

Baltimore Orioles - 1974


Batter	1	2	3	4	5	6	7	8	9	AB	R	H	RBI	BB	SO	LOB	TOP										
Ed Brinkman, R (1, 6) OBP: 0.600, SLG: 0.500										4	1	2	0	1	0	3	Detroit Tigers @ Baltimore Orioles Memorial Stadium, Baltimore, MD Fri Apr 05 1974, 3:33 AM EDT Att: 23,918 - Unknown										
Aurelio Rodriguez, R (1, 5) OBP: 0.600, SLG: 0.600										5	0	3	0	0	0	1											
Jim Northrup, L (1, 9)										5	0	0	1	0	1	6											
Al Kaline, R (1, 10)										3	0	0	0	1	2	3											
Willie Horton, R (1, 7) OBP: 0.250, SLG: 1.000										4	1	1	1	0	1	2											
Norm Cash, L (1, 3) OBP: 0.250, SLG: 0.250										4	0	1	0	0	0	1											
Mickey Stanley, R (1, 8)										3	0	0	0	1	0	1											
Bill Freehan, R (1, 2) OBP: 0.500, SLG: 0.333 John Knox, L (9, PR)										3	0	1	0	1	1	1											
Gary Sutherland, R (1, 4) OBP: 0.333, SLG: 0.333 Gates Brown, L (9, PH) Ron Cash, R (9, PH)										3	0	1	0	0	0	2											
Inning Stats	R: 1 E: 0 K: 1 S: 6	H: 1 LOB: 1 BB: 1 P: 10	R: 0 E: 0 K: 0 S: 4	H: 1 LOB: 2 BB: 1 P: 8	R: 0 E: 0 K: 0 S: 3	H: 0 LOB: 0 BB: 0 P: 3	R: 1 E: 0 K: 1 S: 6	H: 2 LOB: 1 BB: 0 P: 6	R: 0 E: 0 K: 1 S: 7	H: 2 LOB: 2 BB: 0 P: 7	R: 0 E: 0 K: 0 S: 3	H: 0 LOB: 1 BB: 0 P: 3	R: 0 E: 0 K: 0 S: 4	H: 1 LOB: 1 BB: 0 P: 4	R: 0 E: 0 K: 1 S: 5	H: 0 LOB: 1 BB: 1 P: 9		R: 0 E: 0 K: 1 S: 7	H: 2 LOB: 3 BB: 1 P: 11	1B: 8 2B: 1 3B: 0 HR: 1	SF: 0 SAC: 0 DP: 1 HBP: 0	WP: 0 PB: 0 SB: 1 CS: 1	PA: 39				
PITCHER	IP	WLS	BF	H	R	ER	SO	BB	IBB	HBP	BLK	WP	HR	S	P	ERA	WHIP										
Jim Palmer, R (1, 1) ERA: 2.16	8.1	W	35	7	2	2	4	4	0	0	0	0	1	39	55	2.16	1.320										
Grant Jackson, L (9, 1) ERA:	0.2	S	4	2	0	0	1	0	0	0	0	0	0	6	6	0.00	3.000										

Batter	1	2	3	4	5	6	7	8	9	AB	R	H	RBI	BB	SO	LOB	BOTTOM										
Al Bumbry, L (1, 7) OBP: 0.250										4	1	0	0	0	1	1	Detroit Tigers @ Baltimore Orioles Memorial Stadium, Baltimore, MD Fri Apr 05 1974, 3:33 AM EDT Att: 23,918 - Unknown										
Rich Coggins, L (1, 9)										3	0	0	0	0	0	0											
Bobby Grich, R (1, 4) OBP: 0.500, SLG: 0.333										3	1	1	0	1	0	0											
Tommy Davis, R (1, 10) OBP: 0.500, SLG: 0.333										3	1	1	0	1	0	2											
Don Baylor, R (1, 3) OBP: 0.500, SLG: 0.500 Enos Cabell, R (9, 3)										4	0	2	2	0	0	1											
Brooks Robinson, R (1, 5) OBP: 0.333, SLG: 0.667										3	0	1	0	0	0	1											
Earl Williams, R (1, 2)										3	0	0	0	0	1	2											
Paul Blair, R (1, 8)										3	0	0	0	0	0	1											
Mark Belanger, R (1, 6)										2	0	0	0	1	0	1											
Inning Stats	R: 0 E: 0 K: 1 S: 5	H: 0 LOB: 0 BB: 0 P: 5	R: 0 E: 0 K: 0 S: 3	H: 0 LOB: 0 BB: 0 P: 3	R: 0 E: 0 K: 0 S: 3	H: 0 LOB: 1 BB: 1 P: 7	R: 2 E: 0 K: 0 S: 6	H: 3 LOB: 1 BB: 0 P: 6	R: 0 E: 0 K: 0 S: 3	H: 0 LOB: 0 BB: 0 P: 3	R: 0 E: 0 K: 0 S: 3	H: 0 LOB: 1 BB: 1 P: 7	R: 0 E: 0 K: 1 S: 6	H: 1 LOB: 1 BB: 0 P: 6	R: 1 E: 1 K: 0 S: 4	H: 1 LOB: 1 BB: 1 P: 8		R: 0 E: 0 K: 0 S: 4	H: 1 LOB: 1 BB: 1 P: 8	1B: 4 2B: 1 3B: 0 HR: 0	SF: 0 SAC: 1 DP: 0 HBP: 0	WP: 0 PB: 1 SB: 0 CS: 1	PA: 33				
PITCHER	IP	WLS	BF	H	R	ER	SO	BB	IBB	HBP	BLK	WP	HR	S	P	ERA	WHIP										
Mickey Lolich, L (1, 1) ERA: 1.13	8.0	L	32	5	3	1	2	2	1	0	0	0	0	33	45	1.12	0.875										

Batter	1	2	3	4	5	6	7	8	9	10	AB	R	H	RBI	BB	SO	LOB	TOP	
Ed Brinkman, R OBP: 0.300, SLG: 0.222 (1, 6)	5-3		4-3	F8			K			1-3	5	0	0	0	0	1	2		
Aurelio Rodriguez, R OBP: 0.400, SLG: 0.333 (1, 5)	L4		1B		4-3		6-3			F7	4	1	0	0	1	0	0		
Jim Northrup, L OBP: 0.200, SLG: 0.222 (1, 9)	1B		E1		P3		F6			1B	4	1	1	0	1	0	1		
Al Kaline, R OBP: 0.444, SLG: 0.375 (1, 10)	1B		1B		L3		L6-3			2B	5	0	3	2	0	0	0		
Willie Horton, R OBP: 0.125, SLG: 0.500 (1, 7)	K		F8				K			1B	4	0	0	0	0	3	3		
Mickey Stanley, R OBP: 0.250, SLG: 0.286 (1, 8)		6-3		F4			1B			F7	4	1	1	0	0	0	0		
Bill Freehan, R OBP: 0.625, SLG: 0.833 (1, 2)			3B		1B		2B			F6	3	0	2	1	1	0	0		
Ron Cash, R OBP: 0.400, SLG: 0.400 (1, 3)			K		BB		1B				4	0	2	0	0	1	2		
Gary Sutherland, R OBP: 0.143, SLG: 0.143 (1, 4)			4-3		1B		E5			CS	4	0	0	0	0	0	6		
				F4			G4-6-3			1B	4	0	0	0	0	0	6		
										6-3									
Inning Stats	R: 0 E: 0 K: 1 S: 6	H: 1 LOB: 2 BB: 1 P: 10	R: 0 E: 0 K: 1 S: 6	H: 1 LOB: 1 BB: 0 P: 6	R: 1 E: 1 K: 0 S: 4	H: 1 LOB: 2 BB: 1 P: 8	R: 0 E: 0 K: 0 S: 4	H: 1 LOB: 2 BB: 1 P: 8	R: 0 E: 0 K: 1 S: 5	H: 0 LOB: 0 BB: 0 P: 5	R: 0 E: 0 K: 1 S: 5	H: 0 LOB: 0 BB: 0 P: 5	R: 0 E: 0 K: 0 S: 3	H: 1 LOB: 0 BB: 0 P: 3	R: 1 E: 0 K: 0 S: 4	H: 2 LOB: 1 BB: 0 P: 4	1B: 6 2B: 2 3B: 1 HR: 0	SF: 0 SAC: 0 DP: 1 HBP: 0	WP: 0 PA: 40
PITCHER Dave McNally, L ERA: 1.8 (1, 1)	IP: 10.0 WLS: 10 BF: 40 H: 9 R: 3 ER: 2 SO: 5 BB: 3 IBB: 0 HBP: 0 BLK: 0 WP: 0 HR: 0 S: 47 P: 59 ERA: 1.80 WHIP: 1.200																		

Detroit Tigers @ Baltimore Orioles
 Memorial Stadium, Baltimore, MD
 Sat. Apr. 06 1974, 3:33 AM EDT
 Att: 3,749 - Unknown


AB	37
R	3
H	9
RBI	3
BB	3
SO	5
LOB	14



Batter	1	2	3	4	5	6	7	8	9	10	AB	R	H	RBI	BB	SO	LOB	BOTTOM			
Al Bumbry, L (1, 7)	F8		K		G3		FC5-4			FC1-6	4	0	0	0	1	1	2				
Bobby Grich, R OBP: 0.667, SLG: 1.000 (1, 4)	F4		1B		HR		FC5-4			BB	3	1	2	2	2	0	0				
Tommy Davis, R OBP: 0.556, SLG: 0.625 (1, 10)			1B		1B		IBB			BB	5	0	3	0	0	0	4				
Boog Powell, L (1, 3)			1B		1B		FC5-4			P3	4	0	0	0	0	1	6				
Jim Fuller, R (9, PH) (10, 3)	G3		L9		G4-6-3		K			F9	1	0	0	0	0	0	2				
Don Baylor, R OBP: 0.333, SLG: 0.333 (1, 9)		F3		4-3			G3			F5	5	0	1	0	0	0	0				
Brooks Robinson, R OBP: 0.429, SLG: 0.571 (1, 5)		6-3		BB			FC3-6			L7	4	0	2	0	0	0	0				
Earl Williams, R (1, 2)		F7		1B			FC3-6			F2	3	0	0	0	2	0	1				
Paul Blair, R (1, 8)			6-3		K		FC6-4			G6-4-3	4	0	0	0	0	1	5				
Mark Belanger, R OBP: 0.429, SLG: 0.200 (1, 6)			1B		F8		4-3			FC1-6	3	1	1	0	1	0	2				
Inning Stats	R: 0 E: 0 K: 0 S: 4	H: 1 LOB: 1 BB: 0 P: 4	R: 0 E: 0 K: 0 S: 3	H: 0 LOB: 0 BB: 0 P: 3	R: 1 E: 0 K: 1 S: 7	H: 2 LOB: 2 BB: 1 P: 11	R: 0 E: 0 K: 1 S: 6	H: 1 LOB: 2 BB: 1 P: 10	R: 1 E: 0 K: 0 S: 4	H: 2 LOB: 0 BB: 0 P: 4	R: 0 E: 0 K: 1 S: 5	H: 0 LOB: 2 BB: 2 P: 13	R: 0 E: 0 K: 0 S: 3	H: 1 LOB: 1 BB: 1 P: 7	R: 0 E: 0 K: 0 S: 4	H: 1 LOB: 2 BB: 1 P: 8	R: 0 E: 0 K: 0 S: 3	H: 0 LOB: 0 BB: 0 P: 3	1B: 7 2B: 1 3B: 0 HR: 1	SF: 0 SAC: 1 DP: 2 HBP: 0	WP: 0 PA: 43
PITCHER Joe Coleman, R ERA: 2.84 (1, 1)	IP: 6.1 WLS: 6 BF: 28 H: 7 R: 2 ER: 2 SO: 2 BB: 3 IBB: 0 HBP: 0 BLK: 0 WP: 0 HR: 1 S: 29 P: 41 ERA: 2.84 WHIP: 1.579																				
PITCHER John Hiller, L ERA: (7, 1)	IP: 3.2 WLS: 15 BF: 2 H: 2 R: 0 ER: 0 SO: 1 BB: 1 IBB: 2 HBP: 0 BLK: 0 WP: 0 HR: 0 S: 14 P: 26 ERA: 0.00 WHIP: 0.818																				

Detroit Tigers @ Baltimore Orioles
 Memorial Stadium, Baltimore, MD
 Sat. Apr. 06 1974, 3:33 AM EDT
 Att: 3,749 - Unknown

AB	36
R	2
H	9
RBI	2
BB	6
SO	3
LOB	22



Batter	1	2	3	4	5	6	7	8	9	AB	R	H	RBI	BB	SO	LOB	TOP								
Ed Brinkman, R OBP: 0.286, SLG: 0.167 (1, 6)	F5		F8			G6-4-3 BB			F7	3	0	0	0	1	0	0	Detroit Tigers @ Baltimore Orioles Memorial Stadium, Baltimore, MD Sun Apr 07 1974, 3:33 AM EDT Unknown								
Aurelio Rodriguez, R OBP: 0.286, SLG: 0.231 (1, 5)	K			K		G6-4-3			1-3	4	0	0	0	0	2	1									
Jim Northrup, L OBP: 0.214, SLG: 0.231 (1, 9)	L7			4-3					F8	4	1	1	0	0	0	0									
Al Kaline, R OBP: 0.462, SLG: 0.417 (1, 10)				L5					1B E 1B	4	0	2	0	0	1	0									
Willie Horton, R OBP: 0.083, SLG: 0.333 (1, 7)	K					F8			5-3	4	0	0	0	0	1	2									
Mickey Stanley, R OBP: 0.167, SLG: 0.182 (1, 8)	FC4-6					5-3			F6	4	0	0	0	0	1	3									
Bill Freehan, R OBP: 0.636, SLG: 1.000 (1, 2)	FC6-4								FC6-4 1B	3	0	2	0	0	0	1									
Ron Cash, R OBP: 0.250, SLG: 0.250 (1, 3)				4-3		K			F9	3	0	0	0	0	1	2									
Gary Sutherland, R OBP: 0.100, SLG: 0.100 (1, 4)				F7					FC6-4	3	0	0	0	0	0	1									
Inning Stats	R: 0 E: 0 K: 1 S: 5	H: 0 LOB: 0 BB: 0 P: 5	R: 0 E: 0 K: 1 S: 6	H: 1 LOB: 1 BB: 0 P: 6	R: 0 E: 0 K: 0 S: 3	H: 0 LOB: 0 BB: 0 P: 3	R: 0 E: 0 K: 1 S: 5	H: 0 LOB: 0 BB: 0 P: 5	R: 0 E: 0 K: 1 S: 6	H: 1 LOB: 1 BB: 0 P: 6	R: 0 E: 0 K: 0 S: 2	H: 0 LOB: 0 BB: 1 P: 6	R: 0 E: 0 K: 1 S: 5	H: 0 LOB: 0 BB: 0 P: 5	R: 0 E: 0 K: 0 S: 4	H: 1 LOB: 1 BB: 0 P: 4	R: 1 E: 1 K: 1 S: 8	H: 2 LOB: 2 BB: 0 P: 8	1B: 4 2B: 0 3B: 1 HR: 0	SF: 0 SAC: 0 DP: 1 HBP: 0	WP: 0 PB: 0 SB: 0 CS: 0	PA: 33			
PITCHER	IP	WLS	BF	H	R	ER	SO	BB	IBB	HBP	BLK	WP	HR	S	P	ERA	WHIP								
Ross Grimsley, L ERA: (1, 1)	8.2	W	32	5	1	0	5	1	0	0	0	0	0	41	45	0.00	0.692								
Bob Reynolds, R ERA: (9, 1)	0.1		1	0	0	0	1	0	0	0	0	0	0	3	3	0.00	0.000								

Batter	1	2	3	4	5	6	7	8	9	AB	R	H	RBI	BB	SO	LOB	BOTTOM								
Paul Blair, R (1, 8)	E 2B BB	F7		6-3			6-3			3	1	0	0	1	0	0	Detroit Tigers @ Baltimore Orioles Memorial Stadium, Baltimore, MD Sun Apr 07 1974, 3:33 AM EDT Unknown								
Bobby Grich, R OBP: 0.538, SLG: 0.800 (1, 4)	SH3 1B 2B	4-3			K		F7			4	1	1	1	0	1	0									
Tommy Davis, R OBP: 0.417, SLG: 0.455 (1, 10)	SH3	F8			F7				F9	3	0	0	0	0	0	0									
Don Baylor, R OBP: 0.308, SLG: 0.250 (1, 7)	CS BB			F7		5-3			E3	3	0	0	0	1	0	0									
Brooks Robinson, R OBP: 0.455, SLG: 0.545 (1, 5)	BB 1B 1B					1-3			F8	4	1	2	1	0	0	1									
Earl Williams, R (1, 3)	1B 2B BB			1-3					F3	3	1	0	0	1	0	2									
Jim Fuller, R OBP: 0.500, SLG: 0.500 (1, 9)	2B 1B			4-3						3	1	2	1	0	0	1									
Andy Etchebarren, R OBP: 0.333, SLG: 0.667 (1, 2)				5-3					F2	3	0	1	2	0	0	1									
Mark Belanger, R OBP: 0.300, SLG: 0.125 (1, 6)	F2				F4				F9	3	0	0	0	0	0	1									
Inning Stats	R: 5 E: 1 K: 0 S: 6	H: 4 LOB: 1 BB: 3 P: 18	R: 0 E: 0 K: 0 S: 3	H: 0 LOB: 0 BB: 0 P: 3	R: 0 E: 0 K: 0 S: 4	H: 1 LOB: 1 BB: 0 P: 4	R: 0 E: 0 K: 0 S: 3	H: 0 LOB: 0 BB: 0 P: 3	R: 0 E: 0 K: 0 S: 5	H: 0 LOB: 0 BB: 0 P: 5	R: 0 E: 0 K: 0 S: 4	H: 1 LOB: 1 BB: 0 P: 4	R: 0 E: 0 K: 0 S: 3	H: 0 LOB: 0 BB: 0 P: 3	R: 0 E: 1 K: 0 S: 4	H: 0 LOB: 1 BB: 0 P: 4	R: 0 E: 1 K: 0 S: 4	H: 0 LOB: 1 BB: 0 P: 4	1B: 4 2B: 2 3B: 0 HR: 0	SF: 0 SAC: 1 DP: 0 HBP: 0	WP: 0 PB: 0 SB: 0 CS: 1	PA: 33			
PITCHER	IP	WLS	BF	H	R	ER	SO	BB	IBB	HBP	BLK	WP	HR	S	P	ERA	WHIP								
Woodie Fryman, L ERA: 67.5 (1, 1)	0.2	L	8	4	5	5	0	3	0	0	0	0	0	5	17	67.50	10.500								
Bill Slayback, R ERA: (1, 1)	7.1		25	2	0	0	1	0	0	0	0	0	0	27	27	0.00	0.273								

AB	32
R	1
H	5
RBI	0
BB	1
SO	6
LOB	10



AB	29
R	5
H	6
RBI	5
BB	3
SO	1
LOB	6



Batter	1	2	3	4	5	6	7	8	9	10	11	AB	R	H	RBI	BB	SO	LOB	TOP					
Al Bumbry, L OBP: 0.263, SLG: 0.235 Erico Hendricks, L OBP: 0.600, SLG: 0.800	(1, 7) X P3			X 0-0 HR 2B		X 0-0 F8		X 0-0 1B FC SF7	X 4-0 IBB		X 0-0 BB E	4	2	2	0	1	0	0						
Rich Coggins, L OBP: 0.143, SLG: 0.308	(1, 9) X F2			X 0-0 2H HR		X 0-0 L8		X 0-0 FC SF7 1B	X 0-0 4-3		X 4-0 FC6-4 BB	5	1	1	2	1	0	3						
Bobby Grich, R OBP: 0.583, SLG: 1.000	(1, 4) X F9			X 0-0 SF9 3B		X 0-0 CS BB		X 0-0 CS 1B	X 1-2 2-3 3H		X 0-0 E6 2B	5	2	2	0	1	0	1						
Tommy Davis, R OBP: 0.350, SLG: 0.444	(1, 10)	X 0-0 4-3		X 0-0 SF9		X 0-0 CS 1-2	X 0-0 BB 1B	X 0-0 F4		X 0-0 2B	X 0-0 4-3	5	1	2	2	0	0	4						
Don Baylor, R OBP: 0.227, SLG: 0.158	(1, 3) X K		X 0-3 K	X 0-0 6-3		X 0-0 F8	X 0-0 SF7	X 0-0 SF7		X 0-0 F9		4	0	0	1	0	1	2						
Brooks Robinson, R OBP: 0.381, SLG: 0.400	(1, 5) X F8		X 0-0 F8	X 0-0 F5		X 4-0 1B 1-2	X 0-0 F5	X 0-0 F5		X 0-0 F3		4	0	0	0	1	0	3						
Earl Williams, R Enos Cabell, R	(1, 2) X (9, PR) X (9, 3)		X 0-3 K		X 0-0 F6	X 0-0 F8		X 4-0 BB S	X 4-0 FC6-4 IBB			3	0	0	0	1	1	2	AB 41 R 7 H 9 RBI 6 BB 6 SO 4 LOB 21					
Paul Blair, R Mark Belanger, R	(1, 8) X (1, 6)	X 0-3 K	X 0-0 F8	X 0-0 F9	X 0-0 6-3	X 0-0 1B 1-3 2-H	X 0-0 5-3	X 0-3 K	X 0-0 P3			5	0	1	1	0	1	3						
Inning Stats	R: 0 E: 0 K: 0 S: 3	H: 0 LOB: 0 BB: 0 P: 3	R: 0 E: 0 K: 1 S: 5	H: 0 LOB: 0 BB: 0 P: 5	R: 0 E: 0 K: 2 S: 7	H: 0 LOB: 0 BB: 0 P: 7	R: 3 E: 0 K: 0 S: 6	H: 3 LOB: 0 BB: 0 P: 6	R: 0 E: 0 K: 0 S: 2	H: 0 LOB: 0 BB: 1 P: 6	R: 1 E: 0 K: 0 S: 5	H: 2 LOB: 2 BB: 1 P: 9	R: 1 E: 0 K: 0 S: 6	H: 2 LOB: 2 BB: 0 P: 6	R: 0 E: 0 K: 1 S: 5	H: 0 LOB: 2 BB: 2 P: 13	R: 1 E: 1 K: 0 S: 5	H: 1 LOB: 2 BB: 1 P: 9	R: 1 E: 1 K: 0 S: 4	H: 1 LOB: 1 BB: 1 P: 8	1B: 5 2B: 2 3B: 1 HR: 1	SF: 2 SAC: 0 DP: 0 HBP: 0	WP: 0 PB: 0 SB: 1 CS: 1	PA: 50
PITCHER	IP 6.2	WLS L	BF 21	H 4	R 3	ER 1	SO 1	BB 2	IBB 2	HBP 0	BLK 0	WP 0	HR 0	S 19	P 35	ERA 2.46	WHIP 1.636							
Luis Tiant, R ERA: 8.25	(1, 1)																							
Diego Segui, R ERA: 1.23	(7, 1)																							
Dick Drago, R ERA:	(11, 1)																							

Baltimore Orioles @ Boston Red Sox
Fenway Park, Boston, MA
Thu Apr 11 1974, 3:33 AM EDT
Att: 23,441 - Unknown



Batter	1	2	3	4	5	6	7	8	9	10	11	AB	R	H	RBI	BB	SO	LOB	BOTTOM			
Tommy Harper, R OBP: 0.133, SLG: 0.071	(1, 7) X F8	X 0-0 E5 1-2 2-H		X 0-0 6-3		X 0-0 SH1-4 1-2	X 0-3 K 1-2 2-3 3-H			X 0-0 F7	X 0-3 K	6	0	0	0	0	2	6				
Rick Miller, L Juan Beniquez, R	(1, 8) X (7, PH) X (8, 8)	X 4-0 BB BB	X 0-0 F7	X 0-0 FC1-5-6-2 2-3		X 4-0 BB	X 0-3 K			X 0-0 HR		2	0	0	0	2	0	3				
Cecil Cooper, L OBP: 0.400, SLG: 0.500	(1, 10) X BB BB BB	X 4-0 F6	X 0-0 F6	X 0-3 K		X 0-3 K		X 0-3 K		X 0-0 1B		5	0	1	0	1	3	5				
Carl Yastrzemski, L OBP: 0.533, SLG: 1.000	(1, 3) X L8		X 0-0 F8		X 4-0 2B BB	X 0-0 1-3		X 0-0 1B		X 0-0 F7		5	0	1	0	1	0	5				
Bob Montgomery, R OBP: 0.308, SLG: 0.615	(1, 2) X 1-3		X 0-0 3-1 1B 2B		X 0-0 F8		X 0-0 BB BB 1B	X 0-0 F9		X 0-0 F8		6	2	2	0	0	0	5				
Bernie Carbo, L OBP: 0.417, SLG: 0.400	(1, 9)	X 0-3 K	X 0-0 3-1		X 0-0 2B		X 4-0 BB BB 1B	X 0-0 F4			X 0-0 SH3-4 1B	3	1	1	0	1	1	1				
Dwight Evans, R OBP: 0.500, SLG: 0.500	(8, 9)	X 0-0 K	X 0-0 3-1		X 0-0 2B		X 4-0 BB BB 1B	X 0-0 F9			X 0-0 SH3-4 1B	2	0	1	0	0	0	1				
Doug Griffin, R OBP: 0.462, SLG: 0.455	(1, 4) X BB BB BB	X 4-0 1B BB	X 0-0 1B BB	X 0-0 FC5-2-5-1 2-3		X 0-0 F9		X 0-0 F6		X 0-0 SH3-4		4	1	1	1	1	0	4	AB 44 R 6 H 12 RBI 4 BB 8 SO 10 LOB 36			
Terry Hughes, R OBP: 0.333, SLG: 0.250	(1, 5) X 1-2 E 1B		X 0-0 K		X 0-0 F9		X 4-0 PB BB BB	X 0-0 F8		X 0-0 K		5	1	1	0	1	2	4				
Mario Guerrero, R OBP: 0.462, SLG: 0.455	(1, 6) X 1-2 2-H 1B		X 0-0 E 1B		X 0-0 2B		X 4-0 SH1-4 1B 1-2 2-3 3-H	X 0-0 PB BB		X 0-3 K		4	0	3	2	1	1	0				
Inning Stats	R: 0 E: 0 K: 0 S: 3	H: 0 LOB: 2 BB: 2 P: 11	R: 2 E: 1 K: 1 S: 8	H: 2 LOB: 2 BB: 1 P: 12	R: 1 E: 0 K: 1 S: 7	H: 2 LOB: 1 BB: 0 P: 7	R: 0 E: 0 K: 1 S: 6	H: 1 LOB: 1 BB: 0 P: 6	R: 0 E: 0 K: 0 S: 4	H: 1 LOB: 2 BB: 1 P: 10	R: 1 E: 0 K: 1 S: 6	H: 1 LOB: 1 BB: 0 P: 6	R: 0 E: 0 K: 1 S: 5	H: 0 LOB: 0 BB: 0 P: 5	R: 1 E: 0 K: 0 S: 5	H: 2 LOB: 1 BB: 0 P: 5	R: 0 E: 0 K: 2 S: 8	H: 1 LOB: 2 BB: 0 P: 9	1B: 8 2B: 3 3B: 0 HR: 1	SF: 0 SAC: 2 DP: 0 HBP: 1	WP: 0 PB: 1 SB: 0 CS: 0	PA: 55
PITCHER	IP 6.0	WLS 0.2	BF 33	H 8	R 5	ER 3	SO 4	BB 6	IBB 0	HBP 0	BLK 0	WP 0	HR 0	S 35	P 59	ERA 4.50	WHIP 2.333					
Jim Palmer, R ERA: 3.14	(1, 1)																					
Doyle Alexander, R ERA:	(7, 1)																					
Grant Jackson, L ERA: 7.2	(7, 1)																					
Bob Reynolds, R ERA:	(10, 1)																					

Baltimore Orioles @ Boston Red Sox
Fenway Park, Boston, MA
Thu Apr 11 1974, 3:33 AM EDT
Att: 23,441 - Unknown



Batter	1	2	3	4	5	6	7	8	9	AB	R	H	RBI	BB	SO	LOB	TOP			
Al Bumby, L OBP: 0.292, SLG: 0.364 (1, 7)	0-0 5-3		0-0 1B 2H	0-0 1B 3B		0-0 F7		0-0 4-3		5	1	2	1	0	0	2				
Rich Coggins, L OBP: 0.211, SLG: 0.294 (1, 8) (7, 9)	0-3 K2-3		0-0 1B	4-0 BB		0-3 K			0-0 4-3	4	0	1	0	1	2	1				
Bobby Grich, R OBP: 0.586, SLG: 0.957 (1, 4)	0-0 2B		0-0 1B	0-0 F8			1-0 FC1-6 HBP		0-0 4-3	4	0	2	1	0	0	2				
Tommy Davis, R OBP: 0.320, SLG: 0.391 (1, 10)		0-0 G3-6-3 1B	0-0 F4		0-0 4-3		0-0 F9		0-0 3-1	5	0	1	0	0	0	3				
Boog Powell, L OBP: 0.125, SLG: 0.125 (1, 3)		0-0 G3-6-3 1-2		0-0 FC6-4 1B WP		0-3 K		0-0 FC1-6		4	1	1	0	0	1	2				
Don Baylor, R OBP: 0.269, SLG: 0.261 Paul Blair, R OBP: 0.143, SLG: 0.100 (1, 9) (7, 8)		0-0 F9		0-0 FC6-4 1B		0-0 2B		0-0 F7		4	0	2	0	0	0	1				
Brooks Robinson, R OBP: 0.360, SLG: 0.375 (1, 5)			0-0 P3	0-0 FC6-4 BB 1-2 2-3		0-0 1-6-3		0-0 FC6-4 1B		4	1	1	0	0	0	3				
Earl Williams, R OBP: 0.300, SLG: 0.067 (1, 2)			0-0 SH1-3 1B	4-0 WP SF9 BB		0-0 E6 WP		0-0 FC6-4 1-2		3	2	1	0	1	0	1				
Mark Belanger, R OBP: 0.182, SLG: 0.056 (1, 6)			0-0 SH1-3	0-0 SF9 1-1 2-H 3-H		0-0 F3 1-2		0-0 F2		2	0	0	1	0	0	2				
Inning Stats	R: 0 E: 0 K: 1 S: 5	H: 1 LOB: 1 BB: 0 P: 5	R: 0 E: 0 K: 0 S: 3	H: 1 LOB: 0 BB: 0 P: 3	R: 2 E: 0 K: 0 S: 7	H: 4 LOB: 2 BB: 0 P: 7	R: 3 E: 0 K: 0 S: 6	H: 3 LOB: 2 BB: 2 P: 14	R: 0 E: 0 K: 1 S: 6	H: 0 LOB: 1 BB: 0 P: 6	R: 0 E: 1 K: 0 S: 3	H: 0 LOB: 1 BB: 0 P: 4	R: 0 E: 0 K: 0 S: 4	H: 1 LOB: 1 BB: 0 P: 4	R: 0 E: 0 K: 0 S: 3	H: 0 LOB: 0 BB: 0 P: 3	1B: 8 2B: 2 3B: 1 HR: 0	SF: 1 SAC: 1 DP: 1 HBP: 1	WP: 3 PA: 40 PB: 0 SB: 1 CS: 0	
PITCHER	IP	WLS	BF	H	R	ER	SO	BB	IBB	HBP	BLK	WP	HR	S	P	ERA	WHIP			
Jim Slaton, R ERA: 6.75 Ed Sprague, R ERA:	(1, 1) 3.2	L	19	9	5	5	1	1	0	0	0	1	0	20	24	12.27	2.727			

Baltimore Orioles @ Milwaukee Brewers
Milwaukee County Stadium, Milwaukee, WI
Fri Apr 12 1974, 4:33 AM EDT
Att: 9,433 - Unknown

AB	35
R	5
H	11
RBI	3
BB	2
SO	3
LOB	17



Batter	1	2	3	4	5	6	7	8	9	AB	R	H	RBI	BB	SO	LOB	BOTTOM			
Don Money, R OBP: 0.227, SLG: 0.421 (1, 5)	0-0 1-3		0-0 5-3		0-0 1B 2B 1-H		0-0 F4		0-0 F2	5	1	1	1	0	0	0				
Ken Berry, R OBP: 0.316, SLG: 0.278 (1, 10)	0-0 E5 4-3 1B		0-0 1B		0-0 2B SF7 2-H		0-0 5-3		4-0 BB	4	1	3	1	1	0	0				
Dave May, L OBP: 0.333, SLG: 0.190 Bobby Mitchell, R OBP: 0.167, SLG: 0.167 (1, 9) (9, PH)	0-0 4-3		0-0 4-3		0-0 2B		0-0 4-3		0-3 K	4	0	1	0	0	0	2				
George Scott, R OBP: 0.429, SLG: 0.375 (1, 3)	0-0 4-3			0-0 1B		0-0 SF7		0-3 K		3	0	1	1	0	1	1				
John Briggs, L OBP: 0.333, SLG: 0.579 (1, 7)		0-3 K		0-3 K		0-0 5-3		0-0 1B 1B		4	0	1	0	0	2	2				
Bob Coluccio, R OBP: 0.474, SLG: 0.471 (1, 8)		0-3 K		0-0 F9		0-0 FC1-6 1B		0-0 1B 1-2		4	0	2	0	0	1	1				
Darrell Porter, L OBP: 0.143 Felipe Alou, R Charlie Moore, R (1, 2) (8, PH) (9, 2)		0-0 1B		0-0 4-3		0-0 FC1-6 WP		0-0 F8		3	0	1	0	0	0	2				
Pedro Garcia, R OBP: 0.421, SLG: 0.938 (1, 4)		0-0 F8			0-0 F8		0-0 F7		0-3 K	4	0	0	0	0	1	4				
Robin Yount, R OBP: 0.267, SLG: 0.083 Bob Sheldon, L (1, 6) (9, PH)			0-0 F9		0-0 2B 1B		0-0 5-3		0-3 K	3	1	1	0	0	0	1				
Inning Stats	R: 0 E: 1 K: 0 S: 4	H: 1 LOB: 1 BB: 0 P: 4	R: 0 E: 0 K: 2 S: 8	H: 1 LOB: 0 BB: 0 P: 8	R: 0 E: 0 K: 0 S: 4	H: 1 LOB: 1 BB: 0 P: 4	R: 0 E: 0 K: 1 S: 6	H: 1 LOB: 1 BB: 0 P: 6	R: 3 E: 0 K: 0 S: 7	H: 4 LOB: 1 BB: 0 P: 7	R: 0 E: 0 K: 0 S: 4	H: 1 LOB: 1 BB: 0 P: 4	R: 0 E: 0 K: 2 S: 9	H: 2 LOB: 2 BB: 0 P: 9	R: 0 E: 0 K: 2 S: 7	H: 0 LOB: 1 BB: 1 P: 11	1B: 9 2B: 2 3B: 0 HR: 0	SF: 1 SAC: 0 DP: 0 HBP: 0	WP: 1 PA: 39 PB: 0 SB: 0 CS: 0	
PITCHER	IP	WLS	BF	H	R	ER	SO	BB	IBB	HBP	BLK	WP	HR	S	P	ERA	WHIP			
Dave McNally, L ERA: 2.6 Bob Reynolds, R ERA: Grant Jackson, L ERA: 6.75	(1, 1) 7.1	W	33	11	3	3	4	0	0	0	0	0	0	41	41	3.68	1.500			

Baltimore Orioles @ Milwaukee Brewers
Milwaukee County Stadium, Milwaukee, WI
Fri Apr 12 1974, 4:33 AM EDT
Att: 9,433 - Unknown

AB	37
R	3
H	11
RBI	3
BB	1
SO	7
LOB	16



Batter	1	2	3	4	5	6	7	8	9	AB	R	H	RBI	BB	SO	LOB	TOP										
Al Bumby, L OBP: 0.259, SLG: 0.320 (1, 7)	F7		K		4-3			SH2-3		3	0	0	0	0	1	2	Baltimore Orioles @ Milwaukee Brewers Milwaukee County Stadium, Milwaukee, WI Sat Apr 13 1974, 4:33 AM EDT Att: 8,569 - Unknown										
Rich Coggins, L OBP: 0.174, SLG: 0.238 (1, 9)	P3		F8			L3		4-3		4	0	0	0	0	0	2											
Bobby Grich, R OBP: 0.576, SLG: 0.880 (1, 4)	BB			FC6-4	BB	5-3		E6		2	0	0	0	2	0	0											
Tommy Davis, R OBP: 0.276, SLG: 0.333 (1, 10)	5-3			F7		4-3		F7		4	0	0	0	0	0	3											
Don Baylor, R OBP: 0.267, SLG: 0.259 (1, 3)		F9		F8			F7			4	0	1	0	0	0	1											
Brooks Robinson, R OBP: 0.310, SLG: 0.321 (1, 5)		K		FC6-4			F4		1B	4	0	0	0	0	1	2											
Earl Williams, R OBP: 0.292, SLG: 0.056 (1, 2)		F7			FC5-4		5-3		K	3	0	0	0	1	1	1											
Paul Blair, R OBP: 0.200, SLG: 0.292 (1, 8)					FC5-4				K	4	1	2	1	0	1	2											
Mark Belanger, R OBP: 0.167, SLG: 0.050 (1, 6)										2	0	0	0	0	1	2											
Andy Etchebarren, R OBP: 0.333, SLG: 0.667 (8, PH)										0	0	0	0	0	0	0											
Mike Reinbach, L OBP: 0.250, SLG: 0.333 (8, PH)										1	1	1	0	0	0	0											
Frank Baker, L OBP: 0.250, SLG: 0.333 (8, PH)										0	0	0	0	0	0	0											
Inning Stats	R: 0 E: 0 K: 0 S: 3	H: 0 LOB: 1 BB: 1 P: 7	R: 0 E: 0 K: 1 S: 5	H: 0 LOB: 0 BB: 0 P: 5	R: 0 E: 0 K: 2 S: 8	H: 1 LOB: 1 BB: 0 P: 8	R: 0 E: 0 K: 0 S: 3	H: 0 LOB: 1 BB: 1 P: 7	R: 0 E: 0 K: 0 S: 3	H: 0 LOB: 0 BB: 0 P: 3	R: 0 E: 0 K: 0 S: 3	H: 0 LOB: 0 BB: 0 P: 3	R: 0 E: 0 K: 0 S: 6	H: 2 LOB: 1 BB: 0 P: 6	R: 0 E: 0 K: 2 S: 8	H: 1 LOB: 1 BB: 0 P: 8	1B: 3 2B: 0 3B: 0 HR: 1	SF: 0 SAC: 1 DP: 0 HBP: 0	WP: 0 PB: 0 SB: 1 CS: 0	PA: 35							
PITCHER	IP	WLS	BF	H	R	ER	SO	BB	IBB	HBP	BLK	WP	HR	S	P	ERA	WHIP										
Kevin Kobl, L ERA: 3.68 (1, 1)	7.0		26	2	1	1	3	3	0	0	0	0	1	29	41	1.29	0.714										
Eduardo Rodriguez, R ERA: 1.23 (8, 1)	2.0	W	9	2	1	0	2	0	0	0	0	0	0	13	13	0.00	1.000										

Batter	1	2	3	4	5	6	7	8	9	AB	R	H	RBI	BB	SO	LOB	BOTTOM										
Don Money, R OBP: 0.192, SLG: 0.348 (1, 5)	5-3		F6			F8		F7		4	0	0	0	0	0	1	Baltimore Orioles @ Milwaukee Brewers Milwaukee County Stadium, Milwaukee, WI Sat Apr 13 1974, 4:33 AM EDT Att: 8,569 - Unknown										
Ken Berry, R OBP: 0.304, SLG: 0.238 (1, 10)	5-3			BB		L5		F7		3	0	0	0	1	0	0											
Dave May, L OBP: 0.192, SLG: 0.200 (1, 9)	6-3				F8		S 1B	4-3		4	1	1	0	0	0	1											
George Scott, R OBP: 0.417, SLG: 0.368 (1, 3)		F4		K			S 1B			3	1	1	0	0	1	1											
John Briggs, L OBP: 0.292, SLG: 0.500 (1, 7)		4-3		K			F6			3	0	0	0	0	1	3											
Bob Coluccio, R OBP: 0.409, SLG: 0.400 (1, 8)		K			B1-3		K			3	0	0	0	0	2	2											
Pedro Garcia, R OBP: 0.455, SLG: 0.895 (1, 4)				FC6-4		P3		FC4-6		3	0	2	2	0	0	0											
Charlie Moore, R OBP: 0.278, SLG: 0.333 (1, 2)			FC6-4		FC5-4		1-3		FC4-6	3	0	0	0	0	0	2											
Robin Yount, R OBP: 0.278, SLG: 0.333 (1, 6)			FC5-4			5-3				3	1	1	1	0	0	1											
Inning Stats	R: 0 E: 0 K: 0 S: 3	H: 0 LOB: 0 BB: 0 P: 3	R: 0 E: 0 K: 1 S: 5	H: 0 LOB: 0 BB: 0 P: 5	R: 0 E: 0 K: 0 S: 4	H: 1 LOB: 1 BB: 0 P: 4	R: 0 E: 0 K: 2 S: 7	H: 0 LOB: 1 BB: 1 P: 11	R: 0 E: 0 K: 0 S: 3	H: 0 LOB: 0 BB: 0 P: 3	R: 2 E: 0 K: 1 S: 8	H: 3 LOB: 1 BB: 0 P: 8	R: 1 E: 0 K: 0 S: 4	H: 1 LOB: 0 BB: 0 P: 4	1B: 4 2B: 0 3B: 0 HR: 1	SF: 0 SAC: 0 DP: 0 HBP: 0		WP: 0 PB: 0 SB: 2 CS: 0	PA: 30								
PITCHER	IP	WLS	BF	H	R	ER	SO	BB	IBB	HBP	BLK	WP	HR	S	P	ERA	WHIP										
Ross Grimsley, L ERA: 1.62 (1, 1)	8.0	L	30	5	3	3	4	1	0	0	0	0	1	37	41	3.38	0.750										

Batter	1	2	3	4	5	6	7	8	9	AB	R	H	RBI	BB	SO	LOB	TOP			
Paul Blair, R OBP: 0.172, SLG: 0.250 (1, 8)	0-0 5-3		0-0 3-1		0-0 F6			0-0 F6		4	0	0	0	0	0	0				
Bobby Grich, R OBP: 0.541, SLG: 0.793 (1, 4)	0-0 G1-4-3 1B		0-0 6-3			0-0 5-3			0-0 F8	4	0	1	0	0	0	0				
Tommy Davis, R OBP: 0.242, SLG: 0.290 (1, 10)	0-0 G1-4-3 1-2		0-0 6-3			0-3 K			0-0 F9	4	0	0	0	0	1	1				
Don Baylor, R OBP: 0.265, SLG: 0.258 (1, 7)		0-0 1B 1B		0-0 F8		0-0 1-3			0-0 F8	4	1	1	0	0	0	0				
Brooks Robinson, R OBP: 0.344, SLG: 0.333 (1, 5)		0-0 1B 1-3 1B		4-0 BB			0-0 6-3			2	0	1	0	1	0	0				
Jim Fuller, R OBP: 0.429, SLG: 0.429 (1, 9)		0-0 1-2 3-H 1B		0-3 K			0-0 6-3			3	0	1	1	0	1	1				
Earl Williams, R OBP: 0.259, SLG: 0.048 (1, 3)		0-3 K		0-0 6-3			0-0 F7			3	0	0	0	0	1	3				
Andy Etchebarren, R OBP: 0.167, SLG: 0.333 (1, 2)		0-0 F8			0-0 6-3			0-0 3-1		3	0	0	0	0	0	2				
Mark Belanger, R OBP: 0.148, SLG: 0.043 (1, 6)		0-0 F9			0-0 F4			0-0 F5		3	0	0	0	0	0	2				
Inning Stats	R: 0 E: 0 K: 0 S: 3	H: 1 LOB: 0 BB: 0 P: 3	R: 1 E: 0 K: 1 S: 8	H: 3 LOB: 2 BB: 0 P: 8	R: 0 E: 0 K: 1 S: 3	H: 0 LOB: 0 BB: 1 P: 9	R: 0 E: 0 K: 0 S: 3	H: 0 LOB: 0 BB: 0 P: 3	R: 0 E: 0 K: 0 S: 3	H: 0 LOB: 0 BB: 0 P: 3	R: 0 E: 0 K: 0 S: 3	H: 0 LOB: 0 BB: 0 P: 3	R: 0 E: 0 K: 0 S: 3	H: 0 LOB: 0 BB: 0 P: 3	R: 0 E: 0 K: 0 S: 3	H: 0 LOB: 0 BB: 0 P: 3	1B: 4 2B: 0 3B: 0 HR: 0	SF: 0 SAC: 0 DP: 1 HBP: 0	WP: 0 PB: 0 SB: 0 CS: 0	PA: 31
PITCHER Clyde Wright, L ERA: 2.12 (1, 1)	IP: 9.0 WLS: W BF: 31 H: 4 R: 1 ER: 1 SO: 3 BB: 1 IBB: 0 HBP: 0 BLK: 0 WP: 0 HR: 0 S: 36 P: 40 ERA: 1.00 WHIP: 0.556															PITCHER				

Baltimore Orioles @ Milwaukee Brewers
Milwaukee County Stadium, Milwaukee, WI
Mon Apr 15 1974, 4:33 AM EDT
Att: 5,865 - Unknown

AB	30
R	1
H	4
RBI	1
BB	1
SO	3
LOB	9



Batter	1	2	3	4	5	6	7	8	9	AB	R	H	RBI	BB	SO	LOB	BOTTOM			
Don Money, R OBP: 0.226, SLG: 0.357 (1, 5)	0-0 BB S 1B	0-0 SH5-3 1B 1B	0-3 K			0-0 F7		0-0 F8		5	1	2	1	0	1	0				
Ken Berry, R OBP: 0.333, SLG: 0.250 (1, 10)	4-0 BB BB 1-2	0-0 SH5-3 1B 1B		0-0 F9		0-0 F7				3	1	1	1	1	0	0				
Dave May, L OBP: 0.241, SLG: 0.222 (1, 9)	0-0 P3	0-0 SH5-3 1-2 2-3		0-0 1B			4-0 3B BB			2	1	1	0	1	0	2				
George Scott, R OBP: 0.393, SLG: 0.318 (1, 3)	0-0 F5	4-0 1B IBB		0-0 F8		0-3 K				3	0	0	0	1	1	4				
John Briggs, L OBP: 0.321, SLG: 0.560 (1, 7)	4-0 1-2 2-3 BB	0-3 K		0-0 F8			1-H 3B			3	0	1	1	1	1	4				
Pedro Garcia, R OBP: 0.423, SLG: 0.783 (1, 4)	0-0 F6	0-0 1-2 2-H 3-H 1B			0-0 6-3		0-0 F2			4	0	1	2	0	0	4				
Bob Coluccio, R OBP: 0.385, SLG: 0.375 (1, 8)		0-0 BB 1B F8			0-0 P3		0-3 K			4	1	1	0	0	1	3				
Darrell Porter, L OBP: 0.318, SLG: 0.118 (1, 2)		4-0 E 1-2 1B BB		0-0 F6		0-0 G3		0-0 G3		3	1	0	0	1	0	0				
Robin Yount, R OBP: 0.227, SLG: 0.263 (1, 6)		0-0 E1 1B 1-3 2-H 1B		0-0 F9		0-0 F9		0-0 F9		4	1	0	0	0	0	1				
Inning Stats	R: 0 E: 0 K: 0 S: 4	H: 1 LOB: 3 BB: 2 P: 12	R: 5 E: 1 K: 1 S: 10	H: 4 LOB: 2 BB: 2 P: 18	R: 0 E: 0 K: 1 S: 5	H: 0 LOB: 0 BB: 0 P: 5	R: 0 E: 0 K: 0 S: 4	H: 1 LOB: 0 BB: 0 P: 4	R: 0 E: 0 K: 0 S: 3	H: 0 LOB: 0 BB: 0 P: 3	R: 0 E: 0 K: 0 S: 3	H: 0 LOB: 0 BB: 0 P: 3	R: 1 E: 0 K: 2 S: 8	H: 1 LOB: 1 BB: 1 P: 12	R: 0 E: 0 K: 0 S: 3	H: 0 LOB: 0 BB: 0 P: 3	1B: 6 2B: 0 3B: 1 HR: 0	SF: 0 SAC: 1 DP: 0 HBP: 0	WP: 0 PB: 0 SB: 1 CS: 0	PA: 37
PITCHER Mike Cuellar, L ERA: 5.59 (1, 1)	IP: 1.2 WLS: L BF: 15 H: 5 R: 5 ER: 2 SO: 2 BB: 3 IBB: 0 HBP: 0 BLK: 0 WP: 0 HR: 0 S: 13 P: 29 ERA: 10.80 WHIP: 4.800															PITCHER				
Don Hood, L ERA: 1.42 (2, 1)	IP: 6.1 WLS: L BF: 22 H: 2 R: 1 ER: 1 SO: 3 BB: 1 IBB: 0 HBP: 0 BLK: 0 WP: 0 HR: 0 S: 27 P: 31 ERA: 1.42 WHIP: 0.474															PITCHER				

Baltimore Orioles @ Milwaukee Brewers
Milwaukee County Stadium, Milwaukee, WI
Mon Apr 15 1974, 4:33 AM EDT
Att: 5,865 - Unknown

AB	31
R	6
H	7
RBI	5
BB	5
SO	4
LOB	18



Batter	1	2	3	4	5	6	7	8	9	AB	R	H	RBI	BB	SO	LOB	TOP		
Paul Blair, R OBP: 0.176, SLG: 0.242										5	0	1	0	0	1	3	Baltimore Orioles @ Detroit Tigers Tiger Stadium, Detroit, MI Wed Apr 17 1974, 7:05 PM EDT Att: 12,166 - Unknown		
Bobby Grich, R OBP: 0.571, SLG: 0.781										3	1	2	0	1	0	2			
Tommy Davis, R OBP: 0.237, SLG: 0.278										5	1	1	1	0	2	4			
Jim Fuller, R OBP: 0.417, SLG: 0.636										4	2	1	2	0	1	1			
Don Baylor, R OBP: 0.256, SLG: 0.229										4	1	0	0	1	0	1			
Brooks Robinson, R OBP: 0.333, SLG: 0.324										4	0	1	0	0	1	1			
Earl Williams, R OBP: 0.258, SLG: 0.043										2	1	0	1	1	1	0			
Andy Etchebarren, R OBP: 0.300, SLG: 0.400										4	0	2	1	0	0	1			
Mark Belanger, R OBP: 0.194, SLG: 0.148										4	0	2	1	0	0	1			
Inning Stats	R: 5 E: 0 K: 0 S: 7	H: 4 LOB: 2 BB: 3 P: 19	R: 0 E: 0 K: 1 S: 5	H: 1 LOB: 1 BB: 0 P: 5	R: 0 E: 0 K: 1 S: 5	H: 0 LOB: 0 BB: 0 P: 5	R: 0 E: 0 K: 2 S: 9	H: 2 LOB: 2 BB: 0 P: 9	R: 1 E: 0 K: 0 S: 4	H: 1 LOB: 1 BB: 0 P: 5	R: 0 E: 0 K: 1 S: 5	H: 0 LOB: 0 BB: 0 P: 5	R: 0 E: 0 K: 1 S: 5	H: 2 LOB: 2 BB: 0 P: 5	R: 0 E: 0 K: 1 S: 5	H: 0 LOB: 0 BB: 0 P: 5	1B: 8 2B: 2 3B: 0 HR: 1	SF: 1 SAC: 0 DP: 1 HBP: 2	WP: 1 PA: 41 PB: 0 SB: 3 CS: 1
PITCHER	IP	WLS	BF	H	R	ER	SO	BB	IBB	HBP	BLK	WP	HR	S	P	ERA	WHIP		
Woodie Fryman, L ERA: 12.27	(1, 1)	0.2	L 8	3	5	5	0	2	1	0	1	0	1	5	17	67.50	7.500		
Bill Slayback, R ERA: 3.85	(1, 1)	8.1	33	7	1	1	6	0	0	2	0	1	0	43	45	1.08	0.840		

Batter	1	2	3	4	5	6	7	8	9	AB	R	H	RBI	BB	SO	LOB	BOTTOM				
Ed Brinkman, R OBP: 0.250, SLG: 0.250										3	1	0	0	1	0	3	Baltimore Orioles @ Detroit Tigers Tiger Stadium, Detroit, MI Wed Apr 17 1974, 7:05 PM EDT Att: 12,166 - Unknown				
Aurelio Rodriguez, R OBP: 0.196, SLG: 0.128										4	0	0	0	0	1	4					
Jim Northrup, L OBP: 0.224, SLG: 0.234										4	0	1	0	0	0	2					
Al Kaline, R OBP: 0.362, SLG: 0.419										3	0	2	0	1	0	0					
Willie Horton, R OBP: 0.250, SLG: 0.366										3	0	0	1	1	1	3					
Norm Cash, L OBP: 0.321, SLG: 0.400										4	0	0	0	0	0	5					
Bill Freehan, R OBP: 0.447, SLG: 0.517										3	0	0	0	1	0	3					
Mickey Stanley, R OBP: 0.286, SLG: 0.450										3	0	1	0	1	1	0					
Gary Sutherland, R OBP: 0.351, SLG: 0.444										4	0	1	0	0	0	3					
Inning Stats	R: 0 E: 0 K: 1 S: 5	H: 0 LOB: 0 BB: 0 P: 5	R: 0 E: 0 K: 1 S: 5	H: 0 LOB: 0 BB: 0 P: 5	R: 0 E: 0 K: 0 S: 4	H: 1 LOB: 2 BB: 1 P: 8	R: 0 E: 1 K: 0 S: 4	H: 1 LOB: 1 BB: 0 P: 4	R: 0 E: 0 K: 0 S: 2	H: 0 LOB: 0 BB: 1 P: 6	R: 1 E: 1 K: 0 S: 4	H: 0 LOB: 3 BB: 3 P: 16	R: 0 E: 0 K: 1 S: 6	H: 1 LOB: 1 BB: 0 P: 6	R: 0 E: 0 K: 0 S: 4	H: 2 LOB: 1 BB: 0 P: 4	R: 0 E: 0 K: 0 S: 3	H: 0 LOB: 0 BB: 0 P: 3	1B: 5 2B: 0 3B: 0 HR: 0	SF: 0 SAC: 0 DP: 2 HBP: 0	WP: 0 PA: 36 PB: 0 SB: 0 CS: 0
PITCHER	IP	WLS	BF	H	R	ER	SO	BB	IBB	HBP	BLK	WP	HR	S	P	ERA	WHIP				
Jim Palmer, R ERA: 1.93	(1, 1)	9.0	W 36	5	1	0	3	5	0	0	0	0	0	37	57	0.00	1.111				

AB	35
R	6
H	10
RBI	6
BB	3
SO	6
LOB	14



Batter	1	2	3	4	5	6	7	8	9	AB	R	H	RBI	BB	SO	LOB	TOP										
Roy White, S (1, 10) OBP: 0.441, SLG: 0.419	F7		F8		6-3		BB BB		E 2B	4	0	1	0	1	0	0	New York Yankees @ Baltimore Orioles Memorial Stadium, Baltimore, MD Fri Apr 19 1974, 7:05 PM EDT Att: 7,002 - Unknown										
Elliott Maddox, R (1, 9) OBP: 0.286, SLG: 0.231	E 1B		6-3			5-3	BB BB		E6	4	1	1	0	1	0	1											
Thurman Munson, R (1, 2) OBP: 0.250, SLG: 0.365	F7		1-3			F7	F4		L8	5	0	0	0	0	0	6											
Bobby Murcer, L (1, 8) OBP: 0.446, SLG: 0.479	E8 1B			K		4-3			F8	4	0	1	0	0	1	0											
Lou Piniella, R (1, 7) OBP: 0.350, SLG: 0.368 Mike Hegan, L (8, PR) OBP: 0.356, SLG: 0.462	F7			L5			F4	FC6-4 1B		4	0	1	0	0	0	1											
Bill Sudakis, S (1, 3) OBP: 0.333, SLG: 0.321 Doc Medich, R (8, PR)		K						FC6-4 1B		4	1	2	0	0	1	1											
Walt Williams, R (8, 7) OBP: 0.200, SLG: 0.143					1B		HR 1B	1-2		0	0	0	0	0	0	0											
Graig Nettles, L (1, 5) OBP: 0.389, SLG: 0.816					4-3		1-H HR		F5	4	1	2	2	0	0	2											
Gene Michael, S (1, 4) OBP: 0.250, SLG: 0.211					6-3				G3	4	0	0	0	0	2	1											
Jim Mason, L (1, 6) OBP: 0.302, SLG: 0.316 Horace Clarke, S (9, PH) OBP: 0.250, SLG: 0.143					1-3				K	3	0	1	0	0	0	1											
Inning Stats	R: 1 E: 1 K: 0 S: 5	H: 2 LOB: 1 BB: 0 P: 5	R: 0 E: 0 K: 2 S: 8	H: 1 LOB: 1 BB: 0 P: 8	R: 0 E: 0 K: 1 S: 3	H: 0 LOB: 0 BB: 0 P: 3	R: 0 E: 0 K: 1 S: 6	H: 1 LOB: 1 BB: 0 P: 6	R: 0 E: 0 K: 0 S: 3	H: 0 LOB: 0 BB: 0 P: 3	R: 0 E: 0 K: 0 S: 3	H: 0 LOB: 0 BB: 0 P: 3	R: 2 E: 0 K: 0 S: 6	H: 3 LOB: 3 BB: 2 P: 14	R: 0 E: 0 K: 0 S: 4	H: 1 LOB: 1 BB: 0 P: 4	R: 0 E: 1 K: 2 S: 9	H: 1 LOB: 2 BB: 0 P: 9	1B: 6 2B: 2 3B: 0 HR: 1	SF: 0 SAC: 0 DP: 0 HBP: 0	WP: 0 PB: 0 SB: 0 CS: 0	PA: 39					
PITCHER	IP	WLS	BF	H	R	ER	SO	BB	IBB	HBP	BLK	WP	HR	S	P	ERA	WHIP										
Ross Grimsley, L (1, 1) ERA: 1.93	6.2	W	29	7	3	2	3	2	0	0	0	0	1	33	41	2.70	1.350										
Bob Reynolds, R (7, 1) ERA:	0.2		3	1	0	0	0	0	0	0	0	0	0	3	3	0.00	1.500										
Grant Jackson, L (8, 1) ERA: 5.14	1.2	S	7	1	0	0	2	0	0	0	0	0	0	11	11	0.00	0.600										

Batter	1	2	3	4	5	6	7	8	9	AB	R	H	RBI	BB	SO	LOB	BOTTOM										
Al Bumbry, L (1, 7) OBP: 0.258, SLG: 0.414	4-3		4-3		1-H IHR			B1		4	1	1	2	0	0	1	New York Yankees @ Baltimore Orioles Memorial Stadium, Baltimore, MD Fri Apr 19 1974, 7:05 PM EDT Att: 7,002 - Unknown										
Rich Coggins, L (1, 8) OBP: 0.222, SLG: 0.217	CS BB			HR BB	F9			F5		2	1	0	0	2	0	0											
Bobby Grich, R (1, 4) OBP: 0.522, SLG: 0.694	F7			K				K		4	0	0	0	0	2	2											
Tommy Davis, R (1, 10) OBP: 0.268, SLG: 0.385		CS 1B		1-H HR				5-3		3	1	2	2	0	0	0											
Boog Powell, L (1, 3) OBP: 0.182, SLG: 0.182			G6-4-3 1B		4-3			4-3		3	0	1	0	0	0	0											
Don Baylor, R (1, 9) OBP: 0.238, SLG: 0.211 Paul Blair, R (8, 8) OBP: 0.176, SLG: 0.242			G6-4-3		5-3			K		3	0	0	0	0	1	2											
Brooks Robinson, R (1, 5) OBP: 0.333, SLG: 0.324								F8		3	0	1	0	0	0	0											
Earl Williams, R (1, 2) OBP: 0.235, SLG: 0.038					F8			5-3		3	0	0	0	0	0	1											
Mark Belanger, R (1, 6) OBP: 0.235, SLG: 0.276					F9			IHR BB		2	2	1	1	1	0	1											
Inning Stats	R: 0 E: 0 K: 0 S: 2	H: 0 LOB: 0 BB: 1 P: 6	R: 0 E: 0 K: 0 S: 3	H: 2 LOB: 0 BB: 0 P: 3	R: 0 E: 0 K: 0 S: 4	H: 1 LOB: 1 BB: 0 P: 4	R: 2 E: 0 K: 1 S: 6	H: 1 LOB: 0 BB: 1 P: 10	R: 2 E: 0 K: 0 S: 4	H: 1 LOB: 0 BB: 1 P: 8	R: 0 E: 0 K: 0 S: 3	H: 0 LOB: 0 BB: 0 P: 3	R: 0 E: 0 K: 1 S: 5	H: 0 LOB: 0 BB: 0 P: 5	R: 1 E: 0 K: 1 S: 6	H: 1 LOB: 0 BB: 0 P: 6		1B: 3 2B: 0 3B: 0 HR: 3	SF: 0 SAC: 0 DP: 1 HBP: 0	WP: 0 PB: 0 SB: 0 CS: 2	PA: 30						
PITCHER	IP	WLS	BF	H	R	ER	SO	BB	IBB	HBP	BLK	WP	HR	S	P	ERA	WHIP										
Steve Kline, R (1, 1) ERA: 3.05	6.0	L	23	5	4	4	1	3	0	0	0	0	1	22	34	6.00	1.333										
Fred Beene, R (7, 1) ERA: 4.76	2.0		7	1	1	1	2	0	0	0	0	0	1	11	11	4.50	0.500										

Batter	1	2	3	4	5	6	7	8	9	AB	R	H	RBI	BB	SO	LOB	TOP								
Roy White, S (1, 10) OBP: 0.444, SLG: 0.413	0-0 E7 4-3 L1-5 1B		0-0 P4 1-2			4-0 BB G6-4-3		0-0 F9		3	0	1	0	1	0	2									
Elliott Maddox, R (1, 9) OBP: 0.235, SLG: 0.188	0-0 4-3		0-0 F9			0-0 G6-4-3 1-2		0-0 F8		3	0	0	0	0	0	2									
Ron Blomberg, L (8, PH) OBP: 0.400, SLG: 0.471	2-3									1	0	0	0	0	0	1									
Thurman Munson, R (1, 2) OBP: 0.250, SLG: 0.357	0-0 L1-5 3-H			0-0 4-3		0-0 5-3		0-0 1B		4	0	1	0	0	0	1									
Bobby Murcer, L (1, 8) OBP: 0.450, SLG: 0.471		0-0 2B 1B		0-0 4-3			4-0 BB G1-2-3	0-0 F8		3	1	1	0	1	0	2									
Lou Piniella, R (1, 7) OBP: 0.458, SLG: 0.500		0-0 2B 1B		0-0 FC5-4 1B			0-0 E7 1-3 1B	4-0 HR BB		3	1	3	1	1	0	0									
Rick Dempsey, R (9, PR) (9, 7)	0-0 SF7 1-H 2B			0-0 FC5-4 1B			0-3 K	0-0 F4		0	1	0	0	0	0	0									
Bill Sudakis, S (1, 3) OBP: 0.303, SLG: 0.290	0-0 4-3			0-0 FC5-4 1B			0-3 K	0-0 F4		3	0	0	0	0	1	4									
Mike Hegan, L (7, 3) OBP: 0.348, SLG: 0.450	2-3			1-2						1	0	0	0	0	0	1									
Graig Nettles, L (1, 5) OBP: 0.397, SLG: 0.863	0-0 SF7 3-H					0-3 K		4-0 IBB		2	1	1	3	1	1	0									
Gene Michael, S (1, 4) OBP: 0.261, SLG: 0.250	0-0					0-0 F7		0-0 F8		2	0	1	0	0	0	0									
Walt Williams, R (7, PH) OBP: 0.198, SLG: 0.133								0-0 F8		1	0	0	0	0	0	3									
Horace Clarke, S (7, 4) OBP: 0.222, SLG: 0.125		0-0 2B				0-0 F7		0-0 F8		1	0	0	0	0	0	1									
Jim Mason, L (1, 6) OBP: 0.319, SLG: 0.317				0-0 CS 1B		0-0 4-3		4-0 1B BB		3	0	1	0	1	1										
Inning Stats	R: 0 E: 1 K: 0 S: 3	H: 1 LOB: 0 BB: 0 P: 3	R: 2 E: 0 K: 0 S: 5	H: 3 LOB: 1 BB: 0 P: 5	R: 0 E: 0 K: 0 S: 3	H: 1 LOB: 0 BB: 0 P: 3	R: 0 E: 0 K: 0 S: 4	H: 1 LOB: 1 BB: 0 P: 4	R: 0 E: 0 K: 1 S: 5	H: 0 LOB: 0 BB: 0 P: 5	R: 0 E: 0 K: 0 S: 2	H: 0 LOB: 0 BB: 1 P: 6	R: 0 E: 1 K: 1 S: 5	H: 1 LOB: 2 BB: 2 P: 13	R: 0 E: 0 K: 0 S: 4	H: 1 LOB: 2 BB: 1 P: 8	R: 2 E: 0 K: 1 S: 6	H: 1 LOB: 1 BB: 1 P: 10	1B: 6 2B: 3 3B: 0 HR: 1	SF: 1 SAC: 0 DP: 3 HBP: 0	WP: 0 PB: 0 SB: 0 CS: 1	PA: 36			
PITCHER	IP	WLS	BF	H	R	ER	SO	BB	IBB	HBP	BLK	WP	HR	S	P	ERA	WHIP								
Dave McNally, L (1, 1) ERA: 2.59	7.0		27	7	2	2	2	3	1	0	0	0	0	27	43	2.57	1.429								
Bob Reynolds, R (8, 1) ERA:	0.2		3	1	0	0	0	0	0	0	0	0	0	3	3	0.00	1.500								
Grant Jackson, L (8, 1) ERA: 6.48	1.1	L	6	1	2	2	1	1	0	0	0	0	1	7	11	13.50	1.500								

New York Yankees @ Baltimore Orioles
Memorial Stadium, Baltimore, MD
Sat Apr 20 1974, 3:33 AM EDT
Att: 5,095 - Unknown

AB 30
R 4
H 9
RBI 4
BB 5
SO 3
LOB 18



Batter	1	2	3	4	5	6	7	8	9	AB	R	H	RBI	BB	SO	LOB	BOTTOM								
Al Bumbry, L (1, 7) OBP: 0.229, SLG: 0.364	0-3 K			0-0 P4		0-0 G3		0-0 F9		4	0	0	0	0	1	4									
Paul Blair, R (7, 8) OBP: 0.171, SLG: 0.235		0-0 6-3		0-0 P4		0-0 G3		0-0 F9		1	0	0	0	0	0	1									
Rich Coggins, L (1, 8) OBP: 0.188, SLG: 0.179	0-0 6-3		0-0 E3 2B	0-0 3-1		0-0 1-3		0-0 F9		5	0	0	0	0	0	3									
Bobby Grich, R (1, 4) OBP: 0.529, SLG: 0.692	4-0 1B BB		0-0 6-3 1-H 2B		0-3 K		4-0 6-3 BB	0-0 5-3		3	1	1	0	2	1	0									
Tommy Davis, R (1, 10) OBP: 0.283, SLG: 0.386	0-0 1B		0-0 6-3		0-0 2B 1B		0-0 6-3	0-0 5-3		5	1	2	0	0	0	2									
Boog Powell, L (1, 3) OBP: 0.267, SLG: 0.333	0-0 1B		0-0 4-3		0-0 2B 1B		0-0 F8			4	0	2	2	0	0	2									
Don Baylor, R (1, 9) OBP: 0.239, SLG: 0.195	0-0 L8			4-0 1B SH BB	0-0 5-3		0-0 F4			3	1	0	0	1	0	4									
Brooks Robinson, R (1, 5) OBP: 0.326, SLG: 0.317			0-0 P4		0-0 6-3		0-0 F6			4	0	1	0	0	0	1									
Eliot Hendricks, L (1, 2) OBP: 0.556, SLG: 0.889		0-0 6-3 2B		0-0 P5		0-0 2B		0-0 F9		4	0	2	0	0	0	2									
Mark Belanger, R (1, 6) OBP: 0.243, SLG: 0.281		0-0 6-3		0-0 SH		0-0 6-3		0-0 1B		3	0	1	1	0	0	2									
Inning Stats	R: 1 E: 0 K: 1 S: 7	H: 2 LOB: 2 BB: 1 P: 11	R: 0 E: 0 K: 0 S: 4	H: 1 LOB: 1 BB: 0 P: 4	R: 0 E: 1 K: 0 S: 4	H: 1 LOB: 1 BB: 0 P: 4	R: 1 E: 0 K: 0 S: 7	H: 2 LOB: 1 BB: 1 P: 7	R: 0 E: 0 K: 0 S: 4	H: 1 LOB: 1 BB: 0 P: 4	R: 0 E: 0 K: 0 S: 3	H: 0 LOB: 1 BB: 1 P: 7	R: 0 E: 0 K: 0 S: 4	H: 1 LOB: 1 BB: 0 P: 4	R: 0 E: 0 K: 0 S: 3	H: 0 LOB: 0 BB: 0 P: 3	1B: 5 2B: 4 3B: 0 HR: 0	SF: 0 SAC: 1 DP: 0 HBP: 0	WP: 0 PB: 0 SB: 0 CS: 0	PA: 40					
PITCHER	IP	WLS	BF	H	R	ER	SO	BB	IBB	HBP	BLK	WP	HR	S	P	ERA	WHIP								
Mel Stottlemyre, R (1, 1) ERA: 2.41	9.0	W	40	9	3	3	2	3	0	0	0	0	0	41	53	3.00	1.333								

New York Yankees @ Baltimore Orioles
Memorial Stadium, Baltimore, MD
Sat Apr 20 1974, 3:33 AM EDT
Att: 5,095 - Unknown

AB 36
R 3
H 9
RBI 3
BB 3
SO 2
LOB 21



Batter	1	2	3	4	5	6	7	8	9	10	11	12	13	AB	R	H	RBI	BB	SO	LOB	TOP																																							
Roy White, S Elliott Maddox, R	K			3-1		1B SF7 1B		1B G5-4-3 BB		F8			5-3	3	2	1	0	1	1	0	0																																							
Thurman Munson, R Duke Sims, L Rick Dempsey, R	K			K		K		G5-4-3 1B			SH3-4 BB		6-3	1	0	0	0	0	1	0	0																																							
Lou Piniella, R	5-3			F9		FC4-6 1B		G5-4-3			SH3-4 BB		4-3	5	0	1	1	0	0	1																																								
Bobby Murcer, L		G3			E6 1B 1B	SF7		F7			1-3		1-3	4	1	1	1	0	0	2																																								
Ron Blomberg, L		4-3			F7	FC4-6		4-3			4-3		4-3	5	0	0	0	0	0	3																																								
Graig Nettles, L		F8			6-3		E4 FC3-6	4-3			4-3		HR	5	1	1	1	0	0	1																																								
Mike Hegan, L			F7				F2	6-3					F7	5	0	1	1	0	0	1																																								
Gene Michael, S			G3			1B	F5	FC3-6		P6			P5	5	0	0	0	0	0	2																																								
Jim Mason, L			F8			1B 1B	K			F7			F8	5	1	1	0	0	1	1																																								
Inning Stats	R: 0 H: 0 E: 0 LOB: 0 K: 2 BB: 0 S: 7					R: 0 H: 0 E: 0 LOB: 0 K: 1 BB: 0 S: 5					R: 1 H: 2 E: 1 LOB: 1 K: 0 BB: 0 S: 5					R: 2 H: 3 E: 1 LOB: 1 K: 1 BB: 0 S: 8					R: 0 H: 0 E: 0 LOB: 0 K: 0 BB: 0 S: 3					R: 0 H: 0 E: 0 LOB: 0 K: 0 BB: 0 S: 3					R: 1 H: 1 E: 0 LOB: 1 K: 0 BB: 1 S: 4					R: 0 H: 0 E: 0 LOB: 0 K: 0 BB: 0 S: 3					R: 1 H: 1 E: 0 LOB: 0 K: 0 BB: 0 S: 4					R: 0 H: 0 E: 0 LOB: 0 K: 0 BB: 0 S: 3					1B: 6 SF: 1 2B: 0 SAC: 1 3B: 0 DP: 1 HR: 1					W/P: 0 PA: 48 PB: 0 SB: 0 CS: 0				
PITCHER	IP WLS BF H R ER SO BB IBB HBP BLK WP HR S P ERA WHIP										IP WLS BF H R ER SO BB IBB HBP BLK WP HR S P ERA WHIP																																																	
Jim Palmer, R	12.0 45 7 5 4 5 2 0 0 0 0 0 1 53 61 3.00 0.750																																																											
Doyle Alexander, R	1.0 W 3 0 0 0 0 0 0 0 0 0 0 0 3 3 0.00 0.000																																																											

New York Yankees @ Baltimore Orioles
Memorial Stadium, Baltimore, MD
Sun Apr 21 1974, 3:33 AM EDT
Unknown

AB 44
R 5
H 7
RBI 4
BB 2
SO 5
LOB 13



Batter	1	2	3	4	5	6	7	8	9	10	11	12	13	AB	R	H	RBI	BB	SO	LOB	BOTTOM																																		
Al Bumbry, L Paul Blair, R	E 1B	4-3			G6-4-3			4-3		SH1-3 1B	K			1	1	1	0	0	0	0																																			
Mike Reinbach, L	E 1B				K			G3		F9			1B	2	0	1	1	0	1	2																																			
Rich Coggins, L	E4 E 1B		4-1										SH3-4 E 1B	6	2	1	0	0	1	2																																			
Bobby Grich, R	E5 1B 1B		1-3					1B 1B		SH1-3			SH3-4	4	1	2	0	0	0	1																																			
Tommy Davis, R	4-3 1B		6-3					1B 1B					E8 2B	5	0	3	3	1	1	1																																			
Boog Powell, L Jim Fuller, R	P6			G3		6-3		K		F7			P4	3	0	0	0	0	0	2																																			
Don Baylor, R	4-3			F9		K							4-3	4	0	0	0	2	1	2																																			
Brooks Robinson, R Enos Cabell, R	6-3			HR				F9		F5			6-3	5	1	2	1	0	0	2																																			
Eliod Hendricks, L Earl Williams, R		F9		6-3				K		F7			BB 1B	3	0	0	0	0	1	0																																			
Frank Baker, L Mark Belanger, R	K					G6-4-3 1B		K		6-3			BB 1B	3	0	1	0	0	2	0																																			
Inning Stats	R: 3 H: 2 E: 2 LOB: 1 K: 0 BB: 0 S: 7					R: 0 H: 0 E: 0 LOB: 0 K: 0 BB: 0 S: 3					R: 1 H: 1 E: 0 LOB: 1 K: 1 BB: 0 S: 5					R: 0 H: 1 E: 0 LOB: 0 K: 1 BB: 0 S: 5					R: 0 H: 1 E: 0 LOB: 1 K: 2 BB: 0 S: 8					R: 0 H: 0 E: 0 LOB: 0 K: 0 BB: 1 S: 4					R: 0 H: 3 E: 0 LOB: 2 K: 1 BB: 0 S: 7					R: 1 H: 2 E: 1 LOB: 2 K: 0 BB: 1 S: 5					R: 1 H: 2 E: 0 LOB: 2 K: 0 BB: 1 S: 2					1B: 13 SF: 0 2B: 1 SAC: 2 3B: 0 DP: 1 HR: 1					W/P: 1 PA: 55 PB: 0 SB: 1 CS: 0				
PITCHER	IP WLS BF H R ER SO BB IBB HBP BLK WP HR S P ERA WHIP										IP WLS BF H R ER SO BB IBB HBP BLK WP HR S P ERA WHIP																																												
Pat Dobson, R	7.2 31 7 4 1 6 0 0 0 0 0 1 43 43 1.17 0.913																																																						
Sparky Lyle, L	2.2 13 3 0 0 1 1 1 0 0 1 0 13 21 0.00 1.500																																																						
Tom Buskey, R	1.2 L 10 4 2 2 1 1 1 0 0 0 0 0 10 18 10.80 3.000																																																						
Fritz Peterson, L	0.0 1 1 0 0 0 0 0 0 0 0 0 0 1 1 = =																																																						

New York Yankees @ Baltimore Orioles
Memorial Stadium, Baltimore, MD
Sun Apr 21 1974, 3:33 AM EDT
Unknown

AB 49
R 6
H 15
RBI 5
BB 4
SO 8
LOB 22



Batter	1	2	3	4	5	6	7	8	9	AB	R	H	RBI	BB	SO	LOB	TOP											
Horace Clarke, S OBP: 0.143, SLG: 0.077 (1, 4)	F2		F9		4-3		5-3		5-3	5	0	0	0	0	0	3	New York Yankees @ Baltimore Orioles Memorial Stadium, Baltimore, MD Sun Apr 21 1974, 7:05 PM EDT Att: 20,329 - Unknown											
Roy White, S OBP: 0.417, SLG: 0.370 (1, 7)	4-3		FC6-4		5-3		F7		4-3	5	0	0	0	0	0	3												
Thurman Munson, R OBP: 0.246, SLG: 0.344 (1, 10)	L7			WP 1B		F9		6-3		4	1	1	0	0	0	0												
Bobby Murcer, L OBP: 0.406, SLG: 0.424 (1, 8)		K		F2		F8		F5		4	0	0	0	0	1	1												
Lou Piniella, R OBP: 0.455, SLG: 0.516 Elliott Maddox, R OBP: 0.211, SLG: 0.167 (8, PR) (8, 9)	6-3			1-3 1B		1B 2B		1B PB 1B		4	1	3	1	0	0	0												
Graig Nettles, L OBP: 0.388, SLG: 0.833 (1, 5)	F8			1-3 1B		1B		PB 1B		4	0	2	1	0	0	1												
Bill Sudakis, S OBP: 0.324, SLG: 0.273 Mike Hegan, L OBP: 0.333, SLG: 0.422 (8, PR) (8, 3)			F6	FC4-6 BB		F7		1-2 BB		2	0	0	0	2	0	1												
Rick Dempsey, R OBP: 0.500, SLG: 0.250 (1, 2)			BB 1B	FC4-6			SH1-3 BB	F8		3	0	1	0	1	0	4												
Jim Mason, L OBP: 0.327, SLG: 0.313 (1, 6)			FC6-4 BB			SH1-3		4-3		2	0	1	0	1	0	0												
Inning Stats	R: 0 E: 0 K: 0 S: 3	H: 0 LOB: 0 BB: 0 P: 3	R: 0 E: 0 K: 1 S: 5	H: 0 LOB: 0 BB: 0 P: 5	R: 0 E: 0 K: 0 S: 4	H: 1 LOB: 2 BB: 1 P: 8	R: 1 E: 0 K: 0 S: 5	H: 2 LOB: 2 BB: 0 P: 9	R: 0 E: 0 K: 0 S: 3	H: 1 LOB: 0 BB: 0 P: 3	R: 1 E: 0 K: 0 S: 5	H: 2 LOB: 1 BB: 0 P: 5	R: 0 E: 0 K: 0 S: 3	H: 0 LOB: 1 BB: 1 P: 7	R: 1 E: 0 K: 0 S: 5	H: 2 LOB: 2 BB: 0 P: 9		R: 0 E: 0 K: 0 S: 3	H: 0 LOB: 0 BB: 0 P: 3	1B: 7 2B: 1 3B: 0 HR: 0	SF: 0 SAC: 1 DP: 0 HBP: 0	WP: 1 PB: 1 SB: 0 CS: 0	PA: 38					
PITCHER	IP	WLS	BF	H	R	ER	SO	BB	IBB	HBP	BLK	WP	HR	S	P	ERA		WHIP										
Mike Cuellar, L ERA: 4.15 Bob Reynolds, R ERA:	(1, 1)	7.2	L	34	8	3	2	1	4	0	0	0	0	0	32	48		2.35	1.565									
(8, 1)	1.1		4	0	0	0	0	0	0	0	0	0	0	4	4	0.00	0.000											

Batter	1	2	3	4	5	6	7	8	9	AB	R	H	RBI	BB	SO	LOB	BOTTOM											
Paul Blair, R OBP: 0.190, SLG: 0.225 Rich Coggins, L OBP: 0.179, SLG: 0.171 (8, PH) (8, 8)	6-3		G6-4-3					5-3		2	0	0	0	1	0	1	New York Yankees @ Baltimore Orioles Memorial Stadium, Baltimore, MD Sun Apr 21 1974, 7:05 PM EDT Att: 20,329 - Unknown											
Bobby Grich, R OBP: 0.542, SLG: 0.659 (1, 4)	BB			F7		BB BB		FC4-6 HBP		1	0	0	0	2	0	0												
Tommy Davis, R OBP: 0.321, SLG: 0.404 (1, 10)	L5			6-3		FC5-4 BB		FC4-6		3	0	0	0	1	0	2												
Earl Williams, R OBP: 0.250, SLG: 0.094 Mike Reinbach, L OBP: 0.296, SLG: 0.333 (9, PH) (9, 3)	K			F9		K		G3		3	0	0	0	0	2	4												
Don Baylor, R OBP: 0.250, SLG: 0.167 (1, 7)		G5-4-3 BB		E7 CS		FC5-4		4-3		3	0	0	0	1	0	3												
Brooks Robinson, R OBP: 0.346, SLG: 0.400 (1, 5)	G5-4-3			WP 1B		K		1B		4	0	2	0	0	1	1												
Jim Fuller, R OBP: 0.262, SLG: 0.412 Boog Powell, L OBP: 0.263, SLG: 0.316 (9, PH) (9, 6)	F7			5-3		1-3		FC6-4 1B		3	0	0	0	0	0	1												
Andy Etchebarren, R OBP: 0.333, SLG: 0.417 Elirod Hendricks, L OBP: 0.357, SLG: 0.571 (7, PH) (8, 2)			G6-4-3 1B		K		K	FC6-4		2	0	1	0	0	1	1												
Mark Belanger, R OBP: 0.262, SLG: 0.278 Al Bumbry, L OBP: 0.243, SLG: 0.371 Frank Baker, L OBP: 0.333, SLG: 0.333 (8, PH) (9, 6)	F2					F8		F7		2	0	0	0	0	0	1												
Inning Stats	R: 0 E: 0 K: 1 S: 5	H: 0 LOB: 1 BB: 1 P: 9	R: 0 E: 0 K: 0 S: 2	H: 0 LOB: 0 BB: 1 P: 6	R: 0 E: 0 K: 0 S: 3	H: 1 LOB: 0 BB: 0 P: 3	R: 0 E: 0 K: 0 S: 3	H: 0 LOB: 0 BB: 0 P: 3	R: 0 E: 0 K: 1 S: 6	H: 1 LOB: 1 BB: 0 P: 6	R: 0 E: 0 K: 1 S: 5	H: 0 LOB: 3 BB: 3 P: 17	R: 0 E: 0 K: 2 S: 7	H: 0 LOB: 0 BB: 0 P: 7	R: 0 E: 0 K: 0 S: 3	H: 0 LOB: 1 BB: 0 P: 4		R: 0 E: 0 K: 0 S: 5	H: 2 LOB: 2 BB: 0 P: 5	1B: 4 2B: 0 3B: 0 HR: 0	SF: 0 SAC: 0 DP: 2 HBP: 1	WP: 1 PB: 0 SB: 0 CS: 1	PA: 35					
PITCHER	IP	WLS	BF	H	R	ER	SO	BB	IBB	HBP	BLK	WP	HR	S	P	ERA		WHIP										
Sam McDowell, L ERA: 4.5 Fred Beene, R ERA: 2.89	(1, 1)	5.1	W	21	2	0	0	2	5	0	0	0	0	20	40	0.00		1.312										
(6, 1)	3.2	S	14	2	0	0	3	0	0	1	0	0	0	19	20	0.00	0.545											

Batter	1	2	3	4	5	6	7	8	9	10	11	12	13	14	15	AB	R	H	RBI	BB	SO	LOB	TOP									
Bert Campaneris, R OBP: 0.338, SLG: 0.319 (1, 6)	6-3		K		F8		P6		K		CS 1B		F6		F9	8	0	1	0	0	2	3										
Bill North, S OBP: 0.246, SLG: 0.133 (1, 8)	F8		6-3		L4		1-3		4-3		F8		FC6-4 1B		F9	8	0	1	0	0	0	3										
Sal Bando, R OBP: 0.432, SLG: 0.569 (1, 5)	1B				F8		HR		1B		BB		F9		FC6-4 1B	6	1	2	0	1	0	2										
Reggie Jackson, L OBP: 0.468, SLG: 0.912 (1, 9)	1B				HR		1B		HR		1B		HR		K	7	2	4	3	0	2	0										
Joe Rudi, R OBP: 0.390, SLG: 0.500 (1, 7) (15, 3)	P4				HR		L3		FC6-4 1B		FC6-4 1B		HR		K	7	1	4	0	0	0	4										
Gene Tenace, R OBP: 0.368, SLG: 0.317 (1, 3) (15, 4)		6-3			1B		1B		1B		1B		F6		G5-4-3 1B	6	1	2	0	1	0	2										
Deron Johnson, R OBP: 0.160, SLG: 0.125 Herb Washington, R (8, PR)	F8				F9		E8		E1		G5-4-3 1B		F5		1B	4	0	2	1	0	0	1										
Vic Davallo, L OBP: 0.313, SLG: 0.231 (10, PH)							1-3 2H		1B		1-3 2H		1B		1B	3	0	2	0	0	0	1										
Ray Fosse, R OBP: 0.262, SLG: 0.379 Jesus Alou, R OBP: 0.165, SLG: 0.154 Blue Moon Odom, R (15, PR)	F7						G4-6-3 1B		G5-4-3		5-3				K	5	0	1	0	1	1	3										
Larry Haney, R (15, 2)					1B		1B		1B						1B	1	0	1	0	0	0	0										
Ted Kubiak, S OBP: 0.207, SLG: 0.179 Pat Bourque, L OBP: 0.360, SLG: 0.316 John Donaldson, L OBP: 0.500, SLG: 0.500 Angel Mangual, R (15, PH) OBP: 0.273, SLG: 0.400 (15, 7)	F7				1-3		G4-6-3		P5		K				1B	4	0	0	0	0	0	6										
Inning Stats	R: 0 E: 0 K: 5 S: 5	H: 2 LOB: 2 BB: 0 P: 5	R: 0 E: 0 K: 3 S: 3	H: 0 LOB: 0 BB: 0 P: 3	R: 0 E: 0 K: 1 S: 5	H: 0 LOB: 0 BB: 0 P: 5	R: 2 E: 0 K: 0 S: 7	H: 5 LOB: 2 BB: 0 P: 7	R: 0 E: 0 K: 0 S: 3	H: 0 LOB: 0 BB: 0 P: 3	R: 1 E: 1 K: 0 S: 4	H: 2 LOB: 2 BB: 1 P: 12	R: 0 E: 0 K: 0 S: 4	H: 1 LOB: 2 BB: 1 P: 8	R: 1 E: 2 K: 0 S: 4	H: 1 LOB: 1 BB: 0 P: 4	R: 0 E: 0 K: 1 S: 5	H: 0 LOB: 0 BB: 0 P: 5	R: 0 E: 0 K: 1 S: 7	H: 2 LOB: 2 BB: 0 P: 7	R: 0 E: 0 K: 0 S: 5	H: 1 LOB: 0 BB: 0 P: 5	R: 1 E: 0 K: 1 S: 7	H: 2 LOB: 1 BB: 0 P: 5	R: 0 E: 0 K: 1 S: 5	H: 1 LOB: 0 BB: 0 P: 5	R: 0 E: 0 K: 0 S: 5	H: 1 LOB: 0 BB: 0 P: 5	1B: 19 2B: 0 3B: 0 HR: 2	SF: 0 SAC: 0 DP: 3 HBP: 0	WP: 0 PB: 0 SB: 0 CS: 2	PA: 65
PITCHER	IP 9.0	WLS 39	BF 11	H 4	R 3	ER 2	SO 2	BB 0	IBB 0	HBP 0	BLK 0	WP 0	HR 1	S 40	P 52	ERA 2.44	WHIP 1.444															
Jim Palmer, R ERA: 2.44	(1, 1)																															
Bob Reynolds, R ERA: 0.63	(10, 1)	5.0	23	10	1	1	4	0	0	0	0	0	0	1	31	31	1.80	2.000														
Grant Jackson, L ERA: 5.79	(15, 1)	1.0	W	3	0	0	0	0	0	0	0	0	0	0	3	3	0.00	0.000														

Oakland Athletics @ Baltimore Orioles
Memorial Stadium, Baltimore, MD
Fri Apr 26 1974, 7:05 PM EDT
Att: 10,175 - Unknown

AB 62
R 5
H 21
RBI 4
BB 3
SO 6
LOB 27



Batter	1	2	3	4	5	6	7	8	9	10	11	12	13	14	15	AB	R	H	RBI	BB	SO	LOB	BOTTOM					
Paul Blair, R OBP: 0.173, SLG: 0.200 Elrod Hendricks, L OBP: 0.375, SLG: 0.563 (13, 3)	F9		P9		1-3			E5 2B	K			BB 1B		4-3		5	1	0	0	0	1	3						
Rich Coggins, L OBP: 0.224, SLG: 0.186 Tommy Davis, R OBP: 0.316, SLG: 0.403 Al Bumbry, L OBP: 0.273, SLG: 0.390 (10, 7)	F8				S 1B		FC5-4 BB	F7	F8			F8		G3		3	1	1	0	1	0	1						
Bobby Grich, R OBP: 0.493, SLG: 0.569 (1, 4)	K				K		P8	1B 2B				1B BB		K		6	1	1	1	1	4	2						
Earl Williams, R OBP: 0.286, SLG: 0.146 Boog Powell, L OBP: 0.320, SLG: 0.333 Frank Baker, L OBP: 0.250, SLG: 0.250 (13, 6)		F8			BB 1B		P9	F7				FC5-4 1B				5	0	1	1	0	1	2						
Don Baylor, R OBP: 0.288, SLG: 0.183 (10, 9) (13, 8)		K			G6-4-3 BB		FC5-4	2B 1B				1-3		FC5-4		6	2	1	1	1	1	3						
Brooks Robinson, R OBP: 0.324, SLG: 0.365 (1, 5)		K			G6-4-3			F7	2B			F7		F9		6	0	1	1	1	1	2						
Jim Fuller, R OBP: 0.537, SLG: 0.440 (1, 10)							FC1-6 BB	4-3	K			4-3		1-3		5	0	2	0	2	1	1						
Andy Etchebarren, R OBP: 0.273, SLG: 0.300 (1, 2)					FC1-6		1-2	4-3	S BB			4-3		1-3		5	0	0	1	1	1	3						
Mark Belanger, R OBP: 0.280, SLG: 0.295 Mike Reinbach, L OBP: 0.222, SLG: 0.250 (13, 9)		K			K			P4				K		F6		4	0	1	0	0	2	3						
Inning Stats	R: 0 E: 0 K: 1 S: 5	H: 0 LOB: 0 BB: 0 P: 5	R: 0 E: 0 K: 2 S: 7	H: 0 LOB: 0 BB: 0 P: 7	R: 0 E: 0 K: 1 S: 5	H: 0 LOB: 1 BB: 1 P: 9	R: 1 E: 0 K: 1 S: 6	H: 2 LOB: 1 BB: 1 P: 10	R: 0 E: 0 K: 1 S: 5	H: 0 LOB: 1 BB: 1 P: 9	R: 0 E: 0 K: 0 S: 3	H: 0 LOB: 0 BB: 0 P: 3	R: 1 E: 0 K: 1 S: 7	H: 2 LOB: 2 BB: 1 P: 11	R: 0 E: 0 K: 1 S: 4	H: 1 LOB: 1 BB: 2 P: 4	R: 0 E: 0 K: 1 S: 5	H: 0 LOB: 0 BB: 0 P: 5	R: 1 E: 1 K: 0 S: 3	H: 0 LOB: 2 BB: 2 P: 11	1B: 7 2B: 3 3B: 0 HR: 0	SF: 1 SAC: 0 DP: 1 HBP: 0	WP: 0 PB: 0 SB: 0 CS: 0	PA: 62				
PITCHER	IP 9.0	WLS 36	H 7	R 4	ER 1	SO 9	BB 4	IBB 0	HBP 0	BLK 0	WP 0	HR 0	S 68	P 68	ERA 1.00	WHIP 1.222												
Vida Blue, L ERA: 5.28	(1, 1)																											
Rolife Fingers, R ERA: 3.48	(10, 1)	2.1	8	1	1	1	3	0	0	0	0	0	0	0	14	14	3.86	0.429										
Darold Knowles, L ERA: 7.94	(12, 1)	0.1	1	0	0	0	0	0	0	0	0	0	0	1	1	0.00	0.000											
Leon Hooten, R ERA:	(12, 1)	0.0	1	0	0	0	0	1	0	0	0	0	0	4	4	=	=											
Paul Lindblad, L ERA: 1.0	(12, 1)	3.0	L	14	2	1	0	1	0	2	0	0	0	0	14	22	0.00	0.667										

Oakland Athletics @ Baltimore Orioles
Memorial Stadium, Baltimore, MD
Fri Apr 26 1974, 7:05 PM EDT
Att: 10,175 - Unknown

AB 54
R 6
H 10
RBI 6
BB 7
SO 13
LOB 23



Batter	1	2	3	4	5	6	7	8	9	AB	R	H	RBI	BB	SO	LOB	TOP					
Bert Campaneris, R OBP: 0.348, SLG: 0.346										4	1	1	0	0	1	1	Oakland Athletics @ Baltimore Orioles Memorial Stadium, Baltimore, MD Sun Apr 28 1974, 3:33 AM EDT Att: 11,849 - Unknown					
Bill North, S OBP: 0.286, SLG: 0.269										4	1	2	1	0	0	0						
Sal Bando, R OBP: 0.410, SLG: 0.523										2	0	0	1	1	1	0						
Reggie Jackson, L OBP: 0.460, SLG: 0.865										4	0	1	0	0	2	3						
Joe Rudi, R OBP: 0.400, SLG: 0.526										4	1	2	0	0	1	2						
Gene Tenace, R OBP: 0.385, SLG: 0.299										4	0	1	1	0	0	3						
Deron Johnson, R OBP: 0.152, SLG: 0.097										4	0	0	0	0	2	1						
Ray Fosse, R OBP: 0.250, SLG: 0.400										3	0	0	0	0	1	0						
Vic Davallo, L OBP: 0.333, SLG: 0.267										1	0	1	0	0	0	0						
Herb Washington, R OBP: 0.385, SLG: 0.267										0	0	0	0	0	0	0						
Ted Kubiak, S OBP: 0.243, SLG: 0.200										4	0	1	0	0	0	1						
Inning Stats	R: 1 E: 0 K: 2 S: 9	H: 2 LOB: 1 BB: 0 P: 9	R: 0 E: 0 K: 1 S: 5	H: 0 LOB: 0 BB: 0 P: 5	R: 0 E: 0 K: 0 S: 3	H: 0 LOB: 0 BB: 0 P: 3	R: 1 E: 0 K: 2 S: 8	H: 2 LOB: 1 BB: 1 P: 12	R: 0 E: 0 K: 0 S: 3	H: 0 LOB: 0 BB: 0 P: 3	R: 0 E: 0 K: 1 S: 7	H: 2 LOB: 2 BB: 0 P: 7	R: 0 E: 0 K: 1 S: 6	H: 1 LOB: 1 BB: 0 P: 6	R: 1 E: 1 K: 0 S: 5	H: 1 LOB: 1 BB: 0 P: 5	R: 0 E: 0 K: 1 S: 5	H: 1 LOB: 1 BB: 0 P: 5	1B: 7 2B: 1 3B: 0 HR: 1	SF: 1 SAC: 0 DP: 1 HBP: 0	WP: 1 PB: 0 SB: 2 CS: 1	PA: 36
PITCHER	IP WLS BF H R ER SO BB IBB HBP BLK WP HR S P ERA WHIP																					
Ross Grimsley, L ERA: 2.58	(1, 1)	8.0 W 33 8 3 3 7 1 0 0 0 1 1 46 50 3.38 1.125																				
Bob Reynolds, R ERA: 0.99	(9, 1)	1.0 S 3 1 0 0 1 0 0 0 0 0 0 5 5 0.00 1.000																				

Batter	1	2	3	4	5	6	7	8	9	AB	R	H	RBI	BB	SO	LOB	BOTTOM			
Paul Blair, R OBP: 0.183, SLG: 0.259										4	0	1	0	0	0	1	Oakland Athletics @ Baltimore Orioles Memorial Stadium, Baltimore, MD Sun Apr 28 1974, 3:33 AM EDT Att: 11,849 - Unknown			
Bobby Grich, R OBP: 0.494, SLG: 0.615										4	1	2	0	0	1	1				
Tommy Davis, R OBP: 0.324, SLG: 0.400										4	1	2	1	0	1	1				
Earl Williams, R OBP: 0.300, SLG: 0.245										4	1	1	2	0	1	1				
Don Baylor, R OBP: 0.267, SLG: 0.188										4	0	1	0	0	0	1				
Brooks Robinson, R OBP: 0.355, SLG: 0.408										4	1	3	0	0	0	1				
Jim Fuller, R OBP: 0.355, SLG: 0.429										3	0	1	0	0	0	2				
Rich Coggins, L OBP: 0.204, SLG: 0.167										1	0	0	0	0	1	2				
Andy Etchebarren, R OBP: 0.240, SLG: 0.261										3	0	0	0	0	0	3				
Mark Belanger, R OBP: 0.255, SLG: 0.327										2	0	0	1	0	0	0				
Inning Stats	R: 0 E: 0 K: 1 S: 5	H: 1 LOB: 0 BB: 0 P: 5	R: 0 E: 0 K: 0 S: 4	H: 1 LOB: 1 BB: 0 P: 4	R: 0 E: 0 K: 1 S: 6	H: 1 LOB: 1 BB: 0 P: 6	R: 2 E: 0 K: 0 S: 6	H: 3 LOB: 1 BB: 0 P: 6	R: 0 E: 0 K: 0 S: 3	H: 0 LOB: 0 BB: 0 P: 3	R: 0 E: 0 K: 0 S: 3	H: 0 LOB: 0 BB: 0 P: 3	R: 1 E: 0 K: 2 S: 10	H: 3 LOB: 2 BB: 0 P: 10	R: 0 E: 0 K: 2 S: 10	H: 3 LOB: 2 BB: 0 P: 10	1B: 9 2B: 1 3B: 0 HR: 1	SF: 0 SAC: 1 DP: 0 HBP: 0	WP: 0 PB: 0 SB: 1 CS: 1	PA: 34
PITCHER	IP WLS BF H R ER SO BB IBB HBP BLK WP HR S P ERA WHIP																			
Ken Holtzman, L ERA: 3.74	(1, 1)	7.0 L 29 9 4 4 2 0 0 0 0 0 0 1 33 33 5.14 1.286																		
Rollie Fingers, R ERA: 3.32	(8, 1)	1.0 5 2 0 0 2 0 0 0 0 0 0 9 9 0.00 2.000																		

Batter	1	2	3	4	5	6	7	8	9	AB	R	H	RBI	BB	SO	LOB	TOP								
Paul Blair, R OBP: 0.206, SLG: 0.250 (1, 8)	F9		4-0 BB			F9		F2		3	0	0	0	1	0	0	Baltimore Orioles @ Chicago White Sox Comiskey Park, Chicago, IL Wed May 01 1974, 4:33 AM EDT Att: 6,854 - Unknown								
Bobby Grich, R OBP: 0.495, SLG: 0.592 (1, 4)	G6-4-3 BB		0-3 K			0-0 1B		6-3		3	0	1	0	1	1	2									
Tommy Davis, R OBP: 0.305, SLG: 0.372 (1, 10)	G6-4-3					F9		F9		4	0	0	0	0	0	2									
Earl Williams, R OBP: 0.294, SLG: 0.246 (9, PR)		F7				0-0 K		FC5-4 1B		4	0	2	0	0	1	0									
Don Baylor, R OBP: 0.253, SLG: 0.176 (1, 7)	F9					0-0 4-3		FC5-4 1-2		4	0	0	0	0	0	3									
Brooks Robinson, R OBP: 0.357, SLG: 0.390 (9, PR)	F9					4-0 G1-4-3 BB		L8		3	0	1	0	1	0	0									
Frank Baker, L OBP: 0.250, SLG: 0.250 (9, PR)						0-0 1B		0-0 1B		0	0	0	0	0	0	0									
Jim Fuller, R OBP: 0.314, SLG: 0.375 (1, 9)			F8			G1-4-3 1-2		0-3 K		4	0	0	0	0	2	2									
Andy Etchebarren, R OBP: 0.286, SLG: 0.280 (1, 2)			F9			0-0 1B		4-0 WP BB		2	0	1	0	1	0	0									
Mark Belanger, R OBP: 0.245, SLG: 0.309 (1, 6)			WP 1B			0-0 F7		0-0 F7		3	0	1	0	0	0	2									
Inning Stats	R: 0 E: 0 K: 0 S: 2	H: 0 LOB: 0 BB: 1 P: 6	R: 0 E: 0 K: 0 S: 3	H: 0 LOB: 0 BB: 0 P: 3	R: 0 E: 0 K: 1 S: 6	H: 1 LOB: 2 BB: 1 P: 10	R: 0 E: 0 K: 1 S: 5	H: 0 LOB: 0 BB: 0 P: 5	R: 0 E: 0 K: 0 S: 3	H: 1 LOB: 1 BB: 1 P: 7	R: 0 E: 0 K: 0 S: 5	H: 2 LOB: 2 BB: 0 P: 5	R: 0 E: 0 K: 1 S: 3	H: 0 LOB: 1 BB: 1 P: 9	R: 0 E: 0 K: 0 S: 3	H: 0 LOB: 0 BB: 0 P: 3	R: 0 E: 0 K: 1 S: 6	H: 2 LOB: 1 BB: 0 P: 6	1B: 6 2B: 0 3B: 0 HR: 0	SF: 0 SAC: 0 DP: 3 HBP: 0	WP: 2 PB: 0 SB: 0 CS: 0	PA: 34			
PITCHER	IP	WLS	BF	H	R	ER	SO	BB	IBB	HBP	BLK	WP	HR	S	P	ERA	WHIP								
Jim Kaat, L ERA: 3.7 (1, 1)	8.0	W	31	5	0	0	3	4	0	0	0	2	0	33	49	0.00	1.125								
Terry Forster, L ERA: 5.54 (9, 1)	1.0	S	3	1	0	0	1	0	0	0	0	0	0	5	5	0.00	1.000								

Batter	1	2	3	4	5	6	7	8	9	AB	R	H	RBI	BB	SO	LOB	BOTTOM								
Buddy Bradford, R OBP: 0.410, SLG: 0.520 (1, 9)	3-1 1B	F2				L6				4	1	2	0	0	0	3	Baltimore Orioles @ Chicago White Sox Comiskey Park, Chicago, IL Wed May 01 1974, 4:33 AM EDT Att: 6,854 - Unknown								
Carlos May, L OBP: 0.301, SLG: 0.290 (1, 7)	3-1 1-2	K				SH1-3 FC6-2 1B		FC6-4 1B		4	0	2	0	0	1	3									
Dick Allen, R OBP: 0.400, SLG: 0.487 (1, 3)	4-0 BB					SH1-3 1-2 2-H 1B		FC6-4 G5-4-3 1-2		3	0	1	1	1	0	1									
Bill Melton, R OBP: 0.333, SLG: 0.375 (1, 5)	4-0 1-2 BB					SH1-3		G5-4-3 1-2		1	0	0	0	2	0	1									
Ron Santo, R OBP: 0.362, SLG: 0.325 (1, 4)	5-3					FC6-2		F3		4	0	0	0	0	0	5									
Ken Henderson, S OBP: 0.421, SLG: 0.463 (1, 8)		F4				1-3		1-3		4	0	0	0	0	0	2									
Brian Downing, R OBP: 0.515, SLG: 0.846 (1, 10)		1B 1B				6-3		F7		4	1	2	0	0	0	0									
Ed Herrmann, L OBP: 0.381, SLG: 0.448 (1, 2)		1B 1B				G3		FC1-6 1B		3	0	2	0	0	0	1									
Bucky Dent, R OBP: 0.213, SLG: 0.244 (1, 6)		1-2 3-H 1B				6-3		FC1-6 1-2		3	0	1	1	0	0	2									
Inning Stats	R: 0 E: 0 K: 0 S: 3	H: 1 LOB: 2 BB: 2 P: 11	R: 1 E: 0 K: 1 S: 8	H: 3 LOB: 2 BB: 0 P: 8	R: 0 E: 0 K: 0 S: 2	H: 0 LOB: 0 BB: 1 P: 6	R: 0 E: 0 K: 0 S: 4	H: 1 LOB: 1 BB: 0 P: 4	R: 1 E: 0 K: 0 S: 6	H: 3 LOB: 2 BB: 0 P: 6	R: 0 E: 0 K: 0 S: 4	H: 1 LOB: 1 BB: 0 P: 4	R: 0 E: 0 K: 0 S: 3	H: 1 LOB: 0 BB: 0 P: 3	R: 0 E: 0 K: 0 S: 3	H: 0 LOB: 0 BB: 0 P: 3		R: 0 E: 0 K: 0 S: 3	H: 0 LOB: 0 BB: 0 P: 3	1B: 9 2B: 1 3B: 0 HR: 0	SF: 0 SAC: 1 DP: 2 HBP: 0	WP: 0 PB: 0 SB: 0 CS: 0	PA: 34		
PITCHER	IP	WLS	BF	H	R	ER	SO	BB	IBB	HBP	BLK	WP	HR	S	P	ERA	WHIP								
Dave McNally, L ERA: 2.95 (1, 1)	4.0	L	21	8	2	2	1	3	0	0	0	0	0	20	32	4.50	2.750								
Doyle Alexander, R ERA: (5, 1)	4.0		13	2	0	0	0	0	0	0	0	0	0	13	13	0.00	0.500								



Batter	1	2	3	4	5	6	7	8	9	AB	R	H	RBI	BB	SO	LOB	TOP										
Paul Blair, R OBP: 0.208, SLG: 0.250 (1, 8)	L8			F8		FC6 1-2 1B		F7									4 0 1 0 0 0 1										
Bobby Grich, R OBP: 0.484, SLG: 0.568 (1, 4)	K			F7		P6			BB 1B BB								3 0 0 0 1 1 2										
Tommy Davis, R OBP: 0.291, SLG: 0.354 (1, 10)	4-3			F9		FC6 1-2			F8								4 0 0 0 0 0 3										
Earl Williams, R OBP: 0.292, SLG: 0.233 (1, 3)		K			F6				F5								3 0 0 0 1 1 1										
Don Baylor, R OBP: 0.265, SLG: 0.183 (1, 7)					K				F8								3 0 1 0 1 1 1										
Brooks Robinson, R OBP: 0.384, SLG: 0.380 (9, FR)																	2 0 0 0 2 0 2										
Al Bumbry, L OBP: 0.231, SLG: 0.333 (9, FR)	8-3																0 0 0 0 0 0 0										
Jim Fuller, R OBP: 0.269, SLG: 0.343 (9, PH)																	3 0 0 0 0 2 1										
Rich Coggins, L OBP: 0.241, SLG: 0.250 (9, PH)			K		F3												0 0 0 0 0 0 0										
Enos Cabell, R OBP: 0.231, SLG: 0.333 (9, PH)									1-3								1 0 0 0 0 0 3										
Andy Etchebarren, R OBP: 0.258, SLG: 0.250 (1, 2)					1-3				F9								3 0 0 0 0 0 0										
Mark Belanger, R OBP: 0.266, SLG: 0.316 (1, 6)					F8												2 0 1 0 1 0 0										
Inning Stats	R: 0 E: 0 K: 1 S: 5	H: 0 LOB: 0 BB: 0 P: 5	R: 0 E: 0 K: 1 S: 4	H: 0 LOB: 0 BB: 1 P: 8	R: 0 E: 0 K: 1 S: 5	H: 0 LOB: 0 BB: 0 P: 5	R: 0 E: 0 K: 0 S: 3	H: 0 LOB: 1 BB: 0 P: 3	R: 0 E: 0 K: 1 S: 5	H: 2 LOB: 2 BB: 0 P: 5	R: 0 E: 0 K: 0 S: 2	H: 0 LOB: 0 BB: 1 P: 6	R: 0 E: 0 K: 1 S: 5	H: 0 LOB: 1 BB: 1 P: 9	R: 0 E: 0 K: 0 S: 4	H: 1 LOB: 3 BB: 2 P: 12	1B: 3 2B: 1 3B: 0 HR: 0	SF: 0 SAC: 0 DP: 2 HBP: 0	WP: 0 PB: 0 SB: 0 CS: 0	PA: 34							
PITCHER	IP	WLS	BF	H	R	ER	SO	BB	IBB	HBP	BLK	WP	HR	S	P	ERA	WHIP										
Frank Tanana, L ERA: 2.77 (1, 1)	8.2	W	32	3	0	0	5	5	0	0	0	0	0	37	57	0.00	0.923										
Dick Selma, R ERA: 4.39 (9, 1)	0.0		1	0	0	0	0	1	0	0	0	0	0	0	4	∞	∞										
Rudy May, L ERA: 5.02 (9, 1)	0.1	S	1	0	0	0	0	0	0	0	0	0	0	1	1	0.00	0.000										

Baltimore Orioles @ California Angels
Anaheim Stadium, Anaheim, CA
Fri May 03 1974, 10:05 PM EDT
Att: 11,139 - Unknown

AB 28
R 0
H 3
RBI 0
BB 6
SO 5
LOB 14





Batter	1	2	3	4	5	6	7	8	9	AB	R	H	RBI	BB	SO	LOB	BOTTOM										
Mickey Rivers, L OBP: 0.288, SLG: 0.321 (1, 8)	1-3			F7				6-3									4 0 0 0 0 1 0										
Dave Chalk, R OBP: 0.302, SLG: 0.345 (1, 6)	K			K					5-3								4 0 0 0 0 2 0										
Bobby Valentine, R OBP: 0.333, SLG: 0.439 (1, 7)	K								F7								4 0 1 0 0 1 0										
Frank Robinson, R OBP: 0.390, SLG: 0.494 (1, 10)				F8	F7				F2								4 0 0 0 0 1 1										
Bob Oliver, R OBP: 0.320, SLG: 0.426 (1, 5)									K								2 1 1 1 1 1 0										
Morris Nettles, L OBP: 0.386, SLG: 0.313 (1, 9)																	1 0 0 0 2 0 0										
Tom McCraw, L OBP: 0.520, SLG: 0.955 (1, 3)																	3 1 2 1 0 0 2										
Ellie Rodriguez, R OBP: 0.372, SLG: 0.358 (1, 2)																	2 0 0 0 1 1 2										
Denny Doyle, L OBP: 0.296, SLG: 0.258 (1, 4)																	3 0 0 0 0 1 5										
Inning Stats	R: 0 E: 0 K: 2 S: 7	H: 0 LOB: 0 BB: 0 P: 7	R: 0 E: 0 K: 1 S: 5	H: 0 LOB: 3 BB: 3 P: 17	R: 0 E: 0 K: 1 S: 6	H: 1 LOB: 1 BB: 0 P: 6	R: 1 E: 0 K: 1 S: 6	H: 2 LOB: 1 BB: 1 P: 10	R: 0 E: 0 K: 1 S: 5	H: 0 LOB: 0 BB: 0 P: 5	R: 0 E: 0 K: 0 S: 4	H: 1 LOB: 0 BB: 0 P: 4	R: 0 E: 0 K: 1 S: 5	H: 0 LOB: 0 BB: 0 P: 5	1B: 2 2B: 0 3B: 0 HR: 2	SF: 0 SAC: 0 DP: 1 HBP: 0	WP: 0 PB: 0 SB: 0 CS: 0	PA: 31									
PITCHER	IP	WLS	BF	H	R	ER	SO	BB	IBB	HBP	BLK	WP	HR	S	P	ERA	WHIP										
Ross Grimsley, L ERA: 2.53 (1, 1)	8.0	L	31	4	2	2	8	3	1	0	0	0	2	43	59	2.25	0.875										

Baltimore Orioles @ California Angels
Anaheim Stadium, Anaheim, CA
Fri May 03 1974, 10:05 PM EDT
Att: 11,139 - Unknown

AB 27
R 2
H 4
RBI 2
BB 4
SO 8
LOB 10



Batter	1	2	3	4	5	6	7	8	9	AB	R	H	RBI	BB	SO	LOB	TOP			
Al Bumby, L OBP: 0.236, SLG: 0.333 (1, 7)	0-0 4-3		0-0 F5			0-0 SH2-3		0-0 FC6-4 1B		3	0	1	0	0	0	0	Baltimore Orioles @ California Angels Anaheim Stadium, Anaheim, CA Sat May 04 1974, 10:05 PM EDT Att: 35,084 - Unknown AB 33 R 1 H 6 RBI 0 BB 2 SO 4 LOB 14 			
Rich Coggins, L OBP: 0.226, SLG: 0.232 (1, 8)	0-0 F6		0-0 4-3			0-0 4-3		0-0 FC6-4 1B		4	0	0	0	0	0	2				
Bobby Grich, R OBP: 0.465, SLG: 0.538 (1, 4)	0-0 F4			0-0 F8		0-0 E5 2B		0-3 K		4	0	0	0	0	1	1				
Boog Powell, L OBP: 0.297, SLG: 0.361 (1, 3)		0-3 K		0-3 K		0-0 2B		0-0 1B		4	0	2	0	0	2	0				
Mike Reinbach, L OBP: 0.214, SLG: 0.231 (1, 10)		0-0 1B 1B		0-0 F7		0-0 F9		0-0 F9		4	0	1	0	0	0	4				
Don Baylor, R OBP: 0.256, SLG: 0.176 (1, 9)		0-0 F7			0-3 K		0-0 F4		0-0 E6 1B	3	0	0	0	0	1	1				
Eliot Hendricks, L OBP: 0.412, SLG: 0.588 (9, PH)										1	0	1	0	0	0	0				
Brooks Robinson, R OBP: 0.359, SLG: 0.373 (1, 5)		0-0 1B 1-2 1B		0-0 F8		0-0 F8		0-0 6-3		4	0	1	0	0	0	1				
Earl Williams, R OBP: 0.289, SLG: 0.222 (1, 2)		0-0 F9		0-0 F8		0-0 F8		4-0 BB		3	0	0	0	1	0	3				
Mark Belanger, R OBP: 0.269, SLG: 0.305 (1, 6)			0-0 G3			4-0 4-3 SH2-3 E BB		0-0 F7		2	1	0	0	1	0	1				
Tommy Davis, R OBP: 0.287, SLG: 0.349 (9, PH)								0-0 4-3		1	0	0	0	0	0	1				
Inning Stats	R: 0 E: 0 K: 0 S: 3	H: 0 LOB: 0 BB: 0 P: 3	R: 0 E: 0 K: 1 S: 7	H: 2 LOB: 2 BB: 0 P: 7	R: 0 E: 0 K: 0 S: 3	H: 0 LOB: 0 BB: 0 P: 3	R: 0 E: 0 K: 1 S: 5	H: 0 LOB: 0 BB: 0 P: 5	R: 0 E: 0 K: 1 S: 5	H: 0 LOB: 1 BB: 1 P: 9	R: 0 E: 0 K: 0 S: 3	H: 0 LOB: 1 BB: 1 P: 7	R: 0 E: 1 K: 1 S: 7	H: 2 LOB: 2 BB: 0 P: 7	R: 0 E: 1 K: 0 S: 4	H: 1 LOB: 1 BB: 0 P: 4	1B: 5 2B: 1 3B: 0 HR: 0	SF: 0 SAC: 1 DP: 0 HBP: 0	WP: 0 PB: 0 SB: 0 CS: 0	PA: 36
PITCHER Bill Singer, R ERA: 2.51 (1, 1)	IP: 9.0 WLS: W BF: 36 H: 6 R: 1 ER: 0 SO: 4 BB: 2 IBB: 0 HBP: 0 BLK: 0 WP: 0 HR: 0 S: 42 P: 50 ERA: 0.00 WHIP: 0.889															PITCHER				

Batter	1	2	3	4	5	6	7	8	9	AB	R	H	RBI	BB	SO	LOB	BOTTOM	
Mickey Rivers, L OBP: 0.278, SLG: 0.309 (1, 8)	0-0 6-3		0-0 1-3		0-0 3-1		0-0 F8			4	0	0	0	0	0	2	Baltimore Orioles @ California Angels Anaheim Stadium, Anaheim, CA Sat May 04 1974, 10:05 PM EDT Att: 35,084 - Unknown AB 30 R 3 H 8 RBI 2 BB 3 SO 4 LOB 15 	
Denny Doyle, L OBP: 0.314, SLG: 0.280 (1, 4)	0-0 5-3 1B			0-0 SH1-2 1B		0-0 SH3 1B		0-0 F9		4	2	3	0	0	0	0		
Bobby Valentine, R OBP: 0.347, SLG: 0.441 (1, 7)	0-0 5-3 1-2			0-0 SH1-2		0-0 4-3 SH3 1B		4-0 1B S E BB		2	1	1	0	1	0	1		
Frank Robinson, R OBP: 0.380, SLG: 0.477 (1, 10)	0-0 F8			0-3 K		0-0 SH3		0-3 K		3	0	0	0	0	2	3		
Bob Oliver, R OBP: 0.327, SLG: 0.429 (1, 5)		0-3 K		0-0 1B		0-0 4-3		0-0 BB E 1B		4	0	2	2	0	1	1		
Morris Nettles, L OBP: 0.304, SLG: 0.250 (1, 9)	0-0 F8			2-H 1B		2-3 3-H		2-3 1B		4	0	0	0	0	1	3		
Tom McCraw, L OBP: 0.517, SLG: 0.880 (1, 3)	0-0 4-3				0-0 G6-4-3 1B		0-0 P3		1-2 2-3 BB	3	0	1	0	1	0	0		
Ellie Rodriguez, R OBP: 0.367, SLG: 0.353 (1, 2)			0-0 F4		0-0 G6-4-3		0-0 1B		0-0 G3	4	0	1	0	0	0	4		
Dave Chalk, R OBP: 0.303, SLG: 0.337 (1, 6)			0-0 F8		4-0 S BB		0-0 F7			2	0	0	0	1	0	1		
Inning Stats	R: 0 E: 0 K: 0 S: 4	H: 1 LOB: 1 BB: 0 P: 4	R: 0 E: 0 K: 1 S: 5	H: 0 LOB: 0 BB: 0 P: 5	R: 0 E: 0 K: 2 S: 9	H: 2 LOB: 1 BB: 0 P: 9	R: 0 E: 0 K: 0 S: 3	H: 1 LOB: 1 BB: 1 P: 7	R: 0 E: 0 K: 0 S: 5	H: 2 LOB: 1 BB: 0 P: 5	R: 0 E: 0 K: 0 S: 4	H: 1 LOB: 1 BB: 0 P: 4	R: 0 E: 1 K: 1 S: 7	H: 1 LOB: 3 BB: 2 P: 15	1B: 8 2B: 0 3B: 0 HR: 0	SF: 0 SAC: 2 DP: 1 HBP: 0		WP: 0 PB: 0 SB: 0 CS: 0
PITCHER Jim Palmer, R ERA: 2.4 (1, 1)	IP: 7.2 WLS: L BF: 34 H: 8 R: 3 ER: 2 SO: 4 BB: 3 IBB: 0 HBP: 0 BLK: 0 WP: 0 HR: 0 S: 39 P: 51 ERA: 2.35 WHIP: 1.435															PITCHER		
Bob Reynolds, R ERA: 0.57 (8, 1)	IP: 0.1 WLS: L BF: 1 H: 0 R: 0 ER: 0 SO: 0 BB: 0 IBB: 0 HBP: 0 BLK: 0 WP: 0 HR: 0 S: 1 P: 1 ERA: 0.00 WHIP: 0.000															PITCHER		

Batter	1	2	3	4	5	6	7	8	9	AB	R	H	RBI	BB	SO	LOB	TOP					
Al Bumby, L OBP: 0.233, SLG: 0.309 (1, 7)	4-0 1B E BB	0-3 K			0-3 K	0-0 F4		0-0 F7		4	1	0	0	1	2	3						
Rich Coggins, L OBP: 0.239, SLG: 0.233 (1, 8) (6, 9)	0-0 E 1B	0-0 L4-6			0-0 3-1				0-3 K	4	2	1	0	1	1	1						
Bobby Grich, R OBP: 0.471, SLG: 0.549 (1, 4)	0-0 F6			0-0 4-3 S 1B		1-0 E HBP			0-0 F4	4	1	2	1	0	0	2						
Boog Powell, L OBP: 0.286, SLG: 0.366 (1, 3)	0-0 F6			0-3 K		0-3 K			0-3 K	5	0	1	1	0	3	4						
Tommy Davis, R OBP: 0.289, SLG: 0.341 (1, 10)	0-0 E9			0-0 4-3		4-0 SH1-4 1B FC4-6 BB			0-0 SH3-1	2	1	0	0	1	0	1						
Eliot Hendricks, L OBP: 0.429, SLG: 0.550 (1, 2)	0-3 K			0-3 K		0-0 FC4-6 SH1-4 1B			4-0 G4-6-3 IBB	3	0	1	0	1	2	2						
Brooks Robinson, R OBP: 0.358, SLG: 0.372 (1, 5)		0-0 2B 2B 1B			0-0 F7				0-0 SH1-4	3	1	1	0	0	0	2						
Mike Reinbach, L OBP: 0.294, SLG: 0.333 (6, FR)		0-0 2B			0-0 6-3				4-0 SH4-4 BB	2	1	1	0	1	0	0						
Paul Blair, R OBP: 0.219, SLG: 0.250 (6, 8)		1-3 2B 2B				0-0 FC4-6 IBB			0-0 BB	0	0	0	0	1	0	0						
Mark Belanger, R OBP: 0.271, SLG: 0.323 (1, 6)		0-0 L4-6 2B			0-0 4-3				0-0 SH5-4-2	3	0	1	3	0	0	2						
Inning Stats	R: 2 E: 1 K: 1 S: 7	H: 1 LOB: 1 BB: 1 P: 11	R: 2 E: 0 K: 1 S: 7	H: 3 LOB: 0 BB: 0 P: 7	R: 0 E: 0 K: 2 S: 8	H: 1 LOB: 1 BB: 0 P: 8	R: 0 E: 0 K: 0 S: 3	H: 0 LOB: 0 BB: 0 P: 3	R: 0 E: 1 K: 2 S: 7	H: 0 LOB: 1 BB: 2 P: 8	R: 2 E: 0 K: 0 S: 4	H: 2 LOB: 1 BB: 2 P: 12	R: 0 E: 0 K: 2 S: 2	H: 0 LOB: 0 BB: 1 P: 6	R: 0 E: 0 K: 2 S: 7	H: 0 LOB: 0 BB: 0 P: 7	1B: 4 2B: 6 3B: 0 HR: 0	SF: 0 SAC: 3 DP: 3 HBP: 1	WP: 0 PB: 0 SB: 1 CS: 0	PA: 40		
PITCHER	IP WLS BF H R ER SO BB IBB HBP BLK WP HR S P ERA WHIP	IP WLS BF H R ER SO BB IBB HBP BLK WP HR S P ERA WHIP	IP WLS BF H R ER SO BB IBB HBP BLK WP HR S P ERA WHIP	IP WLS BF H R ER SO BB IBB HBP BLK WP HR S P ERA WHIP	IP WLS BF H R ER SO BB IBB HBP BLK WP HR S P ERA WHIP	IP WLS BF H R ER SO BB IBB HBP BLK WP HR S P ERA WHIP	IP WLS BF H R ER SO BB IBB HBP BLK WP HR S P ERA WHIP	IP WLS BF H R ER SO BB IBB HBP BLK WP HR S P ERA WHIP	IP WLS BF H R ER SO BB IBB HBP BLK WP HR S P ERA WHIP	IP WLS BF H R ER SO BB IBB HBP BLK WP HR S P ERA WHIP	IP WLS BF H R ER SO BB IBB HBP BLK WP HR S P ERA WHIP	IP WLS BF H R ER SO BB IBB HBP BLK WP HR S P ERA WHIP	IP WLS BF H R ER SO BB IBB HBP BLK WP HR S P ERA WHIP	IP WLS BF H R ER SO BB IBB HBP BLK WP HR S P ERA WHIP	IP WLS BF H R ER SO BB IBB HBP BLK WP HR S P ERA WHIP	IP WLS BF H R ER SO BB IBB HBP BLK WP HR S P ERA WHIP	IP WLS BF H R ER SO BB IBB HBP BLK WP HR S P ERA WHIP	IP WLS BF H R ER SO BB IBB HBP BLK WP HR S P ERA WHIP	IP WLS BF H R ER SO BB IBB HBP BLK WP HR S P ERA WHIP	IP WLS BF H R ER SO BB IBB HBP BLK WP HR S P ERA WHIP	IP WLS BF H R ER SO BB IBB HBP BLK WP HR S P ERA WHIP	IP WLS BF H R ER SO BB IBB HBP BLK WP HR S P ERA WHIP

Baltimore Orioles @ California Angels
Anaheim Stadium, Anaheim, CA
Sun May 05 1974, 6:33 AM EDT
Att: 12,124 - Unknown

AB 30
R 7
H 8
RBI 5
BB 6
SO 8
LOB 17



Batter	1	2	3	4	5	6	7	8	9	AB	R	H	RBI	BB	SO	LOB	BOTTOM						
Mickey Rivers, L OBP: 0.283, SLG: 0.348 (1, 8)	0-0 HR				0-0 F8				0-0 4-3	5	1	2	2	0	0	0							
Dave Chalk, R OBP: 0.298, SLG: 0.363 (1, 6)	0-0 5-3			0-0 2B		0-3 K			0-0 K	5	1	1	1	0	2	1							
Bobby Valentine, R OBP: 0.367, SLG: 0.500 (1, 7)	0-0 G6-4-3 1B				0-0 HR				0-0 5-3	4	2	3	1	0	0	0							
Frank Robinson, R OBP: 0.393, SLG: 0.516 (1, 10)	0-0 G6-4-3				0-0 HR				0-0 F9 SH3-4 1B BB	3	3	2	1	1	0	1							
Bob Oliver, R OBP: 0.327, SLG: 0.426 (1, 9)		0-0 4-3			0-0 HR				0-0 SH3-4	3	0	1	0	0	0	2							
Morris Nettles, L OBP: 0.254, SLG: 0.250 (7, 9)					0-0 G6-4-3 1B				0-0 F3	0	0	0	0	0	0	0							
Sandy Alomar Sr., S OBP: 0.250, SLG: 0.417 (8, PH)									0-0 SH3-4	0	0	0	0	0	0	0							
Joe Lahoud, L OBP: 0.244, SLG: 0.410 (9, 9)									1-2 1B	0	0	0	0	0	0	0							
Paul Schaaf, R OBP: 0.283, SLG: 0.316 (1, 5)		0-0 F7			0-0 G6-4-3				0-0 F9	4	0	1	1	0	0	2							
Tom McCraw, L OBP: 0.545, SLG: 0.862 (1, 3)		0-0 4-3			0-0 1B				0-0 BB 1B	4	0	3	2	0	0	0							
Ellie Rodriguez, R OBP: 0.363, SLG: 0.341 (1, 2)					0-0 6-3				0-0 F8	3	0	0	0	1	0	3							
Denny Doyle, L OBP: 0.311, SLG: 0.289 (1, 4)					0-0 4-3				0-0 F9	4	1	1	0	0	0	2							
Inning Stats	R: 1 E: 0 K: 0 S: 4	H: 2 LOB: 0 BB: 0 P: 4	R: 0 E: 0 K: 0 S: 3	H: 0 LOB: 0 BB: 0 P: 3	R: 0 E: 0 K: 0 S: 4	H: 1 LOB: 1 BB: 0 P: 4	R: 2 E: 0 K: 0 S: 6	H: 4 LOB: 1 BB: 0 P: 6	R: 0 E: 0 K: 1 S: 5	H: 0 LOB: 0 BB: 0 P: 5	R: 2 E: 0 K: 0 S: 6	H: 4 LOB: 1 BB: 0 P: 6	R: 1 E: 0 K: 1 S: 6	H: 1 LOB: 0 BB: 0 P: 6	R: 0 E: 0 K: 0 S: 4	H: 1 LOB: 2 BB: 2 P: 12	R: 1 E: 0 K: 0 S: 2	H: 1 LOB: 0 BB: 0 P: 2	1B: 8 2B: 2 3B: 0 HR: 4	SF: 0 SAC: 1 DP: 3 HBP: 0	WP: 1 PB: 0 SB: 0 CS: 0	PA: 38	
PITCHER	IP WLS BF H R ER SO BB IBB HBP BLK WP HR S P ERA WHIP	IP WLS BF H R ER SO BB IBB HBP BLK WP HR S P ERA WHIP	IP WLS BF H R ER SO BB IBB HBP BLK WP HR S P ERA WHIP	IP WLS BF H R ER SO BB IBB HBP BLK WP HR S P ERA WHIP	IP WLS BF H R ER SO BB IBB HBP BLK WP HR S P ERA WHIP	IP WLS BF H R ER SO BB IBB HBP BLK WP HR S P ERA WHIP	IP WLS BF H R ER SO BB IBB HBP BLK WP HR S P ERA WHIP	IP WLS BF H R ER SO BB IBB HBP BLK WP HR S P ERA WHIP	IP WLS BF H R ER SO BB IBB HBP BLK WP HR S P ERA WHIP	IP WLS BF H R ER SO BB IBB HBP BLK WP HR S P ERA WHIP	IP WLS BF H R ER SO BB IBB HBP BLK WP HR S P ERA WHIP	IP WLS BF H R ER SO BB IBB HBP BLK WP HR S P ERA WHIP	IP WLS BF H R ER SO BB IBB HBP BLK WP HR S P ERA WHIP	IP WLS BF H R ER SO BB IBB HBP BLK WP HR S P ERA WHIP	IP WLS BF H R ER SO BB IBB HBP BLK WP HR S P ERA WHIP	IP WLS BF H R ER SO BB IBB HBP BLK WP HR S P ERA WHIP	IP WLS BF H R ER SO BB IBB HBP BLK WP HR S P ERA WHIP	IP WLS BF H R ER SO BB IBB HBP BLK WP HR S P ERA WHIP	IP WLS BF H R ER SO BB IBB HBP BLK WP HR S P ERA WHIP	IP WLS BF H R ER SO BB IBB HBP BLK WP HR S P ERA WHIP	IP WLS BF H R ER SO BB IBB HBP BLK WP HR S P ERA WHIP	IP WLS BF H R ER SO BB IBB HBP BLK WP HR S P ERA WHIP	IP WLS BF H R ER SO BB IBB HBP BLK WP HR S P ERA WHIP

Baltimore Orioles @ California Angels
Anaheim Stadium, Anaheim, CA
Sun May 05 1974, 6:33 AM EDT
Att: 12,124 - Unknown

AB 35
R 8
H 14
RBI 8
BB 2
SO 2
LOB 11



Batter	1	2	3	4	5	6	7	8	9	AB	R	H	RBI	BB	SO	LOB	TOP								
Paul Blair, R OBP: 0.231, SLG: 0.301 (1, 8)										5	2	2	2	0	0	3	Baltimore Orioles @ Oakland Athletics Oakland-Alameda County Coliseum, Oakland, CA Mon May 06 1974, 7:05 PM PDT Att: 22,322 - Unknown								
Bobby Grich, R OBP: 0.450, SLG: 0.517 (1, 4)										5	0	0	0	0	1	2									
Tommy Davis, R OBP: 0.295, SLG: 0.337 (1, 10)										4	0	1	1	1	0	0									
Earl Williams, R OBP: 0.284, SLG: 0.221 (1, 2)										5	1	1	0	0	1	2									
Don Baylor, R OBP: 0.275, SLG: 0.192 (1, 7)										4	2	2	0	1	0	1									
Brooks Robinson, R OBP: 0.390, SLG: 0.422 (1, 5)										4	0	4	2	1	0	0									
Jim Fuller, R OBP: 0.333, SLG: 0.324 (5, PH)										2	0	0	0	0	0	4									
Rich Coggins, L OBP: 0.229, SLG: 0.222 (5, 9)										3	0	0	0	0	1	4									
Enos Cabell, R OBP: 0.333, SLG: 0.200 (1, 3)										2	0	1	1	0	0	1									
Boog Powell, L OBP: 0.273, SLG: 0.349 (6, 3)										2	0	0	0	0	1	1									
Mark Belanger, R OBP: 0.274, SLG: 0.313 (1, 6)										2	1	0	0	1	0	2									
Inning Stats	R: 1 E: 1 K: 0 S: 4	H: 1 LOB: 0 BB: 0 P: 4	R: 1 E: 1 K: 0 S: 5	H: 1 LOB: 2 BB: 1 P: 9	R: 1 E: 0 K: 1 S: 8	H: 3 LOB: 2 BB: 0 P: 8	R: 0 E: 0 K: 0 S: 4	H: 1 LOB: 1 BB: 0 P: 4	R: 1 E: 0 K: 1 S: 7	H: 2 LOB: 1 BB: 0 P: 7	R: 2 E: 0 K: 1 S: 6	H: 1 LOB: 1 BB: 2 P: 14	R: 0 E: 0 K: 1 S: 6	H: 1 LOB: 1 BB: 0 P: 6	R: 0 E: 0 K: 0 S: 3	H: 0 LOB: 0 BB: 0 P: 3		R: 0 E: 1 K: 0 S: 4	H: 1 LOB: 2 BB: 1 P: 8	1B: 8 2B: 2 3B: 0 HR: 1	SF: 0 SAC: 1 DP: 0 HBP: 0	WP: 0 PB: 0 SB: 2 CS: 0	PA: 43		
PITCHER	IP	WLS	BF	H	R	ER	SO	BB	IBB	HBP	BLK	WP	HR	S	P	ERA	WHIP								
Paul Lindblad, L ERA: 1.96 (1, 1)	4.2	L	24	8	4	3	2	1	0	0	0	0	0	27	31	5.79	1.929								
Leon Hooten, R ERA: 3.24 (5, 1)	1.1		7	1	2	2	1	2	0	0	0	0	1	7	15	13.50	2.250								
Darold Knowles, L ERA: 5.25 (7, 1)	3.0		12	2	0	0	1	0	1	0	0	0	0	13	17	0.00	0.667								

AB	38
R	6
H	11
RBI	6
BB	4
SO	4
LOB	20



Batter	1	2	3	4	5	6	7	8	9	AB	R	H	RBI	BB	SO	LOB	BOTTOM									
Bill North, S OBP: 0.257, SLG: 0.245 (1, 8)										4	0	1	0	0	0	0	Baltimore Orioles @ Oakland Athletics Oakland-Alameda County Coliseum, Oakland, CA Mon May 06 1974, 7:05 PM PDT Att: 22,322 - Unknown									
Bert Campaneris, R OBP: 0.316, SLG: 0.321 (1, 6)										4	1	2	0	0	1	0										
Joe Rudi, R OBP: 0.369, SLG: 0.529 (1, 7)										4	1	2	1	0	0	0										
Reggie Jackson, L OBP: 0.442, SLG: 0.792 (1, 9)										4	1	1	1	0	0	2										
Deron Johnson, R OBP: 0.157, SLG: 0.085 (1, 3)										4	0	0	0	0	1	2										
Gene Tenace, R OBP: 0.345, SLG: 0.318 (1, 2)										4	0	0	0	0	1	0										
Angel Mangual, R OBP: 0.200, SLG: 0.286 (1, 10)										3	0	0	0	0	0	0										
Ted Kubiak, S OBP: 0.224, SLG: 0.167 (1, 5)										3	0	1	0	0	1	0										
John Donaldson, L OBP: 0.250, SLG: 0.250 (1, 4)										3	0	0	0	0	0	1										
Inning Stats	R: 2 E: 0 K: 0 S: 5	H: 3 LOB: 0 BB: 0 P: 5	R: 0 E: 0 K: 1 S: 5	H: 0 LOB: 0 BB: 0 P: 5	R: 0 E: 0 K: 0 S: 3	H: 0 LOB: 0 BB: 0 P: 3	R: 0 E: 0 K: 0 S: 3	H: 0 LOB: 0 BB: 0 P: 3	R: 0 E: 1 K: 0 S: 6	H: 3 LOB: 2 BB: 0 P: 6	R: 0 E: 0 K: 1 S: 6	H: 1 LOB: 1 BB: 0 P: 6	R: 0 E: 0 K: 1 S: 5	H: 0 LOB: 0 BB: 0 P: 5	R: 0 E: 0 K: 1 S: 5	H: 0 LOB: 0 BB: 0 P: 5		R: 0 E: 0 K: 1 S: 5	H: 0 LOB: 0 BB: 0 P: 5	1B: 5 2B: 0 3B: 0 HR: 2	SF: 0 SAC: 0 DP: 0 HBP: 0	WP: 0 PB: 0 SB: 2 CS: 0	PA: 33			
PITCHER	IP	WLS	BF	H	R	ER	SO	BB	IBB	HBP	BLK	WP	HR	S	P	ERA		WHIP								
Mike Cuellar, L ERA: 4.75 (1, 1)	9.0	W	33	7	3	2	4	0	0	0	0	0	2	41	41	2.00		0.778								

AB	33
R	3
H	7
RBI	2
BB	0
SO	4
LOB	5




Batter	1	2	3	4	5	6	7	8	9	AB	R	H	RBI	BB	SO	LOB	TOP										
Paul Blair, R OBP: 0.274, SLG: 0.333 (1, 8)										5	1	4	1	1	0	1	Baltimore Orioles @ Oakland Athletics Oakland-Alameda County Coliseum, Oakland, CA Tue May 07 1974, 7:05 PM PDT Att: 2,718 - Unknown										
Bobby Grich, R OBP: 0.452, SLG: 0.543 (1, 4)										5	2	2	1	0	1	5											
Tommy Davis, R OBP: 0.297, SLG: 0.337 (1, 10)										6	1	2	2	0	0	3											
Earl Williams, R OBP: 0.299, SLG: 0.233 (1, 2)										5	1	2	0	1	0	2											
Don Baylor, R OBP: 0.281, SLG: 0.205 (1, 7)										5	2	2	0	0	1	6											
Brooks Robinson, R OBP: 0.390, SLG: 0.432 (1, 5)										5	0	2	1	0	1	4											
Jim Fuller, R OBP: 0.289, SLG: 0.333 (1, 9)										5	0	2	2	0	2	3											
Enos Cabell, R OBP: 0.455, SLG: 0.400 (1, 3)										5	1	3	1	0	1	2											
Mark Belanger, R OBP: 0.282, SLG: 0.319 (1, 6)										5	1	2	0	0	0	5											
Inning Stats	R: 0 E: 0 K: 0 S: 4	H: 2 LOB: 1 BB: 0 P: 4	R: 1 E: 0 K: 1 S: 9	H: 4 LOB: 3 BB: 0 P: 9	R: 1 E: 0 K: 1 S: 7	H: 2 LOB: 1 BB: 0 P: 7	R: 4 E: 1 K: 1 S: 9	H: 4 LOB: 2 BB: 1 P: 14	R: 0 E: 0 K: 0 S: 5	H: 1 LOB: 1 BB: 0 P: 9	R: 0 E: 0 K: 0 S: 4	H: 1 LOB: 1 BB: 0 P: 6	R: 3 E: 0 K: 1 S: 10	H: 5 LOB: 2 BB: 0 P: 10	R: 0 E: 0 K: 0 S: 4	H: 1 LOB: 1 BB: 0 P: 4	1B: 19 2B: 1 3B: 0 HR: 1	SF: 0 SAC: 0 DP: 1 HBP: 1	WP: 0 PB: 0 SB: 4 CS: 1	PA: 49							
PITCHER	IP	WLS	BF	H	R	ER	SO	BB	IBB	HBP	BLK	WP	HR	S	P	ERA	WHIP										
Ken Holtzman, L ERA: 3.83 (1, 1)	3.0	L	19	11	5	5	2	0	0	0	0	0	0	23	23	15.00	3.667										
Blue Moon Odom, R ERA: 9.29 (4, 1)	4.1		24	9	4	4	4	2	0	1	0	0	1	29	38	8.31	2.538										
Dave Hamilton, L ERA: 5.54 (8, 1)	1.2		6	1	0	0	0	0	0	0	0	0	0	6	6	0.00	0.600										

Batter	1	2	3	4	5	6	7	8	9	AB	R	H	RBI	BB	SO	LOB	BOTTOM										
Bill North, S OBP: 0.248, SLG: 0.235 (1, 8)										4	0	0	0	0	0	0	Baltimore Orioles @ Oakland Athletics Oakland-Alameda County Coliseum, Oakland, CA Tue May 07 1974, 7:05 PM PDT Att: 2,718 - Unknown										
Bert Campaneris, R OBP: 0.306, SLG: 0.309 (1, 6)										4	0	0	0	0	0	0											
Joe Rudi, R OBP: 0.365, SLG: 0.528 (1, 7)										4	0	1	0	0	1	0											
Champ Summers, L (9, 7)										0	0	0	0	0	0	0											
Reggie Jackson, L OBP: 0.448, SLG: 0.788 (1, 9)										3	1	2	0	0	0	1											
Jesus Alou, R OBP: 0.226, SLG: 0.233 (9, 9)										1	1	1	0	0	0	0											
Deron Johnson, R OBP: 0.182, SLG: 0.180 (1, 3)										3	1	2	2	0	0	1											
Gene Tenace, R OBP: 0.351, SLG: 0.319 (1, 2)										3	0	1	0	1	0	3											
Herb Washington, R (9, FR)										0	0	0	0	0	0	0											
Angel Mangual, R OBP: 0.158, SLG: 0.222 (1, 10)										4	0	0	0	0	1	4											
Ted Kubiak, S OBP: 0.213, SLG: 0.158 (1, 5)										3	0	0	0	0	0	1											
John Donaldson, L OBP: 0.182, SLG: 0.182 (1, 4)										3	0	0	0	0	0	2											
Inning Stats	R: 0 E: 0 K: 0 S: 3	H: 0 LOB: 0 BB: 0 P: 3	R: 1 E: 1 K: 1 S: 8	H: 2 LOB: 2 BB: 0 P: 8	R: 0 E: 0 K: 0 S: 4	H: 1 LOB: 1 BB: 0 P: 4	R: 1 E: 0 K: 0 S: 3	H: 1 LOB: 0 BB: 1 P: 7	R: 0 E: 0 K: 0 S: 3	H: 0 LOB: 0 BB: 0 P: 3	R: 0 E: 0 K: 0 S: 6	H: 1 LOB: 1 BB: 0 P: 6	R: 0 E: 0 K: 0 S: 3	H: 0 LOB: 0 BB: 0 P: 3	R: 0 E: 0 K: 0 S: 3	H: 0 LOB: 0 BB: 0 P: 3	R: 1 E: 0 K: 0 S: 4	H: 2 LOB: 1 BB: 0 P: 4	1B: 4 2B: 3 3B: 0 HR: 1	SF: 1 SAC: 0 DP: 2 HBP: 0	WP: 1 PB: 0 SB: 0 CS: 0	PA: 34					
PITCHER	IP	WLS	BF	H	R	ER	SO	BB	IBB	HBP	BLK	WP	HR	S	P	ERA	WHIP										
Ross Grimsley, L ERA: 2.44 (1, 1)	9.0	W	34	7	3	2	2	1	0	0	0	1	1	37	41	2.00	0.889										




Batter	1	2	3	4	5	6	7	8	9	10	AB	R	H	RBI	BB	SO	LOB	TOP		
Al Bumbry, L (1, 7) <small>OBP: 0.231, SLG: 0.300</small> Don Baylor, R (10, PH) <small>OBP: 0.237, SLG: 0.230</small>	K				F8			4-3		SF8	4	0	1	0	0	1	2	Baltimore Orioles @ Cleveland Indians Cleveland Municipal Stadium, Cleveland, OH Fri May 10 1974, 7:05 PM EDT Att. 17,889 - Unknown		
Rich Coggins, L (1, 9) <small>OBP: 0.221, SLG: 0.214</small>	L1-3			4-3			L5		F9	4-3	5	0	0	0	0	0	4			
Bobby Grich, R (1, 4) <small>OBP: 0.447, SLG: 0.515</small>	5-3				5-3				F7		3	0	0	0	0	0	0			
Tommy Davis, R (1, 10) <small>OBP: 0.284, SLG: 0.320</small>	K				F5			G5-4-3		5-3	4	0	0	0	0	1	1			
Boog Powell, L (1, 3) <small>OBP: 0.266, SLG: 0.354</small> Enos Cabell, R (10, PR) <small>OBP: 0.357, SLG: 0.308</small>	L1-4-3				F8			F8		SH1-4	4	0	2	0	0	0	0		0	
Paul Blair, R (1, 8) <small>OBP: 0.256, SLG: 0.310</small>	L1-4-3							6-3		SH1-4	3	0	0	0	0	0	1			
Brooks Robinson, R (1, 5) <small>OBP: 0.389, SLG: 0.416</small>				6-3				F8		SH1-4	3	1	0	0	1	0	0			
Earl Williams, R (1, 2) <small>OBP: 0.316, SLG: 0.278</small>				L1-3				2B		SH1-4	2	0	1	1	2	0	0			
Mark Belanger, R (1, 6) <small>OBP: 0.308, SLG: 0.378</small>										SH1-4	3	1	2	1	1	0	1			
Inning Stats	R: 0 E: 0 K: 1 S: 5	H: 0 LOB: 0 BB: 0 P: 5	R: 0 E: 0 K: 1 S: 5	H: 1 LOB: 0 BB: 0 P: 5	R: 1 E: 0 K: 0 S: 5	H: 2 LOB: 1 BB: 0 P: 5	R: 0 E: 0 K: 0 S: 3	H: 0 LOB: 0 BB: 0 P: 3	R: 0 E: 0 K: 0 S: 4	H: 0 LOB: 0 BB: 0 P: 3	R: 0 E: 0 K: 0 S: 2	H: 0 LOB: 0 BB: 1 P: 6	R: 0 E: 0 K: 0 S: 3	H: 0 LOB: 0 BB: 0 P: 3	R: 2 E: 0 K: 0 S: 5	H: 2 LOB: 3 BB: 2 P: 13	1B: 4 2B: 1 3B: 0 HR: 1		SF: 1 SAC: 1 DP: 3 HBP: 1	WP: 0 PB: 0 SB: 1 CS: 0
PITCHER Steve Kline, R (1, 1) <small>ERA: 2.92</small> Milt Wilcox, R (10, 1) <small>ERA: 2.60</small> Tom Hilgendorf, L (10, 1) <small>ERA: 9.35</small>	IP 9.1	WLS L	BF 35	H 6	R 3	ER 3	SO 2	BB 2	IBB 1	HBP 1	BLK 0	WP 0	HR 1	S 35	P 48	ERA 2.89	WHIP 0.857			
Frank Duffy, R (1, 6) <small>OBP: 0.229, SLG: 0.333</small>	6-3																			
John Lowenstein, L (1, 7) <small>OBP: 0.364, SLG: 0.327</small>	F9																			
Buddy Bell, R (1, 5) <small>OBP: 0.303, SLG: 0.389</small>	1-3																			
John Ellis, R (1, 3) <small>OBP: 0.331, SLG: 0.391</small> Ossie Blanco, R (10, PR) <small>OBP: 0.571, SLG: 0.400</small>																				
Charlie Spikes, R (1, 9) <small>OBP: 0.353, SLG: 0.516</small>	L3																			
George Hendrick, R (1, 8) <small>OBP: 0.291, SLG: 0.391</small>	F4																			
Oscar Gamble, L (1, 10) <small>OBP: 0.392, SLG: 0.529</small>																				
Dave Duncan, R (1, 2) <small>OBP: 0.283, SLG: 0.410</small>																				
Remy Herosmo, R (1, 4) <small>OBP: 0.260, SLG: 0.282</small>																				
Inning Stats	R: 0 E: 0 K: 0 S: 3	H: 0 LOB: 0 BB: 0 P: 3	R: 0 E: 0 K: 0 S: 3	H: 1 LOB: 0 BB: 0 P: 3	R: 0 E: 0 K: 0 S: 3	H: 0 LOB: 0 BB: 0 P: 3	R: 0 E: 0 K: 1 S: 5	H: 2 LOB: 1 BB: 0 P: 5	R: 0 E: 0 K: 1 S: 4	H: 0 LOB: 0 BB: 0 P: 3	R: 1 E: 0 K: 0 S: 4	H: 1 LOB: 0 BB: 0 P: 4	R: 0 E: 0 K: 0 S: 4	H: 1 LOB: 1 BB: 0 P: 4	R: 0 E: 0 K: 1 S: 6	H: 1 LOB: 1 BB: 0 P: 6	1B: 5 2B: 2 3B: 0 HR: 1	SF: 0 SAC: 1 DP: 3 HBP: 0	WP: 0 PB: 0 SB: 0 CS: 1	PA: 33
PITCHER Dave McNally, L (1, 1) <small>ERA: 3.02</small> Bob Reynolds, R (10, 1) <small>ERA: 0.54</small>	IP 9.0	WLS W	BF 30	H 6	R 1	ER 1	SO 3	BB 1	IBB 0	HBP 0	BLK 0	WP 0	HR 1	S 35	P 39	ERA 1.00	WHIP 0.778			
Frank Duffy, R (1, 6) <small>OBP: 0.229, SLG: 0.333</small>	6-3																			
John Lowenstein, L (1, 7) <small>OBP: 0.364, SLG: 0.327</small>	F9																			
Buddy Bell, R (1, 5) <small>OBP: 0.303, SLG: 0.389</small>	1-3																			
John Ellis, R (1, 3) <small>OBP: 0.331, SLG: 0.391</small> Ossie Blanco, R (10, PR) <small>OBP: 0.571, SLG: 0.400</small>																				
Charlie Spikes, R (1, 9) <small>OBP: 0.353, SLG: 0.516</small>	L3																			
George Hendrick, R (1, 8) <small>OBP: 0.291, SLG: 0.391</small>	F4																			
Oscar Gamble, L (1, 10) <small>OBP: 0.392, SLG: 0.529</small>																				
Dave Duncan, R (1, 2) <small>OBP: 0.283, SLG: 0.410</small>																				
Remy Herosmo, R (1, 4) <small>OBP: 0.260, SLG: 0.282</small>																				
Inning Stats	R: 0 E: 0 K: 0 S: 3	H: 0 LOB: 0 BB: 0 P: 3	R: 0 E: 0 K: 0 S: 3	H: 1 LOB: 0 BB: 0 P: 3	R: 0 E: 0 K: 0 S: 3	H: 0 LOB: 0 BB: 0 P: 3	R: 0 E: 0 K: 1 S: 5	H: 2 LOB: 1 BB: 0 P: 5	R: 0 E: 0 K: 1 S: 4	H: 1 LOB: 0 BB: 0 P: 4	R: 0 E: 0 K: 0 S: 4	H: 1 LOB: 1 BB: 0 P: 4	R: 0 E: 0 K: 1 S: 6	H: 1 LOB: 1 BB: 0 P: 6	R: 0 E: 0 K: 0 S: 3	H: 1 LOB: 1 BB: 0 P: 3	1B: 5 2B: 2 3B: 0 HR: 1	SF: 0 SAC: 1 DP: 3 HBP: 0	WP: 0 PB: 0 SB: 0 CS: 1	PA: 33
PITCHER Dave McNally, L (1, 1) <small>ERA: 3.02</small> Bob Reynolds, R (10, 1) <small>ERA: 0.54</small>	IP 9.0	WLS W	BF 30	H 6	R 1	ER 1	SO 3	BB 1	IBB 0	HBP 0	BLK 0	WP 0	HR 1	S 35	P 39	ERA 1.00	WHIP 0.778			

AB 31
R 3
H 6
RBI 3
BB 4
SO 2
LOB 9



AB 31
R 1
H 7
RBI 1
BB 1
SO 3
LOB 8



Batter	1	2	3	4	5	6	7	8	9	AB	R	H	RBI	BB	SO	LOB	TOP				
Paul Blair, R OBP: 0.281, SLG: 0.344 (1, 8)										6	3	4	2	0	2	2					
Bobby Grich, R OBP: 0.450, SLG: 0.539 (1, 4)										5	1	2	2	1	1	3					
Tommy Davis, R OBP: 0.387, SLG: 0.330 (1, 10)										6	0	2	2	0	0	1					
Earl Williams, R OBP: 0.317, SLG: 0.274 (1, 3)										5	1	1	1	1	1	4					
Don Baylor, R OBP: 0.308, SLG: 0.258 (1, 7)										6	1	4	0	0	1	2					
Brooks Robinson, R OBP: 0.387, SLG: 0.421 (1, 5)										6	1	2	1	0	0	4					
Jim Fuller, R OBP: 0.302, SLG: 0.460 (1, 9)										5	2	2	3	0	0	5					
Andy Etchebarren, R OBP: 0.222, SLG: 0.212 (1, 2)										5	0	0	0	0	1	1					
Mark Belanger, R OBP: 0.344, SLG: 0.430 (1, 6)										5	3	5	0	0	0	0					
Inning Stats	R: 2 E: 0 K: 0 S: 7	H: 4 LOB: 2 BB: 0 P: 7	R: 0 E: 0 K: 1 S: 6	H: 1 LOB: 1 BB: 0 P: 6	R: 0 E: 0 K: 1 S: 5	H: 0 LOB: 0 BB: 0 P: 5	R: 2 E: 1 K: 2 S: 10	H: 3 LOB: 1 BB: 0 P: 10	R: 0 E: 0 K: 0 S: 4	H: 1 LOB: 2 BB: 1 P: 8	R: 2 E: 0 K: 0 S: 7	H: 4 LOB: 2 BB: 0 P: 7	R: 3 E: 0 K: 1 S: 9	H: 4 LOB: 2 BB: 1 P: 13	R: 2 E: 0 K: 1 S: 8	H: 3 LOB: 1 BB: 0 P: 8	R: 1 E: 0 K: 0 S: 5	H: 2 LOB: 1 BB: 0 P: 5	1B: 15 2B: 4 3B: 0 HR: 3	SF: 0 SAC: 0 DP: 0 HBP: 0	WP: 0 PA: 51 PB: 0 SB: 1 CS: 0
PITCHER	IP	WLS	BF	H	R	ER	SO	BB	IBB	HBP	BLK	WP	HR	S	P	ERA	WHIP				
Fritz Peterson, L ERA: 5.23 (1, 1)	0.2	L	6	4	2	2	0	0	0	0	0	0	0	6	6	27.00	6.000				
Dick Bosman, R ERA: 9.39 (1, 1)	3.0		13	4	2	1	3	0	0	0	0	0	0	19	19	3.00	1.333				
Fred Beene, R ERA: 2.95 (4, 1)	2.1		13	5	2	2	1	1	0	0	0	0	0	14	18	7.71	2.571				
Ken Sanders, R ERA: 10.38 (7, 1)	3.0		19	9	6	6	2	1	0	0	0	0	3	22	26	18.00	3.333				

Baltimore Orioles @ Cleveland Indians
Cleveland Municipal Stadium, Cleveland, OH
Sat May 11 1974, 3:33 AM EDT
Att: 6,796 - Unknown

AB 49
R 12
H 22
RBI 11
BB 2
SO 6
LOB 22



Batter	1	2	3	4	5	6	7	8	9	AB	R	H	RBI	BB	SO	LOB	BOTTOM				
Frank Duffy, R OBP: 0.220, SLG: 0.321 (1, 6)										4	0	0	0	0	0	2					
John Lowenstein, L OBP: 0.364, SLG: 0.328 (1, 7)										3	0	1	0	0	0	0					
Rusty Torres, S OBP: 0.286, SLG: 0.167 (9, PH)										1	0	0	0	0	0	1					
Buddy Bell, R OBP: 0.294, SLG: 0.376 (1, 5)										4	0	0	0	0	0	2					
John Ellis, R OBP: 0.323, SLG: 0.381 (1, 3)										3	0	0	0	0	1	0					
Ossie Blanco, R OBP: 0.371, SLG: 0.400 (8, 3)										0	0	0	0	0	0	0					
Charlie Spikes, R OBP: 0.352, SLG: 0.509 (1, 9)										2	0	0	0	1	2	0					
George Hendrick, R OBP: 0.300, SLG: 0.425 (1, 8)										3	1	2	1	0	1	0					
Oscar Gamble, L OBP: 0.377, SLG: 0.507 (1, 10)										3	0	0	0	0	1	2					
Dave Duncan, R OBP: 0.274, SLG: 0.395 (1, 2)										3	0	0	0	0	0	2					
Remy Hermoso, R OBP: 0.256, SLG: 0.278 (1, 4)										1	0	0	0	0	0	0					
Jack Brohamer, L OBP: 0.452, SLG: 0.417 (5, 4)										2	0	2	0	0	0	0					
Inning Stats	R: 0 E: 0 K: 0 S: 3	H: 0 LOB: 0 BB: 0 P: 3	R: 0 E: 0 K: 2 S: 7	H: 0 LOB: 0 BB: 0 P: 7	R: 0 E: 0 K: 0 S: 3	H: 0 LOB: 0 BB: 0 P: 3	R: 0 E: 0 K: 0 S: 3	H: 1 LOB: 0 BB: 0 P: 3	R: 1 E: 0 K: 1 S: 6	H: 1 LOB: 0 BB: 0 P: 6	R: 0 E: 0 K: 0 S: 3	H: 1 LOB: 0 BB: 0 P: 3	R: 0 E: 0 K: 1 S: 5	H: 0 LOB: 0 BB: 0 P: 5	R: 0 E: 0 K: 1 S: 5	H: 1 LOB: 1 BB: 1 P: 9	R: 0 E: 0 K: 0 S: 4	H: 1 LOB: 1 BB: 0 P: 4	1B: 3 2B: 1 3B: 0 HR: 1	SF: 0 SAC: 0 DP: 3 HBP: 0	WP: 0 PA: 30 PB: 0 SB: 0 CS: 0
PITCHER	IP	WLS	BF	H	R	ER	SO	BB	IBB	HBP	BLK	WP	HR	S	P	ERA	WHIP				
Mike Cuellar, L ERA: 3.89 (1, 1)	9.0	W	30	5	1	1	5	1	0	0	0	0	1	39	43	1.00	0.667				

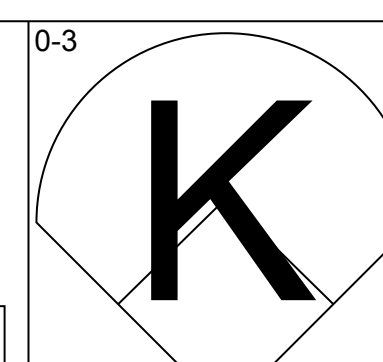
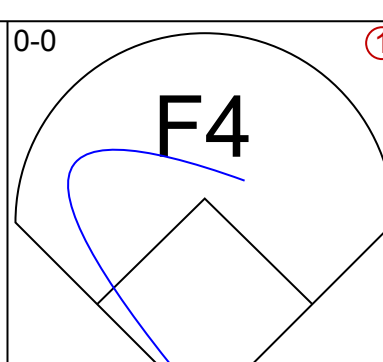
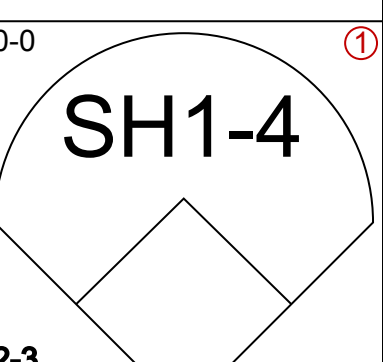
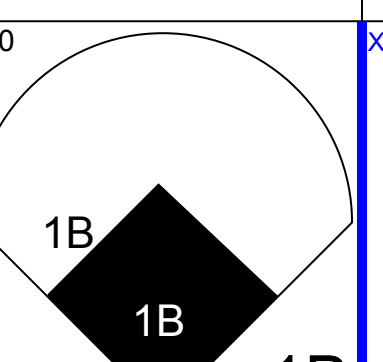
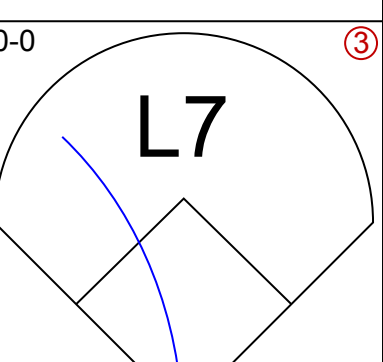
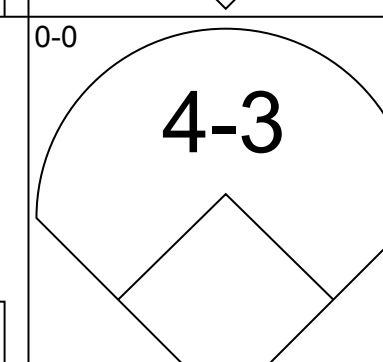
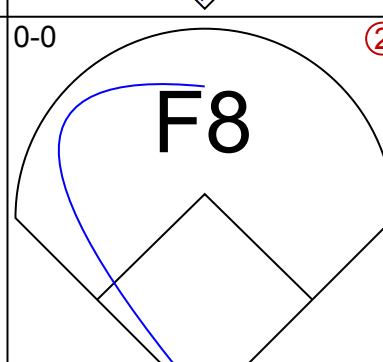
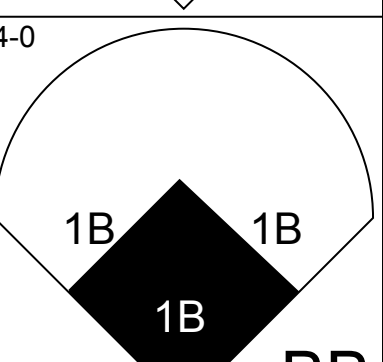
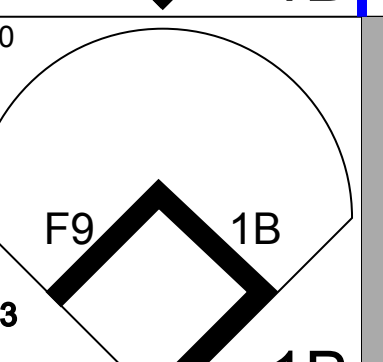
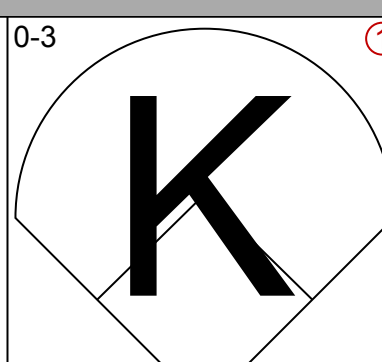
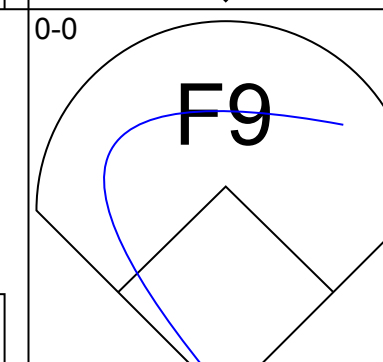
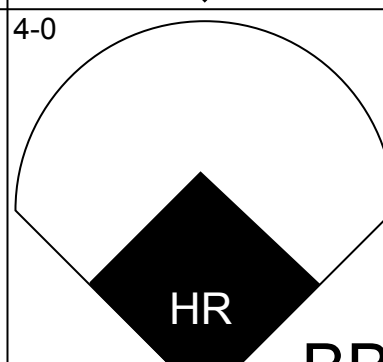
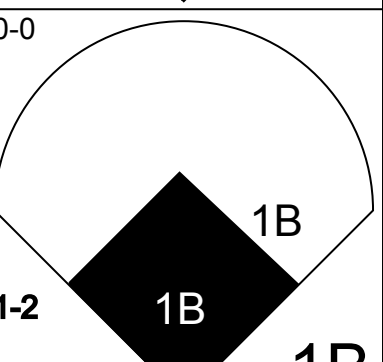
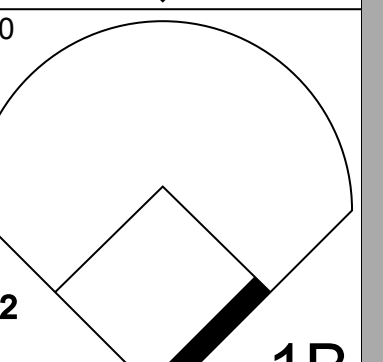
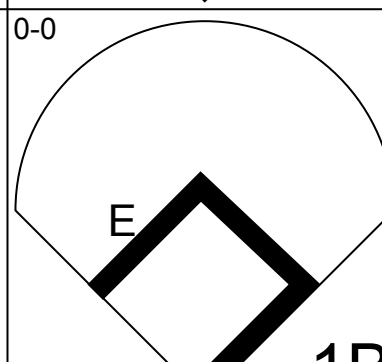
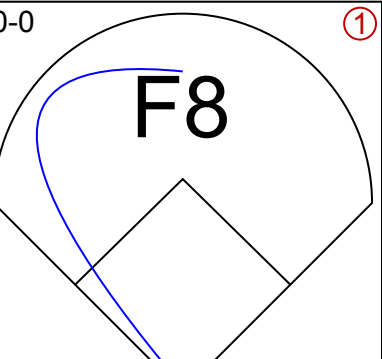
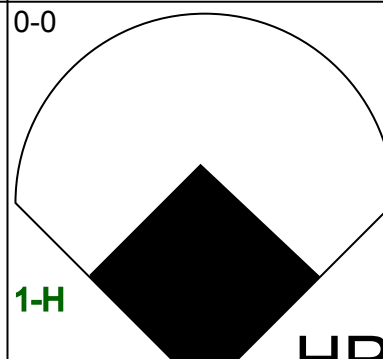
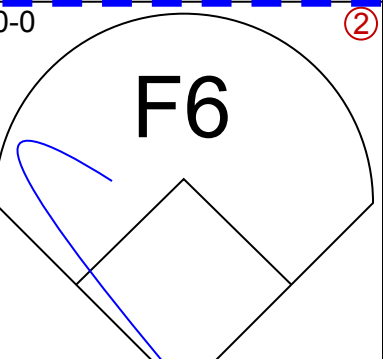
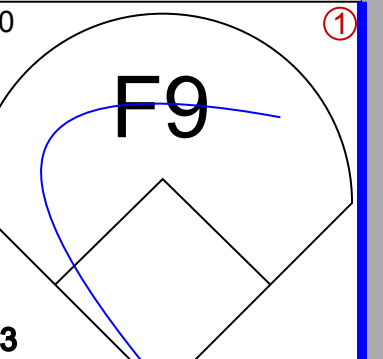
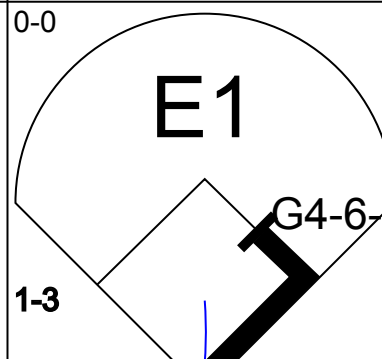
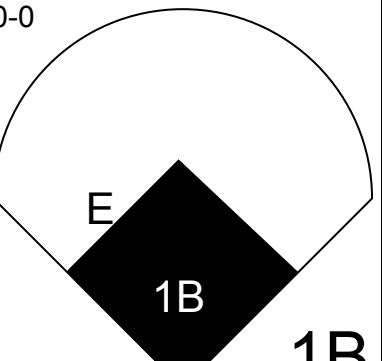
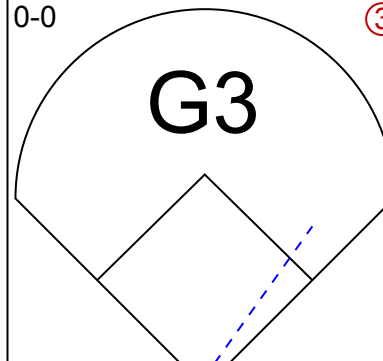
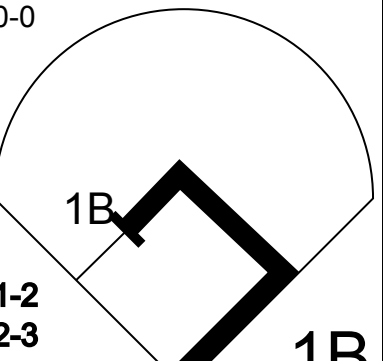
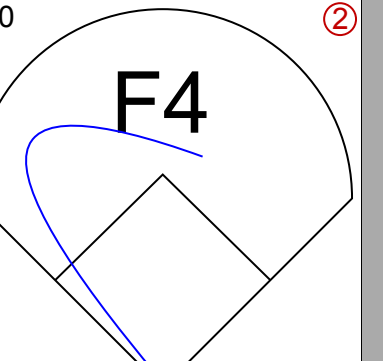
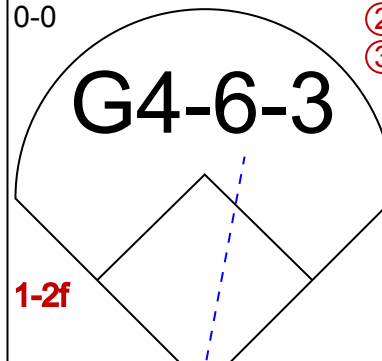
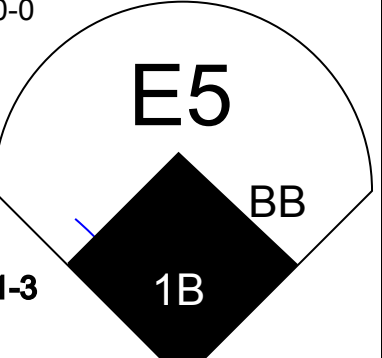
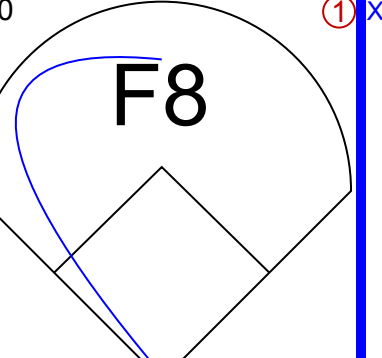
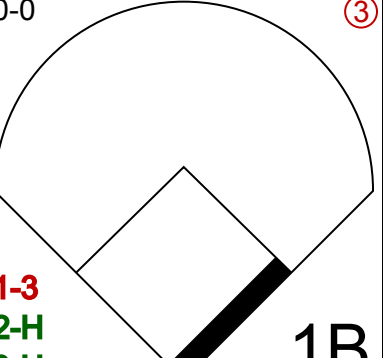
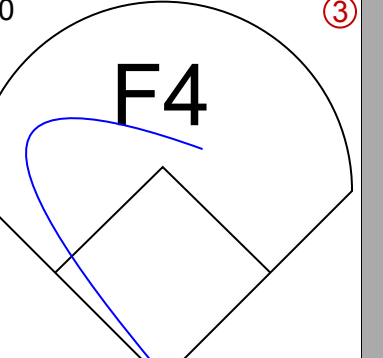
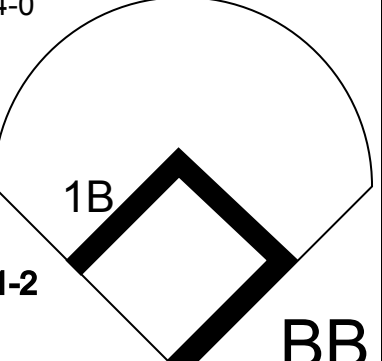
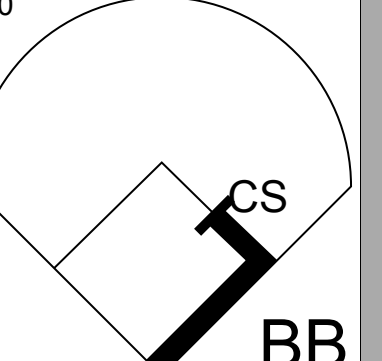
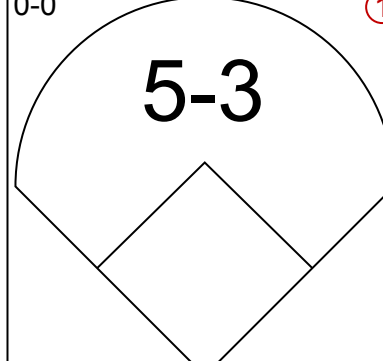
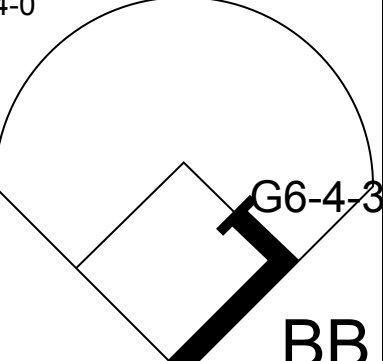
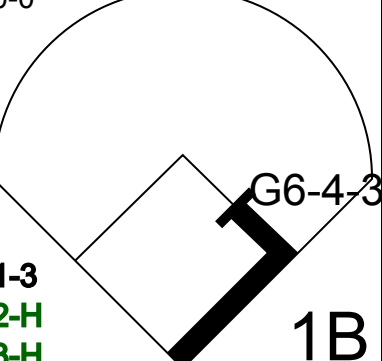
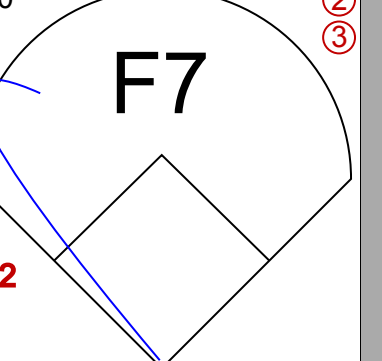
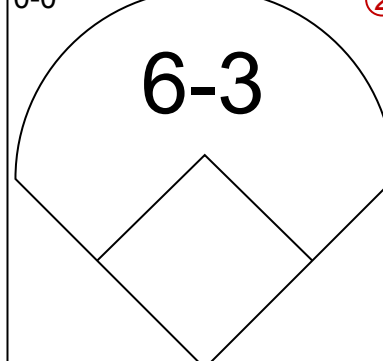
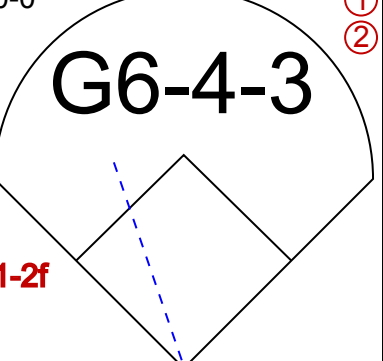
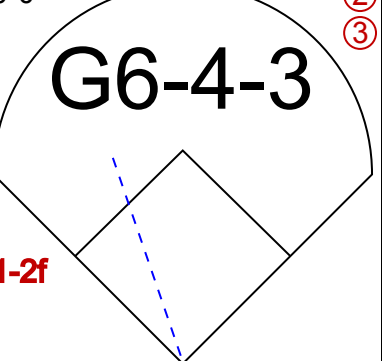
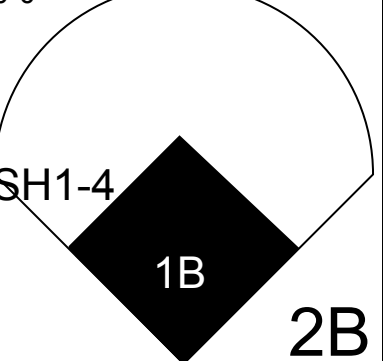
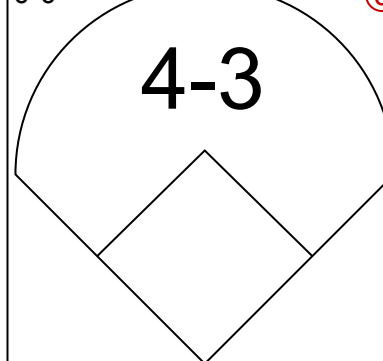
Baltimore Orioles @ Cleveland Indians
Cleveland Municipal Stadium, Cleveland, OH
Sat May 11 1974, 3:33 AM EDT
Att: 6,796 - Unknown

AB 29
R 1
H 5
RBI 1
BB 1
SO 5
LOB 9



Batter	1	2	3	4	5	6	7	8	9	AB	R	H	RBI	BB	SO	LOB	TOP								
Dave May, L OBP: 0.234, SLG: 0.370 (1, 9)										5	2	1	1	0	0	2	Milwaukee Brewers @ Baltimore Orioles Memorial Stadium, Baltimore, MD Mon May 13 1974, 7:05 PM EDT Att: 5,191 - Unknown								
Don Money, R OBP: 0.339, SLG: 0.459 (1, 5)										5	1	2	1	0	0	0									
John Briggs, L OBP: 0.385, SLG: 0.573 (1, 7)										3	1	1	1	2	0	1									
George Scott, R OBP: 0.353, SLG: 0.426 (1, 3)										4	1	2	1	0	0	1									
Bobby Mitchell, R OBP: 0.327, SLG: 0.404 (1, 10)										3	1	1	1	0	1	0									
Bob Sheldon, L OBP: 0.286, SLG: 0.294 (8, PH)										0	0	0	0	0	0	0									
Ken Berry, R OBP: 0.259, SLG: 0.200 (9, PH)										1	0	1	1	0	0	0									
Bob Coluccio, R OBP: 0.288, SLG: 0.333 (1, 8)										5	1	1	0	0	0	3									
Darrell Porter, L OBP: 0.388, SLG: 0.388 (1, 2)										2	0	1	1	2	0	0									
Pedro Garcia, R OBP: 0.299, SLG: 0.489 (1, 4)										3	1	1	1	1	0	1									
Robin Yount, R OBP: 0.239, SLG: 0.273 (1, 6)										4	1	2	1	0	0	1									
Inning Stats	R: 1 E: 0 K: 0 S: 4	H: 2 LOB: 0 BB: 0 P: 4	R: 1 E: 0 K: 0 S: 4	H: 1 LOB: 1 BB: 1 P: 8	R: 1 E: 0 K: 0 S: 4	H: 1 LOB: 0 BB: 0 P: 4	R: 2 E: 0 K: 0 S: 6	H: 3 LOB: 1 BB: 0 P: 6	R: 0 E: 0 K: 1 S: 4	H: 0 LOB: 0 BB: 1 P: 8	R: 0 E: 0 K: 0 S: 4	H: 0 LOB: 0 BB: 1 P: 8	R: 1 E: 0 K: 0 S: 5	H: 2 LOB: 1 BB: 0 P: 5	R: 1 E: 0 K: 0 S: 4	H: 2 LOB: 2 BB: 1 P: 8	R: 2 E: 1 K: 0 S: 6	H: 2 LOB: 2 BB: 1 P: 10	1B: 8 2B: 1 3B: 1 HR: 3	SF: 1 SAC: 1 DP: 1 HBP: 0	WP: 0 PB: 0 SB: 1 CS: 2	PA: 44			
PITCHER	IP	WLS	BF	H	R	ER	SO	BB	IBB	HBP	BLK	WP	HR	S	P	ERA	WHIP								
Ross Grimsley, L ERA: 3.07 (1, 1)	3.1	L	16	6	5	5	0	1	0	0	0	0	3	15	19	13.50	2.100								
Doyle Alexander, R ERA: 3.55 (4, 1)	5.0		22	6	4	2	1	2	1	0	0	0	0	21	33	3.60	1.600								
Grant Jackson, L ERA: 5.56 (9, 1)	0.2		4	1	0	0	0	1	0	0	0	0	0	3	7	0.00	3.000								

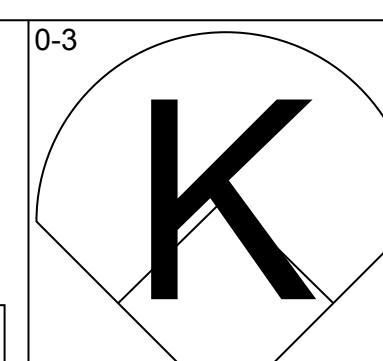
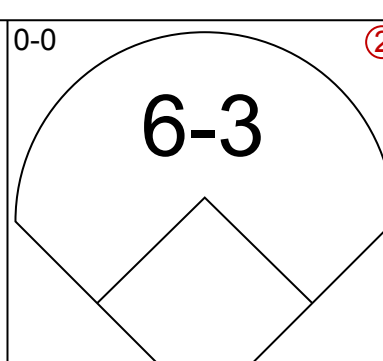
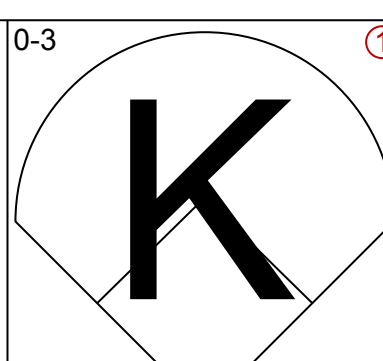
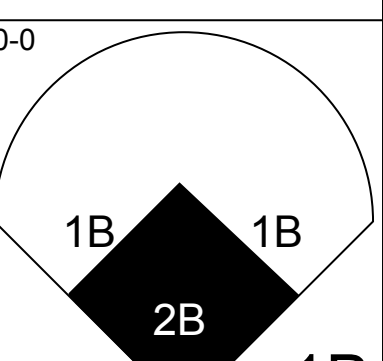
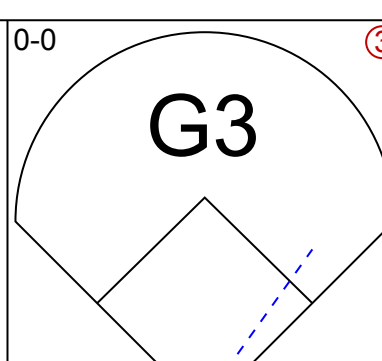
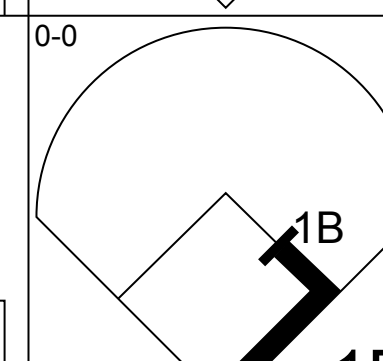
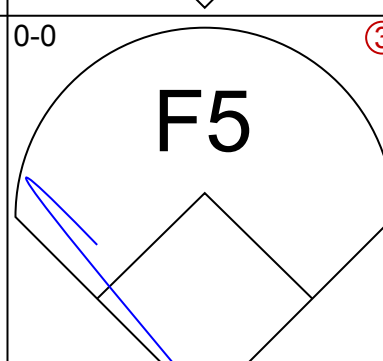
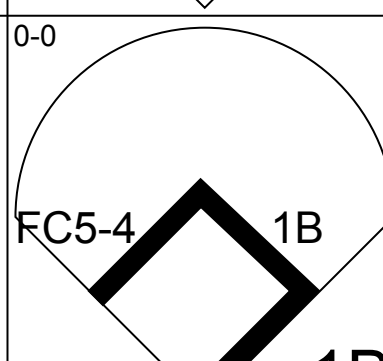
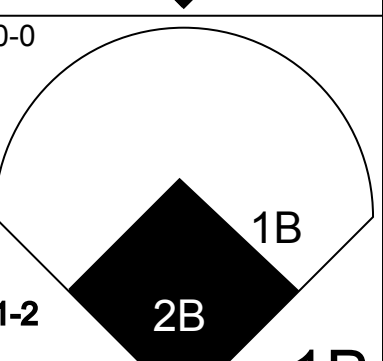
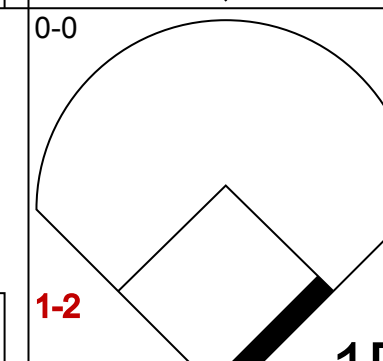
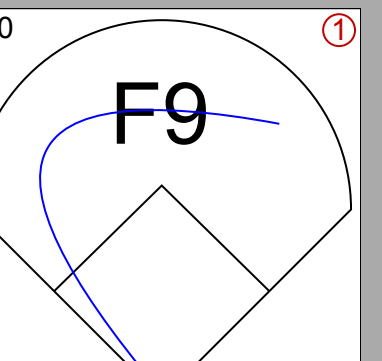
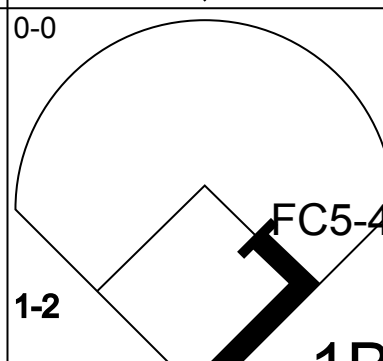
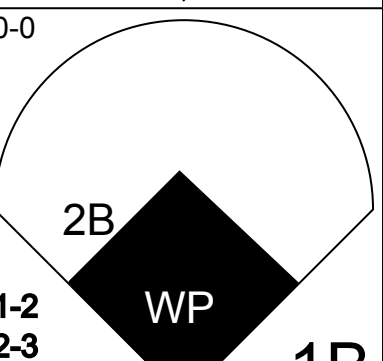
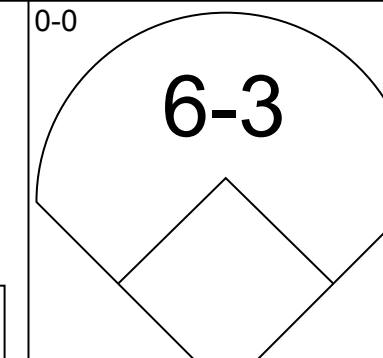
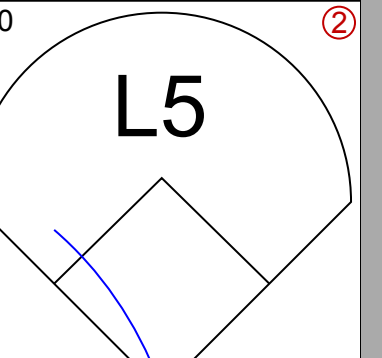
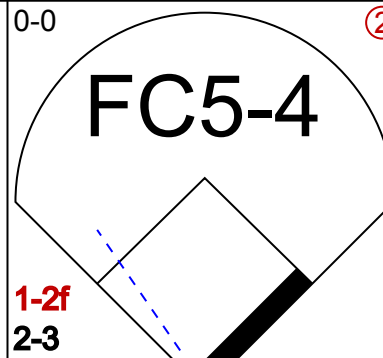
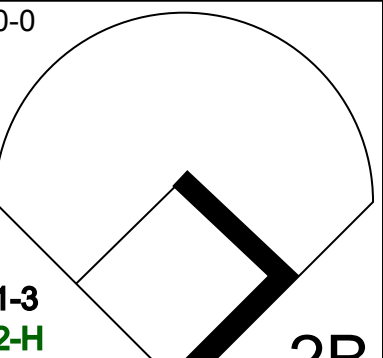
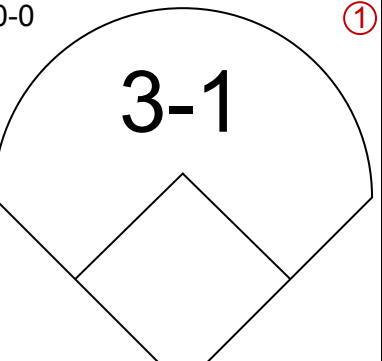
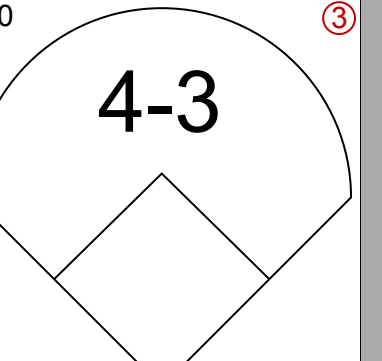
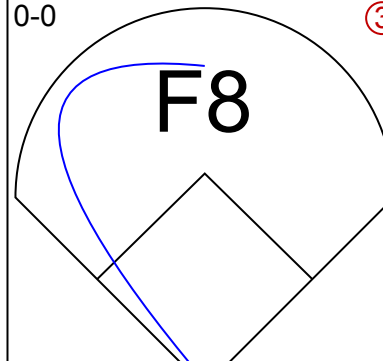
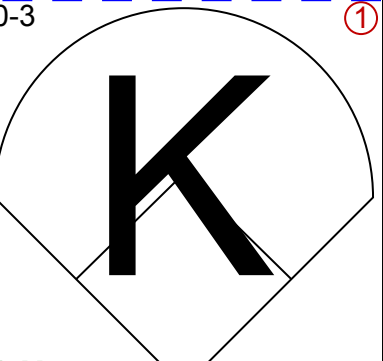
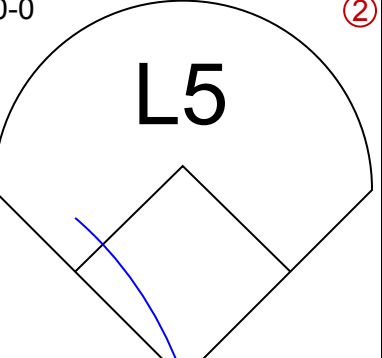
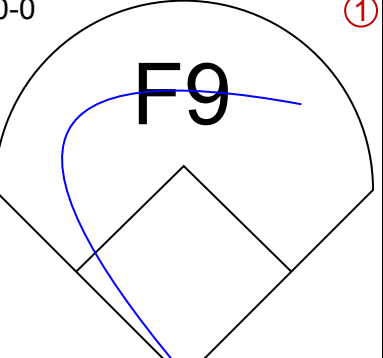
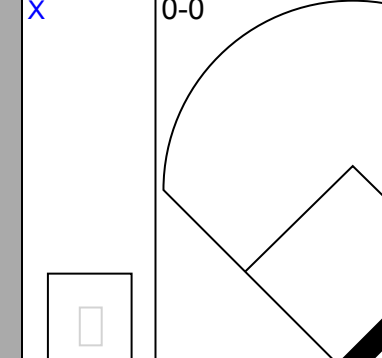
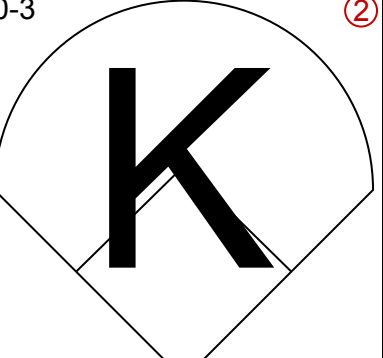
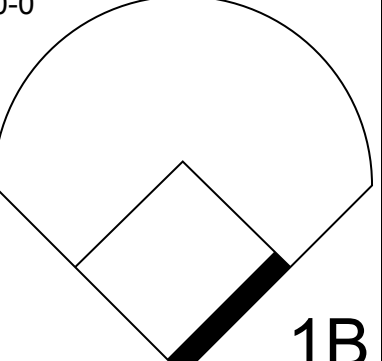
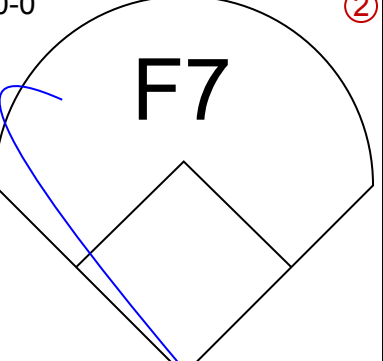
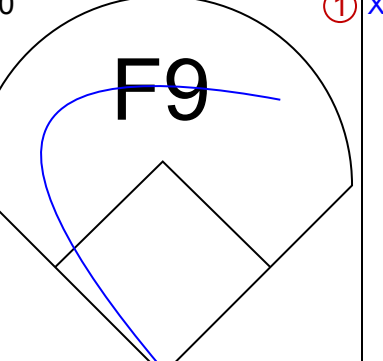
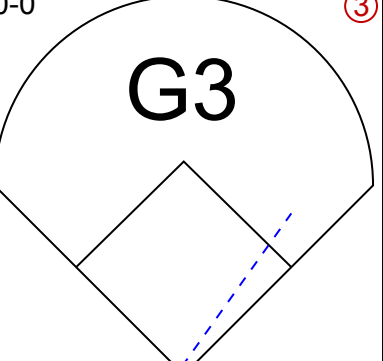
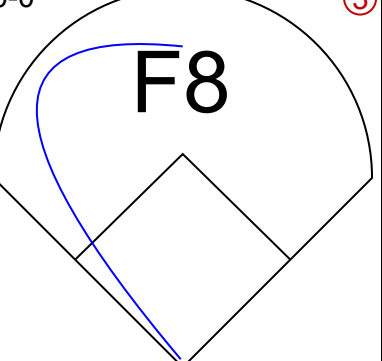
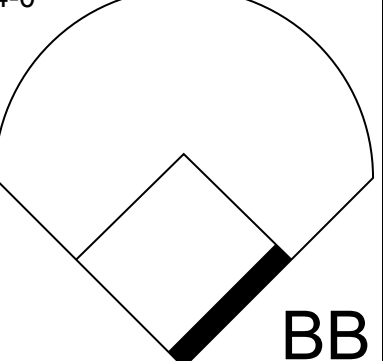

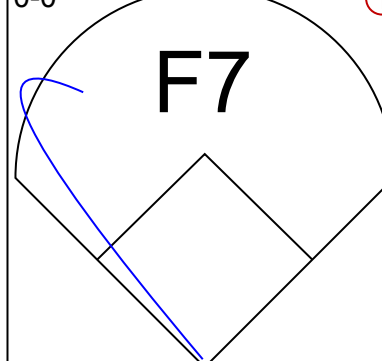
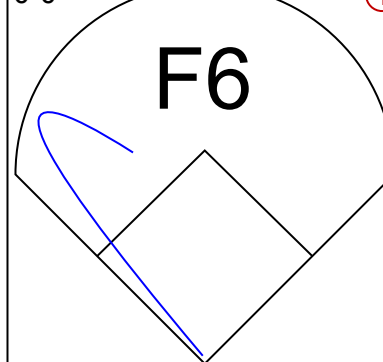
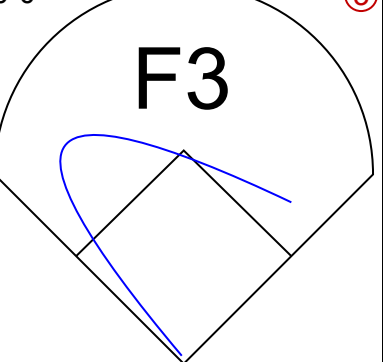
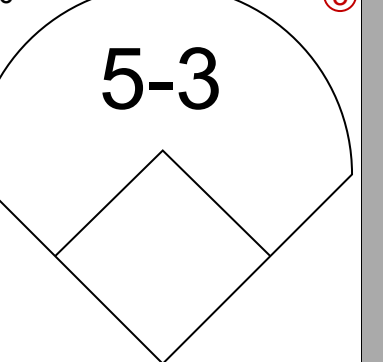
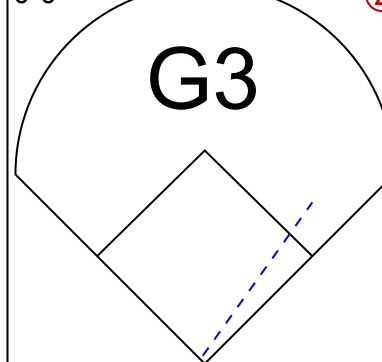
Batter	1	2	3	4	5	6	7	8	9	AB	R	H	RBI	BB	SO	LOB	BOTTOM								
Al Bumbry, L OBP: 0.217, SLG: 0.286 (1, 7)										3	0	0	1	0	0	0	Milwaukee Brewers @ Baltimore Orioles Memorial Stadium, Baltimore, MD Mon May 13 1974, 7:05 PM EDT Att: 5,191 - Unknown								
Rich Coggins, L OBP: 0.222, SLG: 0.216 (1, 8)										4	1	1	0	0	0	1									
Bobby Grich, R OBP: 0.444, SLG: 0.524 (1, 4)										3	0	0	0	1	2	0									
Tommy Davis, R OBP: 0.286, SLG: 0.327 (1, 10)										4	1	1	0	0	0	1									
Boog Powell, L OBP: 0.283, SLG: 0.404 (1, 3)										4	1	1	1	0	0	2									
Don Baylor, R OBP: 0.306, SLG: 0.258 (1, 9)										4	0	1	0	0	0	1									
Brooks Robinson, R OBP: 0.398, SLG: 0.432 (1, 5)										4	1	3	1	0	0	1									
Earl Williams, R OBP: 0.314, SLG: 0.264 (1, 2)										3	0	0	0	1	1	2									
Mark Belanger, R OBP: 0.333, SLG: 0.415 (1, 6)										3	0	0	0	0	0	3									
Inning Stats	R: 1 E: 0 K: 0 S: 4	H: 1 LOB: 1 BB: 1 P: 8	R: 0 E: 0 K: 0 S: 4	H: 1 LOB: 0 BB: 0 P: 4	R: 0 E: 0 K: 1 S: 5	H: 0 LOB: 0 BB: 0 P: 5	R: 1 E: 0 K: 1 S: 7	H: 2 LOB: 1 BB: 0 P: 7	R: 0 E: 0 K: 0 S: 3	H: 0 LOB: 0 BB: 0 P: 3	R: 1 E: 0 K: 0 S: 4	H: 1 LOB: 0 BB: 0 P: 4	R: 1 E: 0 K: 0 S: 4	H: 1 LOB: 1 BB: 1 P: 8	R: 0 E: 0 K: 1 S: 5	H: 0 LOB: 0 BB: 0 P: 5	R: 0 E: 0 K: 0 S: 3	H: 1 LOB: 0 BB: 0 P: 3	1B: 6 2B: 0 3B: 0 HR: 1	SF: 1 SAC: 0 DP: 1 HBP: 0	WP: 0 PB: 2 SB: 0 CS: 0	PA: 35			
PITCHER	IP	WLS	BF	H	R	ER	SO	BB	IBB	HBP	BLK	WP	HR	S	P	ERA	WHIP								
Ed Sprague, R ERA: 2.29 (1, 1)	6.0	W	26	6	4	3	2	2	0	0	0	0	1	28	36	4.50	1.333								
Tom Murphy, R ERA: 2.45 (7, 1)	3.0	S	9	1	0	0	1	0	0	0	0	0	0	11	11	0.00	0.333								

Batter	1	2	3	4	5	6	7	8	9	AB	R	H	RBI	BB	SO	LOB	TOP					
Don Money, R (1, 5) John Vukovich, R (8, FH) (8, 5)										3	1	1	0	0	1	0						
Dave May, L (1, 9) OBP: 0.241, SLG: 0.366										4	1	1	0	1	1	0						
George Scott, R (1, 3) OBP: 0.372, SLG: 0.438										4	2	3	2	1	0	0						
John Briggs, L (1, 7) Ken Berry, R (7, 7) OBP: 0.255, SLG: 0.196										4	1	1	2	0	0	4						
Darrell Porter, L (1, 2) OBP: 0.389, SLG: 0.387										5	1	2	0	0	0	4						
Mike Hegan, L (1, 10) Bobby Mitchell, R (5, FH) OBP: 0.333, SLG: 0.408											2	1	0	0	0	1						
Bob Coluccio, R (1, 8) OBP: 0.306, SLG: 0.330											1	0	0	0	3	0						
Pedro Garcia, R (1, 4) OBP: 0.297, SLG: 0.479											4	0	1	2	0	0						
Robin Yount, R (1, 6) OBP: 0.250, SLG: 0.293											4	1	2	0	0	0						
Inning Stats	R: 0 E: 0 K: 1 S: 5	H: 0 LOB: 0 BB: 0 P: 5	R: 2 E: 1 K: 0 S: 5	H: 2 LOB: 1 BB: 1 P: 9	R: 2 E: 0 K: 0 S: 4	H: 1 LOB: 0 BB: 1 P: 8	R: 0 E: 0 K: 0 S: 2	H: 0 LOB: 0 BB: 1 P: 6	R: 3 E: 0 K: 0 S: 6	H: 4 LOB: 2 BB: 1 P: 10	R: 0 E: 0 K: 0 S: 3	H: 0 LOB: 0 BB: 0 P: 3	R: 1 E: 0 K: 0 S: 6	H: 3 LOB: 2 BB: 0 P: 6	R: 0 E: 0 K: 0 S: 3	H: 1 LOB: 1 BB: 0 P: 7	R: 0 E: 1 K: 1 S: 6	H: 1 LOB: 1 BB: 0 P: 6	1B: 10 2B: 1 3B: 0 HR: 1	SF: 0 SAC: 1 DP: 3 HBP: 0	WP: 0 PB: 0 SB: 0 CS: 1	PA: 41
PITCHER	IP WLS BF H R ER SO BB IBB HBP BLK WP HR S P ERA WHIP																					
Jim Palmer, R (1, 1) ERA: 3.66	4.1 L 21 5 7 6 1 4 0 0 0 0 0 1 19 35 12.46 2.077																					
Don Hood, L (5, 1) ERA: 2.08	4.2 20 7 1 1 1 1 0 0 0 0 0 0 21 25 1.93 1.714																					

Milwaukee Brewers @ Baltimore Orioles
 Memorial Stadium, Baltimore, MD
 Tue May 14 1974, 7:05 PM EDT
 Att: 4,611 - Unknown

AB	35
R	8
H	12
RBI	8
BB	5
SO	2
LOB	17



Batter	1	2	3	4	5	6	7	8	9	AB	R	H	RBI	BB	SO	LOB	BOTTOM			
Al Bumbry, L (1, 7) OBP: 0.216, SLG: 0.279										5	1	1	0	0	2	0				
Rich Coggins, L (1, 8) OBP: 0.247, SLG: 0.244										4	1	3	0	0	0	0				
Bobby Grich, R (1, 4) OBP: 0.453, SLG: 0.532										4	1	3	0	0	0	0				
Tommy Davis, R (1, 10) OBP: 0.285, SLG: 0.333										4	0	1	2	0	0	3				
Boog Powell, L (1, 3) OBP: 0.263, SLG: 0.375										4	0	0	0	0	1	3				
Don Baylor, R (1, 9) OBP: 0.304, SLG: 0.257										4	0	1	0	0	1	1				
Brooks Robinson, R (1, 5) OBP: 0.394, SLG: 0.426										4	0	1	0	0	0	2				
Earl Williams, R (1, 2) OBP: 0.312, SLG: 0.256										3	0	0	0	1	1	2				
Mark Belanger, R (1, 6) OBP: 0.320, SLG: 0.395										4	0	0	0	0	0	2				
Inning Stats	R: 0 E: 0 K: 1 S: 6	H: 2 LOB: 1 BB: 0 P: 6	R: 0 E: 0 K: 0 S: 4	H: 1 LOB: 0 BB: 0 P: 4	R: 0 E: 0 K: 0 S: 3	H: 0 LOB: 0 BB: 0 P: 3	R: 0 E: 0 K: 0 S: 3	H: 0 LOB: 1 BB: 1 P: 7	R: 0 E: 0 K: 1 S: 7	H: 2 LOB: 2 BB: 0 P: 7	R: 0 E: 0 K: 1 S: 6	H: 1 LOB: 1 BB: 0 P: 6	R: 3 E: 0 K: 2 S: 11	H: 4 LOB: 1 BB: 0 P: 11	R: 0 E: 0 K: 0 S: 3	H: 0 LOB: 0 BB: 0 P: 3	1B: 9 2B: 1 3B: 0 HR: 0	SF: 0 SAC: 0 DP: 0 HBP: 0	WP: 1 PB: 0 SB: 0 CS: 0	PA: 37
PITCHER	IP WLS BF H R ER SO BB IBB HBP BLK WP HR S P ERA WHIP																			
Bill Champion, R (1, 1) ERA: 3.6	7.0 W 31 10 3 3 3 3 1 0 0 0 0 0 36 40 3.86 1.571																			
Eduardo Rodriguez, R (8, 1) ERA: 2.49	2.0 6 0 0 0 0 2 0 0 0 0 0 1 0 10 10 0.00 0.000																			

Milwaukee Brewers @ Baltimore Orioles
 Memorial Stadium, Baltimore, MD
 Tue May 14 1974, 7:05 PM EDT
 Att: 4,611 - Unknown

AB	36
R	3
H	10
RBI	2
BB	1
SO	5
LOB	13



Batter	1	2	3	4	5	6	7	8	9	AB	R	H	RBI	BB	SO	LOB	TOP															
Dave May, L OBP: 0.248, SLG: 0.410 (1, 9)										5	1	2	3	0	3	3	Milwaukee Brewers @ Baltimore Orioles Memorial Stadium, Baltimore, MD Wed May 15 1974, 7:05 PM EDT Att: 4,967 - Unknown livebaseballscorecards.com															
Don Money, R OBP: 0.341, SLG: 0.462 (1, 5)										5	1	2	0	0	1	3																
John Briggs, L OBP: 0.365, SLG: 0.568 (1, 7)											4	0	0	1	0	1																
George Scott, R OBP: 0.365, SLG: 0.427 (1, 3)											5	0	1	0	0	0		1														
Bobby Mitchell, R OBP: 0.345, SLG: 0.415 (1, 10)											4	0	2	0	0	1		1														
Bob Coluccio, R OBP: 0.313, SLG: 0.340 (1, 8)										3	1	1	0	1	0	3																
Darrell Porter, L OBP: 0.383, SLG: 0.380 (1, 2)										4	0	1	0	0	3	1																
Pedro Garcia, R OBP: 0.324, SLG: 0.515 (1, 4)										3	1	3	1	0	0	0																
Robin Yount, R OBP: 0.242, SLG: 0.284 (1, 6)										3	1	0	0	0	0	5																
Mike Hegan, L OBP: 0.302, SLG: 0.357 (8, PH)										1	0	0	0	0	0	1																
Tim Johnson, L OBP: 0.125, SLG: 0.250 (8, 6)										0	0	0	0	0	0	0																
Inning Stats	R: 1 E: 0 K: 1 S: 8	H: 3 LOB: 2 BB: 0 P: 8	R: 0 E: 0 K: 1 S: 5	H: 1 LOB: 0 BB: 0 P: 5	R: 1 E: 0 K: 2 S: 9	H: 2 LOB: 1 BB: 0 P: 9	R: 2 E: 0 K: 2 S: 9	H: 2 LOB: 1 BB: 0 P: 10	R: 0 E: 0 K: 0 S: 3	H: 0 LOB: 0 BB: 0 P: 3	R: 1 E: 0 K: 1 S: 7	H: 2 LOB: 2 BB: 1 P: 11	R: 0 E: 0 K: 0 S: 4	H: 1 LOB: 1 BB: 0 P: 4	R: 0 E: 0 K: 2 S: 8	H: 1 LOB: 1 BB: 0 P: 8	R: 0 E: 0 K: 0 S: 3	H: 0 LOB: 0 BB: 0 P: 3	1B: 6 2B: 4 3B: 1 HR: 1	SF: 1 SAC: 0 DP: 1 HBP: 1	WP: 0 PB: 1 SB: 1 CS: 0	PA: 40										
PITCHER	IP WLS BF H R ER SO BB IBB HBP BLK WP HR S P ERA WHIP																															
Dave McNally, L ERA: 3.31 (1, 1)	3.2	19	8	4	3	5	0	0	1	0	0	1	28	29	7.36	2.182																
Jesse Jefferson, R ERA: 9.45 (4, 1)	1.1	6	1	1	1	1	1	0	0	0	0	0	7	11	6.75	1.500																
Bob Reynolds, R ERA: 0.44 (6, 1)	4.0	W	15	3	0	0	3	0	0	0	0	0	21	21	0.00	0.750																

Batter	1	2	3	4	5	6	7	8	9	AB	R	H	RBI	BB	SO	LOB	BOTTOM														
Al Bumby, L OBP: 0.228, SLG: 0.268 (1, 7)										3	1	0	0	2	1	1	Milwaukee Brewers @ Baltimore Orioles Memorial Stadium, Baltimore, MD Wed May 15 1974, 7:05 PM EDT Att: 4,967 - Unknown livebaseballscorecards.com														
Rich Coggins, L OBP: 0.247, SLG: 0.244 (1, 9)										4	1	1	0	0	0	2															
Tommy Davis, R OBP: 0.299, SLG: 0.347 (1, 10)										4	2	3	2	0	1	1															
Earl Williams, R OBP: 0.327, SLG: 0.269 (1, 2)										3	1	2	2	1	1	0															
Boog Powell, L OBP: 0.262, SLG: 0.367 (1, 3)										4	0	1	0	0	0	3															
Bobby Grich, R OBP: 0.454, SLG: 0.527 (1, 4)										3	1	1	1	1	1	0															
Brooks Robinson, R OBP: 0.389, SLG: 0.420 (1, 5)										4	0	1	0	0	0	3															
Paul Blair, R OBP: 0.270, SLG: 0.330 (1, 8)										4	0	0	0	0	0	3															
Frank Baker, L OBP: 0.143, SLG: 0.143 (1, 6)										3	0	0	0	0	1	2															
Mike Reinbach, L OBP: 0.316, SLG: 0.313 (8, PH)										0	0	0	0	1	0	0															
Mark Belanger, R OBP: 0.320, SLG: 0.395 (8, 6)										0	0	0	0	0	0	0															
Inning Stats	R: 1 E: 0 K: 1 S: 7	H: 2 LOB: 1 BB: 0 P: 7	R: 1 E: 1 K: 0 S: 3	H: 0 LOB: 0 BB: 1 P: 7	R: 3 E: 0 K: 0 S: 8	H: 5 LOB: 2 BB: 0 P: 8	R: 1 E: 1 K: 0 S: 4	H: 1 LOB: 2 BB: 2 P: 12	R: 0 E: 0 K: 2 S: 8	H: 1 LOB: 1 BB: 0 P: 8	R: 0 E: 0 K: 1 S: 4	H: 0 LOB: 0 BB: 1 P: 8	R: 0 E: 0 K: 1 S: 5	H: 0 LOB: 0 BB: 0 P: 5	R: 0 E: 0 K: 0 S: 3	H: 0 LOB: 1 BB: 1 P: 7	R: 0 E: 0 K: 0 S: 3	H: 0 LOB: 0 BB: 0 P: 3	1B: 9 2B: 0 3B: 0 HR: 0	SF: 0 SAC: 0 DP: 1 HBP: 0	WP: 1 PB: 0 SB: 3 CS: 1	PA: 37									
PITCHER	IP WLS BF H R ER SO BB IBB HBP BLK WP HR S P ERA WHIP																														
Jim Slaton, R ERA: 4.05 (1, 1)	2.1	L	14	6	5	4	1	1	0	0	0	15	19	15.43	3.000																
Jerry Bell, R ERA: 2.57 (3, 1)	1.1		8	2	1	0	0	2	0	0	0	6	14	0.00	3.000																
Kevin Kobel, L ERA: 1.93 (4, 1)	3.1		11	1	0	0	4	1	0	0	0	18	22	0.00	0.600																
Tom Murphy, R ERA: 2.33 (8, 1)	1.0		4	0	0	0	0	1	0	0	0	3	7	0.00	1.000																

Batter	1	2	3	4	5	6	7	8	9	AB	R	H	RBI	BB	SO	LOB	TOP
Juan Beniquez, R OBP: 0.305, SLG: 0.360 (1, 8)										3	0	2	0	0	0	1	Boston Red Sox @ Baltimore Orioles Memorial Stadium, Baltimore, MD Fri May 17 1974, 7:05 PM EDT Att: 13,178 - Unknown
Mario Guerrero, R OBP: 0.294, SLG: 0.269 (1, 6)										3	0	0	0	0	2		
Carlton Fisk, R OBP: 0.369, SLG: 0.491 (1, 2)										3	0	1	0	0	0		
Carl Yastrzemski, L OBP: 0.418, SLG: 0.534 (1, 7)										3	0	1	0	0	1		
Rico Petrocelli, R OBP: 0.345, SLG: 0.392 John Kennedy, R OBP: 0.133, SLG: 0.286 (1, 5) (4, 4)										1	0	1	0	1	0		
Dwight Evans, R OBP: 0.397, SLG: 0.596 (1, 10)										3	0	1	0	0	1	2	
Bernie Carbo, L OBP: 0.353, SLG: 0.474 (1, 9)										1	0	0	0	1	1		
Danny Cater, R OBP: 0.350, SLG: 0.500 (1, 3)										2	0	0	0	0	1		
Dick McAuliffe, L OBP: 0.313, SLG: 0.357 (1, 4) (4, 5)										2	0	0	0	0	1		
Inning Stats	R: 0 E: 0 K: 0 S: 3	H: 1 LOB: 0 BB: 0 P: 3	R: 0 E: 0 K: 2 S: 8	H: 1 LOB: 1 BB: 0 P: 8	R: 0 E: 0 K: 1 S: 4	H: 1 LOB: 1 BB: 0 P: 4	R: 0 E: 0 K: 1 S: 5	H: 0 LOB: 1 BB: 1 P: 9	R: 0 E: 0 K: 1 S: 6	H: 1 LOB: 1 BB: 0 P: 6	R: 0 E: 0 K: 0 S: 1	H: 1 LOB: 1 BB: 0 P: 1					
PITCHER Mike Cuellar, L ERA: 3.38 (1, 1)	IP: 6.0 WLS: W BF: 24 H: 6 R: 0 ER: 0 SO: 5 BB: 2 IBB: 0 HBP: 0 BLK: 0 WP: 0 HR: 0 S: 32 P: 40 ERA: 0.00 WHIP: 1.333																

AB	22
R	0
H	6
RBI	0
BB	2
SO	5
LOB	10



WP	0	PA	24
PB	0		
SB	0		
CS	1		

Batter	1	2	3	4	5	6	7	8	9	AB	R	H	RBI	BB	SO	LOB	BOTTOM
Paul Blair, R OBP: 0.269, SLG: 0.337 (1, 8)										4	1	1	0	0	2	4	Boston Red Sox @ Baltimore Orioles Memorial Stadium, Baltimore, MD Fri May 17 1974, 7:05 PM EDT Att: 13,178 - Unknown
Bobby Grich, R OBP: 0.451, SLG: 0.522 (1, 4)										3	1	1	1	0	0	2	
Tommy Davis, R OBP: 0.308, SLG: 0.403 (1, 10)										3	2	2	4	0	0	1	
Earl Williams, R OBP: 0.328, SLG: 0.271 (1, 3)										3	0	1	0	0	1		
Don Baylor, R OBP: 0.314, SLG: 0.269 (1, 7)										3	1	2	0	0	0	1	
Brooks Robinson, R OBP: 0.388, SLG: 0.418 (1, 5)										3	0	1	0	0	0	1	
Jim Fuller, R OBP: 0.304, SLG: 0.453 (1, 9)										3	0	1	0	0	2	0	
Andy Etchebarren, R OBP: 0.231, SLG: 0.222 (1, 2)										3	0	1	1	0	0	0	
Mark Belanger, R OBP: 0.330, SLG: 0.420 (1, 6)										2	1	1	0	1	0	3	
Inning Stats	R: 0 E: 0 K: 1 S: 6	H: 1 LOB: 1 BB: 0 P: 6	R: 0 E: 0 K: 1 S: 5	H: 1 LOB: 0 BB: 0 P: 5	R: 3 E: 0 K: 1 S: 9	H: 4 LOB: 1 BB: 0 P: 9	R: 0 E: 0 K: 1 S: 5	H: 0 LOB: 0 BB: 0 P: 5	R: 2 E: 0 K: 0 S: 4	H: 1 LOB: 0 BB: 1 P: 8	R: 1 E: 0 K: 0 S: 8	H: 4 LOB: 2 BB: 0 P: 8					
PITCHER Bill Lee, L ERA: 2.65 Diego Segui, R ERA: 2.49 (1, 1) (6, 1)	IP: 5.0 WLS: L BF: 25 H: 10 R: 6 ER: 6 SO: 4 BB: 1 IBB: 0 HBP: 0 BLK: 0 WP: 0 HR: 2 S: 32 P: 36 ERA: 10.80 WHIP: 2.200																

AB	27
R	6
H	11
RBI	6
BB	1
SO	5
LOB	13



WP	0	PA	28
PB	0		
SB	0		
CS	1		

Batter	1	2	3	4	5	6	7	8	9	AB	R	H	RBI	BB	SO	LOB	TOP										
Juan Beniquez, R OBP: 0.307, SLG: 0.350 (1, 8)	F9		F9		F9		FC6-4 1B	G6-4-3 IBB	K	5	1	1	0	1	1	2											
Mario Guerrero, R OBP: 0.300, SLG: 0.268 (1, 6)	5-3		BB			F8	FC6-4 1B	G6-4-3		4	0	1	1	1	0	3											
Carlton Fisk, R OBP: 0.357, SLG: 0.468 (1, 2)	4-3		F9			F9	FC6-4 1B		BB	5	2	1	1	1	0	2											
Carl Yastrzemski, L OBP: 0.417, SLG: 0.525 (1, 7)		G3	F8			K	1B		2B	4	1	1	0	1	1	1											
Rico Petrocelli, R OBP: 0.370, SLG: 0.422 (1, 5)	1B	2B			F9				1B	4	3	3	2	1	0	0											
John Kennedy, R OBP: 0.133, SLG: 0.286 (9, 4)	BB					BB	1B		2B	0	0	0	0	0	0	0											
Dwight Evans, R OBP: 0.412, SLG: 0.590 (1, 10)	2B	1B			CS	1B			F6	4	1	2	0	1	1	4											
Bernie Carbo, L OBP: 0.370, SLG: 0.470 (1, 9)	K				K		SF7	G3	1B	3	1	1	1	2	2	3											
Rick Miller, L OBP: 0.355, SLG: 0.313 (9, 9)					K		1B	BB	IBB	0	0	0	0	0	0	0											
Danny Cater, R OBP: 0.400, SLG: 0.571 (1, 3)					5-3		SF7	G3		3	0	2	4	1	0	0											
Dick McAuliffe, L OBP: 0.307, SLG: 0.348 (1, 4)	4-3				F8		1B	G3	F5	5	1	1	1	0	0	6											
Inning Stats	R: 0 E: 0 K: 0 S: 3	H: 0 LOB: 0 BB: 0 P: 3	R: 1 E: 0 K: 1 S: 7	H: 2 LOB: 2 BB: 1 P: 11	R: 0 E: 0 K: 0 S: 3	H: 0 LOB: 1 BB: 1 P: 7	R: 0 E: 0 K: 1 S: 5	H: 1 LOB: 0 BB: 0 P: 5	R: 0 E: 0 K: 0 S: 3	H: 0 LOB: 0 BB: 0 P: 3	R: 0 E: 0 K: 1 S: 5	H: 0 LOB: 0 BB: 0 P: 5	R: 6 E: 0 K: 1 S: 12	H: 7 LOB: 2 BB: 1 P: 16	R: 0 E: 0 K: 0 S: 2	H: 0 LOB: 2 BB: 3 P: 14	R: 3 E: 0 K: 1 S: 8	H: 3 LOB: 2 BB: 2 P: 16	1B: 11 2B: 2 3B: 0 HR: 0	SF: 1 SAC: 0 DP: 1 HBP: 0	WP: 0 PA: 46						
PITCHER	IP	WLS	BF	H	R	ER	SO	BB	IBB	HBP	BLK	WP	HR	S	P	ERA	WHIP										
Ross Grimsley, L ERA: 3.46 (1, 1)	6.1	L	27	6	5	5	3	3	0	0	0	0	0	30	42	7.11	1.421										
Bob Reynolds, R ERA: 1.29 (7, 1)	0.1		4	3	1	1	0	0	0	0	0	0	0	4	4	27.00	9.000										
Jesse Jefferson, R ERA: 10.8 (7, 1)	1.2		13	4	4	4	1	3	2	0	0	0	0	10	30	21.60	4.200										
Grant Jackson, L ERA: 5.25 (9, 1)	0.2		2	0	0	0	1	0	0	0	0	0	0	4	4	0.00	0.000										

Boston Red Sox @ Baltimore Orioles
Memorial Stadium, Baltimore, MD
Sat May 18 1974, 3:33 AM EDT
Att: 6,081 - Unknown

AB 37
R 10
H 13
RBI 10
BB 8
SO 5
LOB 21



Batter	1	2	3	4	5	6	7	8	9	AB	R	H	RBI	BB	SO	LOB	BOTTOM										
Al Bumbry, L OBP: 0.250, SLG: 0.289 (1, 7)	FC4-6 1B	L4			CS		1-2 1B		F8	5	0	3	0	0	0	2											
Rich Coggins, L OBP: 0.245, SLG: 0.241 (1, 9)	FC4-6 1-2				FC5-4 1B		1-2 K		F8	5	0	1	0	0	1	4											
Tommy Davis, R OBP: 0.299, SLG: 0.391 (1, 10)	K				K				G3	4	0	0	0	0	3	2											
Boog Powell, L OBP: 0.262, SLG: 0.406 (1, 3)	4-3				F8		G3		HR	4	1	1	1	0	0	2											
Earl Williams, R OBP: 0.333, SLG: 0.273 (1, 2)		2B			FC5-4 1-2		F5		1B	3	1	1	0	1	0	1											
Bobby Grich, R OBP: 0.439, SLG: 0.504 (1, 4)	F4				F8		F8		F8	4	0	0	0	0	0	2											
Brooks Robinson, R OBP: 0.394, SLG: 0.432 (1, 5)							F7			3	0	2	0	0	0	0											
Enos Cabell, R OBP: 0.400, SLG: 0.357 (8, 5)	1B	2B			SH5-3 1B				1B	1	0	1	0	0	0	0											
Paul Blair, R OBP: 0.280, SLG: 0.347 (1, 8)		FC3-6 1B			SH5-3		1B		1-3	3	0	2	1	0	0	2											
Frank Baker, L OBP: 0.091, SLG: 0.091 (1, 6)	FC3-6 1-2				F7		K		G3	4	0	0	0	0	1	4											
Inning Stats	R: 0 E: 0 K: 1 S: 6	H: 1 LOB: 1 BB: 0 P: 6	R: 1 E: 0 K: 0 S: 6	H: 3 LOB: 2 BB: 0 P: 6	R: 0 E: 0 K: 1 S: 6	H: 1 LOB: 1 BB: 0 P: 6	R: 0 E: 0 K: 0 S: 4	H: 1 LOB: 1 BB: 0 P: 4	R: 0 E: 0 K: 1 S: 5	H: 1 LOB: 0 BB: 0 P: 5	R: 0 E: 0 K: 0 S: 3	H: 0 LOB: 0 BB: 0 P: 3	R: 0 E: 0 K: 2 S: 9	H: 2 LOB: 2 BB: 0 P: 9	R: 1 E: 0 K: 0 S: 5	H: 2 LOB: 2 BB: 1 P: 9	R: 0 E: 0 K: 0 S: 3	H: 0 LOB: 0 BB: 0 P: 3	1B: 9 2B: 1 3B: 0 HR: 1	SF: 0 SAC: 1 DP: 0 HBP: 0	WP: 0 PA: 38						
PITCHER	IP	WLS	BF	H	R	ER	SO	BB	IBB	HBP	BLK	WP	HR	S	P	ERA	WHIP										
Luis Tiant, R ERA: 4.44 (1, 1)	9.0	W	38	11	2	2	5	1	0	0	0	0	1	47	51	2.00	1.333										

Boston Red Sox @ Baltimore Orioles
Memorial Stadium, Baltimore, MD
Sat May 18 1974, 3:33 AM EDT
Att: 6,081 - Unknown

AB 36
R 2
H 11
RBI 2
BB 1
SO 5
LOB 19



Batter	1	2	3	4	5	6	7	8	9	AB	R	H	RBI	BB	SO	LOB	TOP		
Juan Beniquez, R OBP: 0.323, SLG: 0.376 (1, 8)										5	1	3	1	0	0	1	Boston Red Sox @ Baltimore Orioles Memorial Stadium, Baltimore, MD Sun May 19 1974, 3:33 AM EDT Unknown		
Mario Guerrero, R OBP: 0.295, SLG: 0.287 (1, 6)										5	1	1	2	0	0	2			
Carlton Fisk, R OBP: 0.333, SLG: 0.433 (1, 2)										5	0	0	0	0	0	3			
Carl Yastrzemski, L OBP: 0.426, SLG: 0.532 Rick Miller, L OBP: 0.364, SLG: 0.313 (6, 7)										4	3	3	1	0	0	2			
Rico Petrocelli, R OBP: 0.396, SLG: 0.448 John Kennedy, R OBP: 0.188, SLG: 0.333 (6, 4)										4	2	4	0	0	0	0			
Dwight Evans, R OBP: 0.411, SLG: 0.576 (1, 10)										5	1	2	3	0	0	3			
Bernie Carbo, L OBP: 0.373, SLG: 0.476 (1, 9)											5	0	3	2	0	0		1	
Danny Cater, R OBP: 0.407, SLG: 0.545 Cecil Cooper, L OBP: 0.302, SLG: 0.356 (4, PR)										1	0	0	0	0	0	1			
Dick McAuliffe, L OBP: 0.298, SLG: 0.337 (6, 5)										3	1	0	0	0	1	1			
Inning Stats	R: 0 E: 0 K: 0 S: 3	H: 1 LOB: 0 BB: 0 P: 3	R: 3 E: 2 K: 1 S: 9	H: 4 LOB: 1 BB: 0 P: 9	R: 2 E: 1 K: 0 S: 6	H: 3 LOB: 2 BB: 0 P: 6	R: 2 E: 2 K: 0 S: 5	H: 1 LOB: 1 BB: 0 P: 6	R: 0 E: 0 K: 1 S: 6	H: 0 LOB: 0 BB: 0 P: 5	R: 0 E: 0 K: 0 S: 3	H: 0 LOB: 0 BB: 0 P: 3	R: 1 E: 0 K: 0 S: 4	H: 2 LOB: 1 BB: 1 P: 8	1B: 15 2B: 1 3B: 1 HR: 0	SF: 0 SAC: 1 DP: 2 HBP: 1		WP: 0 PB: 0 SB: 0 CS: 0	PA: 44
PITCHER	IP WLS BF H R ER SO BB IBB HBP BLK WP HR S P ERA WHIP																		
Dave McNally, L ERA: 3.61 Don Hood, L ERA: 3.09	(1, 1) (4, 1)	3.0 6.0	WLS L	19 25	H 8	R 4	ER 4	SO 2	BB 1	IBB 0	HBP 0	BLK 0	WP 0	HR 0	S 20	P 21	9.00 6.00	3.000 1.500	

AB	41
R	11
H	17
RBI	9
BB	1
SO	3
LOB	17



Batter	1	2	3	4	5	6	7	8	9	AB	R	H	RBI	BB	SO	LOB	BOTTOM			
Al Bumbry, L OBP: 0.247, SLG: 0.296 (1, 7)										5	1	1	0	0	0	3	Boston Red Sox @ Baltimore Orioles Memorial Stadium, Baltimore, MD Sun May 19 1974, 3:33 AM EDT Unknown			
Rich Coggins, L OBP: 0.232, SLG: 0.228 (1, 9)										5	0	0	0	0	0	3				
Tommy Davis, R OBP: 0.304, SLG: 0.402 (1, 10)										4	0	2	1	0	0	0				
Earl Williams, R OBP: 0.339, SLG: 0.282 (1, 2)										4	1	2	0	0	1	1				
Boog Powell, L OBP: 0.261, SLG: 0.397 Jim Fuller, R OBP: 0.304, SLG: 0.453 (8, 3)										4	0	1	0	0	1	3				
Bobby Grich, R OBP: 0.441, SLG: 0.500 (1, 4)										3	0	1	1	1	2	0				
Brooks Robinson, R OBP: 0.393, SLG: 0.430 Enos Cabell, R OBP: 0.375, SLG: 0.333 (8, 5)										3	0	1	0	0	0	4				
Paul Blair, R OBP: 0.279, SLG: 0.343 (1, 8)										4	0	1	0	0	0	1				
Frank Baker, L OBP: 0.133, SLG: 0.071 (1, 6)										3	0	0	0	1	0	2				
Inning Stats	R: 2 E: 0 K: 0 S: 7	H: 4 LOB: 2 BB: 0 P: 7	R: 0 E: 1 K: 0 S: 4	H: 0 LOB: 1 BB: 0 P: 4	R: 0 E: 0 K: 0 S: 4	H: 1 LOB: 2 BB: 1 P: 8	R: 0 E: 0 K: 0 S: 3	H: 1 LOB: 1 BB: 1 P: 7	R: 0 E: 0 K: 1 S: 6	H: 0 LOB: 0 BB: 0 P: 6	R: 0 E: 0 K: 1 S: 7	H: 2 LOB: 2 BB: 0 P: 7	R: 0 E: 0 K: 1 S: 5	H: 0 LOB: 0 BB: 0 P: 5	R: 0 E: 0 K: 0 S: 3	H: 0 LOB: 0 BB: 0 P: 3		1B: 7 2B: 2 3B: 0 HR: 0	SF: 0 SAC: 0 DP: 1 HBP: 0	WP: 1 PB: 0 SB: 0 CS: 0
PITCHER	IP WLS BF H R ER SO BB IBB HBP BLK WP HR S P ERA WHIP																			
Reggie Cleveland, R ERA: 5.23 Diego Segui, R ERA: 2.3	(1, 1) (8, 1)	7.0 2.0	WLS W	32 6	H 0	R 0	ER 0	SO 1	BB 0	IBB 0	HBP 0	BLK 0	WP 0	HR 0	S 36	P 44	2.57 0.000	1.571		



Batter	1	2	3	4	5	6	7	8	9	AB	R	H	RBI	BB	SO	LOB	TOP										
Juan Beniquez, R OBP: 0.316, SLG: 0.367 (1, 8)	0-3 K		0-0 F8	0-0 1-3			0-0 F9		0-0 HR	5	1	1	0	0	1	2											
Cecil Cooper, L OBP: 0.313, SLG: 0.366 (1, 3)	0-0 1-4-3		0-0 1B		0-0 SH5-3		0-0 1B		0-0 L7	5	0	3	0	0	0	1											
Carlton Fisk, R OBP: 0.329, SLG: 0.465 (1, 2)	0-0 1-3		0-0 6-3		0-0 SH5-3		0-0 F3		0-0 HR	4	1	1	2	0	0	2											
Carl Yastrzemski, L OBP: 0.438, SLG: 0.535 (1, 7)		0-0 4-3		0-0 1B	0-0 FC6-4		0-0 1B		0-0 1B	3	1	2	0	2	0	0											
Bernie Carbo, L OBP: 0.366, SLG: 0.464 Rick Miller, L OBP: 0.364, SLG: 0.313 (1, 9) (9, 9)	0-3 K		0-0 K	0-0 1B	0-3 K		0-3 K		0-3 K	5	1	1	0	0	4	5											
Rico Petrocelli, R OBP: 0.386, SLG: 0.435 (1, 5)	0-0 F7		0-0 F8		0-0 FC6-4				0-0 1B	5	0	1	0	0	0	4											
Dwight Evans, R OBP: 0.410, SLG: 0.563 (1, 10)			0-0 HR	0-0 E1		0-0 F7		0-0 5-3	0-0 F9	5	1	2	1	0	0	3											
Dick McAuliffe, L OBP: 0.287, SLG: 0.323 (1, 4)			0-0 F6	0-0 F8		0-0 F2		0-0 5-3		4	0	0	0	0	0	4											
Rick Burleson, R OBP: 0.368, SLG: 0.543 (1, 6)			0-0 HR	0-0 1B		0-0 6-3		0-0 F8		4	1	2	3	0	0	1											
Inning Stats	R: 0 E: 0 K: 1 S: 5	H: 0 LOB: 0 BB: 0 P: 5	R: 0 E: 0 K: 1 S: 5	H: 0 LOB: 0 BB: 0 P: 5	R: 2 E: 0 K: 0 S: 6	H: 3 LOB: 1 BB: 0 P: 6	R: 2 E: 1 K: 0 S: 7	H: 3 LOB: 2 BB: 0 P: 7	R: 0 E: 0 K: 1 S: 6	H: 1 LOB: 2 BB: 1 P: 10	R: 0 E: 0 K: 0 S: 3	H: 0 LOB: 0 BB: 0 P: 3	R: 0 E: 0 K: 0 S: 7	H: 2 LOB: 2 BB: 0 P: 7	R: 0 E: 0 K: 0 S: 4	H: 1 LOB: 1 BB: 0 P: 4	R: 2 E: 0 K: 1 S: 8	H: 3 LOB: 2 BB: 1 P: 12	1B: 11 2B: 0 3B: 0 HR: 2	SF: 0 SAC: 1 DP: 0 HBP: 0	WP: 0 PA: 43 PB: 0 SB: 0 CS: 0						
PITCHER	IP	WLS	BF	H	R	ER	SO	BB	IBB	HBP	BLK	WP	HR	S	P	ERA	WHIP										
Doyle Alexander, R ERA: 4.29 (1, 1)	8.1	L	40	12	6	5	4	2	0	0	0	0	2	46	54	5.40	1.680										
Grant Jackson, L ERA: 4.97 (9, 1)	0.2		3	1	0	0	1	0	0	0	0	0	0	5	5	0.00	1.500										

Boston Red Sox @ Baltimore Orioles
Memorial Stadium, Baltimore, MD
Sun May 19 1974, 7:05 PM EDT
Att: 24,839 - Unknown

AB 40
R 6
H 13
RBI 6
BB 2
SO 5
LOB 22



Batter	1	2	3	4	5	6	7	8	9	AB	R	H	RBI	BB	SO	LOB	BOTTOM										
Paul Blair, R OBP: 0.287, SLG: 0.358 (1, 8)	0-3 K	0-0 2B			0-3 K			0-0 SH3		4	0	2	0	0	2	0											
Bobby Grich, R OBP: 0.433, SLG: 0.504 (1, 4)	0-0 F6		0-0 4-3		0-0 6-3			0-0 SH3		3	1	1	0	0	0	0											
Tommy Davis, R OBP: 0.296, SLG: 0.390 (1, 10)	0-3 K		0-0 4-3		0-0 F7			0-0 F8		4	0	0	0	0	1	2											
Boog Powell, L OBP: 0.274, SLG: 0.414 (1, 3)		0-0 4-3	0-0 SF9		0-0 F9			0-0 FC5-4		2	1	1	1	1	0	0											
Don Baylor, R OBP: 0.311, SLG: 0.262 (1, 7)		0-0 4-3	0-0 6-3		0-0 6-3			0-0 FC5-4		3	1	0	0	0	0	2											
Brooks Robinson, R OBP: 0.382, SLG: 0.417 (1, 5)		0-0 4-3		0-0 L5		0-0 5-3			0-3 K	4	0	0	0	0	1	2											
Eliot Hendricks, L OBP: 0.440, SLG: 0.565 (1, 2)		0-0 1B		0-0 2B		0-0 F5		0-0 F8		3	1	1	0	1	0	0											
Jim Fuller, R OBP: 0.317, SLG: 0.456 (1, 9)		0-0 FC6-4		0-3 K		0-0 F3		0-0 F2		4	0	2	2	0	1	1											
Mark Belanger, R OBP: 0.320, SLG: 0.407 (1, 6)		0-0 FC6-4		0-0 6-3		0-0 F3				3	0	0	1	0	0	3											
Inning Stats	R: 0 E: 0 K: 2 S: 7	H: 3 LOB: 2 BB: 1 P: 7	R: 3 E: 0 K: 0 S: 5	H: 3 LOB: 2 BB: 1 P: 10	R: 1 E: 0 K: 0 S: 4	H: 1 LOB: 0 BB: 0 P: 4	R: 0 E: 0 K: 1 S: 6	H: 1 LOB: 1 BB: 0 P: 6	R: 0 E: 0 K: 1 S: 5	H: 0 LOB: 0 BB: 0 P: 5	R: 0 E: 0 K: 0 S: 3	H: 0 LOB: 0 BB: 0 P: 3	R: 0 E: 0 K: 0 S: 3	H: 1 LOB: 0 BB: 0 P: 3	R: 0 E: 0 K: 0 S: 4	H: 1 LOB: 2 BB: 1 P: 8	R: 0 E: 0 K: 1 S: 5	H: 0 LOB: 0 BB: 0 P: 5	1B: 3 2B: 4 3B: 0 HR: 0	SF: 1 SAC: 1 DP: 0 HBP: 1	WP: 0 PA: 35 PB: 0 SB: 0 CS: 0						
PITCHER	IP	WLS	BF	H	R	ER	SO	BB	IBB	HBP	BLK	WP	HR	S	P	ERA	WHIP										
Dick Drago, R ERA: 2.8 (1, 1)	9.0	W	35	7	4	4	5	0	2	1	0	0	0	42	51	4.00	0.778										

Boston Red Sox @ Baltimore Orioles
Memorial Stadium, Baltimore, MD
Sun May 19 1974, 7:05 PM EDT
Att: 24,839 - Unknown

AB 30
R 4
H 7
RBI 4
BB 2
SO 5
LOB 10




Batter	1	2	3	4	5	6	7	8	9	AB	R	H	RBI	BB	SO	LOB	TOP					
Buddy Bell, R (1, 5) OBP: 0.278, SLG: 0.361 Jack Heidemann, R (6, 5)	F9		G6-4-3 1B		F9		F8			3	0	1	0	0	0	0	Cleveland Indians @ Baltimore Orioles Memorial Stadium, Baltimore, MD Tue May 21 1974, 7:05 PM EDT Att: 4,398 - Unknown					
Jack Brohamer, L (1, 4) OBP: 0.373, SLG: 0.412	G3		G6-4-3		F9		1-3			4	0	0	0	0	0	4						
George Hendrick, R (1, 8) OBP: 0.305, SLG: 0.420	6-3		5-3		5-3					4	0	1	0	0	0	1						
John Ellis, R (1, 10) OBP: 0.327, SLG: 0.399		5-3		1B 2B		5-3		1B		4	1	1	0	0	0	1						
Charlie Spikes, R (1, 9) OBP: 0.358, SLG: 0.471		FC5 BB BB		K		G6-4-3 1B		F7		3	0	1	0	1	1	2						
Ossie Blanco, R (1, 3) OBP: 0.333, SLG: 0.231	F8		6-3 2H 1B		G6-4-3		5-3			4	0	1	1	0	0	3						
John Lowenstein, L (1, 7) OBP: 0.380, SLG: 0.359 Rusty Torres, S (0, PH) OBP: 0.333, SLG: 0.250			6-3 BB		K			6-3		1	0	0	0	2	1	0						
Dave Duncan, R (1, 2) OBP: 0.274, SLG: 0.355		FC5		6-3				F7		4	0	1	0	0	0	4						
Frank Duffy, R (1, 6) OBP: 0.252, SLG: 0.349			G6-4-3 1B BB		5-3		1-2 1B		5-3	3	0	1	0	1	0	2						
Inning Stats	R: 0 E: 0 K: 0 S: 3	H: 0 LOB: 0 BB: 0 P: 3	R: 0 E: 0 K: 0 S: 3	H: 0 LOB: 2 BB: 2 P: 11	R: 0 E: 0 K: 0 S: 3	H: 1 LOB: 1 BB: 1 P: 7	R: 1 E: 0 K: 1 S: 7	H: 2 LOB: 2 BB: 1 P: 11	R: 0 E: 0 K: 0 S: 3	H: 0 LOB: 0 BB: 0 P: 3	R: 0 E: 0 K: 0 S: 7	H: 1 LOB: 0 BB: 0 P: 3	R: 0 E: 0 K: 1 S: 7	H: 2 LOB: 2 BB: 0 P: 7	R: 0 E: 0 K: 0 S: 4	H: 1 LOB: 1 BB: 0 P: 4		R: 0 E: 0 K: 0 S: 3	H: 0 LOB: 0 BB: 0 P: 3	1B: 6 2B: 1 3B: 0 HR: 0	SF: 0 SAC: 0 DP: 2 HBP: 0	WP: 0 PB: 0 SB: 0 CS: 0
PITCHER Mike Cuellar, L (1, 1) ERA: 2.98	IP: 9.0 WLS: W BF: 36 H: 7 R: 1 ER: 1 SO: 2 BB: 4 IBB: 0 HBP: 0 BLK: 0 WP: 0 HR: 0 S: 36 P: 52 ERA: 1.00 WHIP: 1.222															PITCHER						

Batter	1	2	3	4	5	6	7	8	9	AB	R	H	RBI	BB	SO	LOB	BOTTOM					
Al Bumby, L (1, 7) OBP: 0.237, SLG: 0.282	F8	F8		5-3		G3				4	0	0	0	0	0	1	Cleveland Indians @ Baltimore Orioles Memorial Stadium, Baltimore, MD Tue May 21 1974, 7:05 PM EDT Att: 4,398 - Unknown					
Rich Coggins, L (1, 9) OBP: 0.223, SLG: 0.219	F8	F9			4-3		L9			4	0	0	0	0	0	0						
Tommy Davis, R (1, 10) OBP: 0.288, SLG: 0.379	F7		F8		6-3		K			4	0	0	0	0	1	0						
Earl Williams, R (1, 2) OBP: 0.344, SLG: 0.292		HBP BB BB 1B	L5		2B		K			3	2	1	0	1	1	0						
Boog Powell, L (1, 3) OBP: 0.299, SLG: 0.459		BB HBP HR 1B			2B		K			4	2	3	1	0	1	0						
Bobby Grich, R (1, 4) OBP: 0.453, SLG: 0.512		HR BB HBP			2B		CS 1B			2	1	2	1	1	0	0						
Brooks Robinson, R (1, 5) OBP: 0.378, SLG: 0.407		HR BB	L5		CS		F3			3	1	0	1	1	0	3						
Paul Blair, R (1, 8) OBP: 0.286, SLG: 0.381		HR			F9		6-3			4	1	1	4	0	0	1						
Mark Belanger, R (1, 6) OBP: 0.321, SLG: 0.398		HR			K		HBP			2	0	0	0	0	1	0						
Inning Stats	R: 0 E: 0 K: 0 S: 3	H: 0 LOB: 0 BB: 0 P: 3	R: 5 E: 0 K: 0 S: 5	H: 2 LOB: 0 BB: 2 P: 14	R: 0 E: 0 K: 0 S: 4	H: 1 LOB: 2 BB: 1 P: 8	R: 0 E: 0 K: 1 S: 5	H: 0 LOB: 0 BB: 0 P: 5	R: 2 E: 0 K: 0 S: 5	H: 3 LOB: 0 BB: 0 P: 5	R: 0 E: 0 K: 0 S: 3	H: 0 LOB: 1 BB: 0 P: 4	R: 0 E: 0 K: 2 S: 7	H: 0 LOB: 0 BB: 0 P: 7	R: 0 E: 0 K: 1 S: 6	H: 1 LOB: 1 BB: 0 P: 6		R: 0 E: 0 K: 1 S: 3	H: 0 LOB: 0 BB: 0 P: 3	1B: 3 2B: 3 3B: 0 HR: 1	SF: 0 SAC: 0 DP: 0 HBP: 2	WP: 0 PB: 0 SB: 0 CS: 1
PITCHER Steve Kline, R (1, 1) ERA: 4.28 Dick Bosman, R (3, 1) ERA: 6.92	IP: 2.2 WLS: L BF: 15 H: 3 R: 5 ER: 5 SO: 0 BB: 3 IBB: 0 HBP: 1 BLK: 0 WP: 0 HR: 1 S: 11 P: 24 ERA: 16.88 WHIP: 2.250															PITCHER						

Batter	1	2	3	4	5	6	7	8	9	10	11	12	AB	R	H	RBI	BB	SO	LOB	TOP						
Frank Duffy, R OBP: 0.245, SLG: 0.338 (1.6)	L9		5-3		K			SH5-3		6-3			4	0	0	0	0	1	1							
John Lowenstein, L OBP: 0.368, SLG: 0.347 (1.7)	K		K		4-3			F9			4-3		5	0	0	0	0	2	2							
George Hendrick, R OBP: 0.308, SLG: 0.419 (1.8)								5-3			F4		5	0	2	0	0	0	1							
John Ellis, R OBP: 0.323, SLG: 0.392 (1.10)	G5-4-3				F8			F8			5-3		5	0	1	0	0	0	3							
Charlie Spikes, R OBP: 0.353, SLG: 0.462 (1.9)					4-3			1-3			F8		5	0	1	0	0	0	1							
Ossie Blanco, R OBP: 0.380, SLG: 0.235 (1.3)								5-3			F9		4	0	1	0	1	0	1							
Dave Duncan, R OBP: 0.264, SLG: 0.339 (1.2)								F6			K		5	0	0	0	0	3	4							
Jack Brohamer, L OBP: 0.380, SLG: 0.417 (1.4)								4-3			F8		4	0	2	0	0	0	0							
Jack Heidemann, R OBP: 0.125, SLG: 0.125 (1.5)								F3			E6		4	0	1	0	0	1	3							
Inning Stats	R: 0 E: 1 K: 1 S: 6	H: 1 LOB: 1 BB: 0 P: 6	R: 0 E: 0 K: 1 S: 7	H: 3 LOB: 2 BB: 0 P: 7	R: 0 E: 0 K: 1 S: 6	H: 1 LOB: 1 BB: 0 P: 6	R: 0 E: 0 K: 1 S: 6	H: 0 LOB: 0 BB: 1 P: 8	R: 0 E: 0 K: 1 S: 6	H: 1 LOB: 1 BB: 0 P: 6	R: 0 E: 0 K: 0 S: 3	H: 0 LOB: 0 BB: 0 P: 3	R: 0 E: 1 K: 0 S: 4	H: 1 LOB: 1 BB: 0 P: 4	R: 0 E: 0 K: 1 S: 6	H: 1 LOB: 1 BB: 0 P: 6	R: 0 E: 0 K: 1 S: 5	H: 0 LOB: 0 BB: 0 P: 5	R: 0 E: 0 K: 0 S: 3	H: 0 LOB: 0 BB: 0 P: 3	R: 0 E: 0 K: 0 S: 3	H: 0 LOB: 0 BB: 0 P: 3	1B: 8 2B: 0 3B: 0 HR: 0	SF: 0 SAC: 1 DP: 1 HBP: 0	WP: 1 PB: 0 SB: 0 CS: 1	PA: 43
PITCHER Ross Grimsley, L ERA: 2.92 (1.1)	IP: 12.0 WLS: 7 BF: 43 H: 8 R: 0 ER: 0 SO: 7 BB: 1 IBB: 0 HBP: 0 BLK: 0 WP: 1 HR: 0 S: 56 P: 60 ERA: 0.00 WHIP: 0.750																									

Cleveland Indians @ Baltimore Orioles
Memorial Stadium, Baltimore, MD
Wed May 22 1974, 7:05 PM EDT
Att. 5,360 - Unknown


AB 41
R 0
H 8
RBI 0
BB 1
SO 7
LOB 16



Batter	1	2	3	4	5	6	7	8	9	10	11	12	AB	R	H	RBI	BB	SO	LOB	BOTTOM		
Al Bumbry, L OBP: 0.224, SLG: 0.267 (1.7)	F7		FC1-6			FC1-6		1-3		F7			5	0	0	0	0	0	4			
Rich Coggins, L OBP: 0.213, SLG: 0.208 (1.9)	4-3		F7			F8		4-3			4-3		5	0	0	0	0	0	2			
Tommy Davis, R OBP: 0.293, SLG: 0.389 (1.10)	6-3					5-3					6-3		4	0	2	0	0	0	1			
Don Baylor, R OBP: 0.309, SLG: 0.259 (9, PR)													1	0	0	0	0	0	0			
Earl Williams, R OBP: 0.333, SLG: 0.282 (1.2)													4	0	0	0	0	0	1			
Boog Powell, L OBP: 0.305, SLG: 0.462 (1.3)													4	0	1	0	1	0	1			
Enos Cabell, R OBP: 0.375, SLG: 0.333 (12, PR)													0	1	0	0	0	0	0			
Bobby Grich, R OBP: 0.445, SLG: 0.500 (1.4)													5	0	1	0	0	1	3			
Brooks Robinson, R OBP: 0.379, SLG: 0.403 (1.5)													4	0	1	0	1	0	1			
Paul Blair, R OBP: 0.293, SLG: 0.385 (1.8)													4	0	2	1	0	0	0			
Mark Belanger, R OBP: 0.327, SLG: 0.402 (1.6)													4	0	2	0	0	0	2			
Inning Stats	R: 0 E: 0 K: 0 S: 3	H: 0 LOB: 0 BB: 0 P: 3	R: 0 E: 0 K: 0 S: 4	H: 1 LOB: 1 BB: 0 P: 4	R: 0 E: 0 K: 0 S: 4	H: 1 LOB: 1 BB: 0 P: 4	R: 0 E: 0 K: 0 S: 3	H: 1 LOB: 0 BB: 0 P: 3	R: 0 E: 0 K: 0 S: 4	H: 0 LOB: 0 BB: 0 P: 3	R: 0 E: 0 K: 0 S: 3	H: 1 LOB: 1 BB: 0 P: 4	R: 0 E: 0 K: 0 S: 4	H: 1 LOB: 1 BB: 0 P: 4	R: 0 E: 0 K: 0 S: 3	H: 0 LOB: 0 BB: 0 P: 3	R: 1 E: 0 K: 1 S: 5	H: 2 LOB: 2 BB: 1 P: 9	1B: 7 2B: 3 3B: 0 HR: 0	SF: 0 SAC: 2 DP: 1 HBP: 0	WP: 0 PB: 0 SB: 0 CS: 0	PA: 44
PITCHER Jim Perry, R ERA: 2.23 (1.1)	IP: 10.0 WLS: 7 BF: 37 H: 7 R: 0 ER: 0 SO: 0 BB: 0 IBB: 1 HBP: 0 BLK: 0 WP: 0 HR: 0 S: 36 P: 40 ERA: 0.00 WHIP: 0.700																					
PITCHER Tom Buskey, R ERA: 4.3 (11.1)	IP: 1.1 WLS: 1 BF: 7 H: 2 R: 1 ER: 1 SO: 1 BB: 0 IBB: 0 HBP: 0 BLK: 0 WP: 0 HR: 0 S: 8 P: 12 ERA: 6.75 WHIP: 1.500																					

Cleveland Indians @ Baltimore Orioles
Memorial Stadium, Baltimore, MD
Wed May 22 1974, 7:05 PM EDT
Att. 5,360 - Unknown

AB 40
R 1
H 9
RBI 1
BB 2
SO 1
LOB 15



Batter	1	2	3	4	5	6	7	8	9	AB	R	H	RBI	BB	SO	LOB	TOP						
Frank Duffy, R (1, 6) OBP: 0.252, SLG: 0.338	4-0 BB 1B		0-0 F6			0-0 BB 1B	0-3 K			3	0	1	0	1	1	1	Cleveland Indians @ Baltimore Orioles Memorial Stadium, Baltimore, MD Thu May 23 1974, 7:05 PM EDT Att: 4,483 - Unknown						
Jack Brohamer, L (1, 4) OBP: 0.373, SLG: 0.408	0-0 1-2 1B			0-0 F8		0-0 F9		0-0 L1		4	0	1	0	0	0	1							
John Lowenstein, L (1, 5) OBP: 0.366, SLG: 0.340	0-0 F7			0-0 L4		4-0 BB 1-2		0-0 F7		3	0	0	0	1	0	1							
Jack Heidemann, R (9, 5) OBP: 0.125, SLG: 0.125										0	0	0	0	0	0	0							
John Ellis, R (1, 3) OBP: 0.315, SLG: 0.382	0-3 K			0-3 K		0-0 F3		0-0 6-3		4	0	0	0	0	2	3							
Ossie Blanco, R (9, 3) OBP: 0.350, SLG: 0.235										0	0	0	0	0	0	0							
Oscar Gamble, L (1, 10) OBP: 0.371, SLG: 0.454		0-0 1-3			0-0 E6 1B		0-0 2-3		0-0 4-3		4	1	0	0	0	2							
Charlie Spikes, R (1, 9) OBP: 0.350, SLG: 0.456		0-0 4-3			0-0 F9		0-0 1B E 1B		0-0 G3		4	1	1	0	0	1							
George Hendrick, R (1, 8) OBP: 0.306, SLG: 0.414		0-0 F8			0-0 2H 1B		0-0 F5		0-3 K		4	0	1	1	0	1							
Leron Lee, L (1, 7) OBP: 0.217, SLG: 0.190			0-0 F7		0-3 K		0-0 E7 1H 1B				3	0	1	0	0	1							
Dave Duncan, R (1, 2) OBP: 0.258, SLG: 0.331			0-0 F8		0-3 K		0-3 K				3	0	0	0	0	2							
Inning Stats	R: 0 E: 0 K: 1 S: 5	H: 1 LOB: 1 BB: 1 P: 9	R: 0 E: 0 K: 0 S: 3	H: 0 LOB: 0 BB: 0 P: 3	R: 0 E: 0 K: 0 S: 3	H: 0 LOB: 0 BB: 0 P: 3	R: 0 E: 0 K: 1 S: 5	H: 0 LOB: 0 BB: 0 P: 5	R: 1 E: 1 K: 2 S: 9	H: 1 LOB: 1 BB: 0 P: 9	R: 0 E: 0 K: 0 S: 4	H: 1 LOB: 2 BB: 1 P: 8	R: 1 E: 1 K: 2 S: 9	H: 2 LOB: 1 BB: 0 P: 9	R: 0 E: 0 K: 0 S: 3	H: 0 LOB: 0 BB: 0 P: 3	R: 0 E: 0 K: 1 S: 5	H: 0 LOB: 0 BB: 0 P: 5	1B: 5 2B: 0 3B: 0 HR: 0	SF: 0 SAC: 0 DP: 0 HBP: 0	WP: 0 PB: 0 SB: 0 CS: 0	PA: 34	
PITCHER	IP WLS BF L	H R ER 2	SO 6	BB 2	IBB 0	HBP 0	BLK 0	WP 0	HR 0	S 41	P 49	ERA 0.00	WHIP 0.875										
Jim Palmer, R (1, 1) ERA: 3.27	8.0	5	2	0	6	2	0	0	0	0	0	0.00	0.875										
Bob Reynolds, R (9, 1) ERA: 1.23	1.0	0	0	0	1	0	0	0	0	5	5	0.00	0.000										

AB	32
R	2
H	5
RBI	1
BB	2
SO	7
LOB	13



Batter	1	2	3	4	5	6	7	8	9	AB	R	H	RBI	BB	SO	LOB	BOTTOM						
Al Bumby, L (1, 7) OBP: 0.216, SLG: 0.255	0-0 3-1		0-0 6-3			0-3 K			0-3 K		4	0	0	0	0	2	1						
Rich Coggins, L (1, 9) OBP: 0.205, SLG: 0.200	0-0 F9			0-0 1-3		0-0 G3			0-0 F3		4	0	0	0	0	0	0						
Bobby Grich, R (1, 4) OBP: 0.443, SLG: 0.496	0-0 5-3			0-0 1B			0-0 5-3				3	0	1	0	0	0	0						
Earl Williams, R (1, 2) OBP: 0.326, SLG: 0.274		0-0 F7		0-0 4-3			0-3 K				3	0	0	0	0	1	0						
Boog Powell, L (1, 3) OBP: 0.294, SLG: 0.444		0-0 4-3			0-0 3-1		0-3 K				3	0	0	0	0	1	0						
Paul Blair, R (1, 8) OBP: 0.286, SLG: 0.375		0-0 5-3			0-3 K			0-0 G3			3	0	0	0	0	1	0						
Brooks Robinson, R (1, 5) OBP: 0.376, SLG: 0.498			0-0 F8		0-0 2B			0-0 F7			3	0	1	0	0	0	0						
Mike Reinbach, L (1, 10) OBP: 0.318, SLG: 0.316			0-0 SH1-3 1B		0-0 F8			0-0 6-3			3	0	1	0	0	0	1						
Mark Belanger, R (1, 6) OBP: 0.324, SLG: 0.398			0-0 SH1-3 1B			0-3 K			0-3 K		1	0	0	0	0	1	0						
Eliot Hendricks, L (9, PH) OBP: 0.423, SLG: 0.542			1-2 SH1-3								1	0	0	0	0	1	0						
Inning Stats	R: 0 E: 0 K: 0 S: 3	H: 0 LOB: 0 BB: 0 P: 3	R: 0 E: 0 K: 0 S: 3	H: 0 LOB: 0 BB: 0 P: 3	R: 0 E: 0 K: 0 S: 4	H: 1 LOB: 1 BB: 0 P: 4	R: 0 E: 0 K: 0 S: 3	H: 1 LOB: 0 BB: 0 P: 3	R: 0 E: 0 K: 1 S: 6	H: 1 LOB: 1 BB: 0 P: 6	R: 0 E: 0 K: 2 S: 7	H: 0 LOB: 0 BB: 0 P: 7	R: 0 E: 0 K: 2 S: 7	H: 0 LOB: 0 BB: 0 P: 7	R: 0 E: 0 K: 0 S: 3	H: 0 LOB: 0 BB: 0 P: 3	R: 0 E: 0 K: 2 S: 7	H: 0 LOB: 0 BB: 0 P: 7	1B: 2 2B: 1 3B: 0 HR: 0	SF: 0 SAC: 1 DP: 0 HBP: 0	WP: 0 PB: 0 SB: 0 CS: 0	PA: 29	
PITCHER	IP WLS BF W	H R ER 3	SO 7	BB 0	IBB 0	HBP 0	BLK 0	WP 0	HR 0	S 43	P 43	ERA 0.00	WHIP 0.333										
Gaylord Perry, R (1, 1) ERA: 1.55	9.0	3	0	0	7	0	0	0	0	0	0	0.00	0.333										

AB	28
R	0
H	3
RBI	0
BB	0
SO	7
LOB	2



Batter	1	2	3	4	5	6	7	8	9	AB	R	H	RBI	BB	SO	LOB	TOP								
Mark Belanger, R OBP: 0.310, SLG: 0.379 (1, 6)	F5		L5		F1		F7		E6 FC4-6 HBP BB	5	1	0	0	0	0	5	Baltimore Orioles @ New York Yankees Shea Stadium, Flushing, NY Fri May 24 1974, 7:05 PM EDT Att: 11,369 - Unknown								
Bobby Grich, R OBP: 0.442, SLG: 0.496 (1, 4)	5-3			F7		K				4	0	1	1	0	1	0									
Tommy Davis, R OBP: 0.284, SLG: 0.376 (1, 10)	5-3			1-3		F8			FC4-6 BB BB	5	0	0	1	0	1	3									
Boog Powell, L OBP: 0.311, SLG: 0.452 (1, 3)		4-3 2B		4-3		F7				3	0	1	0	2	0	0									
Don Baylor, R OBP: 0.320, SLG: 0.268 (1, 7)		K				1-3 1B			F6 FC4-6 1B	4	1	2	1	1	1	3									
Eliot Hendricks, L OBP: 0.355, SLG: 0.448 (1, 2)		4-3		1-3		1-2			F6 FC4-6 1B 2B	5	1	0	0	0	1	8									
Paul Blair, R OBP: 0.292, SLG: 0.387 (1, 8)		5-3		L7					2B SF7 1B	4	2	2	0	0	0	2									
Jim Fuller, R OBP: 0.328, SLG: 0.475 (1, 9)			F6		1B				0-3 K	4	0	2	2	0	1	1									
Enos Cabell, R OBP: 0.368, SLG: 0.353 (1, 5)			F9							2	0	1	1	0	0	0									
Brooks Robinson, R OBP: 0.382, SLG: 0.408 (7, 5)					1-2 1B				HBP E FC4-6 IBB	0	1	0	0	1	0	0									
Inning Stats	R: 0 E: 0 K: 0 S: 3	H: 0 LOB: 0 BB: 0 P: 3	R: 0 E: 0 K: 1 S: 6	H: 1 LOB: 1 BB: 0 P: 6	R: 0 E: 0 K: 0 S: 3	H: 0 LOB: 0 BB: 0 P: 3	R: 0 E: 0 K: 0 S: 3	H: 0 LOB: 0 BB: 0 P: 3	R: 1 E: 0 K: 0 S: 6	H: 3 LOB: 2 BB: 0 P: 6	R: 0 E: 0 K: 1 S: 5	H: 0 LOB: 0 BB: 0 P: 5	R: 2 E: 0 K: 0 S: 6	H: 3 LOB: 1 BB: 0 P: 6	R: 0 E: 0 K: 1 S: 6	H: 1 LOB: 2 BB: 1 P: 10	R: 3 E: 1 K: 2 S: 9	H: 1 LOB: 3 BB: 3 P: 22	1B: 5 2B: 4 3B: 0 HR: 0	SF: 1 SAC: 0 DP: 0 HBP: 1	WP: 0 PB: 0 SB: 0 CS: 0	PA: 42			
PITCHER	IP	WLS	BF	H	R	ER	SO	BB	IBB	HBP	BLK	WP	HR	S	P	ERA	WHIP								
Mel Stottlemyre, R ERA: 3.73 (1, 1)	8.1	L	38	9	6	3	4	0	2	1	0	0	0	43	52	3.24	1.080								
Sparky Lyle, L ERA: 1.73 (9, 1)	0.2		4	0	0	0	1	2	0	0	0	0	0	4	12	0.00	3.000								


AB 36
R 6
H 9
RBI 6
BB 4
SO 5
LOB 22




Batter	1	2	3	4	5	6	7	8	9	AB	R	H	RBI	BB	SO	LOB	BOTTOM								
Elliott Maddox, R OBP: 0.333, SLG: 0.333 (1, 9)	F9		K	K			F8			5	0	1	1	0	2	2	Baltimore Orioles @ New York Yankees Shea Stadium, Flushing, NY Fri May 24 1974, 7:05 PM EDT Att: 11,369 - Unknown								
Thurman Munson, R OBP: 0.294, SLG: 0.365 (1, 2)	4-3 2B		5-3		F7				F4 K	5	0	1	0	0	1	2									
Bobby Murcer, L OBP: 0.326, SLG: 0.344 (1, 8)	4-3		BLK 1B		F9				K	4	0	1	0	0	1	1									
Lou Piniella, R OBP: 0.356, SLG: 0.409 (1, 7)	6-3		F8		5-3				FC4-6 1B	4	0	1	0	0	0	2									
Bill Sudakis, S OBP: 0.287, SLG: 0.301 (1, 3)	6-3			1B G4-6-3 BB			L6-3 BB		FC4-6 1-2	2	1	0	0	2	0	1									
Ron Blomberg, L OBP: 0.440, SLG: 0.607 (1, 10)		2B 4-3 BB		G4-6-3 HBP 1B			L6-3		4-3	3	1	1	0	1	0	1									
Graig Nettles, L OBP: 0.315, SLG: 0.484 (1, 5)					G4-6-3 HBP		F9		1B 2B	3	1	2	0	0	0	0									
Gene Michael, S OBP: 0.221, SLG: 0.169 (1, 4)		4-3		G4-6-3			F3		1B BB	2	0	0	1	0	0	3									
Horace Clarke, S OBP: 0.234, SLG: 0.255 (7, PH) (8, 4)				1-2 2-3 3-H 4-0						1	0	0	0	1	0	0									
Jim Mason, L OBP: 0.288, SLG: 0.295 (1, 6)							F9		K	1	0	0	0	1	1	1									
Fernando González, R OBP: 0.211, SLG: 0.246 (7, PH) (8, 6)										1	0	0	0	0	0	0									
Jim Ray Hart, R OBP: 0.286, SLG: 0.091 (9, PH)										1	0	0	0	0	1	2									
Inning Stats	R: 0 E: 0 K: 0 S: 4	H: 1 LOB: 1 BB: 0 P: 4	R: 1 E: 0 K: 1 S: 6	H: 1 LOB: 1 BB: 1 P: 10	R: 0 E: 0 K: 1 S: 6	H: 1 LOB: 1 BB: 0 P: 6	R: 1 E: 0 K: 1 S: 5	H: 1 LOB: 2 BB: 2 P: 14	R: 0 E: 0 K: 0 S: 3	H: 0 LOB: 0 BB: 0 P: 3	R: 0 E: 0 K: 0 S: 2	H: 0 LOB: 0 BB: 1 P: 6	R: 0 E: 0 K: 0 S: 3	H: 0 LOB: 0 BB: 0 P: 3	R: 0 E: 0 K: 1 S: 6	H: 1 LOB: 1 BB: 0 P: 6	R: 1 E: 0 K: 2 S: 9	H: 2 LOB: 2 BB: 1 P: 13	1B: 4 2B: 4 3B: 0 HR: 0	SF: 0 SAC: 0 DP: 2 HBP: 1	WP: 0 PB: 0 SB: 0 CS: 0	PA: 38			
PITCHER	IP	WLS	BF	H	R	ER	SO	BB	IBB	HBP	BLK	WP	HR	S	P	ERA	WHIP								
Dave McNally, L ERA: 3.55 (1, 1)	8.2	W	37	7	3	3	5	5	0	1	1	0	0	41	62	3.12	1.385								
Bob Reynolds, R ERA: 1.21 (9, 1)	0.1	S	1	0	0	0	1	0	0	0	0	0	0	3	3	0.00	0.000								

AB 32
R 3
H 7
RBI 2
BB 5
SO 6
LOB 15



Batter	1	2	3	4	5	6	7	8	9	AB	R	H	RBI	BB	SO	LOB	TOP										
Paul Blair, R OBP: 0.304, SLG: 0.426 (1, 8)	F9		FC6-5 1-2 1B		HR	F8		2B		5	1	3	1	0	0	1	Baltimore Orioles @ New York Yankees Shea Stadium, Flushing, NY Sat May 25 1974, 3:33 AM EDT Att: 10,704 - Unknown livebaseballscorecards.com										
Bobby Grich, R OBP: 0.435, SLG: 0.486 (1, 4)	6-3		F4		1B	FC6-4 1-2		F7		5	1	1	0	0	0	4											
Tommy Davis, R OBP: 0.281, SLG: 0.370 (1, 10)	1B		FC6-5 2-3 3-H 1B		4-3	6-3		F9		5	0	1	1	0	0	3											
Earl Williams, R OBP: 0.329, SLG: 0.280 (1, 2)	F9		FC6 1-2 1B		1B	1B		F7		5	1	2	0	0	0	1											
Boog Powell, L OBP: 0.316, SLG: 0.443 (1, 3)		4-3	FC6 1-2		1B	1B		4-3		4	0	1	1	1	0	2											
Don Baylor, R OBP: 0.316, SLG: 0.291 (1, 7)		K		6-3		K		HR		5	1	1	1	0	2	3											
Brooks Robinson, R OBP: 0.385, SLG: 0.411 (1, 5)		1B		K		1B		5-3		4	0	2	1	0	1	0											
Jim Fuller, R OBP: 0.324, SLG: 0.477 (1, 9)	F7					K		K		4	0	1	0	0	2	3											
Mark Belanger, R OBP: 0.317, SLG: 0.383 (1, 6)			S FC6-5 1B		F8			K		4	1	2	0	0	1	1											
Inning Stats	R: 0 E: 0 K: 0 S: 4	H: 1 LOB: 1 BB: 0 P: 4	R: 0 E: 0 K: 1 S: 6	H: 1 LOB: 1 BB: 0 P: 6	R: 1 E: 0 K: 0 S: 6	H: 3 LOB: 2 BB: 0 P: 6	R: 0 E: 0 K: 1 S: 6	H: 1 LOB: 1 BB: 0 P: 6	R: 3 E: 0 K: 2 S: 12	H: 5 LOB: 2 BB: 0 P: 12	R: 0 E: 1 K: 0 S: 4	H: 1 LOB: 0 BB: 0 P: 4	R: 1 E: 0 K: 0 S: 4	H: 1 LOB: 0 BB: 0 P: 4	R: 0 E: 0 K: 2 S: 8	H: 1 LOB: 1 BB: 1 P: 8		R: 0 E: 0 K: 0 S: 3	H: 0 LOB: 1 BB: 1 P: 7	1B: 10 2B: 2 3B: 0 HR: 2	SF: 0 SAC: 0 DP: 0 HBP: 0	WP: 0 PB: 0 SB: 2 CS: 0	PA: 42				
PITCHER	IP	WLS	BF	H	R	ER	SO	BB	IBB	HBP	BLK	WP	HR	S	P	ERA	WHIP										
Pat Dobson, R ERA: 4.07 (1, 1)	4.1	L	23	10	4	4	2	0	0	0	0	0	1	27	27	8.31	2.308										
Dave Pagan, R ERA: 7.45 (5, 1)	3.2		15	4	1	1	4	0	0	0	0	0	1	23	23	2.46	1.091										
Mike Wallace, L ERA: 4.82 (9, 1)	1.0		4	0	0	0	0	1	0	0	0	0	0	3	7	0.00	1.000										

Batter	1	2	3	4	5	6	7	8	9	AB	R	H	RBI	BB	SO	LOB	BOTTOM										
Chris Chambliss, L OBP: 0.306, SLG: 0.346 (1, 3)	F8		G6-4-3 1-2		4-3			F9		4	0	0	0	0	0	3	Baltimore Orioles @ New York Yankees Shea Stadium, Flushing, NY Sat May 25 1974, 3:33 AM EDT Att: 10,704 - Unknown livebaseballscorecards.com										
Elliott Maddox, R OBP: 0.349, SLG: 0.316 (1, 9)		G3-6 BB				F9		5-3		2	0	0	0	2	0	0											
Bobby Murcer, L OBP: 0.319, SLG: 0.335 (1, 8)	G3-6 1-2				F9		G3		F8	4	0	0	0	0	0	2											
Lou Piniella, R OBP: 0.345, SLG: 0.397 (1, 7)		6-3		K		L4		F9		4	0	0	0	0	1	1											
Thurman Munson, R OBP: 0.258, SLG: 0.357 (1, 2)		F4		F9		F9		F9		3	0	0	0	0	0	1											
Ron Blomberg, L OBP: 0.427, SLG: 0.586 (1, 10)		6-3			4-3		4-3		4-3	3	0	0	0	0	0	0											
Graig Nettles, L OBP: 0.315, SLG: 0.478 (1, 5)			F5		2B		F9		F9	2	1	0	0	1	0	0											
Fernando Gonzalez, R OBP: 0.230, SLG: 0.268 (1, 4)					1B		1-H 2B		F4	2	0	1	1	1	0	0											
Gene Michael, S OBP: 0.229, SLG: 0.180 (1, 6)									5-3	2	0	1	0	0	0	1											
Jim Ray Hart, R OBP: 0.287, SLG: 0.083 (8, PH)										1	0	0	0	0	0	0											
Jim Mason, L OBP: 0.288, SLG: 0.295 (9, 6)			G6-4-3 1-2 1B							0	0	0	0	0	0	0											
Inning Stats	R: 0 E: 0 K: 0 S: 2	H: 0 LOB: 0 BB: 1 P: 6	R: 0 E: 0 K: 0 S: 3	H: 0 LOB: 0 BB: 0 P: 3	R: 0 E: 0 K: 0 S: 3	H: 1 LOB: 1 BB: 1 P: 7	R: 0 E: 0 K: 1 S: 5	H: 0 LOB: 1 BB: 1 P: 9	R: 1 E: 0 K: 0 S: 4	H: 1 LOB: 1 BB: 1 P: 8	R: 0 E: 0 K: 0 S: 3	H: 0 LOB: 0 BB: 0 P: 3	R: 0 E: 0 K: 0 S: 3	H: 0 LOB: 0 BB: 0 P: 3	R: 0 E: 0 K: 0 S: 3	H: 0 LOB: 0 BB: 0 P: 3	R: 0 E: 0 K: 0 S: 3	H: 0 LOB: 0 BB: 0 P: 3	1B: 1 2B: 1 3B: 0 HR: 0	SF: 0 SAC: 0 DP: 2 HBP: 0	WP: 0 PB: 0 SB: 0 CS: 0	PA: 31					
PITCHER	IP	WLS	BF	H	R	ER	SO	BB	IBB	HBP	BLK	WP	HR	S	P	ERA	WHIP										
Mike Cuellar, L ERA: 2.7 (1, 1)	9.0	W	31	2	1	1	1	4	0	0	0	0	0	29	45	1.00	0.667										

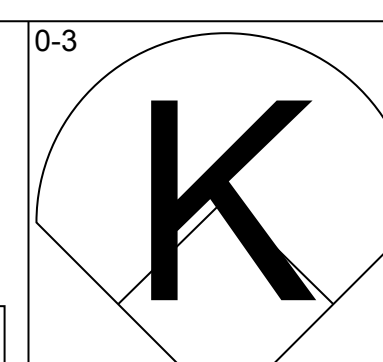
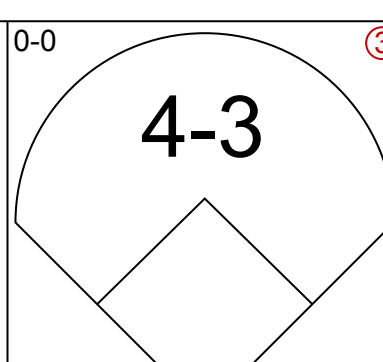
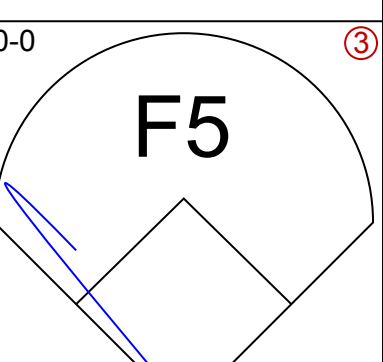
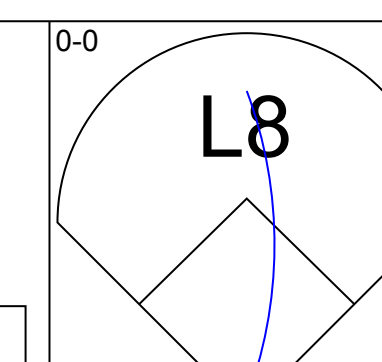
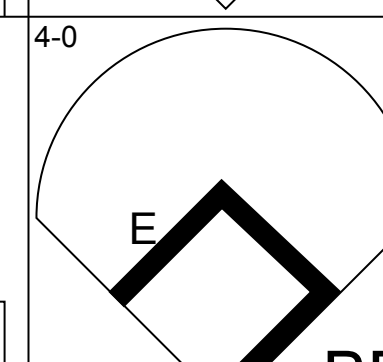
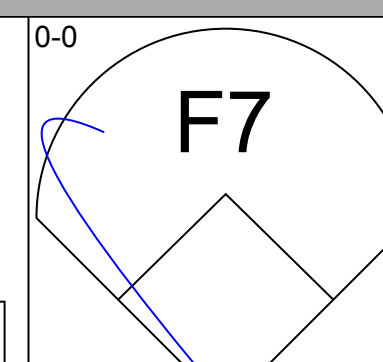
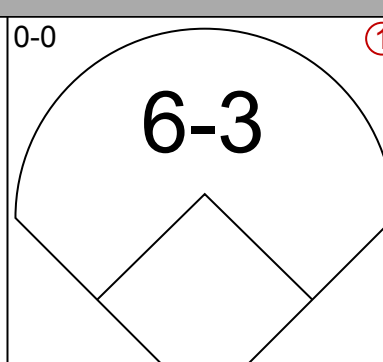
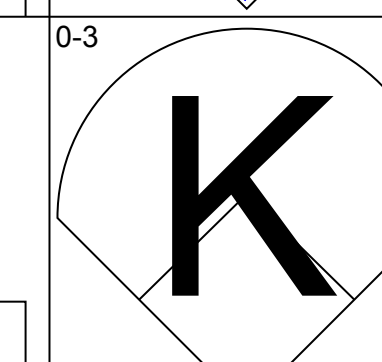
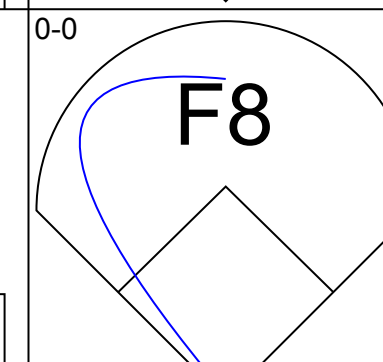
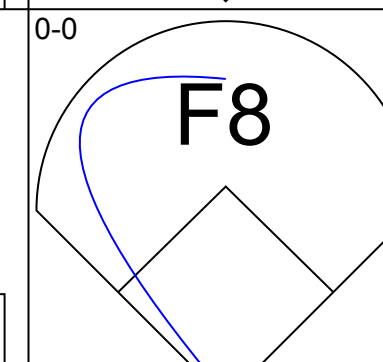
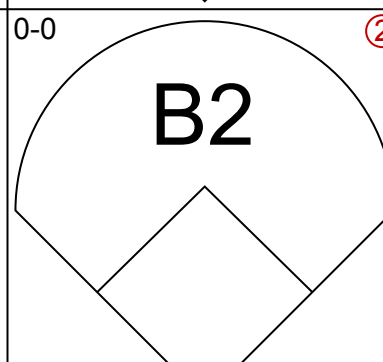
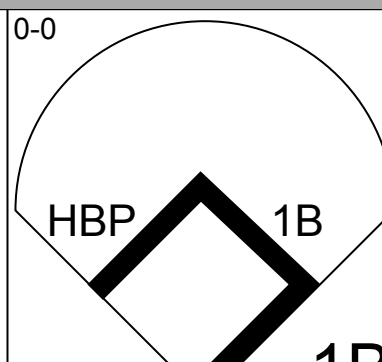
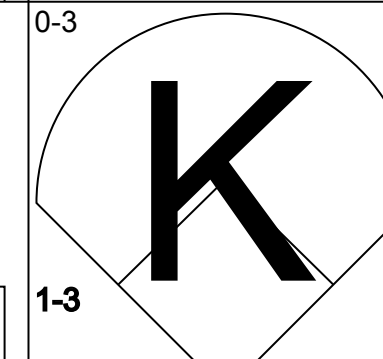
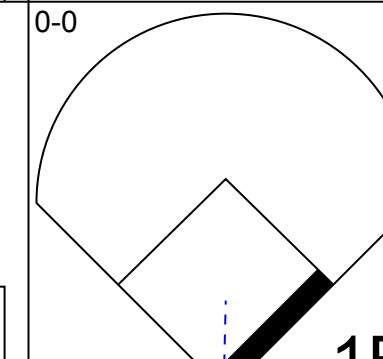
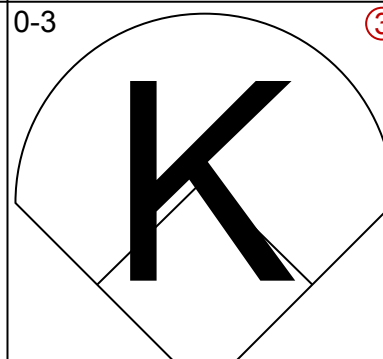
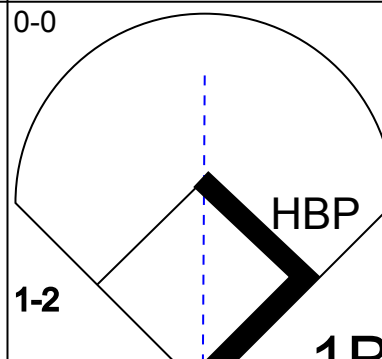
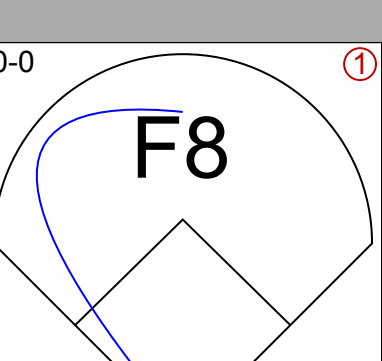
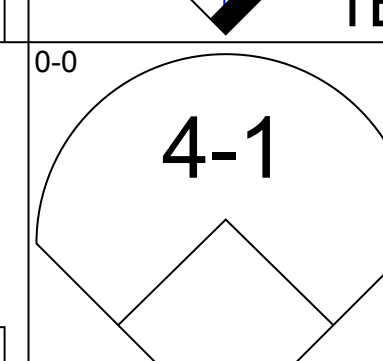
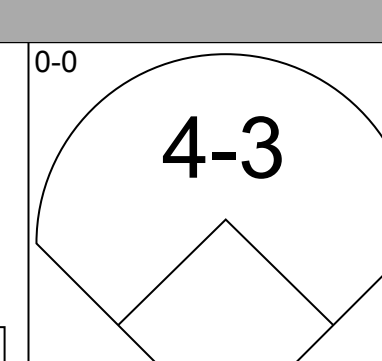
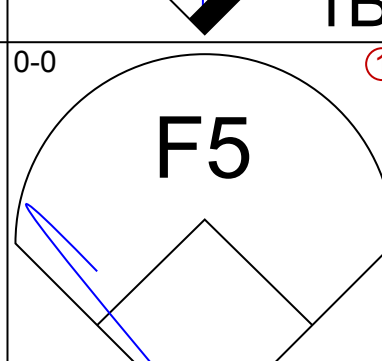
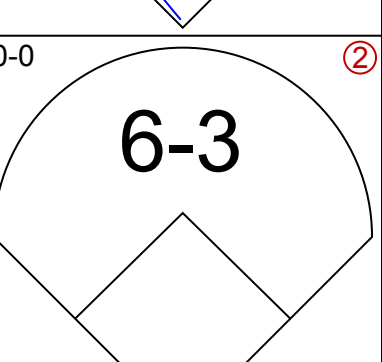
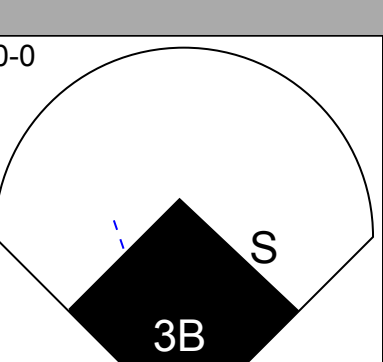
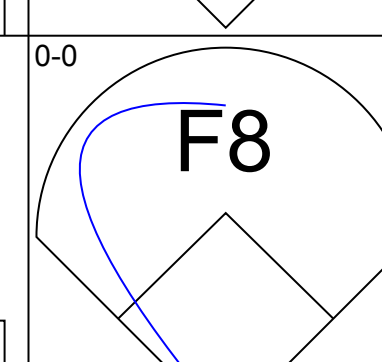
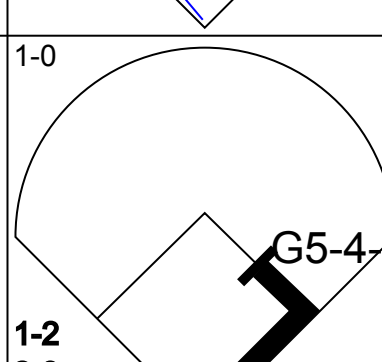
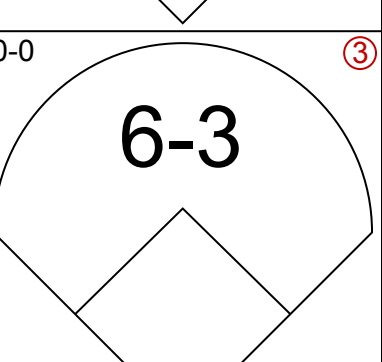
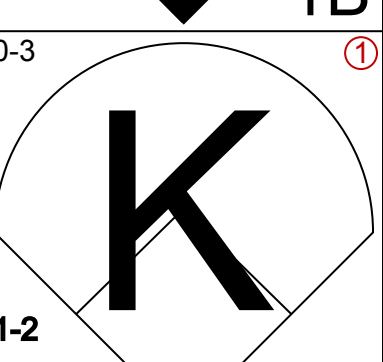
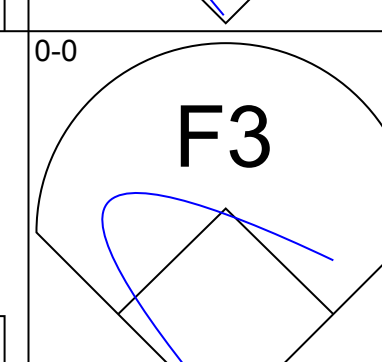
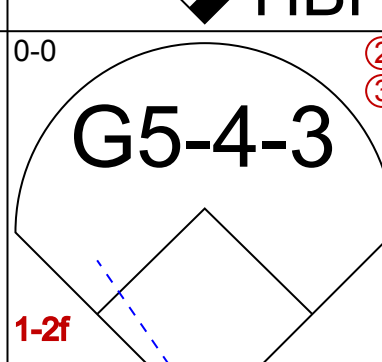
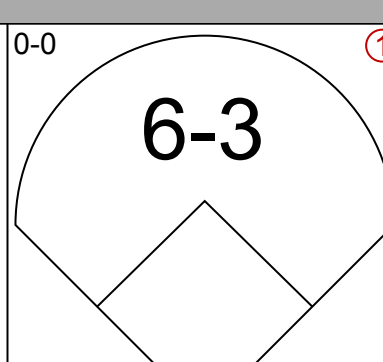
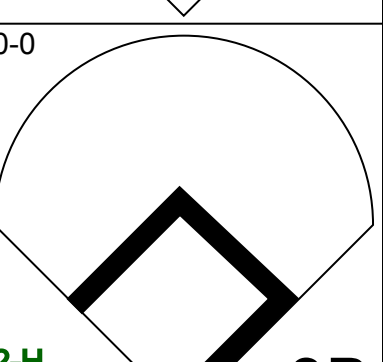
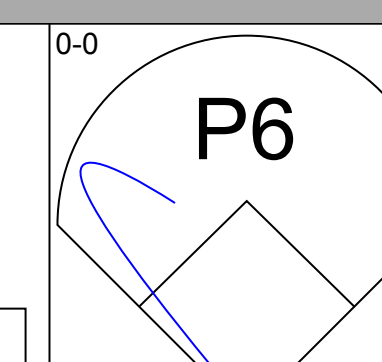
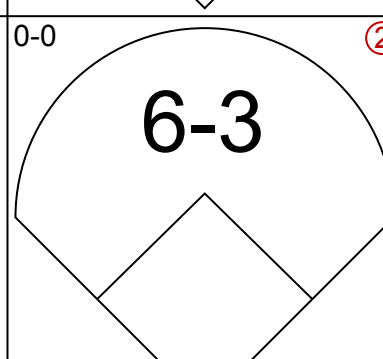
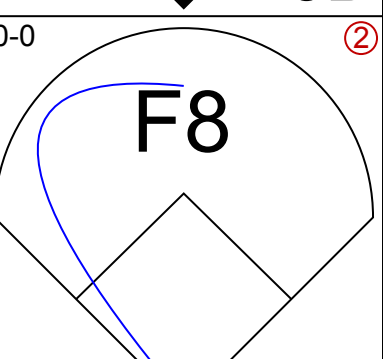
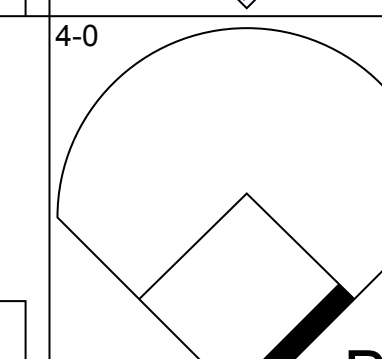


Batter	1	2	3	4	5	6	7	8	9	AB	R	H	RBI	BB	SO	LOB	TOP			
Paul Blair, R OBP: 0.295, SLG: 0.417 (1, 8)	F8		K			5-3		SF8		3	0	0	1	0	1	1	Baltimore Orioles @ New York Yankees Shea Stadium, Flushing, NY Sun May 26 1974, 3:33 AM EDT Unknown			
Bobby Grich, R OBP: 0.431, SLG: 0.480 (1, 4)	1B		6-3			F8		K		4	0	1	0	0	1	3				
Tommy Davis, R OBP: 0.287, SLG: 0.373 (1, 10)	F8				G4-6-3 1B		F8		2B 1B	4	1	2	0	0	0	1				
Earl Williams, R OBP: 0.319, SLG: 0.270 (1, 2)	F7				F8		F4		F3	4	0	0	0	0	0	3				
Boog Powell, L OBP: 0.313, SLG: 0.446 (1, 3)		K			G4-6-3 1-2		F9		1B 2B	4	1	1	0	0	1	1				
Don Baylor, R OBP: 0.307, SLG: 0.281 (1, 7)		6-3					6-3		F7	4	0	0	0	0	0	2				
Brooks Robinson, R OBP: 0.388, SLG: 0.420 (8, PH)							4-3			4	1	2	2	0	1	0				
Enos Cabell, R OBP: 0.268, SLG: 0.353 (9, PR)		K						1B SF8 2B	HR 1B	0	1	0	0	0	0	0				
Jim Fuller, R OBP: 0.333, SLG: 0.522 (1, 9)			K				F8		1B HR	4	1	2	2	0	1	0				
Mark Belanger, R OBP: 0.320, SLG: 0.380 (8, PH)								1B HR		1	0	0	0	1	1	0				
Rich Coggins, L OBP: 0.232, SLG: 0.208 (8, PH)								1-2 2-3 1B		1	0	1	0	0	0	0				
Frank Baker, L OBP: 0.133, SLG: 0.071 (8, PH)										0	0	0	0	0	0	0				
Andy Etchebarren, R OBP: 0.225, SLG: 0.216 (9, PH)										1	0	0	0	0	0	1				
Inning Stats	R: 0 E: 0 K: 0 S: 4	H: 1 LOB: 1 BB: 0 P: 4	R: 0 E: 0 K: 2 S: 7	H: 0 LOB: 0 BB: 0 P: 7	R: 0 E: 0 K: 2 S: 7	H: 0 LOB: 1 BB: 1 P: 11	R: 0 E: 0 K: 0 S: 3	H: 1 LOB: 0 BB: 0 P: 3	R: 0 E: 0 K: 1 S: 5	H: 0 LOB: 0 BB: 0 P: 3	R: 0 E: 0 K: 0 S: 3	H: 0 LOB: 0 BB: 0 P: 3	R: 1 E: 0 K: 1 S: 8	H: 3 LOB: 2 BB: 0 P: 8	R: 4 E: 0 K: 0 S: 7	H: 4 LOB: 1 BB: 0 P: 7	1B: 6 2B: 2 3B: 0 HR: 1	SF: 1 SAC: 0 DP: 1 HBP: 0	WP: 0 PB: 0 SB: 1 CS: 0	PA: 36
PITCHER	IP WLS BF H R ER SO BB IBB HBP BLK WP HR S P ERA WHIP																			
Dick Tidrow, R ERA: 5.34 (1, 1)	8.2 W 35 9 5 5 6 1 0 0 0 0 1 46 50 5.19 1.154																			
Sparky Lyle, L ERA: 1.71 (9, 1)	0.1 S 1 0 0 0 0 0 0 0 0 0 0 0 1 1 0.00 0.000																			

Batter	1	2	3	4	5	6	7	8	9	AB	R	H	RBI	BB	SO	LOB	BOTTOM			
Ron Blomberg, L OBP: 0.430, SLG: 0.578 (1, 9)	F7		K							3	1	1	0	1	1	1	Baltimore Orioles @ New York Yankees Shea Stadium, Flushing, NY Sun May 26 1974, 3:33 AM EDT Unknown			
Bobby Murcer, L OBP: 0.319, SLG: 0.335 (8, 8)					E 1B BB		1B			0	0	0	0	0	0	0				
Thurman Munson, R OBP: 0.285, SLG: 0.382 (1, 2)	5-3		HR		E9 1B		K			4	1	2	2	0	1	1				
Elliott Maddox, R OBP: 0.340, SLG: 0.293 (1, 8)	5-3		5-3		1B IBB		5-3			3	0	0	0	1	0	0				
Lou Piniella, R OBP: 0.357, SLG: 0.403 (1, 7)		4-3				HR 1B		E SF7 SH1-4 BB		3	2	2	1	1	0	0				
Bill Sudakis, S OBP: 0.299, SLG: 0.349 (1, 3)						1-3 2-H 3-H 1B		SH1-4		3	1	2	2	0	1	2				
Jim Ray Hart, R OBP: 0.222, SLG: 0.067 (1, 10)						1-H HR		1-2		3	0	0	0	0	1	1				
Chris Chambliss, L OBP: 0.305, SLG: 0.344 (8, PH)		K			6-3		F3		E4 SF7	1	0	0	0	0	0	1				
Graig Nettles, L OBP: 0.308, SLG: 0.469 (1, 5)		1-5-3			G3		F9		SF7	3	0	0	1	0	0	1				
Fernando Gonzalez, R OBP: 0.231, SLG: 0.280 (1, 4)					F9		F8		E6	4	0	1	0	0	0	1				
Gene Michael, S OBP: 0.230, SLG: 0.185 (1, 6)							2B		2-3	4	1	1	0	0	2	3				
Inning Stats	R: 0 E: 0 K: 0 S: 3	H: 0 LOB: 0 BB: 0 P: 3	R: 0 E: 0 K: 1 S: 6	H: 1 LOB: 1 BB: 0 P: 6	R: 2 E: 0 K: 1 S: 7	H: 2 LOB: 0 BB: 0 P: 7	R: 2 E: 0 K: 0 S: 5	H: 2 LOB: 0 BB: 0 P: 5	R: 1 E: 1 K: 2 S: 8	H: 2 LOB: 2 BB: 2 P: 16	R: 0 E: 0 K: 0 S: 4	H: 1 LOB: 1 BB: 0 P: 4	R: 0 E: 0 K: 1 S: 5	H: 1 LOB: 0 BB: 0 P: 5	R: 1 E: 2 K: 1 S: 7	H: 0 LOB: 2 BB: 1 P: 11	1B: 6 2B: 1 3B: 0 HR: 2	SF: 1 SAC: 1 DP: 0 HBP: 0	WP: 0 PB: 0 SB: 0 CS: 0	PA: 36
PITCHER	IP WLS BF H R ER SO BB IBB HBP BLK WP HR S P ERA WHIP																			
Ross Grimsley, L ERA: 3.31 (1, 1)	4.2 L 22 7 5 5 3 1 0 0 0 0 2 26 34 9.64 1.714																			
Jesse Jefferson, R ERA: 7.71 (5, 1)	3.1 14 2 1 0 3 1 0 0 0 0 0 0 19 23 0.00 0.900																			

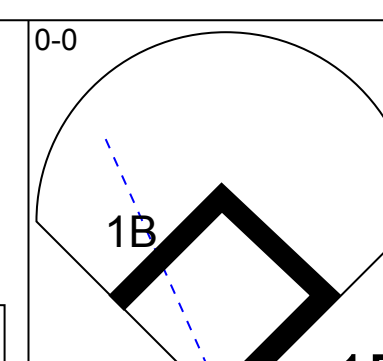
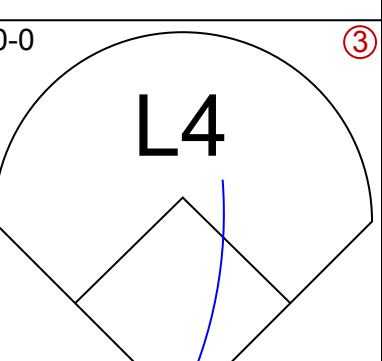
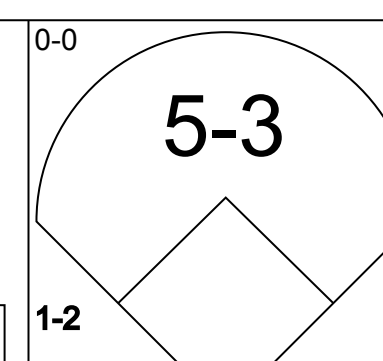
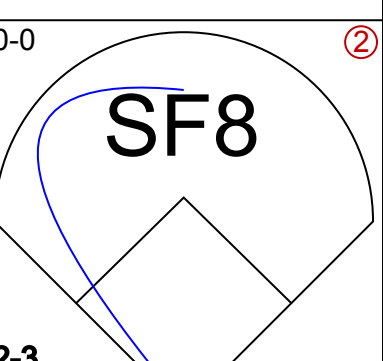
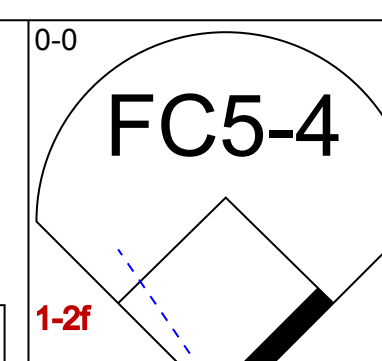
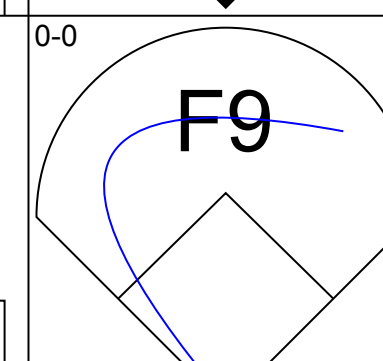
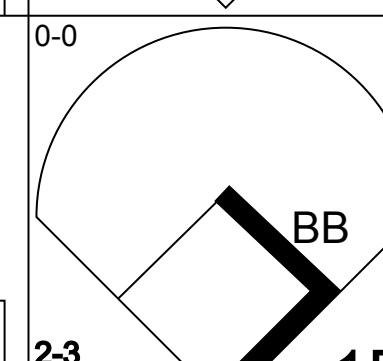
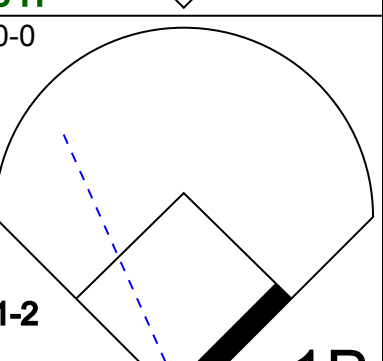
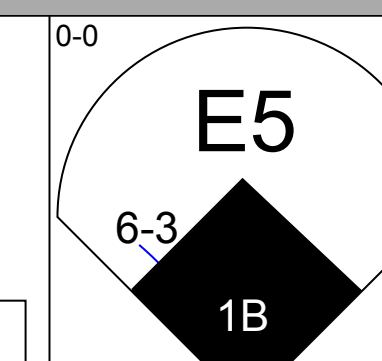
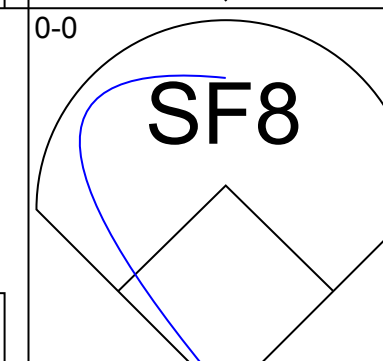
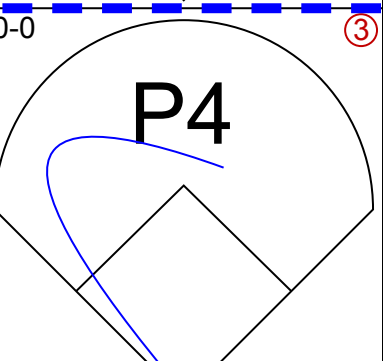
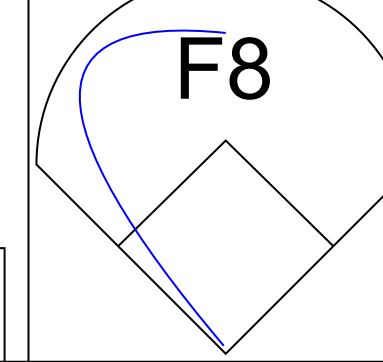
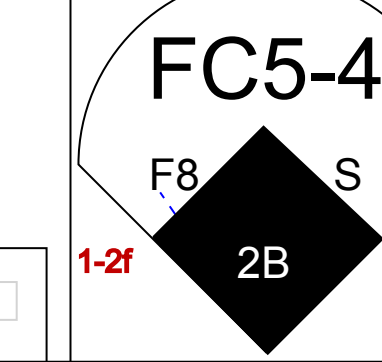
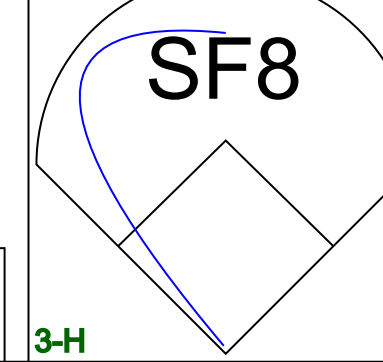
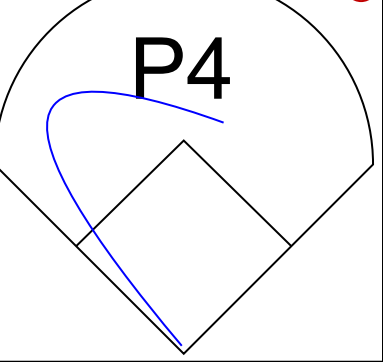
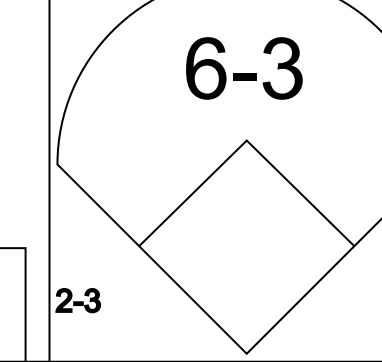
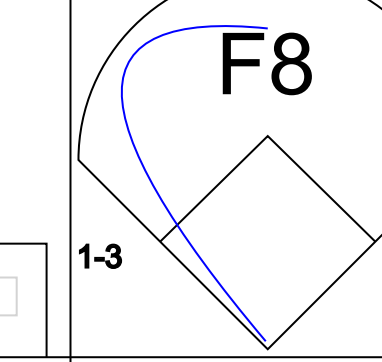
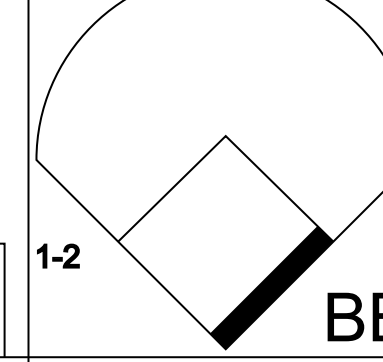
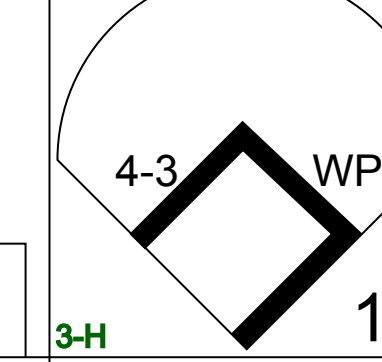
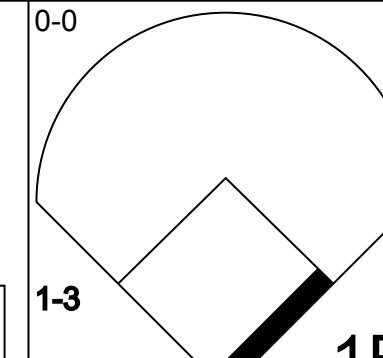
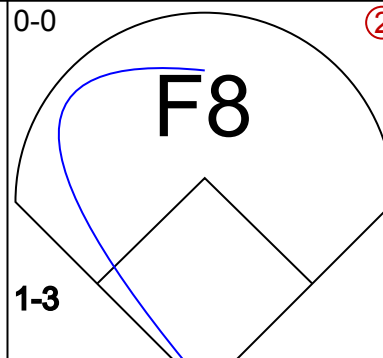
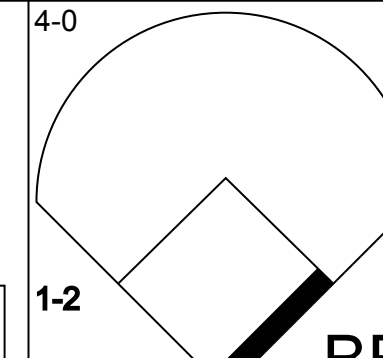
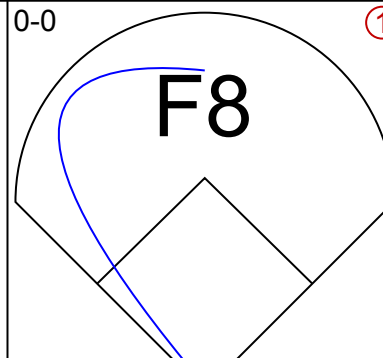
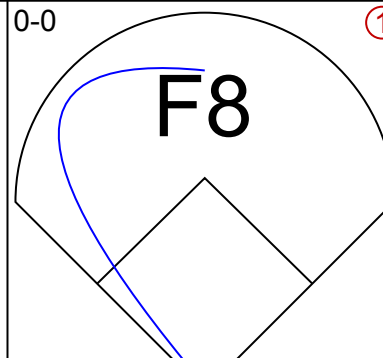
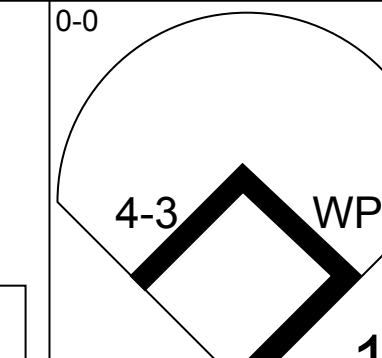
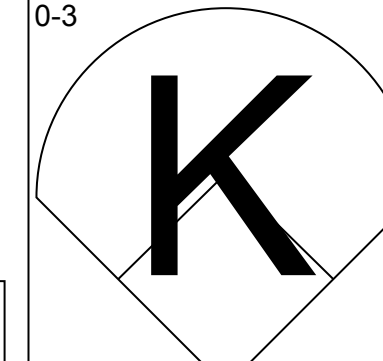
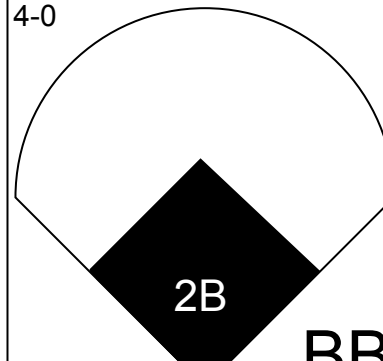
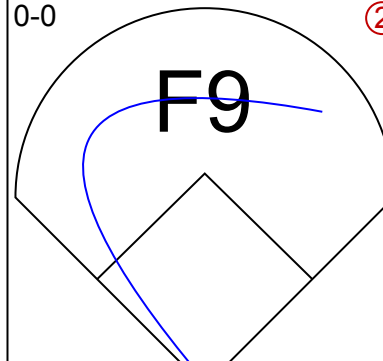
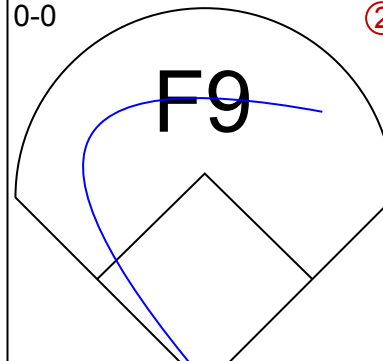
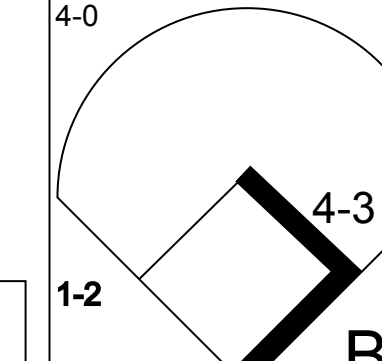
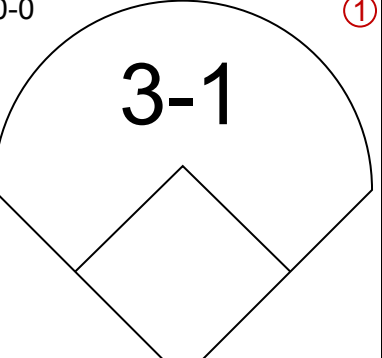
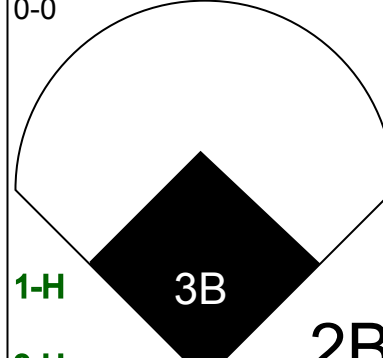
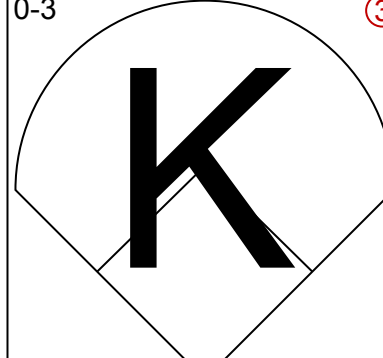
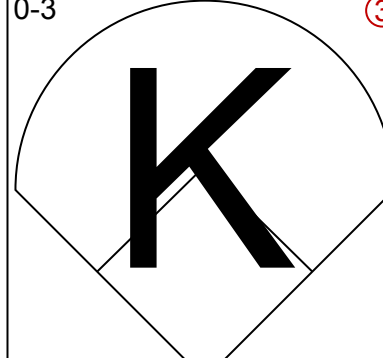
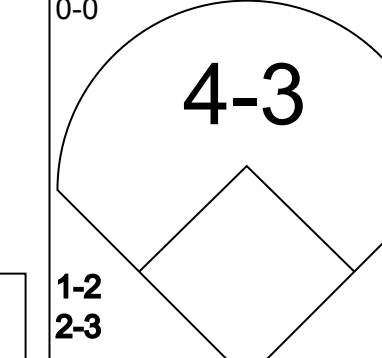
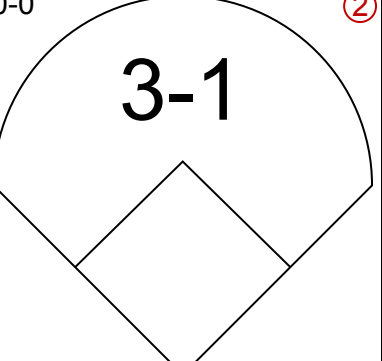
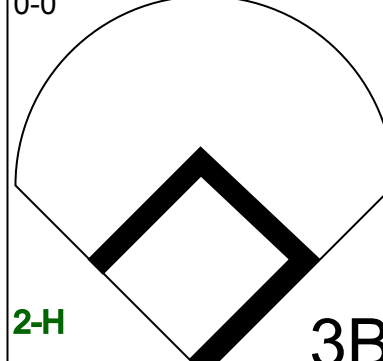
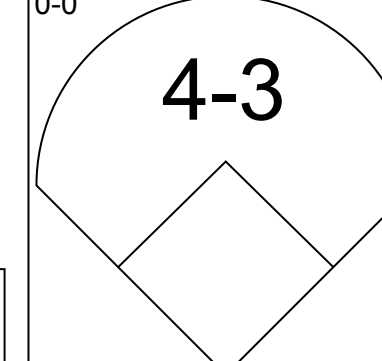
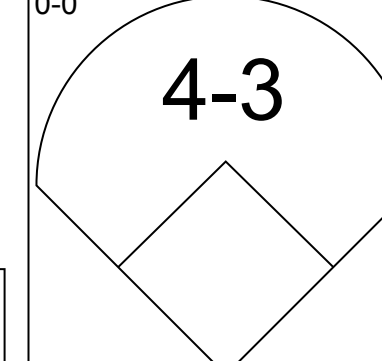
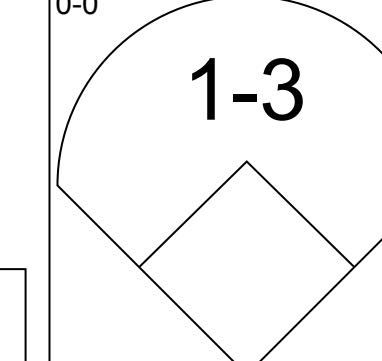
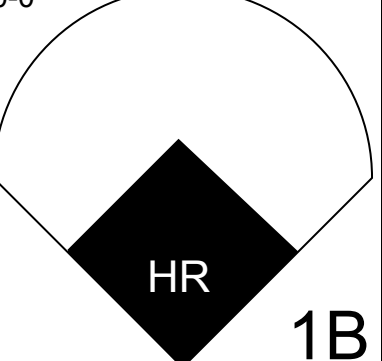
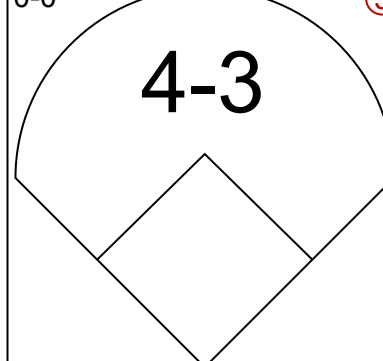
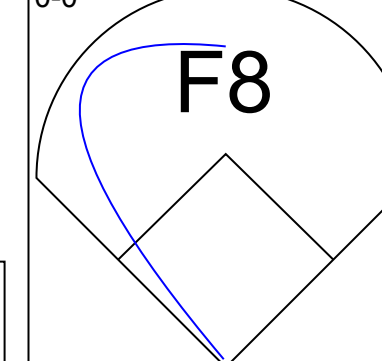
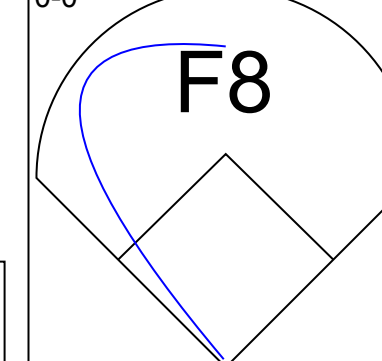

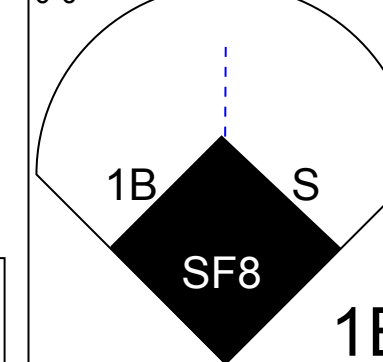
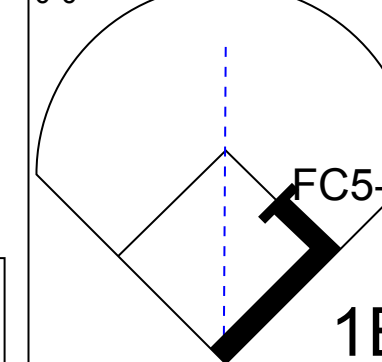
Batter	1	2	3	4	5	6	7	8	9	AB	R	H	RBI	BB	SO	LOB	TOP				
Al Bumbry, L OBP: 0.214, SLG: 0.253 Paul Blair, R OBP: 0.294, SLG: 0.412	F7	6-3		SF9 1B		7-2		B2		1	0	0	0	0	0	0	Baltimore Orioles @ New York Yankees Shea Stadium, Flushing, NY Sun May 26 1974, 3:38 AM EDT Att: 23,882 - Unknown				
Rich Coggins, L OBP: 0.220, SLG: 0.204	G3		G5-4-3 BB	SF9		G3		FC5 BB HBP		2	0	0	1	1	0	0					
Bobby Grich, R OBP: 0.430, SLG: 0.474			G5-4-3 1-2	K			F5	FC5 1B BB		4	1	1	0	1	1	3					
Tommy Davis, R OBP: 0.290, SLG: 0.370	CS	K	BB 1B	1B			L3	FC5 1B 1B		4	1	1	0	1	1	2					
Boog Powell, L OBP: 0.327, SLG: 0.485		HR	1B	BB 1B			F7	1B 1B		5	1	3	2	0	0	3					
Jim Fuller, R OBP: 0.338, SLG: 0.507	F7		BB		K			K	G4-3 1B	4	0	1	1	1	2	0					
Eliot Hendricks, L OBP: 0.371, SLG: 0.531 Earl Williams, R OBP: 0.317, SLG: 0.268		HR	K		F7			FC5-4 BB	G4-3 1B	3	1	1	1	1	1	3					
Enos Cabell, R OBP: 0.391, SLG: 0.476				1B BB SF9 1B	K			FC5-4 BB		4	1	2	0	0	1	1					
Mark Belanger, R OBP: 0.341, SLG: 0.404				SF9 1B BB				7-2 3B		1	0	1	0	3	0	0					
Inning Stats	R: 0 E: 0 K: 0 S: 3	H: 1 LOB: 0 BB: 0 P: 3	R: 2 E: 0 K: 1 S: 8	H: 3 LOB: 2 BB: 1 P: 12	R: 0 E: 0 K: 1 S: 6	H: 2 LOB: 3 BB: 2 P: 14	R: 1 E: 0 K: 1 S: 7	H: 2 LOB: 2 BB: 2 P: 15	R: 0 E: 0 K: 2 S: 7	H: 0 LOB: 0 BB: 0 P: 7	R: 0 E: 0 K: 0 S: 3	H: 1 LOB: 0 BB: 0 P: 3	R: 0 E: 0 K: 0 S: 5	H: 0 LOB: 2 BB: 2 P: 13	R: 2 E: 0 K: 0 S: 4	H: 2 LOB: 1 BB: 1 P: 9		1B: 7 2B: 1 3B: 2 HR: 2	SF: 1 SAC: 0 DP: 3 HBP: 1	WP: 0 PB: 0 SB: 0 CS: 1	PA: 44
PITCHER	IP	WLS	BF	H	R	ER	SO	BB	IBB	HBP	BLK	WP	HR	S	P	ERA	WHIP				
Dick Woodson, R ERA: 5.53	1.2		9	4	2	2	1	1	0	0	0	0	2	10	14	10.80	3.000				
Mike Wallace, L ERA: 4.29	3.1	W	18	5	1	1	4	3	1	0	0	0	0	22	38	2.70	2.400				
Cecil Upshaw, R ERA: 3.8	3.0	S	12	0	2	2	1	3	0	1	0	0	0	10	23	6.00	1.000				
Sparky Lyle, L ERA: 1.65	1.0		4	2	0	0	0	0	0	0	0	0	0	4	4	0.00	2.000				

Batter	1	2	3	4	5	6	7	8	9	AB	R	H	RBI	BB	SO	LOB	BOTTOM				
Elliott Maddox, R OBP: 0.365, SLG: 0.326	F8		6-3	PB 1B			E			5	1	3	1	0	0	0	Baltimore Orioles @ New York Yankees Shea Stadium, Flushing, NY Sun May 26 1974, 3:38 AM EDT Att: 23,882 - Unknown				
Lou Piniella, R OBP: 0.365, SLG: 0.406			FC6-4 1B	6-3	F3		1B			4	0	2	1	1	0	3					
Bobby Murcer, L OBP: 0.316, SLG: 0.331	K		FC6-4 1B	S 1B		K	F7			5	2	1	1	0	2	4					
Ron Blomberg, L OBP: 0.446, SLG: 0.585		1B BB FC6-5 BB	1B	2B 1B		E7 1B		4-3		4	2	3	1	1	0	0					
Graig Nettles, L OBP: 0.321, SLG: 0.479		FC6-5 1B BB	1B	2B		HBP		F9		3	0	2	2	1	0	0					
Chris Chambliss, L OBP: 0.302, SLG: 0.339		FC6-5 1B	L1	5-3		K		K		5	0	1	0	0	2	5					
Rick Dempsey, R OBP: 0.267, SLG: 0.317	F6			F8 1B	L8	F6				4	1	1	0	0	0	5					
Jim Mason, L OBP: 0.287, SLG: 0.293	FC6-5			F8 1B			F5			4	0	1	1	0	0	3					
Fernando Gonzalez, R OBP: 0.232, SLG: 0.269		3-1		PB 1B BB	F7		5-3			3	1	0	0	1	0	3					
Inning Stats	R: 0 E: 0 K: 1 S: 5	H: 1 LOB: 1 BB: 0 P: 5	R: 1 E: 0 K: 0 S: 4	H: 1 LOB: 2 BB: 2 P: 12	R: 1 E: 0 K: 0 S: 6	H: 3 LOB: 0 BB: 0 P: 6	R: 5 E: 0 K: 0 S: 8	H: 5 LOB: 1 BB: 1 P: 12	R: 0 E: 0 K: 0 S: 5	H: 2 LOB: 2 BB: 0 P: 5	R: 0 E: 1 K: 2 S: 8	H: 1 LOB: 2 BB: 1 P: 9	R: 0 E: 0 K: 1 S: 5	H: 0 LOB: 0 BB: 0 P: 5	R: 0 E: 0 K: 0 S: 4	H: 0 LOB: 0 BB: 0 P: 5		1B: 13 2B: 2 3B: 0 HR: 0	SF: 0 SAC: 0 DP: 1 HBP: 1	WP: 0 PB: 1 SB: 2 CS: 1	PA: 42
PITCHER	IP	WLS	BF	H	R	ER	SO	BB	IBB	HBP	BLK	WP	HR	S	P	ERA	WHIP				
Doyle Alexander, R ERA: 5.55	3.1	L	19	7	5	5	1	3	0	0	0	0	0	18	30	13.50	3.000				
Wayne Garland, R ERA: 54.0	0.1		3	2	1	1	0	0	0	0	0	0	0	3	3	27.00	6.000				
Grant Jackson, L ERA: 3.71	4.1		20	5	1	1	3	0	1	1	0	0	0	24	29	2.08	1.154				

Batter	1	2	3	4	5	6	7	8	9	AB	R	H	RBI	BB	SO	LOB	TOP			
Al Bumby, L OBP: 0.206, SLG: 0.242 (1, 7)										4	0	0	0	0	1	2	Baltimore Orioles @ Kansas City Royals Royals Stadium, Kansas City, MO Mon May 27 1974, 8:05 PM EDT Att: 16,193 - Unknown - 77 F			
Bobby Grich, R OBP: 0.426, SLG: 0.465 (1, 4)										3	0	0	0	1	1					
Tommy Davis, R OBP: 0.289, SLG: 0.367 (1, 10)										4	0	1	0	0	0	1				
Earl Williams, R OBP: 0.322, SLG: 0.276 (1, 2)										4	0	2	0	0	2	1				
Boog Powell, L OBP: 0.315, SLG: 0.465 (1, 3)										4	0	0	0	0	0	3				
Don Baylor, R OBP: 0.312, SLG: 0.282 (1, 9)										3	1	1	0	0	0	0				
Brooks Robinson, R OBP: 0.379, SLG: 0.409 (1, 5)										4	0	0	0	0	1	4				
Rich Coggins, L OBP: 0.223, SLG: 0.225 (1, 8)										3	0	1	1	0	0	0				
Mark Belanger, R OBP: 0.341, SLG: 0.396 (1, 6)										2	0	0	0	1	0	1				
Inning Stats	R: 0 E: 1 K: 2 S: 7	H: 0 LOB: 1 BB: 1 P: 11	R: 0 E: 0 K: 0 S: 3	H: 0 LOB: 0 BB: 0 P: 3	R: 0 E: 0 K: 0 S: 3	H: 0 LOB: 0 BB: 0 P: 3	R: 0 E: 0 K: 0 S: 4	H: 1 LOB: 1 BB: 0 P: 4	R: 1 E: 0 K: 1 S: 7	H: 2 LOB: 1 BB: 0 P: 7	R: 0 E: 0 K: 1 S: 5	H: 0 LOB: 0 BB: 0 P: 5	R: 0 E: 0 K: 0 S: 3	H: 0 LOB: 0 BB: 0 P: 3	R: 0 E: 0 K: 1 S: 5	H: 2 LOB: 2 BB: 0 P: 5	1B: 4 2B: 0 3B: 1 HR: 0	SF: 0 SAC: 0 DP: 1 HBP: 1	WP: 0 PB: 0 SB: 1 CS: 0	PA: 34
PITCHER Bruce Dal Canton, R ERA: 1.93 (1, 1)	IP: 9.0 WLS: W BF: 34 H: 5 R: 1 ER: 1 SO: 5 BB: 2 IBB: 0 HBP: 1 BLK: 0 WP: 0 HR: 0 S: 41 P: 50 ERA: 1.00 WHIP: 0.778															PITCHER				

AB	31
R	1
H	5
RBI	1
BB	2
SO	5
LOB	13



Batter	1	2	3	4	5	6	7	8	9	AB	R	H	RBI	BB	SO	LOB	BOTTOM			
Freddie Patek, R OBP: 0.293, SLG: 0.301 (1, 6)										4	0	1	1	0	0	2	Baltimore Orioles @ Kansas City Royals Royals Stadium, Kansas City, MO Mon May 27 1974, 8:05 PM EDT Att: 16,193 - Unknown - 77 F			
Cookie Rojas, R OBP: 0.338, SLG: 0.416 (1, 4)										5	1	3	1	0	0	1				
Frank White, R OBP: 0.244, SLG: 0.317 (9, 4)										0	0	0	0	0	0	0				
Amos Otis, R OBP: 0.349, SLG: 0.427 (1, 8)										3	1	0	1	0	0	4				
Al Cowens, R OBP: 0.222, SLG: 0.233 (8, 8)										1	0	0	0	0	0	1				
John Mayberry, L OBP: 0.397, SLG: 0.497 (1, 3)										4	0	2	1	1	0	1				
Hal McRae, R OBP: 0.401, SLG: 0.551 (1, 10)										3	1	0	0	2	1	4				
Vada Pinson, L OBP: 0.254, SLG: 0.352 (1, 9)										5	2	2	2	0	1	2				
Jim Wohlford, R OBP: 0.352, SLG: 0.371 (1, 7)										5	0	2	1	0	0	2				
George Brett, L OBP: 0.292, SLG: 0.410 (1, 5)										4	2	1	0	0	0	3				
Fran Healy, R OBP: 0.310, SLG: 0.481 (1, 2)										3	2	3	2	1	0	0				
Inning Stats	R: 0 E: 0 K: 1 S: 7	H: 2 LOB: 2 BB: 0 P: 7	R: 2 E: 0 K: 0 S: 5	H: 2 LOB: 0 BB: 0 P: 5	R: 3 E: 0 K: 0 S: 6	H: 3 LOB: 1 BB: 1 P: 10	R: 1 E: 0 K: 0 S: 5	H: 2 LOB: 2 BB: 1 P: 9	R: 2 E: 0 K: 0 S: 6	H: 3 LOB: 2 BB: 1 P: 10	R: 0 E: 0 K: 1 S: 5	H: 0 LOB: 0 BB: 0 P: 5	R: 0 E: 0 K: 0 S: 4	H: 1 LOB: 1 BB: 0 P: 4	R: 1 E: 1 K: 0 S: 5	H: 1 LOB: 2 BB: 1 P: 9	1B: 11 2B: 1 3B: 1 HR: 1	SF: 2 SAC: 0 DP: 0 HBP: 0	WP: 1 PB: 0 SB: 2 CS: 0	PA: 43
PITCHER Jim Palmer, R ERA: 3.74 (1, 1)	IP: 2.2 WLS: L BF: 16 H: 7 R: 5 ER: 5 SO: 1 BB: 1 IBB: 0 HBP: 0 BLK: 0 WP: 0 HR: 1 S: 17 P: 21 ERA: 16.88 WHIP: 3.000															PITCHER				
Wayne Garland, R ERA: 19.29 (3, 1)	IP: 2.0 WLS: L BF: 13 H: 5 R: 3 ER: 3 SO: 0 BB: 2 IBB: 0 HBP: 0 BLK: 0 WP: 0 HR: 1 S: 11 P: 19 ERA: 13.50 WHIP: 3.500															PITCHER				
Jesse Jefferson, R ERA: 6.0 (5, 1)	IP: 3.1 WLS: L BF: 14 H: 2 R: 1 ER: 0 SO: 1 BB: 1 IBB: 0 HBP: 0 BLK: 0 WP: 1 HR: 0 S: 15 P: 19 ERA: 0.00 WHIP: 0.900															PITCHER				

AB	37
R	9
H	14
RBI	9
BB	4
SO	2
LOB	20



Batter	1	2	3	4	5	6	7	8	9	10	11	AB	R	H	RBI	BB	SO	LOB	TOP						
Paul Blair, R OBP: 0.304, SLG: 0.414												4	1	2	0	1	0	1							
Bobby Grich, R OBP: 0.421, SLG: 0.456												5	1	1	0	0	1	5							
Tommy Davis, R OBP: 0.292, SLG: 0.368												5	1	2	1	0	0	1							
Jim Fuller, R OBP: 0.329, SLG: 0.500																									
Don Baylor, R OBP: 0.308, SLG: 0.281																									
Brooks Robinson, R OBP: 0.374, SLG: 0.403																									
Boog Powell, L OBP: 0.301, SLG: 0.443												5	0	0	0	0	2	1							
Andy Etchebarren, R OBP: 0.258, SLG: 0.231												2	1	1	0	1	0	0							
Eliud Hendricks, L OBP: 0.351, SLG: 0.500												2	0	0	0	0	1	1							
Mark Belanger, R OBP: 0.348, SLG: 0.426												4	1	2	2	0	1	1							
Inning Stats	R: 0 E: 0 K: 1 S: 3	H: 1 LOB: 0 BB: 0 P: 3	R: 0 E: 0 K: 0 S: 3	H: 0 LOB: 0 BB: 0 P: 3	R: 5 E: 0 K: 0 S: 8	H: 5 LOB: 1 BB: 1 P: 12	R: 0 E: 0 K: 0 S: 3	H: 0 LOB: 0 BB: 0 P: 3	R: 0 E: 0 K: 1 S: 6	H: 1 LOB: 1 BB: 0 P: 6	R: 0 E: 0 K: 0 S: 3	H: 0 LOB: 0 BB: 0 P: 3	R: 0 E: 0 K: 2 S: 9	H: 2 LOB: 3 BB: 1 P: 13	R: 0 E: 0 K: 0 S: 3	H: 1 LOB: 0 BB: 0 P: 3	R: 0 E: 0 K: 2 S: 7	H: 0 LOB: 0 BB: 0 P: 7	1B: 9 2B: 1 3B: 0 HR: 1	SF: 1 SAC: 0 DP: 1 HBP: 0	WP: 0 PB: 0 SB: 0 CS: 1	PA: 45			
PITCHER	IP 2.1	WLS 3	BF 13	H 6	R 5	ER 5	SO 0	BB 1	IBB 0	HBP 0	BLK 0	WP 0	HR 1	S 12	P 16	ERA 3.59	WHIP 3.000								
Paul Splittorf, L ERA: 3.59																									
Marty Pattin, R ERA: 4.33	5.2	20	3	0	0	1	0	0	0	0	0	0	0	22	22	0.00	0.529								
Joe Hoerner, L ERA: 1.54	0.2	3	1	0	0	1	0	0	0	0	0	0	0	5	5	0.00	1.500								
Doug Bird, R ERA: 2.14	2.1	W	8	1	0	0	3	1	0	0	0	0	0	13	17	0.00	0.857								

Baltimore Orioles @ Kansas City Royals
 Royals Stadium, Kansas City, MO
 Tue May 28 1974, 8:05 PM EDT
 Att. 10,995 - Unknown - 84 F

AB	41
R	5
H	11
RBI	5
BB	2
SO	5
LOB	12



Batter	1	2	3	4	5	6	7	8	9	10	11	AB	R	H	RBI	BB	SO	LOB	BOTTOM					
Freddie Patek, R OBP: 0.316, SLG: 0.324												4	2	4	1	1	0	0						
Cookie Rojas, R OBP: 0.341, SLG: 0.433												5	1	2	4	0	6							
Jim Wohlford, R OBP: 0.348, SLG: 0.365												3	0	0	1	1	0	1						
John Mayberry, L OBP: 0.392, SLG: 0.484													4	0	0	0	1	2	1					
Hal McRae, R OBP: 0.395, SLG: 0.539												5	1	1	0	0	1	2						
Richie Scheinblum, S OBP: 0.165, SLG: 0.117													5	1	1	0	0	2						
Al Cowens, R OBP: 0.265, SLG: 0.261												3	2	2	0	1	0	0						
George Brett, L OBP: 0.271, SLG: 0.379												5	1	0	1	0	0	4						
Fran Healy, R OBP: 0.327, SLG: 0.496												4	1	3	2	1	1	0						
Inning Stats	R: 1 E: 0 K: 1 S: 6	H: 1 LOB: 0 BB: 0 P: 6	R: 2 E: 0 K: 0 S: 6	H: 3 LOB: 2 BB: 1 P: 10	R: 0 E: 0 K: 1 S: 5	H: 0 LOB: 1 BB: 1 P: 9	R: 1 E: 0 K: 0 S: 3	H: 1 LOB: 1 BB: 1 P: 8	R: 0 E: 0 K: 0 S: 3	H: 0 LOB: 2 BB: 0 P: 3	R: 0 E: 0 K: 1 S: 4	H: 0 LOB: 1 BB: 1 P: 8	R: 0 E: 0 K: 0 S: 3	H: 0 LOB: 0 BB: 0 P: 3	R: 0 E: 0 K: 0 S: 3	H: 0 LOB: 0 BB: 0 P: 3	R: 4 E: 0 K: 0 S: 4	H: 3 LOB: 0 BB: 1 P: 8	1B: 10 2B: 3 3B: 0 HR: 1	SF: 1 SAC: 2 DP: 2 HBP: 1	WP: 0 PB: 0 SB: 0 CS: 2	PA: 47		
PITCHER	IP 3.1	WLS 1	BF 19	H 5	R 4	ER 4	SO 2	BB 3	IBB 0	HBP 0	BLK 0	WP 0	HR 0	S 19	P 32	ERA 10.80	WHIP 2.400							
Dave McNally, L ERA: 3.88																								
Doyle Alexander, R ERA: 5.4	2.1	9	3	1	1	0	0	0	0	0	0	0	0	9	9	3.86	1.286							
Bob Reynolds, R ERA: 2.33	4.2	L	19	5	4	4	2	1	1	0	0	0	1	21	29	7.71	1.286							

Baltimore Orioles @ Kansas City Royals
 Royals Stadium, Kansas City, MO
 Tue May 28 1974, 8:05 PM EDT
 Att. 10,995 - Unknown - 84 F

AB	38
R	9
H	13
RBI	9
BB	5
SO	4
LOB	16



Batter	1	2	3	4	5	6	7	8	9	AB	R	H	RBI	BB	SO	LOB	TOP										
Al Bumbry, L OBP: 0.223, SLG: 0.260 (1, 7)										5	2	3	0	0	1	0											
Rich Coggins, L OBP: 0.230, SLG: 0.233 (1, 9)										5	2	2	1	0	0	1											
Tommy Davis, R OBP: 0.295, SLG: 0.366 (1, 10)										4	2	1	1	1	0	1											
Boog Powell, L OBP: 0.297, SLG: 0.427 (1, 3)										4	1	0	0	1	2	3											
Bobby Grich, R OBP: 0.417, SLG: 0.457 (1, 4)										4	1	1	3	0	1	3											
Brooks Robinson, R OBP: 0.376, SLG: 0.405 (1, 5)										4	0	2	2	0	0	0											
Eliud Hendricks, L OBP: 0.341, SLG: 0.514 (1, 2)										3	1	1	1	0	0	1											
Paul Blair, R OBP: 0.298, SLG: 0.406 (1, 8)										3	0	0	0	0	0	1											
Mark Belanger, R OBP: 0.343, SLG: 0.420 (1, 6)										4	1	1	1	0	2	0											
Inning Stats	R: 4 H: 4 E: 1 K: 1 S: 9	H: 4 LOB: 1 BB: 1 P: 13	R: 0 H: 1 E: 0 K: 0 S: 4	H: 1 LOB: 1 BB: 0 P: 4	R: 0 H: 0 E: 0 K: 0 S: 3	H: 0 LOB: 0 BB: 0 P: 3	R: 0 H: 0 E: 0 K: 1 S: 5	H: 0 LOB: 0 BB: 0 P: 5	R: 0 H: 0 E: 0 K: 1 S: 5	H: 0 LOB: 0 BB: 0 P: 5	R: 6 H: 6 E: 0 K: 1 S: 11	H: 6 LOB: 1 BB: 1 P: 15	R: 0 H: 0 E: 0 K: 0 S: 3	H: 0 LOB: 0 BB: 0 P: 3	1B: 9 2B: 2 3B: 0 HR: 0	SF: 1 SAC: 1 DP: 0 HBP: 0	WP: 0 PB: 0 SB: 3 CS: 0	PA: 40									
PITCHER	IP	WLS	BF	H	R	ER	SO	BB	IBB	HBP	BLK	WP	HR	S	P	ERA	WHIP										
Steve Busby, R ERA: 3.38 (1, 1)	6.1	L	28	8	7	6	4	1	0	0	0	0	0	35	39	8.53	1.421										
Steve Mingori, L ERA: 8.53 (7, 1)	0.1		3	1	0	0	1	0	1	0	0	0	0	4	8	0.00	3.000										
Gene Garber, R ERA: 5.74 (7, 1)	0.1		3	2	3	3	0	0	0	0	0	0	0	3	3	81.00	6.000										
Lindy McDaniel, R ERA: 4.2 (8, 1)	2.0		6	0	0	0	1	0	0	0	0	0	0	8	8	0.00	0.000										

Baltimore Orioles @ Kansas City Royals
 Royals Stadium, Kansas City, MO
 Wed May 29 1974, 8:05 PM EDT
 Att: 14,727 - Unknown - 81 F

AB 36
 R 10
 H 11
 RBI 9
 BB 2
 SO 6
 LOB 10

Batter	1	2	3	4	5	6	7	8	9	AB	R	H	RBI	BB	SO	LOB	BOTTOM										
Freddie Patek, R OBP: 0.316, SLG: 0.320 (1, 6)										2	1	0	0	1	0	1											
Frank White, R OBP: 0.262, SLG: 0.333 (8, 6)										1	1	1	0	0	0	0											
Cookie Rojas, R OBP: 0.340, SLG: 0.431 (1, 4)										3	0	1	0	0	1	2											
Bobby Floyd, R OBP: 0.273, SLG: 0.111 (8, 4)										1	1	1	0	0	0	0											
Jim Wohlford, R OBP: 0.356, SLG: 0.374 (1, 7)										4	0	3	1	0	0	1											
John Mayberry, L OBP: 0.391, SLG: 0.481 (1, 3)										3	0	1	0	0	0	1											
Tony Solaita, L OBP: 0.389, SLG: 0.563 (8, 3)										0	0	0	1	1	0	0											
Hal McRae, R OBP: 0.392, SLG: 0.535 (1, 9)										3	0	1	1	0	0	3											
Riche Scheinblum, S OBP: 0.198, SLG: 0.111 (1, 10)										3	0	0	0	1	0	3											
Al Cowens, R OBP: 0.264, SLG: 0.260 (1, 8)										4	0	1	0	0	2	1											
George Brett, L OBP: 0.257, SLG: 0.357 (1, 5)										4	0	0	0	0	1	2											
Fran Healy, R OBP: 0.329, SLG: 0.496 (1, 2)										2	0	1	0	0	0	0											
Buck Martinez, R OBP: 0.323, SLG: 0.231 (8, 2)										2	0	0	0	0	0	0											
Inning Stats	R: 1 H: 2 E: 0 K: 0 S: 4	H: 2 LOB: 0 BB: 1 P: 8	R: 0 H: 0 E: 0 K: 1 S: 4	H: 0 LOB: 0 BB: 1 P: 8	R: 0 H: 1 E: 0 K: 0 S: 4	H: 1 LOB: 1 BB: 0 P: 4	R: 0 H: 2 E: 0 K: 1 S: 7	H: 2 LOB: 2 BB: 0 P: 7	R: 0 H: 1 E: 0 K: 1 S: 5	H: 1 LOB: 0 BB: 0 P: 5	R: 0 H: 1 E: 0 K: 0 S: 3	H: 1 LOB: 0 BB: 0 P: 3	R: 0 H: 0 E: 0 K: 1 S: 5	H: 0 LOB: 0 BB: 0 P: 5	R: 2 H: 3 E: 0 K: 0 S: 6	H: 3 LOB: 2 BB: 1 P: 10	R: 0 H: 0 E: 0 K: 0 S: 3	H: 0 LOB: 0 BB: 0 P: 3	1B: 10 2B: 0 3B: 0 HR: 0	SF: 1 SAC: 0 DP: 2 HBP: 0	WP: 0 PB: 0 SB: 1 CS: 2	PA: 36					
PITCHER	IP	WLS	BF	H	R	ER	SO	BB	IBB	HBP	BLK	WP	HR	S	P	ERA	WHIP										
Mike Cuellar, L ERA: 2.74 (1, 1)	9.0	W	36	10	3	3	4	3	0	0	0	0	0	41	53	3.00	1.444										

Baltimore Orioles @ Kansas City Royals
 Royals Stadium, Kansas City, MO
 Wed May 29 1974, 8:05 PM EDT
 Att: 14,727 - Unknown - 81 F

AB 32
 R 3
 H 10
 RBI 3
 BB 3
 SO 4
 LOB 14

Batter	1	2	3	4	5	6	7	8	9	AB	R	H	RBI	BB	SO	LOB	TOP					
Al Bumbry, L OBP: 0.216, SLG: 0.250 Paul Blair, R OBP: 0.296, SLG: 0.403	4-3	K		FC6-4		B4-3		1-3		4	0	0	0	0	1	3						
Rich Coggins, L OBP: 0.237, SLG: 0.242	E8	SF8		G3				1-3		4	1	2	1	0	0	2						
Bobby Grich, R OBP: 0.422, SLG: 0.476	1B	HR				FC5-4				4	2	2	1	1	1							
Tommy Davis, R OBP: 0.298, SLG: 0.367 Enos Cabell, R OBP: 0.391, SLG: 0.476	HR	F8				1-3		F7		5	1	2	0	0	0	3						
Boog Powell, L OBP: 0.301, SLG: 0.447	HR			F9		F9		K		4	1	1	3	1	1							
Don Baylor, R OBP: 0.313, SLG: 0.282	6-3			F6		S		S		3	0	1	1	1	0	0						
Brooks Robinson, R OBP: 0.368, SLG: 0.395	F8			6-3		F9		6-3		4	0	0	0	0	0	3						
Earl Williams, R OBP: 0.320, SLG: 0.282		1B		E1		K		K		4	1	1	0	0	2	2						
Mark Belanger, R OBP: 0.348, SLG: 0.439		S		FC5-4		F8				4	0	2	0	0	0	1						
Inning Stats	R: 4 E: 1 K: 0 S: 7	H: 4 LOB: 0 BB: 0 P: 7	R: 1 E: 0 K: 1 S: 7	H: 2 LOB: 2 BB: 1 P: 11	R: 0 E: 0 K: 0 S: 3	H: 0 LOB: 0 BB: 0 P: 3	R: 0 E: 1 K: 0 S: 4	H: 0 LOB: 1 BB: 0 P: 4	R: 1 E: 0 K: 1 S: 7	H: 2 LOB: 2 BB: 1 P: 11	R: 0 E: 0 K: 0 S: 4	H: 1 LOB: 1 BB: 0 P: 4	R: 0 E: 0 K: 1 S: 5	H: 0 LOB: 1 BB: 1 P: 9	R: 0 E: 0 K: 1 S: 6	H: 1 LOB: 1 BB: 0 P: 6	R: 0 E: 0 K: 1 S: 5	H: 1 LOB: 1 BB: 0 P: 5	1B: 6 2B: 2 3B: 2 HR: 1	SF: 1 SAC: 0 DP: 1 HBP: 0	WP: 0 PB: 0 SB: 3 CS: 0	PA: 41
PITCHER	IP	WLS	BF	H	R	ER	SO	BB	IBB	HBP	BLK	WP	HR	S	P	ERA	WHIP					
Fergie Jenkins, R ERA: 3.18	1.0		9	6	5	5	0	0	0	0	0	0	1	9	9	45.00	6.000					
Steve Hargan, R ERA: 4.2	3.1		15	2	1	1	1	1	1	0	0	0	0	15	23	2.70	0.900					
Steve Foucault, R ERA: 1.59	4.2	W	17	3	0	0	4	1	0	0	0	0	0	24	28	0.00	0.857					

Baltimore Orioles @ Texas Rangers
Arlington Stadium, Arlington, TX
Fri May 31 1974, 8:05 PM EDT
Att: 20,984 - Unknown

AB	37
R	6
H	11
RBI	6
BB	3
SO	5
LOB	17



Batter	1	2	3	4	5	6	7	8	9	AB	R	H	RBI	BB	SO	LOB	BOTTOM				
Cesar Tovar, R OBP: 0.310, SLG: 0.270	1B		FC4-6	1B		F8		K		3	1	1	0	2	1	2					
Lenny Randle, S OBP: 0.383, SLG: 0.430	1B		F6	1B						4	0	3	2	1	0	1					
Alex Johnson, R OBP: 0.335, SLG: 0.325	G5-4-3		FC4-6	F9		4-3		F9		5	0	0	0	0	0	8					
Jeff Burroughs, R OBP: 0.374, SLG: 0.577	1B		FC4-6			6-3		BB		4	1	2	1	0	0	1					
Tom Grieve, R OBP: 0.323, SLG: 0.425	F8			F8		L9		K		4	0	0	0	0	1	2					
Jim Fregosi, R OBP: 0.370, SLG: 0.368	F8			F9		K		1B		3	0	0	0	1	1	0					
Larry Brown, R OBP: 0.254, SLG: 0.185								CS		0	0	0	0	0	0	0					
Toby Harrah, R OBP: 0.332, SLG: 0.348				1B		F8		CS		4	2	3	1	0	0	0					
Leo Cardenas, R OBP: 0.385, SLG: 0.368 Jim Spencer, L OBP: 0.384, SLG: 0.519	6-3			E7		1B		6-3		2	1	1	1	0	0	0					
Jim Sundberg, R OBP: 0.336, SLG: 0.301	L6			1B		1B		6-3		4	1	2	1	0	0	0					
Inning Stats	R: 1 E: 0 K: 0 S: 4	H: 2 LOB: 1 BB: 1 P: 8	R: 1 E: 0 K: 0 S: 4	H: 1 LOB: 0 BB: 0 P: 4	R: 0 E: 0 K: 0 S: 3	H: 0 LOB: 1 BB: 1 P: 7	R: 3 E: 1 K: 0 S: 8	H: 5 LOB: 2 BB: 0 P: 8	R: 0 E: 0 K: 1 S: 5	H: 0 LOB: 0 BB: 0 P: 5	R: 1 E: 0 K: 0 S: 6	H: 3 LOB: 2 BB: 0 P: 6	R: 1 E: 0 K: 1 S: 6	H: 2 LOB: 1 BB: 1 P: 10	R: 0 E: 0 K: 1 S: 5	H: 0 LOB: 1 BB: 1 P: 9	1B: 12 2B: 0 3B: 1 HR: 0	SF: 0 SAC: 0 DP: 1 HBP: 0	WP: 0 PB: 0 SB: 0 CS: 2	PA: 39	
PITCHER	IP	WLS	BF	H	R	ER	SO	BB	IBB	HBP	BLK	WP	HR	S	P	ERA	WHIP				
Ross Grimsley, L ERA: 3.69	3.2		20	8	5	5	0	2	0	0	0	0	0	18	26	12.27	2.727				
Jesse Jefferson, R ERA: 5.94	1.2		7	2	1	1	1	0	0	0	0	0	0	9	9	5.40	1.200				
Bob Reynolds, R ERA: 2.57	1.0	L	7	3	1	1	1	1	0	0	0	0	0	8	12	9.00	4.000				
Grant Jackson, L ERA: 3.38	1.2		5	0	0	0	1	1	0	0	0	0	0	6	10	0.00	0.600				

Baltimore Orioles @ Texas Rangers
Arlington Stadium, Arlington, TX
Fri May 31 1974, 8:05 PM EDT
Att: 20,984 - Unknown


AB	35
R	7
H	13
RBI	6
BB	4
SO	3
LOB	16



Batter	1	2	3	4	5	6	7	8	9	AB	R	H	RBI	BB	SO	LOB	TOP										
Al Bumby, L (1, 7) OBP: 0.223, SLG: 0.257	F7		1B		FC4-6		FC4-6		4-3	5	0	2	0	0	0	1											
Rich Coggins, L (1, 8) OBP: 0.235, SLG: 0.240	K		F9		FC4-6		FC4-6		G3	5	0	1	1	0	1	3											
Bobby Grich, R (1, 4) OBP: 0.413, SLG: 0.468	K		F8		F8		SF8			3	0	0	1	0	1	3											
Tommy Davis, R (1, 10) OBP: 0.292, SLG: 0.359		L4		5-3			4-3		4-3	4	0	0	0	0	0	1											
Boog Powell, L (1, 3) OBP: 0.307, SLG: 0.449		1B		1B			6-3		4-3	4	0	2	0	0	0	0											
Don Baylor, R (1, 9) OBP: 0.312, SLG: 0.276		F8		K		FC6-4	4-3		4-3	3	0	0	0	1	1	2											
Brooks Robinson, R (1, 5) OBP: 0.371, SLG: 0.398		FC5-4		F7		FC6-4	FC5-4		FC5-4	4	0	2	0	0	0	2											
Earl Williams, R (1, 2) OBP: 0.318, SLG: 0.281		FC5-4		F8			1B	FC4-6	FC5-4	4	1	1	0	0	0	3											
Mark Belanger, R (1, 6) OBP: 0.354, SLG: 0.444			F8		FC4-6		FC4-6		K	3	1	2	0	0	0	0											
Mike Reinbach, L (9, PH) OBP: 0.304, SLG: 0.300					1B		SF8			1	0	0	0	0	1	0											
Inning Stats	R: 0 E: 0 K: 2 S: 7	H: 0 LOB: 0 BB: 0 P: 7	R: 0 E: 0 K: 0 S: 5	H: 2 LOB: 2 BB: 0 P: 5	R: 0 E: 0 K: 0 S: 4	H: 1 LOB: 1 BB: 0 P: 4	R: 0 E: 0 K: 1 S: 6	H: 1 LOB: 1 BB: 0 P: 6	R: 0 E: 0 K: 0 S: 5	H: 2 LOB: 2 BB: 0 P: 5	R: 0 E: 0 K: 0 S: 3	H: 0 LOB: 1 BB: 1 P: 7	R: 2 E: 0 K: 0 S: 6	H: 3 LOB: 1 BB: 0 P: 6	R: 0 E: 0 K: 0 S: 4	H: 1 LOB: 1 BB: 0 P: 4	R: 0 E: 0 K: 1 S: 5	H: 0 LOB: 0 BB: 0 P: 5	1B: 10 2B: 0 3B: 0 HR: 0	SF: 1 SAC: 0 DP: 0 HBP: 0	WP: 0 PA: 38 PB: 0 SB: 0 CS: 0						
PITCHER	IP	WLS	BF	H	R	ER	SO	BB	IBB	HBP	BLK	WP	HR	S	P	ERA	WHIP										
Jim Bibby, R (1, 1) ERA: 4.56	7.2	W	34	10	2	2	3	1	0	0	0	0	0	39	43	2.35	1.435										
Steve Foucault, R (8, 1) ERA: 1.54	1.1	S	4	0	0	0	1	0	0	0	0	0	0	6	6	0.00	0.000										

Baltimore Orioles @ Texas Rangers
Arlington Stadium, Arlington, TX
Sat Jun 01 1974, 8:05 PM EDT
Att: 39,269 - Unknown


AB 36
R 2
H 10
RBI 2
BB 1
SO 4
LOB 15



Batter	1	2	3	4	5	6	7	8	9	AB	R	H	RBI	BB	SO	LOB	BOTTOM										
Cesar Tovar, R (1, 8) OBP: 0.301, SLG: 0.261	4-3		FC1-4		F8		4-3			4	0	0	0	0	0	1											
Lenny Randle, S (1, 4) OBP: 0.371, SLG: 0.415	K		F8		F8				5-3	4	0	0	0	0	1	1											
Alex Johnson, R (1, 7) OBP: 0.338, SLG: 0.328				F3						4	0	2	0	0	0	0											
Joe Lovitto, S (9, 8) OBP: 0.223, SLG: 0.266	6-3			BB	1B				G6-4-3	0	0	0	0	0	0	0											
Jeff Burroughs, R (1, 9) OBP: 0.377, SLG: 0.574		4-3		HR	1B				G6-4-3	3	1	1	0	1	0	1											
Tom Grieve, R (1, 10) OBP: 0.323, SLG: 0.448		4-3		HR					F9	3	1	1	2	0	0	0											
Jim Fregosi, R (1, 3) OBP: 0.385, SLG: 0.366		4-3								3	0	1	0	0	0	0											
Jim Spencer, L (7, 3) OBP: 0.384, SLG: 0.519		4-3		5-3					G4-6-3	0	0	0	0	0	0	0											
Toby Harrah, R (1, 6) OBP: 0.337, SLG: 0.376				HR	2B				G4-6-3	3	2	2	1	0	0	1											
Leo Cardenas, R (1, 5) OBP: 0.381, SLG: 0.366			6-3						F7	3	0	1	1	0	0	0											
Larry Brown, R (8, 5) OBP: 0.254, SLG: 0.185				FC6-4	1B					0	0	0	0	0	0	0											
Jim Sundberg, R (1, 2) OBP: 0.336, SLG: 0.302				FC1-4	1B				F4	3	0	1	0	0	0	1											
Inning Stats	R: 0 E: 0 K: 1 S: 5	H: 0 LOB: 0 BB: 0 P: 5	R: 0 E: 0 K: 0 S: 3	H: 0 LOB: 0 BB: 0 P: 3	R: 1 E: 0 K: 0 S: 5	H: 2 LOB: 1 BB: 0 P: 5	R: 3 E: 0 K: 0 S: 7	H: 4 LOB: 1 BB: 0 P: 7	R: 0 E: 0 K: 0 S: 3	H: 1 LOB: 1 BB: 1 P: 7	R: 0 E: 0 K: 0 S: 3	H: 1 LOB: 0 BB: 0 P: 3	R: 0 E: 0 K: 0 S: 3	H: 0 LOB: 0 BB: 0 P: 3	R: 0 E: 0 K: 0 S: 3	H: 1 LOB: 0 BB: 0 P: 3	1B: 6 2B: 1 3B: 0 HR: 2	SF: 0 SAC: 0 DP: 2 HBP: 0	WP: 0 PA: 32 PB: 0 SB: 0 CS: 1								
PITCHER	IP	WLS	BF	H	R	ER	SO	BB	IBB	HBP	BLK	WP	HR	S	P	ERA	WHIP										
Dave McNally, L (1, 1) ERA: 3.96	8.0	L	31	9	4	4	1	1	0	0	0	0	2	32	36	4.50	1.250										

Baltimore Orioles @ Texas Rangers
Arlington Stadium, Arlington, TX
Sat Jun 01 1974, 8:05 PM EDT
Att: 39,269 - Unknown

AB 30
R 4
H 9
RBI 4
BB 1
SO 1
LOB 5



Batter	1	2	3	4	5	6	7	8	9	10	AB	R	H	RBI	BB	SO	LOB	TOP	
Paul Blair, R OBP: 0.301, SLG: 0.401 (1, 8)	F4		1B		HR	F7			SH1-3		3	1	1	0	1	0	0	Baltimore Orioles @ Texas Rangers Arlington Stadium, Arlington, TX Sun Jun 02 1974, 4:33 AM EDT Att: 18,452 - Unknown livebaseballscorecards.com	
Bobby Grich, R OBP: 0.418, SLG: 0.486 (1, 4)	F5		K		HR		CS	1B	G4-6-3 IBB		4	1	2	2	1	1	1		
Tommy Davis, R OBP: 0.294, SLG: 0.356 (1, 10)	4-3			5-3	1B		FC6-4 BB	1B	G4-6-3		4	0	1	0	1	0	2		
Earl Williams, R OBP: 0.333, SLG: 0.302 Al Bumbry, L OBP: 0.223, SLG: 0.257 Andy Etchebarren, R OBP: 0.256, SLG: 0.231 (1, 2)		2B		E 2B HBP	1B		FC6-4 1-2	1B		5-3 1B	4	1	3	0	0	0	1		
Don Baylor, R OBP: 0.302, SLG: 0.266 (1, 7)	6-3			F3	K		K			B5	5	0	0	0	0	2	6		
Brooks Robinson, R OBP: 0.314, SLG: 0.386 (1, 5)	F4			E7 2B	F7			6-3		5-3	5	1	0	0	0	0	5		
Jim Fuller, R OBP: 0.329, SLG: 0.506 Rich Coggins, L OBP: 0.239, SLG: 0.244 (1, 9)	K				K			F8		1B	3	0	1	2	0	2	3		
Enos Cabell, R OBP: 0.346, SLG: 0.417 Boog Powell, L OBP: 0.302, SLG: 0.442 (1, 3)			F4	3-1		4-3		F8		F7	2	0	0	0	0	0	1		
Mark Belanger, R OBP: 0.351, SLG: 0.462 (1, 6)			F7		HR	K			E5 SH1-3		4	1	1	1	0	1	0		
Inning Stats	R: 0 E: 0 K: 0 S: 3	H: 0 LOB: 0 BB: 0 P: 3	R: 0 E: 0 K: 1 S: 6	H: 1 LOB: 1 BB: 0 P: 6	R: 0 E: 0 K: 1 S: 6	H: 1 LOB: 1 BB: 0 P: 6	R: 3 E: 0 K: 2 S: 11	H: 4 LOB: 2 BB: 1 P: 15	R: 0 E: 0 K: 0 S: 5	H: 1 LOB: 1 BB: 1 P: 9	R: 0 E: 0 K: 0 S: 3	H: 0 LOB: 0 BB: 0 P: 3	R: 0 E: 1 K: 0 S: 3	H: 0 LOB: 1 BB: 1 P: 7	R: 1 E: 0 K: 0 S: 5	H: 2 LOB: 1 BB: 0 P: 5	1B: 6 2B: 2 3B: 0 HR: 2		SF: 0 SAC: 1 DP: 1 HBP: 1
PITCHER	IP 4.0	WLS 20	BF 5	H 5	R 3	ER 2	SO 6	BB 1	IBB 0	HBP 1	BLK 0	WP 0	HR 2	S 22	P 27	ERA 6.75	WHIP 1.500		
David Clyde, L ERA: 3.42																			
Jackie Brown, R ERA: 2.08	6.0	L	24	5	1	1	4	1	1	0	0	0	0	30	38	1.50	1.000		

Batter	1	2	3	4	5	6	7	8	9	10	AB	R	H	RBI	BB	SO	LOB	BOTTOM	
Cesar Tovar, R OBP: 0.297, SLG: 0.252 (1, 8)	5-3	6-3			1B BB	F3			6-3		4	1	0	0	1	0	1	Baltimore Orioles @ Texas Rangers Arlington Stadium, Arlington, TX Sun Jun 02 1974, 4:33 AM EDT Att: 18,452 - Unknown livebaseballscorecards.com	
Lenny Randle, S OBP: 0.372, SLG: 0.410 (1, 4)	1B		F7		1B BB	G3		E4 CS			4	2	1	0	1	0	1		
Alex Johnson, R OBP: 0.344, SLG: 0.335 (1, 7)	1B		F9		1B BB		E8 S	1B	S	1B	5	1	3	0	0	0	0		
Jeff Burroughs, R OBP: 0.362, SLG: 0.589 (1, 9)	1B		HR		1B		F8		6-3		5	1	3	4	0	0	2		
Tom Grieve, R OBP: 0.326, SLG: 0.446 (1, 10)	F8		F6		1B					5-3	5	0	2	0	0	0	2		
Jim Fregosi, R OBP: 0.372, SLG: 0.370 Jim Spencer, L OBP: 0.371, SLG: 0.500 (1, 3)				F4	F6			F7		F7	2	0	1	1	0	0	0		
Toby Harrah, R OBP: 0.329, SLG: 0.366 (1, 6)	FC6-4			5-3	G6-4-3			L5		6-3	5	0	0	0	0	0	5		
Leo Cardenas, R OBP: 0.386, SLG: 0.372 Larry Brown, R OBP: 0.246, SLG: 0.179 (1, 5)		5-3			1B			F2		6-3	2	0	1	0	0	0	0		
Dick Billings, R OBP: 0.303, SLG: 0.241 (1, 2)		F8			F4			1-3			3	0	0	0	1	0	1		
Inning Stats	R: 2 E: 0 K: 0 S: 7	H: 4 LOB: 2 BB: 0 P: 7	R: 0 E: 0 K: 0 S: 3	H: 0 LOB: 0 BB: 0 P: 3	R: 1 E: 0 K: 0 S: 4	H: 1 LOB: 0 BB: 0 P: 4	R: 0 E: 0 K: 0 S: 4	H: 1 LOB: 1 BB: 0 P: 4	R: 0 E: 0 K: 0 S: 3	H: 0 LOB: 0 BB: 0 P: 3	R: 0 E: 1 K: 0 S: 4	H: 1 LOB: 1 BB: 0 P: 4	R: 0 E: 0 K: 0 S: 3	H: 0 LOB: 0 BB: 0 P: 3	R: 0 E: 0 K: 0 S: 3	H: 0 LOB: 0 BB: 0 P: 3	1B: 10 2B: 0 3B: 0 HR: 1		SF: 0 SAC: 0 DP: 1 HBP: 0
PITCHER	IP 4.0	WLS 23	BF 9	H 5	R 5	ER 0	SO 0	BB 2	IBB 0	HBP 0	BLK 0	WP 0	HR 1	S 21	P 29	ERA 11.25	WHIP 2.750		
Mike Cuellar, L ERA: 3.18																			
Wayne Garland, R ERA: 5.4	6.0	W	20	2	0	0	0	1	0	0	0	0	0	19	23	0.00	0.500		



Batter	1	2	3	4	5	6	7	8	9	AB	R	H	RBI	BB	SO	LOB	TOP								
Freddie Patek, R OBP: 0.303, SLG: 0.302										5	0	1	0	0	0	2									
Jim Wohlford, R OBP: 0.345, SLG: 0.353										3	1	0	0	2	0	3									
Amos Otis, R OBP: 0.355, SLG: 0.424										5	1	2	1	0	1	2									
John Mayberry, L OBP: 0.385, SLG: 0.497										4	0	1	1	0	0	1									
Hal McRae, R OBP: 0.398, SLG: 0.521										4	0	1	0	0	0	3									
Tony Solaita, L OBP: 0.400, SLG: 0.543										3	0	1	0	0	0	1									
Al Cowens, R OBP: 0.259, SLG: 0.255										1	0	0	0	0	0	0									
Fran Healy, R OBP: 0.335, SLG: 0.487										4	0	0	0	0	0	3									
Frank White, R OBP: 0.234, SLG: 0.298										4	0	0	0	0	0	2									
George Brett, L OBP: 0.267, SLG: 0.346										3	1	3	0	0	0	0									
Cookie Rojas, R OBP: 0.330, SLG: 0.411										1	0	0	0	0	0	0									
Inning Stats	R: 0 E: 0 K: 0 S: 3	H: 0 LOB: 0 BB: 0 P: 3	R: 0 E: 0 K: 0 S: 5	H: 2 LOB: 2 BB: 0 P: 5	R: 0 E: 0 K: 0 S: 4	H: 1 LOB: 1 BB: 0 P: 4	R: 0 E: 0 K: 0 S: 3	H: 0 LOB: 0 BB: 0 P: 3	R: 0 E: 0 K: 0 S: 5	H: 2 LOB: 2 BB: 0 P: 5	R: 1 E: 0 K: 0 S: 5	H: 2 LOB: 1 BB: 0 P: 5	R: 2 E: 0 K: 0 S: 6	H: 2 LOB: 2 BB: 1 P: 10	R: 0 E: 0 K: 0 S: 3	H: 0 LOB: 0 BB: 0 P: 3	R: 0 E: 0 K: 1 S: 5	H: 0 LOB: 1 BB: 1 P: 9	1B: 8 2B: 1 3B: 0 HR: 0	SF: 0 SAC: 0 DP: 0 HBP: 0	WP: 0 PB: 0 SB: 2 CS: 0	PA: 39			
PITCHER	IP	WLS	BF	H	R	ER	SO	BB	IBB	HBP	BLK	WP	HR	S	P	ERA	WHIP								
Doyle Alexander, R ERA: 4.86	6.2	W	29	8	3	2	0	1	0	0	0	0	0	28	32	2.70	1.350								
Bob Reynolds, R ERA: 2.57	0.0		1	1	0	0	0	0	0	0	0	0	0	1	1	∞	∞								
Grant Jackson, L ERA: 3.0	2.1	S	9	0	0	0	1	1	0	0	0	0	0	10	14	0.00	0.429								

Kansas City Royals @ Baltimore Orioles
Memorial Stadium, Baltimore, MD
 Mon Jun 03 1974, 7:05 PM EDT
 Att: 6,645 - Unknown - 70 F

AB	37
R	3
H	9
RBI	2
BB	2
SO	1
LOB	17



Batter	1	2	3	4	5	6	7	8	9	AB	R	H	RBI	BB	SO	LOB	BOTTOM								
Al Bumbry, L OBP: 0.226, SLG: 0.267										3	1	1	0	0	1	1									
Jim Fuller, R OBP: 0.337, SLG: 0.512										1	0	1	0	0	0	0									
Rich Coggins, L OBP: 0.241, SLG: 0.240										2	1	0	0	1	0	1									
Don Baylor, R OBP: 0.298, SLG: 0.262										2	0	0	0	0	1	4									
Bobby Grich, R OBP: 0.422, SLG: 0.483										3	1	1	0	2	0	1									
Tommy Davis, R OBP: 0.294, SLG: 0.354										4	0	1	2	0	0	2									
Boog Powell, L OBP: 0.308, SLG: 0.439										3	0	1	1	1	0	2									
Paul Blair, R OBP: 0.294, SLG: 0.391										4	0	0	0	0	0	3									
Brooks Robinson, R OBP: 0.369, SLG: 0.397										3	1	2	0	1	1	0									
Earl Williams, R OBP: 0.337, SLG: 0.298										2	0	0	0	2	0	4									
Eliot Hendricks, L OBP: 0.341, SLG: 0.514										0	0	0	0	0	0	0									
Mark Belanger, R OBP: 0.362, SLG: 0.474										3	0	2	1	1	0	1									
Inning Stats	R: 1 E: 0 K: 0 S: 4	H: 2 LOB: 1 BB: 1 P: 8	R: 0 E: 0 K: 0 S: 3	H: 1 LOB: 1 BB: 1 P: 7	R: 2 E: 0 K: 1 S: 7	H: 2 LOB: 1 BB: 1 P: 11	R: 0 E: 0 K: 1 S: 5	H: 0 LOB: 1 BB: 1 P: 9	R: 0 E: 0 K: 0 S: 3	H: 0 LOB: 0 BB: 0 P: 3	R: 1 E: 0 K: 0 S: 6	H: 3 LOB: 3 BB: 1 P: 10	R: 0 E: 0 K: 0 S: 3	H: 0 LOB: 3 BB: 3 P: 15	R: 0 E: 0 K: 1 S: 6	H: 1 LOB: 1 BB: 0 P: 6	1B: 6 2B: 3 3B: 0 HR: 0	SF: 0 SAC: 1 DP: 1 HBP: 0	WP: 0 PB: 0 SB: 0 CS: 0	PA: 40					
PITCHER	IP	WLS	BF	H	R	ER	SO	BB	IBB	HBP	BLK	WP	HR	S	P	ERA	WHIP								
Steve Busby, R ERA: 3.54	5.2	L	27	7	4	4	2	5	0	0	0	0	0	26	46	6.35	2.118								
Steve Mingo, L ERA: 5.23	0.0		1	1	0	0	0	0	0	0	0	0	0	1	1	∞	∞								
Gene Garber, R ERA: 5.51	0.2		4	0	0	0	0	1	1	0	0	0	0	2	10	0.00	1.500								
Doug Bird, R ERA: 1.98	1.2		7	1	0	0	1	0	1	0	0	0	0	8	12	0.00	0.600								

Kansas City Royals @ Baltimore Orioles
Memorial Stadium, Baltimore, MD
 Mon Jun 03 1974, 7:05 PM EDT
 Att: 6,645 - Unknown - 70 F

AB	30
R	4
H	9
RBI	4
BB	8
SO	3
LOB	19



Batter	1	2	3	4	5	6	7	8	9	AB	R	H	RBI	BB	SO	LOB	TOP			
Al Cowens, R OBP: 0.271, SLG: 0.268 (1,9)	6-3		1B	6-3		FC6-4		5-3		5	1	2	1	0	0	2	Kansas City Royals @ Baltimore Orioles Memorial Stadium, Baltimore, MD Tue Jun 04 1974, 7:05 PM EDT Att: 7,007 - Unknown - 76 F			
Jim Wothford, R OBP: 0.345, SLG: 0.351 (1,7)	6-3		1B			FC6-4		1-4-3		4	1	1	1	1	0	3				
Amos Otis, R OBP: 0.362, SLG: 0.444 (1,8)	HR		1B			FC5-4				4	3	2	2	1	0	3				
John Mayberry, L OBP: 0.389, SLG: 0.517 (1,3)	1-3		HR			FC6-4				3	1	2	3	0	0	0				
Tony Solaita, L OBP: 0.391, SLG: 0.514 (6,3)			HR			1B				2	0	0	0	0	0	1				
Hal McRae, R OBP: 0.395, SLG: 0.512 (9, PH)			F8			FC6-4				3	0	0	1	1	0	1				
Vada Pinson, L OBP: 0.247, SLG: 0.336 (9, PH)			CS			1-2				1	0	0	0	0	0	1				
Fran Healy, R OBP: 0.331, SLG: 0.474 (1,2)	F2		K			F9				4	0	0	0	1	1	3				
Frank White, R OBP: 0.216, SLG: 0.275 (1,4)	K					F8				4	0	0	0	0	1	1				
Freddie Patek, R OBP: 0.312, SLG: 0.307 (1,6)			F7			PB				3	1	2	0	1	0	0				
George Brett, L OBP: 0.278, SLG: 0.345 (1,5)			1B			F8				3	1	1	0	1	0	2				
Inning Stats	R: 1 E: 0 K: 0 S: 4	H: 1 LOB: 0 BB: 0 P: 4	R: 0 E: 0 K: 1 S: 4	H: 0 LOB: 0 BB: 1 P: 8	R: 5 E: 0 K: 1 S: 10	H: 5 LOB: 0 BB: 0 P: 10	R: 0 E: 0 K: 0 S: 3	H: 0 LOB: 1 BB: 1 P: 7	R: 1 E: 0 K: 0 S: 4	H: 1 LOB: 1 BB: 1 P: 8	R: 0 E: 0 K: 0 S: 3	H: 0 LOB: 1 BB: 1 P: 7	R: 0 E: 0 K: 0 S: 4	H: 1 LOB: 1 BB: 0 P: 4	R: 0 E: 0 K: 0 S: 3	H: 0 LOB: 1 BB: 1 P: 7	1B: 8 2B: 0 3B: 0 HR: 2	SF: 0 SAC: 0 DP: 0 HBP: 0	WP: 0 PB: 1 SB: 2 CS: 1	PA: 42
PITCHER	IP	WLS	BF	H	R	ER	SO	BB	IBB	HBP	BLK	WP	HR	S	P	ERA	WHIP			
Ross Grimsley, L ERA: 4.21 (1,1)	2.1	L	13	6	6	6	1	1	0	0	0	0	2	14	18	23.14	3.000			
Jesse Jefferson, R ERA: 5.24 (3,1)	5.2		25	4	2	2	1	4	0	0	0	0	0	23	39	3.18	1.412			
Bob Reynolds, R ERA: 2.48 (9,1)	1.0		4	0	0	0	0	1	0	0	0	0	0	3	7	0.00	1.000			

Batter	1	2	3	4	5	6	7	8	9	AB	R	H	RBI	BB	SO	LOB	BOTTOM			
Al Bumby, L OBP: 0.227, SLG: 0.267 (1,7)	FC4-6			1-3		4-3			6-3	4	0	1	0	0	0	0	Kansas City Royals @ Baltimore Orioles Memorial Stadium, Baltimore, MD Tue Jun 04 1974, 7:05 PM EDT Att: 7,007 - Unknown - 76 F			
Rich Coggins, L OBP: 0.234, SLG: 0.233 (7,8)	FC4-6			L4				G3	F9	4	0	0	0	0	0	1				
Bobby Grich, R OBP: 0.416, SLG: 0.475 (1,4)	G4-3			5-3				1-3		3	0	0	0	0	0	1				
Tommy Davis, R OBP: 0.294, SLG: 0.354 (1,10)			1-6-3			G3		F7		3	0	1	0	0	0	0				
Boog Powell, L OBP: 0.301, SLG: 0.429 (1,3)			5-3			G3		F7		3	0	0	0	0	0	1				
Paul Blair, R OBP: 0.290, SLG: 0.386 (1,8)			3-1			F9		6-3		2	0	0	0	0	0	1				
Jim Fuller, R OBP: 0.333, SLG: 0.506 (7,9)										1	0	0	0	0	0	0				
Brooks Robinson, R OBP: 0.365, SLG: 0.392 (1,5)			6-3			6-3				2	0	0	0	0	0	1				
Enos Cabell, R OBP: 0.370, SLG: 0.440 (7,5)										1	0	1	0	0	0	0				
Eliot Hendricks, L OBP: 0.318, SLG: 0.475 (1,2)			F7			3-1			P4	3	0	0	0	0	0	1				
Mark Belanger, R OBP: 0.355, SLG: 0.463 (1,6)			F8			F9			P6	3	0	0	0	0	0	0				
Inning Stats	R: 0 E: 0 K: 0 S: 3	H: 1 LOB: 0 BB: 0 P: 3	R: 0 E: 0 K: 0 S: 3	H: 0 LOB: 0 BB: 0 P: 3	R: 0 E: 0 K: 0 S: 3	H: 0 LOB: 0 BB: 0 P: 3	R: 0 E: 0 K: 0 S: 3	H: 0 LOB: 0 BB: 0 P: 3	R: 0 E: 0 K: 0 S: 4	H: 1 LOB: 1 BB: 0 P: 4	R: 0 E: 0 K: 0 S: 3	H: 0 LOB: 0 BB: 0 P: 3	R: 0 E: 0 K: 0 S: 4	H: 1 LOB: 1 BB: 0 P: 4	R: 0 E: 0 K: 0 S: 3	H: 0 LOB: 0 BB: 0 P: 3	1B: 3 2B: 0 3B: 0 HR: 0	SF: 0 SAC: 0 DP: 1 HBP: 0	WP: 0 PB: 0 SB: 0 CS: 0	PA: 29
PITCHER	IP	WLS	BF	H	R	ER	SO	BB	IBB	HBP	BLK	WP	HR	S	P	ERA	WHIP			
Al Fitzmorris, R ERA: 2.9 (1,1)	9.0	W	29	3	0	0	0	0	0	0	0	0	0	29	29	0.00	0.333			

Batter	1	2	3	4	5	6	7	8	9	AB	R	H	RBI	BB	SO	LOB	TOP																			
Al Cowens, R OBP: 0.281, SLG: 0.267 (1, 9)										4	0	1	1	1	0	4	Kansas City Royals @ Baltimore Orioles Memorial Stadium, Baltimore, MD Wed Jun 05 1974, 7:05 PM EDT Alt. 7, 2177 - Unknown - 77 F																			
Jim Wothford, R OBP: 0.347, SLG: 0.368 (1, 7)										5	2	2	1	0	1	3																				
Amos Otis, R OBP: 0.363, SLG: 0.443 (1, 8)										5	0	2	0	0	0	1																				
John Mayberry, L OBP: 0.385, SLG: 0.508 (1, 3)										5	0	1	0	0	0	2																				
Hal McRae, R OBP: 0.392, SLG: 0.506 (1, 10)										4	0	1	1	0	2	1																				
Fran Healy, R OBP: 0.335, SLG: 0.468 (1, 2)										2	1	0	0	2	0	3																				
Frank White, R OBP: 0.222, SLG: 0.278 (1, 4)										3	0	1	0	0	0	1																				
Freddie Patek, R OBP: 0.307, SLG: 0.303 (1, 6)										3	0	0	0	0	2	2																				
George Brett, L OBP: 0.298, SLG: 0.368 (1, 5)										3	1	2	1	1	0	1																				
Inning Stats	R: 1 E: 0 K: 0 S: 6	H: 3 LOB: 2 BB: 0 P: 6	R: 0 E: 0 K: 2 S: 8	H: 1 LOB: 2 BB: 1 P: 12	R: 0 E: 0 K: 0 S: 3	H: 1 LOB: 0 BB: 0 P: 3	R: 2 E: 0 K: 1 S: 7	H: 2 LOB: 1 BB: 1 P: 11	R: 0 E: 0 K: 1 S: 4	H: 1 LOB: 1 BB: 0 P: 4	R: 1 E: 0 K: 1 S: 6	H: 1 LOB: 0 BB: 0 P: 6	R: 0 E: 1 K: 0 S: 3	H: 0 LOB: 2 BB: 2 P: 11	R: 0 E: 0 K: 0 S: 3	H: 0 LOB: 0 BB: 0 P: 3	1B: 8 2B: 1 3B: 0 HR: 1	SF: 0 SAC: 2 DP: 2 HBP: 0	WP: 1 PB: 0 SB: 0 CS: 0	PA: 40																
PITCHER	IP	WLS	BF	H	R	ER	SO	BB	IBB	HBP	BLK	WP	HR	S	P	ERA	WHIP	PITCHER		IP	WLS	BF	H	R	ER	SO	BB	IBB	HBP	BLK	WP	HR	S	P	ERA	WHIP
Dave McNally, L ERA: 4.06 (1, 1)	7.0		33	10	4	4	5	3	0	0	0	1	1	40	52	5.14	1.857																			
Bob Reynolds, R ERA: 2.32 (8, 1)	2.0	W	7	0	0	0	0	1	0	0	0	0	0	6	10	0.00	0.500																			

AB	34
R	4
H	10
RBI	4
BB	4
SO	5
LOB	18



Batter	1	2	3	4	5	6	7	8	9	AB	R	H	RBI	BB	SO	LOB	BOTTOM																			
Paul Blair, R OBP: 0.289, SLG: 0.382 (1, 8)										4	0	1	0	0	0	0	Kansas City Royals @ Baltimore Orioles Memorial Stadium, Baltimore, MD Wed Jun 05 1974, 7:05 PM EDT Alt. 7, 2177 - Unknown - 77 F																			
Rich Coggins, L OBP: 0.228, SLG: 0.226 (1, 9)										4	0	0	1	0	0	2																				
Bobby Grich, R OBP: 0.413, SLG: 0.467 (1, 4)										3	0	0	0	1	1	0																				
Tommy Davis, R OBP: 0.298, SLG: 0.354 (1, 10)										3	0	1	0	1	0	3																				
Al Bumbry, L OBP: 0.227, SLG: 0.267 (9, PR)										0	0	0	0	0	0	0																				
Boog Powell, L OBP: 0.293, SLG: 0.415 (1, 3)										4	0	0	0	0	0	2																				
Enos Cabell, R OBP: 0.370, SLG: 0.440 (9, PR)										0	1	0	0	0	0	0																				
Don Baylor, R OBP: 0.303, SLG: 0.271 (1, 7)										3	2	1	0	1	0	0																				
Brooks Robinson, R OBP: 0.373, SLG: 0.495 (1, 5)										4	1	3	2	0	0	0																				
Frank Baker, L OBP: 0.133, SLG: 0.071 (9, PR)										0	1	0	0	0	0	0																				
Andy Etchebarren, R OBP: 0.239, SLG: 0.214 (1, 2)										3	0	0	0	0	0	2																				
Eliot Hendricks, L OBP: 0.311, SLG: 0.475 (9, PH)										0	0	0	1	0	0	0																				
Mark Belanger, R OBP: 0.358, SLG: 0.468 (1, 6)										3	0	1	1	1	0	1																				
Inning Stats	R: 0 E: 0 K: 0 S: 3	H: 0 LOB: 0 BB: 0 P: 3	R: 0 E: 0 K: 0 S: 3	H: 0 LOB: 0 BB: 0 P: 3	R: 1 E: 0 K: 0 S: 5	H: 2 LOB: 2 BB: 2 P: 13	R: 1 E: 0 K: 0 S: 5	H: 2 LOB: 1 BB: 0 P: 5	R: 0 E: 0 K: 0 S: 3	H: 0 LOB: 0 BB: 0 P: 3	R: 0 E: 0 K: 0 S: 3	H: 0 LOB: 0 BB: 0 P: 3	R: 0 E: 0 K: 1 S: 5	H: 0 LOB: 0 BB: 0 P: 5	R: 3 E: 0 K: 0 S: 4	H: 2 LOB: 2 BB: 2 P: 12	1B: 4 2B: 3 3B: 0 HR: 0	SF: 1 SAC: 0 DP: 1 HBP: 0	WP: 1 PB: 1 SB: 1 CS: 0	PA: 36																
PITCHER	IP	WLS	BF	H	R	ER	SO	BB	IBB	HBP	BLK	WP	HR	S	P	ERA	WHIP	PITCHER		IP	WLS	BF	H	R	ER	SO	BB	IBB	HBP	BLK	WP	HR	S	P	ERA	WHIP
Bruce Dal Canton, R ERA: 2.85 (1, 1)																																				
Doug Bird, R ERA: 2.21 (9, 1)	0.1	L	3	2	1	1	0	0	0	0	0	0	0	3	3	27.00	6.000																			


AB	31
R	5
H	7
RBI	5
BB	4
SO	1
LOB	10




Batter	1	2	3	4	5	6	7	8	9	AB	R	H	RBI	BB	SO	LOB	TOP					
Cesar Tovar, R OBP: 0.344, SLG: 0.292 (1, 8)										5	2	3	0	0	0	2	Texas Rangers @ Baltimore Orioles Memorial Stadium, Baltimore, MD Fri Jun 07 1974, 7:05 PM EDT Att: 10,620 - Unknown					
Toby Harrah, R OBP: 0.321, SLG: 0.369 (1, 6)										5	0	0	1	0	0	5						
Alex Johnson, R OBP: 0.347, SLG: 0.345 Joe Lovitto, S OBP: 0.224, SLG: 0.265 (1, 7) (9, 8)										4	0	1	1	0	0	0						
Jeff Burroughs, R OBP: 0.367, SLG: 0.551 (1, 9)										4	0	0	0	1	1	3						
Mike Hargrove, L OBP: 0.436, SLG: 0.504 (1, 10)										5	0	3	1	0	0	1						
Jim Spencer, L OBP: 0.340, SLG: 0.484 (1, 3)										4	0	0	0	0	1	5						
Lenny Randle, S OBP: 0.356, SLG: 0.387 (1, 4)										4	1	2	0	0	0	0						
Jim Fregosi, R OBP: 0.360, SLG: 0.368 Larry Brown, R OBP: 0.254, SLG: 0.190 (1, 5) (7, 5)										4	0	1	0	0	0	3						
Jim Sundberg, R OBP: 0.356, SLG: 0.324 (1, 2)										3	2	2	1	1	1	0						
Inning Stats	R: 1 E: 0 K: 1 S: 7	H: 2 LOB: 2 BB: 0 P: 8	R: 0 E: 0 K: 0 S: 4	H: 1 LOB: 2 BB: 1 P: 8	R: 0 E: 0 K: 0 S: 3	H: 0 LOB: 1 BB: 1 P: 7	R: 1 E: 0 K: 0 S: 5	H: 2 LOB: 3 BB: 0 P: 5	R: 0 E: 0 K: 0 S: 4	H: 2 LOB: 1 BB: 0 P: 4	R: 3 E: 0 K: 0 S: 7	H: 4 LOB: 1 BB: 0 P: 7	R: 0 E: 0 K: 0 S: 4	H: 2 LOB: 1 BB: 0 P: 4	R: 0 E: 0 K: 1 S: 5	H: 0 LOB: 0 BB: 0 P: 5		R: 0 E: 0 K: 1 S: 5	H: 0 LOB: 0 BB: 0 P: 5	1B: 10 2B: 1 3B: 1 HR: 0	SF: 0 SAC: 0 DP: 1 HBP: 1	WP: 2 PB: 0 SB: 0 CS: 0
PITCHER	IP WLS BF H R ER SO BB IBB HBP BLK WP HR S P ERA WHIP	IP WLS BF H R ER SO BB IBB HBP BLK WP HR S P ERA WHIP																				
Jim Palmer, R ERA: 4.03 Wayne Garland, R ERA: 3.86 (1, 1) (6, 1)	5.2 L 30 10 5 5 1 2 0 0 0 2 0 0 15 38 7.94 2.118	3.1 11 2 0 0 2 0 0 0 0 0 0 0 0 15 15 0.00 0.600																				

Batter	1	2	3	4	5	6	7	8	9	AB	R	H	RBI	BB	SO	LOB	BOTTOM					
Paul Blair, R OBP: 0.287, SLG: 0.373 (1, 8)										4	0	0	0	1	1	6	Texas Rangers @ Baltimore Orioles Memorial Stadium, Baltimore, MD Fri Jun 07 1974, 7:05 PM EDT Att: 10,620 - Unknown					
Bobby Grich, R OBP: 0.413, SLG: 0.460 (1, 4)										3	0	0	0	1	1	3						
Tommy Davis, R OBP: 0.291, SLG: 0.345 (1, 10)										5	0	0	0	0	0	5						
Jim Fuller, R OBP: 0.319, SLG: 0.483 Rich Coggins, L OBP: 0.227, SLG: 0.225 (9, PH) (9, PH)										4	0	0	0	0	2	0						
Don Baylor, R OBP: 0.314, SLG: 0.279 Boog Powell, L OBP: 0.291, SLG: 0.412 (1, 7) (9, PH)										3	2	2	0	0	0	0						
Brooks Robinson, R OBP: 0.383, SLG: 0.413 (1, 5)										4	1	3	0	1	0	0						
Earl Williams, R OBP: 0.335, SLG: 0.297 (1, 3)										4	0	1	2	0	0	4						
Andy Etchebarren, R OBP: 0.286, SLG: 0.250 Al Bumby, L OBP: 0.225, SLG: 0.264 Frank Baker, R OBP: 0.133, SLG: 0.071 (1, 2) (8, PH) (9, 6)										2	0	2	0	0	0	0						
Mark Belanger, R OBP: 0.358, SLG: 0.464 Elirod Hendricks, L OBP: 0.326, SLG: 0.512 (1, 6) (8, PH) (9, 2)										1	0	0	1	1	0	1						
Inning Stats	R: 0 E: 0 K: 0 S: 3	H: 0 LOB: 0 BB: 0 P: 3	R: 2 E: 0 K: 0 S: 6	H: 3 LOB: 2 BB: 0 P: 7	R: 0 E: 0 K: 2 S: 7	H: 0 LOB: 0 BB: 0 P: 7	R: 1 E: 0 K: 1 S: 7	H: 2 LOB: 3 BB: 1 P: 12	R: 0 E: 0 K: 0 S: 6	H: 1 LOB: 2 BB: 1 P: 10	R: 0 E: 0 K: 0 S: 4	H: 1 LOB: 2 BB: 0 P: 5	R: 0 E: 1 K: 0 S: 4	H: 1 LOB: 1 BB: 0 P: 4	R: 0 E: 0 K: 1 S: 5	H: 1 LOB: 2 BB: 2 P: 13		R: 0 E: 0 K: 2 S: 7	H: 0 LOB: 0 BB: 0 P: 7	1B: 8 2B: 2 3B: 0 HR: 0	SF: 1 SAC: 0 DP: 1 HBP: 3	WP: 1 PB: 0 SB: 0 CS: 0
PITCHER	IP WLS BF H R ER SO BB IBB HBP BLK WP HR S P ERA WHIP	IP WLS BF H R ER SO BB IBB HBP BLK WP HR S P ERA WHIP																				
David Clyde, L ERA: 3.71 Steve Hargan, R ERA: 4.04 Steve Foucault, R ERA: 1.71 (1, 1) (4, 1) (6, 1)	3.1 W 12 2 0 0 2 2 0 0 0 0 0 13 22 0.00 1.714	3.1 S 13 2 0 0 3 2 0 0 0 1 0 17 25 0.00 1.200																				

AB 38
R 5
H 12
RBI 4
BB 2
SO 3
LOB 19



AB 34
R 3
H 9
RBI 3
BB 4
SO 7
LOB 19



Batter	1	2	3	4	5	6	7	8	9	AB	R	H	RBI	BB	SO	LOB	TOP								
Cesar Tovar, R OBP: 0.346, SLG: 0.298 (1, 8)	6-3						5-3		K	4	0	1	2	0	1	2									
Toby Harrah, R OBP: 0.320, SLG: 0.367 (1, 6)								5-3		4	0	1	0	0	0	2									
Alex Johnson, R OBP: 0.346, SLG: 0.344 (1, 10)								4-3		4	0	1	0	0	0	1									
Jeff Burroughs, R OBP: 0.365, SLG: 0.545 (1, 9)								F9		4	0	1	0	0	1	2									
Tom Grieve, R OBP: 0.343, SLG: 0.504 (1, 7)	5-3									4	1	2	0	0	0	3									
Lenny Randle, S OBP: 0.380, SLG: 0.390 (1, 4)										4	0	2	0	0	0	1									
Jim Fregosi, R OBP: 0.375, SLG: 0.418 (9, PR)										4	1	3	2	0	1	1									
Joe Lovitto, S OBP: 0.224, SLG: 0.265 (9, PH)										0	0	0	0	0	0	0									
Leo Cardenas, R OBP: 0.360, SLG: 0.333 (9, PH)										2	1	0	0	1	1	1									
Mike Hargrove, L OBP: 0.353, SLG: 0.500 (9, PH)										1	0	0	0	0	0	2									
Jim Sundberg, R OBP: 0.352, SLG: 0.321 (1, 2)										4	1	1	0	0	1	3									
Inning Stats	R: 0 E: 0 K: 1 S: 7	H: 2 LOB: 2 BB: 0 P: 7	R: 2 E: 0 K: 1 S: 7	H: 3 LOB: 1 BB: 1 P: 11	R: 0 E: 0 K: 0 S: 4	H: 1 LOB: 1 BB: 0 P: 4	R: 0 E: 0 K: 1 S: 5	H: 1 LOB: 0 BB: 0 P: 5	R: 0 E: 0 K: 0 S: 2	H: 0 LOB: 0 BB: 0 P: 3	R: 0 E: 0 K: 0 S: 3	H: 1 LOB: 0 BB: 0 P: 3	R: 1 E: 0 K: 0 S: 4	H: 1 LOB: 0 BB: 0 P: 4	R: 0 E: 0 K: 0 S: 3	H: 0 LOB: 0 BB: 0 P: 3	R: 1 E: 0 K: 2 S: 10	H: 3 LOB: 2 BB: 0 P: 10	1B: 10 2B: 3 3B: 0 HR: 1	SF: 0 SAC: 0 DP: 3 HBP: 1	WP: 0 PB: 0 SB: 2 CS: 1	PA: 37			
PITCHER	IP	WLS	BF	H	R	ER	SO	BB	IBB	HBP	BLK	WP	HR	S	P	ERA	WHIP								
Mike Cuellar, L ERA: 3.31 (1, 1)	8.0	W	33	11	4	4	3	1	0	1	0	0	1	37	42	4.50	1.500								
Bob Reynolds, R ERA: 2.32 (9, 1)	0.0		1	1	0	0	0	0	0	0	0	0	0	1	1	∞	∞								
Grant Jackson, L ERA: 2.86 (9, 1)	1.0	S	3	0	0	0	2	0	0	0	0	0	0	7	7	0.00	0.000								

Texas Rangers @ Baltimore Orioles
Memorial Stadium, Baltimore, MD
Sat Jun 08 1974, 7:05 PM EDT
Att: 12,455 - Unknown

AB	35
R	4
H	12
RBI	4
BB	1
SO	5
LOB	18



Batter	1	2	3	4	5	6	7	8	9	AB	R	H	RBI	BB	SO	LOB	BOTTOM								
Al Bumbry, L OBP: 0.233, SLG: 0.272 (1, 7)	4-3									4	2	2	0	0	0	1									
Rich Coggins, L OBP: 0.234, SLG: 0.234 (1, 9)										3	1	1	1	0	0	0									
Bobby Grich, R OBP: 0.419, SLG: 0.495 (1, 4)										3	2	3	3	0	0	0									
Tommy Davis, R OBP: 0.295, SLG: 0.350 (1, 10)										3	0	2	2	0	1	1									
Don Baylor, R OBP: 0.314, SLG: 0.279 (9, PR)										0	0	0	0	0	0	0									
Boog Powell, L OBP: 0.290, SLG: 0.407 (1, 3)										4	0	1	0	0	0	3									
Paul Blair, R OBP: 0.280, SLG: 0.364 (1, 8)										4	0	0	0	0	0	2									
Brooks Robinson, R OBP: 0.376, SLG: 0.494 (1, 5)										4	0	0	0	0	0	2									
Eliot Hendricks, L OBP: 0.306, SLG: 0.477 (1, 2)										3	0	0	0	0	0	0									
Mark Belanger, R OBP: 0.364, SLG: 0.465 (1, 6)										2	1	1	0	1	0	0									
Inning Stats	R: 0 E: 0 K: 1 S: 6	H: 1 LOB: 1 BB: 0 P: 6	R: 0 E: 0 K: 0 S: 3	H: 1 LOB: 0 BB: 0 P: 3	R: 3 E: 0 K: 0 S: 7	H: 4 LOB: 1 BB: 0 P: 7	R: 0 E: 0 K: 0 S: 3	H: 0 LOB: 0 BB: 0 P: 3	R: 2 E: 0 K: 0 S: 5	H: 2 LOB: 1 BB: 0 P: 6	R: 0 E: 0 K: 0 S: 3	H: 0 LOB: 0 BB: 0 P: 3	R: 0 E: 0 K: 0 S: 2	H: 0 LOB: 1 BB: 1 P: 6	R: 1 E: 0 K: 0 S: 5	H: 2 LOB: 1 BB: 0 P: 5	1B: 6 2B: 3 3B: 0 HR: 1	SF: 2 SAC: 0 DP: 1 HBP: 1	WP: 0 PB: 0 SB: 1 CS: 1	PA: 34					
PITCHER	IP	WLS	BF	H	R	ER	SO	BB	IBB	HBP	BLK	WP	HR	S	P	ERA	WHIP								
Fergie Jenkins, R ERA: 3.35 (1, 1)	8.0	L	34	10	6	6	1	1	0	1	0	0	1	34	39	6.75	1.375								

Texas Rangers @ Baltimore Orioles
Memorial Stadium, Baltimore, MD
Sat Jun 08 1974, 7:05 PM EDT
Att: 12,455 - Unknown


AB	30
R	6
H	10
RBI	6
BB	1
SO	1
LOB	9



Batter	1	2	3	4	5	6	7	8	9	AB	R	H	RBI	BB	SO	LOB	TOP			
Cesar Tovar, R (1, 9) OBP: 0.343, SLG: 0.292	0-0 4-3		1-0 1B 1-2 HBP		0-0 5-3			0-3 K		3	0	0	0	0	1	0	Texas Rangers @ Baltimore Orioles Memorial Stadium, Baltimore, MD Sun Jun 09 1974, 3:33 AM EDT Att: 11,249 - Unknown			
Jim Fregosi, R (1, 3) OBP: 0.380, SLG: 0.453	0-0 6-3		0-0			0-0 F9		0-0 HR		4	1	2	2	0	0	0				
Jim Spencer, L (9, 3) OBP: 0.340, SLG: 0.484	0-0 6-3		1-3 2-H 1B							0	0	0	0	0	0	0				
Alex Johnson, R (1, 10) OBP: 0.340, SLG: 0.338	0-0 F8		0-0 F9			0-0 F8		0-0 F8		4	0	0	0	0	0	2				
Tom Grieve, R (1, 7) OBP: 0.347, SLG: 0.526		0-0 6-3		0-0 HR		0-3 K		0-0 1B		4	1	2	1	0	1	0				
Lenny Randle, S (1, 4) OBP: 0.351, SLG: 0.379		0-0 F8		0-0 L7			0-0 5-3	0-0 F8		4	0	0	0	0	0	1				
Toby Harrah, R (1, 6) OBP: 0.319, SLG: 0.365		0-0 1B		0-0 F6		0-3 K FC6-4 1B		0-0 F8		4	0	1	0	0	1	0				
Leo Cardenas, R (1, 5) OBP: 0.358, SLG: 0.333			0-0 F8	0-0 4-3		0-0 FC6-4 1B		0-0 F6		3	0	1	0	0	0	0				
Larry Brown, R (8, 5) OBP: 0.250, SLG: 0.186										1	0	0	0	0	0	0				
Joe Lovitto, S (1, 8) OBP: 0.217, SLG: 0.256			0-0 F8		0-0 6-3		0-0 FC6-4 S 1-2 2-3	0-3 K		4	0	0	0	0	1	2				
Jim Sundberg, R (1, 2) OBP: 0.352, SLG: 0.321			0-0 HBP 1B		0-3 K		0-0 F8			3	1	1	0	0	1	2				
Inning Stats	R: 0 E: 0 K: 0 S: 3	H: 0 LOB: 0 BB: 0 P: 3	R: 0 E: 0 K: 0 S: 3	H: 1 LOB: 1 BB: 0 P: 3	R: 1 E: 0 K: 0 S: 5	H: 2 LOB: 2 BB: 0 P: 6	R: 1 E: 0 K: 0 S: 4	H: 1 LOB: 0 BB: 0 P: 4	R: 0 E: 0 K: 1 S: 5	H: 0 LOB: 0 BB: 0 P: 5	R: 0 E: 0 K: 1 S: 7	H: 1 LOB: 2 BB: 0 P: 7	R: 1 E: 0 K: 1 S: 7	H: 2 LOB: 1 BB: 0 P: 7	R: 0 E: 0 K: 1 S: 5	H: 0 LOB: 0 BB: 0 P: 5	1B: 5 2B: 0 3B: 0 HR: 2	SF: 0 SAC: 0 DP: 0 HBP: 1	WP: 0 PB: 1 CS: 0	PA: 35
PITCHER Ross Grimsley, L (1, 1) ERA: 4.1	IP: 9.0 WLS: L BF: 35 H: 7 R: 3 ER: 3 SO: 5 BB: 0 IBB: 0 HBP: 1 BLK: 0 WP: 0 HR: 2 S: 44 P: 45 ERA: 3.00 WHIP: 0.778																			

Batter	1	2	3	4	5	6	7	8	9	AB	R	H	RBI	BB	SO	LOB	BOTTOM	
Al Bumby, L (1, 7) OBP: 0.234, SLG: 0.279	0-0 6-3		0-0 F7		0-0 S 1-H 2-H 2B			0-0 F9		4	0	1	2	0	0	0	Texas Rangers @ Baltimore Orioles Memorial Stadium, Baltimore, MD Sun Jun 09 1974, 3:33 AM EDT Att: 11,249 - Unknown	
Rich Coggins, L (1, 8) OBP: 0.234, SLG: 0.229	0-0 6-3		0-0 F6		0-0 S BB		0-0 L6		3	0	0	0	1	0	0	0		
Bobby Grich, R (1, 4) OBP: 0.420, SLG: 0.500				0-0 6-3	0-0 F6 1-2 2-3		0-0 E6		4	0	2	0	0	0	2	0		
Tommy Davis, R (1, 10) OBP: 0.290, SLG: 0.343	0-0 6-3			0-0 F4		0-0 L7		0-0 4-3		4	0	0	0	0	2	0		
Boog Powell, L (1, 3) OBP: 0.289, SLG: 0.399		4-0 L6-4 BB BB		0-0 F5		0-0 F8		0-0 G3		3	0	0	0	1	0	0		
Don Baylor, R (1, 9) OBP: 0.312, SLG: 0.273		4-0 1-2 BB BB		0-3 K		0-0 F9		0-0 F6		3	0	0	0	1	1	0		
Brooks Robinson, R (1, 5) OBP: 0.369, SLG: 0.396		0-0 F8		0-0 F4		0-0 6-3		0-3 K		4	0	0	0	0	1	2		
Earl Williams, R (1, 2) OBP: 0.335, SLG: 0.297		0-0 L6-4 2-3		0-0 BB 2B 1B		0-0 E4 G6-4-3				3	1	1	0	0	2	0		
Mark Belanger, R (1, 6) OBP: 0.363, SLG: 0.458			0-3 K		4-0 BB 2B BB		0-0 G6-4-3			2	1	0	0	1	1	1		
Inning Stats	R: 0 E: 0 K: 0 S: 4	H: 1 LOB: 1 BB: 0 P: 4	R: 0 E: 0 K: 0 S: 2	H: 0 LOB: 2 BB: 2 P: 10	R: 0 E: 0 K: 1 S: 5	H: 0 LOB: 0 BB: 0 P: 5	R: 0 E: 0 K: 0 S: 3	H: 0 LOB: 0 BB: 0 P: 3	R: 0 E: 1 K: 0 S: 4	H: 1 LOB: 1 BB: 0 P: 4	R: 0 E: 0 K: 1 S: 5	H: 0 LOB: 0 BB: 0 P: 5	R: 0 E: 0 K: 1 S: 5	H: 0 LOB: 0 BB: 0 P: 5	1B: 2 2B: 3 3B: 0 HR: 0	SF: 0 SAC: 0 DP: 2 HBP: 0	WP: 0 PB: 0 CS: 0	PA: 34
PITCHER Jim Bibby, R (1, 1) ERA: 4.75	IP: 7.2 WLS: W BF: 30 H: 4 R: 2 ER: 2 SO: 2 BB: 4 IBB: 0 HBP: 0 BLK: 0 WP: 0 HR: 0 S: 30 P: 46 ERA: 2.35 WHIP: 1.043																	
Steve Foucault, R (8, 1) ERA: 1.66	IP: 1.1 WLS: S BF: 4 H: 0 R: 0 ER: 0 SO: 1 BB: 0 IBB: 0 HBP: 0 BLK: 0 WP: 0 HR: 0 S: 6 P: 6 ERA: 0.00 WHIP: 0.000																	

AB 34
R 3
H 7
RBI 3
BB 0
SO 5
LOB 7



AB 30
R 2
H 4
RBI 2
BB 4
SO 3
LOB 9



Batter	1	2	3	4	5	6	7	8	9	AB	R	H	RBI	BB	SO	LOB	TOP					
Al Bumbry, L OBP: 0.230, SLG: 0.275 Don Baylor, R OBP: 0.314, SLG: 0.276	F9		K		FC6-4 1B		F9			2	0	0	0	0	1	0	Baltimore Orioles @ Minnesota Twins Metropolitan Stadium, Bloomington, MI Mon Jun 10 1974, 8:05 PM EDT Att: 5,386 - Unknown - 65 F					
Rich Coggins, L OBP: 0.241, SLG: 0.236	1B		F6		FC6-4 CS		1B			4	0	2	0	0	0	2						
Bobby Grich, R OBP: 0.421, SLG: 0.497	G4-6-3 1B				K		6-3			3	0	1	0	1	1	3						
Tommy Davis, R OBP: 0.289, SLG: 0.350	G4-6-3		F3							4	1	1	0	0	0	3						
Jim Fuller, R OBP: 0.326, SLG: 0.478				K						3	0	1	0	1	1	0						
Paul Blair, R OBP: 0.285, SLG: 0.373										4	0	2	0	0	1	1						
Earl Williams, R OBP: 0.328, SLG: 0.289			F3							4	0	0	0	0	2	4						
Enos Cabell, R OBP: 0.323, SLG: 0.379			K		6-3		5-3			4	0	0	0	0	1	4						
Mark Belanger, R OBP: 0.360, SLG: 0.453			F3							4	0	1	0	0	0	2						
Inning Stats	R: 0 E: 0 K: 0 S: 4	H: 2 LOB: 1 BB: 0 P: 4	R: 0 E: 0 K: 1 S: 7	H: 2 LOB: 0 BB: 0 P: 7	R: 0 E: 0 K: 1 S: 5	H: 0 LOB: 1 BB: 1 P: 9	R: 0 E: 0 K: 2 S: 8	H: 1 LOB: 1 BB: 0 P: 8	R: 0 E: 0 K: 1 S: 6	H: 2 LOB: 2 BB: 0 P: 6	R: 1 E: 1 K: 1 S: 6	H: 1 LOB: 1 BB: 1 P: 10	R: 0 E: 0 K: 0 S: 4	H: 1 LOB: 0 BB: 0 P: 4	R: 0 E: 0 K: 1 S: 5	H: 0 LOB: 0 BB: 0 P: 3		1B: 7 2B: 2 3B: 1 HR: 0	SF: 0 SAC: 0 DP: 2 HBP: 0	WP: 0 PB: 0 SB: 0 CS: 1	PA: 36	
PITCHER	IP	WLS	BF	H	R	ER	SO	BB	IBB	HBP	BLK	WP	HR	S	P	ERA		WHIP				
Ray Corbin, R ERA: 3.98	(1, 1)	0.1	2	1	0	0	0	0	0	0	0	0	0	2	2	0.00		3.000				
Bill Butler, L ERA: 5.28	(1, 1)	4.2	W	21	7	1	1	5	2	0	0	0	0	29	37	1.93	1.929					
Bill Hands, R ERA: 5.53	(6, 1)	4.0	S	13	1	0	0	2	0	0	0	0	0	17	17	0.00	0.250					

Batter	1	2	3	4	5	6	7	8	9	AB	R	H	RBI	BB	SO	LOB	BOTTOM					
Rod Carew, L OBP: 0.456, SLG: 0.471	4-3					SH 1B	L6			4	1	2	1	0	0	0	Baltimore Orioles @ Minnesota Twins Metropolitan Stadium, Bloomington, MI Mon Jun 10 1974, 8:05 PM EDT Att: 5,386 - Unknown - 65 F					
Larry Hise, R OBP: 0.344, SLG: 0.500	K		K			L1	5-3			5	0	0	0	0	3	5						
Tony Oliva, L OBP: 0.360, SLG: 0.437	BB 1B				6-3					5	2	3	2	0	0	1						
Bobby Darwin, R OBP: 0.343, SLG: 0.510	BB 1B		F9							5	2	4	2	0	0	1						
Craig Kusick, R OBP: 0.316, SLG: 0.235	BB									4	0	1	0	1	1	3						
Eric Soderholm, R OBP: 0.348, SLG: 0.387	BB		F8							5	0	2	3	0	1	4						
Steve Brye, R OBP: 0.321, SLG: 0.338	BB		L7							4	0	0	0	0	1	6						
Glenn Borgmann, R OBP: 0.286, SLG: 0.280										4	3	3	1	0	0	0						
Luis Gomez, R OBP: 0.294, SLG: 0.224										2	1	0	0	1	0	0						
Inning Stats	R: 2 E: 0 K: 2 S: 10	H: 3 LOB: 2 BB: 1 P: 14	R: 0 E: 0 K: 1 S: 6	H: 1 LOB: 0 BB: 0 P: 6	R: 0 E: 0 K: 0 S: 5	H: 2 LOB: 2 BB: 0 P: 5	R: 1 E: 0 K: 1 S: 7	H: 2 LOB: 1 BB: 0 P: 7	R: 0 E: 0 K: 2 S: 8	H: 1 LOB: 1 BB: 0 P: 8	R: 5 E: 1 K: 0 S: 8	H: 4 LOB: 1 BB: 1 P: 12	R: 1 E: 0 K: 0 S: 4	H: 1 LOB: 0 BB: 0 P: 4	R: 0 E: 0 K: 0 S: 4	H: 1 LOB: 1 BB: 0 P: 4		1B: 13 2B: 0 3B: 1 HR: 1	SF: 0 SAC: 2 DP: 0 HBP: 0	WP: 0 PB: 0 SB: 1 CS: 0	PA: 42	
PITCHER	IP	WLS	BF	H	R	ER	SO	BB	IBB	HBP	BLK	WP	HR	S	P	ERA		WHIP				
Dave McNally, L ERA: 4.33	(1, 1)	5.0	L	27	10	5	5	6	2	0	0	0	0	37	45	9.00		2.400				
Don Hood, L ERA: 3.42	(6, 1)	0.1		3	1	0	0	0	0	0	0	0	0	3	3	0.00	3.000					
Doyle Alexander, R ERA: 5.0	(6, 1)	2.2		12	4	4	3	0	0	0	0	0	1	12	12	10.12	1.500					

AB 34
R 1
H 9
RBI 0
BB 2
SO 7
LOB 19

AB 38
R 9
H 15
RBI 9
BB 2
SO 6
LOB 20



Batter	1	2	3	4	5	6	7	8	9	AB	R	H	RBI	BB	SO	LOB	TOP					
Al Bumby, L OBP: 0.224, SLG: 0.267 Paul Blair, R OBP: 0.283, SLG: 0.371	0-3 K		0-3 K	0-0 4-3		0-0 F6		0-0 F7		4	0	0	0	0	2	6						
Rich Coggins, L OBP: 0.246, SLG: 0.237	0-3 K		0-3 K		0-0 5-3		0-0 1B SF8	4-0 1-2 IBB		4	1	1	0	1	2	2						
Tommy Davis, R OBP: 0.291, SLG: 0.352	0-0 6-3		0-0 1B		0-0 6-3		0-0 1-3 1B	0-0 F9		5	0	2	2	0	0	3						
Boog Powell, L OBP: 0.292, SLG: 0.406		0-0 3-1	0-0 1-2 1B		0-0 2B		0-0 K	0-0 F9		5	0	2	0	0	1	5						
Bobby Grich, R OBP: 0.413, SLG: 0.488	0-3 K	0-3 G3			0-0 F9		0-0 SF8		0-3 K	4	0	0	1	0	2	3						
Brooks Robinson, R OBP: 0.374, SLG: 0.410	0-0 HR			0-0 6-3		1-0 BB HBP	1-0 3-H 1-2 HBP	0-0 E6		3	1	1	1	0	0	0						
Jim Fuller, R OBP: 0.330, SLG: 0.462	0-0 F7			4-0 1B BB		4-0 1-2 BB	0-3 K	0-0 G5-4-3		3	0	0	0	2	1	3						
Eliot Hendricks, L OBP: 0.321, SLG: 0.457			4-0 1B BB	0-3 K		0-0 F2		4-0 1B BB		2	1	0	0	2	1	3						
Mark Belanger, R OBP: 0.364, SLG: 0.454			0-0 E5 1B	0-0 1B		0-3 K		0-0 1B IBB		4	1	2	0	0	1	3						
Inning Stats	R: 0 E: 0 K: 2 S: 7	H: 0 LOB: 0 BB: 0 P: 7	R: 1 E: 0 K: 1 S: 6	H: 1 LOB: 0 BB: 0 P: 6	R: 2 E: 1 K: 2 S: 10	H: 2 LOB: 2 BB: 1 P: 14	R: 0 E: 0 K: 1 S: 6	H: 1 LOB: 2 BB: 1 P: 10	R: 0 E: 0 K: 1 S: 5	H: 0 LOB: 2 BB: 1 P: 10	R: 1 E: 0 K: 2 S: 9	H: 2 LOB: 0 BB: 0 P: 10	R: 0 E: 0 K: 0 S: 4	H: 1 LOB: 3 BB: 2 P: 12	R: 0 E: 1 K: 1 S: 5	H: 0 LOB: 0 BB: 0 P: 5	1B: 6 2B: 1 3B: 0 HR: 1	SF: 1 SAC: 0 DP: 1 HBP: 2	WP: 0 PB: 0 SB: 0 CS: 0	PA: 43		
PITCHER	IP	WLS	BF	H	R	ER	SO	BB	IBB	HBP	BLK	WP	HR	S	P	ERA	WHIP					
Bert Blyleven, R ERA: 2.86	(1, 1)	7.0	L	36	8	4	2	9	4	0	2	0	0	1	48	66	2.57	1.714				
Bill Campbell, R ERA: 2.77	(8, 1)	2.0		7	0	0	0	1	0	1	0	0	0	0	8	12	0.00	0.000				

Baltimore Orioles @ Minnesota Twins
Metropolitan Stadium, Bloomington, MI
Tue Jun 11 1974, 8:05 PM EDT
Att. 7,503 - Unknown - 65 F

AB 35
R 4
H 8
RBI 4
BB 5
SO 10
LOB 30



Batter	1	2	3	4	5	6	7	8	9	AB	R	H	RBI	BB	SO	LOB	BOTTOM					
Rod Carew, L OBP: 0.446, SLG: 0.459	0-0 1-3		0-0 L4		0-0 4-3		0-0 F5		0-0 6-3	5	0	0	0	0	0	3						
Steve Braun, L OBP: 0.388, SLG: 0.384	0-0 G1-6-3 1B		0-0 1-2 1B		4-0 WP S BB		0-0 1-3 2-H 1B		4-0 1B BB	3	0	3	1	2	0	0						
Tony Oliva, L OBP: 0.356, SLG: 0.430 Jerry Terrell, R OBP: 0.290, SLG: 0.341	0-0 G1-6-3 1-2		0-0 F6		0-0 F5		0-0 F7		0-0 1B	5	0	1	0	0	0	6						
Bobby Darwin, R OBP: 0.340, SLG: 0.500		4-0 SH2-3 BB		0-0 F8		0-0 F8		0-0 L6	0-3 K	4	0	0	0	1	1	2						
Craig Kusick, R OBP: 0.304, SLG: 0.238		0-3 K		0-0 F3		0-0 1-3		0-0 2B 6-3 1B		4	1	1	0	0	1	1						
Larry Hise, R OBP: 0.349, SLG: 0.521		0-0 SH2-3 1-2		0-0 3B		0-0 1-3		0-0 1-3 2B		3	0	2	0	0	0	0						
Eric Soderholm, R OBP: 0.345, SLG: 0.378		0-3 K		4-0 BB		0-0 5-3		0-0 6-3		3	0	0	1	1	1	2						
Glenn Borgmann, R OBP: 0.281, SLG: 0.275 Jim Holt, L OBP: 0.326, SLG: 0.338 Phil Roof, R OBP: 0.179, SLG: 0.162			0-3 K		0-0 F8		4-0 BB 1B		0-3 K	2	0	0	0	0	1	2						
Luis Gomez, R OBP: 0.297, SLG: 0.230 Harmon Killebrew, R OBP: 0.325, SLG: 0.344 Danny Thompson, R OBP: 0.179, SLG: 0.162			0-0 1B 1B		0-0 5-3		4-0 1B BB		0-3 K	2	0	1	0	0	0	0						
Inning Stats	R: 0 E: 0 K: 0 S: 3	H: 1 LOB: 0 BB: 0 P: 3	R: 0 E: 0 K: 2 S: 7	H: 0 LOB: 1 BB: 1 P: 11	R: 0 E: 0 K: 1 S: 7	H: 2 LOB: 2 BB: 0 P: 7	R: 0 E: 0 K: 0 S: 4	H: 1 LOB: 2 BB: 1 P: 8	R: 0 E: 0 K: 0 S: 3	H: 0 LOB: 0 BB: 0 P: 3	R: 1 E: 0 K: 0 S: 4	H: 1 LOB: 2 BB: 2 P: 12	R: 0 E: 0 K: 1 S: 7	H: 2 LOB: 1 BB: 0 P: 7	R: 0 E: 0 K: 2 S: 8	H: 1 LOB: 2 BB: 1 P: 12	1B: 6 2B: 1 3B: 1 HR: 0	SF: 0 SAC: 1 DP: 1 HBP: 0	WP: 1 PB: 0 SB: 1 CS: 0	PA: 40		
PITCHER	IP	WLS	BF	H	R	ER	SO	BB	IBB	HBP	BLK	WP	HR	S	P	ERA	WHIP					
Jim Palmer, R ERA: 3.84	(1, 1)	6.1	W	27	4	1	1	3	5	0	0	0	0	0	28	48	1.42	1.421				
Grant Jackson, L ERA: 3.13	(7, 1)	1.0		6	3	1	1	0	0	0	0	0	0	6	6	9.00	3.000					
Bob Reynolds, R ERA: 2.2	(8, 1)	1.2	S	7	1	0	0	3	1	0	0	0	0	12	16	0.00	1.200					

Baltimore Orioles @ Minnesota Twins
Metropolitan Stadium, Bloomington, MI
Tue Jun 11 1974, 8:05 PM EDT
Att. 7,503 - Unknown - 65 F

AB 33
R 2
H 8
RBI 2
BB 6
SO 6
LOB 17



Batter	1	2	3	4	5	6	7	8	9	AB	R	H	RBI	BB	SO	LOB	TOP										
Paul Blair, R OBP: 0.286, SLG: 0.368 (1, 8)										4	1	1	1	0	0	2	Baltimore Orioles @ Minnesota Twins Metropolitan Stadium, Bloomington, MI Wed Jun 12 1974, 8:05 PM EDT Att: 6,359 - Unknown livebaseballscorecards.com										
Bobby Grich, R OBP: 0.413, SLG: 0.480 (1, 4)										3	1	0	0	2	1	3											
Tommy Davis, R OBP: 0.291, SLG: 0.347 (1, 10)										3	0	0	0	1	0	2											
Earl Williams, R OBP: 0.326, SLG: 0.284 (1, 3)										3	0	0	0	1	2	2											
Don Baylor, R OBP: 0.324, SLG: 0.284 (1, 7)										3	1	2	2	0	1	0											
Brooks Robinson, R OBP: 0.372, SLG: 0.412 (1, 5)										4	0	1	1	0	2	2											
Jim Fuller, R OBP: 0.327, SLG: 0.448 (1, 9)										3	1	0	0	1	2	2											
Andy Etchebarren, R OBP: 0.283, SLG: 0.250 (1, 2)										4	0	1	0	0	1	0											
Mark Belanger, R OBP: 0.361, SLG: 0.445 (1, 6)										3	0	0	0	1	0	0											
Inning Stats	R: 2 E: 0 K: 1 S: 7	H: 2 LOB: 2 BB: 2 P: 15	R: 0 E: 0 K: 1 S: 5	H: 0 LOB: 1 BB: 0 P: 6	R: 0 E: 0 K: 1 S: 4	H: 0 LOB: 0 BB: 0 P: 5	R: 1 E: 0 K: 1 S: 6	H: 1 LOB: 2 BB: 2 P: 14	R: 0 E: 0 K: 2 S: 7	H: 0 LOB: 0 BB: 0 P: 7	R: 0 E: 0 K: 1 S: 5	H: 0 LOB: 0 BB: 0 P: 5	R: 0 E: 0 K: 0 S: 3	H: 0 LOB: 2 BB: 2 P: 11	R: 1 E: 0 K: 0 S: 8	H: 2 LOB: 2 BB: 0 P: 8	R: 0 E: 0 K: 0 S: 3	H: 0 LOB: 0 BB: 0 P: 3	1B: 4 2B: 1 3B: 0 HR: 0	SF: 0 SAC: 0 DP: 0 HBP: 2	WP: 1 PB: 0 SB: 2 CS: 1	PA: 39					
PITCHER	IP	WLS	BF	H	R	ER	SO	BB	IBB	HBP	BLK	WP	HR	S	P	ERA	WHIP										
Vic Albury, L ERA: 4.66 (1, 1)	7.0	L	31	3	3	3	7	6	0	2	0	1	0	37	63	3.86	1.286										
Bill Hands, R ERA: 5.45 (8, 1)	2.0		7	2	1	1	2	0	0	0	0	0	0	11	11	4.50	1.000										

Batter	1	2	3	4	5	6	7	8	9	AB	R	H	RBI	BB	SO	LOB	BOTTOM										
Rod Carew, L OBP: 0.445, SLG: 0.458 (1, 4)										5	0	2	0	0	0	0	Baltimore Orioles @ Minnesota Twins Metropolitan Stadium, Bloomington, MI Wed Jun 12 1974, 8:05 PM EDT Att: 6,359 - Unknown livebaseballscorecards.com										
Steve Braun, L OBP: 0.383, SLG: 0.378 (1, 7)										5	0	1	0	0	1	2											
Tony Oliva, L OBP: 0.359, SLG: 0.438 (1, 10)										4	0	2	0	0	1	2											
Jerry Terrell, R OBP: 0.290, SLG: 0.341 (6, PR)										0	1	0	0	0	0	0											
Bobby Darwin, R OBP: 0.333, SLG: 0.490 (1, 9)										4	1	0	0	0	0	4											
Larry Hise, R OBP: 0.358, SLG: 0.548 (1, 8)										3	0	2	0	1	1	0											
Craig Kusick, R OBP: 0.296, SLG: 0.240 (1, 3)										4	0	1	2	0	2	2											
Eric Soderholm, R OBP: 0.342, SLG: 0.374 (1, 5)										4	0	1	0	0	1	4											
Phil Roof, R OBP: 0.297, SLG: 0.344 (7, PH)										2	0	0	0	0	0	2											
Harmon Killebrew, R OBP: 0.297, SLG: 0.344 (7, PH)										0	0	0	0	1	0	0											
Danny Thompson, R OBP: 0.230, SLG: 0.263 (8, 6)										1	1	1	1	0	0	0											
Luis Gomez, R OBP: 0.292, SLG: 0.225 (1, 6)										2	0	0	0	0	0	0											
Steve Brye, R OBP: 0.319, SLG: 0.336 (7, PH)										1	0	0	0	0	0	2											
Glenn Borgmann, R OBP: 0.278, SLG: 0.273 (8, 2)										1	0	0	0	0	0	0											
Inning Stats	R: 0 E: 0 K: 2 S: 8	H: 1 LOB: 1 BB: 0 P: 8	R: 0 E: 0 K: 2 S: 8	H: 1 LOB: 1 BB: 0 P: 8	R: 0 E: 0 K: 0 S: 4	H: 1 LOB: 0 BB: 0 P: 4	R: 0 E: 0 K: 1 S: 5	H: 0 LOB: 0 BB: 0 P: 5	R: 0 E: 0 K: 0 S: 3	H: 1 LOB: 0 BB: 0 P: 3	R: 0 E: 0 K: 0 S: 4	H: 1 LOB: 1 BB: 0 P: 4	R: 0 E: 0 K: 1 S: 6	H: 1 LOB: 2 BB: 1 P: 10	R: 2 E: 0 K: 0 S: 6	H: 3 LOB: 2 BB: 1 P: 10	R: 1 E: 0 K: 0 S: 4	H: 1 LOB: 0 BB: 0 P: 4	1B: 6 2B: 1 3B: 2 HR: 1	SF: 0 SAC: 0 DP: 1 HBP: 0	WP: 0 PB: 0 SB: 1 CS: 0	PA: 38					
PITCHER	IP	WLS	BF	H	R	ER	SO	BB	IBB	HBP	BLK	WP	HR	S	P	ERA	WHIP										
Mike Cuellar, L ERA: 3.28 (1, 1)	9.0	W	38	10	3	3	6	2	0	0	0	0	1	48	56	3.00	1.333										

Batter	1	2	3	4	5	6	7	8	9	AB	R	H	RBI	BB	SO	LOB	TOP			
Pat Kelly, L (1, 10) OBP: 0.372, SLG: 0.402	4-0 1B SF9 BB		0-0 4-3		0-0 1-3			0-0 CS 1B		3	1	1	0	1	0	0	Chicago White Sox @ Baltimore Orioles Memorial Stadium, Baltimore, MD Fri Jun 14 1974, 7:05 PM EDT Att: 11,844 - Unknown			
Ken Henderson, S (1, 8) OBP: 0.358, SLG: 0.434	0-0 1-3 1B		0-0 5-3		0-0 L7			0-3 K		4	0	1	0	0	1	1				
Ron Santo, R (1, 3) OBP: 0.343, SLG: 0.356	0-0 SF9		0-0				0-0 F9		4-0 G6-4-3 BB	2	0	1	1	1	0	0				
Jorge Orta, L (9, FR) OBP: 0.326, SLG: 0.353	0-0 3-H		0-0 3B				0-0 F3		0-0 F4	0	0	0	0	0	0	0				
Bill Melton, R (1, 5) OBP: 0.317, SLG: 0.335	0-0 F7		0-0 5-3				0-0 F9		0-0 G6-4-3	4	0	0	0	0	0	3				
Carlos May, L (1, 7) OBP: 0.317, SLG: 0.314	0-0 G3			0-3 K			0-0 F9		0-0 G6-4-3	4	0	0	0	0	1	2				
Brian Downing, R (1, 9) OBP: 0.398, SLG: 0.536		0-0 F3		0-3 K				0-3 K		3	0	0	0	0	2	0				
Ed Herrmann, L (1, 2) OBP: 0.341, SLG: 0.399		0-0 F9		0-0 FC5-4 1B				0-3 K		3	0	1	0	0	1	0				
Bucky Dent, R (1, 6) OBP: 0.260, SLG: 0.340		0-0		0-0 FC5-4				0-0 F9		3	0	1	0	0	0	1				
Eddie Leon, R (1, 4) OBP: 0.176, SLG: 0.161		0-0 F9					0-0 F5		0-0 F8	1	0	0	0	0	0	1				
Dick Allen, R (2, 3) OBP: 0.367, SLG: 0.543										2	0	0	0	0	0	0				
Inning Stats	R: 1 E: 0 K: 0 S: 4	H: 1 LOB: 1 BB: 1 P: 8	R: 0 E: 0 K: 0 S: 4	H: 1 LOB: 1 BB: 0 P: 4	R: 0 E: 0 K: 2 S: 8	H: 1 LOB: 1 BB: 0 P: 8	R: 0 E: 0 K: 0 S: 3	H: 0 LOB: 0 BB: 0 P: 3	R: 0 E: 0 K: 0 S: 7	H: 0 LOB: 0 BB: 0 P: 7	R: 0 E: 0 K: 1 S: 5	H: 1 LOB: 0 BB: 0 P: 5	R: 0 E: 0 K: 0 S: 2	H: 0 LOB: 1 BB: 1 P: 6	1B: 3 2B: 1 3B: 1 HR: 0	SF: 1 SAC: 0 DP: 1 HBP: 0	WP: 0 PB: 0 SB: 0 CS: 1	PA: 32		
PITCHER Ross Grimsley, L (1, 1) ERA: 3.83	IP: 9.0 WLS: W BF: 32	H: 5 R: 1 ER: 1 SO: 5	BB: 2 IBB: 0 HBP: 0 BLK: 0	WP: 0 HR: 0 S: 40 P: 48	ERA: 1.00 WHIP: 0.778	PITCHER										IP: 9.0 WLS: W BF: 32	H: 5 R: 1 ER: 1 SO: 5	BB: 2 IBB: 0 HBP: 0 BLK: 0	WP: 0 HR: 0 S: 40 P: 48	ERA: 1.00 WHIP: 0.778

Batter	1	2	3	4	5	6	7	8	9	AB	R	H	RBI	BB	SO	LOB	BOTTOM			
Paul Blair, R (1, 8) OBP: 0.282, SLG: 0.362	0-0 F8				0-3 K			0-0 SH5-4		3	0	0	0	0	1	1	Chicago White Sox @ Baltimore Orioles Memorial Stadium, Baltimore, MD Fri Jun 14 1974, 7:05 PM EDT Att: 11,844 - Unknown			
Bobby Grich, R (1, 4) OBP: 0.414, SLG: 0.476	4-0 1B BB		0-0 L7		0-0 F3			1-0 1B HBP		2	1	0	0	1	0	0				
Tommy Davis, R (1, 10) OBP: 0.290, SLG: 0.345	0-0 F8		0-0 F3			0-3 K		0-0 HBP 1B		4	0	1	1	0	1	1				
Al Bumbry, L (6, PR) OBP: 0.224, SLG: 0.267	0-0 F8		0-0 F3			0-3 K		0-0 HBP 1B		0	0	0	0	0	0	0				
Jim Fuller, R (1, 9) OBP: 0.333, SLG: 0.450	0-0 BB 1B		0-3 K			0-3 K		0-0 HBP 1B		4	0	2	1	0	2	0				
Don Baylor, R (1, 10) OBP: 0.328, SLG: 0.280	4-0 1-2 BB			0-3 K		0-3 K		1-0 HBP		2	0	0	0	1	2	0				
Brooks Robinson, R (1, 5) OBP: 0.370, SLG: 0.409	0-0 F4			0-0 1B			0-0 5-3	0-0 G1-2-3		4	0	1	0	0	0	6				
Earl Williams, R (1, 3) OBP: 0.321, SLG: 0.278		0-0 F2		0-0 F2			0-0 L7			3	0	0	0	0	0	1				
Andy Etchebarren, R (1, 2) OBP: 0.286, SLG: 0.275		0-0		0-0 6-3			0-0 F3			3	0	1	0	0	0	1				
Mark Belanger, R (1, 6) OBP: 0.361, SLG: 0.439		0-0 F5			0-3 K			4-0 SH5-4 1B BB		2	1	0	0	1	1	1				
Inning Stats	R: 0 E: 0 K: 0 S: 4	H: 1 LOB: 3 BB: 2 P: 12	R: 0 E: 0 K: 0 S: 4	H: 1 LOB: 0 BB: 0 P: 4	R: 0 E: 0 K: 1 S: 5	H: 0 LOB: 0 BB: 0 P: 5	R: 0 E: 0 K: 1 S: 6	H: 1 LOB: 1 BB: 0 P: 6	R: 0 E: 0 K: 2 S: 7	H: 0 LOB: 0 BB: 0 P: 7	R: 0 E: 0 K: 3 S: 9	H: 0 LOB: 0 BB: 0 P: 9	R: 0 E: 0 K: 0 S: 3	H: 0 LOB: 0 BB: 0 P: 3	R: 2 E: 0 K: 0 S: 4	H: 2 LOB: 2 BB: 1 P: 10	1B: 4 2B: 1 3B: 0 HR: 0	SF: 0 SAC: 1 DP: 1 HBP: 2	WP: 0 PB: 0 SB: 0 CS: 0	PA: 33
PITCHER Skip Pitlock, L (1, 1) ERA: 4.6	IP: 7.0 WLS: L BF: 27	H: 3 R: 1 ER: 1 SO: 7	BB: 3 IBB: 0 HBP: 0 BLK: 0	WP: 0 HR: 0 S: 38 P: 50	ERA: 1.29 WHIP: 0.857	PITCHER										IP: 1.0 WLS: L BF: 6	H: 2 R: 1 ER: 1 SO: 0	BB: 0 IBB: 0 HBP: 2 BLK: 0	WP: 0 HR: 0 S: 4 P: 6	ERA: 9.00 WHIP: 2.000

Batter	1	2	3	4	5	6	7	8	9	10	11	AB	R	H	RBI	BB	SO	LOB	TOP							
Pat Kelly, L OBP: 0.362, SLG: 0.391 (1, 10)	F7			K		1-3		4-3			FC6-4	5	0	0	0	0	1	2								
Ken Henderson, S OBP: 0.351, SLG: 0.424 (1, 8)	5-3			F8		6-3		F8			G6-4-3	5	0	0	0	0	0	2								
Dick Allen, R OBP: 0.361, SLG: 0.532 (1, 3)	F7			F9		F2					K	4	0	0	0	0	1	0								
Ron Santo, R OBP: 0.341, SLG: 0.354 (1, 4)		F8									K	4	1	1	0	0	1	0								
Brian Downing, R OBP: 0.392, SLG: 0.517 (8, 2)	5-3										K	3	0	0	0	1	2	0								
Carlos May, L OBP: 0.312, SLG: 0.309 (1, 7)	F7										K	3	0	0	0	0	1	0								
Bill Melton, R OBP: 0.316, SLG: 0.330 (1, 5)			F7								F8	3	0	0	0	1	0	0								
Ed Herrmann, L OBP: 0.341, SLG: 0.400 (8, PR)			F9								F5	2	0	1	1	0	0	0								
Bill Sharp, L OBP: 0.429, SLG: 0.481 (8, 9)												1	1	0	0	0	0	0								
Bucky Dent, R OBP: 0.267, SLG: 0.366 (1, 6)			6-3									4	1	2	2	0	0	2								
Inning Stats	R: 0 E: 0 K: 0 S: 3	H: 0 LOB: 0 BB: 0 P: 3	R: 0 E: 0 K: 0 S: 3	H: 0 LOB: 0 BB: 0 P: 3	R: 0 E: 0 K: 0 S: 3	H: 0 LOB: 0 BB: 0 P: 3	R: 0 E: 0 K: 1 S: 5	H: 0 LOB: 0 BB: 0 P: 5	R: 1 E: 0 K: 0 S: 4	H: 1 LOB: 2 BB: 2 P: 12	R: 0 E: 0 K: 0 S: 3	H: 0 LOB: 0 BB: 0 P: 3	R: 0 E: 0 K: 2 S: 7	H: 0 LOB: 0 BB: 0 P: 7	R: 2 E: 0 K: 0 S: 5	H: 2 LOB: 1 BB: 0 P: 5	R: 0 E: 0 K: 3 S: 9	H: 0 LOB: 0 BB: 0 P: 9	R: 0 E: 0 K: 0 S: 3	H: 0 LOB: 0 BB: 0 P: 3	R: 0 E: 0 K: 0 S: 3	H: 1 LOB: 0 BB: 0 P: 3	1B: 3 2B: 0 3B: 0 HR: 1	SF: 1 SAC: 1 DP: 1 HBP: 0	WP: 0 PB: 0 SB: 0 CS: 0	PA: 38
PITCHER Dave McNally, L ERA: 4.13 (1, 1)	IP: 11.0 WLS: 7 BF: 38 H: 4 R: 3 ER: 3 SO: 6 BB: 1 IBB: 1 HBP: 0 BLK: 0 WP: 0 HR: 1 S: 48 P: 56 ERA: 2.46 WHIP: 0.455											PITCHER	IP: 11.0 WLS: 7 BF: 38 H: 4 R: 3 ER: 3 SO: 6 BB: 1 IBB: 1 HBP: 0 BLK: 0 WP: 0 HR: 1 S: 48 P: 56 ERA: 2.46 WHIP: 0.455													

Chicago White Sox @ Baltimore Orioles
Memorial Stadium, Baltimore, MD
Sat Jun 15 1974, 7:05 PM EDT
Att: 19,553 - Unknown

AB	34
R	3
H	4
RBI	3
BB	2
SO	6
LOB	6



Batter	1	2	3	4	5	6	7	8	9	10	11	AB	R	H	RBI	BB	SO	LOB	BOTTOM					
Al Bumbry, L OBP: 0.230, SLG: 0.266 (1, 7)	FC4-6		6-3			4-3						4	0	1	0	1	1	0						
Rich Coggins, L OBP: 0.239, SLG: 0.229 (10, 8)	FC4-6			4-3		F9		G4-3				5	0	0	0	0	0	2						
Bobby Grich, R OBP: 0.418, SLG: 0.476 (1, 4)	G6-4-3			5-3								4	2	2	0	1	0	0						
Tommy Davis, R OBP: 0.293, SLG: 0.352 (9, PR)	G6-4-3			6-3		E8						4	0	2	1	0	0	2						
Enos Cabell, R OBP: 0.313, SLG: 0.367 (9, PR)												1	1	0	0	0	0	0						
Boog Powell, L OBP: 0.296, SLG: 0.426 (1, 3)		4-3										5	1	2	1	0	0	2						
Paul Blair, R OBP: 0.277, SLG: 0.356 (9, PH)												3	0	0	0	0	0	1						
Elrod Hendricks, L OBP: 0.333, SLG: 0.468 (9, PR)		B1-3										1	0	1	1	0	0	0						
Don Baylor, R OBP: 0.328, SLG: 0.280 (10, 9)												0	0	0	0	0	0	0						
Brooks Robinson, R OBP: 0.372, SLG: 0.408 (1, 5)		F8										3	0	1	0	1	0	0						
Andy Etchebarren, R OBP: 0.267, SLG: 0.255 (1, 2)			F9									4	0	0	0	0	1	4						
Mark Belanger, R OBP: 0.353, SLG: 0.429 (1, 6)			F9									4	0	0	0	0	0	2						
Inning Stats	R: 0 E: 0 K: 0 S: 2	H: 0 LOB: 1 BB: 2 P: 10	R: 0 E: 0 K: 0 S: 3	H: 0 LOB: 0 BB: 0 P: 3	R: 0 E: 0 K: 0 S: 3	H: 0 LOB: 0 BB: 0 P: 3	R: 0 E: 0 K: 0 S: 3	H: 0 LOB: 0 BB: 0 P: 3	R: 0 E: 0 K: 0 S: 3	H: 0 LOB: 0 BB: 0 P: 3	R: 0 E: 0 K: 0 S: 3	H: 1 LOB: 1 BB: 0 P: 3	R: 0 E: 0 K: 0 S: 3	H: 0 LOB: 0 BB: 0 P: 3	R: 0 E: 0 K: 1 S: 7	H: 3 LOB: 2 BB: 1 P: 11	R: 0 E: 0 K: 1 S: 5	H: 0 LOB: 0 BB: 0 P: 5	R: 0 E: 0 K: 0 S: 3	H: 1 LOB: 0 BB: 0 P: 3	1B: 7 2B: 1 3B: 0 HR: 1	SF: 0 SAC: 0 DP: 2 HBP: 0	WP: 0 PB: 0 SB: 2 CS: 3	PA: 41
PITCHER Stan Bahnsen, R ERA: 4.05 (1, 1)	IP: 8.0 WLS: 2 BF: 31 H: 7 R: 3 ER: 2 SO: 0 BB: 2 IBB: 0 HBP: 0 BLK: 0 WP: 0 HR: 0 S: 29 P: 37 ERA: 2.25 WHIP: 1.125											PITCHER	IP: 8.0 WLS: 2 BF: 31 H: 7 R: 3 ER: 2 SO: 0 BB: 2 IBB: 0 HBP: 0 BLK: 0 WP: 0 HR: 0 S: 29 P: 37 ERA: 2.25 WHIP: 1.125											

Chicago White Sox @ Baltimore Orioles
Memorial Stadium, Baltimore, MD
Sat Jun 15 1974, 7:05 PM EDT
Att: 19,553 - Unknown

AB	38
R	4
H	9
RBI	3
BB	3
SO	2
LOB	13




Batter	1	2	3	4	5	6	7	8	9	AB	R	H	RBI	BB	SO	LOB	TOP				
Pat Kelly, L OBP: 0.373, SLG: 0.404 (1, 10)										4	2	3	0	1	0	2	Chicago White Sox @ Baltimore Orioles Memorial Stadium, Baltimore, MD Sun Jun 16 1974, 3:33 AM EDT Att: 9,066 - Unknown				
Jorge Orta, L OBP: 0.322, SLG: 0.355 (1, 4)										5	1	1	2	0	1	5					
Tony Muser, L OBP: 0.365, SLG: 0.460 (1, 3)										5	3	4	3	0	0	0					
Carlos May, L OBP: 0.310, SLG: 0.307 (1, 7)										5	1	1	1	0	2	5					
Ken Henderson, S OBP: 0.356, SLG: 0.430 (1, 8)										4	0	2	2	1	1	0					
Ron Santo, R OBP: 0.333, SLG: 0.345 (1, 5)										5	0	0	0	0	1	4					
Bill Sharp, L OBP: 0.394, SLG: 0.419 (1, 9)										4	0	0	0	1	0	0					
Ed Herrmann, L OBP: 0.337, SLG: 0.400 (1, 2)										5	1	1	0	0	1	3					
Bucky Dent, R OBP: 0.273, SLG: 0.365 (1, 6)										3	1	1	0	1	0	0					
Inning Stats	R: 3 E: 0 K: 0 S: 6	H: 3 LOB: 2 BB: 2 P: 14	R: 2 E: 0 K: 2 S: 10	H: 3 LOB: 2 BB: 1 P: 14	R: 4 E: 0 K: 0 S: 7	H: 4 LOB: 0 BB: 0 P: 7	R: 0 E: 0 K: 0 S: 3	H: 1 LOB: 0 BB: 0 P: 3	R: 0 E: 0 K: 1 S: 5	H: 0 LOB: 1 BB: 1 P: 9	R: 0 E: 0 K: 0 S: 3	H: 0 LOB: 0 BB: 0 P: 3	R: 0 E: 0 K: 1 S: 7	H: 2 LOB: 2 BB: 0 P: 7	R: 0 E: 1 K: 1 S: 6	H: 0 LOB: 1 BB: 0 P: 6	1B: 7 2B: 6 3B: 0 HR: 1	SF: 0 SAC: 0 DP: 1 HBP: 0	WP: 0 PB: 0 SB: 3 CS: 0	PA: 44	
PITCHER	IP WLS BF H R ER SO BB IBB HBP BLK WP HR S P ERA WHIP	IP WLS BF H R ER SO BB IBB HBP BLK WP HR S P ERA WHIP																			
Jim Palmer, R ERA: 4.01 (1, 1)	0.2 L 7 3 3 2 0	1.0 7 3 2 2 1	1.0 7 4 4 4 1	6.1 23 3 0 0 4	2 0 0 0 0 0	2 0 0 0 0 0	0 0 0 0 0 0	0 0 0 0 0 0	0 0 0 0 0 0	0 0 0 0 0 0	0 0 0 0 0 0	0 0 0 0 0 0	0 0 0 0 0 0	0 0 0 0 0 0	0 0 0 0 0 0	0 0 0 0 0 0	0 0 0 0 0 0	0 0 0 0 0 0	0 0 0 0 0 0	0 0 0 0 0 0	27.00 7.500
Don Hood, L ERA: 4.01 (1, 1)	1.0 7 3 2 2 1	1.0 7 4 4 4 1	1.0 7 4 4 4 1	6.1 23 3 0 0 4	2 0 0 0 0 0	2 0 0 0 0 0	0 0 0 0 0 0	0 0 0 0 0 0	0 0 0 0 0 0	0 0 0 0 0 0	0 0 0 0 0 0	0 0 0 0 0 0	0 0 0 0 0 0	0 0 0 0 0 0	0 0 0 0 0 0	0 0 0 0 0 0	0 0 0 0 0 0	0 0 0 0 0 0	0 0 0 0 0 0	0 0 0 0 0 0	18.00 4.000
Jesse Jefferson, R ERA: 6.56 (2, 1)	1.0 7 4 4 4 1	1.0 7 4 4 4 1	1.0 7 4 4 4 1	6.1 23 3 0 0 4	2 0 0 0 0 0	2 0 0 0 0 0	0 0 0 0 0 0	0 0 0 0 0 0	0 0 0 0 0 0	0 0 0 0 0 0	0 0 0 0 0 0	0 0 0 0 0 0	0 0 0 0 0 0	0 0 0 0 0 0	0 0 0 0 0 0	0 0 0 0 0 0	0 0 0 0 0 0	0 0 0 0 0 0	0 0 0 0 0 0	0 0 0 0 0 0	36.00 4.000
Wayne Garland, R ERA: 2.5 (3, 1)	6.1 23 3 0 0 4	6.1 23 3 0 0 4	6.1 23 3 0 0 4	6.1 23 3 0 0 4	2 0 0 0 0 0	2 0 0 0 0 0	0 0 0 0 0 0	0 0 0 0 0 0	0 0 0 0 0 0	0 0 0 0 0 0	0 0 0 0 0 0	0 0 0 0 0 0	0 0 0 0 0 0	0 0 0 0 0 0	0 0 0 0 0 0	0 0 0 0 0 0	0 0 0 0 0 0	0 0 0 0 0 0	0 0 0 0 0 0	0 0 0 0 0 0	0.00 0.632

AB	40
R	9
H	13
RBI	8
BB	4
SO	6
LOB	19



Batter	1	2	3	4	5	6	7	8	9	AB	R	H	RBI	BB	SO	LOB	BOTTOM					
Paul Blair, R OBP: 0.277, SLG: 0.353 (1, 8)										4	0	1	0	0	0	0	Chicago White Sox @ Baltimore Orioles Memorial Stadium, Baltimore, MD Sun Jun 16 1974, 3:33 AM EDT Att: 9,066 - Unknown					
Bobby Grich, R OBP: 0.418, SLG: 0.474 (1, 4)										1	0	0	0	1	0	1						
Enos Cabell, R OBP: 0.324, SLG: 0.375 (4, 4)										2	1	1	0	0	0	0						
Tommy Davis, R OBP: 0.289, SLG: 0.346 (1, 10)										4	0	0	0	0	0	2						
Jim Fuller, R OBP: 0.330, SLG: 0.442 (1, 9)										4	0	1	1	0	1	0						
Don Baylor, R OBP: 0.326, SLG: 0.286 (1, 7)										4	0	1	0	0	0	1						
Brooks Robinson, R OBP: 0.376, SLG: 0.411 (1, 5)										3	0	2	0	0	1	0						
Frank Baker, L OBP: 0.125, SLG: 0.067 (7, FR)										1	0	0	0	0	0	1						
Boog Powell, L OBP: 0.296, SLG: 0.424 (1, 3)										3	0	1	0	0	0	2						
Andy Etchebarran, R OBP: 0.254, SLG: 0.241 (1, 2)										3	0	0	0	0	2	2						
Mark Belanger, R OBP: 0.353, SLG: 0.433 (1, 6)										3	0	1	0	0	1	0						
Inning Stats	R: 0 E: 0 K: 0 S: 2	H: 0 LOB: 0 BB: 1 P: 6	R: 0 E: 0 K: 0 S: 4	H: 1 LOB: 1 BB: 0 P: 4	R: 0 E: 0 K: 1 S: 6	H: 1 LOB: 1 BB: 0 P: 6	R: 0 E: 0 K: 0 S: 3	H: 0 LOB: 0 BB: 0 P: 3	R: 0 E: 0 K: 0 S: 8	H: 2 LOB: 2 BB: 0 P: 8	R: 1 E: 0 K: 0 S: 5	H: 2 LOB: 1 BB: 0 P: 5	R: 0 E: 0 K: 0 S: 3	H: 1 LOB: 1 BB: 0 P: 3	R: 0 E: 0 K: 1 S: 5	H: 0 LOB: 0 BB: 0 P: 5	R: 0 E: 0 K: 1 S: 6	H: 1 LOB: 1 BB: 0 P: 6	1B: 6 2B: 2 3B: 0 HR: 0	SF: 0 SAC: 0 DP: 2 HBP: 0	WP: 0 PB: 0 SB: 0 CS: 0	PA: 33
PITCHER	IP WLS BF H R ER SO BB IBB HBP BLK WP HR S P ERA WHIP	IP WLS BF H R ER SO BB IBB HBP BLK WP HR S P ERA WHIP																				
Wilbur Wood, L ERA: 3.54 (1, 1)	9.0 W 33 8 1 1 5	9.0 W 33 8 1 1 5	9.0 W 33 8 1 1 5	9.0 W 33 8 1 1 5	1 0 0 0 0 0	1 0 0 0 0 0	0 0 0 0 0 0	0 0 0 0 0 0	0 0 0 0 0 0	0 0 0 0 0 0	0 0 0 0 0 0	0 0 0 0 0 0	0 0 0 0 0 0	0 0 0 0 0 0	0 0 0 0 0 0	0 0 0 0 0 0	0 0 0 0 0 0	0 0 0 0 0 0	0 0 0 0 0 0	0 0 0 0 0 0	1.00 1.000	

AB	32
R	1
H	8
RBI	1
BB	1
SO	5
LOB	9



Batter	1	2	3	4	5	6	7	8	9	AB	R	H	RBI	BB	SO	LOB	TOP	
Jerry Terrell, R OBP: 0.291, SLG: 0.337 (1, 5)										4	0	1	0	0	0	1	Minnesota Twins @ Baltimore Orioles Memorial Stadium, Baltimore, MD Mon Jun 17 1974, 7:05 PM EDT Att: 7,157 - Unknown livebaseballscorecards.com	
Rod Carew, L OBP: 0.451, SLG: 0.472 (1, 4)										4	0	2	0	0	0	2		
Larry Hisle, R OBP: 0.358, SLG: 0.522 (1, 9)										4	0	1	0	0	0	2		
Harmon Killebrew, R OBP: 0.290, SLG: 0.333 (1, 10)										4	0	0	0	0	0	3		
Steve Braun, L OBP: 0.387, SLG: 0.386 (1, 7)										3	0	0	0	0	0	0		
Craig Kusick, R OBP: 0.310, SLG: 0.237 (1, 3)										2	0	0	0	1	0	0		
Steve Brye, R OBP: 0.302, SLG: 0.317 (1, 8)										3	0	0	0	0	1	1		
Glenn Borgmann, R OBP: 0.287, SLG: 0.282 (1, 2)										3	0	1	0	0	1	0		
Luis Gomez, R OBP: 0.276, SLG: 0.214 Tony Oliva, L OBP: 0.352, SLG: 0.423 (9, PH)										1	0	0	0	0	0	0		
Inning Stats	R: 0 E: 0 K: 0 S: 4	H: 1 LOB: 1 BB: 0 P: 4	R: 0 E: 0 K: 0 S: 3	H: 0 LOB: 0 BB: 0 P: 3	R: 0 E: 0 K: 0 S: 3	H: 1 LOB: 0 BB: 0 P: 3	R: 0 E: 0 K: 1 S: 5	H: 0 LOB: 0 BB: 0 P: 5	R: 0 E: 0 K: 0 S: 4	H: 0 LOB: 0 BB: 0 P: 3	R: 0 E: 0 K: 1 S: 4	H: 0 LOB: 0 BB: 1 P: 8	R: 0 E: 0 K: 0 S: 5	H: 2 LOB: 2 BB: 0 P: 5	1B: 5 2B: 0 3B: 0 HR: 0	SF: 0 SAC: 1 DP: 1 HBP: 0	WP: 0 PB: 0 SB: 1 CS: 1	PA: 31
PITCHER Mike Cuellar, L ERA: 2.99 (1, 1)	IP: 9.0 WLS: W BF: 31 H: 5 R: 0 ER: 0 SO: 2 BB: 1 IBB: 0 HBP: 0 BLK: 0 WP: 0 HR: 0 S: 34 P: 38 ERA: 0.00 WHIP: 0.667																	

Batter	1	2	3	4	5	6	7	8	9	AB	R	H	RBI	BB	SO	LOB	BOTTOM			
Paul Blair, R OBP: 0.271, SLG: 0.346 (1, 8)										4	0	0	0	0	0	2	Minnesota Twins @ Baltimore Orioles Memorial Stadium, Baltimore, MD Mon Jun 17 1974, 7:05 PM EDT Att: 7,157 - Unknown livebaseballscorecards.com			
Bobby Grich, R OBP: 0.417, SLG: 0.486 (1, 4)										3	1	1	1	0	0	0				
Tommy Davis, R OBP: 0.285, SLG: 0.342 (1, 10)										3	0	0	0	0	1	0				
Jim Fuller, R OBP: 0.322, SLG: 0.430 (1, 9)										3	0	0	0	0	1	0				
Don Baylor, R OBP: 0.321, SLG: 0.280 (1, 7)										3	0	0	0	0	1	0				
Brooks Robinson, R OBP: 0.380, SLG: 0.419 (1, 5)										3	0	2	0	0	0	0				
Earl Williams, R OBP: 0.316, SLG: 0.273 (1, 3)										3	0	0	0	0	0	2				
Andy Etchebarren, R OBP: 0.258, SLG: 0.246 (1, 2)										3	0	1	0	0	0	1				
Mark Belanger, R OBP: 0.352, SLG: 0.431 (1, 6)										3	0	1	0	0	0	1				
Inning Stats	R: 0 E: 0 K: 0 S: 3	H: 0 LOB: 0 BB: 0 P: 3	R: 0 E: 0 K: 1 S: 6	H: 1 LOB: 1 BB: 0 P: 6	R: 0 E: 0 K: 0 S: 3	H: 0 LOB: 0 BB: 0 P: 3	R: 0 E: 0 K: 2 S: 7	H: 0 LOB: 0 BB: 0 P: 7	R: 0 E: 0 K: 0 S: 4	H: 1 LOB: 1 BB: 0 P: 4	R: 1 E: 0 K: 0 S: 4	H: 2 LOB: 0 BB: 0 P: 4	R: 0 E: 0 K: 0 S: 3	H: 0 LOB: 0 BB: 0 P: 3	R: 0 E: 0 K: 0 S: 4	H: 1 LOB: 1 BB: 0 P: 4	1B: 3 2B: 1 3B: 0 HR: 1	SF: 0 SAC: 0 DP: 0 HBP: 0	WP: 0 PB: 0 SB: 0 CS: 1	PA: 28
PITCHER Vic Albury, L ERA: 4.22 (1, 1)	IP: 8.0 WLS: L BF: 28 H: 5 R: 1 ER: 1 SO: 3 BB: 0 IBB: 0 HBP: 0 BLK: 0 WP: 0 HR: 1 S: 34 P: 34 ERA: 1.12 WHIP: 0.625																			

Batter	1	2	3	4	5	6	7	8	9	AB	R	H	RBI	BB	SO	LOB	TOP
Larry Hise, R OBP: 0.364, SLG: 0.524 (1, 7)										5	1	3	0	0	0	3	Minnesota Twins @ Baltimore Orioles Memorial Stadium, Baltimore, MD Tue Jun 18 1974, 7:05 PM EDT Att: 11,223 - Unknown
Rod Carew, L OBP: 0.446, SLG: 0.466 (1, 4)										5	0	1	0	0	0	3	
Bobby Darwin, R OBP: 0.318, SLG: 0.455 (1, 9)										5	0	2	1	0	0	4	
Harmon Killebrew, R OBP: 0.289, SLG: 0.331 (1, 10)										4	0	1	0	0	1	4	
Craig Kusick, R OBP: 0.283, SLG: 0.214 (1, 3)										4	0	0	0	0	1	5	
Eric Soderholm, R OBP: 0.327, SLG: 0.369 (1, 5)										4	0	0	0	0	1	0	
Steve Brye, R OBP: 0.307, SLG: 0.322 (1, 8)										4	0	2	0	0	1	0	
Glenn Borgmann, R OBP: 0.293, SLG: 0.289 (1, 2)										4	0	2	0	0	0	1	
Luis Gomez, R OBP: 0.280, SLG: 0.219 (1, 6)										2	0	1	0	0	0	1	
Randy Hundley, R OBP: 0.259, SLG: 0.247 (6, PH)										1	0	0	0	0	0	1	
Danny Thompson, R OBP: 0.227, SLG: 0.286 (6, 6)										1	0	1	0	0	0	0	
Inning Stats	R: 1 E: 1 K: 2 S: 9	H: 2 LOB: 2 BB: 0 P: 9	R: 0 E: 0 K: 0 S: 4	H: 1 LOB: 1 BB: 0 P: 4	R: 0 E: 0 K: 0 S: 5	H: 2 LOB: 2 BB: 0 P: 5	R: 0 E: 0 K: 0 S: 5	H: 2 LOB: 1 BB: 0 P: 6	R: 0 E: 0 K: 1 S: 6	H: 1 LOB: 1 BB: 0 P: 4	R: 0 E: 0 K: 1 S: 5	H: 0 LOB: 0 BB: 0 P: 5	R: 0 E: 0 K: 0 S: 5	H: 2 LOB: 2 BB: 0 P: 5	1B: 13 2B: 1 3B: 0 HR: 0	SF: 0 SAC: 0 DP: 1 HBP: 0	WP: 1 PA: 39 PB: 0 SB: 0 CS: 1
PITCHER Ross Grimsley, L ERA: 3.53 (1, 1)	IP: 9.0 WLS: W BF: 39 H: 13 R: 1 ER: 0 SO: 4 BB: 0 IBB: 0 HBP: 0 BLK: 0 WP: 1 HR: 0 S: 47 P: 47 ERA: 0.00 WHIP: 1.444											PITCHER IP: 9.0 WLS: W BF: 39 H: 13 R: 1 ER: 0 SO: 4 BB: 0 IBB: 0 HBP: 0 BLK: 0 WP: 1 HR: 0 S: 47 P: 47 ERA: 0.00 WHIP: 1.444					

Batter	1	2	3	4	5	6	7	8	9	AB	R	H	RBI	BB	SO	LOB	BOTTOM
Al Bumbry, L OBP: 0.232, SLG: 0.268 (1, 7)										3	1	1	1	0	0	0	Minnesota Twins @ Baltimore Orioles Memorial Stadium, Baltimore, MD Tue Jun 18 1974, 7:05 PM EDT Att: 11,223 - Unknown
Paul Blair, R OBP: 0.274, SLG: 0.347 (7, PH)										2	1	1	0	0	2		
Rich Coggins, L OBP: 0.243, SLG: 0.241 (1, 8)										5	1	2	1	0	1	3	
Bobby Grich, R OBP: 0.421, SLG: 0.530 (1, 4)										5	3	3	6	0	0	3	
Tommy Davis, R OBP: 0.289, SLG: 0.357 (1, 10)										4	1	2	2	0	1	0	
Boog Powell, L OBP: 0.301, SLG: 0.426 (1, 3)										4	0	2	0	0	0	0	
Don Baylor, R OBP: 0.314, SLG: 0.274 (1, 9)										4	0	0	0	0	1	3	
Brooks Robinson, R OBP: 0.376, SLG: 0.414 (1, 5)										3	1	0	0	1	1	0	
Earl Williams, R OBP: 0.319, SLG: 0.279 (1, 2)										4	1	2	0	0	0	0	
Mark Belanger, R OBP: 0.350, SLG: 0.427 (1, 6)										4	1	1	0	0	0	2	
Inning Stats	R: 1 E: 0 K: 0 S: 6	H: 3 LOB: 2 BB: 0 P: 6	R: 4 E: 1 K: 2 S: 11	H: 4 LOB: 0 BB: 0 P: 11	R: 0 E: 0 K: 0 S: 3	H: 0 LOB: 0 BB: 0 P: 3	R: 0 E: 0 K: 1 S: 6	H: 0 LOB: 0 BB: 0 P: 6	R: 3 E: 0 K: 0 S: 7	H: 4 LOB: 1 BB: 0 P: 7	R: 1 E: 0 K: 0 S: 5	H: 2 LOB: 2 BB: 1 P: 9	1B: 9 2B: 1 3B: 0 HR: 4	SF: 0 SAC: 0 DP: 0 HBP: 0	WP: 0 PA: 39 PB: 0 SB: 1 CS: 0		
PITCHER Joe Decker, R ERA: 3.35 (1, 1)	IP: 5.0 WLS: L BF: 23 H: 8 R: 6 ER: 6 SO: 3 BB: 0 IBB: 0 HBP: 0 BLK: 0 WP: 0 HR: 2 S: 29 P: 29 ERA: 10.80 WHIP: 1.600											PITCHER Tom Burgmeier, L ERA: 5.67 (6, 1)	IP: 3.0 WLS: L BF: 16 H: 6 R: 4 ER: 4 SO: 1 BB: 1 IBB: 0 HBP: 0 BLK: 0 WP: 0 HR: 2 S: 17 P: 21 ERA: 12.00 WHIP: 2.333				

Batter	1	2	3	4	5	6	7	8	9	AB	R	H	RBI	BB	SO	LOB	TOP										
Larry Hisle, R OBP: 0.397, SLG: 0.513 (1, 7)	5-3		B1-3			6-3		K	1B	4	0	0	0	0	1	0	Minnesota Twins @ Baltimore Orioles Memorial Stadium, Baltimore, MD Wed Jun 19 1974, 7:05 PM EDT Att: 7,325 - Unknown										
Tony Oliva, L OBP: 0.355, SLG: 0.432 (9, PH)									1B	1	0	1	3	0	0	0											
Jerry Turrell, R OBP: 0.291, SLG: 0.337 (9, PR)									2B	0	0	0	0	0	0	0											
Rod Carew, L OBP: 0.448, SLG: 0.467 (1, 4)	1B		4-3			K		FC6-4	1B	4	0	2	0	1	1	0											
Bobby Darwin, R OBP: 0.313, SLG: 0.447 (9, PH)	F4		6-3			K		FC6-4	F7	4	0	0	0	0	1	2											
Steve Braun, L OBP: 0.385, SLG: 0.384 (9, PH)								1-2		1	0	0	0	0	0	3											
Harmon Killebrew, R OBP: 0.288, SLG: 0.324 (1, 10)	1B					F2			F8	3	0	0	0	1	0	0											
Eric Soderholm, R OBP: 0.337, SLG: 0.379 (1, 5)	1B					F8			BB	4	2	3	0	0	0	0											
Craig Kusick, R OBP: 0.280, SLG: 0.217 (1, 3)	F9					F3			1B	4	1	1	0	0	0	4											
Steve Brye, R OBP: 0.312, SLG: 0.329 (1, 8)			6-3			K			1B	3	1	1	1	1	1	0											
Randy Hundley, R OBP: 0.247, SLG: 0.235 (1, 2)			5-3			F8		1-H	2B	4	0	0	0	0	1	4											
Luis Gomez, R OBP: 0.276, SLG: 0.216 (8, PH)						F7			1B	2	0	0	0	0	1	0											
Danny Thompson, R OBP: 0.239, SLG: 0.295 (8, 6)	K								2B	2	1	1	1	0	0	0											
Inning Stats	R: 0 E: 0 K: 0 S: 4	H: 1 LOB: 3 BB: 2 P: 12	R: 0 E: 0 K: 1 S: 5	H: 0 LOB: 0 BB: 0 P: 5	R: 0 E: 0 K: 0 S: 3	H: 0 LOB: 0 BB: 0 P: 3	R: 0 E: 0 K: 0 S: 3	H: 0 LOB: 0 BB: 0 P: 3	R: 0 E: 0 K: 1 S: 5	H: 0 LOB: 1 BB: 0 P: 5	R: 1 E: 0 K: 0 S: 5	H: 2 LOB: 1 BB: 0 P: 5	R: 0 E: 0 K: 1 S: 6	H: 1 LOB: 1 BB: 0 P: 6	R: 4 E: 0 K: 1 S: 10	H: 5 LOB: 3 BB: 1 P: 14	1B: 7 2B: 2 3B: 0 HR: 0	SF: 0 SAC: 0 DP: 0 HBP: 0	WP: 0 PB: 0 SB: 0 CS: 0	PA: 39							
PITCHER	IP	WLS	BF	H	R	ER	SO	BB	IBB	HBP	BLK	WP	HR	S	P	ERA	WHIP										
Dave McNally, L ERA: 4.21 (1, 1)	8.2	W	36	7	5	5	6	3	0	0	0	0	0	45	57	5.19	1.154										
Bob Reynolds, R ERA: 2.2 (9, 1)	0.0		1	1	0	0	0	0	0	0	0	0	0	1	1	∞	∞										
Grant Jackson, L ERA: 3.13 (9, 1)	0.0	S	1	1	0	0	0	0	0	0	0	0	0	1	1	∞	∞										
Wayne Garland, R ERA: 2.45 (9, 1)	0.1		1	0	0	0	0	0	0	0	0	0	0	1	1	0.00	0.000										


Batter	1	2	3	4	5	6	7	8	9	AB	R	H	RBI	BB	SO	LOB	BOTTOM										
Paul Blair, R OBP: 0.268, SLG: 0.340 (1, 8)	F7		F9		4-3		F8			4	0	0	0	0	0	0	Minnesota Twins @ Baltimore Orioles Memorial Stadium, Baltimore, MD Wed Jun 19 1974, 7:05 PM EDT Att: 7,325 - Unknown										
Bobby Grich, R OBP: 0.415, SLG: 0.520 (1, 4)	5-3			6-3	6-3		F8			4	0	0	0	0	0	0											
Tommy Davis, R OBP: 0.296, SLG: 0.361 (1, 10)	F3			2B		1B			1B	3	1	2	0	1	0	0											
Jim Fuller, R OBP: 0.319, SLG: 0.432 (1, 9)		F9		FC1-5-2		K			K	4	1	1	0	0	2	2											
Don Baylor, R OBP: 0.318, SLG: 0.279 (1, 7)		5-3		2B		1B			2B	4	3	2	0	0	0	2											
Brooks Robinson, R OBP: 0.394, SLG: 0.429 (1, 5)	F8			2B		1B			1B	4	0	3	3	0	0	0											
Earl Williams, R OBP: 0.328, SLG: 0.292 (1, 3)			4-3	2B		1B			K	3	1	2	2	1	1	1											
Andy Etchebarren, R OBP: 0.243, SLG: 0.231 (1, 2)			4-3	FC6-4		1B			F9	4	0	0	0	0	0	6											
Mark Belanger, R OBP: 0.348, SLG: 0.423 (1, 6)			4-3	1B		6-3			K	4	0	1	1	0	1	3											
Inning Stats	R: 0 E: 0 K: 0 S: 3	H: 0 LOB: 0 BB: 0 P: 3	R: 0 E: 0 K: 0 S: 3	H: 0 LOB: 0 BB: 0 P: 3	R: 1 E: 0 K: 0 S: 4	H: 2 LOB: 0 BB: 0 P: 4	R: 2 E: 0 K: 0 S: 5	H: 2 LOB: 2 BB: 2 P: 13	R: 0 E: 0 K: 0 S: 3	H: 0 LOB: 0 BB: 0 P: 3	R: 2 E: 0 K: 1 S: 9	H: 4 LOB: 2 BB: 0 P: 9	R: 0 E: 0 K: 1 S: 6	H: 1 LOB: 1 BB: 0 P: 6	R: 1 E: 0 K: 2 S: 9	H: 2 LOB: 1 BB: 0 P: 9		1B: 7 2B: 4 3B: 0 HR: 0	SF: 0 SAC: 0 DP: 0 HBP: 0	WP: 1 PB: 0 SB: 0 CS: 0	PA: 36						
PITCHER	IP	WLS	BF	H	R	ER	SO	BB	IBB	HBP	BLK	WP	HR	S	P	ERA	WHIP										
Bill Butler, L ERA: 4.7 (1, 1)	3.2	L	16	4	3	3	0	2	0	0	0	0	0	14	22	7.36	1.636										
Bill Hands, R ERA: 5.47 (4, 1)	4.1		20	7	3	3	4	0	0	0	0	1	0	28	28	6.23	1.615										


AB	36
R	5
H	9
RBI	5
BB	3
SO	6
LOB	13



AB	34
R	6
H	11
RBI	6
BB	2
SO	4
LOB	14



Batter	1	2	3	4	5	6	7	8	9	AB	R	H	RBI	BB	SO	LOB	TOP								
Paul Blair, R OBP: 0.280, SLG: 0.340 (1, 8)	0-3 K		0-3 K		0-0 5-3		4-0 2B BB		0-0 F7 1B	4	2	1	0	1	2	1	<p>Baltimore Orioles @ Milwaukee Brewers Milwaukee County Stadium, Milwaukee, WI</p> <p>Sat Jun 22 1974, 4:33 AM EDT Att: 28,161 - Unknown</p> <p>livebaseballscorecards.com</p> <p>AB 36 R 7 H 11 RBI 6 BB 2 SO 5 LOB 17</p> 								
Bobby Grich, R OBP: 0.412, SLG: 0.515 (1, 4)	0-0 6-3		0-0 1B		0-0 SF7		0-0 2B		0-0 F7	4	0	2	3	0	0	2									
Tommy Davis, R OBP: 0.292, SLG: 0.357 (1, 10)	0-0 F5		0-0 L4		0-0 F8				0-0 5-3	5	0	1	2	0	0	1									
Jim Fuller, R OBP: 0.333, SLG: 0.475 (1, 9)		0-0 E 2B		0-0 1B 2B		0-3 K		1-0 5-3 1B HBP	0-0 K	4	2	2	0	0	2	1									
Don Baylor, R OBP: 0.324, SLG: 0.290 (1, 7)		0-0 6-3		0-0 F9		0-0 5-3		0-0 5-3 1B		4	0	1	0	0	0	2									
Brooks Robinson, R OBP: 0.379, SLG: 0.427 (1, 5)		0-0 E9 1B		0-0 6-3		0-0 F6		0-0 5-3		4	0	1	0	0	0	3									
Earl Williams, R OBP: 0.335, SLG: 0.320 (1, 3)		0-0 F6		0-0 1B			4-0 FC1-4 BB	0-0 6-3		3	0	1	1	1	0	3									
Andy Etchebarren, R OBP: 0.234, SLG: 0.236 (1, 2)		0-3 K		0-0 F8			0-0 FC1-4 FC1-6	0-0 6-3		4	0	0	0	0	1	3									
Mark Belanger, R OBP: 0.343, SLG: 0.413 (1, 6)			0-0 F8		0-0 5-3 E SF7 1B		0-0 FC1-6 2B	0-0 F7 1B 1B		4	3	2	0	0	0	1									
Inning Stats	R: 0 E: 0 K: 1 S: 5	H: 0 LOB: 0 BB: 0 P: 5	R: 1 E: 1 K: 1 S: 7	H: 2 LOB: 1 BB: 0 P: 7	R: 0 E: 0 K: 1 S: 6	H: 1 LOB: 1 BB: 0 P: 6	R: 1 E: 0 K: 0 S: 5	H: 2 LOB: 1 BB: 0 P: 5	R: 1 E: 1 K: 0 S: 4	H: 1 LOB: 0 BB: 0 P: 4	R: 0 E: 0 K: 1 S: 5	H: 0 LOB: 0 BB: 0 P: 5	R: 2 E: 0 K: 0 S: 3	H: 1 LOB: 1 BB: 2 P: 11	R: 0 E: 0 K: 0 S: 4	H: 1 LOB: 2 BB: 0 P: 5	R: 2 E: 0 K: 1 S: 8	H: 3 LOB: 1 BB: 0 P: 8	1B: 8 2B: 3 3B: 0 HR: 0	SF: 1 SAC: 0 DP: 0 HBP: 1	WP: 0 PB: 0 SB: 0 CS: 0	PA: 40			
PITCHER	IP	WLS	BF	H	R	ER	SO	BB	IBB	HBP	BLK	WP	HR	S	P	ERA	WHIP								
Kevin Kobel, L ERA: 3.38 (1, 1)	7.0	L	29	7	5	3	4	2	0	0	0	0	0	35	43	3.86	1.286								
Eduardo Rodriguez, R ERA: 2.51 (8, 1)	1.0		5	1	0	0	0	0	0	1	0	0	0	4	5	0.00	1.000								
Bill Champion, R ERA: 4.11 (9, 1)	1.0		6	3	2	2	1	0	0	0	0	0	0	8	8	18.00	3.000								

Batter	1	2	3	4	5	6	7	8	9	AB	R	H	RBI	BB	SO	LOB	BOTTOM								
Don Money, R OBP: 0.342, SLG: 0.426 (1, 5)	0-0 6-3		0-0 HR 1B		0-0 6-3			0-0 2B		4	1	2	0	0	0	0	<p>Baltimore Orioles @ Milwaukee Brewers Milwaukee County Stadium, Milwaukee, WI</p> <p>Sat Jun 22 1974, 4:33 AM EDT Att: 28,161 - Unknown</p> <p>livebaseballscorecards.com</p> <p>AB 33 R 2 H 7 RBI 2 BB 0 SO 5 LOB 11</p> 								
Robin Yount, R OBP: 0.270, SLG: 0.318 (1, 6)	0-0 F8		0-0 HR		0-0 6-3		0-0 5-3		0-0 5-3	4	1	1	2	0	0	1									
John Briggs, L OBP: 0.345, SLG: 0.513 (1, 7)	0-0 4-3		0-0 L6-3 1B		0-0 FC6-4 1B		0-0 6-3		0-0 6-3	4	0	2	0	0	0	1									
George Scott, R OBP: 0.348, SLG: 0.441 (1, 3)		0-0 1B 1B	0-0 L6-3		0-0 F9		0-0 6-3		0-0 6-3	4	0	1	0	0	0	2									
Bobby Mitchell, R OBP: 0.286, SLG: 0.326 (1, 9)		0-0 1B		0-3 K		0-0 FC6-4		0-0 F8		4	0	1	0	0	1	1									
Charlie Moore, R OBP: 0.348, SLG: 0.388 (1, 10)		0-0 F7		0-0 6-3		0-0 F7		0-0 F9		4	0	0	0	0	0	2									
Darrell Porter, L OBP: 0.352, SLG: 0.385 (1, 2)		0-3 K		0-0 G3		0-0 F8				3	0	0	0	0	1	2									
Pedro Garcia, R OBP: 0.296, SLG: 0.429 (1, 4)		0-3 K			0-0 F5		0-0 F7			3	0	0	0	0	1	2									
Bob Coluccio, R OBP: 0.300, SLG: 0.359 (1, 8)			0-3 K		0-3 K		0-0 F8			3	0	0	0	0	2	0									
Inning Stats	R: 0 E: 0 K: 0 S: 3	H: 0 LOB: 0 BB: 0 P: 3	R: 0 E: 0 K: 2 S: 9	H: 2 LOB: 2 BB: 0 P: 9	R: 2 E: 0 K: 1 S: 7	H: 3 LOB: 0 BB: 0 P: 7	R: 0 E: 0 K: 1 S: 5	H: 0 LOB: 0 BB: 0 P: 5	R: 0 E: 0 K: 1 S: 5	H: 0 LOB: 0 BB: 0 P: 5	R: 0 E: 0 K: 0 S: 4	H: 1 LOB: 1 BB: 0 P: 4	R: 0 E: 0 K: 0 S: 3	H: 0 LOB: 0 BB: 0 P: 3	R: 0 E: 0 K: 0 S: 4	H: 1 LOB: 1 BB: 0 P: 4	R: 0 E: 0 K: 0 S: 3	H: 0 LOB: 0 BB: 0 P: 3	1B: 5 2B: 2 3B: 0 HR: 1	SF: 0 SAC: 0 DP: 1 HBP: 0	WP: 0 PB: 0 SB: 0 CS: 0	PA: 33			
PITCHER	IP	WLS	BF	H	R	ER	SO	BB	IBB	HBP	BLK	WP	HR	S	P	ERA	WHIP								
Ross Grimsley, L ERA: 3.42 (1, 1)	9.0	W	33	7	2	2	5	0	0	0	0	0	1	43	43	2.00	0.778								

Batter	1	2	3	4	5	6	7	8	9	AB	R	H	RBI	BB	SO	LOB	TOP		
Paul Blair, R OBP: 0.283, SLG: 0.341 (1, 8)										5	0	2	0	0	0	3	Baltimore Orioles @ Milwaukee Brewers Milwaukee County Stadium, Milwaukee, WI Sun Jun 23 1974, 8:05 PM EDT Att: 23,946 - Unknown		
Bobby Grich, R OBP: 0.412, SLG: 0.513 (1, 4)										5	1	2	1	0	1	4			
Tommy Davis, R OBP: 0.297, SLG: 0.361 (1, 10)										5	1	3	0	0	0	2			
Jim Fuller, R OBP: 0.323, SLG: 0.460 (1, 9)										4	0	0	0	0	2	5			
Don Baylor, R OBP: 0.327, SLG: 0.305 (1, 7)										4	0	2	2	0	1	0			
Brooks Robinson, R OBP: 0.377, SLG: 0.421 (1, 5)										3	0	0	0	1	0	2			
Earl Williams, R OBP: 0.333, SLG: 0.318 (1, 3)										4	1	1	0	0	1	1			
Andy Etchebarren, R OBP: 0.235, SLG: 0.237 (1, 2)										4	1	1	0	0	1	1			
Mark Belanger, R OBP: 0.350, SLG: 0.426 (1, 6)										4	0	3	0	0	0	0			
Inning Stats	R: 2 E: 0 K: 1 S: 8	H: 3 LOB: 1 BB: 0 P: 8	R: 0 E: 0 K: 1 S: 5	H: 0 LOB: 0 BB: 0 P: 5	R: 0 E: 0 K: 2 S: 8	H: 2 LOB: 1 BB: 0 P: 8	R: 0 E: 0 K: 1 S: 5	H: 0 LOB: 1 BB: 0 P: 9	R: 0 E: 0 K: 0 S: 3	H: 2 LOB: 2 BB: 0 P: 5	R: 0 E: 0 K: 1 S: 6	H: 2 LOB: 1 BB: 0 P: 6	R: 0 E: 0 K: 0 S: 4	H: 1 LOB: 1 BB: 0 P: 4	R: 2 E: 1 K: 0 S: 6	H: 4 LOB: 1 BB: 0 P: 6	1B: 12 2B: 2 HR: 0	SF: 0 SAC: 0 HBP: 0	WP: 0 PA: 39 PB: 0 SB: 0 CS: 1
PITCHER	IP WLS BF H R ER SO BB IBB HBP BLK WP HR S P ERA WHIP																		
Clyde Wright, L ERA: 3.97 (1, 1)	8.1 W 38 14 4 3 6 1 0 0 0 0 0 0 0 0 3.24 1.800																		
Tom Murphy, R ERA: 2.16 (9, 1)	0.2 1 0 0 0 0 0 0 0 0 0 0 0 0 0 0.00 0.000																		

Batter	1	2	3	4	5	6	7	8	9	AB	R	H	RBI	BB	SO	LOB	BOTTOM		
Dave May, L OBP: 0.260, SLG: 0.365 (1, 9)										5	1	2	0	0	0	1	Baltimore Orioles @ Milwaukee Brewers Milwaukee County Stadium, Milwaukee, WI Sun Jun 23 1974, 8:05 PM EDT Att: 23,946 - Unknown		
Don Money, R OBP: 0.350, SLG: 0.444 (1, 5)										4	3	3	1	1	0	2			
John Briggs, L OBP: 0.350, SLG: 0.519 (1, 7)										3	1	1	2	2	1	3			
George Scott, R OBP: 0.353, SLG: 0.444 (1, 3)										3	1	2	2	1	0	0			
Bobby Mitchell, R OBP: 0.296, SLG: 0.330 (1, 10)										2	1	1	0	1	1	0			
Mike Hegan, L OBP: 0.318, SLG: 0.351 (6, PH)										0	0	0	0	1	0	0			
Ken Berry, R OBP: 0.247, SLG: 0.203 (8, PH)										1	0	0	0	0	0	2			
Darrell Porter, L OBP: 0.346, SLG: 0.397 (1, 2)										5	1	1	4	0	0	7			
Pedro Garcia, R OBP: 0.291, SLG: 0.421 (1, 4)										4	0	0	0	0	1	2			
Bob Coluccio, R OBP: 0.300, SLG: 0.357 (1, 8)										4	0	1	0	0	1	2			
Robin Yount, R OBP: 0.273, SLG: 0.326 (1, 6)										1	0	1	0	0	0	0			
Tim Johnson, L OBP: 0.257, SLG: 0.364 (4, PH) (5, 6)										3	1	1	0	0	1	0			
Inning Stats	R: 4 E: 0 K: 0 S: 5	H: 2 LOB: 2 BB: 2 P: 13	R: 0 E: 0 K: 1 S: 7	H: 3 LOB: 0 BB: 0 P: 7	R: 0 E: 0 K: 0 S: 5	H: 2 LOB: 2 BB: 0 P: 5	R: 3 E: 0 K: 1 S: 8	H: 3 LOB: 0 BB: 0 P: 8	R: 0 E: 0 K: 2 S: 7	H: 0 LOB: 0 BB: 0 P: 7	R: 1 E: 0 K: 0 S: 5	H: 2 LOB: 3 BB: 2 P: 13	R: 0 E: 0 K: 1 S: 5	H: 0 LOB: 0 BB: 0 P: 5	R: 1 E: 0 K: 0 S: 4	H: 1 LOB: 2 BB: 2 P: 12	1B: 9 2B: 1 HR: 2	SF: 1 SAC: 0 HBP: 0	WP: 0 PA: 42 PB: 0 SB: 0 CS: 0
PITCHER	IP WLS BF H R ER SO BB IBB HBP BLK WP HR S P ERA WHIP																		
Dave McNally, L ERA: 4.65 (1, 1)	3.1 L 21 10 7 7 1 2 0 0 0 0 0 0 0 0 18.90 3.600																		
Jesse Jefferson, R ERA: 6.08 (4, 1)	2.1 11 2 1 1 3 2 0 0 0 0 0 0 15 23 3.86 1.714																		
Don Hood, L ERA: 3.31 (6, 1)	2.1 10 1 1 1 1 2 0 0 0 0 0 1 10 18 3.86 1.286																		

Batter	1	2	3	4	5	6	7	8	9	AB	R	H	RBI	BB	SO	LOB	TOP					
Mickey Stanley, R (1, 8) OBP: 0.268, SLG: 0.287										4	0	0	0	0	1	0						
Gary Sutherland, R (1, 4) OBP: 0.290, SLG: 0.347										4	0	2	0	0	0	0						
Ben Oglvie, L (1, 7) OBP: 0.404, SLG: 0.440										4	0	1	0	0	0	2						
Jim Northrup, L (1, 9) OBP: 0.290, SLG: 0.299										3	0	0	0	1	0	1						
Gates Brown, L (1, 10) OBP: 0.357, SLG: 0.235										3	1	1	0	1	0	2						
Bill Freehan, R (1, 3) OBP: 0.349, SLG: 0.388										3	0	0	0	1	0	1						
Aurelio Rodriguez, R (1, 5) OBP: 0.284, SLG: 0.306										4	0	0	0	0	0	2						
Jerry Moses, R (1, 2) OBP: 0.267, SLG: 0.330										1	0	0	0	1	0	0						
Willie Horton, R (7, FH) OBP: 0.352, SLG: 0.552										1	0	1	1	0	0	0						
John Knox, L (7, FR) OBP: 0.375, SLG: 0.342										0	0	0	0	0	0	0						
Gene Lamont, L (7, 2) OBP: 0.333, SLG: 0.364										0	0	0	0	0	0	0						
Ed Brinkman, R (1, 6) OBP: 0.270, SLG: 0.315										3	0	0	0	0	0	3						
Inning Stats	R: 0 E: 0 K: 1 S: 6	H: 1 LOB: 2 BB: 1 P: 10	R: 0 E: 0 K: 0 S: 3	H: 0 LOB: 1 BB: 1 P: 7	R: 0 E: 0 K: 0 S: 3	H: 1 LOB: 0 BB: 0 P: 3	R: 0 E: 0 K: 0 S: 2	H: 0 LOB: 0 BB: 1 P: 6	R: 0 E: 0 K: 0 S: 3	H: 0 LOB: 0 BB: 0 P: 3	R: 0 E: 0 K: 0 S: 3	H: 0 LOB: 0 BB: 0 P: 3	R: 1 E: 0 K: 0 S: 5	H: 2 LOB: 2 BB: 1 P: 9	R: 0 E: 0 K: 0 S: 4	H: 1 LOB: 0 BB: 0 P: 4	R: 0 E: 0 K: 0 S: 3	H: 0 LOB: 0 BB: 0 P: 3	1B: 4 2B: 1 3B: 0 HR: 0	SF: 0 SAC: 0 DP: 2 HBP: 0	WP: 0 PB: 0 SB: 0 CS: 0	PA: 34
PITCHER Doyle Alexander, R (1, 1) ERA: 5.05	IP: 9.0 WLS: W BF: 34 H: 5 R: 1 ER: 1 SO: 1 BB: 4 IBB: 0 HBP: 0 BLK: 0 WP: 0 HR: 0 S: 32 P: 48 ERA: 1.00 WHIP: 1.000															PITCHER	IP: 9.0 WLS: W BF: 34 H: 5 R: 1 ER: 1 SO: 1 BB: 4 IBB: 0 HBP: 0 BLK: 0 WP: 0 HR: 0 S: 32 P: 48 ERA: 1.00 WHIP: 1.000					

Detroit Tigers @ Baltimore Orioles
 Memorial Stadium, Baltimore, MD
 Mon Jun 24 1974, 7:05 PM EDT
 Att: 6,546 - Unknown

AB	30
R	1
H	5
RBI	1
BB	4
SO	1
LOB	11



Batter	1	2	3	4	5	6	7	8	9	AB	R	H	RBI	BB	SO	LOB	BOTTOM					
Al Bumbry, L (1, 7) OBP: 0.225, SLG: 0.265										4	0	0	0	0	1	2						
Don Baylor, R (8, FH) OBP: 0.330, SLG: 0.305										0	0	0	0	1	0	0						
Rich Coggins, L (1, 9) OBP: 0.249, SLG: 0.253										4	1	2	0	0	0	0						
Jim Fuller, R (8, FH) OBP: 0.321, SLG: 0.456										1	0	0	0	0	0	1						
Tommy Davis, R (1, 10) OBP: 0.296, SLG: 0.357										3	0	0	0	1	0	1						
Boog Powell, L (1, 3) OBP: 0.309, SLG: 0.426										3	1	2	0	1	0	0						
Bobby Grich, R (1, 4) OBP: 0.413, SLG: 0.525										4	1	2	2	0	1	4						
Brooks Robinson, R (1, 5) OBP: 0.379, SLG: 0.420										3	0	1	1	1	0	1						
Paul Blair, R (1, 8) OBP: 0.287, SLG: 0.346										3	0	1	0	1	0	4						
Eliud Hendricks, L (1, 2) OBP: 0.323, SLG: 0.426										3	0	1	0	1	0	1						
Mark Belanger, R (1, 6) OBP: 0.344, SLG: 0.417										4	0	0	0	0	0	5						
Inning Stats	R: 0 E: 0 K: 1 S: 5	H: 0 LOB: 0 BB: 0 P: 5	R: 2 E: 0 K: 0 S: 6	H: 3 LOB: 2 BB: 1 P: 10	R: 0 E: 0 K: 0 S: 3	H: 0 LOB: 0 BB: 0 P: 3	R: 0 E: 0 K: 0 S: 4	H: 2 LOB: 1 BB: 0 P: 4	R: 0 E: 0 K: 0 S: 4	H: 1 LOB: 1 BB: 0 P: 4	R: 0 E: 0 K: 0 S: 5	H: 2 LOB: 3 BB: 1 P: 9	R: 1 E: 0 K: 1 S: 6	H: 1 LOB: 3 BB: 3 P: 18	R: 0 E: 0 K: 0 S: 3	H: 0 LOB: 1 BB: 1 P: 7	R: 0 E: 0 K: 0 S: 3	H: 0 LOB: 0 BB: 0 P: 3	1B: 5 2B: 3 3B: 0 HR: 1	SF: 0 SAC: 0 DP: 0 HBP: 0	WP: 0 PB: 0 SB: 1 CS: 0	PA: 38
PITCHER Lerin LaGore, R (1, 1) ERA: 3.76	IP: 6.1 WLS: L BF: 30 H: 9 R: 3 ER: 3 SO: 1 BB: 1 IBB: 2 HBP: 0 BLK: 0 WP: 1 HR: 1 S: 29 P: 41 ERA: 4.26 WHIP: 1.579															PITCHER Luke Walker, L (7, 1) ERA: 1.75	IP: 1.2 WLS: L BF: 8 H: 0 R: 0 ER: 0 SO: 1 BB: 3 IBB: 0 HBP: 0 BLK: 0 WP: 0 HR: 0 S: 7 P: 19 ERA: 0.00 WHIP: 1.800					

Detroit Tigers @ Baltimore Orioles
 Memorial Stadium, Baltimore, MD
 Mon Jun 24 1974, 7:05 PM EDT
 Att: 6,546 - Unknown


AB	32
R	3
H	9
RBI	3
BB	6
SO	2
LOB	19



Batter	1	2	3	4	5	6	7	8	9	AB	R	H	RBI	BB	SO	LOB	TOP										
Mickey Stanley, R OBP: 0.266, SLG: 0.283 (1, 8)										4	0	0	0	1	1	2											
Gary Sutherland, R OBP: 0.285, SLG: 0.341 (1, 4)										5	0	0	0	0	0	3											
Al Kaline, R OBP: 0.333, SLG: 0.363 (1, 10)										4	1	1	0	0	0	3											
Willie Horton, R OBP: 0.350, SLG: 0.546 Marvin Lane, R OBP: 0.357, SLG: 0.100 (7, 7)										4	1	1	1	0	1	1											
Bill Freehan, R OBP: 0.347, SLG: 0.391 (1, 3)										4	0	1	0	0	0	0											
Aurelio Rodriguez, R OBP: 0.287, SLG: 0.306 (1, 5)										3	0	1	0	1	0	0											
Jim Northrup, L OBP: 0.293, SLG: 0.296 (1, 9)										2	0	0	1	2	1	1											
Jerry Moses, R OBP: 0.286, SLG: 0.340 (1, 2)										3	0	2	0	1	0	3											
Ed Brinkman, R OBP: 0.271, SLG: 0.315 (1, 6)										3	0	1	0	0	1	3											
Inning Stats	R: 0 E: 1 K: 1 S: 5	H: 0 LOB: 1 BB: 1 P: 9	R: 0 E: 0 K: 0 S: 3	H: 0 LOB: 2 BB: 2 P: 11	R: 2 E: 0 K: 0 S: 6	H: 3 LOB: 3 BB: 2 P: 14	R: 0 E: 0 K: 0 S: 4	H: 1 LOB: 1 BB: 0 P: 4	R: 0 E: 0 K: 2 S: 7	H: 1 LOB: 0 BB: 0 P: 7	R: 0 E: 0 K: 0 S: 3	H: 0 LOB: 0 BB: 0 P: 3	R: 0 E: 0 K: 1 S: 5	H: 0 LOB: 0 BB: 0 P: 5	R: 0 E: 0 K: 0 S: 4	H: 1 LOB: 1 BB: 0 P: 4	1B: 5 2B: 1 3B: 1 HR: 0	SF: 0 SAC: 1 DP: 1 HBP: 0	WP: 0 PB: 0 SB: 0 CS: 1	PA: 38							
PITCHER	IP	WLS	BF	H	R	ER	SO	BB	IBB	HBP	BLK	WP	HR	S	P	ERA	WHIP										
Mike Cuellar, L ERA: 3.34 (1, 1)	3.0	L	17	3	2	2	1	5	0	0	0	0	0	14	34	6.00	2.667										
Wayne Garland, R ERA: 1.91 (4, 1)	6.0		21	4	0	0	3	0	0	0	0	0	0	27	27	0.00	0.667										

Detroit Tigers @ Baltimore Orioles
 Memorial Stadium, Baltimore, MD
 Tue Jun 25 1974, 7:05 PM EDT
 Att: 10,016 - Unknown


AB 32
R 2
H 7
RBI 2
BB 5
SO 4
LOB 16



Batter	1	2	3	4	5	6	7	8	9	AB	R	H	RBI	BB	SO	LOB	BOTTOM										
Paul Blair, R OBP: 0.291, SLG: 0.346 (1, 8)										3	0	1	0	1	0	2											
Bobby Grich, R OBP: 0.411, SLG: 0.518 (1, 4)										3	0	0	0	1	2	1											
Tommy Davis, R OBP: 0.293, SLG: 0.353 (1, 10)										3	0	0	0	0	0	0											
Earl Williams, R OBP: 0.336, SLG: 0.322 (1, 3)										4	0	2	0	0	1	2											
Don Baylor, R OBP: 0.324, SLG: 0.298 (1, 7)										4	0	0	0	0	1	4											
Brooks Robinson, R OBP: 0.381, SLG: 0.421 (1, 5)										4	0	2	0	0	1	1											
Jim Fuller, R OBP: 0.314, SLG: 0.445 Enos Cabell, R OBP: 0.289, SLG: 0.333 (9, PH)										3	0	0	0	0	3	3											
Andy Etchebarren, R OBP: 0.235, SLG: 0.238 (1, 2)										4	0	1	0	0	1	1											
Mark Belanger, R OBP: 0.344, SLG: 0.415 (1, 6)										3	0	1	0	0	0	2											
Inning Stats	R: 0 E: 0 K: 1 S: 4	H: 1 LOB: 1 BB: 0 P: 6	R: 0 E: 0 K: 1 S: 5	H: 0 LOB: 0 BB: 0 P: 5	R: 0 E: 0 K: 0 S: 3	H: 0 LOB: 0 BB: 0 P: 3	R: 0 E: 0 K: 2 S: 9	H: 2 LOB: 2 BB: 0 P: 9	R: 0 E: 0 K: 1 S: 6	H: 1 LOB: 1 BB: 1 P: 10	R: 0 E: 0 K: 1 S: 7	H: 2 LOB: 2 BB: 0 P: 7	R: 0 E: 0 K: 1 S: 6	H: 1 LOB: 1 BB: 0 P: 6	R: 0 E: 0 K: 1 S: 5	H: 0 LOB: 0 BB: 0 P: 5	1B: 7 2B: 1 3B: 0 HR: 0	SF: 0 SAC: 1 DP: 1 HBP: 0	WP: 0 PB: 0 SB: 0 CS: 1	PA: 35							
PITCHER	IP	WLS	BF	H	R	ER	SO	BB	IBB	HBP	BLK	WP	HR	S	P	ERA	WHIP										
Mickey Lolich, L ERA: 3.03 (1, 1)	9.0	W	35	7	0	0	9	2	0	0	0	0	0	51	59	0.00	1.000										

Detroit Tigers @ Baltimore Orioles
 Memorial Stadium, Baltimore, MD
 Tue Jun 25 1974, 7:05 PM EDT
 Att: 10,016 - Unknown

AB 32
R 0
H 7
RBI 0
BB 2
SO 9
LOB 16



Batter	1	2	3	4	5	6	7	8	9	AB	R	H	RBI	BB	SO	LOB	TOP					
Mickey Stanley, R (1, 8) OBP: 0.270, SLG: 0.297	F9		1-H HR		1B		4-3			4	1	2	2	0	0	0	Detroit Tigers @ Baltimore Orioles Memorial Stadium, Baltimore, MD Wed Jun 26 1974, 7:05 PM EDT Att: 8,170 - Unknown livebaseballscorecards.com					
Gary Sutherland, R (1, 4) OBP: 0.281, SLG: 0.336	L7		F8		F9		4-3			4	0	0	0	0	0	1						
Al Kaline, R (1, 10) OBP: 0.339, SLG: 0.368	BB		BB		L8			2B		2	0	1	0	2	0	1						
Bill Freehan, R (1, 3) OBP: 0.340, SLG: 0.382	F2		5-3		F8			5-3		4	0	0	0	0	0	2						
Dick Sharon, R (1, 7) OBP: 0.263, SLG: 0.233		5-3		5-3		F8		5-3		4	0	0	0	0	0	0						
Aurelio Rodriguez, R (1, 5) OBP: 0.283, SLG: 0.301		5-3		5-3		L5			6-3	4	0	0	0	0	0	0						
Jim Northrup, L (1, 9) OBP: 0.296, SLG: 0.305	F6			BB			SF7 3B		F4	3	1	1	0	1	0	0						
Jerry Moses, R (1, 2) OBP: 0.278, SLG: 0.333			L4		F7		SF7		K	2	0	0	1	0	0	1						
Willie Horton, R (9, PH) OBP: 0.349, SLG: 0.544										1	0	0	0	0	1	0		0				
Gene Lamont, L (9, 2) OBP: 0.333, SLG: 0.364							3-H			0	0	0	0	0	0	0						
Ed Brinkman, R (1, 6) OBP: 0.276, SLG: 0.330			HR BB		5-3		HR			2	2	1	1	1	0	0						
Inning Stats	R: 0 E: 0 K: 0 S: 3	H: 0 LOB: 1 BB: 1 P: 7	R: 0 E: 0 K: 0 S: 3	H: 0 LOB: 0 BB: 0 P: 3	R: 2 E: 0 K: 0 S: 4	H: 1 LOB: 1 BB: 2 P: 12	R: 0 E: 0 K: 0 S: 3	H: 0 LOB: 1 BB: 0 P: 7	R: 0 E: 0 K: 0 S: 4	H: 1 LOB: 1 BB: 0 P: 4	R: 0 E: 0 K: 0 S: 3	H: 0 LOB: 0 BB: 0 P: 3	R: 2 E: 0 K: 0 S: 5	H: 2 LOB: 0 BB: 0 P: 5	R: 0 E: 0 K: 1 S: 5	H: 1 LOB: 0 BB: 0 P: 3	R: 0 E: 0 K: 1 S: 5	H: 0 LOB: 0 BB: 0 P: 5	1B: 1 2B: 1 3B: 1 HR: 2	SF: 1 SAC: 0 DP: 0 HBP: 0	WP: 0 PB: 0 SB: 0 CS: 0	PA: 35
PITCHER Ross Grimsley, L (1, 1) ERA: 3.46	IP: 9.0 WLS: W BF: 35 H: 5 R: 4 ER: 4 SO: 1 BB: 4 IBB: 0 HBP: 0 BLK: 0 WP: 0 HR: 2 S: 33 P: 49 ERA: 4.00 WHIP: 1.000															PITCHER						

Batter	1	2	3	4	5	6	7	8	9	AB	R	H	RBI	BB	SO	LOB	BOTTOM					
Paul Blair, R (1, 8) OBP: 0.294, SLG: 0.363	F9		1B		F6		HR			4	1	2	1	0	0	0	Detroit Tigers @ Baltimore Orioles Memorial Stadium, Baltimore, MD Wed Jun 26 1974, 7:05 PM EDT Att: 8,170 - Unknown livebaseballscorecards.com					
Bobby Grich, R (1, 4) OBP: 0.408, SLG: 0.512	BB		K		F9		6-3			3	0	0	0	1	1	1						
Tommy Davis, R (1, 10) OBP: 0.293, SLG: 0.355	F8			6-3	2B			F4		4	0	1	0	0	0	1						
Earl Williams, R (1, 3) OBP: 0.335, SLG: 0.326	4-3			HR 2B	5-3			K		4	1	1	0	0	1	2						
Don Baylor, R (1, 7) OBP: 0.323, SLG: 0.313		L8		HR		6-3		F8		4	1	1	2	0	0	0						
Brooks Robinson, R (1, 5) OBP: 0.379, SLG: 0.419		F9		G3		F5				4	0	1	0	0	0	0						
Al Bumbry, L (9, FR) OBP: 0.225, SLG: 0.265								SH3 1B		0	1	0	0	0	0	0						
Jim Fuller, R (1, 9) OBP: 0.314, SLG: 0.466	F3			HR		K		SH3		3	1	1	1	0	1	0						
Andy Etchebarren, R (1, 2) OBP: 0.247, SLG: 0.241			K		BB			5-3		3	0	1	1	1	1	0						
Mark Belanger, R (1, 6) OBP: 0.339, SLG: 0.409			F9		F7					3	0	0	0	0	0	1						
Frank Baker, L (9, 6) OBP: 0.125, SLG: 0.067								F3		0	0	0	0	0	0	0						
Inning Stats	R: 0 E: 0 K: 0 S: 3	H: 0 LOB: 1 BB: 1 P: 7	R: 0 E: 0 K: 0 S: 3	H: 0 LOB: 0 BB: 0 P: 3	R: 0 E: 0 K: 2 S: 8	H: 1 LOB: 1 BB: 0 P: 8	R: 3 E: 0 K: 0 S: 6	H: 3 LOB: 1 BB: 1 P: 10	R: 0 E: 0 K: 0 S: 4	H: 1 LOB: 1 BB: 0 P: 4	R: 0 E: 0 K: 1 S: 5	H: 0 LOB: 0 BB: 0 P: 5	R: 1 E: 0 K: 0 S: 4	H: 1 LOB: 0 BB: 0 P: 4	R: 0 E: 0 K: 1 S: 5	H: 0 LOB: 0 BB: 0 P: 5	R: 1 E: 0 K: 0 S: 3	H: 2 LOB: 1 BB: 0 P: 3	1B: 3 2B: 2 3B: 0 HR: 3	SF: 0 SAC: 1 DP: 0 HBP: 0	WP: 0 PB: 0 SB: 0 CS: 0	PA: 35
PITCHER Woodie Fryman, L (1, 1) ERA: 4.42	IP: 6.2 WLS: L BF: 28 H: 6 R: 4 ER: 4 SO: 3 BB: 2 IBB: 0 HBP: 0 BLK: 0 WP: 0 HR: 3 S: 32 P: 40 ERA: 5.40 WHIP: 1.200															PITCHER						
John Hiller, L (7, 1) ERA: 2.22	IP: 1.2 WLS: L BF: 7 H: 2 R: 1 ER: 1 SO: 1 BB: 0 IBB: 0 HBP: 0 BLK: 0 WP: 0 HR: 0 S: 9 P: 9 ERA: 5.40 WHIP: 1.200															PITCHER						

Batter	1	2	3	4	5	6	7	8	9	AB	R	H	RBI	BB	SO	LOB	TOP
Elliott Maddox, R OBP: 0.396, SLG: 0.359 (1, 8)										4	0	0	0	0	0	1	New York Yankees @ Baltimore Orioles Memorial Stadium, Baltimore, MD Sat Jun 29 1974, 7:05 PM EDT Att: 32,905 - Unknown
Lou Piniella, R OBP: 0.341, SLG: 0.377 (1, 7)										4	0	1	0	0	0	0	
Bobby Murcer, L OBP: 0.332, SLG: 0.341 (1, 9)										4	0	0	0	0	1	1	
Otto Velez, R (1, 3)										3	0	0	0	1	1	1	
Thurman Munson, R OBP: 0.288, SLG: 0.360 (1, 2)										3	0	1	0	0	0	1	
Bill Sudakis, S OBP: 0.306, SLG: 0.398 (1, 10)										3	0	0	0	0	2		
Fernando Gonzalez, R OBP: 0.236, SLG: 0.271 (1, 5)										3	0	0	0	0	1		
Gene Michael, S OBP: 0.258, SLG: 0.245 (1, 4)										3	0	0	0	0	1		
Jim Mason, L OBP: 0.295, SLG: 0.307 (1, 6)										2	0	0	0	1	0		
Roy White, S OBP: 0.359, SLG: 0.354 (8, PH)										0	0	0	0	1	0		
Fred Stanley, R OBP: 0.296, SLG: 0.208 (8, 6)										0	0	0	0	0	0		
Inning Stats	R: 0 E: 0 K: 2 S: 8	H: 1 LOB: 1 BB: 0 P: 8	R: 0 E: 0 K: 0 S: 3	H: 0 LOB: 0 BB: 0 P: 3	R: 0 E: 0 K: 0 S: 3	H: 0 LOB: 0 BB: 0 P: 3	R: 0 E: 0 K: 0 S: 4	H: 1 LOB: 1 BB: 0 P: 4	R: 0 E: 1 K: 0 S: 3	H: 0 LOB: 1 BB: 1 P: 7	R: 0 E: 0 K: 0 S: 3	H: 0 LOB: 0 BB: 0 P: 3	R: 0 E: 0 K: 0 S: 3	H: 0 LOB: 0 BB: 0 P: 3	1B: 2 2B: 0 3B: 0 HR: 0	SF: 0 SAC: 0 DP: 0 HBP: 0	WP: 0 PA: 31 PB: 0 SB: 0 CS: 0
PITCHER Dave McNally, L ERA: 4.3 (1, 1)	IP: 9.0 WLS: W BF: 31 H: 2 R: 0 ER: 0 SO: 3 BB: 2 IBB: 0 HBP: 0 BLK: 0 WP: 0 HR: 0 S: 35 P: 43 ERA: 0.00 WHIP: 0.444																

Batter	1	2	3	4	5	6	7	8	9	AB	R	H	RBI	BB	SO	LOB	BOTTOM		
Al Bumbry, L OBP: 0.228, SLG: 0.263 (1, 7)										1	0	0	0	1	0	0	New York Yankees @ Baltimore Orioles Memorial Stadium, Baltimore, MD Sat Jun 29 1974, 7:05 PM EDT Att: 32,905 - Unknown		
Paul Blair, R OBP: 0.293, SLG: 0.361 (7, PH) (8, 8)										1	0	0	0	0	2				
Rich Coggins, L OBP: 0.250, SLG: 0.254 (1, 8)										3	0	1	0	0	2				
Jim Fuller, R OBP: 0.312, SLG: 0.462 (7, PH) (8, 9)										1	0	0	0	1	2				
Bobby Grich, R OBP: 0.403, SLG: 0.504 (1, 4)										4	0	0	0	0	2				
Tommy Davis, R OBP: 0.292, SLG: 0.354 (1, 10)										4	1	1	0	0	1				
Boog Powell, L OBP: 0.318, SLG: 0.430 (1, 3)										3	0	2	0	1	0	0			
Don Baylor, R OBP: 0.330, SLG: 0.322 (1, 9) (8, 7)										4	1	3	1	0	1	1			
Brooks Robinson, R OBP: 0.381, SLG: 0.418 (1, 5)										3	0	1	0	1	3				
Earl Williams, R OBP: 0.333, SLG: 0.330 (1, 2)										4	0	1	1	0	4				
Mark Belanger, R OBP: 0.338, SLG: 0.406 (1, 6)										4	0	1	0	0	5				
Inning Stats	R: 0 E: 0 K: 0 S: 4	H: 1 LOB: 1 BB: 0 P: 4	R: 0 E: 0 K: 0 S: 4	H: 2 LOB: 1 BB: 0 P: 4	R: 0 E: 0 K: 0 S: 4	H: 1 LOB: 1 BB: 0 P: 4	R: 0 E: 0 K: 1 S: 6	H: 1 LOB: 1 BB: 0 P: 6	R: 0 E: 0 K: 0 S: 3	H: 0 LOB: 1 BB: 1 P: 7	R: 0 E: 0 K: 0 S: 3	H: 0 LOB: 0 BB: 0 P: 3	R: 1 E: 0 K: 1 S: 8	H: 3 LOB: 2 BB: 0 P: 8	R: 1 E: 0 K: 0 S: 5	H: 2 LOB: 3 BB: 2 P: 13	1B: 9 2B: 1 3B: 0 HR: 0	SF: 0 SAC: 1 DP: 1 HBP: 0	WP: 0 PA: 36 PB: 0 SB: 0 CS: 0
PITCHER Dick Tidrow, R ERA: 4.56 (1, 1)	IP: 6.1 WLS: L BF: 27 H: 8 R: 1 ER: 1 SO: 1 BB: 1 IBB: 0 HBP: 0 BLK: 0 WP: 0 HR: 0 S: 28 P: 32 ERA: 1.42 WHIP: 1.421																		
Sparky Lyle, L ERA: 1.74 (7, 1)	IP: 1.2 WLS: L BF: 9 H: 2 R: 1 ER: 1 SO: 1 BB: 1 IBB: 0 HBP: 0 BLK: 0 WP: 0 HR: 0 S: 9 P: 17 ERA: 5.40 WHIP: 1.800																		

Batter	1	2	3	4	5	6	7	8	9	AB	R	H	RBI	BB	SO	LOB	TOP	
Elliott Maddox, R OBP: 0.393, SLG: 0.356 (1, 8)	0-0 6-3		0-0 G6-4-3			0-0 F8		0-0 1B	4 0 1 0 0 0 1								New York Yankees @ Baltimore Orioles Memorial Stadium, Baltimore, MD Sun Jun 30 1974, 3:33 AM EDT Att: 21,186 - Unknown AB 30 R 0 H 6 RBI 0 BB 1 SO 1 LOB 14	
Ron Blomberg, L OBP: 0.395, SLG: 0.497 (1, 10)	0-0 1B			0-0 6-3			0-0 G4-6-3 1B	0-0 F7	4 0 2 0 0 0 1									
Bobby Murcer, L OBP: 0.331, SLG: 0.339 (1, 9)	0-0 F9			0-0 F9			0-0 G4-6-3 1B	0-0 F6	4 0 1 0 0 0 2									
Otto Velez, R (1, 3)	0-0 F9			0-0 F6			0-0 G4-6-3 1B	0-3 K	4 0 0 0 0 1 4									
Lou Piniella, R OBP: 0.341, SLG: 0.377 (1, 7)		0-0 6-3			0-0 G5-4-3 1B		0-0 4-3		3 0 1 0 0 0 1									
Thurman Munson, R OBP: 0.288, SLG: 0.356 (1, 2)		0-0 5-3			0-0 G5-4-3 1B			4-0 FC5-4 BB	2 0 0 0 1 0 1									
Bill Sudakis, S OBP: 0.301, SLG: 0.391 (1, 5)		0-0 F8			0-0 4-3			0-0 F6	3 0 0 0 0 0 1									
Fernando Gonzalez, R OBP: 0.240, SLG: 0.275 (1, 4)			0-0 G6-4-3 1B			0-0 5-3		0-0 F8	2 0 1 0 0 0 0 1									
Rick Dempsey, R OBP: 0.294, SLG: 0.363 (8, PH)								0-0 F8	1 0 0 0 0 0 0 1									
Fred Stanley, R OBP: 0.296, SLG: 0.208 (8, 6)								0-0 FC5-4	0 0 0 0 0 0 0 0									
Jim Mason, L OBP: 0.292, SLG: 0.304 (1, 6)			0-0 F2			0-0 F8		0-0 FC5-4	2 0 0 0 0 0 0 1									
Roy White, S OBP: 0.350, SLG: 0.352 (8, PH)								1-2 K	1 0 0 0 0 0 0 1									
Gene Michael, S OBP: 0.258, SLG: 0.245 (8, 4)									0 0 0 0 0 0 0 0									
Inning Stats	R: 0 E: 0 K: 0 S: 4	H: 1 LOB: 1 BB: 0 P: 4	R: 0 E: 0 K: 0 S: 3	H: 0 LOB: 0 BB: 0 P: 3	R: 0 E: 0 K: 0 S: 3	H: 1 LOB: 0 BB: 0 P: 3	R: 0 E: 0 K: 0 S: 3	H: 0 LOB: 0 BB: 0 P: 3	R: 0 E: 0 K: 0 S: 3	H: 2 LOB: 1 BB: 0 P: 4	R: 0 E: 0 K: 1 S: 6	H: 0 LOB: 1 BB: 0 P: 6	R: 0 E: 0 K: 1 S: 6	H: 1 LOB: 1 BB: 0 P: 6	1B: 6 2B: 0 3B: 0 HR: 0	SF: 0 SAC: 0 DP: 3 HBP: 0	WP: 0 PB: 0 SB: 0 CS: 0	PA: 31
PITCHER Mike Cuellar, L ERA: 3.09 (1, 1)	IP: 9.0 WLS: W BF: 31 H: 6 R: 0 ER: 0 SO: 1 BB: 1 IBB: 0 HBP: 0 BLK: 0 WP: 0 HR: 0 S: 32 P: 36 ERA: 0.00 WHIP: 0.778																	

Batter	1	2	3	4	5	6	7	8	9	AB	R	H	RBI	BB	SO	LOB	BOTTOM		
Paul Blair, R OBP: 0.297, SLG: 0.365 (1, 8)	0-0 F8		0-0 1B 2B		4-0 6-4-3 BB	0-3 K	0-3 K	0-0 F8	0-3 F9	3 1 1 0 1 1 0							New York Yankees @ Baltimore Orioles Memorial Stadium, Baltimore, MD Sun Jun 30 1974, 3:33 AM EDT Att: 21,186 - Unknown AB 28 R 3 H 4 RBI 3 BB 4 SO 7 LOB 15		
Bobby Grich, R OBP: 0.398, SLG: 0.498 (1, 4)	0-0 F7		0-0 SF7		0-0 K	0-0 F8	0-0 F9		3 0 0 1 0 1 1										
Tommy Davis, R OBP: 0.292, SLG: 0.352 (1, 10)	0-0 F7		0-0 1B		0-0 6-4-3	0-0 F9			4 0 1 1 0 0 1										
Earl Williams, R OBP: 0.336, SLG: 0.330 (1, 2)		4-0 BB	0-0 1B		0-0 1-3	0-0 6-3		0-0 6-3	3 0 1 0 1 0 1										
Don Baylor, R OBP: 0.329, SLG: 0.317 (1, 7)		0-0 F9	0-3 K		0-0 1B	4-0 6-3 BLK 1B BB		0-3 K	3 1 0 0 1 2 3										
Brooks Robinson, R OBP: 0.379, SLG: 0.413 (1, 5)		0-0 F9			4-0 BB	0-0 6-3		0-0 6-3	3 0 0 0 1 0 2										
Boog Powell, L OBP: 0.319, SLG: 0.429 (1, 3)		0-0 4-3			0-3 K	0-0 1B			3 0 1 1 0 1 2										
Jim Fuller, R OBP: 0.306, SLG: 0.452 (1, 9)			0-0 E5 2B SF7		0-3 K	0-0 F4			3 1 0 0 0 1 2										
Mark Belanger, R OBP: 0.333, SLG: 0.400 (1, 6)			0-3 K		0-0 F9	0-0 F9			3 0 0 0 0 1 3										
Inning Stats	R: 0 E: 0 K: 0 S: 3	H: 0 LOB: 0 BB: 1 P: 7	R: 2 E: 1 K: 2 S: 11	H: 3 LOB: 2 BB: 0 P: 11	R: 0 E: 0 K: 2 S: 7	H: 0 LOB: 1 BB: 1 P: 11	R: 0 E: 0 K: 1 S: 5	H: 0 LOB: 1 BB: 1 P: 9	R: 1 E: 0 K: 0 S: 4	H: 1 LOB: 1 BB: 1 P: 8	R: 0 E: 0 K: 1 S: 5	H: 0 LOB: 0 BB: 0 P: 5	R: 0 E: 0 K: 1 S: 5	H: 0 LOB: 0 BB: 0 P: 5	1B: 3 2B: 1 3B: 0 HR: 0	SF: 1 SAC: 0 DP: 0 HBP: 0		WP: 0 PB: 0 SB: 0 CS: 0	PA: 33
PITCHER Rudy May, L ERA: 4.7 (1, 1)	IP: 8.0 WLS: L BF: 33 H: 4 R: 3 ER: 1 SO: 7 BB: 4 IBB: 0 HBP: 0 BLK: 0 WP: 0 HR: 0 S: 43 P: 59 ERA: 1.12 WHIP: 1.000																		

Batter	1	2	3	4	5	6	7	8	9	AB	R	H	RBI	BB	SO	LOB	TOP								
Tommy Harper, R OBP: 0.278, SLG: 0.279 (1, 10)										4	2	1	0	1	0	0	Boston Red Sox @ Baltimore Orioles Memorial Stadium, Baltimore, MD Mon Jul 01 1974, 7:05 PM EDT Att: 15,696 - Unknown								
Rick Miller, L OBP: 0.377, SLG: 0.344 (1, 8)										3	1	2	0	0	1	1									
Danny Cater, R OBP: 0.379, SLG: 0.542 (7, 7)										2	0	1	1	0	0	0									
Cecil Cooper, L OBP: 0.321, SLG: 0.397 (1, 3)										3	1	1	2	0	0	2									
Juan Beniquez, R OBP: 0.332, SLG: 0.404 (7, 8)										2	0	1	1	0	0	1									
Carl Yastrzemski, L OBP: 0.422, SLG: 0.464 (1, 7)										2	1	1	1	1	0	1									
Bernie Carbo, L OBP: 0.362, SLG: 0.442 (1, 9)										4	0	2	1	0	1	2									
Rico Petrocelli, R OBP: 0.372, SLG: 0.465 (1, 5)										4	0	0	0	0	0	3									
Bob Montgomery, R OBP: 0.282, SLG: 0.313 (1, 2)										4	0	1	0	0	0	2									
Doug Griffin, R OBP: 0.390, SLG: 0.447 (1, 4)										4	1	1	0	0	0	1									
Mario Guerrero, R OBP: 0.291, SLG: 0.290 (1, 6)										4	0	0	0	0	0	2									
Inning Stats	R: 3 E: 0 K: 1 S: 8	H: 3 LOB: 1 BB: 1 P: 12	R: 0 E: 0 K: 0 S: 3	H: 0 LOB: 0 BB: 0 P: 3	R: 1 E: 2 K: 0 S: 5	H: 1 LOB: 1 BB: 0 P: 5	R: 0 E: 0 K: 0 S: 3	H: 0 LOB: 0 BB: 0 P: 3	R: 0 E: 0 K: 0 S: 4	H: 1 LOB: 0 BB: 0 P: 4	R: 0 E: 0 K: 0 S: 3	H: 1 LOB: 0 BB: 0 P: 3	R: 2 E: 0 K: 1 S: 8	H: 3 LOB: 2 BB: 1 P: 12	R: 0 E: 0 K: 0 S: 4	H: 1 LOB: 1 BB: 0 P: 4	R: 0 E: 0 K: 0 S: 3	H: 1 LOB: 0 BB: 0 P: 3	1B: 7 2B: 3 3B: 0 HR: 1	SF: 1 SAC: 0 DP: 1 HBP: 0	WP: 1 PB: 1 SB: 4 CS: 0	PA: 40			
PITCHER	IP	WLS	BF	H	R	ER	SO	BB	IBB	HBP	BLK	WP	HR	S	P	ERA	WHIP								
Doyle Alexander, R ERA: 5.3 (1, 1)	6.1	L	28	7	6	5	1	2	0	0	0	1	1	28	36	7.11	1.421								
Grant Jackson, L ERA: 3.2 (7, 1)	1.0		6	3	0	0	1	0	0	0	0	0	0	8	8	0.00	3.000								
Bob Reynolds, R ERA: 2.08 (8, 1)	1.2		5	1	0	0	0	0	0	0	0	0	0	5	5	0.00	0.600								

Batter	1	2	3	4	5	6	7	8	9	AB	R	H	RBI	BB	SO	LOB	BOTTOM								
Paul Blair, R OBP: 0.299, SLG: 0.366 (1, 8)										5	0	2	0	0	0	0	Boston Red Sox @ Baltimore Orioles Memorial Stadium, Baltimore, MD Mon Jul 01 1974, 7:05 PM EDT Att: 15,696 - Unknown								
Bobby Grich, R OBP: 0.399, SLG: 0.498 (1, 4)										4	1	2	0	0	1	3									
Tommy Davis, R OBP: 0.291, SLG: 0.351 (1, 10)										4	1	1	0	0	0	4									
Earl Williams, R OBP: 0.344, SLG: 0.355 (1, 2)										3	1	2	1	1	0	0									
Don Baylor, R OBP: 0.332, SLG: 0.314 (1, 7)										2	0	0	1	2	1	1									
Brooks Robinson, R OBP: 0.374, SLG: 0.408 (1, 5)										3	0	0	1	0	0	1									
Jim Fuller, R OBP: 0.306, SLG: 0.449 (1, 9)										3	1	1	0	0	1	2									
Boog Powell, L OBP: 0.317, SLG: 0.426 (8, 7)										1	0	0	0	0	0	1									
Enos Cabell, R OBP: 0.268, SLG: 0.308 (9, 9)										3	0	0	0	0	1	1									
Al Bumbry, L OBP: 0.227, SLG: 0.261 (9, 7)										1	0	0	0	0	0	0									
Mark Belanger, R OBP: 0.333, SLG: 0.399 (8, 7)										3	0	1	0	0	0	0									
Rich Coggins, L OBP: 0.249, SLG: 0.253 (8, 7)										1	0	0	0	0	0	0									
Inning Stats	R: 2 E: 0 K: 0 S: 5	H: 2 LOB: 2 BB: 2 P: 13	R: 0 E: 0 K: 0 S: 3	H: 0 LOB: 0 BB: 0 P: 3	R: 0 E: 0 K: 0 S: 4	H: 2 LOB: 1 BB: 0 P: 4	R: 0 E: 0 K: 1 S: 5	H: 0 LOB: 0 BB: 0 P: 5	R: 0 E: 0 K: 1 S: 5	H: 0 LOB: 0 BB: 0 P: 5	R: 1 E: 1 K: 2 S: 10	H: 3 LOB: 2 BB: 0 P: 10	R: 0 E: 0 K: 0 S: 3	H: 1 LOB: 0 BB: 1 P: 7	R: 0 E: 0 K: 0 S: 3	H: 0 LOB: 0 BB: 0 P: 3	1B: 7 2B: 2 3B: 0 HR: 1	SF: 1 SAC: 0 DP: 2 HBP: 0	WP: 1 PB: 0 SB: 0 CS: 0	PA: 37					
PITCHER	IP	WLS	BF	H	R	ER	SO	BB	IBB	HBP	BLK	WP	HR	S	P	ERA	WHIP								
Bill Lee, L ERA: 3.62 (1, 1)	6.1	W	28	8	3	3	3	2	0	0	0	1	1	32	40	4.26	1.579								
Diego Segui, R ERA: 3.51 (7, 1)	2.2	S	9	1	1	1	1	1	0	0	0	1	1	10	14	3.38	0.750								

AB	36
R	6
H	11
RBI	6
BB	2
SO	2
LOB	15



Batter	1	2	3	4	5	6	7	8	9	AB	R	H	RBI	BB	SO	LOB	TOP										
Tommy Harper, R OBP: 0.281, SLG: 0.293 (1, 10)										5	0	2	1	0	1	6	Boston Red Sox @ Baltimore Orioles Memorial Stadium, Baltimore, MD Tue Jul 02 1974, 7:05 PM EDT Att: 15,316 - Unknown										
Juan Benquez, R OBP: 0.329, SLG: 0.396 (1, 8)										4	1	0	0	1	2												
Danny Cater, R OBP: 0.366, SLG: 0.563 (1, 3)										5	1	1	1	0	2												
Carl Yastrzemski, L OBP: 0.421, SLG: 0.461 (1, 7)										4	2	1	0	1	2												
Rico Petrocelli, R OBP: 0.377, SLG: 0.470 (1, 5)										4	1	2	0	1	2												
Dwight Evans, R OBP: 0.349, SLG: 0.449 (1, 9)										5	1	2	2	0	3												
Bob Montgomery, R OBP: 0.277, SLG: 0.337 (1, 2)										5	2	3	1	0	2												
Doug Griffin, R OBP: 0.407, SLG: 0.468 (1, 4)										3	1	2	2	1	0												
Rick Burleson, R OBP: 0.361, SLG: 0.469 Bernie Carbo, L OBP: 0.364, SLG: 0.442 Mario Guerrero, R OBP: 0.290, SLG: 0.288 (1, 6)										3	0	1	1	0	1												
Inning Stats	R: 0 E: 0 K: 1 S: 5	H: 1 LOB: 0 BB: 0 P: 5	R: 3 E: 0 K: 1 S: 9	H: 4 LOB: 1 BB: 0 P: 9	R: 0 E: 0 K: 2 S: 7	H: 0 LOB: 0 BB: 0 P: 7	R: 0 E: 0 K: 1 S: 7	H: 2 LOB: 3 BB: 1 P: 11	R: 1 E: 0 K: 0 S: 6	H: 1 LOB: 1 BB: 0 P: 10	R: 0 E: 0 K: 0 S: 3	H: 0 LOB: 0 BB: 0 P: 3	R: 0 E: 0 K: 1 S: 6	H: 1 LOB: 2 BB: 2 P: 10	R: 4 E: 0 K: 1 S: 8	H: 3 LOB: 1 BB: 2 P: 16		1B: 9 2B: 3 3B: 1 HR: 1	SF: 0 SAC: 1 DP: 0 HBP: 0	WP: 0 PB: 0 SB: 4 CS: 1	PA: 45						
PITCHER	IP	WLS	BF	H	R	ER	SO	BB	IBB	HBP	BLK	WP	HR	S	P	ERA	WHIP										
Ross Grimsley, L ERA: 3.64 (1, 1)	5.2		28	10	5	5	6	1	1	0	0	0	1	38	46	7.94	1.941										
Dave Johnson, R ERA: 6.75 (6, 1)	2.2	L	12	1	2	2	1	1	2	0	0	0	0	11	23	6.75	0.750										
Bob Reynolds, R ERA: 2.55 (9, 1)	0.2		5	3	2	2	1	0	0	0	0	0	0	7	7	27.00	4.500										

AB 39
R 9
H 14
RBI 8
BB 5
SO 8
LOB 23



Batter	1	2	3	4	5	6	7	8	9	AB	R	H	RBI	BB	SO	LOB	BOTTOM										
Paul Blair, R OBP: 0.309, SLG: 0.390 (1, 8)										4	1	3	1	1	0	0	Boston Red Sox @ Baltimore Orioles Memorial Stadium, Baltimore, MD Tue Jul 02 1974, 7:05 PM EDT Att: 15,316 - Unknown										
Bobby Grich, R OBP: 0.399, SLG: 0.500 (1, 4)										5	1	2	0	0	3												
Tommy Davis, R OBP: 0.289, SLG: 0.348 (1, 10)										5	0	1	0	0	3												
Earl Williams, R OBP: 0.351, SLG: 0.365 Enos Cabell, R OBP: 0.296, SLG: 0.325 (1, 3)										3	1	2	0	1	0												
Don Baylor, R OBP: 0.325, SLG: 0.306 (1, 7)										5	0	0	0	0	6												
Brooks Robinson, R OBP: 0.374, SLG: 0.409 (1, 5)										4	2	1	0	1	2												
Jim Fuller, R OBP: 0.307, SLG: 0.454 Al Bumbry, L OBP: 0.226, SLG: 0.260 Frank Baker, L OBP: 0.125, SLG: 0.067 (1, 9)										3	0	1	1	0	1												
Andy Etchebarren, R OBP: 0.239, SLG: 0.235 Eliud Hendricks, L OBP: 0.333, SLG: 0.473 (1, 2)										2	0	0	1	0	0												
Mark Belanger, R OBP: 0.333, SLG: 0.398 Boog Powell, L OBP: 0.315, SLG: 0.426 (1, 6)										3	0	1	1	0	0												
Inning Stats	R: 1 E: 0 K: 1 S: 7	H: 2 LOB: 1 BB: 0 P: 7	R: 0 E: 0 K: 0 S: 3	H: 0 LOB: 0 BB: 0 P: 3	R: 0 E: 0 K: 0 S: 4	H: 1 LOB: 1 BB: 0 P: 4	R: 2 E: 0 K: 0 S: 5	H: 2 LOB: 1 BB: 1 P: 9	R: 0 E: 0 K: 0 S: 5	H: 2 LOB: 2 BB: 1 P: 11	R: 0 E: 0 K: 1 S: 5	H: 0 LOB: 2 BB: 1 P: 9	R: 0 E: 0 K: 1 S: 6	H: 2 LOB: 0 BB: 0 P: 6	R: 1 E: 0 K: 0 S: 5	H: 2 LOB: 1 BB: 0 P: 5		1B: 6 2B: 5 3B: 1 HR: 1	SF: 2 SAC: 0 DP: 0 HBP: 0	WP: 2 PB: 0 SB: 1 CS: 1	PA: 43						
PITCHER	IP	WLS	BF	H	R	ER	SO	BB	IBB	HBP	BLK	WP	HR	S	P	ERA	WHIP										
Roger Moret, L ERA: 3.57 (1, 1)	5.2		27	9	4	4	2	1	0	0	0	0	1	30	34	6.35	1.765										
Dick Pole, R ERA: 4.7 (6, 1)	1.2		8	1	1	1	2	2	0	0	0	0	0	10	18	5.40	1.800										
Bob Veale, L ERA: 6.75 (8, 1)	0.1		1	0	0	0	0	0	0	0	0	0	0	1	1	0.00	0.000										
Diego Segui, R ERA: 3.58 (8, 1)	1.1	W	6	3	1	1	0	0	0	0	0	1	0	6	6	6.75	2.250										

AB 37
R 6
H 13
RBI 6
BB 3
SO 4
LOB 18



Batter	1	2	3	4	5	6	7	8	9	AB	R	H	RBI	BB	SO	LOB	TOP										
Al Bumbry, L OBP: 0.231, SLG: 0.264 (1, 10)	0-3 K		0-0 F8		0-0 1B	0-0 1B		0-0 B1-3		5	0	2	2	0	1	1	Baltimore Orioles @ Boston Red Sox Fenway Park, Boston, MA Wed Jul 03 1974, 7:05 PM EDT Unknown										
Rich Coggins, L OBP: 0.247, SLG: 0.268 (1, 9)	0-0 4-3			0-0 4-3	0-0 F8	0-0 4-3		0-0 HR		5	1	1	1	0	0	2											
Bobby Grich, R OBP: 0.393, SLG: 0.491 (1, 4)	0-0 F8			0-0 6-3	0-0 F8		0-0 5-3	0-0 F9		5	0	0	0	0	0	1											
Boog Powell, L OBP: 0.317, SLG: 0.422 (1, 3)		0-0 G3		0-0 4-3		4-0 1B 2B BB	0-0 1B 1B		0-0 3-1	4	1	1	0	1	0	0											
Earl Williams, R OBP: 0.352, SLG: 0.363 (1, 2)		0-0 F7			4-0 HR BB	0-0 F6	0-0 1B		0-3 K	4	1	1	0	1	1	1											
Don Baylor, R OBP: 0.335, SLG: 0.332 (1, 7)		0-0 F6			0-0 HR	0-0 2B	0-0 1B	0-0 1B		5	2	4	2	0	0	0											
Brooks Robinson, R OBP: 0.368, SLG: 0.402 (1, 5)			0-0 F7		0-0 F9	0-0 F8	0-3 K		0-0 F8	5	0	0	0	0	1	6											
Paul Blair, R OBP: 0.312, SLG: 0.397 (1, 8)			0-0 6-3		0-0 E 1B	0-0 2B	0-0 F8			4	2	2	2	0	0	3											
Mark Belanger, R OBP: 0.340, SLG: 0.409 (1, 6)				0-0 1B	0-0 E2 1B	0-0 1B		0-3 K		4	2	3	1	0	1	0											
Inning Stats	R: 0 E: 0 K: 1 S: 5	H: 0 LOB: 0 BB: 0 P: 5	R: 0 E: 0 K: 0 S: 3	H: 0 LOB: 0 BB: 0 P: 3	R: 0 E: 0 K: 0 S: 4	H: 1 LOB: 1 BB: 0 P: 4	R: 0 E: 0 K: 0 S: 3	H: 0 LOB: 0 BB: 0 P: 3	R: 4 E: 1 K: 0 S: 7	H: 4 LOB: 1 BB: 1 P: 11	R: 4 E: 0 K: 0 S: 7	H: 4 LOB: 1 BB: 1 P: 11	R: 0 E: 0 K: 1 S: 8	H: 3 LOB: 3 BB: 0 P: 8	R: 1 E: 0 K: 1 S: 6	H: 1 LOB: 0 BB: 0 P: 6	R: 0 E: 0 K: 1 S: 6	H: 1 LOB: 1 BB: 0 P: 6	1B: 10 2B: 2 HR: 2	SF: 0 SAC: 0 DP: 0 HBP: 0	WP: 0 PB: 0 SB: 1 CS: 0	PA: 43					
PITCHER	IP	WLS	BF	H	R	ER	SO	BB	IBB	HBP	BLK	WP	HR	S	P	ERA	WHIP										
Dick Drago, R ERA: 3.47 (1, 1)	5.2	L	26	7	7	7	1	2	0	0	0	0	1	26	34	11.12	1.588										
Dick Pole, R ERA: 4.91 (6, 1)	3.1		17	7	2	2	3	0	0	0	0	0	1	23	23	5.40	2.100										

Batter	1	2	3	4	5	6	7	8	9	AB	R	H	RBI	BB	SO	LOB	BOTTOM										
Tommy Harper, R OBP: 0.285, SLG: 0.293 (1, 7)	0-0 SH1-3 1B		0-3 K		4-0 FC5-4 BB		0-0 5-3			3	1	1	0	1	1	0	Baltimore Orioles @ Boston Red Sox Fenway Park, Boston, MA Wed Jul 03 1974, 7:05 PM EDT Unknown										
Juan Beniquez, R OBP: 0.331, SLG: 0.402 (1, 8)	0-0 SH1-3				0-0 FC5-4		0-0 F8			2	0	1	0	0	0	2											
Rick Miller, L OBP: 0.374, SLG: 0.340 (6, 8)	1-3 2B				1-2 2-3					1	0	0	0	0	0	0											
Danny Cater, R OBP: 0.360, SLG: 0.544 (1, 10)	0-0 1B BLK		0-3 K		0-0 F4		0-0 4-3			4	1	1	1	0	1	3											
Carl Yastrzemski, L OBP: 0.424, SLG: 0.461 (1, 3)	0-0 5-3 BLK		4-0 IBB		0-0 4-1		0-3 K			2	0	1	0	1	0	2											
Cecil Cooper, L OBP: 0.319, SLG: 0.395 (6, 3)	1-3 1B						0-0 K			1	0	0	0	0	1	0											
Rico Petrocelli, R OBP: 0.377, SLG: 0.468 (1, 5)	0-0 5-3		0-3 K		0-0 FC6-4 BB		0-0 F7			3	0	1	0	0	1	3											
Dick McAuliffe, L OBP: 0.324, SLG: 0.330 (7, 5)	1-3 3H				0-0 FC6-4 1B					1	0	0	0	0	0	0											
Dwight Evans, R OBP: 0.347, SLG: 0.443 (1, 9)		0-3 K		0-0 5-3		4-0 FC6-4 BB		0-0 F4		3	0	0	0	1	1	0											
Bob Montgomery, R OBP: 0.284, SLG: 0.343 (1, 2)		0-0 FC4-6 1B		0-3 K		0-0 FC6-4		0-0 G1-4-3 1B		4	0	2	0	0	1	2											
Doug Griffin, R OBP: 0.389, SLG: 0.446 (1, 4)		0-0 B1		0-0 F4		0-0 G6-4-3		0-0 G1-4-3		4	0	0	0	0	0	4											
Mario Guerrero, R OBP: 0.291, SLG: 0.289 (1, 6)		0-0 FC4-6			0-0 FC5-4 BB		0-0 F4			3	0	1	0	0	0	1											
Inning Stats	R: 2 E: 0 K: 0 S: 5	H: 3 LOB: 0 BB: 0 P: 5	R: 0 E: 0 K: 1 S: 6	H: 1 LOB: 1 BB: 0 P: 6	R: 0 E: 0 K: 3 S: 10	H: 1 LOB: 2 BB: 1 P: 14	R: 0 E: 0 K: 1 S: 5	H: 0 LOB: 0 BB: 0 P: 5	R: 0 E: 0 K: 0 S: 4	H: 1 LOB: 2 BB: 1 P: 8	R: 0 E: 0 K: 0 S: 3	H: 1 LOB: 1 BB: 1 P: 7	R: 0 E: 0 K: 0 S: 3	H: 0 LOB: 0 BB: 0 P: 3	R: 0 E: 0 K: 1 S: 5	H: 0 LOB: 0 BB: 0 P: 5	R: 0 E: 0 K: 0 S: 3	H: 1 LOB: 0 BB: 0 P: 3	1B: 7 2B: 1 HR: 0	SF: 0 SAC: 1 DP: 2 HBP: 0	WP: 0 PB: 0 SB: 0 CS: 0	PA: 35					
PITCHER	IP	WLS	BF	H	R	ER	SO	BB	IBB	HBP	BLK	WP	HR	S	P	ERA	WHIP										
Dave McNally, L ERA: 4.44 (1, 1)	0.1		4	3	2	2	0	0	0	0	1	0	0	4	4	54.00	9.000										
Doyle Alexander, R ERA: 4.55 (1, 1)	8.2	W	31	5	0	0	6	2	1	0	1	0	0	40	52	0.00	0.808										



Batter	1	2	3	4	5	6	7	8	9	AB	R	H	RBI	BB	SO	LOB	TOP	
Rich Coggins, L OBP: 0.256, SLG: 0.273 (1, 9)										4	1	2	0	1	0	0	Baltimore Orioles @ Boston Red Sox Fenway Park, Boston, MA Wed Jul 03 1974, 7:05 PM EDT Att: 27,730 - Unknown	
Bobby Grich, R OBP: 0.388, SLG: 0.484 (1, 4)										4	0	0	0	0	0	2		
Tommy Davis, R OBP: 0.294, SLG: 0.356 (1, 10)										5	2	3	1	0	0	1		
Boog Powell, L OBP: 0.326, SLG: 0.443 (1, 3)										3	2	2	2	1	0	1		
Earl Williams, R OBP: 0.346, SLG: 0.356 Andy Etchebarren, R OBP: 0.239, SLG: 0.235 (1, 2) (8, 2)										4	0	0	0	0	0	3		
Don Baylor, R OBP: 0.333, SLG: 0.335 (1, 7)										4	1	1	1	0	1	1		
Paul Blair, R OBP: 0.315, SLG: 0.407 (1, 8)										4	0	2	2	0	1	0		
Enos Cabell, R OBP: 0.267, SLG: 0.302 Brooks Robinson, R OBP: 0.366, SLG: 0.400 (1, 5) (7, 5)										3	0	0	0	0	0	1		
Mark Belanger, R OBP: 0.335, SLG: 0.402 (1, 6)										4	0	0	0	0	0	0		
Inning Stats	R: 4 E: 0 K: 0 S: 7	H: 4 LOB: 1 BB: 1 P: 11	R: 0 E: 0 K: 0 S: 3	H: 0 LOB: 0 BB: 0 P: 3	R: 0 E: 0 K: 0 S: 4	H: 1 LOB: 1 BB: 0 P: 4	R: 0 E: 0 K: 0 S: 3	H: 0 LOB: 0 BB: 0 P: 3	R: 0 E: 0 K: 2 S: 4	H: 1 LOB: 1 BB: 0 P: 4	R: 0 E: 0 K: 0 S: 6	H: 3 LOB: 1 BB: 0 P: 6	R: 0 E: 1 K: 0 S: 3	H: 0 LOB: 1 BB: 1 P: 7	1B: 5 2B: 4 3B: 0 HR: 1	SF: 0 SAC: 1 DP: 0 HBP: 0		WP: 0 PB: 0 SB: 2 CS: 0
PITCHER Reggie Cleveland, R ERA: 5.64 (1, 1)	IP: 9.0 WLS: L BF: 39 H: 10 R: 6 ER: 6 SO: 2 BB: 2 IBB: 0 HBP: 0 BLK: 0 WP: 0 HR: 1 S: 41 P: 49 ERA: 6.00 WHIP: 1.333																	

AB	36
R	6
H	10
RBI	6
BB	2
SO	2
LOB	10



Batter	1	2	3	4	5	6	7	8	9	AB	R	H	RBI	BB	SO	LOB	BOTTOM	
Tommy Harper, R OBP: 0.288, SLG: 0.297 (1, 10)										4	0	2	0	0	1	1	Baltimore Orioles @ Boston Red Sox Fenway Park, Boston, MA Wed Jul 03 1974, 7:05 PM EDT Att: 27,730 - Unknown	
Rick Miller, L OBP: 0.381, SLG: 0.343 Dwight Evans, R OBP: 0.348, SLG: 0.443 (1, 8) (7, PH) (8, 8)										2	0	1	0	1	1	0		
Cecil Cooper, L OBP: 0.315, SLG: 0.390 Danny Cater, R OBP: 0.364, SLG: 0.536 (1, 3) (7, PH) (8, 3)										3	0	0	0	0	0	3		
Doug Griffin, R OBP: 0.389, SLG: 0.446 (9, PR)										0	0	0	0	0	0	0		
Carl Yastrzemski, L OBP: 0.420, SLG: 0.460 (1, 7)										5	1	1	0	0	0	6		
Bernie Carbo, L OBP: 0.365, SLG: 0.438 (1, 9)										4	1	1	0	1	0	5		
Rico Petrocelli, R OBP: 0.374, SLG: 0.481 (1, 5)										3	1	1	3	0	0	1		
Dick McAuliffe, L OBP: 0.324, SLG: 0.330 Bob Montgomery, R OBP: 0.282, SLG: 0.339 Mario Guerrero, R OBP: 0.291, SLG: 0.289 (1, 4) (8, PH) (9, 6)										3	0	1	0	0	0	0		
Rick Burleson, R OBP: 0.357, SLG: 0.462 (1, 6) (9, 4)										4	1	1	0	0	0	1		
Tim Blackwell, S OBP: 0.500, SLG: 0.500 (1, 2)										4	0	2	0	0	0	1		
Inning Stats	R: 0 E: 0 K: 2 S: 7	H: 0 LOB: 0 BB: 0 P: 7	R: 1 E: 0 K: 0 S: 5	H: 2 LOB: 1 BB: 0 P: 5	R: 0 E: 1 K: 0 S: 4	H: 1 LOB: 2 BB: 1 P: 8	R: 2 E: 0 K: 0 S: 5	H: 2 LOB: 1 BB: 1 P: 9	R: 0 E: 0 K: 0 S: 4	H: 1 LOB: 1 BB: 0 P: 4	R: 0 E: 0 K: 1 S: 6	H: 1 LOB: 1 BB: 0 P: 6	R: 0 E: 0 K: 0 S: 4	H: 1 LOB: 3 BB: 1 P: 10	1B: 9 2B: 1 3B: 0 HR: 1	SF: 1 SAC: 1 DP: 0 HBP: 0	WP: 0 PB: 1 SB: 2 CS: 0	PA: 41
PITCHER Wayne Garland, R ERA: 2.34 Grant Jackson, L ERA: 3.29 Bob Reynolds, R ERA: 2.55 Dave McNally, L ERA: 4.41 (1, 1) (7, 1) (9, 1) (9, 1)	IP: 6.1 WLS: W BF: 28 H: 7 R: 3 ER: 3 SO: 2 BB: 0 IBB: 0 HBP: 0 BLK: 0 WP: 0 HR: 1 S: 30 P: 38 ERA: 4.26 WHIP: 1.421																	

AB	36
R	4
H	11
RBI	4
BB	3
SO	3
LOB	21



Batter	1	2	3	4	5	6	7	8	9	AB R H RBI BB SO LOB	TOP												
Al Bumby, L (1, 10) OBP: 0.237, SLG: 0.270 Jim Fuller, R (8, FH) OBP: 0.311, SLG: 0.458	0-0 4-3		0-0 2B 6-3 1B		0-0 1-3		0-0 S SF7 1B	0-0 1B		4 2 2 1 0 0 0 1 0 1 0 0 0 0	Baltimore Orioles @ Boston Red Sox Fenway Park, Boston, MA Thu Jul 04 1974, 3:33 AM EDT Att: 13,622 - Unknown												
Rich Coggins, L (1, 9) OBP: 0.260, SLG: 0.278	0-0 4-3		0-0 WP 1-3 3B 2B		0-3 K		4-0 S 1B BB	0-0 F6		4 2 1 0 1 1 1													
Bobby Grich, R (1, 4) OBP: 0.389, SLG: 0.502	0-0 HR		0-0 6-3		0-0 3B		0-0 SF7 1-2 2-H		0-0 E4 E WP FC6-4	4 2 2 3 0 0 1													
Boog Powell, L (1, 3) OBP: 0.335, SLG: 0.461 Enos Cabell, R (7, 3) OBP: 0.291, SLG: 0.295	0-0 1B		0-0 3-H 0-0 2-H 3B		0-0 4-3		0-0 2-H HR 1B		0-0 E3 FC6-4	4 1 3 2 0 0 1 1 0 0 0 0 0 1													
Earl Williams, R (1, 2) OBP: 0.344, SLG: 0.368 Andy Etchebarren, R (7, 2) OBP: 0.237, SLG: 0.233	0-0 F8		0-3 K		0-3 K		0-0 1-H HR		0-0 FC6-4 5-3 E	4 1 1 2 0 2 2 1 1 0 1 0 0 1													
Don Baylor, R (1, 7) OBP: 0.331, SLG: 0.332		0-0 F8		0-0 F4		0-0 F3		0-0 1B		0-0 5-3		5 0 1 0 0 0 1											
Brooks Robinson, R (1, 5) OBP: 0.367, SLG: 0.490		0-0 F8			0-0 1B		0-0 6-3 F2		0-0 E5	5 0 2 0 0 0 1													
Paul Blair, R (1, 8) OBP: 0.309, SLG: 0.398		0-0 F8					0-3 K		0-3 6-3 K	5 0 0 0 0 2 2													
Mark Belanger, R (1, 6) OBP: 0.333, SLG: 0.404			0-0 4-3		0-0 L3		0-0 1B 2B		0-0 F9	4 1 1 0 0 0 1													
Inning Stats	R: 1 E: 0 K: 0 S: 5	H: 2 LOB: 1 BB: 0 P: 5	R: 0 E: 0 K: 0 S: 3	H: 0 LOB: 0 BB: 0 P: 3	R: 2 E: 0 K: 1 S: 8	H: 3 LOB: 1 BB: 0 P: 8	R: 0 E: 0 K: 0 S: 4	H: 1 LOB: 1 BB: 0 P: 4	R: 0 E: 0 K: 1 S: 6	H: 0 LOB: 0 BB: 0 P: 6		R: 5 E: 0 K: 1 S: 10	H: 5 LOB: 1 BB: 1 P: 14	R: 0 E: 0 K: 0 S: 4	H: 1 LOB: 1 BB: 0 P: 4	R: 2 E: 3 K: 1 S: 8	H: 1 LOB: 1 BB: 0 P: 8	1B: 8 2B: 2 3B: 2 HR: 2	SF: 1 SAC: 0 DP: 0 HBP: 0	WP: 2 PB: 0 SB: 3 CS: 0	PA: 44		
PITCHER	IP WLS BF H R ER SO BB IBB HBP BLK WP HR S P ERA WHIP											PITCHER	IP WLS BF H R ER SO BB IBB HBP BLK WP HR S P ERA WHIP										
Luis Tiant, R (1, 1) ERA: 3.18	6.2 L 33 12 8 8 4 1 0 0 0 0 1 2 40 44 10.80 1.950																						
Bob Veale, L (7, 1) ERA: 5.91	1.1 5 1 0 0 0 0 0 0 0 0 0 0 5 5 0.00 0.750																						
Dick Pole, R (9, 1) ERA: 4.5	1.0 6 1 2 0 1 0 0 0 0 0 1 0 8 8 0.00 1.000																						

Batter	1	2	3	4	5	6	7	8	9	AB R H RBI BB SO LOB	BOTTOM												
Tommy Harper, R (1, 10) OBP: 0.300, SLG: 0.312	4-0 G6-4-3 BB		0-0 F9		0-0 CS 1B		0-0 FC6-4 1B		0-0 1B 2B	4 1 3 1 1 0 1	Baltimore Orioles @ Boston Red Sox Fenway Park, Boston, MA Thu Jul 04 1974, 3:33 AM EDT Att: 13,622 - Unknown												
Rick Miller, L (1, 8) OBP: 0.374, SLG: 0.337	0-0 G6-4-3 1-2		0-0 4-3		0-3 3-H K		0-0 F7		0-0 2-H HR 1B	5 1 1 1 0 1 4													
Cecil Cooper, L (1, 3) OBP: 0.321, SLG: 0.410	0-0 2B		0-0 F4		4-0 1B BB		0-0 FC6-4 1-2		0-0 1-H HR	4 2 2 2 1 0 2													
Carl Yastrzemski, L (1, 7) OBP: 0.421, SLG: 0.459 Dwight Evans, R (9, 7) OBP: 0.347, SLG: 0.441	0-0 F6				4-0 FC6-4 BB BB		0-0 FC3-4-6 1B 1-2 2-H BB		0-0 F8 F8	3 0 1 0 1 0 1 1 0 0 0 0 0 0													
Bernie Carbo, L (1, 9) OBP: 0.374, SLG: 0.449		0-0 PB 2B			4-0 FC6-4 1-2 BB		0-0 FC3-4-6 1B 1-2 2-H BB		0-0 E 1B 2B 1B	4 1 3 1 1 0 1													
Rico Petrocelli, R (1, 5) OBP: 0.372, SLG: 0.476 Terry Hughes, R (9, 5) OBP: 0.259, SLG: 0.360		0-0 5-3			0-0 FC6-4 1-2 2-3 G5-4-3		0-0 1B 1-2 1B		0-0 F3 2B	4 0 1 0 0 0 4 1 0 1 0 0 0 0													
Bob Montgomery, R (1, 2) OBP: 0.279, SLG: 0.333		0-0 5-3			0-0 G5-4-3 1-2		0-3 K		0-0 E9 1B 4-3	5 0 1 0 0 1 7													
Doug Griffin, R (1, 4) OBP: 0.394, SLG: 0.460		0-0 F9			0-0 4-3 1B 2B		0-0 1-2 2-H 1B		0-0 F4	4 1 2 0 0 0 2													
Mario Guerrero, R (1, 6) OBP: 0.290, SLG: 0.285			4-0 4-3 E BB		0-0 4-3		0-0 6-3		0-0 F8	3 0 0 0 1 0 1													
Inning Stats	R: 0 E: 0 K: 0 S: 3	H: 1 LOB: 1 BB: 1 P: 7	R: 0 E: 0 K: 0 S: 4	H: 1 LOB: 1 BB: 0 P: 4	R: 0 E: 0 K: 0 S: 3	H: 0 LOB: 1 BB: 1 P: 7	R: 0 E: 0 K: 0 S: 2	H: 0 LOB: 1 BB: 2 P: 10	R: 1 E: 0 K: 1 S: 6	H: 2 LOB: 1 BB: 0 P: 6		R: 1 E: 0 K: 1 S: 7	H: 3 LOB: 2 BB: 1 P: 11	R: 0 E: 0 K: 0 S: 4	H: 1 LOB: 1 BB: 0 P: 4	R: 1 E: 1 K: 0 S: 5	H: 2 LOB: 1 BB: 0 P: 5	R: 3 E: 0 K: 0 S: 8	H: 5 LOB: 2 BB: 0 P: 8	1B: 9 2B: 6 3B: 0 HR: 1	SF: 0 SAC: 0 DP: 3 HBP: 0	WP: 0 PB: 1 SB: 0 CS: 1	PA: 43
PITCHER	IP WLS BF H R ER SO BB IBB HBP BLK WP HR S P ERA WHIP											PITCHER	IP WLS BF H R ER SO BB IBB HBP BLK WP HR S P ERA WHIP										
Jesse Jefferson, R (1, 1) ERA: 5.63	5.1 W 23 10 4 3 1 0 0 0 0 0 0 1 21 21 8.10 3.000																						
Bob Reynolds, R (6, 1) ERA: 3.03	3.1 19 10 4 3 1 0 0 0 0 0 0 0 1 21 21 8.10 3.000																						
Dave Johnson, R (9, 1) ERA: 6.0	0.1 1 0 0 0 0 0 0 0 0 0 0 0 1 1 0.00 0.000																						

Batter	1	2	3	4	5	6	7	8	9	AB	R	H	RBI	BB	SO	LOB	TOP			
Al Bumbry, L OBP: 0.237, SLG: 0.269 (1, 7)										4	0	1	0	0	0	2	Baltimore Orioles @ Oakland Athletics Oakland-Alameda County Coliseum, Oakland, CA Fri Jul 05 1974, 7:05 PM PDT Att: 9,671 - Unknown livebaseballscores.com			
Rich Coggins, L OBP: 0.260, SLG: 0.277 (1, 9)										4	0	1	0	0	0	1				
Tommy Davis, R OBP: 0.291, SLG: 0.351 (1, 10)										4	0	0	0	0	0	3				
Boog Powell, L OBP: 0.333, SLG: 0.454 (1, 3)										3	0	0	0	1	0	2				
Earl Williams, R OBP: 0.347, SLG: 0.370 (1, 2)										4	0	2	0	0	0	2				
Bobby Grich, R OBP: 0.387, SLG: 0.498 (1, 4)										4	0	1	0	0	0	2				
Brooks Robinson, R OBP: 0.369, SLG: 0.405 (9, PR)										4	0	2	0	0	0	1				
Frank Baker, L OBP: 0.125, SLG: 0.067 (9, PR)										0	0	0	0	0	0	0				
Paul Blair, R OBP: 0.304, SLG: 0.392 (1, 8)										4	0	0	0	0	1	4				
Mark Belanger, R OBP: 0.333, SLG: 0.400 (9, PH)										2	0	0	0	1	0	1				
Don Baylor, R OBP: 0.329, SLG: 0.330 (9, PH)										1	0	0	0	0	0	2				
Inning Stats	R: 0 E: 0 K: 0 S: 4	H: 1 LOB: 2 BB: 1 P: 8	R: 0 E: 0 K: 0 S: 3	H: 0 LOB: 0 BB: 0 P: 3	R: 0 E: 0 K: 0 S: 3	H: 0 LOB: 0 BB: 0 P: 3	R: 0 E: 0 K: 0 S: 4	H: 1 LOB: 1 BB: 0 P: 4	R: 0 E: 0 K: 0 S: 4	H: 0 LOB: 0 BB: 0 P: 3	R: 0 E: 0 K: 1 S: 6	H: 1 LOB: 1 BB: 0 P: 6	R: 0 E: 0 K: 0 S: 4	H: 1 LOB: 2 BB: 1 P: 8	R: 0 E: 0 K: 0 S: 5	H: 2 LOB: 2 BB: 0 P: 5	1B: 6 2B: 1 3B: 0 HR: 0	SF: 0 SAC: 0 DP: 0 HBP: 0	WP: 0 PB: 0 SB: 0 CS: 0	PA: 36
PITCHER Catfish Hunter, R ERA: 2.73 (1, 1)	IP: 9.0 WLS: W BF: 36 H: 7 R: 0 ER: 0 SO: 1 BB: 2 IBB: 0 HBP: 0 BLK: 0 WP: 0 HR: 0 S: 36 P: 44 ERA: 0.00 WHIP: 1.000															PITCHER				

Batter	1	2	3	4	5	6	7	8	9	AB	R	H	RBI	BB	SO	LOB	BOTTOM			
Bill North, S OBP: 0.341, SLG: 0.325 (1, 8)										3	2	1	2	1	0	1	Baltimore Orioles @ Oakland Athletics Oakland-Alameda County Coliseum, Oakland, CA Fri Jul 05 1974, 7:05 PM PDT Att: 9,671 - Unknown livebaseballscores.com			
Bert Campaneris, R OBP: 0.359, SLG: 0.388 (1, 6)										4	0	1	0	0	1	0				
Sal Bando, R OBP: 0.400, SLG: 0.480 (1, 5)										3	1	1	0	1	1	2				
Reggie Jackson, L OBP: 0.422, SLG: 0.595 (1, 9)										3	1	1	3	0	0	1				
Joe Rudi, R OBP: 0.343, SLG: 0.482 (1, 7)										3	1	0	0	1	1	2				
Gene Tenace, R OBP: 0.394, SLG: 0.387 (1, 3)										3	0	0	0	1	0	1				
Angel Mangual, R OBP: 0.295, SLG: 0.449 (1, 10)										4	0	2	1	0	0	0				
Ted Kubiak, S OBP: 0.271, SLG: 0.247 (1, 4)										2	1	1	0	0	0	2				
Claudell Washington, L OBP: 0.257, SLG: 0.154 (9, 4)										1	0	0	0	0	0	0				
Dal Maxwell, R OBP: 0.257, SLG: 0.154 (9, 4)										0	0	0	0	0	0	0				
Larry Haney, R OBP: 0.148, SLG: 0.135 (1, 2)										3	0	0	0	0	0	4				
Inning Stats	R: 0 E: 0 K: 2 S: 7	H: 0 LOB: 0 BB: 0 P: 7	R: 0 E: 0 K: 0 S: 3	H: 0 LOB: 0 BB: 0 P: 3	R: 2 E: 0 K: 0 S: 5	H: 2 LOB: 0 BB: 0 P: 5	R: 0 E: 0 K: 0 S: 4	H: 1 LOB: 1 BB: 0 P: 4	R: 0 E: 0 K: 0 S: 4	H: 1 LOB: 1 BB: 0 P: 4	R: 3 E: 0 K: 0 S: 5	H: 2 LOB: 2 BB: 3 P: 17	R: 1 E: 0 K: 1 S: 6	H: 1 LOB: 1 BB: 1 P: 10	R: 0 E: 0 K: 0 S: 3	H: 0 LOB: 0 BB: 0 P: 3	1B: 4 2B: 1 3B: 0 HR: 2	SF: 1 SAC: 1 DP: 0 HBP: 0	WP: 0 PB: 1 SB: 0 CS: 0	PA: 35
PITCHER Mike Cuellar, L ERA: 3.32 (1, 1)	IP: 5.1 WLS: L BF: 25 H: 6 R: 5 ER: 5 SO: 2 BB: 3 IBB: 0 HBP: 0 BLK: 0 WP: 0 HR: 2 S: 26 P: 38 ERA: 8.44 WHIP: 1.688															PITCHER				
Don Hood, L ERA: 3.31 (6, 1)	IP: 2.2 WLS: L BF: 10 H: 1 R: 1 ER: 1 SO: 1 BB: 1 IBB: 0 HBP: 0 BLK: 0 WP: 0 HR: 0 S: 11 P: 15 ERA: 3.38 WHIP: 0.750															PITCHER				



Batter	1	2	3	4	5	6	7	8	9	AB	R	H	RBI	BB	SO	LOB	TOP										
Paul Blair, R OBP: 0.303, SLG: 0.402 (1, 8)	5-3		F7			HR		5-3		4	1	1	1	0	0	0	<p>Baltimore Orioles @ Oakland Athletics Oakland-Alameda County Coliseum, Oakland, CA</p> <p>Sat Jul 06 1974, 3:33 AM PDT Att: 32,319 - Unknown</p> <p>livebaseballscorecards.com</p>										
Bobby Grich, R OBP: 0.388, SLG: 0.505 (1, 4)	K			1B		3B		G2		4	0	2	0	0	1	0											
Tommy Davis, R OBP: 0.290, SLG: 0.350 (1, 10)	F8			G5-4-3		4-3		F9		4	0	1	0	0	0	1											
Earl Williams, R OBP: 0.341, SLG: 0.364 (1, 3)		4-3		K		K			6-3	4	0	0	0	0	2	3											
Don Baylor, R OBP: 0.324, SLG: 0.325 (1, 7)		6-3		G5-4-3		F9			K	4	0	0	0	0	1	3											
Brooks Robinson, R OBP: 0.370, SLG: 0.417 (1, 5)		HR				F9			F7	4	1	2	1	0	0	0											
Jim Fuller, R OBP: 0.305, SLG: 0.448 (1, 9)		F8				K			F3	3	0	0	0	0	1	1											
Andy Etchebarren, R OBP: 0.240, SLG: 0.247 (1, 2)			5-3			1B			K	3	1	1	0	0	1	1											
Mark Belanger, R OBP: 0.333, SLG: 0.399 (1, 6)			F9			2B			4-3	3	0	1	1	0	0	1											
Inning Stats	R: 0 E: 0 K: 1 S: 5	H: 0 LOB: 0 BB: 0 P: 5	R: 1 E: 0 K: 0 S: 4	H: 1 LOB: 0 BB: 0 P: 4	R: 0 E: 0 K: 0 S: 3	H: 0 LOB: 0 BB: 0 P: 3	R: 0 E: 0 K: 1 S: 6	H: 2 LOB: 1 BB: 0 P: 6	R: 1 E: 0 K: 1 S: 6	H: 2 LOB: 1 BB: 0 P: 6	R: 1 E: 0 K: 1 S: 7	H: 2 LOB: 1 BB: 0 P: 7	R: 0 E: 0 K: 1 S: 6	H: 1 LOB: 1 BB: 0 P: 6	R: 0 E: 0 K: 0 S: 3	H: 0 LOB: 0 BB: 0 P: 3	R: 0 E: 0 K: 1 S: 5	H: 0 LOB: 0 BB: 0 P: 5	1B: 4 2B: 1 3B: 1 HR: 2	SF: 0 SAC: 0 DP: 1 HBP: 0	WP: 0 PB: 0 SB: 0 CS: 0	PA: 33					
PITCHER	IP	WLS	BF	H	R	ER	SO	BB	IBB	HBP	BLK	WP	HR	S	P	ERA	WHIP										
Dave Hamilton, L ERA: 3.07 (1, 1)	5.0	L	20	7	3	3	3	0	0	0	0	0	2	26	26	5.40	1.400										
Blue Moon Odom, R ERA: 3.92 (6, 1)	4.0		13	1	0	0	3	0	0	0	0	0	0	19	19	0.00	0.250										

Batter	1	2	3	4	5	6	7	8	9	AB	R	H	RBI	BB	SO	LOB	BOTTOM										
Bill North, S OBP: 0.343, SLG: 0.328 (1, 8)				F9		1B			K	4	0	2	0	0	1	0	<p>Baltimore Orioles @ Oakland Athletics Oakland-Alameda County Coliseum, Oakland, CA</p> <p>Sat Jul 06 1974, 3:33 AM PDT Att: 32,319 - Unknown</p> <p>livebaseballscorecards.com</p>										
Bert Campaneris, R OBP: 0.360, SLG: 0.389 (1, 6)				F9		4-3			K	4	0	2	0	0	1	2											
Sal Bando, R OBP: 0.394, SLG: 0.472 (1, 5)				F8		4-3			K	4	0	0	0	0	2	2											
Reggie Jackson, L OBP: 0.416, SLG: 0.585 (1, 9)		K			F7				F5	4	0	0	0	0	1	2											
Joe Rudi, R OBP: 0.343, SLG: 0.481 (1, 7)		F8				6-3			1B	3	0	1	0	0	0	0											
Gene Tenace, R OBP: 0.391, SLG: 0.382 (1, 3)						5-3			F7	3	0	0	0	0	1	1											
Angel Mangual, R OBP: 0.291, SLG: 0.442 (1, 10)						4-3			F8	3	0	0	0	0	0	0											
Ted Kubiak, S OBP: 0.270, SLG: 0.246 (1, 4)									5-3	1	0	0	0	0	0	0											
Jesus Alou, R OBP: 0.315, SLG: 0.326 (6, PH)				L6					6-3	1	0	0	0	0	0	0											
Dal Maxvill, R OBP: 0.267, SLG: 0.154 (7, 4)										0	0	0	0	0	0	0											
Rich McKinney, R (8, PH)										1	0	0	0	0	0	0											
Larry Haney, R OBP: 0.140, SLG: 0.127 (1, 2)									G3	3	0	0	0	0	0	0											
Inning Stats	R: 0 E: 0 K: 0 S: 3	H: 1 LOB: 0 BB: 0 P: 3	R: 0 E: 0 K: 2 S: 7	H: 0 LOB: 0 BB: 0 P: 7	R: 0 E: 0 K: 0 S: 3	H: 0 LOB: 0 BB: 0 P: 3	R: 0 E: 0 K: 0 S: 4	H: 1 LOB: 1 BB: 0 P: 4	R: 0 E: 0 K: 0 S: 3	H: 0 LOB: 0 BB: 0 P: 3	R: 1 E: 1 K: 1 S: 6	H: 1 LOB: 1 BB: 0 P: 6	R: 0 E: 0 K: 1 S: 6	H: 1 LOB: 1 BB: 0 P: 6	R: 0 E: 0 K: 0 S: 3	H: 0 LOB: 0 BB: 0 P: 3	R: 0 E: 0 K: 2 S: 8	H: 1 LOB: 1 BB: 0 P: 8	1B: 5 2B: 0 3B: 0 HR: 0	SF: 0 SAC: 0 DP: 0 HBP: 0	WP: 1 PB: 0 SB: 0 CS: 1	PA: 31					
PITCHER	IP	WLS	BF	H	R	ER	SO	BB	IBB	HBP	BLK	WP	HR	S	P	ERA	WHIP										
Ross Grimsley, L ERA: 3.42 (1, 1)	9.0	W	31	5	0	0	6	0	0	0	0	1	0	43	43	0.00	0.556										



Batter	1	2	3	4	5	6	7	8	9	AB	R	H	RBI	BB	SO	LOB	TOP								
Paul Blair, R OBP: 0.306, SLG: 0.423 (1, 8)	F7		F9			HR		3B		4	2	2	1	0	0	0	Baltimore Orioles @ Oakland Athletics Oakland-Alameda County Coliseum, Oakland, CA Sun Jul 07 1974, 3:33 AM PDT Att: 10,181 - Unknown livebaseballscorecards.com								
Bobby Grich, R OBP: 0.387, SLG: 0.509 (1, 4)	6-3			G3		5-3		1B		4	1	1	1	0	0	0									
Tommy Davis, R OBP: 0.290, SLG: 0.349 (1, 10)	F9			F8		F9		BLK		4	0	1	1	0	0	0									
Earl Williams, R OBP: 0.340, SLG: 0.359 (1, 3)		K			BB		K	1-3		3	0	0	0	1	2	1									
Don Baylor, R OBP: 0.323, SLG: 0.336 (1, 7)		5-3		F8		HR		F5		4	1	1	1	0	0	1									
Brooks Robinson, R OBP: 0.372, SLG: 0.416 (1, 5)							L5-3	K		3	0	1	0	1	1	0									
Jim Fuller, R OBP: 0.297, SLG: 0.436 (1, 9)					6-3		L5-3	F5		4	0	0	0	0	1	2									
Andy Etchebarren, R OBP: 0.232, SLG: 0.239 (1, 2)			K		5-3			5-3		3	0	0	0	0	1	0									
Mark Belanger, R OBP: 0.329, SLG: 0.394 (1, 6)			F7				5-3	6-3		3	0	0	0	0	0	0									
Inning Stats	R: 0 E: 0 K: 0 S: 3	H: 0 LOB: 0 BB: 0 P: 3	R: 0 E: 0 K: 2 S: 7	H: 0 LOB: 1 BB: 1 P: 11	R: 0 E: 0 K: 1 S: 5	H: 0 LOB: 0 BB: 0 P: 5	R: 0 E: 0 K: 0 S: 3	H: 0 LOB: 1 BB: 1 P: 7	R: 0 E: 0 K: 0 S: 3	H: 0 LOB: 0 BB: 0 P: 3	R: 1 E: 0 K: 0 S: 4	H: 1 LOB: 0 BB: 0 P: 4	R: 1 E: 0 K: 1 S: 6	H: 2 LOB: 0 BB: 0 P: 6	R: 2 E: 0 K: 0 S: 6	H: 3 LOB: 1 BB: 0 P: 6		R: 0 E: 0 K: 1 S: 5	H: 0 LOB: 0 BB: 0 P: 5	1B: 2 2B: 1 3B: 2 HR: 2	SF: 0 SAC: 0 DP: 1 HBP: 0	WP: 0 PB: 0 SB: 0 CS: 0	PA: 34		
PITCHER	IP	WLS	BF	H	R	ER	SO	BB	IBB	HBP	BLK	WP	HR	S	P	ERA	WHIP								
Ken Holtzman, L ERA: 3.77 (1, 1)	7.2	L	29	5	4	4	4	2	0	0	0	0	2	35	43	4.70	0.913								
Rollie Fingers, R ERA: 3.36 (8, 1)	1.1		5	1	0	0	1	0	0	0	1	0	0	7	7	0.00	0.750								

Batter	1	2	3	4	5	6	7	8	9	AB	R	H	RBI	BB	SO	LOB	BOTTOM								
Bill North, S OBP: 0.342, SLG: 0.325 (1, 8)	SH5-3		F8			K		FC6-4		3	1	0	0	1	1	1	Baltimore Orioles @ Oakland Athletics Oakland-Alameda County Coliseum, Oakland, CA Sun Jul 07 1974, 3:33 AM PDT Att: 10,181 - Unknown livebaseballscorecards.com								
Bert Campaneris, R OBP: 0.393, SLG: 0.392 (1, 6)	SH5-3		F9						G5-4-3	3	0	2	0	0	0	0									
Sal Bando, R OBP: 0.392, SLG: 0.466 (1, 5)					5-3		F7		G5-4-3	3	0	0	0	1	0	2									
Reggie Jackson, L OBP: 0.414, SLG: 0.580 (1, 9)					4-3				4-1	4	0	1	1	0	0	0									
Joe Rudi, R OBP: 0.343, SLG: 0.479 (1, 7)					5-3					3	0	1	0	0	0	2									
Gene Tenace, R OBP: 0.387, SLG: 0.378 (1, 3)						K		G5-4-3		3	0	0	0	0	1	1									
Angel Mangual, R OBP: 0.287, SLG: 0.436 (1, 10)						F9		6-3		3	0	0	0	0	0	0									
Ted Kubiak, S OBP: 0.267, SLG: 0.243 (1, 4)								F8		2	0	0	0	0	0	0									
Rich McKinney, R (8, PH)										1	0	0	0	0	0	0									
Dal Maxvill, R OBP: 0.267, SLG: 0.154 (9, 4)										0	0	0	0	0	0	0									
Larry Haney, R OBP: 0.136, SLG: 0.123 (1, 2)										2	0	0	0	0	0	0									
Tim Hosley, R OBP: 1.000, SLG: 1.000 (8, PH)					5-3			F8		1	0	1	0	0	0	0									
Inning Stats	R: 1 E: 1 K: 0 S: 3	H: 1 LOB: 1 BB: 2 P: 11	R: 0 E: 0 K: 0 S: 3	H: 0 LOB: 0 BB: 0 P: 3	R: 0 E: 0 K: 0 S: 3	H: 0 LOB: 0 BB: 0 P: 3	R: 0 E: 0 K: 0 S: 3	H: 0 LOB: 0 BB: 0 P: 3	R: 0 E: 0 K: 1 S: 6	H: 1 LOB: 1 BB: 0 P: 6	R: 0 E: 0 K: 0 S: 3	H: 1 LOB: 0 BB: 0 P: 3	R: 0 E: 0 K: 0 S: 4	H: 1 LOB: 1 BB: 0 P: 4	R: 0 E: 0 K: 0 S: 3	H: 1 LOB: 0 BB: 0 P: 3	1B: 5 2B: 0 3B: 0 HR: 0	SF: 0 SAC: 1 DP: 3 HBP: 0	WP: 0 PB: 0 SB: 0 CS: 0	PA: 31					
PITCHER	IP	WLS	BF	H	R	ER	SO	BB	IBB	HBP	BLK	WP	HR	S	P	ERA	WHIP								
Dave McNally, L ERA: 4.18 (1, 1)	9.0	W	31	5	1	1	2	2	0	0	0	0	0	33	41	1.00	0.778								



Batter	1	2	3	4	5	6	7	8	9	AB	R	H	RBI	BB	SO	LOB	TOP										
Al Bumbry, L OBP: 0.236, SLG: 0.279 (1, 7)	4-3		K		G1-6-3		4-3			5	0	1	1	0	1	1	Baltimore Orioles @ California Angels Anaheim Stadium, Anaheim, CA Tue Jul 09 1974, 10:05 PM EDT Att: 8,213 - Unknown										
Rich Coggins, L OBP: 0.263, SLG: 0.277 (1, 9)	BLK 1B G3 HBP		G3		4-3			1B SF8 1B	G3	4	2	1	0	0	0	2											
Tommy Davis, R OBP: 0.291, SLG: 0.346 (1, 10)	G3		F8		5-3			WP 1B		4	0	1	0	0	0	1											
Boog Powell, L OBP: 0.332, SLG: 0.452 (1, 3)	1B 2H 1B			4-3		K		SF8		3	0	1	2	0	1	0											
Bobby Grich, R OBP: 0.391, SLG: 0.510 (1, 4)	1-2 1B					1B BB		3H 4-0 BB	G5-4-3 BB	2	0	2	0	2	0	0											
Brooks Robinson, R OBP: 0.374, SLG: 0.413 (1, 5)	F8					1B		G5-4-3 1-2 BB	G5-4-3	3	0	1	0	1	0	4											
Earl Williams, R OBP: 0.343, SLG: 0.359 (9, PR)		F1		F8		F5			1B	4	0	1	0	0	0	4											
Enos Cabell, R OBP: 0.261, SLG: 0.295 (9, 2)									1B	0	0	0	0	0	0	0											
Elrod Hendricks, L OBP: 0.333, SLG: 0.473 (9, 2)									1B	0	0	0	0	0	0	0											
Paul Blair, R OBP: 0.311, SLG: 0.424 (1, 8)	G3			F8			6-3		FC4-6 1B	4	0	1	0	0	0	2											
Frank Baker, L OBP: 0.150, SLG: 0.056 (1, 6)	F8				G1-6-3 BB		F9		FC4-6 3B	3	1	0	0	1	0	1											
Inning Stats	R: 1 E: 0 K: 0 S: 5	H: 2 LOB: 2 BB: 0 P: 6	R: 0 E: 0 K: 0 S: 3	H: 0 LOB: 0 BB: 0 P: 3	R: 0 E: 0 K: 1 S: 5	H: 0 LOB: 0 BB: 0 P: 5	R: 0 E: 0 K: 0 S: 4	H: 1 LOB: 2 BB: 1 P: 8	R: 0 E: 0 K: 1 S: 2	H: 0 LOB: 0 BB: 1 P: 6	R: 0 E: 0 K: 1 S: 6	H: 1 LOB: 0 BB: 1 P: 10	R: 0 E: 0 K: 0 S: 3	H: 0 LOB: 0 BB: 0 P: 3	R: 1 E: 0 K: 0 S: 4	H: 2 LOB: 1 BB: 1 P: 8	R: 1 E: 0 K: 0 S: 5	H: 3 LOB: 2 BB: 0 P: 5	1B: 7 2B: 1 3B: 1 HR: 0	SF: 1 SAC: 0 DP: 2 HBP: 1	WP: 1 PB: 0 SB: 0 CS: 0	PA: 38					
PITCHER	IP	WLS	BF	H	R	ER	SO	BB	IBB	HBP	BLK	WP	HR	S	P	ERA	WHIP										
Dick Lange, R ERA: 3.43 (1, 1)	7.0	L	30	6	2	2	2	3	0	1	1	0	0	30	43	2.57	1.286										
Luis Quintana, L ERA: (8, 1)	0.1		1	0	0	0	0	0	0	0	0	0	0	1	1	0.00	0.000										
Dave Sells, R ERA: 2.28 (8, 1)	1.2		7	3	1	1	0	1	0	0	0	1	0	6	10	5.40	2.400										

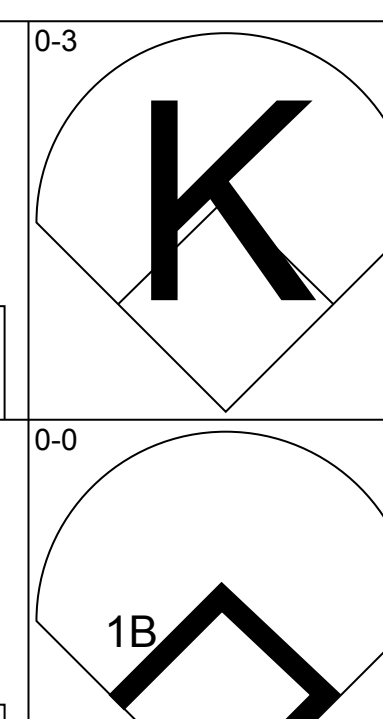
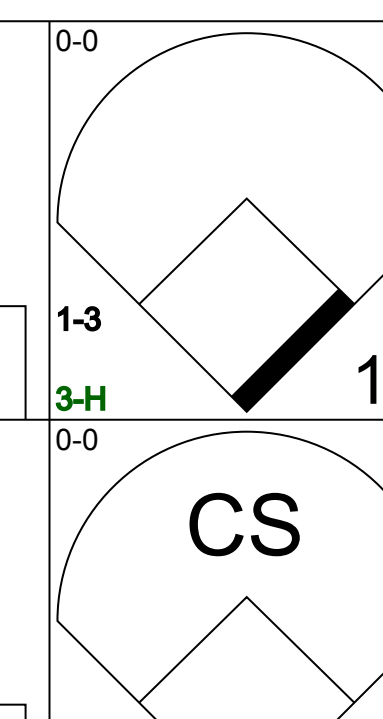
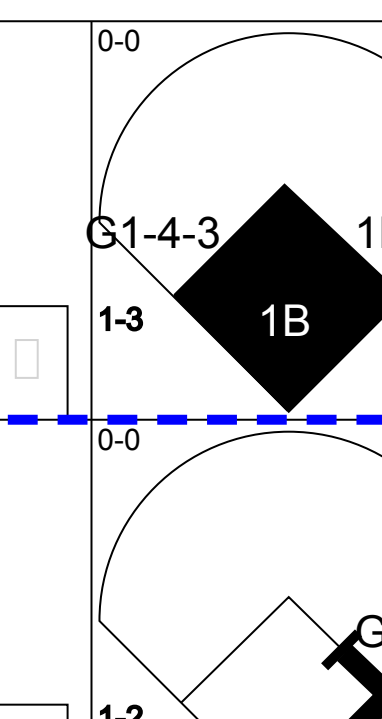
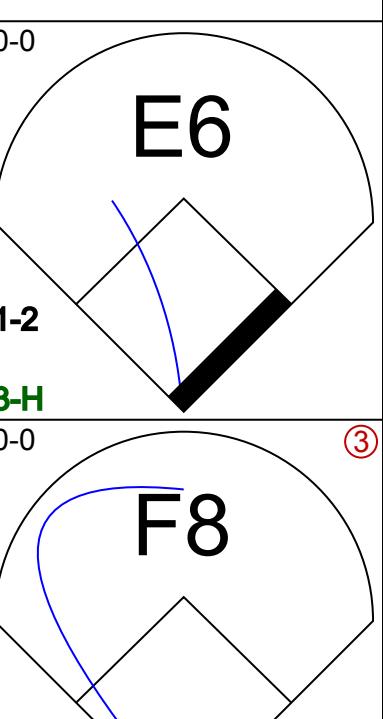
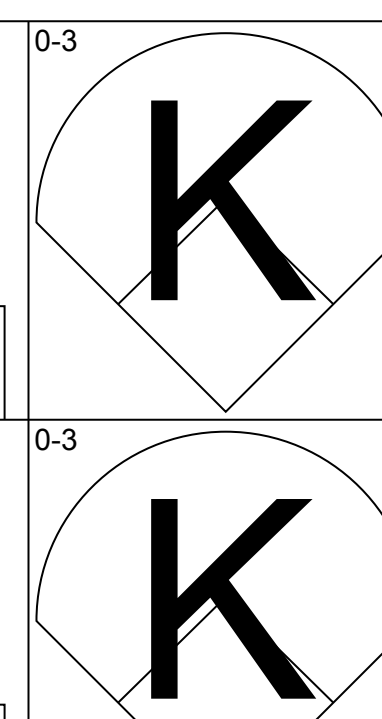
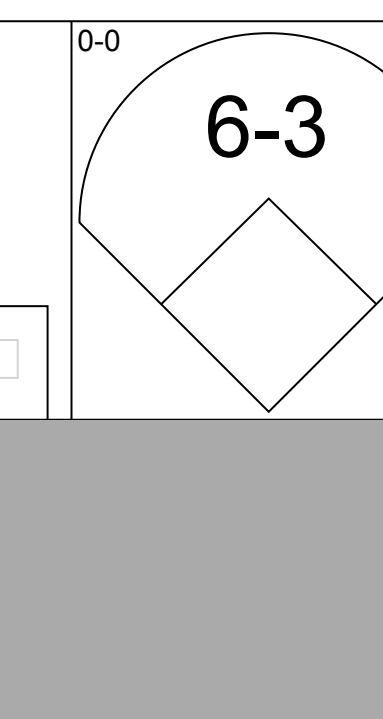
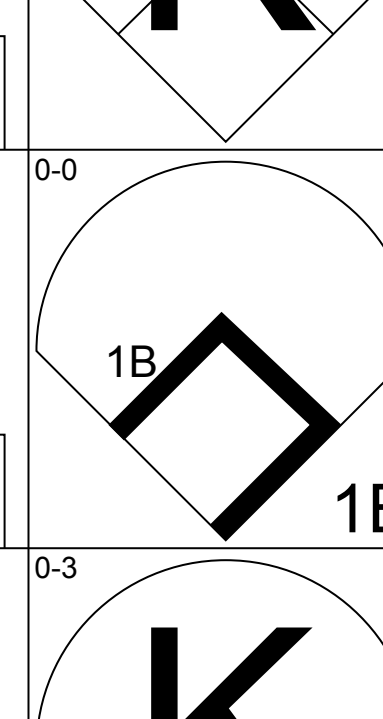
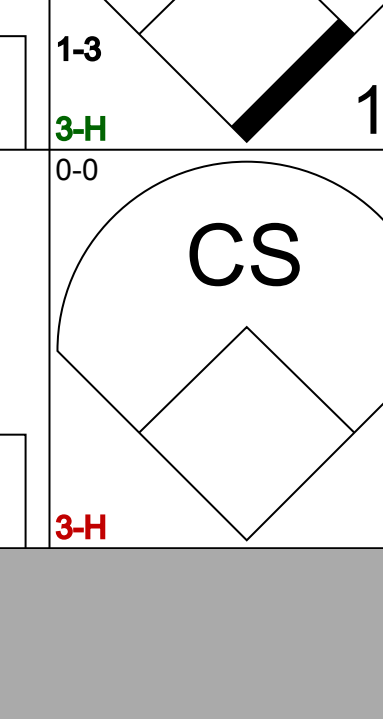
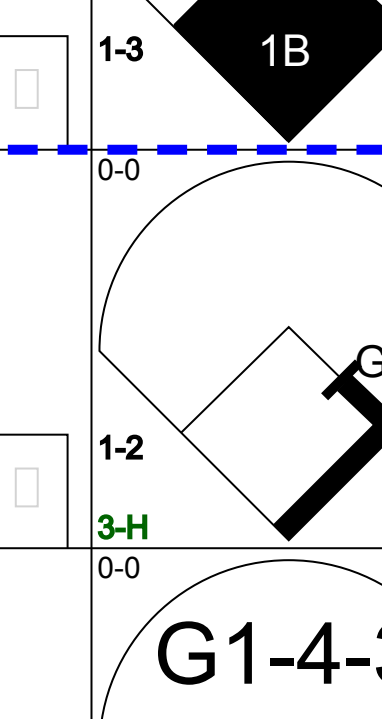
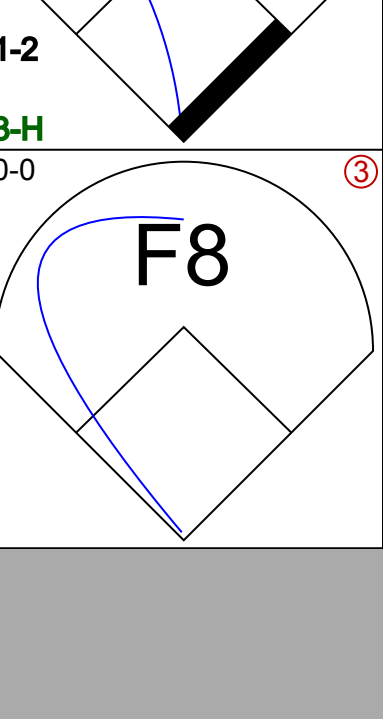
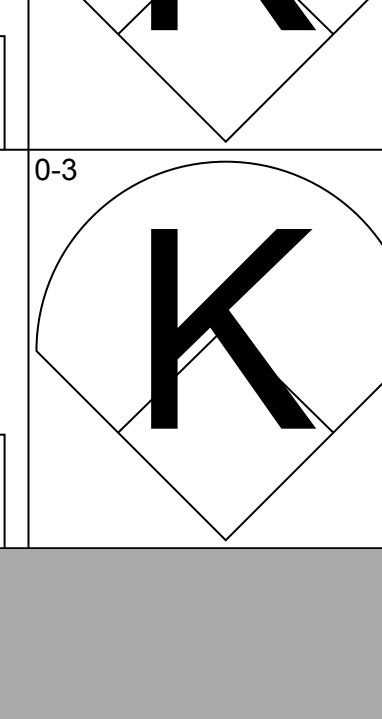
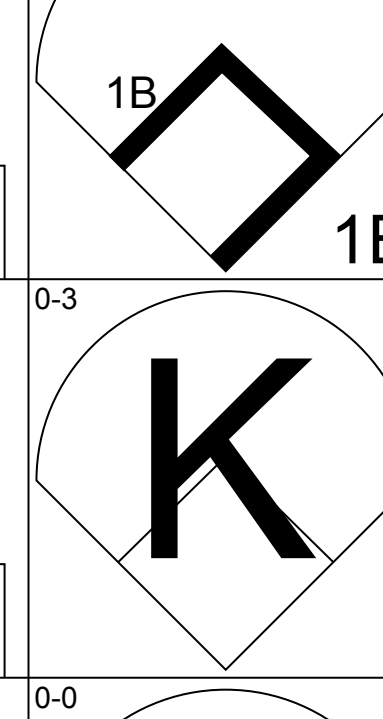
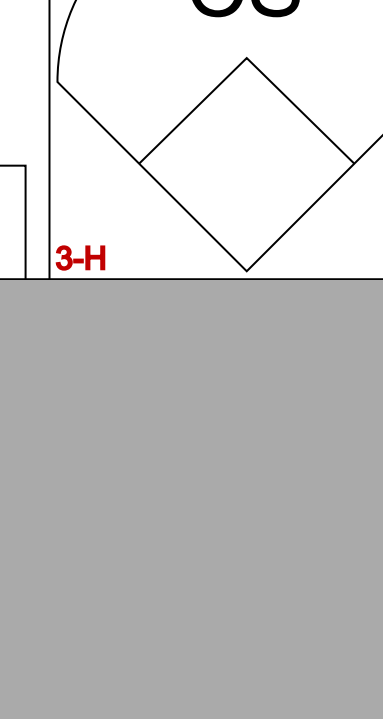
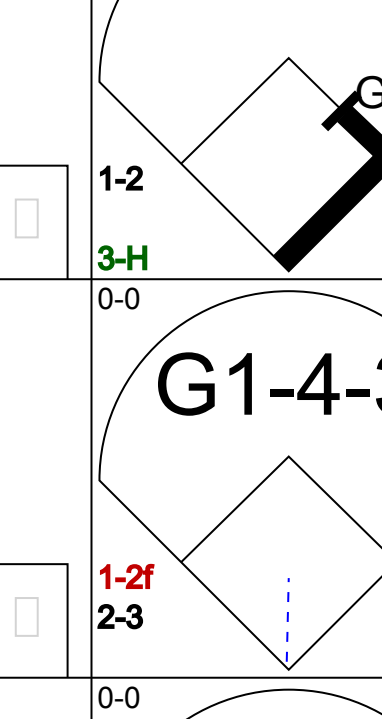
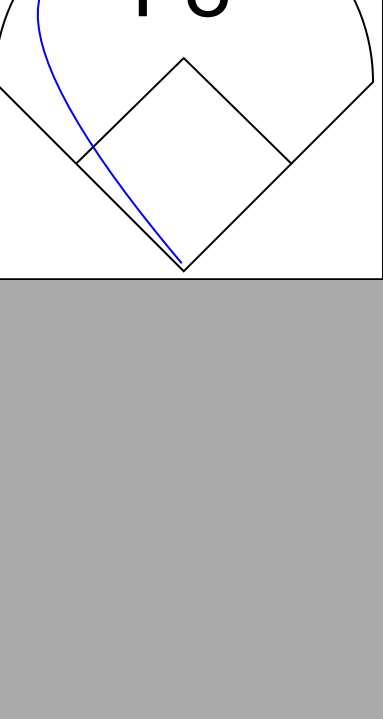
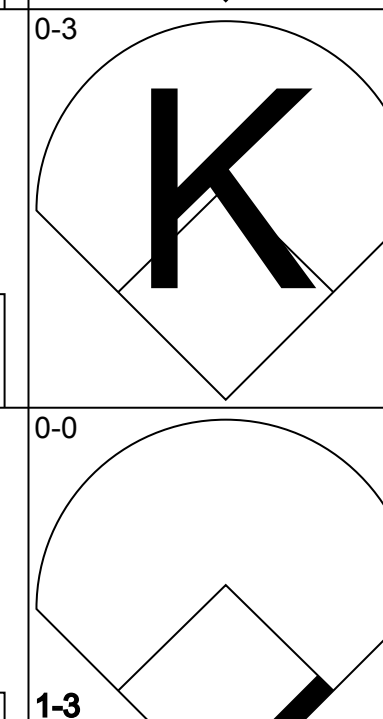
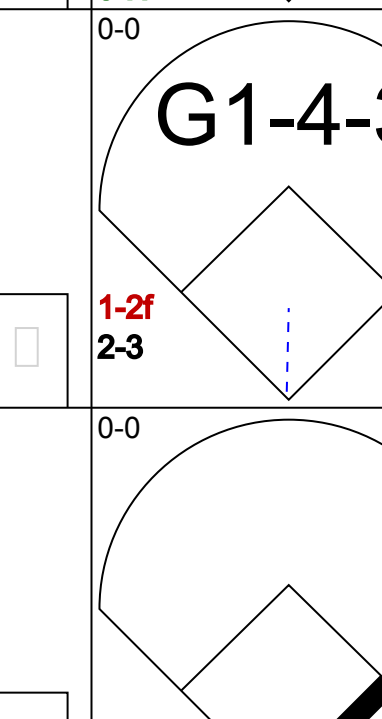


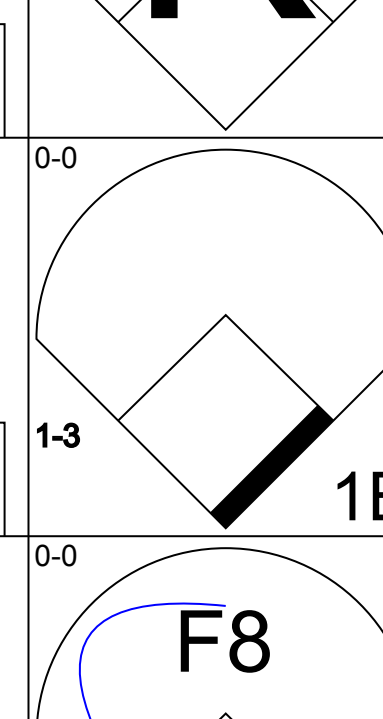
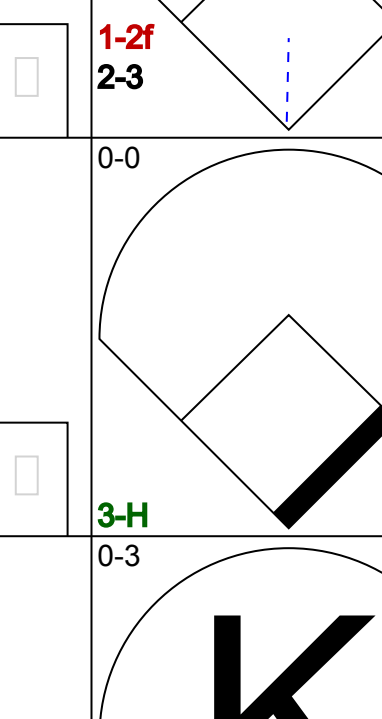


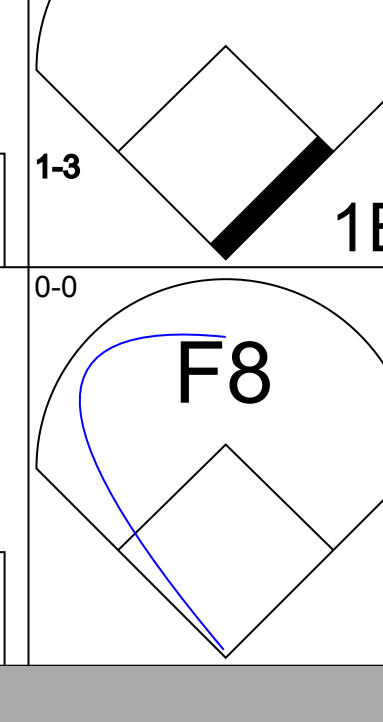
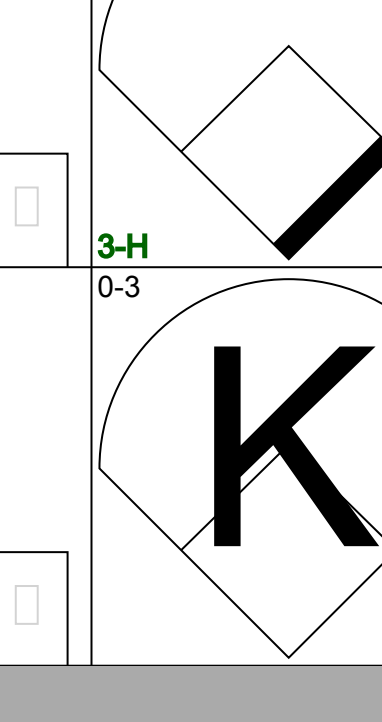


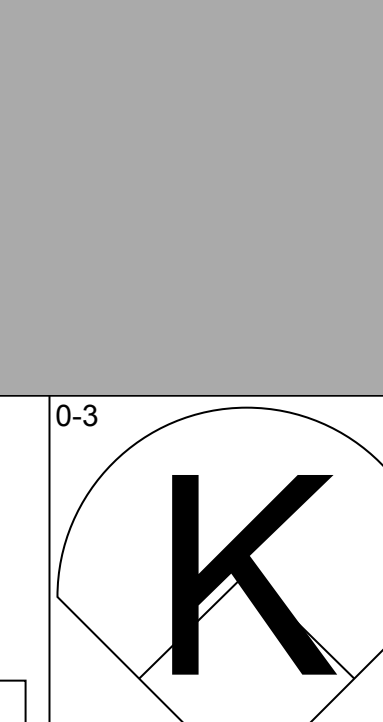
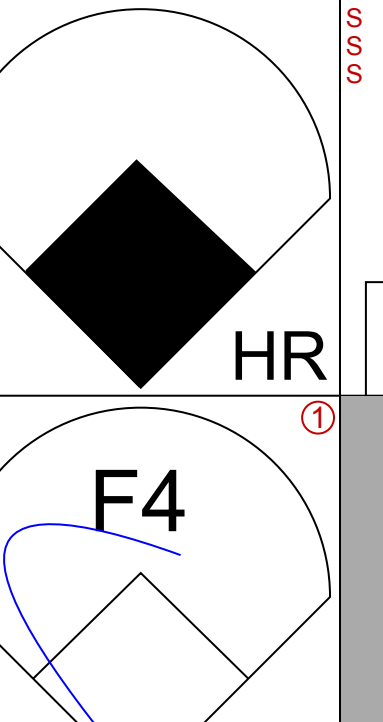
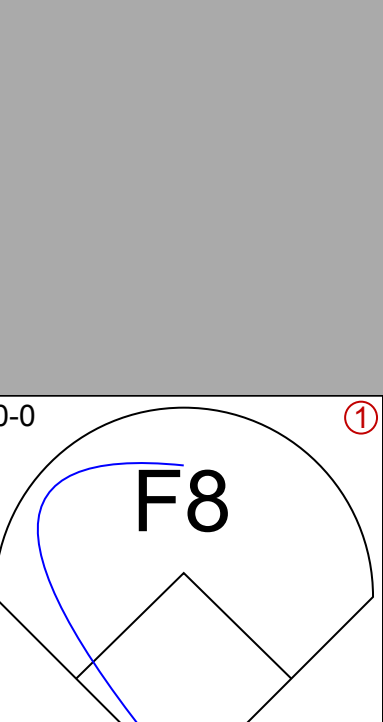
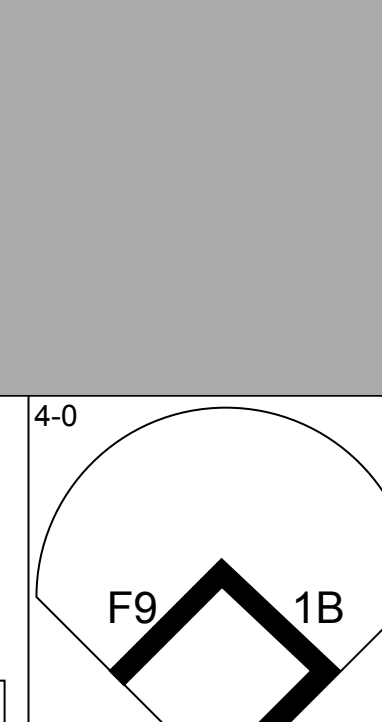
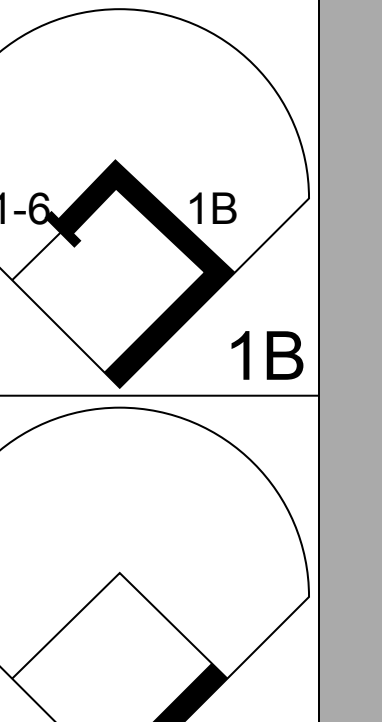
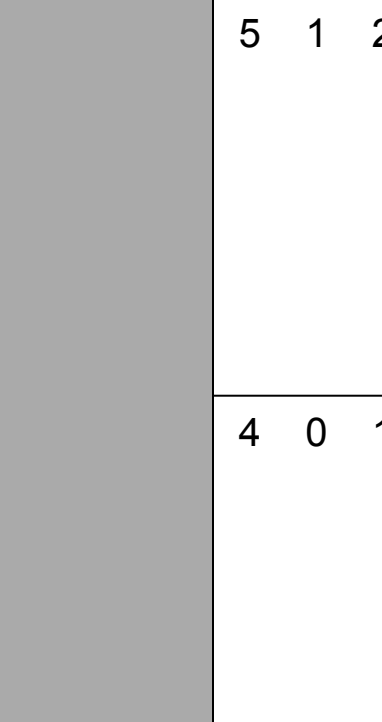
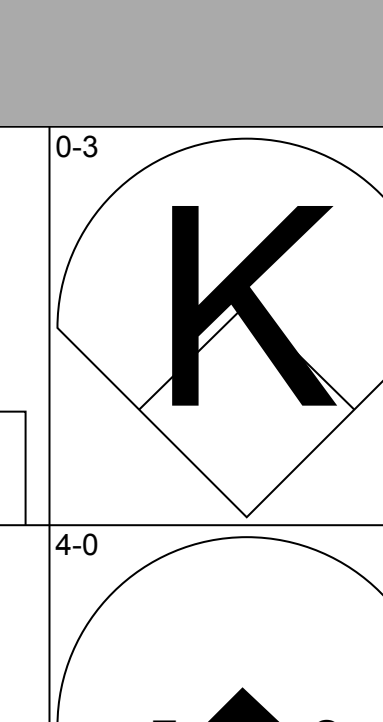
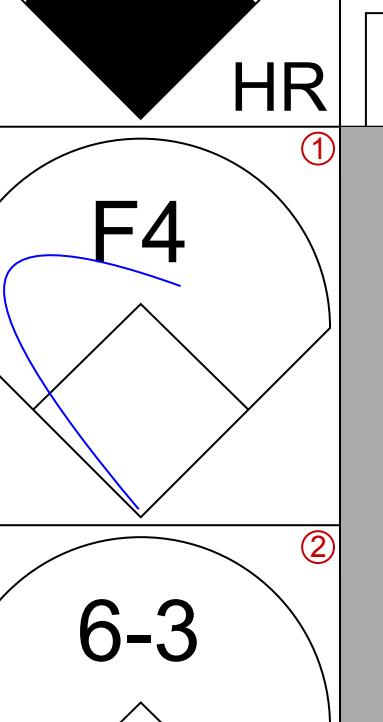
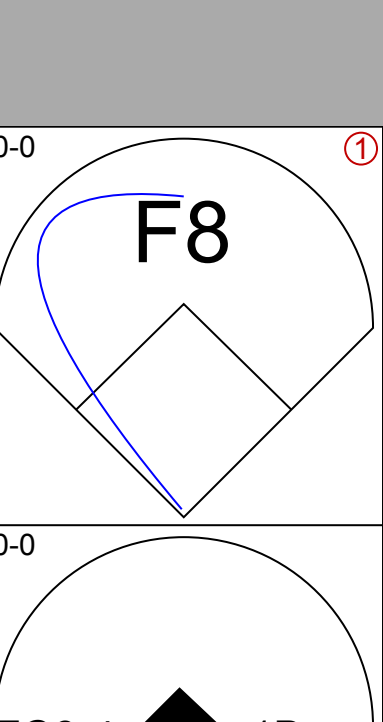
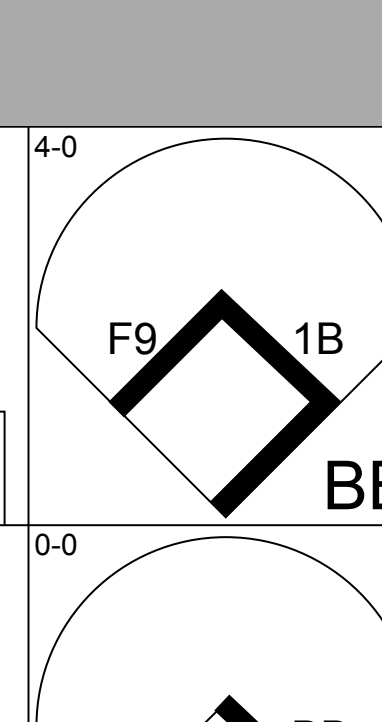
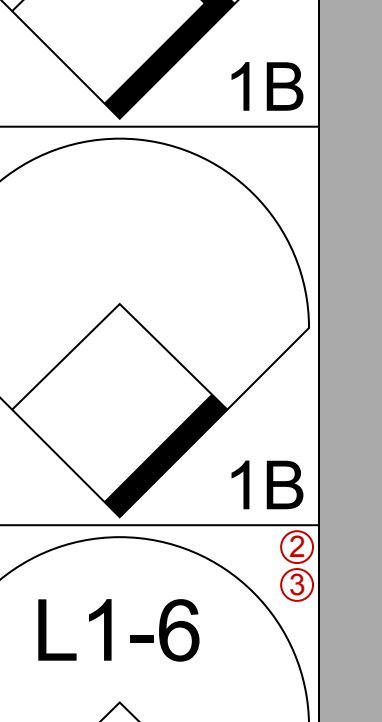


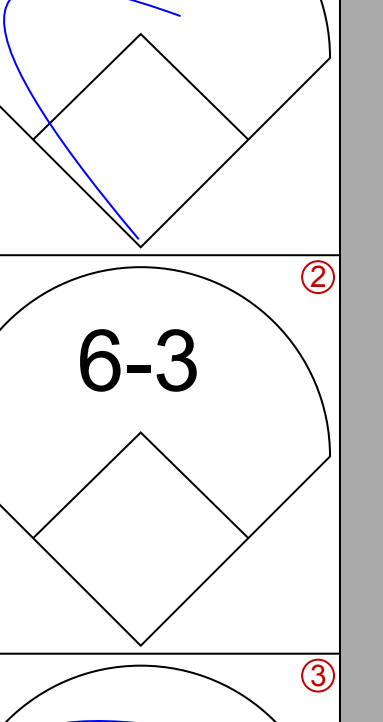
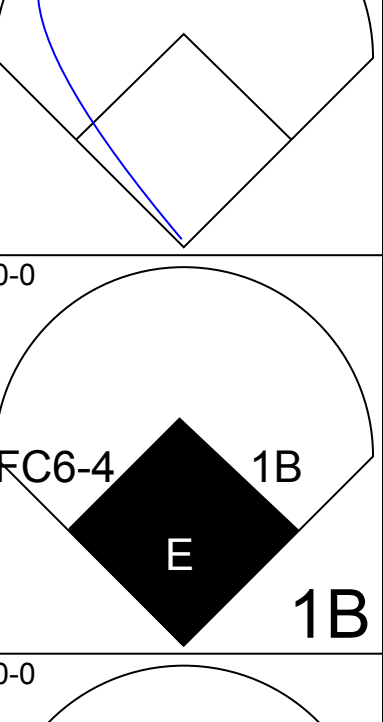
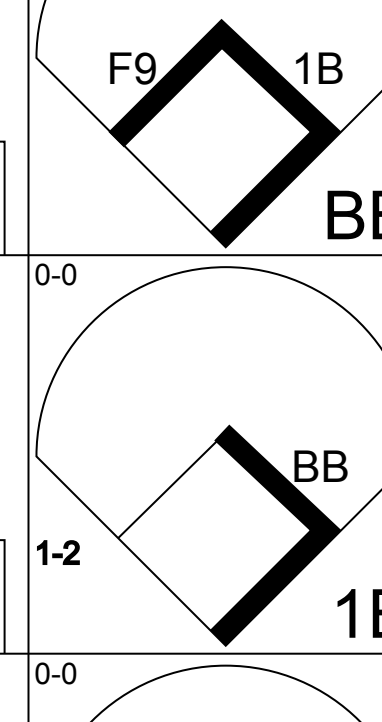
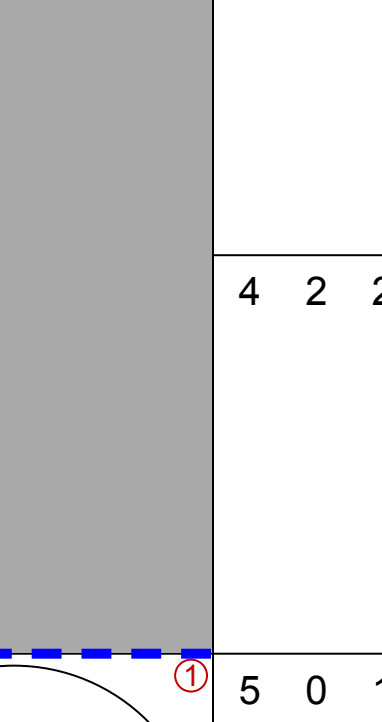


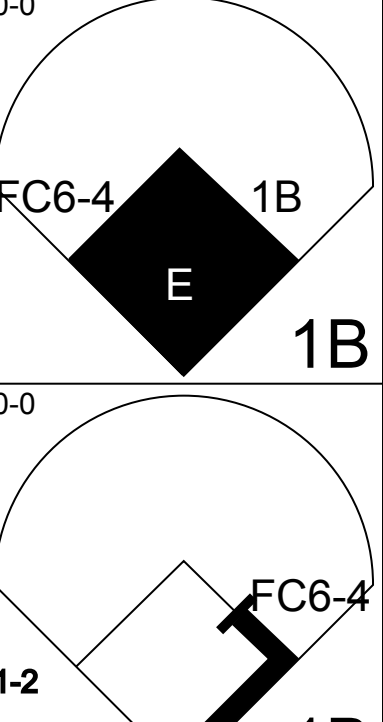
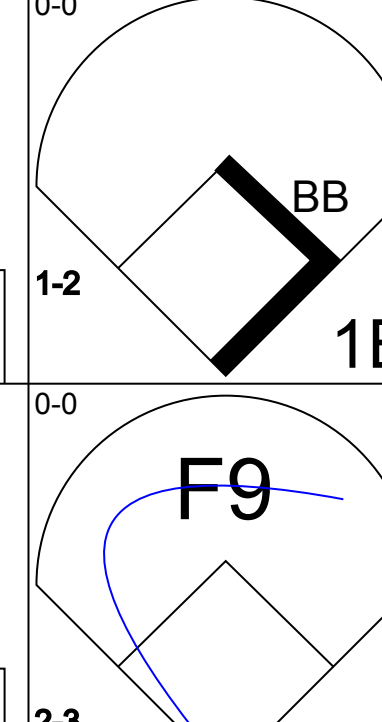
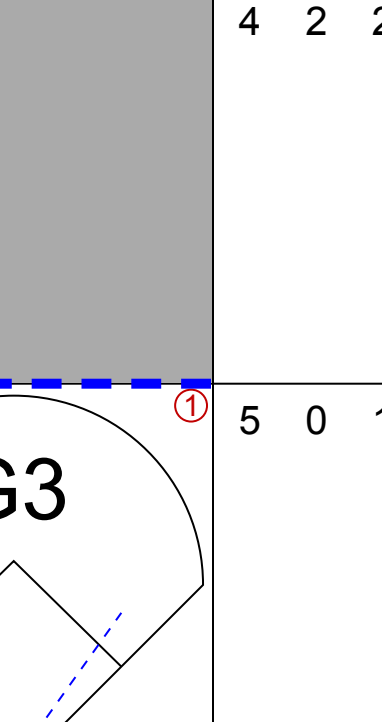
AB 32
R 3
H 9
RBI 3
BB 4
SO 2
LOB 15

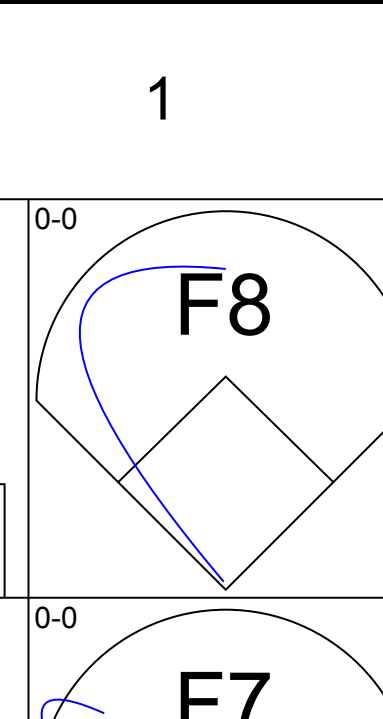
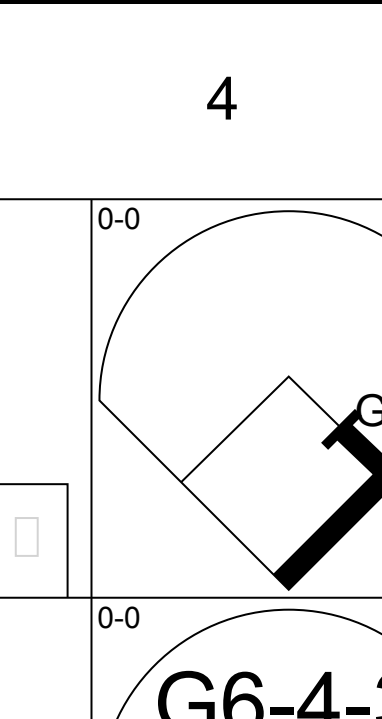
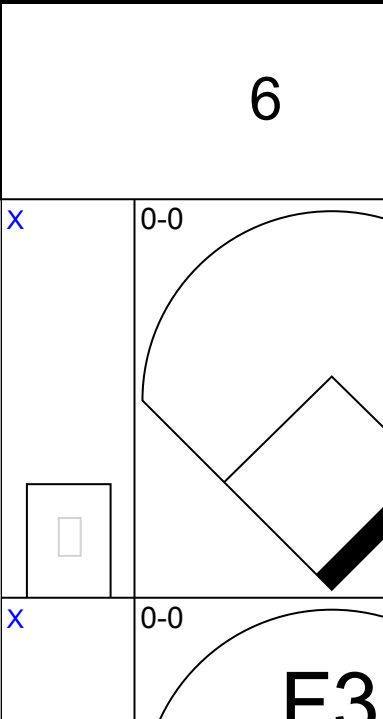
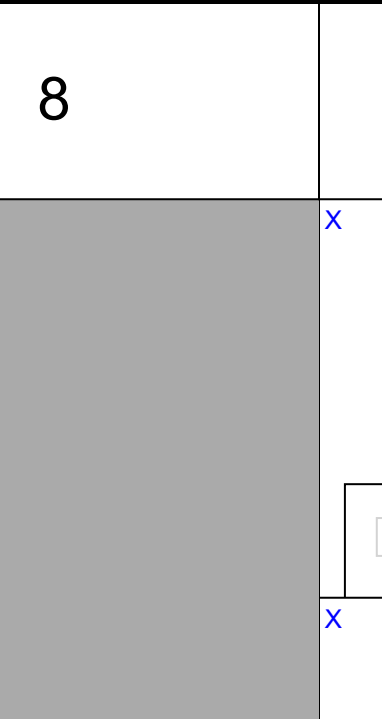
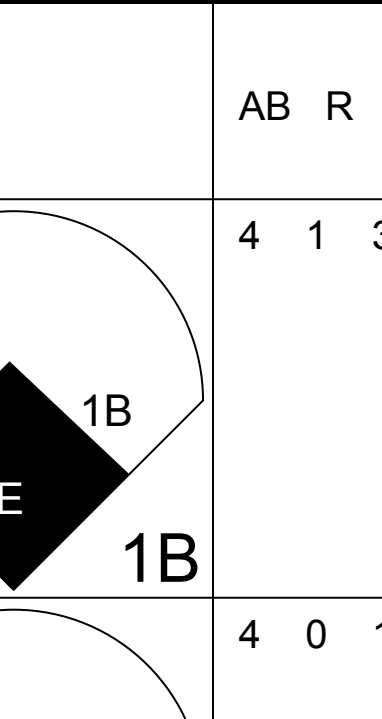
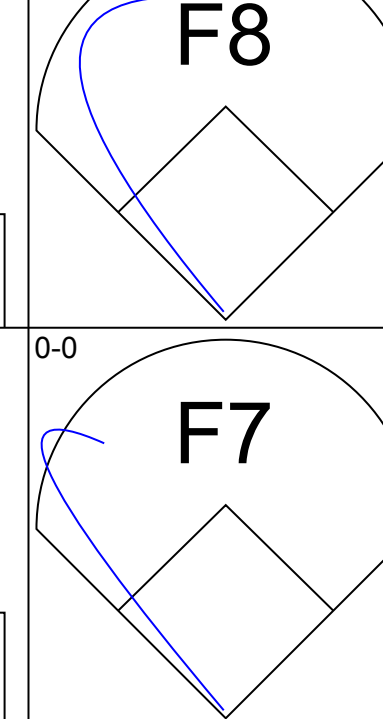
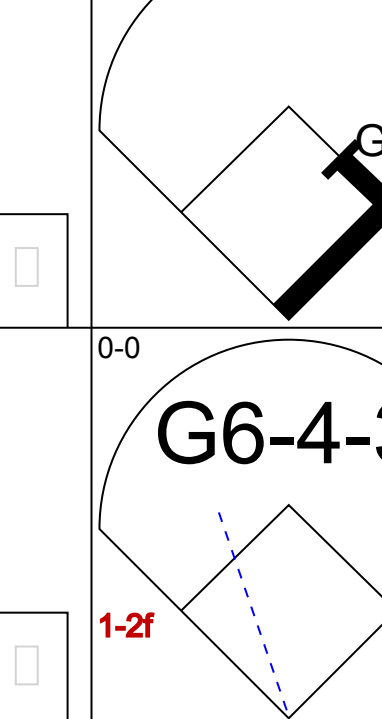
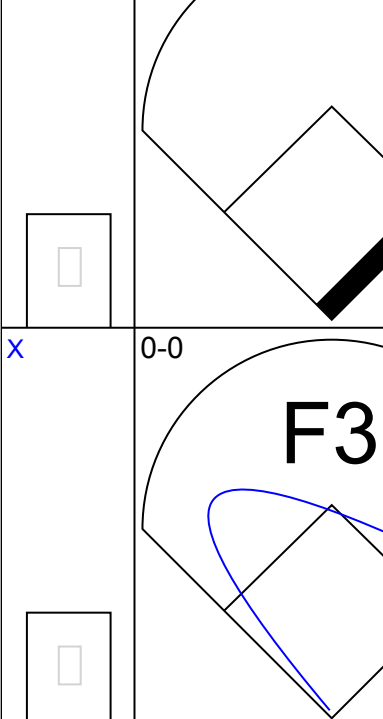
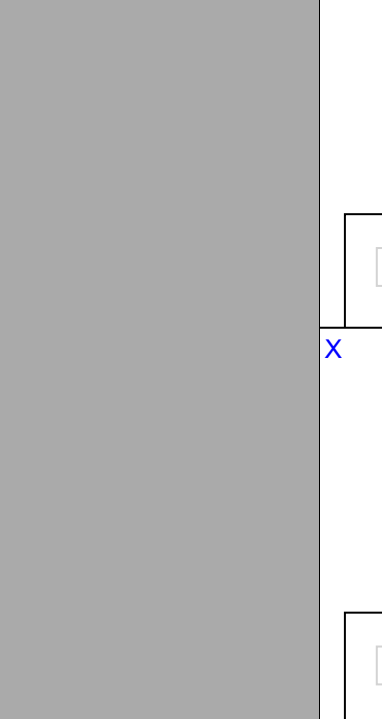
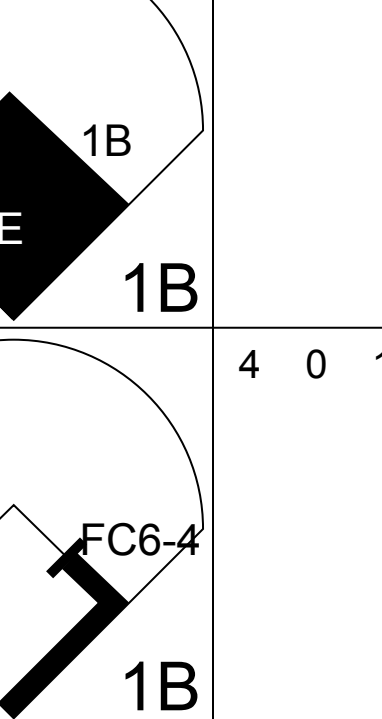
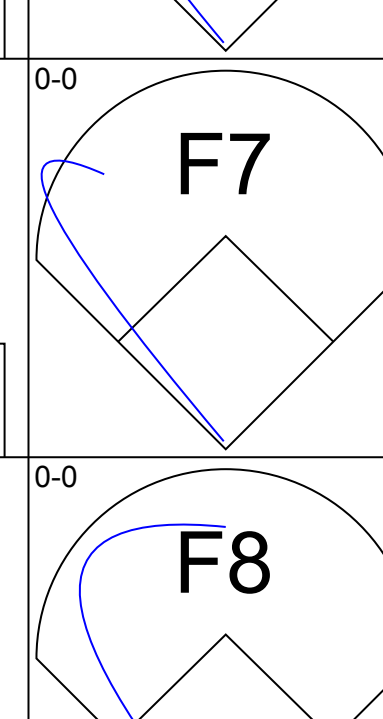
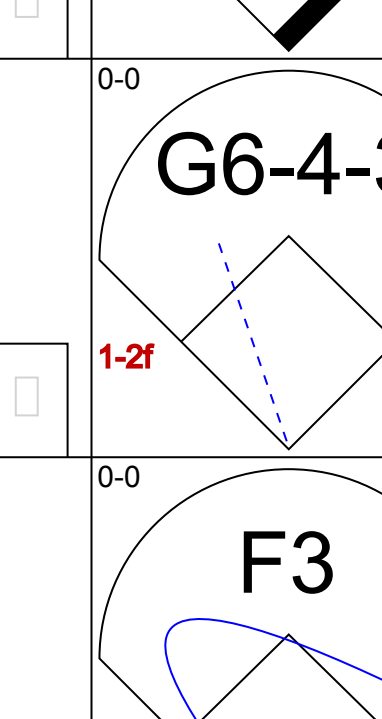
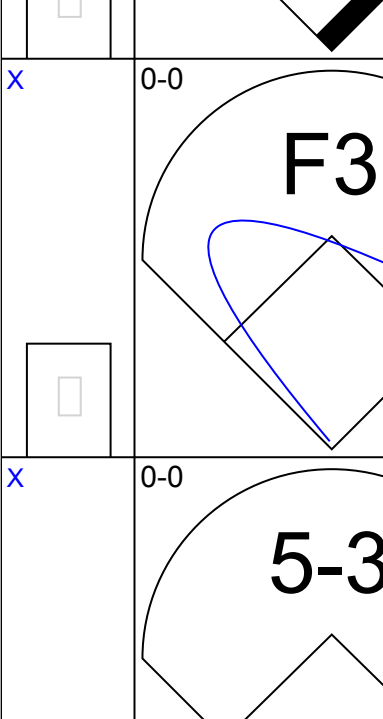
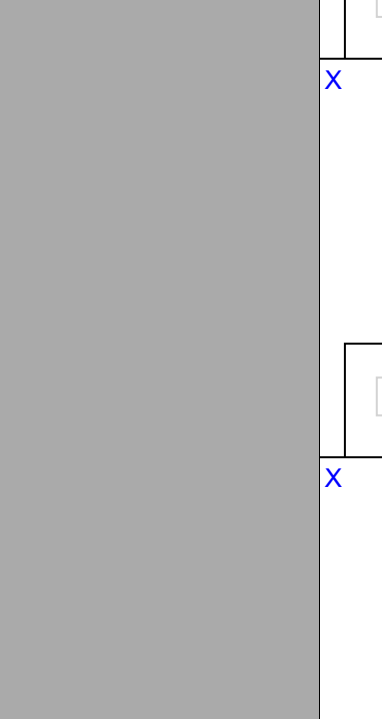
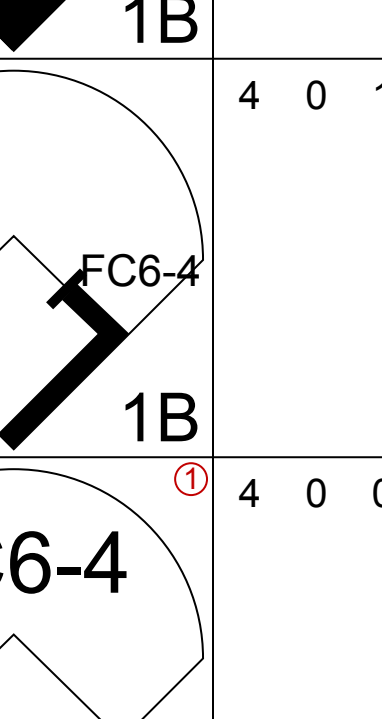



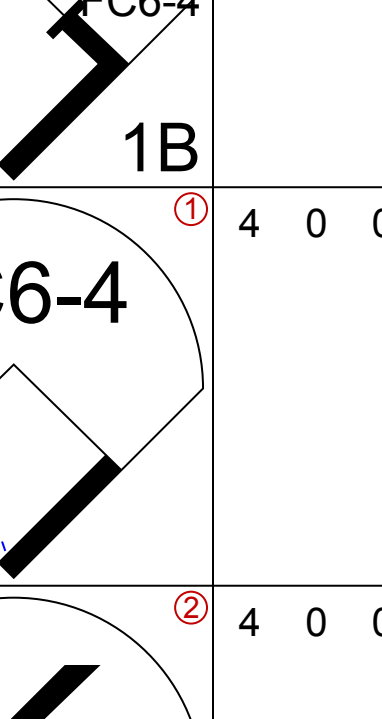
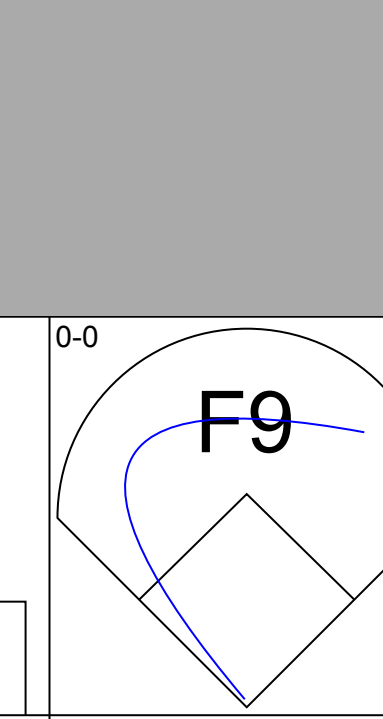
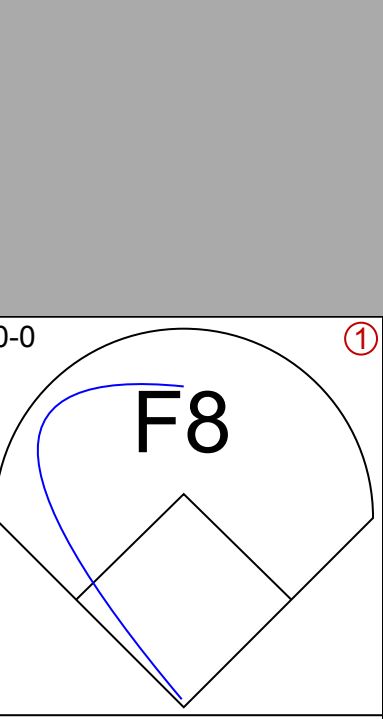
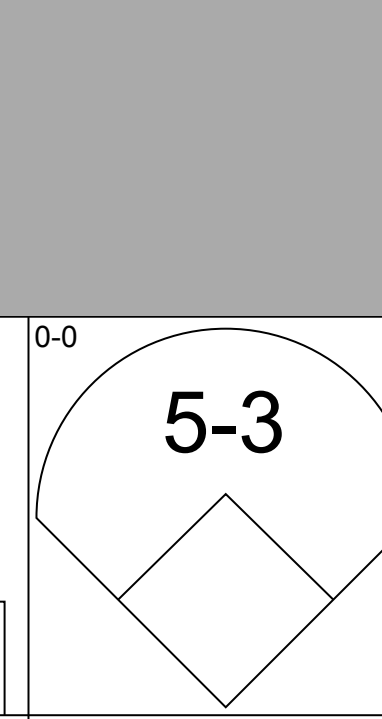
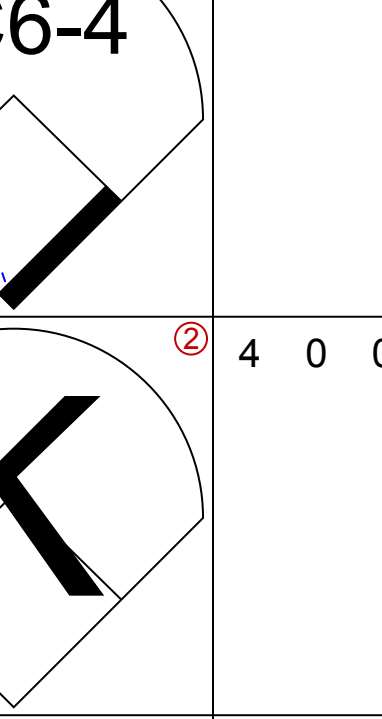
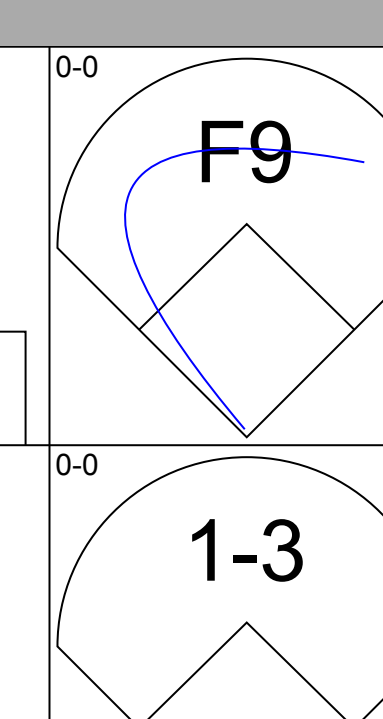
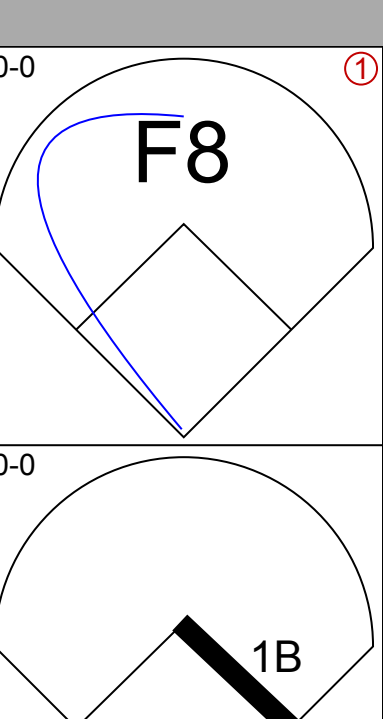
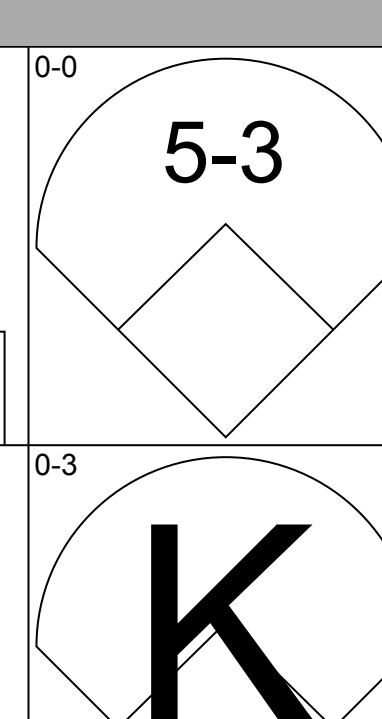
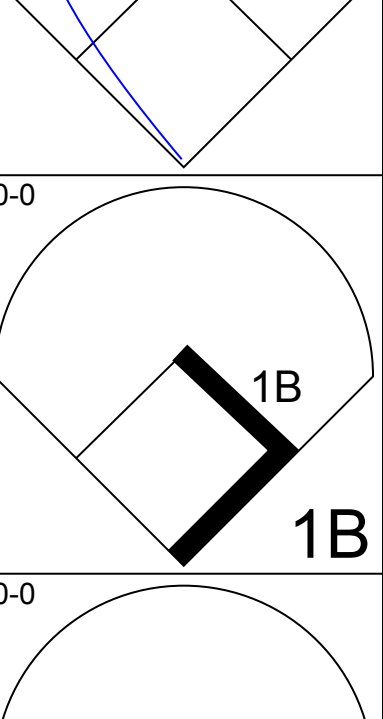

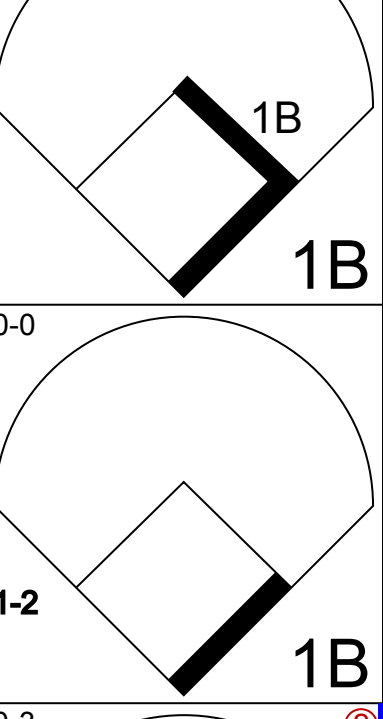

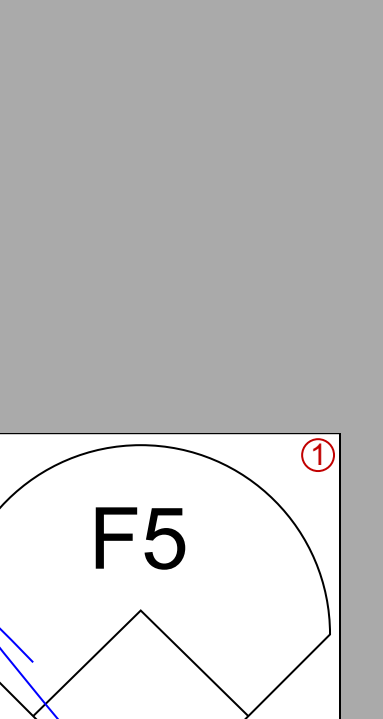
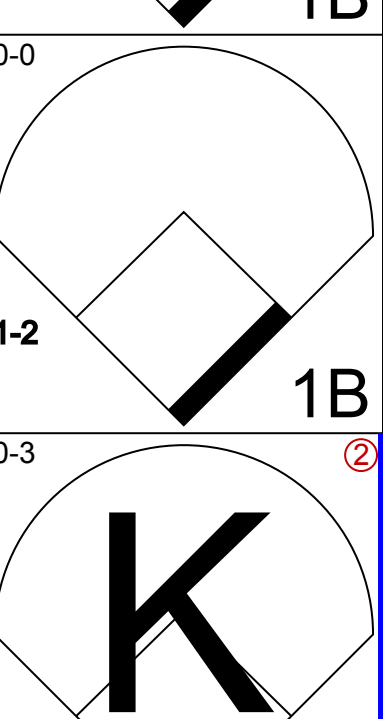

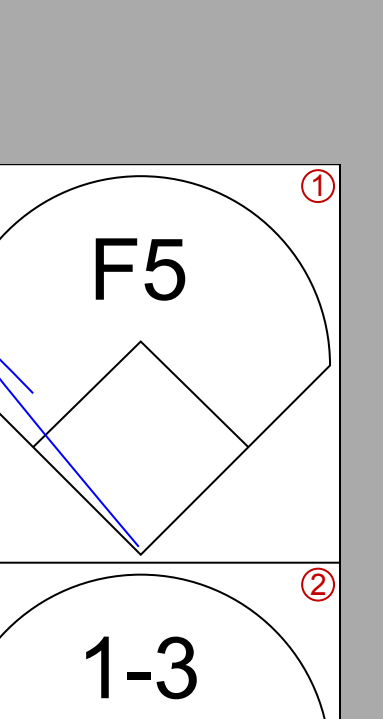

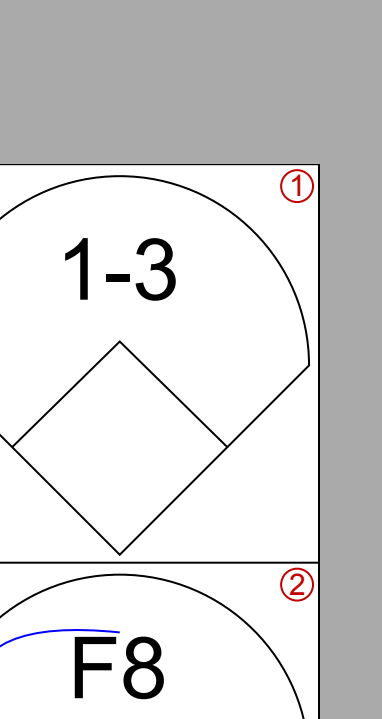


Batter	1	2	3	4	5	6	7	8	9	AB	R	H	RBI	BB	SO	LOB	BOTTOM										
Mickey Rivers, L OBP: 0.320, SLG: 0.363 (1, 8)	E4 1B FC5-4		6-3			SH5-3 1B		F9		4	1	1	0	0	0	0	Baltimore Orioles @ California Angels Anaheim Stadium, Anaheim, CA Tue Jul 09 1974, 10:05 PM EDT Att: 8,213 - Unknown										
Dave Chalk, R OBP: 0.337, SLG: 0.358 (1, 5) (8, 6)	FC5-4 1B		4-3			G5-3 SH5-3 1B		F7		4	0	2	0	0	0	0											
Leroy Stanton, R OBP: 0.376, SLG: 0.510 (1, 9)	FC5-4 1-2 3H		5-3			SH5-3		WP 1B		3	0	1	1	0	0	1											
Frank Robinson, R OBP: 0.343, SLG: 0.419 (1, 10)	K			K		IBB		6-3		3	0	0	0	1	2	2											
Bob Oliver, R OBP: 0.269, SLG: 0.333 (1, 3)	G3			F8		G5-3		F5		3	0	0	0	0	0	4											
Tom McCraw, L OBP: 0.357, SLG: 0.442 (9, PH)									F5	1	0	0	0	0	0	0											
Bobby Valentine, R OBP: 0.279, SLG: 0.339 (1, 7)		6-3							K	3	0	0	0	0	0	0											
Joe Lahoud, L OBP: 0.332, SLG: 0.468 (9, PH)					5-3				K	1	0	0	0	1	1	0											
Elie Rodriguez, R OBP: 0.362, SLG: 0.347 (1, 2)		FC6-4 BB				F7			K	2	0	0	0	2	1	0											
Denny Doyle, L OBP: 0.288, SLG: 0.287 (1, 4)		F8				F8				3	0	0	0	0	0	2											
Orlando Ramirez, R OBP: 0.222, SLG: 0.125 (1, 6)		FC6-4				F9				2	0	0	0	0	0	1											
Paul Schaal, R OBP: 0.324, SLG: 0.330 (7, PH) (8, 5)									K	1	0	0	0	0	1	1											
Inning Stats	R: 1 E: 1 K: 1 S: 7	H: 1 LOB: 1 BB: 0 P: 7	R: 0 E: 0 K: 0 S: 3	H: 0 LOB: 1 BB: 1 P: 7	R: 0 E: 0 K: 0 S: 3	H: 0 LOB: 0 BB: 0 P: 3	R: 0 E: 0 K: 1 S: 5	H: 0 LOB: 0 BB: 0 P: 5	R: 0 E: 0 K: 0 S: 3	H: 0 LOB: 0 BB: 0 P: 3	R: 0 E: 0 K: 0 S: 4	H: 2 LOB: 2 BB: 1 P: 8	R: 0 E: 0 K: 1 S: 5	H: 0 LOB: 1 BB: 1 P: 9	R: 0 E: 0 K: 0 S: 4	H: 1 LOB: 1 BB: 0 P: 4	R: 0 E: 0 K: 2 S: 7	H: 0 LOB: 0 BB: 0 P: 7	1B: 4 2B: 0 3B: 0 HR: 0	SF: 0 SAC: 1 DP: 1 HBP: 0	WP: 1 PB: 0 SB: 2 CS: 0	PA: 34					
PITCHER	IP	WLS	BF	H	R	ER	SO	BB	IBB	HBP	BLK	WP	HR	S	P	ERA	WHIP										
Mike Cuellar, L ERA: 3.12 (1, 1)	7.2	W	30	4	1	0	3	2	1	0	0	1	0	8	8	0.00	0.783										
Bob Reynolds, R ERA: 2.9 (8, 1)	1.1	S	4	0	0	0	2	0	0	0	0	1	0	8	8	0.00	0.000										

AB 30
R 1
H 4
RBI 1
BB 3
SO 5
LOB 11



Batter	1	2	3	4	5	6	7	8	9	AB	R	H	RBI	BB	SO	LOB	TOP									
Al Bumby, L OBP: 0.243, SLG: 0.286 (1, 7)										3	1	2	0	0	1	0	Baltimore Orioles @ California Angels Anaheim Stadium, Anaheim, CA Wed Jul 10 1974, 6:33 AM EDT Att: 6,731 - Unknown									
Paul Blair, R OBP: 0.307, SLG: 0.419 (5, 8)										5	1	3	2	0	1	5										
Rich Coggins, L OBP: 0.271, SLG: 0.300 (1, 8)										4	2	1	0	0	1	3										
Bobby Grich, R OBP: 0.391, SLG: 0.507 (1, 4)										5	1	3	1	0	0	1										
Tommy Davis, R OBP: 0.296, SLG: 0.350 (1, 10)										5	1	3	1	0	0	1										
Boog Powell, L OBP: 0.333, SLG: 0.466 (1, 3)										5	1	2	4	0	1	3										
Don Baylor, R OBP: 0.326, SLG: 0.333 (1, 9)										4	0	1	0	1	1	0										
Brooks Robinson, R OBP: 0.378, SLG: 0.414 (1, 5)										4	2	2	0	1	0	2										
Eliot Hendricks, L OBP: 0.324, SLG: 0.450 (1, 2)										5	0	1	0	0	1	3										
Mark Belanger, R OBP: 0.330, SLG: 0.384 (1, 6)										3	1	0	0	2	1	3										
Inning Stats	R: 0 E: 0 K: 2 S: 9	H: 2 LOB: 2 BB: 0 P: 9	R: 1 E: 1 K: 2 S: 8	H: 1 LOB: 1 BB: 1 P: 12	R: 4 E: 0 K: 0 S: 7	H: 4 LOB: 0 BB: 0 P: 7	R: 2 E: 0 K: 1 S: 7	H: 3 LOB: 1 BB: 1 P: 11	R: 1 E: 1 K: 0 S: 6	H: 2 LOB: 2 BB: 0 P: 6	R: 0 E: 0 K: 0 S: 3	H: 0 LOB: 0 BB: 0 P: 3	R: 0 E: 0 K: 2 S: 8	H: 1 LOB: 3 BB: 2 P: 16	R: 1 E: 0 K: 0 S: 4	H: 2 LOB: 1 BB: 0 P: 5	R: 0 E: 0 K: 1 S: 5	H: 0 LOB: 0 BB: 0 P: 5	1B: 13 2B: 1 3B: 0 HR: 2	SF: 0 SAC: 0 DP: 2 HBP: 1	WP: 0 PB: 0 SB: 3 CS: 1	PA: 47				
PITCHER	IP	WLS	BF	H	R	ER	SO	BB	IBB	HBP	BLK	WP	HR	S	P	ERA	WHIP									
Nolan Ryan, R ERA: 3.72 (1, 1)	3.0	L	19	8	7	6	4	2	0	0	0	0	0	2	25	33	18.00	3.333								
Frank Tanana, L ERA: 3.99 (4, 1)	2.0		10	4	1	0	1	0	0	0	0	0	0	0	12	12	0.00	2.000								
Luis Quintana, L ERA: (6, 1)	2.0		9	1	0	0	2	2	0	0	0	0	0	0	11	19	0.00	1.500								
Skip Lockwood, R ERA: 4.86 (8, 1)	1.0		5	2	1	1	0	0	0	1	0	0	0	4	5	9.00	2.000									
John Cumberland, L ERA: 3.94 (9, 1)	1.0		3	0	0	0	1	0	0	0	0	0	0	5	5	0.00	0.000									

Batter	1	2	3	4	5	6	7	8	9	AB	R	H	RBI	BB	SO	LOB	BOTTOM								
Mickey Rivers, L OBP: 0.324, SLG: 0.367 (1, 8)										4	1	3	0	0	0	0	Baltimore Orioles @ California Angels Anaheim Stadium, Anaheim, CA Wed Jul 10 1974, 6:33 AM EDT Att: 6,731 - Unknown								
Dave Chalk, R OBP: 0.336, SLG: 0.356 (1, 5)										4	0	1	0	0	0	2									
Leroy Stanton, R OBP: 0.370, SLG: 0.500 (1, 9)										4	0	0	0	0	0	2									
Frank Robinson, R OBP: 0.339, SLG: 0.413 (1, 10)										4	0	0	0	0	1	1									
Bob Oliver, R OBP: 0.269, SLG: 0.332 (1, 3)										4	0	1	0	0	1	1									
Bobby Valentine, R OBP: 0.278, SLG: 0.337 (1, 7)										1	0	0	0	0	0	0									
Winston Lenas, R OBP: 0.296, SLG: 0.378 (5, 7)										2	0	1	0	0	0	0									
Elie Rodriguez, R OBP: 0.359, SLG: 0.345 (1, 2)										2	0	0	0	0	1	2									
Charlie Sands, L OBP: 0.338, SLG: 0.368 (6, 2)										1	0	0	0	0	0	0									
Denny Doyle, L OBP: 0.286, SLG: 0.284 (1, 4)										3	0	0	0	0	0	2									
Orlando Ramirez, R OBP: 0.167, SLG: 0.091 (1, 6)										3	0	0	0	0	2	0									
Inning Stats	R: 0 E: 0 K: 0 S: 3	H: 0 LOB: 0 BB: 0 P: 3	R: 0 E: 0 K: 0 S: 3	H: 0 LOB: 0 BB: 0 P: 3	R: 0 E: 0 K: 1 S: 5	H: 0 LOB: 0 BB: 0 P: 5	R: 0 E: 0 K: 0 S: 3	H: 1 LOB: 0 BB: 0 P: 3	R: 0 E: 0 K: 1 S: 7	H: 2 LOB: 2 BB: 0 P: 7	R: 0 E: 0 K: 0 S: 4	H: 1 LOB: 1 BB: 0 P: 4	R: 0 E: 0 K: 1 S: 5	H: 0 LOB: 0 BB: 0 P: 5	R: 0 E: 0 K: 1 S: 5	H: 0 LOB: 0 BB: 0 P: 5	R: 1 E: 1 K: 1 S: 7	H: 2 LOB: 1 BB: 0 P: 7	1B: 6 2B: 0 3B: 0 HR: 0	SF: 0 SAC: 0 DP: 1 HBP: 0	WP: 0 PB: 0 SB: 0 CS: 0	PA: 32			
PITCHER	IP	WLS	BF	H	R	ER	SO	BB	IBB	HBP	BLK	WP	HR	S	P	ERA	WHIP								
Ross Grimsley, L ERA: 3.22 (1, 1)	9.0	W	32	6	1	0	5	0	0	0	0	0	0	42	42	0.00	0.667								

Batter	1	2	3	4	5	6	7	8	9	AB	R	H	RBI	BB	SO	LOB	TOP					
Al Bumby, L OBP: 0.242, SLG: 0.279 (1, 7)										4	1	0	0	1	1	2	Baltimore Orioles @ Chicago White Sox Comiskey Park, Chicago, IL Thu Jul 11 1974, 8:05 PM EDT Att: 11,790 - Unknown					
Rich Coggins, L OBP: 0.274, SLG: 0.307 (1, 9)										5	2	2	0	0	0	1						
Bobby Grich, R OBP: 0.392, SLG: 0.510 (1, 4)										4	0	2	1	0	2	2						
Tommy Davis, R OBP: 0.298, SLG: 0.352 (1, 10)										4	0	2	2	0	0	2						
Boog Powell, L OBP: 0.327, SLG: 0.456 (1, 3)										4	0	0	0	0	1	3						
Paul Blair, R OBP: 0.307, SLG: 0.416 (1, 8)										4	0	1	0	0	0	0						
Brooks Robinson, R OBP: 0.382, SLG: 0.417 (1, 5)										3	0	2	0	1	0	0						
Eliot Hendricks, L OBP: 0.333, SLG: 0.435 (1, 2)										2	0	0	0	2	0	3						
Mark Belanger, R OBP: 0.325, SLG: 0.378 (1, 6)										4	0	0	0	0	2	4						
Inning Stats	R: 1 E: 0 K: 2 S: 9	H: 2 LOB: 1 BB: 0 P: 9	R: 0 E: 0 K: 0 S: 4	H: 1 LOB: 1 BB: 0 P: 4	R: 1 E: 0 K: 0 S: 4	H: 1 LOB: 1 BB: 1 P: 8	R: 0 E: 0 K: 2 S: 8	H: 1 LOB: 2 BB: 1 P: 12	R: 1 E: 0 K: 1 S: 6	H: 2 LOB: 0 BB: 0 P: 6	R: 0 E: 0 K: 1 S: 5	H: 0 LOB: 1 BB: 1 P: 9	R: 0 E: 0 K: 0 S: 4	H: 1 LOB: 1 BB: 0 P: 4	R: 0 E: 0 K: 0 S: 3	H: 1 LOB: 1 BB: 1 P: 7	R: 0 E: 0 K: 0 S: 3	H: 0 LOB: 0 BB: 0 P: 3	1B: 7 2B: 2 3B: 0 HR: 0	SF: 0 SAC: 0 DP: 1 HBP: 0	WP: 1 PB: 0 SB: 3 CS: 1	PA: 39
PITCHER Bart Johnson, R ERA: 2.0 (1, 1)	IP: 9.0 WLS: W BF: 38 H: 9 R: 3 ER: 3 SO: 6 BB: 4 IBB: 0 HBP: 0 BLK: 0 WP: 1 HR: 0 S: 46 P: 62 ERA: 3.00 WHIP: 1.444															PITCHER						

Batter	1	2	3	4	5	6	7	8	9	AB	R	H	RBI	BB	SO	LOB	BOTTOM					
Lee Richard, R OBP: 0.174, SLG: 0.136 (1, 4)										4	1	0	0	0	0	3	Baltimore Orioles @ Chicago White Sox Comiskey Park, Chicago, IL Thu Jul 11 1974, 8:05 PM EDT Att: 11,790 - Unknown					
Carlos May, L OBP: 0.316, SLG: 0.354 (1, 7)										4	0	1	0	0	1	1						
Dick Allen, R OBP: 0.372, SLG: 0.576 (1, 3)										4	1	1	0	0	0	2						
Bill Melton, R OBP: 0.307, SLG: 0.378 (1, 5)										3	0	1	1	1	2	2						
Ken Henderson, S OBP: 0.355, SLG: 0.429 (1, 8)										4	0	1	0	0	0	2						
Brian Downing, R OBP: 0.390, SLG: 0.504 (1, 9)										2	2	1	1	2	0	0						
Ron Santo, R OBP: 0.316, SLG: 0.322 (1, 10)										1	0	1	0	0	0	0						
Tony Muser, L OBP: 0.356, SLG: 0.398 (7, PH)										1	0	0	0	0	0	2						
Hugh Yancy, R ERA: 4.91 (9, PH)										0	0	0	0	0	0	0						
Ed Herrmann, L OBP: 0.308, SLG: 0.387 (1, 2)										4	0	0	0	0	1	5						
Bucky Dent, R OBP: 0.283, SLG: 0.336 (1, 6)										4	0	2	0	0	0	1						
Inning Stats	R: 0 E: 0 K: 0 S: 3	H: 0 LOB: 0 BB: 1 P: 3	R: 0 E: 0 K: 0 S: 2	H: 0 LOB: 0 BB: 1 P: 6	R: 0 E: 0 K: 1 S: 5	H: 0 LOB: 0 BB: 0 P: 6	R: 0 E: 0 K: 2 S: 7	H: 0 LOB: 0 BB: 0 P: 7	R: 1 E: 0 K: 0 S: 4	H: 2 LOB: 0 BB: 0 P: 4	R: 0 E: 0 K: 1 S: 7	H: 2 LOB: 2 BB: 0 P: 7	R: 0 E: 0 K: 0 S: 3	H: 1 LOB: 1 BB: 1 P: 7	R: 2 E: 0 K: 0 S: 6	H: 3 LOB: 1 BB: 0 P: 6	R: 1 E: 0 K: 0 S: 2	H: 0 LOB: 0 BB: 1 P: 6	1B: 7 2B: 2 3B: 0 HR: 1	SF: 0 SAC: 1 DP: 3 HBP: 1	WP: 1 PB: 0 SB: 0 CS: 0	PA: 36
PITCHER Dave McNally, L ERA: 4.06 (1, 1)	IP: 6.0 WLS: 1 BF: 24 H: 5 R: 1 ER: 1 SO: 4 BB: 2 IBB: 0 HBP: 0 BLK: 0 WP: 0 HR: 1 S: 29 P: 38 ERA: 1.50 WHIP: 1.167															PITCHER						
Dave Johnson, R ERA: 4.91 (7, 1)	0.1	1	0	0	0	0	0	0	0	0	0	1	1	0.00	0.000							
Don Hood, L ERA: 3.41 (7, 1)	1.1	4	1	1	1	0	0	0	0	0	4	4	6.75	0.750								
Bob Reynolds, R ERA: 3.1 (8, 1)	0.1	L	4	2	2	1	0	1	0	0	3	7	27.00	9.000								
Grant Jackson, L ERA: 3.45 (9, 1)	0.2	3	0	0	0	0	0	0	0	0	2	2	0.00	0.000								

Batter	1	2	3	4	5	6	7	8	9	AB	R	H	RBI	BB	SO	LOB	TOP																			
Paul Blair, R OBP: 0.305, SLG: 0.412 (1, 8)										5	0	1	0	0	1	2	Baltimore Orioles @ Chicago White Sox Comiskey Park, Chicago, IL Fri Jul 12, 1974, 8:05 PM EDT Att: 20,486 - Unknown																			
Enos Cabell, R OBP: 0.280, SLG: 0.313 (1, 3)										4	1	2	0	0	1	2																				
Bobby Grich, R OBP: 0.394, SLG: 0.519 (1, 4)										4	1	2	2	0	0	1																				
Tommy Davis, R OBP: 0.300, SLG: 0.354 (1, 10)										4	0	2	0	0	0	1																				
Earl Williams, R OBP: 0.342, SLG: 0.357 (1, 2)										4	0	1	0	0	0	3																				
Don Baylor, R OBP: 0.321, SLG: 0.328 (1, 7)										4	0	0	0	0	0	4																				
Brooks Robinson, R OBP: 0.378, SLG: 0.411 (1, 5)										4	0	0	0	0	1	0																				
Jim Fuller, R OBP: 0.289, SLG: 0.439 (1, 9)										4	1	1	1	0	3	0																				
Mark Belanger, R OBP: 0.331, SLG: 0.384 (1, 6)										4	0	3	0	0	0	0																				
Inning Stats	R: 0 E: 0 K: 1 S: 5	H: 0 LOB: 0 BB: 0 P: 5	R: 0 E: 0 K: 0 S: 3	H: 1 LOB: 0 BB: 0 P: 3	R: 0 E: 0 K: 1 S: 7	H: 2 LOB: 2 BB: 0 P: 7	R: 0 E: 0 K: 0 S: 4	H: 2 LOB: 1 BB: 0 P: 4	R: 0 E: 0 K: 1 S: 6	H: 1 LOB: 1 BB: 0 P: 6	R: 0 E: 0 K: 0 S: 5	H: 2 LOB: 2 BB: 0 P: 5	R: 1 E: 0 K: 2 S: 8	H: 1 LOB: 0 BB: 0 P: 8	R: 2 E: 0 K: 0 S: 5	H: 2 LOB: 2 BB: 0 P: 5	R: 0 E: 0 K: 1 S: 6	H: 1 LOB: 1 BB: 0 P: 6	1B: 10 2B: 0 3B: 0 HR: 2	SF: 0 SAC: 0 DP: 2 HBP: 0	WP: 0 PA: 37 CS: 0															
PITCHER	IP	WLS	BF	H	R	ER	SO	BB	IBB	HBP	BLK	WP	HR	S	P	ERA	WHIP	PITCHER		IP	WLS	BF	H	R	ER	SO	BB	IBB	HBP	BLK	WP	HR	S	P	ERA	WHIP
Jim Kaat, L ERA: 3.67 (1, 1)	7.0		30	11	3	3	5	0	0	0	0	0	2	40	40	3.86	1.571																			
Rich Gossage, R ERA: 4.97 (8, 1)	2.0	W	7	1	0	0	1	0	0	0	0	0	0	9	9	0.00	0.500																			

AB 37
R 3
H 12
RBI 3
BB 0
SO 6
LOB 13



Batter	1	2	3	4	5	6	7	8	9	AB	R	H	RBI	BB	SO	LOB	BOTTOM																			
Pat Kelly, L OBP: 0.333, SLG: 0.349 (1, 10)										4	0	0	0	0	0	2	Baltimore Orioles @ Chicago White Sox Comiskey Park, Chicago, IL Fri Jul 12, 1974, 8:05 PM EDT Att: 20,486 - Unknown																			
Jorge Orta, L OBP: 0.394, SLG: 0.481 (1, 4)										4	1	2	0	0	1	0																				
Dick Allen, R OBP: 0.371, SLG: 0.571 (1, 3)										4	0	1	0	0	1	2																				
Carlos May, L OBP: 0.321, SLG: 0.352 (1, 7)										2	1	0	0	2	2	1																				
Ken Henderson, S OBP: 0.357, SLG: 0.428 (1, 8)										3	1	1	1	1	0	1																				
Bill Melton, R OBP: 0.304, SLG: 0.372 (1, 5)										4	0	0	0	0	0	2																				
Bill Sharp, L OBP: 0.356, SLG: 0.392 (1, 9)										3	1	1	0	1	0	1																				
Ed Herrmann, L OBP: 0.311, SLG: 0.393 (1, 2)										4	0	2	1	0	0	2																				
Bucky Dent, R OBP: 0.284, SLG: 0.336 (1, 6)										3	0	1	0	0	0	1																				
Inning Stats	R: 3 E: 2 K: 0 S: 6	H: 2 LOB: 1 BB: 1 P: 10	R: 0 E: 0 K: 0 S: 3	H: 1 LOB: 0 BB: 0 P: 3	R: 0 E: 0 K: 2 S: 7	H: 1 LOB: 0 BB: 0 P: 7	R: 0 E: 0 K: 0 S: 3	H: 1 LOB: 1 BB: 1 P: 7	R: 0 E: 0 K: 0 S: 3	H: 0 LOB: 0 BB: 1 P: 7	R: 0 E: 0 K: 0 S: 3	H: 0 LOB: 0 BB: 0 P: 3	R: 0 E: 0 K: 2 S: 8	H: 1 LOB: 1 BB: 0 P: 8	R: 1 E: 0 K: 0 S: 3	H: 1 LOB: 1 BB: 1 P: 7	1B: 7 2B: 2 3B: 0 HR: 0	SF: 0 SAC: 0 DP: 3 HBP: 0	WP: 1 PA: 35 CS: 0																	
PITCHER	IP	WLS	BF	H	R	ER	SO	BB	IBB	HBP	BLK	WP	HR	S	P	ERA	WHIP	PITCHER		IP	WLS	BF	H	R	ER	SO	BB	IBB	HBP	BLK	WP	HR	S	P	ERA	WHIP
Doyle Alexander, R ERA: 4.32 (1, 1)	8.2	L	35	8	4	2	4	4	0	0	0	1	0	39	55	2.08	1.385																			

AB 31
R 4
H 8
RBI 2
BB 4
SO 4
LOB 12



Batter	1	2	3	4	5	6	7	8	9	AB	R	H	RBI	BB	SO	LOB	TOP									
Paul Blair, R OBP: 0.301, SLG: 0.406 (1, 8)	0-0 5-3		0-0 F9		0-0 5-3		0-0 F4			4	0	0	0	0	0	1	Baltimore Orioles @ Chicago White Sox Comiskey Park, Chicago, IL Sat Jul 13 1974, 8:05 PM EDT Att: 25,593 - Unknown									
Bobby Grich, R OBP: 0.395, SLG: 0.518 (1, 4)	4-0 BB		0-0 F7		0-0 PB 1B		0-0 5-3		0-0 5-3	3	1	1	0	1	0	0										
Tommy Davis, R OBP: 0.300, SLG: 0.350 (1, 10)	4-0 1-2 BB		0-0 6-3		0-0 F4		0-0 K		0-3 2	3	0	0	0	1	1	1										
Earl Williams, R OBP: 0.341, SLG: 0.356 (1, 2)	0-0 F3		0-0 F9		0-0 5-3		0-0 PB 1B		0-0 PB 1B	4	0	1	0	0	0	3										
Don Baylor, R OBP: 0.320, SLG: 0.327 (1, 7)	0-0 4-3		0-0 1-3		0-0 CS 1B		0-0 4-3		0-0 4-3	4	0	1	1	0	0	3										
Brooks Robinson, R OBP: 0.379, SLG: 0.409 (1, 5)		4-0 BB	0-0 G3		0-0 F2		0-0 SH1-3 BB		4-0 SH1-3 BB	2	0	0	0	2	0	1										
Boog Powell, L OBP: 0.327, SLG: 0.455 (1, 3)		0-3 K		0-0 4-3		0-0 E G3 SF7 1B		0-0 SH1-3	3	1	1	0	0	1	1	1										
Enos Cabell, R OBP: 0.259, SLG: 0.288 (1, 9)		0-3 K		0-0 E6		0-0 G3		0-0 F5	4	0	0	0	0	1	3	3										
Mark Belanger, R OBP: 0.326, SLG: 0.379 (1, 6)		0-0 F8		0-0 F2		0-0 SF7		0-0 F8	3	0	0	1	0	0	3	3										
Inning Stats	R: 0 E: 0 K: 0 S: 3	H: 0 LOB: 2 BB: 2 P: 11	R: 0 E: 0 K: 2 S: 7	H: 0 LOB: 1 BB: 1 P: 11	R: 0 E: 0 K: 0 S: 3	H: 0 LOB: 0 BB: 0 P: 3	R: 0 E: 0 K: 0 S: 3	H: 0 LOB: 0 BB: 0 P: 3	R: 0 E: 1 K: 0 S: 4	H: 2 LOB: 1 BB: 0 P: 5	R: 1 E: 0 K: 0 S: 5	H: 1 LOB: 0 BB: 0 P: 4	R: 0 E: 0 K: 1 S: 6	H: 1 LOB: 1 BB: 1 P: 6	R: 0 E: 0 K: 0 S: 3	H: 0 LOB: 1 BB: 1 P: 7	1B: 4 2B: 0 3B: 0 HR: 0	SF: 1 SAC: 1 DP: 0 HBP: 0	WP: 0 PB: 0 CS: 1	PA: 36						
PITCHER Wilbur Wood, L ERA: 3.74 (1, 1)	IP: 9.0 WLS: L BF: 36	H: 4 R: 2 ER: 1 SO: 3	BB: 4 IBB: 0 HBP: 0 BLK: 0	WP: 0 HR: 0 S: 38 P: 54	ERA: 1.00 WHIP: 0.889											ERA: 1.00 WHIP: 0.889										

Batter	1	2	3	4	5	6	7	8	9	AB	R	H	RBI	BB	SO	LOB	BOTTOM									
Pat Kelly, L OBP: 0.328, SLG: 0.344 (1, 9)	0-0 4-3		0-0 5-3		0-0 1-3		0-3 2	0-3 K		4	0	0	0	0	1	1	Baltimore Orioles @ Chicago White Sox Comiskey Park, Chicago, IL Sat Jul 13 1974, 8:05 PM EDT Att: 25,593 - Unknown									
Jorge Orta, L OBP: 0.388, SLG: 0.473 (1, 4)	0-0 4-3		0-3 K		0-0 F8		0-0 F9		0-0 F9	4	0	0	0	0	1	1										
Dick Allen, R OBP: 0.369, SLG: 0.566 (1, 3)	4-0 BB		0-0 6-3		0-0 F4		0-0 6-3		0-0 6-3	3	0	0	0	1	0	0										
Bill Melton, R OBP: 0.300, SLG: 0.367 (1, 5)	0-0 F3		0-0 F3		0-0 E7 1B 2B		0-0 F8		0-0 F8	4	1	0	0	0	0	1										
Ken Henderson, S OBP: 0.361, SLG: 0.430 (1, 8)		4-0 BB	0-3 K		0-0 2-3 1B		0-0 1B		0-0 1B	3	0	2	0	1	1	0										
Brian Downing, R OBP: 0.389, SLG: 0.508 (1, 7)		0-3 K		0-0 G3		0-0 2B		0-3 K	3	0	1	1	0	1	1	1										
Carlos May, L OBP: 0.320, SLG: 0.351 (8, FH)		0-0 K		0-0 F8		0-0 F8		0-0 K	1	0	0	0	0	1	1	1										
Ron Santo, R OBP: 0.315, SLG: 0.319 (1, 10)		0-0 F8		0-0 F8		0-0 F8		0-0 G3	3	0	0	0	0	0	2	2										
Ed Herrmann, L OBP: 0.308, SLG: 0.388 (1, 2)		0-0 G3		0-0 4-3		0-0 G3		0-0 G3	3	0	0	0	0	0	1	1										
Bucky Dent, R OBP: 0.285, SLG: 0.336 (1, 6)			0-0 1-3		0-0 F8		0-0 1B		0-0 1B	3	0	1	0	0	0	0										
Lee Richard, R OBP: 0.174, SLG: 0.136 (8, PR)										0	0	0	0	0	0	0										
Inning Stats	R: 0 E: 0 K: 0 S: 3	H: 0 LOB: 1 BB: 1 P: 7	R: 0 E: 0 K: 1 S: 5	H: 0 LOB: 1 BB: 1 P: 9	R: 0 E: 0 K: 1 S: 5	H: 0 LOB: 0 BB: 0 P: 5	R: 0 E: 0 K: 1 S: 5	H: 0 LOB: 0 BB: 0 P: 5	R: 0 E: 0 K: 0 S: 3	H: 0 LOB: 0 BB: 0 P: 3	R: 1 E: 0 K: 0 S: 5	H: 2 LOB: 1 BB: 0 P: 5	R: 0 E: 0 K: 1 S: 6	H: 1 LOB: 1 BB: 0 P: 6	R: 0 E: 0 K: 1 S: 6	H: 1 LOB: 1 BB: 0 P: 6	1B: 3 2B: 1 3B: 0 HR: 0	SF: 0 SAC: 0 DP: 0 HBP: 0	WP: 0 PB: 0 CS: 0	PA: 33						
PITCHER Mike Cuellar, L ERA: 2.94 (1, 1)	IP: 8.0 WLS: W BF: 29	H: 3 R: 1 ER: 0 SO: 4	BB: 2 IBB: 0 HBP: 0 BLK: 0	WP: 0 HR: 0 S: 35 P: 43	ERA: 0.00 WHIP: 0.625											ERA: 0.00 WHIP: 0.625										
Dave Johnson, R ERA: 4.15 (8, PR)	IP: 0.2 WLS: S BF: 3	H: 1 R: 0 ER: 0 SO: 0	BB: 0 IBB: 0 HBP: 0 BLK: 0	WP: 0 HR: 0 S: 3 P: 3	ERA: 0.00 WHIP: 1.500											ERA: 0.00 WHIP: 1.500										
Grant Jackson, L ERA: 3.41 (8, PR)	IP: 0.1 WLS: S BF: 1	H: 0 R: 0 ER: 0 SO: 1	BB: 0 IBB: 0 HBP: 0 BLK: 0	WP: 0 HR: 0 S: 3 P: 3	ERA: 0.00 WHIP: 0.000											ERA: 0.00 WHIP: 0.000										

Batter	1	2	3	4	5	6	7	8	9	AB	R	H	RBI	BB	SO	LOB	TOP								
Al Bumbry, L OBP: 0.242, SLG: 0.275 (1, 7)	0-0 4-3		0-0 6-3		0-0 F7			1-0 BB FC9-6 HBP		3	1	0	0	0	0	2	Baltimore Orioles @ Chicago White Sox Comiskey Park, Chicago, IL Sun Jul 14 1974, 4:33 AM EDT Att: 18,207 - Unknown								
Rich Coggins, L OBP: 0.282, SLG: 0.313 (1, 9)	0-0 FC6 1B		0-0 S 1B		0-0 F5			4-0 FC9-6 BB 1-2 BB		3	0	2	0	1	0	2									
Tommy Davis, R OBP: 0.296, SLG: 0.346 (1, 10)	0-0 FC6 1-2		0-0 6-3 1-2			0-0 1-3		0-0 F9		4	0	0	0	0	0	4									
Boog Powell, L OBP: 0.339, SLG: 0.455 (1, 3)	4-0 BB			4-0 G5-4-3 BB		4-0 CS BB		4-0 FC9-6 BB 1-2 2-3 3-4		0	0	0	0	4	0	0									
Bobby Grich, R OBP: 0.391, SLG: 0.511 (1, 4)	0-3 K			0-0 G5-4-3 1-2		0-3 K 1-2		0-0 FC9-6 1-2 2-3 3-4		4	0	0	1	0	2	6									
Brooks Robinson, R OBP: 0.381, SLG: 0.406 (1, 5)		4-0 BB G6-4-3		0-0 F2			4-0 BB	0-3 K		2	0	0	0	2	1	2									
Earl Williams, R OBP: 0.336, SLG: 0.350 (1, 2)		0-0 G6-4-3 1-2		0-0 5-3			0-3 K	0-0 F8		4	0	0	0	0	1	2									
Paul Blair, R OBP: 0.303, SLG: 0.404 (1, 8)		0-0 6-3		4-0 BB BB		4-0 BB BB	0-0 F7	4-0 BB G4-6-3		2	0	0	0	2	0	1									
Mark Belanger, R OBP: 0.326, SLG: 0.376 (1, 6)			0-0 F7		4-0 BB		0-0 F9	0-0 G4-6-3 1-2		2	0	0	0	1	0	1									
Elrod Hendricks, L OBP: 0.329, SLG: 0.429 (9, PH)									0-0 G4-6-3 1-2	1	0	0	0	0	0	1									
Inning Stats	R: 0 E: 1 K: 1 S: 6	H: 1 LOB: 2 BB: 1 P: 10	R: 0 E: 0 K: 0 S: 2	H: 0 LOB: 0 BB: 1 P: 6	R: 0 E: 0 K: 0 S: 4	H: 1 LOB: 1 BB: 0 P: 4	R: 0 E: 0 K: 0 S: 2	H: 0 LOB: 0 BB: 1 P: 6	R: 0 E: 0 K: 1 S: 3	H: 0 LOB: 2 BB: 2 P: 11	R: 0 E: 0 K: 1 S: 4	H: 0 LOB: 0 BB: 1 P: 8	R: 0 E: 0 K: 1 S: 5	H: 0 LOB: 1 BB: 1 P: 9	R: 1 E: 0 K: 1 S: 5	H: 0 LOB: 2 BB: 2 P: 14	R: 0 E: 0 K: 0 S: 2	H: 0 LOB: 0 BB: 1 P: 6	1B: 2 2B: 0 3B: 0 HR: 0	SF: 0 SAC: 0 DP: 3 HBP: 1	WP: 0 PB: 0 SB: 1 CS: 1	PA: 36			
PITCHER	IP	WLS	BF	H	R	ER	SO	BB	IBB	HBP	BLK	WP	HR	S	P	ERA	WHIP								
Stan Bahnsen, R ERA: 4.28 (1, 1)	7.0	W	29	2	1	1	3	8	0	1	0	0	0	26	59	1.29	1.429								
Rich Gossage, R ERA: 4.75 (8, 1)	2.0	S	7	0	0	0	1	2	0	0	0	0	0	7	15	0.00	1.000								

Batter	1	2	3	4	5	6	7	8	9	AB	R	H	RBI	BB	SO	LOB	BOTTOM								
Lee Richard, R OBP: 0.185, SLG: 0.120 (1, 10)	0-0 5-3		0-3 K		0-0 L6		4-0 IBB			3	0	0	0	1	1	0	Baltimore Orioles @ Chicago White Sox Comiskey Park, Chicago, IL Sun Jul 14 1974, 4:33 AM EDT Att: 18,207 - Unknown								
Carlos May, L OBP: 0.322, SLG: 0.352 (1, 7)	0-0 HR 1B		0-3 K		4-0 CS BB		0-0 SF8 2-3 3-4			2	1	1	1	1	1	0									
Ken Henderson, S OBP: 0.360, SLG: 0.426 (1, 8)	0-0 5-3 1-2		4-0 BB		0-0 F2 1-2		0-0 F3			3	0	0	0	1	0	4									
Bill Melton, R OBP: 0.299, SLG: 0.376 (1, 5)	0-0 HR		0-0 L6		0-0 L7		0-0 F3			4	1	1	2	0	0	1									
Ron Santo, R OBP: 0.312, SLG: 0.315 (1, 3)	0-3 K			0-0 F9		0-3 K		0-0 4-3		3	0	0	0	0	2	0									
Tony Muser, L OBP: 0.352, SLG: 0.393 (7, 3)										1	0	0	0	0	0	0									
Brian Downing, R OBP: 0.386, SLG: 0.496 (1, 2)		0-3 K		4-0 BB BB		0-3 K		0-3 K		3	0	0	0	1	3	0									
Bill Sharp, L OBP: 0.355, SLG: 0.391 (1, 9)		0-3 K		0-0 F7		0-0 K		0-0 SH3-4 1B SF8 1B		3	1	1	0	0	1	1									
Bucky Dent, R OBP: 0.293, SLG: 0.341 (1, 6)		0-0 FC6-4 1B		4-0 BB 1-2		0-0 SF8 SH3-4 1B		0-0 SH3-4 1B		2	0	2	0	1	0	0									
Eddie Leon, R OBP: 0.167, SLG: 0.152 (1, 4)		0-0 FC6-4 1-2		0-3 K		0-0 SH3-4				2	0	0	0	0	1	3									
Inning Stats	R: 2 E: 0 K: 1 S: 7	H: 2 LOB: 0 BB: 0 P: 7	R: 0 E: 0 K: 2 S: 8	H: 1 LOB: 1 BB: 0 P: 8	R: 0 E: 0 K: 2 S: 7	H: 0 LOB: 1 BB: 1 P: 11	R: 0 E: 0 K: 1 S: 5	H: 0 LOB: 2 BB: 2 P: 13	R: 0 E: 0 K: 0 S: 2	H: 0 LOB: 0 BB: 1 P: 6	R: 0 E: 0 K: 2 S: 7	H: 0 LOB: 0 BB: 0 P: 7	R: 1 E: 0 K: 0 S: 5	H: 2 LOB: 2 BB: 1 P: 9	R: 0 E: 0 K: 1 S: 5	H: 0 LOB: 0 BB: 0 P: 5	1B: 4 2B: 0 3B: 0 HR: 1	SF: 1 SAC: 1 DP: 0 HBP: 0	WP: 0 PB: 0 SB: 0 CS: 1	PA: 33					
PITCHER	IP	WLS	BF	H	R	ER	SO	BB	IBB	HBP	BLK	WP	HR	S	P	ERA	WHIP								
Ross Grimsley, L ERA: 3.23 (1, 1)	8.0	L	33	5	3	3	9	4	1	0	0	0	1	46	66	3.38	1.125								

Batter	1	2	3	4	5	6	7	8	9	AB	R	H	RBI	BB	SO	LOB	TOP			
Bill North, S OBP: 0.335, SLG: 0.324 (1, 8)	0-0 6-3		0-0 4-3			0-0 2-3		0-0 E3 1B	4 1 0 0 0 0 1											
Bert Campaneris, R OBP: 0.362, SLG: 0.379 (1, 6)	4-0 G6-4-3 BB			0-0 5-3			4-0 G4-6-3 BB	0-0 1B 2B	2 1 1 0 2 0 0											
Sal Bando, R OBP: 0.384, SLG: 0.463 Herb Washington, R (9, PR) Ted Kubiak, S OBP: 0.262, SLG: 0.235 (9, 5)	0-0 G6-4-3			0-3 K			0-0 F8	0-0 2B SF9 1B	4 0 1 2 0 1 2 0 1 0 0 0 0 0 0 0 0 0 0 0 0											
Reggie Jackson, L OBP: 0.407, SLG: 0.565 (1, 9)		4-0 S E BB		0-0 L9			0-0 G4-6-3	0-0 SF9 WP 2B	3 2 1 1 1 0 1											
Joe Rudi, R OBP: 0.339, SLG: 0.466 (9, 3)		0-0 4-3				0-0 F4		4-0 WP IBB	3 0 0 0 1 0 1											
Gene Tenace, R OBP: 0.390, SLG: 0.387 Pat Bourque, L OBP: 0.348, SLG: 0.355 Tim Hosley, R OBP: 0.333, SLG: 0.500 (9, 2)		0-3 K				0-0 1-3		0-0 SF9	2 0 0 0 0 1 1 1 0 0 0 0 1 0 0 0 0 1 0 0 0											
Claudell Washington, L OBP: 0.197, SLG: 0.241 (1, 10)		0-0 E4 CS				0-0 4-3		0-0 F6 K	4 0 0 0 0 1 1											
Dick Green, R OBP: 0.301, SLG: 0.309 (1, 4)		0-0 CS		0-0 1-3			0-3 K	0-0 1B E 1B	3 1 1 0 0 1 0											
Larry Haney, R OBP: 0.160, SLG: 0.167 Jesus Alou, R OBP: 0.316, SLG: 0.326 (9, PH) (9, 7)				0-0 6-3			0-0 F9	0-0 F8	2 0 0 0 0 0 0 1 0 0 0 0 0 1											
Inning Stats	R: 0 E: 0 K: 0 S: 2	H: 0 LOB: 0 BB: 1 P: 6	R: 1 E: 1 K: 1 S: 5	H: 0 LOB: 0 BB: 1 P: 9	R: 0 E: 0 K: 0 S: 3	H: 0 LOB: 0 BB: 0 P: 3	R: 0 E: 0 K: 1 S: 5	H: 0 LOB: 0 BB: 0 P: 5	R: 0 E: 0 K: 0 S: 3	H: 0 LOB: 0 BB: 0 P: 3	R: 0 E: 0 K: 0 S: 5	H: 0 LOB: 0 BB: 1 P: 6	R: 0 E: 0 K: 1 S: 5	H: 0 LOB: 0 BB: 1 P: 5	R: 5 E: 1 K: 1 S: 10	H: 4 LOB: 2 BB: 1 P: 14	1B: 3 2B: 1 3B: 0 HR: 0	SF: 1 SAC: 0 DP: 2 HBP: 0	WP: 1 PB: 0 SB: 1 CS: 1	PA: 35
PITCHER	IP WLS BF H R ER SO BB IBB HBP BLK WP HR S P ERA WHIP	8.1 L 30 3 5 3 4 3 0 0 0 0 0 35 47 3.24 0.720	0.0 2 1 0 0 0 0 0 1 0 0 0 0 1 5 ∞ ∞	0.2 2 0 1 0 1 0 0 0 0 0 1 0 4 4 0.00 0.000	PITCHER															

Oakland Athletics @ Baltimore Orioles
Memorial Stadium, Baltimore, MD
Mon Jul 15 1974, 7:05 PM EDT
Att: 15,510 - Unknown

AB 29
R 6
H 4
RBI 4
BB 4
SO 5
LOB 8



Batter	1	2	3	4	5	6	7	8	9	AB	R	H	RBI	BB	SO	LOB	BOTTOM					
Al Bumbry, L OBP: 0.247, SLG: 0.280 Paul Blair, R OBP: 0.306, SLG: 0.404 (7, 8)	0-0 4-3			0-0 E6 BB BB		0-0 S 1B		4-0 FC6-4 BB	4 0 2 1 0 0 1 0 0 0 0 1 0 0													
Rich Coggins, L OBP: 0.284, SLG: 0.308 (1, 8) (7, 9)	4-0 CS S BB			4-0 BB BB		0-0 F9		2-3 FC6-4 BB	3 0 0 0 2 0 5													
Bobby Grich, R OBP: 0.396, SLG: 0.511 (1, 4)	1-0 CS HBP			4-0 BB BB		4-0 SH1 1B BB		0-0 G1-4-3 1B	2 0 1 1 2 1 0													
Tommy Davis, R OBP: 0.295, SLG: 0.344 (1, 10)	0-0 6-3			0-0 F8		0-0 4-3		0-3 K	5 0 1 0 0 1 6													
Boog Powell, L OBP: 0.339, SLG: 0.453 Enos Cabell, R OBP: 0.255, SLG: 0.283 (8, 3)		0-0 2B 1B 1B		0-0 3-1		0-3 K		0-0 SH1	3 1 1 0 0 1 0 1 0 0 0 0 0 1													
Don Baylor, R OBP: 0.319, SLG: 0.323 (7, 7)		0-0 B1			0-0 6-3		0-0 6-3	4-0 G5-4-3 IBB	3 0 0 0 1 0 1													
Brooks Robinson, R OBP: 0.382, SLG: 0.498 (1, 5)		0-0 1B 2B			4-0 FC6-4 BB		0-0 4-3	0-0 G5-4-3	3 1 1 0 1 0 3													
Earl Williams, R OBP: 0.342, SLG: 0.351 (1, 2)		0-0 1B 1B			0-0 FC6-4 BB E		4-0 G6-4-3 BB	4-0 WP SH1-4 CS BB	2 1 1 1 2 0 1													
Mark Belanger, R OBP: 0.326, SLG: 0.373 (1, 6)		2-3 3-H			4-0 E BB BB		0-0 G6-4-3	0-0 SH1-4	2 1 0 0 1 0 3													
Inning Stats	R: 0 E: 0 K: 0 S: 2	H: 0 LOB: 1 BB: 1 P: 7	R: 2 E: 0 K: 0 S: 7	H: 4 LOB: 2 BB: 0 P: 7	R: 0 E: 0 K: 1 S: 5	H: 0 LOB: 0 BB: 0 P: 5	R: 2 E: 1 K: 0 S: 4	H: 0 LOB: 3 BB: 4 P: 20	R: 0 E: 0 K: 1 S: 5	H: 0 LOB: 0 BB: 0 P: 5	R: 0 E: 0 K: 0 S: 3	H: 1 LOB: 1 BB: 1 P: 7	R: 0 E: 0 K: 0 S: 3	H: 1 LOB: 2 BB: 2 P: 11	R: 0 E: 0 K: 0 S: 2	H: 0 LOB: 1 BB: 2 P: 10	R: 0 E: 0 K: 1 S: 5	H: 1 LOB: 0 BB: 0 P: 5	1B: 6 2B: 1 3B: 0 HR: 0	SF: 0 SAC: 2 DP: 3 HBP: 1	WP: 1 PB: 0 SB: 2 CS: 3	PA: 41
PITCHER	IP WLS BF H R ER SO BB IBB HBP BLK WP HR S P ERA WHIP	3.2 19 4 4 4 2 1 2 0 0 0 0 0 0 8 ∞ ∞	4.1 W 17 2 0 0 1 4 1 0 0 1 0 14 34 0.00 1.385	1.0 3 1 0 0 1 0 0 0 0 0 0 0 5 5 0.00 1.000	PITCHER																	

Oakland Athletics @ Baltimore Orioles
Memorial Stadium, Baltimore, MD
Mon Jul 15 1974, 7:05 PM EDT
Att: 15,510 - Unknown

AB 28
R 4
H 7
RBI 3
BB 10
SO 3
LOB 21



Batter	1	2	3	4	5	6	7	8	9	AB R H RBI BB SO LOB	TOP												
Bill North, S OBP: 0.333, SLG: 0.322 (1, 8)	0-0 6-3		0-0 E S 9-2 1B		0-0 F7		0-0 5-3		0-3 K	5 0 1 1 0 1 2	Oakland Athletics @ Baltimore Orioles Memorial Stadium, Baltimore, MD Tue Jul 16 1974, 7:05 PM EDT Att: 18,429 - Unknown												
Bert Campaneris, R OBP: 0.360, SLG: 0.376 (1, 6)	0-0 F7		0-0 9-2		0-3 K		0-0 BB 1B		0-0 L6	5 0 1 1 0 1 2													
Sal Bando, R OBP: 0.385, SLG: 0.462 (1, 5)	0-0 6-3			0-0 FC5-4 1B		0-0 L4		4-0 FC4-6 BB		3 0 1 0 1 0 0													
Reggie Jackson, L OBP: 0.409, SLG: 0.561 (1, 9)		4-0 BB		0-0 FC5-4 2B		4-0 L4-3 BB		0-0 FC4-6		2 1 0 0 2 0 3													
Joe Rudi, R OBP: 0.338, SLG: 0.467 (1, 7)	0-3 K		0-0 G3 1-H 2B		0-0 L4-3			0-0 6-3		4 1 1 1 0 1 2													
Pat Bourque, L OBP: 0.344, SLG: 0.342 (1, 3)	0-0 F5		0-0 G3		4-0 BB			0-0 F8		3 0 0 0 1 0 2													
Gene Tenace, R OBP: 0.388, SLG: 0.383 (1, 2)	0-0 6-3		4-0 2B BB		0-0 F8			0-0 F7		3 0 0 0 1 0 2													
Claudell Washington, L OBP: 0.206, SLG: 0.303 (1, 10)			0-0 SH3 1B		0-0 K			0-0 6-3		4 1 2 1 0 1 0													
Dick Green, R OBP: 0.311, SLG: 0.313 (1, 4)			0-0 SH3 1-2		0-0 4-3		0-0 5-3 1B		4-0 BB	2 1 1 0 1 0 2													
Inning Stats	R: 0 E: 0 K: 0 S: 3	H: 0 LOB: 0 BB: 0 P: 3	R: 0 E: 0 K: 1 S: 5	H: 0 LOB: 1 BB: 1 P: 9	R: 1 E: 0 K: 0 S: 4	H: 2 LOB: 0 BB: 0 P: 4	R: 2 E: 0 K: 0 S: 6	H: 3 LOB: 2 BB: 1 P: 10	R: 0 E: 0 K: 1 S: 5	H: 0 LOB: 0 BB: 0 P: 5		R: 0 E: 0 K: 0 S: 2	H: 0 LOB: 1 BB: 2 P: 10	R: 1 E: 0 K: 1 S: 7	H: 2 LOB: 2 BB: 1 P: 11	R: 0 E: 0 K: 0 S: 3	H: 0 LOB: 0 BB: 0 P: 3	R: 0 E: 0 K: 1 S: 5	H: 0 LOB: 1 BB: 1 P: 9	1B: 5 2B: 4 3B: 0 HR: 0	SF: 0 SAC: 1 DP: 2 HBP: 0	WP: 0 PB: 0 SB: 2 CS: 0	PA: 38
PITCHER	IP WLS BF H R ER SO BB IBB HBP BLK WP HR S P ERA WHIP											PITCHER	IP WLS BF H R ER SO BB IBB HBP BLK WP HR S P ERA WHIP										
Doyle Alexander, R ERA: 4.46 (1, 1)	3.2 L 17 5 3 3 1 2 0 0 0 0 0 0 17 25 7.36 1.909																						
Jesse Jefferson, R ERA: 5.4 (4, 1)	3.0 13 2 1 1 2 3 0 0 0 0 0 0 14 26 3.00 1.667																						
Don Hood, L ERA: 3.2 (7, 1)	2.1 8 0 0 0 0 1 1 0 0 0 0 0 9 13 0.00 0.429																						

AB 31
R 4
H 7
RBI 4
BB 6
SO 4
LOB 15



Batter	1	2	3	4	5	6	7	8	9	AB R H RBI BB SO LOB	BOTTOM												
Paul Blair, R OBP: 0.305, SLG: 0.399 (1, 8)	0-0 4-3		0-0 5-3		4-0 BB			0-0 F8		3 0 0 0 1 0 1	Oakland Athletics @ Baltimore Orioles Memorial Stadium, Baltimore, MD Tue Jul 16 1974, 7:05 PM EDT Att: 18,429 - Unknown												
Bobby Grich, R OBP: 0.397, SLG: 0.514 (1, 4)	0-0 6-3		0-0 2B		0-3 K			0-0 1B E 1B		4 1 2 0 0 1 1													
Tommy Davis, R OBP: 0.297, SLG: 0.346 (1, 10)	0-0 F5		0-0 F4		0-0 G6-4-3 1B			0-0 E7 E 1B		4 1 2 1 0 0 1													
Earl Williams, R OBP: 0.340, SLG: 0.349 (1, 2)		0-0 F9		0-0 1B		0-0 G6-4-3		0-3 K		4 0 1 0 0 1 2													
Don Baylor, R OBP: 0.315, SLG: 0.318 (1, 7)		0-0 6-3		0-0 F8		0-0 4-3		0-0 E5 2-H		4 0 0 0 0 0 1													
Brooks Robinson, R OBP: 0.380, SLG: 0.406 (1, 5)		0-0 HBP 1B		0-0 F6		0-0 5-3		0-3 K		4 0 1 0 0 1 2													
Jim Fuller, R OBP: 0.290, SLG: 0.434 (1, 9)		1-0 HBP		0-0 F7		0-3 K		0-3 K		2 0 0 0 0 1 1													
Al Bumbry, L OBP: 0.246, SLG: 0.278 (9, PH)		1-2 HBP		0-0 F7				0-3 K		1 0 0 0 0 1 0													
Enos Cabell, R OBP: 0.241, SLG: 0.268 (1, 3)		0-0 F7		0-0 1-3		0-0 F5		0-0 4-3		3 0 0 0 0 0 2													
Rich Coggins, L OBP: 0.263, SLG: 0.307 (9, PH)				0-0 L5		0-0 6-3		0-3 K		1 0 0 0 0 1 0													
Mark Belanger, R OBP: 0.326, SLG: 0.373 (1, 6)								0-0 1B 1B		3 1 1 0 0 0 0													
Eliot Hendricks, L OBP: 0.324, SLG: 0.422 (9, PH)								0-0 K		1 0 0 0 0 1 0													
Inning Stats	R: 0 E: 0 K: 0 S: 3	H: 0 LOB: 0 BB: 0 P: 3	R: 0 E: 0 K: 0 S: 4	H: 1 LOB: 2 BB: 0 P: 5	R: 0 E: 0 K: 0 S: 4	H: 1 LOB: 1 BB: 0 P: 4	R: 0 E: 0 K: 0 S: 4	H: 1 LOB: 0 BB: 0 P: 4	R: 0 E: 0 K: 1 S: 5	H: 0 LOB: 1 BB: 1 P: 9	R: 0 E: 0 K: 0 S: 3	H: 1 LOB: 0 BB: 0 P: 3	R: 0 E: 0 K: 1 S: 5	H: 0 LOB: 0 BB: 0 P: 5	R: 3 E: 2 K: 2 S: 11	H: 3 LOB: 1 BB: 0 P: 11	R: 0 E: 0 K: 2 S: 7	H: 0 LOB: 0 BB: 0 P: 7	1B: 6 2B: 1 3B: 0 HR: 0	SF: 0 SAC: 0 DP: 1 HBP: 1	WP: 0 PB: 0 SB: 0 CS: 0	PA: 36	
PITCHER	IP WLS BF H R ER SO BB IBB HBP BLK WP HR S P ERA WHIP											PITCHER	IP WLS BF H R ER SO BB IBB HBP BLK WP HR S P ERA WHIP										
Ken Holtzman, L ERA: 3.64 (1, 1)	7.1 W 30 7 3 1 2 1 0 1 0 0 0 0 14 14 0.00 1.091																						
Rollie Fingers, R ERA: 3.02 (8, 1)	1.2 S 6 0 0 0 4 0 0 0 0 0 0 0 14 14 0.00 0.000																						

AB 34
R 3
H 7
RBI 1
BB 1
SO 6
LOB 11




Batter	1	2	3	4	5	6	7	8	9	AB	R	H	RBI	BB	SO	LOB	TOP							
Bill North, S OBP: 0.329, SLG: 0.317 (1, 8)	F9		L5		F7		F9		6-3	5	0	0	0	0	0	3	Oakland Athletics @ Baltimore Orioles Memorial Stadium, Baltimore, MD Wed Jul 17 1974, 7:05 PM EDT Att: 22,607 - Unknown							
Bert Campaneris, R OBP: 0.355, SLG: 0.371 (1, 6)	4-3		K		F9		4-3		G3	5	0	0	0	0	1	2								
Sal Bando, R OBP: 0.390, SLG: 0.462 (1, 5)	CS		BB		5-3				2B	2	1	1	0	2	0	0								
Reggie Jackson, L OBP: 0.413, SLG: 0.567 (1, 9)	CS		K		2B				FC6-5	4	1	3	1	0	1	2								
Joe Rudi, R OBP: 0.337, SLG: 0.467 (1, 3)			G5-4-3		1-3				L4	4	0	1	0	0	0	2								
Gene Tenace, R OBP: 0.387, SLG: 0.379 (1, 2)			1B		6-3				5-3	3	0	0	0	1	0	2								
Jesus Alou, R OBP: 0.333, SLG: 0.337 (1, 10)			1B		L7				IBB	3	0	2	0	1	0	1								
Dick Green, R OBP: 0.309, SLG: 0.311 (1, 4)	F4		FC6-4		SH1-3				FC6-5	4	0	1	0	0	0	5								
Claudell Washington, L OBP: 0.243, SLG: 0.389 Pat Bourque, L OBP: 0.344, SLG: 0.342 (9, 3)			3B		SH1-3				G3	3	0	2	0	0	0	0								
Inning Stats	R: 0 E: 0 K: 0 S: 2	H: 0 LOB: 0 BB: 1 P: 6	R: 0 E: 0 K: 0 S: 4	H: 2 LOB: 2 BB: 1 P: 8	R: 0 E: 0 K: 2 S: 8	H: 1 LOB: 2 BB: 1 P: 12	R: 0 E: 0 K: 0 S: 4	H: 1 LOB: 1 BB: 0 P: 4	R: 0 E: 0 K: 0 S: 3	H: 1 LOB: 0 BB: 0 P: 3	R: 0 E: 0 K: 0 S: 4	H: 1 LOB: 1 BB: 0 P: 4	R: 1 E: 0 K: 0 S: 5	H: 2 LOB: 1 BB: 0 P: 5	R: 0 E: 0 K: 0 S: 4	H: 1 LOB: 1 BB: 0 P: 4	R: 1 E: 0 K: 0 S: 5	H: 2 LOB: 2 BB: 1 P: 9	R: 0 E: 0 K: 0 S: 3	H: 0 LOB: 0 BB: 0 P: 3	1B: 7 2B: 2 3B: 1 HR: 0	SF: 0 SAC: 1 DP: 1 HBP: 0	WP: 1 PB: 0 SB: 0 CS: 2	PA: 39
PITCHER Mike Cuellar, L ERA: 2.88 (1, 1)	IP: 9.0 WLS: L BF: 38 H: 10 R: 2 ER: 2 SO: 2 BB: 3 IBB: 1 HBP: 0 BLK: 0 WP: 1 HR: 0 S: 38 P: 54 ERA: 2.00 WHIP: 1.444																							

Batter	1	2	3	4	5	6	7	8	9	AB	R	H	RBI	BB	SO	LOB	BOTTOM					
Mark Belanger, R OBP: 0.325, SLG: 0.371 (1, 6)	F6			K		S		K		4	0	1	0	0	2	1	Oakland Athletics @ Baltimore Orioles Memorial Stadium, Baltimore, MD Wed Jul 17 1974, 7:05 PM EDT Att: 22,607 - Unknown					
Paul Blair, R OBP: 0.304, SLG: 0.397 (1, 8)	F8			1B		F8		F8		4	0	1	0	0	0	1						
Tommy Davis, R OBP: 0.294, SLG: 0.342 (1, 10)	F2			L6		5-3		F8		4	0	0	0	0	0	2						
Earl Williams, R OBP: 0.346, SLG: 0.356 Don Hood, L (9, PR)	F2			1B		F9		1B		4	0	3	0	0	0	0						
Don Baylor, R OBP: 0.315, SLG: 0.318 (1, 7)	F8			F3		SH1-4		1B		3	0	1	0	0	0	2						
Brooks Robinson, R OBP: 0.379, SLG: 0.404 Al Bumbry, L OBP: 0.246, SLG: 0.278 (9, PR)	5-3					SH1-4		1B		3	0	1	0	0	0	2						
Jim Fuller, R OBP: 0.265, SLG: 0.426 Rich Coggins, L OBP: 0.282, SLG: 0.305 (9, PH)			K		F7			K		4	0	1	0	0	0	1						
Enos Cabell, R OBP: 0.230, SLG: 0.254 (1, 3)			5-3		4-3			F3		3	0	0	0	0	0	0						
Frank Baker, L OBP: 0.174, SLG: 0.095 (1, 4)			1-3			K		1B		3	0	1	0	0	1	0						
Inning Stats	R: 0 E: 0 K: 0 S: 3	H: 0 LOB: 0 BB: 0 P: 3	R: 0 E: 0 K: 0 S: 3	H: 0 LOB: 0 BB: 0 P: 3	R: 0 E: 0 K: 1 S: 5	H: 0 LOB: 0 BB: 0 P: 5	R: 0 E: 0 K: 1 S: 7	H: 2 LOB: 2 BB: 0 P: 7	R: 0 E: 0 K: 0 S: 3	H: 0 LOB: 0 BB: 0 P: 3	R: 0 E: 0 K: 1 S: 6	H: 1 LOB: 1 BB: 0 P: 6	R: 0 E: 0 K: 0 S: 3	H: 1 LOB: 1 BB: 0 P: 3	R: 0 E: 0 K: 2 S: 8	H: 1 LOB: 3 BB: 0 P: 8	R: 0 E: 0 K: 0 S: 6	H: 3 LOB: 3 BB: 0 P: 6	1B: 8 2B: 0 3B: 0 HR: 0	SF: 0 SAC: 1 DP: 0 HBP: 0	WP: 0 PB: 0 SB: 1 CS: 0	PA: 34
PITCHER Vida Blue, L ERA: 3.44 Rolie Fingers, R ERA: 3.0 (9, 1)	IP: 8.2 WLS: W BF: 32 H: 7 R: 0 ER: 0 SO: 5 BB: 0 IBB: 0 HBP: 0 BLK: 0 WP: 0 HR: 0 S: 42 P: 42 ERA: 0.00 WHIP: 3.000																					



Batter	1	2	3	4	5	6	7	8	9	10	AB	R	H	RBI	BB	SO	LOB	TOP				
Mickey Rivers, L OBP: 0.338, SLG: 0.383 (1, 8)	F6		1-3			1-3	F8			6-3	5	0	0	0	0	0	3	California Angels @ Baltimore Orioles Memorial Stadium, Baltimore, MD Fri Jul 19 1974, 7:05 PM EDT Att: 14,027 - Unknown				
Dave Chalk, R OBP: 0.327, SLG: 0.341 (1, 5) (7, 6)	6-3			G5-4-3 BB		6-3		5-3			3	0	0	0	1	0	1					
Leroy Stanton, R OBP: 0.365, SLG: 0.483 (1, 9)	6-3			K			2B	F9			4	1	1	1	0	1	1					
Frank Robinson, R OBP: 0.357, SLG: 0.445 (1, 10)		F7		G5-4-3			2B	F4			4	0	1	1	0	0	1					
Bobby Valentine, R OBP: 0.323, SLG: 0.350 (1, 7)	F9					6-3					3	0	0	0	1	0	1					
Bob Oliver, R OBP: 0.270, SLG: 0.333 Bruce Bochte, L (7, PR) (7, 3)	F7					G5-4-3 BB		G3			3	0	1	0	0	0	1					
Elie Rodriguez, R OBP: 0.379, SLG: 0.354 (1, 2)			K					1B			2	0	0	0	2	1	0					
Denny Doyle, L OBP: 0.288, SLG: 0.302 (1, 4)			HR					FC5-4 BB			4	1	1	1	0	1	3					
Orlando Ramirez, R OBP: 0.257, SLG: 0.219 Paul Schaal, R OBP: 0.316, SLG: 0.317 (7, PH) (7, 5)								FC5-4			2	1	2	0	0	0	0					
								FC5-4			2	0	0	1	0	1	1					
Inning Stats	R: 0 E: 0 K: 0 S: 3	H: 0 LOB: 0 BB: 0 P: 3	R: 0 E: 0 K: 0 S: 3	H: 0 LOB: 0 BB: 0 P: 3	R: 1 E: 0 K: 1 S: 6	H: 2 LOB: 0 BB: 0 P: 6	R: 0 E: 0 K: 1 S: 4	H: 0 LOB: 0 BB: 1 P: 8	R: 0 E: 0 K: 1 S: 4	H: 0 LOB: 1 BB: 2 P: 12	R: 2 E: 0 K: 0 S: 6	H: 3 LOB: 1 BB: 0 P: 6	R: 1 E: 0 K: 0 S: 4	H: 1 LOB: 1 BB: 1 P: 8	R: 0 E: 0 K: 0 S: 3	H: 0 LOB: 0 BB: 0 P: 3	R: 0 E: 0 K: 1 S: 5	H: 0 LOB: 0 BB: 0 P: 5	1B: 3 2B: 2 3B: 0 HR: 1	SF: 0 SAC: 0 DP: 2 HBP: 0	WP: 0 PA: 37 PB: 0 SB: 0 CS: 1	
PITCHER	IP WLS BF H R ER SO ERA WHIP	IP WLS BF H R ER SO ERA WHIP	IP WLS BF H R ER SO ERA WHIP	IP WLS BF H R ER SO ERA WHIP	IP WLS BF H R ER SO ERA WHIP	IP WLS BF H R ER SO ERA WHIP	IP WLS BF H R ER SO ERA WHIP	IP WLS BF H R ER SO ERA WHIP	IP WLS BF H R ER SO ERA WHIP	IP WLS BF H R ER SO ERA WHIP	IP WLS BF H R ER SO ERA WHIP	IP WLS BF H R ER SO ERA WHIP	IP WLS BF H R ER SO ERA WHIP	IP WLS BF H R ER SO ERA WHIP	IP WLS BF H R ER SO ERA WHIP	IP WLS BF H R ER SO ERA WHIP	IP WLS BF H R ER SO ERA WHIP	IP WLS BF H R ER SO ERA WHIP	IP WLS BF H R ER SO ERA WHIP	IP WLS BF H R ER SO ERA WHIP	IP WLS BF H R ER SO ERA WHIP	
Ross Grimsley, L ERA: 3.33 Don Hood, L ERA: 2.91	(1, 1) (7, 1)	(1, 1) (7, 1)	(1, 1) (7, 1)	(1, 1) (7, 1)	(1, 1) (7, 1)	(1, 1) (7, 1)	(1, 1) (7, 1)	(1, 1) (7, 1)	(1, 1) (7, 1)	(1, 1) (7, 1)	(1, 1) (7, 1)	(1, 1) (7, 1)	(1, 1) (7, 1)	(1, 1) (7, 1)	(1, 1) (7, 1)	(1, 1) (7, 1)	(1, 1) (7, 1)	(1, 1) (7, 1)	(1, 1) (7, 1)	(1, 1) (7, 1)	(1, 1) (7, 1)	(1, 1) (7, 1)

AB	33
R	4
H	6
RBI	4
BB	4
SO	4
LOB	12



Batter	1	2	3	4	5	6	7	8	9	10	AB	R	H	RBI	BB	SO	LOB	BOTTOM				
Al Bumbry, L OBP: 0.251, SLG: 0.298 Paul Blair, R OBP: 0.303, SLG: 0.396 (1, 7) (7, 8)	SF8 2B			L8		4-3		F4			4	1	2	0	0	0	1	California Angels @ Baltimore Orioles Memorial Stadium, Baltimore, MD Fri Jul 19 1974, 7:05 PM EDT Att: 14,027 - Unknown				
Rich Coggins, L OBP: 0.280, SLG: 0.300 (1, 8) (7, 9)	SF8 1B	L6		F7		F7			G3		4	1	0	0	1	0	2					
Bobby Grich, R OBP: 0.398, SLG: 0.511 (1, 4)	SH1-3			BB HBP		6-3					2	1	0	0	1	0	0					
Tommy Davis, R OBP: 0.293, SLG: 0.341 (1, 10)	SF8		K			6-3					4	0	1	1	0	1	2					
Boog Powell, L OBP: 0.345, SLG: 0.448 (1, 3)	1B BB			FC6-4 BB				F8			2	1	0	0	3	0	1					
Don Baylor, R OBP: 0.320, SLG: 0.335 (1, 9) (7, 7)				F8		K					5	1	3	2	0	1	3					
Brooks Robinson, R OBP: 0.377, SLG: 0.403 (1, 5)	1-3			1B 1B		FC6-4					4	0	1	1	0	0	5					
Earl Williams, R OBP: 0.345, SLG: 0.354 (1, 2)			K					L8			4	0	1	1	0	1	0					
Mark Belanger, R OBP: 0.324, SLG: 0.369 (1, 6)			K								4	0	1	0	0	2	2					
Inning Stats	R: 2 E: 0 K: 0 S: 5	H: 2 LOB: 2 BB: 2 P: 13	R: 0 E: 0 K: 2 S: 8	H: 1 LOB: 1 BB: 0 P: 8	R: 2 E: 0 K: 1 S: 7	H: 2 LOB: 2 BB: 1 P: 12	R: 0 E: 0 K: 0 S: 3	H: 0 LOB: 0 BB: 0 P: 3	R: 0 E: 0 K: 1 S: 5	H: 0 LOB: 1 BB: 1 P: 9	R: 0 E: 0 K: 0 S: 4	H: 1 LOB: 1 BB: 0 P: 4	R: 0 E: 0 K: 1 S: 5	H: 2 LOB: 2 BB: 0 P: 5	R: 0 E: 0 K: 0 S: 2	H: 0 LOB: 0 BB: 0 P: 6	R: 1 E: 0 K: 0 S: 2	H: 1 LOB: 0 BB: 0 P: 2	1B: 6 2B: 1 3B: 1 HR: 1	SF: 1 SAC: 1 DP: 0 HBP: 1	WP: 0 PA: 42 PB: 0 SB: 0 CS: 1	
PITCHER	IP WLS BF H R ER SO ERA WHIP	IP WLS BF H R ER SO ERA WHIP	IP WLS BF H R ER SO ERA WHIP	IP WLS BF H R ER SO ERA WHIP	IP WLS BF H R ER SO ERA WHIP	IP WLS BF H R ER SO ERA WHIP	IP WLS BF H R ER SO ERA WHIP	IP WLS BF H R ER SO ERA WHIP	IP WLS BF H R ER SO ERA WHIP	IP WLS BF H R ER SO ERA WHIP	IP WLS BF H R ER SO ERA WHIP	IP WLS BF H R ER SO ERA WHIP	IP WLS BF H R ER SO ERA WHIP	IP WLS BF H R ER SO ERA WHIP	IP WLS BF H R ER SO ERA WHIP	IP WLS BF H R ER SO ERA WHIP	IP WLS BF H R ER SO ERA WHIP	IP WLS BF H R ER SO ERA WHIP	IP WLS BF H R ER SO ERA WHIP	IP WLS BF H R ER SO ERA WHIP	IP WLS BF H R ER SO ERA WHIP	
Dick Lange, R ERA: 3.72 Skip Lockwood, R ERA: 4.33	(1, 1) (3, 1)	(1, 1) (3, 1)	(1, 1) (3, 1)	(1, 1) (3, 1)	(1, 1) (3, 1)	(1, 1) (3, 1)	(1, 1) (3, 1)	(1, 1) (3, 1)	(1, 1) (3, 1)	(1, 1) (3, 1)	(1, 1) (3, 1)	(1, 1) (3, 1)	(1, 1) (3, 1)	(1, 1) (3, 1)	(1, 1) (3, 1)	(1, 1) (3, 1)	(1, 1) (3, 1)	(1, 1) (3, 1)	(1, 1) (3, 1)	(1, 1) (3, 1)	(1, 1) (3, 1)	(1, 1) (3, 1)



Batter	1	2	3	4	5	6	7	8	9	AB	R	H	RBI	BB	SO	LOB	TOP										
Mickey Rivers, L (1, 8) OBP: 0.337, SLG: 0.381	G3		S 1B			F7		L4		4	0	1	0	0	0	1	California Angels @ Baltimore Orioles Memorial Stadium, Baltimore, MD Sat Jul 20 1974, 7:05 PM EDT Unknown livebaseballscorecards.com										
Dave Chalk, R (1, 5) OBP: 0.326, SLG: 0.340	K2-3		K			5-3		SH3 2B	1B	4	1	1	0	0	2	2											
Leroy Stanton, R (1, 9) OBP: 0.361, SLG: 0.477	K					F4		SH3		3	0	0	0	0	1	0											
Frank Robinson, R (1, 10) OBP: 0.358, SLG: 0.447		F7		1B HBP			K		S 2B	3	1	1	1	0	1	0											
Joe Lahoud, L (1, 7) OBP: 0.340, SLG: 0.518	K					F8		K		4	0	1	0	0	2	1											
John Doherty, L (1, 3) OBP: 0.283, SLG: 0.364 Bob Oliver, R (9, PH) OBP: 0.269, SLG: 0.332	4-3					SF8-3-6		F8		2	0	0	1	0	0	0											
Elie Rodriguez, R (1, 2) OBP: 0.375, SLG: 0.350						F9		F6		3	0	0	0	0	1	0											
Denny Doyle, L (1, 4) OBP: 0.291, SLG: 0.304						G3		SH1-4 BB		2	0	1	0	1	0	0											
Orlando Ramirez, R (1, 6) OBP: 0.270, SLG: 0.212						6-3		SH1-4		1	0	0	0	1	0	0											
Inning Stats	R: 0 E: 0 K: 2 S: 7	H: 0 LOB: 0 BB: 0 P: 7	R: 0 E: 0 K: 1 S: 5	H: 0 LOB: 0 BB: 0 P: 5	R: 0 E: 0 K: 1 S: 6	H: 2 LOB: 2 BB: 1 P: 10	R: 1 E: 0 K: 0 S: 3	H: 1 LOB: 0 BB: 0 P: 4	R: 0 E: 0 K: 1 S: 5	H: 0 LOB: 0 BB: 0 P: 5	R: 0 E: 0 K: 1 S: 5	H: 0 LOB: 0 BB: 0 P: 5	R: 0 E: 0 K: 1 S: 5	H: 0 LOB: 1 BB: 1 P: 7	R: 1 E: 0 K: 1 S: 7	H: 2 LOB: 1 BB: 0 P: 7		1B: 4 2B: 2 3B: 0 HR: 0	SF: 1 SAC: 2 DP: 1 HBP: 1	WP: 0 PB: 0 SB: 2 CS: 1	PA: 33						
PITCHER	IP	WLS	BF	H	R	ER	SO	BB	IBB	HBP	BLK	WP	HR	S	P	ERA	WHIP										
Wayne Garland, R (1, 1) ERA: 2.1	8.1	L	31	5	2	2	6	2	0	1	0	0	0	40	49	2.16	0.840										
Grant Jackson, L (9, 1) ERA: 3.64	0.2		2	0	0	0	1	0	0	0	0	0	0	4	4	0.00	0.000										

Batter	1	2	3	4	5	6	7	8	9	AB	R	H	RBI	BB	SO	LOB	BOTTOM										
Al Bumby, L (1, 7) OBP: 0.246, SLG: 0.292	6-3		F8			K			K	4	0	0	0	0	2	2	California Angels @ Baltimore Orioles Memorial Stadium, Baltimore, MD Sat Jul 20 1974, 7:05 PM EDT Unknown livebaseballscorecards.com										
Rich Coggins, L (1, 8) OBP: 0.280, SLG: 0.299	F8				K		S 1B		F6	4	0	1	0	0	1	0											
Bobby Grich, R (1, 4) OBP: 0.394, SLG: 0.505	K				5-3		K		G3	4	0	0	0	0	2	1											
Tommy Davis, R (1, 10) OBP: 0.293, SLG: 0.341					F8		5-3			3	0	1	0	0	0	1											
Boog Powell, L (1, 3) OBP: 0.345, SLG: 0.447		G3-6				G5-4-3 1B		K		3	0	1	0	0	1	2											
Don Baylor, R (1, 9) OBP: 0.320, SLG: 0.332		5-3				F7		SH3-4 BB		2	0	0	0	1	0	1											
Brooks Robinson, R (1, 5) OBP: 0.375, SLG: 0.490			K			G5-4-3		SH3-4		2	0	0	0	0	1	1											
Earl Williams, R (1, 2) OBP: 0.348, SLG: 0.358						FC5-4 1B		F8		3	0	2	0	0	0	1											
Mark Belanger, R (1, 6) OBP: 0.322, SLG: 0.366 Elrod Hendricks, L (8, PH) OBP: 0.320, SLG: 0.415 Frank Baker, L (9, 6) OBP: 0.174, SLG: 0.095						FC5-4		FC2-6 1B		2	0	0	0	0	0	2											
						FC2-6 CS		K		1	0	0	0	0	1	1											
										0	0	0	0	0	0	0											
Inning Stats	R: 0 E: 0 K: 1 S: 5	H: 0 LOB: 0 BB: 0 P: 5	R: 0 E: 0 K: 0 S: 3	H: 1 LOB: 0 BB: 0 P: 3	R: 0 E: 0 K: 1 S: 6	H: 1 LOB: 1 BB: 0 P: 6	R: 0 E: 0 K: 1 S: 5	H: 0 LOB: 0 BB: 0 P: 5	R: 0 E: 0 K: 1 S: 3	H: 1 LOB: 0 BB: 0 P: 3	R: 0 E: 0 K: 1 S: 5	H: 1 LOB: 0 BB: 0 P: 5	R: 0 E: 0 K: 2 S: 8	H: 1 LOB: 1 BB: 1 P: 8	R: 0 E: 0 K: 1 S: 5	H: 0 LOB: 1 BB: 1 P: 9	R: 0 E: 0 K: 1 S: 5	H: 0 LOB: 0 BB: 0 P: 5	1B: 5 2B: 0 3B: 0 HR: 0	SF: 0 SAC: 1 DP: 2 HBP: 0	WP: 0 PB: 0 SB: 1 CS: 1	PA: 30					
PITCHER	IP	WLS	BF	H	R	ER	SO	BB	IBB	HBP	BLK	WP	HR	S	P	ERA	WHIP										
Nolan Ryan, R (1, 1) ERA: 3.48	9.0	W	30	5	0	0	8	1	0	0	0	0	0	45	49	0.00	0.667										

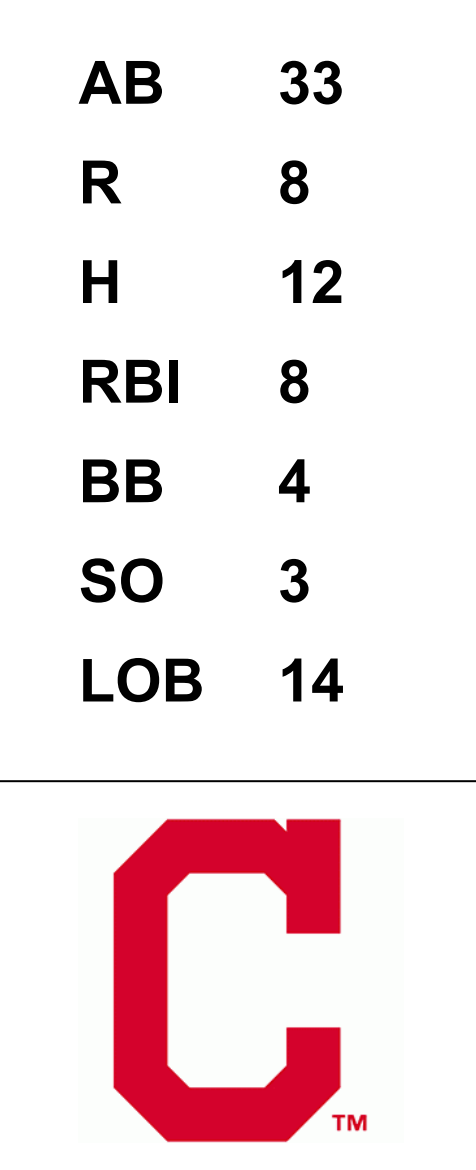
Batter	1	2	3	4	5	6	7	8	9	AB	R	H	RBI	BB	SO	LOB	TOP					
Mickey Rivers, L OBP: 0.334, SLG: 0.377	5-3			F9	PO	L4		F9		4	0	0	0	0	0	0	California Angels @ Baltimore Orioles Memorial Stadium, Baltimore, MD Sat Jul 20 1974, 7:05 PM EDT Att: 23,379 - Unknown					
Dave Chalk, R OBP: 0.322, SLG: 0.336	F7			F9		K		F8		4	0	0	0	0	1	0						
Leroy Stanton, R OBP: 0.360, SLG: 0.473	L5					6-3			K	4	0	1	0	0	1	0						
Frank Robinson, R OBP: 0.360, SLG: 0.456		G4-6-3 HBP		F3				F9		3	1	1	1	0	0	1						
Bobby Valentine, R OBP: 0.297, SLG: 0.353 Joe Lahoud, L OBP: 0.340, SLG: 0.518		G4-6-3			B5-3				HR	4	0	2	0	0	0	1						
Bob Oliver, R OBP: 0.265, SLG: 0.327					6-3			6-3		4	0	0	0	0	1	2						
Elie Rodriguez, R OBP: 0.377, SLG: 0.350				F8		1B 1B			FC4-6	3	1	1	0	1	0	1						
Denny Doyle, L OBP: 0.291, SLG: 0.304				F7		1B 1B				3	0	1	0	0	0	2						
Orlando Ramirez, R OBP: 0.275, SLG: 0.222				F2				6-3		3	0	1	1	0	0	0						
Inning Stats	R: 0 E: 0 K: 0 S: 3	H: 0 LOB: 0 BB: 0 P: 3	R: 0 E: 0 K: 1 S: 4	H: 0 LOB: 0 BB: 0 P: 5	R: 0 E: 0 K: 0 S: 3	H: 0 LOB: 0 BB: 0 P: 3	R: 0 E: 0 K: 0 S: 4	H: 1 LOB: 1 BB: 0 P: 4	R: 1 E: 0 K: 0 S: 5	H: 3 LOB: 1 BB: 0 P: 5	R: 0 E: 0 K: 1 S: 5	H: 0 LOB: 0 BB: 0 P: 5	R: 0 E: 0 K: 0 S: 4	H: 1 LOB: 2 BB: 1 P: 8	R: 0 E: 0 K: 0 S: 3	H: 0 LOB: 0 BB: 0 P: 3	R: 1 E: 0 K: 1 S: 7	H: 2 LOB: 1 BB: 0 P: 7	1B: 6 2B: 0 3B: 0 HR: 1	SF: 0 SAC: 0 DP: 1 HBP: 1	WP: 0 PB: 0 SB: 0 CS: 0	PA: 35
PITCHER Mike Cuellar, L ERA: 2.83	IP: 9.0 WLS: W BF: 34 H: 7 R: 2 ER: 2 SO: 3 BB: 0 IBB: 1 HBP: 1 BLK: 0 WP: 0 HR: 1 S: 38 P: 43 ERA: 2.00 WHIP: 0.778															PITCHER						

Batter	1	2	3	4	5	6	7	8	9	AB	R	H	RBI	BB	SO	LOB	BOTTOM					
Paul Blair, R OBP: 0.306, SLG: 0.397			F9			5-3				4	0	2	0	0	0	0	California Angels @ Baltimore Orioles Memorial Stadium, Baltimore, MD Sat Jul 20 1974, 7:05 PM EDT Att: 23,379 - Unknown					
Rich Coggins, L OBP: 0.283, SLG: 0.302			F9							4	0	2	0	0	0	1						
Bobby Grich, R OBP: 0.393, SLG: 0.502			K			G5-4-3				4	0	1	0	0	1	3						
Tommy Davis, R OBP: 0.293, SLG: 0.340					K					4	0	1	0	0	1	4						
Boog Powell, L OBP: 0.347, SLG: 0.448 Enos Cabell, R OBP: 0.230, SLG: 0.254					4-3					4	0	2	0	0	1	0						
Don Baylor, R OBP: 0.323, SLG: 0.333										2	1	1	0	1	0	2						
Brooks Robinson, R OBP: 0.377, SLG: 0.491 Al Bumbry, L OBP: 0.246, SLG: 0.292					CS					4	0	2	2	0	0	2						
Eliud Hendricks, L OBP: 0.316, SLG: 0.406										0	1	0	0	0	0	0						
Mark Belanger, R OBP: 0.321, SLG: 0.375										4	1	1	3	0	0	1						
Inning Stats	R: 0 E: 0 K: 0 S: 4	H: 2 LOB: 1 BB: 0 P: 4	R: 1 E: 1 K: 1 S: 6	H: 1 LOB: 1 BB: 1 P: 10	R: 0 E: 0 K: 1 S: 5	H: 0 LOB: 0 BB: 0 P: 5	R: 0 E: 0 K: 1 S: 5	H: 1 LOB: 0 BB: 0 P: 5	R: 0 E: 0 K: 0 S: 3	H: 0 LOB: 0 BB: 0 P: 3	R: 0 E: 0 K: 0 S: 3	H: 1 LOB: 2 BB: 0 P: 5	R: 0 E: 0 K: 0 S: 5	H: 2 LOB: 2 BB: 0 P: 5	R: 0 E: 0 K: 0 S: 5	H: 2 LOB: 0 BB: 0 P: 5	R: 4 E: 0 K: 0 S: 5	H: 4 LOB: 1 BB: 0 P: 5	1B: 12 2B: 1 3B: 0 HR: 1	SF: 0 SAC: 1 DP: 2 HBP: 0	WP: 0 PB: 1 SB: 1 CS: 1	PA: 37
PITCHER Ed Figueroa, R ERA: 3.51 Dave Sellis, R ERA: 2.28	IP: 8.1 WLS: L BF: 35 H: 12 R: 4 ER: 4 SO: 4 BB: 1 IBB: 0 HBP: 0 BLK: 0 WP: 0 HR: 0 S: 40 P: 44 ERA: 4.32 WHIP: 1.560															PITCHER						

Batter	1	2	3	4	5	6	7	8	9	AB	R	H	RBI	BB	SO	LOB	TOP										
Al Bumby, L OBP: 0.250, SLG: 0.288 (1, 7)										3	0	0	0	2	0	2	Baltimore Orioles @ Cleveland Indians Cleveland Municipal Stadium, Cleveland, OH Thu Jul 25 1974, 7:05 PM EDT Unknown										
Rich Coggins, L OBP: 0.286, SLG: 0.309 (1, 9)										5	0	2	0	0	0	2											
Bobby Grich, R OBP: 0.394, SLG: 0.506 (1, 4)										3	2	1	0	2	1	2											
Tommy Davis, R OBP: 0.296, SLG: 0.353 (1, 10)										5	1	2	0	0	1	4											
Boog Powell, L OBP: 0.349, SLG: 0.441 Enos Cabell, R OBP: 0.230, SLG: 0.254 (9, PR)										3	1	0	0	2	0	4											
Paul Blair, R OBP: 0.300, SLG: 0.392 (1, 8)										5	0	1	1	0	1	5											
Brooks Robinson, R OBP: 0.370, SLG: 0.404 (1, 5)										4	1	0	1	0	0	5											
Eliot Hendricks, L OBP: 0.325, SLG: 0.444 (1, 2)										3	2	1	2	1	0	0											
Mark Belanger, R OBP: 0.327, SLG: 0.371 Don Baylor, R OBP: 0.328, SLG: 0.346 Frank Baker, L OBP: 0.174, SLG: 0.095 (8, PH)										2	0	0	0	1	1	0											
Inning Stats	R: 0 E: 0 K: 1 S: 5	H: 0 LOB: 1 BB: 1 P: 9	R: 0 E: 0 K: 0 S: 3	H: 0 LOB: 0 BB: 0 P: 3	R: 0 E: 0 K: 0 S: 2	H: 0 LOB: 0 BB: 1 P: 6	R: 0 E: 0 K: 0 S: 3	H: 1 LOB: 1 BB: 1 P: 7	R: 2 E: 1 K: 0 S: 5	H: 1 LOB: 0 BB: 0 P: 5	R: 1 E: 0 K: 0 S: 5	H: 2 LOB: 2 BB: 1 P: 9	R: 0 E: 0 K: 1 S: 5	H: 0 LOB: 1 BB: 1 P: 9	R: 4 E: 0 K: 1 S: 8	H: 3 LOB: 1 BB: 2 P: 16		R: 0 E: 1 K: 1 S: 7	H: 1 LOB: 3 BB: 1 P: 11	1B: 4 2B: 4 3B: 0 HR: 1	SF: 1 SAC: 0 DP: 1 HBP: 0	WP: 0 PB: 0 SB: 1 CS: 1	PA: 43				
PITCHER	IP	WLS	BF	H	R	ER	SO	BB	IBB	HBP	BLK	WP	HR	S	P	ERA	WHIP										
Dick Bosman, R ERA: 3.67 (1, 1)	5.1	W	22	3	3	2	1	4	0	0	0	0	1	20	36	3.38	1.312										
Bruce Ellingsen, L ERA: (6, 1)	0.1		2	1	0	0	0	0	0	0	0	0	0	2	2	0.00	3.000										
Fred Beene, R ERA: 4.97 (6, 1)	2.0		12	3	4	4	2	3	0	0	0	0	0	13	25	18.00	3.000										
Tom Buskey, R ERA: 4.31 (8, 1)	1.1	S	7	1	0	0	1	1	0	0	0	0	0	8	12	0.00	1.500										

Batter	1	2	3	4	5	6	7	8	9	AB	R	H	RBI	BB	SO	LOB	BOTTOM										
John Lowenstein, L OBP: 0.325, SLG: 0.331 Rusty Torres, S OBP: 0.269, SLG: 0.208 (9, 7)										5	1	1	2	0	2	1	Baltimore Orioles @ Cleveland Indians Cleveland Municipal Stadium, Cleveland, OH Thu Jul 25 1974, 7:05 PM EDT Unknown										
Frank Duffy, R OBP: 0.261, SLG: 0.325 (1, 6)										4	0	1	0	0	0	1											
George Hendrick, R OBP: 0.356, SLG: 0.505 (1, 8)										4	2	3	1	0	0	1											
Charlie Spikes, R OBP: 0.330, SLG: 0.443 (1, 9)										3	0	2	1	1	0	1											
John Ellis, R OBP: 0.326, SLG: 0.431 (1, 3)										3	0	0	0	1	0	2											
Buddy Bell, R OBP: 0.316, SLG: 0.358 (1, 5)										3	1	1	1	1	0	3											
Oscar Gamble, L OBP: 0.339, SLG: 0.427 (1, 10)										4	1	0	0	0	0	4											
Dave Duncan, R OBP: 0.252, SLG: 0.372 (1, 2)										3	2	2	2	1	1	0											
Jack Brohamer, L OBP: 0.348, SLG: 0.349 (1, 4)										4	1	2	1	0	0	1											
Inning Stats	R: 0 E: 0 K: 1 S: 5	H: 1 LOB: 0 BB: 0 P: 5	R: 0 E: 0 K: 0 S: 2	H: 0 LOB: 0 BB: 1 P: 6	R: 0 E: 0 K: 0 S: 3	H: 1 LOB: 0 BB: 0 P: 3	R: 1 E: 0 K: 1 S: 7	H: 2 LOB: 1 BB: 0 P: 7	R: 4 E: 0 K: 0 S: 7	H: 4 LOB: 1 BB: 1 P: 11	R: 2 E: 0 K: 0 S: 5	H: 2 LOB: 1 BB: 1 P: 9	R: 1 E: 0 K: 0 S: 5	H: 2 LOB: 2 BB: 1 P: 9	R: 0 E: 0 K: 1 S: 5	H: 0 LOB: 0 BB: 0 P: 5		1B: 8 2B: 3 3B: 0 HR: 1	SF: 0 SAC: 0 DP: 3 HBP: 0	WP: 0 PB: 0 SB: 0 CS: 0	PA: 37						
PITCHER	IP	WLS	BF	H	R	ER	SO	BB	IBB	HBP	BLK	WP	HR	S	P	ERA	WHIP										
Dave McNally, L ERA: 4.27 (1, 1)	4.1	L	19	7	5	5	2	2	0	0	0	0	0	21	29	10.38	2.077										
Dave Johnson, R ERA: 6.35 (5, 1)	1.1		8	3	2	2	0	1	0	0	0	0	1	7	11	13.50	3.000										
Don Hood, L ERA: 2.96 (6, 1)	2.1		10	2	1	1	1	0	1	0	0	0	0	11	15	3.86	0.857										

AB	34
R	7
H	8
RBI	7
BB	8
SO	4
LOB	24



Batter	1	2	3	4	5	6	7	8	9	10	11	AB	R	H	RBI	BB	SO	LOB	TOP			
Rich Coggins, L OBP: 0.300, SLG: 0.328 (1, 9)	4-3	1B		1B			FC6-4 1B		HR 1B		SF8 HR 2B	6	2	5	1	0	0	0				
Paul Blair, R OBP: 0.295, SLG: 0.396 (1, 8)	F4	F7		F7			K		HR 1B		SF8	5	1	1	3	0	1	6				
Tommy Davis, R OBP: 0.306, SLG: 0.370 (1, 10)	HR BB			4-3			FC6-4 1-2		K		HR	5	2	1	2	1	1	1				
Bobby Grich, R OBP: 0.387, SLG: 0.503 (1, 4)	HR			F7			K		5-3		K	6	1	1	2	0	2	1				
Boog Powell, L OBP: 0.249, SLG: 0.435 (10, PR)				K					F8		G4-6-3 1B	4	0	1	0	1	1	0				
Enos Cabell, R OBP: 0.250, SLG: 0.274 (10, 3)	BB			K					F7		G4-6-3 1-2	0	0	0	0	0	0	0				
Don Baylor, R OBP: 0.328, SLG: 0.338 (1, 7)	5-3			K			F5		F7		G4-6-3 1-2	5	0	0	0	0	1	2				
Brooks Robinson, R OBP: 0.368, SLG: 0.412 (11, PR)				3-1			5-3		WP SF9 2B		SH3 2B BB	4	1	1	0	1	0	0				
Al Bumbry, L OBP: 0.245, SLG: 0.286 (11, 2)	L5			3-1			5-3		WP SF9 2B		SH3 2B BB	0	1	0	0	0	0	0				
Earl Williams, R OBP: 0.346, SLG: 0.357 (1, 2)				1B 1B			F7		SF9		SH3	3	0	2	1	0	0	0				
Mark Belanger, R OBP: 0.322, SLG: 0.362 (1, 6)	F9			1B			F4		4-3		2B SF8 BB	4	1	1	0	1	0	1				
Inning Stats	R: 2 E: 0 K: 0 S: 4	H: 1 LOB: 1 BB: 2 P: 12	R: 0 E: 0 K: 0 S: 5	H: 2 LOB: 2 BB: 0 P: 5	R: 0 E: 0 K: 1 S: 5	H: 0 LOB: 0 BB: 0 P: 5	R: 0 E: 0 K: 1 S: 5	H: 0 LOB: 0 BB: 0 P: 3	R: 0 E: 0 K: 1 S: 6	H: 1 LOB: 1 BB: 0 P: 6	R: 0 E: 0 K: 0 S: 3	H: 0 LOB: 2 BB: 1 P: 3	R: 3 E: 0 K: 1 S: 8	H: 3 LOB: 0 BB: 0 P: 8	R: 0 E: 0 K: 1 S: 5	H: 1 LOB: 1 BB: 0 P: 5	R: 4 E: 0 K: 0 S: 5	H: 2 LOB: 1 BB: 2 P: 13	1B: 8 2B: 2 3B: 0 HR: 3	SF: 2 SAC: 1 DP: 1 HBP: 0	WP: 1 PB: 0 SB: 0 CS: 0	PA: 49
PITCHER	IP 10.2	WLS L	BF 48	H 13	R 9	ER 9	SO 6	BB 4	IBB 0	HBP 0	BLK 0	WP 1	HR 3	S 56	P 72	ERA 7.59	WHIP 1.594					
Gaylord Perry, R ERA: 1.8	(1, 1)																					
Fred Beene, R ERA: 4.94	(11, 1)	0.1	1	0	0	0	0	0	0	0	0	0	0	1	1	0.00	0.000					

Baltimore Orioles @ Cleveland Indians
Cleveland Municipal Stadium, Cleveland, OH
Fri Jul 26 1974, 7:05 PM EDT
Att: 42,818 - Unknown

AB 42
R 9
H 13
RBI 9
BB 4
SO 6
LOB 11



Batter	1	2	3	4	5	6	7	8	9	10	11	AB	R	H	RBI	BB	SO	LOB	BOTTOM			
John Lowenstein, L OBP: 0.326, SLG: 0.328 (1, 7)	G3		1B 2B 1B	PO BB			G3-6-1 1-2		BB 1-2 BB			3	1	1	0	2	0	1				
Frank Duffy, R OBP: 0.265, SLG: 0.327 (1, 6)	L6		1B 2B 1B	PO			G6-4-3 1B		5-3		K	4	1	2	0	0	0	0				
Leron Lee, L OBP: 0.314, SLG: 0.399 (9, PH)	L6		1B 2B 1B	PO			G6-4-3 1B		5-3		K	1	0	0	0	0	1	2				
Luis Alvarado, R OBP: 0.234, SLG: 0.176 (10, 6)	L6		1B 2B 1B	PO			G6-4-3 1B		5-3		K	0	0	0	0	0	0	0				
George Hendrick, R OBP: 0.356, SLG: 0.499 (1, 8)	F4		F8				K		F8		F4	5	0	0	0	0	1	3				
Charlie Spikes, R OBP: 0.531, SLG: 0.443 (1, 9)			1B 1B 1B	HR 2B			G6-4-3 1-2		G6-4-3 1B		F9	5	2	3	2	0	0	1				
John Ellis, R OBP: 0.338, SLG: 0.448 (1, 3)			1B 1B 1B	HR 2B			G6-4-3 1-2		G4-6-3 1B		6-3	4	1	3	2	1	0	0				
Buddy Bell, R OBP: 0.314, SLG: 0.363 (1, 5)			FC1-4 1B	HR			G4-6-3 1B		BB		F3	5	0	0	0	0	0	5				
Joe Lis, R OBP: 0.296, SLG: 0.281 (1, 10)			FC1-4 1B	HR			G4-6-3 1-2		F7		6-3	2	0	1	1	0	1	0				
Oscar Gamble, L OBP: 0.332, SLG: 0.418 (6, PH)			1B				G4-6-3 1-2		G4-6-3		4-3	3	0	0	0	0	1	1				
Dave Duncan, R OBP: 0.252, SLG: 0.363 (1, 2)			K				5-3		FC5-4 BB		G3	3	0	0	0	1	2	2				
Rusty Torres, S OBP: 0.264, SLG: 0.204 (11, PH)			K				5-3		FC5-4 BB		G3	1	0	0	0	0	0	0				
Jack Brohamer, L OBP: 0.344, SLG: 0.345 (1, 4)			F5				F4		FC5-4 BB		FC5-4 BB	4	0	1	0	0	0	3				
Inning Stats	R: 0 E: 0 K: 0 S: 3	H: 0 LOB: 0 BB: 0 P: 3	R: 1 E: 0 K: 1 S: 8	H: 3 LOB: 2 BB: 0 P: 8	R: 4 E: 0 K: 1 S: 9	H: 4 LOB: 4 BB: 0 P: 9	R: 0 E: 0 K: 1 S: 4	H: 0 LOB: 0 BB: 1 P: 8	R: 0 E: 0 K: 1 S: 5	H: 1 LOB: 0 BB: 0 P: 5	R: 0 E: 0 K: 0 S: 3	H: 1 LOB: 2 BB: 1 P: 8	R: 0 E: 0 K: 2 S: 7	H: 0 LOB: 2 BB: 2 P: 15	R: 0 E: 0 K: 0 S: 3	H: 0 LOB: 0 BB: 0 P: 3	R: 0 E: 0 K: 0 S: 3	H: 0 LOB: 0 BB: 0 P: 3	1B: 9 2B: 1 3B: 0 HR: 1	SF: 0 SAC: 0 DP: 3 HBP: 0	WP: 0 PB: 0 SB: 0 CS: 0	PA: 45
PITCHER	IP 2.1	WLS L	BF 14	H 7	R 5	ER 5	SO 1	BB 0	IBB 0	HBP 0	BLK 0	WP 0	HR 1	S 16	P 16	ERA 19.29	WHIP 3.000					
Mike Cuellar, L ERA: 3.08	(1, 1)																					
Jesse Jefferson, R ERA: 4.57	(3, 1)	6.1	23	4	0	0	4	4	0	0	0	0	0	27	43	0.00	1.263					
Grant Jackson, L ERA: 3.6	(9, 1)	0.1	1	0	0	0	1	0	0	0	0	0	0	3	3	0.00	0.000					
Dave Johnson, R ERA: 4.7	(10, 1)	2.0	W	6	0	0	0	0	0	0	0	0	0	6	6	0.00	0.000					

Baltimore Orioles @ Cleveland Indians
Cleveland Municipal Stadium, Cleveland, OH
Fri Jul 26 1974, 7:05 PM EDT
Att: 42,818 - Unknown

AB 40
R 5
H 11
RBI 5
BB 4
SO 6
LOB 18



Batter	1	2	3	4	5	6	7	8	9	AB	R	H	RBI	BB	SO	LOB	TOP										
Don Money, R OBP: 0.336, SLG: 0.415 (1, 5)										4	0	1	0	0	0	0	Milwaukee Brewers @ Baltimore Orioles Memorial Stadium, Baltimore, MD Sat Jul 27 1974, 7:05 PM EDT Att: 26,680 - Unknown										
Dave May, L OBP: 0.274, SLG: 0.348 (1, 9)										4	1	2	1	0	0												
George Scott, R OBP: 0.350, SLG: 0.459 (1, 3)										3	1	1	0	1	1												
John Briggs, L OBP: 0.361, SLG: 0.500 (1, 7)										4	1	0	0	0	5												
Darrell Porter, L OBP: 0.360, SLG: 0.399 (1, 2)										3	1	1	3	0	1	3											
Mike Hegan, L OBP: 0.313, SLG: 0.432 (1, 10)										3	0	0	0	0	2												
Bobby Mitchell, R OBP: 0.300, SLG: 0.374 (9, PH)										1	0	0	0	0	0												
Bob Coluccio, R OBP: 0.309, SLG: 0.353 (1, 8)										4	0	0	0	0	2												
Tim Johnson, L OBP: 0.250, SLG: 0.325 (1, 4)										4	0	0	0	1	1												
Robin Yount, R OBP: 0.285, SLG: 0.364 (1, 6)										3	1	1	0	0	1												
Inning Stats	R: 3 E: 1 K: 1 S: 9	H: 3 LOB: 1 BB: 0 P: 9	R: 0 E: 0 K: 1 S: 5	H: 0 LOB: 0 BB: 0 P: 5	R: 0 E: 0 K: 1 S: 3	H: 0 LOB: 0 BB: 0 P: 4	R: 1 E: 1 K: 0 S: 5	H: 3 LOB: 2 BB: 1 P: 9	R: 0 E: 0 K: 1 S: 5	H: 0 LOB: 0 BB: 0 P: 3	R: 0 E: 0 K: 1 S: 5	H: 0 LOB: 0 BB: 0 P: 5	R: 0 E: 0 K: 1 S: 5	H: 0 LOB: 0 BB: 0 P: 5	R: 0 E: 0 K: 1 S: 5	H: 0 LOB: 0 BB: 0 P: 5	1B: 4 2B: 2 3B: 0 HR: 0	SF: 0 SAC: 0 DP: 2 HBP: 1	WP: 0 PB: 0 SB: 0 CS: 0	PA: 35							
PITCHER	IP	WLS	BF	H	R	ER	SO	BB	IBB	HBP	BLK	WP	HR	S	P	ERA	WHIP										
Wayne Garland, R ERA: 2.41 (1, 1)	4.0	L	19	5	5	3	3	0	0	1	0	0	0	24	25	6.75	1.250										
Don Hood, L ERA: 2.66 (5, 1)	5.0		16	1	0	0	3	1	0	0	0	0	0	21	25	0.00	0.400										

Batter	1	2	3	4	5	6	7	8	9	AB	R	H	RBI	BB	SO	LOB	BOTTOM										
Rich Coggins, L OBP: 0.295, SLG: 0.322 (1, 9)										4	0	0	0	0	1	2	Milwaukee Brewers @ Baltimore Orioles Memorial Stadium, Baltimore, MD Sat Jul 27 1974, 7:05 PM EDT Att: 26,680 - Unknown										
Paul Blair, R OBP: 0.294, SLG: 0.392 (1, 8)										3	1	0	0	1	1												
Tommy Davis, R OBP: 0.308, SLG: 0.370 (1, 10)										3	1	1	0	1	0												
Bobby Grich, R OBP: 0.386, SLG: 0.500 (1, 4)										4	0	1	0	0	3												
Boog Powell, L OBP: 0.348, SLG: 0.432 (1, 3)										4	0	1	0	0	2	3											
Don Baylor, R OBP: 0.325, SLG: 0.335 (1, 7)										3	1	0	0	1	1												
Brooks Robinson, R OBP: 0.367, SLG: 0.410 (1, 5)										4	0	1	2	0	1												
Earl Williams, R OBP: 0.348, SLG: 0.354 (1, 2)										2	0	0	0	2	1												
Mark Belanger, R OBP: 0.322, SLG: 0.361 (1, 6)										3	0	1	0	0	3												
Eliot Hendricks, L OBP: 0.321, SLG: 0.438 (9, PH)										1	0	0	0	0	0												
Inning Stats	R: 0 E: 0 K: 0 S: 3	H: 0 LOB: 1 BB: 1 P: 7	R: 0 E: 0 K: 1 S: 6	H: 1 LOB: 0 BB: 0 P: 6	R: 0 E: 0 K: 0 S: 3	H: 1 LOB: 1 BB: 0 P: 3	R: 0 E: 0 K: 1 S: 6	H: 1 LOB: 0 BB: 0 P: 6	R: 0 E: 0 K: 1 S: 3	H: 0 LOB: 1 BB: 1 P: 7	R: 3 E: 0 K: 1 S: 7	H: 2 LOB: 2 BB: 3 P: 19	R: 0 E: 0 K: 2 S: 7	H: 0 LOB: 0 BB: 0 P: 7	R: 0 E: 0 K: 0 S: 3	H: 0 LOB: 0 BB: 0 P: 3	R: 0 E: 0 K: 2 S: 7	H: 0 LOB: 0 BB: 0 P: 7	R: 0 E: 0 K: 2 S: 7	H: 0 LOB: 0 BB: 0 P: 7	1B: 5 2B: 0 3B: 0 HR: 0	SF: 0 SAC: 0 DP: 1 HBP: 0	WP: 1 PB: 0 SB: 2 CS: 0	PA: 36			
PITCHER	IP	WLS	BF	H	R	ER	SO	BB	IBB	HBP	BLK	WP	HR	S	P	ERA	WHIP										
Bill Champion, R ERA: 3.2 (1, 1)	5.1	W	22	4	2	2	2	3	0	0	0	0	0	23	35	3.38	1.312										
Kevin Kotel, L ERA: 4.12 (6, 1)	0.1		3	1	0	0	1	1	0	0	0	0	0	4	8	0.00	6.000										
Tom Murphy, R ERA: 1.76 (6, 1)	3.1	S	11	0	1	1	4	1	0	0	0	1	0	18	22	2.70	0.300										

Batter	1	2	3	4	5	6	7	8	9	AB	R	H	RBI	BB	SO	LOB	TOP										
Don Money, R OBP: 0.333, SLG: 0.411 (1, 5)	F9	F9			F3		L6-3			4	0	0	0	0	0	1											
Dave May, L OBP: 0.274, SLG: 0.347 (1, 8) (6, 9)	HR		6-3		E6 PB BB			F7		4	1	1	0	0	0	0											
George Scott, R OBP: 0.354, SLG: 0.472 John Yukovich, R OBP: 0.220, SLG: 0.426 (1, 3) (6, 3)	HR							5-3		3	1	2	2	1	0	0											
John Briggs, L OBP: 0.360, SLG: 0.496 (1, 7)	HR				F8			4-3		0	0	0	0	0	0	0											
Darrell Porter, L OBP: 0.355, SLG: 0.393 (1, 10)	F4				F7			4-3		4	0	0	0	0	1	2											
Mike Hegan, L OBP: 0.316, SLG: 0.455 Ken Berry, R OBP: 0.257, SLG: 0.239 (1, 9) (6, PH) (6, 8)	HR				F8			3-1		2	1	1	2	0	0	0											
Charlie Moore, R OBP: 0.331, SLG: 0.368 (1, 2)	5-3				F3			6-3		4	0	0	0	0	1	0											
Tim Johnson, L OBP: 0.253, SLG: 0.326 (1, 4)		1-4-3			G3			L6-3 1B		3	0	1	0	0	0	0											
Robin Yount, R OBP: 0.282, SLG: 0.361 (1, 6)	F8				6-3			F7		3	0	0	0	0	0	1											
Inning Stats	R: 4 E: 0 K: 0 S: 6	H: 3 LOB: 0 BB: 1 P: 10	R: 0 E: 0 K: 0 S: 3	H: 0 LOB: 0 BB: 0 P: 3	R: 0 E: 0 K: 1 S: 6	H: 1 LOB: 1 BB: 0 P: 6	R: 0 E: 0 K: 0 S: 3	H: 0 LOB: 0 BB: 0 P: 3	R: 0 E: 1 K: 0 S: 4	H: 0 LOB: 2 BB: 1 P: 8	R: 0 E: 0 K: 0 S: 5	H: 0 LOB: 0 BB: 0 P: 5	R: 0 E: 0 K: 0 S: 3	H: 1 LOB: 0 BB: 0 P: 3	R: 0 E: 0 K: 0 S: 3	H: 0 LOB: 0 BB: 0 P: 3	R: 0 E: 0 K: 0 S: 3	H: 0 LOB: 0 BB: 0 P: 3	1B: 2 2B: 2 3B: 0 HR: 2	SF: 0 SAC: 0 DP: 1 HBP: 0	WP: 0 PB: 1 SB: 1 CS: 0	PA: 34					
PITCHER	IP	WLS	BF	H	R	ER	SO	BB	IBB	HBP	BLK	WP	HR	S	P	ERA	WHIP										
Doyle Alexander, R ERA: 4.89 (1, 1)	0.2	L	6	3	4	4	0	1	0	0	0	0	2	5	9	54.00	6.000										
Grant Jackson, L ERA: 3.05 (1, 1)	5.1		19	1	0	0	2	1	0	0	0	0	0	22	26	0.00	0.375										
Dave McNally, L ERA: 4.21 (7, 1)	2.0		6	1	0	0	2	0	0	0	0	0	0	6	6	0.00	0.500										
Bob Reynolds, R ERA: 3.23 (9, 1)	1.0		3	0	0	0	0	0	0	0	0	0	0	3	3	0.00	0.000										

Milwaukee Brewers @ Baltimore Orioles
Memorial Stadium, Baltimore, MD
Sun Jul 28 1974, 3:33 AM EDT
Att: 13,286 - Unknown

AB 32
R 4
H 5
RBI 4
BB 2
SO 2
LOB 7



Batter	1	2	3	4	5	6	7	8	9	AB	R	H	RBI	BB	SO	LOB	BOTTOM										
Al Bumby, L OBP: 0.249, SLG: 0.286 (1, 7)	1-3		6-3			6-3			FC4-6 1B	4	0	1	0	0	0	1											
Rich Coggins, L OBP: 0.295, SLG: 0.321 (1, 9)	G4-3 1B				4-3	F7			FC4-6	4	0	1	0	0	0	2											
Tommy Davis, R OBP: 0.304, SLG: 0.366 (1, 10)	G4-3				F9				F6	4	0	0	0	0	0	3											
Boog Powell, L OBP: 0.342, SLG: 0.424 (1, 3)		F5			4-3				K	4	0	0	0	0	2	2											
Bobby Grich, R OBP: 0.383, SLG: 0.496 (1, 4)		K				F8			K	3	0	0	0	0	2	0											
Brooks Robinson, R OBP: 0.395, SLG: 0.408 Frank Baker, L OBP: 0.167, SLG: 0.091 (1, 5) (7, 5)		F9				6-3			4-3	2	0	0	0	0	0	0											
Paul Blair, R OBP: 0.292, SLG: 0.389 (1, 8)					F8				5-3	3	0	0	0	0	0	0											
Earl Williams, R OBP: 0.348, SLG: 0.351 (1, 2)						E3			5-3	2	0	0	0	1	0	1											
Mark Belanger, R OBP: 0.322, SLG: 0.361 (1, 6)					B1-3 BB				5-3	2	0	0	0	1	0	1											
Mark Belanger, R OBP: 0.322, SLG: 0.361 (1, 6)					B1-3				F9	3	0	1	0	0	0	1											
Inning Stats	R: 0 E: 0 K: 0 S: 3	H: 1 LOB: 0 BB: 0 P: 3	R: 0 E: 0 K: 1 S: 5	H: 0 LOB: 0 BB: 0 P: 5	R: 0 E: 0 K: 0 S: 3	H: 0 LOB: 1 BB: 1 P: 7	R: 0 E: 0 K: 0 S: 3	H: 0 LOB: 0 BB: 0 P: 3	R: 0 E: 0 K: 2 S: 7	H: 0 LOB: 0 BB: 0 P: 7	R: 0 E: 0 K: 0 S: 3	H: 0 LOB: 0 BB: 0 P: 3	R: 0 E: 0 K: 1 S: 7	H: 2 LOB: 2 BB: 0 P: 7	R: 0 E: 0 K: 0 S: 7	H: 0 LOB: 0 BB: 0 P: 7	1B: 3 2B: 0 3B: 0 HR: 0	SF: 0 SAC: 0 DP: 1 HBP: 0	WP: 0 PB: 0 SB: 0 CS: 0	PA: 31							
PITCHER	IP	WLS	BF	H	R	ER	SO	BB	IBB	HBP	BLK	WP	HR	S	P	ERA	WHIP										
Jim Slaton, R ERA: 4.39 (1, 1)	9.0	W	31	3	0	0	4	1	0	0	0	0	0	38	42	0.00	0.444										

Milwaukee Brewers @ Baltimore Orioles
Memorial Stadium, Baltimore, MD
Sun Jul 28 1974, 3:33 AM EDT
Att: 13,286 - Unknown

AB 30
R 0
H 3
RBI 0
BB 1
SO 4
LOB 10



Batter	1	2	3	4	5	6	7	8	9	AB	R	H	RBI	BB	SO	LOB	TOP																			
Dave May, L OBP: 0.272, SLG: 0.344 Ken Berry, R OBP: 0.255, SLG: 0.237	0-3 K			0-0 5-3		0-0 F8		0-0 1-3		3	0	0	0	0	1	0	Milwaukee Brewers @ Baltimore Orioles Memorial Stadium, Baltimore, MD Mon Jul 29 1974, 7:05 PM EDT Att: 6,030 - Unknown																			
Don Money, R OBP: 0.332, SLG: 0.409	0-0 F9			0-0 F7		0-0 5-3		0-0 1B		4	0	1	0	0	0	0																				
John Briggs, L OBP: 0.361, SLG: 0.504	0-3 K			0-0 4-3						4	1	2	1	0	1	0																				
George Scott, R OBP: 0.356, SLG: 0.475		0-0 CS 1B			0-0 2B 2B	0-0 F7			0-0 5-3	4	1	2	0	0	0	1																				
Deron Johnson, R OBP: 0.256, SLG: 0.363 Mike Hegan, L OBP: 0.314, SLG: 0.452	0-3 K			0-3 K			0-0 6-3		0-3 K	3	0	0	0	0	2	2																				
Charlie Moore, R OBP: 0.329, SLG: 0.372	0-0 6-3			0-0 1B 2B			0-0 6-3		0-0 F3	4	0	1	1	0	0	0																				
Bob Coluccio, R OBP: 0.309, SLG: 0.353			0-0 3-1		0-0 1B		0-0 5-3			3	0	1	0	0	0	0																				
Pedro Garcia, R OBP: 0.272, SLG: 0.392			0-0 5-3		0-3 K			0-0 1B 2B		3	0	1	0	0	1	2																				
Robin Yount, R OBP: 0.280, SLG: 0.357			0-3 K		0-3 K			0-0 5-3		3	0	0	0	0	2	3																				
Inning Stats	R: 0 E: 0 K: 2 S: 7	H: 0 LOB: 0 BB: 0 P: 7	R: 0 E: 0 K: 1 S: 5	H: 1 LOB: 0 BB: 0 P: 5	R: 0 E: 0 K: 1 S: 5	H: 0 LOB: 0 BB: 0 P: 5	R: 0 E: 0 K: 0 S: 3	H: 0 LOB: 0 BB: 0 P: 3	R: 1 E: 0 K: 3 S: 12	H: 3 LOB: 2 BB: 0 P: 12	R: 0 E: 0 K: 0 S: 4	H: 1 LOB: 1 BB: 0 P: 4	R: 0 E: 0 K: 0 S: 3	H: 0 LOB: 0 BB: 0 P: 3	R: 0 E: 0 K: 0 S: 4	H: 2 LOB: 2 BB: 0 P: 4	R: 1 E: 0 K: 1 S: 6	H: 1 LOB: 0 BB: 0 P: 6	1B: 4 2B: 3 3B: 0 HR: 1	SF: 0 SAC: 0 DP: 0 HBP: 0	WP: 0 PB: 0 SB: 0 CS: 1	PA: 33														
PITCHER	IP	WLS	BF	H	R	ER	SO	BB	IBB	HBP	BLK	WP	HR	S	P	ERA	WHIP	PITCHER		IP	WLS	BF	H	R	ER	SO	BB	IBB	HBP	BLK	WP	HR	S	P	ERA	WHIP
Ross Grimsley, L ERA: 3.28 Bob Reynolds, R ERA: 3.17	(1, 1) 8.0	W 30	8	2	2	7	0	0	0	0	0	0	1	44	44	2.25	1.000			(9, 1) 1.0	3	0	0	0	1	0	0	0	0	0	0	5	5	0.00	0.000	

AB	33
R	2
H	8
RBI	2
BB	0
SO	8
LOB	9



Batter	1	2	3	4	5	6	7	8	9	AB	R	H	RBI	BB	SO	LOB	BOTTOM																				
Enos Cabell, R OBP: 0.261, SLG: 0.299	0-0 F9		0-0 3B 1B	0-0 F9			0-0 6-3 2B	0-0 5-3		5	1	2	0	0	0	2	Milwaukee Brewers @ Baltimore Orioles Memorial Stadium, Baltimore, MD Mon Jul 29 1974, 7:05 PM EDT Att: 6,030 - Unknown																				
Paul Blair, R OBP: 0.291, SLG: 0.393	0-0 F9		0-0 1H E 3B	0-0 F8			0-0 6-3			4	1	1	1	0	0	1																					
Tommy Davis, R OBP: 0.304, SLG: 0.365	0-0 1B 1B		0-0 E1 2B BB		0-0 F4		0-0 4-3			4	1	1	0	0	0	1																					
Bobby Grich, R OBP: 0.387, SLG: 0.496	0-0 1B 1B		0-0 3H 2B WP BB		0-0 G6-4-3 BB			0-0 F8		2	1	1	0	2	0	0																					
Earl Williams, R OBP: 0.347, SLG: 0.354	0-3 K2-3		0-0 F2		0-0 G6-4-3			0-0 1-3 1B 2B		4	1	1	0	0	1	5																					
Don Baylor, R OBP: 0.327, SLG: 0.338		0-0 F4	0-0 WP 1-3 2H 2B			0-0 F9		0-0 1-3 1B IBB		3	1	1	1	1	0	0																					
Andy Etchebarren, R OBP: 0.234, SLG: 0.250		0-0 4-3	0-0 6-3			0-0 G6-4-3 1B		0-0 1-3 2-3		4	0	1	0	0	0	3																					
Jim Fuller, R OBP: 0.282, SLG: 0.418		0-0 2B	0-0 F8			0-0 G6-4-3		0-0 1B IBB		3	0	1	0	1	0	2																					
Mark Belanger, R OBP: 0.321, SLG: 0.360		0-0 F8		0-0 F8			0-0 F7	0-0 1B		4	0	1	2	0	0	1																					
Inning Stats	R: 0 E: 0 K: 1 S: 7	H: 2 LOB: 2 BB: 0 P: 7	R: 0 E: 0 K: 0 S: 4	H: 1 LOB: 1 BB: 0 P: 4	R: 4 E: 1 K: 0 S: 7	H: 3 LOB: 1 BB: 1 P: 11	R: 0 E: 0 K: 0 S: 3	H: 0 LOB: 0 BB: 0 P: 3	R: 0 E: 0 K: 0 S: 2	H: 0 LOB: 0 BB: 1 P: 6	R: 0 E: 0 K: 0 S: 3	H: 1 LOB: 0 BB: 0 P: 3	R: 0 E: 0 K: 0 S: 4	H: 1 LOB: 1 BB: 0 P: 4	R: 2 E: 0 K: 0 S: 5	H: 2 LOB: 2 BB: 2 P: 13	R: 0 E: 0 K: 0 S: 5	H: 2 LOB: 2 BB: 2 P: 13	1B: 5 2B: 4 3B: 1 HR: 0	SF: 0 SAC: 0 DP: 2 HBP: 0	WP: 1 PB: 0 SB: 0 CS: 0	PA: 37															
PITCHER	IP	WLS	BF	H	R	ER	SO	BB	IBB	HBP	BLK	WP	HR	S	P	ERA	WHIP	PITCHER		IP	WLS	BF	H	R	ER	SO	BB	IBB	HBP	BLK	WP	HR	S	P	ERA	WHIP	
Clyde Wright, L ERA: 3.88	(1, 1) 8.0	L 37	10	6	5	1	2	2	2	0	0	1	0	35	51	5.62	1.500			(1, 1) 8.0	L	37	10	6	5	1	2	2	2	0	0	1	0	35	51	5.62	1.500

AB	33
R	6
H	10
RBI	4
BB	4
SO	1
LOB	15



Batter	1	2	3	4	5	6	7	8	9	AB	R	H	RBI	BB	SO	LOB	TOP					
John Lowenstein, L (1, 7) OBP: 0.328, SLG: 0.342 Rusty Torres, S (9, 7) OBP: 0.255, SLG: 0.196										5	2	2	3	0	1	1	Cleveland Indians @ Baltimore Orioles Memorial Stadium, Baltimore, MD Tue Jul 30 1974, 7:05 PM EDT Att: 11,379 - Unknown					
Frank Duffy, R (1, 6) OBP: 0.329, SLG: 0.329										5	2	3	1	0	0	1						
George Hendrick, R (1, 8) OBP: 0.352, SLG: 0.486										5	0	2	1	0	1	2						
Charlie Spikes, R (1, 9) OBP: 0.332, SLG: 0.437										5	0	1	2	0	1	3						
John Ellis, R (1, 10) OBP: 0.327, SLG: 0.434										5	0	0	0	0	0	2						
Buddy Bell, R (1, 5) OBP: 0.308, SLG: 0.353										4	0	0	0	0	1	0						
Tom McCraw, L (1, 3) OBP: 0.355, SLG: 0.428										3	2	2	0	1	0	0						
Dave Duncan, R (1, 2) OBP: 0.252, SLG: 0.356										3	1	1	0	1	0	2						
Jack Brohamer, L (1, 4) OBP: 0.341, SLG: 0.340 Luis Alvarado, R (7, PR) OBP: 0.198, SLG: 0.170										2	0	0	1	0	1	2						
Inning Stats	R: 0 E: 0 K: 1 S: 5	H: 0 LOB: 0 BB: 0 P: 5	R: 0 E: 0 K: 2 S: 7	H: 0 LOB: 0 BB: 0 P: 7	R: 2 E: 0 K: 1 S: 8	H: 3 LOB: 2 BB: 1 P: 12	R: 0 E: 0 K: 0 S: 3	H: 0 LOB: 0 BB: 0 P: 3	R: 0 E: 0 K: 0 S: 4	H: 1 LOB: 1 BB: 0 P: 4	R: 0 E: 0 K: 0 S: 3	H: 0 LOB: 0 BB: 0 P: 3	R: 5 E: 2 K: 1 S: 10	H: 4 LOB: 1 BB: 1 P: 14	R: 0 E: 0 K: 0 S: 4	H: 1 LOB: 1 BB: 0 P: 4		R: 1 E: 0 K: 0 S: 5	H: 2 LOB: 1 BB: 0 P: 5	1B: 9 2B: 1 3B: 0 HR: 1	SF: 0 SAC: 1 DP: 0 HBP: 0	WP: 0 PB: 0 SB: 2 CS: 0
PITCHER	IP WLS BF H R ER SO BB IBB HBP BLK WP HR S P ERA WHIP																					
Mike Cuellar, L (1, 1) ERA: 3.17	6.2 L 31 8 7 4 5 2 0 0 0 0 0 1 39 47 5.40 1.500																					
Bob Reynolds, R (7, 1) ERA: 3.14	0.1 1 0 0 0 0 0 0 0 0 0 0 0 1 1 0.00 0.000																					
Doyle Alexander, R (8, 1) ERA: 4.92	1.1 6 2 1 1 0 0 0 0 0 0 0 0 6 6 6.75 1.500																					
Dave Johnson, R (9, 1) ERA: 4.32	0.2 3 1 0 0 0 0 0 0 0 0 0 0 3 3 0.00 1.500																					

Batter	1	2	3	4	5	6	7	8	9	AB	R	H	RBI	BB	SO	LOB	BOTTOM					
Rich Coggins, L (1, 9) OBP: 0.300, SLG: 0.327										5	1	3	0	0	0	1	Cleveland Indians @ Baltimore Orioles Memorial Stadium, Baltimore, MD Tue Jul 30 1974, 7:05 PM EDT Att: 11,379 - Unknown					
Paul Blair, R (1, 8) OBP: 0.291, SLG: 0.401										4	1	1	1	0	0	3						
Tommy Davis, R (1, 10) OBP: 0.301, SLG: 0.361										4	0	0	0	0	0	3						
Bobby Grich, R (1, 4) OBP: 0.390, SLG: 0.496										2	1	1	0	2	1	0						
Boog Powell, L (1, 3) OBP: 0.341, SLG: 0.421										4	1	1	1	0	1	2						
Don Baylor, R (1, 7) OBP: 0.328, SLG: 0.351										4	1	2	3	0	0	1						
Eliot Hendricks, L (1, 2) OBP: 0.318, SLG: 0.421										3	0	0	0	1	0	1						
Enos Cabell, R (1, 5) OBP: 0.260, SLG: 0.296										4	1	1	0	0	2	3						
Mark Belanger, R (1, 6) OBP: 0.320, SLG: 0.358										4	0	1	0	0	0	3						
Inning Stats	R: 0 E: 0 K: 0 S: 3	H: 1 LOB: 3 BB: 2 P: 16	R: 0 E: 0 K: 2 S: 8	H: 1 LOB: 2 BB: 2 P: 16	R: 0 E: 0 K: 0 S: 3	H: 1 LOB: 0 BB: 0 P: 3	R: 0 E: 0 K: 0 S: 4	H: 1 LOB: 1 BB: 0 P: 4	R: 2 E: 0 K: 0 S: 5	H: 3 LOB: 0 BB: 0 P: 5	R: 0 E: 0 K: 1 S: 5	H: 0 LOB: 0 BB: 0 P: 5	R: 0 E: 0 K: 1 S: 5	H: 0 LOB: 0 BB: 0 P: 5	R: 4 E: 0 K: 0 S: 6	H: 3 LOB: 1 BB: 1 P: 10		R: 0 E: 0 K: 0 S: 3	H: 0 LOB: 0 BB: 0 P: 3	1B: 8 2B: 0 3B: 0 HR: 2	SF: 0 SAC: 0 DP: 3 HBP: 0	WP: 0 PB: 0 SB: 1 CS: 0
PITCHER	IP WLS BF H R ER SO BB IBB HBP BLK WP HR S P ERA WHIP																					
Dick Bosman, R (1, 1) ERA: 3.94	7.2 W 32 9 5 5 4 2 0 0 0 0 0 1 37 49 5.87 1.435																					
Tom Buskey, R (8, 1) ERA: 3.67	1.1 5 1 1 1 0 0 0 0 0 0 0 1 5 5 6.75 0.750																					

Batter	1	2	3	4	5	6	7	8	9	AB	R	H	RBI	BB	SO	LOB	TOP					
Mark Belanger, R OBP: 0.315, SLG: 0.349										4	1	0	0	1	0	3						
Paul Blair, R OBP: 0.294, SLG: 0.400										4	0	0	0	1	2	1						
Tommy Davis, R OBP: 0.307, SLG: 0.368										3	0	2	1	1	0	0						
Bobby Grich, R OBP: 0.390, SLG: 0.495										4	0	2	0	0	0	2						
Don Baylor, R OBP: 0.330, SLG: 0.347										3	0	0	0	1	0	4						
Earl Williams, R OBP: 0.345, SLG: 0.359										4	1	1	1	0	0	2						
Andy Etchebarren, R OBP: 0.235, SLG: 0.250										4	1	1	0	0	2	0						
Jim Fuller, R OBP: 0.281, SLG: 0.420										4	0	1	0	0	1	0						
Enos Cabell, R OBP: 0.284, SLG: 0.321										4	0	2	1	0	0	1						
Inning Stats	R: 1 E: 0 K: 1 S: 6	H: 1 LOB: 1 BB: 1 P: 10	R: 1 E: 0 K: 0 S: 5	H: 2 LOB: 1 BB: 0 P: 5	R: 0 E: 0 K: 0 S: 2	H: 1 LOB: 1 BB: 2 P: 10	R: 1 E: 0 K: 0 S: 5	H: 2 LOB: 1 BB: 0 P: 5	R: 0 E: 0 K: 1 S: 6	H: 1 LOB: 2 BB: 1 P: 10	R: 0 E: 0 K: 0 S: 4	H: 1 LOB: 1 BB: 0 P: 4	R: 0 E: 0 K: 2 S: 7	H: 0 LOB: 0 BB: 0 P: 7	R: 0 E: 0 K: 0 S: 3	H: 0 LOB: 0 BB: 0 P: 3	1B: 5 2B: 3 3B: 0 HR: 1	SF: 0 SAC: 0 DP: 1 HBP: 0	WP: 0 PB: 0 SB: 0 CS: 1	PA: 38		
PITCHER	IP WLS BF H R ER SO BB IBB HBP BLK WP HR S P ERA WHIP																					
Bill Lee, L ERA: 3.79	(1, 1)	8.0	W	35	9	3	3	5	4	0	0	0	0	0	0	0	0	1	41	57	3.38	1.625
Diego Segui, R ERA: 4.12	(9, 1)	1.0		3	0	0	0	0	0	0	0	0	0	0	0	0	0	0	3	3	0.00	0.000

Baltimore Orioles @ Boston Red Sox
Fenway Park, Boston, MA
Thu Aug 01 1974, 7:05 PM EDT
Att: 27,596 - Unknown

AB 34
R 3
H 9
RBI 3
BB 4
SO 5
LOB 13



Batter	1	2	3	4	5	6	7	8	9	AB	R	H	RBI	BB	SO	LOB	BOTTOM					
Tommy Harper, R OBP: 0.307, SLG: 0.329										4	3	3	1	1	0	0						
Cecil Cooper, L OBP: 0.326, SLG: 0.424										5	2	3	4	0	1	1						
Carl Yastrzemski, L OBP: 0.425, SLG: 0.488										5	1	2	2	0	1	1						
Rico Petrocelli, R OBP: 0.376, SLG: 0.488										5	1	1	0	0	0	1						
Bernie Carbo, L OBP: 0.373, SLG: 0.439										2	0	1	0	1	1	2						
Dwight Evans, R OBP: 0.333, SLG: 0.429										1	0	0	0	0	0	0						
Rick Miller, L OBP: 0.359, SLG: 0.347										2	1	0	0	1	0	1						
Rick Burleson, R OBP: 0.363, SLG: 0.439										4	1	3	3	0	0	0						
Doug Griffin, R OBP: 0.357, SLG: 0.378										4	1	1	1	0	1	1						
Tim Blackwell, S OBP: 0.318, SLG: 0.283										4	1	1	0	0	1	2						
Inning Stats	R: 5 E: 0 K: 2 S: 11	H: 4 LOB: 1 BB: 2 P: 19	R: 0 E: 0 K: 0 S: 3	H: 0 LOB: 0 BB: 0 P: 3	R: 0 E: 0 K: 0 S: 2	H: 0 LOB: 0 BB: 1 P: 6	R: 2 E: 0 K: 0 S: 6	H: 3 LOB: 1 BB: 0 P: 6	R: 0 E: 0 K: 0 S: 4	H: 2 LOB: 2 BB: 0 P: 4	R: 0 E: 0 K: 1 S: 6	H: 1 LOB: 0 BB: 0 P: 6	R: 0 E: 0 K: 1 S: 5	H: 0 LOB: 0 BB: 0 P: 5	R: 4 E: 0 K: 1 S: 10	H: 5 LOB: 1 BB: 0 P: 10	1B: 11 2B: 4 3B: 1 HR: 0	SF: 0 SAC: 1 DP: 1 HBP: 0	WP: 0 PB: 0 SB: 1 CS: 0	PA: 40		
PITCHER	IP WLS BF H R ER SO BB IBB HBP BLK WP HR S P ERA WHIP																					
Wayne Garland, R ERA: 3.27	(1, 1)	3.2	L	20	7	7	7	2	3	0	0	0	0	0	0	0	0	0	21	33	17.18	2.727
Don Hood, L ERA: 3.13	(4, 1)	4.0		19	8	4	4	3	0	0	0	0	0	0	0	0	0	0	25	25	9.00	2.000
Doyle Alexander, R ERA: 4.9	(8, 1)	0.1		1	0	0	0	0	0	0	0	0	0	0	0	0	0	0	1	1	0.00	0.000

Baltimore Orioles @ Boston Red Sox
Fenway Park, Boston, MA
Thu Aug 01 1974, 7:05 PM EDT
Att: 27,596 - Unknown

AB 36
R 11
H 15
RBI 11
BB 3
SO 5
LOB 9



Batter	1	2	3	4	5	6	7	8	9	AB	R	H	RBI	BB	SO	LOB	TOP										
Rich Coggins, L OBP: 0.298, SLG: 0.320 (1, 9)	F5		F3	5-3			F8			4	0	0	0	0	0	3	Baltimore Orioles @ Boston Red Sox Fenway Park, Boston, MA Fri Aug 02 1974, 3:33 AM EDT Att: 25,046 - Unknown										
Paul Blair, R OBP: 0.294, SLG: 0.399 (1, 8)	G1-6-3 1B		SF8		5-3			6-3		3	0	1	1	0	0	0											
Tommy Davis, R OBP: 0.304, SLG: 0.365 (1, 10)	G1-6-3 1-2		5-3			F8		F2		4	0	0	0	0	2												
Bobby Grich, R OBP: 0.388, SLG: 0.491 (1, 4)		F9		BB 1B 2B BB	5-3			K		3	1	0	0	1	1	0											
Boog Powell, L OBP: 0.346, SLG: 0.417 (1, 3)	K			BB 1-2 2B 1B		F8		L6		4	1	1	0	0	1	0											
Don Baylor, R OBP: 0.329, SLG: 0.343 (1, 7)	6-3			BB 1-2 2-3 2B BB		K		K		3	1	0	0	1	2	0											
Earl Williams, R OBP: 0.348, SLG: 0.368 (1, 2)			E 2B			6-3		K		4	1	2	3	0	1	0											
Enos Cabell, R OBP: 0.286, SLG: 0.313 (1, 5)			E5 1B SF8 2H		4-3		CS BB			2	1	0	0	1	0	1											
Mark Belanger, R OBP: 0.315, SLG: 0.349 (1, 6)			2-3 1B		6-3		1-2 6-3			3	0	1	0	0	0	2											
Inning Stats	R: 0 E: 0 K: 0 S: 3	H: 1 LOB: 0 BB: 0 P: 3	R: 0 E: 0 K: 1 S: 5	H: 0 LOB: 0 BB: 0 P: 5	R: 2 E: 1 K: 0 S: 6	H: 2 LOB: 1 BB: 0 P: 6	R: 3 E: 0 K: 0 S: 5	H: 2 LOB: 1 BB: 0 P: 13	R: 0 E: 0 K: 1 S: 5	H: 0 LOB: 0 BB: 0 P: 5	R: 0 E: 0 K: 0 S: 2	H: 0 LOB: 0 BB: 1 P: 6	R: 0 E: 0 K: 1 S: 7	H: 0 LOB: 0 BB: 0 P: 5	R: 0 E: 0 K: 2 S: 7	H: 0 LOB: 0 BB: 0 P: 7	1B: 3 2B: 2 3B: 0 HR: 0	SF: 1 SAC: 0 DP: 1 HBP: 0	WP: 0 PB: 0 SB: 0 CS: 1	PA: 34							
PITCHER	IP	WLS	BF	H	R	ER	SO	BB	IBB	HBP	BLK	WP	HR	S	P	ERA	WHIP										
Rick Wise, R ERA: 3.86 (1, 1)	3.0		13	3	3	1	1	1	0	0	0	0	0	14	18	3.00	1.333										
Juan Marchal, R ERA: 6.42 (4, 1)	6.0	W	21	2	2	2	4	2	0	0	0	0	0	27	35	3.00	0.667										

Batter	1	2	3	4	5	6	7	8	9	AB	R	H	RBI	BB	SO	LOB	BOTTOM										
Tommy Harper, R OBP: 0.302, SLG: 0.323 (1, 7)	L7	B1-3		4-3			F8	K		5	0	0	0	0	1	2	Baltimore Orioles @ Boston Red Sox Fenway Park, Boston, MA Fri Aug 02 1974, 3:33 AM EDT Att: 25,046 - Unknown										
Cecil Cooper, L OBP: 0.328, SLG: 0.429 (1, 10)	1B 2B		BB 1B	L4			F6			4	2	2	0	0	0	0											
Carl Yastrzemski, L OBP: 0.431, SLG: 0.496 (1, 3)	S 1B		SH1-3 1B SF9 BB		WP SF9 2B		3B 1B			3	3	3	1	1	0	0											
Rico Petrocelli, R OBP: 0.378, SLG: 0.487 (1, 5)	F8		SH1-3 1B		6-3		3B BB			3	1	1	1	1	0	2											
Dwight Evans, R OBP: 0.333, SLG: 0.437 (1, 9)	F9		SH1-3		SF9		1-1 2-H 3B			2	0	1	3	0	0	1											
Rick Miller, L OBP: 0.397, SLG: 0.342 (1, 8)		F7		IBB	1-3		K			3	0	0	0	1	1	1											
Rick Burleson, R OBP: 0.366, SLG: 0.448 (1, 6)		1B 2B	SF9			G4-6-3 1B		6-3		3	1	2	1	0	0	0											
Doug Griffin, R OBP: 0.358, SLG: 0.380 (1, 4)			3-H 1B		4-3		G4-6-3 1B			2	0	1	1	0	0	2											
Dick McAuliffe, L OBP: 0.312, SLG: 0.317 (4, 4)		2-H 1B				1-2		K		2	0	0	0	0	1	1											
Tim Blackwell, S OBP: 0.314, SLG: 0.270 (1, 2)	F8					6-3		BB		3	0	0	0	1	1	1											
Inning Stats	R: 1 E: 0 K: 0 S: 5	H: 2 LOB: 1 BB: 0 P: 5	R: 1 E: 0 K: 0 S: 5	H: 2 LOB: 1 BB: 0 P: 5	R: 2 E: 0 K: 0 S: 5	H: 2 LOB: 2 BB: 2 P: 13	R: 0 E: 0 K: 1 S: 5	H: 0 LOB: 0 BB: 0 P: 5	R: 1 E: 0 K: 0 S: 4	H: 1 LOB: 0 BB: 0 P: 4	R: 0 E: 0 K: 0 S: 3	H: 1 LOB: 0 BB: 0 P: 3	R: 2 E: 0 K: 1 S: 7	H: 2 LOB: 1 BB: 1 P: 11	R: 0 E: 0 K: 2 S: 7	H: 0 LOB: 1 BB: 1 P: 11	1B: 6 2B: 3 3B: 1 HR: 0	SF: 2 SAC: 1 DP: 1 HBP: 0	WP: 2 PB: 0 SB: 1 CS: 0	PA: 37							
PITCHER	IP	WLS	BF	H	R	ER	SO	BB	IBB	HBP	BLK	WP	HR	S	P	ERA	WHIP										
Jesse Jefferson, R ERA: 5.19 (1, 1)	2.0		13	4	4	4	0	1	1	0	0	2	0	19	27	5.79	1.071										
Doyle Alexander, R ERA: 4.95 (3, 1)	4.2	L	19	4	3	3	1	1	1	0	0	0	0	19	27	5.79	1.071										
Grant Jackson, L ERA: 2.89 (7, 1)	1.1		5	0	0	0	3	1	0	0	0	0	0	10	14	0.00	0.750										

AB	30
R	5
H	5
RBI	4
BB	3
SO	5
LOB	8



AB	30
R	7
H	10
RBI	7
BB	4
SO	4
LOB	10



Batter	1	2	3	4	5	6	7	8	9	AB	R	H	RBI	BB	SO	LOB	TOP										
Mark Belanger, R (1, 6) OBP: 0.313, SLG: 0.346										5	1	1	0	0	0	0											
Paul Blair, R (1, 8) OBP: 0.291, SLG: 0.395										4	0	0	0	0	2	1											
Tommy Davis, R (1, 10) OBP: 0.308, SLG: 0.378										4	2	3	2	0	0	0											
Bobby Grich, R (1, 4) OBP: 0.389, SLG: 0.491										4	1	2	0	0	1	1											
Don Baylor, R (1, 7) OBP: 0.331, SLG: 0.355										4	1	2	3	0	1	1											
Earl Williams, R (1, 3) OBP: 0.345, SLG: 0.376										4	1	1	1	0	1	3											
Andy Etchebarren, R (1, 2) OBP: 0.227, SLG: 0.241										4	0	0	0	0	1	1											
Jim Fuller, R (1, 9) OBP: 0.275, SLG: 0.410										4	0	0	0	0	1	0											
Enos Cabell, R (1, 5) OBP: 0.273, SLG: 0.298										4	0	0	0	0	0	0											
Inning Stats	R: 4 E: 0 K: 1 S: 9	H: 4 LOB: 0 BB: 0 P: 9	R: 0 E: 0 K: 0 S: 3	H: 0 LOB: 0 BB: 0 P: 3	R: 0 E: 0 K: 2 S: 8	H: 1 LOB: 1 BB: 0 P: 8	R: 1 E: 0 K: 0 S: 4	H: 1 LOB: 0 BB: 0 P: 4	R: 1 E: 0 K: 1 S: 8	H: 3 LOB: 2 BB: 0 P: 8	R: 0 E: 0 K: 2 S: 7	H: 0 LOB: 0 BB: 0 P: 7	R: 0 E: 0 K: 1 S: 5	H: 0 LOB: 0 BB: 0 P: 5	R: 0 E: 1 K: 0 S: 4	H: 0 LOB: 1 BB: 0 P: 4	R: 0 E: 0 K: 0 S: 3	H: 0 LOB: 0 BB: 0 P: 3	1B: 5 2B: 1 3B: 0 HR: 3	SF: 0 SAC: 0 DP: 0 HBP: 0	WP: 1 PB: 0 SB: 1 CS: 0	PA: 37					
PITCHER	IP	WLS	BF	H	R	ER	SO	BB	IBB	HBP	BLK	WP	HR	S	P	ERA	WHIP										
Mickey Lolich, L (1, 1) ERA: 3.93	9.0	L	37	9	6	6	7	0	0	0	0	1	3	51	51	6.00	1.000										

Baltimore Orioles @ Detroit Tigers
Tiger Stadium, Detroit, MI
Sat Aug 03 1974, 3:33 AM EDT
Att: 30,019 - Unknown

AB 37
R 6
H 9
RBI 6
BB 0
SO 7
LOB 7



Batter	1	2	3	4	5	6	7	8	9	AB	R	H	RBI	BB	SO	LOB	BOTTOM										
Ron LeFlore, R (1, 8) OBP: 0.154, SLG: 0.154										4	1	1	0	0	0	3											
Gary Sutherland, R (1, 4) OBP: 0.285, SLG: 0.322										4	0	1	0	0	1	1											
Al Kaline, R (1, 10) OBP: 0.334, SLG: 0.373										4	1	3	2	0	0	0											
Bill Freehan, R (1, 3) OBP: 0.364, SLG: 0.449										4	0	1	0	0	0	3											
Marvin Lane, R (1, 7) OBP: 0.333, SLG: 0.339										4	0	0	0	0	1	3											
Jim Northrup, L (1, 9) OBP: 0.295, SLG: 0.350										4	0	0	0	0	1	1											
Aurelio Rodriguez, R (1, 5) OBP: 0.251, SLG: 0.294										4	0	0	0	0	0	0											
Ed Brinkman, R (1, 6) OBP: 0.269, SLG: 0.346										3	0	1	0	1	0	0											
Jerry Moses, R (1, 2) OBP: 0.288, SLG: 0.372										3	0	1	0	0	1	2											
Inning Stats	R: 0 E: 0 K: 1 S: 5	H: 0 LOB: 0 BB: 0 P: 5	R: 0 E: 0 K: 0 S: 3	H: 1 LOB: 0 BB: 0 P: 3	R: 0 E: 0 K: 0 S: 3	H: 0 LOB: 1 BB: 1 P: 7	R: 0 E: 0 K: 1 S: 6	H: 2 LOB: 1 BB: 0 P: 6	R: 0 E: 0 K: 0 S: 5	H: 2 LOB: 2 BB: 0 P: 5	R: 1 E: 0 K: 0 S: 4	H: 1 LOB: 0 BB: 0 P: 4	R: 0 E: 1 K: 1 S: 6	H: 0 LOB: 1 BB: 0 P: 6	R: 1 E: 0 K: 0 S: 5	H: 2 LOB: 1 BB: 0 P: 5	R: 0 E: 0 K: 1 S: 5	H: 0 LOB: 0 BB: 0 P: 5	1B: 6 2B: 1 3B: 0 HR: 1	SF: 0 SAC: 0 DP: 2 HBP: 0	WP: 1 PB: 0 SB: 0 CS: 0	PA: 35					
PITCHER	IP	WLS	BF	H	R	ER	SO	BB	IBB	HBP	BLK	WP	HR	S	P	ERA	WHIP										
Ross Grimsley, L (1, 1) ERA: 3.22	9.0	W	35	8	2	2	4	1	0	0	0	1	1	42	46	2.00	1.000										

Baltimore Orioles @ Detroit Tigers
Tiger Stadium, Detroit, MI
Sat Aug 03 1974, 3:33 AM EDT
Att: 30,019 - Unknown

AB 34
R 2
H 8
RBI 2
BB 1
SO 4
LOB 13



Batter	1	2	3	4	5	6	7	8	9	AB	R	H	RBI	BB	SO	LOB	TOP			
Rich Coggins, L OBP: 0.297, SLG: 0.319	F8	F5						F9		4	0	1	0	0	0	3	Baltimore Orioles @ Detroit Tigers Tiger Stadium, Detroit, MI Sun Aug 04 1974, 3:33 AM EDT Unknown			
Paul Blair, R OBP: 0.288, SLG: 0.390	F8		F8					F8		4	0	0	0	0	0	1				
Tommy Davis, R OBP: 0.306, SLG: 0.375	5-3		5-3					4-3		4	0	0	0	0	0	0				
Bobby Grich, R OBP: 0.388, SLG: 0.487		1B FC6-4 BB	F9					F7		3	1	0	0	1	1	0				
Boog Powell, L OBP: 0.344, SLG: 0.414		FC6-4 1B						F9		4	0	1	0	0	1	0				
Don Baylor, R OBP: 0.328, SLG: 0.351		FC6-4 BB FC1-2 1-2						F7		4	0	0	1	0	0	1				
Brooks Robinson, R OBP: 0.368, SLG: 0.406 Enos Cabell, R OBP: 0.273, SLG: 0.298		FC1-2 BB 1-2						3-1 HBP		1	0	0	0	1	0	0				
Eliot Hendricks, L OBP: 0.319, SLG: 0.410		FC1-2 BB 1-2 2-3						3-1		2	0	0	0	1	0	1				
Mark Belanger, R OBP: 0.311, SLG: 0.343		FC1-2 1-2 2-3 3-H						6-3		3	0	0	0	0	0	5				
Inning Stats	R: 0 E: 0 K: 0 S: 3	H: 0 LOB: 0 BB: 0 P: 3	R: 1 E: 0 K: 0 S: 4	H: 1 LOB: 3 BB: 3 P: 16	R: 0 E: 0 K: 0 S: 3	H: 0 LOB: 0 BB: 0 P: 3	R: 0 E: 0 K: 0 S: 3	H: 0 LOB: 0 BB: 0 P: 3	R: 0 E: 0 K: 0 S: 3	H: 0 LOB: 2 BB: 0 P: 4	R: 0 E: 0 K: 0 S: 3	H: 0 LOB: 0 BB: 0 P: 3	R: 0 E: 0 K: 2 S: 7	H: 0 LOB: 0 BB: 0 P: 7	R: 0 E: 0 K: 2 S: 7	H: 0 LOB: 0 BB: 0 P: 7		1B: 2 2B: 0 3B: 0 HR: 0	SF: 0 SAC: 0 DP: 0 HBP: 1	WP: 0 PB: 0 SB: 0 CS: 0
PITCHER Joe Coleman, R ERA: 4.21	IP: 9.0 WLS: W BF: 33 H: 2 R: 1 ER: 1 SO: 2 BB: 3 IBB: 0 HBP: 1 BLK: 0 WP: 0 HR: 0 S: 33 P: 46 ERA: 1.00 WHIP: 0.556																			

Batter	1	2	3	4	5	6	7	8	9	AB	R	H	RBI	BB	SO	LOB	BOTTOM			
Ron LeFlore, R OBP: 0.222, SLG: 0.125	1B SF9 BB		K	6-3				K		3	1	0	0	2	2	2	Baltimore Orioles @ Detroit Tigers Tiger Stadium, Detroit, MI Sun Aug 04 1974, 3:33 AM EDT Unknown			
Gary Sutherland, R OBP: 0.288, SLG: 0.320	SF9 SF8 1B		5-3	5-3				F8		5	1	1	0	0	0	3				
Al Kaline, R OBP: 0.336, SLG: 0.374	SF9							F5		2	1	1	1	1	0	1				
Bill Freehan, R OBP: 0.362, SLG: 0.447	SF8		F4					F3		3	0	1	1	0	0	1				
Jim Northrup, L OBP: 0.300, SLG: 0.353	FC6-4 1B			HR BB				F9		3	1	2	0	1	0	2				
Dick Sharon, R OBP: 0.290, SLG: 0.281	FC6-4 1-2			HR 1-H				F2		3	1	1	2	1	0	2				
Aurelio Rodriguez, R OBP: 0.256, SLG: 0.299				HR 2B				K		3	1	2	1	1	1	1				
Ed Brinkman, R OBP: 0.271, SLG: 0.350	F9			2B				E7 1B		4	0	2	1	0	0	4				
Gene Lamont, L OBP: 0.277, SLG: 0.256	G4-6-3			F4				3-1		4	0	0	0	0	0	3				
Inning Stats	R: 2 E: 0 K: 0 S: 5	H: 2 LOB: 1 BB: 1 P: 9	R: 0 E: 0 K: 1 S: 5	H: 1 LOB: 0 BB: 0 P: 3	R: 0 E: 0 K: 1 S: 5	H: 0 LOB: 1 BB: 1 P: 9	R: 3 E: 0 K: 0 S: 6	H: 3 LOB: 1 BB: 1 P: 10	R: 1 E: 0 K: 0 S: 4	H: 2 LOB: 2 BB: 2 P: 12	R: 0 E: 0 K: 1 S: 6	H: 1 LOB: 1 BB: 0 P: 6	R: 0 E: 1 K: 1 S: 6	H: 1 LOB: 1 BB: 0 P: 6	R: 0 E: 1 K: 1 S: 6	H: 1 LOB: 1 BB: 0 P: 6		1B: 7 2B: 2 3B: 0 HR: 1	SF: 2 SAC: 0 DP: 2 HBP: 0	WP: 0 PB: 1 SB: 1 CS: 0
PITCHER Mike Cuellar, L ERA: 3.41 Jesse Jefferson, R ERA: 4.79	IP: 4.1 WLS: L BF: 24 H: 8 R: 6 ER: 6 SO: 1 BB: 4 IBB: 0 HBP: 0 BLK: 0 WP: 0 HR: 1 S: 22 P: 38 ERA: 12.46 WHIP: 2.769	IP: 3.2 WLS: L BF: 14 H: 2 R: 0 ER: 0 SO: 2 BB: 2 IBB: 0 HBP: 0 BLK: 0 WP: 0 HR: 0 S: 16 P: 24 ERA: 0.00 WHIP: 1.091																		

Batter	1	2	3	4	5	6	7	8	9	AB	R	H	RBI	BB	SO	LOB	TOP								
Al Bumbry, L OBP: 0.261, SLG: 0.300 (1, 7)	0-3 K	0-0 SH5-3 2B		0-0 3B 1B		4-0 FC1-6 BB		0-0 SF8-4 1B		4	1	3	0	1	1	0	Baltimore Orioles @ Detroit Tigers Tiger Stadium, Detroit, MI Sun Aug 04 1974, 3:38 AM EDT Att: 34,317 - Unknown								
Rich Coggins, L OBP: 0.300, SLG: 0.331 (1, 9)	0-0 1B 2B	0-0 SH5-3		0-0 1-H SF9 3B		0-0 FC1-6 S 1-2		0-0 SF8-4 1-2 2-3 3-H 4-0		3	2	2	2	0	0	1									
Tommy Davis, R OBP: 0.307, SLG: 0.374 (1, 10)	0-0 2B FC6-4 1B	0-0 F3		0-0 SF9		0-3 K		0-0 BB		3	1	1	1	1	1	2									
Bobby Grich, R OBP: 0.386, SLG: 0.486 (1, 4)	0-0 FC6-4 1B 2B		0-0 E5 FC5-6 HR	0-0 6-3		0-3 K		0-0 5-3		5	2	1	1	0	1	3									
Boog Powell, L OBP: 0.351, SLG: 0.416 Enos Cabell, R OBP: 0.278, SLG: 0.302 (4, PR) (4, 3)	4-0 FC6-4 IBB		4-0 FC5-6 BB	0-0 FC6-4 1B			0-0 6-3		0-0 G5-4-3 1B	1	0	1	0	2	0	0									
Paul Blair, R OBP: 0.284, SLG: 0.385 (1, 8)	0-0 FC6-4 1B		0-0 FC5-6 S HR	0-0 FC6-4			0-0 4-3		0-0 F8	5	1	0	1	0	0	6									
Brooks Robinson, R OBP: 0.368, SLG: 0.415 (1, 5)	0-0 1-2 3-H 1B		0-0 1-H 3-H HR		0-0 6-3		0-0 F8		0-0 G5-4-3 1-2	5	1	2	4	0	0	1									
Earl Williams, R OBP: 0.347, SLG: 0.374 (1, 2)	0-3 K		0-0 G4-6-3 BB		0-0 F5		4-0 1B SF8-4 BB			2	1	0	0	2	1	2									
Mark Belanger, R OBP: 0.310, SLG: 0.342 (1, 6)		0-0 6-3	0-0 G4-6-3 1-2		0-0 4-3		0-0 SF8-4 1B			4	0	1	0	0	0	1									
Inning Stats	R: 3 E: 0 K: 2 S: 11	H: 4 LOB: 2 BB: 1 P: 15	R: 0 E: 0 K: 0 S: 4	H: 1 LOB: 1 BB: 0 P: 4	R: 3 E: 1 K: 0 S: 4	H: 1 LOB: 0 BB: 2 P: 12	R: 2 E: 0 K: 0 S: 6	H: 3 LOB: 1 BB: 0 P: 6	R: 0 E: 0 K: 0 S: 3	H: 0 LOB: 0 BB: 0 P: 3	R: 0 E: 0 K: 2 S: 7	H: 0 LOB: 1 BB: 1 P: 11	R: 0 E: 0 K: 0 S: 3	H: 0 LOB: 0 BB: 0 P: 3	R: 1 E: 0 K: 0 S: 4	H: 2 LOB: 2 BB: 2 P: 12		R: 0 E: 0 K: 0 S: 3	H: 1 LOB: 0 BB: 0 P: 3	1B: 8 2B: 3 3B: 1 HR: 1	SF: 2 SAC: 1 DP: 3 HBP: 0	WP: 0 PB: 0 SB: 2 CS: 0	PA: 43		
PITCHER	IP	WLS	BF	H	R	ER	SO	BB	IBB	HBP	BLK	WP	HR	S	P	ERA	WHIP								
Lerin LaGrow, R ERA: 4.25 (1, 1)	2.1	L	16	6	6	5	2	1	1	0	0	0	1	18	26	19.29	3.000								
Bill Slayback, R ERA: 4.72 (3, 1)	6.2		27	6	3	3	2	4	0	0	0	0	0	27	43	4.05	1.500								

Batter	1	2	3	4	5	6	7	8	9	AB	R	H	RBI	BB	SO	LOB	BOTTOM								
Ron LeFlore, R OBP: 0.227, SLG: 0.105 (1, 8)	4-0 FC5 1B BB	0-3 K		0-0 F9			0-0 1-3			3	0	0	0	1	1	1	Baltimore Orioles @ Detroit Tigers Tiger Stadium, Detroit, MI Sun Aug 04 1974, 3:38 AM EDT Att: 34,317 - Unknown								
Gary Sutherland, R OBP: 0.280, SLG: 0.322 (1, 4)	0-0 BB FC5 FC6-4 1B		0-0 1B		0-0 3-1		0-0 F8			4	1	2	0	0	0	0									
Al Kaline, R OBP: 0.333, SLG: 0.370 (1, 10)	0-0 FC5 FC6-4 BB 1-2 2-3		0-0 L8		0-0 L9		0-0 L8			4	0	0	0	0	0	3									
Bill Freehan, R OBP: 0.361, SLG: 0.442 (1, 3)	4-0 FC6-4 BB		0-0 F9		0-0 F8		0-0 5-3			3	0	0	0	1	0	1									
Dick Sharon, R OBP: 0.288, SLG: 0.280 (1, 9)	0-0 FC6-4		0-0 1B		0-0 5-3		0-0 F7			4	0	1	1	0	0	2									
Ben Oglivie, L OBP: 0.389, SLG: 0.450 (1, 7)	0-3 K		0-0 4-3		0-0 4-3		0-0 F5			4	0	0	0	0	1	4									
Aurelio Rodriguez, R OBP: 0.263, SLG: 0.327 (1, 5)		0-0 2B		0-0 HR		0-0 2B		0-0 HR		4	2	4	2	0	0	0									
Ed Brinkman, R OBP: 0.268, SLG: 0.346 (1, 6)	0-3 K		0-0 F3		0-0 F9		0-0 6-3			4	0	0	0	0	1	2									
Jerry Moses, R OBP: 0.282, SLG: 0.364 (1, 2)	0-0 L5		0-0 5-3		0-0 5-3		0-0 F8			4	0	0	0	0	0	1									
Inning Stats	R: 1 E: 0 K: 1 S: 6	H: 1 LOB: 2 BB: 2 P: 14	R: 0 E: 0 K: 2 S: 8	H: 1 LOB: 0 BB: 0 P: 8	R: 0 E: 0 K: 0 S: 5	H: 2 LOB: 0 BB: 0 P: 5	R: 1 E: 0 K: 0 S: 4	H: 1 LOB: 0 BB: 0 P: 4	R: 0 E: 0 K: 0 S: 3	H: 0 LOB: 0 BB: 0 P: 3	R: 0 E: 0 K: 0 S: 3	H: 0 LOB: 0 BB: 0 P: 3	R: 0 E: 0 K: 0 S: 3	H: 0 LOB: 0 BB: 0 P: 3	R: 1 E: 0 K: 0 S: 4	H: 1 LOB: 0 BB: 0 P: 4		1B: 3 2B: 2 3B: 0 HR: 2	SF: 0 SAC: 0 DP: 0 HBP: 0	WP: 0 PB: 0 SB: 0 CS: 0	PA: 36				
PITCHER	IP	WLS	BF	H	R	ER	SO	BB	IBB	HBP	BLK	WP	HR	S	P	ERA	WHIP								
Dave McNally, L ERA: 4.15 (1, 1)	9.0	W	36	7	3	3	3	2	0	0	0	0	2	40	48	3.00	1.000								



Batter	1	2	3	4	5	6	7	8	9	AB	R	H	RBI	BB	SO	LOB	TOP										
Paul Blair, R OBP: 0.288, SLG: 0.389 (1, 8)										4	3	2	0	1	1	0											
Bobby Grich, R OBP: 0.393, SLG: 0.496 (1, 4)										2	3	2	4	3	0	0											
Tommy Davis, R OBP: 0.310, SLG: 0.377 (1, 10)										5	0	3	1	0	0	1											
Earl Williams, R OBP: 0.342, SLG: 0.368 (1, 3)										5	0	0	0	0	2	5											
Don Baylor, R OBP: 0.326, SLG: 0.348 (1, 7)										5	0	1	1	0	0	3											
Brooks Robinson, R OBP: 0.369, SLG: 0.412 (1, 5)										2	0	0	0	2	0	2											
Andy Etchebarren, R OBP: 0.229, SLG: 0.241 (1, 2)										4	1	1	0	0	0	4											
Jim Fuller, R OBP: 0.269, SLG: 0.401 (1, 9)										4	0	0	0	0	1	1											
Mark Belanger, R OBP: 0.307, SLG: 0.337 (1, 6)										4	0	0	0	0	0	1											
Inning Stats	R: 1 E: 0 K: 1 S: 7	H: 2 LOB: 2 BB: 1 P: 11	R: 3 E: 0 K: 0 S: 5	H: 2 LOB: 0 BB: 1 P: 9	R: 0 E: 0 K: 0 S: 3	H: 0 LOB: 1 BB: 1 P: 7	R: 0 E: 0 K: 0 S: 3	H: 0 LOB: 0 BB: 0 P: 3	R: 1 E: 0 K: 1 S: 6	H: 2 LOB: 2 BB: 2 P: 14	R: 0 E: 0 K: 0 S: 3	H: 0 LOB: 0 BB: 0 P: 3	R: 0 E: 0 K: 0 S: 3	H: 0 LOB: 0 BB: 0 P: 3	R: 1 E: 0 K: 1 S: 6	H: 1 LOB: 1 BB: 1 P: 10	1B: 7 2B: 2 3B: 0 HR: 1	SF: 0 SAC: 0 DP: 1 HBP: 0	WP: 1 PB: 1 SB: 1 CS: 0	PA: 41							
PITCHER	IP	WLS	BF	H	R	ER	SO	BB	IBB	HBP	BLK	WP	HR	S	P	ERA	WHIP										
Woodie Fryman, L ERA: 4.54 (1, 1)	3.0	L	16	4	4	4	1	3	0	0	0	0	1	15	27	12.00	2.333										
Jim Ray, R ERA: 4.1 (4, 1)	5.1		23	5	3	3	3	2	1	0	0	0	0	26	38	5.06	1.312										
John Hiller, L ERA: 2.46 (9, 1)	0.2		2	0	0	0	0	0	0	0	0	1	0	2	2	0.00	0.000										

Baltimore Orioles @ Detroit Tigers
Tiger Stadium, Detroit, MI
Mon Aug 05 1974, 7:05 PM EDT
Unknown

AB 35
R 7
H 9
RBI 6
BB 6
SO 4
LOB 17



Batter	1	2	3	4	5	6	7	8	9	AB	R	H	RBI	BB	SO	LOB	BOTTOM										
Ron LeFlore, R OBP: 0.222, SLG: 0.208 (1, 8)										5	1	1	1	0	0	3											
Gary Sutherland, R OBP: 0.294, SLG: 0.329 (1, 4)										4	1	3	1	0	0	0											
Al Kaline, R OBP: 0.332, SLG: 0.371 (1, 10)										4	0	1	1	0	0	2											
Jim Northrup, L OBP: 0.300, SLG: 0.360 (1, 9)										4	1	1	1	0	0	2											
Norm Cash, L OBP: 0.323, SLG: 0.414 (1, 3)										3	0	0	0	0	2	1											
Bill Freehan, R OBP: 0.363, SLG: 0.442 (9, PH)										0	0	0	0	1	0	0											
Ben Oglivie, L OBP: 0.377, SLG: 0.434 (1, 7)										4	0	0	0	0	0	1											
Aurelio Rodriguez, R OBP: 0.263, SLG: 0.326 (1, 5)										4	0	1	0	0	0	0											
Ed Brinkman, R OBP: 0.268, SLG: 0.345 (1, 6)										4	0	1	0	0	1	2											
Gene Lamont, L OBP: 0.280, SLG: 0.244 (1, 2)										2	1	0	0	1	0	1											
Dick Sharon, R OBP: 0.295, SLG: 0.280 (9, PH)										0	0	0	0	1	0	0											
Inning Stats	R: 1 E: 0 K: 1 S: 7	H: 2 LOB: 1 BB: 0 P: 7	R: 0 E: 0 K: 0 S: 4	H: 1 LOB: 1 BB: 0 P: 4	R: 0 E: 0 K: 0 S: 3	H: 0 LOB: 0 BB: 0 P: 3	R: 0 E: 0 K: 0 S: 3	H: 0 LOB: 0 BB: 0 P: 3	R: 0 E: 0 K: 0 S: 5	H: 0 LOB: 0 BB: 0 P: 5	R: 1 E: 0 K: 1 S: 6	H: 1 LOB: 0 BB: 0 P: 6	R: 2 E: 0 K: 0 S: 5	H: 2 LOB: 1 BB: 1 P: 9	R: 0 E: 0 K: 0 S: 4	H: 1 LOB: 3 BB: 2 P: 12	1B: 4 2B: 2 3B: 1 HR: 1	SF: 0 SAC: 0 DP: 1 HBP: 0	WP: 0 PB: 0 SB: 0 CS: 0	PA: 37							
PITCHER	IP	WLS	BF	H	R	ER	SO	BB	IBB	HBP	BLK	WP	HR	S	P	ERA	WHIP										
Wayne Garland, R ERA: 3.44 (1, 1)	7.1	W	29	7	4	4	3	1	0	0	0	0	1	34	38	4.91	1.091										
Bob Reynolds, R ERA: 3.12 (8, 1)	0.1		1	0	0	0	0	0	0	0	0	0	0	1	1	0.00	0.000										
Grant Jackson, L ERA: 2.82 (8, 1)	1.0		6	1	0	0	0	2	0	0	0	0	0	4	12	0.00	3.000										
Ross Grimsley, L ERA: 3.21 (9, 1)	0.1	S	1	0	0	0	0	0	0	0	0	0	0	1	1	0.00	0.000										

Baltimore Orioles @ Detroit Tigers
Tiger Stadium, Detroit, MI
Mon Aug 05 1974, 7:05 PM EDT
Unknown


AB 34
R 4
H 8
RBI 4
BB 3
SO 3
LOB 12



Batter	1	2	3	4	5	6	7	8	9	AB	R	H	RBI	BB	SO	LOB	TOP								
Paul Blair, R OBP: 0.292, SLG: 0.398 (1, 8)	F9		4-3 1B 1B	6-3		1-H HR			PB HBP 1B BB	4	3	2	2	1	0	1									
Bobby Grich, R OBP: 0.393, SLG: 0.494 (1, 4)	BB		4-3 1B 1B		6-3	5-3			F8	4	1	1	0	1	0	1									
Tommy Davis, R OBP: 0.309, SLG: 0.374 (1, 10)	F8		4-3		FC3 E BB		6-3		F9	4	1	0	0	1	0	4									
Earl Williams, R OBP: 0.343, SLG: 0.366 (1, 3)	F3		CS 1B 2-H 3-H 1B		FC3 FC1-4		K		PB 1B HBP	4	0	1	2	0	1	2									
Don Baylor, R OBP: 0.327, SLG: 0.349 (1, 7)		F7			FC1-4 S		F9			5	0	2	1	0	0	1									
Brooks Robinson, R OBP: 0.371, SLG: 0.412 (1, 5)		1B BB		K						3	0	1	0	1	1	3									
Andy Etchebarren, R OBP: 0.229, SLG: 0.242 (1, 2)		1B		6-3					K	4	0	1	0	0	2	1									
Jim Fuller, R OBP: 0.264, SLG: 0.392 (1, 9)		K		K					K	4	0	0	0	0	4	3									
Mark Belanger, R OBP: 0.309, SLG: 0.339 (1, 6)	F8			E8 1B					K	4	1	2	0	0	1	3									
Inning Stats	R: 0 E: 0 K: 0 S: 3	H: 0 LOB: 1 BB: 1 P: 7	R: 0 E: 0 K: 1 S: 6	H: 1 LOB: 2 BB: 1 P: 10	R: 2 E: 0 K: 1 S: 8	H: 4 LOB: 2 BB: 0 P: 8	R: 0 E: 1 K: 1 S: 6	H: 1 LOB: 1 BB: 0 P: 6	R: 1 E: 2 K: 0 S: 4	H: 0 LOB: 1 BB: 1 P: 8	R: 2 E: 0 K: 2 S: 9	H: 2 LOB: 0 BB: 0 P: 9	R: 0 E: 0 K: 1 S: 5	H: 0 LOB: 0 BB: 0 P: 5	R: 0 E: 0 K: 3 S: 10	H: 1 LOB: 1 BB: 0 P: 10	R: 1 E: 0 K: 0 S: 3	H: 1 LOB: 2 BB: 1 P: 8	1B: 9 2B: 1 3B: 0 HR: 1	SF: 0 SAC: 0 DP: 1 HBP: 1	WP: 0 PB: 1 SB: 1 CS: 1	PA: 41			
PITCHER	IP	WLS	BF	H	R	ER	SO	BB	IBB	HBP	BLK	WP	HR	S	P	ERA	WHIP								
Luke Walker, L ERA: 4.88 (1, 1)	6.0	L	29	8	5	4	5	3	0	0	0	0	1	36	48	6.00	1.833								
John Hiller, L ERA: 2.49 (7, 1)	3.0	S	12	2	1	1	4	1	0	1	0	0	0	18	23	3.00	1.000								

Baltimore Orioles @ Detroit Tigers
Tiger Stadium, Detroit, MI
Mon Aug 05 1974, 7:05 PM EDT
Att: 37,030 - Unknown


AB 36
R 6
H 10
RBI 5
BB 4
SO 9
LOB 19



Batter	1	2	3	4	5	6	7	8	9	AB	R	H	RBI	BB	SO	LOB	BOTTOM								
Ron LeFlore, R OBP: 0.258, SLG: 0.222 (1, 8)	6-3		FC3-6 1B 1-2 2-H		4-3 E BB		F6			3	1	1	1	1	0	0									
John Knox, L OBP: 0.323, SLG: 0.323 (1, 4)	F8		FC3-6 1B 1-2 2-3		4-3				1-3	4	0	0	0	0	0	3									
Ben Oglivie, L OBP: 0.373, SLG: 0.427 (1, 10)	F7				E4 E S S				E4	4	0	1	1	0	1	1									
Jim Northrup, L OBP: 0.297, SLG: 0.356 (1, 9)		F5	F8		S				K	5	0	0	0	0	1	4									
Norm Cash, L OBP: 0.324, SLG: 0.412 Bill Freehan, R OBP: 0.362, SLG: 0.441 (9, PH)		G3-6-1 1B		4-3					F5	3	0	1	0	0	0	0									
Jim Nettles, L OBP: 0.289, SLG: 0.394 Dick Sharon, R OBP: 0.292, SLG: 0.277 (9, PH)		G3-6-1							K	3	0	1	0	0	0	1									
Aurelio Rodriguez, R OBP: 0.266, SLG: 0.328 (1, 5)									K	1	0	0	0	0	1	0									
Ed Brinkman, R OBP: 0.266, SLG: 0.342 (1, 6)									K	4	1	2	0	0	1	0									
Jerry Moses, R OBP: 0.278, SLG: 0.358 (1, 2)									K	3	0	0	0	0	0	2									
Inning Stats	R: 0 E: 0 K: 0 S: 3	H: 0 LOB: 0 BB: 0 P: 3	R: 0 E: 0 K: 0 S: 3	H: 1 LOB: 0 BB: 0 P: 3	R: 2 E: 1 K: 0 S: 7	H: 3 LOB: 2 BB: 0 P: 7	R: 0 E: 0 K: 0 S: 4	H: 2 LOB: 1 BB: 0 P: 4	R: 1 E: 2 K: 0 S: 3	H: 0 LOB: 1 BB: 1 P: 7	R: 0 E: 0 K: 1 S: 5	H: 0 LOB: 0 BB: 0 P: 5	R: 0 E: 1 K: 1 S: 6	H: 0 LOB: 1 BB: 0 P: 6	R: 0 E: 0 K: 3 S: 9	H: 0 LOB: 0 BB: 0 P: 9	1B: 6 2B: 0 3B: 0 HR: 0	SF: 0 SAC: 0 DP: 1 HBP: 0	WP: 0 PB: 0 SB: 1 CS: 1	PA: 35					
PITCHER	IP	WLS	BF	H	R	ER	SO	BB	IBB	HBP	BLK	WP	HR	S	P	ERA	WHIP								
Doyle Alexander, R ERA: 4.65 (1, 1)	7.1	W	30	6	3	1	1	1	0	0	0	0	0	30	34	1.23	0.955								
Grant Jackson, L ERA: 2.7 (8, 1)	1.2	S	5	0	0	0	4	0	0	0	0	0	0	13	13	0.00	0.000								

Baltimore Orioles @ Detroit Tigers
Tiger Stadium, Detroit, MI
Mon Aug 05 1974, 7:05 PM EDT
Att: 37,030 - Unknown

AB 34
R 3
H 6
RBI 2
BB 1
SO 5
LOB 12



Batter	1	2	3	4	5	6	7	8	9	AB	R	H	RBI	BB	SO	LOB	TOP					
Rich Coggins, L OBP: 0.305, SLG: 0.333										4	2	2	0	1	0	0	Baltimore Orioles @ New York Yankees Shea Stadium, Flushing, NY Tue Aug 06 1974, 7:05 PM EDT Att: 16,818 - Unknown					
Paul Blair, R OBP: 0.297, SLG: 0.405										4	1	3	2	0	0	0						
Tommy Davis, R OBP: 0.306, SLG: 0.371										3	0	0	1	0	0	3						
Bobby Grich, R OBP: 0.392, SLG: 0.490										3	0	0	0	0	0	3						
Boog Powell, L OBP: 0.350, SLG: 0.411										3	0	0	0	1	1	1						
Don Baylor, R OBP: 0.326, SLG: 0.348										4	0	1	0	0	1	1						
Brooks Robinson, R OBP: 0.367, SLG: 0.407										4	0	0	0	0	1	2						
Eliot Hendricks, L OBP: 0.316, SLG: 0.402										4	0	1	0	0	1	1						
Mark Belanger, R OBP: 0.308, SLG: 0.338										4	1	1	0	0	0	1						
Inning Stats	R: 2 E: 2 K: 0 S: 5	H: 1 LOB: 1 BB: 0 P: 6	R: 0 E: 0 K: 1 S: 6	H: 2 LOB: 2 BB: 0 P: 6	R: 0 E: 0 K: 0 S: 3	H: 0 LOB: 0 BB: 0 P: 3	R: 0 E: 0 K: 0 S: 3	H: 1 LOB: 1 BB: 1 P: 7	R: 0 E: 0 K: 0 S: 4	H: 1 LOB: 2 BB: 1 P: 8	R: 0 E: 0 K: 1 S: 5	H: 0 LOB: 0 BB: 0 P: 5	R: 2 E: 1 K: 0 S: 6	H: 3 LOB: 1 BB: 0 P: 6	R: 0 E: 0 K: 2 S: 7	H: 0 LOB: 0 BB: 0 P: 7	R: 0 E: 0 K: 0 S: 3	H: 0 LOB: 0 BB: 0 P: 3	1B: 7 2B: 1 3B: 0 HR: 0	SF: 1 SAC: 0 DP: 0 HBP: 1	WP: 0 PB: 0 SB: 0 CS: 0	PA: 37
PITCHER Dick Tidrow, R ERA: 4.54	IP: 9.0 WLS: L BF: 37	H: 8 R: 4 ER: 1 SO: 4	BB: 2 IBB: 0 HBP: 1 BLK: 0	WP: 0 HR: 0 S: 42 P: 51	ERA: 1.00 WHIP: 1.111																	

Batter	1	2	3	4	5	6	7	8	9	AB	R	H	RBI	BB	SO	LOB	BOTTOM			
Roy White, S OBP: 0.368, SLG: 0.379										5	1	2	0	0	0	5	Baltimore Orioles @ New York Yankees Shea Stadium, Flushing, NY Tue Aug 06 1974, 7:05 PM EDT Att: 16,818 - Unknown			
Elliott Maddox, R OBP: 0.382, SLG: 0.354										5	0	2	0	0	1	3				
Bobby Murcer, L OBP: 0.337, SLG: 0.390										4	0	0	0	1	0	4				
Lou Piniella, R OBP: 0.339, SLG: 0.388										5	0	2	1	0	2	4				
Bill Sudakis, S OBP: 0.302, SLG: 0.368										3	0	1	0	1	1	2				
Thurman Munson, R OBP: 0.301, SLG: 0.373										4	0	0	0	0	1	5				
Graig Nettles, L OBP: 0.320, SLG: 0.394										4	0	0	0	0	0	0				
Sandy Alomar Sr., S OBP: 0.266, SLG: 0.289										4	0	2	0	0	1	0				
Jim Mason, L OBP: 0.314, SLG: 0.382										4	0	2	0	0	1	0				
Inning Stats	R: 1 E: 0 K: 0 S: 4	H: 2 LOB: 2 BB: 2 P: 12	R: 0 E: 0 K: 1 S: 7	H: 2 LOB: 2 BB: 0 P: 7	R: 0 E: 0 K: 1 S: 5	H: 0 LOB: 0 BB: 0 P: 5	R: 0 E: 0 K: 0 S: 5	H: 2 LOB: 2 BB: 0 P: 5	R: 0 E: 0 K: 2 S: 7	H: 0 LOB: 0 BB: 0 P: 7	R: 0 E: 0 K: 1 S: 7	H: 2 LOB: 2 BB: 0 P: 7	R: 0 E: 0 K: 1 S: 5	H: 0 LOB: 0 BB: 0 P: 5	R: 0 E: 1 K: 1 S: 7	H: 1 LOB: 2 BB: 0 P: 7	1B: 11 2B: 0 3B: 0 HR: 0	SF: 0 SAC: 0 DP: 1 HBP: 0	WP: 0 PB: 0 SB: 0 CS: 0	PA: 40
PITCHER Don Hood, L ERA: 3.27	IP: 0.1 WLS: W BF: 24	H: 8 R: 0 ER: 0 SO: 4	BB: 0 IBB: 0 HBP: 0 BLK: 0	WP: 0 HR: 0 S: 32 P: 32	ERA: 0.00 WHIP: 1.412															
Dave Johnson, R ERA: 2.57	IP: 5.2 WLS: S BF: 11	H: 1 R: 0 ER: 0 SO: 3	BB: 0 IBB: 0 HBP: 0 BLK: 0	WP: 0 HR: 0 S: 17 P: 17	ERA: 0.00 WHIP: 0.333															
Grant Jackson, L ERA: 2.51																				

Batter	1	2	3	4	5	6	7	8	9	AB	R	H	RBI	BB	SO	LOB	TOP
Al Bumby, L OBP: 0.285, SLG: 0.300 (1, 7)										3	0	1	0	1	0	2	Baltimore Orioles @ New York Yankees Shea Stadium, Flushing, NY Wed Aug 07 1974, 3:33 AM EDT Att: 9,972 - Unknown
Enos Cabell, R OBP: 0.275, SLG: 0.299 (8, PH)										1	0	0	0	0	1	2	
Frank Baker, L OBP: 0.167, SLG: 0.091 (8, 6)										0	0	0	0	0	0	0	
Rich Coggins, L OBP: 0.308, SLG: 0.336 (1, 9)										4	0	2	0	0	0	5	
Tommy Davis, R OBP: 0.305, SLG: 0.367 (1, 10)										4	1	0	0	1	0	3	
Bobby Grich, R OBP: 0.390, SLG: 0.486 (1, 4)										5	0	1	0	0	1	2	
Boog Powell, L OBP: 0.355, SLG: 0.417 (1, 3)										4	1	3	1	0	1	0	
Paul Blair, R OBP: 0.294, SLG: 0.401 (1, 8)										4	0	0	0	0	0	4	
Brooks Robinson, R OBP: 0.371, SLG: 0.409 (1, 5)										3	1	2	0	1	0	0	
Earl Williams, R OBP: 0.345, SLG: 0.368 (8, PR)										4	0	2	0	0	0	3	
Don Hood, L OBP: 0.229, SLG: 0.242 (8, 2)										0	0	0	0	0	0	0	
Mark Belanger, R OBP: 0.311, SLG: 0.341 Don Baylor, R OBP: 0.328, SLG: 0.350 (8, 7)										3	0	2	0	0	0	0	
Inning Stats	R: 0 E: 0 K: 0 S: 4	H: 1 LOB: 1 BB: 0 P: 4	R: 0 E: 0 K: 0 S: 4	H: 2 LOB: 1 BB: 0 P: 4	R: 0 E: 0 K: 0 S: 4	H: 1 LOB: 1 BB: 0 P: 5	R: 0 E: 0 K: 1 S: 5	H: 0 LOB: 0 BB: 0 P: 5	R: 0 E: 0 K: 0 S: 5	H: 2 LOB: 3 BB: 1 P: 9	R: 3 E: 0 K: 1 S: 8	H: 4 LOB: 2 BB: 2 P: 16	R: 0 E: 0 K: 0 S: 3	H: 1 LOB: 0 BB: 0 P: 3	1B: 14 2B: 1 3B: 0 HR: 0	SF: 0 SAC: 1 DP: 4 HBP: 0	WP: 0 PA: 40 PB: 0 SB: 1 CS: 0
PITCHER	IP WLS BF H R ER SO BB IBB HBP BLK WP HR S P ERA WHIP																
Pat Dobson, R ERA: 3.29 (1, 1)	7.0 W 32 11 3 3 2 2 0 0 0 0 0 0 34 42 3.86 1.857																
Sparky Lyle, L ERA: 2.1 (8, 1)	1.0 6 3 0 0 1 1 0 0 0 0 0 0 7 11 0.00 4.000																
Cecil Upshaw, R ERA: 2.7 (9, 1)	1.0 S 2 0 0 0 0 0 0 0 0 0 0 0 2 2 0.00 0.000																

AB 36
R 3
H 14
RBI 3
BB 3
SO 3
LOB 21



Batter	1	2	3	4	5	6	7	8	9	AB	R	H	RBI	BB	SO	LOB	BOTTOM	
Roy White, S OBP: 0.372, SLG: 0.385 (1, 7)										4	1	3	0	0	0	0	Baltimore Orioles @ New York Yankees Shea Stadium, Flushing, NY Wed Aug 07 1974, 3:33 AM EDT Att: 9,972 - Unknown	
Elliott Maddox, R OBP: 0.380, SLG: 0.350 (1, 8)										3	0	0	0	1	0	3		
Bobby Murcer, L OBP: 0.339, SLG: 0.395 (1, 9)										3	1	2	0	0	0	0		
Lou Piniella, R OBP: 0.338, SLG: 0.384 (1, 10)										3	1	0	0	1	0	2		
Bill Sudakis, S OBP: 0.297, SLG: 0.363 (1, 3)										3	0	0	2	0	0	2		
Thurman Munson, R OBP: 0.305, SLG: 0.376 (1, 2)										3	1	2	1	1	0	0		
Graig Nettles, L OBP: 0.320, SLG: 0.393 (1, 5)										3	0	1	0	0	0	4		
Sandy Alomar Sr., S OBP: 0.266, SLG: 0.288 (1, 4)										4	0	1	1	0	0	2		
Jim Mason, L OBP: 0.312, SLG: 0.378 (1, 6)										3	0	0	0	0	0	1		
Inning Stats	R: 1 E: 0 K: 0 S: 4	H: 1 LOB: 3 BB: 3 P: 16	R: 0 E: 0 K: 0 S: 4	H: 1 LOB: 0 BB: 0 P: 4	R: 2 E: 2 K: 0 S: 6	H: 2 LOB: 1 BB: 0 P: 6	R: 0 E: 0 K: 0 S: 3	H: 0 LOB: 0 BB: 0 P: 3	R: 0 E: 0 K: 0 S: 6	H: 3 LOB: 2 BB: 0 P: 6	R: 0 E: 0 K: 0 S: 3	H: 0 LOB: 0 BB: 0 P: 3	R: 0 E: 0 K: 0 S: 3	H: 1 LOB: 0 BB: 0 P: 3	1B: 8 2B: 1 3B: 0 HR: 0	SF: 1 SAC: 2 DP: 1 HBP: 0		WP: 0 PA: 35 PB: 0 SB: 0 CS: 1
PITCHER	IP WLS BF H R ER SO BB IBB HBP BLK WP HR S P ERA WHIP																	
Ross Grimsley, L ERA: 3.22 (1, 1)	8.0 L 35 9 4 3 0 1 2 0 0 0 0 0 32 44 3.38 1.250																	

AB 29
R 4
H 9
RBI 4
BB 3
SO 0
LOB 14



Batter	1	2	3	4	5	6	7	8	9	AB	R	H	RBI	BB	SO	LOB	TOP					
Rich Coggins, L OBP: 0.303, SLG: 0.330	F9	K			FC4	F3		4-3		5	1	0	0	0	1	5						
Paul Blair, R OBP: 0.295, SLG: 0.399	F7			G4-6-3 HBP			F4		E5	4	1	1	0	0	0	0						
Tommy Davis, R OBP: 0.306, SLG: 0.368			G4-6-3				F8		L9	5	0	2	1	0	0	2						
Bobby Grich, R OBP: 0.392, SLG: 0.488			5-3						F8	5	0	3	1	0	0	1						
Boog Powell, L OBP: 0.354, SLG: 0.412 Curt Motton, R (9, PH)	F6				E4	K			FC6-4	3	0	0	0	1	1	4						
Don Baylor, R OBP: 0.324, SLG: 0.346		5-3			FC5-4	FC6-4			FC6-4	4	0	0	0	0	0	5						
Brooks Robinson, R OBP: 0.370, SLG: 0.406					F7		F8		6-3	3	0	0	0	1	0	1						
Earl Williams, R OBP: 0.344, SLG: 0.364		K			FC6-4				6-3	3	0	0	0	0	1	2						
Mark Belanger, R OBP: 0.316, SLG: 0.346							F9			4	0	3	0	0	0	1						
Inning Stats	R: 0 E: 0 K: 0 S: 5	H: 2 LOB: 2 BB: 0 P: 5	R: 0 E: 0 K: 2 S: 8	H: 1 LOB: 2 BB: 1 P: 12	R: 0 E: 0 K: 0 S: 2	H: 0 LOB: 0 BB: 0 P: 3	R: 0 E: 1 K: 0 S: 4	H: 0 LOB: 1 BB: 0 P: 4	R: 2 E: 0 K: 1 S: 9	H: 4 LOB: 2 BB: 0 P: 9	R: 0 E: 0 K: 0 S: 3	H: 0 LOB: 1 BB: 0 P: 4	R: 0 E: 0 K: 0 S: 4	H: 1 LOB: 2 BB: 0 P: 8	R: 0 E: 1 K: 0 S: 4	H: 1 LOB: 1 BB: 0 P: 4	R: 0 E: 1 K: 0 S: 4	H: 0 LOB: 1 BB: 0 P: 4	1B: 9 2B: 0 3B: 0 HR: 0	SF: 0 SAC: 0 DP: 1 HBP: 2	WP: 0 PB: 0 SB: 0 CS: 0	PA: 41
PITCHER	IP	WLS	BF	H	R	ER	SO	BB	IBB	HBP	BLK	WP	HR	S	P	ERA	WHIP					
Bill Hands, R ERA: 4.61	(1, 1)	6.2	W	32	8	2	2	3	2	0	2	0	0	34	44	2.70	1.500					
Tom Burgmeier, L ERA: 4.74	(7, 1)	2.1		9	1	0	0	0	0	0	0	0	0	9	9	0.00	0.429					

Baltimore Orioles @ Minnesota Twins
Metropolitan Stadium, Bloomington, MI
Fri Aug 09 1974, 8:05 PM EDT
Att: 14,390 - Unknown

AB 37
R 2
H 9
RBI 2
BB 2
SO 3
LOB 22



Batter	1	2	3	4	5	6	7	8	9	AB	R	H	RBI	BB	SO	LOB	BOTTOM				
Steve Bnye, R OBP: 0.313, SLG: 0.361	4-3 1B	SH1-3 2B			F9	K		6-3		5	1	2	1	0	1	0					
Rod Carew, L OBP: 0.418, SLG: 0.444	4-3	SH1-3						1-3		4	0	2	0	0	0	1					
Larry Hise, R OBP: 0.360, SLG: 0.507							F9		F4	5	1	2	1	0	1	2					
Harmon Killebrew, R OBP: 0.314, SLG: 0.382										4	0	1	1	0	3	3					
Eric Soderholm, R OBP: 0.346, SLG: 0.401					FC5-4		F9			4	1	2	0	0	0	2					
Craig Kusick, R OBP: 0.364, SLG: 0.387	K				E5					3	1	1	0	1	2	2					
Steve Braun, L OBP: 0.371, SLG: 0.381	F4				1-3					4	0	1	0	0	1	2					
Danny Thompson, R OBP: 0.338, SLG: 0.397					K2-3					3	1	1	0	1	1	0					
Phil Roof, R OBP: 0.289, SLG: 0.275 Tony Oliva, L (7, PH) Glenn Borgmann, R OBP: 0.327, SLG: 0.323										3	1	1	1	0	1	0					
Inning Stats	R: 2 E: 0 K: 1 S: 9	H: 4 LOB: 2 BB: 0 P: 9	R: 2 E: 0 K: 2 S: 10	H: 3 LOB: 1 BB: 0 P: 10	R: 2 E: 1 K: 2 S: 9	H: 2 LOB: 0 BB: 0 P: 9	R: 0 E: 0 K: 1 S: 7	H: 2 LOB: 2 BB: 0 P: 7	R: 0 E: 0 K: 2 S: 7	H: 0 LOB: 0 BB: 0 P: 7	R: 0 E: 0 K: 1 S: 6	H: 1 LOB: 0 BB: 0 P: 6	R: 0 E: 0 K: 2 S: 8	H: 1 LOB: 3 BB: 2 P: 16	R: 0 E: 0 K: 0 S: 3	H: 0 LOB: 0 BB: 0 P: 3	1B: 10 2B: 3 3B: 0 HR: 0	SF: 0 SAC: 1 DP: 0 HBP: 0	WP: 0 PB: 0 SB: 0 CS: 0	PA: 39	
PITCHER	IP	WLS	BF	H	R	ER	SO	BB	IBB	HBP	BLK	WP	HR	S	P	ERA	WHIP				
Dave McNally, L ERA: 4.34	(1, 1)	1.0	L	9	6	4	4	1	0	0	1	11	11	36.00	6.000						
Doyle Alexander, R ERA: 4.39	(2, 1)	5.2		26	7	2	0	9	2	0	0	0	0	42	50	0.00	1.588				
Grant Jackson, L ERA: 2.44	(7, 1)	1.1		4	0	0	0	1	0	0	0	0	0	6	6	0.00	0.000				

Baltimore Orioles @ Minnesota Twins
Metropolitan Stadium, Bloomington, MI
Fri Aug 09 1974, 8:05 PM EDT
Att: 14,390 - Unknown

AB 36
R 6
H 13
RBI 4
BB 2
SO 11
LOB 15



Batter	1	2	3	4	5	6	7	8	9	AB	R	H	RBI	BB	SO	LOB	TOP					
Al Bumbry, L OBP: 0.261, SLG: 0.294 (1, 7)	G3		K		3-1		B1-3			4	0	0	0	0	1	0						
Rich Coggins, L OBP: 0.305, SLG: 0.330 (1, 8)	1B		HBP			E4 1B		F9		3	1	1	0	0	0	0						
Tommy Davis, R OBP: 0.305, SLG: 0.367 (1, 10)	K		F6			1B		L6		4	0	1	0	0	1	2						
Bobby Grich, R OBP: 0.393, SLG: 0.486 (1, 4)	F9					K				3	0	1	0	1	1	3						
Boog Powell, L OBP: 0.353, SLG: 0.409 (1, 3)		F7			G4-6-3 BB					4	0	1	1	0	0	2						
Don Baylor, R OBP: 0.324, SLG: 0.347 (1, 9)					E5 FC6-4		F3			4	0	1	0	0	1	2						
Brooks Robinson, R OBP: 0.366, SLG: 0.402 (1, 5)		2B			FC6-4		F9			4	0	0	0	0	0	4						
Eliot Hendricks, L OBP: 0.303, SLG: 0.384 (1, 2)							B4-3			4	0	0	0	0	3	1						
Mark Belanger, R OBP: 0.313, SLG: 0.343 (1, 6)					F3					3	0	0	0	0	1	0						
Inning Stats	R: 0 E: 0 K: 1 S: 6	H: 1 LOB: 1 BB: 0 P: 6	R: 0 E: 0 K: 1 S: 6	H: 1 LOB: 1 BB: 0 P: 6	R: 0 E: 0 K: 1 S: 5	H: 0 LOB: 1 BB: 0 P: 6	R: 0 E: 1 K: 0 S: 3	H: 0 LOB: 1 BB: 1 P: 7	R: 0 E: 0 K: 2 S: 7	H: 0 LOB: 0 BB: 0 P: 7	R: 1 E: 1 K: 1 S: 8	H: 2 LOB: 2 BB: 0 P: 8	R: 0 E: 0 K: 0 S: 3	H: 0 LOB: 0 BB: 0 P: 3	R: 0 E: 0 K: 2 S: 4	H: 1 LOB: 1 BB: 0 P: 4	R: 0 E: 0 K: 2 S: 7	H: 0 LOB: 0 BB: 0 P: 7	1B: 4 2B: 1 3B: 0 HR: 0	SF: 0 SAC: 0 DP: 1 HBP: 1	WP: 0 PB: 0 SB: 1 CS: 0	PA: 35
PITCHER Bert Blyleven, R ERA: 3.0 (1, 1)	IP: 9.0 WLS: W BF: 35 H: 5 R: 1 ER: 0 SO: 8 BB: 1 IBB: 0 HBP: 1 BLK: 0 WP: 0 HR: 0 S: 49 P: 54 ERA: 0.00 WHIP: 0.667															PITCHER						

Baltimore Orioles @ Minnesota Twins
Metropolitan Stadium, Bloomington, MI
Sat Aug 10 1974, 8:05 PM EDT
Att: 15,493 - Unknown

AB 33
R 1
H 5
RBI 1
BB 1
SO 8
LOB 14



Batter	1	2	3	4	5	6	7	8	9	AB	R	H	RBI	BB	SO	LOB	BOTTOM			
Steve Bnye, R OBP: 0.315, SLG: 0.363 (1, 8)	1B		FC4-6 G6-4-3		FC6-4		1B			4	2	2	0	0	0	3				
Rod Carew, L OBP: 0.421, SLG: 0.446 (1, 4)	1B		G6-4-3			BB				4	2	3	0	0	0	1				
Jerry Terrell, R OBP: 0.283, SLG: 0.313 (8, 4)	1B					1B		1B		0	0	0	0	0	0	0				
Larry Hise, R OBP: 0.364, SLG: 0.509 (1, 7)	1B				5-3	1B		1B		3	1	2	2	1	0	0				
Harmon Killebrew, R OBP: 0.317, SLG: 0.383 (1, 10)	F4				5-3	1B		1B		4	0	2	2	0	0	2				
Bobby Darwin, R OBP: 0.333, SLG: 0.474 (1, 9)	G5-4-3				6-3	1B		FC6		4	0	1	1	0	0	4				
Eric Soderholm, R OBP: 0.342, SLG: 0.396 (1, 5)		F7			F3	G6-4-3		5-3		4	0	0	0	0	0	2				
Craig Kusick, R OBP: 0.360, SLG: 0.391 (1, 3)		L6-4 2B			K	F8		L3		4	0	1	0	0	1	1				
Danny Thompson, R OBP: 0.336, SLG: 0.393 (1, 6)		L6-4				BB		6-3		4	0	1	0	0	0	1				
Glenn Borgmann, R OBP: 0.331, SLG: 0.324 (1, 2)					FC4-6 1B	FC6-4 BB		5-3		2	0	1	0	1	0	0				
Inning Stats	R: 1 E: 0 K: 0 S: 5	H: 3 LOB: 1 BB: 0 P: 5	R: 0 E: 0 K: 0 S: 3	H: 1 LOB: 0 BB: 0 P: 3	R: 0 E: 0 K: 0 S: 3	H: 1 LOB: 0 BB: 0 P: 3	R: 0 E: 0 K: 0 S: 3	H: 0 LOB: 0 BB: 0 P: 3	R: 0 E: 0 K: 1 S: 6	H: 1 LOB: 2 BB: 1 P: 10	R: 2 E: 0 K: 0 S: 5	H: 3 LOB: 1 BB: 1 P: 9	R: 2 E: 0 K: 0 S: 7	H: 4 LOB: 2 BB: 0 P: 7	R: 0 E: 0 K: 0 S: 3	H: 0 LOB: 0 BB: 0 P: 3	1B: 12 2B: 2 3B: 0 HR: 0	SF: 0 SAC: 0 DP: 4 HBP: 0	WP: 0 PB: 0 SB: 0 CS: 0	PA: 35
PITCHER Mike Cuellar, L ERA: 3.54 (1, 1)	IP: 6.2 WLS: L BF: 29 H: 11 R: 5 ER: 5 SO: 1 BB: 2 IBB: 0 HBP: 0 BLK: 0 WP: 0 HR: 0 S: 29 P: 37 ERA: 6.75 WHIP: 1.950															PITCHER				
Bob Reynolds, R ERA: 3.04 (7, 1)	IP: 1.1 WLS: L BF: 6 H: 2 R: 0 ER: 0 SO: 0 BB: 0 IBB: 0 HBP: 0 BLK: 0 WP: 0 HR: 0 S: 6 P: 6 ERA: 0.00 WHIP: 1.500															PITCHER				

Baltimore Orioles @ Minnesota Twins
Metropolitan Stadium, Bloomington, MI
Sat Aug 10 1974, 8:05 PM EDT
Att: 15,493 - Unknown

AB 33
R 5
H 13
RBI 5
BB 2
SO 1
LOB 14



Batter	1	2	3	4	5	6	7	8	9	AB	R	H	RBI	BB	SO	LOB	TOP				
Rich Coggins, L OBP: 0.304, SLG: 0.329	F5			4-3		2B SF7 1B		3-1		4	1	1	0	0	0	0	Baltimore Orioles @ Minnesota Twins Metropolitan Stadium, Bloomington, MI Sun Aug 11 1974, 4:33 AM EDT Att: 27,363 - Unknown				
Paul Blair, R OBP: 0.297, SLG: 0.403	6-3			HR 1B		SF7 1-3 2B		K		4	1	2	0	0	1	0					
Tommy Davis, R OBP: 0.305, SLG: 0.373	5-3			HR		SF7			1-3	3	1	1	3	0	0	0					
Bobby Grich, R OBP: 0.389, SLG: 0.482		F7		6-3		L1			F4	4	0	0	0	0	0	1					
Boog Powell, L OBP: 0.351, SLG: 0.407		6-3		F6		F9			FC6-4 1B	4	0	1	0	0	0	1					
Al Bumbry, L OBP: 0.261, SLG: 0.294										0	0	0	0	0	0	0					
Don Baylor, R OBP: 0.320, SLG: 0.343		F7				F4			FC6-4 1B	4	0	0	0	0	1	1					
Brooks Robinson, R OBP: 0.363, SLG: 0.398				K		F8				3	0	0	0	0	1	0					
Earl Williams, R OBP: 0.343, SLG: 0.373				6-3		HR			F8	3	1	1	1	0	0	0					
Mark Belanger, R OBP: 0.311, SLG: 0.340				K		4-3			F5	3	0	0	0	0	1	0					
Inning Stats	R: 0 E: 0 K: 0 S: 3	H: 0 LOB: 0 BB: 0 P: 3	R: 0 E: 0 K: 0 S: 3	H: 0 LOB: 0 BB: 0 P: 3	R: 0 E: 0 K: 2 S: 7	H: 0 LOB: 0 BB: 0 P: 7	R: 2 E: 0 K: 0 S: 5	H: 2 LOB: 0 BB: 0 P: 5	R: 1 E: 0 K: 0 S: 4	H: 1 LOB: 0 BB: 0 P: 4	R: 1 E: 0 K: 0 S: 5	H: 2 LOB: 1 BB: 0 P: 5	R: 0 E: 0 K: 1 S: 5	H: 0 LOB: 0 BB: 0 P: 5	R: 0 E: 0 K: 0 S: 5	H: 1 LOB: 1 BB: 0 P: 4	1B: 3 2B: 1 3B: 0 HR: 2	SF: 1 SAC: 0 DP: 0 HBP: 0	WP: 0 PB: 0 SB: 0 CS: 0	PA: 33	
PITCHER	IP	WLS	BF	H	R	ER	SO	BB	IBB	HBP	BLK	WP	HR	S	P	ERA	WHIP				
Dave Goltz, R ERA: 3.75	6.0	W	23	5	4	4	2	0	0	0	0	0	2	27	27	6.00	0.833				
Bill Campbell, R ERA: 2.6	3.0	S	10	1	0	0	2	0	0	0	0	0	0	14	14	0.00	0.333				

Batter	1	2	3	4	5	6	7	8	9	AB	R	H	RBI	BB	SO	LOB	BOTTOM				
Steve Bnye, R OBP: 0.314, SLG: 0.361	5-3		F8	4-3		FC6-4 1B		5-3		5	0	1	0	0	0	2	Baltimore Orioles @ Minnesota Twins Metropolitan Stadium, Bloomington, MI Sun Aug 11 1974, 4:33 AM EDT Att: 27,363 - Unknown				
Larry Hisle, R OBP: 0.365, SLG: 0.507	F8		2B FC3-2 1B		1B	F3		F9		5	1	2	0	0	0	1					
Bobby Darwin, R OBP: 0.336, SLG: 0.480			FC3-2 1-3 2-H		1B	F8				4	2	3	1	0	0	1					
Harmon Killebrew, R OBP: 0.323, SLG: 0.387			FC3-2 1B		E 1B	FC6-4				3	1	2	2	1	0	1					
Eric Soderholm, R OBP: 0.341, SLG: 0.398			FC3-2 1B		1B	F9				4	0	1	0	0	0	6					
Craig Kusick, R OBP: 0.357, SLG: 0.381			FC4-6 1-2 2-3 3-H		1B	F3				3	0	0	0	1	0	4					
Jerry Terrell, R OBP: 0.287, SLG: 0.317			FC4-6 1-2		1B	F3				4	0	2	2	0	0	1					
Danny Thompson, R OBP: 0.329, SLG: 0.385			FC4-6 1-2		1B	F9				3	0	0	0	0	0	3					
Glenn Borgmann, R OBP: 0.330, SLG: 0.323			1B 2B 1B		5-3	G3				4	1	1	0	0	0	3					
Inning Stats	R: 1 E: 0 K: 0 S: 5	H: 2 LOB: 1 BB: 0 P: 5	R: 0 E: 0 K: 0 S: 3	H: 0 LOB: 0 BB: 0 P: 3	R: 1 E: 0 K: 0 S: 6	H: 3 LOB: 3 BB: 1 P: 10	R: 0 E: 0 K: 0 S: 4	H: 1 LOB: 1 BB: 0 P: 4	R: 3 E: 0 K: 0 S: 7	H: 4 LOB: 2 BB: 1 P: 11	R: 0 E: 0 K: 0 S: 4	H: 1 LOB: 1 BB: 0 P: 4	R: 0 E: 0 K: 0 S: 4	H: 1 LOB: 1 BB: 0 P: 4	R: 0 E: 0 K: 0 S: 3	H: 0 LOB: 0 BB: 0 P: 3		1B: 10 2B: 2 3B: 0 HR: 0	SF: 0 SAC: 1 DP: 0 HBP: 0	WP: 0 PB: 1 SB: 0 CS: 0	PA: 38
PITCHER	IP	WLS	BF	H	R	ER	SO	BB	IBB	HBP	BLK	WP	HR	S	P	ERA	WHIP				
Ross Grimsley, L ERA: 3.33	4.0	L	22	9	5	4	0	0	1	0	0	0	0	21	25	9.00	2.250				
Wayne Garland, R ERA: 3.25	4.0		16	3	0	0	0	0	1	0	0	0	0	15	19	0.00	0.750				



Batter	1	2	3	4	5	6	7	8	9	AB	R	H	RBI	BB	SO	LOB	TOP								
Pat Kelly, L (1, 10) OBP: 0.340, SLG: 0.362 Ron Santo, R (7, PH) OBP: 0.301, SLG: 0.302	F9		F9		G4-6-3		K			3	0	0	0	0	0	4	Chicago White Sox @ Baltimore Orioles Memorial Stadium, Baltimore, MD Tue Aug 13 1974, 7:05 PM EDT Att: 10,086 - Unknown								
Jorge Orta, L (1, 4) OBP: 0.366, SLG: 0.452	K		F8			G3		1B BB	3	0	0	0	1	1	2										
Dick Allen, R (1, 3) OBP: 0.376, SLG: 0.599	K			1-3 1B		E	2B	F8	4	1	2	0	0	1	1										
Carlos May, L (1, 7)		L8		K		E3 1B SF7		1B	4	1	1	0	0	1	1										
Ken Henderson, S (1, 8)	6-3			1-3		1B		F9	4	0	1	0	0	0	3										
Bill Melton, R (1, 5)	5-3			F5		SF7		K	3	0	0	1	0	1	3										
Bill Sharp, L (1, 9) Buddy Bradford, R (9, PH) OBP: 0.420, SLG: 0.540			F7		1B 1B	K2-3		K	3	0	1	0	0	1	1										
Brian Downing, R (1, 2) OBP: 0.384, SLG: 0.456			F9 1B BB		1-2 1B	K		K	3	0	1	0	1	2	0										
Bucky Dent, R (1, 6) OBP: 0.296, SLG: 0.328			1-2 1B		F7	F7		F9	4	0	1	0	0	0	2										
Inning Stats	R: 0 E: 0 K: 2 S: 7	H: 0 LOB: 0 BB: 7	R: 0 E: 0 K: 0 S: 3	H: 0 LOB: 0 BB: 3	R: 0 E: 0 K: 0 S: 4	H: 1 LOB: 2 BB: 1 P: 8	R: 0 E: 0 K: 1 S: 6	H: 1 LOB: 1 BB: 0 P: 6	R: 0 E: 0 K: 1 S: 4	H: 2 LOB: 1 BB: 0 P: 4	R: 2 E: 1 K: 1 S: 8	H: 2 LOB: 1 BB: 0 P: 8	R: 0 E: 0 K: 2 S: 7	H: 0 LOB: 0 BB: 0 P: 7	R: 0 E: 0 K: 1 S: 6	H: 1 LOB: 2 BB: 1 P: 10		R: 0 E: 0 K: 2 S: 7	H: 0 LOB: 0 BB: 0 P: 7	1B: 6 2B: 1 3B: 0 HR: 0	SF: 1 SAC: 0 DP: 1 HBP: 0	WP: 0 PB: 0 SB: 0 CS: 0	PA: 36		
PITCHER	IP	WLS	BF	H	R	ER	SO	BB	IBB	HBP	BLK	WP	HR	S	P	ERA	WHIP								
Jim Palmer, R (1, 1) ERA: 3.86	6.0	W	25	6	2	1	4	1	0	0	0	0	0	32	36	1.50	1.167								
Grant Jackson, L (7, 1) ERA: 2.28	3.0	S	11	1	0	0	5	1	0	0	0	0	0	20	24	0.00	0.667								

Batter	1	2	3	4	5	6	7	8	9	AB	R	H	RBI	BB	SO	LOB	BOTTOM								
Rich Coggins, L (1, 9) OBP: 0.303, SLG: 0.324	G3		F6			K		F2		4	1	0	0	1	1	1	Chicago White Sox @ Baltimore Orioles Memorial Stadium, Baltimore, MD Tue Aug 13 1974, 7:05 PM EDT Att: 10,086 - Unknown								
Paul Blair, R (1, 8) OBP: 0.298, SLG: 0.401	HR BB	E5 1B 2B 1B	F4			F8		F9	4	2	1	0	1	0	1										
Tommy Davis, R (1, 10) OBP: 0.307, SLG: 0.377	E6 HR	2B 1B		5-3		3B 2B			4	2	2	1	0	0	1										
Bobby Grich, R (1, 4) OBP: 0.390, SLG: 0.489	FC4 HR			6-3		3B			4	1	2	2	0	0	2										
Boog Powell, L (1, 3) OBP: 0.353, SLG: 0.417	HR			6-3			F8		3	1	1	4	1	0	0										
Don Baylor, R (1, 7) OBP: 0.317, SLG: 0.339	6-3		F4		4-3		F8		4	0	0	0	0	0	3										
Brooks Robinson, R (1, 5) OBP: 0.365, SLG: 0.398			K				F8		3	0	1	0	1	1	3										
Eliot Hendricks, L (1, 2) OBP: 0.301, SLG: 0.389	F8		F9					2B	4	0	1	0	0	0	5										
Mark Belanger, R (1, 6) OBP: 0.310, SLG: 0.342		1B E 2B		K		K		F7	4	1	1	0	0	2	2										
Inning Stats	R: 4 E: 2 K: 0 S: 6	H: 1 LOB: 1 BB: 2 P: 14	R: 3 E: 1 K: 1 S: 9	H: 4 LOB: 3 BB: 2 P: 17	R: 0 E: 0 K: 1 S: 5	H: 0 LOB: 0 BB: 0 P: 5	R: 0 E: 0 K: 0 S: 3	H: 0 LOB: 0 BB: 0 P: 3	R: 0 E: 0 K: 1 S: 6	H: 1 LOB: 1 BB: 0 P: 6	R: 1 E: 0 K: 1 S: 6	H: 2 LOB: 1 BB: 0 P: 6	R: 0 E: 0 K: 0 S: 3	H: 0 LOB: 0 BB: 0 P: 3	R: 0 E: 0 K: 0 S: 4	H: 1 LOB: 1 BB: 0 P: 4		1B: 3 2B: 4 3B: 1 HR: 1	SF: 0 SAC: 0 DP: 0 HBP: 0	WP: 0 PB: 0 SB: 0 CS: 0	PA: 38				
PITCHER	IP	WLS	BF	H	R	ER	SO	BB	IBB	HBP	BLK	WP	HR	S	P	ERA	WHIP								
Bart Johnson, R (1, 1) ERA: 4.02	1.0	L	13	5	7	3	0	3	0	0	0	0	0	10	22	27.00	8.000								
Skip Pitcock, L (2, 1) ERA: 4.53	7.0		25	4	1	1	4	1	0	0	0	0	0	32	36	1.29	0.714								

Batter	1	2	3	4	5	6	7	8	9	AB	R	H	RBI	BB	SO	LOB	TOP					
Buddy Bradford, R OBP: 0.421, SLG: 0.527 (1, 9)	5-3		SH1-3		F3					3	0	1	1	0	0	2	Chicago White Sox @ Baltimore Orioles Memorial Stadium, Baltimore, MD Thu Aug 15 1974, 7:05 PM EDT Att: 7,839 - Unknown livebaseballscorecards.com					
Jorge Orta, L OBP: 0.382, SLG: 0.444 (1, 4)	F5		4-3		F8					4	0	0	0	0	0	5						
Dick Allen, R OBP: 0.377, SLG: 0.594 (1, 3)	K		K			F4				4	0	0	0	0	3	1						
Bill Melton, R OBP: 0.309, SLG: 0.389 (1, 5)		K			F9					4	0	0	0	0	1	0						
Ken Henderson, S OBP: 0.358, SLG: 0.452 (1, 8)		F8			K					4	0	1	0	0	1	0						
Carlos May, L OBP: 0.332, SLG: 0.371 (1, 7)		1B BB			K					3	0	0	0	1	2	1						
Ron Santo, R OBP: 0.303, SLG: 0.306 Pat Kelly, L OBP: 0.339, SLG: 0.361 (7, PR)					1B 2B					2	0	2	0	1	0	0						
Brian Downing, R OBP: 0.383, SLG: 0.450 (1, 2)		1B			K					3	0	0	0	1	2	3						
Bucky Dent, R OBP: 0.296, SLG: 0.328 (1, 6)										4	0	2	0	0	1	2						
Inning Stats	R: 0 E: 0 K: 1 S: 5	H: 0 LOB: 0 BB: 0 P: 5	R: 0 E: 0 K: 2 S: 8	H: 1 LOB: 2 BB: 1 P: 12	R: 0 E: 0 K: 1 S: 6	H: 1 LOB: 1 BB: 0 P: 6	R: 0 E: 0 K: 2 S: 7	H: 0 LOB: 0 BB: 0 P: 7	R: 0 E: 0 K: 1 S: 7	H: 2 LOB: 2 BB: 0 P: 7	R: 0 E: 0 K: 0 S: 3	H: 0 LOB: 0 BB: 0 P: 3	R: 1 E: 0 K: 2 S: 8	H: 1 LOB: 2 BB: 2 P: 16	R: 0 E: 0 K: 1 S: 6	H: 1 LOB: 1 BB: 0 P: 6		R: 0 E: 0 K: 0 S: 3	H: 0 LOB: 0 BB: 0 P: 3	1B: 5 2B: 1 3B: 0 HR: 0	SF: 0 SAC: 1 DP: 0 HBP: 0	WP: 0 PB: 0 SB: 0 CS: 0
PITCHER Mike Cuellar, L ERA: 3.41 (1, 1)	IP: 9.0 WLS: W BF: 36 H: 6 R: 1 ER: 1 SO: 10 BB: 3 IBB: 0 HBP: 0 BLK: 0 WP: 0 HR: 0 S: 53 P: 65 ERA: 1.00 WHIP: 1.000																					

Batter	1	2	3	4	5	6	7	8	9	AB	R	H	RBI	BB	SO	LOB	BOTTOM			
Mark Belanger, R OBP: 0.304, SLG: 0.334 (1, 6)	F7		E5		F9					4	0	0	0	0	0	2	Chicago White Sox @ Baltimore Orioles Memorial Stadium, Baltimore, MD Thu Aug 15 1974, 7:05 PM EDT Att: 7,839 - Unknown livebaseballscorecards.com			
Paul Blair, R OBP: 0.299, SLG: 0.411 (1, 8)	F7		K		HR					4	1	1	1	0	1	3				
Tommy Davis, R OBP: 0.305, SLG: 0.376 (1, 10)	F8		FC5-4		2B					4	0	1	0	0	0	3				
Bobby Grich, R OBP: 0.391, SLG: 0.486 (1, 4)		K			F8					4	0	1	0	0	1	1				
Earl Williams, R OBP: 0.344, SLG: 0.383 (1, 3)		K			HR					4	1	2	1	0	1	1				
Don Baylor, R OBP: 0.318, SLG: 0.346 (1, 7)		5-3			F7					3	0	0	0	0	0	1				
Brooks Robinson, R OBP: 0.365, SLG: 0.397 (1, 5)					E 1B					3	0	2	0	0	0	1				
Andy Etchebarren, R OBP: 0.239, SLG: 0.246 (1, 2)					E 1B					3	0	1	0	0	0	1				
Enos Cabell, R OBP: 0.266, SLG: 0.289 (1, 9)					K					3	0	0	0	0	1	2				
Inning Stats	R: 0 E: 0 K: 0 S: 3	H: 0 LOB: 0 BB: 0 P: 3	R: 0 E: 0 K: 2 S: 10	H: 2 LOB: 3 BB: 0 P: 10	R: 1 E: 0 K: 0 S: 5	H: 2 LOB: 1 BB: 0 P: 5	R: 1 E: 0 K: 0 S: 5	H: 2 LOB: 1 BB: 0 P: 5	R: 0 E: 0 K: 0 S: 3	H: 1 LOB: 0 BB: 0 P: 3	R: 0 E: 0 K: 0 S: 3	H: 0 LOB: 0 BB: 0 P: 3	R: 0 E: 0 K: 0 S: 4	H: 1 LOB: 1 BB: 0 P: 4	R: 0 E: 0 K: 0 S: 4	H: 1 LOB: 1 BB: 0 P: 4		1B: 5 2B: 1 3B: 0 HR: 2	SF: 0 SAC: 0 DP: 1 HBP: 0	WP: 0 PB: 0 SB: 0 CS: 0
PITCHER Jim Kaat, L ERA: 3.49 (1, 1)	IP: 8.0 WLS: L BF: 32 H: 8 R: 2 ER: 2 SO: 4 BB: 0 IBB: 0 HBP: 0 BLK: 0 WP: 0 HR: 2 S: 40 P: 40 ERA: 2.25 WHIP: 1.000																			

Batter	1	2	3	4	5	6	7	8	9	AB	R	H	RBI	BB	SO	LOB	TOP			
Freddie Patek, R (1, 6) OBP: 0.335, SLG: 0.322	4-0 CS BB		0-0 F9		4-0 BB			0-0 F9		2	0	0	0	2	0	1	Kansas City Royals @ Baltimore Orioles Memorial Stadium, Baltimore, MD Fri Aug 16 1974, 7:05 PM EDT Att: 18,896 - Unknown livebaseballscorecards.com			
Cookie Rojas, R (1, 4) OBP: 0.333, SLG: 0.369	0-3 K		0-0 L8		0-0 CS	0-0 F7		0-0 6-3		4	0	0	0	0	1	2				
Amos Otis, R (1, 8) OBP: 0.365, SLG: 0.484	0-0 2B 1B			0-0 F8		0-0 F9			0-0 4-3	4	0	1	0	0	0	0				
Hal McRae, R (1, 7) OBP: 0.392, SLG: 0.505	0-0 1B 2B			0-0 5-3		0-0 5-3			0-0 6-3	4	0	1	0	0	0	0				
Orlando Cepeda, R (1, 10) OBP: 0.353, SLG: 0.435	0-0 P3			4-0 BB			0-0 6-3		0-0 1-3	3	0	0	0	1	0	2				
Jim Welford, R (1, 9) OBP: 0.339, SLG: 0.367		0-0 6-3		0-0 F8			0-3 K			3	0	0	0	0	1	1				
Kurt Bevacqua, R (1, 3) OBP: 0.269, SLG: 0.202		0-0 1-3			4-0 CS SH3-4 BB		0-3 K			2	0	0	0	1	1	0				
George Brett, L (1, 5) OBP: 0.309, SLG: 0.354		0-0 4-3			0-0 SH3-4			0-0 1B		2	0	1	0	0	0	0				
Fran Healy, R (1, 2) OBP: 0.337, SLG: 0.391			0-3 K		0-0 F8			0-0 F9		3	0	0	0	0	1	2				
Inning Stats	R: 0 E: 0 K: 1 S: 6	H: 2 LOB: 2 BB: 1 P: 10	R: 0 E: 0 K: 0 S: 3	H: 0 LOB: 0 BB: 0 P: 3	R: 0 E: 0 K: 1 S: 5	H: 0 LOB: 1 BB: 1 P: 5	R: 0 E: 0 K: 0 S: 3	H: 0 LOB: 1 BB: 1 P: 7	R: 0 E: 0 K: 0 S: 2	H: 0 LOB: 0 BB: 2 P: 10	R: 0 E: 0 K: 2 S: 7	H: 0 LOB: 0 BB: 0 P: 7	R: 0 E: 0 K: 2 S: 4	H: 1 LOB: 1 BB: 0 P: 4	R: 0 E: 0 K: 0 S: 3	H: 0 LOB: 0 BB: 0 P: 3	1B: 2 2B: 1 3B: 0 HR: 0	SF: 0 SAC: 1 DP: 0 HBP: 0	WP: 0 PB: 0 SB: 0 CS: 2	PA: 33
PITCHER Ross Grimsley, L (1, 1) ERA: 3.19	IP: 9.0 WLS: W BF: 32	H: 3 R: 0 ER: 0 SO: 4	BB: 4 IBB: 0 HBP: 0 BLK: 0	WP: 0 HR: 0 S: 36 P: 52	ERA: 0.00 WHIP: 0.778	PITCHER										IP: 9.0 WLS: W BF: 32	H: 3 R: 0 ER: 0 SO: 4	BB: 4 IBB: 0 HBP: 0 BLK: 0	WP: 0 HR: 0 S: 36 P: 52	ERA: 0.00 WHIP: 0.778

Batter	1	2	3	4	5	6	7	8	9	AB	R	H	RBI	BB	SO	LOB	BOTTOM			
Rich Coggins, L (1, 9) OBP: 0.305, SLG: 0.332	0-0 FC6 1B		0-0 F7		0-0 S		0-0 P4			4	0	2	1	0	0	2	Kansas City Royals @ Baltimore Orioles Memorial Stadium, Baltimore, MD Fri Aug 16 1974, 7:05 PM EDT Att: 18,896 - Unknown livebaseballscorecards.com			
Paul Blair, R (1, 8) OBP: 0.301, SLG: 0.412	0-0 FC6 1B		0-0 F9		0-0 F2		0-0 BB 1B			4	0	2	0	0	0	2				
Tommy Davis, R (1, 10) OBP: 0.307, SLG: 0.376	0-0 F7			0-0 1B	0-0 F8		4-0 BB		1-2 2-3	3	0	1	0	1	0	4				
Bobby Grich, R (1, 4) OBP: 0.390, SLG: 0.484	0-0 FC6			0-0 E S 1B	0-0 F8		0-3 K			4	0	1	0	0	1	5				
Boog Powell, L (1, 3) OBP: 0.355, SLG: 0.415		0-3 K		0-3 K		0-0 1B		0-3 K		4	0	1	0	0	3	1				
Don Baylor, R (1, 7) OBP: 0.317, SLG: 0.343		0-0 4-3		0-0 L7		0-0 F7		1-0 S HBP		3	0	0	0	0	0	2				
Brooks Robinson, R (1, 5) OBP: 0.366, SLG: 0.397		4-0 BB			0-0 FC5-4 BB 1B		0-0 F7		0-0 F3	3	1	1	0	1	0	2				
Earl Williams, R (1, 2) OBP: 0.343, SLG: 0.380		0-3 K			4-0 FC5-4 BB		0-0 P6		0-3 K	3	0	0	0	1	2	2				
Mark Belanger, R (1, 6) OBP: 0.307, SLG: 0.337			0-0 CS 1B		0-0 FC5-4 1B		0-0 BB 1B			3	0	2	0	0	0	2				
Inning Stats	R: 0 E: 0 K: 0 S: 4	H: 2 LOB: 1 BB: 0 P: 4	R: 0 E: 0 K: 2 S: 7	H: 0 LOB: 1 BB: 1 P: 11	R: 0 E: 0 K: 1 S: 6	H: 2 LOB: 1 BB: 0 P: 6	R: 0 E: 0 K: 0 S: 5	H: 2 LOB: 2 BB: 1 P: 9	R: 0 E: 0 K: 0 S: 4	H: 1 LOB: 0 BB: 0 P: 4	R: 0 E: 0 K: 1 S: 7	H: 2 LOB: 3 BB: 1 P: 11	R: 0 E: 0 K: 2 S: 7	H: 0 LOB: 1 BB: 0 P: 8	R: 0 E: 0 K: 0 S: 3	H: 0 LOB: 0 BB: 0 P: 3	1B: 10 2B: 1 3B: 0 HR: 0	SF: 0 SAC: 0 DP: 1 HBP: 1	WP: 0 PB: 0 SB: 3 CS: 1	PA: 35
PITCHER Bruce Dal Canton, R (1, 1) ERA: 2.79	IP: 8.0 WLS: L BF: 35	H: 10 R: 1 ER: 1 SO: 6	BB: 3 IBB: 0 HBP: 1 BLK: 0	WP: 0 HR: 0 S: 43 P: 56	ERA: 1.12 WHIP: 1.625	PITCHER										IP: 8.0 WLS: L BF: 35	H: 10 R: 1 ER: 1 SO: 6	BB: 3 IBB: 0 HBP: 1 BLK: 0	WP: 0 HR: 0 S: 43 P: 56	ERA: 1.12 WHIP: 1.625

Batter	1	2	3	4	5	6	7	8	9	10	AB	R	H	RBI	BB	SO	LOB	TOP						
Freddie Patek, R OBP: 0.337, SLG: 0.325 (1.6)											5	0	2	3	1	1	6	Kansas City Royals @ Baltimore Orioles Memorial Stadium, Baltimore, MD Sat Aug 17 1974, 7:05 PM EDT Att: 19,665 - Unknown - 77 F livebaseballscorecards.com						
Cookie Rojas, R OBP: 0.328, SLG: 0.364 (1.4)											6	0	0	0	0	0	6							
Amos Otis, R OBP: 0.365, SLG: 0.482 (1.8)											4	0	1	0	1	2	1							
Hal McRae, R OBP: 0.393, SLG: 0.503 (1.7)											4	0	1	0	1	0	6							
Orlando Cepeda, R OBP: 0.321, SLG: 0.392 (1.10)											5	0	0	0	0	0	2							
Tony Solaita, L OBP: 0.370, SLG: 0.399 (8, PH)											1	0	0	0	1	0	0							
Kurt Bevacqua, R OBP: 0.263, SLG: 0.198 (8, 3)											2	0	0	0	0	0	1							
Vada Pinson, L OBP: 0.269, SLG: 0.348 (8, PH)											3	0	1	0	0	0	1							
Jim Wohlford, R OBP: 0.342, SLG: 0.369 (8, 9)											1	2	1	0	1	0	0							
George Brett, L OBP: 0.314, SLG: 0.357 (1.5)											3	1	2	0	1	0	2							
Fran Healy, R OBP: 0.341, SLG: 0.392 (1.2)											4	0	2	0	1	0	3							
Inning Stats	R: 0 E: 0 K: 1 S: 5	H: 0 LOB: 1 BB: 1 P: 9	R: 0 E: 1 K: 0 S: 4	H: 1 LOB: 1 BB: 0 P: 4	R: 0 E: 0 K: 0 S: 3	H: 1 LOB: 2 BB: 1 P: 8	R: 0 E: 0 K: 1 S: 8	H: 3 LOB: 3 BB: 0 P: 8	R: 0 E: 0 K: 0 S: 3	H: 0 LOB: 3 BB: 3 P: 15	R: 0 E: 0 K: 0 S: 4	H: 1 LOB: 1 BB: 0 P: 4	R: 2 E: 0 K: 0 S: 5	H: 2 LOB: 1 BB: 1 P: 9	R: 0 E: 0 K: 1 S: 5	H: 0 LOB: 1 BB: 1 P: 9	R: 1 E: 0 K: 0 S: 5	H: 2 LOB: 0 BB: 0 P: 5	1B: 9 2B: 1 3B: 0 HR: 0	SF: 0 SAC: 1 DP: 1 HBP: 0	WP: 1 PB: 0 SB: 2 CS: 0	PA: 47		
PITCHER	IP 7.0	WLS 32	BF 6	H 0	R 0	ER 0	SO 2	BB 5	IBB 0	HBP 0	BLK 0	WP 0	HR 0	S 31	P 51	ERA 0.00	WHIP 1.571							
Jim Palmer, R ERA: 3.59 (1.1)																								
Grant Jackson, L ERA: 2.59 (8, 1)	1.1	8	2	2	2	1	2	0	0	0	0	0	0	8	16	13.50	3.000							
Bob Reynolds, R ERA: 3.12 (9, 1)	1.2	L	7	2	1	1	0	0	0	0	0	1	0	7	7	5.40	1.200							

Batter	1	2	3	4	5	6	7	8	9	10	AB	R	H	RBI	BB	SO	LOB	BOTTOM					
Rich Coggins, L OBP: 0.303, SLG: 0.330 (1.9)											5	1	1	0	0	0	0	Kansas City Royals @ Baltimore Orioles Memorial Stadium, Baltimore, MD Sat Aug 17 1974, 7:05 PM EDT Att: 19,665 - Unknown - 77 F livebaseballscorecards.com					
Paul Blair, R OBP: 0.304, SLG: 0.413 (1.8)											4	1	2	0	1	0	0						
Tommy Davis, R OBP: 0.308, SLG: 0.374 (1, 10)											4	0	1	1	0	0	2						
Al Bumbry, L OBP: 0.281, SLG: 0.294 (8, PR)											0	0	0	0	0	0	0						
Elrod Hendricks, L OBP: 0.298, SLG: 0.385 (10, PH)											1	0	0	0	0	1	0						
Bobby Grich, R OBP: 0.389, SLG: 0.481 (1.4)											2	0	0	1	1	0	1						
Earl Williams, R OBP: 0.340, SLG: 0.376 (1, 3)											3	0	0	0	0	1	0						
Don Baylor, R OBP: 0.322, SLG: 0.348 (1, 7)											3	0	2	0	1	0	0						
Brooks Robinson, R OBP: 0.365, SLG: 0.394 (1, 5)											3	0	0	0	1	0	3						
Andy Etchebarren, R OBP: 0.234, SLG: 0.240 (1, 2)											3	0	0	0	0	0	3						
Boog Powell, L OBP: 0.355, SLG: 0.415 (9, PH)											0	0	0	0	0	0	0						
Curt Molton, R OBP: 0.266, SLG: 0.289 (9, PH)											1	0	0	0	0	0	2						
Enos Cabell, R OBP: 0.266, SLG: 0.289 (10, 3)											0	0	0	0	0	0	0						
Mark Belanger, R OBP: 0.303, SLG: 0.333 (1, 6)											4	0	0	0	0	0	2						
Inning Stats	R: 0 E: 0 K: 0 S: 4	H: 1 LOB: 1 BB: 0 P: 4	R: 0 E: 0 K: 1 S: 5	H: 0 LOB: 0 BB: 0 P: 5	R: 0 E: 0 K: 0 S: 3	H: 0 LOB: 0 BB: 0 P: 3	R: 0 E: 0 K: 0 S: 3	H: 0 LOB: 0 BB: 0 P: 3	R: 0 E: 0 K: 0 S: 4	H: 1 LOB: 1 BB: 0 P: 4	R: 0 E: 0 K: 0 S: 3	H: 0 LOB: 2 BB: 0 P: 11	R: 2 E: 0 K: 0 S: 4	H: 2 LOB: 1 BB: 1 P: 8	R: 0 E: 0 K: 0 S: 4	H: 1 LOB: 2 BB: 1 P: 8	R: 0 E: 0 K: 1 S: 5	H: 0 LOB: 0 BB: 0 P: 5	1B: 5 2B: 1 3B: 0 HR: 0	SF: 1 SAC: 1 DP: 0 HBP: 0	WP: 0 PB: 0 SB: 1 CS: 1	PA: 40	
PITCHER	IP 7.1	WLS 29	BF 4	H 2	R 2	ER 2	SO 1	BB 2	IBB 0	HBP 0	BLK 0	WP 0	HR 0	S 28	P 40	ERA 2.46	WHIP 0.818						
Paul Splittort, L ERA: 3.52 (1, 1)																							
Doug Bird, R ERA: 2.57 (8, 1)	1.0	5	2	0	0	0	0	1	0	0	0	0	0	4	8	0.00	2.000						
Steve Mingori, L ERA: 2.98 (9, 1)	1.2	W	5	0	0	0	1	0	0	0	0	0	0	7	7	0.00	0.000						

Batter	1	2	3	4	5	6	7	8	9	AB	R	H	RBI	BB	SO	LOB	TOP	
Freddie Patek, R OBP: 0.337, SLG: 0.324										4	0	1	0	0	0	3	Kansas City Royals @ Baltimore Orioles Memorial Stadium, Baltimore, MD Sun Aug 18 1974, 3:33 AM EDT Att: 10,193 - Unknown - 82 F	
Cookie Rojas, R OBP: 0.328, SLG: 0.363										4	0	1	0	0	0	1		
Amos Otis, R OBP: 0.362, SLG: 0.477										4	0	0	0	0	0	2		
Hal McRae, R OBP: 0.389, SLG: 0.497										4	0	0	0	0	0	2		
Orlando Cepeda, R OBP: 0.374, SLG: 0.403 Frank White, R OBP: 0.290, SLG: 0.312										4	0	1	0	0	0	0		
Jim Wothford, R OBP: 0.344, SLG: 0.371										3	0	1	0	1	0	1		
Tony Solaita, L OBP: 0.317, SLG: 0.403 Kurt Bevacqua, R OBP: 0.260, SLG: 0.195										3	0	2	0	0	0	0		
Fran Healy, R OBP: 0.344, SLG: 0.393										2	0	1	0	2	0	2		
George Brett, L OBP: 0.311, SLG: 0.354										3	0	0	0	0	0	4		
Inning Stats	R: 0 E: 0 K: 0 S: 3	H: 0 LOB: 0 BB: 0 P: 3	R: 0 E: 0 K: 0 S: 4	H: 1 LOB: 2 BB: 1 P: 8	R: 0 E: 0 K: 0 S: 5	H: 2 LOB: 2 BB: 0 P: 5	R: 0 E: 0 K: 0 S: 3	H: 0 LOB: 0 BB: 0 P: 3	R: 0 E: 0 K: 0 S: 4	H: 2 LOB: 2 BB: 1 P: 8	R: 0 E: 0 K: 0 S: 3	H: 0 LOB: 0 BB: 0 P: 3	R: 0 E: 0 K: 1 S: 6	H: 1 LOB: 2 BB: 1 P: 10	1B: 6 2B: 1 3B: 0 HR: 0	SF: 0 SAC: 1 DP: 0 HBP: 0		WP: 0 PB: 0 SB: 1 CS: 0
PITCHER Dave McNally, L ERA: 4.18	IP: 9.0 WLS: W BF: 36 H: 7 R: 0 ER: 0 SO: 1 BB: 2 IBB: 1 HBP: 0 BLK: 1 WP: 0 HR: 0 S: 35 P: 47 ERA: 0.00 WHIP: 1.000																	

Batter	1	2	3	4	5	6	7	8	9	AB	R	H	RBI	BB	SO	LOB	BOTTOM	
Al Bumbry, L OBP: 0.261, SLG: 0.290										3	0	0	0	1	1	3	Kansas City Royals @ Baltimore Orioles Memorial Stadium, Baltimore, MD Sun Aug 18 1974, 3:33 AM EDT Att: 10,193 - Unknown - 82 F	
Rich Coggins, L OBP: 0.299, SLG: 0.326										4	0	0	0	0	0	3		
Tommy Davis, R OBP: 0.304, SLG: 0.371										4	0	0	0	0	2	3		
Bobby Grich, R OBP: 0.388, SLG: 0.479										4	0	1	0	0	0	1		
Boog Powell, L OBP: 0.354, SLG: 0.411										3	0	0	0	1	0	0		
Paul Blair, R OBP: 0.309, SLG: 0.417										3	1	2	0	1	1	2		
Brooks Robinson, R OBP: 0.364, SLG: 0.392										4	0	1	1	0	1	2		
Eliot Hendricks, L OBP: 0.308, SLG: 0.394										3	0	2	0	0	0	0		
Mark Belanger, R OBP: 0.304, SLG: 0.332										1	0	0	0	1	0	0		
Inning Stats	R: 0 E: 0 K: 0 S: 3	H: 0 LOB: 1 BB: 1 P: 7	R: 0 E: 0 K: 1 S: 5	H: 1 LOB: 0 BB: 0 P: 5	R: 0 E: 0 K: 0 S: 3	H: 0 LOB: 1 BB: 1 P: 7	R: 0 E: 0 K: 2 S: 8	H: 1 LOB: 2 BB: 1 P: 12	R: 0 E: 0 K: 0 S: 4	H: 1 LOB: 1 BB: 0 P: 4	R: 0 E: 0 K: 0 S: 3	H: 0 LOB: 0 BB: 0 P: 3	R: 1 E: 0 K: 0 S: 3	H: 2 LOB: 1 BB: 0 P: 3	1B: 5 2B: 1 3B: 0 HR: 0	SF: 0 SAC: 1 DP: 0 HBP: 0		WP: 0 PB: 0 SB: 1 CS: 1
PITCHER Steve Busby, R ERA: 3.09	IP: 8.1 WLS: L BF: 34 H: 6 R: 1 ER: 1 SO: 5 BB: 4 IBB: 0 HBP: 0 BLK: 1 WP: 0 HR: 0 S: 40 P: 56 ERA: 1.08 WHIP: 1.200																	

Batter	1	2	3	4	5	6	7	8	9	AB	R	H	RBI	BB	SO	LOB	TOP			
Alex Johnson, R OBP: 0.340, SLG: 0.364 (1, 10)										4	0	1	0	0	0	0	Texas Rangers @ Baltimore Orioles Memorial Stadium, Baltimore, MD Tue Aug 20 1974, 7:05 PM EDT Att: 7,482 - Unknown			
Cesar Tovar, R OBP: 0.356, SLG: 0.366 (1, 8)										2	0	0	0	2	0	0				
Jeff Burroughs, R OBP: 0.387, SLG: 0.525 (1, 9)										3	0	1	0	1	1	1				
Tom Grieve, R OBP: 0.316, SLG: 0.444 (1, 7)										4	0	0	0	0	0	5				
Jim Fregosi, R OBP: 0.338, SLG: 0.461 (1, 3)										4	0	0	0	0	1	0				
Lenny Randle, S OBP: 0.337, SLG: 0.373 (1, 5)										4	1	1	0	0	0	0				
Toby Harrah, R OBP: 0.320, SLG: 0.409 (1, 6)										3	0	1	0	1	1	1				
Davey Nelson, R OBP: 0.293, SLG: 0.295 (1, 4)										4	0	1	1	0	0	2				
Jim Sundberg, R OBP: 0.383, SLG: 0.346 (1, 2)										3	0	0	0	0	1	1				
Inning Stats	R: 0 E: 0 K: 1 S: 5	H: 0 LOB: 0 BB: 0 P: 5	R: 0 E: 0 K: 0 S: 3	H: 0 LOB: 0 BB: 0 P: 3	R: 0 E: 0 K: 1 S: 5	H: 0 LOB: 0 BB: 0 P: 5	R: 0 E: 0 K: 0 S: 3	H: 0 LOB: 1 BB: 1 P: 7	R: 0 E: 0 K: 1 S: 5	H: 2 LOB: 2 BB: 1 P: 10	R: 1 E: 0 K: 0 S: 5	H: 2 LOB: 1 BB: 0 P: 5	R: 0 E: 0 K: 0 S: 3	H: 0 LOB: 1 BB: 1 P: 7	R: 0 E: 0 K: 0 S: 4	H: 1 LOB: 1 BB: 0 P: 4	1B: 4 2B: 1 3B: 0 HR: 0	SF: 0 SAC: 0 DP: 1 HBP: 0	WP: 0 PB: 0 SB: 1 CS: 0	PA: 35
PITCHER Mike Cuellar, L ERA: 3.3 (1, 1)	IP: 9.0 WLS: W BF: 35 H: 5 R: 1 ER: 1 SO: 4 BB: 4 IBB: 0 HBP: 0 BLK: 0 WP: 0 HR: 0 S: 39 P: 55 ERA: 1.00 WHIP: 1.000															PITCHER				

Batter	1	2	3	4	5	6	7	8	9	AB	R	H	RBI	BB	SO	LOB	BOTTOM	
Rich Coggins, L OBP: 0.299, SLG: 0.323 (1, 9)										3	0	0	0	0	0	0	Texas Rangers @ Baltimore Orioles Memorial Stadium, Baltimore, MD Tue Aug 20 1974, 7:05 PM EDT Att: 7,482 - Unknown	
Paul Blair, R OBP: 0.308, SLG: 0.415 (1, 8)										4	0	1	0	0	0	2		
Tommy Davis, R OBP: 0.305, SLG: 0.371 (1, 10)										3	0	1	0	0	1	2		
Bobby Grich, R OBP: 0.389, SLG: 0.480 (1, 4)										3	0	1	0	1	1	2		
Boog Powell, L OBP: 0.349, SLG: 0.405 (1, 3)										4	0	0	0	0	1	5		
Don Baylor, R OBP: 0.323, SLG: 0.350 (1, 7)										4	1	2	0	0	0	0		
Brooks Robinson, R OBP: 0.365, SLG: 0.394 (1, 5)										3	1	1	1	1	0	0		
Eliot Hendricks, L OBP: 0.306, SLG: 0.388 (1, 2)										4	0	1	0	0	2	3		
Mark Belanger, R OBP: 0.302, SLG: 0.331 (1, 6)										2	0	0	1	0	0	3		
Inning Stats	R: 0 E: 0 K: 1 S: 6	H: 1 LOB: 2 BB: 1 P: 10	R: 2 E: 0 K: 1 S: 8	H: 3 LOB: 2 BB: 0 P: 9	R: 0 E: 0 K: 0 S: 3	H: 0 LOB: 0 BB: 0 P: 3	R: 0 E: 0 K: 0 S: 3	H: 0 LOB: 0 BB: 0 P: 3	R: 0 E: 0 K: 1 S: 7	H: 2 LOB: 3 BB: 1 P: 11	R: 0 E: 0 K: 1 S: 6	H: 1 LOB: 2 BB: 0 P: 7	R: 0 E: 0 K: 1 S: 5	H: 0 LOB: 0 BB: 0 P: 5	1B: 5 2B: 2 3B: 0 HR: 0	SF: 1 SAC: 0 DP: 0 HBP: 2	WP: 0 PB: 0 SB: 4 CS: 1	PA: 35
PITCHER Jackie Brown, R ERA: 3.88 Jim Merritt, L ERA: 6.69 Steve Foucault, R ERA: 2.26	IP: 5.1 WLS: L BF: 25 H: 6 R: 2 ER: 2 SO: 2 BB: 2 IBB: 2 HBP: 1 BLK: 0 WP: 0 HR: 0 S: 26 P: 35 ERA: 3.38 WHIP: 1.500															PITCHER		

AB	31
R	1
H	5
RBI	1
BB	4
SO	4
LOB	10




AB	30
R	2
H	7
RBI	2
BB	2
SO	5
LOB	17



Batter	1	2	3	4	5	6	7	8	9	AB	R	H	RBI	BB	SO	LOB	TOP								
Alex Johnson, R (1, 10) OBP: 0.339, SLG: 0.363 Mike Hargrove, L (9, PH) OBP: 0.305, SLG: 0.448	5-3		F8			SH3 HR 1B	F9		G4-6-3	4	1	1	0	0	0	0									
Cesar Tovar, R (1, 8) OBP: 0.363, SLG: 0.363	6-3		K			SH3		4-3		3	0	0	0	0	1	0									
Jeff Burroughs, R (1, 9) OBP: 0.385, SLG: 0.529	K		1-3			HR		6-3		4	1	1	2	0	1	1									
Tom Grieve, R (1, 7) OBP: 0.319, SLG: 0.443 Joe Lovitto, S (8, 8) OBP: 0.293, SLG: 0.277		6-3 SH1-3 1B BB		K		1B		K		3	1	1	0	1	2	0									
Lenny Randle, S (1, 5) OBP: 0.339, SLG: 0.375	SH1-3		F7			1B		SH 1B		3	1	2	0	0	0	0									
Jim Fregosi, R (1, 3) OBP: 0.333, SLG: 0.454 Jim Spencer, L (6, 3) OBP: 0.350, SLG: 0.447	6-3		K			FC6-4 1B	F9	SH 1B E		3	0	0	0	0	1	3									
Toby Harrah, R (1, 6) OBP: 0.319, SLG: 0.408						F8	FC6-4	K		4	0	1	1	0	1	4									
Davey Nelson, R (1, 4) OBP: 0.293, SLG: 0.294			F9			F8		4-3		4	0	1	1	0	0	1									
Jim Sundberg, R (1, 2) OBP: 0.378, SLG: 0.341			5-3			F9		F8		4	0	0	0	0	0	1									
Inning Stats	R: 0 E: 0 K: 1 S: 5	H: 0 LOB: 0 BB: 0 P: 5	R: 1 E: 0 K: 0 S: 4	H: 1 LOB: 1 BB: 1 P: 8	R: 0 E: 0 K: 1 S: 6	H: 0 LOB: 0 BB: 0 P: 6	R: 0 E: 0 K: 2 S: 7	H: 0 LOB: 0 BB: 0 P: 7	R: 0 E: 0 K: 0 S: 3	H: 0 LOB: 0 BB: 0 P: 3	R: 2 E: 0 K: 0 S: 7	H: 4 LOB: 2 BB: 0 P: 7	R: 0 E: 0 K: 0 S: 3	H: 0 LOB: 0 BB: 0 P: 3	R: 0 E: 0 K: 1 S: 5	H: 0 LOB: 0 BB: 0 P: 5	R: 2 E: 2 K: 1 S: 8	H: 2 LOB: 1 BB: 0 P: 8	1B: 6 2B: 0 3B: 0 HR: 1	SF: 0 SAC: 3 DP: 1 HBP: 0	WP: 1 PB: 0 SB: 1 CS: 0	PA: 37			
PITCHER	IP	WLS	BF	H	R	ER	SO	BB	IBB	HBP	BLK	WP	HR	S	P	ERA	WHIP								
Ross Grimsley, L (1, 1) ERA: 3.24 Bob Reynolds, R (9, 1) ERA: 3.08	8.1	L	35	7	5	4	6	1	0	0	0	1	1	46	50	4.32	0.960								

Texas Rangers @ Baltimore Orioles
Memorial Stadium, Baltimore, MD
Wed Aug 21 1974, 7:05 PM EDT
Att: 9,562 - Unknown


AB 33
R 5
H 7
RBI 4
BB 1
SO 6
LOB 12

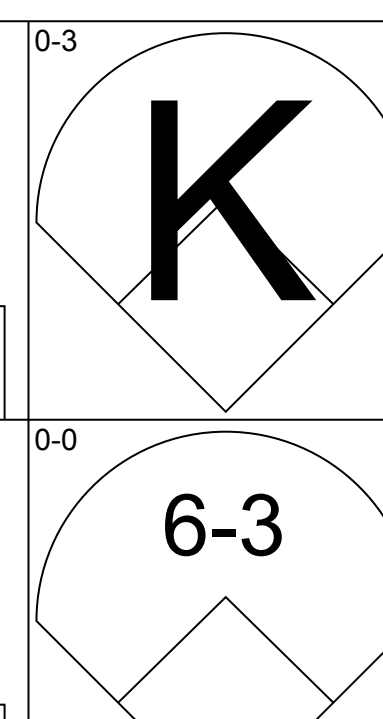
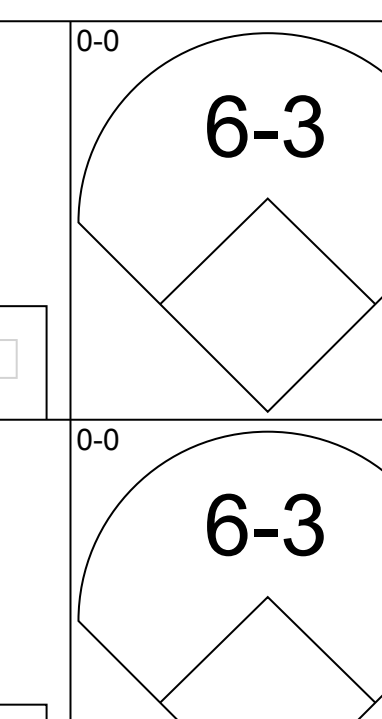
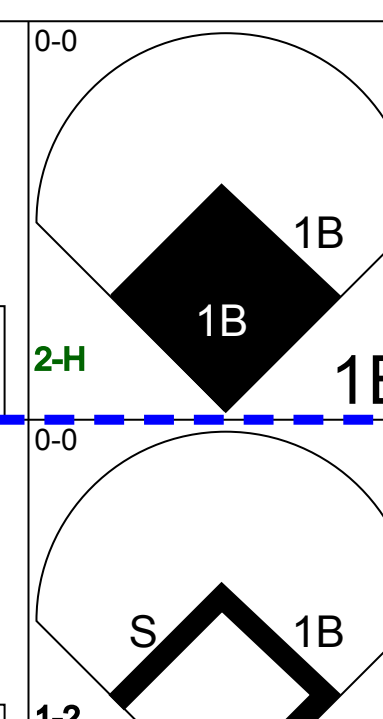
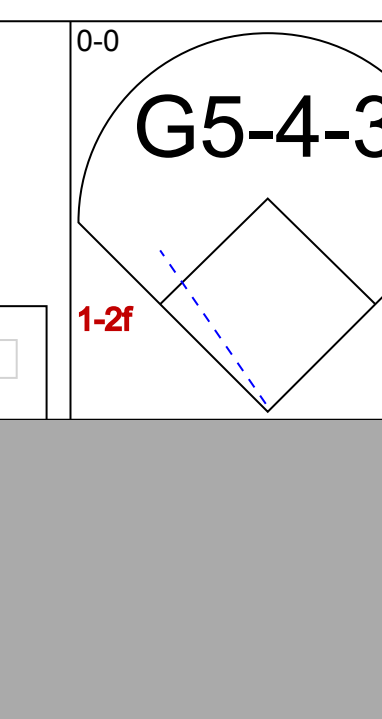
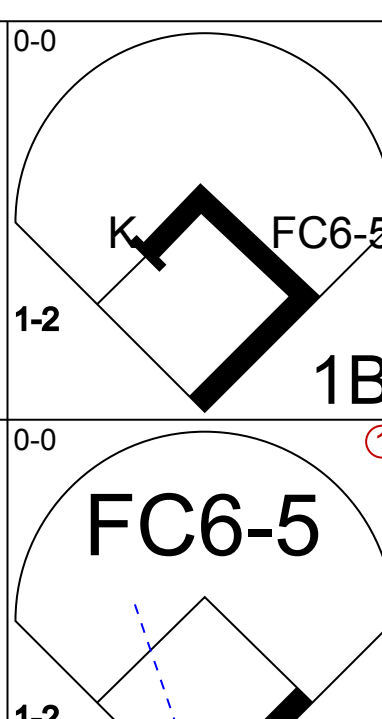

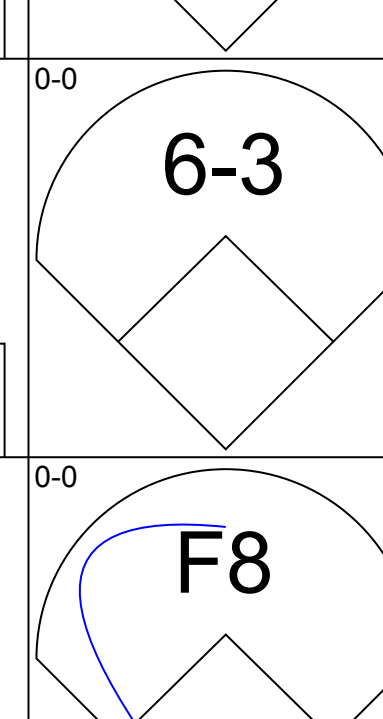
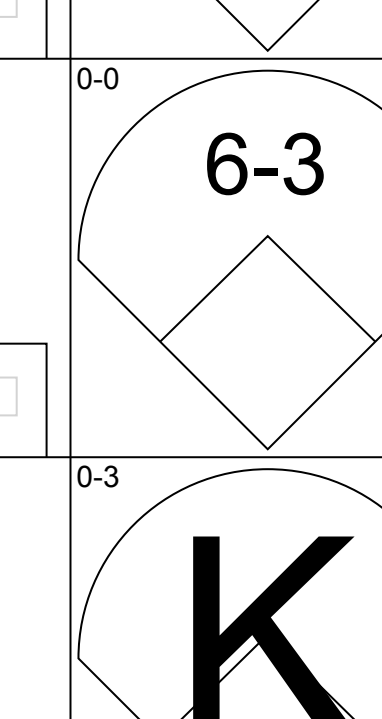
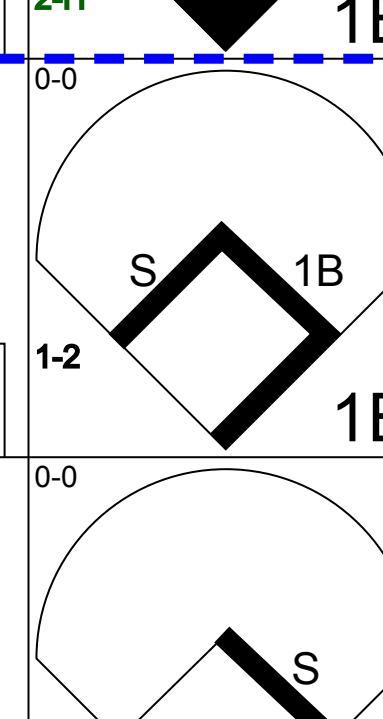
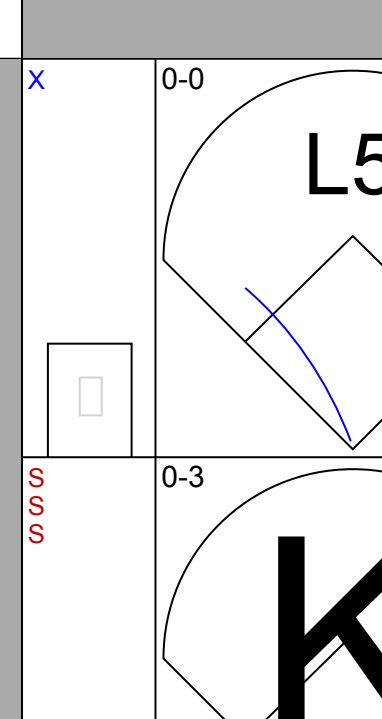
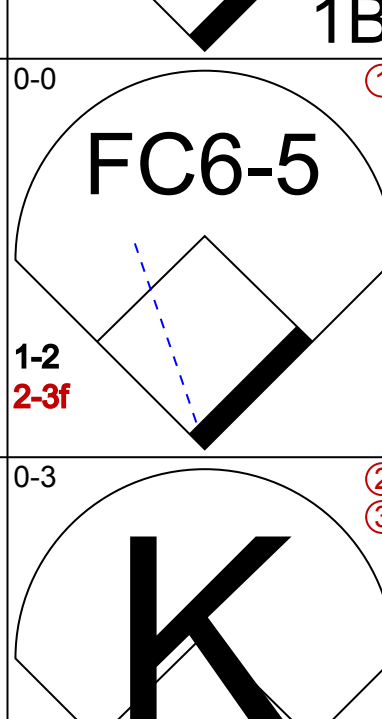
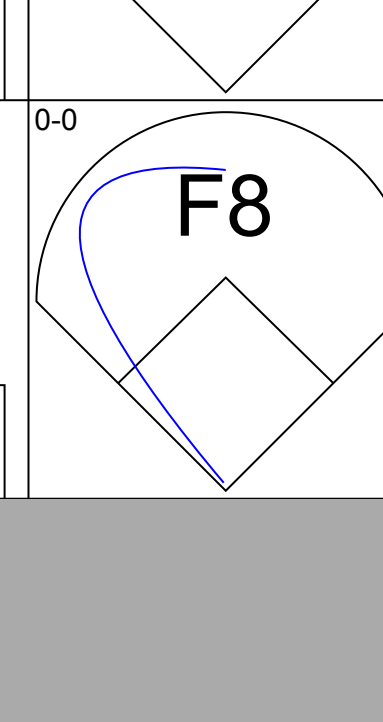
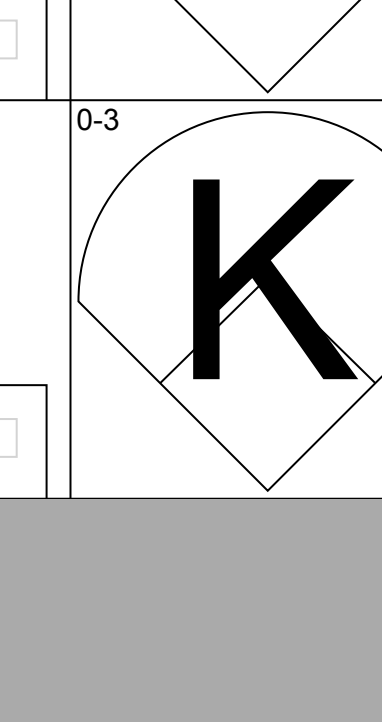
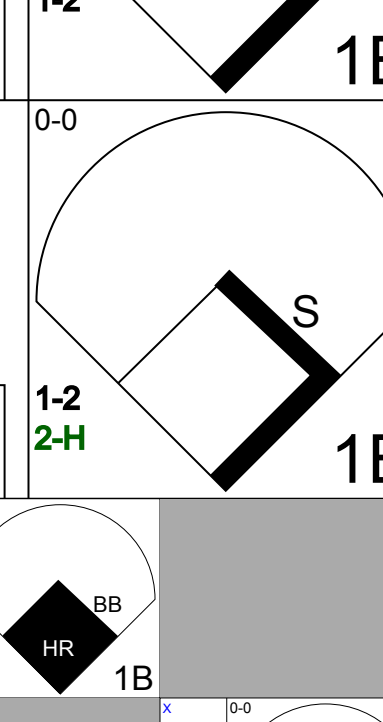
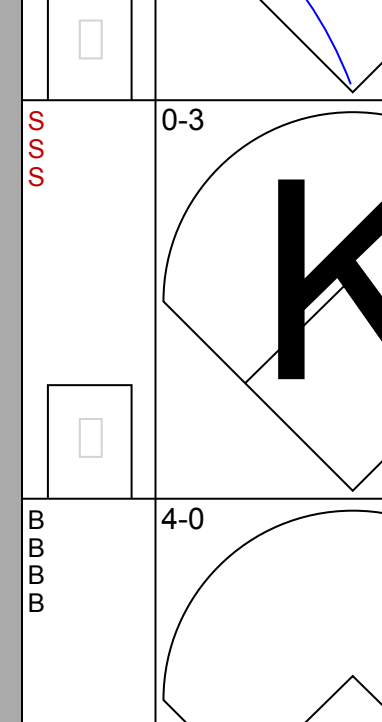
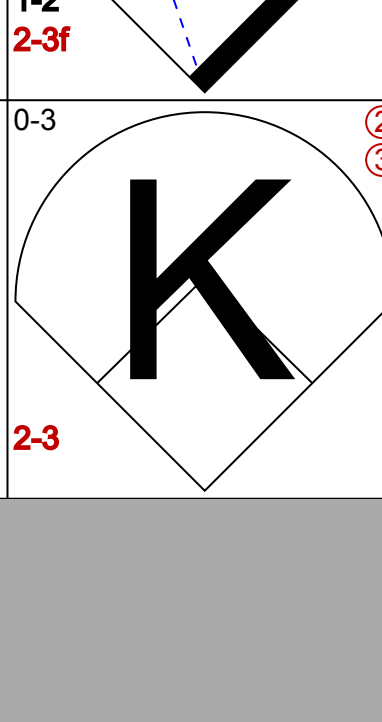
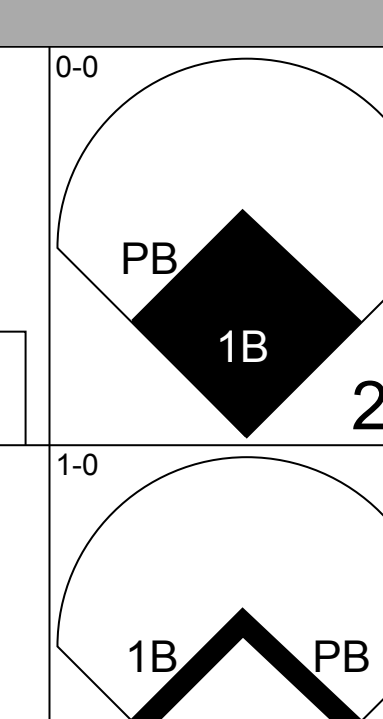
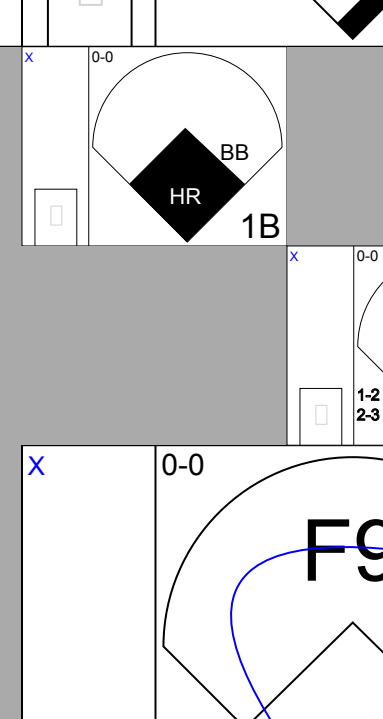
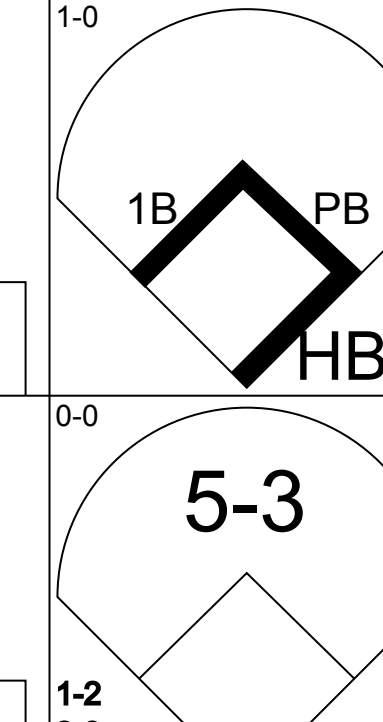
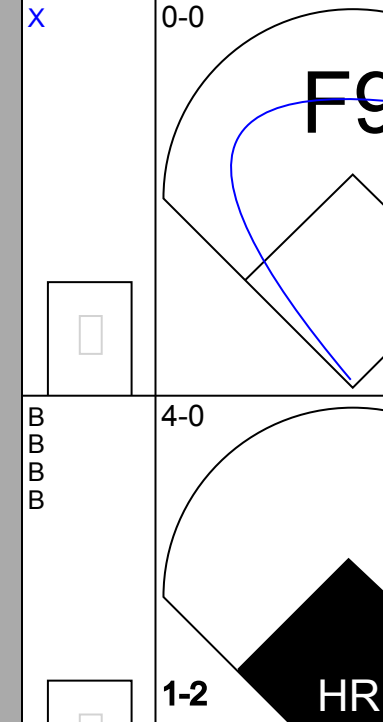
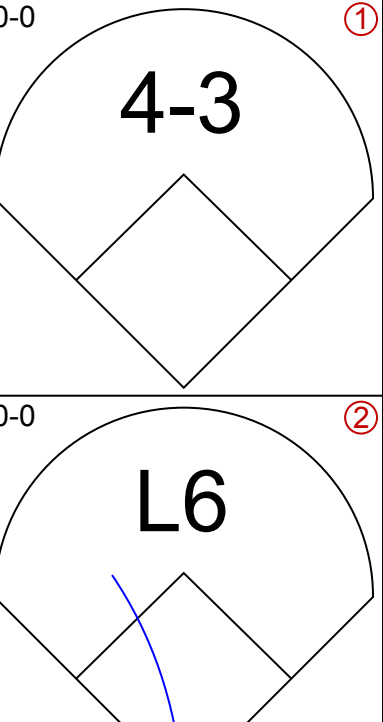
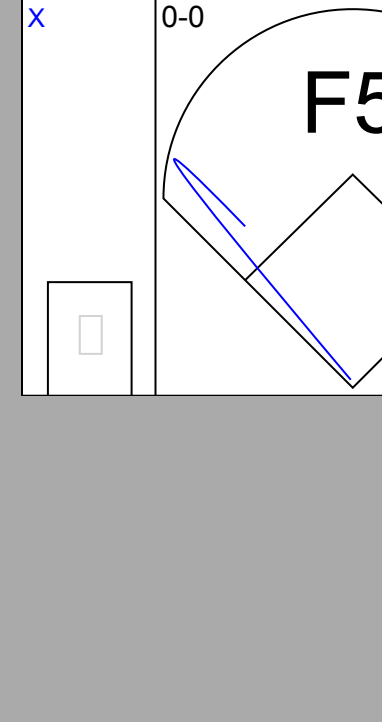
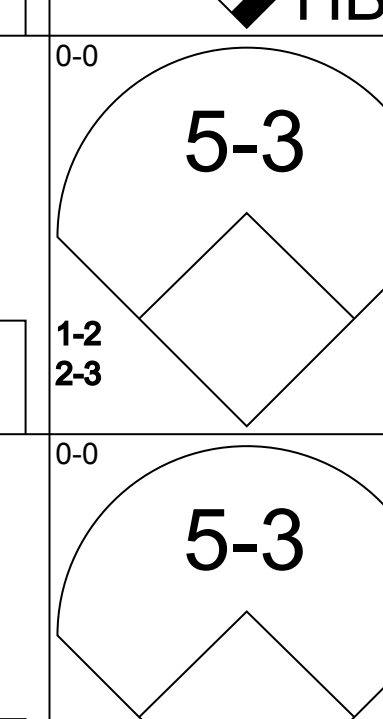
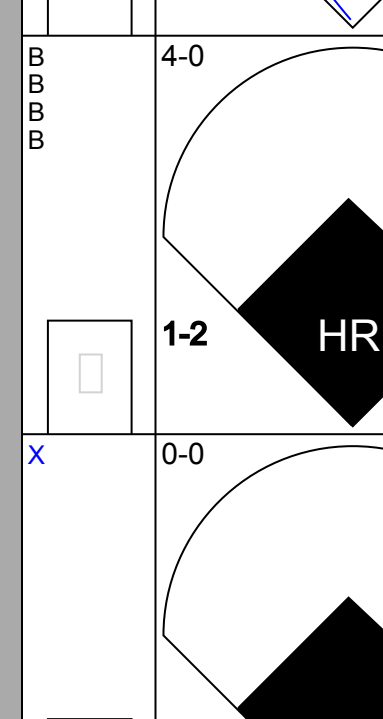
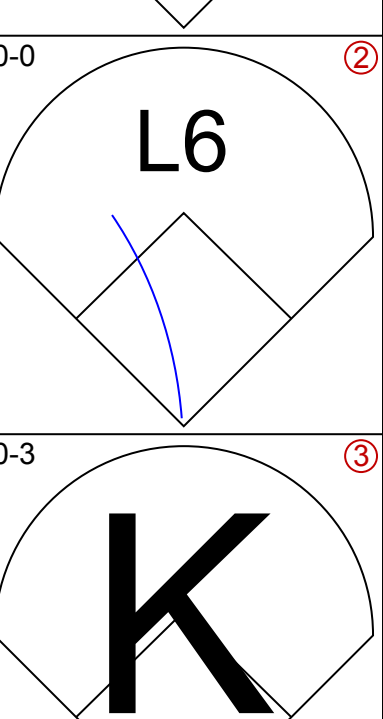
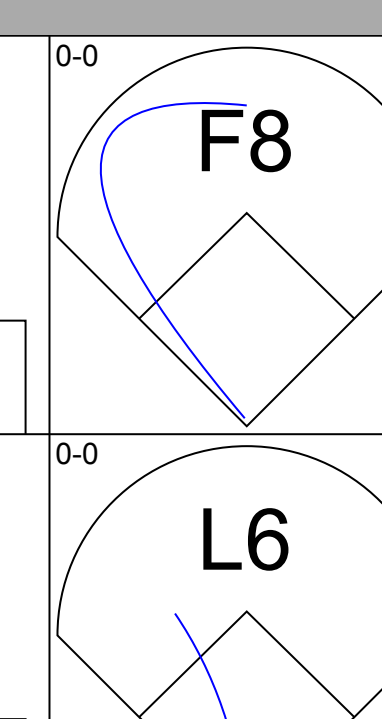
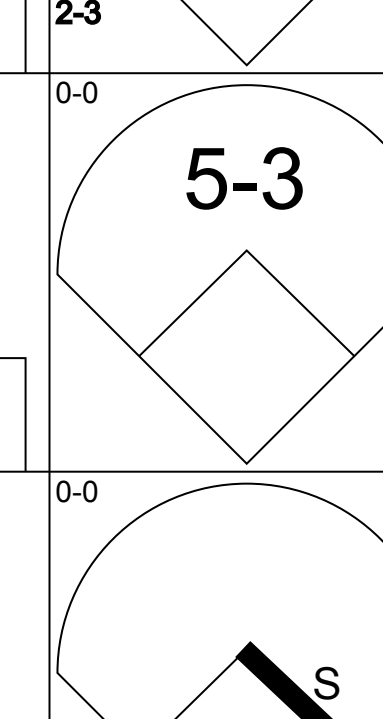
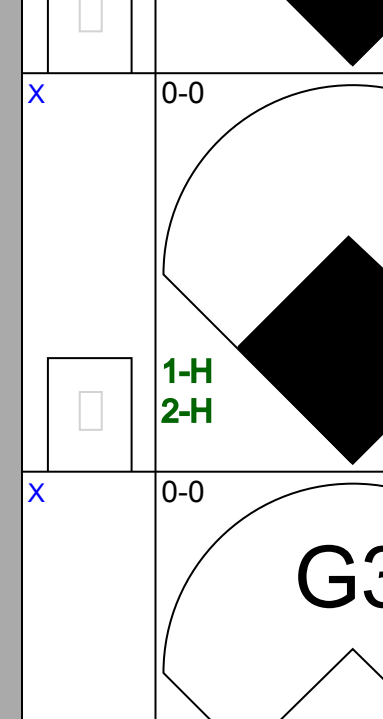
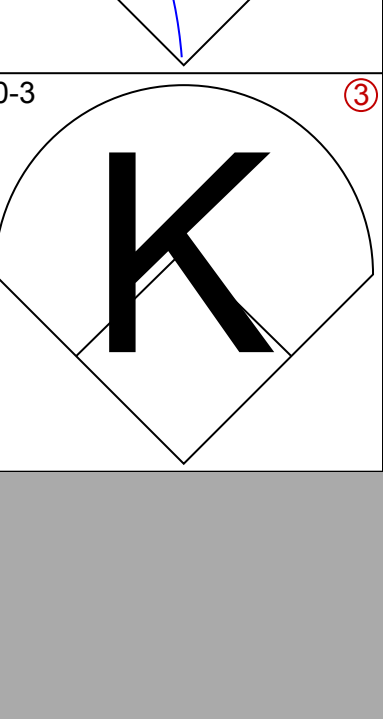
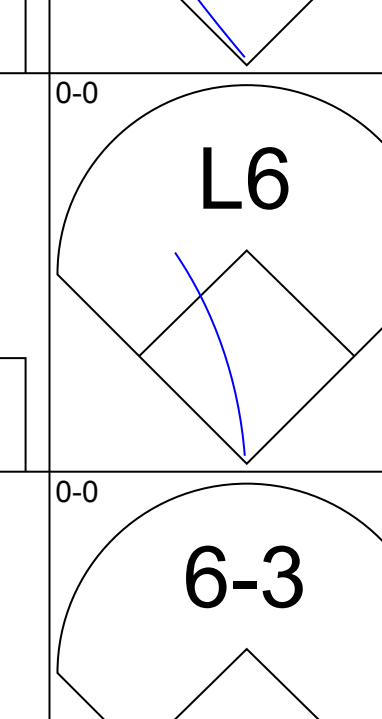
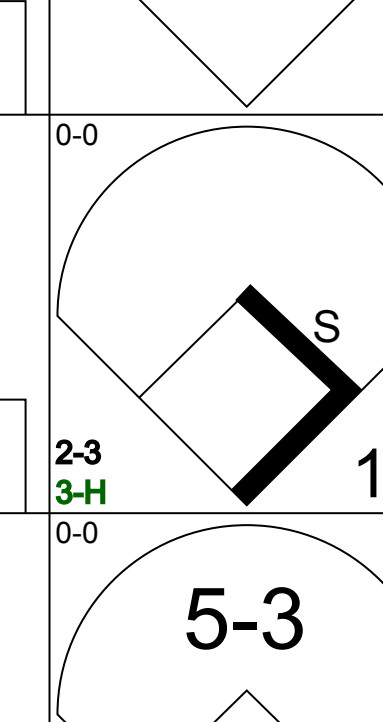
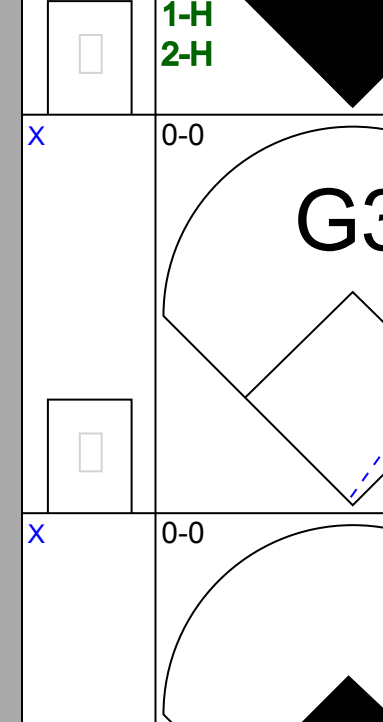
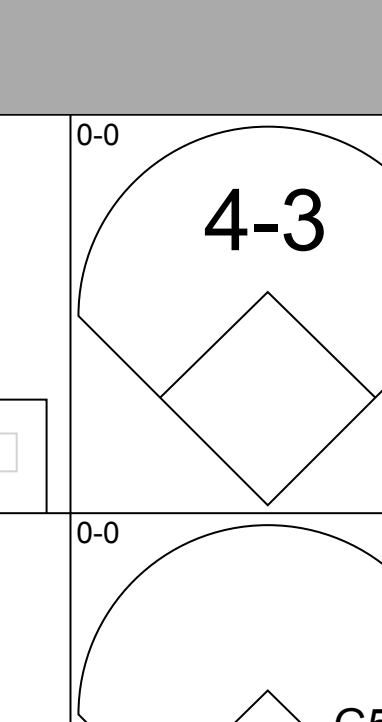
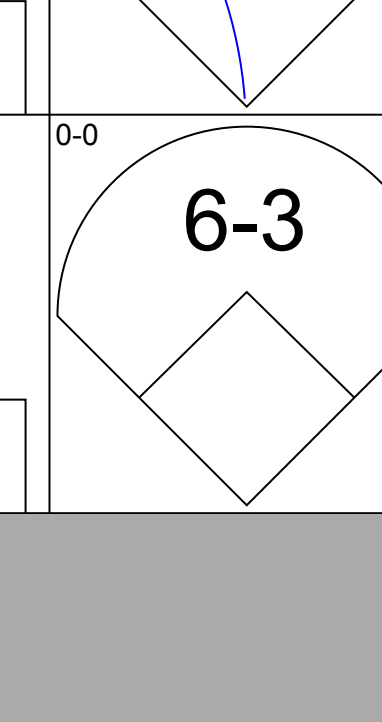
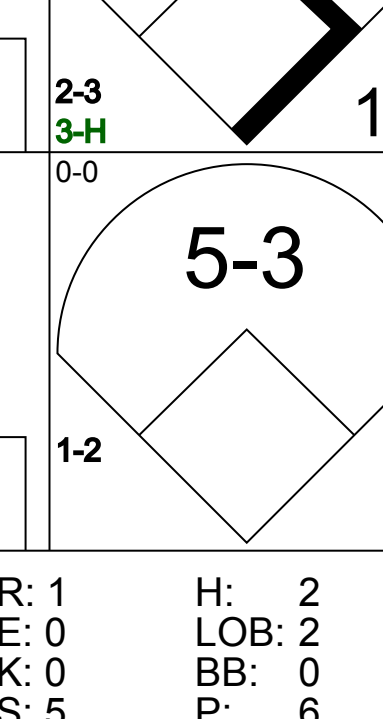
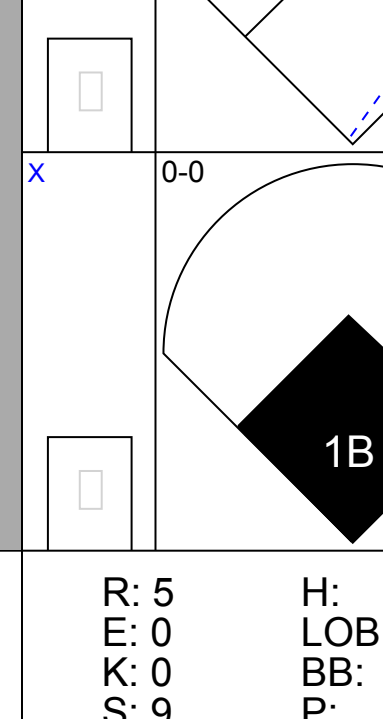
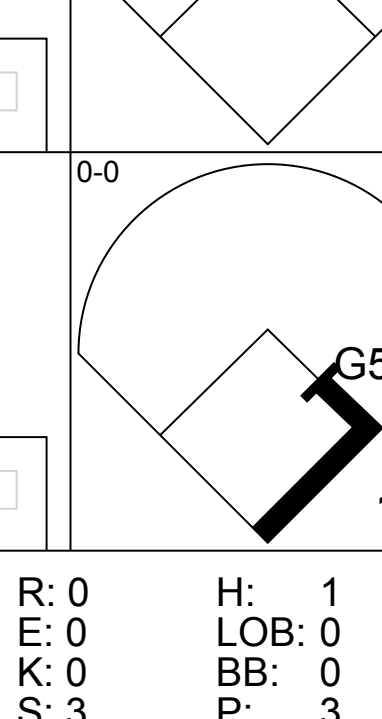
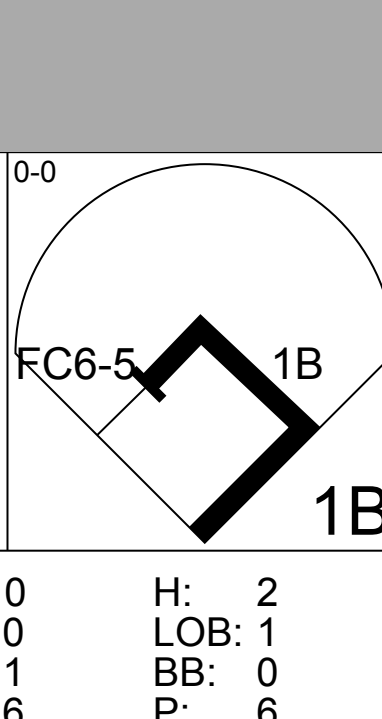


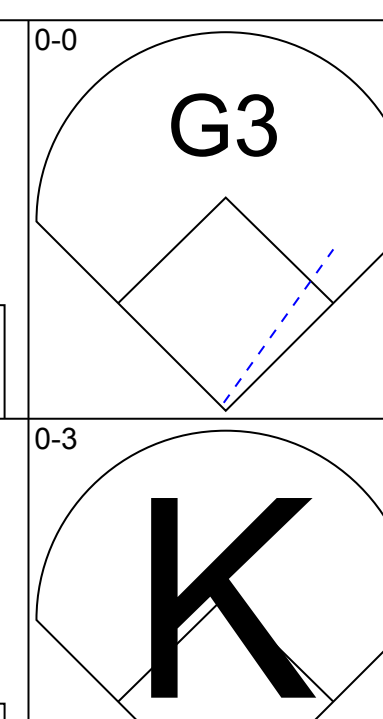
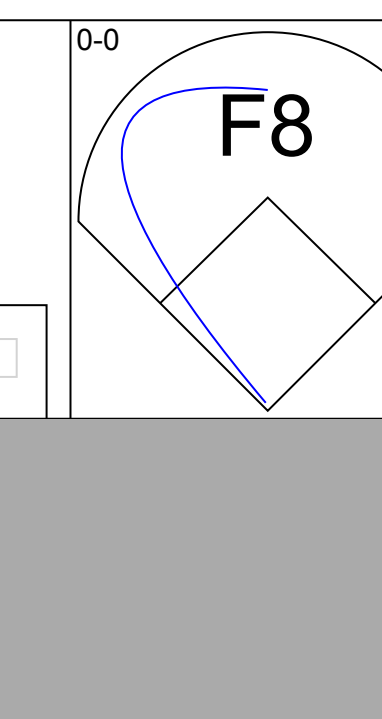
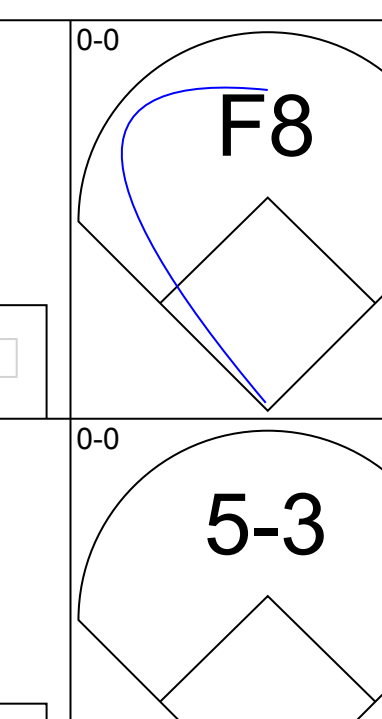
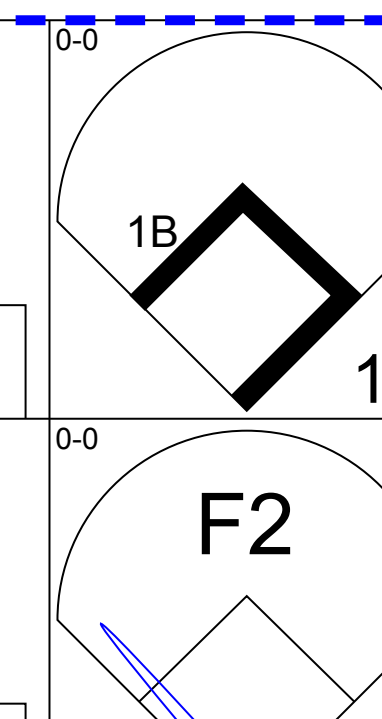

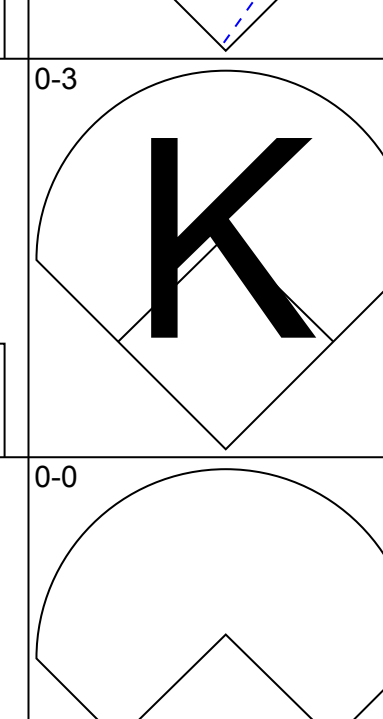
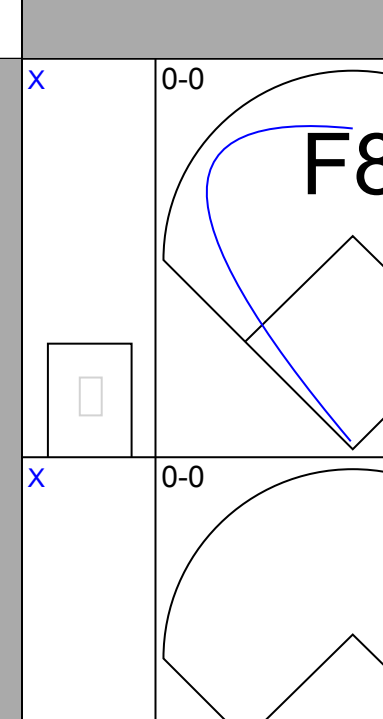
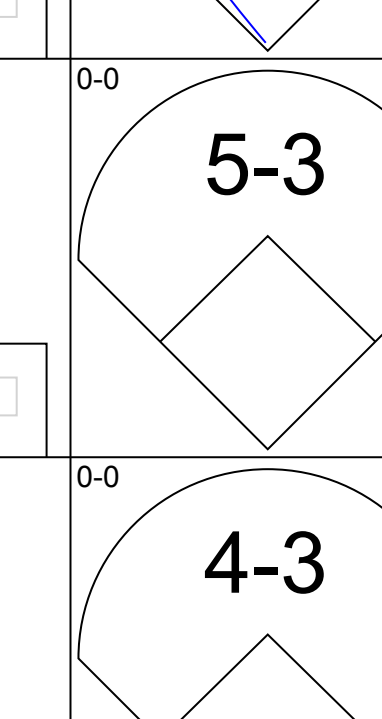
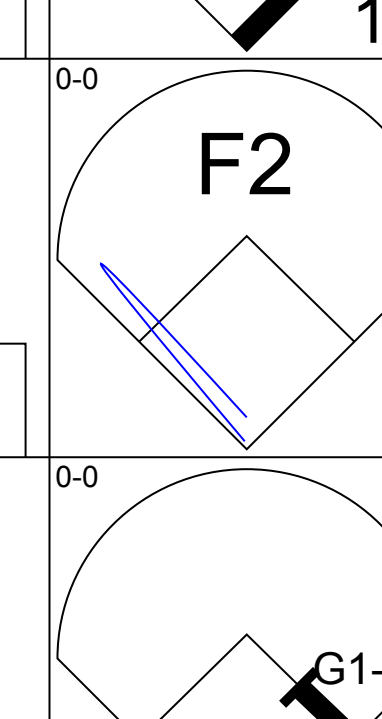
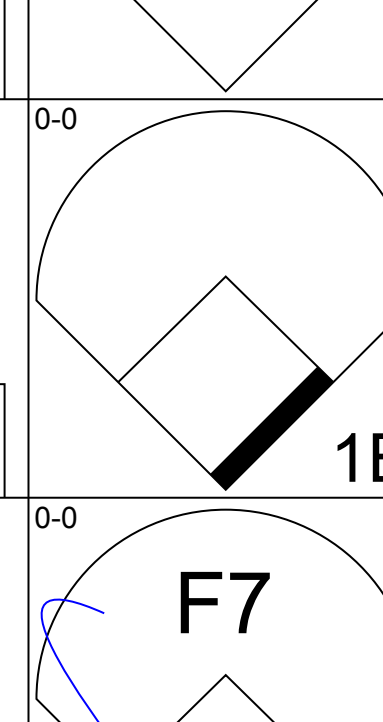
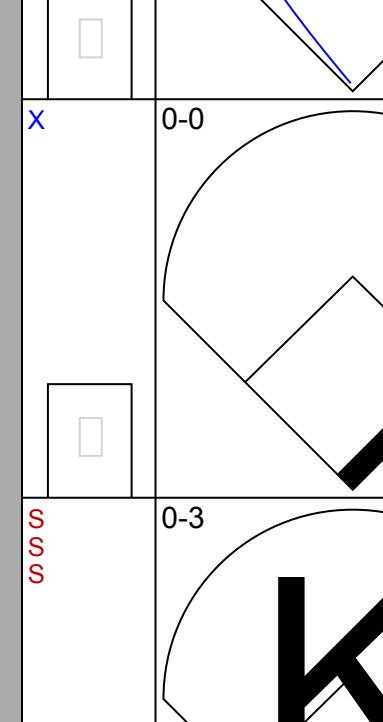
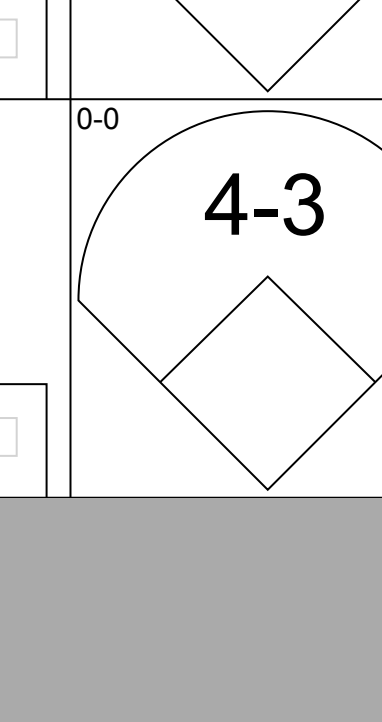
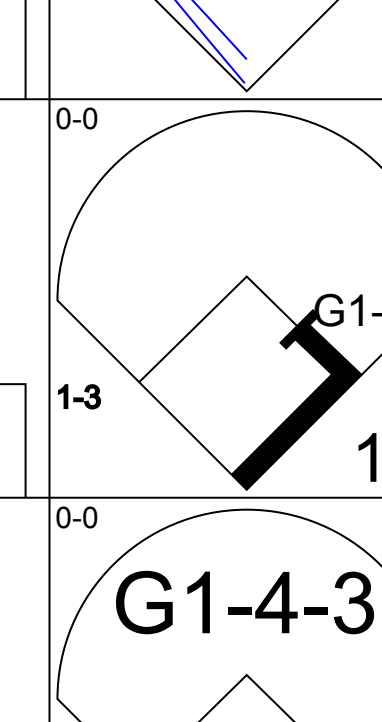
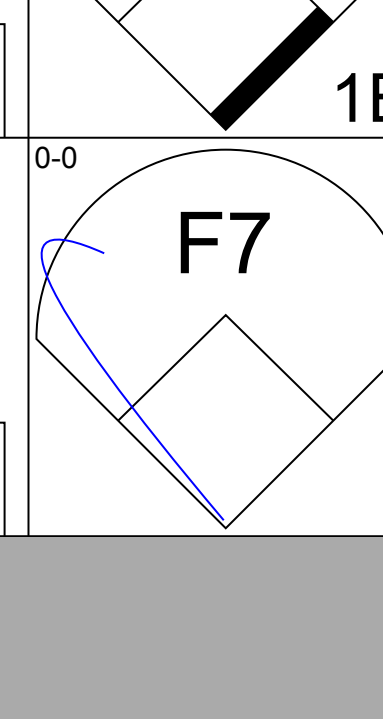
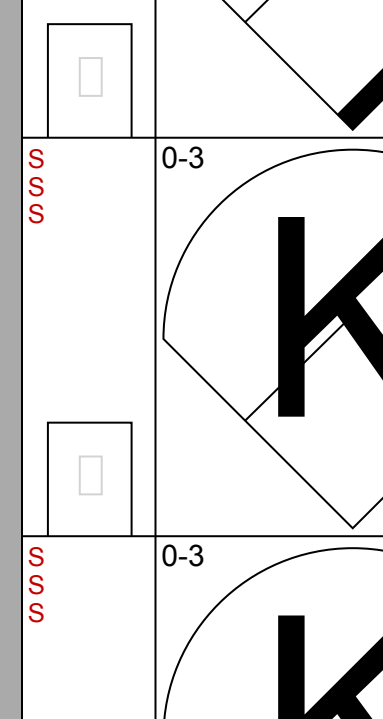

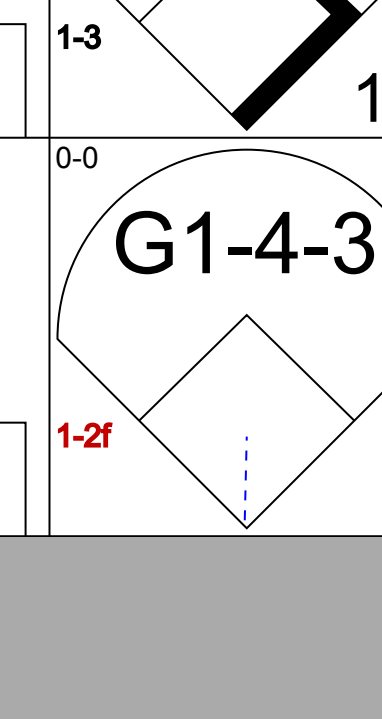
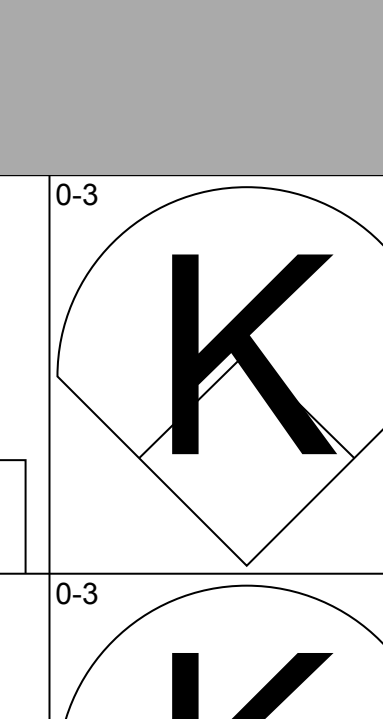
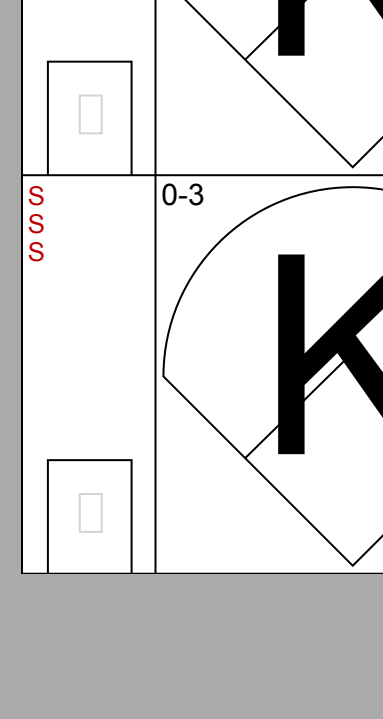
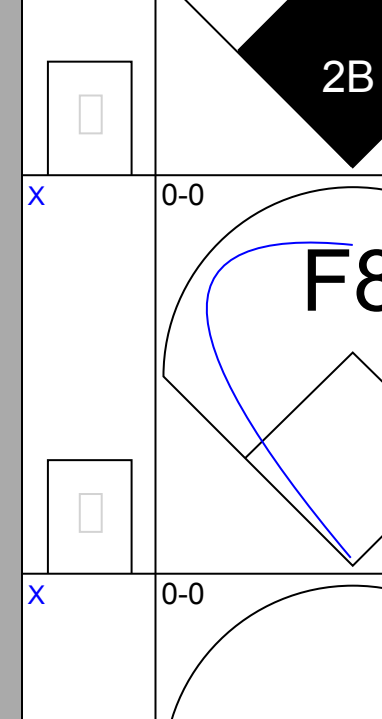
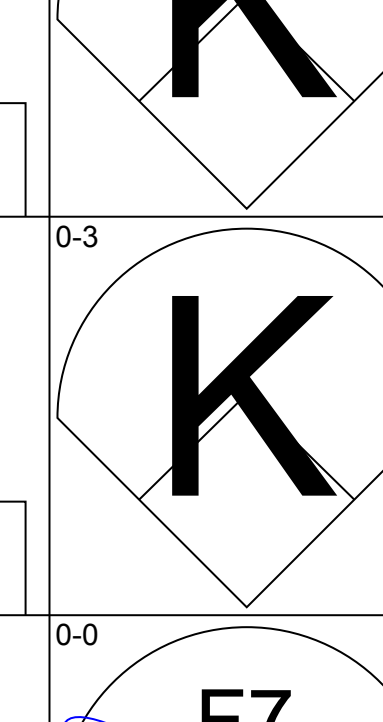
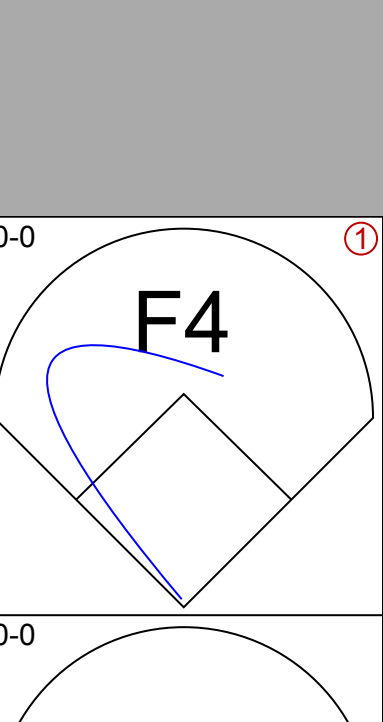
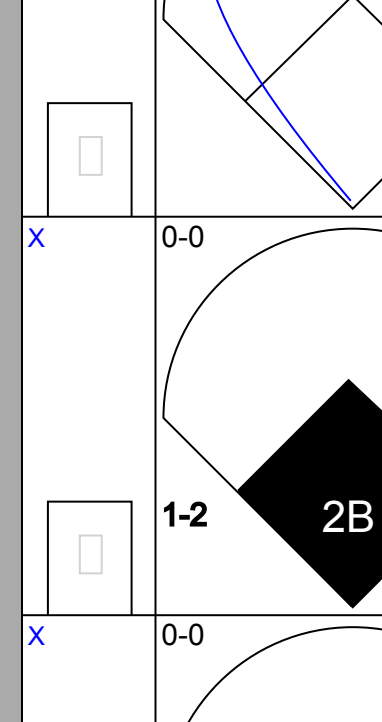

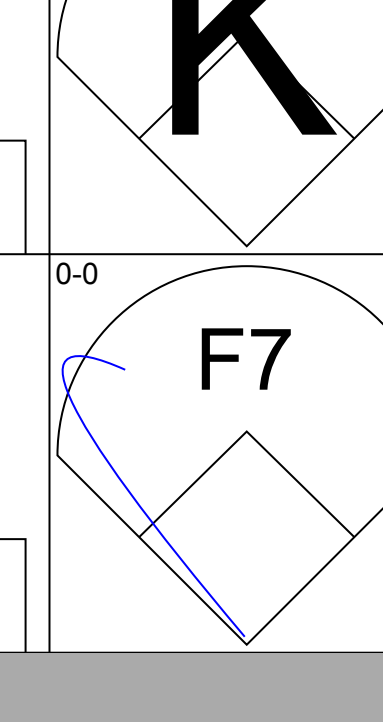
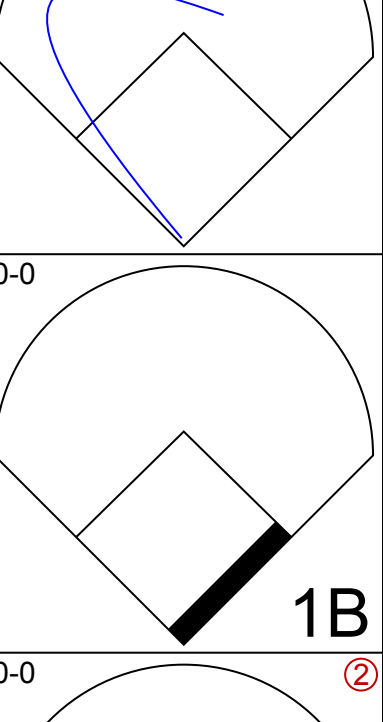
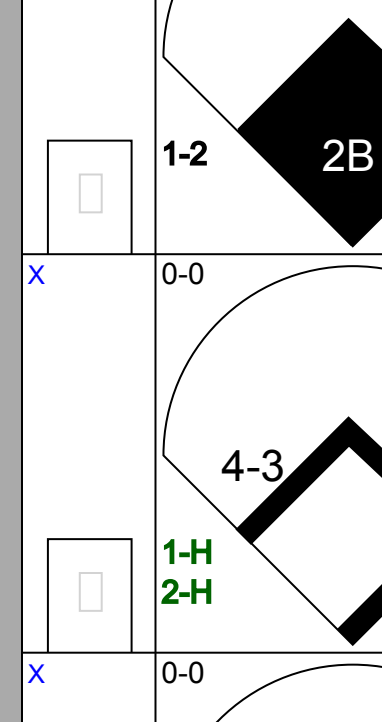

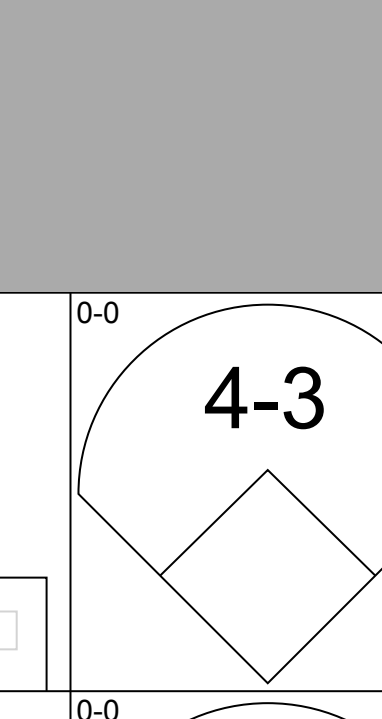
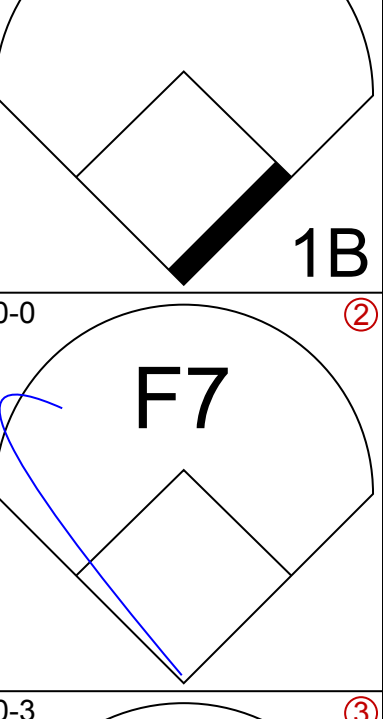
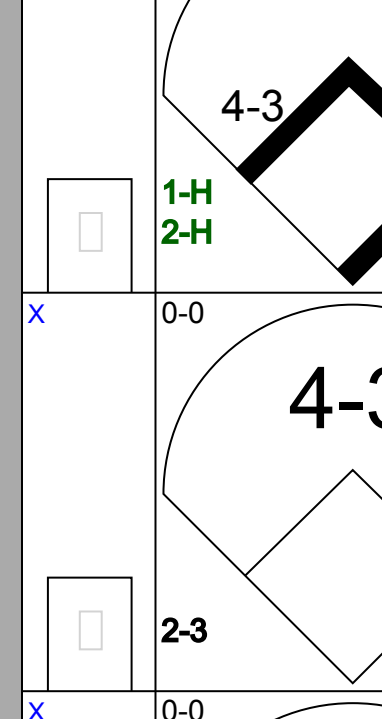
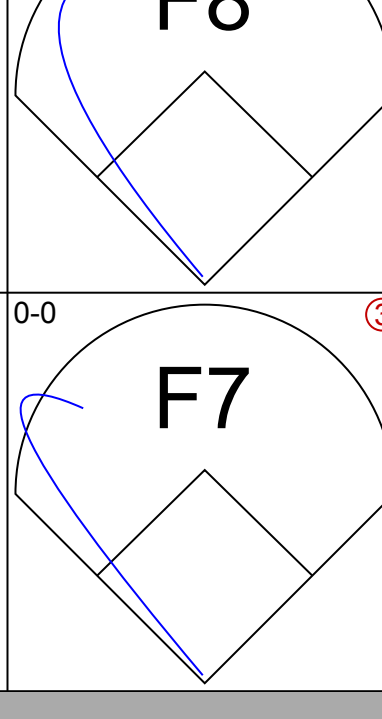
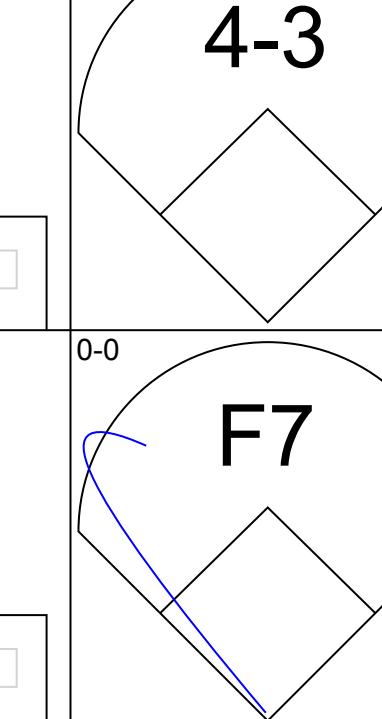
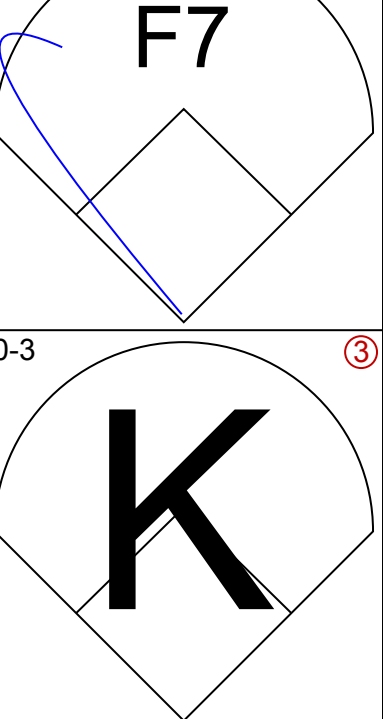
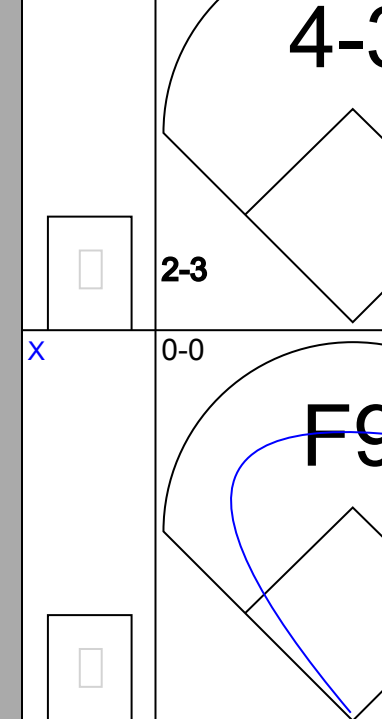
Batter	1	2	3	4	5	6	7	8	9	AB	R	H	RBI	BB	SO	LOB	BOTTOM								
Al Bumbry, L (1, 10) OBP: 0.265, SLG: 0.291	K					K				3	0	1	0	1	2	0									
Rich Coggins, L (1, 9) OBP: 0.296, SLG: 0.319 Tommy Davis, R (8, PH) OBP: 0.307, SLG: 0.372 Enos Cabell, R (8, PR) OBP: 0.266, SLG: 0.289	6-3		F9			6-3		1B BB		3	0	0	0	0	0	1									
Bobby Grich, R (1, 4) OBP: 0.388, SLG: 0.478						5-3		F3		4	0	1	0	0	1	2									
Earl Williams, R (1, 2) OBP: 0.337, SLG: 0.372	K					F3		6-3		4	0	0	0	0	2	1									
Boog Powell, L (1, 3) OBP: 0.348, SLG: 0.406						WP 2B		K		4	0	1	0	0	1	0									
Don Baylor, R (1, 7) OBP: 0.320, SLG: 0.346	6-3					K		5-3		4	0	0	0	0	1	1									
Brooks Robinson, R (1, 5) OBP: 0.367, SLG: 0.397										3	0	2	0	0	0	0									
Paul Blair, R (1, 8) OBP: 0.306, SLG: 0.412						K		G5-4-3 1B		3	0	0	0	0	1	2									
Mark Belanger, R (1, 6) OBP: 0.300, SLG: 0.328						F3		F6		3	1	0	0	0	0	0									
Inning Stats	R: 0 E: 0 K: 2 S: 8	H: 1 LOB: 0 BB: 0 P: 8	R: 0 E: 0 K: 0 S: 3	H: 0 LOB: 0 BB: 0 P: 3	R: 0 E: 0 K: 1 S: 6	H: 1 LOB: 0 BB: 0 P: 6	R: 0 E: 0 K: 2 S: 8	H: 1 LOB: 0 BB: 0 P: 8	R: 0 E: 0 K: 0 S: 3	H: 1 LOB: 0 BB: 0 P: 3	R: 0 E: 0 K: 1 S: 5	H: 0 LOB: 0 BB: 0 P: 5	R: 0 E: 0 K: 1 S: 5	H: 0 LOB: 0 BB: 0 P: 5	R: 1 E: 1 K: 0 S: 5	H: 2 LOB: 2 BB: 1 P: 9	R: 0 E: 0 K: 1 S: 5	H: 0 LOB: 0 BB: 0 P: 5	1B: 5 2B: 1 3B: 0 HR: 0	SF: 0 SAC: 0 DP: 2 HBP: 0	WP: 1 PB: 0 SB: 0 CS: 0	PA: 33			
PITCHER	IP	WLS	BF	H	R	ER	SO	BB	IBB	HBP	BLK	WP	HR	S	P	ERA	WHIP								
Jim Bibby, R (1, 1) ERA: 4.57 Jim Merritt, L (8, 1) ERA: 6.69 Steve Foucault, R (8, 1) ERA: 2.24	7.2	W	28	5	1	0	7	1	0	0	0	0	0	1	1	4.57	0.783								

Texas Rangers @ Baltimore Orioles
Memorial Stadium, Baltimore, MD
Wed Aug 21 1974, 7:05 PM EDT
Att: 9,562 - Unknown

AB 32
R 1
H 6
RBI 1
BB 1
SO 8
LOB 7



Batter	1	2	3	4	5	6	7	8	9	AB	R	H	RBI	BB	SO	LOB	TOP					
Davey Nelson, R OBP: 0.294, SLG: 0.296 (1, 4)										5	1	2	1	0	1	1	<p>Texas Rangers @ Baltimore Orioles Memorial Stadium, Baltimore, MD Thu Aug 22 1974, 7:05 PM EDT Att: 7,455 - Unknown</p> <p>livebaseballscorecards.com</p> <p>AB 36 R 6 H 11 RBI 6 BB 2 SO 5 LOB 15</p> 					
Cesar Tovar, R OBP: 0.352, SLG: 0.361 (1, 7)										5	0	1	0	0	0	2						
Jeff Burroughs, R OBP: 0.384, SLG: 0.525 Tom Grieve, R OBP: 0.319, SLG: 0.443 (1, 9) (9, 9)										5	0	1	1	0	3	2						
Mike Hargrove, L OBP: 0.409, SLG: 0.453 (1, 3)										3	2	2	0	1	0	2						
Jim Spencer, L OBP: 0.349, SLG: 0.442 (1, 10)										3	0	0	0	0	0	2						
Lenny Randle, S OBP: 0.338, SLG: 0.373 (1, 5)										3	1	0	0	1	0	2						
Toby Harrah, R OBP: 0.319, SLG: 0.413 (1, 6)										4	1	1	3	0	1	2						
Joe Lovitto, S OBP: 0.263, SLG: 0.276 (1, 8)										4	0	1	1	0	0	0						
Jim Sundberg, R OBP: 0.383, SLG: 0.350 (1, 2)										4	1	3	0	0	0	2						
Inning Stats	R: 0 E: 0 K: 1 S: 5	H: 0 LOB: 0 BB: 0 P: 5	R: 1 E: 0 K: 0 S: 5	H: 2 LOB: 2 BB: 0 P: 6	R: 0 E: 0 K: 1 S: 5	H: 0 LOB: 0 BB: 0 P: 5	R: 5 E: 0 K: 0 S: 9	H: 6 LOB: 1 BB: 1 P: 13	R: 0 E: 0 K: 1 S: 5	H: 0 LOB: 0 BB: 0 P: 5	R: 0 E: 0 K: 0 S: 3	H: 1 LOB: 1 BB: 1 P: 3	R: 0 E: 0 K: 0 S: 5	H: 0 LOB: 0 BB: 1 P: 9	R: 0 E: 0 K: 0 S: 3	H: 0 LOB: 0 BB: 0 P: 3	R: 0 E: 0 K: 1 S: 6	H: 2 LOB: 1 BB: 0 P: 6	1B: 8 2B: 2 3B: 0 HR: 1	SF: 0 SAC: 0 DP: 1 HBP: 1	WP: 0 PB: 1 SB: 3 CS: 0	PA: 39
PITCHER	IP WLS BF H R ER SO BB IBB HBP BLK WP HR S P ERA WHIP	IP WLS BF H R ER SO BB IBB HBP BLK WP HR S P ERA WHIP															IP WLS BF H R ER SO BB IBB HBP BLK WP HR S P ERA WHIP					
Jim Palmer, R ERA: 3.98 Doyle Alexander, R ERA: 4.13 (1, 1) (4, 1)	3.2 L 19 6 6 6 2 1 0 1 0 0 1 21 26 14.73 1.909	5.1 L 20 5 0 0 3 1 0 0 0 0 0 25 29 0.00 1.125																				

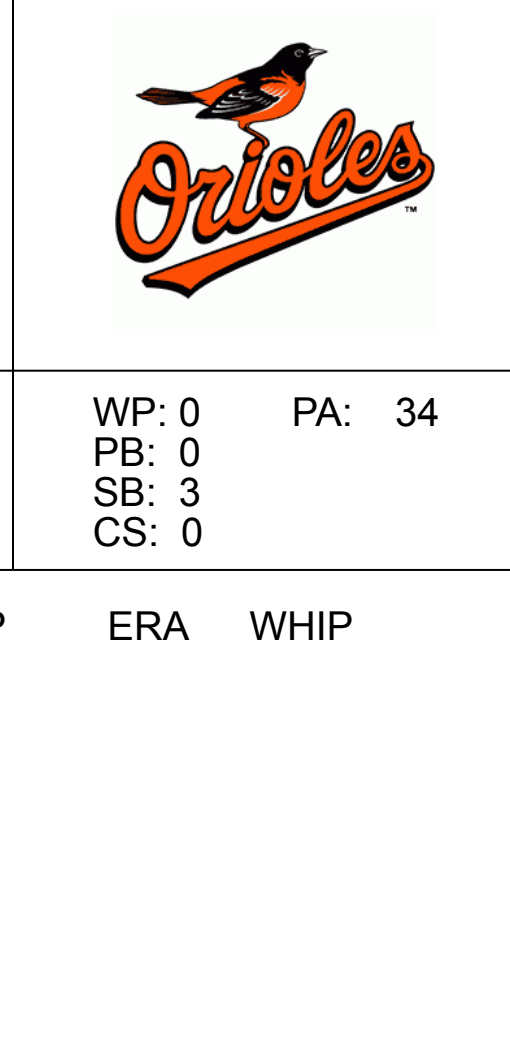
Batter	1	2	3	4	5	6	7	8	9	AB	R	H	RBI	BB	SO	LOB	BOTTOM					
Rich Coggins, L OBP: 0.296, SLG: 0.319 (1, 9)										4	0	1	0	0	0	0	<p>Texas Rangers @ Baltimore Orioles Memorial Stadium, Baltimore, MD Thu Aug 22 1974, 7:05 PM EDT Att: 7,455 - Unknown</p> <p>livebaseballscorecards.com</p> <p>AB 35 R 2 H 9 RBI 2 BB 0 SO 6 LOB 14</p> 					
Paul Blair, R OBP: 0.303, SLG: 0.408 (1, 8)										4	0	0	0	0	1	1						
Tommy Davis, R OBP: 0.310, SLG: 0.376 (1, 10)										4	0	3	0	0	0	0						
Bobby Grich, R OBP: 0.387, SLG: 0.476 (1, 4)										4	1	1	0	0	1	4						
Boog Powell, L OBP: 0.347, SLG: 0.404 Don Hood, L (9, PR)										4	0	1	0	0	2	2						
Don Baylor, R OBP: 0.320, SLG: 0.345 (1, 7)										4	1	1	0	0	1	1						
Brooks Robinson, R OBP: 0.368, SLG: 0.490 (1, 5)										4	0	2	2	0	0	1						
Eliud Hendricks, L OBP: 0.296, SLG: 0.373 (1, 2)										4	0	0	0	0	0	3						
Mark Belanger, R OBP: 0.298, SLG: 0.325 (1, 6)										3	0	0	0	0	1	2						
Inning Stats	R: 0 E: 0 K: 1 S: 6	H: 1 LOB: 1 BB: 0 P: 6	R: 0 E: 0 K: 2 S: 7	H: 0 LOB: 0 BB: 0 P: 7	R: 0 E: 0 K: 0 S: 3	H: 0 LOB: 0 BB: 0 P: 3	R: 0 E: 0 K: 2 S: 8	H: 1 LOB: 1 BB: 0 P: 8	R: 0 E: 0 K: 1 S: 6	H: 1 LOB: 1 BB: 0 P: 6	R: 0 E: 0 K: 0 S: 3	H: 0 LOB: 0 BB: 0 P: 3	R: 2 E: 0 K: 0 S: 6	H: 3 LOB: 1 BB: 0 P: 6	R: 0 E: 0 K: 0 S: 4	H: 2 LOB: 1 BB: 0 P: 4	R: 0 E: 0 K: 0 S: 4	H: 1 LOB: 1 BB: 0 P: 4	1B: 8 2B: 1 3B: 0 HR: 0	SF: 0 SAC: 0 DP: 1 HBP: 0	WP: 0 PB: 0 SB: 0 CS: 0	PA: 35
PITCHER	IP WLS BF H R ER SO BB IBB HBP BLK WP HR S P ERA WHIP	IP WLS BF H R ER SO BB IBB HBP BLK WP HR S P ERA WHIP															IP WLS BF H R ER SO BB IBB HBP BLK WP HR S P ERA WHIP					
Fergie Jenkins, R ERA: 3.32 Steve Foucault, R ERA: 2.19 (1, 1) (8, 1)	7.0 W 27 6 2 2 6 0 0 0 0 0 0 39 39 2.57 0.857	2.0 L 8 3 0 0 0 0 0 0 0 0 0 8 8 0.00 1.500																				

Batter	1	2	3	4	5	6	7	8	9	AB	R	H	RBI	BB	SO	LOB	TOP			
Steve Brye, R OBP: 0.317, SLG: 0.361	F9	G6-4-3			K		L6			4	0	0	0	0	1	3	Minnesota Twins @ Baltimore Orioles Memorial Stadium, Baltimore, MD Fri Aug 23 1974, 7:05 PM EDT Att: 9,390 - Unknown			
Rod Carew, L OBP: 0.418, SLG: 0.437	F7		1-3		1B BB			K		3	0	0	0	1	1	0				
Larry Hisle, R OBP: 0.361, SLG: 0.499								6-3		4	0	3	0	0	0	0				
Harmon Killebrew, R OBP: 0.322, SLG: 0.379	L4		F7		F8			K		4	0	0	0	0	1	4				
Bobby Darwin, R OBP: 0.337, SLG: 0.476		1B FC6-4 1B	F8				F4		6-3	4	1	1	0	0	0	1				
Eric Soderholm, R OBP: 0.337, SLG: 0.394		FC6-4 BB 1B		L5			6-3		F9	4	0	1	0	0	0	0				
Craig Kusick, R OBP: 0.354, SLG: 0.404				F5			F8			3	0	1	0	1	0	0				
Danny Thompson, R OBP: 0.323, SLG: 0.368		FC6-4 BB		6-3			4-3		F9	4	0	0	1	0	0	3				
Glenn Borgmann, R OBP: 0.324, SLG: 0.317					6-3		F4			2	0	0	0	1	0	0				
Inning Stats	R: 0 E: 0 K: 0 S: 4	H: 1 LOB: 1 BB: 0 P: 4	R: 1 E: 0 K: 0 S: 4	H: 2 LOB: 2 BB: 2 P: 12	R: 0 E: 0 K: 0 S: 4	H: 1 LOB: 0 BB: 0 P: 4	R: 0 E: 0 K: 0 S: 3	H: 0 LOB: 0 BB: 0 P: 3	R: 0 E: 0 K: 0 S: 6	H: 1 LOB: 2 BB: 1 P: 10	R: 0 E: 0 K: 0 S: 3	H: 0 LOB: 0 BB: 0 P: 3	R: 0 E: 0 K: 2 S: 7	H: 0 LOB: 0 BB: 0 P: 7	R: 0 E: 0 K: 0 S: 4	H: 1 LOB: 1 BB: 0 P: 4	1B: 6 2B: 0 3B: 0 HR: 0	SF: 0 SAC: 0 DP: 1 HBP: 0	WP: 0 PB: 0 SB: 1 CS: 0	PA: 35
PITCHER Dave McNally, L ERA: 4.03	IP: 9.0 WLS: W BF: 35 H: 6 R: 1 ER: 1 SO: 3 BB: 3 IBB: 0 HBP: 0 BLK: 0 WP: 0 HR: 0 S: 38 P: 50 ERA: 1.00 WHIP: 1.000															PITCHER				

Batter	1	2	3	4	5	6	7	8	9	AB	R	H	RBI	BB	SO	LOB	BOTTOM	
Rich Coggins, L OBP: 0.299, SLG: 0.322	FC4-6 1B		SH5-3		4-3		S SH1-3 1B			3	0	2	0	0	0	1	Minnesota Twins @ Baltimore Orioles Memorial Stadium, Baltimore, MD Fri Aug 23 1974, 7:05 PM EDT Att: 9,390 - Unknown	
Paul Blair, R OBP: 0.301, SLG: 0.405	F7		F7		F7		SH1-3			3	0	0	0	0	0	3		
Tommy Davis, R OBP: 0.312, SLG: 0.375	FC4-6 HBP		FC5-4 BB				K			3	1	1	0	1	1	2		
Bobby Grich, R OBP: 0.386, SLG: 0.473			FC5-4				K		K	3	0	0	0	0	2	4		
Boog Powell, L OBP: 0.342, SLG: 0.399	4-3				F7		G3		K	4	0	0	0	0	1	3		
Don Baylor, R OBP: 0.318, SLG: 0.344		6-3		F2		S HR 1B		K		4	1	1	1	0	1	0		
Brooks Robinson, R OBP: 0.367, SLG: 0.397		F4		K			HR BB		5-3	3	1	0	0	1	1	0		
Earl Williams, R OBP: 0.339, SLG: 0.383		F7					4-3 SH5-3 1B		1-H 3-H HR	3	1	2	3	0	0	0		
Mark Belanger, R OBP: 0.299, SLG: 0.326			SH5-3 1B		SH5-3				K	2	0	1	0	0	1	0		
Inning Stats	R: 0 E: 0 K: 0 S: 4	H: 1 LOB: 2 BB: 0 P: 5	R: 0 E: 0 K: 0 S: 3	H: 0 LOB: 0 BB: 0 P: 3	R: 0 E: 0 K: 1 S: 5	H: 0 LOB: 0 BB: 0 P: 5	R: 0 E: 0 K: 0 S: 4	H: 1 LOB: 1 BB: 0 P: 4	R: 4 E: 0 K: 2 S: 10	H: 3 LOB: 0 BB: 1 P: 14	R: 0 E: 0 K: 2 S: 8	H: 1 LOB: 0 BB: 0 P: 8	R: 0 E: 0 K: 2 S: 7	H: 0 LOB: 0 BB: 0 P: 7	1B: 6 2B: 0 3B: 0 HR: 1	SF: 0 SAC: 3 DP: 0 HBP: 1	WP: 0 PB: 0 SB: 3 CS: 0	PA: 34
PITCHER Dave Goltz, R ERA: 3.98 Bill Campbell, R ERA: 2.81	IP: 6.0 WLS: L BF: 28 H: 7 R: 4 ER: 4 SO: 3 BB: 2 IBB: 0 HBP: 1 BLK: 0 WP: 0 HR: 1 S: 31 P: 40 ERA: 6.00 WHIP: 1.500															PITCHER		

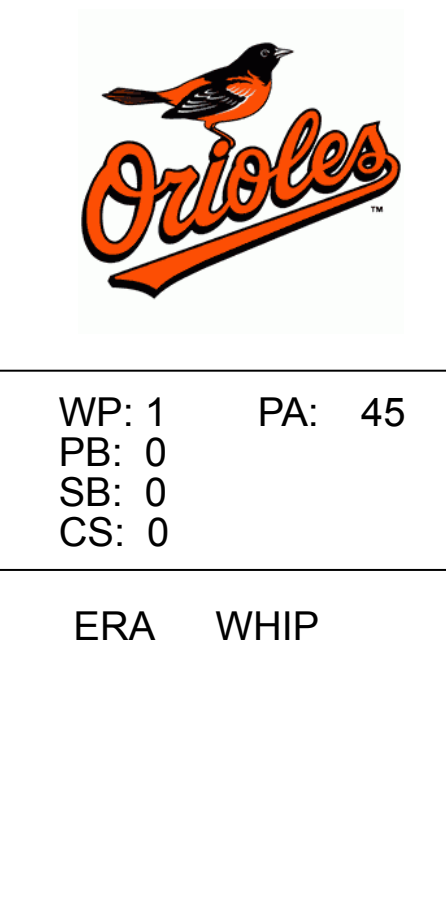
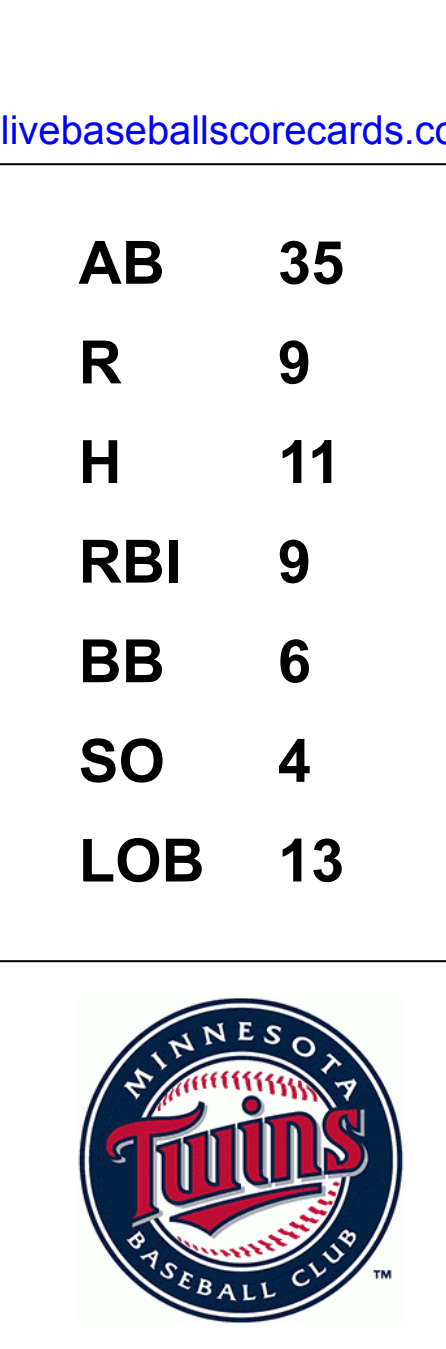
AB	32
R	1
H	6
RBI	1
BB	3
SO	3
LOB	11

AB	28
R	4
H	7
RBI	4
BB	2
SO	7
LOB	13



Batter	1	2	3	4	5	6	7	8	9	AB	R	H	RBI	BB	SO	LOB	TOP										
Steve Brye, R OBP: 0.315, SLG: 0.363 (1, 8)										4	1	1	1	0	0	1	Minnesota Twins @ Baltimore Orioles Memorial Stadium, Baltimore, MD Sat Aug 24 1974, 7:05 PM EDT Att: 11,348 - Unknown										
Rod Carew, L OBP: 0.421, SLG: 0.437 (1, 4)										2	1	1	0	2	0	0											
Larry Hisle, R OBP: 0.362, SLG: 0.505 (1, 7)										5	1	2	5	0	1	1											
Harmon Killebrew, R OBP: 0.323, SLG: 0.377 (1, 10)										4	0	1	0	1	0	2											
Bobby Darwin, R OBP: 0.340, SLG: 0.475 (1, 9)										3	0	1	0	2	1	3											
Eric Soderholm, R OBP: 0.335, SLG: 0.391 (1, 5)										5	2	1	0	0	1	5											
Craig Kusick, R OBP: 0.355, SLG: 0.433 (1, 3)										5	2	2	2	0	0	1											
Danny Thompson, R OBP: 0.321, SLG: 0.366 (1, 6)										4	1	1	1	0	0	0											
Glenn Borgmann, R OBP: 0.326, SLG: 0.318 (1, 2)										3	1	1	0	1	1	0											
Inning Stats	R: 1 E: 1 K: 0 S: 5	H: 1 LOB: 1 BB: 0 P: 5	R: 6 E: 0 K: 0 S: 6	H: 4 LOB: 1 BB: 4 P: 22	R: 0 E: 0 K: 0 S: 3	H: 0 LOB: 0 BB: 0 P: 3	R: 0 E: 0 K: 1 S: 7	H: 3 LOB: 2 BB: 0 P: 7	R: 2 E: 1 K: 0 S: 5	H: 2 LOB: 0 BB: 0 P: 5	R: 0 E: 0 K: 1 S: 6	H: 1 LOB: 2 BB: 1 P: 10	R: 0 E: 0 K: 1 S: 5	H: 0 LOB: 0 BB: 0 P: 5	R: 0 E: 0 K: 1 S: 3	H: 0 LOB: 1 BB: 1 P: 7	1B: 7 2B: 3 3B: 0 HR: 2	SF: 1 SAC: 1 DP: 2 HBP: 0	WP: 0 PB: 0 SB: 1 CS: 1	PA: 43							
PITCHER	IP	WLS	BF	H	R	ER	SO	BB	IBB	HBP	BLK	WP	HR	S	P	ERA	WHIP										
Mike Cuellar, L ERA: 3.55 (1, 1)	1.1	L	11	4	6	6	0	2	0	0	0	0	0	9	17	40.50	4.500										
Wayne Garland, R ERA: 3.39 (2, 1)	2.2		14	5	3	2	1	2	0	0	0	0	2	14	22	6.75	2.625										
Jesse Jefferson, R ERA: 4.33 (5, 1)	5.0		18	2	0	0	3	2	0	0	0	0	0	22	30	0.00	0.800										

Batter	1	2	3	4	5	6	7	8	9	AB	R	H	RBI	BB	SO	LOB	BOTTOM										
Rich Coggins, L OBP: 0.306, SLG: 0.330 (1, 9)										4	0	3	1	1	0	0	Minnesota Twins @ Baltimore Orioles Memorial Stadium, Baltimore, MD Sat Aug 24 1974, 7:05 PM EDT Att: 11,348 - Unknown										
Paul Blair, R OBP: 0.303, SLG: 0.406 (1, 8)										2	0	1	2	1	0	1											
Tommy Davis, R OBP: 0.313, SLG: 0.376 (1, 10)										5	0	2	1	0	0	3											
Bobby Grich, R OBP: 0.386, SLG: 0.471 (1, 4)										4	0	1	0	1	0	5											
Boog Powell, L OBP: 0.340, SLG: 0.393 (1, 3)										4	1	0	0	1	0	8											
Don Baylor, R OBP: 0.320, SLG: 0.343 (1, 7)										4	1	1	0	1	0	0											
Brooks Robinson, R OBP: 0.370, SLG: 0.397 (1, 5)										3	1	1	0	2	1	1											
Don Hood, L (9, PR)										0	0	0	0	0	0	0											
Earl Williams, R OBP: 0.338, SLG: 0.379 (1, 2)										4	1	0	1	1	1	3											
Mark Belanger, R OBP: 0.298, SLG: 0.325 (1, 6)										4	1	1	0	0	1	4											
Eliot Hendricks, L OBP: 0.293, SLG: 0.369 (9, PH)										1	0	0	0	0	0	1											
Inning Stats	R: 0 E: 1 K: 0 S: 4	H: 1 LOB: 1 BB: 0 P: 4	R: 4 E: 0 K: 1 S: 7	H: 2 LOB: 3 BB: 5 P: 27	R: 0 E: 0 K: 0 S: 3	H: 0 LOB: 1 BB: 1 P: 7	R: 0 E: 0 K: 0 S: 5	H: 2 LOB: 0 BB: 0 P: 5	R: 0 E: 0 K: 0 S: 3	H: 0 LOB: 0 BB: 0 P: 3	R: 1 E: 0 K: 0 S: 5	H: 2 LOB: 1 BB: 0 P: 5	R: 0 E: 0 K: 1 S: 6	H: 1 LOB: 1 BB: 0 P: 6	R: 0 E: 0 K: 0 S: 4	H: 1 LOB: 3 BB: 2 P: 12	R: 0 E: 0 K: 1 S: 6	H: 1 LOB: 1 BB: 0 P: 6	1B: 9 2B: 1 3B: 0 HR: 0	SF: 1 SAC: 1 DP: 0 HBP: 0	WP: 1 PB: 0 SB: 0 CS: 0	PA: 45					
PITCHER	IP	WLS	BF	H	R	ER	SO	BB	IBB	HBP	BLK	WP	HR	S	P	ERA	WHIP										
Joe Decker, R ERA: 3.31 (1, 1)	1.1		11	2	4	4	1	5	0	0	0	0	0	8	28	27.00	5.250										
Ray Corbin, R ERA: 4.92 (2, 1)	4.2	W	20	5	1	1	0	1	0	0	0	0	0	19	23	1.93	1.286										
Bill Campbell, R ERA: 2.73 (7, 1)	3.0	S	14	3	0	0	2	2	0	0	0	1	0	16	24	0.00	1.667										



Batter	1	2	3	4	5	6	7	8	9	AB	R	H	RBI	BB	SO	LOB	TOP							
Steve Blye, R OBP: 0.315, SLG: 0.362 (1, 8)	4-3		5-3			SH FC5-2 2B	G5-4-3 1B		6-3	4	1	1	0	0	0	0	Minnesota Twins @ Baltimore Orioles Memorial Stadium, Baltimore, MD Sun Aug 25 1974, 3:33 AM EDT Att: 10,951 - Unknown livebaseballscorecards.com							
Rod Carew, L OBP: 0.421, SLG: 0.434 (1, 4)	BB			4-3		FC5-2 2B 1B	G5-4-3 1-2 2-3		BB	3	1	0	0	2	0	4								
Larry Hisle, R OBP: 0.360, SLG: 0.504 (1, 7)	K			5-3		1B 2B			F9	5	1	1	2	0	1	2								
Harmon Killebrew, R OBP: 0.325, SLG: 0.377 (1, 10)	F8			6-3		1B 1B BB IBB			BB BB 1B	3	1	1	0	1	0	1								
Bobby Darwin, R OBP: 0.341, SLG: 0.474 (1, 9)		F2			L9	BB 1B	G3-2-3 1B		BB BB	3	0	1	2	1	0	0								
Eric Soderholm, R OBP: 0.337, SLG: 0.390 (1, 5)	F8			K		1-2 2-H 3-H 1B	BB 1B		1-2 2-3 BB	3	0	1	0	1	1	0								
Craig Kusick, R OBP: 0.353, SLG: 0.424 (1, 3)	L7			6-3		1-2 2-3 3-H BB			1-2 2-3 BB	3	0	0	1	1	1	3								
Danny Thompson, R OBP: 0.320, SLG: 0.360 (1, 6)			F4			SH BB BB			F9	3	0	0	0	1	0	6								
Luis Gomez, R OBP: 0.256, SLG: 0.205 (8, 6)						G3-2-3 3				0	0	0	0	0	0	0								
Glenn Borgmann, R OBP: 0.325, SLG: 0.314 (1, 2)			5-3			FC5-2 SH 2B BB			F5	3	1	0	0	1	0	0								
Inning Stats	R: 0 E: 0 K: 1 S: 5	H: 0 LOB: 1 BB: 1 P: 9	R: 0 E: 0 K: 0 S: 3	H: 0 LOB: 0 BB: 0 P: 3	R: 0 E: 0 K: 0 S: 3	H: 0 LOB: 0 BB: 0 P: 3	R: 0 E: 0 K: 1 S: 5	H: 0 LOB: 0 BB: 0 P: 5	R: 5 E: 1 K: 0 S: 6	H: 3 LOB: 2 BB: 4 P: 22	R: 0 E: 0 K: 0 S: 3	H: 1 LOB: 0 BB: 0 P: 3	R: 0 E: 0 K: 1 S: 6	H: 1 LOB: 3 BB: 2 P: 14	R: 0 E: 0 K: 0 S: 3	H: 0 LOB: 1 BB: 1 P: 7	1B: 4 2B: 1 3B: 0 HR: 0	SF: 0 SAC: 1 DP: 2 HBP: 0	WP: 0 PB: 0 SB: 0 CS: 0	PA: 39				
PITCHER	IP WLS BF H R ER SO BB IBB HBP BLK WP HR S P ERA WHIP	5.1 L 25 3 5 4 2 4 1 0 0 0 0 0 24 44 6.75 1.312	6.1 L 14 2 0 0 1 3 0 0 0 0 0 0 13 25 0.00 1.364											6.75 1.312										

Batter	1	2	3	4	5	6	7	8	9	AB	R	H	RBI	BB	SO	LOB	BOTTOM						
Rich Coggins, L OBP: 0.303, SLG: 0.326 (1, 9)	G3			F4		F7			6-3	4	0	0	0	0	0	1	Minnesota Twins @ Baltimore Orioles Memorial Stadium, Baltimore, MD Sun Aug 25 1974, 3:33 AM EDT Att: 10,951 - Unknown livebaseballscorecards.com						
Paul Blair, R OBP: 0.300, SLG: 0.402 (1, 8)	4-3			K		K			K	4	0	0	0	0	3	1							
Tommy Davis, R OBP: 0.314, SLG: 0.383 (1, 10)	F8			HR		5-3 1B			5-3	4	1	2	1	0	0	0							
Bobby Grich, R OBP: 0.384, SLG: 0.468 (1, 4)		4-3		K		5-3 1B				3	0	0	0	0	1	1							
Don Baylor, R OBP: 0.318, SLG: 0.340 (1, 7)		K			F5		F9			3	0	0	0	0	1	1							
Brooks Robinson, R OBP: 0.368, SLG: 0.394 (1, 5)		F4			4-3		5-3			3	0	0	0	0	0	1							
Boog Powell, L OBP: 0.340, SLG: 0.393 (1, 3)			F8		3-1			G4-3-6 1B		3	0	1	0	0	0	0							
Earl Williams, R OBP: 0.335, SLG: 0.375 (1, 2)				6-3		F8		G4-3-6 1B		3	0	0	0	0	0	1							
Mark Belanger, R OBP: 0.299, SLG: 0.325 (1, 6)			L5					1-2 2-3 BB	K	3	0	1	0	0	1	0							
Inning Stats	R: 0 E: 0 K: 0 S: 3	H: 0 LOB: 0 BB: 0 P: 3	R: 0 E: 0 K: 1 S: 5	H: 0 LOB: 0 BB: 0 P: 5	R: 0 E: 0 K: 0 S: 3	H: 0 LOB: 0 BB: 0 P: 3	R: 1 E: 0 K: 2 S: 8	H: 1 LOB: 0 BB: 0 P: 8	R: 0 E: 0 K: 0 S: 3	H: 0 LOB: 0 BB: 0 P: 3	R: 0 E: 0 K: 1 S: 6	H: 1 LOB: 1 BB: 0 P: 6	R: 0 E: 0 K: 0 S: 4	H: 1 LOB: 1 BB: 0 P: 4	R: 0 E: 0 K: 1 S: 5	H: 1 LOB: 0 BB: 0 P: 5		R: 0 E: 0 K: 1 S: 5	H: 0 LOB: 0 BB: 0 P: 5	1B: 3 2B: 0 3B: 0 HR: 1	SF: 0 SAC: 0 DP: 1 HBP: 0	WP: 0 PB: 0 SB: 0 CS: 0	PA: 30
PITCHER	IP WLS BF H R ER SO BB IBB HBP BLK WP HR S P ERA WHIP	9.0 W 30 4 1 1 6 0 0 0 0 0 1 42 42 1.00 0.444											1.00 0.444										



Batter	1	2	3	4	5	6	7	8	9	AB	R	H	RBI	BB	SO	LOB	TOP						
Rich Coggins, L OBP: 0.302, SLG: 0.323 (1, 9)	L9		BB			F6		F6		3	0	0	0	1	0	0	Baltimore Orioles @ Texas Rangers Arlington Stadium, Arlington, TX Tue Aug 27 1974, 8:05 PM EDT Att: 29,699 - Unknown						
Paul Blair, R OBP: 0.300, SLG: 0.400 (1, 8)	K		BB					K		4	1	1	0	0	3	2							
Tommy Davis, R OBP: 0.315, SLG: 0.384 Al Bumbry, L OBP: 0.285, SLG: 0.291 (1, 10) (9, PR)	5-3									4	0	2	0	0	0	0							
Bobby Grich, R OBP: 0.381, SLG: 0.464 (1, 4)		K								4	0	0	1	0	1	2							
Boog Powell, L OBP: 0.336, SLG: 0.387 Enos Cabell, R OBP: 0.266, SLG: 0.289 (9, PR)		6-3								4	0	0	0	0	1	2							
Don Baylor, R OBP: 0.315, SLG: 0.337 (1, 7)		K								4	0	0	0	0	2	1							
Brooks Robinson, R OBP: 0.369, SLG: 0.398 (1, 5)										3	0	2	0	0	1	0							
Eliot Hendricks, L OBP: 0.286, SLG: 0.358 (1, 2)										3	0	0	0	0	1	2							
Mark Belanger, R OBP: 0.295, SLG: 0.323 (1, 6)										3	0	0	0	0	1	2							
Inning Stats	R: 0 E: 0 K: 1 S: 5	H: 0 LOB: 0 BB: 0 P: 5	R: 0 E: 0 K: 2 S: 7	H: 0 LOB: 0 BB: 0 P: 7	R: 0 E: 0 K: 1 S: 6	H: 1 LOB: 2 BB: 1 P: 10	R: 0 E: 0 K: 1 S: 5	H: 0 LOB: 0 BB: 0 P: 5	R: 0 E: 0 K: 0 S: 4	H: 1 LOB: 1 BB: 0 P: 4	R: 1 E: 0 K: 0 S: 5	H: 2 LOB: 1 BB: 0 P: 5	R: 0 E: 0 K: 2 S: 7	H: 0 LOB: 0 BB: 0 P: 7	R: 0 E: 0 K: 2 S: 7	H: 0 LOB: 0 BB: 0 P: 7		R: 0 E: 0 K: 1 S: 6	H: 1 LOB: 1 BB: 0 P: 6	1B: 4 2B: 1 3B: 0 HR: 0	SF: 0 SAC: 0 DP: 0 HBP: 0	WP: 0 PB: 0 SB: 0 CS: 0	PA: 33
PITCHER Fergie Jenkins, R ERA: 3.24 (1, 1)	IP: 9.0 WLS: W BF: 33 H: 5 R: 1 ER: 1 SO: 10 BB: 1 IBB: 0 HBP: 0 BLK: 0 WP: 0 HR: 0 S: 52 P: 56 ERA: 1.00 WHIP: 0.667															PITCHER							

Batter	1	2	3	4	5	6	7	8	9	AB	R	H	RBI	BB	SO	LOB	BOTTOM				
Davey Nelson, R OBP: 0.304, SLG: 0.309 (1, 4)	2B	SH3-4								3	1	2	0	0	1	0	Baltimore Orioles @ Texas Rangers Arlington Stadium, Arlington, TX Tue Aug 27 1974, 8:05 PM EDT Att: 29,699 - Unknown				
Cesar Tovar, R OBP: 0.353, SLG: 0.360 (1, 7)	2B	F4								3	1	1	1	1	0	2					
Jeff Burroughs, R OBP: 0.382, SLG: 0.517 (1, 9)	2B	F6								3	0	1	1	1	0	4					
Mike Hargrove, L OBP: 0.311, SLG: 0.461 (1, 3)	L4									4	0	0	0	0	0	2					
Jim Spencer, L OBP: 0.341, SLG: 0.438 (1, 10)	F7									4	0	1	0	0	0	1					
Lenny Randle, S OBP: 0.341, SLG: 0.371 (1, 5)	BB									3	0	0	0	1	0	1					
Toby Harrah, R OBP: 0.317, SLG: 0.415 (1, 6)	F9									3	0	0	0	0	0	3					
Joe Lovitto, S OBP: 0.266, SLG: 0.281 (1, 8)		SH3-4								3	0	1	0	0	0	1					
Jim Sundberg, R OBP: 0.374, SLG: 0.346 (1, 2)		SH3-4								3	0	1	0	0	1	0					
Inning Stats	R: 2 E: 0 K: 0 S: 6	H: 3 LOB: 2 BB: 1 P: 10	R: 0 E: 0 K: 0 S: 5	H: 2 LOB: 2 BB: 0 P: 5	R: 0 E: 0 K: 0 S: 3	H: 0 LOB: 0 BB: 0 P: 3	R: 0 E: 0 K: 1 S: 5	H: 0 LOB: 0 BB: 0 P: 5	R: 0 E: 0 K: 0 S: 4	H: 1 LOB: 1 BB: 0 P: 4	R: 0 E: 0 K: 0 S: 3	H: 1 LOB: 1 BB: 1 P: 7	R: 0 E: 0 K: 0 S: 3	H: 0 LOB: 0 BB: 0 P: 3	R: 0 E: 0 K: 0 S: 3	H: 0 LOB: 0 BB: 0 P: 3		1B: 4 2B: 2 3B: 1 HR: 0	SF: 0 SAC: 1 DP: 1 HBP: 0	WP: 0 PB: 0 SB: 0 CS: 0	PA: 33
PITCHER Jim Palmer, R ERA: 3.86 (1, 1)	IP: 8.0 WLS: L BF: 33 H: 7 R: 2 ER: 2 SO: 2 BB: 3 IBB: 0 HBP: 0 BLK: 0 WP: 0 HR: 0 S: 34 P: 46 ERA: 2.25 WHIP: 1.250															PITCHER					

AB 32
R 1
H 5
RBI 1
BB 1
SO 10
LOB 11



AB 29
R 2
H 7
RBI 2
BB 3
SO 2
LOB 14



Batter	1	2	3	4	5	6	7	8	9	AB	R	H	RBI	BB	SO	LOB	TOP					
Al Bumbry, L OBP: 0.269, SLG: 0.291 (1, 7)	L5		FC5-4 BB		G1-4-3 1B			5-3		3	0	1	0	1	0	0	Baltimore Orioles @ Texas Rangers Arlington Stadium, Arlington, TX Wed Aug 28 1974, 8:05 PM EDT Att: 6,069 - Unknown					
Paul Blair, R OBP: 0.299, SLG: 0.399 (1, 8)	K		FC5-4 5-3 1-2		G1-4-3 1-2			1B		4	0	1	0	0	1	2						
Tommy Davis, R OBP: 0.313, SLG: 0.381 (1, 10)	5-3		5-3 1-2				K	F9		4	0	0	0	0	1	2						
Bobby Grich, R OBP: 0.380, SLG: 0.461 (1, 4)		5-3					F3		5-3	3	0	0	0	1	0	0						
Boog Powell, L OBP: 0.332, SLG: 0.382 (1, 3)		G3					6-3		F7	4	0	0	0	0	1	2						
Don Baylor, R OBP: 0.316, SLG: 0.339 (1, 9)					F8				5-3	4	1	2	0	0	0	0						
Brooks Robinson, R OBP: 0.369, SLG: 0.398 (1, 5)							G6-4-3 1B			3	1	1	1	0	1	1						
Earl Williams, R OBP: 0.335, SLG: 0.378 (1, 2)					F8		K			3	0	1	1	0	0	1						
Mark Belanger, R OBP: 0.294, SLG: 0.320 (1, 6)					6-3		G6-4-3 1-2			3	0	1	1	0	0	1						
Inning Stats	R: 0 E: 0 K: 1 S: 5	H: 0 LOB: 0 BB: 0 P: 5	R: 2 E: 0 K: 1 S: 8	H: 3 LOB: 1 BB: 0 P: 8	R: 0 E: 0 K: 1 S: 5	H: 0 LOB: 2 BB: 2 P: 13	R: 0 E: 0 K: 0 S: 3	H: 0 LOB: 0 BB: 0 P: 3	R: 0 E: 0 K: 0 S: 3	H: 1 LOB: 0 BB: 0 P: 3	R: 0 E: 0 K: 1 S: 5	H: 0 LOB: 0 BB: 0 P: 5	R: 0 E: 0 K: 1 S: 5	H: 1 LOB: 0 BB: 0 P: 5	R: 0 E: 0 K: 0 S: 4	H: 1 LOB: 1 BB: 0 P: 4	R: 0 E: 0 K: 0 S: 3	H: 0 LOB: 0 BB: 0 P: 3	1B: 5 2B: 1 3B: 0 HR: 0	SF: 0 SAC: 0 DP: 2 HBP: 0	WP: 0 PB: 0 SB: 1 CS: 0	PA: 33
PITCHER Jackie Brown, R ERA: 3.66 (1, 1)	IP: 9.0 WLS: W BF: 33 H: 6 R: 2 ER: 2 SO: 5 BB: 2 IBB: 0 HBP: 0 BLK: 0 WP: 0 HR: 0 S: 41 P: 49 ERA: 2.00 WHIP: 0.889															PITCHER IP: WLS: BF: H: R: ER: SO: BB: IBB: HBP: BLK: WP: HR: S: P: ERA: WHIP:						

AB 31
R 2
H 6
RBI 2
BB 2
SO 5
LOB 9



Batter	1	2	3	4	5	6	7	8	9	AB	R	H	RBI	BB	SO	LOB	BOTTOM					
Davey Nelson, R OBP: 0.304, SLG: 0.311 (1, 4)	F8	6-3			2B		F4			4	1	1	0	0	0	1	Baltimore Orioles @ Texas Rangers Arlington Stadium, Arlington, TX Wed Aug 28 1974, 8:05 PM EDT Att: 6,069 - Unknown					
Cesar Tovar, R OBP: 0.351, SLG: 0.357 (1, 7)	4-3				F8		F7			4	0	0	0	0	0	1						
Jeff Burroughs, R OBP: 0.385, SLG: 0.520 (1, 9)					1B		K			3	0	2	1	1	1	0						
Tom Grieve, R OBP: 0.321, SLG: 0.438 (1, 10)	F8				2B			F7		3	0	1	0	1	0	1						
Lenny Randle, S OBP: 0.338, SLG: 0.368 (1, 5)		F8			F7			6-3		4	0	0	0	0	0	4						
Jim Fregosi, R OBP: 0.338, SLG: 0.468 (1, 3)					F9					4	2	3	1	0	0	0						
Mike Hargrove, L OBP: 0.411, SLG: 0.461 (9, 3)		HR					HR	FC6-4 1B		0	0	0	0	0	0	0						
Toby Harrah, R OBP: 0.316, SLG: 0.419 (1, 6)		HR			F9		F7	FC6-4 1-2		4	1	1	2	0	0	1						
Joe Lovitto, S OBP: 0.263, SLG: 0.276 (1, 8)		F4			5-3		F8			3	0	0	0	0	0	0						
Jim Sundberg, R OBP: 0.374, SLG: 0.346 (1, 2)					5-3		6-3			3	0	1	0	0	0	0						
Inning Stats	R: 0 E: 0 K: 0 S: 4	H: 1 LOB: 1 BB: 0 P: 4	R: 2 E: 0 K: 0 S: 6	H: 3 LOB: 1 BB: 0 P: 6	R: 0 E: 0 K: 0 S: 3	H: 1 LOB: 1 BB: 1 P: 7	R: 0 E: 0 K: 0 S: 3	H: 0 LOB: 0 BB: 0 P: 3	R: 1 E: 0 K: 0 S: 5	H: 2 LOB: 2 BB: 1 P: 9	R: 1 E: 0 K: 0 S: 4	H: 1 LOB: 0 BB: 0 P: 4	R: 0 E: 0 K: 1 S: 5	H: 0 LOB: 0 BB: 0 P: 5	R: 0 E: 0 K: 0 S: 4	H: 1 LOB: 1 BB: 0 P: 4	R: 0 E: 0 K: 0 S: 3	H: 0 LOB: 0 BB: 0 P: 3	1B: 5 2B: 2 3B: 0 HR: 2	SF: 0 SAC: 0 DP: 0 HBP: 0	WP: 0 PB: 0 SB: 0 CS: 0	PA: 34
PITCHER Dave McNally, L ERA: 4.05 (1, 1)	IP: 8.0 WLS: L BF: 34 H: 9 R: 4 ER: 4 SO: 1 BB: 1 IBB: 1 HBP: 0 BLK: 0 WP: 0 HR: 2 S: 34 P: 42 ERA: 4.50 WHIP: 1.250															PITCHER IP: WLS: BF: H: R: ER: SO: BB: IBB: HBP: BLK: WP: HR: S: P: ERA: WHIP:						

AB 32
R 4
H 9
RBI 4
BB 2
SO 1
LOB 8



Batter	1	2	3	4	5	6	7	8	9	AB	R	H	RBI	BB	SO	LOB	TOP								
Al Bumby, L OBP: 0.267, SLG: 0.289 Andy Etchebarren, R OBP: 0.234, SLG: 0.240	(1,7) 0-3 K	(8,2) 0-0 L8		(1,4) 0-0 F7	(8,2) 0-0 F8			(1,2) 0-0 E 1B		5	0	1	0	0	1	4									
Bobby Grich, R OBP: 0.380, SLG: 0.459	(1,4) 0-0 4-3 1B		(1,4) 0-0 F7	(4,0) 0-0 1B IBB		(8,2) 0-3 K		(1,2) 0-0 FC5		4	2	1	0	1	1	2									
Tommy Davis, R OBP: 0.314, SLG: 0.381	(1,10) 0-0 4-3		(1,10) 0-0 1B WP	(1,10) 0-0 1B		(1,10) 0-0 6-3		(1,10) 0-0 G6-4-3		5	1	2	3	0	0	3									
Earl Williams, R OBP: 0.336, SLG: 0.378	(1,2) 0-0 1B		(1,2) 0-0 F5	(8,3) 0-0 F5		(1,2) 0-0 1B		(1,2) 0-3 K		5	0	2	1	0	1	2									
Don Baylor, R OBP: 0.320, SLG: 0.342	(1,3) 0-0 1B		(1,3) 0-0 WP 1B	(8,7) 0-3 K		(1,3) 0-0 F9		(1,3) 0-0 CS 1B		5	0	3	1	0	1	2									
Brooks Robinson, R OBP: 0.370, SLG: 0.403	(1,5) 0-0 F9		(1,5) 0-0 WP BB	(1,5) 0-0 HR		(1,5) 0-0 F7		(1,5) 0-3 K		4	1	1	1	1	1	3									
Paul Blair, R OBP: 0.299, SLG: 0.398	(1,8) 0-0 1B		(1,8) 0-3 K	(1,8) 0-0 5-3		(1,8) 0-0 5-3		(1,8) 0-0 5-3		4	0	1	0	0	1	2									
Enos Cabell, R OBP: 0.276, SLG: 0.298	(1,9) 0-0 F9		(1,9) 0-0 WP SH 1B	(1,9) 0-0 FC4-6 1B		(1,9) 0-0 5-3		(1,9) 0-0 5-3		4	1	2	0	0	0	1									
Mark Belanger, R OBP: 0.295, SLG: 0.319	(1,6) 0-3 K		(1,6) 0-0 SH WP 1B	(1,6) 0-0 FC4-6		(1,6) 0-0 FC5 1B BB		(1,6) 0-0 FC5 1B BB		2	1	0	0	1	1	2									
Inning Stats	R: 1 E: 0 K: 1 S: 8	H: 3 LOB: 2 BB: 0 P: 8	R: 0 E: 0 K: 1 S: 6	H: 1 LOB: 1 BB: 0 P: 6	R: 1 E: 0 K: 1 S: 7	H: 2 LOB: 2 BB: 1 P: 11	R: 3 E: 1 K: 1 S: 8	H: 2 LOB: 1 BB: 1 P: 12	R: 1 E: 0 K: 0 S: 5	H: 2 LOB: 1 BB: 0 P: 5	R: 0 E: 0 K: 0 S: 6	H: 1 LOB: 1 BB: 0 P: 6	R: 0 E: 0 K: 0 S: 3	H: 0 LOB: 0 BB: 0 P: 3	R: 0 E: 1 K: 0 S: 3	H: 1 LOB: 1 BB: 1 P: 7	R: 0 E: 0 K: 2 S: 7	H: 1 LOB: 0 BB: 0 P: 7	1B: 12 2B: 0 3B: 0 HR: 1	SF: 0 SAC: 1 DP: 1 HBP: 0	WP: 3 PB: 0 SB: 2 CS: 1	PA: 42			
PITCHER	IP	WLS	BF	H	R	ER	SO	BB	IBB	HBP	BLK	WP	HR	S	P	ERA	WHIP								
Jim Bibby, R ERA: 4.63	(1,1) 3.1	L	21	8	5	4	3	1	1	0	0	3	0	25	33	10.80	2.700								
Don Stanhouse, R ERA: 4.5	(4,1) 1.2		7	2	1	1	1	0	0	0	0	0	1	9	9	5.40	1.200								
Pete Broberg, R ERA: 7.33	(6,1) 3.0		11	2	0	0	1	1	0	0	0	0	0	12	16	0.00	1.000								
Stan Thomas, R ERA: 7.94	(9,1) 1.0		3	1	0	0	2	0	0	0	0	0	0	7	7	0.00	1.000								

Baltimore Orioles @ Texas Rangers
Arlington Stadium, Arlington, TX
Thu Aug 29 1974, 8:05 PM EDT
Att: 6,436 - Unknown

AB 38
R 6
H 13
RBI 6
BB 3
SO 7
LOB 21



Batter	1	2	3	4	5	6	7	8	9	AB	R	H	RBI	BB	SO	LOB	BOTTOM								
Davey Nelson, R OBP: 0.306, SLG: 0.311	(1,4) 0-0 6-3		(1,4) 0-0 BB 1B		(1,4) 0-0 F8		(1,4) 0-0 FC5-4 BB			3	0	1	0	1	0	1									
Cesar Tovar, R OBP: 0.350, SLG: 0.355	(1,7) 0-0 4-3		(1,7) 0-0 BB		(1,7) 0-0 F4		(1,7) 0-0 FC5-4			3	0	0	0	1	0	2									
Jeff Burroughs, R OBP: 0.384, SLG: 0.517	(1,9) 0-0 5-3		(1,9) 0-0 F7		(1,9) 0-0 BB					3	0	0	0	1	0	2									
Tom Grieve, R OBP: 0.316, SLG: 0.431	(1,10) 0-0 F9		(1,10) 0-0 F8		(1,10) 0-3 K					4	0	0	0	0	1	2									
Lenny Randle, S OBP: 0.335, SLG: 0.364	(1,5) 0-0 L4		(1,5) 0-3 K		(1,5) 0-0 F4		(1,5) 0-0 G5-4-3			4	0	0	0	0	1	1									
Jim Fregosi, R OBP: 0.336, SLG: 0.464	(1,3) 0-3 K		(1,3) 0-0 2B 1B		(1,3) 0-0 F8					4	1	1	0	0	1	0									
Toby Harrah, R OBP: 0.317, SLG: 0.424	(1,6) 0-0 1B		(1,6) 0-0 1B G6-4-3 2B		(1,6) 0-0 1-3					4	1	2	1	0	0	0									
Joe Lovitto, S OBP: 0.262, SLG: 0.276	(1,8) 0-0 1B		(1,8) 0-0 1B G6-4-3		(1,8) 0-0 5-3					4	0	1	0	0	0	1									
Jim Sundberg, R OBP: 0.373, SLG: 0.346	(1,2) 0-0 G6-4-3		(1,2) 0-0 WP 1B		(1,2) 0-0 6-3					3	0	1	0	0	0	1									
Inning Stats	R: 0 E: 0 K: 0 S: 3	H: 0 LOB: 0 BB: 0 P: 3	R: 0 E: 0 K: 1 S: 5	H: 0 LOB: 0 BB: 0 P: 5	R: 1 E: 0 K: 0 S: 5	H: 3 LOB: 2 BB: 1 P: 9	R: 1 E: 0 K: 1 S: 7	H: 2 LOB: 1 BB: 0 P: 7	R: 0 E: 0 K: 1 S: 6	H: 1 LOB: 2 BB: 1 P: 10	R: 0 E: 0 K: 0 S: 3	H: 0 LOB: 0 BB: 0 P: 3	R: 0 E: 1 K: 0 S: 3	H: 0 LOB: 0 BB: 1 P: 7	R: 0 E: 0 K: 0 S: 3	H: 0 LOB: 0 BB: 0 P: 3	R: 0 E: 0 K: 0 S: 3	H: 0 LOB: 0 BB: 0 P: 3	1B: 4 2B: 2 3B: 0 HR: 0	SF: 0 SAC: 0 DP: 2 HBP: 0	WP: 1 PB: 0 SB: 0 CS: 0	PA: 35			
PITCHER	IP	WLS	BF	H	R	ER	SO	BB	IBB	HBP	BLK	WP	HR	S	P	ERA	WHIP								
Ross Grimsley, L ERA: 3.27	(1,1) 9.0	W	35	6	2	2	3	3	0	0	0	1	0	38	50	2.00	1.000								

Baltimore Orioles @ Texas Rangers
Arlington Stadium, Arlington, TX
Thu Aug 29 1974, 8:05 PM EDT
Att: 6,436 - Unknown

AB 32
R 2
H 6
RBI 1
BB 3
SO 3
LOB 10



Batter	1	2	3	4	5	6	7	8	9	AB	R	H	RBI	BB	SO	LOB	TOP										
Al Bumbry, L OBP: 0.282, SLG: 0.283 Eliot Hendricks, L OBP: 0.283, SLG: 0.355	F7	G3		4-3		F7	K		4-3	5	0	0	0	0	1	3											
Bobby Grich, R OBP: 0.381, SLG: 0.458	1B	S		F		P6		K	F8	5	2	2	0	1	1	0											
Tommy Davis, R OBP: 0.321, SLG: 0.387	1B	FC5-4		2B				1B	1B	5	2	5	1	1	0	0											
Earl Williams, R OBP: 0.341, SLG: 0.386	WP	FC5-4				F7		E	1B	6	2	4	1	0	0	3											
Don Baylor, R OBP: 0.322, SLG: 0.341	SF8			P4				1B	F9	4	2	1	0	1	0	4											
Brooks Robinson, R OBP: 0.372, SLG: 0.407	SF8			FC6-4				1B	SH5-3	4	0	3	2	0	0	2											
Paul Blair, R OBP: 0.296, SLG: 0.394	5-3			K				F7	P3	4	0	0	0	0	1	7											
Enos Cabell, R OBP: 0.272, SLG: 0.293		K		FC6-4				K		5	1	1	2	0	3	4											
Mark Belanger, R OBP: 0.294, SLG: 0.318		SH5-4		P4					6-3	4	0	1	1	0	1	3											
Inning Stats	R: 3 E: 0 K: 0 S: 6	H: 3 LOB: 1 BB: 1 P: 10	R: 1 E: 0 K: 1 S: 6	H: 0 LOB: 2 BB: 2 P: 14	R: 0 E: 0 K: 1 S: 6	H: 1 LOB: 1 BB: 0 P: 6	R: 1 E: 0 K: 0 S: 6	H: 3 LOB: 2 BB: 0 P: 6	R: 0 E: 0 K: 1 S: 4	H: 1 LOB: 1 BB: 0 P: 4	R: 1 E: 0 K: 2 S: 10	H: 3 LOB: 2 BB: 0 P: 10	R: 3 E: 1 K: 2 S: 11	H: 3 LOB: 2 BB: 0 P: 12	R: 0 E: 0 K: 0 S: 5	H: 2 LOB: 2 BB: 0 P: 5	1B: 16 2B: 1 3B: 0 HR: 0	SF: 1 SAC: 2 DP: 0 HBP: 1	WP: 2 PB: 1 SB: 4 CS: 0	PA: 50							
PITCHER	IP	WLS	BF	H	R	ER	SO	BB	IBB	HBP	BLK	WP	HR	S	P	ERA	WHIP										
Bruce Dal Canton, R ERA: 2.99	1.2	L	12	3	4	3	1	3	0	0	0	1	0	11	23	16.20	3.600										
Mary Pattin, R ERA: 4.14	4.1		21	8	2	2	2	0	0	0	0	0	0	25	25	4.15	1.846										
Doug Bird, R ERA: 2.6	2.0		12	4	3	1	4	0	0	1	0	0	0	19	20	4.50	2.000										
Joe Hoerner, L ERA: 4.26	1.0		5	2	0	0	0	0	0	0	0	0	0	5	5	0.00	2.000										

Baltimore Orioles @ Kansas City Royals
Royals Stadium, Kansas City, MO
Fri Aug 30 1974, 8:05 PM EDT
Att: 16,277 - Unknown - 72 F

AB	43
R	9
H	17
RBI	7
BB	3
SO	7
LOB	26



Batter	1	2	3	4	5	6	7	8	9	AB	R	H	RBI	BB	SO	LOB	BOTTOM										
Freddie Patek, R OBP: 0.324, SLG: 0.305	F9		K			L6		FC6-4		4	0	0	0	0	1	3											
Cookie Rojas, R OBP: 0.320, SLG: 0.357	P4		F3			5-3		SF7		3	0	0	1	0	0	1											
Amos Otis, R OBP: 0.358, SLG: 0.470	5-3				P6			P4		4	0	0	0	0	0	1											
Hal McRae, R OBP: 0.385, SLG: 0.510		4-3		F9				1-3		3	0	1	0	1	0	0											
John Mayberry, L OBP: 0.385, SLG: 0.485		4-3				F8		P5		4	1	1	1	0	0	2											
Orlando Cepeda, R OBP: 0.297, SLG: 0.308 Kurt Bevacqua, R OBP: 0.262, SLG: 0.202		K		K				FC6-4		4	0	2	0	0	2	1											
Jim Wohlford, R OBP: 0.343, SLG: 0.367	F8					G5-4-3		FC6-4		4	0	1	0	0	0	4											
George Brett, L OBP: 0.310, SLG: 0.360				FC5-4		FC6-4		FC6-4		3	1	2	0	0	0	1											
Fran Healy, R OBP: 0.343, SLG: 0.396		FC5-4				G6-4-3		FC6-4		3	0	1	0	0	0	2											
Inning Stats	R: 0 E: 0 K: 0 S: 3	H: 0 LOB: 0 BB: 0 P: 3	R: 0 E: 0 K: 1 S: 6	H: 1 LOB: 1 BB: 0 P: 6	R: 0 E: 0 K: 1 S: 6	H: 1 LOB: 0 BB: 0 P: 6	R: 1 E: 0 K: 0 S: 3	H: 1 LOB: 0 BB: 0 P: 3	R: 0 E: 0 K: 0 S: 3	H: 0 LOB: 0 BB: 0 P: 3	R: 0 E: 0 K: 0 S: 3	H: 1 LOB: 1 BB: 1 P: 7	R: 1 E: 0 K: 0 S: 5	H: 2 LOB: 1 BB: 0 P: 5	R: 0 E: 0 K: 0 S: 4	H: 1 LOB: 1 BB: 0 P: 4	1B: 6 2B: 1 3B: 0 HR: 1	SF: 1 SAC: 0 DP: 2 HBP: 0	WP: 0 PB: 0 SB: 0 CS: 0	PA: 34							
PITCHER	IP	WLS	BF	H	R	ER	SO	BB	IBB	HBP	BLK	WP	HR	S	P	ERA	WHIP										
Mike Cuellar, L ERA: 3.49	9.0	W	34	8	2	2	3	1	0	0	0	0	1	39	43	2.00	1.000										

Baltimore Orioles @ Kansas City Royals
Royals Stadium, Kansas City, MO
Fri Aug 30 1974, 8:05 PM EDT
Att: 16,277 - Unknown - 72 F

AB	32
R	2
H	8
RBI	2
BB	1
SO	3
LOB	15



Batter	1	2	3	4	5	6	7	8	9	AB	R	H	RBI	BB	SO	LOB	TOP				
Mark Belanger, R (1, 6) OBP: 0.298, SLG: 0.316	4-0 HBP 1B BB	4-0 1-2 BB			0-0 P5		4-0 1-2 FC3-2 2B BB	0-0 F2		2	1	0	0	3	0	0					
Paul Blair, R (1, 8) OBP: 0.295, SLG: 0.392	0-0 HBP 1B	0-0 L7			0-0 F7		0-0 FC3-2 2B E	0-0 L5		5	1	1	0	0	0	5					
Bobby Grich, R (1, 4) OBP: 0.382, SLG: 0.460	0-0 F9			0-0 F7			0-0 E FC3-2 2B	0-0 CS 1B		5	0	2	2	0	0	2					
Tommy Davis, R (1, 10) OBP: 0.320, SLG: 0.384	0-0 P6			0-0 F2		0-0 6-3	0-0 FC3-2 E IBB	0-0 P6		4	0	0	0	1	0	3					
Earl Williams, R (1, 3) OBP: 0.345, SLG: 0.391	1-0 FC6-4 HBP			0-0 2B		0-0 1-3 1B	0-0 E5 FC3-2			3	0	2	1	0	0	2					
Don Baylor, R (1, 7) OBP: 0.319, SLG: 0.338	0-0 FC6-4			0-0 F8		0-0 1-3	0-0 FC3-2			4	0	0	0	0	0	8					
Brooks Robinson, R (1, 5) OBP: 0.369, SLG: 0.403		0-3 K		0-0 5-3		0-0 P4	0-0 F8			4	0	0	0	0	1	4					
Enos Cabell, R (1, 9) OBP: 0.271, SLG: 0.291		0-0 6-3		0-0 6-3			0-0 E FC3-2 1B	0-0 F8		4	0	1	0	0	0	0					
Andy Etchebarren, R (1, 2) OBP: 0.241, SLG: 0.248		0-0 BB 1B		0-0 F7			0-0 E7 FC3-2 BB 2B 1B	0-0 F9		4	1	2	0	0	0	0					
Inning Stats	R: 0 E: 0 K: 0 S: 4	H: 1 LOB: 3 BB: 1 P: 9	R: 0 E: 0 K: 1 S: 6	H: 1 LOB: 2 BB: 1 P: 10	R: 0 E: 0 K: 0 S: 4	H: 0 LOB: 0 BB: 0 P: 3	R: 0 E: 0 K: 0 S: 3	H: 0 LOB: 0 BB: 0 P: 3	R: 0 E: 0 K: 0 S: 4	H: 1 LOB: 1 BB: 0 P: 4	R: 3 E: 2 K: 0 S: 7	H: 3 LOB: 3 BB: 2 P: 15	R: 0 E: 0 K: 0 S: 3	H: 0 LOB: 0 BB: 0 P: 3	R: 0 E: 0 K: 0 S: 3	H: 1 LOB: 0 BB: 0 P: 3	1B: 6 2B: 2 3B: 0 HR: 0	SF: 0 SAC: 0 DP: 0 HBP: 1	WP: 0 PB: 0 SB: 0 CS: 1	PA: 40	
PITCHER	IP WLS BF H R ER SO BB IBB HBP BLK WP HR S P ERA WHIP	6.1 L 30 7 3 3 1 3 0 1 0 0 0 0 28 41 4.26 1.579	2.2 10 1 0 0 0 0 1 0 0 0 0 0 9 13 0.00 0.375																		

Baltimore Orioles @ Kansas City Royals
 Royals Stadium, Kansas City, MO
 Sat Aug 31 1974, 8:05 PM EDT
 Att: 18,737 - Unknown - 59 F

AB	35
R	3
H	8
RBI	3
BB	4
SO	1
LOB	24



Batter	1	2	3	4	5	6	7	8	9	AB	R	H	RBI	BB	SO	LOB	BOTTOM				
Vada Pinson, L (1, 9) OBP: 0.298, SLG: 0.376	0-0 1B SF8 1B	0-0 G3-6-1			4-0 5-3 BB		0-0 1B 1B		0-0 F9	3	2	2	0	1	0	3					
Jim Wohlford, R (9, PH) OBP: 0.343, SLG: 0.367									0-0 F9	1	0	0	0	0	0	0					
Cookie Rojas, R (1, 4) OBP: 0.318, SLG: 0.356	0-0 E S 1B			0-0 F7		0-0 5-3	0-0 F2		0-0 F8	5	0	1	0	0	0	2					
Amos Otis, R (1, 8) OBP: 0.356, SLG: 0.468	0-0 SF8			0-0 F8		0-0 F7		0-0 1B 1B		4	0	1	1	0	0	1					
John Mayberry, L (1, 3) OBP: 0.384, SLG: 0.482	0-3 K			0-0 6-3		0-0 P5	0-0 FC5-4 1B			4	0	1	1	0	1	1					
Hal McRae, R (1, 7) OBP: 0.382, SLG: 0.506	0-0 6-3			0-0 F9		0-3 K	0-0 FC5-4			4	0	0	0	0	1	3					
Orlando Cepeda, R (1, 10) OBP: 0.295, SLG: 0.305		0-0 F8		0-3 K		0-0 1B 1B		0-0 F5		4	0	1	0	0	1	0					
George Brett, L (1, 5) OBP: 0.370, SLG: 0.363		0-0 E4		0-0 1B		0-0 1B 1B		0-0 F8		3	0	2	0	0	0	0					
Kurt Bevacqua, R (8, 5) OBP: 0.260, SLG: 0.200		1B S		0-0 1B		1-2 1B				1	0	0	0	0	0	0					
Freddie Patek, R (1, 6) OBP: 0.327, SLG: 0.305		4-0 1B BB		0-0 P3		0-0 1-2 2H 1B		4-0 BB		2	0	1	0	2	0	1					
Buck Martinez, R (1, 2) OBP: 0.306, SLG: 0.197		0-0 1B				0-0 5-3		0-0 BB		3	0	1	0	0	0	0					
Tony Solaita, L (8, PH) OBP: 0.370, SLG: 0.403									0-0 F9	0	0	0	0	0	0	0					
Fran Healy, R (6, PH) OBP: 0.342, SLG: 0.395		0-0 G3-6-1 1B							0-0 F9	1	0	0	0	0	0	1					
Inning Stats	R: 1 E: 1 K: 1 S: 7	H: 2 LOB: 1 BB: 0 P: 7	R: 0 E: 1 K: 0 S: 4	H: 1 LOB: 2 BB: 1 P: 8	R: 0 E: 0 K: 0 S: 3	H: 0 LOB: 0 BB: 0 P: 3	R: 0 E: 0 K: 1 S: 6	H: 1 LOB: 1 BB: 0 P: 6	R: 0 E: 0 K: 0 S: 3	H: 0 LOB: 1 BB: 1 P: 7	R: 0 E: 0 K: 0 S: 3	H: 0 LOB: 0 BB: 1 P: 7	R: 0 E: 0 K: 0 S: 3	H: 0 LOB: 0 BB: 0 P: 3	R: 0 E: 0 K: 0 S: 3	H: 0 LOB: 0 BB: 0 P: 3	1B: 10 2B: 0 3B: 0 HR: 0	SF: 1 SAC: 0 DP: 1 HBP: 0	WP: 0 PB: 0 SB: 2 CS: 0	PA: 39	
PITCHER	IP WLS BF H R ER SO BB IBB HBP BLK WP HR S P ERA WHIP	7.2 W 35 10 2 2 3 10 0 0 0 0 0 4 50 2.35 1.696	1.1 S 4 0 0 0 0 0 0 0 0 0 0 4 4 0.00 0.000																		

Baltimore Orioles @ Kansas City Royals
 Royals Stadium, Kansas City, MO
 Sat Aug 31 1974, 8:05 PM EDT
 Att: 18,737 - Unknown - 59 F

AB	35
R	2
H	10
RBI	2
BB	3
SO	3
LOB	12



Batter	1	2	3	4	5	6	7	8	9	AB	R	H	RBI	BB	SO	LOB	TOP								
Al Bumbry, L OBP: 0.272, SLG: 0.298 Paul Blair, R OBP: 0.295, SLG: 0.392	0-0 1B 2B	0-0 4-3			0-0 FC3-6 1B	0-0 1-3 1B		0-0 1B 1-2 1B		5 0	1 0	4 0	0 0	0 0	0 0	1 0									
Rich Coggins, L OBP: 0.301, SLG: 0.321	0-0 F9	0-0 P5			0-0 FC3-6 1B	0-0 P6		0-0 1-3 2-H 1B		5	1	1	0	0	0	5									
Bobby Grich, R OBP: 0.380, SLG: 0.457	0-3 K			0-3 K2-3	0-0 CS 1B	0-0 P6		0-0 F9		5	0	1	1	0	2	5									
Tommy Davis, R OBP: 0.323, SLG: 0.385	0-0 2H 1B			0-0 5-3	0-0 CS 1B		4-0 1B SF8 BB	0-0 6-3		4	1	2	1	1	0	2									
Brooks Robinson, R OBP: 0.373, SLG: 0.405	0-0 F8			0-0 1B	4-0 1-2 BB		0-0 SF8 1B	4-0 BB		3	1	2	0	2	0	1									
Earl Williams, R OBP: 0.343, SLG: 0.398		0-0 HR		0-0 P5	0-3 K		0-0 SF8	0-3 K		4	1	1	2	0	2	4									
Eliot Hendricks, L OBP: 0.280, SLG: 0.345		4-0 3B BB		0-0 F9	0-0 G3		0-0 SF9	0-0 F8		3	1	0	1	1	0	1									
Enos Cabell, R OBP: 0.277, SLG: 0.324		0-0 1-H 3B		0-0 4-3	0-0 1B 2B		0-0 5-3	0-0 4-3		5	1	2	1	0	0	1									
Mark Belanger, R OBP: 0.300, SLG: 0.317		0-0 F9		0-0 5-3	0-0 1B 2H 1B		4-0 1B BB			3	0	1	1	1	0	1									
Inning Stats	R: 1 E: 0 K: 1 S: 7	H: 2 LOB: 1 BB: 0 P: 7	R: 2 E: 0 K: 0 S: 5	H: 2 LOB: 1 BB: 1 P: 9	R: 0 E: 0 K: 1 S: 6	H: 1 LOB: 0 BB: 0 P: 6	R: 0 E: 0 K: 0 S: 3	H: 0 LOB: 0 BB: 0 P: 3	R: 1 E: 0 K: 1 S: 7	H: 3 LOB: 2 BB: 1 P: 11	R: 1 E: 0 K: 0 S: 6	H: 3 LOB: 2 BB: 0 P: 6	R: 2 E: 0 K: 0 S: 4	H: 1 LOB: 0 BB: 1 P: 8	R: 0 E: 0 K: 0 S: 4	H: 2 LOB: 1 BB: 1 P: 8	R: 0 E: 0 K: 1 S: 5	H: 0 LOB: 1 BB: 1 P: 9	1B: 10 2B: 2 3B: 1 HR: 1	SF: 2 SAC: 0 DP: 0 HBP: 0	WP: 0 PB: 0 SB: 2 CS: 2	PA: 44			
PITCHER	IP	WLS	BF	H	R	ER	SO	BB	IBB	HBP	BLK	WP	HR	S	P	ERA	WHIP								
Steve Busby, R ERA: 3.48	5.1	L	27	10	5	5	3	2	0	0	0	0	1	31	39	8.44	2.250								
Aurelio Lopez, R ERA: 6.75	2.2		13	4	2	2	0	2	0	0	0	0	0	11	19	6.75	2.250								
Doug Bird, R ERA: 2.57	1.0		4	0	0	0	1	1	0	0	0	0	0	5	9	0.00	1.000								

Baltimore Orioles @ Kansas City Royals
Royals Stadium, Kansas City, MO
Sun Sep 01 1974, 4:33 AM EDT
Att: 15,499 - Unknown - 61 F

AB 37
R 7
H 14
RBI 7
BB 5
SO 4
LOB 21



Batter	1	2	3	4	5	6	7	8	9	AB	R	H	RBI	BB	SO	LOB	BOTTOM								
Kurt Bevacqua, R OBP: 0.248, SLG: 0.190	0-0 P4	0-0 G1-2-3			0-0 P4		0-0 FC6-4		0-0 F8	5	0	0	0	0	0	6									
Jim Welford, R OBP: 0.342, SLG: 0.366	0-0 F9			0-0 L6		0-0 4-3		0-0 F8 1B 1-3 1B		4	1	1	0	0	0	0									
Amos Otis, R OBP: 0.358, SLG: 0.468	0-0 BB 1B			0-3 K		0-0 F3		0-0 1-2 1-3 1B		4	0	2	0	0	1	0									
Hal McRae, R OBP: 0.383, SLG: 0.503	4-0 FC4-6 BB			0-0 F9		4-0 BB		0-0 F8		2	0	0	0	2	0	2									
John Mayberry, L OBP: 0.380, SLG: 0.477	0-0 FC4-6			0-0 F9		0-0 4-3		0-0 1-3		4	0	0	1	0	0	4									
Cookie Rojas, R OBP: 0.318, SLG: 0.355		0-0 BB G1-2-3 1B		0-0 F9		0-3 K		0-0 3-1		4	0	1	0	0	1	1									
Al Cowens, R OBP: 0.266, SLG: 0.268		0-0 BB 1-2 1B		0-0 F8		0-0 6-3		0-0 F8		4	0	1	0	0	0	0									
Freddie Patek, R OBP: 0.329, SLG: 0.306 Frank White, R OBP: 0.240, SLG: 0.289		4-0 BB 1-2 2-3 BB		0-0 F3		0-0 1B		4-0 BB		2	0	1	0	1	0	0									
Buck Martinez, R OBP: 0.303, SLG: 0.200		0-0 F9		0-0 5-3		0-0 FC6-4 1B		0-0 P6		4	0	1	0	0	0	4									
Inning Stats	R: 0 E: 0 K: 0 S: 4	H: 1 LOB: 2 BB: 1 P: 8	R: 0 E: 0 K: 0 S: 4	H: 2 LOB: 2 BB: 1 P: 8	R: 0 E: 0 K: 1 S: 5	H: 0 LOB: 0 BB: 0 P: 5	R: 0 E: 0 K: 0 S: 3	H: 0 LOB: 0 BB: 0 P: 3	R: 0 E: 0 K: 1 S: 7	H: 0 LOB: 1 BB: 1 P: 7	R: 0 E: 0 K: 0 S: 7	H: 2 LOB: 2 BB: 0 P: 7	R: 0 E: 0 K: 0 S: 5	H: 0 LOB: 1 BB: 0 P: 5	R: 0 E: 0 K: 0 S: 3	H: 0 LOB: 1 BB: 1 P: 7	1B: 7 2B: 0 3B: 0 HR: 0	SF: 0 SAC: 0 DP: 1 HBP: 0	WP: 0 PB: 0 SB: 0 CS: 0	PA: 37					
PITCHER	IP	WLS	BF	H	R	ER	SO	BB	IBB	HBP	BLK	WP	HR	S	P	ERA	WHIP								
Dave McNally, L ERA: 3.92	9.0	W	37	7	1	1	2	4	0	0	0	0	0	37	53	1.00	1.222								

Baltimore Orioles @ Kansas City Royals
Royals Stadium, Kansas City, MO
Sun Sep 01 1974, 4:33 AM EDT
Att: 15,499 - Unknown - 61 F

AB 33
R 1
H 7
RBI 1
BB 4
SO 2
LOB 17



Batter	1	2	3	4	5	6	7	8	9	AB	R	H	RBI	BB	SO	LOB	TOP	
Tommy Harper, R OBP: 0.329, SLG: 0.326 (1, 7)	0-0 L6-3 1B			0-0 5-3			0-0 G5-4-3 1B		0-0 6-3	4	0	2	0	0	0	0	Boston Red Sox @ Baltimore Orioles Memorial Stadium, Baltimore, MD Mon Sep 02 1974, 3:33 AM EDT Unknown	
Juan Beniquez, R OBP: 0.329, SLG: 0.387 (1, 8)	0-0 L6-3 1-2			0-0 F8			0-0 G5-4-3 1B		0-0 4-3	4	0	1	0	0	0	1		
Dwight Evans, R OBP: 0.329, SLG: 0.420 (1, 9)	0-0 5-3			0-0 F8			0-0 G5-4-3 1-2 2-3		0-3 K	4	0	0	0	0	1	2		
Carl Yastrzemski, L OBP: 0.412, SLG: 0.463 (1, 3)		0-3 K				0-0 L3			0-0 4-3	3	0	0	0	0	1	1		
Rico Petrocelli, R OBP: 0.347, SLG: 0.436 (1, 5)		0-3 K				0-0 5-3			0-0 F8	3	0	0	0	0	1	0		
Jim Rice, R OBP: 0.303, SLG: 0.276 (1, 10)		0-0 1-3				0-0 6-3			4-0 BB BB	2	0	0	0	1	0	0		
Doug Griffin, R OBP: 0.338, SLG: 0.352 (1, 4)			0-0 F4				0-0 F4		4-0 1-2 BB	2	0	0	0	1	0	0		
Rick Burleson, R OBP: 0.343, SLG: 0.407 (1, 6)			0-0 5-3				0-0 F7		0-0 F9	3	0	0	0	0	0	2		
Bob Montgomery, R OBP: 0.284, SLG: 0.303 (1, 2)			0-0 F4				0-0 6-3		0-3 K	3	0	0	0	0	1	2		
Inning Stats	R: 0 E: 0 K: 0 S: 3	H: 1 LOB: 0 BB: 0 P: 3	R: 0 E: 0 K: 2 S: 7	H: 0 LOB: 0 BB: 0 P: 7	R: 0 E: 0 K: 0 S: 3	H: 0 LOB: 0 BB: 0 P: 3	R: 0 E: 0 K: 0 S: 3	H: 0 LOB: 0 BB: 0 P: 3	R: 0 E: 0 K: 0 S: 4	H: 2 LOB: 1 BB: 0 P: 4	R: 0 E: 0 K: 1 S: 5	H: 0 LOB: 2 BB: 2 P: 13	R: 0 E: 0 K: 1 S: 5	H: 0 LOB: 0 BB: 0 P: 5	1B: 3 2B: 1 3B: 0 HR: 0	SF: 0 SAC: 0 DP: 2 HBP: 0	WP: 0 PB: 0 SB: 0 CS: 0	PA: 30
PITCHER Ross Grimsley, L ERA: 3.15 (1, 1)	IP: 9.0 WLS: W BF: 30 H: 3 R: 0 ER: 0 SO: 4 BB: 2 IBB: 0 HBP: 0 BLK: 0 WP: 0 HR: 0 S: 36 P: 44 ERA: 0.00 WHIP: 0.556																	

AB 28
R 0
H 3
RBI 0
BB 2
SO 4
LOB 8



Batter	1	2	3	4	5	6	7	8	9	AB	R	H	RBI	BB	SO	LOB	BOTTOM			
Al Bumbry, L OBP: 0.269, SLG: 0.295 (1, 7)	0-3 K		0-0 4-3			0-0 F5				3	0	0	0	0	1	1	Boston Red Sox @ Baltimore Orioles Memorial Stadium, Baltimore, MD Mon Sep 02 1974, 3:33 AM EDT Unknown			
Rich Coggins, L OBP: 0.298, SLG: 0.319 (1, 9)	0-0 4-3			0-0 F8		0-0 F6				3	0	0	0	0	0	0				
Bobby Grich, R OBP: 0.380, SLG: 0.463 (1, 4)	0-0 F8			0-0 HR		0-0 F9				3	1	1	1	0	0	0				
Tommy Davis, R OBP: 0.321, SLG: 0.383 (1, 10)		0-3 K		0-3 K			0-0 5-3			3	0	0	0	0	2	0				
Earl Williams, R OBP: 0.341, SLG: 0.395 (1, 2)		0-0 L7		0-0 L7			0-3 K			3	0	0	0	0	1	0				
Paul Blair, R OBP: 0.296, SLG: 0.394 (1, 8)		0-0 6-3			0-0 2B		0-3 K			3	0	1	0	0	1	0				
Brooks Robinson, R OBP: 0.373, SLG: 0.494 (1, 5)			0-0 1B		0-0 6-3			0-0 F4		3	0	1	0	0	0	1				
Enos Cabell, R OBP: 0.278, SLG: 0.318 (1, 3)			0-0 F8		0-3 K			4-0 SH5-3 BB		2	0	0	0	1	1	2				
Mark Belanger, R OBP: 0.298, SLG: 0.315 (1, 6)			0-3 K		0-3 K			0-0 SH5-3-2 1-3		2	0	0	0	0	2	2				
Inning Stats	R: 0 E: 0 K: 1 S: 5	H: 0 LOB: 0 BB: 0 P: 5	R: 0 E: 0 K: 1 S: 5	H: 0 LOB: 0 BB: 0 P: 5	R: 0 E: 0 K: 1 S: 6	H: 1 LOB: 1 BB: 0 P: 6	R: 1 E: 0 K: 1 S: 6	H: 1 LOB: 0 BB: 0 P: 6	R: 0 E: 0 K: 2 S: 8	H: 1 LOB: 1 BB: 0 P: 8	R: 0 E: 0 K: 0 S: 3	H: 0 LOB: 0 BB: 0 P: 3	R: 0 E: 0 K: 2 S: 7	H: 0 LOB: 0 BB: 0 P: 7	R: 0 E: 0 K: 0 S: 2	H: 0 LOB: 0 BB: 1 P: 6	1B: 1 2B: 2 3B: 0 HR: 1	SF: 0 SAC: 1 DP: 1 HBP: 0	WP: 0 PB: 0 SB: 0 CS: 0	PA: 27
PITCHER Luis Tiant, R ERA: 2.82 (1, 1)	IP: 8.0 WLS: L BF: 27 H: 3 R: 1 ER: 1 SO: 8 BB: 1 IBB: 0 HBP: 0 BLK: 0 WP: 0 HR: 1 S: 42 P: 46 ERA: 1.12 WHIP: 0.500																			

AB 25
R 1
H 3
RBI 1
BB 1
SO 8
LOB 6




Batter	1	2	3	4	5	6	7	8	9	AB	R	H	RBI	BB	SO	LOB	TOP			
Juan Beniquez, R (1.8) OBP: 0.325, SLG: 0.382	F9			F8		F4			K	4	0	0	0	0	1	0	Boston Red Sox @ Baltimore Orioles Memorial Stadium, Baltimore, MD Mon Sep 02 1974, 3:38 AM EDT Att: 29,053 - Unknown livebaseballscorecards.com			
Mario Guerrero, R (1.6) OBP: 0.285, SLG: 0.285	6-3			1B		F8			6-3	4	0	1	0	0	0	0				
Dwight Evans, R (1.9) OBP: 0.329, SLG: 0.420	F6			1B					5-3	3	0	1	0	0	0	0				
Carl Yastrzemski, L (1.3)				F8					G5-4-3	1	0	0	0	2	0	2				
Rico Petrocelli, R (1.5) OBP: 0.345, SLG: 0.433	F7			F7					G5-4-3	3	0	0	0	0	0	4				
Bernie Carbo, L (1.7) OBP: 0.363, SLG: 0.409	K								K	3	0	0	0	0	2	1				
Danny Cater, R (1.10) OBP: 0.310, SLG: 0.398				5-3		L6			F7	3	0	0	0	0	0	0				
Doug Griffin, R (1.4) OBP: 0.335, SLG: 0.348				F7		F8			F5	3	0	0	0	0	0	0				
Bob Montgomery, R (1.2) OBP: 0.281, SLG: 0.298				4-3					K	3	0	0	0	0	1	0				
Inning Stats	R: 0 E: 0 K: 0 S: 3	H: 0 LOB: 0 BB: 0 P: 3	R: 0 E: 0 K: 1 S: 4	H: 0 LOB: 1 BB: 1 P: 8	R: 0 E: 0 K: 0 S: 3	H: 0 LOB: 0 BB: 0 P: 3	R: 0 E: 0 K: 0 S: 5	H: 2 LOB: 2 BB: 0 P: 5	R: 0 E: 0 K: 1 S: 5	H: 0 LOB: 0 BB: 0 P: 5	R: 0 E: 0 K: 0 S: 2	H: 0 LOB: 0 BB: 1 P: 6	R: 0 E: 0 K: 1 S: 5	H: 0 LOB: 0 BB: 0 P: 5	R: 0 E: 0 K: 1 S: 5	H: 0 LOB: 0 BB: 0 P: 5	1B: 2 2B: 1 3B: 0 HR: 0	SF: 0 SAC: 0 DP: 2 HBP: 0	WP: 0 PB: 0 SB: 0 CS: 1	PA: 29
PITCHER Mike Cuellar, L (1.1) ERA: 3.34	IP: 9.0 WLS: W BF: 29 H: 2 R: 0 ER: 0 SO: 4 BB: 2 IBB: 0 HBP: 0 BLK: 0 WP: 0 HR: 0 S: 35 P: 43 ERA: 0.00 WHIP: 0.444															PITCHER				

Batter	1	2	3	4	5	6	7	8	9	AB	R	H	RBI	BB	SO	LOB	BOTTOM			
Mark Belanger, R (1.6) OBP: 0.302, SLG: 0.318	K			FC4-6		G5-4-3			CS	3	0	2	0	1	1	0	Boston Red Sox @ Baltimore Orioles Memorial Stadium, Baltimore, MD Mon Sep 02 1974, 3:38 AM EDT Att: 29,053 - Unknown livebaseballscorecards.com			
Paul Blair, R (1.8) OBP: 0.293, SLG: 0.391	K			1B		B2			F8	3	0	0	1	0	1	2				
Bobby Grich, R (1.4) OBP: 0.378, SLG: 0.460	F9			FC4-6		G5-4-3				3	0	0	0	0	0	3				
Tommy Davis, R (1.10) OBP: 0.319, SLG: 0.380				4-3		6-3			3-1	3	0	0	0	0	0	0				
Earl Williams, R (1.3) OBP: 0.338, SLG: 0.391				5-3		K			E5	3	0	0	0	0	1	0				
Don Baylor, R (1.7) OBP: 0.319, SLG: 0.338				L4		F8			BB	3	0	1	0	0	0	0				
Brooks Robinson, R (1.5) OBP: 0.375, SLG: 0.495				FC3-5		K			G5-4-3	2	0	1	0	1	1	0				
Enos Cabell, R (1.9) OBP: 0.288, SLG: 0.327				1B		FC3-5			G5-4-3	3	1	2	0	0	0	3				
Andy Etchebarren, R (1.2) OBP: 0.236, SLG: 0.243				1B		G4-6-3			6-3	3	0	0	0	0	0	3				
Inning Stats	R: 0 E: 0 K: 2 S: 7	H: 0 LOB: 0 BB: 0 P: 7	R: 0 E: 0 K: 0 S: 3	H: 0 LOB: 0 BB: 0 P: 3	R: 1 E: 0 K: 0 S: 6	H: 3 LOB: 2 BB: 0 P: 6	R: 0 E: 0 K: 1 S: 5	H: 0 LOB: 0 BB: 0 P: 5	R: 0 E: 0 K: 1 S: 5	H: 1 LOB: 0 BB: 0 P: 5	R: 0 E: 0 K: 0 S: 3	H: 1 LOB: 0 BB: 0 P: 3	R: 0 E: 1 K: 0 S: 4	H: 1 LOB: 2 BB: 1 P: 8	R: 0 E: 0 K: 0 S: 2	H: 0 LOB: 0 BB: 1 P: 6	1B: 6 2B: 0 3B: 0 HR: 0	SF: 1 SAC: 0 DP: 3 HBP: 0	WP: 0 PB: 0 SB: 0 CS: 1	PA: 29
PITCHER Bill Lee, L (1.1) ERA: 3.64	IP: 8.0 WLS: L BF: 29 H: 6 R: 1 ER: 1 SO: 4 BB: 2 IBB: 0 HBP: 0 BLK: 0 WP: 0 HR: 0 S: 35 P: 43 ERA: 1.12 WHIP: 1.000															PITCHER				

Batter	1	2	3	4	5	6	7	8	9	AB	R	H	RBI	BB	SO	LOB	TOP			
Juan Beniquez, R (1.8) OBP: 0.321, SLG: 0.377	0-0 6-3		0-3 K			0-3 K			0-0 F8	4	0	0	0	0	2	0				
Cecil Cooper, L (1.10) OBP: 0.318, SLG: 0.398 Tim McCarver, L (9, PH) OBP: 0.358, SLG: 0.243	0-0 F5			0-0 E3		0-3 K			0-0 BB 1B	3	0	0	0	0	1	0				
Dwight Evans, R (1.9) OBP: 0.331, SLG: 0.421	0-0 1B			0-0 F8					0-3 K	4	0	2	0	0	1	2				
Carl Yastrzemski, L (1.3) OBP: 0.413, SLG: 0.459	0-0 6-3			0-0 F9					0-3 K	4	0	2	0	0	1	2				
Rico Petrocelli, R (1.5) OBP: 0.342, SLG: 0.429		0-0 F4		0-0 6-3					0-0 BB	3	0	0	0	1	0	3				
Bernie Carbo, L (1.7) OBP: 0.360, SLG: 0.405		0-0 F7			0-0 F9				0-0 BB	3	0	0	0	0	0	1				
Doug Griffin, R (1.4) OBP: 0.331, SLG: 0.344		0-0 F8			0-0 F9				0-0 BB	3	0	0	0	0	0	0				
Rick Burleson, R (1.6) OBP: 0.340, SLG: 0.403			0-0 5-3		0-0 5-3				0-0 BB	3	0	0	0	0	0	0				
Tim Blackwell, S (1.2) OBP: 0.325, SLG: 0.288 Dick McAuliffe, L (6, PH) OBP: 0.323, SLG: 0.329 Bob Montgomery, R (6.2) OBP: 0.259, SLG: 0.296			0-3 K			0-3 K			0-0 F4	1	0	0	0	0	1	0				
Inning Stats	R: 0 E: 0 K: 0 S: 4	H: 1 LOB: 1 BB: 0 P: 4	R: 0 E: 0 K: 0 S: 3	H: 0 LOB: 0 BB: 0 P: 3	R: 0 E: 0 K: 2 S: 7	H: 0 LOB: 0 BB: 0 P: 7	R: 0 E: 1 K: 0 S: 4	H: 0 LOB: 1 BB: 0 P: 4	R: 0 E: 0 K: 0 S: 3	H: 0 LOB: 0 BB: 0 P: 3	R: 0 E: 0 K: 0 S: 4	H: 1 LOB: 1 BB: 0 P: 4	R: 0 E: 0 K: 0 S: 3	H: 0 LOB: 0 BB: 0 P: 3	R: 0 E: 0 K: 1 S: 6	H: 1 LOB: 2 BB: 1 P: 10	1B: 3 2B: 0 3B: 0 HR: 0	SF: 0 SAC: 0 DP: 0 HBP: 0	WP: 0 PB: 0 SB: 0 CS: 0	PA: 32
PITCHER Jim Palmer, R (1.1) ERA: 3.5	IP: 9.0 WLS: W BF: 32 H: 3 R: 0 ER: 0 SO: 6 BB: 1 IBB: 0 HBP: 0 BLK: 0 WP: 0 HR: 0 S: 43 P: 47 ERA: 0.00 WHIP: 0.444															PITCHER				

Boston Red Sox @ Baltimore Orioles
Memorial Stadium, Baltimore, MD
Wed Sep 04 1974, 7:05 PM EDT
Att: 16,856 - Unknown


AB 31
R 0
H 3
RBI 0
BB 1
SO 6
LOB 10



Batter	1	2	3	4	5	6	7	8	9	AB	R	H	RBI	BB	SO	LOB	BOTTOM			
Mark Belanger, R (1.6) OBP: 0.299, SLG: 0.314	0-0 F8		0-0 F5	0-0 L6		0-3 K		0-0 F4		5	0	0	0	0	1	2				
Paul Blair, R (1.8) OBP: 0.297, SLG: 0.396	4-0 BB		0-0 1B	4-0 BB		0-0 G3				2	1	1	1	2	0	0				
Bobby Grich, R (1.4) OBP: 0.377, SLG: 0.458	0-3 K		0-0 FC4	0-0 6-3		0-3 K				4	1	1	1	0	2	3				
Tommy Davis, R (1.10) OBP: 0.319, SLG: 0.381	0-0 F8		0-0 FC4	0-0 1-3				0-0 F8		4	1	1	0	0	0	1				
Earl Williams, R (1.3) OBP: 0.340, SLG: 0.409		0-0 4-3	0-0 FC4	0-0 HR				0-0 HR		4	2	2	3	0	0	1				
Don Baylor, R (1.7) OBP: 0.318, SLG: 0.340		0-0 2B	0-0 SF7	0-0 L8				0-0 6-3		3	0	1	1	0	0	0				
Brooks Robinson, R (1.5) OBP: 0.374, SLG: 0.493		0-0 F6	0-0 L6	0-0 1B				0-0 4-3		4	0	1	0	0	0	2				
Enos Cabell, R (1.9) OBP: 0.295, SLG: 0.333		0-0 5-3		0-0 1B				0-0 F6		4	0	2	0	0	0	1				
Andy Etchebarren, R (1.2) OBP: 0.236, SLG: 0.250			0-0 3B	0-0 2B				0-0 F8		4	1	1	0	0	0	3				
Inning Stats	R: 0 E: 0 K: 1 S: 5	H: 0 LOB: 1 BB: 1 P: 9	R: 0 E: 0 K: 0 S: 4	H: 1 LOB: 1 BB: 0 P: 4	R: 4 E: 0 K: 0 S: 8	H: 4 LOB: 1 BB: 0 P: 8	R: 0 E: 0 K: 0 S: 4	H: 1 LOB: 2 BB: 1 P: 8	R: 1 E: 0 K: 0 S: 6	H: 3 LOB: 2 BB: 0 P: 6	R: 0 E: 0 K: 2 S: 7	H: 0 LOB: 0 BB: 0 P: 7	R: 1 E: 0 K: 0 S: 4	H: 1 LOB: 0 BB: 0 P: 4	R: 0 E: 0 K: 0 S: 3	H: 0 LOB: 0 BB: 0 P: 3	1B: 4 2B: 3 3B: 1 HR: 2	SF: 1 SAC: 0 DP: 0 HBP: 0	WP: 0 PB: 0 SB: 2 CS: 0	PA: 37
PITCHER Roger Moret, L (1.1) ERA: 3.6 Reggie Cleveland, R (4.1) ERA: 4.6 Dick Pole, R (8.1) ERA: 3.63	IP: 3.2 WLS: L BF: 19 H: 6 R: 4 ER: 4 SO: 4 BB: 1 IBB: 0 HBP: 0 BLK: 0 WP: 0 HR: 2 S: 18 P: 22 ERA: 5.40 WHIP: 1.500															PITCHER				

Boston Red Sox @ Baltimore Orioles
Memorial Stadium, Baltimore, MD
Wed Sep 04 1974, 7:05 PM EDT
Att: 16,856 - Unknown

AB 34
R 6
H 10
RBI 6
BB 2
SO 3
LOB 13



Batter	1	2	3	4	5	6	7	8	9	AB	R	H	RBI	BB	SO	LOB	TOP			
Mark Belanger, R (1, 6) OBP: 0.298, SLG: 0.316										4	0	1	0	0	0	0				
Paul Blair, R (1, 8) OBP: 0.297, SLG: 0.397										4	1	1	0	0	0	1				
Bobby Grich, R (1, 4) OBP: 0.374, SLG: 0.454										4	0	0	0	0	0	2				
Tommy Davis, R (1, 10) OBP: 0.318, SLG: 0.381										3	0	1	1	0	0	1				
Earl Williams, R (1, 3) OBP: 0.339, SLG: 0.407										4	0	1	0	0	1	1				
Don Baylor, R (1, 7) OBP: 0.319, SLG: 0.340										3	0	1	0	0	0	1				
Brooks Robinson, R (1, 5) OBP: 0.372, SLG: 0.490										3	0	0	0	0	0	1				
Enos Cabell, R (1, 9) OBP: 0.296, SLG: 0.358										3	1	1	1	0	0	1				
Andy Etchebarren, R (1, 2) OBP: 0.232, SLG: 0.245										3	0	0	0	0	1	0				
Inning Stats	R: 0 E: 0 K: 0 S: 4	H: 1 LOB: 1 BB: 0 P: 4	R: 0 E: 0 K: 1 S: 5	H: 0 LOB: 0 BB: 0 P: 5	R: 0 E: 0 K: 0 S: 3	H: 0 LOB: 0 BB: 0 P: 3	R: 0 E: 0 K: 0 S: 4	H: 1 LOB: 1 BB: 0 P: 4	R: 0 E: 0 K: 1 S: 5	H: 0 LOB: 0 BB: 0 P: 5	R: 0 E: 0 K: 0 S: 4	H: 1 LOB: 0 BB: 0 P: 4	R: 1 E: 0 K: 0 S: 4	H: 1 LOB: 0 BB: 0 P: 4	R: 1 E: 0 K: 0 S: 4	H: 1 LOB: 0 BB: 0 P: 4	1B: 3 2B: 3 3B: 0 HR: 1	SF: 1 SAC: 0 DP: 1 HBP: 0	WP: 0 PB: 0 SB: 0 CS: 0	PA: 32
PITCHER	IP WLS BF H R ER SO BB IBB HBP BLK WP HR S P ERA WHIP																			
Fritz Peterson, L (1, 1) ERA: 3.98	8.1 L 30 6 2 2 2 0 0 0 0 0 0 1 34 34 2.16 0.720																			
Tom Buskey, R (9, 1) ERA: 3.35	0.2 2 0 0 0 0 0 0 0 0 0 0 0 2 2 0.00 0.000																			

Baltimore Orioles @ Cleveland Indians
Cleveland Municipal Stadium, Cleveland, OH

AB	31
R	2
H	6
RBI	2
BB	0
SO	2
LOB	8



WP	0	PA	32
PB	0		
SB	0		
CS	0		

PITCHER	IP	WLS	BF	H	R	ER	SO	BB	IBB	HBP	BLK	WP	HR	S	P	ERA	WHIP
Fritz Peterson, L (1, 1) ERA: 3.98	8.1	L	30	6	2	2	2	0	0	0	0	0	1	34	34	2.16	0.720
Tom Buskey, R (9, 1) ERA: 3.35	0.2		2	0	0	0	0	0	0	0	0	0	0	2	2	0.00	0.000

Batter	1	2	3	4	5	6	7	8	9	AB	R	H	RBI	BB	SO	LOB	BOTTOM			
Frank Duffy, R (1, 6) OBP: 0.276, SLG: 0.317										4	0	1	0	0	0	0				
Oscar Gamble, L (1, 10) OBP: 0.361, SLG: 0.468										3	0	0	0	0	0	1				
Rico Carty, R (9, PH) OBP: 0.475, SLG: 0.536										1	0	0	0	0	1	0				
George Hendrick, R (1, 8) OBP: 0.336, SLG: 0.465										3	0	1	0	0	0	0				
Charlie Spikes, R (1, 9) OBP: 0.326, SLG: 0.432										3	0	0	0	0	1	2				
John Ellis, R (1, 3) OBP: 0.336, SLG: 0.437										3	0	0	0	0	0	2				
Buddy Bell, R (1, 5) OBP: 0.314, SLG: 0.352										3	0	0	0	0	0	0				
Leron Lee, L (1, 7) OBP: 0.293, SLG: 0.355										3	0	0	0	0	0	0				
Rusty Torres, S (9, PH) OBP: 0.246, SLG: 0.248										0	0	0	0	0	0	0				
Dave Duncan, R (1, 2) OBP: 0.262, SLG: 0.338										3	0	1	0	0	1	0				
Jack Brohamer, L (1, 4) OBP: 0.333, SLG: 0.332										2	0	0	0	0	0	1				
Remy Hermoso, R (9, PH) OBP: 0.240, SLG: 0.256										1	0	0	0	0	0	0				
Inning Stats	R: 0 E: 0 K: 0 S: 3	H: 0 LOB: 0 BB: 0 P: 3	R: 0 E: 0 K: 0 S: 3	H: 0 LOB: 0 BB: 0 P: 3	R: 0 E: 0 K: 0 S: 3	H: 1 LOB: 0 BB: 0 P: 3	R: 0 E: 0 K: 0 S: 3	H: 0 LOB: 0 BB: 0 P: 3	R: 0 E: 0 K: 1 S: 5	H: 0 LOB: 0 BB: 0 P: 5	R: 0 E: 0 K: 1 S: 7	H: 2 LOB: 2 BB: 0 P: 7	R: 0 E: 0 K: 0 S: 3	H: 0 LOB: 0 BB: 0 P: 3	R: 0 E: 0 K: 1 S: 5	H: 0 LOB: 0 BB: 0 P: 5	1B: 3 2B: 0 3B: 0 HR: 0	SF: 0 SAC: 0 DP: 0 HBP: 0	WP: 0 PB: 0 SB: 0 CS: 1	PA: 29
PITCHER	IP WLS BF H R ER SO BB IBB HBP BLK WP HR S P ERA WHIP																			
Dave McNally, L (1, 1) ERA: 3.76	9.0 W 29 3 0 0 3 0 0 0 0 0 0 0 35 35 0.00 0.333																			

Baltimore Orioles @ Cleveland Indians
Cleveland Municipal Stadium, Cleveland, OH

AB	29
R	0
H	3
RBI	0
BB	0
SO	3
LOB	6



WP	0	PA	29
PB	0		
SB	0		
CS	1		

PITCHER	IP	WLS	BF	H	R	ER	SO	BB	IBB	HBP	BLK	WP	HR	S	P	ERA	WHIP
Dave McNally, L (1, 1) ERA: 3.76	9.0	W	29	3	0	0	3	0	0	0	0	0	0	35	35	0.00	0.333

Batter	1	2	3	4	5	6	7	8	9	AB	R	H	RBI	BB	SO	LOB	TOP					
Al Bumby, L OBP: 0.289, SLG: 0.291 (1, 7)	F7		BB		F7		F8			3	0	0	0	1	0	2	Baltimore Orioles @ Cleveland Indians Cleveland Municipal Stadium, Cleveland, OH Fri Sep 06 1974, 7:05 PM EDT Att: 27,341 - Unknown					
Rich Coggins, L OBP: 0.298, SLG: 0.321 (1, 9)	F6		K		K		2B			4	0	1	1	0	2	2						
Bobby Grich, R OBP: 0.374, SLG: 0.452 (1, 4)	S		F7		F9		6-3			3	0	0	0	1	0	3						
Tommy Davis, R OBP: 0.316, SLG: 0.378 (1, 10)	6-3		6-3				F6		F8	4	0	0	0	0	2							
Enos Cabell, R OBP: 0.298, SLG: 0.350 (1, 3)		S			F8		F8		5-3	3	0	0	0	1	0	0						
Brooks Robinson, R OBP: 0.373, SLG: 0.401 (1, 5)		F4							L6	4	0	2	0	0	0	1						
Paul Blair, R OBP: 0.298, SLG: 0.396 (1, 8)					F4		F4			3	0	1	0	1	0	2						
Eliot Hendricks, L OBP: 0.271, SLG: 0.333 (1, 2)		K			F9		F7		G4-6-3	4	0	0	0	0	1	4						
Mark Belanger, R OBP: 0.300, SLG: 0.316 (1, 6)		4-3					2B		K	3	1	1	0	1	1	2						
Inning Stats	R: 0 E: 0 K: 0 S: 3	H: 0 LOB: 1 BB: 1 P: 7	R: 0 E: 0 K: 1 S: 5	H: 0 LOB: 2 BB: 2 P: 13	R: 0 E: 0 K: 1 S: 5	H: 0 LOB: 1 BB: 1 P: 9	R: 0 E: 0 K: 0 S: 4	H: 1 LOB: 1 BB: 0 P: 4	R: 0 E: 0 K: 1 S: 5	H: 0 LOB: 1 BB: 1 P: 9	R: 0 E: 0 K: 0 S: 4	H: 1 LOB: 1 BB: 0 P: 4	R: 1 E: 0 K: 0 S: 5	H: 2 LOB: 1 BB: 0 P: 5	R: 0 E: 0 K: 0 S: 3	H: 0 LOB: 0 BB: 0 P: 3	R: 0 E: 0 K: 1 S: 5	H: 1 LOB: 0 BB: 0 P: 5	1B: 4 2B: 1 3B: 0 HR: 0	SF: 0 SAC: 0 DP: 1 HBP: 0	WP: 0 PB: 0 SB: 2 CS: 0	PA: 36
PITCHER Jim Kern, R ERA: 1.0 (1, 1)	IP: 9.0 WLS: L BF: 36	H: 5 R: 1 ER: 1 SO: 4	BB: 5 IBB: 0 HBP: 0 BLK: 0	WP: 0 HR: 0 S: 39 P: 59	ERA: 1.00 WHIP: 1.111																	

Batter	1	2	3	4	5	6	7	8	9	AB	R	H	RBI	BB	SO	LOB	BOTTOM			
John Lowenstein, L OBP: 0.316, SLG: 0.326 (1, 7)	F7			K	G3			K		2	0	0	0	0	1	0	Baltimore Orioles @ Cleveland Indians Cleveland Municipal Stadium, Cleveland, OH Fri Sep 06 1974, 7:05 PM EDT Att: 27,341 - Unknown			
Rusty Torres, S OBP: 0.244, SLG: 0.246 (5, 7)										1	0	0	0	0	2					
Johnny Jeter, R (8, PH) (9, 7)										1	0	0	0	0	1	0				
Frank Duffy, R OBP: 0.273, SLG: 0.314 (1, 6)	F3			L5			5-3		6-3	4	0	0	0	0	0					
George Hendrick, R OBP: 0.335, SLG: 0.463 (1, 8)	F4			1B	1B		K		F7	4	0	1	0	0	1	0				
Charlie Spikes, R OBP: 0.326, SLG: 0.431 (1, 9)		K					F8		F8	4	0	1	0	0	1	0				
John Ellis, R OBP: 0.336, SLG: 0.435 (1, 3)										2	0	0	0	0	1	0				
Luis Alvarado, R OBP: 0.226, SLG: 0.214 (7, PR)	1-3									0	0	0	0	0	0	0				
Tom McCraw, L OBP: 0.343, SLG: 0.429 (8, 3)				F7			F8	SH1-3	1B	0	0	0	0	0	0	0				
Rico Carty, R OBP: 0.483, SLG: 0.544 (9, PH)										1	0	1	0	0	0	0				
Tommy Smith, L OBP: 0.185, SLG: 0.160 (9, PR)										0	0	0	0	0	0	0				
Buddy Bell, R OBP: 0.311, SLG: 0.349 (1, 5)	F8				6-3		SH1-3		K	3	0	0	0	0	1	1				
Oscar Gamble, L OBP: 0.361, SLG: 0.467 (1, 10)			K					F8		3	0	1	0	0	1	2				
Dave Duncan, R OBP: 0.262, SLG: 0.338 (1, 2)			6-3					5-3		3	0	1	0	0	0	2				
Remy Hermoso, R OBP: 0.232, SLG: 0.247 (1, 4)			F9						K	3	0	0	0	0	1	2				
Inning Stats	R: 0 E: 0 K: 0 S: 3	H: 0 LOB: 0 BB: 0 P: 3	R: 0 E: 0 K: 1 S: 5	H: 0 LOB: 0 BB: 0 P: 5	R: 0 E: 0 K: 1 S: 7	H: 2 LOB: 2 BB: 0 P: 7	R: 0 E: 0 K: 0 S: 5	H: 2 LOB: 2 BB: 0 P: 5	R: 0 E: 0 K: 1 S: 5	H: 0 LOB: 0 BB: 0 P: 5	R: 0 E: 0 K: 0 S: 3	H: 0 LOB: 2 BB: 1 P: 7	R: 0 E: 0 K: 2 S: 7	H: 0 LOB: 0 BB: 0 P: 7	R: 0 E: 0 K: 1 S: 6	H: 1 LOB: 1 BB: 0 P: 6	1B: 5 2B: 0 3B: 0 HR: 0	SF: 0 SAC: 1 DP: 0 HBP: 0	WP: 0 PB: 0 SB: 0 CS: 0	PA: 33
PITCHER Mike Cuellar, L ERA: 3.2 (1, 1)	IP: 9.0 WLS: W BF: 33	H: 5 R: 0 ER: 0 SO: 7	BB: 1 IBB: 0 HBP: 0 BLK: 0	WP: 0 HR: 0 S: 46 P: 50	ERA: 0.00 WHIP: 0.667															

Batter	1	2	3	4	5	6	7	8	9	AB	R	H	RBI	BB	SO	LOB	TOP					
Rich Coggins, L (1, 9) OBP: 0.300, SLG: 0.323										4	0	2	1	0	1	0	Baltimore Orioles @ Cleveland Indians Cleveland Municipal Stadium, Cleveland, OH Sat Sep 07 1974, 3:33 AM EDT Att: 9,890 - Unknown					
Paul Blair, R (1, 8) OBP: 0.298, SLG: 0.396										3	0	1	1	0	0	1						
Bobby Grich, R (1, 4) OBP: 0.371, SLG: 0.448										4	0	0	0	0	1	3						
Tommy Davis, R (1, 10) OBP: 0.317, SLG: 0.379										4	1	2	0	0	0	1						
Earl Williams, R (1, 2) OBP: 0.336, SLG: 0.404										3	0	0	0	0	2	1						
Don Baylor, R (1, 7) OBP: 0.320, SLG: 0.341										4	0	2	0	0	1	1						
Brooks Robinson, R (1, 5) OBP: 0.370, SLG: 0.398										4	0	0	0	0	0	2						
Enos Cabell, R (1, 3) OBP: 0.293, SLG: 0.341										3	1	0	0	1	0	2						
Mark Belanger, R (1, 6) OBP: 0.300, SLG: 0.314										2	1	0	0	1	0	1						
Inning Stats	R: 0 E: 0 K: 2 S: 8	H: 1 LOB: 1 BB: 0 P: 8	R: 0 E: 0 K: 1 S: 5	H: 0 LOB: 0 BB: 0 P: 5	R: 1 E: 0 K: 0 S: 4	H: 1 LOB: 1 BB: 1 P: 8	R: 1 E: 2 K: 0 S: 5	H: 2 LOB: 1 BB: 0 P: 5	R: 0 E: 0 K: 0 S: 3	H: 0 LOB: 0 BB: 0 P: 3	R: 0 E: 0 K: 1 S: 6	H: 1 LOB: 1 BB: 0 P: 6	R: 1 E: 1 K: 0 S: 4	H: 1 LOB: 1 BB: 1 P: 8	R: 0 E: 0 K: 1 S: 5	H: 0 LOB: 0 BB: 0 P: 5	R: 0 E: 0 K: 0 S: 4	H: 1 LOB: 1 BB: 0 P: 4	1B: 7 2B: 0 3B: 0 HR: 0	SF: 1 SAC: 2 DP: 1 HBP: 0	WP: 0 PB: 0 SB: 2 CS: 0	PA: 36
PITCHER Gaylord Perry, R (1, 1) ERA: 2.3	IP: 9.0 WLS: L BF: 36 H: 7 R: 3 ER: 2 SO: 5 BB: 2 IBB: 0 HBP: 0 BLK: 0 WP: 0 HR: 0 S: 44 P: 52 ERA: 2.00 WHIP: 1.000															PITCHER						

Batter	1	2	3	4	5	6	7	8	9	AB	R	H	RBI	BB	SO	LOB	BOTTOM					
Johnny Jeter, R (1, 7) OBP: 0.312, SLG: 0.314										4	0	0	0	0	2	1	Baltimore Orioles @ Cleveland Indians Cleveland Municipal Stadium, Cleveland, OH Sat Sep 07 1974, 3:33 AM EDT Att: 9,890 - Unknown					
Frank Duffy, R (1, 6) OBP: 0.275, SLG: 0.314										3	0	1	0	1	0	2						
George Hendrick, R (1, 8) OBP: 0.336, SLG: 0.468										4	1	2	0	0	0	1						
Charlie Spikes, R (1, 9) OBP: 0.325, SLG: 0.435										4	1	1	2	0	2	2						
John Ellis, R (1, 3) OBP: 0.333, SLG: 0.431										4	0	0	0	0	1	2						
Buddy Bell, R (1, 5) OBP: 0.312, SLG: 0.352										3	0	1	0	0	0	0						
Leron Lee, L (9, PH) OBP: 0.291, SLG: 0.353										1	0	0	0	0	0	0						
Oscar Gamble, L (1, 10) OBP: 0.360, SLG: 0.467										4	0	1	0	0	1	1						
Dave Duncan, R (1, 2) OBP: 0.261, SLG: 0.335										3	0	0	0	0	1	1						
Jack Brohamer, L (1, 4) OBP: 0.331, SLG: 0.330										2	0	0	0	0	1	1						
Remy Hermoso, R (8, PH) OBP: 0.240, SLG: 0.247										0	0	0	0	1	0	0						
Luis Alvarado, R (8, PR) OBP: 0.226, SLG: 0.214										0	0	0	0	0	0	0						
Inning Stats	R: 0 E: 0 K: 0 S: 3	H: 0 LOB: 0 BB: 0 P: 3	R: 0 E: 0 K: 1 S: 5	H: 0 LOB: 0 BB: 0 P: 5	R: 0 E: 0 K: 2 S: 7	H: 0 LOB: 0 BB: 0 P: 7	R: 0 E: 0 K: 2 S: 8	H: 1 LOB: 2 BB: 1 P: 12	R: 0 E: 0 K: 0 S: 4	H: 1 LOB: 1 BB: 0 P: 4	R: 0 E: 0 K: 0 S: 3	H: 1 LOB: 0 BB: 0 P: 3	R: 0 E: 0 K: 1 S: 6	H: 1 LOB: 1 BB: 0 P: 6	R: 0 E: 0 K: 1 S: 5	H: 0 LOB: 2 BB: 1 P: 9	R: 2 E: 0 K: 1 S: 7	H: 2 LOB: 0 BB: 0 P: 7	1B: 1 2B: 4 3B: 0 HR: 1	SF: 0 SAC: 0 DP: 1 HBP: 0	WP: 1 PB: 0 SB: 0 CS: 0	PA: 34
PITCHER Ross Grimsley, L (1, 1) ERA: 3.12	IP: 8.0 WLS: W BF: 31 H: 6 R: 2 ER: 2 SO: 7 BB: 2 IBB: 0 HBP: 0 BLK: 0 WP: 1 HR: 1 S: 43 P: 51 ERA: 2.25 WHIP: 1.000															PITCHER						
Bob Reynolds, R (9, 1) ERA: 3.02	IP: 1.0 WLS: S BF: 3 H: 0 R: 0 ER: 0 SO: 1 BB: 0 IBB: 0 HBP: 0 BLK: 0 WP: 0 HR: 0 S: 5 P: 5 ERA: 0.00 WHIP: 0.000															PITCHER						



Batter	1	2	3	4	5	6	7	8	9	AB	R	H	RBI	BB	SO	LOB	TOP								
Al Bumby, L OBP: 0.271, SLG: 0.293 (1, 7)	0-0 4-3		0-0 3-1	0-0 CS	0-0 SH1-3 1B		0-0 G4-6-3 1B		0-0 3-1	5	0	2	0	0	0	1	Baltimore Orioles @ Cleveland Indians Cleveland Municipal Stadium, Cleveland, OH Sun Sep 08 1974, 3:33 AM EDT Att: 15,985 - Unknown livebaseballscorecards.com								
Rich Coggins, L OBP: 0.297, SLG: 0.319 (1, 8)	0-0 E3 1B		0-0 1-3		0-0 SH1-3 1-2		0-0 G4-6-3 1-2		0-0 E4 2-H	4	0	0	0	0	0	3									
Bobby Grich, R OBP: 0.370, SLG: 0.446 (1, 4)	0-0 1-2 1B		0-0 5-3		0-0 6-3			0-3 K	0-0 1-3	5	0	1	0	0	1	3									
Tommy Davis, R OBP: 0.317, SLG: 0.377 (1, 10)	0-3 K			0-0 6-3	0-0 1-3			4-0 1B BB		3	0	0	0	1	1	3									
Don Baylor, R OBP: 0.322, SLG: 0.341 (1, 9)	0-0 F8			4-0 PB HR BB		0-0 5-3		0-0 1-2 1B		3	1	1	0	1	0	2									
Brooks Robinson, R OBP: 0.397, SLG: 0.394 (1, 5)		0-0 6-3		0-0 6-3 1-2		0-0 5-3		0-0 F7		4	0	0	0	0	0	3									
Enos Cabell, R OBP: 0.299, SLG: 0.369 (1, 3)		0-0 G3 1B		0-0 HR		0-0 6-3		0-3 K		4	1	2	2	0	1	2									
Eliot Hendricks, L OBP: 0.278, SLG: 0.356 (1, 2)		0-0 G3 1-2		0-0 1B 3B			0-0 1B SH2-4 1B		0-0 5-3	4	1	2	0	0	0	1									
Mark Belanger, R OBP: 0.301, SLG: 0.315 (1, 6)		0-0 F8		0-0 CS 1B			0-0 SH2-4 1-2		4-0 E 3-1 BB	2	0	1	1	0	0	1									
Boog Powell, L OBP: 0.334, SLG: 0.382 (9, PH)										0	0	0	0	0	1	0									
Don Hood, L OBP: 0.275, SLG: 0.316 (9, PR)										0	1	0	0	0	0	0									
Inning Stats	R: 0 E: 1 K: 1 S: 7	H: 1 LOB: 2 BB: 0 P: 7	R: 0 E: 0 K: 0 S: 4	H: 1 LOB: 1 BB: 0 P: 4	R: 0 E: 0 K: 0 S: 3	H: 0 LOB: 0 BB: 0 P: 3	R: 3 E: 0 K: 0 S: 5	H: 3 LOB: 0 BB: 1 P: 9	R: 0 E: 0 K: 0 S: 4	H: 1 LOB: 1 BB: 0 P: 4	R: 0 E: 0 K: 0 S: 3	H: 0 LOB: 0 BB: 0 P: 3	R: 0 E: 0 K: 0 S: 4	H: 2 LOB: 1 BB: 0 P: 4	R: 0 E: 0 K: 2 S: 8	H: 1 LOB: 2 BB: 1 P: 12	R: 1 E: 1 K: 0 S: 4	H: 0 LOB: 2 BB: 1 P: 8	1B: 7 2B: 0 3B: 1 HR: 1	SF: 0 SAC: 2 DP: 1 HBP: 0	WP: 0 PB: 1 SB: 0 CS: 1	PA: 40			
PITCHER	IP	WLS	BF	H	R	ER	SO	BB	IBB	HBP	BLK	WP	HR	S	P	ERA	WHIP								
Jim Perry, R ERA: 2.86 (1, 1)	6.1	W	28	8	3	3	1	1	0	0	0	0	1	29	33	4.26	1.421								
Tom Buskey, R ERA: 3.24 (7, 1)	2.2	S	11	1	1	0	2	2	0	0	0	0	0	13	21	0.00	1.125								

Batter	1	2	3	4	5	6	7	8	9	AB	R	H	RBI	BB	SO	LOB	BOTTOM								
John Lowenstein, L OBP: 0.318, SLG: 0.328 (1, 7)	0-0 HR 1B		0-0 FC6-4 1B		0-0 F8		0-0 F7			3	1	2	0	0	0	0	Baltimore Orioles @ Cleveland Indians Cleveland Municipal Stadium, Cleveland, OH Sun Sep 08 1974, 3:33 AM EDT Att: 15,985 - Unknown livebaseballscorecards.com								
Rusty Torres, S OBP: 0.243, SLG: 0.244 (6, 7)			0-0 FC6-4 2B		0-0 4-3		0-0 E4 2-H			1	0	0	0	0	0	2									
Oscar Gamble, L OBP: 0.357, SLG: 0.462 (1, 10)	0-0 5-3 1-2		0-0 FC6-4 2B		0-0 4-3		0-0 E4 2-H			4	1	0	0	0	0	3									
George Hendrick, R OBP: 0.335, SLG: 0.473 (1, 8)	0-0 2-H HR		0-3 K		0-0 F9		0-0 F9			4	1	1	2	0	1	3									
Charlie Spikes, R OBP: 0.328, SLG: 0.448 (1, 9)	0-3 K		0-0 2B		0-0 G3		0-0 HR			4	1	3	2	0	1	0									
John Ellis, R OBP: 0.330, SLG: 0.427 (1, 2)	0-0 1-3		0-0 F8		0-0 G3		0-0 F3			4	0	0	0	0	0	2									
Tom McCraw, L OBP: 0.341, SLG: 0.440 (1, 3)		0-0 HR		0-0 4-3		0-0 F5		0-0 F6		4	1	1	1	0	0	1									
Jack Brohamer, L OBP: 0.331, SLG: 0.330 (1, 4)		0-0 F8		0-0 F7		0-0 SH3 2B 1B		0-0 F8		3	0	1	0	0	0	0									
Luis Alvarado, R OBP: 0.224, SLG: 0.213 (7, PR) (8, 4)		0-0 F8		0-0 F7		0-0 SH3 2B 1B		0-0 F8		1	1	0	0	0	0	0									
Buddy Bell, R OBP: 0.310, SLG: 0.350 (1, 5)		0-0 6-3		0-0 5-3		0-0 SH3				2	0	0	0	0	0	0									
Frank Duffy, R OBP: 0.275, SLG: 0.316 (1, 6)		0-0 6-3			0-0 F7		0-0 E 2B			3	1	1	1	0	0	0									
Inning Stats	R: 2 E: 0 K: 1 S: 7	H: 2 LOB: 0 BB: 0 P: 7	R: 1 E: 0 K: 0 S: 4	H: 1 LOB: 0 BB: 0 P: 4	R: 1 E: 0 K: 1 S: 7	H: 2 LOB: 1 BB: 0 P: 7	R: 0 E: 0 K: 0 S: 3	H: 0 LOB: 0 BB: 0 P: 3	R: 0 E: 0 K: 0 S: 3	H: 0 LOB: 0 BB: 0 P: 3	R: 0 E: 0 K: 0 S: 4	H: 1 LOB: 1 BB: 0 P: 4	R: 2 E: 1 K: 0 S: 6	H: 2 LOB: 2 BB: 0 P: 6	R: 1 E: 0 K: 0 S: 4	H: 1 LOB: 0 BB: 0 P: 4	1B: 3 2B: 3 3B: 0 HR: 3	SF: 0 SAC: 1 DP: 0 HBP: 0	WP: 0 PB: 0 SB: 1 CS: 0	PA: 34					
PITCHER	IP	WLS	BF	H	R	ER	SO	BB	IBB	HBP	BLK	WP	HR	S	P	ERA	WHIP								
Jim Palmer, R ERA: 3.67 (1, 1)	6.1	L	27	8	6	5	2	0	0	0	0	0	1	7	7	5.40	0.600								
Grant Jackson, L ERA: 2.61 (7, 1)	1.2		7	1	1	1	0	0	0	0	0	0	0	1	7	5.40	0.600								

Batter	1	2	3	4	5	6	7	8	9	10	11	AB	R	H	RBI	BB	SO	LOB	TOP							
Mark Belanger, R OBP: 0.302, SLG: 0.316	4-0 BB		0-0 2B		0-0 F7		0-0 4-3		0-0 E4		0-0 5-3	5	0	1	0	1	0	0								
Paul Blair, R OBP: 0.298, SLG: 0.402	0-0 FC5-6-4 1B		0-0 6-3		0-0 HR		0-0 1B		0-3 K		0-0 F9	6	2	2	1	0	1	3								
Bobby Grich, R OBP: 0.371, SLG: 0.445	0-0 1B		0-0 F8		0-3 K		0-0 L5		4-0 BB		0-0 1B	5	1	2	0	1	1	2								
Tommy Davis, R OBP: 0.317, SLG: 0.375	4-0 FC5-4 1BB		0-0 6-3				0-0 4-3		0-0 3-1		0-0 4-3	5	0	1	0	1	0	3								
Earl Williams, R OBP: 0.332, SLG: 0.398	0-0 SF7				0-0 F8		0-0 F8		0-0 F8		0-0 F7	5	0	0	1	0	0	1								
Don Baylor, R OBP: 0.327, SLG: 0.355	0-0 FC5-4				1-0 1B		0-0 HR		0-0 E			4	3	3	1	0	0	2								
Jim Fuller, R OBP: 0.264, SLG: 0.392	1-2 1B				0-0 G4-3-6 HBP		0-3 K		0-0 F9			0	0	0	0	0	0	0								
Brooks Robinson, R OBP: 0.369, SLG: 0.397			0-0 L6		0-0 1B		4-0 BB		0-0 K			4	0	2	1	1	1	1								
Enos Cabell, R OBP: 0.291, SLG: 0.358	0-0 5-3				0-0 G4-3-6		0-3 K		0-0 F9			4	0	0	1	0	1	3								
Rich Coogins, L OBP: 0.298, SLG: 0.319					0-0 1B							0	0	0	0	1	0	0								
Andy Etchebarren, R OBP: 0.333, SLG: 0.381	0-0 F4				0-0 6-3		0-0 F4		0-0 4-3		0-0 F7	4	0	0	0	0	0	0								
Boog Powell, L OBP: 0.333, SLG: 0.381												1	0	0	0	0	0	2								
Inning Stats	R: 1 E: 0 K: 0 S: 4	H: 1 LOB: 2 BB: 2 P: 12	R: 0 E: 0 K: 0 S: 3	H: 0 LOB: 0 BB: 0 P: 3	R: 0 E: 0 K: 0 S: 4	H: 1 LOB: 1 BB: 0 P: 4	R: 1 E: 0 K: 0 S: 3	H: 1 LOB: 0 BB: 0 P: 4	R: 1 E: 0 K: 1 S: 6	H: 1 LOB: 1 BB: 1 P: 10	R: 0 E: 0 K: 0 S: 4	H: 1 LOB: 1 BB: 0 P: 4	R: 1 E: 0 K: 0 S: 5	H: 2 LOB: 1 BB: 1 P: 5	R: 0 E: 1 K: 1 S: 6	H: 0 LOB: 2 BB: 1 P: 10	R: 0 E: 0 K: 1 S: 6	H: 1 LOB: 2 BB: 1 P: 10	R: 1 E: 0 K: 0 S: 5	H: 2 LOB: 1 BB: 0 P: 5	1B: 6 2B: 4 3B: 0 HR: 2	SF: 1 SAC: 0 DP: 1 HBP: 1	WP: 1 PB: 0 SB: 4 CS: 0	PA: 50		
PITCHER	Kevin Kobel, L ERA: 3.97	IP: 5.2 WLS: 3.2 BF: 16	WLS: 16 BF: 3	H: 5 R: 4 ER: 1 SO: 2	R: 1 ER: 1 SO: 2	H: 1 LOB: 1 BB: 0 P: 4	BB: 2 IBB: 0 HBP: 0 BLK: 0	WP: 0 HR: 0 S: 19 P: 23	IP: 19 WLS: 2.46 BF: 23	H: 11 R: 23 ER: 2.46 SO: 1.091	Tom Murphy, R ERA: 1.57	IP: 10.1 WLS: 1.2 BF: 9	H: 3 R: 1 ER: 1 SO: 1	R: 0 E: 0 K: 0 S: 3	H: 0 LOB: 0 BB: 0 P: 3	BB: 0 IBB: 1 HBP: 0 BLK: 0	WP: 1 HR: 0 S: 10 P: 14	ERA: 5.40 WHIP: 1.800	PITCHER	IP: 10.1 WLS: 1.2 BF: 9	H: 3 R: 1 ER: 1 SO: 1	R: 0 E: 0 K: 0 S: 3	H: 0 LOB: 0 BB: 0 P: 3	BB: 0 IBB: 1 HBP: 0 BLK: 0	WP: 1 HR: 0 S: 10 P: 14	ERA: 5.40 WHIP: 1.800

Baltimore Orioles @ Milwaukee Brewers
Milwaukee County Stadium, Milwaukee, WI
Mon Sep 09 1974, 8:05 PM EDT
Att: 5,268 - Unknown

AB 43
R 6
H 11
RBI 5
BB 5
SO 4
LOB 17



Batter	1	2	3	4	5	6	7	8	9	10	11	AB	R	H	RBI	BB	SO	LOB	BOTTOM						
Don Money, R OBP: 0.345, SLG: 0.408	0-0 L5		0-0 F9		4-0 1B		0-0 F9		4-0 HR		0-0 BB	4	1	1	0	2	0	1							
Ken Berry, R OBP: 0.299, SLG: 0.290	0-0 F6		0-0 1B		0-0 FC5-4 1B		0-0 2B		0-0 HR		4-0 BB	4	0	3	1	0	0	0							
Darrell Porter, L OBP: 0.333, SLG: 0.386					1-3 1B		1-H 2B		1-H 3-H 3-H HR		1-2 BB	1	1	1	4	1	0	0							
George Scott, R OBP: 0.352, SLG: 0.437	0-0 6-3		0-0 F8		0-0 FC5-4		0-0 F3		0-0 5-3		0-0 F8	6	0	0	0	0	0	6							
John Briggs, L OBP: 0.339, SLG: 0.444					0-0 F9		0-0 6-3		0-0 4-3		0-0 6-3	4	0	0	0	1	0	0							
Bobby Mitchell, R OBP: 0.314, SLG: 0.375					0-3 K		0-0 K		0-3 K		0-3 K	4	0	1	0	0	3	1							
Mike Hegan, L OBP: 0.325, SLG: 0.387							0-0 2B					1	0	0	0	0	1	0							
Gorman Thomas, R OBP: 0.316, SLG: 0.500					4-0 F7		0-0 BB		0-0 F7		0-0 4-3	4	0	0	0	1	0	2							
Charlie Moore, R OBP: 0.335, SLG: 0.369					0-0 F7		0-0 F7		0-0 5-3		0-0 6-3	4	0	1	0	0	0	2							
Bob Coluccio, R OBP: 0.311, SLG: 0.328					1-2 1B							1	0	0	0	0	0	0							
Tim Johnson, L OBP: 0.289, SLG: 0.330					0-0 F8		0-0 6-3		0-0 FC6-4 1B		0-0 4-3	5	1	2	0	0	0	2							
Pedro Garcia, R OBP: 0.238, SLG: 0.327					0-0 5-3		0-0 F9		0-0 FC6-4 2B		0-0 5-3	5	2	1	0	0	0	1							
Inning Stats	R: 0 E: 0 K: 0 S: 3	H: 0 LOB: 0 BB: 0 P: 3	R: 0 E: 0 K: 1 S: 6	H: 1 LOB: 2 BB: 1 P: 10	R: 0 E: 0 K: 0 S: 4	H: 1 LOB: 1 BB: 0 P: 4	R: 0 E: 0 K: 0 S: 5	H: 0 LOB: 1 BB: 1 P: 9	R: 0 E: 0 K: 0 S: 4	H: 1 LOB: 1 BB: 1 P: 4	R: 1 E: 0 K: 0 S: 5	H: 2 LOB: 1 BB: 0 P: 5	R: 0 E: 0 K: 1 S: 5	H: 0 LOB: 0 BB: 1 P: 5	R: 4 E: 0 K: 0 S: 6	H: 3 LOB: 0 BB: 1 P: 10	R: 0 E: 0 K: 1 S: 5	H: 1 LOB: 2 BB: 1 P: 8	R: 0 E: 0 K: 0 S: 4	H: 1 LOB: 2 BB: 1 P: 8	1B: 7 2B: 2 3B: 0 HR: 1	SF: 0 SAC: 0 DP: 0 HBP: 0	WP: 0 PB: 0 SB: 0 CS: 0	PA: 48	
PITCHER	Mike Cuellar, L ERA: 3.24	IP: 8.1 WLS: 2.1 BF: 9	WLS: 9 BF: 2	H: 8 R: 4 ER: 1 SO: 3	R: 1 ER: 1 SO: 3	BB: 4 IBB: 0 HBP: 0 BLK: 0	WP: 0 HR: 0 S: 11 P: 11	IP: 11 WLS: 3.86 BF: 11	H: 11 R: 11 ER: 3.86 SO: 0.857	Grant Jackson, L ERA: 2.61	IP: 11.1 WLS: 0.0 BF: 1	H: 0 R: 0 ER: 0 SO: 0	R: 0 E: 0 K: 0 S: 4	H: 0 LOB: 0 BB: 0 P: 3	BB: 0 IBB: 0 HBP: 0 BLK: 0	WP: 0 HR: 0 S: 0 P: 4	ERA: 0.00 WHIP: 0.000	PITCHER	IP: 11.1 WLS: 0.0 BF: 1	H: 0 R: 0 ER: 0 SO: 0	R: 0 E: 0 K: 0 S: 4	H: 0 LOB: 0 BB: 0 P: 3	BB: 0 IBB: 0 HBP: 0 BLK: 0	WP: 0 HR: 0 S: 0 P: 4	ERA: 0.00 WHIP: 0.000

Baltimore Orioles @ Milwaukee Brewers
Milwaukee County Stadium, Milwaukee, WI
Mon Sep 09 1974, 8:05 PM EDT
Att: 5,268 - Unknown

AB 43
R 5
H 10
RBI 5
BB 5
SO 4
LOB 15



Batter	1	2	3	4	5	6	7	8	9	10	AB	R	H	RBI	BB	SO	LOB	TOP						
Rich Coggins, L OBP: 0.295, SLG: 0.315 (1, 9)	4-3		F9	G3			B2		K		5	0	0	0	0	1	3	Baltimore Orioles @ Milwaukee Brewers Milwaukee County Stadium, Milwaukee, WI Tue Sep 10 1974, 8:05 PM EDT Att: 5,718 - Unknown						
Paul Blair, R OBP: 0.299, SLG: 0.408 (1, 8)	L5			HR	6-3		FC4-6 1B		F5		5	1	2	1	0	0	0							
Bobby Grich, R OBP: 0.370, SLG: 0.444 (1, 4)	K						FC4-6				1	0	0	0	0	1	0							
Frank Baker, L OBP: 0.250, SLG: 0.231 (2, 4)					1B	2B		FC1-6 1B		FC4 1B		4	1	3	0	0	0		2					
Tommy Davis, R OBP: 0.314, SLG: 0.372 (1, 10)		F6		K	FC1-6		6-3		FC4		5	0	0	0	0	1	5							
Don Baylor, R OBP: 0.330, SLG: 0.356 (1, 7)		F4		1B	1B				1B	BB	4	1	2	1	1	0	1							
Brooks Robinson, R OBP: 0.329, SLG: 0.397 (1, 5)		6-3		1B	1B					6-3 1B	5	1	2	0	0	0	1							
Earl Williams, R OBP: 0.297, SLG: 0.399 (1, 2)			F8	1B					F7		4	0	2	1	0	0	2							
Elirod Hendricks, L OBP: 0.276, SLG: 0.353 (10, PH) (10, 2)				1B			L3 1B			F8	1	0	0	0	0	0	1							
Enos Cabell, R OBP: 0.297, SLG: 0.384 (1, 3)				1B					L3		4	1	2	2	0	0	3							
Boog Powell, L OBP: 0.335, SLG: 0.381 (10, PH) (10, 3)			HR	1B						IBB	0	0	0	0	1	0	0							
Mark Belanger, R OBP: 0.301, SLG: 0.315 (1, 6)			4-3	F9			FC4-6 1B		FC6-4		5	0	1	0	0	0	6							
Inning Stats	R: 0 E: 0 K: 1 S: 5	H: 0 LOB: 0 BB: 0 P: 5	R: 0 E: 0 K: 0 S: 3	H: 0 LOB: 0 BB: 0 P: 3	R: 1 E: 0 K: 0 S: 4	H: 1 LOB: 0 BB: 0 P: 4	R: 4 E: 0 K: 0 S: 11	H: 6 LOB: 2 BB: 0 P: 11	R: 0 E: 0 K: 0 S: 4	H: 1 LOB: 1 BB: 0 P: 3	R: 0 E: 0 K: 0 S: 5	H: 2 LOB: 2 BB: 0 P: 5	R: 0 E: 0 K: 0 S: 4	H: 1 LOB: 2 BB: 1 P: 8	R: 0 E: 0 K: 1 S: 6	H: 1 LOB: 1 BB: 0 P: 6	R: 0 E: 0 K: 0 S: 4	H: 1 LOB: 2 BB: 1 P: 8	1B: 11 2B: 2 3B: 0 HR: 2	SF: 0 SAC: 0 DP: 1 HBP: 0	WP: 0 PB: 0 SB: 0 CS: 0	PA: 45		
PITCHER	IP WLS BF H R ER SO ERA WHIP	IP WLS BF H R ER SO ERA WHIP	IP WLS BF H R ER SO ERA WHIP	IP WLS BF H R ER SO ERA WHIP	IP WLS BF H R ER SO ERA WHIP	IP WLS BF H R ER SO ERA WHIP	IP WLS BF H R ER SO ERA WHIP	IP WLS BF H R ER SO ERA WHIP	IP WLS BF H R ER SO ERA WHIP	IP WLS BF H R ER SO ERA WHIP	IP WLS BF H R ER SO ERA WHIP	IP WLS BF H R ER SO ERA WHIP	IP WLS BF H R ER SO ERA WHIP	IP WLS BF H R ER SO ERA WHIP	IP WLS BF H R ER SO ERA WHIP	IP WLS BF H R ER SO ERA WHIP	IP WLS BF H R ER SO ERA WHIP	IP WLS BF H R ER SO ERA WHIP	IP WLS BF H R ER SO ERA WHIP	IP WLS BF H R ER SO ERA WHIP	IP WLS BF H R ER SO ERA WHIP	IP WLS BF H R ER SO ERA WHIP	IP WLS BF H R ER SO ERA WHIP	IP WLS BF H R ER SO ERA WHIP
Bill Champion, R ERA: 3.55 (1, 1)	3.1	17	7	5	5	2	0	0	0	0	13.50	2.100												
Bill Travers, L ERA: 4.74 (4, 1)	3.2	16	5	0	0	0	1	0	0	0	0.00	1.636												
Tom Murphy, R ERA: 1.53 (8, 1)	3.0	12	2	0	0	1	0	1	0	0	0.00	0.667												

AB	43
R	5
H	14
RBI	5
BB	2
SO	3
LOB	24



Batter	1	2	3	4	5	6	7	8	9	10	AB	R	H	RBI	BB	SO	LOB	BOTTOM					
Don Money, R OBP: 0.347, SLG: 0.410 (1, 5)	L7		PB 2B	FC5-4 BB			PB 1B		F9		4	2	2	0	1	0	0	Baltimore Orioles @ Milwaukee Brewers Milwaukee County Stadium, Milwaukee, WI Tue Sep 10 1974, 8:05 PM EDT Att: 5,718 - Unknown					
Ken Berry, R OBP: 0.301, SLG: 0.297 (1, 8)	2B 4-3 1B		2B	FC5-4 1-2			L4		K		5	1	2	1	0	1	3						
George Scott, R OBP: 0.354, SLG: 0.440 (1, 3)	4-3 1-3 2B		IBB	G4-6-3 1B			E4 PB 1B		K		4	1	2	0	1	1	1						
John Briggs, L OBP: 0.338, SLG: 0.441 (1, 7)	4-3 2-3 3-4 0-0		F2	G4-6-3 1-2			K			SH1-4 1B BB	4	1	0	1	1	1	5						
Bobby Mitchell, R OBP: 0.313, SLG: 0.372 (1, 10)	F8		F6	5-3			PO 1B			SH1-4 1-2	4	0	1	1	0	0	3						
Bob Coluccio, R OBP: 0.311, SLG: 0.328 (10, PH)											0	0	0	0	0	0	0						
Sixto Lezcano, R OBP: 0.600, SLG: 0.600 (1, 9)			G3-6-3 1B	F9			5-3		PO		5	0	3	1	0	0	0						
Darrell Porter, L OBP: 0.336, SLG: 0.390 (1, 2)			G3-6-3 1-2	2B			BB		SH3-4 1-2		2	1	1	0	1	0	1						
Pedro Garcia, R OBP: 0.236, SLG: 0.324 (1, 4)			F9	5-3			L8		F3		4	0	0	0	0	0	3						
Tim Johnson, L OBP: 0.289, SLG: 0.335 (1, 6)			4-3				L5		F9		3	0	1	1	0	0	1						
Charlie Moore, R OBP: 0.353, SLG: 0.367 (8, PH)											1	0	0	0	0	0	1						
Jack Lind, S (9, 6)				2B							0	0	0	0	0	0	0						
Inning Stats	R: 1 E: 0 K: 0 S: 5	H: 2 LOB: 1 BB: 0 P: 5	R: 0 E: 0 K: 0 S: 3	H: 1 LOB: 0 BB: 0 P: 3	R: 1 E: 0 K: 0 S: 5	H: 2 LOB: 2 BB: 1 P: 9	R: 1 E: 0 K: 0 S: 5	H: 2 LOB: 2 BB: 1 P: 9	R: 0 E: 0 K: 0 S: 3	H: 1 LOB: 0 BB: 0 P: 7	R: 2 E: 1 K: 1 S: 7	H: 2 LOB: 0 BB: 0 P: 7	R: 0 E: 0 K: 0 S: 4	H: 1 LOB: 1 BB: 0 P: 4	R: 0 E: 0 K: 2 S: 7	H: 0 LOB: 0 BB: 0 P: 7	R: 1 E: 0 K: 0 S: 2	H: 1 LOB: 1 BB: 1 P: 6	1B: 7 2B: 5 3B: 0 HR: 0	SF: 0 SAC: 2 DP: 2 HBP: 0	WP: 0 PB: 2 SB: 0 CS: 0	PA: 43	
PITCHER	IP WLS BF H R ER SO ERA WHIP	IP WLS BF H R ER SO ERA WHIP	IP WLS BF H R ER SO ERA WHIP	IP WLS BF H R ER SO ERA WHIP	IP WLS BF H R ER SO ERA WHIP	IP WLS BF H R ER SO ERA WHIP	IP WLS BF H R ER SO ERA WHIP	IP WLS BF H R ER SO ERA WHIP	IP WLS BF H R ER SO ERA WHIP	IP WLS BF H R ER SO ERA WHIP	IP WLS BF H R ER SO ERA WHIP	IP WLS BF H R ER SO ERA WHIP	IP WLS BF H R ER SO ERA WHIP	IP WLS BF H R ER SO ERA WHIP	IP WLS BF H R ER SO ERA WHIP	IP WLS BF H R ER SO ERA WHIP	IP WLS BF H R ER SO ERA WHIP	IP WLS BF H R ER SO ERA WHIP	IP WLS BF H R ER SO ERA WHIP	IP WLS BF H R ER SO ERA WHIP	IP WLS BF H R ER SO ERA WHIP	IP WLS BF H R ER SO ERA WHIP	IP WLS BF H R ER SO ERA WHIP
Dave McNally, L ERA: 3.76 (1, 1)	7.0	33	11	5	3	1	2	1	0	0	3.86	1.857											
Grant Jackson, L ERA: 2.67 (8, 1)	2.1	9	1	1	1	2	1	0	0	0	3.86	0.857											

AB	36
R	6
H	12
RBI	5
BB	4
SO	3
LOB	18



Batter	1	2	3	4	5	6	7	8	9	10	11	12	13	14	15	16	17	AB	R	H	RBI	BB	SO	LOB	TOP
Roy White, S OBP: 0.375, SLG: 0.396 Walt Williams, R OBP: 0.132, SLG: 0.118	6-3	6-3			F9		SH1-4 1B		SH1-4		6-3			FC6-4 1B		K		4	0	1	0	0	0	2	3 0 1 0 0 1 0
Elliott Maddox, R OBP: 0.362, SLG: 0.379	5-3		F9		5-3		SH1-4		FC6-4 BB					G4-6-3 1B			F9	6	0	1	0	1	0	1	6 0 1 0 1 0 1
Bobby Murcer, L OBP: 0.330, SLG: 0.362	4-3		6-3		4-3				F2					G4-6-3 1B		K		7	0	0	0	1	2	3	7 0 0 0 1 2 3
Alex Johnson, R OBP: 0.337, SLG: 0.369		3-1 SF8 2B				4-3	K		FC6-4					F7		F9		8	1	2	0	0	1	5	8 1 2 0 0 1 5
Thurman Munson, R OBP: 0.313, SLG: 0.380		3-1		L8		K	L4			F8				L7		1B		7	0	1	0	0	1	5	7 0 1 0 0 1 5
Graig Nettles, L OBP: 0.319, SLG: 0.394		SF8				1B				6-3				4-3		1B		6	0	2	1	0	0	0	6 0 2 1 0 0 0
Chris Chambliss, L OBP: 0.300, SLG: 0.352		1B 1B				K				F7				4-3		K		7	1	2	0	0	3	2	7 1 2 0 0 3 2
Sandy Alomar Sr., S OBP: 0.307, SLG: 0.322		1B 1B				5-3			F4					F8		F4		7	0	2	0	0	0	2	7 0 2 0 0 0 2
Jim Mason, L OBP: 0.287, SLG: 0.347 Lou Piniella, R OBP: 0.255, SLG: 0.289 Larry Murray, S OBP: 0.245, SLG: 0.176 Fred Spivey, R OBP: 0.245, SLG: 0.176 Chris McDonald, S OBP: 0.235, SLG: 0.295		1-3				SH1-4 1B			SH1-4 BB					K		F2		3	0	2	1	0	0	1	3 0 2 1 0 0 1
Inning Stats	R:0 H:0 E:0 K:0 S:3	R:2 H:4 E:0 K:0 S:7	R:0 H:1 E:0 K:0 S:4	R:0 H:1 E:0 K:1 S:6	R:0 H:0 E:0 K:0 S:3	R:0 H:2 E:0 K:1 S:7	R:0 H:2 E:0 K:1 S:7	R:0 H:0 E:0 K:1 S:5	R:0 H:0 E:0 K:0 S:3	R:0 H:0 E:0 K:0 S:3	R:0 H:0 E:0 K:1 S:5	R:0 H:1 E:0 K:0 S:3	R:0 H:0 E:0 K:0 S:3	R:0 H:1 E:0 K:0 S:4	R:0 H:2 E:0 K:2 S:9	R:0 H:0 E:0 K:1 S:5	R:0 H:0 E:0 K:1 S:5	R:0 H:0 E:0 K:1 S:5	1B:13 SF:1 ZB:1 SAC:2 3B:0 DP:1 HR:0 HBP:0	WP:0 PA:67					
PITCHER	IP:14.0 WLS:14.0 BF:56 H:12 R:2 ER:2 SO:2 BB:2 IBB:0 HBP:0 BLK:0 WP:0 HR:0 S:63 P:75 ERA:1.29 WHIP:1.000	IP:15.1 WLS:0.2 BF:4 H:2 R:0 ER:0 SO:1 BB:0 IBB:0 HBP:0 BLK:0 WP:0 HR:0 S:6 P:6 ERA:3.02 WHIP:3.000	IP:15.1 WLS:2.1 W:7 BF:7 H:0 R:0 ER:0 SO:3 BB:0 IBB:0 HBP:0 BLK:0 WP:0 HR:0 S:13 P:13 ERA:0.00 WHIP:0.000																						

New York Yankees @ Baltimore Orioles
Memorial Stadium, Baltimore, MD
Wed Sep 11 1974, 7:05 PM EDT
Unknown

AB 61
R 2
H 14
RBI 2
BB 3
SO 9
LOB 21



Batter	1	2	3	4	5	6	7	8	9	10	11	12	13	14	15	16	17	AB	R	H	RBI	BB	SO	LOB	BOTTOM
Mark Belanger, R OBP: 0.300, SLG: 0.312	F9	F8			F6		G5-3 1B			BB SH2-4 BB				F7			6-3	7	0	1	0	1	0	2	7 0 1 0 1 0 2
Paul Blair, R OBP: 0.299, SLG: 0.405			F8		F3		G5-3			SH2-4				5-3		F4		6	1	1	0	1	0	5	6 1 1 0 1 0 5
Bobby Grich, R OBP: 0.370, SLG: 0.440					F7		K			BB IBB				F9			K	5	0	0	0	2	2	2	5 0 0 0 2 2 2
Tommy Davis, R OBP: 0.315, SLG: 0.371 Al Burnham, L OBP: 0.271, SLG: 0.293 Curt Motton, R OBP: 0.271, SLG: 0.293 Boog Powell, L OBP: 0.337, SLG: 0.383			F3			2B			6-3					4-3			5-3	4	0	1	0	1	1	2	4 0 1 0 1 1 2
Earl Williams, R OBP: 0.326, SLG: 0.392				1-3		K			5-3					5-3			5-3	7	0	0	0	0	2	6	7 0 0 0 0 2 6
Don Baylor, R OBP: 0.331, SLG: 0.388		SH1-4 5-3 BB			F9		L4			F9				6-3			SH1-4 1B	6	1	2	0	1	0	3	6 1 2 0 1 0 3
Brooks Robinson, R OBP: 0.367, SLG: 0.395		SH1-4 1B			F9		K			6-3				6-3			F8	6	0	1	0	0	1	2	6 0 1 0 0 1 2
Enos Cabell, R OBP: 0.291, SLG: 0.375		SH1-4			F8		1B BB G5-3 1B			K				6-3			F3	6	0	1	0	0	1	1	6 0 1 0 0 1 1
Andy Etchebarren, R OBP: 0.235, SLG: 0.281		5-3					G5-3 1B BB			F9				F8			5-3	6	1	2	2	1	0	2	6 1 2 2 1 0 2
Inning Stats	R:0 H:1 E:0 K:2 S:8	R:1 H:1 E:0 K:0 S:4	R:0 H:0 E:0 K:0 S:3	R:0 H:0 E:0 K:0 S:3	R:1 H:1 E:0 K:0 S:4	R:0 H:2 E:0 K:1 S:9	R:0 H:2 E:0 K:1 S:6	R:0 H:0 E:0 K:0 S:3	R:0 H:0 E:0 K:1 S:5	R:0 H:0 E:0 K:0 S:3	R:0 H:0 E:0 K:0 S:3	R:0 H:0 E:0 K:0 S:3	R:0 H:0 E:0 K:0 S:3	R:0 H:1 E:1 K:0 S:5	R:0 H:0 E:0 K:1 S:5	R:0 H:1 E:0 K:0 S:4	R:1 H:1 E:0 K:0 S:2	1B:8 SF:0 ZB:1 SAC:3 3B:0 DP:1 HR:1 HBP:1	WP:0 PA:67						
PITCHER	IP:9.1 WLS:9.1 BF:38 H:7 R:2 ER:2 SO:6 BB:3 IBB:0 HBP:0 BLK:0 WP:0 HR:0 S:46 P:59 ERA:1.93 WHIP:1.071	IP:10.1 WLS:6.2 BF:25 H:2 R:0 ER:0 SO:1 BB:1 IBB:0 HBP:0 BLK:0 WP:0 HR:0 S:25 P:33 ERA:0.00 WHIP:0.450	IP:17.1 WLS:0.1 L:4 H:1 R:1 ER:0 SO:0 BB:2 IBB:0 HBP:0 BLK:0 WP:0 HR:0 S:10 P:10 ERA:2.57 WHIP:9.000																						

New York Yankees @ Baltimore Orioles
Memorial Stadium, Baltimore, MD
Wed Sep 11 1974, 7:05 PM EDT
Unknown


AB 56
R 3
H 10
RBI 3
BB 7
SO 7
LOB 25




Batter	1	2	3	4	5	6	7	8	9	AB R H RBI BB SO LOB	TOP
Roy White, S (1, 7) OBP: 0.377, SLG: 0.403	F8 S BB	SF9 HBP IBB		F7			G3		HR	3 1 1 1 2 0 0	New York Yankees @ Baltimore Orioles Memorial Stadium, Baltimore, MD Wed Sep 11 1974, 7:05 PM EDT Att: 28,923 - Unknown
Elliott Maddox, R (1, 8) OBP: 0.394, SLG: 0.379	F8								F8	3 0 1 1 1 0 1	
Lou Piniella, R (1, 9) OBP: 0.336, SLG: 0.386	F3	SF9		F9					F4	4 0 0 1 0 0 3	
Alex Johnson, R (1, 10) OBP: 0.335, SLG: 0.366	1-3	F3			F9				F8	4 0 0 0 0 0 4	
Thurman Munson, R (1, 2) OBP: 0.310, SLG: 0.377		E6 BB 1B	L4		L6				F5	4 1 0 0 0 0 0	
Otto Velez, R (1, 3) OBP: 0.348, SLG: 0.348		1B E BB			G3				F7	2 1 0 0 2 0 0	
Graig Nettles, L (1, 5) OBP: 0.318, SLG: 0.395		F8	F8			G3				4 0 1 0 0 0 3	
Sandy Alomar Sr., S (1, 4) OBP: 0.307, SLG: 0.321		E HBP 1B	K			K			F9	4 1 1 1 0 2 2	
Jim Mason, L (1, 6) OBP: 0.296, SLG: 0.346		E8 HBP SF9 1B		1-3		F8			F8	4 1 1 1 0 0 0	
Inning Stats	R: 0 H: 0 E: 0 LOB: 1 K: 0 BB: 1 S: 3 P: 7	R: 4 H: 2 E: 2 LOB: 2 K: 0 BB: 2 S: 6 P: 15	R: 0 H: 0 E: 0 LOB: 1 K: 1 BB: 1 S: 5 P: 9	R: 0 H: 1 E: 0 LOB: 1 K: 0 BB: 0 S: 4 P: 4	R: 0 H: 0 E: 0 LOB: 0 K: 0 BB: 0 S: 3 P: 3	R: 0 H: 0 E: 0 LOB: 0 K: 1 BB: 0 S: 5 P: 5	R: 0 H: 0 E: 0 LOB: 1 K: 0 BB: 1 S: 3 P: 7	R: 0 H: 1 E: 0 LOB: 1 K: 0 BB: 0 S: 4 P: 4	R: 1 H: 1 E: 0 LOB: 0 K: 0 BB: 0 S: 4 P: 4	1B: 3 SF: 1 2B: 1 SAC: 0 3B: 0 DP: 0 HR: 1 HBP: 1	WP: 0 PA: 39 PB: 0 SB: 1 CS: 0
PITCHER	IP WLS BF H R ER SO BB IBB HBP BLK WP HR S P ERA WHIP	PITCHER									
Don Hood, L (1, 1) ERA: 3.51	1.1 L 9 2 4 2 0 2 2 0 0 0 0 0 7 15 13.50 3.000										
Wayne Garland, R (2, 1) ERA: 3.18	7.2 30 3 1 1 2 2 1 1 0 0 1 30 43 1.17 0.652										

Batter	1	2	3	4	5	6	7	8	9	AB R H RBI BB SO LOB	BOTTOM
Mark Belanger, R (1, 6) OBP: 0.297, SLG: 0.309	F7		F3			F6		F5		4 0 0 0 0 0 1	New York Yankees @ Baltimore Orioles Memorial Stadium, Baltimore, MD Wed Sep 11 1974, 7:05 PM EDT Att: 28,923 - Unknown
Paul Blair, R (1, 8) OBP: 0.301, SLG: 0.406	1B CS		5-3			F3			1B	4 1 2 0 0 0 0	
Bobby Grich, R (1, 4) OBP: 0.370, SLG: 0.438				6-3		5-3			K	4 0 1 0 0 1 1	
Tommy Davis, R (1, 10) OBP: 0.315, SLG: 0.369	5-3				BB		G3		K	3 0 0 0 1 1 2	
Don Baylor, R (1, 7) OBP: 0.331, SLG: 0.357					F8		F6		F6	4 0 1 0 0 0 2	
Brooks Robinson, R (1, 5) OBP: 0.365, SLG: 0.392		5-3			F7		4-3			3 0 0 0 0 0 2	
Enos Cabell, R (1, 3) OBP: 0.286, SLG: 0.367		3-1				6-3			5-3	3 0 0 0 0 0 1	
Jim Fuller, R (1, 9) OBP: 0.265, SLG: 0.392			K						1B	3 0 1 0 0 2 1	
Eliot Hendricks, L (1, 2) OBP: 0.272, SLG: 0.347				B3					F9	2 0 0 0 0 1 0	
Earl Williams, R (8, PH) OBP: 0.327, SLG: 0.391										1 0 0 0 0 0 1	
Inning Stats	R: 1 H: 2 E: 0 LOB: 0 K: 0 BB: 0 S: 4 P: 4	R: 0 H: 1 E: 0 LOB: 1 K: 1 BB: 0 S: 6 P: 6	R: 0 H: 0 E: 0 LOB: 0 K: 0 BB: 0 S: 3 P: 3	R: 0 H: 0 E: 0 LOB: 1 K: 0 BB: 1 S: 3 P: 7	R: 0 H: 0 E: 0 LOB: 0 K: 2 BB: 0 S: 7 P: 7	R: 0 H: 0 E: 0 LOB: 0 K: 0 BB: 0 S: 3 P: 3	R: 0 H: 0 E: 0 LOB: 0 K: 0 BB: 0 S: 3 P: 3	R: 0 H: 1 E: 0 LOB: 1 K: 0 BB: 0 S: 4 P: 4	R: 0 H: 1 E: 0 LOB: 1 K: 2 BB: 0 S: 8 P: 8	1B: 5 SF: 0 2B: 0 SAC: 0 3B: 0 DP: 0 HR: 0 HBP: 0	WP: 0 PA: 32 PB: 0 SB: 0 CS: 2
PITCHER	IP WLS BF H R ER SO BB IBB HBP BLK WP HR S P ERA WHIP	PITCHER									
Larry Gura, L (1, 1) ERA: 1.76	9.0 W 32 5 1 1 5 1 0 0 0 0 0 41 45 1.00 0.667										

AB	32
R	5
H	5
RBI	5
BB	5
SO	2
LOB	13



AB	31
R	1
H	5
RBI	0
BB	1
SO	5
LOB	11



Batter	1	2	3	4	5	6	7	8	9	AB	R	H	RBI	BB	SO	LOB	TOP								
Roy White, S (1, 10) OBP: 0.377, SLG: 0.402	F7			FC3-6 1B FC3-2 BB	F8			E 1B 1B	K	4	1	0	1	1	2										
Elliott Maddox, R (1, 8) OBP: 0.394, SLG: 0.379	6-3			FC3-6 1B	F7			K		5	0	2	0	0	1										
Bobby Murcer, L (1, 9) OBP: 0.331, SLG: 0.362	K			FC3-6 FC3-2 1-2 2-3	FC6-4 1B			E3 1B 1B	F3	5	1	2	0	0	1	3									
Graig Nettles, L (1, 5) OBP: 0.317, SLG: 0.393		F6		FC3-2 1-2	F5			1B 2B 1B	F8	5	1	1	1	0	0	4									
Chris Chambliss, L (1, 3) OBP: 0.299, SLG: 0.351	4-3			3-H F8	FC6-4 1-2			2B 1B 3-H		4	0	1	1	0	0	3									
Lou Piniella, R (1, 7) OBP: 0.337, SLG: 0.389	4-3				2B 1B			1-3 2-H 2B		4	0	2	1	0	0	0									
Jim Mason, L (1, 6) OBP: 0.298, SLG: 0.349			K		1-3 2B			K IBB		3	0	1	0	1	2	0									
Rick Dempsey, R (1, 2) OBP: 0.289, SLG: 0.324			6-3		K			F8		3	0	0	0	1	1	5									
Sandy Alomar Sr., S (1, 4) OBP: 0.302, SLG: 0.317			4-3		K			F8		4	0	0	0	0	2	6									
Inning Stats	R: 0 E: 0 K: 1 S: 5	H: 0 LOB: 0 BB: 0 P: 5	R: 0 E: 0 K: 0 S: 3	H: 0 LOB: 0 BB: 0 P: 3	R: 0 E: 0 K: 1 S: 5	H: 0 LOB: 0 BB: 0 P: 5	R: 0 E: 0 K: 0 S: 4	H: 1 LOB: 2 BB: 1 P: 8	R: 0 E: 0 K: 2 S: 9	H: 2 LOB: 2 BB: 0 P: 9	R: 0 E: 0 K: 0 S: 4	H: 1 LOB: 1 BB: 0 P: 4	R: 0 E: 0 K: 2 S: 7	H: 0 LOB: 1 BB: 1 P: 11	R: 3 E: 1 K: 1 S: 10	H: 5 LOB: 3 BB: 1 P: 14	R: 0 E: 0 K: 1 S: 6	H: 1 LOB: 1 BB: 0 P: 6	1B: 8 2B: 2 3B: 0 HR: 0	SF: 0 SAC: 0 DP: 0 HBP: 0	WP: 0 PB: 0 SB: 0 CS: 0	PA: 40			
PITCHER	IP	WLS	BF	H	R	ER	SO	BB	IBB	HBP	BLK	WP	HR	S	P	ERA	WHIP								
Jim Palmer, R (1, 1) ERA: 3.67	7.1	L	33	9	3	3	7	2	0	0	0	0	0	45	53	3.68	1.500								
Bob Reynolds, R (8, 1) ERA: 2.97	1.0		5	1	0	0	1	0	1	0	0	0	0	6	10	0.00	1.000								
Grant Jackson, L (9, 1) ERA: 2.53	0.2		2	0	0	0	0	0	0	0	0	0	0	2	2	0.00	0.000								

New York Yankees @ Baltimore Orioles
Memorial Stadium, Baltimore, MD
Thu Sep 12 1974, 7:05 PM EDT
Att: 14,909 - Unknown

AB 37
R 3
H 10
RBI 3
BB 3
SO 8
LOB 24



Batter	1	2	3	4	5	6	7	8	9	AB	R	H	RBI	BB	SO	LOB	BOTTOM								
Mark Belanger, R (1, 6) OBP: 0.299, SLG: 0.309	FC1-4 BB		K		1B			FC5-4 1-2 FC5-4		3	0	1	0	1	1	1									
Paul Blair, R (1, 8) OBP: 0.298, SLG: 0.402	FC1-4 6-3 1-2 BB		6-3		5-3			FC5-6-4 FC5 BB 1-2		4	0	0	0	0	0	3									
Bobby Grich, R (1, 4) OBP: 0.372, SLG: 0.438	6-3 1-2 BB							1-2 BB		1	0	0	0	3	1	0									
Tommy Davis, R (1, 10) OBP: 0.313, SLG: 0.366	6-3 1-2 2-3		F9					FC5 2-3		4	0	0	0	0	1	5									
Bob Oliver, R (1, 3) OBP: 0.277, SLG: 0.347	5-3			CS 2B				F9		4	0	1	0	0	0	2									
Don Baylor, R (1, 7) OBP: 0.328, SLG: 0.354		4-3		2-3 K				5-3		4	0	0	0	0	1	1									
Brooks Robinson, R (1, 5) OBP: 0.366, SLG: 0.392				2-3 K				5-3		3	0	1	0	1	1	0									
Al Bumbry, L (9, PR) OBP: 0.271, SLG: 0.293		G5-3 BB BB		K				5-3		0	0	0	0	0	0	0									
Enos Cabell, R (1, 9) OBP: 0.287, SLG: 0.362					K					2	0	0	0	1	1	0									
Rich Coggins, L (9, PH) OBP: 0.294, SLG: 0.314		1-2 BB						F6		1	0	0	0	0	0	1									
Andy Etchebarren, R (1, 2) OBP: 0.236, SLG: 0.263		G5-3 2-3			6-3			FC5-4 1B		3	0	1	0	0	0	2									
Inning Stats	R: 0 E: 0 K: 0 S: 3	H: 0 LOB: 2 BB: 2 P: 11	R: 0 E: 0 K: 0 S: 2	H: 0 LOB: 1 BB: 2 P: 10	R: 0 E: 0 K: 1 S: 5	H: 0 LOB: 1 BB: 1 P: 9	R: 0 E: 0 K: 2 S: 7	H: 1 LOB: 0 BB: 0 P: 7	R: 0 E: 0 K: 1 S: 6	H: 1 LOB: 1 BB: 0 P: 6	R: 0 E: 0 K: 2 S: 7	H: 0 LOB: 0 BB: 0 P: 7	R: 0 E: 0 K: 0 S: 3	H: 0 LOB: 0 BB: 0 P: 3	R: 0 E: 0 K: 0 S: 4	H: 1 LOB: 2 BB: 1 P: 8	R: 0 E: 0 K: 0 S: 4	H: 1 LOB: 1 BB: 0 P: 4	1B: 3 2B: 1 3B: 0 HR: 0	SF: 0 SAC: 0 DP: 1 HBP: 0	WP: 0 PB: 0 SB: 0 CS: 1	PA: 35			
PITCHER	IP	WLS	BF	H	R	ER	SO	BB	IBB	HBP	BLK	WP	HR	S	P	ERA	WHIP								
Mike Wallace, L (1, 1) ERA: 2.56	7.2	W	30	3	0	0	6	6	0	0	0	0	0	36	60	0.00	1.174								
Dick Tidrow, R (8, 1) ERA: 4.16	1.1	S	5	1	0	0	0	0	0	0	0	0	0	5	5	0.00	0.750								

New York Yankees @ Baltimore Orioles
Memorial Stadium, Baltimore, MD
Thu Sep 12 1974, 7:05 PM EDT
Att: 14,909 - Unknown

AB 29
R 0
H 4
RBI 0
BB 6
SO 6
LOB 15



Batter	1	2	3	4	5	6	7	8	9	AB	R	H	RBI	BB	SO	LOB	TOP			
Frank Duffy, R OBP: 0.274, SLG: 0.314 (1, 6)	F3		SF8 1-3 2B		SH5-3 1-2			6-3		3	0	1	0	0	0	0	Cleveland Indians @ Baltimore Orioles Memorial Stadium, Baltimore, MD Fri Sep 13 1974, 7:05 PM EDT Unknown			
Oscar Gamble, L OBP: 0.362, SLG: 0.478 (1, 7)	6-3		SF8 2-3 3-H 0-0		F6			1B 2B		3	1	1	1	0	0	1				
George Hendrick, R OBP: 0.336, SLG: 0.476 Johnny Jeter, R OBP: 0.357, SLG: 0.308 (6, PR) (8, 8)	1B		4-3				F9	1B		4	0	2	1	0	0	1				
Frank Robinson, R OBP: 0.369, SLG: 0.457 (1, 10)	L1			6-3			K	F8		4	0	0	0	0	1	2				
Charlie Spikes, R OBP: 0.529, SLG: 0.453 (1, 9)		5-3					2-3		G3	4	0	1	0	0	0	0				
John Ellis, R OBP: 0.333, SLG: 0.427 (1, 2)		F9		K				F8	F8	4	0	0	0	0	1	1				
Rico Carty, R OBP: 0.356, SLG: 0.500 (1, 3)		6-3		F5			6-3		6-3	4	0	0	0	0	0	1				
Buddy Bell, R OBP: 0.311, SLG: 0.349 (1, 5)			F7		5-3		4-3			3	0	0	0	0	0	0				
Remy Hermoso, R OBP: 0.257, SLG: 0.258 (1, 4)			2B SF8 BB				SH5-3 1B	F8		2	1	1	0	1	0	0				
Inning Stats	R: 0 E: 0 K: 0 S: 4	H: 1 LOB: 1 BB: 0 P: 4	R: 0 E: 0 K: 0 S: 3	H: 0 LOB: 0 BB: 0 P: 3	R: 1 E: 0 K: 0 S: 4	H: 1 LOB: 1 BB: 1 P: 8	R: 0 E: 0 K: 1 S: 6	H: 1 LOB: 1 BB: 0 P: 6	R: 0 E: 0 K: 0 S: 5	H: 0 LOB: 0 BB: 0 P: 5	R: 0 E: 0 K: 0 S: 3	H: 0 LOB: 0 BB: 0 P: 3	R: 1 E: 0 K: 0 S: 5	H: 2 LOB: 1 BB: 0 P: 5	R: 0 E: 0 K: 0 S: 3	H: 0 LOB: 0 BB: 0 P: 3		1B: 3 2B: 3 3B: 0 HR: 0	SF: 1 SAC: 1 DP: 0 HBP: 0	WP: 0 PB: 0 SB: 0 CS: 0
PITCHER Mike Cuellar, L ERA: 3.2 (1, 1)	IP: 9.0 WLS: W BF: 34 H: 6 R: 2 ER: 2 SO: 2 BB: 1 IBB: 0 HBP: 0 BLK: 0 WP: 0 HR: 0 S: 37 P: 41 ERA: 2.00 WHIP: 0.778															PITCHER				

Batter	1	2	3	4	5	6	7	8	9	AB	R	H	RBI	BB	SO	LOB	BOTTOM			
Al Bumbry, L OBP: 0.271, SLG: 0.292 (1, 7)	K			6-3			6-3			4	0	1	0	0	1	1	Cleveland Indians @ Baltimore Orioles Memorial Stadium, Baltimore, MD Fri Sep 13 1974, 7:05 PM EDT Unknown			
Rich Coggins, L OBP: 0.293, SLG: 0.313 (1, 9)	F7	F8				G5-4-3 1B	K			4	0	1	0	0	1	2				
Bobby Grich, R OBP: 0.371, SLG: 0.436 (1, 4)	1B		K		G5-4-3 1-2		F7			4	0	1	0	0	1	1				
Tommy Davis, R OBP: 0.314, SLG: 0.367 (1, 10)	5-3				F6		L6-3 1B			4	0	2	0	0	0	1				
Boog Powell, L OBP: 0.339, SLG: 0.394 (1, 3)		HR 1B	F6			HR	L6-3 1-2			4	2	2	1	0	0	2				
Paul Blair, R OBP: 0.300, SLG: 0.410 (1, 8)		HR 1-H	5-3			1B				3	1	2	2	0	0	1				
Brooks Robinson, R OBP: 0.366, SLG: 0.391 (1, 5)		1B 1B			F6		F8			3	0	1	0	0	0	0				
Eliot Hendricks, L OBP: 0.273, SLG: 0.347 (1, 2)		F8					4-3			3	0	1	0	0	0	1				
Mark Belanger, R OBP: 0.298, SLG: 0.308 Tim Nordbrook, R (7, 6)	F3				F1		6-3			2	0	0	0	0	0	2				
Inning Stats	R: 0 E: 0 K: 1 S: 6	H: 1 LOB: 1 BB: 0 P: 6	R: 2 E: 0 K: 0 S: 7	H: 4 LOB: 2 BB: 0 P: 7	R: 0 E: 0 K: 1 S: 6	H: 1 LOB: 1 BB: 0 P: 6	R: 0 E: 0 K: 0 S: 4	H: 1 LOB: 1 BB: 0 P: 4	R: 0 E: 0 K: 0 S: 3	H: 1 LOB: 0 BB: 0 P: 3	R: 1 E: 0 K: 0 S: 4	H: 2 LOB: 0 BB: 0 P: 4	R: 0 E: 0 K: 1 S: 5	H: 0 LOB: 0 BB: 0 P: 5	R: 0 E: 0 K: 0 S: 3	H: 1 LOB: 0 BB: 0 P: 3		1B: 9 2B: 1 3B: 0 HR: 2	SF: 0 SAC: 0 DP: 2 HBP: 0	WP: 0 PB: 0 SB: 0 CS: 0
PITCHER Dick Bosman, R ERA: 4.06 Fred Beene, R ERA: 5.06 (6, 1)	IP: 5.1 WLS: L BF: 24 H: 10 R: 3 ER: 3 SO: 2 BB: 0 IBB: 0 HBP: 0 BLK: 0 WP: 0 HR: 2 S: 28 P: 28 ERA: 5.06 WHIP: 1.875															PITCHER				

AB	31
R	2
H	6
RBI	2
BB	1
SO	2
LOB	6



AB	32
R	3
H	11
RBI	3
BB	0
SO	3
LOB	11



Batter	1	2	3	4	5	6	7	8	9	AB	R	H	RBI	BB	SO	LOB	TOP			
Ed Crosby, L OBP: 0.265, SLG: 0.250 (1, 5)	0-3 K2-3	0-0 F7	0-0 F7			0-3 K		0-0 F7		5	0	0	0	0	2	4	Cleveland Indians @ Baltimore Orioles Memorial Stadium, Baltimore, MD Fri Sep 13 1974, Postponed Att: 16,283 - Unknown			
Oscar Gamble, L OBP: 0.359, SLG: 0.474 Tommy Smith, L OBP: 0.179, SLG: 0.154 (1, 7)	0-0 L5		0-0 F8	0-0 6-3		0-0 F8		0-3 K		4	0	0	0	0	0	0				
George Hendrick, R OBP: 0.339, SLG: 0.477 Rusty Torres, S OBP: 0.245, SLG: 0.240 John Lowenstein, L OBP: 0.317, SLG: 0.326 (1, 8)	4-0 1B BB		0-0 FC 1B	0-0 1B			0-0 6-3		0-0 F7	3	2	0	1	0	0	0				
Frank Robinson, R OBP: 0.371, SLG: 0.459 (1, 10)	0-0 1B 1B		0-0 1B FC 1B	0-0 F8			0-0 HR 1B		0-0 F8	5	2	3	0	0	0	1				
Charlie Spikes, R OBP: 0.528, SLG: 0.451 (1, 9)	0-0 1B		0-0 FC FC 1B E	0-0 F8			0-0 F8		0-0 E5	5	1	1	1	0	0	4				
Tom McCraw, L OBP: 0.350, SLG: 0.463 Rico Carty, R OBP: 0.449, SLG: 0.492 (1, 3)	0-0 F7		0-0 E FC5-2 1B		0-3 K		0-0 HR		0-0 6-3	4	1	2	3	0	1	2				
Jack Brohamer, L OBP: 0.330, SLG: 0.326 (1, 4)		0-0 F7	0-0 FC FC5-2 1B 2-H 3-H		4-0 CS BB		4-0 BB			2	0	0	1	2	0	1				
Dave Duncan, R OBP: 0.263, SLG: 0.333 (1, 2)		1-0 HBP	4-0 FC5-2 BB		0-0 F1		0-0 F5			2	0	0	0	1	0	2				
Frank Duffy, R OBP: 0.272, SLG: 0.312 (1, 6)	0-3 K		0-0 FC5-2			0-0 4-3		0-0 F9		4	0	0	0	0	1	4				
Inning Stats	R: 1 E: 0 K: 1 S: 7	H: 2 LOB: 2 BB: 1 P: 11	R: 0 E: 0 K: 1 S: 5	H: 0 LOB: 1 BB: 0 P: 6	R: 3 E: 1 K: 0 S: 8	H: 3 LOB: 3 BB: 1 P: 12	R: 0 E: 0 K: 0 S: 4	H: 1 LOB: 1 BB: 0 P: 4	R: 0 E: 0 K: 1 S: 4	H: 0 LOB: 0 BB: 1 P: 8	R: 0 E: 0 K: 1 S: 5	H: 2 LOB: 1 BB: 1 P: 9	R: 0 E: 0 K: 1 S: 5	H: 0 LOB: 1 BB: 0 P: 5	R: 0 E: 1 K: 0 S: 4	H: 0 LOB: 1 BB: 0 P: 4		1B: 7 2B: 0 3B: 0 HR: 1	SF: 0 SAC: 0 DP: 0 HBP: 1	WP: 0 PB: 0 SB: 0 CS: 1
PITCHER	IP WLS BF H R ER SO BB IBB HBP BLK WP HR S P ERA WHIP	2.1 17 5 4 3 2 2 0 0 0 0 0 18 27 11.57 3.000	3.1 17 3 2 2 2 2 0 0 0 0 0 19 27 4.15 1.154	7.1 7 0 0 0 1 0 0 0 0 0 0 9 9 0.00 0.000	9.1 S 1 0 0 0 0 0 0 0 0 0 1 1 0.00 0.000											ERA WHIP				

AB 37
R 6
H 8
RBI 5
BB 4
SO 5
LOB 19



Batter	1	2	3	4	5	6	7	8	9	AB	R	H	RBI	BB	SO	LOB	BOTTOM			
Al Bumby, L OBP: 0.273, SLG: 0.292 (1, 7)	0-0 F6		4-0 BLK BB	0-3 K		0-0 FC6-4 2B		0-0 E S 1B		4	2	1	2	1	1	4	Cleveland Indians @ Baltimore Orioles Memorial Stadium, Baltimore, MD Fri Sep 13 1974, Postponed Att: 16,283 - Unknown			
Rich Coggins, L OBP: 0.297, SLG: 0.318 (1, 9)	0-0 L7		4-0 BB		0-0 3-1		0-0 S 1B		0-0 S 1B	4	0	2	3	1	0	0				
Bobby Grich, R OBP: 0.371, SLG: 0.434 (1, 4)	4-0 S BB		0-3 K		4-0 BB		0-0 F7		0-0 F1	3	0	0	0	2	2	4				
Tommy Davis, R OBP: 0.315, SLG: 0.373 Bob Oliver, R OBP: 0.276, SLG: 0.346 (1, 10)	0-0 4-3		0-0 F9 1B 1B	0-0 F4		0-0 HR		0-0 F1		4	2	2	1	0	0	2				
Boog Powell, L OBP: 0.341, SLG: 0.394 (1, 3)		4-0 FC4-6 BB	0-0 FC3-6 1B	0-0 G3		0-0 F4				3	1	1	0	1	0	1				
Paul Blair, R OBP: 0.300, SLG: 0.408 (1, 8)		0-0 FC4-6 CS	0-0 F9		4-0 1B FC6-4 BB		0-0 F9			3	1	0	0	1	0	3				
Brooks Robinson, R OBP: 0.367, SLG: 0.392 (1, 5)		0-0 F2	0-0 FC3-6 BB 1B	0-0 FC6-4 HBP 2B 1B		0-0 F4				4	1	2	1	0	0	1				
Earl Williams, R OBP: 0.329, SLG: 0.389 Andy Etchebarren, R OBP: 0.236, SLG: 0.263 (1, 2)			0-3 K	0-0 FC3-6 BB	0-0 FC6-4 HBP		0-3 K			2	0	0	0	1	2	0				
Tim Nordbrook, R OBP: 0.200, SLG: 0.200 (1, 6)			0-3 K	0-0 FC3-6	0-0 B2		0-0 WP 1B			0	0	0	0	0	0	0				
Inning Stats	R: 0 E: 0 K: 0 S: 3	H: 0 LOB: 0 BB: 1 P: 7	R: 0 E: 0 K: 0 S: 2	H: 0 LOB: 0 BB: 1 P: 6	R: 0 E: 0 K: 3 S: 9	H: 0 LOB: 2 BB: 2 P: 17	R: 2 E: 0 K: 1 S: 8	H: 3 LOB: 1 BB: 1 P: 12	R: 0 E: 0 K: 0 S: 3	H: 0 LOB: 1 BB: 1 P: 7	R: 3 E: 0 K: 1 S: 7	H: 2 LOB: 1 BB: 1 P: 12	R: 1 E: 0 K: 0 S: 4	H: 1 LOB: 0 BB: 0 P: 4	R: 2 E: 0 K: 1 S: 8	H: 3 LOB: 1 BB: 0 P: 8		1B: 7 2B: 1 3B: 0 HR: 1	SF: 0 SAC: 0 DP: 0 HBP: 1	WP: 1 PB: 0 SB: 3 CS: 1
PITCHER	IP WLS BF H R ER SO BB IBB HBP BLK WP HR S P ERA WHIP	3.1 17 3 2 2 3 2 0 0 0 0 0 14 23 10.12 1.500	4.1 13 2 3 3 2 2 0 1 0 0 0 14 23 10.12 1.500	2.0 L 10 4 3 3 1 0 0 0 0 1 1 12 12 13.50 2.000											ERA WHIP					

AB 32
R 8
H 9
RBI 8
BB 7
SO 6
LOB 21



Batter	1	2	3	4	5	6	7	8	9	AB	R	H	RBI	BB	SO	LOB	TOP					
Johnny Jeter, R OBP: 0.389, SLG: 0.412 (1, 7)										4	1	2	0	0	2	0	Cleveland Indians @ Baltimore Orioles Memorial Stadium, Baltimore, MD Sat Sep 14 1974, 7:05 PM EDT Att: 11,715 - Unknown					
Frank Duffy, R OBP: 0.272, SLG: 0.311 (1, 6)										4	0	1	1	0	0	1						
George Hendrick, R OBP: 0.339, SLG: 0.476 Rusty Torres, S OBP: 0.239, SLG: 0.234 (1, 8) (3, 8)										1	0	0	0	0	0	1						
Frank Robinson, R OBP: 0.370, SLG: 0.456 (1, 10)										3	0	0	0	1	0	0						
Charlie Spikes, R OBP: 0.527, SLG: 0.451 (1, 9)										4	0	1	0	0	0	2						
John Ellis, R OBP: 0.336, SLG: 0.428 Luis Alvarado, R OBP: 0.224, SLG: 0.213 (1, 2) (9, PR)										3	0	2	0	1	0	0						
Rico Carty, R OBP: 0.425, SLG: 0.464 (1, 3)										4	0	0	0	0	0	4						
Buddy Bell, R OBP: 0.311, SLG: 0.349 (1, 5)										3	0	1	0	0	0	0						
Jack Brohamer, L OBP: 0.328, SLG: 0.323 (1, 4) Joe Lis, R OBP: 0.294, SLG: 0.352 (8, PH) Remy Hermoso, R OBP: 0.257, SLG: 0.258 (8, 4)										2	0	0	0	0	0	1						
Inning Stats	R: 1 E: 0 K: 0 S: 4	H: 2 LOB: 1 BB: 1 P: 8	R: 0 E: 0 K: 0 S: 3	H: 1 LOB: 0 BB: 0 P: 3	R: 0 E: 0 K: 0 S: 5	H: 0 LOB: 0 BB: 0 P: 5	R: 0 E: 0 K: 0 S: 3	H: 0 LOB: 0 BB: 0 P: 3	R: 0 E: 0 K: 0 S: 4	H: 1 LOB: 1 BB: 0 P: 4	R: 0 E: 0 K: 0 S: 5	H: 0 LOB: 0 BB: 0 P: 5	R: 0 E: 0 K: 0 S: 4	H: 1 LOB: 1 BB: 0 P: 4	R: 0 E: 0 K: 1 S: 6	H: 1 LOB: 1 BB: 0 P: 6		R: 0 E: 0 K: 0 S: 4	H: 1 LOB: 2 BB: 1 P: 8	1B: 5 2B: 2 3B: 0 HR: 0	SF: 0 SAC: 0 DP: 0 HBP: 0	WP: 0 PB: 0 SB: 0 CS: 0
PITCHER Dave McNally, L ERA: 3.66 (1, 1)	IP: 9.0 WLS: W BF: 34 H: 7 R: 1 ER: 1 SO: 3 BB: 2 IBB: 0 HBP: 0 BLK: 0 WP: 0 HR: 0 S: 38 P: 46 ERA: 1.00 WHIP: 1.000																	PITCHER				

Batter	1	2	3	4	5	6	7	8	9	AB	R	H	RBI	BB	SO	LOB	BOTTOM					
Enos Cabell, R OBP: 0.280, SLG: 0.353 (1, 9)										4	0	0	0	0	0	1	Cleveland Indians @ Baltimore Orioles Memorial Stadium, Baltimore, MD Sat Sep 14 1974, 7:05 PM EDT Att: 11,715 - Unknown					
Paul Blair, R OBP: 0.300, SLG: 0.409 (1, 8)										4	1	1	0	0	0	1						
Bobby Grich, R OBP: 0.375, SLG: 0.435 (1, 4)										1	2	1	0	2	0	0						
Tommy Davis, R OBP: 0.316, SLG: 0.379 (1, 10)										3	2	1	3	1	0	2						
Bob Oliver, R OBP: 0.276, SLG: 0.348 (1, 3)										4	1	1	2	0	1	0						
Don Baylor, R OBP: 0.327, SLG: 0.353 (1, 7)										4	0	1	0	0	1	2						
Brooks Robinson, R OBP: 0.370, SLG: 0.395 (1, 5)										4	0	3	2	0	0	1						
Andy Etchebarren, R OBP: 0.231, SLG: 0.256 (1, 2)										4	0	0	0	0	2	3						
Tim Nordbrook, R OBP: 0.375, SLG: 0.375 (1, 6)										3	1	2	0	0	0	0						
Inning Stats	R: 0 E: 1 K: 0 S: 4	H: 1 LOB: 1 BB: 0 P: 4	R: 0 E: 0 K: 0 S: 4	H: 1 LOB: 1 BB: 0 P: 4	R: 5 E: 0 K: 2 S: 11	H: 4 LOB: 1 BB: 2 P: 19	R: 0 E: 0 K: 0 S: 3	H: 1 LOB: 0 BB: 0 P: 3	R: 0 E: 0 K: 0 S: 3	H: 0 LOB: 0 BB: 0 P: 3	R: 0 E: 0 K: 0 S: 3	H: 1 LOB: 0 BB: 0 P: 3	R: 0 E: 1 K: 0 S: 3	H: 0 LOB: 0 BB: 0 P: 3	R: 2 E: 0 K: 2 S: 9	H: 2 LOB: 1 BB: 1 P: 13		R: 0 E: 0 K: 0 S: 4	H: 1 LOB: 1 BB: 1 P: 8	1B: 7 2B: 2 3B: 0 HR: 1	SF: 0 SAC: 0 DP: 2 HBP: 1	WP: 0 PB: 0 SB: 0 CS: 1
PITCHER Fritz Peterson, L ERA: 4.3 (1, 1) Bill Gogolewski, R ERA: 4.05 (3, 1) Steve Arlin, R ERA: 6.19 (8, 1)	IP: 2.2 WLS: L BF: 16 H: 6 R: 5 ER: 5 SO: 1 BB: 1 IBB: 0 HBP: 0 BLK: 0 WP: 0 HR: 1 S: 16 P: 24 ERA: 16.88 WHIP: 2.625																	PITCHER				

Batter	1	2	3	4	5	6	7	8	9	AB	R	H	RBI	BB	SO	LOB	TOP										
Al Bumby, L OBP: 0.272, SLG: 0.291 Jim Northrup, L OBP: 0.303, SLG: 0.364										3	0	1	1	0	0	3	Baltimore Orioles @ New York Yankees Shea Stadium, Flushing, NY Tue Sep 17 1974, 7:05 PM EDT Att: 33,784 - Unknown										
Rich Coggins, L OBP: 0.299, SLG: 0.319										6	1	1	0	0	1	3											
Bobby Grich, R OBP: 0.371, SLG: 0.429										3	0	0	0	0	1	1											
Tommy Davis, R OBP: 0.318, SLG: 0.378										3	1	0	0	0	0	1											
Boog Powell, L OBP: 0.351, SLG: 0.394 Bob Oliver, R OBP: 0.275, SLG: 0.346 Enos Cabell, R OBP: 0.280, SLG: 0.353										0	0	0	0	3	0	0											
Paul Blair, R OBP: 0.299, SLG: 0.412										4	1	2	3	0	0	2											
Brooks Robinson, R OBP: 0.364, SLG: 0.389										4	0	0	0	0	0	3											
Eliot Hendricks, L OBP: 0.274, SLG: 0.346										3	1	1	0	1	0	1											
Mark Belanger, R OBP: 0.297, SLG: 0.307										4	0	1	0	0	1	3											
Inning Stats	R: 0 E: 0 K: 1 S: 6	H: 1 LOB: 1 BB: 0 P: 6	R: 0 E: 0 K: 1 S: 6	H: 1 LOB: 3 BB: 2 P: 14	R: 0 E: 0 K: 0 S: 3	H: 0 LOB: 0 BB: 0 P: 3	R: 0 E: 0 K: 0 S: 3	H: 0 LOB: 1 BB: 1 P: 7	R: 0 E: 0 K: 0 S: 3	H: 0 LOB: 0 BB: 0 P: 3	R: 0 E: 0 K: 0 S: 3	H: 0 LOB: 1 BB: 1 P: 7	R: 1 E: 0 K: 0 S: 4	H: 2 LOB: 1 BB: 0 P: 4	R: 3 E: 0 K: 1 S: 7	H: 2 LOB: 0 BB: 0 P: 8		R: 0 E: 0 K: 1 S: 6	H: 1 LOB: 1 BB: 0 P: 6	1B: 5 2B: 1 3B: 0 HR: 1	SF: 1 SAC: 1 DP: 0 HBP: 1	WP: 0 PB: 0 SB: 2 CS: 0	PA: 39				
PITCHER	IP	WLS	BF	H	R	ER	SO	BB	IBB	HBP	BLK	WP	HR	S	P	ERA	WHIP										
Doc Medich, R ERA: 3.62 Sparky Lyle, L ERA: 1.68	(1, 1) 7.1	L	32	5	3	3	2	4	0	1	0	0	0	30	47	3.68	1.227										

Batter	1	2	3	4	5	6	7	8	9	AB	R	H	RBI	BB	SO	LOB	BOTTOM										
Roy White, S OBP: 0.374, SLG: 0.394										4	0	1	0	0	1	1	Baltimore Orioles @ New York Yankees Shea Stadium, Flushing, NY Tue Sep 17 1974, 7:05 PM EDT Att: 33,784 - Unknown										
Elliott Maddox, R OBP: 0.393, SLG: 0.380										4	0	1	0	0	0	1											
Bobby Murcer, L OBP: 0.334, SLG: 0.371										4	0	2	0	0	0	1											
Graig Nettles, L OBP: 0.320, SLG: 0.396										4	0	0	0	0	2	3											
Lou Piniella, R OBP: 0.342, SLG: 0.408										3	0	0	0	0	0	1											
Chris Chambliss, L OBP: 0.300, SLG: 0.355										3	0	1	0	0	0	0											
Thurman Munson, R OBP: 0.304, SLG: 0.370										3	0	0	0	0	0	1											
Jim Mason, L OBP: 0.304, SLG: 0.351										3	0	2	0	0	0	0											
Sandy Alomar Sr., S OBP: 0.293, SLG: 0.301										3	0	0	0	0	0	2											
Inning Stats	R: 0 E: 0 K: 0 S: 3	H: 1 LOB: 0 BB: 0 P: 3	R: 0 E: 0 K: 1 S: 6	H: 1 LOB: 0 BB: 0 P: 6	R: 0 E: 0 K: 1 S: 5	H: 1 LOB: 0 BB: 0 P: 5	R: 0 E: 0 K: 0 S: 3	H: 0 LOB: 0 BB: 0 P: 3	R: 0 E: 0 K: 0 S: 3	H: 1 LOB: 0 BB: 0 P: 3	R: 0 E: 0 K: 1 S: 6	H: 1 LOB: 1 BB: 0 P: 6	R: 0 E: 0 K: 0 S: 3	H: 0 LOB: 0 BB: 0 P: 3	R: 0 E: 0 K: 0 S: 5	H: 2 LOB: 2 BB: 0 P: 5		1B: 7 2B: 1 3B: 0 HR: 0	SF: 0 SAC: 0 DP: 2 HBP: 0	WP: 0 PB: 0 SB: 0 CS: 1	PA: 31						
PITCHER	IP	WLS	BF	H	R	ER	SO	BB	IBB	HBP	BLK	WP	HR	S	P	ERA	WHIP										
Jim Palmer, R ERA: 3.46	(1, 1) 9.0	W	31	7	0	0	3	0	0	0	0	0	0	37	37	0.00	0.778										



Batter	1	2	3	4	5	6	7	8	9	AB	R	H	RBI	BB	SO	LOB	TOP											
Al Bumbry, L OBP: 0.279, SLG: 0.293 Jim Northrup, L OBP: 0.302, SLG: 0.363	4-0 F9 SH2-3 BB		0-0 CS 1B		0-3 K	4-0 2B BB		0-0 6-3		2	1	2	2	1	1	1	Baltimore Orioles @ New York Yankees Shea Stadium, Flushing, NY Wed Sep 18 1974, 7:05 PM EDT Att: 31,093 - Unknown											
Rich Coggins, L OBP: 0.298, SLG: 0.321	0-0 SH2-3		0-0 4-3		0-0 3-1	0-0 2B BB		0-0 F9		4	1	1	2	0	0	2												
Bobby Grich, R OBP: 0.375, SLG: 0.432	0-0 F9			4-0 1B G3-6-3 BB		0-0 BB BB		0-0 1B		3	2	2	2	2	0	1												
Tommy Davis, R OBP: 0.321, SLG: 0.381	0-0 5-3			0-0 G3-6-3 1B		0-0 BB BB		0-0 1B		4	1	3	0	1	0	1												
Booq Powell, L OBP: 0.349, SLG: 0.391		0-0 L8		0-0 G3-6-3		0-0 BB BB			0-3 K	5	1	1	1	0	1	3												
Paul Blair, R OBP: 0.300, SLG: 0.416		0-0 6-3		0-0 3B		0-0 BB BB		0-0 5-3		5	1	2	0	0	1	0												
Brooks Robinson, R OBP: 0.363, SLG: 0.386		0-0 6-3		0-0 4-3		4-0 2B BB		0-0 F6		4	1	0	1	1	0	1												
Elirod Hendricks, L OBP: 0.273, SLG: 0.366			0-0 F5		0-0 G3	0-0 L9				4	1	1	1	0	0	3												
Mark Belanger, R OBP: 0.299, SLG: 0.308			0-0 S 1B		4-0 S BB	0-3 K		0-0 3-1		3	1	1	0	1	1	3												
Inning Stats	R: 0 E: 0 K: 0 S: 3	H: 0 LOB: 1 BB: 1 P: 7	R: 0 E: 0 K: 0 S: 3	H: 0 LOB: 0 BB: 0 P: 3	R: 1 E: 0 K: 0 S: 4	H: 2 LOB: 0 BB: 0 P: 4	R: 1 E: 0 K: 0 S: 4	H: 2 LOB: 1 BB: 1 P: 8	R: 0 E: 0 K: 1 S: 5	H: 0 LOB: 1 BB: 1 P: 9	R: 7 E: 0 K: 1 S: 10	H: 5 LOB: 2 BB: 4 P: 26	R: 1 E: 0 K: 0 S: 4	H: 1 LOB: 0 BB: 0 P: 4	R: 0 E: 0 K: 0 S: 4	H: 2 LOB: 2 BB: 0 P: 4		R: 0 E: 0 K: 2 S: 7	H: 0 LOB: 0 BB: 0 P: 7	1B: 8 2B: 2 3B: 1 HR: 1	SF: 0 SAC: 1 DP: 1 HBP: 0	WP: 0 PB: 0 SB: 2 CS: 1	PA: 43					
PITCHER	IP	WLS	BF	H	R	ER	SO	BB	IBB	HBP	BLK	WP	HR	S	P	ERA	WHIP											
Pat Dobson, R ERA: 3.24	(1, 1)	5.0	L	23	6	5	5	1	4	0	0	0	0	0	21	37	9.00	2.000										
Dick Tidrow, R ERA: 4.29	(6, 1)	0.2		5	1	0	0	1	2	0	0	0	0	0	5	13	0.00	4.500										
Mike Wallace, L ERA: 2.7	(6, 1)	0.1		4	2	4	4	0	0	1	0	0	0	0	3	7	108.00	6.000										
Cecil Upshaw, R ERA: 2.55	(7, 1)	1.0		4	1	1	1	0	0	0	0	0	1	4	4	9.00	1.000											
Tippy Martinez, L ERA: 4.29	(8, 1)	2.0		7	2	0	0	2	0	0	0	0	0	0	11	11	0.00	1.000										


Batter	1	2	3	4	5	6	7	8	9	AB	R	H	RBI	BB	SO	LOB	BOTTOM										
Roy White, S OBP: 0.377, SLG: 0.393	4-0 CS BB		0-0 1B		0-0 4-3		4-0 FC5-4 BB		0-0 L5-3	3	0	1	0	2	0	2	Baltimore Orioles @ New York Yankees Shea Stadium, Flushing, NY Wed Sep 18 1974, 7:05 PM EDT Att: 31,093 - Unknown										
Elliott Maddox, R OBP: 0.393, SLG: 0.380	0-0 1-3		0-0 1B		0-3 K		0-0 FC5-4		0-0 1B	5	0	2	1	0	1	2											
Bobby Murcer, L OBP: 0.331, SLG: 0.367	0-0 F4		0-0 F8		0-0 G3			0-0 F2	0-0 F6	5	0	0	0	0	0	3											
Lou Piniella, R OBP: 0.341, SLG: 0.406		0-0 1B G4-6-3 1B		0-0 L3		0-0 6-3		0-0 6-3		4	1	1	0	0	0	0											
Thurman Munson, R OBP: 0.307, SLG: 0.375 Rick Dempsey, R OBP: 0.289, SLG: 0.324		0-0 G4-6-3 1B		0-0 E5 1B		0-0 1B		0-0 2B 2B		4	2	3	0	0	0	0											
Graig Nettles, L OBP: 0.318, SLG: 0.394 Gene Michael, S OBP: 0.307, SLG: 0.309		0-0 G4-6-3		0-0 F6		0-0 F4		0-0 2B		3	0	0	0	0	0	3											
Chris Chambliss, L OBP: 0.300, SLG: 0.354		0-0 6-3		0-0 1B		0-3 K		0-0 1-3		4	0	1	1	0	1	2											
Sandy Alomar Sr., S OBP: 0.294, SLG: 0.303 Alex Johnson, R OBP: 0.333, SLG: 0.365 Fred Stanley, R OBP: 0.293, SLG: 0.200			0-0 F8		0-0 FC4-6 1B		0-0 6-3		0-0 1B 1B	2	0	1	0	0	0	0											
Jim Mason, L OBP: 0.304, SLG: 0.350			0-0 F2		0-0 FC4-6		0-0 4-3		0-0 L5-3 1B	4	0	1	0	0	0	2											
Inning Stats	R: 0 E: 0 K: 0 S: 2	H: 0 LOB: 0 BB: 1 P: 6	R: 1 E: 0 K: 0 S: 4	H: 2 LOB: 0 BB: 0 P: 4	R: 0 E: 0 K: 0 S: 5	H: 2 LOB: 2 BB: 0 P: 5	R: 1 E: 1 K: 0 S: 6	H: 2 LOB: 2 BB: 0 P: 6	R: 0 E: 0 K: 1 S: 5	H: 0 LOB: 0 BB: 0 P: 5	R: 0 E: 0 K: 1 S: 6	H: 1 LOB: 1 BB: 0 P: 6	R: 0 E: 0 K: 0 S: 3	H: 0 LOB: 1 BB: 1 P: 7	R: 1 E: 0 K: 0 S: 5	H: 2 LOB: 1 BB: 0 P: 5		R: 1 E: 0 K: 0 S: 5	H: 3 LOB: 1 BB: 0 P: 5	1B: 10 2B: 3 3B: 0 HR: 0	SF: 0 SAC: 0 DP: 2 HBP: 0	WP: 0 PB: 0 SB: 0 CS: 1	PA: 39				
PITCHER	IP	WLS	BF	H	R	ER	SO	BB	IBB	HBP	BLK	WP	HR	S	P	ERA	WHIP										
Mike Cuellar, L ERA: 3.19	(1, 1)	9.0	W	39	12	4	3	2	2	0	0	0	0	41	49	3.00	1.556										


AB	35
R	10
H	12
RBI	9
BB	7
SO	4
LOB	15



AB	37
R	4
H	12
RBI	3
BB	2
SO	2
LOB	14



Batter	1	2	3	4	5	6	7	8	9	AB	R	H	RBI	BB	SO	LOB	TOP			
Mark Belanger, R (1, 6) OBP: 0.298, SLG: 0.306	5-3		6-3			F8		F6	FC6-4 BB 1-2 2-H 1B	5	1	1	1	0	0	2	<p>Baltimore Orioles @ New York Yankees Shea Stadium, Flushing, NY Thu Sep 19 1974, 7:05 PM EDT Att: 21,795 - Unknown</p> <p>livebaseballscores.com</p> <p>AB 35 R 7 H 10 RBI 7 BB 5 SO 6 LOB 12</p> 			
Paul Blair, R (1, 8) OBP: 0.303, SLG: 0.415	K			BB		F7		2B 1B	FC6-4 BB 1-2 2-3	3	1	1	1	2	1	0				
Bobby Grich, R (1, 4) OBP: 0.375, SLG: 0.433	1-3			K		S BB		2B	FC6-4 BB 1-2 2-3 3-H	4	0	1	2	1	1	3				
Tommy Davis, R (1, 10) OBP: 0.322, SLG: 0.380		4-3		K		6-3		IBB	PB 1-2 3-H	4	0	1	1	1	1	2				
Earl Williams, R (1, 3) OBP: 0.325, SLG: 0.385	F7			K				F3	K 1-2 2-3	5	0	0	0	0	2	5				
Don Baylor, R (1, 7) OBP: 0.327, SLG: 0.359	CS 1B					HR		F3		4	1	2	1	0	0	0				
Brooks Robinson, R (1, 5) OBP: 0.362, SLG: 0.385	CS		5-3			F8		6-3	E5 1B	4	1	1	0	0	0	0				
Enos Cabell, R (1, 9) OBP: 0.280, SLG: 0.353			K			5-3		SH3-4 1B	1B IBB	3	1	1	0	0	1	0				
Jim Northrup, L (8, 9) OBP: 0.303, SLG: 0.363								SH3-4 1B	BB 1B FC6-4 1B	3	1	2	1	0	0	0				
Andy Etchebarren, R (1, 2) OBP: 0.238, SLG: 0.270						F8				3	1	2	1	0	0	0				
Inning Stats	R: 0 E: 0 K: 1 S: 5	H: 0 LOB: 0 BB: 0 P: 5	R: 0 E: 0 K: 0 S: 3	H: 1 LOB: 0 BB: 0 P: 3	R: 0 E: 0 K: 1 S: 6	H: 1 LOB: 1 BB: 0 P: 6	R: 0 E: 0 K: 3 S: 9	H: 0 LOB: 1 BB: 1 P: 13	R: 1 E: 0 K: 0 S: 4	H: 1 LOB: 0 BB: 0 P: 4	R: 0 E: 0 K: 0 S: 3	H: 0 LOB: 0 BB: 0 P: 3	R: 2 E: 0 K: 0 S: 6	H: 3 LOB: 2 BB: 1 P: 10	R: 4 E: 1 K: 1 S: 9	H: 4 LOB: 2 BB: 2 P: 17	1B: 7 2B: 2 3B: 0 HR: 1	SF: 0 SAC: 1 DP: 0 HBP: 0	WP: 0 PB: 1 SB: 1 CS: 1	PA: 42
PITCHER	IP WLS BF H R ER SO BB IBB HBP BLK WP HR S P ERA WHIP																			
Rudy May, L (1, 1) ERA: 3.46	7.2 L 29 5 3 3 5 2 0 0 0 0 0 1 37 45 3.52 0.913																			
Cecil Upshaw, R (8, 1) ERA: 3.09	0.2 8 4 4 4 0 0 2 0 0 0 0 0 6 14 54.00 6.000																			
Dave Pagan, R (9, 1) ERA: 5.32	0.2 4 1 0 0 1 1 0 0 0 0 0 0 5 9 0.00 3.000																			

Batter	1	2	3	4	5	6	7	8	9	AB	R	H	RBI	BB	SO	LOB	BOTTOM			
Roy White, S (1, 10) OBP: 0.373, SLG: 0.390	F9		F4			F9			F6	4	0	0	0	0	0	0	<p>Baltimore Orioles @ New York Yankees Shea Stadium, Flushing, NY Thu Sep 19 1974, 7:05 PM EDT Att: 21,795 - Unknown</p> <p>livebaseballscores.com</p> <p>AB 29 R 0 H 3 RBI 0 BB 2 SO 5 LOB 9</p> 			
Elliott Maddox, R (1, 8) OBP: 0.392, SLG: 0.377	F8		K			F6			BB	3	0	0	0	1	1	0				
Bobby Murcer, L (1, 9) OBP: 0.331, SLG: 0.366	BB		4-3			4-3			F9	3	0	0	0	1	0	1				
Lou Piniella, R (1, 7) OBP: 0.340, SLG: 0.405	4-3					F9			F8	4	0	1	0	0	0	2				
Thurman Munson, R (1, 2) OBP: 0.307, SLG: 0.375				G5-4-3 1B		F8				3	0	1	0	0	0	1				
Graig Nettles, L (1, 5) OBP: 0.316, SLG: 0.392						F8			F9	3	0	0	0	0	0	1				
Chris Chambliss, L (1, 3) OBP: 0.300, SLG: 0.354						K			5-3	3	0	1	0	0	1	0				
Sandy Alomar Sr., S (1, 4) OBP: 0.292, SLG: 0.300						6-3			F7	3	0	0	0	0	0	2				
Jim Mason, L (1, 6) OBP: 0.302, SLG: 0.348						K			K	2	0	0	0	0	2	2				
Alex Johnson, R (8, PH) OBP: 0.333, SLG: 0.364										1	0	0	0	0	1	0				
Fred Stanley, R (9, 6) OBP: 0.263, SLG: 0.200										0	0	0	0	0	0	0				
Inning Stats	R: 0 E: 0 K: 0 S: 3	H: 0 LOB: 1 BB: 1 P: 7	R: 0 E: 0 K: 1 S: 7	H: 2 LOB: 2 BB: 0 P: 7	R: 0 E: 0 K: 1 S: 5	H: 0 LOB: 0 BB: 0 P: 5	R: 0 E: 0 K: 0 S: 3	H: 1 LOB: 0 BB: 0 P: 3	R: 0 E: 0 K: 2 S: 7	H: 0 LOB: 0 BB: 0 P: 7	R: 0 E: 0 K: 0 S: 3	H: 0 LOB: 0 BB: 0 P: 3	R: 0 E: 0 K: 1 S: 5	H: 0 LOB: 0 BB: 0 P: 5	R: 0 E: 0 K: 0 S: 3	H: 0 LOB: 1 BB: 1 P: 7	1B: 3 2B: 0 3B: 0 HR: 0	SF: 0 SAC: 0 DP: 1 HBP: 0	WP: 0 PB: 0 SB: 0 CS: 0	PA: 31
PITCHER	IP WLS BF H R ER SO BB IBB HBP BLK WP HR S P ERA WHIP																			
Dave McNally, L (1, 1) ERA: 3.52	9.0 W 31 3 0 0 5 2 0 0 0 0 0 0 39 47 0.00 0.556																			

Batter	1	2	3	4	5	6	7	8	9	AB	R	H	RBI	BB	SO	LOB	TOP				
Rich Coggins, L OBP: 0.295, SLG: 0.318 (1, 9)	F6		F9			F8			F8	4	0	0	0	0	0	1					
Paul Blair, R OBP: 0.300, SLG: 0.412 (1, 8)	L5		6-3			F3			6-3	4	0	0	0	0	0	1					
Bobby Grich, R OBP: 0.374, SLG: 0.431 (1, 4)	F2			CS 1B					F4	4	0	1	0	0	1	0					
Tommy Davis, R OBP: 0.321, SLG: 0.378 (1, 10)		F7		K		F2				3	0	0	0	0	1	1					
Boog Powell, L OBP: 0.349, SLG: 0.400 (1, 3)		F8		K						3	1	1	1	0	1	0					
Don Baylor, R OBP: 0.331, SLG: 0.370 Jim Northrup, L OBP: 0.303, SLG: 0.363 (1, 7) (7, 7)										3	1	3	1	0	0	0					
Brooks Robinson, R OBP: 0.360, SLG: 0.382 (1, 5)		HR								0	0	0	0	0	0	0					
Eliot Hendricks, L OBP: 0.275, SLG: 0.365 (1, 2)										3	0	1	0	0	1	0					
Mark Belanger, R OBP: 0.297, SLG: 0.305 (1, 6)										2	0	0	0	0	1	0					
Inning Stats	R: 0 E: 0 K: 0 S: 3	H: 0 LOB: 0 BB: 0 P: 3	R: 1 E: 0 K: 0 S: 4	H: 1 LOB: 0 BB: 0 P: 4	R: 0 E: 0 K: 0 S: 4	H: 1 LOB: 1 BB: 0 P: 4	R: 0 E: 0 K: 2 S: 7	H: 1 LOB: 0 BB: 0 P: 7	R: 0 E: 0 K: 1 S: 5	H: 1 LOB: 0 BB: 0 P: 5	R: 1 E: 0 K: 1 S: 6	H: 2 LOB: 0 BB: 0 P: 6	R: 0 E: 0 K: 1 S: 5	H: 0 LOB: 0 BB: 0 P: 5	R: 0 E: 0 K: 0 S: 3	H: 0 LOB: 0 BB: 0 P: 3	1B: 4 2B: 0 3B: 0 HR: 2	SF: 0 SAC: 1 DP: 0 HBP: 0	WP: 0 PB: 0 SB: 0 CS: 2	PA: 31	
PITCHER Dick Drago, R ERA: 3.53 (1, 1)	IP: 9.0 WLS: L BF: 30	H: 6 R: 2 ER: 2 SO: 5	BB: 0 IBB: 0 HBP: 0 BLK: 0	WP: 0 HR: 2 S: 40 P: 40	ERA: 2.00 WHIP: 0.667											ERA: 2.00 WHIP: 0.667					

Baltimore Orioles @ Boston Red Sox
Fenway Park, Boston, MA
Fri Sep 20 1974, 7:05 PM EDT
Att: 27,283 - Unknown

AB 29
R 2
H 6
RBI 2
BB 0
SO 5
LOB 3





Batter	1	2	3	4	5	6	7	8	9	AB	R	H	RBI	BB	SO	LOB	BOTTOM					
Tommy Harper, R OBP: 0.301, SLG: 0.312 (1, 10)	F5		CS BB			F9			F8	3	0	0	0	1	0	1						
Juan Beniquez, R OBP: 0.317, SLG: 0.372 (1, 8)	FC5 2B		F9			1B			F9	4	0	2	0	0	0	1						
Carl Yastrzemski, L OBP: 0.416, SLG: 0.449 (1, 3)	4-0 BB			SH1-4 1B SF7		K			2B BB	2	1	1	0	2	1	1						
Dwight Evans, R OBP: 0.325, SLG: 0.419 (1, 9)	F9			SH1-4 1B		K			2B 1-3	4	0	2	0	0	1	3						
Bob Montgomery, R OBP: 0.271, SLG: 0.320 (1, 2)	FC5 2-3f			SH1-4		1B			5-3	3	0	1	0	0	0	3						
Fred Lynn, L OBP: 0.476, SLG: 1.000 (1, 7)		F6		SF7		K			F5	3	0	0	1	0	1	2						
Rick Burleson, R OBP: 0.323, SLG: 0.379 (8, 6)		F8		F8					L5	4	0	0	0	0	0	1						
Mario Guerrero, R OBP: 0.291, SLG: 0.291 Deron Johnson, R OBP: 0.237, SLG: 0.307 Dick McAuliffe, L OBP: 0.316, SLG: 0.329 Jim Rice, R OBP: 0.300, SLG: 0.276 (1, 6) (7, PH) (8, 4) (9, PH)		F2				5-3			K	2	0	0	0	0	0	0						
Terry Hughes, R OBP: 0.240, SLG: 0.267 (1, 5)				5-3		6-3				2	0	0	0	1	0	0						
Inning Stats	R: 0 E: 0 K: 0 S: 4	H: 1 LOB: 2 BB: 1 P: 8	R: 0 E: 0 K: 0 S: 3	H: 0 LOB: 0 BB: 0 P: 3	R: 0 E: 0 K: 0 S: 2	H: 0 LOB: 0 BB: 1 P: 6	R: 1 E: 0 K: 0 S: 5	H: 2 LOB: 1 BB: 0 P: 5	R: 0 E: 0 K: 0 S: 3	H: 0 LOB: 0 BB: 0 P: 3	R: 0 E: 0 K: 3 S: 11	H: 2 LOB: 2 BB: 0 P: 11	R: 0 E: 0 K: 1 S: 5	H: 0 LOB: 1 BB: 1 P: 9	R: 0 E: 0 K: 0 S: 3	H: 1 LOB: 1 BB: 1 P: 7	R: 0 E: 0 K: 1 S: 5	H: 0 LOB: 0 BB: 0 P: 5	1B: 4 2B: 2 3B: 0 HR: 0	SF: 1 SAC: 1 DP: 0 HBP: 0	WP: 0 PB: 0 SB: 0 CS: 1	PA: 35
PITCHER Ross Grimsley, L ERA: 2.9 Grant Jackson, L ERA: 2.43 (1, 1) (8, 1)	IP: 7.0 WLS: W BF: 28	H: 5 R: 1 ER: 1 SO: 4	BB: 3 IBB: 0 HBP: 0 BLK: 0	WP: 0 HR: 0 S: 33 P: 45	ERA: 1.29 WHIP: 1.143											ERA: 1.29 WHIP: 1.143						

Baltimore Orioles @ Boston Red Sox
Fenway Park, Boston, MA
Fri Sep 20 1974, 7:05 PM EDT
Att: 27,283 - Unknown

AB 29
R 1
H 6
RBI 1
BB 4
SO 5
LOB 12



Batter	1	2	3	4	5	6	7	8	9	10	AB	R	H	RBI	BB	SO	LOB	TOP	
Mark Belanger, R OBP: 0.295, SLG: 0.302 (1, 6)	G3	6-3			SH1-3		6-3		G3		4	0	0	0	0	0	0	Baltimore Orioles @ Boston Red Sox Fenway Park, Boston, MA Sat Sep 21 1974, 3:33 AM EDT Alt. 21,555 - Overcast livebaseballscorecards.com AB 40 R 5 H 14 RBI 5 BB 0 SO 1 LOB 13 	
Paul Blair, R OBP: 0.303, SLG: 0.416 (1, 8)	2B		F7		1B		2B		K		5	1	3	1	0	1			
Bobby Grich, R OBP: 0.374, SLG: 0.432 (1, 4)	1B		F9		F9		2B			5-3	4	1	1	1	0	0	1		
Tommy Davis, R OBP: 0.318, SLG: 0.375 (1, 10)	2B		5-3		F9		HBP			F9	5	0	0	0	0	0	4		
Don Baylor, R OBP: 0.333, SLG: 0.372 Jim Fuller, R OBP: 0.265, SLG: 0.392 (1, 7) (10, 7)	1B				1B		F9				5	0	3	1	0	0	0		
Brooks Robinson, R OBP: 0.360, SLG: 0.383 (1, 5)	1B		F8		1B		F8			1B	5	1	2	0	0	0	2		
Earl Williams, R OBP: 0.327, SLG: 0.388 (1, 3)	1B				1B		1-3				4	0	2	0	0	0	2		
Enos Cabell, R OBP: 0.280, SLG: 0.350 (1, 9)		F9			G6-4-3				F9		4	0	1	1	0	0	2		
Andy Etchebarren, R OBP: 0.244, SLG: 0.293 (1, 2)		6-3			1B		G4-3				4	2	2	1	0	0	2		
Inning Stats	R: 2 E: 0 K: 0 S: 7	H: 4 LOB: 2 BB: 0 P: 7	R: 0 E: 0 K: 0 S: 3	H: 0 LOB: 0 BB: 0 P: 3	R: 0 E: 0 K: 0 S: 3	H: 2 LOB: 1 BB: 0 P: 4	R: 1 E: 0 K: 0 S: 5	H: 3 LOB: 1 BB: 0 P: 5	R: 0 E: 0 K: 0 S: 3	H: 1 LOB: 1 BB: 0 P: 4	R: 0 E: 0 K: 0 S: 3	H: 0 LOB: 0 BB: 0 P: 3	R: 1 E: 0 K: 1 S: 6	H: 1 LOB: 0 BB: 0 P: 6	R: 0 E: 0 K: 0 S: 4	H: 1 LOB: 1 BB: 0 P: 4	1B: 10 2B: 3 3B: 0 HR: 1		SF: 0 SAC: 1 DP: 3 HBP: 1
PITCHER Bill Lee, L ERA: 3.65 (1, 1)	IP: 10.0 W: 42 BF: 14 R: 5 ER: 5 SO: 1 BB: 0 IBB: 1 HBP: 0 BLK: 0 WP: 0 HR: 1 S: 43 P: 44 ERA: 4.50 WHIP: 1.400																		

Batter	1	2	3	4	5	6	7	8	9	10	AB	R	H	RBI	BB	SO	LOB	BOTTOM																
Juan Beniquez, R OBP: 0.317, SLG: 0.368 (1, 8)	F4		F8		6-3		K			1B	4	1	0	0	2	1	1	Baltimore Orioles @ Boston Red Sox Fenway Park, Boston, MA Sat Sep 21 1974, 3:33 AM EDT Alt. 21,555 - Overcast livebaseballscorecards.com AB 40 R 6 H 13 RBI 6 BB 6 SO 5 LOB 25 																
Cecil Cooper, L OBP: 0.318, SLG: 0.389 Deron Johnson, R OBP: 0.239, SLG: 0.308 (1, 10) (9, PH)	1B		BB		BB		1B		F7	1B	3	1	2	0	1	0	1																	
Carl Yastrzemski, L OBP: 0.415, SLG: 0.447 (1, 3)	G6-3		F8				F5				4	1	1	1	1	0	3																	
Dwight Evans, R OBP: 0.326, SLG: 0.424 (1, 9)		F9	F2				K				4	1	1	3	1	1	3																	
Fred Lynn, L OBP: 0.480, SLG: 0.913 Jim Rice, R OBP: 0.293, SLG: 0.270 Chuck Goggin, S (1, 7) (9, PH) (10, 4)	1B				4-3		1B		F8	K	4	0	2	1	0	0	1																	
Dick McAuliffe, L OBP: 0.314, SLG: 0.331 (1, 5) (8, 4) (10, 5)	1B				F8		F6				1	0	0	0	0	1	0																	
Rick Burleson, R OBP: 0.327, SLG: 0.379 (1, 4) (8, 6)					F8						5	0	1	0	0	0	3																	
Bob Montgomery, R OBP: 0.288, SLG: 0.316 Tim McCarver, L OBP: 0.356, SLG: 0.248 (1, 2) (8, PH) (9, 2)	K						K				3	0	0	0	0	2	6																	
Mario Guerrero, R OBP: 0.289, SLG: 0.288 Bernie Carbo, L OBP: 0.369, SLG: 0.414 Terry Hughes, R OBP: 0.240, SLG: 0.267 Tommy Harper, R OBP: 0.304, SLG: 0.318 (1, 6) (7, PH) (8, 5) (9, PH) (10, 7)	FC4-6				F7						2	0	0	0	0	0	3																	
Inning Stats	R: 0 E: 0 K: 0 S: 3	H: 1 LOB: 3 BB: 0 P: 8	R: 0 E: 0 K: 1 S: 7	H: 2 LOB: 3 BB: 0 P: 8	R: 0 E: 0 K: 0 S: 3	H: 0 LOB: 1 BB: 1 P: 7	R: 0 E: 0 K: 0 S: 3	H: 0 LOB: 0 BB: 0 P: 3	R: 0 E: 0 K: 0 S: 3	H: 1 LOB: 1 BB: 0 P: 6	R: 0 E: 0 K: 0 S: 4	H: 1 LOB: 2 BB: 1 P: 8	R: 4 E: 0 K: 1 S: 8	H: 3 LOB: 0 BB: 1 P: 12	R: 1 E: 0 K: 0 S: 4	H: 3 LOB: 3 BB: 1 P: 8	1B: 9 2B: 3 3B: 0 HR: 1		SF: 0 SAC: 0 DP: 1 HBP: 1	WP: 0 PA: 47														
PITCHER Jim Palmer, R ERA: 3.38 (1, 1)	IP: 6.0 W: 27 BF: 10 R: 2 ER: 2 SO: 3 BB: 2 IBB: 0 HBP: 0 BLK: 0 WP: 0 HR: 0 S: 29 P: 42 ERA: 1.50 WHIP: 1.500																																	
Bob Reynolds, R ERA: 3.03 (7, 1)	2.0	2	2	1	2	0	0	0	10	18	9.00	2.000																						
Grant Jackson, L ERA: 2.72 (9, 1)	0.1	3	2	2	0	0	0	0	0	1	3	3	54.00	6.000																				
Dave Johnson, R ERA: 2.93 (9, 1)	1.0	L	7	3	1	1	1	0	1	0	0	0	0	0	8	12	9.00	3.000																

Batter	1	2	3	4	5	6	7	8	9	AB	R	H	RBI	BB	SO	LOB	TOP			
Ron LeFlore, R OBP: 0.286, SLG: 0.312 (1, 8)	0-0 6-3		0-0 1-H 2B			0-0 1B 2B	0-0 1-3		0-3 K	5	1	2	1	0	1	0				
Gary Sutherland, R OBP: 0.283, SLG: 0.314 (1, 4)	0-0 L4		0-0 L4			0-0 SH1-4 1B 2-3	0-0 1B			4	0	2	0	0	0	1				
Al Kaline, R OBP: 0.338, SLG: 0.396 (1, 10)	0-0 L6-3			0-0 2B		0-0 SH1-4 1B 1-2 3-H	0-0 L7			4	0	2	1	0	0	1				
Bill Freehan, R OBP: 0.347, SLG: 0.450 (1, 2)		0-0 F8		0-3 K		0-0 SH1-4 1B 1-2 2-3		0-0 F4		3	0	0	0	0	1	1				
Reggie Sanders, R OBP: 0.306, SLG: 0.457 (1, 3)		0-3 K		0-0 5-3		0-0 G6-4-3 IBB		0-0 1B		3	0	1	0	1	1	1				
Leon Roberts, R OBP: 0.295, SLG: 0.395 (1, 9)		0-0 F8		0-3 K		0-0 G6-4-3 1-2		0-0 F4		4	0	0	0	0	1	5				
Dan Meyer, L OBP: 0.278, SLG: 0.611 (1, 7)			0-0 F9		0-0 F8		0-0 F3	0-0 F9		4	0	0	0	0	0	1				
Aurelio Rodriguez, R OBP: 0.258, SLG: 0.307 Ben Ogilvie, L OBP: 0.352, SLG: 0.376 (1, 5) (9, PH)			0-0 6-3		0-0 1-3		0-0 HR 1B		0-3 K	3	1	1	0	0	0	0				
Ed Brinkman, R OBP: 0.259, SLG: 0.338 Gates Brown, L OBP: 0.324, SLG: 0.402 (1, 6) (9, PH)			4-0 2B BB		0-3 K		0-0 1-H HR		0-3 K	2	2	1	2	1	1	0				
Inning Stats	R: 0 E: 0 K: 0 S: 3	H: 0 LOB: 0 BB: 0 P: 3	R: 0 E: 0 K: 1 S: 5	H: 0 LOB: 0 BB: 0 P: 5	R: 1 E: 0 K: 0 S: 4	H: 1 LOB: 1 BB: 1 P: 8	R: 0 E: 0 K: 2 S: 8	H: 1 LOB: 1 BB: 0 P: 8	R: 0 E: 0 K: 1 S: 5	H: 0 LOB: 2 BB: 1 P: 5	R: 2 E: 0 K: 0 S: 6	H: 3 LOB: 1 BB: 0 P: 6	R: 0 E: 0 K: 0 S: 4	H: 1 LOB: 1 BB: 0 P: 4	R: 0 E: 0 K: 3 S: 9	H: 0 LOB: 0 BB: 0 P: 9	1B: 5 2B: 3 3B: 0 HR: 1	SF: 0 SAC: 1 DP: 1 HBP: 0	WP: 0 PB: 0 SB: 0 CS: 0	PA: 37
PITCHER	IP WLS BF H R ER SO BB IBB HBP BLK WP HR S P ERA WHIP	IP WLS BF H R ER SO BB IBB HBP BLK WP HR S P ERA WHIP																		
Dave McNally, L ERA: 3.57 Bob Reynolds, R ERA: 2.92 (1, 1) (7, 1)	6.2 W 29 8 4 4 4 1 1 0 0 0 1 35 43 5.40 1.350	2.1 W 8 1 0 0 3 0 0 0 0 0 0 14 14 0.00 0.429																		

Detroit Tigers @ Baltimore Orioles
 Memorial Stadium, Baltimore, MD
 Tue Sep 24 1974, 7:05 PM EDT
 Att: 11,492 - Unknown

AB	34
R	4
H	9
RBI	4
BB	2
SO	7
LOB	10



Batter	1	2	3	4	5	6	7	8	9	AB	R	H	RBI	BB	SO	LOB	BOTTOM		
Rich Coggins, L OBP: 0.297, SLG: 0.317 Enos Cabell, R OBP: 0.282, SLG: 0.352 (1, 9) (7, PH) (8, 9) (9, 3)	0-0 CS 1B		0-0 4-3		0-0 1-2 E 1B		0-0 F8	0-0 1-2 1B		3	1	2	0	0	0	0			
Paul Blair, R OBP: 0.305, SLG: 0.419 (1, 8)	0-0 1-2 1B		0-0 1B		0-0 1-H 2-H E8		0-0 6-3	0-0 F4		5	0	2	0	0	0	2			
Bobby Grich, R OBP: 0.372, SLG: 0.429 (1, 4)	0-0 F3		0-0 4-3		0-0 6-3		4-0 BB			3	0	0	0	1	0	4			
Tommy Davis, R OBP: 0.320, SLG: 0.375 (1, 10)	0-0 1-2 1B			0-0 4-3		0-0 SH5-3 1B	0-0 F8			4	1	2	0	0	0	1			
Boog Powell, L OBP: 0.355, SLG: 0.414 Bob Oliver, R OBP: 0.274, SLG: 0.345 Jim Northrup, L OBP: 0.303, SLG: 0.363 (1, 3) (8, PH) (9, 9)	0-0 G3			0-0 G5-4-3 1B		0-0 SH5-3		0-3 K		2	0	1	0	0	0	2			
Don Baylor, R OBP: 0.337, SLG: 0.377 (1, 7)		0-0 F8		0-0 G5-4-3		0-0 S 1B		0-0 2B 2B		4	1	2	1	0	0	1			
Brooks Robinson, R OBP: 0.362, SLG: 0.394 (1, 5)		0-0 5-3			0-0 6-3	0-0 1-2 IBB		0-0 WP 1B 2B		3	1	1	1	1	0	0			
Eliot Hendricks, L OBP: 0.283, SLG: 0.362 Andy Etchebarren, R OBP: 0.247, SLG: 0.296 (1, 2) (6, PH) (7, 2)		0-0 F6			0-0 4-3	0-0 F7		0-0 2-H 1B 1B		2	0	0	0	0	0	0			
Mark Belanger, R OBP: 0.292, SLG: 0.299 (1, 6)			0-0 6-3		0-0 1B E 1B	0-0 F5		0-0 F5		4	1	1	0	0	0	3			
Inning Stats	R: 0 E: 0 K: 0 S: 5	H: 3 LOB: 2 BB: 0 P: 5	R: 0 E: 0 K: 0 S: 3	H: 0 LOB: 0 BB: 0 P: 3	R: 0 E: 0 K: 0 S: 4	H: 1 LOB: 1 BB: 0 P: 4	R: 0 E: 0 K: 0 S: 3	H: 1 LOB: 0 BB: 0 P: 3	R: 2 E: 0 K: 0 S: 6	H: 2 LOB: 2 BB: 1 P: 9	R: 0 E: 0 K: 0 S: 3	H: 0 LOB: 1 BB: 1 P: 7	R: 2 E: 0 K: 1 S: 9	H: 4 LOB: 2 BB: 0 P: 9	1B: 10 2B: 3 3B: 0 HR: 0	SF: 0 SAC: 1 DP: 1 HBP: 0	WP: 1 PB: 0 SB: 1 CS: 1	PA: 38	
PITCHER	IP WLS BF H R ER SO BB IBB HBP BLK WP HR S P ERA WHIP	IP WLS BF H R ER SO BB IBB HBP BLK WP HR S P ERA WHIP																	
Vern Ruhle, R ERA: 2.25 John Hiller, L ERA: 2.39 (1, 1) (6, 1)	5.1 L 14 4 2 2 1 1 1 0 0 1 0 14 22 6.75 1.875																		

Detroit Tigers @ Baltimore Orioles
 Memorial Stadium, Baltimore, MD
 Tue Sep 24 1974, 7:05 PM EDT
 Att: 11,492 - Unknown

AB	35
R	5
H	13
RBI	3
BB	2
SO	1
LOB	15



Batter	1	2	3	4	5	6	7	8	9	AB	R	H	RBI	BB	SO	LOB	TOP																	
Ron LeFlore, R OBP: 0.286, SLG: 0.311 (1, 8)	0-0 4-3		0-3 K		0-0 CS 1B		0-3 K			4	0	1	0	0	2	0	Detroit Tigers @ Baltimore Orioles Memorial Stadium, Baltimore, MD Wed Sep 25 1974, 7:05 PM EDT Att: 10,542 - Unknown																	
Gary Sutherland, R OBP: 0.283, SLG: 0.313 (1, 4)	0-0 G3		0-0 1B		0-0 1-2 F8		0-0 F8			4	0	1	0	0	0	1																		
Al Kaline, R OBP: 0.337, SLG: 0.395 (1, 10)	0-0 L4-3		0-0 L7			0-0 1B 1B		0-0 L5-3		4	1	1	0	0	0	1																		
Bill Freehan, R OBP: 0.352, SLG: 0.453 Gene Lamont, L OBP: 0.290, SLG: 0.384 (7, 2)		4-0 1B 3B BB	0-0 1-2 1B		0-0 1-2 5-3 1B		0-0 4-3		0-0 4-3	2	1	2	0	1	0	0																		
Reggie Sanders, R OBP: 0.315, SLG: 0.459 (1, 3)		0-3 K	0-3 K		0-0 1-2 H 2-H 1B		0-0 FC6-4 1B		0-0 FC6-4	4	0	2	1	0	2	3																		
Leon Roberts, R OBP: 0.292, SLG: 0.383 (1, 9)		0-0 3B 1B		0-0 F8		0-0 5-3		0-0 FC6-4		4	1	1	0	0	0	3																		
Dan Meyer, L OBP: 0.318, SLG: 0.667 Mickey Stanley, R OBP: 0.270, SLG: 0.325 (9, 7)		0-0 1-H 3-H SF9 3B		0-0 F7		4-0 G4-6-3 1BB		0-0 3-1		3	1	1	2	1	0	0																		
Aurelio Rodriguez, R OBP: 0.256, SLG: 0.305 (1, 5)		0-0 3-H SF9		0-0 1-3		0-0 1-2 2-3 G4-6-3		0-0 F8		3	0	0	1	0	0	3																		
Ed Brinkman, R OBP: 0.257, SLG: 0.335 (1, 6)		0-0 5-3		0-0 F7		0-0 F7		0-0 F7		4	0	0	0	0	0	0																		
Inning Stats	R: 0 E: 0 K: 0 S: 3	H: 0 LOB: 0 BB: 0 P: 3	R: 3 E: 0 K: 1 S: 7	H: 2 LOB: 0 BB: 1 P: 11	R: 0 E: 0 K: 2 S: 9	H: 2 LOB: 0 BB: 0 P: 9	R: 0 E: 0 K: 0 S: 3	H: 0 LOB: 0 BB: 0 P: 3	R: 0 E: 0 K: 1 S: 5	H: 1 LOB: 2 BB: 1 P: 9	R: 0 E: 0 K: 1 S: 5	H: 0 LOB: 0 BB: 0 P: 5	R: 0 E: 0 K: 0 S: 4	H: 1 LOB: 1 BB: 0 P: 4	R: 0 E: 0 K: 0 S: 3	H: 0 LOB: 0 BB: 0 P: 3		1B: 8 2B: 0 3B: 1 HR: 0	SF: 1 SAC: 0 DP: 1 HBP: 0	WP: 0 PB: 0 SB: 0 CS: 1	PA: 36													
PITCHER	IP WLS BF H R ER SO BB IBB HBP BLK WP HR S P ERA WHIP	IP WLS BF H R ER SO BB IBB HBP BLK WP HR S P ERA WHIP																																
Ross Grimsley, L ERA: 2.97 (1, 1)	5.0	23	8	4	4	3	1	0	0	0	0	0	0	0	28	32	7.20	1.800																
Wayne Garland, R ERA: 3.03 (6, 1)	4.0	W 13	1	0	0	1	0	1	0	0	0	0	0	0	14	18	0.00	0.250																

Batter	1	2	3	4	5	6	7	8	9	AB	R	H	RBI	BB	SO	LOB	BOTTOM																	
Mark Belanger, R OBP: 0.292, SLG: 0.299 (9, FH)	0-0 F7		0-0 G5-4-3 1B		0-0 F8		0-3 K		4-0 F8 1B BB	4	0	1	0	0	1	1	Detroit Tigers @ Baltimore Orioles Memorial Stadium, Baltimore, MD Wed Sep 25 1974, 7:05 PM EDT Att: 10,542 - Unknown																	
Al Bumbry, L OBP: 0.279, SLG: 0.293 (9, PR)			0-0 1-2 F8 1B BB		0-0 F9		0-0 F9		0-0 1-2 2-H 1B	5	1	1	1	0	0	2																		
Paul Blair, R OBP: 0.304, SLG: 0.417 (1, 8)	0-0 6-3		0-0 1-2 G5-4-3 1B		0-0 F9		0-0 F9		0-0 1-2 2-3 1B	2	1	0	0	3	1	2																		
Bobby Grich, R OBP: 0.374, SLG: 0.428 (1, 4)	4-0 S BB		4-0 S BB		4-0 1B BB		0-3 K		0-0 1-2 2-3 F8	2	1	0	0	3	1	2																		
Tommy Davis, R OBP: 0.322, SLG: 0.376 (1, 10)	0-0 5-3		0-0 1-2 5-3		0-0 1-2 1B		0-0 5-3 1B		0-0 2-H 3-H 1B	5	0	3	2	0	0	2																		
Don Baylor, R OBP: 0.338, SLG: 0.376 (1, 7)		4-0 2B BB		0-0 5-3		0-0 F6		0-0 1-2 5-3 1B		3	1	1	0	1	0	2																		
Brooks Robinson, R OBP: 0.361, SLG: 0.385 (1, 5)		0-0 1-H 2B		0-0 F8		0-0 F7		0-0 5-3		4	0	1	1	0	0	4																		
Bob Oliver, R OBP: 0.274, SLG: 0.344 (1, 3)		0-0 F9		0-0 1-3		0-0 1-2 2-H 1B		0-3 K		4	0	1	1	0	1	3																		
Enos Cabell, R OBP: 0.276, SLG: 0.343 (1, 9)		0-0 F8		0-3 K		0-0 L5		0-0 F7		4	0	0	0	0	1	3																		
Andy Etchebarren, R OBP: 0.253, SLG: 0.301 Rich Coggins, L OBP: 0.297, SLG: 0.317 (9, PR)		0-0 6-3		0-0 1B		0-0 F9		0-0 BB 1B		4	0	2	0	0	0	1																		
Inning Stats	R: 0 E: 0 K: 0 S: 3	H: 0 LOB: 1 BB: 1 P: 7	R: 1 E: 0 K: 0 S: 4	H: 1 LOB: 1 BB: 1 P: 8	R: 0 E: 0 K: 0 S: 3	H: 0 LOB: 0 BB: 0 P: 3	R: 0 E: 0 K: 1 S: 6	H: 1 LOB: 1 BB: 0 P: 6	R: 1 E: 0 K: 0 S: 5	H: 2 LOB: 2 BB: 1 P: 9	R: 0 E: 0 K: 1 S: 5	H: 0 LOB: 0 BB: 0 P: 5	R: 0 E: 0 K: 2 S: 9	H: 2 LOB: 0 BB: 0 P: 9	R: 3 E: 0 K: 0 S: 5	H: 3 LOB: 1 BB: 1 P: 9	1B: 9 2B: 1 3B: 0 HR: 0	SF: 0 SAC: 0 DP: 1 HBP: 0	WP: 0 PB: 0 SB: 2 CS: 0	PA: 40														
PITCHER	IP WLS BF H R ER SO BB IBB HBP BLK WP HR S P ERA WHIP	IP WLS BF H R ER SO BB IBB HBP BLK WP HR S P ERA WHIP																																
Mickey Lolich, L ERA: 4.05 (1, 1)	8.2	L 40	10	5	5	4	5	0	0	0	0	0	0	0	43	63	5.19	1.731																



Batter	1	2	3	4	5	6	7	8	9	AB	R	H	RBI	BB	SO	LOB	TOP		
Don Money, R OBP: 0.347, SLG: 0.411 (1, 5)	F8		FC1-4 1B		2B		F8			4	0	2	0	0	0	1	Milwaukee Brewers @ Baltimore Orioles Memorial Stadium, Baltimore, MD Sat Sep 28 1974, 7:05 PM EDT Att: 12,093 - Unknown		
Sixto Lezcano, R OBP: 0.277, SLG: 0.409 (1, 9)	5-6-3		FC1-4 1-2		1-3			6-3		4	0	0	0	0	0	2			
George Scott, R OBP: 0.343, SLG: 0.433 (1, 3)			F9		4-3			5-3		4	0	1	0	0	0	2			
Bobby Mitchell, R OBP: 0.316, SLG: 0.394 (1, 10)	6-3			FC6-4 1B		L6				4	0	2	0	0	0	1			
Gorman Thomas, R OBP: 0.333, SLG: 0.429 (1, 7)		4-0 BB	FC5-4 BB	F8		K		F8		3	0	0	0	1	1	2			
Charlie Moore, R OBP: 0.318, SLG: 0.337 (1, 2)		FC5-4 CS 1-2	FC6-4 1-2		5-3				L5	4	0	0	0	0	0	2			
Bob Coluccio, R OBP: 0.306, SLG: 0.322 (1, 8)		4-0 BB 1-2	F7					F2		2	0	0	0	2	0	1			
Tim Johnson, L OBP: 0.278, SLG: 0.331 (1, 6)		F9			F8		F7		1-3	2	0	0	0	0	0	1			
Jack Lind, S OBP: 0.300, SLG: 0.333 (5, 6)										2	0	0	0	0	0	1			
Pedro Garcia, R OBP: 0.249, SLG: 0.335 (1, 4)			F4				F6			3	1	1	1	0	0	1			
Inning Stats	R: 0 E: 0 K: 0 S: 4	H: 1 LOB: 1 BB: 0 P: 4	R: 0 E: 0 K: 0 S: 2	H: 0 LOB: 1 BB: 2 P: 10	R: 0 E: 0 K: 0 S: 4	H: 1 LOB: 1 BB: 0 P: 4	R: 0 E: 0 K: 0 S: 4	H: 1 LOB: 1 BB: 0 P: 4	R: 1 E: 0 K: 1 S: 5	H: 2 LOB: 1 BB: 0 P: 5	R: 0 E: 0 K: 0 S: 3	H: 0 LOB: 0 BB: 1 P: 7	R: 0 E: 0 K: 0 S: 4	H: 1 LOB: 1 BB: 0 P: 4	R: 0 E: 0 K: 0 S: 3	H: 0 LOB: 0 BB: 0 P: 3	1B: 3 2B: 2 3B: 0 HR: 1	SF: 0 SAC: 0 DP: 0 HBP: 0	WP: 0 PA: 35 SB: 0 CS: 1
PITCHER Mike Cuellar, L ERA: 3.08 (1, 1)	IP: 9.0 WLS: W BF: 35 H: 6 R: 1 ER: 1 SO: 1 BB: 3 IBB: 0 HBP: 0 BLK: 0 WP: 0 HR: 1 S: 34 P: 46 ERA: 1.00 WHIP: 1.000															PITCHER			

Batter	1	2	3	4	5	6	7	8	9	AB	R	H	RBI	BB	SO	LOB	BOTTOM
Rich Coggins, L OBP: 0.293, SLG: 0.313 (1, 9)	3-1	F7		F8		G3-6-3 1-2				4	0	0	0	0	0	5	Milwaukee Brewers @ Baltimore Orioles Memorial Stadium, Baltimore, MD Sat Sep 28 1974, 7:05 PM EDT Att: 12,093 - Unknown
Paul Blair, R OBP: 0.308, SLG: 0.418 (1, 8)	S E 1B		F7	1B S 2B		1B S BB				3	1	2	2	1	0	0	
Bobby Grich, R OBP: 0.374, SLG: 0.426 (1, 4)	S S 1B		FC6-4 BB	K		F8				3	1	1	0	1	1	2	
Tommy Davis, R OBP: 0.324, SLG: 0.376 (1, 10)	G4-6-3 1B		FC6-4 BB 2B		6-3		WP 1B			4	1	2	0	0	0	1	
Boog Powell, L OBP: 0.358, SLG: 0.421 (1, 3)	G4-6-3 1-2		2B BB		HR		4-3			3	2	1	1	1	0	3	
Don Baylor, R OBP: 0.336, SLG: 0.378 (1, 7)		F7	1B 2B	F4			F9			4	0	1	2	0	0	0	
Brooks Robinson, R OBP: 0.356, SLG: 0.379 (1, 5)		1B 1B		F3	3-1		K			4	0	1	0	0	1	0	
Eliot Hendricks, L OBP: 0.282, SLG: 0.355 (1, 2)		F8		1B 2B 1B		G3-6-3 1B		K		4	1	2	0	0	1	1	
Mark Belanger, R OBP: 0.294, SLG: 0.298 (1, 6)		1B		1B 2B 1B		B3				3	1	2	0	0	0	1	
Inning Stats	R: 2 E: 0 K: 0 S: 5	H: 3 LOB: 0 BB: 0 P: 5	R: 0 E: 0 K: 0 S: 5	H: 2 LOB: 2 BB: 0 P: 5	R: 2 E: 0 K: 1 S: 8	H: 3 LOB: 1 BB: 0 P: 8	R: 1 E: 0 K: 0 S: 4	H: 1 LOB: 0 BB: 0 P: 4	R: 0 E: 0 K: 0 S: 3	H: 1 LOB: 0 BB: 0 P: 3	R: 0 E: 0 K: 0 S: 3	H: 1 LOB: 1 BB: 1 P: 7	R: 0 E: 0 K: 2 S: 7	H: 0 LOB: 0 BB: 0 P: 7	1B: 9 2B: 2 3B: 0 HR: 1	SF: 0 SAC: 0 DP: 2 HBP: 0	
PITCHER Bill Champion, R ERA: 3.62 (1, 1)	IP: 3.2 WLS: L BF: 20 H: 9 R: 6 ER: 5 SO: 0 BB: 2 IBB: 0 HBP: 0 BLK: 0 WP: 0 HR: 0 S: 18 P: 26 ERA: 12.27 WHIP: 3.000															PITCHER	
Bill Castro, R ERA: 4.5 (4, 1)	2.1 8 2 1 1 1 0 0 0 0 0 1 10 10 3.86 0.857																
Larry Anderson, R ERA: (7, 1)	2.0 7 1 0 0 2 1 0 0 0 1 0 10 14 0.00 1.000																

Batter	1	2	3	4	5	6	7	8	9	AB	R	H	RBI	BB	SO	LOB	TOP					
Don Money, R OBP: 0.346, SLG: 0.415 (1, 5)	5-3		B3				6-3			4	1	1	2	0	0	1	Milwaukee Brewers @ Baltimore Orioles Memorial Stadium, Baltimore, MD Sun Sep 29 1974, 3:33 AM EDT Att: 20,456 - Unknown					
Sixto Lezcano, R OBP: 0.294, SLG: 0.426 (1, 9)	BB		4-3					2B		3	0	1	0	1	0	0						
George Scott, R OBP: 0.342, SLG: 0.431 (1, 3)	F9							4-3		3	0	0	0	1	1	2						
Bobby Mitchell, R OBP: 0.316, SLG: 0.390 (1, 10)	F3									2	0	0	0	1	0	2						
John Briggs, L OBP: 0.337, SLG: 0.431 (8, PH)										1	0	0	0	0	1	1						
Gorman Thomas, R OBP: 0.345, SLG: 0.444 (1, 7)										3	1	1	0	1	1	2						
Charlie Moore, R OBP: 0.317, SLG: 0.335 (1, 2)										4	0	1	1	0	1	2						
Bob Coluccio, R OBP: 0.303, SLG: 0.319 (1, 8)										4	0	0	0	0	0	2						
Pedro Garcia, R OBP: 0.247, SLG: 0.332 (1, 4)										4	0	0	0	0	2	1						
Jack Lind, S OBP: 0.385, SLG: 0.364 (1, 6)										2	1	1	0	1	0	0						
Inning Stats	R: 0 E: 0 K: 0 S: 3	H: 0 LOB: 1 BB: 1 P: 7	R: 0 E: 0 K: 1 S: 6	H: 1 LOB: 1 BB: 0 P: 6	R: 0 E: 0 K: 0 S: 2	H: 0 LOB: 0 BB: 1 P: 6	R: 0 E: 0 K: 0 S: 3	H: 0 LOB: 1 BB: 1 P: 7	R: 2 E: 0 K: 1 S: 7	H: 2 LOB: 2 BB: 0 P: 7	R: 1 E: 0 K: 0 S: 5	H: 1 LOB: 1 BB: 2 P: 13	R: 0 E: 0 K: 0 S: 3	H: 0 LOB: 0 BB: 0 P: 3	R: 0 E: 0 K: 2 S: 8	H: 1 LOB: 1 BB: 0 P: 8	R: 0 E: 0 K: 1 S: 5	H: 0 LOB: 0 BB: 0 P: 5	1B: 2 2B: 2 3B: 0 HR: 1	SF: 0 SAC: 0 DP: 0 HBP: 0	WP: 1 PB: 0 SB: 1 CS: 2	PA: 35
PITCHER	IP	WLS	BF	H	R	ER	SO	BB	IBB	HBP	BLK	WP	HR	S	P	ERA	WHIP					
Dave McNally, L ERA: 3.58 (1, 1)	7.0		29	5	3	3	3	5	0	0	0	1	1	30	50	3.86	1.429					
Bob Reynolds, R ERA: 2.77 (8, 1)	0.1	1	0	0	0	0	0	0	0	0	0	0	0	1	1	0.00	0.000					
Grant Jackson, L ERA: 2.57 (8, 1)	1.2	W	5	0	0	0	3	0	0	0	0	0	0	11	11	0.00	0.000					

Batter	1	2	3	4	5	6	7	8	9	AB	R	H	RBI	BB	SO	LOB	BOTTOM					
Rich Coggins, L OBP: 0.297, SLG: 0.313 (1, 9)	4-3		PB				F9			3	1	1	1	2	0	0	Milwaukee Brewers @ Baltimore Orioles Memorial Stadium, Baltimore, MD Sun Sep 29 1974, 3:33 AM EDT Att: 20,456 - Unknown					
Paul Blair, R OBP: 0.310, SLG: 0.417 (1, 8)	F8									3	1	1	0	2	1	2						
Bobby Grich, R OBP: 0.374, SLG: 0.425 (1, 4)	K									4	0	1	0	1	2	3						
Tommy Davis, R OBP: 0.324, SLG: 0.377 (1, 10)										5	0	2	1	0	1	4						
Boog Powell, L OBP: 0.356, SLG: 0.416 (1, 3)	G3									4	0	0	1	1	3	4						
Don Baylor, R OBP: 0.338, SLG: 0.377 (1, 7)	F5									3	0	1	0	1	0	4						
Brooks Robinson, R OBP: 0.354, SLG: 0.376 (1, 5)	F9									4	0	0	0	0	1	3						
Eliot Hendricks, L OBP: 0.287, SLG: 0.351 (1, 2)										2	1	0	0	2	0	1						
Mark Belanger, R OBP: 0.293, SLG: 0.298 (1, 6)										4	1	1	0	0	2	1						
Inning Stats	R: 0 E: 0 K: 1 S: 5	H: 0 LOB: 0 BB: 0 P: 5	R: 0 E: 0 K: 0 S: 4	H: 1 LOB: 1 BB: 0 P: 4	R: 0 E: 0 K: 2 S: 7	H: 0 LOB: 2 BB: 2 P: 15	R: 0 E: 0 K: 2 S: 8	H: 1 LOB: 1 BB: 0 P: 8	R: 3 E: 0 K: 1 S: 8	H: 4 LOB: 2 BB: 2 P: 16	R: 0 E: 0 K: 2 S: 7	H: 0 LOB: 0 BB: 0 P: 7	R: 0 E: 0 K: 0 S: 4	H: 1 LOB: 1 BB: 0 P: 4	R: 0 E: 0 K: 1 S: 5	H: 0 LOB: 3 BB: 1 P: 9	R: 1 E: 0 K: 1 S: 4	H: 0 LOB: 3 BB: 4 P: 20	1B: 7 2B: 0 3B: 0 HR: 0	SF: 0 SAC: 0 DP: 1 HBP: 0	WP: 1 PB: 1 SB: 2 CS: 0	PA: 41
PITCHER	IP	WLS	BF	H	R	ER	SO	BB	IBB	HBP	BLK	WP	HR	S	P	ERA	WHIP					
Jim Slaton, R ERA: 3.92 (1, 1)	8.1	L	39	7	4	4	10	8	0	0	0	1	0	51	83	4.32	1.800					
Tom Murphy, R ERA: 1.96 (9, 1)	0.1		2	0	0	0	0	1	0	0	0	0	0	1	5	0.00	3.000					

Batter	1	2	3	4	5	6	7	8	9	AB	R	H	RBI	BB	SO	LOB	TOP										
Mark Belanger, R OBP: 0.297, SLG: 0.301	F2	1B BB		2B	1B		F9		E8	5	2	3	2	1	0	1											
Paul Blair, R OBP: 0.311, SLG: 0.417	4-3	1B BB		2B	1B			F8	F7	5	1	1	1	1	0	4											
Bobby Grich, R OBP: 0.376, SLG: 0.434	K	FC6-4		1B	2B			F7		5	2	3	3	0	1	0											
Tommy Davis, R OBP: 0.325, SLG: 0.377		1B		2B	1B			F8	F4	5	1	2	1	0	0	2											
Don Baylor, R OBP: 0.340, SLG: 0.384		1B 2B		1B	2B			4-3	F4	5	2	3	0	0	0	0											
Brooks Robinson, R OBP: 0.356, SLG: 0.377	HR	1B		F7	G6-4-3		K		BB E	4	2	2	2	1	1	1											
Earl Williams, R OBP: 0.328, SLG: 0.396	HR	1B		G6-4-3	1B			5-3	K	5	1	2	3	0	1	4											
Enos Cabell, R OBP: 0.267, SLG: 0.331	F9	G6-4-3		G6-4-3			F5		E1	5	1	0	0	0	0	2											
Andy Etchebarren, R OBP: 0.247, SLG: 0.294	3-1			5-3			E4		E	4	0	0	0	0	1	0											
Boog Powell, L OBP: 0.358, SLG: 0.416									BB	0	0	0	0	1	0	0											
Curt Motton, R OBP: 0.287, SLG: 0.351									BB	0	0	0	0	0	0	0											
Elrod Hendricks, L OBP: 0.287, SLG: 0.351									BB	0	0	0	0	0	0	0											
Inning Stats	R: 0 E: 0 K: 1 S: 5	H: 0 LOB: 0 BB: 0 P: 5	R: 5 E: 0 K: 0 S: 8	H: 5 LOB: 2 BB: 2 P: 16	R: 1 E: 0 K: 0 S: 4	H: 2 LOB: 0 BB: 0 P: 4	R: 3 E: 0 K: 0 S: 7	H: 5 LOB: 2 BB: 1 P: 11	R: 0 E: 0 K: 1 S: 6	H: 1 LOB: 1 BB: 0 P: 6	R: 1 E: 0 K: 0 S: 6	H: 1 LOB: 0 BB: 0 P: 6	R: 0 E: 1 K: 0 S: 4	H: 0 LOB: 1 BB: 0 P: 4	R: 0 E: 0 K: 0 S: 3	H: 0 LOB: 0 BB: 0 P: 3	R: 2 E: 2 K: 1 S: 8	H: 2 LOB: 3 BB: 1 P: 12	1B: 10 2B: 4 3B: 0 HR: 2	SF: 0 SAC: 0 DP: 2 HBP: 0	WP: 0 PB: 0 SB: 3 CS: 0	PA: 47					
PITCHER	IP	WLS	BF	H	R	ER	SO	BB	IBB	HBP	BLK	WP	HR	S	P	ERA	WHIP										
Mickey Lolich, L ERA: 4.15	1.0	L	7	4	4	4	1	0	0	0	0	0	1	9	9	36.00	4.000										
Dave Lemanczyk, R ERA: 4.0	2.1		14	6	5	5	0	2	0	0	0	0	0	12	20	19.29	3.429										
Fred Holdsworth, R ERA: 4.29	5.1		25	6	3	1	3	1	1	0	0	0	1	29	37	1.69	1.312										
Jim Ray, R ERA: 4.47	0.1		1	0	0	0	0	0	0	0	0	0	0	1	1	0.00	0.000										

Baltimore Orioles @ Detroit Tigers
Tiger Stadium, Detroit, MI
Mon Sep 30 1974, 7:05 PM EDT
Att: 6,575 - Unknown

AB 43
R 12
H 16
RBI 12
BB 4
SO 4
LOB 14



Batter	1	2	3	4	5	6	7	8	9	AB	R	H	RBI	BB	SO	LOB	BOTTOM										
Ron LeFlore, R OBP: 0.298, SLG: 0.318	K		FC4-6		4-3	L4		2B		5	3	2	0	0	1	1											
Gary Sutherland, R OBP: 0.282, SLG: 0.313	4-3		BB		4-3	FC6-4		1B		5	1	3	1	0	0	1											
Al Kaline, R OBP: 0.339, SLG: 0.392	1B		2B		K	FC6-4		L4		4	0	1	0	1	1	3											
Bill Freehan, R OBP: 0.358, SLG: 0.462	F9		BB		2B	1B		K		5	1	3	3	0	1	2											
Reggie Sanders, R OBP: 0.300, SLG: 0.438	5-3		F6		1B	2B		K		5	1	1	0	0	1	3											
Leon Roberts, R OBP: 0.311, SLG: 0.407	K				FC4-6	HBP		BB		4	0	3	2	1	1	0											
Dan Meyer, L OBP: 0.250, SLG: 0.476	F9		F9		F9	HBP		F6		4	0	0	0	0	0	4											
Aurelio Rodriguez, R OBP: 0.254, SLG: 0.304	6-3				F7	L9		F9		2	0	0	0	0	0	1											
Gates Brown, L OBP: 0.315, SLG: 0.388										1	0	0	0	0	0	2											
John Knox, L OBP: 0.333, SLG: 0.321										1	0	0	0	0	0	2											
Tom Verzyer, R OBP: 0.316, SLG: 0.404										1	0	0	0	0	0	1											
Ed Brinkman, R OBP: 0.265, SLG: 0.345			FC4-6		F7			F7		4	0	1	0	0	0	1											
Inning Stats	R: 0 E: 0 K: 1 S: 6	H: 1 LOB: 1 BB: 0 P: 6	R: 0 E: 0 K: 1 S: 5	H: 0 LOB: 0 BB: 0 P: 5	R: 2 E: 0 K: 0 S: 6	H: 3 LOB: 2 BB: 1 P: 10	R: 0 E: 0 K: 0 S: 4	H: 1 LOB: 1 BB: 0 P: 4	R: 3 E: 0 K: 1 S: 9	H: 4 LOB: 2 BB: 0 P: 10	R: 0 E: 0 K: 0 S: 4	H: 1 LOB: 1 BB: 0 P: 4	R: 0 E: 0 K: 1 S: 6	H: 1 LOB: 2 BB: 1 P: 10	R: 1 E: 0 K: 1 S: 7	H: 2 LOB: 1 BB: 0 P: 7	R: 0 E: 0 K: 0 S: 4	H: 1 LOB: 1 BB: 0 P: 4	1B: 9 2B: 4 3B: 1 HR: 0	SF: 0 SAC: 0 DP: 0 HBP: 1	WP: 1 PB: 0 SB: 0 CS: 0	PA: 44					
PITCHER	IP	WLS	BF	H	R	ER	SO	BB	IBB	HBP	BLK	WP	HR	S	P	ERA	WHIP										
Ross Grimsley, L ERA: 3.07	4.2		25	9	5	5	3	1	0	0	0	0	0	29	34	9.64	2.143										
Doyle Alexander, R ERA: 4.09	1.2		8	2	0	0	1	1	0	0	0	1	0	9	13	0.00	1.800										
Grant Jackson, L ERA: 2.6	2.2	W	11	3	1	1	1	0	0	0	0	0	0	13	13	3.38	1.125										

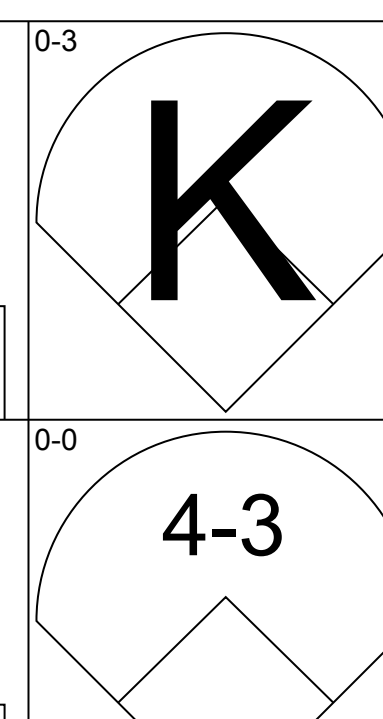
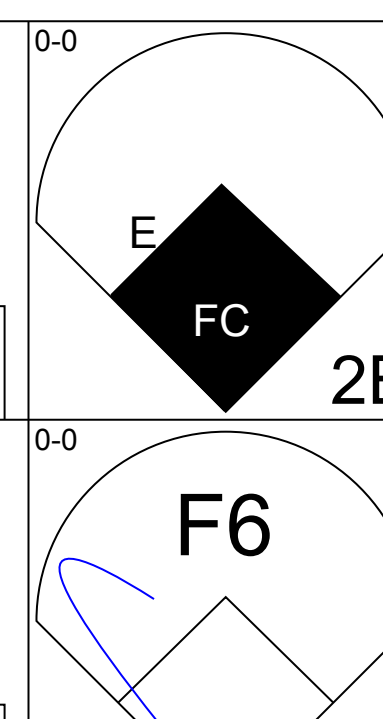
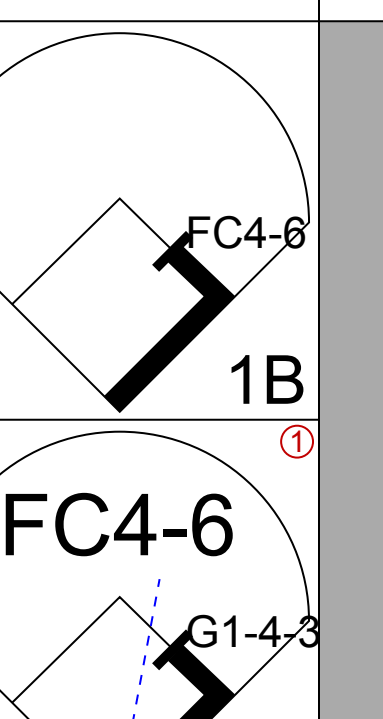
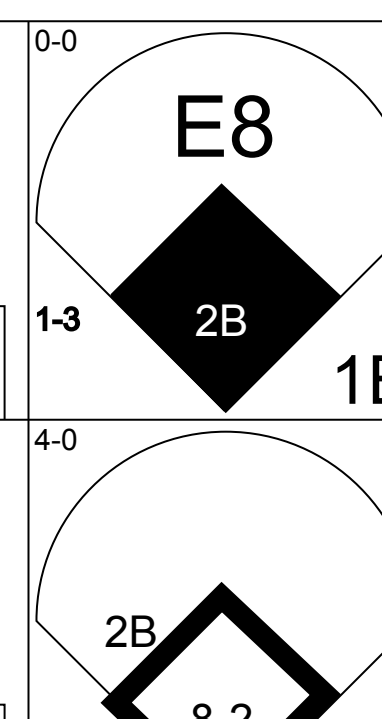
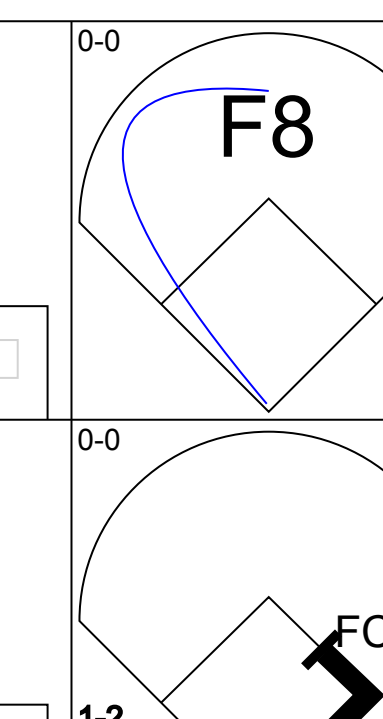
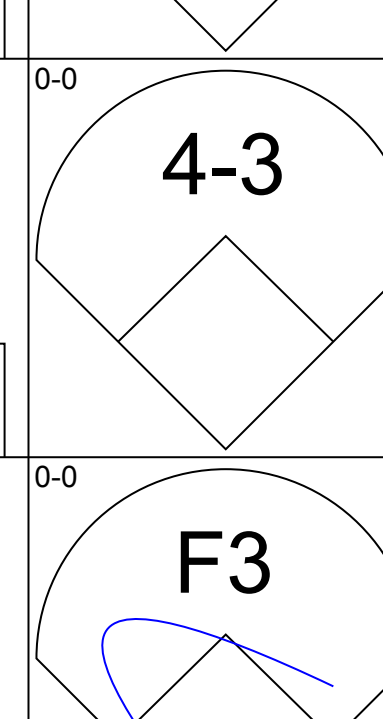
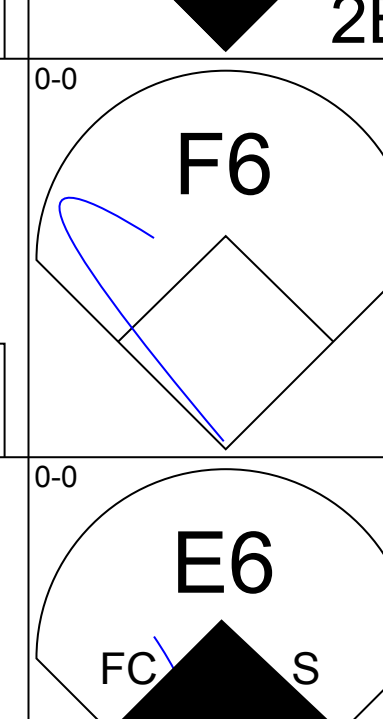
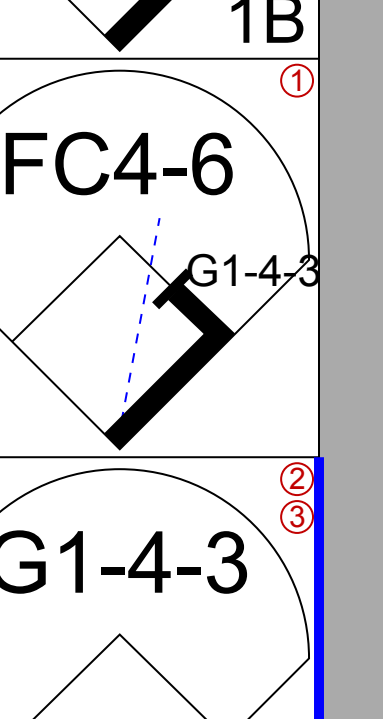
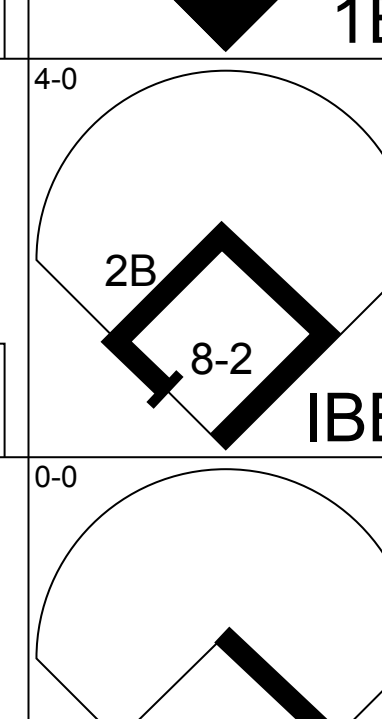
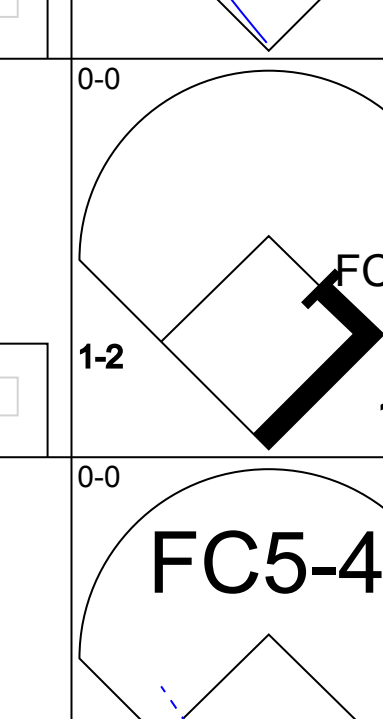
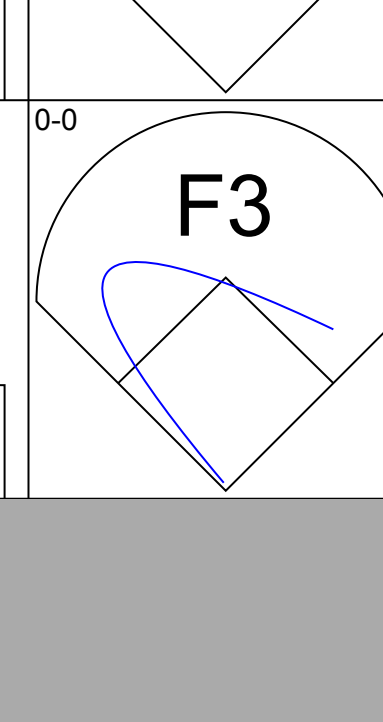
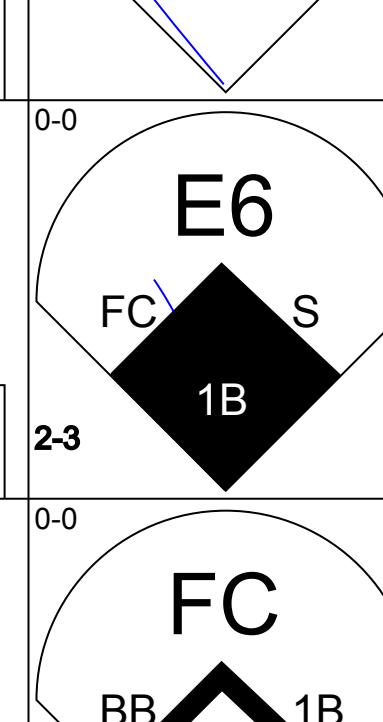
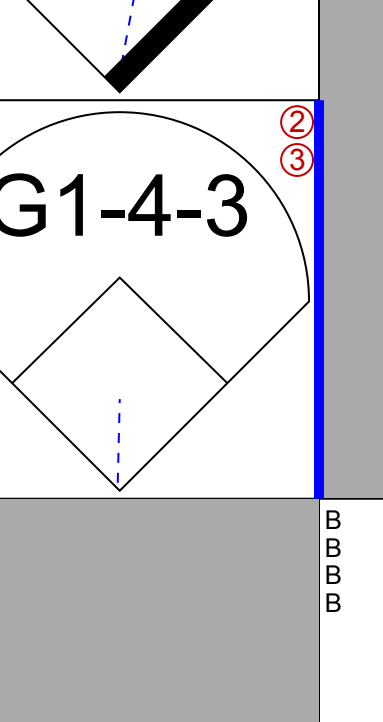
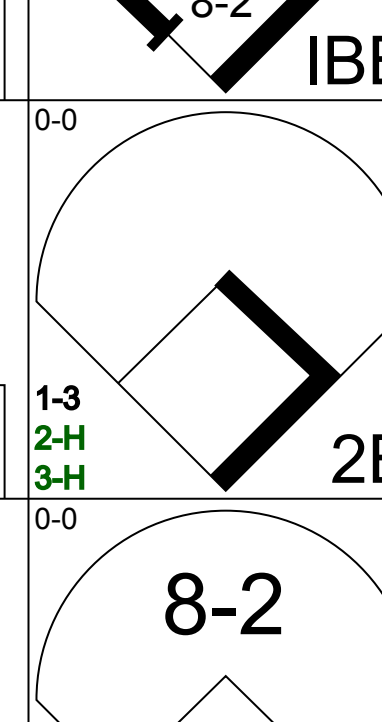
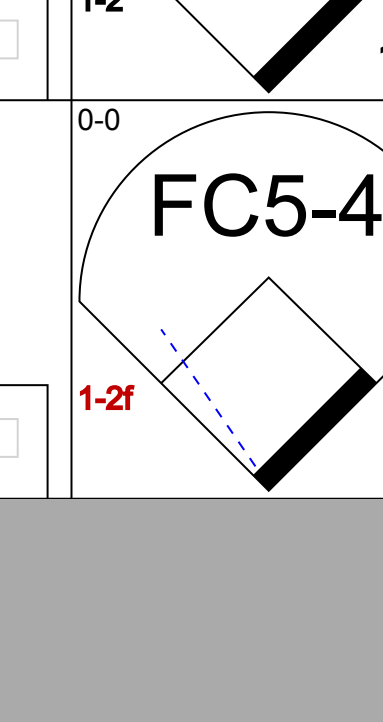
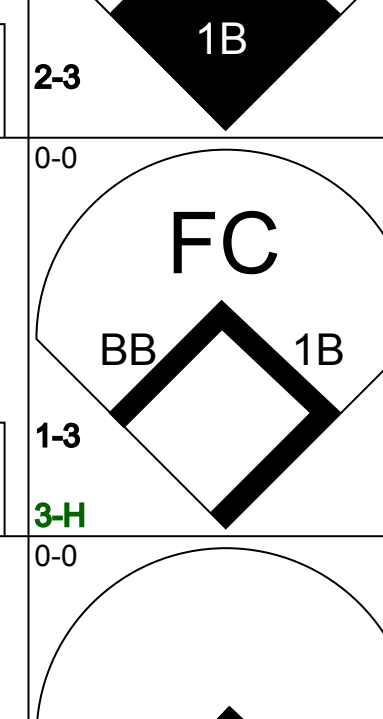
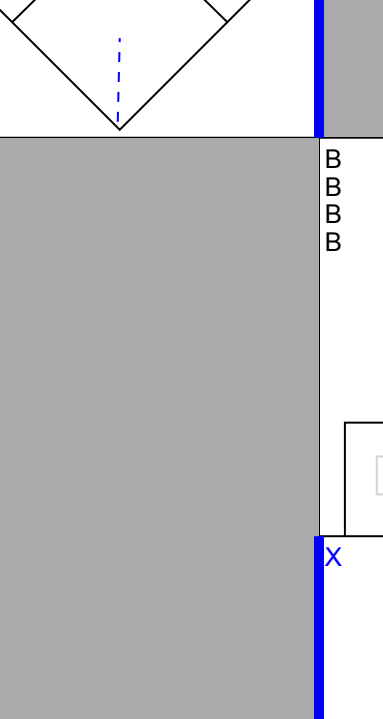
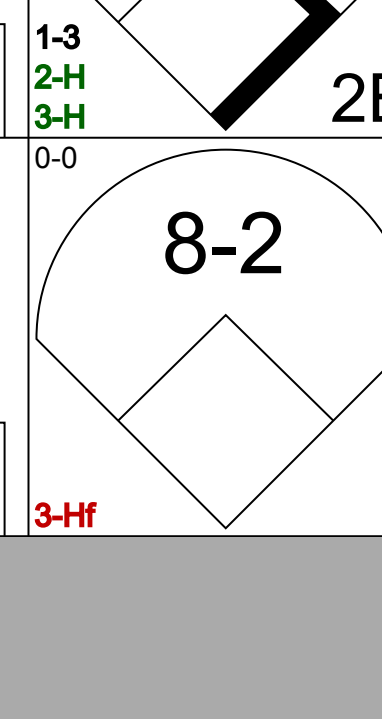

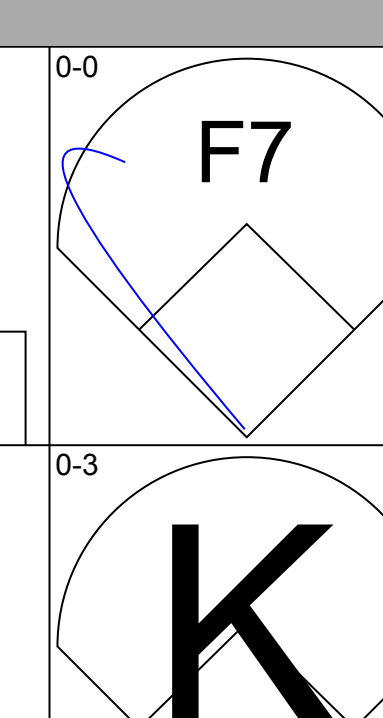
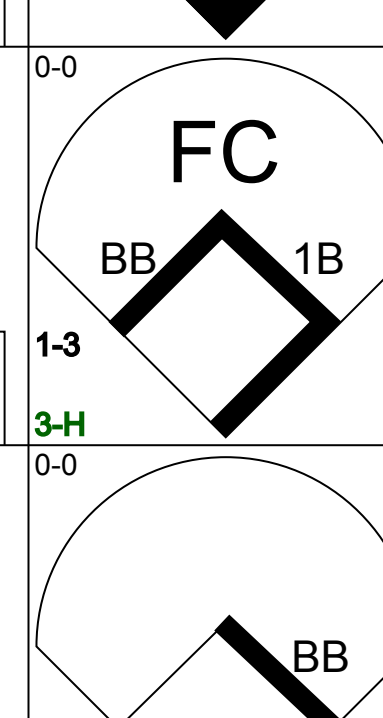
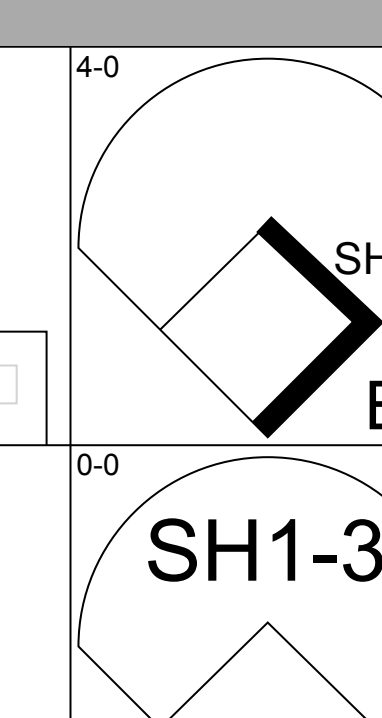
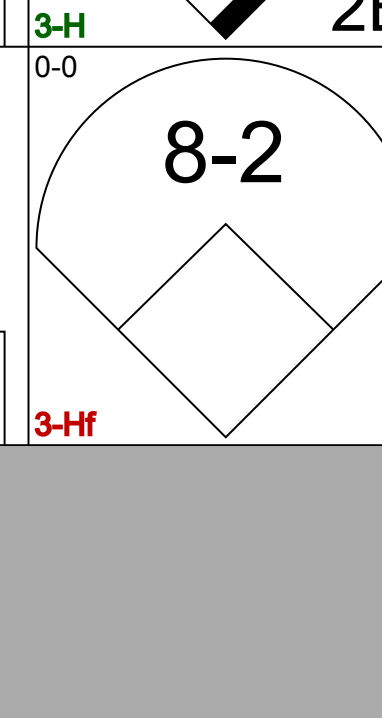
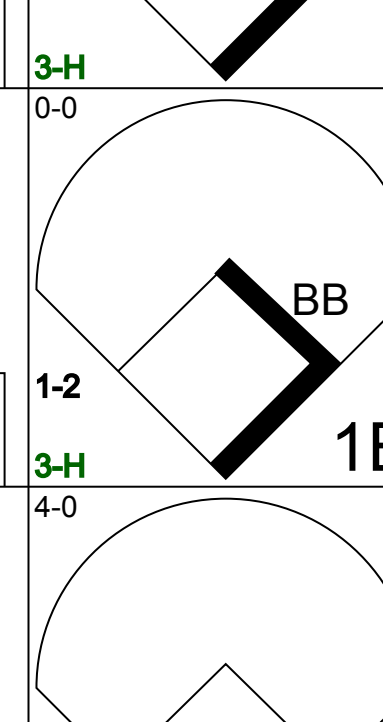
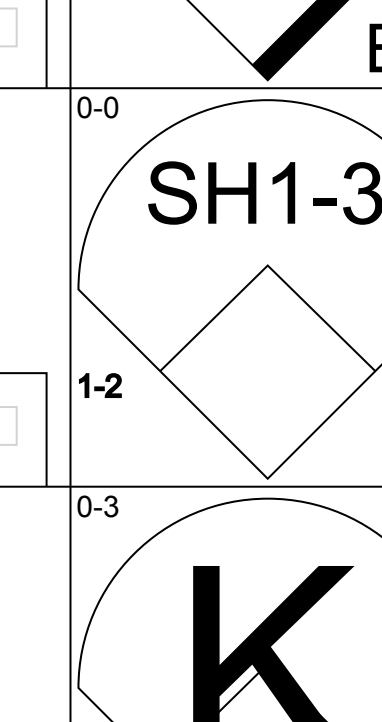

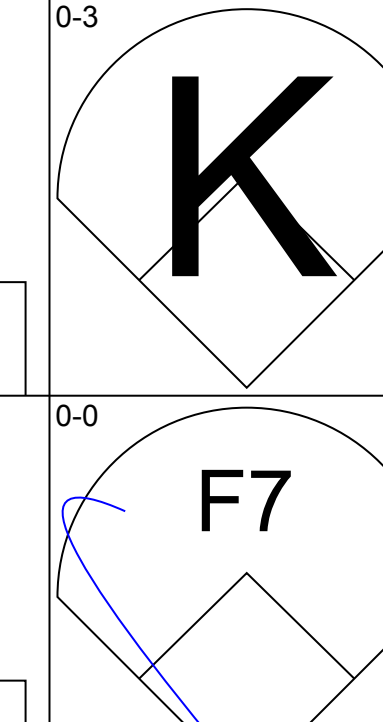
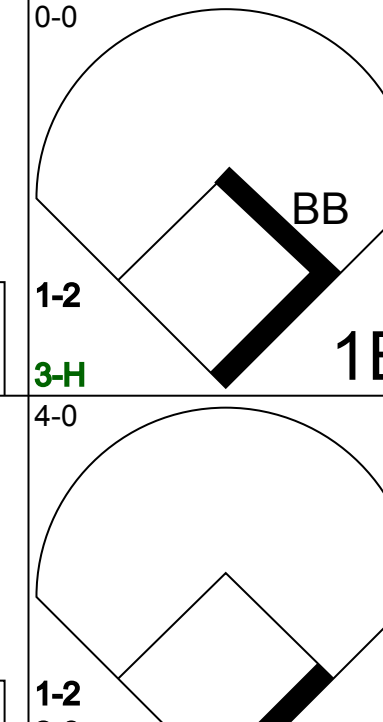
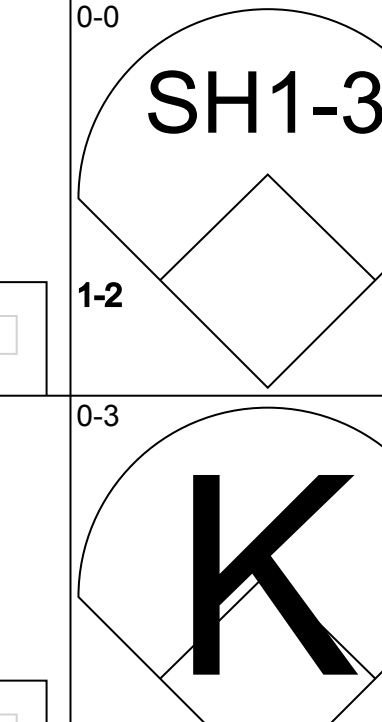
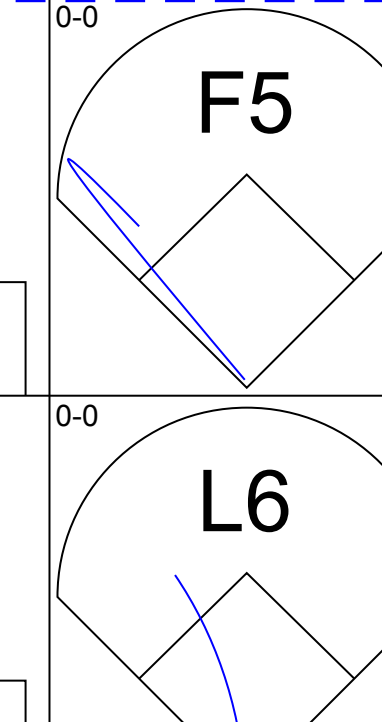
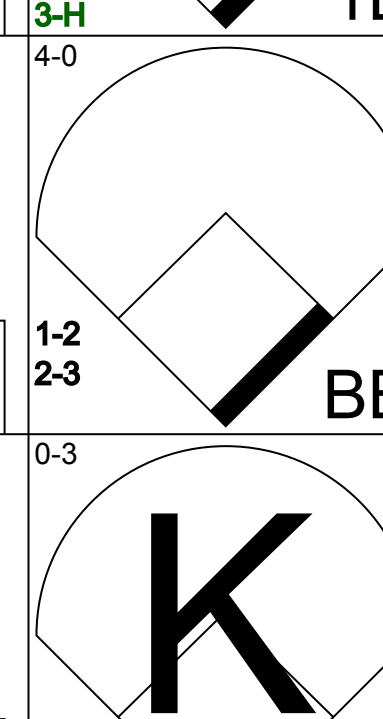
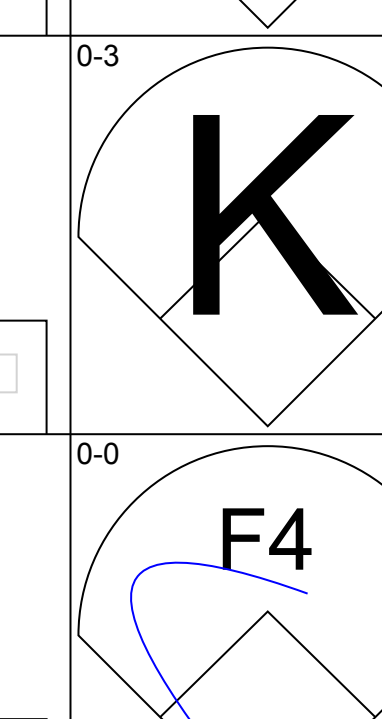
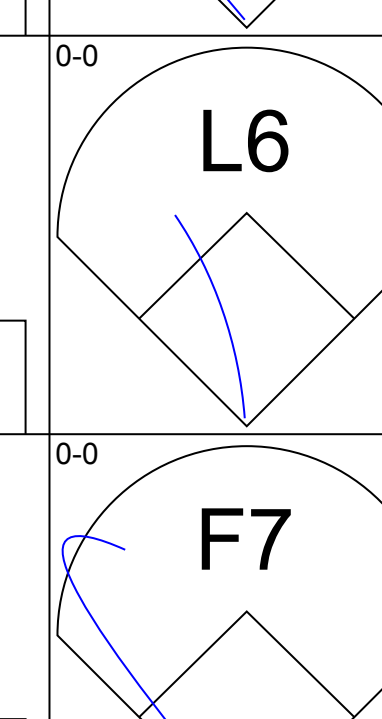
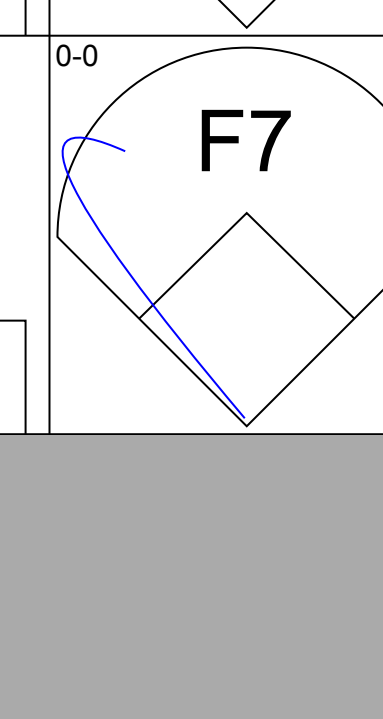
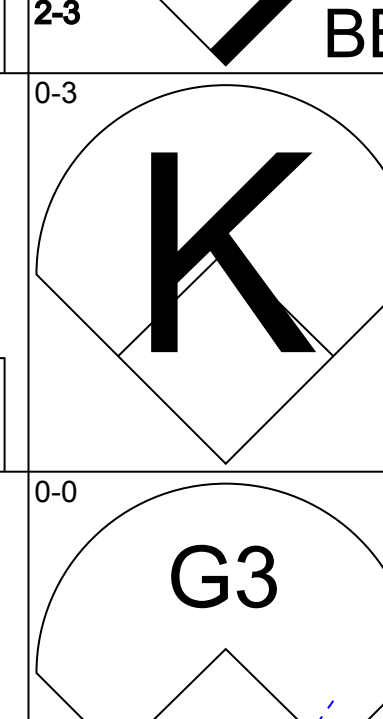
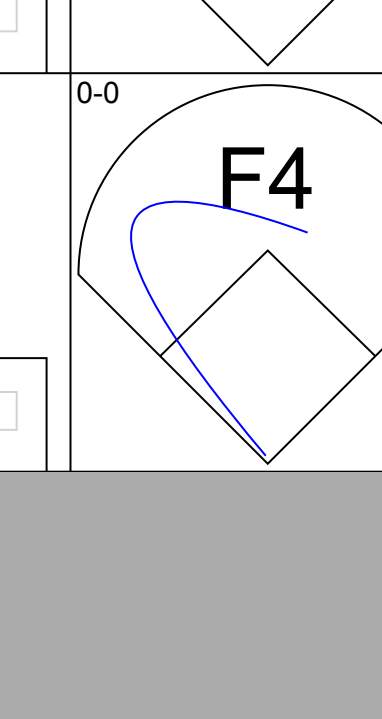
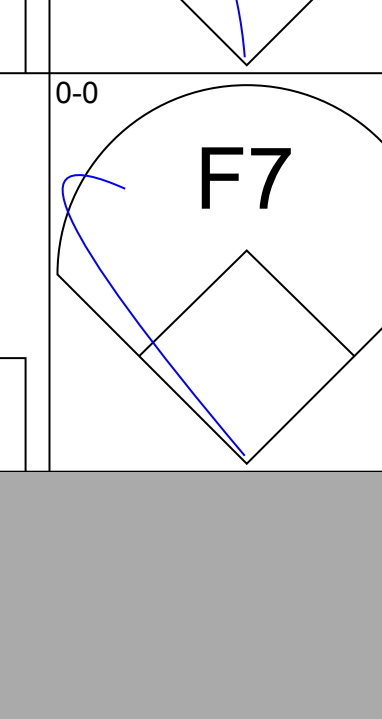
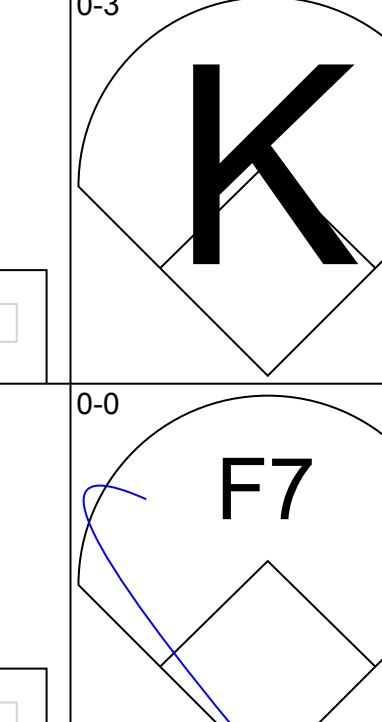
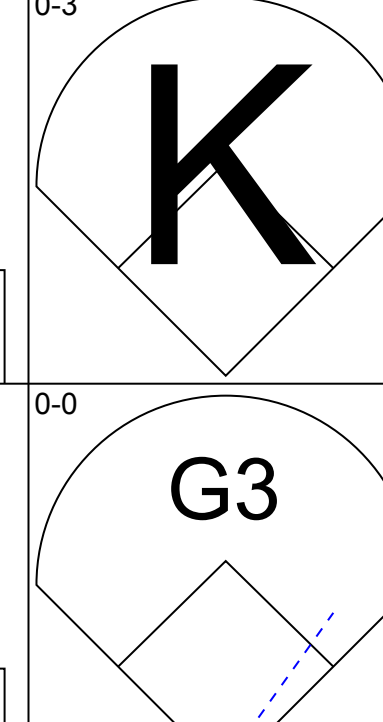
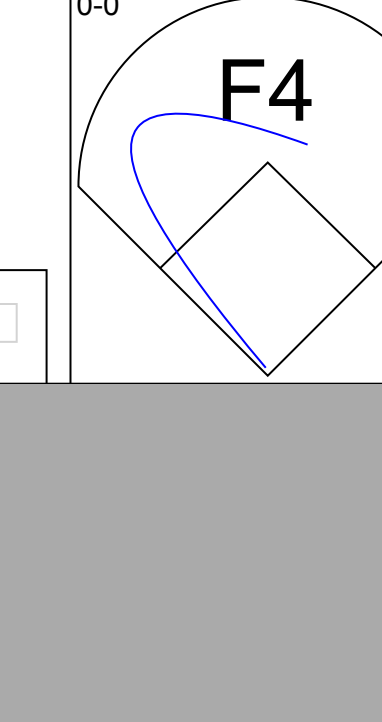
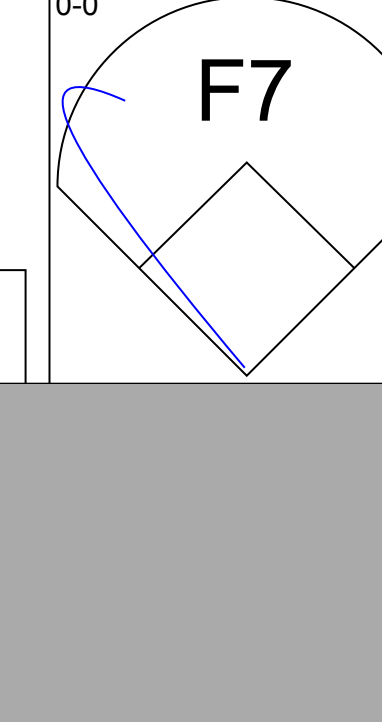
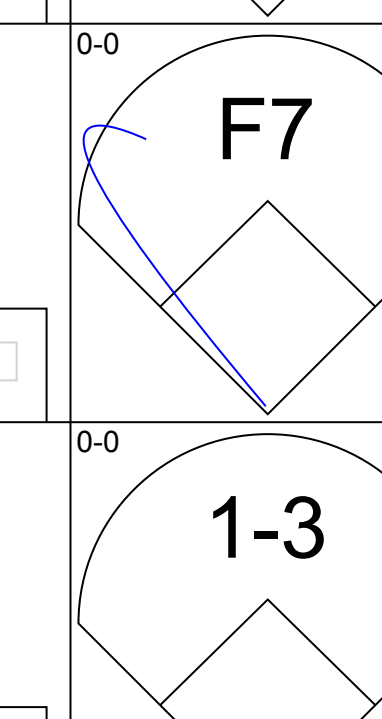
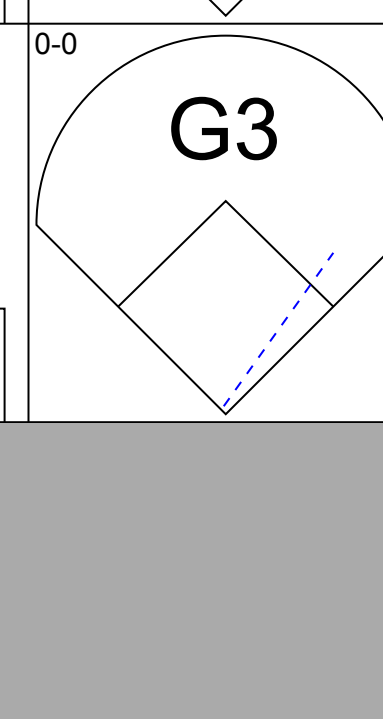
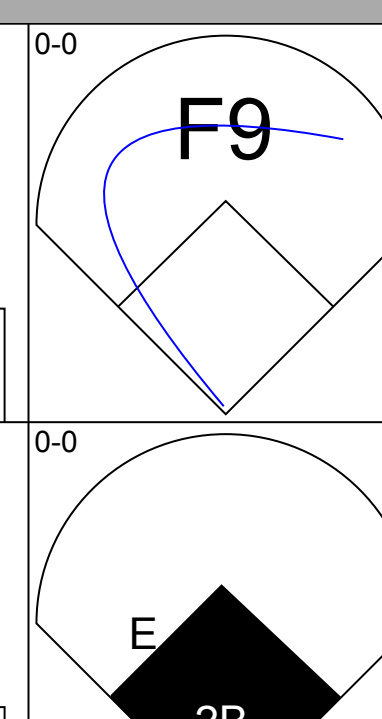
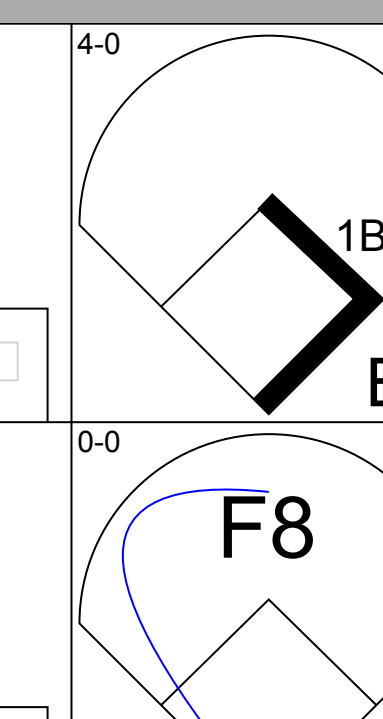
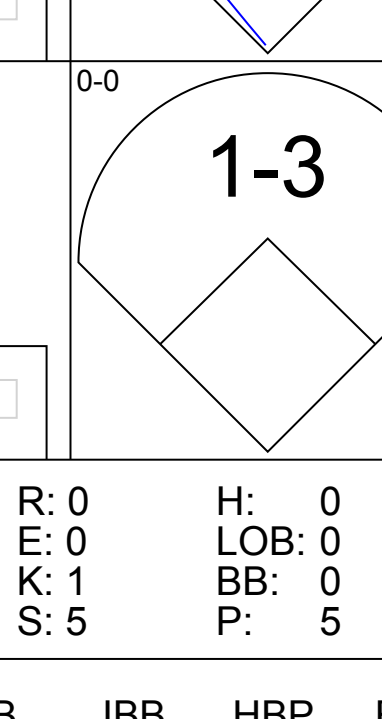
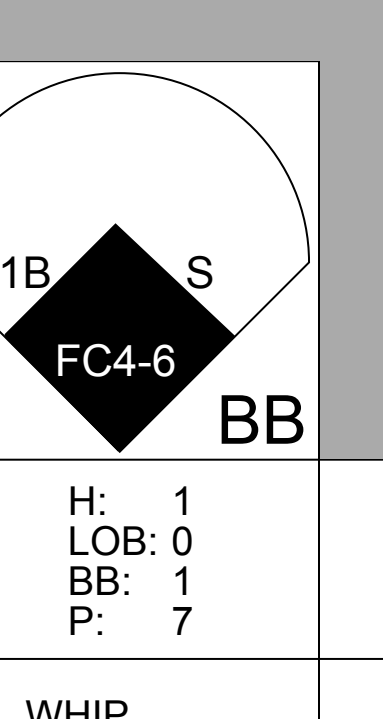
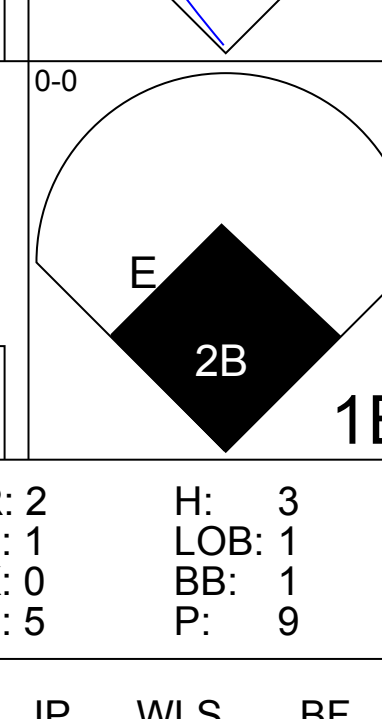
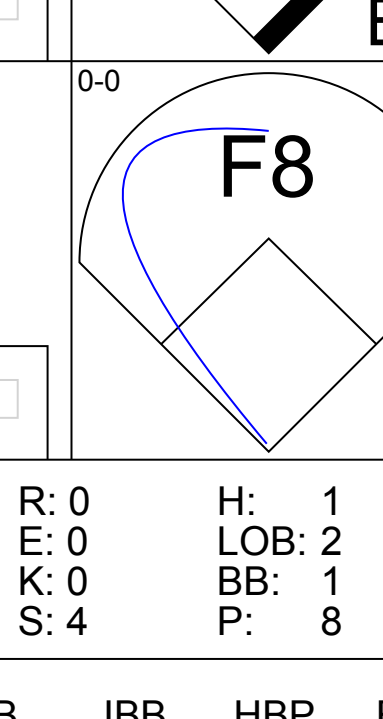

Baltimore Orioles @ Detroit Tigers
Tiger Stadium, Detroit, MI
Mon Sep 30 1974, 7:05 PM EDT
Att: 6,575 - Unknown

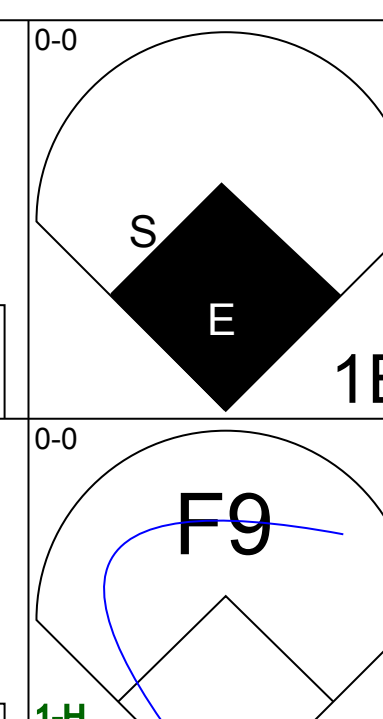
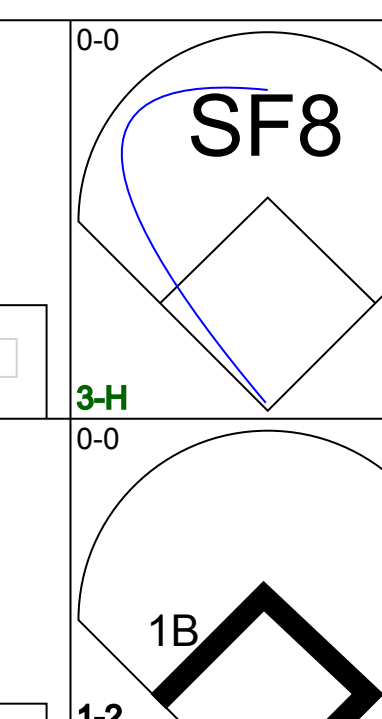
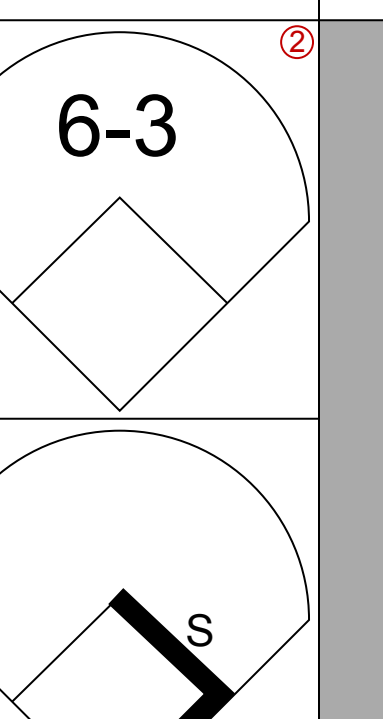
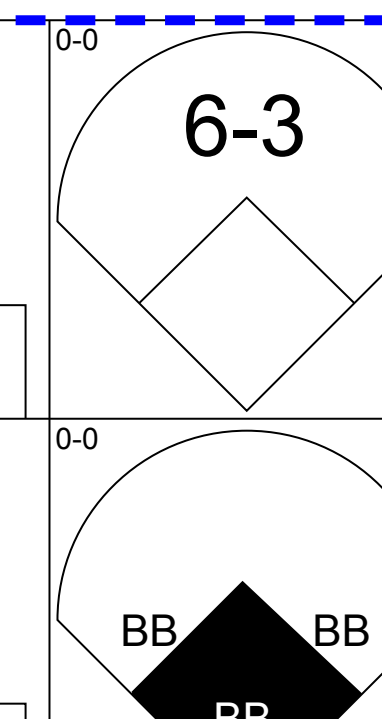
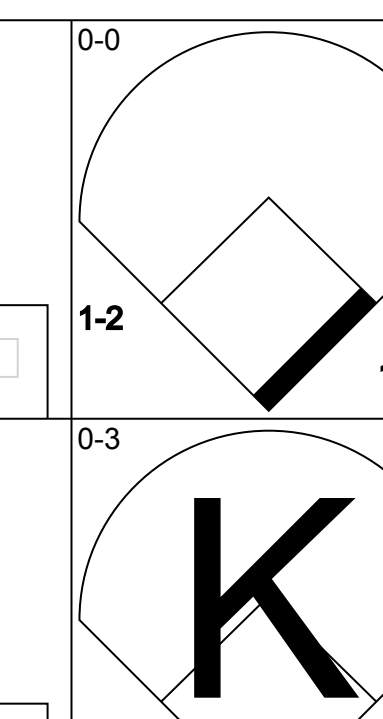
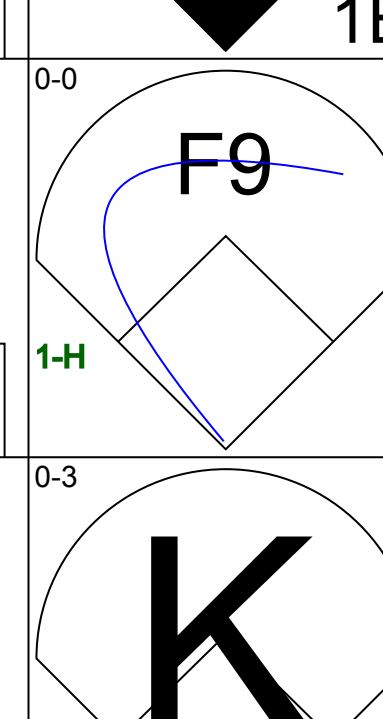
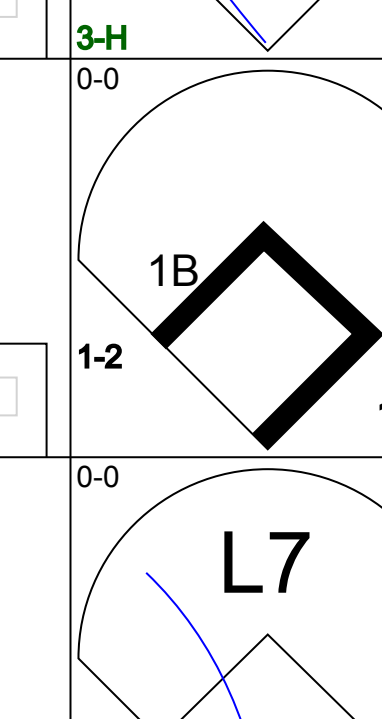
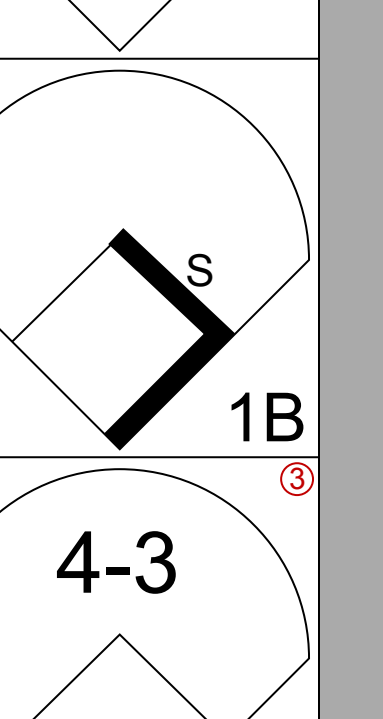
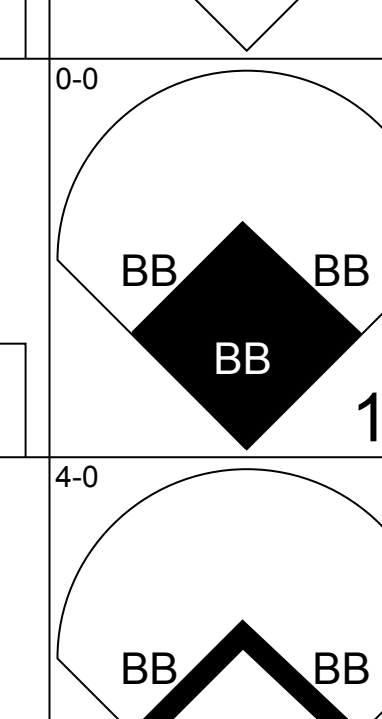
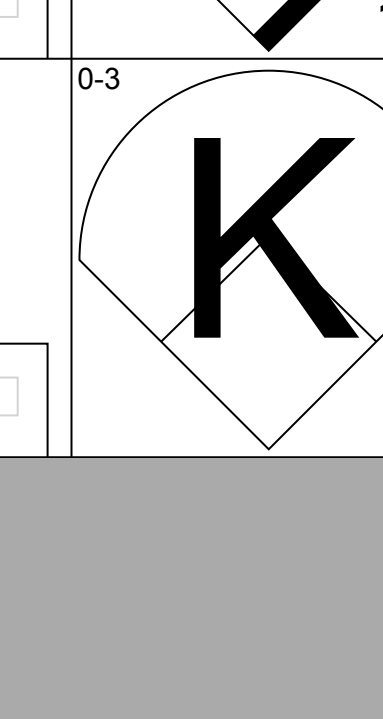
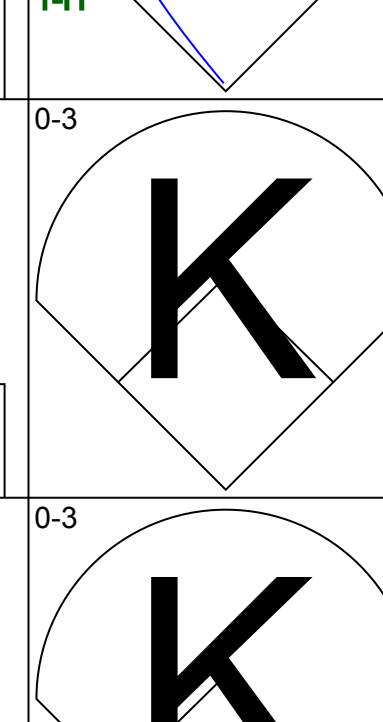
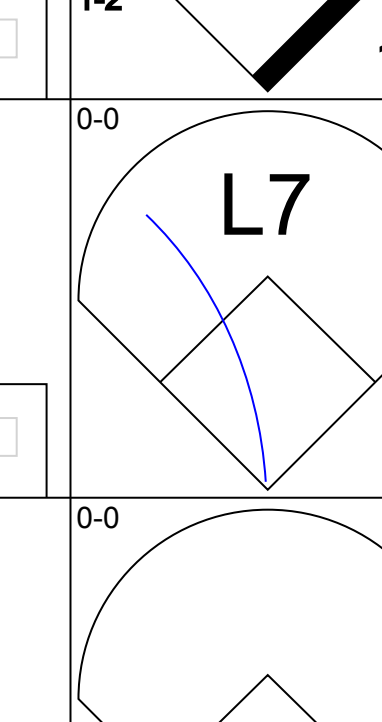
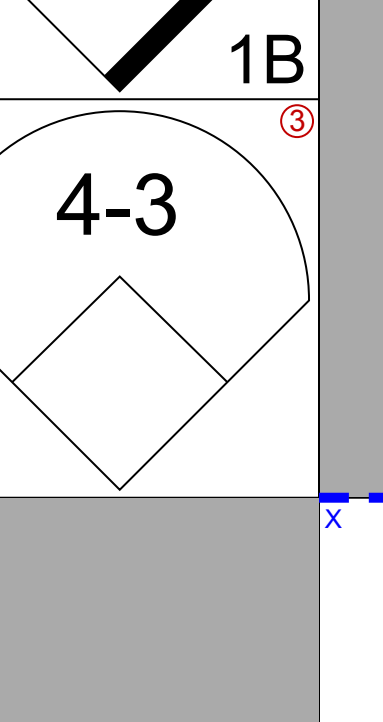
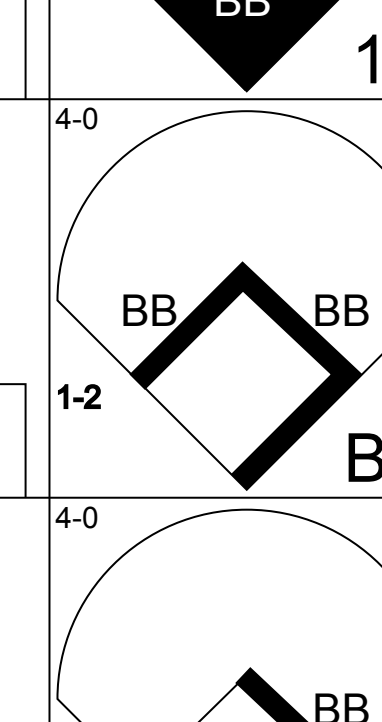

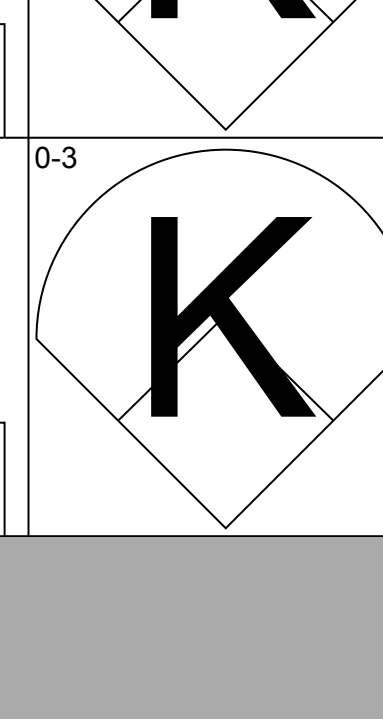
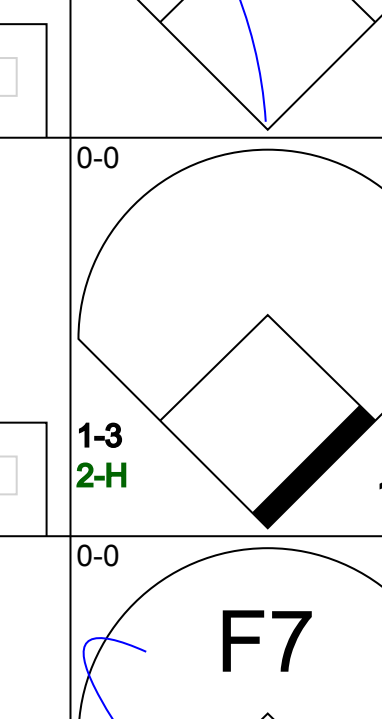

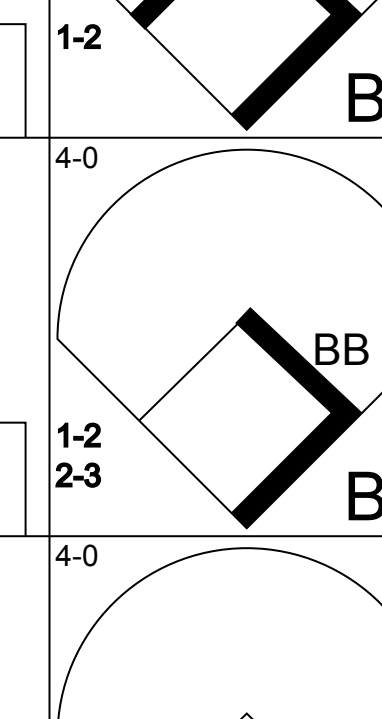

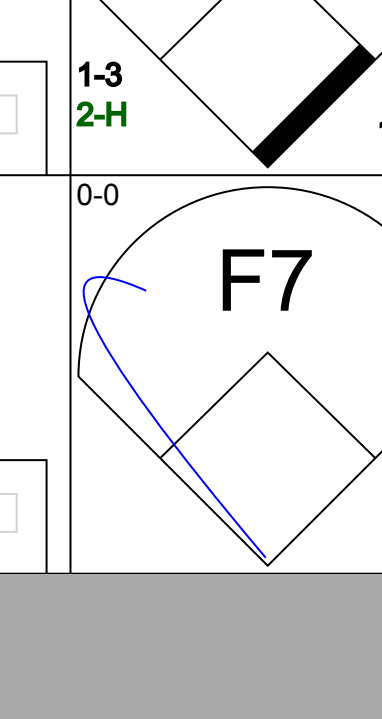

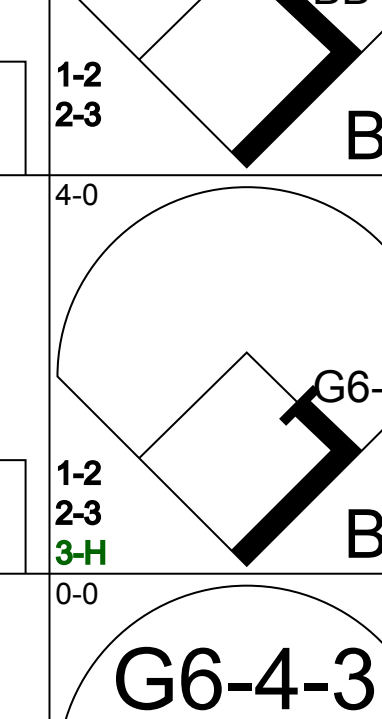

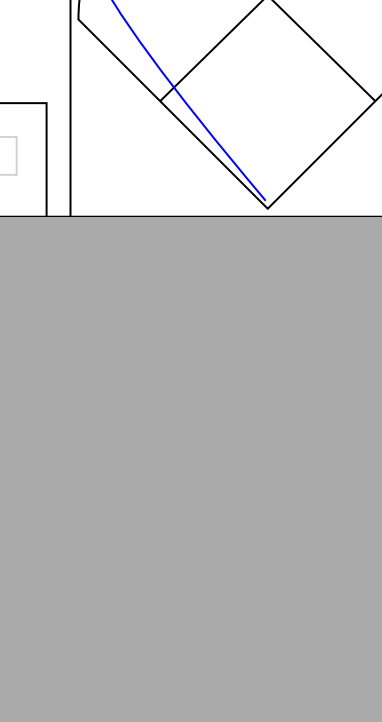
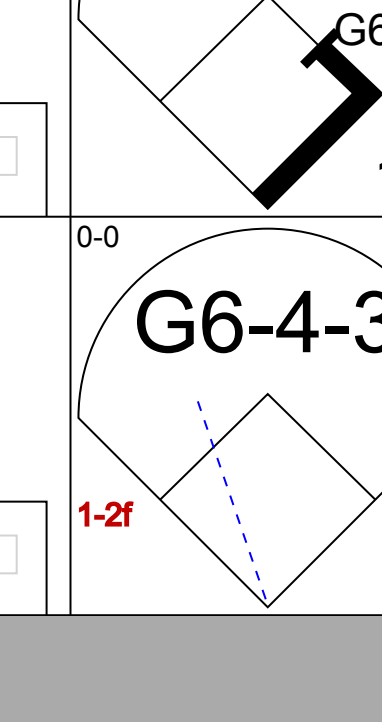
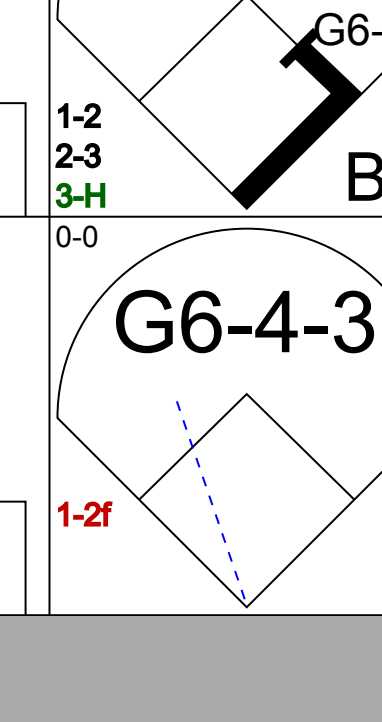


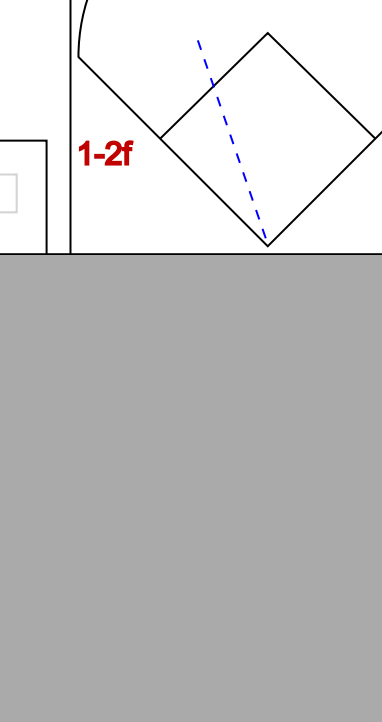
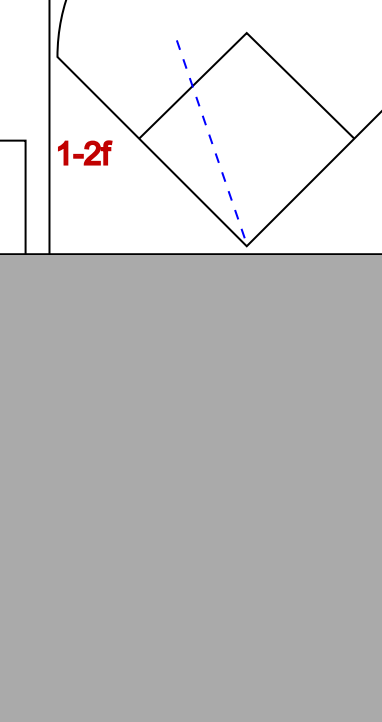
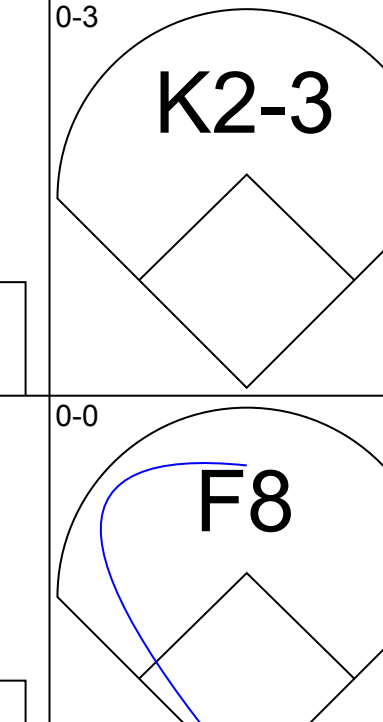
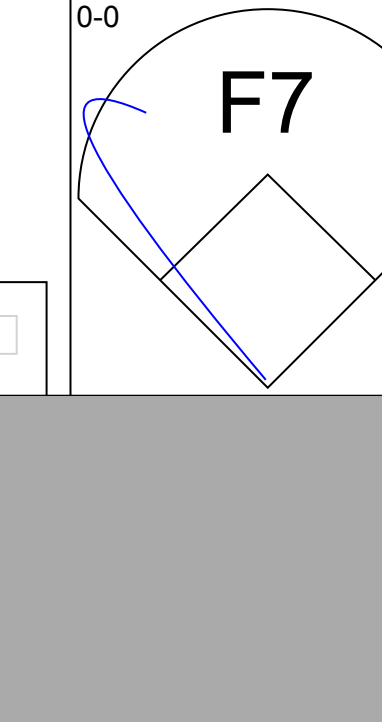
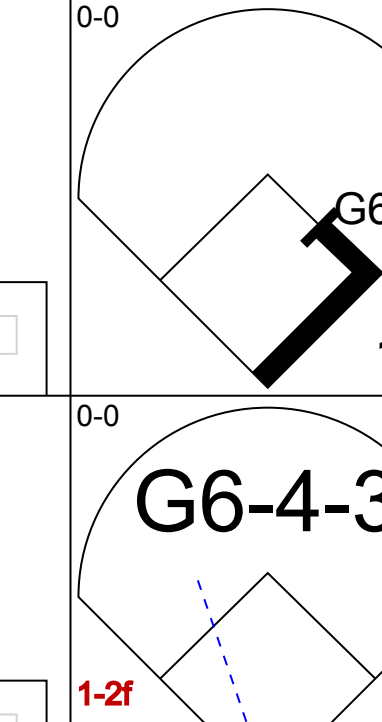
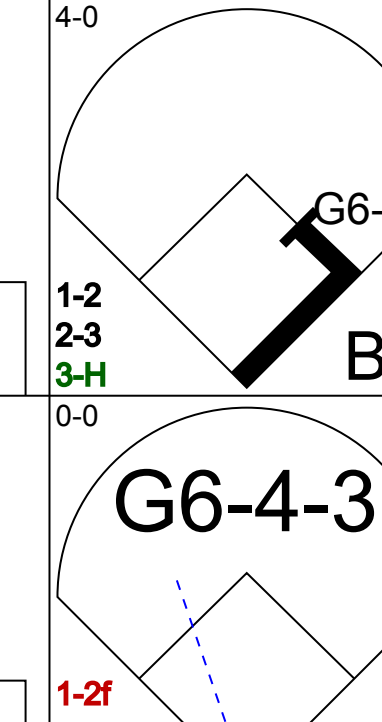
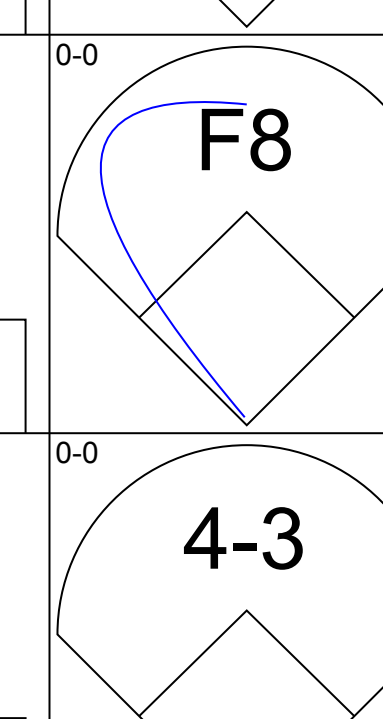
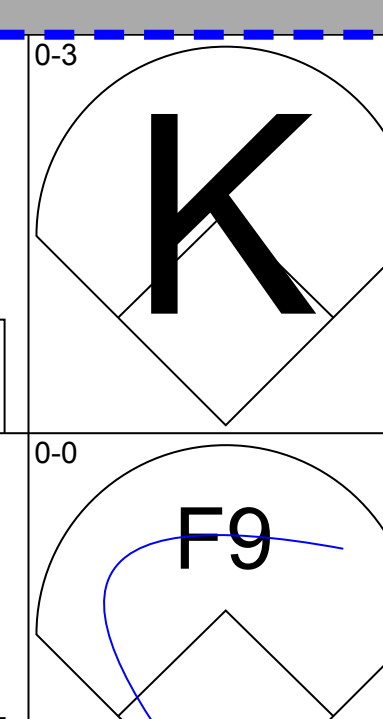
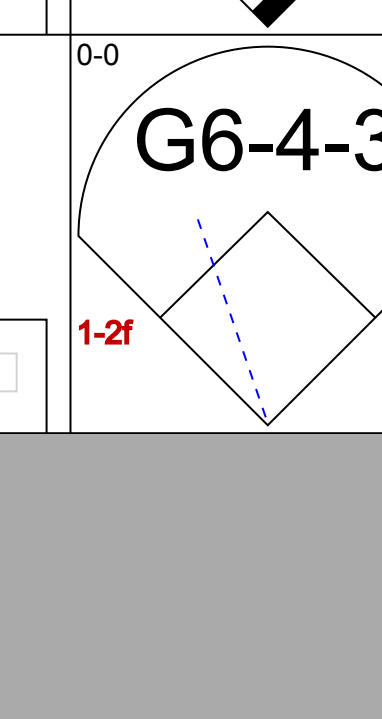
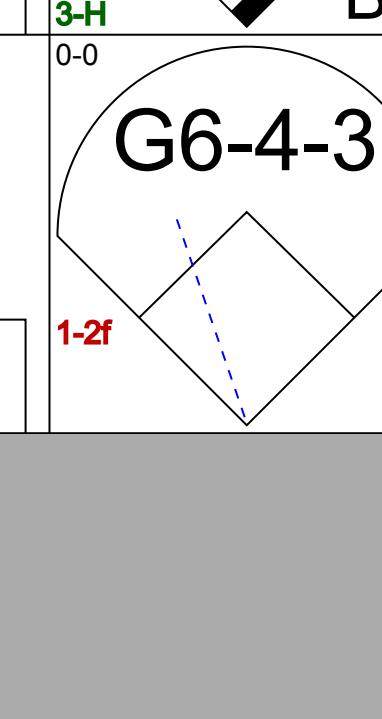
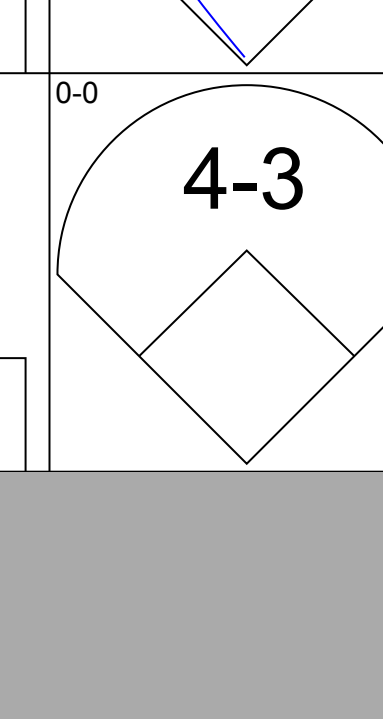
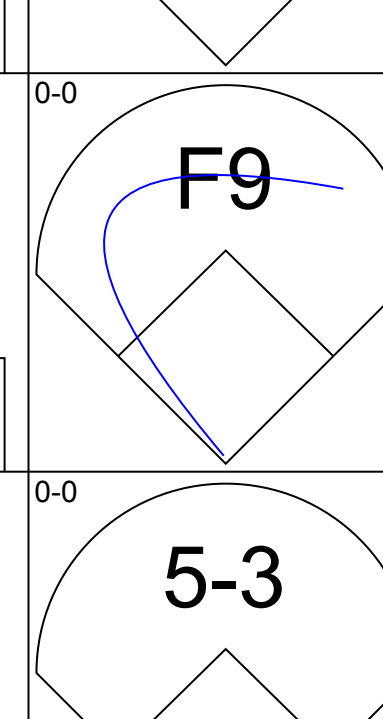


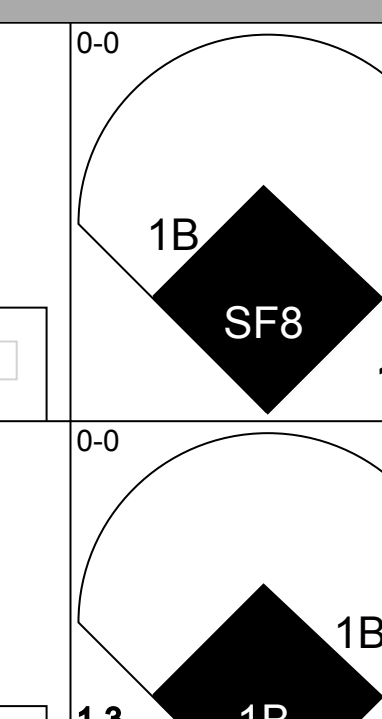
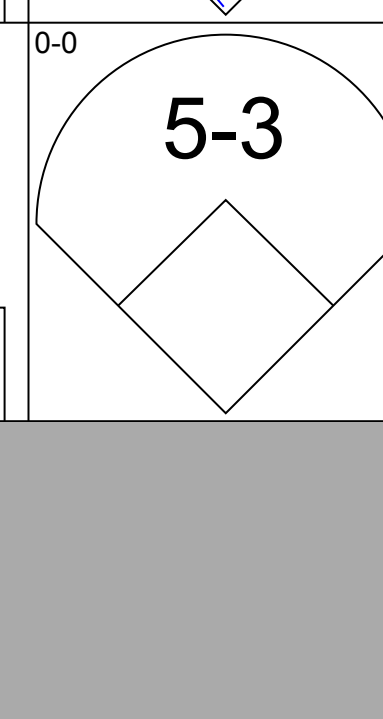

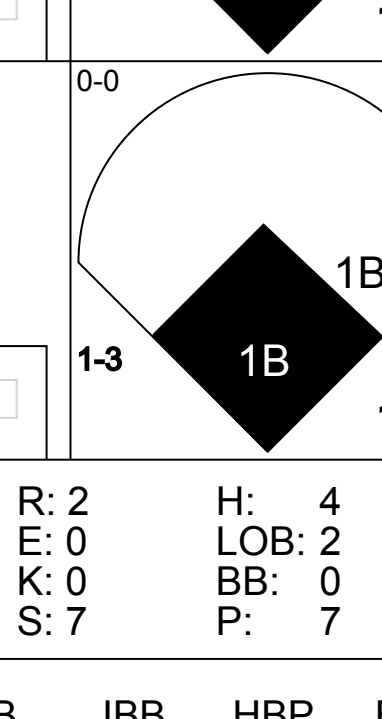
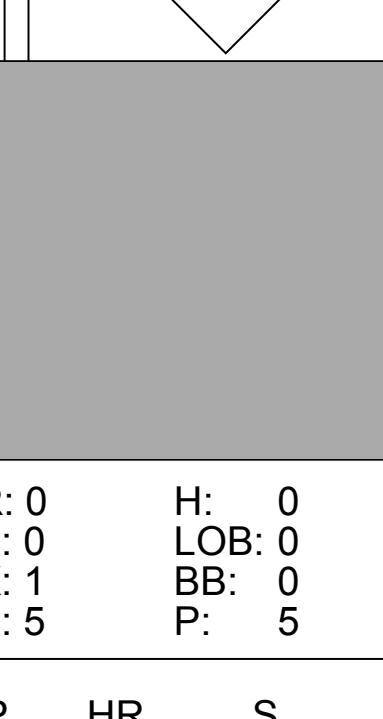
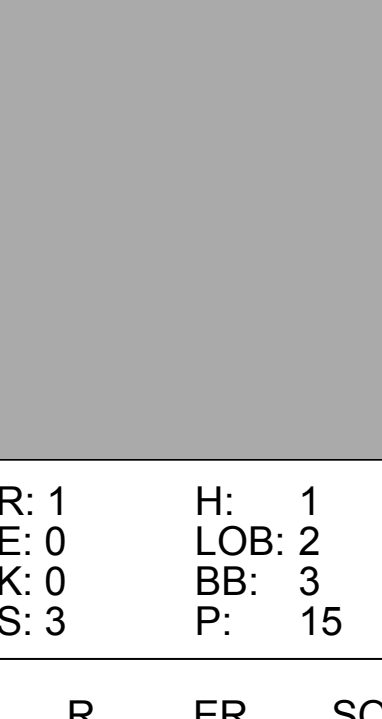
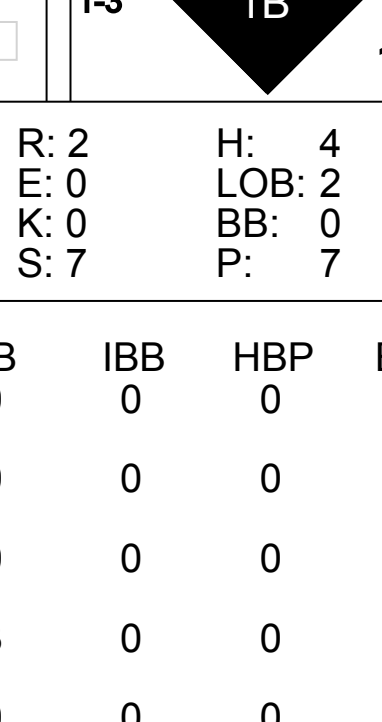
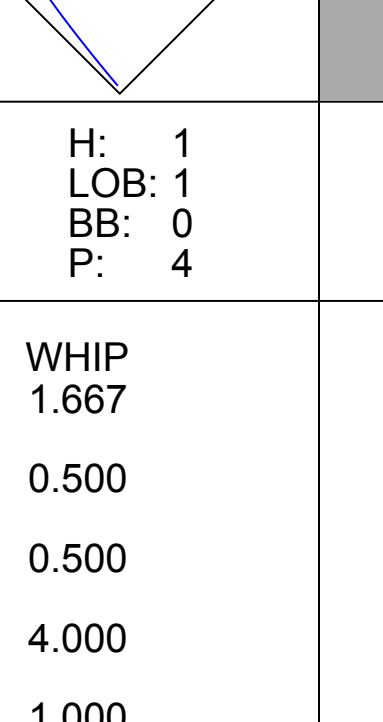
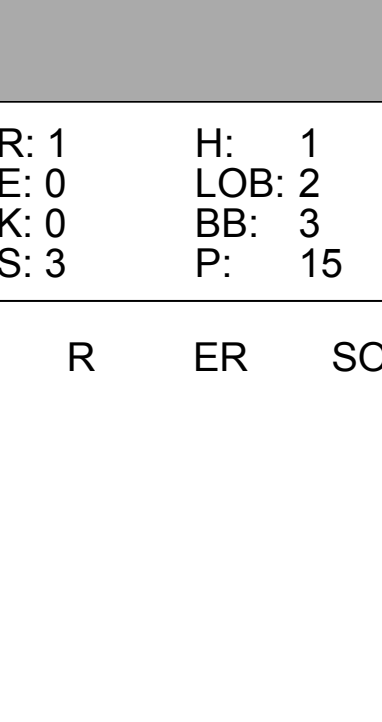



AB 41
R 6
H 14
RBI 6
BB 2
SO 5
LOB 21



Batter	1	2	3	4	5	6	7	8	9	AB	R	H	RBI	BB	SO	LOB	TOP										
Rich Coggins, L (1, 9) OBP: 0.298, SLG: 0.319	L3		G3			F4		F2		4	2	1	2	1	0	0	Baltimore Orioles @ Detroit Tigers Tiger Stadium, Detroit, MI Tue Oct 01 1974, 3:33 AM EDT Att: 3,673 - Unknown										
Bob Oliver, R (9, PH) OBP: 0.271, SLG: 0.340					HR					1	0	0	0	0	0	1											
Jim Fuller, R (9, 9) OBP: 0.265, SLG: 0.392										0	0	0	0	0	0	0											
Paul Blair, R (1, 8) OBP: 0.313, SLG: 0.417	L7		1B				F8	BB		3	1	1	0	2	0	0											
Bobby Grich, R (1, 4) OBP: 0.376, SLG: 0.431	F7		BB			K		BB		3	0	0	0	2	2	1											
Tommy Davis, R (1, 10) OBP: 0.325, SLG: 0.377		F7	K		5-3			BB		5	0	2	2	0	1	3											
Boog Powell, L (1, 3) OBP: 0.358, SLG: 0.413		BB						BB		3	0	0	0	2	1	3											
Don Baylor, R (1, 7) OBP: 0.343, SLG: 0.385										4	0	2	0	1	0	0											
Brooks Robinson, R (1, 5) OBP: 0.354, SLG: 0.376										5	1	1	0	0	0	6											
Eliot Hendricks, L (1, 2) OBP: 0.287, SLG: 0.344										3	1	0	0	1	1	3											
Andy Etchebarren, R (9, PH) OBP: 0.251, SLG: 0.303										1	0	1	1	0	0	0											
Mark Belanger, R (1, 6) OBP: 0.298, SLG: 0.300										1	1	0	0	1	1	0											
Jim Northrup, L (6, PH) OBP: 0.307, SLG: 0.372										1	1	1	2	0	0	0											
Tim Nordbrook, R (6, 6) OBP: 0.308, SLG: 0.250										2	0	0	0	0	1	1											
Inning Stats	R: 0 E: 0 K: 0 S: 3	H: 0 LOB: 0 BB: 0 P: 3	R: 0 E: 0 K: 0 S: 4	H: 1 LOB: 2 BB: 1 P: 8	R: 0 E: 0 K: 2 S: 8	H: 1 LOB: 2 BB: 1 P: 12	R: 0 E: 0 K: 1 S: 6	H: 1 LOB: 1 BB: 0 P: 6	R: 2 E: 0 K: 1 S: 4	H: 1 LOB: 0 BB: 1 P: 8	R: 0 E: 0 K: 1 S: 6	H: 1 LOB: 3 BB: 2 P: 14	R: 2 E: 0 K: 1 S: 8	H: 1 LOB: 2 BB: 3 P: 20	R: 1 E: 0 K: 0 S: 5	H: 2 LOB: 1 BB: 0 P: 5	1B: 6 2B: 1 3B: 0 HR: 2	SF: 0 SAC: 0 DP: 0 HBP: 0	WP: 0 PB: 0 SB: 4 CS: 0	PA: 46							
PITCHER	IP	WLS	BF	H	R	ER	SO	BB	IBB	HBP	BLK	WP	HR	S	P	ERA	WHIP										
Joe Coleman, R (1, 1) ERA: 4.32	7.2		40	7	6	6	6	10	0	0	0	0	2	42	82	7.04	2.217										
Luke Walker, L (8, 1) ERA: 4.59	0.1	1	0	0	0	0	1	0	0	0	0	0	0	3	3	0.00	0.000										
John Hiller, L (9, 1) ERA: 2.64	1.0	L	5	2	1	1	0	0	0	0	0	0	0	5	5	9.00	2.000										

Batter	1	2	3	4	5	6	7	8	9	AB	R	H	RBI	BB	SO	LOB	BOTTOM										
Ron LeFlore, R (1, 8) OBP: 0.300, SLG: 0.320	FC4-6									5	1	2	0	0	0	2	Baltimore Orioles @ Detroit Tigers Tiger Stadium, Detroit, MI Tue Oct 01 1974, 3:33 AM EDT Att: 3,673 - Unknown										
Gary Sutherland, R (1, 4) OBP: 0.283, SLG: 0.314	3-1									5	1	2	0	0	0	2											
Al Kaline, R (1, 10) OBP: 0.338, SLG: 0.390	L4									5	1	1	0	0	1	3											
Ben Oglivie, L (1, 3) OBP: 0.352, SLG: 0.386										4	1	1	1	0	1	2											
Bill Freehan, R (1, 2) OBP: 0.361, SLG: 0.480										3	2	3	4	0	0	0											
Dan Meyer, L (1, 7) OBP: 0.250, SLG: 0.478	F5									4	0	1	1	0	0	1											
Jim Nettles, L (1, 9) OBP: 0.306, SLG: 0.404										3	0	0	0	0	1	0											
Leon Roberts, R (6, PH) OBP: 0.323, SLG: 0.407										0	0	0	0	1	0	0											
Aurelio Rodriguez, R (1, 5) OBP: 0.254, SLG: 0.305										4	0	1	0	0	1	3											
Ed Brinkman, R (1, 6) OBP: 0.265, SLG: 0.345										3	0	1	0	0	2	1											
Gates Brown, L (9, PH) OBP: 0.312, SLG: 0.384										1	0	0	0	0	0	0											
Inning Stats	R: 2 E: 0 K: 0 S: 6	H: 3 LOB: 1 BB: 0 P: 6	R: 0 E: 0 K: 1 S: 6	H: 1 LOB: 0 BB: 0 P: 6	R: 0 E: 0 K: 1 S: 5	H: 1 LOB: 0 BB: 0 P: 5	R: 1 E: 0 K: 0 S: 4	H: 1 LOB: 0 BB: 0 P: 4	R: 0 E: 0 K: 2 S: 8	H: 1 LOB: 1 BB: 0 P: 8	R: 1 E: 1 K: 0 S: 6	H: 3 LOB: 2 BB: 1 P: 10	R: 0 E: 0 K: 1 S: 6	H: 1 LOB: 1 BB: 0 P: 6	1B: 7 2B: 3 3B: 0 HR: 2	SF: 1 SAC: 0 DP: 1 HBP: 0	WP: 0 PB: 0 SB: 2 CS: 1	PA: 39									
PITCHER	IP	WLS	BF	H	R	ER	SO	BB	IBB	HBP	BLK	WP	HR	S	P	ERA	WHIP										
Jim Palmer, R (1, 1) ERA: 3.27	7.0		30	10	6	5	5	0	0	0	0	0	2	40	40	6.43	1.429										
Grant Jackson, L (8, 1) ERA: 2.57	1.0	W	5	1	0	0	0	0	1	0	0	0	0	4	8	0.00	1.000										
Bob Reynolds, R (9, 1) ERA: 2.73	1.0	S	4	1	0	0	1	0	0	0	0	0	0	6	6	0.00	1.000										

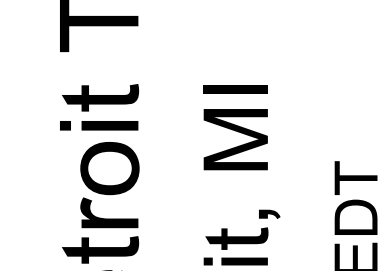
Batter	1	2	3	4	5	6	7	8	9	AB	R	H	RBI	BB	SO	LOB	TOP					
Al Bumbry, L OBP: 0.288, SLG: 0.304 (1, 7)										5	2	3	0	0	1	1	Baltimore Orioles @ Detroit Tigers Tiger Stadium, Detroit, MI Wed Oct 02 1974, 3:33 AM EDT Att: 4,671 - Unknown					
Rich Coggins, L OBP: 0.299, SLG: 0.319 (1, 8)										4	0	1	1	1	0	2						
Don Baylor, R OBP: 0.341, SLG: 0.382 (1, 3)										3	1	0	0	0	0	2						
Enos Cabell, R OBP: 0.269, SLG: 0.339 (5, 3)										2	0	1	2	0	0	2						
Brooks Robinson, R OBP: 0.353, SLG: 0.374 (4, PR)										2	0	0	1	0	0	1						
Doug DeCinces, R (4, 5)										1	0	0	0	1	0	2						
Jim Northrup, L OBP: 0.308, SLG: 0.373 (1, 10)										2	0	1	1	0	1	0						
Earl Williams, R OBP: 0.327, SLG: 0.395 (6, PH)										1	0	0	0	0	0	0						
Curt Motton, R (1, 9)										3	0	0	0	1	1	1						
Andy Etchebarren, R OBP: 0.249, SLG: 0.300 (1, 2)										2	0	0	0	0	2	3						
Eliot Hendricks, L OBP: 0.283, SLG: 0.340 (4, 2)										2	0	0	0	0	0	1						
Frank Baker, L OBP: 0.250, SLG: 0.207 (1, 6)										3	0	0	0	1	0	3						
Tim Nordbrook, R OBP: 0.353, SLG: 0.267 (1, 4)										3	2	1	0	1	0	1						
Inning Stats	R: 0 E: 0 K: 1 S: 5	H: 0 LOB: 0 BB: 0 P: 5	R: 0 E: 0 K: 1 S: 5	H: 0 LOB: 0 BB: 0 P: 5	R: 0 E: 0 K: 1 S: 5	H: 0 LOB: 0 BB: 0 P: 5	R: 2 E: 1 K: 1 S: 9	H: 2 LOB: 3 BB: 1 P: 13	R: 1 E: 0 K: 0 S: 3	H: 1 LOB: 0 BB: 1 P: 7	R: 0 E: 0 K: 1 S: 5	H: 0 LOB: 1 BB: 1 P: 9	R: 2 E: 1 K: 0 S: 5	H: 3 LOB: 1 BB: 1 P: 9	R: 0 E: 0 K: 0 S: 3	H: 0 LOB: 0 BB: 0 P: 3	R: 0 E: 0 K: 0 S: 4	H: 1 LOB: 2 BB: 1 P: 8	1B: 5 2B: 3 3B: 0 HR: 0	SF: 0 SAC: 1 DP: 2 HBP: 0	WP: 0 PB: 0 SB: 2 CS: 0	PA: 39
PITCHER	IP	WLS	BF	H	R	ER	SO	BB	IBB	HBP	BLK	WP	HR	S	P	ERA	WHIP					
Lerin LaGrow, R ERA: 4.66 (1, 1)	7.0	L	31	6	5	4	5	3	1	0	0	0	0	37	53	5.14	1.286					
Bill Slayback, R ERA: 4.77 (8, 1)	2.0		8	1	0	0	0	1	0	0	0	0	0	7	11	0.00	1.000					


Batter	1	2	3	4	5	6	7	8	9	AB	R	H	RBI	BB	SO	LOB	BOTTOM					
Ron LeFlore, R OBP: 0.301, SLG: 0.323 (1, 8)										4	1	2	1	0	0	0	Baltimore Orioles @ Detroit Tigers Tiger Stadium, Detroit, MI Wed Oct 02 1974, 3:33 AM EDT Att: 4,671 - Unknown					
Gary Sutherland, R OBP: 0.282, SLG: 0.313 (1, 4)										1	0	0	0	0	0	0						
John Knox, L OBP: 0.351, SLG: 0.341 (2, 4)										4	1	3	0	0	1	2						
Al Kaline, R OBP: 0.337, SLG: 0.389 (1, 10)										2	0	0	0	0	1	2						
Ben Oglivie, L OBP: 0.353, SLG: 0.385 (5, PH)										1	0	0	0	1	0	1						
Bill Freehan, R OBP: 0.361, SLG: 0.479 (1, 2)										3	0	1	1	0	1	0						
John Wockenfuss, R OBP: 0.212, SLG: 0.172 (7, 2)										0	0	0	0	1	0	0						
Reggie Sanders, R OBP: 0.308, SLG: 0.434 (1, 3)										3	0	1	1	1	1	2						
Leon Roberts, R OBP: 0.303, SLG: 0.381 (1, 9)										4	0	0	0	0	1	4						
Dan Meyer, L OBP: 0.231, SLG: 0.440 (1, 7)										4	0	0	0	0	0	0						
Aurelio Rodriguez, R OBP: 0.255, SLG: 0.306 (1, 5)										1	1	1	0	0	0	0						
Ron Cash, R OBP: 0.222, SLG: 0.258 (4, 5)										3	0	0	0	0	0	0						
Ed Brinkman, R OBP: 0.266, SLG: 0.347 (1, 6)										1	1	1	0	0	0	0						
Tom Verzyer, R OBP: 0.300, SLG: 0.382 (4, 6)										3	0	0	0	0	0	0						
Inning Stats	R: 1 E: 0 K: 2 S: 8	H: 1 LOB: 0 BB: 0 P: 8	R: 0 E: 0 K: 1 S: 5	H: 0 LOB: 0 BB: 0 P: 5	R: 2 E: 0 K: 0 S: 7	H: 4 LOB: 2 BB: 0 P: 7	R: 0 E: 0 K: 1 S: 5	H: 0 LOB: 0 BB: 0 P: 5	R: 0 E: 0 K: 0 S: 4	H: 1 LOB: 0 BB: 0 P: 4	R: 0 E: 0 K: 0 S: 3	H: 1 LOB: 0 BB: 0 P: 3	R: 0 E: 0 K: 0 S: 3	H: 0 LOB: 0 BB: 0 P: 3	R: 1 E: 0 K: 0 S: 3	H: 1 LOB: 2 BB: 3 P: 15	R: 0 E: 1 K: 1 S: 7	H: 1 LOB: 2 BB: 0 P: 7	1B: 9 2B: 0 3B: 0 HR: 0	SF: 1 SAC: 0 DP: 2 HBP: 0	WP: 0 PB: 0 SB: 3 CS: 0	PA: 38
PITCHER	IP	WLS	BF	H	R	ER	SO	BB	IBB	HBP	BLK	WP	HR	S	P	ERA	WHIP					
Mike Cuellar, L ERA: 3.11 (1, 1)	3.0		14	5	3	2	3	0	0	0	0	0	0	9	9	0.00	0.500					
Wayne Garland, R ERA: 2.97 (4, 1)	2.0	W	6	1	0	0	0	0	0	0	0	0	0	6	6	0.00	0.500					
Doyle Alexander, R ERA: 4.01 (6, 1)	2.0		6	1	0	0	0	0	0	0	0	0	0	3	15	9.00	4.000					
Jesse Jefferson, R ERA: 4.4 (8, 1)	1.0	S	5	1	0	0	1	0	0	0	0	0	0	7	7	0.00	1.000					
Don Hood, L ERA: 3.45 (9, 1)	1.0		5	1	0	0	1	0	0	0	0	0	0	7	7	0.00	1.000					
PITCHER	IP	WLS	BF	H	R	ER	SO	BB	IBB	HBP	BLK	WP	HR	S	P	ERA	WHIP					
Mike Cuellar, L ERA: 3.11 (1, 1)	3.0		14	5	3	2	3	0	0	0	0	0	0	9	9	0.00	0.500					
Wayne Garland, R ERA: 2.97 (4, 1)	2.0	W	6	1	0	0	0	0	0	0	0	0	0	6	6	0.00	0.500					
Doyle Alexander, R ERA: 4.01 (6, 1)	2.0		6	1	0	0	0	0	0	0	0	0	0	3	15	9.00	4.000					
Jesse Jefferson, R ERA: 4.4 (8, 1)	1.0	S	5	1	0	0	1	0	0	0	0	0	0	7	7	0.00	1.000					
Don Hood, L ERA: 3.45 (9, 1)	1.0		5	1	0	0	1	0	0	0	0	0	0	7	7	0.00	1.000					


AB 33
R 5
H 7
RBI 5
BB 5
SO 5
LOB 19





AB 34
R 4
H 9
RBI 3
BB 3
SO 5
LOB 11



Batter	1	2	3	4	5	6	7	8	9	AB	R	H	RBI	BB	SO	LOB	TOP								
Rich Coggins, L (1, 9)	F7		F5		K		G3			4	0	0	0	0	1	1	<p>Baltimore Orioles @ Oakland Athletics Oakland-Alameda County Coliseum, Oakland, CA</p> <p>Sat Oct 05 1974, 3:33 AM PDT Att: 41,609 - Unknown</p> <p>livebaseballscores.com</p> <p>AB 35 R 6 H 10 RBI 6 BB 0 SO 5 LOB 8</p> 								
Paul Blair, R (1, 8) OBP: 0.500, SLG: 1.250	HR			5-3	HR		6-3			4	2	2	2	0	0	0									
Bobby Grich, R (1, 4) OBP: 0.500, SLG: 1.500	F3			1B	2B		6-3			4	2	2	2	0	0	0									
Tommy Davis, R (1, 10) OBP: 0.500, SLG: 0.500	F2			3-1	G3					4	0	2	1	0	0	0									
Boog Powell, L (1, 3)		4-3		3-1			6-3			4	0	0	0	0	2	2									
Don Baylor, R (1, 7) OBP: 0.500, SLG: 0.500				6-3			6-3			4	0	2	0	0	1	1									
Brooks Robinson, R (1, 5) OBP: 0.250, SLG: 1.000		G5-4-3					F7			4	1	1	1	0	2	2									
Eliud Hendricks, L (1, 2) OBP: 0.250, SLG: 0.250			K				K			4	1	1	0	0	2	1									
Mark Belanger, R (1, 6)			K				F8			3	0	0	0	0	2	1									
Inning Stats	R: 1 E: 0 K: 0 S: 4	H: 1 LOB: 0 BB: 0 P: 4	R: 0 E: 0 K: 0 S: 3	H: 1 LOB: 0 BB: 0 P: 3	R: 0 E: 0 K: 2 S: 7	H: 0 LOB: 0 BB: 0 P: 7	R: 1 E: 0 K: 0 S: 5	H: 2 LOB: 1 BB: 0 P: 5	R: 4 E: 0 K: 1 S: 9	H: 4 LOB: 0 BB: 0 P: 9	R: 0 E: 0 K: 0 S: 3	H: 0 LOB: 0 BB: 0 P: 3	R: 0 E: 0 K: 1 S: 5	H: 0 LOB: 0 BB: 0 P: 5	R: 0 E: 0 K: 0 S: 4	H: 1 LOB: 1 BB: 0 P: 4		R: 0 E: 0 K: 1 S: 6	H: 1 LOB: 1 BB: 0 P: 6	1B: 6 2B: 1 3B: 0 HR: 3	SF: 0 SAC: 1 DP: 1 HBP: 0	WP: 0 PB: 1 SB: 0 CS: 0	PA: 36		
PITCHER	IP	WLS	BF	H	R	ER	SO	BB	IBB	HBP	BLK	WP	HR	S	P	ERA	WHIP								
Catfish Hunter, R (1, 1) ERA: 11.57	4.2	L	21	8	6	6	3	0	0	0	0	0	3	27	27	11.57	1.714								
Blue Moon Odom, R (5, 1) ERA	3.1		11	1	0	0	1	0	0	0	0	0	0	13	13	0.00	0.300								
Rollie Fingers, R (9, 1) ERA	1.0		4	1	0	0	1	0	0	0	0	0	0	6	6	0.00	1.000								

Batter	1	2	3	4	5	6	7	8	9	AB	R	H	RBI	BB	SO	LOB	BOTTOM								
Bill North, S (1, 8) OBP: 0.200, SLG: 0.400	5-3		FC1-6		1B		F9		5-3	5	2	1	0	0	4	4	<p>Baltimore Orioles @ Oakland Athletics Oakland-Alameda County Coliseum, Oakland, CA</p> <p>Sat Oct 05 1974, 3:33 AM PDT Att: 41,609 - Unknown</p> <p>livebaseballscores.com</p> <p>AB 34 R 3 H 9 RBI 3 BB 4 SO 4 LOB 18</p> 								
Bert Campaneris, R (1, 6) OBP: 0.600, SLG: 0.750	F9		S		1B		1-3		SF9	4	0	3	3	0	0	0									
Reggie Jackson, L (1, 9)	K		FC4-6		1B		1-3		5-3	4	0	0	0	1	2	4									
Sal Bando, R (1, 5) OBP: 0.250, SLG: 0.250		F7	P6		1B		5-3			4	0	1	0	0	3	3									
Joe Rudi, R (1, 7)		F8	FC4-6		FC6-4		6-3			4	0	0	0	0	3	3									
Gene Tenace, R (1, 3)		1B			K		F8			3	0	0	0	1	2	0									
Angel Mangual, R (1, 10) OBP: 0.250, SLG: 0.250		BB			L7		P6		4-3	4	0	1	0	0	0	0									
Ray Fosse, R (1, 2) OBP: 0.667, SLG: 0.500					F2					2	0	1	0	1	2	2									
Jesus Alou, R (9, PH) OBP: 1.000, SLG: 1.000									2B	1	0	1	0	0	0	0									
Manny Trillo, R (9, FR)									SF9	0	1	0	0	0	0	0									
Dick Green, R (1, 4)					1B		BB			2	0	0	0	1	2	2									
Claudell Washington, L (9, PH) OBP: 1.000, SLG: 2.000					FC1-6		5-3		SF9	1	0	1	0	0	0	0									
Inning Stats	R: 0 E: 0 K: 1 S: 5	H: 0 LOB: 0 BB: 0 P: 5	R: 0 E: 0 K: 0 S: 4	H: 1 LOB: 2 BB: 1 P: 8	R: 1 E: 0 K: 0 S: 4	H: 1 LOB: 2 BB: 2 P: 12	R: 0 E: 0 K: 1 S: 6	H: 1 LOB: 1 BB: 0 P: 6	R: 1 E: 0 K: 1 S: 7	H: 3 LOB: 1 BB: 0 P: 7	R: 0 E: 0 K: 1 S: 5	H: 0 LOB: 1 BB: 1 P: 9	R: 0 E: 0 K: 0 S: 4	H: 1 LOB: 1 BB: 0 P: 4	R: 0 E: 0 K: 0 S: 3	H: 0 LOB: 0 BB: 0 P: 3	R: 1 E: 0 K: 0 S: 5	H: 2 LOB: 2 BB: 0 P: 5	1B: 7 2B: 2 3B: 0 HR: 0	SF: 1 SAC: 0 DP: 0 HBP: 0	WP: 0 PB: 0 SB: 2 CS: 0	PA: 39			
PITCHER	IP	WLS	BF	H	R	ER	SO	BB	IBB	HBP	BLK	WP	HR	S	P	ERA	WHIP								
Mike Cuellar, L (1, 1) ERA: 3.38	8.0	W	36	9	3	3	4	3	1	0	0	0	0	40	56	3.38	1.500								
Ross Grimsley, L (9, 1) ERA	1.0		3	0	0	0	0	0	0	0	0	0	0	3	3	0.00	0.000								

Batter	1	2	3	4	5	6	7	8	9	AB	R	H	RBI	BB	SO	LOB	TOP			
Mark Belanger, R (1, 6) Curt Motton, R (8, PH) Frank Baker, L (8, 6)	F8		F8			F7		G3		3	0	0	0	0	0	1	<p>Baltimore Orioles @ Oakland Athletics Oakland-Alameda County Coliseum, Oakland, CA</p> <p>Sun Oct 06 1974, 3:33 AM PDT Att: 42,810 - Unknown</p> <p>livebaseballscores.com</p> <p>AB 30 R 0 H 5 RBI 0 BB 2 SO 3 LOB 8</p> 			
Paul Blair, R (1, 8) OBP: 0.500, SLG: 0.857	CS BB		B1-3			K			G5-4-3 1B	3	0	1	0	1	1					
Bobby Grich, R (1, 4) OBP: 0.250, SLG: 0.750	K			F8			F8		G5-4-3 1-2	4	0	0	0	0	1	2				
Tommy Davis, R (1, 10) OBP: 0.375, SLG: 0.375		L5		5-3			F8		FC6-4 1B	4	0	1	0	0	0	0				
Don Baylor, R (1, 7) OBP: 0.250, SLG: 0.250	F8			4-3			6-3		FC6-4 1-2	4	0	0	0	0	0	1				
Brooks Robinson, R (1, 5) OBP: 0.286, SLG: 0.667	BB				6-3			6-3		2	0	0	0	1	0	0				
Earl Williams, R (1, 3)	4-3				5-3			5-3		3	0	0	0	0	0	1				
Enos Cabell, R (1, 9) OBP: 0.333, SLG: 0.333			6-3		K			1B 1B		3	0	1	0	0	1	0				
Andy Etchebarren, R (1, 2) Al Bumby, L (8, PR) Elrod Hendricks, L (8, 2) OBP: 0.250, SLG: 0.250						6-3		1-2 1B		3	0	2	0	0	0	0				
Inning Stats	R: 0 E: 0 K: 1 S: 4	H: 0 LOB: 0 BB: 1 P: 8	R: 0 E: 0 K: 0 S: 3	H: 0 LOB: 1 BB: 1 P: 7	R: 0 E: 0 K: 0 S: 4	H: 1 LOB: 1 BB: 0 P: 4	R: 0 E: 0 K: 0 S: 3	H: 0 LOB: 0 BB: 0 P: 3	R: 0 E: 0 K: 1 S: 5	H: 0 LOB: 0 BB: 0 P: 5	R: 0 E: 0 K: 0 S: 3	H: 0 LOB: 0 BB: 0 P: 3	R: 0 E: 0 K: 0 S: 5	H: 2 LOB: 2 BB: 0 P: 5	R: 0 E: 0 K: 0 S: 4	H: 2 LOB: 1 BB: 0 P: 4		1B: 5 2B: 0 3B: 0 HR: 0	SF: 0 SAC: 0 DP: 1 HBP: 0	WP: 0 PB: 0 SB: 0 CS: 1
PITCHER Ken Holtzman, L (1, 1) ERA:	IP 9.0 WLS W BF 32 H 5 R 0 ER 0 SO 3 BB 2 IBB 0 HBP 0 BLK 0 WP 0 HR 0 S 36 P 44 ERA 0.00 WHIP 0.778																			

Batter	1	2	3	4	5	6	7	8	9	AB	R	H	RBI	BB	SO	LOB	BOTTOM	
Bert Campaneris, R (1, 6) OBP: 0.333, SLG: 0.375	K		F9		G6-4-3 1-2		K			4	0	0	0	0	2	5	<p>Baltimore Orioles @ Oakland Athletics Oakland-Alameda County Coliseum, Oakland, CA</p> <p>Sun Oct 06 1974, 3:33 AM PDT Att: 42,810 - Unknown</p> <p>livebaseballscores.com</p> <p>AB 29 R 5 H 8 RBI 5 BB 6 SO 4 LOB 19</p> 	
Bill North, S (1, 8) OBP: 0.333, SLG: 0.286	L4		P4			WP 3B BB	BB			2	1	0	0	2	0	1		
Sal Bando, R (1, 5) OBP: 0.375, SLG: 0.714	BB				HR	F5 1-2	F9			3	1	1	1	1	0	4		
Reggie Jackson, L (1, 10) Herb Washington, R (8, PR)	F7			4-3		5-3		CS BB		3	0	0	0	1	0	2		
Joe Rudi, R (1, 7) OBP: 0.250, SLG: 0.500		G4-3 1B		4-3		2H 3B	P4	1-2		4	0	2	1	0	0	1		
Gene Tenace, R (1, 3)	K			5-3		4-3		E S HR BB		3	1	0	0	1	1	2		
Claudell Washington, L (1, 9) OBP: 0.400, SLG: 0.600	G4-3 1-2				FC5-4 1B		F7	E6 HR		4	1	1	0	0	0	2		
Ray Fosse, R (1, 2) OBP: 0.714, SLG: 1.333					SH3-4 1B	FC5-4 1B 1-2	BB 2B	1-H 3-H HR		4	1	3	3	0	0	1		
Dick Green, R (1, 4) Wayne Garland, R (7, PH) Jim Holt, L Blue Moon Odom, R (7, PR) Dal Maxvill, R (8, 4)			SH3-4			G6-4-3 1B		K		1	0	1	0	0	0	0		
Inning Stats	R: 0 E: 0 K: 1 S: 5	H: 0 LOB: 1 BB: 1 P: 9	R: 0 E: 0 K: 1 S: 5	H: 1 LOB: 0 BB: 0 P: 5	R: 0 E: 0 K: 0 S: 4	H: 1 LOB: 1 BB: 0 P: 4	R: 1 E: 0 K: 0 S: 4	H: 1 LOB: 0 BB: 0 P: 4	R: 0 E: 0 K: 0 S: 4	H: 2 LOB: 1 BB: 1 P: 8	R: 0 E: 0 K: 1 S: 6	H: 1 LOB: 3 BB: 2 P: 14	R: 3 E: 1 K: 1 S: 6	H: 1 LOB: 1 BB: 2 P: 14	1B: 4 2B: 1 3B: 1 HR: 2	SF: 0 SAC: 1 DP: 2 HBP: 0		WP: 1 PB: 0 SB: 1 CS: 1
PITCHER Dave McNally, L (1, 1) ERA: 1.59 Wayne Garland, R (6, 1) ERA: Bob Reynolds, R (7, 1) ERA: Grant Jackson, L (8, 1) ERA:	IP 5.2 WLS L BF 23 H 6 R 2 ER 1 SO 2 BB 2 IBB 0 HBP 0 BLK 0 WP 1 HR 1 S 25 P 33 ERA 1.59 WHIP 1.412																	

Batter	1	2	3	4	5	6	7	8	9	AB	R	H	RBI	BB	SO	LOB	TOP			
Bert Campaneris, R (1, 6) OBP: 0.231, SLG: 0.250										4	0	0	0	0	0	2				
Bill North, S (1, 8) OBP: 0.231, SLG: 0.182										4	0	0	0	0	1	0				
Sal Bando, R (1, 5) OBP: 0.333, SLG: 0.818										4	1	1	1	0	0	0				
Reggie Jackson, L (1, 10) OBP: 0.231, SLG: 0.091										4	0	1	0	0	0	0				
Joe Rudi, R (1, 7) OBP: 0.167, SLG: 0.333										4	0	0	0	0	2	2				
Gene Tenace, R (1, 3) Herb Washington, R (7, PR) Jim Holt, L (7, 3)										2	0	0	0	1	0	1				
Claudell Washington, L (1, 9) OBP: 0.500, SLG: 0.571										2	0	1	0	0	0	1				
Ray Fosse, R (1, 2) OBP: 0.556, SLG: 1.000										2	0	0	0	0	0	1				
Dick Green, R (1, 4) OBP: 0.429, SLG: 0.333										3	0	1	0	0	1	1				
Inning Stats	R: 0 E: 0 K: 1 S: 5	H: 0 LOB: 0 BB: 0 P: 5	R: 0 E: 0 K: 0 S: 3	H: 0 LOB: 0 BB: 0 P: 3	R: 0 E: 0 K: 0 S: 3	H: 1 LOB: 1 BB: 0 P: 4	R: 1 E: 1 K: 0 S: 5	H: 1 LOB: 1 BB: 0 P: 5	R: 0 E: 0 K: 1 S: 6	H: 0 LOB: 0 BB: 0 P: 3	R: 0 E: 0 K: 1 S: 4	H: 0 LOB: 1 BB: 1 P: 8	R: 0 E: 0 K: 0 S: 3	H: 0 LOB: 0 BB: 0 P: 3	R: 0 E: 0 K: 1 S: 6	H: 1 LOB: 1 BB: 0 P: 6	1B: 3 2B: 1 3B: 0 HR: 1	SF: 0 SAC: 1 DP: 1 HBP: 1	WP: 0 PB: 0 SB: 0 CS: 1	PA: 32
PITCHER Jim Palmer, R (1, 1) ERA: 1.0	IP: 9.0 WLS: L BF: 32 H: 4 R: 1 ER: 1 SO: 4 BB: 1 IBB: 0 HBP: 1 BLK: 0 WP: 0 HR: 1 S: 38 P: 43 ERA: 1.00 WHIP: 0.556															PITCHER Jim Palmer, R (1, 1) ERA: 1.0	IP: 9.0 WLS: L BF: 32 H: 4 R: 1 ER: 1 SO: 4 BB: 1 IBB: 0 HBP: 1 BLK: 0 WP: 0 HR: 1 S: 38 P: 43 ERA: 1.00 WHIP: 0.556			

Oakland Athletics @ Baltimore Orioles
Memorial Stadium, Baltimore, MD
Tue Oct 08 1974, 3:33 AM EDT
Att: 32,060 - Unknown

AB 29
R 1
H 4
RBI 1
BB 1
SO 4
LOB 8



Batter	1	2	3	4	5	6	7	8	9	AB	R	H	RBI	BB	SO	LOB	BOTTOM			
Rich Coggins, L (1, 9) OBP: 0.250, SLG: 0.250										3	0	0	0	0	2	0				
Enos Cabell, R (9, FH) OBP: 0.250, SLG: 0.250										1	0	0	0	0	1	0				
Paul Blair, R (1, 8) OBP: 0.333, SLG: 0.545										4	0	0	0	0	0	0				
Bobby Grich, R (1, 4) OBP: 0.250, SLG: 0.583										4	0	1	0	0	0	1				
Tommy Davis, R (1, 10) OBP: 0.273, SLG: 0.273										3	0	0	0	0	1	1				
Don Baylor, R (1, 7) OBP: 0.273, SLG: 0.273										3	0	1	0	0	0	0				
Brooks Robinson, R (1, 5) OBP: 0.200, SLG: 0.444										3	0	0	0	0	0	0				
Earl Williams, R (1, 3) OBP: 0.333, SLG: 0.333										3	0	0	0	0	2	1				
Andy Etchebarren, R (1, 2) OBP: 0.333, SLG: 0.333										3	0	0	0	0	0	1				
Mark Belanger, R (1, 6) OBP: 0.333, SLG: 0.333										3	0	0	0	0	1	0				
Inning Stats	R: 0 E: 0 K: 1 S: 5	H: 0 LOB: 0 BB: 0 P: 5	R: 0 E: 0 K: 0 S: 3	H: 0 LOB: 0 BB: 0 P: 3	R: 0 E: 0 K: 2 S: 7	H: 0 LOB: 0 BB: 0 P: 7	R: 0 E: 0 K: 2 S: 8	H: 1 LOB: 1 BB: 0 P: 8	R: 0 E: 0 K: 0 S: 4	H: 0 LOB: 0 BB: 0 P: 4	R: 0 E: 0 K: 0 S: 3	H: 0 LOB: 0 BB: 0 P: 3	R: 0 E: 0 K: 1 S: 5	H: 0 LOB: 0 BB: 0 P: 5	R: 0 E: 1 K: 1 S: 6	H: 0 LOB: 1 BB: 0 P: 6	1B: 2 2B: 0 3B: 0 HR: 0	SF: 0 SAC: 0 DP: 0 HBP: 0	WP: 0 PB: 0 SB: 0 CS: 1	PA: 31
PITCHER Vida Blue, L (1, 1) ERA: 0.00	IP: 9.0 WLS: W BF: 30 H: 2 R: 0 ER: 0 SO: 7 BB: 0 IBB: 0 HBP: 0 BLK: 0 WP: 0 HR: 0 S: 44 P: 44 ERA: 0.00 WHIP: 0.222															PITCHER Vida Blue, L (1, 1) ERA: 0.00	IP: 9.0 WLS: W BF: 30 H: 2 R: 0 ER: 0 SO: 7 BB: 0 IBB: 0 HBP: 0 BLK: 0 WP: 0 HR: 0 S: 44 P: 44 ERA: 0.00 WHIP: 0.222			

Oakland Athletics @ Baltimore Orioles
Memorial Stadium, Baltimore, MD
Tue Oct 08 1974, 3:33 AM EDT
Att: 32,060 - Unknown

AB 30
R 0
H 2
RBI 0
BB 0
SO 7
LOB 4



Batter	1	2	3	4	5	6	7	8	9	AB	R	H	RBI	BB	SO	LOB	TOP					
Bert Campaneris, R OBP: 0.167, SLG: 0.176 (1, 6)	6-3	FC6-4			F9	K			6-3	5	0	0	0	0	1	1	<p>Oakland Athletics @ Baltimore Orioles Memorial Stadium, Baltimore, MD Wed Oct 09 1974, 3:33 AM EDT Att: 28,136 - Unknown</p> <p>livebaseballscorecards.com</p>					
Bill North, S OBP: 0.167, SLG: 0.125 (1, 8)	5-3		5-3		6-3		F8		F8	5	0	0	0	0	0	0						
Sal Bando, R OBP: 0.412, SLG: 0.692 (1, 5)	BB		1-3		WP	BB		2B	F8	2	2	0	0	3	0	0						
Reggie Jackson, L OBP: 0.412, SLG: 0.250 Blue Moon Odum, R (7, PR)	BB				BB	WP				1	0	1	1	3	0	0						
Joe Rudi, R OBP: 0.313, SLG: 0.308 (1, 7)	BB		4-3		BB					1	0	0	0	3	0	1						
Gene Tenace, R (1, 3)	F5				BB					3	0	0	1	1	1	5						
Claudell Washington, L OBP: 0.333, SLG: 0.364 (1, 9)		G3			BB				B1-3	4	0	0	0	0	0	3						
Ray Fosse, R OBP: 0.385, SLG: 0.667 (1, 2)		K			6-3		F2		K	4	0	0	0	0	2	1						
Dick Green, R OBP: 0.364, SLG: 0.222 (1, 4)			1-3		6-3				F7	3	0	0	0	1	0	1						
Inning Stats	R: 0 E: 0 K: 0 S: 3	H: 0 LOB: 3 BB: 3 P: 15	R: 0 E: 0 K: 0 S: 5	H: 0 LOB: 1 BB: 1 P: 9	R: 0 E: 0 K: 0 S: 3	H: 0 LOB: 1 BB: 1 P: 7	R: 0 E: 1 K: 1 S: 6	H: 0 LOB: 1 BB: 0 P: 6	R: 1 E: 0 K: 0 S: 3	H: 0 LOB: 3 BB: 4 P: 19	R: 0 E: 0 K: 1 S: 5	H: 0 LOB: 0 BB: 0 P: 5	R: 1 E: 0 K: 0 S: 3	H: 1 LOB: 1 BB: 2 P: 11	R: 0 E: 0 K: 1 S: 5	H: 0 LOB: 0 BB: 0 P: 5		R: 0 E: 0 K: 0 S: 3	H: 0 LOB: 0 BB: 3 P: 3	1B: 0 2B: 1 3B: 0 HR: 0	SF: 0 SAC: 0 DP: 1 HBP: 0	WP: 1 PB: 0 SB: 0 CS: 0
PITCHER	IP	WLS	BF	H	R	ER	SO	BB	IBB	HBP	BLK	WP	HR	S	P	ERA	WHIP					
Mike Cuellar, L ERA: 2.84 Ross Grimsley, L ERA: 1.69	(1, 1)	4.2	L	24	0	1	1	2	8	1	0	0	1	0	19	55	1.93	1.714				
(5, 1)	4.1	15	1	1	1	1	2	1	1	0	0	0	0	17	25	2.08	0.462					

Batter	1	2	3	4	5	6	7	8	9	AB	R	H	RBI	BB	SO	LOB	BOTTOM				
Rich Coggins, L (1, 9)	F8		F9			F1			6-3	4	0	0	0	0	0	2	<p>Oakland Athletics @ Baltimore Orioles Memorial Stadium, Baltimore, MD Wed Oct 09 1974, 3:33 AM EDT Att: 28,136 - Unknown</p> <p>livebaseballscorecards.com</p>				
Paul Blair, R OBP: 0.375, SLG: 0.500 (1, 8)	K				CS	6-3			FC5-4	3	1	1	0	1	1	1					
Bobby Grich, R OBP: 0.250, SLG: 0.500 (1, 4)	P5				F9				FC5-4	4	0	1	0	0	0	1					
Tommy Davis, R OBP: 0.267, SLG: 0.267 Enos Cabell, R (9, PR)					6-3				FC5-4	4	0	1	0	0	0	2					
Boog Powell, L OBP: 0.125, SLG: 0.125 Jim Palmer, R (9, PR)		G4-6-3							1B	0	0	0	0	0	0	0					
Don Baylor, R OBP: 0.267, SLG: 0.267 (1, 7)					L9				1B	4	0	1	1	0	0	1					
Brooks Robinson, R OBP: 0.154, SLG: 0.333 (1, 5)					K				K	4	0	1	0	0	2	2					
Eliot Hendricks, L OBP: 0.286, SLG: 0.167 (1, 2)					F9				F9	3	0	0	0	0	0	1					
Mark Belanger, R Al Bumbry, L (8, PH) Frank Baker, L (9, 6)					K				F8	2	0	0	0	1	1	1					
Inning Stats	R: 0 E: 0 K: 1 S: 5	H: 0 LOB: 0 BB: 0 P: 5	R: 0 E: 0 K: 0 S: 3	H: 1 LOB: 0 BB: 0 P: 3	R: 0 E: 0 K: 1 S: 5	H: 0 LOB: 1 BB: 1 P: 9	R: 0 E: 0 K: 0 S: 3	H: 1 LOB: 0 BB: 0 P: 3	R: 0 E: 0 K: 0 S: 3	H: 0 LOB: 0 BB: 1 P: 7	R: 0 E: 0 K: 0 S: 3	H: 0 LOB: 0 BB: 0 P: 3	R: 0 E: 0 K: 1 S: 6	H: 1 LOB: 1 BB: 0 P: 6	R: 1 E: 0 K: 1 S: 7	H: 2 LOB: 2 BB: 1 P: 11		1B: 5 2B: 0 3B: 0 HR: 0	SF: 0 SAC: 1 DP: 1 HBP: 0	WP: 0 PB: 0 SB: 0 CS: 1	PA: 33
PITCHER	IP	WLS	BF	H	R	ER	SO	BB	IBB	HBP	BLK	WP	HR	S	P	ERA	WHIP				
Catfish Hunter, R ERA: 4.63 Rolie Fingers, R ERA: 3.0	(1, 1)	7.0	W	24	3	0	0	3	2	0	0	0	0	28	36	0.00	0.714				
(8, 1)	2.0	S	9	2	1	1	2	1	0	0	0	0	0	12	16	4.50	1.500				