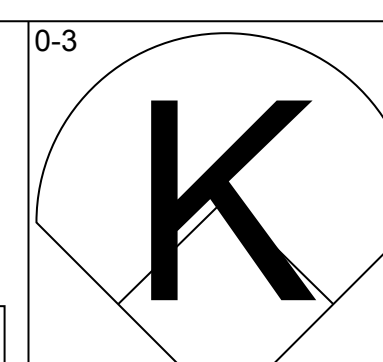
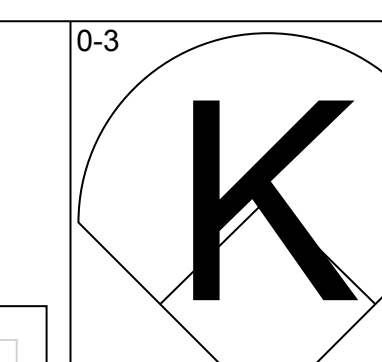
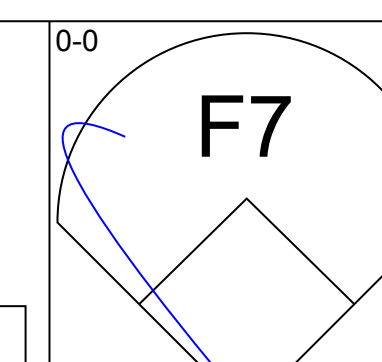
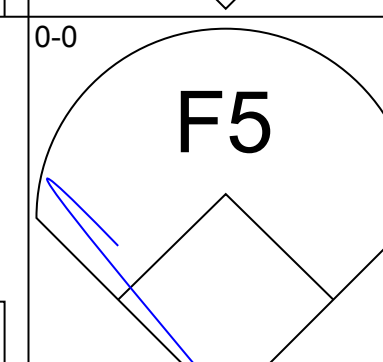
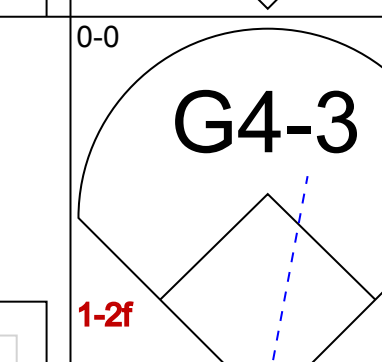
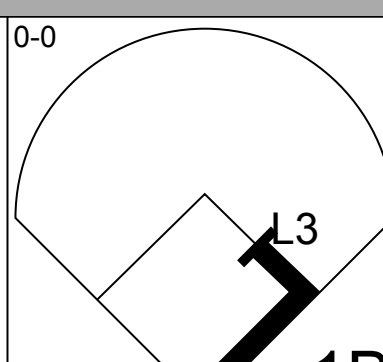
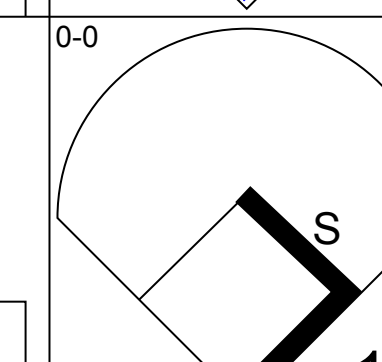
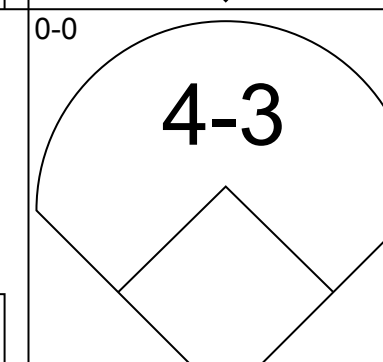
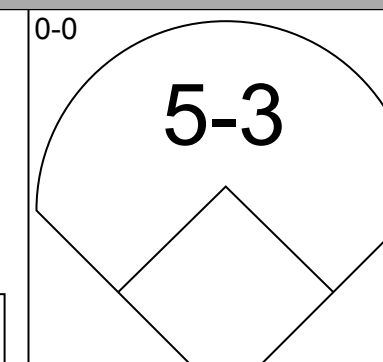
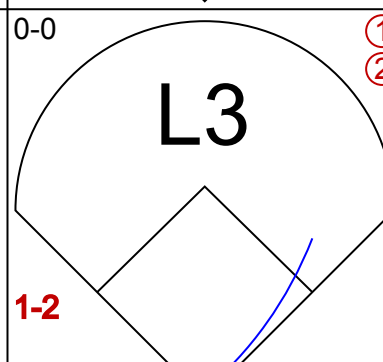
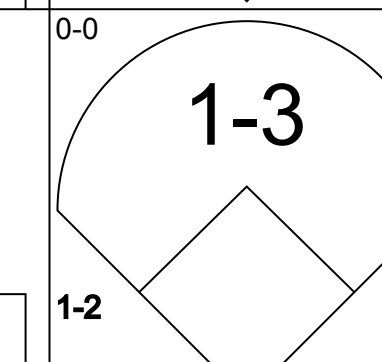
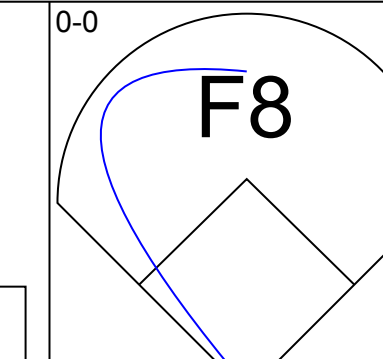
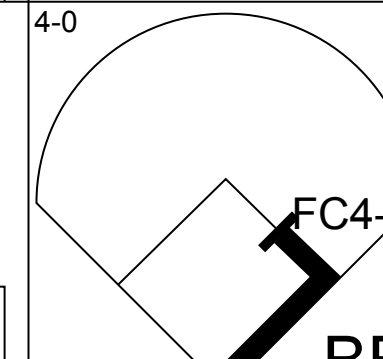
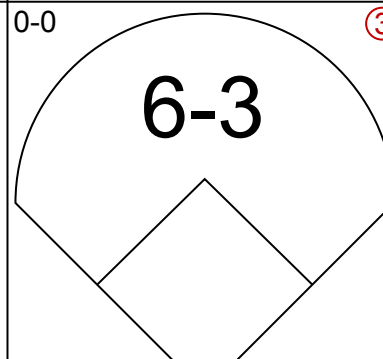
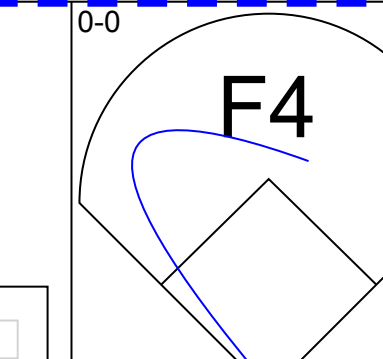
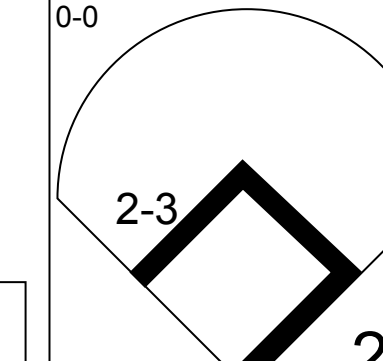
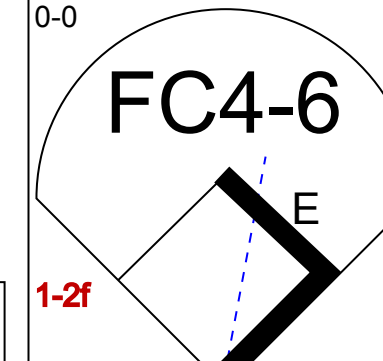
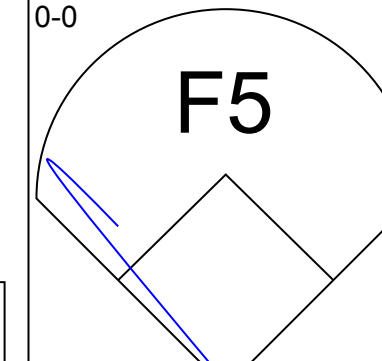
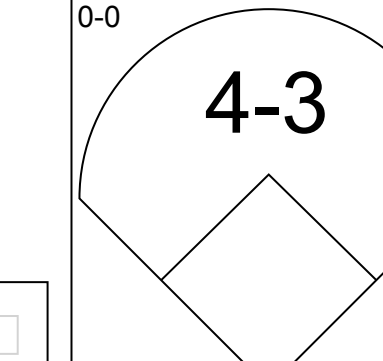
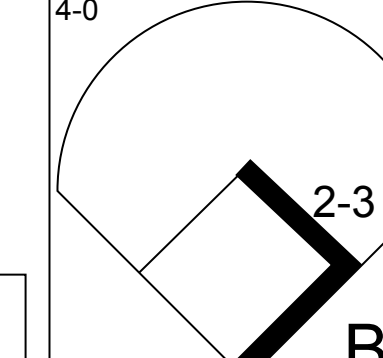
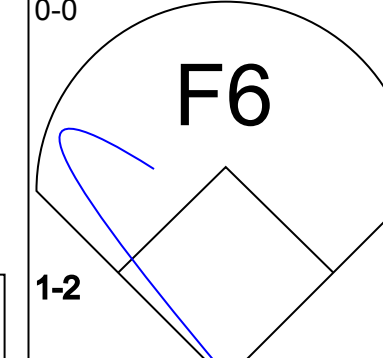
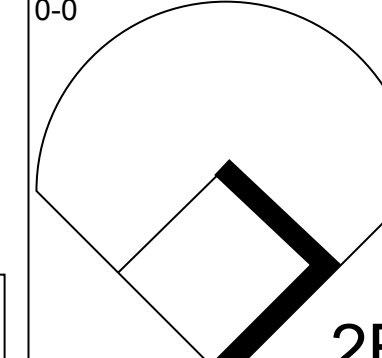
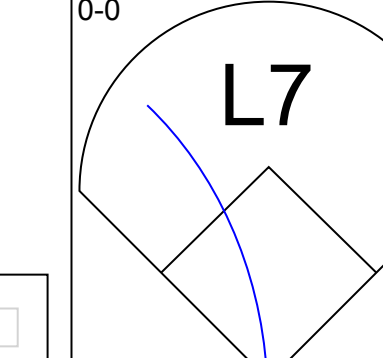
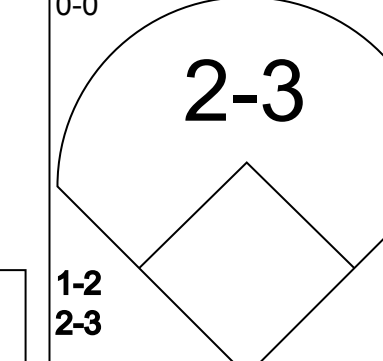
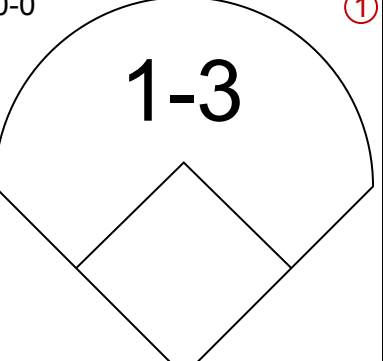
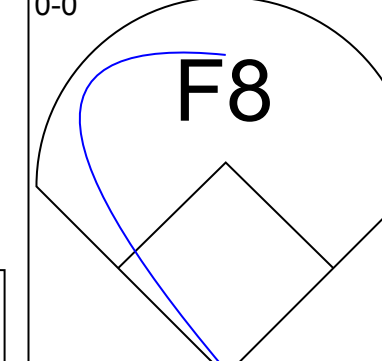
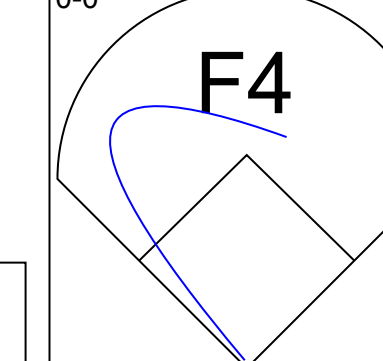
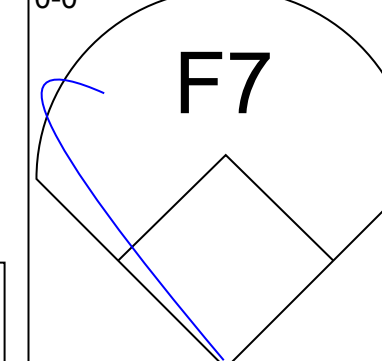
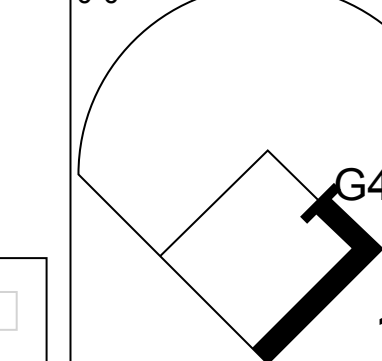
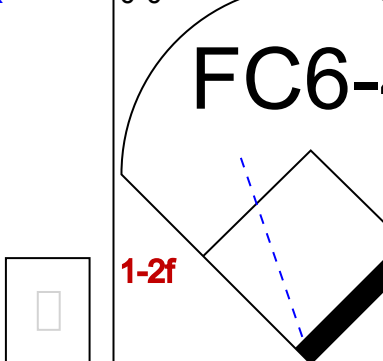
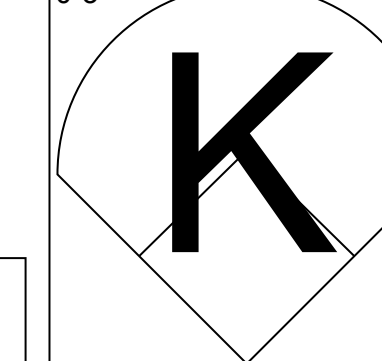
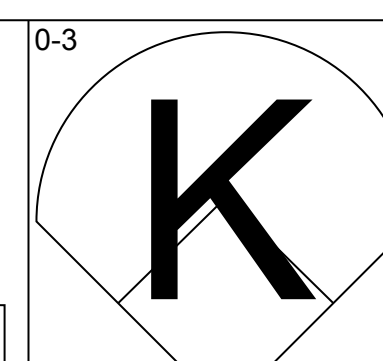
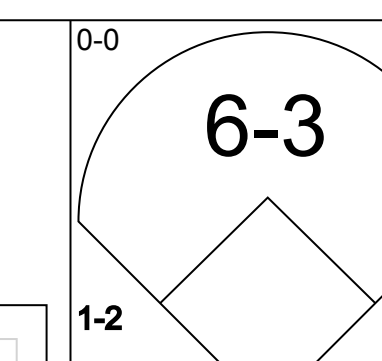
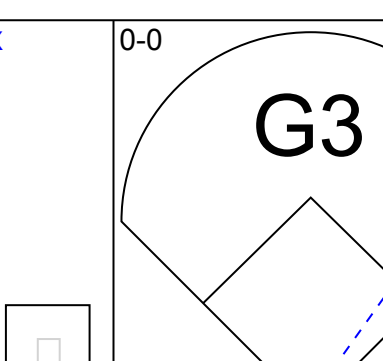
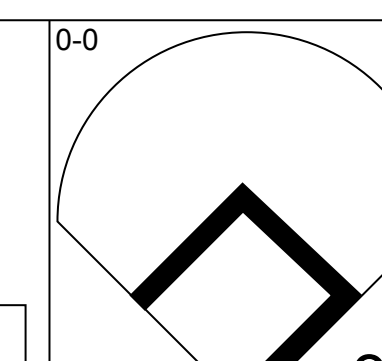
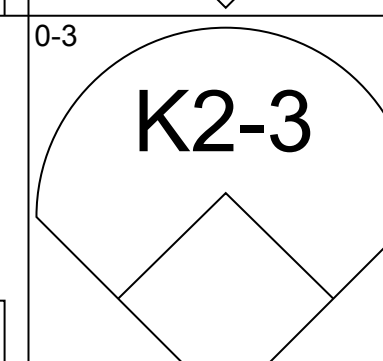
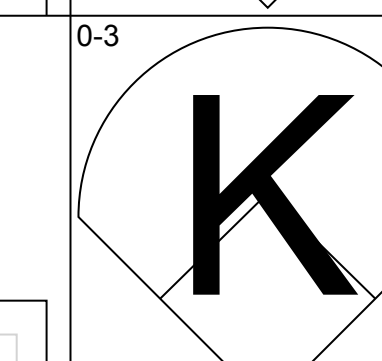
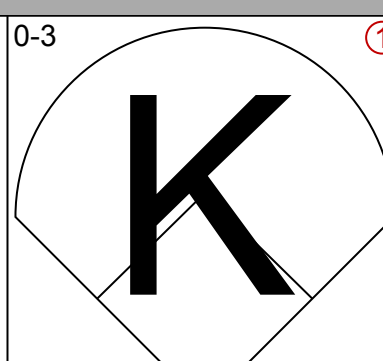
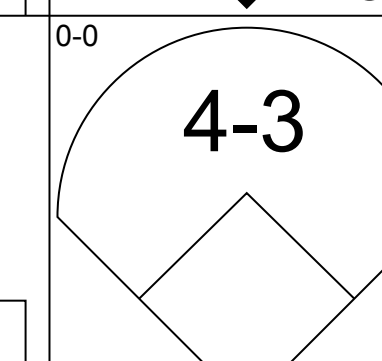
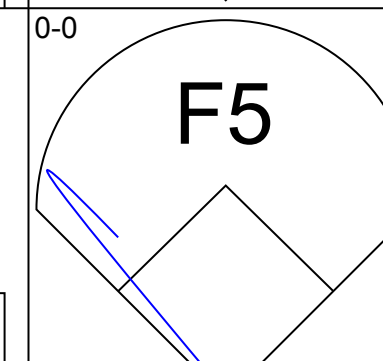
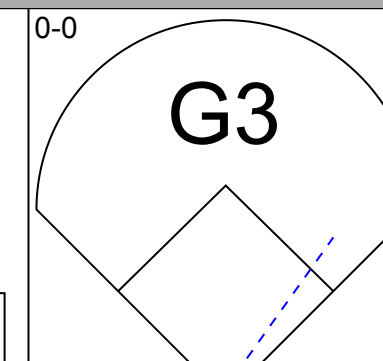
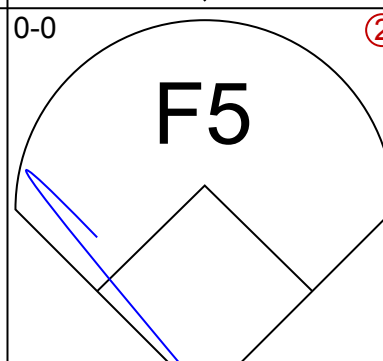
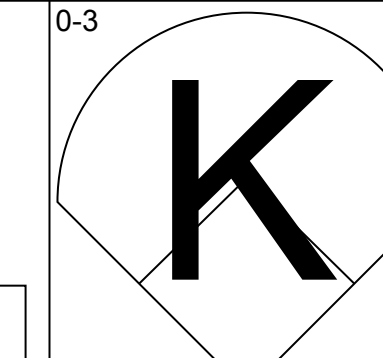
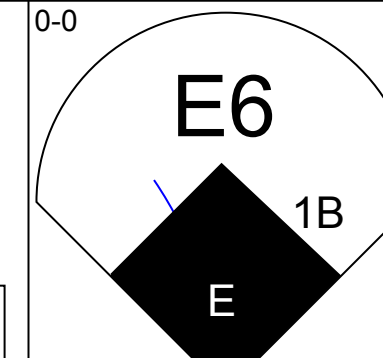
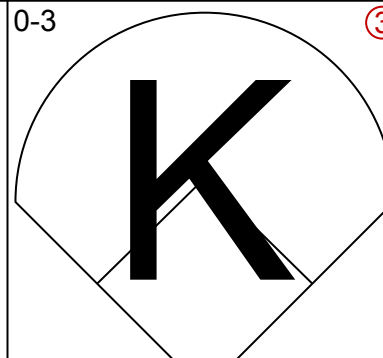

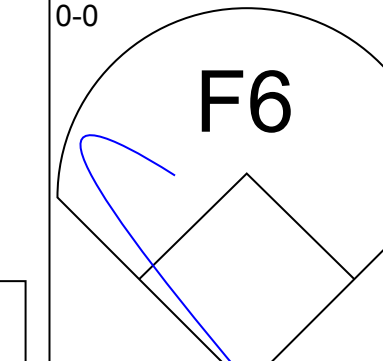
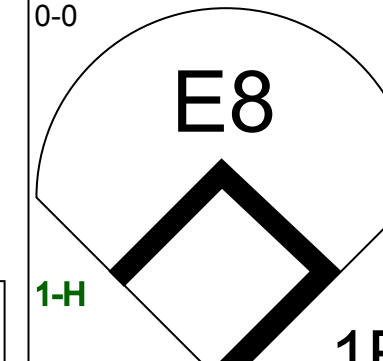
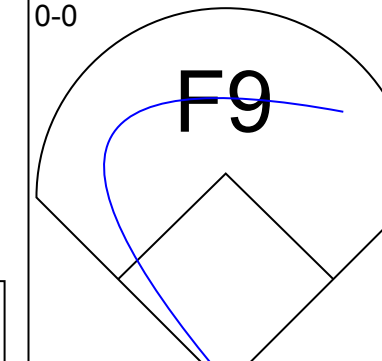
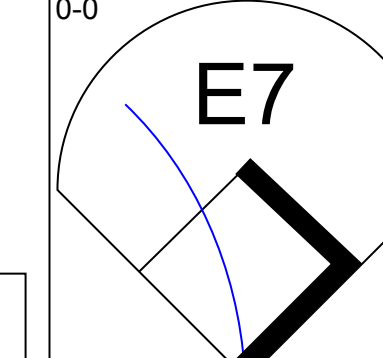
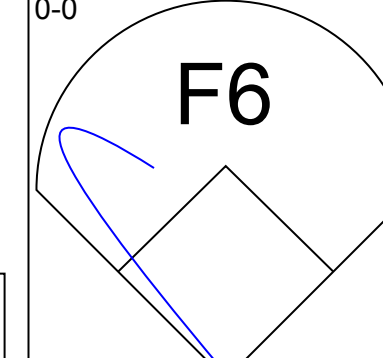
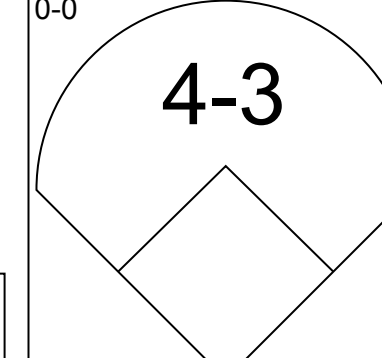
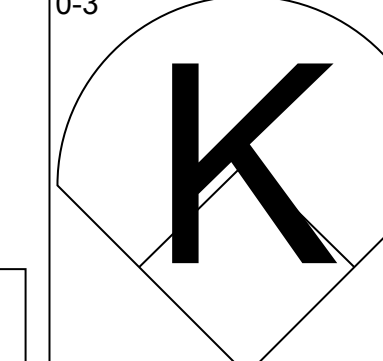
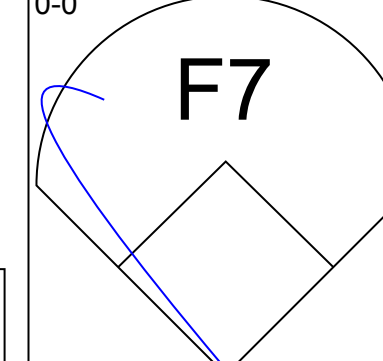
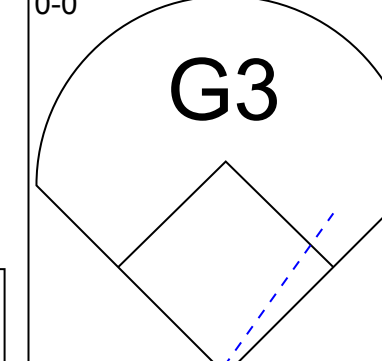
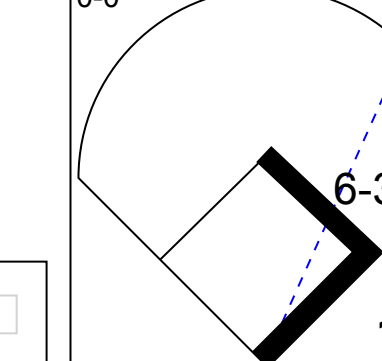
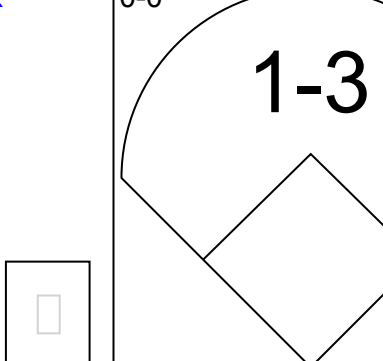
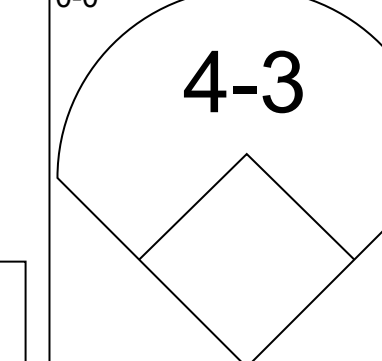
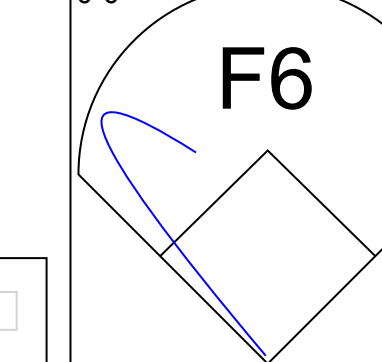
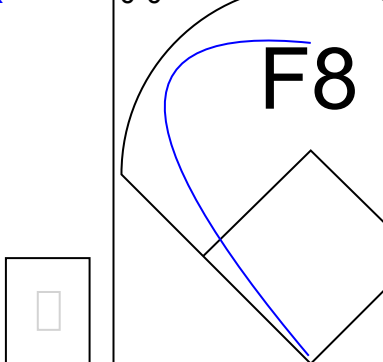
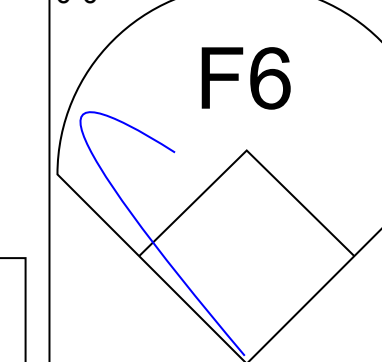


Baltimore Orioles - 1976


Batter	1	2	3	4	5	6	7	8	9	AB	R	H	RBI	BB	SO	LOB	TOP					
Cecil Cooper, L (1, 10)										4	0	0	0	0	2	2	Boston Red Sox @ Baltimore Orioles Memorial Stadium, Baltimore, MD Fri Apr 09 1976, 3:33 AM EST Att: 46,425 - Unknown					
Denny Doyle, L (1, 4) OBP: 0.500, SLG: 0.500										4	0	2	0	0	0	1						
Fred Lynn, L (1, 8)										4	0	0	0	0	0	2						
Jim Rice, R (1, 7)										3	0	0	0	1	0	0						
Carl Yastrzemski, L (1, 3) OBP: 0.250, SLG: 0.500										4	0	1	0	0	0	1						
Carlton Fisk, R (1, 2) OBP: 0.500, SLG: 0.667										3	0	1	0	1	0	1						
Dwight Evans, R (1, 9)										3	0	0	0	0	0	3						
Rico Petrocelli, R (1, 5) OBP: 0.333, SLG: 0.333										3	0	1	0	0	0	3						
Rick Burleson, R (1, 6) OBP: 0.333, SLG: 0.333										3	0	1	0	0	1	1						
Inning Stats	R: 0 E: 0 K: 1 S: 5	H: 0 LOB: 0 BB: 0 P: 5	R: 0 E: 0 K: 0 S: 4	H: 1 LOB: 2 BB: 1 P: 8	R: 0 E: 0 K: 1 S: 5	H: 1 LOB: 0 BB: 0 P: 5	R: 0 E: 1 K: 0 S: 3	H: 0 LOB: 1 BB: 1 P: 7	R: 0 E: 0 K: 0 S: 4	H: 1 LOB: 1 BB: 0 P: 4	R: 0 E: 0 K: 0 S: 3	H: 1 LOB: 1 BB: 0 P: 3	R: 0 E: 0 K: 0 S: 4	H: 1 LOB: 1 BB: 0 P: 4	R: 0 E: 0 K: 1 S: 6	H: 1 LOB: 0 BB: 0 P: 6		R: 0 E: 0 K: 0 S: 3	H: 0 LOB: 0 BB: 0 P: 3	1B: 4 2B: 3 3B: 0 HR: 0	SF: 0 SAC: 0 DP: 2 HBP: 0	WP: 0 PB: 0 SB: 1 CS: 0
PITCHER	IP WLS BF H R ER SO BB IBB HBP BLK WP HR S P ERA WHIP																					
Jim Palmer, R (1, 1) ERA:	8.0 W 30	H 6 R 0 ER 0 SO 3	BB 2 IBB 0 HBP 0 BLK 0	WP 0 HR 0 S 34 P 42	ERA 0.00 WHIP 1.000																	
Dyar Miller, R (9, 1) ERA:	1.0 S 3	H 0 R 0 ER 0 SO 0	BB 0 IBB 0 HBP 0 BLK 0	WP 0 HR 0 S 3 P 3	ERA 0.00 WHIP 0.000																	

Batter	1	2	3	4	5	6	7	8	9	AB	R	H	RBI	BB	SO	LOB	BOTTOM					
Al Bumbry, L (1, 7) OBP: 0.250, SLG: 0.750										4	0	1	0	0	1	1	Boston Red Sox @ Baltimore Orioles Memorial Stadium, Baltimore, MD Fri Apr 09 1976, 3:33 AM EST Att: 46,425 - Unknown					
Paul Blair, R (1, 8)										4	0	0	0	0	3	2						
Ken Singleton, S (1, 9)										3	0	0	0	0	0	0						
Lee May, R (1, 3)										3	1	0	0	0	2	0						
Bobby Grich, R (1, 4) OBP: 0.333, SLG: 0.333										3	0	1	0	0	0	0						
Tony Muser, L (1, 10)										3	0	0	0	0	0	1						
Brooks Robinson, R (1, 5)										3	0	0	0	0	1	2						
Eliot Hendricks, L (1, 2) OBP: 0.333, SLG: 0.333										3	0	1	0	0	0	0						
Mark Belanger, R (1, 6)										3	0	0	0	0	0	1						
Inning Stats	R: 0 E: 0 K: 2 S: 7	H: 0 LOB: 0 BB: 0 P: 7	R: 0 E: 1 K: 2 S: 8	H: 0 LOB: 1 BB: 0 P: 8	R: 0 E: 0 K: 1 S: 6	H: 1 LOB: 0 BB: 0 P: 6	R: 1 E: 2 K: 0 S: 5	H: 1 LOB: 1 BB: 0 P: 5	R: 0 E: 0 K: 0 S: 3	H: 0 LOB: 0 BB: 0 P: 3	R: 0 E: 0 K: 2 S: 7	H: 0 LOB: 0 BB: 0 P: 7	R: 0 E: 0 K: 0 S: 3	H: 0 LOB: 0 BB: 0 P: 3	R: 0 E: 0 K: 0 S: 4	H: 1 LOB: 1 BB: 0 P: 4		R: 0 E: 0 K: 0 S: 3	H: 0 LOB: 0 BB: 0 P: 3	1B: 2 2B: 0 3B: 1 HR: 0	SF: 0 SAC: 0 DP: 0 HBP: 0	WP: 0 PB: 0 SB: 0 CS: 0
PITCHER	IP WLS BF H R ER SO BB IBB HBP BLK WP HR S P ERA WHIP																					
Fergie Jenkins, R (1, 1) ERA:	8.0 L 29	H 3 R 1 ER 0 SO 7	BB 0 IBB 0 HBP 0 BLK 0	WP 0 HR 0 S 43 P 43	ERA 0.00 WHIP 0.375																	

Batter	1	2	3	4	5	6	7	8	9	AB	R	H	RBI	BB	SO	LOB	TOP			
Rick Burtleson, R OBP: 0.429, SLG: 0.429 (1, 6)	0-0 WP 1B		0-0 1B		0-0 1B		0-0 E6 1B		0-0 SH3-4		0-0 4-3	4	0	2	0	0	0			
Fred Lynn, L OBP: 0.444, SLG: 0.444 (1, 8)	0-0 2-3		0-0 1B		0-0 1B		0-0 1-3 1B		0-0 FC 1B		0-0 1B	5	0	4	0	0	0	1		
Dwight Evans, R (1, 9)	0-0 L8		4-0 BB		0-0 BB		0-0 1-3		0-0 FC			3	0	0	0	1	0	5		
Jim Rice, R (1, 7)	4-0 FC4-6 BB		0-0 F3		4-0 L4-6 IBB		0-0 L4-6 IBB		0-0 SF9			1	0	0	1	2	0	3		
Carl Yastrzemski, L OBP: 0.125, SLG: 0.250 (1, 3)	0-0 FC4-6		0-3 K		0-0 L4-6		0-0 L4-6		0-3 3-H K			4	0	0	0	0	2	10		
Carlton Fisk, R OBP: 0.375, SLG: 0.333 (1, 2)		4-0 CS BB	0-0 F9		0-0 5-3		0-0 5-3		0-0 F9			3	0	0	0	1	0	3		
Deron Johnson, R Steve Dillard, R (8, PR)	0-0 F7		0-0 E7 FC2-5 1B		0-0 4-3		0-0 4-3		0-0 G6-4-3 1B			4	0	2	0	0	0	1		
Rico Petrocelli, R OBP: 0.286, SLG: 0.167 (1, 5)	4-0 FC5-4 BB		0-0 FC2-5 G5-4-3		0-0 1-3		0-0 1-3		0-0 G6-4-3			3	0	0	0	1	0	2		
Doug Griffin, R Denny Doyle, L (9, PH)	0-0 FC5-4		0-0 G5-4-3		0-0 G5-4-3		4-0 1B SH3-4 SF9 BB		0-0 6-3			2	1	0	0	1	0	2		
Inning Stats	R: 0 E: 0 K: 0 S: 4	H: 1 LOB: 2 BB: 1 P: 8	R: 0 E: 0 K: 0 S: 2	H: 0 LOB: 1 BB: 2 P: 10	R: 0 E: 0 K: 1 S: 7	H: 2 LOB: 3 BB: 1 P: 11	R: 0 E: 1 K: 0 S: 3	H: 1 LOB: 0 BB: 0 P: 3	R: 0 E: 1 K: 0 S: 4	H: 1 LOB: 2 BB: 1 P: 8	R: 0 E: 0 K: 0 S: 3	H: 0 LOB: 0 BB: 0 P: 3	R: 1 E: 0 K: 1 S: 7	H: 1 LOB: 2 BB: 1 P: 11	R: 0 E: 0 K: 0 S: 3	H: 1 LOB: 1 BB: 0 P: 3	1B: 8 2B: 1 3B: 0 HR: 0	SF: 1 SAC: 1 DP: 3 HBP: 0	WP: 1 PA: 38	
PITCHER	IP WLS BF H R ER SO BB IBB HBP BLK WP HR S P ERA WHIP		IP WLS BF H R ER SO BB IBB HBP BLK WP HR S P ERA WHIP		IP WLS BF H R ER SO BB IBB HBP BLK WP HR S P ERA WHIP		IP WLS BF H R ER SO BB IBB HBP BLK WP HR S P ERA WHIP		IP WLS BF H R ER SO BB IBB HBP BLK WP HR S P ERA WHIP		IP WLS BF H R ER SO BB IBB HBP BLK WP HR S P ERA WHIP		IP WLS BF H R ER SO BB IBB HBP BLK WP HR S P ERA WHIP		IP WLS BF H R ER SO BB IBB HBP BLK WP HR S P ERA WHIP		IP WLS BF H R ER SO BB IBB HBP BLK WP HR S P ERA WHIP		IP WLS BF H R ER SO BB IBB HBP BLK WP HR S P ERA WHIP	
Ken Holtzman, L ERA: 1.13 (1, 1)	8.0 W 35	7 1 1 2	5 1 1 2	0 0 0 0	0 0 0 0	0 0 0 0	0 0 0 0	0 0 0 0	0 0 0 0	0 0 0 0	0 0 0 0	0 0 0 0	0 0 0 0	0 0 0 0	0 0 0 0	0 0 0 0	0 0 0 0	0 0 0 0	0 0 0 0	0 0 0 0
Dyar Miller, R ERA: (9, 1)	1.0 L 3	1 0 0 0	0 0 0 0	0 0 0 0	0 0 0 0	0 0 0 0	0 0 0 0	0 0 0 0	0 0 0 0	0 0 0 0	0 0 0 0	0 0 0 0	0 0 0 0	0 0 0 0	0 0 0 0	0 0 0 0	0 0 0 0	0 0 0 0	0 0 0 0	0 0 0 0

Boston Red Sox @ Baltimore Orioles
Memorial Stadium, Baltimore, MD
Sat Apr 10 1976, 3:33 AM EST
Att: 8,899 - Unknown


AB 30
R 1
H 8
RBI 1
BB 6
SO 2
LOB 27



Batter	1	2	3	4	5	6	7	8	9	AB	R	H	RBI	BB	SO	LOB	BOTTOM		
Al Bumbry, L OBP: 0.250, SLG: 0.429 (1, 7)	4-0 SH5-3 S BB		0-0 5-3		0-0 4-3		0-0 4-3		0-0 F5			3	0	0	0	1	0	1	
Paul Blair, R OBP: 0.143, SLG: 0.286 (1, 8)	0-0 SH5-3		0-0 F7		0-0 F6		0-0 F6		0-0 1B 2B			3	1	1	1	0	0	0	
Ken Singleton, S OBP: 0.143, SLG: 0.143 (1, 9)	0-0 4-3		0-3 K		0-0 3-1		0-0 3-1		0-0 1B 2B 1B			4	1	1	0	0	1	1	
Lee May, R OBP: 0.143, SLG: 0.143 (1, 3)	0-0 F3		0-0 6-3		0-0 6-3		0-3 K		0-0 1B 2B 1B			4	1	1	1	0	1	1	
Bobby Grich, R OBP: 0.429, SLG: 0.429 (1, 4)	0-0 5-3		0-0 6-3		0-0 6-3		0-0 1B		0-0 2B 1B			4	1	2	0	0	0	0	
Tony Muser, L OBP: 0.286, SLG: 0.429 (1, 10)	0-0 6-3		0-0 L8		0-0 L8		0-0 1B		0-0 1B 2B			4	0	2	2	0	0	0	
Brooks Robinson, R OBP: 0.143, SLG: 0.167 (1, 5)	0-0 FC6-4 1B		0-0 5-3		0-0 5-3		0-0 F9		0-0 SF9			3	0	1	1	0	0	2	
Dave Duncan, R OBP: 0.250, SLG: 0.250 (1, 2)	0-0 FC6-4		0-0 E2 1B		0-0 E2		0-3 K		0-0 F8			4	0	1	0	0	1	4	
Mark Belanger, R Tommy Harper, R (8, PH) Tim Nordbrook, R (9, 6)	0-0 1-3		0-0 K		0-0 K		0-0 WP 2B 1B					2	0	0	0	0	1	1	
Inning Stats	R: 0 E: 0 K: 0 S: 3	H: 0 LOB: 1 BB: 1 P: 7	R: 0 E: 0 K: 0 S: 4	H: 1 LOB: 0 BB: 0 P: 4	R: 0 E: 0 K: 1 S: 5	H: 0 LOB: 0 BB: 0 P: 5	R: 0 E: 0 K: 0 S: 3	H: 0 LOB: 0 BB: 0 P: 3	R: 0 E: 0 K: 2 S: 9	H: 2 LOB: 2 BB: 0 P: 9	R: 5 E: 0 K: 0 S: 9	H: 6 LOB: 1 BB: 0 P: 9	1B: 8 2B: 2 3B: 0 HR: 0	SF: 1 SAC: 1 DP: 0 HBP: 0	WP: 1 PA: 35				
PITCHER	IP WLS BF H R ER SO BB IBB HBP BLK WP HR S P ERA WHIP		IP WLS BF H R ER SO BB IBB HBP BLK WP HR S P ERA WHIP		IP WLS BF H R ER SO BB IBB HBP BLK WP HR S P ERA WHIP		IP WLS BF H R ER SO BB IBB HBP BLK WP HR S P ERA WHIP		IP WLS BF H R ER SO BB IBB HBP BLK WP HR S P ERA WHIP		IP WLS BF H R ER SO BB IBB HBP BLK WP HR S P ERA WHIP		IP WLS BF H R ER SO BB IBB HBP BLK WP HR S P ERA WHIP		IP WLS BF H R ER SO BB IBB HBP BLK WP HR S P ERA WHIP		IP WLS BF H R ER SO BB IBB HBP BLK WP HR S P ERA WHIP		IP WLS BF H R ER SO BB IBB HBP BLK WP HR S P ERA WHIP
Rick Wise, R ERA: (1, 1)	7.0 L 26	4 3 3 0	0 0 0 0	0 0 0 0	0 0 0 0	0 0 0 0	0 0 0 0	0 0 0 0	0 0 0 0	0 0 0 0	0 0 0 0	0 0 0 0	0 0 0 0	0 0 0 0	0 0 0 0	0 0 0 0	0 0 0 0	0 0 0 0	0 0 0 0
Tom House, L ERA: 81.0 (8, 1)	0.1 L 4	3 3 3 0	0 0 0 0	0 0 0 0	0 0 0 0	0 0 0 0	0 0 0 0	0 0 0 0	0 0 0 0	0 0 0 0	0 0 0 0	0 0 0 0	0 0 0 0	0 0 0 0	0 0 0 0	0 0 0 0	0 0 0 0	0 0 0 0	0 0 0 0
Jim Willoughby, R ERA: 27.0 (8, 1)	0.2 L 5	3 2 2 0	0 0 0 0	0 0 0 0	0 0 0 0	0 0 0 0	0 0 0 0	0 0 0 0	0 0 0 0	0 0 0 0	0 0 0 0	0 0 0 0	0 0 0 0	0 0 0 0	0 0 0 0	0 0 0 0	0 0 0 0	0 0 0 0	0 0 0 0

Boston Red Sox @ Baltimore Orioles
Memorial Stadium, Baltimore, MD
Sat Apr 10 1976, 3:33 AM EST
Att: 8,899 - Unknown


AB 32
R 5
H 10
RBI 5
BB 1
SO 4
LOB 10



Batter	1	2	3	4	5	6	7	8	9	AB	R	H	RBI	BB	SO	LOB	TOP			
Rick Burleson, R OBP: 0.250, SLG: 0.250 (1, 6)	F6	1-3	K			6-3		5-3		5	0	0	0	0	1	3				
Fred Lynn, L OBP: 0.500, SLG: 0.769 (1, 8)	HR		1B 2B	4-3		K			CS BB	4	2	2	1	1	1	0				
Dwight Evans, R (1, 9)	BB		5-3	6-3		F3			L8	4	0	0	0	1	0	2				
Jim Rice, R OBP: 0.462, SLG: 0.250 (1, 7)	1B		1B 1B	1B BB			K		K	4	1	2	0	1	2	1				
Carlton Fisk, R OBP: 0.417, SLG: 0.400 (1, 2)	F3		BB 1B 2B	1B			5-3			4	1	2	1	0	0	2				
Carl Yastrzemski, L OBP: 0.167, SLG: 0.250 (1, 3)	K		1B 2B	G3			1-3			4	1	1	1	0	1	4				
Deron Johnson, R Steve Dillard, R (8, PR)		3-1 BB	F8			K		4-3 FC3-2 WP BB		2	0	0	0	2	1	2	AB 34			
Rico Petrocelli, R OBP: 0.273, SLG: 0.111 (1, 5)	F8		1-2 2-3 BB			F9		4-3		3	1	0	0	1	0	2	R 6			
Denny Doyle, L OBP: 0.333, SLG: 0.444 (1, 4)	3-1		1-1 2-H 3-H 2B			K		FC3-2 S		4	0	1	3	0	1	3	H 8			
Inning Stats	R: 1 E: 0 K: 1 S: 7	H: 2 LOB: 2 BB: 1 P: 11	R: 0 E: 0 K: 0 S: 3	H: 0 LOB: 1 BB: 1 P: 7	R: 5 E: 0 K: 1 S: 10	H: 5 LOB: 1 BB: 1 P: 14	R: 0 E: 0 K: 0 S: 4	H: 1 LOB: 2 BB: 1 P: 8	R: 0 E: 0 K: 1 S: 5	H: 0 LOB: 0 BB: 0 P: 5	R: 0 E: 0 K: 1 S: 5	H: 0 LOB: 0 BB: 0 P: 5	R: 0 E: 0 K: 0 S: 3	H: 0 LOB: 2 BB: 1 P: 7	R: 0 E: 0 K: 1 S: 4	H: 0 LOB: 1 BB: 1 P: 8	1B: 5 2B: 3 3B: 0 HR: 1	SF: 0 SAC: 0 DP: 1 HBP: 0	WP: 1 PB: 0 SB: 1 CS: 1	PA: 40
PITCHER	IP	WLS	BF	H	R	ER	SO	BB	IBB	HBP	BLK	WP	HR	S	P	ERA	WHIP			
Mike Cuellar, L ERA: 20.25 (1, 1)	2.2	L	17	6	6	6	1	3	0	0	0	0	1	16	28	20.25	3.375			
Mike Flanagan, L ERA: (3, 1)	6.1		23	2	0	0	6	3	0	0	0	1	0	32	44	0.00	0.789			

Boston Red Sox @ Baltimore Orioles
Memorial Stadium, Baltimore, MD
Sun Apr 11 1976, 3:33 AM EST
Att: 13,418 - Unknown


AB 34
R 6
H 8
RBI 6
BB 6
SO 7
LOB 19



Batter	1	2	3	4	5	6	7	8	9	AB	R	H	RBI	BB	SO	LOB	BOTTOM					
Al Bumbry, L OBP: 0.250, SLG: 0.364 (1, 7)	4-3		6-3		G6-4-3 1B		G4-6-3 1-2			4	0	1	0	0	0	1						
Paul Blair, R OBP: 0.273, SLG: 0.364 (1, 8)	S 1B		1B		G6-4-3 1-2			K		4	0	2	0	0	1	1						
Ken Singleton, S OBP: 0.182, SLG: 0.182 (1, 9)	K			F6		G3 2-3 1B		6-3		4	0	1	0	0	1	1						
Lee May, R OBP: 0.273, SLG: 0.200 (1, 3)	BB			2B 1B		2-3		6-3		3	1	1	0	1	0	1						
Bobby Grich, R OBP: 0.545, SLG: 0.600 (1, 4)	L6			1-3 1B 2B		G3 BB			1B	3	1	2	0	1	0	2						
Tony Muser, L OBP: 0.273, SLG: 0.364 (1, 10)		F4			2-H 3-H 1B	G3		L8		4	0	1	2	0	0	3						
Brooks Robinson, R OBP: 0.091, SLG: 0.100 (1, 5)		F5			F7	6-3		F9		4	0	0	0	0	0	4	AB 32					
Eliot Hendricks, L OBP: 0.143, SLG: 0.143 (1, 2)		3-1			4-3			4-3		4	0	0	0	0	0	2	R 2					
Mark Belanger, R Tommy Harper, R Bob Bailor, R (7, PH) (8, 6)					F7			G4-6-3 BB		2	0	0	0	0	0	0	H 8					
Inning Stats	R: 0 E: 0 K: 1 S: 6	H: 1 LOB: 2 BB: 1 P: 10	R: 0 E: 0 K: 0 S: 3	H: 0 LOB: 0 BB: 0 P: 3	R: 0 E: 0 K: 0 S: 3	H: 1 LOB: 1 BB: 0 P: 3	R: 2 E: 0 K: 0 S: 6	H: 3 LOB: 1 BB: 0 P: 6	R: 0 E: 0 K: 0 S: 3	H: 1 LOB: 2 BB: 1 P: 3	R: 0 E: 0 K: 0 S: 4	H: 0 LOB: 0 BB: 1 P: 8	R: 0 E: 0 K: 0 S: 2	H: 0 LOB: 1 BB: 1 P: 6	R: 0 E: 0 K: 1 S: 5	H: 0 LOB: 0 BB: 0 P: 5	R: 0 E: 0 K: 0 S: 4	H: 1 LOB: 1 BB: 0 P: 4	1B: 7 2B: 1 3B: 0 HR: 0	SF: 0 SAC: 0 DP: 2 HBP: 0	WP: 0 PB: 0 SB: 1 CS: 0	PA: 35
PITCHER	IP	WLS	BF	H	R	ER	SO	BB	IBB	HBP	BLK	WP	HR	S	P	ERA	WHIP					
Luis Tiant, R ERA: 2.57 (1, 1)	7.0	W	28	7	2	2	1	3	0	0	0	0	0	27	39	2.57	1.429					
Reggie Cleveland, R ERA: (8, 1)	2.0		7	1	0	0	1	0	0	0	0	0	0	9	9	0.00	0.500					


Boston Red Sox @ Baltimore Orioles
Memorial Stadium, Baltimore, MD
Sun Apr 11 1976, 3:33 AM EST
Att: 13,418 - Unknown


AB 32
R 2
H 8
RBI 2
BB 3
SO 2
LOB 15



Batter	1	2	3	4	5	6	7	8	9	AB	R	H	RBI	BB	SO	LOB	TOP			
Mickey Rivers, L OBP: 0.167, SLG: 0.167 (1, 8)										5	1	1	0	0	0	2	New York Yankees @ Baltimore Orioles Memorial Stadium, Baltimore, MD Tue Apr 13 1976, 6:05 PM EST Att: 8,280 - Unknown			
Roy White, S OBP: 0.500, SLG: 0.667 (1, 7)										5	2	2	2	0	1	2				
Thurman Munson, R OBP: 0.278, SLG: 0.444 (1, 10)										5	0	1	0	0	1	1				
Chris Chambliss, L OBP: 0.222, SLG: 0.333 (1, 3)										5	2	3	1	0	1	1				
Oscar Gamble, L OBP: 0.333, SLG: 0.444 (1, 9)										4	0	0	0	0	1	3				
Graig Nettles, L OBP: 0.353, SLG: 0.385 (1, 5)										3	1	2	3	1	0	0				
Rick Dempsey, R OBP: 0.188, SLG: 0.188 (1, 2)										4	0	0	0	0	1	3				
Willie Randolph, R OBP: 0.375, SLG: 0.455 (1, 4)										3	1	2	1	1	0	0				
Jim Mason, L OBP: 0.286, SLG: 0.167 (1, 6)										3	0	0	0	1	1	1				
Inning Stats	R: 3 E: 0 K: 1 S: 9	H: 4 LOB: 1 BB: 0 P: 9	R: 0 E: 0 K: 0 S: 3	H: 0 LOB: 1 BB: 7 P: 7	R: 2 E: 0 K: 0 S: 5	H: 2 LOB: 0 BB: 0 P: 5	R: 1 E: 0 K: 1 S: 6	H: 1 LOB: 0 BB: 0 P: 6	R: 0 E: 0 K: 0 S: 6	H: 0 LOB: 2 BB: 1 P: 10	R: 0 E: 0 K: 1 S: 5	H: 0 LOB: 0 BB: 0 P: 5	R: 0 E: 0 K: 0 S: 3	H: 1 LOB: 1 BB: 0 P: 3	R: 1 E: 0 K: 2 S: 9	H: 2 LOB: 1 BB: 0 P: 9		1B: 6 2B: 2 3B: 0 HR: 3	SF: 0 SAC: 0 DP: 0 HBP: 0	WP: 1 PB: 0 SB: 3 CS: 0
PITCHER	IP WLS BF H R ER SO BB IBB HBP BLK WP HR S P ERA WHIP																			
Jim Palmer, R ERA: 4.5 (1, 1)	4.0 L 20 7 6 6 2 1 0 0 0 0 1 2 23 27 13.50 2.000																			
Wayne Garland, R ERA: (5, 1)	2.0 9 1 0 0 1 1 1 0 0 0 0 0 9 17 0.00 1.000																			
Grant Jackson, L ERA: (7, 1)	2.0 6 1 0 0 1 0 0 0 0 0 0 0 8 8 0.00 0.500																			
Dyar Miller, R ERA: 3.0 (9, 1)	1.0 5 2 1 1 2 0 0 0 0 0 0 1 9 9 9.00 2.000																			

Batter	1	2	3	4	5	6	7	8	9	AB	R	H	RBI	BB	SO	LOB	BOTTOM			
Al Bumbry, L OBP: 0.200, SLG: 0.316 (1, 7)										4	1	1	0	0	0	1	New York Yankees @ Baltimore Orioles Memorial Stadium, Baltimore, MD Tue Apr 13 1976, 6:05 PM EST Att: 8,280 - Unknown			
Paul Blair, R OBP: 0.222, SLG: 0.278 (1, 8)										4	0	1	0	0	0	2				
Ken Singleton, S OBP: 0.222, SLG: 0.222 (1, 9)										4	0	2	1	0	0	1				
Andres Mora, R OBP: 0.250, SLG: 0.250 (1, 10)										4	0	1	0	0	0	3				
Bobby Grich, R OBP: 0.421, SLG: 0.412 (1, 4)										4	0	1	0	0	0	2				
Tony Muser, L OBP: 0.263, SLG: 0.316 (1, 3)										4	0	0	0	0	0	1				
Brooks Robinson, R OBP: 0.118, SLG: 0.067 (1, 5)										2	0	0	0	1	0	0				
Dave Duncan, R OBP: 0.143, SLG: 0.143 (1, 2)										3	0	0	0	0	0	1				
Mark Belanger, R OBP: 0.083, SLG: 0.083 (1, 6)										3	0	1	0	0	0	0				
Inning Stats	R: 1 E: 0 K: 0 S: 5	H: 2 LOB: 1 BB: 0 P: 5	R: 0 E: 0 K: 0 S: 3	H: 0 LOB: 0 BB: 0 P: 3	R: 0 E: 0 K: 0 S: 3	H: 0 LOB: 0 BB: 0 P: 3	R: 0 E: 0 K: 0 S: 3	H: 1 LOB: 0 BB: 0 P: 3	R: 0 E: 0 K: 0 S: 5	H: 2 LOB: 2 BB: 0 P: 5	R: 0 E: 0 K: 0 S: 3	H: 0 LOB: 1 BB: 1 P: 7	R: 0 E: 0 K: 0 S: 4	H: 1 LOB: 0 BB: 0 P: 4	R: 0 E: 0 K: 0 S: 3	H: 1 LOB: 0 BB: 0 P: 3		1B: 6 2B: 1 3B: 0 HR: 0	SF: 0 SAC: 0 DP: 2 HBP: 0	WP: 0 PB: 0 SB: 0 CS: 0
PITCHER	IP WLS BF H R ER SO BB IBB HBP BLK WP HR S P ERA WHIP																			
Dock Ellis, R ERA: 1.0 (1, 1)	9.0 W 33 7 1 1 0 1 0 0 0 0 0 0 32 36 1.00 0.889																			

Batter	1	2	3	4	5	6	7	8	9	AB	R	H	RBI	BB	SO	LOB	TOP								
Al Bumby, L OBP: 0.280, SLG: 0.364 (1, 7)	0-0 SH2-3 2B		4-0 S BB		4-0 S BB		0-0 E1 1B		0-0 F8	3	1	1	0	2	0	0	Baltimore Orioles @ Oakland Athletics Oakland-Alameda County Coliseum, Oakland, CA Sat Apr 17 1976, 3:33 AM PST Att: 28,017 - Unknown AB 33 R 6 H 5 RBI 3 BB 5 SO 1 LOB 10 								
Bobby Grich, R OBP: 0.391, SLG: 0.381 (1, 4)	0-0 SH2-3 2-3		0-0 5-3		0-0 5-3		0-0 G3 HR 1B		0-0 F2	4	1	1	1	0	0	3									
Ken Singleton, S OBP: 0.174, SLG: 0.174 (1, 9)	0-0 F4			0-0 G3		0-0 4-3		0-0 G3	5	0	0	0	0	0	2										
Lee May, R OBP: 0.250, SLG: 0.182 Royle Stillman, L (4, PH) Andres Mora, R OBP: 0.400, SLG: 1.000 (7, PH)	0-0 3-1			0-0 F5		0-3 K		0-0 HR	1	0	0	0	0	0	1										
Tony Muser, L OBP: 0.304, SLG: 0.286 (1, 3)		0-0 3-1		4-0 BB		4-0 1B E BB		0-0 F5	2	1	0	0	2	0	0										
Eliot Hendricks, L OBP: 0.214, SLG: 0.214 (1, 2)		0-0 G3		0-0 4-3		0-0 1B E		0-0 3-1	4	1	1	0	0	0	1										
Paul Blair, R OBP: 0.227, SLG: 0.238 (1, 8)		0-0 F3			4-0 6-3 BB		0-0 E7		0-0 F9	3	0	0	0	1	0										
Brooks Robinson, R OBP: 0.095, SLG: 0.053 (1, 5)			0-0 5-3		0-0 6-3		0-0 5-3		0-0 5-3	4	0	0	0	0	2										
Mark Belanger, R OBP: 0.125, SLG: 0.188 (1, 6)			0-0 6-3		0-0 6-3		0-0 E 2B		0-0 L7	4	1	1	0	0	1										
Inning Stats	R: 0 E: 0 K: 0 S: 4	H: 1 LOB: 1 BB: 0 P: 4	R: 0 E: 0 K: 0 S: 3	H: 0 LOB: 0 BB: 0 P: 3	R: 0 E: 0 K: 0 S: 3	H: 0 LOB: 1 BB: 1 P: 7	R: 0 E: 0 K: 0 S: 3	H: 0 LOB: 2 BB: 2 P: 11	R: 2 E: 1 K: 1 S: 7	H: 1 LOB: 1 BB: 1 P: 11	R: 4 E: 1 K: 0 S: 7	H: 3 LOB: 0 BB: 0 P: 7	R: 0 E: 0 K: 0 S: 3	H: 0 LOB: 0 BB: 0 P: 3	R: 0 E: 0 K: 0 S: 3	H: 0 LOB: 0 BB: 0 P: 3		1B: 2 2B: 2 3B: 0 HR: 1	SF: 0 SAC: 1 DP: 0 HBP: 0	WP: 0 PB: 0 SB: 2 CS: 0	PA: 39				
PITCHER	IP	WLS	BF	H	R	ER	SO	BB	IBB	HBP	BLK	WP	HR	S	P	ERA	WHIP								
Mike Torrez, R ERA: 2.5 (1, 1)	6.0	L	27	3	3	1	1	5	0	0	0	0	0	24	44	1.50	1.333								
Jim Todd, R ERA: 1.35 (7, 1)	0.1		3	1	1	0	0	0	0	0	0	0	0	3	3	0.00	3.000								
Paul Lindblad, L ERA: 4.5 (7, 1)	2.2		9	1	2	2	0	0	0	0	0	0	1	9	9	6.75	0.375								

Batter	1	2	3	4	5	6	7	8	9	AB	R	H	RBI	BB	SO	LOB	BOTTOM								
Bill North, S OBP: 0.276, SLG: 0.250 (1, 8)	0-3 K		0-0 4-3		0-0 FC6-4 1-2				0-0 1-4-3	4	0	0	0	0	1	2	Baltimore Orioles @ Oakland Athletics Oakland-Alameda County Coliseum, Oakland, CA Sat Apr 17 1976, 3:33 AM PST Att: 28,017 - Unknown AB 29 R 1 H 3 RBI 1 BB 5 SO 1 LOB 9 								
Bert Campaneris, R OBP: 0.172, SLG: 0.111 (1, 6)	0-0 F8		0-0 6-3			4-0 FC6-4 BB		0-0 4-3	3	0	0	0	1	0	0										
Claudell Washington, L OBP: 0.287, SLG: 0.214 (1, 9)	4-0 S BB			0-0 F5		0-0 FC6-4 1-2 1B		0-0 1B	3	1	1	0	1	0	1										
Don Baylor, R OBP: 0.367, SLG: 0.391 (1, 3)	4-0 1-2 BB			0-0 F4		0-0 CS 1B		0-0 F7	3	0	1	1	1	0	1										
Billy Williams, L OBP: 0.308, SLG: 0.190 (1, 10)	0-0 4-3			0-0 F4		0-0 3-1			4	0	0	0	0	0	3										
Sal Bando, R OBP: 0.214, SLG: 0.519 (1, 5)		0-0 F2			0-0 F4		0-0 F6		0-0 F5	4	0	0	0	0	0										
Gene Tenace, R OBP: 0.357, SLG: 0.227 (1, 2)		0-0 F6			4-0 3-1 BB		0-0 F9		0-0 F3	3	0	0	0	1	0										
Cesar Tovar, R OBP: 0.222, SLG: 0.125 (1, 7)			0-0 6-3		0-0 3-1		0-0 FC6-4 1B			3	0	1	0	0	0										
Phil Garner, R OBP: 0.280, SLG: 0.435 (1, 4)			0-0 F4		4-0 FC6-4 BB		0-0 FC6-4 1-2			2	0	0	0	1	0										
Inning Stats	R: 0 E: 0 K: 1 S: 5	H: 0 LOB: 2 BB: 2 P: 13	R: 0 E: 0 K: 0 S: 3	H: 0 LOB: 0 BB: 0 P: 3	R: 0 E: 0 K: 0 S: 3	H: 0 LOB: 0 BB: 0 P: 3	R: 0 E: 0 K: 0 S: 3	H: 0 LOB: 2 BB: 2 P: 11	R: 1 E: 0 K: 0 S: 4	H: 1 LOB: 1 BB: 0 P: 7	R: 0 E: 0 K: 0 S: 4	H: 1 LOB: 1 BB: 0 P: 4	R: 0 E: 0 K: 0 S: 4	H: 1 LOB: 1 BB: 0 P: 4	R: 0 E: 0 K: 0 S: 3	H: 0 LOB: 0 BB: 0 P: 3		1B: 3 2B: 0 3B: 0 HR: 0	SF: 0 SAC: 0 DP: 0 HBP: 0	WP: 0 PB: 0 SB: 2 CS: 1	PA: 34				
PITCHER	IP	WLS	BF	H	R	ER	SO	BB	IBB	HBP	BLK	WP	HR	S	P	ERA	WHIP								
Jim Palmer, R ERA: 3.0 (1, 1)	9.0	W	34	3	1	1	1	5	0	0	0	0	0	31	51	1.00	0.889								

Batter	1	2	3	4	5	6	7	8	9	AB	R	H	RBI	BB	SO	LOB	TOP			
Tommy Harper, R OBP: 0.400, SLG: 0.667 (1, 10) X	0-0 F6		0-3 K		0-3 K			0-0 4-3		4	0	0	0	0	2	0				
Paul Blair, R OBP: 0.194, SLG: 0.200 (1, 8) S	0-3 K		0-3 K		0-3 K			0-0 6-3		4	0	0	0	0	3	0				
Bobby Grich, R OBP: 0.438, SLG: 0.407 (1, 4) X	0-0 HR			1-0 5-3 BB 1B HBP		0-0 CS 1B			4-0 BB	2	2	0	1	0	0					
Andres Mora, R OBP: 0.286, SLG: 0.692 (1, 7) X	0-0 HR			4-0 5-3 1B BB		0-3 K			0-0 F8	3	2	1	2	1	1	2				
Ken Singleton, S OBP: 0.156, SLG: 0.156 (1, 9) X	0-0 F9			0-0 5-3		0-0 5-3			0-0 F9	4	0	0	0	0	0	3				
Dave Duncan, R OBP: 0.200, SLG: 0.200 (1, 2) S		0-3 K		0-0 FC6-4 1B					0-3 K	4	0	2	2	0	2	1				
Doug DeCinces, R (1, 3) X		0-3 K		0-0 FC6-4 1B						3	0	0	0	0	2	2				
Brooks Robinson, R OBP: 0.103, SLG: 0.074 (1, 5) X		0-0 6-3		0-0 F5						3	0	0	0	0	1	1				
Mark Belanger, R OBP: 0.182, SLG: 0.273 (1, 6) X			0-0 F8		0-0 6-3				0-3 K	3	0	0	0	0	1	0				
Inning Stats	R: 2 E: 0 K: 1 S: 7	H: 2 LOB: 0 BB: 0 P: 7	R: 0 E: 0 K: 2 S: 7	H: 0 LOB: 0 BB: 0 P: 7	R: 0 E: 0 K: 2 S: 7	H: 0 LOB: 0 BB: 0 P: 7	R: 2 E: 0 K: 0 S: 4	H: 1 LOB: 1 BB: 1 P: 9	R: 0 E: 0 K: 1 S: 5	H: 1 LOB: 0 BB: 0 P: 5	R: 0 E: 0 K: 2 S: 7	H: 1 LOB: 0 BB: 0 P: 7	R: 0 E: 0 K: 1 S: 5	H: 0 LOB: 0 BB: 1 P: 5	R: 0 E: 0 K: 1 S: 5	H: 0 LOB: 1 BB: 1 P: 9	1B: 3 2B: 1 3B: 0 HR: 1	SF: 0 SAC: 0 DP: 0 HBP: 1	WP: 0 PB: 0 SB: 0 CS: 2	PA: 33
PITCHER Frank Tanana, L ERA: 6.35 (1, 1)	IP: 9.0 WLS: W BF: 33 H: 5 R: 4 ER: 4 SO: 12 BB: 2 IBB: 0 HBP: 1 BLK: 0 WP: 0 HR: 1 S: 54 P: 63 ERA: 4.00 WHIP: 0.778															PITCHER				

Baltimore Orioles @ California Angels
Anaheim Stadium, Anaheim, CA
Mon Apr 19 1976, 9:05 PM EST
Att: 14,201 - Unknown

AB 30
R 4
H 5
RBI 4
BB 2
SO 12
LOB 9



Batter	1	2	3	4	5	6	7	8	9	AB	R	H	RBI	BB	SO	LOB	BOTTOM			
Rusty Torres, S OBP: 0.294, SLG: 0.290 (1, 8) X	0-0 1B 2B	0-0 F3		0-0 L4		0-0 F7		0-0 F7		5	1	1	0	0	0	2				
Jerry Remy, L OBP: 0.276, SLG: 0.184 (1, 4) X	0-0 2B 1B	0-3 K		0-0 F8			0-0 SH3-4 1B	0-0 4-3		5	2	2	0	0	1	1				
Bobby Bonds, R OBP: 0.600, SLG: 0.600 (1, 9) S	0-3 K		0-0 G3 2B		0-0 6-3		0-0 SH3-4 1B	0-0 FC6-4 1B		5	2	3	0	0	1	2				
Bill Melton, R OBP: 0.244, SLG: 0.359 (1, 10) X	0-0 PB 2B		0-0 G3		0-3 K		0-0 SH3-4 1B	0-0 FC6-4		4	1	1	2	0	1	2				
Bruce Bochte, L OBP: 0.400, SLG: 0.417 (1, 3) X	0-0 2B		0-0 2B				4-0 E IBB			3	2	3	2	1	0	0				
Leroy Stanton, R OBP: 0.382, SLG: 0.423 (1, 7) X	0-0 F7		0-0 2B		0-0 F4		0-0 F4			4	0	1	1	0	0	5				
Dave Chalk, R OBP: 0.425, SLG: 0.486 (1, 5) X	0-0 F9		0-0 F4		0-0 5-3		0-0 E2 3B			4	1	1	3	0	0	2				
Andy Etchebarren, R OBP: 0.471, SLG: 0.467 (1, 2) X		0-0 SH1-3 1B		0-0 4-3		0-0 F9		0-0 HBP		3	0	1	0	0	0	1				
Orlando Ramirez, R OBP: 0.222, SLG: 0.231 (1, 6) X		0-0 SH1-3		0-0 G3		0-0 S BB		0-0 F8		2	0	0	0	1	0	1				
Inning Stats	R: 3 E: 0 K: 1 S: 9	H: 4 LOB: 1 BB: 0 P: 9	R: 0 E: 0 K: 1 S: 6	H: 1 LOB: 1 BB: 0 P: 6	R: 2 E: 0 K: 0 S: 6	H: 3 LOB: 1 BB: 0 P: 6	R: 0 E: 0 K: 0 S: 3	H: 0 LOB: 0 BB: 0 P: 3	R: 0 E: 0 K: 1 S: 6	H: 1 LOB: 1 BB: 0 P: 6	R: 0 E: 0 K: 0 S: 3	H: 0 LOB: 1 BB: 1 P: 7	R: 4 E: 1 K: 0 S: 6	H: 3 LOB: 1 BB: 1 P: 11	R: 0 E: 0 K: 0 S: 4	H: 1 LOB: 1 BB: 0 P: 4	1B: 8 2B: 4 3B: 1 HR: 0	SF: 0 SAC: 2 DP: 0 HBP: 1	WP: 0 PB: 1 SB: 2 CS: 0	PA: 40
PITCHER Mike Cuellar, L ERA: 19.8 (1, 1)	IP: 2.1 WLS: L BF: 15 H: 8 R: 5 ER: 5 SO: 2 BB: 0 IBB: 0 HBP: 0 BLK: 0 WP: 0 HR: 0 S: 19 P: 19 ERA: 19.29 WHIP: 3.429															PITCHER				
Wayne Garland, R ERA: 3.12 (3, 1)	IP: 5.2 WLS: L BF: 25 H: 5 R: 4 ER: 3 SO: 1 BB: 1 IBB: 1 HBP: 1 BLK: 0 WP: 0 HR: 0 S: 24 P: 33 ERA: 4.76 WHIP: 1.059															PITCHER				


Baltimore Orioles @ California Angels
Anaheim Stadium, Anaheim, CA
Mon Apr 19 1976, 9:05 PM EST
Att: 14,201 - Unknown

AB 35
R 9
H 13
RBI 8
BB 2
SO 3
LOB 16



Batter	1	2	3	4	5	6	7	8	9	AB R H RBI BB SO LOB	TOP									
Al Bumby, L OBP: 0.294, SLG: 0.400 (1, 7)	0-0 2-3	0-0 1B 2B		0-0 CS	0-3 K		0-0 2B			4 1 2 1 0 1 0	Baltimore Orioles @ California Angels Anaheim Stadium, Anaheim, CA Wed Apr 21 1976, 9:05 PM EST Att: 9,875 - Unknown									
Paul Blair, R OBP: 0.231, SLG: 0.243 (1, 8)	0-0 S SF9	0-0 2B		0-3 K	0-3 K		0-0 5-3			4 1 2 1 0 1 1										
Bobby Grich, R OBP: 0.400, SLG: 0.333 Tim Nordbrook, R (8, 4)	4-0 SF9 S	0-0 5-3		4-0 BB	4-0 BB		0-0 F8			2 1 0 0 2 0 1 0 0 0 0 0 0 0										
Andres Mora, R OBP: 0.222, SLG: 0.563 (1, 10)	0-0 SF9			0-0 F8	0-0 4-3		0-0 F7			3 0 0 1 0 0 1										
Ken Singleton, S OBP: 0.200, SLG: 0.256 (1, 9)	0-0 HR			0-0 4-3	0-0 G4-6-3 1B		0-0 F8			4 1 2 1 0 0 0										
Tony Muser, L OBP: 0.226, SLG: 0.207 (1, 3)	0-0 F7			0-0 F7	0-0 G4-6-3 1B		0-0 F9			4 0 0 0 0 0 1										
Eliot Hendricks, L OBP: 0.136, SLG: 0.136 (1, 2)				0-0 F7	0-3 K		0-0 F7			4 0 0 0 0 1 0										
Brooks Robinson, R OBP: 0.111, SLG: 0.088 (1, 5)		0-0 E4 5-3 2B		0-0 1-3			0-0 F5			4 1 0 0 0 0 0										
Mark Belanger, R OBP: 0.250, SLG: 0.321 (1, 6)		0-0 5-3		0-0 CS 1B			0-0 4-3			3 0 1 0 0 0 1										
Inning Stats	R: 3 E: 0 K: 0 S: 5	H: 2 LOB: 0 BB: 1 P: 9	R: 2 E: 1 K: 0 S: 6	H: 2 LOB: 1 BB: 0 P: 6	R: 0 E: 0 K: 0 S: 3	H: 0 LOB: 0 BB: 0 P: 3	R: 0 E: 0 K: 0 S: 7	H: 1 LOB: 1 BB: 1 P: 11	R: 0 E: 0 K: 1 S: 5	H: 1 LOB: 0 BB: 0 P: 5	R: 0 E: 0 K: 0 S: 4	H: 0 LOB: 0 BB: 0 P: 4	R: 0 E: 0 K: 0 S: 3	H: 0 LOB: 0 BB: 0 P: 3	R: 0 E: 0 K: 0 S: 3	H: 0 LOB: 0 BB: 0 P: 3	1B: 3 2B: 3 3B: 0 HR: 1	SF: 1 SAC: 0 DP: 1 HBP: 0	WP: 0 PB: 1 SB: 2 CS: 1	PA: 36
PITCHER	IP WLS BF H R ER SO BB IBB HBP BLK WP HR S P ERA WHIP																			
Don Kirkwood, R ERA: 10.8 (1, 1)	1.2 L 11 4 5 3 0 1 0 0 0 0 0 1 10 14 16.20 3.000																			
Paul Hartzell, R ERA: 2.79 (2, 1)	5.1 18 3 0 0 3 1 0 0 0 0 0 0 23 27 0.00 0.750																			
Dick Drago, R ERA: 2.45 (8, 1)	2.0 6 0 0 0 0 0 0 0 0 0 0 0 6 6 0.00 0.000																			


Batter	1	2	3	4	5	6	7	8	9	AB R H RBI BB SO LOB	BOTTOM									
Rusty Torres, S OBP: 0.268, SLG: 0.243 (1, 8)	0-0 6-3		0-3 K			0-0 F7			4-0 FC6-4 1B SF9 BB	3 1 0 0 1 1 1	Baltimore Orioles @ California Angels Anaheim Stadium, Anaheim, CA Wed Apr 21 1976, 9:05 PM EST Att: 9,875 - Unknown									
Jerry Remy, L OBP: 0.294, SLG: 0.222 (1, 4)	0-0 F6		0-3 K			0-0 3-1			0-0 FC6-4 1B	4 0 1 0 0 1 0										
Bobby Bonds, R OBP: 0.385, SLG: 0.333 (1, 9)	0-0 F8		0-0 F8			0-0 6-3			0-0 FC6-4 BB	4 0 0 0 0 0 2										
Bill Melton, R OBP: 0.245, SLG: 0.370 (1, 10)		0-0 F7		0-0 F3		0-0 F5			0-0 SF9	3 0 0 1 0 0 0										
Bruce Bochte, L OBP: 0.396, SLG: 0.419 (1, 3)		0-0 6-3		0-0 4-3 1B		0-3 K2-3			4-0 1-2 BB	3 0 1 0 1 1 0										
Joe Lahoud, L OBP: 0.286, SLG: 0.176 (1, 7)		0-3 K		0-0 4-3		0-0 F9			0-0 G3	4 0 0 0 0 1 3										
Dave Chalk, R OBP: 0.447, SLG: 0.500 (1, 5)			0-0 F8		0-0 F5		4-0 BB			2 0 0 0 1 0 1										
Ed Herrmann, L OBP: 0.192, SLG: 0.500 (1, 2)			0-0 F9		0-0 F7		0-0 F9			3 0 0 0 0 0 2										
Orlando Ramirez, R OBP: 0.250, SLG: 0.233 Adrian Garrett, L (8, PH)			4-0 BB			0-3 K			0-0 4-3	1 0 0 0 1 1 0 1 0 0 0 0 0 1 0 0 0 0 0 0 0										
Billy Smith, S OBP: 0.200, SLG: 0.200 (9, 6)																				
Inning Stats	R: 0 E: 0 K: 0 S: 3	H: 0 LOB: 0 BB: 0 P: 3	R: 0 E: 0 K: 1 S: 5	H: 0 LOB: 1 BB: 1 P: 9	R: 0 E: 0 K: 1 S: 5	H: 0 LOB: 0 BB: 0 P: 5	R: 0 E: 0 K: 1 S: 4	H: 1 LOB: 1 BB: 0 P: 4	R: 0 E: 0 K: 1 S: 5	H: 0 LOB: 0 BB: 0 P: 5	R: 0 E: 0 K: 0 S: 3	H: 0 LOB: 1 BB: 1 P: 7	R: 1 E: 0 K: 0 S: 4	H: 1 LOB: 2 BB: 2 P: 12	1B: 2 2B: 0 3B: 0 HR: 0	SF: 1 SAC: 0 DP: 0 HBP: 0	WP: 0 PB: 0 SB: 0 CS: 0	PA: 33		
PITCHER	IP WLS BF H R ER SO BB IBB HBP BLK WP HR S P ERA WHIP																			
Jim Palmer, R ERA: 2.43 (1, 1)	8.2 W 32 2 1 1 5 4 0 0 0 0 0 0 1 54 1.04 0.692																			
Dyar Miller, R ERA: 2.09 (9, 1)	0.1 S 1 0 0 0 0 0 0 0 0 0 0 0 1 1 0.00 0.000																			



Batter	1	2	3	4	5	6	7	8	9	10	11	12	13	14	AB	R	H	RBI	BB	SO	LOB	TOP						
Al Bumbry, L OBP: 0.275, SLG: 0.361 Doug DeCinces, R (13, 5) (14, 4)	F7		K	L1-3					FC5-6		G3			SH1-4 BB	6	0	1	0	0	1	3							
Paul Blair, R OBP: 0.244, SLG: 0.238 (1, 8) (1, 8)	PB BLK BB		6-3		6-3				F8		1-3			SH1-4	5	0	1	0	1	0	1							
Bobby Grich, R OBP: 0.383, SLG: 0.289 (1, 4) (14, 5)	F8		1B BB		6-3				F4					F5	5	0	0	0	2	1	4							
Ken Singleton, S OBP: 0.213, SLG: 0.244 (1, 9) (1, 9)	PB BB		1B BB		6-3				F8					F7	6	0	1	0	1	0	5							
Lee May, R OBP: 0.222, SLG: 0.125 (1, 10) (1, 10)	1-2 2-3 BB		K						F4		K			K	5	0	0	0	1	3	2							
Tony Muser, L OBP: 0.297, SLG: 0.242 (1, 3) (1, 3)	F8		K						FC5-4 1B					FC6-4 1B	4	0	2	0	2	1	3							
Brooks Robinson, R OBP: 0.146, SLG: 0.128 Tom Shepay, L (13, PH) (13, 7)	G6-4-3 1B		1B 1B		F8				F7		F9			F3	5	1	2	0	0	0	3							
Dave Duncan, R OBP: 0.273, SLG: 0.200 Elrod Hendricks, L OBP: 0.130, SLG: 0.130 (13, PH) (13, 2)	G6-4-3 1-2		1B 1B		K				F2		FC5-4 1-2			FC6-4 1-2	5	0	1	0	0	1	4							
Mark Belanger, R Royle Stillman, L Tim Nordbrook, R (1, 6) (13, PH) (13, 6)	1-3		1-3 3H 1B		4-3				FC5-6 BB		5-3			1-3	4	0	1	1	1	0	0							
Inning Stats	R: 0 E: 0 K: 0 S: 3	H: 0 LOB: 3 BB: 3 P: 15	R: 0 E: 0 K: 0 S: 3	H: 1 LOB: 0 BB: 0 P: 3	R: 0 E: 0 K: 2 S: 8	H: 1 LOB: 2 BB: 1 P: 12	R: 1 E: 0 K: 1 S: 7	H: 3 LOB: 1 BB: 0 P: 7	R: 0 E: 0 K: 0 S: 5	H: 0 LOB: 0 BB: 0 P: 3	R: 0 E: 0 K: 1 S: 5	H: 0 LOB: 2 BB: 0 P: 9	R: 0 E: 0 K: 0 S: 5	H: 1 LOB: 1 BB: 0 P: 9	R: 0 E: 0 K: 0 S: 3	H: 0 LOB: 0 BB: 0 P: 6	R: 0 E: 0 K: 1 S: 6	H: 0 LOB: 0 BB: 0 P: 3	R: 0 E: 0 K: 0 S: 5	H: 0 LOB: 0 BB: 0 P: 5	R: 0 E: 0 K: 0 S: 4	H: 1 LOB: 1 BB: 0 P: 4	R: 0 E: 0 K: 0 S: 3	H: 0 LOB: 1 BB: 0 P: 7	1B: 9 2B: 1 3B: 0 HR: 0	SF: 0 SAC: 1 DP: 2 HBP: 0	WP: 0 PB: 1 SB: 1 CS: 0	PA: 58
PITCHER	IP	WLS	BF	H	R	ER	SO	BB	IBB	HBP	BLK	WP	HR	S	P	ERA	WHIP											
Bert Blyleven, R ERA: 1.87	(1, 1)	8.2	39	7	1	0	5	8	0	0	0	0	0	41	73	1.04	1.731											
Bill Campbell, R ERA: 2.25	(9, 1)	5.1	19	2	0	0	2	1	0	0	0	0	0	22	26	0.00	0.562											

Baltimore Orioles @ Minnesota Twins
Metropolitan Stadium, Bloomington, MI
Sat Apr 24 1976, 4:33 AM EST
Att. 4,222 - Unknown


AB 48
R 1
H 9
RBI 1
BB 9
SO 7
LOB 28



Batter	1	2	3	4	5	6	7	8	9	10	11	12	13	14	AB	R	H	RBI	BB	SO	LOB	BOTTOM					
Steve Brye, R OBP: 0.071, SLG: 0.077 Lyman Bostock, L OBP: 0.323, SLG: 0.414 (8, PH) (9, 8)	4-3		F8		F8			K		F9		F4		IBB	3	0	0	0	0	1							
Dan Ford, R OBP: 0.188, SLG: 0.333 (1, 9) (1, 9)	6-3		F8					BB 1B		F8		K		SF9	6	0	1	1	0	1	2						
Rod Carew, L OBP: 0.388, SLG: 0.535 (1, 3) (1, 3)	S 2B 1B		K		4-3			BB 1B				6-3		4-3	5	1	1	0	1	1	0						
Larry Hisle, R OBP: 0.217, SLG: 0.163 (1, 7) (1, 7)	2B BB		1-3		6-3			F8		G3		K		K	5	0	0	0	1	1	2						
Craig Kusick, R OBP: 0.278, SLG: 0.375 (1, 10) (1, 10)	1-3 2H 2B		4-3		6-3			F8				6-3		BB	5	0	2	1	1	0	0						
Butch Wynegar, S OBP: 0.267, SLG: 0.268 (1, 2) (1, 2)	6-3		F7					FC6-4 1B		G6-4-3 1B		IBB		L6	5	0	2	0	1	0	3						
Dave McKay, S OBP: 0.238, SLG: 0.200 (1, 5) (1, 5)	F7		1-3		FC6-4 1B			G6-4-3 1B		F7		F7		F8	6	0	0	0	0	0	4						
Bob Randall, R Tony Oliva, L (10, PH) (11, 4)	F3		FC6-4		FC6-4			F8		F8		F7		2B SF9 1B	2	0	0	0	1	0	1						
Jerry Tenrell, R OBP: 0.219, SLG: 0.200 Steve Braun, L OBP: 0.294, SLG: 0.207 Luis Gomez, R OBP: 0.500, SLG: 0.500 Danny Thompson, R OBP: 0.289, SLG: 0.316 (1, 6) (1, 6)	9-2 1-2		1B		1-3			1-3		1B		WP WP 1B		2B	6	0	4	0	0	0	1						
Inning Stats	R: 1 E: 0 K: 0 S: 5	H: 2 LOB: 2 BB: 1 P: 9	R: 0 E: 0 K: 0 S: 2	H: 0 LOB: 0 BB: 1 P: 6	R: 0 E: 0 K: 1 S: 5	H: 0 LOB: 0 BB: 0 P: 5	R: 0 E: 0 K: 0 S: 4	H: 0 LOB: 0 BB: 0 P: 3	R: 0 E: 0 K: 0 S: 3	H: 1 LOB: 1 BB: 1 P: 10	R: 0 E: 0 K: 0 S: 4	H: 1 LOB: 1 BB: 0 P: 4	R: 0 E: 0 K: 0 S: 4	H: 1 LOB: 2 BB: 1 P: 8	R: 0 E: 0 K: 1 S: 6	H: 1 LOB: 1 BB: 0 P: 6	R: 0 E: 0 K: 1 S: 5	H: 0 LOB: 1 BB: 1 P: 9	R: 0 E: 0 K: 0 S: 4	H: 2 LOB: 2 BB: 1 P: 8	1B: 8 2B: 4 3B: 0 HR: 0	SF: 1 SAC: 0 DP: 2 HBP: 0	WP: 2 PB: 0 SB: 1 CS: 0	PA: 56			
PITCHER	IP	WLS	BF	H	R	ER	SO	BB	IBB	HBP	BLK	WP	HR	S	P	ERA	WHIP										
Ken Holtzman, L ERA: 1.08	(1, 1)	7.0	26	4	1	1	1	2	0	0	0	0	0	26	34	1.29	0.857										
Dyar Miller, R ERA: 0.96	(8, 1)	5.0	21	5	0	0	2	1	1	0	0	2	0	23	31	0.00	1.200										
Grant Jackson, L ERA: 2.7	(13, 1)	1.1	7	2	1	1	1	1	0	0	0	0	0	8	12	6.75	2.250										
Wayne Garland, R ERA: 3.0	(14, 1)	0.1	2	0	0	0	0	0	1	0	0	0	0	1	5	0.00	0.000										

Baltimore Orioles @ Minnesota Twins
Metropolitan Stadium, Bloomington, MI
Sat Apr 24 1976, 4:33 AM EST
Att. 4,222 - Unknown

AB 49
R 2
H 11
RBI 2
BB 6
SO 4
LOB 16



Batter	1	2	3	4	5	6	7	8	9	AB	R	H	RBI	BB	SO	LOB	TOP										
Al Bumby, L OBP: 0.302, SLG: 0.351 Andres Mora, R OBP: 0.211, SLG: 0.529	4-0 BB SF8 BB	4-0 1-2 BB			0-0 F6		0-0 F9			1	1	0	0	2	0	0											
Paul Blair, R OBP: 0.245, SLG: 0.222	4-0 SF8 FC5-2 BB	0-0 F8			0-0 L7		0-0 6-3			3	0	0	0	1	0	1											
Bobby Grich, R OBP: 0.392, SLG: 0.293	4-0 FC5-2 1-2 2-3 BB				0-0 4-3		0-0 1B		0-0 F8	3	0	1	0	1	0	0											
Ken Singleton, S OBP: 0.196, SLG: 0.229	0-0 SF8				0-0 6-3		0-3 K		0-0 F9	3	0	0	1	0	1	1											
Tony Muser, L OBP: 0.300, SLG: 0.229 Tommy Harper, R OBP: 0.364, SLG: 0.600	4-0 FC5-2 1-2 BB				0-0 4-3		0-0 1-6-3		0-0 F5	2	0	0	0	1	0	0											
Doug DeCinces, R OBP: 0.235, SLG: 0.438	0-0 FC5-2 1-2 2-3 3-H				0-0 HR		0-0 2B		0-0 G5-4-3 1B	4	1	3	1	0	0	3											
Brooks Robinson, R OBP: 0.133, SLG: 0.116	0-0 F9				0-0 6-3		0-0 F7		0-0 G5-4-3 1-2 1B	4	0	0	0	0	0	5											
Dave Duncan, R OBP: 0.167, SLG: 0.167					0-0 F7		0-0 F8		0-0 F8	4	0	0	0	0	0	1											
Mark Belanger, R OBP: 0.278, SLG: 0.314					0-0 F7				0-0 F4	3	0	1	0	0	0	0											
Inning Stats	R: 1 E: 0 K: 0 S: 3	H: 0 LOB: 3 BB: 4 P: 19	R: 0 E: 0 K: 0 S: 3	H: 1 LOB: 1 BB: 1 P: 7	R: 0 E: 0 K: 0 S: 3	H: 0 LOB: 0 BB: 0 P: 3	R: 1 E: 0 K: 0 S: 4	H: 1 LOB: 1 BB: 0 P: 4	R: 0 E: 0 K: 0 S: 6	H: 1 LOB: 1 BB: 0 P: 6	R: 0 E: 0 K: 0 S: 3	H: 0 LOB: 0 BB: 0 P: 3	R: 0 E: 0 K: 0 S: 3	H: 1 LOB: 0 BB: 0 P: 3	R: 0 E: 0 K: 0 S: 3	H: 1 LOB: 0 BB: 0 P: 3	1B: 3 2B: 1 3B: 0 HR: 1	SF: 1 SAC: 0 DP: 1 HBP: 0	WP: 0 PA: 35 PB: 0 SB: 1 CS: 1								
PITCHER	IP	WLS	BF	H	R	ER	SO	BB	IBB	HBP	BLK	WP	HR	S	P	ERA	WHIP										
Joe Decker, R ERA: 3.79	0.1		5	0	1	1	0	4	0	0	0	0	0	1	17	27.00	12.000										
Tom Burgmeier, L ERA: 1.42	8.2	W	30	5	1	1	1	1	0	0	0	0	1	31	35	1.04	0.692										

Baltimore Orioles @ Minnesota Twins
Metropolitan Stadium, Bloomington, MI
Sun Apr 25 1976, 4:33 AM EDT
Att: 5,657 - Unknown

AB 29
R 2
H 5
RBI 2
BB 5
SO 1
LOB 11



Batter	1	2	3	4	5	6	7	8	9	AB	R	H	RBI	BB	SO	LOB	BOTTOM											
Lyman Bostock, L OBP: 0.333, SLG: 0.394	0-0 L6	0-0 1-3 1B		0-0 4-3		0-0 F7 1-2		4-0 HR BB		4	1	1	0	1	0	1												
Larry Hiele, R OBP: 0.255, SLG: 0.255	0-0 F4	0-3 K		4-0 BB		0-0 F8 1B		0-0 1-H 2-H HR		4	1	2	3	1	1	2												
Rod Carew, L OBP: 0.407, SLG: 0.532	4-0 BB			0-0 F8		0-0 4-3		0-0 F8 1-2 1B		4	0	2	0	1	0	1												
Steve Braun, L OBP: 0.308, SLG: 0.235	0-0 F9			0-0 HBP BB 1B		0-0 S 1B		0-0 F8 1-2 2-3 1B		5	1	2	0	0	0	4												
Butch Wynegar, S OBP: 0.320, SLG: 0.364		0-0 HR		4-0 HBP BB		0-0 G5-4-3 1-H 1B		4-0 G6-4-3 1B		3	1	2	2	2	0	1												
Dan Ford, R OBP: 0.212, SLG: 0.333		0-0 SH1-4 1B		1-0 HBP		0-0 G5-4-3 1-2 2-3 1B		0-0 G6-4-3 1-2		3	1	1	0	0	0	4												
Dave McKay, S OBP: 0.244, SLG: 0.209	0-0 SH1-4 1B	0-0 F6		0-0 L7		0-0 E SF7 1B				3	1	1	0	0	0	3												
Bob Randall, R OBP: 0.286, SLG: 0.167	0-0 FC4-6 2-H 1B	0-0 F2		0-0 F9		0-0 E5 HR				4	1	1	1	0	0	4												
Danny Thompson, R OBP: 0.286, SLG: 0.317	0-0 FC4-6 1B	0-0 F2		0-0 CS 1B		0-0 SF7				3	0	1	1	0	0	1												
Inning Stats	R: 0 E: 0 K: 0 S: 3	H: 0 LOB: 1 BB: 1 P: 7	R: 2 E: 0 K: 1 S: 9	H: 4 LOB: 2 BB: 0 P: 9	R: 0 E: 0 K: 0 S: 4	H: 1 LOB: 3 BB: 1 P: 9	R: 0 E: 0 K: 0 S: 3	H: 0 LOB: 1 BB: 1 P: 7	R: 1 E: 0 K: 0 S: 4	H: 2 LOB: 0 BB: 0 P: 4	R: 0 E: 0 K: 0 S: 3	H: 1 LOB: 0 BB: 0 P: 3	R: 0 E: 0 K: 0 S: 4	H: 2 LOB: 2 BB: 1 P: 8	R: 4 E: 1 K: 0 S: 7	H: 3 LOB: 1 BB: 1 P: 11	1B: 11 2B: 0 3B: 0 HR: 2	SF: 1 SAC: 1 DP: 2 HBP: 1	WP: 0 PA: 41 PB: 0 SB: 1 CS: 1									
PITCHER	IP	WLS	BF	H	R	ER	SO	BB	IBB	HBP	BLK	WP	HR	S	P	ERA	WHIP											
Jim Palmer, R ERA: 3.41	7.1	L	38	12	7	6	1	4	1	0	0	0	0	2	34	55	7.36	2.182										
Mike Flanagan, L ERA:	0.2		3	1	0	0	0	0	0	0	0	0	0	3	3	0.00	1.500											

Baltimore Orioles @ Minnesota Twins
Metropolitan Stadium, Bloomington, MI
Sun Apr 25 1976, 4:33 AM EDT
Att: 5,657 - Unknown

AB 33
R 7
H 13
RBI 7
BB 5
SO 1
LOB 21



Batter	1	2	3	4	5	6	7	8	9	AB	R	H	RBI	BB	SO	LOB	TOP					
Bill North, S OBP: 0.350, SLG: 0.319 (1, 8)	0-0 6-3		0-0 F8			0-0 SH 1B		0-0 4-3		4	1	1	0	0	0	0	Oakland Athletics @ Baltimore Orioles Memorial Stadium, Baltimore, MD Sun May 02 1976, 3:33 AM EDT Unknown					
Claudell Washington, L OBP: 0.288, SLG: 0.279 (1, 9)	0-3 K		0-0 F9			0-0 SH 1B		0-0 4-3		3	1	0	0	0	1	0						
Joe Rudi, R OBP: 0.394, SLG: 0.574 Cesar Tovar, R OBP: 0.250, SLG: 0.182 (1, 7) (9, 7)	0-0 F4			0-0 HR		4-0 1B G6-4-3 BB		0-0 6-3		3	2	1	1	1	0	0						
Don Baylor, R OBP: 0.288, SLG: 0.273 Ken McMullen, R OBP: 0.333, SLG: 0.375 (1, 3) (9, 3)		0-0 5-3		0-0 5-3		0-0 1B G6-4-3		0-0 F9		4	0	1	1	0	0	0						
Sal Bando, R OBP: 0.257, SLG: 0.382 (1, 5)		4-0 HR BB		0-3 K		0-0 1B G6-4-3		0-0 L4		3	1	0	0	1	1	1						
Billy Williams, L OBP: 0.277, SLG: 0.268 (1, 10)		0-0 HR		0-0 L3		0-0 F7		0-0 1-3		4	1	1	2	0	0	0						
Bert Campaneris, R OBP: 0.286, SLG: 0.206 (1, 6)		0-0 4-3			0-0 1-3		0-0 F6			3	0	0	0	0	0	0						
Phil Garner, R OBP: 0.299, SLG: 0.371 (1, 4)		0-0 6-3			0-0 5-3		0-3 K			3	0	0	0	0	1	0						
Larry Haney, R OBP: 0.276, SLG: 0.250 (1, 2)			0-0 5-3		0-0 F8		0-0 F8			3	0	0	0	0	0	0						
Inning Stats	R: 0 E: 0 K: 1 S: 5	H: 0 LOB: 0 BB: 0 P: 5	R: 2 E: 0 K: 0 S: 4	H: 1 LOB: 0 BB: 1 P: 8	R: 0 E: 0 K: 0 S: 3	H: 0 LOB: 0 BB: 0 P: 3	R: 1 E: 0 K: 1 S: 6	H: 1 LOB: 0 BB: 0 P: 6	R: 0 E: 0 K: 0 S: 3	H: 0 LOB: 0 BB: 0 P: 3	R: 3 E: 1 K: 0 S: 5	H: 2 LOB: 0 BB: 1 P: 9	R: 0 E: 0 K: 1 S: 5	H: 0 LOB: 0 BB: 0 P: 5	R: 0 E: 0 K: 0 S: 3	H: 0 LOB: 0 BB: 0 P: 3		R: 0 E: 0 K: 0 S: 3	H: 0 LOB: 0 BB: 0 P: 3	1B: 2 2B: 0 3B: 0 HR: 2	SF: 0 SAC: 1 DP: 1 HBP: 0	WP: 0 PB: 0 SB: 0 CS: 0
PITCHER Ross Grimsley, L ERA: 3.38 Doyle Alexander, R ERA: 1.99 (1, 1) (6, 1)	IP: 5.0 WLS: L BF: 21	H: 3 R: 6 ER: 4 SO: 2	BB: 2 IBB: 0 HBP: 0 BLK: 0	WP: 0 HR: 2 S: 23 P: 31	ERA: 7.20 WHIP: 1.000	IP: 4.0 WLS: L BF: 12	H: 1 R: 0 ER: 0 SO: 1	BB: 0 IBB: 0 HBP: 0 BLK: 0	WP: 0 HR: 0 S: 14 P: 14	ERA: 0.00 WHIP: 0.250												

AB	30
R	6
H	4
RBI	4
BB	2
SO	3
LOB	1



Batter	1	2	3	4	5	6	7	8	9	AB	R	H	RBI	BB	SO	LOB	BOTTOM			
Tommy Harper, R OBP: 0.350, SLG: 0.412 (1, 10)	0-0 F9		0-3 K		0-3 K		0-0 F4			4	0	0	0	0	2	0	Oakland Athletics @ Baltimore Orioles Memorial Stadium, Baltimore, MD Sun May 02 1976, 3:33 AM EDT Unknown			
Paul Blair, R OBP: 0.258, SLG: 0.246 (1, 8)	0-0 F9		0-0 6-3		0-0 S 1B		0-0 F7			4	0	1	0	0	0	0				
Bobby Grich, R OBP: 0.365, SLG: 0.240 (1, 4)	0-0 F7		4-0 BB		0-0 F4 1-2		0-3 K			3	0	0	0	1	1	1				
Lee May, R OBP: 0.231, SLG: 0.261 (1, 3)		0-0 HR	0-0 L9		4-0 BB		0-0 F4			3	1	1	1	1	0	1				
Andres Mora, R OBP: 0.226, SLG: 0.464 (1, 7)		0-0 FC6-5 WP 1B		0-3 K	0-0 F2		0-0 F4			4	0	1	0	0	1	2				
Ken Singleton, S OBP: 0.224, SLG: 0.186 (1, 9)		0-0 L9 1-2		0-0 F4		0-0 F8		4-0 1B G6-4-3 BB		3	1	0	0	1	0	1				
Dave Duncan, R OBP: 0.250, SLG: 0.226 (1, 2)		0-0 FC6-5 1B 2-3		0-0 1B		0-0 F8		0-0 1B G6-4-3		4	0	2	0	0	0	1				
Brooks Robinson, R OBP: 0.197, SLG: 0.237 (1, 5)		0-0 1B		0-0 1B FC6-4		0-0 6-3		0-0 1B G6-4-3		4	0	2	0	0	0	1				
Mark Belanger, R OBP: 0.269, SLG: 0.294 (1, 6)		0-0 F7		0-0 FC6-4 1-2		0-0 F9		0-0 F3		4	0	0	0	0	0	4				
Inning Stats	R: 0 E: 0 K: 0 S: 3	H: 0 LOB: 0 BB: 0 P: 3	R: 1 E: 0 K: 0 S: 6	H: 3 LOB: 2 BB: 0 P: 6	R: 0 E: 0 K: 1 S: 7	H: 2 LOB: 2 BB: 0 P: 7	R: 0 E: 0 K: 1 S: 6	H: 1 LOB: 1 BB: 1 P: 10	R: 0 E: 0 K: 0 S: 3	H: 0 LOB: 0 BB: 0 P: 3	R: 0 E: 0 K: 0 S: 3	H: 0 LOB: 0 BB: 0 P: 3	R: 0 E: 0 K: 1 S: 5	H: 0 LOB: 0 BB: 0 P: 5	R: 1 E: 0 K: 0 S: 3	H: 1 LOB: 0 BB: 1 P: 7		1B: 6 2B: 0 3B: 0 HR: 1	SF: 0 SAC: 0 DP: 1 HBP: 0	WP: 1 PB: 0 SB: 1 CS: 0
PITCHER Vida Blue, L ERA: 2.85 (1, 1)	IP: 9.0 WLS: W BF: 36	H: 7 R: 2 ER: 2 SO: 4	BB: 3 IBB: 0 HBP: 0 BLK: 0	WP: 1 HR: 1 S: 41 P: 53	ERA: 2.00 WHIP: 1.111	IP: 9.0 WLS: W BF: 36	H: 7 R: 2 ER: 2 SO: 4	BB: 3 IBB: 0 HBP: 0 BLK: 0	WP: 1 HR: 1 S: 41 P: 53	ERA: 2.00 WHIP: 1.111										



Batter	1	2	3	4	5	6	7	8	9	AB	R	H	RBI	BB	SO	LOB	TOP										
Bill North, S OBP: 0.369, SLG: 0.333 (1, 8) X	0-0 1B	4-0 2B BB		0-0 1-2 1B			0-0 F1			3	1	2	0	1	0	0											
Claudell Washington, L OBP: 0.286, SLG: 0.289 (1, 9) X	0-0 F7	0-0 2B		0-0 F7			0-0 4-3			4	0	1	3	0	0	3											
Joe Rudi, R OBP: 0.387, SLG: 0.554 (1, 7) X	0-0 1-2 1B	0-0 4-3		0-0 L9			0-0 6-3			4	0	1	0	0	0	3											
Don Baylor, R OBP: 0.286, SLG: 0.271 (1, 3) X	0-0 F9			0-0 PB S 1B			0-0 6-3		0-0 5-3	4	0	1	0	0	0	2											
Sal Bando, R OBP: 0.244, SLG: 0.361 (1, 5) X	0-0 F6			0-0 F8			0-0 1-3		0-0 L6	4	0	0	0	0	0	3											
Billy Williams, L OBP: 0.281, SLG: 0.250 (1, 10) X		0-0 L3		0-3 K			0-3 K		0-0 F9	4	0	0	0	0	2	1											
Bert Campaneris, R OBP: 0.270, SLG: 0.194 (1, 6) X		0-0 F3		0-0 6-3			0-3 K		0-0 F9	4	0	0	0	0	1	1											
Phil Garner, R OBP: 0.296, SLG: 0.364 (1, 4) X		0-0 BB 2B 1B		0-3 K			0-0 1-3		0-0 F4	4	1	1	0	0	1	0											
Larry Haney, R OBP: 0.313, SLG: 0.267 (1, 2) X		4-0 BB 2B BB		0-0 1B			0-0 5-3		0-0 F8	2	1	1	0	1	0	0											
Ken McMullen, R OBP: 0.300, SLG: 0.333 (9, PH) X		1-2 2B BB		0-0 1B						1	0	0	0	0	0	0											
Inning Stats	R: 0 E: 0 K: 0 S: 5	H: 2 LOB: 2 BB: 0 P: 5	R: 3 E: 0 K: 0 S: 5	H: 2 LOB: 1 BB: 2 P: 13	R: 0 E: 0 K: 1 S: 6	H: 1 LOB: 1 BB: 0 P: 6	R: 0 E: 0 K: 1 S: 7	H: 2 LOB: 2 BB: 0 P: 7	R: 0 E: 0 K: 1 S: 5	H: 0 LOB: 0 BB: 0 P: 5	R: 0 E: 0 K: 0 S: 3	H: 0 LOB: 0 BB: 0 P: 3	R: 0 E: 0 K: 0 S: 3	H: 0 LOB: 0 BB: 0 P: 3	R: 0 E: 0 K: 0 S: 3	H: 0 LOB: 0 BB: 0 P: 3	1B: 6 2B: 1 3B: 0 HR: 0	SF: 0 SAC: 0 DP: 0 HBP: 0	WP: 0 PB: 1 SB: 1 CS: 0	PA: 36							
PITCHER	IP	WLS	BF	H	R	ER	SO	BB	IBB	HBP	BLK	WP	HR	S	P	ERA	WHIP										
Mike Cuellar, L ERA: 18.41 (1, 1)	1.2		11	4	3	3	0	2	0	0	0	0	0	9	17	16.20	3.600										
Wayne Garland, R ERA: 1.99 (2, 1)	7.1	W	25	3	0	0	4	0	0	0	0	0	0	33	33	0.00	0.409										

Oakland Athletics @ Baltimore Orioles
Memorial Stadium, Baltimore, MD
Sun May 02 1976, 3:38 AM EDT
Att: 24,819 - Unknown

AB 34
R 3
H 7
RBI 3
BB 2
SO 4
LOB 13



Batter	1	2	3	4	5	6	7	8	9	AB	R	H	RBI	BB	SO	LOB	BOTTOM										
Paul Blair, R OBP: 0.258, SLG: 0.246 (1, 8) X	0-0 HR 1B	0-0 F5			0-0 F8		0-0 4-3			4	1	1	0	0	0	0											
Bobby Grich, R OBP: 0.373, SLG: 0.315 (1, 4) X	0-0 HR			0-0 F9		0-3 K		0-0 SH1-4 1B		4	1	2	2	0	1	0											
Tony Muser, L OBP: 0.352, SLG: 0.277 (1, 3) X	0-0 5-3			0-0 WP 1B		0-0 2B G3 1B		0-0 SH1-4		3	1	2	0	0	0	0											
Lee May, R OBP: 0.267, SLG: 0.333 (1, 10) X	0-0 E3 1B			0-0 F3		0-0 G3 SF9 2B		0-3 K		4	1	2	0	0	1	2											
Reggie Jackson, L (1, 9) X	4-0 E3 BB			0-0 F6		0-0 G3		1-0 HBP		2	0	0	1	1	0	2											
Ken Singleton, S OBP: 0.211, SLG: 0.177 (1, 7) X	0-0 F7			0-0 G3		0-0 SF9		0-0 5-3		3	0	0	1	0	0	4											
Al Bumbry, L OBP: 0.327, SLG: 0.378 (9, 7) X	0-0 F7					0-0 3H F3				0	0	0	0	0	0	0											
Elrod Hendricks, L OBP: 0.147, SLG: 0.094 (1, 2) X	0-0 E3			0-0 L3		0-0 F3				3	0	0	0	0	0	2											
Doug DeCinces, R OBP: 0.217, SLG: 0.333 (1, 5) X		0-0 F2		0-0 5-3				0-0 F7		3	0	0	0	0	0	0											
Mark Belanger, R OBP: 0.255, SLG: 0.278 (1, 6) X		0-0 F8			0-0 5-3		0-3 K			3	0	0	0	0	1	0											
Inning Stats	R: 2 E: 1 K: 0 S: 6	H: 3 LOB: 2 BB: 1 P: 10	R: 0 E: 0 K: 0 S: 3	H: 0 LOB: 0 BB: 0 P: 3	R: 0 E: 0 K: 0 S: 4	H: 1 LOB: 1 BB: 0 P: 4	R: 0 E: 0 K: 0 S: 3	H: 0 LOB: 0 BB: 0 P: 3	R: 0 E: 0 K: 1 S: 5	H: 2 LOB: 0 BB: 0 P: 5	R: 0 E: 0 K: 1 S: 5	H: 0 LOB: 0 BB: 0 P: 5	R: 0 E: 0 K: 1 S: 6	H: 1 LOB: 2 BB: 0 P: 7	1B: 5 2B: 1 3B: 0 HR: 1	SF: 1 SAC: 1 DP: 0 HBP: 1	WP: 1 PB: 0 SB: 0 CS: 0	PA: 33									
PITCHER	IP	WLS	BF	H	R	ER	SO	BB	IBB	HBP	BLK	WP	HR	S	P	ERA	WHIP										
Mike Norris, R ERA: 8.1 (1, 1)	0.1		5	3	2	2	0	1	0	0	0	0	1	4	8	54.00	12.000										
Glenn Abbott, R ERA: 6.75 (1, 1)	4.2	L	17	3	2	2	1	0	0	0	0	1	0	19	19	3.86	0.643										
Paul Lindblad, L ERA: 2.92 (6, 1)	2.1		8	1	0	0	1	0	0	0	0	0	0	10	10	0.00	0.429										
Rollie Fingers, R ERA: 3.38 (8, 1)	0.2		3	0	0	0	1	0	0	1	0	0	0	4	5	0.00	0.000										

Oakland Athletics @ Baltimore Orioles
Memorial Stadium, Baltimore, MD
Sun May 02 1976, 3:38 AM EDT
Att: 24,819 - Unknown

AB 29
R 4
H 7
RBI 4
BB 1
SO 3
LOB 10




Batter	1	2	3	4	5	6	7	8	9	AB	R	H	RBI	BB	SO	LOB	TOP					
Bill Stein, R OBP: 0.231, SLG: 0.231 (1,4)	0-0 4-3		0-0 F9		0-0 1B		0-0 F8		0-0 L9-6	5	0	1	0	0	0	2	Chicago White Sox @ Baltimore Orioles Memorial Stadium, Baltimore, MD Tue May 04 1976, 7:05 PM EDT Att: 6,160 - Unknown					
Ralph Garr, L OBP: 0.265, SLG: 0.313 (1,7)	0-0 1-3		0-0 F9		0-3 K				0-0 4-3	4	0	0	0	0	1							
Jorge Orta, L OBP: 0.383, SLG: 0.500 (1,5)	0-0 L1		0-0 1B		0-0 1B				0-0 1B 1B	4	1	2	0	0	0							
Brian Downing, R OBP: 0.440, SLG: 0.636 (1,10)		4-0 FC 1B E BB	0-0 F7		0-0 F7				0-0 1B 1B	3	1	1	0	1	0	1						
Buddy Bradford, R OBP: 0.375, SLG: 0.464 (1,9)		0-0 E 1-2 S 1B		0-0 4-3		0-0 FC4 1B			0-3 K	4	1	2	0	0	1	2						
Lamar Johnson, R OBP: 0.143, SLG: 0.143 (1,3)		0-3 K		0-0 F4		0-0 FC4			0-0 FC6-4 1B	4	0	1	1	0	1	3						
Jim Spencer, L OBP: 0.373, SLG: 0.447 (8,3)						1-2				0	0	0	0	0	0	0						
Bucky Dent, R OBP: 0.333, SLG: 0.260 (1,6)		0-0 FC E S 1-3 2-H		0-0 5-3					0-0 FC6-4 1B	4	0	0	0	0	0	3						
Chet Lemon, R OBP: 0.255, SLG: 0.191 (1,8)		0-3 K		0-0 5-3					0-0 L9-6 SH2-4 1B	4	0	1	0	0	1	1						
Jim Essian, R OBP: 0.400, SLG: 0.250 (1,2)		0-0 F8		0-0 4-3					0-0 SH2-4 1-2	2	0	0	0	0	0	1						
Inning Stats	R: 0 E: 0 K: 0 S: 3	H: 0 LOB: 0 BB: 0 P: 3	R: 2 E: 1 K: 2 S: 9	H: 1 LOB: 1 BB: 1 P: 13	R: 0 E: 0 K: 0 S: 4	H: 1 LOB: 0 BB: 0 P: 4	R: 0 E: 0 K: 0 S: 3	H: 0 LOB: 0 BB: 0 P: 3	R: 0 E: 0 K: 1 S: 6	H: 1 LOB: 1 BB: 0 P: 6	R: 0 E: 0 K: 0 S: 4	H: 1 LOB: 1 BB: 0 P: 4	R: 0 E: 0 K: 0 S: 3	H: 0 LOB: 1 BB: 0 P: 4	R: 1 E: 0 K: 1 S: 8	H: 3 LOB: 2 BB: 0 P: 8	R: 0 E: 0 K: 0 S: 3	H: 1 LOB: 0 BB: 0 P: 3	1B: 8 2B: 1 3B: 0 HR: 0	SF: 0 SAC: 1 DP: 1 HBP: 1	WP: 0 PB: 0 SB: 2 CS: 0	PA: 37
PITCHER Ken Holtzman, L ERA: 1.26 (1,1)	IP: 9.0 WLS: L BF: 37	H: 8 R: 3 ER: 1 SO: 4	BB: 1 IBB: 0 HBP: 1 BLK: 0	WP: 0 HR: 0 S: 43 P: 48	ERA: 1.00 WHIP: 1.000	PITCHER IP: WLS: BF: H: R: ER: SO: BB: IBB: HBP: BLK: WP: HR: S: P: ERA: WHIP																

Batter	1	2	3	4	5	6	7	8	9	AB	R	H	RBI	BB	SO	LOB	BOTTOM			
Paul Blair, R OBP: 0.257, SLG: 0.262 (1,8)	0-0 5-3		0-0 2B		0-0 F4		0-0 6-3			4	0	1	0	0	0	1	Chicago White Sox @ Baltimore Orioles Memorial Stadium, Baltimore, MD Tue May 04 1976, 7:05 PM EDT Att: 6,160 - Unknown			
Bobby Grich, R OBP: 0.366, SLG: 0.298 (1,4)	4-0 FC4-6 BB BB		0-0 5-3		0-0 F7				0-0 F7	3	0	0	0	1	0	2				
Ken Singleton, S OBP: 0.227, SLG: 0.200 (1,7)	4-0 FC4-6 1-2 BB		0-0 1-3						0-3 K	3	1	1	0	1	1	1				
Reggie Jackson, L OBP: 0.235, SLG: 0.290 (1,9)	0-0 FC4-6 1-2 2-3 S		0-0 L7						0-3 K	4	0	0	0	0	1	4				
Lee May, R OBP: 0.235, SLG: 0.290 (1,3)	0-3 K				0-0 5-3		0-0 5-3		0-3 K2-3	4	0	0	0	0	2	3				
Andres Mora, R OBP: 0.226, SLG: 0.438 (1,10)		0-0 F9		0-0 5-3		0-0 S 1B			0-3 K	4	0	1	1	0	1	0				
Brooks Robinson, R OBP: 0.200, SLG: 0.226 (9, PR)		0-0 5-3		0-0 F7		0-3 K			4-0 BB	3	0	0	0	1	1	1				
Dave Duncan, R OBP: 0.278, SLG: 0.235 (1,2)		0-0 1B			4-0 5-3 BB				0-0 5-3	3	0	1	0	1	0	1				
Mark Belanger, R OBP: 0.241, SLG: 0.263 (1,6)		0-0 5-3			0-0 5-3		0-3 K			3	0	0	0	0	1	2				
Inning Stats	R: 0 E: 0 K: 1 S: 5	H: 0 LOB: 2 BB: 2 P: 13	R: 0 E: 0 K: 0 S: 4	H: 1 LOB: 0 BB: 0 P: 4	R: 0 E: 0 K: 0 S: 3	H: 0 LOB: 0 BB: 0 P: 3	R: 0 E: 0 K: 0 S: 3	H: 0 LOB: 1 BB: 1 P: 7	R: 1 E: 0 K: 1 S: 7	H: 2 LOB: 1 BB: 0 P: 7	R: 0 E: 0 K: 1 S: 5	H: 0 LOB: 0 BB: 0 P: 5	R: 0 E: 0 K: 2 S: 7	H: 0 LOB: 0 BB: 0 P: 7	R: 0 E: 0 K: 2 S: 7	H: 0 LOB: 1 BB: 1 P: 11		1B: 2 2B: 2 3B: 0 HR: 0	SF: 0 SAC: 0 DP: 0 HBP: 0	WP: 0 PB: 0 SB: 2 CS: 0
PITCHER Wilbur Wood, L ERA: 2.49 (1,1)	IP: 9.0 WLS: W BF: 35	H: 4 R: 1 ER: 1 SO: 7	BB: 4 IBB: 0 HBP: 0 BLK: 0	WP: 0 HR: 0 S: 45 P: 61	ERA: 1.00 WHIP: 0.889	PITCHER IP: WLS: BF: H: R: ER: SO: BB: IBB: HBP: BLK: WP: HR: S: P: ERA: WHIP														

Batter	1	2	3	4	5	6	7	8	9	AB	R	H	RBI	BB	SO	LOB	TOP
Pat Kelly, L OBP: 0.250, SLG: 0.435 (1, 9)	0-0 6-3 1B		0-0 4-3			0-0 F5		0-0 F9	4 0 1 0 0 0 0								
Ralph Carr, L OBP: 0.284, SLG: 0.308 (1, 8)	0-0 6-3 1-2			0-0 6-3		0-0 1-3		0-0 1B	4 0 1 0 0 0 1								
Jorge Orta, L OBP: 0.359, SLG: 0.466 (1, 5)	0-3 K			0-0 F9		0-0 1-3		0-3 K	4 0 0 0 0 2 2								
Carlos May, L OBP: 0.267, SLG: 0.179 (1, 7)	0-3 K			4-0 BB		0-0 F8		0-0 F8	2 0 0 0 1 1 1								
Jim Spencer, L OBP: 0.370, SLG: 0.429 (1, 3)		0-0 F4		0-0 F9		4-0 CS BB		0-0 CS BB	2 0 0 0 1 0 1								
Brian Downing, R OBP: 0.393, SLG: 0.560 (1, 2)		0-0 F8			0-3 K		0-0 CS	0-3 K	3 0 0 0 0 2 0								
Sam Ewing, L (1, 10)		0-0 F5			0-0 3-1			0-0 F6	3 0 0 0 0 0 0								
Jack Brohamer, L OBP: 0.289, SLG: 0.381 (1, 4)			0-0 F9		0-3 K			0-0 F6	3 0 0 0 0 1 0								
Bucky Dent, R OBP: 0.317, SLG: 0.245 (1, 6)			0-0 5-3			0-0 5-3		0-0 6-3	3 0 0 0 0 0 0								
Inning Stats	R: 0 E: 0 K: 2 S: 8	H: 1 LOB: 1 BB: 0 P: 8	R: 0 E: 0 K: 0 S: 3	H: 0 LOB: 0 BB: 0 P: 3	R: 0 E: 0 K: 0 S: 3	H: 0 LOB: 1 BB: 1 P: 7	R: 0 E: 0 K: 2 S: 7	H: 0 LOB: 0 BB: 0 P: 7	R: 0 E: 0 K: 0 S: 3	H: 0 LOB: 0 BB: 1 P: 6	R: 0 E: 0 K: 1 S: 5	H: 0 LOB: 0 BB: 0 P: 5	R: 0 E: 0 K: 1 S: 6	H: 1 LOB: 1 BB: 0 P: 6	1B: 2 2B: 0 3B: 0 HR: 0	SF: 0 SAC: 0 DP: 0 HBP: 0	WP: 0 PA: 31
PITCHER Jim Palmer, R ERA: 3.1 (1, 1)	IP: 9.0 WLS: W BF: 30 H: 2 R: 0 ER: 0 SO: 6 BB: 2 IBB: 0 HBP: 0 BLK: 0 WP: 0 HR: 0 S: 40 P: 48 ERA: 0.00 WHIP: 0.444																

Chicago White Sox @ Baltimore Orioles
Memorial Stadium, Baltimore, MD
Wed May 05 1976, 7:05 PM EDT
Att: 6,570 - Unknown


AB 28
R 0
H 2
RBI 0
BB 2
SO 6
LOB 5



Batter	1	2	3	4	5	6	7	8	9	AB	R	H	RBI	BB	SO	LOB	BOTTOM		
Al Bumbry, L OBP: 0.321, SLG: 0.354 (1, 10)	0-3 K		0-3 K		4-0 S BB		0-3 K		3 0 0 0 1 3 1										
Paul Blair, R OBP: 0.257, SLG: 0.261 (1, 8)	0-0 F5		0-0 5-3		0-0 F8			0-0 1B E 1B	4 1 1 0 0 0 1										
Ken Singleton, S OBP: 0.215, SLG: 0.188 (1, 7)	0-0 4-3			0-0 4-3	0-3 K			0-0 L7	4 0 0 0 0 1 2										
Lee May, R OBP: 0.263, SLG: 0.343 Tim Nordbrook, R (8, PR) (9, 4)		0-3 K		0-0 E 2B		0-0 F8		0-0 E FC4-6 1B	4 0 2 0 0 1 0 0 1 0 0 0 0 0										
Reggie Jackson, L OBP: 0.333, SLG: 0.222 (1, 9)		0-0 2B		4-0 FC5 E BB		0-3 K		0-0 E4 FC4-6	3 0 1 0 1 1 1										
Doug DeCinces, R OBP: 0.192, SLG: 0.292 Tony Muser, L (8, FH) (9, 3)		0-3 K		0-3 K		0-0 5-3		0-0 FC4-6	3 0 0 0 0 2 3 1 0 0 1 0 0 1										
Eliot Hendricks, L OBP: 0.184, SLG: 0.114 (1, 2)		4-0 BB		0-0 E1			0-0 G3 SH3-4 1B	0-0 F7	3 0 1 0 1 0 3										
Brooks Robinson, R OBP: 0.194, SLG: 0.219 (1, 5)		0-3 K		0-0 FC5			0-0 SH3-4		2 0 0 0 0 1 5										
Mark Belanger, R OBP: 0.230, SLG: 0.250 (1, 6)			0-3 K		0-0 F8		0-0 G3		3 0 0 0 0 1 1										
Inning Stats	R: 0 E: 0 K: 1 S: 5	H: 0 LOB: 0 BB: 0 P: 5	R: 0 E: 0 K: 3 S: 10	H: 1 LOB: 2 BB: 1 P: 14	R: 0 E: 0 K: 2 S: 7	H: 0 LOB: 0 BB: 0 P: 7	R: 0 E: 1 K: 1 S: 7	H: 1 LOB: 3 BB: 1 P: 11	R: 0 E: 0 K: 1 S: 5	H: 0 LOB: 1 BB: 1 P: 9	R: 0 E: 0 K: 1 S: 5	H: 0 LOB: 0 BB: 0 P: 5	R: 0 E: 0 K: 1 S: 6	H: 1 LOB: 1 BB: 0 P: 6	R: 2 E: 1 K: 0 S: 6	H: 2 LOB: 1 BB: 0 P: 6	1B: 3 2B: 2 3B: 0 HR: 0	SF: 0 SAC: 1 DP: 0 HBP: 0	WP: 0 PA: 34
PITCHER Rich Gossage, R ERA: 3.29 (1, 1)	IP: 8.0 WLS: L BF: 34 H: 5 R: 2 ER: 0 SO: 10 BB: 3 IBB: 0 HBP: 0 BLK: 0 WP: 0 HR: 0 S: 51 P: 63 ERA: 0.00 WHIP: 1.000																		

Chicago White Sox @ Baltimore Orioles
Memorial Stadium, Baltimore, MD
Wed May 05 1976, 7:05 PM EDT
Att: 6,570 - Unknown

AB 30
R 2
H 5
RBI 1
BB 3
SO 10
LOB 18




Batter	1	2	3	4	5	6	7	8	9	AB	R	H	RBI	BB	SO	LOB	TOP								
Al Cowens, R OBP: 0.243, SLG: 0.258 (1, 9)	6-3		FC6-4						5-3	5	1	2	2	0	0	2	Kansas City Royals @ Baltimore Orioles Memorial Stadium, Baltimore, MD Fri May 07 1976, 7:05 PM EDT Att: 7,310 - Unknown								
Amos Otis, R OBP: 0.417, SLG: 0.569 (1, 8)	K				F8		K		2-3	4	0	0	0	1	2	4									
George Brett, L OBP: 0.338, SLG: 0.354 (1, 5)	F7		6-3							4	0	1	1	0	1	1									
John Mayberry, L OBP: 0.333, SLG: 0.196 (1, 3)				4-3						3	0	1	0	1	0	1									
Hal McRae, R OBP: 0.282, SLG: 0.328 (1, 7)		G6-4-3		G3					6-3	4	0	0	0	0	0	2									
Cookie Rojas, R OBP: 0.400, SLG: 0.267 (1, 10)				F3					F8	2	0	0	0	2	0	0									
Frank White, R OBP: 0.149, SLG: 0.174 (1, 4)				F8					6-3	4	0	0	0	0	0	3									
Freddie Patek, R OBP: 0.446, SLG: 0.449 (1, 6)					5-3					4	2	3	0	0	0	0									
Buck Martinez, R OBP: 0.259, SLG: 0.519 (1, 2)									1-4	4	0	2	0	0	0	2									
Inning Stats	R: 0 E: 0 K: 1 S: 5	H: 0 LOB: 0 BB: 0 P: 5	R: 0 E: 0 K: 0 S: 3	H: 1 LOB: 1 BB: 1 P: 7	R: 1 E: 0 K: 0 S: 4	H: 2 LOB: 1 BB: 1 P: 8	R: 0 E: 0 K: 0 S: 3	H: 0 LOB: 0 BB: 0 P: 3	R: 0 E: 0 K: 0 S: 5	H: 2 LOB: 2 BB: 2 P: 5	R: 0 E: 0 K: 1 S: 8	H: 0 LOB: 2 BB: 2 P: 13	R: 2 E: 1 K: 1 S: 8	H: 3 LOB: 1 BB: 0 P: 8	R: 0 E: 0 K: 0 S: 3	H: 0 LOB: 0 BB: 0 P: 3	R: 0 E: 0 K: 0 S: 4	H: 1 LOB: 1 BB: 0 P: 4	1B: 7 2B: 2 HR: 0	SF: 0 SAC: 0 DP: 1 HBP: 0	WP: 0 PB: 0 SB: 0 CS: 1	PA: 38			
PITCHER	IP	WLS	BF	H	R	ER	SO	BB	IBB	HBP	BLK	WP	HR	S	P	ERA	WHIP								
Mike Cuellar, L ERA: 11.2 (1, 1)	6.1		28	7	3	2	2	4	0	0	0	0	0	28	44	2.84	1.737								
Wayne Garland, R ERA: 1.37 (7, 1)	2.2	W	10	2	0	0	1	0	0	0	0	0	0	12	12	0.00	0.750								

Batter	1	2	3	4	5	6	7	8	9	AB	R	H	RBI	BB	SO	LOB	BOTTOM								
Al Bumbry, L OBP: 0.317, SLG: 0.404 (1, 10)	L7		F9		SH1-4	F8			HR	4	1	1	1	0	0	1	Kansas City Royals @ Baltimore Orioles Memorial Stadium, Baltimore, MD Fri May 07 1976, 7:05 PM EDT Att: 7,310 - Unknown								
Paul Blair, R OBP: 0.282, SLG: 0.292 (1, 8)					S	SF8				3	1	2	1	1	0	0									
Lee May, R OBP: 0.262, SLG: 0.342 (1, 3)	K				SF8					3	0	1	1	0	1	1									
Reggie Jackson, L OBP: 0.313, SLG: 0.231 (1, 9)					E7					4	0	1	0	0	2	2									
Ken Singleton, S OBP: 0.229, SLG: 0.183 (1, 7)					1-6-3					2	0	0	0	2	0	0									
Elrod Hendricks, L OBP: 0.190, SLG: 0.128 (1, 2)					F8					4	0	1	0	0	0	3									
Doug DeCinces, R OBP: 0.200, SLG: 0.259 (1, 4)					FC6-4					3	0	0	0	1	0	2									
Brooks Robinson, R OBP: 0.197, SLG: 0.265 (1, 5)					FC6-4					4	1	1	1	0	0	2									
Mark Belanger, R OBP: 0.231, SLG: 0.238 (1, 6)					5-3					3	1	0	0	1	0	1									
Inning Stats	R: 0 E: 0 K: 1 S: 4	H: 0 LOB: 1 BB: 1 P: 8	R: 0 E: 0 K: 1 S: 5	H: 0 LOB: 1 BB: 1 P: 9	R: 1 E: 0 K: 0 S: 6	H: 3 LOB: 2 BB: 0 P: 6	R: 0 E: 0 K: 0 S: 4	H: 1 LOB: 1 BB: 0 P: 4	R: 2 E: 1 K: 0 S: 5	H: 2 LOB: 2 BB: 2 P: 13	R: 0 E: 0 K: 0 S: 3	H: 0 LOB: 1 BB: 1 P: 7	R: 0 E: 0 K: 1 S: 5	H: 0 LOB: 0 BB: 0 P: 5	R: 0 E: 0 K: 0 S: 3	H: 0 LOB: 0 BB: 0 P: 3	R: 1 E: 0 K: 0 S: 3	H: 1 LOB: 0 BB: 0 P: 3	1B: 4 2B: 1 HR: 2	SF: 1 SAC: 1 DP: 0 HBP: 0	WP: 0 PB: 0 SB: 1 CS: 0	PA: 37			
PITCHER	IP	WLS	BF	H	R	ER	SO	BB	IBB	HBP	BLK	WP	HR	S	P	ERA	WHIP								
Steve Busby, R ERA: 3.76 (1, 1)	5.0		25	6	3	3	2	5	0	0	0	0	0	1	24	5.40	2.200								
Marty Pattin, R ERA: 3.72 (6, 1)	3.2	L	12	1	1	1	1	0	0	0	0	0	1	14	14	2.46	0.273								

Batter	1	2	3	4	5	6	7	8	9	AB	R	H	RBI	BB	SO	LOB	TOP										
Jim Wohlford, R OBP: 0.255, SLG: 0.289 (1, 7)	1-3		FC6-4 CS		F8		L4-6		5-3	5	0	0	0	0	0	4											
Amos Otis, R OBP: 0.434, SLG: 0.581 (1, 8)	G5-3 1B		F9			1B HR		1B SF8		4	3	3	0	0	0	1											
George Brett, L OBP: 0.360, SLG: 0.377 (1, 5)	1B G5-3			3-1		1B HR		1B		4	1	3	0	0	0	0											
John Mayberry, L OBP: 0.329, SLG: 0.254 (1, 3)	G5-3		F9			1B HR		SF8		3	1	1	5	0	0	1											
Hal McRae, R OBP: 0.280, SLG: 0.324 (1, 10)	CS		F9			F7		F3		4	0	1	0	0	0	1											
Al Cowens, R OBP: 0.230, SLG: 0.243 (1, 9)	CS	F8			G3	4-3		F9		4	0	0	0	0	0	1											
Frank White, R OBP: 0.157, SLG: 0.180 (1, 4)		F4			F4	CS		F8		4	0	1	0	0	0	0											
Freddie Patek, R OBP: 0.467, SLG: 0.471 (1, 6)		4-3			2B	CS	L4-6 SH3-4 BB	F8 S		2	1	1	0	2	0	0											
Buck Martinez, R OBP: 0.300, SLG: 0.567 (1, 2)			FC6-4 1B		2B		SH3-4	F8		3	0	2	1	0	0	1											
Inning Stats	R: 1 E: 0 K: 0 S: 5	H: 3 LOB: 1 BB: 0 P: 5	R: 0 E: 0 K: 0 S: 3	H: 0 LOB: 0 BB: 0 P: 3	R: 0 E: 0 K: 0 S: 3	H: 1 LOB: 0 BB: 0 P: 3	R: 0 E: 0 K: 0 S: 3	H: 0 LOB: 0 BB: 0 P: 3	R: 1 E: 0 K: 0 S: 5	H: 2 LOB: 1 BB: 0 P: 5	R: 3 E: 0 K: 0 S: 6	H: 4 LOB: 0 BB: 0 P: 6	R: 0 E: 0 K: 0 S: 2	H: 0 LOB: 0 BB: 1 P: 6	R: 1 E: 0 K: 0 S: 5	H: 2 LOB: 1 BB: 0 P: 5	R: 0 E: 0 K: 0 S: 3	H: 0 LOB: 1 BB: 1 P: 7	1B: 9 2B: 3 3B: 0 HR: 1	SF: 1 SAC: 1 DP: 1 HBP: 0	WP: 0 PA: 39 PB: 0 SB: 1 CS: 3						
PITCHER	IP	WLS	BF	H	R	ER	SO	BB	IBB	HBP	BLK	WP	HR	S	P	ERA	WHIP										
Ken Holtzman, L ERA: 2.06 (1, 1)	5.0	L	22	9	5	5	0	0	0	0	0	0	1	22	22	9.00	1.800										
Doyle Alexander, R ERA: 2.04 (6, 1)	4.0		15	3	1	1	0	2	0	0	0	0	0	13	21	2.25	1.250										

Kansas City Royals @ Baltimore Orioles
Memorial Stadium, Baltimore, MD
 Sat May 08 1976, 7:05 PM EDT
 Att: 51,195 - Unknown


AB 33
R 6
H 12
RBI 6
BB 2
SO 0
LOB 9



Batter	1	2	3	4	5	6	7	8	9	AB	R	H	RBI	BB	SO	LOB	BOTTOM										
Al Bumbry, L OBP: 0.292, SLG: 0.368 (1, 7)	6-3		FC1-5 1B		K		K		4-3	5	0	0	0	0	2	4											
Paul Blair, R OBP: 0.268, SLG: 0.276 (1, 8)	F9		F4		F7		6-3			4	0	0	0	0	0	4											
Tony Muser, L OBP: 0.356, SLG: 0.288 (1, 3)	F6		1B			1B HR		3-1		4	1	2	0	0	0	0											
Lee May, R OBP: 0.283, SLG: 0.500 (1, 10)		K	K			1B HR		HR		4	2	2	3	0	2	3											
Ken Singleton, S OBP: 0.241, SLG: 0.200 (1, 9)		1B			F7		6-3		FC6-4 1B	4	0	2	0	0	0	0											
Dave Duncan, R OBP: 0.250, SLG: 0.211 (1, 2)		K			6-3		K		K	4	0	0	0	0	3	2											
Brooks Robinson, R OBP: 0.187, SLG: 0.250 (1, 5)			F4		5-3		F8		FC6-4	4	0	0	0	0	0	2											
Doug DeCinces, R OBP: 0.242, SLG: 0.333 Royce Stillman, L OBP: 0.182, SLG: 0.100 (9, PH)			FC1-5 1B				F9		F2	3	0	2	0	0	0	0											
Mark Belanger, R OBP: 0.246, SLG: 0.242 (1, 6)			1B FC1-5				F8		F8	3	0	1	0	1	0	1											
Inning Stats	R: 0 E: 0 K: 0 S: 3	H: 0 LOB: 0 BB: 0 P: 3	R: 0 E: 0 K: 2 S: 8	H: 1 LOB: 1 BB: 0 P: 8	R: 0 E: 0 K: 1 S: 8	H: 3 LOB: 3 BB: 0 P: 8	R: 0 E: 0 K: 0 S: 3	H: 0 LOB: 0 BB: 0 P: 3	R: 0 E: 0 K: 1 S: 6	H: 1 LOB: 1 BB: 0 P: 6	R: 2 E: 0 K: 1 S: 7	H: 2 LOB: 0 BB: 0 P: 7	R: 0 E: 0 K: 1 S: 5	H: 0 LOB: 1 BB: 1 P: 9	R: 1 E: 0 K: 1 S: 7	H: 2 LOB: 1 BB: 0 P: 7	R: 0 E: 0 K: 0 S: 3	H: 0 LOB: 0 BB: 0 P: 3	1B: 6 2B: 1 3B: 0 HR: 2	SF: 0 SAC: 0 DP: 0 HBP: 0	WP: 0 PA: 37 PB: 0 SB: 1 CS: 0						
PITCHER	IP	WLS	BF	H	R	ER	SO	BB	IBB	HBP	BLK	WP	HR	S	P	ERA	WHIP										
Dennis Leonard, R ERA: 3.81 (1, 1)	7.1		32	9	3	3	6	1	0	0	0	0	2	43	47	3.68	1.364										
Doug Bird, R ERA: 1.75 (8, 1)	1.2	S	5	0	0	0	1	0	0	0	0	0	0	7	7	0.00	0.000										

Kansas City Royals @ Baltimore Orioles
Memorial Stadium, Baltimore, MD
 Sat May 08 1976, 7:05 PM EDT
 Att: 51,195 - Unknown

AB 36
R 3
H 9
RBI 3
BB 1
SO 7
LOB 16



Batter	1	2	3	4	5	6	7	8	9	AB	R	H	RBI	BB	SO	LOB	TOP			
Tom Poquette, L OBP: 0.300, SLG: 0.222 Jim Wohlford, R OBP: 0.265, SLG: 0.283 (5, FH)	0-0 1B 1B	0-0 4-3	0-0 FC6-4		4-0 BB			0-0 5-3		3	1	1	0	0	0	2				
Amos Otis, R OBP: 0.407, SLG: 0.537	0-3 K		0-0 F4	0-0 F9	0-0 F3			0-0 F9		5	0	0	0	0	1	4				
George Brett, L OBP: 0.375, SLG: 0.392	0-0 1B 1-2 1B		0-0 E S 1B	0-0 G3-6 1B				0-0 F7	0-0 F4	5	1	3	0	0	0	0				
John Mayberry, L OBP: 0.321, SLG: 0.238	0-0 F7		0-0 F7	0-0 G3-6				0-0 F5	4-0 BB	4	0	0	0	1	0	4				
Hal McRae, R OBP: 0.288, SLG: 0.319	0-0 1-3 2-H 1B		4-0 1B 2B BB					0-0 E6 SH1-3 FC1-2 1B	0-0 F8	4	1	1	1	1	0	1				
Al Cowens, R OBP: 0.241, SLG: 0.253	0-0 1-3		0-0 1-3 2B 1B					0-0 FC1-2 SH1-3 BB 1B	0-0 F4	5	2	2	1	0	1	3				
Bob Stinson, S OBP: 0.400, SLG: 0.444		0-0 4-3	0-0 E 1B 2B					0-0 SH1-3	0-0 1-3	3	1	1	2	0	0	0				
Freddie Patek, R OBP: 0.453, SLG: 0.444		0-0 4-3	0-0 E5 S 1B					4-0 BB FC1-2 IBB	0-0 6-3	3	1	0	0	1	0	1				
Frank White, R OBP: 0.182, SLG: 0.189		4-0 BB	0-0 1-H 3-H 1B					0-0 FC1-2 BB	0-0 6-3	3	0	1	2	1	0	3				
Inning Stats	R: 1 E: 0 K: 1 S: 8	H: 3 LOB: 2 BB: 0 P: 8	R: 0 E: 0 K: 0 S: 3	H: 0 LOB: 1 BB: 1 P: 7	R: 5 E: 1 K: 0 S: 8	H: 4 LOB: 1 BB: 1 P: 12	R: 0 E: 0 K: 0 S: 3	H: 1 LOB: 0 BB: 0 P: 3	R: 1 E: 1 K: 0 S: 5	H: 1 LOB: 3 BB: 2 P: 13	R: 0 E: 0 K: 0 S: 3	H: 0 LOB: 0 BB: 0 P: 3	R: 0 E: 0 K: 0 S: 3	H: 0 LOB: 0 BB: 0 P: 3	R: 0 E: 0 K: 1 S: 5	H: 0 LOB: 1 BB: 1 P: 9	1B: 8 2B: 1 3B: 0 HR: 0	SF: 0 SAC: 1 DP: 1 HBP: 0	WP: 0 PB: 0 SB: 2 CS: 0	PA: 42
PITCHER	IP WLS BF H R ER SO BB IBB HBP BLK WP HR S P ERA WHIP	IP WLS BF H R ER SO BB IBB HBP BLK WP HR S P ERA WHIP																		
Jim Palmer, R ERA: 3.6	(1, 1) 2.2 L 18 7 6 4 1 2 0 0 0 0 0 18 26 13.50 3.375	(3, 1) 6.1 24 2 1 0 1 2 1 0 0 0 0 23 35 0.00 0.632																		

Kansas City Royals @ Baltimore Orioles
Memorial Stadium, Baltimore, MD
Sun May 09 1976, 3:33 AM EDT
Att: 7,590 - Unknown

AB	36
R	7
H	9
RBI	7
BB	5
SO	2
LOB	18



Batter	1	2	3	4	5	6	7	8	9	AB	R	H	RBI	BB	SO	LOB	BOTTOM					
Al Bumbry, L OBP: 0.314, SLG: 0.377	0-0 1B 1B	0-0 CS	0-0 1-3		0-0 FC6 1B	0-0 F8			4-0 BB	4	1	2	0	1	0	1						
Paul Blair, R OBP: 0.267, SLG: 0.266 Tony Muser, L OBP: 0.350, SLG: 0.283 (9, FH)	0-0 F2		4-0 1B BB		0-0 FC6 2B			0-3 K	0-3 K	3	2	0	0	1	1	2						
Reggie Jackson, L OBP: 0.381, SLG: 0.389	0-0 1-3 1B		0-0 1-2 FC4-6 1B		0-0 1-1 H 2B			0-0 6-3	0-0 4-3	5	1	3	1	0	0	1						
Lee May, R OBP: 0.320, SLG: 0.522	0-0 1-2 3-H 1B		0-0 FC4-6 1B		0-0 2-3 1B			0-0 F4		4	0	3	2	0	0	0						
Ken Singleton, S OBP: 0.242, SLG: 0.203	0-0 G1		0-0 FC4-6		0-3 K			0-0 1B FC5-4-2-5 1B		4	0	1	1	0	1	5						
Elrod Hendricks, L OBP: 0.196, SLG: 0.140	0-3 K		0-3 K		0-3 K			0-0 1-3 CS-4-2-5 1B		4	0	1	0	0	3	5						
Doug DeCinces, R OBP: 0.243, SLG: 0.303		0-3 K		0-3 K		4-0 BB		0-0 FC5-4-2-6 FC6-4		3	0	0	0	1	2	2						
Brooks Robinson, R OBP: 0.190, SLG: 0.250		0-0 FC5-6-4 1B		0-0 1-4-3		0-3 K		0-0 FC6-4		4	0	1	0	0	1	2						
Mark Belanger, R OBP: 0.236, SLG: 0.232 Royale Stillman, L OBP: 0.167, SLG: 0.091 (9, FH)		0-0 FC5-6-4 CS		0-0 F8		0-0 F3			0-0 4-3	3	0	0	0	0	0	2						
Inning Stats	R: 1 E: 0 K: 1 S: 8	H: 3 LOB: 2 BB: 0 P: 8	R: 0 E: 0 K: 1 S: 5	H: 1 LOB: 0 BB: 0 P: 5	R: 2 E: 0 K: 1 S: 7	H: 2 LOB: 1 BB: 1 P: 11	R: 0 E: 0 K: 1 S: 5	H: 0 LOB: 0 BB: 0 P: 5	R: 1 E: 0 K: 2 S: 10	H: 3 LOB: 2 BB: 0 P: 10	R: 0 E: 0 K: 1 S: 5	H: 0 LOB: 1 BB: 1 P: 9	R: 0 E: 0 K: 1 S: 5	H: 0 LOB: 0 BB: 0 P: 5	R: 0 E: 0 K: 0 S: 4	H: 2 LOB: 1 BB: 0 P: 4	R: 0 E: 0 K: 1 S: 5	H: 0 LOB: 1 BB: 1 P: 9	1B: 10 2B: 2 3B: 0 HR: 0	SF: 0 SAC: 0 DP: 1 HBP: 0	WP: 0 PB: 0 SB: 0 CS: 1	PA: 40
PITCHER	IP WLS BF H R ER SO BB IBB HBP BLK WP HR S P ERA WHIP	IP WLS BF H R ER SO BB IBB HBP BLK WP HR S P ERA WHIP																				
Al Fitzmorris, R ERA: 4.15	(1, 1) 4.1 W 21 3 0 0 5 2 0 0 0 0 0 26 34 0.00 1.071	(5, 1)																				


Kansas City Royals @ Baltimore Orioles
Memorial Stadium, Baltimore, MD
Sun May 09 1976, 3:33 AM EDT
Att: 7,590 - Unknown


AB	36
R	4
H	11
RBI	4
BB	3
SO	9
LOB	21

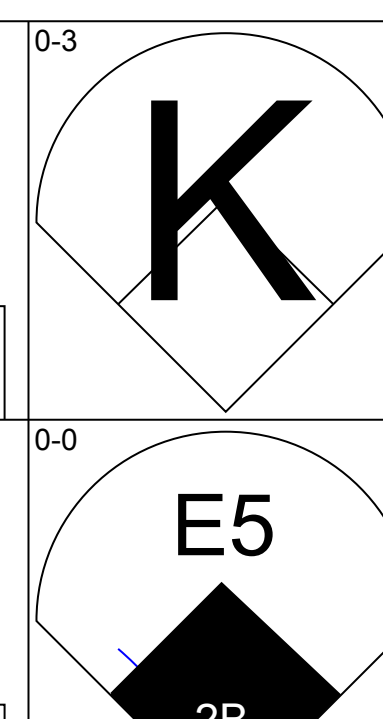
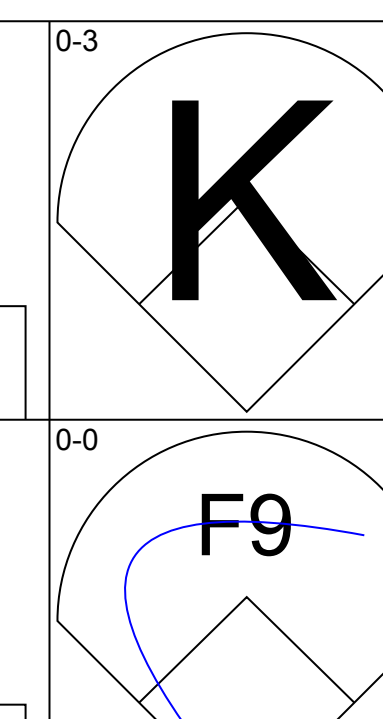
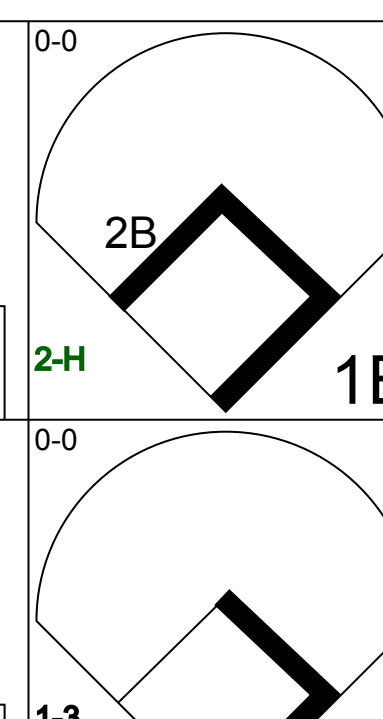
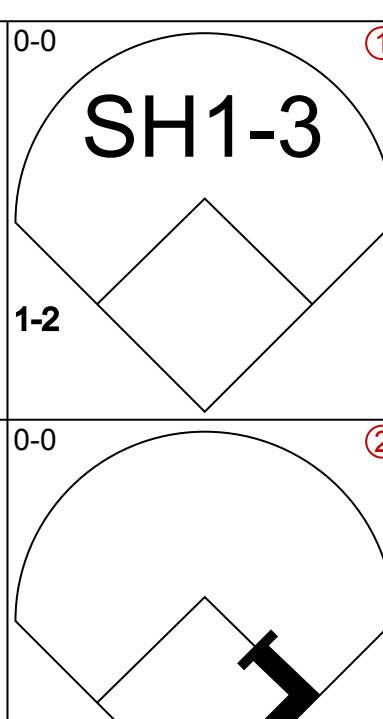
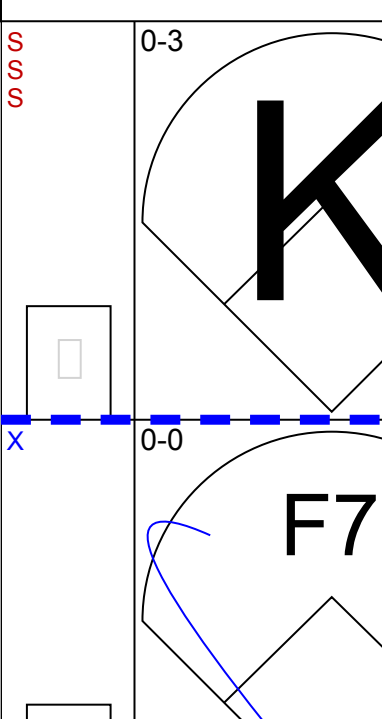
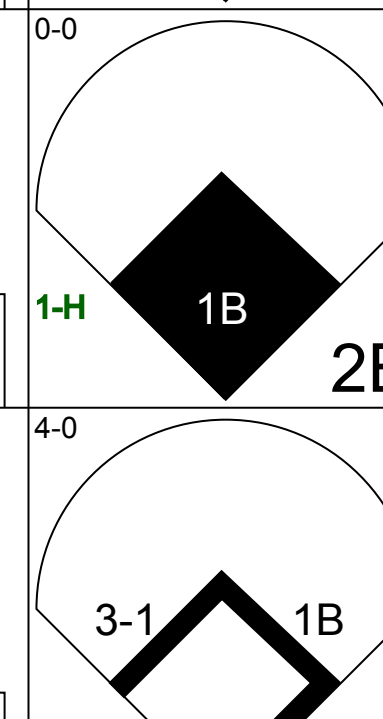

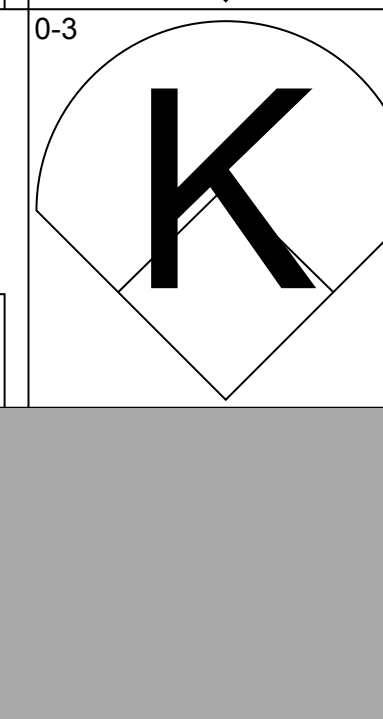
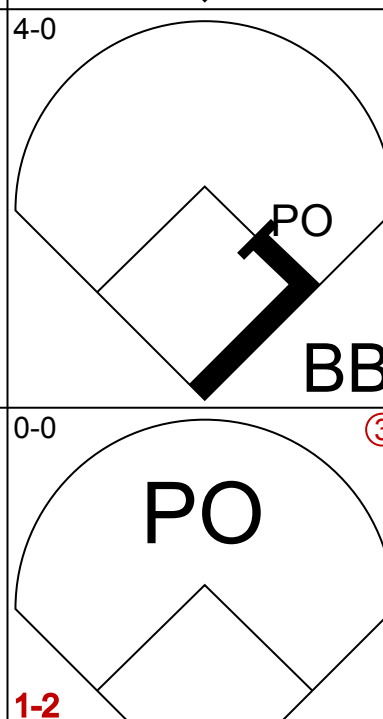
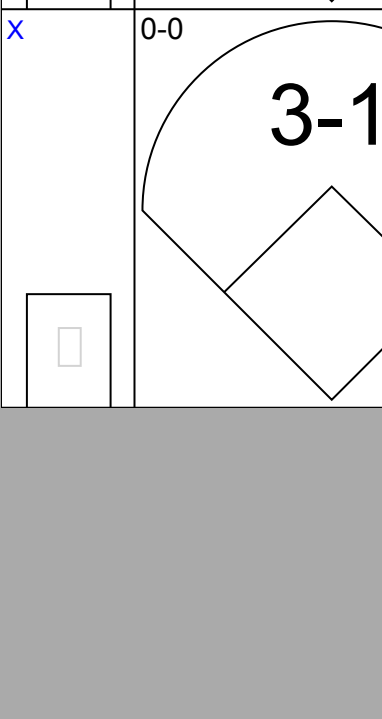
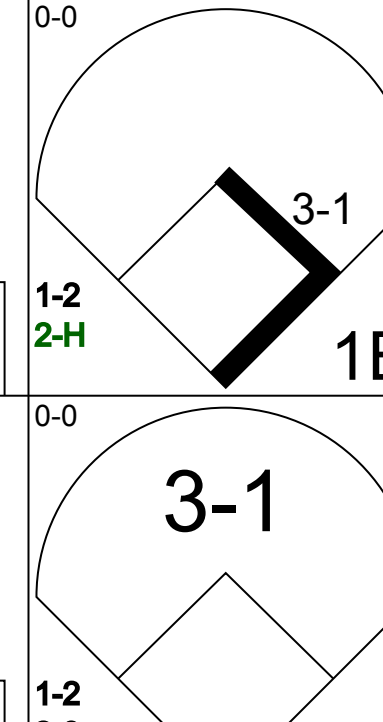
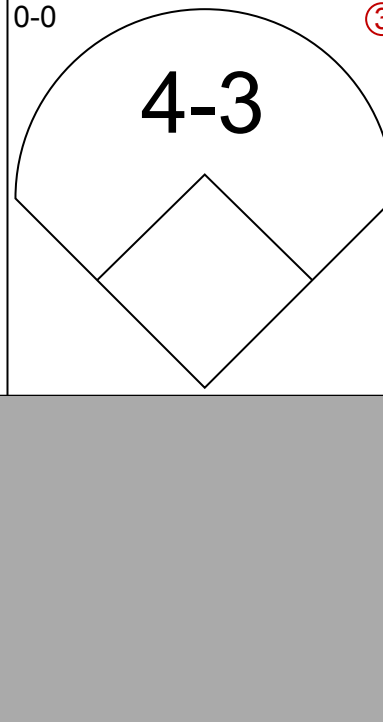
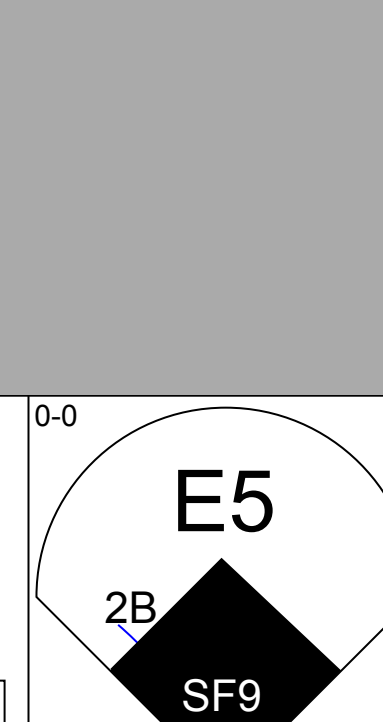


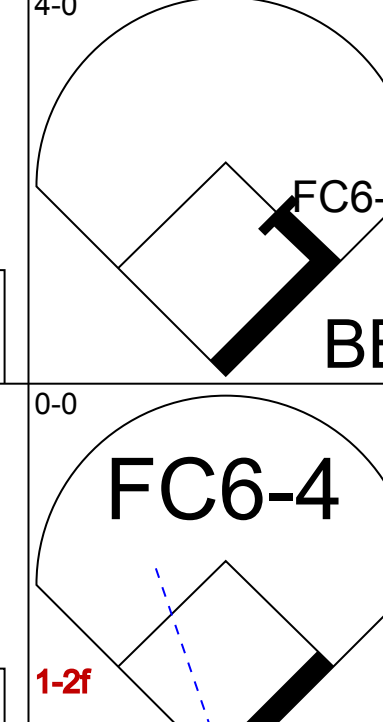

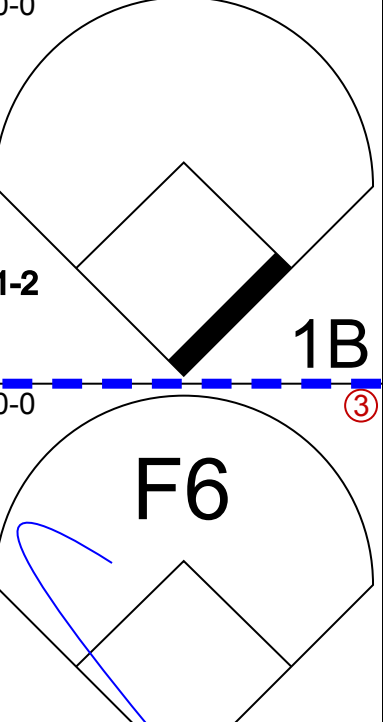




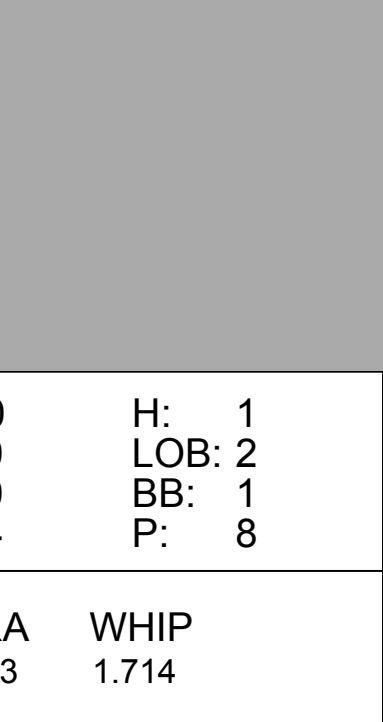

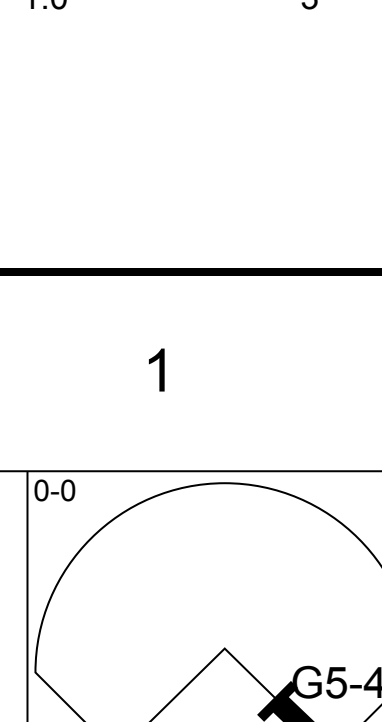
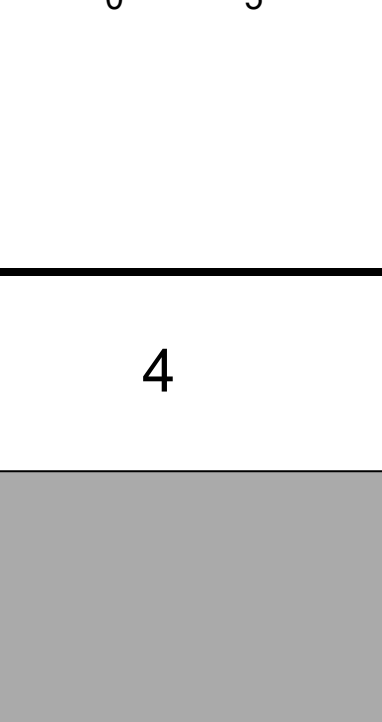
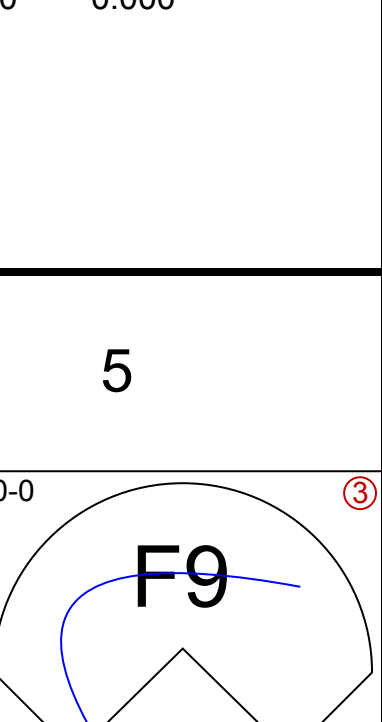
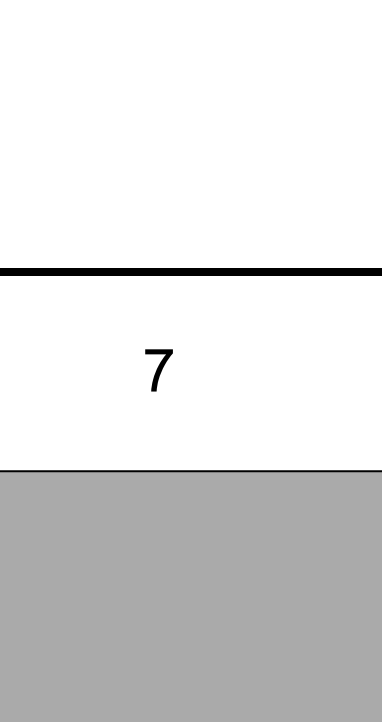
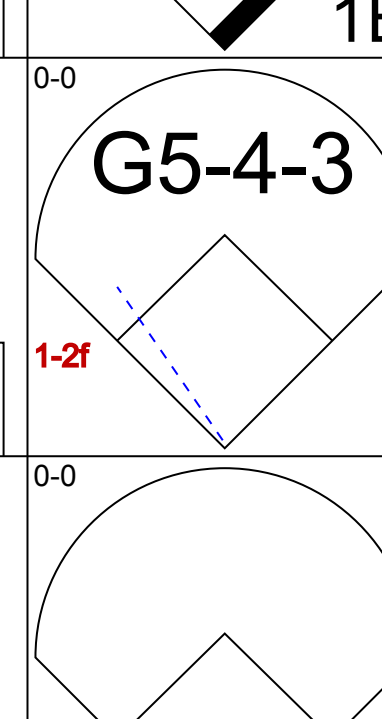



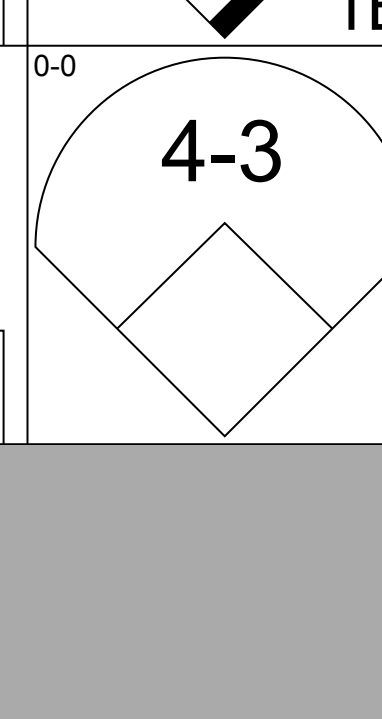
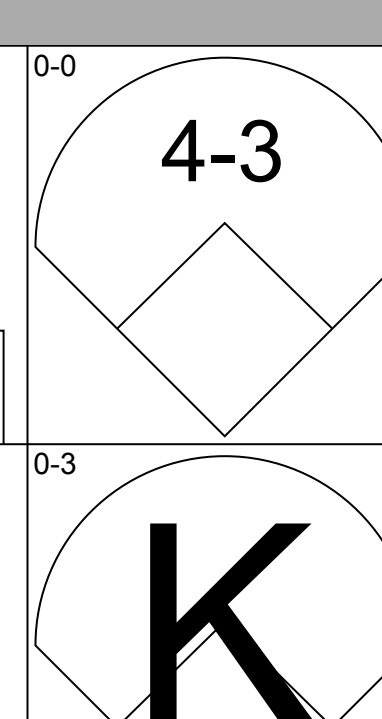

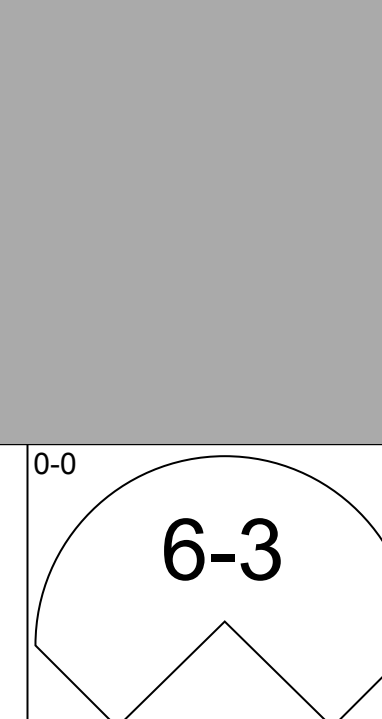
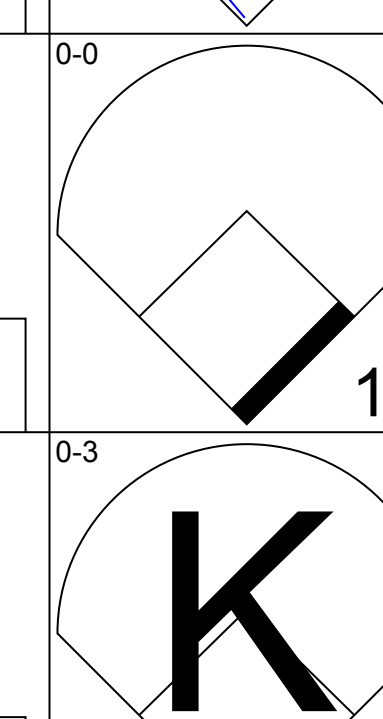
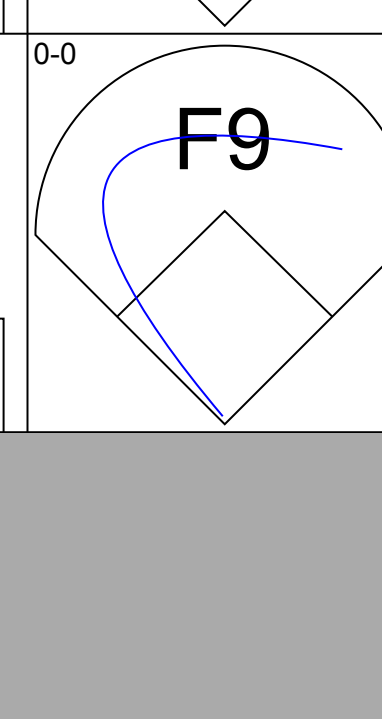




Batter	1	2	3	4	5	6	7	8	9	AB	R	H	RBI	BB	SO	LOB	TOP										
Al Bumbry, L OBP: 0.324, SLG: 0.375 (1, 10)										3	2	1	0	1	1	0	Baltimore Orioles @ Milwaukee Brewers Milwaukee County Stadium, Milwaukee, WI Tue May 11 1976, 8:05 PM EDT Att: 6,236 - Unknown										
Mark Belanger, R OBP: 0.250, SLG: 0.236 (1, 6)										3	2	1	0	1	1	0											
Reggie Jackson, L OBP: 0.320, SLG: 0.318 (1, 9)										4	1	0	0	0	1	4											
Lee May, R OBP: 0.333, SLG: 0.531 Tony Muser, L OBP: 0.350, SLG: 0.283 (8, 3)											3	0	2	3	0	0		0									
Ken Singleton, S OBP: 0.253, SLG: 0.229 (1, 7)										4	0	2	2	0	1	2											
Eliot Hendricks, L OBP: 0.180, SLG: 0.128 (1, 2)										4	0	0	0	0	1	5											
Paul Blair, R OBP: 0.267, SLG: 0.256 (1, 8)										3	0	0	0	1	1	2											
Brooks Robinson, R OBP: 0.181, SLG: 0.238 (1, 5)											4	0	0	0	0	1		2									
Doug DeCinces, R OBP: 0.225, SLG: 0.278 Royle Stillman, L OBP: 0.154, SLG: 0.083 Tim Nordbrook, R (9, 4)											3	0	0	0	0	1	0										
Inning Stats	R: 3 E: 1 K: 0 S: 4	H: 1 LOB: 0 BB: 2 P: 12	R: 0 E: 0 K: 1 S: 5	H: 0 LOB: 1 BB: 0 P: 5	R: 2 E: 0 K: 3 S: 12	H: 3 LOB: 1 BB: 0 P: 12	R: 0 E: 0 K: 0 S: 3	H: 0 LOB: 0 BB: 0 P: 3	R: 0 E: 0 K: 1 S: 5	H: 1 LOB: 1 BB: 0 P: 4	R: 0 E: 0 K: 1 S: 5	H: 0 LOB: 0 BB: 0 P: 5	R: 0 E: 0 K: 1 S: 5	H: 0 LOB: 0 BB: 0 P: 5	R: 0 E: 1 K: 1 S: 6	H: 1 LOB: 2 BB: 1 P: 10	1B: 5 2B: 1 3B: 0 HR: 0	SF: 1 SAC: 0 DP: 1 HBP: 0	WP: 0 PB: 0 SB: 3 CS: 1	PA: 36							
PITCHER	IP	WLS	BF	H	R	ER	SO	BB	IBB	HBP	BLK	WP	HR	S	P	ERA	WHIP										
Jim Colborn, R ERA: 2.73 (1, 1)	2.1	L	13	4	5	4	2	2	0	0	0	0	0	15	23	15.43	2.571										
Jerry Augustine, L ERA: 1.5 (3, 1)	2.2		8	0	0	0	3	0	0	0	0	0	0	14	14	0.00	0.000										
Bill Castro, R ERA: 3.86 (6, 1)	4.0		15	2	0	0	3	0	1	0	0	0	0	20	24	0.00	0.500										

Batter	1	2	3	4	5	6	7	8	9	AB	R	H	RBI	BB	SO	LOB	BOTTOM										
Don Money, R OBP: 0.356, SLG: 0.507 (1, 5)											5	0	0	0	0	5	Baltimore Orioles @ Milwaukee Brewers Milwaukee County Stadium, Milwaukee, WI Tue May 11 1976, 8:05 PM EDT Att: 6,236 - Unknown										
Robin Yount, R OBP: 0.380, SLG: 0.344 (1, 6)										4	1	0	0	0	2												
George Scott, R OBP: 0.299, SLG: 0.391 (1, 3)										3	1	2	1	0	1	0											
Hank Aaron, R OBP: 0.302, SLG: 0.322 (1, 10)										3	0	0	0	1	2	1											
Sixto Lezcano, R OBP: 0.328, SLG: 0.355 (1, 9)										4	0	0	0	0	1	4											
Darrell Porter, L OBP: 0.286, SLG: 0.219 (1, 2)										3	0	0	1	1	1	0											
Gorman Thomas, R OBP: 0.333, SLG: 0.273 (1, 8)										4	0	1	0	0	0	3											
Charlie Moore, R OBP: 0.397, SLG: 0.420 Bill Sharp, L OBP: 0.200, SLG: 0.143 (9, PH)										1	0	1	0	2	0	0											
Pedro Garcia, R OBP: 0.232, SLG: 0.283 Bob Hansen, L OBP: 0.200, SLG: 0.200 (9, PH)										3	0	1	0	0	0	3											
Inning Stats	R: 1 E: 1 K: 1 S: 7	H: 1 LOB: 3 BB: 2 P: 15	R: 0 E: 0 K: 0 S: 3	H: 0 LOB: 1 BB: 1 P: 7	R: 0 E: 0 K: 1 S: 4	H: 0 LOB: 0 BB: 0 P: 5	R: 0 E: 0 K: 0 S: 4	H: 1 LOB: 2 BB: 1 P: 8	R: 1 E: 0 K: 0 S: 4	H: 1 LOB: 0 BB: 0 P: 4	R: 0 E: 0 K: 2 S: 7	H: 2 LOB: 2 BB: 0 P: 5	R: 0 E: 0 K: 1 S: 5	H: 0 LOB: 0 BB: 0 P: 7	R: 0 E: 0 K: 2 S: 7	H: 0 LOB: 0 BB: 0 P: 7	1B: 4 2B: 0 3B: 0 HR: 1	SF: 0 SAC: 0 DP: 1 HBP: 1	WP: 0 PB: 0 SB: 1 CS: 0	PA: 37							
PITCHER	IP	WLS	BF	H	R	ER	SO	BB	IBB	HBP	BLK	WP	HR	S	P	ERA	WHIP										
Mike Cuellar, L ERA: 8.24 (1, 1)	6.0	W	28	5	2	1	2	4	0	1	0	0	0	19	44	1.50	1.500										
Wayne Garland, R ERA: 1.19 (7, 1)	3.0	S	9	0	0	0	5	0	0	0	0	0	0	19	19	0.00	0.000										

Batter	1	2	3	4	5	6	7	8	9	AB	R	H	RBI	BB	SO	LOB	TOP								
Al Bumby, L OBP: 0.354, SLG: 0.426 (1, 10)	0-0 4-3	0-0 1B 3B		0-0 1-2 1B		0-0 1-2 2-3 HR 1B	4-0 FC6-4 IBB			4	2	3	1	1	0	0	Baltimore Orioles @ Milwaukee Brewers Milwaukee County Stadium, Milwaukee, WI Wed May 12 1976, 8:05 PM EDT Att: 5,657 - Unknown AB 40 R 8 H 15 RBI 8 BB 3 SO 4 LOB 16 								
Mark Belanger, R OBP: 0.272, SLG: 0.260 (1, 6)	0-0 4-3 1B	0-0 S 1B		0-0 F8		0-0 1-2 2-3 HR 1B	0-0 FC6-4			5	1	3	2	0	0	4									
Reggie Jackson, L OBP: 0.367, SLG: 0.519 (1, 9)	0-0 4-3 1B	0-0 3-H K		0-0 1-2 1B		0-0 4-3 2B	0-0 1-H 2-H 3-H HR	0-0 F7		5	1	3	4	0	1	1									
Lee May, R OBP: 0.322, SLG: 0.556 Tim Nordbrook, R (9, 4)	0-0 4-3		0-0 6-3		0-3 K	0-0 HR		0-0 6-3		5	1	1	1	0	1	3									
Ken Singleton, S OBP: 0.250, SLG: 0.218 (1, 7)	4-0 IBB		0-0 F5		0-0 4-3	0-0 6-3		0-0 4-3		0	0	0	0	1	0	1									
Paul Blair, R OBP: 0.263, SLG: 0.253 (1, 8)	0-3 K		0-0 F8		0-0 5-3	0-3 K		0-0 SH1-3 1B		5	0	1	0	0	2	4									
Brooks Robinson, R OBP: 0.184, SLG: 0.238 (1, 5)		0-0 F6		0-0 4-3		0-0 6-3	0-0 SH3-4 1B	0-0 SH1-3		4	0	1	0	0	0	0									
Dave Duncan, R OBP: 0.250, SLG: 0.214 (1, 2)		0-0 6-3		0-0 F2		0-0 1B BB 1B	0-0 SH3-4	0-0 L6		4	1	1	0	0	0	1									
Doug DeCinces, R OBP: 0.273, SLG: 0.308 Tony Muser, L OBP: 0.344, SLG: 0.278 (9, PH) (9, 3)		0-0 3B 1B		0-0 1B		0-0 1B HR BB	0-0 F9	0-0 4-3		3	2	2	0	1	0	1									
Inning Stats	R: 0 E: 0 K: 1 S: 7	H: 2 LOB: 3 BB: 1 P: 11	R: 2 E: 0 K: 1 S: 8	H: 3 LOB: 1 BB: 0 P: 8	R: 0 E: 0 K: 0 S: 3	H: 0 LOB: 0 BB: 0 P: 3	R: 0 E: 0 K: 0 S: 5	H: 2 LOB: 2 BB: 0 P: 5	R: 0 E: 0 K: 1 S: 6	H: 1 LOB: 1 BB: 0 P: 6	R: 6 E: 0 K: 1 S: 10	H: 5 LOB: 0 BB: 1 P: 14	R: 0 E: 0 K: 0 S: 4	H: 1 LOB: 2 BB: 1 P: 8	R: 0 E: 0 K: 0 S: 3	H: 0 LOB: 0 BB: 0 P: 3	R: 0 E: 0 K: 0 S: 4	H: 1 LOB: 1 BB: 0 P: 4	1B: 11 2B: 1 3B: 1 HR: 2	SF: 0 SAC: 2 DP: 0 HBP: 0	WP: 0 PB: 0 SB: 1 CS: 0	PA: 45			
PITCHER	IP	WLS	BF	H	R	ER	SO	BB	IBB	HBP	BLK	WP	HR	S	P	ERA	WHIP	PITCHER							
Jim Slaton, R ERA: 3.29 (1, 1)	5.1		29	11	6	6	3	1	1	0	0	0	0	33	41	10.12	2.250								
Jerry Augustine, L ERA: 4.5 (6, 1)	0.0	L	2	2	2	2	0	0	0	0	0	0	2	2	2	∞	∞								
Tom Murphy, R ERA: 7.84 (6, 1)	3.2		14	2	0	0	1	0	1	0	0	0	0	15	19	0.00	0.545								

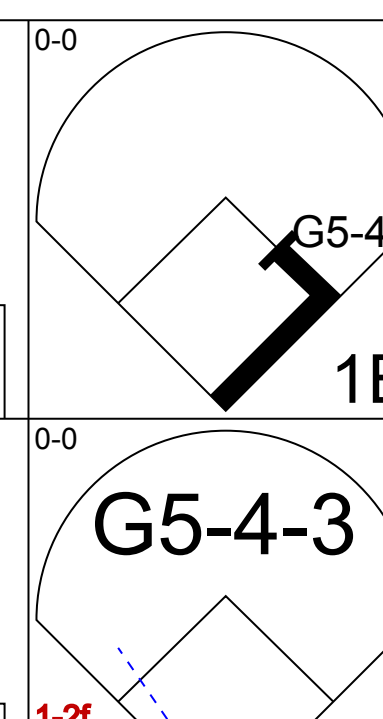
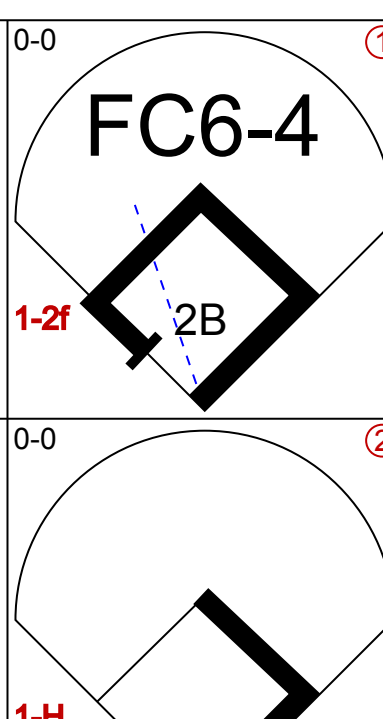
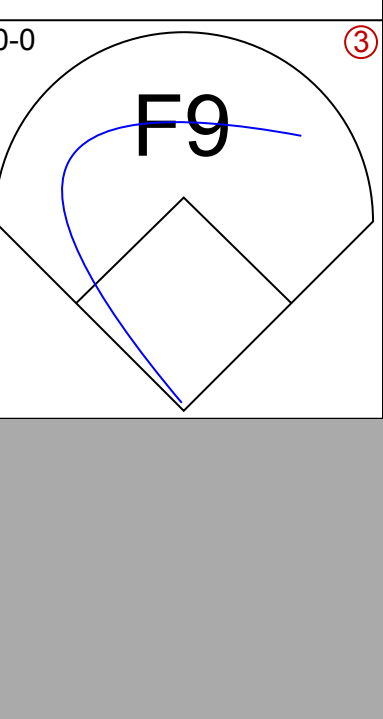
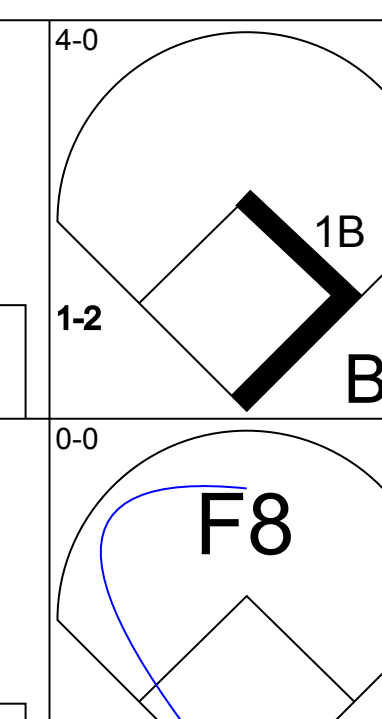
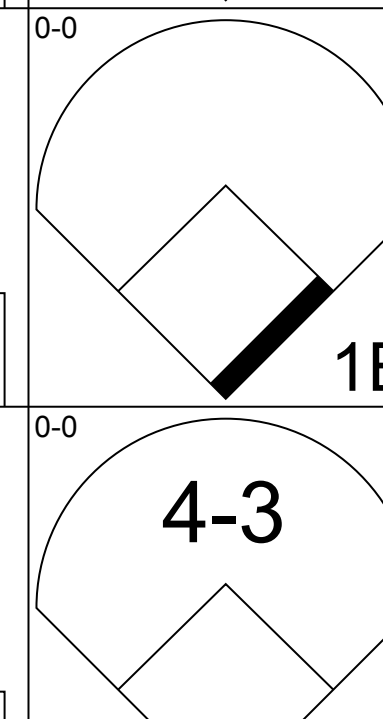
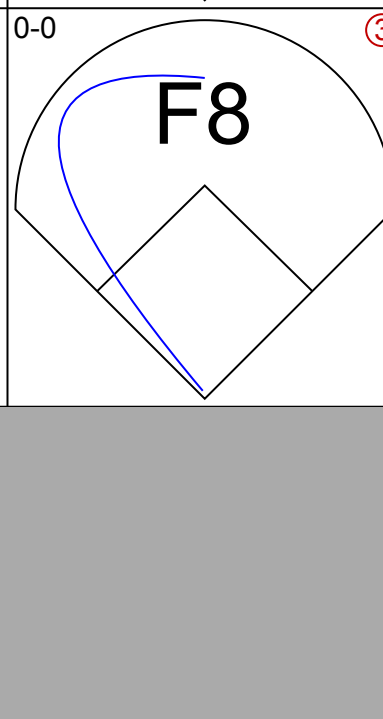
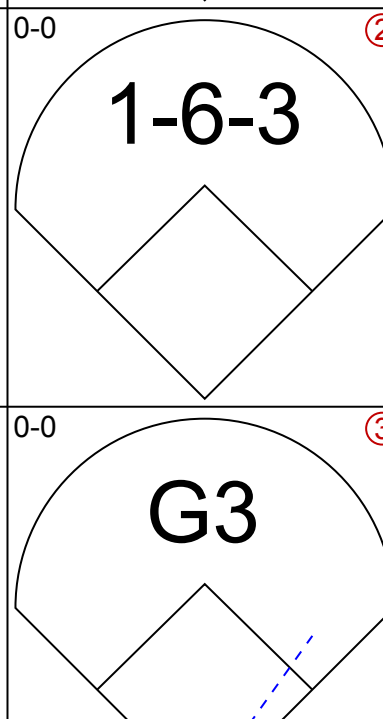
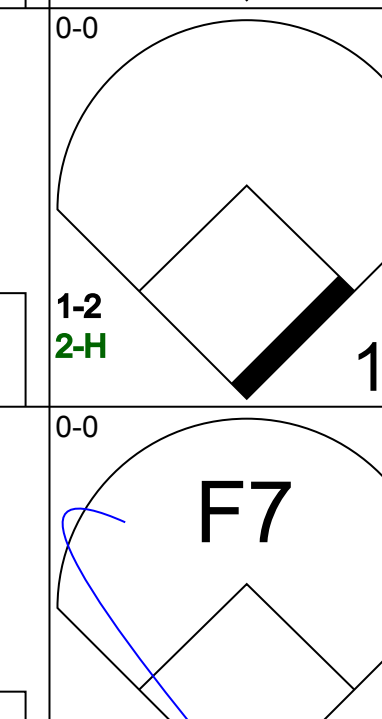







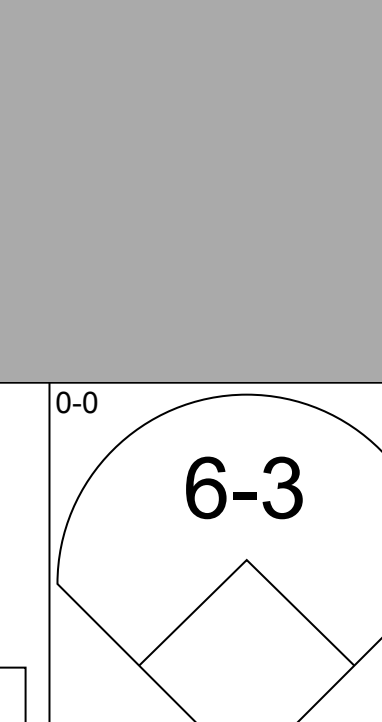
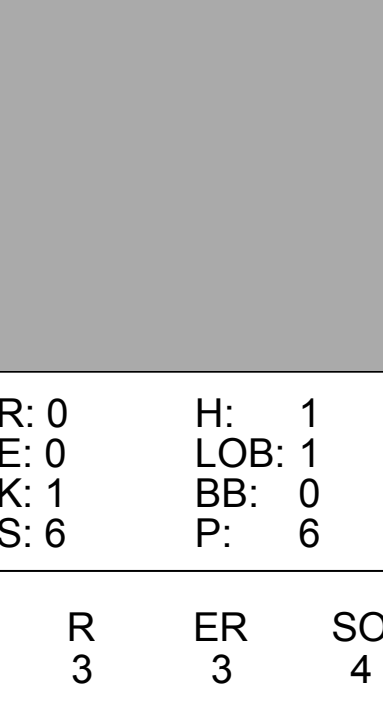

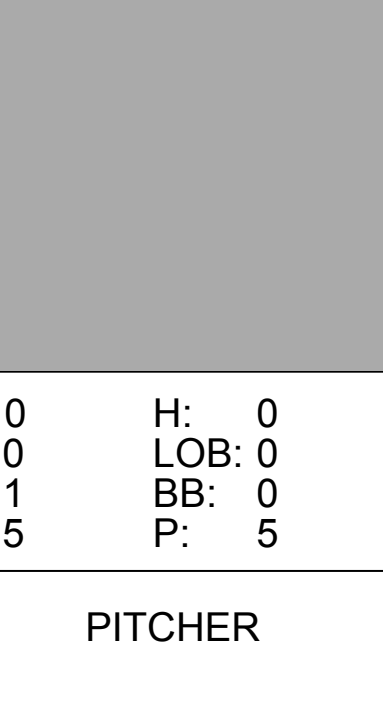
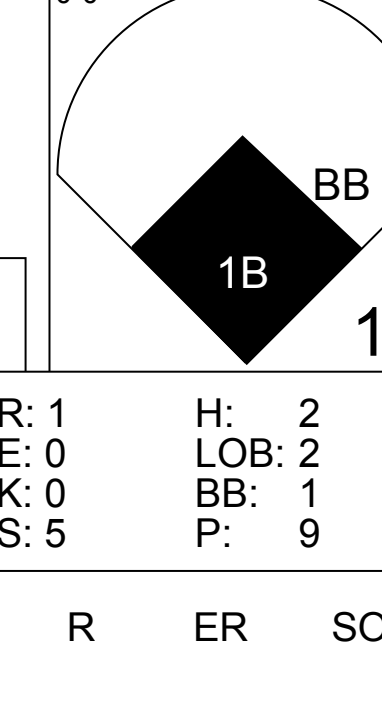




Batter	1	2	3	4	5	6	7	8	9	AB	R	H	RBI	BB	SO	LOB	BOTTOM								
Don Money, R OBP: 0.360, SLG: 0.486 (1, 5)	4-0 FC6-4 BB	4-0 1B 2B BB	0-0 FC6-4 CS			0-0 F7		0-0 6-3		3	1	0	0	2	0	1	Baltimore Orioles @ Milwaukee Brewers Milwaukee County Stadium, Milwaukee, WI Wed May 12 1976, 8:05 PM EDT Att: 5,657 - Unknown AB 32 R 6 H 7 RBI 6 BB 10 SO 3 LOB 16 								
Robin Yount, R OBP: 0.408, SLG: 0.348 (1, 6)	0-0 FC6-4 1B 2B	0-0 1-3 2B 1B	0-0 CS	4-0 CS BB		4-0 6-3 BB		4-0 BB		2	2	1	0	3	0	1									
George Scott, R OBP: 0.305, SLG: 0.405 (1, 3)	0-0 2B 1B	0-0 1-H 2B 2B		0-0 F3		0-0 6-3		0-0 F9		5	2	2	2	0	0	3									
Hank Aaron, R OBP: 0.324, SLG: 0.339 (1, 10)	0-0 1B 2B	4-0 2B BB		4-0 FC5-4 BB		0-0 5-3		0-0 5-3		3	1	1	1	2	0	1									
Bobby Darwin, R OBP: 0.255, SLG: 0.302 (1, 9)	4-0 1B IBB	0-0 1-H 2B		0-0 FC5-4		0-0 F5		0-0 6-3		4	0	1	2	1	0	1									
Darrell Porter, L OBP: 0.306, SLG: 0.224 (1, 2)	0-0 1-2 2-3 3-H 1B	4-0 IBB		0-0 E6		4-0 BB		0-0 K		3	0	1	1	2	1	0									
Charlie Moore, R OBP: 0.380, SLG: 0.396 Bill Sharp, L OBP: 0.194, SLG: 0.138 (7, PH) (8, 8)	0-3 K	0-0 1-3		0-3 K		0-0 F7		0-0 F7		3	0	0	0	0	2	5									
Gorman Thomas, R OBP: 0.267, SLG: 0.214 Bob Hansen, L OBP: 0.167, SLG: 0.167 Mike Hegan, L (8, 7)		0-0 6-3	0-0 F5		0-0 F9		0-0 F9		0-0 F9		3	0	0	0	0	1									
Kurt Bevacqua, R OBP: 0.200, SLG: 0.200 Tim Johnson, L (6, 4)		0-0 F9	0-0 FC6-4 1B		0-0 1-3		0-0 F8			3	0	1	0	0	0	1									
Inning Stats	R: 2 E: 0 K: 1 S: 7	H: 3 LOB: 2 BB: 2 P: 15	R: 4 E: 0 K: 0 S: 6	H: 3 LOB: 3 BB: 3 P: 18	R: 0 E: 0 K: 0 S: 3	H: 1 LOB: 0 BB: 0 P: 3	R: 0 E: 0 K: 0 S: 2	H: 0 LOB: 1 BB: 2 P: 10	R: 0 E: 0 K: 1 S: 6	H: 0 LOB: 1 BB: 0 P: 6	R: 0 E: 0 K: 0 S: 3	H: 0 LOB: 1 BB: 1 P: 7	R: 0 E: 0 K: 0 S: 3	H: 0 LOB: 1 BB: 1 P: 7	R: 0 E: 0 K: 0 S: 3	H: 0 LOB: 0 BB: 0 P: 5	R: 0 E: 0 K: 1 S: 5	H: 0 LOB: 0 BB: 0 P: 5	1B: 4 2B: 3 3B: 0 HR: 0	SF: 0 SAC: 0 DP: 0 HBP: 0	WP: 0 PB: 0 SB: 0 CS: 2	PA: 43			
PITCHER	IP	WLS	BF	H	R	ER	SO	BB	IBB	HBP	BLK	WP	HR	S	P	ERA	WHIP	PITCHER							
Ken Holtzman, L ERA: 2.9 (1, 1)	1.2		12	5	5	5	1	2	1	0	0	0	0	11	23	27.00	4.200								
Doyle Alexander, R ERA: 1.6 (2, 1)	7.1	W	30	2	1	1	2	6	1	0	0	0	0	27	55	1.23	1.091								

Batter	1	2	3	4	5	6	7	8	9	AB	R	H	RBI	BB	SO	LOB	TOP		
Paul Blair, R OBP: 0.263, SLG: 0.253 (1, 8)										4	0	1	1	1	0	3	0		
Mark Belanger, R OBP: 0.275, SLG: 0.280 (1, 6)										5	1	2	1	0	0	0	0		
Reggie Jackson, L OBP: 0.371, SLG: 0.516 (1, 9)										4	1	1	1	1	1	2	0		
Lee May, R OBP: 0.317, SLG: 0.526 Tony Muser, L OBP: 0.344, SLG: 0.278 (9, 3)										3	0	0	0	1	0	0	0		
Andres Mora, R OBP: 0.231, SLG: 0.417 (1, 10)										4	0	1	1	0	0	0	0		
Ken Singleton, S OBP: 0.250, SLG: 0.211 (1, 7)										3	1	0	0	1	0	2	0		
Dave Duncan, R OBP: 0.292, SLG: 0.267 (1, 2)										3	1	2	0	1	0	0	0		
Brooks Robinson, R OBP: 0.176, SLG: 0.230 (1, 5)										3	0	0	1	0	0	5	0		
Doug DeCinces, R OBP: 0.271, SLG: 0.302 Tim Nordbrook, R (9, 4)										4	1	1	0	0	0	1	0		
Inning Stats	R: 2 E: 1 K: 1 S: 8	H: 2 LOB: 3 BB: 2 P: 16	R: 0 E: 0 K: 1 S: 5	H: 0 LOB: 0 BB: 0 P: 5	R: 0 E: 0 K: 0 S: 3	H: 0 LOB: 0 BB: 0 P: 3	R: 2 E: 1 K: 1 S: 9	H: 3 LOB: 2 BB: 0 P: 9	R: 0 E: 0 K: 0 S: 4	H: 1 LOB: 2 BB: 1 P: 8	R: 1 E: 0 K: 0 S: 3	H: 2 LOB: 0 BB: 1 P: 7	R: 0 E: 0 K: 0 S: 3	H: 0 LOB: 0 BB: 0 P: 3	R: 0 E: 0 K: 1 S: 5	H: 0 LOB: 0 BB: 0 P: 5	1B: 5 2B: 3 3B: 0 HR: 0	SF: 1 SAC: 1 DP: 0 HBP: 0	WP: 0 PA: 40 PB: 0 SB: 0 CS: 0
PITCHER	IP WLS BF H R ER SO BB IBB HBP BLK WP HR S P ERA WHIP																		
Bill Travers, L ERA: 2.7 (1, 1)	4.2 L 25 6 4 1 3 2 1 0 0 0 0 0 28 40 1.93 1.714																		
Bill Chamption, R ERA: 4.09 (5, 1)	3.1 11 2 1 1 0 1 0 0 0 0 0 0 10 14 2.70 0.900																		
Eduardo Rodriguez, R ERA: 3.31 (9, 1)	1.0 3 0 0 0 1 0 0 0 0 0 0 0 5 5 0.00 0.000																		

Baltimore Orioles @ Milwaukee Brewers
Milwaukee County Stadium, Milwaukee, WI
Thu May 13 1976, 4:33 AM EDT
Att: 7,173 - Unknown

AB 33
R 5
H 8
RBI 5
BB 4
SO 4
LOB 10



Batter	1	2	3	4	5	6	7	8	9	AB	R	H	RBI	BB	SO	LOB	BOTTOM
Don Money, R OBP: 0.367, SLG: 0.481 (1, 5)										3	0	1	0	1	0	2	0
Robin Yount, R OBP: 0.400, SLG: 0.357 (1, 6)										4	0	1	0	0	1	3	0
George Scott, R OBP: 0.314, SLG: 0.410 (1, 3)										4	0	2	1	0	0	1	0
Bob Hansen, L OBP: 0.100, SLG: 0.100 (1, 10)										4	0	0	0	0	0	3	0
Bobby Darwin, R OBP: 0.235, SLG: 0.277 (1, 9)										4	0	0	0	0	1	0	0
Bill Shero, L OBP: 0.229, SLG: 0.156 (1, 7)										3	1	1	0	1	0	0	0
Charlie Moore, R OBP: 0.373, SLG: 0.375 (1, 2)										3	0	0	0	1	1	2	0
Gorman Thomas, R OBP: 0.316, SLG: 0.444 (1, 8)										4	1	2	2	0	0	1	0
Tim Johnson, L OBP: 0.250, SLG: 0.143 (1, 4)										3	1	1	0	1	1	2	0
Inning Stats	R: 0 E: 0 K: 0 S: 4	H: 2 LOB: 1 BB: 0 P: 4	R: 0 E: 0 K: 1 S: 6	H: 1 LOB: 0 BB: 0 P: 6	R: 0 E: 0 K: 0 S: 3	H: 1 LOB: 1 BB: 1 P: 7	R: 0 E: 0 K: 1 S: 5	H: 0 LOB: 0 BB: 0 P: 5	R: 0 E: 0 K: 0 S: 3	H: 0 LOB: 0 BB: 0 P: 3	R: 1 E: 0 K: 0 S: 5	H: 2 LOB: 2 BB: 1 P: 9	R: 2 E: 0 K: 1 S: 6	H: 1 LOB: 0 BB: 1 P: 10	1B: 6 2B: 1 3B: 0 HR: 1	SF: 0 SAC: 0 DP: 2 HBP: 0	WP: 0 PA: 36 PB: 0 SB: 0 CS: 0
PITCHER	IP WLS BF H R ER SO BB IBB HBP BLK WP HR S P ERA WHIP																
Jim Palmer, R ERA: 3.52 (1, 1)	9.0 W 36 8 3 3 4 4 0 0 0 0 0 1 40 56 3.00 1.333																

Baltimore Orioles @ Milwaukee Brewers
Milwaukee County Stadium, Milwaukee, WI
Thu May 13 1976, 4:33 AM EDT
Att: 7,173 - Unknown

AB 32
R 3
H 8
RBI 3
BB 4
SO 4
LOB 14



Batter	1	2	3	4	5	6	7	8	9	AB	R	H	RBI	BB	SO	LOB	TOP								
Al Bumbry, L OBP: 0.373, SLG: 0.472 (1, 7)										4	1	3	0	0	0	1	Baltimore Orioles @ New York Yankees Yankee Stadium, Bronx, NY Sat May 15 1976, 3:33 AM EDT Att: 22,242 - Unknown								
Paul Blair, R OBP: 0.257, SLG: 0.247 (9, PH)										1	0	0	0	0	0	0									
Mark Belanger, R OBP: 0.290, SLG: 0.284 (1, 6)										2	0	1	0	1	0	0									
Tommy Harper, R OBP: 0.381, SLG: 0.444 (9, PH)										1	0	1	0	0	0	0									
Reggie Jackson, L OBP: 0.364, SLG: 0.541 (1, 8)										2	0	0	1	2	1	1									
Lee May, R OBP: 0.319, SLG: 0.492 (1, 10)										5	0	1	0	0	2	7									
Tony Muser, L OBP: 0.358, SLG: 0.300 (1, 3)										3	0	1	0	0	0	4									
Bobby Grich, R OBP: 0.375, SLG: 0.328 (8, 4)										1	1	1	0	0	0	0									
Ken Singleton, S OBP: 0.248, SLG: 0.204 (1, 9)										3	1	0	0	1	1	2									
Eliot Hendricks, L OBP: 0.241 (1, 2)										0	0	0	0	0	0	0									
Dave Duncan, R OBP: 0.286, SLG: 0.261 (8, PH)										1	0	0	0	0	0	0									
Brooks Robinson, R OBP: 0.182, SLG: 0.234 (1, 5)										4	0	1	0	0	1	3									
Doug DeCinces, R OBP: 0.250, SLG: 0.275 (8, 3)										4	0	1	1	0	0	2									
Inning Stats	R: 0 E: 0 K: 1 S: 5	H: 1 LOB: 2 BB: 2 P: 13	R: 1 E: 0 K: 1 S: 6	H: 1 LOB: 1 BB: 1 P: 10	R: 0 E: 0 K: 0 S: 4	H: 1 LOB: 1 BB: 0 P: 4	R: 0 E: 0 K: 0 S: 4	H: 1 LOB: 1 BB: 0 P: 4	R: 0 E: 0 K: 0 S: 3	H: 1 LOB: 1 BB: 0 P: 7	R: 0 E: 0 K: 0 S: 4	H: 1 LOB: 1 BB: 0 P: 4	R: 1 E: 0 K: 0 S: 5	H: 2 LOB: 1 BB: 0 P: 5	R: 1 E: 1 K: 1 S: 7	H: 2 LOB: 1 BB: 0 P: 7	R: 0 E: 0 K: 2 S: 8	H: 1 LOB: 1 BB: 0 P: 8	1B: 8 2B: 2 3B: 1 HR: 0	SF: 1 SAC: 1 DP: 2 HBP: 0	WP: 0 PB: 0 SB: 2 CS: 0	PA: 40			
PITCHER	IP	WLS	BF	H	R	ER	SO	BB	IBB	HBP	BLK	WP	HR	S	P	ERA	WHIP								
Ed Figueroa, R ERA: 3.22 (1, 1)	6.1	W	29	8	2	2	2	4	0	0	0	0	0	29	45	2.84	1.895								
Sparky Lyle, L ERA: 2.14 (7, 1)	2.2	S	11	3	1	1	3	0	0	0	0	0	0	17	17	3.38	1.125								

Batter	1	2	3	4	5	6	7	8	9	AB	R	H	RBI	BB	SO	LOB	BOTTOM									
Sandy Alomar Sr., S OBP: 0.273, SLG: 0.300 (1, 10)										4	0	0	0	1	1	5	Baltimore Orioles @ New York Yankees Yankee Stadium, Bronx, NY Sat May 15 1976, 3:33 AM EDT Att: 22,242 - Unknown									
Roy White, S OBP: 0.418, SLG: 0.438 (1, 8)										5	1	3	1	0	0	0										
Thurman Munson, R OBP: 0.331, SLG: 0.473 (1, 9)										3	0	1	1	2	0	3										
Chris Chambliss, L OBP: 0.356, SLG: 0.504 (1, 3)										5	1	1	2	0	0	6										
Lou Piniella, R OBP: 0.327, SLG: 0.463 (1, 7)										5	1	1	0	0	0	1										
Rick Dempsey, R OBP: 0.200, SLG: 0.158 (1, 2)										2	0	0	0	1	0	0										
Rich Coggins, L OBP: 0.250, SLG: 0.250 (7, FR)										0	1	0	0	0	0	0										
Jim Mason, L OBP: 0.286, SLG: 0.373 (8, 6)										0	0	0	0	0	0	0										
Graig Nettles, L OBP: 0.303, SLG: 0.348 (1, 5)										3	1	0	0	1	1	1										
Willie Randolph, R OBP: 0.373, SLG: 0.356 (1, 4)										2	1	1	0	2	0	0										
Fred Stanley, R OBP: 0.471, SLG: 0.483 (1, 6)										2	1	2	1	0	0	0										
Oscar Gamble, L OBP: 0.292, SLG: 0.394 (7, PH)										1	0	1	2	0	0	0										
Inning Stats	R: 0 E: 0 K: 0 S: 4	H: 0 LOB: 0 BB: 0 P: 3	R: 1 E: 0 K: 0 S: 5	H: 2 LOB: 2 BB: 1 P: 9	R: 0 E: 0 K: 0 S: 3	H: 0 LOB: 0 BB: 0 P: 3	R: 1 E: 0 K: 0 S: 5	H: 2 LOB: 2 BB: 1 P: 9	R: 1 E: 0 K: 1 S: 7	H: 2 LOB: 2 BB: 1 P: 11	R: 4 E: 0 K: 1 S: 8	H: 3 LOB: 3 BB: 3 P: 20	R: 0 E: 0 K: 0 S: 3	H: 0 LOB: 1 BB: 1 P: 7	1B: 7 2B: 2 3B: 0 HR: 1	SF: 0 SAC: 2 DP: 0 HBP: 0	WP: 1 PB: 0 SB: 4 CS: 0	PA: 41								
PITCHER	IP	WLS	BF	H	R	ER	SO	BB	IBB	HBP	BLK	WP	HR	S	P	ERA	WHIP									
Mike Cuellar, L ERA: 7.96 (1, 1)	6.1	L	31	9	5	5	1	2	1	0	0	0	0	1	30	42	7.11	1.737								
Dyar Miller, R ERA: 5.09 (7, 1)	0.1		4	0	0	0	0	2	1	0	0	0	0	1	13	0.00	6.000									
Grant Jackson, L ERA: 1.29 (7, 1)	0.1		2	1	2	2	1	0	0	0	0	0	0	4	4	54.00	3.000									
Mike Flanagan, L ERA: 3.86 (8, 1)	1.0		4	0	0	0	0	1	0	0	0	0	0	3	7	0.00	1.000									

AB	31
R	3
H	10
RBI	2
BB	4
SO	5
LOB	20



Batter	1	2	3	4	5	6	7	8	9	AB R H RBI BB SO LOB	TOP											
Al Bumbry, L OBP: 0.352, SLG: 0.447 (1, 10)										4 0 0 1 0 2 3	Baltimore Orioles @ New York Yankees Yankee Stadium, Bronx, NY Sun May 16 1976, 3:33 AM EDT Att: 25,465 - Unknown											
Mark Belanger, R OBP: 0.316, SLG: 0.333 (1, 6)										5 1 4 2 0 0 0												
Reggie Jackson, L OBP: 0.348, SLG: 0.513 Andres Mora, R OBP: 0.239, SLG: 0.419 (1, 9) (3, 7)										2 0 0 0 0 1 2 3 0 1 0 0 1 2												
Lee May, R OBP: 0.312, SLG: 0.464 Tony Muser, L OBP: 0.356, SLG: 0.300 (1, 3) (9, 3)										4 1 0 0 1 1 3 0 0 0 0 0 0 0												
Ken Singleton, S OBP: 0.256, SLG: 0.216 (1, 7) (3, 9)										4 1 2 2 0 0 0												
Paul Blair, R OBP: 0.248, SLG: 0.237 (1, 8)										4 0 0 0 0 1 1												
Brooks Robinson, R OBP: 0.194, SLG: 0.247 (1, 5)										3 1 1 0 1 0 1												
Dave Duncan, R OBP: 0.302, SLG: 0.280 (1, 2)										4 1 2 1 0 2 1												
Doug DeCinces, R OBP: 0.283, SLG: 0.345 Tim Nordbrook, R (1, 4) (9, 4)										4 2 3 1 0 0 0 0 0 0 0 0 0 0												
Inning Stats	R: 0 E: 0 K: 0 S: 3	H: 1 LOB: 0 BB: 0 P: 3	R: 0 E: 0 K: 1 S: 5	H: 0 LOB: 0 BB: 0 P: 5	R: 3 E: 0 K: 1 S: 8	H: 3 LOB: 1 BB: 1 P: 12	R: 1 E: 0 K: 1 S: 8	H: 3 LOB: 2 BB: 0 P: 8	R: 2 E: 0 K: 0 S: 4	H: 2 LOB: 0 BB: 1 P: 8		R: 0 E: 0 K: 1 S: 5	H: 0 LOB: 0 BB: 0 P: 5	R: 0 E: 0 K: 0 S: 4	H: 1 LOB: 1 BB: 0 P: 4	R: 0 E: 0 K: 1 S: 6	H: 1 LOB: 1 BB: 0 P: 6	R: 1 E: 0 K: 3 S: 11	H: 2 LOB: 1 BB: 0 P: 11	1B: 7 2B: 8 3B: 0 HR: 0	SF: 1 SAC: 0 DP: 1 HBP: 0	WP: 0 PB: 0 SB: 2 CS: 0
PITCHER	IP WLS BF H R ER SO BB IBB HBP BLK WP HR S P ERA WHIP											PITCHER	IP WLS BF H R ER SO BB IBB HBP BLK WP HR S P ERA WHIP									
Dock Ellis, R ERA: 3.45 (1, 1)	2.1 L 11 4 3 3 1 1 0 0 0 0 0 0 12 16 11.57 2.143																					
Tippy Martinez, L ERA: 1.0 (3, 1)	1.2 8 3 1 1 2 0 0 0 0 1 0 0 12 12 5.40 1.800																					
Dave Pagan, R ERA: 6.75 (5, 1)	2.0 8 2 2 2 1 1 0 0 0 0 0 0 9 13 9.00 1.500																					
Ken Brett, L ERA: (7, 1)	2.0 8 2 0 0 1 0 0 0 0 0 0 0 10 10 0.00 1.000																					
Dick Tidrow, R ERA: 2.3 (9, 1)	1.0 5 2 1 1 3 0 0 0 0 0 0 0 11 11 9.00 2.000																					

Batter	1	2	3	4	5	6	7	8	9	AB R H RBI BB SO LOB	BOTTOM			
Sandy Alomar Sr., S OBP: 0.267, SLG: 0.231 (1, 10)										3 0 0 0 1 0 0	Baltimore Orioles @ New York Yankees Yankee Stadium, Bronx, NY Sun May 16 1976, 3:33 AM EDT Att: 25,465 - Unknown			
Roy White, S OBP: 0.405, SLG: 0.422 (1, 8)										4 0 0 0 0 0 1				
Thurman Munson, R OBP: 0.328, SLG: 0.465 (1, 9)										4 0 1 0 0 0 0				
Chris Chambliss, L OBP: 0.352, SLG: 0.504 (1, 3)										4 0 1 0 0 0 0				
Lou Piniella, R OBP: 0.343, SLG: 0.464 (1, 7)										2 0 1 0 2 0 0				
Rick Dempsey, R OBP: 0.167, SLG: 0.130 (1, 2)										4 0 0 0 0 0 5				
Graig Nettles, L OBP: 0.295, SLG: 0.337 (1, 5)										3 0 0 0 0 0 1				
Willie Randolph, R OBP: 0.381, SLG: 0.367 (1, 4)										3 0 2 0 0 0 0				
Fred Stanley, R OBP: 0.432, SLG: 0.438 (1, 6)										3 0 0 0 0 0 2				
Inning Stats	R: 0 E: 0 K: 0 S: 3	H: 0 LOB: 0 BB: 0 P: 3	R: 0 E: 0 K: 0 S: 3	H: 0 LOB: 0 BB: 0 P: 3	R: 0 E: 0 K: 0 S: 3	H: 1 LOB: 0 BB: 0 P: 3	R: 0 E: 0 K: 0 S: 3	H: 0 LOB: 0 BB: 0 P: 3	R: 0 E: 0 K: 0 S: 3	H: 2 LOB: 3 BB: 1 P: 9		1B: 4 2B: 1 3B: 0 HR: 0	SF: 0 SAC: 0 DP: 1 HBP: 0	WP: 0 PB: 0 SB: 0 CS: 1
PITCHER	IP WLS BF H R ER SO BB IBB HBP BLK WP HR S P ERA WHIP											PITCHER	IP WLS BF H R ER SO BB IBB HBP BLK WP HR S P ERA WHIP	
Ken Holtzman, L ERA: 2.45 (1, 1)	9.0 W 33 5 0 0 0 3 0 0 0 0 0 0 30 42 0.00 0.889													

AB	37
R	7
H	13
RBI	7
BB	2
SO	8
LOB	13



AB	30
R	0
H	5
RBI	0
BB	3
SO	0
LOB	9



Batter	1	2	3	4	5	6	7	8	9	AB	R	H	RBI	BB	SO	LOB	TOP										
Bill Sharp, L OBP: 0.239, SLG: 0.167 (1, 9)	4-0 FC5-4 BB		0-0 FC6-4 2H 1B		0-0 F5		0-0 5-3		0-0 G3	4	0	1	1	1	0	0	Milwaukee Brewers @ Baltimore Orioles Memorial Stadium, Baltimore, MD Mon May 17 1976, 7:05 PM EDT Att: 10,755 - Unknown										
Don Money, R OBP: 0.355, SLG: 0.505 (1, 5)	0-0 FC5-4 WP 1-2		0-0 FC6-4 S 1-2		0-0 F3		0-0 3B		0-3 K	5	0	1	0	0	1	2											
George Scott, R OBP: 0.311, SLG: 0.423 (1, 3)	0-3 K 1-2		0-0 5-3 1-2		0-0 L7		0-0 4-3		0-0 F8	5	0	0	0	0	1	3											
Bob Hansen, L OBP: 0.200, SLG: 0.158 (1, 10)	0-0 6-3		0-3 K				0-0 F7			4	0	1	0	0	1	3											
Darrell Porter, L OBP: 0.363, SLG: 0.267 (1, 2)		0-0 1B 1B		4-0 HR BB		4-0 SH1-4 BB 1-2		0-0 1B 1B		2	1	2	0	2	0	0											
Sixto Lezcano, R OBP: 0.325, SLG: 0.377 (1, 7)		0-0 F9		0-0 HR 1-H		0-0 SH1-4 1-2 2-3		0-0 F9		3	1	1	2	0	0	2											
Robin Yount, R OBP: 0.388, SLG: 0.345 (1, 6)		0-0 G4-6-3 1B 1-3		0-0 6-3		4-0 IBB		0-0 1B		3	0	2	0	1	0	0											
Gorman Thomas, R OBP: 0.324, SLG: 0.438 (1, 8)		0-0 G4-6-3 1-2		0-0 F7		0-3 K		0-3 K		4	0	0	0	0	2	7											
Pedro Garcia, R OBP: 0.250, SLG: 0.344 (1, 4)			0-0 1B 2B		0-0 F5		0-0 F9		0-0 F7	4	1	1	0	0	0	5											
Inning Stats	R: 0 E: 0 K: 1 S: 5	H: 0 LOB: 1 BB: 1 P: 9	R: 0 E: 0 K: 0 S: 4	H: 2 LOB: 1 BB: 0 P: 4	R: 1 E: 0 K: 1 S: 7	H: 2 LOB: 1 BB: 0 P: 7	R: 2 E: 0 K: 0 S: 4	H: 1 LOB: 0 BB: 1 P: 8	R: 0 E: 0 K: 0 S: 3	H: 0 LOB: 0 BB: 0 P: 3	R: 0 E: 0 K: 1 S: 6	H: 1 LOB: 1 BB: 2 P: 14	R: 0 E: 0 K: 0 S: 4	H: 1 LOB: 1 BB: 0 P: 4	R: 0 E: 0 K: 1 S: 7	H: 2 LOB: 2 BB: 0 P: 7	R: 0 E: 0 K: 1 S: 5	H: 0 LOB: 0 BB: 0 P: 5	1B: 6 2B: 1 3B: 1 HR: 1	SF: 0 SAC: 1 DP: 1 HBP: 0	WP: 1 PB: 0 SB: 1 CS: 0	PA: 39					
PITCHER	IP	WLS	BF	H	R	ER	SO	BB	IBB	HBP	BLK	WP	HR	S	P	ERA	WHIP										
Jim Palmer, R ERA: 3.53 (1, 1)	7.1		34	9	3	3	3	3	1	0	0	1	1	36	52	3.68	1.636										
Dyar Miller, R ERA: 4.39 (8, 1)	1.2	W	5	0	0	0	2	0	0	0	0	0	0	9	9	0.00	0.000										

Batter	1	2	3	4	5	6	7	8	9	AB	R	H	RBI	BB	SO	LOB	BOTTOM										
Tommy Harper, R OBP: 0.360, SLG: 0.381 (1, 10)	0-0 6-3			0-0 5-3		0-0 F2		4-0 BLK BB 1-2	4-0 E IBB	3	0	0	0	1	0	1	Milwaukee Brewers @ Baltimore Orioles Memorial Stadium, Baltimore, MD Mon May 17 1976, 7:05 PM EDT Att: 10,755 - Unknown										
Mark Belanger, R OBP: 0.314, SLG: 0.323 (1, 6)	0-0 5-3			0-0 F7		0-3 K		4-0 BLK BB 1-2 2-3	0-0 FC7-2 1-2 2-H 3-H	3	0	0	0	1	1	1											
Eliot Hendricks, L OBP: 0.207, SLG: 0.236 (9, FH)				0-0 F3				0-3 K		1	0	0	0	0	0	2											
Bobby Grich, R OBP: 0.355, SLG: 0.306 (1, 4)	0-3 K							0-0 F7		4	0	0	0	0	2	2											
Lee May, R OBP: 0.296, SLG: 0.438 (1, 3)		0-3 K				0-0 5-3		0-3 K	0-0 6-3	4	0	0	0	0	2	2											
Andres Mora, R OBP: 0.280, SLG: 0.447 (1, 7)		0-0 G4-6-3 1B		0-0 FC6-4 1B		0-0 HBP 1B			0-0 F3	4	0	3	0	0	0	0											
Paul Blair, R OBP: 0.250, SLG: 0.232 (1, 8)		0-0 G4-6-3 1-2		0-0 F6		1-0 HBP			4-0 BB BB 1B BB	2	0	0	0	0	0	2											
Al Bumbry, L OBP: 0.360, SLG: 0.447 (9, FH)						1-2 HBP				0	1	0	0	1	0	0											
Ken Singleton, S OBP: 0.256, SLG: 0.210 (1, 9)			0-0 F9		0-0 FC6-4 1-2		0-0 F8		4-0 BB BB 1B BB	3	0	0	0	1	0	3											
Reggie Jackson, L OBP: 0.348, SLG: 0.513 (9, PR)									1-2 1B BB	0	1	0	0	0	0	0											
Doug DeCinces, R OBP: 0.313, SLG: 0.379 (1, 5)						0-0 PB 2B		0-3 K	4-0 1B FC7-2 BB	3	0	2	0	1	1	0											
Dave Duncan, R OBP: 0.304, SLG: 0.269 (1, 2)			0-3 K					4-0 BB BB BLK BB	0-0 E IBB	2	1	0	0	1	2	2											
Tony Muser, L OBP: 0.368, SLG: 0.311 (9, PH)			1-2 K			2-3 K			1-3 2-H 3-H 1B	1	1	1	2	0	0	0											
Inning Stats	R: 0 E: 0 K: 1 S: 5	H: 0 LOB: 0 BB: 0 P: 5	R: 0 E: 0 K: 1 S: 5	H: 1 LOB: 0 BB: 0 P: 5	R: 0 E: 0 K: 0 S: 3	H: 0 LOB: 0 BB: 0 P: 3	R: 0 E: 0 K: 0 S: 4	H: 1 LOB: 1 BB: 0 P: 4	R: 0 E: 0 K: 2 S: 8	H: 1 LOB: 2 BB: 0 P: 8	R: 0 E: 0 K: 1 S: 6	H: 1 LOB: 2 BB: 0 P: 7	R: 1 E: 0 K: 2 S: 7	H: 0 LOB: 3 BB: 3 P: 19	R: 3 E: 1 K: 0 S: 3	H: 1 LOB: 3 BB: 4 P: 19	1B: 5 2B: 1 3B: 0 HR: 0	SF: 0 SAC: 0 DP: 1 HBP: 1	WP: 0 PB: 1 SB: 0 CS: 1	PA: 38							
PITCHER	IP	WLS	BF	H	R	ER	SO	BB	IBB	HBP	BLK	WP	HR	S	P	ERA	WHIP										
Bill Travers, L ERA: 2.38 (1, 1)	7.1		28	5	1	1	7	2	0	1	0	0	0	39	48	1.23	0.955										
Eduardo Rodriguez, R ERA: 5.5 (8, 1)	1.0	L	7	0	3	2	1	4	0	0	1	0	0	5	21	18.00	4.000										
Tom Murphy, R ERA: 6.92 (9, 1)	0.1		3	1	0	0	0	0	1	0	0	0	0	2	6	0.00	3.000										

AB	34
R	3
H	9
RBI	3
BB	4
SO	5
LOB	22



AB	30
R	4
H	6
RBI	2
BB	7
SO	8
LOB	15



Batter	1	2	3	4	5	6	7	8	9	AB	R	H	RBI	BB	SO	LOB	TOP										
Gorman Thomas, R (1, 8) OBP: 0.316, SLG: 0.412	4-0 BB		0-0 F7		0-0 F8		0-0 SF9		0-0 FC6-4	2	0	0	1	1	0	3	Milwaukee Brewers @ Baltimore Orioles Memorial Stadium, Baltimore, MD Wed May 19, 1976, 7:05 PM EDT Att: 4,839 - Unknown										
Tim Johnson, L (7, 4) OBP: 0.222, SLG: 0.125										0	0	0	0	0	0	0											
Kurt Bevacqua, R (9, PH) OBP: 0.167, SLG: 0.167										1	0	0	0	0	0	1											
Don Money, R (1, 5) OBP: 0.342, SLG: 0.485	0-0 L6				0-0 E5		0-0 5-3		0-0 F6	4	0	0	0	0	0	2											
George Scott, R (1, 3) OBP: 0.300, SLG: 0.406	0-0 G4-6-3				0-0 G6-4-3		0-0 5-3		0-0 F9	4	0	0	0	0	0	2											
Hank Aaron, R (1, 10) OBP: 0.321, SLG: 0.373		0-0 F6		0-0 F8		0-0 HR		0-0 F6		4	1	1	1	0	0	0											
Sixto Lezcano, R (1, 7) OBP: 0.345, SLG: 0.380		0-0 6-3			4-0 1B	0-0 PO		4-0 FC5-4		2	1	1	0	2	0	0											
Bobby Darwin, R (1, 9) OBP: 0.290, SLG: 0.379	0-0 F4				0-0 1B	0-0 1B		0-0 FC5-4		4	0	2	0	0	0	1											
Robin Yount, R (1, 6) OBP: 0.402, SLG: 0.363			0-0 1B		0-0 1B	0-0 PO	0-0 1B	0-0 F9		4	1	3	1	0	0	0											
Charlie Moore, R (1, 2) OBP: 0.341, SLG: 0.333			0-0 F4		0-0 F7		0-0 F7	4-0 FC6-4		2	0	0	0	0	0	3											
Darrell Porter, L (7, PH) OBP: 0.266, SLG: 0.263			1-2		0-0 F8		0-0 1B	0-0 K		1	0	0	0	1	0	1											
Pedro Garcia, R (1, 4) OBP: 0.243, SLG: 0.333			0-3 K		0-0 F8		0-0 1B	0-3 K		2	0	0	0	0	1	3											
Bill Sharp, L (7, PH) OBP: 0.250, SLG: 0.162							1-3			2	0	1	0	0	1	1											
Inning Stats	R: 0 E: 0 K: 0 S: 2	H: 0 LOB: 0 BB: 1 P: 6	R: 0 E: 0 K: 0 S: 3	H: 0 LOB: 0 BB: 0 P: 3	R: 0 E: 0 K: 1 S: 6	H: 1 LOB: 1 BB: 0 P: 6	R: 0 E: 1 K: 0 S: 3	H: 0 LOB: 0 BB: 0 P: 3	R: 1 E: 0 K: 0 S: 5	H: 2 LOB: 2 BB: 1 P: 9	R: 1 E: 0 K: 0 S: 5	H: 3 LOB: 1 BB: 0 P: 5	R: 1 E: 0 K: 0 S: 5	H: 2 LOB: 1 BB: 0 P: 5	R: 0 E: 0 K: 0 S: 3	H: 0 LOB: 1 BB: 1 P: 7	R: 0 E: 0 K: 1 S: 5	H: 0 LOB: 1 BB: 1 P: 9	1B: 7 2B: 0 3B: 0 HR: 1	SF: 1 SAC: 0 DP: 2 HBP: 0	WP: 0 PA: 38 PB: 0 SB: 1 CS: 0						
PITCHER	IP	WLS	BF	H	R	ER	SO	BB	IBB	HBP	BLK	WP	HR	S	P	ERA	WHIP										
Mike Cuellar, L (1, 1) ERA: 7.11	5.2	W	24	6	2	2	1	2	0	0	0	0	1	24	32	3.18	1.412										
Wayne Garland, R (6, 1) ERA: 1.42	2.2		11	2	1	1	0	2	0	0	0	0	0	9	17	3.38	1.500										
Grant Jackson, L (9, 1) ERA: 1.17	0.2	S	2	0	0	0	1	0	0	0	0	0	0	4	4	0.00	0.000										

Batter	1	2	3	4	5	6	7	8	9	AB	R	H	RBI	BB	SO	LOB	BOTTOM										
Al Bumbry, L (1, 7) OBP: 0.351, SLG: 0.432	0-0 3B	0-0 FC3-2		0-3 K		0-0 FC6-4		0-3 K		5	1	1	0	0	2	4	Milwaukee Brewers @ Baltimore Orioles Memorial Stadium, Baltimore, MD Wed May 19, 1976, 7:05 PM EDT Att: 4,839 - Unknown										
Mark Belanger, R (1, 6) OBP: 0.327, SLG: 0.350	0-0 6-3	0-0 6-3		0-0 S		4-0 WP		0-3 K		4	1	2	1	1	1	3											
Reggie Jackson, L (1, 8) OBP: 0.327, SLG: 0.476	0-0 6-3		0-3 K		0-0 6-3		0-3 K			3	0	0	1	0	1	1											
Paul Blair, R (5, 8) OBP: 0.248, SLG: 0.230	0-0 6-3		0-0 K		0-0 6-3		0-3 K			1	0	0	0	0	1	2											
Lee May, R (1, 10) OBP: 0.306, SLG: 0.427	0-0 F8		4-0 FC6-4		4-0 IBB		0-0 F7			2	0	0	0	2	0	0											
Tony Muser, L (1, 3) OBP: 0.347, SLG: 0.292	0-0 F7		0-0 FC6-4		0-0 F6		0-0 4-3			4	1	0	0	0	0	3											
Ken Singleton, S (1, 9) OBP: 0.272, SLG: 0.215		0-0 FC6-4	4-0 1B	0-0 K		0-3 K		4-0 FC6-4		2	2	1	0	2	1	0											
Bobby Grich, R (1, 4) OBP: 0.363, SLG: 0.308		0-0 FC6-4	4-0 1B	0-0 4-3		0-0 FC6-4		0-0 FC6-4		3	0	1	0	1	0	1											
Doug DeCinces, R (1, 5) OBP: 0.324, SLG: 0.387		0-0 FC6-4	0-0 FC3-2	0-0 L7		0-0 L7		0-0 S		4	0	2	1	0	0	2											
Eliud Hendricks, L (1, 2) OBP: 0.226, SLG: 0.241		0-0 FC3-2	0-0 F2		4-0 FC6-4		0-0 F7			3	0	1	1	1	0	3											
Inning Stats	R: 2 E: 0 K: 0 S: 5	H: 2 LOB: 0 BB: 0 P: 5	R: 1 E: 0 K: 0 S: 6	H: 3 LOB: 2 BB: 0 P: 6	R: 2 E: 0 K: 1 S: 6	H: 1 LOB: 2 BB: 3 P: 18	R: 0 E: 0 K: 1 S: 6	H: 1 LOB: 2 BB: 1 P: 10	R: 0 E: 0 K: 1 S: 5	H: 0 LOB: 0 BB: 0 P: 5	R: 0 E: 0 K: 1 S: 4	H: 0 LOB: 1 BB: 2 P: 12	R: 0 E: 0 K: 0 S: 3	H: 0 LOB: 1 BB: 1 P: 7	R: 0 E: 0 K: 2 S: 8	H: 1 LOB: 1 BB: 0 P: 8	1B: 7 2B: 0 3B: 1 HR: 0	SF: 0 SAC: 0 DP: 0 HBP: 0	WP: 3 PA: 38 PB: 0 SB: 3 CS: 1								
PITCHER	IP	WLS	BF	H	R	ER	SO	BB	IBB	HBP	BLK	WP	HR	S	P	ERA	WHIP										
Jim Colborn, R (1, 1) ERA: 3.65	1.1	L	9	5	3	3	0	0	0	0	0	0	0	9	9	20.25	3.750										
Bill Champion, R (2, 1) ERA: 4.61	2.2		14	2	2	2	2	3	1	0	0	2	0	14	30	6.75	1.875										
Bill Castro, R (5, 1) ERA: 3.0	2.2		9	0	0	0	2	2	0	0	0	1	0	11	19	0.00	0.750										
Eduardo Rodriguez, R (7, 1) ERA: 5.12	1.1		6	1	0	0	2	1	0	0	0	0	0	9	13	0.00	1.500										



Batter	1	2	3	4	5	6	7	8	9	AB	R	H	RBI	BB	SO	LOB	TOP										
Ron LeFlore, R OBP: 0.426, SLG: 0.505	0-0 6-3 1B	4-0 BB		0-0 5-3			0-0 6-3		0-0 FC6-4 FC5-4	4	1	1	0	1	0	1	Detroit Tigers @ Baltimore Orioles Memorial Stadium, Baltimore, MD Fri May 21 1976, 7:05 PM EDT Att: 12,184 - Unknown										
Alex Johnson, R OBP: 0.282, SLG: 0.303 Dan Meyer, L OBP: 0.295, SLG: 0.211	0-0 6-3	0-0 F8		0-3 K			0-0 4-3		0-0 P4	4	0	0	0	0	1	3											
Willie Horton, R OBP: 0.403, SLG: 0.542	0-0 P4	0-0 F5		0-0 F9			0-0 BB 1B		0-0 FC5-4	5	0	1	0	0	0	4											
Rusty Staub, L OBP: 0.430, SLG: 0.500	4-0 BB 1B	0-0 5-3					4-0 1-2 BB			2	1	0	0	2	0	2											
Jason Thompson, L OBP: 0.345, SLG: 0.359	4-0 1-2 2B BB			0-0 4-1			0-3 K		0-3 K	3	1	0	0	1	2	3											
Bill Freehan, R OBP: 0.349, SLG: 0.378	0-0 2B 1-2 2-H 3-H			0-0 1-3			0-0 G4-6-3		0-0 F7	4	0	1	2	0	0	1											
Aurelio Rodriguez, R OBP: 0.276, SLG: 0.367	0-0 1-3 2-H			0-0 HR 2B			0-0 4-3		0-3 K	4	1	2	1	0	1	0											
Tom Verzyer, R OBP: 0.264, SLG: 0.242	0-0 F7			0-0 HR			0-0 L5		0-0 4-3	4	1	1	2	0	0	2											
Gary Sutherland, R OBP: 0.226, SLG: 0.256 Ben Oglivie, L OBP: 0.214, SLG: 0.308				0-0 F8 2B			0-0 4-3		0-0 FC6-4 1B	3	0	1	0	0	0	0											
Inning Stats	R: 3 E: 0 K: 0 S: 6	H: 3 LOB: 2 BB: 2 P: 14	R: 0 E: 0 K: 0 S: 4	H: 1 LOB: 2 BB: 1 P: 8	R: 2 E: 0 K: 0 S: 5	H: 2 LOB: 0 BB: 0 P: 5	R: 0 E: 0 K: 1 S: 5	H: 0 LOB: 0 BB: 0 P: 5	R: 0 E: 0 K: 1 S: 5	H: 0 LOB: 0 BB: 0 P: 3	R: 0 E: 0 K: 1 S: 6	H: 1 LOB: 2 BB: 1 P: 10	R: 0 E: 0 K: 1 S: 5	H: 0 LOB: 0 BB: 0 P: 5	R: 0 E: 0 K: 0 S: 4	H: 1 LOB: 1 BB: 0 P: 4		1B: 4 2B: 3 3B: 0 HR: 1	SF: 0 SAC: 0 DP: 1 HBP: 0	WP: 0 PB: 0 SB: 2 CS: 0	PA: 39						
PITCHER	IP	WLS	BF	H	R	ER	SO	BB	IBB	HBP	BLK	WP	HR	S	P	ERA	WHIP										
Jim Palmer, R ERA: 3.86	1.0		10	4	3	3	0	3	0	0	0	0	0	7	19	27.00	7.000										
Doyle Alexander, R ERA: 1.91	8.0	W	29	4	2	2	4	1	0	0	0	0	1	36	40	2.25	0.625										

Batter	1	2	3	4	5	6	7	8	9	AB	R	H	RBI	BB	SO	LOB	BOTTOM										
Al Bumbry, L OBP: 0.354, SLG: 0.427 Paul Blair, R OBP: 0.250, SLG: 0.225	0-0 6-3	4-0 F8 WP BB		0-3 K			0-3 K		4-0 BB 1-2	1	1	0	0	1	0	0	Detroit Tigers @ Baltimore Orioles Memorial Stadium, Baltimore, MD Fri May 21 1976, 7:05 PM EDT Att: 12,184 - Unknown										
Mark Belanger, R OBP: 0.321, SLG: 0.337	0-0 6-3	4-0 BB SF8 BB		0-0 F5			0-0 F5		0-0 P6	4	1	0	0	1	0	2											
Reggie Jackson, L OBP: 0.340, SLG: 0.455	4-0 E BB 1B BB	0-0 F8		0-3 K			4-0 1B BB			2	1	0	0	2	1	2											
Lee May, R OBP: 0.315, SLG: 0.416	4-0 1B E 1B BB 1-2	4-0 BB		0-0 F9			0-0 F5			2	1	0	0	2	0	1											
Tony Muser, L OBP: 0.342, SLG: 0.294	0-0 E4 1B HR 1-2 2-3	0-0 SF8		0-3 K			0-0 K		0-0 1B	3	1	1	1	0	1	2											
Ken Singleton, S OBP: 0.271, SLG: 0.216	0-0 1B HR 1-2 2-3 3-H	0-3 K		0-0 F8			0-0 F9			4	1	1	1	0	1	3											
Bobby Grich, R OBP: 0.369, SLG: 0.309	0-0 HR 1B 1-2 2-3 3-H			0-0 F5			0-3 K		4-0 BB BB	3	1	1	1	1	1	0											
Doug DeCinces, R OBP: 0.333, SLG: 0.431	0-0 HR 1-H 2-H 3-H			4-0 BB			0-0 P5		0-3 K	3	1	1	4	1	1	1											
Eliud Hendricks, L OBP: 0.212, SLG: 0.226	0-0 P5			0-0 F8			0-3 K		0-3 K	4	0	0	0	0	2	2											
Inning Stats	R: 6 E: 1 K: 0 S: 7	H: 3 LOB: 0 BB: 2 P: 15	R: 2 E: 0 K: 1 S: 5	H: 0 LOB: 1 BB: 3 P: 17	R: 0 E: 0 K: 1 S: 5	H: 0 LOB: 1 BB: 1 P: 9	R: 0 E: 0 K: 1 S: 5	H: 0 LOB: 0 BB: 0 P: 5	R: 0 E: 0 K: 2 S: 7	H: 0 LOB: 0 BB: 0 P: 7	R: 0 E: 0 K: 2 S: 4	H: 1 LOB: 2 BB: 1 P: 8	R: 0 E: 0 K: 2 S: 7	H: 0 LOB: 2 BB: 2 P: 15	1B: 3 2B: 0 3B: 0 HR: 1	SF: 1 SAC: 0 DP: 0 HBP: 0		WP: 1 PB: 0 SB: 0 CS: 0	PA: 38								
PITCHER	IP	WLS	BF	H	R	ER	SO	BB	IBB	HBP	BLK	WP	HR	S	P	ERA	WHIP										
Ray Bare, R ERA: 3.48	0.2	L	8	3	6	0	0	2	0	0	0	0	0	6	14	0.00	7.500										
Bill Laxton, L ERA: 2.32	7.1		30	1	2	1	9	7	0	0	0	1	0	41	69	1.23	1.091										

AB	35
R	5
H	8
RBI	5
BB	4
SO	4
LOB	17



AB	28
R	8
H	4
RBI	7
BB	9
SO	9
LOB	14



Batter	1	2	3	4	5	6	7	8	9	AB	R	H	RBI	BB	SO	LOB	TOP										
Ron LeFlore, R (1, 8) OBP: 0.428, SLG: 0.524	L4		1B 2B		SH1-3		4-3		CS 2B	4	0	2	1	0	0	0	Detroit Tigers @ Baltimore Orioles Memorial Stadium, Baltimore, MD Sat May 22 1976, 7:05 PM EDT Att: 16,337 - Unknown										
Alex Johnson, R (1, 7) OBP: 0.275, SLG: 0.342	SF7 3B		1B 1B		G4-6-3 1B		S 1B		6-3	5	2	4	0	0	0	1											
Rusty Staub, L (1, 9) OBP: 0.437, SLG: 0.500	SF7		1B		G4-6-3 1-2		1-2		IBB	2	0	1	2	2	0	2											
Willie Horton, R (1, 10) OBP: 0.398, SLG: 0.527	F2		F6			2B BB	F3		CS	3	1	0	0	1	0	3											
Bill Freehan, R (1, 2) OBP: 0.340, SLG: 0.366		F9		6-3		F9		SH2-4 1B		4	0	1	0	0	0	1											
Bruce Kimm, R (8, PR) OBP: 0.235, SLG: 0.188										0	0	0	0	0	0	0											
Jason Thompson, L (1, 3) OBP: 0.344, SLG: 0.370		4-3		4-3		FC4-5 2B		SH2-4		3	0	1	0	0	0	0											
Aurelio Rodriguez, R (1, 5) OBP: 0.275, SLG: 0.357		5-3		FC5-4 BB		FC4-5-6 FC6-4		F3		3	0	0	1	1	0	3											
Tom Verzyer, R (1, 6) OBP: 0.254, SLG: 0.233			F8	FC5-4		FC6-4		F3		4	0	0	0	0	0	4											
Jerry Manuel, S (1, 4) OBP: 0.316, SLG: 0.250										2	1	1	0	0	0	0											
Dan Meyer, L (9, PH) OBP: 0.289, SLG: 0.205										1	0	0	0	0	0	0											
Gary Sutherland, R (9, 4) OBP: 0.226, SLG: 0.256			2B 1B		1B SH1-3 HBP		6-3		F7	0	0	0	0	0	0	0											
Inning Stats	R: 1 E: 0 K: 0 S: 4	H: 1 LOB: 0 BB: 0 P: 4	R: 0 E: 0 K: 0 S: 3	H: 0 LOB: 0 BB: 0 P: 3	R: 2 E: 0 K: 0 S: 6	H: 4 LOB: 1 BB: 0 P: 6	R: 0 E: 0 K: 0 S: 3	H: 0 LOB: 1 BB: 1 P: 7	R: 0 E: 0 K: 0 S: 3	H: 1 LOB: 1 BB: 0 P: 4	R: 1 E: 0 K: 0 S: 4	H: 1 LOB: 1 BB: 1 P: 8	R: 0 E: 0 K: 0 S: 4	H: 1 LOB: 2 BB: 1 P: 8	R: 0 E: 0 K: 0 S: 4	H: 1 LOB: 2 BB: 0 P: 4	R: 0 E: 0 K: 0 S: 3	H: 1 LOB: 1 BB: 1 P: 7	1B: 6 2B: 3 3B: 1 HR: 0	SF: 1 SAC: 2 DP: 1 HBP: 1	WP: 0 PB: 0 SB: 1 CS: 1	PA: 40					
PITCHER	IP	WLS	BF	H	R	ER	SO	BB	IBB	HBP	BLK	WP	HR	S	P	ERA	WHIP	PITCHER									
Ross Grimsley, L (1, 1) ERA: 3.09	2.2		12	5	3	3	0	0	0	0	0	0	0	12	12	10.12	1.875										
Wayne Garland, R (3, 1) ERA: 1.42	6.1	W	27	5	1	1	0	2	2	1	0	0	0	22	39	1.42	1.105										

Batter	1	2	3	4	5	6	7	8	9	AB	R	H	RBI	BB	SO	LOB	BOTTOM										
Al Bumbry, L (1, 7) OBP: 0.354, SLG: 0.417	L4	L9				1B BB			BB SH1-4 1B	2	0	0	0	1	0	1	Detroit Tigers @ Baltimore Orioles Memorial Stadium, Baltimore, MD Sat May 22 1976, 7:05 PM EDT Att: 16,337 - Unknown										
Andres Mora, R (6, PH) OBP: 0.308, SLG: 0.458									BB SH1-4 1B	1	0	1	0	1	0	0											
Paul Blair, R (9, PR) OBP: 0.250, SLG: 0.225									BB SH1-4 1B	0	1	0	0	0	0	0											
Mark Belanger, R (1, 6) OBP: 0.335, SLG: 0.364	1B BB		1B 3B	K		1B			SH1-4	3	2	2	0	1	1	2											
Reggie Jackson, L (1, 8) OBP: 0.345, SLG: 0.438	E 1B SH1-3 1B		1B HBP	4-3		1-3			F5	4	2	1	0	0	0	6											
Lee May, R (1, 10) OBP: 0.319, SLG: 0.407	E2 1B		K			F8			F8	4	1	1	1	1	1	2											
Tony Muser, L (1, 3) OBP: 0.342, SLG: 0.296	SH1-3		1B			4-3			F8	3	0	1	3	0	0	0											
Tommy Harper, R (9, PH) OBP: 0.385, SLG: 0.381			1B			4-3			F8	0	1	0	0	1	0	0											
Ken Singleton, S (1, 9) OBP: 0.284, SLG: 0.259	K		1B			1-3			1-3	5	1	3	4	0	1	1											
Bobby Grich, R (1, 4) OBP: 0.364, SLG: 0.296			G6-4-3 1B			F7			K	3	0	0	0	1	1	3											
Doug DeCinces, R (1, 5) OBP: 0.329, SLG: 0.420		K		FC1-4 1B		K			6-3	4	0	1	0	0	2	1											
Dave Duncan, R (1, 2) OBP: 0.300, SLG: 0.268				FC1-4		F8			6-3	4	0	1	0	0	0	1											
Inning Stats	R: 2 E: 1 K: 1 S: 7	H: 2 LOB: 1 BB: 1 P: 11	R: 0 E: 0 K: 1 S: 5	H: 1 LOB: 1 BB: 1 P: 9	R: 2 E: 0 K: 1 S: 7	H: 3 LOB: 1 BB: 0 P: 8	R: 0 E: 1 K: 1 S: 6	H: 1 LOB: 2 BB: 1 P: 10	R: 0 E: 0 K: 1 S: 4	H: 1 LOB: 1 BB: 0 P: 4	R: 0 E: 0 K: 1 S: 6	H: 1 LOB: 2 BB: 1 P: 10	R: 0 E: 0 K: 0 S: 3	H: 0 LOB: 0 BB: 0 P: 3	R: 0 E: 0 K: 1 S: 5	H: 0 LOB: 0 BB: 0 P: 5	R: 4 E: 0 K: 0 S: 4	H: 2 LOB: 1 BB: 2 P: 12	1B: 9 2B: 0 3B: 1 HR: 1	SF: 0 SAC: 2 DP: 1 HBP: 1	WP: 0 PB: 0 SB: 1 CS: 0	PA: 42					
PITCHER	IP	WLS	BF	H	R	ER	SO	BB	IBB	HBP	BLK	WP	HR	S	P	ERA	WHIP	PITCHER									
Joe Coleman, R (1, 1) ERA: 4.82	2.1		15	6	4	3	3	2	0	1	0	0	1	18	27	11.57	3.429										
Jim Crawford, L (3, 1) ERA: 4.2	6.1	L	27	5	4	4	3	3	1	0	0	0	1	29	45	5.68	1.263										



Batter	1	2	3	4	5	6	7	8	9	AB	R	H	RBI	BB	SO	LOB	TOP					
Ron LeFlore, R OBP: 0.448, SLG: 0.545 (1, 8)	0-0 4-1 1B	4-0 CS BB		0-0 1-2 2-H 3-H 1B		0-0 1-3 BB 1B		0-0 1-3 3-H 2B	0-3 K	5	2	4	3	1	1	0						
Mickey Stanley, R OBP: 0.320, SLG: 0.364 (1, 3)	0-0 4-1 1-2	0-0 CS 1-2	0-0 F8	0-0 F9		0-0 SF9		0-0 4-0 BB HBP 1B IBB	0-0 1B	4	1	1	1	1	0	3						
Rusty Staub, L OBP: 0.447, SLG: 0.500 (1, 9)	0-0 1B 2-H 1B		0-0 FC6-4 1B	0-0 G3		0-0 1-2 2-H BB		1-0 1-2 2-H 3-H 1B HBP	0-3 K	4	1	2	2	1	1	3						
Willie Horton, R OBP: 0.391, SLG: 0.509 (1, 10)	0-0 L7		0-0 F7		0-0 F8	0-0 F8		0-0 G6-4-3 1B 3B BB		4	1	0	1	1	0	4						
Alex Johnson, R OBP: 0.280, SLG: 0.345 (1, 7)	0-0 1B 1-2 1B		0-0 FC6-4 1-2		0-0 5-3		0-0 1-3	0-0 G6-4-3 1B		5	0	2	2	0	0	1						
Aurelio Rodriguez, R OBP: 0.280, SLG: 0.359 (1, 5)	0-0 1-2 2-3 1B		0-0 F5		0-0 1B		0-0 L5	0-0 G6-4-3 1-2 2-3		5	0	2	0	0	0	2						
Tom Verzyer, R OBP: 0.261, SLG: 0.259 (1, 6)	0-0 F9		0-0 1B 1B 1B		0-3 K		0-0 F9	0-0 3-H 3B		5	1	2	1	0	1	4						
Bruce Kimm, R OBP: 0.250, SLG: 0.211 (8, PH)		0-0 F9		0-0 1B 1B		0-3 K		0-0 1B BB 4-1		3	1	1	0	0	1	0						
Ben Ogilvie, L OBP: 0.233, SLG: 0.296 (8, PH)										1	1	0	0	1	0	1						
Jerry Manuel, S OBP: 0.316, SLG: 0.250 (8, 4)										0	0	0	0	0	0	0						
Gary Sutherland, R OBP: 0.241, SLG: 0.272 (8, PH)		0-0 4-3		0-0 1B		0-0 SF9 1B		0-0 1-3 HBP 1B		3	1	2	0	0	0	0						
Dan Meyer, L OBP: 0.304, SLG: 0.225 (8, 2)										1	1	1	0	0	0	0						
John Wockenfuss, R OBP: 0.455, SLG: 0.400 (8, 2)										1	0	0	0	0	0	0						
Inning Stats	R: 1 E: 0 K: 0 S: 7	H: 4 LOB: 3 BB: 0 P: 7	R: 0 E: 0 K: 0 S: 2	H: 0 LOB: 0 BB: 1 P: 6	R: 0 E: 0 K: 0 S: 4	H: 1 LOB: 1 BB: 0 P: 4	R: 2 E: 0 K: 0 S: 7	H: 4 LOB: 2 BB: 0 P: 7	R: 0 E: 0 K: 1 S: 6	H: 1 LOB: 1 BB: 0 P: 6	R: 1 E: 0 K: 0 S: 7	H: 2 LOB: 2 BB: 1 P: 11	R: 0 E: 0 K: 0 S: 3	H: 0 LOB: 0 BB: 0 P: 3	R: 6 E: 0 K: 0 S: 6	H: 4 LOB: 1 BB: 3 P: 19	R: 0 E: 0 K: 2 S: 8	H: 1 LOB: 1 BB: 0 P: 8	1B: 15 2B: 1 3B: 1 HR: 0	SF: 1 SAC: 0 DP: 1 HBP: 1	WP: 0 PB: 0 SB: 0 CS: 1	PA: 49
PITCHER	IP WLS BF H R ER SO BB IBB HBP BLK WP HR S P ERA WHIP	IP WLS BF H R ER SO BB IBB HBP BLK WP HR S P ERA WHIP																				
Ken Holtzman, L ERA: 2.8 (1, 1)	5.2 L 7 2 4 4 2 2 0 0 0 0 0 0 32 40 6.35 2.471																					
Dyar Miller, R ERA: 5.93 (6, 1)	1.1 L 7 2 3 3 0 1 0 0 0 0 0 0 6 10 20.25 2.250																					
Grant Jackson, L ERA: 4.7 (8, 1)	0.0 4 1 2 2 0 1 1 1 0 0 0 0 0 1 10 ∞ ∞																					
Mike Flanagan, L ERA: 3.18 (8, 1)	2.0 7 2 1 1 2 0 0 0 0 0 0 0 0 11 11 4.50 1.000																					

Detroit Tigers @ Baltimore Orioles
 Memorial Stadium, Baltimore, MD
 Sun May 23 1976, 3:33 AM EDT
 Att: 13,628 - Unknown

AB	41
R	10
H	17
RBI	10
BB	5
SO	4
LOB	18



Batter	1	2	3	4	5	6	7	8	9	AB	R	H	RBI	BB	SO	LOB	BOTTOM					
Al Bumbry, L OBP: 0.340, SLG: 0.398 (1, 7)	0-0 4-3	0-0 6-3			0-0 4-3		0-3 K		0-0 F7	4	0	0	0	0	1	0						
Tommy Harper, R OBP: 0.370, SLG: 0.364 (9, PH)									0-3 K	1	0	0	0	0	0	0						
Mark Belanger, R OBP: 0.347, SLG: 0.384 (1, 6)	0-0 HR 2B		0-0 F7		0-0 S 2B 1B		0-0 1B		0-3 K	5	2	3	0	0	1	0						
Reggie Jackson, L OBP: 0.339, SLG: 0.481 (1, 8) (7, 9)	0-0 2-H HR		0-3 K		0-3 K		0-3 K			4	1	1	2	0	3	2						
Lee May, R OBP: 0.327, SLG: 0.459 (1, 10)	0-0 5-3		0-0 F4		0-0 2-H 2B			0-0 HR		4	1	2	2	0	0	0						
Tony Muser, L OBP: 0.337, SLG: 0.293 (1, 3)	0-0 F5			0-0 L9	0-0 F8			0-0 G4-6-3 1B 1B		4	0	1	0	0	0	1						
Ken Singleton, S OBP: 0.285, SLG: 0.254 (7, 8)		4-0 HR BB		0-0 6-3		0-0 F7		0-0 G4-6-3 1B		2	1	0	0	1	0	0						
Paul Blair, R OBP: 0.257, SLG: 0.233 (7, 8)								1-2 G4-6-3 1B		1	0	1	0	0	0	0						
Bobby Grich, R OBP: 0.370, SLG: 0.338 (1, 4)		0-0 1-H HR		4-0 FC5 BB		0-0 6-3		0-0 1-2 2-3 G4-6-3		3	1	1	2	1	0	2						
Doug DeCinces, R OBP: 0.325, SLG: 0.411 (1, 5)		0-0 6-3		0-0 6-3		0-0 F8		0-3 K		4	0	1	0	0	1	1						
Dave Duncan, R OBP: 0.281, SLG: 0.250 (1, 2)		0-0 6-3		0-0 FC5			0-3 K		0-0 4-3	4	0	0	0	0	1	2						
Inning Stats	R: 2 E: 0 K: 0 S: 5	H: 2 LOB: 0 BB: 0 P: 5	R: 2 E: 0 K: 0 S: 4	H: 1 LOB: 0 BB: 1 P: 8	R: 0 E: 0 K: 1 S: 5	H: 0 LOB: 0 BB: 0 P: 5	R: 0 E: 0 K: 0 S: 4	H: 1 LOB: 2 BB: 1 P: 8	R: 1 E: 0 K: 0 S: 7	H: 2 LOB: 1 BB: 0 P: 7	R: 0 E: 0 K: 3 S: 10	H: 0 LOB: 0 BB: 0 P: 3	R: 0 E: 0 K: 0 S: 10	H: 1 LOB: 1 BB: 0 P: 10	R: 1 E: 0 K: 1 S: 7	H: 3 LOB: 1 BB: 0 P: 7	R: 0 E: 0 K: 1 S: 5	H: 0 LOB: 0 BB: 0 P: 5	1B: 5 2B: 2 3B: 0 HR: 3	SF: 0 SAC: 0 DP: 1 HBP: 0	WP: 0 PB: 0 SB: 1 CS: 0	PA: 38
PITCHER	IP WLS BF H R ER SO BB IBB HBP BLK WP HR S P ERA WHIP	IP WLS BF H R ER SO BB IBB HBP BLK WP HR S P ERA WHIP																				
Vern Riffe, R ERA: 3.74 (7, 1)	6.2 W 9 3 1 1 3 0 0 0 0 0 0 1 15 15 3.86 1.286																					
John Hiller, L ERA: 3.51 (7, 1)																						

Detroit Tigers @ Baltimore Orioles
 Memorial Stadium, Baltimore, MD
 Sun May 23 1976, 3:33 AM EDT
 Att: 13,628 - Unknown

AB	36
R	6
H	10
RBI	6
BB	2
SO	7
LOB	8



Batter	1	2	3	4	5	6	7	8	9	AB	R	H	RBI	BB	SO	LOB	TOP										
Duane Kuiper, L (1,4) OBP: 0.283, SLG: 0.271										3	1	1	1	0	1	0	Cleveland Indians @ Baltimore Orioles Memorial Stadium, Baltimore, MD Mon May 24 1976, 7:05 PM EDT Att: 7,835 - Unknown										
Buddy Bell, R (1,5) OBP: 0.377, SLG: 0.358										4	1	3	0	0	0	0											
Rick Manning, L (1,8) OBP: 0.345, SLG: 0.381										4	0	2	1	0	2	2											
Rico Carty, R (1,10) OBP: 0.433, SLG: 0.551										3	0	0	0	1	0	2											
Boog Powell, L (1,3) OBP: 0.265, SLG: 0.154										3	0	0	1	0	1	0											
George Hendrick, R (1,7) OBP: 0.349, SLG: 0.545										4	0	1	0	0	0	2											
Charlie Spikes, R (1,9) OBP: 0.296, SLG: 0.255										3	1	1	0	1	1	1											
Alan Ashby, S (1,2) OBP: 0.339, SLG: 0.354										3	0	0	0	0	2	1											
Frank Duffy, R (1,6) OBP: 0.294, SLG: 0.287										3	1	1	1	0	1	0											
Inning Stats	R: 2 E: 0 K: 0 S: 5	H: 3 LOB: 1 BB: 1 P: 9	R: 2 E: 0 K: 1 S: 8	H: 3 LOB: 1 BB: 0 P: 8	R: 0 E: 0 K: 0 S: 4	H: 1 LOB: 1 BB: 0 P: 4	R: 0 E: 0 K: 2 S: 7	H: 0 LOB: 0 BB: 0 P: 7	R: 0 E: 0 K: 0 S: 3	H: 1 LOB: 0 BB: 0 P: 3	R: 0 E: 0 K: 1 S: 5	H: 0 LOB: 0 BB: 0 P: 5	R: 0 E: 0 K: 1 S: 5	H: 1 LOB: 0 BB: 0 P: 5	R: 0 E: 0 K: 2 S: 7	H: 0 LOB: 1 BB: 1 P: 11	1B: 8 2B: 0 3B: 1 HR: 0	SF: 1 SAC: 2 DP: 3 HBP: 0	WP: 0 PB: 0 SB: 0 CS: 0	PA: 35							
PITCHER	IP	WLS	BF	H	R	ER	SO	BB	IBB	HBP	BLK	WP	HR	S	P	ERA	WHIP										
Mike Cuellar, L (1,1) ERA: 7.83	1.2	L	11	6	4	4	0	0	0	0	0	0	0	10	14	21.60	3.600										
Grant Jackson, L (2,1) ERA: 3.0	4.1		14	2	0	0	4	0	0	0	0	0	0	22	22	0.00	0.462										
Dyar Miller, R (7,1) ERA: 5.17	2.0		6	1	0	0	2	0	0	0	0	0	0	10	10	0.00	0.500										
Ross Grimsley, L (9,1) ERA: 3.0	1.0		4	0	0	0	2	1	0	0	0	0	0	7	11	0.00	1.000										

Batter	1	2	3	4	5	6	7	8	9	AB	R	H	RBI	BB	SO	LOB	BOTTOM										
Al Bumby, L (1,7) OBP: 0.346, SLG: 0.396										3	0	1	0	1	0	0	Cleveland Indians @ Baltimore Orioles Memorial Stadium, Baltimore, MD Mon May 24 1976, 7:05 PM EDT Att: 7,835 - Unknown										
Mark Belanger, R (1,6) OBP: 0.352, SLG: 0.377										2	0	0	0	2	2	0											
Reggie Jackson, L (1,8) OBP: 0.318, SLG: 0.446										4	0	0	0	0	2	4											
Lee May, R (1,10) OBP: 0.314, SLG: 0.438										4	0	0	0	0	2	4											
Tony Muser, L (1,3) OBP: 0.333, SLG: 0.282										3	0	0	0	1	2	4											
Ken Singleton, S (1,9) OBP: 0.286, SLG: 0.250										2	0	0	0	1	1	1											
Bobby Grich, R (1,4) OBP: 0.358, SLG: 0.325										3	0	0	0	0	0	1											
Doug DeCinces, R (1,5) OBP: 0.313, SLG: 0.395										3	0	0	0	0	0	1											
Eliud Hendricks, L (1,2) OBP: 0.203, SLG: 0.215										3	0	0	0	0	1	1											
Inning Stats	R: 0 E: 0 K: 1 S: 6	H: 1 LOB: 2 BB: 1 P: 10	R: 0 E: 0 K: 1 S: 5	H: 0 LOB: 0 BB: 0 P: 5	R: 0 E: 0 K: 1 S: 5	H: 0 LOB: 0 BB: 0 P: 5	R: 0 E: 0 K: 1 S: 5	H: 0 LOB: 0 BB: 0 P: 5	R: 0 E: 0 K: 1 S: 4	H: 0 LOB: 0 BB: 1 P: 8	R: 0 E: 0 K: 1 S: 5	H: 0 LOB: 0 BB: 0 P: 5	R: 0 E: 0 K: 3 S: 9	H: 0 LOB: 2 BB: 2 P: 17	1B: 1 2B: 0 3B: 0 HR: 0	SF: 0 SAC: 0 DP: 1 HBP: 0	WP: 0 PB: 0 SB: 0 CS: 0	PA: 32									
PITCHER	IP	WLS	BF	H	R	ER	SO	BB	IBB	HBP	BLK	WP	HR	S	P	ERA	WHIP										
Dennis Eckersley, R (1,1) ERA: 3.44	8.0	W	28	1	0	0	7	4	0	0	0	0	0	38	54	0.00	0.625										
Stan Thomas, R (9,1) ERA: 1.8	1.0		4	0	0	0	3	1	0	0	0	0	0	9	13	0.00	1.000										

Batter	1	2	3	4	5	6	7	8	9	AB	R	H	RBI	BB	SO	LOB	TOP			
Duane Kuiper, L (1, 4) OBP: 0.289, SLG: 0.272	0-0 G4-3 1B	4-0 1-2 2-3 BB		0-0 1-3			0-0 F7			3	0	1	0	1	0	2	Cleveland Indians @ Baltimore Orioles Memorial Stadium, Baltimore, MD Tue May 25 1976, 7:05 PM EDT Att: 7,543 - Unknown			
Buddy Bell, R (1, 5) OBP: 0.374, SLG: 0.355	0-0 G4-3 1-2	0-0 F8			0-0 E6 SH1-3 SF8 1B		0-0 F8			4	1	1	0	0	0	4				
Rick Manning, L (1, 8) OBP: 0.339, SLG: 0.373	0-0 6-3		0-0 4-3		0-0 SH1-3 2-3			0-0 3-1		3	0	0	0	0	0	0				
Rico Carty, R (1, 10) OBP: 0.420, SLG: 0.537		0-0 F7	0-0 F8		0-0 SF8			0-0 6-3		3	0	0	1	0	0	0				
Boog Powell, L (1, 3) OBP: 0.264, SLG: 0.143		4-0 FC4 1B BB	0-0 F8		0-0 4-3			0-0 5-3		3	1	0	0	1	0	0				
George Hendrick, R (1, 7) OBP: 0.347, SLG: 0.537		0-0 FC4 1-2 1B		0-0 6-3		0-0 1-3			0-0 6-3	4	0	1	0	0	0	0				
Charlie Spikes, R (1, 9) OBP: 0.295, SLG: 0.254		0-0 FC4 1B 1-2 2-3		0-0 BB 1B		0-3 K			0-0 F8	4	1	1	0	0	1	2				
Alan Ashby, S (1, 2) OBP: 0.345, SLG: 0.353		0-0 BB 1B 1-3 3-H		0-0 F7		0-0 F8			4-0 BB	3	0	1	1	1	0	1				
Frank Duffy, R (1, 6) OBP: 0.301, SLG: 0.288		0-0 BB 1-2 3-H 1B		4-0 1-2 BB			0-0 3-1		0-0 F9	3	0	1	1	1	0	1				
Inning Stats	R: 0 E: 0 K: 0 S: 3	H: 1 LOB: 0 BB: 0 P: 3	R: 2 E: 0 K: 0 S: 6	H: 3 LOB: 3 BB: 2 P: 14	R: 0 E: 0 K: 0 S: 3	H: 0 LOB: 0 BB: 0 P: 3	R: 0 E: 0 K: 0 S: 4	H: 1 LOB: 2 BB: 1 P: 8	R: 1 E: 1 K: 0 S: 4	H: 1 LOB: 0 BB: 0 P: 4	R: 0 E: 0 K: 1 S: 5	H: 0 LOB: 0 BB: 0 P: 5	R: 0 E: 0 K: 0 S: 3	H: 0 LOB: 0 BB: 0 P: 3	R: 0 E: 0 K: 0 S: 3	H: 0 LOB: 1 BB: 1 P: 7		1B: 6 2B: 0 3B: 0 HR: 0	SF: 1 SAC: 1 DP: 1 HBP: 0	WP: 0 PB: 0 SB: 0 CS: 0
PITCHER Jim Palmer, R (1, 1) ERA: 3.65	IP: 9.0 WLS: L BF: 36 H: 6 R: 3 ER: 2 SO: 1 BB: 4 IBB: 0 HBP: 0 BLK: 0 WP: 0 HR: 0 S: 34 P: 50 ERA: 2.00 WHIP: 1.111															PITCHER				

Batter	1	2	3	4	5	6	7	8	9	AB	R	H	RBI	BB	SO	LOB	BOTTOM					
Al Bumbry, L (1, 7) OBP: 0.360, SLG: 0.404	4-0 G6-4-3 BB		0-0 1B 1-2 1B		0-3 K			0-0 1B 1B		3	0	2	0	1	1	1	Cleveland Indians @ Baltimore Orioles Memorial Stadium, Baltimore, MD Tue May 25 1976, 7:05 PM EDT Att: 7,543 - Unknown					
Mark Belanger, R (1, 6) OBP: 0.341, SLG: 0.364	0-0 G6-4-3 1-2		0-0 F2		0-3 K			0-0 F7		4	0	0	0	0	1	5						
Bobby Grich, R (1, 4) OBP: 0.364, SLG: 0.333	0-0 4-3		0-0 1-3 2-H 1B		0-3 K			0-0 G4-6-3 1B		4	0	2	1	0	1	0						
Reggie Jackson, L (1, 8) OBP: 0.300, SLG: 0.417		0-0 6-3	0-0 5-3		0-0 4-3			0-0 G4-6-3 1-2		4	0	0	0	0	0	4						
Lee May, R (1, 10) OBP: 0.311, SLG: 0.430		0-0 1B 1B		0-3 K		0-3 K			0-3 K	4	0	1	0	0	3	0						
Tony Muser, L (1, 3) OBP: 0.341, SLG: 0.284		0-0 G4-6-3 1-3 1B		0-0 F9			0-0 6-3		4-0 G4-6-3 BB	3	0	1	0	1	0	0						
Ken Singleton, S (1, 9) OBP: 0.278, SLG: 0.242		0-0 G4-6-3 1-2		0-0 G3			0-0 4-3		0-0 G4-6-3 1-2	4	0	0	0	0	0	3						
Doug DeCinces, R (1, 5) OBP: 0.314, SLG: 0.392			0-0 F9		0-0 F9			0-0 FC4 1B		3	0	1	0	0	0	0						
Dave Duncan, R (1, 2) OBP: 0.299, SLG: 0.270			0-0 1B 1B		0-0 1B			0-0 FC4 1-2		3	1	2	0	0	0	1						
Inning Stats	R: 0 E: 0 K: 0 S: 2	H: 0 LOB: 0 BB: 1 P: 6	R: 0 E: 0 K: 0 S: 4	H: 2 LOB: 1 BB: 0 P: 4	R: 1 E: 0 K: 0 S: 6	H: 3 LOB: 2 BB: 0 P: 6	R: 0 E: 0 K: 1 S: 5	H: 0 LOB: 0 BB: 0 P: 5	R: 0 E: 0 K: 2 S: 8	H: 1 LOB: 1 BB: 0 P: 8	R: 0 E: 0 K: 2 S: 7	H: 0 LOB: 0 BB: 0 P: 7	R: 0 E: 0 K: 0 S: 4	H: 1 LOB: 1 BB: 0 P: 4	R: 0 E: 0 K: 0 S: 4	H: 2 LOB: 1 BB: 0 P: 4		R: 0 E: 0 K: 1 S: 4	H: 0 LOB: 0 BB: 1 P: 8	1B: 9 2B: 0 3B: 0 HR: 0	SF: 0 SAC: 0 DP: 4 HBP: 0	WP: 0 PB: 0 SB: 0 CS: 0
PITCHER Pat Dobson, R (1, 1) ERA: 2.87	IP: 9.0 WLS: W BF: 34 H: 9 R: 1 ER: 1 SO: 6 BB: 2 IBB: 0 HBP: 0 BLK: 0 WP: 0 HR: 0 S: 44 P: 52 ERA: 1.00 WHIP: 1.222															PITCHER						

Batter	1	2	3	4	5	6	7	8	9	AB	R	H	RBI	BB	SO	LOB	TOP											
Paul Blair, R OBP: 0.254, SLG: 0.259 (1, 8)										5	1	1	2	0	0	3												
Mark Belanger, R OBP: 0.331, SLG: 0.352 (1, 6)										4	0	0	0	0	1	0												
Bobby Grich, R OBP: 0.369, SLG: 0.341 (1, 10)										4	2	2	0	0	1	0												
Reggie Jackson, L OBP: 0.311, SLG: 0.413 (1, 9)										3	1	1	0	1	2	1												
Lee May, R OBP: 0.318, SLG: 0.464 Tony Muser, L OBP: 0.341, SLG: 0.284 (8, 3)										4	1	2	4	0	2	1												
Andres Mora, R OBP: 0.286, SLG: 0.423 Al Bumbry, L OBP: 0.360, SLG: 0.404 (8, 7)										4	0	0	0	0	0	2												
Doug DeCinces, R OBP: 0.315, SLG: 0.390 Tim Nordbrook, R (7, PR)										3	0	1	0	0	1	2												
Brooks Robinson, R OBP: 0.187, SLG: 0.238 (1, 5)										4	0	0	0	0	0	1												
Dave Duncan, R OBP: 0.324, SLG: 0.288 (1, 2)										3	1	2	0	1	0	0												
Inning Stats	R: 0 E: 0 K: 1 S: 5	H: 0 LOB: 0 BB: 0 P: 5	R: 0 E: 0 K: 1 S: 5	H: 0 LOB: 1 BB: 1 P: 9	R: 0 E: 0 K: 0 S: 3	H: 0 LOB: 0 BB: 0 P: 3	R: 2 E: 0 K: 2 S: 10	H: 3 LOB: 1 BB: 0 P: 10	R: 2 E: 0 K: 0 S: 5	H: 2 LOB: 0 BB: 0 P: 5	R: 0 E: 0 K: 2 S: 7	H: 0 LOB: 0 BB: 0 P: 7	R: 0 E: 0 K: 0 S: 3	H: 1 LOB: 2 BB: 1 P: 7	R: 2 E: 0 K: 1 S: 7	H: 2 LOB: 0 BB: 0 P: 7	R: 0 E: 0 K: 0 S: 4	H: 1 LOB: 1 BB: 0 P: 4	1B: 7 2B: 0 3B: 0 HR: 2	SF: 0 SAC: 0 DP: 1 HBP: 0	WP: 1 PA: 37 PB: 0 SB: 1 CS: 0							
PITCHER	IP	WLS	BF	H	R	ER	SO	BB	IBB	HBP	BLK	WP	HR	S	P	ERA	WHIP											
Bill Laxton, L ERA: 3.26 Steve Grilli, R ERA: 2.12	(1, 1)	7.2	L	32	8	6	6	7	2	0	0	1	1	2	44	52	7.04	1.304										
(8, 1)	1.1		5	1	0	0	0	0	0	0	0	0	0	0	5	5	0.00	0.750										

Baltimore Orioles @ Detroit Tigers
Tiger Stadium, Detroit, MI
Wed May 26 1976, 7:05 PM EDT
Unknown

AB 35
R 6
H 9
RBI 6
BB 2
SO 7
LOB 10



Batter	1	2	3	4	5	6	7	8	9	AB	R	H	RBI	BB	SO	LOB	BOTTOM										
Ron LeFlore, R OBP: 0.438, SLG: 0.529 (1, 8)										4	0	1	0	0	0	3											
Dan Meyer, L OBP: 0.269, SLG: 0.196 (1, 7)										4	0	0	0	0	0	1											
Ben Oglivie, L OBP: 0.229, SLG: 0.281 (1, 9)										4	0	1	0	0	0	0											
Rusty Staub, L OBP: 0.434, SLG: 0.479 (1, 10)										4	0	2	0	0	1	1											
Jason Thompson, L OBP: 0.327, SLG: 0.341 (1, 3)										3	0	0	0	1	0	2											
Aurelio Rodriguez, R OBP: 0.265, SLG: 0.336 (1, 5)										4	0	0	0	0	0	1											
Tom Veryzer, R OBP: 0.248, SLG: 0.239 (1, 6)										3	0	0	0	1	0	0											
Bruce Kimm, R OBP: 0.346, SLG: 0.360 (1, 2)										3	0	2	0	0	0	1											
Gary Sutherland, R OBP: 0.239, SLG: 0.267 (1, 4)										3	0	1	0	0	0	2											
Inning Stats	R: 0 E: 0 K: 0 S: 3	H: 1 LOB: 0 BB: 0 P: 3	R: 0 E: 0 K: 1 S: 4	H: 0 LOB: 0 BB: 1 P: 8	R: 0 E: 0 K: 0 S: 3	H: 0 LOB: 1 BB: 1 P: 7	R: 0 E: 0 K: 0 S: 4	H: 1 LOB: 1 BB: 0 P: 4	R: 0 E: 0 K: 0 S: 4	H: 1 LOB: 1 BB: 0 P: 4	R: 0 E: 0 K: 0 S: 4	H: 1 LOB: 1 BB: 0 P: 4	R: 0 E: 0 K: 0 S: 4	H: 1 LOB: 1 BB: 0 P: 4	R: 0 E: 0 K: 0 S: 3	H: 0 LOB: 0 BB: 0 P: 3	1B: 6 2B: 1 3B: 0 HR: 0	SF: 0 SAC: 0 DP: 1 HBP: 0	WP: 0 PA: 34 PB: 0 SB: 0 CS: 1								
PITCHER	IP	WLS	BF	H	R	ER	SO	BB	IBB	HBP	BLK	WP	HR	S	P	ERA	WHIP										
Doyle Alexander, R ERA: 1.5	(1, 1)	9.0	W	34	7	0	0	1	2	0	0	0	0	34	42	0.00	1.000										

Baltimore Orioles @ Detroit Tigers
Tiger Stadium, Detroit, MI
Wed May 26 1976, 7:05 PM EDT
Unknown

AB 32
R 0
H 7
RBI 0
BB 2
SO 1
LOB 11



Batter	1	2	3	4	5	6	7	8	9	AB	R	H	RBI	BB	SO	LOB	TOP			
Al Bumbry, L OBP: 0.348, SLG: 0.388 (1, 7)	0-0 4-3		0-3 K		0-0 4-3			0-3 K		4	0	0	0	0	2	1	Baltimore Orioles @ Detroit Tigers Tiger Stadium, Detroit, MI Wed May 26 1976, 7:05 PM EDT Att: 24,856 - Unknown			
Bobby Grich, R OBP: 0.374, SLG: 0.382 (1, 4)	0-0 6-3		0-0 1B 1-2 1B			0-3 K		0-0 HR		4	1	2	1	0	1	0				
Reggie Jackson, L OBP: 0.321, SLG: 0.418 (1, 8)	0-3 K		0-0 1B 1-3 2-H			0-0 F7		0-0 1B		4	0	2	1	0	1	0				
Lee May, R OBP: 0.307, SLG: 0.446 (1, 10)		0-0 6-3	0-0 F7			0-0 6-3		0-3 K		4	0	0	0	0	1	3				
Tony Muser, L OBP: 0.330, SLG: 0.274 (1, 3)		0-0 E4 1B			0-0 6-3			0-3 K		3	0	0	0	0	0	0				
Andres Mora, R OBP: 0.281, SLG: 0.415 (8, PH)										1	0	0	0	0	1	1				
Brooks Robinson, R OBP: 0.187, SLG: 0.238 (8, 5)										0	0	0	0	0	0	0				
Ken Singleton, S OBP: 0.277, SLG: 0.242 (1, 9)		0-0 G6-4-3 1B		0-3 K			0-0 F8		0-0 F8	4	0	1	0	0	1	0				
Doug DeCinces, R OBP: 0.301, SLG: 0.372 (8, 3)		0-0 G6-4-3 1-2		0-0 4-3			0-0 E3 BB		0-0 F8	4	0	0	0	0	0	2				
Eliot Hendricks, L OBP: 0.208, SLG: 0.209 (1, 2)			0-0 3-1		0-0 P6		4-0 BB		0-0 P6	2	0	0	0	1	0	0				
Paul Blair, R OBP: 0.252, SLG: 0.257 (9, PH)							1-2 BB			1	0	0	0	0	0	0				
Tim Nordbrook, R OBP: 0.250, SLG: 0.250 (1, 6)					0-3 K		0-0 F7			2	1	1	0	0	1	0				
Royce Stillman, L OBP: 0.200, SLG: 0.077 (7, PH)										1	0	0	0	0	0	2				
Mark Belanger, R OBP: 0.331, SLG: 0.352 (7, 6)			1B 1B							0	0	0	0	0	0	0				
Inning Stats	R: 0 E: 0 K: 1 S: 5	H: 0 LOB: 0 BB: 0 P: 5	R: 0 E: 1 K: 0 S: 4	H: 1 LOB: 1 BB: 0 P: 4	R: 1 E: 0 K: 1 S: 8	H: 3 LOB: 2 BB: 0 P: 8	R: 0 E: 0 K: 1 S: 5	H: 0 LOB: 0 BB: 0 P: 5	R: 0 E: 0 K: 1 S: 5	H: 0 LOB: 0 BB: 0 P: 5	R: 0 E: 0 K: 0 S: 4	H: 0 LOB: 2 BB: 1 P: 8	R: 1 E: 0 K: 3 S: 11	H: 2 LOB: 1 BB: 0 P: 11	R: 0 E: 0 K: 0 S: 3	H: 0 LOB: 0 BB: 0 P: 3	1B: 5 2B: 0 3B: 0 HR: 1	SF: 0 SAC: 0 DP: 1 HBP: 0	WP: 0 PB: 0 SB: 0 CS: 0	PA: 35
PITCHER	IP WLS BF H R ER SO BB IBB HBP BLK WP HR S P ERA WHIP	7.1 W 30 6 2 2 6 1 0 0 0 0 1 41 45 2.46 0.955	8.1 S 5 0 0 0 2 0 0 0 0 0 0 9 9 0.00 0.000																	


Batter	1	2	3	4	5	6	7	8	9	AB	R	H	RBI	BB	SO	LOB	BOTTOM				
Ron LeFlore, R OBP: 0.433, SLG: 0.544 (1, 8)	0-0 F9		0-0 G4-6-3 1-2				0-0 5-3			4	1	1	2	0	0	1	Baltimore Orioles @ Detroit Tigers Tiger Stadium, Detroit, MI Wed May 26 1976, 7:05 PM EDT Att: 24,856 - Unknown				
Mickey Stanley, R OBP: 0.345, SLG: 0.462 (1, 3)	0-0 F8			0-0 4-3 1B	0-0 4-3			0-0 HR 2B		4	1	2	0	0	0	0					
Rusty Staub, L OBP: 0.422, SLG: 0.463 (1, 9)	0-0 3-1			0-0 4-3 2-3	0-3 K			0-0 5-3		4	0	0	0	0	1	2					
Alex Johnson, R OBP: 0.292, SLG: 0.346 (1, 7)		0-0 S 1B		0-0 1B 3-H		0-0 F8		4-0 HR IBB		3	1	2	1	1	0	0					
Bill Freehan, R OBP: 0.321, SLG: 0.340 (1, 10)		0-3 K		0-0 P5				0-0 HR		3	0	1	0	0	1	2					
Ben Oglivie, L OBP: 0.250, SLG: 0.394 (8, PH)		1-2 K		0-0 P4				1-3 2-3 HR		1	1	1	2	0	0	0					
Aurelio Rodriguez, R OBP: 0.264, SLG: 0.333 (1, 5)		0-0 F7		0-0 P4			0-0 P3	0-0 FC5-4 1B		4	0	1	0	0	0	3					
John Wockenfuss, R OBP: 0.432, SLG: 0.414 (1, 2)		0-0 F7			0-0 2B 2B		0-0 F7	0-0 FC5-4 1-2		4	1	1	0	0	0	3					
Chuck Scrivener, R OBP: 0.200, SLG: 0.400 (1, 6)			0-0 P4		0-0 HR 2B			0-0 F7		3	1	1	1	0	0	0					
Jerry Manuel, S OBP: 0.280, SLG: 0.227 (1, 4)			0-0 G4-6-3 1B		0-0 F7			0-0 5-3		3	0	1	0	0	0	1					
Inning Stats	R: 0 E: 0 K: 0 S: 3	H: 0 LOB: 0 BB: 0 P: 3	R: 0 E: 0 K: 1 S: 6	H: 1 LOB: 1 BB: 0 P: 6	R: 0 E: 0 K: 0 S: 3	H: 1 LOB: 0 BB: 0 P: 3	R: 1 E: 0 K: 0 S: 5	H: 2 LOB: 1 BB: 0 P: 5	R: 3 E: 0 K: 1 S: 8	H: 3 LOB: 0 BB: 0 P: 8	R: 0 E: 0 K: 0 S: 4	H: 1 LOB: 1 BB: 0 P: 4	R: 0 E: 0 K: 0 S: 3	H: 0 LOB: 0 BB: 0 P: 3	R: 2 E: 0 K: 0 S: 5	H: 3 LOB: 1 BB: 1 P: 9		1B: 5 2B: 4 3B: 0 HR: 2	SF: 0 SAC: 0 DP: 1 HBP: 0	WP: 0 PB: 0 SB: 1 CS: 0	PA: 34
PITCHER	IP WLS BF H R ER SO BB IBB HBP BLK WP HR S P ERA WHIP	7.1 L 30 9 5 5 2 0 1 0 0 0 1 34 34 6.14 1.227	0.2 4 2 1 1 0 0 1 0 0 0 1 3 7 13.50 3.000																		


AB	34
R	2
H	6
RBI	2
BB	1
SO	8
LOB	9



Batter	1	2	3	4	5	6	7	8	9	AB	R	H	RBI	BB	SO	LOB	TOP			
Ken Singleton, S (1, 7) OBP: 0.281, SLG: 0.256	0-0 4-3	0-0 1B			0-0 G1-6-3		0-0 2B		0-0 L6	5	0	2	1	0	0	2	<p>Baltimore Orioles @ Detroit Tigers Tiger Stadium, Detroit, MI Thu May 27 1976, 7:05 PM EDT Att: 9,397 - Unknown</p> <p>livebaseballscorecards.com</p>			
Mark Belanger, R (1, 6) OBP: 0.326, SLG: 0.344	4-0 F8 1B 1B BB	0-0 F9			0-0 F9		0-0 F8			3	1	0	0	1	0	2				
Bobby Grich, R (1, 4) OBP: 0.378, SLG: 0.387	0-0 1B 1-2 1B		0-0 6-3		0-0 1B		0-0 5-3			4	2	2	0	0	0	1				
Reggie Jackson, L (1, 9) OBP: 0.305, SLG: 0.394	0-0 F8		0-3 K		0-3 K		0-0 4-3			4	0	0	0	0	2	3				
Lee May, R (1, 10) Tommy Harper, R (8, PH) OBP: 0.314, SLG: 0.442 OBP: 0.370, SLG: 0.364	0-0 1B		0-0 F8		0-3 K		4-0 BB			3	0	1	1	1	1	1				
Tony Muser, L (1, 3) OBP: 0.327, SLG: 0.273	0-0 FC5-4 1-2 2H 1B		0-0 4-3		0-0 E1 FC5-4		0-0 F3			4	0	1	1	0	0	1				
Paul Blair, R (1, 8) OBP: 0.244, SLG: 0.248	0-0 FC5-4		0-0 F8		0-0 FC5-4		0-0 F8			4	0	0	0	0	0	4				
Doug DeCinces, R (1, 5) OBP: 0.309, SLG: 0.378		0-0 P2		0-3 K		0-0 FC6-4 1B		0-0 E1 L6 1B		4	0	2	0	0	1	0				
Dave Duncan, R (1, 2) OBP: 0.320, SLG: 0.286		0-0 5-3			0-0 G1-6-3 1B		0-0 FC6-4 1-2 2B		0-0 1-3	4	1	1	0	0	0	2				
Inning Stats	R: 2 E: 0 K: 0 S: 6	H: 3 LOB: 2 BB: 1 P: 10	R: 0 E: 0 K: 0 S: 4	H: 1 LOB: 1 BB: 0 P: 4	R: 0 E: 0 K: 1 S: 5	H: 0 LOB: 0 BB: 0 P: 5	R: 0 E: 0 K: 1 S: 5	H: 0 LOB: 0 BB: 0 P: 5	R: 0 E: 0 K: 2 S: 9	H: 1 LOB: 1 BB: 0 P: 9	R: 1 E: 1 K: 0 S: 5	H: 2 LOB: 1 BB: 0 P: 5	R: 0 E: 0 K: 0 S: 3	H: 0 LOB: 1 BB: 1 P: 7	R: 0 E: 1 K: 0 S: 3	H: 1 LOB: 0 BB: 0 P: 3		1B: 8 2B: 2 3B: 0 HR: 0	SF: 0 SAC: 0 DP: 2 HBP: 0	WP: 0 PB: 0 SB: 1 CS: 0
PITCHER Joe Coleman, R (1, 1) ERA: 4.53	IP: 9.0 WLS: L BF: 37 H: 9 R: 4 ER: 3 SO: 4 BB: 2 IBB: 0 HBP: 0 BLK: 0 WP: 0 HR: 0 S: 43 P: 51 ERA: 3.00 WHIP: 1.222															PITCHER				

Batter	1	2	3	4	5	6	7	8	9	AB	R	H	RBI	BB	SO	LOB	BOTTOM					
Ron LeFlore, R (1, 8) OBP: 0.432, SLG: 0.554	0-0 3B		0-0 L6-3 1B		0-3 K		0-0 F7		0-3 K	5	0	2	0	0	2	1	<p>Baltimore Orioles @ Detroit Tigers Tiger Stadium, Detroit, MI Thu May 27 1976, 7:05 PM EDT Att: 9,397 - Unknown</p> <p>livebaseballscorecards.com</p>					
Mickey Stanley, R (1, 3) OBP: 0.333, SLG: 0.414	4-0 G6-4-3 BB		0-0 F8		0-0 G3		0-0 F9			3	0	0	0	1	0	2						
Rusty Staub, L (1, 9) OBP: 0.411, SLG: 0.448	0-0 F5		0-0 L6-3		0-0 F8		0-0 G3			4	0	0	0	0	0	3						
Alex Johnson, R (1, 7) OBP: 0.305, SLG: 0.381	0-0 G6-4-3			0-0 HR		0-0 1B 1B		0-0 1B 1B		4	1	3	1	0	0	2						
Bill Freehan, R (1, 10) OBP: 0.333, SLG: 0.353		0-0 F9		0-0 6-3		0-0 1B 1B		0-0 1B		4	0	2	0	0	0	0						
John Wockenfuss, R (1, 2) OBP: 0.425, SLG: 0.500		0-0 F8		0-0 6-3		0-3 K		0-0 F7		3	1	1	1	0	1	2						
Ben Oglivie, L (8, PH) OBP: 0.243, SLG: 0.382		0-0 F8		0-0 HR		0-0 K		0-0 F7		1	0	0	0	0	0	2						
Bruce Kimm, R (9, 2) OBP: 0.346, SLG: 0.360		0-0 F8		0-0 HR		0-0 3-1		0-0 F7		0	0	0	0	0	0	0						
Aurelio Rodriguez, R (1, 5) OBP: 0.266, SLG: 0.333		0-0 3B 1B		0-0 6-3		0-0 3-1		0-0 F7		3	1	1	0	0	0	2						
Jason Thompson, L (8, PH) OBP: 0.324, SLG: 0.337		0-0 3B 1B		0-0 6-3		0-0 3-1		0-0 F7		1	0	0	0	0	0	2						
Tom Verzyr, R (9, 6) OBP: 0.248, SLG: 0.239		0-0 3B 1B		0-0 6-3		0-0 3-1		0-0 F7		0	0	0	0	0	0	0						
Chuck Scrivener, R (1, 6) OBP: 0.222, SLG: 0.556		0-0 1H 3B		0-0 G3		0-0 E6 SH3-4		0-0 F9		4	0	1	1	0	0	0						
Jerry Manuel, S (1, 4) Dan Meyer, L (9, PH) OBP: 0.259, SLG: 0.208 OBP: 0.264, SLG: 0.191		0-0 F8		0-3 K		0-0 SH3-4		0-0 F7		2	0	0	0	0	1	1						
Inning Stats	R: 0 E: 0 K: 0 S: 3	H: 1 LOB: 1 BB: 1 P: 7	R: 1 E: 0 K: 0 S: 5	H: 2 LOB: 1 BB: 0 P: 5	R: 0 E: 0 K: 0 S: 3	H: 1 LOB: 0 BB: 0 P: 3	R: 2 E: 0 K: 0 S: 5	H: 2 LOB: 0 BB: 0 P: 5	R: 0 E: 0 K: 2 S: 7	H: 0 LOB: 0 BB: 0 P: 7	R: 0 E: 1 K: 1 S: 7	H: 2 LOB: 2 BB: 0 P: 7	R: 0 E: 0 K: 0 S: 4	H: 0 LOB: 1 BB: 0 P: 4	R: 0 E: 0 K: 0 S: 5	H: 2 LOB: 0 BB: 0 P: 5	R: 0 E: 0 K: 1 S: 5	H: 0 LOB: 0 BB: 0 P: 5	1B: 6 2B: 1 3B: 2 HR: 2	SF: 0 SAC: 1 DP: 2 HBP: 0	WP: 0 PB: 0 SB: 0 CS: 0	PA: 37
PITCHER Ken Holtzman, L (1, 1) ERA: 2.89	IP: 7.1 WLS: W BF: 32 H: 10 R: 3 ER: 3 SO: 3 BB: 1 IBB: 0 HBP: 0 BLK: 0 WP: 0 HR: 2 S: 37 P: 41 ERA: 3.68 WHIP: 1.500															PITCHER						
Dyar Miller, R (8, 1) ERA: 4.67	IP: 1.2 WLS: S BF: 5 H: 0 R: 0 ER: 0 SO: 1 BB: 0 IBB: 0 HBP: 0 BLK: 0 WP: 0 HR: 0 S: 7 P: 7 ERA: 0.00 WHIP: 0.000															PITCHER						

Batter	1	2	3	4	5	6	7	8	9	AB	R	H	RBI	BB	SO	LOB	TOP										
Al Bumby, L OBP: 0.336, SLG: 0.373 Lee May, R OBP: 0.309, SLG: 0.426	F2		F9	F8		5-3		5-3		4	0	0	0	0	0	3	Baltimore Orioles @ Boston Red Sox Fenway Park, Boston, MA Sat May 29 1976, 7:05 PM EDT Att: 33,238 - Unknown										
Mark Belanger, R OBP: 0.373, SLG: 0.373	1B		1B		1B		P3	6-3		5	1	3	0	0	0	0											
Bobby Grich, R OBP: 0.383, SLG: 0.380	F8		5-3		1B		1B		1B	3	3	1	0	2	0	2											
Reggie Jackson, L OBP: 0.319, SLG: 0.400	F7				1B		1B		1B	5	2	3	1	0	1	2											
Ken Singleton, S OBP: 0.284, SLG: 0.262	F7				2B		SF8		K	4	1	2	2	0	1	1											
Tony Muser, L OBP: 0.330, SLG: 0.272	F8				1B		F8		K	4	0	1	1	1	0	3											
Paul Blair, R OBP: 0.242, SLG: 0.254	1B				2B		6-3		1B	5	0	2	1	0	0	4											
Doug DeCinces, R OBP: 0.295, SLG: 0.367	F8				2B		4-3		F2	4	0	1	1	0	0	3											
Dave Duncan, R OBP: 0.317, SLG: 0.286			5-3	F5				5-3		4	0	1	0	0	0	2											
Inning Stats	R: 0 E: 0 K: 0 S: 4	H: 1 LOB: 1 BB: 0 P: 4	R: 0 E: 0 K: 0 S: 4	H: 1 LOB: 1 BB: 0 P: 4	R: 0 E: 0 K: 0 S: 4	H: 1 LOB: 1 BB: 0 P: 4	R: 2 E: 0 K: 0 S: 7	H: 4 LOB: 2 BB: 0 P: 7	R: 2 E: 0 K: 0 S: 5	H: 2 LOB: 1 BB: 1 P: 9	R: 0 E: 0 K: 0 S: 3	H: 1 LOB: 0 BB: 0 P: 3	R: 2 E: 0 K: 0 S: 5	H: 2 LOB: 2 BB: 2 P: 13	R: 0 E: 0 K: 0 S: 3	H: 0 LOB: 0 BB: 0 P: 3		R: 1 E: 0 K: 2 S: 9	H: 2 LOB: 1 BB: 0 P: 9	1B: 11 2B: 4 3B: 0 HR: 0	SF: 1 SAC: 0 DP: 1 HBP: 0	WP: 1 PB: 0 SB: 2 CS: 0	PA: 43				
PITCHER	IP	WLS	BF	H	R	ER	SO	BB	IBB	HBP	BLK	WP	HR	S	P	ERA	WHIP										
Luis Tiant, R ERA: 2.84	5.0	L	25	9	4	4	0	1	0	0	0	0	0	24	28	7.20	2.000										
Dick Pole, R ERA: 3.35	2.0		10	3	2	2	0	1	1	0	0	1	0	8	16	9.00	2.000										
Rick Jones, L ERA: 4.15	2.0		8	2	1	1	2	0	0	0	0	0	0	12	12	4.50	1.000										

Batter	1	2	3	4	5	6	7	8	9	AB	R	H	RBI	BB	SO	LOB	BOTTOM										
Rick Miller, L OBP: 0.379, SLG: 0.407	K		1B		F5					3	1	1	0	1	1	1	Baltimore Orioles @ Boston Red Sox Fenway Park, Boston, MA Sat May 29 1976, 7:05 PM EDT Att: 33,238 - Unknown										
Denny Doyle, L OBP: 0.256, SLG: 0.284	4-3		3B				F9	G4-6-3		4	0	1	1	0	0	1											
Fred Lynn, L OBP: 0.397, SLG: 0.487	3-1		1B		4-3		K			4	0	1	0	0	1	1											
Carl Yastrzemski, L OBP: 0.353, SLG: 0.489		F9			4-3					4	0	2	0	0	1	1											
Jim Rice, R OBP: 0.308, SLG: 0.453	F9				1-3		F8		E9	4	0	0	0	0	0	2											
Dwight Evans, R OBP: 0.348, SLG: 0.411	P4				6-3		L1		K	4	0	0	0	0	1	2											
Bob Montgomery, R OBP: 0.143, SLG: 0.429	F8						F9		K	3	0	0	0	0	0	1											
Cecil Cooper, L OBP: 0.255, SLG: 0.435							P5		K	1	0	0	0	0	1	1											
Rico Petrocelli, R OBP: 0.325, SLG: 0.366			K						P6	4	1	2	1	0	1	1											
Rick Burleson, R OBP: 0.319, SLG: 0.328	F8						P3		F9	3	0	0	0	0	0	1											
Inning Stats	R: 0 E: 0 K: 1 S: 5	H: 0 LOB: 0 BB: 0 P: 5	R: 0 E: 0 K: 0 S: 4	H: 1 LOB: 1 BB: 0 P: 4	R: 1 E: 0 K: 1 S: 7	H: 2 LOB: 1 BB: 0 P: 7	R: 0 E: 0 K: 0 S: 3	H: 0 LOB: 0 BB: 0 P: 3	R: 0 E: 0 K: 0 S: 4	H: 1 LOB: 1 BB: 0 P: 4	R: 0 E: 0 K: 1 S: 6	H: 1 LOB: 1 BB: 0 P: 6	R: 1 E: 0 K: 0 S: 4	H: 1 LOB: 0 BB: 0 P: 4	R: 0 E: 0 K: 1 S: 5	H: 1 LOB: 1 BB: 1 P: 9		R: 0 E: 1 K: 2 S: 8	H: 0 LOB: 1 BB: 0 P: 8	1B: 3 2B: 2 3B: 1 HR: 1	SF: 0 SAC: 0 DP: 1 HBP: 0	WP: 0 PB: 0 SB: 0 CS: 0	PA: 35				
PITCHER	IP	WLS	BF	H	R	ER	SO	BB	IBB	HBP	BLK	WP	HR	S	P	ERA	WHIP										
Jim Palmer, R ERA: 3.49	9.0	W	35	7	2	2	6	1	0	0	0	0	1	46	50	2.00	0.889										

Batter	1	2	3	4	5	6	7	8	9	AB	R	H	RBI	BB	SO	LOB	TOP					
Ken Singleton, S OBP: 0.277, SLG: 0.255	G3		F9		K			K		4	0	0	0	0	2	1						
Mark Belanger, R OBP: 0.353, SLG: 0.377	P6		1B						P4	4	0	2	0	0	0	0						
Bobby Grich, R OBP: 0.379, SLG: 0.404	P4		6-3						F9	4	1	1	1	1	0	2						
Reggie Jackson, L OBP: 0.316, SLG: 0.393		E			F8				L8-4-3	4	0	1	0	0	0	1						
Lee May, R OBP: 0.299, SLG: 0.411		K			5-3				K	4	0	0	0	0	2	1						
Andres Mora, R OBP: 0.281, SLG: 0.400		F9			F9					3	0	1	0	0	0	1						
Paul Blair, R OBP: 0.244, SLG: 0.256		E8							6-3	3	0	1	0	0	0	1						
Doug DeCinces, R OBP: 0.287, SLG: 0.356		4-3			F8				K	3	0	0	0	0	1	2						
Dave Duncan, R OBP: 0.318, SLG: 0.278				4-3					4-3	2	0	0	0	1	0	0						
Inning Stats	R: 0 E: 0 K: 0 S: 3	H: 0 LOB: 0 BB: 0 P: 3	R: 0 E: 1 K: 1 S: 7	H: 2 LOB: 2 BB: 0 P: 7	R: 0 E: 0 K: 0 S: 4	H: 1 LOB: 1 BB: 0 P: 4	R: 0 E: 0 K: 0 S: 3	H: 0 LOB: 0 BB: 0 P: 3	R: 0 E: 0 K: 1 S: 5	H: 0 LOB: 1 BB: 1 P: 9	R: 0 E: 0 K: 0 S: 3	H: 1 LOB: 0 BB: 0 P: 3	R: 0 E: 0 K: 0 S: 3	H: 1 LOB: 0 BB: 0 P: 3	R: 0 E: 0 K: 2 S: 7	H: 0 LOB: 0 BB: 0 P: 7	R: 1 E: 0 K: 1 S: 6	H: 1 LOB: 0 BB: 0 P: 6	1B: 5 2B: 1 3B: 0 HR: 1	SF: 0 SAC: 0 DP: 2 HBP: 0	WP: 0 PB: 0 SB: 0 CS: 0	PA: 32
PITCHER Rick Wise, R ERA: 4.5	IP: 9.0 WLS: W BF: 32 H: 6 R: 1 ER: 1 SO: 5 BB: 1 IBB: 0 HBP: 0 BLK: 0 WP: 0 HR: 1 S: 41 P: 45 ERA: 1.00 WHIP: 0.778															PITCHER						

Baltimore Orioles @ Boston Red Sox
Fenway Park, Boston, MA
Sun May 30 1976, 3:33 AM EDT
Att: 28,300 - Unknown

AB 31
R 1
H 6
RBI 1
BB 1
SO 5
LOB 9



Batter	1	2	3	4	5	6	7	8	9	AB	R	H	RBI	BB	SO	LOB	BOTTOM			
Rick Miller, L OBP: 0.374, SLG: 0.393	F9		G3					K		3	0	0	0	1	1	0				
Denny Doyle, L OBP: 0.250, SLG: 0.275	F7		1-3					F7		4	0	0	0	0	1	1				
Fred Lynn, L OBP: 0.407, SLG: 0.496	1B				1B					4	1	3	0	0	0	0				
Carl Yastrzemski, L OBP: 0.356, SLG: 0.496					F8					4	0	2	1	0	0	1				
Jim Rice, R OBP: 0.306, SLG: 0.447	F9									4	0	1	0	0	0	3				
Dwight Evans, R OBP: 0.341, SLG: 0.403					F7					3	0	0	0	0	0	1				
Rico Petrocelli, R OBP: 0.317, SLG: 0.356										3	0	0	0	0	0	0				
Rick Burleson, R OBP: 0.327, SLG: 0.359										3	2	2	1	0	0	0				
Bob Montgomery, R OBP: 0.100, SLG: 0.300					K					3	0	0	0	0	1	0				
Inning Stats	R: 0 E: 0 K: 0 S: 5	H: 2 LOB: 2 BB: 0 P: 5	R: 0 E: 0 K: 1 S: 5	H: 0 LOB: 0 BB: 0 P: 5	R: 0 E: 0 K: 0 S: 4	H: 2 LOB: 1 BB: 0 P: 4	R: 0 E: 0 K: 0 S: 3	H: 0 LOB: 0 BB: 0 P: 3	R: 1 E: 0 K: 1 S: 7	H: 1 LOB: 1 BB: 0 P: 7	R: 1 E: 0 K: 0 S: 4	H: 1 LOB: 0 BB: 0 P: 4	R: 1 E: 0 K: 1 S: 7	H: 2 LOB: 1 BB: 0 P: 7	R: 1 E: 0 K: 1 S: 7	H: 1 LOB: 0 BB: 0 P: 6	1B: 6 2B: 1 3B: 0 HR: 1	SF: 0 SAC: 0 DP: 0 HBP: 0	WP: 0 PB: 0 SB: 3 CS: 0	PA: 32
PITCHER Doyle Alexander, R ERA: 1.62	IP: 8.0 WLS: L BF: 32 H: 8 R: 3 ER: 2 SO: 3 BB: 1 IBB: 0 HBP: 0 BLK: 0 WP: 0 HR: 1 S: 37 P: 41 ERA: 2.25 WHIP: 1.125															PITCHER				

Baltimore Orioles @ Boston Red Sox
Fenway Park, Boston, MA
Sun May 30 1976, 3:33 AM EDT
Att: 28,300 - Unknown

AB 31
R 3
H 8
RBI 2
BB 1
SO 3
LOB 6



Batter	1	2	3	4	5	6	7	8	9	AB	R	H	RBI	BB	SO	LOB	TOP								
Al Bumby, L OBP: 0.350, SLG: 0.387 (1, 7)										4	1	3	0	0	0	2	Baltimore Orioles @ Cleveland Indians Cleveland Municipal Stadium, Cleveland, OH Mon May 31 1976, 7:05 PM EDT Unknown								
Mark Belanger, R OBP: 0.370, SLG: 0.394 (1, 6)										4	0	4	0	0	0	0									
Bobby Grich, R OBP: 0.375, SLG: 0.393 (1, 4)										3	0	0	0	1	1	4									
Reggie Jackson, L OBP: 0.303, SLG: 0.375 (1, 8)										4	0	0	0	0	1	3									
Lee May, R OBP: 0.298, SLG: 0.405 (1, 10)										4	0	1	0	0	1	2									
Tony Muser, L OBP: 0.316, SLG: 0.260 (1, 3)											4	0	0	0	0	1									
Ken Singleton, S OBP: 0.276, SLG: 0.250 (1, 9)										3	0	0	0	1	1										
Brooks Robinson, R OBP: 0.182, SLG: 0.231 (1, 5)										3	0	0	0	0	1	1									
Royce Stillman, L OBP: 0.198, SLG: 0.071 (9, PH)										1	0	0	0	0	0	0									
Dave Duncan, R OBP: 0.318, SLG: 0.280 (1, 2)										3	0	1	0	0	0	0									
Tommy Harper, R OBP: 0.370, SLG: 0.364 (7, PR)										0	0	0	0	0	0	0									
Elrod Hendricks, L OBP: 0.208, SLG: 0.209 (7, 2)										0	0	0	0	0	0	0									
Inning Stats	R: 0 E: 0 K: 1 S: 5	H: 2 LOB: 1 BB: 0 P: 5	R: 0 E: 0 K: 3 S: 10	H: 1 LOB: 1 BB: 0 P: 10	R: 0 E: 0 K: 0 S: 5	H: 2 LOB: 2 BB: 0 P: 5	R: 0 E: 0 K: 0 S: 3	H: 0 LOB: 0 BB: 0 P: 3	R: 0 E: 0 K: 1 S: 5	H: 0 LOB: 0 BB: 0 P: 5	R: 1 E: 0 K: 1 S: 6	H: 2 LOB: 1 BB: 1 P: 10	R: 0 E: 0 K: 0 S: 4	H: 1 LOB: 2 BB: 1 P: 8	R: 0 E: 0 K: 0 S: 4	H: 1 LOB: 1 BB: 0 P: 4	R: 0 E: 0 K: 0 S: 3	H: 0 LOB: 0 BB: 0 P: 3	1B: 9 2B: 1 3B: 0 HR: 0	SF: 0 SAC: 0 DP: 2 HBP: 0	WP: 0 PB: 1 SB: 0 CS: 1	PA: 35			
PITCHER	IP	WLS	BF	H	R	ER	SO	BB	IBB	HBP	BLK	WP	HR	S	P	ERA	WHIP								
Jim Kern, R ERA: 2.2 (1, 1)	7.0	W	29	9	1	1	6	2	0	0	0	0	0	39	47	1.29	1.571								
Stan Thomas, R ERA: 1.56 (8, 1)	2.0	S	6	0	0	0	0	0	0	0	0	0	0	6	6	0.00	0.000								

Batter	1	2	3	4	5	6	7	8	9	AB	R	H	RBI	BB	SO	LOB	BOTTOM								
Rick Manning, L OBP: 0.340, SLG: 0.410 (1, 8)										5	2	3	1	0	0	2	Baltimore Orioles @ Cleveland Indians Cleveland Municipal Stadium, Cleveland, OH Mon May 31 1976, 7:05 PM EDT Unknown								
Larvell Blanks, R OBP: 0.400, SLG: 0.568 (1, 4)										4	0	4	2	1	0	0									
Buddy Bell, R OBP: 0.375, SLG: 0.342 (1, 5)										4	0	2	0	1	0	2									
Rico Carty, R OBP: 0.400, SLG: 0.493 (1, 10)										3	0	0	0	1	1	4									
George Hendrick, R OBP: 0.333, SLG: 0.494 (1, 7)										4	0	0	0	0	0	5									
John Lowenstein, L OBP: 0.313, SLG: 0.267 (9, 7)										0	0	0	0	0	0	0									
Charlie Spikes, R OBP: 0.297, SLG: 0.277 (1, 9)										4	1	2	0	0	0	2									
Doug Howard, R OBP: 0.231, SLG: 0.274 (1, 3)										4	0	1	1	0	0	2									
Ray Fosse, R OBP: 0.375, SLG: 0.167 (1, 2)										3	1	1	0	1	0	1									
Frank Duffy, R OBP: 0.275, SLG: 0.270 (1, 6)										4	0	0	0	0	0	3									
Inning Stats	R: 0 E: 0 K: 1 S: 5	H: 0 LOB: 2 BB: 2 P: 13	R: 0 E: 1 K: 0 S: 5	H: 1 LOB: 2 BB: 0 P: 5	R: 0 E: 0 K: 0 S: 4	H: 2 LOB: 1 BB: 1 P: 8	R: 2 E: 0 K: 0 S: 5	H: 2 LOB: 1 BB: 1 P: 9	R: 0 E: 0 K: 0 S: 4	H: 1 LOB: 1 BB: 0 P: 4	R: 1 E: 0 K: 0 S: 6	H: 3 LOB: 2 BB: 0 P: 6	R: 1 E: 0 K: 0 S: 4	H: 2 LOB: 0 BB: 0 P: 4	R: 0 E: 0 K: 0 S: 4	H: 2 LOB: 1 BB: 0 P: 4	1B: 10 2B: 1 3B: 2 HR: 1	SF: 0 SAC: 0 DP: 2 HBP: 0	WP: 0 PB: 0 SB: 0 CS: 1	PA: 39					
PITCHER	IP	WLS	BF	H	R	ER	SO	BB	IBB	HBP	BLK	WP	HR	S	P	ERA	WHIP								
Ken Holtzman, L ERA: 3.05 (1, 1)	8.0	L	39	13	4	4	1	4	0	0	0	0	1	37	53	4.50	2.125								

Batter	1	2	3	4	5	6	7	8	9	AB	R	H	RBI	BB	SO	LOB	TOP				
Al Bumbry, L OBP: 0.339, SLG: 0.373 Tommy Harper, R OBP: 0.393, SLG: 0.391	5-3		P6		K		K		1B	4	0	0	0	0	2	2	Baltimore Orioles @ Cleveland Indians Cleveland Municipal Stadium, Cleveland, OH Mon May 31 1976, 7:05 PM EDT Att: 17,931 - Unknown				
Mark Belanger, R OBP: 0.397, SLG: 0.390	P5		F9			3B	4-3			4	1	1	0	0	0	2					
Reggie Jackson, L OBP: 0.320, SLG: 0.418	BB					1B		F7		3	0	2	1	1	0	0					
Lee May, R OBP: 0.289, SLG: 0.392	6-3			6-3		5-3		F7		4	0	0	0	0	0	3					
Andres Mora, R OBP: 0.265, SLG: 0.375		4-3		F8		K		P5		4	0	0	0	0	1	2					
Bobby Grich, R OBP: 0.386, SLG: 0.400				P4					1B	3	1	2	0	1	0	1					
Paul Blair, R OBP: 0.259, SLG: 0.250 Tony Muser, L OBP: 0.324, SLG: 0.268	G6-4-3				F8	5-3			1B	3	0	0	0	0	0	3					
Doug DeCinces, R OBP: 0.277, SLG: 0.346			F9		K		K		SF7	3	0	0	1	0	2	0					
Dave Duncan, R OBP: 0.337, SLG: 0.321								K		2	1	1	1	2	1	1					
Inning Stats	R: 0 E: 0 K: 0 S: 3	H: 0 LOB: 1 BB: 1 P: 7	R: 0 E: 0 K: 0 S: 3	H: 1 LOB: 0 BB: 0 P: 3	R: 0 E: 0 K: 0 S: 3	H: 0 LOB: 1 BB: 1 P: 7	R: 0 E: 0 K: 0 S: 4	H: 1 LOB: 1 BB: 0 P: 4	R: 1 E: 0 K: 1 S: 8	H: 1 LOB: 0 BB: 0 P: 8	R: 1 E: 0 K: 1 S: 7	H: 2 LOB: 2 BB: 1 P: 11	R: 0 E: 0 K: 2 S: 7	H: 0 LOB: 1 BB: 1 P: 11	R: 0 E: 0 K: 0 S: 3	H: 0 LOB: 0 BB: 0 P: 3	R: 1 E: 0 K: 1 S: 7	H: 3 LOB: 2 BB: 0 P: 7	1B: 5 2B: 1 3B: 1 HR: 1	SF: 1 SAC: 0 DP: 1 HBP: 0	WP: 0 PA: 37 PB: 0 SB: 1 CS: 0
PITCHER	IP	WLS	BF	H	R	ER	SO	BB	IBB	HBP	BLK	WP	HR	S	P	ERA	WHIP				
Pat Dobson, R ERA: 2.79	8.0	W	32	5	2	2	5	3	1	0	0	0	1	38	54	2.25	1.000				
Stan Thomas, R ERA: 2.09	0.0		2	2	1	1	0	0	0	0	0	0	0	2	2	∞	∞				
Dave LaRoche, L ERA: 2.22	1.0	S	3	1	0	0	1	0	0	0	0	0	0	5	5	0.00	1.000				

AB 32
R 3
H 8
RBI 3
BB 4
SO 6
LOB 14



Batter	1	2	3	4	5	6	7	8	9	AB	R	H	RBI	BB	SO	LOB	BOTTOM		
Rick Manning, L OBP: 0.338, SLG: 0.407	SH5-3		F8		1-3		FC1-6			4	1	1	0	0	0	1	Baltimore Orioles @ Cleveland Indians Cleveland Municipal Stadium, Cleveland, OH Mon May 31 1976, 7:05 PM EDT Att: 17,931 - Unknown		
Larvell Blanks, R OBP: 0.395, SLG: 0.625	SH5-3		F7			F8	HR			3	1	1	2	0	0	0			
Buddy Bell, R OBP: 0.372, SLG: 0.340	5-3			6-3			F3			4	0	1	0	0	0	1			
Rico Carty, R OBP: 0.402, SLG: 0.490 Doug Howard, R OBP: 0.231, SLG: 0.274	L5			4-3		FC5-4	BB		SH3-4	3	0	1	0	1	0	2			
Boog Powell, L OBP: 0.318, SLG: 0.283		L1		4-3				SH3-4		2	0	0	0	1	0	1			
George Hendrick, R OBP: 0.343, SLG: 0.490 John Lowenstein, L OBP: 0.313, SLG: 0.267						F8		1B	IBB	1	0	0	0	3	0	2			
Charlie Spikes, R OBP: 0.295, SLG: 0.284			F9		F8		1B	FC6-4	F7	4	1	1	0	0	0	5			
Ray Fosse, R OBP: 0.346, SLG: 0.150 Alan Ashby, S OBP: 0.351, SLG: 0.374			F8		4-3			FC6-4	1B	2	0	0	0	0	0	1			
Duane Kuiper, L OBP: 0.278, SLG: 0.262				4-3		1-3		FC6-4	K	4	0	0	1	0	1	4			
Inning Stats	R: 0 E: 0 K: 0 S: 4	H: 1 LOB: 1 BB: 0 P: 4	R: 0 E: 0 K: 0 S: 3	H: 0 LOB: 1 BB: 1 P: 7	R: 0 E: 0 K: 0 S: 3	H: 0 LOB: 0 BB: 0 P: 3	R: 0 E: 0 K: 0 S: 3	H: 0 LOB: 2 BB: 2 P: 11	R: 0 E: 0 K: 0 S: 4	H: 1 LOB: 2 BB: 1 P: 8	R: 3 E: 0 K: 0 S: 6	H: 3 LOB: 0 BB: 0 P: 6	R: 1 E: 0 K: 1 S: 7	H: 2 LOB: 3 BB: 1 P: 11	1B: 5 2B: 1 3B: 0 HR: 1	SF: 0 SAC: 2 DP: 0 HBP: 0	WP: 0 PA: 36 PB: 0 SB: 0 CS: 0		
PITCHER	IP	WLS	BF	H	R	ER	SO	BB	IBB	HBP	BLK	WP	HR	S	P	ERA	WHIP		
Mike Cuellar, L ERA: 7.24	7.2	L	35	7	4	4	4	4	1	0	0	0	0	30	50	4.70	1.435		
Grant Jackson, L ERA: 2.84	0.1		1	0	0	0	1	0	0	0	0	0	0	3	3	0.00	0.000		

AB 29
R 4
H 7
RBI 4
BB 5
SO 1
LOB 17



Batter	1	2	3	4	5	6	7	8	9	10	11	12	13	14	AB	R	H	RBI	BB	SO	LOB	TOP					
Al Bumbry, L OBP: 0.331, SLG: 0.362 (1, 7)	4-3		F7			K			5-3 1B		K		1-5-3		6	0	1	0	0	2	1						
Mark Belanger, R OBP: 0.354, SLG: 0.375 (1, 6)	P4			6-3		4-3			5-3		G3		6-3		6	0	0	0	0	0	2						
Bobby Grich, R OBP: 0.381, SLG: 0.395 (1, 4)				5-3							F3				4	0	1	0	1	0	0						
Reggie Jackson, L OBP: 0.312, SLG: 0.402 (10, 9)	1B					F8			F7		4-3				6	1	1	0	0	0	4						
Lee May, R OBP: 0.291, SLG: 0.408 (1, 10)		5-3				F8			F7				P6		5	1	1	2	1	1	0						
Tony Muser, L OBP: 0.319, SLG: 0.257 (1, 3)		4-3				L3			F9				SH1-4 BB		4	0	0	0	1	0	0						
Ken Singleton, S OBP: 0.276, SLG: 0.245 (10, PH)						F7			K						3	0	0	0	1	1	0						
Paul Blair, R OBP: 0.243, SLG: 0.248 (10, 8)	3-1								K						1	0	0	0	1	0	0						
Doug DeCinces, R OBP: 0.278, SLG: 0.340 (10, PH)			K						F8						2	0	0	0	1	1	0						
Royce Stillman, L OBP: 0.188, SLG: 0.071 (10, PH)															0	0	0	0	0	0	0						
Tommy Harper, R OBP: 0.271, SLG: 0.375 (10, PH)															1	0	0	0	0	0	2						
Brooks Robinson, R OBP: 0.180, SLG: 0.229 (10, 5)															1	0	0	0	0	1	2						
Dave Duncan, R OBP: 0.320, SLG: 0.303 (1, 2)			K												5	0	0	0	0	2	3						
Inning Stats	R: 0 E: 0 K: 0 S: 4	H: 1 LOB: 1 BB: 0 P: 4	R: 0 E: 0 K: 0 S: 3	H: 0 LOB: 0 BB: 0 P: 3	R: 0 E: 0 K: 2 S: 7	H: 0 LOB: 0 BB: 0 P: 7	R: 0 E: 0 K: 0 S: 3	H: 0 LOB: 0 BB: 0 P: 3	R: 0 E: 0 K: 1 S: 5	H: 0 LOB: 1 BB: 1 P: 9	R: 0 E: 0 K: 0 S: 2	H: 0 LOB: 0 BB: 1 P: 6	R: 0 E: 0 K: 1 S: 5	H: 0 LOB: 0 BB: 0 P: 5	R: 0 E: 0 K: 0 S: 7	H: 1 LOB: 2 BB: 2 P: 15	R: 0 E: 0 K: 1 S: 5	H: 0 LOB: 0 BB: 0 P: 5	R: 0 E: 0 K: 1 S: 3	H: 0 LOB: 0 BB: 0 P: 3	R: 2 E: 0 K: 0 S: 5	H: 2 LOB: 0 BB: 0 P: 5	1B: 3 2B: 0 3B: 0 HR: 1	SF: 0 SAC: 1 DP: 0 HBP: 1	WP: 0 PB: 0 SB: 2 CS: 1	PA: 52	
PITCHER	IP	WLS	BF	H	R	ER	SO	BB	IBB	HBP	BLK	WP	HR	S	P	ERA	WHIP										
Jackie Brown, R ERA: 1.87 (1, 1)	9.1		34	2	0	0	5	4	0	0	0	0	0	39	56	0.00	0.643										
Dave LaRoche, L ERA: 2.0 (10, 1)	2.2		10	0	0	0	3	1	1	0	0	0	0	14	22	0.00	0.375										
Tom Buskey, R ERA: 1.75 (13, 1)	2.0	L	8	2	2	2	0	0	0	0	0	0	1	8	8	9.00	1.000										

Baltimore Orioles @ Cleveland Indians
Cleveland Municipal Stadium, Cleveland, OH
Wed Jun 02 1976, 7:05 PM EDT
Att: 7,447 - Unknown

livebaseballscorecards.com

AB 44
R 2
H 4
RBI 2
BB 6
SO 8
LOB 14



Batter	1	2	3	4	5	6	7	8	9	10	11	12	13	14	AB	R	H	RBI	BB	SO	LOB	BOTTOM					
Duane Kuiper, L OBP: 0.274, SLG: 0.258 (1, 4)	F7		6-3			1-3			5-3		4-3 SH3-4 1B		K		6	0	1	0	0	1	0						
Buddy Bell, R OBP: 0.378, SLG: 0.353 (1, 5)				F5		P4					SH3-4				5	0	3	0	0	0	0						
Rick Manning, L OBP: 0.338, SLG: 0.398 (1, 8)						F8			1B		4-3		1B		4	0	0	0	2	0	3						
Rico Carty, R OBP: 0.384, SLG: 0.473 (1, 10)	G1-4-3					F9							6-3		5	0	0	0	1	1	3						
Boog Powell, L OBP: 0.319, SLG: 0.288 (1, 3)		P4				3-1					4-3		6-3		6	0	2	0	0	0	2						
George Hendrick, R OBP: 0.331, SLG: 0.472 (1, 7)			K			K			F9		5-3		P6		6	0	0	0	0	2	2						
John Lowenstein, L OBP: 0.315, SLG: 0.262 (1, 9)			F8										4-3		5	0	1	0	1	2	1						
Alan Ashby, S OBP: 0.353, SLG: 0.364 (1, 2)						P6					F7		6-3		6	0	1	0	0	0	3						
Frank Duffy, R OBP: 0.271, SLG: 0.266 (8, PH)															2	0	0	0	0	0	2						
Larvell Blanks, R OBP: 0.370, SLG: 0.581 (9, 6)			F7			5-3					K		6-3		3	0	0	0	0	1	0						
Inning Stats	R: 0 E: 0 K: 0 S: 3	H: 1 LOB: 1 BB: 1 P: 7	R: 0 E: 0 K: 1 S: 5	H: 0 LOB: 0 BB: 0 P: 5	R: 0 E: 0 K: 0 S: 3	H: 0 LOB: 0 BB: 0 P: 3	R: 0 E: 0 K: 0 S: 3	H: 0 LOB: 0 BB: 0 P: 7	R: 0 E: 0 K: 1 S: 6	H: 1 LOB: 1 BB: 1 P: 6	R: 0 E: 0 K: 0 S: 2	H: 1 LOB: 0 BB: 0 P: 5	R: 0 E: 0 K: 0 S: 4	H: 1 LOB: 2 BB: 1 P: 8	R: 0 E: 0 K: 0 S: 3	H: 0 LOB: 0 BB: 0 P: 3	R: 0 E: 0 K: 1 S: 6	H: 1 LOB: 1 BB: 0 P: 6	R: 0 E: 0 K: 0 S: 5	H: 2 LOB: 0 BB: 0 P: 5	1B: 7 2B: 1 3B: 0 HR: 0	SF: 0 SAC: 1 DP: 1 HBP: 0	WP: 0 PB: 0 SB: 1 CS: 0	PA: 53			
PITCHER	IP	WLS	BF	H	R	ER	SO	BB	IBB	HBP	BLK	WP	HR	S	P	ERA	WHIP										
Jim Palmer, R ERA: 3.11 (1, 1)	11.0		41	5	0	0	6	4	0	0	0	0	0	49	65	0.00	0.818										
Wayne Garland, R ERA: 1.66 (12, 1)	3.0	W	12	3	0	0	1	0	0	0	0	0	0	14	14	0.00	1.000										

Baltimore Orioles @ Cleveland Indians
Cleveland Municipal Stadium, Cleveland, OH
Wed Jun 02 1976, 7:05 PM EDT
Att: 7,447 - Unknown

livebaseballscorecards.com

AB 48
R 0
H 8
RBI 0
BB 4
SO 7
LOB 16



Batter	1	2	3	4	5	6	7	8	9	AB	R	H	RBI	BB	SO	LOB	TOP					
Steve Blye, R OBP: 0.224, SLG: 0.259 (1, 8)	0-0 6-3		0-3 K			0-0 E 2B		0-0 F8		4	1	1	0	0	1	3	Minnesota Twins @ Baltimore Orioles Memorial Stadium, Baltimore, MD Sat Jun 05 1976, 3:33 AM EDT Att: 7,673 - Unknown livebaseballscores.com					
Roy Smalley, S OBP: 0.353, SLG: 0.262 (1, 6)	0-0 F3			0-0 F9		0-0 E8		0-0 L4		4	0	0	0	0	0	2						
Rod Carew, L OBP: 0.391, SLG: 0.398 (1, 3)	0-3 K			0-0 F6		0-0 F7			0-0 G3	4	0	0	0	0	1	1						
Larry Hisle, R OBP: 0.342, SLG: 0.383 (1, 7)		0-0 L5		0-0 5-3			0-0 6-3		0-0 FC4-6 1B	4	0	1	0	0	0	0						
Dan Ford, R OBP: 0.291, SLG: 0.419 (1, 9)		0-0 F3			0-0 F9		0-3 K		0-0 F9	4	0	0	0	0	1	1						
Butch Wynegar, S OBP: 0.384, SLG: 0.446 (1, 2)		0-0 FC6-4 1B			0-0 F8		0-0 F9		0-0 FC4-6 1-2	4	0	1	0	0	0	1						
Craig Kusick, R OBP: 0.347, SLG: 0.512 (1, 10)		0-0 FC6-4 1-2			0-0 F3			0-0 1B 1B		3	0	1	0	0	0	1						
Dave McKay, S OBP: 0.281, SLG: 0.228 (1, 5)			4-0 WP CS SH3-4 BB			0-0 F4		0-0 F8		2	0	0	0	1	0	1						
Bob Randall, R OBP: 0.313, SLG: 0.300 (1, 4)			0-0 SH3-4 1-2			0-0 5-3		0-0 1B 1-2		2	0	1	0	0	0	0						
Inning Stats	R: 0 E: 0 K: 1 S: 5	H: 0 LOB: 0 BB: 0 P: 5	R: 0 E: 0 K: 0 S: 4	H: 1 LOB: 1 BB: 0 P: 4	R: 0 E: 0 K: 1 S: 4	H: 0 LOB: 1 BB: 1 P: 8	R: 0 E: 0 K: 0 S: 3	H: 0 LOB: 0 BB: 0 P: 3	R: 0 E: 0 K: 0 S: 3	H: 0 LOB: 0 BB: 0 P: 3	R: 1 E: 1 K: 0 S: 5	H: 1 LOB: 1 BB: 0 P: 5	R: 0 E: 0 K: 1 S: 5	H: 0 LOB: 0 BB: 0 P: 5	R: 0 E: 0 K: 0 S: 5	H: 2 LOB: 2 BB: 0 P: 5	R: 0 E: 0 K: 0 S: 4	H: 1 LOB: 1 BB: 0 P: 4	1B: 4 2B: 2 3B: 0 HR: 0	SF: 0 SAC: 1 DP: 1 HBP: 0	WP: 1 PB: 0 SB: 0 CS: 1	PA: 33
PITCHER Ken Holtzman, L ERA: 2.74 (1, 1)	IP: 9.0 WLS: W BF: 33 H: 5 R: 1 ER: 0 SO: 3 BB: 1 IBB: 0 HBP: 0 BLK: 0 WP: 1 HR: 0 S: 38 P: 42 ERA: 0.00 WHIP: 0.667															PITCHER						

Batter	1	2	3	4	5	6	7	8	9	AB	R	H	RBI	BB	SO	LOB	BOTTOM			
Al Bumbry, L OBP: 0.331, SLG: 0.355 (1, 7)	0-0 G3		0-0 SH1-3 1-2		0-0 G3		0-0 G3	0-3 K		4	0	0	0	0	1	1	Minnesota Twins @ Baltimore Orioles Memorial Stadium, Baltimore, MD Sat Jun 05 1976, 3:33 AM EDT Att: 7,673 - Unknown livebaseballscores.com			
Mark Belanger, R OBP: 0.371, SLG: 0.377 (1, 6)	0-0 5-3		0-0 F7		0-0 S 1B		4-0 3B BB	4-0 BB		3	1	1	0	2	0	1				
Bobby Grich, R OBP: 0.403, SLG: 0.419 (1, 4)	0-0 1B		0-0 5-3		0-0 6-3 1-2		0-0 1B 3B	0-0 L1		5	1	2	1	0	0	4				
Reggie Jackson, L OBP: 0.303, SLG: 0.371 (1, 8) (7, 9)	0-0 1-3			0-0 F5		0-0 F9	4-0 1B SF8 BB			3	1	0	0	1	0	1				
Lee May, R OBP: 0.301, SLG: 0.438 (1, 10)		0-0 F8		0-0 HR		0-0 G3	0-0 1B 3B 3H	0-0 1B		4	1	2	2	0	0	0				
Tony Muser, L OBP: 0.331, SLG: 0.278 (1, 3)		0-0 CS 1B		0-0 3-1		0-0 1B 1B	0-0 SF8			3	1	2	1	0	0	0				
Ken Singleton, S OBP: 0.297, SLG: 0.256 (1, 9)		4-0 CS 1B		0-0 FC5-4 1B		0-0 1B 1B	0-0 6-3			2	0	2	0	1	0	0				
Paul Blair, R OBP: 0.241, SLG: 0.246 (6, PR) (7, 8)		0-0 1-2 BB		0-0 FC5-4 1B		1-3 1B				1	0	0	0	0	0	1				
Doug DeCinces, R OBP: 0.274, SLG: 0.330 (1, 5)		0-0 1-3		0-0 FC5-4 1-2		0-0 FC6-4 1B		0-0 F3		4	0	1	1	0	0	2				
Dave Duncan, R OBP: 0.321, SLG: 0.320 (1, 2)			4-0 SH1-3 BB		0-0 L8		0-0 FC6-4 1-2	0-0 2B		3	0	1	0	1	0	2				
Inning Stats	R: 0 E: 0 K: 0 S: 4	H: 1 LOB: 1 BB: 0 P: 4	R: 0 E: 0 K: 0 S: 3	H: 1 LOB: 1 BB: 1 P: 7	R: 0 E: 0 K: 0 S: 3	H: 0 LOB: 1 BB: 1 P: 7	R: 1 E: 0 K: 0 S: 5	H: 2 LOB: 1 BB: 0 P: 5	R: 0 E: 0 K: 0 S: 4	H: 1 LOB: 1 BB: 0 P: 4	R: 1 E: 0 K: 0 S: 6	H: 3 LOB: 2 BB: 0 P: 6	R: 3 E: 0 K: 0 S: 5	H: 2 LOB: 1 BB: 2 P: 13	R: 0 E: 0 K: 1 S: 6	H: 1 LOB: 2 BB: 1 P: 10	1B: 8 2B: 1 3B: 1 HR: 1	SF: 1 SAC: 1 DP: 0 HBP: 0	WP: 0 PB: 0 SB: 1 CS: 1	PA: 39
PITCHER Joe Decker, R ERA: 5.01 Bill Campbell, R ERA: 2.99 Steve Luebber, R ERA: 5.5 (1, 1) (6, 1) (8, 1)	IP: 1.1 WLS: L BF: 8 H: 2 R: 3 ER: 3 SO: 0 BB: 2 IBB: 0 HBP: 0 BLK: 0 WP: 0 HR: 0 S: 6 P: 14 ERA: 20.25 WHIP: 3.000															PITCHER				

Batter	1	2	3	4	5	6	7	8	9	AB	R	H	RBI	BB	SO	LOB	TOP			
Lyman Bostock, L OBP: 0.380, SLG: 0.453 (1, 8)	G1		K				3-1			4	0	1	0	0	1	2	Minnesota Twins @ Baltimore Orioles Memorial Stadium, Baltimore, MD Sun Jun 06 1976, 3:33 AM EDT Unknown			
Roy Smalley, S OBP: 0.356, SLG: 0.264 (1, 6)	F5		2B					6-3		3	0	1	0	1	0	0				
Rod Carew, L OBP: 0.393, SLG: 0.406 (1, 3)	F7		2B					E9		4	0	2	2	0	0	2				
Butch Wynegar, S OBP: 0.381, SLG: 0.437 (1, 2)		F9	F8			FC6-4		F7		3	0	0	0	1	0	3				
Larry Hisle, R OBP: 0.340, SLG: 0.380 (1, 7)				5-3		FC6-4		K		4	0	1	0	0	1	2				
Steve Braun, L OBP: 0.310, SLG: 0.283 (1, 10)					F9				3-1	4	0	0	0	0	0	2				
Dan Ford, R OBP: 0.295, SLG: 0.434 (1, 9)			SH5-3		F7					3	2	1	1	0	1	1				
Mike Cabbage, L OBP: 0.347, SLG: 0.238 (1, 5)			SH5-3					F8		4	1	2	0	0	1	0				
Bob Randall, R OBP: 0.306, SLG: 0.293 (1, 4)			SH5-3		F3			F9		3	0	0	0	0	0	1				
Inning Stats	R: 0 E: 0 K: 0 S: 3	H: 0 LOB: 0 BB: 0 P: 3	R: 0 E: 0 K: 0 S: 3	H: 1 LOB: 0 BB: 0 P: 3	R: 2 E: 0 K: 1 S: 7	H: 2 LOB: 2 BB: 1 P: 12	R: 0 E: 0 K: 0 S: 3	H: 0 LOB: 0 BB: 0 P: 3	R: 0 E: 0 K: 0 S: 5	H: 3 LOB: 2 BB: 1 P: 9	R: 0 E: 0 K: 1 S: 5	H: 0 LOB: 0 BB: 0 P: 5	R: 0 E: 1 K: 1 S: 6	H: 1 LOB: 1 BB: 0 P: 6	R: 1 E: 0 K: 0 S: 4	H: 1 LOB: 0 BB: 0 P: 4	1B: 6 2B: 1 3B: 0 HR: 1	SF: 0 SAC: 1 DP: 1 HBP: 1	WP: 0 PB: 0 SB: 2 CS: 1	PA: 36
PITCHER Jim Palmer, R ERA: 3.1 (1, 1)	IP: 9.0 WLS: L BF: 36 H: 8 R: 3 ER: 3 SO: 4 BB: 2 IBB: 0 HBP: 1 BLK: 0 WP: 0 HR: 1 S: 41 P: 50 ERA: 3.00 WHIP: 1.111																			

Batter	1	2	3	4	5	6	7	8	9	AB	R	H	RBI	BB	SO	LOB	BOTTOM			
Al Bumbry, L OBP: 0.336, SLG: 0.355 (1, 7)	F8		4-3			2B				3	2	1	0	1	0	0	Minnesota Twins @ Baltimore Orioles Memorial Stadium, Baltimore, MD Sun Jun 06 1976, 3:33 AM EDT Unknown			
Mark Belanger, R OBP: 0.365, SLG: 0.380 (1, 6)	4-3		1-3			2B		E5		4	0	1	1	0	0	0				
Bobby Grich, R OBP: 0.405, SLG: 0.417 (1, 4)	F9			1-3						3	0	1	0	1	0	0				
Reggie Jackson, L OBP: 0.301, SLG: 0.376 (1, 8)		2B			6-3			F7		4	0	1	0	0	0	4				
Lee May, R OBP: 0.293, SLG: 0.425 (1, 10)		F3			F4			5-3		4	0	0	0	0	0	3				
Tony Muser, L OBP: 0.320, SLG: 0.268 (1, 3)		F7						4-3		4	0	0	0	0	1	1				
Ken Singleton, S OBP: 0.301, SLG: 0.264 (1, 9)										3	0	1	0	1	0	0				
Paul Blair, R OBP: 0.241, SLG: 0.246 (9, PR)										0	0	0	0	0	0	0				
Brooks Robinson, R OBP: 0.175, SLG: 0.222 (9, PH)										3	0	0	0	0	0	2				
Royle Stillman, L OBP: 0.167, SLG: 0.063 (9, PH)										1	0	0	0	0	0	1				
Dave Duncan, R OBP: 0.312, SLG: 0.310 (1, 2)				5-3				5-3		3	0	0	0	0	1	0				
Inning Stats	R: 0 E: 0 K: 0 S: 3	H: 1 LOB: 2 BB: 1 P: 8	R: 0 E: 0 K: 0 S: 3	H: 0 LOB: 0 BB: 0 P: 3	R: 0 E: 0 K: 0 S: 3	H: 0 LOB: 0 BB: 0 P: 3	R: 0 E: 0 K: 0 S: 3	H: 0 LOB: 0 BB: 0 P: 3	R: 1 E: 0 K: 1 S: 7	H: 2 LOB: 2 BB: 1 P: 11	R: 0 E: 0 K: 0 S: 3	H: 0 LOB: 0 BB: 0 P: 3	R: 1 E: 1 K: 0 S: 4	H: 1 LOB: 1 BB: 1 P: 8	R: 0 E: 0 K: 1 S: 6	H: 1 LOB: 1 BB: 0 P: 6	1B: 2 2B: 3 3B: 0 HR: 0	SF: 0 SAC: 0 DP: 0 HBP: 0	WP: 0 PB: 0 SB: 2 CS: 1	PA: 35
PITCHER Bill Singer, R ERA: 3.18 (1, 1)	IP: 9.0 WLS: W BF: 35 H: 5 R: 2 ER: 1 SO: 2 BB: 2 IBB: 1 HBP: 0 BLK: 0 WP: 0 HR: 0 S: 36 P: 48 ERA: 1.00 WHIP: 0.778																			

Batter	1	2	3	4	5	6	7	8	9	AB	R	H	RBI	BB	SO	LOB	TOP					
Steve Blye, R OBP: 0.266, SLG: 0.300										6	4	4	0	0	0	2						
Roy Smalley, S OBP: 0.352, SLG: 0.262										5	1	1	0	0	0	4						
Jerry Terrell, R OBP: 0.225, SLG: 0.237										1	1	1	0	0	0	0						
Rod Carew, L OBP: 0.396, SLG: 0.411										5	2	3	2	0	1	2						
Larry Hisle, R OBP: 0.344, SLG: 0.394										4	3	1	3	2	0	4						
Dan Ford, R OBP: 0.299, SLG: 0.435										4	0	2	4	0	0	2						
Craig Kusick, R OBP: 0.347, SLG: 0.512										0	0	0	0	0	0	0						
Butch Wynegar, S OBP: 0.381, SLG: 0.436										5	0	2	2	0	1	2						
Dave McKay, S OBP: 0.347, SLG: 0.228										0	0	0	0	0	0	0						
Mike Cubbage, L OBP: 0.370, SLG: 0.244										3	0	1	0	2	1	3						
Bob Randall, R OBP: 0.302, SLG: 0.289										5	0	1	0	0	0	7						
Phil Roof, R OBP: 0.233, SLG: 0.286										5	0	1	0	0	1	3						
Inning Stats	R: 3 E: 1 K: 1 S: 10	H: 4 LOB: 2 BB: 0 P: 10	R: 1 E: 1 K: 0 S: 6	H: 2 LOB: 2 BB: 0 P: 6	R: 0 E: 0 K: 1 S: 6	H: 1 LOB: 1 BB: 0 P: 6	R: 0 E: 0 K: 1 S: 5	H: 0 LOB: 0 BB: 0 P: 5	R: 1 E: 0 K: 0 S: 4	H: 1 LOB: 1 BB: 1 P: 8	R: 3 E: 0 K: 0 S: 6	H: 3 LOB: 0 BB: 0 P: 6	R: 0 E: 0 K: 0 S: 4	H: 1 LOB: 2 BB: 1 P: 8	R: 2 E: 0 K: 0 S: 5	H: 3 LOB: 3 BB: 2 P: 13	R: 1 E: 0 K: 1 S: 7	H: 2 LOB: 1 BB: 0 P: 7	1B: 16 2B: 0 3B: 0 HR: 1	SF: 1 SAC: 1 DP: 1 HBP: 0	WP: 2 PB: 0 SB: 1 CS: 0	PA: 49
PITCHER	IP	WLS	BF	H	R	ER	SO	BB	IBB	HBP	BLK	WP	HR	S	P	ERA	WHIP					
Mike Cuellar, L ERA: 7.62	(1, 1)	0.1	L	5	3	3	2	0	0	0	0	0	0	5	5	54.00	9.000					
Wayne Garland, R ERA: 2.39	(1, 1)	5.2		27	8	5	5	3	1	0	0	0	1	1	32	36	7.94	1.588				
Grant Jackson, L ERA: 3.95	(7, 1)	1.0		7	3	2	2	0	1	0	0	0	0	6	10	18.00	4.000					
Dyar Miller, R ERA: 4.5	(8, 1)	2.0		10	3	1	1	1	2	0	0	0	1	0	10	18	4.50	2.500				

Minnesota Twins @ Baltimore Orioles
Memorial Stadium, Baltimore, MD
Sun Jun 06 1976, 7:05 PM EDT
Att: 19,046 - Unknown

livebaseballscores.com

AB 43
R 11
H 17
RBI 11
BB 4
SO 4
LOB 29

Batter	1	2	3	4	5	6	7	8	9	AB	R	H	RBI	BB	SO	LOB	BOTTOM					
Al Bumbry, L OBP: 0.345, SLG: 0.354										3	1	1	0	2	1	2						
Mark Belanger, R OBP: 0.370, SLG: 0.377										4	0	1	0	1	1	3						
Reggie Jackson, L OBP: 0.289, SLG: 0.360										5	0	0	0	0	1	7						
Lee May, R OBP: 0.303, SLG: 0.453										5	2	3	2	0	2	2						
Andres Mora, R OBP: 0.263, SLG: 0.375										4	0	0	0	0	2	2						
Bobby Grich, R OBP: 0.401, SLG: 0.420										4	1	1	0	0	1	1						
Doug DeCinces, R OBP: 0.289, SLG: 0.387										4	1	3	3	0	1	0						
Paul Blair, R OBP: 0.242, SLG: 0.246										4	1	1	0	0	1	2						
Eliot Hendricks, L OBP: 0.224, SLG: 0.214										3	0	1	0	1	1	2						
Inning Stats	R: 1 E: 0 K: 0 S: 3	H: 1 LOB: 1 BB: 2 P: 11	R: 0 E: 0 K: 2 S: 7	H: 0 LOB: 0 BB: 0 P: 7	R: 0 E: 0 K: 2 S: 7	H: 0 LOB: 1 BB: 1 P: 11	R: 0 E: 0 K: 3 S: 9	H: 0 LOB: 0 BB: 0 P: 9	R: 0 E: 0 K: 1 S: 6	H: 1 LOB: 1 BB: 0 P: 6	R: 1 E: 0 K: 1 S: 6	H: 1 LOB: 0 BB: 0 P: 6	R: 3 E: 1 K: 0 S: 6	H: 4 LOB: 1 BB: 1 P: 10	R: 1 E: 0 K: 0 S: 5	H: 2 LOB: 1 BB: 0 P: 5	R: 0 E: 0 K: 2 S: 9	H: 2 LOB: 2 BB: 0 P: 9	1B: 7 2B: 1 3B: 1 HR: 2	SF: 0 SAC: 0 DP: 2 HBP: 0	WP: 0 PB: 0 SB: 0 CS: 0	PA: 40
PITCHER	IP	WLS	BF	H	R	ER	SO	BB	IBB	HBP	BLK	WP	HR	S	P	ERA	WHIP					
Jim Hughes, R ERA: 5.43	(1, 1)	6.1		27	6	5	4	9	3	0	0	0	0	2	42	54	5.68	1.421				
Bill Campbell, R ERA: 3.0	(7, 1)	2.2	S	13	5	1	1	2	1	0	0	0	0	0	16	20	3.38	2.250				

Minnesota Twins @ Baltimore Orioles
Memorial Stadium, Baltimore, MD
Sun Jun 06 1976, 7:05 PM EDT
Att: 19,046 - Unknown

livebaseballscores.com

AB 36
R 6
H 11
RBI 5
BB 4
SO 11
LOB 21

Batter	1	2	3	4	5	6	7	8	9	AB	R	H	RBI	BB	SO	LOB	TOP								
Gene Clines, R OBP: 0.293, SLG: 0.275 Dave Moates, L OBP: 0.231, SLG: 0.278										5	1	2	2	0	0	4									
Lenny Randle, S OBP: 0.309, SLG: 0.324										6	0	1	1	0	1	2									
Jim Fregosi, R OBP: 0.320, SLG: 0.349										3	1	1	0	1	2	0									
Toby Harrah, R OBP: 0.400, SLG: 0.408										4	0	0	0	0	1	3									
Jeff Burroughs, R OBP: 0.290, SLG: 0.399										4	1	1	1	0	0	1									
Tom Grieve, R OBP: 0.308, SLG: 0.456										4	1	1	1	0	2	0									
Juan Beniquez, R OBP: 0.282, SLG: 0.292										4	0	2	0	0	0	0									
Roy Howell, L OBP: 0.316, SLG: 0.393										4	1	2	0	0	1	1									
Jim Sundberg, R OBP: 0.264, SLG: 0.318										3	1	2	0	1	0	0									
Inning Stats	R: 1 E: 0 K: 0 S: 4	H: 2 LOB: 1 BB: 1 P: 8	R: 2 E: 0 K: 1 S: 7	H: 3 LOB: 0 BB: 0 P: 7	R: 0 E: 0 K: 2 S: 7	H: 0 LOB: 0 BB: 0 P: 7	R: 0 E: 0 K: 1 S: 6	H: 1 LOB: 1 BB: 0 P: 6	R: 0 E: 0 K: 0 S: 3	H: 0 LOB: 0 BB: 0 P: 3	R: 3 E: 1 K: 0 S: 7	H: 5 LOB: 2 BB: 1 P: 11	R: 0 E: 0 K: 1 S: 5	H: 0 LOB: 0 BB: 0 P: 5	R: 0 E: 0 K: 0 S: 3	H: 0 LOB: 0 BB: 0 P: 3	R: 0 E: 0 K: 2 S: 8	H: 1 LOB: 1 BB: 0 P: 8	1B: 8 2B: 3 3B: 1 HR: 0	SF: 0 SAC: 0 DP: 2 HBP: 0	WP: 1 PB: 0 SB: 0 CS: 1	PA: 39			
PITCHER	IP WLS BF H R ER SO BB IBB HBP BLK WP HR S P ERA WHIP	IP WLS BF H R ER SO BB IBB HBP BLK WP HR S P ERA WHIP	IP WLS BF H R ER SO BB IBB HBP BLK WP HR S P ERA WHIP	IP WLS BF H R ER SO BB IBB HBP BLK WP HR S P ERA WHIP	IP WLS BF H R ER SO BB IBB HBP BLK WP HR S P ERA WHIP	IP WLS BF H R ER SO BB IBB HBP BLK WP HR S P ERA WHIP	IP WLS BF H R ER SO BB IBB HBP BLK WP HR S P ERA WHIP	IP WLS BF H R ER SO BB IBB HBP BLK WP HR S P ERA WHIP	IP WLS BF H R ER SO BB IBB HBP BLK WP HR S P ERA WHIP	IP WLS BF H R ER SO BB IBB HBP BLK WP HR S P ERA WHIP	IP WLS BF H R ER SO BB IBB HBP BLK WP HR S P ERA WHIP	IP WLS BF H R ER SO BB IBB HBP BLK WP HR S P ERA WHIP	IP WLS BF H R ER SO BB IBB HBP BLK WP HR S P ERA WHIP	IP WLS BF H R ER SO BB IBB HBP BLK WP HR S P ERA WHIP	IP WLS BF H R ER SO BB IBB HBP BLK WP HR S P ERA WHIP	IP WLS BF H R ER SO BB IBB HBP BLK WP HR S P ERA WHIP	IP WLS BF H R ER SO BB IBB HBP BLK WP HR S P ERA WHIP	IP WLS BF H R ER SO BB IBB HBP BLK WP HR S P ERA WHIP	IP WLS BF H R ER SO BB IBB HBP BLK WP HR S P ERA WHIP	IP WLS BF H R ER SO BB IBB HBP BLK WP HR S P ERA WHIP	IP WLS BF H R ER SO BB IBB HBP BLK WP HR S P ERA WHIP	IP WLS BF H R ER SO BB IBB HBP BLK WP HR S P ERA WHIP	IP WLS BF H R ER SO BB IBB HBP BLK WP HR S P ERA WHIP	IP WLS BF H R ER SO BB IBB HBP BLK WP HR S P ERA WHIP	
Ross Grimsley, L ERA: 4.07 Mike Cuellar, L ERA: 7.0	(1, 1) 5.1 L	(6, 1) 3.2 14	(1, 1) 5.1 L	(6, 1) 3.2 14	(1, 1) 5.1 L	(6, 1) 3.2 14	(1, 1) 5.1 L	(6, 1) 3.2 14	(1, 1) 5.1 L	(1, 1) 5.1 L	(6, 1) 3.2 14	(1, 1) 5.1 L	(6, 1) 3.2 14	(1, 1) 5.1 L	(6, 1) 3.2 14	(1, 1) 5.1 L	(6, 1) 3.2 14	(1, 1) 5.1 L	(6, 1) 3.2 14	(1, 1) 5.1 L	(6, 1) 3.2 14	(1, 1) 5.1 L	(6, 1) 3.2 14	(1, 1) 5.1 L	(6, 1) 3.2 14

Texas Rangers @ Baltimore Orioles
Memorial Stadium, Baltimore, MD
Mon Jun 07 1976, 7:05 PM EDT
Att: 11,626 - Unknown

AB 37
R 6
H 12
RBI 5
BB 2
SO 7
LOB 11



Batter	1	2	3	4	5	6	7	8	9	AB	R	H	RBI	BB	SO	LOB	BOTTOM							
Mark Belanger, R OBP: 0.365, SLG: 0.372										5	0	1	2	0	0	1								
Bobby Grich, R OBP: 0.407, SLG: 0.456										5	1	3	1	0	1	3								
Reggie Jackson, L OBP: 0.288, SLG: 0.350 Al Bumbry, L OBP: 0.345, SLG: 0.354										3	0	0	0	1	2	2								
Lee May, R OBP: 0.302, SLG: 0.448										4	0	1	0	0	1	2								
Andres Mora, R OBP: 0.263, SLG: 0.368										4	1	1	0	0	0	3								
Paul Blair, R OBP: 0.235, SLG: 0.239										4	0	0	0	0	1	5								
Ken Singleton, S OBP: 0.305, SLG: 0.270										4	2	2	0	0	1	0								
Doug DeCinces, R OBP: 0.295, SLG: 0.393										3	0	1	1	1	0	0								
Dave Duncan, R OBP: 0.304, SLG: 0.301 Tony Muser, L OBP: 0.317, SLG: 0.265										3	0	0	0	0	1	1								
Inning Stats	R: 0 E: 0 K: 1 S: 6	H: 1 LOB: 1 BB: 0 P: 6	R: 0 E: 0 K: 1 S: 5	H: 1 LOB: 0 BB: 0 P: 5	R: 0 E: 0 K: 1 S: 5	H: 0 LOB: 0 BB: 0 P: 5	R: 0 E: 0 K: 1 S: 7	H: 2 LOB: 2 BB: 0 P: 7	R: 1 E: 0 K: 0 S: 5	H: 2 LOB: 1 BB: 0 P: 5	R: 0 E: 0 K: 0 S: 3	H: 0 LOB: 0 BB: 1 P: 7	R: 0 E: 0 K: 1 S: 3	H: 0 LOB: 0 BB: 0 P: 3	R: 1 E: 0 K: 1 S: 6	H: 1 LOB: 0 BB: 0 P: 6	R: 2 E: 1 K: 2 S: 10	H: 2 LOB: 2 BB: 1 P: 14	1B: 6 2B: 2 3B: 0 HR: 1	SF: 0 SAC: 0 DP: 1 HBP: 0	WP: 0 PB: 0 SB: 0 CS: 0	PA: 38		
PITCHER	IP WLS BF H R ER SO BB IBB HBP BLK WP HR S P ERA WHIP	IP WLS BF H R ER SO BB IBB HBP BLK WP HR S P ERA WHIP	IP WLS BF H R ER SO BB IBB HBP BLK WP HR S P ERA WHIP	IP WLS BF H R ER SO BB IBB HBP BLK WP HR S P ERA WHIP	IP WLS BF H R ER SO BB IBB HBP BLK WP HR S P ERA WHIP	IP WLS BF H R ER SO BB IBB HBP BLK WP HR S P ERA WHIP	IP WLS BF H R ER SO BB IBB HBP BLK WP HR S P ERA WHIP	IP WLS BF H R ER SO BB IBB HBP BLK WP HR S P ERA WHIP	IP WLS BF H R ER SO BB IBB HBP BLK WP HR S P ERA WHIP	IP WLS BF H R ER SO BB IBB HBP BLK WP HR S P ERA WHIP	IP WLS BF H R ER SO BB IBB HBP BLK WP HR S P ERA WHIP	IP WLS BF H R ER SO BB IBB HBP BLK WP HR S P ERA WHIP	IP WLS BF H R ER SO BB IBB HBP BLK WP HR S P ERA WHIP	IP WLS BF H R ER SO BB IBB HBP BLK WP HR S P ERA WHIP	IP WLS BF H R ER SO BB IBB HBP BLK WP HR S P ERA WHIP	IP WLS BF H R ER SO BB IBB HBP BLK WP HR S P ERA WHIP	IP WLS BF H R ER SO BB IBB HBP BLK WP HR S P ERA WHIP	IP WLS BF H R ER SO BB IBB HBP BLK WP HR S P ERA WHIP	IP WLS BF H R ER SO BB IBB HBP BLK WP HR S P ERA WHIP	IP WLS BF H R ER SO BB IBB HBP BLK WP HR S P ERA WHIP	IP WLS BF H R ER SO BB IBB HBP BLK WP HR S P ERA WHIP	IP WLS BF H R ER SO BB IBB HBP BLK WP HR S P ERA WHIP	IP WLS BF H R ER SO BB IBB HBP BLK WP HR S P ERA WHIP	IP WLS BF H R ER SO BB IBB HBP BLK WP HR S P ERA WHIP
Jim Umberger, L ERA: 2.51 Steve Foucault, R ERA: 1.24	(1, 1) 8.1 W	(9, 1) 0.2 S	(1, 1) 8.1 W	(9, 1) 0.2 S	(1, 1) 8.1 W	(9, 1) 0.2 S	(1, 1) 8.1 W	(9, 1) 0.2 S	(1, 1) 8.1 W	(1, 1) 8.1 W	(9, 1) 0.2 S	(1, 1) 8.1 W	(9, 1) 0.2 S	(1, 1) 8.1 W	(9, 1) 0.2 S	(1, 1) 8.1 W	(1, 1) 8.1 W	(9, 1) 0.2 S	(1, 1) 8.1 W	(9, 1) 0.2 S	(1, 1) 8.1 W	(9, 1) 0.2 S	(1, 1) 8.1 W	(9, 1) 0.2 S

Texas Rangers @ Baltimore Orioles
Memorial Stadium, Baltimore, MD
Mon Jun 07 1976, 7:05 PM EDT
Att: 11,626 - Unknown

AB 36
R 4
H 9
RBI 4
BB 2
SO 7
LOB 20



Batter	1	2	3	4	5	6	7	8	9	AB	R	H	RBI	BB	SO	LOB	TOP								
Gene Clines, R OBP: 0.306, SLG: 0.291 Dave Moates, L OBP: 0.290, SLG: 0.297	L6-3			L5						4	1	2	2	0	0	0	Texas Rangers @ Baltimore Orioles Memorial Stadium, Baltimore, MD Tue Jun 08 1976, 7:05 PM EDT Att: 10,006 - Unknown								
Lenny Randle, S OBP: 0.312, SLG: 0.326	2B	G3			F8			FC4-6		5	0	2	1	0	0	3									
Mike Hargrove, L OBP: 0.314, SLG: 0.435										5	0	2	1	0	1	2									
Toby Harrah, R OBP: 0.410, SLG: 0.419	1-3									3	1	2	0	2	0	2									
Jeff Burroughs, R OBP: 0.293, SLG: 0.404	6-3									5	0	2	1	0	0	4									
Roy Howell, L OBP: 0.313, SLG: 0.385										4	0	0	0	1	0	2									
Tom Grieve, R OBP: 0.300, SLG: 0.443										5	0	0	0	0	2	4									
Juan Beniquez, R OBP: 0.291, SLG: 0.297										4	2	2	0	1	0	2									
Jim Sundberg, R OBP: 0.270, SLG: 0.326										3	2	1	1	1	0	1									
Inning Stats	R: 0 E: 0 K: 0 S: 5	H: 2 LOB: 2 BB: 0 P: 5	R: 2 E: 0 K: 0 S: 5	H: 2 LOB: 1 BB: 1 P: 9	R: 1 E: 0 K: 0 S: 5	H: 2 LOB: 0 BB: 0 P: 5	R: 0 E: 0 K: 0 S: 3	H: 0 LOB: 0 BB: 0 P: 3	R: 0 E: 0 K: 0 S: 3	H: 0 LOB: 1 BB: 1 P: 7	R: 3 E: 0 K: 0 S: 6	H: 4 LOB: 2 BB: 1 P: 10	R: 0 E: 0 K: 1 S: 7	H: 1 LOB: 1 BB: 1 P: 9	R: 0 E: 0 K: 1 S: 7	H: 2 LOB: 2 BB: 0 P: 7		R: 0 E: 0 K: 1 S: 6	H: 1 LOB: 2 BB: 1 P: 10	1B: 10 2B: 4 3B: 0 HR: 0	SF: 0 SAC: 0 DP: 0 HBP: 0	WP: 0 PB: 0 SB: 1 CS: 0	PA: 44		
PITCHER	IP	WLS	BF	H	R	ER	SO	BB	IBB	HBP	BLK	WP	HR	S	P	ERA	WHIP								
Doyle Alexander, R ERA: 2.98	5.2	L	29	9	6	6	0	3	0	0	0	0	0	26	38	9.53	2.118								
Mike Flanagan, L ERA: 3.5	1.1		5	2	0	0	1	1	0	0	0	0	0	6	10	0.00	2.250								
Dyar Miller, R ERA: 4.09	2.0		10	3	0	0	2	0	1	0	0	0	0	13	17	0.00	1.500								

Batter	1	2	3	4	5	6	7	8	9	AB	R	H	RBI	BB	SO	LOB	BOTTOM								
Tommy Harper, R OBP: 0.333, SLG: 0.321 Royle Stillman, L OBP: 0.158, SLG: 0.059	1-3		E4		1-3			F7	F8	4	0	0	1	0	0	2	Texas Rangers @ Baltimore Orioles Memorial Stadium, Baltimore, MD Tue Jun 08 1976, 7:05 PM EDT Att: 10,006 - Unknown								
Mark Belanger, R OBP: 0.305, SLG: 0.375	5-3				L3-6					4	1	2	0	0	0	1									
Bobby Grich, R OBP: 0.404, SLG: 0.446	5-3									3	0	0	0	1	1	4									
Lee May, R OBP: 0.301, SLG: 0.442										4	1	1	1	0	0	4									
Andres Mora, R OBP: 0.262, SLG: 0.363	1-3									4	0	1	0	0	0	3									
Paul Blair, R OBP: 0.242, SLG: 0.253										4	0	2	1	0	0	0									
Ken Singleton, S OBP: 0.304, SLG: 0.269										4	0	1	0	0	1	3									
Doug DeCinces, R OBP: 0.296, SLG: 0.392 Al Bumbry, L OBP: 0.342, SLG: 0.352										3	1	1	0	0	0	1									
Dave Duncan, R OBP: 0.313, SLG: 0.305 Tony Muser, L OBP: 0.315, SLG: 0.263										2	0	1	0	1	0	1									
Inning Stats	R: 0 E: 0 K: 0 S: 3	H: 0 LOB: 0 BB: 0 P: 3	R: 0 E: 0 K: 0 S: 4	H: 1 LOB: 1 BB: 0 P: 4	R: 1 E: 1 K: 1 S: 9	H: 3 LOB: 3 BB: 0 P: 9	R: 0 E: 0 K: 1 S: 5	H: 0 LOB: 0 BB: 0 P: 5	R: 0 E: 0 K: 0 S: 2	H: 0 LOB: 0 BB: 1 P: 6	R: 0 E: 0 K: 0 S: 2	H: 0 LOB: 0 BB: 1 P: 6	R: 0 E: 0 K: 0 S: 4	H: 1 LOB: 1 BB: 0 P: 4	R: 2 E: 0 K: 0 S: 7	H: 4 LOB: 2 BB: 0 P: 7		R: 0 E: 0 K: 2 S: 7	H: 0 LOB: 0 BB: 0 P: 7	1B: 8 2B: 2 3B: 0 HR: 0	SF: 0 SAC: 0 DP: 2 HBP: 0	WP: 0 PB: 0 SB: 0 CS: 0	PA: 37		
PITCHER	IP	WLS	BF	H	R	ER	SO	BB	IBB	HBP	BLK	WP	HR	S	P	ERA	WHIP								
Fritz Peterson, L ERA: 5.46	7.2		33	9	3	3	2	2	0	0	0	0	0	35	43	3.52	1.435								
Steve Foucault, R ERA: 1.19	1.1	S	4	0	0	0	2	0	0	0	0	0	0	8	8	0.00	0.000								

AB	39
R	6
H	14
RBI	6
BB	5
SO	3
LOB	20




AB	35
R	3
H	9
RBI	3
BB	2
SO	4
LOB	19



Batter	1	2	3	4	5	6	7	8	9	AB	R	H	RBI	BB	SO	LOB	TOP			
Lenny Randle, S (1,4) OBP: 0.308, SLG: 0.322	F9	FC6-4			G1-6-3		FC6-4 1B		5-3	5	0	1	0	0	0	4	Texas Rangers @ Baltimore Orioles Memorial Stadium, Baltimore, MD Wed Jun 09 1976, 7:05 PM EDT Att: 8,379 - Unknown livebaseballscorecards.com			
Jim Fregosi, R (1,10) OBP: 0.345, SLG: 0.383	F8		FC4-6 BB				FC6-4 1B			4	0	2	1	1	0	2				
Mike Hargrove, L (1,3) OBP: 0.313, SLG: 0.437	F8		FC4-6 2B		F8			E9 2B		4	1	1	0	1	0	2				
Toby Harrah, R (1,6) OBP: 0.400, SLG: 0.407		F2	L7			F2		6-3	1-3	5	0	0	0	0	0	4				
Jeff Burroughs, R (1,9) OBP: 0.297, SLG: 0.416		1-3				K				4	0	2	1	0	1	0				
Tom Grieve, R (1,7) OBP: 0.299, SLG: 0.439					6-3		K		6-3	4	1	1	0	0	1	1				
Juan Beniquez, R (1,8) OBP: 0.290, SLG: 0.291					6-3			6-3	F4	3	1	0	0	1	0	1				
Roy Howell, L (1,5) OBP: 0.322, SLG: 0.395					K					3	1	2	2	1	1	0				
Jim Sundberg, R (1,2) OBP: 0.278, SLG: 0.328							L9		SH3-4	2	0	1	0	1	0	1				
Inning Stats	R: 0 E: 0 K: 0 S: 3	H: 0 LOB: 0 BB: 0 P: 3	R: 2 E: 0 K: 0 S: 5	H: 2 LOB: 2 BB: 2 P: 13	R: 0 E: 0 K: 0 S: 3	H: 1 LOB: 2 BB: 1 P: 7	R: 0 E: 0 K: 1 S: 5	H: 0 LOB: 0 BB: 0 P: 5	R: 0 E: 0 K: 2 S: 4	H: 0 LOB: 0 BB: 0 P: 7	R: 0 E: 0 K: 0 S: 4	H: 1 LOB: 2 BB: 1 P: 8	R: 1 E: 1 K: 0 S: 5	H: 2 LOB: 1 BB: 0 P: 5	R: 1 E: 0 K: 0 S: 5	H: 2 LOB: 2 BB: 1 P: 9	1B: 5 2B: 5 3B: 0 HR: 0	SF: 0 SAC: 1 DP: 1 HBP: 0	WP: 1 PB: 0 SB: 0 CS: 0	PA: 40
PITCHER Ken Holtzman, L (1,1) ERA: 2.86	IP: 9.0 WLS: L BF: 40	H: 10 R: 4 ER: 4 SO: 3	BB: 5 IBB: 0 HBP: 0 BLK: 0	WP: 1 HR: 0 S: 41 P: 61	ERA: 4.00 WHIP: 1.667	PITCHER										IP: 9.0 WLS: L BF: 40	H: 10 R: 4 ER: 4 SO: 3	BB: 5 IBB: 0 HBP: 0 BLK: 0	WP: 1 HR: 0 S: 41 P: 61	ERA: 4.00 WHIP: 1.667

Batter	1	2	3	4	5	6	7	8	9	AB	R	H	RBI	BB	SO	LOB	BOTTOM					
Al Bumbry, L (1,7) OBP: 0.346, SLG: 0.366					F7			F8		3	1	1	0	1	0	1	Texas Rangers @ Baltimore Orioles Memorial Stadium, Baltimore, MD Wed Jun 09 1976, 7:05 PM EDT Att: 8,379 - Unknown livebaseballscorecards.com					
Mark Belanger, R (1,6) OBP: 0.300, SLG: 0.367	FC6-4 BB		6-3 3B				F8	F6		4	0	0	1	0	0	2						
Tony Muser, L (1,3) OBP: 0.305, SLG: 0.254	L9-3		K				K		F8	4	0	0	0	0	2	1						
Lee May, R (1,10) OBP: 0.299, SLG: 0.437		L9			K		K			4	0	1	0	0	2	0						
Bobby Grich, R (1,4) OBP: 0.394, SLG: 0.434		K			K			F8	FC6-4 1B	4	0	0	0	0	2	1						
Ken Singleton, S (1,9) OBP: 0.308, SLG: 0.276							K		FC6-4 1B	3	0	1	0	1	1	1						
Paul Blair, R (1,8) OBP: 0.244, SLG: 0.255					6-3			F8	FC4-6	3	0	1	0	0	0	1						
Doug DeCinces, R (1,5) OBP: 0.290, SLG: 0.383								F9		3	0	0	0	0	0	2						
Dave Duncan, R (1,2) OBP: 0.305, SLG: 0.296									E3	3	0	0	0	0	2	0						
Tommy Harper, R (8, PR) OBP: 0.333, SLG: 0.321										0	0	0	0	0	0	0						
Eliot Hendricks, L (9, 2) OBP: 0.224, SLG: 0.214										0	0	0	0	0	0	0						
Inning Stats	R: 0 E: 0 K: 0 S: 2	H: 0 LOB: 0 BB: 1 P: 6	R: 0 E: 0 K: 1 S: 6	H: 1 LOB: 2 BB: 1 P: 10	R: 1 E: 0 K: 2 S: 8	H: 1 LOB: 0 BB: 0 P: 8	R: 0 E: 0 K: 2 S: 8	H: 1 LOB: 0 BB: 0 P: 8	R: 0 E: 0 K: 1 S: 5	H: 0 LOB: 0 BB: 0 P: 5	R: 0 E: 0 K: 2 S: 7	H: 0 LOB: 0 BB: 0 P: 7	R: 0 E: 0 K: 1 S: 5	H: 0 LOB: 0 BB: 0 P: 5	R: 0 E: 1 K: 0 S: 4	H: 0 LOB: 1 BB: 0 P: 4	R: 0 E: 0 K: 0 S: 4	H: 1 LOB: 1 BB: 0 P: 4	1B: 2 2B: 2 3B: 1 HR: 0	SF: 0 SAC: 0 DP: 1 HBP: 0	WP: 0 PB: 0 SB: 0 CS: 0	PA: 33
PITCHER Gaylord Perry, R (1,1) ERA: 3.33	IP: 9.0 WLS: W BF: 33	H: 4 R: 1 ER: 1 SO: 9	BB: 2 IBB: 0 HBP: 0 BLK: 0	WP: 0 HR: 0 S: 49 P: 57	ERA: 1.00 WHIP: 0.667	PITCHER										IP: 9.0 WLS: W BF: 33	H: 4 R: 1 ER: 1 SO: 9	BB: 2 IBB: 0 HBP: 0 BLK: 0	WP: 0 HR: 0 S: 49 P: 57	ERA: 1.00 WHIP: 0.667		



Batter	1	2	3	4	5	6	7	8	9	AB	R	H	RBI	BB	SO	LOB	TOP			
Tommy Harper, R OBP: 0.324, SLG: 0.313 (1, 10)										4	0	1	0	0	1	0	Baltimore Orioles @ Kansas City Royals Royals Stadium, Kansas City, MO Thu Jun 10 1976, 8:05 PM EDT Att: 12,210 - Unknown			
Mark Belanger, R OBP: 0.355, SLG: 0.359 (1, 6)										4	0	0	0	0	0	1				
Bobby Grich, R OBP: 0.391, SLG: 0.425 (1, 4)										3	0	0	0	1	0	1				
Lee May, R OBP: 0.292, SLG: 0.426 (1, 3)										4	0	0	0	0	0	3				
Ken Singleton, S OBP: 0.307, SLG: 0.276 (1, 9)										4	0	1	0	0	0	0				
Andres Mora, R OBP: 0.281, SLG: 0.369 (1, 7)										4	0	1	0	0	0	1				
Paul Blair, R OBP: 0.245, SLG: 0.257 (1, 8)										3	0	1	0	0	0	1				
Doug DeCinces, R OBP: 0.298, SLG: 0.380 (1, 5)										1	0	0	0	2	1	0				
Dave Duncan, R OBP: 0.298, SLG: 0.288 (1, 2)										3	0	0	0	0	0	5				
Inning Stats	R: 0 E: 1 K: 1 S: 6	H: 0 LOB: 1 BB: 0 P: 6	R: 0 E: 0 K: 0 S: 4	H: 2 LOB: 2 BB: 1 P: 8	R: 0 E: 0 K: 0 S: 4	H: 1 LOB: 1 BB: 0 P: 4	R: 0 E: 0 K: 0 S: 3	H: 0 LOB: 0 BB: 0 P: 3	R: 0 E: 0 K: 1 S: 5	H: 0 LOB: 0 BB: 1 P: 5	R: 0 E: 0 K: 0 S: 2	H: 0 LOB: 0 BB: 1 P: 6	R: 0 E: 0 K: 0 S: 4	H: 1 LOB: 2 BB: 1 P: 8	R: 0 E: 0 K: 0 S: 3	H: 0 LOB: 0 BB: 0 P: 3	1B: 3 2B: 1 3B: 0 HR: 0	SF: 0 SAC: 0 DP: 2 HBP: 0	WP: 0 PB: 0 SB: 0 CS: 0	PA: 33
PITCHER Paul Splittorf, L ERA: 4.15 (1, 1)	IP: 9.0 WLS: W BF: 33 H: 4 R: 0 ER: 0 SO: 2 BB: 3 IBB: 0 HBP: 0 BLK: 0 WP: 0 HR: 0 S: 34 P: 46 ERA: 0.00 WHIP: 0.778																			

Batter	1	2	3	4	5	6	7	8	9	AB	R	H	RBI	BB	SO	LOB	BOTTOM				
Tom Poquette, L OBP: 0.341, SLG: 0.429 (1, 7)										4	2	2	0	0	0	3	Baltimore Orioles @ Kansas City Royals Royals Stadium, Kansas City, MO Thu Jun 10 1976, 8:05 PM EDT Att: 12,210 - Unknown				
Jim Wohlford, R OBP: 0.286, SLG: 0.293 (8, FH) (9, 7)										0	0	0	0	1	0	0					
Amos Otis, R OBP: 0.357, SLG: 0.520 (1, 8)										4	1	1	2	1	1	3					
George Brett, L OBP: 0.397, SLG: 0.463 (1, 5)										5	2	2	1	0	0	2					
John Mayberry, L OBP: 0.336, SLG: 0.406 (1, 3)										5	1	2	2	0	1	3					
Hal McRae, R OBP: 0.414, SLG: 0.492 (1, 10)										4	0	1	1	0	0	1					
Al Cowens, R OBP: 0.285, SLG: 0.318 (1, 9)										4	0	1	0	0	2	2					
Bob Stinson, S OBP: 0.358, SLG: 0.349 (1, 2)										3	0	0	0	1	0	3					
Freddie Patek, R OBP: 0.406, SLG: 0.408 (1, 6)										3	1	1	0	1	1	2					
Frank White, R OBP: 0.279, SLG: 0.308 (1, 4)										1	0	1	1	0	0	0					
Davey Nelson, R OBP: 0.320, SLG: 0.286 (2, PR) (3, 4)										2	0	0	0	1	1	1					
Inning Stats	R: 2 E: 0 K: 2 S: 10	H: 3 LOB: 1 BB: 0 P: 10	R: 1 E: 0 K: 1 S: 6	H: 1 LOB: 1 BB: 1 P: 10	R: 0 E: 0 K: 0 S: 5	H: 2 LOB: 0 BB: 0 P: 5	R: 0 E: 0 K: 0 S: 3	H: 1 LOB: 1 BB: 1 P: 7	R: 0 E: 0 K: 0 S: 3	H: 0 LOB: 0 BB: 0 P: 3	R: 0 E: 0 K: 2 S: 7	H: 0 LOB: 1 BB: 1 P: 11	R: 4 E: 1 K: 1 S: 10	H: 4 LOB: 1 BB: 0 P: 10	R: 0 E: 0 K: 0 S: 3	H: 0 LOB: 2 BB: 2 P: 11		1B: 7 2B: 1 3B: 1 HR: 2	SF: 0 SAC: 0 DP: 0 HBP: 0	WP: 0 PB: 0 SB: 4 CS: 1	PA: 40
PITCHER Jim Palmer, R ERA: 3.33 Grant Jackson, L ERA: 4.6 (7, 1)	IP: 6.0 WLS: L BF: 29 H: 9 R: 5 ER: 5 SO: 5 BB: 3 IBB: 0 HBP: 0 BLK: 0 WP: 0 HR: 1 S: 36 P: 48 ERA: 7.50 WHIP: 2.000																				

Batter	1	2	3	4	5	6	7	8	9	AB	R	H	RBI	BB	SO	LOB	TOP								
Al Bumby, L OBP: 0.344, SLG: 0.363 (1, 7)										4	0	1	0	0	1	1	Baltimore Orioles @ Kansas City Royals Royals Stadium, Kansas City, MO Fri Jun 11 1976, 8:05 PM EDT Att: 25,883 - Unknown								
Mark Belanger, R OBP: 0.351, SLG: 0.353 (1, 6)										3	0	0	0	1	0	1									
Bobby Grich, R OBP: 0.382, SLG: 0.413 (1, 4)											4	0	0	0	0	1									
Lee May, R OBP: 0.291, SLG: 0.428 (1, 10)											4	0	1	0	0	1									
Ken Singleton, S OBP: 0.306, SLG: 0.281 (1, 9)										4	0	1	0	0	2	2									
Tony Muser, L OBP: 0.299, SLG: 0.248 (1, 3)										3	0	0	0	0	1	2									
Paul Blair, R OBP: 0.247, SLG: 0.258 (1, 8)										3	0	1	0	0	1	1									
Doug DeCinces, R OBP: 0.292, SLG: 0.371 (1, 5)										3	0	0	0	0	1	1									
Eliot Hendricks, L OBP: 0.215, SLG: 0.205 (1, 2)										3	0	0	0	0	0	1									
Inning Stats	R: 0 E: 0 K: 1 S: 5	H: 0 LOB: 0 BB: 0 P: 5	R: 0 E: 0 K: 2 S: 7	H: 0 LOB: 0 BB: 0 P: 7	R: 0 E: 0 K: 0 S: 3	H: 0 LOB: 0 BB: 0 P: 3	R: 0 E: 0 K: 0 S: 3	H: 0 LOB: 0 BB: 0 P: 3	R: 0 E: 0 K: 2 S: 8	H: 1 LOB: 1 BB: 0 P: 8	R: 0 E: 0 K: 0 S: 4	H: 1 LOB: 1 BB: 0 P: 4	R: 0 E: 0 K: 1 S: 6	H: 1 LOB: 1 BB: 0 P: 6	R: 0 E: 0 K: 1 S: 6	H: 1 LOB: 1 BB: 0 P: 6	R: 0 E: 0 K: 0 S: 3	H: 0 LOB: 1 BB: 1 P: 7	1B: 2 2B: 2 3B: 0 HR: 0	SF: 0 SAC: 0 DP: 0 HBP: 0	WP: 0 PB: 0 SB: 0 CS: 0	PA: 32			
PITCHER	IP	WLS	BF	H	R	ER	SO	BB	IBB	HBP	BLK	WP	HR	S	P	ERA	WHIP								
Doug Bird, R ERA: 2.84 (1, 1)	7.0	W	24	3	0	0	6	0	0	0	0	0	0	36	36	0.00	0.429								
Mark Littell, R ERA: 1.09 (8, 1)	2.0	S	8	1	0	0	1	1	0	0	0	0	0	9	13	0.00	1.000								

Batter	1	2	3	4	5	6	7	8	9	AB	R	H	RBI	BB	SO	LOB	BOTTOM								
Davey Nelson, R OBP: 0.310, SLG: 0.360 (1, 4)										4	1	1	1	0	0	0	Baltimore Orioles @ Kansas City Royals Royals Stadium, Kansas City, MO Fri Jun 11 1976, 8:05 PM EDT Att: 25,883 - Unknown								
Amos Otis, R OBP: 0.355, SLG: 0.522 (1, 8)										3	0	2	1	0	0	0									
George Brett, L OBP: 0.398, SLG: 0.466 (1, 5)										3	0	1	0	1	0	2									
John Mayberry, L OBP: 0.335, SLG: 0.400 (1, 3)										3	1	0	0	1	0	2									
Hal McRae, R OBP: 0.418, SLG: 0.500 (1, 10)										3	1	2	0	0	0	0									
Al Cowens, R OBP: 0.289, SLG: 0.322 (1, 9)										4	0	2	2	0	0	1									
Jim Wohlford, R OBP: 0.277, SLG: 0.282 (1, 7)										3	0	0	0	0	0	2									
Tom Poquette, L OBP: 0.346, SLG: 0.429 (6, PH) (9, 7)										0	0	0	0	1	0	0									
Freddie Patek, R OBP: 0.398, SLG: 0.398 (1, 6)										4	0	0	0	0	0	3									
Buck Martinez, R OBP: 0.302, SLG: 0.426 (1, 2)										3	1	1	0	0	0	0									
Inning Stats	R: 0 E: 0 K: 0 S: 3	H: 0 LOB: 1 BB: 1 P: 7	R: 0 E: 0 K: 0 S: 3	H: 0 LOB: 0 BB: 0 P: 3	R: 2 E: 0 K: 0 S: 6	H: 3 LOB: 1 BB: 0 P: 6	R: 0 E: 0 K: 0 S: 4	H: 1 LOB: 1 BB: 0 P: 4	R: 0 E: 0 K: 0 S: 4	H: 1 LOB: 1 BB: 0 P: 4	R: 1 E: 0 K: 0 S: 5	H: 2 LOB: 1 BB: 0 P: 5	R: 0 E: 0 K: 0 S: 4	H: 1 LOB: 1 BB: 0 P: 4	R: 1 E: 0 K: 0 S: 3	H: 1 LOB: 1 BB: 2 P: 11	R: 0 E: 0 K: 0 S: 3	H: 1 LOB: 1 BB: 1 P: 7	1B: 6 2B: 2 3B: 1 HR: 0	SF: 1 SAC: 1 DP: 0 HBP: 0	WP: 1 PB: 0 SB: 1 CS: 1	PA: 35			
PITCHER	IP	WLS	BF	H	R	ER	SO	BB	IBB	HBP	BLK	WP	HR	S	P	ERA	WHIP								
Mike Cuellar, L ERA: 6.75 (1, 1)	7.0	L	31	8	4	4	0	2	0	0	0	1	0	29	37	5.14	1.429								
Dyar Miller, R ERA: 3.91 (8, 1)	1.0		4	1	0	0	0	1	0	0	0	0	0	3	7	0.00	2.000								

AB 31
R 0
H 4
RBI 0
BB 1
SO 7
LOB 11

AB 30
R 4
H 9
RBI 4
BB 3
SO 0
LOB 10

livebaseballscores.com

livebaseballscores.com

Batter	1	2	3	4	5	6	7	8	9	AB	R	H	RBI	BB	SO	LOB	TOP					
Ken Singleton, S OBP: 0.318, SLG: 0.293 (1, 9)										3	1	2	1	2	0	0	<p>Baltimore Orioles @ Kansas City Royals Royals Stadium, Kansas City, MO Sat Jun 12 1976, 8:05 PM EDT Att: 19,693 - Unknown</p> <p>livebaseballscorecards.com</p> <p>AB 37 R 6 H 9 RBI 6 BB 2 SO 4 LOB 22</p>					
Bobby Grich, R OBP: 0.383, SLG: 0.426 (1, 4)										5	1	2	0	0	1	5						
Reggie Jackson, L OBP: 0.292, SLG: 0.377 (1, 8)										5	1	2	3	0	0	3						
Lee May, R OBP: 0.300, SLG: 0.426 Royce Stillman, L OBP: 0.156, SLG: 0.059 (9, PR)										3	0	1	2	0	0	1						
Tony Muser, L OBP: 0.292, SLG: 0.242 Paul Blair, R OBP: 0.244, SLG: 0.255 (8, PH)										2	0	0	0	0	0	1						
Al Bumbry, L OBP: 0.338, SLG: 0.355 Andres Mora, R OBP: 0.258, SLG: 0.365 Brooks Robinson, R OBP: 0.175, SLG: 0.222 (8, PH)										3	0	0	0	0	0	5						
Doug DeCinces, R OBP: 0.291, SLG: 0.368 (8, 3)										4	1	1	0	0	0	0						
Eliot Hendricks, L OBP: 0.207, SLG: 0.197 Tommy Harper, R OBP: 0.316, SLG: 0.303 (9, PH)										3	0	0	0	0	0	1						
Mark Belanger, R OBP: 0.349, SLG: 0.351 (1, 6)										4	2	1	0	0	0	1						
Inning Stats	R: 0 E: 0 K: 1 S: 6	H: 1 LOB: 3 BB: 1 P: 11	R: 1 E: 0 K: 0 S: 5	H: 2 LOB: 1 BB: 0 P: 5	R: 0 E: 0 K: 0 S: 3	H: 0 LOB: 0 BB: 0 P: 3	R: 0 E: 0 K: 0 S: 3	H: 0 LOB: 0 BB: 0 P: 3	R: 2 E: 1 K: 2 S: 11	H: 3 LOB: 2 BB: 0 P: 11	R: 0 E: 0 K: 0 S: 4	H: 1 LOB: 1 BB: 0 P: 4	R: 0 E: 0 K: 0 S: 3	H: 0 LOB: 0 BB: 0 P: 3	R: 3 E: 0 K: 1 S: 7	H: 2 LOB: 1 BB: 1 P: 12		1B: 5 2B: 3 3B: 0 HR: 1	SF: 0 SAC: 0 DP: 0 HBP: 2	WP: 0 PB: 0 SB: 1 CS: 0	PA: 41	
PITCHER	IP	WLS	BF	H	R	ER	SO	BB	IBB	HBP	BLK	WP	HR	S	P	ERA		WHIP				
Steve Busby, R ERA: 2.84 (1, 1)	5.0	W	24	6	3	2	3	1	0	1	0	0	0	28	33	3.60		1.400				
Steve Mingori, L ERA: 2.51 (6, 1)	3.2		15	3	3	3	1	1	0	0	0	0	1	16	20	7.36		1.091				
Marty Pattin, R ERA: 3.0 (9, 1)	0.1	S	2	0	0	0	0	0	0	1	0	0	0	1	2	0.00		0.000				

Batter	1	2	3	4	5	6	7	8	9	AB	R	H	RBI	BB	SO	LOB	BOTTOM					
Davey Nelson, R OBP: 0.333, SLG: 0.414 (1, 4)										4	2	2	0	0	1	1	<p>Baltimore Orioles @ Kansas City Royals Royals Stadium, Kansas City, MO Sat Jun 12 1976, 8:05 PM EDT Att: 19,693 - Unknown</p> <p>livebaseballscorecards.com</p> <p>AB 29 R 7 H 11 RBI 6 BB 3 SO 1 LOB 13</p>					
Amos Otis, R OBP: 0.382, SLG: 0.519 (1, 8)										3	0	1	0	1	0	1						
George Brett, L OBP: 0.392, SLG: 0.462 (1, 5)										2	0	0	2	0	0	2						
John Mayberry, L OBP: 0.337, SLG: 0.413 (1, 3)										3	2	1	1	1	0	3						
Hal McRae, R OBP: 0.419, SLG: 0.505 (1, 10)										4	2	2	0	0	0	1						
Al Cowens, R OBP: 0.290, SLG: 0.319 (1, 9)										2	0	0	0	1	0	0						
Tom Pogue, L OBP: 0.356, SLG: 0.438 Jim Wohlford, R OBP: 0.274, SLG: 0.279 (6, PH)										2	0	2	1	0	0	0						
Freddie Patek, R OBP: 0.395, SLG: 0.394 (1, 6)										4	1	1	0	0	0	3						
Bob Stinson, S OBP: 0.351, SLG: 0.341 Buck Martinez, R OBP: 0.323, SLG: 0.476 (7, PH)										2	0	0	0	0	0	2						
Inning Stats	R: 0 E: 0 K: 0 S: 3	H: 0 LOB: 0 BB: 0 P: 3	R: 2 E: 0 K: 0 S: 4	H: 2 LOB: 1 BB: 2 P: 12	R: 2 E: 0 K: 0 S: 5	H: 2 LOB: 0 BB: 0 P: 5	R: 0 E: 0 K: 0 S: 4	H: 1 LOB: 1 BB: 0 P: 4	R: 1 E: 0 K: 0 S: 5	H: 2 LOB: 1 BB: 0 P: 5	R: 0 E: 0 K: 0 S: 3	H: 0 LOB: 0 BB: 0 P: 3	R: 0 E: 0 K: 0 S: 4	H: 1 LOB: 2 BB: 1 P: 8	R: 2 E: 0 K: 1 S: 8	H: 3 LOB: 1 BB: 0 P: 8		1B: 7 2B: 2 3B: 1 HR: 1	SF: 2 SAC: 3 DP: 1 HBP: 0	WP: 0 PB: 0 SB: 3 CS: 0	PA: 37	
PITCHER	IP	WLS	BF	H	R	ER	SO	BB	IBB	HBP	BLK	WP	HR	S	P	ERA		WHIP				
Doyle Alexander, R ERA: 3.5 (1, 1)	4.0	L	19	6	5	5	0	2	0	0	0	0	0	17	25	11.25		2.000				
Ross Grimsley, L ERA: 4.01 (5, 1)	3.0		13	3	1	1	0	0	1	0	0	0	0	12	16	3.00		1.000				
Dyar Miller, R ERA: 4.13 (8, 1)	1.0		5	2	1	1	1	0	0	0	0	0	0	7	7	9.00		2.000				

Batter	1	2	3	4	5	6	7	8	9	AB	R	H	RBI	BB	SO	LOB	TOP					
Ken Singleton, S OBP: 0.319, SLG: 0.312 (1,9)	F7		F7		F7		HR		BB 1B	5	1	2	1	0	0	0	Baltimore Orioles @ Kansas City Royals Royals Stadium, Kansas City, MO Sun Jun 13 1976, 4:33 AM EDT Att: 23,751 - Unknown livebaseballscorecards.com					
Mark Belanger, R OBP: 0.350, SLG: 0.349 (1,6)	E8 1B		F7		K		P6		BB 1-2 BB	4	0	1	0	1	1	0						
Bobby Grich, R OBP: 0.378, SLG: 0.419 (1,4)	K		K		K				FC4-6 1B	5	0	1	0	0	3	3						
Reggie Jackson, L OBP: 0.291, SLG: 0.368 (1,8)	5-3								FC4-6 1B 1-2	3	1	0	0	1	0	2						
Lee May, R OBP: 0.304, SLG: 0.428 (1,3)			K							4	1	2	0	0	1	0						
Royce Stilman, L OBP: 0.217, SLG: 0.100 (1,10)			BB 1B							3	0	1	0	1	1	2						
Al Bumbry, L OBP: 0.341, SLG: 0.380 (1,7)			BB 1B							4	1	2	3	0	1	3						
Doug DeCinces, R OBP: 0.289, SLG: 0.360 (1,5)										3	0	0	0	1	0	2						
Dave Duncan, R OBP: 0.288, SLG: 0.278 (1,2)			K							4	0	0	0	0	2	4						
Inning Stats	R: 0 E: 1 K: 1 S: 6	H: 1 LOB: 1 BB: 0 P: 6	R: 0 E: 0 K: 2 S: 8	H: 1 LOB: 2 BB: 1 P: 12	R: 0 E: 0 K: 1 S: 5	H: 0 LOB: 0 BB: 0 P: 5	R: 2 E: 0 K: 0 S: 4	H: 2 LOB: 1 BB: 2 P: 12	R: 0 E: 0 K: 1 S: 5	H: 0 LOB: 0 BB: 0 P: 5	R: 0 E: 0 K: 0 S: 3	H: 0 LOB: 0 BB: 0 P: 3	R: 2 E: 0 K: 1 S: 7	H: 2 LOB: 0 BB: 0 P: 7	R: 0 E: 0 K: 2 S: 9	H: 2 LOB: 2 BB: 0 P: 9	R: 0 E: 0 K: 1 S: 6	H: 1 LOB: 2 BB: 1 P: 10	1B: 7 2B: 0 3B: 0 HR: 2	SF: 0 SAC: 0 DP: 1 HBP: 0	WP: 0 PB: 0 SB: 0 CS: 0	PA: 39
PITCHER Dennis Leonard, R ERA: 2.9 (1,1)	IP: 9.0 WLS: W BF: 39 H: 9 R: 4 ER: 4 SO: 9 BB: 4 IBB: 0 HBP: 0 BLK: 0 WP: 0 HR: 2 S: 53 P: 69 ERA: 4.00 WHIP: 1.444											PITCHER	IP: 9.0 WLS: W BF: 39 H: 9 R: 4 ER: 4 SO: 9 BB: 4 IBB: 0 HBP: 0 BLK: 0 WP: 0 HR: 2 S: 53 P: 69 ERA: 4.00 WHIP: 1.444									

Batter	1	2	3	4	5	6	7	8	9	AB	R	H	RBI	BB	SO	LOB	BOTTOM					
Davey Nelson, R OBP: 0.342, SLG: 0.394 (1,4)	WP 3B BB	F9		3-1		F8 S 1B		F8		4	1	1	0	1	0	2	Baltimore Orioles @ Kansas City Royals Royals Stadium, Kansas City, MO Sun Jun 13 1976, 4:33 AM EDT Att: 23,751 - Unknown livebaseballscorecards.com					
Amos Otis, R OBP: 0.364, SLG: 0.517 (1,8)	WP 3B BB	F7				2B SF9 1B		F8		3	2	1	0	1	0	1						
George Brett, L OBP: 0.398, SLG: 0.493 (1,5)	1H 2H FC6-2 3B			HR		1-3 E 2B		4-3		4	2	3	3	0	0	1						
John Mayberry, L OBP: 0.332, SLG: 0.406 (1,3)	1-3		K			K		F7		4	0	0	0	0	2	3						
Hal McRae, R OBP: 0.421, SLG: 0.502 (1,10)	FC6-2		CS 1B			E IBB		F8		3	1	1	0	1	0	1						
Al Cowens, R OBP: 0.289, SLG: 0.316 (1,9)	K		CS BB			SF9		F3		2	0	0	1	1	1	1						
Jim Wohlford, R OBP: 0.283, SLG: 0.300 (1,7)			CS		6-3	E8 CS 2B		F8		4	1	2	2	0	0	0						
Freddie Patek, R OBP: 0.397, SLG: 0.393 (1,6)		K		S 1B		S 1B		6-3		3	0	1	0	0	1	1						
Buck Martinez, R OBP: 0.333, SLG: 0.522 (1,2)	2H HR			K		K		F9		4	1	2	2	0	1	1						
Inning Stats	R: 2 E: 0 K: 1 S: 6	H: 1 LOB: 2 BB: 2 P: 14	R: 2 E: 0 K: 1 S: 7	H: 2 LOB: 0 BB: 0 P: 7	R: 1 E: 0 K: 1 S: 5	H: 2 LOB: 0 BB: 1 P: 9	R: 0 E: 0 K: 1 S: 6	H: 1 LOB: 1 BB: 0 P: 6	R: 3 E: 1 K: 1 S: 7	H: 3 LOB: 1 BB: 1 P: 12	R: 0 E: 0 K: 0 S: 4	H: 1 LOB: 1 BB: 0 P: 4	R: 0 E: 0 K: 0 S: 3	H: 0 LOB: 0 BB: 0 P: 3	R: 0 E: 0 K: 0 S: 4	H: 1 LOB: 1 BB: 0 P: 4	R: 0 E: 0 K: 0 S: 4	H: 1 LOB: 1 BB: 0 P: 4	1B: 6 2B: 2 3B: 1 HR: 2	SF: 1 SAC: 0 DP: 0 HBP: 1	WP: 1 PB: 0 SB: 5 CS: 3	PA: 39
PITCHER Mike Flanagan, L ERA: 5.31 (1,1)	IP: 2.1 WLS: L BF: 14 H: 5 R: 5 ER: 5 SO: 3 BB: 2 IBB: 0 HBP: 0 BLK: 0 WP: 1 HR: 2 S: 18 P: 26 ERA: 19.29 WHIP: 3.000											PITCHER	IP: 2.1 WLS: L BF: 14 H: 5 R: 5 ER: 5 SO: 3 BB: 2 IBB: 0 HBP: 0 BLK: 0 WP: 1 HR: 2 S: 18 P: 26 ERA: 19.29 WHIP: 3.000									
Grant Jackson, L ERA: 5.12 (3,1)	3.2 5 3 3 2 1 1 1 0 0 0 0 17 26 7.36 1.636																					
Ross Grimsley, L ERA: 3.86 (7,1)	2.0 7 1 0 0 0 0 0 0 0 0 0 7 7 0.00 0.500																					

Batter	1	2	3	4	5	6	7	8	9	AB	R	H	RBI	BB	SO	LOB	TOP					
Al Bumbry, L OBP: 0.331, SLG: 0.367 (1, 7)	F8		K		4-1		6-3		F7	5	0	0	0	0	1	1	Baltimore Orioles @ Chicago White Sox Comiskey Park, Chicago, IL Tue Jun 15 1976, 8:05 PM EDT Att: 10,794 - Unknown					
Paul Blair, R OBP: 0.249, SLG: 0.259 (1, 8)	1B		F7		6-3		5-3		1B	5	0	2	0	0	0	0						
Bobby Grich, R OBP: 0.378, SLG: 0.421 (1, 4)	F8			HR	2B		F9		E4 FC6-4	4	1	1	0	1	0	1						
Reggie Jackson, L OBP: 0.288, SLG: 0.362 (1, 9)	K			F8			4-3 2B	1B	4-3	5	1	1	0	0	1	5						
Lee May, R OBP: 0.303, SLG: 0.441 Tony Muser, L OBP: 0.292, SLG: 0.242 (8, 3)		P3		HR			K		P5	4	1	1	2	0	1	2						
Ken Singleton, S OBP: 0.327, SLG: 0.314 (1, 10)		BB		2B	1B		4-3		FC5 BB	2	1	1	0	2	0	1						
Mark Belanger, R OBP: 0.356, SLG: 0.364 (1, 6)		P3		1B			2B		BB	3	0	2	2	1	0	1						
Doug DeCinces, R OBP: 0.282, SLG: 0.350 (1, 5)		4-3		F7			K		FC5	4	0	0	0	0	1	6						
Eliot Hendricks, L OBP: 0.209, SLG: 0.190 (1, 2)				BB	4-3		3-1		1-3	3	0	0	0	1	0	1						
Inning Stats	R: 0 E: 0 K: 1 S: 6	H: 1 LOB: 1 BB: 0 P: 6	R: 0 E: 0 K: 0 S: 3	H: 0 LOB: 1 BB: 1 P: 7	R: 0 E: 0 K: 1 S: 4	H: 0 LOB: 0 BB: 1 P: 8	R: 3 E: 0 K: 0 S: 7	H: 4 LOB: 1 BB: 0 P: 7	R: 0 E: 0 K: 0 S: 3	H: 0 LOB: 0 BB: 0 P: 3	R: 1 E: 0 K: 2 S: 9	H: 2 LOB: 1 BB: 0 P: 9	R: 0 E: 0 K: 0 S: 3	H: 0 LOB: 0 BB: 0 P: 3	R: 0 E: 1 K: 0 S: 4	H: 0 LOB: 3 BB: 2 P: 12	R: 0 E: 0 K: 0 S: 4	H: 1 LOB: 2 BB: 1 P: 8	1B: 4 2B: 4 3B: 0 HR: 1	SF: 0 SAC: 0 DP: 1 HBP: 0	WP: 0 PB: 0 SB: 3 CS: 1	PA: 40
PITCHER Rich Gossage, R ERA: 2.54 (1, 1)	IP: 9.0 WLS: L BF: 40 H: 8 R: 4 ER: 4 SO: 4 BB: 5 IBB: 0 HBP: 0 BLK: 0 WP: 0 HR: 1 S: 43 P: 63 ERA: 4.00 WHIP: 1.444															PITCHER						

AB	35
R	4
H	8
RBI	4
BB	5
SO	4
LOB	18



Batter	1	2	3	4	5	6	7	8	9	AB	R	H	RBI	BB	SO	LOB	BOTTOM					
Pat Kelly, L OBP: 0.367, SLG: 0.472 (1, 10)	K		FC1-2 S 2-3 1B		L6				1-4-3	4	0	1	0	0	1	0	Baltimore Orioles @ Chicago White Sox Comiskey Park, Chicago, IL Tue Jun 15 1976, 8:05 PM EDT Att: 10,794 - Unknown					
Ralph Garr, L OBP: 0.309, SLG: 0.382 (1, 7)	4-3		FC1-2 1-3 3-H		6-3				F9	4	0	0	0	0	0	2						
Chet Lemon, R OBP: 0.336, SLG: 0.353 (1, 8)	HBP		K		P3				1B	3	0	1	0	0	1	2						
Jorge Orta, L OBP: 0.270, SLG: 0.387 (1, 5)	F8		4-3		4-3				1-3	4	0	0	0	0	0	4						
Jim Spencer, L OBP: 0.338, SLG: 0.382 (1, 3)		E9 1B		F9		K			1-3	4	0	1	0	0	1	0						
Brian Downing, R OBP: 0.352, SLG: 0.378 (1, 2)		6-3		1B BB		F9			P5	3	0	0	0	1	0	1						
Bucky Dent, R OBP: 0.322, SLG: 0.346 (1, 6)		F9		FC4-6 1-2 1B		F8			G3	4	0	1	0	0	0	1						
Rich Coggins, L OBP: 0.244, SLG: 0.194 (1, 9)		P4		F8		3-4-1				3	0	0	0	0	0	3						
Bill Stein, R OBP: 0.214, SLG: 0.200 (1, 4)			1B FC1-2 2B	1-2	FC4-6		F9			3	0	1	0	0	0	2						
Inning Stats	R: 0 E: 0 K: 1 S: 5	H: 0 LOB: 1 BB: 0 P: 6	R: 0 E: 1 K: 0 S: 4	H: 1 LOB: 1 BB: 0 P: 4	R: 0 E: 0 K: 1 S: 7	H: 2 LOB: 2 BB: 0 P: 7	R: 0 E: 0 K: 0 S: 4	H: 1 LOB: 2 BB: 1 P: 8	R: 0 E: 0 K: 0 S: 3	H: 0 LOB: 0 BB: 0 P: 3	R: 0 E: 0 K: 1 S: 5	H: 0 LOB: 0 BB: 0 P: 5	R: 0 E: 0 K: 0 S: 3	H: 0 LOB: 0 BB: 0 P: 3	R: 0 E: 0 K: 0 S: 4	H: 1 LOB: 1 BB: 0 P: 4	R: 0 E: 0 K: 0 S: 3	H: 0 LOB: 0 BB: 0 P: 3	1B: 4 2B: 1 3B: 0 HR: 0	SF: 0 SAC: 0 DP: 0 HBP: 1	WP: 0 PB: 0 SB: 1 CS: 0	PA: 34
PITCHER Jim Palmer, R ERA: 3.09 (1, 1)	IP: 9.0 WLS: W BF: 34 H: 5 R: 0 ER: 0 SO: 3 BB: 1 IBB: 0 HBP: 1 BLK: 0 WP: 0 HR: 0 S: 38 P: 43 ERA: 0.00 WHIP: 0.667															PITCHER						

AB	32
R	0
H	5
RBI	0
BB	1
SO	3
LOB	15



Batter	1	2	3	4	5	6	7	8	9	AB	R	H	RBI	BB	SO	LOB	TOP				
Al Bumby, L OBP: 0.337, SLG: 0.375 (1, 7)	F5		1-2 1B	K		1-2 HBP		F8	2B	5	0	2	2	0	1	1	Baltimore Orioles @ Chicago White Sox Comiskey Park, Chicago, IL Wed Jun 16 1976, 8:05 PM EDT Att: 13,827 - Unknown				
Paul Blair, R OBP: 0.246, SLG: 0.251 (1, 8)	CS BB		P4	F9		5-3		K	F9	5	0	0	0	1	1	6					
Bobby Grich, R OBP: 0.384, SLG: 0.425 (1, 4)	K		K		1B				HR	3	2	1	0	2	2	3					
Reggie Jackson, L OBP: 0.305, SLG: 0.381 (1, 9)		1-4-3 WP 1B		K				5-3 1H	2B	4	1	3	1	1	1	0					
Lee May, R OBP: 0.306, SLG: 0.454 (1, 3)	6-3							5-3		4	2	1	3	1	0	3					
Tony Muser, L OBP: 0.292, SLG: 0.242 (9, 3)	1-2		BB 1B BB		G3			2-3	HR	0	0	0	0	0	0	0					
Ken Singleton, S OBP: 0.324, SLG: 0.307 (1, 10)	1-4-3		1B HR BB		5-3			6-3		4	1	0	0	1	0	3					
Mark Belanger, R OBP: 0.368, SLG: 0.368 (1, 6)	P6		1-3 2H HR	1B			CS 1B		2B BB	3	2	2	1	2	0	1					
Doug DeCinces, R OBP: 0.280, SLG: 0.365 (1, 5)			5-3				F8		F8	5	1	1	3	0	1	4					
Brooks Robinson, R OBP: 0.175, SLG: 0.222 (9, 5)			2H 3H HR				1-2			0	0	0	0	0	0	0					
Dave Duncan, R OBP: 0.308, SLG: 0.294 (1, 2)			1B				HBP 1B		2B 1B	4	1	3	0	1	0	0					
Inning Stats	R: 0 E: 0 K: 1 S: 4	H: 0 LOB: 0 BB: 1 P: 8	R: 0 E: 0 K: 0 S: 4	H: 1 LOB: 1 BB: 0 P: 4	R: 0 E: 0 K: 1 S: 7	H: 2 LOB: 2 BB: 0 P: 7	R: 4 E: 0 K: 2 S: 9	H: 2 LOB: 1 BB: 3 P: 21	R: 0 E: 0 K: 0 S: 3	H: 1 LOB: 1 BB: 1 P: 7	R: 0 E: 0 K: 0 S: 4	H: 2 LOB: 2 BB: 2 P: 5	R: 1 E: 0 K: 1 S: 6	H: 1 LOB: 2 BB: 2 P: 14	R: 0 E: 0 K: 1 S: 5	H: 0 LOB: 0 BB: 2 P: 5	R: 5 E: 0 K: 0 S: 7	H: 4 LOB: 1 BB: 2 P: 15	1B: 8 2B: 3 3B: 0 HR: 2	SF: 0 SAC: 0 DP: 0 HBP: 1	WP: 1 PA: 47
PITCHER	IP	WLS	BF	H	R	ER	SO	BB	IBB	HBP	BLK	WP	HR	S	P	ERA	WHIP				
Francisco Barrios, R ERA: 5.73 (1, 1)	3.1	L	18	5	4	4	3	4	0	0	0	1	1	20	36	10.80	2.700				
Jesse Jefferson, R ERA: 6.83 (4, 1)	5.2		29	8	6	6	3	5	0	1	0	0	1	29	50	9.53	2.294				

Batter	1	2	3	4	5	6	7	8	9	AB	R	H	RBI	BB	SO	LOB	BOTTOM				
Bucky Dent, R OBP: 0.320, SLG: 0.344 (1, 6)	5-3		FC6-5 1B		F2		F7			4	0	1	0	0	0	1	Baltimore Orioles @ Chicago White Sox Comiskey Park, Chicago, IL Wed Jun 16 1976, 8:05 PM EDT Att: 13,827 - Unknown				
Chet Lemon, R OBP: 0.340, SLG: 0.357 (1, 8)	5-3		FC6-5 1B		3H 1B			5-3		4	0	2	1	0	0	0					
Jorge Orta, L OBP: 0.269, SLG: 0.398 (1, 10)	HR		F8		P6			K		4	1	1	1	0	1	3					
Buddy Bradford, R OBP: 0.319, SLG: 0.378 (1, 9)	BB		FC6-5		K			F7		3	0	0	0	1	1	3					
Ralph Garr, L OBP: 0.303, SLG: 0.374 (1, 7)	F9		K		F5			L3		4	0	0	0	0	1	3					
Brian Downing, R OBP: 0.348, SLG: 0.374 (1, 2)		G1-6-3 1B		F2		P4		6-3		4	0	1	0	0	0	0					
Jim Spencer, L OBP: 0.341, SLG: 0.384 (1, 3)	G1-6-3		G6-4-3 1B		4-3			1B 1B		4	0	2	0	0	0	1					
Bill Stein, R OBP: 0.227, SLG: 0.214 (1, 4)			G6-4-3		F9			1B		4	0	2	0	0	0	1					
Kevin Bell, R OBP: 0.250, SLG: 0.750 (1, 5)	K				1B 3B		F9		4-3	4	1	1	0	0	1	3					
Inning Stats	R: 1 E: 0 K: 0 S: 4	H: 1 LOB: 1 BB: 1 P: 8	R: 0 E: 0 K: 1 S: 6	H: 2 LOB: 1 BB: 0 P: 6	R: 0 E: 0 K: 1 S: 7	H: 2 LOB: 2 BB: 0 P: 7	R: 0 E: 0 K: 0 S: 3	H: 1 LOB: 0 BB: 0 P: 3	R: 1 E: 0 K: 1 S: 7	H: 2 LOB: 1 BB: 0 P: 7	R: 0 E: 0 K: 0 S: 3	H: 0 LOB: 0 BB: 0 P: 3	R: 0 E: 0 K: 1 S: 5	H: 0 LOB: 0 BB: 0 P: 5	R: 0 E: 0 K: 0 S: 5	H: 2 LOB: 2 BB: 0 P: 5		1B: 8 2B: 0 3B: 1 HR: 1	SF: 0 SAC: 0 DP: 2 HBP: 0	WP: 0 PA: 36	
PITCHER	IP	WLS	BF	H	R	ER	SO	BB	IBB	HBP	BLK	WP	HR	S	P	ERA	WHIP				
Mike Cuellar, L ERA: 6.05 (1, 1)	9.0	W	36	10	2	2	4	1	0	0	0	0	1	43	47	2.00	1.222				

Batter	1	2	3	4	5	6	7	8	9	AB	R	H	RBI	BB	SO	LOB	TOP								
Al Bumby, L OBP: 0.341, SLG: 0.378 (1, 7)										4	1	2	1	0	1	1	Baltimore Orioles @ Texas Rangers Arlington Stadium, Arlington, TX Thu Jun 17 1976, 8:05 PM EDT Att: 15,400 - Unknown								
Paul Blair, R OBP: 0.246, SLG: 0.251 (1, 8)										4	0	1	0	0	1	4									
Bobby Grich, R OBP: 0.386, SLG: 0.420 (1, 4)										2	1	0	0	2	1	0									
Reggie Jackson, L OBP: 0.303, SLG: 0.399 (1, 9)										4	1	1	3	0	0	1									
Lee May, R OBP: 0.299, SLG: 0.444 (1, 3)										4	0	0	0	0	1	0									
Tony Muser, L OBP: 0.292, SLG: 0.242 (8, 3)										0	0	0	0	0	0	0									
Ken Singleton, S OBP: 0.332, SLG: 0.316 (1, 10)											4	1	3	0	0	0									
Tommy Harper, R OBP: 0.316, SLG: 0.303 (9, PR)										0	0	0	0	0	0	0									
Mark Belanger, R OBP: 0.364, SLG: 0.365 (1, 6)											2	0	0	0	0	0		1							
Doug DeCinces, R OBP: 0.273, SLG: 0.355 (1, 5)											4	0	0	0	0	1		4							
Dave Duncan, R OBP: 0.306, SLG: 0.301 (1, 2)											4	0	1	0	0	1	4								
Inning Stats	R: 0 E: 0 K: 1 S: 5	H: 1 LOB: 0 BB: 0 P: 5	R: 0 E: 0 K: 0 S: 4	H: 1 LOB: 1 BB: 0 P: 4	R: 0 E: 0 K: 1 S: 6	H: 2 LOB: 2 BB: 0 P: 6	R: 0 E: 0 K: 0 S: 3	H: 0 LOB: 0 BB: 0 P: 3	R: 1 E: 0 K: 1 S: 8	H: 2 LOB: 2 BB: 0 P: 8	R: 0 E: 0 K: 0 S: 2	H: 0 LOB: 0 BB: 1 P: 6	R: 0 E: 0 K: 0 S: 3	H: 0 LOB: 0 BB: 0 P: 3	R: 3 E: 1 K: 3 S: 11	H: 1 LOB: 0 BB: 1 P: 15	R: 0 E: 0 K: 0 S: 4	H: 1 LOB: 2 BB: 0 P: 4	1B: 6 2B: 2 3B: 0 HR: 1	SF: 0 SAC: 2 DP: 2 HBP: 0	WP: 0 PB: 0 SB: 0 CS: 0	PA: 36			
PITCHER	IP	WLS	BF	H	R	ER	SO	BB	IBB	HBP	BLK	WP	HR	S	P	ERA	WHIP								
Nelson Briles, R ERA: 3.19 (1, 1)	8.0	L	32	7	4	1	6	2	0	0	0	0	1	42	50	1.12	1.125								
Steve Foucault, R ERA: 1.62 (9, 1)	1.0		4	1	0	0	0	0	0	0	0	0	0	4	4	0.00	1.000								

Batter	1	2	3	4	5	6	7	8	9	AB	R	H	RBI	BB	SO	LOB	BOTTOM								
Gene Clines, R OBP: 0.326, SLG: 0.333 (1, 7)										4	0	0	0	0	0	2	Baltimore Orioles @ Texas Rangers Arlington Stadium, Arlington, TX Thu Jun 17 1976, 8:05 PM EDT Att: 15,400 - Unknown								
Lenny Randle, S OBP: 0.324, SLG: 0.321 (1, 4)										4	1	2	0	0	0	0									
Mike Hargrove, L OBP: 0.302, SLG: 0.437 (1, 3)										3	0	0	0	1	0	2									
Toby Harrah, R OBP: 0.386, SLG: 0.392 (1, 6)										3	0	0	1	0	0	2									
Jeff Burroughs, R OBP: 0.299, SLG: 0.397 (1, 9)											3	0	1	0	1	0									
Roy Howell, L OBP: 0.316, SLG: 0.391 (1, 5)											4	0	0	0	0	1		2							
Tom Grieve, R OBP: 0.294, SLG: 0.439 (1, 10)											4	0	1	0	0	1		1							
Juan Beniquez, R OBP: 0.285, SLG: 0.282 (1, 8)											1	0	0	0	1	0		1							
Jim Sundberg, R OBP: 0.297, SLG: 0.335 (1, 2)											3	0	0	0	0	2									
Inning Stats	R: 0 E: 0 K: 0 S: 4	H: 1 LOB: 1 BB: 0 P: 4	R: 0 E: 0 K: 0 S: 4	H: 1 LOB: 1 BB: 0 P: 4	R: 0 E: 1 K: 0 S: 3	H: 0 LOB: 0 BB: 0 P: 3	R: 0 E: 0 K: 0 S: 3	H: 0 LOB: 1 BB: 1 P: 7	R: 1 E: 0 K: 1 S: 6	H: 1 LOB: 0 BB: 0 P: 6	R: 0 E: 0 K: 0 S: 3	H: 0 LOB: 1 BB: 1 P: 7	R: 0 E: 0 K: 0 S: 3	H: 0 LOB: 1 BB: 1 P: 7	R: 0 E: 0 K: 2 S: 7	H: 0 LOB: 0 BB: 0 P: 7		1B: 4 2B: 0 3B: 0 HR: 0	SF: 1 SAC: 1 DP: 1 HBP: 0	WP: 0 PB: 0 SB: 1 CS: 0	PA: 34				
PITCHER	IP	WLS	BF	H	R	ER	SO	BB	IBB	HBP	BLK	WP	HR	S	P	ERA	WHIP								
Wayne Garland, R ERA: 2.25 (1, 1)	7.0	W	27	4	1	1	1	2	0	0	0	0	0	27	35	1.29	0.857								
Dave Pagan, R ERA: 2.1 (8, 1)	2.0	S	7	0	0	0	2	1	0	0	0	0	0	10	14	0.00	0.500								

AB	32
R	4
H	8
RBI	4
BB	2
SO	6
LOB	15



Batter	1	2	3	4	5	6	7	8	9	AB	R	H	RBI	BB	SO	LOB	TOP							
Ken Singleton, S OBP: 0.329, SLG: 0.310 (1, 10)										4	0	0	0	1	2	2								
Paul Blair, R OBP: 0.245, SLG: 0.250 (1, 8)										5	1	1	0	0	1	1								
Bobby Grich, R OBP: 0.382, SLG: 0.410 (1, 4)										4	0	0	0	1	1	1								
Reggie Jackson, L OBP: 0.319, SLG: 0.421 (9, PR)										2	3	1	1	3	0	1								
Tommy Harper, R OBP: 0.316, SLG: 0.303 (9, 7)										0	0	0	0	0	0	0								
Lee May, R OBP: 0.310, SLG: 0.470 (6, 3)										3	2	3	3	0	0	0								
Tony Muser, L OBP: 0.295, SLG: 0.246 (1, 7)										2	1	1	0	0	1	1								
Andres Mora, R OBP: 0.277, SLG: 0.411 (9, 9)										5	2	3	3	0	1	2								
Mark Belanger, R OBP: 0.362, SLG: 0.364 (9, PH)										3	0	1	1	0	1	0								
Tim Nordbrook, R OBP: 0.200, SLG: 0.200 (9, 6)										1	0	0	0	0	0	2								
Doug DeCinces, R OBP: 0.272, SLG: 0.353 (1, 5)										4	0	1	1	0	1	1								
Dave Duncan, R OBP: 0.304, SLG: 0.299 (1, 2)										4	0	1	0	0	0	1								
Inning Stats	R: 0 E: 0 K: 1 S: 5	H: 0 LOB: 0 BB: 0 P: 5	R: 3 E: 0 K: 0 S: 7	H: 4 LOB: 1 BB: 0 P: 7	R: 0 E: 0 K: 1 S: 6	H: 1 LOB: 2 BB: 1 P: 10	R: 0 E: 0 K: 2 S: 8	H: 2 LOB: 1 BB: 0 P: 8	R: 3 E: 0 K: 1 S: 7	H: 2 LOB: 0 BB: 1 P: 11	R: 0 E: 0 K: 0 S: 3	H: 0 LOB: 0 BB: 0 P: 3	R: 3 E: 0 K: 1 S: 7	H: 2 LOB: 1 BB: 1 P: 11	R: 0 E: 0 K: 1 S: 5	H: 0 LOB: 1 BB: 1 P: 9	R: 0 E: 0 K: 1 S: 6	H: 1 LOB: 2 BB: 1 P: 10	1B: 9 2B: 0 3B: 0 HR: 3	SF: 1 SAC: 0 DP: 0 HBP: 0	WP: 0 PB: 0 SB: 2 CS: 1	PA: 43		
PITCHER	IP	WLS	BF	H	R	ER	SO	BB	IBB	HBP	BLK	WP	HR	S	P	ERA	WHIP							
Jim Umberger, L ERA: 2.62 (1, 1)	1.1	L	8	4	3	3	1	0	0	0	0	0	1	10	10	20.25	3.000							
Steve Hargan, R ERA: 3.29 (2, 1)	5.2		26	7	6	6	5	2	1	0	0	0	2	33	45	9.53	1.588							
Jeff Terpko, R ERA: 2.6 (8, 1)	2.0		9	1	0	0	2	2	0	0	0	0	0	11	19	0.00	1.500							

Baltimore Orioles @ Texas Rangers
Arlington Stadium, Arlington, TX
Fri Jun 18 1976, 8:05 PM EDT
Att: 32,001 - Unknown

AB 37
R 9
H 12
RBI 9
BB 5
SO 8
LOB 12



Batter	1	2	3	4	5	6	7	8	9	AB	R	H	RBI	BB	SO	LOB	BOTTOM							
Gene Clines, R OBP: 0.319, SLG: 0.326 (1, 7)										5	1	1	0	0	1	1								
Lenny Randle, S OBP: 0.326, SLG: 0.320 (1, 4)										4	1	1	0	1	0	1								
Mike Hargrove, L OBP: 0.302, SLG: 0.433 (1, 3)										4	1	1	1	1	0	2								
Toby Harrah, R OBP: 0.388, SLG: 0.394 (9, 6)										4	1	2	0	0	0	1								
Greg Pryor, R OBP: 0.375, SLG: 0.375 (9, PH)										0	0	0	0	0	0	0								
Joe Lahoud, L OBP: 0.325, SLG: 0.237 (9, PH)										1	0	1	1	0	0	0								
Jeff Burroughs, R OBP: 0.301, SLG: 0.397 (1, 9)										5	0	2	1	0	0	1								
Tom Grieve, R OBP: 0.296, SLG: 0.438 (1, 10)										5	0	2	0	0	1	3								
Danny Thompson, R OBP: 0.270, SLG: 0.313 (1, 5)										3	0	0	1	0	1	4								
Juan Beniquez, R OBP: 0.289, SLG: 0.283 (1, 8)										3	0	1	0	1	0	3								
Jim Sundberg, R OBP: 0.290, SLG: 0.327 (1, 2)										4	0	0	0	0	3	3								
Inning Stats	R: 0 E: 0 K: 0 S: 3	H: 0 LOB: 0 BB: 0 P: 3	R: 0 E: 0 K: 0 S: 4	H: 1 LOB: 1 BB: 0 P: 4	R: 0 E: 0 K: 1 S: 6	H: 1 LOB: 2 BB: 1 P: 10	R: 1 E: 0 K: 2 S: 10	H: 3 LOB: 2 BB: 0 P: 10	R: 0 E: 0 K: 0 S: 3	H: 0 LOB: 0 BB: 0 P: 3	R: 0 E: 0 K: 1 S: 5	H: 0 LOB: 1 BB: 1 P: 9	R: 0 E: 0 K: 1 S: 8	H: 3 LOB: 3 BB: 0 P: 8	R: 3 E: 1 K: 1 S: 9	H: 3 LOB: 1 BB: 0 P: 9	1B: 10 2B: 1 3B: 0 HR: 0	SF: 1 SAC: 0 DP: 0 HBP: 0	WP: 0 PB: 0 SB: 0 CS: 0	PA: 42				
PITCHER	IP	WLS	BF	H	R	ER	SO	BB	IBB	HBP	BLK	WP	HR	S	P	ERA	WHIP							
Rudy May, L ERA: 3.42 (1, 1)	8.1	W	39	10	4	2	6	3	0	0	0	0	0	48	60	2.16	1.560							
Dyar Miller, R ERA: 4.01 (9, 1)	0.2		3	1	0	0	0	0	0	0	0	0	0	3	3	0.00	1.500							

Baltimore Orioles @ Texas Rangers
Arlington Stadium, Arlington, TX
Fri Jun 18 1976, 8:05 PM EDT
Att: 32,001 - Unknown

AB 38
R 4
H 11
RBI 4
BB 3
SO 6
LOB 19



Batter	1	2	3	4	5	6	7	8	9	AB	R	H	RBI	BB	SO	LOB	TOP																
Ken Singleton, S OBP: 0.326, SLG: 0.307 (1, 10)	6-3		F3		K	5-3		BB 1B		5	0	1	0	0	1	3	<p>Baltimore Orioles @ Texas Rangers Arlington Stadium, Arlington, TX Sat Jun 19 1976, 8:05 PM EDT Att: 23,652 - Unknown</p>																
Paul Blair, R OBP: 0.257, SLG: 0.268 (1, 8)										3	1	3	0	0	0	0																	
Al Bumbry, L OBP: 0.348, SLG: 0.386 (7, PH) (7, 8)	E		L5-3		BB		HR	BB		2	1	2	0	0	0	0																	
Bobby Grich, R OBP: 0.387, SLG: 0.409 (1, 4)	E7		L5-3				F3	G6-3		3	0	1	1	2	0	2																	
Reggie Jackson, L OBP: 0.309, SLG: 0.407 (1, 9)	P5				P5		P6	G6-3		5	0	0	0	0	1	8																	
Lee May, R OBP: 0.319, SLG: 0.495 (1, 3)										3	2	2	2	1	0	0																	
Tony Muser, L OBP: 0.300, SLG: 0.252 (8, 3)	BB					F8	HR			1	1	1	0	0	0	0																	
Andres Mora, R OBP: 0.286, SLG: 0.447 (1, 7)	F7					F8		HR		4	1	2	1	0	0	3																	
Mark Belanger, R OBP: 0.359, SLG: 0.357 (1, 6)					F7	F9	F3			4	0	0	0	1	0	3																	
Brooks Robinson, R OBP: 0.185, SLG: 0.257 (1, 5)			F7			F9	BB			5	1	2	3	0	0	1																	
Dave Duncan, R OBP: 0.315, SLG: 0.295 (1, 2)			G5-4-3				BB	BB		2	1	0	0	3	1	1																	
Inning Stats	R: 1 E: 1 K: 0 S: 5	H: 2 LOB: 2 BB: 1 P: 9	R: 0 E: 0 K: 0 S: 2	H: 0 LOB: 0 BB: 1 P: 6	R: 0 E: 0 K: 1 S: 3	H: 1 LOB: 1 BB: 0 P: 3	R: 0 E: 0 K: 1 S: 6	H: 1 LOB: 1 BB: 0 P: 6	R: 0 E: 0 K: 1 S: 6	H: 2 LOB: 2 BB: 1 P: 14	R: 1 E: 0 K: 0 S: 5	H: 2 LOB: 2 BB: 1 P: 9	R: 3 E: 0 K: 0 S: 6	H: 3 LOB: 0 BB: 0 P: 6	R: 1 E: 0 K: 0 S: 4	H: 2 LOB: 2 BB: 2 P: 12	R: 2 E: 0 K: 1 S: 7	H: 2 LOB: 0 BB: 0 P: 7	1B: 9 2B: 3 3B: 0 HR: 3	SF: 0 SAC: 1 DP: 3 HBP: 0	WP: 0 PB: 0 SB: 1 CS: 0	PA: 45											
PITCHER	IP WLS BF H R ER SO BB IBB HBP BLK WP HR S P ERA WHIP																																
Fritz Peterson, L ERA: 5.08 (1, 1)	6.0	28	7	2	1	2	5	0	0	0	0	0	0	27	47	1.50	2.000																
Steve Foucault, R ERA: 2.5 (7, 1)	1.1	L 9	4	4	4	0	1	0	0	0	0	2	8	12	27.00	3.750																	
Steve Barr, L ERA: 5.67 (8, 1)	1.2	8	3	2	2	1	1	0	0	0	0	1	9	13	10.80	2.400																	

Batter	1	2	3	4	5	6	7	8	9	AB	R	H	RBI	BB	SO	LOB	BOTTOM															
Dave Moates, L OBP: 0.227, SLG: 0.268 (1, 8)	K		FC5-6		F7			6-3		4	0	0	0	0	1	2	<p>Baltimore Orioles @ Texas Rangers Arlington Stadium, Arlington, TX Sat Jun 19 1976, 8:05 PM EDT Att: 23,652 - Unknown</p>															
Lenny Randle, S OBP: 0.325, SLG: 0.318 (1, 4)	F7				K			K		4	0	1	0	0	2	1																
Mike Hargrove, L OBP: 0.395, SLG: 0.424 (1, 3)	F9		L9-6							4	0	0	0	0	1	2																
Toby Harrah, R OBP: 0.385, SLG: 0.391 (1, 6)					6-3		F8			4	1	1	0	0	1	0																
Jeff Burroughs, R OBP: 0.304, SLG: 0.425 (1, 9)					K		K			4	2	2	3	0	2	0																
Joe Lahoud, L OBP: 0.314, SLG: 0.228 (1, 10)					K2-3					4	0	0	0	0	2	0																
Tom Grieve, R OBP: 0.292, SLG: 0.432 (1, 7)					6-3					3	0	0	0	0	2	0																
Roy Howell, L OBP: 0.319, SLG: 0.405 (1, 5)					4-3					3	1	1	1	0	0	0																
Bill Fahey, L OBP: 0.400, SLG: 0.250 (1, 2)			E4					4-3		3	0	1	0	0	0	0																
Inning Stats	R: 0 E: 0 K: 1 S: 5	H: 0 LOB: 0 BB: 0 P: 5	R: 2 E: 0 K: 1 S: 7	H: 2 LOB: 0 BB: 0 P: 7	R: 0 E: 1 K: 0 S: 4	H: 1 LOB: 1 BB: 0 P: 4	R: 0 E: 0 K: 2 S: 7	H: 0 LOB: 0 BB: 0 P: 7	R: 1 E: 0 K: 1 S: 7	H: 2 LOB: 1 BB: 0 P: 7	R: 0 E: 0 K: 2 S: 7	H: 0 LOB: 0 BB: 0 P: 7	R: 0 E: 0 K: 2 S: 7	H: 0 LOB: 0 BB: 0 P: 7	R: 0 E: 0 K: 1 S: 5	H: 0 LOB: 0 BB: 0 P: 5		R: 1 E: 0 K: 1 S: 6	H: 1 LOB: 0 BB: 0 P: 6	1B: 3 2B: 1 3B: 0 HR: 3	SF: 0 SAC: 0 DP: 1 HBP: 0	WP: 0 PB: 0 SB: 0 CS: 0	PA: 33									
PITCHER	IP WLS BF H R ER SO BB IBB HBP BLK WP HR S P ERA WHIP																															
Jim Palmer, R ERA: 3.15 (1, 1)	9.0	W 33	6	4	4	11	0	0	0	0	0	3	55	55	4.00	0.667																


AB	37
R	8
H	14
RBI	7
BB	7
SO	3
LOB	21



Batter	1	2	3	4	5	6	7	8	9	AB	R	H	RBI	BB	SO	LOB	TOP								
Ken Singleton, S (1, 10) OBP: 0.329, SLG: 0.308	L7		4-3			1B	FC6-4			3	0	1	1	1	0	1									
Paul Blair, R (1, 8) OBP: 0.256, SLG: 0.268	F8			K		1B	FC6-4			4	0	1	0	0	1	2									
Bobby Grich, R (1, 4) OBP: 0.380, SLG: 0.400	K			K		F9			5-3	4	0	0	0	0	2	3									
Reggie Jackson, L (1, 9) OBP: 0.304, SLG: 0.399	L7			K		K			K2-3-2	3	0	0	0	0	2	3									
Al Bumbry, L (6, 7) OBP: 0.352, SLG: 0.390									1B	1	0	1	0	0	0	0									
Lee May, R (1, 3) OBP: 0.313, SLG: 0.484	6-3			K		K			K2-3-2	4	0	0	0	0	3	4									
Tony Muser, L (9, 3) OBP: 0.300, SLG: 0.252									1B	0	0	0	0	0	0	0									
Andres Mora, R (1, 7) OBP: 0.284, SLG: 0.439	F8								K	4	1	1	0	0	1	0									
Mark Belanger, R (1, 6) OBP: 0.357, SLG: 0.355			5-3			G3			5-3	4	0	1	0	0	0	0									
Brooks Robinson, R (1, 5) OBP: 0.195, SLG: 0.274			6-3				P6			4	1	2	0	0	0	2									
Dave Duncan, R (1, 2) OBP: 0.327, SLG: 0.303									5-3	3	0	2	1	1	0	1									
Inning Stats	R: 0 E: 0 K: 1 S: 5	H: 0 LOB: 0 BB: 0 P: 5	R: 0 E: 0 K: 0 S: 3	H: 0 LOB: 0 BB: 0 P: 3	R: 0 E: 0 K: 0 S: 3	H: 0 LOB: 1 BB: 1 P: 7	R: 0 E: 0 K: 3 S: 9	H: 0 LOB: 0 BB: 0 P: 9	R: 0 E: 0 K: 1 S: 5	H: 0 LOB: 0 BB: 0 P: 5	R: 1 E: 0 K: 2 S: 10	H: 3 LOB: 3 BB: 1 P: 14	R: 1 E: 0 K: 0 S: 6	H: 4 LOB: 2 BB: 0 P: 6	R: 0 E: 0 K: 1 S: 5	H: 1 LOB: 1 BB: 0 P: 5	R: 0 E: 0 K: 1 S: 6	H: 1 LOB: 1 BB: 0 P: 6	1B: 8 2B: 2 3B: 0 HR: 0	SF: 0 SAC: 0 DP: 1 HBP: 0	WP: 0 PB: 0 SB: 0 CS: 0	PA: 36			
PITCHER Gaylord Perry, R (1, 1) ERA: 3.11	IP: 9.0 WLS: L BF: 36	H: 9 R: 2 ER: 2 SO: 9	BB: 2 IBB: 0 HBP: 0 BLK: 0	WP: 0 HR: 0 S: 52 P: 60	ERA: 2.00 WHIP: 1.222																				

Baltimore Orioles @ Texas Rangers
Arlington Stadium, Arlington, TX
Sun Jun 20 1976, 8:05 PM EDT
Att: 20,081 - Unknown


AB 34
R 2
H 9
RBI 2
BB 2
SO 9
LOB 16



Batter	1	2	3	4	5	6	7	8	9	AB	R	H	RBI	BB	SO	LOB	BOTTOM								
Gene Clines, R (1, 7) OBP: 0.316, SLG: 0.322	1B		L4			L3		FC4-6		4	0	1	0	0	0	1									
Lenny Randle, S (1, 4) OBP: 0.318, SLG: 0.311	F8		K			F8			5-3	4	0	0	0	0	1	1									
Mike Hargrove, L (1, 3) OBP: 0.389, SLG: 0.416	F9			1-3		K			1-3	4	0	0	0	0	1	1									
Toby Harrah, R (1, 6) OBP: 0.383, SLG: 0.389	1B			6-3					5-3	4	0	1	0	0	0	0									
Jeff Burroughs, R (1, 9) OBP: 0.305, SLG: 0.421	K								K	2	0	0	0	1	2	2									
Tom Grieve, R (1, 10) OBP: 0.289, SLG: 0.426			F9			F9			K	3	0	0	0	0	1	1									
Juan Beniquez, R (1, 8) OBP: 0.290, SLG: 0.280	F8					F8			FC4-6	2	0	0	0	1	0	0									
Roy Howell, L (1, 5) OBP: 0.320, SLG: 0.406	K								BB	2	0	1	0	0	1	0									
Jim Fregosi, R (8, PH) OBP: 0.339, SLG: 0.375									F8	1	0	0	0	0	0	1									
Greg Pryor, R (9, 5) OBP: 0.375, SLG: 0.375									F8	0	0	0	0	0	0	0									
Jim Sundberg, R (1, 2) OBP: 0.285, SLG: 0.321			P6			G6-3			F8	3	0	0	0	0	2										
Inning Stats	R: 0 E: 0 K: 1 S: 7	H: 2 LOB: 2 BB: 0 P: 7	R: 0 E: 0 K: 1 S: 5	H: 0 LOB: 0 BB: 0 P: 5	R: 0 E: 0 K: 1 S: 5	H: 0 LOB: 0 BB: 0 P: 5	R: 0 E: 0 K: 0 S: 3	H: 0 LOB: 1 BB: 1 P: 7	R: 0 E: 0 K: 0 S: 3	H: 1 LOB: 0 BB: 0 P: 3	R: 0 E: 0 K: 1 S: 5	H: 0 LOB: 0 BB: 0 P: 5	R: 0 E: 0 K: 2 S: 7	H: 0 LOB: 0 BB: 0 P: 7	R: 0 E: 0 K: 0 S: 3	H: 0 LOB: 1 BB: 1 P: 7	R: 0 E: 0 K: 0 S: 3	H: 0 LOB: 0 BB: 0 P: 3	1B: 3 2B: 0 3B: 0 HR: 0	SF: 0 SAC: 0 DP: 1 HBP: 0	WP: 0 PB: 0 SB: 0 CS: 0	PA: 31			
PITCHER Mike Cuellar, L (1, 1) ERA: 5.27	IP: 9.0 WLS: W BF: 31	H: 3 R: 0 ER: 0 SO: 6	BB: 2 IBB: 0 HBP: 0 BLK: 0	WP: 0 HR: 0 S: 41 P: 49	ERA: 0.00 WHIP: 0.556																				

Baltimore Orioles @ Texas Rangers
Arlington Stadium, Arlington, TX
Sun Jun 20 1976, 8:05 PM EDT
Att: 20,081 - Unknown

AB 29
R 0
H 3
RBI 0
BB 2
SO 6
LOB 9



Batter	1	2	3	4	5	6	7	8	9	AB	R	H	RBI	BB	SO	LOB	TOP			
Rick Miller, L OBP: 0.345, SLG: 0.367 (1, 9)	0-3 K		0-3 K			0-0 6-3			0-0 L4-3 1B	4	0	1	0	0	2	1				
Denny Doyle, L OBP: 0.233, SLG: 0.244 (1, 4)	0-0 4-3			0-3 K			0-0 4-3		0-3 K	4	0	0	0	0	2	1				
Fred Lynn, L OBP: 0.378, SLG: 0.464 (1, 8)	0-3 K			0-0 F7			0-0 5-3		0-0 L4-3 1-2	4	0	0	0	0	1	1				
Carl Yastrzemski, L OBP: 0.339, SLG: 0.466 (1, 3)		0-0 F4		0-0 F3			4-0 S BB			2	0	0	0	1	0	0				
Jim Rice, R OBP: 0.307, SLG: 0.469 (1, 7)		0-0 5-3			0-0 F7		0-3 K			3	0	0	0	0	1	1				
Carlton Fisk, R OBP: 0.373, SLG: 0.460 (1, 2)		0-3 K			0-0 5-3				0-0 G3	3	0	0	0	0	1	0				
Bobby Darwin, R OBP: 0.313, SLG: 0.352 (1, 10)			0-3 K		0-3 K				0-3 K	3	0	0	0	0	3	0				
Rico Petrocelli, R OBP: 0.351, SLG: 0.367 (1, 5)			0-0 E8 3-1			0-0 1-3			0-0 1B	3	0	1	0	0	0	0				
Rick Burleson, R OBP: 0.318, SLG: 0.332 (1, 6)			0-0 3-1 2-3			0-0 F8			0-0 L5	3	0	0	0	0	0	2				
Inning Stats	R: 0 E: 0 K: 2 S: 7	H: 0 LOB: 0 BB: 0 P: 7	R: 0 E: 0 K: 1 S: 5	H: 0 LOB: 0 BB: 0 P: 5	R: 0 E: 1 K: 2 S: 8	H: 0 LOB: 1 BB: 0 P: 8	R: 0 E: 0 K: 1 S: 5	H: 0 LOB: 0 BB: 0 P: 5	R: 0 E: 0 K: 0 S: 3	H: 0 LOB: 0 BB: 0 P: 3	R: 0 E: 0 K: 1 S: 5	H: 0 LOB: 1 BB: 1 P: 9	R: 0 E: 0 K: 1 S: 6	H: 1 LOB: 1 BB: 0 P: 6	R: 0 E: 0 K: 1 S: 5	H: 1 LOB: 0 BB: 0 P: 5	1B: 2 2B: 1 3B: 0 HR: 0	SF: 0 SAC: 0 DP: 1 HBP: 0	WP: 0 PB: 0 SB: 1 CS: 0	PA: 30
PITCHER Wayne Garland, R ERA: 1.94 (1, 1)	IP: 9.0 WLS: W BF: 30 H: 2 R: 0 ER: 0 SO: 10 BB: 1 IBB: 0 HBP: 0 BLK: 0 WP: 0 HR: 0 S: 49 P: 53 ERA: 0.00 WHIP: 0.333																			

Boston Red Sox @ Baltimore Orioles
Memorial Stadium, Baltimore, MD
Mon Jun 21 1976, 7:05 PM EDT
Att: 18,940 - Unknown

AB 29
R 0
H 2
RBI 0
BB 1
SO 10
LOB 6



Batter	1	2	3	4	5	6	7	8	9	AB	R	H	RBI	BB	SO	LOB	BOTTOM			
Al Bumbry, L OBP: 0.344, SLG: 0.380 (1, 7)	0-0 1-3		0-0 F8			0-3 K		0-0 F9		4	0	0	0	0	1	1				
Paul Blair, R OBP: 0.251, SLG: 0.262 (1, 8)	0-0 6-3		0-0 F8			0-0 1-3		0-0 F8		4	0	0	0	0	0	1				
Bobby Grich, R OBP: 0.384, SLG: 0.401 (1, 4)				4-0 S BB		0-0 F8				2	0	1	0	1	0	0				
Reggie Jackson, L OBP: 0.304, SLG: 0.397 (1, 9)	0-0 CS 1-2	0-0 F8		0-0 F7 1-2		0-0 SH3-4 2B 1B		0-0 SH3-4		3	1	1	0	0	0	1				
Lee May, R OBP: 0.310, SLG: 0.479 Tony Muser, L OBP: 0.300, SLG: 0.252 (8, 3)		0-0 6-3		0-0 F8		0-0 SH3-4 1-2		0-0 2B		2	0	0	0	0	0	1				
Ken Singleton, S OBP: 0.329, SLG: 0.313 (1, 10)		0-0 F8		0-0 6-3		0-0 2B		0-0 2B		3	0	1	1	0	0	1				
Mark Belanger, R OBP: 0.357, SLG: 0.369 (1, 6)			0-0 HR		0-3 K		0-0 F7			3	1	1	1	0	1	1				
Brooks Robinson, R OBP: 0.198, SLG: 0.283 (1, 5)			0-0 2B		0-3 K		0-0 F4			3	0	1	0	0	1	1				
Dave Duncan, R OBP: 0.320, SLG: 0.296 (1, 2)		0-3 K			0-0 G3			0-0 L4		3	0	0	0	0	1	1				
Inning Stats	R: 0 E: 0 K: 0 S: 3	H: 1 LOB: 0 BB: 0 P: 3	R: 0 E: 0 K: 0 S: 3	H: 0 LOB: 0 BB: 0 P: 3	R: 1 E: 0 K: 1 S: 7	H: 2 LOB: 1 BB: 0 P: 7	R: 0 E: 0 K: 0 S: 3	H: 0 LOB: 1 BB: 1 P: 7	R: 0 E: 0 K: 2 S: 7	H: 0 LOB: 0 BB: 0 P: 7	R: 0 E: 0 K: 1 S: 5	H: 0 LOB: 0 BB: 0 P: 5	R: 1 E: 0 K: 0 S: 5	H: 2 LOB: 1 BB: 0 P: 5	R: 0 E: 0 K: 0 S: 3	H: 0 LOB: 0 BB: 0 P: 3	1B: 2 2B: 2 3B: 0 HR: 1	SF: 0 SAC: 1 DP: 0 HBP: 0	WP: 0 PB: 0 SB: 1 CS: 1	PA: 30
PITCHER Luis Tiant, R ERA: 2.93 (1, 1)	IP: 8.0 WLS: L BF: 29 H: 5 R: 2 ER: 2 SO: 4 BB: 1 IBB: 0 HBP: 0 BLK: 0 WP: 0 HR: 1 S: 36 P: 40 ERA: 2.25 WHIP: 0.750																			

Boston Red Sox @ Baltimore Orioles
Memorial Stadium, Baltimore, MD
Mon Jun 21 1976, 7:05 PM EDT
Att: 18,940 - Unknown

AB 27
R 2
H 5
RBI 2
BB 1
SO 4
LOB 8



Batter	1	2	3	4	5	6	7	8	9	10	11	12	13	14	15	AB	R	H	RBI	BB	SO	LOB	TOP					
Rick Burleson, R OBP: 0.317, SLG: 0.332 (1, 9)																6	1	1	0	1	0	3						
Fred Lynn, L OBP: 0.371, SLG: 0.453 (1, 8)																7	1	1	0	0	2	3						
Carlton Fisk, R OBP: 0.377, SLG: 0.456 (1, 2)																4	2	1	0	2	0	0						
Jim Rice, R OBP: 0.310, SLG: 0.497 (1, 7)																3	1	1	1	1	0	0						
Bob Haise, R OBP: 0.421, SLG: 0.444 (8, 5)																0	0	0	0	0	0	0						
Denny Doyle, L OBP: 0.240, SLG: 0.251 (10, PH)																3	0	2	0	0	0	2						
Carl Yastrzemski, L OBP: 0.333, SLG: 0.455 (1, 3)																7	0	1	0	0	3	6						
Bobby Darwin, R OBP: 0.301, SLG: 0.368 (1, 10)																7	1	1	5	0	1	3						
Dwight Evans, R OBP: 0.324, SLG: 0.440 (1, 9)																5	0	0	0	2	0	4						
Rico Petrocelli, R OBP: 0.345, SLG: 0.359 (1, 5)																3	0	0	0	0	2	2						
Rick Miller, L OBP: 0.344, SLG: 0.360 (8, 7)																2	0	0	0	1	0	1						
Doug Griffin, R OBP: 0.282, SLG: 0.231 (1, 4)																3	0	1	0	0	0	0						
Cecil Cooper, L OBP: 0.273, SLG: 0.454 (10, PH)																1	0	0	0	0	0	0						
Steve Dillard, R OBP: 0.381, SLG: 0.411 (10, 5)																2	0	1	0	0	0	1						
Inning Stats	R: 4 E: 0 K: 2 S: 9	H: 2 LOB: 0 BB: 2 P: 17	R: 0 E: 0 K: 1 S: 8	H: 1 LOB: 1 BB: 0 P: 6	R: 1 E: 0 K: 0 S: 6	H: 3 LOB: 2 BB: 0 P: 6	R: 0 E: 0 K: 1 S: 5	H: 0 LOB: 0 BB: 0 P: 5	R: 0 E: 0 K: 1 S: 3	H: 0 LOB: 0 BB: 0 P: 3	R: 0 E: 0 K: 0 S: 3	H: 0 LOB: 0 BB: 0 P: 3	R: 0 E: 0 K: 0 S: 3	H: 0 LOB: 0 BB: 2 P: 11	R: 0 E: 0 K: 2 S: 6	H: 1 LOB: 1 BB: 0 P: 4	R: 0 E: 0 K: 0 S: 4	H: 1 LOB: 2 BB: 1 P: 8	R: 1 E: 0 K: 1 S: 8	H: 2 LOB: 2 BB: 0 P: 6	1B: 8 2B: 1 3B: 0 HR: 1	SF: 0 SAC: 1 DP: 0 HBP: 0	WP: 1 PA: 62					
PITCHER	IP 2.0	WLS 13	BF 13	H 5	R 5	ER 5	SO 3	BB 2	IBB 0	HBP 0	BLK 0	WP 0	HR 1	S 17	P 25	ERA 22.50	WHIP 3.500											
Rudy May, L ERA: 3.91	(1, 1)																											
Dyar Miller, R ERA: 3.06	(3, 1)	7.2	26	1	0	0	2	2	0	0	0	0	0	0	28	36	0.00	0.391										
Tippy Martinez, L ERA: 1.69	(10, 1)	4.0	15	2	0	0	2	3	0	0	0	1	0	16	28	0.00	1.250											
Dave Pagan, R ERA: 2.39	(14, 1)	0.2	L 3	1	1	1	0	0	0	0	0	0	0	3	3	13.50	1.500											
Ross Grimsley, L ERA: 3.81	(15, 1)	0.2	4	1	0	0	1	0	0	0	0	0	0	6	6	0.00	1.500											

Boston Red Sox @ Baltimore Orioles
Memorial Stadium, Baltimore, MD
Tue Jun 22 1976, 7:05 PM EDT
Att: 23,577 - Unknown

AB 53
R 6
H 10
RBI 6
BB 7
SO 8
LOB 25



Batter	1	2	3	4	5	6	7	8	9	10	11	12	13	14	15	AB	R	H	RBI	BB	SO	LOB	BOTTOM				
Al Bumbly, L OBP: 0.337, SLG: 0.376 (1, 7)																7	1	1	0	0	2	2					
Paul Blair, R OBP: 0.257, SLG: 0.265 (1, 8)																2	1	1	0	1	0	0					
Tony Muser, L OBP: 0.299, SLG: 0.252 (7, PH)																4	0	1	0	0	0	2					
Bobby Grich, R OBP: 0.385, SLG: 0.407 (1, 4)																7	2	3	1	0	0	2					
Reggie Jackson, L OBP: 0.303, SLG: 0.418 (1, 9)																7	1	2	3	0	1	3					
Lee May, R OBP: 0.304, SLG: 0.474 (1, 3)																6	0	1	1	0	2	3					
Ken Singleton, S OBP: 0.333, SLG: 0.315 (1, 10)																5	0	2	0	1	0	1					
Mark Belanger, R OBP: 0.348, SLG: 0.359 (1, 8)																6	0	0	0	0	1	5					
Brooks Robinson, R OBP: 0.295, SLG: 0.293 (1, 5)																3	0	2	0	0	0	0					
Tommy Harper, R OBP: 0.316, SLG: 0.303 (7, PH)																0	0	0	0	0	0	0					
Doug DeCinces, R OBP: 0.267, SLG: 0.346 (8, 5)																3	0	0	0	0	0	0					
Rick Dempsey, R OBP: 0.200, SLG: 0.111 (1, 2)																3	0	0	0	0	0	3					
Royle Stillman, L OBP: 0.206, SLG: 0.095 (10, PH)																1	0	0	0	0	0	0					
Dave Duncan, R OBP: 0.318, SLG: 0.292 (10, 2)																2	0	0	0	0	0	0					
Inning Stats	R: 4 E: 0 K: 1 S: 9	H: 4 LOB: 0 BB: 0 P: 9	R: 0 E: 0 K: 0 S: 3	H: 0 LOB: 0 BB: 0 P: 3	R: 0 E: 0 K: 0 S: 2	H: 0 LOB: 0 BB: 1 P: 6	R: 0 E: 0 K: 0 S: 5	H: 2 LOB: 2 BB: 0 P: 5	R: 0 E: 0 K: 0 S: 3	H: 0 LOB: 0 BB: 0 P: 3	R: 0 E: 0 K: 1 S: 7	H: 1 LOB: 1 BB: 0 P: 6	R: 0 E: 0 K: 0 S: 3	H: 0 LOB: 0 BB: 1 P: 6	R: 0 E: 0 K: 0 S: 3	H: 0 LOB: 0 BB: 1 P: 3	R: 0 E: 0 K: 0 S: 3	H: 0 LOB: 0 BB: 1 P: 3	R: 0 E: 0 K: 0 S: 4	H: 1 LOB: 2 BB: 1 P: 8	R: 0 E: 0 K: 0 S: 5	H: 0 LOB: 0 BB: 0 P: 5	R: 0 E: 0 K: 0 S: 4	H: 1 LOB: 1 BB: 0 P: 4	1B: 8 2B: 4 3B: 0 HR: 1	SF: 1 SAC: 0 DP: 0 HBP: 0	WP: 2 PA: 59
PITCHER	IP 5.2	WLS 24	BF 24	H 7	R 4	ER 4	SO 1	BB 1	IBB 0	HBP 0	BLK 0	WP 0	HR 1	S 25	P 29	ERA 6.35	WHIP 1.412										
Dick Pole, R ERA: 4.52	(1, 1)																										
Jim Willoughby, R ERA: 2.65	(6, 1)	1.1	6	2	1	1	2	0	0	0	0	0	0	10	10	6.75	1.500										
Tom House, L ERA: 3.60	(8, 1)	0.1	1	0	0	0	1	0	0	0	0	0	0	3	3	0.00	0.000										
Tom Murphy, R ERA: 4.71	(8, 1)	5.2	21	3	0	0	1	0	1	0	0	2	0	22	26	0.00	0.529										
Reggie Cleveland, R ERA: 3.27	(14, 1)	2.0	W 7	1	0	0	1	0	0	0	0	0	0	9	9	0.00	0.500										

Boston Red Sox @ Baltimore Orioles
Memorial Stadium, Baltimore, MD
Tue Jun 22 1976, 7:05 PM EDT
Att: 23,577 - Unknown

AB 56
R 5
H 13
RBI 5
BB 2
SO 6
LOB 21



Batter	1	2	3	4	5	6	7	8	9	10	AB	R	H	RBI	BB	SO	LOB	TOP	
Cecil Cooper, L (1, 10) OBP: 0.272, SLG: 0.447	5-3		FC6-4 1B			F7		F5			4	0	1	0	0	0	1		
Rick Burleson, R (1, 6) OBP: 0.311, SLG: 0.325	F8		FC6-4			F9			4-3		4	0	0	0	0	0	2		
Fred Lynn, L (1, 8) OBP: 0.368, SLG: 0.449	1-3					L8			4-3		4	0	1	0	0	0	0		
Carl Yastrzemski, L (1, 3) OBP: 0.326, SLG: 0.447		F2				CS 1B		F3		F6	4	0	0	0	0	0	0		
Jim Rice, R (1, 7) OBP: 0.313, SLG: 0.495											4	2	2	2	0	1	0		
Rick Miller, L (10, 7) OBP: 0.344, SLG: 0.360		HR				F9		K			0	0	0	0	0	0	0		
Carlton Fisk, R (1, 2) OBP: 0.379, SLG: 0.454		F7				FC5-4 1B		F4			3	0	1	0	1	0	0		
Dwight Evans, R (1, 9) OBP: 0.319, SLG: 0.432		F8				FC5-4 1B					4	0	0	0	0	0	2		
Rico Petrocelli, R (1, 5) OBP: 0.337, SLG: 0.350			6-3			F9		F5			4	0	0	0	0	1	2		
Doug Griffin, R (1, 4) OBP: 0.293, SLG: 0.246			FC6-4 1B			5-3					4	0	2	0	0	1	2		
			FC6-4 1B			5-3													
Inning Stats	R: 0 E: 0 K: 0 S: 3	H: 0 LOB: 0 BB: 0 P: 3	R: 1 E: 0 K: 0 S: 4	H: 1 LOB: 0 BB: 0 P: 4	R: 0 E: 0 K: 0 S: 3	H: 2 LOB: 1 BB: 0 P: 4	R: 0 E: 0 K: 0 S: 3	H: 0 LOB: 0 BB: 0 P: 3	R: 0 E: 0 K: 1 S: 5	H: 0 LOB: 0 BB: 0 P: 5	R: 0 E: 0 K: 0 S: 4	H: 1 LOB: 1 BB: 0 P: 4	R: 0 E: 0 K: 0 S: 3	H: 0 LOB: 0 BB: 0 P: 3	R: 1 E: 0 K: 2 S: 8	H: 1 LOB: 1 BB: 1 P: 12	1B: 5 2B: 0 3B: 0 HR: 2	SF: 0 SAC: 0 DP: 0 HBP: 0	WP: 0 PA: 37
PITCHER Jim Palmer, R (1, 1) ERA: 3.06	IP: 10.0 WLS: W BF: 36 H: 7 R: 2 ER: 2 SO: 3 BB: 1 IBB: 0 HBP: 0 BLK: 0 WP: 0 HR: 2 S: 41 P: 45 ERA: 1.80 WHIP: 0.800																		

Boston Red Sox @ Baltimore Orioles
 Memorial Stadium, Baltimore, MD
 Wed Jun 23 1976, 7:05 PM EDT
 Att: 23,357 - Unknown

AB 35
 R 2
 H 7
 RBI 2
 BB 1
 SO 3
 LOB 9



Batter	1	2	3	4	5	6	7	8	9	10	AB	R	H	RBI	BB	SO	LOB	BOTTOM			
Ken Singleton, S (1, 10) OBP: 0.327, SLG: 0.308	F8		6-3			K					5	0	0	0	0	1	2				
Paul Blair, R (1, 8) OBP: 0.262, SLG: 0.269											4	1	2	0	0	0	0				
Tony Muser, L (10, PH) OBP: 0.303, SLG: 0.258	SH2-3 2B 1B		F6								1	1	1	0	0	0	0				
Bobby Grich, R (1, 4) OBP: 0.367, SLG: 0.425	SH2-3					K					4	1	2	2	0	1	1				
Reggie Jackson, L (1, 9) OBP: 0.308, SLG: 0.426						K					4	0	2	1	0	1	1				
Lee May, R (1, 3) OBP: 0.299, SLG: 0.465						K					4	0	0	0	0	2	4				
						F5															
Andres Mora, R (1, 7) OBP: 0.274, SLG: 0.422		6-3				F3					4	0	0	0	0	0	0				
Mark Belanger, R (1, 6) OBP: 0.347, SLG: 0.357		F7									4	0	1	0	0	0	0				
Brooks Robinson, R (1, 5) OBP: 0.211, SLG: 0.291		L8									4	0	1	0	0	0	1				
Dave Duncan, R (1, 2) OBP: 0.316, SLG: 0.293											3	0	1	0	0	0	1				
Royle Stillman, L (10, PH) OBP: 0.200, SLG: 0.091			F9								1	0	0	0	0	0	0				
Inning Stats	R: 1 E: 0 K: 1 S: 7	H: 2 LOB: 1 BB: 0 P: 7	R: 0 E: 0 K: 0 S: 3	H: 0 LOB: 0 BB: 0 P: 3	R: 0 E: 0 K: 0 S: 3	H: 0 LOB: 0 BB: 0 P: 3	R: 0 E: 0 K: 2 S: 7	H: 0 LOB: 0 BB: 0 P: 7	R: 0 E: 1 K: 1 S: 7	H: 2 LOB: 2 BB: 0 P: 7	R: 0 E: 0 K: 1 S: 4	H: 1 LOB: 1 BB: 0 P: 4	R: 0 E: 0 K: 1 S: 7	H: 1 LOB: 2 BB: 0 P: 7	R: 0 E: 0 K: 0 S: 3	H: 0 LOB: 0 BB: 0 P: 3	R: 2 E: 0 K: 0 S: 4	H: 2 LOB: 0 BB: 0 P: 4	1B: 8 2B: 1 3B: 0 HR: 1	SF: 0 SAC: 1 DP: 0 HBP: 0	WP: 0 PA: 39
PITCHER Rick Jones, L (1, 1) ERA: 2.61	IP: 7.2 WLS: L BF: 31 H: 8 R: 1 ER: 1 SO: 4 BB: 0 IBB: 0 HBP: 0 BLK: 0 WP: 0 HR: 0 S: 39 P: 39 ERA: 1.17 WHIP: 1.043																				
PITCHER Jim Willoughby, R (8, 1) ERA: 3.0	IP: 2.0 WLS: L BF: 8 H: 2 R: 2 ER: 2 SO: 1 BB: 0 IBB: 0 HBP: 0 BLK: 0 WP: 0 HR: 1 S: 10 P: 10 ERA: 9.00 WHIP: 1.000																				

Boston Red Sox @ Baltimore Orioles
 Memorial Stadium, Baltimore, MD
 Wed Jun 23 1976, 7:05 PM EDT
 Att: 23,357 - Unknown


AB 38
 R 3
 H 10
 RBI 3
 BB 0
 SO 5
 LOB 10



Batter	1	2	3	4	5	6	7	8	9	AB	R	H	RBI	BB	SO	LOB	TOP								
Rick Manning, L OBP: 0.322, SLG: 0.373 (1, 8)										5	1	2	0	0	0	0									
Larvell Blanks, R OBP: 0.360, SLG: 0.506 (1, 4)										2	3	1	1	2	0	1									
Frank Robinson, R OBP: 0.367, SLG: 0.360 (1, 10)										5	0	1	0	0	1	2									
Rico Carty, R OBP: 0.390, SLG: 0.474 (9, PR)										1	1	1	1	4	0	0									
George Hendrick, R OBP: 0.303, SLG: 0.405 (1, 7)										4	0	1	1	1	2	5									
Buddy Bell, R OBP: 0.389, SLG: 0.415 (1, 5)										4	0	2	1	0	0	4									
Charlie Spikes, R OBP: 0.312, SLG: 0.343 (1, 9)										4	1	2	1	0	0	4									
Ray Fosse, R OBP: 0.340, SLG: 0.261 (8, PH)										2	0	0	1	0	0	0									
Alan Ashby, S OBP: 0.304, SLG: 0.315 (8, 2)										1	0	0	0	0	0	0									
Frank Duffy, R OBP: 0.284, SLG: 0.289 (1, 6)										4	0	0	0	0	1	2									
Inning Stats	R: 0 E: 0 K: 1 S: 5	H: 1 LOB: 0 BB: 0 P: 5	R: 1 E: 0 K: 0 S: 5	H: 2 LOB: 2 BB: 1 P: 9	R: 1 E: 1 K: 0 S: 4	H: 1 LOB: 2 BB: 2 P: 12	R: 1 E: 0 K: 1 S: 6	H: 1 LOB: 0 BB: 0 P: 6	R: 1 E: 0 K: 1 S: 6	H: 1 LOB: 2 BB: 2 P: 14	R: 0 E: 0 K: 0 S: 3	H: 0 LOB: 0 BB: 0 P: 3	R: 1 E: 0 K: 1 S: 7	H: 2 LOB: 1 BB: 1 P: 11	R: 0 E: 0 K: 0 S: 3	H: 0 LOB: 0 BB: 0 P: 3	R: 1 E: 0 K: 0 S: 4	H: 2 LOB: 2 BB: 1 P: 8	1B: 9 2B: 0 3B: 0 HR: 1	SF: 3 SAC: 0 DP: 2 HBP: 0	WP: 1 PB: 0 SB: 0 CS: 0	PA: 42			
PITCHER	IP	WLS	BF	H	R	ER	SO	BB	IBB	HBP	BLK	WP	HR	S	P	ERA	WHIP								
Mike Cuellar, L ERA: 5.2 (1, 1)	2.2		14	4	2	1	1	3	0	0	0	0	0	13	25	3.38	2.625								
Dave Pagan, R ERA: 3.13 (3, 1)	5.1	L	24	5	4	4	3	3	0	0	0	1	1	27	39	6.75	1.500								
Dyar Miller, R ERA: 2.97 (9, 1)	1.0		4	1	0	0	0	0	1	0	0	0	0	3	7	0.00	1.000								

Cleveland Indians @ Baltimore Orioles
Memorial Stadium, Baltimore, MD
Fri Jun 25 1976, 7:05 PM EDT
Att: 16,069 - Unknown


AB 32
R 6
H 10
RBI 6
BB 7
SO 4
LOB 18



Batter	1	2	3	4	5	6	7	8	9	AB	R	H	RBI	BB	SO	LOB	BOTTOM								
Al Bumbry, L OBP: 0.330, SLG: 0.368 (1, 7)										4	0	0	0	0	1	3									
Paul Blair, R OBP: 0.262, SLG: 0.269 (1, 8)										4	1	1	0	0	1	2									
Bobby Grich, R OBP: 0.389, SLG: 0.423 (1, 4)										3	1	1	0	1	1	0									
Reggie Jackson, L OBP: 0.317, SLG: 0.455 (1, 9)										3	2	2	3	1	0	0									
Lee May, R OBP: 0.293, SLG: 0.456 (1, 3)										4	0	0	0	0	1	3									
Ken Singleton, S OBP: 0.326, SLG: 0.307 (1, 10)										4	0	1	0	0	1	1									
Mark Belanger, R OBP: 0.345, SLG: 0.355 (1, 6)										4	1	1	1	0	0	1									
Brooks Robinson, R OBP: 0.213, SLG: 0.308 (1, 5)										3	0	1	0	0	0	0									
Dave Duncan, R OBP: 0.321, SLG: 0.299 (1, 2)										4	0	2	1	0	1	1									
Inning Stats	R: 0 E: 0 K: 0 S: 3	H: 0 LOB: 0 BB: 0 P: 3	R: 0 E: 0 K: 1 S: 5	H: 0 LOB: 0 BB: 0 P: 5	R: 0 E: 0 K: 1 S: 6	H: 1 LOB: 1 BB: 0 P: 6	R: 3 E: 0 K: 1 S: 8	H: 4 LOB: 0 BB: 0 P: 8	R: 0 E: 0 K: 1 S: 6	H: 1 LOB: 1 BB: 1 P: 6	R: 1 E: 0 K: 0 S: 5	H: 2 LOB: 1 BB: 0 P: 5	R: 0 E: 0 K: 0 S: 2	H: 0 LOB: 1 BB: 2 P: 10	R: 0 E: 0 K: 1 S: 5	H: 0 LOB: 0 BB: 0 P: 5	1B: 6 2B: 2 3B: 1 HR: 1	SF: 0 SAC: 1 DP: 1 HBP: 0	WP: 0 PB: 0 SB: 1 CS: 1	PA: 37					
PITCHER	IP	WLS	BF	H	R	ER	SO	BB	IBB	HBP	BLK	WP	HR	S	P	ERA	WHIP								
Jackie Brown, R ERA: 3.0 (1, 1)	3.1		15	5	3	3	3	0	0	0	0	0	0	21	21	8.10	1.500								
Tom Buskey, R ERA: 3.41 (4, 1)	2.2		10	3	2	2	2	0	0	0	0	0	1	14	14	6.75	1.125								
Stan Thomas, R ERA: 2.16 (7, 1)	3.0	W	11	1	0	0	1	2	0	0	0	0	0	11	19	0.00	1.000								

Cleveland Indians @ Baltimore Orioles
Memorial Stadium, Baltimore, MD
Fri Jun 25 1976, 7:05 PM EDT
Att: 16,069 - Unknown

AB 33
R 5
H 9
RBI 5
BB 2
SO 6
LOB 11



Batter	1	2	3	4	5	6	7	8	9	AB	R	H	RBI	BB	SO	LOB	TOP			
Duane Kuiper, L OBP: 0.280, SLG: 0.282 (1, 4)										4	0	1	0	0	1	0	Cleveland Indians @ Baltimore Orioles Memorial Stadium, Baltimore, MD Sat Jun 26 1976, 3:33 AM EDT Att: 21,431 - Unknown			
Larvell Blanks, R OBP: 0.355, SLG: 0.494 (1, 6)										4	0	1	0	0	0	1				
Rick Manning, L OBP: 0.328, SLG: 0.379 (1, 8)										4	1	3	0	0	0	0				
Rico Carty, R OBP: 0.383, SLG: 0.466 (1, 10)										4	0	0	0	0	0	4				
John Lowenstein, L OBP: 0.336, SLG: 0.304 (1, 7)										4	0	1	0	0	0	2				
Buddy Bell, R OBP: 0.384, SLG: 0.408 (1, 5)										4	0	0	1	0	0	1				
Orlando Gonzalez, L OBP: 0.370, SLG: 0.325 (1, 3)										3	0	2	0	1	0	0				
Charlie Spikes, R OBP: 0.307, SLG: 0.337 (9, PH)										3	0	0	0	0	0	3				
Alan Ashby, S OBP: 0.295, SLG: 0.310 (1, 2)										3	0	0	0	0	2	1				
Inning Stats	R: 0 E: 0 K: 0 S: 5	H: 2 LOB: 2 BB: 0 P: 5	R: 0 E: 0 K: 1 S: 6	H: 1 LOB: 1 BB: 0 P: 6	R: 0 E: 0 K: 0 S: 4	H: 1 LOB: 0 BB: 0 P: 4	R: 0 E: 0 K: 0 S: 3	H: 0 LOB: 0 BB: 0 P: 3	R: 0 E: 0 K: 0 S: 4	H: 1 LOB: 1 BB: 0 P: 4	R: 1 E: 0 K: 0 S: 5	H: 2 LOB: 2 BB: 1 P: 9	R: 0 E: 0 K: 0 S: 7	H: 0 LOB: 0 BB: 0 P: 7	R: 0 E: 0 K: 0 S: 3	H: 1 LOB: 1 BB: 0 P: 5	1B: 7 2B: 2 3B: 0 HR: 0	SF: 0 SAC: 0 DP: 1 HBP: 0	WP: 0 PB: 1 SB: 1 CS: 1	PA: 35
PITCHER Wayne Garland, R ERA: 1.82 (1, 1)	IP: 9.0 WLS: W BF: 35 H: 8 R: 1 ER: 1 SO: 4 BB: 1 IBB: 0 HBP: 0 BLK: 0 WP: 0 HR: 0 S: 42 P: 46 ERA: 1.00 WHIP: 1.000															PITCHER				

Batter	1	2	3	4	5	6	7	8	9	AB	R	H	RBI	BB	SO	LOB	BOTTOM			
Al Bumbry, L OBP: 0.328, SLG: 0.365 (1, 7)										4	1	1	0	0	2	1	Cleveland Indians @ Baltimore Orioles Memorial Stadium, Baltimore, MD Sat Jun 26 1976, 3:33 AM EDT Att: 21,431 - Unknown			
Paul Blair, R OBP: 0.282, SLG: 0.265 (1, 8)										3	1	0	0	1	0	0				
Bobby Grich, R OBP: 0.382, SLG: 0.415 (1, 4)										4	0	0	0	0	2	2				
Reggie Jackson, L OBP: 0.317, SLG: 0.458 (1, 9)										3	0	1	1	0	1	1				
Lee May, R OBP: 0.298, SLG: 0.456 (1, 3)										2	0	1	1	1	0	0				
Tony Muser, L OBP: 0.303, SLG: 0.258 (8, 3)										0	0	0	0	0	0	0				
Ken Singleton, S OBP: 0.326, SLG: 0.307 (1, 10)										3	0	1	0	0	0	1				
Mark Belanger, R OBP: 0.342, SLG: 0.352 (1, 6)										2	0	0	0	0	0	0				
Doug DeCinces, R OBP: 0.263, SLG: 0.340 (1, 5)										3	0	0	0	0	1	2				
Rick Dempsey, R OBP: 0.208, SLG: 0.146 (1, 2)										3	0	1	0	0	1	2				
Inning Stats	R: 2 E: 0 K: 1 S: 7	H: 2 LOB: 1 BB: 1 P: 11	R: 0 E: 0 K: 0 S: 4	H: 1 LOB: 0 BB: 0 P: 4	R: 0 E: 0 K: 1 S: 5	H: 0 LOB: 0 BB: 0 P: 5	R: 0 E: 0 K: 1 S: 6	H: 1 LOB: 2 BB: 1 P: 10	R: 0 E: 0 K: 1 S: 5	H: 0 LOB: 0 BB: 0 P: 5	R: 0 E: 0 K: 0 S: 3	H: 1 LOB: 0 BB: 0 P: 3	R: 0 E: 0 K: 1 S: 5	H: 0 LOB: 0 BB: 0 P: 5	R: 0 E: 0 K: 2 S: 7	H: 0 LOB: 0 BB: 0 P: 7	1B: 3 2B: 2 3B: 0 HR: 0	SF: 0 SAC: 1 DP: 0 HBP: 0	WP: 0 PB: 0 SB: 3 CS: 0	PA: 30
PITCHER Dennis Eckersley, R ERA: 4.4 Jim Bibby, R ERA: 3.97 (5, 1)	IP: 4.0 WLS: L BF: 18 H: 4 R: 2 ER: 2 SO: 3 BB: 2 IBB: 0 HBP: 0 BLK: 0 WP: 0 HR: 0 S: 22 P: 30 ERA: 4.50 WHIP: 1.500															PITCHER				

Batter	1	2	3	4	5	6	7	8	9	AB	R	H	RBI	BB	SO	LOB	TOP					
Rick Manning, L OBP: 0.332, SLG: 0.380 (1, 8)	 E7 2B	 1B BB		 BB 1B		 6-3		 G3 1-2		4	1	2	0	1	0	1	Cleveland Indians @ Baltimore Orioles Memorial Stadium, Baltimore, MD Sun Jun 27 1976, 3:33 AM EDT Unknown					
Larvell Blanks, R OBP: 0.357, SLG: 0.494 (1, 4)	 1B 2B 2-H	 F9		 G6-4-3 BB 1-2		 F7		 K		4	1	1	1	1	1	2						
Frank Robinson, R OBP: 0.371, SLG: 0.345 (1, 10)	 1B BB	 FC5-4 1B 1-3		 G6-4-3 1-2		 F3		 6-3		4	1	1	0	1	0	2						
Rico Carty, R OBP: 0.381, SLG: 0.459 Otlando González, L OBP: 0.370, SLG: 0.317 (1, 3) (7, 3)	 F7	 FC5-4 1-2		 L7		 2B 1B BB		 4-3		3	1	0	0	1	0	4						
George Hendrick, R OBP: 0.316, SLG: 0.432 (1, 7)	 1B 1-3 2-H		 CS BB		 HR		 1B 2B		 1B		4	2	4	2	1	0						
Buddy Bell, R OBP: 0.387, SLG: 0.412 (1, 5)	 FC2-4 1-2 3-H 1B		 FC6-4 1-2 1B		 F7		 1B		 F9		5	0	3	3	0	0						
Charlie Spikes, R OBP: 0.301, SLG: 0.330 (1, 9)	 F2		 K		 F4		 F3 2-H 3-H 1B				4	0	0	0	0	1		4				
Ray Fosse, R OBP: 0.316, SLG: 0.240 (1, 2)	 FC2-4 1-2 1B		 FC6-4 1-2 1B		 F7		 5-3				4	0	0	0	0	0		3				
Frank Duffy, R OBP: 0.283, SLG: 0.284 (1, 6)		 5-3		 K		 5-3		 G3 BB		3	0	0	0	1	1	0						
Inning Stats	R: 3 E: 1 K: 0 S: 7	H: 4 LOB: 2 BB: 1 P: 11	R: 0 E: 0 K: 0 S: 4	H: 1 LOB: 2 BB: 1 P: 8	R: 0 E: 0 K: 1 S: 5	H: 1 LOB: 1 BB: 1 P: 9	R: 0 E: 0 K: 1 S: 5	H: 1 LOB: 1 BB: 0 P: 9	R: 1 E: 0 K: 0 S: 4	H: 1 LOB: 0 BB: 0 P: 4	R: 0 E: 0 K: 0 S: 3	H: 0 LOB: 0 BB: 0 P: 3	R: 2 E: 0 K: 0 S: 5	H: 2 LOB: 1 BB: 1 P: 9	R: 0 E: 0 K: 1 S: 5	H: 0 LOB: 1 BB: 1 P: 9		R: 0 E: 0 K: 0 S: 4	H: 1 LOB: 1 BB: 0 P: 4	1B: 8 2B: 2 3B: 0 HR: 1	SF: 0 SAC: 0 DP: 1 HBP: 0	WP: 0 PB: 0 SB: 0 CS: 1
PITCHER	IP	WLS	BF	H	R	ER	SO	BB	IBB	HBP	BLK	WP	HR	S	P	ERA	WHIP					
Rudy May, L ERA: 4.23 (1, 1)	0.1	L	6	4	3	3	0	1	0	0	0	0	0	5	9	81.00	15.000					
Dyar Miller, R ERA: 3.19 (1, 1)	6.1		27	6	3	3	2	4	0	0	0	0	1	27	43	4.26	1.579					
Mike Flanagan, L ERA: 4.76 (7, 1)	2.1		9	1	0	0	1	1	0	0	0	0	0	10	14	0.00	0.857					

Batter	1	2	3	4	5	6	7	8	9	AB	R	H	RBI	BB	SO	LOB	BOTTOM					
Al Bumbry, L OBP: 0.335, SLG: 0.388 (1, 7) (8, 8)	 HR		 4-3		 1-2 2-3 1B		 G4-3 1-2 2-H 1B		 K		5	1	3	2	0	1	1					
Paul Blair, R OBP: 0.288, SLG: 0.261 Terry Crowley, L (7, PH)	 L4		 L6		 F9		 F7		 1B		3	0	0	0	0	0	3					
Mark Belanger, R OBP: 0.345, SLG: 0.355 (8, 6)					 G1-2-3 3-H		 G4-3 1-2		 1B		1	0	1	0	0	0	0					
Bobby Grich, R OBP: 0.379, SLG: 0.407 (1, 4)	 F6		 BB		 K		 K		 K		4	0	0	0	1	1	7					
Reggie Jackson, L OBP: 0.311, SLG: 0.448 (1, 9)	 F7		 K		 K		 K		 K		4	0	0	0	0	3	1					
Tony Muser, L OBP: 0.295, SLG: 0.250 (1, 3)		 L6		 4-3		 5-3		 6-3		4	0	0	0	0	0	0						
Ken Singleton, S OBP: 0.332, SLG: 0.325 (1, 10)		 HR		 K		 1B		 BB		3	1	2	1	1	1	0						
Dave Duncan, R OBP: 0.313, SLG: 0.291 (1, 2)		 5-3		 K		 G3		 F9		4	0	0	0	0	1	2						
Brooks Robinson, R OBP: 0.236, SLG: 0.326 (1, 5)		 FC6-4 BB		 1B BB G1-2-3 HBP		 1B 2B		 1B		2	1	2	0	1	0	0						
Tim Nordbrook, R OBP: 0.286, SLG: 0.167 Andres Mora, R (7, PH) (8, 7)		 FC6-4 1-2		 1B BB		 1B		 K		1	0	0	0	1	0	1						
Inning Stats	R: 1 E: 0 K: 0 S: 4	H: 1 LOB: 0 BB: 0 P: 4	R: 1 E: 0 K: 0 S: 4	H: 1 LOB: 1 BB: 1 P: 8	R: 0 E: 0 K: 1 S: 5	H: 0 LOB: 0 BB: 1 P: 9	R: 0 E: 0 K: 2 S: 7	H: 0 LOB: 0 BB: 0 P: 7	R: 0 E: 0 K: 0 S: 3	H: 1 LOB: 2 BB: 1 P: 8	R: 0 E: 0 K: 1 S: 6	H: 1 LOB: 1 BB: 0 P: 6	R: 1 E: 0 K: 0 S: 4	H: 2 LOB: 1 BB: 1 P: 8	R: 0 E: 0 K: 1 S: 5	H: 0 LOB: 1 BB: 1 P: 9	R: 0 E: 0 K: 3 S: 11	H: 2 LOB: 2 BB: 0 P: 11	1B: 5 2B: 1 3B: 0 HR: 2	SF: 0 SAC: 0 DP: 2 HBP: 1	WP: 0 PB: 0 SB: 0 CS: 0	PA: 39
PITCHER	IP	WLS	BF	H	R	ER	SO	BB	IBB	HBP	BLK	WP	HR	S	P	ERA	WHIP					
Pat Dobson, R ERA: 2.8 (1, 1)	6.0	W	26	5	3	3	4	3	0	1	0	0	2	30	43	4.50	1.333					
Tom Buskey, R ERA: 3.41 (7, 1)	0.0		2	1	0	0	0	1	0	0	0	0	0	1	5	∞	∞					
Jim Kern, R ERA: 2.37 (7, 1)	3.0	S	11	2	0	0	4	1	0	0	0	0	0	18	22	0.00	1.000					



Batter	1	2	3	4	5	6	7	8	9	AB	R	H	RBI	BB	SO	LOB	TOP										
Tommy Harper, R (1, 10) OBP: 0.326, SLG: 0.289 Al Bumbry, L (8, FH) OBP: 0.333, SLG: 0.386	0-3 K	0-0 SF8		0-0 1B 2B 1B	0-3 K			0-3 K		3	1	1	1	0	2	0	Baltimore Orioles @ Boston Red Sox Fenway Park, Boston, MA Mon Jun 28 1976, 7:05 PM EDT Att: 27,648 - Unknown										
Bobby Grich, R (1, 4) OBP: 0.326, SLG: 0.441	4-0 FC6-4 1B BB	0-0 3-H 2B		0-0 1-3 2B 1B		0-0 HR		0-0 F7		4	2	3	2	1	0	0											
Reggie Jackson, L (1, 9) OBP: 0.307, SLG: 0.442	0-0 FC6-4 1B	0-0 G3		0-0 1-H 3-H 1B 2B		0-3 K		0-0 G3		5	1	2	2	0	1	2											
Lee May, R (1, 3) OBP: 0.295, SLG: 0.447	0-0 FC6-4 1-2 2-3		0-0 F8	0-0 2-H 1B		0-3 K			0-3 K	5	0	1	1	0	2	2											
Andres Mora, R (1, 7) OBP: 0.282, SLG: 0.446	0-3 K		0-3 K	0-0 F7					0-3 K	5	0	1	0	0	3	3											
Paul Blair, R (1, 8) OBP: 0.283, SLG: 0.256 Ken Singleton, S (9, FH) OBP: 0.331, SLG: 0.323		0-0 1-3	0-0 1B		0-0 F8		0-0 F8		0-3 K	4	0	1	0	0	0	1											
Mark Belanger, R (1, 6) OBP: 0.350, SLG: 0.357		0-0 E 1B SF8 1B	0-0 F8		0-3 K		0-0 5-3			4	1	1	0	0	1	1											
Brooks Robinson, R (1, 5) OBP: 0.243, SLG: 0.331		0-0 E 2B 1B		0-0 P3		0-0 HR 1B		0-3 K		4	2	2	0	0	1	0											
Dave Duncan, R (1, 2) OBP: 0.311, SLG: 0.309		0-0 E6 2B		0-0 4-3		0-0 1-H HR		0-3 K		4	1	1	2	0	1	2											
Inning Stats	R: 0 E: 0 K: 2 S: 8	H: 1 LOB: 2 BB: 1 P: 12	R: 2 E: 1 K: 0 S: 7	H: 3 LOB: 2 BB: 0 P: 7	R: 0 E: 0 K: 1 S: 6	H: 1 LOB: 1 BB: 0 P: 6	R: 3 E: 0 K: 0 S: 7	H: 4 LOB: 1 BB: 0 P: 7	R: 2 E: 0 K: 2 S: 9	H: 2 LOB: 0 BB: 0 P: 9	R: 1 E: 0 K: 2 S: 9	H: 2 LOB: 1 BB: 0 P: 9	R: 0 E: 0 K: 2 S: 5	H: 0 LOB: 0 BB: 0 P: 7	R: 0 E: 0 K: 3 S: 9	H: 0 LOB: 0 BB: 0 P: 9		1B: 9 2B: 2 3B: 0 HR: 2	SF: 1 SAC: 0 DP: 0 HBP: 0	WP: 0 PB: 0 SB: 0 CS: 0	PA: 42						
PITCHER	IP	WLS	BF	H	R	ER	SO	BB	IBB	HBP	BLK	WP	HR	S	P	ERA	WHIP										
Rick Jones, L (1, 1) ERA: 3.02	3.2		22	9	5	3	3	1	0	0	0	0	0	27	31	7.36	2.727										
Reggie Cleveland, R (4, 1) ERA: 3.58	1.1		6	2	2	2	2	0	0	0	0	0	1	10	10	13.50	1.500										
Fergie Jenkins, R (6, 1) ERA: 3.28	4.0	W	14	2	1	1	8	0	0	0	0	0	1	30	30	2.25	0.500										

Batter	1	2	3	4	5	6	7	8	9	AB	R	H	RBI	BB	SO	LOB	BOTTOM										
Cecil Cooper, L (1, 3) OBP: 0.277, SLG: 0.442	0-0 G1-6-3 1B		0-0 2B 3B 1B	0-0 2-H 1B		0-0 FC4-3-6-2 IHR		0-0 F7		5	2	3	2	0	0	2	Baltimore Orioles @ Boston Red Sox Fenway Park, Boston, MA Mon Jun 28 1976, 7:05 PM EDT Att: 27,648 - Unknown										
Butch Hobson, R (1, 5) OBP: 0.400, SLG: 1.200	0-0 G1-6-3 1-2		0-0 1-3 3B 2B	0-0 P5		0-0 1-H IHR		0-3 K		5	2	2	2	0	1	2											
Fred Lynn, L (1, 8) OBP: 0.378, SLG: 0.470	0-0 F7		0-0 2-H 3-H 3B		0-0 1B 2B		0-0 F8		4-0 2B WP BB	4	2	2	2	1	0	0											
Carl Yastrzemski, L (1, 7) OBP: 0.349, SLG: 0.470		0-0 F8	4-0 BB		0-0 G6-4-3 1B		0-3 K		0-0 WP 2B	4	0	2	1	1	1	0											
Carlton Fisk, R (1, 2) OBP: 0.366, SLG: 0.437		0-0 F8	0-3 K		0-0 G6-4-3 1-2		0-0 2B 6-3 1B		0-0 F8	5	1	1	0	0	1	4											
Jim Rice, R (1, 10) OBP: 0.299, SLG: 0.474		0-0 P4	0-0 3-H		0-0 SF8 3B		0-0 F9		0-0 6-3 2B	4	1	2	0	0	0	0											
Bobby Darwin, R (1, 9) OBP: 0.309, SLG: 0.376 Rick Miller, L (4, 9) OBP: 0.336, SLG: 0.354 Dwight Evans, R (6, FH) OBP: 0.322, SLG: 0.424			1-0 2B E HBP	0-0 SF8		0-0 1B 1B FC4-3-6-2 1B		4-0 6-3 IBB		0	1	0	0	0	0	0											
Rico Petrocelli, R (1, 4) OBP: 0.332, SLG: 0.347		0-0 E8 6-3 2B	0-0 E5 WP 1B		0-0 1B 1B FC4-3-6-2 1B		0-0 6-3		0-0 1-2 2-3 3-H	4	2	2	1	0	0	2											
Steve Dillard, R (1, 6) OBP: 0.361, SLG: 0.385 Rick Burleson, R (7, 6) OBP: 0.306, SLG: 0.315		0-0 6-3	0-0 K		0-0 1-2 1B		0-0 F9			3	0	1	1	0	1	1											
Inning Stats	R: 0 E: 0 K: 0 S: 3	H: 1 LOB: 0 BB: 0 P: 3	R: 0 E: 0 K: 0 S: 3	H: 0 LOB: 0 BB: 0 P: 3	R: 4 E: 1 K: 1 S: 8	H: 4 LOB: 2 BB: 1 P: 13	R: 2 E: 1 K: 1 S: 8	H: 2 LOB: 1 BB: 0 P: 8	R: 1 E: 0 K: 0 S: 4	H: 2 LOB: 0 BB: 0 P: 4	R: 3 E: 0 K: 0 S: 6	H: 4 LOB: 0 BB: 0 P: 6	R: 1 E: 0 K: 1 S: 7	H: 2 LOB: 2 BB: 1 P: 11	R: 1 E: 0 K: 1 S: 6	H: 1 LOB: 1 BB: 1 P: 10		1B: 8 2B: 7 3B: 2 HR: 1	SF: 1 SAC: 0 DP: 4 HBP: 1	WP: 2 PB: 0 SB: 0 CS: 1	PA: 41						
PITCHER	IP	WLS	BF	H	R	ER	SO	BB	IBB	HBP	BLK	WP	HR	S	P	ERA	WHIP										
Jim Palmer, R (1, 1) ERA: 3.22	3.2		19	7	6	4	2	1	0	1	0	0	0	21	26	9.82	2.182										
Mike Flanagan, L (4, 1) ERA: 5.63	1.1	L	8	5	4	4	0	0	0	0	0	0	0	8	8	27.00	3.750										
Rudy May, L (6, 1) ERA: 4.39	1.1		7	3	1	1	1	0	1	0	0	0	0	8	12	6.75	2.250										
Dave Pagan, R (7, 1) ERA: 3.24	1.2		7	1	1	1	1	1	0	0	0	1	0	8	12	5.40	1.200										


AB	40
R	8
H	13
RBI	8
BB	1
SO	13
LOB	11



Batter	1	2	3	4	5	6	7	8	9	AB	R	H	RBI	BB	SO	LOB	TOP
Mark Belanger, R (1, 6) Terry Crowley, L (9, PH)	P4			F7			F3		K	3	0	0	0	0	0	0	
Bobby Grich, R (1, 4)	F2			P5			K			3	0	0	0	0	1	0	
Reggie Jackson, L (1, 9)	F8			G3			S BB			2	0	0	0	1	0	0	
Lee May, R (1, 3)		F9			K					3	0	0	0	0	1	1	
Andres Mora, R (1, 7)		6-3			4-3					3	0	0	0	0	0	0	
Ken Singleton, S (1, 10)		F9			F9					3	0	0	0	0	0	0	
Paul Blair, R (1, 8)			P3			G6-4-3 1B		K		3	0	1	0	0	1	0	
Brooks Robinson, R (1, 5) Al Bumbry, L (9, PH)			6-3		G6-4-3 1-2				G3-6-3 BB	2	0	0	0	0	0	1	
Dave Duncan, R (1, 2) Tony Muser, L (9, PH)			F2		F2				G3-6-3 1-2	2	0	0	0	0	0	0	
Inning Stats	R: 0 E: 0 K: 0 S: 3	H: 0 LOB: 0 BB: 0 P: 3	R: 0 E: 0 K: 0 S: 3	H: 0 LOB: 0 BB: 0 P: 3	R: 0 E: 0 K: 0 S: 3	H: 0 LOB: 0 BB: 0 P: 3	R: 0 E: 0 K: 0 S: 5	H: 1 LOB: 0 BB: 0 P: 3	R: 0 E: 0 K: 1 S: 5	H: 0 LOB: 1 BB: 1 P: 9	R: 0 E: 0 K: 1 S: 5	H: 0 LOB: 0 BB: 1 P: 5	R: 0 E: 0 K: 1 S: 4	H: 0 LOB: 0 BB: 1 P: 8	1B: 1 2B: 0 3B: 0 HR: 0	SF: 0 SAC: 0 DP: 2 HBP: 0	WP: 0 PA: 28 PB: 0 SB: 1 CS: 0
PITCHER Rick Wise, R (1, 1) ERA: 3.83	IP: 9.0 WLS: W BF: 28	H: 1 R: 0 ER: 0 SO: 4	BB: 2 IBB: 0 HBP: 0 BLK: 0	WP: 0 HR: 0 S: 34 P: 42	ERA: 0.00 WHIP: 0.333	PITCHER											

Baltimore Orioles @ Boston Red Sox
Fenway Park, Boston, MA
Tue Jun 29 1976, 7:05 PM EDT
Att: 30,054 - Unknown


AB 26
R 0
H 1
RBI 0
BB 2
SO 4
LOB 3



Batter	1	2	3	4	5	6	7	8	9	AB	R	H	RBI	BB	SO	LOB	BOTTOM
Steve Dillard, R (1, 6) Rick Burleson, R (9, 6)	S 1B		K		G6-4-3 1-2					4	1	2	1	0	1	1	
Butch Hobson, R (1, 5)	F8 1-2		6-3			1-3				4	0	0	0	0	0	2	
Fred Lynn, L (1, 8)	F9		F8			K				4	0	1	1	0	1	1	
Carlton Fisk, R (1, 2)	F9			F7		L4				4	0	0	0	0	0	2	
Carl Yastrzemski, L (1, 7)		G3		FC6-5 WP 1B		F5				3	0	1	0	0	0	0	
Jim Rice, R (1, 10)		BB 1B		FC6-5 1-3		K				3	0	1	0	0	1	1	
Rico Petrocelli, R (1, 4)		F8		K		2-3				3	0	0	0	0	1	2	
Dwight Evans, R (1, 9)					5-3					2	1	1	0	1	0	0	
Cecil Cooper, L (1, 3)			K							2	0	1	0	0	1	2	
Inning Stats	R: 0 E: 0 K: 0 S: 4	H: 1 LOB: 1 BB: 0 P: 4	R: 0 E: 0 K: 1 S: 6	H: 1 LOB: 2 BB: 1 P: 10	R: 0 E: 0 K: 1 S: 5	H: 0 LOB: 0 BB: 0 P: 5	R: 0 E: 0 K: 1 S: 6	H: 1 LOB: 1 BB: 0 P: 6	R: 0 E: 0 K: 0 S: 3	H: 1 LOB: 0 BB: 0 P: 3	R: 0 E: 0 K: 1 S: 5	H: 0 LOB: 0 BB: 0 P: 5	R: 0 E: 0 K: 0 S: 6	H: 3 LOB: 1 BB: 0 P: 6	1B: 6 2B: 1 3B: 0 HR: 0	SF: 0 SAC: 1 DP: 1 HBP: 0	WP: 1 PA: 31 PB: 0 SB: 1 CS: 0
PITCHER Mike Cuellar, L (1, 1) Dyar Miller, R (8, 1) ERA: 3.15	IP: 7.2 WLS: L BF: 30	H: 7 R: 2 ER: 2 SO: 5	BB: 1 IBB: 0 HBP: 0 BLK: 0	WP: 1 HR: 0 S: 39 P: 43	ERA: 2.35 WHIP: 1.043	PITCHER											

Baltimore Orioles @ Boston Red Sox
Fenway Park, Boston, MA
Tue Jun 29 1976, 7:05 PM EDT
Att: 30,054 - Unknown

AB 29
R 2
H 7
RBI 2
BB 1
SO 5
LOB 11



Batter	1	2	3	4	5	6	7	8	9	AB	R	H	RBI	BB	SO	LOB	TOP			
Al Bumby, L OBP: 0.340, SLG: 0.399 (1, 7)	F9		CS 2H 1B				F5			4	0	2	3	0	0	0	Baltimore Orioles @ Boston Red Sox Fenway Park, Boston, MA Wed Jun 30 1976, 3:33 AM EDT Att: 29,348 - Unknown			
Mark Belanger, R OBP: 0.344, SLG: 0.351 (1, 6)	F9		CS 1-2	5-3	F3			L3 1B		4	0	1	0	0	0	1				
Bobby Grich, R OBP: 0.390, SLG: 0.436 (1, 4)	F9							L5		4	0	2	0	0	0	1				
Reggie Jackson, L OBP: 0.301, SLG: 0.428 (1, 9)		K		F5				L6		4	0	0	0	0	1	2				
Lee May, R OBP: 0.287, SLG: 0.432 (1, 3)	F7							L3		4	0	0	0	0	1	1				
Ken Singleton, S OBP: 0.330, SLG: 0.316 (1, 10)	F8							L3		2	1	0	0	2	0	0				
Paul Blair, R OBP: 0.260, SLG: 0.272 (9, PH)								L3		3	1	2	0	0	0	2				
Tony Muser, L OBP: 0.291, SLG: 0.246 (9, PH)								F3		1	0	0	0	0	0	0				
Doug DeCinces, R OBP: 0.269, SLG: 0.349 (1, 5)								F3		3	1	1	1	0	1	1				
Rick Dempsey, R OBP: 0.217, SLG: 0.164 (1, 2)								F3		3	1	1	0	0	0	2				
Inning Stats	R: 0 E: 0 K: 0 S: 3	H: 0 LOB: 0 BB: 0 P: 3	R: 0 E: 0 K: 1 S: 5	H: 0 LOB: 0 BB: 0 P: 5	R: 1 E: 0 K: 1 S: 6	H: 3 LOB: 0 BB: 0 P: 6	R: 0 E: 0 K: 0 S: 3	H: 1 LOB: 0 BB: 0 P: 3	R: 3 E: 0 K: 1 S: 6	H: 3 LOB: 1 BB: 1 P: 10	R: 0 E: 0 K: 0 S: 4	H: 1 LOB: 2 BB: 1 P: 8	R: 0 E: 0 K: 0 S: 3	H: 0 LOB: 0 BB: 0 P: 3	R: 0 E: 0 K: 1 S: 5	H: 0 LOB: 0 BB: 0 P: 5	1B: 6 2B: 3 3B: 1 HR: 0	SF: 0 SAC: 0 DP: 1 HBP: 0	WP: 0 PB: 0 SB: 0 CS: 1	PA: 35
PITCHER	IP	WLS	BF	H	R	ER	SO	BB	IBB	HBP	BLK	WP	HR	S	P	ERA	WHIP			
Luis Tiant, R ERA: 2.96 (1, 1)	5.0		20	7	4	4	2	1	0	0	0	0	0	23	27	7.20	1.600			
Jim Willoughby, R ERA: 2.7 (6, 1)	4.0	W	14	2	0	0	1	1	0	0	0	0	0	15	19	0.00	0.750			

Batter	1	2	3	4	5	6	7	8	9	AB	R	H	RBI	BB	SO	LOB	BOTTOM			
Cecil Cooper, L OBP: 0.279, SLG: 0.438 (1, 3)	L6									4	0	1	1	0	1	0	Baltimore Orioles @ Boston Red Sox Fenway Park, Boston, MA Wed Jun 30 1976, 3:33 AM EDT Att: 29,348 - Unknown			
Butch Hobson, R OBP: 0.231, SLG: 0.538 (1, 5)										4	1	1	0	0	1	1				
Fred Lynn, L OBP: 0.386, SLG: 0.485 (1, 8)										4	1	4	0	0	0	0				
Carl Yastrzemski, L OBP: 0.348, SLG: 0.471 (1, 7)										3	1	1	2	0	0	2				
Carlton Fisk, R OBP: 0.359, SLG: 0.426 (1, 2)										4	0	1	0	0	0	3				
Jim Rice, R OBP: 0.307, SLG: 0.488 (1, 10)										3	1	2	2	1	0	0				
Rick Miller, L OBP: 0.344, SLG: 0.371 (1, 9)										3	1	2	0	0	0	1				
Dwight Evans, R OBP: 0.325, SLG: 0.423 (6, PH) (9, 9)										1	0	0	0	0	1	2				
Rico Petrocelli, R OBP: 0.325, SLG: 0.335 (1, 4)										3	1	0	0	1	0	3				
Steve Dillard, R OBP: 0.354, SLG: 0.389 (1, 6)										3	0	0	1	0	0	2				
Rick Burleson, R OBP: 0.306, SLG: 0.315 (7, 6)										0	0	0	0	0	0	0				
Inning Stats	R: 1 E: 0 K: 0 S: 5	H: 2 LOB: 1 BB: 0 P: 5	R: 2 E: 1 K: 0 S: 6	H: 2 LOB: 1 BB: 0 P: 6	R: 0 E: 0 K: 0 S: 3	H: 1 LOB: 0 BB: 0 P: 3	R: 0 E: 0 K: 0 S: 3	H: 1 LOB: 0 BB: 0 P: 3	R: 0 E: 0 K: 1 S: 5	H: 0 LOB: 0 BB: 0 P: 5	R: 3 E: 0 K: 0 S: 6	H: 4 LOB: 1 BB: 1 P: 10	R: 0 E: 0 K: 1 S: 6	H: 1 LOB: 1 BB: 0 P: 6	R: 0 E: 0 K: 1 S: 5	H: 1 LOB: 1 BB: 1 P: 9	1B: 8 2B: 2 3B: 1 HR: 1	SF: 1 SAC: 0 DP: 3 HBP: 0	WP: 0 PB: 0 SB: 2 CS: 1	PA: 35
PITCHER	IP	WLS	BF	H	R	ER	SO	BB	IBB	HBP	BLK	WP	HR	S	P	ERA	WHIP			
Wayne Garland, R ERA: 2.16 (1, 1)	5.1	L	24	9	6	4	1	0	0	0	0	0	0	26	26	6.75	1.688			
Dave Fagan, R ERA: 3.18 (6, 1)	0.2		3	1	0	0	0	1	0	0	0	0	0	2	6	0.00	3.000			
Tippy Martinez, L ERA: 1.57 (7, 1)	2.0		8	2	0	0	2	1	0	0	0	0	0	11	15	0.00	1.500			

Batter	1	2	3	4	5	6	7	8	9	AB	R	H	RBI	BB	SO	LOB	TOP			
Ron LeFlore, R (1.8) OBP: 0.394, SLG: 0.465	1-3		6-3		5-3			F8		4	0	0	0	0	0	1				
Tom Verzyer, R (1.6) OBP: 0.288, SLG: 0.282	K			6-3		F9		1-3		4	0	0	0	0	1	0				
Rusty Staub, L (1.9) OBP: 0.405, SLG: 0.446				3-1 WP	1B	4-3		3-1		4	1	2	0	0	0	0				
Alex Johnson, R (1.10) OBP: 0.296, SLG: 0.392	F9			E6 WP	3-1	1B				4	1	2	1	0	0	2				
Jason Thompson, L (1.3) OBP: 0.332, SLG: 0.439		F5		3-1		HR				3	0	0	0	1	1	3				
Aurelio Rodriguez, R (1.5) OBP: 0.254, SLG: 0.361		F8		1-2 2-3	F3	FC6-4 BB		6-3		4	0	0	0	0	0	3				
Mickey Stanley, R (1.7) OBP: 0.323, SLG: 0.356		K		2-3 3-H		1-2		5-3		4	0	0	0	0	1	1				
Bill Freehan, R (1.2) OBP: 0.336, SLG: 0.394			F4			1B		5-3		3	0	1	0	0	0	0				
Pedro Garcia, R (1.4) OBP: 0.241, SLG: 0.297		1-3				K		5-3		3	0	0	0	0	1	1				
Inning Stats	R: 0 E: 0 K: 1 S: 6	H: 1 LOB: 1 BB: 0 P: 6	R: 0 E: 0 K: 1 S: 5	H: 0 LOB: 0 BB: 0 P: 5	R: 0 E: 0 K: 0 S: 3	H: 0 LOB: 0 BB: 0 P: 3	R: 1 E: 1 K: 0 S: 5	H: 1 LOB: 1 BB: 0 P: 5	R: 0 E: 0 K: 1 S: 6	H: 1 LOB: 1 BB: 0 P: 6	R: 1 E: 0 K: 0 S: 4	H: 1 LOB: 1 BB: 1 P: 8	R: 0 E: 0 K: 0 S: 3	H: 0 LOB: 0 BB: 0 P: 3	R: 0 E: 0 K: 1 S: 6	H: 1 LOB: 1 BB: 0 P: 6	1B: 4 2B: 0 3B: 0 HR: 1	SF: 0 SAC: 0 DP: 0 HBP: 0	WP: 1 PB: 0 SB: 1 CS: 0	PA: 34
PITCHER Rudy May, L (1.1) ERA: 4.04	IP: 9.0 WLS: L BF: 34	H: 5 R: 2 ER: 1 SO: 4	BB: 1 IBB: 0 HBP: 0 BLK: 0	WP: 1 HR: 1 S: 41 P: 45	ERA: 1.00 WHIP: 0.667	PITCHER	IP: 9.0 WLS: L BF: 34	H: 5 R: 2 ER: 1 SO: 4	BB: 1 IBB: 0 HBP: 0 BLK: 0	WP: 1 HR: 1 S: 41 P: 45	ERA: 1.00 WHIP: 0.667									

Detroit Tigers @ Baltimore Orioles
Memorial Stadium, Baltimore, MD
Thu Jul 01 1976, 7:05 PM EDT
Att: 8,746 - Unknown

AB	33
R	2
H	5
RBI	1
BB	1
SO	4
LOB	11



Batter	1	2	3	4	5	6	7	8	9	AB	R	H	RBI	BB	SO	LOB	BOTTOM					
Tommy Harper, R (1.10) OBP: 0.320, SLG: 0.286	K			SH5-3	1B	F8		B3		4	0	1	0	0	1	1						
Mark Belanger, R (1.6) OBP: 0.341, SLG: 0.347	3-1			SH5-3		5-3		F2		3	0	0	0	0	0	1						
Bobby Grich, R (1.4) OBP: 0.388, SLG: 0.430	L7			F8		BB		6-3		3	0	0	0	1	0	1						
Reggie Jackson, L (1.9) OBP: 0.296, SLG: 0.419		F2		L6		K		6-3		4	0	0	0	0	1	2						
Lee May, R (1.3) OBP: 0.282, SLG: 0.425		F8		E6	1B	1B		L7		4	0	0	0	0	0	0						
Andres Mora, R (1.7) OBP: 0.276, SLG: 0.432		K		1B	1B	K		6-3		3	0	1	0	0	2	0						
Paul Blair, R (1.8) OBP: 0.261, SLG: 0.273				5-3		6-3		6-3		3	0	1	0	0	0	0						
Brooks Robinson, R (1.5) OBP: 0.235, SLG: 0.319				6-3		F8		F9		3	0	0	0	0	0	3						
Dave Duncan, R (1.2) OBP: 0.308, SLG: 0.306				6-3		G6-4-3		1B		3	0	1	0	0	0	3						
Inning Stats	R: 0 E: 0 K: 1 S: 5	H: 0 LOB: 0 BB: 0 P: 5	R: 0 E: 0 K: 1 S: 5	H: 0 LOB: 0 BB: 0 P: 5	R: 0 E: 0 K: 0 S: 3	H: 0 LOB: 0 BB: 0 P: 3	R: 0 E: 0 K: 0 S: 4	H: 1 LOB: 1 BB: 0 P: 4	R: 0 E: 1 K: 0 S: 5	H: 2 LOB: 2 BB: 0 P: 5	R: 0 E: 0 K: 1 S: 5	H: 0 LOB: 1 BB: 1 P: 9	R: 0 E: 0 K: 1 S: 5	H: 0 LOB: 0 BB: 0 P: 5	R: 0 E: 0 K: 0 S: 4	H: 1 LOB: 1 BB: 0 P: 4	R: 0 E: 0 K: 0 S: 3	H: 0 LOB: 0 BB: 0 P: 3	1B: 4 2B: 0 3B: 0 HR: 0	SF: 0 SAC: 1 DP: 1 HBP: 0	WP: 0 PB: 0 SB: 0 CS: 0	PA: 32
PITCHER Dave Roberts, L (1.1) ERA: 3.02	IP: 9.0 WLS: W BF: 32	H: 4 R: 0 ER: 0 SO: 4	BB: 1 IBB: 0 HBP: 0 BLK: 0	WP: 0 HR: 0 S: 39 P: 43	ERA: 0.00 WHIP: 0.556	PITCHER	IP: 9.0 WLS: W BF: 32	H: 4 R: 0 ER: 0 SO: 4	BB: 1 IBB: 0 HBP: 0 BLK: 0	WP: 0 HR: 0 S: 39 P: 43	ERA: 0.00 WHIP: 0.556											

Detroit Tigers @ Baltimore Orioles
Memorial Stadium, Baltimore, MD
Thu Jul 01 1976, 7:05 PM EDT
Att: 8,746 - Unknown

AB	30
R	0
H	4
RBI	0
BB	1
SO	4
LOB	11



Batter	1	2	3	4	5	6	7	8	9	AB	R	H	RBI	BB	SO	LOB	TOP			
Al Bumbry, L OBP: 0.345, SLG: 0.400 (1, 7)										3	0	1	0	1	0	1	Baltimore Orioles @ Detroit Tigers Tiger Stadium, Detroit, MI Sat Jul 03 1976, 7:05 PM EDT Att: 51,032 - Unknown			
Paul Blair, R OBP: 0.268, SLG: 0.267 (1, 8)										1	0	0	0	1	0	1				
Tony Muser, L OBP: 0.296, SLG: 0.252 (8, PH)										1	0	1	0	0	0	0				
Bobby Grich, R OBP: 0.385, SLG: 0.430 (1, 4)										4	0	1	0	0	1	2				
Reggie Jackson, L OBP: 0.295, SLG: 0.414 (1, 9)										4	0	0	0	0	0	3				
Lee May, R OBP: 0.276, SLG: 0.414 (1, 3)										4	0	0	0	0	2	3				
Andres Mora, R OBP: 0.282, SLG: 0.408 (1, 10)										4	0	0	0	0	1	3				
Mark Belanger, R OBP: 0.339, SLG: 0.353 (1, 6)										4	0	0	0	0	0	3				
Brooks Robinson, R OBP: 0.245, SLG: 0.322 (1, 5)										2	0	1	0	1	0	0				
Dave Duncan, R OBP: 0.303, SLG: 0.296 (1, 2)										3	0	0	0	0	0	2				
Inning Stats	R: 0 E: 0 K: 1 S: 5	H: 1 LOB: 1 BB: 0 P: 5	R: 0 E: 0 K: 0 S: 3	H: 0 LOB: 0 BB: 0 P: 3	R: 0 E: 0 K: 0 S: 3	H: 0 LOB: 1 BB: 1 P: 7	R: 0 E: 0 K: 2 S: 9	H: 1 LOB: 3 BB: 1 P: 13	R: 0 E: 0 K: 0 S: 3	H: 0 LOB: 0 BB: 0 P: 3	R: 0 E: 0 K: 0 S: 4	H: 1 LOB: 1 BB: 0 P: 4	R: 0 E: 0 K: 0 S: 4	H: 1 LOB: 1 BB: 0 P: 4	R: 0 E: 0 K: 1 S: 5	H: 0 LOB: 0 BB: 0 P: 5	1B: 4 2B: 1 3B: 0 HR: 0	SF: 0 SAC: 1 DP: 1 HBP: 0	WP: 1 PB: 0 SB: 0 CS: 1	PA: 34
PITCHER Mark Fidrych, R ERA: 1.85 (1, 1)	IP: 9.0 WLS: W BF: 34 H: 4 R: 0 ER: 0 SO: 4 BB: 3 IBB: 0 HBP: 0 BLK: 0 WP: 1 HR: 0 S: 39 P: 51 ERA: 0.00 WHIP: 0.778															PITCHER				

Batter	1	2	3	4	5	6	7	8	9	AB	R	H	RBI	BB	SO	LOB	BOTTOM			
Ron LeFlore, R OBP: 0.390, SLG: 0.458 (1, 8)										4	1	1	0	0	2	2	Baltimore Orioles @ Detroit Tigers Tiger Stadium, Detroit, MI Sat Jul 03 1976, 7:05 PM EDT Att: 51,032 - Unknown			
Tom Venzler, R OBP: 0.286, SLG: 0.277 (1, 6)										3	1	1	0	1	0	0				
Rusty Staub, L OBP: 0.398, SLG: 0.448 (1, 9)										4	1	1	3	0	1	1				
Alex Johnson, R OBP: 0.299, SLG: 0.398 (1, 10)										4	0	1	0	0	0	0				
Jason Thompson, L OBP: 0.332, SLG: 0.450 (1, 3)										3	1	1	1	0	1	0				
Aurelio Rodriguez, R OBP: 0.289, SLG: 0.354 (1, 5)										3	0	0	0	0	0	0				
Mickey Stanley, R OBP: 0.324, SLG: 0.355 (1, 7)										3	0	1	0	0	0	0				
Pedro Garcia, R OBP: 0.238, SLG: 0.289 (1, 4)										2	0	0	0	1	0	0				
Bruce Kimm, R OBP: 0.289, SLG: 0.296 (1, 2)										3	0	1	0	0	0	0				
Inning Stats	R: 3 E: 0 K: 0 S: 5	H: 2 LOB: 0 BB: 1 P: 9	R: 0 E: 0 K: 0 S: 3	H: 0 LOB: 0 BB: 0 P: 3	R: 0 E: 1 K: 0 S: 4	H: 1 LOB: 2 BB: 0 P: 4	R: 1 E: 0 K: 1 S: 7	H: 3 LOB: 2 BB: 1 P: 11	R: 0 E: 0 K: 1 S: 5	H: 0 LOB: 0 BB: 0 P: 5	R: 0 E: 0 K: 1 S: 5	H: 0 LOB: 0 BB: 0 P: 5	R: 0 E: 0 K: 0 S: 3	H: 0 LOB: 0 BB: 0 P: 3	R: 0 E: 0 K: 0 S: 3	H: 0 LOB: 0 BB: 0 P: 3	1B: 3 2B: 3 3B: 0 HR: 2	SF: 0 SAC: 0 DP: 1 HBP: 0	WP: 0 PB: 0 SB: 1 CS: 1	PA: 31
PITCHER Mike Cuellar, L ERA: 5.14 Dave Pagan, R ERA: 2.82 (4, 1)	IP: 3.2 WLS: L BF: 18 H: 6 R: 4 ER: 4 SO: 4 BB: 2 IBB: 0 HBP: 0 BLK: 0 WP: 0 HR: 2 S: 16 P: 24 ERA: 9.82 WHIP: 2.182															PITCHER				

AB	30
R	0
H	4
RBI	0
BB	3
SO	4
LOB	18



Batter	1	2	3	4	5	6	7	8	9	AB	R	H	RBI	BB	SO	LOB	TOP										
Al Bumbry, L OBP: 0.341, SLG: 0.394 Paul Blair, R OBP: 0.256, SLG: 0.264 (7, PH)	0-0 4-3		0-0 F7		0-3 K		0-3 K		0-0 F7	3	0	0	0	0	1	0	Baltimore Orioles @ Detroit Tigers Tiger Stadium, Detroit, MI Sun Jul 04 1976, 3:33 AM EDT Att: 14,454 - Unknown										
Mark Belanger, R OBP: 0.344, SLG: 0.355	0-3 K		0-3 K		4-0 CS BB			0-0 E 1B	4	2	2	0	1	2	0												
Bobby Grich, R OBP: 0.389, SLG: 0.429	0-0 F8			0-0 1B WP 1B	0-0 L6			4-0 E BB 1-2	3	3	1	0	2	0	1												
Reggie Jackson, L OBP: 0.302, SLG: 0.419		0-0 G3		0-0 1B 1-3 1B		0-0 CS 1B		0-0 E8 BB 1-3 2-H 3-H	5	0	3	1	0	0	2												
Andres Mora, R OBP: 0.259, SLG: 0.408	0-0 F8		0-0 F6		0-3 K		0-3 K	0-0 2B	5	0	1	2	0	2	5												
Tony Muser, L OBP: 0.303, SLG: 0.255 Lee May, R OBP: 0.277, SLG: 0.412 (8, PH)	4-0 2B BB		0-0 1B E 1B		0-0 4-3			4-0 BB IBB	2	2	1	1	1	0	0												
Ken Singleton, S OBP: 0.336, SLG: 0.325	0-0 1-H 2B		0-0 E 1-3 1B		0-0 4-3		0-0 1-2 2-3 3-H	4-0 BB	3	0	2	2	1	0	0												
Doug DeCinces, R OBP: 0.269, SLG: 0.347	0-0 F5		0-0 E6 FC6-4		0-0 FC3-6 1B		0-3 K	0-3 K	4	0	1	0	0	1	5												
Rick Dempsey, R OBP: 0.203, SLG: 0.153			0-0 F9		0-0 FC6-4		0-0 FC3-6 1-2	0-0 G3	4	0	0	0	0	0	6												
Inning Stats	R: 0 E: 0 K: 1 S: 5	H: 0 LOB: 0 BB: 0 P: 5	R: 1 E: 0 K: 0 S: 4	H: 1 LOB: 1 BB: 1 P: 8	R: 0 E: 0 K: 1 S: 5	H: 0 LOB: 0 BB: 0 P: 5	R: 2 E: 1 K: 0 S: 7	H: 4 LOB: 2 BB: 0 P: 7	R: 0 E: 0 K: 1 S: 4	H: 1 LOB: 0 BB: 0 P: 8	R: 0 E: 0 K: 1 S: 6	H: 1 LOB: 1 BB: 0 P: 6	R: 2 E: 1 K: 2 S: 9	H: 2 LOB: 3 BB: 3 P: 21	R: 2 E: 0 K: 1 S: 7	H: 2 LOB: 1 BB: 1 P: 11		1B: 9 2B: 3 3B: 0 HR: 0	SF: 0 SAC: 0 DP: 1 HBP: 0	WP: 1 PB: 0 SB: 2 CS: 2	PA: 42						
PITCHER	IP	WLS	BF	H	R	ER	SO	BB	IBB	HBP	BLK	WP	HR	S	P	ERA	WHIP										
Frank McCormack, R ERA: 4.15	(1, 1)	6.2	27	7	3	2	4	2	0	0	0	1	0	33	41	2.70	1.350										
John Hillier, L ERA: 3.32	(7, 1)	2.1	L 15	4	4	4	4	3	1	0	0	0	0	19	35	15.43	3.000										

AB	36
R	7
H	11
RBI	6
BB	6
SO	8
LOB	21



Batter	1	2	3	4	5	6	7	8	9	AB	R	H	RBI	BB	SO	LOB	BOTTOM										
Ron LeFlore, R OBP: 0.390, SLG: 0.456	4-0 E BB		0-3 K		0-0 S HR 1B		0-3 K		0-0 6-3	4	2	1	0	1	2	0	Baltimore Orioles @ Detroit Tigers Tiger Stadium, Detroit, MI Sun Jul 04 1976, 3:33 AM EDT Att: 14,454 - Unknown										
Tom Verzer, R OBP: 0.280, SLG: 0.270	0-0 L4		0-0 5-3		0-0 F2		0-0 5-3		0-0 F3	5	0	0	0	0	2												
Dan Meyer, L OBP: 0.317, SLG: 0.369	0-0 E3		0-0 3-1		0-0 HR		0-0 2B		0-0 3-1	5	2	2	3	0	0												
Rusty Staub, L OBP: 0.399, SLG: 0.444	0-0 4-3		0-0 1-3		4-0 1B BB		4-0 IBB			2	0	0	0	2	0	1											
Jason Thompson, L OBP: 0.335, SLG: 0.449	4-0 1B BB		0-0 G3		0-0 FC6-4 1B		0-3 K			3	0	1	0	1	2												
Alex Johnson, R OBP: 0.302, SLG: 0.399	0-0 1-2 3-H 1B		0-0 6-3		0-0 FC6-4			0-0 SH1-4 1B	4	0	2	1	0	0	2												
Aurelio Rodriguez, R OBP: 0.269, SLG: 0.354	0-0 F9		0-0 FC6-4 1B		0-0 4-3			0-0 SH1-4	3	0	1	0	0	0	2												
Pedro Garcia, R OBP: 0.235, SLG: 0.284 Ben Ojivies, L OBP: 0.287, SLG: 0.477 John Wockenfuss, R OBP: 0.403, SLG: 0.491		0-0 6-3		0-0 FC6-4		0-0 1-3		0-3 K	3	0	0	0	0	0	1												
Bruce Kimm, R OBP: 0.278, SLG: 0.284 Mickey Stanley, R OBP: 0.319, SLG: 0.349 Jerry Manuel, S OBP: 0.250, SLG: 0.194		0-0 F4		0-0 F8		0-0 F5		0-3 K	3	0	0	0	0	0	0												
Inning Stats	R: 2 E: 2 K: 0 S: 5	H: 1 LOB: 2 BB: 2 P: 13	R: 0 E: 0 K: 1 S: 5	H: 0 LOB: 0 BB: 0 P: 5	R: 0 E: 0 K: 0 S: 3	H: 0 LOB: 0 BB: 0 P: 3	R: 0 E: 0 K: 0 S: 4	H: 1 LOB: 1 BB: 0 P: 4	R: 2 E: 0 K: 0 S: 6	H: 3 LOB: 2 BB: 1 P: 10	R: 0 E: 0 K: 0 S: 3	H: 0 LOB: 0 BB: 0 P: 3	R: 0 E: 0 K: 2 S: 8	H: 1 LOB: 2 BB: 1 P: 12	R: 0 E: 0 K: 2 S: 8	H: 1 LOB: 1 BB: 0 P: 8		R: 0 E: 0 K: 0 S: 3	H: 0 LOB: 0 BB: 0 P: 3	1B: 5 2B: 1 3B: 0 HR: 1	SF: 0 SAC: 1 DP: 0 HBP: 0	WP: 0 PB: 0 SB: 1 CS: 0	PA: 39				
PITCHER	IP	WLS	BF	H	R	ER	SO	BB	IBB	HBP	BLK	WP	HR	S	P	ERA	WHIP										
Wayne Garland, R ERA: 2.14	(1, 1)	9.0	W 39	7	4	2	5	3	1	0	0	0	1	45	61	2.00	1.111										



Batter	1	2	3	4	5	6	7	8	9	AB	R	H	RBI	BB	SO	LOB	TOP					
Tommy Harper, R OBP: 0.333, SLG: 0.289 (1, 10)	F6			CS BB		WP CS 1B			F7	3	0	1	0	1	0	0	Baltimore Orioles @ Oakland Athletics Oakland-Alameda County Coliseum, Oakland, CA Tue Jul 06 1976, 7:05 PM PDT Att: 6,024 - Unknown					
Mark Belanger, R OBP: 0.347, SLG: 0.351 (1, 6)	6-3			G5-4-3 BB		1-H BB			K	2	0	0	0	2	1	0						
Bobby Grich, R OBP: 0.392, SLG: 0.431 (1, 4)	K			G5-4-3					1B	4	0	2	0	0	1	1						
Reggie Jackson, L OBP: 0.313, SLG: 0.421 (1, 9)		K			BLK 1B				K	4	0	2	0	0	2	1						
Lee May, R OBP: 0.274, SLG: 0.407 (1, 3)	F3				F8				F9	3	0	0	0	0	0	3						
Andres Mora, R OBP: 0.248, SLG: 0.390 (1, 7)	K				K				G5-4-3	3	0	0	0	0	2	3						
Paul Blair, R OBP: 0.257, SLG: 0.265 (1, 8)				G6-4-3 1B					K	3	0	1	0	0	1	1						
Brooks Robinson, R OBP: 0.235, SLG: 0.307 (1, 5)				G6-4-3		F3			F8	3	0	0	0	0	0	1						
Dave Duncan, R OBP: 0.298, SLG: 0.291 (1, 2)				K		6-3			K	3	0	0	0	0	2	0						
Inning Stats	R: 0 E: 0 K: 1 S: 5	H: 0 LOB: 0 BB: 0 P: 5	R: 0 E: 0 K: 2 S: 7	H: 0 LOB: 0 BB: 0 P: 7	R: 0 E: 0 K: 1 S: 5	H: 1 LOB: 0 BB: 0 P: 5	R: 0 E: 0 K: 0 S: 1	H: 0 LOB: 0 BB: 2 P: 9	R: 0 E: 0 K: 0 S: 6	H: 1 LOB: 1 BB: 0 P: 6	R: 0 E: 0 K: 0 S: 3	H: 1 LOB: 1 BB: 1 P: 7	R: 0 E: 0 K: 0 S: 4	H: 2 LOB: 1 BB: 0 P: 4	R: 0 E: 0 K: 2 S: 7	H: 0 LOB: 0 BB: 0 P: 7	R: 0 E: 0 K: 2 S: 8	H: 1 LOB: 1 BB: 0 P: 8	1B: 6 2B: 0 3B: 0 HR: 0	SF: 0 SAC: 0 DP: 3 HBP: 0	WP: 1 PB: 0 SB: 1 CS: 2	PA: 31
PITCHER Vida Blue, L ERA: 3.18 (1, 1)	IP: 9.0 WLS: W BF: 31 H: 6 R: 0 ER: 0 SO: 9 BB: 3 IBB: 0 HBP: 0 BLK: 1 WP: 1 HR: 0 S: 46 P: 58 ERA: 0.00 WHIP: 1.000															PITCHER Vida Blue, L ERA: 3.18 (1, 1)	IP: 9.0 WLS: W BF: 31 H: 6 R: 0 ER: 0 SO: 9 BB: 3 IBB: 0 HBP: 0 BLK: 1 WP: 1 HR: 0 S: 46 P: 58 ERA: 0.00 WHIP: 1.000					

Batter	1	2	3	4	5	6	7	8	9	AB	R	H	RBI	BB	SO	LOB	BOTTOM			
Bill North, S OBP: 0.340, SLG: 0.330 (1, 8)	5-3		B1-3		4-3			2B S BB		3	1	0	0	1	0	0	Baltimore Orioles @ Oakland Athletics Oakland-Alameda County Coliseum, Oakland, CA Tue Jul 06 1976, 7:05 PM PDT Att: 6,024 - Unknown			
Bert Campaneris, R OBP: 0.321, SLG: 0.280 (1, 6)	F8		F3			1B 1B		K	4	0	1	0	0	1	1	1				
Don Baylor, R OBP: 0.319, SLG: 0.373 (1, 10)	FC6-4 BB			S 1B		F9		BB 2B	3	1	2	0	1	0	1	1				
Joe Rudi, R OBP: 0.321, SLG: 0.431 (1, 7)	FC6-4		F3	1-2		K		BB IBB	3	0	0	0	1	1	3	3				
Sal Bando, R OBP: 0.345, SLG: 0.465 (1, 5)		K		K		1B		K	4	0	1	0	0	3	4	4				
Gene Tenace, R OBP: 0.378, SLG: 0.432 (1, 3)		FC6-4 1B		2-H 1B		F8		1-2 2-3 3-H BB	3	0	2	2	1	0	2	2				
Claudell Washington, L OBP: 0.263, SLG: 0.310 (1, 9)		FC6-4	1-2	F8		F9		L6	4	0	0	0	0	0	5	5				
Phil Garner, R OBP: 0.308, SLG: 0.411 (1, 4)		4-3			6-3			1-3	3	0	0	0	0	0	1	1				
Jeff Newman, R OBP: 0.200, SLG: 0.111 (1, 2)			F8		F3			F3	3	0	0	0	0	0	0	0				
Inning Stats	R: 0 E: 0 K: 0 S: 3	H: 0 LOB: 1 BB: 1 P: 7	R: 0 E: 0 K: 1 S: 6	H: 1 LOB: 0 BB: 0 P: 6	R: 0 E: 0 K: 0 S: 3	H: 0 LOB: 0 BB: 0 P: 3	R: 1 E: 0 K: 1 S: 7	H: 2 LOB: 1 BB: 0 P: 7	R: 0 E: 0 K: 0 S: 3	H: 0 LOB: 2 BB: 0 P: 7	R: 0 E: 0 K: 0 S: 3	H: 0 LOB: 0 BB: 0 P: 3	R: 1 E: 0 K: 2 S: 8	H: 1 LOB: 3 BB: 3 P: 20	R: 0 E: 0 K: 0 S: 0	H: 0 LOB: 0 BB: 0 P: 0	1B: 5 2B: 1 3B: 0 HR: 0	SF: 0 SAC: 0 DP: 0 HBP: 0	WP: 0 PB: 0 SB: 2 CS: 0	PA: 34
PITCHER Jim Palmer, R ERA: 3.05 (1, 1)	IP: 8.0 WLS: L BF: 34 H: 6 R: 2 ER: 2 SO: 5 BB: 3 IBB: 1 HBP: 0 BLK: 0 WP: 0 HR: 0 S: 40 P: 56 ERA: 2.25 WHIP: 1.125															PITCHER Jim Palmer, R ERA: 3.05 (1, 1)	IP: 8.0 WLS: L BF: 34 H: 6 R: 2 ER: 2 SO: 5 BB: 3 IBB: 1 HBP: 0 BLK: 0 WP: 0 HR: 0 S: 40 P: 56 ERA: 2.25 WHIP: 1.125			



Batter	1	2	3	4	5	6	7	8	9	AB	R	H	RBI	BB	SO	LOB	TOP										
Al Bumbry, L OBP: 0.348, SLG: 0.399 (1, 8)										5	1	3	0	0	0	0	Baltimore Orioles @ Oakland Athletics Oakland-Alameda County Coliseum, Oakland, CA Wed Jul 07 1976, 7:05 PM PDT Att: 4,681 - Unknown livebaseballscorecards.com										
Bobby Grich, R OBP: 0.396, SLG: 0.430 (1, 4)										3	1	1	0	2	1	1											
Reggie Jackson, L OBP: 0.315, SLG: 0.418 (1, 9)										4	1	1	1	1	1	4											
Lee May, R OBP: 0.278, SLG: 0.408 (1, 10)										4	0	2	1	0	2	5											
Ken Singleton, S OBP: 0.337, SLG: 0.324 (1, 7)										4	0	1	1	0	0	6											
Tony Muser, L OBP: 0.301, SLG: 0.262 (1, 3)										4	0	1	0	0	0	2											
Mark Belanger, R OBP: 0.342, SLG: 0.346 (1, 6)										4	0	0	0	0	2	1											
Doug DeCinces, R OBP: 0.266, SLG: 0.339 (1, 5)										4	0	0	0	0	0	1											
Rick Dempsey, R OBP: 0.208, SLG: 0.152 (1, 2)										4	0	1	0	0	1	1											
Inning Stats	R: 0 E: 0 K: 0 S: 4	H: 2 LOB: 2 BB: 1 P: 8	R: 0 E: 0 K: 1 S: 6	H: 1 LOB: 1 BB: 0 P: 6	R: 1 E: 0 K: 0 S: 4	H: 1 LOB: 1 BB: 1 P: 8	R: 0 E: 0 K: 0 S: 3	H: 0 LOB: 0 BB: 0 P: 3	R: 0 E: 1 K: 2 S: 9	H: 2 LOB: 3 BB: 1 P: 13	R: 0 E: 0 K: 0 S: 3	H: 0 LOB: 0 BB: 0 P: 3	R: 2 E: 0 K: 1 S: 9	H: 4 LOB: 2 BB: 0 P: 9	R: 0 E: 0 K: 2 S: 7	H: 0 LOB: 0 BB: 0 P: 7	R: 0 E: 0 K: 1 S: 5	H: 0 LOB: 0 BB: 0 P: 5	1B: 9 2B: 1 3B: 0 HR: 0	SF: 0 SAC: 0 DP: 0 HBP: 0	WP: 0 PB: 0 SB: 3 CS: 2	PA: 39					
PITCHER	IP	WLS	BF	H	R	ER	SO	BB	IBB	HBP	BLK	WP	HR	S	P	ERA	WHIP										
Paul Mitchell, R ERA: 5.05 (1, 1)	6.1	W	29	8	3	3	3	3	0	0	1	0	0	32	44	4.26	1.737										
Rollie Fingers, R ERA: 2.73 (7, 1)	2.2	S	10	2	0	0	4	0	0	0	0	0	0	18	18	0.00	0.750										

Batter	1	2	3	4	5	6	7	8	9	AB	R	H	RBI	BB	SO	LOB	BOTTOM										
Bill North, S OBP: 0.338, SLG: 0.329 (1, 8)										4	1	1	0	0	1	0	Baltimore Orioles @ Oakland Athletics Oakland-Alameda County Coliseum, Oakland, CA Wed Jul 07 1976, 7:05 PM PDT Att: 4,681 - Unknown livebaseballscorecards.com										
Bert Campaneris, R OBP: 0.326, SLG: 0.286 (1, 6)										4	2	3	0	0	0	0											
Don Baylor, R OBP: 0.324, SLG: 0.382 (1, 10)										4	1	3	1	0	0	0											
Joe Rudi, R OBP: 0.324, SLG: 0.432 (1, 7)										4	1	2	1	0	0	4											
Sal Bando, R OBP: 0.347, SLG: 0.466 (1, 5)										2	0	1	2	1	0	2											
Gene Tenace, R OBP: 0.380, SLG: 0.430 (1, 3)										3	0	1	1	1	1	4											
Claudell Washington, L OBP: 0.260, SLG: 0.306 (1, 9)										4	0	0	0	0	1	5											
Phil Garner, R OBP: 0.304, SLG: 0.405 (1, 4)										4	0	0	0	0	1	0											
Jeff Newman, R OBP: 0.143, SLG: 0.077 (1, 2)										4	0	0	0	0	1	0											
Inning Stats	R: 1 E: 0 K: 0 S: 6	H: 3 LOB: 3 BB: 1 P: 10	R: 0 E: 0 K: 0 S: 3	H: 0 LOB: 0 BB: 0 P: 3	R: 0 E: 0 K: 0 S: 4	H: 0 LOB: 0 BB: 1 P: 8	R: 0 E: 0 K: 0 S: 3	H: 0 LOB: 0 BB: 0 P: 3	R: 3 E: 0 K: 0 S: 7	H: 5 LOB: 1 BB: 0 P: 7	R: 0 E: 0 K: 2 S: 7	H: 0 LOB: 0 BB: 0 P: 7	R: 1 E: 1 K: 1 S: 7	H: 2 LOB: 2 BB: 0 P: 7	R: 0 E: 0 K: 2 S: 7	H: 0 LOB: 0 BB: 0 P: 7	R: 0 E: 0 K: 1 S: 5	H: 0 LOB: 0 BB: 0 P: 5	1B: 10 2B: 2 3B: 0 HR: 0	SF: 1 SAC: 0 DP: 2 HBP: 0	WP: 0 PB: 0 SB: 0 CS: 1	PA: 36					
PITCHER	IP	WLS	BF	H	R	ER	SO	BB	IBB	HBP	BLK	WP	HR	S	P	ERA	WHIP										
Mike Cuellar, L ERA: 5.3 (1, 1)	4.1	L	23	8	4	4	0	1	1	0	0	0	0	21	29	8.31	2.077										
Dave Pagan, R ERA: 2.57 (5, 1)	3.2		13	3	1	0	5	0	0	0	0	0	0	23	23	0.00	0.818										

Batter	1	2	3	4	5	6	7	8	9	AB	R	H	RBI	BB	SO	LOB	TOP								
Al Bumby, L OBP: 0.349, SLG: 0.400 (1, 8)	0-0 K 1B		0-0 4-3	0-0 F2			4-0 WP HBP BB BB	0-0 1-H 2B 2B		2	0	1	0	0	0	0	Baltimore Orioles @ Oakland Athletics Oakland-Alameda County Coliseum, Oakland, CA Thu Jul 08 1976, 7:05 PM PDT Att: 3,798 - Unknown								
Paul Blair, R OBP: 0.262, SLG: 0.272 (4, PH) (4, 8)										2	2	1	1	1	0	0									
Bobby Grich, R OBP: 0.403, SLG: 0.447 (1, 4)	0-3 K 1-2		0-0 1B 2B		0-0 E8 1B 2B		4-0 HBP WP SF9 BB	0-0 2-H 2B		4	3	3	1	1	1	1									
Reggie Jackson, L OBP: 0.325, SLG: 0.419 (1, 9)	0-0 1B		4-0 1B 2B		0-0 F5		4-0 HBP IBB	4-0 IBB		2	1	1	0	3	0	1									
Lee May, R OBP: 0.284, SLG: 0.410 (1, 10)	0-3 K		0-0 1B 2B		0-0 G5-4-3 1B		1-0 IBB	0-3 K		4	1	2	2	0	2	3									
Ken Singleton, S OBP: 0.341, SLG: 0.336 (1, 7)		4-0 1B BB	0-0 1B 2B		0-0 G5-4-3		0-0 SF9		0-0 4-3 SH3-4 2B	3	1	2	4	1	0	1									
Tony Muser, L OBP: 0.292, SLG: 0.253 (1, 3)		0-0 F8	0-3 K		0-0 F5		0-0 L1		0-0 4-3	5	0	0	0	0	1	5									
Mark Belanger, R OBP: 0.336, SLG: 0.341 (1, 6)		0-0 F6	0-0 F9		0-0 F7		0-0 5-3		0-0 SH3-4	4	0	0	1	0	0	2									
Doug DeCinces, R OBP: 0.267, SLG: 0.341 (1, 5)		0-0 1B		0-0 G4-3 1B		0-0 1-3		0-3 K	0-3 K	5	0	2	0	0	2	0									
Rick Dempsey, R OBP: 0.211, SLG: 0.157 (1, 2)		0-0 1-3		0-0 G4-3			0-0 4-3		0-0 2B 1B	4	1	1	0	0	0	3									
Inning Stats	R: 0 E: 0 K: 2 S: 8	H: 2 LOB: 1 BB: 0 P: 8	R: 0 E: 0 K: 0 S: 4	H: 1 LOB: 2 BB: 1 P: 8	R: 3 E: 0 K: 1 S: 8	H: 3 LOB: 1 BB: 1 P: 12	R: 0 E: 0 K: 0 S: 3	H: 1 LOB: 0 BB: 0 P: 3	R: 1 E: 1 K: 0 S: 4	H: 2 LOB: 0 BB: 0 P: 4	R: 0 E: 0 K: 0 S: 3	H: 0 LOB: 0 BB: 0 P: 3	R: 2 E: 0 K: 0 S: 3	H: 0 LOB: 2 BB: 3 P: 16	R: 2 E: 0 K: 2 S: 10	H: 3 LOB: 2 BB: 1 P: 14	R: 1 E: 0 K: 1 S: 6	H: 1 LOB: 0 BB: 0 P: 6	1B: 7 2B: 6 3B: 0 HR: 0	SF: 1 SAC: 1 DP: 2 HBP: 1	WP: 1 PB: 0 SB: 0 CS: 0	PA: 44			
PITCHER	IP	WLS	BF	H	R	ER	SO	BB	IBB	HBP	BLK	WP	HR	S	P	ERA	WHIP								
Mike Norris, R ERA: 4.5 (1, 1)	2.1		14	6	3	3	2	2	0	0	0	0	0	16	24	11.57	3.429								
Paul Lindblad, L ERA: 2.92 (3, 1)	3.2	L	12	3	1	1	1	0	0	0	0	0	0	14	14	2.46	0.818								
Jim Todd, R ERA: 4.09 (7, 1)	0.1		5	0	2	2	0	2	1	1	0	0	0	1	14	54.00	6.000								
Stan Bahnsen, R ERA: 3.33 (7, 1)	2.2		13	4	3	3	3	0	1	0	0	0	0	18	22	10.12	1.500								


Batter	1	2	3	4	5	6	7	8	9	AB	R	H	RBI	BB	SO	LOB	BOTTOM								
Bill North, S OBP: 0.343, SLG: 0.330 (1, 10)	4-0 SH3-4 BB	4-0 BB BB		0-0 FC 1-2			0-0 1-3	0-0 1-H 1B		3	0	1	2	2	0	1	Baltimore Orioles @ Oakland Athletics Oakland-Alameda County Coliseum, Oakland, CA Thu Jul 08 1976, 7:05 PM PDT Att: 3,798 - Unknown								
Bert Campaneris, R OBP: 0.325, SLG: 0.283 (1, 6)	0-0 SH3-4 1-2	4-0 BB BB		0-0 F3			0-0 F9	0-0 F8		3	0	0	0	1	0	2									
Don Baylor, R OBP: 0.322, SLG: 0.379 (1, 9)	0-0 F3	0-0 F8		0-0 6-3			0-0 2B 1B		0-3 K	5	1	1	0	0	1	5									
Joe Rudi, R OBP: 0.321, SLG: 0.431 (1, 7)	0-3 K		0-0 F7		0-0 6-3		0-0 1-H 2B		0-0 F4	5	0	1	1	0	1	1									
Sal Bando, R OBP: 0.347, SLG: 0.475 (1, 5)		0-0 F6	0-0 HR		0-0 F5		0-0 F5		0-0 1B	5	1	2	1	0	0	1									
Gene Tenace, R OBP: 0.381, SLG: 0.422 (1, 3)		4-0 6-3 1B 2B BB	4-0 1B BB		0-3 K		0-0 F8		0-0 F4	3	1	0	0	2	1	1									
Claudell Washington, L OBP: 0.263, SLG: 0.312 (1, 8)		0-0 6-3 2B 1B	0-3 K		0-0 E6 CS		0-0 F8 1B 2B			4	2	2	0	0	1	1									
Phil Garner, R OBP: 0.303, SLG: 0.403 (1, 4)		0-0 6-3	0-0 1B		0-0 F7		0-0 F8		0-0 F8	4	0	1	0	0	0	4									
Jeff Newman, R OBP: 0.235, SLG: 0.250 (1, 2)		0-0 BB 2B		0-0 FC 1B			0-0 F8		4-0 S 1B BB	3	0	2	2	0	0	0									
Billy Williams, L OBP: 0.314, SLG: 0.337 (8, PH)										0	0	0	0	1	0	0									
Larry Lintz, S (8, PR)										0	1	0	0	0	0	0									
Larry Haney, R OBP: 0.277, SLG: 0.230 (9, 2)										0	0	0	0	0	0	0									
Inning Stats	R: 0 E: 0 K: 1 S: 5	H: 0 LOB: 1 BB: 1 P: 9	R: 2 E: 0 K: 0 S: 5	H: 2 LOB: 3 BB: 3 P: 17	R: 1 E: 0 K: 1 S: 6	H: 2 LOB: 2 BB: 1 P: 10	R: 0 E: 1 K: 0 S: 4	H: 1 LOB: 1 BB: 0 P: 4	R: 0 E: 0 K: 0 S: 3	H: 0 LOB: 0 BB: 0 P: 3	R: 1 E: 0 K: 0 S: 5	H: 2 LOB: 1 BB: 0 P: 5	R: 2 E: 0 K: 0 S: 5	H: 2 LOB: 1 BB: 1 P: 9	R: 0 E: 0 K: 1 S: 6	H: 1 LOB: 1 BB: 0 P: 6	1B: 6 2B: 3 3B: 0 HR: 1	SF: 0 SAC: 2 DP: 0 HBP: 0	WP: 0 PB: 0 SB: 1 CS: 1	PA: 42					
PITCHER	IP	WLS	BF	H	R	ER	SO	BB	IBB	HBP	BLK	WP	HR	S	P	ERA	WHIP								
Wayne Garland, R ERA: 2.37 (1, 1)	6.2	W	31	7	4	4	3	5	0	0	0	0	0	32	52	5.40	1.800								
Dyar Miller, R ERA: 3.15 (7, 1)	2.1	S	11	3	2	2	1	1	0	0	0	0	0	12	16	7.71	1.714								



Batter	1	2	3	4	5	6	7	8	9	AB	R	H	RBI	BB	SO	LOB	TOP					
Ken Singleton, S (1, 7) OBP: 0.340, SLG: 0.335	0-0 SH3 1B		0-0 F9	0-0 F9			0-0 L6			4	1	1	0	0	0	0	Baltimore Orioles @ California Angels Anaheim Stadium, Anaheim, CA Fri Jul 09 1976, 10:05 PM EDT Att: 14,409 - Unknown					
Al Bumbry, L (7, 7) OBP: 0.349, SLG: 0.400										0	0	0	0	0	0							
Bobby Grich, R (1, 4) OBP: 0.402, SLG: 0.446	0-0 SH3 1-2		0-0 HR 1B			0-0 F7	0-3 K			3	1	1	0	0	1	0						
Reggie Jackson, L (1, 9) OBP: 0.328, SLG: 0.420	0-0 2-H 1B		0-0 HR 1-2		0-0 FC5-4 1B		0-0 4-3			4	1	2	1	0	0	1						
Lee May, R (1, 3) OBP: 0.283, SLG: 0.419	0-3 K		0-0 HR 1-H 2-H		0-0 FC5-4 BB 1-2		0-0 F7			4	1	1	3	0	1	1						
Tony Muser, L (8, 3) OBP: 0.292, SLG: 0.253										0	0	0	0	0	0	0						
Andres Mora, R (1, 10) OBP: 0.255, SLG: 0.388		0-0 SH1-3 1B	0-0 F7		0-0 BB 1-2		0-0 5-3			3	0	1	0	1	0	0						
Paul Blair, R (1, 8) OBP: 0.263, SLG: 0.277		0-0 SH1-3 1-2	0-0 2B		0-0 F8		0-0 6-3			3	0	1	0	0	0	2						
Mark Belanger, R (1, 6) OBP: 0.337, SLG: 0.337		0-0 F2	0-0 F7		4-0 CS BB		0-0 5-3			3	0	0	0	1	0	2						
Doug DeCinces, R (1, 5) OBP: 0.266, SLG: 0.335		4-0 BB		0-0 L8		0-0 F2 1-2		0-0 6-3		3	0	0	0	1	0	1						
Rick Dempsey, R (1, 2) OBP: 0.200, SLG: 0.149		0-0 1-3		0-0 F9		0-0 F4		0-0 G1		4	0	0	0	0	0	2						
Inning Stats	R: 1 E: 0 K: 1 S: 6	H: 2 LOB: 0 BB: 0 P: 6	R: 0 E: 0 K: 0 S: 4	H: 1 LOB: 2 BB: 1 P: 8	R: 3 E: 1 K: 0 S: 7	H: 3 LOB: 1 BB: 0 P: 7	R: 0 E: 0 K: 0 S: 3	H: 0 LOB: 0 BB: 0 P: 3	R: 0 E: 0 K: 0 S: 4	H: 1 LOB: 2 BB: 1 P: 8	R: 0 E: 0 K: 0 S: 2	H: 0 LOB: 0 BB: 1 P: 6	R: 0 E: 0 K: 1 S: 5	H: 0 LOB: 0 BB: 0 P: 5	R: 0 E: 0 K: 0 S: 3	H: 0 LOB: 0 BB: 0 P: 3	R: 0 E: 0 K: 0 S: 3	H: 0 LOB: 0 BB: 0 P: 3	1B: 5 2B: 1 3B: 0 HR: 1	SF: 0 SAC: 2 DP: 0 HBP: 0	WP: 0 PB: 0 SB: 0 CS: 1	PA: 36
PITCHER Frank Tanana, L (1, 1) ERA: 2.91	IP: 9.0 WLS: L BF: 36	H: 7 R: 4 ER: 3 SO: 2	BB: 3 IBB: 0 HBP: 0 BLK: 0	WP: 0 HR: 1 S: 37 P: 49	ERA: 3.00 WHIP: 1.111	PITCHER														IP: WLS: BF: H: R: ER: SO: BB: IBB: HBP: BLK: WP: HR: S: P: ERA: WHIP:		

Batter	1	2	3	4	5	6	7	8	9	AB	R	H	RBI	BB	SO	LOB	BOTTOM							
Mario Guerrero, R (1, 4) OBP: 0.300, SLG: 0.295	0-0 5-3		0-0 F8		0-0 SH5-3 1B		0-0 BB 2B 1B		0-0 SH3-4	4	1	2	0	0	0	0	Baltimore Orioles @ California Angels Anaheim Stadium, Anaheim, CA Fri Jul 09 1976, 10:05 PM EDT Att: 14,409 - Unknown							
Dave Chalk, R (1, 6) OBP: 0.311, SLG: 0.267	0-0 F8		0-0 F7		0-0 SH5-3 1-2 2-3		4-0 BB 2B 1-2		0-0 L5	2	0	0	0	0	0	0								
Bruce Bochte, L (7, PH) OBP: 0.371, SLG: 0.307										1	0	0	0	1	0	2								
Bobby Bonds, R (1, 9) OBP: 0.351, SLG: 0.421	0-3 K		0-0 F7		0-0 F4		0-0 BB 1-3 2-H		0-3 K	5	0	1	1	0	2	4								
Tommy Davis, R (1, 10) OBP: 0.301, SLG: 0.341		0-0 E5 PB 1B		4-0 BB 2B BB		0-0 G3		0-0 F9		3	1	0	0	1	0	3								
Bill Melton, R (1, 3) OBP: 0.290, SLG: 0.300		4-0 BB 1B 1-2 BB		0-0 L7		0-0 F7		0-3 K		3	1	0	0	1	1	1								
Ron Jackson, R (1, 5) OBP: 0.313, SLG: 0.381		0-0 BB 1B 1-2 2-H 1B		0-0 L6		0-0 E 6-3 1B		1-0 HBP		3	0	2	1	0	0	1								
Dan Briggs, L (1, 8) OBP: 0.260, SLG: 0.341		0-0 BB 1B 1-3 2-H 1B		0-0 2B		0-0 6-3		0-3 K		4	0	2	1	0	1	2								
Leroy Stanton, R (1, 7) OBP: 0.257, SLG: 0.255		0-0 L6		0-0 5-3		0-0 6-3		0-3 K		3	0	0	0	0	0	5								
Bob Jones, L (8, PH) OBP: 0.266, SLG: 0.361						2-3				1	0	0	0	0	1	1								
Andy Etchebarren, R (1, 2) OBP: 0.297, SLG: 0.249		0-0 G6-4-3		4-0 BB SH5-3 1B		0-0 F7		0-0 SH3-4 1B		2	0	0	0	1	0	2								
Adrian Garrett, L (8, PH) ERA: 3.02										1	0	1	0	0	0	0								
Jerry Remy, L (8, PR) OBP: 0.314, SLG: 0.304										0	0	0	0	0	0	0								
Inning Stats	R: 0 E: 0 K: 1 S: 5	H: 0 LOB: 0 BB: 0 P: 5	R: 2 E: 1 K: 0 S: 5	H: 2 LOB: 1 BB: 1 P: 9	R: 0 E: 0 K: 0 S: 3	H: 0 LOB: 0 BB: 0 P: 3	R: 0 E: 0 K: 0 S: 4	H: 1 LOB: 2 BB: 1 P: 8	R: 0 E: 0 K: 0 S: 4	H: 1 LOB: 1 BB: 0 P: 4	R: 1 E: 0 K: 0 S: 4	H: 2 LOB: 1 BB: 1 P: 8	R: 0 E: 0 K: 3 S: 9	H: 0 LOB: 1 BB: 0 P: 10	R: 0 E: 0 K: 1 S: 6	H: 1 LOB: 2 BB: 0 P: 6	1B: 6 2B: 2 3B: 0 HR: 0	SF: 0 SAC: 2 DP: 1 HBP: 1	WP: 0 PB: 1 SB: 0 CS: 0	PA: 39				
PITCHER Rudy May, L (1, 1) ERA: 3.96	IP: 6.1 WLS: W BF: 28	H: 6 R: 3 ER: 2 SO: 2	BB: 3 IBB: 0 HBP: 1 BLK: 0	WP: 0 HR: 0 S: 27 P: 39	ERA: 2.84 WHIP: 1.421	PITCHER														IP: WLS: BF: H: R: ER: SO: BB: IBB: HBP: BLK: WP: HR: S: P: ERA: WHIP:				
Dyar Miller, R (7, 1) ERA: 3.02	2.0 9	2 0	0 0	3 3	1 0	0 1	0 0	0 0	13 18	0.00 0.00														
Tippy Martinez, L (8, 1) ERA: 1.54	0.2 S	2 0	0 0	1 1	0 0	0 0	0 0	0 0	4 4	0.00 0.000														

AB	31
R	4
H	7
RBI	4
BB	3
SO	2
LOB	9



AB	32
R	3
H	8
RBI	3
BB	4
SO	5
LOB	21

WP	0	PA	36
PB	0		
SB	0		
CS	1		

WP	0	PA	39
PB	1		
SB	0		
CS	0		

Batter	1	2	3	4	5	6	7	8	9	AB	R	H	RBI	BB	SO	LOB	TOP									
Al Bumbry, L OBP: 0.351, SLG: 0.399 Paul Blair, R OBP: 0.262, SLG: 0.275	0-3 K		0-0 S 1B		0-0 G3		4-0 1B IBB	0-0 F7		3	0	1	0	1	1	0										
Bobby Grich, R OBP: 0.409, SLG: 0.451	0-0 FC1-6 1B		4-0 G1-6-3 BB		0-0 6-3		0-0 FC6-4 1B		0-0 CS 1B	4	0	3	0	1	0	0										
Reggie Jackson, L OBP: 0.321, SLG: 0.411	0-0 FC1-6 3B		0-0 G1-6-3		0-0 F8		0-0 FC6-4		0-3 K	5	1	0	0	0	1	7										
Lee May, R OBP: 0.286, SLG: 0.429 Tony Muser, L OBP: 0.290, SLG: 0.252	0-0 2H 3B			0-0 F8 1B 1B		0-0 5-3		0-0 F7	0-0 F8	4	1	2	1	0	0	0										
Ken Singleton, S OBP: 0.342, SLG: 0.341	0-3 K		0-0 F9 1B 1B		0-0 1-3		0-0 2B			4	1	2	0	0	1	1										
Andres Mora, R OBP: 0.255, SLG: 0.392		0-3 K		0-0 F8		0-0 F3		0-0 2B		4	1	1	1	0	1	2										
Mark Belanger, R OBP: 0.342, SLG: 0.344		0-0 F2		0-0 1-2 3H 1B		1-0 1B SH1-4 HBP		0-0 2B		3	1	2	2	0	0	0										
Doug DeCinces, R OBP: 0.262, SLG: 0.330		0-0 F3		0-0 F9		0-0 SH1-4		0-3 K		3	0	0	0	0	1	3										
Rick Dempsey, R OBP: 0.202, SLG: 0.154			0-0 1-3	0-0 4-3		0-0 F9		0-0 2H 1B		4	0	1	1	0	0	3										
Inning Stats	R: 1 E: 1 K: 2 S: 9	H: 2 LOB: 1 BB: 0 P: 9	R: 0 E: 0 K: 1 S: 5	H: 0 LOB: 0 BB: 0 P: 5	R: 0 E: 0 K: 0 S: 3	H: 1 LOB: 1 BB: 1 P: 7	R: 1 E: 0 K: 0 S: 6	H: 3 LOB: 2 BB: 0 P: 6	R: 0 E: 0 K: 0 S: 3	H: 0 LOB: 0 BB: 0 P: 3	R: 0 E: 0 K: 0 S: 3	H: 0 LOB: 0 BB: 0 P: 3	R: 0 E: 0 K: 1 S: 4	H: 1 LOB: 3 BB: 1 P: 9	R: 3 E: 0 K: 1 S: 9	H: 4 LOB: 1 BB: 0 P: 9	R: 0 E: 0 K: 1 S: 5	H: 1 LOB: 0 BB: 0 P: 5	1B: 8 2B: 4 3B: 1 HR: 0	SF: 0 SAC: 1 DP: 2 HBP: 1	WP: 0 PB: 0 SB: 1 CS: 1	PA: 40				
PITCHER	IP	WLS	BF	H	R	ER	SO	BB	IBB	HBP	BLK	WP	HR	S	P	ERA	WHIP									
Gary Ross, R ERA: 3.18 Dick Drago, R ERA: 5.67	(1, 1) 7.1	L	33	9	4	4	3	1	1	1	0	0	0	0	11	11	4.91	1.364								

Baltimore Orioles @ California Angels
Anaheim Stadium, Anaheim, CA
Sat Jul 10 1976, 10:05 PM EDT
Att: 17,242 - Unknown

AB	36
R	5
H	12
RBI	5
BB	2
SO	5
LOB	17





Batter	1	2	3	4	5	6	7	8	9	AB	R	H	RBI	BB	SO	LOB	BOTTOM								
Mario Guerrero, R OBP: 0.298, SLG: 0.293	0-0 1B SF8 1B				0-0 5-3			0-0 5-3		4	1	1	0	0	0	2									
Dan Briggs, L OBP: 0.270, SLG: 0.347	0-0 1-3 1B		0-0 F9		0-3 K			0-0 FC6-4 1B		4	0	2	0	0	1	0									
Bobby Bonds, R OBP: 0.347, SLG: 0.417	0-0 SF8		0-3 K		0-0 F8			0-0 FC6-4 2B		3	1	0	1	0	1	1									
Adrian Garrett, L OBP: 0.208, SLG: 0.191	0-3 K		0-3 K		0-0 F7			0-0 1H 2B		4	0	1	1	0	2	1									
Bruce Bochte, L OBP: 0.366, SLG: 0.303	0-0 G3			0-0 1-3		0-3 K		0-0 6-3		4	0	0	0	0	1	2									
Ron Jackson, R OBP: 0.312, SLG: 0.376		0-0 1-3		0-0 F9		1-0 HBP			0-3 K	3	0	0	0	0	1	0									
Bob Jones, L OBP: 0.265, SLG: 0.347		0-3 K		4-0 FC6-4 BB		0-3 K			0-0 F7	3	0	0	0	1	2	1									
Dave Chalk, R OBP: 0.312, SLG: 0.266 Tommy Davis, R OBP: 0.299, SLG: 0.339 Jerry Remy, L OBP: 0.314, SLG: 0.304 Terry Humphrey, R OBP: 0.222, SLG: 0.353 Leroy Stanton, R OBP: 0.262, SLG: 0.260		4-0 1B BB		0-0 FC6-4		0-0 E8 CS			0-0 1B	1	0	0	0	1	0	1									
Andy Etchebarren, R OBP: 0.299, SLG: 0.251 Bill Melton, R OBP: 0.298, SLG: 0.298		0-0 1-3 1B		0-3 K		0-0 F2			0-0 5-3	2	0	1	0	0	1	0									
Inning Stats	R: 1 E: 0 K: 1 S: 7	H: 2 LOB: 1 BB: 0 P: 7	R: 0 E: 0 K: 1 S: 6	H: 1 LOB: 2 BB: 1 P: 10	R: 0 E: 0 K: 2 S: 7	H: 0 LOB: 0 BB: 0 P: 7	R: 0 E: 0 K: 0 S: 3	H: 0 LOB: 1 BB: 1 P: 7	R: 0 E: 0 K: 2 S: 7	H: 0 LOB: 0 BB: 0 P: 7	R: 0 E: 0 K: 1 S: 5	H: 0 LOB: 0 BB: 0 P: 5	R: 0 E: 1 K: 1 S: 5	H: 0 LOB: 2 BB: 0 P: 6	R: 1 E: 0 K: 0 S: 5	H: 2 LOB: 1 BB: 0 P: 5	R: 0 E: 0 K: 1 S: 6	H: 1 LOB: 1 BB: 0 P: 6	1B: 5 2B: 1 3B: 0 HR: 0	SF: 1 SAC: 0 DP: 0 HBP: 1	WP: 0 PB: 0 SB: 0 CS: 1	PA: 36			
PITCHER	IP	WLS	BF	H	R	ER	SO	BB	IBB	HBP	BLK	WP	HR	S	P	ERA	WHIP								
Jim Palmer, R ERA: 3.0	(1, 1) 9.0	W	36	6	2	2	9	2	0	1	0	0	0	51	60	2.00	0.889								

Baltimore Orioles @ California Angels
Anaheim Stadium, Anaheim, CA
Sat Jul 10 1976, 10:05 PM EDT
Att: 17,242 - Unknown

AB	32
R	2
H	6
RBI	2
BB	2
SO	9
LOB	12



Batter	1	2	3	4	5	6	7	8	9	AB	R	H	RBI	BB	SO	LOB	TOP					
Tim Nordbrook, R (1,6) OBP: 0.417, SLG: 0.300	0-0 HR 1B		0-0 4-3		0-3 K		0-0 BB 1B		4-0 BB BB	4	1	2	0	1	1	0	<p>Baltimore Orioles @ California Angels Anaheim Stadium, Anaheim, CA Sun Jul 11 1976, 6:33 AM EDT Att: 12,450 - Unknown</p> <p>livebaseballscorecards.com</p> <p>AB 35 R 3 H 9 RBI 3 BB 5 SO 12 LOB 17</p> 					
Bobby Grich, R (1,4) OBP: 0.405, SLG: 0.446	0-3 K		0-3 K		0-0 6-3		0-0 BB 1B		0-0 F9	5	0	1	0	0	2	2						
Reggie Jackson, L (1,9) OBP: 0.327, SLG: 0.423	0-0 1-H HR		0-0 4-3		0-0 4-3		4-0 BB BB		4-0 BB BB	3	1	1	2	2	0	0						
Lee May, R (1,3) OBP: 0.290, SLG: 0.429 Paul Blair, R (6, PR) OBP: 0.260, SLG: 0.273	0-3 K			0-0 4-3 1B		4-0 S 1B BB		0-0 F9		0-3 K	2	0	1	0	1	0						
Ken Singleton, S (1,7) OBP: 0.341, SLG: 0.344	0-0 F7			0-3 K		0-3 K		0-0 1B 2B			4	1	1	0	0	2						
Tony Muser, L (1,8) OBP: 0.289, SLG: 0.252		0-0 F7		0-0 4-3		0-0 1-2 1B		0-3 K			4	0	1	0	0	1						
Terry Crowley, L (1,10) OBP: 0.143, SLG: 0.083 Tommy Harper, R (8, PR) OBP: 0.333, SLG: 0.289		0-0 F8		4-0 BB		0-0 4-3		0-0 2-H 1B			3	0	1	1	1	0						
Brooks Robinson, R (1,5) OBP: 0.235, SLG: 0.312		0-0 2B		0-3 K			0-0 6-3		0-3 K	4	0	1	0	0	2	3						
Rick Dempsey, R (1,2) OBP: 0.193, SLG: 0.146		0-0 6-3			0-3 K				0-0 F8	4	0	0	0	0	2	1						
Inning Stats	R: 2 E: 0 K: 2 S: 9	H: 2 LOB: 0 BB: 0 P: 9	R: 0 E: 0 K: 0 S: 4	H: 1 LOB: 1 BB: 0 P: 4	R: 0 E: 0 K: 1 S: 5	H: 0 LOB: 0 BB: 0 P: 5	R: 0 E: 0 K: 2 S: 8	H: 1 LOB: 2 BB: 1 P: 12	R: 0 E: 0 K: 1 S: 7	H: 0 LOB: 0 BB: 0 P: 7	R: 0 E: 0 K: 1 S: 6	H: 1 LOB: 3 BB: 1 P: 10	R: 0 E: 0 K: 1 S: 7	H: 2 LOB: 3 BB: 1 P: 11	R: 1 E: 0 K: 2 S: 8	H: 2 LOB: 1 BB: 0 P: 8	R: 0 E: 0 K: 1 S: 5	H: 0 LOB: 2 BB: 2 P: 13	1B: 6 2B: 2 3B: 0 HR: 1	SF: 0 SAC: 0 DP: 0 HBP: 0	WP: 0 PB: 0 SB: 1 CS: 0	PA: 40
PITCHER Nolan Ryan, R (1,1) ERA: 3.54	IP: 9.0 WLS: L BF: 40	H: 9 R: 3 ER: 3 SO: 12	BB: 5 IBB: 0 HBP: 0 BLK: 0	WP: 0 HR: 1 S: 59 P: 79	ERA: 3.00 WHIP: 1.556	PITCHER										IP: 9.0 WLS: L BF: 40	H: 9 R: 3 ER: 3 SO: 12	BB: 5 IBB: 0 HBP: 0 BLK: 0	WP: 0 HR: 1 S: 59 P: 79	ERA: 3.00 WHIP: 1.556		

Batter	1	2	3	4	5	6	7	8	9	AB	R	H	RBI	BB	SO	LOB	BOTTOM			
Mario Guerrero, R (1,4) OBP: 0.296, SLG: 0.291	0-0 2B SF8 1B		0-0 F4		0-0 F7			0-0 F4		4	1	1	0	0	0	2	<p>Baltimore Orioles @ California Angels Anaheim Stadium, Anaheim, CA Sun Jul 11 1976, 6:33 AM EDT Att: 12,450 - Unknown</p> <p>livebaseballscorecards.com</p> <p>AB 32 R 1 H 7 RBI 1 BB 2 SO 2 LOB 14</p> 			
Dan Briggs, L (1,3) OBP: 0.279, SLG: 0.374	0-0 SF8 1-3 2B		0-0 5-3		0-0 3-1		0-0 2B		0-0 2B	4	0	2	0	0	0	1				
Bobby Bonds, R (1,9) OBP: 0.342, SLG: 0.412	0-0 SF8		0-3 K		0-0 F8		0-0 6-3		0-0 6-3	3	0	0	1	0	1	2				
Tommy Davis, R (1,10) OBP: 0.300, SLG: 0.338 Jerry Remy, L (6, PR) OBP: 0.314, SLG: 0.304 Bill Melton, R (8, PH) OBP: 0.290, SLG: 0.298 Rusty Torres, S (8, PR) OBP: 0.300, SLG: 0.294	0-0 4-3			0-0 F4		0-0 1B		4-0 BB		3	0	1	0	0	0	1				
Bruce Bochte, L (1,7) OBP: 0.361, SLG: 0.298	0-0 3-1			0-0 6-3		0-0 4-3		0-0 F4		4	0	0	0	0	0	4				
Ron Jackson, R (1,5) OBP: 0.307, SLG: 0.369		0-0 F8		0-0 4-3			0-0 4-3		0-3 K	4	0	0	0	0	1	0				
Leroy Stanton, R (1,8) OBP: 0.267, SLG: 0.261		0-0 F9			0-0 F9			4-0 BB BB		3	0	1	0	1	0	0				
Dave Chalk, R (1,6) OBP: 0.311, SLG: 0.266		0-0 5-3			0-0 1B		0-0 F3		0-0 G6-4-3 BB	4	0	1	0	0	0	2				
Terry Humphrey, R (1,2) OBP: 0.250, SLG: 0.368 Adrian Garrett, L (7, PH) OBP: 0.204, SLG: 0.188			0-0 5-3 1B		0-0 F7			0-0 4-3		2	0	1	0	0	0	1				
Inning Stats	R: 1 E: 0 K: 0 S: 5	H: 2 LOB: 1 BB: 0 P: 5	R: 0 E: 0 K: 0 S: 3	H: 0 LOB: 0 BB: 0 P: 3	R: 0 E: 0 K: 1 S: 6	H: 1 LOB: 1 BB: 0 P: 6	R: 0 E: 0 K: 0 S: 3	H: 0 LOB: 0 BB: 0 P: 3	R: 0 E: 0 K: 0 S: 4	H: 1 LOB: 1 BB: 0 P: 4	R: 0 E: 0 K: 0 S: 4	H: 1 LOB: 1 BB: 0 P: 4	R: 0 E: 0 K: 0 S: 4	H: 1 LOB: 2 BB: 1 P: 8	R: 0 E: 0 K: 1 S: 4	H: 0 LOB: 0 BB: 1 P: 8	1B: 5 2B: 2 3B: 0 HR: 0	SF: 1 SAC: 0 DP: 1 HBP: 0	WP: 0 PB: 0 SB: 0 CS: 0	PA: 35
PITCHER Dave Pagan, R (1,1) ERA: 2.36 Tippy Martinez, L (8,1) ERA: 1.49	IP: 7.2 WLS: W BF: 31	H: 7 R: 1 ER: 1 SO: 1	BB: 1 IBB: 0 HBP: 0 BLK: 0	WP: 0 HR: 0 S: 32 P: 36	ERA: 1.17 WHIP: 1.043	PITCHER										IP: 1.1 WLS: S BF: 4	H: 0 R: 0 ER: 0 SO: 1	BB: 1 IBB: 0 HBP: 0 BLK: 0	WP: 0 HR: 0 S: 5 P: 9	ERA: 0.00 WHIP: 0.750

Batter	1	2	3	4	5	6	7	8	9	AB	R	H	RBI	BB	SO	LOB	TOP			
Dave Collins, S (1, 8) OBP: 0.387, SLG: 0.315	F7		1B			1-2 BB		4-3		3	0	1	0	1	0	0	California Angels @ Baltimore Orioles Memorial Stadium, Baltimore, MD Thu Jul 15 1976, 7:05 PM EDT Att: 9,182 - Unknown			
Mario Guerrero, R (1, 4) OBP: 0.286, SLG: 0.280 (8, 6)	E5 FC6-4		F3			K		1-3		4	0	0	0	0	1	3				
Bobby Bonds, R (1, 9) OBP: 0.338, SLG: 0.407	K			2-3		F9		6-3		4	0	0	0	0	1	3				
Tommy Davis, R (1, 10) OBP: 0.292, SLG: 0.328	FC6-4 1-2			F4		4-3		4-3		4	0	0	0	0	0	3				
Dan Briggs, L (1, 3) OBP: 0.280, SLG: 0.373		G5-4-3 1B		F8				L5		3	0	1	0	0	0	0				
Bruce Bochte, L (1, 7) OBP: 0.358, SLG: 0.295		G5-4-3 1-2			F6			4-3		3	0	0	0	0	0	1				
Ron Jackson, R (1, 5) OBP: 0.303, SLG: 0.364			F9		F7			4-3		3	0	0	0	0	0	0				
Dave Chalk, R (1, 6) OBP: 0.309, SLG: 0.264 (8, PH)			1-3		4-3					2	0	0	0	0	0	0				
Jerry Remy, L (8, PH) OBP: 0.317, SLG: 0.306 (8, 4)								G6-3 1B		1	0	1	0	0	0	0				
Andy Etchebarren, R (1, 2) OBP: 0.302, SLG: 0.250 (8, PH)			F9							1	0	0	0	1	0	0				
Bob Jones, L (8, PH) OBP: 0.252, SLG: 0.342 (8, 2)						BB		G6-3 1-2		1	0	0	0	0	0	1				
Terry Humphrey, R (8, 2) OBP: 0.250, SLG: 0.368						BB				0	0	0	0	0	0	0				
Inning Stats	R: 0 E: 1 K: 1 S: 6	H: 0 LOB: 1 BB: 0 P: 6	R: 0 E: 0 K: 0 S: 3	H: 1 LOB: 0 BB: 0 P: 3	R: 0 E: 0 K: 0 S: 4	H: 1 LOB: 1 BB: 0 P: 4	R: 0 E: 0 K: 0 S: 3	H: 0 LOB: 0 BB: 0 P: 3	R: 0 E: 0 K: 1 S: 5	H: 0 LOB: 2 BB: 2 P: 13	R: 0 E: 0 K: 0 S: 3	H: 0 LOB: 0 BB: 0 P: 3	R: 0 E: 0 K: 0 S: 3	H: 1 LOB: 0 BB: 0 P: 3	R: 0 E: 0 K: 0 S: 3	H: 0 LOB: 0 BB: 0 P: 3	1B: 3 2B: 0 3B: 0 HR: 0	SF: 0 SAC: 0 DP: 2 HBP: 0	WP: 0 PB: 0 SB: 0 CS: 0	PA: 31
PITCHER Jim Palmer, R (1, 1) ERA: 2.85	IP: 9.0 WLS: W BF: 31 H: 3 R: 0 ER: 0 SO: 2 BB: 2 IBB: 0 HBP: 0 BLK: 0 WP: 0 HR: 0 S: 33 P: 41 ERA: 0.00 WHIP: 0.556															PITCHER				

Batter	1	2	3	4	5	6	7	8	9	AB	R	H	RBI	BB	SO	LOB	BOTTOM			
Al Bumbry, L (1, 8) OBP: 0.357, SLG: 0.406 (8, 7)	S 1B BB		HR		F7			L6		4	3	2	0	1	0	2	California Angels @ Baltimore Orioles Memorial Stadium, Baltimore, MD Thu Jul 15 1976, 7:05 PM EDT Att: 9,182 - Unknown			
Bobby Grich, R (1, 4) OBP: 0.399, SLG: 0.437	F8 1-2		K		F3		K	K		5	0	0	0	0	3	4				
Reggie Jackson, L (1, 9) OBP: 0.333, SLG: 0.442	K		HR		S 1B		1B S 1B			4	1	3	3	0	1	1				
Lee May, R (1, 3) OBP: 0.290, SLG: 0.426 (8, 3)	2B 1B		6-3		K		F6			4	0	1	1	0	1	2				
Tony Muser, L (8, 3) OBP: 0.299, SLG: 0.252	2B 1B				K		F6 1-2			0	0	0	0	0	0	0				
Ken Singleton, S (1, 7) OBP: 0.350, SLG: 0.352 (7, PR)										2	0	2	0	2	0	0				
Paul Blair, R (8, 8) OBP: 0.260, SLG: 0.273	1-3 2B						1B			0	0	0	0	0	0	0				
Andres Mora, R (1, 10) OBP: 0.255, SLG: 0.388	1-3		F4		1-3					4	0	1	0	0	0	5				
Mark Belanger, R (1, 6) OBP: 0.336, SLG: 0.339		F9		G3		F7	F8			4	0	0	0	0	0	3				
Doug DeCinces, R (1, 5) OBP: 0.262, SLG: 0.328		F4		K		6-3				4	0	1	0	0	1	0				
Rick Dempsey, R (1, 2) OBP: 0.196, SLG: 0.151		F8				1-3		K		4	0	1	0	0	1	1				
Inning Stats	R: 1 E: 0 K: 1 S: 7	H: 2 LOB: 2 BB: 1 P: 11	R: 0 E: 0 K: 0 S: 3	H: 0 LOB: 0 BB: 0 P: 3	R: 2 E: 0 K: 1 S: 8	H: 3 LOB: 1 BB: 0 P: 8	R: 0 E: 0 K: 1 S: 6	H: 1 LOB: 1 BB: 0 P: 6	R: 0 E: 0 K: 0 S: 3	H: 0 LOB: 0 BB: 0 P: 3	R: 1 E: 0 K: 1 S: 8	H: 3 LOB: 3 BB: 1 P: 12	R: 0 E: 0 K: 2 S: 8	H: 1 LOB: 1 BB: 0 P: 8	R: 0 E: 0 K: 0 S: 8	H: 0 LOB: 0 BB: 0 P: 8	1B: 8 2B: 2 3B: 0 HR: 1	SF: 0 SAC: 0 DP: 0 HBP: 0	WP: 0 PB: 0 SB: 4 CS: 0	PA: 38
PITCHER Gary Ross, R (1, 1) ERA: 3.3 John Verhoeven, R (7, 1) ERA: 1.93	IP: 6.2 WLS: L BF: 33 H: 10 R: 4 ER: 4 SO: 5 BB: 2 IBB: 1 HBP: 0 BLK: 0 WP: 0 HR: 1 S: 40 P: 52 ERA: 5.40 WHIP: 1.800															PITCHER				

Batter	1	2	3	4	5	6	7	8	9	AB	R	H	RBI	BB	SO	LOB	TOP			
Dave Collins, S (1, 8) OBP: 0.374, SLG: 0.302	1-4-3		L4-3		G6-4-3			1-3		4	0	0	0	0	0	2	California Angels @ Baltimore Orioles Memorial Stadium, Baltimore, MD Fri Jul 16 1976, 7:05 PM EDT Att: 11,251 - Unknown			
Jerry Remy, L (1, 4) OBP: 0.316, SLG: 0.307	1B		FC5-4		3-1			F6		3	1	1	0	1	0	0				
Bobby Bonds, R (1, 9) OBP: 0.337, SLG: 0.405	1B		FC5-4					1-3		4	0	1	1	0	1	1				
Tony Solaita, L (1, 10) OBP: 0.309, SLG: 0.310	K									3	2	2	0	1	1	1				
Dan Briggs, L (1, 3) OBP: 0.279, SLG: 0.377	K									4	1	1	0	0	2	3				
Bruce Bochte, L (1, 7) OBP: 0.360, SLG: 0.298										4	0	2	1	0	1	1				
Rusty Torres, S (9, PR) OBP: 0.300, SLG: 0.294										0	0	0	0	0	0	0				
Ron Jackson, R (1, 5) OBP: 0.302, SLG: 0.362										4	0	1	2	0	0	1				
Dave Chalk, R (1, 6) OBP: 0.306, SLG: 0.261										3	0	0	0	0	0	1				
Bill Melton, R (9, PH) OBP: 0.286, SLG: 0.297										1	0	0	0	0	0	2				
Terry Humphrey, R (1, 2) OBP: 0.304, SLG: 0.350										1	0	0	0	1	0	0				
Inning Stats	R: 1 E: 0 K: 2 S: 9	H: 2 LOB: 1 BB: 0 P: 9	R: 0 E: 0 K: 0 S: 3	H: 0 LOB: 0 BB: 0 P: 3	R: 0 E: 0 K: 0 S: 2	H: 0 LOB: 1 BB: 2 P: 10	R: 1 E: 0 K: 1 S: 7	H: 2 LOB: 1 BB: 0 P: 7	R: 0 E: 0 K: 0 S: 2	H: 1 LOB: 0 BB: 0 P: 8	R: 0 E: 0 K: 0 S: 3	H: 0 LOB: 0 BB: 0 P: 3	R: 0 E: 0 K: 0 S: 3	H: 0 LOB: 0 BB: 0 P: 3	R: 2 E: 0 K: 0 S: 4	H: 3 LOB: 1 BB: 1 P: 8	1B: 7 2B: 2 3B: 0 HR: 0	SF: 0 SAC: 0 DP: 2 HBP: 1	WP: 0 PB: 0 SB: 3 CS: 0	PA: 35
PITCHER	IP WLS BF H R ER SO BB IBB HBP BLK WP HR S P ERA WHIP																			
Wayne Garland, R (1, 1) ERA: 2.53	8.0 W 33 7 4 4 5 3 0 0 0 0 0 0 0 2 2 4.50 1.250																			
Dyar Miller, R (9, 1) ERA: 2.96	1.0 S 2 1 0 0 0 0 0 0 0 0 0 0 0 2 2 0.00 1.000																			

Batter	1	2	3	4	5	6	7	8	9	AB	R	H	RBI	BB	SO	LOB	BOTTOM			
Ken Singleton, S (1, 7) OBP: 0.350, SLG: 0.353	BB	HBP		L4	K			5-3		5	0	2	1	0	1	0	California Angels @ Baltimore Orioles Memorial Stadium, Baltimore, MD Fri Jul 16 1976, 7:05 PM EDT Att: 11,251 - Unknown			
Bobby Grich, R (1, 4) OBP: 0.403, SLG: 0.436	FC1-2	FC4-2		S				F8		1	1	0	0	2	0	0				
Reggie Jackson, L (1, 9) OBP: 0.336, SLG: 0.438	FC1-2	FC4-2		K				K		2	0	0	1	2	2	1				
Lee May, R (1, 3) OBP: 0.289, SLG: 0.421	FC1-2	FC4-2						5-3		3	0	0	0	1	0	6				
Paul Blair, R (7, 8) OBP: 0.260, SLG: 0.273	FC1-2	FC4-2								0	0	0	0	0	0	0				
Tony Muser, L (1, 8) OBP: 0.282, SLG: 0.247	SF7	K		F9				F8		3	0	0	1	0	1	5				
Terry Crowley, L (1, 10) OBP: 0.167, SLG: 0.188	K			F9				K		4	1	1	0	0	2	2				
Mark Belanger, R (1, 6) OBP: 0.341, SLG: 0.340		1B		F7				SH1-4		2	1	1	0	1	0	0				
Brooks Robinson, R (1, 5) OBP: 0.247, SLG: 0.342		HBP						CS		4	2	3	2	0	0	0				
Dave Duncan, R (1, 2) OBP: 0.292, SLG: 0.284	K							4-3		4	0	0	0	0	2	3				
Inning Stats	R: 1 E: 0 K: 1 S: 6	H: 1 LOB: 2 BB: 2 P: 14	R: 2 E: 0 K: 2 S: 9	H: 2 LOB: 3 BB: 2 P: 18	R: 0 E: 0 K: 0 S: 4	H: 1 LOB: 1 BB: 0 P: 4	R: 0 E: 0 K: 1 S: 5	H: 0 LOB: 2 BB: 2 P: 13	R: 2 E: 0 K: 2 S: 9	H: 2 LOB: 0 BB: 0 P: 9	R: 0 E: 0 K: 1 S: 5	H: 0 LOB: 0 BB: 0 P: 5	R: 0 E: 0 K: 0 S: 5	H: 1 LOB: 0 BB: 0 P: 5	R: 0 E: 0 K: 0 S: 3	H: 0 LOB: 0 BB: 0 P: 3	1B: 5 2B: 1 3B: 0 HR: 1	SF: 1 SAC: 1 DP: 0 HBP: 1	WP: 0 PB: 0 SB: 1 CS: 1	PA: 38
PITCHER	IP WLS BF H R ER SO BB IBB HBP BLK WP HR S P ERA WHIP																			
Nolan Ryan, R (1, 1) ERA: 3.68	7.0 L 34 7 5 5 8 6 0 0 0 0 0 0 0 3 3 6.43 1.857																			
Mickey Scott, L (8, 1) ERA: 3.46	1.0 3 0 0 0 0 0 0 0 0 0 0 0 0 3 3 0.00 0.000																			

Batter	1	2	3	4	5	6	7	8	9	AB	R	H	RBI	BB	SO	LOB	TOP										
Dave Collins, S OBP: 0.387, SLG: 0.311 Rusty Torres, S OBP: 0.300, SLG: 0.294	4-0 2B 1B BB	4-0 BB IBB		0-0 F7		0-0 S 1B		0-0 G2		3	1	1	1	2	0	2											
Mario Guerrero, R OBP: 0.280, SLG: 0.286	0-0 1B 2B	SF7		0-0 6-3		0-0 F3		0-0 F8		4	1	1	1	0	0	3											
Bobby Bonds, R OBP: 0.337, SLG: 0.401	0-0 1B	3-H FC6 BB		0-0 4-3		0-3 K		0-0 4-3		4	1	1	1	1	1	0											
Tony Solaita, L OBP: 0.326, SLG: 0.360	0-0 L6-3 1B	FC6		4-0 FC6 BB		0-0 F8		0-0 HR		4	1	2	3	1	0	3											
Dan Briggs, L OBP: 0.269, SLG: 0.368	0-0 F7		0-3 K		0-0 FC6		0-3 K		0-0 5-3	5	0	0	0	0	2	2											
Bruce Bochte, L OBP: 0.362, SLG: 0.298	0-0 L6-3		0-3 K		4-0 SH5-4 1B BB		4-0 E BB		0-0 BB 1B	3	2	1	0	2	1	1											
Ron Jackson, R OBP: 0.309, SLG: 0.371		0-0 SH5-4 SF7 2B		0-0 F6		0-0 1-4-3 SH5-4 1B		0-0 SH		4	2	3	0	0	0	0											
Dave Chalk, R OBP: 0.314, SLG: 0.264		4-0 BB SH5-4 BB		0-0 F9		0-0 SH5-4		4-0 G2 BB		1	0	0	0	3	0	0											
Terry Humphrey, R OBP: 0.289, SLG: 0.304 Tommy Davis, R OBP: 0.295, SLG: 0.331 Andy Etchebarren, R OBP: 0.296, SLG: 0.244		0-0 SH5-4		0-0 F9		0-0 1-4-3		0-0 F4		3	0	0	1	0	0	3											
Inning Stats	R: 3 E: 0 K: 0 S: 5	H: 3 LOB: 0 BB: 1 P: 9	R: 1 E: 0 K: 0 S: 4	H: 1 LOB: 3 BB: 3 P: 16	R: 0 E: 0 K: 2 S: 7	H: 0 LOB: 0 BB: 0 P: 7	R: 0 E: 0 K: 0 S: 3	H: 0 LOB: 0 BB: 0 P: 3	R: 0 E: 0 K: 2 S: 5	H: 2 LOB: 1 BB: 1 P: 9	R: 0 E: 0 K: 2 S: 7	H: 0 LOB: 0 BB: 0 P: 7	R: 1 E: 1 K: 0 S: 4	H: 0 LOB: 2 BB: 1 P: 12	R: 1 E: 0 K: 0 S: 6	H: 3 LOB: 3 BB: 1 P: 10	1B: 6 2B: 3 3B: 0 HR: 1	SF: 1 SAC: 3 DP: 1 HBP: 0	WP: 0 PA: 45 PB: 0 SB: 1 CS: 0								
PITCHER	IP	WLS	BF	H	R	ER	SO	BB	IBB	HBP	BLK	WP	HR	S	P	ERA	WHIP										
Dave Pagan, R ERA: 2.9	(1, 1)	0.0	4	3	3	3	0	1	0	0	0	0	0	3	7	∞	∞										
Mike Cuellar, L ERA: 5.27	(1, 1)	5.2	L	24	3	3	2	4	1	0	0	0	0	23	43	4.76	1.235										
Dyar Miller, R ERA: 2.96	(6, 1)	3.0		15	3	2	1	2	2	0	0	0	1	17	25	3.00	1.667										
Tippy Martinez, L ERA: 1.47	(9, 1)	0.1		2	0	0	0	1	0	0	0	0	0	1	5	0.00	3.000										

California Angels @ Baltimore Orioles
Memorial Stadium, Baltimore, MD
Sun Jul 18 1976, 3:33 AM EDT
Att: 13,038 - Unknown

AB 32
R 8
H 9
RBI 7
BB 9
SO 4
LOB 17



Batter	1	2	3	4	5	6	7	8	9	AB	R	H	RBI	BB	SO	LOB	BOTTOM										
Mark Belanger, R OBP: 0.343, SLG: 0.342	0-0 F8		0-0 3B 1B		4-0 WP E HR BB		0-0 6-3		0-0 F7	4	2	1	0	1	0	1											
Bobby Grich, R OBP: 0.402, SLG: 0.456	0-0 F8		0-0 1-H 5-3 3B		0-0 E5 WP HR				0-0 HR	4	3	2	2	0	0	1											
Reggie Jackson, L OBP: 0.344, SLG: 0.469	0-0 F8		0-0 5-3		0-0 1-H 2-H HR				0-0 6-3 2B	4	1	2	4	0	0	0											
Lee May, R OBP: 0.288, SLG: 0.425		4-0 F9 BB BB		0-0 F7		0-0 F4		0-0 6-3		3	0	0	0	1	0	1											
Ken Singleton, S OBP: 0.351, SLG: 0.351		4-0 G5-3 BB BB		0-0 6-3		0-3 K		0-0 6-3		3	0	0	0	1	1	1											
Andres Mora, R OBP: 0.298, SLG: 0.377 Tony Muser, L OBP: 0.281, SLG: 0.245		0-0 F9		0-0 G5-4-3 1B		0-0 5-3		0-0 5-3		3	0	1	0	0	0	2											
Paul Blair, R OBP: 0.257, SLG: 0.266 Al Bumbry, L OBP: 0.355, SLG: 0.404		4-0 BB BB		0-0 G5-4-3		0-0 F9			0-0 F7	2	0	0	0	1	0	1											
Doug DeCinces, R OBP: 0.258, SLG: 0.323 Terry Crowley, L OBP: 0.156, SLG: 0.176		0-0 G5-3			0-0 5-3			0-0 F9		3	0	0	0	0	0	3											
Rick Dempsey, R OBP: 0.198, SLG: 0.156 Tommy Harper, R OBP: 0.333, SLG: 0.289				0-0 F7		0-0 F8		0-0 6-3		4	0	1	0	0	0	0											
Inning Stats	R: 0 E: 0 K: 0 S: 3	H: 0 LOB: 0 BB: 0 P: 3	R: 0 E: 0 K: 0 S: 2	H: 0 LOB: 2 BB: 3 P: 14	R: 2 E: 0 K: 0 S: 5	H: 2 LOB: 0 BB: 0 P: 5	R: 0 E: 0 K: 0 S: 3	H: 1 LOB: 0 BB: 0 P: 3	R: 3 E: 1 K: 0 S: 5	H: 1 LOB: 0 BB: 1 P: 9	R: 0 E: 0 K: 1 S: 5	H: 0 LOB: 0 BB: 0 P: 5	R: 0 E: 0 K: 0 S: 5	H: 2 LOB: 1 BB: 0 P: 5	R: 0 E: 0 K: 0 S: 4	H: 1 LOB: 1 BB: 0 P: 4	1B: 3 2B: 1 3B: 1 HR: 2	SF: 0 SAC: 0 DP: 2 HBP: 0	WP: 1 PA: 37 PB: 0 SB: 0 CS: 0								
PITCHER	IP	WLS	BF	H	R	ER	SO	BB	IBB	HBP	BLK	WP	HR	S	P	ERA	WHIP										
Sid Monge, L ERA: 3.53	(1, 1)	4.2		21	4	5	2	0	0	0	0	0	1	17	33	3.86	1.714										
Dick Drago, R ERA: 5.32	(5, 1)	4.1	W	16	3	1	1	0	0	0	0	0	1	18	18	2.08	0.692										

California Angels @ Baltimore Orioles
Memorial Stadium, Baltimore, MD
Sun Jul 18 1976, 3:33 AM EDT
Att: 13,038 - Unknown

AB 33
R 6
H 7
RBI 6
BB 4
SO 1
LOB 11





Batter	1	2	3	4	5	6	7	8	9	AB	R	H	RBI	BB	SO	LOB	TOP					
Al Bumby, L OBP: 0.349, SLG: 0.396 (1, 8)										4	0	0	0	0	2	2	Baltimore Orioles @ Kansas City Royals Royals Stadium, Kansas City, MO Mon Jul 19 1976, 8:05 PM EDT Att: 39,355 - Unknown					
Bobby Grich, R OBP: 0.401, SLG: 0.451 (1, 4)										3	1	0	0	1	0							
Reggie Jackson, L OBP: 0.343, SLG: 0.478 (1, 9)										4	1	1	2	0	0							
Lee May, R OBP: 0.288, SLG: 0.426 (1, 10)										4	0	1	0	0	0							
Ken Singleton, S OBP: 0.351, SLG: 0.355 (1, 7)											3	1	1	0	0	0						
Paul Blair, R OBP: 0.256, SLG: 0.265 (6, 8)										1	0	0	0	0	0	1						
Tony Muser, L OBP: 0.286, SLG: 0.257 (1, 3)											4	1	2	1	0	1						
Mark Belanger, R OBP: 0.339, SLG: 0.338 (1, 6)											4	0	0	0	0	2						
Doug DeCinces, R OBP: 0.258, SLG: 0.322 (1, 5)											4	0	1	1	0	0						
Rick Dempsey, R OBP: 0.202, SLG: 0.152 (1, 2)											2	0	0	0	0	1						
Inning Stats	R: 0 E: 0 K: 1 S: 5	H: 0 LOB: 0 BB: 0 P: 5	R: 0 E: 0 K: 0 S: 4	H: 1 LOB: 1 BB: 0 P: 4	R: 0 E: 0 K: 0 S: 3	H: 0 LOB: 0 BB: 0 P: 3	R: 0 E: 0 K: 0 S: 3	H: 0 LOB: 0 BB: 0 P: 3	R: 2 E: 0 K: 1 S: 8	H: 3 LOB: 1 BB: 0 P: 8	R: 2 E: 0 K: 1 S: 6	H: 1 LOB: 0 BB: 1 P: 10	R: 0 E: 0 K: 1 S: 5	H: 0 LOB: 1 BB: 0 P: 6	R: 0 E: 0 K: 0 S: 4	H: 1 LOB: 1 BB: 0 P: 4	R: 0 E: 0 K: 1 S: 5	H: 0 LOB: 0 BB: 0 P: 5	1B: 2 2B: 3 3B: 0 HR: 1	SF: 0 SAC: 0 DP: 0 HBP: 1	WP: 0 PB: 0 SB: 0 CS: 0	PA: 35
PITCHER Dennis Leonard, R ERA: 3.06 (1, 1)	IP: 9.0 WLS: L BF: 35 H: 6 R: 4 ER: 4 SO: 5 BB: 1 IBB: 0 HBP: 1 BLK: 0 WP: 0 HR: 1 S: 43 P: 48 ERA: 4.00 WHIP: 0.778															PITCHER						

Batter	1	2	3	4	5	6	7	8	9	AB	R	H	RBI	BB	SO	LOB	BOTTOM					
Davey Nelson, R OBP: 0.291, SLG: 0.307 (1, 4)											5	1	1	0	0	0	Baltimore Orioles @ Kansas City Royals Royals Stadium, Kansas City, MO Mon Jul 19 1976, 8:05 PM EDT Att: 39,355 - Unknown					
Amos Otis, R OBP: 0.352, SLG: 0.463 (1, 8)											5	0	2	0	0	1						
George Brett, L OBP: 0.414, SLG: 0.529 (1, 5)											5	0	4	1	0	0						
John Mayberry, L OBP: 0.348, SLG: 0.401 (1, 3)											4	0	0	0	1	4						
Jamie Quirk, L OBP: 0.259, SLG: 0.316 (1, 10)											4	1	1	0	0	1						
Al Cowens, R OBP: 0.312, SLG: 0.345 (1, 9)											4	1	2	1	0	3						
Tom Poquette, L OBP: 0.376, SLG: 0.513 (1, 7)										3	0	1	1	0	0							
Buck Martinez, R OBP: 0.283, SLG: 0.425 (8, PH)										3	0	1	0	0	2	1						
Hai McRae, R OBP: 0.412, SLG: 0.487 (9, PH)											1	0	0	0	0	0						
Frank White, R OBP: 0.247, SLG: 0.264 (9, PH)										3	0	0	0	0	0	2						
Cookie Rojas, R OBP: 0.289, SLG: 0.261 (9, PH)										1	0	0	0	0	0	0						
Inning Stats	R: 0 E: 0 K: 1 S: 6	H: 1 LOB: 1 BB: 0 P: 6	R: 1 E: 0 K: 0 S: 5	H: 2 LOB: 1 BB: 0 P: 5	R: 0 E: 0 K: 1 S: 7	H: 2 LOB: 3 BB: 1 P: 11	R: 0 E: 0 K: 1 S: 5	H: 0 LOB: 0 BB: 0 P: 5	R: 0 E: 0 K: 0 S: 4	H: 1 LOB: 1 BB: 0 P: 4	R: 1 E: 0 K: 1 S: 7	H: 2 LOB: 1 BB: 0 P: 7	R: 0 E: 0 K: 0 S: 4	H: 1 LOB: 1 BB: 0 P: 4	R: 0 E: 0 K: 0 S: 4	H: 1 LOB: 1 BB: 0 P: 4	R: 1 E: 0 K: 1 S: 7	H: 2 LOB: 1 BB: 0 P: 7	1B: 8 2B: 3 3B: 0 HR: 1	SF: 1 SAC: 0 DP: 0 HBP: 0	WP: 1 PB: 0 SB: 1 CS: 0	PA: 40
PITCHER Jim Palmer, R ERA: 2.83 (1, 1)	IP: 7.2 WLS: W BF: 34 H: 10 R: 2 ER: 2 SO: 4 BB: 0 IBB: 1 HBP: 0 BLK: 0 WP: 0 HR: 1 S: 41 P: 45 ERA: 2.35 WHIP: 1.304															PITCHER						
Tippy Martinez, L ERA: 1.66 (8, 1)	IP: 1.1 WLS: S BF: 6 H: 2 R: 1 ER: 1 SO: 1 BB: 0 IBB: 0 HBP: 0 BLK: 0 WP: 1 HR: 0 S: 8 P: 8 ERA: 6.75 WHIP: 1.500															PITCHER						

AB	33
R	4
H	6
RBI	4
BB	1
SO	5
LOB	6



Batter	1	2	3	4	5	6	7	8	9	AB	R	H	RBI	BB	SO	LOB	TOP								
Ken Singleton, S OBP: 0.352, SLG: 0.351 (1, 7)	G3		F7			G3				3	1	0	0	2	0	2	<p>Baltimore Orioles @ Kansas City Royals Royals Stadium, Kansas City, MO Tue Jul 20 1976, 8:05 PM EDT Att: 16,145 - Unknown</p> <p>livebaseballscores.com</p> <p>AB 39 R 10 H 12 RBI 10 BB 5 SO 4 LOB 16</p> 								
Bobby Grich, R OBP: 0.404, SLG: 0.470 Tim Nordbrook, R OBP: 0.417, SLG: 0.300 (1, 4) (9, 4)	6-3		HR			F3				4	2	2	5	1	0	0									
Reggie Jackson, L OBP: 0.340, SLG: 0.484 (1, 9)	3-1		L3							5	1	1	2	0	1	3									
Lee May, R OBP: 0.289, SLG: 0.448 (1, 3)		K	5-3							5	2	2	2	0	1	0									
Tony Muser, L OBP: 0.288, SLG: 0.260 Paul Blair, R OBP: 0.257, SLG: 0.266 (5, PH) (5, 8)	6-3									2	0	1	0	0	0	0									
Terry Crowley, L OBP: 0.143, SLG: 0.158 Andres Mora, R OBP: 0.252, SLG: 0.376 (1, 10) (5, PH)	4-3									2	0	0	0	0	1	1									
Mark Belanger, R OBP: 0.346, SLG: 0.341 (1, 6)										3	1	2	0	2	0	1									
Doug DeCinces, R OBP: 0.257, SLG: 0.319 (1, 5)										5	1	1	0	0	0	6									
Rick Dempsey, R OBP: 0.204, SLG: 0.156 (1, 2)										4	1	1	1	0	0	2									
Inning Stats	R: 0 E: 0 K: 0 S: 3	H: 0 LOB: 0 BB: 0 P: 3	R: 0 E: 0 K: 1 S: 5	H: 0 LOB: 0 BB: 0 P: 5	R: 4 E: 0 K: 0 S: 7	H: 4 LOB: 0 BB: 0 P: 7	R: 0 E: 0 K: 1 S: 6	H: 1 LOB: 1 BB: 0 P: 6	R: 4 E: 0 K: 1 S: 9	H: 4 LOB: 2 BB: 2 P: 17	R: 0 E: 0 K: 0 S: 3	H: 0 LOB: 0 BB: 0 P: 3	R: 0 E: 0 K: 0 S: 3	H: 0 LOB: 0 BB: 0 P: 3	R: 1 E: 0 K: 1 S: 7	H: 2 LOB: 2 BB: 2 P: 15		R: 1 E: 0 K: 0 S: 4	H: 1 LOB: 1 BB: 1 P: 8	1B: 7 2B: 0 3B: 1 HR: 4	SF: 0 SAC: 0 DP: 0 HBP: 0	WP: 0 PB: 0 SB: 0 CS: 0	PA: 44		
PITCHER	IP	WLS	BF	H	R	ER	SO	BB	IBB	HBP	BLK	WP	HR	S	P	ERA	WHIP								
Doug Bird, R ERA: 3.14 (1, 1)	4.1	L	20	6	6	6	2	1	0	0	0	0	1	23	27	12.46	1.615								
Larry Gura, L ERA: 7.71 (5, 1)	3.1		18	5	3	3	1	3	0	0	0	0	2	17	29	8.10	2.400								
Tom Hall, L ERA: 4.38 (8, 1)	1.1		6	1	1	1	1	1	0	0	0	0	1	7	11	6.75	1.500								

Batter	1	2	3	4	5	6	7	8	9	AB	R	H	RBI	BB	SO	LOB	BOTTOM								
Davey Nelson, R OBP: 0.298, SLG: 0.314 (1, 4)			K							4	1	2	0	0	1	0	<p>Baltimore Orioles @ Kansas City Royals Royals Stadium, Kansas City, MO Tue Jul 20 1976, 8:05 PM EDT Att: 16,145 - Unknown</p> <p>livebaseballscores.com</p> <p>AB 34 R 3 H 7 RBI 3 BB 2 SO 3 LOB 10</p> 								
Amos Otis, R OBP: 0.356, SLG: 0.465 (1, 8)	5-3									3	1	2	0	1	0	1									
George Brett, L OBP: 0.413, SLG: 0.525 (1, 5)										3	0	0	0	1	0	4									
John Mayberry, L OBP: 0.347, SLG: 0.399 (1, 3)	G3									4	0	1	2	0	1	2									
Al Cowens, R OBP: 0.308, SLG: 0.341 (1, 9)	F4		F8							4	0	0	0	0	0	2									
Jamie Quirk, L OBP: 0.258, SLG: 0.361 (1, 10)										4	1	1	1	0	1	0									
Tom Poquette, L OBP: 0.368, SLG: 0.500 (1, 7)										4	0	0	0	0	0	0									
Buck Martinez, R OBP: 0.282, SLG: 0.420 (1, 2)										4	0	1	0	0	0	0									
Frank White, R OBP: 0.243, SLG: 0.259 (1, 6)										4	0	0	0	0	0	1									
Inning Stats	R: 1 E: 0 K: 0 S: 4	H: 1 LOB: 1 BB: 1 P: 8	R: 1 E: 0 K: 0 S: 4	H: 1 LOB: 0 BB: 0 P: 4	R: 1 E: 0 K: 1 S: 7	H: 2 LOB: 1 BB: 0 P: 7	R: 0 E: 0 K: 1 S: 6	H: 1 LOB: 1 BB: 0 P: 6	R: 0 E: 0 K: 1 S: 6	H: 1 LOB: 1 BB: 0 P: 6	R: 0 E: 0 K: 0 S: 3	H: 0 LOB: 0 BB: 0 P: 3	R: 0 E: 0 K: 0 S: 4	H: 1 LOB: 2 BB: 1 P: 8	R: 0 E: 0 K: 0 S: 3	H: 0 LOB: 0 BB: 0 P: 3		R: 0 E: 0 K: 0 S: 3	H: 0 LOB: 0 BB: 0 P: 3	1B: 6 2B: 0 3B: 0 HR: 1	SF: 0 SAC: 0 DP: 0 HBP: 0	WP: 0 PB: 0 SB: 2 CS: 0	PA: 36		
PITCHER	IP	WLS	BF	H	R	ER	SO	BB	IBB	HBP	BLK	WP	HR	S	P	ERA	WHIP								
Wayne Garland, R ERA: 2.49 (1, 1)	9.0	W	36	7	3	2	3	2	0	0	0	0	1	40	48	2.00	1.000								

Batter	1	2	3	4	5	6	7	8	9	10	11	12	AB	R	H	RBI	BB	SO	LOB	TOP
Ken Singleton, S OBP: 0.348, SLG: 0.347 (1, 7)	4-3		K		K				L7		F8		6	0	1	2	0	2	3	
Bobby Grich, R OBP: 0.465, SLG: 0.470 (1, 4)	HR		F8		F8				K				4	2	1	0	2	1	1	
Reggie Jackson, L OBP: 0.337, SLG: 0.488 (1, 9)	HR		4-3		L7				E3				6	1	1	2	0	1	3	
Lee May, R OBP: 0.289, SLG: 0.445 Paul Blair, R OBP: 0.258, SLG: 0.280 (7, 8)	6-3				F9				5-3		F4		4	0	1	0	0	0	2	
Tony Muser, L OBP: 0.284, SLG: 0.257 (7, 3)	1-3				E6				3-1				6	0	1	0	0	1	1	
Terry Crowley, L OBP: 0.154, SLG: 0.167 Tommy Harper, R OBP: 0.327, SLG: 0.283 (11, PR)			K		F9				K		F6		5	0	1	0	0	2	2	
Mark Belanger, R OBP: 0.355, SLG: 0.344 (1, 6)											6-3		3	1	2	0	3	0	0	
Doug DeCinces, R OBP: 0.259, SLG: 0.319 (1, 5)													6	1	2	0	0	1	6	
Rick Dempsey, R OBP: 0.196, SLG: 0.152 Al Bumbry, L OBP: 0.349, SLG: 0.396 Andres Mora, R OBP: 0.250, SLG: 0.373 Dave Duncan, R OBP: 0.287, SLG: 0.279 (11, 2)	1-3				L4				SH3-4				3	0	0	0	0	1	4	
Inning Stats	R: 2 E: 0 K: 1 S: 5	H: 2 LOB: 0 BB: 0 P: 5	R: 0 E: 0 K: 1 S: 6	H: 1 LOB: 1 BB: 0 P: 6	R: 0 E: 0 K: 1 S: 5	H: 0 LOB: 0 BB: 0 P: 5	R: 0 E: 0 K: 1 S: 5	H: 0 LOB: 0 BB: 0 P: 5	R: 0 E: 0 K: 1 S: 5	H: 0 LOB: 0 BB: 0 P: 5	R: 0 E: 0 K: 1 S: 5	H: 0 LOB: 0 BB: 0 P: 5	R: 0 E: 0 K: 0 S: 2	H: 3 LOB: 3 BB: 1 P: 6	R: 2 E: 0 K: 1 S: 7	H: 2 LOB: 2 BB: 2 P: 15	1B: 8 2B: 2 3B: 0 HR: 2	SF: 0 SAC: 1 DP: 1 HBP: 0	WP: 0 PB: 0 SB: 0 CS: 0	PA: 53
PITCHER	IP WLS BF H R ER SO BB IBB HBP BLK WP HR S P ERA WHIP	PITCHER												IP WLS BF H R ER SO BB IBB HBP BLK WP HR S P ERA WHIP						
Bert Blyleven, R ERA: 3.12 Steve Foucault, R ERA: 2.79 Joe Hoerner, L ERA: 4.82 Jeff Terpko, R ERA: 1.87 (11, 1)	10.1 0.0 1.0 0.2	43 1 6 3	8 1 2 0	4 0 2 0	8 0 2 0	3 0 1 0	0 0 0 0	0 0 0 0	0 0 0 0	1 1 7 2	11 1 11 6	18.00 3.000 1.500								

Baltimore Orioles @ Texas Rangers
Arlington Stadium, Arlington, TX
Wed Jul 21 1976, 8:05 PM EDT
Att. 10,273 - Unknown

AB 47
R 6
H 11
RBI 6
BB 5
SO 9
LOB 27



Batter	1	2	3	4	5	6	7	8	9	10	11	12	AB	R	H	RBI	BB	SO	LOB	BOTTOM						
Dave Moates, L OBP: 0.337, SLG: 0.355 (1, 8)	6-3				F7				6-3		4-3		6	1	1	0	0	0	2							
Gene Clines, R OBP: 0.315, SLG: 0.330 (1, 7)	L6-3				L6-3						L4-3		6	0	2	1	0	0	0							
Mike Hargrove, L OBP: 0.405, SLG: 0.413 (1, 3)	1B				G3						K		4	0	1	1	2	1	2							
Jeff Burroughs, R OBP: 0.306, SLG: 0.385 (1, 9)	K				SF8				F8				4	1	1	1	1	1	4							
Roy Howell, L OBP: 0.322, SLG: 0.396 Danny Thompson, R OBP: 0.266, SLG: 0.269 (8, PH)											6-3		1	0	0	0	1	0	0							
Toby Harrah, R OBP: 0.376, SLG: 0.382 (1, 6)					G6-4-3						FC6-4		1	0	0	0	1	0	0							
Tom Grieve, R OBP: 0.294, SLG: 0.393 (1, 10)											BB		5	0	0	0	0	0	6							
Lenny Randle, S OBP: 0.304, SLG: 0.283 (1, 4)													5	0	2	1	0	2	0							
Bill Fahey, L OBP: 0.419, SLG: 0.444 Juan Beniquez, R OBP: 0.292, SLG: 0.265 Jim Sundberg, R OBP: 0.287, SLG: 0.301 (8, 2)													4	0	0	0	1	2	2							
Inning Stats	R: 0 E: 0 K: 1 S: 6	H: 1 LOB: 1 BB: 0 P: 6	R: 0 E: 0 K: 1 S: 6	H: 1 LOB: 1 BB: 0 P: 6	R: 2 E: 0 K: 0 S: 5	H: 3 LOB: 2 BB: 2 P: 13	R: 0 E: 0 K: 1 S: 5	H: 0 LOB: 0 BB: 0 P: 6	R: 0 E: 0 K: 0 S: 3	H: 0 LOB: 0 BB: 0 P: 3	R: 1 E: 0 K: 1 S: 7	H: 2 LOB: 1 BB: 0 P: 7	R: 1 E: 0 K: 0 S: 5	H: 2 LOB: 2 BB: 2 P: 5	R: 0 E: 0 K: 0 S: 3	H: 0 LOB: 0 BB: 0 P: 3	R: 0 E: 0 K: 1 S: 5	H: 0 LOB: 2 BB: 2 P: 13	R: 0 E: 0 K: 1 S: 5	H: 0 LOB: 1 BB: 1 P: 9	R: 0 E: 0 K: 0 S: 2	H: 0 LOB: 0 BB: 1 P: 6	1B: 8 2B: 1 3B: 0 HR: 0	SF: 1 SAC: 1 DP: 2 HBP: 0	WP: 0 PB: 0 SB: 0 CS: 0	PA: 49
PITCHER	IP WLS BF H R ER SO BB IBB HBP BLK WP HR S P ERA WHIP	PITCHER												IP WLS BF H R ER SO BB IBB HBP BLK WP HR S P ERA WHIP												
Dave Pagan, R ERA: 3.21 Tippy Martinez, L ERA: 1.47 Fred Holdsworth, R ERA: (7, 1)	6.1 5.0 0.2	29 W 19 S 1	9 0 0	4 0 0	4 0 0	4 2 0	1 4 0	1 0 0	0 0 0	0 0 0	0 19 35	0 1 1	5.68 0.800 0.000													

Baltimore Orioles @ Texas Rangers
Arlington Stadium, Arlington, TX
Wed Jul 21 1976, 8:05 PM EDT
Att. 10,273 - Unknown

AB 41
R 4
H 9
RBI 4
BB 6
SO 6
LOB 17



Batter	1	2	3	4	5	6	7	8	9	AB	R	H	RBI	BB	SO	LOB	TOP			
Al Bumbry, L OBP: 0.352, SLG: 0.403 (1, 8)	L3		1-2 1B		1-3 1B 2B			K		4	1	2	0	0	1	0	Baltimore Orioles @ Texas Rangers Arlington Stadium, Arlington, TX Thu Jul 22 1976, 8:05 PM EDT Att: 10,336 - Unknown			
Bobby Grich, R OBP: 0.404, SLG: 0.467 Paul Blair, R OBP: 0.258, SLG: 0.280 (1, 4) (9, 8)	4-3		L7		2-H 3-H 1B			K		4	0	1	2	0	1	2				
Reggie Jackson, L OBP: 0.336, SLG: 0.496 (1, 9)	4-3			F5				L4		4	1	1	1	0	0	0				
Lee May, R OBP: 0.285, SLG: 0.439 (1, 10)		5-3		1-3				F8	HR	4	0	0	0	0	1	0				
Ken Singleton, S OBP: 0.344, SLG: 0.342 Tim Nordbrook, R OBP: 0.417, SLG: 0.300 (1, 7) (9, 4)	L7			1-3				G3		4	0	0	0	0	0	0				
Tony Muser, L OBP: 0.284, SLG: 0.268 (1, 3)	K							L7		4	1	1	0	0	1	0				
Mark Belanger, R OBP: 0.352, SLG: 0.341 (1, 6)			F8		F8			F9		3	0	0	0	0	0	1				
Doug DeCinces, R OBP: 0.264, SLG: 0.324 (1, 5)			FC5-4 1B		FC6-4 1B			6-3		3	0	2	1	0	0	0				
Dave Duncan, R OBP: 0.283, SLG: 0.274 (1, 2)			FC5-4 1B		FC6-4 2B 1B			L7		3	1	0	0	0	0	2				
Inning Stats	R: 0 E: 0 K: 0 S: 3	H: 0 LOB: 0 BB: 0 P: 3	R: 0 E: 0 K: 1 S: 5	H: 0 LOB: 0 BB: 0 P: 5	R: 0 E: 0 K: 0 S: 5	H: 2 LOB: 2 BB: 0 P: 5	R: 0 E: 0 K: 0 S: 3	H: 0 LOB: 0 BB: 0 P: 3	R: 3 E: 0 K: 0 S: 6	H: 4 LOB: 1 BB: 0 P: 6	R: 0 E: 0 K: 0 S: 3	H: 0 LOB: 0 BB: 0 P: 3	R: 0 E: 0 K: 2 S: 7	H: 0 LOB: 0 BB: 0 P: 7	R: 1 E: 0 K: 1 S: 6	H: 1 LOB: 0 BB: 0 P: 6		1B: 4 2B: 1 3B: 1 HR: 1	SF: 0 SAC: 0 DP: 0 HBP: 0	WP: 0 PB: 0 SB: 0 CS: 0
PITCHER Gaylord Perry, R ERA: 3.52 (1, 1)	IP: 9.0 WLS: L BF: 33 H: 7 R: 4 ER: 4 SO: 4 BB: 0 IBB: 0 HBP: 0 BLK: 0 WP: 0 HR: 1 S: 41 P: 41 ERA: 4.00 WHIP: 0.778																			

Batter	1	2	3	4	5	6	7	8	9	AB	R	H	RBI	BB	SO	LOB	BOTTOM			
Gene Clines, R OBP: 0.314, SLG: 0.325 (1, 7)	SH1-3 1B 4-3 BB		L4-3		L8		L6			3	1	0	0	1	0	1	Baltimore Orioles @ Texas Rangers Arlington Stadium, Arlington, TX Thu Jul 22 1976, 8:05 PM EDT Att: 10,336 - Unknown			
Danny Thompson, R OBP: 0.256, SLG: 0.270 (1, 5)	4-3 SH1-3 1B		SF8		F7		F7			3	0	1	1	0	0	1				
Mike Hargrove, L OBP: 0.307, SLG: 0.412 (1, 3)	SH1-3 1-2 2-3		3B BB		2B BB		F8			1	1	0	0	2	0	0				
Jeff Burroughs, R OBP: 0.305, SLG: 0.389 (1, 9)	4-3		1-H 3B		F7		F8			4	0	1	2	0	0	2				
Tom Grieve, R OBP: 0.292, SLG: 0.389 Roy Howell, L OBP: 0.321, SLG: 0.394 (1, 10) (8, PH)	K		K		F8		K			3	0	0	0	0	2	3				
Toby Harrah, R OBP: 0.375, SLG: 0.384 (1, 6)		5-3		L1		1-3 2B		F7		4	0	1	0	0	0	0				
Lenny Randle, S OBP: 0.303, SLG: 0.283 (1, 4)		F7		L3 1B		F5		K		4	0	1	0	0	1	2				
Juan Beniquez, R OBP: 0.289, SLG: 0.262 Joe Lathoud, L OBP: 0.316, SLG: 0.281 (1, 8) (9, PH)	4-3		L3		1-3		1-3		F3	3	0	0	0	0	0	1				
Jim Sundberg, R OBP: 0.288, SLG: 0.306 (1, 2)			L4-3 SF8 2B		1-3		5-3			3	1	1	0	0	0	0				
Inning Stats	R: 1 E: 0 K: 1 S: 6	H: 1 LOB: 1 BB: 1 P: 10	R: 0 E: 0 K: 0 S: 3	H: 0 LOB: 0 BB: 0 P: 3	R: 2 E: 0 K: 1 S: 7	H: 2 LOB: 1 BB: 1 P: 11	R: 0 E: 0 K: 0 S: 3	H: 1 LOB: 0 BB: 0 P: 3	R: 0 E: 0 K: 0 S: 3	H: 0 LOB: 0 BB: 0 P: 3	R: 0 E: 0 K: 0 S: 4	H: 1 LOB: 2 BB: 1 P: 8	R: 0 E: 1 K: 1 S: 5	H: 0 LOB: 0 BB: 0 P: 4	R: 0 E: 0 K: 1 S: 5	H: 0 LOB: 0 BB: 0 P: 5		1B: 2 2B: 3 3B: 1 HR: 0	SF: 1 SAC: 1 DP: 1 HBP: 0	WP: 0 PB: 0 SB: 0 CS: 0
PITCHER Ross Grimsley, L ERA: 3.82 Fred Holdsworth, R ERA: (1, 1) (8, 1)	IP: 7.0 WLS: W BF: 29 H: 5 R: 3 ER: 3 SO: 2 BB: 3 IBB: 0 HBP: 0 BLK: 0 WP: 0 HR: 0 S: 30 P: 42 ERA: 3.86 WHIP: 1.143																			



Batter	1	2	3	4	5	6	7	8	9	10	11	12	13	AB	R	H	RBI	BB	SO	LOB	TOP													
Von Joshua, L OBP: 0.262, SLG: 0.339 (1, 8)														6	0	2	0	0	1	4														
Don Money, R OBP: 0.358, SLG: 0.436 (1, 5)														6	2	1	1	0	1	2														
George Scott, R OBP: 0.324, SLG: 0.404 (1, 3)														5	1	2	0	1	2	1														
Darrell Porter, L OBP: 0.318, SLG: 0.296 (1, 2)														5	1	2	1	1	0	1														
Bernie Carbo, L OBP: 0.345, SLG: 0.392 (1, 10)														4	0	0	0	0	1	3														
Gary Sustend, R OBP: 0.268, SLG: 0.307 (12, PH)														1	0	0	0	0	0	0														
Bill Sharp, L OBP: 0.304, SLG: 0.288 (13, PH)														1	0	1	1	0	0	0														
Sixto Lezcano, R OBP: 0.353, SLG: 0.398 (1, 7)														5	0	1	0	1	1	2														
Mike Hegan, L OBP: 0.274, SLG: 0.364 (1, 9)														4	0	1	0	0	2	3														
Gorman Thomas, R OBP: 0.297, SLG: 0.375 (12, PH)														2	0	0	1	0	0	2														
Robin Yount, R OBP: 0.327, SLG: 0.348 (1, 6)														5	0	1	0	1	1	4														
Tim Johnson, L OBP: 0.357, SLG: 0.339 (1, 4)														3	0	0	0	1	0	1														
Hank Aaron, R OBP: 0.310, SLG: 0.410 (12, PH)														0	0	0	0	1	0	0														
Jack Heidemann, R OBP: 0.220, SLG: 0.158 (12, 4)														0	0	0	0	0	0	0														
Inning Stats	R: 1 E: 0 K: 1 S: 7	H: 2 LOB: 1 BB: 0 P: 7	R: 0 E: 0 K: 0 S: 3	H: 1 LOB: 0 BB: 0 P: 3	R: 0 E: 0 K: 1 S: 5	H: 1 LOB: 0 BB: 0 P: 5	R: 0 E: 0 K: 0 S: 4	H: 1 LOB: 2 BB: 1 P: 8	R: 0 E: 0 K: 0 S: 2	H: 0 LOB: 0 BB: 0 P: 3	R: 0 E: 0 K: 1 S: 5	H: 1 LOB: 1 BB: 0 P: 8	R: 0 E: 1 K: 1 S: 6	H: 0 LOB: 3 BB: 2 P: 14	R: 2 E: 0 K: 0 S: 5	H: 2 LOB: 2 BB: 2 P: 13	1B: 6 2B: 5 3B: 0 HR: 1	SF: 0 SAC: 0 DP: 2 HBP: 0	WP: 0 PB: 0 SB: 2 CS: 1	PA: 54														
PITCHER	IP WLS BF H R ER SO BB IBB HBP BLK WP HR S P ERA WHIP																																	
Jim Palmer, R ERA: 2.77 (1, 1)	11.0	40	9	2	2	8	2	0	0	0	1	54	62	1.64	1.000																			
Tippy Martinez, L ERA: 1.83 (12, 1)	1.1	L 9	1	2	2	1	2	1	0	0	0	8	20	13.50	2.250																			
Dyar Miller, R ERA: 2.92 (13, 1)	0.2	4	1	0	0	0	0	1	0	0	0	3	7	0.00	1.500																			

Milwaukee Brewers @ Baltimore Orioles
Memorial Stadium, Baltimore, MD
Fri Jul 23 1976, 7:05 PM EDT
Att. 12,451 - Unknown

AB 47
R 4
H 11
RBI 4
BB 6
SO 9
LOB 23

Batter	1	2	3	4	5	6	7	8	9	10	11	12	13	AB	R	H	RBI	BB	SO	LOB	BOTTOM													
Al Bumby, L OBP: 0.346, SLG: 0.396 (1, 8)														4	0	0	0	0	0	0														
Paul Blair, R OBP: 0.257, SLG: 0.278 (9, 8)														2	0	0	0	0	0	1														
Mark Belanger, R OBP: 0.345, SLG: 0.338 (1, 6)														6	0	1	0	0	0	1														
Reggie Jackson, L OBP: 0.336, SLG: 0.502 (1, 9)														5	1	1	1	1	1	1														
Lee May, R OBP: 0.291, SLG: 0.451 (1, 10)														3	1	2	1	1	0	2														
Tommy Harper, R OBP: 0.321, SLG: 0.277 (9, PR)														1	0	0	0	0	0	0														
Terry Crowley, L OBP: 0.169, SLG: 0.167 (13, PH)														0	0	0	0	1	0	0														
Tim Nordbrook, R OBP: 0.417, SLG: 0.300 (13, PR)														0	0	0	0	0	0	0														
Ken Singleton, S OBP: 0.342, SLG: 0.340 (1, 7)														5	1	1	0	0	0	4														
Tony Muser, L OBP: 0.281, SLG: 0.262 (1, 3)														4	0	0	0	1	1	1														
Doug DeCinces, R OBP: 0.272, SLG: 0.324 (1, 4)														3	0	1	1	2	0	0														
Brooks Robinson, R OBP: 0.236, SLG: 0.324 (1, 5)														5	0	0	0	0	1	5														
Rick Dempsey, R OBP: 0.198, SLG: 0.154 (1, 2)														5	0	1	0	0	0	2														
Inning Stats	R: 0 E: 0 K: 0 S: 4	H: 1 LOB: 2 BB: 1 P: 8	R: 0 E: 0 K: 1 S: 5	H: 0 LOB: 1 BB: 1 P: 9	R: 0 E: 0 K: 0 S: 3	H: 0 LOB: 0 BB: 0 P: 3	R: 0 E: 0 K: 0 S: 2	H: 0 LOB: 0 BB: 0 P: 6	R: 0 E: 0 K: 0 S: 3	H: 0 LOB: 0 BB: 0 P: 5	R: 0 E: 0 K: 0 S: 3	H: 1 LOB: 2 BB: 2 P: 11	R: 0 E: 0 K: 0 S: 4	H: 1 LOB: 1 BB: 0 P: 4	R: 0 E: 0 K: 0 S: 3	H: 0 LOB: 0 BB: 0 P: 3	1B: 5 2B: 1 3B: 0 HR: 2	SF: 0 SAC: 1 DP: 2 HBP: 0	WP: 1 PB: 1 SB: 1 CS: 0	PA: 50														
PITCHER	IP WLS BF H R ER SO BB IBB HBP BLK WP HR S P ERA WHIP																																	
Jim Slaton, R ERA: 3.4 (1, 1)	12.0	W 45	6	2	2	3	3	2	0	0	1	46	66	1.50	0.750																			
Danny Frisella, R ERA: 2.98 (13, 1)	1.0	S 5	1	1	1	0	1	0	0	0	1	4	8	9.00	2.000																			

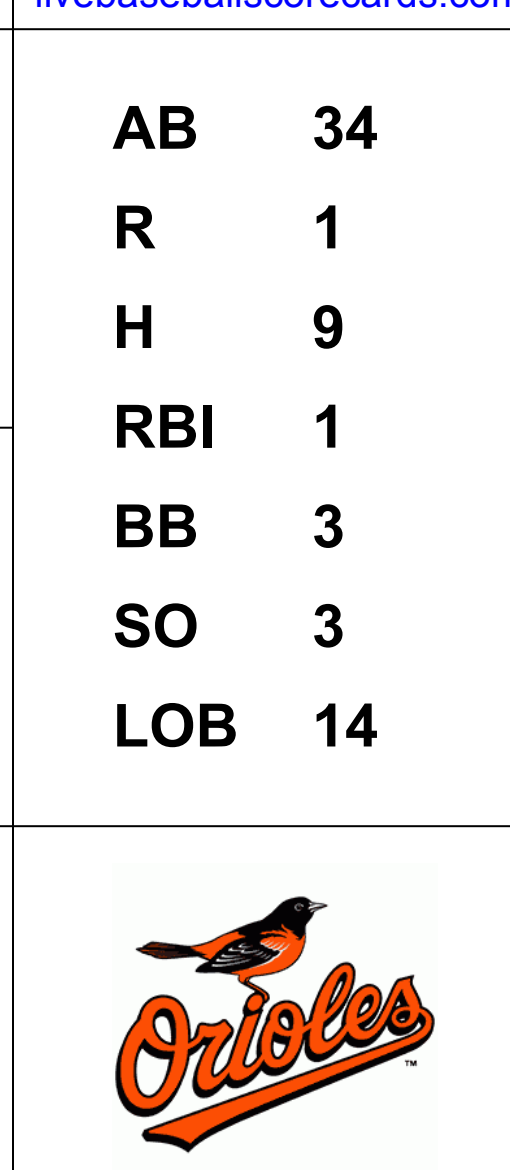
Milwaukee Brewers @ Baltimore Orioles
Memorial Stadium, Baltimore, MD
Fri Jul 23 1976, 7:05 PM EDT
Att. 12,451 - Unknown

AB 43
R 3
H 7
RBI 3
BB 6
SO 3
LOB 17

Batter	1	2	3	4	5	6	7	8	9	AB	R	H	RBI	BB	SO	LOB	TOP										
Robin Yount, R OBP: 0.328, SLG: 0.351 (1, 6)	L8		F8		G4-3 1B		F8		E9	5	0	2	2	0	0	1	Milwaukee Brewers @ Baltimore Orioles Memorial Stadium, Baltimore, MD Sat Jul 24 1976, 7:05 PM EDT Unknown										
Don Money, R OBP: 0.336, SLG: 0.434 (1, 5)	5-3		6-3		1-2 1B		G6-4-3 BB		7-2	4	0	1	0	1	0	2											
George Scott, R OBP: 0.323, SLG: 0.402 (1, 3)	4-3				1B 1B		G4-3		G6-4-3	4	0	1	0	0	0	3											
Hank Aaron, R OBP: 0.318, SLG: 0.410 (1, 10)					1B		5-3		SH3	2	0	1	0	2	0	1											
Jack Heidemann, R OBP: 0.220, SLG: 0.156 (8, PR)					1-2 1B				BB	0	0	0	0	0	0	0											
Sixto Lezcano, R OBP: 0.350, SLG: 0.394 (1, 7)	FC6-4				K		F8		SH3	3	0	0	0	0	1	3											
Gary Sutherland, R OBP: 0.274, SLG: 0.312 (1, 4)	F8				1-2 2-3 1B		HR		K	4	1	2	0	0	1	3											
Gorman Thomas, R OBP: 0.295, SLG: 0.394 (1, 9)	5-3				F4		HR		K	4	1	1	2	0	1	6											
Von Joshua, L OBP: 0.282, SLG: 0.341 (1, 8)					4-3		K		1-3	4	0	1	0	0	1	3											
Bill Sharp, L OBP: 0.304, SLG: 0.288 (9, 9)			WP		2B					0	0	0	0	0	0	0											
Charlie Moore, R OBP: 0.371, SLG: 0.364 (1, 2)	F7						F9		E	3	2	1	0	1	0	1											
Inning Stats	R: 0 E: 0 K: 0 S: 3	H: 0 LOB: 0 BB: 0 P: 3	R: 0 E: 0 K: 0 S: 3	H: 0 LOB: 1 BB: 1 P: 7	R: 0 E: 0 K: 0 S: 4	H: 1 LOB: 1 BB: 0 P: 4	R: 0 E: 0 K: 1 S: 8	H: 3 LOB: 3 BB: 0 P: 8	R: 1 E: 0 K: 0 S: 5	H: 3 LOB: 1 BB: 0 P: 5	R: 2 E: 0 K: 1 S: 7	H: 2 LOB: 0 BB: 0 P: 7	R: 0 E: 0 K: 2 S: 2	H: 0 LOB: 0 BB: 1 P: 6	R: 0 E: 0 K: 2 S: 7	H: 0 LOB: 2 BB: 1 P: 11	R: 1 E: 1 K: 0 S: 3	H: 1 LOB: 0 BB: 1 P: 7	1B: 6 2B: 3 3B: 1 HR: 1	SF: 0 SAC: 1 DP: 3 HBP: 0	WP: 1 PB: 0 CS: 1	PA: 38					
PITCHER	IP	WLS	BF	H	R	ER	SO	BB	IBB	HBP	BLK	WP	HR	S	P	ERA	WHIP										
Mike Cuellar, L ERA: 5.14 (1, 1)	4.0	L	20	7	1	1	1	1	0	0	0	1	0	21	25	2.25	2.000										
Dyar Miller, R ERA: 3.07 (5, 1)	3.1		12	2	2	2	1	2	0	0	0	0	1	12	20	5.40	1.200										
Fred Holdsworth, R ERA: 1.0 (8, 1)	1.2		6	1	1	1	2	1	0	0	0	0	0	9	13	5.40	1.200										

Batter	1	2	3	4	5	6	7	8	9	AB	R	H	RBI	BB	SO	LOB	BOTTOM										
Al Bumbry, L OBP: 0.340, SLG: 0.387 (1, 8)	4-3		F7				FC4-6		FC6-4	5	0	0	0	0	0	6	Milwaukee Brewers @ Baltimore Orioles Memorial Stadium, Baltimore, MD Sat Jul 24 1976, 7:05 PM EDT Unknown										
Bobby Grich, R OBP: 0.402, SLG: 0.467 (1, 4)	F8				F7				6-3	4	0	1	0	0	0	0											
Reggie Jackson, L OBP: 0.334, SLG: 0.498 (1, 9)	6-3				1B		4-3		K	4	0	1	0	0	1	1											
Lee May, R OBP: 0.291, SLG: 0.449 (1, 10)					K		K			4	0	1	0	0	2	0											
Ken Singleton, S OBP: 0.344, SLG: 0.340 (1, 7)							F7		1-3	3	0	1	0	1	0	1											
Tony Muser, L OBP: 0.281, SLG: 0.262 (1, 3)	G3-6-3-4				L9		BB		F8	4	1	1	0	0	0	2											
Mark Belanger, R OBP: 0.350, SLG: 0.338 (1, 6)					F3		BB		F8	3	0	1	0	1	0	1											
Brooks Robinson, R OBP: 0.232, SLG: 0.320 (1, 5)					F9		BB			2	0	0	0	0	0	2											
Terry Crowley, L OBP: 0.214, SLG: 0.200 (7, PH)					5-3		BB		1B	1	0	1	1	0	0	0											
Doug DeCinces, R OBP: 0.275, SLG: 0.327 (8, 5)							BB		1B	1	0	1	0	0	0	0											
Rick Dempsey, R OBP: 0.195, SLG: 0.151 (1, 2)					FC3-6		F2		FC4-6	2	0	0	0	0	0	1											
Andres Mora, R OBP: 0.255, SLG: 0.373 (7, PH)									FC6-4	0	0	0	0	1	0	0											
Dave Duncan, R OBP: 0.286, SLG: 0.278 (8, 2)										1	0	1	0	0	0	0											
Inning Stats	R: 0 E: 0 K: 0 S: 3	H: 0 LOB: 0 BB: 0 P: 3	R: 0 E: 0 K: 0 S: 3	H: 1 LOB: 0 BB: 0 P: 3	R: 0 E: 0 K: 0 S: 4	H: 1 LOB: 0 BB: 0 P: 4	R: 0 E: 0 K: 1 S: 5	H: 1 LOB: 0 BB: 0 P: 5	R: 0 E: 0 K: 0 S: 3	H: 0 LOB: 1 BB: 1 P: 7	R: 0 E: 0 K: 0 S: 4	H: 1 LOB: 1 BB: 0 P: 4	R: 1 E: 0 K: 1 S: 7	H: 2 LOB: 3 BB: 2 P: 15	R: 0 E: 0 K: 1 S: 6	H: 1 LOB: 1 BB: 0 P: 6	R: 0 E: 0 K: 0 S: 5	H: 2 LOB: 2 BB: 0 P: 5	1B: 8 2B: 1 3B: 0 HR: 0	SF: 0 SAC: 0 DP: 1 HBP: 0	WP: 0 PB: 0 CS: 0	PA: 37					
PITCHER	IP	WLS	BF	H	R	ER	SO	BB	IBB	HBP	BLK	WP	HR	S	P	ERA	WHIP										
Eduardo Rodriguez, R ERA: 3.47 (1, 1)	6.2	W	27	6	1	1	2	3	0	0	0	0	0	28	40	1.35	1.350										
Bill Castro, R ERA: 3.75 (7, 1)	2.1	S	10	3	0	0	1	0	0	0	0	0	0	12	12	0.00	1.286										

AB	33
R	4
H	10
RBI	4
BB	4
SO	4
LOB	23



Batter	1	2	3	4	5	6	7	8	9	AB	R	H	RBI	BB	SO	LOB	TOP										
Von Joshua, L OBP: 0.280, SLG: 0.337 (1, 8)	1-3	K		FC6			K		FC5-4 1B	5	0	1	0	0	2	3	Milwaukee Brewers @ Baltimore Orioles Memorial Stadium, Baltimore, MD Sun Jul 25 1976, 3:33 AM EDT Att: 9,414 - Unknown										
Don Money, R OBP: 0.332, SLG: 0.427 (1, 5)	K		5-3	K			6-3		FC5-4 FC6-4	5	0	0	0	0	2	2											
George Scott, R OBP: 0.325, SLG: 0.405 (1, 3)	K				5-3			6-3	FC6-4	5	0	1	0	0	1	1											
Darrell Porter, L OBP: 0.315, SLG: 0.294 (1, 2)		BB WP BB	F3			K		K		3	1	0	0	1	2	1											
Mike Hegan, L OBP: 0.304, SLG: 0.371 Gorman Thomas, R (8, PH) OBP: 0.298, SLG: 0.391 (8, 9)		WP BB 1B BB		BB 1B		K		BB 1B BB		2	1	1	0	1	1	0											
Bernie Carbo, L OBP: 0.348, SLG: 0.386 Hank Aaron, R (8, PH) OBP: 0.321, SLG: 0.410 Gary Sutherland, R (8, FR) OBP: 0.274, SLG: 0.312 (1, 10)		L4-6 WP 1B BB		FC6-4 BB		K		1B BB		1	0	0	0	2	1	0											
Robin Yount, R OBP: 0.329, SLG: 0.348 (1, 6)		1B BB	FC6-4		5-3			1B		3	0	1	1	1	0	3											
Bill Sharp, L OBP: 0.308, SLG: 0.293 (1, 7)	L4-6			5-3		E1		3-1		4	0	0	0	0	0	5											
Tim Johnson, L OBP: 0.358, SLG: 0.341 Jack Heidemann, R (9, PH) OBP: 0.227, SLG: 0.244 (9, 4)						CS			K	3	0	2	1	0	0	0											
				FC6 1B			4-3			1	0	0	0	0	1	0											
Inning Stats	R: 0 E: 0 K: 2 S: 7	H: 0 LOB: 0 BB: 0 P: 7	R: 2 E: 0 K: 1 S: 5	H: 1 LOB: 2 BB: 4 P: 21	R: 0 E: 0 K: 0 S: 5	H: 2 LOB: 3 BB: 1 P: 9	R: 0 E: 0 K: 1 S: 6	H: 1 LOB: 1 BB: 0 P: 6	R: 0 E: 0 K: 2 S: 7	H: 0 LOB: 0 BB: 0 P: 7	R: 0 E: 0 K: 1 S: 5	H: 0 LOB: 0 BB: 0 P: 5	R: 0 E: 1 K: 1 S: 5	H: 0 LOB: 0 BB: 0 P: 5	R: 1 E: 0 K: 1 S: 6	H: 1 LOB: 2 BB: 2 P: 14	R: 0 E: 0 K: 1 S: 6	H: 1 LOB: 1 BB: 0 P: 6	1B: 6 2B: 1 3B: 0 HR: 0	SF: 0 SAC: 0 DP: 1 HBP: 0	WP: 1 PB: 0 SB: 0 CS: 1	PA: 40					
PITCHER	IP	WLS	BF	H	R	ER	SO	BB	IBB	HBP	BLK	WP	HR	S	P	ERA	WHIP										
Dave Pagan, R ERA: 3.47 (1, 1)	1.0	L	7	0	2	2	2	4	0	0	0	1	0	7	23	18.00	4.000										
Rudy May, L ERA: 4.04 (2, 1)	6.2	25	4	1	1	7	2	0	0	0	0	0	0	37	45	1.35	0.900										
Fred Holdsworth, R ERA: 1.0 (8, 1)	0.0	2	1	0	0	0	1	0	0	0	0	0	0	1	5	∞	∞										
Tippy Martinez, L ERA: 1.77 (8, 1)	1.1	5	1	0	0	1	0	0	0	0	0	0	0	7	7	0.00	0.750										

Batter	1	2	3	4	5	6	7	8	9	AB	R	H	RBI	BB	SO	LOB	BOTTOM										
Mark Belanger, R OBP: 0.348, SLG: 0.335 (1, 6)	6-3		5-3			FC5-4 1B		F7		4	0	1	0	0	0	1	Milwaukee Brewers @ Baltimore Orioles Memorial Stadium, Baltimore, MD Sun Jul 25 1976, 3:33 AM EDT Att: 9,414 - Unknown										
Bobby Grich, R OBP: 0.395, SLG: 0.456 (1, 4)	K			K		FC5-4 S		6-3		4	0	0	0	0	2	1											
Reggie Jackson, L OBP: 0.329, SLG: 0.486 (1, 9)	K			4-3		K			F9	4	0	0	0	0	2	1											
Lee May, R OBP: 0.295, SLG: 0.447 Brooks Robinson, R OBP: 0.226, SLG: 0.314 (1, 3)		K		L7			F3		6-3	1	0	0	0	0	1	0											
Andres Mora, R OBP: 0.243, SLG: 0.355 (1, 10)		6-3				K		6-3		3	0	0	0	0	0	0											
Ken Singleton, S OBP: 0.343, SLG: 0.339 (1, 7)		F9				6-3				3	0	1	0	0	0	0											
Paul Blair, R OBP: 0.261, SLG: 0.291 (1, 8)			F8			HR				2	1	1	1	1	0	0											
Doug DeCinces, R OBP: 0.277, SLG: 0.326 (3, 3)					F5			BB		2	0	0	0	1	1	2											
Rick Dempsey, R OBP: 0.190, SLG: 0.147 (1, 2)			L9						F4	3	0	0	0	0	1	1											
								K																			
Inning Stats	R: 0 E: 0 K: 2 S: 7	H: 0 LOB: 0 BB: 0 P: 7	R: 0 E: 0 K: 1 S: 5	H: 0 LOB: 0 BB: 0 P: 5	R: 0 E: 0 K: 0 S: 3	H: 0 LOB: 1 BB: 1 P: 7	R: 0 E: 0 K: 1 S: 5	H: 0 LOB: 0 BB: 0 P: 5	R: 1 E: 0 K: 1 S: 6	H: 1 LOB: 0 BB: 0 P: 6	R: 0 E: 0 K: 1 S: 6	H: 1 LOB: 2 BB: 1 P: 10	R: 0 E: 0 K: 1 S: 5	H: 0 LOB: 0 BB: 0 P: 5	R: 0 E: 0 K: 0 S: 3	H: 0 LOB: 0 BB: 0 P: 3	1B: 2 2B: 0 3B: 0 HR: 1	SF: 0 SAC: 0 DP: 0 HBP: 0	WP: 0 PB: 0 SB: 1 CS: 0	PA: 32							
PITCHER	IP	WLS	BF	H	R	ER	SO	BB	IBB	HBP	BLK	WP	HR	S	P	ERA	WHIP										
Bill Travers, L ERA: 2.17 (1, 1)	9.0	W	32	3	1	1	8	2	0	0	0	0	1	46	54	1.00	0.556										

Batter	1	2	3	4	5	6	7	8	9	AB	R	H	RBI	BB	SO	LOB	TOP					
Mickey Rivers, L OBP: 0.313, SLG: 0.429	F7		F3		L9			F4		4	0	0	0	0	0	4	New York Yankees @ Baltimore Orioles Memorial Stadium, Baltimore, MD Mon Jul 26 1976, 7:05 PM EDT Att: 24,303 - Unknown livebaseballscorecards.com					
Roy White, S OBP: 0.359, SLG: 0.404	K			G6-4-3 1B		F5		L9		4	0	1	0	0	1							
Thurman Munson, R OBP: 0.367, SLG: 0.467	6-3			G6-4-3 1-2		6-3			6-3	4	0	0	0	0	1							
Lou Piniella, R OBP: 0.297, SLG: 0.394		1-3		F8		F8			6-3	4	0	0	0	0	0							
Chris Chambliss, L OBP: 0.333, SLG: 0.462	F8				G6-3 1B			4-3		4	0	1	0	0	0							
Graig Nettles, L OBP: 0.320, SLG: 0.424	F6				G6-3 1-2		F7			3	0	0	0	0	1							
Fran Healy, R OBP: 0.340, SLG: 0.275			F3			1B 1B		6-3		3	1	1	0	0	0							
Willie Randolph, R OBP: 0.372, SLG: 0.325								6-3		2	0	1	0	1	0							
Fred Stanley, R OBP: 0.328, SLG: 0.275			K			1-2 2-H 1B				3	0	2	1	0	1							
Inning Stats	R: 0 E: 0 K: 1 S: 5	H: 0 LOB: 0 BB: 0 P: 5	R: 0 E: 0 K: 0 S: 3	H: 0 LOB: 0 BB: 0 P: 3	R: 0 E: 0 K: 1 S: 5	H: 0 LOB: 1 BB: 1 P: 9	R: 0 E: 0 K: 0 S: 3	H: 1 LOB: 0 BB: 0 P: 3	R: 1 E: 0 K: 0 S: 6	H: 4 LOB: 2 BB: 0 P: 6	R: 0 E: 0 K: 0 S: 3	H: 0 LOB: 0 BB: 0 P: 3	R: 0 E: 0 K: 0 S: 3	H: 0 LOB: 0 BB: 0 P: 3	R: 0 E: 0 K: 0 S: 4	H: 1 LOB: 1 BB: 0 P: 4	R: 0 E: 0 K: 0 S: 3	H: 0 LOB: 0 BB: 0 P: 3	1B: 6 2B: 0 3B: 0 HR: 0	SF: 0 SAC: 0 DP: 2 HBP: 0	WP: 0 PB: 0 SB: 0 CS: 0	PA: 32
PITCHER Ross Grimsley, L ERA: 3.5	IP: 9.0 WLS: W BF: 32 H: 6 R: 1 ER: 1 SO: 2 BB: 1 IBB: 0 HBP: 0 BLK: 0 WP: 0 HR: 0 S: 35 P: 39 ERA: 1.00 WHIP: 0.778															PITCHER						

Batter	1	2	3	4	5	6	7	8	9	AB	R	H	RBI	BB	SO	LOB	BOTTOM			
Al Bumbry, L OBP: 0.338, SLG: 0.397	F6							4-3		4	1	1	1	0	0		New York Yankees @ Baltimore Orioles Memorial Stadium, Baltimore, MD Mon Jul 26 1976, 7:05 PM EDT Att: 24,303 - Unknown livebaseballscorecards.com			
Bobby Grich, R OBP: 0.394, SLG: 0.457			HR		F7			6-3		4	1	1	0	0	0					
Reggie Jackson, L OBP: 0.331, SLG: 0.489					F9 S 1B			F7		4	1	2	1	0	0					
Lee May, R OBP: 0.296, SLG: 0.446					F9 S 1B			6-3		3	0	1	1	0	1					
Ken Singleton, S OBP: 0.343, SLG: 0.339										3	0	1	0	0	1	2				
Paul Blair, R OBP: 0.261, SLG: 0.291	K				F7					0	0	0	0	0	0					
Tony Muser, L OBP: 0.277, SLG: 0.258	F8				F1			F6		3	0	0	0	0	2					
Mark Belanger, R OBP: 0.345, SLG: 0.332								K		3	0	0	0	0	2					
Doug DeCinces, R OBP: 0.274, SLG: 0.321								F9		3	0	0	0	0	1					
Dave Duncan, R OBP: 0.283, SLG: 0.271								G3		3	0	0	0	0	0					
Inning Stats	R: 2 E: 0 K: 1 S: 8	H: 3 LOB: 1 BB: 0 P: 8	R: 0 E: 0 K: 0 S: 3	H: 0 LOB: 0 BB: 0 P: 3	R: 1 E: 0 K: 0 S: 5	H: 2 LOB: 1 BB: 0 P: 5	R: 0 E: 0 K: 2 S: 7	H: 0 LOB: 0 BB: 0 P: 7	R: 0 E: 0 K: 0 S: 3	H: 0 LOB: 0 BB: 0 P: 3	R: 0 E: 0 K: 0 S: 4	H: 1 LOB: 1 BB: 0 P: 4	R: 0 E: 0 K: 1 S: 5	H: 0 LOB: 0 BB: 0 P: 5	R: 0 E: 0 K: 0 S: 3	H: 0 LOB: 0 BB: 0 P: 3	1B: 3 2B: 2 3B: 0 HR: 1	SF: 0 SAC: 0 DP: 0 HBP: 0	WP: 0 PB: 0 SB: 2 CS: 0	PA: 30
PITCHER Caffish Hunter, R ERA: 3.22	IP: 8.0 WLS: L BF: 30 H: 6 R: 3 ER: 3 SO: 4 BB: 0 IBB: 0 HBP: 0 BLK: 0 WP: 0 HR: 1 S: 38 P: 38 ERA: 3.38 WHIP: 0.750															PITCHER				

Batter	1	2	3	4	5	6	7	8	9	AB	R	H	RBI	BB	SO	LOB	TOP
Mickey Rivers, L (1,8) OBP: 0.315, SLG: 0.429										3	1	1	0	0	0	0	New York Yankees @ Baltimore Orioles Memorial Stadium, Baltimore, MD Tue Jul 27 1976, 7:05 PM EDT Att: 21,153 - Unknown
Roy White, S (1,7) OBP: 0.381, SLG: 0.405										4	0	2	1	0	0	1	
Thurman Munson, R (1,2) OBP: 0.368, SLG: 0.466										3	0	1	0	0	0	2	
Chris Chambliss, L (1,3) OBP: 0.330, SLG: 0.457										4	0	0	0	0	1	4	
Carlos May, L (1,10) OBP: 0.332, SLG: 0.312										3	0	0	0	0	1	1	
Graig Nettles, L (1,5) OBP: 0.317, SLG: 0.420										3	0	0	0	0	0	0	
Oscar Gamble, L (1,9) OBP: 0.327, SLG: 0.442										3	0	0	0	0	2	0	
Willie Randolph, R (1,4) OBP: 0.368, SLG: 0.322										3	0	0	0	0	1	0	
Jim Mason, L (1,6) OBP: 0.204, SLG: 0.239										2	0	0	0	0	0	0	
Elrod Hendricks, L (9, PH) OBP: 0.229, SLG: 0.269										0	0	0	0	0	0	0	
Inning Stats	R: 0 E: 0 K: 0 S: 3	H: 1 LOB: 1 BB: 0 P: 4	R: 0 E: 0 K: 1 S: 5	H: 0 LOB: 0 BB: 0 P: 5	R: 0 E: 0 K: 1 S: 5	H: 1 LOB: 0 BB: 0 P: 3	R: 0 E: 0 K: 2 S: 7	H: 0 LOB: 0 BB: 0 P: 7	R: 0 E: 0 K: 0 S: 4	H: 1 LOB: 1 BB: 0 P: 4	R: 0 E: 0 K: 0 S: 3	H: 0 LOB: 0 BB: 0 P: 3	R: 1 E: 0 K: 1 S: 6	H: 1 LOB: 1 BB: 0 P: 7	1B: 4 2B: 0 3B: 0 HR: 0	SF: 0 SAC: 0 DP: 1 HBP: 2	WP: 0 PA: 31 PB: 0 SB: 3 CS: 0
PITCHER Jim Palmer, R (1,1) ERA: 2.69	IP: 9.0 WLS: W BF: 31 H: 4 R: 1 ER: 1 SO: 5 BB: 0 IBB: 0 HBP: 2 BLK: 0 WP: 0 HR: 0 S: 39 P: 41 ERA: 1.00 WHIP: 0.444											PITCHER	IP: 9.0 WLS: W BF: 31 H: 4 R: 1 ER: 1 SO: 5 BB: 0 IBB: 0 HBP: 2 BLK: 0 WP: 0 HR: 0 S: 39 P: 41 ERA: 1.00 WHIP: 0.444				

AB	28
R	1
H	4
RBI	1
BB	0
SO	5
LOB	8



Batter	1	2	3	4	5	6	7	8	9	AB	R	H	RBI	BB	SO	LOB	BOTTOM
Al Bumbry, L (1,8) OBP: 0.341, SLG: 0.416										4	2	2	1	0	1	0	New York Yankees @ Baltimore Orioles Memorial Stadium, Baltimore, MD Tue Jul 27 1976, 7:05 PM EDT Att: 21,153 - Unknown
Bobby Grich, R (1,4) OBP: 0.392, SLG: 0.452										3	0	0	0	1	0	2	
Reggie Jackson, L (1,9) OBP: 0.484										3	0	0	0	0	0	1	
Andres Mora, R (6, PR) OBP: 0.243, SLG: 0.355										0	0	0	0	0	0	0	
Lee May, R (1,3) OBP: 0.298, SLG: 0.450										4	1	2	0	0	0	1	
Ken Singleton, S (1,7) OBP: 0.343, SLG: 0.342										3	1	1	0	0	0	1	
Paul Blair, R (6, PR) OBP: 0.264, SLG: 0.293										1	0	1	0	0	0	0	
Tony Muser, L (1,10) OBP: 0.286, SLG: 0.264										3	0	2	1	1	0	2	
Mark Belanger, R (1,6) OBP: 0.341, SLG: 0.328										4	0	0	0	0	0	7	
Doug DeCinces, R (1,5) OBP: 0.270, SLG: 0.317										3	0	0	0	0	0	0	
Dave Duncan, R (1,2) OBP: 0.279, SLG: 0.266										3	0	0	0	0	1	0	
Inning Stats	R: 0 E: 0 K: 1 S: 5	H: 1 LOB: 2 BB: 1 P: 9	R: 1 E: 1 K: 0 S: 4	H: 1 LOB: 0 BB: 0 P: 4	R: 1 E: 3 K: 0 S: 4	H: 2 LOB: 0 BB: 0 P: 4	R: 0 E: 0 K: 1 S: 6	H: 1 LOB: 1 BB: 0 P: 6	R: 0 E: 0 K: 0 S: 4	H: 1 LOB: 2 BB: 1 P: 8	R: 1 E: 0 K: 0 S: 4	H: 1 LOB: 0 BB: 0 P: 4	R: 0 E: 0 K: 0 S: 4	H: 1 LOB: 3 BB: 0 P: 5	1B: 4 2B: 3 3B: 0 HR: 1	SF: 0 SAC: 0 DP: 2 HBP: 1	WP: 0 PA: 35 PB: 0 SB: 0 CS: 1
PITCHER Dock Ellis, R (1,1) ERA: 3.16	IP: 8.0 WLS: L BF: 34 H: 8 R: 4 ER: 2 SO: 2 BB: 1 IBB: 1 HBP: 1 BLK: 0 WP: 0 HR: 1 S: 35 P: 44 ERA: 2.25 WHIP: 1.125											PITCHER	IP: 8.0 WLS: L BF: 34 H: 8 R: 4 ER: 2 SO: 2 BB: 1 IBB: 1 HBP: 1 BLK: 0 WP: 0 HR: 1 S: 35 P: 44 ERA: 2.25 WHIP: 1.125				

AB	31
R	4
H	8
RBI	2
BB	2
SO	2
LOB	14



Batter	1	2	3	4	5	6	7	8	9	AB	R	H	RBI	BB	SO	LOB	TOP								
Mickey Rivers, L (1, 8) OBP: 0.317, SLG: 0.429										4	0	2	1	0	0	1	New York Yankees @ Baltimore Orioles Memorial Stadium, Baltimore, MD Wed Jul 28 1976, 7:05 PM EDT Att: 23,701 - Unknown								
Roy White, S (1, 7) OBP: 0.360, SLG: 0.403										4	1	1	0	0	1	3									
Thurman Munson, R (1, 2) OBP: 0.367, SLG: 0.463										3	1	0	0	1	2	0									
Chris Chambliss, L (1, 3) OBP: 0.329, SLG: 0.455										4	0	1	1	0	0	0									
Carlos May, L (1, 10) OBP: 0.331, SLG: 0.311										4	0	1	0	0	0	2									
Graig Nettles, L (1, 5) OBP: 0.318, SLG: 0.420										3	0	1	1	1	0	1									
Oscar Gamble, L (1, 9) OBP: 0.321, SLG: 0.434										4	0	0	0	0	0	3									
Willie Randolph, R (1, 4) OBP: 0.370, SLG: 0.322										3	1	1	0	1	0	1									
Jim Mason, L (1, 6) OBP: 0.206, SLG: 0.240										3	0	1	0	0	1	2									
Juan Bernhardt, R (9, PH) OBP: 0.222, SLG: 0.278										1	0	0	0	0	0	1									
Inning Stats	R: 0 E: 0 K: 1 S: 5	H: 1 LOB: 0 BB: 0 P: 5	R: 0 E: 0 K: 0 S: 3	H: 0 LOB: 0 BB: 0 P: 3	R: 1 E: 1 K: 1 S: 6	H: 1 LOB: 1 BB: 1 P: 10	R: 0 E: 0 K: 0 S: 4	H: 1 LOB: 0 BB: 0 P: 4	R: 0 E: 1 K: 0 S: 3	H: 1 LOB: 0 BB: 0 P: 3	R: 2 E: 0 K: 0 S: 6	H: 3 LOB: 2 BB: 1 P: 10	R: 0 E: 0 K: 1 S: 6	H: 1 LOB: 1 BB: 0 P: 6	R: 0 E: 0 K: 1 S: 5	H: 0 LOB: 0 BB: 0 P: 5	R: 0 E: 0 K: 0 S: 3	H: 0 LOB: 1 BB: 1 P: 7	1B: 8 2B: 1 3B: 0 HR: 0	SF: 0 SAC: 0 DP: 1 HBP: 0	WP: 0 PB: 0 SB: 2 CS: 1	PA: 36			
PITCHER	IP WLS BF H R ER SO BB IBB HBP BLK WP HR S P ERA WHIP																								
Wayne Garland, R (1, 1) ERA: 2.63	5.2	L	24	7	3	2	2	2	0	0	0	0	0	0	26	34	3.18	1.588							
Tippy Martinez, L (6, 1) ERA: 1.65	3.1	W	12	1	0	0	2	1	0	0	0	0	0	0	15	19	0.00	0.600							


Batter	1	2	3	4	5	6	7	8	9	AB	R	H	RBI	BB	SO	LOB	BOTTOM								
Al Bumbry, L (1, 7) OBP: 0.339, SLG: 0.421										4	0	1	1	0	1	2	New York Yankees @ Baltimore Orioles Memorial Stadium, Baltimore, MD Wed Jul 28 1976, 7:05 PM EDT Att: 23,701 - Unknown								
Paul Blair, R (1, 8) OBP: 0.260, SLG: 0.289										4	0	0	0	0	0	1									
Bobby Grich, R (1, 4) OBP: 0.391, SLG: 0.450										4	1	1	0	0	1	0									
Lee May, R (1, 3) OBP: 0.301, SLG: 0.451										4	1	2	0	0	0	0									
Ken Singleton, S (1, 9) OBP: 0.342, SLG: 0.341										4	1	1	1	0	1	1									
Tony Muser, L (1, 10) OBP: 0.282, SLG: 0.260										3	0	0	0	0	0	2									
Mark Belanger, R (1, 6) OBP: 0.341, SLG: 0.328										3	1	1	1	0	0	0									
Doug DeCinces, R (1, 5) OBP: 0.271, SLG: 0.314										2	0	0	0	1	0	1									
Rick Dempsey, R (8, 2) OBP: 0.190, SLG: 0.147										0	0	0	0	0	0	0									
Dave Duncan, R (1, 2) OBP: 0.276, SLG: 0.263										2	0	0	0	0	0	1									
Terry Crowley, L (7, PH) OBP: 0.214, SLG: 0.200										0	0	0	0	0	0	0									
Andres Mora, R (7, PH) OBP: 0.241, SLG: 0.353										1	0	0	1	0	0	2									
Brooks Robinson, R (8, 5) OBP: 0.228, SLG: 0.314										0	0	0	0	0	0	0									
Inning Stats	R: 0 E: 0 K: 0 S: 3	H: 0 LOB: 0 BB: 0 P: 3	R: 0 E: 0 K: 1 S: 5	H: 0 LOB: 0 BB: 0 P: 5	R: 0 E: 0 K: 0 S: 3	H: 0 LOB: 0 BB: 0 P: 3	R: 0 E: 0 K: 1 S: 5	H: 0 LOB: 0 BB: 0 P: 5	R: 0 E: 0 K: 0 S: 4	H: 1 LOB: 1 BB: 1 P: 4	R: 3 E: 0 K: 1 S: 9	H: 4 LOB: 2 BB: 1 P: 13	R: 0 E: 0 K: 0 S: 4	H: 1 LOB: 1 BB: 0 P: 4	1B: 5 2B: 0 3B: 1 HR: 0	SF: 0 SAC: 0 DP: 0 HBP: 0	WP: 1 PB: 0 SB: 0 CS: 0	PA: 32							
PITCHER	IP WLS BF H R ER SO BB IBB HBP BLK WP HR S P ERA WHIP																								
Doyle Alexander, R (1, 1) ERA: 3.25	6.1	L	26	5	4	3	2	1	0	0	0	0	0	0	29	33	4.26	0.947							
Sparky Lyle, L (7, 1) ERA: 2.15	1.2		6	1	0	0	1	0	0	0	0	0	0	8	8	0.00	0.600								



Batter	1	2	3	4	5	6	7	8	9	AB	R	H	RBI	BB	SO	LOB	TOP			
Al Bumbry, L OBP: 0.335, SLG: 0.414 (1, 7)	0-0 4-3		0-0 4-3		0-0 6-3		0-0 G4-6-3			4	0	0	0	0	0	1				
Paul Blair, R OBP: 0.260, SLG: 0.288 (1, 8)	0-0 6-3			0-3 K	0-0 1B			0-3 K		4	0	1	0	0	2	0				
Bobby Grich, R OBP: 0.392, SLG: 0.450 (1, 4)	0-0 5-3			0-0 1B	0-0 1B			0-0 F7		4	0	2	0	0	0	0				
Lee May, R OBP: 0.300, SLG: 0.448 (1, 3)		0-0 5-3		0-0 BB	0-0 F6			0-0 F8		4	1	1	0	0	0	2				
Ken Singleton, S OBP: 0.341, SLG: 0.340 (1, 9)		0-0 1B		0-0 FC3-2-5		0-3 K		0-0 6-3		4	0	1	0	0	1	2				
Tony Muser, L OBP: 0.281, SLG: 0.256 (1, 10)		0-0 L6		0-0 E		0-0 G3		0-0 F9		3	0	0	0	1	0	1				
Mark Belanger, R OBP: 0.336, SLG: 0.324 (1, 6)		0-0 1-3		0-0 E4		0-3 K		0-0 1-3		4	0	0	0	0	1	3				
Doug DeCinces, R OBP: 0.272, SLG: 0.315 (1, 5)			0-3 K	0-0 5-3			0-0 G4-6-3			3	0	1	0	0	1	3				
Dave Duncan, R OBP: 0.272, SLG: 0.259 (1, 2)			0-3 K		0-3 K		0-3 K			3	0	0	0	0	3	1				
Inning Stats	R: 0 E: 0 K: 0 S: 3	H: 0 LOB: 0 BB: 0 P: 3	R: 0 E: 0 K: 0 S: 4	H: 1 LOB: 1 BB: 0 P: 4	R: 0 E: 0 K: 2 S: 7	H: 0 LOB: 0 BB: 0 P: 7	R: 1 E: 1 K: 1 S: 8	H: 2 LOB: 3 BB: 1 P: 12	R: 0 E: 0 K: 1 S: 7	H: 2 LOB: 2 BB: 0 P: 7	R: 0 E: 0 K: 2 S: 5	H: 1 LOB: 0 BB: 0 P: 5	R: 0 E: 0 K: 1 S: 5	H: 0 LOB: 0 BB: 0 P: 5	R: 0 E: 0 K: 0 S: 3	H: 0 LOB: 0 BB: 0 P: 3	1B: 6 2B: 0 3B: 0 HR: 0	SF: 0 SAC: 0 DP: 1 HBP: 0	WP: 0 PB: 0 SB: 0 CS: 0	PA: 34
PITCHER Mark Fidrych, R ERA: 1.8 (1, 1)	IP: 9.0 WLS: L BF: 34 H: 6 R: 1 ER: 0 SO: 8 BB: 1 IBB: 0 HBP: 0 BLK: 0 WP: 0 HR: 0 S: 49 P: 53 ERA: 0.00 WHIP: 0.778															PITCHER IP: WLS: BF: H: R: ER: SO: BB: IBB: HBP: BLK: WP: HR: S: P: ERA: WHIP:				

Baltimore Orioles @ Detroit Tigers
Tiger Stadium, Detroit, MI
Thu Jul 29 1976, 7:05 PM EDT
Att: 44,068 - Unknown


AB 33
R 1
H 6
RBI 0
BB 1
SO 8
LOB 13



Batter	1	2	3	4	5	6	7	8	9	AB	R	H	RBI	BB	SO	LOB	BOTTOM			
Ron LeFlore, R OBP: 0.388, SLG: 0.431 (1, 8)	0-0 G4-3		0-0 F3-5			0-0 1B		0-0 5-3		4	0	2	0	0	0	1				
Tom Verzyer, R OBP: 0.278, SLG: 0.259 (1, 6)	0-0 G4-3			0-0 4-3		0-0 1B		0-0 6-3		4	0	1	0	0	0	1				
Rusty Staub, L OBP: 0.396, SLG: 0.444 (1, 9)	0-0 6-3			0-0 3B		0-0 G1-6-3		0-3 K		4	0	1	0	0	1	2				
Willie Horton, R OBP: 0.367, SLG: 0.449 (1, 10)		0-0 6-3		0-0 5-3			0-0 F8	0-0 6-3		4	0	0	0	0	0	1				
Alex Johnson, R OBP: 0.293, SLG: 0.367 (1, 7)		0-0 FC5-6		0-0 5-3			0-0 F4	0-0 6-3		4	0	1	0	0	0	1				
Jason Thompson, L OBP: 0.332, SLG: 0.437 (1, 3)					0-0 6-3					1	0	0	0	0	0	1				
Mickey Stanley, R OBP: 0.316, SLG: 0.375 (4, 3)										1	0	0	0	1	0	0				
Aurelio Rodriguez, R OBP: 0.270, SLG: 0.328 (1, 5)		0-0 F9			0-0 5-3		0-0 E5			3	0	0	0	0	0	2				
Pedro Garcia, R OBP: 0.242, SLG: 0.327 (1, 4)			0-0 F3-5		0-0 5-3		0-0 4-3			3	0	1	0	0	0	2				
Bruce Kimm, R OBP: 0.305, SLG: 0.306 (1, 2)			0-0 SH1-4			0-0 F6		0-0 4-3		1	0	0	0	0	0	0				
Ben Oglivie, L OBP: 0.310, SLG: 0.472 (8, PH)										1	0	0	0	0	0	0				
John Wockenfuss, R OBP: 0.384, SLG: 0.488 (9, 2)										0	0	0	0	0	0	0				
Inning Stats	R: 0 E: 0 K: 0 S: 3	H: 1 LOB: 0 BB: 0 P: 3	R: 0 E: 0 K: 0 S: 4	H: 1 LOB: 1 BB: 0 P: 4	R: 0 E: 0 K: 0 S: 4	H: 1 LOB: 0 BB: 0 P: 4	R: 0 E: 0 K: 0 S: 3	H: 0 LOB: 0 BB: 0 P: 3	R: 0 E: 0 K: 0 S: 4	H: 2 LOB: 1 BB: 0 P: 4	R: 0 E: 1 K: 0 S: 4	H: 0 LOB: 2 BB: 1 P: 8	R: 0 E: 0 K: 0 S: 3	H: 0 LOB: 0 BB: 0 P: 3	R: 0 E: 0 K: 1 S: 5	H: 0 LOB: 0 BB: 0 P: 5	1B: 5 2B: 1 3B: 1 HR: 0	SF: 0 SAC: 1 DP: 3 HBP: 0	WP: 0 PB: 0 SB: 0 CS: 0	PA: 32
PITCHER Rudy May, L ERA: 3.74 (1, 1)	IP: 9.0 WLS: W BF: 32 H: 6 R: 0 ER: 0 SO: 1 BB: 1 IBB: 0 HBP: 0 BLK: 0 WP: 0 HR: 0 S: 33 P: 37 ERA: 0.00 WHIP: 0.778															PITCHER IP: WLS: BF: H: R: ER: SO: BB: IBB: HBP: BLK: WP: HR: S: P: ERA: WHIP:				

Baltimore Orioles @ Detroit Tigers
Tiger Stadium, Detroit, MI
Thu Jul 29 1976, 7:05 PM EDT
Att: 44,068 - Unknown

AB 30
R 0
H 6
RBI 0
BB 1
SO 1
LOB 11



Batter	1	2	3	4	5	6	7	8	9	AB	R	H	RBI	BB	SO	LOB	TOP				
Al Bumby, L OBP: 0.332, SLG: 0.410 (1, 7)										5	1	1	0	0	0	3					
Paul Blair, R OBP: 0.263, SLG: 0.289 (1, 8)										3	1	1	0	1	0	0					
Bobby Grich, R OBP: 0.392, SLG: 0.450 (1, 4)										5	2	2	1	0	1	1					
Lee May, R OBP: 0.304, SLG: 0.460 (1, 3)										5	1	3	3	0	0	1					
Ken Singleton, S OBP: 0.340, SLG: 0.338 (1, 9)										4	0	1	1	0	1	1					
Tony Muser, L OBP: 0.276, SLG: 0.254 (1, 10)										2	0	0	0	0	0	3					
Andres Mora, R OBP: 0.239, SLG: 0.349 (5, PH)										2	0	0	0	0	0	0					
Mark Belanger, R OBP: 0.339, SLG: 0.329 (1, 6)										4	1	2	0	0	0	2					
Doug DeCinces, R OBP: 0.276, SLG: 0.328 (1, 5)										3	1	1	1	1	1	1					
Dave Duncan, R OBP: 0.276, SLG: 0.260 (1, 2)										3	0	1	1	1	1	0					
Inning Stats	R: 2 E: 0 K: 0 S: 7	H: 4 LOB: 2 BB: 0 P: 7	R: 1 E: 0 K: 0 S: 4	H: 1 LOB: 0 BB: 0 P: 4	R: 0 E: 0 K: 1 S: 6	H: 1 LOB: 1 BB: 0 P: 6	R: 0 E: 0 K: 1 S: 5	H: 1 LOB: 1 BB: 1 P: 9	R: 4 E: 0 K: 0 S: 7	H: 4 LOB: 2 BB: 2 P: 15	R: 0 E: 1 K: 0 S: 3	H: 0 LOB: 0 BB: 0 P: 3	R: 0 E: 0 K: 1 S: 5	H: 0 LOB: 0 BB: 0 P: 5	R: 0 E: 0 K: 1 S: 5	H: 1 LOB: 0 BB: 0 P: 3	1B: 9 2B: 2 3B: 0 HR: 2	SF: 0 SAC: 1 DP: 2 HBP: 0	WP: 0 PB: 0 SB: 0 CS: 2	PA: 40	
PITCHER	IP	WLS	BF	H	R	ER	SO	BB	IBB	HBP	BLK	WP	HR	S	P	ERA	WHIP				
Vern Ruhle, R ERA: 3.8 (1, 1)	4.0	L	22	9	6	6	2	2	0	0	0	0	2	24	32	13.50	2.750				
Jim Crawford, L ERA: 4.72 (5, 1)	5.0		18	3	1	1	2	1	0	0	0	0	0	21	25	1.80	0.800				

Baltimore Orioles @ Detroit Tigers
Tiger Stadium, Detroit, MI
Fri Jul 30 1976, 7:05 PM EDT
Att: 22,553 - Unknown

AB 36
R 7
H 12
RBI 7
BB 3
SO 4
LOB 12



Batter	1	2	3	4	5	6	7	8	9	AB	R	H	RBI	BB	SO	LOB	BOTTOM					
Ron LeFlore, R OBP: 0.384, SLG: 0.426 (1, 8)										4	0	0	0	0	1	0						
Tom Verzyer, R OBP: 0.281, SLG: 0.260 (1, 6)										3	0	1	0	1	0	0						
Rusty Staub, L OBP: 0.392, SLG: 0.439 (1, 9)										4	0	0	0	0	0	2						
Willie Horton, R OBP: 0.365, SLG: 0.443 (1, 10)										3	0	0	0	1	0	1						
Alex Johnson, R OBP: 0.293, SLG: 0.365 (1, 7)										4	1	1	0	0	0	1						
Mickey Stanley, R OBP: 0.323, SLG: 0.446 (1, 3)										4	2	2	3	0	0	1						
Aurelio Rodriguez, R OBP: 0.273, SLG: 0.331 (1, 5)										3	0	2	0	0	0	0						
John Wockenfuss, R OBP: 0.373, SLG: 0.472 (1, 2)										3	0	0	0	0	0	1						
Pedro Garcia, R OBP: 0.240, SLG: 0.324 (1, 4)										2	0	0	0	0	1	0						
Ben Oglivie, L OBP: 0.306, SLG: 0.469 (8, PH)										1	0	0	0	0	1	0						
Jerry Manuel, S OBP: 0.250, SLG: 0.194 (9, 4)										0	0	0	0	0	0	0						
Inning Stats	R: 0 E: 0 K: 0 S: 4	H: 1 LOB: 1 BB: 0 P: 4	R: 2 E: 0 K: 1 S: 7	H: 3 LOB: 0 BB: 0 P: 7	R: 0 E: 0 K: 1 S: 5	H: 0 LOB: 0 BB: 0 P: 5	R: 0 E: 0 K: 0 S: 2	H: 0 LOB: 0 BB: 1 P: 6	R: 0 E: 0 K: 0 S: 3	H: 0 LOB: 0 BB: 0 P: 3	R: 0 E: 0 K: 0 S: 3	H: 0 LOB: 0 BB: 0 P: 3	R: 1 E: 0 K: 0 S: 5	H: 2 LOB: 1 BB: 0 P: 5	R: 0 E: 0 K: 1 S: 5	H: 0 LOB: 1 BB: 1 P: 9	R: 0 E: 0 K: 0 S: 3	H: 0 LOB: 0 BB: 0 P: 3	1B: 4 2B: 1 3B: 0 HR: 2	SF: 0 SAC: 0 DP: 1 HBP: 0	WP: 0 PB: 0 SB: 0 CS: 0	PA: 33
PITCHER	IP	WLS	BF	H	R	ER	SO	BB	IBB	HBP	BLK	WP	HR	S	P	ERA	WHIP					
Ross Grimsley, L ERA: 3.53 (1, 1)	7.0	W	26	6	3	3	2	1	0	0	0	0	2	29	33	3.86	1.000					
Dyar Miller, R ERA: 2.97 (8, 1)	2.0		7	0	0	0	1	1	0	0	0	0	0	8	12	0.00	0.500					

Baltimore Orioles @ Detroit Tigers
Tiger Stadium, Detroit, MI
Fri Jul 30 1976, 7:05 PM EDT
Att: 22,553 - Unknown

AB 31
R 3
H 6
RBI 3
BB 2
SO 3
LOB 6



Batter	1	2	3	4	5	6	7	8	9	AB	R	H	RBI	BB	SO	LOB	TOP					
Ron LeFlore, R OBP: 0.384, SLG: 0.424 (1, 8)	5-3		6-3			S 1B			E4 L4	4	0	1	0	1	0	0						
Tom Verzyer, R OBP: 0.276, SLG: 0.255 (1, 6)	F4		4-3			K			L4	5	0	0	0	0	1	4						
Rusty Staub, L OBP: 0.390, SLG: 0.436 (1, 9)	K		2B 1B			F7			4-3	5	1	1	0	0	1	1						
Willie Horton, R OBP: 0.363, SLG: 0.444 (1, 10)		6-3				F8				4	0	1	1	0	1	1						
Jason Thompson, L OBP: 0.334, SLG: 0.436 (1, 3)		HR 1B				K			K	3	1	1	0	1	2	0						
Alex Johnson, R OBP: 0.292, SLG: 0.364 (1, 7)		F9				K				4	1	1	0	0	1	3						
Aurelio Rodriguez, R OBP: 0.275, SLG: 0.343 (1, 5)		HR				F7			F9	4	2	2	3	0	0	0						
Bill Freehan, R OBP: 0.329, SLG: 0.406 (1, 2)						5-3			F9	4	0	3	1	0	0	0						
Pedro Garcia, R OBP: 0.237, SLG: 0.321 (1, 4)						6-3			F9	3	0	0	0	0	0	2						
Ben Ogilvie, L OBP: 0.306, SLG: 0.465 (8, PH)									K	1	0	0	0	0	1	1						
Jerry Manuel, S OBP: 0.250, SLG: 0.194 (8, 4)										0	0	0	0	0	0	0						
Inning Stats	R: 0 E: 0 K: 1 S: 5	H: 0 LOB: 0 BB: 0 P: 5	R: 2 E: 0 K: 0 S: 6	H: 3 LOB: 1 BB: 0 P: 6	R: 1 E: 0 K: 1 S: 7	H: 2 LOB: 2 BB: 1 P: 11	R: 0 E: 0 K: 0 S: 3	H: 0 LOB: 0 BB: 0 P: 3	R: 0 E: 0 K: 1 S: 6	H: 1 LOB: 1 BB: 0 P: 6	R: 2 E: 1 K: 1 S: 8	H: 3 LOB: 2 BB: 1 P: 12	R: 0 E: 0 K: 2 S: 7	H: 0 LOB: 0 BB: 0 P: 7	R: 0 E: 0 K: 1 S: 6	H: 1 LOB: 1 BB: 0 P: 6	R: 0 E: 1 K: 0 S: 3	H: 0 LOB: 0 BB: 0 P: 3	1B: 6 2B: 3 3B: 1 HR: 1	SF: 0 SAC: 0 DP: 1 HBP: 0	WP: 0 PB: 0 SB: 1 CS: 0	PA: 39
PITCHER	IP	WLS	BF	H	R	ER	SO	BB	IBB	HBP	BLK	WP	HR	S	P	ERA	WHIP					
Jim Palmer, R ERA: 2.83 (1, 1)	5.1	L	25	8	5	5	4	1	0	0	0	0	1	32	36	8.44	1.688					
Dave Pagan, R ERA: 3.45 (6, 1)	0.1		3	1	0	0	0	1	0	0	0	0	0	2	6	0.00	6.000					
Fred Holdsworth, R ERA: 0.73 (6, 1)	3.1		11	1	0	0	3	0	0	0	0	0	0	17	17	0.00	0.300					

Detroit Tigers @ Baltimore Orioles
Memorial Stadium, Baltimore, MD
 Sat Jul 31 1976, 7:05 PM EDT
 Att: 31,425 - Unknown

AB	37
R	5
H	10
RBI	5
BB	2
SO	7
LOB	12



Batter	1	2	3	4	5	6	7	8	9	AB	R	H	RBI	BB	SO	LOB	BOTTOM					
Al Bumby, L OBP: 0.334, SLG: 0.409 (1, 7)	HR 1B		K			S BB			4-3	3	1	1	0	1	1	0						
Bobby Grich, R OBP: 0.391, SLG: 0.447 (1, 4)	F9					F4			K	4	0	1	0	0	1	2						
Reggie Jackson, L OBP: 0.332, SLG: 0.495 (1, 10)	HR		K			F8				4	1	2	2	0	1	2						
Lee May, R OBP: 0.301, SLG: 0.455 (1, 3)	K					K			K	4	0	0	0	0	4	1						
Ken Singleton, S OBP: 0.341, SLG: 0.336 (1, 9)	K					1B SF8 BB			K	2	2	0	0	2	2	0						
Doug DeCinces, R OBP: 0.279, SLG: 0.335 (1, 5)		F7				S 1B			K	4	0	2	1	0	1	0						
Mark Belanger, R OBP: 0.336, SLG: 0.327 (1, 6)		L9				SF8			L4	3	0	0	1	0	0	1						
Paul Blair, R OBP: 0.263, SLG: 0.288 (1, 8)		F6				S 1B			5-3	4	0	1	0	0	0	1						
Dave Duncan, R OBP: 0.271, SLG: 0.255 (1, 2)						4-3			F4	4	0	0	0	0	1	3						
Inning Stats	R: 2 E: 0 K: 2 S: 9	H: 2 LOB: 0 BB: 0 P: 9	R: 0 E: 0 K: 0 S: 3	H: 0 LOB: 0 BB: 0 P: 3	R: 0 E: 0 K: 2 S: 8	H: 1 LOB: 1 BB: 0 P: 8	R: 1 E: 0 K: 1 S: 7	H: 2 LOB: 2 BB: 1 P: 11	R: 0 E: 0 K: 1 S: 5	H: 0 LOB: 1 BB: 1 P: 9	R: 1 E: 0 K: 0 S: 4	H: 1 LOB: 1 BB: 1 P: 8	R: 0 E: 0 K: 1 S: 5	H: 1 LOB: 0 BB: 0 P: 5	R: 0 E: 0 K: 3 S: 9	H: 0 LOB: 0 BB: 0 P: 9	R: 0 E: 0 K: 1 S: 5	H: 0 LOB: 0 BB: 0 P: 5	1B: 5 2B: 1 3B: 0 HR: 1	SF: 1 SAC: 0 DP: 0 HBP: 0	WP: 0 PB: 0 SB: 3 CS: 0	PA: 36
PITCHER	IP	WLS	BF	H	R	ER	SO	BB	IBB	HBP	BLK	WP	HR	S	P	ERA	WHIP					
Dave Lemanczyk, R ERA: 4.34 (1, 1)	6.0	W	27	6	4	4	6	3	0	0	0	0	1	36	48	6.00	1.500					
John Hiller, L ERA: 2.49 (7, 1)	3.0	S	9	1	0	0	5	0	0	0	0	0	0	19	19	0.00	0.333					

Detroit Tigers @ Baltimore Orioles
Memorial Stadium, Baltimore, MD
 Sat Jul 31 1976, 7:05 PM EDT
 Att: 31,425 - Unknown

AB	32
R	4
H	7
RBI	4
BB	3
SO	11
LOB	10



Batter	1	2	3	4	5	6	7	8	9	AB	R	H	RBI	BB	SO	LOB	TOP										
Ron LeFlore, R (1, 8) OBP: 0.388, SLG: 0.429	F8		HBP 1B						SH1-4 1B	5	1	4	0	0	0	0											
Tom Verzyer, R (1, 6) OBP: 0.279, SLG: 0.256	F8		HBP 1B		5-3		E4 2B		SH1-4 1B	3	1	1	0	0	0	2											
Rusty Staub, L (1, 9) OBP: 0.390, SLG: 0.438	3-1		HBP 1B			4-3	1B		BB 1B	5	1	2	1	0	1	3											
Willie Horton, R (1, 10) OBP: 0.364, SLG: 0.441		6-3		6-3		FC6-4 1B	E5 1B		BB 1B	4	0	1	0	1	0	1											
Jason Thompson, L (1, 3) OBP: 0.338, SLG: 0.437		4-1		1-3		FC6-4 1B	1B		FC6-4 BB	4	0	2	1	1	0	0											
Alex Johnson, R (1, 7) OBP: 0.288, SLG: 0.358		5-3		4-3		FC6-4 1B	FC5		FC6-4	5	0	0	0	0	0	7											
Aurelio Rodriguez, R (1, 5) OBP: 0.275, SLG: 0.342			6-3		1B	K		6-3		4	0	1	0	0	1	2	AB 38										
Bill Freehan, R (1, 2) OBP: 0.327, SLG: 0.401			HBP 1B		F8		F5	F9		4	0	1	0	0	0	1	R 3										
Pedro Garcia, R (1, 4) OBP: 0.235, SLG: 0.317 (8, PH)			F9		F9		K	K		3	0	0	0	0	1	2	H 12										
Ben Ogilvie, L (8, PH) OBP: 0.304, SLG: 0.462			F9		F9		K	K		1	0	0	0	0	1	0	RBI 2										
Jerry Manuel, S (8, 4) OBP: 0.250, SLG: 0.194			F9		F9		K	K		0	0	0	0	0	0	0	BB 2										
Inning Stats	R: 0 E: 0 K: 0 S: 3	H: 0 LOB: 0 BB: 0 P: 3	R: 0 E: 0 K: 0 S: 3	H: 0 LOB: 0 BB: 0 P: 3	R: 0 E: 0 K: 1 S: 7	H: 2 LOB: 3 BB: 0 P: 8	R: 0 E: 0 K: 0 S: 3	H: 0 LOB: 0 BB: 0 P: 3	R: 0 E: 0 K: 0 S: 5	H: 2 LOB: 2 BB: 0 P: 5	R: 0 E: 0 K: 1 S: 7	H: 2 LOB: 2 BB: 0 P: 7	R: 3 E: 2 K: 1 S: 10	H: 4 LOB: 2 BB: 0 P: 10	R: 0 E: 0 K: 1 S: 5	H: 0 LOB: 0 BB: 0 P: 5	R: 0 E: 0 K: 0 S: 4	H: 2 LOB: 3 BB: 2 P: 12	1B: 11 2B: 1 3B: 0 HR: 0	SF: 0 SAC: 1 DP: 0 HBP: 1	WP: 0 PB: 0 SB: 0 CS: 0	PA: 42					
PITCHER	IP	WLS	BF	H	R	ER	SO	BB	IBB	HBP	BLK	WP	HR	S	P	ERA	WHIP										
Wayne Garland, R (1, 1) ERA: 2.63	6.2		32	10	3	2	3	0	0	1	1	0	0	37	38	2.70	1.500										
Dyar Miller, R (7, 1) ERA: 2.99	1.2		6	1	0	0	1	0	0	0	0	0	0	8	8	0.00	0.600										
Tippy Martinez, L (9, 1) ERA: 1.64	0.1	3	1	0	0	0	0	2	0	0	0	0	0	1	9	0.00	9.000										
Fred Holdsworth, R (9, 1) ERA: 0.71	0.1	W	1	0	0	0	0	0	0	0	0	0	0	1	1	0.00	0.000										

Detroit Tigers @ Baltimore Orioles
Memorial Stadium, Baltimore, MD
Sun Aug 01 1976, 3:33 AM EDT
Att: 9,953 - Unknown

AB 38
R 3
H 12
RBI 2
BB 2
SO 4
LOB 18



Batter	1	2	3	4	5	6	7	8	9	AB	R	H	RBI	BB	SO	LOB	BOTTOM										
Al Bumbry, L (1, 7) OBP: 0.330, SLG: 0.403	6-3		F8			K	K		1B BB	4	0	0	0	0	2	2											
Andres Mora, R (9, PH) OBP: 0.243, SLG: 0.349			F8			K	K		1B BB	0	0	0	0	1	0	0											
Bobby Grich, R (1, 4) OBP: 0.391, SLG: 0.443	1-3		F9			L9		WP BB	1B BB	3	0	0	0	2	0	1											
Reggie Jackson, L (1, 10) OBP: 0.339, SLG: 0.509				4-3 S BB		S 1B		K	1B	4	1	3	2	1	1	1											
Lee May, R (1, 3) OBP: 0.300, SLG: 0.450	6-3			F2		4-3			1B	3	0	0	0	1	0	2											
Ken Singleton, S (1, 9) OBP: 0.340, SLG: 0.344		F7		4-3				HR	F9	4	1	1	1	0	0	3											
Doug DeCinces, R (1, 5) OBP: 0.275, SLG: 0.329		F8		F3				F9	F6	4	0	0	0	0	0	3											
Mark Belanger, R (1, 6) OBP: 0.332, SLG: 0.323		4-3			F9		B1-3		F5	4	0	0	0	0	0	0	AB 32										
Paul Blair, R (1, 8) OBP: 0.259, SLG: 0.284			1-3		F9		E6 1B		K	4	1	0	0	0	1	0	R 4										
Rick Dempsey, R (1, 2) OBP: 0.208, SLG: 0.153					6-3				BB 1B	2	0	1	1	2	0	0	H 5										
Tommy Harper, R (9, PR) OBP: 0.321, SLG: 0.277					6-3				BB 1B	0	1	0	0	0	0	0	RBI 4										
Inning Stats	R: 1 E: 0 K: 0 S: 4	H: 1 LOB: 0 BB: 0 P: 4	R: 0 E: 0 K: 0 S: 3	H: 0 LOB: 0 BB: 0 P: 3	R: 0 E: 0 K: 0 S: 3	H: 0 LOB: 1 BB: 1 P: 7	R: 0 E: 0 K: 0 S: 3	H: 0 LOB: 1 BB: 1 P: 7	R: 0 E: 0 K: 0 S: 3	H: 0 LOB: 0 BB: 0 P: 3	R: 0 E: 0 K: 1 S: 6	H: 1 LOB: 1 BB: 0 P: 6	R: 2 E: 1 K: 1 S: 8	H: 2 LOB: 1 BB: 0 P: 8	R: 0 E: 0 K: 1 S: 5	H: 0 LOB: 2 BB: 2 P: 13	R: 1 E: 0 K: 1 S: 5	H: 1 LOB: 3 BB: 3 P: 17	1B: 3 2B: 0 3B: 0 HR: 2	SF: 0 SAC: 0 DP: 0 HBP: 0	WP: 1 PB: 0 SB: 2 CS: 0	PA: 39					
PITCHER	IP	WLS	BF	H	R	ER	SO	BB	IBB	HBP	BLK	WP	HR	S	P	ERA	WHIP										
Ray Bare, R (1, 1) ERA: 4.77	6.2		27	4	3	2	1	2	0	0	0	1	0	27	35	2.70	0.900										
John Hiller, L (7, 1) ERA: 2.54	2.0	L	12	1	1	1	3	4	1	0	0	1	0	13	33	4.50	2.500										

Detroit Tigers @ Baltimore Orioles
Memorial Stadium, Baltimore, MD
Sun Aug 01 1976, 3:33 AM EDT
Att: 9,953 - Unknown

AB 32
R 4
H 5
RBI 4
BB 7
SO 4
LOB 12



Batter	1	2	3	4	5	6	7	8	9	AB	R	H	RBI	BB	SO	LOB	TOP					
Al Bumby, L OBP: 0.328, SLG: 0.399 (1, 7)	0-0 S 1B	0-0 F5			0-0 4-3		0-0 4-3		0-0 G3	5	1	1	0	0	0	2	Baltimore Orioles @ Milwaukee Brewers Milwaukee County Stadium, Milwaukee, WI Mon Aug 02 1976, 8:05 PM EDT Att: 8,901 - Unknown livebaseballscorecards.com					
Bobby Grich, R OBP: 0.386, SLG: 0.436 (1, 4)	0-3 K	0-0 F9			0-0 6-3		0-0 4-3		0-3 K	5	0	0	0	0	2	3						
Reggie Jackson, L OBP: 0.344, SLG: 0.510 (1, 10)	4-0 1B BB			0-0 S 1B		0-0 P4				3	0	2	0	1	0	0						
Lee May, R OBP: 0.300, SLG: 0.451 (1, 3)	0-0 F2			0-0 5-3		0-0 E 2B			0-0 6-3	4	0	1	0	0	0	4						
Ken Singleton, S OBP: 0.342, SLG: 0.346 (1, 9)	0-0 1-2 2-H 1B			0-0 F7		0-3 K			0-0 G6-3 1B	4	0	2	1	0	1	2						
Doug DeCinces, R OBP: 0.274, SLG: 0.325 (1, 5)	0-0 4-3			0-0 F7		4-0 E BB			0-0 G6-3 1-2 1B	3	0	0	0	1	0	4						
Mark Belanger, R OBP: 0.334, SLG: 0.325 (1, 6)				0-0 SH2-3 1B		0-3 K			0-0 1B	4	0	2	0	0	2	2						
Paul Blair, R OBP: 0.257, SLG: 0.281 (1, 8)				0-0 SH2-3		0-0 4-3			0-0 F8	3	0	0	0	0	0	3						
Rick Dempsey, R OBP: 0.203, SLG: 0.149 Terry Crowley, L OBP: 0.207, SLG: 0.192 (9, PH)				0-0 E6		0-3 K			0-0 G3	3	0	0	0	0	1	4						
Inning Stats	R: 1 E: 0 K: 1 S: 7	H: 2 LOB: 2 BB: 1 P: 11	R: 0 E: 1 K: 0 S: 5	H: 1 LOB: 2 BB: 0 P: 5	R: 0 E: 0 K: 0 S: 4	H: 1 LOB: 1 BB: 0 P: 4	R: 0 E: 0 K: 2 S: 7	H: 0 LOB: 0 BB: 0 P: 7	R: 0 E: 0 K: 0 S: 3	H: 0 LOB: 0 BB: 0 P: 3	R: 0 E: 1 K: 2 S: 9	H: 1 LOB: 3 BB: 1 P: 13	R: 0 E: 0 K: 0 S: 4	H: 1 LOB: 1 BB: 0 P: 4	R: 0 E: 0 K: 0 S: 4	H: 2 LOB: 1 BB: 0 P: 4	R: 0 E: 0 K: 1 S: 5	H: 0 LOB: 0 BB: 0 P: 5	1B: 7 2B: 1 3B: 0 HR: 0	SF: 0 SAC: 1 DP: 1 HBP: 0	WP: 0 PB: 0 SB: 2 CS: 0	PA: 38
PITCHER Jim Colborn, R ERA: 3.62 (1, 1)	IP: 9.0 WLS: W BF: 38 H: 8 R: 1 ER: 1 SO: 6 BB: 2 IBB: 0 HBP: 0 BLK: 0 WP: 0 HR: 0 S: 48 P: 56 ERA: 1.00 WHIP: 1.111															PITCHER IP: WLS: BF: H: R: ER: SO: BB: IBB: HBP: BLK: WP: HR: S: P: ERA: WHIP						

Batter	1	2	3	4	5	6	7	8	9	AB	R	H	RBI	BB	SO	LOB	BOTTOM			
Robin Yount, R OBP: 0.321, SLG: 0.332 (1, 6)	0-0 P3	0-3 K			0-3 K		0-0 BB SH1-4 BB 1B	0-0 6-3		5	1	1	0	0	2	2	Baltimore Orioles @ Milwaukee Brewers Milwaukee County Stadium, Milwaukee, WI Mon Aug 02 1976, 8:05 PM EDT Att: 8,901 - Unknown livebaseballscorecards.com			
Charlie Moore, R OBP: 0.362, SLG: 0.347 (1, 2)	0-0 1B SF7 1B			0-0 4-3 2B		0-0 6-3		0-0 SH1-4 1-2 F9		4	1	2	0	0	0	0				
George Scott, R OBP: 0.325, SLG: 0.388 (1, 3)	0-0 SF7 1-3 1B			0-0 4-3		0-0 2B FC4-6 1B	4-0 BB BB IBB	0-0 5-3		4	2	2	0	1	0	1				
Hank Aaron, R OBP: 0.324, SLG: 0.402 (1, 10)	0-0 SF7 1-2 3-H			0-0 1-3		0-0 FC4-6 1B 2B	4-0 BB SF8 BB			2	2	1	1	1	0	1				
Sixto Lezcano, R OBP: 0.351, SLG: 0.396 (1, 7)	0-0 L5			0-3 K		4-0 FC4-6 IBB	1-2 2-3 3-H 1B BB			2	1	0	1	2	1	2				
Gorman Thomas, R OBP: 0.322, SLG: 0.389 (8, 8)				4-0 BB BB		0-0 4-3	0-3 K	4-0 FC5 1B BB		2	0	0	1	2	1	3				
Gary Sutherland, R OBP: 0.259, SLG: 0.296 (1, 4)				0-0 F9		0-0 FC4-6 1B 2B	0-0 SF8			3	0	1	2	0	0	3				
Von Joshua, L OBP: 0.276, SLG: 0.327 Mike Hegan, L OBP: 0.323, SLG: 0.402 (8, 9)				4-0 1-2 BB		0-0 1-3 3-H 1B	0-0 SF8			3	0	2	2	1	0	0				
Jack Heidemann, R OBP: 0.196, SLG: 0.208 (1, 5)	0-0 F8			0-0 1-3		0-0 L1	0-0 5-3	0-0 FC5		4	0	0	0	0	0	6				
Inning Stats	R: 1 E: 0 K: 0 S: 5	H: 2 LOB: 1 BB: 0 P: 5	R: 0 E: 0 K: 1 S: 5	H: 0 LOB: 2 BB: 2 P: 13	R: 0 E: 0 K: 1 S: 6	H: 1 LOB: 1 BB: 0 P: 6	R: 0 E: 0 K: 0 S: 3	H: 1 LOB: 0 BB: 0 P: 3	R: 0 E: 0 K: 1 S: 5	H: 0 LOB: 0 BB: 0 P: 5	R: 2 E: 0 K: 1 S: 8	H: 3 LOB: 2 BB: 1 P: 12	R: 4 E: 0 K: 0 S: 5	H: 2 LOB: 2 BB: 4 P: 21	R: 0 E: 0 K: 0 S: 3	H: 0 LOB: 0 BB: 0 P: 3	1B: 6 2B: 3 3B: 0 HR: 0	SF: 2 SAC: 1 DP: 0 HBP: 0	WP: 0 PB: 0 SB: 0 CS: 0	PA: 39
PITCHER Rudy May, L ERA: 3.98 Dave Fagan, R ERA: 3.51 Mike Cuellar, L ERA: 5.06 (7, 1)	IP: 6.1 WLS: L BF: 31 H: 8 R: 6 ER: 6 SO: 4 BB: 3 IBB: 0 HBP: 0 BLK: 0 WP: 0 HR: 0 S: 34 P: 54 ERA: 8.53 WHIP: 1.737															PITCHER IP: WLS: BF: H: R: ER: SO: BB: IBB: HBP: BLK: WP: HR: S: P: ERA: WHIP				

Batter	1	2	3	4	5	6	7	8	9	AB	R	H	RBI	BB	SO	LOB	TOP			
Al Bumby, L OBP: 0.329, SLG: 0.399 (1, 10)										5	1	2	0	0	0	2	Baltimore Orioles @ Milwaukee Brewers Milwaukee County Stadium, Milwaukee, WI Tue Aug 03 1976, 8:05 PM EDT Att: 9,282 - Unknown			
Bobby Grich, R OBP: 0.397, SLG: 0.435 (1, 4)										3	0	1	0	1	1					
Reggie Jackson, L OBP: 0.346, SLG: 0.510 (1, 9)										4	0	2	1	0	0	1				
Lee May, R OBP: 0.299, SLG: 0.448 (1, 3)										4	0	1	0	0	2	4				
Ken Singleton, S OBP: 0.341, SLG: 0.345 (1, 7)										4	0	1	0	0	1	0				
Doug DeCinces, R OBP: 0.276, SLG: 0.336 (1, 5)										4	1	2	0	0	0	2				
Mark Belanger, R OBP: 0.331, SLG: 0.321 (1, 6)										4	0	0	0	0	1	2				
Paul Blair, R OBP: 0.257, SLG: 0.279 (9, PH)										2	0	0	0	1	0	1				
Tony Muser, L OBP: 0.277, SLG: 0.252 (9, PH)										1	0	0	0	0	0	0				
Rick Dempsey, R OBP: 0.198, SLG: 0.145 (9, PH)										3	0	0	0	0	0	1				
Terry Crowley, L OBP: 0.200, SLG: 0.165 (9, PH)										1	0	0	0	0	0	0				
Inning Stats	R: 0 E: 0 K: 1 S: 6	H: 2 LOB: 1 BB: 0 P: 6	R: 0 E: 0 K: 1 S: 6	H: 1 LOB: 1 BB: 0 P: 6	R: 1 E: 0 K: 1 S: 7	H: 2 LOB: 1 BB: 0 P: 7	R: 1 E: 1 K: 0 S: 5	H: 1 LOB: 2 BB: 1 P: 9	R: 0 E: 0 K: 1 S: 3	H: 0 LOB: 0 BB: 0 P: 3	R: 0 E: 0 K: 0 S: 3	H: 1 LOB: 1 BB: 1 P: 7	R: 0 E: 0 K: 1 S: 5	H: 0 LOB: 0 BB: 0 P: 5	R: 0 E: 0 K: 0 S: 3	H: 0 LOB: 0 BB: 0 P: 3	1B: 7 2B: 2 3B: 0 HR: 0	SF: 0 SAC: 0 DP: 0 HBP: 0	WP: 0 PB: 0 SB: 2 CS: 2	PA: 37
PITCHER Eduardo Rodriguez, R ERA: 3.48 (1, 1)	IP: 9.0 WLS: W BF: 37	H: 9 R: 2 ER: 1 SO: 5	BB: 2 IBB: 0 HBP: 0 BLK: 0	WP: 0 HR: 0 S: 45 P: 53	ERA: 1.00 WHIP: 1.222	PITCHER										IP: 9.0 WLS: W BF: 37	H: 9 R: 2 ER: 1 SO: 5	BB: 2 IBB: 0 HBP: 0 BLK: 0	WP: 0 HR: 0 S: 45 P: 53	ERA: 1.00 WHIP: 1.222

Batter	1	2	3	4	5	6	7	8	9	AB	R	H	RBI	BB	SO	LOB	BOTTOM			
Robin Yount, R OBP: 0.321, SLG: 0.331 (1, 6)										4	0	1	1	0	1	2	Baltimore Orioles @ Milwaukee Brewers Milwaukee County Stadium, Milwaukee, WI Tue Aug 03 1976, 8:05 PM EDT Att: 9,282 - Unknown			
Charlie Moore, R OBP: 0.359, SLG: 0.340 (1, 2)										3	0	0	0	1	2	2				
George Scott, R OBP: 0.327, SLG: 0.390 (1, 3)										4	0	2	2	0	0	0				
Sixto Lezcano, R OBP: 0.356, SLG: 0.397 (1, 9)										2	1	1	0	2	0	1				
Gorman Thomas, R OBP: 0.320, SLG: 0.392 (1, 8)										4	0	1	1	0	0	4				
Gary Sutherland, R OBP: 0.254, SLG: 0.289 (1, 4)										4	0	0	0	0	0	2				
Bernie Carbo, L OBP: 0.347, SLG: 0.375 (1, 10)										3	0	0	0	1	1	2				
Von Joshua, L OBP: 0.278, SLG: 0.332 (1, 7)										4	2	2	0	0	1	1				
Jack Heidemann, R OBP: 0.203, SLG: 0.214 (1, 5)										3	1	1	0	0	1	1				
Inning Stats	R: 0 E: 0 K: 2 S: 7	H: 0 LOB: 0 BB: 0 P: 7	R: 0 E: 0 K: 0 S: 4	H: 1 LOB: 1 BB: 0 P: 4	R: 0 E: 0 K: 0 S: 4	H: 1 LOB: 1 BB: 0 P: 4	R: 1 E: 0 K: 0 S: 4	H: 1 LOB: 1 BB: 1 P: 8	R: 2 E: 0 K: 1 S: 8	H: 3 LOB: 1 BB: 0 P: 8	R: 0 E: 0 K: 1 S: 5	H: 0 LOB: 0 BB: 0 P: 5	R: 1 E: 0 K: 0 S: 5	H: 2 LOB: 3 BB: 2 P: 13	R: 0 E: 0 K: 2 S: 7	H: 0 LOB: 1 BB: 1 P: 11		1B: 6 2B: 2 3B: 0 HR: 0	SF: 0 SAC: 1 DP: 0 HBP: 0	WP: 0 PB: 0 SB: 0 CS: 0
PITCHER Ross Grimsley, L ERA: 3.85 (1, 1)	IP: 4.2 WLS: L	H: 6 R: 3 ER: 3 SO: 3	BB: 1 IBB: 0 HBP: 0 BLK: 0	WP: 0 HR: 0 S: 26 P: 30	ERA: 5.79 WHIP: 1.500	PITCHER										IP: 4.2 WLS: L	H: 6 R: 3 ER: 3 SO: 3	BB: 1 IBB: 0 HBP: 0 BLK: 0	WP: 0 HR: 0 S: 26 P: 30	ERA: 5.79 WHIP: 1.500
Dyar Miller, R ERA: 2.9 (5, 1)	2.2	13	2	1	1	1	3	0	0	0	0	12	24	3.38	1.875					
Tippy Martinez, L ERA: 1.62 (8, 1)	0.2	2	0	0	0	2	0	0	0	0	0	6	6	0.00	0.000					

Batter	1	2	3	4	5	6	7	8	9	AB	R	H	RBI	BB	SO	LOB	TOP			
Ken Singleton, S OBP: 0.340, SLG: 0.344	K		F9		1B		K			4	0	1	0	0	2	2	Baltimore Orioles @ Cleveland Indians Cleveland Municipal Stadium, Cleveland, OH Wed Aug 04 1976, 7:05 PM EDT Att: 8,316 - Unknown			
Bobby Grich, R OBP: 0.388, SLG: 0.435	P6		BB		1B			P4		3	0	1	0	1	0	0				
Reggie Jackson, L OBP: 0.342, SLG: 0.503	F8		K		4-3			F7		4	0	0	0	0	1	5				
Lee May, R OBP: 0.299, SLG: 0.446		3-1			F3			K		4	0	1	0	0	1	0				
Andres Mora, R OBP: 0.243, SLG: 0.343		F9			FC6-4			F8		3	0	0	0	1	1	1				
Paul Blair, R OBP: 0.281, SLG: 0.282	K				FC6-4			L4		4	0	2	0	0	1	1				
Doug DeCinces, R OBP: 0.281, SLG: 0.339					5-3			G5-4-3		4	0	2	0	0	0	3				
Rick Dempsey, R OBP: 0.200, SLG: 0.149					FC6-4			F7		4	0	1	0	0	0	3				
Tim Nordbrook, R OBP: 0.353, SLG: 0.214					BB			G4-3		2	0	0	0	1	0	1				
Inning Stats	R: 0 E: 0 K: 1 S: 5	H: 0 LOB: 0 BB: 0 P: 5	R: 0 E: 0 K: 1 S: 5	H: 0 LOB: 0 BB: 0 P: 5	R: 0 E: 0 K: 1 S: 6	H: 1 LOB: 3 BB: 2 P: 14	R: 0 E: 0 K: 0 S: 3	H: 0 LOB: 1 BB: 1 P: 7	R: 0 E: 0 K: 0 S: 5	H: 3 LOB: 2 BB: 0 P: 5	R: 0 E: 0 K: 0 S: 4	H: 2 LOB: 1 BB: 0 P: 4	R: 0 E: 0 K: 1 S: 5	H: 0 LOB: 0 BB: 0 P: 5	R: 0 E: 0 K: 1 S: 6	H: 2 LOB: 1 BB: 0 P: 6	1B: 8 2B: 1 3B: 0 HR: 0	SF: 0 SAC: 0 DP: 3 HBP: 0	WP: 0 PB: 0 SB: 0 CS: 0	PA: 35
PITCHER Rick Waits, L ERA: 3.25	IP: 9.0 WLS: W BF: 35 H: 8 R: 0 ER: 0 SO: 6 BB: 3 IBB: 0 HBP: 0 BLK: 0 WP: 0 HR: 0 S: 44 P: 56 ERA: 0.00 WHIP: 1.222															PITCHER				

Batter	1	2	3	4	5	6	7	8	9	AB	R	H	RBI	BB	SO	LOB	BOTTOM			
Duane Kuiper, L OBP: 0.325, SLG: 0.332	BB		4-3		SH1-4		4-3			4	2	4	0	0	0	0	Baltimore Orioles @ Cleveland Indians Cleveland Municipal Stadium, Cleveland, OH Wed Aug 04 1976, 7:05 PM EDT Att: 8,316 - Unknown			
Rick Manning, L OBP: 0.334, SLG: 0.385	1B		3B		FC3-2		SH5-3			2	1	1	1	1	0	0				
John Lowenstein, L OBP: 0.301, SLG: 0.279	BB		4-3		SH1-4		SH5-3			3	0	0	0	0	1	3				
Rico Carty, R OBP: 0.395, SLG: 0.485	E9		6-3		SH1-4		4-3			2	0	1	1	2	0	0				
Boog Powell, L OBP: 0.296, SLG: 0.274	1B		BB		FC3-2		1-3			3	0	1	1	0	0	4				
George Hendrick, R OBP: 0.318, SLG: 0.463	SF9		F9		FC3-2		2B			4	0	0	0	0	1	5				
Buddy Bell, R OBP: 0.354, SLG: 0.374	F7		6-3		F9		K			4	0	1	0	0	0	1				
Ray Fosse, R OBP: 0.375, SLG: 0.365	F3		F3		1B		F5			4	0	1	0	0	0	1				
Frank Duffy, R OBP: 0.274, SLG: 0.282	P3		F9		F9		F8			3	0	0	0	0	0	1				
Inning Stats	R: 2 E: 1 K: 1 S: 7	H: 2 LOB: 1 BB: 1 P: 11	R: 0 E: 0 K: 0 S: 3	H: 0 LOB: 0 BB: 0 P: 3	R: 1 E: 0 K: 0 S: 4	H: 1 LOB: 1 BB: 1 P: 8	R: 0 E: 0 K: 1 S: 6	H: 1 LOB: 1 BB: 0 P: 6	R: 0 E: 0 K: 1 S: 5	H: 2 LOB: 3 BB: 1 P: 9	R: 0 E: 0 K: 1 S: 5	H: 0 LOB: 0 BB: 0 P: 5	R: 0 E: 0 K: 0 S: 3	H: 1 LOB: 0 BB: 0 P: 3	R: 0 E: 0 K: 1 S: 6	H: 1 LOB: 1 BB: 0 P: 6	1B: 6 2B: 1 3B: 1 HR: 0	SF: 1 SAC: 2 DP: 0 HBP: 0	WP: 0 PB: 0 SB: 0 CS: 0	PA: 34
PITCHER Jim Palmer, R ERA: 2.81	IP: 8.0 WLS: L BF: 34 H: 8 R: 3 ER: 2 SO: 4 BB: 2 IBB: 1 HBP: 0 BLK: 0 WP: 0 HR: 0 S: 39 P: 51 ERA: 2.25 WHIP: 1.250															PITCHER				


Batter	1	2	3	4	5	6	7	8	9	AB	R	H	RBI	BB	SO	LOB	TOP											
Al Bumby, L OBP: 0.325, SLG: 0.394 Paul Blair, R OBP: 0.260, SLG: 0.281	0-0 4-3		0-0 F8		0-0 F7		0-0 6-3		0-0 6-3	4	0	0	0	0	0	4	Baltimore Orioles @ Cleveland Indians Cleveland Municipal Stadium, Cleveland, OH Thu Aug 05 1976, 7:05 PM EDT Att: 7,521 - Unknown											
Bobby Grich, R OBP: 0.383, SLG: 0.428	0-0 6-3		0-0 6-3		0-0 F9		0-0 5-3		0-0 5-3	5	0	0	0	0	0	4												
Reggie Jackson, L OBP: 0.341, SLG: 0.500	0-3 K			0-0 F8		0-0 1B 2B 1B		0-0 4-3		4	1	1	0	0	1	0												
Lee May, R OBP: 0.304, SLG: 0.453		0-0 G6-3 1B		0-0 5-3		0-0 1B 2B 1B		0-0 3B 2B		4	2	3	0	0	0	0												
Ken Singleton, S OBP: 0.339, SLG: 0.346		0-0 G6-3 1-2		0-0 4-3		0-0 F9 WP 2B		0-0 F8		4	1	1	2	0	0	2												
Tony Muser, L OBP: 0.281, SLG: 0.254		0-0 F9			0-0 SH3 1B	0-0 F9		4-0 3B		3	1	1	0	1	0	1												
Doug DeCinces, R OBP: 0.288, SLG: 0.364			0-0 HR		0-0 SH3 1B	0-0 6-3		0-0 3B		4	1	3	3	0	0	0												
Dave Duncan, R OBP: 0.267, SLG: 0.251			0-0 F9		0-0 SH3	0-0 1-3		0-0 3-1		3	0	0	0	0	0	1												
Mark Belanger, R OBP: 0.333, SLG: 0.321			0-0 F8 S 1B		4-0 BB		0-0 P4		0-0 F8	3	0	1	0	1	0	0												
Inning Stats	R: 0 E: 0 K: 1 S: 5	H: 0 LOB: 0 BB: 0 P: 5	R: 0 E: 0 K: 0 S: 3	H: 1 LOB: 0 BB: 0 P: 3	R: 1 E: 0 K: 0 S: 5	H: 2 LOB: 1 BB: 0 P: 5	R: 0 E: 0 K: 0 S: 3	H: 0 LOB: 0 BB: 0 P: 3	R: 0 E: 0 K: 0 S: 5	H: 2 LOB: 3 BB: 1 P: 9	R: 3 E: 0 K: 0 S: 6	H: 3 LOB: 0 BB: 0 P: 6	R: 0 E: 0 K: 0 S: 3	H: 0 LOB: 0 BB: 0 P: 3	R: 2 E: 0 K: 0 S: 5	H: 2 LOB: 1 BB: 0 P: 9		R: 0 E: 0 K: 0 S: 3	H: 0 LOB: 0 BB: 0 P: 3	1B: 6 2B: 2 3B: 1 HR: 1	SF: 0 SAC: 1 DP: 1 HBP: 0	WP: 1 PA: 38 PB: 0 SB: 1 CS: 0						
PITCHER	IP	WLS	BF	H	R	ER	SO	BB	IBB	HBP	BLK	WP	HR	S	P	ERA	WHIP											
Jim Bibby, R ERA: 3.81	(1, 1)	5.0	L	23	8	4	4	1	1	0	0	0	1	24	28	7.20	1.800											
Tom Buskey, R ERA: 3.28	(6, 1)	4.0		15	2	2	2	0	0	1	0	0	1	0	14	18	4.50	0.500										


AB	35
R	6
H	10
RBI	5
BB	2
SO	1
LOB	12



Batter	1	2	3	4	5	6	7	8	9	AB	R	H	RBI	BB	SO	LOB	BOTTOM										
Duane Kuiper, L OBP: 0.324, SLG: 0.331	0-0 4-3		0-0 S 1B		0-0 4-3		0-0 1-3			4	0	1	0	0	0	0	Baltimore Orioles @ Cleveland Indians Cleveland Municipal Stadium, Cleveland, OH Thu Aug 05 1976, 7:05 PM EDT Att: 7,521 - Unknown										
Rick Manning, L OBP: 0.333, SLG: 0.386	0-0 G3		0-3 K		0-0 2B		0-0 4-3			4	1	1	0	0	1	1											
Tommy Smith, L OBP: 0.286, SLG: 0.333	0-0 1B		0-0 4-3		0-0 2B			0-0 4-3		4	0	2	1	0	0	1											
Rico Carty, R OBP: 0.393, SLG: 0.482	0-0 1B			0-3 K	0-0 F8			0-0 6-3		4	0	1	0	0	1	0											
Boog Powell, L OBP: 0.295, SLG: 0.279	0-0 F8			0-0 1B 2B		0-0 3-1		0-0 F8		4	1	1	0	0	0	2											
George Hendrick, R OBP: 0.318, SLG: 0.460		0-3 K		0-0 1B	0-0 5-3			0-3 K		4	0	1	0	0	2	0											
Buddy Bell, R OBP: 0.353, SLG: 0.372	0-0 6-3			0-0 F9		0-0 1B		0-0 G1		4	0	1	0	0	0	2											
Ray Fosse, R OBP: 0.379, SLG: 0.370	0-3 K			0-0 1B	0-0 F7			0-0 1B		4	0	2	1	0	1	1											
Frank Duffy, R OBP: 0.271, SLG: 0.279			0-0 5-3		0-0 F8		0-0 5-3		0-0 1-3	4	0	0	0	0	0	3											
Inning Stats	R: 0 E: 0 K: 0 S: 5	H: 2 LOB: 2 BB: 0 P: 5	R: 0 E: 0 K: 2 S: 7	H: 0 LOB: 0 BB: 0 P: 7	R: 0 E: 0 K: 1 S: 6	H: 1 LOB: 1 BB: 0 P: 6	R: 1 E: 0 K: 1 S: 8	H: 3 LOB: 2 BB: 0 P: 8	R: 1 E: 0 K: 0 S: 4	H: 2 LOB: 0 BB: 0 P: 4	R: 0 E: 0 K: 0 S: 4	H: 1 LOB: 1 BB: 0 P: 4	R: 0 E: 0 K: 0 S: 3	H: 0 LOB: 0 BB: 0 P: 3	R: 0 E: 0 K: 0 S: 3	H: 0 LOB: 0 BB: 0 P: 3		R: 0 E: 0 K: 1 S: 6	H: 1 LOB: 1 BB: 0 P: 6	1B: 7 2B: 3 3B: 0 HR: 0	SF: 0 SAC: 0 DP: 0 HBP: 0	WP: 0 PA: 36 PB: 0 SB: 1 CS: 0					
PITCHER	IP	WLS	BF	H	R	ER	SO	BB	IBB	HBP	BLK	WP	HR	S	P	ERA	WHIP										
Wayne Garland, R ERA: 2.59	(1, 1)	9.0	W	36	10	2	2	5	0	0	0	0	0	46	46	2.00	1.111										



Batter	1	2	3	4	5	6	7	8	9	AB	R	H	RBI	BB	SO	LOB	TOP										
Al Bumbry, L OBP: 0.331, SLG: 0.405 Paul Blair, R OBP: 0.258, SLG: 0.279	4-0 HR BB	0-0 2B		0-0 1-H 2B		0-3 K		0-0 4-6 1-2		2	1	2	1	1	0	0	Baltimore Orioles @ New York Yankees Yankee Stadium, Bronx, NY Sat Aug 07 1976, 3:33 AM EDT Att: 47,798 - Unknown AB 34 R 7 H 10 RBI 7 BB 5 SO 5 LOB 13 										
Bobby Grich, R OBP: 0.383, SLG: 0.435	0-0 1-H HR	4-0 G6-4-3 BB		0-0 6-3		0-0 F8			0-0 5-3	4	1	1	2	1	0	1											
Reggie Jackson, L OBP: 0.339, SLG: 0.494	4-0 WP SF7 BB	0-0 G6-4-3 1-2			0-3 K	0-0 5-3			0-0 4-3	4	1	0	0	1	1	2											
Lee May, R OBP: 0.302, SLG: 0.449	0-3 1-2 K			0-0 F8		0-0 BB 2B 1B			0-3 K	5	1	1	0	0	2	1											
Ken Singleton, S OBP: 0.341, SLG: 0.347	0-0 SF7 2H			0-0 L6-3 1B		4-0 1-2 2B BB			0-0 F9	2	1	1	1	1	0	0											
Tony Muser, L OBP: 0.281, SLG: 0.254	0-0 1B			0-0 L6-3 1-2		0-0 F8			0-3 K	4	0	1	0	0	1	3											
Doug DeCinces, R OBP: 0.291, SLG: 0.370	0-0 1-2 1B			0-0 5-3		0-0 1-H 2H 2B			0-0 P6	4	1	2	2	0	0	0											
Dave Duncan, R OBP: 0.271, SLG: 0.257	0-0 4-3			0-0 6-3		0-0 2H 2B			4-0 E BB	3	0	1	1	1	0	2											
Mark Belanger, R OBP: 0.332, SLG: 0.320			0-0 6-3		0-0 WP 2B 1B				0-0 E3 1-2	4	1	1	0	0	0	2											
Inning Stats	R: 3 E: 0 K: 1 S: 8	H: 3 LOB: 2 BB: 2 P: 16	R: 0 E: 0 K: 0 S: 3	H: 1 LOB: 1 BB: 1 P: 7	R: 0 E: 0 K: 0 S: 3	H: 1 LOB: 0 BB: 0 P: 3	R: 1 E: 0 K: 0 S: 5	H: 2 LOB: 1 BB: 0 P: 5	R: 3 E: 0 K: 1 S: 8	H: 3 LOB: 1 BB: 1 P: 12	R: 0 E: 0 K: 1 S: 5	H: 0 LOB: 0 BB: 0 P: 5	R: 0 E: 0 K: 1 S: 5	H: 0 LOB: 0 BB: 0 P: 5	R: 0 E: 1 K: 0 S: 3	H: 0 LOB: 1 BB: 1 P: 7	R: 0 E: 0 K: 1 S: 5	H: 0 LOB: 0 BB: 0 P: 5	1B: 5 2B: 6 3B: 0 HR: 1	SF: 1 SAC: 0 DP: 3 HBP: 0	WP: 3 PB: 0 SB: 1 CS: 0	PA: 40					
PITCHER	IP	WLS	BF	H	R	ER	SO	BB	IBB	HBP	BLK	WP	HR	S	P	ERA	WHIP										
Doyle Alexander, R ERA: 3.21	4.0	L	20	7	4	4	1	3	0	0	0	2	1	19	31	9.00	2.500										
Ron Guidry, L ERA: 18.9	3.0		13	3	3	3	3	1	0	0	0	0	0	18	22	9.00	1.333										
Dick Tidrow, R ERA: 2.8	1.0		4	0	0	0	0	1	0	0	0	0	0	3	7	0.00	1.000										
Sparky Lyle, L ERA: 2.27	1.0		3	0	0	0	1	0	0	0	0	0	0	5	5	0.00	0.000										

Batter	1	2	3	4	5	6	7	8	9	AB	R	H	RBI	BB	SO	LOB	BOTTOM										
Mickey Rivers, L OBP: 0.317, SLG: 0.430	0-0 F7		0-0 B1-3 1-2			0-3 K			0-0 FC6-4 1B	4	0	1	0	0	1	2	Baltimore Orioles @ New York Yankees Yankee Stadium, Bronx, NY Sat Aug 07 1976, 3:33 AM EDT Att: 47,798 - Unknown AB 32 R 4 H 7 RBI 4 BB 1 SO 3 LOB 10 										
Roy White, S OBP: 0.353, SLG: 0.393	0-0 P3		0-0 P4			0-0 G6-4-3 1-2			0-0 FC6-4 1B HR	4	1	0	0	0	0	3											
Thurman Munson, R OBP: 0.351, SLG: 0.448	0-0 5-3				0-0 F8				0-0 1B HR 1B	4	1	1	0	0	0	0											
Lou Piniella, R OBP: 0.298, SLG: 0.392					0-0 6-3				0-0 1-3 HR 1B	4	1	2	0	0	0	0											
Chris Chambliss, L OBP: 0.327, SLG: 0.455					0-0 F7				0-0 1-H 2H 3H HR	4	1	1	4	0	1	1											
Graig Nettles, L OBP: 0.304, SLG: 0.400					0-0 F7				0-0 F8 F9	4	0	0	0	0	0	1											
Fran Healy, R OBP: 0.331, SLG: 0.274					0-0 4-3				0-0 G6-3 1B	3	0	1	0	0	1	1											
Sandy Alomar Sr., S OBP: 0.304, SLG: 0.298					0-0 B1-3 1B				0-0 G6-3 1-2	3	0	1	0	0	0	1											
Jim Mason, L OBP: 0.204, SLG: 0.232 Willie Randolph, R (6, PH) OBP: 0.370, SLG: 0.318					0-0 F9				0-0 F8 G6-4-3 BB	1	0	0	0	0	0	1											
Inning Stats	R: 0 E: 0 K: 0 S: 3	H: 0 LOB: 0 BB: 0 P: 3	R: 0 E: 0 K: 1 S: 6	H: 1 LOB: 1 BB: 0 P: 6	R: 0 E: 0 K: 0 S: 4	H: 1 LOB: 1 BB: 0 P: 4	R: 0 E: 0 K: 0 S: 3	H: 0 LOB: 0 BB: 0 P: 3	R: 0 E: 0 K: 1 S: 5	H: 0 LOB: 0 BB: 0 P: 5	R: 0 E: 0 K: 1 S: 4	H: 0 LOB: 0 BB: 1 P: 8	R: 0 E: 0 K: 0 S: 3	H: 0 LOB: 0 BB: 0 P: 3	R: 0 E: 0 K: 0 S: 3	H: 1 LOB: 0 BB: 0 P: 3	R: 4 E: 0 K: 0 S: 7	H: 4 LOB: 0 BB: 0 P: 7	1B: 6 2B: 0 3B: 0 HR: 1	SF: 0 SAC: 0 DP: 2 HBP: 0	WP: 0 PB: 0 SB: 0 CS: 0	PA: 33					
PITCHER	IP	WLS	BF	H	R	ER	SO	BB	IBB	HBP	BLK	WP	HR	S	P	ERA	WHIP										
Rudy May, L ERA: 3.99	8.2	W	32	7	4	4	3	1	0	0	0	0	1	37	41	4.15	0.923										
Tippy Martinez, L ERA: 1.61	0.1		1	0	0	0	0	0	0	0	0	0	0	1	1	0.00	0.000										

Batter	1	2	3	4	5	6	7	8	9	AB	R	H	RBI	BB	SO	LOB	TOP			
Steve Braun, L (1, 10) OBP: 0.370, SLG: 0.353	5-3		F9			4-3			F2	4	0	0	0	0	0	0				
Roy Smalley, S (1, 6) OBP: 0.344, SLG: 0.298	4-3			6-3			K		K	4	0	0	0	0	2	0				
Rod Carew, L (1, 3) OBP: 0.389, SLG: 0.446	6-3			F9				BB		2	0	0	0	1	0	0				
Butch Wynegar, S (1, 2) OBP: 0.380, SLG: 0.400		L1		4-3				F7		3	0	0	0	0	0	1				
Lyman Bostock, L (1, 8) OBP: 0.375, SLG: 0.431		5-3			L6			F8		3	0	0	0	0	0	1				
Mike Cabbage, L (1, 5) OBP: 0.320, SLG: 0.299					L8				F8	3	0	1	0	0	0	0				
Larry Hise, R (1, 7) OBP: 0.325, SLG: 0.363									F9	3	0	0	0	0	1	1				
Dan Ford, R (1, 9) OBP: 0.306, SLG: 0.418				6-3					K	3	0	0	0	0	2	0				
Bob Randall, R (1, 4) OBP: 0.318, SLG: 0.315										2	0	0	0	0	0	0				
Tony Oliva, L (9, PH) OBP: 0.256, SLG: 0.259				F7		1-4-3			6-3	1	0	0	0	0	0	0				
Inning Stats	R: 0 E: 0 K: 0 S: 3	H: 0 LOB: 0 BB: 0 P: 3	R: 0 E: 0 K: 1 S: 6	H: 1 LOB: 1 BB: 0 P: 6	R: 0 E: 0 K: 0 S: 3	H: 0 LOB: 0 BB: 0 P: 3	R: 0 E: 0 K: 0 S: 3	H: 0 LOB: 0 BB: 0 P: 3	R: 0 E: 0 K: 1 S: 5	H: 0 LOB: 0 BB: 0 P: 5	R: 0 E: 0 K: 1 S: 5	H: 0 LOB: 1 BB: 1 P: 9	R: 0 E: 0 K: 1 S: 5	H: 0 LOB: 0 BB: 0 P: 5	R: 0 E: 0 K: 1 S: 5	H: 0 LOB: 0 BB: 0 P: 5	1B: 1 2B: 0 3B: 0 HR: 0	SF: 0 SAC: 0 DP: 0 HBP: 0	WP: 0 PB: 0 SB: 0 CS: 0	PA: 29
PITCHER Jim Palmer, R (1, 1) ERA: 2.7	IP: 9.0 WLS: W BF: 29 H: 1 R: 0 ER: 0 SO: 5 BB: 1 IBB: 0 HBP: 0 BLK: 0 WP: 0 HR: 0 S: 38 P: 42 ERA: 0.00 WHIP: 0.222																			

Minnesota Twins @ Baltimore Orioles
Memorial Stadium, Baltimore, MD
Tue Aug 10 1976, 7:05 PM EDT
Att: 11,796 - Unknown

AB 28
R 0
H 1
RBI 0
BB 1
SO 5
LOB 3



Batter	1	2	3	4	5	6	7	8	9	AB	R	H	RBI	BB	SO	LOB	BOTTOM			
Al Bumbry, L (1, 8) OBP: 0.330, SLG: 0.402	4-3		K						4-3	4	0	0	0	0	1	1				
Bobby Grich, R (1, 4) OBP: 0.385, SLG: 0.432	5-3		G6-3 BB						F9	3	0	1	0	1	0	0				
Reggie Jackson, L (1, 9) OBP: 0.339, SLG: 0.505			G6-3 1-2						F7	4	0	1	0	0	0	2				
Lee May, R (1, 10) OBP: 0.303, SLG: 0.444	F3								6-3	3	0	0	0	1	0	2				
Ken Singleton, S (1, 7) OBP: 0.346, SLG: 0.349										2	1	2	0	1	0	0				
Paul Blair, R (6, PR) OBP: 0.260, SLG: 0.278										0	0	0	0	0	0	0				
Tony Muser, L (1, 3) OBP: 0.285, SLG: 0.264										3	0	2	1	0	0	2				
Doug DeCinces, R (1, 5) OBP: 0.287, SLG: 0.364										3	0	1	0	0	0	4				
Dave Duncan, R (1, 2) OBP: 0.268, SLG: 0.254										3	0	0	0	0	0	2				
Mark Belanger, R (1, 6) OBP: 0.333, SLG: 0.325										3	1	1	0	0	1	1				
Inning Stats	R: 0 E: 0 K: 0 S: 4	H: 1 LOB: 1 BB: 0 P: 4	R: 1 E: 0 K: 1 S: 6	H: 2 LOB: 1 BB: 1 P: 10	R: 0 E: 0 K: 1 S: 4	H: 0 LOB: 0 BB: 1 P: 8	R: 0 E: 0 K: 0 S: 3	H: 1 LOB: 1 BB: 1 P: 7	R: 1 E: 0 K: 0 S: 4	H: 1 LOB: 0 BB: 0 P: 4	R: 0 E: 0 K: 0 S: 5	H: 2 LOB: 2 BB: 0 P: 5	R: 0 E: 0 K: 0 S: 3	H: 0 LOB: 0 BB: 0 P: 3	R: 0 E: 0 K: 0 S: 3	H: 1 LOB: 0 BB: 0 P: 3	1B: 5 2B: 3 3B: 0 HR: 0	SF: 0 SAC: 0 DP: 2 HBP: 0	WP: 0 PB: 1 SB: 0 CS: 2	PA: 31
PITCHER Dave Goltz, R (1, 1) ERA: 3.66	IP: 7.0 WLS: L BF: 29 H: 8 R: 2 ER: 1 SO: 2 BB: 3 IBB: 0 HBP: 0 BLK: 0 WP: 0 HR: 0 S: 30 P: 42 ERA: 1.29 WHIP: 1.571																			
Tom Burgmeier, L (8, 1) ERA: 2.12	0.1	1	0	0	0	0	0	0	0	0	0	1	1	0.00	0.000					
Tom Johnson, R (8, 1) ERA: 1.76	0.2	1	0	0	0	0	0	0	0	0	0	1	1	0.00	0.000					

Minnesota Twins @ Baltimore Orioles
Memorial Stadium, Baltimore, MD
Tue Aug 10 1976, 7:05 PM EDT
Att: 11,796 - Unknown

AB 28
R 2
H 8
RBI 1
BB 3
SO 2
LOB 14



Batter	1	2	3	4	5	6	7	8	9	AB	R	H	RBI	BB	SO	LOB	TOP				
Steve Braun, L (1, 10) OBP: 0.365, SLG: 0.348	F9	K		3-1			K			4	0	0	0	0	2	4	Minnesota Twins @ Baltimore Orioles Memorial Stadium, Baltimore, MD Wed Aug 11 1976, 7:05 PM EDT Att: 12,228 - Unknown				
Roy Smalley, S (1, 6) OBP: 0.346, SLG: 0.303	K			G6-4-3 1B		F8 2B	6-3			4	0	2	0	0	1	0					
Rod Carew, L (1, 3) OBP: 0.388, SLG: 0.444				G6-4-3 1B		F8 2-3		6-3		4	0	1	0	0	0	2					
Butch Wynegar, S (1, 2) OBP: 0.379, SLG: 0.397	K			G3		4-3			G4-6-3 BB	3	0	0	0	1	1	2					
Lyman Bostock, L (1, 8) OBP: 0.374, SLG: 0.429		1B SF8 1B		L9		4-3			G4-6-3 1-2	4	1	1	0	0	0	2					
Mike Cabbage, L (1, 5) OBP: 0.323, SLG: 0.307				1B 1-2 1B		3-1 1B 2B			F8	4	1	2	0	0	0	0					
Larry Hisle, R (1, 7) OBP: 0.331, SLG: 0.369				1-2 2-3 1B		G6-4-3 1B			CS 1B	4	0	4	0	0	0	0					
Dan Ford, R (1, 9) OBP: 0.305, SLG: 0.417		SF8				G6-4-3 1-2			K	3	0	1	2	0	1	2					
Bob Randall, R (1, 4) OBP: 0.316, SLG: 0.312		3-H F3		3-H F4					F9	3	0	0	0	0	0	4					
Inning Stats	R: 0 E: 0 K: 2 S: 8	H: 1 LOB: 1 BB: 0 P: 8	R: 1 E: 0 K: 1 S: 8	H: 3 LOB: 2 BB: 0 P: 8	R: 0 E: 0 K: 0 S: 3	H: 1 LOB: 0 BB: 0 P: 3	R: 1 E: 0 K: 0 S: 6	H: 3 LOB: 2 BB: 0 P: 6	R: 0 E: 0 K: 0 S: 4	H: 1 LOB: 1 BB: 0 P: 4	R: 0 E: 0 K: 0 S: 5	H: 0 LOB: 0 BB: 0 P: 5	R: 0 E: 0 K: 0 S: 2	H: 0 LOB: 0 BB: 1 P: 6	R: 0 E: 0 K: 1 S: 5	H: 1 LOB: 0 BB: 0 P: 5	1B: 9 2B: 2 3B: 0 HR: 0	SF: 1 SAC: 0 DP: 3 HBP: 0	WP: 0 PB: 0 SB: 0 CS: 1	PA: 35	
PITCHER	IP WLS BF L	H R ER SO	BB IBB HBP BLK	WP HR S P	ERA WHIP	PITCHER	IP WLS BF L	H R ER SO	BB IBB HBP BLK	WP HR S P	ERA WHIP										
Wayne Garland, R (1, 1) ERA: 2.66	3.1	8	2	2	3	0	0	0	0	0	0	23	23	5.40	2.400						
Fred Holdsworth, R (4, 1) ERA: 0.49	5.2	3	0	0	2	1	0	0	0	0	0	21	25	0.00	0.706						

Batter	1	2	3	4	5	6	7	8	9	AB	R	H	RBI	BB	SO	LOB	BOTTOM				
Al Bumbry, L (1, 8) OBP: 0.326, SLG: 0.397	K		G4-3 1-2			FC3-6 CS			F7	4	0	0	0	0	1	4	Minnesota Twins @ Baltimore Orioles Memorial Stadium, Baltimore, MD Wed Aug 11 1976, 7:05 PM EDT Att: 12,228 - Unknown				
Bobby Grich, R (1, 4) OBP: 0.383, SLG: 0.430				F7		5-3			F8	4	0	1	0	0	0	3					
Reggie Jackson, L (1, 9) OBP: 0.341, SLG: 0.505		FC6-4 1B			F5					4	0	2	0	0	0	1					
Lee May, R (1, 10) OBP: 0.300, SLG: 0.439	K			F3			L5-3 1B		1-3 1B	4	0	0	0	0	1	4					
Ken Singleton, S (1, 7) OBP: 0.344, SLG: 0.346		4-3			G3		L5-3 1-2			3	0	0	0	0	0	1					
Tony Muser, L (1, 3) OBP: 0.282, SLG: 0.260		4-3			1-3				G3	3	0	0	0	0	0	0					
Doug DeCinces, R (1, 5) OBP: 0.284, SLG: 0.360				L7		F8			F8	3	0	0	0	0	0	0					
Dave Duncan, R (1, 2) OBP: 0.274, SLG: 0.254									F5	0	0	0	0	2	0	0					
Terry Crowley, L (8, PH) OBP: 0.194, SLG: 0.179						FC3-6 1B				1	0	0	0	0	0	0					
Rick Dempsey, R (9, 2) OBP: 0.200, SLG: 0.149						BB				0	0	0	0	0	0	0					
Mark Belanger, R (1, 6) OBP: 0.336, SLG: 0.328				F7			FC3-6 1B		1B	3	0	2	0	0	0	1					
Inning Stats	R: 0 E: 0 K: 2 S: 8	H: 1 LOB: 1 BB: 0 P: 8	R: 0 E: 0 K: 0 S: 3	H: 0 LOB: 0 BB: 0 P: 3	R: 0 E: 0 K: 0 S: 2	H: 0 LOB: 1 BB: 1 P: 6	R: 0 E: 0 K: 0 S: 3	H: 0 LOB: 0 BB: 0 P: 3	R: 0 E: 0 K: 0 S: 3	H: 0 LOB: 0 BB: 0 P: 3	R: 0 E: 0 K: 0 S: 3	H: 1 LOB: 1 BB: 1 P: 7	R: 0 E: 0 K: 0 S: 3	H: 1 LOB: 0 BB: 0 P: 3	R: 0 E: 0 K: 0 S: 3	H: 2 LOB: 2 BB: 0 P: 5	1B: 5 2B: 1 3B: 0 HR: 0	SF: 0 SAC: 0 DP: 2 HBP: 0	WP: 0 PB: 0 SB: 1 CS: 1	PA: 31	
PITCHER	IP WLS BF W	H R ER SO	BB IBB HBP BLK	WP HR S P	ERA WHIP	PITCHER	IP WLS BF W	H R ER SO	BB IBB HBP BLK	WP HR S P	ERA WHIP										
Bill Singer, R (1, 1) ERA: 3.97	9.0	5	0	0	2	2	0	0	0	0	0	33	41	0.00	0.778						

AB	33
R	2
H	11
RBI	2
BB	1
SO	5
LOB	16



AB	29
R	0
H	5
RBI	0
BB	2
SO	2
LOB	14



Batter	1	2	3	4	5	6	7	8	9	AB	R	H	RBI	BB	SO	LOB	TOP			
Alan Bannister, R (1, 7) <small>OBP: 0.293, SLG: 0.308</small> Pat Kelly, L (6, FH) <small>OBP: 0.350, SLG: 0.380</small> Jerry Hairston, S (6, 9) <small>OBP: 0.390, SLG: 0.354</small>										3	1	1	0	0	0	1	Chicago White Sox @ Baltimore Orioles Memorial Stadium, Baltimore, MD Fri Aug 13 1976, 7:05 PM EDT Att: 10,906 - Unknown			
Ralph Carr, L (1, 9) <small>OBP: 0.333, SLG: 0.420</small>										5	2	2	0	0	0	1				
Jorge Orta, L (1, 10) <small>OBP: 0.315, SLG: 0.424</small>										3	1	0	1	1	0	2				
Lamar Johnson, R (1, 3) <small>OBP: 0.367, SLG: 0.435</small>										2	1	1	1	1	0	0				
Chet Lemon, R (1, 8) <small>OBP: 0.284, SLG: 0.289</small>										4	0	0	0	0	2	4				
Bill Stein, R (1, 4) <small>OBP: 0.305, SLG: 0.374</small>										4	0	2	2	0	1	0				
Kevin Bell, R (1, 5) Jack Brohamer, L (7, 4) <small>OBP: 0.310, SLG: 0.382</small>										3	0	0	0	0	0	4				
Bucky Dent, R (1, 6) <small>OBP: 0.293, SLG: 0.297</small>										3	0	0	0	1	0	0				
Jim Essian, R (1, 2) <small>OBP: 0.291, SLG: 0.236</small>										3	0	1	1	1	0	0				
Inning Stats	R: 2 E: 0 K: 1 S: 8	H: 3 LOB: 2 BB: 1 P: 12	R: 0 E: 0 K: 0 S: 4	H: 1 LOB: 1 BB: 0 P: 4	R: 0 E: 0 K: 0 S: 3	H: 0 LOB: 0 BB: 0 P: 3	R: 0 E: 0 K: 0 S: 3	H: 0 LOB: 0 BB: 0 P: 3	R: 0 E: 0 K: 0 S: 5	H: 2 LOB: 3 BB: 3 P: 17	R: 1 E: 1 K: 1 S: 6	H: 1 LOB: 0 BB: 0 P: 6	R: 0 E: 0 K: 1 S: 5	H: 0 LOB: 0 BB: 0 P: 5	R: 0 E: 0 K: 0 S: 3	H: 0 LOB: 0 BB: 0 P: 3		1B: 5 2B: 2 3B: 0 HR: 0	SF: 1 SAC: 0 DP: 0 HBP: 0	WP: 0 PB: 0 SB: 0 CS: 0
PITCHER	IP WLS BF H R ER SO BB IBB HBP BLK WP HR S P ERA WHIP																			
Rudy May, L (1, 1) ERA: 4.08	5.2 L 27 6 4 4 1 4 0 0 0 0 0 0 25 41 6.35 1.765																			
Dave Pagan, R (6, 1) ERA: 3.41	3.1 11 1 1 0 2 0 0 0 0 0 0 0 15 15 0.00 0.300																			

Batter	1	2	3	4	5	6	7	8	9	AB	R	H	RBI	BB	SO	LOB	BOTTOM			
Al Bumbry, L (1, 8) <small>OBP: 0.322, SLG: 0.391</small> Paul Blair, R (9, FH) <small>OBP: 0.259, SLG: 0.277</small>											4	0	0	0	0	4	Chicago White Sox @ Baltimore Orioles Memorial Stadium, Baltimore, MD Fri Aug 13 1976, 7:05 PM EDT Att: 10,906 - Unknown			
Bobby Grich, R (1, 4) <small>OBP: 0.381, SLG: 0.427</small>										5	1	1	0	0	1	3				
Reggie Jackson, L (1, 9) <small>OBP: 0.337, SLG: 0.498</small>										4	0	0	0	0	2					
Lee May, R (1, 10) <small>OBP: 0.299, SLG: 0.437</small>										4	0	1	0	0	0					
Ken Singleton, S (1, 7) <small>OBP: 0.348, SLG: 0.352</small>										3	0	2	1	1	0	0				
Tony Muser, L (1, 3) <small>OBP: 0.276, SLG: 0.257</small> Brooks Robinson, R (8, FH) <small>OBP: 0.227, SLG: 0.313</small>										3	0	0	0	0	1	2				
Doug DeCinces, R (1, 5) <small>OBP: 0.280, SLG: 0.355</small>										4	0	0	0	0	1	3				
Mark Belanger, R (1, 6) <small>OBP: 0.337, SLG: 0.330</small>										4	1	2	0	0	0	0				
Rick Dempsey, R (1, 2) <small>OBP: 0.224, SLG: 0.156</small>										1	0	1	0	2	0	0				
Inning Stats	R: 0 E: 0 K: 0 S: 3	H: 0 LOB: 0 BB: 0 P: 3	R: 0 E: 0 K: 0 S: 3	H: 0 LOB: 1 BB: 1 P: 7	R: 1 E: 1 K: 0 S: 5	H: 2 LOB: 1 BB: 0 P: 5	R: 0 E: 0 K: 0 S: 3	H: 0 LOB: 0 BB: 0 P: 3	R: 0 E: 0 K: 1 S: 6	H: 1 LOB: 1 BB: 0 P: 6	R: 0 E: 0 K: 0 S: 3	H: 0 LOB: 1 BB: 1 P: 7	R: 0 E: 0 K: 1 S: 8	H: 3 LOB: 2 BB: 0 P: 8	R: 0 E: 0 K: 1 S: 5	H: 0 LOB: 1 BB: 1 P: 9		1B: 6 2B: 1 3B: 0 HR: 0	SF: 0 SAC: 0 DP: 1 HBP: 1	WP: 0 PB: 0 SB: 0 CS: 0
PITCHER	IP WLS BF H R ER SO BB IBB HBP BLK WP HR S P ERA WHIP																			
Rich Gossage, R (1, 1) ERA: 3.29	7.1 W 32 7 2 2 2 2 0 1 0 0 0 0 33 42 2.46 1.227																			
Dave Hamilton, L (8, 1) ERA: 3.42	1.2 S 6 0 0 0 2 1 0 0 0 0 0 0 9 13 0.00 0.600																			

Batter	1	2	3	4	5	6	7	8	9	AB	R	H	RBI	BB	SO	LOB	TOP								
Alan Bannister, R (1, 6) <small>OBP: 0.283, SLG: 0.295</small> Phil Roof, R (8, 2) <small>OBP: 0.238, SLG: 0.264</small>	F6		K		K			K		5	0	1	1	0	3	5	Chicago White Sox @ Baltimore Orioles Memorial Stadium, Baltimore, MD Sat Aug 14 1976, 7:05 PM EDT Overcast								
Ralph Garr, L (1, 9) <small>OBP: 0.337, SLG: 0.423</small>	BB		4-3		E	F9			1B	4	1	2	1	1	0	2									
Jorge Orta, L (1, 7) <small>OBP: 0.314, SLG: 0.420</small>	G4-6-3		F4		E4		4-3		K	4	0	0	1	1	1	3									
Pat Kelly, L (1, 10) <small>OBP: 0.345, SLG: 0.376</small> Lamar Johnson, R (9, PH) <small>OBP: 0.371, SLG: 0.435</small>	G4-6-3		L3		SF7		F8		1B	3	0	0	1	0	0	2									
Jim Spencer, L (1, 3) <small>OBP: 0.329, SLG: 0.363</small> Jerry Hairston, S (9, PH) <small>OBP: 0.400, SLG: 0.367</small>		F9	4-3		F4		3-1		2B	4	0	0	0	0	0	2									
Bill Stein, R (1, 5) <small>OBP: 0.312, SLG: 0.385</small>	BB		F9			K			1B	5	0	3	1	0	1	0									
Jack Brohamer, L (1, 4) <small>OBP: 0.319, SLG: 0.385</small>	BB				1B	BB		1B	1B	3	2	2	0	2	0	2									
Chet Lemon, R (1, 8) <small>OBP: 0.283, SLG: 0.286</small>	K				1B	BB		K	F8	4	1	0	0	1	2	7									
Jim Essian, R (1, 2) <small>OBP: 0.298, SLG: 0.245</small> Bucky Dent, R (8, PH) <small>OBP: 0.292, SLG: 0.296</small>	F7				E	1B		F9		3	1	2	0	0	0	2									
Inning Stats	R: 0 E: 0 K: 0 S: 2	H: 0 LOB: 1 BB: 2 P: 10	R: 0 E: 0 K: 1 S: 6	H: 1 LOB: 2 BB: 1 P: 10	R: 0 E: 0 K: 1 S: 5	H: 0 LOB: 0 BB: 0 P: 5	R: 0 E: 0 K: 0 S: 3	H: 0 LOB: 0 BB: 0 P: 3	R: 3 E: 1 K: 1 S: 9	H: 3 LOB: 2 BB: 1 P: 13	R: 1 E: 0 K: 2 S: 9	H: 2 LOB: 2 BB: 1 P: 13	R: 0 E: 0 K: 0 S: 3	H: 0 LOB: 0 BB: 0 P: 3	R: 0 E: 0 K: 1 S: 7	H: 2 LOB: 2 BB: 0 P: 7		R: 2 E: 0 K: 1 S: 8	H: 3 LOB: 2 BB: 0 P: 9	1B: 9 2B: 2 3B: 0 HR: 0	SF: 1 SAC: 0 DP: 1 HBP: 1	WP: 0 PB: 0 CS: 0	PA: 44		
PITCHER	IP	WLS	BF	H	R	ER	SO	BB	IBB	HBP	BLK	WP	HR	S	P	ERA	WHIP								
Jim Palmer, R (1, 1) <small>ERA: 2.75</small>	5.2	W	28	6	4	3	5	5	0	0	0	0	0	33	53	4.76	1.941								
Tippy Martinez, L (6, 1) <small>ERA: 2.32</small>	2.2		13	4	2	2	2	0	0	1	0	0	0	16	17	6.75	1.500								
Dyar Miller, R (9, 1) <small>ERA: 2.86</small>	0.0		1	1	0	0	0	0	0	0	0	0	0	1	1	∞	∞								
Mike Cuellar, L (9, 1) <small>ERA: 4.99</small>	0.1	S	1	0	0	0	0	0	0	0	0	0	0	1	1	0.00	0.000								
Fred Holdsworth, R (9, 1) <small>ERA: 0.49</small>	0.1	S	1	0	0	0	0	0	0	0	0	0	0	1	1	0.00	0.000								

Batter	1	2	3	4	5	6	7	8	9	AB	R	H	RBI	BB	SO	LOB	BOTTOM								
Tommy Harper, R (1, 10) <small>OBP: 0.317, SLG: 0.294</small> Terry Crowley, L (8, PH) <small>OBP: 0.219, SLG: 0.207</small>	F3	HBP	K		1-3					4	1	1	2	0	1	2	Chicago White Sox @ Baltimore Orioles Memorial Stadium, Baltimore, MD Sat Aug 14 1976, 7:05 PM EDT Overcast								
Bobby Grich, R (1, 4) <small>OBP: 0.384, SLG: 0.426</small>	HR	HBP				K		K		3	2	1	0	2	2	2									
Reggie Jackson, L (1, 9) <small>OBP: 0.338, SLG: 0.505</small>	HR	HR	4-3			K		F8		4	2	1	2	0	1	4									
Lee May, R (1, 3) <small>OBP: 0.299, SLG: 0.444</small> Tony Muser, L (8, 3) <small>OBP: 0.276, SLG: 0.257</small>	5-3	HR			G3		F7			4	1	1	4	0	0	0									
Ken Singleton, S (1, 7) <small>OBP: 0.347, SLG: 0.351</small>	4-3				K			6-3		4	0	1	0	0	1	0									
Doug DeCinces, R (1, 5) <small>OBP: 0.283, SLG: 0.355</small>		1B			L6			K		3	1	1	0	1	1	0									
Paul Blair, R (1, 8) <small>OBP: 0.256, SLG: 0.274</small>		F2					F9		4-3	4	0	0	0	0	0	3									
Rick Dempsey, R (1, 2) <small>OBP: 0.232, SLG: 0.153</small>		L8	6-3					FC1-6	BB	2	0	0	0	2	0	1									
Tim Nordbrook, R (1, 6) <small>OBP: 0.381, SLG: 0.278</small>					6-3			FC1-6	1B	4	1	2	0	0	0	2									
Inning Stats	R: 2 E: 0 K: 0 S: 5	H: 2 LOB: 0 BB: 0 P: 5	R: 6 E: 0 K: 0 S: 8	H: 5 LOB: 2 BB: 2 P: 17	R: 0 E: 0 K: 1 S: 6	H: 1 LOB: 1 BB: 1 P: 10	R: 0 E: 0 K: 1 S: 5	H: 0 LOB: 0 BB: 0 P: 5	R: 0 E: 0 K: 2 S: 7	H: 0 LOB: 0 BB: 0 P: 7	R: 0 E: 0 K: 1 S: 5	H: 0 LOB: 0 BB: 0 P: 5	R: 0 E: 0 K: 1 S: 6	H: 1 LOB: 2 BB: 1 P: 10	R: 0 E: 0 K: 1 S: 8	H: 0 LOB: 2 BB: 0 P: 9		1B: 6 2B: 1 3B: 0 HR: 2	SF: 0 SAC: 0 DP: 0 HBP: 1	WP: 0 PB: 0 CS: 0	PA: 39				
PITCHER	IP	WLS	BF	H	R	ER	SO	BB	IBB	HBP	BLK	WP	HR	S	P	ERA	WHIP								
Terry Forster, L (1, 1) <small>ERA: 4.56</small>	1.2	L	15	7	8	8	0	2	0	1	0	0	0	12	21	43.20	5.400								
Pete Vuckovich, R (2, 1) <small>ERA: 4.23</small>	6.1		24	2	0	0	6	3	0	0	0	0	0	33	45	0.00	0.789								


Batter	1	2	3	4	5	6	7	8	9	AB	R	H	RBI	BB	SO	LOB	TOP																
Alan Bannister, R (1, 7) <small>OBP: 0.260, SLG: 0.271</small> Jim Essian, R (7, 2) <small>OBP: 0.298, SLG: 0.245</small> Jerry Hairston, S (9, PH) <small>OBP: 0.410, SLG: 0.380</small>										4	0	0	0	0	1	1	Chicago White Sox @ Baltimore Orioles Memorial Stadium, Baltimore, MD Sat Aug 14 1976, 7:05 PM EDT Att: 16,514 - Unknown																
Ralph Garr, L (1, 9) <small>OBP: 0.335, SLG: 0.421</small>										5	1	1	0	0	1	3																	
Lamar Johnson, R (1, 10) <small>OBP: 0.370, SLG: 0.433</small> Pat Kelly, L (8, PH) <small>OBP: 0.344, SLG: 0.375</small>										3	1	1	0	0	2	0																	
Jim Spencer, L (1, 3) <small>OBP: 0.326, SLG: 0.360</small>										3	0	0	1	0	0	0																	
Chet Lemon, R (1, 8) <small>OBP: 0.282, SLG: 0.285</small>										4	1	1	1	0	0	0																	
Bill Stein, R (1, 5) <small>OBP: 0.315, SLG: 0.387</small>										4	1	2	1	0	0	0																	
Bucky Dent, R (1, 6) <small>OBP: 0.294, SLG: 0.300</small>										4	1	2	1	0	0	1																	
Jack Brohamer, L (1, 4) <small>OBP: 0.322, SLG: 0.382</small>										2	0	0	0	2	0	2																	
Phil Roof, R (1, 2) <small>OBP: 0.228, SLG: 0.255</small> Jorge Orta, L (7, PH) <small>OBP: 0.315, SLG: 0.420</small>										2	0	0	0	0	0	1																	
Inning Stats	R: 4 E: 0 K: 1 S: 10	H: 5 LOB: 1 BB: 0 P: 10	R: 0 E: 0 K: 0 S: 3	H: 0 LOB: 0 BB: 0 P: 3	R: 0 E: 0 K: 1 S: 5	H: 0 LOB: 1 BB: 0 P: 5	R: 0 E: 0 K: 0 S: 3	H: 0 LOB: 1 BB: 0 P: 7	R: 0 E: 0 K: 1 S: 5	H: 0 LOB: 0 BB: 0 P: 5	R: 0 E: 0 K: 0 S: 4	H: 1 LOB: 1 BB: 0 P: 4	R: 0 E: 0 K: 1 S: 5	H: 0 LOB: 1 BB: 1 P: 9	R: 0 E: 0 K: 0 S: 3	H: 0 LOB: 0 BB: 0 P: 3	R: 1 E: 0 K: 0 S: 6	H: 3 LOB: 2 BB: 0 P: 6	1B: 8 2B: 1 3B: 0 HR: 0	SF: 1 SAC: 0 DP: 0 HBP: 0	WP: 0 PB: 0 SB: 1 CS: 0	PA: 38											
PITCHER	IP WLS BF H R ER SO BB IBB HBP BLK WP HR S P ERA WHIP																																
Mike Flanagan, L (1, 1) <small>ERA: 6.93</small>	0.2	6	4	4	4	1	0	0	0	0	0	0	0	8	8	54.00	6.000																
Dyar Miller, R (1, 1) <small>ERA: 2.66</small>	8.0	W	29	3	1	1	3	2	0	0	0	0	0	33	41	1.12	0.625																
Tippy Martinez, L (9, 1) <small>ERA: 2.3</small>	0.1	S	3	2	0	0	0	0	0	0	0	0	0	3	3	0.00	6.000																

Batter	1	2	3	4	5	6	7	8	9	AB	R	H	RBI	BB	SO	LOB	BOTTOM																
Mark Belanger, R (1, 6) <small>OBP: 0.344, SLG: 0.335</small>										3	1	3	2	1	0	0	Chicago White Sox @ Baltimore Orioles Memorial Stadium, Baltimore, MD Sat Aug 14 1976, 7:05 PM EDT Att: 16,514 - Unknown																
Bobby Grich, R (1, 4) <small>OBP: 0.380, SLG: 0.421</small>										4	1	0	0	0	1	6																	
Reggie Jackson, L (1, 9) <small>OBP: 0.338, SLG: 0.512</small> Al Bumbry, L (7, PH) <small>OBP: 0.321, SLG: 0.390</small>										3	1	1	4	0	0	1																	
Lee May, R (1, 3) <small>OBP: 0.296, SLG: 0.439</small> Tony Muser, L (8, 3) <small>OBP: 0.276, SLG: 0.257</small>										4	0	0	0	0	2	2																	
Ken Singleton, S (1, 7) <small>OBP: 0.346, SLG: 0.348</small>										3	1	0	0	1	0	0																	
Doug DeCinces, R (1, 10) <small>OBP: 0.280, SLG: 0.350</small>										4	0	0	0	0	0	1																	
Paul Blair, R (1, 8) <small>OBP: 0.259, SLG: 0.277</small>										4	0	2	0	0	0	1																	
Brooks Robinson, R (1, 5) <small>OBP: 0.228, SLG: 0.311</small>										4	1	1	0	0	1	2																	
Dave Duncan, R (1, 2) <small>OBP: 0.279, SLG: 0.256</small>										2	1	1	0	1	0	0																	
Inning Stats	R: 0 E: 0 K: 0 S: 4	H: 1 LOB: 1 BB: 0 P: 4	R: 2 E: 0 K: 0 S: 5	H: 2 LOB: 2 BB: 2 P: 13	R: 0 E: 0 K: 1 S: 5	H: 0 LOB: 0 BB: 0 P: 5	R: 0 E: 0 K: 0 S: 3	H: 0 LOB: 0 BB: 0 P: 3	R: 4 E: 1 K: 1 S: 8	H: 2 LOB: 0 BB: 1 P: 12	R: 0 E: 0 K: 1 S: 5	H: 1 LOB: 0 BB: 0 P: 5	R: 0 E: 0 K: 1 S: 6	H: 1 LOB: 1 BB: 0 P: 6	R: 0 E: 0 K: 0 S: 4	H: 1 LOB: 1 BB: 0 P: 4	1B: 7 2B: 1 3B: 0 HR: 1	SF: 0 SAC: 0 DP: 1 HBP: 0	WP: 0 PB: 0 SB: 0 CS: 1	PA: 35													
PITCHER	IP WLS BF H R ER SO BB IBB HBP BLK WP HR S P ERA WHIP																																
Ken Brett, L (1, 1) <small>ERA: 3.52</small>	4.0	L	21	5	6	5	1	3	0	0	0	0	0	20	32	11.25	2.000																
Clay Carroll, R (5, 1) <small>ERA: 2.25</small>	4.0		14	3	0	0	3	0	0	0	0	0	0	20	20	0.00	0.750																

Batter	1	2	3	4	5	6	7	8	9	AB	R	H	RBI	BB	SO	LOB	TOP		
Chet Lemon, R OBP: 0.279, SLG: 0.282 (1, 8)	0-0 6-3		0-0 G6-3			0-0 4-3		0-0 6-3		4	0	0	0	0	0	1	Chicago White Sox @ Baltimore Orioles Memorial Stadium, Baltimore, MD Sun Aug 15 1976, 3:33 AM EDT Att: 8,486 - Unknown		
Ralph Garr, L OBP: 0.335, SLG: 0.423 Jerry Hairston, S OBP: 0.419, SLG: 0.392 (1, 9)	0-0 E4			0-0 P6		0-0 2B		0-0 1B		3	0	1	0	0	0	0			
Lamar Johnson, R OBP: 0.367, SLG: 0.428 (1, 10)	0-0 G6-4-3			0-0 1B		0-0 5-3		0-0 F9		4	0	1	0	0	0	3			
Jorge Orta, L OBP: 0.315, SLG: 0.421 (1, 7)		0-0 2B		0-0 F9		0-0 F7		0-0 L9		4	0	1	0	0	0	3			
Jim Spencer, L OBP: 0.325, SLG: 0.358 (1, 3)	0-0 F8			0-0 1B			0-0 3-1		0-0 G3		4	0	1	0	0	2			
Brian Downing, R OBP: 0.335, SLG: 0.336 (1, 2)	0-0 4-3				0-0 2B		0-0 6-3				3	0	1	0	0	1			
Bill Stein, R OBP: 0.311, SLG: 0.381 (1, 5)	0-0 5-3				0-0 5-3		0-0 L6				3	0	0	0	0	2			
Jack Brohamer, L OBP: 0.318, SLG: 0.377 (1, 4)			0-0 3-1		0-0 F8		0-0 L7				3	0	0	0	0	1			
Bucky Dent, R OBP: 0.294, SLG: 0.299 (1, 6)			4-0 BB		0-0 F8		0-0 5-3				2	0	0	0	1	0			
Inning Stats	R: 0 E: 1 K: 0 S: 3	H: 0 LOB: 0 BB: 0 P: 3	R: 0 E: 0 K: 0 S: 4	H: 1 LOB: 1 BB: 0 P: 4	R: 0 E: 0 K: 0 S: 2	H: 0 LOB: 0 BB: 1 P: 6	R: 0 E: 0 K: 0 S: 4	H: 2 LOB: 1 BB: 0 P: 4	R: 0 E: 0 K: 0 S: 4	H: 1 LOB: 1 BB: 0 P: 4	R: 0 E: 0 K: 0 S: 3	H: 0 LOB: 0 BB: 0 P: 3	R: 0 E: 0 K: 0 S: 3	H: 0 LOB: 0 BB: 0 P: 3	R: 0 E: 0 K: 0 S: 4	H: 1 LOB: 1 BB: 0 P: 4	1B: 3 2B: 3 3B: 0 HR: 0	SF: 0 SAC: 0 DP: 2 HBP: 0	WP: 0 PA: 32
PITCHER Wayne Garland, R ERA: 2.5 (1, 1)	IP: 9.0 WLS: W BF: 32 H: 6 R: 0 ER: 0 SO: 0 BB: 1 IBB: 0 HBP: 0 BLK: 0 WP: 0 HR: 0 S: 31 P: 35 ERA: 0.00 WHIP: 0.778															PITCHER			

Batter	1	2	3	4	5	6	7	8	9	AB	R	H	RBI	BB	SO	LOB	BOTTOM		
Al Bumbry, L OBP: 0.320, SLG: 0.388 (1, 8)	0-0 G3		0-0 P6		0-0 4-3		0-0 SH3-4 1B			4	0	1	0	0	0	0	Chicago White Sox @ Baltimore Orioles Memorial Stadium, Baltimore, MD Sun Aug 15 1976, 3:33 AM EDT Att: 8,486 - Unknown		
Bobby Grich, R OBP: 0.382, SLG: 0.430 (1, 4)	0-0 HR		4-0 BB		0-0 6-3		0-0 SH3-4 1-2			2	2	1	1	1	0	0			
Reggie Jackson, L OBP: 0.337, SLG: 0.512 (1, 9)	0-3 K		0-0 6-3		0-0 2B		0-0 3-1			4	0	1	0	0	1	2			
Lee May, R OBP: 0.295, SLG: 0.445 (1, 10)	0-0 6-3		0-0 HR		0-0 F6		0-0 F9			4	1	1	2	0	0	1			
Ken Singleton, S OBP: 0.348, SLG: 0.351 Paul Blair, R OBP: 0.258, SLG: 0.276 (1, 7)		4-0 BB	0-0 2B		0-0 F8		0-0 1-3			2	0	1	0	1	0	0			
Tony Muser, L OBP: 0.276, SLG: 0.257 (1, 3)	0-0 1B		0-0 F6		0-0 F8		0-0 F5			4	0	1	0	0	0	1			
Doug DeCinces, R OBP: 0.280, SLG: 0.353 (1, 5)	0-0 F5			0-0 6-3		0-0 2B				3	0	1	0	0	0	2			
Mark Belanger, R OBP: 0.341, SLG: 0.332 (1, 6)	0-0 P4		0-0 K		0-0 4-3					3	0	0	0	0	1	3			
Dave Duncan, R OBP: 0.275, SLG: 0.252 (1, 2)	0-3 K		0-0 F7		0-0 F8					3	0	0	0	0	1	2			
Inning Stats	R: 1 E: 0 K: 1 S: 6	H: 1 LOB: 0 BB: 0 P: 6	R: 0 E: 0 K: 1 S: 6	H: 1 LOB: 2 BB: 1 P: 10	R: 2 E: 0 K: 0 S: 5	H: 2 LOB: 1 BB: 1 P: 9	R: 0 E: 0 K: 1 S: 5	H: 0 LOB: 0 BB: 0 P: 5	R: 0 E: 0 K: 0 S: 4	H: 1 LOB: 1 BB: 0 P: 4	R: 0 E: 0 K: 0 S: 4	H: 1 LOB: 1 BB: 0 P: 4	R: 0 E: 0 K: 0 S: 3	H: 0 LOB: 0 BB: 0 P: 3	R: 0 E: 0 K: 0 S: 3	H: 0 LOB: 0 BB: 0 P: 3	1B: 2 2B: 3 3B: 0 HR: 2	SF: 0 SAC: 1 DP: 0 HBP: 0	WP: 0 PA: 33
PITCHER Francisco Barrios, R ERA: 4.5 Dave Hamilton, L ERA: 3.33 (1, 1)	IP: 6.0 WLS: L BF: 26 H: 6 R: 3 ER: 3 SO: 3 BB: 2 IBB: 0 HBP: 0 BLK: 0 WP: 0 HR: 2 S: 30 P: 38 ERA: 4.50 WHIP: 1.333															PITCHER			

AB	31
R	0
H	6
RBI	0
BB	1
SO	0
LOB	14

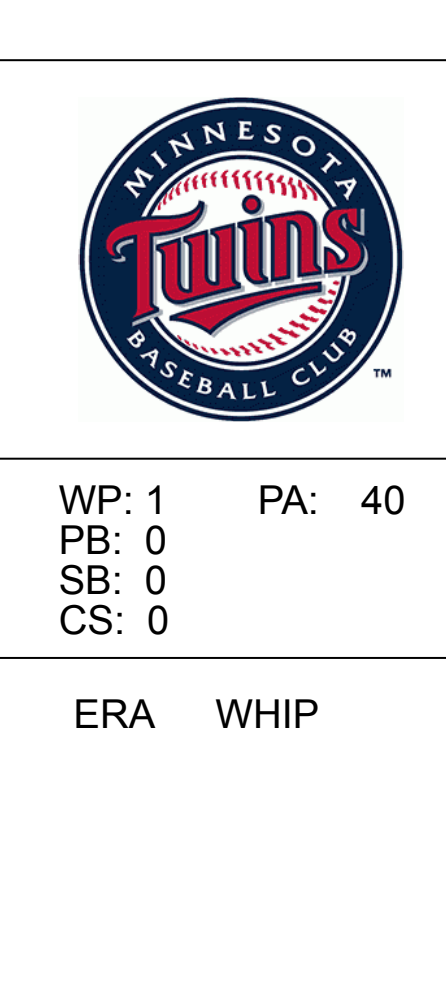


AB	30
R	3
H	7
RBI	3
BB	2
SO	3
LOB	11



Batter	1	2	3	4	5	6	7	8	9	AB	R	H	RBI	BB	SO	LOB	TOP											
Al Bumby, L OBP: 0.318, SLG: 0.385 (1, 8)	F7	K				F8		FC3-6		5	1	1	0	0	1	2	Baltimore Orioles @ Minnesota Twins Metropolitan Stadium, Bloomington, MI Mon Aug 16 1976, 8:05 PM EDT Att: 5,817 - Unknown livebaseballscorecards.com											
Bobby Grich, R OBP: 0.341, SLG: 0.512 Paul Blair, R OBP: 0.257, SLG: 0.275 (1, 4)	F8	F8			SH1-4		K	F7		2	0	0	0	1	1	1												
Reggie Jackson, L OBP: 0.341, SLG: 0.512 Tim Nordbrook, R OBP: 0.364, SLG: 0.263 (1, 9)	G5-4-3		4-3		E9		BB	3-1		2	1	1	1	2	0	0												
Lee May, R OBP: 0.297, SLG: 0.444 (1, 10)	G5-4-3		F8		HR		BB	1-3		5	1	2	0	0	0	2												
Ken Singleton, S OBP: 0.351, SLG: 0.361 (1, 7)		1B	F7		HR			F8		4	2	2	3	1	0	0												
Tony Muser, L OBP: 0.273, SLG: 0.252 (1, 3)	K			3-1	3-1			F8		4	0	0	0	0	1	4												
Doug DeCinces, R OBP: 0.280, SLG: 0.352 (1, 5)		2B		5-3	P3			F9		4	1	1	0	0	0	3												
Mark Belanger, R OBP: 0.343, SLG: 0.335 (1, 6)		WP	F9		P3			FC3-6		3	1	1	2	1	0	0												
Rick Dempsey, R OBP: 0.239, SLG: 0.164 (1, 2)					SH1-4			F8		4	1	2	1	0	0	1												
Inning Stats	R: 0 E: 0 K: 0 S: 2	H: 0 LOB: 1 BB: 2 P: 10	R: 3 E: 0 K: 2 S: 11	H: 4 LOB: 1 BB: 0 P: 11	R: 0 E: 0 K: 0 S: 3	H: 0 LOB: 0 BB: 0 P: 3	R: 0 E: 0 K: 0 S: 3	H: 0 LOB: 0 BB: 0 P: 3	R: 5 E: 1 K: 0 S: 8	H: 5 LOB: 0 BB: 0 P: 8	R: 0 E: 0 K: 0 S: 3	H: 0 LOB: 0 BB: 0 P: 3	R: 0 E: 0 K: 1 S: 6	H: 1 LOB: 3 BB: 2 P: 14	R: 0 E: 0 K: 0 S: 3	H: 0 LOB: 1 BB: 1 P: 7	R: 0 E: 0 K: 0 S: 3	H: 0 LOB: 0 BB: 0 P: 3	1B: 8 2B: 1 3B: 0 HR: 1	SF: 0 SAC: 1 DP: 1 HBP: 0	WP: 1 PB: 0 SB: 0 CS: 0	PA: 41						
PITCHER	IP	WLS	BF	H	R	ER	SO	BB	IBB	HBP	BLK	WP	HR	S	P	ERA	WHIP											
Steve Luebber, R ERA: 4.19	(1, 1)	4.1	L	20	6	5	5	2	2	0	0	0	1	0	22	30	10.38	1.846										
Tom Burgmeier, L ERA: 2.7	(5, 1)	0.2		5	3	3	3	0	0	0	0	0	1	5	5	40.50	4.500											
Eddie Bane, L ERA: 4.12	(6, 1)	4.0		16	1	0	0	1	3	0	0	0	0	15	27	0.00	1.000											

Batter	1	2	3	4	5	6	7	8	9	AB	R	H	RBI	BB	SO	LOB	BOTTOM										
Lyman Bostock, L OBP: 0.368, SLG: 0.418 (1, 8)	6-3		6-3			FC4-6	L6		1B	5	1	1	0	0	0	4	Baltimore Orioles @ Minnesota Twins Metropolitan Stadium, Bloomington, MI Mon Aug 16 1976, 8:05 PM EDT Att: 5,817 - Unknown livebaseballscorecards.com										
Larry Hisle, R OBP: 0.330, SLG: 0.374 (1, 7)	F3			5-3		WP			1B	4	1	1	0	1	1	3											
Rod Carew, L OBP: 0.391, SLG: 0.448 (1, 3)	5-3			4-3		L7	F8		FC5-4	5	0	1	2	0	0	4											
Craig Kusick, R OBP: 0.360, SLG: 0.475 (1, 10)		F8		F8		1B		F9	FC5-4	5	0	1	1	0	0	2											
Dan Ford, R OBP: 0.307, SLG: 0.417 (1, 9)		5-3			F7			P3		4	0	1	0	0	0	0											
Butch Wynegar, S OBP: 0.371, SLG: 0.385 (1, 2)		F8			F9	F7		F8		4	0	0	0	0	0	2											
Jerry Terrell, R OBP: 0.303, SLG: 0.301 Mike Cubbage, L OBP: 0.324, SLG: 0.305 (9, PH)										3	0	3	0	0	0	0											
Roy Smalley, S OBP: 0.341, SLG: 0.301 (1, 6)				L5		P4	L5		F7	4	0	0	0	0	0	4											
Bob Randall, R OBP: 0.318, SLG: 0.317 Steve Braun, L OBP: 0.370, SLG: 0.356 (9, PH)				1-3		FC4-6			1B	3	0	2	0	0	0	1											
Inning Stats	R: 0 E: 0 K: 0 S: 3	H: 0 LOB: 0 BB: 0 P: 3	R: 0 E: 0 K: 0 S: 3	H: 0 LOB: 0 BB: 0 P: 3	R: 0 E: 0 K: 0 S: 3	H: 0 LOB: 0 BB: 0 P: 3	R: 0 E: 0 K: 0 S: 4	H: 1 LOB: 1 BB: 0 P: 4	R: 0 E: 0 K: 0 S: 3	H: 0 LOB: 0 BB: 0 P: 3	R: 0 E: 0 K: 0 S: 3	H: 0 LOB: 0 BB: 0 P: 3	R: 0 E: 0 K: 1 S: 8	H: 2 LOB: 3 BB: 1 P: 9	R: 0 E: 0 K: 0 S: 3	H: 0 LOB: 0 BB: 0 P: 3	R: 2 E: 0 K: 1 S: 8	H: 3 LOB: 2 BB: 1 P: 12	1B: 10 2B: 0 3B: 1 HR: 0	SF: 0 SAC: 0 DP: 0 HBP: 0	WP: 1 PB: 0 SB: 0 CS: 0	PA: 40					
PITCHER	IP	WLS	BF	H	R	ER	SO	BB	IBB	HBP	BLK	WP	HR	S	P	ERA	WHIP										
Ross Grimsley, L ERA: 3.56	(1, 1)	6.2	W	28	8	2	2	0	0	0	0	0	0	28	28	2.70	1.200										
Fred Holdsworth, R ERA: 1.29	(7, 1)	2.1		12	3	2	2	1	2	0	0	0	0	12	20	7.71	2.143										



Batter	1	2	3	4	5	6	7	8	9	AB	R	H	RBI	BB	SO	LOB	TOP			
Al Bumby, L OBP: 0.318, SLG: 0.383 Paul Blair, R OBP: 0.256, SLG: 0.274										4	0	1	2	0	1	2	Baltimore Orioles @ Minnesota Twins Metropolitan Stadium, Bloomington, MI Tue Aug 17 1976, 8:05 PM EDT Att: 7,850 - Unknown			
Bobby Grich, R OBP: 0.382, SLG: 0.426										4	2	1	0	1	0	3				
Reggie Jackson, L OBP: 0.345, SLG: 0.515										4	3	2	1	1	0	0				
Lee May, R OBP: 0.303, SLG: 0.461										4	2	3	5	1	0	0				
Ken Singleton, S OBP: 0.349, SLG: 0.359										5	0	1	1	0	0	3				
Tony Muser, L OBP: 0.272, SLG: 0.251										5	0	1	0	0	1	1				
Doug DeCinces, R OBP: 0.282, SLG: 0.353										5	1	2	0	0	1	2				
Mark Belanger, R OBP: 0.340, SLG: 0.332										3	1	0	0	0	0	2				
Rick Dempsey, R OBP: 0.253, SLG: 0.176										3	0	2	0	1	0	1				
Inning Stats	R: 3 E: 0 K: 1 S: 7	H: 2 LOB: 0 BB: 1 P: 11	R: 0 E: 0 K: 0 S: 4	H: 1 LOB: 1 BB: 0 P: 4	R: 0 E: 0 K: 0 S: 3	H: 0 LOB: 0 BB: 1 P: 7	R: 0 E: 0 K: 1 S: 5	H: 0 LOB: 0 BB: 0 P: 5	R: 0 E: 0 K: 0 S: 3	H: 0 LOB: 0 BB: 0 P: 3	R: 0 E: 0 K: 0 S: 3	H: 0 LOB: 0 BB: 0 P: 3	R: 0 E: 0 K: 0 S: 3	H: 0 LOB: 0 BB: 0 P: 3	R: 3 E: 0 K: 0 S: 7	H: 4 LOB: 2 BB: 1 P: 11	1B: 10 2B: 1 3B: 1 HR: 1	SF: 0 SAC: 1 DP: 1 HBP: 0	WP: 2 PA: 43	
PITCHER	IP	WLS	BF	H	R	ER	SO	BB	IBB	HBP	BLK	WP	HR	S	P	ERA	WHIP			
Tom Johnson, R ERA: 3.18	(1, 1)	5.1	L	25	8	7	7	3	2	0	0	0	0	1	29	37	11.81	1.875		
Jim Hughes, R ERA: 5.34	(6, 1)	3.2		18	5	3	3	0	2	0	0	0	2	0	16	24	7.36	1.909		

Batter	1	2	3	4	5	6	7	8	9	AB	R	H	RBI	BB	SO	LOB	BOTTOM		
Bob Randall, R OBP: 0.318, SLG: 0.316 Lyman Bostock, L OBP: 0.366, SLG: 0.417										4	0	1	0	0	0	3	Baltimore Orioles @ Minnesota Twins Metropolitan Stadium, Bloomington, MI Tue Aug 17 1976, 8:05 PM EDT Att: 7,850 - Unknown		
Larry Hiele, R OBP: 0.328, SLG: 0.374										5	0	1	1	0	0	2			
Rod Carew, L OBP: 0.391, SLG: 0.447										5	1	2	0	0	1	3			
Craig Kusick, R OBP: 0.352, SLG: 0.463										5	0	0	0	0	0	4			
Dan Ford, R OBP: 0.312, SLG: 0.420										4	1	3	0	0	0	0			
Steve Brye, R OBP: 0.311, SLG: 0.307										4	0	2	1	0	0	1			
Jerry Terrell, R OBP: 0.296, SLG: 0.294 Steve Braun, L OBP: 0.369, SLG: 0.355 Luis Gomez, R OBP: 0.256, SLG: 0.243										3	0	0	0	0	0	2			
Roy Smalley, S OBP: 0.345, SLG: 0.307										3	1	2	1	1	0	0			
Glenn Borgmann, R OBP: 0.459, SLG: 0.500 Mike Cabbage, L OBP: 0.322, SLG: 0.304										2	0	0	0	1	0	1			
Inning Stats	R: 0 E: 0 K: 0 S: 4	H: 1 LOB: 1 BB: 0 P: 4	R: 0 E: 0 K: 0 S: 3	H: 0 LOB: 0 BB: 0 P: 3	R: 0 E: 0 K: 0 S: 3	H: 1 LOB: 0 BB: 1 P: 8	R: 0 E: 0 K: 0 S: 3	H: 0 LOB: 0 BB: 0 P: 3	R: 0 E: 0 K: 1 S: 5	H: 0 LOB: 0 BB: 0 P: 5	R: 1 E: 0 K: 0 S: 6	H: 3 LOB: 3 BB: 1 P: 10	R: 1 E: 0 K: 0 S: 6	H: 3 LOB: 2 BB: 0 P: 6	R: 1 E: 1 K: 1 S: 8	H: 2 LOB: 2 BB: 0 P: 8	1B: 9 2B: 3 3B: 0 HR: 0	SF: 0 SAC: 0 DP: 1 HBP: 0	WP: 0 PA: 40
PITCHER	IP	WLS	BF	H	R	ER	SO	BB	IBB	HBP	BLK	WP	HR	S	P	ERA	WHIP		
Rudy May, L ERA: 3.99	(1, 1)	7.2		33	9	2	2	1	2	0	0	0	0	33	41	2.35	1.435		
Dyar Miller, R ERA: 2.74	(8, 1)	1.1		7	2	1	1	1	0	0	0	0	0	9	9	6.75	1.500		

Batter	1	2	3	4	5	6	7	8	9	AB	R	H	RBI	BB	SO	LOB	TOP										
Al Bumby, L OBP: 0.320, SLG: 0.383 (1, 8)										3	0	1	0	1	1	0	Baltimore Orioles @ Minnesota Twins Metropolitan Stadium, Bloomington, MI Wed Aug 18 1976, 8:05 PM EDT Att: 7,482 - Unknown										
Bobby Grich, R OBP: 0.383, SLG: 0.425 (1, 4)										3	1	1	0	1	0	0											
Reggie Jackson, L OBP: 0.344, SLG: 0.511 (1, 9)										4	0	1	1	0	1	2											
Lee May, R OBP: 0.300, SLG: 0.456 (1, 10)										4	0	0	0	0	2	1											
Ken Singleton, S OBP: 0.348, SLG: 0.358 (1, 7)										4	0	1	0	0	1	0											
Tony Muser, L OBP: 0.275, SLG: 0.259 (1, 3)										4	0	2	0	0	0	1											
Doug DeCinces, R OBP: 0.281, SLG: 0.351 (7, 6)										4	0	1	0	0	1	3											
Mark Belanger, R OBP: 0.339, SLG: 0.331 (1, 6)										2	0	0	0	0	0	0											
Tim Nordbrook, R OBP: 0.394, SLG: 0.263 (7, PH)										0	0	0	0	0	0	0											
Terry Crowley, L OBP: 0.212, SLG: 0.200 (7, 5)										1	0	0	0	0	1	1											
Brooks Robinson, R OBP: 0.226, SLG: 0.309 (7, 5)										1	0	0	0	0	1	1											
Rick Dempsey, R OBP: 0.248, SLG: 0.172 (1, 2)										3	0	0	0	0	0	0											
Inning Stats	R: 0 E: 0 K: 1 S: 5	H: 0 LOB: 0 BB: 0 P: 5	R: 0 E: 0 K: 0 S: 4	H: 1 LOB: 1 BB: 0 P: 4	R: 0 E: 0 K: 1 S: 5	H: 0 LOB: 2 BB: 2 P: 13	R: 0 E: 0 K: 0 S: 4	H: 1 LOB: 1 BB: 0 P: 4	R: 0 E: 0 K: 0 S: 3	H: 0 LOB: 0 BB: 0 P: 3	R: 0 E: 0 K: 1 S: 8	H: 1 LOB: 1 BB: 0 P: 8	R: 1 E: 0 K: 1 S: 7	H: 3 LOB: 1 BB: 0 P: 7	R: 0 E: 0 K: 2 S: 8	H: 1 LOB: 1 BB: 0 P: 8	1B: 6 2B: 1 3B: 0 HR: 0	SF: 0 SAC: 0 DP: 0 HBP: 0	WP: 1 PB: 0 SB: 0 CS: 0	PA: 35							
PITCHER	IP	WLS	BF	H	R	ER	SO	BB	IBB	HBP	BLK	WP	HR	S	P	ERA	WHIP										
Dave Goltz, R ERA: 3.58 (1, 1)	7.2	W	30	6	1	1	5	2	0	0	0	1	0	38	46	1.17	1.043										
Bill Campbell, R ERA: 3.36 (8, 1)	1.1	S	5	1	0	0	3	0	0	0	0	0	0	11	11	0.00	0.750										

AB	33
R	1
H	7
RBI	1
BB	2
SO	8
LOB	9



Batter	1	2	3	4	5	6	7	8	9	AB	R	H	RBI	BB	SO	LOB	BOTTOM										
Lyman Bostock, L OBP: 0.362, SLG: 0.412 (1, 8)										4	0	0	0	0	0	2	Baltimore Orioles @ Minnesota Twins Metropolitan Stadium, Bloomington, MI Wed Aug 18 1976, 8:05 PM EDT Att: 7,482 - Unknown										
Roy Smalley, S OBP: 0.345, SLG: 0.312 (1, 6)										3	2	2	0	1	0	0											
Rod Carew, L OBP: 0.391, SLG: 0.447 (1, 3)										3	1	1	1	0	0	1											
Steve Braun, L OBP: 0.366, SLG: 0.352 (1, 10)										3	0	0	0	0	1	1											
Craig Kusick, R OBP: 0.350, SLG: 0.461 (8, PH)										1	0	0	0	0	1	1											
Butch Wynegar, S OBP: 0.370, SLG: 0.382 (1, 2)										3	1	0	0	1	1	1											
Larry Hisle, R OBP: 0.333, SLG: 0.377 (1, 7)										2	0	2	1	1	0	0											
Mike Cabbage, L OBP: 0.329, SLG: 0.320 (1, 5)										4	1	3	1	0	1	2											
Dan Ford, R OBP: 0.309, SLG: 0.417 (1, 9)										3	0	0	0	0	2	2											
Bob Randall, R OBP: 0.318, SLG: 0.316 (1, 4)										3	0	1	1	0	0	1											
Inning Stats	R: 0 E: 0 K: 0 S: 3	H: 0 LOB: 0 BB: 0 P: 3	R: 0 E: 0 K: 0 S: 3	H: 1 LOB: 0 BB: 0 P: 3	R: 0 E: 0 K: 0 S: 4	H: 1 LOB: 1 BB: 0 P: 4	R: 2 E: 1 K: 1 S: 7	H: 3 LOB: 1 BB: 1 P: 11	R: 0 E: 0 K: 1 S: 5	H: 0 LOB: 0 BB: 0 P: 5	R: 0 E: 0 K: 1 S: 5	H: 1 LOB: 0 BB: 0 P: 5	R: 2 E: 1 K: 1 S: 8	H: 2 LOB: 1 BB: 0 P: 8	R: 1 E: 0 K: 2 S: 8	H: 1 LOB: 2 BB: 2 P: 16	1B: 6 2B: 4 3B: 0 HR: 0	SF: 0 SAC: 2 DP: 1 HBP: 0	WP: 0 PB: 0 SB: 0 CS: 2	PA: 36							
PITCHER	IP	WLS	BF	H	R	ER	SO	BB	IBB	HBP	BLK	WP	HR	S	P	ERA	WHIP										
Jim Palmer, R ERA: 2.71 (1, 1)	6.2	L	27	8	4	1	4	1	0	0	0	0	0	34	38	1.35	1.350										
Tippy Martinez, L ERA: 2.41 (7, 1)	1.1		7	1	1	1	2	2	0	0	0	0	0	9	17	6.75	2.250										




Batter	1	2	3	4	5	6	7	8	9	AB	R	H	RBI	BB	SO	LOB	TOP												
Mark Belanger, R OBP: 0.337, SLG: 0.329 (1, 6)										5	1	1	0	0	3	3	<p>Baltimore Orioles @ Minnesota Twins Metropolitan Stadium, Bloomington, MI</p> <p>Thu Aug 19 1976, 4:33 AM EDT Att: 7,415 - Unknown</p> <p>livebaseballscores.com</p> <p>AB 35 R 4 H 11 RBI 3 BB 3 SO 9 LOB 13</p>												
Bobby Grich, R OBP: 0.383, SLG: 0.426 (1, 4)										4	1	1	0	1	1	0													
Reggie Jackson, L OBP: 0.347, SLG: 0.511 (1, 9)										4	0	2	1	1	2	0													
Lee May, R OBP: 0.297, SLG: 0.451 (1, 10)										4	0	0	0	0	0	4													
Ken Singleton, S OBP: 0.352, SLG: 0.368 (1, 7)										3	1	2	1	1	1	1													
Tony Muser, L OBP: 0.271, SLG: 0.255 (1, 3)										4	0	0	0	0	1	4													
Al Bumbry, L OBP: 0.322, SLG: 0.384 (1, 8)										4	0	2	0	0	1	0													
Doug DeCinces, R OBP: 0.284, SLG: 0.353 (1, 5)										4	1	2	0	0	0	1													
Dave Duncan, R OBP: 0.279, SLG: 0.258 (1, 2)										3	0	1	1	0	0	0													
Inning Stats	R: 1 E: 0 K: 1 S: 8	H: 3 LOB: 2 BB: 0 P: 8	R: 0 E: 0 K: 0 S: 3	H: 1 LOB: 0 BB: 0 P: 3	R: 1 E: 0 K: 1 S: 5	H: 1 LOB: 1 BB: 2 P: 13	R: 0 E: 0 K: 0 S: 4	H: 2 LOB: 2 BB: 0 P: 5	R: 0 E: 0 K: 1 S: 5	H: 0 LOB: 0 BB: 0 P: 5	R: 2 E: 0 K: 2 S: 10	H: 3 LOB: 1 BB: 0 P: 10	R: 0 E: 0 K: 1 S: 6	H: 1 LOB: 2 BB: 1 P: 10	R: 0 E: 0 K: 1 S: 5	H: 0 LOB: 0 BB: 0 P: 5		R: 0 E: 0 K: 2 S: 7	H: 0 LOB: 0 BB: 0 P: 7	1B: 8 2B: 2 3B: 0 HR: 1	SF: 0 SAC: 0 DP: 2 HBP: 1	WP: 0 PB: 0 SB: 1 CS: 0	PA: 39						
PITCHER	IP WLS BF H R ER SO BB IBB HBP BLK WP HR S P ERA WHIP	IP WLS BF H R ER SO BB IBB HBP BLK WP HR S P ERA WHIP															IP WLS BF H R ER SO BB IBB HBP BLK WP HR S P ERA WHIP												
Bill Singer, R ERA: 4.14 (1, 1)	6.2 W 32	11 R 4	4 ER 4	6 SO 6	3 BB 3	0 IBB 0	1 HBP 1	0 BLK 0	0 WP 0	1 HR 1	40 S 40	53 P 53	5.40 ERA	2.100 WHIP															
Bill Campbell, R ERA: 3.29 (7, 1)	2.1 S 7	0 H 0	0 R 0	0 ER 0	3 SO 3	0 BB 0	0 IBB 0	0 HBP 0	0 BLK 0	0 WP 0	0 HR 0	13 S 13	13 P 13	0.00 ERA	0.000 WHIP														

Batter	1	2	3	4	5	6	7	8	9	AB	R	H	RBI	BB	SO	LOB	BOTTOM												
Dan Ford, R OBP: 0.307, SLG: 0.414 (1, 9)										3	0	0	0	0	1	2	<p>Baltimore Orioles @ Minnesota Twins Metropolitan Stadium, Bloomington, MI</p> <p>Thu Aug 19 1976, 4:33 AM EDT Att: 7,415 - Unknown</p> <p>livebaseballscores.com</p> <p>AB 32 R 5 H 9 RBI 4 BB 5 SO 6 LOB 19</p>												
Lyman Bostock, L (6, FH) OBP: 0.363, SLG: 0.410 (7, 8)										1	0	0	1	1	0	1													
Rod Carew, L OBP: 0.387, SLG: 0.442 (1, 3)										5	0	0	0	0	2	6													
Larry Hise, R OBP: 0.336, SLG: 0.378 (1, 7)										2	1	1	0	2	0	0													
Craig Kusick, R OBP: 0.345, SLG: 0.452 (1, 10)										4	0	0	0	0	1	3													
Steve Bnye, R OBP: 0.314, SLG: 0.316 (7, 9)										4	1	2	1	0	0	0													
Butch Wynegar, S OBP: 0.389, SLG: 0.381 (1, 2)										4	1	1	0	0	0	2													
Roy Smalley, S OBP: 0.350, SLG: 0.314 (1, 6)										4	1	2	1	0	1	2													
Jerry Terrell, R OBP: 0.299, SLG: 0.297 (1, 5)										2	1	1	0	0	0	0													
Mike Cabbage, L (6, FH) OBP: 0.333, SLG: 0.320 (7, 5)										0	0	0	0	2	0	0													
Bob Randall, R OBP: 0.321, SLG: 0.319 (1, 4)										3	0	2	1	0	1	3													
Inning Stats	R: 0 E: 0 K: 1 S: 5	H: 0 LOB: 1 BB: 1 P: 9	R: 0 E: 0 K: 0 S: 3	H: 0 LOB: 0 BB: 0 P: 3	R: 0 E: 0 K: 0 S: 4	H: 1 LOB: 1 BB: 0 P: 4	R: 0 E: 0 K: 1 S: 5	H: 0 LOB: 0 BB: 0 P: 5	R: 2 E: 1 K: 1 S: 8	H: 3 LOB: 1 BB: 0 P: 8	R: 3 E: 0 K: 2 S: 10	H: 3 LOB: 3 BB: 3 P: 22	R: 0 E: 0 K: 1 S: 7	H: 2 LOB: 2 BB: 0 P: 7	R: 0 E: 0 K: 0 S: 3	H: 0 LOB: 1 BB: 1 P: 7	1B: 8 2B: 1 3B: 0 HR: 0	SF: 0 SAC: 1 DP: 0 HBP: 0	WP: 0 PB: 0 SB: 0 CS: 0	PA: 38									
PITCHER	IP WLS BF H R ER SO BB IBB HBP BLK WP HR S P ERA WHIP	IP WLS BF H R ER SO BB IBB HBP BLK WP HR S P ERA WHIP															IP WLS BF H R ER SO BB IBB HBP BLK WP HR S P ERA WHIP												
Mike Flanagan, L ERA: 6.6 (1, 1)	5.1 L 4	2 H 2	0 R 0	0 ER 0	1 SO 1	1 BB 1	0 IBB 0	0 HBP 0	0 BLK 0	0 WP 0	0 HR 0	5 S 5	9 P 9	0.00 ERA	9.000 WHIP														
Dave Pagan, R ERA: 3.54 (6, 1)	0.1 L 4	2 H 2	0 R 0	0 ER 0	1 SO 1	1 BB 1	0 IBB 0	0 HBP 0	0 BLK 0	0 WP 0	0 HR 0	5 S 5	9 P 9	0.00 ERA	9.000 WHIP														
Tippy Martinez, L ERA: 2.31 (6, 1)	2.1 L 11	2 H 2	1 R 1	1 ER 1	2 SO 2	2 BB 2	0 IBB 0	0 HBP 0	0 BLK 0	0 WP 0	0 HR 0	13 S 13	21 P 21	3.86 ERA	1.714 WHIP														

Batter	1	2	3	4	5	6	7	8	9	AB	R	H	RBI	BB	SO	LOB	TOP																					
Mark Belanger, R OBP: 0.336, SLG: 0.328 (1, 6)										5	0	1	0	0	1	5																						
Bobby Grich, R OBP: 0.386, SLG: 0.426 (1, 4)										4	0	2	2	1	1	1																						
Reggie Jackson, L OBP: 0.348, SLG: 0.514 (1, 9)										4	1	1	0	1	0	4																						
Lee May, R OBP: 0.294, SLG: 0.448 Tony Muser, L OBP: 0.270, SLG: 0.254 (1, 3) (7, 3)										3	0	0	1	0	1	3																						
Ken Singleton, S OBP: 0.351, SLG: 0.367 Paul Blair, R OBP: 0.256, SLG: 0.274 (1, 7) (7, 8)										4	1	1	0	0	0	1																						
Terry Crowley, L OBP: 0.243, SLG: 0.212 (1, 10)										3	1	1	0	0	0	1																						
Al Bumbry, L OBP: 0.327, SLG: 0.390 (1, 8) (7, 7)										3	3	2	1	1	0	1																						
Doug DeCinces, R OBP: 0.287, SLG: 0.358 (1, 5)										4	0	2	1	0	0	1																						
Dave Duncan, R OBP: 0.279, SLG: 0.258 (1, 2)										4	0	1	1	0	2	4																						
Inning Stats	R: 0 E: 0 K: 2 S: 8	H: 1 LOB: 1 BB: 0 P: 8	R: 2 E: 0 K: 1 S: 8	H: 3 LOB: 1 BB: 0 P: 8	R: 1 E: 0 K: 0 S: 4	H: 1 LOB: 0 BB: 0 P: 4	R: 2 E: 0 K: 1 S: 8	H: 3 LOB: 2 BB: 1 P: 12	R: 0 E: 0 K: 0 S: 3	H: 0 LOB: 1 BB: 0 P: 4	R: 0 E: 0 K: 1 S: 5	H: 0 LOB: 0 BB: 0 P: 5	R: 0 E: 0 K: 0 S: 2	H: 0 LOB: 1 BB: 2 P: 10	R: 1 E: 0 K: 0 S: 5	H: 2 LOB: 1 BB: 0 P: 5	R: 0 E: 0 K: 0 S: 3	H: 1 LOB: 0 BB: 3 P: 3	1B: 8 2B: 3 3B: 1 HR: 0	SF: 1 SAC: 0 DP: 2 HBP: 1	WP: 0 PA: 40 CS: 0																	
PITCHER	IP	WLS	BF	H	R	ER	SO	BB	IBB	HBP	BLK	WP	HR	S	P	ERA	WHIP	PITCHER				IP	WLS	BF	H	R	ER	SO	BB	IBB	HBP	BLK	WP	HR	S	P	ERA	WHIP
Francisco Barrios, R ERA: 4.08 Dave Hamilton, L ERA: 3.51 (1, 1) (9, 1)	8.0	L	37	10	6	6	5	3	0	1	0	0	0	43	56	6.75	1.625																					

Baltimore Orioles @ Chicago White Sox
Comiskey Park, Chicago, IL
Fri Aug 20 1976, 8:05 PM EDT
Att: 16,257 - Unknown


AB 35
R 6
H 11
RBI 6
BB 3
SO 5
LOB 22



Batter	1	2	3	4	5	6	7	8	9	AB	R	H	RBI	BB	SO	LOB	BOTTOM																					
Jorge Orta, L OBP: 0.316, SLG: 0.419 (1, 10)										4	0	1	1	0	0	1																						
Pat Kelly, L OBP: 0.345, SLG: 0.382 (1, 7)										5	1	1	0	0	2	3																						
Bill Stein, R OBP: 0.313, SLG: 0.377 (1, 5)										4	0	1	0	0	1	2																						
Jim Spencer, L OBP: 0.322, SLG: 0.359 (1, 3)										3	0	0	1	0	0	2																						
Brian Downing, R OBP: 0.335, SLG: 0.333 Ken Brett, L OBP: 0.125, SLG: 0.125 Alan Bannister, R OBP: 0.250, SLG: 0.260 Jim Essian, R OBP: 0.301, SLG: 0.252 (1, 2) (8, PH) (8, PR) (9, 2)										3	1	0	0	0	0	1																						
Jerry Hairston, S OBP: 0.419, SLG: 0.371 (1, 9)										4	1	1	0	0	0	3																						
Bucky Dent, R OBP: 0.296, SLG: 0.306 (1, 6)										4	1	1	0	0	0	3																						
Jack Brohamer, L OBP: 0.319, SLG: 0.373 (1, 4)										3	0	0	1	1	0	2																						
Chet Lemon, R OBP: 0.287, SLG: 0.294 (1, 8)										4	0	2	1	0	0	0																						
Inning Stats	R: 0 E: 0 K: 1 S: 6	H: 1 LOB: 1 BB: 0 P: 6	R: 2 E: 1 K: 1 S: 8	H: 2 LOB: 2 BB: 1 P: 12	R: 0 E: 0 K: 0 S: 3	H: 0 LOB: 0 BB: 0 P: 3	R: 1 E: 0 K: 0 S: 5	H: 2 LOB: 1 BB: 0 P: 5	R: 1 E: 1 K: 1 S: 7	H: 1 LOB: 1 BB: 0 P: 7	R: 0 E: 0 K: 0 S: 3	H: 0 LOB: 0 BB: 0 P: 3	R: 0 E: 0 K: 0 S: 4	H: 1 LOB: 1 BB: 0 P: 4	R: 0 E: 0 K: 0 S: 4	H: 1 LOB: 2 BB: 0 P: 4	R: 0 E: 0 K: 0 S: 3	H: 0 LOB: 0 BB: 0 P: 3	1B: 5 2B: 3 3B: 0 HR: 0	SF: 2 SAC: 0 DP: 0 HBP: 0	WP: 0 PA: 38 CS: 0																	
PITCHER	IP	WLS	BF	H	R	ER	SO	BB	IBB	HBP	BLK	WP	HR	S	P	ERA	WHIP	PITCHER				IP	WLS	BF	H	R	ER	SO	BB	IBB	HBP	BLK	WP	HR	S	P	ERA	WHIP
Wayne Garland, R ERA: 2.47 (1, 1)	9.0	W	38	8	4	2	3	1	0	0	0	0	0	43	47	2.00	1.000																					

Baltimore Orioles @ Chicago White Sox
Comiskey Park, Chicago, IL
Fri Aug 20 1976, 8:05 PM EDT
Att: 16,257 - Unknown

AB 35
R 4
H 8
RBI 4
BB 1
SO 3
LOB 17



Batter	1	2	3	4	5	6	7	8	9	10	11	12	AB	R	H	RBI	BB	SO	LOB	TOP					
Mark Belanger, R OBP: 0.339, SLG: 0.332 (1.6)	4-3		BB 1B			FC6-4		F8			G5-4-3		7	0	4	0	0	0	3						
Bobby Grich, R OBP: 0.388, SLG: 0.426 (1.4)	2B 1B	K	BB 1B						L5		K		5	2	2	1	2	2	2						
Reggie Jackson, L OBP: 0.349, SLG: 0.518 (2, PH) Paul Blair, R OBP: 0.258, SLG: 0.277 (2.8)	1B 2B	5-3	BB			F3		SH5-3		F9	G5-4-3		1	1	1	0	0	0	0						
Lee May, R OBP: 0.297, SLG: 0.447 (9, PR) Tony Muser, L OBP: 0.273, SLG: 0.257 (9.3)	1B 1B	K	F3			6-3		G3		IBB			5	1	2	3	1	1	4						
Ken Singleton, S OBP: 0.351, SLG: 0.369 (2.9)	FC4-6		6-3			K		SH2-4		1B			6	1	2	0	0	1	3						
Terry Crowley, L OBP: 0.263, SLG: 0.235 (3, PH) Tommy Harper, R OBP: 0.288, SLG: 0.263 (3, PH)	FC4-6		F3			F2		F7		5-3			1	0	1	1	0	0	0						
Al Bumbry, L OBP: 0.332, SLG: 0.412 (2.7)	FC4-6		S			2B		1B		G3			5	3	3	2	1	0	2						
Brooks Robinson, R OBP: 0.225, SLG: 0.309 (12, PH)	FC5		HR			2B		3B		4-3			1	0	0	0	0	0	1						
Doug DeCinces, R OBP: 0.250, SLG: 0.369 (12.3)	HBP		HR			F7		1B		6-3			5	1	2	2	0	0	2						
Rick Dempsey, R OBP: 0.256, SLG: 0.186 (1.2)	FC5		1B			1B		1B		F7			6	1	3	1	0	1	3						
Inning Stats	R: 3 E: 0 K: 0 S: 8	H: 5 LOB: 3 BB: 9	R: 0 E: 0 K: 2 S: 8	H: 1 LOB: 1 BB: 8	R: 3 E: 0 K: 0 S: 7	H: 4 LOB: 3 BB: 2 P: 15	R: 0 E: 0 K: 1 S: 6	H: 1 LOB: 1 BB: 0 P: 6	R: 0 E: 0 K: 1 S: 5	H: 1 LOB: 1 BB: 1 P: 9	R: 2 E: 0 K: 0 S: 7	H: 4 LOB: 2 BB: 0 P: 7	R: 1 E: 0 K: 0 S: 4	H: 2 LOB: 0 BB: 4	R: 0 E: 0 K: 0 S: 3	H: 0 LOB: 0 BB: 0 P: 3	R: 0 E: 0 K: 1 S: 5	H: 1 LOB: 0 BB: 0 P: 5	R: 0 E: 0 K: 1 S: 6	H: 1 LOB: 1 BB: 0 P: 6	1B: 15 2B: 4 3B: 1 HR: 2	SF: 0 SAC: 2 DP: 1 HBP: 1	WP: 0 PB: 0 CS: 0	PA: 61	
PITCHER	IP WLS BF H R ER SO BB IBB HBP BLK WP HR S P ERA WHIP																								
Bart Johnson, R ERA: 4.66 (1.1)	1.0	3	6	3	3	0	0	0	0	0	0	0	0	10	27.00	6.000									
Terry Forster, L ERA: 4.67 (2.1)	1.2	10	4	3	3	2	1	0	0	0	0	0	1	13	16.20	3.000									
Jesse Jefferson, R ERA: 1.58 (3.1)	3.1	17	6	2	2	2	2	0	0	0	0	0	0	19	5.40	2.400									
Clay Carroll, R ERA: 2.38 (7.1)	2.0	9	3	2	2	0	1	0	0	0	0	0	0	8	9.00	2.000									
Dave Hamilton, L ERA: 3.33 (9.1)	4.0	W	15	3	0	0	2	0	1	0	0	0	0	18	0.00	0.750									

Baltimore Orioles @ Chicago White Sox
Comiskey Park, Chicago, IL
Sat Aug 21 1976, 4:33 AM EDT
Alt. 32,607 - Unknown

AB 53
R 10
H 22
RBI 10
BB 5
SO 6
LOB 28



Batter	1	2	3	4	5	6	7	8	9	10	11	12	AB	R	H	RBI	BB	SO	LOB	BOTTOM								
Chet Lemon, R OBP: 0.283, SLG: 0.289 (9, PH) Jim Spencer, L OBP: 0.322, SLG: 0.358 (10.5) Kevin Bell, R OBP: 0.262, SLG: 0.365 (1.10)	K		5-3			FC5		K	FC6-4			SH1-3	5	0	0	0	3	3										
Jorge Orta, L OBP: 0.318, SLG: 0.418 (1.10)	F5		G3			1B		1B		4-3		F6	6	1	2	0	1	0	1									
Bill Stein, R OBP: 0.316, SLG: 0.378 (10.4)	4-1		K			K		1B		5-3		1B	7	1	3	1	0	2	3									
Lamar Johnson, R OBP: 0.367, SLG: 0.435 (1.3)		HR				L1		F7		F7			5	2	1	1	1	0	1									
Bucky Dent, R OBP: 0.289, SLG: 0.307 (1.6)		F7				5-3		1B		1-3		SH1-4	5	2	2	1	1	0	1									
Jerry Hairston, S OBP: 0.429, SLG: 0.370 (1.9)		F8				F7		1B		1B		SH1-4	3	2	1	0	2	0	1									
Jack Brohamer, L OBP: 0.321, SLG: 0.382 (9, PR) Ralph Garr, L OBP: 0.334, SLG: 0.421 (10.8)		HR				K		2B		F8		FC4-6	4	1	1	3	1	1	3									
Alan Bannister, R OBP: 0.278, SLG: 0.294 (6, PH) Pat Kelly, L OBP: 0.349, SLG: 0.389 (7.7)						FC5		2B		FC4-6		6-3	1	1	0	0	0	0	1									
Jim Essian, R OBP: 0.306, SLG: 0.263 (1.2)						K		2B		F8		F5	1	0	1	0	1	0	0									
Inning Stats	R: 0 E: 0 K: 1 S: 5	H: 0 LOB: 0 BB: 0	R: 2 E: 0 K: 1 S: 7	H: 2 LOB: 1 BB: 1 P: 11	R: 0 E: 0 K: 1 S: 3	H: 0 LOB: 0 BB: 0 P: 5	R: 0 E: 0 K: 0 S: 3	H: 0 LOB: 0 BB: 0 P: 3	R: 0 E: 0 K: 2 S: 7	H: 0 LOB: 1 BB: 1 P: 11	R: 5 E: 0 K: 1 S: 11	H: 6 LOB: 3 BB: 2 P: 19	R: 2 E: 0 K: 1 S: 4	H: 2 LOB: 2 BB: 2 P: 12	R: 0 E: 0 K: 0 S: 6	H: 2 LOB: 1 BB: 0 P: 6	R: 1 E: 0 K: 0 S: 4	H: 1 LOB: 2 BB: 2 P: 12	R: 0 E: 0 K: 0 S: 3	H: 0 LOB: 0 BB: 0 P: 3	R: 0 E: 0 K: 0 S: 3	H: 0 LOB: 1 BB: 1 P: 7	R: 1 E: 0 K: 0 S: 4	H: 2 LOB: 1 BB: 0 P: 4	1B: 11 2B: 3 3B: 0 HR: 1	SF: 0 SAC: 2 DP: 0 HBP: 0	WP: 1 PB: 0 CS: 0	PA: 57
PITCHER	IP WLS BF H R ER SO BB IBB HBP BLK WP HR S P ERA WHIP																											
Rudy May, L ERA: 2.21 (6.1)	5.0	23	6	6	6	5	2	0	0	0	0	0	0	31	10.80	1.600												
Dave Pagan, R ERA: 3.69 (6.1)	0.0	2	1	0	0	0	1	0	0	0	0	0	0	1	5	∞												
Tippy Martinez, L ERA: 2.31 (6.1)	0.0	1	1	1	1	0	0	0	0	0	0	0	0	1	1	∞												
Fred Holdsworth, R ERA: 1.9 (6.1)	2.2	13	4	2	2	2	3	0	0	0	1	0	14	6.75	2.625													
Dyar Miller, R ERA: 2.82 (8.1)	1.0	6	1	1	1	0	2	0	0	0	0	0	4	12	9.00	3.000												

Baltimore Orioles @ Chicago White Sox
Comiskey Park, Chicago, IL
Sat Aug 21 1976, 4:33 AM EDT
Alt. 32,607 - Unknown

AB 46
R 11
H 15
RBI 11
BB 9
SO 7
LOB 21



Batter	1	2	3	4	5	6	7	8	9	AB	R	H	RBI	BB	SO	LOB	TOP				
Tommy Harper, R (1, 10) OBP: 0.286, SLG: 0.262 Reggie Jackson, L (9, PH) OBP: 0.351, SLG: 0.528	F2		F8 BLK 1B			F5	K		HR	4	0	1	0	0	1	0	Baltimore Orioles @ Chicago White Sox Comiskey Park, Chicago, IL Sun Aug 22 1976, 4:33 AM EDT Unknown livebaseballscorecards.com				
Rick Dempsey, R (1, 9) OBP: 0.266, SLG: 0.190 Al Bumbry, L (6, 7) OBP: 0.331, SLG: 0.409	BB		F8			BB 1B		F9	4-3	2	1	1	0	1	0	1					
Bobby Grich, R (1, 4) OBP: 0.387, SLG: 0.424 Mark Belanger, R (4, 6) OBP: 0.337, SLG: 0.329	F7		F3			K		5-3	F7	2	0	0	0	0	2						
Lee May, R (1, 3) OBP: 0.297, SLG: 0.444 Tony Muser, L (8, PR) OBP: 0.273, SLG: 0.257	K				5-3	1B 1-2 1B BB		E5		3	1	0	0	1	1						
Doug DeCinces, R (1, 5) OBP: 0.293, SLG: 0.368		FC6-4 BB			F8	1B 1-3 2-H 1B		5-3		3	0	1	1	1	0	1					
Ken Singleton, S (1, 7) OBP: 0.352, SLG: 0.368		F9			P7	1-3 3-H 1B			WP 1B HR BB	3	1	1	1	1	0	1					
Paul Blair, R (1, 8) OBP: 0.255, SLG: 0.273		FC6-4 1-2			5-3	F8			B2	4	0	0	0	0	4						
Dave Duncan, R (1, 2) OBP: 0.278, SLG: 0.258		6-3			F4			F8	WP HR 1B	4	1	1	0	0	0	1					
Tim Nordbrook, R (1, 6) OBP: 0.320, SLG: 0.227					5-3			K	4-0 1-2 2-3 HR BB	3	0	0	0	0	2	0					
Brooks Robinson, R (9, PH) OBP: 0.229, SLG: 0.308			K		5-3			K	1-2 2-3 HR BB	0	1	0	0	1	0	0					
Inning Stats	R: 0 E: 0 K: 1 S: 5	H: 0 LOB: 1 BB: 1 P: 9	R: 0 E: 0 K: 0 S: 3	H: 0 LOB: 1 BB: 1 P: 7	R: 0 E: 0 K: 1 S: 6	H: 1 LOB: 1 BB: 0 P: 6	R: 0 E: 0 K: 0 S: 3	H: 0 LOB: 0 BB: 0 P: 3	R: 0 E: 0 K: 2 S: 8	H: 3 LOB: 2 BB: 1 P: 12	R: 0 E: 0 K: 2 S: 7	H: 0 LOB: 0 BB: 0 P: 7	R: 0 E: 1 K: 0 S: 4	H: 0 LOB: 1 BB: 2 P: 4	R: 4 E: 0 K: 0 S: 5	H: 2 LOB: 0 BB: 2 P: 13	1B: 5 2B: 0 3B: 0 HR: 1	SF: 0 SAC: 0 DP: 0 HBP: 0	WP: 1 PB: 0 CS: 0	PA: 39	
PITCHER	IP WLS BF H R ER SO BB IBB HBP BLK WP HR S P ERA WHIP	8.1 L 35 5 4 4 5 4 0 0 0 1 0 0 41 57 4.32 1.080	0.0 1 0 0 0 0 1 0 0 0 0 1 0 0 4 = =	0.2 3 1 2 2 0 0 0 0 0 0 0 1 3 3 27.00 1.500																	

Batter	1	2	3	4	5	6	7	8	9	AB	R	H	RBI	BB	SO	LOB	BOTTOM			
Ralph Garr, L (1, 8) OBP: 0.331, SLG: 0.417	6-3		K			6-3		F4		4	0	0	0	0	1	4	Baltimore Orioles @ Chicago White Sox Comiskey Park, Chicago, IL Sun Aug 22 1976, 4:33 AM EDT Unknown livebaseballscorecards.com			
Jorge Orta, L (1, 10) OBP: 0.317, SLG: 0.416	F8		F4			5-3		FC6 1B		4	0	1	2	0	0	1				
Pat Kelly, L (1, 7) OBP: 0.348, SLG: 0.387	1B				5-3	F8		F5		4	0	1	0	0	0	2				
Jim Spencer, L (1, 3) OBP: 0.319, SLG: 0.354	K				F5			4-3	FC6	4	0	0	0	0	1	3				
Bill Stein, R (1, 5) OBP: 0.315, SLG: 0.373		2-3				3-1			K	3	0	0	0	1	1	0				
Jerry Hairston, S (1, 9) OBP: 0.411, SLG: 0.351		3-1			F5			F8		4	0	0	0	0	0	1				
Jack Brohamer, L (1, 4) OBP: 0.320, SLG: 0.378		F4				F8		1B HBP 1B BB	F9	3	1	0	0	1	0	0				
Bucky Dent, R (1, 6) OBP: 0.299, SLG: 0.306 Alan Bannister, R (8, PR) OBP: 0.278, SLG: 0.294			F2			F6		1B 1-2 1B HBP		2	0	0	0	0	0	0				
Jim Essian, R (1, 2) OBP: 0.314, SLG: 0.266					F4			1-2 2-3 1B		2	0	1	0	1	0	0				
Inning Stats	R: 0 E: 0 K: 1 S: 6	H: 1 LOB: 1 BB: 0 P: 6	R: 0 E: 0 K: 0 S: 3	H: 0 LOB: 0 BB: 0 P: 3	R: 0 E: 0 K: 1 S: 5	H: 0 LOB: 1 BB: 1 P: 9	R: 0 E: 0 K: 0 S: 3	H: 0 LOB: 0 BB: 1 P: 7	R: 0 E: 0 K: 0 S: 3	H: 0 LOB: 0 BB: 0 P: 3	R: 0 E: 0 K: 0 S: 3	H: 0 LOB: 0 BB: 0 P: 3	R: 0 E: 0 K: 0 S: 5	H: 2 LOB: 2 BB: 1 P: 10	R: 0 E: 0 K: 1 S: 5	H: 0 LOB: 0 BB: 0 P: 5		1B: 3 2B: 0 3B: 0 HR: 0	SF: 0 SAC: 0 DP: 0 HBP: 1	WP: 0 PB: 0 CS: 0
PITCHER	IP WLS BF H R ER SO BB IBB HBP BLK WP HR S P ERA WHIP	9.0 W 34 3 2 2 3 3 0 1 0 0 0 0 49 2.00 0.667																		

Batter	1	2	3	4	5	6	7	8	9	AB	R	H	RBI	BB	SO	LOB	TOP					
Bill North, S OBP: 0.357, SLG: 0.344 (1, 8)	0-0 4-3		0-0 F8		0-3 K		0-0 SF7			3	0	0	1	0	1	1	Oakland Athletics @ Baltimore Orioles Memorial Stadium, Baltimore, MD Mon Aug 23 1976, 7:05 PM EDT Att: 13,618 - Unknown					
Bert Campaneris, R OBP: 0.348, SLG: 0.305 (1, 6)	0-0 6-3		4-0 FC6-4 BB			0-0 4-3	0-0 F8			3	0	0	0	1	0	1						
Don Baylor, R OBP: 0.319, SLG: 0.390 (1, 9)	0-0 F6		0-0 FC6-4 1-2			0-0 HR	0-0 F8			4	1	1	1	0	0	3						
Joe Rudi, R OBP: 0.330, SLG: 0.436 (1, 7)		0-0 6-3		0-0 F8		0-0 FC5-4 1B		0-0 5-3		4	0	1	0	0	0	0						
Sal Bando, R OBP: 0.337, SLG: 0.440 (1, 5)		0-0 HR		0-0 1B		0-0 FC5-4 1B		0-0 F4		4	1	3	1	0	0	0						
Gene Tenace, R OBP: 0.374, SLG: 0.446 (1, 3)		0-3 K		0-0 F7		0-0 FC5-4 FC4		0-0 L7		4	0	0	0	0	1	3						
Ken McMullen, R OBP: 0.316, SLG: 0.390 (1, 10)		0-0 F9		0-3 K		0-0 FC4		0-0 F8		4	0	0	0	0	1	3						
Phil Garner, R OBP: 0.306, SLG: 0.407 (1, 4)			4-0 SH3-4 BB		0-0 6-3		0-0 1B SF7 2B		0-3 K	3	1	1	0	1	1	0						
Jeff Newman, R OBP: 0.192, SLG: 0.184 (1, 2)			0-0 SH3-4 1-2		0-0 1-3		0-0 2-3 1B		0-0 F9	3	0	1	0	0	0	0						
Inning Stats	R: 0 E: 0 K: 0 S: 3	H: 0 LOB: 0 BB: 0 P: 3	R: 1 E: 0 K: 1 S: 6	H: 1 LOB: 0 BB: 0 P: 6	R: 0 E: 0 K: 0 S: 3	H: 0 LOB: 2 BB: 2 P: 11	R: 0 E: 0 K: 1 S: 6	H: 1 LOB: 1 BB: 0 P: 6	R: 0 E: 0 K: 1 S: 5	H: 0 LOB: 0 BB: 0 P: 5	R: 1 E: 0 K: 0 S: 6	H: 3 LOB: 2 BB: 0 P: 6	R: 1 E: 0 K: 0 S: 5	H: 2 LOB: 1 BB: 0 P: 5	R: 0 E: 0 K: 0 S: 3	H: 0 LOB: 0 BB: 0 P: 3	R: 0 E: 0 K: 1 S: 5	H: 0 LOB: 0 BB: 0 P: 5	1B: 4 2B: 1 3B: 0 HR: 2	SF: 1 SAC: 1 DP: 0 HBP: 0	WP: 0 PB: 0 SB: 0 CS: 0	PA: 36
PITCHER Mike Flanagan, L ERA: 5.77 (1, 1)	IP: 9.0 WLS: L BF: 36	H: 7 R: 3 ER: 3 SO: 4	BB: 2 IBB: 0 HBP: 0 BLK: 0	WP: 0 HR: 2 S: 42 P: 50	ERA: 3.00 WHIP: 1.000											ERA: 3.00 WHIP: 1.000						

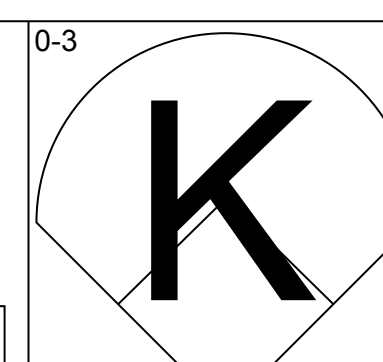
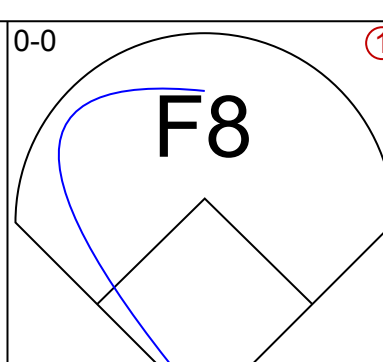
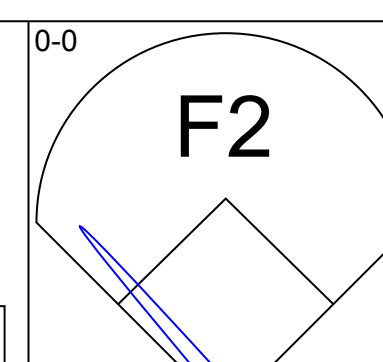
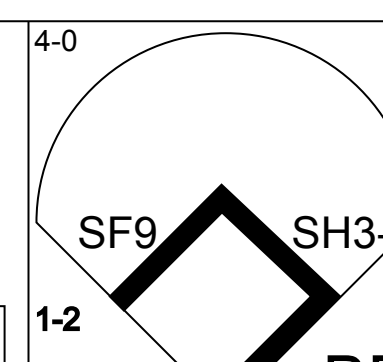
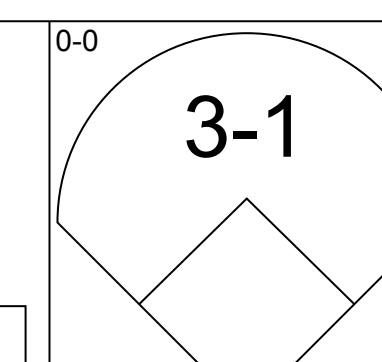
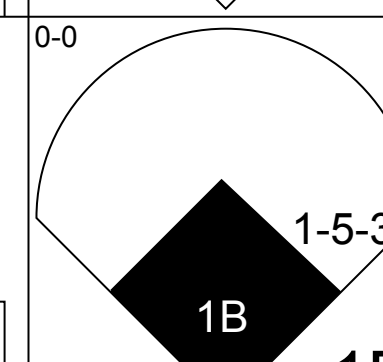
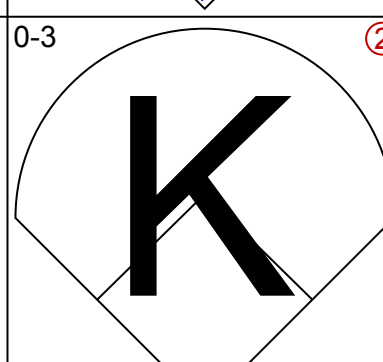
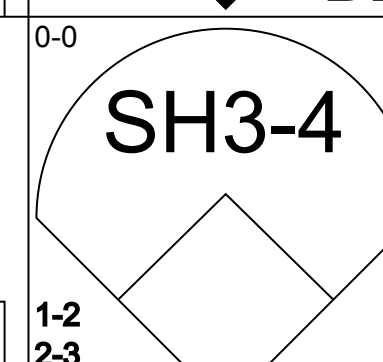

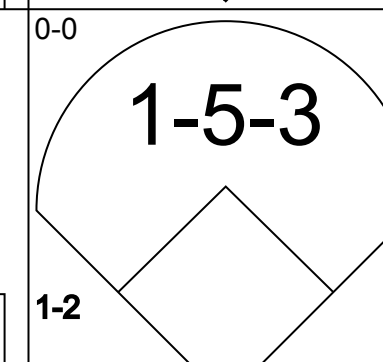
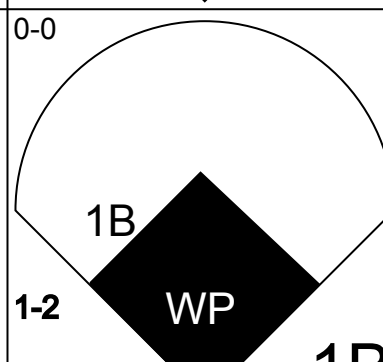
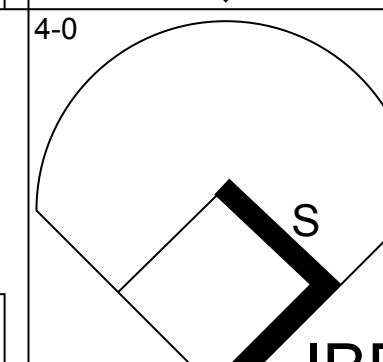

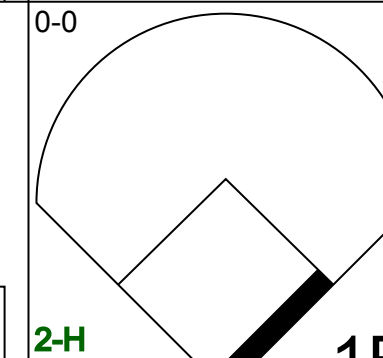
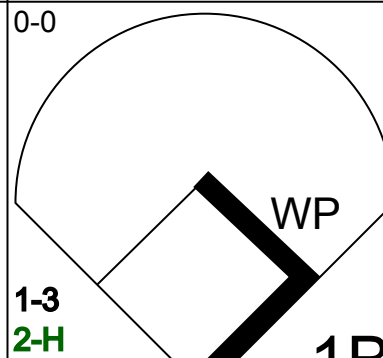
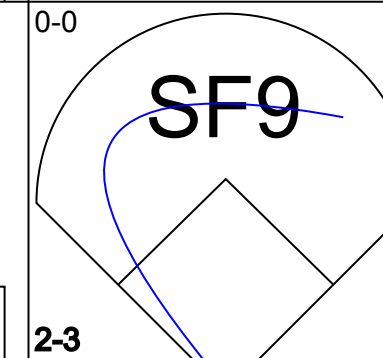

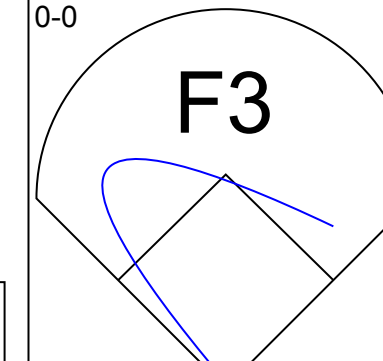
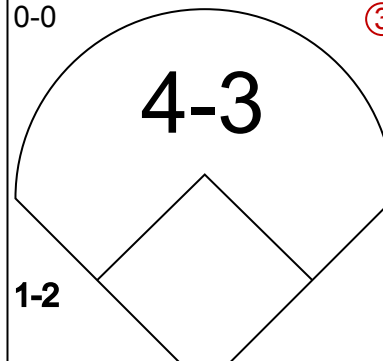
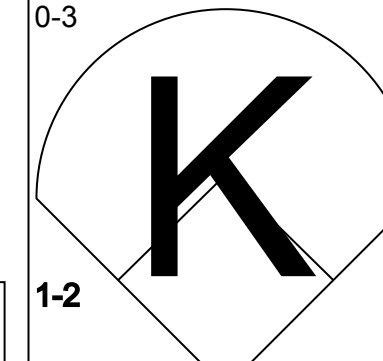

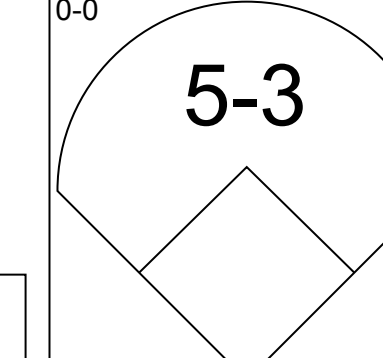
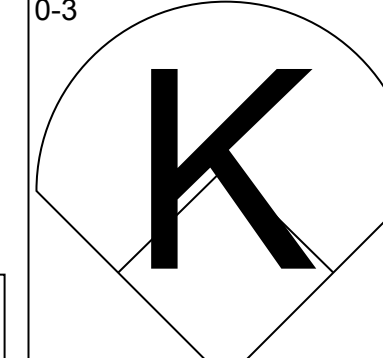
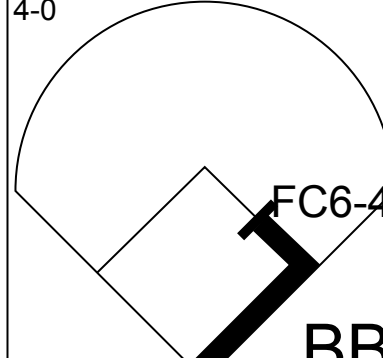
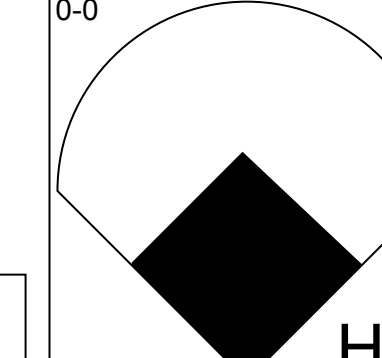
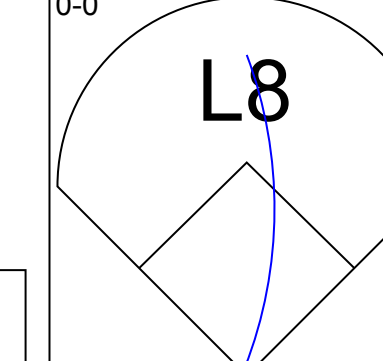
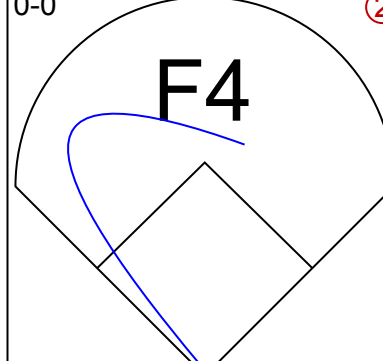
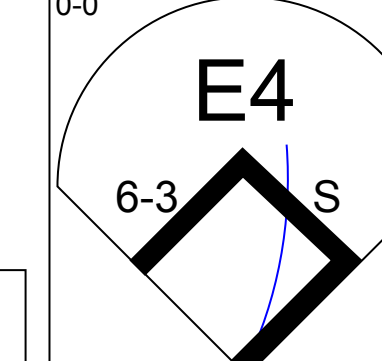
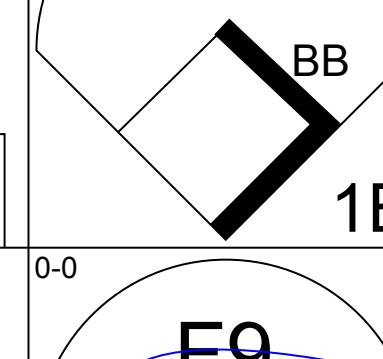
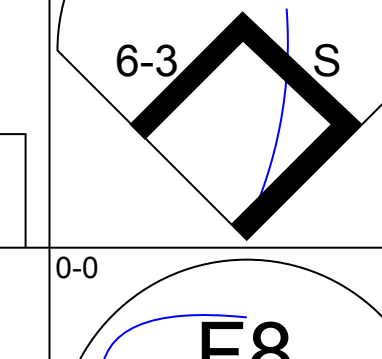
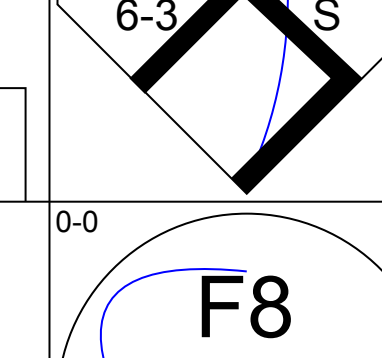
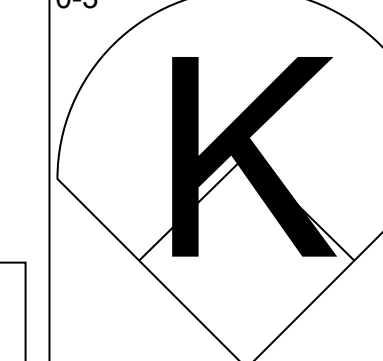
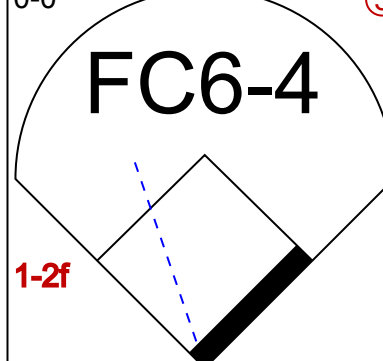
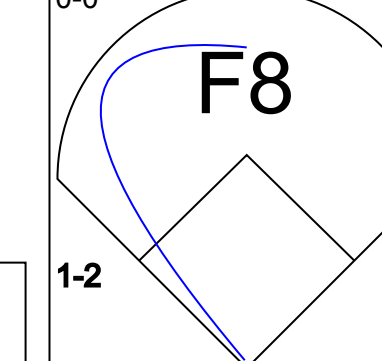
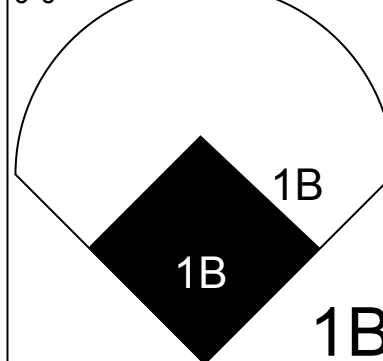
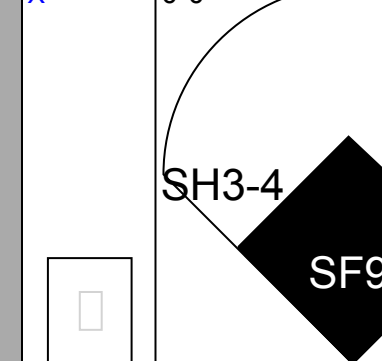
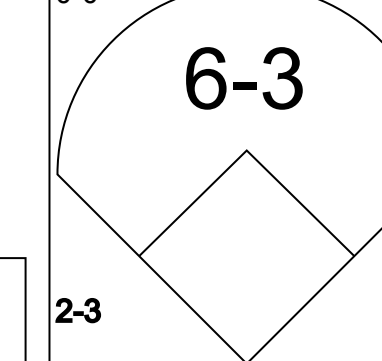
livebaseballscorecards.com

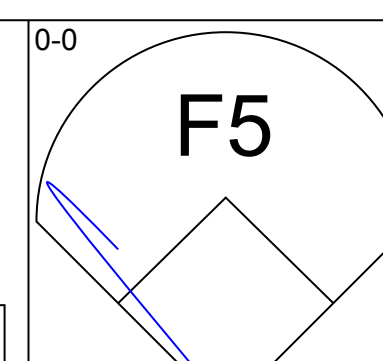
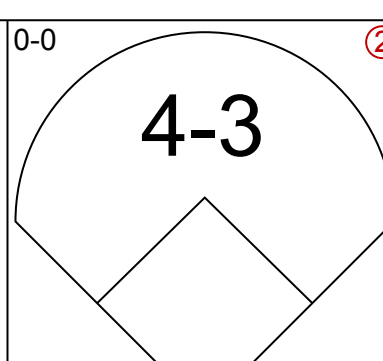
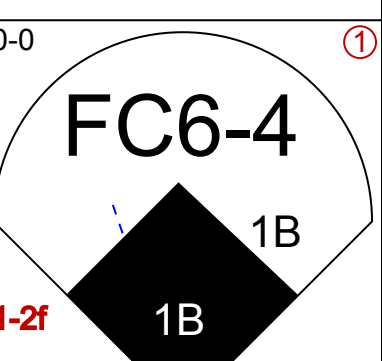
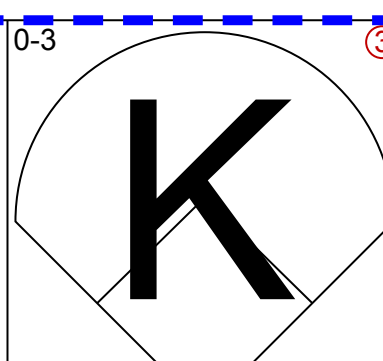
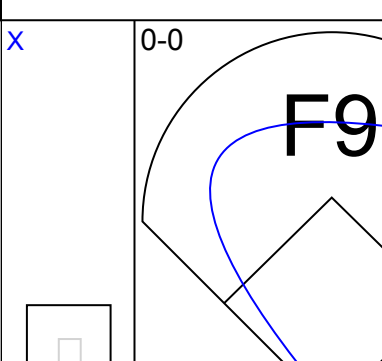
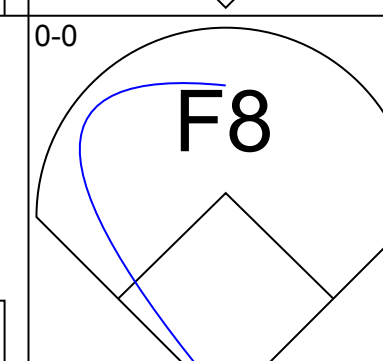
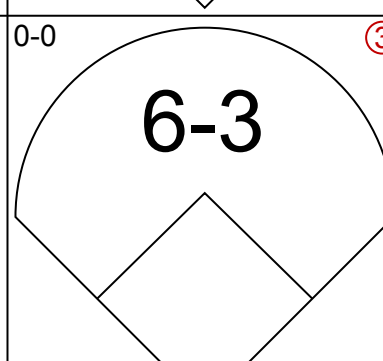
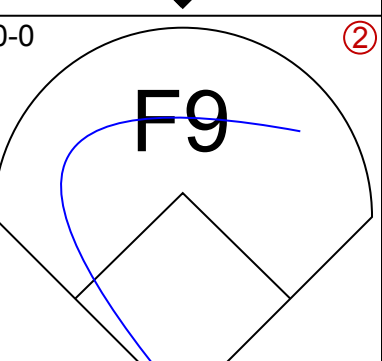
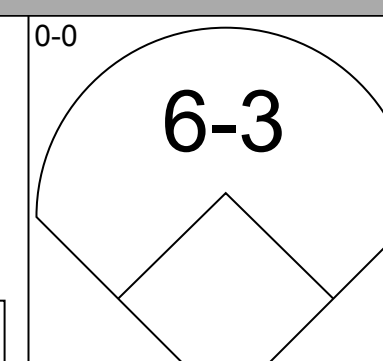
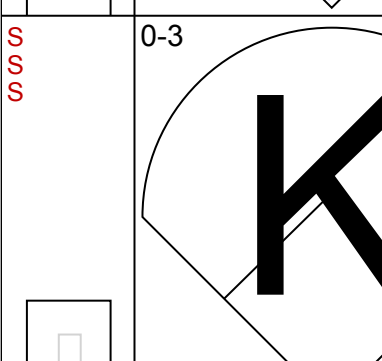
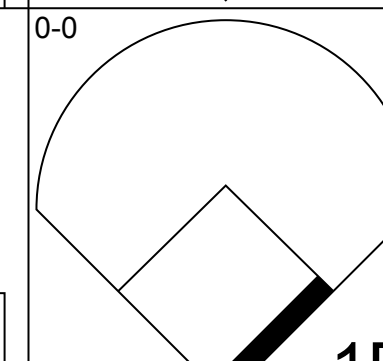
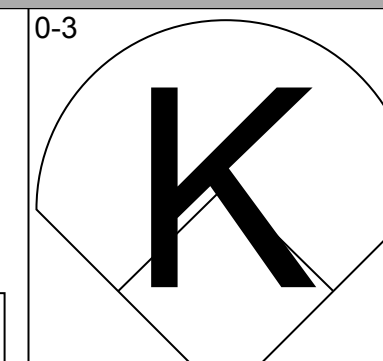
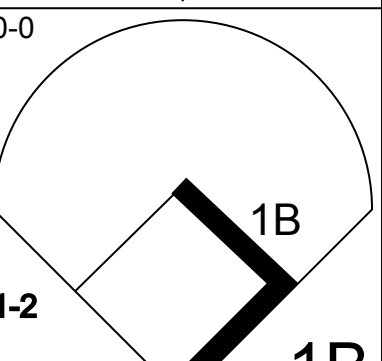
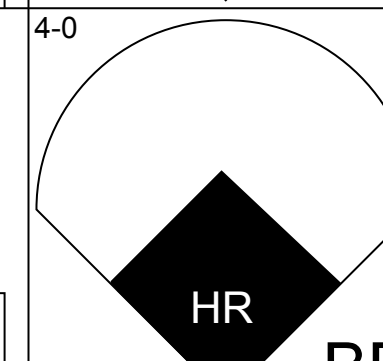
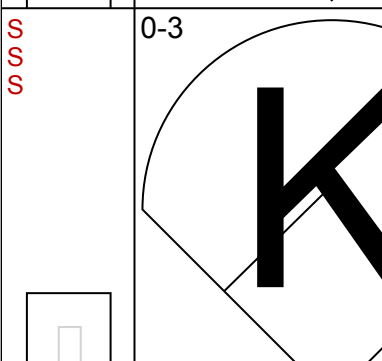
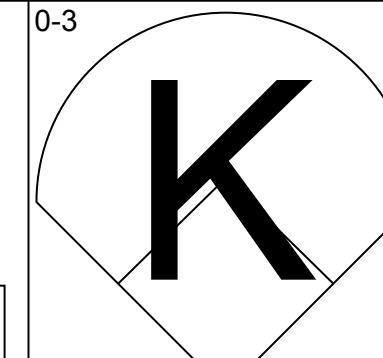
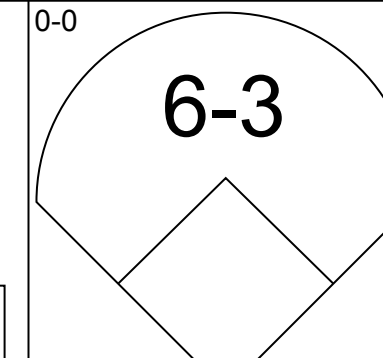
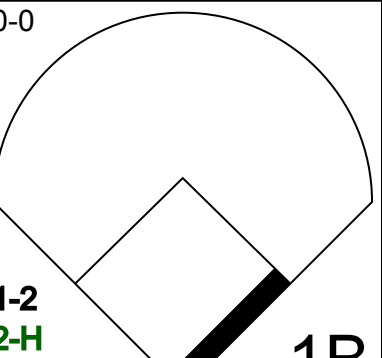
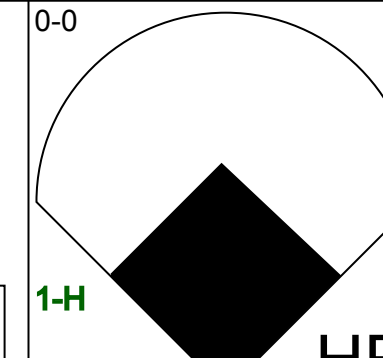
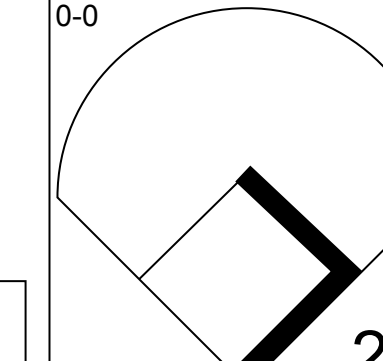
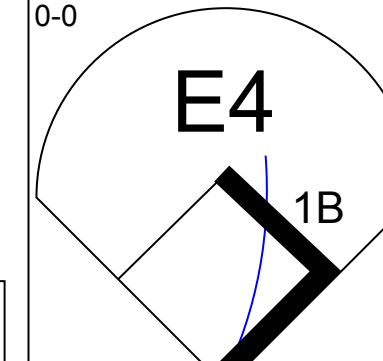
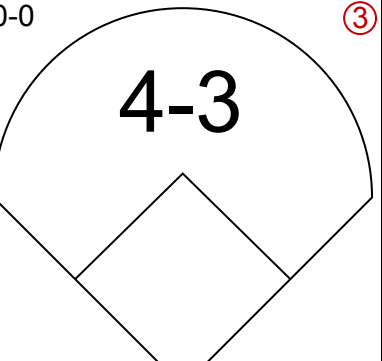
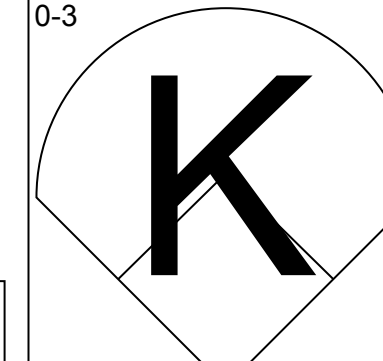
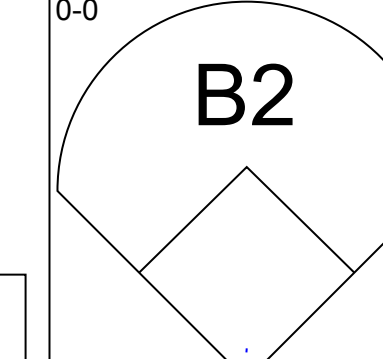
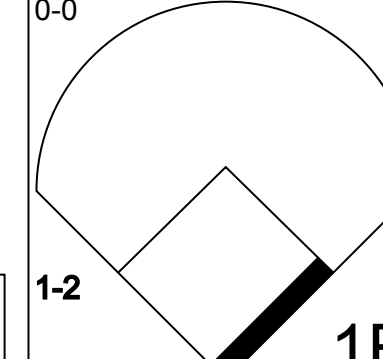
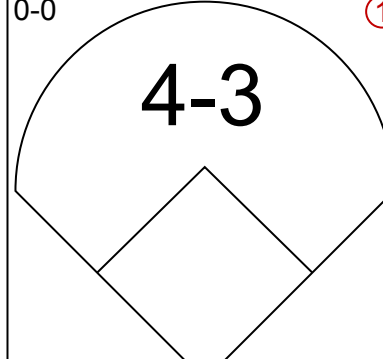
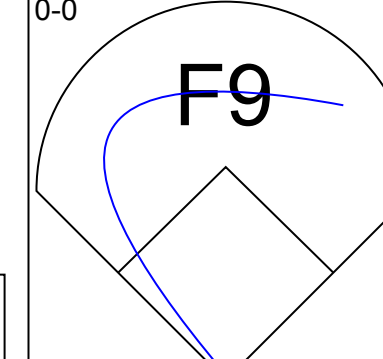
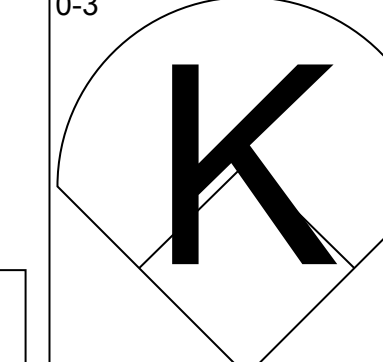
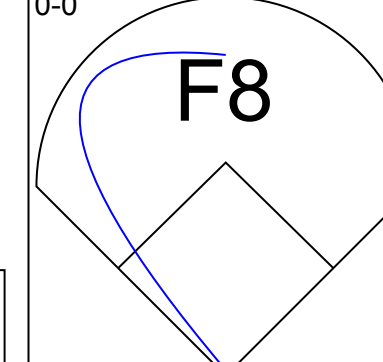
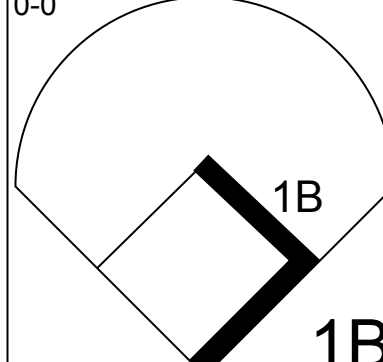
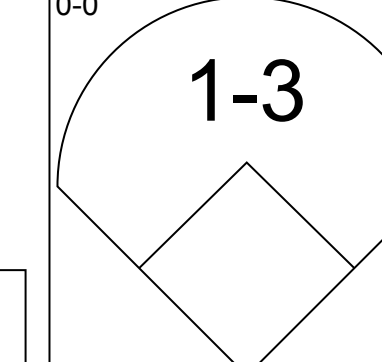
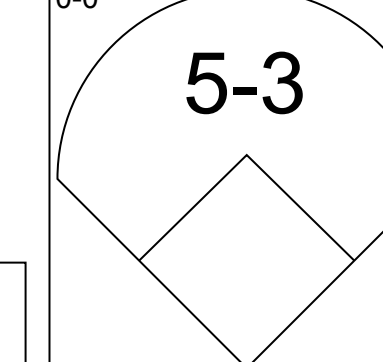
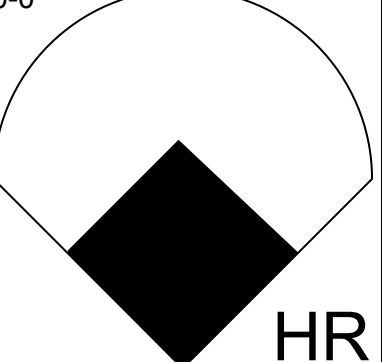
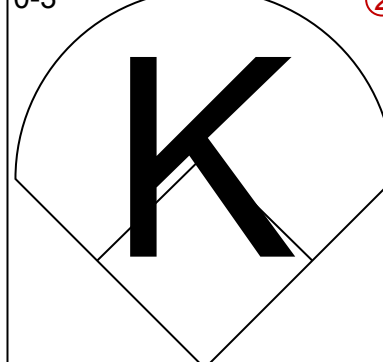
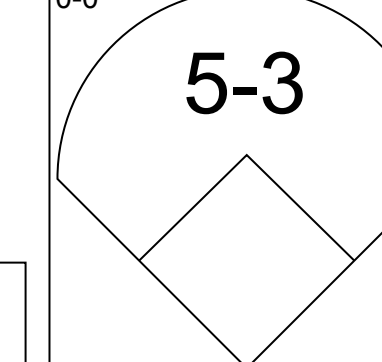
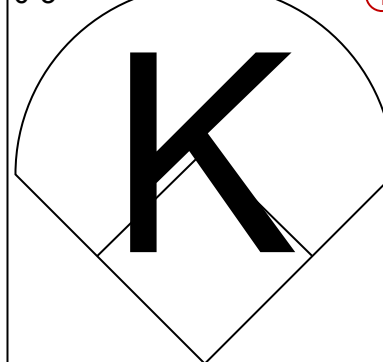
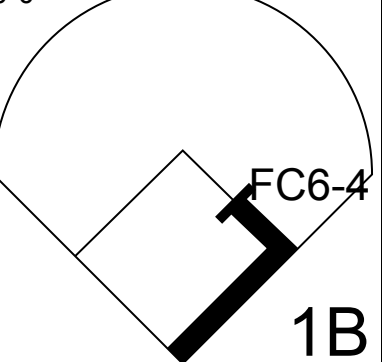
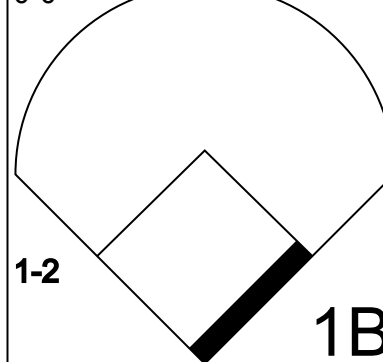
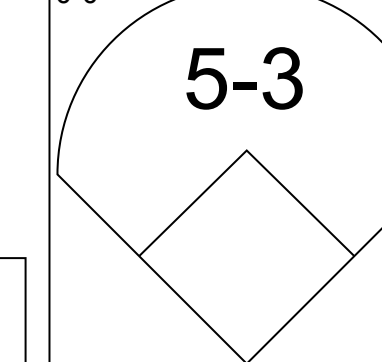


Batter	1	2	3	4	5	6	7	8	9	AB	R	H	RBI	BB	SO	LOB	BOTTOM			
Tommy Harper, R OBP: 0.270, SLG: 0.246 (1, 10)	0-0 6-3		0-0 F6			0-0 F3		0-0 F8		4	0	0	0	0	0	0	Oakland Athletics @ Baltimore Orioles Memorial Stadium, Baltimore, MD Mon Aug 23 1976, 7:05 PM EDT Att: 13,618 - Unknown			
Bobby Grich, R OBP: 0.385, SLG: 0.421 (1, 4)	0-3 K			0-3 K		0-0 1B		0-0 F3		4	0	1	0	0	2	0				
Reggie Jackson, L OBP: 0.351, SLG: 0.526 (1, 9)	0-3 K			0-0 5-3		0-0 F8		4-0 1B BB		3	0	0	0	1	1	1				
Lee May, R OBP: 0.291, SLG: 0.435 (1, 3)		0-0 F8		0-3 K		0-0 F6		0-0 F9		4	0	0	0	0	1	1				
Doug DeCinces, R OBP: 0.295, SLG: 0.364 (1, 5)		0-0 6-3			0-0 F8		0-0 F5		0-0 1B	4	0	1	0	0	0	0				
Ken Singleton, S OBP: 0.353, SLG: 0.371 (1, 7)		0-0 FC6-4 1B			0-3 K		0-0 1B		0-0 4-3	4	0	2	0	0	1	2				
Paul Blair, R OBP: 0.256, SLG: 0.274 (1, 8)		0-0 FC6-4 1-2			0-0 FC5-4 1B		0-0 F8			3	0	1	0	0	0	2				
Mark Belanger, R OBP: 0.335, SLG: 0.326 (1, 6)			0-0 CS 1B		0-0 FC5-4 1-2		0-0 F9			3	0	1	0	0	0	1				
Rick Dempsey, R OBP: 0.262, SLG: 0.189 (1, 2)			0-0 F4			0-0 F7		0-0 F9		3	0	0	0	0	0	1				
Inning Stats	R: 0 E: 0 K: 2 S: 7	H: 0 LOB: 0 BB: 0 P: 7	R: 0 E: 0 K: 0 S: 4	H: 1 LOB: 1 BB: 0 P: 4	R: 0 E: 0 K: 2 S: 7	H: 0 LOB: 0 BB: 0 P: 7	R: 0 E: 0 K: 1 S: 6	H: 1 LOB: 1 BB: 0 P: 6	R: 0 E: 0 K: 0 S: 4	H: 1 LOB: 1 BB: 0 P: 4	R: 0 E: 0 K: 0 S: 3	H: 0 LOB: 0 BB: 0 P: 3	R: 0 E: 0 K: 0 S: 4	H: 1 LOB: 2 BB: 1 P: 8	R: 0 E: 0 K: 0 S: 4	H: 1 LOB: 1 BB: 0 P: 4	1B: 6 2B: 0 3B: 0 HR: 0	SF: 0 SAC: 0 DP: 0 HBP: 0	WP: 0 PB: 0 SB: 0 CS: 1	PA: 33
PITCHER Vida Blue, L ERA: 2.88 (1, 1)	IP: 9.0 WLS: W BF: 33	H: 6 R: 0 ER: 0 SO: 5	BB: 1 IBB: 0 HBP: 0 BLK: 0	WP: 0 HR: 0 S: 42 P: 46	ERA: 0.00 WHIP: 0.778											ERA: 0.00 WHIP: 0.778				

livebaseballscorecards.com



Batter	1	2	3	4	5	6	7	8	9	AB	R	H	RBI	BB	SO	LOB	TOP			
Bill North, S OBP: 0.355, SLG: 0.341 (1, 8)										4	0	0	0	1	1	5	Oakland Athletics @ Baltimore Orioles Memorial Stadium, Baltimore, MD Tue Aug 24 1976, 7:05 PM EDT Att: 9,482 - Unknown livebaseballscorecards.com			
Bert Campaneris, R OBP: 0.347, SLG: 0.304 (1, 6)										4	1	1	0	0	2	1				
Don Baylor, R OBP: 0.320, SLG: 0.389 (1, 9)										4	1	1	0	1	0	1				
Joe Rudi, R OBP: 0.333, SLG: 0.442 (1, 7)										4	0	3	3	0	0	0				
Sal Bando, R OBP: 0.333, SLG: 0.435 (1, 5)										5	0	0	0	0	1	5				
Gene Tenace, R OBP: 0.377, SLG: 0.455 (1, 3)										3	1	1	1	2	1	0				
Billy Williams, L OBP: 0.331, SLG: 0.359 (1, 10)										4	0	1	0	0	0	1				
Matt Alexander, S OBP: 0.037, SLG: 0.037 (6, PR)										0	0	0	0	0	0	0				
Wayne Gross, L OBP: 0.333, SLG: 0.333 (9, PH)										1	0	0	0	0	0	3				
Phil Garner, R OBP: 0.304, SLG: 0.403 (1, 4)										4	0	0	0	0	1	3				
Jeff Newman, R OBP: 0.232, SLG: 0.212 (1, 2)										3	2	2	0	1	0	2				
Inning Stats	R: 1 E: 0 K: 1 S: 7	H: 2 LOB: 1 BB: 0 P: 7	R: 0 E: 0 K: 1 S: 5	H: 0 LOB: 0 BB: 0 P: 5	R: 2 E: 0 K: 1 S: 8	H: 3 LOB: 1 BB: 0 P: 8	R: 0 E: 0 K: 1 S: 6	H: 1 LOB: 2 BB: 1 P: 10	R: 0 E: 0 K: 0 S: 3	H: 0 LOB: 1 BB: 1 P: 7	R: 1 E: 0 K: 1 S: 6	H: 1 LOB: 2 BB: 2 P: 14	R: 1 E: 1 K: 0 S: 5	H: 1 LOB: 2 BB: 0 P: 5	R: 0 E: 0 K: 0 S: 5	H: 1 LOB: 3 BB: 1 P: 9	1B: 7 2B: 1 3B: 0 HR: 1	SF: 1 SAC: 1 DP: 0 HBP: 0	WP: 1 PB: 1 SB: 2 CS: 0	PA: 43
PITCHER Wayne Garland, R ERA: 2.6 (1, 1)	IP: 9.0 WLS: L BF: 43 H: 9 R: 5 ER: 5 SO: 6 BB: 4 IBB: 1 HBP: 0 BLK: 0 WP: 1 HR: 1 S: 50 P: 70 ERA: 5.00 WHIP: 1.444															PITCHER				

Batter	1	2	3	4	5	6	7	8	9	AB	R	H	RBI	BB	SO	LOB	BOTTOM					
Mark Belanger, R OBP: 0.332, SLG: 0.322 (1, 6)										5	1	0	0	0	1	3	Oakland Athletics @ Baltimore Orioles Memorial Stadium, Baltimore, MD Tue Aug 24 1976, 7:05 PM EDT Att: 9,482 - Unknown livebaseballscorecards.com					
Bobby Grich, R OBP: 0.381, SLG: 0.416 (1, 4)										5	0	0	0	0	1	1						
Reggie Jackson, L OBP: 0.354, SLG: 0.526 (1, 9)										4	1	2	0	1	2	0						
Lee May, R OBP: 0.293, SLG: 0.443 (1, 3)										4	1	2	3	0	1	1						
Ken Singleton, S OBP: 0.352, SLG: 0.372 (1, 7)										4	0	1	0	0	1	2						
Terry Crowley, L OBP: 0.256, SLG: 0.231 (1, 10)										4	0	1	0	0	0	1						
Al Bumbry, L OBP: 0.330, SLG: 0.405 (1, 8)										3	0	1	0	0	1	3						
Paul Blair, R OBP: 0.255, SLG: 0.273 (6, PH) (9, 8)										1	0	0	0	0	0	0						
Doug DeCinces, R OBP: 0.294, SLG: 0.372 (1, 5)										4	1	1	1	0	1	2						
Dave Duncan, R OBP: 0.282, SLG: 0.262 (1, 2)										4	0	2	0	0	1	0						
Inning Stats	R: 0 E: 0 K: 1 S: 6	H: 1 LOB: 1 BB: 0 P: 6	R: 0 E: 0 K: 1 S: 6	H: 1 LOB: 0 BB: 0 P: 6	R: 0 E: 0 K: 1 S: 5	H: 0 LOB: 0 BB: 0 P: 5	R: 0 E: 1 K: 1 S: 7	H: 1 LOB: 2 BB: 0 P: 7	R: 2 E: 0 K: 0 S: 7	H: 4 LOB: 2 BB: 0 P: 7	R: 0 E: 0 K: 2 S: 9	H: 2 LOB: 2 BB: 0 P: 9	R: 2 E: 0 K: 1 S: 6	H: 1 LOB: 0 BB: 1 P: 10	R: 0 E: 0 K: 0 S: 3	H: 0 LOB: 0 BB: 0 P: 3	R: 0 E: 0 K: 2 S: 7	H: 0 LOB: 0 BB: 0 P: 7	1B: 7 2B: 1 3B: 0 HR: 2	SF: 0 SAC: 0 DP: 0 HBP: 0	WP: 0 PB: 0 SB: 0 CS: 0	PA: 39
PITCHER Mike Torrez, R ERA: 3.05 (1, 1)	IP: 5.2 WLS: W BF: 27 H: 9 R: 2 ER: 2 SO: 2 BB: 1 IBB: 0 HBP: 0 BLK: 0 WP: 0 HR: 1 S: 37 P: 37 ERA: 3.18 WHIP: 1.588															PITCHER						
Stan Bahnsen, R ERA: 3.29 (6, 1)	IP: 1.1 WLS: S BF: 6 H: 1 R: 2 ER: 2 SO: 2 BB: 0 IBB: 0 HBP: 0 BLK: 0 WP: 0 HR: 0 S: 9 P: 13 ERA: 13.50 WHIP: 1.500																					
Paul Lindblad, L ERA: 3.27 (8, 1)	IP: 2.0 WLS: S BF: 6 H: 0 R: 0 ER: 0 SO: 2 BB: 0 IBB: 0 HBP: 0 BLK: 0 WP: 0 HR: 0 S: 10 P: 10 ERA: 0.00 WHIP: 0.000																					

Batter	1	2	3	4	5	6	7	8	9	AB	R	H	RBI	BB	SO	LOB	TOP									
Bill North, S OBP: 0.352, SLG: 0.338 (1, 8)	6-3		F4		G6-4-3			5-3		4	0	0	0	0	0	1										
Bert Campaneris, R OBP: 0.348, SLG: 0.306 (1, 6)	1B		4-3		F7			1B		4	0	2	0	0	0	0										
Don Baylor, R OBP: 0.319, SLG: 0.388 (1, 9)	K		F9					L6-3		4	0	1	0	0	1	2										
Joe Rudi, R OBP: 0.333, SLG: 0.440 (1, 7)	K			BB					F8	4	1	1	0	0	1	2										
Sal Bando, R OBP: 0.335, SLG: 0.435 (1, 5)		HR		K					1B	3	2	1	0	1	2	1										
Gene Tenace, R OBP: 0.379, SLG: 0.454 (1, 3)	K			K					K	3	0	1	0	1	2	2										
Ken McMullen, R OBP: 0.317, SLG: 0.410 (1, 10)									K	3	1	1	2	0	1	2										
Wayne Gross, L OBP: 0.500, SLG: 0.500 (9, PH)		HR		K					1B	1	0	1	0	0	0	0										
Phil Garner, R OBP: 0.303, SLG: 0.404 (1, 4)	K				5-3				2B	4	0	1	1	0	1	2										
Jeff Newman, R OBP: 0.237, SLG: 0.218 (1, 2)										3	0	1	0	0	0	1										
Billy Williams, L OBP: 0.330, SLG: 0.358 (9, PH)	6-3								F7	1	0	0	0	0	0	2										
Inning Stats	R: 0 E: 0 K: 2 S: 8	H: 1 LOB: 1 BB: 0 P: 8	R: 2 E: 0 K: 2 S: 8	H: 1 LOB: 0 BB: 1 P: 12	R: 0 E: 0 K: 0 S: 3	H: 0 LOB: 0 BB: 0 P: 3	R: 1 E: 0 K: 2 S: 8	H: 1 LOB: 1 BB: 1 P: 12	R: 0 E: 0 K: 0 S: 3	H: 1 LOB: 0 BB: 0 P: 3	R: 0 E: 0 K: 1 S: 5	H: 1 LOB: 0 BB: 0 P: 5	R: 0 E: 0 K: 0 S: 4	H: 1 LOB: 1 BB: 0 P: 4	R: 0 E: 0 K: 0 S: 3	H: 1 LOB: 0 BB: 0 P: 3	R: 1 E: 0 K: 1 S: 8	H: 3 LOB: 2 BB: 0 P: 8	1B: 8 2B: 3 3B: 0 HR: 1	SF: 0 SAC: 0 DP: 3 HBP: 0	WP: 0 PB: 0 SB: 5 CS: 0	PA: 36				
PITCHER	IP	WLS	BF	H	R	ER	SO	BB	IBB	HBP	BLK	WP	HR	S	P	ERA	WHIP									
Rudy May, L ERA: 4.12 (1, 1)	8.0	W	30	7	3	2	7	2	0	0	0	0	0	1	42	50	2.25	1.125								
Dyar Miller, R ERA: 2.65 (9, 1)	1.0		6	3	1	1	1	0	0	0	0	0	0	0	8	8	9.00	3.000								

Oakland Athletics @ Baltimore Orioles
Memorial Stadium, Baltimore, MD
Wed Aug 25 1976, 7:05 PM EDT
Att: 6,942 - Unknown

AB	34
R	4
H	10
RBI	3
BB	2
SO	8
LOB	15



Batter	1	2	3	4	5	6	7	8	9	AB	R	H	RBI	BB	SO	LOB	BOTTOM									
Al Bumbry, L OBP: 0.331, SLG: 0.414 (1, 8)	HR			F8		K		L6		5	2	2	1	0	1	3										
Bobby Grich, R OBP: 0.385, SLG: 0.429 (1, 4)	HR	6-3		G4-6-3			1B	G3		4	2	3	2	1	0	0										
Reggie Jackson, L OBP: 0.352, SLG: 0.521 (1, 9)	F6			G4-6-3			1B	G3		5	1	1	0	0	1	2										
Lee May, R OBP: 0.293, SLG: 0.441 (1, 3)	5-3				6-3			6-3		4	0	1	1	0	0	0										
Tony Muser, L OBP: 0.266, SLG: 0.253 (7, PR)	6-3							6-3		1	1	0	0	0	0	1										
Ken Singleton, S OBP: 0.351, SLG: 0.371 (1, 7)										4	1	1	0	0	1	2										
Paul Blair, R OBP: 0.257, SLG: 0.273 (8, 8)	BB			F7		K		FC6-4		0	0	0	0	1	0	0										
Doug DeCinces, R OBP: 0.296, SLG: 0.371 (1, 5)	BB			1-6-3				FC6-4		4	1	1	0	1	0	5										
Terry Crowley, L OBP: 0.298, SLG: 0.244 (1, 10)	BB									2	1	1	0	2	0	1										
Mark Belanger, R OBP: 0.333, SLG: 0.326 (1, 6)										4	0	2	3	0	0	2										
Dave Duncan, R OBP: 0.277, SLG: 0.258 (1, 2)	F7									4	0	0	0	0	0	5										
Inning Stats	R: 5 E: 0 K: 0 S: 8	H: 5 LOB: 1 BB: 1 P: 12	R: 1 E: 0 K: 1 S: 6	H: 1 LOB: 0 BB: 0 P: 6	R: 0 E: 0 K: 0 S: 5	H: 2 LOB: 2 BB: 0 P: 5	R: 0 E: 0 K: 0 S: 3	H: 1 LOB: 0 BB: 0 P: 3	R: 0 E: 0 K: 1 S: 5	H: 0 LOB: 0 BB: 1 P: 9	R: 0 E: 0 K: 1 S: 5	H: 0 LOB: 0 BB: 0 P: 5	R: 3 E: 2 K: 0 S: 8	H: 3 LOB: 3 BB: 1 P: 12	R: 0 E: 0 K: 0 S: 3	H: 0 LOB: 2 BB: 2 P: 11	R: 0 E: 0 K: 1 S: 8	H: 0 LOB: 2 BB: 2 P: 11	1B: 8 2B: 2 3B: 0 HR: 2	SF: 0 SAC: 0 DP: 1 HBP: 0	WP: 0 PB: 0 SB: 1 CS: 0	PA: 42				
PITCHER	IP	WLS	BF	H	R	ER	SO	BB	IBB	HBP	BLK	WP	HR	S	P	ERA	WHIP									
Paul Mitchell, R ERA: 4.37 (1, 1)	0.2	L	6	4	4	2	0	0	0	0	0	0	0	1	6	6	27.00	6.000								
Dick Bosman, R ERA: 3.7 (1, 1)	5.1		23	6	3	2	3	2	0	0	0	0	0	1	27	35	3.38	1.500								
Jim Todd, R ERA: 4.06 (7, 1)	2.0		13	2	2	0	0	2	1	0	0	0	0	10	22	0.00	2.000									

Oakland Athletics @ Baltimore Orioles
Memorial Stadium, Baltimore, MD
Wed Aug 25 1976, 7:05 PM EDT
Att: 6,942 - Unknown

AB	37
R	9
H	12
RBI	7
BB	5
SO	3
LOB	21



Batter	1	2	3	4	5	6	7	8	9	AB	R	H	RBI	BB	SO	LOB	TOP			
Gene Clines, R OBP: 0.293, SLG: 0.295 (1, 7)										4	0	1	0	0	2	1	Texas Rangers @ Baltimore Orioles Memorial Stadium, Baltimore, MD Fri Aug 27 1976, 7:05 PM EDT Att: 6,418 - Unknown			
Toby Harrah, R OBP: 0.372, SLG: 0.374 (1, 6)										4	0	2	0	0	0	2				
Mike Hargrove, L OBP: 0.304, SLG: 0.393 (1, 3)										4	0	0	0	0	0	4				
Jeff Burroughs, R OBP: 0.299, SLG: 0.369 (1, 9)										4	0	1	0	0	0	1				
Roy Howell, L OBP: 0.290, SLG: 0.356 (1, 5)										4	0	0	0	0	3	2				
Tom Grievie, R OBP: 0.291, SLG: 0.384 (1, 10)										4	0	0	0	0	4	1				
Lenny Randle, S OBP: 0.281, SLG: 0.260 (1, 4)										3	0	0	0	0	1	1				
Juan Beniquez, R OBP: 0.330, SLG: 0.303 (1, 8)										3	0	2	0	0	0	0				
Bill Fahey, L OBP: 0.348, SLG: 0.310 (1, 2)										3	0	1	0	0	0	2				
Inning Stats	R: 0 E: 0 K: 1 S: 5	H: 0 LOB: 0 BB: 0 P: 5	R: 0 E: 0 K: 3 S: 10	H: 1 LOB: 1 BB: 0 P: 10	R: 0 E: 0 K: 0 S: 5	H: 2 LOB: 2 BB: 0 P: 5	R: 0 E: 0 K: 2 S: 7	H: 0 LOB: 0 BB: 0 P: 7	R: 0 E: 0 K: 1 S: 6	H: 1 LOB: 1 BB: 0 P: 6	R: 0 E: 0 K: 1 S: 6	H: 1 LOB: 1 BB: 0 P: 6	R: 0 E: 0 K: 0 S: 3	H: 1 LOB: 0 BB: 0 P: 3	R: 0 E: 0 K: 1 S: 5	H: 0 LOB: 0 BB: 0 P: 5	1B: 7 2B: 1 3B: 0 HR: 0	SF: 0 SAC: 0 DP: 1 HBP: 0	WP: 0 PB: 0 SB: 1 CS: 0	PA: 33
PITCHER Jim Palmer, R ERA: 2.6 (1, 1)	IP: 9.0 WLS: W BF: 33 H: 7 R: 0 ER: 0 SO: 10 BB: 0 IBB: 0 HBP: 0 BLK: 0 WP: 0 HR: 0 S: 53 P: 53 ERA: 0.00 WHIP: 0.778															PITCHER IP: WLS: BF: H: R: ER: SO: BB: IBB: HBP: BLK: WP: HR: S: P: ERA: WHIP:				

Batter	1	2	3	4	5	6	7	8	9	AB	R	H	RBI	BB	SO	LOB	BOTTOM			
Al Bumbry, L OBP: 0.330, SLG: 0.413 (1, 8) (8, 7)										3	1	1	1	0	0	1	Texas Rangers @ Baltimore Orioles Memorial Stadium, Baltimore, MD Fri Aug 27 1976, 7:05 PM EDT Att: 6,418 - Unknown			
Bobby Grich, R OBP: 0.386, SLG: 0.432 (1, 4)										4	1	2	1	0	1	1				
Reggie Jackson, L OBP: 0.351, SLG: 0.517 (1, 9)										3	0	0	0	1	3	2				
Lee May, R OBP: 0.295, SLG: 0.446 (8, PR)										4	0	2	1	0	1	1				
Tony Muser, L OBP: 0.266, SLG: 0.253 (9, 3)										0	0	0	0	0	0	0				
Ken Singleton, S OBP: 0.349, SLG: 0.368 Paul Blair, R OBP: 0.257, SLG: 0.272 (8, 8)										3	0	0	0	0	0	2				
Terry Crowley, L OBP: 0.280, SLG: 0.227 (1, 10)										3	0	0	0	0	1	1				
Doug DeCinces, R OBP: 0.293, SLG: 0.367 (1, 5)										3	0	0	0	0	2	1				
Mark Belanger, R OBP: 0.333, SLG: 0.326 (1, 6)										3	1	1	0	0	1	0				
Dave Duncan, R OBP: 0.279, SLG: 0.260 (1, 2)										2	0	1	0	0	1	0				
Inning Stats	R: 1 E: 0 K: 2 S: 9	H: 2 LOB: 1 BB: 0 P: 9	R: 0 E: 0 K: 1 S: 5	H: 0 LOB: 0 BB: 0 P: 5	R: 0 E: 0 K: 1 S: 6	H: 1 LOB: 1 BB: 0 P: 6	R: 0 E: 0 K: 2 S: 8	H: 1 LOB: 1 BB: 0 P: 8	R: 0 E: 0 K: 2 S: 7	H: 0 LOB: 0 BB: 0 P: 7	R: 0 E: 0 K: 2 S: 7	H: 0 LOB: 0 BB: 0 P: 7	R: 0 E: 0 K: 0 S: 3	H: 0 LOB: 0 BB: 0 P: 3	R: 2 E: 0 K: 1 S: 8	H: 3 LOB: 2 BB: 1 P: 12	1B: 4 2B: 3 3B: 0 HR: 0	SF: 1 SAC: 1 DP: 0 HBP: 0	WP: 0 PB: 1 SB: 0 CS: 0	PA: 32
PITCHER Gaylord Perry, R ERA: 3.45 (1, 1)	IP: 8.0 WLS: L BF: 32 H: 7 R: 3 ER: 3 SO: 11 BB: 1 IBB: 0 HBP: 0 BLK: 0 WP: 0 HR: 0 S: 53 P: 57 ERA: 3.38 WHIP: 1.000															PITCHER IP: WLS: BF: H: R: ER: SO: BB: IBB: HBP: BLK: WP: HR: S: P: ERA: WHIP:				

AB	33
R	0
H	7
RBI	0
BB	0
SO	10
LOB	14



AB	29
R	3
H	7
RBI	3
BB	1
SO	11
LOB	11



Batter	1	2	3	4	5	6	7	8	9	AB	R	H	RBI	BB	SO	LOB	TOP								
Danny Thompson, R (1, 5) OBP: 0.288, SLG: 0.282 Roy Howell, L (6, FH) OBP: 0.288, SLG: 0.354 (6, 5)	5-3		CS 1B		2H 1B	K		3-1		3	0	2	1	0	0	0									
Toby Harrah, R (1, 6) OBP: 0.372, SLG: 0.381	F 5-3 1B		6-3		HR	F4		6-3		5	2	2	1	0	0	2									
Mike Hargrove, L (1, 3) OBP: 0.300, SLG: 0.388	E6		K		G3			E7 G6-4-3		5	0	0	0	0	1	1									
Jeff Burroughs, R (1, 9) OBP: 0.300, SLG: 0.367	5-3			1-3 BB BB	1B BB			G6-4-3		3	1	0	1	2	0	2									
Jim Fregosi, R (1, 10) OBP: 0.336, SLG: 0.301	6-3			1-3 BB	1B 1B			E5		3	0	1	0	1	0	1									
Tom Grieve, R (1, 7) OBP: 0.293, SLG: 0.385		K2-3		1-3						4	0	2	1	0	1	2									
Lenny Randle, S (1, 4) OBP: 0.280, SLG: 0.258			FC4-6 BB		1-3					3	0	0	0	1	1	6									
Juan Beniquez, R (1, 8) OBP: 0.327, SLG: 0.300		L9		K				F8		4	0	0	0	0	1	3									
Jim Sundberg, R (1, 2) OBP: 0.279, SLG: 0.297		FC4-6						L8		4	1	2	0	0	0	1									
Inning Stats	R: 1 E: 1 K: 0 S: 5	H: 1 LOB: 1 BB: 0 P: 5	R: 0 E: 0 K: 1 S: 5	H: 0 LOB: 1 BB: 1 P: 9	R: 0 E: 0 K: 1 S: 5	H: 1 LOB: 0 BB: 0 P: 5	R: 0 E: 0 K: 1 S: 5	H: 0 LOB: 2 BB: 2 P: 13	R: 3 E: 0 K: 1 S: 7	H: 5 LOB: 2 BB: 1 P: 11	R: 0 E: 0 K: 1 S: 6	H: 1 LOB: 1 BB: 0 P: 6	R: 0 E: 2 K: 1 S: 7	H: 1 LOB: 2 BB: 0 P: 7	R: 0 E: 0 K: 0 S: 3	H: 0 LOB: 0 BB: 0 P: 3	R: 0 E: 0 K: 0 S: 3	H: 0 LOB: 0 BB: 0 P: 3	1B: 6 2B: 2 3B: 0 HR: 1	SF: 0 SAC: 0 DP: 1 HBP: 0	WP: 0 PB: 0 SB: 0 CS: 1	PA: 40			
PITCHER	IP	WLS	BF	H	R	ER	SO	BB	IBB	HBP	BLK	WP	HR	S	P	ERA	WHIP								
Mike Flanagan, L (1, 1) ERA: 5.77	4.2		22	5	4	3	3	4	0	0	0	0	1	24	40	5.79	1.929								
Fred Holdsworth, R (5, 1) ERA: 1.61	4.1	W	18	4	0	0	2	0	0	0	0	0	0	22	22	0.00	0.923								

Texas Rangers @ Baltimore Orioles
Memorial Stadium, Baltimore, MD
Sat Aug 28 1976, 7:05 PM EDT
Att: 47,153 - Unknown

AB	36
R	4
H	9
RBI	4
BB	4
SO	5
LOB	19



Batter	1	2	3	4	5	6	7	8	9	AB	R	H	RBI	BB	SO	LOB	BOTTOM								
Al Bumbry, L (1, 8) OBP: 0.327, SLG: 0.409 Paul Blair, R (7, FH) OBP: 0.255, SLG: 0.270 (8, 8)	F8		FC6-4 CS		F7		5-3	F7		3	0	0	0	0	0	3									
Bobby Grich, R (1, 4) OBP: 0.387, SLG: 0.434	L7		CS	F8		E BB				3	0	1	1	1	0	0									
Reggie Jackson, L (1, 9) OBP: 0.350, SLG: 0.514	4-3			CS 1B		F8		K		4	0	1	0	0	1	2									
Lee May, R (1, 3) OBP: 0.292, SLG: 0.442 Tony Muser, L (9, 3) OBP: 0.266, SLG: 0.253		F7		L7		F9		1-3		4	0	0	0	0	0	2									
Ken Singleton, S (1, 7) OBP: 0.350, SLG: 0.377		FC5-4 1B			4-3	E4		HR		4	1	2	1	0	0	1									
Terry Crowley, L (1, 10) OBP: 0.283, SLG: 0.217 Tommy Harper, R (8, FH) OBP: 0.267, SLG: 0.242		F8		WP 1B	1-3 BB	F8		K		2	1	0	0	1	0	3									
Doug DeCinces, R (1, 5) OBP: 0.293, SLG: 0.369		FC5-4			1-3			2B		4	1	1	0	0	1	2									
Mark Belanger, R (1, 6) OBP: 0.337, SLG: 0.329			K			BB		2B		3	2	2	1	1	1	0									
Rick Dempsey, R (1, 2) OBP: 0.280, SLG: 0.212			FC6-4 1B			BB		2B		3	1	3	2	1	0	0									
Inning Stats	R: 0 E: 0 K: 0 S: 3	H: 0 LOB: 0 BB: 0 P: 3	R: 0 E: 0 K: 1 S: 5	H: 1 LOB: 1 BB: 0 P: 4	R: 0 E: 0 K: 1 S: 5	H: 1 LOB: 0 BB: 0 P: 5	R: 0 E: 0 K: 0 S: 3	H: 1 LOB: 0 BB: 0 P: 3	R: 1 E: 0 K: 0 S: 4	H: 1 LOB: 2 BB: 2 P: 12	R: 0 E: 1 K: 0 S: 4	H: 0 LOB: 2 BB: 1 P: 8	R: 2 E: 0 K: 2 S: 10	H: 3 LOB: 1 BB: 0 P: 10	R: 3 E: 0 K: 1 S: 8	H: 3 LOB: 1 BB: 1 P: 12	1B: 6 2B: 3 3B: 0 HR: 1	SF: 0 SAC: 0 DP: 0 HBP: 0	WP: 1 PB: 0 SB: 0 CS: 2	PA: 38					
PITCHER	IP	WLS	BF	H	R	ER	SO	BB	IBB	HBP	BLK	WP	HR	S	P	ERA	WHIP								
Tommy Boggs, R (1, 1) ERA: 3.74	6.1		27	6	3	3	2	3	0	0	0	0	0	28	40	4.26	1.421								
Craig Skok, L (7, 1) ERA: 6.23	1.0		5	2	1	1	1	0	0	0	0	0	1	7	7	9.00	2.000								
Steve Hargan, R (8, 1) ERA: 3.38	0.2	L	5	2	2	2	1	1	0	0	0	0	0	6	10	27.00	4.500								

Texas Rangers @ Baltimore Orioles
Memorial Stadium, Baltimore, MD
Sat Aug 28 1976, 7:05 PM EDT
Att: 47,153 - Unknown

AB	33
R	6
H	10
RBI	6
BB	4
SO	4
LOB	15



Batter	1	2	3	4	5	6	7	8	9	AB	R	H	RBI	BB	SO	LOB	TOP								
Gene Clines, R OBP: 0.296, SLG: 0.299 (1, 7)										6	1	3	2	0	0	2	Texas Rangers @ Baltimore Orioles Memorial Stadium, Baltimore, MD Sun Aug 29 1976, 3:33 AM EDT Att: 7,922 - Unknown								
Toby Harrah, R OBP: 0.374, SLG: 0.389 (1, 6)										6	1	3	1	0	1	2									
Mike Hargrove, L OBP: 0.303, SLG: 0.391 (1, 3)										5	1	3	1	1	2	1									
Jeff Burroughs, R OBP: 0.300, SLG: 0.365 (1, 9)										5	1	1	0	1	1	6									
Roy Howell, L OBP: 0.294, SLG: 0.363 (1, 5)										4	2	2	2	1	0	4									
Tom Grievie, R OBP: 0.293, SLG: 0.386 (1, 10)										5	2	1	2	1	1	6									
Lenny Randle, S OBP: 0.281, SLG: 0.259 (1, 4)										6	2	2	0	0	0	0									
Juan Beniquez, R OBP: 0.335, SLG: 0.313 (1, 8)										4	1	4	1	1	0	0									
Jim Sundberg, R OBP: 0.278, SLG: 0.294 (1, 2)										4	0	0	0	1	0	6									
Inning Stats	R: 0 E: 0 K: 2 S: 9	H: 2 LOB: 3 BB: 1 P: 13	R: 0 E: 0 K: 0 S: 3	H: 1 LOB: 0 BB: 0 P: 3	R: 5 E: 1 K: 1 S: 10	H: 4 LOB: 2 BB: 2 P: 18	R: 0 E: 1 K: 1 S: 6	H: 0 LOB: 2 BB: 1 P: 10	R: 2 E: 0 K: 0 S: 7	H: 4 LOB: 2 BB: 0 P: 7	R: 0 E: 0 K: 0 S: 4	H: 2 LOB: 2 BB: 0 P: 5	R: 0 E: 0 K: 1 S: 7	H: 2 LOB: 2 BB: 0 P: 7	R: 2 E: 0 K: 0 S: 4	H: 2 LOB: 1 BB: 2 P: 12	R: 2 E: 0 K: 0 S: 5	H: 2 LOB: 0 BB: 0 P: 5	1B: 14 2B: 3 3B: 0 HR: 2	SF: 0 SAC: 0 DP: 2 HBP: 1	WP: 0 PB: 0 SB: 0 CS: 0	PA: 52			
PITCHER	IP	WLS	BF	H	R	ER	SO	BB	IBB	HBP	BLK	WP	HR	S	P	ERA	WHIP								
Wayne Garland, R ERA: 2.72 (1, 1)	2.2	L	17	7	5	3	3	2	0	0	0	0	1	21	29	10.12	3.375								
Mike Cuellar, L ERA: 4.95 (3, 1)	3.0		17	5	2	2	1	2	0	1	0	0	0	16	25	6.00	2.333								
Ross Grimsley, L ERA: 3.83 (6, 1)	2.1		13	5	2	2	1	2	0	0	0	0	0	13	21	7.71	3.000								
Dyar Miller, R ERA: 3.05 (9, 1)	1.0		5	2	2	2	0	0	0	0	0	0	1	5	5	18.00	2.000								

AB	45
R	11
H	19
RBI	9
BB	6
SO	5
LOB	27



Batter	1	2	3	4	5	6	7	8	9	AB	R	H	RBI	BB	SO	LOB	BOTTOM								
Tommy Harper, R OBP: 0.291, SLG: 0.275 (1, 10)										3	0	2	0	1	0	0	Texas Rangers @ Baltimore Orioles Memorial Stadium, Baltimore, MD Sun Aug 29 1976, 3:33 AM EDT Att: 7,922 - Unknown								
Bobby Grich, R OBP: 0.388, SLG: 0.432 (1, 4)										4	0	1	0	0	1	2									
Dave Duncan, R OBP: 0.279, SLG: 0.260 (9, 2)										0	0	0	0	0	0	0									
Reggie Jackson, L OBP: 0.352, SLG: 0.514 (1, 9)										4	0	2	0	0	1	2									
Tim Nordbrook, R OBP: 0.320, SLG: 0.227 (9, 4)										0	0	0	0	0	0	0									
Lee May, R OBP: 0.289, SLG: 0.438 (1, 3)										4	0	0	0	0	0	3									
Ken Singleton, S OBP: 0.347, SLG: 0.373 (1, 7)										4	0	0	0	0	0	2									
Doug DeCinces, R OBP: 0.292, SLG: 0.368 (1, 5)										4	0	1	0	0	1	0									
Paul Blair, R OBP: 0.253, SLG: 0.268 (1, 8)										3	0	0	0	0	0	1									
Mark Belanger, R OBP: 0.335, SLG: 0.326 (1, 6)										3	0	0	0	0	0	1									
Rick Dempsey, R OBP: 0.275, SLG: 0.208 (9, 9)										3	0	0	0	0	0	0									
Inning Stats	R: 0 E: 0 K: 0 S: 4	H: 1 LOB: 2 BB: 1 P: 8	R: 0 E: 0 K: 0 S: 3	H: 0 LOB: 0 BB: 0 P: 3	R: 0 E: 1 K: 0 S: 4	H: 2 LOB: 1 BB: 0 P: 4	R: 0 E: 0 K: 0 S: 3	H: 0 LOB: 0 BB: 0 P: 3	R: 0 E: 0 K: 0 S: 4	H: 1 LOB: 1 BB: 0 P: 4	R: 0 E: 0 K: 0 S: 4	H: 1 LOB: 1 BB: 0 P: 4	R: 0 E: 0 K: 2 S: 8	H: 1 LOB: 1 BB: 0 P: 8	R: 0 E: 0 K: 1 S: 5	H: 0 LOB: 0 BB: 0 P: 5	1B: 5 2B: 1 3B: 0 HR: 0	SF: 0 SAC: 0 DP: 0 HBP: 0	WP: 0 PB: 0 SB: 0 CS: 0	PA: 33					
PITCHER	IP	WLS	BF	H	R	ER	SO	BB	IBB	HBP	BLK	WP	HR	S	P	ERA	WHIP								
Jim Umberger, L ERA: 3.16 (1, 1)	9.0	W	33	6	0	0	3	1	0	0	0	0	0	38	42	0.00	0.778								



Batter	1	2	3	4	5	6	7	8	9	AB	R	H	RBI	BB	SO	LOB	TOP			
Jim Wohlford, R OBP: 0.303, SLG: 0.301 (1, 7)										5	1	2	0	0	0	1				
Amos Otis, R OBP: 0.355, SLG: 0.477 (1, 8)										5	0	2	1	0	1	3				
George Brett, L OBP: 0.372, SLG: 0.462 (1, 5)										4	0	0	0	0	1	3				
Hal McRae, R OBP: 0.429, SLG: 0.496 (1, 10)										4	0	0	0	0	0	1				
John Mayberry, L OBP: 0.327, SLG: 0.372 (1, 3)										4	0	2	0	0	0	0				
Al Cowens, R OBP: 0.306, SLG: 0.349 (1, 9)										4	1	3	0	0	0	1				
Frank White, R OBP: 0.263, SLG: 0.310 (1, 4)										4	0	2	1	0	0	3				
Freddie Patek, R OBP: 0.325, SLG: 0.311 (9, PH)										3	0	0	0	0	1	3				
Davey Nelson, R OBP: 0.293, SLG: 0.306 (9, PH)										1	0	0	0	0	0	0				
Buck Martinez, R OBP: 0.275, SLG: 0.381 (9, PH)										3	0	0	0	0	0	1				
Cookie Rojas, R OBP: 0.278, SLG: 0.284 (9, PR)										1	0	1	0	0	0	0				
Ruppert Jones, L OBP: 0.256, SLG: 0.366 (9, PR)										0	0	0	0	0	0	0				
Inning Stats	R: 0 E: 0 K: 0 S: 4	H: 1 LOB: 1 BB: 0 P: 4	R: 1 E: 0 K: 0 S: 5	H: 2 LOB: 1 BB: 0 P: 5	R: 0 E: 0 K: 2 S: 7	H: 1 LOB: 1 BB: 0 P: 7	R: 0 E: 0 K: 0 S: 4	H: 1 LOB: 1 BB: 0 P: 4	R: 1 E: 0 K: 1 S: 7	H: 2 LOB: 1 BB: 0 P: 7	R: 0 E: 0 K: 0 S: 3	H: 0 LOB: 0 BB: 0 P: 3	R: 0 E: 0 K: 0 S: 5	H: 2 LOB: 2 BB: 0 P: 5	R: 0 E: 0 K: 0 S: 4	H: 1 LOB: 2 BB: 0 P: 4	1B: 8 2B: 5 3B: 0 HR: 0	SF: 0 SAC: 0 DP: 1 HBP: 0	WP: 0 PB: 0 SB: 0 CS: 1	PA: 38
PITCHER Rudy May, L ERA: 4.01 (1, 1)	IP: 9.0 WLS: W BF: 38	H: 12 R: 2 ER: 2 SO: 3	BB: 0 IBB: 0 HBP: 0 BLK: 0	WP: 0 HR: 0 S: 44 P: 44	ERA: 2.00 WHIP: 1.333	PITCHER														

Kansas City Royals @ Baltimore Orioles
Memorial Stadium, Baltimore, MD
Mon Aug 30 1976, 7:05 PM EDT
Att: 6,249 - Unknown

AB 38
R 2
H 12
RBI 2
BB 0
SO 3
LOB 16



Batter	1	2	3	4	5	6	7	8	9	AB	R	H	RBI	BB	SO	LOB	BOTTOM			
Tommy Harper, R OBP: 0.293, SLG: 0.268 (1, 10)										2	1	0	0	1	1	0				
Al Bumbry, L OBP: 0.326, SLG: 0.408 (8, PH)										1	0	0	0	0	1	0				
Bobby Grich, R OBP: 0.383, SLG: 0.436 (1, 4)										3	2	2	1	1	0	0				
Reggie Jackson, L OBP: 0.351, SLG: 0.512 (1, 9)										4	0	1	0	0	1	3				
Lee May, R OBP: 0.290, SLG: 0.441 (1, 3)										2	0	1	1	0	1	1				
Tony Muser, L OBP: 0.297, SLG: 0.252 (8, 3)										1	0	0	0	0	0	1				
Ken Singleton, S OBP: 0.345, SLG: 0.371 (1, 7)										3	0	0	1	0	0	1				
Doug DeCinces, R OBP: 0.293, SLG: 0.365 (1, 5)										2	0	0	0	1	0	1				
Mark Belanger, R OBP: 0.333, SLG: 0.324 (1, 6)										3	0	0	0	0	1	1				
Paul Blair, R OBP: 0.264, SLG: 0.269 (1, 8)										3	0	1	0	0	1	0				
Dave Duncan, R OBP: 0.276, SLG: 0.256 (1, 2)										3	0	0	0	0	0	2				
Inning Stats	R: 0 E: 0 K: 2 S: 8	H: 1 LOB: 1 BB: 0 P: 8	R: 0 E: 0 K: 0 S: 3	H: 0 LOB: 0 BB: 0 P: 3	R: 0 E: 0 K: 1 S: 5	H: 0 LOB: 0 BB: 0 P: 5	R: 1 E: 0 K: 1 S: 7	H: 2 LOB: 1 BB: 0 P: 7	R: 0 E: 0 K: 0 S: 3	H: 0 LOB: 0 BB: 0 P: 3	R: 2 E: 0 K: 0 S: 4	H: 1 LOB: 1 BB: 1 P: 8	R: 0 E: 0 K: 1 S: 5	H: 1 LOB: 1 BB: 1 P: 9	R: 0 E: 0 K: 1 S: 5	H: 0 LOB: 1 BB: 1 P: 9	1B: 3 2B: 2 3B: 0 HR: 0	SF: 1 SAC: 0 DP: 0 HBP: 0	WP: 0 PB: 0 SB: 1 CS: 2	PA: 31
PITCHER Andy Hassler, L ERA: 3.5 Mark Little, R ERA: 1.71 (7, 1)	IP: 6.1 WLS: L BF: 26	H: 5 R: 3 ER: 3 SO: 5	BB: 2 IBB: 0 HBP: 0 BLK: 0	WP: 0 HR: 0 S: 34 P: 42	ERA: 4.26 WHIP: 1.105	PITCHER														

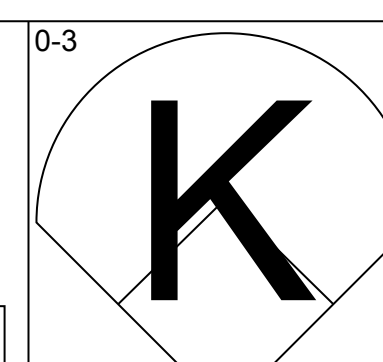
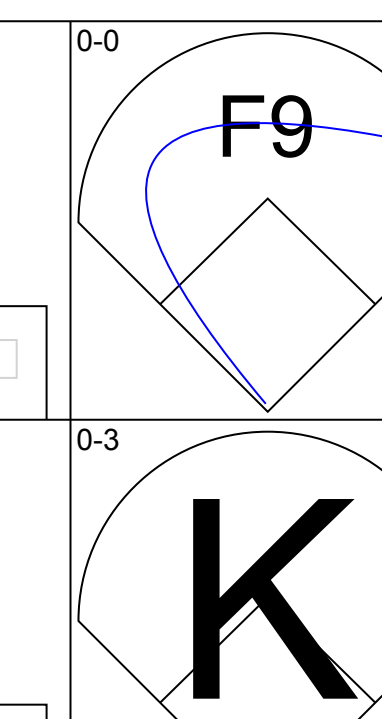
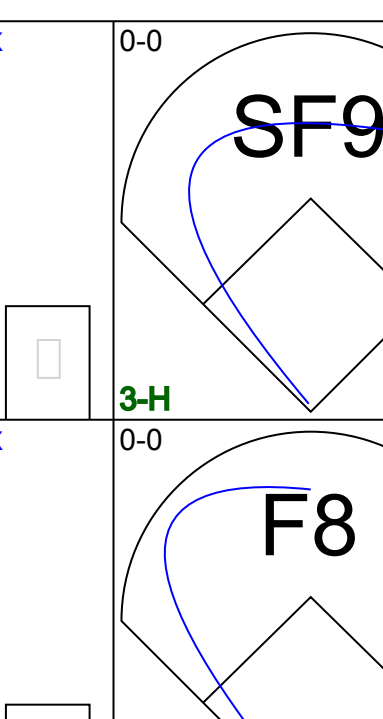
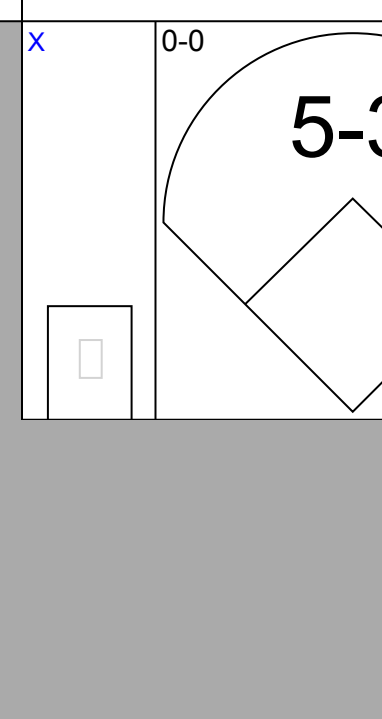
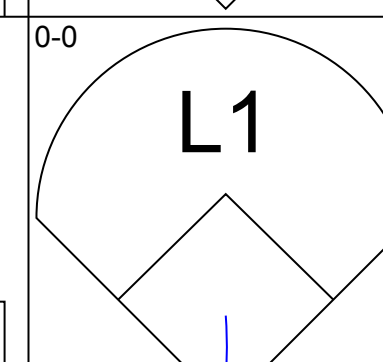
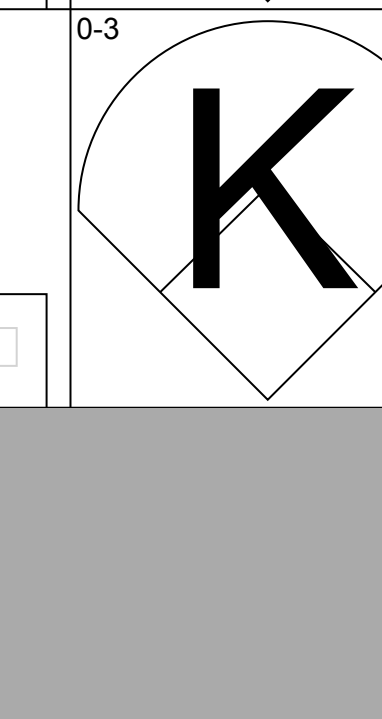

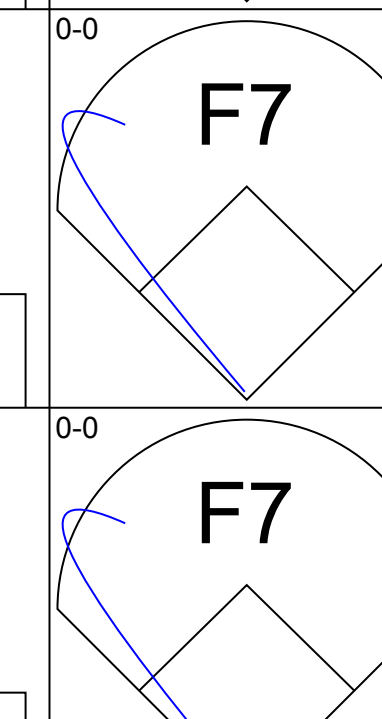
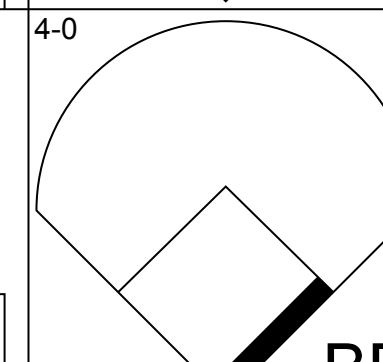

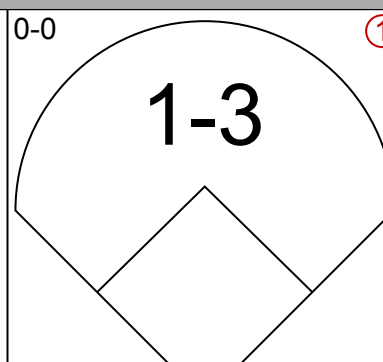

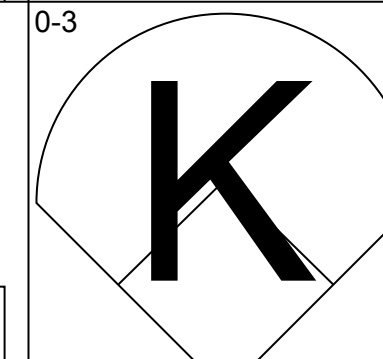
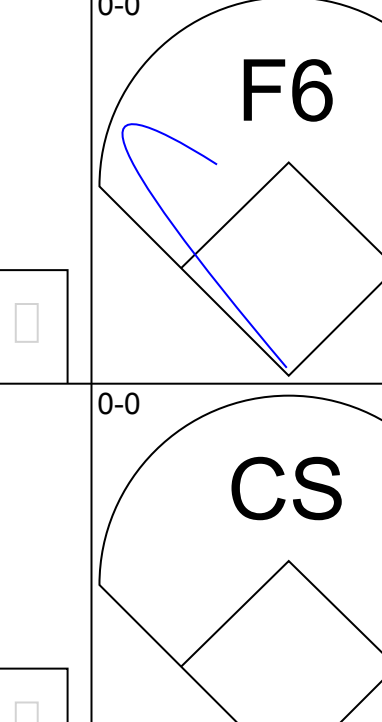
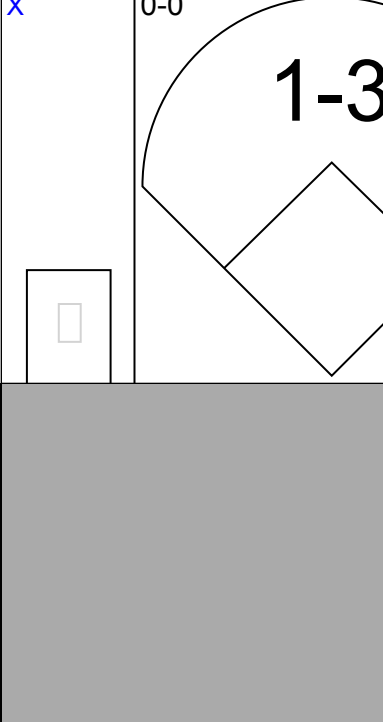

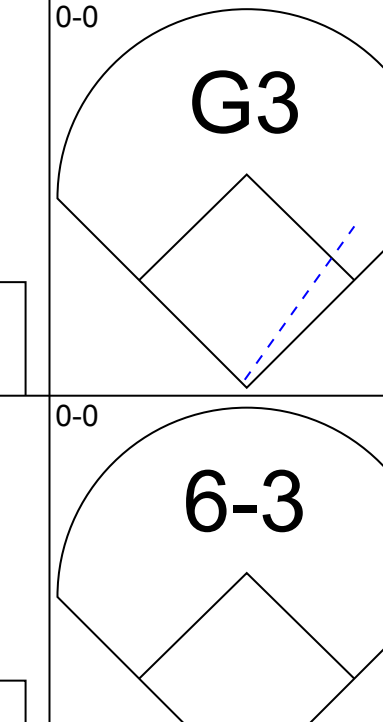
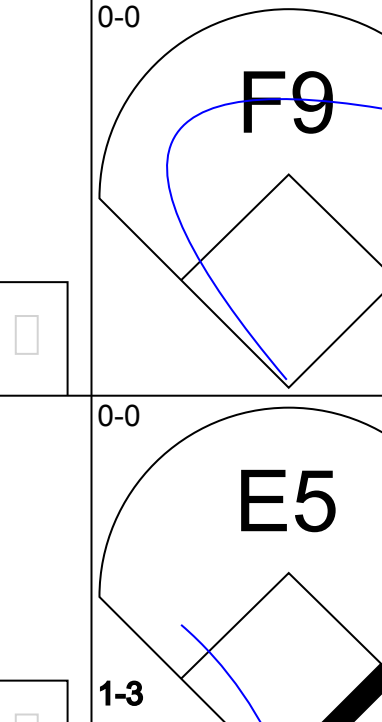
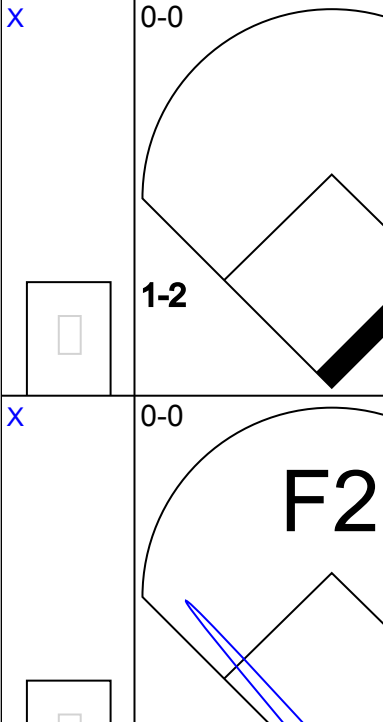

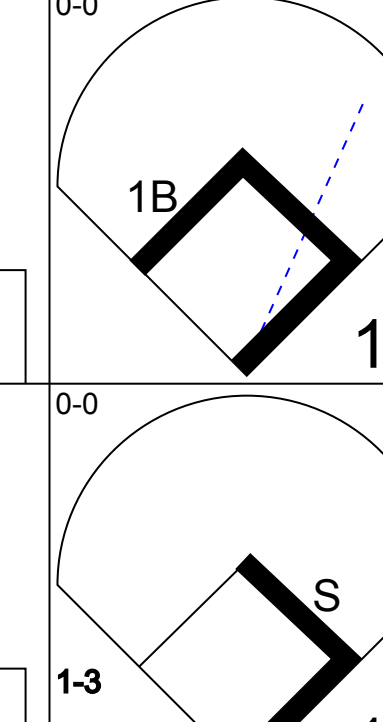
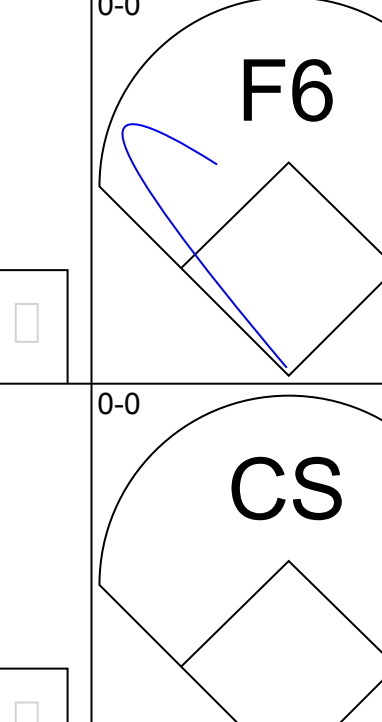
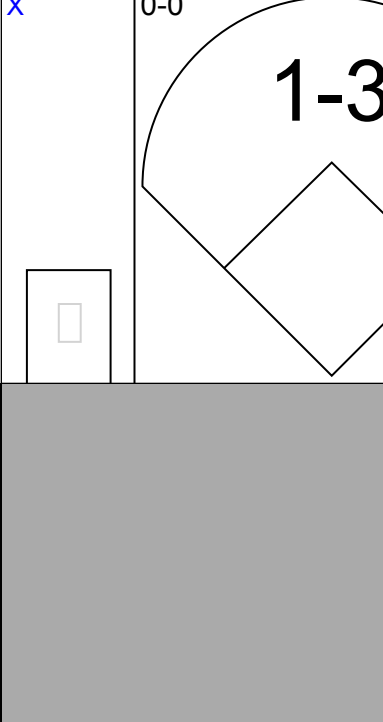

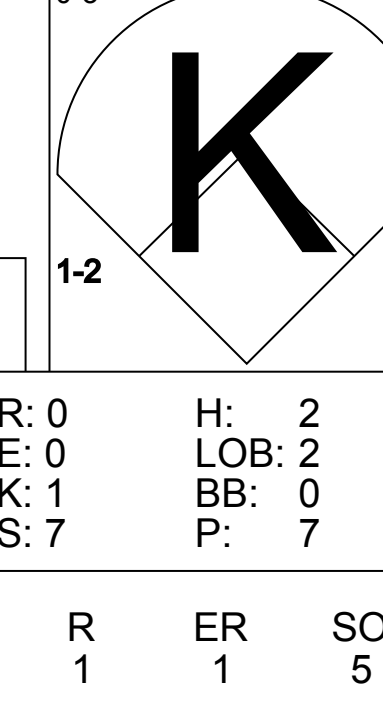
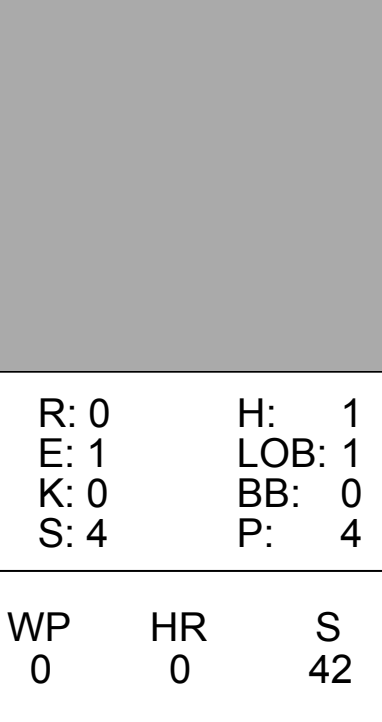
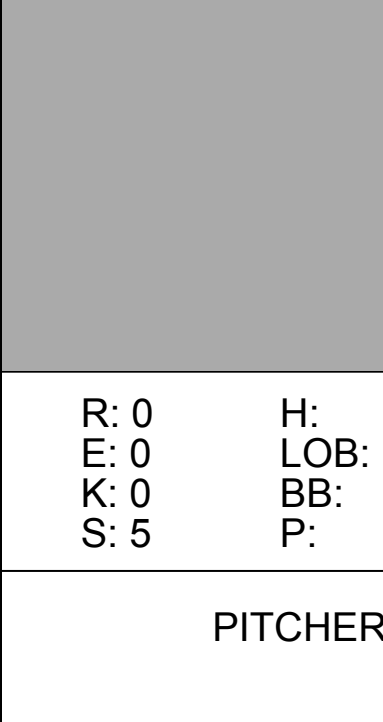

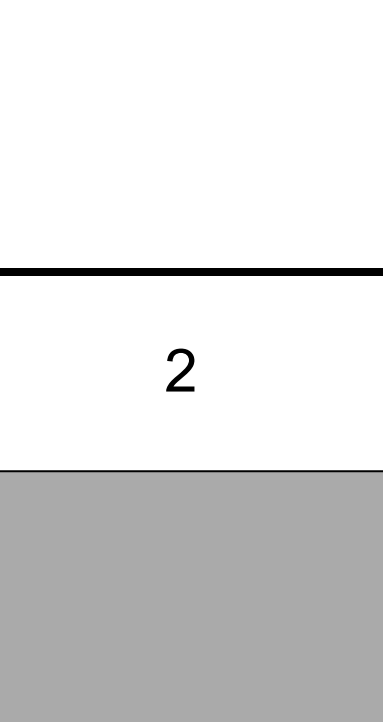
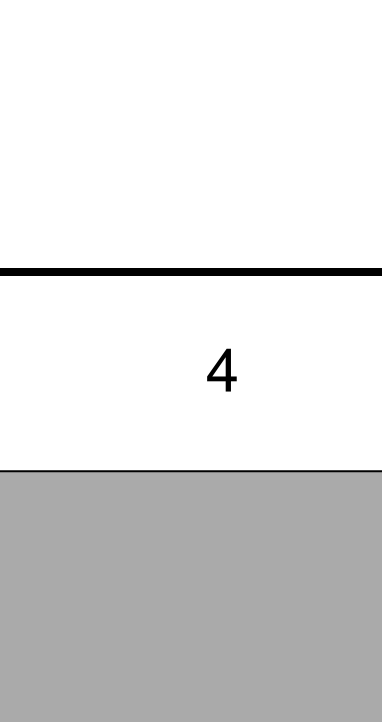
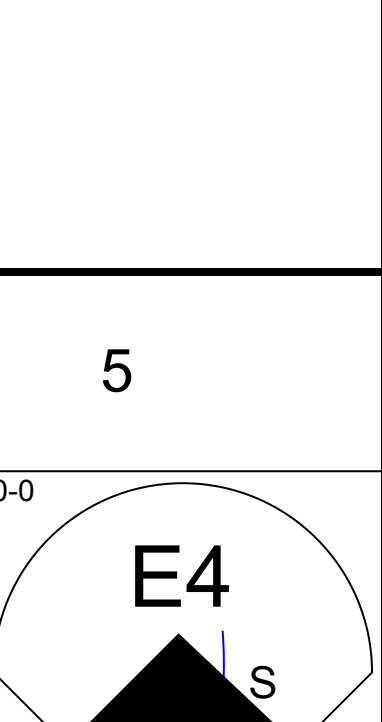
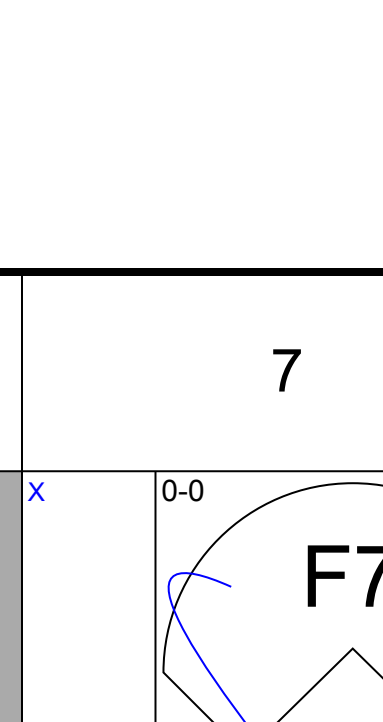

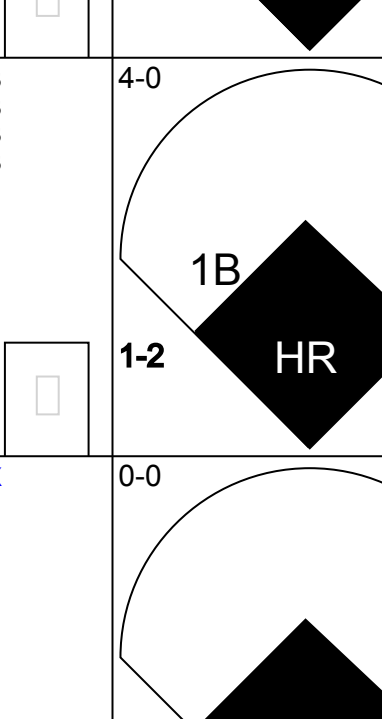
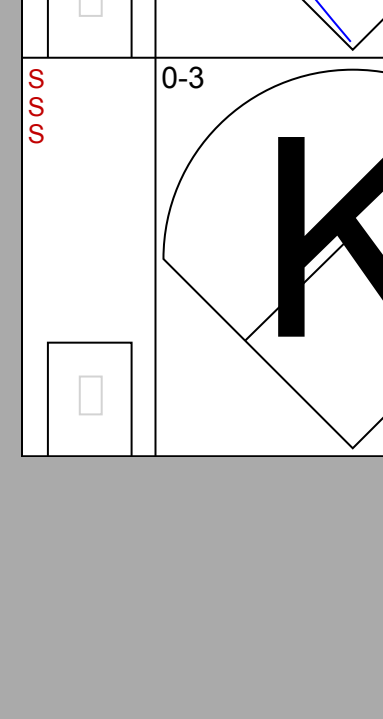
Kansas City Royals @ Baltimore Orioles
Memorial Stadium, Baltimore, MD
Mon Aug 30 1976, 7:05 PM EDT
Att: 6,249 - Unknown

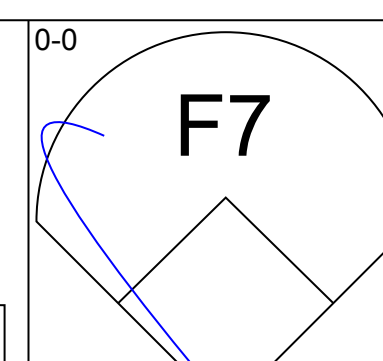
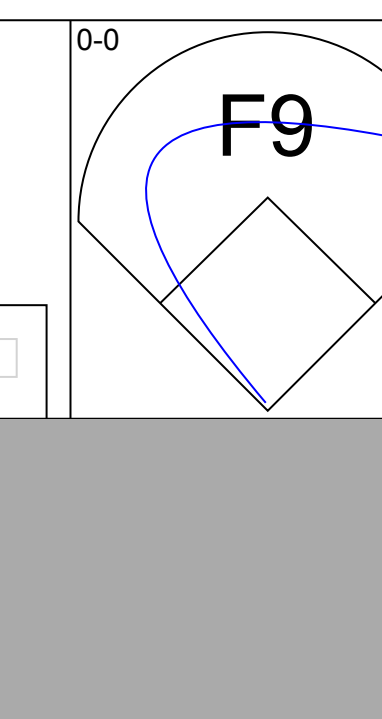
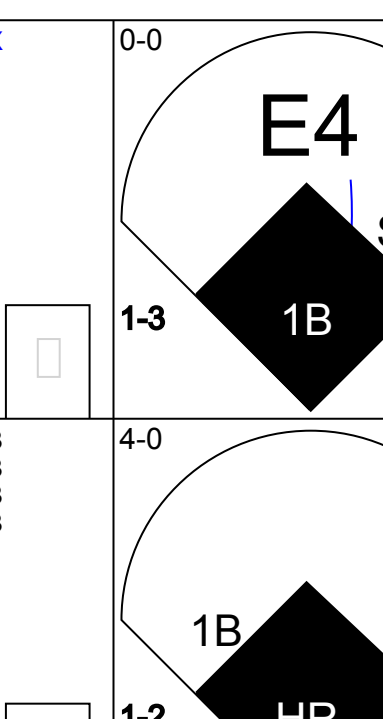
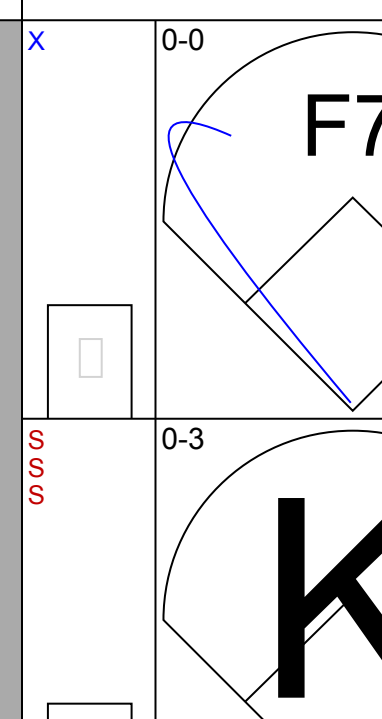
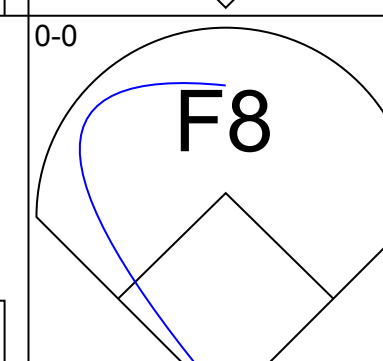
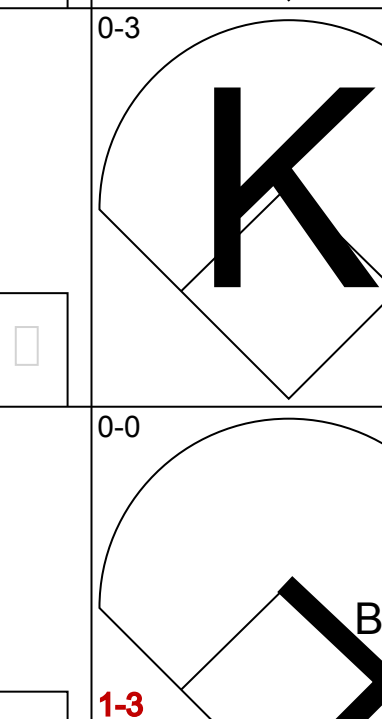
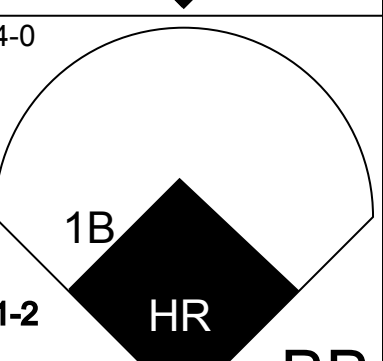

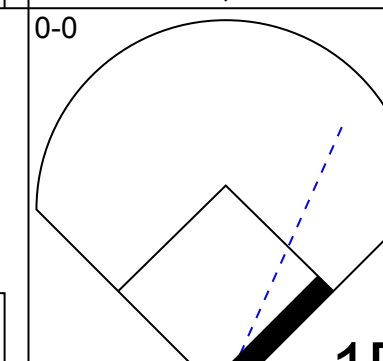
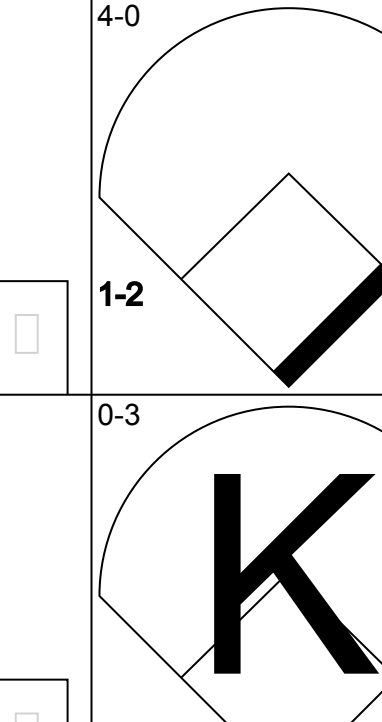
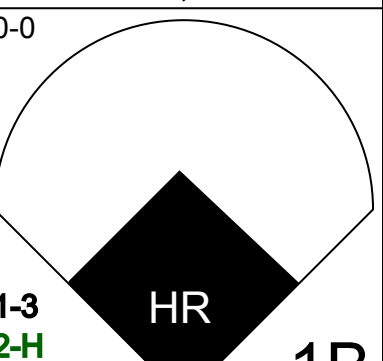
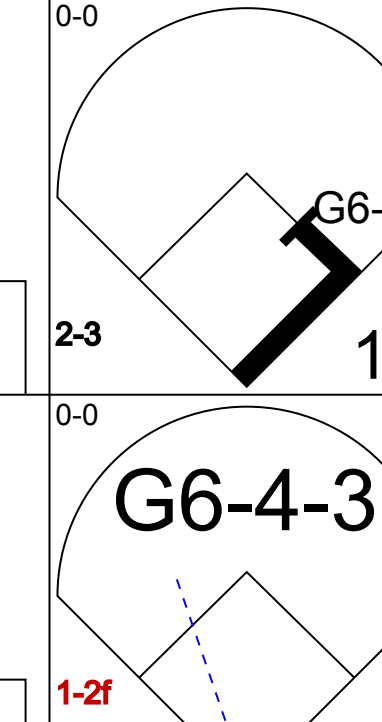
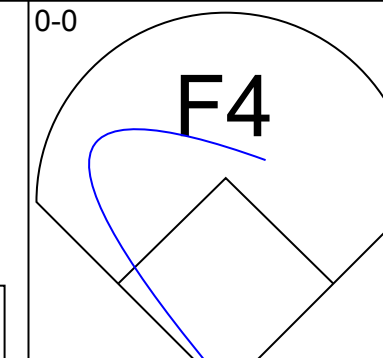

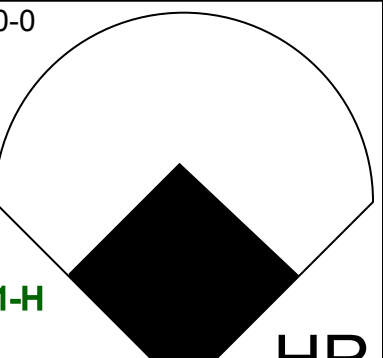
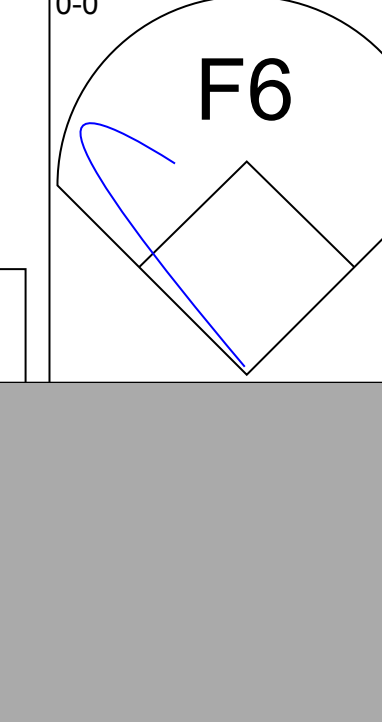
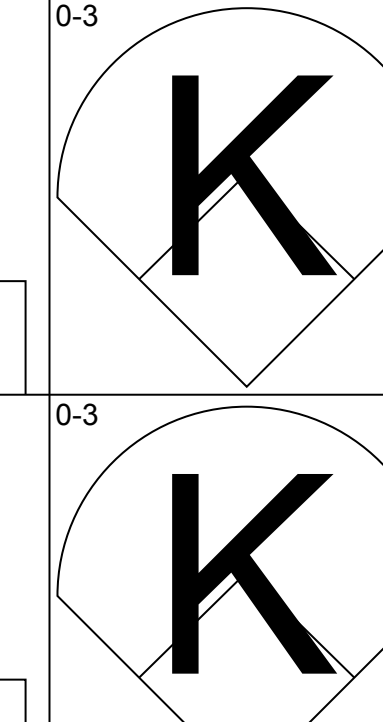
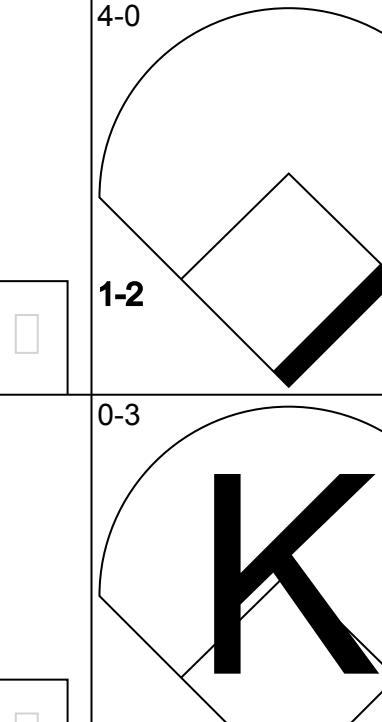
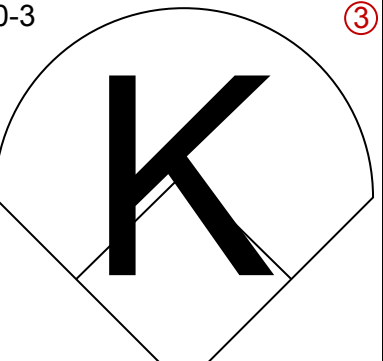
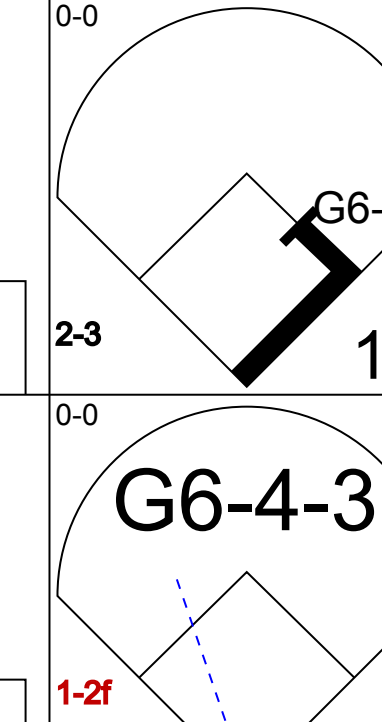
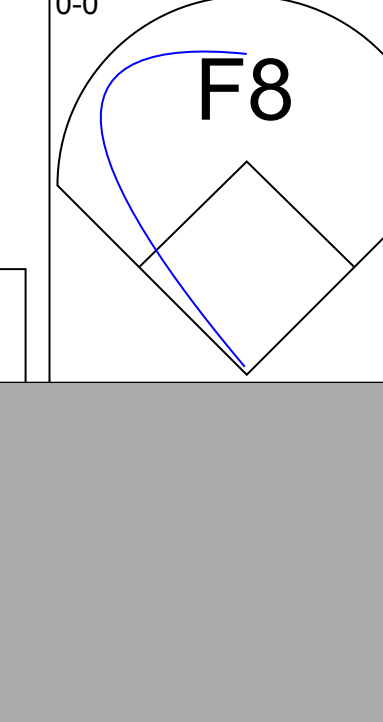

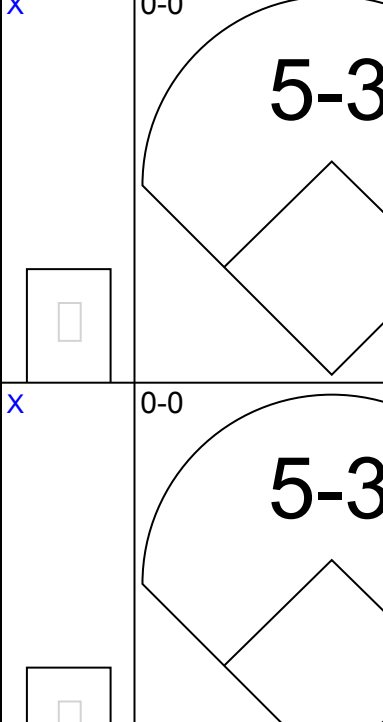
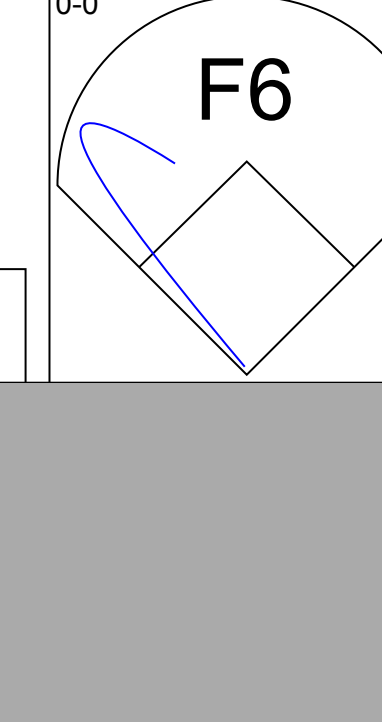

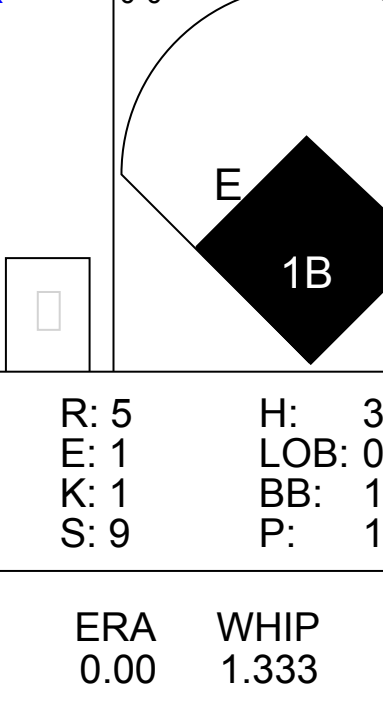
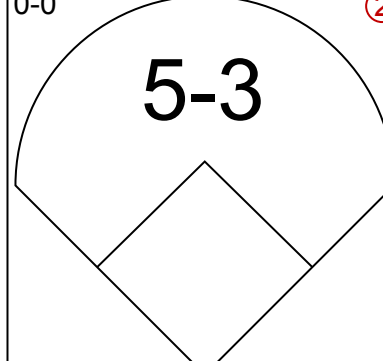
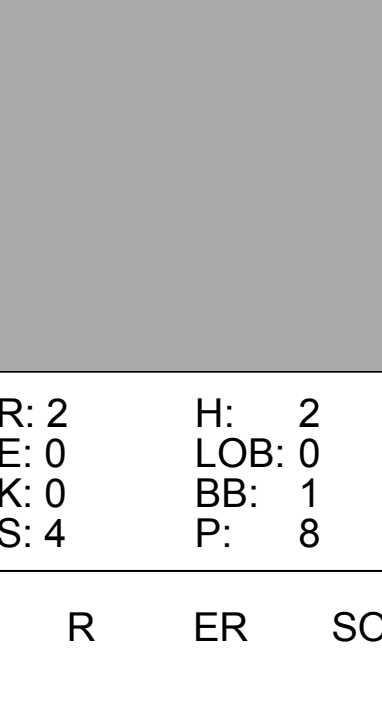
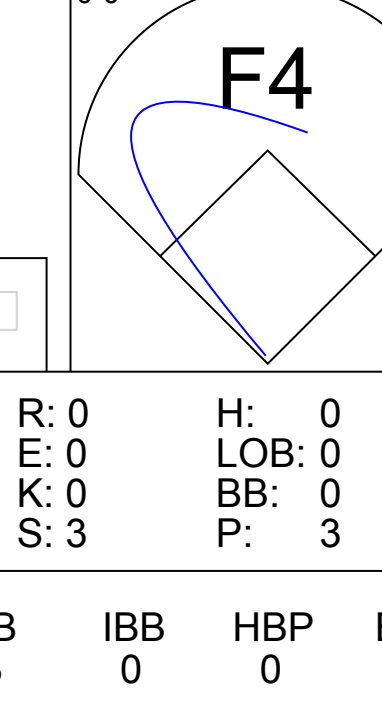
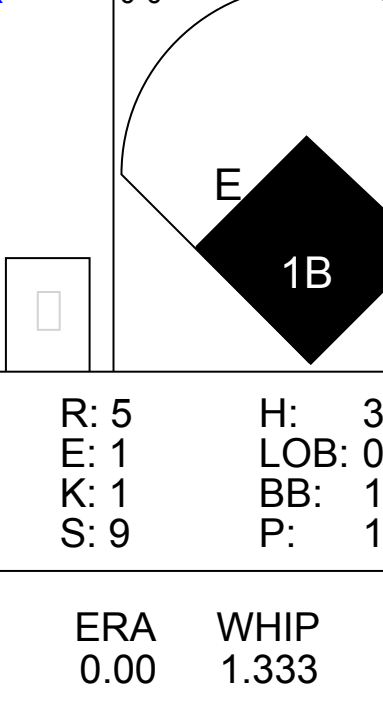
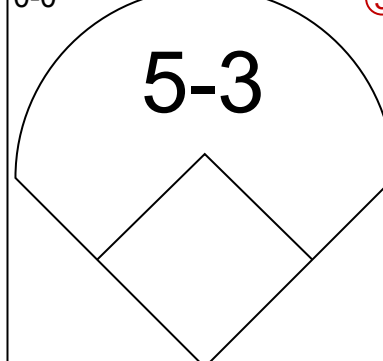

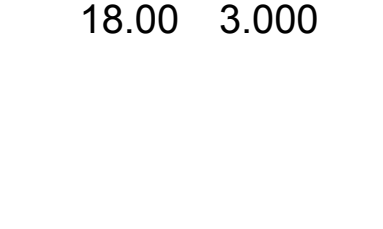

AB 27
R 3
H 5
RBI 3
BB 3
SO 6
LOB 10



Batter	1	2	3	4	5	6	7	8	9	AB	R	H	RBI	BB	SO	LOB	TOP					
Tom Poquette, L (1,7) OBP: 0.378, SLG: 0.457										4	1	1	0	0	0	2	Kansas City Royals @ Baltimore Orioles Memorial Stadium, Baltimore, MD Tue Aug 31 1976, 7:05 PM EDT Att: 8,661 - Unknown livebaseballscorecards.com					
Amos Otis, R (1,8) OBP: 0.356, SLG: 0.474										4	1	0	0	0	1	2						
George Brett, L (1,5) OBP: 0.373, SLG: 0.462										4	0	2	0	0	1	0						
John Mayberry, L (1,3) OBP: 0.330, SLG: 0.375										4	0	3	2	0	0	0						
Hal McRae, R (1,10) OBP: 0.428, SLG: 0.494										4	1	1	0	0	0	5						
Al Cowens, R (1,9) OBP: 0.308, SLG: 0.348										4	0	1	0	0	1	2						
Bob Stinson, S (1,2) OBP: 0.340, SLG: 0.349										3	0	0	1	0	2	0						
Freddie Patek, R (1,6) OBP: 0.323, SLG: 0.309										2	0	0	0	0	0	0						
Jamie Quirk, L (7, PH) OBP: 0.247, SLG: 0.340										1	0	0	0	0	0	0						
Davey Nelson, R (7, 4) OBP: 0.293, SLG: 0.306										0	0	0	0	0	0	0						
Ruppert Jones, L (9, PH) OBP: 0.250, SLG: 0.357										1	0	0	0	0	1	0						
Frank White, R (1,4) OBP: 0.266, SLG: 0.313										3	0	2	0	0	0	0						
Inning Stats	R: 1 E: 0 K: 2 S: 10	H: 3 LOB: 2 BB: 0 P: 10	R: 0 E: 0 K: 0 S: 3	H: 0 LOB: 0 BB: 0 P: 3	R: 0 E: 0 K: 1 S: 5	H: 0 LOB: 0 BB: 0 P: 5	R: 0 E: 0 K: 0 S: 3	H: 1 LOB: 0 BB: 0 P: 3	R: 0 E: 0 K: 0 S: 6	H: 1 LOB: 1 BB: 0 P: 6	R: 0 E: 0 K: 0 S: 3	H: 0 LOB: 0 BB: 0 P: 3	R: 1 E: 0 K: 0 S: 4	H: 2 LOB: 0 BB: 0 P: 4	R: 1 E: 0 K: 0 S: 6	H: 3 LOB: 2 BB: 0 P: 6	R: 0 E: 0 K: 2 S: 7	H: 0 LOB: 0 BB: 0 P: 7	1B: 10 2B: 0 3B: 0 HR: 0	SF: 1 SAC: 0 DP: 1 HBP: 0	WP: 0 PB: 1 SB: 0 CS: 1	PA: 35
PITCHER	IP WLS BF H R ER SO BB IBB HBP BLK WP HR S P ERA WHIP																					
Jim Palmer, R (1,1) ERA: 2.59	7.2 W 31 10 3 2 4 0 0 0 0 0 0 0 39 39 2.35 1.304																					
Dyar Miller, R (8,1) ERA: 3.0	1.1 S 4 0 0 0 2 0 0 0 0 0 0 0 8 8 0.00 0.000																					

Batter	1	2	3	4	5	6	7	8	9	AB	R	H	RBI	BB	SO	LOB	BOTTOM			
Al Bumbry, L (1,8) OBP: 0.328, SLG: 0.408										3	3	1	0	1	0	0	Kansas City Royals @ Baltimore Orioles Memorial Stadium, Baltimore, MD Tue Aug 31 1976, 7:05 PM EDT Att: 8,661 - Unknown livebaseballscorecards.com			
Paul Blair, R (9,8) OBP: 0.254, SLG: 0.269										4	1	2	1	0	1	1				
Bobby Grich, R (1,4) OBP: 0.390, SLG: 0.437										2	0	0	0	2	1	3				
Reggie Jackson, L (1,9) OBP: 0.352, SLG: 0.509										2	0	0	1	1	1	2				
Lee May, R (1,3) OBP: 0.289, SLG: 0.439										0	0	0	0	0	0	0				
Tony Muser, L (9,3) OBP: 0.297, SLG: 0.252										0	0	0	0	0	0	0				
Ken Singleton, S (1,7) OBP: 0.346, SLG: 0.372										4	0	2	2	0	0	1				
Terry Crowley, L (1,10) OBP: 0.288, SLG: 0.204										3	0	0	0	0	1	3				
Tommy Harper, R (8, PH) OBP: 0.301, SLG: 0.292										1	0	1	0	0	0	0				
Doug DeCinces, R (1,5) OBP: 0.290, SLG: 0.361										4	0	0	0	0	0	2				
Mark Belanger, R (1,6) OBP: 0.331, SLG: 0.322										3	0	0	0	0	1	0				
Rick Dempsey, R (1,2) OBP: 0.270, SLG: 0.204										3	0	0	0	0	0	0				
Inning Stats	R: 2 E: 1 K: 2 S: 10	H: 2 LOB: 1 BB: 0 P: 10	R: 0 E: 0 K: 0 S: 3	H: 0 LOB: 0 BB: 0 P: 3	R: 1 E: 0 K: 1 S: 7	H: 2 LOB: 2 BB: 1 P: 11	R: 0 E: 0 K: 0 S: 3	H: 0 LOB: 0 BB: 0 P: 3	R: 0 E: 0 K: 0 S: 3	H: 0 LOB: 1 BB: 1 P: 7	R: 0 E: 0 K: 0 S: 3	H: 0 LOB: 0 BB: 0 P: 3	R: 1 E: 0 K: 1 S: 5	H: 1 LOB: 0 BB: 1 P: 9	R: 0 E: 0 K: 1 S: 6	H: 1 LOB: 2 BB: 1 P: 10	1B: 5 2B: 1 3B: 0 HR: 0	SF: 1 SAC: 0 DP: 0 HBP: 0	WP: 0 PB: 0 SB: 3 CS: 1	PA: 35
PITCHER	IP WLS BF H R ER SO BB IBB HBP BLK WP HR S P ERA WHIP																			
Marty Pattin, R (1,1) ERA: 2.86	6.2 L 29 5 4 2 4 3 0 0 0 0 0 0 0 34 46 2.70 1.200																			
Steve Mingori, L (7,1) ERA: 2.14	1.1 5 1 0 0 1 1 0 0 0 0 0 0 6 10 0.00 1.500																			

Batter	1	2	3	4	5	6	7	8	9	AB	R	H	RBI	BB	SO	LOB	TOP					
Jim Wohlford, R OBP: 0.298, SLG: 0.297 (1, 7)										3	0	0	1	0	1	0	Kansas City Royals @ Baltimore Orioles Memorial Stadium, Baltimore, MD Wed Sep 01 1976, 7:05 PM EDT Att: 8,007 - Unknown livebaseballscorecards.com					
Amos Otis, R OBP: 0.354, SLG: 0.470 (1, 8)										4	0	0	0	0	1	0						
George Brett, L OBP: 0.372, SLG: 0.460 (1, 5)										3	0	0	0	1	1	0						
Hal McRae, R OBP: 0.428, SLG: 0.494 (1, 10)										4	0	2	0	0	1	1						
John Mayberry, L OBP: 0.329, SLG: 0.374 (1, 3)										4	0	1	0	0	0	1						
Al Cowens, R OBP: 0.305, SLG: 0.345 (1, 9)										4	0	0	0	0	0	3						
Frank White, R OBP: 0.266, SLG: 0.313 (1, 4) (4, 6)										4	0	1	0	0	0	4						
Freddie Patek, R OBP: 0.325, SLG: 0.311 Davey Nelson, R OBP: 0.302, SLG: 0.311 (1, 6) (4, 4)										1	0	1	0	0	0	0						
Buck Martinez, R OBP: 0.271, SLG: 0.376 (1, 2)										3	0	0	0	0	1	4						
Inning Stats	R: 0 E: 0 K: 2 S: 7	H: 0 LOB: 1 BB: 1 P: 11	R: 0 E: 0 K: 1 S: 7	H: 2 LOB: 2 BB: 0 P: 7	R: 0 E: 0 K: 2 S: 7	H: 0 LOB: 0 BB: 0 P: 7	R: 0 E: 1 K: 0 S: 4	H: 1 LOB: 1 BB: 0 P: 4	R: 1 E: 0 K: 0 S: 3	H: 0 LOB: 0 BB: 1 P: 7	R: 0 E: 0 K: 0 S: 5	H: 2 LOB: 2 BB: 0 P: 5	R: 0 E: 0 K: 0 S: 3	H: 1 LOB: 0 BB: 0 P: 3	R: 0 E: 0 K: 0 S: 3	H: 0 LOB: 0 BB: 0 P: 3		R: 0 E: 0 K: 0 S: 3	H: 0 LOB: 0 BB: 0 P: 3	1B: 6 2B: 0 3B: 0 HR: 0	SF: 1 SAC: 0 DP: 1 HBP: 0	WP: 0 PB: 0 SB: 3 CS: 1
PITCHER Mike Flanagan, L ERA: 4.96 (1, 1)	IP: 9.0 WLS: W BF: 34 H: 6 R: 1 ER: 1 SO: 5 BB: 2 IBB: 0 HBP: 0 BLK: 0 WP: 0 HR: 0 S: 42 P: 50 ERA: 1.00 WHIP: 0.889																					

Batter	1	2	3	4	5	6	7	8	9	AB	R	H	RBI	BB	SO	LOB	BOTTOM			
Al Bumbry, L OBP: 0.325, SLG: 0.403 Paul Blair, R OBP: 0.254, SLG: 0.269 (1, 8) (8, 8)										4	1	0	0	0	0	1	Kansas City Royals @ Baltimore Orioles Memorial Stadium, Baltimore, MD Wed Sep 01 1976, 7:05 PM EDT Att: 8,007 - Unknown livebaseballscorecards.com			
Bobby Grich, R OBP: 0.391, SLG: 0.435 (1, 4)										2	1	0	0	2	1	0				
Reggie Jackson, L OBP: 0.356, SLG: 0.510 (1, 9)										3	2	2	2	1	1	1				
Lee May, R OBP: 0.293, SLG: 0.451 Tony Muser, L OBP: 0.297, SLG: 0.252 (1, 3) (9, 3)										4	2	3	4	0	0	1				
Ken Singleton, S OBP: 0.347, SLG: 0.372 (1, 7)										3	0	1	0	1	2	0				
Andres Mora, R OBP: 0.236, SLG: 0.335 (1, 10)										4	0	0	0	0	2	3				
Doug DeCinces, R OBP: 0.286, SLG: 0.357 (1, 5)										4	0	0	0	0	0	0				
Mark Belanger, R OBP: 0.329, SLG: 0.320 (1, 6)										3	0	0	0	0	0	0				
Rick Dempsey, R OBP: 0.271, SLG: 0.206 (1, 2)										3	1	1	0	0	0	0				
Inning Stats	R: 0 E: 0 K: 0 S: 4	H: 1 LOB: 1 BB: 0 P: 4	R: 0 E: 0 K: 2 S: 7	H: 0 LOB: 0 BB: 0 P: 7	R: 0 E: 0 K: 2 S: 3	H: 0 LOB: 0 BB: 0 P: 3	R: 0 E: 0 K: 2 S: 7	H: 1 LOB: 2 BB: 2 P: 15	R: 5 E: 1 K: 1 S: 9	H: 3 LOB: 0 BB: 1 P: 13	R: 0 E: 0 K: 0 S: 3	H: 0 LOB: 0 BB: 0 P: 3	R: 0 E: 0 K: 1 S: 5	H: 0 LOB: 0 BB: 0 P: 5	R: 2 E: 0 K: 0 S: 4	H: 2 LOB: 2 BB: 1 P: 8		1B: 5 2B: 1 3B: 0 HR: 1	SF: 0 SAC: 0 DP: 1 HBP: 0	WP: 0 PB: 0 SB: 1 CS: 0
PITCHER Doug Bird, R ERA: 3.46 Dennis Leonard, R ERA: 3.49 Mark Littell, R ERA: 1.89 (1, 1) (7, 1) (8, 1)	IP: 6.0 WLS: L BF: 26 H: 5 R: 0 ER: 0 SO: 5 BB: 3 IBB: 0 HBP: 0 BLK: 0 WP: 0 HR: 1 S: 33 P: 45 ERA: 0.00 WHIP: 1.333																			

Batter	1	2	3	4	5	6	7	8	9	AB	R	H	RBI	BB	SO	LOB	TOP					
Mickey Rivers, L (1, 8) OBP: 0.320, SLG: 0.431										5	1	1	0	0	2	4	New York Yankees @ Baltimore Orioles Memorial Stadium, Baltimore, MD Fri Sep 03 1976, 7:05 PM EDT Att: 17,988 - Unknown					
Roy White, S (1, 7) OBP: 0.349, SLG: 0.398										4	0	0	0	0	1	2						
Thurman Munson, R (1, 2) OBP: 0.347, SLG: 0.426										4	0	2	2	0	0	0						
Chris Chambliss, L (1, 3) OBP: 0.327, SLG: 0.449										5	1	2	0	0	0	3						
Carlos May, L (1, 10) OBP: 0.340, SLG: 0.338										3	0	1	1	0	0	1						
Graig Nettles, L (1, 5) OBP: 0.310, SLG: 0.434										3	0	0	0	1	0	2						
Oscar Gamble, L (1, 9) OBP: 0.312, SLG: 0.415										4	0	1	0	0	0	1						
Willie Randolph, R (1, 4) Sandy Alomar Sr., S (3, 4) OBP: 0.359, SLG: 0.331 OBP: 0.300, SLG: 0.290										1	1	1	0	0	0	0						
Fred Stanley, R (1, 6) OBP: 0.352, SLG: 0.317										3	0	1	0	0	0	2						
Inning Stats	R: 0 E: 0 K: 1 S: 5	H: 0 LOB: 0 BB: 0 P: 5	R: 0 E: 0 K: 0 S: 3	H: 0 LOB: 1 BB: 0 P: 4	R: 1 E: 0 K: 1 S: 8	H: 3 LOB: 2 BB: 0 P: 8	R: 0 E: 0 K: 0 S: 4	H: 1 LOB: 2 BB: 1 P: 8	R: 1 E: 0 K: 0 S: 5	H: 2 LOB: 1 BB: 0 P: 5	R: 0 E: 0 K: 0 S: 5	H: 2 LOB: 1 BB: 0 P: 5	R: 1 E: 0 K: 0 S: 5	H: 2 LOB: 1 BB: 0 P: 5	R: 0 E: 0 K: 0 S: 3	H: 0 LOB: 0 BB: 0 P: 3		R: 0 E: 0 K: 1 S: 6	H: 1 LOB: 1 BB: 0 P: 6	1B: 8 2B: 3 3B: 0 HR: 0	SF: 1 SAC: 1 DP: 0 HBP: 1	WP: 0 PB: 0 SB: 1 CS: 0
PITCHER Wayne Garland, R (1, 1) ERA: 2.73	IP: 9.0 WLS: L BF: 40	H: 11 R: 3 ER: 3 SO: 3	BB: 1 IBB: 0 HBP: 1 BLK: 0	WP: 0 HR: 0 S: 44 P: 49	ERA: 3.00 WHIP: 1.333	PITCHER										IP: 9.0 WLS: L BF: 40	H: 11 R: 3 ER: 3 SO: 3	BB: 1 IBB: 0 HBP: 1 BLK: 0	WP: 0 HR: 0 S: 44 P: 49	ERA: 3.00 WHIP: 1.333		

Batter	1	2	3	4	5	6	7	8	9	AB	R	H	RBI	BB	SO	LOB	BOTTOM			
Al Bumbry, L (1, 8) OBP: 0.324, SLG: 0.401										4	1	1	0	0	0	2	New York Yankees @ Baltimore Orioles Memorial Stadium, Baltimore, MD Fri Sep 03 1976, 7:05 PM EDT Att: 17,988 - Unknown			
Bobby Grich, R (1, 4) OBP: 0.383, SLG: 0.432										3	0	0	0	1	1	0				
Reggie Jackson, L (1, 9) OBP: 0.357, SLG: 0.513										4	0	2	1	0	0	0				
Lee May, R (1, 3) OBP: 0.293, SLG: 0.449									4	0	1	0	0	1	2					
Ken Singleton, S (1, 7) OBP: 0.345, SLG: 0.368									4	0	0	0	0	0	0	3				
Doug DeCinces, R (1, 5) OBP: 0.289, SLG: 0.357										3	0	1	0	1	0	0				
Andres Mora, R (1, 10) OBP: 0.238, SLG: 0.333										4	0	1	0	0	0	2				
Mark Belanger, R (1, 6) OBP: 0.329, SLG: 0.318 Terry Crowley, L (9, PH) OBP: 0.266, SLG: 0.251										2	0	0	0	1	0	1				
Dave Duncan, R (1, 2) OBP: 0.274, SLG: 0.254 Tony Muser, L (8, PH) OBP: 0.266, SLG: 0.251 Rick Dempsey, R (9, 2) OBP: 0.271, SLG: 0.206										2	0	0	0	0	0	2				
Inning Stats	R: 0 E: 0 K: 0 S: 5	H: 2 LOB: 2 BB: 0 P: 5	R: 0 E: 0 K: 0 S: 3	H: 1 LOB: 0 BB: 0 P: 3	R: 0 E: 1 K: 0 S: 3	H: 0 LOB: 0 BB: 0 P: 3	R: 0 E: 0 K: 0 S: 3	H: 0 LOB: 2 BB: 2 P: 11	R: 0 E: 0 K: 1 S: 5	H: 0 LOB: 0 BB: 0 P: 5	R: 0 E: 0 K: 0 S: 3	H: 0 LOB: 0 BB: 0 P: 3	R: 1 E: 0 K: 0 S: 5	H: 2 LOB: 2 BB: 1 P: 9	R: 0 E: 0 K: 0 S: 4	H: 1 LOB: 1 BB: 0 P: 4		1B: 5 2B: 1 3B: 0 HR: 0	SF: 0 SAC: 0 DP: 2 HBP: 0	WP: 0 PB: 1 SB: 0 CS: 0
PITCHER Dock Ellis, R (1, 1) ERA: 3.23 Dick Tidrow, R (9, 1) ERA: 2.36	IP: 8.2 WLS: W BF: 34	H: 6 R: 1 ER: 1 SO: 2	BB: 3 IBB: 0 HBP: 0 BLK: 0	WP: 0 HR: 0 S: 35 P: 47	ERA: 1.04 WHIP: 1.038	PITCHER										IP: 8.2 WLS: S BF: 1	H: 6 R: 0 ER: 0 SO: 0	BB: 3 IBB: 0 HBP: 0 BLK: 0	WP: 0 HR: 0 S: 35 P: 47	ERA: 1.04 WHIP: 1.038

Batter	1	2	3	4	5	6	7	8	9	AB	R	H	RBI	BB	SO	LOB	TOP					
Mickey Rivers, L (1,8) OBP: 0.321, SLG: 0.431	5-3		5-3			1B 1-2 4-3 1B		WP S 1B 1B		4	2	2	0	0	0	0						
Roy White, S (1,7) OBP: 0.353, SLG: 0.402	L6-3 1B			E9 1B		1-3 2-H 1B		1B WP BB		3	0	3	1	1	0	0						
Thurman Munson, R (1,2) OBP: 0.346, SLG: 0.425	L6-3 1-2			F7		F4		1B		4	0	1	1	0	0	4						
Chris Chambliss, L (1,3) OBP: 0.325, SLG: 0.446		K		F9		4-3		P2-4-5-2-5 1-2		4	0	0	1	0	1	4						
Carlos May, L (1,10) OBP: 0.339, SLG: 0.340				F8		F8			4-3	4	0	1	0	0	0	2						
Graig Nettles, L (1,5) OBP: 0.310, SLG: 0.439		F5			F5		F7		HR	4	1	1	1	0	0	1						
Oscar Gamble, L (1,9) OBP: 0.308, SLG: 0.410		5-3			F5		F7		F8	4	0	0	0	0	0	1						
Sandy Alomar Sr., S (1,4) OBP: 0.292, SLG: 0.282				F6		1-3		F5		4	0	0	0	0	0	0						
Fred Stanley, R (1,6) OBP: 0.352, SLG: 0.314				L8				F7		2	1	0	0	1	0	0						
Inning Stats	R: 0 E: 0 K: 0 S: 3	H: 1 LOB: 0 BB: 0 P: 3	R: 0 E: 0 K: 1 S: 6	H: 1 LOB: 1 BB: 0 P: 6	R: 0 E: 0 K: 0 S: 3	H: 0 LOB: 0 BB: 0 P: 3	R: 0 E: 1 K: 0 S: 4	H: 1 LOB: 1 BB: 0 P: 4	R: 0 E: 0 K: 0 S: 3	H: 0 LOB: 0 BB: 0 P: 3	R: 2 E: 0 K: 0 S: 5	H: 2 LOB: 1 BB: 1 P: 9	R: 0 E: 0 K: 0 S: 3	H: 0 LOB: 0 BB: 0 P: 3	R: 1 E: 0 K: 0 S: 4	H: 2 LOB: 1 BB: 1 P: 8	R: 1 E: 0 K: 0 S: 4	H: 1 LOB: 0 BB: 0 P: 4	1B: 6 2B: 3 3B: 0 HR: 1	SF: 0 SAC: 0 DP: 2 HBP: 0	WP: 1 PB: 0 SB: 1 CS: 0	PA: 35
PITCHER Jim Palmer, R (1,1) ERA: 2.64	IP: 9.0 WLS: L BF: 35 H: 8 R: 4 ER: 4 SO: 1 BB: 2 IBB: 0 HBP: 0 BLK: 0 WP: 1 HR: 1 S: 35 P: 43 ERA: 4.00 WHIP: 1.111															PITCHER						

New York Yankees @ Baltimore Orioles
Memorial Stadium, Baltimore, MD
Sat Sep 04 1976, 7:05 PM EDT
Unknown

AB 33
R 4
H 8
RBI 4
BB 2
SO 1
LOB 12



Batter	1	2	3	4	5	6	7	8	9	AB	R	H	RBI	BB	SO	LOB	BOTTOM			
Mark Belanger, R (1,6) OBP: 0.327, SLG: 0.319	F6		F8 SF7 2B	L7			F3	F8		5	1	1	0	0	0	2				
Bobby Grich, R (1,4) OBP: 0.390, SLG: 0.432	BB 2B		1B BB		F8		L9		6-3	4	0	1	0	1	0	0				
Reggie Jackson, L (1,9) OBP: 0.358, SLG: 0.511	5-3		F8 2-3		G1-4-3 1B		S 1B		K	5	1	2	0	0	1	3				
Lee May, R (1,3) OBP: 0.294, SLG: 0.448	BB BB		SF7		G1-4-3 1-2		1-H 1B		5-3	3	0	1	2	1	0	1				
Ken Singleton, S (1,7) OBP: 0.346, SLG: 0.368	1-2 2-3 BB		3-H 1B			5-3	F9			3	0	1	0	1	0	1				
Andres Mora, R (1,10) OBP: 0.244, SLG: 0.339	F9		1-3 1B			1B 2B		6-3		3	0	1	0	1	0	3				
Paul Blair, R (1,8) OBP: 0.251, SLG: 0.265		F8	F9			5-3		6-3		4	0	0	0	0	0	4				
Brooks Robinson, R (1,5) OBP: 0.241, SLG: 0.314		F8			5-3					4	0	2	0	0	0	0				
Al Bumbry, L (8, PR) OBP: 0.324, SLG: 0.401						FC6-4 1B		1B 1B		0	0	0	0	0	0	0				
Doug DeCinces, R (9, 5) OBP: 0.289, SLG: 0.357										0	0	0	0	0	0	0				
Rick Dempsey, R (1,2) OBP: 0.271, SLG: 0.207		4-3			4-3	FC6-4 1-2		1B		4	0	1	0	0	0	2				
Inning Stats	R: 0 E: 0 K: 0 S: 4	H: 1 LOB: 3 BB: 2 P: 12	R: 0 E: 0 K: 0 S: 3	H: 0 LOB: 0 BB: 0 P: 3	R: 1 E: 0 K: 0 S: 5	H: 2 LOB: 3 BB: 2 P: 13	R: 0 E: 0 K: 0 S: 3	H: 0 LOB: 0 BB: 0 P: 3	R: 0 E: 0 K: 0 S: 5	H: 2 LOB: 2 BB: 0 P: 5	R: 1 E: 0 K: 0 S: 5	H: 2 LOB: 1 BB: 0 P: 5	R: 0 E: 0 K: 0 S: 5	H: 2 LOB: 2 BB: 0 P: 5	R: 0 E: 0 K: 1 S: 5	H: 0 LOB: 0 BB: 0 P: 5	1B: 7 2B: 3 3B: 0 HR: 0	SF: 1 SAC: 0 DP: 1 HBP: 0	WP: 0 PB: 0 SB: 1 CS: 0	PA: 40
PITCHER Ken Holtzman, L (1,1) ERA: 3.7	IP: 7.2 WLS: W BF: 36 H: 10 R: 2 ER: 2 SO: 0 BB: 4 IBB: 0 HBP: 0 BLK: 0 WP: 0 HR: 0 S: 32 P: 48 ERA: 2.35 WHIP: 1.826															PITCHER				
Dick Tidrow, R (8, 1) ERA: 2.32	IP: 1.1 WLS: S BF: 4 H: 0 R: 0 ER: 0 SO: 1 BB: 0 IBB: 0 HBP: 0 BLK: 0 WP: 0 HR: 0 S: 6 P: 6 ERA: 0.00 WHIP: 0.000															PITCHER				

New York Yankees @ Baltimore Orioles
Memorial Stadium, Baltimore, MD
Sat Sep 04 1976, 7:05 PM EDT
Unknown


AB 35
R 2
H 10
RBI 2
BB 4
SO 1
LOB 16




Batter	1	2	3	4	5	6	7	8	9	AB	R	H	RBI	BB	SO	LOB	TOP			
Mickey Rivers, L OBP: 0.326, SLG: 0.438										3	1	3	0	1	0	0	New York Yankees @ Baltimore Orioles Memorial Stadium, Baltimore, MD Sat Sep 04 1976, 7:05 PM EDT Att: 35,305 - Unknown			
Roy White, S OBP: 0.353, SLG: 0.402										3	0	1	1	0	0	2				
Thurman Munson, R OBP: 0.343, SLG: 0.422										4	0	0	0	0	0	3				
Lou Piniella, R OBP: 0.318, SLG: 0.396										4	0	1	0	0	0	3				
Chris Chambliss, L OBP: 0.323, SLG: 0.442											4	0	0	0	0	1				
Graig Nettles, L OBP: 0.311, SLG: 0.439											4	0	2	0	0	1				
Fran Healy, R OBP: 0.310, SLG: 0.256											3	0	0	0	0	1				
Elliott Maddox, R OBP: 0.273, SLG: 0.300											1	0	0	0	0	1				
Sandy Alomar Sr., S OBP: 0.291, SLG: 0.281											4	0	1	0	0	0				
Fred Stanley, R OBP: 0.350, SLG: 0.313											4	1	1	0	0	1				
Inning Stats	R: 0 E: 1 K: 0 S: 4	H: 1 LOB: 1 BB: 0 P: 4	R: 0 E: 0 K: 0 S: 3	H: 0 LOB: 0 BB: 0 P: 3	R: 2 E: 1 K: 0 S: 5	H: 2 LOB: 0 BB: 0 P: 5	R: 0 E: 0 K: 0 S: 4	H: 1 LOB: 1 BB: 0 P: 4	R: 0 E: 0 K: 1 S: 6	H: 1 LOB: 1 BB: 0 P: 6	R: 0 E: 0 K: 1 S: 5	H: 0 LOB: 0 BB: 0 P: 5	R: 0 E: 0 K: 0 S: 3	H: 1 LOB: 1 BB: 1 P: 7	R: 0 E: 0 K: 0 S: 5	H: 2 LOB: 2 BB: 0 P: 5	1B: 8 2B: 1 3B: 1 HR: 0	SF: 1 SAC: 0 DP: 2 HBP: 0	WP: 0 PB: 0 SB: 1 CS: 0	PA: 36
PITCHER Rudy May, L ERA: 3.81	IP: 9.0 WLS: W BF: 36 H: 9 R: 2 ER: 0 SO: 2 BB: 1 IBB: 0 HBP: 0 BLK: 0 WP: 0 HR: 0 S: 39 P: 43 ERA: 0.00 WHIP: 1.111															PITCHER				

Batter	1	2	3	4	5	6	7	8	9	AB	R	H	RBI	BB	SO	LOB	BOTTOM			
Al Bumbry, L OBP: 0.322, SLG: 0.398										5	0	1	0	0	1	1	New York Yankees @ Baltimore Orioles Memorial Stadium, Baltimore, MD Sat Sep 04 1976, 7:05 PM EDT Att: 35,305 - Unknown			
Bobby Grich, R OBP: 0.390, SLG: 0.434											3	1	1	0	1	0				
Reggie Jackson, L OBP: 0.357, SLG: 0.510											3	0	1	1	0	0				
Lee May, R OBP: 0.294, SLG: 0.446											4	1	1	1	0	0				
Ken Singleton, S OBP: 0.349, SLG: 0.377										3	1	2	2	1	0	1				
Paul Blair, R OBP: 0.251, SLG: 0.265										0	0	0	0	0	0	0				
Doug DeCinces, R OBP: 0.288, SLG: 0.356										4	0	1	0	0	0	2				
Tony Muser, L OBP: 0.269, SLG: 0.259										4	1	2	0	0	0	2				
Mark Belanger, R OBP: 0.327, SLG: 0.319										4	0	1	0	0	1	2				
Dave Duncan, R OBP: 0.277, SLG: 0.270										4	2	2	2	0	1	2				
Inning Stats	R: 0 E: 0 K: 1 S: 5	H: 0 LOB: 1 BB: 1 P: 9	R: 0 E: 0 K: 1 S: 6	H: 1 LOB: 2 BB: 1 P: 10	R: 0 E: 0 K: 0 S: 4	H: 2 LOB: 1 BB: 0 P: 4	R: 0 E: 0 K: 0 S: 4	H: 2 LOB: 1 BB: 0 P: 4	R: 4 E: 0 K: 0 S: 8	H: 5 LOB: 1 BB: 0 P: 8	R: 0 E: 0 K: 1 S: 5	H: 0 LOB: 0 BB: 0 P: 5	R: 0 E: 1 K: 0 S: 4	H: 0 LOB: 1 BB: 0 P: 4	R: 2 E: 0 K: 0 S: 5	H: 2 LOB: 0 BB: 0 P: 5	1B: 8 2B: 3 3B: 0 HR: 2	SF: 1 SAC: 0 DP: 2 HBP: 0	WP: 0 PB: 0 SB: 1 CS: 0	PA: 37
PITCHER Ed Figueroa, R ERA: 3.08	IP: 8.0 WLS: L BF: 37 H: 12 R: 6 ER: 6 SO: 3 BB: 2 IBB: 0 HBP: 0 BLK: 0 WP: 0 HR: 2 S: 41 P: 49 ERA: 6.75 WHIP: 1.750															PITCHER				

AB 34
R 2
H 9
RBI 1
BB 1
SO 2
LOB 14



AB 34
R 6
H 12
RBI 6
BB 2
SO 3
LOB 15



Batter	1	2	3	4	5	6	7	8	9	AB	R	H	RBI	BB	SO	LOB	TOP				
Cesar Tovar, R OBP: 0.276, SLG: 0.160 (1, 10) (6, 4)	F7		F8							2	0	0	0	1	0	0	New York Yankees @ Baltimore Orioles Memorial Stadium, Baltimore, MD Sun Sep 05 1976, 3:33 AM EDT Att: 21,279 - Unknown				
Jim Mason, L OBP: 0.212, SLG: 0.235 (9, PH)					L4-3 HBP		FC6-4 BB		BB 1B	0	0	0	0	0	0	0					
Fran Healy, R OBP: 0.315, SLG: 0.282 (9, PH)										1	1	1	0	0	0	0					
Roy White, S OBP: 0.353, SLG: 0.400 (1, 7)	2B 1B		F9		L4-3		F7		1B BB	4	1	1	0	1	0	2					
Thurman Munson, R OBP: 0.346, SLG: 0.425 (1, 2)	1B 2B		L4				FC6-4		1B	5	0	3	2	0	0	1					
Lou Piniella, R OBP: 0.313, SLG: 0.390 (9, PH)	F8				1-3					4	0	0	0	0	0	2					
Carlos May, L OBP: 0.336, SLG: 0.339 (9, PH)					FC5-4				G3	1	0	0	0	0	0	2					
Chris Chambliss, L OBP: 0.324, SLG: 0.444 (1, 3)	BB		6-3				G3			3	0	1	0	1	0	0					
Graig Nettles, L OBP: 0.313, SLG: 0.439 (1, 5)	G3				1B 1B		FC6-4 BB		2B	3	1	1	0	1	0	3					
Elliott Maddox, R OBP: 0.286, SLG: 0.308 (7, 8)			6-3		1B 1B		F9		F9	3	0	1	0	0	0	1					
Mickey Rivers, L OBP: 0.325, SLG: 0.437 (7, 8)										1	0	0	0	0	0	1					
Sandy Alomar Sr., S OBP: 0.294, SLG: 0.284 (6, PH)			F4				FC6-4			2	0	1	1	0	0	0					
Catfish Hunter, R (6, 1)										1	0	0	0	0	0	1					
Otto Velez, R OBP: 0.380, SLG: 0.317 (9, PH)					1-3 2-H		FC6-4 1B		G6-4-3 BB	0	0	0	0	1	0	0					
Fred Stanley, R OBP: 0.344, SLG: 0.306 (8, 4)			6-3				FC6-4		G6-4-3	4	0	0	0	0	1	3					
Inning Stats	R: 1 E: 0 K: 0 S: 5	H: 2 LOB: 2 BB: 1 P: 9	R: 0 E: 0 K: 0 S: 3	H: 0 LOB: 0 BB: 0 P: 3	R: 0 E: 0 K: 0 S: 3	H: 0 LOB: 0 BB: 0 P: 3	R: 1 E: 0 K: 0 S: 6	H: 3 LOB: 2 BB: 0 P: 6	R: 0 E: 0 K: 0 S: 3	H: 0 LOB: 1 BB: 1 P: 7	R: 0 E: 0 K: 0 S: 5	H: 0 LOB: 1 BB: 1 P: 9	R: 0 E: 0 K: 0 S: 4	H: 1 LOB: 1 BB: 0 P: 4	R: 1 E: 0 K: 0 S: 4	H: 2 LOB: 2 BB: 2 P: 12	1B: 7 2B: 3 3B: 0 HR: 0	SF: 0 SAC: 0 DP: 2 HBP: 1	WP: 0 PB: 0 SB: 0 CS: 0	PA: 40	
PITCHER	IP	WLS	BF	H	R	ER	SO	BB	IBB	HBP	BLK	WP	HR	S	P	ERA	WHIP				
Ross Grimsley, L ERA: 3.78 (1, 1)	8.2	W	38	8	3	3	1	5	0	1	0	0	0	34	55	3.12	1.500				
Dyar Miller, R ERA: 3.0 (9, 1)	0.0		1	1	0	0	0	0	0	0	0	0	0	1	1	∞	∞				
Tippy Martinez, L ERA: 2.21 (9, 1)	0.1	S	1	0	0	0	0	0	0	0	0	0	0	1	1	0.00	0.000				

Batter	1	2	3	4	5	6	7	8	9	AB	R	H	RBI	BB	SO	LOB	BOTTOM				
Al Bumbry, L OBP: 0.322, SLG: 0.405 (9, 7)	HR		F7		K		6-3			4	1	1	1	0	1	4	New York Yankees @ Baltimore Orioles Memorial Stadium, Baltimore, MD Sun Sep 05 1976, 3:33 AM EDT Att: 21,279 - Unknown				
Bobby Grich, R OBP: 0.383, SLG: 0.431 (1, 4)	K		K		F4			1B WP BB	3	1	0	0	1	2	3						
Reggie Jackson, L OBP: 0.356, SLG: 0.507 (1, 9)	6-3				F7		F9		BB WP E 1B	4	1	1	0	0	0						
Lee May, R OBP: 0.293, SLG: 0.443 (1, 10)	K				F7		5-3		BB E BB	3	1	0	0	1	1						
Ken Singleton, S OBP: 0.350, SLG: 0.375 (8, PR)			F8		6-3				E CS BB	2	0	0	0	2	0						
Paul Blair, R OBP: 0.251, SLG: 0.265 (9, 8)							BB		1-2 2-3 BB	0	0	0	0	0	0						
Tony Muser, L OBP: 0.285, SLG: 0.255 (1, 3)			1-3		4-3		F1		E4	4	0	0	1	0	2						
Mark Belanger, R OBP: 0.326, SLG: 0.318 (1, 6)			F7				F7		L5	4	1	1	0	0	2						
Doug DeCinces, R OBP: 0.291, SLG: 0.358 (9, 5)					F2					3	0	2	0	0	0						
Brooks Robinson, R OBP: 0.241, SLG: 0.314 (9, 5)										0	0	0	0	0	0						
Dave Duncan, R OBP: 0.281, SLG: 0.279 (1, 2)							F7			3	0	2	1	0	0						
Inning Stats	R: 1 E: 0 K: 2 S: 8	H: 1 LOB: 0 BB: 0 P: 8	R: 0 E: 0 K: 0 S: 3	H: 0 LOB: 0 BB: 0 P: 3	R: 0 E: 0 K: 1 S: 6	H: 1 LOB: 1 BB: 0 P: 6	R: 0 E: 0 K: 0 S: 3	H: 0 LOB: 0 BB: 0 P: 3	R: 1 E: 0 K: 1 S: 8	H: 3 LOB: 2 BB: 0 P: 8	R: 0 E: 0 K: 0 S: 3	H: 0 LOB: 1 BB: 1 P: 7	R: 0 E: 0 K: 0 S: 4	H: 1 LOB: 1 BB: 0 P: 4	R: 3 E: 1 K: 0 S: 3	H: 1 LOB: 1 BB: 3 P: 15	1B: 5 2B: 1 3B: 0 HR: 1	SF: 0 SAC: 0 DP: 0 HBP: 0	WP: 1 PB: 0 SB: 1 CS: 1	PA: 34	
PITCHER	IP	WLS	BF	H	R	ER	SO	BB	IBB	HBP	BLK	WP	HR	S	P	ERA	WHIP				
Catfish Hunter, R ERA: 3.62 (1, 1)	8.0	L	34	7	5	4	4	4	0	0	0	1	1	38	54	4.50	1.375				
Catfish Hunter, R ERA: 3.62 (6, 1)	8.0	L	34	7	5	4	4	4	0	0	0	1	1	38	54	4.50	1.375				



Batter	1	2	3	4	5	6	7	8	9	AB	R	H	RBI	BB	SO	LOB	TOP		
Mark Belanger, R (1, 6) OBP: 0.328, SLG: 0.317	4-0 BB 2B BB	4-0 1B BB			0-0 6-3		0-0 6-3		4-0 BB	2	1	0	0	3	0	1	<p>Baltimore Orioles @ Detroit Tigers</p> <p>Tiger Stadium, Detroit, MI</p> <p>Mon Sep 06 1976, 7:05 PM EDT</p> <p>Att: 8,204 - Unknown</p>		
Bobby Grich, R (1, 4) OBP: 0.391, SLG: 0.430	4-0 2B BB	0-0 1B			0-0 5-3		4-0 BB		0-3 K	3	1	1	0	2	1	2			
Reggie Jackson, L (1, 9) OBP: 0.355, SLG: 0.507	0-0 HR 2B	0-3 K			0-0 F8		0-0 P5			4	1	1	2	0	1	4			
Lee May, R (1, 3) OBP: 0.291, SLG: 0.439	0-0 F9				0-0 K		0-0 F8		0-0 F8	4	0	0	0	0	1	1			
Tony Muser, L (8, 3) OBP: 0.265, SLG: 0.255										0	0	0	0	0	0	0			
Ken Singleton, S (1, 7) OBP: 0.349, SLG: 0.381	0-0 2H HR				0-0 F8		0-0 F7		0-0 F2	4	1	1	2	0	0	0			
Doug DeCinces, R (1, 5) OBP: 0.291, SLG: 0.357	0-0 4-3				0-0 F7				0-0 F9	4	0	1	0	0	0	0			
Andres Mora, R (1, 10) OBP: 0.239, SLG: 0.332	0-0 F9				0-0 5-3		0-0 F8		0-3 K	4	0	0	0	0	1	1			
Paul Blair, R (1, 8) OBP: 0.254, SLG: 0.271		0-0 L5			0-0 6-3		0-0 6-3 1B		0-0 2B	4	0	2	0	0	0	0			
Dave Duncan, R (1, 2) OBP: 0.277, SLG: 0.275	0-3 K				0-0 F7		0-0 F7		0-0 P3	4	0	0	0	0	1	2			
Inning Stats	R: 4 E: 0 K: 0 S: 5	H: 2 LOB: 0 BB: 2 P: 13	R: 0 E: 0 K: 2 S: 8	H: 1 LOB: 2 BB: 1 P: 12	R: 0 E: 0 K: 1 S: 5	H: 0 LOB: 0 BB: 0 P: 5	R: 0 E: 0 K: 0 S: 3	H: 0 LOB: 0 BB: 0 P: 3	R: 0 E: 0 K: 0 S: 4	H: 1 LOB: 1 BB: 0 P: 4	R: 0 E: 0 K: 0 S: 4	H: 1 LOB: 2 BB: 1 P: 8	R: 0 E: 0 K: 0 S: 3	H: 0 LOB: 0 BB: 0 P: 3	R: 0 E: 0 K: 2 S: 8	H: 1 LOB: 2 BB: 1 P: 12	1B: 3 2B: 2 3B: 0 HR: 1	SF: 0 SAC: 0 DP: 0 HBP: 0	WP: 0 PA: 38 PB: 0 SB: 0 CS: 0
PITCHER Dave Roberts, L (1, 1) ERA: 4.02	IP: 9.0 WLS: W BF: 38 H: 6 R: 4 ER: 4 SO: 5 BB: 5 IBB: 0 HBP: 0 BLK: 0 WP: 0 HR: 1 S: 43 P: 63 ERA: 4.00 WHIP: 1.222															PITCHER			

AB 33
R 4
H 6
RBI 4
BB 5
SO 5
LOB 11




Batter	1	2	3	4	5	6	7	8	9	AB	R	H	RBI	BB	SO	LOB	BOTTOM		
Ron LeFlore, R (1, 8) OBP: 0.380, SLG: 0.414	0-0 6-3 SF8 2B		0-0 1B			0-0 6-3		0-0 1B 2B		4	2	3	0	0	0	0	<p>Baltimore Orioles @ Detroit Tigers</p> <p>Tiger Stadium, Detroit, MI</p> <p>Mon Sep 06 1976, 7:05 PM EDT</p> <p>Att: 8,204 - Unknown</p>		
Mickey Stanley, R (1, 5) OBP: 0.301, SLG: 0.437	0-0 6-3		0-0 F7			4-0 BB		0-0 BB SF9 1B		3	1	1	1	1	0	2			
Rusty Staub, L (1, 9) OBP: 0.384, SLG: 0.424	0-0 SF8		0-0 4-3			0-0 F8		0-0 BB SF9 1B		3	1	1	1	0	0	2			
Willie Horton, R (1, 10) OBP: 0.338, SLG: 0.395	0-0 6-3				0-0 6-3		0-3 K	4-0 SF9 BB 1B BB		3	0	0	0	1	1	1			
Bruce Kimm, R (8, PR) OBP: 0.326, SLG: 0.339								1-2 2-3 1B BB		0	1	0	0	0	0	0			
Alex Johnson, R (1, 7) OBP: 0.300, SLG: 0.356		4-0 FC4 BB			0-0 6-3		0-0 P4	0-0 SF9		2	0	0	1	1	0	0			
Jason Thompson, L (1, 3) OBP: 0.335, SLG: 0.394		0-0 FC4 G3			0-0 4-3		0-0 FC6-4 1B	4-0 1B BB		3	0	1	0	1	0	1			
Bill Freehan, R (1, 2) OBP: 0.317, SLG: 0.411		0-0 G3				0-0 F9		0-0 SF9		3	0	1	1	0	0	1			
Mark Wagner, R (1, 6) OBP: 0.278, SLG: 0.255		0-0 6-3				0-0 6-3		0-0 FC6-4 1B		3	0	0	0	0	0	3			
Ben Oglive, L (8, PH) OBP: 0.315, SLG: 0.481								1-2 2-3 1B		1	0	1	1	0	0	0			
Phil Mankowski, L (9, 5) OBP: 0.333, SLG: 0.333								1-2 2-3 1B		0	0	0	0	0	0	0			
Chuck Scrivener, R (1, 4) OBP: 0.285, SLG: 0.273			0-0 6-3			0-3 K		0-0 F7		2	0	0	0	0	1	0			
Marvin Lane, R (7, PH)										1	0	0	0	0	1	2			
Jerry Manuel, S (8, 4) OBP: 0.233, SLG: 0.179										1	0	0	0	0	0	2			
Inning Stats	R: 1 E: 0 K: 0 S: 4	H: 1 LOB: 0 BB: 0 P: 4	R: 0 E: 0 K: 0 S: 3	H: 0 LOB: 1 BB: 1 P: 7	R: 0 E: 0 K: 0 S: 4	H: 1 LOB: 1 BB: 0 P: 4	R: 0 E: 0 K: 0 S: 3	H: 0 LOB: 0 BB: 0 P: 3	R: 0 E: 0 K: 1 S: 5	H: 0 LOB: 1 BB: 1 P: 9	R: 0 E: 0 K: 1 S: 7	H: 2 LOB: 2 BB: 0 P: 7	R: 4 E: 0 K: 0 S: 7	H: 4 LOB: 2 BB: 2 P: 15	R: 0 E: 0 K: 0 S: 8	H: 3 LOB: 3 BB: 0 P: 10	1B: 6 2B: 2 3B: 0 HR: 0	SF: 3 SAC: 0 DP: 0 HBP: 0	WP: 0 PA: 36 PB: 0 SB: 0 CS: 0
PITCHER Mike Flanagan, L (1, 1) ERA: 4.98	IP: 7.0 WLS: L BF: 30 H: 7 R: 4 ER: 4 SO: 3 BB: 2 IBB: 0 HBP: 0 BLK: 0 WP: 0 HR: 0 S: 34 P: 42 ERA: 5.14 WHIP: 1.286															PITCHER			
Dyar Miller, R (8, 1) ERA: 3.09	0.2 L 4 0 0 0 0 2 0 0 0 0 0 0 2 10 0.00 3.000																		
Tippy Martinez, L (8, 1) ERA: 2.2	0.1 2 1 1 1 0 0 0 0 0 0 0 0 0 2 2 27.00 3.000																		



Batter	1	2	3	4	5	6	7	8	9	AB	R	H	RBI	BB	SO	LOB	TOP								
Al Bumbry, L OBP: 0.318, SLG: 0.399 (1, 8)										5	0	0	0	0	0	1									
Bobby Grich, R OBP: 0.393, SLG: 0.431 (1, 4)										4	1	2	0	1	0	1									
Reggie Jackson, L OBP: 0.353, SLG: 0.504 (1, 9)										5	3	1	0	0	1	2									
Lee May, R OBP: 0.294, SLG: 0.443 (1, 10)										5	1	3	1	0	1	2									
Ken Singleton, S OBP: 0.351, SLG: 0.379 Paul Blair, R OBP: 0.253, SLG: 0.270 (1, 7)										2	0	0	1	2	0	4									
Paul Blair, R OBP: 0.253, SLG: 0.270 (7, 8)										1	0	0	0	0	0	0									
Tony Muser, L OBP: 0.266, SLG: 0.262 (1, 3)										4	0	2	2	0	0	5									
Doug DeCinces, R OBP: 0.292, SLG: 0.358 (1, 5)										5	0	2	1	0	0	2									
Mark Belanger, R OBP: 0.328, SLG: 0.316 (1, 6)										4	0	1	0	0	0	1									
Dave Duncan, R OBP: 0.273, SLG: 0.271 (1, 2)										4	0	0	0	0	0	4									
Inning Stats	R: 0 E: 0 K: 1 S: 6	H: 1 LOB: 3 BB: 2 P: 14	R: 0 E: 0 K: 0 S: 3	H: 0 LOB: 0 BB: 0 P: 3	R: 1 E: 3 K: 0 S: 5	H: 1 LOB: 2 BB: 1 P: 9	R: 0 E: 0 K: 0 S: 4	H: 1 LOB: 1 BB: 0 P: 4	R: 2 E: 0 K: 0 S: 6	H: 3 LOB: 1 BB: 0 P: 6	R: 0 E: 0 K: 0 S: 3	H: 0 LOB: 0 BB: 0 P: 3	R: 2 E: 1 K: 0 S: 8	H: 4 LOB: 3 BB: 0 P: 8	R: 0 E: 0 K: 0 S: 3	H: 0 LOB: 0 BB: 0 P: 3	R: 0 E: 0 K: 1 S: 6	H: 1 LOB: 1 BB: 0 P: 6	1B: 9 2B: 2 3B: 0 HR: 0	SF: 1 SAC: 0 DP: 1 HBP: 0	WP: 0 PB: 0 SB: 1 CS: 0	PA: 43			
PITCHER Mark Fidrych, R ERA: 2.34 (1, 1)	IP: 9.0 WLS: L BF: 43	H: 11 R: 5 ER: 2 SO: 2	BB: 3 IBB: 0 HBP: 0 BLK: 0	WP: 0 HR: 0 S: 44 P: 56	ERA: 2.00 WHIP: 1.556																				

Baltimore Orioles @ Detroit Tigers
Tiger Stadium, Detroit, MI
Tue Sep 07 1976, 7:05 PM EDT
Att: 16,410 - Unknown


AB 39
R 5
H 11
RBI 5
BB 3
SO 2
LOB 22



Batter	1	2	3	4	5	6	7	8	9	AB	R	H	RBI	BB	SO	LOB	BOTTOM								
Ron LeFlore, R OBP: 0.379, SLG: 0.412 (1, 8)										5	1	1	0	0	1	2									
Phil Mankowski, L OBP: 0.348, SLG: 0.391 (1, 5)										5	1	2	0	0	0	2									
Ben Oglivie, L OBP: 0.318, SLG: 0.479 (1, 9)										3	1	1	0	0	2	2									
Rusty Staub, L OBP: 0.384, SLG: 0.422 (1, 10)										3	0	0	0	1	1	3									
Jason Thompson, L OBP: 0.336, SLG: 0.392 (1, 3)										2	0	0	1	2	1	2									
Dan Meyer, L OBP: 0.295, SLG: 0.335 (1, 7)										3	0	0	1	0	0	2									
Bruce Kimm, R OBP: 0.333, SLG: 0.339 (1, 2)										3	0	1	0	1	1	3									
Mark Wagner, R OBP: 0.268, SLG: 0.245 Alex Johnson, R OBP: 0.299, SLG: 0.355 Jerry Manuel, S OBP: 0.233, SLG: 0.179 (1, 6)										2	0	0	0	0	0	1									
Chuck Scrivener, R OBP: 0.286, SLG: 0.274 (9, 6)										3	0	1	0	0	0	1									
Willie Horton, R OBP: 0.337, SLG: 0.394 (9, PH)										1	0	0	0	0	1	0									
Inning Stats	R: 0 E: 0 K: 1 S: 6	H: 1 LOB: 1 BB: 0 P: 6	R: 0 E: 0 K: 0 S: 3	H: 0 LOB: 1 BB: 1 P: 7	R: 3 E: 0 K: 2 S: 9	H: 1 LOB: 2 BB: 2 P: 18	R: 0 E: 0 K: 0 S: 4	H: 1 LOB: 1 BB: 0 P: 4	R: 0 E: 0 K: 0 S: 4	H: 1 LOB: 1 BB: 0 P: 4	R: 0 E: 0 K: 1 S: 6	H: 1 LOB: 1 BB: 0 P: 6	R: 0 E: 0 K: 0 S: 2	H: 0 LOB: 0 BB: 1 P: 6	R: 0 E: 0 K: 1 S: 5	H: 0 LOB: 0 BB: 0 P: 5	1B: 5 2B: 2 3B: 0 HR: 0	SF: 1 SAC: 1 DP: 1 HBP: 1	WP: 2 PB: 0 SB: 3 CS: 0	PA: 38					
PITCHER Wayne Garland, R ERA: 2.75 (1, 1)	IP: 9.0 WLS: W BF: 38	H: 6 R: 3 ER: 3 SO: 7	BB: 3 IBB: 1 HBP: 1 BLK: 0	WP: 2 HR: 0 S: 47 P: 64	ERA: 3.00 WHIP: 1.000																				

Baltimore Orioles @ Detroit Tigers
Tiger Stadium, Detroit, MI
Tue Sep 07 1976, 7:05 PM EDT
Att: 16,410 - Unknown

AB 31
R 3
H 6
RBI 2
BB 4
SO 7
LOB 19



Batter	1	2	3	4	5	6	7	8	9	AB	R	H	RBI	BB	SO	LOB	TOP			
Duane Kuiper, L (1,4) OBP: 0.313, SLG: 0.323	E5 CS		3-1			6-3		1-2 1B		4	0	1	0	0	0	0	Cleveland Indians @ Baltimore Orioles Memorial Stadium, Baltimore, MD Wed Sep 08 1976, 7:05 PM EDT Att: 4,547 - Unknown			
John Lowenstein, L (1,8) OBP: 0.295, SLG: 0.285	1-2 SF9 3B			3-1		CS 4-3 1B		F8		4	1	2	0	0	0	2				
Larvell Blanks, R (1,6) OBP: 0.340, SLG: 0.416	SF9			K		4-3 1-2			K	3	0	0	1	0	2	1				
Rico Carty, R (1,10) OBP: 0.377, SLG: 0.435	3H 1B				4-0 BB	CS 2-3	F8	F9	F9	3	0	1	0	1	0	0				
George Hendrick, R (1,7) OBP: 0.333, SLG: 0.456		4-3		F8			F8			4	0	1	0	0	0	1				
Buddy Bell, R (1,5) OBP: 0.340, SLG: 0.364		6-3			6-3		F3	F3		4	0	0	0	0	0	1				
Joe Lis, R (1,3) OBP: 0.409, SLG: 0.650		K			F9			FC5-4 1B		3	0	1	0	0	1	0				
Ray Fosse, R (1,2) OBP: 0.359, SLG: 0.386			6-3					FC5-4 1B 1-2		3	0	1	0	0	0	1				
Tommy Smith, L (1,9) OBP: 0.246, SLG: 0.274			6-3			F8		F8		2	0	0	0	0	0	1				
Boog Powell, L (8,PH) OBP: 0.310, SLG: 0.325										1	0	0	0	0	0	1				
Ron Pruitt, R (8,9) OBP: 0.388, SLG: 0.333										0	0	0	0	0	0	0				
Inning Stats	R: 1 E: 1 K: 0 S: 4	H: 2 LOB: 1 BB: 0 P: 4	R: 0 E: 0 K: 1 S: 5	H: 0 LOB: 0 BB: 0 P: 5	R: 0 E: 0 K: 1 S: 3	H: 0 LOB: 1 BB: 1 P: 3	R: 0 E: 0 K: 1 S: 5	H: 1 LOB: 0 BB: 0 P: 9	R: 0 E: 0 K: 0 S: 3	H: 1 LOB: 0 BB: 0 P: 3	R: 0 E: 0 K: 0 S: 3	H: 0 LOB: 0 BB: 0 P: 3	R: 0 E: 0 K: 0 S: 5	H: 2 LOB: 2 BB: 0 P: 5	R: 0 E: 0 K: 1 S: 6	H: 1 LOB: 1 BB: 0 P: 6	1B: 6 2B: 0 3B: 1 HR: 0	SF: 1 SAC: 0 DP: 0 HBP: 0	WP: 0 PB: 0 SB: 0 CS: 2	PA: 34
PITCHER Jim Palmer, R (1,1) ERA: 2.58	IP: 9.0 WLS: W BF: 33 H: 7 R: 1 ER: 1 SO: 3 BB: 1 IBB: 0 HBP: 0 BLK: 0 WP: 0 HR: 0 S: 38 P: 42 ERA: 1.00 WHIP: 0.889																			

Batter	1	2	3	4	5	6	7	8	9	AB	R	H	RBI	BB	SO	LOB	BOTTOM			
Al Bumbry, L (1,8) OBP: 0.322, SLG: 0.402	S 1B		K							3	1	2	1	1	1	1	Cleveland Indians @ Baltimore Orioles Memorial Stadium, Baltimore, MD Wed Sep 08 1976, 7:05 PM EDT Att: 4,547 - Unknown			
Bobby Grich, R (1,4) OBP: 0.392, SLG: 0.428	L1-3 BB		K		2H 1B					3	0	0	0	1	2	3				
Reggie Jackson, L (1,9) OBP: 0.352, SLG: 0.508	L1-3		F5			HR		F5		4	1	1	1	0	0	3				
Lee May, R (1,10) OBP: 0.294, SLG: 0.442		2H 1B		6-3		F9		K		4	0	1	1	0	1	0				
Ken Singleton, S (1,7) OBP: 0.350, SLG: 0.377	K			K						2	0	0	0	1	2	1				
Paul Blair, R (6,PR) OBP: 0.255, SLG: 0.270	K			K						0	0	0	0	0	0	0				
Tony Muser, L (1,3) OBP: 0.264, SLG: 0.258		4-3		K		F8		K		4	0	0	0	0	2	2				
Doug DeCinces, R (1,5) OBP: 0.290, SLG: 0.355		1-3			K	K				3	0	0	0	0	2	1				
Mark Belanger, R (1,6) OBP: 0.328, SLG: 0.315		K				S 1B BB		F8		2	1	0	0	1	1	0				
Rick Dempsey, R (1,2) OBP: 0.272, SLG: 0.210				WP 1B		K		K		3	0	1	0	0	2	1				
Inning Stats	R: 1 E: 0 K: 1 S: 6	H: 2 LOB: 1 BB: 1 P: 10	R: 0 E: 0 K: 1 S: 5	H: 0 LOB: 0 BB: 0 P: 5	R: 0 E: 0 K: 2 S: 8	H: 1 LOB: 1 BB: 0 P: 8	R: 0 E: 0 K: 2 S: 7	H: 0 LOB: 0 BB: 0 P: 7	R: 1 E: 0 K: 2 S: 8	H: 1 LOB: 1 BB: 1 P: 12	R: 1 E: 0 K: 1 S: 6	H: 1 LOB: 1 BB: 1 P: 10	R: 0 E: 0 K: 2 S: 7	H: 0 LOB: 1 BB: 1 P: 11	R: 0 E: 0 K: 2 S: 7	H: 0 LOB: 1 BB: 0 P: 8	1B: 4 2B: 1 3B: 0 HR: 1	SF: 0 SAC: 0 DP: 1 HBP: 1	WP: 1 PB: 0 SB: 4 CS: 0	PA: 33
PITCHER Dennis Eckersley, R (1,1) ERA: 3.78	IP: 8.0 WLS: L BF: 33 H: 5 R: 3 ER: 3 SO: 13 BB: 4 IBB: 0 HBP: 1 BLK: 0 WP: 1 HR: 1 S: 54 P: 71 ERA: 3.38 WHIP: 1.125																			

Batter	1	2	3	4	5	6	7	8	9	AB	R	H	RBI	BB	SO	LOB	TOP								
Frank Duffy, R (1, 6) OBP: 0.268, SLG: 0.277 Duane Kuiper, L (9, PH) OBP: 0.312, SLG: 0.323	0-0 5-3		0-0 F7		0-0 F3		0-0 SH1-3		0-0 FC6-4	3	0	0	1	0	0	2									
Buddy Bell, R (1, 5) OBP: 0.340, SLG: 0.369	0-0 6-3			0-0 F5	0-0 1-3		0-0 6-3			4	0	0	0	0	0	2									
Larvell Blanks, R (1, 4) OBP: 0.339, SLG: 0.411	0-0 5-3			4-0 1B BB		0-0 5-3		0-0 1B		3	1	1	0	1	0	0									
Rico Carty, R (1, 10) OBP: 0.377, SLG: 0.432		0-0 6-3		0-0 1B	0-0 1B	0-0 F7		0-0 L9		4	0	1	0	0	0	1									
George Hendrick, R (1, 8) OBP: 0.333, SLG: 0.460		0-0 6-3		0-0 1B	0-0 1B	0-0 5-3		0-0 L7		4	0	1	1	0	0	1									
Ray Fosse, R (1, 2) OBP: 0.352, SLG: 0.381		0-0 F9		0-0 F4			0-0 1B 2B	0-0 F8		4	1	1	0	0	0	3									
Joe Lis, R (1, 3) John Lowenstein, L (9, PH) OBP: 0.283, SLG: 0.284			0-0 F7	0-0 F7		0-0 F4		0-0 F7		3	0	0	0	0	0	3	AB 35 R 3 H 8 RBI 3 BB 1 SO 0 LOB 13								
Charlie Spikes, R (1, 9) OBP: 0.300, SLG: 0.338			0-0 1-3		0-0 F4		0-0 1B SH1-3 1B	0-0 4-3		4	1	1	0	0	0	0									
Ron Pruitt, R (1, 7) Boog Powell, L (9, PH) Alfredo Griffin, S (9, PR) OBP: 0.500, SLG: 0.500			0-0 E5			0-0 1B		0-0 FC6-4 1B		3	0	2	1	0	0	0									
Inning Stats	R: 0 E: 0 K: 0 S: 3	H: 0 LOB: 0 BB: 0 P: 3	R: 0 E: 0 K: 0 S: 3	H: 0 LOB: 0 BB: 0 P: 3	R: 0 E: 1 K: 0 S: 4	H: 0 LOB: 1 BB: 0 P: 4	R: 1 E: 0 K: 0 S: 5	H: 2 LOB: 2 BB: 1 P: 9	R: 0 E: 0 K: 0 S: 4	H: 1 LOB: 1 BB: 0 P: 4	R: 0 E: 0 K: 0 S: 3	H: 0 LOB: 0 BB: 0 P: 3	R: 2 E: 0 K: 0 S: 6	H: 3 LOB: 1 BB: 0 P: 6	R: 0 E: 0 K: 0 S: 4	H: 1 LOB: 1 BB: 0 P: 4	R: 0 E: 0 K: 0 S: 4	H: 1 LOB: 1 BB: 0 P: 4	1B: 7 2B: 1 3B: 0 HR: 0	SF: 0 SAC: 1 DP: 0 HBP: 0	WP: 0 PB: 0 SB: 0 CS: 0	PA: 37			
PITCHER	IP	WLS	BF	H	R	ER	SO	BB	IBB	HBP	BLK	WP	HR	S	P	ERA	WHIP								
Ross Grimsley, L (1, 1) ERA: 3.78	7.0	W	29	6	3	3	0	1	0	0	0	0	0	28	32	3.86	1.000								
Dyar Miller, R (8, 1) ERA: 3.01	2.0	S	8	2	0	0	0	0	0	0	0	0	0	8	8	0.00	1.000								

Cleveland Indians @ Baltimore Orioles
Memorial Stadium, Baltimore, MD
Fri Sep 10 1976, 7:05 PM EDT
Att: 7,081 - Unknown

livebaseballscores.com



Batter	1	2	3	4	5	6	7	8	9	AB	R	H	RBI	BB	SO	LOB	BOTTOM								
Mark Belanger, R (1, 6) OBP: 0.326, SLG: 0.312	0-0 6-3	0-0 5-3		0-0 S E 1B		0-0 FC7-2				4	1	1	0	0	0	4									
Bobby Grich, R (1, 4) OBP: 0.390, SLG: 0.425	0-0 F9			0-0 E5		0-0 FC6-4				4	0	1	2	0	0	1									
Reggie Jackson, L (1, 9) OBP: 0.351, SLG: 0.503	0-0 1B 1B	0-0 K		0-0 3-1			0-0 L7			4	1	1	0	0	1	2									
Lee May, R (1, 3) Tony Muser, L (8, 3) OBP: 0.293, SLG: 0.437 OBP: 0.295, SLG: 0.259	0-0 1B 1B		0-0 K		4-0 FC5-4 BB		0-0 5-3			3	0	1	0	1	1	0									
Ken Singleton, S (1, 7) OBP: 0.355, SLG: 0.384	0-0 1B		4-0 FC6-4 BB		0-0 FC5-4 FC5-4		4-0 BB			2	0	1	1	2	0	1									
Doug DeCinces, R (1, 5) OBP: 0.290, SLG: 0.354	0-0 4-3		0-0 FC6-4		0-0 FC5-4 FC6-4		0-0 K			4	0	0	0	0	1	5									
Andres Mora, R (1, 10) Terry Crowley, L (8, PH) Tommy Harper, R (8, PR) OBP: 0.332 OBP: 0.276, SLG: 0.200 OBP: 0.301, SLG: 0.292		0-0 2B 1B	0-0 K		0-0 FC6-4		4-0 CS SH3-4 BB			3	1	1	0	0	1	2	AB 31 R 4 H 9 RBI 3 BB 4 SO 4 LOB 19								
Paul Blair, R (1, 8) OBP: 0.258, SLG: 0.277	0-0 1B 2B		0-0 4-3		0-0 FC7-2 1B		0-0 SH3-4			3	1	2	0	0	0	0									
Rick Dempsey, R (1, 2) OBP: 0.271, SLG: 0.211	0-0 4-3		0-0 F8		0-0 FC6-4 1B		0-0 6-3			4	0	1	0	0	0	4									
Inning Stats	R: 1 E: 0 K: 0 S: 6	H: 3 LOB: 2 BB: 0 P: 6	R: 2 E: 0 K: 1 S: 8	H: 3 LOB: 1 BB: 0 P: 8	R: 0 E: 0 K: 2 S: 7	H: 0 LOB: 1 BB: 1 P: 11	R: 1 E: 1 K: 0 S: 5	H: 1 LOB: 1 BB: 0 P: 5	R: 0 E: 0 K: 0 S: 3	H: 0 LOB: 1 BB: 1 P: 7	R: 0 E: 0 K: 0 S: 4	H: 2 LOB: 1 BB: 0 P: 4	R: 0 E: 0 K: 1 S: 5	H: 0 LOB: 1 BB: 1 P: 9	R: 0 E: 0 K: 0 S: 2	H: 0 LOB: 1 BB: 1 P: 6	1B: 8 2B: 2 3B: 0 HR: 0	SF: 0 SAC: 1 DP: 1 HBP: 0	WP: 0 PB: 0 SB: 2 CS: 1	PA: 36					
PITCHER	IP	WLS	BF	H	R	ER	SO	BB	IBB	HBP	BLK	WP	HR	S	P	ERA	WHIP								
Rick Waits, L (1, 1) ERA: 3.66	2.0	L	12	6	3	3	1	0	0	0	0	0	0	14	14	13.50	3.000								
Jackie Brown, R (3, 1) ERA: 4.31	5.0		22	3	1	0	3	4	0	0	0	0	0	24	40	0.00	1.400								
Jim Kern, R (8, 1) ERA: 2.45	1.0		2	0	0	0	0	0	0	0	0	0	0	2	2	0.00	0.000								

Cleveland Indians @ Baltimore Orioles
Memorial Stadium, Baltimore, MD
Fri Sep 10 1976, 7:05 PM EDT
Att: 7,081 - Unknown

livebaseballscores.com



Batter	1	2	3	4	5	6	7	8	9	AB	R	H	RBI	BB	SO	LOB	TOP					
Al Bumby, L OBP: 0.320, SLG: 0.398 Paul Blair, R OBP: 0.258, SLG: 0.276	0-0 4-3		0-0 4-3		0-0 F7		0-0 S 1B		0-0 P5	4	1	1	0	0	0	1	Baltimore Orioles @ Milwaukee Brewers Milwaukee County Stadium, Milwaukee, WI Sat Sep 11 1976, 8:05 PM EDT Unknown livebaseballscorecards.com					
Bobby Grich, R OBP: 0.355, SLG: 0.429	0-0 F2		0-3 K		0-0 P4		0-0 1B		0-0 3B	5	0	2	1	0	1	1						
Reggie Jackson, L OBP: 0.513, SLG: 0.513 Tom Shopay, L OBP: 0.258, SLG: 0.276	0-0 HR		0-0 S 1B		0-0 F8		0-0 E S 1B		4-0 IBB	4	3	3	1	1	0	0						
Lee May, R OBP: 0.297, SLG: 0.445 Tony Muser, L OBP: 0.254, SLG: 0.335	4-0 WP BB		0-0 CS 1B		0-0 HR		0-0 F2		0-0 4-3	3	1	2	2	1	0	1						
Ken Singleton, S OBP: 0.354, SLG: 0.381	4-0 1-2 BB		0-0 CS 1B		0-0 F8		0-3 K		0-3 K	3	0	0	0	1	2	1						
Terry Crowley, L OBP: 0.275, SLG: 0.192 Andres Mora, R OBP: 0.248, SLG: 0.335	0-0 P5		0-0 4-3		0-0 4-3		4-0 BB		0-0 1B 1B	2	0	0	0	1	0	2						
Doug DeCinces, R OBP: 0.290, SLG: 0.352		0-3 K		0-0 F7		0-0 F7		0-0 1-2 1B		4	0	1	0	0	1	1						
Kiko Garcia, R OBP: 0.275, SLG: 0.312 Mark Belanger, R OBP: 0.225, SLG: 0.312		0-3 K		0-3 K		0-3 K		0-0 F9		0-0 F9	3	0	0	0	0	2						
Dave Duncan, R OBP: 0.273, SLG: 0.267		0-0 G3		4-0 BB		0-0 F7		0-0 P5		3	0	0	0	1	0	0						
Inning Stats	R: 1 E: 0 K: 0 S: 4	H: 1 LOB: 2 BB: 2 P: 12	R: 0 E: 0 K: 2 S: 7	H: 0 LOB: 0 BB: 0 P: 7	R: 1 E: 0 K: 1 S: 6	H: 2 LOB: 0 BB: 0 P: 6	R: 0 E: 0 K: 0 S: 3	H: 0 LOB: 0 BB: 0 P: 3	R: 0 E: 0 K: 1 S: 5	H: 0 LOB: 1 BB: 1 P: 9	R: 1 E: 0 K: 0 S: 6	H: 1 LOB: 1 BB: 1 P: 10	R: 1 E: 0 K: 0 S: 4	H: 2 LOB: 1 BB: 0 P: 4	R: 1 E: 0 K: 0 S: 8	H: 3 LOB: 2 BB: 0 P: 8		R: 0 E: 0 K: 0 S: 4	H: 1 LOB: 2 BB: 1 P: 8	1B: 7 2B: 0 3B: 1 HR: 2	SF: 0 SAC: 0 DP: 0 HBP: 0	WP: 1 PB: 0 SB: 3 CS: 1
PITCHER Eduardo Rodriguez, R ERA: 3.51 Ray Sadecki, L ERA: 3.7	IP: 7.0 WLS: L BF: 29	H: 6 R: 4 ER: 4 SO: 5	BB: 4 IBB: 0 HBP: 0 BLK: 0	WP: 1 HR: 2 S: 35 P: 51	ERA: 5.14 WHIP: 1.429	IP: 2.0 WLS: L BF: 11	H: 4 R: 1 ER: 1 SO: 1	BB: 0 IBB: 1 HBP: 0 BLK: 0	WP: 0 HR: 0 S: 12 P: 16	ERA: 4.50 WHIP: 2.000												

Batter	1	2	3	4	5	6	7	8	9	AB	R	H	RBI	BB	SO	LOB	BOTTOM					
Von Joshua, L OBP: 0.298, SLG: 0.361	0-0 F8	0-0 F5			0-3 K		0-0 2B			4	0	1	0	0	1	3	Baltimore Orioles @ Milwaukee Brewers Milwaukee County Stadium, Milwaukee, WI Sat Sep 11 1976, 8:05 PM EDT Unknown livebaseballscorecards.com					
Sixto Lezcano, R OBP: 0.360, SLG: 0.408	0-0 1B		0-0 5-3		0-0 FC1-4 FC6-4		0-0 F9			4	0	1	0	0	0	2						
George Scott, R OBP: 0.328, SLG: 0.400	0-0 F9		0-3 K		0-0 FC6-4				0-0 5-3	4	0	0	0	0	1	2						
Mike Hegan, L OBP: 0.322, SLG: 0.380	0-0 G3		0-0 WP 1B		4-0 G5-4-3 BB		0-0 F8		0-0 F8	3	0	1	0	1	0	1						
Don Money, R OBP: 0.333, SLG: 0.411		0-0 5-3	0-0 6-3		0-0 G5-4-3		0-0 5-3		0-0 5-3	4	0	0	0	0	0	2						
Darrell Porter, L OBP: 0.315, SLG: 0.311	0-0 4-3		0-0 F7		4-0 BB		0-0 P6		0-0 P6	3	0	0	0	1	0	0						
Dan Thomas, R OBP: 0.432, SLG: 0.533	4-0 1B BB		0-0 F9		0-3 K		0-0 5-3		0-0 5-3	3	1	0	0	1	1	1						
Robin Yount, R OBP: 0.305, SLG: 0.313	0-0 1B 1B		0-0 F7		0-0 G3		0-0 P3		0-0 P3	4	0	1	0	0	0	0						
Tim Johnson, L OBP: 0.322, SLG: 0.297	0-0 1-2 2H 1B		0-0 FC1-4 1B		0-0 F7				0-0 F7	3	0	2	1	0	0	0						
Inning Stats	R: 0 E: 0 K: 0 S: 4	H: 1 LOB: 1 BB: 0 P: 4	R: 1 E: 0 K: 0 S: 5	H: 2 LOB: 2 BB: 1 P: 9	R: 0 E: 0 K: 1 S: 6	H: 1 LOB: 1 BB: 0 P: 6	R: 0 E: 0 K: 0 S: 3	H: 0 LOB: 0 BB: 0 P: 3	R: 0 E: 0 K: 1 S: 6	H: 1 LOB: 1 BB: 0 P: 6	R: 0 E: 0 K: 1 S: 4	H: 0 LOB: 1 BB: 2 P: 12	R: 0 E: 0 K: 0 S: 4	H: 1 LOB: 1 BB: 0 P: 4	R: 0 E: 0 K: 0 S: 3	H: 0 LOB: 0 BB: 0 P: 3		R: 0 E: 0 K: 0 S: 3	H: 0 LOB: 0 BB: 0 P: 3	1B: 5 2B: 1 3B: 0 HR: 0	SF: 0 SAC: 0 DP: 1 HBP: 0	WP: 1 PB: 0 SB: 0 CS: 0
PITCHER Wayne Garland, R ERA: 2.67	IP: 9.0 WLS: W BF: 35	H: 6 R: 1 ER: 1 SO: 3	BB: 3 IBB: 0 HBP: 0 BLK: 0	WP: 1 HR: 0 S: 38 P: 50	ERA: 1.00 WHIP: 1.000	IP: 0.0 WLS: L BF: 11	H: 4 R: 1 ER: 1 SO: 1	BB: 0 IBB: 1 HBP: 0 BLK: 0	WP: 0 HR: 0 S: 12 P: 16	ERA: 4.50 WHIP: 2.000												

Batter	1	2	3	4	5	6	7	8	9	AB	R	H	RBI	BB	SO	LOB	TOP										
Al Bumbry, L OBP: 0.317, SLG: 0.393 (1, 8)	L4		F5	F7			G3	G3		5	0	0	0	0	0	7	Baltimore Orioles @ Milwaukee Brewers Milwaukee County Stadium, Milwaukee, WI Sat Sep 11 1976, 8:05 PM EDT Att: 9,079 - Unknown livebaseballscorecards.com										
Rich Dauer, R OBP: 0.400, SLG: 0.250 (1, 4)	BB 1B		BB			P3	4-3	5-3		4	0	1	1	1	0	3											
Reggie Jackson, L OBP: 0.356, SLG: 0.509 (1, 10)	BB 1-2		P6			G3	WP BB IBB		K2-3	3	0	0	0	2	1	1											
Lee May, R OBP: 0.296, SLG: 0.442 Paul Blair, R OBP: 0.257, SLG: 0.275 (1, 3) (7, 8)	F9		F7			1-3	WP BB		F9	3	0	0	0	1	0	3											
Ken Singleton, S OBP: 0.354, SLG: 0.380 (1, 9)	F8					4-3			F7	4	0	1	0	1	0	2											
Tony Muser, L OBP: 0.260, SLG: 0.255 (1, 7) (7, 3)		F7				1-3				4	0	0	0	0	1	4											
Mark Belanger, R OBP: 0.326, SLG: 0.313 Kiko Garcia, R OBP: 0.167, SLG: 0.167 (1, 6) (3, 6)						1B 1B			F8	1	0	1	0	0	0	0											
Brooks Robinson, R OBP: 0.249, SLG: 0.325 Bob Bailor, R (7, PR)						1B 1B				3	0	2	0	0	0	1											
Doug DeCinces, R OBP: 0.291, SLG: 0.352 (7, 5)						1B 1B				0	1	0	0	0	0	0											
Rick Dempsey, R OBP: 0.281, SLG: 0.219 (1, 2)						1B				0	0	0	0	1	0	0											
Inning Stats	R: 0 E: 0 K: 0 S: 4	H: 1 LOB: 2 BB: 1 P: 8	R: 0 E: 0 K: 0 S: 4	H: 1 LOB: 1 BB: 0 P: 4	R: 0 E: 0 K: 0 S: 3	H: 0 LOB: 1 BB: 1 P: 7	R: 1 E: 0 K: 0 S: 6	H: 3 LOB: 2 BB: 0 P: 6	R: 0 E: 0 K: 0 S: 3	H: 0 LOB: 0 BB: 0 P: 3	R: 0 E: 1 K: 1 S: 3	H: 1 LOB: 0 BB: 0 P: 3	R: 2 E: 0 K: 1 S: 7	H: 2 LOB: 3 BB: 3 P: 19	R: 0 E: 0 K: 0 S: 3	H: 0 LOB: 2 BB: 2 P: 11	R: 0 E: 0 K: 1 S: 5	H: 0 LOB: 0 BB: 0 P: 5	1B: 7 2B: 1 3B: 0 HR: 0	SF: 0 SAC: 0 DP: 1 HBP: 0	WP: 2 PB: 0 SB: 0 CS: 1	PA: 42					
PITCHER	IP	WLS	BF	H	R	ER	SO	BB	IBB	HBP	BLK	WP	HR	S	P	ERA	WHIP										
Jim Colborn, R ERA: 3.71 Danny Frisella, R ERA: 2.84	(1, 1) (7, 1)	6.2 2.1	L 10	31 0	8 0	3 0	0 2	3 3	1 0	0 0	1 0	0 2	0 0	27 11	43 23	4.05 0.00	1.650 1.286										

Batter	1	2	3	4	5	6	7	8	9	AB	R	H	RBI	BB	SO	LOB	BOTTOM										
Robin Yount, R OBP: 0.308, SLG: 0.318 (1, 6)	S 1B 1B		4-3							4	1	3	0	0	0	0	Baltimore Orioles @ Milwaukee Brewers Milwaukee County Stadium, Milwaukee, WI Sat Sep 11 1976, 8:05 PM EDT Att: 9,079 - Unknown livebaseballscorecards.com										
Sixto Lezcano, R OBP: 0.382, SLG: 0.409 (1, 9)	S 1B 1B									4	1	2	0	0	1	3											
George Scott, R OBP: 0.325, SLG: 0.397 (1, 3)	F8		G5-4-3							4	0	0	0	0	1	3											
Don Money, R OBP: 0.335, SLG: 0.411 (1, 10)	K									3	0	1	0	1	1	2											
Dan Thomas, R OBP: 0.439, SLG: 0.529 (1, 7)										4	0	2	2	0	0	1											
Gary Sutherland, R OBP: 0.281, SLG: 0.277 (1, 4)	6-3									4	0	0	0	0	0	4											
Charlie Moore, R OBP: 0.328, SLG: 0.307 (1, 2)										4	0	0	0	0	1	2											
Steve Bowling, R OBP: 0.273, SLG: 0.364 (1, 8)										4	0	0	0	0	1	0											
Jack Heidemann, R OBP: 0.248, SLG: 0.240 (1, 5)										3	0	1	0	0	2	0											
Inning Stats	R: 2 E: 0 K: 1 S: 8	H: 3 LOB: 1 BB: 0 P: 8	R: 0 E: 0 K: 1 S: 5	H: 0 LOB: 0 BB: 0 P: 5	R: 0 E: 0 K: 0 S: 3	H: 1 LOB: 0 BB: 0 P: 3	R: 0 E: 0 K: 0 S: 3	H: 1 LOB: 0 BB: 0 P: 3	R: 0 E: 0 K: 1 S: 7	H: 2 LOB: 2 BB: 0 P: 7	R: 0 E: 0 K: 2 S: 8	H: 1 LOB: 2 BB: 1 P: 12	R: 0 E: 0 K: 2 S: 8	H: 1 LOB: 1 BB: 0 P: 8	R: 0 E: 0 K: 0 S: 3	H: 0 LOB: 0 BB: 0 P: 3		R: 0 E: 0 K: 0 S: 3	H: 0 LOB: 0 BB: 0 P: 3	1B: 8 2B: 1 3B: 0 HR: 0	SF: 0 SAC: 0 DP: 2 HBP: 0	WP: 0 PB: 0 SB: 2 CS: 0	PA: 35				
PITCHER	IP	WLS	BF	H	R	ER	SO	BB	IBB	HBP	BLK	WP	HR	S	P	ERA	WHIP										
Mike Flanagan, L ERA: 4.59	(1, 1)	9.0	W	35	9	2	2	7	1	0	0	0	0	48	52	2.00	1.111										

Batter	1	2	3	4	5	6	7	8	9	AB	R	H	RBI	BB	SO	LOB	TOP								
Paul Blair, R OBP: 0.257, SLG: 0.275 (1, 8)	F9			F5		SF7 1B		F9		4	1	1	0	0	0	0	Baltimore Orioles @ Milwaukee Brewers Milwaukee County Stadium, Milwaukee, WI Sun Sep 12 1976, 4:33 AM EDT Att: 5,193 - Unknown								
Bobby Grich, R OBP: 0.388, SLG: 0.427 Rich Dauer, R OBP: 0.333, SLG: 0.200 (8, PH) (8, 4)	L6			F8		SF7 1-H		K		2	0	0	1	0	0	0									
Reggie Jackson, L OBP: 0.359, SLG: 0.517 (1, 9)	4-3			BB		HR				3	2	2	1	1	0	0									
Lee May, R OBP: 0.296, SLG: 0.439 Tony Muser, L OBP: 0.260, SLG: 0.255 (9, 3)	G5-4-3 BB			F8		6-3		F2		3	0	0	0	1	0	2									
Ken Singleton, S OBP: 0.355, SLG: 0.383 Al Bumbry, L OBP: 0.317, SLG: 0.393 (9, PR) (9, 7)	G5-4-3 1-2					F8		E6 FC6-4 1B		4	0	2	0	0	0	1									
Andres Mora, R OBP: 0.243, SLG: 0.328 (1, 10)	6-3					F3		FC6-4 1B		4	0	0	1	0	0	2									
Doug DeCinces, R OBP: 0.293, SLG: 0.352 (1, 5)				K		BB		1-3		3	0	1	0	1	1	0									
Rick Dempsey, R OBP: 0.275, SLG: 0.214 (1, 2)				F8		F2		1-3		4	0	0	0	0	0	4									
Kiko Garcia, R OBP: 0.111, SLG: 0.111 (1, 6)				6-3		4-3		1-3		3	0	0	0	0	0	2									
Inning Stats	R: 0 E: 0 K: 0 S: 3	H: 0 LOB: 0 BB: 0 P: 3	R: 0 E: 0 K: 0 S: 2	H: 0 LOB: 0 BB: 1 P: 6	R: 0 E: 0 K: 1 S: 5	H: 0 LOB: 0 BB: 0 P: 5	R: 0 E: 0 K: 0 S: 3	H: 0 LOB: 1 BB: 1 P: 7	R: 0 E: 0 K: 0 S: 4	H: 1 LOB: 2 BB: 1 P: 8	R: 2 E: 0 K: 0 S: 5	H: 2 LOB: 0 BB: 0 P: 5	R: 0 E: 0 K: 0 S: 3	H: 0 LOB: 0 BB: 0 P: 3	R: 0 E: 0 K: 1 S: 5	H: 0 LOB: 0 BB: 0 P: 5		R: 1 E: 1 K: 0 S: 6	H: 3 LOB: 2 BB: 0 P: 6	1B: 4 2B: 1 3B: 0 HR: 1	SF: 1 SAC: 0 DP: 1 HBP: 0	WP: 0 PB: 0 SB: 2 CS: 0	PA: 35		
PITCHER	IP	WLS	BF	H	R	ER	SO	BB	IBB	HBP	BLK	WP	HR	S	P	ERA	WHIP								
Jerry Augustine, L ERA: 3.25 (1, 1)	8.2	L	34	6	3	3	2	3	0	0	0	0	1	35	47	3.12	1.038								
Bill Castro, R ERA: 3.03 (9, 1)	0.1		1	0	0	0	0	0	0	0	0	0	0	1	1	0.00	0.000								

Batter	1	2	3	4	5	6	7	8	9	AB	R	H	RBI	BB	SO	LOB	BOTTOM								
Von Joshua, L OBP: 0.295, SLG: 0.358 (1, 8)	G3		4-3		4-3			K		4	0	0	0	0	1	0	Baltimore Orioles @ Milwaukee Brewers Milwaukee County Stadium, Milwaukee, WI Sun Sep 12 1976, 4:33 AM EDT Att: 5,193 - Unknown								
Sixto Lezcano, R OBP: 0.361, SLG: 0.407 (1, 9)	F3		FC5-4 1B		F3		1-3			4	0	1	0	0	0	0									
George Scott, R OBP: 0.326, SLG: 0.402 (1, 3)	BB BB BB		FC5-4 1B 1-2		K		HR			3	1	1	1	1	1	1									
Mike Hegan, L OBP: 0.325, SLG: 0.380 (1, 10)	BB 1-2 BB		BB 1-2 1B		K		F7			3	0	1	0	1	1	0									
Darrell Porter, L OBP: 0.314, SLG: 0.309 (1, 2)	FC5-4 1-2 2-3 BB		P4		4-3		1-3			3	0	0	0	1	0	2									
Dan Thomas, R OBP: 0.400, SLG: 0.474 (1, 7)	FC5-4 1-2		F8		F8		4-3			4	0	0	0	0	0	3									
Robin Yount, R OBP: 0.306, SLG: 0.315 (1, 6)			F8		K		F7			4	0	0	0	0	1	0									
Tim Johnson, L OBP: 0.329, SLG: 0.310 (1, 4)			G4-6-3 1B		1B		L3-6 2B			3	0	3	0	0	0	0									
Jim Gantner, L OBP: 0.355, SLG: 0.296 (1, 5)			G4-6-3 1-2		F8		L3-6 2-3			3	0	0	0	0	0	3									
Inning Stats	R: 0 E: 0 K: 0 S: 3	H: 0 LOB: 3 BB: 3 P: 15	R: 0 E: 0 K: 0 S: 3	H: 1 LOB: 0 BB: 0 P: 3	R: 0 E: 0 K: 0 S: 5	H: 2 LOB: 2 BB: 0 P: 5	R: 0 E: 0 K: 1 S: 6	H: 1 LOB: 1 BB: 0 P: 6	R: 0 E: 0 K: 1 S: 5	H: 0 LOB: 0 BB: 0 P: 5	R: 0 E: 0 K: 1 S: 3	H: 0 LOB: 0 BB: 0 P: 3	R: 1 E: 0 K: 1 S: 6	H: 1 LOB: 0 BB: 0 P: 6	R: 0 E: 0 K: 0 S: 3	H: 0 LOB: 0 BB: 0 P: 3		1B: 4 2B: 2 3B: 0 HR: 1	SF: 0 SAC: 0 DP: 2 HBP: 0	WP: 0 PB: 0 SB: 0 CS: 0	PA: 34				
PITCHER	IP	WLS	BF	H	R	ER	SO	BB	IBB	HBP	BLK	WP	HR	S	P	ERA	WHIP								
Jim Palmer, R ERA: 2.54 (1, 1)	9.0	W	34	6	1	1	4	3	0	0	0	0	1	39	51	1.00	1.000								

Batter	1	2	3	4	5	6	7	8	9	10	AB	R	H	RBI	BB	SO	LOB	TOP							
Paul Blair, R OBP: 0.253, SLG: 0.271 (1, 8)											5	0	0	1	0	0	5	Baltimore Orioles @ Milwaukee Brewers Milwaukee County Stadium, Milwaukee, WI Mon Sep 13 1976, 8:05 PM EDT Att: 3,923 - Unknown							
Rich Dauer, R OBP: 0.273, SLG: 0.200 (1, 4)											5	0	1	1	0	0	2								
Reggie Jackson, L OBP: 0.359, SLG: 0.520 (1, 9)											5	2	2	0	0	2	1								
Lee May, R OBP: 0.299, SLG: 0.442 (1, 3)											4	0	3	1	0	0	0								
Bob Bailor, R (8, PR)											0	0	0	0	0	0	0								
Tony Muser, L OBP: 0.263, SLG: 0.268 (8, 3)											1	1	1	2	0	0	0								
Ken Singleton, S (1, 7)											4	0	1	0	0	0	2								
Al Bumbry, L OBP: 0.318, SLG: 0.393 (8, 7)											0	0	0	0	1	0	0								
Doug DeCinces, R OBP: 0.292, SLG: 0.353 (1, 5)											5	1	1	0	0	2	4								
Andres Mora, R OBP: 0.239, SLG: 0.323 (1, 10)											3	0	0	0	0	0	3								
Terry Crowley, L OBP: 0.270, SLG: 0.185 (9, PH)											2	0	0	0	0	0	1								
Mark Belanger, R OBP: 0.330, SLG: 0.317 (1, 6)											3	1	2	0	1	0	0								
Dave Duncan, R OBP: 0.276, SLG: 0.268 (1, 2)											3	0	1	0	1	0	2								
Tommy Harper, R OBP: 0.301, SLG: 0.292 (9, PR)											0	0	0	0	0	0	0								
Rick Dempsey, R OBP: 0.275, SLG: 0.214 (9, 2)											0	0	0	0	0	0	0								
Inning Stats	R: 0 E: 0 K: 1 S: 5	H: 0 LOB: 0 BB: 0 P: 5	R: 0 E: 0 K: 0 S: 3	H: 0 LOB: 0 BB: 0 P: 3	R: 0 E: 1 K: 0 S: 4	H: 1 LOB: 1 BB: 0 P: 4	R: 1 E: 0 K: 0 S: 4	H: 2 LOB: 0 BB: 0 P: 4	R: 1 E: 0 K: 0 S: 4	H: 1 LOB: 2 BB: 2 P: 12	R: 0 E: 0 K: 2 S: 9	H: 2 LOB: 2 BB: 0 P: 9	R: 1 E: 1 K: 0 S: 5	H: 2 LOB: 1 BB: 0 P: 5	R: 0 E: 0 K: 0 S: 3	H: 1 LOB: 1 BB: 0 P: 3	R: 0 E: 0 K: 0 S: 4	H: 1 LOB: 1 BB: 0 P: 4	R: 2 E: 0 K: 1 S: 7	H: 2 LOB: 1 BB: 1 P: 11	1B: 7 2B: 4 3B: 0 HR: 1	SF: 0 SAC: 0 DP: 1 HBP: 0	WP: 1 PB: 0 SB: 2 CS: 2	PA: 44	
PITCHER	IP 8.0	WLS 33	BF 9	H 3	R 3	ER 3	SO 3	BB 2	IBB 0	HBP 0	BLK 0	WP 1	HR 0	S 37	P 45	ERA 3.38	WHIP 1.375								
Bill Travers, L ERA: 2.49 (1, 1)																									
Bill Castro, R ERA: 3.22 (9, 1)	IP 2.0	WLS L	BF 10	H 3	R 2	ER 2	SO 1	BB 1	IBB 0	HBP 0	BLK 0	WP 0	HR 1	S 11	P 15	ERA 9.00	WHIP 2.000								

AB	40
R	5
H	12
RBI	5
BB	3
SO	4
LOB	20



Batter	1	2	3	4	5	6	7	8	9	10	AB	R	H	RBI	BB	SO	LOB	BOTTOM							
Robin Yount, R OBP: 0.304, SLG: 0.313 (1, 6)											4	0	0	0	0	1	3	Baltimore Orioles @ Milwaukee Brewers Milwaukee County Stadium, Milwaukee, WI Mon Sep 13 1976, 8:05 PM EDT Att: 3,923 - Unknown							
Sixto Lezcano, R OBP: 0.359, SLG: 0.405 (1, 9)											5	0	1	1	0	2	3								
George Scott, R OBP: 0.331, SLG: 0.405 (1, 3)											4	0	3	1	1	0	1								
Don Money, R OBP: 0.351, SLG: 0.406 (1, 10)											5	0	0	0	0	0	6								
Dan Thomas, R OBP: 0.400, SLG: 0.452 (1, 7)											4	0	1	0	1	1	0								
Charlie Moore, R OBP: 0.322, SLG: 0.300 (1, 2)											4	0	0	0	0	1	3								
Darrell Porter, L OBP: 0.314, SLG: 0.308 (10, PH)											1	0	0	0	0	0	0								
Gary Sutherland, R OBP: 0.262, SLG: 0.278 (1, 4)											3	1	1	0	0	0	1								
Bernie Carbo, L OBP: 0.348, SLG: 0.347 (8, PH)											0	0	0	0	1	0	0								
Tim Johnson, L OBP: 0.328, SLG: 0.308 (9, 4)											1	0	0	0	0	1	0								
Steve Bowling, R OBP: 0.357, SLG: 0.385 (1, 8)											2	2	1	0	1	0	0								
Von Joshua, L OBP: 0.295, SLG: 0.358 (9, 8)											1	0	0	0	0	0	1								
Jack Heidemann, R OBP: 0.246, SLG: 0.238 (1, 5)											1	0	0	0	0	0	0								
Jim Gantner, L OBP: 0.375, SLG: 0.296 (10, 5)											0	0	0	0	1	0	0								
Inning Stats	R: 0 E: 0 K: 0 S: 4	H: 1 LOB: 1 BB: 0 P: 4	R: 0 E: 0 K: 0 S: 3	H: 0 LOB: 0 BB: 0 P: 3	R: 1 E: 0 K: 0 S: 5	H: 2 LOB: 1 BB: 0 P: 5	R: 0 E: 0 K: 0 S: 4	H: 1 LOB: 1 BB: 0 P: 4	R: 0 E: 0 K: 0 S: 3	H: 0 LOB: 0 BB: 0 P: 3	R: 0 E: 0 K: 1 S: 6	H: 1 LOB: 2 BB: 1 P: 10	R: 2 E: 1 K: 2 S: 10	H: 2 LOB: 2 BB: 1 P: 14	R: 0 E: 0 K: 2 S: 7	H: 0 LOB: 1 BB: 1 P: 11	R: 0 E: 0 K: 0 S: 3	H: 0 LOB: 2 BB: 0 P: 11	R: 0 E: 0 K: 1 S: 5	H: 0 LOB: 0 BB: 0 P: 5	1B: 7 2B: 0 3B: 0 HR: 0	SF: 0 SAC: 3 DP: 0 HBP: 0	WP: 0 PB: 0 SB: 1 CS: 0	PA: 43	
PITCHER	IP 6.2	WLS 3	BF 7	H 3	R 3	ER 3	SO 3	BB 2	IBB 0	HBP 0	BLK 0	WP 0	HR 0	S 34	P 42	ERA 4.05	WHIP 1.350								
Rudy May, L ERA: 3.84 (1, 1)																									
Fred Holdsworth, R ERA: 1.39 (7, 1)	IP 3.1	WLS W	BF 13	H 0	R 0	ER 0	SO 3	BB 2	IBB 1	HBP 0	BLK 0	WP 0	HR 0	S 16	P 28	ERA 0.00	WHIP 0.600								

AB	35
R	3
H	7
RBI	2
BB	5
SO	6
LOB	18



Batter	1	2	3	4	5	6	7	8	9	AB	R	H	RBI	BB	SO	LOB	TOP										
Marvin Lane, R OBP: 0.200, SLG: 0.143 (1, 8)										4	0	2	1	1	1	1	Detroit Tigers @ Baltimore Orioles Memorial Stadium, Baltimore, MD Tue Sep 14 1976, 7:05 PM EDT Att. 4,516 - Unknown										
Ben Ogilvie, L OBP: 0.310, SLG: 0.487 (1, 3)										5	0	1	0	0	1	4											
Rusty Staub, L OBP: 0.388, SLG: 0.428 (1, 9)										4	1	2	0	1	0	1											
Willie Horton, R OBP: 0.348, SLG: 0.406 (1, 10)										5	1	2	0	0	0	3											
Alex Johnson, R OBP: 0.300, SLG: 0.353 (1, 7)										4	2	2	1	1	0	0											
Mickey Stanley, R OBP: 0.311, SLG: 0.433 (1, 5)										5	1	2	1	0	1	2											
Bill Freehan, R OBP: 0.301, SLG: 0.387 (1, 2)										5	1	1	1	0	2	3											
Chuck Scrivener, R OBP: 0.301, SLG: 0.288 (1, 4)										4	1	2	1	0	1	2											
Mark Wagner, R OBP: 0.299, SLG: 0.315 (1, 6)										4	0	1	1	0	0	3											
Inning Stats	R: 0 E: 0 K: 1 S: 6	H: 1 LOB: 1 BB: 0 P: 6	R: 2 E: 1 K: 0 S: 6	H: 3 LOB: 2 BB: 1 P: 10	R: 4 E: 0 K: 0 S: 8	H: 5 LOB: 1 BB: 0 P: 8	R: 1 E: 0 K: 2 S: 9	H: 2 LOB: 2 BB: 1 P: 13	R: 0 E: 0 K: 1 S: 5	H: 0 LOB: 1 BB: 1 P: 9	R: 0 E: 0 K: 0 S: 3	H: 1 LOB: 0 BB: 0 P: 3	R: 0 E: 0 K: 1 S: 6	H: 1 LOB: 1 BB: 0 P: 6	R: 0 E: 0 K: 0 S: 3	H: 0 LOB: 0 BB: 0 P: 3	1B: 14 2B: 1 3B: 0 HR: 0	SF: 0 SAC: 0 DP: 1 HBP: 0	WP: 1 PB: 0 SB: 0 CS: 0	PA: 43							
PITCHER	IP	WLS	BF	H	R	ER	SO	BB	IBB	HBP	BLK	WP	HR	S	P	ERA	WHIP										
Ross Grimsley, L ERA: 3.93 (1, 1)	2.1		13	5	3	3	1	1	0	0	0	0	0	14	18	11.57	2.571										
Dave Pagan, R ERA: 4.43 (3, 1)	1.0		10	6	4	4	0	1	0	0	0	1	0	9	13	36.00	7.000										
Dennis Martinez, R ERA: (4, 1)	5.2	W	20	4	0	0	5	1	0	0	0	0	0	29	33	0.00	0.882										

Batter	1	2	3	4	5	6	7	8	9	AB	R	H	RBI	BB	SO	LOB	BOTTOM										
Al Bumbry, L OBP: 0.320, SLG: 0.391 (1, 8)										2	1	0	0	2	1	2	Detroit Tigers @ Baltimore Orioles Memorial Stadium, Baltimore, MD Tue Sep 14 1976, 7:05 PM EDT Att. 4,516 - Unknown										
Paul Blair, R OBP: 0.255, SLG: 0.276 (8, 8)										1	0	1	0	0	0	0											
Bobby Grich, R OBP: 0.388, SLG: 0.427 (1, 4)										5	1	2	0	0	0	2											
Reggie Jackson, L OBP: 0.360, SLG: 0.520 (1, 9)										4	1	1	0	1	1	3											
Lee May, R OBP: 0.302, SLG: 0.444 (1, 10)										4	2	2	2	1	0	2											
Ken Singleton, S OBP: 0.357, SLG: 0.382 (1, 7)										3	2	1	1	2	0	2											
Doug DeCinces, R OBP: 0.296, SLG: 0.364 (8, 3)										5	2	3	3	0	0	3											
Tony Muser, L OBP: 0.263, SLG: 0.266 (1, 3)										2	0	0	0	1	0	1											
Brooks Robinson, R OBP: 0.246, SLG: 0.323 (7, PH) (8, 5)										1	0	0	1	0	0	2											
Mark Belanger, R OBP: 0.327, SLG: 0.315 (1, 6)										3	0	0	1	0	0	2											
Rick Dempsey, R OBP: 0.275, SLG: 0.215 (1, 2)										4	0	1	0	0	0	1											
Inning Stats	R: 0 E: 0 K: 1 S: 6	H: 1 LOB: 2 BB: 1 P: 10	R: 0 E: 0 K: 0 S: 4	H: 1 LOB: 1 BB: 0 P: 4	R: 5 E: 0 K: 0 S: 8	H: 5 LOB: 2 BB: 2 P: 16	R: 0 E: 0 K: 0 S: 3	H: 0 LOB: 0 BB: 0 P: 3	R: 0 E: 0 K: 0 S: 3	H: 0 LOB: 0 BB: 0 P: 3	R: 0 E: 0 K: 0 S: 3	H: 0 LOB: 1 BB: 1 P: 7	R: 4 E: 1 K: 0 S: 6	H: 3 LOB: 0 BB: 1 P: 10	R: 0 E: 0 K: 1 S: 6	H: 1 LOB: 3 BB: 2 P: 14	1B: 7 2B: 3 3B: 0 HR: 1	SF: 1 SAC: 0 DP: 0 HBP: 0	WP: 0 PB: 0 SB: 2 CS: 0	PA: 42							
PITCHER	IP	WLS	BF	H	R	ER	SO	BB	IBB	HBP	BLK	WP	HR	S	P	ERA	WHIP										
Vern Ruhle, R ERA: 3.79 (1, 1)	2.1		14	5	4	4	1	2	0	0	0	0	1	15	23	7.36	1.636										
Dave Lemanczyk, R ERA: 5.35 (3, 1)	3.2		17	4	3	3	0	2	0	0	0	0	0	4	8	9.00	2.000										
John Hiller, L ERA: 2.51 (7, 1)	1.0	L	5	1	2	1	0	1	0	0	0	0	0	4	8	0.00	2.000										
Bill Laxton, L ERA: 4.16 (8, 1)	1.0		6	1	0	0	1	1	1	0	0	0	0	6	14	0.00	2.000										

AB	40
R	7
H	15
RBI	6
BB	3
SO	6
LOB	19




AB	34
R	9
H	11
RBI	8
BB	7
SO	2
LOB	20



Batter	1	2	3	4	5	6	7	8	9	AB	R	H	RBI	BB	SO	LOB	TOP	
Ben Oglvie, L (1, 8) OBP: 0.307, SLG: 0.481	0-3 K		0-0 F8			0-0 F7				3	0	0	0	0	1	1		
Phil Mankowski, L (1, 5) OBP: 0.324, SLG: 0.333	0-0 F4				0-0 F9	4-0 BB				2	0	0	0	1	0	0		
Rusty Staub, L (1, 9) OBP: 0.388, SLG: 0.427	0-0 1B			0-0 F6		0-0 F5				3	0	1	0	0	0	2		
Willie Horton, R (1, 10) OBP: 0.346, SLG: 0.404	0-0 F9			0-3 K						2	0	0	0	0	1	1		
Alex Johnson, R (1, 7) OBP: 0.301, SLG: 0.354						0-0 5-3				2	0	1	0	0	0	0		
Dan Meyer, L (1, 3) OBP: 0.286, SLG: 0.323			0-3 K		0-0 3-1					2	0	0	0	0	1	1		
Bill Freehan, R (1, 2) OBP: 0.299, SLG: 0.383			0-0 F7		0-0 6-3					2	0	0	0	0	0	0		
Chuck Scrivener, R (1, 4) OBP: 0.298, SLG: 0.285					0-0 F9			0-0 E5 SH2-4		2	0	0	0	0	0	0		
Mark Wagner, R (1, 6) OBP: 0.295, SLG: 0.311					0-0 4-3			0-0 SH2-4		1	0	0	0	0	0	0		
Inning Stats	R: 0 E: 0 K: 1 S: 6	H: 1 LOB: 1 BB: 0 P: 6	R: 0 E: 0 K: 1 S: 5	H: 1 LOB: 0 BB: 0 P: 5	R: 0 E: 0 K: 0 S: 3	H: 0 LOB: 0 BB: 0 P: 3	R: 0 E: 0 K: 1 S: 5	H: 0 LOB: 0 BB: 0 P: 5	R: 0 E: 0 K: 0 S: 3	H: 0 LOB: 0 BB: 0 P: 3	R: 0 E: 1 K: 0 S: 4	H: 0 LOB: 2 BB: 1 P: 8						
PITCHER Wayne Garland, R (1, 1) ERA: 2.59	IP: 6.0 WLS: W BF: 21	H: 2 R: 0 ER: 0 SO: 3	BB: 1 IBB: 0 HBP: 0 BLK: 0	WP: 0 HR: 0 S: 26 P: 30	ERA: 0.00 WHIP: 0.500													

Detroit Tigers @ Baltimore Orioles
Memorial Stadium, Baltimore, MD
 Wed Sep 15 1976, 7:05 PM EDT
 Att: 2,721 - Overcast

AB 19
 R 0
 H 2
 RBI 0
 BB 1
 SO 3
 LOB 5




WP: 0 PA: 21
 FB: 0
 SB: 0
 CS: 1

Batter	1	2	3	4	5	6	7	8	9	AB	R	H	RBI	BB	SO	LOB	BOTTOM	
Mark Belanger, R (1, 6) OBP: 0.325, SLG: 0.313	0-0 F4		0-0 F9		0-0 4-3					3	0	0	0	0	0	1		
Bobby Grich, R (1, 4) OBP: 0.386, SLG: 0.424	0-3 K		0-0 FC5-4		0-0 L8					3	0	0	0	0	1	1		
Reggie Jackson, L (1, 10) OBP: 0.358, SLG: 0.517	0-0 F7			0-0 E6 BB 1B		0-3 K				3	0	0	0	0	1	0		
Lee May, R (1, 3) OBP: 0.304, SLG: 0.446						0-3 K				3	0	2	0	0	1	0		
Ken Singleton, S (1, 9) OBP: 0.357, SLG: 0.382						0-0 K				3	0	1	0	0	1	3		
Doug DeCinces, R (1, 5) OBP: 0.294, SLG: 0.361						0-0 FC6-4 1B				3	0	0	0	0	0	3		
Andres Mora, R (1, 7) OBP: 0.246, SLG: 0.342						0-0 HR				1	1	1	1	1	0	0		
Paul Blair, R (1, 8) OBP: 0.254, SLG: 0.274						0-0 G3				2	0	0	0	0	0	3		
Rick Dempsey, R (1, 2) OBP: 0.277, SLG: 0.218						0-0 FC5-4 1B				2	0	1	0	0	0	0		
Inning Stats	R: 0 E: 0 K: 1 S: 5	H: 0 LOB: 0 BB: 0 P: 5	R: 0 E: 0 K: 0 S: 3	H: 1 LOB: 0 BB: 0 P: 3	R: 1 E: 0 K: 0 S: 5	H: 2 LOB: 1 BB: 0 P: 5	R: 0 E: 0 K: 1 S: 7	H: 1 LOB: 3 BB: 1 P: 11	R: 0 E: 0 K: 0 S: 3	H: 0 LOB: 0 BB: 0 P: 3	R: 0 E: 0 K: 2 S: 8	H: 1 LOB: 1 BB: 0 P: 8						
PITCHER Dave Roberts, L (1, 1) ERA: 4.05	IP: 6.0 WLS: L BF: 24	H: 5 R: 1 ER: 1 SO: 4	BB: 1 IBB: 0 HBP: 0 BLK: 0	WP: 0 HR: 1 S: 31 P: 35	ERA: 1.50 WHIP: 1.000													

Detroit Tigers @ Baltimore Orioles
Memorial Stadium, Baltimore, MD
 Wed Sep 15 1976, 7:05 PM EDT
 Att: 2,721 - Overcast

AB 23
 R 1
 H 5
 RBI 1
 BB 1
 SO 4
 LOB 11



WP: 0 PA: 24
 FB: 0
 SB: 0
 CS: 0

Batter	1	2	3	4	5	6	7	8	9	AB	R	H	RBI	BB	SO	LOB	TOP								
Al Bumby, L OBP: 0.316, SLG: 0.386 (1, 8)	0-0 1-3	0-0 1-3			0-0 4-3			0-0 4-3	0-3 K	5	0	0	0	0	1	3									
Bobby Grich, R OBP: 0.385, SLG: 0.423 (1, 4)	0-0 3-1		0-0 F9		0-0 F9			0-0 1B		4	1	1	0	0	0	0									
Reggie Jackson, L OBP: 0.363, SLG: 0.520 (1, 10)	0-0 1B		0-0 G6-4-3		4-0 G6-4-3			0-0 1B		3	0	3	0	1	0	0									
Lee May, R OBP: 0.306, SLG: 0.446 (1, 3)	0-0 1B		0-0 G6-4-3		0-0 G6-4-3			0-0 1B		4	0	2	1	0	0	2									
Ken Singleton, S OBP: 0.358, SLG: 0.385 (1, 9)	0-0 F7			0-0 2B				0-3 K		4	0	2	0	0	1	4									
Andres Mora, R OBP: 0.248, SLG: 0.338 (8, PH)		4-0 BB		0-0 5-3				0-3 K		2	0	0	0	1	1	2									
Tony Muser, L OBP: 0.262, SLG: 0.265 (8, 7)		BB								1	0	0	0	0	1	2									
Doug DeCinces, R OBP: 0.291, SLG: 0.357 (1, 5)	0-0 F8		0-0 F8		0-3 K			0-0 5-3		4	0	0	0	0	1	2									
Rick Dempsey, R OBP: 0.278, SLG: 0.216 (9, PH)	4-0 BB		0-0 1-3		0-0 F8			0-3 K		2	0	0	0	1	0	1									
Tom Shopay, L (9, PH)	1-2 BB									1	0	0	0	0	1	0									
Kiko Garcia, R OBP: 0.083, SLG: 0.083 (1, 6)		0-3 K			0-0 6-3			0-0 F8		3	0	0	0	0	1	2									
Terry Crowley, L OBP: 0.281, SLG: 0.200 (9, PH)									1B	1	0	1	0	0	0	0									
Inning Stats	R: 0 E: 0 K: 0 S: 5	H: 2 LOB: 2 BB: 0 P: 5	R: 0 E: 0 K: 1 S: 5	H: 0 LOB: 2 BB: 2 P: 13	R: 0 E: 0 K: 0 S: 3	H: 1 LOB: 0 BB: 0 P: 3	R: 0 E: 0 K: 0 S: 4	H: 1 LOB: 1 BB: 0 P: 4	R: 0 E: 0 K: 1 S: 5	H: 0 LOB: 0 BB: 0 P: 3	R: 0 E: 0 K: 1 S: 5	H: 1 LOB: 1 BB: 1 P: 9	R: 0 E: 0 K: 1 S: 5	H: 0 LOB: 0 BB: 0 P: 5	R: 1 E: 0 K: 2 S: 10	H: 3 LOB: 2 BB: 0 P: 10	R: 0 E: 0 K: 2 S: 8	H: 1 LOB: 1 BB: 0 P: 8	1B: 8 2B: 1 3B: 0 HR: 0	SF: 0 SAC: 0 DP: 2 HBP: 0	WP: 0 PB: 0 SB: 0 CS: 0	PA: 37			
PITCHER	IP	WLS	BF	H	R	ER	SO	BB	IBB	HBP	BLK	WP	HR	S	P	ERA	WHIP								
Stan Thomas, R ERA: 2.2 (1, 1)	7.1	W	31	8	1	1	3	3	0	0	0	0	0	34	46	1.23	1.500								
Jim Kern, R ERA: 2.38 (8, 1)	1.2	S	6	1	0	0	4	0	0	0	0	0	0	14	14	0.00	0.600								

Baltimore Orioles @ Cleveland Indians
Cleveland Municipal Stadium, Cleveland, OH
Sat Sep 18 1976, 3:33 AM EDT
Unknown

AB 34
R 1
H 9
RBI 1
BB 3
SO 7
LOB 18



Batter	1	2	3	4	5	6	7	8	9	AB	R	H	RBI	BB	SO	LOB	BOTTOM								
Duane Kuiper, L OBP: 0.308, SLG: 0.317 (1, 4)	0-0 3-1		0-0 SH FC	0-3 K			0-0 1-3			4	1	1	0	0	1	1									
Rick Manning, L OBP: 0.336, SLG: 0.384 (1, 8)	0-0 1-3		0-0 FC		0-0 5-3			0-0 F9		4	1	0	1	0	0	1									
Larvell Blanks, R OBP: 0.335, SLG: 0.412 (1, 6)			0-0 SH		0-0 4-3			0-0 1B		3	1	2	0	0	0	0									
Frank Duffy, R OBP: 0.268, SLG: 0.274 (9, 6)	0-0 2B		0-0 SH		0-0 4-3			0-0 3B		0	0	0	0	0	0	0									
Rico Carty, R OBP: 0.379, SLG: 0.448 (1, 10)	0-0 F8		0-0 SF9		0-3 K			0-0 6-3		3	0	0	1	0	1	2									
George Hendrick, R OBP: 0.331, SLG: 0.468 (1, 7)		0-0 5-3	0-0 SF9		0-0 5-3			0-0 1B		3	0	1	2	0	0	0									
Boog Powell, L OBP: 0.311, SLG: 0.337 (1, 3)		0-0 HR	0-0 L4		0-0 F2			0-0 4-3		4	1	1	1	0	0	2									
Buddy Bell, R OBP: 0.336, SLG: 0.368 (1, 5)	0-0 6-3		0-0 F7		0-3 K					3	0	0	0	0	1	0									
Orlando Gonzalez, L OBP: 0.301, SLG: 0.279 (1, 9)	0-0 4-3		0-0 P5					0-0 F3		3	0	0	0	0	0	0									
Ron Pruitt, R OBP: 0.371, SLG: 0.317 (8, 9)										0	0	0	0	0	0	0									
Alan Ashby, S OBP: 0.305, SLG: 0.316 (1, 2)			0-0 1B	0-0 2B	4-0 BB			0-0 G3		2	1	1	0	1	0	0									
Inning Stats	R: 0 E: 0 K: 0 S: 4	H: 1 LOB: 1 BB: 0 P: 4	R: 1 E: 0 K: 0 S: 4	H: 1 LOB: 0 BB: 0 P: 4	R: 3 E: 1 K: 0 S: 7	H: 2 LOB: 1 BB: 0 P: 7	R: 0 E: 0 K: 1 S: 5	H: 0 LOB: 0 BB: 1 P: 9	R: 0 E: 0 K: 1 S: 5	H: 0 LOB: 0 BB: 0 P: 5	R: 0 E: 0 K: 1 S: 5	H: 0 LOB: 0 BB: 0 P: 5	R: 0 E: 0 K: 0 S: 3	H: 0 LOB: 0 BB: 0 P: 3	R: 1 E: 0 K: 0 S: 5	H: 2 LOB: 1 BB: 0 P: 5	R: 1 E: 0 K: 0 S: 5	H: 2 LOB: 1 BB: 0 P: 5	1B: 2 2B: 2 3B: 1 HR: 1	SF: 2 SAC: 1 DP: 0 HBP: 0	WP: 0 PB: 0 SB: 0 CS: 0	PA: 33			
PITCHER	IP	WLS	BF	H	R	ER	SO	BB	IBB	HBP	BLK	WP	HR	S	P	ERA	WHIP								
Jim Palmer, R ERA: 2.59 (1, 1)	8.0	L	33	6	5	4	3	1	0	0	0	0	1	38	42	4.50	0.875								

Baltimore Orioles @ Cleveland Indians
Cleveland Municipal Stadium, Cleveland, OH
Sat Sep 18 1976, 3:33 AM EDT
Unknown

AB 29
R 5
H 6
RBI 5
BB 1
SO 3
LOB 6



Batter	1	2	3	4	5	6	7	8	9	AB	R	H	RBI	BB	SO	LOB	TOP					
Tom Shopay, L (1,7) Paul Blair, R (7,8) OBP: 0.253, SLG: 0.274	0-0 6-3		0-0 G3		0-0 P6		4-0 1B SF9 BB		0-0 P3	3	1	0	0	1	0	0	Baltimore Orioles @ Cleveland Indians Cleveland Municipal Stadium, Cleveland, OH Sat Sep 18 1976, 3:38 AM EDT Att: 7,714 - Unknown livebaseballscorecards.com					
Al Bumbry, L (1,8) (7,7) OBP: 0.320, SLG: 0.389	0-0 6-3 S 1B		0-0 S 1B		0-0 F7		0-0 SF9 1-3 2-H 1B		0-3 K	5	0	3	1	0	1	0						
Rich Dauer, R (1,4) OBP: 0.200, SLG: 0.154	0-0 6-3 1-3		0-3 K		0-0 6-3		0-0 SF9 2-3 3-H			3	0	0	1	0	1	2						
Reggie Jackson, L (1,9) OBP: 0.360, SLG: 0.515	0-3 K				0-0 F9		0-0 F7		0-3 K	4	0	0	0	0	2	2						
Ken Singleton, S (1,10) OBP: 0.359, SLG: 0.384		0-0 F8		0-0 1B 1B		4-0 4-3 BB		0-0 F9	3	1	1	0	1	0	0	0						
Tony Muser, L (1,3) OBP: 0.282, SLG: 0.265		0-0 G1		0-0 1B 1-3 1B		0-0 4-3		0-3 K	4	0	1	0	0	1	1							
Mark Belanger, R (1,6) OBP: 0.328, SLG: 0.317		0-0 S 1B		0-0 1-2 3-H 1B		0-0 G2		0-0 1B	4	0	3	1	0	0	1							
Brooks Robinson, R (1,5) OBP: 0.246, SLG: 0.321		0-0 6-3 1-2		0-0 F9			0-0 SH1-4 1B		0-3 K	4	1	1	0	0	1	4						
Dave Duncan, R (1,2) OBP: 0.273, SLG: 0.265			0-3 K		0-3 K		0-0 SH1-4 1-2		0-0 F8	3	0	0	0	0	2	2						
Inning Stats	R: 0 E: 0 K: 1 S: 6	H: 1 LOB: 1 BB: 0 P: 6	R: 0 E: 0 K: 0 S: 4	H: 1 LOB: 1 BB: 0 P: 4	R: 0 E: 0 K: 2 S: 8	H: 1 LOB: 1 BB: 0 P: 8	R: 1 E: 0 K: 1 S: 8	H: 3 LOB: 2 BB: 0 P: 8	R: 0 E: 0 K: 0 S: 3	H: 0 LOB: 0 BB: 0 P: 3	R: 0 E: 0 K: 0 S: 3	H: 0 LOB: 1 BB: 1 P: 7	R: 2 E: 0 K: 1 S: 7	H: 2 LOB: 1 BB: 1 P: 11	R: 0 E: 0 K: 2 S: 8	H: 1 LOB: 1 BB: 0 P: 8		R: 0 E: 0 K: 1 S: 5	H: 0 LOB: 0 BB: 0 P: 5	1B: 9 2B: 0 3B: 0 HR: 0	SF: 1 SAC: 1 DP: 0 HBP: 0	WP: 0 PB: 0 SB: 3 CS: 0
PITCHER	IP WLS BF H R ER SO BB IBB HBP BLK WP HR S P ERA WHIP	IP WLS BF H R ER SO BB IBB HBP BLK WP HR S P ERA WHIP																				
Jim Bibby, R (1,1) ERA: 3.3	6.2 L 30 8 3 3 4 2 0 0 0 0 0 0 36 44 4.05 1.500	2.1 8 1 0 0 4 0 0 0 0 0 0 0 0 16 16 0.00 0.429																				
Dave LaRoche, L (7,1) ERA: 2.27																						

Batter	1	2	3	4	5	6	7	8	9	AB	R	H	RBI	BB	SO	LOB	BOTTOM			
Rick Manning, L (1,8) OBP: 0.334, SLG: 0.381	0-0 P3			0-0 F9		0-0 F8		0-0 G1-6-3 1-2		4	0	0	0	0	0	2	Baltimore Orioles @ Cleveland Indians Cleveland Municipal Stadium, Cleveland, OH Sat Sep 18 1976, 3:38 AM EDT Att: 7,714 - Unknown livebaseballscorecards.com			
Buddy Bell, R (1,5) OBP: 0.336, SLG: 0.371	0-0 F9			0-0 6-3			0-0 SF9 3B		0-3 K	4	1	1	0	0	1	0				
Larvell Blanks, R (1,4) OBP: 0.334, SLG: 0.410	0-0 F9			0-0 4-3			0-3 K		0-0 G4-6-3 1B	4	0	1	0	0	1	1				
Rico Carty, R (1,10) OBP: 0.376, SLG: 0.446		0-0 4-3			0-0 4-3		0-0 SF9 3-H		0-0 G4-6-3 1-2	3	0	0	1	0	0	1				
George Hendrick, R (1,7) OBP: 0.331, SLG: 0.467		0-0 5-3			0-0 L6-4 1B		0-0 F3			3	0	1	0	0	0	0				
Joe Lis, R (1,3) OBP: 0.318, SLG: 0.450		0-0 G3			0-0 1-2 1B			0-0 BB 1B		3	1	2	0	0	0	0				
Ray Fosse, R (1,2) OBP: 0.346, SLG: 0.371			0-0 L4		0-0 L6-4 2-3			0-0 F8		3	0	0	0	0	0	3				
Ron Pruitt, R (1,9) OBP: 0.370, SLG: 0.310			0-0 6-3			0-0 F8		4-0 1B 1-2 BB		2	0	0	0	1	0	0				
Frank Duffy, R (1,6) OBP: 0.268, SLG: 0.273				0-0 4-1			0-0 L6		0-0 G1-6-3 1-2 2-H 1B	2	0	0	0	0	0	0				
Frank Robinson, R (8,PH) OBP: 0.329, SLG: 0.358										1	0	1	1	0	0	0				
Alfredo Griffin, S (6,PR) (9,6) OBP: 0.250, SLG: 0.250										0	0	0	0	0	0	0				
Inning Stats	R: 0 E: 0 K: 0 S: 3	H: 0 LOB: 0 BB: 0 P: 3	R: 0 E: 0 K: 0 S: 3	H: 0 LOB: 0 BB: 0 P: 3	R: 0 E: 0 K: 0 S: 3	H: 0 LOB: 0 BB: 0 P: 3	R: 0 E: 0 K: 0 S: 4	H: 2 LOB: 1 BB: 0 P: 4	R: 0 E: 0 K: 0 S: 3	H: 0 LOB: 0 BB: 0 P: 3	R: 1 E: 0 K: 1 S: 6	H: 1 LOB: 0 BB: 0 P: 6	R: 1 E: 0 K: 0 S: 4	H: 2 LOB: 2 BB: 1 P: 8	R: 0 E: 0 K: 1 S: 5	H: 1 LOB: 0 BB: 0 P: 5	1B: 5 2B: 1 3B: 1 HR: 0	SF: 1 SAC: 0 DP: 3 HBP: 0	WP: 0 PB: 0 SB: 0 CS: 0	PA: 31
PITCHER	IP WLS BF H R ER SO BB IBB HBP BLK WP HR S P ERA WHIP	IP WLS BF H R ER SO BB IBB HBP BLK WP HR S P ERA WHIP																		
Rudy May, L (1,1) ERA: 3.79	7.1 W 27 5 2 2 1 1 0 0 0 0 0 0 28 32 2.46 0.818	1.2 S 4 1 0 0 1 0 0 0 0 0 0 0 6 6 0.00 0.600																		
Tippy Martinez, L (8,1) ERA: 2.14																				

Batter	1	2	3	4	5	6	7	8	9	AB	R	H	RBI	BB	SO	LOB	TOP										
Al Bumbry, L OBP: 0.319, SLG: 0.388 Rich Dauer, R OBP: 0.188, SLG: 0.143										4	1	1	0	0	1	0	Baltimore Orioles @ Cleveland Indians Cleveland Municipal Stadium, Cleveland, OH Sun Sep 19 1976, 3:33 AM EDT Unknown										
Bobby Grich, R OBP: 0.384, SLG: 0.421										4	1	1	0	0	1	0											
Tony Muser, L OBP: 0.265, SLG: 0.266										3	0	1	1	1	0	0											
Reggie Jackson, L OBP: 0.357, SLG: 0.511										4	0	0	0	0	2	2											
Ken Singleton, S OBP: 0.360, SLG: 0.387										4	1	2	0	0	2	0											
Terry Crowley, L OBP: 0.294, SLG: 0.220 Bob Bailor, R										4	0	2	1	0	0	1											
Mark Belanger, R OBP: 0.329, SLG: 0.318 Andres Mora, R OBP: 0.251, SLG: 0.338 Tommy Harper, R OBP: 0.301, SLG: 0.292										2	0	1	0	0	0	0											
Brooks Robinson, R OBP: 0.243, SLG: 0.317 Doug DeCinces, R OBP: 0.200, SLG: 0.356										3	0	0	0	0	1	2											
Dave Duncan, R OBP: 0.271, SLG: 0.262 Lee May, R OBP: 0.307, SLG: 0.447 Paul Blair, R OBP: 0.253, SLG: 0.274										3	0	0	0	0	0	1											
Inning Stats	R: 2 E: 0 K: 1 S: 7	H: 3 LOB: 0 BB: 0 P: 7	R: 0 E: 0 K: 0 S: 4	H: 1 LOB: 1 BB: 0 P: 4	R: 0 E: 0 K: 0 S: 3	H: 0 LOB: 1 BB: 1 P: 7	R: 0 E: 0 K: 2 S: 8	H: 1 LOB: 0 BB: 0 P: 8	R: 0 E: 0 K: 1 S: 5	H: 1 LOB: 0 BB: 0 P: 6	R: 0 E: 0 K: 0 S: 3	H: 0 LOB: 0 BB: 0 P: 3	R: 0 E: 0 K: 1 S: 5	H: 0 LOB: 0 BB: 1 P: 5	R: 2 E: 0 K: 1 S: 8	H: 3 LOB: 2 BB: 1 P: 12		1B: 8 2B: 1 3B: 0 HR: 0	SF: 0 SAC: 1 DP: 1 HBP: 0	WP: 0 PB: 0 SB: 2 CS: 0	PA: 37						
PITCHER	IP	WLS	BF	H	R	ER	SO	BB	IBB	HBP	BLK	WP	HR	S	P	ERA	WHIP										
Pat Dobson, R ERA: 3.53	(1, 1)	8.1	W	32	7	3	3	7	1	0	0	0	0	45	49	3.24	0.960										
Jim Kern, R ERA: 2.45	(9, 1)	0.1		4	2	1	1	0	1	0	0	0	0	3	7	27.00	9.000										
Dave LaRoche, L ERA: 2.27	(9, 1)	0.1	S	1	0	0	0	0	0	0	0	0	0	1	1	0.00	0.000										

AB	34
R	4
H	9
RBI	3
BB	2
SO	7
LOB	10



Batter	1	2	3	4	5	6	7	8	9	AB	R	H	RBI	BB	SO	LOB	BOTTOM										
Duane Kuiper, L OBP: 0.309, SLG: 0.317										4	0	1	1	1	1	1	Baltimore Orioles @ Cleveland Indians Cleveland Municipal Stadium, Cleveland, OH Sun Sep 19 1976, 3:33 AM EDT Unknown										
Rick Manning, L OBP: 0.335, SLG: 0.381									5	1	2	0	0	0	3												
Larvell Blanks, R OBP: 0.336, SLG: 0.409 Frank Duffy, R OBP: 0.266, SLG: 0.273									3	0	1	0	1	0	2												
Rico Carty, R OBP: 0.379, SLG: 0.447									3	1	2	1	1	0	1												
Boog Powell, L OBP: 0.310, SLG: 0.347									4	1	1	2	0	2	3												
George Hendrick, R OBP: 0.329, SLG: 0.464									4	0	0	0	0	1	3												
Buddy Bell, R OBP: 0.333, SLG: 0.369										4	0	0	0	0	2												
Tommy Smith, L OBP: 0.252, SLG: 0.299 Ron Pruitt, R OBP: 0.370, SLG: 0.310										4	2	3	1	0	0												
Alan Ashby, S OBP: 0.306, SLG: 0.314 Rick Waits, L										2	0	0	0	1	0												
Ray Fosse, R OBP: 0.348, SLG: 0.373										1	0	1	0	0	0												
Inning Stats	R: 0 E: 0 K: 0 S: 3	H: 0 LOB: 1 BB: 1 P: 7	R: 0 E: 0 K: 1 S: 5	H: 0 LOB: 0 BB: 0 P: 5	R: 0 E: 0 K: 0 S: 3	H: 1 LOB: 0 BB: 0 P: 3	R: 1 E: 0 K: 1 S: 8	H: 3 LOB: 2 BB: 0 P: 8	R: 0 E: 0 K: 0 S: 6	H: 1 LOB: 1 BB: 0 P: 6	R: 0 E: 0 K: 1 S: 6	H: 1 LOB: 1 BB: 0 P: 6	R: 1 E: 0 K: 1 S: 7	H: 2 LOB: 1 BB: 0 P: 7	1B: 9 2B: 0 3B: 0 HR: 2	SF: 0 SAC: 0 DP: 1 HBP: 0	WP: 0 PB: 0 SB: 1 CS: 0	PA: 38									
PITCHER	IP	WLS	BF	H	R	ER	SO	BB	IBB	HBP	BLK	WP	HR	S	P	ERA	WHIP										
Wayne Garland, R ERA: 2.71	(1, 1)	7.1	L	36	11	5	5	3	4	0	0	0	0	2	38	6.14	2.045										
Scott McGregor, L ERA:	(8, 1)	0.2		2	0	0	0	1	0	0	0	0	0	4	4	0.00	0.000										



Batter	1	2	3	4	5	6	7	8	9	10	11	12	13	AB R H RBI BB SO LOB	TOP															
Al Bumby, L (1, 8) OBP: 0.385 SLG: 0.385	K			4-3		6-3		6-3		K				3 0 0 0 0 1 0	Baltimore Orioles @ Cleveland Indians Cleveland Municipal Stadium, Cleveland, OH Sun Sep 19 1976, 3:38 AM EDT Att: 9,616 - Unknown															
Lee May, R (8, PH) OBP: 0.306 SLG: 0.446	K													1 0 0 1 0 0 1																
Dave Duncan, R (8, 2) OBP: 0.272 SLG: 0.264	K													2 0 1 0 0 1 1																
Tom Shopay, L (1, 7) OBP: 0.250 SLG: 0.100	K													3 0 1 0 0 0 1 0																
Bobby Grich, R (8, PH) OBP: 0.384 SLG: 0.420	K			BB		F9		K						1 0 0 0 0 0 1 1																
Paul Blair, R (8, 8) OBP: 0.252 SLG: 0.272	K			1B										2 0 0 0 0 0 1 1																
Rich Dauer, R (1, 4) OBP: 0.136 SLG: 0.100	4-3			P4		6-3								6 0 0 0 0 0 0 2																
Reggie Jackson, L (1, 9) OBP: 0.356 SLG: 0.506		K												4 0 0 0 0 1 2 0																
Ken Singleton, S (1, 10) OBP: 0.362 SLG: 0.394														4 1 2 1 1 0 0 0																
Tommy Harper, R (12, PR) OBP: 0.301 SLG: 0.292	F8													0 0 0 0 0 0 0 0																
Doug DeCinces, R (1, 5) OBP: 0.287 SLG: 0.352														5 0 0 0 0 0 0 4																
Tony Muser, L (1, 3) OBP: 0.264 SLG: 0.265														5 1 1 0 0 0 3 1																
Mark Belanger, R (1, 6) OBP: 0.332 SLG: 0.320														3 0 2 0 1 0 0 0																
Terry Crowley, L (12, PH) OBP: 0.290 SLG: 0.217	F7													1 0 0 0 0 0 0 1																
Kiko Garcia, R (12, 6) OBP: 0.083 SLG: 0.083														0 0 0 0 0 0 0 0																
Rick Dempsey, R (1, 2) OBP: 0.272 SLG: 0.211	K													4 0 0 0 0 1 2																
Inning Stats	R: 0 E: 0 K: 2 S: 7	H: 0 LOB: 0 BB: 0 P: 7	R: 0 E: 0 K: 1 S: 5	H: 0 LOB: 0 BB: 0 P: 5	R: 0 E: 0 K: 2 S: 7	H: 1 LOB: 3 BB: 2 P: 12	R: 0 E: 0 K: 0 S: 4	H: 0 LOB: 0 BB: 0 P: 3	R: 0 E: 0 K: 1 S: 5	H: 0 LOB: 0 BB: 0 P: 5	R: 1 E: 0 K: 0 S: 4	H: 1 LOB: 0 BB: 0 P: 4	R: 0 E: 0 K: 2 S: 8	H: 0 LOB: 0 BB: 0 P: 3	R: 0 E: 0 K: 0 S: 4	H: 1 LOB: 1 BB: 0 P: 4	R: 0 E: 0 K: 1 S: 6	H: 1 LOB: 1 BB: 0 P: 6	1B: 6 2B: 0 3B: 0 HR: 1	SF: 0 SAC: 1 DP: 0 HBP: 0	WP: 1 PB: 0 SB: 1 CS: 1	PA: 48								
PITCHER	IP WLS BF H R ER SO BB IBB HBP BLK WP HR S P ERA WHIP																													
Dennis Eckersley, R ERA: 3.69	7.1	27	3	1	1	7	3	0	0	0	0	0	0	0	1.23	0.818														
Dave Larroche, L ERA: 2.3	2.2	10	2	1	1	3	0	0	0	0	0	1	16	16	3.38	0.750														
Jim Kaat, R ERA: 2.39	3.0	W 11	2	0	0	1	0	0	0	0	0	1	0	13	13	0.00	0.667													

Batter	1	2	3	4	5	6	7	8	9	10	11	12	13	AB R H RBI BB SO LOB	BOTTOM														
Frank Duffy, R (1, 6) OBP: 0.269 SLG: 0.270	FC5-4					FC5-4								4 1 0 0 2 0 5	Baltimore Orioles @ Cleveland Indians Cleveland Municipal Stadium, Cleveland, OH Sun Sep 19 1976, 3:38 AM EDT Att: 9,616 - Unknown														
Buddy Bell, R (1, 5) OBP: 0.332 SLG: 0.366	FC5-4													6 0 1 1 0 0 2															
Larvell Blanks, R (1, 4) OBP: 0.336 SLG: 0.408														3 1 1 0 1 1 1 1															
Duane Kuiper, L (8, 4) OBP: 0.307 SLG: 0.315	K													2 0 0 0 0 0 1 1															
Rico Carty, R (1, 10) OBP: 0.360 SLG: 0.447														5 0 2 0 1 0 2															
Alfredo Griffin, S (13, PR) OBP: 0.250 SLG: 0.250														0 0 0 0 0 0 0 0															
George Hendrick, R (1, 8) OBP: 0.327 SLG: 0.460														6 0 1 1 0 2 2															
Joe Lis, R (1, 3) OBP: 0.319 SLG: 0.429														2 0 0 0 1 0 2															
Boog Powell, L (8, PH) OBP: 0.310 SLG: 0.344														2 1 0 0 1 1 0															
Charlie Spikes, R (1, 9) OBP: 0.298 SLG: 0.334														5 0 1 0 1 1 3															
Ray Fosse, R (1, 2) OBP: 0.351 SLG: 0.374														5 0 2 1 1 1 0															
Ron Pruitt, R (1, 7) OBP: 0.369 SLG: 0.302														2 0 0 0 1 0 1															
Rick Manning, L (7, 8) OBP: 0.336 SLG: 0.382														2 0 1 0 0 0 0															
Inning Stats	R: 0 E: 0 K: 1 S: 4	H: 0 LOB: 0 BB: 1 P: 8	R: 0 E: 0 K: 0 S: 3	H: 0 LOB: 0 BB: 0 P: 3	R: 0 E: 0 K: 0 S: 2	H: 2 LOB: 2 BB: 1 P: 9	R: 1 E: 0 K: 1 S: 6	H: 1 LOB: 2 BB: 2 P: 14	R: 0 E: 0 K: 1 S: 5	H: 0 LOB: 0 BB: 0 P: 5	R: 0 E: 0 K: 0 S: 4	H: 1 LOB: 1 BB: 0 P: 4	R: 0 E: 0 K: 1 S: 5	H: 0 LOB: 0 BB: 0 P: 5	R: 0 E: 0 K: 1 S: 5	H: 0 LOB: 0 BB: 0 P: 5	R: 0 E: 0 K: 0 S: 3	H: 0 LOB: 0 BB: 0 P: 3	R: 1 E: 0 K: 0 S: 4	H: 3 LOB: 2 BB: 1 P: 8	1B: 9 2B: 0 3B: 0 HR: 0	SF: 0 SAC: 0 DP: 1 HBP: 0	WP: 1 PB: 0 SB: 0 CS: 2	PA: 53					
PITCHER	IP WLS BF H R ER SO BB IBB HBP BLK WP HR S P ERA WHIP																												
Mike Flanagan, L ERA: 4.48	5.2	27	4	2	2	3	8	0	0	0	1	0	25	57	3.18	2.118													
Fred Holdsworth, R ERA: 1.19	5.1	18	2	0	0	3	0	0	0	0	1	0	24	24	0.00	0.375													
Dyar Miller, R ERA: 3.06	1.2	L 8	3	1	1	0	1	0	0	0	0	0	7	11	5.40	2.400													

Batter	1	2	3	4	5	6	7	8	9	10	AB	R	H	RBI	BB	SO	LOB	TOP				
Al Bumbry, L OBP: 0.315, SLG: 0.383 Paul Blair, R OBP: 0.251, SLG: 0.271	4-3		SF7			4-3	SF9		K		2	0	0	1	0	0	0	Baltimore Orioles @ New York Yankees Yankee Stadium, Bronx, NY Tue Sep 21 1976, 7:05 PM EDT Att. 16,160 - Unknown				
Bobby Grich, R OBP: 0.384, SLG: 0.421	G3		K				2B	BB	K		4	1	1	0	1	2	0					
Reggie Jackson, L OBP: 0.355, SLG: 0.505 Andres Mora, R OBP: 0.258, SLG: 0.350	K					K	BB	BB	BB	1B	3	1	1	0	0	2	1					
Tom Shopay, L OBP: 0.250, SLG: 0.100						E	S	1B	1B	1B	0	1	0	0	0	0	0					
Lee May, R OBP: 0.309, SLG: 0.447		5-3				6-3				1B	4	1	2	3	1	0	0					
Ken Singleton, S OBP: 0.300, SLG: 0.392						6-3				1B	5	1	1	1	0	0	3					
Tony Muser, L OBP: 0.266, SLG: 0.267						F7				E9	5	1	2	0	0	0	2					
Doug DeCinces, R OBP: 0.288, SLG: 0.358						F5				2-3	5	1	2	0	0	0	2					
Mark Belanger, R OBP: 0.335, SLG: 0.325						4-3				F8	4	1	1	1	0	1	4					
Rick Dempsey, R OBP: 0.270, SLG: 0.209 Terry Crowley, L OBP: 0.300, SLG: 0.230 Dave Duncan, R OBP: 0.270, SLG: 0.262						HR				FC4-6	5	2	3	2	0	0	3					
Inning Stats	R: 0 E: 0 K: 1 S: 5	H: 0 LOB: 0 BB: 0 P: 5	R: 0 E: 0 K: 0 S: 3	H: 0 LOB: 0 BB: 0 P: 3	R: 2 E: 0 K: 1 S: 7	H: 2 LOB: 0 BB: 0 P: 7	R: 1 E: 0 K: 0 S: 4	H: 1 LOB: 0 BB: 0 P: 4	R: 0 E: 0 K: 1 S: 6	H: 1 LOB: 2 BB: 1 P: 10	R: 5 E: 0 K: 0 S: 7	H: 4 LOB: 1 BB: 1 P: 12	R: 0 E: 0 K: 1 S: 5	H: 1 LOB: 0 BB: 0 P: 5	R: 0 E: 0 K: 3 S: 9	H: 0 LOB: 0 BB: 0 P: 9	R: 3 E: 1 K: 0 S: 7	H: 4 LOB: 1 BB: 0 P: 7	1B: 10 2B: 3 3B: 0 HR: 1	SF: 2 SAC: 0 DP: 2 HBP: 1	WP: 0 PB: 0 SB: 1 CS: 0	PA: 45
PITCHER	IP	WLS	BF	H	R	ER	SO	BB	IBB	HBP	BLK	WP	HR	S	P	ERA	WHIP					
Doyle Alexander, R ERA: 3.27	6.1		27	7	6	6	3	1	0	0	0	0	0	1	5	0.00	3.000					
Grant Jackson, L ERA: 2.81	0.1		2	0	0	0	0	0	0	0	0	0	0	1	5	0.00	3.000					
Dick Tidrow, R ERA: 2.67	2.1	L	12	6	5	5	4	0	0	0	0	0	0	20	20	19.29	2.571					
Sparky Lyle, L ERA: 2.24	1.0		4	1	0	0	0	0	0	0	0	0	0	4	4	0.00	1.000					

AB	40
R	11
H	14
RBI	11
BB	2
SO	7
LOB	16



Batter	1	2	3	4	5	6	7	8	9	10	AB	R	H	RBI	BB	SO	LOB	BOTTOM				
Willie Randolph, R OBP: 0.354, SLG: 0.332	1B	6-3	1B					F8		1B	6	1	3	0	0	0	1	Baltimore Orioles @ New York Yankees Yankee Stadium, Bronx, NY Tue Sep 21 1976, 7:05 PM EDT Att. 16,160 - Unknown				
Roy White, S OBP: 0.365, SLG: 0.416	1B	2B	1B					HR		FC5	4	3	3	2	2	0	2					
Thurman Munson, R OBP: 0.341, SLG: 0.429	1B	2B	2B					6-3		F7	6	1	2	2	0	1	6					
Lou Piniella, R OBP: 0.306, SLG: 0.409 Larry Murray, S ERA: 4.16 Orlando Cepeda, L OBP: 0.316, SLG: 0.427 Mickey Rivers, L OBP: 0.297, SLG: 0.435 Carlos May, L OBP: 0.259, SLG: 0.333	P4	1B	2B					F5		F9	2	1	1	1	0	0	2					
Chris Chambliss, L OBP: 0.324, SLG: 0.440	K	1B	1B					F9		1-3	2	1	1	0	0	0	0					
Graig Nettles, L OBP: 0.322, SLG: 0.453	1B	1B						4-3		SH3-4	4	1	1	0	0	1	2					
Elliott Maddox, R OBP: 0.262, SLG: 0.282 Otto Velez, R OBP: 0.380, SLG: 0.378	G3	5-3						F9		F9	4	0	2	2	1	0	2					
Cesar Tovar, R OBP: 0.271, SLG: 0.187		1B	1-3					6-3		K	5	0	0	0	0	0	0					
Fred Stanley, R OBP: 0.326, SLG: 0.279 Fran Healy, R OBP: 0.311, SLG: 0.259	SH1-3	1B	1B					2-3		1B	4	1	1	0	1	0	0					
Inning Stats	R: 2 E: 0 K: 1 S: 9	H: 4 LOB: 2 BB: 0 P: 9	R: 5 E: 0 K: 0 S: 9	H: 6 LOB: 1 BB: 0 P: 9	R: 0 E: 0 K: 0 S: 4	H: 2 LOB: 2 BB: 1 P: 8	R: 0 E: 0 K: 0 S: 3	H: 0 LOB: 1 BB: 0 P: 7	R: 0 E: 0 K: 1 S: 5	H: 0 LOB: 0 BB: 0 P: 5	R: 1 E: 0 K: 0 S: 4	H: 1 LOB: 0 BB: 0 P: 4	R: 0 E: 0 K: 2 S: 7	H: 0 LOB: 0 BB: 1 P: 11	R: 0 E: 0 K: 1 S: 5	H: 0 LOB: 2 BB: 1 P: 9	R: 0 E: 1 K: 0 S: 5		H: 1 LOB: 3 BB: 1 P: 9	1B: 10 2B: 3 3B: 0 HR: 1	SF: 0 SAC: 2 DP: 0 HBP: 0	WP: 1 PB: 0 SB: 0 CS: 0
PITCHER	IP	WLS	BF	H	R	ER	SO	BB	IBB	HBP	BLK	WP	HR	S	P	ERA	WHIP					
Ross Grimsley, L ERA: 4.16	1.2		11	6	4	4	1	0	0	0	0	0	0	13	13	21.60	3.600					
Dave Pagan, R ERA: 4.76	0.0		2	2	1	1	0	0	0	0	0	0	0	2	2	∞	∞					
Dennis Martinez, R ERA: 1.5	6.1		26	5	3	3	3	3	0	0	0	1	1	29	41	4.26	1.263					
Tippy Martinez, L ERA: 2.08	2.0	W	10	1	0	0	1	2	0	0	0	0	0	10	18	0.00	1.500					

AB	42
R	8
H	14
RBI	7
BB	5
SO	5
LOB	25



Batter	1	2	3	4	5	6	7	8	9	AB	R	H	RBI	BB	SO	LOB	TOP			
Al Bumbry, L OBP: 0.314, SLG: 0.376 (1, 7)										4	0	0	0	0	0	1				
Paul Blair, R OBP: 0.250, SLG: 0.270 (1, 8)										4	1	1	0	0	0	0				
Bobby Grich, R OBP: 0.383, SLG: 0.426 (1, 4)										3	1	1	0	0	0	0				
Lee May, R OBP: 0.309, SLG: 0.447 (9, PR)										3	0	0	0	1	0	1				
Ken Singleton, S OBP: 0.360, SLG: 0.395 (9, PR)										4	0	2	2	0	0	0				
Tom Shopay, L OBP: 0.286, SLG: 0.167 (9, 9)										0	0	0	0	0	0	0				
Tony Muser, L OBP: 0.272, SLG: 0.270 (1, 3)										4	0	1	0	0	0	3				
Doug DeCinces, R OBP: 0.284, SLG: 0.352 (1, 5)										3	0	0	0	0	1	1				
Mark Belanger, R OBP: 0.334, SLG: 0.324 (1, 6)										3	0	1	0	0	1	0				
Rick Dempsey, R OBP: 0.264, SLG: 0.204 (8, PH)										2	0	0	0	0	0	0				
Reggie Jackson, L OBP: 0.355, SLG: 0.504 (8, 2)										1	0	0	0	0	1	1				
Dave Duncan, R OBP: 0.268, SLG: 0.260 (8, 2)										0	0	0	0	0	0	0				
Inning Stats	R: 0 E: 0 K: 0 S: 3	H: 0 LOB: 0 BB: 0 P: 3	R: 0 E: 0 K: 0 S: 3	H: 0 LOB: 0 BB: 0 P: 3	R: 0 E: 0 K: 1 S: 5	H: 0 LOB: 0 BB: 0 P: 5	R: 0 E: 0 K: 0 S: 3	H: 1 LOB: 1 BB: 0 P: 4	R: 0 E: 0 K: 0 S: 3	H: 0 LOB: 0 BB: 0 P: 3	R: 1 E: 0 K: 0 S: 5	H: 2 LOB: 1 BB: 0 P: 5	R: 0 E: 0 K: 2 S: 8	H: 1 LOB: 1 BB: 0 P: 8	R: 1 E: 0 K: 0 S: 4	H: 2 LOB: 1 BB: 1 P: 8	1B: 4 2B: 2 3B: 1 HR: 0	SF: 0 SAC: 1 DP: 1 HBP: 0	WP: 0 PB: 0 SB: 0 CS: 0	PA: 33
PITCHER Caffrey Hunter, R ERA: 3.55 (1, 1)	IP: 9.0 WLS: L BF: 33	H: 6 R: 2 ER: 2 SO: 3	BB: 0 IBB: 1 HBP: 0 BLK: 0	WP: 0 HR: 0 S: 38 P: 42	ERA: 2.00 WHIP: 0.667															

Baltimore Orioles @ New York Yankees
Yankee Stadium, Bronx, NY
Thu Sep 23 1976, 7:05 PM EDT
Att: 17,238 - Unknown

AB	31
R	2
H	6
RBI	2
BB	1
SO	3
LOB	7



Batter	1	2	3	4	5	6	7	8	9	AB	R	H	RBI	BB	SO	LOB	BOTTOM			
Willie Randolph, R OBP: 0.353, SLG: 0.329 (1, 4)										4	0	1	1	0	0	0				
Roy White, S OBP: 0.363, SLG: 0.411 (1, 8)										3	0	1	0	1	1	2				
Thurman Munson, R OBP: 0.339, SLG: 0.425 (1, 2)										4	0	0	0	0	1	3				
Lou Piniella, R OBP: 0.327, SLG: 0.408 (1, 9)										4	0	1	0	0	0	1				
Chris Chambliss, L OBP: 0.323, SLG: 0.438 (9, PR)										4	0	1	0	0	1	2				
Mickey Rivers, L OBP: 0.327, SLG: 0.435 (9, PR)										0	0	0	0	0	0	0				
Graig Nettles, L OBP: 0.321, SLG: 0.448 (1, 5)										3	0	0	0	1	3	1				
Cesar Tovar, R OBP: 0.269, SLG: 0.183 (1, 10)										4	0	0	0	0	0	4				
Otto Velez, R OBP: 0.384, SLG: 0.375 (1, 7)										3	1	1	0	0	1	0				
Fred Stanley, R OBP: 0.321, SLG: 0.275 (1, 6)										3	0	1	0	0	1	0				
Inning Stats	R: 0 E: 0 K: 0 S: 3	H: 0 LOB: 1 BB: 1 P: 7	R: 0 E: 0 K: 1 S: 5	H: 0 LOB: 0 BB: 0 P: 5	R: 0 E: 0 K: 1 S: 7	H: 2 LOB: 3 BB: 1 P: 11	R: 1 E: 0 K: 0 S: 5	H: 3 LOB: 1 BB: 0 P: 5	R: 0 E: 0 K: 2 S: 7	H: 0 LOB: 0 BB: 0 P: 7	R: 0 E: 0 K: 1 S: 5	H: 0 LOB: 0 BB: 0 P: 5	R: 0 E: 0 K: 1 S: 5	H: 0 LOB: 0 BB: 0 P: 5	R: 0 E: 0 K: 1 S: 6	H: 1 LOB: 1 BB: 0 P: 6	1B: 6 2B: 0 3B: 0 HR: 0	SF: 0 SAC: 0 DP: 1 HBP: 0	WP: 0 PB: 0 SB: 0 CS: 0	PA: 34
PITCHER Mike Flanagan, L ERA: 4.1 (1, 1)	IP: 9.0 WLS: W BF: 34	H: 6 R: 1 ER: 1 SO: 8	BB: 2 IBB: 0 HBP: 0 BLK: 0	WP: 0 HR: 0 S: 48 P: 56	ERA: 1.00 WHIP: 0.889															

Baltimore Orioles @ New York Yankees
Yankee Stadium, Bronx, NY
Thu Sep 23 1976, 7:05 PM EDT
Att: 17,238 - Unknown

AB	32
R	1
H	6
RBI	1
BB	2
SO	8
LOB	13




Batter	1	2	3	4	5	6	7	8	9	AB	R	H	RBI	BB	SO	LOB	TOP			
Rick Burleson, R OBP: 0.360, SLG: 0.376 (1, 6)	0-0 6-3		0-0 F4		0-0 G4-3			0-0 FC6-4		4	0	0	0	0	0	4	Boston Red Sox @ Baltimore Orioles Memorial Stadium, Baltimore, MD Fri Sep 24 1976, 7:05 PM EDT Att: 7,285 - Unknown			
Denny Doyle, L OBP: 0.285, SLG: 0.305 (1, 4)	0-0 6-3		0-0 G3			0-0 6-3		0-3 K		4	0	0	0	0	1	2				
Rick Miller, L OBP: 0.356, SLG: 0.352 (1, 8)	0-0			0-0 F9 8-2		0-0 3-1		4-0 FC4-6 BB		3	0	2	0	1	0	0				
Carl Yastrzemski, L OBP: 0.361, SLG: 0.440 (1, 10)	0-3 K			4-0 BB		0-0 F7		0-0 FC4-6		3	0	0	0	1	1	3				
Carlton Fisk, R OBP: 0.331, SLG: 0.403 (1, 2)		0-0 6-3		0-0 F9 2-3			0-3 K		0-0 E8 FC1-2 1B		4	0	1	0	0	1		2		
Cecil Cooper, L OBP: 0.308, SLG: 0.466 (1, 3)		0-0 2-3		0-0 8-2					0-3 K		4	0	1	0	0	1		3		
Jim Rice, R OBP: 0.312, SLG: 0.476 (1, 7)		0-0 5-3			0-0		0-0 F2		0-0 FC1-5-2		4	0	1	0	0	2				
Dwight Evans, R OBP: 0.321, SLG: 0.425 (1, 9)			0-3 K		0-0 L9		0-0 F3		0-3 K		4	0	0	0	0	2		3		
Butch Hobson, R OBP: 0.267, SLG: 0.368 (1, 5)					4-0 BB				0-0 FC6-4 1B		2	0	2	0	1	0		0		
Inning Stats	R: 0 E: 0 K: 1 S: 6	H: 1 LOB: 1 BB: 0 P: 6	R: 0 E: 0 K: 0 S: 3	H: 0 LOB: 0 BB: 0 P: 3	R: 0 E: 0 K: 1 S: 6	H: 1 LOB: 1 BB: 0 P: 6	R: 0 E: 0 K: 0 S: 3	H: 1 LOB: 1 BB: 1 P: 7	R: 0 E: 0 K: 0 S: 3	H: 0 LOB: 0 BB: 0 P: 3	R: 0 E: 0 K: 1 S: 6	H: 1 LOB: 1 BB: 0 P: 6	R: 0 E: 1 K: 1 S: 6	H: 1 LOB: 2 BB: 1 P: 10	R: 0 E: 1 K: 2 S: 8	H: 1 LOB: 1 BB: 0 P: 8		1B: 5 2B: 2 3B: 1 HR: 0	SF: 0 SAC: 0 DP: 2 HBP: 0	WP: 0 PB: 0 SB: 0 CS: 0
PITCHER Wayne Garland, R ERA: 2.6 (1, 1)	IP: 9.0 WLS: W BF: 35 H: 7 R: 0 ER: 0 SO: 6 BB: 3 IBB: 0 HBP: 0 BLK: 0 WP: 0 HR: 0 S: 44 P: 56 ERA: 0.00 WHIP: 1.111															PITCHER				

Batter	1	2	3	4	5	6	7	8	9	AB	R	H	RBI	BB	SO	LOB	BOTTOM	
Al Bumbry, L OBP: 0.312, SLG: 0.372 (1, 8) (7, 7)	0-0 1-3		0-0 F8			0-0 5-3		0-0 4-3		4	0	0	0	0	0	1	Boston Red Sox @ Baltimore Orioles Memorial Stadium, Baltimore, MD Fri Sep 24 1976, 7:05 PM EDT Att: 7,285 - Unknown	
Bobby Grich, R OBP: 0.381, SLG: 0.422 (1, 4)	0-0 5-3		0-0 F8		0-0 F7		0-3 K			4	0	0	0	0	1	0		
Reggie Jackson, L OBP: 0.354, SLG: 0.502 (1, 9)	0-3 K		0-0 4-3			0-0 F7		0-0 1B		4	0	1	0	0	1	0		
Lee May, R OBP: 0.309, SLG: 0.447 (1, 10)		0-0 6-3	0-0 2B		0-0 F8		0-0 F6			4	0	1	0	0	0	1		
Ken Singleton, S OBP: 0.360, SLG: 0.400 Paul Blair, R OBP: 0.250, SLG: 0.270 (1, 7) (7, 8)			HR		0-0 4-3		0-0 F8			3	1	1	1	0	0	1		
Tony Muser, L OBP: 0.275, SLG: 0.274 (1, 3)		0-0 2B 2B 1B			0-0 F9		0-0 B2 1B			3	1	2	0	0	0	0		
Doug DeCinces, R OBP: 0.284, SLG: 0.354 (1, 5)		0-0 2B 2B			0-0 F7		0-0 B2			3	1	1	0	0	0	1		
Mark Belanger, R OBP: 0.334, SLG: 0.326 (1, 6)		0-0 2B			0-0 1-3		0-0 5-3			3	0	1	2	0	0	1		
Rick Dempsey, R OBP: 0.260, SLG: 0.201 (1, 2)		0-0 F3			0-0 2-3		0-0 F8			3	0	0	0	0	0	2		
Inning Stats	R: 0 E: 0 K: 1 S: 5	H: 0 LOB: 0 BB: 0 P: 5	R: 3 E: 0 K: 0 S: 7	H: 4 LOB: 1 BB: 0 P: 7	R: 0 E: 0 K: 0 S: 4	H: 1 LOB: 1 BB: 0 P: 4	R: 0 E: 0 K: 0 S: 3	H: 0 LOB: 0 BB: 0 P: 3	R: 0 E: 0 K: 0 S: 3	H: 0 LOB: 0 BB: 0 P: 3	R: 0 E: 0 K: 0 S: 4	H: 1 LOB: 1 BB: 0 P: 4	R: 0 E: 0 K: 1 S: 6	H: 1 LOB: 1 BB: 0 P: 6	1B: 3 2B: 3 3B: 0 HR: 1	SF: 0 SAC: 0 DP: 0 HBP: 0		WP: 0 PB: 0 SB: 0 CS: 0
PITCHER Rick Wise, R ERA: 3.49 (1, 1)	IP: 8.0 WLS: L BF: 31 H: 7 R: 3 ER: 3 SO: 2 BB: 0 IBB: 0 HBP: 0 BLK: 0 WP: 0 HR: 1 S: 35 P: 35 ERA: 3.38 WHIP: 0.875															PITCHER		

Batter	1	2	3	4	5	6	7	8	9	AB	R	H	RBI	BB	SO	LOB	TOP					
Rick Burleson, R OBP: 0.358, SLG: 0.373 (1, 6)	F9			L1		6-3		L5		4	0	0	0	0	0	0						
Doug Griffin, R OBP: 0.248, SLG: 0.205 (1, 4)	5-3			F8		6-3			F7	4	0	0	0	0	0	0						
Carlton Fisk, R OBP: 0.332, SLG: 0.408 (1, 2)	K			2B					F7	4	0	2	0	0	1	0						
Carl Yastrzemski, L OBP: 0.358, SLG: 0.437 (1, 3)		3-1		F7		6-3			G3	4	0	0	0	0	0	2						
Jim Rice, R OBP: 0.312, SLG: 0.476 (1, 7)	4-3				F5					3	0	1	0	0	0	0						
Dwight Evans, R OBP: 0.321, SLG: 0.430 (1, 8)	5-3				HR					3	1	1	1	0	0	2						
Bobby Darwin, R OBP: 0.264, SLG: 0.365 (1, 9)			F3		4-3					3	0	0	0	0	1	2						
Jack Baker, R OBP: 0.111, SLG: 0.250 (1, 10)	5-3				K				F6	3	0	0	0	0	1	0						
Butch Hobson, R OBP: 0.264, SLG: 0.363 (1, 5)	5-3								F7	3	0	0	0	0	1	0						
Inning Stats	R: 0 E: 0 K: 1 S: 5	H: 0 LOB: 0 BB: 0 P: 5	R: 0 E: 0 K: 0 S: 3	H: 0 LOB: 0 BB: 0 P: 3	R: 0 E: 0 K: 0 S: 3	H: 0 LOB: 0 BB: 0 P: 3	R: 0 E: 0 K: 0 S: 4	H: 1 LOB: 1 BB: 0 P: 4	R: 1 E: 0 K: 1 S: 6	H: 1 LOB: 0 BB: 0 P: 6	R: 0 E: 0 K: 0 S: 3	H: 0 LOB: 0 BB: 0 P: 3	R: 0 E: 0 K: 1 S: 7	H: 2 LOB: 2 BB: 0 P: 7	R: 0 E: 0 K: 1 S: 5	H: 0 LOB: 0 BB: 0 P: 5	R: 0 E: 0 K: 0 S: 3	H: 0 LOB: 0 BB: 0 P: 3	1B: 1 2B: 2 3B: 0 HR: 1	SF: 0 SAC: 0 DP: 0 HBP: 0	WP: 0 PB: 0 SB: 1 CS: 0	PA: 31
PITCHER Ross Grimsley, L ERA: 3.95 (1, 1)	IP: 9.0 WLS: L BF: 31	H: 4 R: 1 ER: 1 SO: 4	BB: 0 IBB: 0 HBP: 0 BLK: 0	WP: 0 HR: 1 S: 39 P: 39	ERA: 1.00 WHIP: 0.444											IP: 9.0 WLS: L BF: 31	H: 4 R: 1 ER: 1 SO: 4	BB: 0 IBB: 0 HBP: 0 BLK: 0	WP: 0 HR: 1 S: 39 P: 39	ERA: 1.00 WHIP: 0.444		

Boston Red Sox @ Baltimore Orioles
Memorial Stadium, Baltimore, MD
Sat Sep 25 1976, 7:05 PM EDT
Att: 10,562 - Unknown


AB 31
R 1
H 4
RBI 1
BB 0
SO 4
LOB 6



Batter	1	2	3	4	5	6	7	8	9	AB	R	H	RBI	BB	SO	LOB	BOTTOM					
Al Bumby, L OBP: 0.311, SLG: 0.370 (1, 7)	E S BB		F8			F7			F4	3	0	0	0	1	0	1						
Paul Blair, R OBP: 0.247, SLG: 0.267 (1, 8)	F9			6-3		F8			4-3	4	0	0	0	0	0	2						
Bobby Grich, R OBP: 0.378, SLG: 0.419 (1, 4)	K			K		K			6-3	4	0	0	0	0	3	2						
Reggie Jackson, L OBP: 0.354, SLG: 0.501 (1, 9)	4-3			1B		F5				3	0	1	0	0	0	1						
Lee May, R OBP: 0.307, SLG: 0.445 (1, 3)	5-3			F2		F3				3	0	0	0	0	0	1						
Ken Singleton, S OBP: 0.361, SLG: 0.400 (1, 10)	G1-6-3 BB			L5-3 BB		K				1	0	0	0	2	1	0						
Doug DeCinces, R OBP: 0.283, SLG: 0.352 (1, 5)	G1-6-3			K		K				3	0	0	0	0	2	2						
Mark Belanger, R OBP: 0.332, SLG: 0.324 (1, 6)			F8		L5-3				K	3	0	0	0	0	1	1						
Dave Duncan, R OBP: 0.269, SLG: 0.261 (1, 2)	4-3					1B			F8	3	0	1	0	0	0	0						
Inning Stats	R: 0 E: 0 K: 1 S: 5	H: 0 LOB: 1 BB: 1 P: 9	R: 0 E: 0 K: 0 S: 2	H: 0 LOB: 0 BB: 1 P: 6	R: 0 E: 0 K: 0 S: 3	H: 0 LOB: 0 BB: 0 P: 3	R: 0 E: 0 K: 1 S: 6	H: 1 LOB: 1 BB: 0 P: 6	R: 0 E: 0 K: 1 S: 4	H: 0 LOB: 0 BB: 1 P: 8	R: 0 E: 0 K: 1 S: 6	H: 1 LOB: 1 BB: 0 P: 6	R: 0 E: 0 K: 1 S: 5	H: 0 LOB: 0 BB: 0 P: 5	R: 0 E: 0 K: 2 S: 7	H: 0 LOB: 0 BB: 0 P: 7	R: 0 E: 0 K: 0 S: 3	H: 0 LOB: 0 BB: 0 P: 3	1B: 2 2B: 1 3B: 0 HR: 0	SF: 0 SAC: 0 DP: 2 HBP: 0	WP: 0 PB: 0 SB: 1 CS: 0	PA: 30
PITCHER Luis Tiant, R ERA: 2.92 (1, 1)	IP: 9.0 WLS: W BF: 30	H: 2 R: 0 ER: 0 SO: 7	BB: 3 IBB: 0 HBP: 0 BLK: 0	WP: 0 HR: 0 S: 41 P: 53	ERA: 0.00 WHIP: 0.556											IP: 9.0 WLS: W BF: 30	H: 2 R: 0 ER: 0 SO: 7	BB: 3 IBB: 0 HBP: 0 BLK: 0	WP: 0 HR: 0 S: 41 P: 53	ERA: 0.00 WHIP: 0.556		

Boston Red Sox @ Baltimore Orioles
Memorial Stadium, Baltimore, MD
Sat Sep 25 1976, 7:05 PM EDT
Att: 10,562 - Unknown

AB 27
R 0
H 2
RBI 0
BB 3
SO 7
LOB 10



Batter	1	2	3	4	5	6	7	8	9	10	11	AB	R	H	RBI	BB	SO	LOB	TOP							
Von Joshua, L OBP: 0.293, SLG: 0.350	F5	K		2-3		K		K		1B		6	0	1	0	0	3	7								
Robin Yount, R OBP: 0.297, SLG: 0.306	5-3		F8	F8			1B G4-6-3	1B		5-3		6	1	2	1	0	0	3								
George Scott, R OBP: 0.337, SLG: 0.420	F9		F9		F3		1B G4-6-3	F4			F8	6	0	1	0	0	0	2								
Mike Hegan, L OBP: 0.324, SLG: 0.362 Steve Bowling, R OBP: 0.229, SLG: 0.207		3-1	2B BB		FC6-4 1B		G4-6-3		4-3 SH2-4 1B		F7	4	1	2	0	1	0	1								
Sixto Lezcano, R OBP: 0.353, SLG: 0.392		1B 1B	1B 2B		F9		1B		SH2-4		6-3	5	1	3	1	0	0	1								
Darrell Porter, L OBP: 0.259, SLG: 0.288		1B 1B	4-3		FC6-4		F6		4-3			5	1	1	0	0	0	5								
Dan Thomas, R OBP: 0.385, SLG: 0.416		F2				F8		1B SH2-4 1B		F8		5	1	2	0	0	0	4								
Tim Johnson, L OBP: 0.326, SLG: 0.311		1B BB		SH2-4		K		SH2-4		K		2	0	0	0	1	2	0								
Jim Gantner, L OBP: 0.348, SLG: 0.300		1B			2-3 1B		E8		1B		F6	5	0	3	2	0	0	0								
Inning Stats	R: 0 E: 0 K: 0 S: 3	H: 0 LOB: 0 BB: 0 P: 3	R: 2 E: 0 K: 1 S: 8	H: 3 LOB: 2 BB: 1 P: 12	R: 1 E: 0 K: 0 S: 4	H: 1 LOB: 1 BB: 1 P: 8	R: 0 E: 0 K: 0 S: 5	H: 2 LOB: 2 BB: 0 P: 5	R: 0 E: 0 K: 0 S: 4	H: 1 LOB: 1 BB: 0 P: 4	R: 0 E: 1 K: 2 S: 8	H: 0 LOB: 1 BB: 0 P: 8	R: 1 E: 0 K: 0 S: 5	H: 3 LOB: 1 BB: 0 P: 5	R: 1 E: 0 K: 1 S: 8	H: 3 LOB: 2 BB: 0 P: 8	R: 0 E: 0 K: 0 S: 4	H: 1 LOB: 2 BB: 0 P: 4	R: 0 E: 0 K: 1 S: 6	H: 1 LOB: 1 BB: 0 P: 6	R: 0 E: 0 K: 0 S: 3	H: 0 LOB: 0 BB: 0 P: 3	1B: 14 2B: 1 3B: 0 HR: 0	SF: 0 SAC: 3 DP: 1 HBP: 0	WP: 0 PB: 0 SB: 1 CS: 0	PA: 50
PITCHER Wayne Gariand, R ERA: 2.67	IP: 11.0 WLS: 7 BF: 50 H: 15 R: 5 ER: 5 SO: 5 BB: 2 IBB: 0 HBP: 0 BLK: 0 WP: 0 HR: 0 S: 58 P: 66 ERA: 4.09 WHIP: 1.545	PITCHER																								

Milwaukee Brewers @ Baltimore Orioles
 Memorial Stadium, Baltimore, MD
 Tue Sep 28 1976, 7:05 PM EDT
 Unknown

AB 45
 R 5
 H 15
 RBI 4
 BB 2
 SO 5
 LOB 23

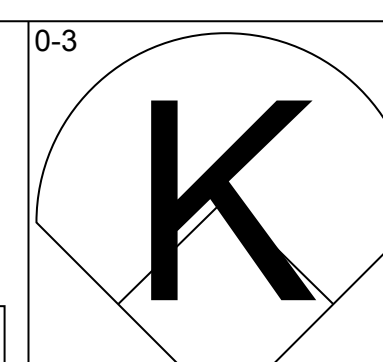
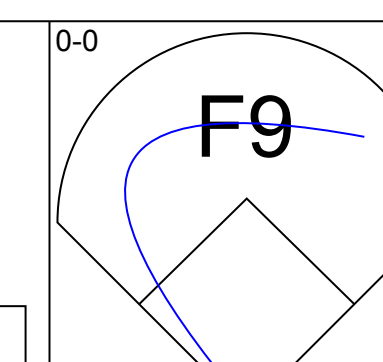
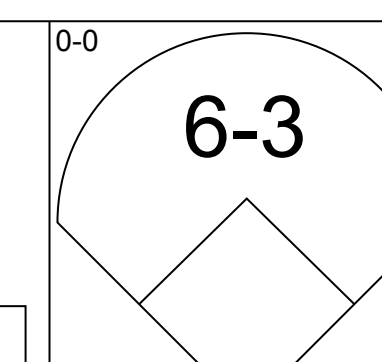
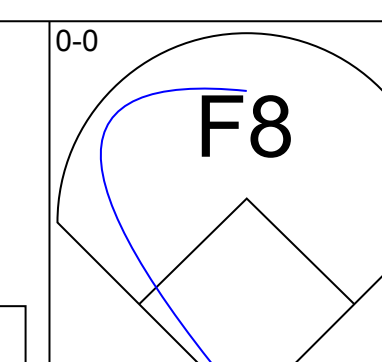
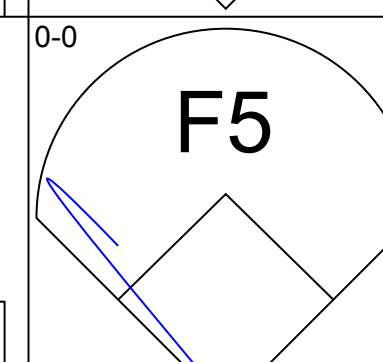
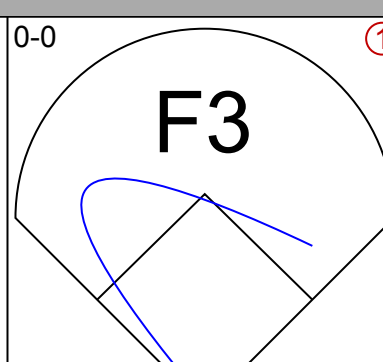
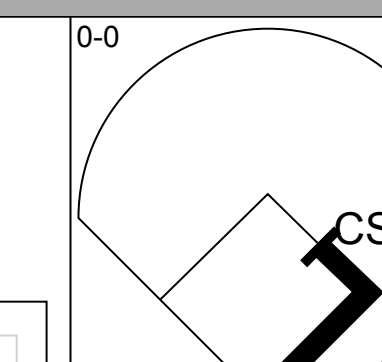
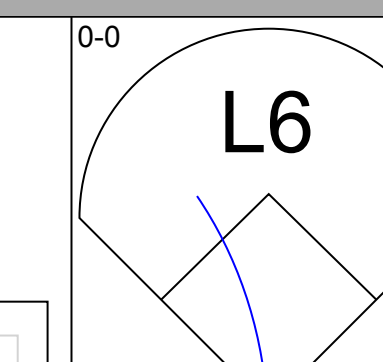
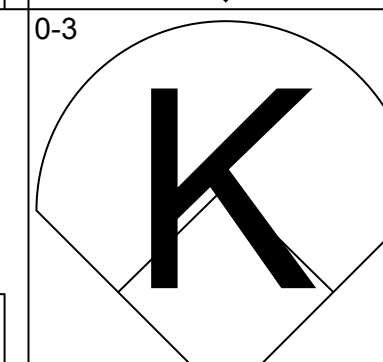
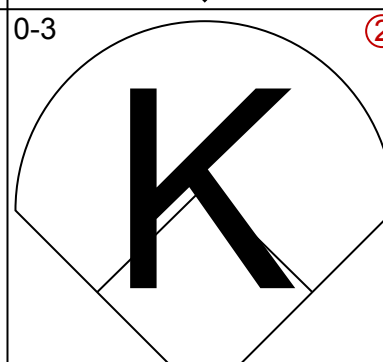
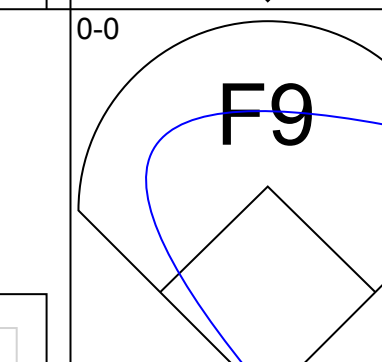
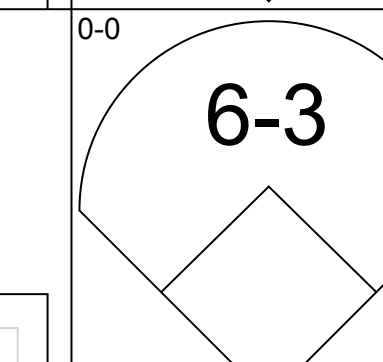
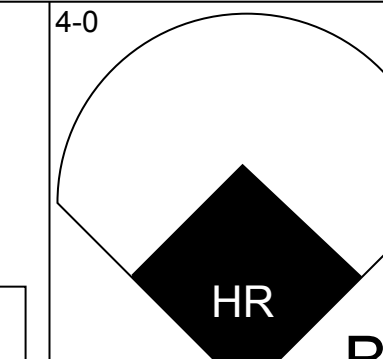
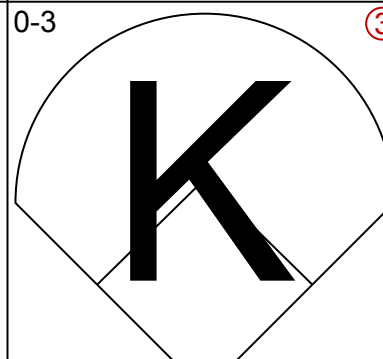
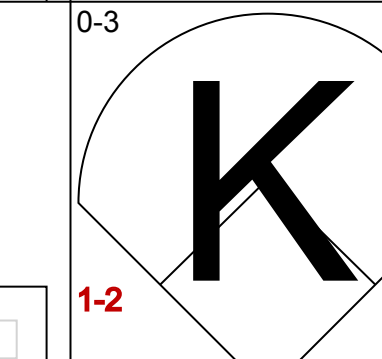
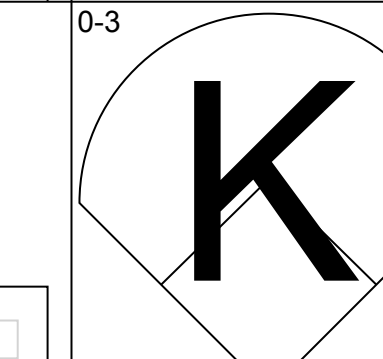
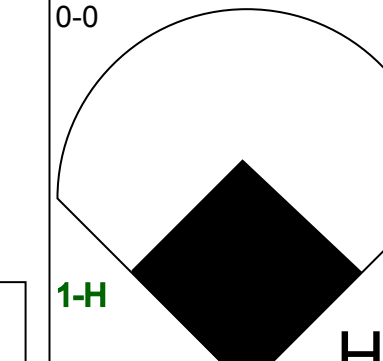
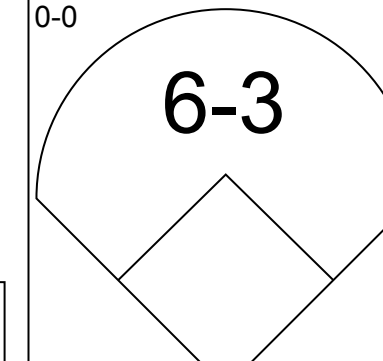
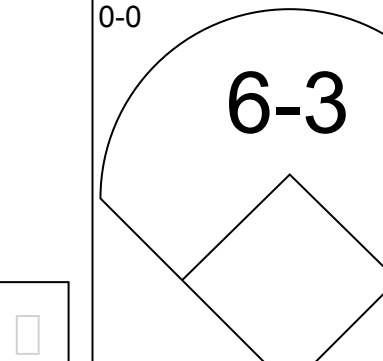
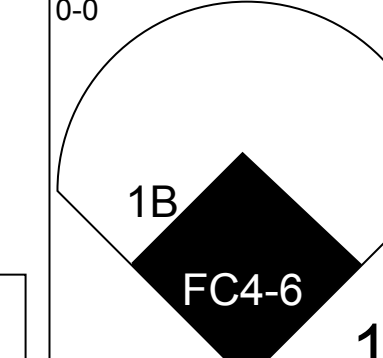
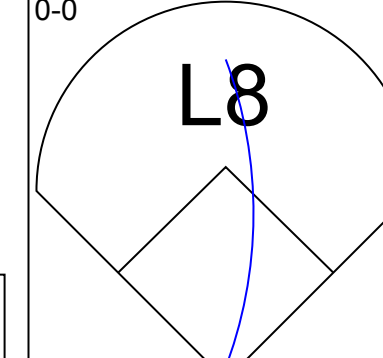
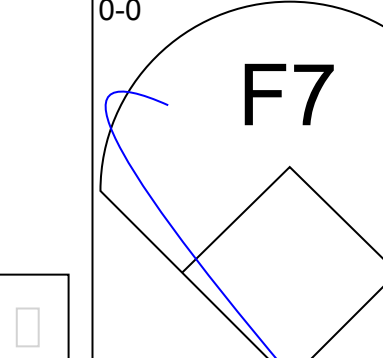
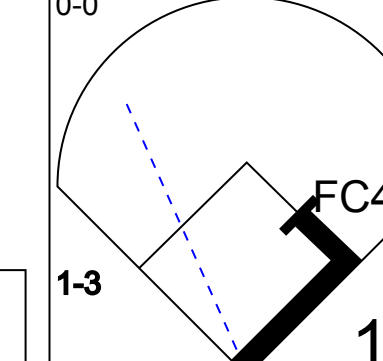
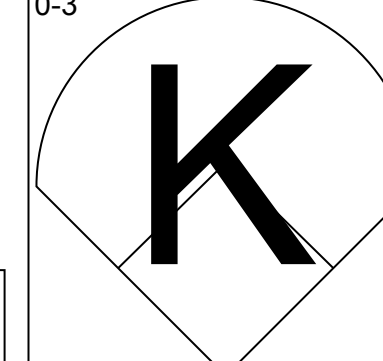
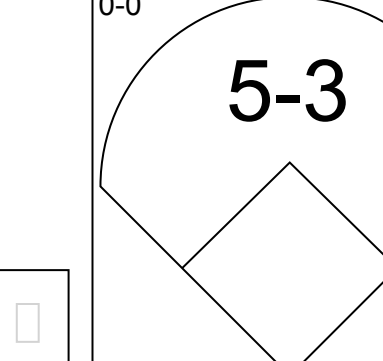
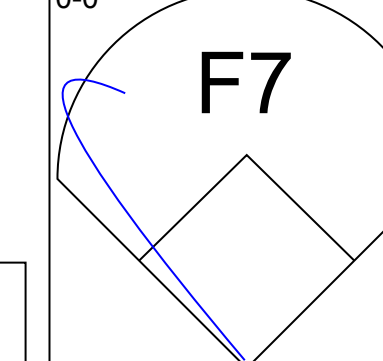
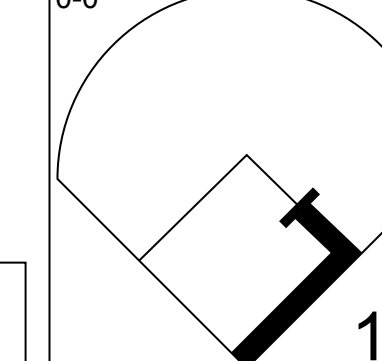
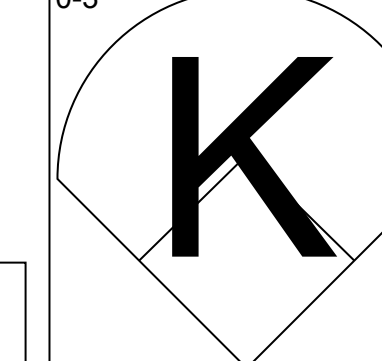
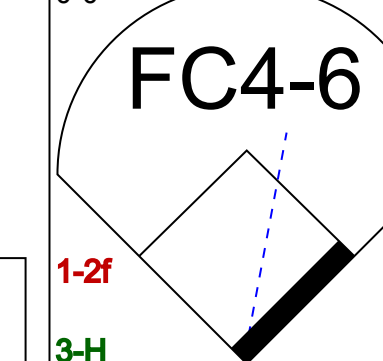
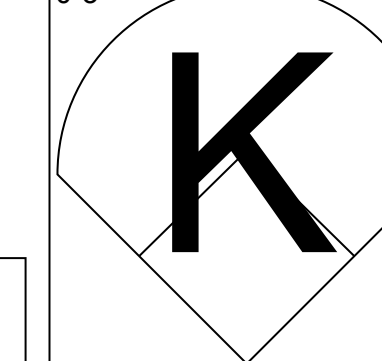
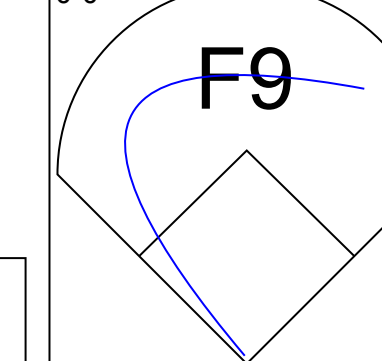


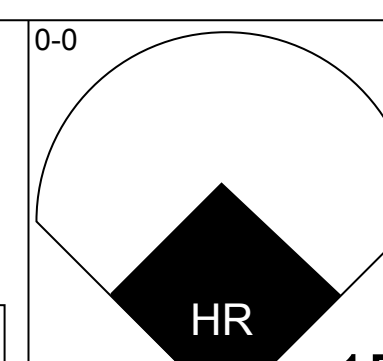
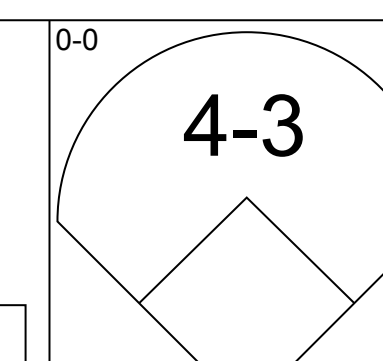
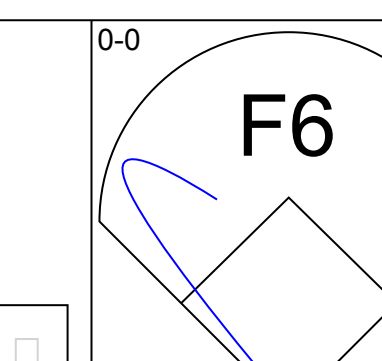
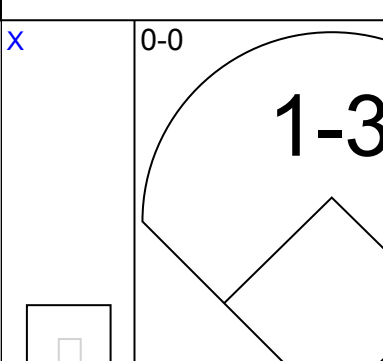
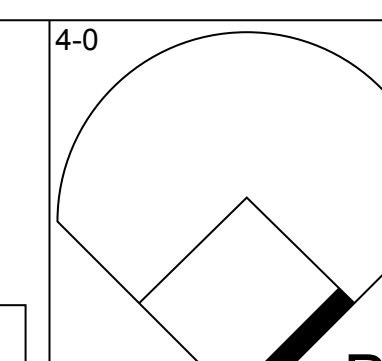
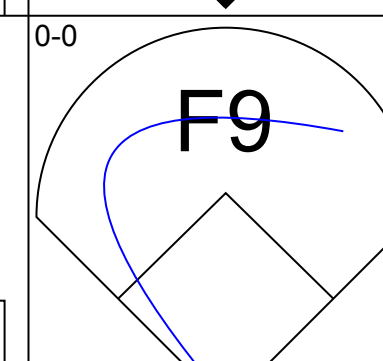
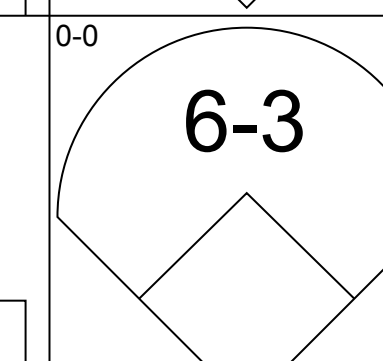
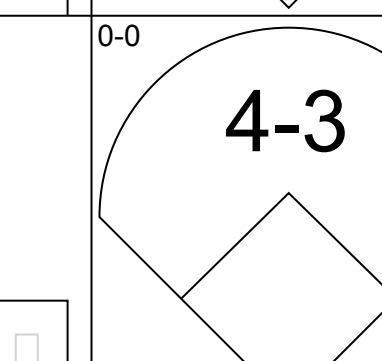
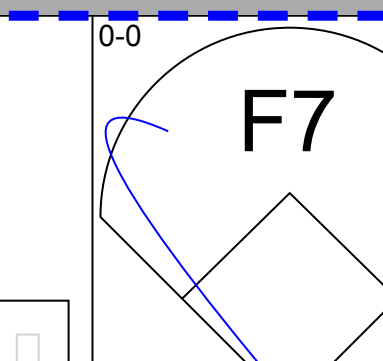
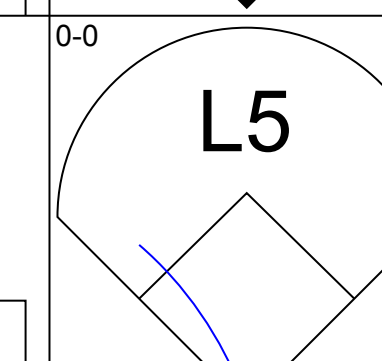
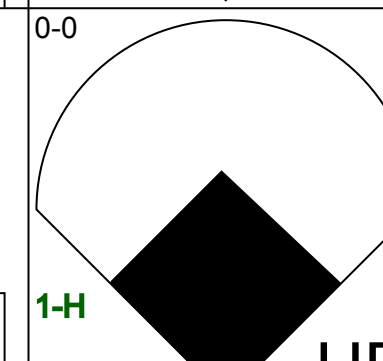
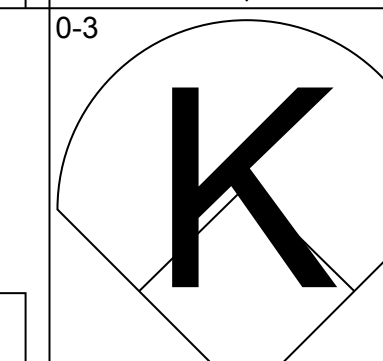
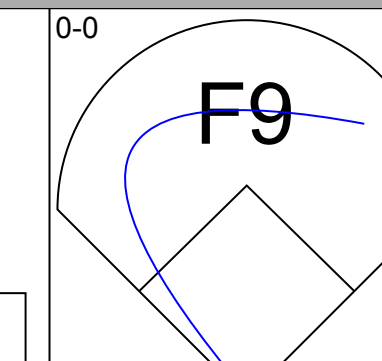
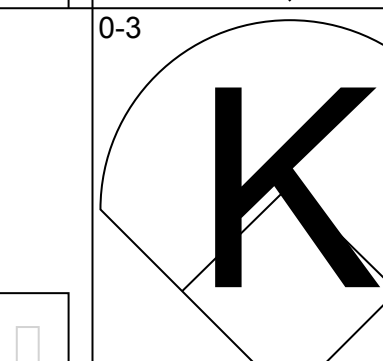
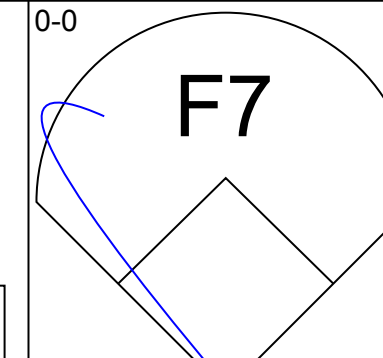
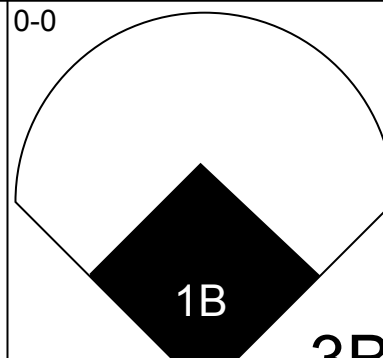
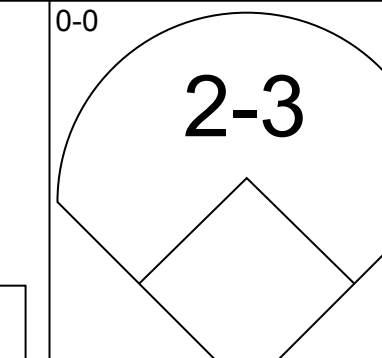
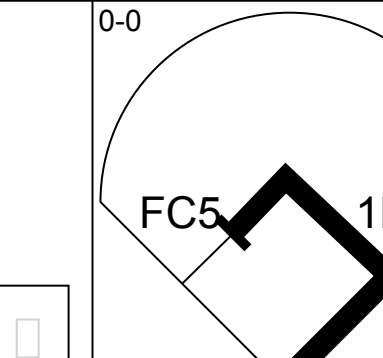
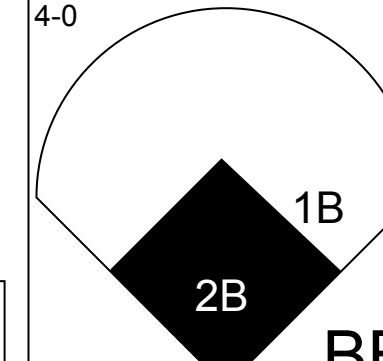
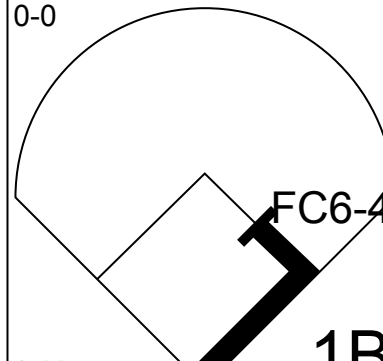
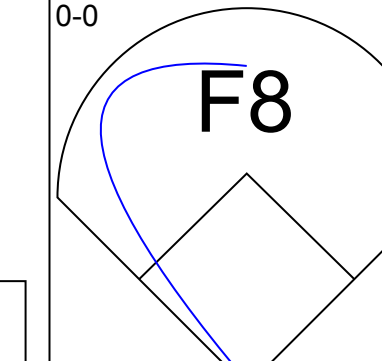
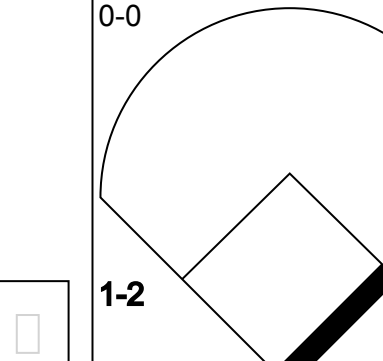
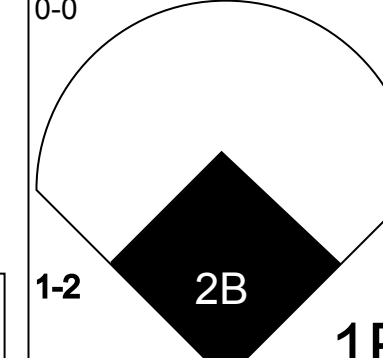
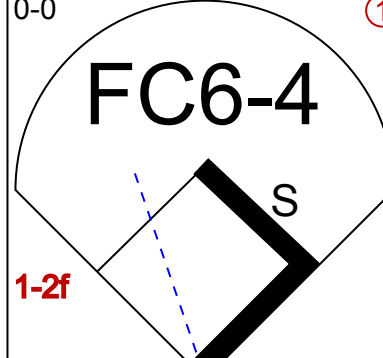
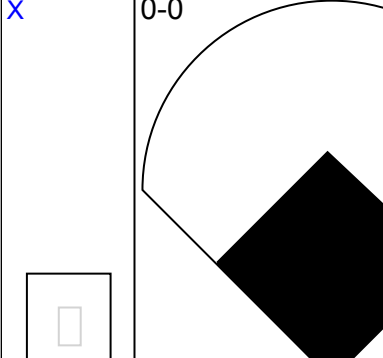
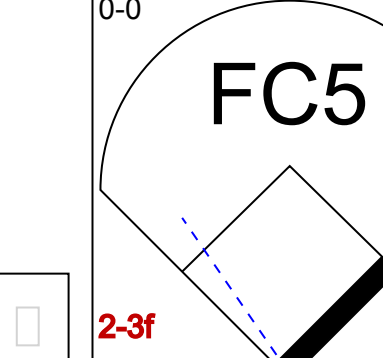
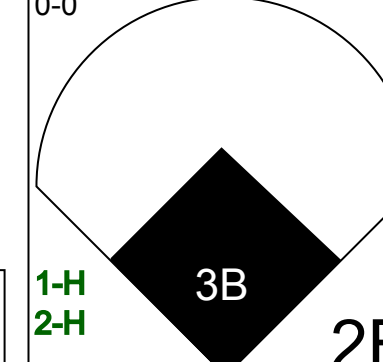
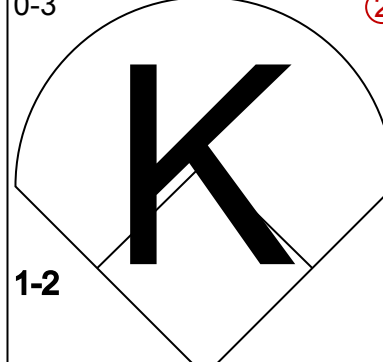
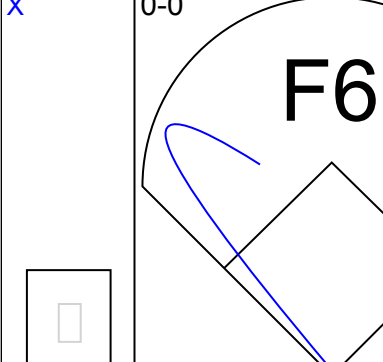
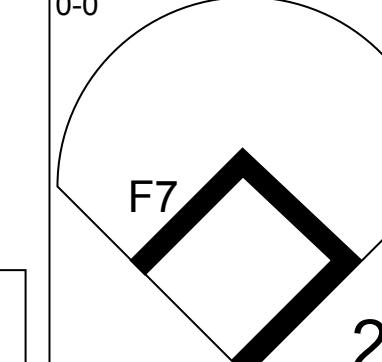
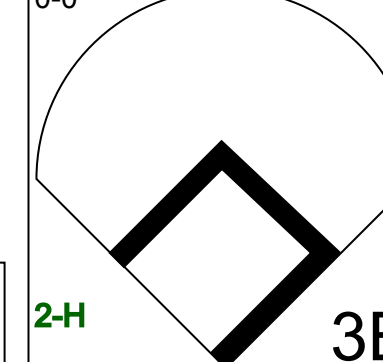
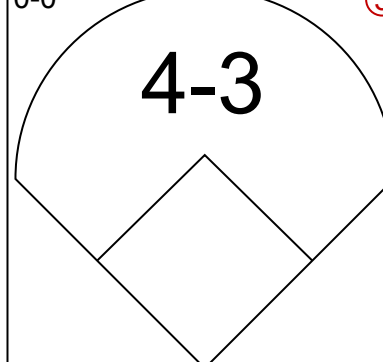
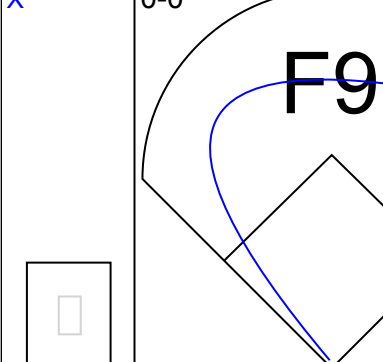
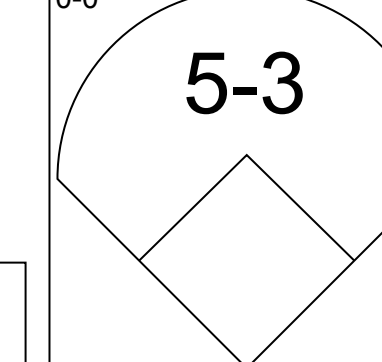
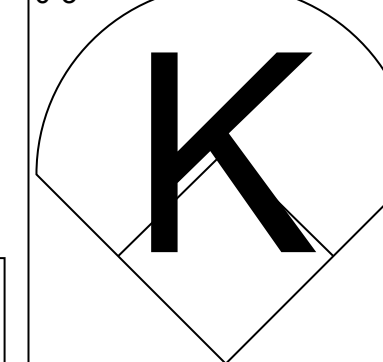
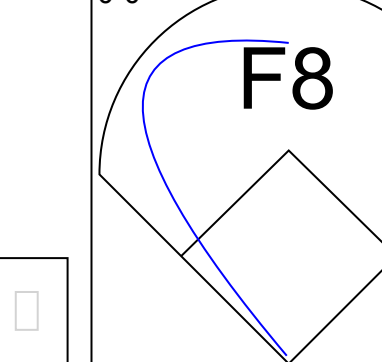
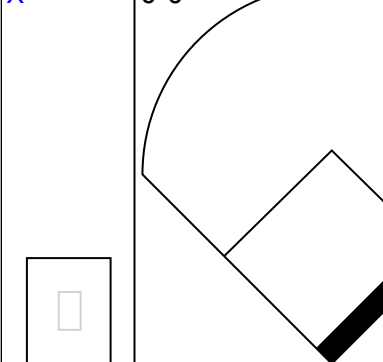
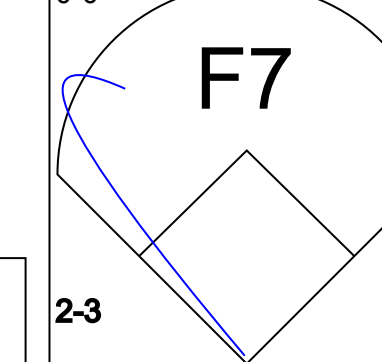
Batter	1	2	3	4	5	6	7	8	9	10	11	AB	R	H	RBI	BB	SO	LOB	BOTTOM							
Al Bumbry, L OBP: 0.313, SLG: 0.369	G3 S BB	F7		FC5-4 SH3 1B	F8			F8			HR 1B	5	1	2	1	1	0	2								
Bobby Grich, R OBP: 0.376, SLG: 0.420	F8		WP 4-3 BB	SH3		K		F3			HR	4	2	1	2	1	1	1								
Reggie Jackson, L OBP: 0.350, SLG: 0.494	G3		4-3	FC5-4 IBB		F7		3-1				4	0	0	1	1	0	1								
Lee May, R OBP: 0.308, SLG: 0.443	BB BB		1-3	FC5-4					F8			4	0	1	1	1	0	2								
Ken Singleton, S OBP: 0.361, SLG: 0.398 Paul Blair, R OBP: 0.247, SLG: 0.266	BB BB		1-3	BB 1B	K		1-3		F8			3	0	1	0	1	1	3								
Tony Muser, L OBP: 0.277, SLG: 0.271	F1			BB 1B	F8			F9		2-3		4	0	0	0	1	0	3								
Mark Belanger, R OBP: 0.334, SLG: 0.324		L8 S 5-3 1B		F8		1B BB		1-3		6-3		4	1	1	0	1	0	2								
Brooks Robinson, R OBP: 0.242, SLG: 0.314		L8		BB 1B	F7			6-3		6-3		5	1	1	0	0	0	2								
Dave Duncan, R OBP: 0.275, SLG: 0.275		5-3		SH3 FC5-4 BB		1B				F9		4	2	2	2	1	0	0								
Inning Stats	R: 0 E: 0 K: 0 S: 3	H: 0 LOB: 3 BB: 3 P: 15	R: 1 E: 0 K: 0 S: 4	H: 1 LOB: 0 BB: 0 P: 4	R: 1 E: 0 K: 0 S: 4	H: 1 LOB: 2 BB: 2 P: 12	R: 2 E: 0 K: 1 S: 7	H: 2 LOB: 2 BB: 2 P: 15	R: 0 E: 0 K: 0 S: 4	H: 1 LOB: 1 BB: 0 P: 8	R: 0 E: 0 K: 0 S: 6	H: 0 LOB: 0 BB: 0 P: 6	R: 0 E: 0 K: 0 S: 3	H: 0 LOB: 0 BB: 0 P: 3	R: 1 E: 0 K: 0 S: 4	H: 1 LOB: 0 BB: 0 P: 4	R: 0 E: 0 K: 0 S: 3	H: 0 LOB: 0 BB: 0 P: 3	R: 0 E: 0 K: 0 S: 3	H: 0 LOB: 0 BB: 0 P: 3	R: 2 E: 0 K: 0 S: 2	H: 2 LOB: 0 BB: 0 P: 2	1B: 7 2B: 0 3B: 0 HR: 2	SF: 0 SAC: 1 DP: 0 HBP: 0	WP: 1 PB: 0 SB: 2 CS: 0	PA: 47
PITCHER Moose Haas, R ERA: 4.85 Eduardo Rodriguez, R ERA: 3.64	IP: 3.0 WLS: L BF: 18 H: 3 R: 4 ER: 4 SO: 0 BB: 6 IBB: 0 HBP: 0 BLK: 0 WP: 1 HR: 0 S: 12 P: 36 ERA: 12.00 WHIP: 3.000	PITCHER																								

Milwaukee Brewers @ Baltimore Orioles
 Memorial Stadium, Baltimore, MD
 Tue Sep 28 1976, 7:05 PM EDT
 Unknown

AB 38
 R 7
 H 9
 RBI 7
 BB 8
 SO 2
 LOB 16



Batter	1	2	3	4	5	6	7	8	9	AB	R	H	RBI	BB	SO	LOB	TOP			
Robin Yount, R OBP: 0.295, SLG: 0.304 (1, 6)										4	0	0	0	0	1	1	Milwaukee Brewers @ Baltimore Orioles Memorial Stadium, Baltimore, MD Tue Sep 28 1976, 7:05 PM EDT Att: 4,598 - Unknown			
Charlie Moore, R OBP: 0.325, SLG: 0.302 (1, 2)										4	0	1	0	0	0	0				
George Scott, R OBP: 0.335, SLG: 0.417 (1, 3)										4	0	0	0	0	2	1				
Sixto Lezcano, R OBP: 0.353, SLG: 0.390 (1, 9)										3	1	0	0	1	3	1				
Dan Thomas, R OBP: 0.364, SLG: 0.446 (1, 7)										3	1	1	2	0	0	0				
Gary Sutherland, R OBP: 0.253, SLG: 0.267 (1, 10)										3	1	1	0	0	0	0				
Jack Heidemann, R OBP: 0.237, SLG: 0.250 (1, 4)										3	0	1	0	0	1	0				
Steve Bowling, R OBP: 0.235, SLG: 0.219 (1, 8)										3	0	1	0	0	1	2				
Jim Gantner, L OBP: 0.333, SLG: 0.286 (1, 5)										3	0	0	1	0	1	1				
Inning Stats	R: 0 E: 0 K: 2 S: 7	H: 0 LOB: 0 BB: 0 P: 7	R: 3 E: 0 K: 0 S: 6	H: 3 LOB: 1 BB: 1 P: 10	R: 0 E: 0 K: 2 S: 7	H: 0 LOB: 0 BB: 0 P: 7	R: 0 E: 0 K: 1 S: 5	H: 0 LOB: 0 BB: 0 P: 5	R: 0 E: 0 K: 1 S: 5	H: 1 LOB: 0 BB: 0 P: 5	R: 0 E: 0 K: 1 S: 5	H: 0 LOB: 1 BB: 0 P: 5	R: 0 E: 0 K: 0 S: 3	H: 0 LOB: 0 BB: 0 P: 3	R: 0 E: 0 K: 1 S: 5	H: 0 LOB: 0 BB: 0 P: 5	1B: 4 2B: 1 3B: 0 HR: 1	SF: 0 SAC: 0 DP: 1 HBP: 0	WP: 0 PB: 0 SB: 0 CS: 1	PA: 31
PITCHER Rudy May, L ERA: 3.72 (1, 1)	IP: 9.0 WLS: W BF: 31 H: 5 R: 3 ER: 3 SO: 9 BB: 1 IBB: 0 HBP: 0 BLK: 0 WP: 0 HR: 1 S: 48 P: 52 ERA: 3.00 WHIP: 0.667															PITCHER				

Batter	1	2	3	4	5	6	7	8	9	AB	R	H	RBI	BB	SO	LOB	BOTTOM				
Al Bumbry, L OBP: 0.314, SLG: 0.368 (1, 8)										4	1	1	0	1	0	1	Milwaukee Brewers @ Baltimore Orioles Memorial Stadium, Baltimore, MD Tue Sep 28 1976, 7:05 PM EDT Att: 4,598 - Unknown				
Rich Dauer, R OBP: 0.111, SLG: 0.080 (1, 4)										5	0	0	0	0	0	4					
Reggie Jackson, L OBP: 0.350, SLG: 0.498 (1, 10)										4	1	1	2	0	2	0					
Lee May, R OBP: 0.310, SLG: 0.448 Tony Muser, L OBP: 0.277, SLG: 0.271 (8, 3)										4	1	2	0	0	0	0					
Ken Singleton, S OBP: 0.364, SLG: 0.400 (1, 9)										3	1	2	1	1	0	0					
Doug DeCinces, R OBP: 0.282, SLG: 0.357 (1, 5)										4	2	2	1	0	0	3					
Andres Mora, R OBP: 0.259, SLG: 0.357 Tom Shopay, L OBP: 0.333, SLG: 0.231 (6, PR) (9, 7)										4	1	2	2	0	1	1					
Kiko Garcia, R OBP: 0.158, SLG: 0.421 (1, 6)										4	0	1	1	0	0	2					
Rick Dempsey, R OBP: 0.261, SLG: 0.204 (1, 2)										4	0	1	0	0	1	2					
Inning Stats	R: 5 E: 0 K: 1 S: 10	H: 5 LOB: 1 BB: 1 P: 14	R: 0 E: 0 K: 1 S: 5	H: 0 LOB: 0 BB: 0 P: 5	R: 1 E: 0 K: 1 S: 7	H: 2 LOB: 1 BB: 0 P: 7	R: 0 E: 0 K: 0 S: 3	H: 0 LOB: 0 BB: 0 P: 3	R: 0 E: 0 K: 0 S: 3	H: 0 LOB: 0 BB: 0 P: 3	R: 1 E: 0 K: 0 S: 5	H: 2 LOB: 1 BB: 0 P: 5	R: 0 E: 0 K: 1 S: 7	H: 2 LOB: 2 BB: 0 P: 7	R: 0 E: 0 K: 0 S: 4	H: 1 LOB: 3 BB: 1 P: 8		1B: 6 2B: 2 3B: 2 HR: 2	SF: 0 SAC: 0 DP: 0 HBP: 0	WP: 0 PB: 0 SB: 1 CS: 0	PA: 38
PITCHER Jim Colborn, R ERA: 3.71 Gary Beare, R ERA: 2.57 (7, 1)	IP: 6.0 WLS: L BF: 28 H: 9 R: 7 ER: 7 SO: 7 BB: 1 IBB: 0 HBP: 0 BLK: 0 WP: 0 HR: 2 S: 33 P: 37 ERA: 10.50 WHIP: 1.667															PITCHER					

AB	30
R	3
H	5
RBI	3
BB	1
SO	9
LOB	6



AB	36
R	7
H	12
RBI	7
BB	2
SO	4
LOB	13



Batter	1	2	3	4	5	6	7	8	9	AB	R	H	RBI	BB	SO	LOB	TOP	
Robin Yount, R (1, 6) OBP: 0.296, SLG: 0.305	G3	1B			6-3		CS 1B		5-3	5	0	2	1	0	0	0	Milwaukee Brewers @ Baltimore Orioles Memorial Stadium, Baltimore, MD Wed Sep 29 1976, 7:05 PM EDT Att: 8,119 - Unknown	
Charlie Moore, R (1, 2) OBP: 0.322, SLG: 0.300	4-3	1B			6-3		F9		F7	5	0	1	1	0	0	1		
George Scott, R (1, 3) OBP: 0.334, SLG: 0.415	1B	K			6-3		6-3		F7	5	0	1	0	0	1	2		
Hank Aaron, R (1, 10) OBP: 0.315, SLG: 0.369	F8				F8		F8		F8	4	1	1	0	0	0	1		
Sixto Lezcano, R (1, 9) OBP: 0.354, SLG: 0.389		G6-3 2B BB			K		E7 1B		3B 1B	3	2	1	0	1	1	1		
Dan Thomas, R (1, 7) OBP: 0.376, SLG: 0.474		G6-3 1B BB			5-3		1-2 3-H 1B		1-H 1B 3B	3	1	2	2	1	0	0		
Gary Sutherland, R (1, 4) OBP: 0.253, SLG: 0.267		G6-3 1-2 2-3			6-3		K		FC5-4 1B	4	0	1	1	0	1	4		
Steve Bowling, R (1, 8) OBP: 0.237, SLG: 0.250		1B 1B 2B			5-3		F6		FC5-4	4	1	1	1	0	0	3		
Jack Heidemann, R (1, 5) OBP: 0.238, SLG: 0.250		1B 1B			F8		F9		F9	4	1	1	0	0	0	3		
Inning Stats	R: 0 E: 0 K: 0 S: 4	H: 1 LOB: 1 BB: 0 P: 4	R: 3 E: 0 K: 1 S: 8	H: 4 LOB: 2 BB: 2 P: 16	R: 0 E: 0 K: 1 S: 5	H: 0 LOB: 0 BB: 0 P: 5	R: 0 E: 0 K: 0 S: 3	H: 0 LOB: 0 BB: 0 P: 3	R: 0 E: 0 K: 0 S: 3	H: 1 LOB: 0 BB: 0 P: 3	R: 2 E: 0 K: 0 S: 6	H: 3 LOB: 1 BB: 0 P: 6	R: 0 E: 0 K: 0 S: 3	H: 0 LOB: 0 BB: 0 P: 3	1B: 8 2B: 2 3B: 1 HR: 0	SF: 0 SAC: 0 DP: 1 HBP: 0	WP: 0 PA: 39 PB: 0 SB: 0 CS: 1	
PITCHER	IP	WLS	BF	H	R	ER	SO	BB	IBB	HBP	BLK	WP	HR	S	P	ERA	WHIP	
Scott McGregor, L (1, 1) ERA: 5.63	7.1	L	33	10	6	5	3	2	0	0	0	0	0	37	45	6.14	1.636	
Dyar Miller, R (8, 1) ERA: 2.96	1.2	S	6	1	0	0	0	0	0	0	0	0	0	6	6	0.00	0.600	

Batter	1	2	3	4	5	6	7	8	9	AB	R	H	RBI	BB	SO	LOB	BOTTOM		
Tommy Harper, R (1, 10) OBP: 0.316, SLG: 0.338	K		4-3 2B		2-3 3-H 2B		1-2 1B		F9	5	0	3	2	0	1	0	Milwaukee Brewers @ Baltimore Orioles Memorial Stadium, Baltimore, MD Wed Sep 29 1976, 7:05 PM EDT Att: 8,119 - Unknown		
Paul Blair, R (1, 8) OBP: 0.247, SLG: 0.266	E6		4-3		F9		1-2 1B		4-3	4	0	1	1	0	0	3			
Tom Shopay, L (9, 8) OBP: 0.313, SLG: 0.214	CS 1B		2-3		F3		1-2 2-H 1B			1	0	0	0	0	0	0			
Bobby Grich, R (1, 4) OBP: 0.373, SLG: 0.417	F8		F8		F3		F7			4	0	0	0	0	0	6			
Rich Dauer, R (9, 4) OBP: 0.111, SLG: 0.080	2-3 F8									0	0	0	0	0	0	0			
Lee May, R (1, 3) OBP: 0.313, SLG: 0.449		1B			F4					3	0	2	0	1	0	0			
Tony Muser, L (9, 3) OBP: 0.277, SLG: 0.271		1B			G6-4-3 BB		FC3-6 1B			0	0	0	0	0	0	0			
Ken Singleton, S (1, 9) OBP: 0.363, SLG: 0.398		G4-6-3 1B			F9		G6-4-3 1-2		FC3-6 1B	4	0	1	0	0	0	2			
Brooks Robinson, R (1, 5) OBP: 0.242, SLG: 0.313		1-2 1B			L8		6-3		FC6-4 1B	4	0	1	0	0	1	2			
Bob Bailor, R (8, FR)		K								0	0	0	0	0	0	0			
Doug DeCinces, R (9, 5) OBP: 0.292, SLG: 0.357										0	0	0	0	0	0	0			
Andres Mora, R (1, 7) OBP: 0.259, SLG: 0.355		G4-6-3 1-2			SH5-4 1B 2B		4-3		K	4	1	1	0	0	1	4			
Mark Belanger, R (1, 6) OBP: 0.336, SLG: 0.326					E6 F9 2B 1B		2B SH5-4 1B		FC6-4	4	1	2	0	0	1	2			
Kiko Garcia, R (9, 6) OBP: 0.156, SLG: 0.421							K		1-2 1B	0	0	0	0	0	0	0			
Rick Dempsey, R (1, 2) OBP: 0.262, SLG: 0.206					F9		SH5-4		6-3	3	1	1	0	0	0	1			
Inning Stats	R: 0 E: 1 K: 1 S: 5	H: 0 LOB: 0 BB: 0 P: 5	R: 0 E: 0 K: 1 S: 6	H: 2 LOB: 1 BB: 0 P: 6	R: 1 E: 1 K: 0 S: 5	H: 2 LOB: 1 BB: 0 P: 5	R: 0 E: 0 K: 0 S: 3	H: 0 LOB: 0 BB: 0 P: 3	R: 0 E: 0 K: 0 S: 2	H: 0 LOB: 0 BB: 1 P: 6	R: 1 E: 0 K: 1 S: 8	H: 3 LOB: 2 BB: 0 P: 8	R: 0 E: 0 K: 1 S: 7	H: 2 LOB: 2 BB: 0 P: 7	R: 0 E: 0 K: 0 S: 3	H: 0 LOB: 0 BB: 0 P: 3	1B: 10 2B: 2 3B: 0 HR: 0	SF: 0 SAC: 1 DP: 2 HBP: 0	WP: 0 PA: 38 PB: 0 SB: 0 CS: 1
PITCHER	IP	WLS	BF	H	R	ER	SO	BB	IBB	HBP	BLK	WP	HR	S	P	ERA	WHIP		
Jerry Augustine, L (1, 1) ERA: 3.3	6.2	W	29	10	3	3	3	1	0	0	0	0	0	34	38	4.05	1.650		
Bill Castro, R (7, 1) ERA: 3.45	2.1	S	9	2	0	0	1	0	0	0	0	0	0	11	11	0.00	0.857		

Batter	1	2	3	4	5	6	7	8	9	AB	R	H	RBI	BB	SO	LOB	TOP										
Al Bumby, L OBP: 0.313, SLG: 0.368 (1, 8)										5	0	1	0	0	1	3	Baltimore Orioles @ Boston Red Sox Fenway Park, Boston, MA Fri Oct 01 1976, 7:05 PM EDT Att: 15,749 - Unknown										
Rich Dauer, R OBP: 0.156, SLG: 0.103 (1, 4)										4	0	1	0	0	0	1											
Reggie Jackson, L OBP: 0.348, SLG: 0.501 (1, 10)										5	1	1	1	1	0	4											
Lee May, R OBP: 0.312, SLG: 0.447 (1, 3)										2	0	0	0	0	0	1											
Tony Muser, L OBP: 0.275, SLG: 0.270 (4, 3)										2	0	0	0	0	0	2											
Ken Singleton, S OBP: 0.366, SLG: 0.404 (1, 9)										3	2	0	1	1	0												
Doug DeCinces, R OBP: 0.284, SLG: 0.357 (1, 5)										3	1	1	0	1	0	1											
Andres Mora, R OBP: 0.259, SLG: 0.355 (1, 7)										3	0	1	1	0	0	0											
Kiko Garcia, R OBP: 0.174, SLG: 0.391 (1, 6)										4	0	1	2	0	0	3											
Dave Duncan, R OBP: 0.271, SLG: 0.271 (1, 2)										4	0	0	0	0	2	4											
Inning Stats	R: 0 E: 0 K: 1 S: 6	H: 1 LOB: 1 BB: 0 P: 6	R: 0 E: 2 K: 2 S: 9	H: 0 LOB: 2 BB: 0 P: 9	R: 0 E: 0 K: 0 S: 3	H: 0 LOB: 0 BB: 0 P: 3	R: 2 E: 0 K: 0 S: 4	H: 2 LOB: 1 BB: 1 P: 8	R: 0 E: 1 K: 2 S: 9	H: 1 LOB: 2 BB: 0 P: 9	R: 1 E: 0 K: 1 S: 8	H: 3 LOB: 2 BB: 0 P: 8	R: 1 E: 0 K: 0 S: 4	H: 1 LOB: 1 BB: 1 P: 8	R: 0 E: 0 K: 0 S: 3	H: 0 LOB: 0 BB: 0 P: 3	R: 0 E: 0 K: 0 S: 2	H: 0 LOB: 0 BB: 0 P: 3	1B: 5 2B: 1 3B: 1 HR: 1	SF: 1 SAC: 0 DP: 1 HBP: 1	WP: 0 PB: 0 SB: 0 CS: 0	PA: 39					
PITCHER	IP	WLS	BF	H	R	ER	SO	BB	IBB	HBP	BLK	WP	HR	S	P	ERA	WHIP										
Rick Wise, R ERA: 3.53 (1, 1)	8.0	W	36	8	4	4	6	2	0	0	0	0	1	46	54	4.50	1.250										
Jim Willoughby, R ERA: 2.93 (9, 1)	1.0	S	3	0	0	0	0	0	0	1	0	0	0	2	3	0.00	0.000										

Batter	1	2	3	4	5	6	7	8	9	AB	R	H	RBI	BB	SO	LOB	BOTTOM										
Rick Burleson, R OBP: 0.362, SLG: 0.381 (1, 6)										5	2	3	0	0	0	0	Baltimore Orioles @ Boston Red Sox Fenway Park, Boston, MA Fri Oct 01 1976, 7:05 PM EDT Att: 15,749 - Unknown										
Denny Doyle, L OBP: 0.285, SLG: 0.310 (1, 4)										5	1	1	0	0	1	2											
Rick Miller, L OBP: 0.365, SLG: 0.369 (1, 8)										3	2	1	1	2	0	1											
Carl Yastrzemski, L OBP: 0.357, SLG: 0.432 (1, 3)										4	0	2	3	0	0	1											
Cecil Cooper, L OBP: 0.306, SLG: 0.462 (1, 10)										4	0	0	0	0	2	5											
Jim Rice, R OBP: 0.314, SLG: 0.480 (1, 7)										4	0	2	1	0	2	0											
Carlton Fisk, R OBP: 0.335, SLG: 0.415 (1, 2)										3	1	2	2	0	1	0											
Dwight Evans, R OBP: 0.321, SLG: 0.427 (1, 9)										3	0	0	0	1	2	2											
Butch Hobson, R OBP: 0.271, SLG: 0.392 (1, 5)										3	1	0	0	1	0	3											
Inning Stats	R: 1 E: 0 K: 1 S: 7	H: 2 LOB: 1 BB: 0 P: 7	R: 0 E: 0 K: 3 S: 9	H: 0 LOB: 0 BB: 0 P: 9	R: 1 E: 0 K: 1 S: 7	H: 2 LOB: 2 BB: 1 P: 11	R: 1 E: 0 K: 1 S: 6	H: 1 LOB: 0 BB: 0 P: 6	R: 0 E: 0 K: 0 S: 3	H: 0 LOB: 0 BB: 0 P: 3	R: 0 E: 0 K: 1 S: 6	H: 1 LOB: 2 BB: 0 P: 7	R: 4 E: 0 K: 1 S: 9	H: 4 LOB: 3 BB: 3 P: 21	R: 0 E: 0 K: 0 S: 4	H: 1 LOB: 1 BB: 0 P: 4	R: 0 E: 0 K: 0 S: 2	H: 0 LOB: 0 BB: 0 P: 3	1B: 8 2B: 2 3B: 0 HR: 1	SF: 1 SAC: 0 DP: 0 HBP: 1	WP: 0 PB: 0 SB: 0 CS: 0	PA: 40					
PITCHER	IP	WLS	BF	H	R	ER	SO	BB	IBB	HBP	BLK	WP	HR	S	P	ERA	WHIP										
Dave Pagan, R ERA: 4.73 (1, 1)	6.0	L	26	5	4	4	3	1	0	1	0	0	0	13	25	18.00	4.000										
Fred Holdsworth, R ERA: 2.04 (7, 1)	2.0	L	14	5	4	4	1	3	0	0	0	0	0	13	25	18.00	4.000										

Batter	1	2	3	4	5	6	7	8	9	AB	R	H	RBI	BB	SO	LOB	TOP										
Al Bumby, L OBP: 0.312, SLG: 0.366 (1, 8)	G3		F8		F8			BB		3	0	0	0	1	0	2	Baltimore Orioles @ Boston Red Sox Fenway Park, Boston, MA Sat Oct 02 1976, 3:33 AM EDT Att: 12,753 - Unknown										
Rich Dauer, R OBP: 0.139, SLG: 0.091 (1, 4)	6-3		1-3			4-3		F8		4	0	0	0	0	0	3											
Tony Muser, L OBP: 0.272, SLG: 0.266 (1, 3)	4-3				F7		G3	F8		4	0	0	0	0	2												
Reggie Jackson, L OBP: 0.351, SLG: 0.502 (1, 10)		G3-6-1 BB		S 1B		CS 1B			K	3	0	2	0	1	1	0											
Ken Singleton, S OBP: 0.365, SLG: 0.403 (1, 9)		G3-6-1		F8		CS	F7		E 1B	4	0	1	0	0	0	2											
Tom Shopay, L OBP: 0.313, SLG: 0.214 (9, PR)		1-2		1-2		1-2				0	0	0	0	0	0	0											
Andres Mora, R OBP: 0.298, SLG: 0.350 (1, 7)		BB		K			F8		FC G6-4-3	3	0	0	0	1	1	2											
Bob Bailor, R OBP: 0.263, SLG: 0.204 (9, PR)		BB								0	0	0	0	0	0	0											
Brooks Robinson, R OBP: 0.238, SLG: 0.307 (1, 5)					G3		F8		G6-4-3	4	0	0	0	0	0	3											
Kiko Garcia, R OBP: 0.231, SLG: 0.462 (1, 6)			L6		S 1B					3	0	2	0	0	0	0											
Rick Dempsey, R OBP: 0.263, SLG: 0.204 (1, 2)				WP BB			F9		K	2	0	0	0	1	1	2											
Inning Stats	R: 0 E: 0 K: 0 S: 3	H: 0 LOB: 0 BB: 0 P: 3	R: 0 E: 0 K: 0 S: 2	H: 0 LOB: 1 BB: 2 P: 10	R: 0 E: 0 K: 0 S: 3	H: 0 LOB: 1 BB: 1 P: 7	R: 0 E: 0 K: 1 S: 6	H: 1 LOB: 1 BB: 0 P: 6	R: 0 E: 0 K: 0 S: 4	H: 1 LOB: 1 BB: 0 P: 4	R: 0 E: 0 K: 0 S: 3	H: 0 LOB: 0 BB: 0 P: 3	R: 0 E: 0 K: 1 S: 6	H: 1 LOB: 2 BB: 0 P: 10	R: 0 E: 1 K: 1 S: 6	H: 1 LOB: 2 BB: 0 P: 6	1B: 4 2B: 1 3B: 0 HR: 0	SF: 0 SAC: 0 DP: 2 HBP: 0	WP: 1 PB: 0 SB: 2 CS: 1	PA: 35							
PITCHER	IP	WLS	BF	H	R	ER	SO	BB	IBB	HBP	BLK	WP	HR	S	P	ERA	WHIP										
Reggie Cleveland, R ERA: 3.07 (1, 1)	8.0	W	30	4	0	0	2	4	0	0	0	1	0	30	46	0.00	1.000										
Tom House, L ERA: 4.33 (9, 1)	0.1		1	0	0	0	1	0	0	0	0	0	0	3	3	0.00	0.000										
Jim Willoughby, R ERA: 2.91 (9, 1)	0.2	S	3	1	0	0	0	0	0	0	0	0	0	3	3	0.00	1.500										

Batter	1	2	3	4	5	6	7	8	9	AB	R	H	RBI	BB	SO	LOB	BOTTOM										
Rick Burleson, R OBP: 0.365, SLG: 0.386 (1, 6)	G4-6-3 1B		5-3			G5-3 SH1-4 1B				4	0	3	0	0	0	0	Baltimore Orioles @ Boston Red Sox Fenway Park, Boston, MA Sat Oct 02 1976, 3:33 AM EDT Att: 12,753 - Unknown										
Denny Doyle, L OBP: 0.287, SLG: 0.308 (1, 4)	G4-6-3 1-2		4-3			SH1-4		5-3		3	0	0	0	0	2												
Rick Miller, L OBP: 0.368, SLG: 0.370 (1, 8)		3B 1B		4-3			BB			2	1	1	0	1	0	0											
Jim Rice, R OBP: 0.315, SLG: 0.484 (1, 7)		1-H 3B		G1 1B		G5-3				3	0	2	1	0	0	2											
Cecil Cooper, L OBP: 0.304, SLG: 0.459 (1, 10)			4-3		G1		K			3	0	0	0	0	1	2											
Dwight Evans, R OBP: 0.319, SLG: 0.424 (1, 9)			F9		F8		F7			3	0	0	0	0	1												
Jack Baker, R OBP: 0.091, SLG: 0.200 (1, 3)			5-3			F2		P6		3	0	0	0	0	0	0											
Ernie Whitt, L OBP: 0.300, SLG: 0.500 (1, 2)		K			6-3			F8		3	0	0	0	0	1	0											
Butch Hobson, R OBP: 0.268, SLG: 0.388 (1, 5)				K		K		F2		3	0	0	0	0	2	0											
Inning Stats	R: 1 E: 0 K: 0 S: 5	H: 3 LOB: 1 BB: 0 P: 5	R: 0 E: 0 K: 1 S: 5	H: 0 LOB: 0 BB: 0 P: 5	R: 0 E: 0 K: 1 S: 5	H: 0 LOB: 0 BB: 0 P: 5	R: 0 E: 0 K: 0 S: 4	H: 1 LOB: 1 BB: 0 P: 4	R: 0 E: 0 K: 1 S: 5	H: 0 LOB: 0 BB: 0 P: 5	R: 0 E: 0 K: 0 S: 3	H: 1 LOB: 1 BB: 1 P: 7	R: 0 E: 0 K: 1 S: 5	H: 0 LOB: 0 BB: 0 P: 5	R: 0 E: 0 K: 0 S: 4	H: 1 LOB: 1 BB: 0 P: 4		1B: 4 2B: 1 3B: 1 HR: 0	SF: 0 SAC: 1 DP: 2 HBP: 0	WP: 0 PB: 0 SB: 0 CS: 0	PA: 29						
PITCHER	IP	WLS	BF	H	R	ER	SO	BB	IBB	HBP	BLK	WP	HR	S	P	ERA	WHIP										
Dennis Martinez, R ERA: 2.6 (1, 1)	8.0	L	29	6	1	1	4	1	0	0	0	0	0	36	40	1.12	0.875										



Batter	1	2	3	4	5	6	7	8	9	10	11	12	13	14	15	AB	R	H	RBI	BB	SO	LOB	TOP					
Al Bumbry, L OBP: 0.316, SLG: 0.376 (7, 7)																7	1	4	1	0	1	1						
Tom Shopav, L OBP: 0.304, SLG: 0.200 (1, 2)																6	1	1	0	1	0	2						
Bob Bailor, R OBP: 0.333, SLG: 0.667 (1, 10)																6	0	2	0	0	0	1						
Ken Singleton, S OBP: 0.366, SLG: 0.403 (1, 9)																5	0	2	1	1	0	1						
Terry Crowley, L OBP: 0.303, SLG: 0.239 (1, 3)																6	0	2	0	0	1	7						
Tony Muser, L OBP: 0.270, SLG: 0.264 (1, 7)																3	0	0	0	0	0	2						
Paul Slisz, R OBP: 0.245, SLG: 0.284 (7, 8)																3	0	0	0	0	0	4						
Brooks Robinson, R OBP: 0.240, SLG: 0.307 (1, 5)																6	0	2	0	0	0	1						
Rich Dauer, R OBP: 0.143, SLG: 0.103 (1, 4)																6	0	1	0	0	1	2						
Kiko Garcia, R OBP: 0.219, SLG: 0.406 (1, 6)																6	0	1	0	0	1	1						
Inning Stats	R: 0 E: 0 K: 0 S: 3	H: 1 LOB: 0 BB: 0 P: 3	R: 0 E: 0 K: 0 S: 4	H: 1 LOB: 1 BB: 0 P: 4	R: 1 E: 0 K: 1 S: 6	H: 1 LOB: 0 BB: 0 P: 6	R: 0 E: 0 K: 1 S: 6	H: 1 LOB: 1 BB: 0 P: 6	R: 0 E: 0 K: 0 S: 3	H: 0 LOB: 0 BB: 0 P: 3	R: 0 E: 0 K: 0 S: 2	H: 0 LOB: 0 BB: 1 P: 6	R: 0 E: 0 K: 0 S: 4	H: 1 LOB: 1 BB: 0 P: 4	R: 1 E: 0 K: 0 S: 4	H: 1 LOB: 1 BB: 1 P: 8	R: 0 E: 0 K: 1 S: 5	H: 0 LOB: 0 BB: 0 P: 5	R: 0 E: 0 K: 0 S: 3	H: 1 LOB: 0 BB: 0 P: 3	R: 0 E: 0 K: 0 S: 5	H: 2 LOB: 2 BB: 0 P: 5	R: 0 E: 0 K: 0 S: 4	H: 1 LOB: 1 BB: 0 P: 4	1B: 13 2B: 1 3B: 1 HR: 1	SF: 0 SAC: 1 DP: 3 HBP: 0	WP: 0 PB: 0 CS: 1	PA: 57
PITCHER	Luis Tiant, R ERA: 3.06					PITCHER					Jim Willoughby, R ERA: 2.62																	
	IP: 12.0	WLS: 45	BF: 11	R: 2	ER: 2	SO: 4	BB: 0	IBB: 0	HBP: 0	BLK: 0	WP: 0	HR: 0	S: 51	P: 59	ERA: 1.50	WHIP: 1.083												
	3.0	W	12	4	0	0	0	0	0	0	0	0	0	12	12	0.00	1.333											

Baltimore Orioles @ Boston Red Sox
Fenway Park, Boston, MA
Sun Oct 03 1976, 3:33 AM EDT
Att: 19,845 - Unknown

AB 54
R 2
H 15
RBI 2
BB 2
SO 4
LOB 22



Batter	1	2	3	4	5	6	7	8	9	10	11	12	13	14	15	AB	R	H	RBI	BB	SO	LOB	BOTTOM				
Rick Burleson, R OBP: 0.365, SLG: 0.383 (1, 6)																6	1	1	1	2	0	5					
Denny Doyle, L OBP: 0.285, SLG: 0.308 (1, 4)																6	0	1	0	0	1	2					
Carlton Fisk, R OBP: 0.336, SLG: 0.415 (1, 2)																7	0	3	1	0	1	1					
Jim Rice, R OBP: 0.315, SLG: 0.482 (1, 7)																7	0	2	0	0	1	3					
Dwight Evans, R OBP: 0.324, SLG: 0.431 (1, 9)																6	1	4	0	1	0	2					
Bobby Darwin, R OBP: 0.260, SLG: 0.352 (1, 10)																5	0	1	0	1	2	5					
Butch Hobson, R OBP: 0.272, SLG: 0.387 (1, 5)																6	1	2	1	1	0	5					
Jack Baker, R OBP: 0.160, SLG: 0.261 (1, 3)																3	0	2	0	0	1	0					
Cecil Cooper, L OBP: 0.304, SLG: 0.457 (9, PH)																2	0	0	0	1	1	1					
Rick Miller, L OBP: 0.359, SLG: 0.361 (1, 8)																7	0	0	0	0	1	7					
Inning Stats	R: 0 E: 0 K: 1 S: 5	H: 0 LOB: 0 BB: 0 P: 5	R: 0 E: 0 K: 0 S: 3	H: 0 LOB: 1 BB: 1 P: 7	R: 0 E: 0 K: 0 S: 4	H: 1 LOB: 1 BB: 0 P: 4	R: 0 E: 0 K: 0 S: 4	H: 1 LOB: 2 BB: 1 P: 8	R: 0 E: 0 K: 0 S: 5	H: 3 LOB: 2 BB: 0 P: 5	R: 1 E: 0 K: 1 S: 7	H: 2 LOB: 1 BB: 0 P: 7	R: 0 E: 0 K: 1 S: 5	H: 0 LOB: 1 BB: 1 P: 9	R: 0 E: 0 K: 1 S: 6	H: 1 LOB: 3 BB: 2 P: 14	R: 0 E: 0 K: 0 S: 7	H: 2 LOB: 2 BB: 0 P: 7	R: 1 E: 0 K: 0 S: 4	H: 2 LOB: 1 BB: 0 P: 4	1B: 13 2B: 3 3B: 0 HR: 0	SF: 0 SAC: 3 DP: 1 HBP: 0	WP: 2 PB: 1 CS: 0	PA: 64			
PITCHER	Scott McGregor, L ERA: 3.68					PITCHER					Dyar Miller, R ERA: 2.94					Tippy Martinez, L ERA: 2.33											
	IP: 6.2	WLS: 28	BF: 7	H: 1	R: 1	ER: 2	SO: 2	BB: 0	IBB: 0	HBP: 0	BLK: 0	WP: 2	HR: 0	S: 29	P: 41	ERA: 1.35	WHIP: 1.500										
	3.2	15	4	1	1	2	0	0	0	0	0	0	0	19	19	2.46	1.091										
	2.2	12	1	0	0	3	1	2	0	0	0	0	0	15	27	0.00	0.750										
	1.2	L	9	4	1	1	1	0	0	0	0	0	0	11	11	5.40	2.400										

Baltimore Orioles @ Boston Red Sox
Fenway Park, Boston, MA
Sun Oct 03 1976, 3:33 AM EDT
Att: 19,845 - Unknown

AB 55
R 3
H 16
RBI 3
BB 6
SO 8
LOB 31

