

Baltimore Orioles - 1977

Batter	1	2	3	4	5	6	7	8	9	10	AB R H RBI BB SO LOB	TOP										
Bert Campaneris, R (1, 6) OBP: 0.200, SLG: 0.200	0-0 CS 1B		0-3 K		0-0 FC4-6 1-2f			0-0 6-3		0-0 4-3 2-3	5 0 1 0 0 1 4	Texas Rangers @ Baltimore Orioles Memorial Stadium, Baltimore, MD Thu Apr 07 1977, 3:33 AM EST Att. 31,307 - Unknown - 49 F										
Bump Wills, S (1, 4) OBP: 0.400, SLG: 0.250	4-0 FC6-4 BB			0-0 L7		0-0 F6		0-0 4-3		0-0 2B 1B	4 0 1 1 1 0 0											
Claudell Washington, L (1, 7) OBP: 0.400, SLG: 0.600	0-0 FC6-4 CS 1-2f			0-0 6-3		0-0 FC3-2 1B		0-0 4-3		0-0 1-H 2B	5 0 2 0 0 0 1											
Dave May, L (1, 9) OBP: 0.500, SLG: 0.500	0-0 CS 1-2	0-0 F8		0-0 F6		0-0 FC3-2 1B			0-0 SH1-4 1B		4 0 2 0 0 0 0											
Mike Hargrove, L (1, 3) OBP: 0.333, SLG: 0.333		0-0 4-3			0-0 WP SF8 1B	0-0 FC3-2 1B			0-0 SH1-4 1-2		3 1 1 0 0 0 2											
Toby Harrah, R (1, 5) OBP: 0.250, SLG: 0.250		0-0 5-3			0-0 BB 1-2 1B	0-0 4-3			0-0 5-3		4 0 1 0 0 0 3											
Tom Grieve, R (1, 10)			0-0 F9		0-3 K 2-3		0-0 F2		0-0 6-3		4 0 0 0 0 1 3											
Jim Sundberg, R (1, 2)			0-3 K		0-0 SF8 3-H		0-0 5-3		0-3 K		3 0 0 1 0 2 0											
Juan Beniquez, R (1, 8) OBP: 0.750, SLG: 1.000			4-0 BB		4-0 FC4-6 1-2 BB		0-0 5-3		0-0 4-3 1B 2B		2 1 1 0 2 0 0											
Inning Stats	R: 0 E: 0 K: 0 S: 2	H: 1 LOB: 0 BB: 1 P: 6	R: 0 E: 0 K: 0 S: 3	H: 0 LOB: 0 BB: 0 P: 3	R: 0 E: 0 K: 2 S: 7	H: 0 LOB: 1 BB: 1 P: 11	R: 0 E: 0 K: 0 S: 3	H: 0 LOB: 0 BB: 0 P: 3	R: 1 E: 0 K: 1 S: 7	H: 2 LOB: 2 BB: 1 P: 11	R: 0 E: 0 K: 0 S: 5		H: 2 LOB: 2 BB: 0 P: 5	R: 0 E: 0 K: 0 S: 3	H: 0 LOB: 0 BB: 0 P: 3	R: 0 E: 0 K: 0 S: 4	H: 1 LOB: 1 BB: 0 P: 4	R: 1 E: 0 K: 1 S: 7	H: 3 LOB: 2 BB: 0 P: 7	1B: 7 2B: 2 3B: 0 HR: 0	SF: 1 SAC: 1 DP: 0 HBP: 0	WP: 1 PB: 0 SB: 0 CS: 2
PITCHER Jim Palmer, R (1, 1) ERA: 1.8	IP 10.0	WLS L	BF 39	H 9	R 2	ER 2	SO 4	BB 3	IBB 0	HBP 0	BLK 0	WP 1	HR 0	S 44	P 56	ERA 1.80	WHIP 1.200					

livebaseballscorecards.com

AB 34
R 2
H 9
RBI 2
BB 3
SO 4
LOB 13



BOTTOM

Texas Rangers @ Baltimore Orioles
Memorial Stadium, Baltimore, MD

Thu Apr 07 1977, 3:33 AM EST
Att. 31,307 - Unknown - 49 F

livebaseballscorecards.com

AB	34
R	1
H	6
RBI	1
BB	3
SO	8
LOB	13



AB R H RBI BB SO LOB

5	0	1	0	0	3	3	
5	0	0	0	0	0	2	
3	0	0	0	1	0	3	
0	0	0	0	0	0	0	
4	1	1	0	0	1	2	
4	0	1	0	0	1	1	
4	0	0	0	0	2	2	
3	0	1	0	1	0	0	
3	0	0	1	0	1	0	
3	0	2	0	1	0	0	
1B: 6	SF: 1	2B: 0	SAC: 0	3B: 0	DP: 0	HR: 0	HBP: 0

Batter	1	2	3	4	5	6	7	8	9	10
Al Bumbry, L OBP: 0.200, SLG: 0.200 (1, 8) (9, 7)	0-3 K		0-0 CS	0-0 F8		0-0 1B	0-3 K			0-3 K
Rich Dauer, R (1, 4)	0-0 2-3			0-0 E6		0-0 F7		0-0 5-3		0-0 1-3
Ken Singleton, S Larry Harlow, L (8, PR) (9, 8)	0-0 2-3			0-0 F8		0-0 1-3		4-0 BB		
Lee May, R OBP: 0.250, SLG: 0.250 (1, 3)		0-3 K		0-0 F7			0-0 BB 1B SF8 1B		0-0 L9	
Eddie Murray, S OBP: 0.250, SLG: 0.250 (1, 10)		0-3 K			0-0 1-3		0-0 SF8 BB 1-2 1B		0-0 6-3	
Pat Kelly, L (1, 7) (9, 9)		0-3 K			0-0 2-3		0-3 K		0-0 6-3	
Doug DeCinces, R OBP: 0.500, SLG: 0.333 (1, 5)			0-0 5-3		0-0 CS 1B		4-0 BB BB 1-2 2-3		0-0 5-3	
Rick Dempsey, R (1, 2)			0-3 K		0-0 CS	0-0 5-3	0-0 SF8		0-0 F7	
Mark Belanger, R OBP: 0.750, SLG: 0.667 (1, 6)			0-0 CS 1B			0-0 1B	4-0 BB 1-2			0-0 F8

Inning Stats	R: 0	H: 0	E: 0	K: 1	S: 5	R: 0	H: 0	E: 0	K: 3	S: 9	R: 0	H: 1	E: 0	K: 1	S: 5	R: 0	H: 0	E: 1	K: 0	S: 4	R: 0	H: 1	E: 0	K: 0	S: 3	R: 0	H: 2	E: 0	K: 0	S: 5	R: 1	H: 2	E: 0	K: 2	S: 9	R: 0	H: 0	E: 0	K: 0	S: 3	R: 0	H: 0	E: 0	K: 0	S: 3	R: 0	H: 0	E: 0	K: 1	S: 5	1B: 6	SF: 1	2B: 0	SAC: 0	3B: 0	DP: 0	HR: 0	HBP: 0	WP: 0	PA: 40
	5	0	0	1	5	9	0	0	0	9	5	1	0	0	5	4	0	1	0	4	3	2	0	0	3	5	2	0	0	5	9	2	0	2	9	7	0	0	1	7	3	0	0	0	3	5	0	0	1	5	0	0	0	0	0	0	0	0	0	0

PITCHER	IP	WLS	BF	H	R	ER	SO	BB	IBB	HBP	BLK	WP	HR	S	P	ERA	WHIP
Bert Blyleven, R ERA: 0.9 (1, 1)	10.0	W	38	6	1	1	8	3	0	0	0	0	0	51	63	0.90	0.900

Batter	1	2	3	4	5	6	7	8	9	AB R H RBI BB SO LOB	TOP											
Bert Campaneris, R (1, 6) OBP: 0.100, SLG: 0.100	0-0 6-3		0-0 5-3	0-0 1-3			0-0 6-3		0-0 6-3	5 0 0 0 0 0 4												
Bump Wills, S (1, 4) OBP: 0.300, SLG: 0.222	0-0 4-3		0-0 F9		0-0 F8		0-3 K		0-0 1B	5 0 1 0 0 1 2												
Claudell Washington, L (1, 7) OBP: 0.400, SLG: 0.500	0-3 K		0-0 6-3		0-0 5-3		0-0 S		0-0 1B	5 0 2 1 0 1 1												
John Ellis, R (1, 10)		0-0 F9		0-0 6-3	0-0 6-3		0-3 K		0-0 F7	5 0 0 0 0 1 3												
Toby Harrah, R (1, 5) OBP: 0.375, SLG: 0.375		0-0 5-3		0-0 BB		0-0 FC1-5		0-0 F8		4 1 2 0 0 0 0												
Mike Hargrove, L (1, 3) OBP: 0.429, SLG: 0.200		0-0 F8		4-0 BB		4-0 FC1-5		0-0 F7		2 1 0 0 2 0 0												
Tom Grieve, R (1, 9) OBP: 0.375, SLG: 0.286			0-0 1B	4-0 1B		0-0 FC1-5		0-0 S		3 1 2 0 1 0 2												
Jim Sundberg, R (1, 2) OBP: 0.125, SLG: 0.167			0-0 2B	0-0 SF8		0-0 G4-6-3		0-3 K		3 1 1 1 0 1 3												
Juan Beniquez, R (1, 8) OBP: 0.750, SLG: 1.000			0-0 2B	0-0 S		4-0 6-3		0-0 F9		3 1 2 3 1 0 0												
Inning Stats	R: 0 E: 0 K: 1 S: 5	H: 0 LOB: 0 BB: 0 P: 5	R: 0 E: 0 K: 0 S: 3	H: 0 LOB: 0 BB: 0 P: 3	R: 2 E: 0 K: 0 S: 6	H: 3 LOB: 1 BB: 0 P: 6	R: 2 E: 0 K: 0 S: 5	H: 2 LOB: 2 BB: 2 P: 13	R: 0 E: 0 K: 0 S: 3	H: 0 LOB: 0 BB: 0 P: 3	R: 0 E: 0 K: 0 S: 3	H: 1 LOB: 1 BB: 1 P: 7	R: 1 E: 0 K: 2 S: 8	H: 1 LOB: 1 BB: 1 P: 12	R: 0 E: 0 K: 1 S: 6	H: 1 LOB: 1 BB: 0 P: 6	R: 0 E: 0 K: 0 S: 5	H: 2 LOB: 2 BB: 0 P: 5	1B: 9 2B: 1 3B: 0 HR: 0	SF: 1 SAC: 0 DP: 1 HBP: 0	WP: 0 PB: 0 SB: 3 CS: 0	PA: 40
PITCHER	IP WLS BF H R ER SO BB IBB HBP BLK WP HR S P ERA WHIP																					
Rudy May, L (1, 1) ERA: 9.82	3.2 L 18 5 4 4 1 2 0 0 0 0 0 0 18 26 9.82 1.909																					
Dennis Martinez, R (4, 1) ERA: 1.69	5.1 22 5 1 1 3 2 0 0 0 0 0 0 26 34 1.69 1.312																					

Texas Rangers @ Baltimore Orioles
Memorial Stadium, Baltimore, MD
 Sat Apr 09 1977, 3:33 AM EST
 Att: 5,305 - Unknown - 45 F

livebaseballscorecards.com

AB	35
R	5
H	10
RBI	5
BB	4
SO	4
LOB	15



Batter	1	2	3	4	5	6	7	8	9	AB R H RBI BB SO LOB
Al Bumbry, L OBP: 0.222, SLG: 0.333 (1, 8)	0-0 F7		0-0 2B		0-0 L9			0-0 F9		4 0 1 0 0 0 0
Rich Dauer, R (1, 4)	0-0 F8		0-0 F8		0-0 4-3			0-3 K		4 0 0 0 0 1 1
Ken Singleton, S OBP: 0.500, SLG: 0.400 (1, 9)	4-0 BB			4-0 2B BB		0-0 1-3		0-0 2B		2 1 1 0 2 0 0
Lee May, R OBP: 0.125, SLG: 0.125 (1, 3)	0-0 F8			0-3 K		0-3 K		0-3 K		4 0 0 0 0 3 3
Eddie Murray, S OBP: 0.375, SLG: 0.286 (1, 10)		4-0 7-3 BB		0-0 F8		0-0 5-3			0-0 G6-4-3 1B	3 0 1 0 1 0 1
Doug DeCinces, R OBP: 0.375, SLG: 0.429 (1, 5)		0-3 K		0-0 1B 2B			0-0 E5 2-3		0-0 G6-4-3 1-2f	4 0 1 1 0 1 2
Pat Kelly, L OBP: 0.125, SLG: 0.125 (1, 7)		0-0 7-3 1-2f		0-0 2-3 1B			0-0 F8		0-0 E4	4 0 1 0 0 0 2
Rick Dempsey, R (1, 2)			0-0 F9	0-3 K			0-0 2-3		0-0 1-3	4 0 0 0 0 1 4
Mark Belanger, R OBP: 0.429, SLG: 0.333 (1, 6)			0-0 4-3		0-0 F8		0-0 F7			3 0 0 0 0 0 1

Inning Stats	R: 0	H: 0	E: 0	K: 0	S: 3	LOB: 1	BB: 1	P: 7	R: 0	H: 0	E: 0	K: 1	S: 4	LOB: 0	BB: 1	P: 8	R: 0	H: 1	E: 0	K: 0	S: 4	LOB: 1	BB: 0	P: 4	R: 1	H: 2	E: 0	K: 2	S: 9	LOB: 2	BB: 1	P: 13	R: 0	H: 0	E: 0	K: 0	S: 3	LOB: 0	BB: 0	P: 3	R: 0	H: 0	E: 0	K: 1	S: 5	LOB: 0	BB: 0	P: 5	R: 0	H: 0	E: 1	K: 0	S: 4	LOB: 1	BB: 0	P: 4	R: 0	H: 1	E: 0	K: 2	S: 8	LOB: 1	BB: 0	P: 8	R: 0	H: 1	E: 1	K: 0	S: 4	LOB: 1	BB: 0	P: 4	1B: 2	SF: 0	2B: 4	SAC: 0	3B: 0	DP: 2	HR: 0	HBP: 0	WP: 0	PA: 35
PITCHER Gaylord Perry, R ERA: 1.0 (1, 1)	IP	WLS	BF	H	R	ER	SO	BB	IBB	HBP	BLK	WP	HR	S	P	ERA	WHIP																																																																	


BOTTOM

Texas Rangers @ Baltimore Orioles
Memorial Stadium, Baltimore, MD

Sat Apr 09 1977, 3:33 AM EST
 Att. 5,305 - Unknown - 45 F

livebaseballscorecards.com

AB	32
R	1
H	5
RBI	1
BB	3
SO	6
LOB	14



Batter	1	2	3	4	5	6	7	8	9	AB R H RBI BB SO LOB	TOP
Bert Campaneris, R (1, 6) OBP: 0.214, SLG: 0.286	0-0 1B 2B	0-0 FC4 1B			0-0 5-3		0-0 E5			4 1 2 0 0 0 0	
Bump Wills, S (1, 4) OBP: 0.286, SLG: 0.231	0-0 FC6-4 1B 2-3 S	0-0 FC4 1-2f			0-0 6-3		0-0 F8			4 1 1 0 0 0 2	
Claudell Washington, L (1, 7) OBP: 0.357, SLG: 0.429	0-3 K		0-3 K		0-0 FC5-4 1B		0-0 1-3			4 0 1 0 0 2 2	
John Ellis, R (1, 10) OBP: 0.111, SLG: 0.111	0-0 FC6-4 1-2 3-H 1B		0-0 F8		0-0 FC5-4 1-2f		0-0 4-3			4 0 1 1 0 0 1	
Toby Harrah, R (1, 5) OBP: 0.333, SLG: 0.417	0-0 FC6-4 E S 1-2f 2-3		0-0 2B		0-0 5-3		0-0 6-3			4 0 1 0 0 0 2	
Mike Hargrove, L (1, 3) OBP: 0.273, SLG: 0.111	0-0 G3 1-3 3-H		0-0 G3		0-0 F7		0-0 6-3			4 0 0 0 0 0 2	
Tom Grieve, R (1, 9) OBP: 0.417, SLG: 0.600		0-0 HR		0-0 L7		0-3 K		4-0 BB BB BB G5-3 1B		3 1 1 1 1 1 0	AB 35
Jim Sundberg, R (1, 2) OBP: 0.250, SLG: 0.300		0-0 5-3		0-0 G4-6-3 1B		0-0 L5		0-0 1-2 1B		4 0 2 0 0 0 0	R 3
Juan Beniquez, R (1, 8) OBP: 0.500, SLG: 0.556		0-0 F9		0-0 G4-6-3 1-2f		0-0 F9		0-0 G5-3 2-3f		4 0 0 0 0 0 3	H 9
Inning Stats	R: 2 E: 0 K: 1 S: 8 H: 3 LOB: 1 BB: 0 P: 8	R: 1 E: 0 K: 0 S: 5 H: 2 LOB: 1 BB: 0 P: 5	R: 0 E: 0 K: 1 S: 6 H: 1 LOB: 1 BB: 0 P: 6	R: 0 E: 0 K: 0 S: 3 H: 1 LOB: 0 BB: 0 P: 3	R: 0 E: 0 K: 0 S: 4 H: 1 LOB: 1 BB: 0 P: 4	R: 0 E: 0 K: 1 S: 5 H: 0 LOB: 0 BB: 0 P: 5	R: 0 E: 1 K: 0 S: 4 H: 0 LOB: 1 BB: 0 P: 4	R: 0 E: 0 K: 0 S: 3 H: 0 LOB: 0 BB: 0 P: 3	R: 0 E: 0 K: 0 S: 3 H: 1 LOB: 1 BB: 1 P: 7	1B: 6 2B: 2 3B: 0 HR: 1 SF: 0 SAC: 0 DP: 2 HBP: 0	WP: 0 PB: 0 SB: 2 CS: 0 PA: 36
PITCHER Ross Grimsley, L (1, 1) ERA: 3.24 Fred Holdsworth, R (9, 1) ERA:	IP 8.1 WLS L BF 35 H 9 R 3 ER 3 SO 3 BB 1 IBB 0 HBP 0 BLK 0 WP 0 HR 1 S 40 P 44 ERA 3.24 WHIP 1.200										
PITCHER	IP 0.2 WLS 1 BF 0 H 0 R 0 ER 0 SO 0 BB 0 IBB 0 HBP 0 BLK 0 WP 0 HR 0 S 1 P 1 ERA 0.00 WHIP 0.000										

Texas Rangers @ Baltimore Orioles
Memorial Stadium, Baltimore, MD
 Sun Apr 10 1977, 3:33 AM EST
 Att: 5,495 - Unknown - 61 F

livebaseballscorecards.com




Batter	1	2	3	4	5	6	7	8	9	AB R H RBI BB SO LOB
Al Bumbry, L OBP: 0.357, SLG: 0.462 (1, 8) (8, 7)	0-0 1-3 2B		4-0 L3 BB		0-0 1-2 1B		0-3 K		0-0 2-3	4 0 2 0 1 1 3
Pat Kelly, L OBP: 0.182, SLG: 0.100 Brooks Robinson, R (7, PH) Larry Harlow, L (8, 8)	4-0 1-3 BB		0-0 L3		0-0 F7		0-0 FC6-4			2 0 0 0 1 0 3 1 0 0 0 0 0 2 0 0 0 0 0 0 0
Ken Singleton, S OBP: 0.417, SLG: 0.250 Tom Shopay, L (8, PR) (9, 9)	0-0 1-3 1-2 2-3			0-0 F8		0-3 K		4-0 BB		3 0 0 0 1 1 2 0 0 0 0 0 0 0
Lee May, R OBP: 0.083, SLG: 0.083 (1, 3)	0-0 F3			0-0 3-1		0-0 5-3		0-3 K		4 0 0 0 0 1 3
Eddie Murray, S OBP: 0.250, SLG: 0.182 (1, 10)	0-0 2-3			0-3 K		0-3 K		0-3 K		4 0 0 0 0 3 3
Doug DeCinces, R OBP: 0.417, SLG: 0.818 (1, 5)		0-0 F8			0-0 1B 2B		0-0 HR		0-0 4-3	4 2 2 1 0 0 1
Rick Dempsey, R OBP: 0.083, SLG: 0.091 (1, 2)		0-0 F4			0-0 6-3		0-0 SH1-3 1B		0-0 E6 SH2-4	4 0 1 0 0 0 1
Mark Belanger, R OBP: 0.333, SLG: 0.250 (1, 6)		0-0 6-3			0-0 F8		0-0 SH1-3		0-0 SH2-4	2 0 0 0 0 0 1
Rich Dauer, R (1, 4) Billy Smith, S OBP: 0.667, SLG: 0.500 (4, 4)			0-0 F8		0-0 1B 1B		4-0 FC6-4 BB		0-0 6-3	1 0 0 0 0 0 0 2 0 1 1 1 0 1

Inning Stats	R: 0	H: 1	E: 0	K: 0	S: 4	LOB: 2	BB: 1	P: 8	R: 0	H: 0	E: 0	K: 0	S: 3	LOB: 0	BB: 0	P: 3	R: 0	H: 0	E: 0	K: 0	S: 2	LOB: 0	BB: 1	P: 6	R: 0	H: 0	E: 0	K: 1	S: 5	LOB: 0	BB: 0	P: 5	R: 1	H: 3	E: 0	K: 0	S: 6	LOB: 2	BB: 0	P: 6	R: 0	H: 0	E: 0	K: 2	S: 7	LOB: 0	BB: 0	P: 7	R: 1	H: 2	E: 0	K: 1	S: 7	LOB: 2	BB: 1	P: 11	R: 0	H: 0	E: 0	K: 2	S: 7	LOB: 1	BB: 1	P: 11	R: 0	H: 0	E: 1	K: 0	S: 4	LOB: 1	BB: 0	P: 4	1B: 3	2B: 3	3B: 0	HR: 1	SF: 0	SAC: 2	DP: 1	HBP: 0	WP: 0	PA: 37
--------------	------	------	------	------	------	--------	-------	------	------	------	------	------	------	--------	-------	------	------	------	------	------	------	--------	-------	------	------	------	------	------	------	--------	-------	------	------	------	------	------	------	--------	-------	------	------	------	------	------	------	--------	-------	------	------	------	------	------	------	--------	-------	-------	------	------	------	------	------	--------	-------	-------	------	------	------	------	------	--------	-------	------	-------	-------	-------	-------	-------	--------	-------	--------	-------	--------

PITCHER	IP	WLS	BF	H	R	ER	SO	BB	IBB	HBP	BLK	WP	HR	S	P	ERA	WHIP
Doyle Alexander, R ERA: 2.84 (1, 1)	6.1	W	27	6	2	2	3	3	0	0	0	0	1	30	42	2.84	1.421
Paul Lindblad, L ERA: (7, 1)	2.2	S	10	0	0	0	3	1	0	0	0	0	0	15	19	0.00	0.375

TEXAS RANGERS @ BALTIMORE ORIOLES
Memorial Stadium, Baltimore, MD
 Sun Apr 10 1977, 3:33 AM EST
 Att. 5,495 - Unknown - 61 F

AB	31
R	2
H	6
RBI	2
BB	4
SO	6
LOB	20



Batter	1	2	3	4	5	6	7	8	9	AB R H RBI BB SO LOB	TOP																					
Al Bumby, L OBP: 0.278, SLG: 0.353 (1, 8) (9, 7)	0-0 L6		0-0 1-3		0-0 6-3		0-0 FC6-4			4 0 0 0 0 0 2																						
Rich Dauer, R (1, 4)	0-0 6-3		0-0 4-3			0-0 6-3		0-0 6-3		4 0 0 0 0 0 0																						
Ken Singleton, S OBP: 0.500, SLG: 0.364 (1, 9) BB BB BB	4-0 FC5-4 BB			0-0 G5-4-3 1B		0-0 BB 1B		0-0 1-3		3 0 2 0 1 0 0																						
Doug DeCinces, R OBP: 0.438, SLG: 0.714 (1, 5)	0-0 FC5-4 1-2f			0-0 G5-4-3 1-2 1B		4-0 G6-4-3 1-2 BB		0-0 F7		3 0 1 0 1 0 1																						
Eddie Murray, S OBP: 0.250, SLG: 0.200 (1, 10)		0-0 E6 6-3		0-0 G5-4-3 1-2f 2-3		0-0 G6-4-3 1-2f			0-0 SH2-4 1B	4 1 1 0 0 0 4																						
Lee May, R OBP: 0.133, SLG: 0.071 (1, 3)		0-0 6-3		4-0 FC6-4 IBB			0-0 F2		0-0 SH2-4 1-2	2 0 0 0 1 0 1																						
Rick Dempsey, R OBP: 0.188, SLG: 0.143 (1, 2)			0-0 6-3 2-3		0-0 FC6-4 1-2f		4-0 FC2-5 E BB		0-0 G5-4-3 2-H 1B	3 0 1 1 1 0 3																						
Pat Kelly, L OBP: 0.143, SLG: 0.077 Brooks Robinson, R (9, PH) Larry Harlow, L (9, 8)		0-3 K				0-0 5-3		0-0 E6 FC2-5 1-2	0-0 G5-4-3 1-2f	3 0 0 0 0 1 2 1 0 0 0 0 0 1 0 0 0 0 0 0 0																						
Mark Belanger, R OBP: 0.250, SLG: 0.182 (1, 6)			0-0 F8		0-0 1-3		0-0 FC2-5 FC6-4 1-2 2-3f			3 0 0 0 0 0 2																						
Inning Stats	R: 0 E: 0 K: 0 S: 3	H: 0 LOB: 1 BB: 1 P: 7	R: 0 E: 1 K: 1 S: 6	H: 0 LOB: 1 BB: 0 P: 6	R: 0 E: 0 K: 0 S: 3	H: 2 LOB: 2 BB: 1 P: 8	R: 0 E: 0 K: 0 S: 3	H: 0 LOB: 0 BB: 0 P: 3	R: 0 E: 0 K: 0 S: 3	H: 1 LOB: 1 BB: 1 P: 7	R: 0 E: 1 K: 0 S: 4	H: 0 LOB: 2 BB: 1 P: 8	R: 0 E: 0 K: 0 S: 3	H: 0 LOB: 0 BB: 0 P: 3	R: 1 E: 0 K: 0 S: 4	H: 2 LOB: 0 BB: 0 P: 4	1B: 5 2B: 0 3B: 0 HR: 0	SF: 0 SAC: 1 DP: 3 HBP: 0	WP: 0 PB: 0 SB: 0 CS: 0	PA: 35												
PITCHER Bill Travers, L ERA: 2.16 (1, 1)	IP 9.0	WLS L	BF 35	H 5	R 1	ER 1	SO 1	BB 3	IBB 1	HBP 0	BLK 0	WP 0	HR 0	S 33	P 49	ERA 1.00	WHIP 0.889															
											PITCHER	IP	WLS	BF	H	R	ER	SO	BB	IBB	HBP	BLK	WP	HR	S	P	ERA	WHIP				

Baltimore Orioles @ Milwaukee Brewers
Milwaukee County Stadium, Milwaukee, WI

Tue Apr 12 1977, 4:33 AM EST
Att: 55,120 - Unknown

livebaseballscorecards.com

AB 30
R 1
H 5
RBI 1
BB 4
SO 1
LOB 16



Batter	1	2	3	4	5	6	7	8	9	AB R H RBI BB SO LOB
Von Joshua, L OBP: 0.235, SLG: 0.250 (1, 8)	0-0 F2		0-0 F7			0-3 K			0-0 P4	4 0 0 0 0 1 1
Robin Yount, R OBP: 0.250, SLG: 0.200 (1, 6)	0-0 6-3			0-0 F9			0-0 P4			3 0 0 0 0 0 0
Cecil Cooper, L OBP: 0.133, SLG: 0.133 (1, 3)	0-0 3-1			0-3 K			0-3 K			3 0 0 0 0 2 0
Sal Bando, R OBP: 0.200, SLG: 0.214 (1, 5)		0-0 5-3		0-0 4-3			0-0 F9			3 0 0 0 0 0 0
Sixto Lezcano, R OBP: 0.333, SLG: 0.786 (1, 9)		0-0 G5-4-3 1B		0-0 5-3			0-0 F9			3 0 1 0 0 0 0
Don Money, R OBP: 0.357, SLG: 0.615 (1, 4)		0-0 G5-4-3 1-2f		0-0 F8			0-3 K			3 0 0 0 0 1 1
Jamie Quirk, L (1, 10)			4-0 5-3 BB		0-0 3-1		0-3 K			2 0 0 0 1 1 0
Jim Wohlford, R OBP: 0.143, SLG: 0.143 (1, 7)			0-0 5-3 1-2		0-0 F9			0-0 B2-6-4 1B		3 0 1 0 0 0 1
Charlie Moore, R OBP: 0.083, SLG: 0.083 (1, 2)			0-3 K2-3		0-0 4-3			0-0 B2-6-4 1-2f		3 0 0 0 0 1 2

BOTTOM

Baltimore Orioles @ Milwaukee Brewers
Milwaukee County Stadium, Milwaukee, WI
 Tue Apr 12 1977, 4:33 AM EST
 Att. 55,120 - Unknown

livebaseballscorecards.com

AB	27
R	0
H	2
RBI	0
BB	1
SO	6
LOB	5



Inning Stats	R: 0	H: 0	E: 0	K: 0	S: 3	R: 0	H: 1	E: 0	K: 0	S: 3	R: 0	H: 0	E: 0	K: 1	S: 5	R: 0	H: 0	E: 0	K: 1	S: 5	R: 0	H: 0	E: 0	K: 1	S: 5	R: 0	H: 0	E: 0	K: 2	S: 7	R: 0	H: 1	E: 0	K: 0	S: 3	1B: 2	2B: 0	3B: 0	HR: 0	SF: 0	SAC: 0	DP: 2	HBP: 0	WP: 0	PB: 0	SB: 0	CS: 0	PA: 28					
PITCHER Jim Palmer, R (1, 1) ERA: 0.95	IP	WLS	BF	H	R	ER	SO	BB	IBB	HBP	BLK	WP	HR	S	P	ERA	WHIP																			PITCHER	IP	WLS	BF	H	R	ER	SO	BB	IBB	HBP	BLK	WP	HR	S	P	ERA	WHIP

Batter	1	2	3	4	5	6	7	8	9	AB R H RBI BB SO LOB	TOP
Al Bumby, L (1, 7) OBP: 0.318, SLG: 0.350	4-0 BB BB		0-0 L6-2-3 1-2			0-0 1B			0-0 4-3	3 0 1 0 1 0 1	Baltimore Orioles @ Milwaukee Brewers Milwaukee County Stadium, Milwaukee, WI Thu Apr 14 1977, 4:33 AM EST Att. 5,727 - Unknown livebaseballscorecards.com
Larry Harlow, L (1, 8) OBP: 0.250, SLG: 0.750	0-0 3B			0-0 F7		0-0 F8		0-0 F7	4 0 1 0 0 0 1		
Ken Singleton, S (1, 9) OBP: 0.400, SLG: 0.267	0-0 1-3			0-0 3-1		0-0 2-3		0-0 G3	4 0 0 0 0 0 2		
Doug DeCinces, R (1, 5) OBP: 0.421, SLG: 0.625	0-0 F9			4-0 BB		0-3 K			2 0 0 0 1 1 1		
Eddie Murray, S (1, 10) OBP: 0.211, SLG: 0.167		0-0 4-3		0-0 4-3		0-0 F7			3 0 0 0 0 0 1		
Lee May, R (1, 3) OBP: 0.111, SLG: 0.059		0-0 6-3		0-0 6-3		0-3 K			3 0 0 0 0 1 0		
Rick Dempsey, R (1, 2) OBP: 0.211, SLG: 0.176		0-0 F2		0-0 F9			0-0 G4-6-3 1B		3 0 1 0 0 0 0		
Mark Belanger, R (1, 6) OBP: 0.267, SLG: 0.154			4-0 FC1-6 BB		0-0 4-3		0-0 G4-6-3 1-2f		2 0 0 0 1 0 1		
Rich Dauer, R (1, 4) Tony Muser, L (8, PH) Kiko Garcia, R (8, 4)			0-0 FC1-6 L6-2-3 1-2f		0-0 6-3		0-0 6-3		2 0 0 0 0 0 1 1 0 0 0 0 0 0 0 0 0 0 0 0 0		
Inning Stats	R: 0 H: 1 E: 0 LOB: 1 K: 0 BB: 1 S: 3 P: 7	R: 0 H: 0 E: 0 LOB: 0 K: 0 BB: 0 S: 3 P: 3	R: 0 H: 0 E: 0 LOB: 0 K: 0 BB: 1 S: 2 P: 6	R: 0 H: 0 E: 0 LOB: 1 K: 0 BB: 1 S: 3 P: 7	R: 0 H: 0 E: 0 LOB: 0 K: 0 BB: 0 S: 3 P: 3	R: 0 H: 1 E: 0 LOB: 1 K: 0 BB: 0 S: 4 P: 4	R: 0 H: 0 E: 0 LOB: 0 K: 2 BB: 0 S: 7 P: 7	R: 0 H: 1 E: 0 LOB: 0 K: 0 BB: 0 S: 3 P: 3	R: 0 H: 0 E: 0 LOB: 0 K: 0 BB: 0 S: 3 P: 3	1B: 2 SF: 0 2B: 1 SAC: 0 3B: 1 DP: 2 HR: 0 HBP: 0	
PITCHER Jim Staton, R (1, 1) ERA:	IP WLS BF H R ER SO BB IBB HBP BLK WP HR S P ERA WHIP										
	9.0 W 30 3 0 0 2 3 0 0 0 0 0 0 31 43 0.00 0.667										

AB	27
R	0
H	3
RBI	0
BB	3
SO	2
LOB	8



Batter	1	2	3	4	5	6	7	8	9
Jim Wohlford, R OBP: 0.111, SLG: 0.111 (1, 7)	0-0 5-3			0-0 F8		0-0 F8		0-0 F9	
Robin Yount, R OBP: 0.300, SLG: 0.263 (1, 6)	0-0 1B S 1B			0-0 6-3		0-0 1B E 1B		0-0 F7	
Cecil Cooper, L OBP: 0.316, SLG: 0.278 (1, 3)	0-0 1-3 1B			4-0 PO 1B BB		0-0 1-2 E 1B		0-0 2B 1B	
Sal Bando, R OBP: 0.316, SLG: 0.353 (1, 5)		0-0 F3		0-0 1-2 1B		4-0 1-H 2-H BB		0-0 1-H 2B	
Sixto Lezcano, R OBP: 0.263, SLG: 0.611 (1, 9)		0-0 6-3		0-0 PO 2-3	0-0 F7	0-3 K		0-3 K	
Don Money, R OBP: 0.353, SLG: 0.563 (1, 4)		0-0 F7			0-0 2B 1B 1B	0-0 F7			
Dan Thomas, R OBP: 0.143, SLG: 0.286 (1, 10)			0-0 F9		0-0 1-3 E 2B		0-0 F9		
Von Joshua, L OBP: 0.300, SLG: 0.316 (1, 8)			0-0 CS 1B		0-0 2-H 3-H E8 CS 1B		0-0 4-3		
Charlie Moore, R OBP: 0.067, SLG: 0.067 (1, 2)			0-0 P4 1-2		0-0 1-2 6-3		0-0 F8		

Inning Stats	R: 0 E: 0 K: 0 S: 3	H: 2 LOB: 2 BB: 0 P: 3	R: 0 E: 0 K: 0 S: 3	H: 0 LOB: 0 BB: 0 P: 3	R: 0 E: 0 K: 0 S: 3	H: 1 LOB: 0 BB: 0 P: 3	R: 0 E: 0 K: 0 S: 3	H: 1 LOB: 1 BB: 1 P: 7	R: 2 E: 1 K: 0 S: 5	H: 3 LOB: 0 BB: 0 P: 5	R: 2 E: 1 K: 1 S: 7	H: 2 LOB: 1 BB: 1 P: 11	R: 0 E: 0 K: 0 S: 3	H: 0 LOB: 0 BB: 0 P: 3	R: 1 E: 0 K: 1 S: 7	H: 2 LOB: 1 BB: 0 P: 7
1B: 9 2B: 2 3B: 0 HR: 0	SF: 0 SAC: 0 DP: 0 HBP: 0	WP: 0 PA: 33														

PITCHER	IP	WLS	BF	H	R	ER	SO	BB	IBB	HBP	BLK	WP	HR	S	P	ERA	WHIP
Rudy May, L ERA: 4.63 (1, 1)	8.0	L	32	11	5	2	2	2	0	0	0	0	0	34	42	2.25	1.625

BOTTOM

Baltimore Orioles @ Milwaukee Brewers
Milwaukee County Stadium, Milwaukee, WI

Thu Apr 14 1977, 4:33 AM EST
 Att. 5,727 - Unknown

AB 30
 R 5
 H 11
 RBI 2
 BB 2
 SO 2
 LOB 5



Batter	1	2	3	4	5	6	7	8	9	AB R H RBI BB SO LOB	TOP														
Tom Shopay, L (1, 7) X	0-0 1-3 ①	0-3 K ②			0-0 6-3 ①		0-0 4-3 ① X	0-0 4-3 ②		5 0 0 0 0 1 1	<p>Baltimore Orioles @ Texas Rangers Arlington Stadium, Arlington, TX</p> <p>Sun Apr 17 1977, 4:33 AM EST Att: 24,241 - Unknown</p> <p>livebaseballscorecards.com</p> <table border="1"> <tr><td>AB</td><td>38</td></tr> <tr><td>R</td><td>5</td></tr> <tr><td>H</td><td>10</td></tr> <tr><td>RBI</td><td>5</td></tr> <tr><td>BB</td><td>4</td></tr> <tr><td>SO</td><td>5</td></tr> <tr><td>LOB</td><td>18</td></tr> </table>	AB	38	R	5	H	10	RBI	5	BB	4	SO	5	LOB	18
AB	38																								
R	5																								
H	10																								
RBI	5																								
BB	4																								
SO	5																								
LOB	18																								
Mark Belanger, R (1, 6) X	0-0 4-3 ② X	0-0 FC6-4 ③			4-0 BB ②		0-0 F7 ② X	0-0 6-3 ③		4 0 0 0 1 0 1															
Ken Singleton, S (1, 9) B B B	4-0 1B E BB ①			0-3 K ①	0-0 F9 ②		0-0 1B 2B ②	0-0 FC5-4 1B ①		4 2 2 0 1 1 1															
Doug DeCinces, R (1, 5) X	0-0 E5 1B ①			0-0 L6 ②	4-0 BB ②		0-0 2B 1B ②	0-0 F8 ①		4 2 1 1 1 0 2															
Eddie Murray, S (1, 10) X	0-0 1B 1B ①			0-0 6-3 ③	0-0 1-4-3 ③		0-0 1-H 2B ③	0-3 K ②		5 0 2 1 0 1 3															
Lee May, R (1, 3) X	0-0 1B ①			0-0 FC4 1B ①		0-0 6-3 ① B B B	4-0 BB ①	0-0 FC5-4 ③		4 0 2 2 1 0 1															
Larry Harlow, L (1, 8) S S S	0-3 K ③			0-0 FC4 ①	0-0 F8 ② X		0-0 F7 ③			4 0 0 0 0 1 5															
Billy Smith, S (1, 4) X		0-0 FC3-6 1B ①		0-3 K ②	0-0 1B ②			0-0 HR ①		4 1 3 1 0 1 1															
Dave Skaggs, R (1, 2) X		0-0 FC3-6 FC6-4 ①		0-0 6-3 ③	0-0 1-3 ③			0-0 F8 ①		4 0 0 0 0 0 3															
Inning Stats	R: 2 H: 2 E: 1 LOB: 2 K: 1 BB: 1 S: 8 P: 12	R: 0 H: 1 E: 0 LOB: 1 K: 1 BB: 0 P: 6	R: 0 H: 0 E: 0 LOB: 0 K: 1 BB: 0 P: 5	R: 0 H: 1 E: 0 LOB: 1 K: 1 BB: 0 P: 6	R: 0 H: 0 E: 0 LOB: 2 K: 0 BB: 2 P: 11	R: 0 H: 1 E: 0 LOB: 1 K: 0 BB: 0 P: 4	R: 2 H: 3 E: 0 LOB: 2 K: 0 BB: 1 P: 10	R: 1 H: 1 E: 0 LOB: 0 K: 1 BB: 0 P: 4	R: 0 H: 1 E: 0 LOB: 1 K: 1 BB: 0 P: 6	1B: 7 SF: 0 2B: 2 SAC: 0 3B: 0 DP: 0 HR: 1 HBP: 0	WP: 0 PA: 42 PB: 0 SB: 2 CS: 0														
PITCHER Bert Blyleven, R (1, 1) ERA: 1.61	IP WLS BF H R ER SO BB IBB HBP BLK WP HR S P ERA WHIP	9.0 L 42 10 5 3 5 4 0 0 0 0 1 48 64 3.00 1.556																							

Batter	1	2	3	4	5	6	7	8	9	AB R H RBI BB SO LOB
Bert Campaneris, R OBP: 0.185, SLG: 0.222 (1, 6)	0-0 B3		0-0 CS 1B			0-0 6-3			0-0 F9	4 0 1 0 0 0 0
Claudell Washington, L OBP: 0.481, SLG: 0.480 (1, 7)	0-3 K		0-0 CS 1-2	4-0 CS BB		0-0 G3			0-0 FC6 1B	3 0 1 0 1 1 0
Mike Hargrove, L OBP: 0.292, SLG: 0.227 (1, 3)	0-0 F7			0-0 F8 1-2			0-0 F7		0-0 FC6 1-2f	4 0 0 0 0 0 2
Dave May, L OBP: 0.375, SLG: 0.286 (1, 10)		0-0 4-3		0-3 K			0-0 4-3			3 0 0 0 0 1 0
Ken Henderson, S OBP: 0.250, SLG: 0.182 (1, 9)		0-3 K			0-3 K			0-0 F7		3 0 0 0 0 2 0
Toby Harrah, R OBP: 0.375, SLG: 0.636 (1, 5)		4-0 BB			0-0 S 1B			0-0 F8		2 0 1 0 1 0 0
Bump Wills, S OBP: 0.231, SLG: 0.208 (1, 4)		0-0 G3			0-3 K 1-2			0-0 F3		3 0 0 0 0 1 2
Bill Fahey, L (1, 2)					0-0 F6			0-0 L6		2 0 0 0 0 0 1
Willie Horton, R OBP: 0.200, SLG: 0.200 (8, PH)				0-0 1-3						1 0 0 0 0 0 0
John Ellis, R OBP: 0.200, SLG: 0.200 (9, 2)										0 0 0 0 0 0 0
Juan Beniquez, R OBP: 0.381, SLG: 0.353 (1, 8)			0-0 L8			0-3 K			0-0 F8	3 0 0 0 0 1 0

Inning Stats	R: 0	H: 0	E: 0	K: 1	S: 5	R: 0	H: 0	E: 0	K: 1	S: 5	R: 0	H: 1	E: 0	K: 0	S: 3	R: 0	H: 0	E: 0	K: 1	S: 4	R: 0	H: 1	E: 0	K: 2	S: 8	R: 0	H: 0	E: 0	K: 1	S: 5	R: 0	H: 0	E: 0	K: 0	S: 3	R: 0	H: 0	E: 0	K: 0	S: 3	R: 0	H: 1	E: 0	K: 0	S: 4	1B: 3	2B: 0	3B: 0	HR: 0	SF: 0	SAC: 0	DP: 0	HBP: 0	WP: 0	PA: 31
Jim Palmer, R ERA: 0.64 (1, 1)	IP	WLS	BF	H	R	ER	SO	BB	IBB	HBP	BLK	WP	HR	S	P	ERA	WHIP														IP	WLS	BF	H	R	ER	SO	BB	IBB	HBP	BLK	WP	HR	S	P	ERA	WHIP								


BOTTOM

Baltimore Orioles @ Texas Rangers
Arlington Stadium, Arlington, TX

Sun Apr 17 1977, 4:33 AM EST
Att. 24,241 - Unknown

livebaseballscorecards.com

AB	28
R	0
H	3
RBI	0
BB	2
SO	6
LOB	5



Batter	1	2	3	4	5	6	7	8	9	AB R H RBI BB SO LOB	TOP	
Al Bumbry, L (1, 8) <small>OBP: 0.333, SLG: 0.360</small>	0-0 		0-3 	0-0 		0-0 		0-0 		5 2 2 1 0 1 1	Baltimore Orioles @ Texas Rangers Arlington Stadium, Arlington, TX Sun Apr 17 1977, 4:38 AM EST Att. 24,241 - Unknown	
Billy Smith, S (1, 4) <small>OBP: 0.727, SLG: 1.000</small>	0-0 		0-0 	0-0 		0-0 		0-0 		4 1 3 1 0 0 1		
Ken Singleton, S (1, 9) Larry Harlow, L (9, PR) <small>OBP: 0.500, SLG: 0.478</small> <small>OBP: 0.125, SLG: 0.375</small>	0-0 		0-0 	0-0 		0-0 		4-0 	4 0 3 2 1 0 1 0 0 0 0 0 0 0			
Doug DeCinces, R (1, 5) <small>OBP: 0.345, SLG: 0.440</small>	0-3 		0-0 	0-0 		0-0 		0-0 	5 0 0 1 0 1 6			
Eddie Murray, S (1, 10) <small>OBP: 0.241, SLG: 0.222</small>	0-0 		0-0 	4-0 		0-3 		0-0 	4 0 0 0 1 1 3			
Pat Kelly, L (1, 7) <small>OBP: 0.105, SLG: 0.056</small>		0-3 		0-0 		0-0 		0-3 	5 0 0 0 0 3 4			
Tony Muser, L (1, 3) <small>OBP: 0.400, SLG: 0.600</small>		0-0 		0-0 	0-3 		0-0 		4 1 2 0 0 1 0			
Rick Dempsey, R (1, 2) <small>OBP: 0.261, SLG: 0.286</small>		0-0 		0-0 	0-0 		0-0 		4 1 2 1 0 0 1			
Kiko Garcia, R (1, 6) <small>OBP: 0.250, SLG: 0.250</small>		0-3 		0-0 	0-3 		0-0 		4 1 1 0 0 2 2			
Inning Stats	R: 1 H: 2 E: 0 LOB: 1 K: 1 BB: 0 S: 7 P: 7	R: 0 H: 1 E: 0 LOB: 1 K: 2 BB: 0 S: 8 P: 8	R: 1 H: 2 E: 0 LOB: 1 K: 1 BB: 0 S: 7 P: 7	R: 4 H: 6 E: 0 LOB: 3 K: 1 BB: 1 S: 11 P: 15	R: 0 H: 0 E: 0 LOB: 0 K: 2 BB: 0 S: 7 P: 7	R: 0 H: 1 E: 0 LOB: 1 K: 0 BB: 0 S: 4 P: 4	R: 0 H: 0 E: 0 LOB: 0 K: 1 BB: 0 S: 5 P: 5	R: 0 H: 1 E: 0 LOB: 1 K: 0 BB: 0 S: 4 P: 4	R: 0 H: 0 E: 0 LOB: 1 K: 1 BB: 1 S: 5 P: 9	1B: 10 SF: 0 2B: 3 SAC: 1 3B: 0 DP: 0 HR: 0 HBP: 0	WP: 0 PA: 42 PB: 0 SB: 0 CS: 0	
PITCHER Gaylord Perry, R (1, 1) <small>ERA: 5.11</small> Paul Lindblad, L (4, 1) <small>ERA:</small>	IP WLS BF H R ER SO BB IBB HBP BLK WP HR S P ERA WHIP 3.1 L 19 9 6 6 5 0 0 0 0 0 0 0 29 29 16.20 2.700 5.2 23 4 0 0 4 2 0 0 0 0 0 0 29 37 0.00 1.059											PITCHER IP WLS BF H R ER SO BB IBB HBP BLK WP HR S P ERA WHIP

livebaseballscorecards.com

AB	39
R	6
H	13
RBI	6
BB	2
SO	9
LOB	19



Batter	1	2	3	4	5	6	7	8	9	AB	R	H	RBI	BB	SO	LOB
Bert Campaneris, R (1, 6) OBP: 0.226, SLG: 0.300	0-0 5-3 3B		0-0 G3		4-0 BB		0-0 6-3			3	0	1	0	1	0	1
Bump Wills, S (1, 4) OBP: 0.200, SLG: 0.179	0-0 5-3		0-0 F3		0-3 K			0-0 F2		4	0	0	0	0	1	3
Ken Henderson, S (1, 9) OBP: 0.188, SLG: 0.133	0-0 F3 3-H		0-0 L1		0-0 F8			0-0 6-3		4	0	0	0	0	0	2
Willie Horton, R (1, 10) OBP: 0.222, SLG: 0.222		0-3 K		0-0 2B 6-3 1B		0-0 L5		0-0 F7		4	1	1	0	0	1	0
John Ellis, R (1, 3) OBP: 0.143, SLG: 0.143		0-0 4-3		0-3 K		0-0 6-3			0-0 6-3	4	0	0	0	0	1	1
Toby Harrah, R (1, 5) OBP: 0.464, SLG: 0.720		4-0 1B BB		0-0 1-3 2B		0-0 1B			0-0 1B	3	0	3	0	1	0	0
Tom Grieve, R (1, 7) OBP: 0.304, SLG: 0.524		0-0 1-3 1B		0-0 6-3		0-3 K			0-0 F7	4	0	1	1	0	1	3
Jim Sundberg, R (1, 2) OBP: 0.182, SLG: 0.200		0-0 3-1		0-0 6-3			0-0 6-3		0-0 1-3	4	0	0	0	0	0	4
Juan Beniquez, R (1, 8) OBP: 0.333, SLG: 0.300			0-0 E5		0-0 B2		0-3 K			3	0	0	0	0	1	0

Inning Stats	R: 0 E: 0 K: 0 S: 3	H: 1 LOB: 0 BB: 0 P: 3	R: 0 E: 0 K: 1 S: 6	H: 1 LOB: 2 BB: 1 P: 10	R: 0 E: 1 K: 0 S: 4	H: 0 LOB: 1 BB: 0 P: 4	R: 1 E: 0 K: 1 S: 7	H: 2 LOB: 1 BB: 0 P: 7	R: 0 E: 0 K: 1 S: 5	H: 0 LOB: 1 BB: 1 P: 9	R: 0 E: 0 K: 1 S: 6	H: 1 LOB: 1 BB: 0 P: 6	R: 0 E: 0 K: 1 S: 5	H: 0 LOB: 0 BB: 0 P: 5	R: 0 E: 0 K: 0 S: 3	H: 0 LOB: 0 BB: 0 P: 3	R: 0 E: 0 K: 0 S: 4	H: 1 LOB: 1 BB: 0 P: 4	1B: 4 2B: 1 3B: 1 HR: 0	SF: 0 SAC: 0 DP: 0 HBP: 0	WP: 0 PB: 0 SB: 0 CS: 0	PA: 35
---------------------	------------------------------	---------------------------------	------------------------------	----------------------------------	------------------------------	---------------------------------	------------------------------	---------------------------------	------------------------------	---------------------------------	------------------------------	---------------------------------	------------------------------	---------------------------------	------------------------------	---------------------------------	------------------------------	---------------------------------	----------------------------------	------------------------------------	----------------------------------	--------

PITCHER Ross Grimsley, L (1, 1) ERA: 2.08	IP: 9.0 WLS: W BF: 35 H: 6 R: 1 ER: 1 SO: 5 BB: 2 IBB: 0 HBP: 0 BLK: 0 WP: 0 HR: 0 S: 43 P: 51 ERA: 1.00 WHIP: 0.889	PITCHER	IP: 9.0 WLS: W BF: 35 H: 6 R: 1 ER: 1 SO: 5 BB: 2 IBB: 0 HBP: 0 BLK: 0 WP: 0 HR: 0 S: 43 P: 51 ERA: 1.00 WHIP: 0.889
--	--	----------------	--

BOTTOM

Baltimore Orioles @ Texas Rangers
Arlington Stadium, Arlington, TX
Sun Apr 17 1977, 4:38 AM EST
Att. 24,241 - Unknown

livebaseballscorecards.com

AB	33
R	1
H	6
RBI	1
BB	2
SO	5
LOB	14



Batter	1	2	3	4	5	6	7	8	9	AB R H RBI BB SO LOB	TOP
Rick Manning, L (1, 8) OBP: 0.400, SLG: 0.400	4-0 1B SF9 BB		x 0-0 F7			x 4-0 1B CS BB		x 0-0 F3		2 2 0 0 2 0 1	
Duane Kuiper, L (1, 4) OBP: 0.447, SLG: 0.394	x 0-0 1-3 G4-6-3 1B		x 0-0 F8			x 0-0 F8		x 0-0 4-3		4 0 1 0 0 0 2	
Paul Dade, R (1, 5) OBP: 0.500, SLG: 0.750	x 0-0 SF9			x 0-0 CS 2B		x 0-0 CS 1B			x 0-0 F8	3 0 2 1 0 0 0	
Rico Carty, R (1, 10) OBP: 0.214, SLG: 0.222	x 0-0 G4-6-3 1-2f			x 0-0 5-3 2-3		x 0-0 5-3 1-2 3-H			x 0-0 1B 2B	4 1 1 0 0 0 3	
Buddy Bell, R (1, 7) OBP: 0.419, SLG: 0.536		0-3 K		x 0-0 6-3			x 0-0 F9		x 4-0 1B BB	3 0 0 0 1 1 0	
Andre Thornton, R (1, 3) OBP: 0.226, SLG: 0.345		x 0-0 5-3			x 0-0 F7		x 0-0 5-3		x 0-0 P6	3 0 0 0 0 0 0	
John Lowenstein, L (9, PH) OBP: 0.625, SLG: 0.714										1 0 0 0 0 0 2	
Charlie Spikes, R (1, 9) OBP: 0.500, SLG: 0.500		x 0-0			x 0-0 2-3		x 0-0		x 0-0	3 0 2 0 0 0 0	
Jim Norris, L (9, PH) OBP: 0.364, SLG: 0.467			CS 1B			FC5-4 1B			1-3 2-H 1B	1 0 1 1 0 0 0	
Ray Fosse, R (1, 2) OBP: 0.231, SLG: 0.208		0-0 CS 1-2	x 0-0		0-0 K		x 0-0 FC5-4 1-2f		x 0-0 F3	4 0 1 0 0 1 3	
Frank Duffy, R (1, 6) OBP: 0.304, SLG: 0.059			x 0-0 F8			x 0-0 6-3		x 0-0 F3		2 0 0 0 0 0 1	
Larvell Blanks, R (8, PH) (8, 6)										1 0 0 0 0 0 0	
Inning Stats	R: 1 H: 1 E: 0 LOB: 0 K: 0 BB: 1 S: 3 P: 7	R: 0 H: 1 E: 0 LOB: 0 K: 1 BB: 0 S: 5 P: 5	R: 0 H: 1 E: 0 LOB: 1 K: 0 BB: 0 S: 4 P: 4	R: 0 H: 1 E: 0 LOB: 0 K: 0 BB: 0 S: 3 P: 3	R: 0 H: 0 E: 0 LOB: 0 K: 1 BB: 0 S: 5 P: 5	R: 1 H: 1 E: 0 LOB: 1 K: 0 BB: 1 S: 4 P: 8	R: 0 H: 1 E: 0 LOB: 1 K: 0 BB: 0 S: 4 P: 4	R: 0 H: 0 E: 0 LOB: 0 K: 0 BB: 0 S: 3 P: 3	R: 1 H: 2 E: 0 LOB: 2 K: 0 BB: 1 S: 5 P: 9	1B: 6 SF: 1 2B: 2 SAC: 0 3B: 0 DP: 1 HR: 0 HBP: 0	WP: 0 PA: 36 PB: 0 SB: 1 CS: 4
PITCHER	IP WLS BF H R ER SO BB IBB HBP BLK WP HR S P ERA WHIP										
Rudy May, L (1, 1) ERA: 3.2	8.0 W 29 6 2 1 2 2 0 0 0 0 0 0 31 39 1.12 1.000										
Fred Holdsworth, R (9, 1) ERA: 9.0	0.1 3 1 1 1 0 1 0 0 0 0 0 0 2 6 27.00 6.000										
Dyar Miller, R (9, 1) ERA:	0.2 S 3 1 0 0 0 0 0 0 0 0 0 0 3 3 0.00 1.500										

Cleveland Indians @ Baltimore Orioles
Memorial Stadium, Baltimore, MD
 Mon Apr 18 1977, 6:05 PM EST
 Att. 6,466 - Unknown

livebaseballscorecards.com

AB	31
R	3
H	8
RBI	2
BB	3
SO	2
LOB	12



Batter	1	2	3	4	5	6	7	8	9
Al Bumbry, L OBP: 0.344, SLG: 0.448 (1, 7)	0-0 4-3		0-0 HR		0-0 1-3		4-0 SH3 BB	0-3 K	
Billy Smith, S OBP: 0.571, SLG: 0.769 (1, 4)	0-3 K2-3		0-0 G3		0-0 4-3		0-0 SH3		
Ken Singleton, S OBP: 0.471, SLG: 0.423 (1, 9)	0-0 F5		0-0 4-3			4-0 HR BB	0-3 K		
Doug DeCinces, R OBP: 0.364, SLG: 0.536 (1, 5)		0-0 F7		0-0 4-3		0-0 HR	4-0 IBB		
Eddie Murray, S OBP: 0.303, SLG: 0.387 (1, 10)		0-0 FC4-6 1B		0-0 5-3 1B		0-0 HR	0-3 K		
Lee May, R OBP: 0.185, SLG: 0.120 (1, 3)		0-0 FC4-6 FC5 1B		0-0 5-3		0-0 F9		0-0 F9	
Tony Muser, L OBP: 0.400, SLG: 0.600 (9, 3)		1-2f		1-2					
Larry Harlow, L OBP: 0.333, SLG: 0.500 (1, 8)		0-0 1-2 1B		0-0 4-3		0-0 S 1B	0-0 CS S 1B		
Rick Dempsey, R OBP: 0.259, SLG: 0.280 (1, 2)		0-0 FC5 2-3f			0-0 5-3	0-0 F7	0-0 HBP 1B		
Mark Belanger, R OBP: 0.292, SLG: 0.150 (1, 6)			0-0 6-3		0-0 1-3 S 1B	0-3 K	1-0 HBP		

Inning Stats	R: 0	H: 0	E: 0	K: 5	S: 5	H: 0	LOB: 0	BB: 0	P: 5	R: 0	H: 2	E: 0	K: 0	S: 5	R: 1	H: 1	E: 0	K: 0	S: 4	R: 0	H: 1	E: 0	K: 0	S: 4	R: 0	H: 1	E: 0	K: 0	S: 4	R: 3	H: 3	E: 0	K: 1	S: 8	R: 0	H: 0	E: 0	K: 2	S: 7	R: 0	H: 2	E: 0	K: 1	S: 6
--------------	------	------	------	------	------	------	--------	-------	------	------	------	------	------	------	------	------	------	------	------	------	------	------	------	------	------	------	------	------	------	------	------	------	------	------	------	------	------	------	------	------	------	------	------	------

PITCHER															PITCHER																																																							
IP	WLS	BF	H	R	ER	SO	BB	IBB	HBP	BLK	WP	HR	S	P	ERA	WHIP	IP	WLS	BF	H	R	ER	SO	BB	IBB	HBP	BLK	WP	HR	S	P	ERA	WHIP																																					
Pat Dobson, R (1, 1)	5.0	L	23	7	4	4	1	1	0	0	0	0	3	24	28	7.20	1.600	Tom Buskey, R (6, 1)	1.0		5	1	0	0	1	0	0	0	0	0	6	10	0.00	2.000	Rick Waits, L (7, 1)	1.1		6	1	0	0	2	0	1	0	0	0	0	9	13	0.00	0.750	Jim Kern, R (8, 1)	0.2		3	1	0	0	1	0	0	1	0	0	0	4	5	0.00	1.500


BOTTOM

Cleveland Indians @ Baltimore Orioles
Memorial Stadium, Baltimore, MD
 Mon Apr 18 1977, 6:05 PM EST
 Att. 6,466 - Unknown

AB	R	H	RBI	BB	SO	LOB
4	1	1	1	1	1	3
3	0	0	0	0	1	1
3	1	0	0	1	1	1
3	1	1	2	1	0	0
4	1	3	1	0	1	2
4	0	0	0	0	0	2
0	0	0	0	0	0	0
4	0	3	0	0	0	1
4	0	1	0	0	0	3
3	0	1	0	0	1	1

AB	32
R	4
H	10
RBI	4
BB	3
SO	5
LOB	14

livebaseballscorecards.com



1B:	7	SF:	0	WP:	0	PA:	37
2B:	0	SAC:	1	PB:	0		
3B:	0	DP:	0	SB:	3		
HR:	3	HBP:	1	CS:	1		

Batter	1	2	3	4	5	6	7	8	9	10	AB R H RBI BB SO LOB	TOP												
Rick Manning, L (1, 8) OBP: 0.400, SLG: 0.385	0-3 K		0-0 1-3 1B		0-0 F5			0-3 K		4-0 BB 1B BB	4 1 1 0 1 2 2	Cleveland Indians @ Baltimore Orioles Memorial Stadium, Baltimore, MD Tue Apr 19 1977, 6:05 PM EST Att: 4,826 - Unknown												
Duane Kuiper, L (1, 4) OBP: 0.415, SLG: 0.361 Larvell Blanks, R (10, PH) OBP: 0.222, SLG: 0.143	0-0 4-3		0-0 1-3		0-0 SH5-3			0-0 4-3		0-0 1B BB 1B	3 0 0 1 0 0 1 1 0 1 1 0 0 0													
Paul Dade, R (1, 5) OBP: 0.389, SLG: 0.563 Jim Norris, L (10, PH) OBP: 0.382, SLG: 0.467	0-0 F9		0-3 K		0-0 F3			0-0 5-3		4-0 1-2 2-3 BB 1B	4 0 0 0 0 1 2 0 0 0 0 1 0 0													
Rico Carty, R (1, 10) OBP: 0.212, SLG: 0.219		0-3 K		0-3 K		0-0 4-3		0-3 K		0-0 1-2 2-3 3-H 1B	5 0 1 1 0 3 0													
Buddy Bell, R (1, 7) OBP: 0.444, SLG: 0.516		4-0 1-3 BB		0-0 FC5-4 1B		0-0 F3		4-0 FC5-4 BB		0-3 K	3 0 1 0 2 1 3													
Andre Thornton, R (1, 3) OBP: 0.194, SLG: 0.294		0-0 1-3		0-0 FC5-4 FC4-6		0-0 L7		0-0 FC5-4 CS		0-3 K	5 0 0 0 0 1 6													
Charlie Spikes, R (1, 9) OBP: 0.400, SLG: 0.500		0-0 4-3		0-0 FC4-6		0-0 L6		0-0 CS		0-0 3B 2B	4 1 1 0 0 0 2													
Ray Fosse, R (1, 2) OBP: 0.267, SLG: 0.357			0-0 HR		0-0 1B SH5-3 1B		0-0 F9		0-0 5-3		4 2 2 1 0 0 1													
Frank Duffy, R (1, 6) OBP: 0.333, SLG: 0.238			0-0 1-3		0-0 1-3 SH5-3 1B		0-0 F8		0-0 1B 3B		4 1 2 1 0 0 0													
Inning Stats	R: 0 E: 0 K: 1 S: 5	H: 0 LOB: 0 BB: 0 P: 5	R: 0 E: 0 K: 1 S: 5	H: 0 LOB: 1 BB: 1 P: 9	R: 1 E: 0 K: 1 S: 7	H: 2 LOB: 1 BB: 0 P: 7	R: 0 E: 0 K: 1 S: 6	H: 1 LOB: 1 BB: 0 P: 6	R: 1 E: 0 K: 0 S: 5	H: 2 LOB: 1 BB: 0 P: 5	R: 0 E: 0 K: 0 S: 3		H: 0 LOB: 0 BB: 0 P: 3	R: 0 E: 0 K: 0 S: 5	H: 0 LOB: 0 BB: 0 P: 5	R: 0 E: 0 K: 1 S: 4	H: 0 LOB: 0 BB: 1 P: 8	R: 3 E: 0 K: 2 S: 11	H: 4 LOB: 3 BB: 2 P: 19	1B: 6 2B: 1 3B: 1 HR: 1	SF: 0 SAC: 1 DP: 0 HBP: 0	WP: 0 PB: 0 SB: 0 CS: 1	PA: 43	
PITCHER	IP WLS BF H R ER SO BB IBB HBP BLK WP HR S P ERA WHIP																							
Mike Flanagan, L (1, 1) ERA: 2.0	9.0																							
Tippy Martinez, L (10, 1) ERA: 81.0	0.1	W	5	3	3	0	1	0	0	0	0	0	0	4	8	81.00	12.000							
Dyar Miller, R (10, 1) ERA:	0.2		4	1	0	0	2	1	0	0	0	0	0	7	11	0.00	3.000							

livebaseballscorecards.com

AB	37
R	5
H	9
RBI	5
BB	4
SO	8
LOB	17



Cleveland Indians @ Baltimore Orioles
 Memorial Stadium, Baltimore, MD
 Wed Apr 20 1977, 6:05 PM EST
 Att. 6,439 - Unknown

livebaseballscorecards.com

AB	34
R	2
H	7
RBI	2
BB	1
SO	4
LOB	16



WP	0	PA	36
PB	0		
SB	0		
CS	0		

Batter	1	2	3	4	5	6	7	8	9	AB	R	H	RBI	BB	SO	LOB
Rick Manning, L (1, 8) OBP: 0.388, SLG: 0.372	0-0 4-3		0-0 F6			0-0 F9		0-0 1B 1B		4	1	1	0	0	0	0
Duane Kuiper, L (1, 4) OBP: 0.378, SLG: 0.325	0-0 4-3			0-0 F6		0-0 4-3		0-0 L7		4	0	0	0	0	0	1
Paul Dade, R (1, 5) OBP: 0.409, SLG: 0.526	0-0 F9			0-0 F9		4-0 BB		0-0 1B 1-2 SF9 1B		3	1	1	0	1	0	0
Rico Carty, R (1, 10) OBP: 0.243, SLG: 0.250		0-0 1B		0-0 5-3		0-3 K		0-0 1-3 2-H 1B		4	0	2	1	0	1	1
Buddy Bell, R (1, 7) OBP: 0.425, SLG: 0.500		0-3 K			0-0 E 1B		0-0 F8	0-0 SF9		3	0	1	1	0	1	1
Andre Thornton, R (1, 3) OBP: 0.200, SLG: 0.289		0-0 F7			0-0 F8		0-0 FC5 1B 1B	0-0 3-1		4	0	1	0	0	0	3
Charlie Spikes, R (1, 9) OBP: 0.385, SLG: 0.462		0-0 F6			0-0 E6		0-0 1-2 1B		0-3 K	3	0	1	0	0	0	2
Jim Norris, L (9, PH) OBP: 0.371, SLG: 0.452					1-2					1	0	0	0	0	1	0
Ray Fosse, R (1, 2) OBP: 0.242, SLG: 0.323			0-0 F8		0-0 F9		0-3 K		0-0 F8	3	0	0	0	0	1	4
John Lowenstein, L (9, PH) OBP: 0.556, SLG: 0.625										1	0	0	0	0	0	0
Frank Duffy, R (1, 6) OBP: 0.310, SLG: 0.217			0-0 F9		0-0 F2		0-0 FC5		0-0 5-3	2	0	0	0	0	0	2
Larvell Blanks, R (7, PH) OBP: 0.182, SLG: 0.111							2-3f			2	0	0	0	0	0	2

Inning Stats	R: 0 E: 0 K: 0 S: 3	H: 0 LOB: 0 BB: 0 P: 3	R: 0 E: 0 K: 1 S: 6	H: 1 LOB: 1 BB: 0 P: 6	R: 0 E: 0 K: 0 S: 3	H: 0 LOB: 0 BB: 0 P: 3	R: 0 E: 0 K: 0 S: 3	H: 0 LOB: 0 BB: 0 P: 3	R: 0 E: 1 K: 0 S: 5	H: 1 LOB: 2 BB: 0 P: 5	R: 0 E: 0 K: 1 S: 5	H: 0 LOB: 1 BB: 1 P: 9	R: 0 E: 0 K: 1 S: 7	H: 2 LOB: 2 BB: 0 P: 7	R: 2 E: 0 K: 0 S: 6	H: 3 LOB: 1 BB: 0 P: 6	R: 0 E: 0 K: 1 S: 5	H: 0 LOB: 0 BB: 0 P: 5	1B: 7 2B: 0 3B: 0 HR: 0	SF: 1 SAC: 0 DP: 0 HBP: 0	WP: 0 PB: 0 SB: 0 CS: 0	PA: 36
--------------	------------------------------	---------------------------------	------------------------------	---------------------------------	------------------------------	---------------------------------	------------------------------	---------------------------------	------------------------------	---------------------------------	------------------------------	---------------------------------	------------------------------	---------------------------------	------------------------------	---------------------------------	------------------------------	---------------------------------	----------------------------------	------------------------------------	----------------------------------	--------

PITCHER	IP	WLS	BF	H	R	ER	SO	BB	IBB	HBP	BLK	WP	HR	S	P	ERA	WHIP
Scott McGregor, L (1, 1) ERA: 2.45	7.1	W	31	7	2	2	3	1	0	0	0	0	0	36	40	2.46	1.091
Dennis Martinez, R (8, 1) ERA: 1.29	1.2		5	0	0	0	1	0	0	0	0	0	0	7	7	0.00	0.000

PITCHER	IP	WLS	BF	H	R	ER	SO	BB	IBB	HBP	BLK	WP	HR	S	P	ERA	WHIP
---------	----	-----	----	---	---	----	----	----	-----	-----	-----	----	----	---	---	-----	------

Batter	1	2	3	4	5	6	7	8	9
Al Bumbry, L OBP: 0.310, SLG: 0.368 (1, 7)	0-0 L6		0-0 4-3	4-0 1-2 2-3 3-H BB		0-0 1-2 2-H 1B		0-0 F8	
Billy Smith, S OBP: 0.522, SLG: 0.667 (1, 4) Kiko Garcia, R OBP: 0.250, SLG: 0.250 (9, 4)	0-0 G3		0-0 1-3	0-0 4-3		0-0 FC5		0-0 3-1	
Ken Singleton, S OBP: 0.535, SLG: 0.469 (1, 9) Tom Shopay, L (8, 9)	4-0 HR BB		0-0 1B		0-3 K		4-0 HR BB		
Doug DeCinces, R OBP: 0.333, SLG: 0.528 (1, 5)	0-0 1-H HR		0-0 F4		0-3 K		0-0 F9		
Eddie Murray, S OBP: 0.310, SLG: 0.436 (1, 10)	0-3 K			4-0 FC5-4 BB	0-0 G3		0-0 1-H HR		
Lee May, R OBP: 0.250, SLG: 0.294 (1, 3) Tony Muser, L OBP: 0.400, SLG: 0.600 (8, 3)		0-3 K		0-0 FC5-4 1B BB		0-0 CS 3B	0-3 K		
Larry Harlow, L OBP: 0.450, SLG: 0.500 (1, 8)		0-0 F8		0-0 BB 1B		4-0 1B BB CS	0-0 1B		
Rick Dempsey, R OBP: 0.235, SLG: 0.258 (1, 2)		0-0 F7		0-0 BB 1B		0-0 F8	0-0 G3		
Mark Belanger, R OBP: 0.281, SLG: 0.148 (1, 6)			0-0 1-3 4-3 1B	0-0 F9		4-0 FC5 1B IBB	0-0 F8		

Inning Stats	R: 2 E: 0 K: 1 S: 6	H: 1 LOB: 0 BB: 1 P: 10	R: 0 E: 0 K: 1 S: 5	H: 0 LOB: 0 BB: 0 P: 5	R: 1 E: 0 K: 0 S: 5	H: 2 LOB: 1 BB: 0 P: 5	R: 1 E: 0 K: 0 S: 5	H: 2 LOB: 3 BB: 2 P: 13	R: 0 E: 0 K: 2 S: 7	H: 0 LOB: 0 BB: 0 P: 7	R: 1 E: 0 K: 0 S: 4	H: 2 LOB: 2 BB: 2 P: 12	R: 2 E: 0 K: 1 S: 7	H: 2 LOB: 1 BB: 1 P: 11	R: 0 E: 0 K: 0 S: 3	H: 0 LOB: 0 BB: 0 P: 3
--------------	------------------------------	----------------------------------	------------------------------	---------------------------------	------------------------------	---------------------------------	------------------------------	----------------------------------	------------------------------	---------------------------------	------------------------------	----------------------------------	------------------------------	----------------------------------	------------------------------	---------------------------------

PITCHER	IP	WLS	BF	H	R	ER	SO	BB	IBB	HBP	BLK	WP	HR	S	P	ERA	WHIP
Wayne Garland, R ERA: 9.0 (1, 1)	3.1	L	17	5	4	4	2	2	0	0	0	0	1	19	27	10.80	2.100
Don Hood, L ERA: 4.76 (4, 1)	3.2		18	4	3	3	3	3	1	0	0	0	1	20	36	7.36	1.909
Tom Buskey, R ERA: 9.95 (8, 1)	1.0		3	0	0	0	0	0	0	0	0	0	0	3	3	0.00	0.000

AB R H RBI BB SO LOB

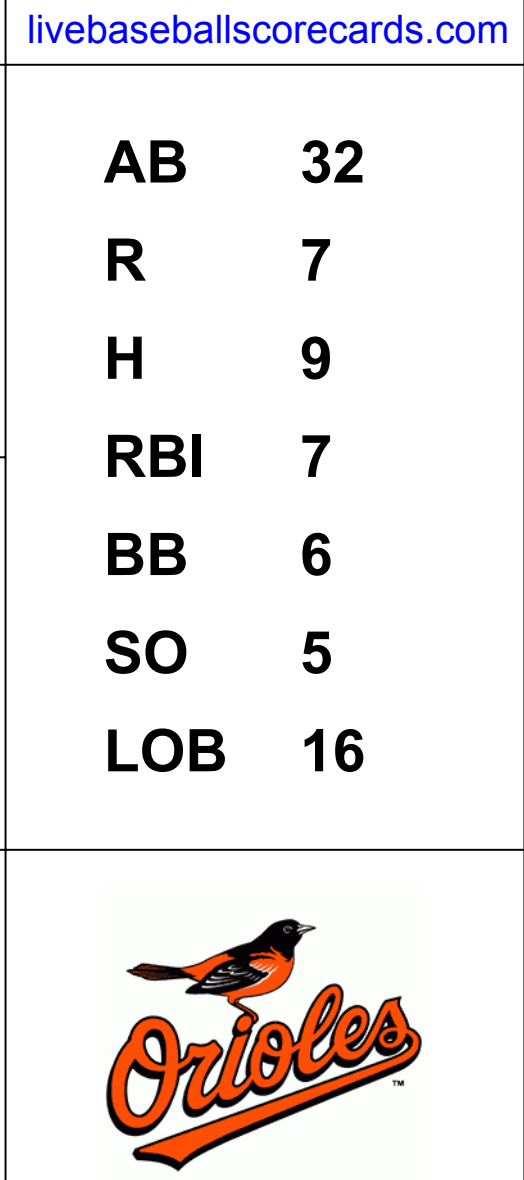
4	0	1	2	1	0	1
5	0	0	0	0	0	6
0	0	0	0	0	0	0
2	2	1	1	2	1	0
0	0	0	0	0	0	0
4	1	1	2	0	1	2
3	1	1	2	1	1	0
4	1	1	0	0	2	1
0	0	0	0	0	0	0
3	1	2	0	1	0	0
4	0	1	0	0	0	3
3	1	1	0	1	0	3

AB 32
R 7
H 9
RBI 7
BB 6
SO 5
LOB 16

WP: 0 PA: 38
PB: 0
SB: 0
CS: 2

WP: 0
PA: 38
ERA
WHIP

Cleveland Indians @ Baltimore Orioles
Memorial Stadium, Baltimore, MD
 Wed Apr 20 1977, 6:05 PM EST
 Att. 6,439 - Unknown



Batter	1	2	3	4	5	6	7	8	9	AB R H RBI BB SO LOB	TOP
Tom Shopay, L OBP: 0.111, SLG: 0.444 (1, 7) (8, 9)	0-0 G3			0-0 HR		0-0 4-3		0-0 5-3		4 1 1 1 0 0 0	
Mark Belanger, R OBP: 0.278, SLG: 0.161 (1, 6)	0-0 6-3			0-0 E S 1B		0-0 F6		0-0 L3		4 0 1 0 0 0 0	
Ken Singleton, S OBP: 0.532, SLG: 0.543 Al Bumbry, L OBP: 0.310, SLG: 0.368 (1, 9) (8, PR) (8, 7)	0-0 5-3			0-3 K 1-3		0-0 HR		4-0 FC6-4 BB		3 1 1 1 1 1 1 0 0 0 0 0 0 0	
Lee May, R OBP: 0.250, SLG: 0.368 Tony Muser, L OBP: 0.400, SLG: 0.600 (1, 3) (8, 3)		0-0 F9		0-0 5-3		0-0 HR		0-0 FC6-4 1-2f		4 1 1 1 0 0 2 0 0 0 0 0 0 0	
Eddie Murray, S OBP: 0.304, SLG: 0.405 (1, 10)		0-3 K		4-0 BB		0-0 6-3		0-0 1-3		3 0 0 0 1 1 0	
Doug DeCinces, R OBP: 0.326, SLG: 0.500 (1, 5)		0-0 CS 1B		0-0 P3		0-0 F8		0-3 K		4 0 1 0 0 1 2	
Rick Dempsey, R OBP: 0.237, SLG: 0.257 (1, 2)		0-0 CS 1-2	0-0 F8		0-0 F7		0-0 G3 1B		0-0 F2	4 0 1 0 0 0 0	
Larry Harlow, L OBP: 0.381, SLG: 0.429 (1, 8)			0-0 4-3		0-0 4-3		0-0 G3 1-2			3 0 0 0 0 0 1	
Rich Dauer, R (1, 4)			0-0 6-3		0-0 F9		0-0 6-3			3 0 0 0 0 0 1	
Inning Stats	R: 0 H: 0 E: 0 LOB: 0 K: 0 BB: 0 S: 3 P: 3	R: 0 H: 1 E: 0 LOB: 0 K: 1 BB: 0 S: 5 P: 5	R: 0 H: 0 E: 0 LOB: 0 K: 0 BB: 0 S: 3 P: 3	R: 1 H: 2 E: 0 LOB: 2 K: 1 BB: 1 S: 7 P: 11	R: 0 H: 0 E: 0 LOB: 0 K: 0 BB: 0 S: 3 P: 3	R: 2 H: 2 E: 0 LOB: 0 K: 0 BB: 0 S: 5 P: 5	R: 0 H: 1 E: 0 LOB: 1 K: 0 BB: 0 S: 4 P: 4	R: 0 H: 0 E: 0 LOB: 1 K: 0 BB: 1 S: 3 P: 7	R: 0 H: 0 E: 0 LOB: 0 K: 1 BB: 0 S: 5 P: 5	1B: 3 SF: 0 2B: 0 SAC: 0 3B: 0 DP: 0 HR: 3 HBP: 0	WP: 0 PA: 35 PB: 0 SB: 1 CS: 1
PITCHER Dave Roberts, L ERA: 4.18 Fernando Arroyo, R ERA: 2.81 (1, 1) (7, 1)	IP WLS BF H R ER SO BB IBB HBP BLK WP HR S P ERA WHIP	6.0 L 23 5 3 3 2 1 0 0 0 0 3 26 30 4.50 1.000	3.0 11 1 0 0 1 1 0 0 0 0 0 0 12 16 0.00 0.667	PITCHER IP WLS BF H R ER SO BB IBB HBP BLK WP HR S P ERA WHIP							

Baltimore Orioles @ Detroit Tigers

Tiger Stadium, Detroit, MI

Sun Apr 24 1977, 3:33 AM EDT
Att: 17,115 - Unknown

livebaseballscorecards.com

AB	32
R	3
H	6
RBI	3
BB	2
SO	3
LOB	7




Batter	1	2	3	4	5	6	7	8	9	AB R H RBI BB SO LOB
Ron LeFlore, R OBP: 0.271, SLG: 0.358 (1, 8)	0-0 6-3		0-3 K			0-0 5-3		0-0 6-3		4 0 0 0 0 1 1
Tito Fuentes, S OBP: 0.358, SLG: 0.349 (1, 4)	0-3 K			4-0 BB		0-0 1B		0-0 1-3		3 0 1 0 1 1 0
Rusty Staub, L OBP: 0.297, SLG: 0.483 (1, 10)	0-0 F9			0-0 1-2		0-0 F5		0-0 F3		4 0 0 0 0 0 2
Ben Oglivie, L OBP: 0.317, SLG: 0.500 (1, 9)		0-3 K		0-0 F8		0-3 K		0-0 P5		4 0 0 0 0 2 2
Jason Thompson, L OBP: 0.393, SLG: 0.480 (1, 3)		0-0 4-3		0-0 F8			0-0 1B	0-3 K		4 0 1 0 0 1 1
Steve Kemp, L OBP: 0.241, SLG: 0.411 (1, 7)		0-0 4-3			0-0 4-3		0-3 K			3 0 0 0 0 1 1
Milt May, L OBP: 0.417, SLG: 0.409 (1, 2)			0-0 1B		0-3 K		0-0 P6			3 0 1 0 0 1 1
Tom Veryzer, R OBP: 0.207, SLG: 0.214 (1, 6)			0-3 K		0-0 F7		0-0 G1			2 0 0 0 0 1 1
Phil Mankowski, L OBP: 0.286, SLG: 0.167 (7, PH)										1 0 0 0 0 0 1
Mark Wagner, R OBP: 0.150, SLG: 0.211 (8, 6)										0 0 0 0 0 0 0
Aurelio Rodriguez, R OBP: 0.264, SLG: 0.340 (1, 5)			0-0 F3			0-0 HR		0-0 F9		3 1 1 1 0 0 1

Inning Stats	R: 0 E: 0 K: 1 S: 5	H: 0 LOB: 0 BB: 0 P: 5	R: 0 E: 0 K: 1 S: 5	H: 0 LOB: 0 BB: 0 P: 5	R: 0 E: 0 K: 2 S: 8	H: 1 LOB: 1 BB: 0 P: 8	R: 0 E: 0 K: 0 S: 3	H: 0 LOB: 1 BB: 1 P: 7	R: 0 E: 0 K: 1 S: 5	H: 0 LOB: 0 BB: 0 P: 5	R: 1 E: 0 K: 1 S: 7	H: 2 LOB: 1 BB: 0 P: 7	R: 0 E: 0 K: 1 S: 6	H: 1 LOB: 1 BB: 0 P: 6	R: 0 E: 0 K: 0 S: 3	H: 0 LOB: 0 BB: 0 P: 3	R: 0 E: 0 K: 1 S: 5	H: 0 LOB: 0 BB: 0 P: 5	1B: 3 2B: 0 3B: 0 HR: 1	SF: 0 SAC: 0 DP: 0 HBP: 0	WP: 0 PB: 0 SB: 0 CS: 0	PA: 32																			
PITCHER Jim Palmer, R ERA: 0.73 (1, 1)	IP 9.0	WLS W	BF 32	H 4	R 1	ER 1	SO 8	BB 1	IBB 0	HBP 0	BLK 0	WP 0	HR 1	S 47	P 51	ERA 1.00	WHIP 0.556																								
																						PITCHER	IP	WLS	BF	H	R	ER	SO	BB	IBB	HBP	BLK	WP	HR	S	P	ERA	WHIP		

BOTTOM

Baltimore Orioles @ Detroit Tigers
Tiger Stadium, Detroit, MI
Sun Apr 24 1977, 3:33 AM EDT
Att. 17,115 - Unknown

AB	31
R	1
H	4
RBI	1
BB	1
SO	8
LOB	11



livebaseballscorecards.com

Batter	1	2	3	4	5	6	7	8	9	AB R H RBI BB SO LOB	TOP
Al Bumbry, L (1, 8) OBP: 0.283, SLG: 0.333 Doug DeCinces, R (9, PH) OBP: 0.319, SLG: 0.488	0-0 4-3		0-0 F8		0-0 4-3		0-0 F7		0-3 K	4 0 0 0 0 0 3 1 0 0 0 0 1 2	
Billy Smith, S (1, 4) OBP: 0.519, SLG: 0.625	0-0 1-3		0-0 3-H 1B		4-0 FC4-6 BB		0-0 4-3			3 0 1 1 1 0 1	
Ken Singleton, S (1, 9) OBP: 0.510, SLG: 0.500	4-0 BB		0-0 F7		0-0 FC4-6 1-2f			0-0 4-3		3 0 0 0 1 0 3	
Lee May, R (1, 10) OBP: 0.227, SLG: 0.333	0-0 P4			0-0 P4		0-0 6-3		0-0 6-3		4 0 0 0 0 0 1	
Pat Kelly, L (1, 7) OBP: 0.130, SLG: 0.091		0-0 F8		0-0 1B 1B		0-0 1-3		0-0 F8		4 0 1 0 0 0 0	
Tony Muser, L (1, 3) OBP: 0.333, SLG: 0.444		0-3 K		0-0 1-3 1B G6-4-3		0-0 E6 FC6		0-0 4-3		4 0 1 0 0 1 0	
Brooks Robinson, R (1, 5) OBP: 0.167, SLG: 0.667 Eddie Murray, S (9, PH) OBP: 0.298, SLG: 0.395			0-0 6-3		0-0 G6-4-3 1-2f		0-0 FC6 1-2f		0-0 F7	3 0 0 0 0 0 3 1 0 0 0 0 0 0	
Kiko Garcia, R (1, 6) OBP: 0.625, SLG: 0.750			0-0 F8 SH3 1B 1B		0-0 4-3 2B		0-0 1B		0-0 E 1B	4 1 4 0 0 0 0	
Dave Skaggs, R (1, 2) Larry Harlow, L (9, PH) OBP: 0.375, SLG: 0.409			0-0 SH3 1-2		0-3 K		0-0 F5		0-0 E4 1-2	2 0 0 0 0 1 2 1 0 0 0 0 0 1	
Inning Stats	R: 0 H: 0 E: 0 LOB: 1 K: 0 BB: 1 S: 3 P: 7	R: 0 H: 0 E: 0 LOB: 0 K: 1 BB: 0 S: 5 P: 5	R: 1 H: 2 E: 0 LOB: 1 K: 0 BB: 0 S: 5 P: 5	R: 0 H: 2 E: 0 LOB: 1 K: 0 BB: 0 S: 4 P: 4	R: 0 H: 1 E: 0 LOB: 2 K: 1 BB: 1 S: 6 P: 10	R: 0 H: 0 E: 1 LOB: 1 K: 0 BB: 0 S: 4 P: 4	R: 0 H: 1 E: 0 LOB: 1 K: 0 BB: 0 S: 4 P: 4	R: 0 H: 0 E: 0 LOB: 0 K: 0 BB: 0 S: 3 P: 3	R: 0 H: 1 E: 1 LOB: 2 K: 1 BB: 0 S: 7 P: 7	1B: 6 SF: 0 2B: 1 SAC: 1 3B: 0 DP: 1 HR: 0 HBP: 0	WP: 0 PA: 37 PB: 0 SB: 0 CS: 0
PITCHER	IP WLS BF H R ER SO BB IBB HBP BLK WP HR S P ERA WHIP										
Vern Ruhle, R (1, 1) ERA: 3.1	8.2 W 36 7 1 1 2 2 0 0 0 0 0 0 38 46 1.04 1.038										
John Hiller, L (9, 1) ERA: 5.19	0.1 S 1 0 0 0 1 0 0 0 0 0 0 0 3 3 0.00 0.000										

Baltimore Orioles @ Detroit Tigers
Tiger Stadium, Detroit, MI
Sun Apr 24 1977, 3:38 AM EDT
Att: 17,115 - Unknown

livebaseballscorecards.com

AB 34
R 1
H 7
RBI 1
BB 2
SO 3
LOB 16



Batter	1	2	3	4	5	6	7	8	9
Ron LeFlore, R OBP: 0.270, SLG: 0.351 (1, 8)	0-0 F8			0-3 K		0-0 2B 1B		0-0 F9	
Tito Fuentes, S OBP: 0.371, SLG: 0.379 (1, 4)	0-3 K			0-0 G3-6-3 1B		0-0 1-3 2B			
Rusty Staub, L OBP: 0.299, SLG: 0.467 (1, 10)	0-0 G3			0-0 G3-6-3 1-2f		4-0 G4-6-3 IBB			
Ben Oglivie, L OBP: 0.303, SLG: 0.475 (1, 9)		0-0 1-3			0-0 F5	0-0 G4-6-3 1-2f			
Jason Thompson, L OBP: 0.391, SLG: 0.462 (1, 3)		0-0 6-3			4-0 HR BB		0-0 3-1		
Mickey Stanley, R OBP: 0.333, SLG: 0.833 (1, 7)		0-0 6-3			0-0 HR		0-0 F8		
John Wockenfuss, R OBP: 0.214, SLG: 0.385 (1, 2)			0-0 6-3		0-0 F3		0-0 F8		
Aurelio Rodriguez, R OBP: 0.250, SLG: 0.321 (1, 5)			0-0 6-3		0-0 F9		0-0 F9		
Mark Wagner, R OBP: 0.130, SLG: 0.182 (1, 6)			0-0 5-3		0-3 K		0-0 6-3		

Inning Stats	R: 0	H: 0	E: 0	LOB: 0	K: 1	BB: 0	S: 5	P: 5
	R: 0	H: 0	E: 0	LOB: 0	K: 0	BB: 0	S: 3	P: 3
	R: 0	H: 0	E: 0	LOB: 0	K: 0	BB: 0	S: 3	P: 3
	R: 0	H: 1	E: 0	LOB: 0	K: 1	BB: 0	S: 5	P: 5
	R: 2	H: 1	E: 0	LOB: 0	K: 0	BB: 1	S: 4	P: 8
	R: 0	H: 2	E: 0	LOB: 2	K: 1	BB: 1	S: 6	P: 10
	R: 0	H: 0	E: 0	LOB: 0	K: 0	BB: 0	S: 3	P: 3
	R: 0	H: 0	E: 0	LOB: 0	K: 0	BB: 0	S: 3	P: 3

PITCHER	IP	WLS	BF	H	R	ER	SO	BB	IBB	HBP	BLK	WP	HR	S	P	ERA	WHIP
Mike Flanagan, L ERA: 2.12 (1, 1)	8.0	L	28	4	2	2	3	1	1	0	0	0	1	32	40	2.25	0.625

BOTTOM

AB	R	H	RBI	BB	SO	LOB
4	0	1	0	0	1	0
3	0	2	0	0	1	0
2	0	0	0	1	0	1
3	0	0	0	0	0	3
2	1	0	0	1	0	0
3	1	1	2	0	0	0
3	0	0	0	0	0	0
3	0	0	0	0	0	0
3	0	0	0	0	1	0

AB	26
R	2
H	4
RBI	2
BB	2
SO	3
LOB	4



WP	PA
0	28

Baltimore Orioles @ Detroit Tigers
Tiger Stadium, Detroit, MI
 Sun Apr 24 1977, 3:38 AM EDT
 Att. 17,115 - Unknown

livebaseballscorecards.com

Batter	1	2	3	4	5	6	7	8	9	AB R H RBI BB SO LOB	TOP		
Willie Randolph, R OBP: 0.333, SLG: 0.469 (1, 4)	0-0 FC5-4 1B		0-0 HR 3B	0-0 FC6-4		0-3 K	0-3 K		0-0 FC6-4	6 1 2 0 0 2 4			
Thurman Munson, R OBP: 0.324, SLG: 0.344 (1, 2)	0-0 FC5-4 2B 1-2f G3		0-0 HR		1-0 HR HBP	4-0 E S 1B BB		0-0 L5		3 4 1 2 1 0 1			
Reggie Jackson, L OBP: 0.391, SLG: 0.500 (1, 9)	0-0 G3 1-3 1B 2B		0-0 G3		0-0 HR 1-H	4-0 1B BB		0-0 F7 1B 2B		4 3 3 2 1 0 0			
Graig Nettles, L OBP: 0.278, SLG: 0.226 (1, 5)	0-0 G3 2-3 3-H		0-0 F9		4-0 BB BB SF7 BB	0-0 F6		0-0 F7 2-3		4 1 0 1 1 0 4			
Mickey Rivers, L OBP: 0.347, SLG: 0.414 (1, 8)	0-0 1B 3-H		0-0 F4		4-0 BB BB 1-2 BB	0-0 1B		0-0 1B 3-H		4 0 3 3 1 0 0			
Jimmy Wynn, R OBP: 0.436, SLG: 0.484 (1, 10)	0-0 1-3			0-0 6-3	4-0 BB BB 1-2 2-3 BB	0-0 F8		0-0 F8		4 0 0 0 1 0 4			
Roy White, S OBP: 0.366, SLG: 0.361 (1, 7)		0-0 G6-4-3 1B		0-0 1B 1B	0-0 SF7		0-0 F9		0-0 F6	4 0 2 1 0 0 0			
Chris Chambliss, L OBP: 0.281, SLG: 0.459 (1, 3)		0-0 G6-4-3 1-2f		0-0 F4	4-0 G6-4-3 BB 1-2 2-3		0-0 5-3		0-0 4-3	4 0 0 0 1 0 2			
Bucky Dent, R OBP: 0.339, SLG: 0.292 (1, 6)		0-0 1-3		0-0 FC6-4 1B	0-0 G6-4-3 1-2f		4-0 BB		4-0 FC6-4 BB	3 0 1 0 2 0 3			
Inning Stats	R: 2 E: 0 K: 0 S: 6 H: 3 LOB: 1 BB: 0 P: 6	R: 0 E: 0 K: 0 S: 3 H: 1 LOB: 0 BB: 0 P: 3	R: 2 E: 0 K: 0 S: 5 H: 2 LOB: 0 BB: 0 P: 5	R: 0 E: 0 K: 0 S: 5 H: 2 LOB: 2 BB: 0 P: 5	R: 3 E: 0 K: 0 S: 3 H: 1 LOB: 2 BB: 4 P: 20	R: 1 E: 0 K: 1 S: 6 H: 1 LOB: 2 BB: 2 P: 14	R: 0 E: 0 K: 1 S: 5 H: 0 LOB: 1 BB: 1 P: 9	R: 1 E: 0 K: 0 S: 5 H: 2 LOB: 1 BB: 0 P: 5	R: 0 E: 0 K: 0 S: 3 H: 0 LOB: 1 BB: 1 P: 7	1B: 7 2B: 2 3B: 1 HR: 2 SF: 1 SAC: 0 DP: 2 HBP: 1	WP: 0 PB: 0 SB: 1 CS: 0 PA: 46		
PITCHER	IP WLS BF H R ER SO BB IBB HBP BLK WP HR S P ERA WHIP											PITCHER	IP WLS BF H R ER SO BB IBB HBP BLK WP HR S P ERA WHIP
Ross Grimsley, L ERA: 3.43 (1, 1)	3.2												9.82 2.182
Dennis Martinez, R ERA: 4.91 (4, 1)	0.1 L												81.00 6.000
Tippy Martinez, L ERA: 81.0 (5, 1)	0.0												∞ ∞
Fred Holdsworth, R ERA: 5.4 (5, 1)	4.0												4.50 1.750
Dyar Miller, R ERA: (9, 1)	1.0												0.00 1.000

New York Yankees @ Baltimore Orioles
 Memorial Stadium, Baltimore, MD
 Mon Apr 25 1977, 7:05 PM EDT
 Att. 17,624 - Unknown

AB	36
R	9
H	12
RBI	9
BB	8
SO	2
LOB	18



livebaseballscorecards.com

Batter	1	2	3	4	5	6	7	8	9	AB	R	H	RBI	BB	SO	LOB
Al Bumbry, L OBP: 0.294, SLG: 0.311 (1, 7)	4-0 G6-3 BB		0-0 6-3	4-0 BB 1B BB		0-0 F7		0-0 6-3		3	1	0	0	2	0	0
Billy Smith, S OBP: 0.563, SLG: 0.630 (1, 4)	0-0 G6-3 1-2f		4-0 FC5-4 BB 1B	4-0 1B BB 1B		0-0 FC4-6 1B		0-0 1B 1B		3	3	2	1	2	0	1
Ken Singleton, S OBP: 0.536, SLG: 0.524 (1, 9)	0-0 BB 1B		4-0 FC5-4 BB	0-0 1B 1B		0-0 FC4-6 FC6-4		0-0 1B 1B		4	0	3	2	1	0	1
Doug DeCinces, R OBP: 0.327, SLG: 0.467 (1, 5)	4-0 FC4 BB		0-0 FC5-4 1B	0-0 1B		0-0 FC6-4		0-0 F9		4	0	1	1	1	0	5
Eddie Murray, S OBP: 0.288, SLG: 0.375 (1, 10)	0-0 FC4 1-2f		0-0 2-4-3 1B	0-0 G3		0-3 K		0-0 F8		5	0	1	1	0	1	6
Lee May, R OBP: 0.265, SLG: 0.362 (1, 3)		0-0 5-3	0-0 2-4-3	0-0 FC1-6 1B	0-0 1-3 1B	0-0 F5		0-0 1B		5	0	3	1	0	0	0
Rick Dempsey, R OBP: 0.238, SLG: 0.237 (1, 2)		4-0 BB		0-0 B2-3	0-0 1-3	0-0 F4		0-0 F4		3	0	0	0	1	0	2
Pat Kelly, L OBP: 0.130, SLG: 0.091 (9, PH)										0	0	0	0	0	0	0
Brooks Robinson, R OBP: 0.143, SLG: 0.571 (9, PH)										1	0	0	0	0	0	2
Larry Hartow, L OBP: 0.321, SLG: 0.346 (1, 8)		0-3 K		0-0 FC1-6 2B BB	0-0 F8			0-0 F8		4	1	0	0	0	1	3
Mark Belanger, R OBP: 0.275, SLG: 0.200 (1, 6)		0-0 F2		0-0 BB 1B 2B	0-0 6-3			0-0 P1		4	1	1	0	0	0	2

Inning Stats	R: 0	H: 1	E: 0	LOB: 2	K: 0	BB: 2	S: 3	R: 0	H: 0	E: 0	LOB: 1	K: 1	BB: 1	S: 5	R: 1	H: 1	E: 0	LOB: 2	K: 0	BB: 2	S: 3	R: 4	H: 4	E: 0	LOB: 2	K: 0	BB: 2	S: 7	R: 0	H: 1	E: 0	LOB: 1	K: 0	BB: 0	S: 4	R: 0	H: 1	E: 0	LOB: 1	K: 0	BB: 0	S: 4	R: 0	H: 0	E: 0	LOB: 0	K: 1	BB: 0	S: 5	R: 0	H: 0	E: 0	LOB: 0	K: 0	BB: 0	S: 3	R: 1	H: 3	E: 0	LOB: 2	K: 0	BB: 0	S: 6	R: 0	H: 0	E: 0	LOB: 0	K: 0	BB: 0	S: 3	1B: 10	SF: 0	2B: 1	SAC: 0	3B: 0	DP: 1	HR: 0	HBP: 0	WP: 0	PA: 43
--------------	------	------	------	--------	------	-------	------	------	------	------	--------	------	-------	------	------	------	------	--------	------	-------	------	------	------	------	--------	------	-------	------	------	------	------	--------	------	-------	------	------	------	------	--------	------	-------	------	------	------	------	--------	------	-------	------	------	------	------	--------	------	-------	------	------	------	------	--------	------	-------	------	------	------	------	--------	------	-------	------	--------	-------	-------	--------	-------	-------	-------	--------	-------	--------

PITCHER	IP	WLS	BF	H	R	ER	SO	BB	IBB	HBP	BLK	WP	HR	S	P	ERA	WHIP
Don Gullett, L ERA: 7.13 (1, 1)	3.2		22	5	5	5	1	7	0	0	0	0	0	16	44	12.27	3.273
Dick Tidrow, R ERA: 1.93 (4, 1)	5.0	W	21	6	1	1	1	0	0	0	0	0	0	23	23	1.80	1.200
Sparky Lyle, L ERA: 1.74 (9, 1)	0.1	S	1	0	0	0	0	0	0	0	0	0	0	1	1	0.00	0.000

BOTTOM

New York Yankees @ Baltimore Orioles
Memorial Stadium, Baltimore, MD

Mon Apr 25 1977, 7:05 PM EDT
Att. 17,624 - Unknown

livebaseballscorecards.com

AB	36
R	6
H	11
RBI	6
BB	7
SO	2
LOB	22



Batter	1	2	3	4	5	6	7	8	9	AB R H RBI BB SO LOB	TOP
Willie Randolph, R (1, 4) OBP: 0.324, SLG: 0.449	0-0 6-3		0-0 5-3		0-0 5-3		0-0 1B		0-0 G6-4-3	5 0 1 0 0 0 3	
Thurman Munson, R (1, 2) OBP: 0.333, SLG: 0.382	0-0 4-3 3B		0-0 L7		0-0 F4		0-0 1B			4 1 2 0 0 0 2	
Reggie Jackson, L (1, 9) OBP: 0.382, SLG: 0.475	0-0 4-3			0-0 F6		4-0 F9 1B BB			0-0 F8	3 0 0 1 1 0 2	
Jimmy Wynn, R (1, 10) OBP: 0.442, SLG: 0.471	4-0 3-H S BB			0-3 K		0-0 F9 1B			0-0 F7	3 0 1 0 1 1 0	
Mickey Rivers, L (1, 8) OBP: 0.342, SLG: 0.397	0-0 6-3 1-2			0-0 F5		0-0 F3			1-0 HBP	3 0 0 0 0 0 3	
Roy White, S (1, 7) OBP: 0.361, SLG: 0.355		0-0 4-3			0-0 1B 2B		0-0 F9		0-0 F7	1 0 0 0 0 0 0	
Paul Blair, R (3, 7) OBP: 0.429, SLG: 0.714					1-2 2-3		1-2 2-3 F9			3 1 1 0 0 0 3	
Chris Chambliss, L (1, 3) OBP: 0.279, SLG: 0.446					0-0 F7		0-3 K		0-0 4-3	4 0 1 0 0 1 4	
Marty Perez, R (1, 5) OBP: 0.500, SLG: 0.500		0-0 G5-4-3 1B			0-0 2B 1B		0-3 K		0-0 G6-4-3 1B	4 0 2 0 0 1 1	
Bucky Dent, R (1, 6) OBP: 0.339, SLG: 0.314			0-0 F9		0-0 2B		0-0 L6		0-0 F8	3 0 1 1 0 0 0	
Lou Piniella, R (9, PH) OBP: 0.200, SLG: 0.200					1-3 2-H					1 0 0 0 0 0 1	
Inning Stats	R: 1 H: 1 E: 0 LOB: 1 K: 0 BB: 1 S: 4 P: 8	R: 0 H: 1 E: 0 LOB: 0 K: 0 BB: 0 S: 3 P: 3	R: 0 H: 0 E: 0 LOB: 0 K: 0 BB: 0 S: 3 P: 3	R: 0 H: 0 E: 0 LOB: 0 K: 1 BB: 0 S: 5 P: 5	R: 1 H: 3 E: 0 LOB: 2 K: 0 BB: 0 S: 6 P: 6	R: 0 H: 1 E: 0 LOB: 2 K: 1 BB: 1 S: 6 P: 10	R: 0 H: 2 E: 0 LOB: 2 K: 1 BB: 0 S: 7 P: 7	R: 0 H: 0 E: 0 LOB: 1 K: 0 BB: 0 S: 3 P: 4	R: 0 H: 1 E: 0 LOB: 0 K: 0 BB: 0 S: 3 P: 3	1B: 7 SF: 0 2B: 1 SAC: 0 3B: 1 DP: 2 HR: 0 HBP: 1	WP: 0 PA: 37 PB: 0 SB: 1 CS: 0
PITCHER Rudy May, L (1, 1) ERA: 2.83	IP WLS BF H R ER SO BB IBB HBP BLK WP HR S P ERA WHIP										
	9.0 W 37 9 2 2 3 2 0 1 0 0 0 0 40 49 2.00 1.222										

New York Yankees @ Baltimore Orioles
Memorial Stadium, Baltimore, MD
 Tue Apr 26 1977, 7:05 PM EDT
 Att. 12,884 - Sunny - 57 F

livebaseballscorecards.com

AB	34
R	2
H	9
RBI	2
BB	2
SO	3
LOB	19



Batter	1	2	3	4	5	6	7	8	9
Al Bumbry, L OBP: 0.309, SLG: 0.313 (1, 7)									
Billy Smith, S OBP: 0.541, SLG: 0.594 (1, 4)									
Ken Singleton, S OBP: 0.533, SLG: 0.543 (1, 9)									
Tom Shopay, L OBP: 0.111, SLG: 0.444 (9, 9)									
Lee May, R OBP: 0.283, SLG: 0.380 (1, 3)									
Doug DeCinces, R OBP: 0.339, SLG: 0.490 (1, 5)									
Eddie Murray, S OBP: 0.304, SLG: 0.442 (1, 10)									
Rick Dempsey, R OBP: 0.239, SLG: 0.220 (1, 2)									
Larry Harlow, L OBP: 0.344, SLG: 0.367 (1, 8)									
Mark Belanger, R OBP: 0.273, SLG: 0.205 (1, 6)									

Inning Stats		R: 4	H: 4	R: 0	H: 2	R: 0	H: 2	R: 0	H: 1	R: 0	H: 1	R: 1	H: 1	R: 1	H: 1	R: 0	H: 1	
		E: 1	LOB: 3	E: 0	LOB: 1	E: 0	LOB: 1	E: 0	LOB: 1	E: 0	LOB: 1	E: 1	LOB: 1	E: 0	LOB: 0	E: 0	LOB: 1	
		K: 0	BB: 3	K: 0	BB: 0	K: 0	BB: 0	K: 0	BB: 0	K: 0	BB: 0	K: 1	BB: 0	K: 0	BB: 0	K: 1	BB: 0	
		S: 7	P: 19	S: 4	P: 4	S: 4	P: 4	S: 4	P: 4	S: 4	P: 4	S: 7	P: 7	S: 4	P: 4	S: 5	P: 5	
PITCHER		IP	WLS	BF	H	R	ER	SO	BB	IBB	HBP	BLK	WP	HR	S	P	ERA	WHIP
Ken Holtzman, L ERA: 4.76 (1, 1)		7.0	L	35	12	6	5	1	3	0	0	0	2	1	34	46	6.43	2.143
Ron Guidry, L ERA: 3.48 (8, 1)		1.0		3	1	0	0	1	0	0	0	0	0	0	5	5	0.00	1.000

BOTTOM

New York Yankees @ Baltimore Orioles
Memorial Stadium, Baltimore, MD

Tue Apr 26 1977, 7:05 PM EDT
Att. 12,884 - Sunny - 57 F

AB	R	H	RBI	BB	SO	LOB
3	1	1	0	1	0	3
5	1	2	0	0	1	2
4	1	2	1	0	0	1
0	0	0	0	0	0	0
3	1	1	0	1	1	2
4	0	2	2	0	0	1
4	1	2	1	0	0	2
3	0	0	0	1	0	2
4	0	2	0	0	0	1
4	1	1	0	0	0	5

AB	34
R	6
H	13
RBI	4
BB	3
SO	2
LOB	19

livebaseballscorecards.com

1B:	9	SF:	0	WP:	2	PA:	38
2B:	4	SAC:	1	PB:	0		
3B:	0	DP:	3	SB:	0		
HR:	1	HBP:	0	CS:	1		

Batter	1	2	3	4	5	6	7	8	9	AB R H RBI BB SO LOB	TOP											
Willie Randolph, R (1, 4) OBP: 0.367, SLG: 0.493	4-0 1B SF7 BB	4-0 1-2 2-3 BB			4-0 1B BB		x 0-0 1B 2B		x 0-0 1B SF7 2B	2 3 2 0 3 0 0												
Thurman Munson, R (1, 2) OBP: 0.350, SLG: 0.397	0-0 1-3 SF7 1B	0-3 K			0-0 F9		x 0-0 2-H FC4-6 1B		x 0-0 2-3 SF7 1B	5 0 3 1 0 1 4												
Reggie Jackson, L (1, 9) OBP: 0.370, SLG: 0.468	0-0 1-2 3-H SF7		0-3 K		0-0 1-2 1B		x 0-0 1-2f FC4-6 L4-3		x 0-0 1-2 3-H SF7	3 0 1 2 0 1 1												
Jimmy Wynn, R (1, 7) OBP: 0.396, SLG: 0.410	0-0 5-3		0-0 1-3		0-3 K		x 0-0 1-2 L4-3		x 0-0 F8	5 0 0 0 0 1 5												
Chris Chambliss, L (1, 3) OBP: 0.288, SLG: 0.478	0-0 4-3		0-0 F7		0-0 F4			x 0-0 HR	x 4-0 IBB	4 1 1 1 1 0 3												
Lou Piniella, R (1, 10) OBP: 0.286, SLG: 0.286		x 0-0 E1 BB HBP		x 0-0 F7		x 0-0 G6-4-3 1B		x 0-0 FC1-6 1B	x 0-0 3-1	4 0 2 0 0 0 0 0 0 0 0 0 0 0 1 0 0 0 0 0 2												
Mickey Rivers, L (8, PR) OBP: 0.342, SLG: 0.397																						
Carlos May, L (9, PH) OBP: 0.400, SLG: 0.355																						
Paul Blair, R (1, 8) OBP: 0.364, SLG: 0.545		0-3 K		x 0-0 FC1-4 1B		x 0-0 G6-4-3 1-2f		x 0-0 FC1-6 1-2f		4 0 1 0 0 1 3												
Bucky Dent, R (1, 6) OBP: 0.349, SLG: 0.315		H 1-0 BB HBP		x 0-0 FC1-4 1-2f		x 0-0 1B		x 0-0 F4		3 0 1 0 0 0 2												
Fred Stanley, R (1, 5) OBP: 0.200, SLG: 0.200		x 0-0 F9		x 0-0 F4		x 0-0 F4		x 0-0 F3		4 0 0 0 0 0 5												
Inning Stats	R: 1 E: 0 K: 0 S: 4	H: 1 LOB: 1 BB: 1 P: 8	R: 0 E: 1 K: 2 S: 8	H: 0 LOB: 3 BB: 1 P: 13	R: 0 E: 0 K: 1 S: 5	H: 0 LOB: 0 BB: 0 P: 5	R: 0 E: 0 K: 0 S: 4	H: 1 LOB: 1 BB: 0 P: 4	R: 0 E: 0 K: 0 S: 4	H: 2 LOB: 1 BB: 0 P: 4	R: 1 E: 1 K: 0 S: 4	H: 2 LOB: 0 BB: 0 P: 4	R: 1 E: 0 K: 0 S: 5	H: 2 LOB: 1 BB: 0 P: 5	R: 1 E: 0 K: 0 S: 5	H: 2 LOB: 2 BB: 1 P: 9	1B: 8 2B: 3 3B: 0 HR: 1	SF: 2 SAC: 0 DP: 2 HBP: 1	WP: 0 PB: 0 SB: 0 CS: 0	PA: 42		
PITCHER Scott McGregor, L (1, 1) ERA: 3.14 Dennis Martinez, R (8, 1) ERA: 4.82	IP 7.0	WLS L	BF 32	H 8	R 3	ER 3	SO 4	BB 3	IBB 0	HBP 1	BLK 0	WP 0	HR 1	S 36	P 49	ERA 3.86	WHIP 1.571					
PITCHER	IP	WLS	BF	H	R	ER	SO	BB	IBB	HBP	BLK	WP	HR	S	P	ERA	WHIP					

New York Yankees @ Baltimore Orioles
 Memorial Stadium, Baltimore, MD
 Wed Apr 27 1977, 7:05 PM EDT
 Att: 15,647 - Unknown

AB	35
R	4
H	11
RBI	4
BB	4
SO	4
LOB	25



WP: 0	PA: 42
PB: 0	
SB: 0	
CS: 0	

Batter	1	2	3	4	5	6	7	8	9	AB	R	H	RBI	BB	SO	LOB
Al Bumbry, L OBP: 0.305, SLG: 0.294 (1, 7)	0-0 F7		0-0 F8			4-0 G6-4-3 1B BB	0-0 5-3			3	1	0	0	1	0	2
Billy Smith, S OBP: 0.537, SLG: 0.611 (1, 4)	0-0 2B		0-0 F8			0-0 G6-4-3 1-2 1B		0-3 K		4	0	2	0	0	1	0
Ken Singleton, S OBP: 0.531, SLG: 0.540 (1, 9)	0-3 K				0-0 G6-4-3 1B	0-0 G6-4-3 1-2f 2-3		0-0 FC5-4 1B		4	0	2	0	0	1	3
Tom Shopay, L OBP: 0.111, SLG: 0.444 (8, PR) (9, 9)	0-3 K				0-0 L7	0-0 WP 1B		0-3 K		0	0	0	0	0	0	0
Lee May, R OBP: 0.281, SLG: 0.370 (1, 3)	0-3 K				0-0 G6-4-3 1-2f	0-3 3-H 1B		0-3 K		4	0	1	1	0	2	3
Doug DeCinces, R OBP: 0.333, SLG: 0.528 (1, 5)		0-0 HR			0-0 G6-4-3 1-2f	0-3 K		0-0 FC5-4 1-2f		4	1	1	1	0	1	3
Eddie Murray, S OBP: 0.317, SLG: 0.464 (1, 10)		0-0 CS 1B			0-0 1B G6-4-3 2B		0-0 L6		0-3 K	4	1	2	0	0	1	0
Larry Harlow, L OBP: 0.343, SLG: 0.364 (1, 8)		0-3 K			0-0 G6-4-3 2-3 1B		0-3 K		0-0 4-3	3	0	1	0	0	2	1
Rich Dauer, R (9, PH)		0-3 K			0-0 G6-4-3 1-2f 3-H		0-0 1B 1B		0-0 6-3	1	0	0	0	0	0	0
Rick Dempsey, R OBP: 0.240, SLG: 0.222 (1, 2)		0-0 6-3 1-2			0-0 G6-4-3 1-2f 3-H		0-0 1B 1B		0-0 6-3	4	0	1	0	0	0	2
Mark Belanger, R OBP: 0.277, SLG: 0.214 (1, 6)			0-3 K		0-3 K		0-0 1-2 1B			3	0	1	0	0	2	0

Inning Stats	R: 0	H: 1	E: 0	K: 2	S: 8	R: 1	H: 2	E: 0	K: 1	S: 6	R: 0	H: 0	E: 0	K: 1	S: 5	R: 0	H: 1	E: 0	K: 0	S: 3	R: 1	H: 2	E: 0	K: 1	S: 6	R: 1	H: 2	E: 0	K: 1	S: 6	R: 0	H: 2	E: 0	K: 2	S: 8	R: 0	H: 1	E: 0	K: 1	S: 5	R: 0	H: 0	E: 0	K: 1	S: 5	1B: 8	SF: 0	2B: 2	SAC: 0	3B: 0	DP: 3	HR: 1	HBP: 0	WP: 2	PA: 35
PITCHER	IP	WLS	BF	H	R	ER	SO	BB	IBB	HBP	BLK	WP	HR	S	P	ERA	WHIP																																						
Gil Patterson, R ERA: 5.91 (1, 1)	5.0		20	7	3	3	5	1	0	0	0	0	1	29	33	5.40	1.600																																						
Sparky Lyle, L ERA: 1.26 (6, 1)	4.0	W	15	4	0	0	5	0	0	0	0	1	0	25	25	0.00	1.000																																						

BOTTOM

New York Yankees @ Baltimore Orioles
Memorial Stadium, Baltimore, MD

Wed Apr 27 1977, 7:05 PM EDT
Att. 15,647 - Unknown

livebaseballscorecards.com

AB	34
R	3
H	11
RBI	2
BB	1
SO	10
LOB	14



Batter	1	2	3	4	5	6	7	8	9	10	11	AB R H RBI BB SO LOB	TOP					
Jerry Remy, L (1, 4) OBP: 0.340, SLG: 0.354	0-0 6-3		4-0 SF9 BB BB		0-0 E8 E S			0-3 K		0-0 F8		4 0 0 0 1 1 0	California Angels @ Baltimore Orioles Memorial Stadium, Baltimore, MD Fri Apr 29 1977, 7:05 PM EDT Att: 8,155 - Unknown					
Bobby Grich, R (1, 6) OBP: 0.365, SLG: 0.440	0-3 K		4-0 1-2 2-3 BB		0-0 F8			0-0 F7		4-0 FC6-4 BB		3 0 0 0 2 1 1						
Bobby Bonds, R (1, 9) OBP: 0.375, SLG: 0.469	0-0 F7		0-0 SF9					0-0 CS 1B		0-0 FC6-4		4 0 2 1 0 0 1						
Don Baylor, R (1, 10) OBP: 0.358, SLG: 0.598		0-0 F3	0-0 F7					0-0 L8 1-2		0-0 F9		5 1 1 1 0 0 3						
Joe Rudi, R (1, 7) OBP: 0.394, SLG: 0.568		0-0 F6		0-0 F8				0-0 F8 2-3		0-0 HR		5 1 1 1 0 0 1						
Tony Solaita, L (1, 3) OBP: 0.333, SLG: 0.415 Orlando Ramirez, R (9, PR) Dan Briggs, L (9, 3) OBP: 0.280, SLG: 0.348		4-0 BB		0-0 F6				0-0 4-3		4-0 5-3 BB		2 0 0 0 2 0 1 0 0 0 0 0 0 0 1 0 0 0 0 1 0						
Bruce Bochte, L (1, 8) OBP: 0.305, SLG: 0.307		0-0 F8		0-0 F7				0-0 5-3		0-0 5-3 1-2		5 0 1 0 0 0 2						
Dave Chalk, R (1, 5) OBP: 0.373, SLG: 0.414			4-0 BB SF9 BB		0-0 F2			0-0 4-3		0-0 F6		4 1 0 0 1 1 3						
Terry Humphrey, R (1, 2) OBP: 0.283, SLG: 0.229			0-3 K		0-3 K			0-3 K		0-0 F4		4 0 0 0 0 3 1						
Inning Stats	R: 0 H: 0 E: 0 LOB: 0 K: 1 BB: 0 S: 5 P: 5	R: 0 H: 0 E: 0 LOB: 1 K: 0 BB: 1 S: 3 P: 7	R: 1 H: 0 E: 0 LOB: 2 K: 1 BB: 3 S: 5 P: 17	R: 0 H: 0 E: 0 LOB: 0 K: 0 BB: 0 S: 3 P: 3	R: 0 H: 0 E: 1 LOB: 1 K: 1 BB: 0 S: 6 P: 6	R: 0 H: 1 E: 0 LOB: 1 K: 0 BB: 0 S: 4 P: 4	R: 0 H: 0 E: 0 LOB: 0 K: 1 BB: 0 S: 5 P: 5	R: 0 H: 1 E: 0 LOB: 0 K: 1 BB: 0 S: 5 P: 5	R: 1 H: 1 E: 0 LOB: 2 K: 0 BB: 1 S: 4 P: 8	R: 0 H: 0 E: 0 LOB: 1 K: 2 BB: 0 S: 3 P: 7	R: 1 H: 2 E: 0 LOB: 1 K: 2 BB: 0 S: 9 P: 9	1B: 3 SF: 1 2B: 0 SAC: 0 3B: 0 DP: 0 HR: 2 HBP: 0		WP: 0 PA: 45 PB: 0 SB: 3 CS: 1				
PITCHER	IP WLS BF H R ER SO BB IBB HBP BLK WP HR S P ERA WHIP																	
Jim Palmer, R (1, 1) ERA: 0.96	10.0	39	3	2	2	5	6	0	0	0	0	0	0	0	0	0	1.80	0.900
Dyar Miller, R (11, 1) ERA: 2.7	0.0	L	0	0	0	0	0	0	0	0	0	0	0	0	0	0	∞	∞

AB	37
R	3
H	5
RBI	3
BB	6
SO	7
LOB	13



livebaseballscorecards.com

Batter	1	2	3	4	5	6	7	8	9	10	11	AB	R	H	RBI	BB	SO	LOB	BOTTOM							
Al Bumbry, L OBP: 0.297, SLG: 0.286 (1, 7) (7, 8)	0-0 S 1B	0-3 K		0-0 F7			0-3 K		0-0 6-3			5	0	1	0	0	2	4	California Angels @ Baltimore Orioles Memorial Stadium, Baltimore, MD Fri Apr 29 1977, 7:05 PM EDT Att: 8,155 - Unknown livebaseballscorecards.com							
Billy Smith, S OBP: 0.478, SLG: 0.537 (1, 4)	0-0 F8		0-0 F9			0-0 6-3	0-0 L8		0-0 F7			5	0	0	0	0	0	1								
Ken Singleton, S OBP: 0.507, SLG: 0.564 (1, 9)	0-3 K		0-0 F4			0-0 F9	0-0 HR			0-0 5-3		5	1	1	1	0	1	1								
Lee May, R OBP: 0.290, SLG: 0.390 (1, 3)	0-0 L5		0-0 2B			0-0 F6	0-0 1B			0-0 F3		5	0	2	0	0	0	1								
Eddie Murray, S OBP: 0.323, SLG: 0.450 (1, 10)		0-0 WP 1B	0-0 L6			4-0 SH1-4 FC4-2 BB	0-0 G3			0-0 4-3		4	1	1	0	1	0	2								
Doug DeCinces, R OBP: 0.338, SLG: 0.526 (1, 5)		4-0 1B BB		0-0 WP FC1-2 2B		0-0 E4 FC4-2 SH1-4 1-2 2-3		0-0 4-3			0-0 6-3	4	0	1	0	1	0	1								
Rick Dempsey, R OBP: 0.241, SLG: 0.208 (1, 2)		0-0 F1		4-0 FC6-4 BB		0-0 SH1-4 1-2 2-3		0-0 F8			0-0 6-3	3	0	0	0	1	0	2								
Larry Harlow, L OBP: 0.324, SLG: 0.343 (1, 8)		0-3 K		0-0 FC6-4 FC1-2 1-2		0-0 FC4-2 2-3 3-H		0-3 K			0-0 F3	2	0	0	0	0	1	4								
Rich Dauer, R (6, PH)												1	0	0	0	0	0	2								
Pat Kelly, L OBP: 0.125, SLG: 0.087 (7, 7)												1	0	0	0	0	1	0								
Brooks Robinson, R OBP: 0.125, SLG: 0.500 (11, PH)												1	0	0	0	0	0	0								
Mark Belanger, R OBP: 0.275, SLG: 0.217 (1, 6)		0-0 1-2 2-H 1B		0-0 FC1-2 1-2 3-H			0-3 K		0-0 F9			4	0	1	1	0	1	4								
Inning Stats	R: 0 E: 0 K: 1 S: 6	H: 1 LOB: 1 BB: 0 P: 6	R: 1 E: 0 K: 2 S: 9	H: 2 LOB: 2 BB: 1 P: 13	R: 0 E: 0 K: 0 S: 4	H: 1 LOB: 1 BB: 0 P: 4	R: 0 E: 0 K: 0 S: 4	H: 1 LOB: 2 BB: 1 P: 8	R: 0 E: 0 K: 0 S: 3	H: 0 LOB: 0 BB: 0 P: 3	R: 0 E: 1 K: 1 S: 6	H: 0 LOB: 2 BB: 1 P: 10	R: 1 E: 0 K: 1 S: 7	H: 2 LOB: 1 BB: 0 P: 7	R: 0 E: 0 K: 1 S: 5	H: 0 LOB: 0 BB: 0 P: 5	R: 0 E: 0 K: 0 S: 3	H: 0 LOB: 0 BB: 0 P: 3	R: 0 E: 0 K: 0 S: 3	H: 0 LOB: 0 BB: 0 P: 3	R: 0 E: 0 K: 0 S: 3	H: 0 LOB: 0 BB: 0 P: 3	1B: 4 2B: 2 3B: 0 HR: 1	SF: 0 SAC: 1 DP: 0 HBP: 0	WP: 2 PB: 0 SB: 1 CS: 0	PA: 44
PITCHER Frank Tanana, L ERA: 3.23 (1, 1)	IP: 11.0 WLS: W BF: 44 H: 7 R: 2 ER: 2 SO: 6 BB: 3 IBB: 0 HBP: 0 BLK: 0 WP: 2 HR: 1 S: 53 P: 65 ERA: 1.64 WHIP: 0.909																									



Batter	1	2	3	4	5	6	7	8	9	10	AB	R	H	RBI	BB	SO	LOB	TOP							
Jerry Remy, L OBP: 0.323, SLG: 0.333 (1, 4)	0-3 K		0-3 K		0-0 4-3		0-0 F8			0-3 K	5	0	0	0	0	3	1								
Bobby Grich, R OBP: 0.376, SLG: 0.437 (1, 6)	4-0 1B BB		0-0 FC5-4 1B		0-3 K		4-0 BB			0-0 F9	3	0	1	0	2	1	0								
Bobby Bonds, R OBP: 0.366, SLG: 0.453 (1, 9)	0-3 K		0-0 FC5-4 FC6-4 1-2f 2-3		0-0 5-3		0-0 F9			0-0 CS 1B	5	0	1	0	0	1	4								
Don Baylor, R OBP: 0.354, SLG: 0.581 (1, 3)	0-0 1-3 1B		0-0 FC6-4 1-2f		0-3 K		0-0 6-3			0-0 CS 1-2	4	0	1	0	0	1	2								
Joe Rudi, R OBP: 0.378, SLG: 0.541 (1, 7)	0-0 F8			0-0 E5		0-0 6-3		0-0 5-3			4	0	0	0	0	0	2								
Dave Chalk, R OBP: 0.380, SLG: 0.410 (1, 5)		0-0 G5-4-3 1B		0-0 F9			4-0 2B BB		0-0 L1		3	1	1	0	1	0	1								
Ron Jackson, R OBP: 0.333, SLG: 0.467 Tony Solaita, L OBP: 0.327, SLG: 0.405 (1, 10) (9, PH)		0-0 G5-4-3 1-2f		0-0 F9			0-0 F8		0-0 F2		3	0	0	0	0	0	3								
Bruce Bochte, L OBP: 0.302, SLG: 0.316 (1, 8)		0-0 F6		0-0 F9			0-0 HR 2B		0-0 3-1		4	1	1	1	0	0	1								
Terry Humphrey, R OBP: 0.291, SLG: 0.240 Ike Hampton, S OBP: 0.500, SLG: 1.250 (1, 2) (7, PH) (7, 2)			0-0 FC5-4 1B		0-0 5-3		0-0 HR 2B		0-0 F4		2	0	1	0	0	0	0								
Inning Stats	R: 0 E: 0 K: 2 S: 8	H: 1 LOB: 2 BB: 1 P: 12	R: 0 E: 0 K: 0 S: 3	H: 1 LOB: 0 BB: 0 P: 3	R: 0 E: 0 K: 1 S: 7	H: 2 LOB: 2 BB: 0 P: 7	R: 0 E: 1 K: 0 S: 4	H: 0 LOB: 1 BB: 0 P: 4	R: 0 E: 0 K: 1 S: 5	H: 0 LOB: 0 BB: 0 P: 5	R: 3 E: 0 K: 0 S: 5	H: 2 LOB: 1 BB: 2 P: 13	R: 0 E: 0 K: 0 S: 3	H: 0 LOB: 0 BB: 0 P: 3	R: 0 E: 0 K: 0 S: 3	H: 0 LOB: 0 BB: 0 P: 3	R: 0 E: 0 K: 1 S: 5	H: 1 LOB: 0 BB: 0 P: 5	1B: 5 2B: 1 3B: 0 HR: 1	SF: 0 SAC: 0 DP: 1 HBP: 0	WP: 0 PB: 0 SB: 0 CS: 1	PA: 40			
PITCHER Mike Flanagan, L ERA: 2.7 Dennis Martinez, R ERA: 3.46	IP 6.1	WLS 27	BF 27	H 6	R 3	ER 3	SO 5	BB 2	IBB 0	HBP 0	BLK 0	WP 0	HR 1	S 35	P 43	ERA 4.26	WHIP 1.263								
	IP 3.2	WLS 12	BF 12	H 1	R 0	ER 0	SO 1	BB 1	IBB 0	HBP 0	BLK 0	WP 0	HR 0	S 13	P 17	ERA 0.00	WHIP 0.545								

California Angels @ Baltimore Orioles
 Memorial Stadium, Baltimore, MD
 Sat Apr 30 1977, 7:05 PM EDT
 Att: 9,138 - Unknown

livebaseballscores.com

AB 36
 R 3
 H 7
 RBI 3
 BB 3
 SO 6
 LOB 14



Batter	1	2	3	4	5	6	7	8	9	10	AB R H RBI BB SO LOB	TOP											
Jerry Remy, L (1, 4) X OBP: 0.330, SLG: 0.333	0-0 S 6-3 6-3 1B		4-0 E S BB		0-0 F7		0-0 G4-6-3 1-2f			0-0 SH5-4 1-2	3 1 1 0 1 0 2												
Bobby Grich, R (1, 6) X OBP: 0.377, SLG: 0.422	0-0 6-3 1-2		4-0 BB		4-0 BB			0-0 F8		0-0 6-3 2-3	3 0 0 0 2 0 2												
Bobby Bonds, R (1, 9) X OBP: 0.349, SLG: 0.429	0-0 6-3 2-H		0-3 K		0-3 K			0-0 6-3		0-0 5-3	5 0 0 1 0 2 4												
Don Baylor, R (1, 3) X OBP: 0.340, SLG: 0.556	0-0 5-3			0-0 6-3		0-0 F8		0-0 F9			4 0 0 0 0 0 0												
Joe Rudi, R (1, 7) X OBP: 0.373, SLG: 0.523		4-0 FC6-4 BB		0-0 F3		0-0 6-3		0-0 F8		0-0 F8	3 0 0 0 1 0 0												
Dave Chalk, R (1, 5) X OBP: 0.400, SLG: 0.446		0-0 FC6-4 L4-3 1-2f		0-0 2B		0-0 1B		0-0 1B		0-0 1B	4 0 3 0 0 0 1												
Ron Jackson, R (1, 10) X OBP: 0.324, SLG: 0.441		0-0 L4-3 1-2		0-0 F3			0-0 FC1-6 1B		0-0 F8		4 0 1 0 0 0 3												
Bruce Bochte, L (1, 8) X OBP: 0.300, SLG: 0.349			0-0 4-3		0-0 HR		0-0 FC1-6 1B 1-2f		0-0 1-3		4 1 1 1 0 0 2												
Ike Hampton, S (1, 2) X OBP: 0.500, SLG: 0.875			0-0 5-3		0-3 K		0-0 G4-6-3 1B 1-2			0-0 6-3 SH5-4 1B	4 0 2 0 0 1 0												
Inning Stats	R: 1 E: 0 K: 0 S: 4	H: 1 LOB: 0 BB: 0 P: 4	R: 0 E: 0 K: 0 S: 2	H: 0 LOB: 0 BB: 1 P: 6	R: 0 E: 0 K: 1 S: 5	H: 0 LOB: 2 BB: 2 P: 13	R: 0 E: 0 K: 0 S: 4	H: 1 LOB: 1 BB: 0 P: 4	R: 0 E: 0 K: 0 S: 3	H: 1 LOB: 1 BB: 0 P: 3	R: 0 E: 0 K: 0 S: 3	H: 0 LOB: 0 BB: 0 P: 3	R: 0 E: 0 K: 0 S: 4	H: 1 LOB: 1 BB: 0 P: 4	R: 0 E: 0 K: 0 S: 4	H: 1 LOB: 1 BB: 0 P: 4	R: 0 E: 0 K: 0 S: 4	H: 1 LOB: 1 BB: 0 P: 4	1B: 6 2B: 2 3B: 0 HR: 1	SF: 0 SAC: 1 DP: 2 HBP: 0	WP: 0 PB: 0 SB: 2 CS: 0	PA: 39	
PITCHER Ross Grimsley, L (1, 1) ERA: 2.9	IP 10.0 WLS W BF 39 H 8 R 2 ER 2 SO 3 BB 4 IBB 0 HBP 0 BLK 0 WP 0 HR 1 S 41 P 57 ERA 1.80 WHIP 1.200																						

California Angels @ Baltimore Orioles
 Memorial Stadium, Baltimore, MD
 Sun May 01 1977, 3:33 AM EDT
 Att: 9,061 - Unknown

livebaseballscorecards.com

AB 34
 R 2
 H 8
 RBI 2
 BB 4
 SO 3
 LOB 14



BOTTOM

California Angels @ Baltimore Orioles
Memorial Stadium, Baltimore, MD
Sun May 01 1977, 3:33 AM EDT
Att. 9,061 - Unknown

livebaseballscorecards.com

AB	31
R	3
H	7
RBI	2
BB	3
SO	3
LOB	10



WP:	0	PA:	34
PB:	0		
SB:	0		
CS:	2		

AB	4	R	0	H	1	RBI	0	BB	0	SO	2	LOB	2
	0	0	0	0	0	0	0	0	0	0	0	0	0

	3	0	0	0	0	0	0	0	0	1			
	0	0	0	0	0	1	0	0					
	0	0	0	0	0	0	0	0					

	4	0	2	0	0	0	0	2					
--	---	---	---	---	---	---	---	---	--	--	--	--	--

	4	0	0	0	0	0	0	2					
--	---	---	---	---	---	---	---	---	--	--	--	--	--

	4	0	0	0	0	0	0	1					
--	---	---	---	---	---	---	---	---	--	--	--	--	--

	3	1	0	0	1	1	0						
--	---	---	---	---	---	---	---	--	--	--	--	--	--

	4	2	3	2	0	0	0						
--	---	---	---	---	---	---	---	--	--	--	--	--	--

	2	0	0	0	1	0	0						
--	---	---	---	---	---	---	---	--	--	--	--	--	--

	2	0	0	0	0	0	2						
--	---	---	---	---	---	---	---	--	--	--	--	--	--

	1	0	1	0	0	0	0						
--	---	---	---	---	---	---	---	--	--	--	--	--	--

	0	0	0	0	0	0	0						
--	---	---	---	---	---	---	---	--	--	--	--	--	--

1B:	4	SF:	0
2B:	1	SAC:	0
3B:	0	DP:	1
HR:	2	HBP:	0

Batter	1	2	3	4	5	6	7	8	9	10
Al Bumbry, L (1, 7) OBP: 0.315, SLG: 0.286 Kiko Garcia, R (9, 6) OBP: 0.625, SLG: 0.750	0-0 CS 1B		0-3 K		0-3 K			0-0 4-3 1-2		
Mark Belanger, R (1, 6) OBP: 0.246, SLG: 0.192 Ken Singleton, S (8, PH) OBP: 0.493, SLG: 0.533 Dave Skaggs, R (9, 2)	0-0 5-3 1-2			0-0 5-3		0-0 6-3		4-0 IBB		
Billy Smith, S (1, 4) OBP: 0.463, SLG: 0.521	0-0 4-3			0-0 2B		0-0 CS 1B		0-0 3-1		
Lee May, R (1, 10) OBP: 0.286, SLG: 0.373		0-0 F9		0-0 5-3		0-0 F5 1-2		0-0 F7		
Eddie Murray, S (1, 3) OBP: 0.315, SLG: 0.471		0-0 1-3		0-0 4-3			0-0 4-3	0-0 4-3		
Doug DeCinces, R (1, 5) OBP: 0.315, SLG: 0.469		0-0 6-3			4-0 1B G6-4-3 BB		0-0 L8	0-3 K		
Pat Kelly, L (1, 9) OBP: 0.214, SLG: 0.407			0-0 HR		0-0 G6-4-3 1-3 1B BB		0-0 4-3		0-0 HR	
Larry Harlow, L (1, 8) OBP: 0.302, SLG: 0.300			0-0 P4		4-0 G6-4-3 1-2 BB		0-0 G3			
Rick Dempsey, R (1, 2) OBP: 0.250, SLG: 0.208 Tony Muser, L (8, PH) OBP: 0.455, SLG: 0.500 Tom Shopay, L (8, PR) OBP: 0.111, SLG: 0.444			0-0 6-3		0-0 G6-4-3 1-2 3-H		0-0 4-3 1B			

Inning Stats	R: 0	H: 1	E: 0	LOB: 0	K: 0	BB: 0	S: 3	P: 3	R: 0	H: 0	E: 0	LOB: 0	K: 0	BB: 0	S: 3	P: 3	R: 1	H: 1	E: 0	LOB: 1	K: 1	BB: 2	S: 5	P: 13	R: 0	H: 1	E: 0	LOB: 0	K: 0	BB: 0	S: 3	P: 3	R: 0	H: 1	E: 0	LOB: 1	K: 0	BB: 1	S: 4	P: 8	R: 0	H: 0	E: 0	LOB: 0	K: 1	BB: 0	S: 5	P: 5	R: 1	H: 1	E: 0	LOB: 0	K: 0	BB: 0	S: 1	P: 1	1B: 4	SF: 0	2B: 1	SAC: 0	3B: 0	DP: 1	HR: 2	HBP: 0	WP: 0	PA: 34
--------------	------	------	------	--------	------	-------	------	------	------	------	------	--------	------	-------	------	------	------	------	------	--------	------	-------	------	-------	------	------	------	--------	------	-------	------	------	------	------	------	--------	------	-------	------	------	------	------	------	--------	------	-------	------	------	------	------	------	--------	------	-------	------	------	-------	-------	-------	--------	-------	-------	-------	--------	-------	--------

PITCHER	IP	WLS	BF	H	R	ER	SO	BB	IBB	HBP	BLK	WP	HR	S	P	ERA	WHIP
Gary Ross, R (1, 1) ERA: 6.0	5.0		19	4	2	2	2	2	0	0	0	0	1	21	29	3.60	1.200
Paul Hartzell, R (6, 1) ERA: 3.67	4.0	L	15	3	1	1	1	0	1	0	0	0	1	16	20	2.25	0.750

Batter	1	2	3	4	5	6	7	8	9	AB R H RBI BB SO LOB	TOP
Bill North, S (1, 8) <small>OBP: 0.344, SLG: 0.312</small>	0-0 6-3 	0-0 F4 		0-3 K 			0-0 CS 1B 		0-3 K 	5 0 1 0 0 2 1	
Marty Perez, R (1, 4) <small>OBP: 0.300, SLG: 0.316</small>	4-0 BB 1B BB 	0-0 F9 			0-0 F7 		0-3 K 1-2 		0-0 F9 	4 1 0 0 1 1 2	
Mitchell Page, L (1, 7) <small>OBP: 0.446, SLG: 0.659</small>	4-0 5-3 1-2 BB 1B BB 		0-0 G3 		0-0 1B 			4-0 FC5 BB BB 		2 1 1 0 2 0 0	
Dick Allen, R (1, 3) <small>OBP: 0.393, SLG: 0.500</small>	0-0 BB 5-3 1-2 2-H 1B 		0-0 L8 		0-0 F2 		4-0 E BB 			3 0 1 1 1 0 1	
Manny Sanguillen, R (1, 10) <small>OBP: 0.351, SLG: 0.389</small>	0-0 5-3 1-2 2-3 		0-0 BB 1B 		0-0 L8 		0-0 F7 			4 0 1 0 0 0 5	
Earl Williams, R (1, 2) <small>OBP: 0.342, SLG: 0.544</small> Matt Alexander, S (8, PR) <small>OBP: 0.500, SLG: 0.500</small> Jeff Newman, R (8, 2) <small>OBP: 0.182, SLG: 0.200</small>	4-0 BB IBB 		4-0 BB 1-2 BB 		0-0 F8 		0-0 FC5 1-3 2-3f 			2 0 0 0 2 0 2 0 0 0 0 0 0 0 0 0 0 0 0 0 0	
Wayne Gross, L (1, 5) <small>OBP: 0.398, SLG: 0.582</small>	4-0 1-2 2-3 3-H BB 		0-3 K 		0-3 K 		0-0 L4 			3 0 0 1 1 2 4	
Larry Murray, S (1, 9) <small>OBP: 0.308, SLG: 0.333</small>	0-0 F3 			0-0 1-3 		0-0 6-3 		4-0 SH3-4 BB 	3 0 0 0 1 0 3		
Rodney Scott, S (1, 6) <small>OBP: 0.409, SLG: 0.361</small> Rob Picciolo, R (7, 6) <small>OBP: 0.231, SLG: 0.222</small>		0-0 6-3 		0-0 5-3 		0-0 F7 		0-0 SH3-4 	3 0 0 0 0 0 0 0 0 0 0 0 0 0		
Inning Stats	R: 2 H: 1 E: 0 LOB: 3 K: 0 BB: 4 S: 4 P: 20	R: 0 H: 0 E: 0 LOB: 0 K: 0 BB: 0 S: 3 P: 3	R: 0 H: 1 E: 0 LOB: 2 K: 1 BB: 1 S: 6 P: 10	R: 0 H: 0 E: 0 LOB: 0 K: 1 BB: 0 S: 5 P: 5	R: 0 H: 1 E: 0 LOB: 1 K: 0 BB: 0 S: 4 P: 4	R: 0 H: 0 E: 0 LOB: 0 K: 1 BB: 0 S: 5 P: 5	R: 0 H: 1 E: 0 LOB: 0 K: 1 BB: 0 S: 5 P: 5	R: 0 H: 0 E: 1 LOB: 2 K: 0 BB: 2 S: 3 P: 11	R: 0 H: 0 E: 0 LOB: 1 K: 1 BB: 1 S: 5 P: 9	1B: 4 SF: 0 2B: 0 SAC: 1 3B: 0 DP: 0 HR: 0 HBP: 0	WP: 0 PA: 38 PB: 0 SB: 0 CS: 1
PITCHER Rudy May, L (1, 1) <small>ERA: 2.78</small> Fred Holdsworth, R (8, 1) <small>ERA: 3.86</small>	IP WLS BF H R ER SO BB IBB HBP BLK WP HR S P ERA WHIP 7.0 L 31 4 2 2 4 6 1 0 0 0 0 0 32 60 2.57 1.429 2.0 7 0 0 0 1 1 0 0 0 0 0 0 8 12 0.00 0.500	PITCHER IP WLS BF H R ER SO BB IBB HBP BLK WP HR S P ERA WHIP									

Oakland Athletics @ Baltimore Orioles
Memorial Stadium, Baltimore, MD
 Mon May 02 1977, 7:05 PM EDT
 Att. 4,407 - Unknown

livebaseballscorecards.com

AB	29
R	2
H	4
RBI	2
BB	8
SO	5
LOB	18



Batter	1	2	3	4	5	6	7	8	9
Al Bumbry, L OBP: 0.325, SLG: 0.313 (1, 8)	0-0 F7		0-0 2B			0-0 4-3		0-0 FC3-8 1B	
Billy Smith, S OBP: 0.431, SLG: 0.481 (1, 4)	0-3 K		0-0 F7			0-0 F6		0-0 FC3-6 1-2f	
Ken Singleton, S OBP: 0.481, SLG: 0.508 Dave Skaggs, R (9, 2)	0-0 L7			0-0 4-3		4-0 FC6-4 BB		0-3 K	
Lee May, R OBP: 0.284, SLG: 0.357 (1, 10)		4-0 G5-4-3 BB		0-0 5-3		0-0 FC6-4 1-2f		0-3 K	
Eddie Murray, S OBP: 0.325, SLG: 0.465 (1, 3)		0-0 F7		0-0 L6		4-0 G5-4-3 BB		0-0 1B	
Doug DeCinces, R OBP: 0.299, SLG: 0.441 (1, 5)		0-0 G5-4-3 1-2f			0-0 2-3		0-0 G5-4-3 1-2f	0-0 F7	
Pat Kelly, L OBP: 0.219, SLG: 0.419 (1, 7) (9, 9)			0-0 1-3		0-3 K		0-0 2B	0-3 K	
Mark Belanger, R OBP: 0.254, SLG: 0.189 Larry Harlow, L (7, PH) OBP: 0.295, SLG: 0.293 Kiko Garcia, R (8, 6) OBP: 0.625, SLG: 0.750			0-3 K		4-0 BB		0-0 F8		
Rick Dempsey, R OBP: 0.258, SLG: 0.204 Tom Shopay, L (8, PH) OBP: 0.200, SLG: 0.444 (9, 7)			4-0 2B BB		0-0 1-3		4-0 1B BB		

Inning Stats	R: 0	H: 0	E: 0	K: 1	S: 5	R: 0	H: 0	E: 0	K: 0	S: 2	R: 0	H: 1	E: 0	K: 1	S: 6	R: 0	H: 0	E: 0	K: 0	S: 3	R: 0	H: 0	E: 0	K: 1	S: 5	R: 0	H: 1	E: 0	K: 0	S: 3	R: 0	H: 1	E: 0	K: 1	S: 5	R: 0	H: 1	E: 0	K: 2	S: 8	R: 0	H: 1	E: 0	K: 0	S: 8	1B: 2	2B: 2	3B: 0	HR: 0	SF: 0	SAC: 0	DP: 2	HBP: 0	WP: 0	PB: 0	SB: 0	CS: 0	PA: 34
--------------	------	------	------	------	------	------	------	------	------	------	------	------	------	------	------	------	------	------	------	------	------	------	------	------	------	------	------	------	------	------	------	------	------	------	------	------	------	------	------	------	------	------	------	------	------	-------	-------	-------	-------	-------	--------	-------	--------	-------	-------	-------	-------	--------

PITCHER	IP	WLS	BF	H	R	ER	SO	BB	IBB	HBP	BLK	WP	HR	S	P	ERA	WHIP
Rick Langford, R (1, 1) ERA: 1.63	7.0	W	27	2	0	0	3	6	0	0	0	0	0	27	51	0.00	1.143
Dave Giusti, R (8, 1) ERA: 2.25	2.0	S	7	2	0	0	3	0	0	0	0	0	0	13	13	0.00	1.000

BOTTOM

Oakland Athletics @ Baltimore Orioles
Memorial Stadium, Baltimore, MD
Mon May 02 1977, 7:05 PM EDT
Att. 4,407 - Unknown

livebaseballscorecards.com

AB	28
R	0
H	4
RBI	0
BB	6
SO	6
LOB	12



Batter	1	2	3	4	5	6	7	8	9	AB R H RBI BB SO LOB	TOP												
Bill North, S (1, 8) OBP: 0.333, SLG: 0.300 Rich McKinney, R (6, 3) OBP: 0.227, SLG: 0.465	0-0 6-3		0-3 K		0-0 E6		0-0 F4			3 0 0 0 0 1 3 1 0 0 0 0 0 1													
Marty Perez, R (1, 4) OBP: 0.250, SLG: 0.261 Larry Lintz, S (8, 4) OBP: 0.333, SLG: 0.148	0-0 6-3		0-3 K		0-0 L8			0-0 F9		4 0 0 0 0 1 4 0 0 0 0 0 0 0													
Mitchell Page, L (1, 7) OBP: 0.438, SLG: 0.652	0-0 F7				0-0 1B 2B		0-0 F7		0-0 4-3	4 1 1 0 0 0 2													
Dick Allen, R (1, 3) OBP: 0.391, SLG: 0.487 Sheldon Mallory, L (6, PR) OBP: 0.438, SLG: 0.320 (6, 9)		0-3 K		0-3 K		4-0 G4-6-3 BB		0-0 4-3		2 0 0 0 1 2 1 1 0 0 0 0 0 0													
Manny Sanguillen, R (1, 2) OBP: 0.351, SLG: 0.387 Jeff Newman, R (7, 2) OBP: 0.167, SLG: 0.182		0-0 1-4-3		0-0 1B		0-0 G4-6-3 1-2f		0-3 K		3 0 1 1 0 0 1 1 0 0 0 0 1 0													
Wayne Gross, L (1, 5) OBP: 0.381, SLG: 0.554		0-0 F9		0-0 F8		0-3 K		0-0 F7		4 0 0 0 0 1 2													
Earl Williams, R (1, 10) OBP: 0.350, SLG: 0.583			0-0 1B 1B		0-0 F8		0-3 K		0-0 HR	4 1 2 1 0 1 1													
Larry Murray, S (1, 9) OBP: 0.353, SLG: 0.375 (6, 8)			0-0 1B		0-0 F4		0-0 1B		0-0 F4	4 0 2 0 0 0 0													
Rodney Scott, S (1, 6) OBP: 0.404, SLG: 0.359			0-0 F8		0-0 L8 E 1B		0-0 F5			3 0 1 0 0 0 3													
Inning Stats	R: 0 E: 0 K: 0 S: 3	H: 0 LOB: 0 BB: 0 P: 3	R: 0 E: 0 K: 1 S: 5	H: 0 LOB: 0 BB: 0 P: 5	R: 0 E: 0 K: 2 S: 9	H: 2 LOB: 2 BB: 0 P: 9	R: 1 E: 0 K: 1 S: 7	H: 2 LOB: 1 BB: 0 P: 7	R: 0 E: 1 K: 0 S: 5	H: 1 LOB: 2 BB: 0 P: 5	R: 0 E: 0 K: 1 S: 4	H: 0 LOB: 1 BB: 1 P: 8	R: 0 E: 0 K: 1 S: 6	H: 1 LOB: 1 BB: 0 P: 6	R: 0 E: 0 K: 0 S: 3	H: 0 LOB: 0 BB: 0 P: 3	R: 1 E: 0 K: 1 S: 6	H: 1 LOB: 0 BB: 0 P: 6	1B: 5 2B: 1 3B: 0 HR: 1	SF: 0 SAC: 0 DP: 1 HBP: 0	WP: 0 PB: 0 SB: 0 CS: 0	PA: 35	
PITCHER Jim Palmer, R (1, 1) ERA: 1.13	IP: 9.0 WLS: W BF: 35 H: 7 R: 2 ER: 2 SO: 7 BB: 1 IBB: 0 HBP: 0 BLK: 0 WP: 0 HR: 1 S: 48 P: 52 ERA: 2.00 WHIP: 0.889																						

Oakland Athletics @ Baltimore Orioles
 Memorial Stadium, Baltimore, MD
 Wed May 04 1977, 7:05 PM EDT
 Att: 3,232 - Unknown - 59 F

AB	34
R	2
H	7
RBI	2
BB	1
SO	7
LOB	18



WP: 0	PA: 35
PB: 0	
SB: 0	
CS: 0	

ERA: 2.00	WHIP: 0.889
-----------	-------------

Batter	1	2	3	4	5	6	7	8	9	AB	R	H	RBI	BB	SO	LOB
Al Bumbry, L OBP: 0.329, SLG: 0.333 (1, 8) (6, 7)			5-3							5	1	2	0	0	1	2
Mark Belanger, R OBP: 0.250, SLG: 0.175 (1, 6)		E5	4-3							4	2	0	0	1	1	3
Ken Singleton, S OBP: 0.482, SLG: 0.500 Larry Harlow, L OBP: 0.289, SLG: 0.286 (1, 9) (6, 8)										3	1	1	1	1	1	3
Lee May, R OBP: 0.304, SLG: 0.397 (1, 10)										3	2	1	4	2	1	0
Eddie Murray, S OBP: 0.333, SLG: 0.480 Tony Muser, L OBP: 0.417, SLG: 0.455 (1, 3) (7, 3)										4	2	2	0	0	1	1
Pat Kelly, L OBP: 0.278, SLG: 0.571 (1, 7) (6, 9)										4	1	3	3	0	0	1
Doug DeCinces, R OBP: 0.309, SLG: 0.429 (1, 5)										2	0	0	0	2	1	2
Billy Smith, S OBP: 0.443, SLG: 0.491 Rich Dauer, R (6, PH) (7, 4)										3	0	2	1	0	0	2
Rick Dempsey, R OBP: 0.258, SLG: 0.193 (1, 2)										3	0	0	0	1	2	2

Inning Stats	R: 5	H: 4	E: 0	K: 1	S: 9	LOB: 2	BB: 3	P: 21	R: 2	H: 3	E: 1	K: 1	S: 8	LOB: 2	BB: 1	P: 12	R: 0	H: 0	E: 0	K: 0	S: 3	LOB: 0	BB: 0	P: 3	R: 0	H: 0	E: 0	K: 2	S: 7	LOB: 0	BB: 0	P: 7	R: 1	H: 3	E: 0	K: 2	S: 10	LOB: 3	BB: 1	P: 14	R: 1	H: 1	E: 0	K: 0	S: 3	LOB: 1	BB: 2	P: 11	R: 0	H: 0	E: 0	K: 2	S: 7	LOB: 0	BB: 0	P: 7	R: 0	H: 0	E: 0	K: 0	S: 3	LOB: 0	BB: 0	P: 3
--------------	------	------	------	------	------	--------	-------	-------	------	------	------	------	------	--------	-------	-------	------	------	------	------	------	--------	-------	------	------	------	------	------	------	--------	-------	------	------	------	------	------	-------	--------	-------	-------	------	------	------	------	------	--------	-------	-------	------	------	------	------	------	--------	-------	------	------	------	------	------	------	--------	-------	------

PITCHER	IP	WLS	BF	H	R	ER	SO	BB	IBB	HBP	BLK	WP	HR	S	P	ERA	WHIP
Dock Ellis, R ERA: 5.76 (1, 1)	0.1	L	8	4	5	5	0	3	0	0	0	0	1	5	17	135.00	21.000
Mike Norris, R ERA: 3.63 (1, 1)	1.0		6	2	2	1	1	1	0	0	0	0	0	7	11	9.00	3.000
Jim Umbarger, L ERA: 6.75 (2, 1)	4.2		21	5	2	2	5	3	0	0	0	0	1	28	40	3.86	1.714
Stan Bahnsen, R ERA: 6.75 (7, 1)	1.0		3	0	0	0	2	0	0	0	0	0	0	7	7	0.00	0.000
Joe Coleman, R ERA: 1.93 (8, 1)	1.0		3	0	0	0	0	0	0	0	0	0	0	3	3	0.00	0.000

BOTTOM

Oakland Athletics @ Baltimore Orioles
Memorial Stadium, Baltimore, MD

Wed May 04 1977, 7:05 PM EDT
Att. 3,232 - Unknown - 59 F

AB	34
R	9
H	11
RBI	9
BB	7
SO	8
LOB	18

1B:	6	SF:	0	WP:	0	PA:	41
2B:	3	SAC:	0	PB:	0		
3B:	0	DP:	1	SB:	0		
HR:	2	HBP:	0	CS:	1		

PITCHER	IP	WLS	BF	H	R	ER	SO	BB	IBB	HBP	BLK	WP	HR	S	P	ERA	WHIP
---------	----	-----	----	---	---	----	----	----	-----	-----	-----	----	----	---	---	-----	------

Batter	1	2	3	4	5	6	7	8	9	AB R H RBI BB SO LOB	TOP	
Jose Báez, R (1, 4) OBP: 0.362, SLG: 0.326	0-0 1B 1B		0-0 1-3		0-0 F8			0-0 1-3		4 1 1 0 0 0 1		
Steve Braun, L (1, 7) OBP: 0.444, SLG: 0.359	0-0 1B 1-2 1B		0-3 K			0-0 6-3			0-0 4-3	4 0 1 0 0 1 0		
Carlos Lopez, R (1, 8) OBP: 0.410, SLG: 0.491	0-0 1B 1-2 2-H 1B			0-0 1B		0-0 F8			0-0 L4	4 0 2 1 0 0 0		
Juan Bernhardt, R (1, 10) OBP: 0.326, SLG: 0.488	0-0 F5			0-0 F9		0-0 F7			0-0 F7	4 0 0 0 0 0 3		
Bill Stein, R (1, 5) OBP: 0.342, SLG: 0.467	0-0 G6-4-3 1-2f			0-3 K			0-0 G3			3 0 0 0 0 1 3		
Leroy Stanton, R (1, 9) OBP: 0.192, SLG: 0.340		0-0 5-3		0-0 F9			0-0 F7			3 0 0 0 0 0 1		
Dan Meyer, L (1, 3) OBP: 0.280, SLG: 0.410		0-0 L6			0-0 F3		0-0 F8			3 0 0 0 0 0 0		
Craig Reynolds, L (1, 6) OBP: 0.271, SLG: 0.312 Dave Collins, S (8, PH) OBP: 0.273, SLG: 0.158 Larry Milbourne, S (8, 6) OBP: 0.217, SLG: 0.225		0-0 1-3			0-0 4-3			4-0 BB BB		2 0 0 0 0 0 0 0 0 0 0 1 0 0 0 0 0 0 0 0 0		
Larry Cox, R (1, 2) OBP: 0.273, SLG: 0.300			0-0 F8		0-0 2B			0-0 G6-4-3 1-2f		3 0 1 0 0 0 1		
Inning Stats	R: 1 H: 3 E: 0 LOB: 1 K: 0 BB: 0 S: 5 P: 5	R: 0 H: 0 E: 0 LOB: 0 K: 0 BB: 0 S: 3 P: 3	R: 0 H: 0 E: 0 LOB: 0 K: 1 BB: 0 S: 5 P: 5	R: 0 H: 1 E: 0 LOB: 1 K: 1 BB: 0 S: 6 P: 6	R: 0 H: 1 E: 0 LOB: 1 K: 0 BB: 0 S: 4 P: 4	R: 0 H: 0 E: 0 LOB: 0 K: 0 BB: 0 S: 3 P: 3	R: 0 H: 0 E: 0 LOB: 0 K: 0 BB: 0 S: 3 P: 3	R: 0 H: 0 E: 0 LOB: 0 K: 0 BB: 1 S: 2 P: 6	R: 0 H: 0 E: 0 LOB: 0 K: 0 BB: 0 S: 3 P: 3	1B: 4 SF: 0 2B: 1 SAC: 0 3B: 0 DP: 2 HR: 0 HBP: 0	WP: 0 PA: 31 PB: 0 SB: 0 CS: 0	
PITCHER Ross Grimsley, L (1, 1) ERA: 2.48	IP WLS BF H R ER SO BB IBB HBP BLK WP HR S P ERA WHIP	9.0 W 31 5 1 1 2 1 0 0 0 0 0 0 34 38 1.00 0.667										
PITCHER	IP WLS BF H R ER SO BB IBB HBP BLK WP HR S P ERA WHIP											

Seattle Mariners @ Baltimore Orioles
 Memorial Stadium, Baltimore, MD
 Fri May 06 1977, 7:05 PM EDT
 Att. 4,402 - Unknown

livebaseballscorecards.com

AB	30
R	1
H	5
RBI	1
BB	1
SO	2
LOB	9



Batter	1	2	3	4	5	6	7	8	9	AB	R	H	RBI	BB	SO	LOB
Al Bumbry, L OBP: 0.314, SLG: 0.316 (1, 8) (8, 7)	0-0 4-3	0-0 F8		0-0 F7		0-0 6-3				4	0	0	0	0	0	3
Mark Belanger, R OBP: 0.279, SLG: 0.233 (1, 6)	0-0 4-3 3B		0-0 4-3 1B		4-0 4-3 1B BB		0-0 F2			3	1	2	0	1	0	0
Ken Singleton, S OBP: 0.460, SLG: 0.471 Larry Harlow, L OBP: 0.289, SLG: 0.286 (1, 9) (8, 8)	0-0 4-3 3-H		0-3 K		0-0 4-3		0-0 4-3			4	0	0	0	0	1	3
Lee May, R OBP: 0.313, SLG: 0.395 Tony Muser, L OBP: 0.417, SLG: 0.455 (1, 3) (8, 3)		0-0 6-3	4-0 4-3 BB		0-0 FC4-6 1B		0-0 5-3			3	0	1	1	1	0	0
Eddie Murray, S OBP: 0.318, SLG: 0.456 (1, 10)		0-0 G3	0-0 4-3		0-0 FC4-6 1B		0-0 F8			4	0	0	0	0	0	3
Pat Kelly, L OBP: 0.300, SLG: 0.632 (1, 7) (8, 9)		0-0 HR	0-0 F8		0-0 F7		1-0 S HBP			3	1	1	1	0	0	3
Doug DeCinces, R OBP: 0.329, SLG: 0.472 (1, 5)		0-0 HR		4-0 G6-4-3 1B BB		4-0 E S BB		0-0 F8		2	1	1	1	2	0	1
Billy Smith, S OBP: 0.446, SLG: 0.508 (1, 4)		0-0 1B 2B		0-0 G6-4-3 1B		0-3 K		0-0 P5		4	1	2	0	0	1	2
Rick Dempsey, R OBP: 0.261, SLG: 0.200 (1, 2)		0-0 S 1B		0-0 G6-4-3		0-3 K				3	0	1	1	0	1	3

Inning Stats	R: 0	H: 1	E: 0	K: 0	S: 3	R: 3	H: 4	E: 0	K: 0	S: 7	R: 0	H: 1	E: 0	K: 1	S: 6	R: 0	H: 1	E: 0	K: 0	S: 3	R: 1	H: 1	E: 0	K: 0	S: 4	R: 0	H: 0	E: 0	K: 0	S: 3	R: 0	H: 0	E: 0	K: 0	S: 3
	LOB: 1	BB: 0	P: 3	LOB: 1	BB: 0	LOB: 1	BB: 0	LOB: 1	BB: 1	P: 7	LOB: 1	BB: 1	LOB: 1	BB: 1	P: 11	LOB: 1	BB: 1	LOB: 0	BB: 0	P: 4	LOB: 1	BB: 1	LOB: 0	BB: 0	P: 3	LOB: 1	BB: 0	LOB: 0	BB: 0	P: 4	SF: 0	SAC: 0	DP: 1	HBP: 1	


PITCHER	IP	WLS	BF	H	R	ER	SO	BB	IBB	HBP	BLK	WP	HR	S	P	ERA	WHIP
Glenn Abbott, R ERA: 6.59 (1, 1)	2.0	L	11	6	3	3	0	0	0	0	0	0	2	11	11	13.50	3.000
Tommy Moore, R ERA: 5.53 (3, 1)	6.0		24	2	1	1	3	4	0	1	0	0	0	25	42	1.50	1.000

BOTTOM

Seattle Mariners @ Baltimore Orioles
Memorial Stadium, Baltimore, MD

Fri May 06 1977, 7:05 PM EDT
Att: 4,402 - Unknown

AB	30
R	4
H	8
RBI	4
BB	4
SO	3
LOB	18



WP	HR	S	P	ERA	WHIP
0	0	1	4	0	0

Batter	1	2	3	4	5	6	7	8	9	AB R H RBI BB SO LOB	TOP											
Jose Báez, R (1, 4) OBP: 0.365, SLG: 0.319	0-0 CS 1B		0-0 F7		4-0 BB BB		0-0 6-3		0-0 F7	4 0 1 0 1 0 0												
Steve Braun, L (1, 7) OBP: 0.434, SLG: 0.361	0-0 F7 1-2		0-0 2B		0-0 F8		0-0 F8		0-0 L7	5 0 1 0 0 0 2												
Carlos Lopez, R (1, 8) OBP: 0.424, SLG: 0.500	4-0 BB BB		0-3 K		4-0 FC6-4 BB			0-0 1B SF9 2B	0-0 4-3	3 1 1 0 2 1 1												
Juan Bernhardt, R (1, 10) OBP: 0.323, SLG: 0.471	4-0 1-2 BB		0-0 6-3		0-0 FC6-4 1-2			0-0 L5		3 0 0 0 1 0 4												
Bill Stein, R (1, 5) OBP: 0.339, SLG: 0.459	0-0 4-3			0-0 6-3		0-0 F8		0-0 1B BB 2-3 1B		4 0 1 0 0 0 2												
Leroy Stanton, R (1, 9) OBP: 0.232, SLG: 0.423		4-0 G5-4-3 BB		0-0 HR		0-0 1B 1B		0-0 SF9 3-H		2 1 2 2 1 0 0												
Joe Lis, R (1, 3) OBP: 0.308, SLG: 0.250		0-0 G5-4-3		0-0 5-3		0-0 L4-3 1B		4-0 1B BB		3 0 1 0 0 0 1												
Dan Meyer, L (8, PH) OBP: 0.287, SLG: 0.410		1-2				1-2		1-2		0 0 0 0 1 0 0	AB 32											
Craig Reynolds, L (1, 6) OBP: 0.273, SLG: 0.323		0-0		0-0 4-3		0-0 L4-3		0-0 L4-3		3 0 1 0 0 0 2	R 2											
Dave Collins, S (8, PH) OBP: 0.289, SLG: 0.179						1-2		1-2		1 0 1 0 0 0 0	H 9											
Bob Stinson, S (8, 2) OBP: 0.390, SLG: 0.415						1-2		1-2 2-3 1B		0 0 0 0 0 0 0	RBI 2											
Larry Cox, R (1, 2) OBP: 0.214, SLG: 0.231		0-0 6-3				0-0 L7		0-0 6-3		3 0 0 0 0 0 1	BB 6											
Larry Milbourne, S (8, PH) OBP: 0.215, SLG: 0.222								0-0 6-3		1 0 0 0 0 0 3	SO 1											
											LOB 16											
Inning Stats	R: 0 E: 0 K: 0 S: 3	H: 1 LOB: 2 BB: 2 P: 11	R: 0 E: 0 K: 0 S: 3	H: 1 LOB: 1 BB: 1 P: 7	R: 0 E: 0 K: 1 S: 6	H: 1 LOB: 1 BB: 0 P: 6	R: 1 E: 0 K: 0 S: 4	H: 1 LOB: 0 BB: 0 P: 4	R: 0 E: 0 K: 0 S: 3	H: 0 LOB: 2 BB: 2 P: 11	R: 0 E: 0 K: 0 S: 4	H: 2 LOB: 1 BB: 0 P: 4	R: 0 E: 0 K: 0 S: 3	H: 0 LOB: 0 BB: 0 P: 3	R: 1 E: 0 K: 0 S: 6	H: 3 LOB: 3 BB: 1 P: 10	R: 0 E: 0 K: 0 S: 3	H: 0 LOB: 0 BB: 0 P: 3	1B: 5 2B: 4 3B: 0 HR: 1	SF: 1 SAC: 0 DP: 2 HBP: 0	WP: 0 PB: 0 SB: 0 CS: 1	PA: 39
PITCHER	IP WLS BF H R ER SO BB IBB HBP BLK WP HR S P ERA WHIP																					
Rudy May, L (1, 1) ERA: 2.72	7.1 W 32 8 2 2 1 5 0 0 0 0 0 1 29 49 2.46 1.773																					
Fred Holdsworth, R (8, 1) ERA: 3.68	0.1 2 0 0 0 0 1 0 0 0 0 0 0 1 5 0.00 3.000																					
Mike Flanagan, L (8, 1) ERA: 2.55	1.1 S 5 1 0 0 0 0 0 0 0 0 0 0 5 5 0.00 0.750																					

Seattle Mariners @ Baltimore Orioles
 Memorial Stadium, Baltimore, MD
 Sat May 07 1977, 7:05 PM EDT
 Att. 16,212 - Unknown - 68 F

livebaseballscorecards.com



BOTTOM

Seattle Mariners @ Baltimore Orioles
Memorial Stadium, Baltimore, MD

livebaseballscorecards.com

AB	30
R	4
H	8
RBI	4
BB	4
SO	1
LOB	14



WP: 0	PA: 35
PB: 0	
SB: 2	
CS: 2	

Sat May 07 1977, 7:05 PM EDT
 Att: 16,212 - Unknown - 68 F

Batter	1	2	3	4	5	6	7	8	9	AB	R	H	RBI	BB	SO	LOB
Al Bumbry, L OBP: 0.311, SLG: 0.313 (1, 8) (8, 7)	0-0 1B 1B	0-0 F7			0-0 6-3		0-3 K			4	0	1	0	0	1	1
Mark Belanger, R OBP: 0.278, SLG: 0.222 (1, 6)	0-0 F4		0-0 F8		4-0 BB BB		0-0 F7			3	0	0	0	1	0	1
Billy Smith, S OBP: 0.435, SLG: 0.484 (1, 4)	0-0 F4		0-0 L5		4-0 BB BB BB BB		0-0 G3			3	0	0	0	1	0	1
Lee May, R OBP: 0.310, SLG: 0.388 Tony Muser, L OBP: 0.417, SLG: 0.455 (1, 3) (9, 3)	0-0 1-3 1B		0-0 F8		0-0 G6-4-3 BB 1-2			0-0 F4		4	0	1	0	0	0	2
Eddie Murray, S OBP: 0.326, SLG: 0.494 (1, 10)	0-0 1-3			0-0 HR		0-0 E6 3B		0-0 E4 1B		4	2	2	1	0	0	2
Doug DeCinces, R OBP: 0.337, SLG: 0.513 (1, 5)		0-0 5-3		0-0 CS 2B		0-0 SF7 3B		0-0 6-3		4	1	2	1	0	0	1
Pat Kelly, L OBP: 0.326, SLG: 0.641 Larry Harlow, L OBP: 0.304, SLG: 0.286 (1, 9) (8, 8)		0-0 S 1B 1B		4-0 CS BB		0-0 SF7		4-0 BB		1	1	1	1	1	0	0
Tom Shopay, L OBP: 0.214, SLG: 0.385 (1, 7) (8, 9)		0-0 S 1B		0-0 4-3 1-3 2-3		0-0 6-3		0-0 1-3		4	0	1	1	0	0	4
Rick Dempsey, R OBP: 0.250, SLG: 0.190 (1, 2)		0-0 5-3 1-2		0-0 6-3		0-0 6-3				3	0	0	0	0	0	2

Inning Stats	R: 0	H: 2	E: 0	LOB: 2	K: 0	BB: 0	S: 5	R: 1	H: 2	E: 0	LOB: 1	K: 0	BB: 0	S: 5	R: 0	H: 0	E: 0	LOB: 0	K: 0	BB: 0	S: 3	R: 1	H: 2	E: 0	LOB: 1	K: 0	BB: 1	S: 4	R: 0	H: 0	E: 0	LOB: 1	K: 0	BB: 2	S: 2	R: 2	H: 1	E: 1	LOB: 0	K: 0	BB: 0	S: 5	R: 0	H: 0	E: 0	LOB: 0	K: 1	BB: 0	S: 5	R: 0	H: 1	E: 1	LOB: 2	K: 0	BB: 1	S: 4
--------------	------	------	------	--------	------	-------	------	------	------	------	--------	------	-------	------	------	------	------	--------	------	-------	------	------	------	------	--------	------	-------	------	------	------	------	--------	------	-------	------	------	------	------	--------	------	-------	------	------	------	------	--------	------	-------	------	------	------	------	--------	------	-------	------

PITCHER	IP	WLS	BF	H	R	ER	SO	BB	IBB	HBP	BLK	WP	HR	S	P	ERA	WHIP
Rick Jones, L ERA: 4.15 (1, 1)	4.1	L	21	6	2	2	0	3	0	0	0	0	1	18	30	4.15	2.077
Dave Pagan, R ERA: 4.43 (5, 1)	3.2		14	2	2	1	1	1	0	0	0	0	0	15	19	2.46	0.818

Seattle Mariners @ Baltimore Orioles
Memorial Stadium, Baltimore, MD
 Sun May 08 1977, 3:33 AM EDT
 Att. 9,638 - Unknown

livebaseballscorecards.com

AB	37
R	4
H	12
RBI	2
BB	0
SO	4
LOB	17




AB	R	H	RBI	BB	SO	LOB
5	0	0	0	0	2	3
4	0	2	0	0	0	1
4	1	1	0	0	1	2
4	1	2	0	0	1	2
4	0	1	1	0	0	1
4	1	0	0	0	0	2
4	1	4	1	0	0	0
3	0	1	0	0	0	2
1	0	1	0	0	0	0
0	0	0	0	0	0	0
3	0	0	0	0	0	2
1	0	0	0	0	0	2

Batter	1	2	3	4	5	6	7	8	9
Dave Collins, S (1, 10) OBP: 0.260, SLG: 0.159	0-0 F7		0-3 K		0-0 1-3		0-0 L6		0-3 K
Steve Braun, L (1, 7) OBP: 0.437, SLG: 0.366	0-0 1B		0-0 1B		0-0 F9		0-0 F8		
Carlos Lopez, R (1, 9) OBP: 0.414, SLG: 0.500	0-3 K		0-0 F5		0-0 F8			0-0 F8 4-3 2B	
Dan Meyer, L (1, 3) OBP: 0.295, SLG: 0.413	0-3 K			0-0 FC4-6 1B 1B		0-0 G5-4-3 1B		0-0 F8 2-3	
Bill Stein, R (1, 5) OBP: 0.336, SLG: 0.451		0-0 6-3		0-0 FC4-6 1-2 1B		0-0 G5-4-3 1-2f		0-0 4-3	
Ruppert Jones, L (1, 8) OBP: 0.269, SLG: 0.352		0-0 F7		0-0 FC4-6 1B E 1-2f 2-3		0-0 4-3		0-0 F9 3-H	
Craig Reynolds, L (1, 6) OBP: 0.301, SLG: 0.350		0-0 1B		0-0 6-3 E 1-3 3-H 1B			0-0 1B E 1B		
Larry Milbourne, S (1, 4) OBP: 0.219, SLG: 0.226		0-0 F5		0-0 6-3			0-0 E8 4-3 1-H 1B		
Leroy Stanton, R (9, PH) OBP: 0.246, SLG: 0.434									
Jose Baez, R (9, PR) OBP: 0.365, SLG: 0.319									
Bob Stinson, S (1, 2) OBP: 0.375, SLG: 0.397			0-0 F7		0-0 F7		0-0 4-3		0-0 G6-4-3 1-2f 2-3
Joe Lis, R (9, PH) OBP: 0.286, SLG: 0.231									

PITCHER	IP	WLS	BF	H	R	ER	SO	BB	IBB	HBP	BLK	WP	HR	S	P	ERA	WHIP
Jim Palmer, R (1, 1) ERA: 1.55	8.0	W	34	11	4	4	3	0	0	0	0	0	0	40	40	4.50	1.375
Scott McGregor, L (9, 1) ERA: 2.93	1.0	S	3	1	0	0	1	0	0	0	0	0	0	5	5	0.00	1.000

PITCHER	IP	WLS	BF	H	R	ER	SO	BB	IBB	HBP	BLK	WP	HR	S	P	ERA	WHIP

Inning Stats	R: 0	H: 1	E: 0	K: 2	S: 8	P: 8	R: 0	H: 1	E: 0	K: 0	S: 4	P: 4	R: 0	H: 1	E: 0	K: 1	S: 6	P: 6	R: 2	H: 3	E: 1	K: 0	S: 6	P: 6	R: 0	H: 0	E: 0	K: 0	S: 3	P: 3	R: 0	H: 1	E: 0	K: 0	S: 3	P: 3	R: 1	H: 2	E: 1	K: 0	S: 5	P: 5	R: 1	H: 1	E: 0	K: 0	S: 4	P: 4	R: 0	H: 2	E: 0	K: 1	S: 6	P: 6	1B: 11	SF: 0	2B: 1	SAC: 0	3B: 0	DP: 2	HR: 0	HBP: 0	WP: 0	PA: 37	PB: 0	SB: 0	CS: 0
--------------	------	------	------	------	------	------	------	------	------	------	------	------	------	------	------	------	------	------	------	------	------	------	------	------	------	------	------	------	------	------	------	------	------	------	------	------	------	------	------	------	------	------	------	------	------	------	------	------	------	------	------	------	------	------	--------	-------	-------	--------	-------	-------	-------	--------	-------	--------	-------	-------	-------

Batter	1	2	3	4	5	6	7	8	9	AB R H RBI BB SO LOB	TOP														
Al Bumbry, L (1, 8) OBP: 0.333, SLG: 0.333	0-3 K		0-0 F8 1B		0-0 1B			0-3 K		4 0 2 0 0 2 0	<p>Baltimore Orioles @ California Angels Anaheim Stadium, Anaheim, CA Wed May 11 1977, 10:05 PM EDT Att: 11,025 - Unknown</p> <p>livebaseballscorecards.com</p> <table> <tr><td>AB</td><td>33</td></tr> <tr><td>R</td><td>0</td></tr> <tr><td>H</td><td>6</td></tr> <tr><td>RBI</td><td>0</td></tr> <tr><td>BB</td><td>0</td></tr> <tr><td>SO</td><td>7</td></tr> <tr><td>LOB</td><td>10</td></tr> </table> 	AB	33	R	0	H	6	RBI	0	BB	0	SO	7	LOB	10
AB	33																								
R	0																								
H	6																								
RBI	0																								
BB	0																								
SO	7																								
LOB	10																								
Mark Belanger, R (1, 6) OBP: 0.288, SLG: 0.254	0-0 WP 2B		0-0 1-2 1B		0-0 F3			0-0 P3		4 0 2 0 0 0 1															
Billy Smith, S (1, 4) OBP: 0.429, SLG: 0.448	0-3 K		0-0 F8				0-0 F9	0-0 F7		4 0 0 0 0 1 3															
Lee May, R (1, 3) OBP: 0.284, SLG: 0.352	0-3 K		0-0 F9				0-0 6-3	0-0 F9		4 0 0 0 0 1 3															
Eddie Murray, S (1, 7) OBP: 0.330, SLG: 0.506		0-3 K		0-0 5-3		0-3 K		0-0 6-3		4 0 0 0 0 2 0															
Doug DeCinces, R (1, 5) OBP: 0.320, SLG: 0.470		0-0 P4		0-0 F5			0-0 F7	0-0 F9		4 0 0 0 0 0 0															
Pat Kelly, L (1, 9) OBP: 0.340, SLG: 0.674		0-0 1B		0-0 F8			0-0 1B			3 0 2 0 0 0 0															
Rich Dauer, R (1, 10)		0-0 F3			0-0 F8		0-3 K			3 0 0 0 0 1 2															
Rick Dempsey, R (1, 2) OBP: 0.241, SLG: 0.174			0-0 5-3		0-0 5-3		0-0 F7			3 0 0 0 0 0 1															
Inning Stats	R: 0 H: 1 E: 0 LOB: 1 K: 3 BB: 0 S: 10 P: 10	R: 0 H: 1 E: 0 LOB: 1 K: 1 BB: 0 S: 6 P: 6	R: 0 H: 2 E: 0 LOB: 2 K: 0 BB: 0 S: 5 P: 5	R: 0 H: 0 E: 0 LOB: 0 K: 0 BB: 0 S: 3 P: 3	R: 0 H: 1 E: 0 LOB: 1 K: 0 BB: 0 S: 4 P: 4	R: 0 H: 0 E: 0 LOB: 0 K: 1 BB: 0 S: 5 P: 5	R: 0 H: 1 E: 0 LOB: 1 K: 1 BB: 0 S: 6 P: 6	R: 0 H: 0 E: 0 LOB: 0 K: 1 BB: 0 S: 5 P: 5	R: 0 H: 0 E: 0 LOB: 0 K: 0 BB: 0 S: 3 P: 3	1B: 5 SF: 0 2B: 1 SAC: 0 3B: 0 DP: 0 HR: 0 HBP: 0	WP: 1 PA: 33 PB: 0 SB: 0 CS: 0														
PITCHER Frank Tanana, L (1, 1) ERA: 2.8	IP WLS BF H R ER SO BB IBB HBP BLK WP HR S P ERA WHIP	9.0 W 33 6 0 0 7 0 0 0 0 1 0 47 47 0.00 0.667																							

Batter	1	2	3	4	5	6	7	8	9
Gil Flores, R OBP: 0.444, SLG: 0.706 (1, 8) X	0-0 P4	0-3 K			X 0-0 SH1-4 1B		X 0-0 6-3		
Jerry Remy, L OBP: 0.368, SLG: 0.365 (1, 4) X	0-0 F9		S 0-3 K		X 0-0 SH1-4 1-2		X 0-0 F8		
Dave Chalk, R OBP: 0.413, SLG: 0.433 (1, 5) B B B	4-0 FC6-4 BB		X 0-0 F7		S 0-3 K		B 4-0 BLK HR BB		
Joe Rudi, R OBP: 0.348, SLG: 0.526 (1, 7) X	0-0 FC6-4 1-2f		X 0-0 F9		S 0-3 K		X 0-0 HR 1-H		
Bobby Bonds, R OBP: 0.338, SLG: 0.462 (1, 9) X		X 0-0 HR		S 0-3 K		X 0-0 6-3	X 0-0 6-3		
Don Baylor, R OBP: 0.323, SLG: 0.491 (1, 10) X		X 0-0 HR		B 4-0 S 1B BB		X 0-0 1-3	X 0-0 6-3		
Ron Jackson, R OBP: 0.273, SLG: 0.404 (1, 3) X		X 0-0 HR		X 0-0 P3 1-2		X 0-0 F9			
Bobby Grich, R OBP: 0.368, SLG: 0.422 (1, 6) X		X 0-0 CS 2B		X 0-0 FC5-4 2-H 1B		X 0-0 F9			
Terry Humphrey, R OBP: 0.286, SLG: 0.270 (1, 2) S		S 0-3 K 2-3		X 0-0 FC5-4 1-2f		X 0-0 L6			

Inning Stats	R: 0 E: 0 K: 3	H: 0 LOB: 1 BB: 1 P: 7	R: 3 E: 0 K: 2 S: 10	H: 4 LOB: 0 BB: 0 P: 10	R: 0 E: 0 K: 1 S: 5	H: 0 LOB: 0 BB: 0 P: 5	R: 1 E: 0 K: 1 S: 6	H: 1 LOB: 1 BB: 1 P: 10	R: 0 E: 0 K: 2 S: 8	H: 1 LOB: 1 BB: 0 P: 8	R: 0 E: 0 K: 0 S: 3	H: 0 LOB: 0 BB: 0 P: 3	R: 0 E: 0 K: 0 S: 3	H: 0 LOB: 0 BB: 0 P: 3	R: 2 E: 0 K: 0 S: 4	H: 1 LOB: 0 BB: 1 P: 8
--------------	----------------------	---------------------------------	-------------------------------	----------------------------------	------------------------------	---------------------------------	------------------------------	----------------------------------	------------------------------	---------------------------------	------------------------------	---------------------------------	------------------------------	---------------------------------	------------------------------	---------------------------------

PITCHER	IP	WLS	BF	H	R	ER	SO	BB	IBB	HBP	BLK	WP	HR	S	P	ERA	WHIP
Ross Grimsley, L ERA: 3.07 (1, 1)	1.0	L	8	4	3	3	0	1	0	0	0	0	3	7	11	27.00	5.000
Dennis Martinez, R ERA: 3.0 (2, 1)	5.0		17	2	1	1	6	1	0	0	0	0	0	28	32	1.80	0.600
Tippy Martinez, L ERA: 20.25 (7, 1)	1.0		3	0	0	0	0	0	0	0	0	0	0	3	3	0.00	0.000
Dyar Miller, R ERA: 6.23 (8, 1)	1.0		5	1	2	2	0	1	0	0	1	0	1	4	8	18.00	2.000

BOTTOM


Baltimore Orioles @ California Angels
Anaheim Stadium, Anaheim, CA

Wed May 11 1977, 10:05 PM EDT
Att. 11,025 - Unknown

AB	R	H	RBI	BB	SO	LOB
4	0	1	0	0	1	0
3	0	0	0	0	1	0
2	1	0	0	2	1	1
4	1	1	2	0	1	2
4	1	1	1	0	1	0
3	2	1	1	1	0	0
3	1	1	1	0	0	1
3	0	2	1	0	0	0
3	0	0	0	0	1	2

AB	29
R	6
H	7
RBI	6
BB	3
SO	6
LOB	6

livebaseballscorecards.com



1B	2B	3B	HR	SF	SAC	DP	HBP	WP	PA
2	1	0	4	0	1	0	0	0	33

Batter	1	2	3	4	5	6	7	8	9	AB R H RBI BB SO LOB	TOP																
Al Bumbry, L (1, 8) <small>OBP: 0.346, SLG: 0.341</small> <small>(7, 7)</small>	0-3 K		4-0 BB		0-0 E 1B	0-0 WP 1B		0-0 1-3 2-3 1B		4 1 2 0 1 1 0																	
Mark Belanger, R (1, 6) <small>OBP: 0.271, SLG: 0.237</small>	0-0 6-3		0-0 F9		0-0 E1 S 1B	0-0 6-3		0-0 4-3		5 1 0 0 0 0 5																	
Billy Smith, S (1, 4) <small>OBP: 0.439, SLG: 0.443</small>	0-0 1-3		0-0 F8		0-0 BB 1B					3 0 1 2 2 0 2																	
Lee May, R (1, 3) <small>OBP: 0.270, SLG: 0.333</small>		0-0 F7		0-0 F9	0-3 K	0-0 1-3			0-0 F9	5 0 0 0 0 1 5																	
Eddie Murray, S (1, 10) <small>OBP: 0.333, SLG: 0.495</small>		0-0 G3		0-0 G3	4-0 BB		0-0 FC6-4 1B		0-0 F9	4 0 1 0 1 0 1																	
Pat Kelly, L (1, 9) <small>OBP: 0.364, SLG: 0.660</small>		4-0 CS BB		0-0 S 1B	0-0 1-3		0-0 FC6-4 1-2f		0-0 1-2 1B	4 0 2 0 1 0 3																	
Doug DeCinces, R (1, 5) <small>OBP: 0.304, SLG: 0.443</small>		0-0 CS	0-0 5-3	0-0 1-3		0-0 6-3	0-0 F9		0-3 K	5 0 0 0 0 1 4																	
Tony Muser, L (1, 7) <small>OBP: 0.438, SLG: 0.500</small> Larry Harlow, L (7, 8) <small>OBP: 0.300, SLG: 0.267</small>			0-0 1B 2B		0-0 4-3	4-0 1B WP 1B BB			0-0 4-3	3 2 1 0 1 0 1 0 0 0 0 0 0 0																	
Rick Dempsey, R (1, 2) <small>OBP: 0.265, SLG: 0.205</small>			0-0 BB 1B		0-0 E 1B	0-0 WP 1B		0-0 F8		4 1 3 1 0 0 0																	
Inning Stats	R: 0 E: 0 K: 1 S: 5	H: 0 LOB: 0 BB: 0 P: 5	R: 0 E: 0 K: 0 S: 2	H: 0 LOB: 0 BB: 1 P: 6	R: 1 E: 0 K: 0 S: 5	H: 2 LOB: 2 BB: 1 P: 9	R: 0 E: 0 K: 0 S: 4	H: 1 LOB: 1 BB: 0 P: 4	R: 3 E: 1 K: 1 S: 9	H: 3 LOB: 2 BB: 1 P: 13	R: 1 E: 0 K: 0 S: 5	H: 2 LOB: 3 BB: 2 P: 13	R: 0 E: 0 K: 0 S: 4	H: 1 LOB: 1 BB: 0 P: 4	R: 0 E: 0 K: 0 S: 3	H: 0 LOB: 0 BB: 0 P: 3	R: 0 E: 0 K: 1 S: 6	H: 1 LOB: 2 BB: 1 P: 10	1B: 9 2B: 1 3B: 0 HR: 0	SF: 0 SAC: 0 DP: 0 HBP: 0	WP: 1 PB: 0 SB: 2 CS: 1	PA: 44					
PITCHER	IP WLS BF H R ER SO BB IBB HBP BLK WP HR S P ERA WHIP																										
Gary Ross, R (1, 1) <small>ERA: 5.68</small>	4.1		21	6	4	2	1	2	0	0	0	0	0	21	29	4.15	1.846										
Don Kirkwood, R (5, 1) <small>ERA: 4.15</small>	3.2	W	17	3	1	1	1	2	1	0	0	1	0	16	28	2.46	1.364										
Dave LaRoche, L (9, 1) <small>ERA: 5.03</small>	1.0	S	5	1	0	0	1	1	0	0	0	0	0	6	10	0.00	2.000										

Baltimore Orioles @ California Angels
 Anaheim Stadium, Anaheim, CA
 Thu May 12 1977, 10:05 PM EDT
 Att: 10,208 - Unknown

livebaseballscorecards.com

AB	37
R	5
H	10
RBI	3
BB	6
SO	3
LOB	21



Batter	1	2	3	4	5	6	7	8	9
Gil Flores, R OBP: 0.455, SLG: 0.667 (1, 8)	0-0 L4		0-0 FC4-6			0-0 FC4-6 1B		0-0 FC6-4 1B	
Jerry Remy, L OBP: 0.372, SLG: 0.359 (1, 4)	4-0 S BB		4-0 CS BB			0-0 FC4-6 G5-4-3		0-0 FC6-4 1B 1B	
Dave Chalk, R OBP: 0.407, SLG: 0.426 (1, 5)	0-0 F8		0-0 CS	0-0 F7		0-0 G5-4-3		0-0 1B E 1B	
Joe Rudi, R OBP: 0.353, SLG: 0.521 (1, 7)	0-0 F9			0-3 K			4-0 BB	0-0 E 1B 1B	
Bobby Bonds, R OBP: 0.350, SLG: 0.496 (1, 9)		0-0 HR		0-0 1B 1B			0-3 K	0-0 E8 1B 1B	
Don Baylor, R OBP: 0.328, SLG: 0.487 (1, 10)		0-0 F8		0-0 CS 1B			0-0 P5	4-0 1B BB	
Bobby Grich, R OBP: 0.371, SLG: 0.425 (1, 6)		0-0 CS 1B		0-0 CS 1-2	0-0 5-3		0-0 F7	0-0 1-3 2-H 3-H 1B	
Dan Briggs, L OBP: 0.267, SLG: 0.296 (1, 3)		0-3 K			0-0 F7			1-3 FC6-4 BB 4-3	
Terry Humphrey, R OBP: 0.292, SLG: 0.277 (1, 2)			0-0 FC4-6 1B		0-0 5-3			0-3 K	
Bob Jones, L OBP: 0.353, SLG: 0.462 (8, PH)									
Ike Hampton, S OBP: 0.500, SLG: 0.875 (9, 2)									

AB	R	H	RBI	BB	SO	LOB
4	0	2	0	0	0	1
2	1	0	1	2	0	2
4	1	1	0	0	0	2
3	1	1	1	1	1	1
4	3	3	2	0	1	1
3	0	1	1	1	0	1
4	0	2	2	0	0	1
3	1	0	0	1	1	3
2	0	1	0	0	0	0
1	0	0	0	0	1	1
0	0	0	0	0	0	0

BOTTOM

Baltimore Orioles @ California Angels
Anaheim Stadium, Anaheim, CA
 Thu May 12 1977, 10:05 PM EDT
 Att. 10,208 - Unknown

livebaseballscorecards.com

AB	30
R	7
H	11
RBI	7
BB	5
SO	4
LOB	13



Inning Stats	R: 0	H: 0	E: 0	K: 0	S: 3	R: 1	H: 2	E: 0	K: 1	S: 6	R: 0	H: 1	E: 0	K: 0	S: 2	R: 1	H: 2	E: 0	K: 1	S: 6	R: 0	H: 0	E: 0	K: 0	S: 3	R: 0	H: 1	E: 0	K: 0	S: 3	R: 0	H: 0	E: 0	K: 1	S: 5	R: 5	H: 5	E: 1	K: 1	S: 10	R: 1	H: 0	E: 0	K: 1	S: 9	R: 1	H: 0	E: 0	K: 1	S: 9
	LOB: 1	BB: 1	P: 7	LOB: 0	BB: 0	P: 6	LOB: 0	BB: 1	P: 6	LOB: 0	BB: 0	LOB: 0	BB: 0	P: 3	LOB: 1	BB: 1	LOB: 2	BB: 2	P: 18	LOB: 0	BB: 0	LOB: 0	BB: 0	P: 3	LOB: 1	BB: 1	LOB: 1	BB: 1	P: 9	LOB: 2	BB: 2	P: 18	SF: 0	SAC: 0	DP: 1	HBP: 0	WP: 0	PA: 37	PB: 0	SB: 1	CS: 4									

PITCHER	IP	WLS	BF	H	R	ER	SO	BB	IBB	HBP	BLK	WP	HR	S	P	ERA	WHIP
Jim Palmer, R ERA: 2.13 (1, 1)	7.2	L	31	9	6	6	4	4	0	0	0	0	1	35	51	7.04	1.696
Fred Holdsworth, R ERA: 4.7 (8, 1)	0.1		4	2	1	1	0	1	0	0	0	0	0	3	7	27.00	9.000

WP	HR	S	P	ERA	WHIP
0	1	3	7	27.00	9.000

Batter	1	2	3	4	5	6	7	8	9	AB R H RBI BB SO LOB	TOP		
Al Bumbry, L (1, 8) OBP: 0.349, SLG: 0.337 (8, 7)	0-0 	0-0 E6 		0-0 1-3 	4-0 		0-3 K 		0-0 CS 	4 1 1 0 1 1 3			
Billy Smith, S (1, 4) OBP: 0.425, SLG: 0.419 (8, 7)	4-0 	0-3 K 		0-0 5-3 	0-0 F5 		0-0 FC6-4 			4 1 0 0 1 1 7			
Eddie Murray, S (1, 7) OBP: 0.336, SLG: 0.490 Larry Harlow, L (8, PR) OBP: 0.300, SLG: 0.267 (8, 8)	0-0 F8 	0-0 4-3 		0-0 		0-0 F7 		0-0 		5 0 2 0 0 0 3 0 0 0 0 0 0 0			
Lee May, R (1, 3) OBP: 0.267, SLG: 0.327 (8, 8)	0-0 	0-0 6-3-4 		0-0 FC6-4 		0-3 K 		0-0 5-3 		5 1 1 1 0 1 3			
Doug DeCinces, R (1, 5) OBP: 0.318, SLG: 0.452 (8, 8)	0-0 		0-0 		0-0 		0-3 K 		0-3 K 	5 1 3 0 0 2 2			
Pat Kelly, L (1, 9) OBP: 0.383, SLG: 0.655 (8, 8)	0-0 FC4-6 		0-0 		0-0 		0-0 		0-3 K 	5 1 3 1 0 1 3			
Rick Dempsey, R (1, 2) OBP: 0.287, SLG: 0.234 (8, 8)	0-0 		0-0 SH3 		0-0 		0-0 4-3 		0-0 	4 0 3 1 0 0 1			
Rich Dauer, R (1, 10) OBP: 0.036, SLG: 0.036 Tony Muser, L (5, PH) OBP: 0.421, SLG: 0.438 (8, 8)	0-0 		0-0 FC6-2 		0-0 F8 		4-0 		0-0 6-3 	2 0 1 1 0 0 2 2 0 0 0 1 0 3			
Mark Belanger, R (1, 6) OBP: 0.267, SLG: 0.225 (8, 8)	0-3 K 		0-0 6-3 		0-0 F9 		4-0 		0-0 G3 	4 0 0 0 1 1 7			
Inning Stats	R: 4 E: 1 K: 1 S: 10 H: 5 LOB: 2 BB: 1 P: 14	R: 0 E: 1 K: 1 S: 6 H: 0 LOB: 1 BB: 0 P: 6	R: 0 E: 0 K: 0 S: 5 H: 2 LOB: 2 BB: 0 P: 5	R: 0 E: 0 K: 0 S: 4 H: 1 LOB: 1 BB: 0 P: 4	R: 1 E: 0 K: 0 S: 6 H: 3 LOB: 3 BB: 1 P: 10	R: 0 E: 0 K: 2 S: 7 H: 0 LOB: 0 BB: 0 P: 7	R: 0 E: 0 K: 1 S: 6 H: 1 LOB: 3 BB: 2 P: 14	R: 0 E: 0 K: 2 S: 8 H: 1 LOB: 2 BB: 0 P: 8	R: 0 E: 0 K: 0 S: 3 H: 1 LOB: 0 BB: 0 P: 3	1B: 14 2B: 0 3B: 0 HR: 0 SF: 0 SAC: 1 DP: 0 HBP: 0	WP: 0 PB: 0 SB: 2 CS: 1 PA: 46		
PITCHER	IP WLS BF H R ER SO BB IBB HBP BLK WP HR S P ERA WHIP											PITCHER	IP WLS BF H R ER SO BB IBB HBP BLK WP HR S P ERA WHIP
Vida Blue, L (1, 1) ERA: 4.41	4.0 L 25 11 5 5 2 1 0 0 0 0 0 0 28 32 11.25 3.000												
Joe Coleman, R (5, 1) ERA: 3.68	2.1 11 1 0 0 2 2 1 0 0 0 0 0 12 24 0.00 1.286												
Bob Lacey, L (7, 1) ERA:	1.2 6 1 0 0 3 0 0 0 0 0 0 0 12 12 0.00 0.600												
Dave Giusti, R (9, 1) ERA: 2.12	1.0 3 1 0 0 0 0 0 0 0 0 0 0 3 3 0.00 1.000												

Baltimore Orioles @ Oakland Athletics
 Oakland-Alameda County Coliseum, Oakland, CA
 Fri May 13 1977, 7:05 PM PDT
 Att. 4,115 - Unknown

livebaseballscorecards.com

AB	40
R	5
H	14
RBI	4
BB	4
SO	7
LOB	34



Batter	1	2	3	4	5	6	7	8	9	AB	R	H	RBI	BB	SO	LOB
Bill North, S OBP: 0.316, SLG: 0.304 (1, 8) X	0-0 F3 ①		0-0 5-3 ①			0-0 F7 ①		0-0 4-3 ③		4	0	0	0	0	0	0
Rodney Scott, S OBP: 0.373, SLG: 0.316 (1, 6) X	0-0 F8 ②		0-0 F7 ②			0-0 F9 ②			0-0 F8 ①	4	0	0	0	0	0	0
Mitchell Page, L OBP: 0.444, SLG: 0.703 (1, 7) X	0-0 4-3 ③		0-3 K ③			0-3 K ③			0-0 1B	4	0	1	0	0	2	0
Dick Allen, R OBP: 0.336, SLG: 0.412 Rich McKinney, R OBP: 0.216, SLG: 0.408 (1, 3) (8, 3)		0-0 E 2B		0-0 P5 ①			0-0 1B		0-0 F9 ②	3	1	2	0	0	0	0
Manny Sanguillen, R OBP: 0.336, SLG: 0.385 Jeff Newman, R OBP: 0.143, SLG: 0.154 (1, 2) (9, 2)		0-0 F8 ①		0-0 F8 ②			0-0 F9 ①		0-0 P6 ③	3	0	0	0	0	0	2
Wayne Gross, L OBP: 0.388, SLG: 0.606 (1, 5) X		0-0 E5 1B 2-H		0-0 F7 ③			0-3 K ②			3	0	1	0	0	1	1
Earl Williams, R OBP: 0.337, SLG: 0.553 (1, 10) X		0-0 F8 ②			0-0 F8 ①			0-0 F7 ③		3	0	0	0	0	0	2
Tony Armas, R OBP: 0.281, SLG: 0.200 (1, 9) X		0-0 1-2 1B			4-0 G1-4-3 BB			0-3 K ①		2	0	1	0	1	1	0
Marty Perez, R OBP: 0.250, SLG: 0.289 (1, 4) X		0-0 F7 ③			0-0 1-2 G1-4-3			0-0 F8 ②		3	0	0	0	0	0	3

Inning Stats	R: 0	H: 0	E: 0	LOB: 0	K: 0	BB: 0	S: 3	P: 3	R: 1	H: 3	E: 1	LOB: 2	K: 0	BB: 0	S: 6	P: 6	R: 0	H: 0	E: 0	LOB: 0	K: 1	BB: 0	S: 5	P: 5	R: 0	H: 0	E: 0	LOB: 0	K: 0	BB: 1	S: 2	P: 6	R: 0	H: 0	E: 0	LOB: 0	K: 1	BB: 0	S: 5	P: 5	R: 0	H: 1	E: 0	LOB: 1	K: 1	BB: 0	S: 6	P: 6	R: 0	H: 0	E: 0	LOB: 0	K: 1	BB: 0	S: 5	P: 5	R: 0	H: 1	E: 0	LOB: 1	K: 0	BB: 0	S: 4	P: 4	R: 0	H: 1	E: 0	LOB: 1	K: 0	BB: 0	S: 4	P: 4	1B: 4	SF: 0	2B: 1	SAC: 0	3B: 0	DP: 1	HR: 0	HBP: 0	WP: 0	PA: 32	PB: 0	SB: 0	CS: 0	ERA	WHIP
PITCHER Rudy May, L ERA: 2.42 (1, 1)	IP: 9.0	WLS: W	BF: 32	H: 5	R: 1	ER: 1	SO: 4	BB: 1	IBB: 0	HBP: 0	BLK: 0	WP: 0	HR: 0	S: 39	P: 43	ERA: 1.00	WHIP: 0.667																																																																						
PITCHER	IP	WLS	BF	H	R	ER	SO	BB	IBB	HBP	BLK	WP	HR	S	P	ERA	WHIP																																																																						


BOTTOM

Baltimore Orioles @ Oakland Athletics
Oakland-Alameda County Coliseum, Oakland, CA

Fri May 13 1977, 7:05 PM PDT
Att. 4,115 - Unknown

livebaseballscorecards.com

AB	31
R	1
H	5
RBI	0
BB	1
SO	4
LOB	10



Batter	1	2	3	4	5	6	7	8	9	AB R H RBI BB SO LOB	TOP
Al Bumbry, L (1, 8) <small>OBP: 0.345, SLG: 0.333</small> (8, 7)	0-0 F7		0-0 G3			0-0 6-3		0-0 1B BB 1B		4 1 1 0 0 0 1	Baltimore Orioles @ Oakland Athletics Oakland-Alameda County Coliseum, Oakland, CA Sat May 14 1977, 3:33 AM PDT Att. 4,216 - Unknown
Billy Smith, S (1, 4) <small>OBP: 0.418, SLG: 0.403</small> (8, 7)	0-0 4-3		0-0 F8			0-0 4-3		4-0 1B BB E BB		3 1 0 0 1 0 1	
Tony Muser, L (1, 7) <small>OBP: 0.435, SLG: 0.421</small> (8, 3)	0-3 K			0-0 3-1		4-0 FC5-4 BB		0-0 FC6-4 BB		3 0 1 1 1 1 0	
Lee May, R (1, 3) <small>OBP: 0.257, SLG: 0.314</small> Larry Harlow, L (8, PR) <small>OBP: 0.300, SLG: 0.267</small> (8, 8)		0-3 K		0-3 K		0-0 FC5-4		0-0 FC6-4		4 0 0 0 0 2 2 0 0 0 0 0 0 0	
Eddie Murray, S (1, 10) <small>OBP: 0.342, SLG: 0.490</small>		0-0 1B BB 1B		0-3 K			0-0 F8	0-0 E5 BB 1B		4 0 2 0 0 1 0	
Pat Kelly, L (1, 9) <small>OBP: 0.391, SLG: 0.638</small>		0-0 CS BB 1B			0-0 F9		4-0 S BB	0-3 K		3 0 1 0 1 1 3	
Doug DeCinces, R (1, 5) <small>OBP: 0.324, SLG: 0.458</small>		0-3 K			0-0 6-3 BB 2B		4-0 G1-6-3 BB		0-0 4-3	3 0 1 0 1 1 2	
Kiko Garcia, R (1, 6) <small>OBP: 0.417, SLG: 0.500</small>			0-0 6-3		0-0 6-3		0-0 G1-6-3		0-0 F7	4 0 0 0 0 0 3	
Rick Dempsey, R (1, 2) <small>OBP: 0.286, SLG: 0.235</small>			0-0 G3 BB 1B		0-0 F9			0-0 5-3	0-0 F9	4 0 1 0 0 0 1	
Inning Stats	R: 0 H: 0 E: 0 LOB: 0 K: 1 BB: 0 S: 5 P: 5	R: 0 H: 2 E: 0 LOB: 1 K: 2 BB: 0 S: 8 P: 8	R: 0 H: 1 E: 0 LOB: 1 K: 0 BB: 0 S: 4 P: 4	R: 0 H: 0 E: 0 LOB: 0 K: 2 BB: 0 S: 7 P: 7	R: 0 H: 1 E: 0 LOB: 1 K: 0 BB: 0 S: 4 P: 4	R: 0 H: 0 E: 0 LOB: 1 K: 0 BB: 1 S: 3 P: 7	R: 0 H: 0 E: 0 LOB: 1 K: 0 BB: 2 S: 2 P: 10	R: 2 H: 3 E: 2 LOB: 3 K: 1 BB: 1 S: 8 P: 12	R: 0 H: 0 E: 0 LOB: 0 K: 0 BB: 0 S: 3 P: 3	1B: 6 SF: 0 2B: 1 SAC: 0 3B: 0 DP: 1 HR: 0 HBP: 0	WP: 0 PA: 36 PB: 0 SB: 1 CS: 1
PITCHER Rick Langford, R (1, 1) <small>ERA: 2.41</small> Bob Lacey, L (8, 1) <small>ERA:</small>	IP WLS BF H R ER SO BB IBB HBP BLK WP HR S P ERA WHIP 7.2 L 32 7 2 1 5 4 0 0 0 0 0 0 38 54 1.17 1.435 1.1 4 0 0 0 1 0 0 0 0 0 0 0 6 6 0.00 0.000										

livebaseballscorecards.com

AB	32
R	2
H	7
RBI	1
BB	4
SO	6
LOB	13



Batter	1	2	3	4	5	6	7	8	9	AB	R	H	RBI	BB	SO	LOB
Rodney Scott, S OBP: 0.371, SLG: 0.317 Rich McKinney, R OBP: 0.212, SLG: 0.400 (1, 6) (8, PH) (9, 9)	0-0 4-3		0-0 E 1-3 1B			0-0 6-3		0-0 1-2f G6-4-3		3	0	1	0	0	0	0
Bill North, S OBP: 0.322, SLG: 0.311 Larry Lintz, S OBP: 0.333, SLG: 0.148 (1, 8) (9, 4)	0-0 S 1B		0-0 1-3 1-2			0-0 S 1B		0-0 F9		4	0	2	0	0	0	1
Mitchell Page, L OBP: 0.431, SLG: 0.680 (1, 7)	0-3 K 1-2				0-3 K			0-0 1-2 F9		4	0	0	0	0	2	2
Dick Allen, R OBP: 0.333, SLG: 0.400 Matt Alexander, S OBP: 0.500, SLG: 0.500 (1, 3) (9, PR)	0-0 6-3				0-0 F7			4-0 BB		3	0	0	0	1	0	1
Manny Sanguillen, R OBP: 0.325, SLG: 0.372 (1, 2)		0-0 4-3			0-0 1-3			0-0 3-1		4	0	0	0	0	0	3
Earl Williams, R OBP: 0.324, SLG: 0.531 (1, 10)		0-0 F7			0-0 4-3			0-3 K		4	0	0	0	0	1	2
Wayne Gross, L OBP: 0.387, SLG: 0.598 (1, 5)		0-0 F8			0-0 1B			0-3 K		3	0	1	0	0	1	0
Tony Armas, R OBP: 0.267, SLG: 0.189 (1, 9) (9, 8)			0-3 K		0-3 K			0-0 F8		3	0	0	0	0	2	1
Marty Perez, R OBP: 0.275, SLG: 0.298 (1, 4) (9, 6)			4-0 1B BB		0-3 K			0-0 G6-4-3 1B		2	0	1	0	1	1	1

Inning Stats	R: 0	H: 1	E: 0	LOB: 1	K: 1	S: 6	P: 6	R: 0	H: 0	E: 0	LOB: 0	K: 0	BB: 0	S: 3	P: 3	R: 0	H: 1	E: 1	LOB: 1	K: 1	BB: 1	S: 5	P: 9	R: 0	H: 0	E: 0	LOB: 0	K: 1	BB: 0	S: 5	P: 5	R: 0	H: 1	E: 0	LOB: 1	K: 2	BB: 0	S: 8	P: 8	R: 0	H: 1	E: 0	LOB: 2	K: 0	BB: 1	S: 4	P: 8	R: 0	H: 0	E: 0	LOB: 0	K: 2	BB: 0	S: 7	P: 7	R: 0	H: 1	E: 0	LOB: 0	K: 0	BB: 0	S: 3	P: 3	R: 0	H: 0	E: 1	LOB: 2	K: 0	BB: 0	S: 4	P: 4	1B: 5	SF: 0	2B: 0	SAC: 0	3B: 0	DP: 1	HR: 0	HBP: 0	WP: 0	PA: 33
PITCHER Mike Flanagan, L ERA: 1.87 (1, 1)	IP	WLS	BF	H	R	ER	SO	BB	IBB	HBP	BLK	WP	HR	S	P	ERA	WHIP	IP	WLS	BF	H	R	ER	SO	BB	IBB	HBP	BLK	WP	HR	S	P	ERA	WHIP	IP	WLS	BF	H	R	ER	SO	BB	IBB	HBP	BLK	WP	HR	S	P	ERA	WHIP																														

BOTTOM


Baltimore Orioles @ Oakland Athletics
Oakland-Alameda County Coliseum, Oakland, CA

Sat May 14 1977, 3:33 AM PDT
Att. 4,216 - Unknown

livebaseballscorecards.com

AB	31
R	0
H	5
RBI	0
BB	2
SO	7
LOB	12



Batter	1	2	3	4	5	6	7	8	9	AB R H RBI BB SO LOB	TOP										
Al Bumbry, L (1, 8) OBP: 0.347, SLG: 0.337 (7, 7)	0-3 K		0-0 1B		0-0 1B	0-0 4-3			0-0 4-3	5 1 2 1 0 1 3	Baltimore Orioles @ Oakland Athletics Oakland-Alameda County Coliseum, Oakland, CA Sun May 15 1977, 3:33 AM PDT Att. 5,419 - Unknown livebaseballscorecards.com AB 35 R 3 H 8 RBI 3 BB 4 SO 8 LOB 20 										
Billy Smith, S (1, 4) OBP: 0.417, SLG: 0.395 (7, 7)	0-3 K		0-0 F8		0-0 1-3			0-0 FC2-6 1B	4-0 BB	4 0 1 0 1 1 3											
Tony Muser, L (1, 7) OBP: 0.407, SLG: 0.364 Larry Harlow, L (7, PR) OBP: 0.294, SLG: 0.261 (7, 8)	0-3 K		0-0 4-3		4-0 1B IBB			0-0 FC2-6 G5-4-3 1-2f	0-0 3-1	3 0 0 0 1 1 3 1 0 0 0 0 0 2											
Lee May, R (1, 3) OBP: 0.257, SLG: 0.311 (7, 7)		0-0 5-3		0-0 E1 E	0-0 1-3 2-H 1B			0-0 G5-4-3 1-2f		4 1 1 1 0 0 1											
Eddie Murray, S (1, 10) OBP: 0.330, SLG: 0.472 (7, 7)	0-3 K		0-3 K	0-3 K	0-3 K			0-3 K		4 0 0 0 0 4 3											
Pat Kelly, L (1, 9) OBP: 0.397, SLG: 0.629 (7, 7)	0-0 F2		0-0 E7 FC6 2-H 1B		0-0 1B 1B			0-3 K		4 0 2 1 0 1 0											
Doug DeCinces, R (1, 5) OBP: 0.313, SLG: 0.440 (7, 7)			0-0 4-3	0-0 FC6 2-3 1B		0-0 F8		0-0 5-3		4 0 0 0 0 0 2											
Kiko Garcia, R (1, 6) OBP: 0.438, SLG: 0.467 Mark Belanger, R (9, PR) OBP: 0.267, SLG: 0.225 (9, 6)			4-0 BB 1B BB	0-0 FC6 1-2f		0-0 F8		0-0 FC3-6 1B		3 1 1 0 1 0 2 0 0 0 0 0 0 0											
Rick Dempsey, R (1, 2) OBP: 0.295, SLG: 0.238 (7, 7)			4-0 1B BB		0-0 F8	0-0 1B		0-0 FC3-6 4-3 1-2f		3 0 1 0 1 0 1											
Inning Stats	R: 0 E: 0 K: 3 S: 9 H: 0 LOB: 0 BB: 0 P: 9	R: 0 E: 0 K: 0 S: 5 H: 0 LOB: 0 BB: 0 P: 5	R: 1 E: 0 K: 0 S: 4 H: 1 LOB: 2 BB: 2 P: 12	R: 1 E: 2 K: 1 S: 7 H: 1 LOB: 1 BB: 0 P: 7	R: 1 E: 0 K: 1 S: 7 H: 2 LOB: 2 BB: 1 P: 11	R: 0 E: 0 K: 0 S: 5 H: 2 LOB: 2 BB: 0 P: 5	R: 0 E: 0 K: 0 S: 3 H: 1 LOB: 1 BB: 0 P: 3	R: 0 E: 0 K: 2 S: 7 H: 0 LOB: 0 BB: 0 P: 7	R: 0 E: 0 K: 0 S: 4 H: 1 LOB: 2 BB: 1 P: 8	1B: 8 2B: 0 3B: 0 HR: 0 SF: 0 SAC: 0 DP: 1 HBP: 0		WP: 0 PB: 0 SB: 2 CS: 0 PA: 39									
PITCHER Stan Bahnsen, R (1, 1) ERA: 6.14 Joe Coleman, R (5, 1) ERA: 3.45 Bob Lacey, L (6, 1) ERA: Dave Giusti, R (9, 1) ERA: 2.0	IP	WLS	BF	H	R	ER	SO	BB	IBB	HBP	BLK	WP	HR	S	P	ERA	WHIP				
	4.2	L	22	4	3	2	5	2	1	0	0	0	0	29	41	3.86	1.286				
	1.0		5	2	0	0	1	0	0	0	0	0	0	7	7	0.00	2.000				
	2.1		7	1	0	0	2	0	0	0	0	0	0	11	11	0.00	0.429				
	1.0		5	1	0	0	0	1	0	0	0	0	0	4	8	0.00	2.000				

Batter	1	2	3	4	5	6	7	8	9	AB	R	H	RBI	BB	SO	LOB	TOP										
Al Bumbry, L OBP: 0.341, SLG: 0.333 (1, 8) (8, 7)	0-0 F7		0-0 FC1-6 3-1 1-2f		0-0 SF8	0-0 F5		0-0 1B 5-3		4	0	1	1	0	0	4	Baltimore Orioles @ Seattle Mariners The Kingdome, Seattle, WA Mon May 16 1977, 10:05 PM EDT Att. 10,388 - Unknown										
Billy Smith, S OBP: 0.406, SLG: 0.376 (1, 4) BB BB BB	4-0 FC6-4 BB		0-0 3-1		0-0 FC4-6 1-2f 2-3	0-3 K		0-0 5-3 1-2 2-3		4	0	0	0	1	1	8											
Tony Muser, L OBP: 0.367, SLG: 0.320 (1, 7) Rich Lauer, F OBP: 0.069, SLG: 0.036 (7, PH) Tom Shopay, L OBP: 0.214, SLG: 0.385 (7, PR) Brooks Robinson, R OBP: 0.111, SLG: 0.444 (8, PH) Larry Harlow, L OBP: 0.294, SLG: 0.261 (8, 8)	0-0 F9		0-0 F8		0-0 F8		1-0 BB HBP	0-0 L7		3	0	0	0	0	0	4											
Lee May, R OBP: 0.254, SLG: 0.306 (1, 3)	0-0 FC6-4 1-2f			0-0 4-3		0-0 E6 1B HBP	0-0 F7		0-0 G4-6-3 1B	5	1	1	0	0	0	2											
Eddie Murray, S OBP: 0.317, SLG: 0.450 (1, 10)		0-0 1-3		0-3 K		0-0 F7	0-3 K		0-0 F8	5	0	0	0	0	2	3											
Pat Kelly, L OBP: 0.411, SLG: 0.615 (1, 9) BB BB BB BB		4-0 5-3 BB		0-0 F7		0-0 HBP 1B 1B	4-0 BB BB BB BB		0-0 G4-6-3 1-2f	3	1	1	0	2	0	1											
Doug DeCinces, R OBP: 0.319, SLG: 0.452 (1, 5)		0-0 5-3			0-0 WP SF8 2B	0-0 1B HBP 1B	0-3 K			4	1	2	0	0	1	3											
Rick Dempsey, R OBP: 0.313, SLG: 0.235 (1, 2)		0-0 F8			4-0 FC4-6 BB WP	1-0 1B HBP		4-0 5-3 1B BB		1	0	0	1	2	0	1											
Mark Belanger, R OBP: 0.287, SLG: 0.241 (1, 6)			0-0 FC1-6 1B		4-0 FC4-6 BB	0-0 1B HBP		0-3 K		3	0	2	1	1	1	1											
Inning Stats	R: 0 E: 0 K: 0 S: 3	H: 0 LOB: 1 BB: 1 P: 7	R: 0 E: 0 K: 0 S: 3	H: 0 LOB: 1 BB: 1 P: 7	R: 0 E: 0 K: 0 S: 4	H: 1 LOB: 1 BB: 0 P: 4	R: 0 E: 0 K: 1 S: 5	H: 0 LOB: 0 BB: 0 P: 5	R: 1 E: 0 K: 0 S: 4	H: 1 LOB: 2 BB: 2 P: 12	R: 2 E: 1 K: 1 S: 9	H: 3 LOB: 3 BB: 0 P: 10	R: 0 E: 0 K: 2 S: 7	H: 0 LOB: 2 BB: 1 P: 12	R: 0 E: 0 K: 1 S: 6	H: 1 LOB: 2 BB: 1 P: 10	R: 0 E: 0 K: 0 S: 3	H: 1 LOB: 0 BB: 0 P: 3	1B: 6 2B: 1 3B: 0 HR: 0	SF: 1 SAC: 0 DP: 1 HBP: 2	WP: 1 PB: 0 SB: 0 CS: 0	PA: 42					
PITCHER	IP	WLS	BF	H	R	ER	SO	BB	IBB	HBP	BLK	WP	HR	S	P	ERA	WHIP										
Glenn Abbott, R ERA: 5.72 (1, 1)	5.1	W	25	4	3	2	1	4	0	0	0	1	0	23	39	3.38	1.500										
Enrique Romo, R ERA: 2.53 (6, 1)	0.0		2	1	0	0	0	0	0	1	0	0	0	1	2	∞	∞										
Mike Kekich, L ERA: 1.46 (6, 1)	3.2	S	15	2	0	0	4	2	0	1	0	0	0	20	29	0.00	1.091										

livebaseballscorecards.com

AB	33
R	3
H	7
RBI	3
BB	6
SO	5
LOB	29



Batter	1	2	3	4	5	6	7	8	9	AB	R	H	RBI	BB	SO	LOB
Dave Collins, S (1, 10) OBP: 0.260, SLG: 0.162	0-0 4-3	4-0 BB BB 1-2 2-3 BB		0-0 E S SF8 1B			0-0 5-3	0-0 G1-6-3 1-2 1B		4	1	2	0	1	0	0
Steve Braun, L (1, 7) OBP: 0.404, SLG: 0.326	0-0 G3	4-0 BB 1-2 2-3 3-H BB		0-0 SF8			0-0 2B 2B 1B	0-0 G1-6-3 1-2f		3	1	1	2	1	0	2
Ruppert Jones, L (1, 8) OBP: 0.302, SLG: 0.445	0-0 F7	4-0 BB 1-2 2-3 3-H BB		0-0 F8			0-0 F2			3	0	0	1	1	0	1
Dan Meyer, L (1, 3) OBP: 0.297, SLG: 0.429		F9 1B BB L4				0-0 4-3	0-0 2B 2B			3	2	1	0	1	0	3
Bill Stein, R (1, 5) OBP: 0.323, SLG: 0.438		0-0 1B BB 1-2 SF8 1B	0-0 5-3			0-0 G3	1-0 2B HBP			3	2	1	0	0	0	0
Leroy Stanton, R (1, 9) OBP: 0.310, SLG: 0.508		0-0 F9	0-0			0-0 L3	0-0 2B			4	0	2	3	0	0	2
Carlos Lopez, R (7, PR) (8, 9) OBP: 0.374, SLG: 0.425		2-3					1-H 2-H 3-H 2B			0	0	0	0	0	0	0
Bob Stinson, S (1, 2) OBP: 0.379, SLG: 0.382		4-0 BB BB 1-2 BB 1B	0-0 5-3			0-0 6-3	0-0 4-3			3	1	0	0	1	0	2
Craig Reynolds, L (1, 6) OBP: 0.299, SLG: 0.352		0-0 BB BB 1-2 2-3 3-H 1B	0-0 3-1			0-0 P4		4-0 FC6-4 BB		3	1	1	1	1	0	1
Larry Milbourne, S (1, 4) OBP: 0.233, SLG: 0.250		0-0 SF8		0-0 6-3		0-0 P4		0-0 FC6-4 1-2f 1B		3	0	0	1	0	0	1

Inning Stats	R: 0	H: 0	E: 0	K: 0	S: 3	LOB: 0	BB: 0	P: 3	R: 4	H: 2	E: 0	K: 0	S: 5	LOB: 3	BB: 5	P: 25	R: 0	H: 1	E: 0	K: 0	S: 4	LOB: 1	BB: 0	P: 4	R: 1	H: 1	E: 0	K: 0	S: 4	LOB: 0	BB: 0	P: 4	R: 0	H: 0	E: 0	K: 0	S: 3	LOB: 0	BB: 0	P: 3	R: 3	H: 3	E: 0	K: 0	S: 6	LOB: 1	BB: 0	P: 7	R: 0	H: 1	E: 0	K: 0	S: 3	LOB: 1	BB: 1	P: 7	1B: 5	SF: 2	2B: 3	SAC: 0	3B: 0	DP: 1	HR: 0	HBP: 1	WP: 0	PA: 38
--------------	------	------	------	------	------	--------	-------	------	------	------	------	------	------	--------	-------	-------	------	------	------	------	------	--------	-------	------	------	------	------	------	------	--------	-------	------	------	------	------	------	------	--------	-------	------	------	------	------	------	------	--------	-------	------	------	------	------	------	------	--------	-------	------	-------	-------	-------	--------	-------	-------	-------	--------	-------	--------


PITCHER	IP	WLS	BF	H	R	ER	SO	BB	IBB	HBP	BLK	WP	HR	S	P	ERA	WHIP
Jim Palmer, R (1, 1) ERA: 2.58	1.2	L	12	2	4	4	0	5	0	0	0	0	0	7	27	21.60	4.200
Scott McGregor, L (2, 1) ERA: 3.48	5.1		22	5	4	3	0	0	0	1	0	0	0	21	22	5.06	0.938
Tippy Martinez, L (8, 1) ERA: 11.57	1.0		4	1	0	0	0	1	0	0	0	0	0	3	7	0.00	2.000

BOTTOM

Baltimore Orioles @ Seattle Mariners
The Kingdome, Seattle, WA
Mon May 16 1977, 10:05 PM EDT
Att. 10,388 - Unknown

livebaseballscorecards.com

AB	29
R	8
H	8
RBI	8
BB	6
SO	0
LOB	12



Batter	1	2	3	4	5	6	7	8	9	AB R H RBI BB SO LOB	TOP																										
Al Bumbry, L (1, 8) OBP: 0.344, SLG: 0.339	0-3 K	0-0 1B 2B		4-0 G4-6-3 1B BB		0-0 4-3		0-0 G3 2-3		4 0 1 0 1 1 1																											
Mark Belanger, R (1, 6) OBP: 0.313, SLG: 0.256	4-0 1B BB	0-0 2-3 1B		0-0 1-2 G4-6-3 1B		4-0 1B BB		0-0 F8		3 0 2 0 2 0 1																											
Tony Muser, L (1, 7) OBP: 0.371, SLG: 0.333	0-0 1-2 1B	0-3 K		0-0 G4-6-3 1-2f 2-3		0-0 1-2 1B			0-0 4-3	5 0 2 0 0 1 4																											
Eddie Murray, S (1, 10) OBP: 0.320, SLG: 0.439	0-0 F8			0-0 1-3		0-0 4-3			4-0 1B BB	3 0 0 0 2 0 5																											
Pat Kelly, L (1, 9) OBP: 0.410, SLG: 0.600	0-0 F8			0-0 1-3 S 1B		0-0 F7		0-3 K	0-0 FC6-4 1B	5 0 2 0 0 1 2																											
Lee May, R (1, 3) OBP: 0.260, SLG: 0.319		0-0 HR 1B		0-3 K		0-0 2B		0-0 6-3	0-3 K	5 1 2 0 0 2 4																											
Doug DeCinces, R (1, 5) OBP: 0.323, SLG: 0.472		0-0 1-H HR		4-0 BB		0-0 F7		0-0 F8	0-0 FC6-4 1-2f	4 1 1 2 1 0 3																											
Billy Smith, S (1, 4) OBP: 0.400, SLG: 0.371		0-0 G6-4-3 1B		0-0 P4		0-0 P5		0-0 5-3		4 0 1 0 0 0 4																											
Rick Dempsey, R (1, 2) OBP: 0.304, SLG: 0.227		0-0 G6-4-3		0-0 1-3				0-0 F4		3 0 0 0 0 0 4																											
Dave Skaggs, R (8, PH) OBP: 0.143, SLG: 0.286 (8, 2)		1-2f						0-0 G3 2B		1 0 1 0 0 0 0																											
Inning Stats	R: 0 E: 0 K: 1 S: 6	H: 1 LOB: 2 BB: 1 P: 10	R: 2 E: 0 K: 1 S: 9	H: 5 LOB: 2 BB: 0 P: 9	R: 0 E: 0 K: 1 S: 6	H: 1 LOB: 3 BB: 2 P: 14	R: 0 E: 0 K: 0 S: 3	H: 1 LOB: 1 BB: 1 P: 7	R: 0 E: 0 K: 0 S: 4	H: 1 LOB: 1 BB: 0 P: 4	R: 0 E: 0 K: 0 S: 4	H: 1 LOB: 2 BB: 1 P: 8	R: 0 E: 0 K: 1 S: 5	H: 0 LOB: 0 BB: 0 P: 5	R: 0 E: 0 K: 0 S: 4	H: 1 LOB: 1 BB: 0 P: 4	R: 0 E: 0 K: 1 S: 6	H: 1 LOB: 2 BB: 1 P: 10	1B: 8 2B: 3 3B: 0 HR: 1	SF: 0 SAC: 0 DP: 2 HBP: 0	WP: 0 PB: 0 SB: 1 CS: 0	PA: 43															
PITCHER	IP WLS BF H R ER SO BB IBB HBP BLK WP HR S P ERA WHIP																																				
Dick Pole, R (1, 1) ERA: 16.71	2.0		14	7	2	2	2	2	0	0	0	0	1	16	24	9.00	4.500																				
Enrique Romo, R (3, 1) ERA: 1.98	6.0	W	24	4	0	0	2	3	0	0	0	0	0	25	37	0.00	1.167																				
John Montague, R (9, 1) ERA: 4.15	1.0		5	1	0	0	1	1	0	0	0	0	0	6	10	0.00	2.000																				

Baltimore Orioles @ Seattle Mariners
The Kingdome, Seattle, WA
Tue May 17 1977, 10:05 PM EDT
Att. 10,920 - Unknown

livebaseballscorecards.com

AB	37
R	2
H	12
RBI	2
BB	6
SO	5
LOB	28



Batter	1	2	3	4	5	6	7	8	9	AB	R	H	RBI	BB	SO	LOB
Jose Báez, R OBP: 0.368, SLG: 0.355 (1, 4)	0-0 P4	0-0 FC6 1-3	0-0 6-3		0-0 WP 1-2 3-H		0-0 5-3			5	0	2	1	0	0	0
Steve Braun, L OBP: 0.398, SLG: 0.316 (1, 7)	0-0 4-3	0-0 FC6 1-2f		0-0 3-1	0-0 F8 1-2 2-3		4-0 1B BB			4	0	0	0	1	0	4
Carlos Lopez, R OBP: 0.375, SLG: 0.459 (1, 9)	0-0 HR		0-3 K	0-0 G3		0-0 F7	0-0 FC6-4 1-3			5	1	2	1	0	1	0
Leroy Stanton, R OBP: 0.329, SLG: 0.500 (1, 10)	4-0 HR BB		4-0 1B BB	0-0 1-3		0-0 WP HBP 1B	0-0 FC6-4 1-2f			3	2	1	0	2	0	2
Bill Stein, R OBP: 0.338, SLG: 0.466 (1, 5)	0-0 HR 1-H		0-0 BB 1-2 HR 1B		0-0 BB FC4-6 1B	1-0 WP 1-2 HBP		0-0 F3		4	3	3	2	0	0	0
Ruppert Jones, L OBP: 0.305, SLG: 0.440 (1, 8)	0-0 4-3		0-0 HR 1-2 2-H 1B		4-0 FC4-6 1-2 1B BB	0-0 F5 1-2 2-3		0-0 4-3		4	2	1	1	1	0	2
Dan Meyer, L OBP: 0.313, SLG: 0.425 (1, 3)		4-0 FC1-6 BB	4-0 HR 1-2 2-3 BB		0-0 P6	4-0 FC4 IBB		4-0 FC6-4 BB		1	1	0	0	4	0	2
Skip Jutze, R OBP: 0.250, SLG: 0.526 (1, 2)		0-0 FC1-6 1B 1-2f	0-0 HR 1-H 2-H 3-H HR		4-0 FC4-6 1-2 2-3 BB	0-0 FC4 1-2f		0-0 FC6-4 1-2f		4	1	1	4	1	0	5
Craig Reynolds, L OBP: 0.290, SLG: 0.341 (1, 6)		0-0 P6	0-0 4-3		0-0 FC4-6 WP 1-2f 2-3 3-H 1B		0-0 6-3			4	0	0	1	0	0	3

Inning Stats	R: 3	H: 2	E: 0	K: 0	S: 5	LOB: 0	BB: 1	P: 9	R: 0	H: 1	E: 0	K: 0	S: 4	LOB: 2	BB: 1	P: 8	R: 5	H: 3	E: 0	K: 1	S: 8	LOB: 0	BB: 2	P: 16	R: 0	H: 0	E: 0	K: 0	S: 3	LOB: 0	BB: 0	P: 3	R: 2	H: 2	E: 0	K: 0	S: 5	LOB: 2	BB: 2	P: 13	R: 0	H: 1	E: 0	K: 0	S: 4	LOB: 3	BB: 1	P: 9	R: 0	H: 1	E: 0	K: 0	S: 4	LOB: 2	BB: 1	P: 8	R: 0	H: 0	E: 0	K: 0	S: 3	LOB: 1	BB: 1	P: 7
1B: 7	SF: 0	2B: 0	SAC: 0	3B: 0	DP: 0	HR: 3	HBP: 1	WP: 2	PA: 44	PB: 0	SB: 0	CS: 0																																																				


PITCHER	IP	WLS	BF	H	R	ER	SO	BB	IBB	HBP	BLK	WP	HR	S	P	ERA	WHIP
Rudy May, L ERA: 3.48 (1, 1)	2.1	L	16	5	7	7	1	4	0	0	0	0	2	14	30	27.00	3.857
Dyar Miller, R ERA: 8.1 (3, 1)	2.1		12	3	3	3	0	2	0	0	0	0	1	10	18	11.57	2.143
Fred Holdsworth, R ERA: 4.0 (5, 1)	1.1		7	1	0	0	0	0	1	1	0	2	0	5	10	0.00	0.750
Tippy Martinez, L ERA: 6.23 (7, 1)	2.0		9	1	0	0	0	2	0	0	0	0	0	7	15	0.00	1.500

BOTTOM

Baltimore Orioles @ Seattle Mariners
The Kingdome, Seattle, WA
Tue May 17 1977, 10:05 PM EDT
Att. 10,920 - Unknown

livebaseballscorecards.com

AB	34
R	10
H	10
RBI	10
BB	9
SO	1
LOB	18



Batter	1	2	3	4	5	6	7	8	9	AB R H RBI BB SO LOB	TOP											
Al Bumbry, L (1, 8) OBP: 0.348, SLG: 0.353	0-0 E 1B		0-0 F9			0-0 1-3 2B		0-0 4-3		4 0 2 0 0 0 0												
Billy Smith, S (1, 4) OBP: 0.385, SLG: 0.355	0-0 B1			0-0 F7		0-3 K		0-0 F7		4 0 0 0 0 1 3												
Ken Singleton, S (1, 9) OBP: 0.451, SLG: 0.466	0-3 K			0-0 4-3		0-0 SF7		0-0 G6-4-3 1B		3 0 1 1 0 1 1												
Lee May, R (1, 3) OBP: 0.252, SLG: 0.308	0-0 F7			0-0 E5		0-3 K		0-0 G6-4-3 1-2f		4 0 0 0 0 1 3												
Pat Kelly, L (1, 7) OBP: 0.407, SLG: 0.589		0-0 4-3		0-0 G3			0-0 G4-6-3 1B			3 0 1 0 0 0 1												
Eddie Murray, S (1, 10) OBP: 0.313, SLG: 0.427		0-3 K			0-3 K		0-0 G4-6-3 1-2f			3 0 0 0 0 2 1												
Doug DeCinces, R (1, 5) OBP: 0.315, SLG: 0.459		0-3 K			0-0 5-3		0-0 F7			3 0 0 0 0 1 0												
Rick Dempsey, R (1, 2) OBP: 0.305, SLG: 0.231			0-0 6-3		0-3 K			0-0 G6-4-3 1B		3 0 1 0 0 1 0												
Mark Belanger, R (1, 6) OBP: 0.314, SLG: 0.258			0-0 F2			0-0 2B SF7 1B		0-0 G6-4-3 1-2f		3 1 1 0 0 0 1												
Inning Stats	R: 0 E: 1 K: 1 S: 6	H: 1 LOB: 1 BB: 0 P: 6	R: 0 E: 0 K: 2 S: 7	H: 0 LOB: 0 BB: 0 P: 7	R: 0 E: 0 K: 0 S: 3	H: 0 LOB: 0 BB: 0 P: 3	R: 0 E: 1 K: 0 S: 4	H: 0 LOB: 1 BB: 0 P: 4	R: 0 E: 0 K: 0 S: 7	H: 0 LOB: 0 BB: 0 P: 7	R: 1 E: 0 K: 2 S: 9	H: 2 LOB: 1 BB: 0 P: 9	R: 0 E: 0 K: 0 S: 3	H: 1 LOB: 0 BB: 0 P: 3	R: 0 E: 0 K: 0 S: 3	H: 1 LOB: 0 BB: 0 P: 3	R: 0 E: 0 K: 0 S: 3	H: 1 LOB: 0 BB: 0 P: 3	1B: 5 2B: 1 3B: 0 HR: 0	SF: 1 SAC: 0 DP: 3 HBP: 0	WP: 0 PB: 0 SB: 0 CS: 0	PA: 31
PITCHER Ed Figueroa, R (1, 1) ERA: 1.22	IP: 9.0 WLS: W BF: 31 H: 6 R: 1 ER: 1 SO: 7 BB: 0 IBB: 0 HBP: 0 BLK: 0 WP: 0 HR: 0 S: 45 P: 45 ERA: 1.00 WHIP: 0.667											PITCHER	IP: 9.0 WLS: W BF: 31 H: 6 R: 1 ER: 1 SO: 7 BB: 0 IBB: 0 HBP: 0 BLK: 0 WP: 0 HR: 0 S: 45 P: 45 ERA: 1.00 WHIP: 0.667									

Baltimore Orioles @ New York Yankees
 Yankee Stadium, Bronx, NY
 Thu May 19 1977, 7:05 PM EDT
 Att: 15,909 - Unknown

livebaseballscorecards.com

AB	30
R	1
H	6
RBI	1
BB	0
SO	7
LOB	10



Batter	1	2	3	4	5	6	7	8	9	AB	R	H	RBI	BB	SO	LOB
Willie Randolph, R OBP: 0.381, SLG: 0.445 (1, 4)	4-0 E 4-3 1B BB		0-0 HR 1B		0-0 1B 2B	0-0 2-H 3B 1B		0-0 FC5-4 1B		4	4	4	1	1	0	0
Mickey Rivers, L OBP: 0.339, SLG: 0.395 (1, 8)	0-0 4-3 1-2		0-3 K		0-0 1B SF8 1B	0-0 1-2		0-0 FC5-4 FC5-4 1-2f		5	1	1	0	0	1	4
Thurman Munson, R OBP: 0.375, SLG: 0.579 (1, 2)	0-0 E6 2-3 1B		0-0 1-H HR		0-0 1-3 3-H 1B 1B	0-0 2-H 3B		0-0 FC5-4 1-2f		5	2	3	4	0	0	2
Chris Chambliss, L OBP: 0.317, SLG: 0.426 (1, 3)	0-0 1-2 3-H 1B		0-0 G3		0-0 SF8	0-3 K		0-0 F8		4	0	1	2	0	1	2
Roy White, S OBP: 0.383, SLG: 0.435 (1, 7)	0-0 G6-4-3 1-2f				0-0 F8	0-0 2-H BB 1B		0-0 F7		4	0	1	1	0	0	2
Reggie Jackson, L OBP: 0.343, SLG: 0.417 (1, 9)		0-3 K			0-3 K	4-0 1-2 BB		0-0 1B SF7-2-1-4 1B		3	1	1	0	1	2	0
Graig Nettles, L OBP: 0.283, SLG: 0.398 (1, 5)		0-0 4-3			0-0 2B	0-0 G3		0-0 SF7-2-1-4 BB 1B		4	0	2	0	0	0	2
Lou Piniella, R OBP: 0.355, SLG: 0.286 (1, 10)		0-0 6-3			0-0 6-3			4-0 SH1-3 1B 1B		3	1	1	0	1	0	1
Bucky Dent, R OBP: 0.322, SLG: 0.347 (1, 6)			0-3 K			0-0 P4		0-0 SH1-3 1B 1-2		2	0	0	1	0	1	0

Inning Stats	R: 1	H: 1	R: 0	H: 0	R: 2	H: 2	R: 0	H: 1	R: 3	H: 4	R: 2	H: 3	R: 1	H: 2	R: 0	H: 1
	E: 1	LOB: 1	E: 0	LOB: 0	E: 0	LOB: 0	E: 0	LOB: 1	E: 0	LOB: 2	E: 0	LOB: 1	E: 0	LOB: 1	E: 0	LOB: 1
	K: 0	BB: 1	K: 1	BB: 0	K: 2	BB: 0	K: 1	BB: 0	K: 0	BB: 1	K: 1	BB: 0	K: 0	BB: 1	K: 0	BB: 0
	S: 4	P: 8	S: 5	P: 5	S: 9	P: 9	S: 6	P: 6	S: 7	P: 11	S: 8	P: 8	S: 4	P: 8	S: 4	P: 4


PITCHER	IP	WLS	BF	H	R	ER	SO	BB	IBB	HBP	BLK	WP	HR	S	P	ERA	WHIP
Mike Flanagan, L ERA: 3.26 (1, 1)	5.0	L	26	9	7	7	4	2	0	0	0	0	1	32	40	12.60	2.200
Fred Holdsworth, R ERA: 4.66 (6, 1)	0.2		4	2	1	1	0	0	0	0	0	0	0	4	4	13.50	3.000
Tippy Martinez, L ERA: 5.4 (6, 1)	2.1		10	3	1	1	1	1	0	0	0	0	0	11	15	3.86	1.714

BOTTOM


Baltimore Orioles @ New York Yankees
 Yankee Stadium, Bronx, NY
 Thu May 19 1977, 7:05 PM EDT
 Att. 15,909 - Unknown

AB	34
R	9
H	14
RBI	9
BB	3
SO	5
LOB	13

WP: 0 PA: 40
 PB: 0 SB: 0
 CS: 0



1B	2B	3B	HR	SF	SAC	DP	HBP	WP	HR	S	P	ERA	WHIP
10	3	1	1	2	1	2	0	0	0	0	0		

Batter	1	2	3	4	5	6	7	8	9	AB R H RBI BB SO LOB	TOP																		
Al Bumbry, L (1, 8) <small>OBP: 0.350, SLG: 0.355</small> (8, 7)	0-0 4-3		0-0 2B 1-2 2-3 1B	0-0 BB 1-2 2-3 1B		0-0 3-1		0-0 F8		5 0 2 1 0 0 0																			
Mark Belanger, R (1, 6) <small>OBP: 0.318, SLG: 0.290</small>	0-3 K		0-0 P6	4-0 FC6-4 BB		0-0 HR		0-0 F8		4 1 1 1 1 1 3																			
Ken Singleton, S (1, 9) <small>OBP: 0.458, SLG: 0.487</small> Larry Harlow, L (8, PR) <small>OBP: 0.294, SLG: 0.261</small> (8, 8)	0-0 1B		0-0 2B 1-3 2-H 3-H	0-0 FC6-4 1-2f		0-3 K		0-0 FC5-4 1B		5 0 3 2 0 1 3 0 0 0 0 0 0 0																			
Lee May, R (1, 3) <small>OBP: 0.258, SLG: 0.306</small> Tony Muser, L (8, 3) <small>OBP: 0.371, SLG: 0.333</small>	0-0 5-3		4-0 G4-6-3 IBB		0-0 P3	0-0 2B 1B		0-0 FC5-4		4 1 1 0 1 0 2 0 0 0 0 0 0 0																			
Eddie Murray, S (1, 10) <small>OBP: 0.316, SLG: 0.430</small>		0-0 F8	0-0 G4-6-3 1-2f		4-0 1B E BB	0-0 2B		0-3 K		4 1 1 1 1 1 3																			
Doug DeCinces, R (1, 5) <small>OBP: 0.311, SLG: 0.448</small>		0-0 P4		0-0 P6	0-0 E 1-2 1B	0-0 6-3		0-0 6-3		5 0 1 0 0 0 1																			
Pat Kelly, L (1, 7) <small>OBP: 0.395, SLG: 0.577</small> (8, 9)		0-3 K		0-0 1B 1B 2B	0-0 F7		0-3 K		0-0 1-3	5 1 1 0 0 2 2	AB 39 R 6 H 12 RBI 5 BB 4 SO 6 LOB 18																		
Rich Dauer, R (1, 4) <small>OBP: 0.091, SLG: 0.032</small>			4-0 1B 1B 2B BB	0-0 6-3	0-0 E6 1-3 2-H		0-3 K			3 1 0 0 1 1 2																			
Rick Dempsey, R (1, 2) <small>OBP: 0.312, SLG: 0.242</small>			0-0 1B 2B 1B	0-0 BB 1B	0-0 F7		0-0 6-3			4 1 2 0 0 0 2																			
Inning Stats	R: 0 E: 0 K: 1 S: 6	H: 1 LOB: 1 BB: 0 P: 6	R: 0 E: 0 K: 1 S: 5	H: 0 LOB: 0 BB: 0 P: 5	R: 2 E: 0 K: 0 S: 5	H: 3 LOB: 2 BB: 2 P: 13	R: 1 E: 0 K: 0 S: 6	H: 3 LOB: 3 BB: 1 P: 10	R: 1 E: 1 K: 0 S: 5	H: 1 LOB: 2 BB: 1 P: 9	R: 2 E: 0 K: 1 S: 8	H: 3 LOB: 1 BB: 0 P: 8	R: 0 E: 0 K: 2 S: 7	H: 0 LOB: 0 BB: 0 P: 7	R: 0 E: 0 K: 0 S: 4	H: 1 LOB: 1 BB: 0 P: 4	R: 0 E: 0 K: 1 S: 5	H: 0 LOB: 0 BB: 0 P: 5	1B: 8 2B: 3 3B: 0 HR: 1	SF: 0 SAC: 0 DP: 1 HBP: 0	WP: 0 PB: 0 SB: 0 CS: 0	PA: 43							
PITCHER	IP WLS BF H R ER SO BB IBB HBP BLK WP HR S P ERA WHIP																												
Don Gullett, L (1, 1) <small>ERA: 4.94</small>	5.1		29	9	5	4	2	3	1	0	0	0	0	1	29	45	6.75	2.250											
Dick Tidrow, R (6, 1) <small>ERA: 1.82</small>	3.2	L	14	3	1	1	4	0	0	0	0	0	0	0	22	22	2.46	0.818											

Baltimore Orioles @ New York Yankees
 Yankee Stadium, Bronx, NY
 Fri May 20 1977, 7:05 PM EDT
 Att. 25,872 - Unknown

livebaseballscorecards.com

Batter	1	2	3	4	5	6	7	8	9	AB	R	H	RBI	BB	SO	LOB
Willie Randolph, R (1, 4) OBP: 0.375, SLG: 0.432	0-3 K	4-0 FC6-4 BB		0-0 P1-5		0-0 6-3		0-0 6-3		4	0	0	0	1	1	3
Mickey Rivers, L (1, 8) OBP: 0.333, SLG: 0.382	0-0 L6	0-0 FC6-4			0-0 F8	0-0 G3		4-0 FC6-4 IBB		4	0	0	0	1	0	2
Thurman Munson, R (1, 2) OBP: 0.392, SLG: 0.606 Fran Healy, R (7, 2) OBP: 0.200, SLG: 0.111	0-0 2B		0-0 FC3-6 1B		0-0 1B FC3-6 1B	0-0 FC5 2B		0-0 FC6-4		4	1	4	0	0	0	0
Chris Chambliss, L (1, 3) OBP: 0.313, SLG: 0.418	0-0 F5		0-0 FC3-6 F2		0-0 FC3-6 1B	0-0 FC5		0-0 5-3		5	0	1	0	0	0	3
Graig Nettles, L (1, 5) OBP: 0.280, SLG: 0.386		4-0 2B G4-6-3 BB	0-0 F2		0-0 FC3-6 BB 1B		0-0 1-3	0-0 F7		4	2	0	1	1	0	2
Reggie Jackson, L (1, 9) OBP: 0.345, SLG: 0.420		0-0 G4-6-3 1B 2B	0-3 K		4-0 BB 1B BB		0-0 L6	0-0 6-3		4	2	1	0	1	1	1
Roy White, S (1, 7) OBP: 0.393, SLG: 0.432		4-0 G4-6-3 BB		4-0 1B BB	4-0 1B BB		0-0 P6			1	0	0	0	3	0	0
Carlos May, L (1, 10) OBP: 0.390, SLG: 0.362		0-0 G4-6-3		0-0 P1-5 1B	0-0 1B		0-3 K			4	0	2	2	0	1	2
Bucky Dent, R (1, 6) OBP: 0.322, SLG: 0.346 Dell Alston, L (8, PH) OBP: 1.000, SLG: 2.000 Fred Stanley, R (9, 6) OBP: 0.200, SLG: 0.200		0-0 BB 1B		0-3 K	0-0 F7		0-0 2B			3	0	1	1	0	1	4
										1	0	1	0	0	0	0
										0	0	0	0	0	0	0


Inning Stats	R: 0	H: 1	E: 0	K: 1	S: 6	R: 2	H: 2	E: 0	K: 0	S: 4	R: 0	H: 1	E: 0	K: 1	S: 6	R: 3	H: 3	E: 0	K: 0	S: 6	R: 0	H: 0	E: 0	K: 0	S: 3	R: 0	H: 1	E: 0	K: 1	S: 6	R: 0	H: 0	E: 0	K: 0	S: 3	R: 0	H: 0	E: 0	K: 0	S: 3	1B: 6	SF: 0	2B: 5	SAC: 0	3B: 0	DP: 2	HR: 0	HBP: 0	WP: 0	PA: 42				
PITCHER	IP	WLS	BF	H	R	ER	SO	BB	IBB	HBP	BLK	WP	HR	S	P	ERA	WHIP													PITCHER	IP	WLS	BF	H	R	ER	SO	BB	IBB	HBP	BLK	WP	HR	S	P	ERA	WHIP							
Jim Palmer, R (1, 1) ERA: 3.0	4.2		26	8	5	5	3	6	0	0	0	0	0	26	50	9.64	3.000																																					
Dennis Martinez, R (5, 1) ERA: 2.22	4.1	W	16	2	0	0	1	0	1	0	0	0	0	17	21	0.00	0.462																																					

BOTTOM

Baltimore Orioles @ New York Yankees
 Yankee Stadium, Bronx, NY
 Fri May 20 1977, 7:05 PM EDT
 Att. 25,872 - Unknown

livebaseballscorecards.com

AB	35
R	5
H	10
RBI	4
BB	7
SO	4
LOB	19



Batter	1	2	3	4	5	6	7	8	9	10	11	12	AB R H RBI BB SO LOB	TOP
Al Bumbry, L (1, 8) OBP: 0.350, SLG: 0.357 (12, 7)	4-0 BB		0-0 F9 K		0-3 K K		0-0 2B		0-0 F7 F7			0-0 6-3 6-3	5 0 1 2 1 1 4	
Mark Belanger, R (1, 6) OBP: 0.309, SLG: 0.281 Tony Muser, L (7, PH) OBP: 0.361, SLG: 0.323 Kiko Garcia, R (7, 6) OBP: 0.389, SLG: 0.412	0-0 1-3 1-3		0-0 F8 F8			0-0 6-3 6-3	0-0 F7 F7			0-0 6-3 6-3		0-0 F8 F8	3 0 0 0 0 0 1 1 0 0 0 0 0 1 2 0 0 0 0 0 0	
Ken Singleton, S (1, 9) OBP: 0.441, SLG: 0.464 Larry Harlow, L (12, PR) OBP: 0.294, SLG: 0.261 (12, 8)	0-0 F7 F7			0-3 K K		0-0 F8 F8		0-0 6-3 6-3		0-3 K K		0-0 1B 1B	6 0 1 0 0 2 0 0 1 0 0 0 0 0	
Lee May, R (1, 3) OBP: 0.268, SLG: 0.315		0-0 F8 F8		0-0 6-3 6-3		0-0 1B		0-0 F7 F7		0-0 1B		0-0 1B	6 0 3 0 0 0 0	
Eddie Murray, S (1, 10) OBP: 0.317, SLG: 0.421		4-0 BB BB		0-0 F7 F7		0-0 4-3 4-3		0-0 G3 G3		0-0 1-3 1-3		0-0 1B	5 0 1 1 1 0 2	
Pat Kelly, L (1, 7) OBP: 0.380, SLG: 0.548 (12, 9)		0-0 F7 F7			0-3 K K		0-0 F9 F9		0-0 G3 G3		0-0 1B 1B	0-0 P6 P6	6 1 1 0 0 1 3	
Doug DeCinces, R (1, 5) OBP: 0.328, SLG: 0.454		4-0 BB BB BB 1-2 BB		4-0 BB BB BB BB 1-2 BB		0-0 1B 1B		0-0 F9 F9		0-0 FC3-6 1B		0-0 1B 1B	3 0 2 0 2 0 0	
Billy Smith, S (1, 4) OBP: 0.395, SLG: 0.367		0-0 F7 F7		0-0 1B 1B		0-0 2B 1B		0-0 1B 2B 1B		0-0 FC3-6 BB		0-0 G5-4-3 1B	5 1 3 1 0 0 3	
Rick Dempsey, R (1, 2) OBP: 0.316, SLG: 0.242			0-0 5-3 5-3		0-0 F8 F8		0-0 2B 1B		4-0 BB		0-0 G5-4-3		4 1 1 0 1 0 3	
Inning Stats	R: 0 H: 0 E: 0 LOB: 0 K: 0 BB: 1 S: 2 P: 6	R: 0 H: 0 E: 0 LOB: 2 K: 0 BB: 2 S: 3 P: 11	R: 0 H: 0 E: 0 LOB: 0 K: 0 BB: 0 S: 3 P: 3	R: 0 H: 0 E: 0 LOB: 0 K: 1 BB: 0 S: 5 P: 5	R: 0 H: 1 E: 0 LOB: 2 K: 2 BB: 1 S: 8 P: 12	R: 0 H: 1 E: 0 LOB: 1 K: 0 BB: 0 S: 4 P: 4	R: 2 H: 3 E: 0 LOB: 1 K: 0 BB: 0 S: 6 P: 6	R: 0 H: 0 E: 0 LOB: 0 K: 0 BB: 0 S: 3 P: 3	R: 0 H: 1 E: 0 LOB: 2 K: 0 BB: 1 S: 4 P: 8	R: 0 H: 1 E: 0 LOB: 1 K: 1 BB: 0 S: 6 P: 6	R: 1 H: 3 E: 0 LOB: 0 K: 0 BB: 0 S: 4 P: 4	R: 1 H: 3 E: 0 LOB: 2 K: 0 BB: 0 S: 6 P: 6	1B: 12 SF: 0 2B: 2 SAC: 0 3B: 0 DP: 2 HR: 0 HBP: 0	WP: 0 PA: 51 PB: 0 SB: 0 CS: 0
PITCHER Mike Torrez, R (1, 1) ERA: 4.47 Sparky Lyle, L (11, 1) ERA: 1.15	IP WLS BF H R ER SO BB IBB HBP BLK WP HR S P ERA WHIP 10.0 1 43 9 3 3 4 5 0 0 0 0 0 0 2.70 1.400	IP WLS BF H R ER SO BB IBB HBP BLK WP HR S P ERA WHIP 2.0 L 8 4 1 1 0 0 0 0 0 0 0 0 8 4.50 2.000												

Baltimore Orioles @ New York Yankees
 Yankee Stadium, Bronx, NY
 Sat May 21 1977, 3:33 AM EDT
 Att. 19,968 - Unknown

AB	46
R	4
H	13
RBI	4
BB	5
SO	4
LOB	17



livebaseballscorecards.com

Batter	1	2	3	4	5	6	7	8	9	AB R H RBI BB SO LOB	TOP							
Al Bumby, L (1, 8) OBP: 0.347, SLG: 0.354 (8, 7)	0-0 4-3		0-0 4-3			0-0 1B 1B		0-0 P4		4 1 1 0 0 0 0								
Billy Smith, S (1, 4) OBP: 0.381, SLG: 0.353 (8, 7)	0-0 F8			0-0 P4		0-0 F9		0-3 K		4 0 0 0 0 1 2								
Ken Singleton, S (1, 9) OBP: 0.443, SLG: 0.494 Larry Hartow, L (8, 8) OBP: 0.294, SLG: 0.261	0-0 3-1			0-0 HR		4-0 1B 1B IBB		0-3 K		3 2 1 1 1 1 0 0 0 0 0 0 0 0								
Eddie Murray, S (1, 10) OBP: 0.322, SLG: 0.431		0-0 2B		0-3 K		0-0 1B 1B		0-0 G3		4 0 2 2 0 1 0								
Pat Kelly, L (1, 7) OBP: 0.385, SLG: 0.540 (8, 9)		0-3 K		0-0 F9		0-0 CS 1B		4-0 1-4-3 1B BB		3 1 1 1 1 1 1								
Tony Muser, L (1, 3) OBP: 0.342, SLG: 0.303 Lee May, R (6, 3) OBP: 0.271, SLG: 0.313		0-0 F8			0-0 F7	0-0 CS 1-2	0-0 F7	4-0 1B 1-4-3 1B IBB		2 0 0 0 0 0 1 1 0 0 0 1 0 0								
Brooks Robinson, R (1, 5) OBP: 0.154, SLG: 0.462		0-0 F7			0-0 5-3		0-0 2B	4-0 1-4-3		4 0 1 0 0 0 3								
Rick Dempsey, R (1, 2) OBP: 0.322, SLG: 0.245			0-0 L4		0-0 G3		4-0 G6-4-3 BB	0-0 2-3 3-H 1B		3 0 1 1 1 0 0								
Kiko Garcia, R (1, 6) OBP: 0.364, SLG: 0.381			0-0 5-3			0-0 F9 1B 1B	0-0 G6-4-3	0-0 4-3		4 1 1 0 0 0 4								
Inning Stats	R: 0 E: 0 K: 0 S: 3	H: 0 LOB: 0 BB: 0 P: 3	R: 0 E: 0 K: 1 S: 6	H: 1 LOB: 1 BB: 0 P: 6	R: 0 E: 0 K: 0 S: 3	H: 0 LOB: 0 BB: 0 P: 3	R: 1 E: 0 K: 1 S: 6	H: 1 LOB: 0 BB: 0 P: 6	R: 0 E: 0 K: 0 S: 3	H: 1 LOB: 1 BB: 1 P: 7	R: 0 E: 0 K: 2 S: 7	H: 0 LOB: 0 BB: 0 P: 7	R: 1 E: 1 K: 0 S: 4	H: 1 LOB: 2 BB: 2 P: 12	1B: 5 2B: 2 3B: 0 HR: 1	SF: 0 SAC: 0 DP: 1 HBP: 0	WP: 0 PB: 0 SB: 0 CS: 1	PA: 37
PITCHER	IP WLS BF H R ER SO BB IBB HBP BLK WP HR S P ERA WHIP																	
Catfish Hunter, R (1, 1) ERA: 4.18	5.1 L 22 5 4 4 2 0 0 0 0 0 0 1 25 29 6.75 0.938																	
Sparky Lyle, L (6, 1) ERA: 1.09	1.2 5 2 0 0 0 1 0 0 0 0 0 0 4 8 0.00 1.800																	
Gil Patterson, R (8, 1) ERA: 4.91	2.0 9 1 1 1 2 1 1 0 0 0 0 0 11 19 4.50 1.000																	

Baltimore Orioles @ New York Yankees
 Yankee Stadium, Bronx, NY
 Sun May 22 1977, 3:33 AM EDT
 Att: 43,285 - Unknown

AB	32
R	5
H	8
RBI	5
BB	4
SO	4
LOB	11



Batter	1	2	3	4	5	6	7	8	9	AB	R	H	RBI	BB	SO	LOB
Willie Randolph, R (1, 4) OBP: 0.364, SLG: 0.415	0-0 6-3		0-0 5-3		0-0 G6-4-3 1-2 1B		0-0 F7			4	0	1	0	0	0	2
Mickey Rivers, L (1, 8) OBP: 0.321, SLG: 0.366	0-0 4-3		0-0 F8		0-0 G6-4-3 1-2f			0-0 G3-6-3 1B		4	0	1	0	0	0	2
Thurman Munson, R (1, 10) OBP: 0.382, SLG: 0.589	0-0 F7			0-0 F9		0-0 5-3		0-0 F7		4	0	0	0	0	0	1
Chris Chambliss, L (1, 3) OBP: 0.313, SLG: 0.407		0-0 6-3 2B 1B		4-0 1B BB		0-3 K		0-0 G3-6-3 1-2f		3	1	1	0	1	1	1
Roy White, S (1, 7) OBP: 0.387, SLG: 0.422		0-0 F7		0-0 1-3 1B		0-0 1-3			0-0 5-3	4	0	1	0	0	0	1
Lou Piniella, R (1, 9) OBP: 0.341, SLG: 0.270		0-0 6-3 1-2		0-0 P4			0-0 FC5-4 1B 1B		0-0 F8	4	0	1	0	0	0	3
Graig Nettles, L (1, 5) OBP: 0.296, SLG: 0.419		0-0 2-H 2B		0-3 K			0-0 FC5-4 1-2 1B		0-0 3-1	4	0	2	1	0	1	2
Fran Healy, R (1, 2) OBP: 0.278, SLG: 0.200		0-0 F2			0-0 6-3		0-0 FC5-4 1-2f 2-3			3	0	0	0	0	0	3
Bucky Dent, R (1, 6) OBP: 0.323, SLG: 0.339			0-0 F8		4-0 1B BB		0-3 K			1	0	0	0	1	0	0
Jimmy Wynn, R (7, PH) OBP: 0.301, SLG: 0.262										1	0	0	0	0	1	2
Fred Stanley, R (8, 6) OBP: 0.200, SLG: 0.200										0	0	0	0	0	0	0

Inning Stats	R: 0	H: 0	R: 1	H: 2	R: 0	H: 0	R: 0	H: 1	R: 0	H: 0	R: 0	H: 2	R: 0	H: 1	R: 0	H: 0	R: 0	H: 0	R: 0	H: 0	1B: 6	SF: 0	WP: 0	PA: 34	
E: 0	LOB: 0	E: 0	LOB: 1	E: 0	LOB: 0	E: 0	LOB: 2	E: 0	LOB: 1	E: 0	LOB: 0	E: 0	LOB: 2	E: 0	LOB: 0	E: 0	LOB: 0	E: 0	LOB: 0	E: 0	LOB: 0	2B: 1	SAC: 0	PB: 0	
K: 0	BB: 0	K: 0	BB: 0	K: 0	BB: 0	K: 1	BB: 1	K: 1	BB: 1	K: 1	BB: 0	K: 1	BB: 0	K: 0	BB: 0	K: 0	BB: 0	K: 0	BB: 0	K: 0	BB: 0	3B: 0	DP: 2	SB: 0	
S: 3	P: 3	S: 5	P: 5	S: 3	P: 3	S: 6	P: 10	S: 3	P: 7	S: 5	P: 5	S: 7	P: 7	S: 3	P: 3	S: 3	P: 3	S: 3	P: 3	S: 3	P: 3	HR: 0	HBP: 0	CS: 0	

PITCHER	IP	WLS	BF	H	R	ER	SO	BB	IBB	HBP	BLK	WP	HR	S	P	ERA	WHIP	PITCHER	IP	WLS	BF	H	R	ER	SO	BB	IBB	HBP	BLK	WP	HR	S	P	ERA	WHIP		
Rudy May, L (1, 1) ERA: 3.13	9.0	W	34	7	1	1	3	2	0	0	0	0	0	38	46	1.00	1.000																				

BOTTOM

Baltimore Orioles @ New York Yankees
 Yankee Stadium, Bronx, NY
 Sun May 22 1977, 3:33 AM EDT
 Att. 43,285 - Unknown

livebaseballscorecards.com

AB	32
R	1
H	7
RBI	1
BB	2
SO	3
LOB	17



Batter	1	2	3	4	5	6	7	8	9	AB R H RBI BB SO LOB	TOP											
Al Bumby, L (1, 8) OBP: 0.344, SLG: 0.346	0-3 K		4-0 BB		0-0 P6		0-3 K			3 0 0 0 1 2 3												
Rich Dauer, R (1, 4) OBP: 0.081, SLG: 0.029	0-0 G3		0-0 F3		0-0 F8			0-0 F8		4 0 0 0 0 0 4												
Ken Singleton, S (1, 9) OBP: 0.427, SLG: 0.473	0-3 K		0-0 4-3		0-0 6-3			0-0 F9		4 0 0 0 0 1 3												
Lee May, R (1, 3) OBP: 0.264, SLG: 0.304		0-0 F9		0-0 6-3		0-0 F3		0-0 F9		4 0 0 0 0 0 0												
Eddie Murray, S (1, 10) OBP: 0.313, SLG: 0.418		0-3 K		0-3 K		0-0 P6			0-0 G3	4 0 0 0 0 2 0												
Doug DeCinces, R (1, 5) OBP: 0.326, SLG: 0.472		0-0 F3		0-0 P4			0-0 F8		0-0 HR	4 1 1 1 0 0 0												
Pat Kelly, L (1, 7) OBP: 0.400, SLG: 0.551			0-3 K		0-0 1B 2B		4-0 BB BB		4-0 BB	2 1 1 0 2 1 0	AB 31 R 2 H 4 RBI 2 BB 5 SO 8 LOB 14											
Kiko Garcia, R (1, 6) OBP: 0.385, SLG: 0.400			0-0 BB BB 1B		0-0 G3 1B		0-3 K		0-3 K	4 0 2 1 0 2 2												
Dave Skaggs, R (1, 2) OBP: 0.300, SLG: 0.250			4-0 BB BB		0-0 G3		4-0 BB BB		0-0 F3	1 0 0 0 2 0 1												
Tony Muser, L (9, PH) OBP: 0.333, SLG: 0.294			1-2 BB		2-3 BB		1-2 BB			1 0 0 0 0 0 1												
Inning Stats	R: 0 E: 0 K: 2 S: 7	H: 0 LOB: 0 BB: 0 P: 7	R: 0 E: 0 K: 1 S: 5	H: 0 LOB: 0 BB: 0 P: 5	R: 0 E: 0 K: 1 S: 6	H: 1 LOB: 3 BB: 2 P: 14	R: 0 E: 0 K: 1 S: 5	H: 0 LOB: 0 BB: 0 P: 5	R: 1 E: 0 K: 0 S: 5	H: 2 LOB: 1 BB: 0 P: 5	R: 0 E: 0 K: 0 S: 3	H: 0 LOB: 0 BB: 0 P: 3	R: 0 E: 0 K: 2 S: 7	H: 0 LOB: 2 BB: 2 P: 15	R: 0 E: 0 K: 0 S: 3	H: 0 LOB: 0 BB: 0 P: 3	R: 1 E: 0 K: 1 S: 6	H: 1 LOB: 1 BB: 1 P: 10	1B: 2 2B: 1 3B: 0 HR: 1	SF: 0 SAC: 0 DP: 0 HBP: 0	WP: 0 PB: 0 SB: 0 CS: 0	PA: 36
PITCHER	IP WLS BF H R ER SO BB IBB HBP BLK WP HR S P ERA WHIP																					
Ron Guidry, L (1, 1) ERA: 1.85	8.1 W 34 4 2 2 7 5 0 0 0 0 0 1 43 63 2.16 1.080																					
Dick Tidrow, R (9, 1) ERA: 1.79	0.2 2 0 0 0 1 0 0 0 0 0 0 0 4 4 0.00 0.000																					

Baltimore Orioles @ New York Yankees
 Yankee Stadium, Bronx, NY
 Sun May 22 1977, 3:38 AM EDT
 Att: 43,285 - Unknown

livebaseballscorecards.com



BOTTOM

Baltimore Orioles @ New York Yankees

Yankee Stadium, Bronx, NY

Sun May 22 1977, 3:38 AM EDT

Att. 43,285 - Unknown

livebaseballscorecards.com

AB	31
R	8
H	10
RBI	8
BB	4
SO	3
LOB	14



WP:	0	PA:	39
PB:	0	SB:	1
CS:	0		

AB	3	R	2	H	1	RBI	0	BB	1	SO	0	LOB	0
	0	0	0	0	0	1	0	0	0	0	0		

5	2	2	3	0	1	1							
---	---	---	---	---	---	---	--	--	--	--	--	--	--

4	1	1	1	1	1	0	1						
---	---	---	---	---	---	---	---	--	--	--	--	--	--

3	1	2	0	0	0	0	0						
---	---	---	---	---	---	---	---	--	--	--	--	--	--

3	0	0	0	0	1	4							
0	0	0	0	0	0	0							

2	1	2	0	1	0	0							
---	---	---	---	---	---	---	--	--	--	--	--	--	--

3	1	1	2	0	0	2							
---	---	---	---	---	---	---	--	--	--	--	--	--	--

4	0	0	0	0	1	5							
---	---	---	---	---	---	---	--	--	--	--	--	--	--

4	0	1	2	0	0	1							
---	---	---	---	---	---	---	--	--	--	--	--	--	--

1B:	5	SF:	1
2B:	3	SAC:	1
3B:	1	DP:	0
HR:	1	HBP:	2

Batter	1	2	3	4	5	6	7	8	9
Willie Randolph, R (1, 4) OBP: 0.367, SLG: 0.428 George Zeber, S (8, 4) OBP: 0.833, SLG: 1.000	0-0 F9 1		0-0 HR 3B		0-0 P4 1		4-0 S 2B BB	4-0 BB	
Graig Nettles, L (1, 5) OBP: 0.299, SLG: 0.447	0-3 K 2		0-0 HR 3-H		0-0 F2 2		0-0 1B 2B	0-0 F9 2	
Thurman Munson, R (1, 10) OBP: 0.382, SLG: 0.579	0-0 F7 3		4-0 HBP BB		0-0 5-3 3		0-0 2B SF7 1B	0-0 F8 3	
Chris Chambliss, L (1, 3) OBP: 0.323, SLG: 0.418		0-0 1-3 1	1-0 HBP 1-2		0-0 SH3-4 1B 1B		0-0 SF7 1-3 2B		
Roy White, S (1, 7) OBP: 0.380, SLG: 0.413 Lou Piniella, R (8, 7) OBP: 0.341, SLG: 0.270		0-0 6-3 2	0-0 F9 3		0-0 SH3-4 1-2		0-3 K 1		
Reggie Jackson, L (1, 9) OBP: 0.363, SLG: 0.438		0-0 2B 3		0-0 1B 1		1-0 6-3 1B 1B HBP	4-0 SF7 IBB		
Paul Blair, R (1, 8) OBP: 0.390, SLG: 0.447		0-0 6-3 3		0-0 F8 1		0-0 6-3 1B 1B 1-2 2-H	0-0 SF7 1-2 2-3 3-H		
Fran Healy, R (1, 2) OBP: 0.227, SLG: 0.158			0-0 F8 1	0-3 K 2		0-0 6-3 1-2 2-3	0-0 6-3 3		
Fred Stanley, R (1, 6) OBP: 0.222, SLG: 0.222			0-0 F9 2	0-0 F8 3		0-0 1B 2-H 3-H		0-0 4-3 1	

Inning	R	H	E	K	S	P	IP	WLS	BF	H	R	ER	SO	BB	IBB	HBP	BLK	WP	HR	S	P	ERA	WHIP
1	0	0	0	1	5	3	6.0	L	27	7	5	5	2	1	0	2	0	0	1	28	34	7.50	1.333
2	0	1	0	0	4	3	1.0		8	3	3	3	1	1	1	0	0	0	0	8	16	27.00	4.000
3	0	0	0	0	5	3	1.0		4	0	0	0	0	1	0	0	0	0	0	3	7	0.00	1.000

PITCHER	IP	WLS	BF	H	R	ER	SO	BB	IBB	HBP	BLK	WP	HR	S	P	ERA	WHIP
Scott McGregor, L (1, 1) ERA: 4.39	6.0	L	27	7	5	5	2	1	0	2	0	0	1	28	34	7.50	1.333
Fred Holdsworth, R (7, 1) ERA: 6.75	1.0		8	3	3	3	1	1	1	0	0	0	0	8	16	27.00	4.000
Dyar Miller, R (8, 1) ERA: 7.04	1.0		4	0	0	0	0	1	0	0	0	0	0	3	7	0.00	1.000

Batter	1	2	3	4	5	6	7	8	9	10	AB R H RBI BB SO LOB	TOP										
Robin Yount, R (1, 6) OBP: 0.318, SLG: 0.357	0-0 F8		0-3 K		0-3 K		0-0 4-3		0-0 FC1-6 1B		5 0 1 0 0 2 1	Milwaukee Brewers @ Baltimore Orioles Memorial Stadium, Baltimore, MD Mon May 23 1977, 7:05 PM EDT Att. 12,009 - Unknown										
Don Money, R (1, 4) OBP: 0.362, SLG: 0.484	0-0 F9		0-0 5-3		0-0 5-3		0-0 HR 1B		0-0 FC1-6		5 1 1 0 0 0 1											
Sixto Lezcano, R (1, 9) OBP: 0.343, SLG: 0.487	0-0 FC4 1B		0-0 2B		0-0 6-3		0-0 HR		0-0 F9		5 1 3 2 0 0 1											
Sal Bando, R (1, 5) OBP: 0.333, SLG: 0.423	0-0 FC4 1-2f		0-0 F9			0-0 HR	0-0 L8		0-0 F3		5 1 1 1 0 0 3											
Cecil Cooper, L (1, 10) OBP: 0.335, SLG: 0.472		0-0 2B 1B		0-0 FC1-5 BB 1B		0-0 G3	4-0 BB BB BB			0-0 G3	4 1 2 0 1 0 0											
Ken McMullen, R (1, 3) OBP: 0.263, SLG: 0.529		0-0 G6-4-3 1-H 2B		4-0 FC6-4 FC1-5 1-2 BB		0-0 FC5-4 1B	0-3 K		0-0 F5		4 0 2 1 1 1 1											
Steve Brye, R (1, 8) OBP: 0.354, SLG: 0.458		4-0 G6-4-3 BB		0-0 FC1-5 FC6-4		0-0 F4		0-3 K		0-0 6-3	2 0 0 0 1 0 3											
Von Joshua, L (8, PH) OBP: 0.293, SLG: 0.340				1-2 2-3f							2 0 0 0 0 1 0											
Mike Hegan, L (10, 7) OBP: 0.362, SLG: 0.289				1-2 2-3f							0 0 0 0 0 0 0											
Jim Wohlford, R (1, 7) OBP: 0.235, SLG: 0.253		0-0 G6-4-3 1-2f 2-3		0-0 FC6-4		0-0 FC5-4		0-0 CS 1B			4 0 1 0 0 0 5											
Charlie Moore, R (1, 2) OBP: 0.333, SLG: 0.421		0-0 5-3		0-3 K			0-0 4-3 WP 2B		0-0 F4		4 1 1 0 0 1 4											
Inning Stats	R: 0 E: 0 K: 0 S: 4	H: 1 LOB: 1 BB: 0 P: 4	R: 1 E: 0 K: 0 S: 4	H: 2 LOB: 1 BB: 1 P: 8	R: 0 E: 0 K: 1 S: 6	H: 1 LOB: 2 BB: 1 P: 10	R: 0 E: 0 K: 1 S: 5	H: 0 LOB: 0 BB: 0 P: 5	R: 1 E: 0 K: 0 S: 5	H: 2 LOB: 1 BB: 0 P: 5	R: 3 E: 0 K: 1 S: 8	H: 3 LOB: 1 BB: 1 P: 12	R: 0 E: 0 K: 1 S: 5	H: 1 LOB: 0 BB: 0 P: 5	R: 0 E: 0 K: 0 S: 4	H: 1 LOB: 1 BB: 0 P: 4	R: 0 E: 0 K: 0 S: 3	H: 0 LOB: 0 BB: 0 P: 3	1B: 7 2B: 3 3B: 0 HR: 2	SF: 0 SAC: 0 DP: 1 HBP: 0	WP: 1 PB: 0 SB: 0 CS: 1	PA: 43
PITCHER	IP WLS BF H R ER SO BB IBB HBP BLK WP HR S P ERA WHIP												IP WLS BF H R ER SO BB IBB HBP BLK WP HR S P ERA WHIP									
Mike Flanagan, L (1, 1) ERA: 3.6	6.1	29	9	4	4	3	2	0	0	0	1	1	33	41	5.68	1.737						
Dyar Miller, R (7, 1) ERA: 5.56	3.2	14	3	1	1	2	1	0	0	0	0	1	17	21	2.46	1.091						

livebaseballscorecards.com

AB	40
R	5
H	12
RBI	4
BB	3
SO	5
LOB	19



Batter	1	2	3	4	5	6	7	8	9	10	AB R H RBI BB SO LOB
Al Bumbry, L (1, 8) OBP: 0.340, SLG: 0.341	0-0 4-3		0-0 L7		0-0 1-3		0-0 SH1-4 1B		0-0 1-3		5 0 1 0 0 0 0
Mark Belanger, R (1, 6) OBP: 0.298, SLG: 0.270	0-0 F2		0-0 1-3		0-3 K		0-0 SH1-4 1-2		0-0 F9		4 0 0 0 0 1 0
Ken Singleton, S (1, 9) OBP: 0.443, SLG: 0.489 Larry Harlow, L (10, PR) OBP: 0.294, SLG: 0.261	0-0 1B			1-0 HR HBP		4-0 PB E BB BB	0-3 K		0-0 1B BB 2B		3 2 2 0 1 1 1 0 1 0 0 0 0 0
Lee May, R (1, 3) OBP: 0.262, SLG: 0.300	0-3 K			0-0 F8		0-0 E1 BB PB SF8	0-0 F9		0-0 BB 1B		5 1 1 0 0 1 4
Eddie Murray, S (1, 10) OBP: 0.316, SLG: 0.435		0-0 1-3		0-0 HR		0-3 K		0-0 F8	4-0 BB IBB		4 1 1 2 1 1 2
Pat Kelly, L (1, 7) OBP: 0.410, SLG: 0.576		0-0 4-3		0-0 3-1		4-0 BB IBB		0-0 HR	4-0 BB		3 1 1 2 2 0 0
Doug DeCinces, R (1, 5) OBP: 0.338, SLG: 0.476		0-0 S 1B		0-0 1B		4-0 BB IBB		0-3 K			3 0 2 1 1 1 0
Billy Smith, S (1, 4) OBP: 0.369, SLG: 0.343		0-0 F8		0-0 4-3		0-0 SF8		0-0 G3			3 0 0 1 0 0 2
Rick Dempsey, R (1, 2) OBP: 0.311, SLG: 0.236			0-0 F4		0-0 6-3	0-3 K		0-0 F7			4 0 0 0 0 1 2

Inning Stats	R: 0 E: 0 K: 1 S: 6	H: 1 LOB: 1 BB: 0 P: 6	R: 0 E: 0 K: 0 S: 4	H: 1 LOB: 1 BB: 0 P: 4	R: 0 E: 0 K: 0 S: 3	H: 0 LOB: 0 BB: 0 P: 3	R: 2 E: 0 K: 0 S: 5	H: 2 LOB: 1 BB: 0 P: 6	R: 0 E: 0 K: 1 S: 5	H: 0 LOB: 0 BB: 0 P: 5	R: 2 E: 1 K: 2 S: 8	H: 0 LOB: 2 BB: 3 P: 20	R: 0 E: 0 K: 1 S: 6	H: 1 LOB: 1 BB: 0 P: 6	R: 1 E: 0 K: 1 S: 6	H: 1 LOB: 0 BB: 0 P: 6	R: 0 E: 0 K: 0 S: 3	H: 0 LOB: 0 BB: 0 P: 3	R: 1 E: 0 K: 0 S: 2	H: 2 LOB: 3 BB: 2 P: 10	1B: 5 2B: 1 3B: 0 HR: 2	SF: 1 SAC: 1 DP: 0 HBP: 1	WP: 0 PB: 1 SB: 1 CS: 0	PA: 42
--------------	------------------------------	---------------------------------	------------------------------	---------------------------------	------------------------------	---------------------------------	------------------------------	---------------------------------	------------------------------	---------------------------------	------------------------------	----------------------------------	------------------------------	---------------------------------	------------------------------	---------------------------------	------------------------------	---------------------------------	------------------------------	----------------------------------	----------------------------------	------------------------------------	----------------------------------	--------


PITCHER	IP	WLS	BF	H	R	ER	SO	BB	IBB	HBP	BLK	WP	HR	S	P	ERA	WHIP
Jim Slaton, R (1, 1) ERA: 2.23	9.0	L	40	8	6	4	6	2	1	1	0	0	2	48	61	4.00	1.111
Bob McClure, L (10, 1) ERA: 1.45	0.0		2	0	0	0	0	1	1	0	0	0	0	0	8	∞	∞

PITCHER	IP	WLS	BF	H	R	ER	SO	BB	IBB	HBP	BLK	WP	HR	S	P	ERA	WHIP
---------	----	-----	----	---	---	----	----	----	-----	-----	-----	----	----	---	---	-----	------

Milwaukee Brewers @ Baltimore Orioles
Memorial Stadium, Baltimore, MD
 Mon May 23 1977, 7:05 PM EDT
 Att: 12,009 - Unknown

AB	34
R	6
H	8
RBI	6
BB	5
SO	6
LOB	11



Batter	1	2	3	4	5	6	7	8	9	AB R H RBI BB SO LOB	TOP
Robin Yount, R OBP: 0.311, SLG: 0.349 (1, 6) X	0-0 F9 ①		0-0 5-3 ②			0-0 F8 ①		0-3 K ②		4 0 0 0 0 1 0	Milwaukee Brewers @ Baltimore Orioles Memorial Stadium, Baltimore, MD Tue May 24 1977, 7:05 PM EDT Att. 5,224 - Unknown
Don Money, R OBP: 0.371, SLG: 0.516 (1, 4) X	0-0 F3 ②		0-0 FC5-4 1B			0-0 2B		0-0 HR		4 1 3 1 0 0 0	
Sixto Lezcano, R OBP: 0.341, SLG: 0.481 (1, 9) X	0-0 1B		0-0 FC5-4 1-2f ③			0-3 K ②		0-3 K ③		4 0 1 0 0 2 2	
Sal Bando, R OBP: 0.337, SLG: 0.421 (1, 5) S S	0-3 K ③				0-0 F9 ①	4-0 FC6-4 BB		0-0 FC1-5 1B		3 0 1 0 1 1 1	
Cecil Cooper, L OBP: 0.333, SLG: 0.466 (1, 3) X		0-0 G3 ①		0-3 K2-3 ②		0-0 FC6-4 1-2f ③		0-0 BB FC1-5 1B		4 0 1 0 0 1 2	
Von Joshua, L OBP: 0.292, SLG: 0.338 (1, 8) X		0-0 FC6 1B		0-3 K ③			0-0 L5 ①	0-0 FC1-5 BB		4 0 1 0 0 1 2	
Jamie Quirk, L OBP: 0.193, SLG: 0.259 (1, 10) X		0-0 F8 ②			0-3 K ①		0-3 K ②	0-3 K ②		3 0 0 0 0 2 1	
Mike Hegan, L OBP: 0.354, SLG: 0.282 (9, PH) X										1 0 0 0 0 1 2	
Jim Wohlford, R OBP: 0.227, SLG: 0.244 (1, 7) X		0-0 FC6 1-2f ③			0-0 4-3 ②		0-0 F6 ③	4-0 BB		3 0 0 0 0 0 1	
Ken McMullen, R OBP: 0.296, SLG: 0.529 (9, PH) X								1-2 2-3 BB		0 0 0 0 1 0 0	
Charlie Moore, R OBP: 0.323, SLG: 0.407 (1, 2) S S			0-3 K ①		0-0 6-3 ③			0-3 K ①	0-3 K ③	4 0 0 0 0 3 3	
Inning Stats	R: 0 H: 1 E: 0 LOB: 1 K: 1 BB: 0 S: 6 P: 6	R: 0 H: 1 E: 0 LOB: 1 K: 0 BB: 0 S: 4 P: 4	R: 0 H: 1 E: 0 LOB: 1 K: 1 BB: 0 S: 6 P: 6	R: 0 H: 0 E: 0 LOB: 0 K: 2 BB: 0 S: 7 P: 7	R: 0 H: 0 E: 0 LOB: 0 K: 1 BB: 0 S: 5 P: 5	R: 0 H: 1 E: 0 LOB: 2 K: 1 BB: 1 S: 6 P: 10	R: 0 H: 0 E: 0 LOB: 0 K: 1 BB: 0 S: 5 P: 5	R: 1 H: 1 E: 0 LOB: 0 K: 3 BB: 0 S: 10 P: 10	R: 0 H: 2 E: 0 LOB: 3 K: 2 BB: 1 S: 9 P: 13	1B: 5 SF: 0 2B: 1 SAC: 0 3B: 0 DP: 0 HR: 1 HBP: 0	WP: 0 PA: 36 PB: 0 SB: 0 CS: 0
PITCHER Jim Palmer, R (1, 1) ERA: 2.79	IP WLS BF H R ER SO BB IBB HBP BLK WP HR S P ERA WHIP										
	9.0 W 36 7 1 1 12 2 0 0 0 0 1 58 66 1.00 1.000										

livebaseballscorecards.com

AB	34
R	1
H	7
RBI	1
BB	2
SO	12
LOB	14

Batter	1	2	3	4	5	6	7	8	9
Al Bumbry, L OBP: 0.344, SLG: 0.345 (1, 8) (9, 7)	0-0 FC4 BB 1B		0-0 BB FC2-6 SF9 1B		0-0 4-3			0-3 K	
Mark Belanger, R OBP: 0.297, SLG: 0.262 (1, 6) BB BB BB	4-0 FC4 1-2 BB		0-0 FC2-6 SF9 BB 1-2 2-3f		0-3 K			0-0 G3	
Ken Singleton, S OBP: 0.445, SLG: 0.515 Tony Muser, L OBP: 0.333, SLG: 0.294 (1, 9) (9, 3)	0-0 F9		4-0 BB BB BB 1-2 2-3 BB		0-0 F9			0-0 HR	
Lee May, R OBP: 0.255, SLG: 0.294 Larry Harlow, L OBP: 0.294, SLG: 0.261 (1, 3) (9, 8)	0-0 FC4 1-2 2-3 G6-4-3		0-0 SF9 2-3 3-H		0-0 4-3			0-0 L4	
Eddie Murray, S OBP: 0.310, SLG: 0.426 (1, 10)	0-0 G6-4-3 1-2f		0-0 4-3		0-0 4-3				
Doug DeCinces, R OBP: 0.345, SLG: 0.477 (1, 5)		0-0 1-3		4-0 BB BB BB CS BB				0-0 1B	
Pat Kelly, L OBP: 0.398, SLG: 0.558 (1, 7) (9, 9)		0-0 1-3		0-3 K 1-2				0-0 F7	
Billy Smith, S OBP: 0.360, SLG: 0.333 (1, 4)		0-0 G3		0-0 6-3				0-0 F9	
Rick Dempsey, R OBP: 0.312, SLG: 0.239 (1, 2)			0-0 FC2-6 1B 1B		0-0 F9			0-0 F7	

Inning Stats	R: 0	H: 1	E: 1	K: 0	S: 4	LOB: 2	BB: 1	P: 8
	R: 0	H: 0	E: 0	K: 0	S: 3 <td>LOB: 0</td> <td>BB: 0</td> <td>P: 3</td>	LOB: 0	BB: 0	P: 3
	R: 1	H: 2	E: 0	K: 0	S: 5 <td>LOB: 2</td> <td>BB: 1</td> <td>P: 9 </td>	LOB: 2	BB: 1	P: 9
	R: 0	H: 0	E: 0	K: 1	S: 4 <td>LOB: 0</td> <td>BB: 1</td> <td>P: 8 </td>	LOB: 0	BB: 1	P: 8
	R: 0	H: 0	E: 0	K: 1	S: 5 <td>LOB: 0</td> <td>BB: 0</td> <td>P: 5 </td>	LOB: 0	BB: 0	P: 5
	R: 0	H: 0	E: 0	K: 0	S: 3 <td>LOB: 0</td> <td>BB: 0</td> <td>P: 3 </td>	LOB: 0	BB: 0	P: 3
	R: 0	H: 1	E: 0	K: 0	S: 4 <td>LOB: 1</td> <td>BB: 0</td> <td>P: 4 </td>	LOB: 1	BB: 0	P: 4
	R: 1	H: 1	E: 0	K: 1	S: 6 <td>LOB: 0</td> <td>BB: 0</td> <td>P: 6 </td>	LOB: 0	BB: 0	P: 6

PITCHER	IP	WLS	BF	H	R	ER	SO	BB	IBB	HBP	BLK	WP	HR	S	P	ERA	WHIP
Jerry Augustine, L ERA: 3.48 (1, 1)	8.0	L	31	5	2	2	3	3	0	0	0	0	1	34	46	2.25	1.000

BOTTOM


Milwaukee Brewers @ Baltimore Orioles
Memorial Stadium, Baltimore, MD
 Tue May 24 1977, 7:05 PM EDT
 Att. 5,224 - Unknown

AB	27
R	2
H	5
RBI	2
BB	3
SO	3
LOB	15

WP: 0 PA: 31
 PB: 0 SB: 0
 CS: 1



AB	R	H	RBI	BB	SO	LOB
4	1	2	0	0	1	0
3	0	0	0	1	1	2
3	1	1	1	1	0	2
0	0	0	0	0	0	0
3	0	0	1	0	0	2
0	0	0	0	0	0	0
3	0	0	0	0	0	5
2	0	1	0	1	0	0
3	0	0	0	0	1	2
3	0	0	0	0	0	1
3	0	1	0	0	0	1

Batter	1	2	3	4	5	6	7	8	9	AB R H RBI BB SO LOB	TOP	
George Brett, L (1, 5) OBP: 0.405, SLG: 0.464 Bob Heise, R (9, 5) OBP: 0.143, SLG: 0.143	0-0 4-3		0-0 1B			0-0 FC5-4 2B	0-0 F6		0-0 1-3	5 1 2 0 0 0 2 0 0 0 0 0 0 0		
Hal McRae, R (1, 10) OBP: 0.376, SLG: 0.478	0-0 3B 2B		0-0 F9			0-0 4-3 2-3		0-0 SH1-4 2B		4 2 2 0 0 0 2		
Amos Otis, R (1, 8) OBP: 0.279, SLG: 0.419	0-0 SF8 3B		0-0 5-3			4-0 FC5-4 BB		0-0 SH1-4 2-3		2 1 1 1 1 0 1		
Al Cowens, R (1, 9) OBP: 0.311, SLG: 0.503	0-0 SF8			4-0 CS BB		0-0 FC5-4 1B 1-2f 3-H		0-0 2B 3-H		2 0 1 3 1 0 1		
John Mayberry, L (1, 3) OBP: 0.318, SLG: 0.333	0-0 G3			0-3 K 1-2		0-0 FC6-4 1B 1-3		0-0 F8		4 0 1 0 0 1 2		
Cookie Rojas, R (1, 4) OBP: 0.324, SLG: 0.424 Frank White, R (7, 4) OBP: 0.250, SLG: 0.282		0-0 FC5-4 1B		0-0 5-3		0-0 FC6-4 1B 1-2f		0-0 1-3		3 0 1 0 0 0 2 1 0 0 0 0 0 1		
Joe Zdeb, R (1, 7) OBP: 0.435, SLG: 0.389		0-0 FC5-4 G1-4-3 1-2f			0-0 4-3		0-3 K		0-0 SH1-4 2B	4 0 1 0 0 1 1	AB 32 R 4 H 10 RBI 4 BB 2 SO 4 LOB 14	
Freddie Patek, R (1, 6) OBP: 0.329, SLG: 0.382		0-0 G1-4-3 1-2f			0-3 K		0-0 F8		0-0 SH1-4 2-3	3 0 0 0 0 1 1		
Buck Martinez, R (1, 2) OBP: 0.222, SLG: 0.296			0-0 F9		0-0 F3		0-0 2B		0-3 K	4 0 1 0 0 1 1		
Inning Stats	R: 2 H: 2 E: 0 LOB: 0 K: 0 BB: 0 S: 5 P: 5	R: 0 H: 1 E: 0 LOB: 0 K: 0 BB: 0 S: 3 P: 3	R: 0 H: 1 E: 0 LOB: 1 K: 0 BB: 0 S: 4 P: 4	R: 0 H: 0 E: 0 LOB: 0 K: 1 BB: 1 S: 4 P: 8	R: 0 H: 0 E: 0 LOB: 0 K: 1 BB: 0 S: 5 P: 5	R: 1 H: 2 E: 0 LOB: 2 K: 0 BB: 1 S: 5 P: 9	R: 0 H: 1 E: 0 LOB: 1 K: 1 BB: 0 S: 6 P: 6	R: 1 H: 2 E: 0 LOB: 1 K: 0 BB: 0 S: 5 P: 5	R: 0 H: 1 E: 0 LOB: 1 K: 1 BB: 0 S: 6 P: 6	1B: 3 SF: 1 2B: 7 SAC: 2 3B: 1 DP: 2 HR: 0 HBP: 0	WP: 0 PA: 37 PB: 0 SB: 0 CS: 1	
PITCHER Ross Grimsley, L (1, 1) ERA: 3.07	IP WLS BF H R ER SO BB IBB HBP BLK WP HR S P ERA WHIP											PITCHER IP WLS BF H R ER SO BB IBB HBP BLK WP HR S P ERA WHIP

Kansas City Royals @ Baltimore Orioles
 Memorial Stadium, Baltimore, MD
 Wed May 25 1977, 7:05 PM EDT
 Att: 11,388 - Unknown

livebaseballscorecards.com

BOTTOM

Kansas City Royals @ Baltimore Orioles
Memorial Stadium, Baltimore, MD
Wed May 25 1977, 7:05 PM EDT
Att. 11,388 - Unknown

livebaseballscorecards.com

AB 35
R 1
H 8
RBI 1
BB 2
SO 5
LOB 22



WP: 0 PA: 37
PB: 0
SB: 0
CS: 0

AB R H RBI BB SO LOB

5	0	2	0	0	1	3
4	0	1	0	0	1	3
4	0	1	0	0	0	2
4	0	0	0	0	2	4
4	1	1	0	0	1	2
0	0	0	0	0	0	0
4	0	1	0	0	0	1
3	0	1	0	0	0	1
0	0	0	0	1	0	0
3	0	1	1	0	0	2
1	0	0	0	0	0	1
3	0	0	0	0	0	3
0	0	0	0	1	0	0

Batter	1	2	3	4	5	6	7	8	9
Al Bumbry, L OBP: 0.345, SLG: 0.347 (1, 8) (9, 7)	0-0 FC6-4 1B		0-0 1B		0-0 L7			0-3 K	0-0 F7
Mark Belanger, R OBP: 0.295, SLG: 0.262 (1, 6)	0-0 FC6-4 1-2f 1B		0-0 B2		0-3 K			0-0 1B 1B	
Ken Singleton, S OBP: 0.439, SLG: 0.505 (1, 9)	0-0 L9		0-0 F3			0-0 5-3		0-0 1-2 1B	
Lee May, R OBP: 0.248, SLG: 0.286 (1, 3)	0-0 6-3		0-3 K			0-0 L6		0-3 K	
Eddie Murray, S OBP: 0.308, SLG: 0.421 Larry Harlow, L OBP: 0.294, SLG: 0.261 (1, 7) (9, 8)		0-0 2B 4-3 1B		0-0 1-3		0-0 5-3		0-3 K	
Doug DeCinces, R OBP: 0.342, SLG: 0.470 (1, 10)		0-0 F6		0-0 F7			0-0 1B	0-0 F8	
Brooks Robinson, R OBP: 0.188, SLG: 0.500 Tom Shopay, L OBP: 0.267, SLG: 0.385 (1, 5) (9, PH)		0-0 4-3 1-3 2B		0-0 6-3			0-0 F8	4-0 BB BB	
Rick Dempsey, R OBP: 0.313, SLG: 0.250 Tony Muser, L OBP: 0.325, SLG: 0.286 (1, 2) (9, PH)		0-0 4-3 2-3 3-H			0-0 FC6-5-4 2B		0-0 F9	0-0 F3	
Rich Dauer, R OBP: 0.075, SLG: 0.026 Pat Kelly, L OBP: 0.404, SLG: 0.558 (1, 4) (9, PH)		0-0 1-3			0-0 FC6-5-4 2-3		0-0 4-3	4-0 BB BB	0-0 1-2 BB

Inning Stats	R: 0	H: 1	E: 0	K: 0	S: 4	R: 1	H: 2	E: 0	K: 0	S: 5	R: 0	H: 1	E: 0	K: 1	S: 6	R: 0	H: 0	E: 0	K: 0	S: 3	R: 0	H: 1	E: 0	K: 1	S: 6	R: 0	H: 0	E: 0	K: 0	S: 3	R: 0	H: 1	E: 0	K: 0	S: 4	R: 0	H: 2	E: 0	K: 3	S: 11	R: 0	H: 0	E: 0	K: 0	S: 3	R: 0	H: 0	E: 0	K: 0	S: 3	1B: 6	SF: 0	2B: 2	SAC: 0	3B: 0	DP: 0	HR: 0	HBP: 0	WP: 0	PA: 37
--------------	------	------	------	------	------	------	------	------	------	------	------	------	------	------	------	------	------	------	------	------	------	------	------	------	------	------	------	------	------	------	------	------	------	------	------	------	------	------	------	-------	------	------	------	------	------	------	------	------	------	------	-------	-------	-------	--------	-------	-------	-------	--------	-------	--------

PITCHER	IP	WLS	BF	H	R	ER	SO	BB	IBB	HBP	BLK	WP	HR	S	P	ERA	WHIP
Paul Splittorff, L ERA: 3.77 (1, 1)	7.1	W	30	8	1	1	3	0	0	0	0	0	0	36	36	1.23	1.091
Mark Littell, R ERA: 3.2 (8, 1)	1.1		6	0	0	0	2	2	0	0	0	0	0	8	16	0.00	1.500
Larry Gura, L ERA: 2.45 (9, 1)	0.1	S	1	0	0	0	0	0	0	0	0	0	0	1	1	0.00	0.000

Batter	1	2	3	4	5	6	7	8	9	AB R H RBI BB SO LOB	TOP									
George Brett, L (1, 5) OBP: 0.397, SLG: 0.462	0-0 F6	0-0 F7		0-0 F7			0-0 F7		0-0 2B	5 0 1 1 0 0 2										
Hal McRae, R (1, 10) OBP: 0.372, SLG: 0.466	4-0 CS BB	0-0 F8		0-0 F8			0-0 5-3		0-0 F8	4 0 0 0 1 0 4										
Amos Otis, R (1, 8) OBP: 0.286, SLG: 0.417	4-0 S BB 1-2		0-0 F3		0-3 K			0-0 G6-3 1B		3 0 1 0 1 1 0										
John Mayberry, L (1, 3) OBP: 0.317, SLG: 0.326	4-0 BB 1-2		0-0 F8		0-0 F8			0-0 G6-3 1-2f		3 0 0 0 1 0 1										
Al Cowens, R (1, 9) OBP: 0.309, SLG: 0.494	0-0 F7		4-0 1B S BB		0-0 L9			0-0 6-3		3 0 0 0 1 0 2										
Darrell Porter, L (1, 2) OBP: 0.355, SLG: 0.477		0-0 HR	4-0 1B BB 1-2			0-0 F7			0-0 4-3	3 1 1 1 1 0 0										
Tom Poquette, L (1, 7) OBP: 0.336, SLG: 0.387		0-0 E3 HBP	0-0 1B 1-2 2-3			0-0 4-3			0-0 L8	4 0 1 0 0 0 0										
Freddie Patek, R (1, 6) OBP: 0.327, SLG: 0.379		0-0 F4	0-0 6-3			0-0 F6			0-0 E 2B 1B	4 1 1 0 0 0 4										
Frank White, R (1, 4) OBP: 0.254, SLG: 0.279		1-0 HBP		0-0 F9			0-0 6-3		0-0 E8 2B	1 0 0 0 0 0 0										
Ralph LaCock, L (7, PH) OBP: 0.328, SLG: 0.446									1-3	1 0 0 0 0 0 0										
Bob Heise, R (7, 4) OBP: 0.143, SLG: 0.143										0 0 0 0 0 0 0										
John Wathan, R (9, PH) OBP: 0.462, SLG: 0.417										1 0 0 0 0 0 1										
Inning Stats	R: 0 E: 0 K: 0 S: 2	H: 0 LOB: 2 BB: 3 P: 14	R: 1 E: 1 K: 0 S: 5	H: 1 LOB: 2 BB: 0 P: 6	R: 0 E: 0 K: 0 S: 4	H: 1 LOB: 3 BB: 2 P: 12	R: 0 E: 0 K: 0 S: 3	H: 0 LOB: 0 BB: 0 P: 3	R: 0 E: 0 K: 1 S: 5	H: 0 LOB: 0 BB: 0 P: 5	R: 0 E: 0 K: 0 S: 3	H: 0 LOB: 0 BB: 0 P: 3	R: 0 E: 0 K: 0 S: 3	H: 1 LOB: 0 BB: 0 P: 3	R: 0 E: 0 K: 0 S: 6	H: 2 LOB: 2 BB: 0 P: 6	1B: 3 2B: 1 3B: 0 HR: 1	SF: 0 SAC: 0 DP: 1 HBP: 1	WP: 0 PB: 0 SB: 2 CS: 1	PA: 38
PITCHER Dennis Martinez, R (1, 1) ERA: 1.89	IP: 9.0 WLS: W BF: 38 H: 5 R: 2 ER: 1 SO: 1 BB: 5 IBB: 0 HBP: 1 BLK: 0 WP: 0 HR: 1 S: 34 P: 55 ERA: 1.00 WHIP: 1.111																			

Kansas City Royals @ Baltimore Orioles
 Memorial Stadium, Baltimore, MD
 Wed May 25 1977, 7:05 PM EDT
 Att: 11,388 - Unknown

livebaseballscorecards.com

AB 32
R 2
H 5
RBI 2
BB 5
SO 1
LOB 14



BOTTOM

Kansas City Royals @ Baltimore Orioles
Memorial Stadium, Baltimore, MD

livebaseballscorecards.com

AB	32
R	7
H	10
RBI	7
BB	4
SO	7
LOB	13



WP:	0	PA:	38
PB:	0	SB:	1
CS:	1		

Wed May 25 1977, 7:05 PM EDT
Att. 11,388 - Unknown

AB R H RBI BB SO LOB

5	2	2	0	0	1	1
5	1	2	1	0	3	1
3	0	0	0	0	0	1
0	0	0	0	0	0	0
3	1	2	1	1	0	0
1	1	0	1	2	0	1
4	1	3	1	0	0	1
2	0	0	0	0	1	2
1	1	0	0	1	1	3
1	0	0	0	0	1	0
3	0	0	0	0	0	3
3	0	0	0	0	0	0
1	0	1	3	0	0	0
1B:	7	SF:	1			
2B:	3	SAC:	0			
3B:	0	DP:	0			
HR:	0	HBP:	1			

Batter	1	2	3	4	5	6	7	8	9
Al Bumbry, L OBP: 0.347, SLG: 0.349 (1, 8) (8, 7)	0-0 1-3 ①		0-0 F6 ③			0-0 HBP 1B BB 1B	0-0 S 1B	0-3 K2-3 ②	
Billy Smith, S OBP: 0.362, SLG: 0.336 (1, 4)	0-3 K ②			0-3 K ①		0-0 BB HBP SF7 1B	0-0 1-H 1B	0-3 K ③	
Ken Singleton, S OBP: 0.433, SLG: 0.490 Larry Harlow, L OBP: 0.294, SLG: 0.261 (1, 9) (8, 8)	0-0 6-3 ③			0-0 L3 ②		1-0 1B BB 1-2 2-3 HBP	0-0 L8 ③		
Eddie Murray, S OBP: 0.319, SLG: 0.432 (1, 10)		0-0 4-3 ①		0-0 1B ③		4-0 1-2 2-3 3-H 1B BB ②		0-0 2B 2B	
Pat Kelly, L OBP: 0.407, SLG: 0.552 (1, 7) (8, 9)		4-0 BB ②		0-0 5-3 ③		0-0 SF7 ②		4-0 2B 2B IBB	
Doug DeCinces, R OBP: 0.353, SLG: 0.485 (1, 5)		0-0 L9 ②			0-0 CS 1B ③	0-0 1-2 2-3 1B ③		0-0 1-3 2-H 2B 2B	
Tony Muser, L OBP: 0.310, SLG: 0.270 Lee May, R OBP: 0.252, SLG: 0.284 (1, 3) (6, PH) (7, 3)		0-3 K ③			0-0 F6 ① ② ③	0-3 K ③		4-0 2B IBB	
Kiko Garcia, R OBP: 0.370, SLG: 0.385 Mark Belanger, R OBP: 0.288, SLG: 0.255 (1, 6) (4, 6)			0-3 K ①		0-0 L6 ③		0-0 F6 ①	0-0 F6 ①	
Dave Skaggs, R OBP: 0.231, SLG: 0.182 Rick Dempsey, R OBP: 0.318, SLG: 0.265 (1, 2) (8, PH) (9, 2)			0-0 L1 ②			0-0 5-3 ①	0-0 F7 ②	0-0 1-H 2-H 3-H 2B	

Inning Stats	R: 0	H: 0	E: 0	K: 1	S: 5	LOB: 0	BB: 0	P: 5	R: 0	H: 0	E: 0	K: 1	S: 5	LOB: 0	BB: 0	P: 5	R: 0	H: 1	E: 0	K: 1	S: 6	LOB: 1	BB: 0	P: 6	R: 0	H: 1	E: 0	K: 0	S: 3	LOB: 0	BB: 0	P: 3	R: 2	H: 3	E: 0	K: 1	S: 8	LOB: 3	BB: 1	P: 13	R: 1	H: 2	E: 0	K: 0	S: 5	LOB: 1	BB: 0	P: 5	R: 4	H: 3	E: 0	K: 2	S: 10	LOB: 1	BB: 2	P: 18
--------------	------	------	------	------	------	--------	-------	------	------	------	------	------	------	--------	-------	------	------	------	------	------	------	--------	-------	------	------	------	------	------	------	--------	-------	------	------	------	------	------	------	--------	-------	-------	------	------	------	------	------	--------	-------	------	------	------	------	------	-------	--------	-------	-------

PITCHER	IP	WLS	BF	H	R	ER	SO	BB	IBB	HBP	BLK	WP	HR	S	P	ERA	WHIP
Jim Colborn, R ERA: 3.01 (1, 1)	5.1	L	22	4	2	2	4	2	0	1	0	0	0	27	36	3.38	1.125
Steve Mingori, L ERA: 3.92 (6, 1)	0.1		2	1	0	0	0	0	0	0	0	0	0	2	2	0.00	3.000
Marty Pattin, R ERA: 6.63 (6, 1)	1.1		9	4	4	4	1	0	1	0	0	0	0	10	14	27.00	3.000
Doug Bird, R ERA: 5.14 (8, 1)	1.0		5	1	1	1	2	0	1	0	0	0	0	8	12	9.00	1.000

PITCHER	IP	WLS	BF	H	R	ER	SO	BB	IBB	HBP	BLK	WP	HR	S	P	ERA	WHIP
---------	----	-----	----	---	---	----	----	----	-----	-----	-----	----	----	---	---	-----	------

Batter	1	2	3	4	5	6	7	8	9	AB R H RBI BB SO LOB	TOP
Willie Norwood, R (1, 8) OBP: 0.182, SLG: 0.150	0-0 F7		0-3 K			0-0 1-3		0-0 5-3		4 0 0 0 0 1 1	
Dan Ford, R (1, 9) OBP: 0.331, SLG: 0.389	0-0 F8			0-0 F4		0-0 FC5-4 1B		0-0 1B 1B		4 0 2 0 0 0 0	
Rod Carew, L (1, 3) OBP: 0.440, SLG: 0.552	0-0 4-3			4-0 FC6-4 BB		0-3 K		0-3 K		3 0 0 0 1 2 2	
Larry Hisle, R (1, 7) OBP: 0.371, SLG: 0.590		0-3 K		0-0 F9		0-0 FC5-4 1-2f		0-0 1-3 1B		4 0 1 0 0 1 2	
Craig Kusick, R (1, 10) OBP: 0.378, SLG: 0.500		0-0 6-3		0-0 FC6-4 1-2f		0-0 BB 1B		0-3 K		4 0 1 0 0 1 3	
Butch Wynegar, S (1, 2) OBP: 0.366, SLG: 0.480		0-0 5-3			0-0 F4		0-3 K		0-0 6-3	4 0 0 0 0 1 1	
Roy Smalley, S (1, 6) OBP: 0.321, SLG: 0.303			0-0 4-3 2B		0-0 CS 1B		4-0 1-2 BB		4-0 G5-4-3 BB	2 0 2 0 2 0 0	
Bob Randall, R (1, 4) OBP: 0.221, SLG: 0.246			0-0 4-3		0-0 E7 1-2		0-0 F9		0-0 G5-4-3 1-2f	4 0 0 0 0 0 5	
Jerry Terrell, R (1, 5) OBP: 0.276, SLG: 0.302			0-3 K		0-0 F7		0-0 4-3			3 0 0 0 0 1 4	
Inning Stats	R: 0 E: 0 K: 0 S: 3 H: 0 LOB: 0 BB: 0 P: 3	R: 0 E: 0 K: 1 S: 5 H: 0 LOB: 0 BB: 0 P: 5	R: 0 E: 0 K: 2 S: 8 H: 1 LOB: 1 BB: 0 P: 8	R: 0 E: 0 K: 0 S: 3 H: 0 LOB: 1 BB: 1 P: 7	R: 0 E: 1 K: 0 S: 4 H: 1 LOB: 1 BB: 0 P: 4	R: 0 E: 0 K: 1 S: 6 H: 1 LOB: 1 BB: 0 P: 6	R: 0 E: 0 K: 1 S: 6 H: 1 LOB: 2 BB: 1 P: 10	R: 0 E: 0 K: 2 S: 9 H: 2 LOB: 2 BB: 0 P: 9	R: 0 E: 0 K: 0 S: 2 H: 0 LOB: 0 BB: 1 P: 6	1B: 5 2B: 1 3B: 0 HR: 0 SF: 0 SAC: 0 DP: 1 HBP: 0	WP: 0 PB: 0 SB: 0 CS: 1 PA: 35
PITCHER Rudy May, L (1, 1) ERA: 2.74	IP 9.0 WLS W BF 35 H 6 R 0 ER 0 SO 7 BB 3 IBB 0 HBP 0 BLK 0 WP 0 HR 0 S 46 P 58 ERA 0.00 WHIP 1.000										

Minnesota Twins @ Baltimore Orioles
 Memorial Stadium, Baltimore, MD
 Fri May 27 1977, 7:05 PM EDT
 Att. 12,219 - Unknown

livebaseballscorecards.com

AB	32
R	0
H	6
RBI	0
BB	3
SO	7
LOB	18



BOTTOM

Minnesota Twins @ Baltimore Orioles
Memorial Stadium, Baltimore, MD

livebaseballscorecards.com

AB	33
R	6
H	11
RBI	6
BB	5
SO	5
LOB	14



WP:	0	PA:	38
PB:	0		
SB:	0		
CS:	0		

Fri May 27 1977, 7:05 PM EDT
Att. 12,219 - Unknown

AB R H RBI BB SO LOB

4 2 2 0 1 2 1

5 1 1 1 0 1 3

3 0 2 2 1 0 0

0 0 0 0 0 0 0

4 1 2 2 0 0 2

0 0 0 0 0 0 0

4 0 2 0 0 1 2

3 0 0 0 1 1 1

3 0 1 1 1 0 0

4 0 0 0 0 0 5

3 2 1 0 1 0 0

1B:	9	SF:	0
2B:	1	SAC:	0
3B:	1	DP:	1
HR:	0	HBP:	0

Batter	1	2	3	4	5	6	7	8	9
Al Bumbry, L OBP: 0.354, SLG: 0.365 (1, 8) (9, 7)	0-0 6-3 3B	0-3 K		4-0 1B BB		0-0 1-3 1B		0-3 K	
Mark Belanger, R OBP: 0.285, SLG: 0.252 (1, 6)	0-0 6-3	0-0 1-2 BB 1B		0-0 P1		0-0 1-3		0-3 K	
Ken Singleton, S OBP: 0.443, SLG: 0.495 Larry Harlow, L OBP: 0.294, SLG: 0.261 (1, 9) (9, 8)	0-0 5-3	4-0 1-2 2-3 1B BB		0-0 1-2 1B		0-0 2-H 3-H 1B			
Lee May, R OBP: 0.258, SLG: 0.289 Tony Muser, L OBP: 0.310, SLG: 0.270 (1, 3) (8, 3)	0-0 2B BB 1B	0-0 G4-6-3 1-3 2-H 3-H 1B		0-0 F3			0-0 6-3		
Eddie Murray, S OBP: 0.323, SLG: 0.441 (1, 10)	0-0 BB 1-3 2B	0-0 G4-6-3 1-2f		0-3 K			0-0 1B 1B		
Doug DeCinces, R OBP: 0.350, SLG: 0.475 (1, 5)	4-0 BB IBB		0-3 K		0-0 F7		0-0 F9		
Pat Kelly, L OBP: 0.410, SLG: 0.545 (1, 7) (9, 9)	4-0 1-2 2-3 3-H FC6-4 BB		0-0 4-3		0-0 6-3		0-0 1-2 1B		
Billy Smith, S OBP: 0.351, SLG: 0.325 (1, 4)	0-0 FC6-4 1-2f		0-0 6-3			0-0 4-3	0-0 F7		
Rick Dempsey, R OBP: 0.323, SLG: 0.267 (1, 2)		0-0 BB 1B 1B		0-0 F8		4-0 1-3 1B BB		0-0 1-3	

Inning Stats	R: 2	H: 3	E: 0	LOB: 3	K: 0	BB: 2	S: 6	P: 14	R: 2	H: 3	E: 0	LOB: 1	K: 1	BB: 1	S: 7	P: 11	R: 0	H: 0	E: 0	LOB: 0	K: 1	BB: 0	S: 5	P: 5	R: 0	H: 0	E: 0	LOB: 0	K: 1	BB: 0	S: 5	P: 5	R: 2	H: 2	E: 0	LOB: 1	K: 0	BB: 1	S: 4	P: 8	R: 0	H: 2	E: 0	LOB: 2	K: 0	BB: 0	S: 5	P: 5	R: 0	H: 0	E: 0	LOB: 0	K: 2	BB: 0	S: 7	P: 7
--------------	------	------	------	--------	------	-------	------	-------	------	------	------	--------	------	-------	------	-------	------	------	------	--------	------	-------	------	------	------	------	------	--------	------	-------	------	------	------	------	------	--------	------	-------	------	------	------	------	------	--------	------	-------	------	------	------	------	------	--------	------	-------	------	------

PITCHER	IP	WLS	BF	H	R	ER	SO	BB	IBB	HBP	BLK	WP	HR	S	P	ERA	WHIP
Geoff Zahn, L ERA: 3.9 (1, 1)	3.2	L	21	7	4	4	2	3	1	0	0	0	0	21	37	9.82	2.727
Ron Schueler, R ERA: 2.9 (4, 1)	2.1		9	2	2	2	1	1	0	0	0	0	0	10	14	7.71	1.286
Dave Johnson, R ERA: 4.15 (7, 1)	1.0		5	2	0	0	0	0	0	0	0	0	0	5	5	0.00	2.000
Pete Redfern, R ERA: 5.54 (8, 1)	1.0		3	0	0	0	2	0	0	0	0	0	0	7	7	0.00	0.000

Batter	1	2	3	4	5	6	7	8	9	AB R H RBI BB SO LOB	TOP											
Lyman Bostock, L (1, 8) OBP: 0.409, SLG: 0.487	0-0 E 1B		0-0 4-3		0-0 L7			0-0 1-3		4 0 1 0 0 0 1												
Roy Smalley, S (1, 6) OBP: 0.326, SLG: 0.299	0-0 B5 1-2		0-0 F9			4-0 BB		4-0 1B BB		2 0 0 0 2 0 1												
Mike Cabbage, L (1, 5) OBP: 0.351, SLG: 0.363	0-3 K			0-0 CS 1B		0-0 F8		0-0 1-2 1B		4 0 2 0 0 1 2												
Larry Hisle, R (1, 7) OBP: 0.368, SLG: 0.579	4-0 BB			0-0 F9 1-2		0-0 F8		0-0 F9		3 0 0 0 1 0 4												
Glenn Adams, L (1, 10) OBP: 0.323, SLG: 0.433	0-0 1-3			0-3 K		0-0 F8			0-0 4-3	4 0 0 0 0 1 3												
Dan Ford, R (1, 9) OBP: 0.329, SLG: 0.381		0-0 6-3			0-3 K		4-0 FC6-4 BB		0-0 4-3	3 0 0 0 1 1 0												
Butch Wynegar, S (1, 2) OBP: 0.356, SLG: 0.465		0-3 K			0-0 F8		0-0 FC6-4 G1-4-3 1-2f		0-3 K	4 0 0 0 0 2 1												
Craig Kusick, R (1, 3) OBP: 0.376, SLG: 0.533		0-0 F3			0-0 HR		0-0 G1-4-3 1-2f			3 1 1 1 0 0 1												
Rob Wilfong, L (1, 4) OBP: 0.352, SLG: 0.338			0-0 4-3		0-0 1B			0-3 K		3 0 1 0 0 1 0												
Inning Stats	R: 0 E: 1 K: 1 S: 6	H: 1 LOB: 2 BB: 1 P: 10	R: 0 E: 0 K: 1 S: 5	H: 0 LOB: 0 BB: 0 P: 5	R: 0 E: 0 K: 0 S: 3	H: 0 LOB: 0 BB: 0 P: 3	R: 0 E: 0 K: 1 S: 5	H: 1 LOB: 0 BB: 0 P: 5	R: 1 E: 0 K: 1 S: 7	H: 2 LOB: 1 BB: 0 P: 7	R: 0 E: 0 K: 0 S: 3	H: 0 LOB: 1 BB: 1 P: 7	R: 0 E: 0 K: 0 S: 2	H: 0 LOB: 0 BB: 1 P: 6	R: 0 E: 0 K: 1 S: 6	H: 1 LOB: 2 BB: 1 P: 10	R: 0 E: 0 K: 1 S: 5	H: 0 LOB: 0 BB: 0 P: 5	1B: 4 2B: 0 3B: 0 HR: 1	SF: 0 SAC: 0 DP: 1 HBP: 0	WP: 0 PB: 0 SB: 0 CS: 1	PA: 34
PITCHER Jim Palmer, R (1, 1) ERA: 2.63	IP: 9.0 WLS: W BF: 34 H: 5 R: 1 ER: 1 SO: 6 BB: 4 IBB: 0 HBP: 0 BLK: 0 WP: 0 HR: 1 S: 42 P: 58 ERA: 1.00 WHIP: 1.000											PITCHER	IP: 9.0 WLS: W BF: 34 H: 5 R: 1 ER: 1 SO: 6 BB: 4 IBB: 0 HBP: 0 BLK: 0 WP: 0 HR: 1 S: 42 P: 58 ERA: 1.00 WHIP: 1.000									

Minnesota Twins @ Baltimore Orioles
 Memorial Stadium, Baltimore, MD
 Sat May 28 1977, 7:05 PM EDT
 Att: 47,360 - Unknown

livebaseballscores.com

AB	30
R	1
H	5
RBI	1
BB	4
SO	6
LOB	13



Batter	1	2	3	4	5	6	7	8	9
Al Bumbry, L OBP: 0.352, SLG: 0.369 (1, 8) (9, 7)	0-3 K		0-3 K			0-0 E 2B		0-3 K	
Mark Belanger, R OBP: 0.299, SLG: 0.286 (1, 6)	0-0 F8			0-0 CS 1B		0-0 E9 2-H 3B		0-0 1B	
Ken Singleton, S OBP: 0.444, SLG: 0.532 Larry Harlow, L OBP: 0.294, SLG: 0.261 (1, 9) (9, 8)	0-0 2B			0-0 F9 1-2		0-0 HR		0-3 K	
Lee May, R OBP: 0.251, SLG: 0.282 Tony Muser, L OBP: 0.310, SLG: 0.270 (1, 3) (9, 3)	0-0 F7			0-0 L7		0-0 5-3		0-0 F8	
Eddie Murray, S OBP: 0.324, SLG: 0.439 (1, 10)		0-0 F8			0-0 HBP 1B	0-0 6-3			
Doug DeCinces, R OBP: 0.344, SLG: 0.465 (1, 5)		0-3 K			0-3 K	0-0 6-3			
Pat Kelly, L OBP: 0.408, SLG: 0.535 (1, 7) (9, 9)		0-0 6-3			1-0 FC6-4 HBP		0-0 G3		
Rick Dempsey, R OBP: 0.316, SLG: 0.261 (1, 2)			0-0 5-3		0-3 K		0-0 F8		
Rich Dauer, R OBP: 0.070, SLG: 0.024 (1, 4)			0-3 K		0-0 FC6-4		0-0 2-3		

Inning Stats		R: 0	H: 1	E: 0	LOB: 1	K: 1	BB: 0	S: 6	P: 6	R: 0	H: 0	E: 0	LOB: 0	K: 1	BB: 0	S: 5	P: 5	R: 0	H: 0	E: 0	LOB: 0	K: 2	BB: 0	S: 7	P: 7	R: 0	H: 1	E: 0	LOB: 0	K: 0	BB: 0	S: 3	P: 3	R: 0	H: 1	E: 0	LOB: 2	K: 2	BB: 0	S: 8	P: 9	R: 3	H: 3	E: 1	LOB: 0	K: 0	BB: 0	S: 6	P: 6	R: 0	H: 0	E: 0	LOB: 0	K: 0	BB: 0	S: 3	P: 3	R: 0	H: 1	E: 0	LOB: 1	K: 2	BB: 0	S: 8	P: 8
Jeff Holly, L ERA: 4.38 (1, 1)	IP	WLS	BF	H	R	ER	SO	BB	IBB	HBP	BLK	WP	HR	S	P	ERA	WHIP																																																
Tom Johnson, R ERA: 1.56 (6, 1)	3.0	L	10	1	0	0	2	0	0	0	0	0	0	14	14	0.00	0.333																																																

AB R H RBI BB SO LOB

4 1 1 0 0 3 0

4 1 3 1 0 0 0

4 1 2 1 0 1 2
0 0 0 0 0 0 0

4 0 0 0 0 0 2
0 0 0 0 0 0 0

3 0 1 0 0 0 0

3 0 0 0 0 2 1

2 0 0 0 0 0 0

3 0 0 0 0 1 2

3 0 0 0 0 1 2

AB 30
R 3
H 7
RBI 2
BB 0
SO 8
LOB 9

WP: 0 PA: 31
PB: 0
SB: 0
CS: 1

1B: 3 SF: 0
2B: 2 SAC: 0
3B: 1 DP: 0
HR: 1 HBP: 1

WP: 0 PA: 31
ERA WHIP

Minnesota Twins @ Baltimore Orioles
Memorial Stadium, Baltimore, MD
Sat May 28 1977, 7:05 PM EDT
Att. 47,360 - Unknown



livebaseballscorecards.com

Batter	1	2	3	4	5	6	7	8	9	AB R H RBI BB SO LOB	TOP
Bob Randall, R (1, 4) OBP: 0.250, SLG: 0.279	4-0 L4-3 BB		0-0 1B			0-0 F7		0-0 1B 2B		3 0 2 1 1 0 0	
Dan Ford, R (1, 9) OBP: 0.327, SLG: 0.373	0-0 L4-3 1-2		0-3 K			0-0 6-3		4-0 1B BB		3 0 0 0 1 1 2	
Larry Hisle, R (1, 7) OBP: 0.371, SLG: 0.575	0-3 K							0-0 1-2 2-3 3-H 1B		3 0 1 1 1 1 0	
Craig Kuskick, R (1, 3) OBP: 0.360, SLG: 0.506		0-3 K				0-0 G4-3 1-2f BB		0-3 K	0-3 K	4 0 0 0 0 3 4	
Bob Gorinski, R (1, 10) OBP: 0.192, SLG: 0.160		0-3 K				0-3 K			0-0 F8	4 0 0 0 0 3 0	
Roy Smalley, S (1, 6) OBP: 0.330, SLG: 0.325		0-0 HR						0-0 F7	0-0 6-3	4 1 2 1 0 0 0	
Lyman Bostock, L (1, 8) OBP: 0.400, SLG: 0.474		0-3 K				0-0 G6-4-3 1-2f 1B		0-3 K	0-0 6-3	4 0 0 0 0 2 1	
Jerry Terrell, R (1, 5) OBP: 0.279, SLG: 0.304			0-0 F9			0-0 6-3		0-0 2B 1B		3 1 1 0 0 0 0	
Glenn Borgmann, R (1, 2) OBP: 0.378, SLG: 0.345			0-0 5-3			0-0 F2		4-0 2B 1B BB		2 1 0 0 1 0 0	
Inning Stats	R: 0 E: 0 K: 1 S: 4 H: 0 LOB: 0 BB: 1 P: 8	R: 1 E: 0 K: 3 S: 10 H: 1 LOB: 0 BB: 0 P: 10	R: 0 E: 0 K: 1 S: 6 H: 1 LOB: 1 BB: 0 P: 6	R: 0 E: 0 K: 1 S: 4 H: 0 LOB: 0 BB: 1 P: 8	R: 0 E: 0 K: 0 S: 3 H: 1 LOB: 0 BB: 0 P: 3	R: 0 E: 0 K: 0 S: 3 H: 0 LOB: 0 BB: 0 P: 3	R: 0 E: 0 K: 2 S: 7 H: 0 LOB: 0 BB: 0 P: 7	R: 2 E: 0 K: 2 S: 10 H: 3 LOB: 3 BB: 2 P: 18	R: 0 E: 0 K: 0 S: 3 H: 0 LOB: 0 BB: 0 P: 3	1B: 4 2B: 2 3B: 0 HR: 1 SF: 0 SAC: 0 DP: 3 HBP: 0	WP: 0 PB: 0 SB: 0 CS: 0 PA: 34
PITCHER Mike Flanagan, L (1, 1) ERA: 3.5	IP: 9.0 WLS: L BF: 34 H: 6 R: 3 ER: 3 SO: 10 BB: 4 IBB: 0 HBP: 0 BLK: 0 WP: 0 HR: 1 S: 50 P: 66 ERA: 3.00 WHIP: 1.111										

Minnesota Twins @ Baltimore Orioles
 Memorial Stadium, Baltimore, MD
 Sun May 29 1977, 3:33 AM EDT
 Att. 15,083 - Unknown

livebaseballscorecards.com

AB 30
 R 3
 H 6
 RBI 3
 BB 4
 SO 10
 LOB 7



Batter	1	2	3	4	5	6	7	8	9
Al Bumbry, L (1, 8) OBP: 0.344, SLG: 0.360	0-0 F7		0-0 F7			0-0 4-3		0-3 K	
Mark Belanger, R (1, 6) OBP: 0.292, SLG: 0.279 Tom Shopay, L (9, PH) OBP: 0.313, SLG: 0.429	0-0 5-3			0-3 K		0-0 6-3		0-0 HR 1B	
Ken Singleton, S (1, 9) OBP: 0.439, SLG: 0.548	0-0 4-3			0-0 6-3		0-3 K		0-0 HR 1B	
Lee May, R (1, 3) OBP: 0.263, SLG: 0.289 Larry Harlow, L (9, PR) OBP: 0.294, SLG: 0.261		4-0 BB G4-6-3		0-0 1B		0-3 K		0-0 G6-4-3 1B	
Eddie Murray, S (1, 10) OBP: 0.316, SLG: 0.428		0-0 G4-6-3 1-2f		0-0 4-3		0-0 G3		0-0 G6-4-3 1-2f	
Pat Kelly, L (1, 7) OBP: 0.395, SLG: 0.514		0-0 4-3		0-0 F5		0-0 4-3		0-0 F5	
Doug DeCinces, R (1, 5) OBP: 0.343, SLG: 0.462			0-0 L8		0-0 1B FC1-2-5-1-6		0-3 K		
Billy Smith, S (1, 4) OBP: 0.358, SLG: 0.333			0-3 K		0-0 1B FC1-2-5-1-6		0-0 1B		
Rick Dempsey, R (1, 2) OBP: 0.317, SLG: 0.270			0-0 2B		0-0 FC1-2-5-1-6 1-2 3-H		0-3 K		

Inning Stats	R: 0	H: 0	E: 0	K: 0	S: 3	LOB: 0	BB: 0	P: 3	R: 0	H: 0	E: 0	K: 0	S: 2	LOB: 0	BB: 1	P: 6	R: 0	H: 1	E: 0	K: 1	S: 6	LOB: 1	BB: 0	P: 6	R: 0	H: 2	E: 0	K: 0	S: 4	LOB: 1	BB: 0	P: 4	R: 0	H: 0	E: 0	K: 1	S: 5	LOB: 0	BB: 0	P: 5	R: 0	H: 0	E: 0	K: 1	S: 5	LOB: 0	BB: 0	P: 5	R: 0	H: 1	E: 0	K: 3	S: 10	LOB: 1	BB: 0	P: 10	R: 2	H: 3	E: 0	K: 0	S: 5	LOB: 1	BB: 0	P: 5	1B: 6	SF: 0	2B: 2	SAC: 0	3B: 0	DP: 3	HR: 1	HBP: 0	WP: 0	PA: 33
--------------	------	------	------	------	------	--------	-------	------	------	------	------	------	------	--------	-------	------	------	------	------	------	------	--------	-------	------	------	------	------	------	------	--------	-------	------	------	------	------	------	------	--------	-------	------	------	------	------	------	------	--------	-------	------	------	------	------	------	-------	--------	-------	-------	------	------	------	------	------	--------	-------	------	-------	-------	-------	--------	-------	-------	-------	--------	-------	--------

PITCHER	IP	WLS	BF	H	R	ER	SO	BB	IBB	HBP	BLK	WP	HR	S	P	ERA	WHIP
Dave Goltz, R (1, 1) ERA: 3.74	8.0	W	30	7	2	2	7	1	0	0	0	0	1	43	47	2.25	1.000
Tom Johnson, R (9, 1) ERA: 1.51	1.0	S	3	1	0	0	0	0	0	0	0	0	0	3	3	0.00	1.000

MINNESOTA TWINS @ BALTIMORE ORIOLES
Memorial Stadium, Baltimore, MD
 Sun May 29 1977, 3:33 AM EDT
 Att. 15,083 - Unknown

AB	32
R	2
H	8
RBI	2
BB	1
SO	7
LOB	9



Batter	1	2	3	4	5	6	7	8	9	AB	R	H	RBI	BB	SO	LOB	TOP								
Al Bumbry, L (1, 8) <small>OBP: 0.351, SLG: 0.373</small> (8, 7)	0-0 F7 2B	0-0 FC6-4 1-2f		0-0 4-3		0-0 HR BB 1B	0-0 CS 1B			5	1	3	0	0	0	3									
Mark Belanger, R (1, 6) <small>OBP: 0.282, SLG: 0.268</small> (8, 3)	0-3 K		0-0 F3		0-3 K	0-3 K	0-0 CS 1-2	0-3 K		5	0	0	0	0	4	2									
Ken Singleton, S (1, 9) <small>OBP: 0.431, SLG: 0.529</small> Tony Muser, L (8, 3) <small>OBP: 0.310, SLG: 0.270</small>	0-0 F7 2-3		0-3 K		0-0 HR	4-0 HR BB 1-2		0-0 F7		4	2	0	0	1	1	1									
Lee May, R (1, 3) <small>OBP: 0.278, SLG: 0.348</small> Larry Harlow, L (8, PR) <small>OBP: 0.294, SLG: 0.261</small> (8, 8)	0-0 P6		0-0 1B 2B		0-0 HR 1-H	0-0 HR 1-H 2-H		0-0 1B		5	3	4	5	0	0	1									
Pat Kelly, L (1, 7) <small>OBP: 0.395, SLG: 0.505</small> (8, 9)		4-0 1B BB	0-0 S 1B 2-H		0-3 K	0-0 2-3		0-3 K		4	1	1	1	1	2	1									
Eddie Murray, S (1, 10) <small>OBP: 0.313, SLG: 0.417</small>		0-3 K	0-3 K 1-2		4-0 BB BB		0-0 6-3		0-3 K	4	0	0	0	1	3	2									
Doug DeCinces, R (1, 5) <small>OBP: 0.347, SLG: 0.466</small> Brooks Robinson, R (2, 5) <small>OBP: 0.250, SLG: 0.474</small>		0-0 FC4 1B 1-3		0-0 L7	4-0 BB BB 1-2		0-0 1B 2B 1B		0-0 F9	1	0	1	0	0	0	0									
Billy Smith, S (1, 4) <small>OBP: 0.352, SLG: 0.328</small>		0-0 FC4 1B 1-2		0-3 K	0-0 F7 BB 3		0-0 2B 1B 1-2		0-0 P3	5	1	1	0	0	1	4									
Rick Dempsey, R (1, 2) <small>OBP: 0.329, SLG: 0.310</small>		0-0 FC6-4 1B 1-2 3-H		0-0 3B		0-0 5-3	0-0 1-H 2-H 2B			4	0	3	3	0	0	0									
Inning Stats	R: 0 E: 0 K: 1 S: 6	H: 1 LOB: 1 BB: 0 P: 6	R: 1 E: 0 K: 1 S: 7	H: 2 LOB: 2 BB: 1 P: 11	R: 1 E: 0 K: 2 S: 9	H: 2 LOB: 1 BB: 0 P: 9	R: 0 E: 0 K: 1 S: 6	H: 1 LOB: 1 BB: 0 P: 6	R: 2 E: 1 K: 2 S: 9	H: 1 LOB: 2 BB: 2 P: 17	R: 3 E: 0 K: 1 S: 7	H: 2 LOB: 0 BB: 1 P: 11	R: 2 E: 0 K: 0 S: 5	H: 4 LOB: 0 BB: 0 P: 5	R: 0 E: 0 K: 2 S: 8	H: 1 LOB: 1 BB: 0 P: 8	R: 0 E: 0 K: 1 S: 5	H: 0 LOB: 0 BB: 0 P: 5	1B: 8 2B: 3 3B: 1 HR: 2	SF: 0 SAC: 0 DP: 0 HBP: 0	WP: 0 PB: 0 SB: 1 CS: 1	PA: 45			
PITCHER	IP	WLS	BF	H	R	ER	SO	BB	IBB	HBP	BLK	WP	HR	S	P	ERA	WHIP								
Paul Thordogsgard, R (1, 1) <small>ERA: 3.6</small>	4.1		22	7	4	3	6	1	0	0	0	0	1	33	37	6.23	1.846								
Ron Schueler, R (5, 1) <small>ERA: 3.58</small>	1.2	L	10	2	3	3	2	3	0	0	0	0	1	11	23	16.20	3.000								
Dave Johnson, R (7, 1) <small>ERA: 5.59</small>	1.0		5	4	2	2	0	0	0	0	0	0	0	5	5	18.00	4.000								
Tom Burgmeier, L (8, 1) <small>ERA: 2.06</small>	2.0		7	1	0	0	3	0	0	0	0	0	0	13	13	0.00	0.500								

Baltimore Orioles @ Minnesota Twins
 Metropolitan Stadium, Bloomington, MI
 Mon May 30 1977, 8:05 PM EDT
 Att: 16,065 - Unknown

livebaseballscorecards.com

AB	40
R	9
H	14
RBI	9
BB	4
SO	11
LOB	14



Batter	1	2	3	4	5	6	7	8	9	AB	R	H	RBI	BB	SO	LOB
Bob Randall, R (1, 4) OBP: 0.250, SLG: 0.278 Rob Wilfong, L (7, PR) OBP: 0.352, SLG: 0.338 (8, 4) Bob Gorinski, R (8, PH) OBP: 0.185, SLG: 0.154 Mike Cubbage, L (9, 5) OBP: 0.351, SLG: 0.363	0-0 P4		0-0 6-3		0-0 6-3		0-0 1B 2B 1B	0-0 P4		4	0	1	0	0	0	1
Rod Carew, L (1, 3) OBP: 0.439, SLG: 0.545	4-0 FC5-4 BB		0-0 F7		0-0 1B E 1B		0-0 F8		0-0 6-3	4	1	1	1	1	0	1
Dan Ford, R (1, 9) OBP: 0.335, SLG: 0.387	0-0 F8		0-0 F9		0-0 1B 1-H		0-0 1B 1-2 2B		0-0 2B	5	2	3	0	0	0	1
Larry Hisle, R (1, 7) OBP: 0.377, SLG: 0.579	0-0 FC5-4 1-2f			0-0 FC5-4 1B		0-0 F7		0-0 1B 1-H 2-H 2B	4-0 BB	4	1	2	2	1	0	1
Craig Kusick, R (1, 10) OBP: 0.348, SLG: 0.488 Glenn Adams, L (7, PH) OBP: 0.344, SLG: 0.452 Willie Norwood, R (9, PH) OBP: 0.174, SLG: 0.143		0-0 F8		0-0 FC5-4 2B 1-2f	0-3 K		0-0 1B 2-H		0-3 K	3	0	0	0	0	1	1
Roy Smalley, S (1, 6) OBP: 0.326, SLG: 0.321		0-0 1B 1B		0-0 F3		0-0 5-3		0-0 F7	0-3 K	5	1	1	0	0	1	4
Butch Wynegar, S (1, 2) OBP: 0.359, SLG: 0.474		0-0 1B 1B G5-3 1-2		0-0 2B 1-3		0-0 5-3		0-0 F9		4	0	2	0	0	0	1
Lyman Bostock, L (1, 8) OBP: 0.402, SLG: 0.475		0-0 1B 1-2 2-H		0-0 6-3		0-0 FC6-4 1B		0-0 1-3		4	0	2	1	0	0	2
Jerry Terrell, R (1, 5) OBP: 0.277, SLG: 0.317 (9, 4)		0-0 G5-3 2-3f			0-0 1B 2B		0-0 FC6-4 1-2f		0-0 F9	4	1	1	0	0	0	3

Inning Stats	R: 0	H: 0	E: 0	K: 0	S: 3	R: 1	H: 3	E: 0	K: 0	S: 5	R: 0	H: 0	E: 0	K: 0	S: 3	R: 0	H: 2	E: 0	K: 0	S: 5	R: 3	H: 3	E: 1	K: 1	S: 8	R: 0	H: 1	E: 0	K: 0	S: 4	R: 3	H: 4	E: 0	K: 0	S: 7	R: 0	H: 0	E: 0	K: 0	S: 3	R: 0	H: 1	E: 0	K: 2	S: 8	R: 0	H: 0	E: 0	K: 0	S: 3	R: 0	H: 1	E: 0	K: 2	S: 8	1B: 10	SF: 0	2B: 4	SAC: 0	3B: 0	DP: 1	HR: 0	HBP: 0	WP: 0	PA: 42
--------------	------	------	------	------	------	------	------	------	------	------	------	------	------	------	------	------	------	------	------	------	------	------	------	------	------	------	------	------	------	------	------	------	------	------	------	------	------	------	------	------	------	------	------	------	------	------	------	------	------	------	------	------	------	------	------	--------	-------	-------	--------	-------	-------	-------	--------	-------	--------

PITCHER	IP	WLS	BF	H	R	ER	SO	BB	IBB	HBP	BLK	WP	HR	S	P	ERA	WHIP
Ross Grimsley, L (1, 1) ERA: 3.19	6.0	W	27	9	4	3	1	1	0	0	0	0	0	28	32	4.50	1.667
Dennis Martinez, R (7, 1) ERA: 2.67	0.1		5	4	3	3	0	0	0	0	0	0	0	5	5	81.00	12.000
Scott McGregor, L (7, 1) ERA: 3.99	2.2	S	10	1	0	0	2	1	0	0	0	0	0	13	17	0.00	0.750


BOTTOM

Baltimore Orioles @ Minnesota Twins
Metropolitan Stadium, Bloomington, MI

Mon May 30 1977, 8:05 PM EDT
Att. 16,065 - Unknown

livebaseballscorecards.com

AB	40
R	7
H	14
RBI	5
BB	2
SO	3
LOB	17



Batter	1	2	3	4	5	6	7	8	9	AB R H RBI BB SO LOB	TOP
Al Bumbry, L (1, 8) OBP: 0.354, SLG: 0.376	0-0 SH1-3 1B		0-0 4-3			0-0 S 1B		0-0 FC4-6 1-2f		4 0 2 0 0 0 1	
Mark Belanger, R (1, 6) OBP: 0.278, SLG: 0.264 Kiko Garcia, R (8, 6) OBP: 0.357, SLG: 0.370	0-0 SH1-3 1-2			0-0 F9		0-0 P4 1-2		0-0 F7		2 0 0 0 0 0 1 1 0 0 0 0 0 0	
Ken Singleton, S (1, 9) OBP: 0.426, SLG: 0.516	0-3 K			0-0 4-3		0-0 4-3		4-0 HR BB		3 1 0 0 1 1 2	
Lee May, R (1, 3) OBP: 0.289, SLG: 0.389	0-3 K			0-0 HR		4-0 G6-4-3 BB		0-0 HR 1-H		3 2 2 3 1 1 1	
Pat Kelly, L (1, 7) OBP: 0.391, SLG: 0.496		0-0 3-1		0-0 1-3		0-0 L8		0-0 1B		4 0 1 0 0 0 1	
Eddie Murray, S (1, 10) OBP: 0.306, SLG: 0.407		0-0 6-3			0-0 F7		0-0 G6-4-3 1-2f		0-3 K	4 0 0 0 0 1 2	
Billy Smith, S (1, 4) OBP: 0.349, SLG: 0.326		0-3 K			0-0 4-3			0-0 FC4-6 1B		4 0 1 0 0 2 1	
Brooks Robinson, R (1, 5) OBP: 0.217, SLG: 0.409			0-0 F8		0-0 F9			0-0 F7		3 0 0 0 0 0 1	
Rick Dempsey, R (1, 2) OBP: 0.322, SLG: 0.302			0-0 F9			0-0 L1		0-0 F9		3 0 0 0 0 0 1	
Inning Stats	R: 0 H: 1 E: 0 LOB: 1 K: 2 BB: 0 S: 8 P: 8	R: 0 H: 0 E: 0 LOB: 0 K: 1 BB: 0 S: 5 P: 5	R: 0 H: 0 E: 0 LOB: 0 K: 0 BB: 0 S: 3 P: 3	R: 1 H: 1 E: 0 LOB: 0 K: 0 BB: 0 S: 4 P: 4	R: 0 H: 0 E: 0 LOB: 0 K: 0 BB: 0 S: 3 P: 3	R: 0 H: 1 E: 0 LOB: 1 K: 0 BB: 0 S: 4 P: 4	R: 0 H: 0 E: 0 LOB: 0 K: 0 BB: 1 S: 2 P: 6	R: 0 H: 1 E: 0 LOB: 1 K: 0 BB: 0 S: 4 P: 4	R: 2 H: 2 E: 0 LOB: 1 K: 2 BB: 1 S: 9 P: 13	1B: 4 SF: 0 2B: 0 SAC: 1 3B: 0 DP: 1 HR: 2 HBP: 0	WP: 0 PA: 34 PB: 0 SB: 1 CS: 0
PITCHER Pete Redfern, R (1, 1) ERA: 5.13 Tom Johnson, R (9, 1) ERA: 1.49	IP WLS BF H R ER SO BB IBB HBP BLK WP HR S P ERA WHIP										
	8.1 W 31 5 3 3 3 2 0 0 0 0 0 2 35 43 3.24 0.840										
	0.2 3 1 0 0 2 0 0 0 0 0 0 0 7 7 0.00 1.500										

Baltimore Orioles @ Minnesota Twins
 Metropolitan Stadium, Bloomington, MI
 Tue May 31 1977, 8:05 PM EDT
 Att. 4,535 - Unknown

livebaseballscorecards.com

AB	31
R	3
H	6
RBI	3
BB	2
SO	5
LOB	11



Batter	1	2	3	4	5	6	7	8	9
Roy Smalley, S (1, 6) OBP: 0.330, SLG: 0.325	0-3 K		0-3 K		0-0 SH1-4	0-0 E 1B		0-0 BB BB 1B	
Rod Carew, L (1, 3) OBP: 0.429, SLG: 0.530	0-3 K		0-0 F8		0-0 4-3	0-0 E8		0-3 K	
Dan Ford, R (1, 9) OBP: 0.337, SLG: 0.384	0-0 F8			0-3 K	0-0 1B	0-0 P6		4-0 BB BB	
Larry Hisle, R (1, 7) OBP: 0.383, SLG: 0.577		0-3 K		0-0 S 1B	0-0 F8		0-0 FC6-4 1B	4-0 BB	
Craig Kusick, R (1, 10) OBP: 0.358, SLG: 0.524		0-0 F8		4-0 BB BB 1B		0-0 HR	0-0 FC6-4 1B	0-0 6-3	
Rich Chiles, L (7, PH) OBP: 0.386, SLG: 0.333				1-2 BB			1-2f		
Bob Gorinski, R (8, PH) OBP: 0.179, SLG: 0.148									
Jerry Terrell, R (1, 5) OBP: 0.304, SLG: 0.344		0-0 BB 1B		0-0 G6-4-3 1B		0-0 SF9 1B	0-0 FC4-6 1B		
Butch Wynegar, S (1, 2) OBP: 0.369, SLG: 0.478		4-0 BB BB 1B		0-0 G6-4-3 1B		0-0 SF9 1B	0-0 1B		
Lyman Bostock, L (1, 8) OBP: 0.399, SLG: 0.472		0-0 P6			0-0 SH1-4 BB 4-3 1B	0-0 SF9	0-3 K		
Rob Wilfong, L (1, 4) OBP: 0.348, SLG: 0.325			0-0 P6		4-0 BB BB 4-3 SH1-4 1B	0-3 K		0-3 K	

Inning Stats	R: 0	H: 0	E: 0	K: 2	S: 7	R: 0	H: 1	E: 0	K: 1	S: 6	R: 0	H: 0	E: 0	K: 1	S: 5	R: 1	H: 2	E: 0	K: 1	S: 6	R: 2	H: 2	E: 0	K: 0	S: 5	R: 4	H: 4	E: 1	K: 1	S: 10	R: 1	H: 2	E: 0	K: 1	S: 7	R: 0	H: 1	E: 0	K: 2	S: 8
	LOB: 0	BB: 0	P: 7	LOB: 2	BB: 1	P: 10	LOB: 0	BB: 0	P: 5	LOB: 1	BB: 1	P: 10	LOB: 1	BB: 1	P: 9	LOB: 1	BB: 0	P: 10	LOB: 1	BB: 0	P: 7	LOB: 3	BB: 2	P: 16	1B: 11	SF: 1	2B: 0	SAC: 1	3B: 0	DP: 1	HR: 1	HBP: 0	WP: 0	PA: 41	PB: 0	SB: 2	CS: 0			

PITCHER	IP	WLS	BF	H	R	ER	SO	BB	IBB	HBP	BLK	WP	HR	S	P	ERA	WHIP
Rudy May, L (1, 1) ERA: 3.14	5.0	L	25	8	6	5	5	3	0	0	0	0	1	32	44	9.00	2.200
Tony Chevez, R (6, 1) ERA: 4.5	2.0		10	3	2	1	2	0	0	0	0	0	0	14	14	4.50	1.500
Tippy Martinez, L (8, 1) ERA: 3.86	1.0		6	1	0	0	2	2	0	0	0	0	0	8	16	0.00	3.000

BOTTOM

Baltimore Orioles @ Minnesota Twins
 Metropolitan Stadium, Bloomington, MI
 Tue May 31 1977, 8:05 PM EDT
 Att. 4,535 - Unknown

livebaseballscores.com

AB	34
R	8
H	12
RBI	6
BB	5
SO	9
LOB	15



Batter	1	2	3	4	5	6	7	8	9	AB R H RBI BB SO LOB	TOP																								
Al Bumbry, L (1, 8) OBP: 0.345, SLG: 0.365	0-0 4-1	0-0 4-3			0-3 K		0-0 6-3		0-0 F7	5 0 0 0 0 1 4																									
Mark Belanger, R (1, 6) OBP: 0.270, SLG: 0.256	0-0 5-3		0-0 F9		0-3 K		0-0 F7			4 0 0 0 0 1 1																									
Ken Singleton, S (1, 9) OBP: 0.421, SLG: 0.508	0-0 1B		0-0 6-3		0-0 E5 FC5-4			0-0 F8		4 0 1 0 0 0 1																									
Lee May, R (1, 3) OBP: 0.288, SLG: 0.386	0-3 K		0-3 K		0-0 FC5-4			0-0 FC6-4 1B		4 0 1 0 0 2 3																									
Eddie Murray, S (1, 10) OBP: 0.310, SLG: 0.412		0-0 F9 1B 2B		0-0 6-3		4-0 3B BB		0-0 F2		3 2 1 0 1 0 1																									
Rick Dempsey, R (1, 2) OBP: 0.327, SLG: 0.323		0-0 F9		0-0 1B		0-0 8-2 3B		0-0 FC6-4		4 0 2 1 0 0 2																									
Pat Kelly, L (1, 7) OBP: 0.380, SLG: 0.479		0-3 K		0-0 F8		0-0 1-3			0-0 5-3	4 0 0 0 0 1 3	AB 34																								
Brooks Robinson, R (1, 5) OBP: 0.222, SLG: 0.360		4-0 1B BB		0-0 F8		0-0 8-2			0-0 F7	3 0 0 0 1 0 2	R 2																								
Rich Dauer, R (1, 4) OBP: 0.128, SLG: 0.091		0-0 1-2 3-H 1B		4-0 E BB		0-0 F8			0-0 2B	3 0 2 1 1 0 0	H 7																								
Inning Stats	R: 0 E: 0 K: 1 S: 6 H: 1 LOB: 1 BB: 0 P: 6	R: 1 E: 0 K: 1 S: 7 H: 2 LOB: 2 BB: 1 P: 11	R: 0 E: 0 K: 1 S: 5 H: 0 LOB: 0 BB: 0 P: 5	R: 0 E: 0 K: 0 S: 4 H: 1 LOB: 1 BB: 0 P: 4	R: 0 E: 1 K: 2 S: 8 H: 0 LOB: 2 BB: 1 P: 12	R: 1 E: 0 K: 0 S: 3 H: 1 LOB: 0 BB: 1 P: 7	R: 0 E: 0 K: 0 S: 3 H: 0 LOB: 0 BB: 0 P: 3	R: 0 E: 0 K: 0 S: 4 H: 1 LOB: 1 BB: 0 P: 4	R: 0 E: 0 K: 0 S: 4 H: 1 LOB: 1 BB: 0 P: 4	1B: 4 2B: 3 3B: 1 HR: 0 SF: 0 SAC: 0 DP: 1 HBP: 0	WP: 0 PB: 0 SB: 0 CS: 0 PA: 37																								
PITCHER Ken Brett, L (1, 1) ERA: 5.08	IP 9.0	WLS W	BF 37	H 7	R 2	ER 2	SO 5	BB 3	IBB 0	HBP 0	BLK 0	WP 0	HR 0	S 44	P 56	ERA 2.00	WHIP 1.111	PITCHER	IP 9.0	WLS W	BF 37	H 7	R 2	ER 2	SO 5	BB 3	IBB 0	HBP 0	BLK 0	WP 0	HR 0	S 44	P 56	ERA 2.00	WHIP 1.111

Baltimore Orioles @ Chicago White Sox
Comiskey Park, Chicago, IL
Wed Jun 01 1977, 8:05 PM EDT
Att. 9,784 - Unknown

livebaseballscorecards.com



Batter	1	2	3	4	5	6	7	8	9
Ralph Garr, L OBP: 0.305, SLG: 0.374 (1, 7) X	0-0 4-3 ①		0-0 FC5-4 ① CS 1-2f			0-0 5-3 ① X	0-0 FC6-4 ① 1B 1-2 2-H 3-H		
Alan Bannister, R OBP: 0.365, SLG: 0.359 (1, 6) X	0-0 5-3 ②		0-3 K ② 1-2			0-0 5-3 ② X	0-0 FC6-4 ③ 1-2f		
Jorge Orta, L OBP: 0.364, SLG: 0.447 (1, 4) X	0-0 6-3 ③			0-0 CS 1B		0-0 2B		0-0 F6 ①	
Oscar Gamble, L OBP: 0.366, SLG: 0.546 (1, 9) X		0-0 F7 ①		0-3 K ② 1-2		0-0 4-3 ③		0-0 F8 ②	
Jim Spencer, L OBP: 0.314, SLG: 0.443 (1, 3) X		0-0 2B 1B 1B		0-0 F4 ③			0-0 1-3 ① S	0-3 K ③	
Royle Stillman, L OBP: 0.322, SLG: 0.451 (1, 10) X		0-0 1B 2B			4-0 CS BB		4-0 2B 1B BB		
Chet Lemon, R OBP: 0.366, SLG: 0.529 (1, 8) X		0-3 K ② S			0-3 K ② 1-2		0-0 1B 2B 1-3		
Eric Soderholm, R OBP: 0.380, SLG: 0.493 (1, 5) X		0-0 1B 2-H 3-H			0-0 1B		4-0 1B IBB		
Jim Essian, R OBP: 0.368, SLG: 0.387 (1, 2) X			0-0 FC5-4 ① 1B		0-3 K ③ S		0-0 F6 ②		

Inning Stats	R: 0	H: 0	E: 0	K: 0	S: 3	R: 2	H: 3	E: 0	K: 1	S: 7	R: 0	H: 1	E: 0	K: 1	S: 5	R: 0	H: 1	E: 0	K: 1	S: 5	R: 0	H: 1	E: 0	K: 2	S: 7	R: 0	H: 1	E: 0	K: 0	S: 5	R: 2	H: 2	E: 0	K: 0	S: 5	R: 0	H: 0	E: 0	K: 1	S: 5
	LOB: 0	BB: 0	LOB: 1	BB: 0	P: 3	LOB: 1	BB: 0	LOB: 0	BB: 0	P: 7	LOB: 1	BB: 0	LOB: 0	BB: 0	P: 5	LOB: 1	BB: 1	LOB: 1	BB: 1	P: 11	LOB: 1	BB: 0	LOB: 1	BB: 0	P: 4	LOB: 2	BB: 2	P: 13	LOB: 0	BB: 0	LOB: 0	BB: 0	P: 5	LOB: 0	BB: 0	LOB: 0	BB: 0	P: 5		

PITCHER	IP	WLS	BF	H	R	ER	SO	BB	IBB	HBP	BLK	WP	HR	S	P	ERA	WHIP	PITCHER	IP	WLS	BF	H	R	ER	SO	BB	IBB	HBP	BLK	WP	HR	S	P	ERA	WHIP					
Jim Palmer, R ERA: 2.77 (1, 1)	8.0	L	32	9	4	4	6	2	1	0	0	0	0	41	53	4.50	1.375																							

AB R H RBI BB SO LOB

4	0	1	2	0	0	1
4	0	0	0	0	1	3
4	0	2	0	0	0	0
4	0	0	0	0	1	2
4	1	1	0	0	1	0
1	2	1	0	2	0	0
3	1	1	0	0	2	3
2	0	2	2	1	0	0
3	0	1	0	0	1	4

AB	R	H	RBI	BB	SO	LOB
29	4	9	4	3	6	13

WP: 0 PA: 32
PB: 0
SB: 0
CS: 3



Baltimore Orioles @ Chicago White Sox
Comiskey Park, Chicago, IL
Wed Jun 01 1977, 8:05 PM EDT
Att. 9,784 - Unknown

livebaseballscorecards.com

Batter	1	2	3	4	5	6	7	8	9	AB R H RBI BB SO LOB	TOP											
Al Bumbry, L (1, 8) OBP: 0.347, SLG: 0.363	0-0 4-3		0-3 K		4-0 BB		0-0 1B	0-0 4-3		4 0 1 1 1 1 2												
Billy Smith, S (1, 4) OBP: 0.344, SLG: 0.321 (8, 3)	0-0 F5		0-0 1B		0-0 F8		0-0 L4		0-0 F5	5 0 1 0 0 0 3												
Ken Singleton, S (1, 9) OBP: 0.420, SLG: 0.504	0-0 1B		0-0 F8		0-0 F8		0-0 FC6-4 1B		0-0 F4	5 0 2 1 0 0 1												
Lee May, R (1, 3) OBP: 0.282, SLG: 0.377 Kiko Garcia, R (7, 6) OBP: 0.379, SLG: 0.393	0-0 5-3		0-0 5-3		0-3 K		0-0 FC6-4 1-2f		0-0 FC4-6 1B	4 0 0 0 0 1 4 1 0 1 0 0 0 0												
Pat Kelly, L (1, 7) OBP: 0.366, SLG: 0.459		0-0 F7		0-0 3-1		0-0 6-3		0-0 F7	0-0 FC4-6 1-2f	5 0 0 0 0 0 1												
Eddie Murray, S (1, 10) OBP: 0.319, SLG: 0.420		0-0 F9 BB 1B		0-0 F7			0-0 1B 2B 1B	0-0 1B 1B		4 2 3 0 0 0 0												
Rick Dempsey, R (1, 2) OBP: 0.338, SLG: 0.331		4-0 1-2 BB		0-0 L6			0-0 2B 1B 1B	0-0 1B 1B		3 1 2 0 1 0 0												
Brooks Robinson, R (1, 5) OBP: 0.226, SLG: 0.345		0-0 F9 2-3		0-0 F7		0-0 F7	0-0 F3	0-0 1-2 2-3 1B		4 0 1 0 0 0 4												
Mark Belanger, R (1, 6) OBP: 0.267, SLG: 0.252 Tony Muser, L (7, PH) OBP: 0.326, SLG: 0.316 (7, 3) Rich Dauer, R (8, PH) OBP: 0.125, SLG: 0.091 (8, 4)		0-0 F7		0-0 F8		0-0 F8	0-0 1B 2B	0-0 SF8		2 0 0 0 0 0 2 1 1 1 1 0 0 0 0 0 0 1 0 0 0												
Inning Stats	R: 0 E: 0 K: 0 S: 4	H: 1 LOB: 1 BB: 0 P: 4	R: 0 E: 0 K: 0 S: 4	H: 1 LOB: 2 BB: 1 P: 8	R: 0 E: 0 K: 1 S: 6	H: 1 LOB: 1 BB: 0 P: 6	R: 0 E: 0 K: 0 S: 3	H: 0 LOB: 0 BB: 0 P: 3	R: 0 E: 0 K: 0 S: 3	H: 0 LOB: 1 BB: 1 P: 7	R: 0 E: 0 K: 1 S: 5	H: 0 LOB: 0 BB: 0 P: 5	R: 3 E: 0 K: 0 S: 8	H: 5 LOB: 2 BB: 0 P: 8	R: 1 E: 0 K: 0 S: 6	H: 3 LOB: 2 BB: 0 P: 6	R: 0 E: 0 K: 0 S: 4	H: 1 LOB: 1 BB: 0 P: 4	1B: 11 2B: 1 3B: 0 HR: 0	SF: 1 SAC: 0 DP: 0 HBP: 0	WP: 0 PB: 0 SB: 0 CS: 0	PA: 41
PITCHER	IP WLS BF H R ER SO BB IBB HBP BLK WP HR S P ERA WHIP																					
Francisco Barrios, R (1, 1) ERA: 3.73	6.2 W 30 8 3 3 2 2 0 0 0 0 0 0 32 40 4.05 1.500																					
Lerrin LaGrow, R (7, 1) ERA: 1.36	0.2 5 3 1 1 0 0 0 0 0 0 0 0 5 5 13.50 4.500																					
Dave Hamilton, L (8, 1) ERA: 4.91	1.2 S 6 1 0 0 0 0 0 0 0 0 0 0 6 6 0.00 0.600																					

Baltimore Orioles @ Chicago White Sox
Comiskey Park, Chicago, IL
Thu Jun 02 1977, 8:05 PM EDT
Att. 8,331 - Unknown

livebaseballscorecards.com

AB	38
R	4
H	12
RBI	4
BB	2
SO	2
LOB	17



Batter	1	2	3	4	5	6	7	8	9	AB	R	H	RBI	BB	SO	LOB
Ralph Garr, L OBP: 0.296, SLG: 0.363 (1, 7)	0-0 4-3	0-0 F8	0-0 F8		0-0 F9			0-0 6-3		5	0	0	0	0	0	3
Alan Bannister, R OBP: 0.375, SLG: 0.372 (1, 6)	0-0 1B SF4	0-0 1B	4-0 BB		0-0 FC6-5 2B			0-0 F7		4	1	3	1	1	0	0
Jorge Orta, L OBP: 0.365, SLG: 0.442 (1, 4)	0-0 1-3 1B	0-3 K	4-0 BB		0-0 FC6-5 2-3			0-0 4-3		4	0	1	0	1	1	3
Lamar Johnson, R OBP: 0.321, SLG: 0.532 (1, 10)	0-0 SF4		0-0 2B 1B					0-0 F9		3	1	1	1	0	0	3
Jim Spencer, L OBP: 0.318, SLG: 0.438 (1, 3)	0-3 K		4-0 2B FC6-2 BB		4-0 4-3 BB			0-0 4-3		2	0	0	0	2	1	1
Chet Lemon, R OBP: 0.363, SLG: 0.528 (1, 8)		0-0 F4	0-0 FC6-2 2B		0-0 4-3			0-3 K		4	1	1	1	0	1	1
Eric Soderholm, R OBP: 0.390, SLG: 0.500 (1, 5)		0-0 1B 2B	4-0 FC6-2 2B IBB		4-0 G4-3 BB			0-0 F8		2	2	1	0	2	0	0
Wayne Nordhagen, R OBP: 0.467, SLG: 0.667 (1, 9)		0-0 1B 1B	0-0 FC6-2 2B		0-0 G4-3			0-0 L4-3 1B		4	2	2	1	0	0	5
Jim Essian, R OBP: 0.372, SLG: 0.400 (1, 2)		0-0 1B 1B	0-0 WP 2B		0-0 3-1			0-0 L4-3		4	0	2	3	0	0	1

Inning Stats	R: 1	H: 2	E: 0	K: 1	S: 7	LOB: 1	BB: 0	P: 7	R: 2	H: 4	E: 0	K: 1	S: 9	LOB: 2	BB: 0	P: 9	R: 4	H: 3	E: 0	K: 0	S: 6	LOB: 3	BB: 4	P: 22	R: 0	H: 0	E: 0	K: 0	S: 2	LOB: 1	BB: 2	P: 10	R: 0	H: 1	E: 0	K: 0	S: 4	LOB: 1	BB: 0	P: 4	R: 0	H: 0	E: 0	K: 1	S: 5	LOB: 0	BB: 0	P: 5	R: 0	H: 1	E: 0	K: 0	S: 3	LOB: 0	BB: 0	P: 3	R: 0	H: 0	E: 0	K: 0	S: 3	LOB: 0	BB: 0	P: 3
--------------	------	------	------	------	------	--------	-------	------	------	------	------	------	------	--------	-------	------	------	------	------	------	------	--------	-------	-------	------	------	------	------	------	--------	-------	-------	------	------	------	------	------	--------	-------	------	------	------	------	------	------	--------	-------	------	------	------	------	------	------	--------	-------	------	------	------	------	------	------	--------	-------	------


PITCHER	IP	WLS	BF	H	R	ER	SO	BB	IBB	HBP	BLK	WP	HR	S	P	ERA	WHIP
Mike Flanagan, L ERA: 4.18 (1, 1)	2.0	L	14	7	5	5	2	1	0	0	0	0	0	17	21	22.50	4.000
Tony Chevez, R ERA: 11.57 (3, 1)	0.1		3	1	0	0	0	0	1	0	0	0	0	2	6	0.00	3.000
Scott McGregor, L ERA: 3.34 (3, 1)	5.2		22	3	2	2	1	4	0	0	0	1	0	20	36	3.18	1.235

BOTTOM

Baltimore Orioles @ Chicago White Sox
Comiskey Park, Chicago, IL

Thu Jun 02 1977, 8:05 PM EDT
Att. 8,331 - Unknown

AB	32
R	7
H	11
RBI	7
BB	6
SO	3
LOB	17



WP	HR	S	P	ERA	WHIP
1	0	3	3	3.18	1.235

Batter	1	2	3	4	5	6	7	8	9	AB R H RBI BB SO LOB	TOP	
Al Bumbry, L (1, 8) <small>OBP: 0.348, SLG: 0.364</small>	0-0 	0-0 4-3 		0-0 	0-0 F9 		0-0 F8 			5 2 2 0 0 0 2	Baltimore Orioles @ Kansas City Royals Royals Stadium, Kansas City, MO Fri Jun 03 1977, 8:05 PM EDT Att. 21,878 - Unknown	
Billy Smith, S (1, 4) <small>OBP: 0.353, SLG: 0.331</small>	0-0 	0-0 		0-0 1-H 		0-0 4-3 		0-0 F9 		5 2 3 1 0 0 0		
Ken Singleton, S (1, 9) <small>OBP: 0.432, SLG: 0.507</small> Tom Shopay, L (8, PR) <small>OBP: 0.313, SLG: 0.429</small>	4-0 	0-0 		4-0 		0-0 		0-0 E6 		3 1 2 0 2 0 0 0 0 0 0 0 0 0		
Lee May, R (1, 3) <small>OBP: 0.280, SLG: 0.389</small> Tony Muser, L (9, 3) <small>OBP: 0.326, SLG: 0.316</small>	0-3 	0-0 FC5-4 		0-0 		0-0 F5 		0-0 G5-4-3 		5 1 1 3 0 1 7 0 0 0 0 0 0 0		
Eddie Murray, S (1, 10) <small>OBP: 0.321, SLG: 0.419</small>	0-0 		0-0 G3 	0-0 		0-0 F2 		0-0 		5 0 2 1 0 0 3		
Pat Kelly, L (1, 7) <small>OBP: 0.370, SLG: 0.456</small>	0-0 		0-0 5-3 	0-0 2-3 			4-0 		0-0 SH5-3 			3 1 1 1 1 0 1
Rick Dempsey, R (1, 2) <small>OBP: 0.333, SLG: 0.321</small>	0-3 		0-0 6-3 		0-0 F8 		0-0 F9 		4-0 			4 0 0 0 1 1 4
Brooks Robinson, R (1, 5) <small>OBP: 0.250, SLG: 0.353</small>	0-0 5-3 			0-3 	0-0 		0-0 		0-0 FC5-4 			5 0 2 0 0 1 5
Mark Belanger, R (1, 6) <small>OBP: 0.258, SLG: 0.245</small>		0-0 F3 		0-3 	0-0 F9 		0-0 SF7 		0-0 FC4 			4 0 0 1 0 1 3
Inning Stats	R: 2 H: 3 E: 1 LOB: 3 K: 2 BB: 1 S: 11 P: 15	R: 0 H: 2 E: 0 LOB: 2 K: 0 BB: 0 S: 5 P: 5	R: 0 H: 0 E: 0 LOB: 0 K: 0 BB: 0 S: 3 P: 3	R: 4 H: 4 E: 0 LOB: 1 K: 2 BB: 1 S: 11 P: 15	R: 0 H: 1 E: 0 LOB: 1 K: 0 BB: 0 S: 4 P: 4	R: 0 H: 1 E: 0 LOB: 1 K: 0 BB: 0 S: 4 P: 4	R: 1 H: 1 E: 1 LOB: 1 K: 0 BB: 1 S: 4 P: 8	R: 0 H: 0 E: 1 LOB: 1 K: 0 BB: 0 S: 3 P: 3	R: 0 H: 1 E: 0 LOB: 2 K: 0 BB: 1 S: 4 P: 8	1B: 12 SF: 1 2B: 0 SAC: 1 3B: 0 DP: 1 HR: 1 HBP: 0	WP: 0 PA: 45 PB: 0 SB: 1 CS: 0	
PITCHER Doug Bird, R (1, 1) <small>ERA: 7.25</small> Steve Mingori, L (4, 1) <small>ERA: 3.24</small> Larry Gura, L (8, 1) <small>ERA: 2.9</small>	IP WLS BF H R ER SO BB IBB HBP BLK WP HR S P ERA WHIP 3.2 L 23 9 6 6 4 2 0 0 0 0 1 29 37 14.73 3.000											

livebaseballscorecards.com

AB	39
R	7
H	13
RBI	7
BB	4
SO	4
LOB	25



Batter	1	2	3	4	5	6	7	8	9	AB	R	H	RBI	BB	SO	LOB	TOP					
Al Bumby, L (1, 8) OBP: 0.346, SLG: 0.361	0-0 4-3		0-0 4-3		0-0 1-2 2-H 3-H 1B		0-0 4-3			4	0	1	2	0	0	0						
Billy Smith, S (1, 4) OBP: 0.344, SLG: 0.322	0-0 F5			0-0 F7	0-0 F7		0-0 F9			4	0	0	0	0	0	2						
Ken Singleton, S (1, 9) OBP: 0.434, SLG: 0.514 Tom Shopay, L (9, 7) OBP: 0.313, SLG: 0.429	0-0 2B			0-0 4-3		0-0 1B 1B 1B		0-0 F8		4	0	2	0	0	0	0						
Eddie Murray, S (1, 10) OBP: 0.315, SLG: 0.410	0-3 K		0-3 K		0-0 F5		0-0 F7			4	0	0	0	0	2	2						
Pat Kelly, L (1, 7) OBP: 0.373, SLG: 0.457 (9, 9)		0-0 5-3			0-0 1B 1B 1B	0-0 1-2 HR 1B		0-0 4-3		4	2	2	0	0	0	0						
Tony Muser, L (1, 3) OBP: 0.340, SLG: 0.333		0-0 G3			0-0 1-2 1B 1B	0-0 1-2 2-H HR 1B		0-0 L3		4	2	2	0	0	0	0						
Rick Dempsey, R (1, 2) OBP: 0.337, SLG: 0.347		0-0 3-1			0-0 1-2 2-3 1B 1B	0-0 1-H 2-H HR		0-0 F8		4	1	2	3	0	0	0						
Kiko Garcia, R (1, 6) OBP: 0.333, SLG: 0.344			0-0 6-3		0-0 F8	0-0 6-3		0-0 1-3		4	0	0	0	0	0	3						
Rich Dauer, R (1, 5) OBP: 0.118, SLG: 0.085 Brooks Robinson, R (8, 5) OBP: 0.250, SLG: 0.353			0-0 F9		0-0 F7		0-3 K			3	0	0	0	0	1	3						
Inning Stats	R: 0 E: 0 K: 1 S: 6	H: 1 LOB: 1 BB: 0 P: 6	R: 0 E: 0 K: 0 S: 3	H: 0 LOB: 0 BB: 0 P: 3	R: 0 E: 0 K: 0 S: 3	H: 0 LOB: 0 BB: 0 P: 3	R: 0 E: 0 K: 1 S: 5	H: 0 LOB: 0 BB: 0 P: 5	R: 2 E: 0 K: 0 S: 7	H: 4 LOB: 2 BB: 0 P: 7	R: 3 E: 0 K: 0 S: 6	H: 4 LOB: 0 BB: 0 P: 6	R: 0 E: 0 K: 1 S: 5	H: 0 LOB: 0 BB: 0 P: 5	R: 0 E: 0 K: 0 S: 3	H: 0 LOB: 0 BB: 0 P: 3	R: 0 E: 0 K: 0 S: 3	H: 0 LOB: 0 BB: 0 P: 3	1B: 7 2B: 1 3B: 0 HR: 1	SF: 0 SAC: 0 DP: 0 HBP: 0	WP: 0 PB: 0 SB: 0 CS: 0	PA: 35
PITCHER	IP WLS BF H R ER SO BB IBB HBP BLK WP HR S P ERA WHIP																	PITCHER	IP WLS BF H R ER SO BB IBB HBP BLK WP HR S P ERA WHIP			
Jim Colborn, R (1, 1) ERA: 3.07	6.0 L 26 9 5 5 2 0 0 0 0 0 1 30 30 7.50 1.500																					
Steve Mingori, L (7, 1) ERA: 2.89	3.0 9 0 0 0 0 1 0 0 0 0 0 0 11 11 0.00 0.000																					

Baltimore Orioles @ Kansas City Royals
 Royals Stadium, Kansas City, MO
 Sat Jun 04 1977, 8:05 PM EDT
 Att: 36,931 - Unknown

livebaseballscorecards.com

AB	35
R	5
H	9
RBI	5
BB	0
SO	3
LOB	10



Batter	1	2	3	4	5	6	7	8	9	AB	R	H	RBI	BB	SO	LOB
George Brett, L (1, 5) OBP: 0.358, SLG: 0.427	0-0 6-3		0-0 F7		0-0 F7		0-0 L3		0-0 P5	5	0	0	0	0	0	1
Hal McRae, R (1, 10) OBP: 0.358, SLG: 0.487	4-0 G6-3 BB		0-0 L4		0-0 F7		0-0 4-3		0-0 L4	4	0	0	0	1	0	1
Amos Otis, R (1, 8) OBP: 0.328, SLG: 0.448	0-0 G6-3 1-2f			0-0 F9		0-0 F9		0-3 K		4	0	0	0	0	1	1
John Mayberry, L (1, 3) OBP: 0.332, SLG: 0.388		4-0 G6-3 BB		0-0 BB 1B		0-0 FC5-4 1B		0-0 E1 3B		3	1	2	0	1	0	0
Al Cowens, R (1, 9) OBP: 0.350, SLG: 0.568		0-0 G6-3 1-2f		0-0 F2		0-0 FC5-4 1B 1-2f		0-0 3B 3B 1-H		4	2	1	1	0	0	3
Tom Poquette, L (1, 7) OBP: 0.382, SLG: 0.448		4-0 1B BB		4-0 1-2 BB		0-0 1B 1-3		0-0 SF7 3B 3-H		2	1	2	1	2	0	0
Darrell Porter, L (1, 2) OBP: 0.364, SLG: 0.479		0-0 1-2 1B		0-0 3-1		0-0 1-3 3-H 1B		0-0 SF7 3B 3-H		3	0	2	2	0	0	2
Freddie Patek, R (1, 6) OBP: 0.326, SLG: 0.367		0-3 K			0-0 S 1B		0-0 P5		0-0 P4	4	0	1	0	0	1	4
Frank White, R (1, 4) OBP: 0.273, SLG: 0.298			0-0 5-3		0-0 F7 1-2		0-0 6-3		0-0 F7	3	0	0	0	0	0	1
Ralph LaCock, L (9, PH) OBP: 0.317, SLG: 0.431										1	0	0	0	0	0	0

Inning Stats	R: 0	H: 0	E: 0	K: 0	S: 2	R: 0	H: 1	E: 0	K: 1	S: 5	R: 0	H: 0	E: 0	K: 0	S: 3	R: 0	H: 1	E: 0	K: 0	S: 4	R: 0	H: 1	E: 0	K: 0	S: 4	R: 1	H: 3	E: 0	K: 0	S: 6	R: 0	H: 0	E: 0	K: 0	S: 3	R: 3	H: 2	E: 1	K: 1	S: 8	R: 0	H: 0	E: 0	K: 0	S: 3	R: 0	H: 0	E: 0	K: 0	S: 3	1B: 6	2B: 0	3B: 2	HR: 0	SF: 1	SAC: 0	DP: 2	HBP: 0	WP: 0	PA: 38
PITCHER Dennis Martinez, R (1, 1) ERA: 2.53	IP	WLS	BF	H	R	ER	SO	BB	IBB	HBP	BLK	WP	HR	S	P	ERA	WHIP																			IP	WLS	BF	H	R	ER	SO	BB	IBB	HBP	BLK	WP	HR	S	P	ERA	WHIP								

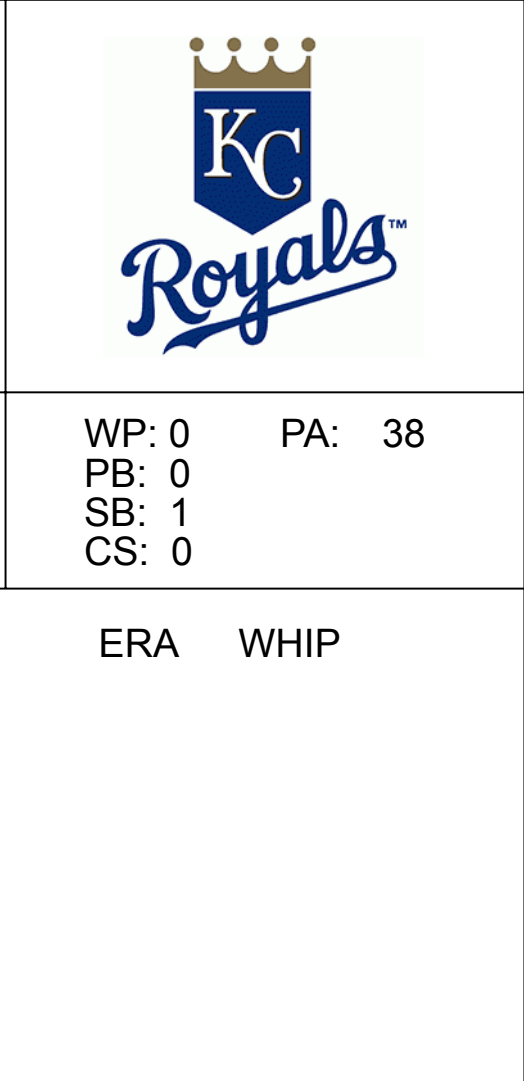
BOTTOM

Baltimore Orioles @ Kansas City Royals
Royals Stadium, Kansas City, MO

Sat Jun 04 1977, 8:05 PM EDT
Att. 36,931 - Unknown

livebaseballscorecards.com

AB	33
R	4
H	8
RBI	4
BB	4
SO	2
LOB	13



Batter	1	2	3	4	5	6	7	8	9	10	AB R H RBI BB SO LOB	TOP						
Al Bumbry, L (1, 8) OBP: 0.350, SLG: 0.371	G1	BB 1B 1-2	E1			FC6-4 1B	F7		PB SF7 1-H 2B		6 2 3 1 0 0 0	Baltimore Orioles @ Kansas City Royals Royals Stadium, Kansas City, MO Sat Jun 04 1977, 8:05 PM EDT Att. 36,931 - Unknown						
Mark Belanger, R (1, 6) OBP: 0.269, SLG: 0.271 Tom Shopay, L (9, PH) OBP: 0.294, SLG: 0.400	SF8	BB 1B 1-2 2-H	L3			FC6-4 1B HR			K		5 3 3 1 0 0 2 1 0 0 0 0 1 1							
Ken Singleton, S (1, 9) OBP: 0.430, SLG: 0.511 Kiko Garcia, R (9, 6) OBP: 0.333, SLG: 0.344	SF8	1B BB 1-2 2-3			1-3	HR 1B	F7		SF7		3 1 1 2 1 0 1 0 0 0 0 0 0 0							
Lee May, R (1, 3) OBP: 0.291, SLG: 0.416	1B	FC4 1-2 2-H 3-H			K	HR 1B		1B BB	1-3		5 1 3 5 1 1 0							
Eddie Murray, S (1, 10) OBP: 0.316, SLG: 0.407	2-3 1B	FC4 1-2			1B	3-1		F8		1-3	6 0 2 0 0 0 3							
Andres Mora, R (1, 7) Pat Kelly, L (8, PH) OBP: 0.375, SLG: 0.458	K		5-3		6-3	F7		1-3 S 1B	L4		4 0 0 0 0 1 3 2 0 1 0 0 0 0							
Brooks Robinson, R (1, 5) OBP: 0.238, SLG: 0.308		K	F9		6-3			WP HR BB	6-3		5 1 0 0 1 1 2							
Rich Dauer, R (1, 4) Billy Smith, S (7, PH) OBP: 0.346, SLG: 0.345		F3			G3			1-H HR	K		3 1 1 0 0 0 0 2 1 1 2 0 1 2							
Dave Skaggs, R (1, 2) Tony Muser, L (7, PH) Rick Dempsey, R (7, 2) OBP: 0.341, SLG: 0.347		1B 1B			5-3			1-H K		2B BB	3 2 2 1 0 0 0 1 0 0 0 0 1 0 0 1 0 0 1 0 0							
Inning Stats	R: 1 H: 3 E: 0 LOB: 2 K: 1 BB: 0 S: 8 P: 8	R: 3 H: 4 E: 0 LOB: 2 K: 1 BB: 1 S: 9 P: 13	R: 2 H: 2 E: 1 LOB: 1 K: 0 BB: 0 S: 6 P: 6	R: 0 H: 1 E: 0 LOB: 1 K: 1 BB: 0 S: 6 P: 6	R: 0 H: 0 E: 0 LOB: 0 K: 0 BB: 0 S: 3 P: 3	R: 3 H: 3 E: 0 LOB: 0 K: 0 BB: 0 S: 6 P: 6	R: 2 H: 2 E: 0 LOB: 1 K: 1 BB: 1 S: 7 P: 11	R: 0 H: 1 E: 0 LOB: 2 K: 1 BB: 1 S: 6 P: 10	R: 2 H: 1 E: 0 LOB: 0 K: 1 BB: 1 S: 6 P: 10	R: 0 H: 0 E: 0 LOB: 0 K: 0 BB: 0 S: 3 P: 3	1B: 11 SF: 2 2B: 2 SAC: 0 3B: 2 DP: 0 HR: 2 HBP: 0		WP: 1 PA: 52 PB: 1 SB: 1 CS: 0					
PITCHER	IP WLS BF H R ER SO BB IBB HBP BLK WP HR S P ERA WHIP																	
Paul Splittorff, L (1, 1) ERA: 3.97	2.2	19	9	6	5	2	1	0	0	0	0	0	0	1	14	14	16.88	3.750
Marty Pattin, R (3, 1) ERA: 8.25	2.2	12	4	3	3	1	0	0	0	0	0	0	0	1	14	33	7.36	1.909
Mark Littell, R (6, 1) ERA: 3.38	3.2	18	4	4	3	3	3	0	0	0	0	0	0	0	3	3	0.00	0.000
Larry Gura, L (10, 1) ERA: 2.83	1.0	W 3	0	0	0	0	0	0	0	0	0	0	0	0	3	3	0.00	0.000

livebaseballscores.com

AB 46
R 13
H 17
RBI 12
BB 4
SO 6
LOB 14



BOTTOM

Baltimore Orioles @ Kansas City Royals
Royals Stadium, Kansas City, MO

Sat Jun 04 1977, 8:05 PM EDT
Att: 36,931 - Unknown

livebaseballscorecards.com

AB	41
R	14
H	15
RBI	14
BB	9
SO	6
LOB	15



WP:	0	PA:	53
PB:	0		
SB:	5		
CS:	1		

AB R H RBI BB SO LOB

3	1	0	0	2	1	1
1	0	0	0	0	0	1

4	2	3	2	2	0	1
---	---	---	---	---	---	---

6	2	2	1	0	1	4
---	---	---	---	---	---	---

5	4	2	3	1	1	1
---	---	---	---	---	---	---

5	1	3	3	1	0	0
---	---	---	---	---	---	---

1	0	1	0	0	0	0
4	1	1	3	1	1	2

5	0	1	1	0	2	2
---	---	---	---	---	---	---

4	2	1	0	1	0	2
---	---	---	---	---	---	---

3	1	1	1	1	0	1
---	---	---	---	---	---	---

1B:	10	SF:	1
2B:	2	SAC:	1
3B:	0	DP:	0
HR:	3	HBP:	0

Batter	1	2	3	4	5	6	7	8	9	10
Davey Nelson, R OBP: 0.324, SLG: 0.333 Bob Heise, R OBP: 0.125, SLG: 0.125	0-0 6-3	4-0 1B 1B BB	0-3 K		4-0 S BB		0-0 F9 2-3		0-0 FC1-6 1-2f 1B	
George Brett, L OBP: 0.374, SLG: 0.435	4-0 S 1B HR BB	0-0 1-3 2-H 1B 1B	4-0 S BB		0-0 F9		0-0 3-H CS 1B		0-0 1-2 1B	
Amos Otis, R OBP: 0.328, SLG: 0.444	0-0 1-2 HR 1B	0-0 2-3 3-H 1B 1B	0-0 5-3		0-0 5-3		0-0 1-2 CS	0-0 F9	0-3 K	
Al Cowens, R OBP: 0.355, SLG: 0.579	0-0 1-H 2-H HR	4-0 1-2 1B HR IBB		0-0 5-3	0-3 K			0-0 E6 2B		0-0 2B SF8 1B
Hal McRae, R OBP: 0.366, SLG: 0.500	0-0 6-3	0-0 1-2 2-H 3-H HR 1B		4-0 1B BB		0-0 F8		0-0 1-H 2B		0-0 1-3 2B
John Wathan, R OBP: 0.467, SLG: 0.462 John Mayberry, L OBP: 0.333, SLG: 0.402	0-0 S 1B	0-0 1-H 2-H HR		0-0 F8	0-3 K		0-0 F6		4-0 IBB	
Joe Zdeb, R OBP: 0.333, SLG: 0.300	0-0 5-3 1-2	0-3 K		0-0 1-2 1B	0-3 K		0-0 5-3		0-0 3-H SF8	
Frank White, R OBP: 0.277, SLG: 0.296		0-0 3-3 1B 1B		0-0 F3			4-0 F9 SH3 1B BB		0-0 G3	
Buck Martinez, R OBP: 0.256, SLG: 0.381		0-0 5-3 1-2	0-0 5-6-3		0-0 HR		0-0 SH3		4-0 FC1-6 BB	

Inning Stats	R: 3	H: 3	E: 0	K: 0	S: 6	P: 10	R: 7	H: 5	E: 0	K: 1	S: 10	P: 18	R: 0	H: 0	E: 0	K: 1	S: 5	R: 0	H: 1	E: 0	K: 0	S: 4	P: 8	R: 1	H: 1	E: 0	K: 1	S: 6	P: 10	R: 0	H: 0	E: 0	K: 2	S: 7	P: 7	R: 1	H: 1	E: 0	K: 0	S: 3	P: 7	R: 1	H: 1	E: 1	K: 0	S: 5	P: 5	R: 0	H: 1	E: 0	K: 1	S: 6	P: 10	R: 1	H: 2	E: 0	K: 0	S: 3	P: 7	1B: 10	SF: 1	2B: 2	SAC: 1	3B: 0	DP: 0	HR: 3	HBP: 0	WP: 0	PA: 53
--------------	------	------	------	------	------	-------	------	------	------	------	-------	-------	------	------	------	------	------	------	------	------	------	------	------	------	------	------	------	------	-------	------	------	------	------	------	------	------	------	------	------	------	------	------	------	------	------	------	------	------	------	------	------	------	-------	------	------	------	------	------	------	--------	-------	-------	--------	-------	-------	-------	--------	-------	--------

PITCHER	IP	WLS	BF	H	R	ER	SO	BB	IBB	HBP	BLK	WP	HR	S	P	ERA	WHIP
Rudy May, L ERA: 3.78	1.1		11	5	6	6	0	2	0	0	0	0	1	9	17	40.50	5.250
Dyar Miller, R ERA: 8.25	0.0		3	2	1	1	0	0	1	0	0	0	0	2	6	∞	∞
Tony Chevez, R ERA: 7.71	4.2		21	3	5	5	5	4	0	0	0	0	2	27	43	9.64	1.500
Mike Flanagan, L ERA: 4.1	3.1	L	17	5	2	1	1	1	1	0	0	0	0	17	25	2.70	1.800

Batter	1	2	3	4	5	6	7	8	9	AB R H RBI BB SO LOB	TOP	
Al Bumbry, L (1, 8) OBP: 0.347, SLG: 0.366	0-0 5-3 K	0-3 K		0-3 K			0-0 BB 2-H 1B		0-0 2-3	5 0 1 1 0 2 2		
Mark Belanger, R (1, 6) OBP: 0.267, SLG: 0.264	0-0 L6		0-0 4-3		4-0 BB		0-0 F7		0-0 4-3	4 0 0 0 1 0 1		
Ken Singleton, S (1, 9) OBP: 0.438, SLG: 0.510	0-0 2B 1B		4-0 2B BB		0-0 F9		4-0 1-2 BB			2 1 1 0 2 0 1		
Lee May, R (1, 3) OBP: 0.291, SLG: 0.418	0-0 1-H 2B		0-0 F9		0-3 K		0-0 F7			4 0 1 1 0 1 4		
Eddie Murray, S (1, 10) OBP: 0.314, SLG: 0.409	0-0 6-3		0-0 1-3 2B		0-0 F7		0-0 3-1			4 0 1 0 0 0 4		
Andres Mora, R (1, 7) OBP: 0.143, SLG: 0.429		0-0 1B 3B	0-0 1-3		0-0 F3		0-0 3-1			3 1 1 0 0 0 2		
Tom Shopay, L (8, PH) OBP: 0.278, SLG: 0.375 (8, 7)										1 0 0 0 0 0 0		
Rick Dempsey, R (1, 2) OBP: 0.333, SLG: 0.338		0-0 6-3		0-0 F8		0-0 6-3		0-3 K		4 0 0 0 0 1 1		
Brooks Robinson, R (1, 5) OBP: 0.244, SLG: 0.293		0-0 6-3		4-0 WP BB		0-0 6-3		0-0 F6		2 0 0 0 1 0 1		
Tony Muser, L (8, PH) OBP: 0.327, SLG: 0.318										1 0 0 0 0 0 0		
Doug DeCinces, R (8, 5) OBP: 0.347, SLG: 0.466										0 0 0 0 0 0 0		
Rich Dauer, R (1, 4) OBP: 0.158, SLG: 0.151		0-0 3-H 1B		0-3 K			0-0 1B 2B		0-0 4-3	3 1 2 1 0 1 1		
Billy Smith, S (9, PH) OBP: 0.344, SLG: 0.342				1-2						1 0 0 0 0 0 0		
Inning Stats	R: 1 H: 2 E: 0 LOB: 1 K: 0 BB: 0 S: 5 P: 5	R: 1 H: 2 E: 0 LOB: 1 K: 1 BB: 0 S: 7 P: 7	R: 0 H: 1 E: 0 LOB: 2 K: 0 BB: 1 S: 4 P: 8	R: 0 H: 0 E: 0 LOB: 1 K: 2 BB: 1 S: 7 P: 11	R: 0 H: 0 E: 0 LOB: 1 K: 1 BB: 1 S: 5 P: 9	R: 0 H: 0 E: 0 LOB: 0 K: 0 BB: 0 S: 3 P: 3	R: 1 H: 2 E: 0 LOB: 2 K: 0 BB: 1 S: 5 P: 9	R: 0 H: 0 E: 0 LOB: 0 K: 1 BB: 0 S: 5 P: 5	R: 0 H: 0 E: 0 LOB: 0 K: 0 BB: 0 S: 3 P: 3	1B: 3 SF: 0 2B: 3 SAC: 0 3B: 1 DP: 0 HR: 0 HBP: 0	WP: 1 PA: 38 PB: 0 SB: 0 CS: 0	
PITCHER Andy Hassler, L (1, 1) ERA: 4.08 Mark Littell, R (7, 1) ERA: 3.21 Larry Gura, L (9, 1) ERA: 2.76	IP WLS BF H R ER SO BB IBB HBP BLK WP HR S P ERA WHIP											
	6.1 W 30 7 3 3 4 4 0 0 0 1 0 34 50 4.26 1.737											
	1.2 5 0 0 0 1 0 0 0 0 0 0 7 7 0.00 0.000											
	1.0 S 3 0 0 0 0 0 0 0 0 0 0 3 3 0.00 0.000											

Baltimore Orioles @ Kansas City Royals
Royals Stadium, Kansas City, MO
Sun Jun 05 1977, 8:05 PM EDT
Att. 16,559 - Unknown

livebaseballscorecards.com

AB 34
R 3
H 7
RBI 3
BB 4
SO 5
LOB 17



Batter	1	2	3	4	5	6	7	8	9	AB	R	H	RBI	BB	SO	LOB
Tom Poquette, L OBP: 0.386, SLG: 0.441 (1, 9) BBB (8, 7)	4-0 BB 2B	4-0 CS BB		0-0 F8			0-0 3-1			2	1	0	0	2	0	1
Hal McRae, R OBP: 0.364, SLG: 0.493 Amos Otis, R OBP: 0.328, SLG: 0.444 (1, 7) BBB (8, 8)	4-0 2B SF8 BB	0-0 CS	0-0 F9		0-0 F4		0-0 6-3			3	1	0	0	1	0	0
George Brett, L OBP: 0.377, SLG: 0.456 (1, 5) X	0-0 SF8 2B		0-0 F4		0-0 FC5-2 3B			0-0 4-3		4	0	2	1	0	0	0
John Mayberry, L OBP: 0.332, SLG: 0.395 (1, 3) X	0-0 F3		0-0 L4		0-0 FC5-2			4-0 1B BB		3	0	0	0	1	0	3
Al Cowens, R OBP: 0.348, SLG: 0.570 (1, 8) (8, 9) X	0-0 SF8			0-0 E4 HR		0-3 K		0-0 F9		3	1	0	1	0	1	2
Ralph LaCock, L OBP: 0.343, SLG: 0.492 (1, 10) H	1-0 HBP			0-0 HR		0-0 F8		0-0 1B		3	1	2	2	0	0	0
Darrell Porter, L OBP: 0.354, SLG: 0.464 (1, 2) SSS	0-3 K			0-0 G3		0-0 F9		0-0 F5		4	0	0	0	0	1	4
Frank White, R OBP: 0.278, SLG: 0.304 (1, 4) SSS		0-3 K		0-0 2B		0-0 F4				3	0	1	0	0	1	0
Bob Heise, R OBP: 0.091, SLG: 0.091 (1, 6) SSS		0-0 6-3		0-3 K				0-0 6-3		3	0	0	0	0	1	1

Inning Stats	R: 2	H: 1	E: 0	LOB: 2	K: 1	P: 15	R: 0	H: 0	E: 0	LOB: 0	K: 1	P: 8	R: 0	H: 0	E: 0	LOB: 0	K: 0	P: 3	R: 2	H: 2	E: 1	LOB: 1	K: 1	P: 8	R: 0	H: 1	E: 0	LOB: 1	K: 1	P: 6	R: 0	H: 0	E: 0	LOB: 0	K: 0	P: 3	R: 0	H: 1	E: 0	LOB: 2	K: 0	P: 8												
PITCHER Jim Palmer, R ERA: 2.81 (1, 1)	IP	WLS	BF	H	R	ER	SO	BB	IBB	HBP	BLK	WP	HR	S	P	ERA	WHIP																			IP	WLS	BF	H	R	ER	SO	BB	IBB	HBP	BLK	WP	HR	S	P	ERA	WHIP		
	8.0	L	34	5	4	3	4	4	0	1	0	0	1	37	54	3.38	1.125																																					


BOTTOM

Baltimore Orioles @ Kansas City Royals
 Royals Stadium, Kansas City, MO

Sun Jun 05 1977, 8:05 PM EDT
 Att. 16,559 - Unknown

livebaseballscorecards.com

AB	28
R	4
H	5
RBI	4
BB	4
SO	4
LOB	11



WP: 0	PA: 35
PB: 0	
SB: 0	
CS: 1	

Batter	1	2	3	4	5	6	7	8	9	AB R H RBI BB SO LOB	TOP									
Al Bumbry, L OBP: 0.344, SLG: 0.362 (1, 8) X	0-0 F7	0-3 K		0-0 4-3 HR 1B	0-0 2-3			0-0 4-3		5 1 1 0 0 1 2										
Billy Smith, S OBP: 0.351, SLG: 0.371 (1, 4) X	0-0 HR	0-0 1B 2-H 1B		0-3 K		0-0 G4-6-3 1B		0-0 G3		5 1 3 2 0 1 1										
Ken Singleton, S OBP: 0.442, SLG: 0.514 (1, 9) X	0-0 1B 1B	0-0 1B 1-2 1B		0-0 4-3	0-0 1-2	0-0 G4-6-3 1-2f		0-0 1B 1B		5 1 3 0 0 0 2										
Lee May, R OBP: 0.290, SLG: 0.430 (1, 3) S S S	0-3 K	0-3 K		0-0 2-H HR	0-3 K			0-0 1-2 1B		4 1 1 2 0 3 3 1 0 1 0 0 0 0										
Eddie Murray, S OBP: 0.316, SLG: 0.409 (1, 10) X	0-0 1B 1-3 1B		0-0 3-1	0-0 1B			0-0 4-3	0-3 K		5 0 2 0 0 1 2										
Pat Kelly, L OBP: 0.369, SLG: 0.449 (1, 7) X	0-0 1-2 3-H 1B		0-0 4-3	0-3 K			0-3 K	0-3 K		5 0 1 1 0 3 3										
Doug DeCinces, R OBP: 0.345, SLG: 0.456 (1, 5) S S S	0-3 K		4-0 FC5 1B BB		0-0 F7		0-3 K			3 0 0 0 1 2 2										
Rick Dempsey, R OBP: 0.337, SLG: 0.338 (1, 2) X		0-0 5-3	0-0 1B 1-2 1B		4-0 FC1-6 BB		0-3 K			3 0 1 0 1 1 0										
Mark Belanger, R OBP: 0.266, SLG: 0.258 (1, 6) X		4-0 S 1B BB	0-0 FC5		0-0 FC1-6		0-3 K			3 1 0 0 1 1 3										
Inning Stats	R: 2 E: 0 K: 2 S: 11	H: 4 LOB: 2 BB: 0 P: 11	R: 1 E: 0 K: 2 S: 9	H: 2 LOB: 2 BB: 1 P: 13	R: 0 E: 0 K: 0 S: 4	H: 1 LOB: 2 BB: 1 P: 8	R: 2 E: 0 K: 2 S: 10	H: 3 LOB: 1 BB: 0 P: 10	R: 0 E: 0 K: 0 S: 3	H: 0 LOB: 1 BB: 1 P: 7	R: 0 E: 0 K: 1 S: 5	H: 1 LOB: 0 BB: 0 P: 5	R: 0 E: 0 K: 2 S: 7	H: 0 LOB: 0 BB: 0 P: 7	R: 0 E: 0 K: 2 S: 9	H: 2 LOB: 2 BB: 0 P: 9	1B: 11 2B: 0 3B: 0 HR: 2	SF: 0 SAC: 0 DP: 1 HBP: 0	WP: 0 PB: 0 SB: 1 CS: 0	PA: 42
PITCHER	IP WLS BF H R ER SO BB IBB HBP BLK WP HR S P ERA WHIP																			
Eduardo Rodríguez, R ERA: 5.28 (1, 1)	3.2 L 23 10 5 5 5 2 0 0 0 0 0 2 31 39 12.27 3.273																			
Gary Beare, R ERA: 8.44 (4, 1)	5.1 19 3 0 0 8 1 0 0 0 0 0 0 34 38 0.00 0.750																			

Baltimore Orioles @ Milwaukee Brewers
Milwaukee County Stadium, Milwaukee, WI
 Mon Jun 06 1977, 8:05 PM EDT
 Att. 7,682 - Unknown

AB	39
R	5
H	13
RBI	5
BB	3
SO	13
LOB	18



Batter	1	2	3	4	5	6	7	8	9	AB R H RBI BB SO LOB
Robin Yount, R OBP: 0.339, SLG: 0.384 (1, 6)	0-0 F8		0-0 FC5-2			0-0 F9			0-0 G4-6-3 1B	4 0 1 0 0 0 1
Don Money, R OBP: 0.362, SLG: 0.495 (1, 4)	0-0 5-3		0-0 5-3			0-0 F7			0-0 G4-6-3 1-2f	4 0 0 0 0 0 2
Cecil Cooper, L OBP: 0.327, SLG: 0.455 (1, 3)	0-0 4-3				0-3 K	0-0 F5			4-0 1B BB	3 1 0 0 1 1 0
Sal Bando, R OBP: 0.365, SLG: 0.428 (1, 5)		0-3 K			0-0 F7			4-0 G6-4-3 BB	0-0 1B 1-2	3 0 1 0 1 1 0
Sixto Lezcano, R OBP: 0.333, SLG: 0.475 (1, 9)		0-0 F3			0-3 K			0-0 G6-4-3 1-2f	0-0 1B 1-3 2-H	4 0 1 1 0 1 1
Steve Brye, R OBP: 0.321, SLG: 0.387 (1, 8)		0-0 F9			0-3 K			0-3 K	0-0 F9	4 0 0 0 0 2 2
Ken McMullen, R OBP: 0.284, SLG: 0.531 (1, 10)			0-0 4-3 E 2B		0-3 K			0-3 K		3 1 1 0 0 2 0
Jim Wohlford, R OBP: 0.264, SLG: 0.284 (1, 7)		0-0 4-3			0-0 2B			4-0 BB CS		2 0 1 0 1 0 1
Charlie Moore, R OBP: 0.327, SLG: 0.413 (1, 2)			4-0 E FC5-2 BB		0-3 K			0-0 F8 1-2		2 0 0 0 1 1 2

Inning Stats	R: 0 E: 0 K: 0 S: 3	H: 0 LOB: 0 BB: 0 P: 3	R: 0 E: 0 K: 1 S: 5	H: 0 LOB: 0 BB: 0 P: 5	R: 1 E: 1 K: 0 S: 4	H: 1 LOB: 1 BB: 1 P: 8	R: 0 E: 0 K: 2 S: 7	H: 0 LOB: 0 BB: 0 P: 7	R: 0 E: 0 K: 3 S: 10	H: 1 LOB: 1 BB: 0 P: 10	R: 0 E: 0 K: 0 S: 3	H: 0 LOB: 0 BB: 0 P: 3	R: 0 E: 0 K: 1 S: 4	H: 0 LOB: 0 BB: 1 P: 8	R: 0 E: 0 K: 1 S: 4	H: 0 LOB: 0 BB: 1 P: 8	R: 1 E: 0 K: 0 S: 5	H: 3 LOB: 2 BB: 1 P: 9	1B: 3 2B: 2 3B: 0 HR: 0	SF: 0 SAC: 0 DP: 2 HBP: 0	WP: 0 PB: 0 SB: 0 CS: 1	PA: 33
PITCHER Rudy May, L ERA: 3.49 (1, 1)	IP: 9.0 WLS: W BF: 33 H: 5 R: 2 ER: 1 SO: 8 BB: 4 IBB: 0 HBP: 0 BLK: 0 WP: 0 HR: 0 S: 45 P: 61 ERA: 1.00 WHIP: 1.000																					

BOTTOM

Baltimore Orioles @ Milwaukee Brewers
Milwaukee County Stadium, Milwaukee, WI
Mon Jun 06 1977, 8:05 PM EDT
Att. 7,682 - Unknown

AB	29
R	2
H	5
RBI	1
BB	4
SO	8
LOB	9



WP: 0	PA: 33
ERA	WHIP

livebaseballscores.com

Batter	1	2	3	4	5	6	7	8	9	AB R H RBI BB SO LOB
--------	---	---	---	---	---	---	---	---	---	----------------------

Al Bumbry, L (1, 8) <small>OBP: 0.345, SLG: 0.368</small>	0-0 		0-0 		0-0 		0-0 	0-0 		5 2 2 0 0 0 0
Billy Smith, S (1, 4) <small>OBP: 0.351, SLG: 0.377</small> Rich Dauer, R (7, PH) <small>OBP: 0.186, SLG: 0.167</small>	0-3 		0-0 		0-0 		4-0 	0-0 		3 0 1 1 0 1 0 1 1 1 0 1 0 0
Ken Singleton, S (1, 9) <small>OBP: 0.452, SLG: 0.513</small>	4-0 		0-3 		4-0 		0-0 	4-0 		2 1 1 2 3 1 1
Lee May, R (1, 3) <small>OBP: 0.288, SLG: 0.424</small>	0-0 		0-0 		0-0 		0-3 	0-0 		5 1 1 0 0 1 6
Eddie Murray, S (1, 10) <small>OBP: 0.318, SLG: 0.419</small>	0-0 		0-0 		0-0 		0-0 	0-3 		5 0 2 3 0 1 5
Pat Kelly, L (1, 7) <small>OBP: 0.364, SLG: 0.436</small>		0-0 		0-0 		0-0 		4-0 		4 0 0 0 1 0 3
Doug DeCinces, R (1, 5) <small>OBP: 0.349, SLG: 0.454</small>		4-0 		0-0 		0-0 		0-0 		3 0 1 0 1 0 3
Rick Dempsey, R (1, 2) <small>OBP: 0.330, SLG: 0.329</small>		0-0 		0-0 		0-0 		0-0 		4 0 0 0 0 0 2
Mark Belanger, R (1, 6) <small>OBP: 0.266, SLG: 0.258</small>		0-0 		0-3 		0-0 		0-0 		4 1 1 0 0 1 1

Inning Stats	R: 0	H: 1	E: 0	K: 1	S: 6	P: 10	R: 0	H: 0	E: 0	K: 0	S: 3	P: 7	R: 1	H: 2	E: 0	K: 1	S: 7	P: 7	R: 0	H: 1	E: 0	K: 0	S: 3	P: 3	R: 0	H: 0	E: 0	K: 1	S: 5	P: 5	R: 1	H: 1	E: 0	K: 0	S: 4	P: 8	R: 4	H: 4	E: 0	K: 1	S: 9	P: 17	R: 0	H: 0	E: 0	K: 0	S: 3	P: 3	R: 0	H: 1	E: 0	K: 1	S: 6	P: 10	1B: 6	2B: 4	3B: 0	HR: 0	SF: 0	SAC: 0	DP: 1	HBP: 0	WP: 0	PA: 42
--------------	------	------	------	------	------	-------	------	------	------	------	------	------	------	------	------	------	------	------	------	------	------	------	------	------	------	------	------	------	------	------	------	------	------	------	------	------	------	------	------	------	------	-------	------	------	------	------	------	------	------	------	------	------	------	-------	-------	-------	-------	-------	-------	--------	-------	--------	-------	--------

PITCHER	IP	WLS	BF	H	R	ER	SO	BB	IBB	HBP	BLK	WP	HR	S	P	ERA	WHIP
Lary Sorensen, R (1, 1) ERA: 5.68	6.1		28	7	4	4	3	3	0	0	0	0	0	31	43	5.68	1.579
Bob McClure, L (7, 1) ERA: 2.7	0.0		2	1	0	0	0	1	0	0	0	0	0	1	5	∞	∞
Sam Hinds, R (7, 1) ERA: 5.03	1.2		9	2	2	2	1	1	1	0	0	0	0	9	17	10.80	1.800
Bill Castro, R (9, 1) ERA: 4.67	1.0	W	3	0	0	0	1	0	0	0	0	0	0	5	5	0.00	0.000

TOP

Baltimore Orioles @ Milwaukee Brewers
 Milwaukee County Stadium, Milwaukee, WI

Tue Jun 07 1977, 8:05 PM EDT
 Att. 9,190 - Unknown

AB	36
R	6
H	10
RBI	6
BB	6
SO	5
LOB	21

BOTTOM

Baltimore Orioles @ Milwaukee Brewers
 Milwaukee County Stadium, Milwaukee, WI

livebaseballscores.com

AB 40
R 7
H 14
RBI 6
BB 1
SO 3
LOB 13



WP: 1 PA: 41
 PB: 0
 SB: 1
 CS: 0

Tue Jun 07 1977, 8:05 PM EDT
 Att. 9,190 - Unknown

Batter	1	2	3	4	5	6	7	8	9	AB	R	H	RBI	BB	SO	LOB
Robin Yount, R OBP: 0.340, SLG: 0.388 (1, 6)	0-0 FC1-4 1B	0-0 HR 2B		0-0 F8		0-3 K			0-0 F8	5	1	2	0	0	1	1
Don Money, R OBP: 0.363, SLG: 0.507 (1, 4)	0-0 FC1-4 1B 2B	0-0 HR		0-0 F2		0-0 F9			0-0 1B	5	2	2	2	0	0	2
Sixto Lezcano, R OBP: 0.339, SLG: 0.488 (1, 9)	0-0 1-2 2B 1B	0-0 F3			0-0 2B 1B			0-3 K	0-0 WP 3B	5	3	3	0	0	1	0
Sal Bando, R OBP: 0.370, SLG: 0.449 (1, 5)	0-0 F7		0-0 F7		0-0 4-3 1-H 2B			0-0 HR	4-0 S IBB	4	1	2	2	1	0	2
Cecil Cooper, L OBP: 0.326, SLG: 0.455 (1, 3)	0-0 1B 2B		0-0 F9		0-0 4-3 2-3			0-0 L5	0-0 WP	5	0	1	2	0	0	2
Steve Brye, R OBP: 0.330, SLG: 0.392 (1, 8) (9, 7)	0-0 2-3 1B		0-0 1B		0-0 F4			0-0 F4		4	0	2	0	0	0	1
Ken McMullen, R OBP: 0.282, SLG: 0.515 (1, 10)	0-0 L6		0-0 1-3 1B		0-0 F8				0-0 6-3	4	0	1	0	0	0	3
Jim Wohlford, R OBP: 0.258, SLG: 0.277 (1, 7) Von Joshua, L OBP: 0.286, SLG: 0.339 (8, PH) (9, 8)		0-0 1-3	0-0 F3			0-0 F6			0-0 F7	3	0	0	0	0	0	2
Larry Haney, R OBP: 0.231, SLG: 0.240 (1, 2) Jamie Quirk, L OBP: 0.180, SLG: 0.241 (8, PH) Charlie Moore, R OBP: 0.327, SLG: 0.413 (9, 2)		0-0 5-3		0-3 K		0-0 1B			0-0 4-3	1	0	0	0	0	0	0

Inning Stats	R: 2	H: 4	E: 0	K: 0	S: 7	LOB: 2	BB: 0	P: 7	R: 2	H: 2	E: 0	K: 0	S: 5	LOB: 0	BB: 0	P: 5	R: 0	H: 2	E: 0	K: 0	S: 5	LOB: 2	BB: 0	P: 5	R: 0	H: 0	E: 0	K: 1	S: 5	LOB: 0	BB: 0	P: 5	R: 1	H: 2	E: 0	K: 0	S: 5	LOB: 1	BB: 0	P: 5	R: 0	H: 1	E: 0	K: 1	S: 6	LOB: 1	BB: 0	P: 6	R: 1	H: 1	E: 0	K: 1	S: 6	LOB: 0	BB: 0	P: 6	R: 0	H: 0	E: 0	K: 0	S: 3	LOB: 0	BB: 0	P: 3	R: 1	H: 2	E: 0	K: 0	S: 3	LOB: 1	BB: 1	P: 7	1B: 8	SF: 0	2B: 3	SAC: 0	3B: 1	DP: 0	HR: 2	HBP: 0	WP: 1	PA: 41
--------------	------	------	------	------	------	--------	-------	------	------	------	------	------	------	--------	-------	------	------	------	------	------	------	--------	-------	------	------	------	------	------	------	--------	-------	------	------	------	------	------	------	--------	-------	------	------	------	------	------	------	--------	-------	------	------	------	------	------	------	--------	-------	------	------	------	------	------	------	--------	-------	------	------	------	------	------	------	--------	-------	------	-------	-------	-------	--------	-------	-------	-------	--------	-------	--------

PITCHER	IP	WLS	BF	H	R	ER	SO	BB	IBB	HBP	BLK	WP	HR	S	P	ERA	WHIP
Ross Grimsley, L ERA: 3.79 (1, 1)	1.2		11	6	4	4	0	0	0	0	0	0	1	11	11	21.60	3.600
Dyar Miller, R ERA: 6.63 (2, 1)	7.0	L	28	8	3	3	3	0	0	0	0	0	1	34	34	3.86	1.143
Tippy Martinez, L ERA: 3.75 (9, 1)	0.0		2	0	0	0	0	0	1	0	0	1	0	0	4	∞	∞

Batter	1	2	3	4	5	6	7	8	9
Bernie Carbo, L (1, 9) OBP: 0.434, SLG: 0.471	4-0 CS BB	4-0 1B 1B BB	4-0 E 2B BB	0-3 K		0-0 F8		0-0 G4-6-3 1B	
Fred Lynn, L (1, 8) OBP: 0.257, SLG: 0.396	0-3 K	0-0 1B 1B BB	0-0 E1 2B SF8	0-0 F7		0-0 3-1		0-0 G4-6-3 1-2f	
Jim Rice, R (1, 10) OBP: 0.340, SLG: 0.509	4-0 BB	0-0 1B 1B BB	0-0 HBP BB 2B	4-0 BB BB		0-0 F9			
Carl Yastrzemski, L (1, 7) OBP: 0.394, SLG: 0.516	0-3 K	0-0 1B 1B HBP	4-0 BB HBP BB	4-0 BB		0-0 4-3			
Rick Miller, L (4, 7) OBP: 0.314, SLG: 0.279		1-3 2-H 1B		1-2 BB					
Carlton Fisk, R (1, 2) OBP: 0.441, SLG: 0.579			0-0 SF8	0-3 K		0-0 2B			
Bob Montgomery, R (8, 2) OBP: 0.385, SLG: 0.273									
George Scott, R (1, 3) OBP: 0.356, SLG: 0.533					0-3 K	0-0 F4			
Jack Baker, R (3, PR) (4, 3)									
Butch Hobson, R (1, 5) OBP: 0.295, SLG: 0.450					0-3 K	4-0 BB			
Denny Doyle, L (1, 4) OBP: 0.343, SLG: 0.359					0-0 K	0-3 K			
Steve Dillard, R (1, 6) OBP: 0.317, SLG: 0.397						0-0 FC4-6 1B		0-0 F9	

Inning Stats	R: 0	H: 0	E: 0	K: 2	S: 6	LOB: 1	BB: 2	P: 14
	R: 11	H: 7	E: 1	K: 0	S: 11	LOB: 0	BB: 2	P: 20
	R: 3	H: 1	E: 1	K: 1	S: 7	LOB: 3	BB: 3	P: 20
	R: 0	H: 0	E: 0	K: 2	S: 7	LOB: 2	BB: 2	P: 15
	R: 0	H: 1	E: 0	K: 2	S: 8	LOB: 1	BB: 0	P: 8
	R: 0	H: 0	E: 0	K: 0	S: 3	LOB: 0	BB: 0	P: 3
	R: 0	H: 1	E: 0	K: 1	S: 6	LOB: 2	BB: 1	P: 10
	R: 0	H: 1	E: 0	K: 0	S: 3	LOB: 0	BB: 0	P: 3

AB	R	H	RBI	BB	SO	LOB	
3	2	1	0	3	1	0	
6	2	1	1	0	1	3	
3	2	2	2	2	0	0	
2	1	1	1	1	1	1	
1	0	0	0	1	0	0	
3	2	2	1	0	1	2	
0	0	0	0	0	0	0	
1	2	1	2	1	0	0	
2	0	0	0	0	1	1	
3	2	1	4	2	1	2	
5	1	2	2	0	2	5	
4	0	0	1	0	0	4	
1B: 8	SF: 2	2B: 3	SAC: 0	3B: 0	DP: 2	HR: 1	HBP: 2

BOTTOM


Baltimore Orioles @ Boston Red Sox
 Fenway Park, Boston, MA
 Wed Jun 08 1977, 7:05 PM EDT
 Att. 22,943 - Unknown

AB	33
R	14
H	11
RBI	14
BB	10
SO	8
LOB	18



WP: 2	PA: 47
PB: 0	
SB: 0	
CS: 1	

PITCHER	IP	WLS	BF	H	R	ER	SO	BB	IBB	HBP	BLK	WP	HR	S	P	ERA	WHIP
Dennis Martinez, R (1, 1) ERA: 3.27	1.1	L	9	2	4	3	2	3	0	0	0	0	0	10	22	20.25	3.750
Scott McGregor, L (2, 1) ERA: 4.11	0.0		4	3	2	2	0	1	0	0	0	1	0	3	7	∞	∞
Tony Chevez, R (2, 1) ERA: 12.38	1.0		12	3	8	7	0	3	0	2	0	0	1	7	21	63.00	6.000
Tippy Martinez, L (3, 1) ERA: 2.55	5.2		22	3	0	0	6	3	0	0	0	0	0	31	43	0.00	1.059

Batter	1	2	3	4	5	6	7	8	9	AB R H RBI BB SO LOB	TOP	
Al Bumbry, L (1, 8) OBP: 0.339, SLG: 0.360	0-0 F7	0-3 K		0-0 G3		0-0 1B		0-0 SF9 BB 1B		5 0 2 0 0 1 2		
Rich Dauer, R (1, 4) OBP: 0.234, SLG: 0.259 Billy Smith, S (6, PH) OBP: 0.354, SLG: 0.375	0-0 HR		0-0 G1-6-3 1B		4-0 BB SF8 BB	0-0 B1-3		4-0 BB 1B		2 2 2 1 1 0 0 1 0 0 0 1 0 2		
Ken Singleton, S (1, 9) OBP: 0.441, SLG: 0.497 Kiko Garcia, R (8, 6) OBP: 0.343, SLG: 0.353	0-0 E6 BB		0-0 G1-6-3 1-2f		0-0 FC5-4 BB 1B	0-0 4-3		0-0 SF9 2-3 3-H		4 0 1 1 0 0 3 0 0 0 0 0 0 0		
Lee May, R (1, 3) OBP: 0.291, SLG: 0.414	4-0 1-2 BB		4-0 1B BB		4-0 FC5-4 1-2 2-3 BB		0-3 K	0-0 F7		2 0 0 0 3 1 2		
Eddie Murray, S (1, 10) OBP: 0.322, SLG: 0.439	0-0 F8		0-0 1-2 1B		0-0 SF8		0-3 K	0-0 F8		4 0 1 1 0 1 2		
Doug DeCinces, R (1, 5) OBP: 0.355, SLG: 0.456	0-0 F6		0-0 F8		0-0 FC5-4 1-2f 2-3		4-0 BB	0-3 K		4 0 0 0 1 1 6		
Andres Mora, R (1, 7) OBP: 0.154, SLG: 0.308 Pat Kelly, L (7, PH) OBP: 0.355, SLG: 0.424		0-0 F9		0-0 5-3	0-0 4-3		0-3 K	0-0 3-1		3 0 0 0 0 0 2 2 0 0 0 0 1 1	AB 35 R 3 H 10 RBI 3 BB 6 SO 6 LOB 20	
Rick Dempsey, R (1, 2) OBP: 0.321, SLG: 0.315		0-0 6-3		0-0 F7		0-0 F7		0-3 K		4 0 0 0 0 1 0		
Mark Belanger, R (1, 6) OBP: 0.287, SLG: 0.277 Tom Shopay, L (8, PH) OBP: 0.300, SLG: 0.389		0-0 S 1B		0-0 1B		0-0 1B		0-0 BB SF9 1B		3 0 3 0 0 0 0 1 1 1 0 0 0 0		
Inning Stats	R: 1 H: 1 E: 1 LOB: 2 K: 0 BB: 1 S: 5 P: 9	R: 0 H: 1 E: 0 LOB: 1 K: 1 BB: 0 S: 6 P: 6	R: 0 H: 2 E: 0 LOB: 2 K: 0 BB: 1 S: 4 P: 8	R: 0 H: 1 E: 0 LOB: 1 K: 0 BB: 0 S: 4 P: 4	R: 1 H: 1 E: 0 LOB: 2 K: 0 BB: 2 S: 4 P: 12	R: 0 H: 2 E: 0 LOB: 2 K: 0 BB: 0 S: 5 P: 5	R: 0 H: 0 E: 0 LOB: 1 K: 3 BB: 1 S: 9 P: 13	R: 1 H: 2 E: 0 LOB: 2 K: 1 BB: 1 S: 7 P: 11	R: 0 H: 0 E: 0 LOB: 0 K: 1 BB: 0 S: 5 P: 5	1B: 9 SF: 2 2B: 0 SAC: 0 3B: 0 DP: 1 HR: 1 HBP: 0	WP: 0 PA: 43 PB: 0 SB: 1 CS: 0	
PITCHER Bill Lee, L (1, 1) ERA: 3.96 Bill Campbell, R (6, 1) ERA: 3.0	IP WLS BF H R ER SO BB IBB HBP BLK WP HR S P ERA WHIP	5.0 W 25 6 2 2 1 4 0 0 0 0 0 1 23 39 3.60 2.000	4.0 S 18 4 1 1 5 2 0 0 0 0 0 0 26 34 2.25 1.500	PITCHER IP WLS BF H R ER SO BB IBB HBP BLK WP HR S P ERA WHIP								

Baltimore Orioles @ Boston Red Sox
 Fenway Park, Boston, MA
 Thu Jun 09 1977, 7:05 PM EDT
 Att. 24,064 - Unknown

livebaseballscorecards.com

Batter	1	2	3	4	5	6	7	8	9
Rick Burleson, R OBP: 0.365, SLG: 0.428 (1, 6) BBB	4-0 2B BB		0-0 HR 2B		4-0 WP BB		0-0 F3		
Fred Lynn, L OBP: 0.257, SLG: 0.420 (1, 8) X	0-0 F8		0-0 2-H HR		0-0 4-1 1-2			0-3 K	
Jim Rice, R OBP: 0.343, SLG: 0.537 (1, 10) SSS	0-3 K		0-0 HR		0-3 K			0-0 HR	
Carl Yastrzemski, L OBP: 0.400, SLG: 0.526 (1, 3) X	0-0 1-H 2B		0-0 1B		0-0 F8			0-0 HR 1B	
Carlton Fisk, R OBP: 0.437, SLG: 0.588 (1, 2) SSS	0-3 K		0-0 F4		0-0 L5			0-0 1-H HR	
Bernie Carbo, L OBP: 0.414, SLG: 0.446 (1, 7) X		0-0 3-1	0-0 4-3		0-0 6-3			0-0 F8	
Butch Hobson, R OBP: 0.294, SLG: 0.446 (1, 5) SSSS		0-3 K		0-0 F8			0-3 K	0-0 1B	
Denny Doyle, L OBP: 0.335, SLG: 0.350 (1, 4) SSSS		0-3 K		0-0 F8			0-0 L4	0-0 F9	
Rick Miller, L OBP: 0.315, SLG: 0.270 (1, 9) SSSS			0-3 K		0-0 4-3		4-0 BB		


Inning Stats	R: 1	H: 1	E: 0	K: 2	S: 8	R: 0	H: 0	E: 0	K: 2	S: 7	R: 3	H: 4	E: 0	K: 1	S: 9	R: 0	H: 0	E: 0	K: 0	S: 3	R: 0	H: 0	E: 0	K: 1	S: 4	R: 0	H: 0	E: 0	K: 0	S: 3	R: 0	H: 0	E: 0	K: 1	S: 5	R: 3	H: 4	E: 0	K: 1	S: 9
	LOB: 1	BB: 1	P: 12	LOB: 0	BB: 0	P: 7	LOB: 1	BB: 0	P: 9	LOB: 0	BB: 0	P: 3	LOB: 0	BB: 1	P: 8	LOB: 0	BB: 0	P: 3	LOB: 1	BB: 1	P: 9	LOB: 1	BB: 0	P: 9	LOB: 0	BB: 0	P: 9	LOB: 0	BB: 0	P: 9	SF: 0	SAC: 0	DP: 0	HBP: 0	1B: 3	2B: 2	3B: 0	HR: 4		

PITCHER	IP	WLS	BF	H	R	ER	SO	BB	IBB	HBP	BLK	WP	HR	S	P	ERA	WHIP
Jim Palmer, R ERA: 3.15 (1, 1)	8.0	L	35	9	7	7	8	3	0	0	0	1	4	48	60	7.88	1.500

BOTTOM

Baltimore Orioles @ Boston Red Sox
Fenway Park, Boston, MA
Thu Jun 09 1977, 7:05 PM EDT
Att. 24,064 - Unknown

AB	32
R	7
H	9
RBI	7
BB	3
SO	8
LOB	8



WP: 1	PA: 35
PB: 0	SB: 0
CS: 0	

Batter	1	2	3	4	5	6	7	8	9	AB R H RBI BB SO LOB	TOP											
Alan Bannister, R (1, 6) OBP: 0.388, SLG: 0.386	0-0 6-3		4-0 BB		0-0 FC6-4 1-2 2-H 1B		0-0 FC5-4 1-2f		0-0 FC6-4 1-2f	4 0 1 1 1 0 3												
Chet Lemon, R (1, 8) OBP: 0.355, SLG: 0.515	0-3 K		0-0 F7		0-0 FC6-4 1-2f			0-0 F7		4 0 0 0 0 1 3												
Richie Zisk, R (1, 10) OBP: 0.346, SLG: 0.585	0-0 5-3			0-0 4-3				0-0 F8		4 0 0 0 0 0 0												
Lamar Johnson, R (1, 3) OBP: 0.338, SLG: 0.484		0-0 F8		0-0 L8				0-0 F4		4 0 1 0 0 0 0												
Eric Soderholm, R (1, 5) OBP: 0.387, SLG: 0.473		0-0 F4		0-0 F8			4-0 BB	0-0 L9		3 0 0 0 1 0 1												
Oscar Gamble, L (1, 7) OBP: 0.377, SLG: 0.582		0-0 1B		4-0 BB 1B BB		0-3 K		0-3 K		3 1 1 0 1 2 1												
Wayne Nordhagen, R (1, 9) OBP: 0.370, SLG: 0.481		0-0 1-3		0-0 F9			0-0 5-3	0-0 FC6-4 1B		4 0 1 0 0 0 2												
Brian Downing, R (1, 2) OBP: 0.400, SLG: 0.200			0-0 F6		4-0 1B 1-2 BB		4-0 FC1-6 BB	0-0 FC6-4 1B 1-2f		2 0 0 0 2 0 1												
Jack Brohamer, L (1, 4) OBP: 0.429, SLG: 0.431			0-0 F9		0-0 F5		0-0 FC1-6 FC5-4	0-0 FC6-4 1B 1-2		4 0 1 0 0 0 3												
Inning Stats	R: 0 E: 0 K: 1 S: 5	H: 0 LOB: 0 BB: 0 P: 5	R: 0 E: 0 K: 0 S: 4	H: 1 LOB: 1 BB: 0 P: 4	R: 0 E: 0 K: 0 S: 3	H: 0 LOB: 0 BB: 1 P: 7	R: 0 E: 0 K: 0 S: 3	H: 0 LOB: 0 BB: 0 P: 3	R: 1 E: 0 K: 0 S: 4	H: 1 LOB: 2 BB: 2 P: 12	R: 0 E: 0 K: 1 S: 5	H: 0 LOB: 1 BB: 1 P: 9	R: 0 E: 0 K: 0 S: 3	H: 0 LOB: 1 BB: 1 P: 7	R: 0 E: 0 K: 0 S: 4	H: 1 LOB: 1 BB: 0 P: 4	R: 0 E: 0 K: 1 S: 7	H: 2 LOB: 2 BB: 0 P: 7	1B: 5 2B: 0 3B: 0 HR: 0	SF: 0 SAC: 0 DP: 0 HBP: 0	WP: 0 PB: 0 SB: 0 CS: 0	PA: 37
PITCHER Mike Flanagan, L (1, 1) ERA: 3.69	IP: 9.0 WLS: W BF: 37 H: 5 R: 1 ER: 1 SO: 3 BB: 5 IBB: 0 HBP: 0 BLK: 0 WP: 0 HR: 0 S: 38 P: 58 ERA: 1.00 WHIP: 1.111											PITCHER	IP: 9.0 WLS: W BF: 37 H: 5 R: 1 ER: 1 SO: 3 BB: 5 IBB: 0 HBP: 0 BLK: 0 WP: 0 HR: 0 S: 38 P: 58 ERA: 1.00 WHIP: 1.111									

Chicago White Sox @ Baltimore Orioles
 Memorial Stadium, Baltimore, MD
 Fri Jun 10 1977, 7:05 PM EDT
 Att. 10,037 - Unknown - 64 F

livebaseballscorecards.com

AB	32
R	1
H	5
RBI	1
BB	5
SO	3
LOB	14



Batter	1	2	3	4	5	6	7	8	9	AB	R	H	RBI	BB	SO	LOB
Al Bumbry, L OBP: 0.340, SLG: 0.366 (1, 8)	0-3 K		0-0 1-3 1B	0-0 L7		0-0 2B		0-0 F9 1-2		5	0	2	0	0	1	3
Billy Smith, S OBP: 0.355, SLG: 0.372 (1, 4)	4-0 1B WP BB		0-0 F8		0-0 F8	0-0 F9		0-0 BB 1B 2-H		4	1	1	1	1	0	2
Ken Singleton, S OBP: 0.445, SLG: 0.494 (1, 9)	0-0 E WP 1B		0-0 1-3		4-0 BB 1B 2B BB	0-0 4-3		4-0 1-2 BB		3	1	1	0	2	0	2
Tom Shopay, L OBP: 0.300, SLG: 0.389 (8, PR) (9, 7)	1-3 1B		1-2		BB 1B 2B BB			1-2 BB		0	0	0	0	0	0	0
Lee May, R OBP: 0.289, SLG: 0.409 (1, 10)	0-0 F7 1-2 3-H		0-0 5-3		0-0 1-2 2B 1B		0-3 K	0-0 F8		5	1	1	0	0	1	4
Eddie Murray, S OBP: 0.321, SLG: 0.435 (1, 3)	0-0 E6 2-3			0-0 6-3	0-0 F7		0-0 1B		4-0 1B	4	0	1	0	0	0	3
Tony Muser, L OBP: 0.346, SLG: 0.340 (8, 3)	2-3				0-0 F7		0-0 1B		0-0 0	0	0	0	0	0	0	0
Pat Kelly, L OBP: 0.359, SLG: 0.422 (1, 7) (9, 9)	0-3 K			0-0 1B 1B	4-0 2B E BB	0-0 E7	0-0 F5		0-0 F7	3	2	1	0	1	1	3
Doug DeCinces, R OBP: 0.358, SLG: 0.463 (1, 5)		0-0 6-3		0-0 1B 1B	0-0 E7	0-0 F7	0-3 K		0-0 F7	4	0	2	2	0	1	1
Rick Dempsey, R OBP: 0.319, SLG: 0.313 (1, 2)		0-0 6-3		0-0 1B 1B	0-0 F8			0-0 F7		4	0	1	1	0	0	1
Mark Belanger, R OBP: 0.286, SLG: 0.272 (1, 6)		0-0 F6		0-3 K		0-3 K		4-0 S 1B BB		3	1	0	0	1	2	2

Inning Stats	R: 1	H: 1	E: 1	K: 2	S: 9	LOB: 2	BB: 1	P: 13	R: 0	H: 0	E: 0	K: 0	S: 3	LOB: 0	BB: 0	P: 3	R: 0	H: 1	E: 0	K: 1	S: 8	LOB: 1	BB: 0	P: 4	R: 1	H: 3	E: 0	K: 1	S: 8	LOB: 2	BB: 0	P: 8	R: 3	H: 2	E: 1	K: 0	S: 5	LOB: 1	BB: 2	P: 13	R: 0	H: 1	E: 0	K: 1	S: 6	LOB: 1	BB: 0	P: 6	R: 0	H: 1	E: 0	K: 2	S: 8	LOB: 1	BB: 0	P: 8	R: 1	H: 1	E: 0	K: 0	S: 4	LOB: 2	BB: 2	P: 12
Steve Stone, R ERA: 3.36 (1, 1)	IP	WLS	BF	H	R	ER	SO	BB	IBB	HBP	BLK	WP	HR	S	P	ERA	WHIP	IP	WLS	BF	H	R	ER	SO	BB	IBB	HBP	BLK	WP	HR	S	P	ERA	WHIP	IP	WLS	BF	H	R	ER	SO	BB	IBB	HBP	BLK	WP	HR	S	P	ERA	WHIP													

BOTTOM

Chicago White Sox @ Baltimore Orioles
Memorial Stadium, Baltimore, MD
Fri Jun 10 1977, 7:05 PM EDT
Att: 10,037 - Unknown - 64 F

AB	35
R	6
H	10
RBI	4
BB	5
SO	6
LOB	21



1B: 8	SF: 0	WP: 1	PA: 40
2B: 2	SAC: 0	PB: 0	
3B: 0	DP: 0	SB: 1	
HR: 0	HBP: 0	CS: 0	

Batter	1	2	3	4	5	6	7	8	9
Al Bumbry, L OBP: 0.339, SLG: 0.364 (1, 8) X	0-0 1-3 ①		0-0 3-1 ①		0-0 FC6-4 ③			0-0 2B 1B	
Rich Dauer, R OBP: 0.250, SLG: 0.290 (1, 4) X	0-0 HR 1B		0-0 1-3 ②			0-0 F9 ①		0-0 1-H 2B	
Ken Singleton, S OBP: 0.446, SLG: 0.509 (1, 9) X	0-0 HR		0-0 F8 ③			0-0 6-3 ②		4-0 G5-4-3 BB	
Pat Kelly, L OBP: 0.359, SLG: 0.422 (8, PR) (9, 9)	1-H HR								
Lee May, R OBP: 0.284, SLG: 0.401 (1, 10) X	0-0 F2 ②			0-0 F8 ①		0-0 6-3 ③		0-0 G5-4-3 ② ③	
Eddie Murray, S OBP: 0.321, SLG: 0.434 (1, 3) X	0-0 1B			0-0 4-3 ②			0-0 6-3 ①		
Tony Muser, L OBP: 0.346, SLG: 0.340 (9, 3)									
Doug DeCinces, R OBP: 0.353, SLG: 0.455 (1, 5) X	0-0 L8 ③			0-0 5-3 ③			0-0 F7 ②		
Andres Mora, R OBP: 0.188, SLG: 0.500 (1, 7) X		0-0 5-3 ①			0-0 F3 ①		0-0 HR		
Tom Shopay, L OBP: 0.300, SLG: 0.389 (8, 7)									
Rick Dempsey, R OBP: 0.314, SLG: 0.308 (1, 2) X			0-0 F9 ②		0-0 F8 ②		0-3 K ③		
Mark Belanger, R OBP: 0.281, SLG: 0.267 (1, 6) X			0-0 5-3 ③		0-0 E6 FC6-4			0-0 5-3 ①	

Inning Stats	R: 2	H: 3	E: 0	K: 0	S: 6	LOB: 1	BB: 0	P: 6
	R: 0	H: 0	E: 0	K: 0	S: 3	LOB: 0	BB: 0	P: 3
	R: 0	H: 0	E: 0	K: 0	S: 3	LOB: 0	BB: 0	P: 3
	R: 0	H: 0	E: 1	K: 0	S: 4	LOB: 1	BB: 0	P: 4
	R: 0	H: 0	E: 0	K: 0	S: 3	LOB: 0	BB: 0	P: 3
	R: 1	H: 1	E: 0	K: 1	S: 6	LOB: 0	BB: 0	P: 6
	R: 1	H: 2	E: 0	K: 0	S: 4	LOB: 2	BB: 1	P: 8

PITCHER	IP	WLS	BF	H	R	ER	SO	BB	IBB	HBP	BLK	WP	HR	S	P	ERA	WHIP
Ken Brett, L ERA: 5.01 (1, 1)	7.1	L	29	6	4	4	1	0	0	0	0	0	2	31	31	4.91	0.818
Lerrin LaGrow, R ERA: 1.54 (8, 1)	0.2		2	0	0	0	0	1	0	0	0	0	0	1	5	0.00	1.500

AB	R	H	RBI	BB	SO	LOB
4	1	1	0	0	0	1
4	1	2	1	0	0	0
3	1	1	2	1	0	0
0	0	0	0	0	0	0
4	0	0	0	0	0	2
3	0	1	0	0	0	0
0	0	0	0	0	0	0
3	0	0	0	0	0	1
3	1	1	1	0	0	0
0	0	0	0	0	0	0
3	0	0	0	0	1	0
3	0	0	0	0	0	0


BOTTOM

Chicago White Sox @ Baltimore Orioles
Memorial Stadium, Baltimore, MD

Sat Jun 11 1977, 7:05 PM EDT
Att: 31,922 - Unknown - 81 F

livebaseballscorecards.com

AB	30
R	4
H	6
RBI	4
BB	1
SO	1
LOB	4



WP	PA	3B	SF	SAC	DP	HBP	CS
0	31	0	0	0	1	0	0

Batter	1	2	3	4	5	6	7	8	9	10	11	AB R H RBI BB SO LOB	TOP					
Alan Bannister, R OBP: 0.385, SLG: 0.396 (1, 6)	F8	F9		HR		HR 1B		1B		K		6 2 3 1 0 1 4	Chicago White Sox @ Baltimore Orioles Memorial Stadium, Baltimore, MD Sun Jun 12 1977, 3:33 AM EDT Att: 16,409 - Unknown - 83 F livebaseballscorecards.com					
Chet Lemon, R OBP: 0.357, SLG: 0.527 (1, 8)	F9		6-3	1B		HR		F2		E4 WP		6 2 2 2 0 0 1						
Richie Zisk, R OBP: 0.353, SLG: 0.581 Tim Nordbrook, R OBP: 0.529, SLG: 0.300 (1, 10)	BB		BB 1B		K	L4		6-3		F8 WP 1B BB		4 0 1 0 2 1 0 0 1 0 0 0 0 0						
Lamar Johnson, R OBP: 0.346, SLG: 0.486 (1, 3)	K		BB 1B		F8	1-3		F2		F8		6 0 1 0 0 1 2						
Kevin Bell, R OBP: 0.300, SLG: 0.556 (1, 5)		4-3	F9		1B BB		F8		1B		K			5 1 1 0 1 1 4				
Oscar Gamble, L OBP: 0.379, SLG: 0.571 (1, 7)		E4 2B	BB		1B		F6		F5		1B			5 0 2 1 1 0 1				
Wayne Nordhagen, R OBP: 0.364, SLG: 0.485 Royle Stillman, L OBP: 0.314, SLG: 0.435 (1, 9)		2B	F9		1B		F7		F4		6-3			3 0 2 1 0 0 3 3 0 0 0 0 0 1				
Brian Downing, R OBP: 0.397, SLG: 0.190 Ralph Garr, L OBP: 0.292, SLG: 0.366 Jim Essian, R OBP: 0.404, SLG: 0.416 (1, 2)		BB	6-3		K		4-3		4-3		SH1-3 BB			2 0 0 0 1 1 2 1 0 0 0 0 0 0 0 0 0 0 1 0 0				
Jack Brohamer, L OBP: 0.386, SLG: 0.379 (1, 4)	F4		4-3		4-3		F8		SH1-3					4 0 0 0 0 0 3				
Inning Stats	R: 0 H: 0 E: 0 LOB: 1 K: 1 BB: 1 S: 5 P: 9	R: 0 H: 1 E: 1 LOB: 3 K: 0 BB: 1 S: 5 P: 9	R: 0 H: 2 E: 0 LOB: 3 K: 0 BB: 1 S: 5 P: 9	R: 1 H: 2 E: 0 LOB: 1 K: 2 BB: 0 S: 4 P: 4	R: 1 H: 2 E: 0 LOB: 2 K: 2 BB: 1 S: 9 P: 13	R: 2 H: 2 E: 0 LOB: 0 K: 0 BB: 0 S: 5 P: 5	R: 0 H: 0 E: 0 LOB: 0 K: 0 BB: 0 S: 3 P: 3	R: 0 H: 1 E: 0 LOB: 1 K: 0 BB: 0 S: 4 P: 4	R: 0 H: 1 E: 0 LOB: 1 K: 0 BB: 0 S: 4 P: 4	R: 0 H: 0 E: 1 LOB: 1 K: 1 BB: 1 S: 5 P: 9	R: 2 H: 1 E: 1 LOB: 1 K: 1 BB: 1 S: 7 P: 11	1B: 9 SF: 0 2B: 1 SAC: 1 3B: 0 DP: 0 HR: 2 HBP: 0		WP: 1 PA: 52 PB: 0 SB: 1 CS: 0				
PITCHER	IP WLS BF H R ER SO BB IBB HBP BLK WP HR S P ERA WHIP																	
Ross Grimsley, L ERA: 3.98 (1, 1)	5.1		29	9	4	4	3	4	0	0	0	0	0	2	31	47	6.75	2.438
Dyar Miller, R ERA: 5.64 (6, 1)	3.1		12	2	0	0	0	0	0	0	0	0	0	12	12	0.00	0.600	
Tippy Martinez, L ERA: 2.41 (9, 1)	1.0		4	0	0	0	0	1	0	0	0	0	0	3	7	0.00	1.000	
Dennis Martinez, R ERA: 3.11 (10, 1)	1.0	L	6	1	2	0	2	1	0	0	0	1	0	9	13	0.00	2.000	
Scott McGregor, L ERA: 4.08 (11, 1)	0.1		1	0	0	0	0	0	0	0	0	0	0	1	1	0.00	0.000	

AB	45
R	6
H	12
RBI	5
BB	6
SO	5
LOB	21



Batter	1	2	3	4	5	6	7	8	9	10	11	AB R H RBI BB SO LOB	BOTTOM														
Al Bumbry, L OBP: 0.346, SLG: 0.381 (1, 8)	0-0 F8 1B	0-3 K			0-0 HR		0-3 K		4-0 IBB		0-0 1B	5 2 3 1 1 2 1	Chicago White Sox @ Baltimore Orioles Memorial Stadium, Baltimore, MD Sun Jun 12 1977, 3:33 AM EDT Att. 16,409 - Unknown - 83 F														
Rich Dauer, R OBP: 0.250, SLG: 0.288 (1, 4)	0-3 K		0-0 F9		0-0 BB 1B		0-0 6-3		0-0 CS	0-0 G3	0-0 F8	4 0 1 0 0 1 2 2 0 0 0 0 0 2															
Ken Singleton, S OBP: 0.445, SLG: 0.503 (10, PH)	0-0 F8		0-0 E6 FC6-4		4-0 BB 1B			0-0 F9		0-0 S 1B		4 0 1 0 1 0 1 0 0 0 0 0 0 0															
Tom Shopay, L OBP: 0.300, SLG: 0.389 (11, 9)	2-3 F8		0-0 F8		1-2 BB			0-0 F9		0-0 S 1B		4 0 1 0 1 0 1 0 0 0 0 0 0 0															
Lee May, R OBP: 0.286, SLG: 0.401 (1, 3)	0-0 1B E		0-0 F8		0-3 K			0-0 3-1 1B		0-0 F8		5 1 2 1 0 1 4															
Eddie Murray, S OBP: 0.322, SLG: 0.430 (1, 10)	0-0 1B E 2B		0-0 FC6-4		0-3 K			0-0 3-1		4-0 IBB		4 1 1 0 1 1 4															
Doug DeCinces, R OBP: 0.354, SLG: 0.459 (1, 5)	0-0 2B		0-3 K		0-0 L5-3 1B			0-0 5-3		0-0 F7		5 0 2 1 0 1 3															
Andres Mora, R OBP: 0.167, SLG: 0.444 (6, PH)	0-0 F8		0-0 F7		0-3 K			0-0 S SH3-4 CS 1B		0-3 K		2 0 0 0 0 0 1 3 0 1 0 0 2 1															
Pat Kelly, L OBP: 0.358, SLG: 0.420 (7, 7)			0-3 K		0-0 L5-3			0-0 SH3-4		0-0 F7		4 0 0 0 0 1 1															
Rick Dempsey, R OBP: 0.308, SLG: 0.301 (1, 2)		0-0 5-3		0-3 K		0-0 L5-3		0-0 SH3-4		0-0 F7		2 0 0 0 0 1 0 1 0 0 0 0 0 0 1 0 0 0 1 1 1															
Kiko Garcia, R OBP: 0.324, SLG: 0.333 (7, PH)		0-0 5-3		0-3 K		0-0 E6 CS		0-3 K		4-0 1B BB																	
Tony Muser, L OBP: 0.340, SLG: 0.333 (7, PR)																											
Mark Belanger, R OBP: 0.283, SLG: 0.265 (8, 6)																											
Inning Stats	R: 3 E: 1 K: 1 S: 9	H: 4 LOB: 1 BB: 0 P: 9	R: 0 E: 0 K: 1 S: 5	H: 0 LOB: 0 BB: 0 P: 5	R: 0 E: 1 K: 0 S: 4	H: 0 LOB: 1 BB: 0 P: 4	R: 0 E: 0 K: 2 S: 7	H: 0 LOB: 0 BB: 0 P: 7	R: 1 E: 0 K: 3 S: 11	H: 2 LOB: 2 BB: 1 P: 15	R: 0 E: 0 K: 1 S: 5	H: 0 LOB: 1 BB: 0 P: 5	R: 0 E: 0 K: 0 S: 4	H: 1 LOB: 1 BB: 0 P: 4	R: 0 E: 0 K: 1 S: 5	H: 0 LOB: 1 BB: 0 P: 5	R: 0 E: 0 K: 0 S: 4	H: 1 LOB: 1 BB: 0 P: 4	R: 0 E: 0 K: 1 S: 5	H: 1 LOB: 1 BB: 1 P: 9	R: 0 E: 0 K: 0 S: 4	H: 1 LOB: 2 BB: 1 P: 8	R: 0 E: 0 K: 1 S: 6	H: 1 LOB: 2 BB: 1 P: 10	1B: 9 2B: 3 3B: 0 HR: 1	SF: 0 SAC: 1 DP: 2 HBP: 0	WP: 0 PA: 48
PITCHER	IP	WLS	BF	H	R	ER	SO	BB	IBB	HBP	BLK	WP	HR	S	P	ERA	WHIP										
Ken Kravec, L ERA: 7.25 (1, 1)	4.1		21	6	4	3	5	1	0	0	0	0	1	30	34	6.23	1.615										
Bart Johnson, R ERA: 4.28 (5, 1)	4.1		16	3	0	0	5	0	1	0	0	0	0	25	29	0.00	0.692										
Dave Hamilton, L ERA: 4.54 (9, 1)	0.2		2	1	0	0	0	0	0	0	0	0	0	2	2	0.00	1.500										
Lerrin LaGrow, R ERA: 1.48 (10, 1)	1.2	W	8	1	0	0	1	1	1	0	0	0	0	8	16	0.00	1.200										

AB	42
R	4
H	11
RBI	3
BB	4
SO	11
LOB	21



Batter	1	2	3	4	5	6	7	8	9	10	11	AB R H RBI BB SO LOB	TOP																
Robin Yount, R (1, 6) OBP: 0.343, SLG: 0.383	0-0 F3		H 1-0 CS HBP		X 0-0 6-3			S 0-3 K	B 4-0 BB BB			3 0 0 0 1 1 0	Milwaukee Brewers @ Baltimore Orioles Memorial Stadium, Baltimore, MD Tue Jun 14 1977, 7:05 PM EDT Att: 9,710 - Unknown																
Von Joshua, L (1, 8) OBP: 0.289, SLG: 0.346	0-0 6-3		X 0-0 CS 1B		S 0-3 K		X 0-0 G3	X 0-0 F6				5 0 1 0 0 1 2																	
Cecil Cooper, L (1, 3) OBP: 0.317, SLG: 0.454	0-0 F7		0-0 CS	0-0 HR	X 0-0 6-3		X 0-0 1B E 1B		S 0-3 K			5 2 2 1 0 1 0																	
Sixto Lezcano, R (1, 9) OBP: 0.349, SLG: 0.496		X 0-0 2B		X 0-0 F8		X 0-0 F9		X 0-0 1B E9 1B		X 0-0 F8		5 0 2 0 0 0 0																	
Don Money, R (1, 4) OBP: 0.365, SLG: 0.491		X 0-0 6-3		X 0-0 2B 1B		X 0-0 F4		X 0-0 1B		X 0-0 5-3		5 1 2 0 0 0 1																	
Sal Bando, R (1, 5) OBP: 0.349, SLG: 0.418		B 4-0 BB FC4-6		S 0-3 K		S 0-3 K		X 0-0 F2			X 0-0 SH1-4 E 1B	4 1 1 0 1 2 3																	
Bob Sheldon, L (1, 10) OBP: 0.308, SLG: 0.343		X 0-0 F7		X 0-0 1B 2B		X 0-0 F8		S 0-3 K		X 0-0 SH1-4		4 1 1 1 0 1 2																	
Jim Wohlford, R (1, 7) OBP: 0.255, SLG: 0.279		X 0-0 FC4-6		X 0-0 1B		X 0-0 6-3		X 0-0 1B		X 0-0 E3		5 0 2 1 0 0 2																	
Charlie Moore, R (1, 2) OBP: 0.329, SLG: 0.398			X 0-0 F9		S 0-3 K		S 0-3 K		S 0-3 K		X 0-0 L7	3 0 0 0 0 2 1																	
Tim Johnson, L (9, PH) OBP: 0.167, SLG: 0.182												1 0 0 0 0 1 1																	
Larry Haney, R (9, 2) OBP: 0.194, SLG: 0.200												1 0 0 0 0 0 1																	
Inning Stats	R: 0 E: 0 K: 0 S: 3	H: 0 LOB: 0 BB: 0 P: 3	R: 0 E: 0 K: 0 S: 4	H: 1 LOB: 2 BB: 1 P: 8	R: 0 E: 0 K: 0 S: 2	H: 1 LOB: 0 BB: 0 P: 3	R: 3 E: 0 K: 2 S: 11	H: 4 LOB: 1 BB: 0 P: 11	R: 0 E: 0 K: 1 S: 5	H: 0 LOB: 0 BB: 0 P: 5	R: 0 E: 0 K: 1 S: 5	H: 0 LOB: 0 BB: 0 P: 5	R: 1 E: 1 K: 1 S: 8	H: 3 LOB: 2 BB: 0 P: 8	R: 0 E: 0 K: 2 S: 8	H: 1 LOB: 2 BB: 1 P: 12	R: 0 E: 0 K: 1 S: 5	H: 0 LOB: 0 BB: 0 P: 5	R: 1 E: 1 K: 0 S: 4	H: 1 LOB: 0 BB: 0 P: 4	1B: 8 2B: 2 3B: 0 HR: 1	SF: 0 SAC: 1 DP: 0 HBP: 1	WP: 0 PB: 0 SB: 1 CS: 3	PA: 46					
PITCHER	IP WLS BF H R ER SO BB IBB HBP BLK WP HR S P ERA WHIP																												
Jim Palmer, R (1, 1) ERA: 3.21	9.0		38	10	4	4	8	2	0	1	0	0	0	1	51	60	4.00	1.333											
Dennis Martinez, R (10, 1) ERA: 2.98	2.0	W	7	1	1	0	1	0	0	0	0	0	0	0	9	9	0.00	0.500											

AB	41
R	5
H	11
RBI	3
BB	2
SO	9
LOB	13



livebaseballscorecards.com

Batter	1	2	3	4	5	6	7	8	9	10	11	AB R H RBI BB SO LOB	BOTTOM												
Al Bumbry, L OBP: 0.350, SLG: 0.382 (1, 8)	0-0 4-3		0-0 1B	0-0 1B		4-0 BB		0-0 G3		0-0 4-3		5 1 2 0 1 0 0	Milwaukee Brewers @ Baltimore Orioles Memorial Stadium, Baltimore, MD Tue Jun 14 1977, 7:05 PM EDT Att: 9,710 - Unknown												
Billy Smith, S OBP: 0.346, SLG: 0.357 (1, 4) (9, 3)	0-3 K		0-0 F7	0-3 K		0-0 F4		4-0 BB		0-0 F8		5 0 0 0 1 2 3													
Ken Singleton, S OBP: 0.451, SLG: 0.506 Tom Shopay, L OBP: 0.364, SLG: 0.421 (7, PR) (8, 7)	0-0 BB		4-0 1B	0-0 6-3			0-0 BB	4-0 1B			0-0 2B	3 1 2 0 1 0 1 1 1 1 0 1 0 0													
Lee May, R OBP: 0.298, SLG: 0.423 Tony Muser, L OBP: 0.340, SLG: 0.333 Rich Dauer, R OBP: 0.257, SLG: 0.309 (1, 3) (8, 3) (8, PH) (9, 4)	4-0 1B		0-0 SF8		0-0 HR		0-0 BB	0-0 5-3			0-0 HR	3 2 3 2 1 0 0 0 0 0 0 0 0 0 2 1 1 1 0 0 2													
Eddie Murray, S OBP: 0.331, SLG: 0.434 (1, 10)	0-0 F6		0-0 E2		0-0 1B		0-3 K		0-0 SH1-4		4-0 HR	5 1 3 1 1 1 4													
Pat Kelly, L OBP: 0.360, SLG: 0.435 (1, 7) (8, 9)		0-3 K	4-0 IBB		0-0 F5		0-0 F7		0-0 SH1-4		0-0 HR	4 1 1 3 1 1 3													
Doug DeCinces, R OBP: 0.360, SLG: 0.459 (1, 5)		0-0 PB	0-0 SF8		0-0 9-3		4-0 BB		4-0 G6-4-3			2 0 1 1 2 0 1													
Rick Dempsey, R OBP: 0.300, SLG: 0.292 (1, 2)		0-0 6-3	0-0 4-3			0-0 F9	0-0 F9		0-0 G6-4-3			5 0 0 0 0 0 8													
Mark Belanger, R OBP: 0.276, SLG: 0.257 (1, 6)		0-3 K		0-3 K		0-0 F7		0-3 K		0-0 4-3		5 0 0 0 0 3 1													
Inning Stats	R: 0 E: 0 K: 1 S: 6	H: 1 LOB: 2 BB: 1 P: 10	R: 0 E: 0 K: 2 S: 8	H: 1 LOB: 1 BB: 0 P: 8	R: 3 E: 1 K: 0 S: 6	H: 3 LOB: 2 BB: 2 P: 14	R: 0 E: 0 K: 0 S: 8	H: 1 LOB: 1 BB: 0 P: 8	R: 1 E: 0 K: 0 S: 4	H: 2 LOB: 0 BB: 0 P: 4	R: 0 E: 0 K: 0 S: 3	H: 0 LOB: 1 BB: 1 P: 7		R: 0 E: 0 K: 1 S: 5	H: 0 LOB: 2 BB: 2 P: 13	R: 0 E: 0 K: 0 S: 3	H: 1 LOB: 1 BB: 1 P: 7	R: 0 E: 0 K: 0 S: 3	H: 0 LOB: 0 BB: 0 P: 3	R: 4 E: 0 K: 0 S: 3	H: 3 LOB: 0 BB: 1 P: 7	1B: 11 2B: 2 3B: 0 HR: 2	SF: 1 SAC: 1 DP: 2 HBP: 0	WP: 0 PB: 1 SB: 2 CS: 0	PA: 51
PITCHER	IP	WLS	BF	H	R	ER	SO	BB	IBB	HBP	BLK	WP		HR	S	P	ERA	WHIP							
Moose Haas, R ERA: 3.79 (1, 1)	6.0		31	10	4	4	5	3	1	0	0	0	1	37	53	6.00	2.167								
Barry Cort, R ERA: 3.33 (7, 1)	1.2		7	0	0	0	2	2	0	0	0	0	0	9	17	0.00	1.200								
Bob McClure, L ERA: 2.42 (8, 1)	0.0		1	0	0	0	0	1	0	0	0	0	0	0	4	∞	∞								
Bill Castro, R ERA: 5.23 (8, 1)	2.1	L	12	4	4	4	0	0	2	0	0	0	1	10	18	15.43	1.714								

AB	40
R	8
H	14
RBI	8
BB	9
SO	7
LOB	23



livebaseballscores.com

Batter	1	2	3	4	5	6	7	8	9	AB R H RBI BB SO LOB	TOP										
Robin Yount, R (1, 6) OBP: 0.348, SLG: 0.389	4-0 4-3 BB	0-0 2-H HR 2B		0-0 SH2-4 1B		0-0 5-3			0-0 6-3	4 1 2 1 1 0 0											
Jim Wohlford, R (1, 7) OBP: 0.248, SLG: 0.271	0-0 4-3 1-2	0-0 L6		0-0 SH2-4 1-2		0-0 5-3			0-0 F8	4 0 0 0 0 0 2											
Don Money, R (1, 4) OBP: 0.371, SLG: 0.508	0-0 F2	0-0 2-H HR		0-0 G6-4-3 1B		0-0 G6-4-3 1B				4 1 3 2 0 0 1											
Sixto Lezcano, R (1, 9) OBP: 0.347, SLG: 0.491	0-3 K	0-0 1B 1B		0-0 G6-4-3 1-2f		0-0 G6-4-3 1-2f				4 0 1 0 0 1 4											
Cecil Cooper, L (1, 3) OBP: 0.320, SLG: 0.455		BB 2B 1B				0-0 F6			0-0 1-3	4 1 2 0 0 0 0											
Sal Bando, R (1, 5) OBP: 0.347, SLG: 0.413		BB 2B BB				0-0 F8			0-0 F3	3 1 0 0 1 0 2											
Ken McMullen, R (1, 10) OBP: 0.284, SLG: 0.467		BB BB BB		0-0 4-3		0-3 K			4-0 BB	2 1 0 0 2 1 0											
Steve Brye, R (1, 8) OBP: 0.320, SLG: 0.386		0-0 2B 2B		0-3 K		0-0 F4			0-0 F9	4 1 1 2 0 1 1											
Larry Haney, R (1, 2) OBP: 0.171, SLG: 0.182		0-0 SF8 3-H		0-3 K		0-3 K			0-0 6-3	3 0 0 1 0 2 0											
Inning Stats	R: 0 E: 0 K: 1 S: 5	H: 0 LOB: 1 BB: 1 P: 9	R: 6 E: 0 K: 0 S: 9	H: 6 LOB: 2 BB: 2 P: 17	R: 0 E: 0 K: 2 S: 7	H: 0 LOB: 0 BB: 0 P: 7	R: 0 E: 0 K: 0 S: 4	H: 2 LOB: 1 BB: 0 P: 4	R: 0 E: 0 K: 1 S: 5	H: 0 LOB: 0 BB: 0 P: 5	R: 0 E: 0 K: 1 S: 5	H: 0 LOB: 0 BB: 0 P: 5	R: 0 E: 0 K: 0 S: 3	H: 1 LOB: 0 BB: 0 P: 3	R: 0 E: 0 K: 0 S: 3	H: 0 LOB: 1 BB: 1 P: 7	R: 0 E: 0 K: 0 S: 3	H: 0 LOB: 0 BB: 0 P: 3	1B: 6 2B: 2 3B: 0 HR: 1	SF: 1 SAC: 1 DP: 2 HBP: 0	WP: 0 PA: 38 PB: 0 SB: 0 CS: 0
PITCHER	IP WLS BF H R ER SO BB IBB HBP BLK WP HR S P ERA WHIP																				
Mike Flanagan, L (1, 1) ERA: 4.26	1.1 L 10 3 5 5 1 3 0 0 0 0 0 0 9 21 33.75 4.500																				
Scott McGregor, L (2, 1) ERA: 3.56	7.2 28 6 1 1 4 1 0 0 0 0 0 1 35 39 1.17 0.913																				

Milwaukee Brewers @ Baltimore Orioles
 Memorial Stadium, Baltimore, MD
 Wed Jun 15 1977, 7:05 PM EDT
 Att. 7,443 - Unknown

livebaseballscorecards.com

AB	32
R	6
H	9
RBI	6
BB	4
SO	5
LOB	10



Batter	1	2	3	4	5	6	7	8	9	AB	R	H	RBI	BB	SO	LOB
Al Bumbry, L OBP: 0.348, SLG: 0.377 (1, 8) X	0-0 G3 ①		0-3 K ②		4-0 CS BB			0-0 FC3-6 1B ②		3	0	0	0	1	1	1
Billy Smith, S OBP: 0.344, SLG: 0.354 (1, 4) X	0-0 G3 ②		0-0 G3 ③		0-0 CS ③	0-0 F5 ①		0-0 1B ③		4	0	1	0	0	0	0
Ken Singleton, S OBP: 0.452, SLG: 0.529 (1, 9) X	0-0 HR			0-0 1B 2B		0-0 L7 ②		0-0 4-3 ③		4	2	2	1	0	0	2
Lee May, R OBP: 0.293, SLG: 0.415 (1, 3) X	0-0 5-3 ③			0-0 F8 ①		0-0 F7 ③			0-0 5-3 ①	4	0	0	0	0	0	1
Eddie Murray, S OBP: 0.329, SLG: 0.429 (1, 10) X		0-0 4-3 ①		0-0 F8 ②			0-0 G3 ①		4-0 FC5-4 BB	3	0	0	0	1	0	1
Pat Kelly, L OBP: 0.368, SLG: 0.439 (1, 7) X		4-0 1B BB		0-0 1B 2-H			0-0 G5-4-3 1B		0-0 F7 ②	3	0	2	1	1	0	1
Doug DeCinces, R OBP: 0.358, SLG: 0.455 (1, 5) X		0-0 G6-4-3 1B 1-2		0-0 L5 ③			0-0 G5-4-3 ② ③		0-0 FC5-4 ③ 1-2f	4	0	1	0	0	0	3
Rick Dempsey, R OBP: 0.296, SLG: 0.287 (1, 2) X		0-0 G6-4-3 ② ③ 1-2f			0-0 6-3 ①			0-0 F8 ①		3	0	0	0	0	0	2
Kiko Garcia, R OBP: 0.308, SLG: 0.316 (1, 6) S			0-3 K ①		0-0 1-3 ②			0-0 FC3-6 1B		2	0	0	0	0	1	0
Tony Muser, L OBP: 0.352, SLG: 0.347 (8, PH)										1	0	1	0	0	0	0
Mark Belanger, R OBP: 0.276, SLG: 0.257 (8, PR) (9, 6)										0	0	0	0	0	0	0

Inning Stats	R: 1	H: 1	E: 0	K: 0	S: 4	LOB: 0	BB: 0	P: 4	R: 0	H: 1	E: 0	K: 0	S: 3	LOB: 1	BB: 1	P: 7	R: 0	H: 0	E: 0	K: 2	S: 7	LOB: 0	BB: 0	P: 7	R: 1	H: 2	E: 0	K: 0	S: 5	LOB: 1	BB: 0	P: 5	R: 0	H: 0	E: 0	K: 0	S: 2	LOB: 0	BB: 1	P: 6	R: 0	H: 0	E: 0	K: 0	S: 3	LOB: 0	BB: 0	P: 3	R: 0	H: 1	E: 0	K: 0	S: 3	LOB: 0	BB: 0	P: 3	R: 0	H: 2	E: 0	K: 0	S: 5	LOB: 2	BB: 0	P: 5	R: 0	H: 0	E: 0	K: 0	S: 3	LOB: 1	BB: 1	P: 7	1B: 5	SF: 0	2B: 1	SAC: 0	3B: 0	DP: 2	HR: 1	HBP: 0	WP: 0	PA: 35
PITCHER	IP	WLS	BF	H	R	ER	SO	BB	IBB	HBP	BLK	WP	HR	S	P	ERA	WHIP																																																																	
Jim Slaton, R ERA: 2.82 (1, 1)	7.2	W	29	7	2	2	2	2	0	0	0	0	0	31	39	2.35	1.174																																																																	
Sam Hinds, R ERA: 4.56 (8, 1)	1.1	S	5	0	0	0	0	1	0	0	0	0	0	4	8	0.00	0.750																																																																	

BOTTOM

Milwaukee Brewers @ Baltimore Orioles
Memorial Stadium, Baltimore, MD
 Wed Jun 15 1977, 7:05 PM EDT
 Att. 7,443 - Unknown

AB	31
R	2
H	7
RBI	2
BB	3
SO	2
LOB	11



Batter	1	2	3	4	5	6	7	8	9	AB R H RBI BB SO LOB	TOP
Robin Yount, R OBP: 0.350, SLG: 0.395 (1, 6)	0-0 F8 BB 1B		0-0 F9			0-0 F9		0-0 1-3 2B		4 0 2 0 0 0 1	
Jim Wohlford, R OBP: 0.255, SLG: 0.272 (1, 7)	4-0 1-2 BB		0-0 F7			0-0 1-2 G5-4-3 1B		0-0 F4		3 0 1 0 1 0 2	
Don Money, R OBP: 0.369, SLG: 0.502 (1, 4)	0-0 F8 2-3				0-0 F8		0-0 G5-4-3 1-2f		4-0 4-3 BB	3 0 0 0 1 0 4	
Sixto Lezcano, R OBP: 0.346, SLG: 0.487 (1, 9)	0-3 K				0-0 G4-6-3 1B		0-3 K		0-3 K	4 0 1 0 0 3 3	
Cecil Cooper, L OBP: 0.315, SLG: 0.447 (1, 3)	0-0 F8				0-0 G4-6-3 1-2f		0-0 F8		0-0 4-3 1-2	4 0 0 0 0 0 4	
Sal Bando, R OBP: 0.342, SLG: 0.405 (1, 5)			0-0 F7			0-3 K		0-0 F7	0-0 F7	4 0 0 0 0 1 1	
Ken McMullen, R OBP: 0.274, SLG: 0.449 (1, 10)			0-0 F7			0-0 L8		0-0 F3		3 0 0 0 0 0 0	
Steve Brye, R OBP: 0.310, SLG: 0.374 (1, 8)			0-0 L6			0-0 F9		0-0 F3		3 0 0 0 0 0 0	
Larry Haney, R OBP: 0.189, SLG: 0.200 Charlie Moore, R OBP: 0.333, SLG: 0.401 (8, PH) (8, 2)			0-0 5-3			0-0 1B 1B		0-0 2B 1B		2 0 1 0 0 0 0 1 0 1 0 0 0 0	
Inning Stats	R: 0 H: 1 E: 0 LOB: 2 K: 1 BB: 1 S: 6 P: 10	R: 0 H: 0 E: 0 LOB: 0 K: 0 BB: 0 S: 3 P: 3	R: 0 H: 0 E: 0 LOB: 0 K: 0 BB: 0 S: 3 P: 3	R: 0 H: 1 E: 0 LOB: 0 K: 0 BB: 0 S: 3 P: 3	R: 0 H: 0 E: 0 LOB: 0 K: 1 BB: 0 S: 5 P: 5	R: 0 H: 2 E: 0 LOB: 1 K: 0 BB: 0 S: 4 P: 4	R: 0 H: 0 E: 0 LOB: 0 K: 1 BB: 0 S: 5 P: 5	R: 0 H: 2 E: 0 LOB: 2 K: 0 BB: 0 S: 5 P: 5	R: 0 H: 0 E: 0 LOB: 1 K: 1 BB: 1 S: 5 P: 9	1B: 5 SF: 0 2B: 1 SAC: 0 3B: 0 DP: 2 HR: 0 HBP: 0	WP: 0 PA: 33 PB: 0 SB: 0 CS: 0
PITCHER Rudy May, L ERA: 3.02 (1, 1)	IP WLS BF H R ER SO BB IBB HBP BLK WP HR S P ERA WHIP										
	9.0 W 33 6 0 0 4 2 0 0 0 0 0 0 39 47 0.00 0.889										

Milwaukee Brewers @ Baltimore Orioles
Memorial Stadium, Baltimore, MD
Thu Jun 16 1977, 7:05 PM EDT
Att. 6,589 - Unknown

livebaseballscorecards.com

AB	31
R	0
H	6
RBI	0
BB	2
SO	4
LOB	15



Batter	1	2	3	4	5	6	7	8	9	AB R H RBI BB SO LOB	TOP											
Al Bumbry, L (1, 8) OBP: 0.354, SLG: 0.394 Tom Shopay, L (5, PR) OBP: 0.333, SLG: 0.381 (5, 8)	0-3 K		0-0 G6-4-3 1B		0-0 BB 1B		0-0 F3		0-0 6-3	3 0 2 0 0 1 0 2 0 0 0 0 0 0												
Rich Dauer, R (1, 4) OBP: 0.265, SLG: 0.316	0-0 F9		0-0 G6-4-3 1-2f		4-0 BB 1-2 BB		0-0 6-3		0-3 K	4 0 0 0 1 1 1												
Ken Singleton, S (1, 9) OBP: 0.453, SLG: 0.544	0-0 HR			0-0 1B BB G4-6-3 1B		0-0 1-3		0-0 6-3		4 2 2 1 0 0 2												
Lee May, R (1, 3) OBP: 0.296, SLG: 0.416	0-3 K			4-0 G4-6-3 1-2 BB		0-0 1B E 1B		0-0 F7		3 1 1 0 1 1 0												
Eddie Murray, S (1, 10) OBP: 0.331, SLG: 0.427		0-0 4-3		0-0 G4-6-3 1-2 2-3 1B		0-0 E F7 SF8 1B		0-0 4-3		4 1 2 0 0 0 0												
Pat Kelly, L (1, 7) OBP: 0.371, SLG: 0.460		0-0 WP 1B		0-0 G4-6-3 1-2f 2-3 3-H 1B		0-0 F7		0-0 HR		4 1 2 1 0 0 4												
Doug DeCinces, R (1, 5) OBP: 0.358, SLG: 0.454		0-0 F4		0-0 K		0-0 FC5		4-0 BB		3 0 0 0 1 1 3												
Rick Dempsey, R (1, 2) OBP: 0.289, SLG: 0.282		0-3 K			0-0 F7		0-0 SF8		0-0 L9	3 0 0 1 0 1 2												
Mark Belanger, R (1, 6) OBP: 0.270, SLG: 0.251			0-0 5-3		0-0 F9		0-0 F9		0-0 F9	4 0 0 0 0 0 1												
Inning Stats	R: 1 E: 0 K: 2 S: 8	H: 1 LOB: 0 BB: 0 P: 8	R: 0 E: 0 K: 1 S: 6	H: 1 LOB: 1 BB: 0 P: 6	R: 0 E: 0 K: 0 S: 3	H: 1 LOB: 0 BB: 0 P: 3	R: 1 E: 0 K: 1 S: 6	H: 2 LOB: 1 BB: 1 P: 10	R: 0 E: 0 K: 0 S: 4	H: 1 LOB: 2 BB: 1 P: 8	R: 2 E: 1 K: 0 S: 6	H: 2 LOB: 1 BB: 0 P: 6	R: 0 E: 0 K: 0 S: 3	H: 0 LOB: 0 BB: 0 P: 3	R: 1 E: 0 K: 0 S: 4	H: 1 LOB: 1 BB: 1 P: 8	R: 0 E: 0 K: 1 S: 5	H: 0 LOB: 0 BB: 0 P: 5	1B: 7 2B: 0 3B: 0 HR: 2	SF: 1 SAC: 0 DP: 2 HBP: 0	WP: 1 PB: 0 SB: 0 CS: 0	PA: 38
PITCHER	IP WLS BF H R ER SO BB IBB HBP BLK WP HR S P ERA WHIP																				PITCHER	IP WLS BF H R ER SO BB IBB HBP BLK WP HR S P ERA WHIP
Pete Vuckovich, R (1, 1) ERA: 3.14 Jerry Johnson, R (8, 1) ERA: 2.55	7.2 L 34 9 5 3 4 3 0 0 0 1 2 39 51 3.52 1.565																					

Baltimore Orioles @ Toronto Blue Jays
 Exhibition Stadium, Toronto, ON
 Fri Jun 17 1977, 7:05 PM EDT
 Att. 26,183 - Unknown

AB	34
R	5
H	9
RBI	3
BB	3
SO	5
LOB	13



Batter	1	2	3	4	5	6	7	8	9	AB	R	H	RBI	BB	SO	LOB
John Scott, R (1, 8) OBP: 0.269, SLG: 0.330	0-0 L5		0-0 G3		0-3 K			0-3 K		4	0	0	0	0	2	2
Al Woods, L (1, 7) OBP: 0.369, SLG: 0.497	0-0 F8			0-0 HR	0-0 1B			0-0 2B		4	1	3	1	0	0	0
Bob Bailor, R (1, 6) OBP: 0.344, SLG: 0.436	0-0 5-3			0-0 P4	0-0 F9			0-0 6-3		4	0	0	0	0	0	3
Doug Rader, R (1, 10) OBP: 0.375, SLG: 0.449		0-0 5-3		0-0 HR		0-3 K		0-3 K		4	1	1	1	0	2	1
Ron Fairly, L (1, 9) OBP: 0.417, SLG: 0.518		0-0 G3		0-0 HR		0-0 P6			0-0 6-3	4	1	1	1	0	0	0
Doug Ault, R (1, 3) OBP: 0.320, SLG: 0.394 Sam Ewing, L (9, PH) OBP: 0.354, SLG: 0.316		0-3 K		0-0 F9		0-0 5-3			0-0 2B	3	0	0	0	0	1	0
Roy Howell, L (1, 5) OBP: 0.374, SLG: 0.386			0-0 1-3	0-0 1-3					0-0 2B	3	0	0	0	1	0	1
Alan Ashby, S (1, 2) OBP: 0.292, SLG: 0.314			0-0 4-3		0-0 CS 2B			0-0 B1-6-4		4	0	1	0	0	1	2
Dave McKay, S (1, 4) OBP: 0.217, SLG: 0.281			0-0 3B		1-0 1B HBP			0-0 5-3		2	0	1	0	0	0	0

Inning Stats	R: 0	H: 0	E: 0	K: 0	S: 3	LOB: 0	BB: 0	P: 3	R: 0	H: 0	E: 0	K: 1	S: 5	LOB: 0	BB: 0	P: 5	R: 0	H: 1	E: 0	K: 0	S: 4	LOB: 1	BB: 0	P: 4	R: 3	H: 3	E: 0	K: 0	S: 6	LOB: 0	BB: 0	P: 6	R: 0	H: 2	E: 0	K: 1	S: 6	LOB: 2	BB: 0	P: 7	R: 0	H: 0	E: 0	K: 1	S: 5	LOB: 0	BB: 0	P: 5	R: 0	H: 0	E: 0	K: 0	S: 2	LOB: 0	BB: 1	P: 6	R: 0	H: 1	E: 0	K: 2	S: 8	LOB: 1	BB: 0	P: 8	R: 0	H: 1	E: 0	K: 1	S: 6	LOB: 1	BB: 0	P: 6	1B: 1	2B: 3	3B: 1	SF: 0	SAC: 0	DP: 1	HBP: 1	WP: 0	PB: 0	SB: 0	CS: 1	PA: 35
PITCHER	IP	WLS	BF	H	R	ER	SO	BB	IBB	HBP	BLK	WP	HR	S	P	ERA	WHIP																																																																			
Ross Grimsley, L (1, 1) ERA: 4.1	4.0		17	5	3	3	1	0	0	0	0	0	0	19	19	6.75	1.250																																																																			
Dennis Martinez, R (5, 1) ERA: 2.7	5.0	W	18	3	0	0	5	1	0	1	0	0	0	26	31	0.00	0.800																																																																			

BOTTOM

Baltimore Orioles @ Toronto Blue Jays
Exhibition Stadium, Toronto, ON
Fri Jun 17 1977, 7:05 PM EDT
Att. 26,183 - Unknown

livebaseballscorecards.com

AB	33
R	3
H	8
RBI	3
BB	1
SO	6
LOB	9



Batter	1	2	3	4	5	6	7	8	9	AB R H RBI BB SO LOB	TOP																						
Tom Shopay, L (1, 8) OBP: 0.321, SLG: 0.333 Andres Mora, R (8, PH) OBP: 0.174, SLG: 0.522 Al Bumbry, L (8, 8) OBP: 0.354, SLG: 0.394	4-0 BB BB	0-3 K		0-0 P6		0-0 F9		0-0 5-3		3 0 0 0 1 1 5 1 0 0 0 0 0 1 0 0 0 0 0 0 0																							
Billy Smith, S (1, 4) OBP: 0.342, SLG: 0.348 Rich Dauer, R (8, PH) OBP: 0.274, SLG: 0.316 (8, 4)	4-0 1-2 BB	0-0 F5		0-0 P6		0-3 K		4-0 2B BB		3 0 0 0 1 1 5 0 1 0 0 1 0 0																							
Ken Singleton, S (1, 9) OBP: 0.452, SLG: 0.545	0-0 F7		0-0 1-3		0-0 2B SF7 1B	0-3 K		0-0 FC5 1-H 2-H 2B		5 1 2 2 0 1 2																							
Lee May, R (1, 3) OBP: 0.298, SLG: 0.413	0-0 F9		0-0 F2		0-0 P6		0-0 G5-3 BB 1B	4-0 IBB		4 0 1 0 1 0 3																							
Eddie Murray, S (1, 10) OBP: 0.328, SLG: 0.426	0-0 3-1		0-3 K		0-0 BB 1-3 2B		0-3 K	0-0 FC5 2-3f		5 0 1 0 0 2 5																							
Pat Kelly, L (1, 7) OBP: 0.387, SLG: 0.466		4-0 BB BB BB BB		0-0 1B 2B 1B	4-0 BB IBB		4-0 1-2 BB	0-0 S 1B		2 1 2 0 3 0 0																							
Doug DeCinces, R (1, 5) OBP: 0.355, SLG: 0.449		0-0 F7		0-0 2B FC6-2 1B	0-0 SF7 3-H		0-0 G5-3 2-3f	0-3 K 1-2		4 0 1 1 0 1 4																							
Rick Dempsey, R (1, 2) OBP: 0.301, SLG: 0.289		4-0 BB 1-2 BB		0-0 FC6-2 1-3 3-H 2B	4-0 FC6 1-2 2-3 BB			4-0 SH3-4 2B BB	0-0 6-3	2 1 1 1 3 0 1																							
Mark Belanger, R (1, 6) OBP: 0.270, SLG: 0.247		4-0 1-2 2-3 BB		0-0 FC6-2 2-3 3-H	0-0 FC6 1-2f			0-0 SH3-4 1-2	0-0 F8	3 0 0 0 1 0 6																							
Inning Stats	R: 0 E: 0 K: 0 S: 3	H: 0 LOB: 2 BB: 2 P: 11	R: 0 E: 0 K: 1 S: 5	H: 0 LOB: 3 BB: 3 P: 17	R: 0 E: 0 K: 1 S: 5	H: 0 LOB: 0 BB: 0 P: 5	R: 1 E: 0 K: 0 S: 6	H: 3 LOB: 2 BB: 0 P: 6	R: 1 E: 0 K: 0 S: 5	H: 2 LOB: 3 BB: 2 P: 13	R: 0 E: 0 K: 2 S: 7	H: 0 LOB: 0 BB: 0 P: 7	R: 0 E: 0 K: 1 S: 5	H: 1 LOB: 1 BB: 1 P: 9	R: 2 E: 0 K: 0 S: 4	H: 1 LOB: 2 BB: 3 P: 16	R: 0 E: 0 K: 1 S: 6	H: 1 LOB: 1 BB: 0 P: 6	1B: 5 2B: 3 3B: 0 HR: 0	SF: 1 SAC: 1 DP: 1 HBP: 0	WP: 0 PB: 0 SB: 1 CS: 0	PA: 45											
PITCHER Jesse Jefferson, R (1, 1) ERA: 4.32 Mike Willis, L (8, 1) ERA: 2.23	IP 7.1	WLS L	BF 36	H 6	R 3	ER 3	SO 5	BB 8	IBB 1	HBP 0	BLK 0	WP 0	HR 0	S 37	P 73	ERA 3.68	WHIP 1.909																
											PITCHER IP 1.2	WLS L	BF 9	H 2	R 1	ER 1	SO 1	BB 1	IBB 1	HBP 0	BLK 0	WP 0	HR 0	S 9	P 17	ERA 5.40	WHIP 1.800						

Baltimore Orioles @ Toronto Blue Jays
 Exhibition Stadium, Toronto, ON
 Sat Jun 18 1977, 7:05 PM EDT
 Att. 33,201 - Unknown

livebaseballscorecards.com

AB	32
R	4
H	8
RBI	4
BB	11
SO	6
LOB	32



Batter	1	2	3	4	5	6	7	8	9	AB R H RBI BB SO LOB	TOP										
Tom Shopay, L (1, 8) OBP: 0.313, SLG: 0.357	0-0 F9			0-0 1B		0-0 FC4-6		0-0 G3		4 1 1 0 0 0 1											
Billy Smith, S (1, 4) OBP: 0.340, SLG: 0.346	0-3 K			0-0 1B		0-0 FC3-6			0-0 3-1	4 0 1 0 0 1 1											
Ken Singleton, S (1, 9) OBP: 0.449, SLG: 0.539	0-3 K			0-0 1B		0-3 K			0-0 F5	4 0 1 1 0 2 1											
Lee May, R (1, 3) OBP: 0.293, SLG: 0.406		0-0 5-3		0-0 G6-4-3			0-0 F9		0-0 5-3	4 0 0 0 0 0 2											
Eddie Murray, S (1, 10) OBP: 0.328, SLG: 0.423		0-0 5-3		0-0 P6			4-0 BB			2 0 0 0 1 0 1											
Pat Kelly, L (1, 7) OBP: 0.387, SLG: 0.464		0-0 L7			0-0 B3		0-0 1B			3 0 1 0 0 0 0											
Doug DeCinces, R (1, 5) OBP: 0.350, SLG: 0.442			0-0 F7		0-0 5-3		0-0 G5-3			3 0 0 0 0 0 2											
Rick Dempsey, R (1, 2) OBP: 0.297, SLG: 0.285			0-0 4-3		0-0 F8			0-0 6-3		3 0 0 0 0 0 0											
Mark Belanger, R (1, 6) OBP: 0.271, SLG: 0.249			0-0 F7			0-0 1B		0-0 F9		3 0 1 0 0 0 0											
Inning Stats	R: 0 E: 0 K: 2 S: 7	H: 0 LOB: 0 BB: 0 P: 7	R: 0 E: 0 K: 0 S: 3	H: 0 LOB: 0 BB: 0 P: 3	R: 0 E: 0 K: 0 S: 3	H: 0 LOB: 0 BB: 0 P: 3	R: 1 E: 0 K: 0 S: 5	H: 3 LOB: 1 BB: 0 P: 5	R: 0 E: 0 K: 1 S: 6	H: 1 LOB: 1 BB: 0 P: 6	R: 0 E: 0 K: 0 S: 3	H: 1 LOB: 1 BB: 1 P: 7	R: 0 E: 0 K: 0 S: 3	H: 0 LOB: 0 BB: 0 P: 3	R: 0 E: 0 K: 0 S: 3	H: 0 LOB: 0 BB: 0 P: 3	1B: 4 2B: 1 3B: 0 HR: 0	SF: 0 SAC: 0 DP: 2 HBP: 0	WP: 0 PB: 0 SB: 0 CS: 0	PA: 31	
PITCHER Dave Lemanczyk, R (1, 1) ERA: 3.99	IP: 9.0 WLS: W BF: 31 H: 5 R: 1 ER: 1 SO: 3 BB: 1 IBB: 0 HBP: 0 BLK: 0 WP: 0 HR: 0 S: 36 P: 40 ERA: 1.00 WHIP: 0.667																			PITCHER	IP: WLS: BF: H: R: ER: SO: BB: IBB: HBP: BLK: WP: HR: S: P: ERA: WHIP:

Baltimore Orioles @ Toronto Blue Jays
Exhibition Stadium, Toronto, ON
Sun Jun 19 1977, 3:33 AM EDT
Att. 34,556 - Unknown

AB	30
R	1
H	5
RBI	1
BB	1
SO	3
LOB	8



Batter	1	2	3	4	5	6	7	8	9	AB	R	H	RBI	BB	SO	LOB
John Scott, R OBP: 0.288, SLG: 0.355 (1, 8)	0-0 P6		0-0 E2 1B		0-0 2B 1B		0-0 SH1-4 E 1B			4	3	3	1	0	0	0
Roy Howell, L OBP: 0.374, SLG: 0.388 (1, 5)	4-0 1B BB		0-0 P6		0-0 1H 2B		0-0 1-2 E SH1-4 1B			3	1	2	1	1	0	1
Bob Bailor, R OBP: 0.352, SLG: 0.446 (1, 6)	0-0 G5-4-3 1-2 1B		0-0 CS 1B		0-0 F7		0-0 SH1-4			3	0	2	1	0	0	1
Doug Rader, R OBP: 0.371, SLG: 0.438 (1, 10)	0-0 G5-4-3 1-2f		0-0 CS	0-0 FC1-6 1B		1-0 1B 1B HBP	0-0 F3			3	1	1	0	0	0	2
Ron Fairly, L OBP: 0.405, SLG: 0.500 (1, 9)		0-3 K		0-0 FC1-6 L6-3 1-2f		0-0 1B 1B	0-0 4-3			4	1	1	0	0	1	1
Doug Ault, R OBP: 0.323, SLG: 0.396 (1, 3)		0-0 FC4-6 1B		0-0 L6-3		0-0 1B CS 1B		0-0 1-3		4	0	2	0	0	0	1
Al Woods, L OBP: 0.373, SLG: 0.490 (1, 7)		0-0 FC4-6			0-0 SH1-4 1B	0-0 CS 1B		0-0 1B		2	1	1	0	0	0	1
Steve Bowling, R OBP: 0.271, SLG: 0.163 (6, 7)		0-0 FC4-6 1-2f			0-0 SH1-4 1B	1-3 2-H 3-H 1B		0-0 1B		0	0	0	0	0	0	0
Sam Ewing, L OBP: 0.386, SLG: 0.403 (6, PH) (7, 7)		0-0 FC4-6 1-2f			0-0 SH1-4 1B	1-3 2-H 3-H 1B		0-0 1B		2	0	2	2	0	0	0
Alan Ashby, S OBP: 0.288, SLG: 0.307 (1, 2)		0-0 5-3			0-0 SH1-4	0-0 L4		0-0 F2		3	0	0	0	0	0	4
Dave McKay, S OBP: 0.208, SLG: 0.268 (1, 4)			0-0 5-3		0-0 L4	0-0 L5		0-0 F3		4	0	0	0	0	0	3

Inning Stats	R: 0	H: 1	E: 0	LOB: 1	K: 0	BB: 1	S: 3	P: 7	R: 0	H: 1	E: 0	LOB: 1	K: 1	BB: 0	S: 6	P: 6	R: 1	H: 2	E: 1	LOB: 0	K: 0	BB: 0	S: 4	P: 4	R: 0	H: 1	E: 0	LOB: 0	K: 0	BB: 0	S: 3	P: 3	R: 2	H: 3	E: 0	LOB: 1	K: 0	BB: 0	S: 6	P: 6	R: 2	H: 3	E: 0	LOB: 1	K: 0	BB: 0	S: 5	P: 6	R: 2	H: 2	E: 1	LOB: 0	K: 0	BB: 0	S: 5	P: 5	R: 0	H: 1	E: 0	LOB: 1	K: 0	BB: 0	S: 4	P: 4
--------------	------	------	------	--------	------	-------	------	------	------	------	------	--------	------	-------	------	------	------	------	------	--------	------	-------	------	------	------	------	------	--------	------	-------	------	------	------	------	------	--------	------	-------	------	------	------	------	------	--------	------	-------	------	------	------	------	------	--------	------	-------	------	------	------	------	------	--------	------	-------	------	------

PITCHER	IP	WLS	BF	H	R	ER	SO	BB	IBB	HBP	BLK	WP	HR	S	P	ERA	WHIP
Mike Flanagan, L ERA: 4.46 (1, 1)	5.0	L	23	9	5	4	1	1	0	1	0	0	0	23	28	7.20	2.000
Dick Drago, R ERA: 2.63 (6, 1)	3.0		13	5	2	0	0	0	0	0	0	0	0	13	13	0.00	1.667

BOTTOM

Baltimore Orioles @ Toronto Blue Jays
Exhibition Stadium, Toronto, ON

Sun Jun 19 1977, 3:33 AM EDT
Att. 34,556 - Unknown

AB	32
R	7
H	14
RBI	5
BB	1
SO	1
LOB	14

1B	2B	3B	HR	SF	SAC	DP	HBP	WP	PA
13	2	0	0	0	2	2	1	0	37

Batter	1	2	3	4	5	6	7	8	9	AB R H RBI BB SO LOB	TOP
Rick Burleson, R OBP: 0.370, SLG: 0.429 (1, 6)	0-3 K2-3		0-0 F8	0-3 K		0-0 6-3			0-0 6-3	5 0 0 0 0 2 2	Boston Red Sox @ Baltimore Orioles Memorial Stadium, Baltimore, MD Mon Jun 20 1977, 7:05 PM EDT Att. 23,815 - Unknown livebaseballscorecards.com
Fred Lynn, L OBP: 0.269, SLG: 0.425 (1, 8)	0-0 F8		4-0 3B BB		0-0 1B 2B 1B		0-0 4-3	0-0 1B 1B	4 2 2 0 1 0 0		
Jim Rice, R OBP: 0.379, SLG: 0.593 (1, 10)	0-0 FC6 1B		0-0 1-H 3B		0-0 1-2 2B 1B		0-0 1B	0-3 K	5 1 4 1 0 1 1		
Carl Yastrzemski, L OBP: 0.400, SLG: 0.559 (1, 7)	0-0 FC6 1-2f		0-3 K		0-0 1-H 2-H 2B		0-0 F5	0-0 BB 1B	5 0 2 2 0 1 3		
Carlton Fisk, R OBP: 0.437, SLG: 0.583 (1, 2)		0-0 F7	0-0 F6		0-0 F2		0-0 F2	0-0 BB 1B	4 0 0 0 1 0 3		
George Scott, R OBP: 0.352, SLG: 0.581 (1, 3)		4-0 BB BB		0-0 6-3	0-0 6-3		0-0 5-3	0-0 FC5-4 BB	4 0 0 0 1 0 4		
Dwight Evans, R OBP: 0.366, SLG: 0.547 (1, 9)		4-0 1-2 BB		0-0 1B 1B	0-0 6-3		0-3 K		3 0 1 0 1 1 1		
Butch Hobson, R OBP: 0.278, SLG: 0.414 (1, 5)		0-3 K		0-3 K		0-3 K	0-0 HR		4 1 1 1 0 3 3		
Steve Dillard, R OBP: 0.313, SLG: 0.387 (1, 4) Denny Doyle, L OBP: 0.332, SLG: 0.357 (8, 4)	0-0 F9		0-0 1B		0-0 6-3		0-0 5-3		4 0 1 0 0 0 2 0 0 0 0 0 0 0		
Inning Stats	R: 0 H: 1 E: 0 LOB: 1 K: 1 BB: 0 S: 6 P: 6	R: 0 H: 0 E: 0 LOB: 2 K: 1 BB: 2 S: 5 P: 13	R: 1 H: 1 E: 0 LOB: 1 K: 1 BB: 1 S: 6 P: 10	R: 0 H: 2 E: 0 LOB: 2 K: 2 BB: 0 S: 9 P: 9	R: 2 H: 3 E: 0 LOB: 1 K: 0 BB: 0 S: 6 P: 6	R: 0 H: 0 E: 0 LOB: 0 K: 1 BB: 0 S: 5 P: 5	R: 0 H: 1 E: 0 LOB: 1 K: 0 BB: 0 S: 4 P: 4	R: 1 H: 1 E: 0 LOB: 0 K: 1 BB: 0 S: 6 P: 6	R: 0 H: 2 E: 0 LOB: 3 K: 1 BB: 1 S: 7 P: 11	1B: 8 SF: 0 2B: 1 SAC: 0 3B: 1 DP: 0 HR: 1 HBP: 0	WP: 0 PA: 42 PB: 0 SB: 0 CS: 0
PITCHER	IP WLS BF H R ER SO BB IBB HBP BLK WP HR S P ERA WHIP										
Rudy May, L ERA: 3.11 (1, 1)	8.2 L 40 11 4 4 8 3 0 0 0 0 0 1 53 65 4.15 1.615										
Dick Drago, R ERA: 2.59 (9, 1)	0.1 2 0 0 0 0 1 0 0 0 0 0 0 1 5 0.00 3.000										



Batter	1	2	3	4	5	6	7	8	9	AB R H RBI BB SO LOB
Al Bumbry, L OBP: 0.349, SLG: 0.388 Dave Skaggs, R OBP: 0.313, SLG: 0.429	0-3 K		0-3 K			0-3 K		0-3 K		4 0 0 0 0 4 1 0 0 0 0 0 0 0
Billy Smith, S OBP: 0.333, SLG: 0.339	0-0 3-1		0-0 L3			0-0 6-3		0-0 F7	0-0 F7	4 0 0 0 0 0 1
Ken Singleton, S OBP: 0.445, SLG: 0.531	4-0 BB			0-0 4-3		0-0 F8		0-0 G3	0-0 G3	3 0 0 0 1 0 0
Lee May, R OBP: 0.293, SLG: 0.407	0-3 K			0-3 K			0-0 2B	0-0 F8	0-0 F8	4 0 1 0 0 2 1
Eddie Murray, S OBP: 0.325, SLG: 0.418		0-0 1-3		0-3 K			0-3 K			3 0 0 0 0 2 1
Pat Kelly, L OBP: 0.386, SLG: 0.458		0-0 4-3			4-0 WP BB		0-0 F7			2 0 0 0 1 0 1
Doug DeCinces, R OBP: 0.345, SLG: 0.435		0-3 K			0-0 B1 1-2		0-3 K			3 0 0 0 0 2 2
Rick Dempsey, R OBP: 0.294, SLG: 0.282 Tom Shopay, L OBP: 0.303, SLG: 0.345			0-0 F3		0-0 F3			0-0 F5	0-0 F5	2 0 0 0 0 0 1 1 0 0 0 0 0 0
Mark Belanger, R OBP: 0.272, SLG: 0.255			0-0 2B		0-0 1-3			0-0 F7	0-0 F7	3 0 1 0 0 0 1

Inning Stats	R: 0 E: 0 K: 2 S: 7	H: 0 LOB: 1 BB: 1 P: 11	R: 0 E: 0 K: 1 S: 5	H: 0 LOB: 0 BB: 0 P: 5	R: 0 E: 0 K: 1 S: 6	H: 1 LOB: 1 BB: 0 P: 6	R: 0 E: 0 K: 2 S: 7	H: 0 LOB: 0 BB: 0 P: 7	R: 0 E: 0 K: 0 S: 3	H: 0 LOB: 1 BB: 1 P: 7	R: 0 E: 0 K: 1 S: 5	H: 0 LOB: 0 BB: 0 P: 5	R: 0 E: 0 K: 2 S: 8	H: 1 LOB: 1 BB: 0 P: 8	R: 0 E: 0 K: 1 S: 5	H: 0 LOB: 0 BB: 0 P: 5	R: 0 E: 0 K: 0 S: 3	H: 0 LOB: 0 BB: 0 P: 3	1B: 0 2B: 2 3B: 0 HR: 0	SF: 0 SAC: 0 DP: 0 HBP: 0	WP: 1 PB: 0 SB: 0 CS: 0	PA: 31
PITCHER Rick Wise, R ERA: 5.27	IP 9.0 WLS W BF 31 H 2 R 0 ER 0 SO 10 BB 2 IBB 0 HBP 0 BLK 0 WP 1 HR 0 S 49 P 57 ERA 0.00 WHIP 0.444																					


BOTTOM

Boston Red Sox @ Baltimore Orioles
Memorial Stadium, Baltimore, MD

Mon Jun 20 1977, 7:05 PM EDT
Att. 23,815 - Unknown

livebaseballscorecards.com

AB	29
R	0
H	2
RBI	0
BB	2
SO	10
LOB	9



Batter	1	2	3	4	5	6	7	8	9	AB R H RBI BB SO LOB	TOP	
Rick Burleson, R OBP: 0.367, SLG: 0.424 (1, 6) X	0-0 FC6 1B		0-0 FC1-2-4 3-H		0-0 4-3			0-3 K	0-0 F8	5 0 1 0 0 1 2		
Fred Lynn, L OBP: 0.262, SLG: 0.413 (1, 8) X	0-0 F7			0-3 K		0-0 F4		0-0 1-3		4 0 0 0 0 1 1		
Jim Rice, R OBP: 0.381, SLG: 0.607 (1, 10) X	0-0 F9			0-0 HR		0-3 K			0-0 1B 2B	4 2 2 1 0 1 1		
Carl Yastrzemski, L OBP: 0.394, SLG: 0.550 (1, 7) X	0-0 FC6 1-2f			0-0 F8		0-0 G3			0-3 K	4 0 0 0 0 1 2		
Carlton Fisk, R OBP: 0.438, SLG: 0.580 (1, 2) X		0-0 F8		4-0 HR BB		0-3 K			0-0 1B HBP 1B	3 2 1 1 1 1 0		
George Scott, R OBP: 0.355, SLG: 0.591 (1, 3) X		0-0 4-3		0-0 HR 1-H		0-0 6-3			1-0 1B 2B HBP	3 2 1 2 0 0 0		
Bernie Carbo, L OBP: 0.417, SLG: 0.525 Dwight Evans, R OBP: 0.365, SLG: 0.543 (9, PH) (9, 9)		0-3 K		0-0 F7		4-0 BB			0-0 F3	2 0 0 0 1 1 0 1 0 0 0 0 0 2		
Butch Hobson, R OBP: 0.281, SLG: 0.420 (1, 5) X			0-0 SH1-4 FC1-2-4 2B		0-0 F8		0-3 K		0-0 2B 1B	4 1 2 1 0 1 1		
Denny Doyle, L OBP: 0.332, SLG: 0.362 (1, 4) X			0-0 SH1-4 2-3		0-3 K			0-0 F8	0-0 2B	3 0 1 2 0 1 0		
Inning Stats	R: 0 E: 0 K: 0 S: 4 H: 1 LOB: 1 BB: 0 P: 4	R: 0 E: 0 K: 1 S: 5 H: 0 LOB: 0 BB: 0 P: 5	R: 0 E: 0 K: 0 S: 3 H: 1 LOB: 0 BB: 0 P: 3	R: 3 E: 0 K: 1 S: 7 H: 2 LOB: 0 BB: 1 P: 11	R: 0 E: 0 K: 1 S: 5 H: 0 LOB: 0 BB: 0 P: 5	R: 0 E: 0 K: 1 S: 5 H: 0 LOB: 0 BB: 0 P: 5	R: 0 E: 0 K: 2 S: 7 H: 0 LOB: 1 BB: 1 P: 11	R: 0 E: 0 K: 1 S: 5 H: 0 LOB: 0 BB: 0 P: 5	R: 4 E: 0 K: 1 S: 9 H: 4 LOB: 1 BB: 0 P: 10	1B: 3 2B: 4 3B: 0 HR: 2 SF: 0 SAC: 1 DP: 1 HBP: 1	WP: 0 PB: 0 SB: 0 CS: 0 PA: 37	
PITCHER Dennis Martinez, R ERA: 3.21 Tippy Martinez, L ERA: 2.66 (1, 1) (9, 1)	IP 8.1 WLS L BF 33 H 6 R 6 ER 6 SO 8 BB 2 IBB 0 HBP 1 BLK 0 WP 0 HR 2 S 46 P 55 ERA 6.48 WHIP 0.960											PITCHER IP 0.2 WLS L BF 4 H 2 R 1 ER 1 SO 0 BB 0 IBB 0 HBP 0 BLK 0 WP 0 HR 0 S 4 P 4 ERA 13.50 WHIP 3.000

Boston Red Sox @ Baltimore Orioles
Memorial Stadium, Baltimore, MD

Tue Jun 21 1977, 7:05 PM EDT
Att. 24,174 - Unknown

livebaseballscorecards.com

AB	33
R	7
H	8
RBI	7
BB	2
SO	8
LOB	9



Batter	1	2	3	4	5	6	7	8	9	AB R H RBI BB SO LOB
--------	---	---	---	---	---	---	---	---	---	----------------------

Al Bumbry, L <small>OBP: 0.344, SLG: 0.382</small> <small>(1, 8)</small>										4 0 0 0 0 0 1
Pat Kelly, L <small>OBP: 0.383, SLG: 0.459</small> <small>(1, 7)</small>										4 0 1 0 0 1 0
Ken Singleton, S <small>OBP: 0.442, SLG: 0.523</small> <small>(1, 9)</small>										3 0 0 0 1 1 0
Lee May, R <small>OBP: 0.292, SLG: 0.405</small> <small>(1, 3)</small>										4 0 1 0 0 1 2
Eddie Murray, S <small>OBP: 0.321, SLG: 0.413</small> <small>(1, 10)</small>										3 0 0 0 0 0 1
Doug DeCinces, R <small>OBP: 0.341, SLG: 0.429</small> <small>(1, 5)</small>										3 0 0 0 0 2 0
Billy Smith, S <small>OBP: 0.333, SLG: 0.335</small> <small>(1, 4)</small>										2 0 0 0 1 0 0
Rick Dempsey, R <small>OBP: 0.290, SLG: 0.278</small> <small>(1, 2)</small>										3 0 0 0 0 0 1
Mark Belanger, R <small>OBP: 0.274, SLG: 0.254</small> Tony Muser, L <small>OBP: 0.345, SLG: 0.340</small> <small>(9, PH)</small>										1 0 0 0 1 0 0 1 0 0 0 0 0 0

Inning Stats	R: 0 H: 0 E: 0 K: 1 S: 5	R: 0 H: 0 E: 0 K: 0 S: 3	R: 0 H: 0 E: 0 K: 0 S: 2	R: 0 H: 1 E: 0 K: 0 S: 4	R: 0 H: 0 E: 0 K: 1 S: 5	R: 0 H: 0 E: 0 K: 1 S: 5	R: 0 H: 0 E: 0 K: 1 S: 5	R: 0 H: 0 E: 0 K: 1 S: 5	R: 0 H: 0 E: 0 K: 1 S: 5	R: 0 H: 1 E: 0 K: 0 S: 4	1B: 1 SF: 0 2B: 1 SAC: 0 3B: 0 DP: 1 HR: 0 HBP: 0
--------------	--------------------------	--------------------------	--------------------------	--------------------------	--------------------------	--------------------------	--------------------------	--------------------------	--------------------------	--------------------------	--

PITCHER Luis Tiant, R <small>ERA: 4.87</small> <small>(1, 1)</small>	IP 9.0	WLS 2	BF 31	H 2	R 0	ER 0	SO 5	BB 3	IBB 0	HBP 0	BLK 0	WP 0	HR 0	S 38	P 50	ERA 0.00	WHIP 0.556
---	--------	-------	-------	-----	-----	------	------	------	-------	-------	-------	------	------	------	------	----------	------------

BOTTOM

Boston Red Sox @ Baltimore Orioles
Memorial Stadium, Baltimore, MD
 Tue Jun 21 1977, 7:05 PM EDT
 Att. 24,174 - Unknown

livebaseballscorecards.com

AB	28
R	0
H	2
RBI	0
BB	3
SO	5
LOB	5



WP: 0	PA: 31
PB: 0	SB: 0
CS: 0	

Batter	1	2	3	4	5	6	7	8	9	AB R H RBI BB SO LOB	TOP																					
Rick Burleson, R (1, 6) OBP: 0.362, SLG: 0.417	0-0 F9		0-3 K2-3			0-0 F9		0-0 F7		4 0 0 0 0 1 0																						
Fred Lynn, L (1, 8) OBP: 0.255, SLG: 0.401	0-0 F8		0-0 4-3			0-0 F4		0-0 F2		4 0 0 0 0 0 0																						
Jim Rice, R (1, 10) OBP: 0.383, SLG: 0.621	0-0 5-3				0-0 F8		HR		HR	4 2 2 1 0 0 0																						
Carl Yastrzemski, L (1, 7) OBP: 0.388, SLG: 0.540		0-0 4-3			0-0 4-3		0-0 F8		0-0 F5	4 0 0 0 0 0 1																						
Carlton Fisk, R (1, 2) OBP: 0.439, SLG: 0.605		0-3 K			0-0 F4		HR		HR	4 2 2 3 0 1 0																						
George Scott, R (1, 3) OBP: 0.357, SLG: 0.602		0-0 HR			0-0 6-3		1B		6-3	4 1 2 1 0 0 0																						
Bernie Carbo, L (1, 9) OBP: 0.419, SLG: 0.515		4-0 BB			0-0 F8		K		HR	2 1 0 0 2 1 1																						
Butch Hobson, R (1, 5) OBP: 0.281, SLG: 0.430		0-0 F3			0-0 P4		F8		HR	4 1 1 2 0 0 2																						
Denny Doyle, L (1, 4) OBP: 0.325, SLG: 0.354			0-0 4-3			0-0 1-3		0-0 F5	0-0 F5	4 0 0 0 0 0 0																						
Inning Stats	R: 0 E: 0 K: 0 S: 3	H: 0 LOB: 0 BB: 0 P: 3	R: 1 E: 0 K: 1 S: 6	H: 1 LOB: 1 BB: 1 P: 10	R: 0 E: 0 K: 1 S: 5	H: 0 LOB: 0 BB: 0 P: 5	R: 0 E: 0 K: 0 S: 3	H: 0 LOB: 0 BB: 0 P: 3	R: 0 E: 0 K: 0 S: 3	H: 0 LOB: 0 BB: 0 P: 3	R: 2 E: 0 K: 1 S: 8	H: 3 LOB: 1 BB: 0 P: 8	R: 0 E: 0 K: 0 S: 3	H: 0 LOB: 0 BB: 0 P: 3	R: 4 E: 0 K: 0 S: 6	H: 3 LOB: 0 BB: 1 P: 10	1B: 1 2B: 1 3B: 0 HR: 5	SF: 0 SAC: 0 DP: 0 HBP: 0	WP: 0 PB: 0 SB: 0 CS: 0	PA: 36												
PITCHER Jim Palmer, R (1, 1) ERA: 3.39	IP 9.0	WLS L	BF 36	H 7	R 7	ER 7	SO 3	BB 2	IBB 0	HBP 0	BLK 0	WP 0	HR 5	S 40	P 48	ERA 7.00	WHIP 1.000															
											PITCHER	IP	WLS	BF	H	R	ER	SO	BB	IBB	HBP	BLK	WP	HR	S	P	ERA	WHIP				

Boston Red Sox @ Baltimore Orioles
Memorial Stadium, Baltimore, MD

Wed Jun 22 1977, 7:05 PM EDT
Att. 27,134 - Unknown - 78 F

livebaseballscorecards.com

AB	34
R	7
H	7
RBI	7
BB	2
SO	3
LOB	4



Batter	1	2	3	4	5	6	7	8	9	AB R H RBI BB SO LOB	TOP
Rick Burleson, R OBP: 0.362, SLG: 0.421 (1, 6) X	0-0 F7	0-0 F4			0-0 1B 2B		0-0 1B	0-0 6-3		5 1 2 0 0 0 2	
Fred Lynn, L OBP: 0.259, SLG: 0.397 (1, 8) B B B	4-0 WP 1B BB		0-0 F7		0-0 1B SF8 1B		0-3 K	0-0 6-3		4 1 1 1 1 1 1	
Jim Rice, R OBP: 0.380, SLG: 0.613 (1, 9) X	0-0 F7		0-3 K		0-0 1-3 1B		0-0 F9	0-0 5-3		5 0 1 0 0 1 2	
Carl Yastrzemski, L OBP: 0.388, SLG: 0.538 (1, 7) X	0-0 WP 1B		0-0 4-3		0-0 SF8		0-0 F9	4-0 3B BB		3 1 1 1 1 0 1	
Carlton Fisk, R OBP: 0.442, SLG: 0.611 (1, 2) X	0-0 6-3			4-0 2B BB	0-0 F7			4-0 SH1-4 1B BB	0-0 3B	3 2 1 1 2 0 3	
George Scott, R OBP: 0.354, SLG: 0.593 (1, 3) X		0-0 F9		0-3 K	0-3 K			0-0 SH1-4 1B	0-0 4-3	5 1 1 0 0 2 3	
Butch Hobson, R OBP: 0.285, SLG: 0.450 (1, 5) X		0-0 HR		0-0 1-H 2B		0-0 F8		0-0 SH1-4		3 1 2 2 0 0 0	
Tommy Helms, R OBP: 0.125, SLG: 0.133 (1, 10) X		0-0 2B		0-0 F7		0-0 4-3		4-0 1B IBB		3 0 1 0 1 0 1	
Steve Dillard, R OBP: 0.310, SLG: 0.379 (1, 4) X		0-0 5-3		0-0 5-3		0-0 4-3		0-0 1-3 2-H 3-H 1B		4 0 1 2 0 0 2	
Inning Stats	R: 0 H: 1 E: 0 LOB: 2 K: 0 BB: 1 S: 4 P: 8	R: 1 H: 2 E: 0 LOB: 1 K: 0 BB: 0 P: 5	R: 0 H: 0 E: 0 LOB: 0 K: 1 BB: 0 P: 5	R: 1 H: 1 E: 0 LOB: 1 K: 1 BB: 1 P: 10	R: 2 H: 3 E: 0 LOB: 1 K: 1 BB: 0 P: 8	R: 0 H: 0 E: 0 LOB: 0 K: 0 BB: 0 P: 3	R: 0 H: 1 E: 0 LOB: 1 K: 1 BB: 0 P: 6	R: 2 H: 2 E: 0 LOB: 1 K: 0 BB: 2 P: 12	R: 1 H: 1 E: 0 LOB: 1 K: 0 BB: 1 P: 8	1B: 6 SF: 1 2B: 3 SAC: 1 3B: 1 DP: 0 HR: 1 HBP: 0	WP: 1 PA: 42 PB: 0 SB: 0 CS: 0
PITCHER	IP WLS BF H R ER SO BB IBB HBP BLK WP HR S P ERA WHIP										
Mike Flanagan, L ERA: 4.69 (1, 1)	4.0 L 21 7 4 4 2 2 0 0 0 0 1 1 23 31 9.00 2.250										
Scott McGregor, L ERA: 3.66 (5, 1)	3.2 15 3 2 2 2 1 1 0 0 0 0 0 17 25 4.91 1.091										
Dick Drago, R ERA: 2.81 (8, 1)	1.1 6 1 1 1 0 1 0 0 0 0 0 0 5 9 6.75 1.500										

Boston Red Sox @ Baltimore Orioles
Memorial Stadium, Baltimore, MD

Thu Jun 23 1977, 7:05 PM EDT
Att. 27,810 - Unknown

AB	35
R	7
H	11
RBI	7
BB	5
SO	4
LOB	15



livebaseballscorecards.com

Batter	1	2	3	4	5	6	7	8	9	AB R H RBI BB SO LOB
Al Bumbry, L OBP: 0.346, SLG: 0.381 (1, 8)	0-0 2B 1B		4-0 BB		0-0 E1 SF8 SH1-4		0-0 4-3		0-3 K	4 1 1 0 1 1 2
Billy Smith, S OBP: 0.333, SLG: 0.340 (1, 4)	0-3 K 1-2		0-3 K 1-2		0-0 SH1-4 1-2 2-3		0-0 2B			3 0 1 0 0 2 2
Ken Singleton, S OBP: 0.446, SLG: 0.522 (1, 9)	0-0 2B		0-0 1-3		4-0 BB		0-0 L7			2 0 1 1 1 0 1
Tom Shopay, L OBP: 0.314, SLG: 0.333 (5, PR) (6, 7)	2-H 2B									1 0 0 0 0 0 1
Lee May, R OBP: 0.295, SLG: 0.417 (1, 3)	0-3 K			0-0 HR	0-0 SF8		0-0 6-3			3 1 1 2 0 1 1
Pat Kelly, L OBP: 0.373, SLG: 0.450 (1, 7) (6, 9)	0-3 K			0-0 E3	0-0 F8		0-0 F7			4 0 0 0 0 1 3
Eddie Murray, S OBP: 0.315, SLG: 0.405 (1, 10)		0-0 F9		0-0 4-3		0-0 F5		0-0 4-3		4 0 0 0 0 0 1
Doug DeCinces, R OBP: 0.333, SLG: 0.417 (1, 5)		0-3 K		0-0 5-3		0-0 6-3		0-0 F7		4 0 0 0 0 1 1
Rick Dempsey, R OBP: 0.287, SLG: 0.289 (1, 2)		0-3 K		0-0 F9		0-0 F7		0-0 F7		3 0 0 0 0 1 1
Tony Muser, L OBP: 0.333, SLG: 0.327 (9, PH)										1 0 0 0 0 0 0
Mark Belanger, R OBP: 0.280, SLG: 0.258 (1, 6)			0-0 F3		0-0 SH1-4 E SF8 1B		0-0 F4		0-0 1B	3 1 1 0 0 0 0
Andres Mora, R OBP: 0.179, SLG: 0.464 (9, PH)										1 0 1 0 0 0 0

Inning Stats	R: 1 E: 0 K: 3 S: 11	H: 2 LOB: 1 BB: 0 P: 11	R: 0 E: 0 K: 2 S: 7	H: 0 LOB: 0 BB: 0 P: 7	R: 0 E: 0 K: 1 S: 5	H: 0 LOB: 1 BB: 1 P: 9	R: 1 E: 1 K: 0 S: 5	H: 1 LOB: 1 BB: 0 P: 5	R: 1 E: 1 K: 0 S: 5	H: 1 LOB: 2 BB: 1 P: 9	R: 0 E: 0 K: 0 S: 3	H: 0 LOB: 0 BB: 0 P: 3	R: 0 E: 0 K: 0 S: 4	H: 1 LOB: 1 BB: 0 P: 4	R: 0 E: 0 K: 0 S: 3	H: 0 LOB: 0 BB: 0 P: 3	R: 0 E: 0 K: 1 S: 6	H: 1 LOB: 1 BB: 0 P: 6	1B: 3 2B: 2 3B: 0 HR: 1	SF: 1 SAC: 1 DP: 0 HBP: 0	WP: 0 PB: 0 SB: 2 CS: 0	PA: 37
PITCHER Fergie Jenkins, R ERA: 3.13 (1, 1)	IP: 9.0 WLS: W BF: 37 H: 6 R: 3 ER: 2 SO: 7 BB: 2 IBB: 0 HBP: 0 BLK: 0 WP: 0 HR: 1 S: 49 P: 57 ERA: 2.00 WHIP: 0.889																					

BOTTOM

Boston Red Sox @ Baltimore Orioles
Memorial Stadium, Baltimore, MD

Thu Jun 23 1977, 7:05 PM EDT
Att. 27,810 - Unknown

livebaseballscorecards.com

AB	33
R	3
H	6
RBI	3
BB	2
SO	7
LOB	13



Batter	1	2	3	4	5	6	7	8	9	AB R H RBI BB SO LOB	TOP																	
Bob Bailor, R (1, 6) OBP: 0.359, SLG: 0.440	0-0 1B		0-0 1B 2B 1B		0-0 SH1-4 1B		0-0 G6-3 1B		4-0 1B BB	4 1 4 0 1 0 0																		
Roy Howell, L (1, 5) OBP: 0.363, SLG: 0.372	0-3 K		0-3 K		0-0 SH1-4		0-0 G6-3		0-0 G6-4-3 1B	4 0 1 1 0 2 3																		
Doug Rader, R (1, 10) OBP: 0.359, SLG: 0.417	0-0 F7		0-0 2B 1B		0-0 F9		0-0 F7		0-0 G6-4-3	5 1 1 0 0 0 4																		
Otto Velez, R (1, 9) OBP: 0.365, SLG: 0.511	0-0 F4		0-0 FC6-4 2B		0-0 F4				0-0 5-3	4 0 1 2 0 0 2																		
Doug Ault, R (1, 3) OBP: 0.331, SLG: 0.406		0-0 HR 2B	0-0 FC6-4 FC4-6 2B		0-0 F9				0-0 CS 1B	4 1 2 0 0 0 1																		
Ron Fairly, L (1, 7) OBP: 0.408, SLG: 0.500		0-0 HR	0-0 FC4-6		0-0 FC6-4 1B				4-0 BB	3 1 2 2 1 0 1																		
Hector Torres, R (1, 4) OBP: 0.275, SLG: 0.316		0-0 5-3		0-0 4-3		0-0 FC6-4			0-0 F4	3 0 0 0 0 0 1																		
Sam Ewing, L (8, PH) OBP: 0.381, SLG: 0.387						0-0 FC5 BB				1 0 0 0 0 0 1																		
Dave McKay, S (8, 4) OBP: 0.207, SLG: 0.259						1-2f				0 0 0 0 0 0 0																		
Alan Ashby, S (1, 2) OBP: 0.288, SLG: 0.292		0-0 F7		0-0 5-3		4-0 BB			0-0 SH3-4 1B	3 1 1 0 1 0 0																		
Steve Bowling, R (1, 8) OBP: 0.262, SLG: 0.148		0-0 F2		0-0 F7		0-0 FC5			0-0 SH3-4	3 0 0 0 0 0 2																		
Inning Stats	R: 0 E: 0 K: 1 S: 6	H: 1 LOB: 1 BB: 0 P: 6	R: 2 E: 0 K: 0 S: 5	H: 2 LOB: 0 BB: 0 P: 5	R: 2 E: 0 K: 1 S: 8	H: 3 LOB: 1 BB: 0 P: 8	R: 0 E: 0 K: 0 S: 3	H: 0 LOB: 0 BB: 0 P: 3	R: 0 E: 0 K: 0 S: 4	H: 1 LOB: 1 BB: 0 P: 4	R: 0 E: 0 K: 0 S: 3	H: 1 LOB: 0 BB: 0 P: 3	R: 0 E: 0 K: 0 S: 3	H: 1 LOB: 1 BB: 1 P: 7	R: 1 E: 0 K: 0 S: 4	H: 2 LOB: 1 BB: 1 P: 8	1B: 9 2B: 2 3B: 0 HR: 1	SF: 0 SAC: 2 DP: 2 HBP: 0	WP: 0 PB: 0 SB: 0 CS: 1	PA: 39								
PITCHER	IP WLS BF H R ER SO BB IBB HBP BLK WP HR S P ERA WHIP																											
Rudy May, L (1, 1) ERA: 3.3	4.1		20	7	4	4	2	0	0	0	0	0	1	24	24	8.31	1.615											
Fred Holdsworth, R (5, 1) ERA: 5.65	3.2	L	15	4	1	1	0	2	0	0	0	0	0	13	21	2.46	1.636											
Tippy Martinez, L (9, 1) ERA: 2.61	0.1		3	1	0	0	0	1	0	0	0	0	0	2	6	0.00	6.000											
Dick Drago, R (9, 1) ERA: 2.73	0.2		1	0	0	0	0	0	0	0	0	0	0	1	1	0.00	0.000											

Toronto Blue Jays @ Baltimore Orioles
 Memorial Stadium, Baltimore, MD

livebaseballscorecards.com

AB	34
R	5
H	12
RBI	5
BB	3
SO	2
LOB	15



Fri Jun 24 1977, 7:05 PM EDT
 Att: 8,133 - Unknown - 78 F

Batter	1	2	3	4	5	6	7	8	9	AB	R	H	RBI	BB	SO	LOB
Al Bumbry, L OBP: 0.345, SLG: 0.376 (1, 8) BBB	4-0 FC3-6 BB		0-0 6-3			0-0 F7	0-0 E4			3	0	0	0	1	0	0
Billy Smith, S OBP: 0.327, SLG: 0.333 (1, 4) X	0-0 FC3-6 G4-3 1-2f			0-0 E4		0-0 4-3	0-0 F9 1-2			4	0	0	0	0	0	2
Ken Singleton, S OBP: 0.439, SLG: 0.512 (1, 9) X	0-0 G4-3 1-2f			0-0 F8		0-0 6-3		0-0 6-3		4	0	0	0	0	0	2
Lee May, R OBP: 0.294, SLG: 0.415 (1, 3) SS		0-3 K		0-3 K			0-0 2B 1B 1B	0-0 F9		4	1	1	0	0	2	1
Pat Kelly, L OBP: 0.376, SLG: 0.462 (1, 7) X		0-0 4-3 2B		0-0 4-3			0-0 1-3 E 2B	0-0 F7		4	1	2	0	0	0	1
Eddie Murray, S OBP: 0.322, SLG: 0.408 (1, 10) Tom Shopay, L OBP: 0.314, SLG: 0.333 (9, PR)		0-0 4-3		0-0 4-3		0-0 FC5-4 1B	0-0 E9 1B		4-0 BB BB BB BB	3	0	2	1	1	0	1
Doug DeCinces, R OBP: 0.328, SLG: 0.409 (1, 5) X		0-0 6-3		0-0 6-3		0-0 FC5-4 WP 1-2f	0-0 5-3		0-0 F9	4	0	0	0	0	0	3
Rick Dempsey, R OBP: 0.288, SLG: 0.286 (1, 2) Tony Muser, L OBP: 0.333, SLG: 0.327 (9, PH) Rich Dauer, R OBP: 0.258, SLG: 0.296 (9, PH)			0-0 6-3		0-0 6-3		4-0 PB HR BB		0-0 F9	2	1	0	0	1	0	1
Mark Belanger, R OBP: 0.278, SLG: 0.255 (1, 6) Andres Mora, R OBP: 0.207, SLG: 0.586 (7, PH) Kiko Garcia, R OBP: 0.273, SLG: 0.279 (8, 6)			0-0 P6		0-0 1-3		0-0 1-H HR		0-0 F9	2	0	0	0	0	0	1

Inning Stats	R: 0	H: 0	E: 0	K: 0	S: 2	R: 0	H: 1	E: 0	K: 1	S: 6	R: 0	H: 0	E: 0	K: 0	S: 3	R: 0	H: 0	E: 1	K: 1	S: 6	R: 0	H: 1	E: 1	K: 0	S: 4	R: 0	H: 0	E: 0	K: 0	S: 3	R: 4	H: 4	E: 2	K: 0	S: 7	R: 0	H: 0	E: 0	K: 0	S: 3	R: 0	H: 0	E: 0	K: 0	S: 3	R: 0	H: 0	E: 0	K: 0	S: 3	1B: 3	SF: 0	2B: 2	SAC: 0	3B: 0	DP: 1	HR: 1	HBP: 0	WP: 1	PA: 36
--------------	------	------	------	------	------	------	------	------	------	------	------	------	------	------	------	------	------	------	------	------	------	------	------	------	------	------	------	------	------	------	------	------	------	------	------	------	------	------	------	------	------	------	------	------	------	------	------	------	------	------	-------	-------	-------	--------	-------	-------	-------	--------	-------	--------

PITCHER	IP	WLS	BF	H	R	ER	SO	BB	IBB	HBP	BLK	WP	HR	S	P	ERA	WHIP
Dave Lemanczyk, R ERA: 4.01 (1, 1)	8.1	W	34	6	4	4	2	3	0	0	0	1	1	35	47	4.32	1.080
Mike Willis, L ERA: 2.62 (9, 1)	0.2	S	2	0	0	0	0	0	0	0	0	0	0	2	2	0.00	0.000

BOTTOM

Toronto Blue Jays @ Baltimore Orioles
Memorial Stadium, Baltimore, MD

Fri Jun 24 1977, 7:05 PM EDT
Att. 8,133 - Unknown - 78 F

livebaseballscorecards.com

AB	33
R	4
H	6
RBI	3
BB	3
SO	2
LOB	14



Batter	1	2	3	4	5	6	7	8	9	AB R H RBI BB SO LOB	TOP
Bob Bailor, R (1, 6) OBP: 0.362, SLG: 0.441	0-0 G6-4-3 1B		0-0 F4		0-0 F3			0-0 G6-3 E 2B 1B		4 1 2 0 0 0 3	
Roy Howell, L (1, 5) OBP: 0.355, SLG: 0.363	0-0 G6-4-3 1-2f			0-3 K		0-0 5-3		0-0 E4 G6-3 1-2		4 0 0 0 0 1 2	
Al Woods, L (1, 7) OBP: 0.382, SLG: 0.485	0-0 5-3			4-0 FC5-4 BB		0-0 3-1		0-0 G6-3 1-2f 2-3		3 0 0 0 1 0 2	
Ron Fairly, L (1, 3) OBP: 0.405, SLG: 0.500		0-3 K		0-0 F4		0-0 F8		0-0 2B 3-H		4 0 1 1 0 1 1	
Doug Rader, R (1, 10) OBP: 0.353, SLG: 0.410		0-3 K		0-0 FC5-4 1-2f		0-0 F8		0-3 K		4 0 0 0 0 2 2	
Sam Ewing, L (1, 9) OBP: 0.386, SLG: 0.392		0-0 F6			0-0 FC4-6 1B		0-0 WP G3 1B		0-0 4-3	4 1 2 0 0 0 0	
John Scott, R (1, 8) OBP: 0.267, SLG: 0.323			0-0 F6		0-0 FC4-6 1B 1-2f		0-0 G3 WP 1B 1-2		0-0 F3	4 0 1 0 0 0 1	
Ernie Whitt, L (1, 2) OBP: 0.200, SLG: 0.111		4-0 BB		0-3 K		0-3 K		0-0 G3 1-3 2-H		3 0 0 1 1 1 2	
Hector Torres, R (1, 4) OBP: 0.279, SLG: 0.320			0-0 F9		0-0 1B		0-0 F4			2 0 1 0 0 0 1	
Otto Velez, R (7, PH) OBP: 0.364, SLG: 0.508										1 0 0 0 0 0 1	
Dave McKay, S (7, 4) OBP: 0.207, SLG: 0.259										0 0 0 0 0 0 0	
Inning Stats	R: 0 E: 0 K: 0 S: 3 H: 1 LOB: 0 BB: 0 P: 3	R: 0 E: 0 K: 2 S: 7 H: 0 LOB: 0 BB: 0 P: 7	R: 0 E: 0 K: 0 S: 3 H: 0 LOB: 1 BB: 1 P: 7	R: 0 E: 0 K: 1 S: 5 H: 0 LOB: 1 BB: 1 P: 9	R: 0 E: 0 K: 1 S: 7 H: 2 LOB: 2 BB: 0 P: 7	R: 0 E: 0 K: 0 S: 3 H: 0 LOB: 0 BB: 0 P: 3	R: 1 E: 0 K: 0 S: 5 H: 2 LOB: 1 BB: 0 P: 5	R: 1 E: 1 K: 1 S: 7 H: 2 LOB: 1 BB: 0 P: 7	R: 0 E: 0 K: 0 S: 3 H: 0 LOB: 0 BB: 0 P: 3	1B: 6 2B: 1 3B: 0 HR: 0 SF: 0 SAC: 0 DP: 2 HBP: 0	WP: 1 PB: 0 SB: 0 CS: 0 PA: 35
PITCHER Dennis Martinez, R (1, 1) ERA: 2.93	IP 9.0 WLS W BF 35 H 7 R 2 ER 1 SO 5 BB 2 IBB 0 HBP 0 BLK 0 WP 1 HR 0 S 43 P 51 ERA 1.00 WHIP 1.000							PITCHER IP WLS BF H R ER SO BB IBB HBP BLK WP HR S P ERA WHIP			

Toronto Blue Jays @ Baltimore Orioles
Memorial Stadium, Baltimore, MD
 Sat Jun 25 1977, 7:05 PM EDT
 Att. 16,794 - Unknown - 80 F

livebaseballscorecards.com

AB	33
R	2
H	7
RBI	2
BB	2
SO	5
LOB	15



Batter	1	2	3	4	5	6	7	8	9
Al Bumbry, L OBP: 0.340, SLG: 0.371 (1, 8) X	0-0 5-3	0-3 K		0-0 F8			0-0 F7		
Billy Smith, S OBP: 0.330, SLG: 0.330 (1, 4) B B B B	4-0 G6-3 BB	0-0 G3			0-0 4-3			4-0 1B SF7 BB	
Ken Singleton, S OBP: 0.436, SLG: 0.507 (1, 9) X	0-0 G6-3 1-2f		0-0 4-3		0-0 4-3			0-0 SF7 1B	
Eddie Murray, S OBP: 0.321, SLG: 0.407 (1, 10) X		0-0 E PB 3B 1B	0-0 F8		0-0 4-3			0-0 SF7 1-2 3-H	
Pat Kelly, L OBP: 0.378, SLG: 0.460 (1, 7) S O S		0-3 K	0-0 FC4 1B		0-0 L1			4-0 G4-6-3 BB	
Tom Shopay, L OBP: 0.314, SLG: 0.333 (9, 7) B B B B		1-2 K	0-0 FC4 1B		0-0 L8			0-0 G4-6-3 1-2f	
Tony Muser, L OBP: 0.328, SLG: 0.309 (1, 3) B B B B		4-0 E 3B BB	0-0 FC4		0-0 L8			0-0 G4-6-3 1-2f	
Rich Dauer, R OBP: 0.250, SLG: 0.286 (1, 5) S O S		0-0 E6 3B		0-3 K		0-0 F2			
Brooks Robinson, R OBP: 0.244, SLG: 0.293 (9, 5) X		1-2 2-3 E6 3B		0-0 K		0-0 F2			
Rick Dempsey, R OBP: 0.288, SLG: 0.297 (1, 2) X		0-0 1B 3B		0-0 6-3				0-0 5-3	
Mark Belanger, R OBP: 0.283, SLG: 0.267 (1, 6) X		0-0 S 1B		0-0 2B				0-0 F6	

AB	R	H	RBI	BB	SO	LOB
4	0	0	0	0	1	2
2	1	0	0	2	0	1
4	0	1	0	0	0	1
3	1	1	1	0	0	0
3	0	1	0	1	1	1
0	0	0	0	0	0	0
3	1	0	0	1	0	3
3	1	0	0	0	1	2
0	0	0	0	0	0	0
3	1	1	3	0	0	0
3	0	2	1	0	0	0

BOTTOM

Toronto Blue Jays @ Baltimore Orioles
Memorial Stadium, Baltimore, MD

Sat Jun 25 1977, 7:05 PM EDT
Att: 16,794 - Unknown - 80 F

livebaseballscorecards.com

AB	28
R	5
H	6
RBI	5
BB	4
SO	3
LOB	10



1B: 4	SF: 1	WP: 0	PA: 33
2B: 1	SAC: 0	PB: 1	
3B: 1	DP: 2	SB: 1	
HR: 0	HBP: 0	CS: 0	

Inning Stats	R: 0	H: 0	E: 0	LOB: 0	K: 0	S: 2	P: 6	R: 4	H: 3	E: 1	LOB: 1	K: 2	BB: 1	S: 11	R: 0	H: 1	E: 0	LOB: 1	K: 0	BB: 0	S: 4	P: 4	R: 0	H: 1	E: 0	LOB: 1	K: 1	BB: 0	S: 6	P: 6	R: 0	H: 0	E: 0	LOB: 0	K: 0	BB: 0	S: 3	P: 3	R: 0	H: 0	E: 0	LOB: 0	K: 0	BB: 0	S: 3	P: 3	R: 0	H: 1	E: 0	LOB: 1	K: 0	BB: 2	S: 3	P: 11
PITCHER	IP	WLS	BF	H	R	ER	SO	BB	IBB	HBP	BLK	WP	HR	S	P	ERA	WHIP																																					
Jeff Byrd, R ERA: 5.11 (1, 1)	7.1	L	32	6	5	4	3	4	0	0	0	0	0	34	50	4.91	1.364																																					
Tom Bruno, R ERA: 7.2 (8, 1)	0.2		1	0	0	0	0	0	0	0	0	0	0	1	1	0.00	0.000																																					

Batter	1	2	3	4	5	6	7	8	9	AB R H RBI BB SO LOB	TOP	
John Scott, R (1, 8) OBP: 0.273, SLG: 0.328	0-0 1-3		0-0 E 1B		0-0 S 1B		0-0 F8			4 0 2 0 0 0 0		
Hector Torres, R (1, 6) OBP: 0.269, SLG: 0.307	0-0 F8		0-0 E6 FC6 1-3		0-0 5-3 1-2		0-0 5-3			4 0 0 0 0 0 2		
Bob Bailor, R (1, 10) OBP: 0.355, SLG: 0.433	0-0 5-3		0-0 FC6 1-2f		0-0 4-3		0-0 5-3			4 0 0 0 0 0 2		
Otto Velez, R (1, 9) OBP: 0.366, SLG: 0.513		0-0 FC6-3-2 2B		0-3 K		0-0 1B E 1B		0-0 F9		4 1 2 0 0 1 0		
Doug Rader, R (1, 5) OBP: 0.352, SLG: 0.411		0-0 6-3		0-0 2B		0-0 F7		0-0 4-3		4 0 1 0 0 0 2		
Ron Fairly, L (1, 7) OBP: 0.411, SLG: 0.500		4-0 FC6-3-2 BB		4-0 G4-6-3 BB		0-0 E 1-3 1B		0-0 3-1		2 0 1 0 2 0 0		
Doug Ault, R (1, 3) OBP: 0.329, SLG: 0.403		0-0 FC6-3-2 1-2 2-H		0-0 G4-6-3 1-2f		0-0 E9 1-3 3-H 1B		0-0 6-3		4 0 1 1 0 0 4		
Dave McKay, S (1, 4) OBP: 0.202, SLG: 0.253			0-3 K		0-0 4-3		0-3 K		0-3 K	4 0 0 0 0 3 2		
Alan Ashby, S (1, 2) OBP: 0.285, SLG: 0.288			0-0 6-3		0-0 F7		0-0 5-3			3 0 0 0 0 0 0		
Inning Stats	R: 0 E: 0 K: 0 S: 3 H: 0 LOB: 0 BB: 0 P: 3	R: 0 E: 0 K: 0 S: 3 H: 1 LOB: 1 BB: 1 P: 7	R: 0 E: 1 K: 1 S: 7 H: 1 LOB: 2 BB: 0 P: 7	R: 0 E: 0 K: 1 S: 5 H: 1 LOB: 1 BB: 1 P: 9	R: 0 E: 0 K: 0 S: 4 H: 1 LOB: 1 BB: 0 P: 4	R: 1 E: 1 K: 1 S: 8 H: 3 LOB: 2 BB: 0 P: 8	R: 0 E: 0 K: 0 S: 3 H: 0 LOB: 0 BB: 0 P: 3	R: 0 E: 0 K: 1 S: 5 H: 0 LOB: 0 BB: 0 P: 5	R: 0 E: 0 K: 1 S: 5 H: 0 LOB: 0 BB: 0 P: 5	1B: 5 2B: 3 3B: 0 HR: 0 SF: 0 SAC: 0 DP: 2 HBP: 0	WP: 0 PB: 0 SB: 1 CS: 0 PA: 35	
PITCHER Ross Grimsley, L (1, 1) ERA: 3.82	IP: 9.0 WLS: W BF: 35 H: 7 R: 1 ER: 1 SO: 4 BB: 2 IBB: 0 HBP: 0 BLK: 0 WP: 0 HR: 0 S: 41 P: 49 ERA: 1.00 WHIP: 1.000											PITCHER IP: WLS: BF: H: R: ER: SO: BB: IBB: HBP: BLK: WP: HR: S: P: ERA: WHIP

Toronto Blue Jays @ Baltimore Orioles
 Memorial Stadium, Baltimore, MD
 Sat Jun 25 1977, 7:05 PM EDT
 Att. 16,794 - Unknown

livebaseballscorecards.com

AB	33
R	1
H	7
RBI	1
BB	2
SO	4
LOB	12



Batter	1	2	3	4	5	6	7	8	9	AB	R	H	RBI	BB	SO	LOB
Al Bumbry, L OBP: 0.339, SLG: 0.368 (1, 8)	0-0 3-1		0-0 SF7		4-0 2B BB		0-0 FC6-4 1B			2	1	0	1	1	0	1
Rich Dauer, R OBP: 0.250, SLG: 0.284 (1, 4)	0-0 F4		0-0 6-3		0-0 F9		0-0 BB 1B			4	0	1	0	0	0	2
Ken Singleton, S OBP: 0.444, SLG: 0.514 (1, 9)	4-0 1B BB			4-0 1B BB	0-0 1-H 3-H 2B		4-0 1-2 BB			1	0	1	2	3	0	0
Lee May, R OBP: 0.297, SLG: 0.416 (1, 3)	0-0 1-2 1B			0-0 1-2 1B	0-0 F8		0-0 F6			4	0	2	0	0	0	4
Tony Muser, L OBP: 0.328, SLG: 0.309 (8, 3)										0	0	0	0	0	0	0
Eddie Murray, S OBP: 0.316, SLG: 0.401 (1, 10)	0-0 PO 1-2	0-0 6-3		0-0 L5		0-0 F8	0-0 4-3			4	0	0	0	0	0	5
Andres Mora, R OBP: 0.182, SLG: 0.515 (1, 7)		0-0 6-3		0-0 F8		0-3 K		0-3 K		4	0	0	0	0	2	2
Tom Shopay, L OBP: 0.314, SLG: 0.333 (9, 7)										0	0	0	0	0	0	0
Doug DeCinces, R OBP: 0.326, SLG: 0.410 (1, 5)		0-0 4-3		0-3 K		0-0 2B		0-0 6-3		4	0	1	0	0	1	2
Kiko Garcia, R OBP: 0.298, SLG: 0.326 (1, 6)			0-0 4-3 SF7 2B		0-0 F9 SH3-4 2B 1B		0-0 F9		0-3 K	3	2	2	0	0	0	1
Mark Belanger, R OBP: 0.282, SLG: 0.265 (7, 6)										1	0	0	0	0	1	0
Dave Skaggs, R OBP: 0.333, SLG: 0.438 (1, 2)			0-0 4-3		0-0 SH3-4		0-0 FC6-4 1B			2	0	1	0	0	0	1

Inning Stats	R: 0	H: 1	E: 0	K: 0	S: 3	LOB: 1	BB: 1	P: 7	R: 0	H: 0	E: 0	K: 0	S: 3	LOB: 0	BB: 0	P: 3	R: 1	H: 1	E: 0	K: 0	S: 4	LOB: 0	BB: 0	P: 4	R: 0	H: 1	E: 0	K: 1	S: 6	LOB: 2	BB: 1	P: 10	R: 2	H: 2	E: 0	K: 0	S: 5	LOB: 1	BB: 1	P: 9	R: 0	H: 1	E: 0	K: 1	S: 6	LOB: 1	BB: 0	P: 6	R: 0	H: 2	E: 0	K: 0	S: 5	LOB: 3	BB: 1	P: 9	R: 0	H: 0	E: 0	K: 2	S: 7	LOB: 0	BB: 0	P: 7
--------------	------	------	------	------	------	--------	-------	------	------	------	------	------	------	--------	-------	------	------	------	------	------	------	--------	-------	------	------	------	------	------	------	--------	-------	-------	------	------	------	------	------	--------	-------	------	------	------	------	------	------	--------	-------	------	------	------	------	------	------	--------	-------	------	------	------	------	------	------	--------	-------	------

PITCHER	IP	WLS	BF	H	R	ER	SO	BB	IBB	HBP	BLK	WP	HR	S	P	ERA	WHIP
Jerry Garvin, L ERA: 3.69 (1, 1)	6.1	L	29	8	3	3	2	3	0	0	0	0	0	30	42	4.26	1.737
Jerry Johnson, R ERA: 2.96 (7, 1)	1.2		6	0	0	0	2	1	0	0	0	0	0	9	13	0.00	0.600

BOTTOM

Toronto Blue Jays @ Baltimore Orioles
Memorial Stadium, Baltimore, MD
 Sat Jun 25 1977, 7:05 PM EDT
 Att. 16,794 - Unknown

AB	29
R	3
H	8
RBI	3
BB	4
SO	4
LOB	18

WP: 0 PA: 36
 PB: 0
 SB: 0
 CS: 0



PITCHER	IP	WLS	BF	H	R	ER	SO	BB	IBB	HBP	BLK	WP	HR	S	P	ERA	WHIP
---------	----	-----	----	---	---	----	----	----	-----	-----	-----	----	----	---	---	-----	------

Batter	1	2	3	4	5	6	7	8	9	AB R H RBI BB SO LOB	TOP
Bob Bailor, R (1, 6) OBP: 0.358, SLG: 0.434	0-0 WP 1B		0-0 F4		0-0 F9			0-0 G3 SH1-4 1B		4 1 2 0 0 0 1	
Roy Howell, L (1, 5) OBP: 0.355, SLG: 0.362 Dave McKay, S (8, PH) OBP: 0.202, SLG: 0.253 (8, 4)	0-0 F6		0-0 1-3			0-0 G4-3 1B		0-0 SH1-4		3 0 1 0 0 0 1 0 0 0 0 0 0 0	
Al Woods, L (1, 7) OBP: 0.374, SLG: 0.473 Steve Bowling, R (9, 7) OBP: 0.262, SLG: 0.148	0-0 1-3			0-3 K		0-0 F6		0-0 G3		4 0 0 0 0 1 3 0 0 0 0 0 0 0	
Ron Fairly, L (1, 3) OBP: 0.413, SLG: 0.498	4-0 BB			0-0 6-3		0-0 G4-3		0-0		3 0 1 1 1 0 1	
Sam Ewing, L (1, 9) OBP: 0.374, SLG: 0.378 Otto Velez, R (7, 9) OBP: 0.364, SLG: 0.511	0-0 L6			0-0 F5			0-0 F8	0-3 K		3 0 0 0 0 0 2 1 0 0 0 0 1 1	
Doug Rader, R (1, 10) OBP: 0.354, SLG: 0.410		0-0 4-3			0-0 SH2-4 SH 4-3 1B		4-0 6-3 BB		0-0 6-3	3 1 1 0 1 0 0	
John Scott, R (1, 8) OBP: 0.268, SLG: 0.321		0-3 K			0-0 SH 4-3 SH2-4 1-2		0-0 6-3		0-0 F7	3 0 0 0 0 1 1	
Alan Ashby, S (1, 2) OBP: 0.289, SLG: 0.290 Ernie Whitt, L (9, 2) OBP: 0.200, SLG: 0.111		0-3 K			0-0 SH2-4 1-2 2-3		4-0 BB		0-0 1B	2 0 1 0 1 1 0 0 0 0 0 0 0 0	
Hector Torres, R (1, 4) OBP: 0.259, SLG: 0.295 (8, 5)			0-0 1-3		0-0 4-3		0-0 3-1		0-0 6-3	4 0 0 1 0 0 4	
Inning Stats	R: 0 H: 1 E: 0 LOB: 2 K: 0 BB: 1 S: 4 P: 8	R: 0 H: 0 E: 0 LOB: 0 K: 2 BB: 0 S: 7 P: 7	R: 0 H: 0 E: 0 LOB: 0 K: 0 BB: 0 S: 3 P: 3	R: 0 H: 0 E: 0 LOB: 0 K: 1 BB: 0 S: 5 P: 5	R: 1 H: 1 E: 1 LOB: 1 K: 0 BB: 0 S: 5 P: 5	R: 0 H: 1 E: 0 LOB: 0 K: 0 BB: 0 S: 3 P: 3	R: 0 H: 0 E: 0 LOB: 2 K: 0 BB: 2 S: 3 P: 11	R: 1 H: 2 E: 0 LOB: 1 K: 1 BB: 0 S: 7 P: 7	R: 0 H: 1 E: 0 LOB: 1 K: 0 BB: 0 S: 4 P: 4	1B: 6 SF: 0 2B: 0 SAC: 3 3B: 0 DP: 1 HR: 0 HBP: 0	WP: 1 PA: 36 PB: 0 SB: 0 CS: 0
PITCHER Jim Palmer, R (1, 1) ERA: 3.25	IP WLS BF H R ER SO BB IBB HBP BLK WP HR S P ERA WHIP										
	9.0 L 36 6 2 1 4 3 0 0 0 1 0 41 53 1.00 1.000										
PITCHER	IP WLS BF H R ER SO BB IBB HBP BLK WP HR S P ERA WHIP										

Toronto Blue Jays @ Baltimore Orioles
 Memorial Stadium, Baltimore, MD
 Sun Jun 26 1977, 3:33 AM EDT
 Att. 16,761 - Unknown - 87 F

livebaseballscorecards.com

AB	30
R	2
H	6
RBI	2
BB	3
SO	4
LOB	14



Batter	1	2	3	4	5	6	7	8	9	AB R H RBI BB SO LOB
Al Bumbry, L OBP: 0.338, SLG: 0.367 (1, 8)	0-3 K		0-0 F4		0-0 1B			0-0 4-3		4 0 1 0 0 1 0
Billy Smith, S OBP: 0.324, SLG: 0.323 (1, 4)	0-3 K		0-0 F6		0-0 F9			0-0 F8		4 0 0 0 0 1 1
Ken Singleton, S OBP: 0.442, SLG: 0.514 (1, 9)	0-3 K		0-0 E6 1B		0-0 F8			0-0 2B		4 0 1 0 0 1 1
Eddie Murray, S OBP: 0.319, SLG: 0.402 (1, 3)		0-0 E 1B	0-0 1-2 1B		0-3 K			0-3 K		4 0 2 0 0 2 1
Pat Kelly, L OBP: 0.380, SLG: 0.461 (1, 7)		0-0 E9 1B	0-0 3-1		0-0 4-3			0-0 1B		4 0 2 0 0 0 2
Lee May, R OBP: 0.293, SLG: 0.410 (1, 10)		0-3 K		0-3 K		0-0 5-3		0-3 K		4 0 0 0 0 3 3
Doug DeCinces, R OBP: 0.325, SLG: 0.405 (1, 5)		4-0 IBB		0-0 F8			0-3 K	0-0 F4		3 0 0 0 1 1 1
Rick Dempsey, R OBP: 0.285, SLG: 0.292 (1, 2)		0-3 K		0-0 F4			0-0 F9	0-0 F7		3 0 0 0 0 1 3
Tony Muser, L OBP: 0.323, SLG: 0.304 (9, PH)										1 0 0 0 0 0 1
Kiko Garcia, R OBP: 0.280, SLG: 0.306 (1, 6)		0-3 K			0-3 K			0-0 4-3		3 0 0 0 0 2 3


Inning Stats	R: 0	H: 0	E: 0	K: 3	S: 9	R: 0	H: 2	E: 1	K: 3	S: 11	R: 0	H: 1	E: 1	K: 0	S: 5	R: 0	H: 0	E: 0	K: 1	S: 5	R: 0	H: 1	E: 0	K: 1	S: 6	R: 0	H: 0	E: 0	K: 1	S: 5	R: 0	H: 0	E: 0	K: 1	S: 5	R: 0	H: 1	E: 0	K: 1	S: 6	R: 0	H: 1	E: 0	K: 1	S: 6	R: 0	H: 1	E: 0	K: 1	S: 6
PITCHER Pete Vuckovich, R ERA: 2.77 (1, 1)	IP	WLS	BF	H	R	ER	SO	BB	IBB	HBP	BLK	WP	HR	S	P	ERA	WHIP																																	
	9.0	W	35	6	0	0	12	0	1	0	0	0	0	58	62	0.00	0.667																																	

BOTTOM

Toronto Blue Jays @ Baltimore Orioles
Memorial Stadium, Baltimore, MD

Sun Jun 26 1977, 3:33 AM EDT
Att: 16,761 - Unknown - 87 F

AB	34
R	0
H	6
RBI	0
BB	1
SO	12
LOB	16



WP: 0	PA: 35
PB: 0	CS: 0
SF: 0	SAC: 0
2B: 1	DP: 0
3B: 0	HBP: 0
HR: 0	

Batter	1	2	3	4	5	6	7	8	9	AB R H RBI BB SO LOB	TOP
Al Bumbry, L (1, 8) OBP: 0.339, SLG: 0.365 Tom Shopay, L (3, PR) OBP: 0.297, SLG: 0.313 (3, 8)	0-3 		1-0 	0-0 			0-0 	0-0 		1 0 0 0 0 1 0 2 1 0 1 0 0 3	
Billy Smith, S (1, 4) OBP: 0.326, SLG: 0.340	0-0 		0-3 		0-0 		0-0 	0-0 		5 1 2 4 0 1 1	
Pat Kelly, L (1, 7) OBP: 0.381, SLG: 0.459	0-0 		0-0 	0-0 	0-0 		0-0 	0-3 		5 0 2 1 0 1 1	
Ken Singleton, S (1, 9) OBP: 0.441, SLG: 0.511		0-0 	0-0 		0-0 		0-0 		0-0 	5 0 2 0 0 0 1	
Eddie Murray, S (1, 3) OBP: 0.318, SLG: 0.400 Tony Muser, L (8, 3) OBP: 0.333, SLG: 0.333		0-0 	0-0 		0-3 			0-0 	0-0 	4 0 1 0 0 1 3 1 1 1 0 0 0 0	
Lee May, R (1, 10) OBP: 0.291, SLG: 0.404		0-3 		0-3 		0-0 		4-0 	0-0 	4 1 0 0 1 2 3	
Rich Dauer, R (1, 5) OBP: 0.267, SLG: 0.312		0-0 		0-0 		0-0 		0-0 	0-0 	5 1 3 1 0 0 2	
Kiko Garcia, R (1, 6) OBP: 0.283, SLG: 0.308 Andres Mora, R (8, PH) OBP: 0.206, SLG: 0.529 Mark Belanger, R (8, PR) OBP: 0.285, SLG: 0.265 (8, 6)		0-3 		0-0 		0-0 		0-0 	4-0 	3 1 1 0 0 1 2 1 0 1 0 0 0 0 0 1 0 0 1 0 0	
Rick Dempsey, R (1, 2) OBP: 0.291, SLG: 0.300			0-0 	0-0 			0-0 	0-0 	0-3 	5 2 3 2 0 1 2	
Inning Stats	R: 0 H: 0 E: 0 LOB: 0 K: 1 BB: 0 S: 5 P: 5	R: 0 H: 2 E: 0 LOB: 2 K: 2 BB: 0 S: 9 P: 9	R: 1 H: 2 E: 0 LOB: 2 K: 1 BB: 0 S: 7 P: 8	R: 1 H: 3 E: 0 LOB: 1 K: 1 BB: 0 S: 7 P: 7	R: 0 H: 1 E: 0 LOB: 1 K: 1 BB: 0 S: 6 P: 6	R: 0 H: 0 E: 0 LOB: 0 K: 0 BB: 0 S: 3 P: 3	R: 2 H: 2 E: 0 LOB: 0 K: 0 BB: 0 S: 5 P: 5	R: 4 H: 4 E: 0 LOB: 1 K: 1 BB: 1 S: 9 P: 13	R: 1 H: 2 E: 0 LOB: 2 K: 1 BB: 1 S: 7 P: 11	1B: 13 SF: 0 2B: 2 SAC: 1 3B: 0 DP: 0 HR: 1 HBP: 1	WP: 0 PA: 45 PB: 0 SB: 2 CS: 0
PITCHER Dennis Eckersley, R (1, 1) ERA: 3.37 Don Hood, L (7, 1) ERA: 3.35 Tom Buskey, R (9, 1) ERA: 5.11	IP WLS BF H R ER SO BB IBB HBP BLK WP HR S P ERA WHIP 6.1 L 29 10 4 4 4 6 0 0 1 0 0 1 40 41 5.68 1.579 1.2 10 4 4 4 1 1 0 0 0 0 0 0 11 15 21.60 3.000 1.0 6 2 1 1 1 1 0 0 0 0 0 0 7 11 9.00 3.000	PITCHER IP WLS BF H R ER SO BB IBB HBP BLK WP HR S P ERA WHIP									

Baltimore Orioles @ Cleveland Indians
 Cleveland Municipal Stadium, Cleveland, OH

Mon Jun 27 1977, 7:05 PM EDT
 Att. 19,320 - Unknown - 77 F

livebaseballscorecards.com

AB	41
R	9
H	16
RBI	9
BB	2
SO	8
LOB	18



Batter	1	2	3	4	5	6	7	8	9	AB R H RBI BB SO LOB	TOP											
Tom Shopay, L (1, 8) <small>OBP: 0.317, SLG: 0.343</small> Rich Dauer, R (8, PH) <small>OBP: 0.275, SLG: 0.330</small> Pat Kelly, L (8, 8) <small>OBP: 0.381, SLG: 0.459</small>	0-0 F8	4-0 BB			0-0 2B		0-0 F5	0-0 2B		3 0 1 0 1 0 1 1 0 1 1 0 0 0 0 0 0 0 0 0 0												
Mark Belanger, R (1, 6) <small>OBP: 0.283, SLG: 0.264</small>	0-3 K	0-0 F9			0-0 F3		0-0 1B	0-0 F9		5 1 1 0 0 1 5												
Tony Muser, L (1, 3) <small>OBP: 0.313, SLG: 0.311</small> Eddie Murray, S (9, PH) <small>OBP: 0.320, SLG: 0.400</small>	0-3 K		0-0 6-3		0-0 4-3		0-0 1-3		4 0 0 1 0 1 3 0 0 0 0 1 0 0													
Ken Singleton, S (1, 9) <small>OBP: 0.440, SLG: 0.509</small>		0-0 1B WP 1B	0-3 K		0-0 4-3		0-0 1B	0-0 G6-4-3 BB	4 0 0 1 0 1 3 0 0 0 0 1 0 0	5 1 2 2 0 1 2												
Lee May, R (1, 10) <small>OBP: 0.290, SLG: 0.400</small>		0-3 K	0-0 6-3			0-0 FC5-4 1B	0-0 F8	0-3 K	5 0 1 0 0 2 2													
Andres Mora, R (1, 7) <small>OBP: 0.237, SLG: 0.605</small>		0-0 WP 1B 1B		0-0 5-3		0-0 FC5-4 WP 1B		0-0 HR	4 2 2 1 0 0 1													
Doug DeCinces, R (1, 5) <small>OBP: 0.324, SLG: 0.402</small>		0-0 1B E 1B		0-0 L8		0-0 F6		0-3 K	4 1 1 0 0 1 1													
Billy Smith, S (1, 4) <small>OBP: 0.321, SLG: 0.333</small>		0-3 K		0-0 F8		0-3 K		0-3 K	4 0 0 0 0 3 3													
Rick Dempsey, R (1, 2) <small>OBP: 0.302, SLG: 0.303</small>		0-0 BB 1B			4-0 2B 4-3 BB		4-0 1B 1B BB	4-0 WP 2B BB	1 3 1 2 3 0 0													
Inning Stats	R: 0 E: 0 K: 2 S: 7	H: 0 LOB: 0 BB: 0 P: 7	R: 3 E: 0 K: 2 S: 11	H: 4 LOB: 2 BB: 1 P: 15	R: 0 E: 0 K: 1 S: 5	H: 0 LOB: 0 BB: 0 P: 5	R: 0 E: 0 K: 0 S: 3	H: 0 LOB: 0 BB: 0 P: 3	R: 1 E: 0 K: 0 S: 4	H: 1 LOB: 1 BB: 1 P: 8	R: 0 E: 0 K: 1 S: 6	H: 1 LOB: 1 BB: 0 P: 6	R: 2 E: 0 K: 0 S: 5	H: 2 LOB: 1 BB: 1 P: 9	R: 2 E: 0 K: 2 S: 9	H: 2 LOB: 1 BB: 1 P: 13	R: 0 E: 0 K: 1 S: 4	H: 0 LOB: 0 BB: 1 P: 8	1B: 7 2B: 2 3B: 0 HR: 1	SF: 0 SAC: 0 DP: 1 HBP: 0	WP: 3 PB: 0 SB: 0 CS: 0	PA: 41
PITCHER	IP WLS BF H R ER SO BB IBB HBP BLK WP HR S P ERA WHIP																					
Jim Bibby, R (1, 1) <small>ERA: 3.34</small> Sid Monge, L (7, 1) <small>ERA: 6.0</small> Jim Kern, R (9, 1) <small>ERA: 2.36</small>	6.2 W 31 8 6 3 6 3 0 0 0 2 0 40 52 4.05 1.650																					

Baltimore Orioles @ Cleveland Indians
Cleveland Municipal Stadium, Cleveland, OH
 Wed Jun 29 1977, 7:05 PM EDT
 Att. 23,286 - Unknown - 75 F

AB	36
R	8
H	10
RBI	7
BB	5
SO	9
LOB	18



Batter	1	2	3	4	5	6	7	8	9
Duane Kuiper, L (1, 4) OBP: 0.328, SLG: 0.308	0-0 5-3		0-0 BB 2B 1B	0-3 K	0-0 1B 1B		0-0 1B 1B		
Jim Norris, L (1, 8) OBP: 0.354, SLG: 0.345	0-3 K		4-0 2B BB BB	0-0 L5	0-0 F9		0-0 F7		
Paul Dade, R (1, 9) OBP: 0.391, SLG: 0.425	0-0 4-3		0-0 F7	4-0 HR BB	0-0 1B 1B		0-0 1B 1B		
Rico Carly, R (1, 10) OBP: 0.371, SLG: 0.431 Johnny Grubb, L (5, PR) OBP: 0.429, SLG: 0.467		0-0 1-3	0-0 BB 1B 2B	0-0 HR	0-0 1B		0-3 K		
Andre Thornton, R (1, 3) OBP: 0.312, SLG: 0.423		4-0 3B BB	4-0 BB 1B BB	4-0 BB	0-0 F3		0-3 K		
Buddy Bell, R (1, 5) OBP: 0.377, SLG: 0.452 Bill Melton, R (7, 5) OBP: 0.307, SLG: 0.284		0-0 FC6-2 3B	4-0 FC5 1B BB	0-0 F9		0-0 6-3		0-0 CS 1B	
Ron Pruitt, R (1, 7) OBP: 0.347, SLG: 0.341		0-0 FC6-2	0-0 1B 1B		4-0 1B BB	0-3 K		0-0 FC6-4 1B	
Ray Fosse, R (1, 2) OBP: 0.283, SLG: 0.363		0-0 1-3	0-0 F8		0-0 1B 1B	0-0 4-3		0-0 FC6-4	
Frank Duffy, R (1, 6) OBP: 0.260, SLG: 0.271					0-0 F2		0-0 F7		

Inning Stats	R: 0 E: 0 K: 1 S: 5	H: 0 LOB: 0 BB: 0 P: 5	R: 1 E: 0 K: 0 S: 4	H: 1 LOB: 1 BB: 1 P: 8	R: 5 E: 0 K: 0 S: 6	H: 3 LOB: 2 BB: 4 P: 22	R: 2 E: 0 K: 1 S: 6	H: 1 LOB: 1 BB: 2 P: 14	R: 3 E: 0 K: 0 S: 7	H: 4 LOB: 2 BB: 1 P: 11	R: 0 E: 0 K: 1 S: 5	H: 0 LOB: 0 BB: 0 P: 5	R: 0 E: 0 K: 1 S: 7	H: 2 LOB: 2 BB: 0 P: 7	R: 0 E: 0 K: 1 S: 6	H: 2 LOB: 1 BB: 0 P: 6
--------------	------------------------------	---------------------------------	------------------------------	---------------------------------	------------------------------	----------------------------------	------------------------------	----------------------------------	------------------------------	----------------------------------	------------------------------	---------------------------------	------------------------------	---------------------------------	------------------------------	---------------------------------

PITCHER	IP	WLS	BF	H	R	ER	SO	BB	IBB	HBP	BLK	WP	HR	S	P	ERA	WHIP
Rudy May, L (1, 1) ERA: 3.61	2.1	L	13	3	5	5	1	3	0	0	0	0	0	12	24	19.29	2.571
Fred Holdsworth, R (3, 1) ERA: 6.28	0.0		2	0	0	0	0	2	0	0	0	0	0	0	8	∞	∞
Scott McGregor, L (3, 1) ERA: 4.41	2.1		16	6	6	6	1	3	0	0	0	0	1	15	27	23.14	3.857
Tippy Martinez, L (5, 1) ERA: 2.25	3.1		13	4	0	0	3	0	0	0	0	0	0	19	19	0.00	1.200

BOTTOM


Baltimore Orioles @ Cleveland Indians
Cleveland Municipal Stadium, Cleveland, OH

Wed Jun 29 1977, 7:05 PM EDT
Att: 23,286 - Unknown - 75 F

AB	R	H	RBI	BB	SO	LOB
5	2	3	1	0	1	0
4	1	0	0	1	1	3
4	1	2	1	1	0	3
4	2	3	5	0	0	0
1	0	0	0	0	1	2
2	2	0	0	3	1	2
3	0	1	2	1	0	1
1	0	1	0	0	0	0
4	1	2	2	1	1	1
5	1	1	0	0	0	4
3	1	0	0	1	0	4

AB	36
R	11
H	13
RBI	11
BB	8
SO	5
LOB	20

WP: 0 PA: 44
PB: 0
SB: 0
CS: 1



PITCHER	IP	WLS	BF	H	R	ER	SO	BB	IBB	HBP	BLK	WP	HR	S	P	ERA	WHIP
---------	----	-----	----	---	---	----	----	----	-----	-----	-----	----	----	---	---	-----	------

BOTTOM

Baltimore Orioles @ Cleveland Indians
Cleveland Municipal Stadium, Cleveland, OH

Wed Jun 29 1977, 7:05 PM EDT
Att: 23,286 - Unknown

livebaseballscorecards.com

AB	38
R	3
H	12
RBI	2
BB	5
SO	3
LOB	17



WP	0	PA	44
PB	0		
SB	0		
CS	0		

AB R H RBI BB SO LOB

5 1 4 2 0 0 0

4 0 2 0 1 0 3

5 0 3 0 0 0 3

3 0 0 0 2 1 3

1 0 0 0 0 0 0

4 0 1 0 0 1 5

4 0 0 0 1 1 1

5 1 1 0 0 0 2

5 1 1 0 0 0 0

1 0 0 0 1 0 0

1 0 0 0 0 0 0

0 0 0 0 0 0 0

1B:	9	SF:	0
2B:	3	SAC:	1
3B:	0	DP:	4
HR:	0	HBP:	0

Batter	1	2	3	4	5	6	7	8	9	10
Duane Kuiper, L (1, 4) OBP: 0.336, SLG: 0.321	F8				G4-6-3 1B				1B E	
Jim Norris, L (1, 8) OBP: 0.359, SLG: 0.347	1B				G4-6-3 1-2f		4-3		E 1B	
Paul Dade, R (1, 9) OBP: 0.396, SLG: 0.435	G6-3 1B							G6-4-3 1B	E4 IBB	
Rico Carty, R (1, 10) OBP: 0.372, SLG: 0.424	G6-3 1-2f			K			G6-4-3 1-2f	G6-4-3 BB	1-2 IBB	
Johnny Grubb, L (1, 7) Bill Melton, R (4, 3) OBP: 0.425, SLG: 0.462 OBP: 0.304, SLG: 0.296		6-3		K			G6-4-3 2B	G6-4-3 1-2f 2-3	1-3	
Buddy Bell, R (1, 5) OBP: 0.374, SLG: 0.444		F5		6-3			F7	BB		K2-3
Bruce Bochte, L (1, 3) (4, 7) OBP: 0.316, SLG: 0.338		F4					F8	F7		6-3
Larvell Blanks, R (1, 6) OBP: 0.283, SLG: 0.371			L5				F6		L4	5-3
Fred Kendall, R (1, 2) John Lowenstein, L (9, PH) Ray Fosse, R (10, 2) OBP: 0.274, SLG: 0.358 OBP: 0.383, SLG: 0.375 OBP: 0.283, SLG: 0.363			F4				SH2-4 1B	1B SH2-4	F6	

Inning Stats	R: 0	H: 2	R: 0	H: 0	R: 0	H: 1	R: 0	H: 0	R: 2	H: 3	R: 0	H: 2	R: 0	H: 1	R: 0	H: 1	R: 1	H: 2	R: 0	H: 0	1B: 9	SF: 0	
E: 0	LOB: 1	E: 0	LOB: 0	E: 0	LOB: 2	E: 0	LOB: 0	E: 0	LOB: 1	E: 0	LOB: 2	E: 0	LOB: 2	E: 0	LOB: 3	E: 0	LOB: 0	E: 1	LOB: 3	E: 0	LOB: 0	2B: 3	SAC: 1
K: 0	BB: 0	K: 0	BB: 0	K: 0	BB: 1	K: 2	BB: 0	K: 0	BB: 0	K: 0	BB: 0	K: 0	BB: 0	K: 0	BB: 1	K: 0	BB: 2	K: 0	BB: 1	K: 1	BB: 0	3B: 0	DP: 4
S: 4	P: 4	S: 3	P: 3	S: 4	P: 8	S: 7	P: 7	S: 5	P: 5	S: 4	P: 4	S: 4	P: 8	S: 3	P: 11	S: 6	P: 10	S: 5	P: 5	S: 5	P: 5	HR: 0	HBP: 0

PITCHER	IP	WLS	BF	H	R	ER	SO	BB	IBB	HBP	BLK	WP	HR	S	P	ERA	WHIP
Dennis Martinez, R (1, 1) ERA: 2.84	8.2		38	12	3	2	2	4	0	0	0	0	0	38	54	2.08	1.846
Dick Drago, R (9, 1) ERA: 2.6	1.1	W	6	0	0	0	1	0	1	0	0	0	0	7	11	0.00	0.000

Batter	1	2	3	4	5	6	7	8	9	AB R H RBI BB SO LOB	TOP
Al Bumbry, L OBP: 0.339, SLG: 0.365 (1, 8) X	0-0 F4		0-0 1B		0-0 6-3					3 0 1 0 0 0 0	Baltimore Orioles @ Cleveland Indians Cleveland Municipal Stadium, Cleveland, OH Thu Jun 30 1977, 7:05 PM EDT Att. 6,793 - Overcast - 77 F
Billy Smith, S OBP: 0.321, SLG: 0.333 (1, 4) X	0-0 BB 2B 1B		0-3 K		0-0 F8					3 1 1 0 0 1 1	
Pat Kelly, L OBP: 0.380, SLG: 0.448 (1, 7) B B B	4-0 2B 1-2 BB		0-3 K		0-0 3-1					2 0 0 0 1 1 1	
Ken Singleton, S OBP: 0.435, SLG: 0.502 (1, 9) X	0-0 1-3 2-H 2B		0-0 4-3		0-0 G3					3 0 1 1 0 0 1	
Eddie Murray, S OBP: 0.328, SLG: 0.424 (1, 3) X	0-0 F8			0-0 1B 2B	0-3 K					3 1 1 0 0 1 2	
Andres Mora, R OBP: 0.214, SLG: 0.548 (1, 10) S S S	0-3 K			0-0 5-3	0-0 5-3					3 0 0 0 0 1 3	
Doug DeCinces, R OBP: 0.326, SLG: 0.398 (1, 5) X		0-0 5-3		0-0 2-H 1B		0-0 F9				3 0 1 1 0 0 0	
Rick Dempsey, R OBP: 0.299, SLG: 0.299 (1, 2) X		0-0 3-1		0-0 F8		0-0 L6				3 0 0 0 0 0 1	
Mark Belanger, R OBP: 0.283, SLG: 0.263 (1, 6) X		0-0 5-3		0-0 F8		0-0 F9				3 0 0 0 0 0 1	
Inning Stats	R: 1 H: 2 E: 0 LOB: 2 K: 1 BB: 1 S: 7 P: 11	R: 0 H: 0 E: 0 LOB: 0 K: 0 BB: 0 S: 3 P: 3	R: 0 H: 1 E: 0 LOB: 1 K: 2 BB: 0 S: 8 P: 8	R: 1 H: 2 E: 0 LOB: 1 K: 0 BB: 0 S: 5 P: 5	R: 0 H: 0 E: 0 LOB: 0 K: 0 BB: 0 S: 3 P: 3	R: 0 H: 0 E: 0 LOB: 0 K: 1 BB: 0 S: 5 P: 5	R: 0 H: 0 E: 0 LOB: 0 K: 0 BB: 0 S: 3 P: 3			1B: 3 SF: 0 2B: 2 SAC: 0 3B: 0 DP: 0 HR: 0 HBP: 0	
PITCHER Wayne Garland, R ERA: 4.4 (1, 1)	IP 7.0 WLS W BF 27 H 5 R 2 ER 2 SO 4 BB 1 IBB 0 HBP 0 BLK 0 WP 0 HR 0 S 34 P 38 ERA 2.57 WHIP 0.857										

AB	26
R	2
H	5
RBI	2
BB	1
SO	4
LOB	10



Batter	1	2	3	4	5	6	7	8	9	AB	R	H	RBI	BB	SO	LOB
Duane Kuiper, L (1, 4) OBP: 0.332, SLG: 0.317	0-0 4-3		0-0 4-3		0-0 1-3					3	0	0	0	0	0	0
Jim Norris, L (1, 8) OBP: 0.358, SLG: 0.347	0-0 F7		0-0 4-3		0-0 6-3 1B					3	0	1	0	0	0	0
Paul Dade, R (1, 9) OBP: 0.395, SLG: 0.434	0-0 5-3			0-0 1B 1B	0-0 6-3					3	1	1	0	0	0	1
Rico Carty, R (1, 10) OBP: 0.366, SLG: 0.416		0-0 1-3		0-0 F7	0-0 4-3					3	0	0	0	0	0	2
Andre Thornton, R (1, 3) OBP: 0.312, SLG: 0.421		0-0 F9		0-0 F6		0-0 3 1B				3	0	1	0	0	0	1
Buddy Bell, R (1, 5) OBP: 0.377, SLG: 0.447		0-0 1B		0-0 1B 2B 1B	0-0 3 1-2f					3	1	2	0	0	0	1
Ron Pruitt, R (1, 7) OBP: 0.346, SLG: 0.340		0-0 6-3		0-0 1-2 2B 1B	0-0 F7					3	0	1	1	0	0	1
Fred Kendall, R (1, 2) OBP: 0.277, SLG: 0.369			0-0 4-3	0-0 1-H 2-H 2B						2	0	1	1	0	0	0
Frank Duffy, R (1, 6) OBP: 0.268, SLG: 0.315			0-0 HR		0-0 HR					2	2	2	2	0	0	0

Inning Stats	R: 0 E: 0 K: 0 S: 3	H: 0 LOB: 0 BB: 0 P: 3	R: 0 E: 0 K: 0 S: 4	H: 1 LOB: 1 BB: 0 P: 4	R: 1 E: 0 K: 0 S: 4	H: 1 LOB: 0 BB: 0 P: 4	R: 2 E: 0 K: 0 S: 6	H: 4 LOB: 2 BB: 0 P: 6	R: 1 E: 0 K: 0 S: 5	H: 2 LOB: 1 BB: 0 P: 5	R: 0 E: 0 K: 0 S: 3	H: 1 LOB: 0 BB: 0 P: 3	1B: 6 2B: 2 3B: 0 HR: 2	SF: 0 SAC: 0 DP: 1 HBP: 0	WP: 0 PB: 0 SB: 0 CS: 0	PA: 25
PITCHER Ross Grimsley, L (1, 1) ERA: 3.94	IP: 6.0 WLS: L BF: 25 H: 9 R: 4 ER: 4 SO: 0 BB: 0 IBB: 0 HBP: 0 BLK: 0 WP: 0 HR: 2 S: 25 P: 25 ERA: 6.00 WHIP: 1.500	PITCHER	IP: WLS: BF: H: R: ER: SO: BB: IBB: HBP: BLK: WP: HR: S: P: ERA: WHIP:													

BOTTOM

Baltimore Orioles @ Cleveland Indians
Cleveland Municipal Stadium, Cleveland, OH

Thu Jun 30 1977, 7:05 PM EDT
Att. 6,793 - Overcast - 77 F

livebaseballscorecards.com

AB	25
R	4
H	9
RBI	4
BB	0
SO	0
LOB	6



Batter	1	2	3	4	5	6	7	8	9	AB R H RBI BB SO LOB	TOP											
Al Bumbry, L (1, 8) OBP: 0.344, SLG: 0.380	0-0 1B 2B	0-0 4-3			0-0 G3 1B 2B		0-0 FC5-2-6-5 1B		0-0 F7	5 3 3 0 0 0 1	<p>Baltimore Orioles @ Boston Red Sox</p> <p>Fenway Park, Boston, MA</p> <p>Sat Jul 02 1977, 7:05 PM EDT</p> <p>Att. 32,987 - Unknown</p>											
Billy Smith, S (1, 4) OBP: 0.308, SLG: 0.318	0-3 K		0-0 4-3		0-0 L1		0-0 FC5-2-6-5 1B	0-0 F8	5 1 0 0 0 1 4													
Pat Kelly, L (1, 7) OBP: 0.385, SLG: 0.452	0-0 F7		0-0 1B		0-0 G3		0-0 CS 1B	0-0 G3	5 0 2 2 0 0 2													
Ken Singleton, S (1, 9) OBP: 0.432, SLG: 0.496	0-0 1B		0-0 F7		0-0 1B		0-3 K		4 0 2 2 0 1 2													
Eddie Murray, S (1, 10) OBP: 0.325, SLG: 0.418	0-0 F8		0-0 F8		0-0 4-3		0-0 1B 1B		4 0 1 0 0 0 3													
Lee May, R (1, 3) OBP: 0.292, SLG: 0.401		0-0 SH3-4 1B SF9		0-0 1B		0-0 5-3		0-0 F8	4 1 2 0 0 0 1													
Tony Muser, L (9, 3) OBP: 0.329, SLG: 0.333									0 0 0 0 0 0 0													
Doug DeCinces, R (1, 5) OBP: 0.331, SLG: 0.427		0-0 SF9 SH3-4 1B		0-0 L4		0-0 6-3		0-0 1B	4 0 2 0 0 0 1													
Rick Dempsey, R (1, 2) OBP: 0.302, SLG: 0.310		0-0 SH3-4		0-0 L6		0-0 F9		0-3 K	3 0 0 0 0 1 3													
Mark Belanger, R (1, 6) OBP: 0.282, SLG: 0.264		0-0 SF9		0-0 4-3		0-0 1B FC5-2-6-5 1B		0-0 5-3	3 0 1 1 0 0 3													
Inning Stats	R: 1 E: 0 K: 1 S: 7	H: 2 LOB: 1 BB: 0 P: 7	R: 1 E: 0 K: 0 S: 5	H: 2 LOB: 1 BB: 0 P: 5	R: 0 E: 0 K: 0 S: 4	H: 1 LOB: 1 BB: 0 P: 4	R: 0 E: 0 K: 0 S: 4	H: 1 LOB: 1 BB: 0 P: 4	R: 1 E: 0 K: 0 S: 5	H: 2 LOB: 1 BB: 0 P: 5	R: 0 E: 0 K: 0 S: 3	H: 0 LOB: 0 BB: 0 P: 3	R: 2 E: 0 K: 1 S: 7	H: 3 LOB: 0 BB: 0 P: 7	R: 0 E: 0 K: 1 S: 7	H: 2 LOB: 2 BB: 0 P: 7	R: 0 E: 0 K: 0 S: 3	H: 0 LOB: 0 BB: 0 P: 3	1B: 11 2B: 2 3B: 0 HR: 0	SF: 1 SAC: 1 DP: 0 HBP: 0	WP: 0 PB: 0 SB: 0 CS: 1	PA: 39
PITCHER	IP WLS BF H R ER SO BB IBB HBP BLK WP HR S P ERA WHIP																					
Reggie Cleveland, R (1, 1) ERA: 3.66	4.0 L 19 7 3 3 1 0 0 0 0 0 0 0 21 21 6.75 1.750																					
Bob Stanley, R (5, 1) ERA: 4.17	5.0 20 6 2 2 2 0 0 0 0 0 0 0 24 24 3.60 1.200																					

livebaseballscores.com

AB	37
R	5
H	13
RBI	5
BB	0
SO	3
LOB	20



Batter	1	2	3	4	5	6	7	8	9	AB R H RBI BB SO LOB
Rick Burleson, R OBP: 0.360, SLG: 0.418 (1, 6)	0-0 BB 1B	0-0 6-3			0-0 FC5-4 1B			0-3 K		4 1 2 0 0 1 1
Fred Lynn, L OBP: 0.301, SLG: 0.423 (1, 8)	0-0 F9		0-0 4-3		0-3 K			0-0 F9		4 0 0 0 0 1 3
Jim Rice, R OBP: 0.363, SLG: 0.572 (1, 9)	4-0 1B SF7 BB		0-3 K		0-0 FC5-4 1-2f			0-0 F9		3 1 0 0 1 1 2
Carl Yastrzemski, L OBP: 0.366, SLG: 0.515 (1, 7)	0-0 1-3 2-H 1B		0-0 G3		0-0 4-1			0-3 K		4 0 1 1 0 1 0
Carlton Fisk, R OBP: 0.435, SLG: 0.580 (1, 2)	0-0 SF7		0-0 5-3		0-0 F8			0-0 F6		3 0 0 1 0 0 0
George Scott, R OBP: 0.336, SLG: 0.556 (1, 3)	0-3 K		0-0 6-3		0-0 1-3			0-0 6-3		4 0 0 0 0 1 1
Butch Hobson, R OBP: 0.276, SLG: 0.442 (1, 5)		0-3 K		0-0 1-3			0-3 K			3 0 0 0 0 2 0
Tommy Helms, R OBP: 0.207, SLG: 0.185 (1, 10)			0-0 FC5-4 1B		0-0 L5		0-0 F7			3 0 1 0 0 0 0
Steve Dillard, R OBP: 0.301, SLG: 0.372 (1, 4)		0-0 FC5-4			0-0 2B		0-0 4-3			3 0 1 0 0 0 1

Inning Stats	R: 2 E: 0 K: 1 S: 7	H: 2 LOB: 1 BB: 1 P: 11	R: 0 E: 0 K: 1 S: 6	H: 1 LOB: 1 BB: 0 P: 6	R: 0 E: 0 K: 1 S: 5	H: 0 LOB: 0 BB: 0 P: 5	R: 0 E: 0 K: 0 S: 3	H: 0 LOB: 0 BB: 0 P: 3	R: 0 E: 0 K: 1 S: 7	H: 2 LOB: 2 BB: 0 P: 7	R: 0 E: 0 K: 0 S: 3	H: 0 LOB: 0 BB: 0 P: 3	R: 0 E: 0 K: 1 S: 5	H: 0 LOB: 0 BB: 0 P: 5	R: 0 E: 0 K: 1 S: 5	H: 0 LOB: 0 BB: 0 P: 5	R: 0 E: 0 K: 1 S: 5	H: 0 LOB: 0 BB: 0 P: 5	1B: 4 2B: 1 3B: 0 HR: 0	SF: 1 SAC: 0 DP: 0 HBP: 0	WP: 0 PB: 0 SB: 1 CS: 0	PA: 33
--------------	------------------------------	----------------------------------	------------------------------	---------------------------------	------------------------------	---------------------------------	------------------------------	---------------------------------	------------------------------	---------------------------------	------------------------------	---------------------------------	------------------------------	---------------------------------	------------------------------	---------------------------------	------------------------------	---------------------------------	----------------------------------	------------------------------------	----------------------------------	--------

PITCHER	IP	WLS	BF	H	R	ER	SO	BB	IBB	HBP	BLK	WP	HR	S	P	ERA	WHIP	PITCHER	IP	WLS	BF	H	R	ER	SO	BB	IBB	HBP	BLK	WP	HR	S	P	ERA	WHIP		
Mike Flanagan, L ERA: 4.19 (1, 1)	9.0	W	33	5	2	2	7	1	0	0	0	0	0	46	50	2.00	0.667																				

BOTTOM


Baltimore Orioles @ Boston Red Sox
Fenway Park, Boston, MA
Sat Jul 02 1977, 7:05 PM EDT
Att. 32,987 - Unknown

AB	31
R	2
H	5
RBI	2
BB	1
SO	7
LOB	8



WP: 0	PA: 33
PB: 0	
SB: 1	
CS: 0	

livebaseballscorecards.com

Batter	1	2	3	4	5	6	7	8	9	AB R H RBI BB SO LOB	TOP											
Al Bumbry, L (1, 8) OBP: 0.341, SLG: 0.375	0-0 F8		0-0 5-3	0-0 F8		4-0 6-3 1B BB	0-0 G3			4 1 0 0 1 0 4												
Rich Dauer, R (1, 4) OBP: 0.286, SLG: 0.317	0-0 4-3		0-0 FC1-5-2		0-0 1B 1B	0-0 6-3		4-0 S BB		4 1 1 0 1 0 3												
Pat Kelly, L (1, 7) OBP: 0.386, SLG: 0.451	0-0 F8		0-0 G3		0-0 1B HR 1B	0-0 1B 1B		0-3 K		5 2 2 1 0 1 3												
Ken Singleton, S (1, 9) OBP: 0.434, SLG: 0.498		0-0 G3-6 1B		0-0 1B 1B	0-3 K	0-0 2-H HR 1B		0-3 K		5 2 3 1 0 2 3												
Eddie Murray, S (1, 10) OBP: 0.329, SLG: 0.431		0-0 G3-6 1-2f		0-0 1B 1B	0-0 1-3 HR 1B	0-0 1-H HR		0-3 K		5 3 3 3 0 1 2												
Lee May, R (1, 3) OBP: 0.297, SLG: 0.415																						
Tony Muser, L (9, 3) OBP: 0.329, SLG: 0.333							0-0 F7			5 1 3 4 0 1 0 0 0 0 0 0 0 0												
Doug DeCinces, R (1, 5) OBP: 0.336, SLG: 0.426			1-0 2B 1B HBP	0-0 2B 1B	0-0 1-3		4-0 BB BB		0-0 L5	3 2 1 1 1 0 0	AB 40 R 12 H 16 RBI 12 BB 3 SO 8 LOB 18											
Rick Dempsey, R (1, 2) OBP: 0.300, SLG: 0.312			0-0 1B FC1-5-2 2B	0-0 F8	0-3 K		0-3 K		0-3 K	5 0 1 0 0 3 2												
Mark Belanger, R (1, 6) OBP: 0.285, SLG: 0.273			0-0 FC1-5-2 5-3 1B	0-0 1-H 2B			0-0 F8		0-0 F8	4 0 2 2 0 0 1												
Inning Stats	R: 0 E: 0 K: 0 S: 3	H: 0 LOB: 0 BB: 0 P: 3	R: 0 E: 0 K: 0 S: 3	H: 2 LOB: 1 BB: 0 P: 3	R: 1 E: 0 K: 0 S: 5	H: 2 LOB: 2 BB: 0 P: 6	R: 3 E: 0 K: 0 S: 7	H: 5 LOB: 1 BB: 0 P: 7	R: 4 E: 0 K: 2 S: 11	H: 4 LOB: 0 BB: 0 P: 11	R: 4 E: 0 K: 0 S: 6	H: 3 LOB: 0 BB: 1 P: 10	R: 0 E: 0 K: 1 S: 5	H: 0 LOB: 1 BB: 1 P: 9	R: 0 E: 0 K: 3 S: 9	H: 0 LOB: 1 BB: 1 P: 13	R: 0 E: 0 K: 2 S: 7	H: 0 LOB: 0 BB: 0 P: 7	1B: 12 2B: 2 3B: 0 HR: 2	SF: 0 SAC: 0 DP: 1 HBP: 1	WP: 0 PB: 0 SB: 1 CS: 0	PA: 44
PITCHER	IP WLS BF H R ER SO BB IBB HBP BLK WP HR S P ERA WHIP																					
Rick Wise, R (1, 1) ERA: 6.04	3.1 L 16 8 4 4 0 0 0 0 1 0 0 0 15 16 10.80 2.400																					
Mike Paxton, R (4, 1) ERA: 8.84	1.0 8 5 4 4 1 0 0 0 0 0 0 1 10 10 36.00 5.000																					
Bill Lee, L (5, 1) ERA: 5.61	1.1 8 3 4 4 1 1 0 0 0 0 0 1 9 13 27.00 3.000																					
Tom Murphy, R (6, 1) ERA: 6.92	0.1 2 0 0 0 0 0 1 0 0 0 0 0 1 5 0.00 3.000																					
Bill Campbell, R (7, 1) ERA: 2.7	3.0 10 0 0 0 6 1 0 0 0 0 0 0 21 25 0.00 0.333																					

Baltimore Orioles @ Boston Red Sox
Fenway Park, Boston, MA
Sun Jul 03 1977, 3:33 AM EDT
Att: 31,081 - Unknown

livebaseballscorecards.com

Batter	1	2	3	4	5	6	7	8	9	AB R H RBI BB SO LOB
Rick Burleson, R OBP: 0.358, SLG: 0.413 (1, 6) X	0-0 5-3 ①		0-0 5-3 ①		0-0 F9 ②	4-0 2B E BB			0-0 F8 ①	4 1 0 0 1 0 0
Fred Lynn, L OBP: 0.308, SLG: 0.436 (1, 8) X	0-0 F5 ②		0-0 F8 ②		4-0 3B BB	0-0 E2 1-H 3-H 2B			0-0 2B	4 1 2 1 1 0 0
Jim Rice, R OBP: 0.363, SLG: 0.576 (1, 10) X	0-0 1-3 ③		0-0 5-3 ③		0-0 1-H 3B	0-0 5-3 ③			0-0 1B	5 0 2 1 0 0 1
Carl Yastrzemski, L OBP: 0.367, SLG: 0.516 (1, 7) X		0-0 F8 2B HBP 1B		0-0 F9 2B	0-0 F9 ③		0-0 F6 ①		0-0 F9 ②	5 1 2 0 0 0 3
Carlton Fisk, R OBP: 0.438, SLG: 0.576 (1, 2) H		1-0 F8 2B HBP		4-0 F9 BB		4-0 F8 1B BB	0-3 K ②		0-0 1-3 ③	2 2 0 0 2 1 2
George Scott, R OBP: 0.331, SLG: 0.548 (1, 3) X		0-0 F8 1-2 2-3		0-0 F9 1-2 2-3		0-0 F8 1-2	0-3 K ③			4 0 0 0 0 1 5
Bernie Carbo, L OBP: 0.388, SLG: 0.460 (1, 9) X		0-0 1B 2B 2-H 3-H		0-3 K ②		0-3 K ②		0-3 K ①		4 1 1 2 0 3 3
Butch Hobson, R OBP: 0.279, SLG: 0.443 (1, 5) X		0-0 CS 1B 2-H		0-0 F9 ③		0-0 3B 1B 2-H		0-3 K ②		4 1 2 2 0 1 2
Denny Doyle, L OBP: 0.312, SLG: 0.349 (1, 4) S		0-3 K 1-2			0-0 4-3 ①	0-0 2B 3B 1-H		0-0 F6 ③		4 1 1 1 0 1 1

Inning Stats	R: 0 E: 0 K: 0 S: 3	H: 0 LOB: 0 BB: 0 P: 3	R: 3 E: 0 K: 1 S: 7	H: 3 LOB: 0 BB: 0 P: 8	R: 0 E: 0 K: 0 S: 3	H: 0 LOB: 0 BB: 0 P: 3	R: 0 E: 0 K: 1 S: 6	H: 1 LOB: 2 BB: 1 P: 10	R: 1 E: 0 K: 0 S: 4	H: 1 LOB: 1 BB: 1 P: 8	R: 4 E: 1 K: 1 S: 8	H: 3 LOB: 1 BB: 2 P: 16	R: 0 E: 0 K: 2 S: 7	H: 0 LOB: 0 BB: 0 P: 7	R: 0 E: 0 K: 2 S: 7	H: 0 LOB: 0 BB: 0 P: 7	R: 0 E: 0 K: 0 S: 5	H: 2 LOB: 2 BB: 0 P: 5	1B: 4 2B: 4 3B: 2 HR: 0	SF: 0 SAC: 0 DP: 0 HBP: 1	WP: 0 PB: 0 SB: 0 CS: 1	PA: 41
--------------	------------------------------	---------------------------------	------------------------------	---------------------------------	------------------------------	---------------------------------	------------------------------	----------------------------------	------------------------------	---------------------------------	------------------------------	----------------------------------	------------------------------	---------------------------------	------------------------------	---------------------------------	------------------------------	---------------------------------	----------------------------------	------------------------------------	----------------------------------	--------

PITCHER	IP	WLS	BF	H	R	ER	SO	BB	IBB	HBP	BLK	WP	HR	S	P	ERA	WHIP
Dennis Martinez, R ERA: 3.39 (1, 1)	5.2	W	27	7	7	7	3	3	0	1	0	0	0	29	42	11.12	1.765
Fred Holdsworth, R ERA: 6.28 (6, 1)	0.0		2	1	1	0	0	1	0	0	0	0	0	1	5	∞	∞
Dick Drago, R ERA: 2.32 (6, 1)	3.1	S	12	2	0	0	4	0	0	0	0	0	0	20	20	0.00	0.600

BOTTOM

Baltimore Orioles @ Boston Red Sox
Fenway Park, Boston, MA
Sun Jul 03 1977, 3:33 AM EDT
Att. 31,081 - Unknown

livebaseballscorecards.com

AB	36
R	8
H	10
RBI	7
BB	4
SO	7
LOB	17



Batter	1	2	3	4	5	6	7	8	9	AB R H RBI BB SO LOB	TOP													
Ron LeFlore, R OBP: 0.317, SLG: 0.402 (1, 8) X	0-0 6-3		0-0 F8		0-3 K			0-0 L9		4 0 0 0 0 1 0														
Tito Fuentes, S OBP: 0.340, SLG: 0.390 (1, 4) X	0-0 1-3 1B		0-0 1B 1B		0-0 G4-6-3 1B			0-0 L7		4 1 3 0 0 0 0														
Rusty Staub, L OBP: 0.309, SLG: 0.415 (1, 10) X	0-0 1-3 1-2		0-0 1B 1B		0-0 G4-6-3 1-2f			0-0 HR		4 1 2 1 0 0 2														
Steve Kemp, L OBP: 0.355, SLG: 0.471 (1, 7) X	0-0 1-3		0-0 1-3 3-H 1B		0-3 K			4-0 FC6-4 BB		3 0 1 1 1 1 1														
Jason Thompson, L OBP: 0.370, SLG: 0.530 (1, 3) X		0-0 3-1	0-0 F6		0-0 F6			0-0 FC6-4		4 0 0 0 0 0 3														
John Wockenfuss, R OBP: 0.385, SLG: 0.671 (1, 9) X		0-0 HR	0-0 1-3		0-0 F8			0-0 HR		4 2 2 2 0 0 2														
Phil Mankowski, L OBP: 0.353, SLG: 0.387 (1, 5) X		0-0 F5		0-0 F7			0-0 G3	0-3 K		4 0 0 0 0 1 0														
Tom Verzyer, R OBP: 0.231, SLG: 0.265 (1, 6) X		4-0 BB		0-0 1-3			0-0 F8	0-0 L3 1B		2 0 0 0 1 0 0														
Milt May, L OBP: 0.288, SLG: 0.395 (9, PH) X										1 0 1 0 0 0 0														
Bruce Kimm, R OBP: 0.083, SLG: 0.087 (1, 2) X		0-0 F7		0-0 6-3			0-0 F6	0-0 L3		3 0 0 0 0 0 1														
Ben Oglivie, L OBP: 0.305, SLG: 0.455 (9, PH) X								1-2		1 0 0 0 0 0 1														
Inning Stats	R: 0 E: 0 K: 0 S: 4	H: 1 LOB: 1 BB: 0 P: 4	R: 1 E: 0 K: 0 S: 4	H: 1 LOB: 1 BB: 1 P: 8	R: 1 E: 0 K: 0 S: 6	H: 3 LOB: 2 BB: 0 P: 6	R: 0 E: 0 K: 0 S: 3	H: 0 LOB: 0 BB: 0 P: 3	R: 0 E: 0 K: 1 S: 5	H: 1 LOB: 0 BB: 0 P: 5	R: 0 E: 0 K: 0 S: 3	H: 0 LOB: 0 BB: 0 P: 3	R: 0 E: 0 K: 0 S: 5	H: 0 LOB: 0 BB: 0 P: 5	R: 0 E: 0 K: 0 S: 3	H: 0 LOB: 0 BB: 0 P: 3	R: 1 E: 0 K: 0 S: 4	H: 1 LOB: 1 BB: 1 P: 8	R: 1 E: 0 K: 1 S: 6	H: 2 LOB: 0 BB: 0 P: 6	1B: 6 2B: 1 3B: 0 HR: 3	SF: 0 SAC: 0 DP: 2 HBP: 0	WP: 0 PB: 0 SB: 0 CS: 0	PA: 36
PITCHER	IP WLS BF H R ER SO BB IBB HBP BLK WP HR S P ERA WHIP												PITCHER	IP WLS BF H R ER SO BB IBB HBP BLK WP HR S P ERA WHIP										
Rudy May, L ERA: 3.67 (1, 1)	8.0 W 33 8 4 4 2 2 0 0 0 0 0 3 35 43 4.50 1.250																							
Tippy Martinez, L ERA: 2.16 (9, 1)	1.0 S 3 1 0 0 1 0 0 0 0 0 0 0 5 5 0.00 1.000																							

Detroit Tigers @ Baltimore Orioles
 Memorial Stadium, Baltimore, MD
 Mon Jul 04 1977, 7:05 PM EDT
 Att. 45,339 - Unknown - 90 F

livebaseballscorecards.com

AB	34
R	4
H	9
RBI	4
BB	2
SO	3
LOB	10



Batter	1	2	3	4	5	6	7	8	9
Al Bumbry, L OBP: 0.343, SLG: 0.376 (1, 8) X	0-0 FC3-6 1B		0-0 4-3		0-3 K	0-0 E2 1B			
Billy Smith, S OBP: 0.303, SLG: 0.313 (1, 4) X	0-0 F8			0-0 G3		0-0 4-3 K			
Pat Kelly, L OBP: 0.383, SLG: 0.447 (1, 7) X	0-0 FC3-6 FC6-4 1-2f			0-0 G3		0-0 4-3	0-0 G6-3 S 1B		
Ken Singleton, S OBP: 0.439, SLG: 0.500 (1, 9) X	0-0 FC6-4 1-2f			0-0 1B 1B		0-0 HR 1B	4-0 G6-3 BB		
Eddie Murray, S OBP: 0.334, SLG: 0.443 (1, 10)		4-0 BB BB BB		0-0 1B 1B		0-0 HR 1B	0-0 G6-3		
Lee May, R OBP: 0.297, SLG: 0.417 (1, 3)			0-0 F8		0-3 K				
Tony Muser, L OBP: 0.326, SLG: 0.333 (9, 3)						0-0 1B 2B	0-0 F4		
Doug DeCinces, R OBP: 0.335, SLG: 0.421 (1, 5) X		0-0 G6-4-3 1-2f			0-0 6-3	4-0 1B 2B IBB	0-0 F8		
Rick Dempsey, R OBP: 0.300, SLG: 0.311 (1, 2) X			0-0 4-3		0-0 F9	0-0 2B 1B	0-0 L5		
Mark Belanger, R OBP: 0.286, SLG: 0.282 (1, 6) X			0-0 L8		0-0 S 1B	0-0 E 2B	0-3 K		

Inning Stats	R: 0	H: 1	E: 0	LOB: 1	K: 0	BB: 0	S: 4	P: 4
	R: 0	H: 0	E: 0	LOB: 0	K: 0	BB: 1	S: 2	P: 6
	R: 0	H: 0	E: 0	LOB: 0	K: 0	BB: 0	S: 3	P: 3
	R: 0	H: 2	E: 0	LOB: 2	K: 1	BB: 0	S: 7	P: 7
	R: 0	H: 1	E: 0	LOB: 1	K: 1	BB: 0	S: 6	P: 6
	R: 6	H: 6	E: 1	LOB: 1	K: 1	BB: 1	S: 11	P: 15
	R: 0	H: 1	E: 0	LOB: 1	K: 0	BB: 1	S: 3	P: 7
	R: 0	H: 0	E: 0	LOB: 0	K: 1	BB: 0	S: 5	P: 5

PITCHER	IP	WLS	BF	H	R	ER	SO	BB	IBB	HBP	BLK	WP	HR	S	P	ERA	WHIP
Mark Fidrych, R ERA: 2.41 (1, 1)	5.2	L	28	10	6	6	2	1	1	0	0	0	0	30	38	9.53	1.941
Steve Grilli, R ERA: 5.19 (6, 1)	2.1		8	1	0	0	2	1	0	0	0	0	0	11	15	0.00	0.857

AB R H RBI BB SO LOB

4	0	2	1	0	1	1
4	0	0	0	0	1	2
4	0	1	0	0	0	1
3	1	2	0	1	0	1
3	1	2	2	1	0	2
4	1	1	0	0	1	4
0	0	0	0	0	0	0
3	1	0	0	1	0	1
4	1	1	1	0	0	0
4	1	2	2	0	1	0

1B: 8	SF: 0	WP: 0	PA: 36
2B: 2	SAC: 0	PB: 0	
3B: 0	DP: 2	SB: 2	
HR: 1	HBP: 0	CS: 0	
WP: 0	PA: 36	ERA	WHIP

Detroit Tigers @ Baltimore Orioles
Memorial Stadium, Baltimore, MD
 Mon Jul 04 1977, 7:05 PM EDT
 Att: 45,339 - Unknown - 90 F

livebaseballscores.com

AB	33
R	6
H	11
RBI	6
BB	3
SO	4
LOB	12



Batter	1	2	3	4	5	6	7	8	9	AB R H RBI BB SO LOB	TOP											
Ron LeFlore, R (1, 8) OBP: 0.313, SLG: 0.397	0-3 K		0-0 5-3		0-0 5-3			0-0 FC1-5 5-3 1-2 2-3		4 0 0 0 0 1 4												
Tito Fuentes, S (1, 4) OBP: 0.335, SLG: 0.385	0-0 6-3			0-0 E4 G3-6-3		0-0 6-3		0-0 5-3 1-2 2-3		4 0 0 0 0 0 2												
Rusty Staub, L (1, 10) OBP: 0.305, SLG: 0.409	0-3 K			0-0 G3-6-3 1-2f		0-0 5-3		0-0 F7		4 0 0 0 0 1 3												
Steve Kemp, L (1, 7) OBP: 0.350, SLG: 0.463		0-0 4-3		0-0 4-3		0-0 1-4-3			0-0 F7	4 0 0 0 0 0 0												
Jason Thompson, L (1, 3) OBP: 0.369, SLG: 0.526					0-0 F7		0-0 3-1		0-0 F7 G3-6-3 1B	4 0 1 0 0 0 0												
Ben Oglivie, L (1, 9) OBP: 0.308, SLG: 0.458					0-0 F8		4-0 BB BB BB BB CS BB		0-0 G3-6-3 1-2f	3 0 1 0 1 0 1												
Milt May, L (1, 2) OBP: 0.288, SLG: 0.394					0-0 1-3		0-0 6-3 1-2			3 1 1 0 0 0 2												
Phil Mankowski, L (1, 5) OBP: 0.357, SLG: 0.392					0-0 G3		0-0 1B 1-3		0-0 FC1-5 1B	3 0 2 0 0 0 0												
Tom Verzyer, R (1, 6) OBP: 0.234, SLG: 0.267					0-0 6-3		0-0 1B 1-3 3-H		0-0 5-3 FC1-5 1B	2 0 1 1 0 0 0												
Tim Corcoran, L (8, PH) OBP: 0.273, SLG: 0.328										1 0 1 0 0 0 0												
Chuck Scrivener, R (8, 6) OBP: 0.188, SLG: 0.103										0 0 0 0 0 0 0												
Inning Stats	R: 0 E: 0 K: 2 S: 7	H: 0 LOB: 0 BB: 0 P: 7	R: 0 E: 0 K: 0 S: 4	H: 1 LOB: 1 BB: 0 P: 4	R: 0 E: 0 K: 0 S: 3	H: 0 LOB: 0 BB: 0 P: 3	R: 0 E: 1 K: 0 S: 3	H: 0 LOB: 0 BB: 0 P: 3	R: 0 E: 0 K: 0 S: 6	H: 3 LOB: 2 BB: 0 P: 6	R: 0 E: 0 K: 0 S: 3	H: 0 LOB: 0 BB: 0 P: 3	R: 0 E: 0 K: 0 S: 2	H: 0 LOB: 0 BB: 1 P: 6	R: 0 E: 0 K: 0 S: 5	H: 2 LOB: 2 BB: 0 P: 5	R: 0 E: 0 K: 0 S: 3	H: 1 LOB: 0 BB: 0 P: 3	1B: 6 2B: 1 3B: 0 HR: 0	SF: 0 SAC: 0 DP: 2 HBP: 0	WP: 0 PB: 0 SB: 0 CS: 1	PA: 33
PITCHER Jim Palmer, R (1, 1) ERA: 3.07	IP: 9.0 WLS: W BF: 33 H: 7 R: 1 ER: 1 SO: 2 BB: 1 IBB: 0 HBP: 0 BLK: 0 WP: 0 HR: 0 S: 36 P: 40 ERA: 1.00 WHIP: 0.889																				PITCHER IP: WLS: BF: H: R: ER: SO: BB: IBB: HBP: BLK: WP: HR: S: P: ERA: WHIP	

Detroit Tigers @ Baltimore Orioles
 Memorial Stadium, Baltimore, MD
 Tue Jul 05 1977, 7:05 PM EDT
 Unknown - 95 F

livebaseballscorecards.com

AB	32
R	1
H	7
RBI	1
BB	1
SO	2
LOB	12



Batter	1	2	3	4	5	6	7	8	9
Al Bumbry, L OBP: 0.345, SLG: 0.378 (1, 8) SS	0-3 K		0-0 5-3			0-0 5-3 1B		0-0 CS 1B	
Rich Dauer, R OBP: 0.293, SLG: 0.324 (1, 4) X	0-0 L7			0-0 1B SF9 1B		0-0 5-3 1-2		0-0 E 1B 1-2 1B	
Tony Muser, L OBP: 0.338, SLG: 0.342 (1, 3) SS	0-3 K			0-0 1-3 G4-6-3 1B		0-0 5-3		0-0 E8 1-3 1B	
Ken Singleton, S OBP: 0.436, SLG: 0.498 (1, 9) X		0-0 F8		0-0 SF9		0-0 E 1B 1B		0-0 F9	
Eddie Murray, S OBP: 0.334, SLG: 0.442 (1, 10) X		0-0 4-3 1B		0-0 G4-6-3 1-2f		0-3 K			
Doug DeCinces, R OBP: 0.335, SLG: 0.420 (1, 5) Brooks Robinson, R OBP: 0.244, SLG: 0.293 (8, 5) X		0-0 4-3		0-0 1-2f	0-3 K	0-0 FC5-4 1-2 1B			
Andres Mora, R OBP: 0.200, SLG: 0.511 (1, 7) Tom Shopay, L OBP: 0.304, SLG: 0.350 (8, 7) SS		0-3 K			0-0 5-3	0-0 FC5-4 1-2f 2-H			
Rick Dempsey, R OBP: 0.300, SLG: 0.311 (1, 2) X			0-0 5-3		0-0 CS 1B	0-0 5-3			
Mark Belanger, R OBP: 0.285, SLG: 0.278 (1, 6) X			0-0 6-3		0-0 CS	0-0 F4		0-0 5-3	

Inning Stats	R: 0 E: 0 K: 2 S: 7	H: 0 LOB: 0 BB: 0 P: 7	R: 0 E: 0 K: 1 S: 6	H: 1 LOB: 1 BB: 0 P: 6	R: 0 E: 0 K: 0 S: 3	H: 0 LOB: 0 BB: 0 P: 3	R: 1 E: 0 K: 0 S: 4	H: 2 LOB: 0 BB: 0 P: 4	R: 0 E: 0 K: 1 S: 5	H: 1 LOB: 0 BB: 0 P: 5	R: 0 E: 0 K: 0 S: 4	H: 1 LOB: 1 BB: 0 P: 4	R: 1 E: 1 K: 1 S: 7	H: 2 LOB: 1 BB: 0 P: 7	R: 0 E: 1 K: 0 S: 5	H: 3 LOB: 2 BB: 0 P: 5
1B: 10 2B: 0 3B: 0 HR: 0	SF: 1 SAC: 0 DP: 1 HBP: 0	WP: 0 PA: 32 PB: 0 SB: 0 CS: 2														


PITCHER	IP	WLS	BF	H	R	ER	SO	BB	IBB	HBP	BLK	WP	HR	S	P	ERA	WHIP
Dave Rozema, R ERA: 2.59 (1, 1)	8.0	L	31	10	2	1	5	0	0	0	0	0	0	41	41	1.12	1.250

BOTTOM

Detroit Tigers @ Baltimore Orioles
Memorial Stadium, Baltimore, MD

Tue Jul 05 1977, 7:05 PM EDT
Unknown - 95 F

AB 30
R 2
H 10
RBI 1
BB 0
SO 5
LOB 10



Batter	1	2	3	4	5	6	7	8	9	10	11	12	AB R H RBI BB SO LOB	TOP															
Ron LeFlore, R OBP: 0.317, SLG: 0.407 (1, 8)	0-3 K2-3		0-0 1B		0-0 HR		0-3 K		4-0 2B		0-0 FC6-4		5 1 2 2 1 2 2																
Tito Fuentes, S OBP: 0.338, SLG: 0.390 (1, 4)	0-0 F4		0-0 1B		0-0 1B		0-0 L7		0-0 2B			0-0 5-3	6 0 3 0 0 0 1																
Rusty Staub, L OBP: 0.299, SLG: 0.401 (1, 10)	0-0 F8		0-0 1B		0-0 FC4-6				0-3 K			0-0 6-3	6 0 0 0 0 2 5																
Steve Kemp, L OBP: 0.353, SLG: 0.466 (1, 7)		0-0 1B				0-0 4-3		0-0 2B			0-0 F8	4-0 BB	5 1 2 0 1 0 0																
Jason Thompson, L OBP: 0.362, SLG: 0.514 (1, 3)		0-0 1B				0-3 K		0-0 F8			0-0 4-3	0-0 BB	6 0 0 0 0 1 3																
John Wockenfuss, R OBP: 0.398, SLG: 0.658 (1, 2)		4-0 BB				0-0 F6		4-0 BB			0-3 K		3 1 1 1 2 1 0																
Mickey Stanley, R OBP: 0.297, SLG: 0.495 (1, 9)		0-0 HR				0-0 F3		0-0 1-3			0-0 FC6-4		5 1 1 2 0 0 2																
Phil Mankowski, L OBP: 0.353, SLG: 0.387 (1, 5)		0-0 1-3				0-0 4-3		0-0 SH5-4 1B			0-0 4-3		5 0 1 0 0 0 0																
Chuck Scrivener, R OBP: 0.200, SLG: 0.125 Ben Oglivie, L OBP: 0.311, SLG: 0.461 (11, PH) Tom Verzyer, R OBP: 0.234, SLG: 0.267 (11, 6)			0-0 4-3			0-0 HR 1B		0-0 SH5-4			0-0 F5		3 1 1 0 0 0 0 1 0 1 0 0 0 0 0 0 0 0 0 0 0																
Inning Stats	R: 0 E: 0 K: 1 S: 5	H: 0 LOB: 0 BB: 0 P: 5	R: 2 E: 0 K: 0 S: 4	H: 2 LOB: 0 BB: 1 P: 8	R: 0 E: 0 K: 0 S: 4	H: 2 LOB: 1 BB: 0 P: 4	R: 0 E: 0 K: 1 S: 5	H: 0 LOB: 0 BB: 0 P: 5	R: 2 E: 0 K: 0 S: 6	H: 3 LOB: 1 BB: 0 P: 6	R: 0 E: 0 K: 1 S: 6	H: 1 LOB: 1 BB: 0 P: 6	R: 1 E: 0 K: 1 S: 7	H: 2 LOB: 1 BB: 0 P: 7	R: 0 E: 0 K: 1 S: 5	H: 0 LOB: 0 BB: 0 P: 5	R: 0 E: 0 K: 0 S: 4	H: 1 LOB: 1 BB: 0 P: 4	R: 0 E: 0 K: 0 S: 3	H: 0 LOB: 1 BB: 1 P: 7	1B: 8 2B: 2 3B: 0 HR: 2	SF: 0 SAC: 1 DP: 2 HBP: 0	WP: 0 PB: 0 SB: 0 CS: 0	PA: 50					
PITCHER	IP WLS BF H R ER SO BB IBB HBP BLK WP HR S P ERA WHIP																												
Ross Grimsley, L ERA: 4.05 (1, 1)	6.0	26	8	4	4	2	2	0	0	0	0	0	0	0	0	0	0	0	0	0	0	0	0	0	0	0	0	6.00	1.667
Scott McGregor, L ERA: 4.25 (7, 1)	4.0	16	3	1	1	4	1	0	0	0	0	0	0	0	0	0	0	0	0	0	0	0	0	0	0	0	0	2.25	1.000
Dick Drago, R ERA: 2.18 (11, 1)	2.0	8	1	0	0	0	1	0	0	0	0	0	0	0	0	0	0	0	0	0	0	0	0	0	0	0	0	0.00	1.000

Detroit Tigers @ Baltimore Orioles
 Memorial Stadium, Baltimore, MD
 Tue Jul 05 1977, 7:05 PM EDT
 Att. 11,565 - Unknown - 98 F

livebaseballscorecards.com

AB	45
R	5
H	12
RBI	5
BB	4
SO	6
LOB	13



Batter	1	2	3	4	5	6	7	8	9	10	11	12
Al Bumbry, L (1, 8) OBP: 0.347, SLG: 0.386 Brooks Robinson, R (9, PH) OBP: 0.239, SLG: 0.286 Tom Shopay, L (10, 8) OBP: 0.298, SLG: 0.341	0-0 6-3 2B		0-0 2B		0-3 K		0-0 FC5-6 BB 1-2f		0-3 K 1-2		0-0 FC4-6 1-2f	
Billy Smith, S (1, 4) OBP: 0.303, SLG: 0.313 Doug DeCinces, R (7, PH) OBP: 0.342, SLG: 0.422 (8, 5)	0-0 F1		0-0 F6			0-0 BB 1B HR 1B	4-0 G4-6-3 BB 1-2		0-0 1B 2-H		4-0 BB 1B BB	4-0 BB 1B BB
Pat Kelly, L (1, 7) OBP: 0.382, SLG: 0.442	0-0 6-3 2-3		0-0 F9			0-0 BB 1B HR 1B	0-0 G4-6-3 1-2f		0-3 K 1-2		4-0 1B BB 1-2	4-0 1B BB 1-2
Ken Singleton, S (1, 9) OBP: 0.437, SLG: 0.494	4-0 BB			0-3 K		4-0 1-2 2-3 HR BB		0-3 K		0-0 6-3		0-0 1-2 2-H 1B
Eddie Murray, S (1, 10) OBP: 0.329, SLG: 0.435	0-0 4-3			0-0 E4		0-3 K		0-0 F8		0-0 F2		
Lee May, R (1, 3) OBP: 0.298, SLG: 0.425		0-3 K		0-0 F9		0-0 HR	1-H 2-H 3-H	4-0 FC6-4 BB		0-0 6-3		
Rich Dauer, R (1, 5) OBP: 0.281, SLG: 0.309 (8, 4)		0-3 K		0-0 4-3		0-0 5-3		0-0 FC6-4 1-2f		0-0 G3		
Kiko Garcia, R (1, 6) OBP: 0.283, SLG: 0.310 Andres Mora, R (9, PH) OBP: 0.196, SLG: 0.500 Mark Belanger, R (10, 6) OBP: 0.284, SLG: 0.277		0-3 K			0-3 K	0-0 4-3			0-3 K		0-0 6-3	
Dave Skaggs, R (1, 2) OBP: 0.348, SLG: 0.429 Rick Dempsey, R (7, PH) OBP: 0.308, SLG: 0.314 (8, 2)			0-3 K		0-0 F6		4-0 FC5-6 BB		0-0 1B PB 1B		4-0 FC4-6 BB	

AB	R	H	RBI	BB	SO	LOB
4	0	2	0	0	1	1
1	0	0	0	0	1	1
1	0	0	0	0	0	1

3	1	1	0	0	0	2
1	1	1	1	2	0	0

5	1	1	0	1	1	5
---	---	---	---	---	---	---

4	1	1	1	2	2	0
---	---	---	---	---	---	---

5	0	0	0	0	1	5
---	---	---	---	---	---	---

4	1	1	4	1	1	1
---	---	---	---	---	---	---

5	0	0	0	0	1	2
---	---	---	---	---	---	---

3	0	0	0	0	2	0
1	0	0	0	0	1	0
1	0	0	0	0	0	0

2	0	0	0	0	1	0
1	1	1	0	2	0	0

BOTTOM

Detroit Tigers @ Baltimore Orioles
 Memorial Stadium, Baltimore, MD
 Tue Jul 05 1977, 7:05 PM EDT
 Att: 11,565 - Unknown - 98 F

livebaseballscorecards.com

AB	41
R	6
H	8
RBI	6
BB	8
SO	12
LOB	18



Inning Stats	R: 0	H: 1	E: 0	K: 5	LOB: 2	BB: 1	P: 8	R: 0	H: 0	E: 0	K: 3	LOB: 0	BB: 0	P: 9	R: 0	H: 1	E: 0	K: 1	LOB: 1	BB: 0	P: 6	R: 0	H: 0	E: 1	K: 1	LOB: 1	BB: 0	P: 6	R: 0	H: 0	E: 0	K: 2	LOB: 0	BB: 0	P: 7	R: 4	H: 3	E: 0	K: 1	LOB: 0	BB: 1	P: 12	R: 0	H: 0	E: 0	K: 0	LOB: 1	BB: 2	P: 10	R: 0	H: 0	E: 0	K: 1	LOB: 1	BB: 1	P: 9	R: 1	H: 2	E: 0	K: 3	LOB: 1	BB: 0	P: 11	R: 0	H: 0	E: 0	K: 0	LOB: 0	BB: 0	P: 3	R: 0	H: 0	E: 0	K: 0	LOB: 0	BB: 0	P: 3	R: 0	H: 0	E: 0	K: 0	LOB: 1	BB: 1	P: 7	R: 1	H: 1	E: 0	K: 0	LOB: 2	BB: 2	P: 9	1B: 5	2B: 2	3B: 0	HR: 1	SF: 0	SAC: 0	DP: 1	HBP: 0	WP: 0	PA: 49
--------------	------	------	------	------	--------	-------	------	------	------	------	------	--------	-------	------	------	------	------	------	--------	-------	------	------	------	------	------	--------	-------	------	------	------	------	------	--------	-------	------	------	------	------	------	--------	-------	-------	------	------	------	------	--------	-------	-------	------	------	------	------	--------	-------	------	------	------	------	------	--------	-------	-------	------	------	------	------	--------	-------	------	------	------	------	------	--------	-------	------	------	------	------	------	--------	-------	------	------	------	------	------	--------	-------	------	-------	-------	-------	-------	-------	--------	-------	--------	-------	--------

PITCHER	IP	WLS	BF	H	R	ER	SO	BB	IBB	HBP	BLK	WP	HR	S	P	ERA	WHIP
Milt Wilcox, R (1, 1) ERA: 4.5	5.1		24	5	4	4	8	2	0	0	0	0	1	38	46	6.75	1.312
Jim Crawford, L (6, 1) ERA: 3.54	5.2	L	24	2	2	1	4	6	0	0	0	0	0	26	50	1.59	1.412
Steve Foucault, R (12, 1) ERA: 3.74	0.0		1	1	0	0	0	0	0	0	0	0	0	1	1	∞	∞

Batter	1	2	3	4	5	6	7	8	9	AB R H RBI BB SO LOB	TOP	
Ron LeFlore, R (1, 8) OBP: 0.316, SLG: 0.405	0-0 G5-4-3 1B		0-0 F9			0-0 4-3		0-0 6-3		4 0 1 0 0 0 0		
Tito Fuentes, S (1, 4) OBP: 0.334, SLG: 0.385	0-0 G5-4-3 1-2f			0-0 5-3		0-0 F3		0-3 K		4 0 0 0 0 1 1		
John Wockenfuss, R (1, 10) OBP: 0.379, SLG: 0.623	0-0 5-3			0-0 5-3		0-0 6-3		0-0 4-3		4 0 0 0 0 0 0		
Steve Kemp, L (1, 7) OBP: 0.348, SLG: 0.459		0-0 F8		0-0 6-3		0-0 5-3		0-0 L7		4 0 0 0 0 0 0		
Jason Thompson, L (1, 3) OBP: 0.364, SLG: 0.516		0-0 E3 2B			0-0 SH1-4 1B		0-0 1B			3 0 2 0 0 0 0		
Mickey Stanley, R (1, 9) OBP: 0.316, SLG: 0.519		0-0 1-H 2B			0-0 SH1-4 1B		0-0 G4-6-3 1B			3 0 3 0 0 0 0		
Milt May, L (1, 2) OBP: 0.286, SLG: 0.390		0-0 G1			0-0 SH1-4		0-0 G4-6-3 1-2f			2 0 0 0 0 0 3		
Phil Mankowski, L (1, 5) OBP: 0.349, SLG: 0.381			0-0 4-3		0-3 K		0-0 4-3			3 0 0 0 0 1 2		
Tom Verzyer, R (1, 6) OBP: 0.231, SLG: 0.264			0-0 F8		0-0 5-3		0-3 K			2 0 0 0 0 0 2		
Rusty Staub, L (8, PH) OBP: 0.298, SLG: 0.399										1 0 0 0 0 1 0		
Chuck Scrivener, R (8, 6) OBP: 0.200, SLG: 0.125										0 0 0 0 0 0 0		
Inning Stats	R: 0 H: 1 E: 0 LOB: 0 K: 0 BB: 0 S: 3 P: 3	R: 0 H: 1 E: 1 LOB: 1 K: 0 BB: 0 S: 4 P: 4	R: 0 H: 0 E: 0 LOB: 0 K: 0 BB: 0 S: 3 P: 3	R: 0 H: 0 E: 0 LOB: 0 K: 0 BB: 0 S: 3 P: 3	R: 0 H: 2 E: 0 LOB: 2 K: 1 BB: 0 S: 7 P: 7	R: 0 H: 0 E: 0 LOB: 0 K: 0 BB: 0 S: 3 P: 3	R: 0 H: 2 E: 0 LOB: 1 K: 0 BB: 0 S: 4 P: 4	R: 0 H: 0 E: 0 LOB: 0 K: 1 BB: 0 S: 5 P: 5	R: 0 H: 0 E: 0 LOB: 0 K: 1 BB: 0 S: 5 P: 5	1B: 5 SF: 0 2B: 1 SAC: 1 3B: 0 DP: 2 HR: 0 HBP: 0	WP: 0 PA: 31 PB: 0 SB: 0 CS: 0	
PITCHER Mike Flanagan, L (1, 1) ERA: 3.83	IP WLS BF H R ER SO BB IBB HBP BLK WP HR S P ERA WHIP	9.0 W 31 6 0 0 3 0 0 0 0 0 0 0 37 37 0.00 0.667										

Detroit Tigers @ Baltimore Orioles
 Memorial Stadium, Baltimore, MD
 Wed Jul 06 1977, 7:05 PM EDT
 Att. 7,341 - Unknown

livebaseballscorecards.com

AB 30
 R 0
 H 6
 RBI 0
 BB 0
 SO 3
 LOB 8



Batter	1	2	3	4	5	6	7	8	9
Al Bumbry, L OBP: 0.343, SLG: 0.382 (1, 8)	0-0 4-1		0-0 G3			0-0 1-3		0-0 SF3	
Rich Dauer, R OBP: 0.280, SLG: 0.307 (1, 4)	0-0 5-3			0-0 5-3		0-0 F9		0-0 3-H	
Ken Singleton, S OBP: 0.441, SLG: 0.508 (1, 9)	4-0 BB			0-0 HR		0-0 1B		0-3 K	
Lee May, R OBP: 0.296, SLG: 0.420 (1, 3)	0-0 4-3			0-0 4-3		0-3 K			
Tony Muser, L OBP: 0.338, SLG: 0.342 (9, 3)									
Eddie Murray, S OBP: 0.326, SLG: 0.431 (1, 10)		0-0 F7		0-0 F9		0-0 F8			
Andres Mora, R OBP: 0.204, SLG: 0.510 (1, 7)		0-0 6-3			0-0 WP	0-0 6-3			
Tom Shopay, L OBP: 0.298, SLG: 0.341 (8, 7)									
Doug DeCinces, R OBP: 0.338, SLG: 0.417 (1, 5)		0-0 1-3			0-0 2-3	0-0 5-3		0-0 4-3	
Rick Dempsey, R OBP: 0.308, SLG: 0.322 (1, 2)			0-0 1-3		0-3 K			0-0 SF3	
Mark Belanger, R OBP: 0.281, SLG: 0.273 (1, 6)			0-0 F4		0-0 5-3			0-0 F9	

Inning Stats	R: 0	H: 0	E: 0	K: 0	S: 3	R: 0	H: 0	E: 0	K: 0	S: 3	R: 0	H: 0	E: 0	K: 0	S: 3	R: 1	H: 1	E: 0	K: 0	S: 4	R: 0	H: 1	E: 0	K: 1	S: 6	R: 0	H: 1	E: 0	K: 1	S: 6	R: 0	H: 0	E: 0	K: 0	S: 3	R: 1	H: 2	E: 0	K: 1	S: 7
	LOB: 1	BB: 1	LOB: 0	BB: 0	P: 7	LOB: 0	BB: 0	LOB: 0	BB: 0	P: 3	LOB: 1	BB: 0	LOB: 0	BB: 0	P: 3	LOB: 0	BB: 0	LOB: 1	BB: 0	P: 4	LOB: 1	BB: 0	LOB: 0	BB: 0	P: 6	LOB: 0	BB: 0	LOB: 0	BB: 0	P: 3	LOB: 1	BB: 0	LOB: 1	BB: 0	P: 7	LOB: 1	BB: 0	LOB: 0	BB: 0	P: 7


PITCHER	IP	WLS	BF	H	R	ER	SO	BB	IBB	HBP	BLK	WP	HR	S	P	ERA	WHIP	PITCHER	IP	WLS	BF	H	R	ER	SO	BB	IBB	HBP	BLK	WP	HR	S	P	ERA	WHIP								
Dave Roberts, L ERA: 4.39 (1, 1)	8.0	L	30	5	2	2	3	1	0	0	0	1	1	35	39	2.25	0.750																										

BOTTOM

AB	R	H	RBI	BB	SO	LOB
3	0	0	1	0	0	0
4	0	1	0	0	0	0
3	1	2	1	1	1	1
3	0	0	0	0	1	2
0	0	0	0	0	0	0
3	0	0	0	0	0	0
3	0	1	0	0	0	0
0	0	0	0	0	0	0
3	0	0	0	0	0	1
3	1	1	0	0	1	1
3	0	0	0	0	0	2

AB 28
R 2
H 5
RBI 2
BB 1
SO 3
LOB 7

WP: 1 **PA: 30**
PB: 0
SB: 0
CS: 0



Detroit Tigers @ Baltimore Orioles
Memorial Stadium, Baltimore, MD
 Wed Jul 06 1977, 7:05 PM EDT
 Att. 7,341 - Unknown

livebaseballscorecards.com

Batter	1	2	3	4	5	6	7	8	9	AB R H RBI BB SO LOB	TOP											
Willie Randolph, R (1, 4) OBP: 0.378, SLG: 0.441	0-0 G6-4-3 1B		0-0 SH5-3 HR 1B		0-0 1B 2B	0-0 F3			0-0 6-3	5 2 3 0 0 0 0												
Paul Blair, R (1, 8) OBP: 0.350, SLG: 0.426	0-0 F6		0-0 SH5-3 1-2		0-0 2-3 1B			0-0 G6-4-3 1B	0-0 F3	4 1 2 0 0 0 1												
Thurman Munson, R (1, 2) OBP: 0.361, SLG: 0.517	0-0 G6-4-3 1-2f		0-0 HR		0-0 1-1 3-H 1B			0-0 G6-4-3 1-2f		4 1 2 4 0 0 2												
Chris Chambliss, L (1, 3) OBP: 0.333, SLG: 0.438		0-0 3-1	0-0 3-1		0-0 G6-4-3 1-2f			0-3 K		4 0 0 0 0 1 1												
Cliff Johnson, R (1, 10) OBP: 0.400, SLG: 0.568		0-0 2B 2B 1B	0-0 L8		4-0 BB BB			0-3 K		3 1 1 0 1 1 0												
Reggie Jackson, L (1, 9) OBP: 0.363, SLG: 0.525		0-3 K		0-0 2B	4-0 1-2 BB			0-0 F8		3 0 1 0 1 1 1												
Lou Piniella, R (1, 7) OBP: 0.378, SLG: 0.552		0-0 1-3 2B 2B		0-0 L7	0-0 FC6-4 1-2f			0-3 K		4 1 1 0 0 1 3												
Graig Nettles, L (1, 5) OBP: 0.311, SLG: 0.445		0-0 2-H 3-H 2B		0-0 F2		0-0 F8			0-0 HR	4 1 2 3 0 0 1												
Bucky Dent, R (1, 6) OBP: 0.322, SLG: 0.393		0-0 L7		0-0 F4		0-0 F7			0-0 F2	4 0 0 0 0 0 2												
Inning Stats	R: 0 E: 0 K: 0 S: 3	H: 1 LOB: 0 BB: 0 P: 3	R: 2 E: 0 K: 1 S: 8	H: 3 LOB: 1 BB: 0 P: 8	R: 2 E: 0 K: 0 S: 5	H: 2 LOB: 0 BB: 0 P: 5	R: 0 E: 0 K: 0 S: 4	H: 1 LOB: 1 BB: 0 P: 4	R: 2 E: 0 K: 0 S: 5	H: 3 LOB: 2 BB: 2 P: 13	R: 0 E: 0 K: 0 S: 3	H: 0 LOB: 0 BB: 0 P: 3	R: 0 E: 0 K: 1 S: 5	H: 1 LOB: 0 BB: 0 P: 5	R: 0 E: 0 K: 2 S: 7	H: 0 LOB: 0 BB: 0 P: 7	R: 1 E: 0 K: 0 S: 4	H: 1 LOB: 0 BB: 0 P: 4	1B: 6 2B: 4 3B: 0 HR: 2	SF: 0 SAC: 1 DP: 3 HBP: 0	WP: 1 PB: 0 SB: 0 CS: 0	PA: 38
PITCHER	IP WLS BF H R ER SO BB IBB HBP BLK WP HR S P ERA WHIP																					
Rudy May, L (1, 1) ERA: 3.9	4.0 L 19 8 5 5 1 0 0 0 0 0 0 1 21 21 11.25 2.000																					
Dennis Martinez, R (5, 1) ERA: 3.4	5.0 19 4 2 2 3 2 0 0 0 0 1 1 23 31 3.60 1.200																					

New York Yankees @ Baltimore Orioles
 Memorial Stadium, Baltimore, MD
 Fri Jul 08 1977, 7:05 PM EDT
 Att. 33,738 - Unknown - 94 F

AB	35
R	7
H	12
RBI	7
BB	2
SO	4
LOB	11



Batter	1	2	3	4	5	6	7	8	9	AB	R	H	RBI	BB	SO	LOB
Al Bumbry, L OBP: 0.347, SLG: 0.384 (1, 8)	0-0 E 1B	4-0 1-2 BB		0-0 1-2 2-H 1B			0-3 K	0-3 K		4	1	2	0	1	2	0
Rich Dauer, R OBP: 0.285, SLG: 0.305 (1, 4)	0-0 E6 1B 1-2 FC5-4	0-0 F8			0-0 1B		4-0 BB HR BB		0-0 6-3	4	2	1	0	1	0	3
Ken Singleton, S OBP: 0.450, SLG: 0.515 (1, 9) Tom Shopay, L OBP: 0.298, SLG: 0.341 (9, PR)	0-0 FC5-4 1-3 2-H 1B		0-0 G6-4-3 1B		0-0 G1-6-3 1-2 1B		4-0 1-2 HR BB		0-0 G6-4-3 1B	4	1	4	1	1	0	0
Lee May, R OBP: 0.291, SLG: 0.413 (1, 3)	0-0 FC5-4 1-2f 3-H		0-0 G6-4-3 1-2f		0-0 F5		0-0 F3		0-0 G6-4-3 1-2f	5	0	0	1	0	0	7
Eddie Murray, S OBP: 0.326, SLG: 0.438 (1, 10)	0-3 K		0-0 L9		0-0 G1-6-3 1-2f		0-0 1-H 2-H HR			4	1	1	3	0	1	3
Doug DeCinces, R OBP: 0.340, SLG: 0.418 (1, 5)	0-3 K			0-0 4-3		0-0 G5-4-3 1B		0-0 1B		4	0	2	0	0	1	1
Andres Mora, R OBP: 0.189, SLG: 0.472 (1, 7)		0-0 6-3		0-0 6-3		0-0 G5-4-3 1-2f		0-3 K		4	0	0	0	0	1	2
Rick Dempsey, R OBP: 0.310, SLG: 0.322 (1, 2) Dave Skaggs, R OBP: 0.385, SLG: 0.409 (4, 2)		1-0 BB HBP		4-0 BB 1B BB		4-0 BB		0-3 K		0	0	0	0	0	0	0
Mark Belanger, R OBP: 0.281, SLG: 0.271 (1, 6) Pat Kelly, L OBP: 0.381, SLG: 0.440 (8, PH) Kiko Garcia, R OBP: 0.283, SLG: 0.310 (9, 6)		0-3 K		4-0 1-2 1B BB		0-0 5-3		0-0 F8		1	0	0	0	0	0	0

Inning Stats	R: 2	H: 2	E: 2	K: 2	S: 10	H: 2	LOB: 1	BB: 0	P: 10	R: 0	H: 0	E: 0	K: 1	S: 5	H: 1	LOB: 2	BB: 1	P: 10	R: 0	H: 1	E: 0	K: 0	S: 3	H: 1	LOB: 0	BB: 0	P: 3	R: 0	H: 2	E: 0	K: 0	S: 4	H: 1	LOB: 1	BB: 0	P: 4	R: 0	H: 1	E: 0	K: 0	S: 3	H: 1	LOB: 1	BB: 1	P: 7	R: 3	H: 2	E: 0	K: 2	S: 9	H: 2	LOB: 1	BB: 2	P: 17	R: 0	H: 0	E: 0	K: 2	S: 7	H: 0	LOB: 0	BB: 0	P: 7	R: 0	H: 1	E: 0	K: 0	S: 3	H: 1	LOB: 1	BB: 0	P: 3	1B: 9	SF: 0	2B: 0	SAC: 0	3B: 0	DP: 4	HR: 1	HBP: 1	WP: 0	PA: 40
--------------	------	------	------	------	-------	------	--------	-------	-------	------	------	------	------	------	------	--------	-------	-------	------	------	------	------	------	------	--------	-------	------	------	------	------	------	------	------	--------	-------	------	------	------	------	------	------	------	--------	-------	------	------	------	------	------	------	------	--------	-------	-------	------	------	------	------	------	------	--------	-------	------	------	------	------	------	------	------	--------	-------	------	-------	-------	-------	--------	-------	-------	-------	--------	-------	--------

PITCHER	IP	WLS	BF	H	R	ER	SO	BB	IBB	HBP	BLK	WP	HR	S	P	ERA	WHIP
Don Gullett, L ERA: 4.36 (1, 1)	6.2	W	32	8	5	4	4	6	0	1	0	0	1	33	58	5.40	2.100
Dick Tidrow, R ERA: 3.18 (7, 1)	0.2		3	1	0	0	2	0	0	0	0	0	0	7	7	0.00	1.500
Sparky Lyle, L ERA: 1.76 (8, 1)	1.2	S	5	1	0	0	1	0	0	0	0	0	0	7	7	0.00	0.600

BOTTOM

New York Yankees @ Baltimore Orioles
Memorial Stadium, Baltimore, MD

AB	33
R	5
H	10
RBI	5
BB	6
SO	7
LOB	18



Fri Jul 08 1977, 7:05 PM EDT
Att: 33,738 - Unknown - 94 F

livebaseballscorecards.com

New York Yankees @ Baltimore Orioles
 Memorial Stadium, Baltimore, MD

Sat Jul 09 1977, 7:05 PM EDT
 Att. 44,193 - Unknown

livebaseballscorecards.com

AB	33
R	5
H	8
RBI	5
BB	3
SO	0
LOB	9



AB R H RBI BB SO LOB

4	0	1	0	0	0	0
4	1	1	0	0	0	0
4	1	1	1	0	0	1
4	0	1	0	0	0	1
3	1	1	1	1	0	1
0	0	0	0	0	0	0
3	2	1	2	1	0	1
4	0	1	0	0	0	1
3	0	1	1	0	0	1
0	0	0	0	1	0	0
3	0	0	0	0	0	2
1	0	0	0	0	0	1

Batter 1 2 3 4 5 6 7 8 9

Mickey Rivers, L (1, 8) OBP: 0.334, SLG: 0.392	0-0 F4		0-0 4-3		0-0 4-3		0-0 CS 1-3 1B		
Willie Randolph, R (1, 4) OBP: 0.377, SLG: 0.438	0-0 F8			0-0 3-1 5-3 2B 1B		0-0 4-3	0-0 CS 1-2 3-H	0-0 F8	
Thurman Munson, R (1, 2) OBP: 0.360, SLG: 0.523	0-0 6-3			0-0 5-3 1-2		0-0 F9		0-0 HR	
Chris Chambliss, L (1, 3) OBP: 0.332, SLG: 0.439		0-0 L5		0-0 3-1 2-3		0-0 2B		0-0 6-3	
Reggie Jackson, L (1, 9) OBP: 0.365, SLG: 0.527		4-0 BB		0-0 HR 2B		0-0 6-3		0-0 6-3	
Paul Blair, R (8, 9) OBP: 0.350, SLG: 0.426				3-H					
Graig Nettles, L (1, 5) OBP: 0.313, SLG: 0.454		0-0 F4		0-0 HR 2B		4-0 1B FC4-6 BB		0-0 F8	
Roy White, S (1, 7) OBP: 0.363, SLG: 0.426		0-0 F7		0-0 F9		0-0 1-3 1B		0-0 6-3	
Dell Alston, L (1, 10) OBP: 0.429, SLG: 0.714			0-0 CS 1B		0-0 F9		0-0 1-2 3-H FC4-6 CS 1B	4-0 FC6-4 BB	
Cliff Johnson, R (9, PH) OBP: 0.403, SLG: 0.568									
Bucky Dent, R (1, 6) OBP: 0.319, SLG: 0.389		0-0 F9		0-0 F7		0-0 F3		0-0 FC6-4	
Lou Piniella, R (9, PH) OBP: 0.375, SLG: 0.548			1-2					1-2	

Inning Stats	R: 0 E: 0 K: 0 S: 3	H: 0 LOB: 0 BB: 0 P: 3	R: 0 E: 0 K: 0 S: 3	H: 0 LOB: 1 BB: 1 P: 7	R: 0 E: 0 K: 0 S: 3	H: 1 LOB: 0 BB: 0 P: 3	R: 3 E: 0 K: 0 S: 6	H: 3 LOB: 0 BB: 0 P: 6	R: 0 E: 0 K: 0 S: 3	H: 0 LOB: 0 BB: 0 P: 3	R: 0 E: 0 K: 0 S: 4	H: 1 LOB: 1 BB: 0 P: 4	R: 1 E: 0 K: 0 S: 4	H: 2 LOB: 1 BB: 1 P: 8	R: 1 E: 0 K: 0 S: 4	H: 1 LOB: 0 BB: 0 P: 4	R: 0 E: 0 K: 0 S: 3	H: 0 LOB: 1 BB: 1 P: 7	1B: 4 2B: 2 3B: 0 HR: 2	SF: 0 SAC: 0 DP: 0 HBP: 0	WP: 0 PB: 0 SB: 0 CS: 3	PA: 37
--------------	------------------------------	---------------------------------	------------------------------	---------------------------------	------------------------------	---------------------------------	------------------------------	---------------------------------	------------------------------	---------------------------------	------------------------------	---------------------------------	------------------------------	---------------------------------	------------------------------	---------------------------------	------------------------------	---------------------------------	----------------------------------	------------------------------------	----------------------------------	--------

PITCHER	IP	WLS	BF	H	R	ER	SO	BB	IBB	HBP	BLK	WP	HR	S	P	ERA	WHIP
Jim Palmer, R (1, 1) ERA: 3.19	7.1		30	8	5	5	0	2	0	0	0	0	2	28	36	6.14	1.364
Tippy Martinez, L (8, 1) ERA: 2.05	1.1	W	5	0	0	0	0	1	0	0	0	0	0	4	8	0.00	0.750
Dick Drago, R (9, 1) ERA: 2.16	0.1	S	1	0	0	0	0	0	0	0	0	0	0	1	1	0.00	0.000

PITCHER	IP	WLS	BF	H	R	ER	SO	BB	IBB	HBP	BLK	WP	HR	S	P	ERA	WHIP
---------	----	-----	----	---	---	----	----	----	-----	-----	-----	----	----	---	---	-----	------

Batter	1	2	3	4	5	6	7	8	9
Al Bumbry, L OBP: 0.347, SLG: 0.382 (1, 8) X	0-0 6-3 1B		4-0 BB		0-0 F8		0-0 4-3	0-0 F8	
Rich Dauer, R OBP: 0.284, SLG: 0.303 (1, 4) X	0-0 F9		0-3 K		0-0 1B		0-0 L4		
Ken Singleton, S OBP: 0.444, SLG: 0.508 (1, 9) X	0-0 6-3 1-2		0-0 5-3		0-0 L7			0-0 6-3	
Lee May, R OBP: 0.297, SLG: 0.421 (1, 3) X	0-0 1B			0-0 2B		0-0 4-3		0-0 WP 1B	
Eddie Murray, S OBP: 0.322, SLG: 0.433 (1, 10) X	0-0 F7			0-0 6-3		0-0 F8		0-0 E4 1B FC	
Doug DeCinces, R OBP: 0.342, SLG: 0.417 (1, 5) X		0-3 K		4-0 2B BB		0-0 F7		0-0 FC6-5 1B	
Andres Mora, R OBP: 0.193, SLG: 0.474 (1, 7) X		0-0 1-3		0-0 2B		0-0 F3		0-0 FC 1B	
Tom Shopay, L OBP: 0.298, SLG: 0.341 (9, 7) X				1-H 2-H 2B				1-2 3-H 1B	
Mark Belanger, R OBP: 0.277, SLG: 0.266 (1, 6) X		0-3 K		0-3 K			0-0 F9	0-0 FC6-5 1B	
Dave Skaggs, R OBP: 0.400, SLG: 0.462 (1, 2) X			0-0 6-3	0-0 5-3			0-0 4-3 2B	0-0 E7 1B	

Inning Stats	R: 1	H: 2	E: 0	K: 0	S: 5	R: 0	H: 0	E: 0	K: 2	S: 7	R: 0	H: 0	E: 0	K: 1	S: 5	R: 2	H: 2	E: 0	K: 1	S: 7	R: 0	H: 1	E: 0	K: 0	S: 3	R: 0	H: 1	E: 0	K: 0	S: 4	R: 0	H: 0	E: 0	K: 0	S: 3	R: 0	H: 1	E: 0	K: 0	S: 4	R: 3	H: 3	E: 2	K: 0	S: 8	R: 0	H: 0	E: 0	K: 0	S: 8	R: 0	H: 0	E: 0	K: 0	S: 8
	LOB: 1	BB: 0	P: 5	LOB: 0	BB: 0	P: 7	LOB: 1	BB: 1	P: 9	LOB: 1	BB: 1	P: 11	LOB: 1	BB: 0	P: 4	LOB: 0	BB: 0	P: 3	LOB: 1	BB: 0	P: 4	LOB: 1	BB: 0	P: 3	LOB: 1	BB: 0	P: 4	LOB: 1	BB: 0	P: 4	LOB: 2	BB: 0	P: 8	LOB: 2	BB: 0	P: 8	LOB: 2	BB: 0	P: 8	LOB: 2	BB: 0	P: 8	LOB: 2	BB: 0	P: 8	LOB: 2	BB: 0	P: 8	LOB: 2	BB: 0	P: 8				

PITCHER	IP	WLS	BF	H	R	ER	SO	BB	IBB	HBP	BLK	WP	HR	S	P	ERA	WHIP
Ron Guidry, L ERA: 3.12 (1, 1)	6.0		25	5	3	3	4	2	0	0	0	0	0	31	39	4.50	1.167
Sparky Lyle, L ERA: 1.72 (7, 1)	2.0	L	12	4	3	0	0	0	0	0	0	1	0	12	12	0.00	2.000


BOTTOM

New York Yankees @ Baltimore Orioles
Memorial Stadium, Baltimore, MD

Sat Jul 09 1977, 7:05 PM EDT
Att. 44,193 - Unknown

AB	35
R	6
H	9
RBI	6
BB	2
SO	4
LOB	18

WP: 1 PA: 37
PB: 0
SB: 0
CS: 0



1B	2B	3B	HR	SF	SAC	DP	HBP	WP	HR	S	P	ERA	WHIP
6	3	0	0	0	0	0	0	1	0	0	0	4.50	1.167

Batter	1	2	3	4	5	6	7	8	9	AB R H RBI BB SO LOB	TOP																						
Willie Randolph, R (1, 4) OBP: 0.375, SLG: 0.434	0-0 1-3		0-0 L7		4-0 BB			0-0 F8		3 0 0 0 1 0 0																							
Paul Blair, R (1, 8) OBP: 0.337, SLG: 0.408	0-0 6-3		0-0 6-3		0-0 G1-2-3			0-3 K		4 0 0 0 0 1 3																							
Thurman Munson, R (1, 2) Fran Healy, R (6, 2) OBP: 0.356, SLG: 0.518 OBP: 0.263, SLG: 0.302	0-0 1-3			0-0 F9		0-0 5-3		0-0 6-3		3 0 0 0 0 0 0 1 0 0 0 0 0 0																							
Chris Chambliss, L (1, 3) OBP: 0.334, SLG: 0.436		4-0 1B BB		0-0 4-3		4-0 BB		0-0 3-1		2 0 0 0 2 0 0																							
Cliff Johnson, R (1, 10) OBP: 0.400, SLG: 0.559		0-0 F9		4-0 BB		0-0 F9		0-0 6-3		3 0 0 0 1 0 2																							
Graig Nettles, L (1, 5) OBP: 0.312, SLG: 0.449		0-0 F5		0-3 K		0-0 G3		4-0 1B BB		3 0 0 0 1 1 3																							
Lou Piniella, R (1, 9) OBP: 0.386, SLG: 0.554		0-0 1-3 1B		0-0 5-3		0-0 G5-4-3 1B		0-0 1-3 1B		4 0 3 0 0 0 0																							
Roy White, S (1, 7) OBP: 0.361, SLG: 0.424		0-0 4-3		0-0 BB 1B G1-2-3 1B		0-0 F4		0-0 F8		4 0 1 0 0 0 5																							
Bucky Dent, R (1, 6) OBP: 0.319, SLG: 0.388			0-0 F8		0-0 1-2 1B BB		0-0 G5-4-3			3 0 1 0 0 0 1																							
Inning Stats	R: 0 E: 0 K: 0 S: 3	H: 0 LOB: 0 BB: 0 P: 3	R: 0 E: 0 K: 0 S: 4	H: 1 LOB: 2 BB: 1 P: 8	R: 0 E: 0 K: 0 S: 3	H: 0 LOB: 0 BB: 0 P: 3	R: 0 E: 0 K: 1 S: 5	H: 0 LOB: 1 BB: 1 P: 9	R: 0 E: 0 K: 0 S: 4	H: 2 LOB: 2 BB: 1 P: 8	R: 0 E: 0 K: 0 S: 3	H: 0 LOB: 1 BB: 1 P: 7	R: 0 E: 0 K: 0 S: 3	H: 1 LOB: 0 BB: 0 P: 3	R: 0 E: 0 K: 1 S: 5	H: 0 LOB: 0 BB: 0 P: 5	R: 0 E: 0 K: 0 S: 4	H: 1 LOB: 2 BB: 1 P: 8	1B: 5 2B: 0 3B: 0 HR: 0	SF: 0 SAC: 0 DP: 2 HBP: 0	WP: 0 PB: 0 SB: 0 CS: 0	PA: 35											
PITCHER Ross Grimsley, L (1, 1) ERA: 3.75	IP 9.0	WLS W	BF 35	H 5	R 0	ER 0	SO 2	BB 5	IBB 0	HBP 0	BLK 0	WP 0	HR 0	S 34	P 54	ERA 0.00	WHIP 1.111																
											PITCHER	IP	WLS	BF	H	R	ER	SO	BB	IBB	HBP	BLK	WP	HR	S	P	ERA	WHIP					

New York Yankees @ Baltimore Orioles
 Memorial Stadium, Baltimore, MD
 Sun Jul 10 1977, 3:33 AM EDT
 Att. 34,299 - Unknown

AB	30
R	0
H	5
RBI	0
BB	5
SO	2
LOB	14



livebaseballscorecards.com

New York Yankees @ Baltimore Orioles
Memorial Stadium, Baltimore, MD

Mon Jul 11 1977, 7:05 PM EDT
 Att: 42,603 - Unknown

livebaseballscorecards.com



Batter	1	2	3	4	5	6	7	8	9	AB R H RBI BB SO LOB	TOP	
Willie Randolph, R (1, 4) OBP: 0.372, SLG: 0.430	0-3 K		0-0 F9		0-0 6-3		0-0 F8		0-0 1B	5 0 1 0 0 1 1		
Mickey Rivers, L (1, 8) OBP: 0.336, SLG: 0.399	0-0 2B 3B		0-0 1B		0-3 K		0-3 K		0-0 5-3	5 1 2 0 0 2 1		
Thurman Munson, R (1, 2) OBP: 0.358, SLG: 0.521	0-0 L3-6 2B		0-0 F9 1B		0-0 FC6 1B			0-0 L7		4 0 2 1 0 0 2		
Chris Chambliss, L (1, 3) OBP: 0.331, SLG: 0.431	0-0 L3-6		0-0 4-3		0-0 FC6			0-0 4-3		4 0 0 0 0 0 4		
Lou Piniella, R (1, 9) OBP: 0.382, SLG: 0.545		0-0 3-1		0-0 F4		0-0 6-3		0-0 E7 1B		4 0 1 0 0 0 0		
Graig Nettles, L (1, 5) OBP: 0.317, SLG: 0.471		0-0 HR		0-0 HR		0-0 G3		4-0 BB		3 2 2 2 1 0 0		
Cliff Johnson, R (1, 10) OBP: 0.402, SLG: 0.563		0-0 6-3		0-0 1B		0-0 2B		0-3 K		4 0 2 0 0 1 2		
Roy White, S (1, 7) OBP: 0.357, SLG: 0.418		0-0 F2		0-0 F4		0-3 K			0-0 F8	4 0 0 0 0 0 1 2		
Paul Blair, R (9, 7) OBP: 0.337, SLG: 0.408										0 0 0 0 0 0 0 0		
Fred Stanley, R (1, 6) OBP: 0.238, SLG: 0.381			0-0 F9 1B		0-3 K		0-0 F8		0-0 F7	4 0 1 0 0 1 1		
Inning Stats	R: 1 H: 2 E: 0 LOB: 0 K: 1 BB: 0 S: 6 P: 6	R: 1 H: 1 E: 0 LOB: 0 K: 0 BB: 0 S: 4 P: 4	R: 0 H: 2 E: 0 LOB: 2 K: 0 BB: 0 S: 5 P: 5	R: 1 H: 2 E: 0 LOB: 1 K: 1 BB: 0 S: 7 P: 7	R: 0 H: 1 E: 0 LOB: 1 K: 1 BB: 0 S: 6 P: 6	R: 0 H: 1 E: 0 LOB: 1 K: 1 BB: 0 S: 6 P: 6	R: 0 H: 0 E: 0 LOB: 0 K: 1 BB: 0 S: 5 P: 5	R: 0 H: 1 E: 1 LOB: 2 K: 1 BB: 1 S: 6 P: 10	R: 0 H: 1 E: 0 LOB: 1 K: 0 BB: 0 S: 4 P: 4	1B: 6 SF: 0 2B: 3 SAC: 0 3B: 1 DP: 1 HR: 2 HBP: 0	WP: 0 PA: 38 PB: 0 SB: 0 CS: 0	
PITCHER Mike Flanagan, L (1, 1) ERA: 3.77	IP WLS BF H R ER SO BB IBB HBP BLK WP HR S P ERA WHIP											PITCHER IP WLS BF H R ER SO BB IBB HBP BLK WP HR S P ERA WHIP

AB	37
R	3
H	11
RBI	3
BB	1
SO	6
LOB	13

Batter	1	2	3	4	5	6	7	8	9	AB	R	H	RBI	BB	SO	LOB
Al Bumbry, L (1, 8) OBP: 0.353, SLG: 0.389 Tom Shopay, L (9, PR) OBP: 0.296, SLG: 0.341	0-0 E SF7 1B		4-0 BB		0-3 K		0-0 2B G3 1B		0-0 1B 3B	4	2	3	0	1	1	0
Billy Smith, S (1, 4) OBP: 0.305, SLG: 0.328 Rich Dauer, R (9, PH) OBP: 0.281, SLG: 0.301	0-3 K 1-3		0-0 L9		0-0 1B		0-0 G3 1B 2B		0-0 L1-4	4	1	2	0	0	1	2
Pat Kelly, L (1, 7) OBP: 0.375, SLG: 0.435	0-0 SF7 3-H		0-0 G3		0-3 K		0-0 G3 2-3 3-H		4-0 1B S IBB	3	0	0	2	1	1	3
Ken Singleton, S (1, 9) OBP: 0.444, SLG: 0.504	4-0 BB			0-0 5-3		4-0 1B BB		0-0 1-3	4-0 1B 1-2 IBB	2	0	0	0	3	0	1
Eddie Murray, S (1, 3) OBP: 0.328, SLG: 0.445	0-3 K			4-0 FC6-4 BB		0-0 F6 1B		0-0 FC6-4 1B	0-0 1-2 3-H 1B	4	0	3	2	1	1	1
Lee May, R (1, 10) OBP: 0.293, SLG: 0.413		0-0 L4		0-0 FC6-4 1B 1-2f		0-0 F6 1-2		0-0 FC6-4 1-2f		4	0	0	0	0	0	4
Doug DeCinces, R (1, 5) OBP: 0.343, SLG: 0.420		0-0 F8		0-0 FC6-4 1B 1-2		0-0 F5		0-3 K		4	0	1	0	0	1	2
Mark Belanger, R (1, 6) OBP: 0.275, SLG: 0.264 Tony Muser, L (6, PH) OBP: 0.346, SLG: 0.342 Kiko Garcia, R (7, 6) OBP: 0.281, SLG: 0.323		0-3 K		0-0 FC6-4 1-2f		4-0 IBB		0-0 F8		2	0	0	0	0	1	2
Dave Skaggs, R (1, 2) OBP: 0.351, SLG: 0.375			0-0 F7		0-0 1-3		0-0 F9		0-0 6-3	0	0	0	0	0	0	3

Inning Stats	R: 1	H: 1	LOB: 1	K: 2	S: 8	P: 12	R: 0	H: 0	LOB: 0	K: 1	S: 5	P: 5	R: 0	H: 0	LOB: 1	K: 0	S: 3	P: 7	R: 0	H: 1	LOB: 2	K: 0	S: 4	P: 8	R: 0	H: 1	LOB: 3	K: 2	S: 8	P: 8	R: 2	H: 3	LOB: 1	K: 0	S: 6	P: 6	R: 0	H: 0	LOB: 0	K: 1	S: 5	P: 5	R: 1	H: 2	LOB: 3	K: 0	S: 3	P: 11	1B: 7	SF: 1	2B: 1	SAC: 0	3B: 1	DP: 0	HR: 0	HBP: 0	WP: 0	PA: 41
--------------	------	------	--------	------	------	-------	------	------	--------	------	------	------	------	------	--------	------	------	------	------	------	--------	------	------	------	------	------	--------	------	------	------	------	------	--------	------	------	------	------	------	--------	------	------	------	------	------	--------	------	------	-------	-------	-------	-------	--------	-------	-------	-------	--------	-------	--------


PITCHER	IP	WLS	BF	H	R	ER	SO	BB	IBB	HBP	BLK	WP	HR	S	P	ERA	WHIP
Mike Torrez, R (1, 1) ERA: 4.81	8.0	L	37	8	4	3	6	4	1	0	0	0	0	44	64	3.38	1.500
Sparky Lyle, L (9, 1) ERA: 1.71	0.1		1	0	0	0	0	0	0	0	0	0	0	1	1	0.00	0.000
Dick Tidrow, R (9, 1) ERA: 3.21	0.0		3	1	0	0	0	0	2	0	0	0	0	1	9	∞	∞


BOTTOM

New York Yankees @ Baltimore Orioles
Memorial Stadium, Baltimore, MD
 Mon Jul 11 1977, 7:05 PM EDT
 Att. 42,603 - Unknown

livebaseballscorecards.com

AB	33
R	4
H	9
RBI	4
BB	7
SO	6
LOB	19



Batter	1	2	3	4	5	6	7	8	9	10	AB R H RBI BB SO LOB	TOP										
Tom Shopay, L (1, 8) OBP: 0.308, SLG: 0.333	4-0 2B HR BB	0-0			0-3 K		0-0 F3			0-0 F7	4 1 1 0 1 1 1	<p>Baltimore Orioles @ Texas Rangers Arlington Stadium, Arlington, TX</p> <p>Tue Jul 12 1977, 8:05 PM EDT Att: 8,646 - Unknown</p> <p>livebaseballscorecards.com</p> <p>AB 35 R 3 H 6 RBI 3 BB 3 SO 4 LOB 11</p> 										
Billy Smith, S (1, 4) OBP: 0.303, SLG: 0.329	0-0 1-3 HR 2B	0-0 2-3			0-0 F8			0-0 F8		0-0 F6	5 1 1 0 0 0 2											
Pat Kelly, L (1, 7) OBP: 0.377, SLG: 0.434	0-3 K				0-0 FC4 BB 1B			0-0 F9			3 0 1 0 1 1 2											
Ken Singleton, S (1, 9) OBP: 0.442, SLG: 0.511	0-0 2-H 3-H HR				0-0 F8		0-0 4-3		0-0 3-1		4 1 1 3 0 0 2											
Eddie Murray, S (1, 3) OBP: 0.324, SLG: 0.439	0-3 K				0-0 FC4 1-2f		0-0 6-3		0-3 K		4 0 0 0 0 2 1 0 0 0 0 0 0 0											
Tony Muser, L (9, 3) OBP: 0.346, SLG: 0.342																						
Lee May, R (1, 10) OBP: 0.295, SLG: 0.413	0-0 1B				0-0 F8		0-0 F7		4-0 FC5-4 BB		3 0 1 0 1 0 1											
Doug DeCinces, R (1, 5) OBP: 0.339, SLG: 0.414	0-0 F8				0-0 F9		0-0 6-3		0-0 FC5-4 CS 1-2f		4 0 0 0 0 0 2											
Mark Belanger, R (1, 6) OBP: 0.271, SLG: 0.259		0-0 F4			0-0 5-3		0-0 G3		0-0 CS 1-2	0-0 F2	4 0 0 0 0 0 0											
Dave Skaggs, R (1, 2) OBP: 0.341, SLG: 0.361		0-0 5-3			0-0 5-3		0-0 6-3			0-0 1B	4 0 1 0 0 0 0											
Inning Stats	R: 3 E: 0 K: 2 S: 10	H: 3 LOB: 1 BB: 1 P: 14	R: 0 E: 0 K: 0 S: 4	H: 1 LOB: 1 BB: 0 P: 4	R: 0 E: 0 K: 0 S: 3	H: 0 LOB: 1 BB: 1 P: 7	R: 0 E: 0 K: 0 S: 3	H: 0 LOB: 0 BB: 0 P: 3	R: 0 E: 0 K: 1 S: 6	H: 1 LOB: 1 BB: 0 P: 6	R: 0 E: 0 K: 0 S: 3	H: 0 LOB: 0 BB: 0 P: 3	R: 0 E: 0 K: 0 S: 3	H: 0 LOB: 0 BB: 0 P: 3	R: 0 E: 0 K: 1 S: 4	H: 0 LOB: 0 BB: 1 P: 8	R: 0 E: 0 K: 0 S: 4	H: 1 LOB: 1 BB: 0 P: 4	1B: 4 2B: 1 3B: 0 HR: 1	SF: 0 SAC: 0 DP: 0 HBP: 0	WP: 0 PB: 0 SB: 0 CS: 1	PA: 39
PITCHER Doyle Alexander, R (1, 1) ERA: 3.88	IP 10.0 WLS W BF 38 H 6 R 3 ER 3 SO 4 BB 3 IBB 0 HBP 0 BLK 0 WP 0 HR 1 S 43 P 55 ERA 2.70 WHIP 0.900																					

Batter	1	2	3	4	5	6	7	8	9	10	AB R H RBI BB SO LOB
Bert Campaneris, R OBP: 0.328, SLG: 0.368 (1, 6)	0-0 S BB 1B	0-0 2-H 2B			0-0 4-3			0-3 K		4-0 1B 1B BB	4 1 2 1 1 1 0
Mike Hargrove, L OBP: 0.394, SLG: 0.389 (1, 3)	4-0 S 1-2 BB	0-0 F8			0-0 WP 3B			0-0 F9		0-3 K	2 1 1 0 1 0 1 2 0 0 0 0 1 1
John Ellis, R OBP: 0.250, SLG: 0.341 (8, PH) (9, 3)											
Juan Beniquez, R OBP: 0.349, SLG: 0.426 (1, 8)	0-3 K 1-2 2-3		0-0 5-3		0-0 5-3 3-H			0-0 5-3		0-0 1B 1-3 1B	5 0 1 0 0 1 2
Willie Horton, R OBP: 0.333, SLG: 0.432 (1, 10)	4-0 BB		0-0 4-3			0-0 1-3			0-0 6-3	0-3 K 1-2	4 0 0 0 1 1 2
Toby Harrah, R OBP: 0.393, SLG: 0.488 (1, 5)	0-0 F4		0-0 F8			0-0 6-3			4-0 2B BB	0-0 1B 2-3 3-H	4 1 1 1 1 0 3
Ken Henderson, S OBP: 0.299, SLG: 0.378 (1, 9)	0-3 K			0-0 F8		0-0 F7			0-3 K		4 0 0 0 0 2 4
Jim Sundberg, R OBP: 0.316, SLG: 0.318 (1, 2)		0-0 SH5-3 2B 1B		0-0 F9			0-3 K		0-0 2B 1-H		4 1 2 1 0 1 0
Bump Wills, S OBP: 0.358, SLG: 0.405 (1, 4)		0-0 SH5-3 1-2		0-0 6-3			0-3 K		4-0 IBB		2 0 0 0 1 1 0
Claudell Washington, L OBP: 0.327, SLG: 0.422 (1, 7)		0-3 K			0-0 F7		0-3 K		0-3 K		4 0 0 0 0 3 3

Inning Stats	R: 0 E: 0 K: 2 S: 8	H: 1 LOB: 3 BB: 2 P: 16	R: 1 E: 0 K: 1 S: 7	H: 2 LOB: 1 BB: 0 P: 7	R: 0 E: 0 K: 0 S: 3	H: 0 LOB: 0 BB: 0 P: 3	R: 0 E: 0 K: 0 S: 3	H: 0 LOB: 0 BB: 0 P: 3	R: 1 E: 0 K: 0 S: 4	H: 1 LOB: 0 BB: 0 P: 4	R: 0 E: 0 K: 0 S: 3	H: 0 LOB: 0 BB: 0 P: 3	R: 0 E: 0 K: 3 S: 9	H: 0 LOB: 0 BB: 0 P: 9	R: 0 E: 0 K: 1 S: 5	H: 0 LOB: 0 BB: 0 P: 5	R: 1 E: 0 K: 2 S: 8	H: 1 LOB: 2 BB: 2 P: 16	R: 1 E: 0 K: 2 S: 8	H: 2 LOB: 2 BB: 1 P: 12	1B: 4 2B: 2 3B: 1 HR: 0	SF: 0 SAC: 1 DP: 0 HBP: 0
--------------	------------------------------	----------------------------------	------------------------------	---------------------------------	------------------------------	---------------------------------	------------------------------	---------------------------------	------------------------------	---------------------------------	------------------------------	---------------------------------	------------------------------	---------------------------------	------------------------------	---------------------------------	------------------------------	----------------------------------	------------------------------	----------------------------------	----------------------------------	------------------------------------

PITCHER	IP	WLS	BF	H	R	ER	SO	BB	IBB	HBP	BLK	WP	HR	S	P	ERA	WHIP
Rudy May, L ERA: 3.84 (1, 1)	9.0		36	5	3	3	9	3	1	0	0	1	0	50	66	3.00	0.889
Dick Drago, R ERA: 2.38 (10, 1)	0.2	L	5	2	1	1	2	1	0	0	0	0	0	8	12	13.50	4.500

PITCHER	IP	WLS	BF	H	R	ER	SO	BB	IBB	HBP	BLK	WP	HR	S	P	ERA	WHIP
---------	----	-----	----	---	---	----	----	----	-----	-----	-----	----	----	---	---	-----	------


BOTTOM

Baltimore Orioles @ Texas Rangers
Arlington Stadium, Arlington, TX
Tue Jul 12 1977, 8:05 PM EDT
Att. 8,646 - Unknown

AB	35
R	4
H	7
RBI	3
BB	5
SO	11
LOB	16



WP	1	PA	41
PB	0		
SB	3		
CS	0		

Batter	1	2	3	4	5	6	7	8	9	AB R H RBI BB SO LOB	TOP														
Tom Shopay, L (1, 8) OBP: 0.316, SLG: 0.340	0-0 1-3		0-0 E 1B 1B		0-0 FC4-6 FC 4-3 1B	0-0 F9			0-0 FC4-6 CS 1-2f	5 2 2 0 0 0 2	<p>Baltimore Orioles @ Texas Rangers Arlington Stadium, Arlington, TX</p> <p>Wed Jul 13 1977, 8:05 PM EDT Att. 16,805 - Unknown</p> <p>livebaseballscorecards.com</p> <table border="1"> <tr><td>AB</td><td>34</td></tr> <tr><td>R</td><td>4</td></tr> <tr><td>H</td><td>9</td></tr> <tr><td>RBI</td><td>4</td></tr> <tr><td>BB</td><td>2</td></tr> <tr><td>SO</td><td>12</td></tr> <tr><td>LOB</td><td>16</td></tr> </table> 	AB	34	R	4	H	9	RBI	4	BB	2	SO	12	LOB	16
AB	34																								
R	4																								
H	9																								
RBI	4																								
BB	2																								
SO	12																								
LOB	16																								
Mark Belanger, R (1, 6) OBP: 0.269, SLG: 0.258	0-3 K		0-0 E9 1B		0-0 FC FC4-6		0-0 4-3		0-0 F8 1-2	5 0 1 1 0 1 2															
Pat Kelly, L (1, 7) OBP: 0.375, SLG: 0.431	0-3 K		0-0 S 1B		0-0 FC4-6 4-3 1B 1-2f 2-3		0-0 F7			4 1 1 1 0 1 2															
Ken Singleton, S (1, 9) OBP: 0.440, SLG: 0.505		0-3 K	0-3 K		0-0 4-3		4-0 FC5-4 BB			3 0 0 1 1 2 3															
Eddie Murray, S (1, 3) OBP: 0.323, SLG: 0.437		0-3 K		0-3 K	0-0 1B		0-0 FC5-4 1-2f			4 0 1 1 0 2 1															
Tony Muser, L (8, 3) OBP: 0.346, SLG: 0.342					2-H					0 0 0 0 0 0 0															
Lee May, R (1, 10) OBP: 0.292, SLG: 0.408	0-3 K		0-3 K	0-3 K	0-3 K			0-0 E2 G3-6		4 0 0 0 0 3 1															
Doug DeCinces, R (1, 5) OBP: 0.344, SLG: 0.420			0-0 1B SH1-3 1B	4-0 1B BB		0-0 SH5-3 2B		0-0 G3-6 1-2f		3 1 2 0 1 0 1															
Billy Smith, S (1, 4) OBP: 0.305, SLG: 0.331			0-0 SH1-3	0-0 1B		0-0 SH5-3		0-3 K		2 0 1 0 0 1 0															
Dave Skaggs, R (1, 2) OBP: 0.333, SLG: 0.350			0-3 K	0-3 K		0-0 L5		0-0 FC4-6 1B		4 0 1 0 0 2 4															
Inning Stats	R: 0 E: 0 K: 2 S: 7 H: 0 LOB: 0 BB: 0 P: 7	R: 0 E: 0 K: 3 S: 9 H: 0 LOB: 0 BB: 0 P: 9	R: 2 E: 1 K: 2 S: 11 H: 4 LOB: 2 BB: 0 P: 11	R: 0 E: 0 K: 3 S: 10 H: 1 LOB: 2 BB: 1 P: 14	R: 2 E: 0 K: 1 S: 8 H: 2 LOB: 1 BB: 0 P: 8	R: 0 E: 0 K: 0 S: 4 H: 1 LOB: 1 BB: 0 P: 4	R: 0 E: 0 K: 0 S: 3 H: 0 LOB: 1 BB: 1 P: 7	R: 0 E: 1 K: 1 S: 5 H: 0 LOB: 0 BB: 0 P: 5	R: 0 E: 0 K: 0 S: 3 H: 1 LOB: 0 BB: 0 P: 3	1B: 8 2B: 1 3B: 0 HR: 0 SF: 0 SAC: 2 DP: 1 HBP: 0	WP: 0 PB: 0 SB: 1 CS: 1 PA: 38														
PITCHER Dock Ellis, R (1, 1) ERA: 4.26	IP: 9.0 WLS: L BF: 38 H: 9 R: 4 ER: 4 SO: 12 BB: 2 IBB: 0 HBP: 0 BLK: 0 WP: 0 HR: 0 S: 60 P: 68 ERA: 4.00 WHIP: 1.222											PITCHER													

Batter	1	2	3	4	5	6	7	8	9	AB R H RBI BB SO LOB	TOP												
Tom Shopay, L OBP: 0.311, SLG: 0.333 (1, 8) (7, 9)	0-0 SH1-3 E 1B	0-0 G3			0-0 3-1 K	0-3 K		0-0 SH5-3 1-2		4 1 1 0 0 1 4													
Billy Smith, S OBP: 0.308, SLG: 0.341 (1, 4)	0-0 SH1-3 1-2		0-0 FC5-2 3B		0-0 F8		0-0 SH1-4 1B	0-3 K		4 1 2 0 0 1 1													
Pat Kelly, L OBP: 0.370, SLG: 0.424 (1, 7)	0-0 E4 2B		0-3 K2-3		0-0 G3		0-0 SH1-4 1-2	0-3 K		4 1 0 0 0 2 2													
Ken Singleton, S OBP: 0.446, SLG: 0.512 Elliott Maddox, R (7, PR) (7, 8)	0-0 G3 2B		4-0 FC5-2 IBB		0-0 FC4-6 1B	0-0 FC 1B	4-0 E IBB		4-0 G4-6-3 BB	2 1 2 1 2 0 0 0 1 0 0 1 0 0													
Eddie Murray, S OBP: 0.324, SLG: 0.437 (1, 3)	0-0 G3 2-3		0-0 FC5-2 1-2		0-0 FC4-6 1B	0-0 E7 1B		0-0 G4-6-3 1-2f		5 1 2 1 0 0 4													
Lee May, R OBP: 0.287, SLG: 0.401 (1, 10)	0-0 4-3		0-0 5-3		0-0 FC4-6 FC 1-2f 2-3	0-3 K		0-3 K		5 0 0 0 0 2 7													
Doug DeCinces, R OBP: 0.349, SLG: 0.423 (1, 5)				0-0 FC4 1B		4-0 FC BB 1B	0-0 1B			3 0 2 1 1 1 0													
Kiko Garcia, R OBP: 0.273, SLG: 0.313 Tony Muser, L OBP: 0.341, SLG: 0.338 Mark Belanger, R OBP: 0.268, SLG: 0.257 (6, PH) (6, 6)				0-0 FC4 1-2f		0-0 FC 1-2 2-3 3-H	0-3 K			2 0 0 0 0 1 1 1 0 0 1 0 0 2 1 0 0 0 0 1 1													
Dave Skaggs, R OBP: 0.347, SLG: 0.364 (1, 2)				0-3 K 1-2		0-0 F9		0-0 SH5-3 1B		4 0 2 0 0 1 4													
Inning Stats	R: 2 E: 1 K: 0 S: 6	H: 2 LOB: 1 BB: 0 P: 6	R: 0 E: 0 K: 2 S: 8	H: 1 LOB: 1 BB: 0 P: 8	R: 0 E: 0 K: 1 S: 6	H: 1 LOB: 2 BB: 1 P: 10	R: 0 E: 0 K: 1 S: 5	H: 1 LOB: 0 BB: 0 P: 5	R: 0 E: 0 K: 0 S: 3	H: 0 LOB: 0 BB: 0 P: 3	R: 1 E: 0 K: 1 S: 8	H: 2 LOB: 3 BB: 1 P: 12	R: 3 E: 1 K: 2 S: 10	H: 3 LOB: 1 BB: 1 P: 14	R: 0 E: 0 K: 2 S: 8	H: 1 LOB: 1 BB: 0 P: 8	R: 0 E: 0 K: 1 S: 4	H: 0 LOB: 0 BB: 1 P: 8	1B: 9 2B: 1 3B: 1 HR: 0	SF: 0 SAC: 3 DP: 1 HBP: 0	WP: 0 PB: 0 SB: 0 CS: 0	PA: 42	
PITCHER Gaylord Perry, R ERA: 3.46 Adrian Devine, R ERA: 2.37	IP 6.2	WLS L	BF 34	H 10	R 6	ER 4	SO 6	BB 1	IBB 2	HBP 0	BLK 0	WP 0	HR 0	S 43	P 55	ERA 5.40	WHIP 1.650						
	IP 2.1	WLS L	BF 8	H 1	R 0	ER 0	SO 4	BB 1	IBB 0	HBP 0	BLK 0	WP 0	HR 0	S 15	P 19	ERA 0.00	WHIP 0.857						

Baltimore Orioles @ Texas Rangers
 Arlington Stadium, Arlington, TX
 Thu Jul 14 1977, 8:05 PM EDT
 Att. 14,205 - Unknown

AB	35
R	6
H	11
RBI	4
BB	4
SO	10
LOB	26



livebaseballscorecards.com

Batter	1	2	3	4	5	6	7	8	9	AB R H RBI BB SO LOB
Bert Campaneris, R (1, 6) OBP: 0.322, SLG: 0.361	0-0 1B SF8 1B		0-0 F7		0-0 FC4 G4-3			0-0 F8		4 1 1 0 0 0 4
Claudell Washington, L (1, 7) OBP: 0.324, SLG: 0.414	0-0 S S 1B		1-0 G4-6-3 HBP		0-0 G4-3 1-2f			0-0 F7		3 0 1 0 0 0 4
Juan Beniquez, R (1, 8) OBP: 0.350, SLG: 0.431	0-0 SF8 1-2 3-H		0-0 G4-6-3 1-2f		0-0 4-3			4-0 FC4-6 BB		2 0 0 1 1 0 2
Willie Horton, R (1, 10) OBP: 0.331, SLG: 0.427	0-0 F8		0-0 F8		0-0 G3			0-0 FC4-6 1-2f		4 0 0 0 0 0 3
Toby Harrah, R (1, 5) OBP: 0.389, SLG: 0.482	0-0 5-3 2-3		0-0 5-3		0-0 F7			0-0 G4-6-3 1B		4 0 1 0 0 0 1
Ken Henderson, S (1, 9) OBP: 0.291, SLG: 0.366		0-0 F9		0-0 F9		0-0 5-3		0-3 K		4 0 0 0 0 1 1
Jim Sundberg, R (1, 2) OBP: 0.310, SLG: 0.310		0-0 F7		0-0 F9		0-0 F8		0-0 G4-6-3 1-2f		4 0 0 0 0 0 1
Bump Wills, S (1, 4) OBP: 0.363, SLG: 0.413		0-0 4-3		0-0 FC4 1B 1B		0-0 F7				3 0 1 0 0 0 0
Mike Hargrove, L (1, 3) OBP: 0.400, SLG: 0.396			0-0 HBP 1B		0-0 E 1B			0-0 BB 1B		3 0 3 0 0 0 0

Inning Stats	R: 1 E: 0 K: 0 S: 5	H: 2 LOB: 1 BB: 0 P: 5	R: 0 E: 0 K: 0 S: 3	H: 0 LOB: 0 BB: 0 P: 3	R: 0 E: 0 K: 0 S: 3	H: 1 LOB: 1 BB: 0 P: 4	R: 0 E: 0 K: 0 S: 3	H: 0 LOB: 0 BB: 0 P: 3	R: 0 E: 1 K: 0 S: 5	H: 2 LOB: 2 BB: 0 P: 5	R: 0 E: 0 K: 0 S: 3	H: 0 LOB: 0 BB: 0 P: 3	R: 0 E: 0 K: 0 S: 4	H: 1 LOB: 2 BB: 1 P: 8	R: 0 E: 0 K: 1 S: 5	H: 1 LOB: 0 BB: 0 P: 5	1B: 7 2B: 0 3B: 0 HR: 0	SF: 1 SAC: 0 DP: 3 HBP: 1	WP: 0 PB: 0 SB: 2 CS: 0	PA: 34
--------------	------------------------------	---------------------------------	------------------------------	---------------------------------	------------------------------	---------------------------------	------------------------------	---------------------------------	------------------------------	---------------------------------	------------------------------	---------------------------------	------------------------------	---------------------------------	------------------------------	---------------------------------	----------------------------------	------------------------------------	----------------------------------	--------


PITCHER	IP	WLS	BF	H	R	ER	SO	BB	IBB	HBP	BLK	WP	HR	S	P	ERA	WHIP
Ross Grimsley, L (1, 1) ERA: 3.56	9.0	W	34	7	1	1	1	1	0	1	0	0	0	34	39	1.00	0.889

BOTTOM

Baltimore Orioles @ Texas Rangers
Arlington Stadium, Arlington, TX

Thu Jul 14 1977, 8:05 PM EDT
Att. 14,205 - Unknown

AB	31
R	1
H	7
RBI	1
BB	1
SO	1
LOB	16



PITCHER	IP	WLS	BF	H	R	ER	SO	BB	IBB	HBP	BLK	WP	HR	S	P	ERA	WHIP
---------	----	-----	----	---	---	----	----	----	-----	-----	-----	----	----	---	---	-----	------

Batter	1	2	3	4	5	6	7	8	9	AB R H RBI BB SO LOB	TOP	
Elliott Maddox, R (1, 8) <small>OBP: 0.600, SLG: 0.333</small> Tom Shopay, L (8, PR) <small>OBP: 0.311, SLG: 0.333</small> (8, 8)	4-0 BB		0-0 6-3		0-0 6-3			0-0 1B		3 0 1 0 1 0 0 0 0 0 0 0 0 0		
Rich Dauer, R (1, 4) <small>OBP: 0.275, SLG: 0.294</small>	0-0 F8		0-0 5-3		0-0 F9			0-0 SH3-4		3 0 0 0 0 0 1		
Ken Singleton, S (1, 9) <small>OBP: 0.441, SLG: 0.505</small>	0-0 G1-4-3 <small>1-2f</small>		0-0 5-3		0-0 G3			0-0 6-3		4 0 0 0 0 0 3		
Lee May, R (1, 10) <small>OBP: 0.287, SLG: 0.399</small>		0-0 5-3		0-0 1B		0-3 K		0-0 5-3		4 1 1 0 0 1 2		
Eddie Murray, S (1, 3) <small>OBP: 0.329, SLG: 0.439</small> Tony Muser, L (9, 3) <small>OBP: 0.341, SLG: 0.338</small>		4-0 2B		0-0 2B		0-0 F9		0-0 1B		3 2 2 1 1 0 0 0 0 0 0 0 0 0		
Doug DeCinces, R (1, 5) <small>OBP: 0.345, SLG: 0.417</small>		0-0 F9		0-0 F8		0-0 F6		0-0 F8		4 0 0 0 0 0 3		
Andres Mora, R (1, 7) <small>OBP: 0.213, SLG: 0.508</small>		0-0 1B		0-0 2B		0-0 L5		0-3 K		4 1 2 2 0 1 1		
Mark Belanger, R (1, 6) <small>OBP: 0.268, SLG: 0.257</small>		0-0 1B		0-0 F9		0-0 F9		0-0 F8		4 0 1 1 0 0 2		
Dave Skaggs, R (1, 2) <small>OBP: 0.327, SLG: 0.340</small>		0-3 K		0-0 F3		0-0 F7				3 0 0 0 0 1 2		
Inning Stats	R: 0 H: 0 E: 0 LOB: 0 K: 0 BB: 1 S: 2 P: 6	R: 2 H: 2 E: 0 LOB: 1 K: 1 BB: 1 S: 7 P: 11	R: 0 H: 0 E: 0 LOB: 0 K: 0 BB: 0 S: 3 P: 3	R: 2 H: 3 E: 0 LOB: 1 K: 0 BB: 0 S: 6 P: 6	R: 0 H: 0 E: 0 LOB: 0 K: 0 BB: 0 S: 3 P: 3	R: 0 H: 0 E: 0 LOB: 0 K: 1 BB: 0 S: 5 P: 5	R: 0 H: 0 E: 0 LOB: 0 K: 0 BB: 0 S: 3 P: 3	R: 0 H: 1 E: 0 LOB: 2 K: 0 BB: 0 S: 4 P: 4	R: 0 H: 1 E: 0 LOB: 1 K: 1 BB: 0 S: 6 P: 6	1B: 5 SF: 0 2B: 2 SAC: 1 3B: 0 DP: 1 HR: 0 HBP: 0	WP: 0 PA: 35 PB: 0 SB: 0 CS: 0	
PITCHER Mike Caldwell, L (1, 1) <small>ERA: 4.37</small> Sam Hinds, R (4, 1) <small>ERA: 3.27</small>	IP WLS BF H R ER SO BB IBB HBP BLK WP HR S P ERA WHIP 3.1 L 16 5 4 4 1 2 0 0 0 1 0 0 16 24 10.80 2.100											PITCHER IP WLS BF H R ER SO BB IBB HBP BLK WP HR S P ERA WHIP

Baltimore Orioles @ Milwaukee Brewers
 Milwaukee County Stadium, Milwaukee, WI

Fri Jul 15 1977, 8:05 PM EDT
 Att: 13,185 - Unknown

livebaseballscorecards.com

AB 32
 R 4
 H 7
 RBI 4
 BB 2
 SO 3
 LOB 14



Batter	1	2	3	4	5	6	7	8	9	AB R H RBI BB SO LOB
Robin Yount, R (1, 6) OBP: 0.349, SLG: 0.386 Ken McMullen, R (3, 5) OBP: 0.308, SLG: 0.411 Moose Haas, R (9, PR)	0-0 SH5-3 1B		0-0 G6-3 1B		0-0 F9 1B		0-3 K 1B		4-0 G1-6-3 BB	1 1 1 0 0 0 0 3 0 1 0 1 1 0 0 0 0 0 0 0 0
Jim Wohlford, R (1, 7) OBP: 0.257, SLG: 0.285	0-0 SH5-3 1-2		0-0 G6-3 1-2f		0-0 E 2B		0-0 1-3 1B		0-0 G1-6-3 1-2f	4 0 1 0 0 0 3
Sixto Lezcano, R (1, 9) OBP: 0.346, SLG: 0.478	0-0 CS 2-H 1B		0-0 FC6-4 1B		0-0 6-3 1B		0-3 K 1B			4 0 2 1 0 1 1
Sal Bando, R (1, 5) OBP: 0.348, SLG: 0.418 (3, 6)	0-3 K 1-2		0-0 FC6-4 1-2f		0-0 E5 2-3			0-0 F8 1B		4 0 0 0 0 1 3
Cecil Cooper, L (1, 3) OBP: 0.335, SLG: 0.455		0-0 5-3 1B		0-0 5-3 1B		0-0 4-3 1B		0-0 1B		4 0 1 0 0 0 2
Steve Brye, R (1, 8) OBP: 0.284, SLG: 0.410		0-0 FC6-4 1B		0-0 F9 1B		0-0 WP 4-3 2B		0-0 F9 1B		4 1 3 0 0 0 1
Dick Davis, R (1, 10) OBP: 0.313, SLG: 0.267		0-0 FC6-4 1-2f BB		0-0 1-2 1B		0-3 K 2-3		0-3 K 1B		4 0 1 0 0 2 3
Charlie Moore, R (1, 2) OBP: 0.293, SLG: 0.350		4-0 BB 1-2 BB		0-0 F9 2-3		0-0 4-3 3-H 1B		0-0 BB 1B		3 0 1 1 1 0 2
Bob Sheldon, L (1, 4) OBP: 0.286, SLG: 0.304		0-0 F2 1B		0-0 F9 1B		0-0 F8 1B		0-0 F9 1B		4 0 0 0 0 0 5

Inning Stats	R: 1 E: 0 K: 1 S: 6	H: 2 LOB: 0 BB: 0 P: 6	R: 0 E: 0 K: 0 S: 4	H: 1 LOB: 2 BB: 1 P: 8	R: 0 E: 0 K: 0 S: 4	H: 2 LOB: 1 BB: 0 P: 4	R: 0 E: 0 K: 0 S: 5	H: 2 LOB: 2 BB: 0 P: 5	R: 0 E: 1 K: 0 S: 5	H: 1 LOB: 2 BB: 0 P: 5	R: 1 E: 0 K: 1 S: 6	H: 1 LOB: 0 BB: 0 P: 6	R: 0 E: 0 K: 2 S: 7	H: 0 LOB: 0 BB: 0 P: 7	R: 0 E: 0 K: 1 S: 6	H: 1 LOB: 1 BB: 0 P: 6	R: 0 E: 0 K: 0 S: 3	H: 1 LOB: 2 BB: 1 P: 7	1B: 9 2B: 2 3B: 0 HR: 0	SF: 0 SAC: 1 DP: 2 HBP: 0	
PITCHER Mike Flanagan, L (1, 1) ERA: 3.64	IP: 9.0 WLS: W BF: 38 H: 11 R: 2 ER: 2 SO: 5 BB: 2 IBB: 0 HBP: 0 BLK: 0 WP: 1 HR: 0 S: 46 P: 54 ERA: 2.00 WHIP: 1.444																			PITCHER	IP: 0.0 WLS: 0 BF: 0 H: 0 R: 0 ER: 0 SO: 0 BB: 0 IBB: 0 HBP: 0 BLK: 0 WP: 0 HR: 0 S: 0 P: 0 ERA: 0.00 WHIP: 0.000

BOTTOM

Baltimore Orioles @ Milwaukee Brewers
Milwaukee County Stadium, Milwaukee, WI

Fri Jul 15 1977, 8:05 PM EDT
Att. 13,185 - Unknown

livebaseballscorecards.com

AB	35
R	2
H	11
RBI	2
BB	2
SO	5
LOB	20



WP: 1 PA: 38
PB: 0
SB: 0
CS: 1

Batter	1	2	3	4	5	6	7	8	9	AB R H RBI BB SO LOB	TOP																													
Tom Shopay, L OBP: 0.292, SLG: 0.310 (1, 8) X (9, 9)	0-0 1-3 ①		0-0 F8 ②			0-0 F5 ①		0-0 F8 ③		4 0 0 0 0 0 0																														
Billy Smith, S OBP: 0.303, SLG: 0.336 (1, 4) S (9, 3)	0-3 K ②		0-0 F8 ③			0-0 F8 ②		0-0 F9 ①		4 0 0 0 0 1 0																														
Pat Kelly, L OBP: 0.372, SLG: 0.429 (1, 7) X (9, 3)	0-0 G1 ③			0-0 G3 6-3 2B		0-3 K		0-0 WP HR 1B		4 2 2 0 0 1 0																														
Ken Singleton, S OBP: 0.439, SLG: 0.512 Elliott Maddox, R OBP: 0.600, SLG: 0.333 (1, 9) S (9, 8)		0-3 K ①		0-0 G3 ①		0-0 L5 ①		0-0 HR		4 1 1 2 0 1 1 0 0 0 0 0 0 0																														
Eddie Murray, S OBP: 0.331, SLG: 0.438 Tony Muser, L OBP: 0.341, SLG: 0.338 (1, 3) B (9, 3)		4-0 HR BB		0-0 6-3 ②		0-0 1B		0-0 F5 ②		3 1 1 1 1 0 0 0 0 0 0 0 0 0																														
Lee May, R OBP: 0.287, SLG: 0.407 (1, 10) X (9, 3)		0-0 HR 1-H		0-0 F9 ③		0-0 F8 ②		0-0 5-3 ③		4 1 1 2 0 0 1																														
Doug DeCinces, R OBP: 0.342, SLG: 0.412 (1, 5) X (9, 3)		0-0 F7 ②			0-3 K ①		0-0 4-3 ③			3 0 0 0 0 1 1																														
Mark Belanger, R OBP: 0.265, SLG: 0.254 (1, 6) X (9, 3)		0-0 F8 ③			0-3 K ②			0-0 L3 ①		3 0 0 0 0 1 0																														
Dave Skaggs, R OBP: 0.309, SLG: 0.320 (1, 2) X (9, 3)			0-0 6-3 ①		0-0 F4 ③			0-3 K ②		3 0 0 0 0 1 0																														
Inning Stats	R: 0 E: 0 K: 1 S: 5	H: 0 LOB: 0 BB: 0 P: 5	R: 2 E: 0 K: 1 S: 6	H: 1 LOB: 0 BB: 1 P: 10	R: 0 E: 0 K: 0 S: 3	H: 0 LOB: 0 BB: 0 P: 3	R: 1 E: 0 K: 0 S: 4	H: 1 LOB: 0 BB: 0 P: 4	R: 0 E: 0 K: 2 S: 7	H: 0 LOB: 0 BB: 0 P: 7	R: 0 E: 0 K: 1 S: 5	H: 0 LOB: 0 BB: 0 P: 5	R: 0 E: 0 K: 0 S: 4	H: 1 LOB: 1 BB: 0 P: 4	R: 0 E: 0 K: 1 S: 5	H: 0 LOB: 0 BB: 0 P: 5	R: 2 E: 0 K: 0 S: 5	H: 2 LOB: 0 BB: 0 P: 5	1B: 2 2B: 1 3B: 0 HR: 2	SF: 0 SAC: 0 DP: 0 HBP: 0	WP: 1 PB: 0 SB: 0 CS: 0	PA: 33																		
PITCHER Lary Sorensen, R ERA: 5.08 (1, 1)	IP 9.0	WLS L	BF 33	H 5	R 5	ER 5	SO 6	BB 1	IBB 0	HBP 0	BLK 0	WP 1	HR 2	S 44	P 48	ERA 5.00	WHIP 0.667						PITCHER	IP	WLS	BF	H	R	ER	SO	BB	IBB	HBP	BLK	WP	HR	S	P	ERA	WHIP

Baltimore Orioles @ Milwaukee Brewers
Milwaukee County Stadium, Milwaukee, WI

Sat Jul 16 1977, 8:05 PM EDT
Att: 21,301 - Unknown

livebaseballscores.com

AB 32
R 5
H 5
RBI 5
BB 1
SO 6
LOB 3



Batter	1	2	3	4	5	6	7	8	9	AB R H RBI BB SO LOB	TOP											
Tom Shopay, L (1, 8) OBP: 0.290, SLG: 0.306	0-0 F3		0-0 1B			0-3 K		0-0 G3		4 0 1 0 0 1 0												
Billy Smith, S (1, 4) OBP: 0.302, SLG: 0.332	0-0 F6		0-0 F4			0-0 3-1			4-0 1B BB SF8 BB	3 1 0 0 1 0 2												
Pat Kelly, L (1, 7) OBP: 0.370, SLG: 0.424	0-3 K			0-0 4-3		0-0 6-3			4-0 1B BB 1-2 1B	3 1 0 0 1 1 0												
Ken Singleton, S (1, 9) Elliott Maddox, R (9, PR) OBP: 0.437, SLG: 0.509 OBP: 0.600, SLG: 0.333		0-3 K		0-0 F7		0-0 4-3			0-0 1B BB 1-2 2-3 1B	4 0 1 0 0 1 0 0 0 0 0 0 0 0												
Eddie Murray, S (1, 3) OBP: 0.330, SLG: 0.435		0-0 4-3		0-3 K		4-0 F6 BB			0-0 SF8	2 0 0 1 1 1 0												
Lee May, R (1, 10) OBP: 0.286, SLG: 0.405		0-0 F7			0-3 K	0-0 F6			0-0 1B 3-H	4 0 1 1 0 1 1												
Doug DeCinces, R (1, 5) OBP: 0.341, SLG: 0.410			0-0 4-3		0-0 1B	0-0 F2			0-3 K	4 0 1 0 0 1 3												
Kiko Garcia, R (1, 6) OBP: 0.279, SLG: 0.318			0-0 1B		0-3 K			0-0 F7	0-0 F4	2 0 1 0 0 1 1 1 0 0 0 0 0 0 1 0 0 0 0 0 2												
Tony Muser, L (8, PH) OBP: 0.337, SLG: 0.333			0-0 1B																			
Dave Criscione, R (8, 2)																						
Dave Skaggs, R (1, 2) OBP: 0.298, SLG: 0.308			0-0 F7		0-0 F2			0-3 K		2 0 0 0 0 0 2 1 0 0 0 0 1 0 0 0 0 0 0 0 0												
Andres Mora, R (8, PH) OBP: 0.210, SLG: 0.500																						
Mark Belanger, R (8, 6) OBP: 0.265, SLG: 0.254																						
Inning Stats	R: 0 E: 0 K: 1 S: 5	H: 0 LOB: 0 BB: 0 P: 5	R: 0 E: 0 K: 1 S: 5	H: 0 LOB: 0 BB: 0 P: 5	R: 0 E: 0 K: 0 S: 5	H: 2 LOB: 2 BB: 0 P: 5	R: 0 E: 0 K: 1 S: 5	H: 0 LOB: 0 BB: 0 P: 5	R: 0 E: 0 K: 0 S: 8	H: 1 LOB: 1 BB: 0 P: 8	R: 0 E: 0 K: 1 S: 5	H: 0 LOB: 0 BB: 0 P: 5	R: 0 E: 0 K: 0 S: 3	H: 0 LOB: 1 BB: 1 P: 7	R: 0 E: 0 K: 1 S: 5	H: 0 LOB: 0 BB: 0 P: 5	R: 2 E: 0 K: 1 S: 7	H: 2 LOB: 2 BB: 2 P: 15	1B: 5 2B: 0 3B: 0 HR: 0	SF: 1 SAC: 0 DP: 0 HBP: 0	WP: 0 PB: 0 SB: 0 CS: 0	PA: 35
PITCHER	IP WLS BF H R ER SO BB IBB HBP BLK WP HR S P ERA WHIP																					
Moose Haas, R (1, 1) ERA: 4.36	8.0 W 29 3 1 1 7 2 0 0 0 0 0 0 41 49 1.12 0.625																					
Bob McClure, L (9, 1) ERA: 3.07	0.0 2 1 0 0 0 1 0 0 0 0 0 0 1 5 ∞ ∞																					
Bill Castro, R (9, 1) ERA: 4.81	1.0 S 4 1 1 1 1 0 0 0 0 0 0 0 6 6 9.00 1.000																					

Baltimore Orioles @ Milwaukee Brewers
Milwaukee County Stadium, Milwaukee, WI

Sun Jul 17 1977, 4:33 AM EDT
Att: 16,231 - Unknown

AB	31
R	2
H	5
RBI	2
BB	3
SO	8
LOB	11



WP: 0	PA: 35
PB: 0	
SB: 0	
CS: 0	

PITCHER	IP	WLS	BF	H	R	ER	SO	BB	IBB	HBP	BLK	WP	HR	S	P	ERA	WHIP
---------	----	-----	----	---	---	----	----	----	-----	-----	-----	----	----	---	---	-----	------

Batter	1	2	3	4	5	6	7	8	9
Bob Sheldon, L (1, 4) OBP: 0.268, SLG: 0.297	0-0 F8 SF8 2B	0-0 4-3		0-0 F8			0-0 5-3	0-0 G3	
Dick Davis, R (1, 7) OBP: 0.250, SLG: 0.217	0-0 F8 2-3		0-0 F4		0-0 F9		0-0 F8		
Cecil Cooper, L (1, 3) OBP: 0.333, SLG: 0.451	0-0 SF8 3-H		0-0 6-3 1B		0-0 F7		0-3 K		
Sal Bando, R (1, 5) OBP: 0.348, SLG: 0.417	0-0 1B		0-0 6-3 1-2		0-0 F9		0-0 F7		
Sixto Lezcano, R (1, 9) OBP: 0.352, SLG: 0.479	0-0 F9		4-0 BB BB		0-0 FC3-6 1B		0-0 S 1B		
Jamie Quirk, L (1, 10) OBP: 0.261, SLG: 0.371 Jim Wohlford, R (8, PR) OBP: 0.256, SLG: 0.283		0-0 F4	0-0 1-3		0-0 B2		0-0 1-H S 1B		
Steve Brye, R (1, 8) OBP: 0.276, SLG: 0.401		0-0 5-3		0-3 K		0-0 FC3-6 1B 1-2f	0-3 K		
Ed Romero, R (1, 6) OBP: 0.625, SLG: 0.500		0-0 1B 1B		0-0 F8		0-0 1-3 1B	0-0 1B 2-H		
Larry Haney, R (1, 2) OBP: 0.236, SLG: 0.231		0-0 1-2 1B		0-0 1B		0-3 K	0-0 1-2 1B		

Inning Stats	R: 1	H: 2	E: 0	K: 0	S: 5	LOB: 1	BB: 0	P: 5
	R: 0	H: 2	E: 0	K: 0	S: 5	LOB: 2	BB: 0	P: 5
	R: 0	H: 1	E: 0	K: 0	S: 4	LOB: 2	BB: 1	P: 8
	R: 0	H: 1	E: 0	K: 1	S: 6	LOB: 1	BB: 0	P: 6
	R: 0	H: 0	E: 0	K: 0	S: 3	LOB: 0	BB: 0	P: 3
	R: 0	H: 2	E: 0	K: 1	S: 7	LOB: 2	BB: 0	P: 7
	R: 0	H: 0	E: 0	K: 1	S: 5	LOB: 0	BB: 0	P: 5
	R: 2	H: 4	E: 0	K: 1	S: 9	LOB: 2	BB: 0	P: 9

PITCHER	IP	WLS	BF	H	R	ER	SO	BB	IBB	HBP	BLK	WP	HR	S	P	ERA	WHIP
Dennis Martinez, R (1, 1) ERA: 3.4	7.2	L	36	12	3	3	4	1	0	0	0	0	0	43	47	3.52	1.696
Tippy Martinez, L (8, 1) ERA: 2.0	0.1		1	0	0	0	0	0	0	0	0	0	0	1	1	0.00	0.000

AB	R	H	RBI	BB	SO	LOB
5	1	1	0	0	0	5
4	0	0	0	0	0	1
3	0	1	1	0	1	0
4	0	1	0	0	0	1
3	1	2	0	1	0	1
4	0	1	1	0	0	3
0	1	0	0	0	0	0
4	0	0	0	0	2	2
4	0	3	1	0	0	0
4	0	3	0	0	1	2


BOTTOM

Baltimore Orioles @ Milwaukee Brewers
Milwaukee County Stadium, Milwaukee, WI

Sun Jul 17 1977, 4:33 AM EDT
Att. 16,231 - Unknown

livebaseballscorecards.com

AB	35
R	3
H	12
RBI	3
BB	1
SO	4
LOB	15



1B	2B	3B	HR	SF	SAC	DP	HBP
11	1	0	0	1	0	0	0

WP	PA	ERA	WHIP
0	37		

Batter	1	2	3	4	5	6	7	8	9	AB R H RBI BB SO LOB	TOP											
Mike Hargrove, L (1, 3) OBP: 0.401, SLG: 0.398	0-0 4-3		0-0 SH5-3 1-H 1B		0-0 3-1		0-0 SH3-4 3B 2B	0-0 FC6 1-2f		5 1 2 0 0 0 2												
Bert Campaneris, R (1, 6) OBP: 0.317, SLG: 0.350	4-0 1-3 1B BB		0-0 SH5-3		0-0 6-3		0-0 SH3-4		0-0 F6	2 1 0 0 1 0 1												
Juan Beniquez, R (1, 8) OBP: 0.338, SLG: 0.420 Dave May, L (7, PR) OBP: 0.314, SLG: 0.359	0-0 1-3 1-2		0-0 6-3		0-0 F4		0-0 E5 3B		0-0 F8	4 0 0 0 0 0 4 1 1 0 0 0 0 0												
Willie Horton, R (1, 10) OBP: 0.333, SLG: 0.431	0-0 2-H 1B			0-0 G4-3 1B 1B		0-0 F5	0-3 K		0-0 F6	5 1 2 1 0 1 2												
Toby Harrah, R (1, 5) OBP: 0.398, SLG: 0.505	0-0 F8			0-0 G4-3 1-2 1B		0-0 E1 2B	0-0 1-H 3-H 3B			4 1 2 2 0 0 1												
Ken Henderson, S (1, 9) OBP: 0.287, SLG: 0.371		0-0 F8		0-0 G4-3 1-2f 2-3		0-0 1-H 2B	0-0 4-3			4 0 1 1 0 0 4												
Jim Sundberg, R (1, 2) OBP: 0.320, SLG: 0.316		4-0 G6-4-3 BB		0-0 3-H 1B		0-0 1-3		0-3 K		3 0 1 1 1 1 1	AB 34 R 5 H 10 RBI 5 BB 4 SO 2 LOB 19											
Bump Wills, S (1, 4) OBP: 0.357, SLG: 0.400		0-0 G6-4-3 1-2f		0-0 4-3		4-0 IBB		0-0 1-3		3 0 0 0 1 0 2												
Claudell Washington, L (1, 7) OBP: 0.330, SLG: 0.424			4-0 1B 1B BB		0-0 3-1 2B		0-0 1-3	0-0 FC6 1B		3 0 2 0 1 0 2												
Inning Stats	R: 1 E: 0 K: 0 S: 4	H: 1 LOB: 1 BB: 1 P: 8	R: 0 E: 0 K: 0 S: 2	H: 0 LOB: 0 BB: 1 P: 6	R: 0 E: 0 K: 0 S: 3	H: 1 LOB: 1 BB: 1 P: 7	R: 1 E: 0 K: 0 S: 5	H: 3 LOB: 1 BB: 0 P: 5	R: 0 E: 0 K: 0 S: 4	H: 1 LOB: 1 BB: 0 P: 4	R: 1 E: 1 K: 0 S: 5	H: 1 LOB: 2 BB: 1 P: 9	R: 2 E: 1 K: 1 S: 8	H: 2 LOB: 2 BB: 0 P: 8	R: 0 E: 0 K: 1 S: 6	H: 1 LOB: 1 BB: 0 P: 6	R: 0 E: 0 K: 0 S: 3	H: 0 LOB: 0 BB: 0 P: 3	1B: 6 2B: 3 3B: 1 HR: 0	SF: 0 SAC: 2 DP: 2 HBP: 0	WP: 0 PB: 0 SB: 0 CS: 0	PA: 40
PITCHER	IP WLS BF H R ER SO BB IBB HBP BLK WP HR S P ERA WHIP																					
Ross Grimsley, L (1, 1) ERA: 3.52	6.2 L 32 9 5 2 1 3 1 0 0 0 0 0 30 46 2.70 1.800																					
Dick Drago, R (7, 1) ERA: 2.65	2.1 8 1 0 0 1 0 0 0 0 0 0 0 10 10 0.00 0.429																					

Texas Rangers @ Baltimore Orioles
 Memorial Stadium, Baltimore, MD
 Fri Jul 22 1977, 7:05 PM EDT
 Att. 39,323 - Unknown - 85 F

livebaseballscorecards.com



Batter	1	2	3	4	5	6	7	8	9	10	11	12	13	AB R H RBI BB SO LOB	TOP	
Mike Hargrove, L (1, 3) <small>OBP: 0.405, SLG: 0.403</small>														6 0 4 1 0 0 0	Texas Rangers @ Baltimore Orioles Memorial Stadium, Baltimore, MD Sat Jul 23 1977, 3:33 AM EDT Att. 10,738 - Unknown - 84 F	
Bert Campaneris, R (1, 6) <small>OBP: 0.317, SLG: 0.350</small> Ed Kirkpatrick, L (11, PH) <small>OBP: 0.277, SLG: 0.245</small> Jim Mason, L (11, 6) <small>OBP: 0.239, SLG: 0.218</small>														3 0 1 0 0 1 0 1 0 0 0 0 0 2 1 0 0 0 0 0 2		
Claudell Washington, L (1, 8) <small>OBP: 0.323, SLG: 0.414</small>														6 0 0 0 0 3 7		
Willie Horton, R (1, 10) <small>OBP: 0.331, SLG: 0.427</small> Sandy Alomar Sr., S (12, PR) <small>OBP: 0.350, SLG: 0.346</small> John Ellis, R (13, PH) <small>OBP: 0.292, SLG: 0.367</small>														5 0 1 0 0 2 3 0 0 0 0 0 0 0 1 0 0 0 0 0 2		
Toby Harrah, R (1, 5) <small>OBP: 0.394, SLG: 0.498</small>														4 0 0 0 0 0 2		
Ken Henderson, S (1, 9) <small>OBP: 0.285, SLG: 0.366</small>														5 0 1 0 0 1 2		
Dave May, L (1, 7) <small>OBP: 0.306, SLG: 0.349</small>														5 0 0 0 0 0 3		
Bump Wills, S (1, 4) <small>OBP: 0.361, SLG: 0.407</small>														5 1 3 0 0 0 0		
Jim Sundberg, R (1, 2) <small>OBP: 0.318, SLG: 0.314</small>														5 0 1 0 0 3 2		
Inning Stats	R: 0 H: 2 E: 0 LOB: 2 K: 1 BB: 0 S: 7 P: 7	R: 0 H: 1 E: 0 LOB: 0 K: 0 BB: 0 S: 3 P: 3	R: 0 H: 0 E: 0 LOB: 0 K: 2 BB: 0 S: 7 P: 7	R: 0 H: 0 E: 0 LOB: 0 K: 0 BB: 0 S: 3 P: 3	R: 0 H: 0 E: 0 LOB: 0 K: 0 BB: 0 S: 3 P: 3	R: 0 H: 0 E: 0 LOB: 0 K: 1 BB: 0 S: 5 P: 5	R: 0 H: 0 E: 0 LOB: 0 K: 2 BB: 0 S: 7 P: 7	R: 0 H: 1 E: 0 LOB: 1 K: 1 BB: 0 S: 6 P: 6	R: 0 H: 1 E: 0 LOB: 1 K: 1 BB: 0 S: 6 P: 6	R: 0 H: 0 E: 0 LOB: 0 K: 1 BB: 0 S: 5 P: 5	R: 0 H: 2 E: 0 LOB: 2 K: 0 BB: 0 S: 5 P: 5	R: 0 H: 1 E: 0 LOB: 2 K: 0 BB: 0 S: 4 P: 4	R: 1 H: 3 E: 0 LOB: 2 K: 1 BB: 0 S: 8 P: 8	1B: 10 SF: 0 2B: 1 SAC: 2 3B: 0 DP: 1 HR: 0 HBP: 0		WP: 0 PA: 49 PB: 0 SB: 1 CS: 0
PITCHER Jim Palmer, R (1, 1) <small>ERA: 2.94</small> Dick Drago, R (12, 1) <small>ERA: 2.82</small> Tippy Martinez, L (13, 1) <small>ERA: 1.93</small>	IP: 11.0 WLS: 39 BF: 7 H: 7 R: 0 ER: 0 SO: 9 BB: 0 IBB: 0 HBP: 0 BLK: 0 WP: 0 HR: 0 S: 57 P: 57 ERA: 0.00 WHIP: 0.636															

livebaseballscorecards.com

AB	47
R	1
H	11
RBI	1
BB	0
SO	10
LOB	25



Batter	1	2	3	4	5	6	7	8	9	10	11	12	13	AB R H RBI BB SO LOB
Al Bumbry, L (1, 8) Elliott Maddox, R (9, 8) OBP: 0.351, SLG: 0.387 OBP: 0.300, SLG: 0.125	0-0 L3			0-0 L9		0-0 1B		0-0 G6-4-3			0-0 F8			4 0 1 0 0 0 1 1 0 0 0 0 0 0
Billy Smith, S (1, 4) OBP: 0.297, SLG: 0.325	0-3 K			0-0 F8		0-3 K			0-0 F9			0-0 SH1-4 1B		5 0 1 0 0 2 1
Pat Kelly, L (1, 7) OBP: 0.367, SLG: 0.419	0-3 K			0-0 3-4			0-0 1B 1B		0-0 G4-6-3 1B			0-0 SH1-4 1-2		4 0 2 0 0 1 0
Ken Singleton, S (1, 9) OBP: 0.437, SLG: 0.502		0-0 4-3			4-0 1-3 BB		0-0 1-2 1B		0-0 G4-6-3 1-2f			4-0 FC6-4 IBB		3 0 1 0 2 0 1
Eddie Murray, S (1, 10) OBP: 0.325, SLG: 0.427		0-0 5-3			0-0 1-3		0-3 K			0-3 K		0-3 K		5 0 0 0 0 3 5
Doug DeCinces, R (1, 5) OBP: 0.338, SLG: 0.407		0-3 K			4-0 G6-4-3 BB		0-3 K			0-0 4-3		0-0 FC6-4 1-2f		4 0 0 0 1 2 4
Tony Muser, L (1, 3) OBP: 0.318, SLG: 0.313			0-0 4-3		0-0 G6-4-3 1-2f		0-0 1-3			0-0 L7			0-0 L5	5 0 0 0 0 0 4
Mark Belanger, R (1, 6) Lee May, R (11, PH) Kiko Garcia, R (12, 6) OBP: 0.267, SLG: 0.253 OBP: 0.296, SLG: 0.403 OBP: 0.275, SLG: 0.313			0-0 F7		0-3 K			4-0 G6-4-3 BB			0-0 5-3		0-0 L8	2 0 0 0 1 1 0 1 0 0 0 0 0 0 1 0 0 0 0 0 0
Dave Skaggs, R (1, 2) Andres Mora, R (11, PH) Dave Criscione, R (12, 2) OBP: 0.274, SLG: 0.281 OBP: 0.206, SLG: 0.492			0-3 K		0-0 F3			0-3 K			0-0 F9		0-0 6-3	3 0 0 0 0 2 1 1 0 0 0 0 0 0 1 0 0 0 0 0 0
Inning Stats	R: 0 H: 0 E: 0 LOB: 0 K: 2 BB: 0 S: 7 P: 7	R: 0 H: 0 E: 0 LOB: 0 K: 1 BB: 0 S: 5 P: 5	R: 0 H: 0 E: 0 LOB: 0 K: 1 BB: 0 S: 5 P: 5	R: 0 H: 0 E: 0 LOB: 1 K: 0 BB: 2 S: 2 P: 10	R: 0 H: 1 E: 0 LOB: 1 K: 2 BB: 0 S: 8 P: 8	R: 0 H: 2 E: 0 LOB: 2 K: 2 BB: 0 S: 9 P: 9	R: 0 H: 0 E: 0 LOB: 0 K: 1 BB: 1 S: 4 P: 8	R: 0 H: 1 E: 0 LOB: 0 K: 0 BB: 0 S: 3 P: 3	R: 0 H: 0 E: 0 LOB: 0 K: 1 BB: 0 S: 5 P: 5	R: 0 H: 1 E: 0 LOB: 0 K: 1 BB: 0 S: 6 P: 10	R: 0 H: 0 E: 0 LOB: 0 K: 0 BB: 0 S: 3 P: 3	R: 0 H: 1 E: 0 LOB: 2 K: 1 BB: 1 S: 6 P: 10	R: 0 H: 0 E: 0 LOB: 0 K: 0 BB: 0 S: 3 P: 3	1B: 5 SF: 0 2B: 0 SAC: 1 3B: 0 DP: 3 HR: 0 HBP: 0
PITCHER	IP WLS BF H R ER SO BB IBB HBP BLK WP HR S P ERA WHIP													
Gaylord Perry, R (1, 1) ERA: 3.24	9.0													
Adrian Devine, R (10, 1) ERA: 2.34	4.0													

Texas Rangers @ Baltimore Orioles
Memorial Stadium, Baltimore, MD
 Sat Jul 23 1977, 3:33 AM EDT
 Att: 10,738 - Unknown - 84 F

AB	40
R	0
H	5
RBI	0
BB	4
SO	11
LOB	17



WP: 0	PA: 45
PB: 0	
SB: 0	
CS: 0	

livebaseballscorecards.com

Batter	1	2	3	4	5	6	7	8	9	AB R H RBI BB SO LOB	TOP	
Jim Wohlford, R (1, 9) <small>OBP: 0.259, SLG: 0.281</small>	4-0 		0-0 4-3 			0-0 1-3 		0-0 5-3 		3 0 0 0 1 0 2		
Steve Brye, R (1, 8) <small>OBP: 0.279, SLG: 0.389</small>	0-0 SH1-3 		0-0 			0-0 4-3 		0-0 1-3 		3 0 1 2 0 0 0		
Cecil Cooper, L (1, 3) <small>OBP: 0.332, SLG: 0.454</small>	0-3 K 		0-3 K 			0-0 F8 		0-0 		4 0 1 0 0 2 2		
Sal Bando, R (1, 5) <small>OBP: 0.347, SLG: 0.410</small>		0-0 6-3 		0-0 6-3 			0-0 5-3 		0-0 L7 		4 0 0 0 0 0 1	
Ken McMullen, R (1, 10) <small>OBP: 0.316, SLG: 0.410</small>		0-0 		0-0 F9 			0-0 				3 0 2 0 0 0 0	
Dick Davis, R (1, 7) <small>OBP: 0.250, SLG: 0.229</small>		0-0 G5-4-3 		0-3 K 			0-0 F8 				3 0 0 0 0 1 2	
Lenn Sakata, R (1, 4) <small>OBP: 0.176, SLG: 0.125</small>			4-0 4-3 		0-0 6-3 		0-0 F9 				2 1 0 0 1 0 1	
Larry Haney, R (1, 2) <small>OBP: 0.233, SLG: 0.228</small>			0-0 F9 		0-0 5-3 			0-3 K 		3 0 0 0 0 1 1		
Ed Romero, R (1, 6) <small>OBP: 0.375, SLG: 0.300</small>			4-0 		0-0 5-3 			0-3 K 		2 1 0 0 1 1 0		
Inning Stats	R: 0 H: 0 E: 0 LOB: 0 K: 1 BB: 1 S: 4 P: 8	R: 0 H: 1 E: 0 LOB: 0 K: 0 BB: 0 S: 3 P: 3	R: 2 H: 1 E: 0 LOB: 1 K: 1 BB: 2 S: 6 P: 14	R: 0 H: 0 E: 0 LOB: 0 K: 1 BB: 0 S: 5 P: 5	R: 0 H: 0 E: 0 LOB: 0 K: 0 BB: 0 S: 3 P: 3	R: 0 H: 0 E: 0 LOB: 0 K: 0 BB: 0 S: 3 P: 3	R: 0 H: 1 E: 0 LOB: 1 K: 0 BB: 0 S: 4 P: 4	R: 0 H: 0 E: 0 LOB: 0 K: 2 BB: 0 S: 7 P: 7	R: 0 H: 1 E: 0 LOB: 0 K: 0 BB: 0 S: 3 P: 3	1B: 4 SF: 0 2B: 0 SAC: 1 3B: 0 DP: 1 HR: 0 HBP: 0	WP: 0 PA: 31 PB: 0 SB: 1 CS: 1	
PITCHER Mike Flanagan, L (1, 1) <small>ERA: 3.53</small>	IP WLS BF H R ER SO BB IBB HBP BLK WP HR S P ERA WHIP 9.0 W 31 4 2 2 5 3 0 0 0 0 0 0 38 50 2.00 0.778											

Milwaukee Brewers @ Baltimore Orioles
 Memorial Stadium, Baltimore, MD
 Sun Jul 24 1977, 3:33 AM EDT
 Att. 19,411 - Unknown - 87 F

AB	27
R	2
H	4
RBI	2
BB	3
SO	5
LOB	9



Batter	1	2	3	4	5	6	7	8	9
Billy Smith, S OBP: 0.299, SLG: 0.331 (1, 4)	0-0 G3		0-0 E 2B 1B		0-0 G3 2B		0-0 G3		
Tony Muser, L OBP: 0.315, SLG: 0.310 (1, 8) Elliott Maddox, R OBP: 0.300, SLG: 0.125 (8, 8)	0-0 1B		0-0 FC1 2B 1-2 2-H		0-0 5-3		0-3 K		
Pat Kelly, L OBP: 0.369, SLG: 0.424 (1, 7)	0-3 K		0-0 2B 1-3 2-H		0-0 G3 2-3		0-0 2B 1B		
Ken Singleton, S OBP: 0.432, SLG: 0.495 (1, 9)	0-0 G3		0-3 K		0-0 1-3		0-0 F8 1-2		
Eddie Murray, S OBP: 0.329, SLG: 0.430 (1, 3)		0-0 1-3	4-0 BB		4-0 FC5-4 BB		0-0 2B		
Lee May, R OBP: 0.283, SLG: 0.398 (1, 10)	0-0 5-3		0-0 1-3		0-0 FC5-4 1-2f		0-3 K		
Doug DeCinces, R OBP: 0.340, SLG: 0.406 (1, 5)	0-0 5-3			0-0 G6-4-3 1B		0-0 F8		4-0 IBB	
Mark Belanger, R OBP: 0.263, SLG: 0.249 (1, 6)			0-3 K	0-0 G6-4-3 1-2f		0-0 F8		0-0 F8	
Dave Skaggs, R OBP: 0.277, SLG: 0.271 (1, 2)			4-0 FC1 E 1B BB	0-0 4-3		0-3 K			

Inning Stats	R: 0	H: 1	E: 0	LOB: 1	K: 1	BB: 0	S: 6	P: 6
	R: 0	H: 0	E: 0	LOB: 0	K: 0	BB: 0	S: 3	P: 3
	R: 2	H: 2	E: 1	LOB: 3	K: 2	BB: 2	S: 10	P: 18
	R: 0	H: 1	E: 0	LOB: 0	K: 0	BB: 0	S: 3	P: 3
	R: 0	H: 1	E: 0	LOB: 1	K: 0	BB: 0	S: 4	P: 4
	R: 0	H: 0	E: 0	LOB: 1	K: 2	BB: 0	S: 7	P: 7
	R: 0	H: 0	E: 0	LOB: 0	K: 2	BB: 0	S: 7	P: 7
	R: 1	H: 2	E: 0	LOB: 2	K: 1	BB: 1	S: 7	P: 11

1B	2B	3B	HR	SF	SAC	DP	HBP
4	1	2	0	0	0	0	0
4	0	1	0	0	0	1	2
4	0	0	0	0	0	1	5
2	0	1	1	2	0	0	0
4	0	0	0	0	1	5	5
3	0	1	0	1	0	1	1
4	0	0	0	0	1	4	4
2	1	0	0	1	1	0	0

PITCHER	IP	WLS	BF	H	R	ER	SO	BB	IBB	HBP	BLK	WP	HR	S	P	ERA	WHIP
Moose Haas, R ERA: 4.26 (1, 1)	7.1	L	32	7	3	2	5	3	0	0	0	0	0	39	51	2.46	1.364
Bill Castro, R ERA: 4.53 (8, 1)	0.2		3	0	0	0	1	0	1	0	0	0	0	4	8	0.00	0.000

BOTTOM

Milwaukee Brewers @ Baltimore Orioles
Memorial Stadium, Baltimore, MD
 Sun Jul 24 1977, 3:33 AM EDT
 Att: 19,411 - Unknown - 87 F

AB	R	H	RBI	BB	SO	LOB
31	3	7	2	4	6	19

WP: 0 PA: 35
 PB: 0
 SB: 1
 CS: 0



Batter	1	2	3	4	5	6	7	8	9	AB R H RBI BB SO LOB	TOP																							
Lenn Sakata, R OBP: 0.190, SLG: 0.150 (1, 4) X	0-0 F4			X 0-0 F8		X 0-0 4-3		X 0-0 E 1B G6-4-3 1B		4 1 1 0 0 0 0																								
Jim Wohlford, R OBP: 0.259, SLG: 0.280 (1, 9) X	0-0 F2			X 0-0 F7		X 0-0 F8		X 0-0 G6-4-3 E 1-2 2-3 1B		4 0 1 0 0 0 0																								
Steve Brye, R OBP: 0.280, SLG: 0.394 Von Joshua, L OBP: 0.288, SLG: 0.358 (1, 8) X (8, PH) (8, 8)	0-0 6-3			X 0-0 2B			X 0-0 G3	X 0-0 FC1 G6-4-3 1-2 2-3 3-H		3 0 1 0 0 0 0 1 0 0 0 0 0 2																								
Sal Bando, R OBP: 0.348, SLG: 0.409 (1, 5) X		X 0-0 F7		X 4-0 BB			X 0-0 2B 1B	X 0-0 G6-4-3 1-2f 2-3 3-H		3 0 1 0 1 0 2																								
Cecil Cooper, L OBP: 0.332, SLG: 0.455 (1, 3) X		X 0-0 4-3		X 0-0 L3			X 0-0 G5-3 1-3 2B	X 0-3 K		4 0 1 0 0 1 3																								
Ken McMullen, R OBP: 0.314, SLG: 0.398 (1, 10) X		X 0-0 6-3			X 0-0 5-3		X 4-0 BB	X 0-0 F8		3 0 0 0 1 0 0																								
Charlie Moore, R OBP: 0.284, SLG: 0.329 (1, 2) X			X 0-0 6-3		X 0-0 F7		X 0-0 G5-3 2-3f	X 0-0 E3		4 0 0 0 0 0 3																								
Dick Davis, R OBP: 0.256, SLG: 0.263 Jamie Quirk, L OBP: 0.252, SLG: 0.354 (1, 7) X (9, PH)			X 0-0 F2		X 0-0 F9			X 0-0 1B 2B S 2-3	X 0-3 K	3 1 1 0 0 0 0 1 0 0 0 0 1 1																								
Ed Romero, R OBP: 0.346, SLG: 0.273 Robin Yount, R OBP: 0.350, SLG: 0.387 (1, 6) X (8, PH) (8, 6)			X 0-0 6-3		X 0-0 F7			X 0-0 1B 1B E 2-H	X 0-0 F9	2 0 0 0 0 0 0 2 1 1 1 0 0 1																								
Inning Stats	R: 0 E: 0 K: 0 S: 3	H: 0 LOB: 0 BB: 0 P: 3	R: 0 E: 0 K: 0 S: 3	H: 0 LOB: 0 BB: 0 P: 3	R: 0 E: 0 K: 0 S: 4	H: 1 LOB: 2 BB: 1 P: 8	R: 0 E: 0 K: 0 S: 3	H: 0 LOB: 0 BB: 0 P: 3	R: 0 E: 0 K: 0 S: 4	H: 2 LOB: 2 BB: 1 P: 8	R: 3 E: 1 K: 1 S: 9	H: 4 LOB: 1 BB: 0 P: 9	R: 0 E: 1 K: 1 S: 6	H: 0 LOB: 1 BB: 0 P: 6	1B: 4 2B: 3 3B: 0 HR: 0	SF: 0 SAC: 0 DP: 2 HBP: 0	WP: 0 PB: 0 SB: 0 CS: 0	PA: 36																
PITCHER	IP WLS BF H R ER SO BB IBB HBP BLK WP HR S P ERA WHIP																																	
Rudy May, L ERA: 3.5 (1, 1)	7.0		27	5	2	1	0	2	0	0	0	0	0	25	33	1.29	1.000																	
Dick Drago, R ERA: 2.68 (8, 1)	2.0	W	9	2	1	0	2	0	0	0	0	0	0	13	13	0.00	1.000																	

Milwaukee Brewers @ Baltimore Orioles
 Memorial Stadium, Baltimore, MD
 Sun Jul 24 1977, 7:05 PM EDT
 Att: 19,411 - Unknown

livebaseballscorecards.com

AB	34
R	3
H	7
RBI	1
BB	2
SO	2
LOB	12



Batter	1	2	3	4	5	6	7	8	9
Elliott Maddox, R (1, 8) OBP: 0.267, SLG: 0.091	0-0 4-3 BB	4-0 1B BB		0-0 F8		0-0 F9		0-0 SF8	
Rich Dauer, R (1, 4) OBP: 0.273, SLG: 0.290	0-0 4-3	0-0 1-2 2-H 1B		0-0 F8		0-0 F3		0-0 F3	
Ken Singleton, S (1, 9) OBP: 0.430, SLG: 0.490	4-0 1B BB	0-3 K			0-0 5-3		0-0 1-4-3		
Lee May, R (1, 3) OBP: 0.282, SLG: 0.397	0-0 1-2 1B		0-0 4-3		0-0 F9		0-0 F8		
Tony Muser, L (8, 3) OBP: 0.315, SLG: 0.310									
Eddie Murray, S (1, 10) OBP: 0.328, SLG: 0.436	0-3 K		0-0 F7		0-0 HR		0-0 F9		
Doug DeCinces, R (1, 5) OBP: 0.348, SLG: 0.416		4-0 1B E BB	0-0 FC6-4 1B		0-0 1B			0-0 SH3-4 SF8 2B	
Andres Mora, R (1, 7) OBP: 0.212, SLG: 0.485		0-0 E 1B	0-0 FC6-4		0-0 F9			0-0 E8 SF8 SH3-4	
Pat Kelly, L (8, PH) OBP: 0.368, SLG: 0.422		1-3 1B 1B	1-2						
Dave Criscione, R (1, 2) OBP: 0.400, SLG: 0.400		0-0 F9		0-0 1B		0-0 F9 SH1-4 1B		0-0 SH3-4	
Kiko Garcia, R (1, 6) OBP: 0.268, SLG: 0.304		0-0 4-3		0-3 K		0-0 SH1-4		4-0 IBB	
Al Bumbry, L (8, PH) OBP: 0.353, SLG: 0.387		1-2 3-H							
Mark Belanger, R (8, PR) OBP: 0.263, SLG: 0.249									

Inning Stats		R: 0	H: 1	E: 0	K: 1	S: 6	LOB: 2	BB: 1	P: 10				
R: 2 H: 2 E: 1 K: 1 S: 7		R: 0 H: 1 E: 0 K: 0 S: 4		R: 0 H: 1 E: 0 K: 1 S: 6		R: 1 H: 2 E: 0 K: 0 S: 5		R: 0 H: 1 E: 0 K: 0 S: 4		R: 0 H: 0 E: 0 K: 0 S: 3		R: 1 H: 1 E: 1 K: 0 S: 5	
IP: 7.0 WLS: L BF: 33 H: 9 R: 4 ER: 3 SO: 3		IP: 1.0 WLS: L BF: 5 H: 0 R: 0 ER: 0 SO: 0		IP: 7.0 WLS: L BF: 33 H: 9 R: 4 ER: 3 SO: 3		IP: 1.0 WLS: L BF: 5 H: 0 R: 0 ER: 0 SO: 0		IP: 7.0 WLS: L BF: 33 H: 9 R: 4 ER: 3 SO: 3		IP: 1.0 WLS: L BF: 5 H: 0 R: 0 ER: 0 SO: 0		IP: 7.0 WLS: L BF: 33 H: 9 R: 4 ER: 3 SO: 3	
PITCHER Jerry Augustine, L (1, 1) ERA: 4.21		PITCHER Bill Castro, R (8, 1) ERA: 4.44		PITCHER Jerry Augustine, L (1, 1) ERA: 4.21		PITCHER Bill Castro, R (8, 1) ERA: 4.44		PITCHER Jerry Augustine, L (1, 1) ERA: 4.21		PITCHER Bill Castro, R (8, 1) ERA: 4.44		PITCHER Jerry Augustine, L (1, 1) ERA: 4.21	

BOTTOM

Milwaukee Brewers @ Baltimore Orioles
Memorial Stadium, Baltimore, MD
 Sun Jul 24 1977, 7:05 PM EDT
 Att. 19,411 - Unknown

AB	R	H	RBI	BB	SO	LOB
3	0	0	1	1	0	2
5	0	1	1	0	0	4
3	0	0	0	1	1	2
4	0	1	0	0	0	0
0	0	0	0	0	0	0
4	1	1	1	0	1	2
3	2	3	0	1	0	0
3	1	1	0	0	0	2
1	0	0	0	0	0	1
3	0	2	0	0	0	2
2	0	0	0	0	1	2
0	0	0	0	1	0	0
0	0	0	0	0	0	0

1B:	7	SF:	1	WP:	0	PA:	38
2B:	1	SAC:	2	PB:	0		
3B:	0	DP:	0	SB:	0		
HR:	1	HBP:	0	CS:	0		

AB 31
R 4
H 9
RBI 3
BB 4
SO 3
LOB 17



Batter	1	2	3	4	5	6	7	8	9	10	11	AB R H RBI BB SO LOB	TOP																			
Jim Wohlford, R (1, 7) OBP: 0.262, SLG: 0.284	0-3 K ①		x 0-0 1-3 ②		4-0 BB 1-2 2-3 BB			x 0-0 1B 2B		x 0-0 F9 ①		4 1 1 0 1 1 0	<p>Milwaukee Brewers @ Baltimore Orioles</p> <p>Memorial Stadium, Baltimore, MD</p> <p>Mon Jul 25 1977, 7:05 PM EDT</p> <p>Att: 8,219 - Unknown</p>																			
Steve Brye, R (1, 9) OBP: 0.273, SLG: 0.383	x 0-0 5-3 ②		x 0-0 F3 ③		x 0-0 1-3 ③			x 0-0 L7 ②		x 0-3 K ②		5 0 0 0 0 1 4																				
Cecil Cooper, L (1, 3)	x 0-0 F7 ③			x 0-0 6-3 ①			x 0-0 F8 ①		x 0-0 2-H 1B	x 0-0 F8 ③		5 0 1 1 0 0 0																				
Sal Bando, R (1, 5) OBP: 0.344, SLG: 0.403		x 0-0 5-3 ①		x 0-0 1-3 ②			x 0-3 K ②		x 0-3 K ③		x 0-0 F9 ①	5 0 0 0 0 2 1																				
Von Joshua, L (1, 8) OBP: 0.288, SLG: 0.356		x 0-0 2B 1B		x 0-0 4-3 ③			x 0-3 K ③			x 0-0 6-3 ①		4 0 1 0 0 1 0																				
Dick Davis, R (11, PH) OBP: 0.250, SLG: 0.256												1 0 0 0 0 0 0																				
Jamie Quirk, L (1, 10) OBP: 0.265, SLG: 0.367		x 0-0 1-3 2B		x 0-0 5-3 ①			x 0-0 FC6-4 1B			x 4-0 HR BB		3 1 2 0 1 0 0																				
Ken McMullen, R (11, PH) OBP: 0.311, SLG: 0.394											x 0-0 F9 ③	1 0 0 0 0 0 0																				
Lenn Sakata, R (1, 4) OBP: 0.200, SLG: 0.292		x 0-0 F6 ②		x 0-0 5-3 ②			x 0-0 FC6-4 G6-4-3 1-2f			x 0-0 1-H HR		4 1 1 2 0 0 3																				
Charlie Moore, R (1, 2) OBP: 0.283, SLG: 0.328		x 0-3 K ③		x 0-0 BB 1B 1B			x 0-0 G6-4-3 1-2f			x 0-0 5-3 ②		4 0 1 0 0 1 3																				
Ed Romero, R (1, 6) OBP: 0.357, SLG: 0.292			x 0-3 K ①		x 0-0 BB 1B			x 0-3 K ①		x 0-0 4-3 ③		2 0 1 0 0 1 0																				
Robin Yount, R (8, PH) OBP: 0.348, SLG: 0.385												2 0 0 0 0 1 0																				
Inning Stats	R: 0 H: 0 E: 0 K: 1 S: 5	H: 0 LOB: 0 BB: 0 P: 5	R: 0 H: 2 E: 0 K: 1 S: 7	H: 2 LOB: 2 BB: 0 P: 7	R: 0 H: 0 E: 0 K: 1 S: 5	H: 0 LOB: 0 BB: 0 P: 5	R: 0 H: 0 E: 0 K: 0 S: 3	H: 0 LOB: 0 BB: 0 P: 3	R: 0 H: 2 E: 0 K: 0 S: 5	H: 2 LOB: 3 BB: 1 P: 9	R: 0 H: 0 E: 0 K: 2 S: 7	H: 0 LOB: 0 BB: 0 P: 7	R: 0 H: 1 E: 0 K: 0 S: 3	H: 1 LOB: 0 BB: 0 P: 3	R: 1 H: 2 E: 0 K: 2 S: 9	H: 2 LOB: 1 BB: 0 P: 9	R: 2 H: 1 E: 0 K: 0 S: 4	H: 1 LOB: 0 BB: 1 P: 8	R: 0 H: 0 E: 0 K: 1 S: 5	H: 0 LOB: 0 BB: 0 P: 5	R: 0 H: 0 E: 0 K: 0 S: 3	H: 0 LOB: 0 BB: 0 P: 3	1B: 5 SF: 0 2B: 2 SAC: 0 3B: 0 DP: 1 HR: 1 HBP: 0	WP: 0 PA: 42 PB: 0 SB: 0 CS: 0								
PITCHER	IP WLS BF H R ER SO BB IBB HBP BLK WP HR S P ERA WHIP																															
Dennis Martinez, R (1, 1) ERA: 3.33	10.0	W	39	8	3	3	8	2	0	0	0	0	0	0	1	53	61	2.70	1.000													
Tippy Martinez, L (11, 1) ERA: 1.86	1.0	W	3	0	0	0	0	0	0	0	0	0	0	0	3	3	0.00	0.000														

livebaseballscores.com

AB	40
R	3
H	8
RBI	3
BB	2
SO	8
LOB	11



Batter	1	2	3	4	5	6	7	8	9	10	11	AB	R	H	RBI	BB	SO	LOB	BOTTOM								
Billy Smith, S OBP: 0.298, SLG: 0.328 (1, 4)	4-3		F9		F7		K		1B			5	0	1	1	0	1	1	Milwaukee Brewers @ Baltimore Orioles Memorial Stadium, Baltimore, MD Mon Jul 25 1977, 7:05 PM EDT Att: 8,219 - Unknown								
Tony Muser, L OBP: 0.323, SLG: 0.318 (1, 8)			6-3				4-3					4	0	2	0	0	0	0									
Tom Shopay, L OBP: 0.282, SLG: 0.297 (8, 8) (9, 9)	1B				1B							1	0	0	0	0	1	3									
Pat Kelly, L OBP: 0.365, SLG: 0.416 (1, 7)	F4		F7		FC3-6 BB			F9		K		4	0	0	0	1	1	1									
Ken Singleton, S OBP: 0.429, SLG: 0.487 (1, 9)				G3	FC3-6							4	0	1	0	0	1	4									
Elliott Maddox, R OBP: 0.313, SLG: 0.250 (8, PR) (9, 8)	K				1-2f			7-6-3 1B				1	0	1	0	0	0	0									
Eddie Murray, S OBP: 0.332, SLG: 0.445 (1, 10)		1-4-3 BB 1B		3-1				7-6-3 1-2f				4	1	2	1	1	0	1									
Lee May, R OBP: 0.282, SLG: 0.395 (1, 3)			L9									4	0	1	0	0	0	1									
Mark Belanger, R OBP: 0.262, SLG: 0.248 (9, PR) (10, 6)				F9			F9		BB 1B 1B	K		1	1	0	0	0	1	2									
Doug DeCinces, R OBP: 0.349, SLG: 0.423 (1, 5) (10, 3)		4-0 BB BB BB	1-4-3 BB		HR		5-3		F9	1-3		4	1	1	1	1	0	3									
Kiko Garcia, R OBP: 0.257, SLG: 0.292 (1, 6)			1-4-3		4-3		K		1B BB 1B			3	0	0	0	0	1	2									
Al Bumbry, L OBP: 0.355, SLG: 0.389 (9, PH)									1-2 2-3			1	0	1	0	0	0	0									
Brooks Robinson, R OBP: 0.234, SLG: 0.279 (10, 5)												1	0	0	0	0	0	0									
Dave Skaggs, R OBP: 0.279, SLG: 0.274 (1, 2)									4-0 BB BB BB	1B BB 1B		3	0	1	0	0	0	2									
Andres Mora, R OBP: 0.224, SLG: 0.485 (9, PH)			F2									0	0	0	0	1	0	0									
Dave Criscione, R OBP: 0.500, SLG: 1.000 (10, 2)					1B			F8				1	1	1	1	0	0	0									
Inning Stats	R: 0 E: 0 K: 1 S: 6	H: 1 LOB: 1 BB: 0 P: 6	R: 0 E: 0 K: 0 S: 4	H: 1 LOB: 2 BB: 1 P: 8	R: 0 E: 0 K: 0 S: 3	H: 0 LOB: 0 BB: 0 P: 3	R: 0 E: 0 K: 0 S: 3	H: 0 LOB: 0 BB: 0 P: 3	R: 1 E: 0 K: 0 S: 6	H: 3 LOB: 3 BB: 1 P: 10	R: 1 E: 0 K: 1 S: 6	H: 1 LOB: 0 BB: 0 P: 6	R: 0 E: 0 K: 1 S: 5	H: 0 LOB: 0 BB: 0 P: 5	R: 0 E: 0 K: 0 S: 3	H: 1 LOB: 1 BB: 0 P: 3	R: 1 E: 0 K: 1 S: 7	H: 3 LOB: 3 BB: 1 P: 11	R: 0 E: 0 K: 2 S: 8	H: 1 LOB: 2 BB: 1 P: 12	R: 1 E: 0 K: 0 S: 2	H: 1 LOB: 0 BB: 0 P: 2	1B: 8 2B: 2 3B: 0 HR: 3	SF: 0 SAC: 0 DP: 1 HBP: 0	WP: 0 PB: 0 SB: 0 CS: 0	PA: 45	
PITCHER	IP	WLS	BF	H	R	ER	SO	BB	IBB	HBP	BLK	WP	HR	S	P	ERA	WHIP										
Jim Slaton, R ERA: 3.17 (1, 1)	8.0		32	7	2	2	3	2	0	0	0	0	2	36	44	2.25	1.125										
Bill Castro, R ERA: 4.56 (9, 1)	0.2		5	3	1	1	0	1	0	0	0	0	0	4	8	13.50	6.000										
Bob McClure, L ERA: 3.07 (9, 1)	0.2		4	1	0	0	2	0	1	0	0	0	0	7	11	0.00	1.500										
Sam Hinds, R ERA: 2.92 (10, 1)	1.0	L	4	1	1	1	1	0	0	0	0	0	1	6	6	9.00	1.000										

AB	41
R	4
H	12
RBI	4
BB	4
SO	6
LOB	20



BOTTOM

Baltimore Orioles @ New York Yankees
Yankee Stadium, Bronx, NY
Tue Jul 26 1977, 7:05 PM EDT
Att. 32,097 - Unknown

livebaseballscorecards.com

AB 36
R 5
H 11
RBI 5
BB 6
SO 1
LOB 23



WP: 0 PA: 43
PB: 0
SB: 0
CS: 1

AB R H RBI BB SO LOB

3 0 0 0 2 0 0

5 0 1 0 0 0 1

4 0 1 0 1 0 3

4 1 3 0 1 0 1

5 0 1 0 0 0 7

4 1 2 2 1 1 2

3 1 1 0 1 0 2

4 0 0 0 0 0 4

3 1 1 1 0 0 3

1 1 1 2 0 0 0

0 0 0 0 0 0 0

1B: 7 SF: 0
2B: 1 SAC: 0
3B: 0 DP: 1
HR: 3 HBP: 0

Batter	1	2	3	4	5	6	7	8	9	10
Willie Randolph, R (1, 4) OBP: 0.362, SLG: 0.417	4-0 FC3-6 BB		x 0-0 F5		x 0-0 F9		x 0-0 F3		BBB 4-0 4-3 1B BB	
Mickey Rivers, L (1, 8) OBP: 0.328, SLG: 0.398	x 0-0 FC3-6 FC3-6 1-2f		x 0-0 F9		x 0-0 F8		x 0-0 6-3		x 0-0 4-3 1-2 1B	
Thurman Munson, R (1, 2) OBP: 0.352, SLG: 0.486	x 0-0 FC3-6 1B 1-2f		BBB 4-0 CS BB		x 0-0 1B		x 0-0 5-3	x 0-0 5-3	x 0-0 4-3 1-2 2-3	
Chris Chambliss, L (1, 3) OBP: 0.342, SLG: 0.438	x 0-0 1-3 1B		0-0 CS	x 0-0 1B 2B	x 0-0 F5		x 0-0 1B	x 0-0 1B	4-0 FC5-4 IBB	
Lou Piniella, R (1, 9) OBP: 0.369, SLG: 0.488	x 0-0 F9		x 0-0 5-3		x 0-0 G5-4-3 1B		x 0-0 F7	x 0-0 FC5-4 1-2f		
Reggie Jackson, L (1, 10) OBP: 0.365, SLG: 0.540		BBB 4-0 FC4-6 BB	x 0-0 1B 2-H	x 0-0 1B	0-3 K		x 0-0 1-6-3		x 0-0 HR	
Roy White, S (1, 7) OBP: 0.348, SLG: 0.401	x 0-0 FC4-6 BLK 1-2f		x 0-0 1-3 1B		x 0-0 G5-4-3 1-2f		x 0-0 3-1	BBB 4-0 HR BB		
Graig Nettles, L (1, 5) OBP: 0.308, SLG: 0.452	x 0-0 F9		x 0-0 F6		x 0-0 3-1		x 0-0 F5			
Bucky Dent, R (1, 6) OBP: 0.323, SLG: 0.386	x 0-0 4-3		x 0-0 4-3		x 0-0 HR		x 0-0 HR			
Cliff Johnson, R (9, PH) OBP: 0.403, SLG: 0.577										
Fred Stanley, R (10, 6) OBP: 0.310, SLG: 0.370										

Inning Stats	R: 0	H: 1	E: 0	K: 0	S: 4	P: 8	R: 0	H: 0	E: 0	K: 0	S: 3	P: 7	R: 0	H: 0	E: 0	K: 0	S: 2	R: 1	H: 3	E: 0	K: 0	S: 6	P: 6	R: 0	H: 1	E: 0	K: 1	S: 5	P: 5	R: 1	H: 1	E: 0	K: 0	S: 4	P: 4	R: 0	H: 1	E: 0	K: 0	S: 5	R: 0	H: 1	E: 0	K: 0	S: 4	P: 4	R: 2	H: 2	E: 0	K: 0	S: 5	P: 17	R: 1	H: 1	E: 0	K: 0	S: 1	P: 1	1B: 7	SF: 0	2B: 1	SAC: 0	3B: 0	DP: 1	HR: 3	HBP: 0	WP: 0	PA: 43
--------------	------	------	------	------	------	------	------	------	------	------	------	------	------	------	------	------	------	------	------	------	------	------	------	------	------	------	------	------	------	------	------	------	------	------	------	------	------	------	------	------	------	------	------	------	------	------	------	------	------	------	------	-------	------	------	------	------	------	------	-------	-------	-------	--------	-------	-------	-------	--------	-------	--------

PITCHER	IP	WLS	BF	H	R	ER	SO	BB	IBB	HBP	BLK	WP	HR	S	P	ERA	WHIP
Ross Grimsley, L (1, 1) ERA: 3.51	8.0		34	8	3	3	1	4	0	0	1	0	1	32	48	3.38	1.500
Tippy Martinez, L (9, 1) ERA: 2.15	0.1		4	2	1	1	0	1	0	0	0	0	1	3	7	27.00	9.000
Dick Drago, R (9, 1) ERA: 2.63	0.2		3	0	0	0	0	0	1	0	0	0	0	2	6	0.00	0.000
Scott McGregor, L (10, 1) ERA: 4.42	0.0	L	1	1	1	1	0	0	0	0	0	0	1	1	1	∞	∞

Batter	1	2	3	4	5	6	7	8	9	AB R H RBI BB SO LOB	TOP
--------	---	---	---	---	---	---	---	---	---	----------------------	-----

Billy Smith, S (1, 4) <small>OBP: 0.301, SLG: 0.345</small>	0-0 HR		0-0 BB SH2-3 1B	0-0 F7			0-0 2-3	0-0 1B 2B		5 2 3 1 0 0 1	
Elliott Maddox, R (1, 8) <small>OBP: 0.400, SLG: 0.400</small>	0-0 F7		0-0 SH2-3 1-2		0-0 F8		0-0 F8	0-0 1B 1B		4 1 1 2 0 0 0	
Pat Kelly, L (1, 7) <small>OBP: 0.367, SLG: 0.412</small>	0-0 F8		4-0 BB BB		0-0 F4		4-0 E S BB	0-0 1B 1B		3 0 1 0 2 0 0	
Ken Singleton, S (1, 9) <small>OBP: 0.429, SLG: 0.492</small> Tom Shopay, L (9, 9) <small>OBP: 0.278, SLG: 0.292</small>	4-0 BB		0-0 F6		4-0 BB		0-0 F8	0-0 1-2 3-H 1B		3 0 1 1 2 0 3 0 0 0 0 0 0 0	
Eddie Murray, S (1, 10) <small>OBP: 0.331, SLG: 0.447</small>	0-0 F2		4-0 1-2 2-3 BB		0-0 F9			HR F8		4 1 1 1 1 0 4	
Lee May, R (1, 3) <small>OBP: 0.283, SLG: 0.400</small>		0-0 5-3	0-3 K			0-0 1B		0-0 HR	0-0 F9	5 1 2 1 0 1 3	
Doug DeCinces, R (1, 5) <small>OBP: 0.346, SLG: 0.416</small>		4-0 F8 S BB		0-0 F4		0-0 F4		0-0 5-3	0-0 F8	4 0 0 0 1 0 1	
Mark Belanger, R (1, 6) <small>OBP: 0.258, SLG: 0.244</small>		0-0 F8 1-3		0-0 F9		0-3 K		0-3 K	0-0 5-3	5 0 0 0 0 2 2	
Dave Skaggs, R (1, 2) <small>OBP: 0.303, SLG: 0.279</small>		0-3 K		0-0 1B		0-0 6-3		4-0 2B 1B BB		3 1 1 0 1 1 2	

Inning Stats	R: 1 E: 0 K: 0 S: 4	H: 1 LOB: 1 BB: 1 P: 8	R: 0 E: 0 K: 1 S: 5	H: 0 LOB: 1 BB: 1 P: 9	R: 0 E: 0 K: 1 S: 6	H: 1 LOB: 3 BB: 2 P: 14	R: 0 E: 0 K: 0 S: 4	H: 1 LOB: 1 BB: 0 P: 4	R: 0 E: 0 K: 0 S: 3	H: 0 LOB: 1 BB: 1 P: 7	R: 0 E: 0 K: 1 S: 6	H: 1 LOB: 1 BB: 0 P: 6	R: 0 E: 0 K: 0 S: 3	H: 0 LOB: 1 BB: 1 P: 7	R: 5 E: 0 K: 1 S: 11	H: 6 LOB: 2 BB: 1 P: 15	R: 0 E: 0 K: 0 S: 3	H: 0 LOB: 0 BB: 0 P: 3	1B: 6 2B: 1 3B: 0 HR: 3	SF: 0 SAC: 1 DP: 0 HBP: 0	WP: 0 PB: 0 SB: 2 CS: 0	PA: 44
--------------	------------------------------	---------------------------------	------------------------------	---------------------------------	------------------------------	----------------------------------	------------------------------	---------------------------------	------------------------------	---------------------------------	------------------------------	---------------------------------	------------------------------	---------------------------------	-------------------------------	----------------------------------	------------------------------	---------------------------------	----------------------------------	------------------------------------	----------------------------------	--------

PITCHER	IP	WLS	BF	H	R	ER	SO	BB	IBB	HBP	BLK	WP	HR	S	P	ERA	WHIP
Catfish Hunter, R (1, 1) <small>ERA: 4.66</small>	7.0	L	33	6	3	3	3	6	0	0	0	0	3	33	57	3.86	1.714
Dick Tidrow, R (8, 1) <small>ERA: 3.64</small>	0.2		6	3	2	2	1	1	0	0	0	0	0	7	11	27.00	6.000
Sparky Lyle, L (8, 1) <small>ERA: 1.64</small>	1.1		5	1	1	1	0	0	0	0	0	0	0	5	5	6.75	0.750

Baltimore Orioles @ New York Yankees
 Yankee Stadium, Bronx, NY
 Wed Jul 27 1977, 7:05 PM EDT
 Att: 47,271 - Unknown

livebaseballscorecards.com

AB	36
R	6
H	10
RBI	6
BB	7
SO	4
LOB	16



BOTTOM

Baltimore Orioles @ New York Yankees
Yankee Stadium, Bronx, NY
Wed Jul 27 1977, 7:05 PM EDT
Att. 47,271 - Unknown

livebaseballscores.com

AB 30
R 4
H 7
RBI 4
BB 6
SO 7
LOB 15



WP: 1 PA: 40
PB: 0
SB: 1
CS: 0

AB R H RBI BB SO LOB

5 1 2 1 0 0 0

1 1 0 0 4 0 1

4 0 1 1 0 0 3

5 0 0 1 0 2 3

2 0 1 0 2 1 0

4 0 1 0 0 2 4

3 1 1 0 0 0 1

3 1 1 1 0 0 3

2 0 0 0 0 2 0

1 0 0 0 0 0 0

1B: 5 SF: 1
2B: 1 SAC: 1
3B: 1 DP: 1
HR: 0 HBP: 2

Batter	1	2	3	4	5	6	7	8	9
Mickey Rivers, L OBP: 0.329, SLG: 0.401 (1, 8)	0-0 G3		0-0 F2		0-0 BB 1B		0-0 F2		0-0 1B 2B
Roy White, S OBP: 0.355, SLG: 0.399 (1, 7)	4-0 BB HBP BB		4-0 G4-6-3 BB		4-0 1-2 BB			4-0 F8 WP 3-1 BB	0-0 F9
Thurman Munson, R OBP: 0.352, SLG: 0.483 (1, 2)	1-0 BB HBP		0-0 G4-6-3		0-0 G3			0-0 F8 1-3	0-0 2-H 1B
Chris Chambliss, L OBP: 0.338, SLG: 0.432 (1, 3)	0-0 F8			0-3 K		0-0 3-1		0-0 3-1	0-3 K
Reggie Jackson, L OBP: 0.369, SLG: 0.540 (1, 9)	4-0 1-2 2-3 BB			0-0 S 1B		0-3 K2-3		4-0 3-H HBP 1B BB	
Graig Nettles, L OBP: 0.308, SLG: 0.450 (1, 5)	0-0 F5			0-3 K		0-3 K		0-0 HBP 1B	
Willie Randolph, R OBP: 0.363, SLG: 0.422 (1, 4)		0-0 F8		0-0 F9			0-0 SF9 3B	1-0 1-2 2-3 HBP	
Dell Alston, L OBP: 0.429, SLG: 0.684 (1, 10)		0-0 F6			0-0 SH1-4 1B		0-0 SF9	0-0 G3	
Bucky Dent, R OBP: 0.321, SLG: 0.384 Carlos May, L OBP: 0.311, SLG: 0.351 (9, PH)		0-3 K			0-0 SH1-4		0-3 K		0-0 6-3

Inning Stats	R: 0	H: 0	E: 0	K: 0	S: 3	LOB: 3	BB: 2	P: 12	R: 0	H: 0	E: 0	K: 1	S: 5	LOB: 0	BB: 0	P: 5	R: 0	H: 0	E: 0	K: 0	S: 2	LOB: 0	BB: 1	P: 6	R: 0	H: 1	E: 0	K: 2	S: 8	LOB: 1	BB: 0	P: 8	R: 1	H: 2	E: 0	K: 0	S: 4	LOB: 1	BB: 1	P: 8	R: 0	H: 0	E: 0	K: 2	S: 7	LOB: 0	BB: 0	P: 7	R: 1	H: 1	E: 0	K: 1	S: 6	LOB: 0	BB: 0	P: 6	R: 1	H: 1	E: 0	K: 0	S: 4	LOB: 3	BB: 2	P: 13	R: 1	H: 2	E: 0	K: 1	S: 7	LOB: 1	BB: 0	P: 7
--------------	------	------	------	------	------	--------	-------	-------	------	------	------	------	------	--------	-------	------	------	------	------	------	------	--------	-------	------	------	------	------	------	------	--------	-------	------	------	------	------	------	------	--------	-------	------	------	------	------	------	------	--------	-------	------	------	------	------	------	------	--------	-------	------	------	------	------	------	------	--------	-------	-------	------	------	------	------	------	--------	-------	------

PITCHER	IP	WLS	BF	H	R	ER	SO	BB	IBB	HBP	BLK	WP	HR	S	P	ERA	WHIP
Jim Palmer, R ERA: 2.97 (1, 1)	7.2	W	33	5	3	3	6	6	0	1	0	1	0	38	63	3.52	1.435
Dick Drago, R ERA: 2.79 (8, 1)	1.0		6	2	1	1	0	0	0	1	0	0	0	5	6	9.00	2.000
Tippy Martinez, L ERA: 2.12 (9, 1)	0.1	S	1	0	0	0	1	0	0	0	0	0	0	3	3	0.00	0.000

Batter	1	2	3	4	5	6	7	8	9	AB R H RBI BB SO LOB	TOP	
Billy Smith, S (1, 4) <small>OBP: 0.302, SLG: 0.344</small> Rich Dauer, R (4, 4) <small>OBP: 0.276, SLG: 0.293</small>	4-0 		0-3 K			0-0 	0-0 L4			1 1 0 0 1 1 0 2 0 1 0 0 0 1	Baltimore Orioles @ New York Yankees Yankee Stadium, Bronx, NY Thu Jul 28 1977, 3:33 AM EDT Att: 40,818 - Unknown	
Tony Muser, L (1, 8) <small>OBP: 0.317, SLG: 0.304</small>	4-0 		0-0 6-3			0-0 F8		0-0 F9		3 0 0 0 1 0 1		
Pat Kelly, L (1, 7) <small>OBP: 0.363, SLG: 0.406</small>	0-0 F7		0-0 3-1			0-3 K		0-0 F8		4 0 0 0 0 1 3		
Ken Singleton, S (1, 9) <small>OBP: 0.430, SLG: 0.491</small>	4-0 			0-0 1-4-3		0-0 		0-0 4-3		3 0 1 0 1 0 0		
Eddie Murray, S (1, 10) <small>OBP: 0.330, SLG: 0.444</small>	0-0 SF7			4-0 		0-0 F7		0-0 F8		2 0 0 1 1 0 2		
Lee May, R (1, 3) <small>OBP: 0.280, SLG: 0.396</small>	0-0 F6			0-0 G4-6-3			0-0 5-3		0-0 6-3			4 0 0 0 0 0 3
Doug DeCinces, R (1, 5) <small>OBP: 0.345, SLG: 0.423</small>		0-0 F8			0-3 K		0-0 		0-3 K			4 1 1 1 0 2 0
Dave Criscione, R (1, 2) <small>OBP: 0.333, SLG: 0.667</small>		0-3 K			0-0 L5		0-0 F7			3 0 0 0 0 1 0		
Kiko Garcia, R (1, 6) <small>OBP: 0.260, SLG: 0.293</small>		0-0 6-3			0-3 K		0-0 			3 0 1 0 0 1 0		
Inning Stats	R: 1 H: 0 E: 0 LOB: 2 K: 0 BB: 3 S: 3 P: 15	R: 0 H: 0 E: 0 LOB: 0 K: 1 BB: 0 S: 5 P: 5	R: 0 H: 0 E: 0 LOB: 0 K: 1 BB: 0 S: 5 P: 5	R: 0 H: 0 E: 0 LOB: 0 K: 0 BB: 1 S: 2 P: 6	R: 0 H: 0 E: 0 LOB: 0 K: 2 BB: 0 S: 7 P: 7	R: 0 H: 2 E: 0 LOB: 2 K: 1 BB: 0 S: 7 P: 7	R: 1 H: 2 E: 0 LOB: 1 K: 0 BB: 0 S: 5 P: 5	R: 0 H: 0 E: 0 LOB: 0 K: 1 BB: 0 S: 3 P: 3	R: 0 H: 0 E: 0 LOB: 0 K: 1 BB: 0 S: 5 P: 5	1B: 3 SF: 1 2B: 0 SAC: 0 3B: 0 DP: 1 HR: 1 HBP: 0	WP: 0 PA: 34 PB: 0 SB: 0 CS: 0	
PITCHER Mike Torrez, R (1, 1) <small>ERA: 4.8</small>	IP WLS BF H R ER SO BB IBB HBP BLK WP HR S P ERA WHIP 9.0 W 34 4 2 2 6 4 0 0 0 0 0 1 42 58 2.00 0.889											

AB	29
R	2
H	4
RBI	2
BB	4
SO	6
LOB	10



WP	0
PA	34
PB	0
SB	0
CS	0

Batter	1	2	3	4	5	6	7	8	9	AB	R	H	RBI	BB	SO	LOB
Willie Randolph, R OBP: 0.365, SLG: 0.419 (1, 4)	4-0 1B BB	0-0 6-3		4-0 FC6-4 BB		0-0 1-3	4-0 BB FC3-2 BB	0-3 K		3	2	0	0	3	1	0
Mickey Rivers, L OBP: 0.330, SLG: 0.401 (1, 8)	0-0 1B FC5-2 1B	0-0 F9		0-0 FC6-4 G5-4-3		0-0 1B 1B	0-0 FC3-2 BB			5	2	2	0	0	0	4
Thurman Munson, R OBP: 0.356, SLG: 0.495 Ron Guidry, L (6, PR) Fran Healy, R OBP: 0.288, SLG: 0.300 (7, 2)	0-0 FC5-2 BB WP 1B		0-0 HR	0-0 G5-4-3		0-0 1B 1B	4-0 2B BB			4	2	3	2	0	0	1
Chris Chambliss, L OBP: 0.346, SLG: 0.439 (1, 3)	4-0 WP FC5-2 BB		0-0 BB 1B		4-0 HR BB	0-0 1B 1B	0-0 BB			3	2	3	3	2	0	0
Lou Piniella, R OBP: 0.366, SLG: 0.482 Paul Blair, R OBP: 0.336, SLG: 0.423 (1, 9) (7, 9)	0-0 FC5-2 WP		0-0 F9		0-3 K	0-0 1B	0-0 F8			4	0	1	1	0	1	5
Cliff Johnson, R OBP: 0.403, SLG: 0.569 (1, 10)	0-0 F6		4-0 1B FC6-4 BB		0-0 F8	0-0 F7		4-0 HR BB		3	2	0	0	2	0	5
Graig Nettles, L OBP: 0.311, SLG: 0.459 (1, 5)	4-0 1B BB		0-0 FC6-4 1B		0-0 HR		0-0 4-3	0-3 K		4	1	2	3	1	1	1
Roy White, S OBP: 0.358, SLG: 0.412 (1, 7)	0-0 F4		0-0 FC6-4		0-0 1B		0-0 BB FC3-2 1B	0-0 HR		5	1	3	3	0	0	4
Bucky Dent, R OBP: 0.319, SLG: 0.380 (1, 6)		0-0 F9	0-0 F8		0-0 F9		0-0 FC3-2 BB 1B	0-0 6-3		5	1	1	0	0	0	2

Inning Stats	R: 2	H: 2	E: 0	K: 0	S: 5	LOB: 3	BB: 3	P: 17	R: 0	H: 0	E: 0	K: 0	S: 3	LOB: 0	BB: 0	P: 3	R: 3	H: 3	E: 0	K: 0	S: 6	LOB: 1	BB: 1	P: 10	R: 0	H: 0	E: 0	K: 0	S: 2	LOB: 0	BB: 1	P: 6	R: 2	H: 2	E: 0	K: 1	S: 7	LOB: 1	BB: 1	P: 11	R: 2	H: 4	E: 0	K: 0	S: 6	LOB: 1	BB: 0	P: 6	R: 3	H: 3	E: 0	K: 0	S: 6	LOB: 2	BB: 2	P: 14	R: 2	H: 1	E: 0	K: 2	S: 8	LOB: 0	BB: 1	P: 12
--------------	------	------	------	------	------	--------	-------	-------	------	------	------	------	------	--------	-------	------	------	------	------	------	------	--------	-------	-------	------	------	------	------	------	--------	-------	------	------	------	------	------	------	--------	-------	-------	------	------	------	------	------	--------	-------	------	------	------	------	------	------	--------	-------	-------	------	------	------	------	------	--------	-------	-------

PITCHER	IP	WLS	BF	H	R	ER	SO	BB	IBB	HBP	BLK	WP	HR	S	P	ERA	WHIP
Rudy May, L ERA: 3.68 (1, 1)	2.1	L	16	5	5	4	0	4	0	0	0	1	1	12	28	15.43	3.857
Scott McGregor, L ERA: 5.18 (3, 1)	4.1		23	8	7	7	1	4	0	0	0	0	1	21	37	14.54	2.769
Tippy Martinez, L ERA: 2.61 (7, 1)	1.1		7	2	2	2	2	1	0	0	0	0	1	10	14	13.50	2.250


BOTTOM

Baltimore Orioles @ New York Yankees
Yankee Stadium, Bronx, NY

Thu Jul 28 1977, 3:33 AM EDT
Att. 40,818 - Unknown

AB	37
R	14
H	15
RBI	13
BB	9
SO	3
LOB	24

WP: 1 PA: 46
PB: 0
SB: 0
CS: 0



PITCHER	IP	WLS	BF	H	R	ER	SO	BB	IBB	HBP	BLK	WP	HR	S	P	ERA	WHIP
---------	----	-----	----	---	---	----	----	----	-----	-----	-----	----	----	---	---	-----	------

Batter	1	2	3	4	5	6	7	8	9	AB R H RBI BB SO LOB	TOP				
Elliott Maddox, R OBP: 0.400, SLG: 0.417 (1, 8) X	0-0 5-3		0-0 1-H 2B		0-0 F7			4-0 FC1-5 BB	0-3 K	4 0 1 1 1 1 2					
Rich Dauer, R OBP: 0.273, SLG: 0.285 (1, 4) B B B	4-0 G4-6-3 BB		0-0 L4		0-0 F8			0-0 FC1-5	0-0 1-3	4 0 0 0 1 0 5					
Pat Kelly, L OBP: 0.359, SLG: 0.402 (1, 7) X	0-0 G4-6-3			0-0 F8				0-3 K		3 0 0 0 0 0 1					
Andres Mora, R OBP: 0.217, SLG: 0.471 (8, PH) (8, 7)	0-0 G4-6-3									1 0 0 0 0 1 2					
Tom Shopay, L OBP: 0.278, SLG: 0.292 (9, 7)	0-0 1-2f									0 0 0 0 0 0 0					
Ken Singleton, S OBP: 0.428, SLG: 0.488 (1, 9) S S S		0-3 K		0-0 F9 1B 2B 1B				0-3 K		4 1 1 0 0 2 2					
Eddie Murray, S OBP: 0.332, SLG: 0.443 (1, 10) X		0-0 F8		0-0 2B 1-2 WP 1B				0-0 4-3	4-0 HR BB	3 2 1 0 1 0 0					
Lee May, R OBP: 0.282, SLG: 0.405 (1, 3)		0-0 F9		0-0 F9					0-0 HR	4 1 2 2 0 0 2					
Tony Muser, L OBP: 0.317, SLG: 0.304 (9, 3) X				2-3			0-0 FC6-4 1B		1-H HR	0 0 0 0 0 0 0					
Doug DeCinces, R OBP: 0.346, SLG: 0.427 (1, 5) S S S			0-3 K	0-0 1-3 3-H 2B			0-0 FC6-4 CS		0-0 FC1-6 1B	4 0 2 1 0 1 1					
Mark Belanger, R OBP: 0.255, SLG: 0.241 (1, 6) X			0-0 F8	0-0 F9			0-0 F8		0-0 FC1-6 E S	4 0 0 0 0 0 3					
Dave Skaggs, R OBP: 0.325, SLG: 0.296 (1, 2) X			0-0 2B 1B		0-0 3-1			0-0 FC1-5 BB 1B	4-0 1-3 BB	3 1 2 0 1 0 0					
Inning Stats	R: 0 E: 0 K: 0 S: 2 H: 0 LOB: 0 BB: 1 P: 6	R: 0 E: 0 K: 1 S: 5 H: 0 LOB: 0 BB: 0 P: 5	R: 1 E: 0 K: 1 S: 7 H: 2 LOB: 1 BB: 0 P: 7	R: 2 E: 0 K: 0 S: 6 H: 3 LOB: 1 BB: 0 P: 6	R: 0 E: 0 K: 0 S: 3 H: 0 LOB: 0 BB: 0 P: 3	R: 0 E: 0 K: 0 S: 3 H: 0 LOB: 0 BB: 0 P: 3	R: 0 E: 0 K: 0 S: 3 H: 1 LOB: 0 BB: 0 P: 3	R: 0 E: 0 K: 2 S: 8 H: 1 LOB: 2 BB: 1 P: 12	R: 2 E: 0 K: 1 S: 7 H: 2 LOB: 2 BB: 2 P: 15	1B: 6 2B: 2 3B: 0 HR: 1 SF: 0 SAC: 0 DP: 1 HBP: 0	WP: 1 PB: 0 SB: 1 CS: 1 PA: 38				
PITCHER	IP WLS BF H R ER SO BB IBB HBP BLK WP HR S P ERA WHIP											PITCHER	IP WLS BF H R ER SO BB IBB HBP BLK WP HR S P ERA WHIP		
Bob Galasso, R ERA: 7.27 (1, 1)	3.2		16 5 3 3 2 1 0 0 0 0 0 0 19 23 7.36 1.636												
Diego Segui, R ERA: 5.32 (4, 1)	3.1		12 2 0 0 0 1 0 0 0 0 1 0 11 15 0.00 0.900												
Mike Kekich, L ERA: 4.35 (8, 1)	1.0 L	5	1 2 2 2 1 0 0 0 0 0 1 1 8 12 18.00 2.000												
Enrique Romo, R ERA: 2.36 (9, 1)	1.0	5	1 0 0 1 1 0 0 0 0 0 0 0 6 10 0.00 2.000												

Baltimore Orioles @ Seattle Mariners
The Kingdome, Seattle, WA
Fri Jul 29 1977, 10:05 PM EDT
Att. 14,313 - Unknown

AB	34
R	5
H	9
RBI	4
BB	4
SO	5
LOB	18



Batter	1	2	3	4	5	6	7	8	9	AB R H RBI BB SO LOB
Julio Cruz, S (1, 4) OBP: 0.299, SLG: 0.340 Steve Braun, L (9, PH) OBP: 0.349, SLG: 0.297	0-0 1B		0-0 4-3		0-3 K		0-0 5-3		0-3 K	4 0 1 0 0 1 4 1 0 0 0 0 1 0
Dave Collins, S (1, 7) OBP: 0.294, SLG: 0.304	0-0 F7		0-0 F8		0-0 FC4-6		0-0 L6		0-0 F7	5 0 0 0 0 0 5
Dan Meyer, L (1, 3) OBP: 0.325, SLG: 0.429	0-3 K			0-0 F5		0-3 K		4-0 HR BB		3 1 0 0 1 2 1
Leroy Stanton, R (1, 9) OBP: 0.336, SLG: 0.506	0-0 5-3			0-0 1B		0-3 K		0-0 HR		4 1 2 2 0 1 1
Ruppert Jones, L (1, 8) OBP: 0.307, SLG: 0.464		4-0 BB		0-3 K		0-3 K		0-0 E9 FC6-2 1B		3 0 1 0 1 2 1
Bill Stein, R (1, 5) OBP: 0.298, SLG: 0.412		0-0 FC2-6 G6-4-3		0-3 K			0-0 HR	0-0 4-3		4 1 1 1 0 1 3
Juan Bernhardt, R (1, 10) OBP: 0.288, SLG: 0.391		0-0 G6-4-3			0-0 E5 FC6-4		0-0 1B 3B	0-0 FC6-2		4 1 1 0 0 0 2
Larry Milbourne, S (1, 6) OBP: 0.255, SLG: 0.294 Craig Reynolds, L (9, 6) OBP: 0.262, SLG: 0.285			4-0 SH1-4 BB		0-0 FC6-4 1B		0-0 F9	0-0 F9		3 0 0 0 1 0 3 0 0 0 0 0 0 0
Larry Cox, R (1, 2) OBP: 0.305, SLG: 0.393 Bob Stinson, S (9, PH) OBP: 0.390, SLG: 0.404			0-0 SH1-4		0-0 FC4-6 1B		0-0 5-3 1B		0-3 K	2 0 2 1 0 0 0 1 0 0 0 0 1 0

Inning Stats	R: 0 E: 0 K: 1 S: 6	H: 1 LOB: 1 BB: 0 P: 6	R: 0 E: 0 K: 0 S: 2	H: 0 LOB: 0 BB: 1 P: 6	R: 0 E: 0 K: 0 S: 3	H: 0 LOB: 1 BB: 1 P: 7	R: 0 E: 0 K: 2 S: 8	H: 1 LOB: 1 BB: 0 P: 8	R: 0 E: 1 K: 1 S: 7	H: 1 LOB: 2 BB: 0 P: 7	R: 0 E: 0 K: 3 S: 9	H: 0 LOB: 0 BB: 0 P: 9	R: 2 E: 0 K: 0 S: 6	H: 3 LOB: 1 BB: 0 P: 6	R: 2 E: 1 K: 0 S: 5	H: 2 LOB: 1 BB: 1 P: 9	R: 0 E: 0 K: 2 S: 7	H: 0 LOB: 0 BB: 0 P: 7	1B: 5 2B: 0 3B: 1 HR: 2	SF: 0 SAC: 1 DP: 1 HBP: 0	WP: 0 PB: 0 SB: 1 CS: 0	PA: 38
--------------	------------------------------	---------------------------------	------------------------------	---------------------------------	------------------------------	---------------------------------	------------------------------	---------------------------------	------------------------------	---------------------------------	------------------------------	---------------------------------	------------------------------	---------------------------------	------------------------------	---------------------------------	------------------------------	---------------------------------	----------------------------------	------------------------------------	----------------------------------	--------


PITCHER	IP	WLS	BF	H	R	ER	SO	BB	IBB	HBP	BLK	WP	HR	S	P	ERA	WHIP
Mike Flanagan, L (1, 1) ERA: 3.54	7.0		30	6	3	3	7	3	0	0	0	0	1	41	53	3.86	1.286
Dick Drago, R (8, 1) ERA: 2.86	2.0	W	8	2	1	1	2	0	0	0	0	0	1	12	12	4.50	1.000

BOTTOM

Baltimore Orioles @ Seattle Mariners
The Kingdome, Seattle, WA

Fri Jul 29 1977, 10:05 PM EDT
Att. 14,313 - Unknown

AB	34
R	4
H	8
RBI	4
BB	3
SO	9
LOB	20



Batter	1	2	3	4	5	6	7	8	9	10	11	AB R H RBI BB SO LOB	TOP	
Elliott Maddox, R (1, 8) OBP: 0.371, SLG: 0.379	0-0 G6-4-3 1B		0-0 5-3		0-0 G6-4-3 1-2f		0-0 G4-6-3 1-2f			0-0 F7		5 0 1 0 0 0 2	Baltimore Orioles @ Seattle Mariners The Kingdome, Seattle, WA Sat Jul 30 1977, 10:05 PM EDT Att. 31,609 - Dome	
Rich Dauer, R (1, 4) OBP: 0.271, SLG: 0.282 (11, 5)	0-0 G6-4-3 1-2f		0-0 F7		0-0 5-3			0-0 1B		0-0 F9		5 0 1 0 0 0 1		
Pat Kelly, L (1, 7) OBP: 0.363, SLG: 0.399	0-3 K		4-0 S BB			1-0 BB HBP		0-0 F8		1-0 F8 S 1B HBP		2 1 0 0 1 1 1		
Ken Singleton, S (1, 9) OBP: 0.430, SLG: 0.485		4-0 E SF BB	0-0 4-3			4-0 FC1-4 1-2 WP BB		0-0 F7		4-0 F7 1B IBB BB		2 3 0 0 3 0 2		
Eddie Murray, S (1, 3) OBP: 0.330, SLG: 0.439		0-0 F4		0-3 K		4-0 FC1-4 1-2 BB		0-3 K		0-3 K		4 0 0 0 1 3 4		
Lee May, R (1, 10) OBP: 0.284, SLG: 0.413		0-0 E6 FC6-4 1-3 SF		0-0 HR		0-0 FC1-4 1-2f 2-3 WP			0-0 CS 1B		0-0 F8	5 1 2 1 0 0 5		
Brooks Robinson, R (1, 5) OBP: 0.216, SLG: 0.261		0-0 SF FC6-4		0-0 F8		0-3 K			0-0 F4 1-2		4-0 1B IBB	3 0 0 1 0 1 2 0 0 0 0 1 0 0 0 0 0 0 0 0 0		
Tony Muser, L (11, PH) OBP: 0.324, SLG: 0.304		1-2 3-H				1-2 3-H			0-0 F9		0-0 1B IBB	4 0 1 0 0 1 2 1 0 1 2 0 0 0 0 0 0 0 0 0 0		
Kiko Garcia, R (11, PR) OBP: 0.260, SLG: 0.293 (11, 6)		0-0 FC6-4 1-2f 2-3		0-0 CS 1B		0-0 CS 1B		0-0 F9		0-3 K		1-2 2-H 3-H 1B		3 0 2 0 0 0 2 1 0 0 0 0 0 0 1 0 0 0 0 1 2
Mark Belanger, R (1, 6) OBP: 0.255, SLG: 0.241		0-0 FC6-4 1-2f 2-3		0-0 CS 1B		0-0 CS 1B		0-0 F9		0-0 K		1-2 2-H 3-H 1B		3 0 2 0 0 0 2 1 0 0 0 0 0 0 1 0 0 0 0 1 2
Andres Mora, R (11, PH) OBP: 0.229, SLG: 0.478		0-0 FC6-4 1-2f 2-3		0-0 CS 1B		0-0 CS 1B		0-0 F9		0-0 K		1-2 2-H 3-H 1B		3 0 2 0 0 0 2 1 0 0 0 0 0 0 1 0 0 0 0 1 2
Billy Smith, S (11, PR) OBP: 0.302, SLG: 0.344 (11, 4)		0-0 FC6-4 1-2f 2-3		0-0 CS 1B		0-0 CS 1B		0-0 F9		0-0 K		1-2 2-H 3-H 1B	3 0 2 0 0 0 2 1 0 0 0 0 0 0 1 0 0 0 0 1 2	
Dave Skaggs, R (1, 2) OBP: 0.337, SLG: 0.311		0-0 4-3		0-0 CS		0-0 G6-4-3 1B		0-0 G4-6-3 1B		0-0 F8		1B: 7 SF: 1 2B: 0 SAC: 0 3B: 0 DP: 3 HR: 1 HBP: 2	WP: 1 PA: 46 PB: 0 SB: 2 CS: 2	
Ken Rudolph, R (10, 2) OBP: 0.274, SLG: 0.288 OBP: 0.235, SLG: 0.188		0-0 4-3		0-0 CS		0-0 G6-4-3 1B		0-0 G4-6-3 1B		0-0 F8		1B: 7 SF: 1 2B: 0 SAC: 0 3B: 0 DP: 3 HR: 1 HBP: 2	WP: 1 PA: 46 PB: 0 SB: 2 CS: 2	
Inning Stats	R: 0 H: 1 E: 0 LOB: 0 K: 1 BB: 0 S: 5 P: 5	R: 1 H: 0 E: 2 LOB: 2 K: 0 BB: 1 S: 5 P: 9	R: 0 H: 0 E: 0 LOB: 1 K: 0 BB: 1 S: 3 P: 7	R: 1 H: 2 E: 0 LOB: 0 K: 1 BB: 0 S: 6 P: 6	R: 0 H: 1 E: 0 LOB: 0 K: 0 BB: 0 S: 3 P: 3	R: 1 H: 0 E: 0 LOB: 1 K: 1 BB: 2 S: 4 P: 13	R: 0 H: 1 E: 0 LOB: 0 K: 0 BB: 0 S: 3 P: 3	R: 0 H: 1 E: 0 LOB: 1 K: 1 BB: 0 S: 6 P: 6	R: 0 H: 1 E: 0 LOB: 1 K: 1 BB: 0 S: 5 P: 5	R: 0 H: 0 E: 0 LOB: 0 K: 2 BB: 2 S: 3 P: 17	R: 2 H: 1 E: 0 LOB: 2 K: 2 BB: 2 S: 8 P: 17	1B: 7 SF: 1 2B: 0 SAC: 0 3B: 0 DP: 3 HR: 1 HBP: 2	WP: 1 PA: 46 PB: 0 SB: 2 CS: 2	
PITCHER	IP WLS BF H R ER SO BB IBB HBP BLK WP HR S P ERA WHIP													
Dick Pole, R (1, 1) ERA: 4.08	5.1 22 4 3 2 2 3 0 1 0 0 1 22 35 3.38 1.312													
John Montague, R (6, 1) ERA: 4.35	5.2 L 23 4 2 2 5 2 1 1 0 1 0 29 42 3.18 1.059													

livebaseballscorecards.com

AB	36
R	5
H	8
RBI	4
BB	6
SO	7
LOB	23



BOTTOM

Baltimore Orioles @ Seattle Mariners
The Kingdome, Seattle, WA
Sat Jul 30 1977, 10:05 PM EDT
Att. 31,609 - Dome

livebaseballscores.com

AB	39
R	3
H	9
RBI	3
BB	1
SO	5
LOB	10



WP:	0	PA:	42
PB:	0		
SB:	0		
CS:	0		

AB	R	H	RBI	BB	SO	LOB
5	0	1	0	0	1	0
5	1	2	0	0	0	0
5	0	0	0	0	0	4
4	0	2	1	0	1	0
5	0	1	0	0	0	1
4	2	2	1	1	1	3
3	0	1	0	0	0	1
1	0	0	0	0	0	0
3	0	0	1	0	1	0
3	0	0	0	0	0	1
1	0	0	0	0	1	0
1B:	6	SF:	2			
2B:	2	SAC:	0			
3B:	0	DP:	1			
HR:	1	HBP:	0			

Batter	1	2	3	4	5	6	7	8	9	10	11
Julio Cruz, S OBP: 0.294, SLG: 0.333 (1, 4)	F3		F9					L6		K	
Dave Collins, S OBP: 0.296, SLG: 0.311 (1, 7)	F9			G3 SF7 2B				1-3			F7
Dan Meyer, L OBP: 0.321, SLG: 0.423 (1, 3)	4-3			G3				F9			F9
Leroy Stanton, R OBP: 0.337, SLG: 0.506 (1, 9)		F9		SF7						K	
Ruppert Jones, L OBP: 0.306, SLG: 0.460 (1, 8)		G3		F8				F8			1B
Bill Stein, R OBP: 0.302, SLG: 0.423 (1, 5)											1B
Juan Bernhardt, R OBP: 0.288, SLG: 0.390 Steve Braun, L OBP: 0.348, SLG: 0.296 (9, PH)											K
Larry Milbourne, S OBP: 0.250, SLG: 0.290 (1, 6)											
Larry Cox, R OBP: 0.290, SLG: 0.373 Bob Stinson, S OBP: 0.388, SLG: 0.402 (10, PH) (11, 2)											

Inning	R	H	E	K	S	P
1	0	0	0	0	3	3
2	0	0	0	0	3	7
3	0	0	0	0	3	3
4	1	1	0	0	4	4
5	1	4	0	0	7	7
6	0	1	0	0	3	3
7	0	0	0	0	3	3
8	0	0	0	0	3	3
9	1	1	0	1	6	6
10	0	0	0	0	9	9
11	0	2	0	1	7	7

PITCHER	IP	WLS	BF	H	R	ER	SO	BB	IBB	HBP	BLK	WP	HR	S	P	ERA	WHIP
Ross Grimsley, L ERA: 3.49	8.2		33	7	3	3	1	1	0	0	0	0	1	34	38	3.12	0.923
Dennis Martinez, R ERA: 3.26	2.1	W	9	2	0	0	4	0	0	0	0	0	0	17	17	0.00	0.857

PITCHER	IP	WLS	BF	H	R	ER	SO	BB	IBB	HBP	BLK	WP	HR	S	P	ERA	WHIP
Ross Grimsley, L ERA: 3.49	8.2		33	7	3	3	1	1	0	0	0	0	1	34	38	3.12	0.923
Dennis Martinez, R ERA: 3.26	2.1	W	9	2	0	0	4	0	0	0	0	0	0	17	17	0.00	0.857

PITCHER	IP	WLS	BF	H	R	ER	SO	BB	IBB	HBP	BLK	WP	HR	S	P	ERA	WHIP
Ross Grimsley, L ERA: 3.49	8.2		33	7	3	3	1	1	0	0	0	0	1	34	38	3.12	0.923
Dennis Martinez, R ERA: 3.26	2.1	W	9	2	0	0	4	0	0	0	0	0	0	17	17	0.00	0.857

PITCHER	IP	WLS	BF	H	R	ER	SO	BB	IBB	HBP	BLK	WP	HR	S	P	ERA	WHIP
Ross Grimsley, L ERA: 3.49	8.2		33	7	3	3	1	1	0	0	0	0	1	34	38	3.12	0.923
Dennis Martinez, R ERA: 3.26	2.1	W	9	2	0	0	4	0	0	0	0	0	0	17	17	0.00	0.857

PITCHER	IP	WLS	BF	H	R	ER	SO	BB	IBB	HBP	BLK	WP	HR	S	P	ERA	WHIP
Ross Grimsley, L ERA: 3.49	8.2		33	7	3	3	1	1	0	0	0	0	1	34	38	3.12	0.923
Dennis Martinez, R ERA: 3.26	2.1	W	9	2	0	0	4	0	0	0	0	0	0	17	17	0.00	0.857

PITCHER	IP	WLS	BF	H	R	ER	SO	BB	IBB	HBP	BLK	WP	HR	S	P	ERA	WHIP
Ross Grimsley, L ERA: 3.49	8.2		33	7	3	3	1	1	0	0	0	0	1	34	38	3.12	0.923
Dennis Martinez, R ERA: 3.26	2.1	W	9	2	0	0	4	0	0	0	0	0	0	17	17	0.00	0.857

PITCHER	IP	WLS	BF	H	R	ER	SO	BB	IBB	HBP	BLK	WP	HR	S	P	ERA	WHIP
Ross Grimsley, L ERA: 3.49	8.2		33	7	3	3	1	1	0	0	0	0	1	34	38	3.12	0.923
Dennis Martinez, R ERA: 3.26	2.1	W	9	2	0	0	4	0	0	0	0	0	0	17	17	0.00	0.857

PITCHER	IP	WLS	BF	H	R	ER	SO	BB	IBB	HBP	BLK	WP	HR	S	P	ERA	WHIP
Ross Grimsley, L ERA: 3.49	8.2		33	7	3	3	1	1	0	0	0	0	1	34	38	3.12	0.923
Dennis Martinez, R ERA: 3.26	2.1	W	9	2	0	0	4	0	0	0	0	0	0	17	17	0.00	0.857

PITCHER	IP	WLS	BF	H	R	ER	SO	BB	IBB	HBP	BLK	WP	HR	S	P	ERA	WHIP
Ross Grimsley, L ERA: 3.49	8.2		33	7	3	3	1	1	0	0	0	0	1	34	38	3.12	0.923
Dennis Martinez, R ERA: 3.26	2.1	W	9	2	0	0	4	0	0	0	0	0	0	17	17	0.00	0.857

PITCHER	IP	WLS	BF	H	R	ER	SO	BB	IBB	HBP	BLK	WP	HR	S	P	ERA	WHIP
Ross Grimsley, L ERA: 3.49	8.2		33	7	3	3	1	1	0	0	0	0	1	34	38	3.12	0.923
Dennis Martinez, R ERA: 3.26	2.1	W	9	2	0	0	4	0	0	0	0	0	0	17	17	0.00	0.857

Batter	1	2	3	4	5	6	7	8	9	AB R H RBI BB SO LOB	TOP	
Billy Smith, S (1, 4) OBP: 0.302, SLG: 0.346	0-0 BB PB 2B		0-0 4-3		0-0 F8			0-0 F8		4 1 1 0 0 0 0		
Tony Muser, L (1, 8) OBP: 0.330, SLG: 0.305 Dave Criscione, R (8, 2) OBP: 0.333, SLG: 0.667	4-0 PB BB BB		0-0 CS 1B		0-0 4-3			0-3 K		3 0 1 0 1 1 0 0 0 0 0 0 0 0		
Pat Kelly, L (1, 7) OBP: 0.361, SLG: 0.395	4-0 PB BB 1-2 2-3		0-3 K 1-2						0-0 F5	3 0 0 0 1 2 1		
Ken Singleton, S (1, 9) OBP: 0.428, SLG: 0.482	0-0 F7 1-2 2-3 3-H			0-0 1B 1B					0-3 K	4 0 1 0 0 1 2		
Eddie Murray, S (1, 3) OBP: 0.329, SLG: 0.437	0-0 F7			0-0 FC6-4 1B					0-0 F8	4 0 1 0 0 0 2		
Lee May, R (1, 10) OBP: 0.282, SLG: 0.410	0-0 6-3			0-3 K						3 0 0 0 0 2 4		
Doug DeCinces, R (1, 5) OBP: 0.343, SLG: 0.423		0-0 F9		0-0 F2				0-0 F7		3 0 0 0 0 0 2		
Mark Belanger, R (1, 6) OBP: 0.252, SLG: 0.238		0-0 F8		0-0 FC6-4 1-2f				0-0 F9		3 0 0 0 0 0 2		
Dave Skaggs, R (1, 2) OBP: 0.329, SLG: 0.303 Tom Shopay, L (8, PH) OBP: 0.270, SLG: 0.284 (8, 8)		0-0 F4			0-0 6-3			0-0 4-3		2 0 0 0 0 0 0 1 0 0 0 0 0 0		
Inning Stats	R: 1 H: 1 E: 0 LOB: 2 K: 0 BB: 2 S: 4 P: 12	R: 0 H: 0 E: 0 LOB: 0 K: 0 BB: 0 S: 3 P: 3	R: 0 H: 1 E: 0 LOB: 1 K: 1 BB: 0 S: 5 P: 5	R: 0 H: 2 E: 0 LOB: 2 K: 1 BB: 0 S: 7 P: 7	R: 0 H: 0 E: 0 LOB: 0 K: 0 BB: 0 S: 3 P: 3	R: 0 H: 0 E: 0 LOB: 0 K: 1 BB: 0 S: 5 P: 5	R: 0 H: 0 E: 0 LOB: 0 K: 1 BB: 0 S: 5 P: 5	R: 0 H: 0 E: 0 LOB: 0 K: 1 BB: 0 S: 5 P: 5	R: 0 H: 0 E: 0 LOB: 0 K: 1 BB: 0 S: 5 P: 5	R: 0 H: 0 E: 0 LOB: 0 K: 1 BB: 0 S: 5 P: 5	1B: 3 SF: 0 2B: 2 SAC: 0 3B: 0 DP: 1 HR: 0 HBP: 0	WP: 0 PA: 32 PB: 1 SB: 0 CS: 1
PITCHER Glenn Abbott, R (1, 1) ERA: 4.31	IP WLS BF H R ER SO BB IBB HBP BLK WP HR S P ERA WHIP	9.0 W 32 4 1 0 6 2 0 0 0 0 0 0 42 50 0.00 0.667										

Baltimore Orioles @ Seattle Mariners
The Kingdome, Seattle, WA
Sun Jul 31 1977, 6:33 AM EDT
Att. 11,464 - Dome

livebaseballscorecards.com

AB 30
R 1
H 4
RBI 0
BB 2
SO 6
LOB 13



Batter	1	2	3	4	5	6	7	8	9	AB	R	H	RBI	BB	SO	LOB
Julio Cruz, S OBP: 0.292, SLG: 0.330 (1, 4)	0-0 F7		0-0 3B 1B		0-3 K		0-0 1-3			4	1	1	0	0	1	1
Dave Collins, S OBP: 0.299, SLG: 0.322 (1, 7)	0-0 2B 1B		0-0 1-H SF9 3B		0-0 4-3			0-0 4-3		4	2	2	1	0	0	0
Dan Meyer, L OBP: 0.320, SLG: 0.425 (1, 3)	0-0 1-H 2B 2B		0-0 SF9		0-0 G3			0-0 F4		3	1	1	2	0	0	0
Ruppert Jones, L OBP: 0.306, SLG: 0.458 (1, 8)	0-0 F6		0-0 G3		0-0 4-3			0-0 HR 1B		4	1	1	0	0	0	1
Leroy Stanton, R OBP: 0.342, SLG: 0.522 (1, 9)	0-0 2-H 2B		4-0 FC6-4 BB		0-0 6-3			0-0 1-H HR		3	1	2	3	1	0	0
Bill Stein, R OBP: 0.301, SLG: 0.421 (1, 5)	0-0 F5		0-0 FC6-4		0-0 1-3			0-0 1B		4	0	1	0	0	0	2
Steve Braun, L OBP: 0.345, SLG: 0.292 (1, 10)		0-3 K		0-0 F7			0-0 6-3	0-0 F7		4	0	0	0	0	1	1
Bob Stinson, S OBP: 0.387, SLG: 0.401 (1, 2)		0-0 CS 1B		0-0 F7			0-0 6-3			3	0	1	0	0	0	0
Craig Reynolds, L OBP: 0.263, SLG: 0.286 (1, 6)		0-3 K		0-0 5-3			0-0 1B			3	0	1	0	0	1	1

Inning Stats	R: 2	H: 3	E: 0	LOB: 1	K: 0	BB: 0	S: 6	P: 6	R: 0	H: 1	E: 0	LOB: 1	K: 2	BB: 0	S: 7	P: 7	R: 0	H: 2	E: 0	LOB: 1	K: 0	BB: 1	S: 5	P: 9	R: 0	H: 0	E: 0	LOB: 0	K: 0	BB: 0	S: 3	P: 3	R: 0	H: 0	E: 0	LOB: 0	K: 1	BB: 0	S: 5	P: 5	R: 0	H: 0	E: 0	LOB: 0	K: 0	BB: 0	S: 3	P: 3	R: 0	H: 1	E: 0	LOB: 1	K: 0	BB: 0	S: 4	P: 4	R: 2	H: 3	E: 0	LOB: 1	K: 0	BB: 0	S: 6	P: 6
--------------	------	------	------	--------	------	-------	------	------	------	------	------	--------	------	-------	------	------	------	------	------	--------	------	-------	------	------	------	------	------	--------	------	-------	------	------	------	------	------	--------	------	-------	------	------	------	------	------	--------	------	-------	------	------	------	------	------	--------	------	-------	------	------	------	------	------	--------	------	-------	------	------


PITCHER	IP	WLS	BF	H	R	ER	SO	BB	IBB	HBP	BLK	WP	HR	S	P	ERA	WHIP
Jim Palmer, R ERA: 3.11 (1, 1)	2.0	L	11	6	4	4	2	0	0	0	0	0	0	15	15	18.00	3.000
Scott McGregor, L ERA: 4.97 (3, 1)	6.0		23	4	2	2	1	1	0	0	0	0	1	24	28	3.00	0.833

BOTTOM

Baltimore Orioles @ Seattle Mariners
The Kingdome, Seattle, WA
Sun Jul 31 1977, 6:33 AM EDT
Att. 11,464 - Dome

livebaseballscorecards.com

AB	32
R	6
H	10
RBI	6
BB	1
SO	3
LOB	6



WP: 0	PA: 34
PB: 0	
SB: 0	
CS: 1	

Batter	1	2	3	4	5	6	7	8	9	AB R H RBI BB SO LOB	TOP														
Billy Smith, S (1, 4) OBP: 0.302, SLG: 0.344	0-0 F8		0-0 F8		4-0 CS BB			0-0 SH1-3 1-2		2 0 0 0 1 0 0															
Elliott Maddox, R (1, 8) OBP: 0.359, SLG: 0.364	0-0 F9		0-3 K		0-0 CS	0-0 1B		0-0 F8		4 0 1 0 0 1 1															
Ken Singleton, S (1, 9) OBP: 0.430, SLG: 0.480 Andres Mora, R (8, PH) OBP: 0.239, SLG: 0.529 Tom Shopay, L (8, 9) OBP: 0.270, SLG: 0.284	4-0 BB			4-0 4-3 1B BB		0-3 K		0-0 HR		1 1 0 0 2 1 1 1 1 1 2 0 0 0 0 0 0 0 0 0 0															
Lee May, R (1, 3) OBP: 0.281, SLG: 0.408 Tony Muser, L (9, 3) OBP: 0.330, SLG: 0.305	0-0 F2			0-0 4-3 1B		0-0 F7		0-0 F2		4 0 1 0 0 0 2 0 0 0 0 0 0 0															
Eddie Murray, S (1, 10) OBP: 0.329, SLG: 0.440		0-0 4-3		0-0 4-3		0-0 G3		0-0 SF8 3B		4 1 1 0 0 0 3															
Pat Kelly, L (1, 7) OBP: 0.357, SLG: 0.391		0-0 1-3		0-0 4-3		0-0 4-3		0-0 SF8		3 0 0 2 0 0 1															
Doug DeCinces, R (1, 5) OBP: 0.342, SLG: 0.421		0-0 F7		0-0 5-3		0-3 K		0-0 1B		4 0 1 0 0 1 1															
Kiko Garcia, R (1, 6) OBP: 0.259, SLG: 0.329 Mark Belanger, R (9, 6) OBP: 0.252, SLG: 0.238			0-0 HR		0-0 6-3		0-0 1-3	0-3 K		4 1 1 1 0 1 1 0 0 0 0 0 0 0															
Dave Skaggs, R (1, 2) OBP: 0.326, SLG: 0.300			0-0 F4		0-0 F8		0-0 SH1-3 1B	0-0 F8		4 1 1 0 0 0 1															
Inning Stats	R: 0 E: 0 K: 0 S: 3	H: 0 LOB: 1 BB: 1 P: 7	R: 0 E: 0 K: 0 S: 3	H: 0 LOB: 0 BB: 0 P: 3	R: 1 E: 0 K: 1 S: 6	H: 1 LOB: 0 BB: 0 P: 6	R: 1 E: 0 K: 0 S: 4	H: 1 LOB: 1 BB: 1 P: 8	R: 0 E: 0 K: 0 S: 2	H: 0 LOB: 0 BB: 1 P: 6	R: 0 E: 0 K: 1 S: 6	H: 1 LOB: 1 BB: 0 P: 6	R: 0 E: 0 K: 1 S: 5	H: 0 LOB: 0 BB: 0 P: 5	R: 2 E: 0 K: 0 S: 5	H: 2 LOB: 0 BB: 0 P: 5	R: 1 E: 0 K: 1 S: 7	H: 2 LOB: 1 BB: 0 P: 7	1B: 4 2B: 0 3B: 1 HR: 2	SF: 1 SAC: 1 DP: 0 HBP: 0	WP: 0 PB: 0 SB: 0 CS: 1	PA: 37			
PITCHER	IP	WLS	BF	H	R	ER	SO	BB	IBB	HBP	BLK	WP	HR	S	P	ERA	WHIP								
Joe Coleman, R (1, 1) ERA: 2.99	7.0	L	27	4	3	3	3	3	0	0	0	0	1	30	42	3.86	1.000								
Bob Lacey, L (8, 1) ERA: 2.82	1.1		7	3	2	2	0	0	0	0	0	0	1	7	7	13.50	2.250								
Doug Bair, R (9, 1) ERA: 4.97	0.2		2	0	0	0	1	0	0	0	0	0	0	4	4	0.00	0.000								

Baltimore Orioles @ Oakland Athletics
Oakland-Alameda County Coliseum, Oakland, CA

Mon Aug 01 1977, 7:05 PM PDT
Att. 8,831 - Unknown

livebaseballscorecards.com

AB	31
R	5
H	7
RBI	5
BB	3
SO	4
LOB	11



Batter	1	2	3	4	5	6	7	8	9	AB R H RBI BB SO LOB
Larry Murray, S (1, 7) OBP: 0.257, SLG: 0.306	0-0 6-3 1B		0-0 6-3		0-0 F6		0-0 1B		4-0 BB BB	4 0 2 0 1 0 2
Marty Perez, R (1, 4) OBP: 0.310, SLG: 0.344	0-0 6-3 1-3		0-0 4-3		0-0 FC6-4 1-2f		0-3 K		0-3 BB	5 0 0 0 0 2 5
Manny Sanguillen, R (1, 3) OBP: 0.289, SLG: 0.335	0-0 F3		0-0 5-3			0-0 2B 1B		0-0 L3		4 0 1 0 0 0 2
Rich McKinney, R (1, 10) OBP: 0.243, SLG: 0.339 Sheldon Mallory, L (8, PH) OBP: 0.368, SLG: 0.308	0-3 K			0-0 F7		0-0 1-3 2B		0-0 1B E 1B		3 0 1 0 0 1 1 1 1 1 0 0 0 0
Tony Armas, R (1, 8) OBP: 0.295, SLG: 0.387		0-0 F4		0-0 F4		0-0 F5		0-0 1-2 FC3-8 1B		4 0 1 0 0 0 2
Wayne Gross, L (1, 5) OBP: 0.334, SLG: 0.411		0-0 F8		0-0 1B		0-0 5-3		0-0 FC3-6 1-2f 2-H		4 0 1 0 0 0 3
Jim Tyrone, R (1, 9) OBP: 0.306, SLG: 0.337		0-0 FC5-4 1B		0-0 F7		0-0 6-3		0-0 5-3		4 0 1 0 0 0 4
Jeff Newman, R (1, 2) OBP: 0.266, SLG: 0.367		0-0 FC5-4 1-2f			0-0 E6 FC6-4		0-0 4-3		0-0 F8	4 0 0 0 0 0 1
Rob Picciolo, R (1, 6) OBP: 0.209, SLG: 0.233			0-0 6-3 2B		0-3 K		0-0 5-3		0-0 4-3	4 0 1 0 0 1 1

Inning Stats	R: 0 E: 0 K: 1 S: 6	H: 1 LOB: 1 BB: 0 P: 6	R: 0 E: 0 K: 0 S: 4	H: 1 LOB: 1 BB: 0 P: 4	R: 0 E: 0 K: 0 S: 4	H: 1 LOB: 1 BB: 0 P: 4	R: 0 E: 0 K: 0 S: 4	H: 1 LOB: 1 BB: 0 P: 4	R: 0 E: 1 K: 1 S: 6	H: 0 LOB: 1 BB: 0 P: 6	R: 0 E: 0 K: 0 S: 5	H: 2 LOB: 2 BB: 0 P: 5	R: 0 E: 0 K: 1 S: 6	H: 1 LOB: 1 BB: 0 P: 6	R: 1 E: 1 K: 0 S: 5	H: 2 LOB: 1 BB: 0 P: 5	R: 0 E: 0 K: 1 S: 5	H: 0 LOB: 1 BB: 1 P: 9	1B: 7 2B: 2 3B: 0 HR: 0	SF: 0 SAC: 0 DP: 0 HBP: 0
--------------	------------------------------	---------------------------------	------------------------------	---------------------------------	------------------------------	---------------------------------	------------------------------	---------------------------------	------------------------------	---------------------------------	------------------------------	---------------------------------	------------------------------	---------------------------------	------------------------------	---------------------------------	------------------------------	---------------------------------	----------------------------------	------------------------------------

PITCHER	IP	WLS	BF	H	R	ER	SO	BB	IBB	HBP	BLK	WP	HR	S	P	ERA	WHIP
Rudy May, L (1, 1) ERA: 3.49	8.2	W	37	9	1	0	3	1	0	0	0	0	0	42	46	0.00	1.154
Dick Drago, R (9, 1) ERA: 2.84	0.1		1	0	0	0	1	0	0	0	0	0	0	3	3	0.00	0.000


BOTTOM

Baltimore Orioles @ Oakland Athletics
Oakland-Alameda County Coliseum, Oakland, CA

Mon Aug 01 1977, 7:05 PM PDT
Att. 8,831 - Unknown

AB	37
R	1
H	9
RBI	0
BB	1
SO	4
LOB	21

livebaseballscores.com



WP: 0	PA: 38
PB: 0	
SB: 0	
CS: 0	

BOTTOM

Baltimore Orioles @ Oakland Athletics
Oakland-Alameda County Coliseum, Oakland, CA

Wed Aug 03 1977, 7:05 PM PDT
Att. 5,103 - Unknown

livebaseballscorecards.com

AB 35
R 6
H 10
RBI 6
BB 4
SO 8
LOB 11



WP: 0 PA: 44
PB: 0
SB: 0
CS: 1

AB R H RBI BB SO LOB

3 0 0 0 1 0 1

5 1 1 0 0 1 3

5 0 1 0 0 1 2

2 0 0 1 1 1 0

1 1 1 0 0 0 0

2 0 1 0 0 0 0

2 1 0 0 1 0 1

4 2 1 2 1 1 3

3 1 1 3 0 1 0

0 0 0 0 0 0 0

1 0 0 0 0 1 1

4 0 2 0 0 1 0

0 0 0 0 0 0 0

2 0 1 0 0 1 0

0 0 0 0 0 0 0

1 0 1 0 0 0 0

1B: 8 SF: 2

2B: 0 SAC: 2

3B: 1 DP: 1

HR: 1 HBP: 0

1B: 8 SF: 2

2B: 0 SAC: 2

3B: 1 DP: 1

HR: 1 HBP: 0

1B: 8 SF: 2

2B: 0 SAC: 2

3B: 1 DP: 1

HR: 1 HBP: 0

1B: 8 SF: 2

2B: 0 SAC: 2

3B: 1 DP: 1

HR: 1 HBP: 0

1B: 8 SF: 2

2B: 0 SAC: 2

3B: 1 DP: 1

HR: 1 HBP: 0

1B: 8 SF: 2

2B: 0 SAC: 2

3B: 1 DP: 1

HR: 1 HBP: 0

1B: 8 SF: 2

2B: 0 SAC: 2

3B: 1 DP: 1

HR: 1 HBP: 0

1B: 8 SF: 2

2B: 0 SAC: 2

3B: 1 DP: 1

HR: 1 HBP: 0

1B: 8 SF: 2

2B: 0 SAC: 2

3B: 1 DP: 1

HR: 1 HBP: 0

1B: 8 SF: 2

2B: 0 SAC: 2

3B: 1 DP: 1

HR: 1 HBP: 0

1B: 8 SF: 2

2B: 0 SAC: 2

3B: 1 DP: 1

HR: 1 HBP: 0

1B: 8 SF: 2

2B: 0 SAC: 2

3B: 1 DP: 1

HR: 1 HBP: 0

1B: 8 SF: 2

2B: 0 SAC: 2

3B: 1 DP: 1

HR: 1 HBP: 0

1B: 8 SF: 2

2B: 0 SAC: 2

3B: 1 DP: 1

HR: 1 HBP: 0

1B: 8 SF: 2

2B: 0 SAC: 2

3B: 1 DP: 1

HR: 1 HBP: 0

1B: 8 SF: 2

2B: 0 SAC: 2

3B: 1 DP: 1

HR: 1 HBP: 0

1B: 8 SF: 2

2B: 0 SAC: 2

3B: 1 DP: 1

HR: 1 HBP: 0

1B: 8 SF: 2

2B: 0 SAC: 2

3B: 1 DP: 1

HR: 1 HBP: 0

1B: 8 SF: 2

2B: 0 SAC: 2

3B: 1 DP: 1

HR: 1 HBP: 0

1B: 8 SF: 2

2B: 0 SAC: 2

3B: 1 DP: 1

HR: 1 HBP: 0

1B: 8 SF: 2

2B: 0 SAC: 2

3B: 1 DP: 1

HR: 1 HBP: 0

1B: 8 SF: 2

2B: 0 SAC: 2

3B: 1 DP: 1

HR: 1 HBP: 0

1B: 8 SF: 2

2B: 0 SAC: 2

3B: 1 DP: 1

HR: 1 HBP: 0

1B: 8 SF: 2

2B: 0 SAC: 2

3B: 1 DP: 1

HR: 1 HBP: 0

1B: 8 SF: 2

2B: 0 SAC: 2

3B: 1 DP: 1

HR: 1 HBP: 0

1B: 8 SF: 2

2B: 0 SAC: 2

3B: 1 DP: 1

HR: 1 HBP: 0

1B: 8 SF: 2

2B: 0 SAC: 2

3B: 1 DP: 1

HR: 1 HBP: 0

1B: 8 SF: 2

2B: 0 SAC: 2

3B: 1 DP: 1

HR: 1 HBP: 0

1B: 8 SF: 2

2B: 0 SAC: 2

3B: 1 DP: 1

HR: 1 HBP: 0

1B: 8 SF: 2

2B: 0 SAC: 2

3B: 1 DP: 1

HR: 1 HBP: 0

1B: 8 SF: 2

2B: 0 SAC: 2

3B: 1 DP: 1

HR: 1 HBP: 0

1B: 8 SF: 2

2B: 0 SAC: 2

3B: 1 DP: 1

HR: 1 HBP: 0

1B: 8 SF: 2

2B: 0 SAC: 2

3B: 1 DP: 1

HR: 1 HBP: 0

1B: 8 SF: 2

2B: 0 SAC: 2

3B: 1 DP: 1

HR: 1 HBP: 0

1B: 8 SF: 2

2B: 0 SAC: 2

3B: 1 DP: 1

HR: 1 HBP: 0

1B: 8 SF: 2

2B: 0 SAC: 2

3B: 1 DP: 1

HR: 1 HBP: 0

1B: 8 SF: 2

2B: 0 SAC: 2

3B: 1 DP: 1

HR: 1 HBP: 0

1B: 8 SF: 2

2B: 0 SAC: 2

3B: 1 DP: 1

HR: 1 HBP: 0

1B: 8 SF: 2

2B: 0 SAC: 2

3B: 1 DP: 1

HR: 1 HBP: 0

1B: 8 SF: 2

2B: 0 SAC: 2

3B: 1 DP: 1

HR: 1 HBP: 0

1B: 8 SF: 2

2B: 0 SAC: 2

3B: 1 DP: 1

HR: 1 HBP: 0

1B: 8 SF: 2

2B: 0 SAC: 2

3B: 1 DP: 1

HR: 1 HBP: 0

1B: 8 SF: 2

2B: 0 SAC: 2

3B: 1 DP: 1

HR: 1 HBP: 0

1B: 8 SF: 2

2B: 0 SAC: 2

3B: 1 DP: 1

HR: 1 HBP: 0

1B: 8 SF: 2

2B: 0 SAC: 2

3B: 1 DP: 1

HR: 1 HBP: 0

1B: 8 SF: 2

2B: 0 SAC: 2

3B: 1 DP: 1

HR: 1 HBP: 0

1B: 8 SF: 2

2B: 0 SAC: 2

3B: 1 DP: 1

HR: 1 HBP: 0

1B: 8 SF: 2

2B: 0 SAC: 2

3B: 1 DP: 1

HR: 1 HBP: 0

1B: 8 SF: 2

2B: 0 SAC: 2

3B: 1 DP: 1

HR: 1 HBP: 0

1B: 8 SF: 2

2B: 0 SAC: 2

3B: 1 DP: 1

HR: 1 HBP: 0

1B: 8 SF: 2

2B: 0 SAC: 2

3B: 1 DP: 1

HR: 1 HBP: 0

1B: 8 SF: 2

2B: 0 SAC: 2

3B: 1 DP: 1

HR: 1 HBP: 0

1B: 8 SF: 2

2B: 0 SAC: 2

3B: 1 DP: 1

HR: 1 HBP: 0

1B: 8 SF: 2

2B: 0 SAC: 2

3B: 1 DP: 1

HR: 1 HBP: 0

1B: 8 SF: 2

2B: 0 SAC: 2

3B: 1 DP: 1

HR: 1 HBP: 0

1B: 8 SF: 2

2B: 0 SAC: 2

3B: 1 DP: 1

HR: 1 HBP: 0

1B: 8 SF: 2

2B: 0 SAC: 2

3B: 1 DP: 1

HR: 1 HBP: 0

1B: 8 SF: 2

2B: 0 SAC: 2

3B: 1 DP: 1

HR: 1 HBP: 0

1B: 8 SF: 2

2B: 0 SAC: 2

3B: 1 DP: 1

HR: 1 HBP: 0

1B: 8 SF: 2

2B: 0 SAC: 2

3B: 1 DP: 1

HR: 1 HBP: 0

1B: 8 SF: 2

2B: 0 SAC: 2

3B: 1 DP: 1

Batter	1	2	3	4	5	6	7	8	9	AB R H RBI BB SO LOB	TOP	
Elliott Maddox, R (1, 8) OBP: 0.375, SLG: 0.333	4-0 1B BB		X 0-0 HBP 1B		X 0-0 L5			X 0-0 6-3		3 0 1 0 1 0 0		
Rich Dauer, R (1, 4) OBP: 0.269, SLG: 0.274	0-0 F7		H 1-0 FC5-4 HBP			X 0-0 5-3		X 0-0 1-3		3 0 0 0 0 0 1		
Ken Singleton, S (1, 9) OBP: 0.433, SLG: 0.490	0-0 1-3 1B		S S S 0-3 K			X 0-0 1B		X 0-0 6-3		4 0 2 0 0 1 2		
Lee May, R (1, 3) OBP: 0.281, SLG: 0.404	0-3 K		X 0-0 FC5-4 1-2f			X 0-0 F7		B B B B 4-0 G6-4-3 BB		3 0 0 0 1 1 5		
Eddie Murray, S (1, 10) OBP: 0.327, SLG: 0.450	0-0 P3		S S S 0-3 K			S S S 0-3 K		X 0-0 G6-4-3 1-2f		4 0 0 0 0 2 4		
Andres Mora, R (1, 7) OBP: 0.227, SLG: 0.500		X 0-0 5-3		S S S 0-3 K		S S S 0-3 K				3 0 0 0 0 2 0		
Doug DeCinces, R (1, 5) OBP: 0.340, SLG: 0.420		S S S 0-3 K		X 0-0 F5		X 0-0 F9				3 0 0 0 0 1 0		
Dave Skaggs, R (1, 2) OBP: 0.326, SLG: 0.294		X 0-0 F4				X 0-0 6-3		X 0-0 1-4-3		3 0 0 0 0 0 0		
Mark Belanger, R (1, 6) OBP: 0.251, SLG: 0.237			X 0-0 F8			X 0-0 F9		X 0-0 L6		2 0 0 0 0 0 0		
Brooks Robinson, R (8, PH) OBP: 0.212, SLG: 0.255										1 0 0 0 0 0 0		
Kiko Garcia, R (8, 6) OBP: 0.256, SLG: 0.333										0 0 0 0 0 0 0		
Inning Stats	R: 0 H: 1 E: 0 LOB: 2 K: 1 BB: 1 S: 6 P: 10	R: 0 H: 0 E: 0 LOB: 0 K: 1 BB: 0 S: 5 P: 5	R: 0 H: 1 E: 0 LOB: 2 K: 1 BB: 0 S: 6 P: 7	R: 0 H: 0 E: 0 LOB: 0 K: 2 BB: 0 S: 7 P: 7	R: 0 H: 0 E: 0 LOB: 0 K: 0 BB: 0 S: 3 P: 3	R: 0 H: 1 E: 0 LOB: 1 K: 1 BB: 0 S: 6 P: 6	R: 0 H: 0 E: 0 LOB: 0 K: 1 BB: 0 S: 5 P: 5	R: 0 H: 0 E: 0 LOB: 0 K: 0 BB: 0 S: 3 P: 3	R: 0 H: 0 E: 0 LOB: 0 K: 0 BB: 1 S: 2 P: 6	1B: 3 SF: 0 2B: 0 SAC: 0 3B: 0 DP: 1 HR: 0 HBP: 1	WP: 0 PA: 32 PB: 0 SB: 0 CS: 0	
PITCHER Frank Tanana, L (1, 1) ERA: 2.06	IP WLS BF H R ER SO BB IBB HBP BLK WP HR S P ERA WHIP	9.0 W 32 3 0 0 7 2 0 1 0 0 0 0 43 52 0.00 0.556										

Baltimore Orioles @ California Angels
Anaheim Stadium, Anaheim, CA
 Fri Aug 05 1977, 10:05 PM EDT
 Att: 18,078 - Unknown

livebaseballscorecards.com

AB 29
R 0
H 3
RBI 0
BB 2
SO 7
LOB 12



Batter	1	2	3	4	5	6	7	8	9
Gil Flores, R OBP: 0.332, SLG: 0.346 (1, 8) X	0-0 F8 ①		0-0 SH1-4 HR 1B	0-0 1-2 1B		0-0 1-4-3 1B		0-3 K ③	
Jerry Remy, L OBP: 0.317, SLG: 0.341 (1, 4) X	0-0 F6 ②		0-0 SH1-4 1-2	0-3 K ①		0-0 1-4-3 1-2			
Bobby Bonds, R OBP: 0.358, SLG: 0.555 (1, 9) B B B B	4-0 BB		0-0 2-H HR	0-0 L5		0-3 K ③			
Ron Jackson, R OBP: 0.302, SLG: 0.339 (1, 3) S S S	0-3 K ③		0-0 5-3 ② X	0-0 F9 ③		0-0 E5			
Don Baylor, R OBP: 0.325, SLG: 0.400 (1, 7) B B B B		4-0 6-3 2B BB	0-0 1B 2B		0-0 F8 ①	0-0 F2 1-3			
Dave Chalk, R OBP: 0.339, SLG: 0.358 (1, 5) X	0-0 6-3 1-2	0-0 6-3 2-H 2B 1B	0-0 2B 1B	0-0 FC5-4 1B		0-3 K ②			
Mario Guerrero, R OBP: 0.315, SLG: 0.382 (1, 10) X	0-0 6-3 2-3	0-0 6-3 1-H 2B	0-0 1-H 2B	0-0 FC5-4 1-2f		0-0 1-3 ③			
Rance Mulliniks, L OBP: 0.333, SLG: 0.432 (1, 6) X	0-0 2B	0-0 3-H 2B	0-0 G3 ③	0-0 4-3 ③		0-3 K ①			
Terry Humphrey, R OBP: 0.285, SLG: 0.283 (1, 2) S S S	0-3 K ③		0-0 1B 1B	0-0 6-3 ①		0-0 F9 ②			

Inning Stats	R: 0	H: 0	E: 0	K: 1	S: 5	LOB: 1	BB: 1	P: 9
	R: 1	H: 1	E: 0	K: 1	S: 6	LOB: 1	BB: 1	P: 10
	R: 4	H: 5	E: 0	K: 0	S: 8	LOB: 1	BB: 0	P: 8
	R: 0	H: 2	E: 0	K: 1	S: 7	LOB: 2	BB: 0	P: 7
	R: 0	H: 1	E: 0	K: 0	S: 4	LOB: 1	BB: 0	P: 4
	R: 0	H: 1	E: 0	K: 1	S: 6	LOB: 1	BB: 0	P: 6
	R: 0	H: 0	E: 1	K: 1	S: 6	LOB: 1	BB: 0	P: 6
	R: 0	H: 0	E: 0	K: 2	S: 7	LOB: 0	BB: 0	P: 7
	R: 0	H: 0	E: 0	K: 1	S: 7	LOB: 0	BB: 0	P: 7
	R: 0	H: 0	E: 0	K: 1	S: 7	LOB: 0	BB: 0	P: 7

PITCHER	IP	WLS	BF	H	R	ER	SO	BB	IBB	HBP	BLK	WP	HR	S	P	ERA	WHIP
Ross Grimsley, L ERA: 3.72 (1, 1)	2.2	L	15	5	5	5	2	2	0	0	0	0	1	17	25	16.88	2.625
Scott McGregor, L ERA: 4.59 (3, 1)	5.1		22	5	0	0	5	0	0	0	0	0	0	32	32	0.00	0.938

AB R H RBI BB SO LOB

5	1	3	0	0	1	0
3	0	0	0	0	1	3
3	1	1	2	1	1	3
4	0	0	0	0	1	3
3	2	1	0	1	0	1
4	1	2	1	0	1	2
4	0	1	1	0	0	3
4	0	1	1	0	1	2
4	0	1	0	0	1	1

1B: 6	SF: 0	WP: 0	PA: 37
2B: 3	SAC: 1	PB: 0	
3B: 0	DP: 0	SB: 1	
HR: 1	HBP: 0	CS: 0	

AB	R	H	RBI	BB	SO	LOB
34	5	10	5	2	7	18

Baltimore Orioles @ California Angels
Anaheim Stadium, Anaheim, CA
 Fri Aug 05 1977, 10:05 PM EDT
 Att. 18,078 - Unknown

livebaseballscorecards.com



Batter	1	2	3	4	5	6	7	8	9	AB R H RBI BB SO LOB	TOP		
Elliott Maddox, R (1, 8) OBP: 0.358, SLG: 0.318	0-0 6-3		0-0 6-3			0-0 F8		0-0 BB HR 1B	0-0 6-3	5 1 1 0 0 0 0			
Mark Belanger, R (1, 6) OBP: 0.254, SLG: 0.235	0-0 F8		4-0 CS BB			0-0 6-3		4-0 BB HR BB		2 1 0 0 2 0 0			
Ken Singleton, S (1, 9) OBP: 0.436, SLG: 0.501	0-0 F8		0-0 CS	0-0 G6-4-3 1B		0-0 1B		0-0 HR		4 1 3 4 0 0 0			
Lee May, R (1, 3) OBP: 0.281, SLG: 0.403		0-0 1B G6-4-3 1B		0-3 K		0-0 F8		0-0 6-3		4 1 1 0 0 1 2			
Eddie Murray, S (1, 10) OBP: 0.328, SLG: 0.453		0-0 G6-4-3 1B		0-0 G6-4-3				0-0 2B		4 0 2 0 0 0 1			
Andres Mora, R (1, 7) OBP: 0.228, SLG: 0.487		0-0 G6-4-3 1B				0-0 F2		0-0 G3	0-0 6-3	4 0 1 0 0 0 1			
Doug DeCinces, R (1, 5) OBP: 0.339, SLG: 0.418		0-0 G6-4-3		0-3 K		0-0 1B		0-0 F7		4 0 1 0 0 1 3			
Rich Dauer, R (1, 4) OBP: 0.270, SLG: 0.275 Billy Smith, S (9, PH) OBP: 0.298, SLG: 0.339		0-0 1-3		0-0 1B		0-0 1B		0-0 K	0-3 K	3 0 1 0 0 0 2 1 0 0 0 0 1 0			
Dave Skaggs, R (1, 2) OBP: 0.327, SLG: 0.295 Tony Muser, L (9, PH) OBP: 0.333, SLG: 0.302			0-0 4-3		0-3 K			0-0 BB HR 1B	0-0 F7	3 1 1 0 0 1 1 1 0 0 0 0 0 0			
Inning Stats	R: 0 E: 0 K: 0 S: 3 H: 0 LOB: 0 BB: 0 P: 3	R: 1 E: 0 K: 0 S: 5 H: 3 LOB: 1 BB: 0 P: 5	R: 0 E: 0 K: 0 S: 2 H: 0 LOB: 0 BB: 1 P: 6	R: 0 E: 0 K: 1 S: 5 H: 1 LOB: 0 BB: 0 P: 5	R: 0 E: 0 K: 2 S: 8 H: 1 LOB: 1 BB: 0 P: 8	R: 0 E: 0 K: 0 S: 4 H: 1 LOB: 1 BB: 0 P: 4	R: 0 E: 0 K: 0 S: 4 H: 1 LOB: 1 BB: 0 P: 4	R: 4 E: 0 K: 0 S: 7 H: 4 LOB: 1 BB: 1 P: 11	R: 0 E: 0 K: 1 S: 5 H: 0 LOB: 0 BB: 0 P: 5	1B: 9 2B: 1 3B: 0 HR: 1 SF: 0 SAC: 0 DP: 2 HBP: 0	WP: 0 PB: 0 SB: 0 CS: 1 PA: 38		
PITCHER	IP WLS BF H R ER SO BB IBB HBP BLK WP HR S P ERA WHIP											PITCHER	IP WLS BF H R ER SO BB IBB HBP BLK WP HR S P ERA WHIP
Ken Brett, L (1, 1) ERA: 4.49 Dyar Miller, R (8, 1) ERA: 3.45	7.0 W 30 10 5 5 3 2 0 0 0 0 0 1 34 42 6.43 1.714												

Baltimore Orioles @ California Angels
Anaheim Stadium, Anaheim, CA
 Sat Aug 06 1977, 10:05 PM EDT
 Att: 20,859 - Unknown

livebaseballscorecards.com

AB	35
R	5
H	11
RBI	4
BB	2
SO	4
LOB	10



Batter	1	2	3	4	5	6	7	8	9
Gil Flores, R OBP: 0.338, SLG: 0.357 (1, 8) (8, 9)	0-0 L4		0-3 K		0-0 HR 1B	0-0 1-3 2-H 2B		0-0 SH1-4 1B	
Jerry Remy, L OBP: 0.316, SLG: 0.340 (1, 4)	0-0 1-3		0-0 HBP HR 1B		0-3 K	0-0 F9		0-0 SH1-4 1-2 1B	
Bobby Bonds, R OBP: 0.360, SLG: 0.561 Rusty Torres, S OBP: 0.224, SLG: 0.290 (1, 9) (8, 8)	0-0 HR		1-0 HR HBP		0-0 F8		0-3 K	0-0 F8	
Ron Jackson, R OBP: 0.309, SLG: 0.362 (1, 3)	0-0 1B		0-0 F8		0-0 1-H HR		0-0 E 1B 1B	0-3 K	
Don Baylor, R OBP: 0.326, SLG: 0.409 (1, 7)	0-0 F4		0-0 1-H 2-H HR		0-0 F4		0-0 E8 1B 1B		
Dave Chalk, R OBP: 0.340, SLG: 0.360 (1, 5)		0-0 FC3-6 1B	0-0 6-3		0-0 F9		0-0 FC4-6 1B 1-3 3-H 1B		
Mario Guerrero, R OBP: 0.313, SLG: 0.378 (1, 10)		0-0 F8		0-0 F8		0-0 6-3	0-0 FC4-6 1B 1-2 3-H 1B		
Rance Mulliniks, L OBP: 0.331, SLG: 0.422 (1, 6)		0-0 FC3-6 1-2f		0-0 6-3		4-0 1B 2B BB	0-0 FC4-6 1-2f 2-3		
Terry Humphrey, R OBP: 0.284, SLG: 0.283 (1, 2)		0-3 K2-3		0-3 K		0-0 2B 1B	0-0 P3		


Inning Stats	R: 1	H: 2	E: 0	K: 0	S: 5	R: 0	H: 1	E: 0	K: 1	S: 6	R: 3	H: 2	E: 0	K: 1	S: 7	R: 0	H: 0	E: 0	K: 1	S: 5	R: 2	H: 2	E: 0	K: 1	S: 7	R: 1	H: 2	E: 0	K: 0	S: 5	R: 2	H: 4	E: 1	K: 1	S: 9	R: 0	H: 1	E: 0	K: 1	S: 6
	LOB: 1	BB: 0	P: 5	LOB: 1	BB: 0	P: 6	LOB: 0	BB: 0	P: 8	LOB: 0	BB: 0	P: 5	LOB: 0	BB: 0	P: 7	LOB: 2	BB: 1	P: 9	LOB: 2	BB: 0	P: 6	LOB: 1	BB: 0	P: 6	LOB: 1	BB: 0	P: 6	LOB: 1	BB: 0	P: 6	LOB: 1	BB: 0	P: 6	LOB: 1	BB: 0	P: 6	LOB: 1	BB: 0	P: 6	

PITCHER	IP	WLS	BF	H	R	ER	SO	BB	IBB	HBP	BLK	WP	HR	S	P	ERA	WHIP
Rudy May, L ERA: 3.71 (1, 1)	4.2	L	22	7	6	6	4	0	0	1	0	0	3	29	30	11.57	1.500
Dennis Martinez, R ERA: 3.43 (5, 1)	1.1		7	2	1	1	0	1	0	0	0	0	0	6	10	6.75	2.250
Dick Drago, R ERA: 3.15 (7, 1)	1.0		7	4	2	2	1	0	0	0	0	0	0	9	9	18.00	4.000
Tippy Martinez, L ERA: 2.36 (8, 1)	1.0		4	1	0	0	1	0	0	0	0	0	0	6	6	0.00	1.000

BOTTOM

AB	R	H	RBI	BB	SO	LOB
5	1	3	1	0	1	0
4	1	1	0	0	1	3
3	2	1	1	0	1	1
1	0	0	0	0	0	1
5	2	3	2	0	1	3
4	2	2	3	0	0	1
4	0	2	1	0	0	0
4	0	1	1	0	0	1
3	1	0	0	1	0	3
4	0	1	0	0	2	3

AB 37
R 9
H 14
RBI 9
BB 1
SO 6
LOB 16



Baltimore Orioles @ California Angels
Anaheim Stadium, Anaheim, CA
 Sat Aug 06 1977, 10:05 PM EDT
 Att. 20,859 - Unknown

livebaseballscorecards.com

WP	HR	S	P	ERA	WHIP
0	0	0	0	0	0

Batter	1	2	3	4	5	6	7	8	9	AB R H RBI BB SO LOB	TOP																									
Billy Smith, S (1, 4) OBP: 0.298, SLG: 0.339 Rich Dauer, R (7, PH) OBP: 0.267, SLG: 0.272 (7, 4)	0-0 4-3		0-0 4-3		0-0 1B		0-0 F9		0-0 G4-3	3 0 1 1 0 0 1 2 0 0 0 0 0 3																										
Tony Muser, L (1, 8) OBP: 0.324, SLG: 0.296 Elliott Maddox, R (6, 8) OBP: 0.352, SLG: 0.311	0-0 F8			0-0 F1	0-0 SF7		0-0 F8			2 0 0 1 0 0 0 1 0 0 0 0 0 0																										
Pat Kelly, L (1, 7) OBP: 0.354, SLG: 0.384	0-0 6-3			0-3 K	0-0 4-3			0-3 K		4 0 0 0 0 2 1																										
Ken Singleton, S (1, 9) OBP: 0.436, SLG: 0.501		0-0 3-1		0-0 1B		0-0 L5-4 1B		0-3 K		4 0 2 0 0 1 0																										
Eddie Murray, S (1, 3) OBP: 0.327, SLG: 0.451		0-0 4-3		0-3 K		0-0 1B		0-0 L6		4 0 1 0 0 1 1																										
Lee May, R (1, 10) OBP: 0.283, SLG: 0.404		0-3 K			0-0 1B	0-0 L5-4			0-0 1B	4 1 2 0 0 1 2																										
Doug DeCinces, R (1, 5) OBP: 0.344, SLG: 0.418			0-0 6-3		0-0 1B	4-0 1B		4-0 1B		2 1 1 0 2 0 0																										
Kiko Garcia, R (1, 6) OBP: 0.258, SLG: 0.326 Andres Mora, R (9, PH) OBP: 0.238, SLG: 0.494 Mark Belanger, R (9, PR) OBP: 0.254, SLG: 0.235			4-0 BB		0-3 K	0-3 K		0-0 G4-3		2 0 0 0 1 2 4 1 0 1 0 0 0 0 0 0 0 0 0 0 0																										
Ken Rudolph, R (1, 2) OBP: 0.250, SLG: 0.211 Tom Shopay, L (9, PH) OBP: 0.267, SLG: 0.279		0-0 4-3		0-0 1B		0-0 E7		0-0 F7		3 1 1 1 0 0 1 1 0 0 0 0 0 3																										
Inning Stats	R: 0 E: 0 K: 0 S: 3	H: 0 LOB: 0 BB: 0 P: 3	R: 0 E: 0 K: 1 S: 5	H: 0 LOB: 0 BB: 0 P: 5	R: 0 E: 0 K: 0 S: 3	H: 0 LOB: 1 BB: 1 P: 7	R: 0 E: 0 K: 2 S: 8	H: 1 LOB: 1 BB: 0 P: 8	R: 3 E: 1 K: 1 S: 9	H: 4 LOB: 1 BB: 0 P: 9	R: 0 E: 0 K: 1 S: 6	H: 2 LOB: 2 BB: 1 P: 10	R: 0 E: 0 K: 0 S: 3	H: 0 LOB: 0 BB: 0 P: 3	R: 0 E: 0 K: 2 S: 7	H: 0 LOB: 0 BB: 0 P: 7	R: 0 E: 0 K: 0 S: 4	H: 2 LOB: 3 BB: 1 P: 8	1B: 9 2B: 1 3B: 0 HR: 0	SF: 1 SAC: 0 DP: 2 HBP: 0	WP: 0 PB: 0 SB: 0 CS: 0	PA: 37														
PITCHER	IP WLS BF H R ER SO BB IBB HBP BLK WP HR S P ERA WHIP																																			
Paul Hartzell, R (1, 1) ERA: 3.36	5.0		23	7	3	2	4	1	0	0	0	0	0	30	34	3.60	1.600																			
Dave LaRoche, L (6, 1) ERA: 3.38	3.0	W	9	0	0	0	3	1	0	0	0	0	0	14	18	0.00	0.333																			
Dyar Miller, R (9, 1) ERA: 3.41	0.0	S	0	0	0	0	0	0	0	0	0	0	0	0	0	∞	∞																			

Baltimore Orioles @ California Angels
Anaheim Stadium, Anaheim, CA
Sun Aug 07 1977, 6:33 AM EDT
Att: 15,729 - Unknown

livebaseballscorecards.com

AB	33
R	3
H	9
RBI	3
BB	3
SO	7
LOB	16



Batter	1	2	3	4	5	6	7	8	9
Thad Bosley, L (1, 8) OBP: 0.536, SLG: 0.667	4-0 SH4-3 BB		0-3 K			0-0 4-3 1B 2B	0-0 F7		
Jerry Remy, L (1, 4) OBP: 0.316, SLG: 0.340	0-0 SH4-3 1-2		0-3 K			0-0 F7	0-0 HR 1B		
Bobby Bonds, R (1, 9) OBP: 0.359, SLG: 0.566	0-0 6-3			0-0 5-3		0-0 4-3 2-3	0-0 HR		
Tony Solaita, L (1, 3) OBP: 0.335, SLG: 0.387 Dan Briggs, L (9, 3) OBP: 0.219, SLG: 0.197	0-0 F8			0-0 4-3		4-0 1B 2B BB	0-3 K		
Don Baylor, R (1, 7) OBP: 0.330, SLG: 0.414 Rusty Torres, S (9, 7) OBP: 0.224, SLG: 0.290		0-0 6-3		0-0 2B		0-0 2B 1-2 1B	4-0 4-3 S BB		
Dave Chalk, R (1, 5) OBP: 0.339, SLG: 0.361		0-3 K		0-0 F8		0-0 1B 2B	0-0 F8 1-2		
Rance Mulliniks, L (1, 6) OBP: 0.343, SLG: 0.432		0-0 CS 1B			0-0 G1-6-3 1B	0-0 2B 2-H 3-H 1B	0-0 4-3 2-3		
Danny Goodwin, L (1, 10) OBP: 0.271, SLG: 0.364 Ron Jackson, R (8, PH) OBP: 0.307, SLG: 0.360		0-0 CS 1-2	0-0 SH3-4 2B		0-0 F7	0-0 F8	0-0 5-3		
Andy Etchebarren, R (1, 2) OBP: 0.269, SLG: 0.250			0-0 SH3-4 2-3		0-0 G1-6-3 1-2		0-0 4-3		

Inning Stats	R: 0	H: 0	E: 0	K: 0	S: 3	R: 0	H: 1	E: 0	K: 1	S: 5	R: 0	H: 1	E: 0	K: 2	S: 8	R: 0	H: 1	E: 0	K: 0	S: 4	R: 0	H: 1	E: 0	K: 0	S: 3	R: 4	H: 4	E: 0	K: 0	S: 7	R: 2	H: 2	E: 0	K: 1	S: 7	R: 0	H: 0	E: 0	K: 0	S: 3	
	LOB: 1	BB: 1	P: 7	LOB: 0	BB: 0	P: 5	LOB: 1	BB: 0	P: 8	LOB: 0	BB: 0	LOB: 1	BB: 0	P: 3	LOB: 1	BB: 1	LOB: 0	BB: 0	P: 7	LOB: 1	BB: 1	LOB: 0	BB: 1	LOB: 1	BB: 1	P: 7	LOB: 0	BB: 0	LOB: 0	BB: 0	P: 7	LOB: 1	BB: 1	LOB: 1	BB: 1	P: 7	LOB: 0	BB: 0	LOB: 1	BB: 1	P: 7


PITCHER															PITCHER																				
IP	WLS	BF	H	R	ER	SO	BB	IBB	HBP	BLK	WP	HR	S	P	ERA	WHIP	IP	WLS	BF	H	R	ER	SO	BB	IBB	HBP	BLK	WP	HR	S	P	ERA	WHIP		
Jim Palmer, R (1, 1) ERA: 3.27	6.2	L	30	10	6	6	3	2	0	0	0	1	34	42	8.10	1.800	Tippy Martinez, L (7, 1) ERA: 2.27	1.1	5	0	0	0	1	0	0	0	0	0	0	6	10	0.00	0.750		

BOTTOM

Baltimore Orioles @ California Angels
Anaheim Stadium, Anaheim, CA

Sun Aug 07 1977, 6:33 AM EDT
Att. 15,729 - Unknown

AB	30
R	6
H	10
RBI	6
BB	3
SO	4
LOB	13



1B: 5	SF: 0	WP: 0	PA: 36
2B: 4	SAC: 2	PB: 0	
3B: 0	DP: 1	SB: 1	
HR: 1	HBP: 0	CS: 1	

Batter	1	2	3	4	5	6	7	8	9	AB R H RBI BB SO LOB	TOP																								
Duane Kuiper, L (1, 4) OBP: 0.328, SLG: 0.342	0-0 G6-4-3 1B		0-3 K		0-0 F7	4-0 BB		0-0 G6-3 1-2f		4 0 1 0 1 1 2																									
Paul Dade, R (1, 8) OBP: 0.342, SLG: 0.369	0-0 G6-4-3 1-2f		0-3 K		0-0 2B 1B	0-0 F3		0-0 L4		5 0 1 0 0 1 4																									
Larvell Blanks, R (1, 6) OBP: 0.324, SLG: 0.447	0-0 1B			0-0 4-3 2B	0-0 1-3 2-H 2B		0-0 2B 2B	0-0 G5-4-3 1B		5 1 5 1 0 0 0																									
Andre Thornton, R (1, 3) OBP: 0.360, SLG: 0.549	0-0 F3			0-0 F2	4-0 BB		0-3 K	0-0 G5-4-3 1-2f		4 0 0 0 1 1 4																									
Rico Carty, R (1, 10) OBP: 0.351, SLG: 0.408		0-0 4-3		0-0 4-3	0-0 F8		0-0 2B			4 0 1 1 0 0 4																									
Bill Melton, R (1, 5) OBP: 0.352, SLG: 0.359		4-0 1-5-3 BB		0-0 F2		0-0 S 2B	0-0 L7			3 0 1 0 1 0 2																									
Ron Pruitt, R (1, 7) OBP: 0.358, SLG: 0.436		0-0 1-5-3 1-2			0-0 1B 2B	4-0 S BB	0-3 K			3 1 1 0 1 1 2																									
Charlie Spikes, R (1, 9) OBP: 0.329, SLG: 0.400		0-3 K		0-3 K	0-3 K			0-3 K		3 0 0 0 0 3 4																									
John Lowenstein, L (8, PH) OBP: 0.363, SLG: 0.357					1-2 2-3					1 0 0 0 0 1 0																									
Ray Fosse, R (1, 2) OBP: 0.303, SLG: 0.396			0-0 F8		0-0 2B 1B	0-0 5-3		4-0 G6-3 BB		3 1 1 1 0 0 2																									
Bruce Bochte, L (8, PH) OBP: 0.343, SLG: 0.367					2-H					0 0 0 0 1 0 0																									
Fred Kendall, R (8, 2) OBP: 0.301, SLG: 0.386										0 0 0 0 0 0 0																									
Inning Stats	R: 0 E: 0 K: 0 S: 4	H: 2 LOB: 1 BB: 0 P: 4	R: 0 E: 0 K: 1 S: 5	H: 0 LOB: 1 BB: 1 P: 9	R: 0 E: 0 K: 2 S: 7	H: 0 LOB: 0 BB: 0 P: 7	R: 0 E: 0 K: 0 S: 4	H: 1 LOB: 1 BB: 0 P: 4	R: 2 E: 0 K: 1 S: 9	H: 4 LOB: 3 BB: 1 P: 13	R: 0 E: 0 K: 1 S: 6	H: 1 LOB: 3 BB: 2 P: 14	R: 1 E: 0 K: 2 S: 9	H: 2 LOB: 1 BB: 0 P: 9	R: 0 E: 0 K: 1 S: 4	H: 0 LOB: 0 BB: 1 P: 8	R: 0 E: 0 K: 0 S: 3	H: 1 LOB: 0 BB: 0 P: 3	1B: 5 2B: 6 3B: 0 HR: 0	SF: 0 SAC: 0 DP: 3 HBP: 0	WP: 0 PB: 0 SB: 2 CS: 0	PA: 40													
PITCHER	IP WLS BF H R ER SO BB IBB HBP BLK WP HR S P ERA WHIP	IP WLS BF H R ER SO BB IBB HBP BLK WP HR S P ERA WHIP																																	
Mike Flanagan, L (1, 1) ERA: 3.65	4.2	21	7	2	2	4	1	0	0	0	0	0	0	28	32	3.86	1.714																		
Dennis Martinez, R (5, 1) ERA: 3.38	4.1	W	19	4	1	1	4	4	0	0	0	0	0	23	39	2.08	1.846																		

Cleveland Indians @ Baltimore Orioles
 Memorial Stadium, Baltimore, MD
 Mon Aug 08 1977, 7:05 PM EDT
 Att: 11,431 - Unknown

livebaseballscorecards.com

AB	35
R	3
H	11
RBI	3
BB	5
SO	8
LOB	24



Batter	1	2	3	4	5	6	7	8	9	AB R H RBI BB SO LOB	TOP	
Duane Kuiper, L (1, 4) OBP: 0.325, SLG: 0.339	0-0 6-3		0-0 F8			0-0 F8		0-0 L4		4 0 0 0 0 0 1		
Paul Dade, R (1, 8) OBP: 0.338, SLG: 0.364	0-3 K		0-0 F4			0-0 5-3			0-0 4-3	4 0 0 0 0 1 1		
Larvell Blanks, R (1, 6) OBP: 0.327, SLG: 0.446	4-0 BB			0-0 6-3			0-0 FC5-4 1B		0-0 F9	3 0 1 0 1 0 0		
Andre Thornton, R (1, 3) OBP: 0.359, SLG: 0.544	0-0 F9			0-0 G4-6-3 1B			0-0 FC5-4 1B WP		0-0 F5	4 1 1 0 0 0 2		
Rico Carty, R (1, 10) OBP: 0.348, SLG: 0.404		0-0 4-3		0-0 G4-6-3 1-2f			0-0 5-3 1-2			3 0 0 0 0 0 2		
Bill Melton, R (1, 5) OBP: 0.360, SLG: 0.362		4-0 CS BB			0-0 F6		0-0 FC5-4 1B 2-H			2 0 1 1 1 0 0		
Ron Pruitt, R (1, 9) OBP: 0.349, SLG: 0.423		0-0 F6 1-2			0-0 F8		0-0 FC5-4 1-2f			3 0 0 0 0 0 2		
Bruce Bochte, L (1, 7) OBP: 0.343, SLG: 0.367			0-0 SH1-4 1B		0-0 F7			0-0 4-3		3 0 1 0 0 0 0		
Ray Fosse, R (1, 2) OBP: 0.300, SLG: 0.392			0-0 SH1-4 1-2			0-0 6-3		0-0 1-3		2 0 0 0 0 0 0		
Inning Stats	R: 0 H: 0 E: 0 LOB: 1 K: 1 BB: 1 S: 5 P: 9	R: 0 H: 0 E: 0 LOB: 0 K: 0 BB: 1 S: 2 P: 6	R: 0 H: 1 E: 0 LOB: 1 K: 0 BB: 0 S: 4 P: 4	R: 0 H: 1 E: 0 LOB: 0 K: 0 BB: 0 S: 3 P: 3	R: 0 H: 0 E: 0 LOB: 0 K: 0 BB: 0 S: 3 P: 3	R: 0 H: 0 E: 0 LOB: 0 K: 0 BB: 0 S: 3 P: 3	R: 1 H: 2 E: 0 LOB: 1 K: 0 BB: 0 S: 5 P: 5	R: 0 H: 0 E: 0 LOB: 0 K: 0 BB: 0 S: 3 P: 3	R: 0 H: 0 E: 0 LOB: 0 K: 0 BB: 0 S: 3 P: 3	1B: 4 SF: 0 2B: 0 SAC: 1 3B: 0 DP: 1 HR: 0 HBP: 0	WP: 1 PA: 31 PB: 0 SB: 0 CS: 1	
PITCHER Ross Grimsley, L (1, 1) ERA: 3.57	IP WLS BF H R ER SO BB IBB HBP BLK WP HR S P ERA WHIP	9.0 W 31 4 1 1 1 1 2 0 0 0 1 0 31 39 1.00 0.667										

Cleveland Indians @ Baltimore Orioles
 Memorial Stadium, Baltimore, MD
 Tue Aug 09 1977, 7:05 PM EDT
 Att: 8,797 - Unknown - 80 F

livebaseballscorecards.com

AB	28
R	1
H	4
RBI	1
BB	2
SO	1
LOB	8



Batter	1	2	3	4	5	6	7	8	9	AB R H RBI BB SO LOB	TOP			
Dave Collins, S (1, 7) OBP: 0.288, SLG: 0.309	0-0 4-3		0-0 6-3			0-0 F8		0-3 K		4 0 0 0 0 1 0				
Jose Báez, R (1, 4) OBP: 0.304, SLG: 0.314	0-3 K		0-0 F8			4-0 BB		0-0 F9		2 0 0 0 1 1 0				
Steve Braun, L (8, PH) OBP: 0.343, SLG: 0.297										1 0 0 0 0 0 0				
Julio Cruz, S (8, 4) OBP: 0.331, SLG: 0.346										0 0 0 0 0 0 0				
Juan Bernhardt, R (1, 3) OBP: 0.286, SLG: 0.387	0-0 HR 1B		0-0 5-3			0-3 K		0-0 6-3		4 1 1 0 0 1 1				
Leroy Stanton, R (1, 10) OBP: 0.323, SLG: 0.505	0-0 HR			0-3 K		0-0 L6			0-3 K	4 1 1 2 0 2 1				
Ruppert Jones, L (1, 8) OBP: 0.311, SLG: 0.468	0-0 1-3			0-0 L8			0-0 1B 3B		0-0 F7	4 1 1 0 0 0 0				
Bill Stein, R (1, 5) OBP: 0.292, SLG: 0.411		0-0 L8		0-0 F8			0-0 5-3		0-0 4-3	4 0 0 0 0 0 1				
Carlos Lopez, R (1, 9) OBP: 0.322, SLG: 0.448					0-0 F8		0-3 K			3 1 1 1 0 1 1				
Larry Milbourne, S (1, 6) OBP: 0.251, SLG: 0.290						0-0 5-3				3 0 1 1 0 0 0				
Skip Jutze, R (1, 2) OBP: 0.312, SLG: 0.375							0-0 3-H 1B		0-0 G3	3 0 0 0 0 0 1				
Inning Stats	R: 2 H: 2 E: 0 LOB: 0 K: 1 BB: 0 S: 7 P: 7	R: 1 H: 1 E: 0 LOB: 0 K: 0 BB: 0 S: 4 P: 4	R: 0 H: 0 E: 0 LOB: 0 K: 0 BB: 0 S: 3 P: 3	R: 0 H: 0 E: 0 LOB: 0 K: 1 BB: 0 S: 5 P: 5	R: 0 H: 0 E: 0 LOB: 0 K: 0 BB: 0 S: 3 P: 3	R: 0 H: 0 E: 0 LOB: 1 K: 1 BB: 1 S: 5 P: 9	R: 1 H: 2 E: 0 LOB: 1 K: 1 BB: 0 S: 7 P: 7	R: 0 H: 0 E: 0 LOB: 0 K: 1 BB: 0 S: 5 P: 5	R: 0 H: 0 E: 0 LOB: 0 K: 1 BB: 0 S: 5 P: 5	1B: 2 SF: 0 2B: 0 SAC: 0 3B: 1 DP: 0 HR: 2 HBP: 0	WP: 0 PA: 33 PB: 0 SB: 0 CS: 0			
PITCHER	IP WLS BF H R ER SO BB IBB HBP BLK WP HR S P ERA WHIP												PITCHER	IP WLS BF H R ER SO BB IBB HBP BLK WP HR S P ERA WHIP
Rudy May, L (1, 1) ERA: 3.77	6.2 W 26 5 4 4 4 1 0 0 0 0 0 2 33 37 5.40 0.900													
Dick Drago, R (7, 1) ERA: 3.0	2.1 S 7 0 0 0 2 0 0 0 0 0 0 0 11 11 0.00 0.000													

Seattle Mariners @ Baltimore Orioles
 Memorial Stadium, Baltimore, MD
 Wed Aug 10 1977, 7:05 PM EDT
 Att. 7,579 - Unknown

livebaseballscorecards.com

AB 32
 R 4
 H 5
 RBI 4
 BB 1
 SO 6
 LOB 5



Batter	1	2	3	4	5	6	7	8	9
Billy Smith, S OBP: 0.303, SLG: 0.340 (1, 4)	0-0 1B HR 1B		4-0 HR BB		0-3 K		0-0 F6		
Elliott Maddox, R OBP: 0.369, SLG: 0.382 (1, 8)	0-0 HR 1B		0-0 HR		0-0 F6			0-0 2B 1B	
Tom Shopay, L OBP: 0.267, SLG: 0.279 (8, PR) (9, 8)	1-2 HR 1B		1-H HR		0-0 F6			0-3 K	
Ken Singleton, S OBP: 0.431, SLG: 0.500 (1, 9)	0-0 HR		0-0 F8		0-0 4-3			0-3 K	
Lee May, R OBP: 0.284, SLG: 0.404 (1, 10)	0-0 6-3		0-0 1B		0-0 F8			0-0 2B	
Eddie Murray, S OBP: 0.326, SLG: 0.446 (1, 3)	0-3 K		0-0 F8		0-0 4-3			4-0 IBB	
Pat Kelly, L OBP: 0.354, SLG: 0.387 (1, 7)	0-0 F8		0-3 K		0-0 2B			0-3 K	
Doug DeCinces, R OBP: 0.337, SLG: 0.408 (1, 5)		0-0 F7		0-0 5-3		0-0 F5		0-3 K	
Mark Belanger, R OBP: 0.254, SLG: 0.233 (1, 6)		0-0 F4		0-0 F4		0-3 K			
Dave Skaggs, R OBP: 0.311, SLG: 0.280 (1, 2)		0-0 5-3		0-0 4-3		0-0 6-3			

Inning Stats	R: 3	H: 3	E: 0	K: 1	S: 8	LOB: 0	BB: 0	P: 8	R: 0	H: 0	E: 0	K: 0	S: 3	LOB: 0	BB: 0	P: 3	R: 2	H: 2	E: 0	K: 1	S: 7	LOB: 1	BB: 1	P: 11	R: 0	H: 0	E: 0	K: 0	S: 3	LOB: 0	BB: 0	P: 3	R: 0	H: 1	E: 0	K: 0	S: 4	LOB: 1	BB: 0	P: 4	R: 0	H: 0	E: 0	K: 1	S: 5	LOB: 0	BB: 0	P: 5	R: 0	H: 2	E: 0	K: 3	S: 11	LOB: 3	BB: 1	P: 15
--------------	------	------	------	------	------	--------	-------	------	------	------	------	------	------	--------	-------	------	------	------	------	------	------	--------	-------	-------	------	------	------	------	------	--------	-------	------	------	------	------	------	------	--------	-------	------	------	------	------	------	------	--------	-------	------	------	------	------	------	-------	--------	-------	-------

PITCHER	IP	WLS	BF	H	R	ER	SO	BB	IBB	HBP	BLK	WP	HR	S	P	ERA	WHIP
Dick Pole, R ERA: 4.25 (1, 1)	7.0	L	29	7	5	5	4	1	0	0	0	0	2	36	40	6.43	1.143
Enrique Romo, R ERA: 2.28 (8, 1)	1.0		5	1	0	0	3	0	1	0	0	0	0	10	14	0.00	1.000


BOTTOM

AB	R	H	RBI	BB	SO	LOB
3	2	1	0	1	1	0
4	2	3	2	0	0	0
0	0	0	0	0	0	0
4	1	1	3	0	1	1
4	0	2	0	0	0	0
3	0	0	0	1	1	1
4	0	1	0	0	2	4
4	0	0	0	0	1	4
3	0	0	0	0	1	0
3	0	0	0	0	0	0

AB 32
R 5
H 8
RBI 5
BB 2
SO 7
LOB 10

WP: 0 **PA: 34**
PB: 0
SB: 0
CS: 0

livebaseballscorecards.com



Seattle Mariners @ Baltimore Orioles
Memorial Stadium, Baltimore, MD
Wed Aug 10 1977, 7:05 PM EDT
Att. 7,579 - Unknown

Batter	1	2	3	4	5	6	7	8	9	AB R H RBI BB SO LOB	TOP																									
Julio Cruz, S (1, 4) OBP: 0.326, SLG: 0.336	0-3 K	0-0 6-3			0-0 L4			0-0 1-3	4-0 FC5-4 BB	4 0 0 0 1 1 3																										
Juan Bernhardt, R (1, 10) OBP: 0.280, SLG: 0.378	0-0 6-3		0-0 4-3		0-0 6-3			0-0 F2	0-0 F8	5 0 0 0 0 0 2																										
Dan Meyer, L (1, 3) OBP: 0.336, SLG: 0.444	0-0 E3 CS		0-0 F6			0-0 F7		0-0 HR 1B	0-0 FC5-4 1-2f	5 1 1 0 0 0 2																										
Leroy Stanton, R (1, 7) OBP: 0.325, SLG: 0.515 Dave Collins, S (9, 7) OBP: 0.288, SLG: 0.309	0-0 CS 1-2	0-0 1B 1B	0-3 K		0-0 F6			0-0 HR 1B		4 2 2 2 0 1 0 0 0 0 0 0 0 0																										
Ruppert Jones, L (1, 8) OBP: 0.315, SLG: 0.471		0-0 P3		0-0 FC2 2B		4-0 FC5-4 BB		1-0 1B HBP		2 0 1 0 1 0 1																										
Bill Stein, R (1, 5) OBP: 0.294, SLG: 0.412		0-0 BB 1B 1B 1-3		0-0 L7		0-0 FC5-4 1-2f		0-0 1B 1-2		4 0 2 0 0 0 2																										
Carlos Lopez, R (1, 9) OBP: 0.317, SLG: 0.440		0-0 F3		0-0 6-3			0-0 F9	0-0 G3		4 0 0 0 0 0 5																										
Larry Milbourne, S (1, 6) OBP: 0.252, SLG: 0.291 Craig Reynolds, L (8, 6) OBP: 0.258, SLG: 0.279		0-0 BB 1B 1-2 3-H		0-0 FC2 2-3			0-3 K		0-0 F8	3 0 1 1 0 1 1 1 0 0 0 0 0 0																										
Larry Cox, R (1, 2) OBP: 0.303, SLG: 0.387		4-0 BB 1-2 2-3 BB		0-0 5-3			0-0 6-3		0-0 2B	3 0 1 0 1 0 0																										
Inning Stats	R: 0 E: 1 K: 1 S: 5	H: 0 LOB: 0 BB: 0 P: 5	R: 1 E: 0 K: 0 S: 6	H: 3 LOB: 3 BB: 1 P: 10	R: 0 E: 0 K: 1 S: 5	H: 0 LOB: 0 BB: 0 P: 5	R: 0 E: 0 K: 0 S: 4	H: 1 LOB: 1 BB: 0 P: 4	R: 0 E: 0 K: 0 S: 3	H: 0 LOB: 0 BB: 0 P: 3	R: 0 E: 0 K: 0 S: 3	H: 0 LOB: 1 BB: 1 P: 7	R: 0 E: 0 K: 1 S: 5	H: 0 LOB: 0 BB: 0 P: 5	R: 2 E: 0 K: 0 S: 6	H: 3 LOB: 2 BB: 0 P: 7	R: 0 E: 0 K: 0 S: 4	H: 1 LOB: 2 BB: 1 P: 8	1B: 5 2B: 2 3B: 0 HR: 1	SF: 0 SAC: 0 DP: 0 HBP: 1	WP: 0 PB: 0 SB: 0 CS: 1	PA: 40														
PITCHER	IP WLS BF H R ER SO BB IBB HBP BLK WP HR S P ERA WHIP																																			
Scott McGregor, L (1, 1) ERA: 4.48	7.2		32	6	3	3	3	2	0	1	0	0	1	35	44	3.52	1.043																			
Dick Drago, R (8, 1) ERA: 2.92	1.1	W	7	2	0	0	0	1	0	0	0	0	0	6	10	0.00	2.250																			

Seattle Mariners @ Baltimore Orioles
Memorial Stadium, Baltimore, MD

Thu Aug 11 1977, 7:05 PM EDT
Att: 7,893 - Unknown - 90 F

livebaseballscorecards.com

AB	35
R	3
H	8
RBI	3
BB	3
SO	3
LOB	16



BOTTOM

Seattle Mariners @ Baltimore Orioles
Memorial Stadium, Baltimore, MD
Thu Aug 11 1977, 7:05 PM EDT
Att. 7,893 - Unknown - 90 F

livebaseballscorecards.com

AB	34
R	4
H	7
RBI	4
BB	3
SO	2
LOB	15



WP:	1	PA:	40
PB:	0	SB:	0
CS:	0		

AB R H RBI BB SO LOB

5	1	0	0	0	0	4
4	0	0	1	0	0	3
5	1	3	1	0	1	1
0	1	0	0	0	0	0
5	0	1	2	0	0	1
3	0	0	0	1	0	0
4	0	2	0	0	0	1
4	0	0	0	0	1	4
1	0	0	0	1	0	1
1	0	0	0	0	0	0
2	0	1	0	0	0	0
0	1	0	0	1	0	0

E3	2B	1B
SF9	3-H	1B
1B	2B	1B
1B	BB	1B
FC6-4	1B	FC6-4
L9	1B	HBP
1B	HBP	1B
SF9	BB	BB

F7	3-1	K	F3	G3	F8	K	FC6-4	L9	1B
HR	F9	G3	F8	P3	SH1-4	BB	SH1-4	1B	HBP
1B	1B	1B	1B	1B	1B	1B	1B	1B	1B

F9	G3	F8	K	FC6-4	L9	1B	HBP	1B	HBP
1B	1B	1B	1B	1B	1B	1B	1B	1B	1B

F9	G3	F8	K	FC6-4	L9	1B	HBP	1B	HBP
1B	1B	1B	1B	1B	1B	1B	1B	1B	1B

F9	G3	F8	K	FC6-4	L9	1B	HBP	1B	HBP
1B	1B	1B	1B	1B	1B	1B	1B	1B	1B

F9	G3	F8	K	FC6-4	L9	1B	HBP	1B	HBP
1B	1B	1B	1B	1B	1B	1B	1B	1B	1B

F9	G3	F8	K	FC6-4	L9	1B	HBP	1B	HBP
1B	1B	1B	1B	1B	1B	1B	1B	1B	1B

F9	G3	F8	K	FC6-4	L9	1B	HBP	1B	HBP
1B	1B	1B	1B	1B	1B	1B	1B	1B	1B

F9	G3	F8	K	FC6-4	L9	1B	HBP	1B	HBP
1B	1B	1B	1B	1B	1B	1B	1B	1B	1B

F9	G3	F8	K	FC6-4	L9	1B	HBP	1B	HBP
1B	1B	1B	1B	1B	1B	1B	1B	1B	1B

F9	G3	F8	K	FC6-4	L9	1B	HBP	1B	HBP
1B	1B	1B	1B	1B	1B	1B	1B	1B	1B

Inning Stats		R: 0	H: 1	E: 0	K: 0	S: 4	R: 0	H: 0	E: 1	K: 0	S: 4	R: 0	H: 0	E: 1	K: 0	S: 4	R: 0	H: 1	E: 0	K: 0	S: 4	R: 0	H: 0	E: 0	K: 3	S: 3	R: 1	H: 1	E: 0	K: 0	S: 4	R: 0	H: 1	E: 0	K: 1	S: 6	R: 0	H: 1	E: 0	K: 1	S: 6	R: 3	H: 2	E: 1	K: 0	S: 5	1B: 5	SF: 1	2B: 1	3B: 0	HR: 1	WP: 1	PA: 40
PITCHER		IP	WLS	BF	H	R	ER	SO	BB	IBB	HBP	BLK	WP	HR	S	P	ERA	WHIP	PITCHER		IP	WLS	BF	H	R	ER	SO	BB	IBB	HBP	BLK	WP	HR	S	P	ERA	WHIP																
Glenn Abbott, R	(1, 1)	8.1		36	5	2	1	2	3	0	1	0	1	1	36	49	1.08	0.960	Enrique Romo, R	(9, 1)	0.1	L	4	2	2	0	0	0	0	0	0	0	0	4	4	0.00	6.000																

Batter	1	2	3	4	5	6	7	8	9	AB R H RBI BB SO LOB	TOP	
Rodney Scott, S OBP: 0.328, SLG: 0.289 (1, 4) X	0-0 F8		4-0 E S 6-3 BB		0-0 4-3			0-0 P3		3 1 0 0 1 0 0		
Manny Sanguillen, R OBP: 0.285, SLG: 0.327 (1, 10) X	0-0 FC6 1B		0-0 6-3 1-H			0-0 F6		0-0 F9		4 0 1 1 0 0 0		
Jerry Tabb, L OBP: 0.250, SLG: 0.231 (1, 3) X	0-0 F7		4-0 BB			0-0 F6			0-0 6-3	3 0 0 0 1 0 1		
Mitchell Page, L OBP: 0.371, SLG: 0.499 (1, 7) X	0-0 FC6 1-2f		0-0 G3			4-0 BB			0-0 F8	3 0 0 0 1 0 2		
Jim Tyrone, R OBP: 0.305, SLG: 0.318 (1, 9) X		0-0 F8		0-3 K		0-0 F7			0-0 F8	4 0 0 0 0 1 1		
Rich McKinney, R OBP: 0.236, SLG: 0.318 (1, 5) X		0-3 K		0-0 6-3			0-0 F7			3 0 0 0 0 1 0		
Sheldon Mallory, L OBP: 0.321, SLG: 0.280 (1, 8) X		0-0 2B		0-3 K			0-0 F8			3 0 1 0 0 1 0		
Jeff Newman, R OBP: 0.262, SLG: 0.350 (1, 2) X		0-3 K			0-0 F4		0-0 L4			3 0 0 0 0 1 1		
Rob Picciolo, R OBP: 0.194, SLG: 0.215 (1, 6) X			0-0 F4		0-0 F3			0-3 K		3 0 0 0 0 1 0		
Inning Stats	R: 0 H: 1 E: 0 LOB: 1 K: 0 BB: 0 S: 4 P: 4	R: 0 H: 1 E: 0 LOB: 1 K: 2 BB: 0 S: 8 P: 8	R: 1 H: 0 E: 0 LOB: 1 K: 0 BB: 2 S: 3 P: 11	R: 0 H: 0 E: 0 LOB: 0 K: 2 BB: 0 S: 7 P: 7	R: 0 H: 0 E: 0 LOB: 0 K: 0 BB: 0 S: 3 P: 3	R: 0 H: 0 E: 0 LOB: 1 K: 0 BB: 1 S: 3 P: 7	R: 0 H: 0 E: 0 LOB: 0 K: 0 BB: 0 S: 3 P: 3	R: 0 H: 0 E: 0 LOB: 0 K: 1 BB: 0 S: 5 P: 5	R: 0 H: 0 E: 0 LOB: 0 K: 0 BB: 0 S: 3 P: 3	1B: 1 SF: 0 2B: 1 SAC: 0 3B: 0 DP: 0 HR: 0 HBP: 0	WP: 0 PA: 32 PB: 0 SB: 1 CS: 0	
PITCHER Jim Palmer, R ERA: 3.13 (1, 1)	IP WLS BF H R ER SO BB IBB HBP BLK WP HR S P ERA WHIP											
	9.0 W 32 2 1 0 5 3 0 0 0 0 0 0 39 51 0.00 0.556											

Oakland Athletics @ Baltimore Orioles
 Memorial Stadium, Baltimore, MD
 Fri Aug 12 1977, 7:05 PM EDT
 Att: 31,778 - Unknown

livebaseballscorecards.com

AB	29
R	1
H	2
RBI	1
BB	3
SO	5
LOB	5



Batter	1	2	3	4	5	6	7	8	9
Al Bumbry, L (1, 8) OBP: 0.349, SLG: 0.380 Brooks Robinson, R (9, PH) OBP: 0.212, SLG: 0.255 Tony Muser, L (9, PH) OBP: 0.314, SLG: 0.298	0-3 K ①		0-0 1-3 ③			0-3 K2-3 ①	4-0 BB		0-3 K ③
Billy Smith, S (1, 4) OBP: 0.295, SLG: 0.330 (8, 6)	0-3 K ②			0-0 F9 ①		0-0 F7 ②	0-3 K ③		
Pat Kelly, L (1, 7) OBP: 0.353, SLG: 0.384 Andres Mora, R (8, PH) OBP: 0.260, SLG: 0.500 (9, 7)	0-0 F7 ③			0-0 G3 ②		0-0 F8 ③		0-0 FC6-4 1B	
Ken Singleton, S (1, 9) OBP: 0.434, SLG: 0.511		0-3 K ①		0-0 1B		4-0 1B 1B 1B BB	0-0 FC6-4 1-2f	0-0 FC6-4 G5-4-3	
Eddie Murray, S (1, 10) OBP: 0.328, SLG: 0.444		0-0 1B		0-0 1-3 ③		0-0 1B 1B	0-0 G5-4-3 1-2f		
Lee May, R (1, 3) OBP: 0.280, SLG: 0.403		0-0 F6 ②			0-3 K ①		0-3 K ①	0-0 HR	
Doug DeCinces, R (1, 5) OBP: 0.344, SLG: 0.432		0-3 K ③			0-0 HR		0-0 1B 1B E 1B	0-3 K ①	
Kiko Garcia, R (1, 6) OBP: 0.263, SLG: 0.319 Terry Crowley, L (7, PH) OBP: 1.000, SLG: 1.000 Rich Dauer, R (8, 4) OBP: 0.271, SLG: 0.276			0-3 K ①		0-3 K ②		0-0 E9 5-3 1B 1-H 2-H 3-H	0-0 5-3 ②	
Dave Skaggs, R (1, 2) OBP: 0.310, SLG: 0.301			0-3 K ②		0-3 K ③		0-0 5-3 ② 3-H	0-0 2B	

Inning Stats	R: 0	H: 0	E: 0	K: 2	S: 7	H: 0	LOB: 0	BB: 0	P: 7	R: 0	H: 1	E: 0	K: 2	S: 8	H: 0	LOB: 0	BB: 0	P: 8	R: 0	H: 1	E: 0	K: 0	S: 7	R: 1	H: 1	E: 0	K: 3	S: 10	R: 0	H: 0	E: 0	K: 1	S: 5	R: 4	H: 3	E: 1	K: 2	S: 10	R: 0	H: 1	E: 0	K: 0	S: 3	R: 1	H: 2	E: 0	K: 2	S: 9	1B: 6	SF: 0	2B: 1	SAC: 0	3B: 0	DP: 1	HR: 2	HBP: 0	WP: 0	PA: 37
--------------	------	------	------	------	------	------	--------	-------	------	------	------	------	------	------	------	--------	-------	------	------	------	------	------	------	------	------	------	------	-------	------	------	------	------	------	------	------	------	------	-------	------	------	------	------	------	------	------	------	------	------	-------	-------	-------	--------	-------	-------	-------	--------	-------	--------

PITCHER	IP	WLS	BF	H	R	ER	SO	BB	IBB	HBP	BLK	WP	HR	S	P	ERA	WHIP
Rick Langford, R (1, 1) ERA: 3.6	6.1	W	26	6	5	4	11	1	0	0	0	0	1	47	51	5.68	1.105
Bob Lacey, L (7, 1) ERA: 3.1	2.1		10	3	1	1	2	1	0	0	0	0	1	13	17	3.86	1.714
Doug Bair, R (9, 1) ERA: 4.47	0.1	S	1	0	0	0	1	0	0	0	0	0	0	3	3	0.00	0.000

BOTTOM

Oakland Athletics @ Baltimore Orioles
Memorial Stadium, Baltimore, MD
 Sat Aug 13 1977, 7:05 PM EDT
 Att. 16,522 - Unknown

livebaseballscorecards.com

AB	35
R	6
H	9
RBI	5
BB	2
SO	14
LOB	9



Oakland Athletics @ Baltimore Orioles
 Memorial Stadium, Baltimore, MD

Sun Aug 14 1977, 3:33 AM EDT
 Att. 9,579 - Unknown

livebaseballscorecards.com

AB	32
R	4
H	6
RBI	3
BB	2
SO	3
LOB	9



AB R H RBI BB SO LOB

4	1	1	1	0	0	3
3	0	0	1	0	0	0
3	0	0	0	1	0	0
4	0	0	0	0	1	1
4	0	1	0	0	0	1
4	1	1	1	0	0	1
4	0	1	0	0	0	1
1	1	0	0	1	0	0
1	0	1	0	0	0	0
1	0	0	0	0	1	0
2	1	1	0	0	1	0
1	0	0	0	0	0	2

Batter	1	2	3	4	5	6	7	8	9
Rodney Scott, S OBP: 0.333, SLG: 0.294 (1, 4) (7, 6)	0-0 P5		0-0 E1 SF8 1B		0-0 F8		0-0 6-3		
Marty Perez, R OBP: 0.300, SLG: 0.334 (1, 5) (7, 4)	0-0 F9		0-0 SF8		0-0 F9			0-0 L5	
Mitchell Page, L OBP: 0.373, SLG: 0.493 (1, 7)	0-0 G3		4-0 BB			0-0 G3		0-0 F9	
Jim Tyrone, R OBP: 0.300, SLG: 0.301 (1, 9)		0-3 K	0-0 F8			0-0 5-3		0-0 5-3	
Manny Sanguillen, R OBP: 0.283, SLG: 0.325 (1, 2)		0-0 FC5-4 1B	0-0 4-3			0-0 F2			0-0 F3
Tim Hosley, R OBP: 0.342, SLG: 0.333 (1, 10)		0-0 FC5-4 1-2f		0-0 L7			0-0 F7		0-0 HR
Jerry Tabb, L OBP: 0.283, SLG: 0.292 (1, 3)		0-0 4-3		0-0 P6			0-0 5-3 1B 1B		0-0 F5
Larry Murray, S OBP: 0.240, SLG: 0.267 Rich McKinney, R OBP: 0.240, SLG: 0.322 Matt Alexander, S OBP: 0.333, SLG: 0.257 (1, 8) (7, PH) (7, PR) (7, 5)			4-0 1B 1B BB		0-0 F7		0-0 5-3 1B 1-2		0-3 K
Rob Picciolo, R OBP: 0.201, SLG: 0.222 Sheldon Mallory, L OBP: 0.318, SLG: 0.277 (1, 6) (7, PH) (7, 8)			0-0 1B E 1B			0-3 K			0-0 5-3

Inning Stats	R: 0	H: 0	E: 0	K: 0	S: 3	P: 3	R: 0	H: 1	E: 0	K: 1	S: 6	P: 6	R: 3	H: 2	E: 1	K: 0	S: 5	R: 0	H: 0	E: 0	K: 0	S: 3	P: 3	R: 0	H: 0	E: 0	K: 1	S: 5	P: 5	R: 0	H: 0	E: 0	K: 0	S: 3	P: 3	R: 0	H: 2	E: 0	K: 0	S: 5	P: 5	R: 0	H: 0	E: 0	K: 0	S: 3	P: 3	R: 1	H: 1	E: 0	K: 1	S: 6	P: 6	R: 5	H: 1	E: 0	K: 1	S: 6	P: 6	1B: 5	2B: 0	3B: 0	HR: 1	SF: 1	SAC: 0	DP: 0	HBP: 0	WP: 0	PB: 0	SB: 0	CS: 0	PA: 35
--------------	------	------	------	------	------	------	------	------	------	------	------	------	------	------	------	------	------	------	------	------	------	------	------	------	------	------	------	------	------	------	------	------	------	------	------	------	------	------	------	------	------	------	------	------	------	------	------	------	------	------	------	------	------	------	------	------	------	------	------	-------	-------	-------	-------	-------	--------	-------	--------	-------	-------	-------	-------	--------

PITCHER	IP	WLS	BF	H	R	ER	SO	BB	IBB	HBP	BLK	WP	HR	S	P	ERA	WHIP
Ross Grimsley, L ERA: 3.55 (1, 1)	8.1	W	33	6	4	3	2	2	0	0	0	0	1	35	43	3.24	0.960
Tippy Martinez, L ERA: 2.03 (9, 1)	0.2	S	2	0	0	0	1	0	0	0	0	0	0	4	4	0.00	0.000

Batter	1	2	3	4	5	6	7	8	9
Al Bumbry, L OBP: 0.346, SLG: 0.376 (1, 8) X	0-0 G4-3	0-0 F8			0-0 6-3		0-3 K		
Billy Smith, S OBP: 0.291, SLG: 0.326 (1, 4) X	0-0 F8		0-3 K			0-0 4-3	0-0 4-3		
Ken Singleton, S OBP: 0.435, SLG: 0.509 (1, 9) X	0-0 G1-6-3		0-0 3-1			4-0 FC4 BB HR BB		0-0 1B	
Lee May, R OBP: 0.282, SLG: 0.403 (1, 10) X		0-0 1B PB 1B	0-3 K			4-0 1-2 FC4 BB		0-0 P4	
Eddie Murray, S OBP: 0.328, SLG: 0.442 (1, 3) X		0-0 PB FC5-4 1B		0-0 4-3		0-0 FC4 HR		0-3 K	
Tony Muser, L OBP: 0.314, SLG: 0.298 (9, 3) X		1-3 1B				1-2 2-3 HR			
Andres Mora, R OBP: 0.270, SLG: 0.526 (1, 7) X		4-0 FC5-4 BB		0-0 6-3		0-0 HR		0-3 K	
Doug DeCinces, R OBP: 0.341, SLG: 0.428 (1, 5) X		0-3 K		0-0 5-3		0-0 6-3			
Kiko Garcia, R OBP: 0.255, SLG: 0.309 (1, 6) X		0-0 FC5-4 1B			0-0 F8		0-0 L8		
Dave Skaggs, R OBP: 0.319, SLG: 0.311 (1, 2) X		0-0 1B			0-0 5-3				

Inning Stats	R: 0	H: 0	E: 0	K: 0	S: 3	LOB: 0	BB: 0	P: 3
	R: 2	H: 3	E: 0	K: 1	S: 8	LOB: 2	BB: 1	P: 12
	R: 0	H: 0	E: 0	K: 2	S: 7	LOB: 0	BB: 0	P: 7
	R: 0	H: 0	E: 0	K: 0	S: 3	LOB: 0	BB: 0	P: 3
	R: 3	H: 1	E: 0	K: 0	S: 4	LOB: 0	BB: 2	P: 12
	R: 0	H: 1	E: 0	K: 1	S: 6	LOB: 1	BB: 0	P: 6
	R: 0	H: 1	E: 0	K: 2	S: 8	LOB: 1	BB: 0	P: 8

PITCHER										PITCHER																								
IP	WLS	BF	H	R	ER	SO	BB	IBB	HBP	BLK	WP	HR	S	P	ERA	WHIP	IP	WLS	BF	H	R	ER	SO	BB	IBB	HBP	BLK	WP	HR	S	P	ERA	WHIP	
Doc Medich, R (1, 1)	6.0	L	25	4	5	5	3	3	0	0	0	1	28	40	7.50	1.167																		
Doug Bair, R (7, 1)	2.0		8	2	0	0	3	0	0	0	0	0	14	14	0.00	1.000																		

AB R H RBI BB SO LOB

4	0	0	0	0	1	3
4	0	0	0	0	1	1
3	1	1	0	1	0	0
3	1	1	0	1	1	1
4	2	1	0	0	1	3
0	0	0	0	0	0	0
3	1	1	3	1	1	1
3	0	0	0	0	1	2
3	0	0	1	0	0	1
3	0	2	0	0	0	0


1B: 5	SF: 0	WP: 0	PA: 33
2B: 0	SAC: 0	PB: 1	
3B: 0	DP: 0	SB: 0	
HR: 1	HBP: 0	CS: 0	

Oakland Athletics @ Baltimore Orioles
Memorial Stadium, Baltimore, MD
 Sun Aug 14 1977, 3:33 AM EDT
 Att. 9,579 - Unknown

livebaseballscorecards.com

AB	30
R	5
H	6
RBI	4
BB	3
SO	6
LOB	12



Batter	1	2	3	4	5	6	7	8	9	AB R H RBI BB SO LOB	TOP											
Roy Smalley, S (1, 6) OBP: 0.338, SLG: 0.336	4-0 SH1-4 1B BB	0-0 5-3		0-0 F6		4-0 2B 1B BB		0-0 6-3	0-0 FC4-6 1-2f	4 2 0 0 2 0 3												
Bob Randall, R (1, 4) OBP: 0.279, SLG: 0.284	0-0 SH1-4 1-2		0-0 F7		0-0 HR 1B	0-0 1B 2B		0-0 4-3	0-0 F9	5 2 2 0 0 0 1												
Dan Ford, R (1, 9) OBP: 0.345, SLG: 0.441	0-0 4-3 2-3		0-0 S 1B		0-0 F9	2-H 3-H 2B 1B		0-0 1B 2B		5 2 3 2 0 0 2												
Larry Hisle, R (1, 8) OBP: 0.365, SLG: 0.536	0-0 S 1B 3-H		0-0 L9		4-0 HR BB 1-2	0-0 HR 2B 1-H		4-0 1B IBB		3 2 2 2 2 0 1												
Craig Kusick, R (1, 3) OBP: 0.382, SLG: 0.448	0-3 K 1-2		0-0 F8		0-0 HR 1-H 2-H	0-0 HR 2-H		0-0 1B 1-3 2-H		4 2 2 5 0 1 2 1 0 1 1 0 0 0												
Rod Carew, L (8, PH) OBP: 0.451, SLG: 0.579																						
Jerry Terrell, R (1, 5) OBP: 0.260, SLG: 0.265		0-0 4-3		0-0 E 1B		0-0 F9		0-0 F9		4 0 1 0 0 1 0 1 0 0 0 0 0 2												
Mike Cubbage, L (8, PH) OBP: 0.333, SLG: 0.404																						
Butch Wynegar, S (1, 2) OBP: 0.361, SLG: 0.379		4-0 HR BB		0-0 P4		0-3 K		0-0 5-3	0-0 F5	4 1 0 0 1 1 1	AB 41 R 13 H 15 RBI 13 BB 5 SO 4 LOB 16											
Bob Gorinski, R (1, 7) OBP: 0.225, SLG: 0.346		0-0 HR		0-0 E5		0-3 K		0-0 G5-4-3 1B	0-0 1B 2B	4 1 2 2 0 1 1 1 1 1 0 0 0 0												
Lyman Bostock, L (9, PH) OBP: 0.389, SLG: 0.506		1-H HR		1-2																		
Bud Bulling, R (1, 10) OBP: 0.318, SLG: 0.167		0-0 6-3		0-0 P4		0-0 6-3		0-0 G5-4-3 1-2f	0-0 FC4-6 1B 2-H	5 0 1 1 0 0 3												
Inning Stats	R: 1 E: 0 K: 1 S: 6	H: 1 LOB: 1 BB: 1 P: 10	R: 2 E: 0 K: 0 S: 4	H: 1 LOB: 0 BB: 1 P: 8	R: 0 E: 0 K: 0 S: 4	H: 1 LOB: 1 BB: 0 P: 4	R: 0 E: 1 K: 0 S: 5	H: 1 LOB: 2 BB: 0 P: 5	R: 3 E: 0 K: 1 S: 7	H: 2 LOB: 0 BB: 1 P: 11	R: 5 E: 0 K: 2 S: 11	H: 4 LOB: 0 BB: 1 P: 15	R: 0 E: 0 K: 0 S: 3	H: 1 LOB: 0 BB: 0 P: 3	R: 1 E: 0 K: 0 S: 5	H: 2 LOB: 2 BB: 1 P: 9	R: 1 E: 0 K: 0 S: 5	H: 2 LOB: 1 BB: 0 P: 5	1B: 8 2B: 4 3B: 0 HR: 3	SF: 0 SAC: 1 DP: 1 HBP: 0	WP: 0 PB: 0 SB: 2 CS: 0	PA: 47
PITCHER	IP WLS BF H R ER SO BB IBB HBP BLK WP HR S P ERA WHIP																					
Rudy May, L (1, 1) ERA: 3.98	4.1 L 23 6 6 6 1 3 0 0 0 0 0 2 22 34 12.46 2.077																					
Scott McGregor, L (5, 1) ERA: 4.87	1.1 8 3 4 4 2 1 0 0 0 0 0 0 11 15 27.00 3.000																					
Mike Flanagan, L (6, 1) ERA: 3.88	2.0 9 3 2 2 1 0 1 0 0 0 1 10 14 9.00 1.500																					
Dick Drago, R (8, 1) ERA: 3.02	1.1 7 3 1 1 0 0 0 0 0 0 0 0 7 7 6.75 2.250																					

Minnesota Twins @ Baltimore Orioles
 Memorial Stadium, Baltimore, MD
 Mon Aug 15 1977, 7:05 PM EDT
 Att: 18,115 - Unknown

livebaseballscorecards.com

BOTTOM

Minnesota Twins @ Baltimore Orioles
Memorial Stadium, Baltimore, MD
 Mon Aug 15 1977, 7:05 PM EDT
 Att. 18,115 - Unknown

livebaseballscorecards.com

AB	38
R	9
H	12
RBI	8
BB	5
SO	5
LOB	21



WP: 0	PA: 43
PB: 0	
SB: 0	
CS: 0	

AB R H RBI BB SO LOB

4	1	2	0	1	0	1
5	1	0	0	0	0	4
4	2	2	2	1	0	1
4	1	2	1	1	0	1
4	1	2	2	1	0	1
5	2	2	3	0	0	5
4	0	0	0	1	2	2
3	0	0	0	0	2	3
1	0	0	0	0	0	0
0	0	0	0	0	0	0
4	1	2	0	0	1	3
1B: 7	SF: 0					
2B: 1	SAC: 0					
3B: 0	DP: 1					
HR: 4	HBP: 0					

Batter	1	2	3	4	5	6	7	8	9
Al Bumbry, L OBP: 0.349, SLG: 0.380 (1, 8)	0-0 FC1-6 1B	0-0 F7		0-0 E7 F9 1-H 2B		4-0 B1-3 HR BB		0-0 5-3	
Billy Smith, S OBP: 0.287, SLG: 0.321 (1, 4) (8, 6)	0-0 FC1-6 BB 1B 1-2f	0-0 F8		0-0 F9		0-0 B1-3 1-2		0-0 F6	
Ken Singleton, S OBP: 0.437, SLG: 0.517 (1, 9)	0-0 BB 1-2 1B		4-0 FC4-6 BB	0-0 G3		0-0 2-H HR		0-0 G1-3	
Lee May, R OBP: 0.286, SLG: 0.411 (1, 3)	4-0 1B 1-2 2-3 BB		0-0 F9		0-0 BB BB 1B	0-0 6-3		0-0 HR	
Eddie Murray, S OBP: 0.331, SLG: 0.443 (1, 10)	0-0 1-3 2-H 3-H 1B		0-0 FC4-6 1-2f HR		4-0 BB 1-2 BB	0-0 F7		0-0 G6-4-3 1B	
Andres Mora, R OBP: 0.276, SLG: 0.578 (1, 7)	0-0 F5		0-0 1-H HR		0-0 F7		0-0 HR	0-0 G6-4-3 1-2f	
Doug DeCinces, R OBP: 0.340, SLG: 0.423 (1, 5)	0-3 K		0-3 K		4-0 1-2 2-3 BB	0-0 5-3		0-0 6-3	
Kiko Garcia, R OBP: 0.248, SLG: 0.299 (1, 6)		0-0 L8		0-3 K	0-3 K	0-0 4-3			
Pat Kelly, L OBP: 0.352, SLG: 0.382 (7, PH)									
Rich Dauer, R OBP: 0.271, SLG: 0.276 (8, 4)									
Dave Skaggs, R OBP: 0.325, SLG: 0.318 (1, 2)		0-0 1B		0-0 2B E 1B	0-0 5-3	0-3 K			

Inning Stats	R: 2 E: 0 K: 1 S: 8	H: 3 LOB: 2 BB: 1 P: 12	R: 0 E: 0 K: 0 S: 4	H: 1 LOB: 1 BB: 0 P: 4	R: 2 E: 0 K: 1 S: 6	H: 1 LOB: 0 BB: 1 P: 10	R: 1 E: 1 K: 1 S: 7	H: 2 LOB: 1 BB: 0 P: 7	R: 0 E: 0 K: 1 S: 6	H: 1 LOB: 3 BB: 2 P: 14	R: 2 E: 0 K: 0 S: 4	H: 1 LOB: 0 BB: 1 P: 8	R: 1 E: 0 K: 1 S: 6	H: 1 LOB: 0 BB: 0 P: 6	R: 0 E: 0 K: 0 S: 3	H: 0 LOB: 0 BB: 0 P: 3	R: 1 E: 0 K: 0 S: 4	H: 2 LOB: 0 BB: 0 P: 4
---------------------	------------------------------	----------------------------------	------------------------------	---------------------------------	------------------------------	----------------------------------	------------------------------	---------------------------------	------------------------------	----------------------------------	------------------------------	---------------------------------	------------------------------	---------------------------------	------------------------------	---------------------------------	------------------------------	---------------------------------

PITCHER	IP	WLS	BF	H	R	ER	SO	BB	IBB	HBP	BLK	WP	HR	S	P	ERA	WHIP
Dave Goltz, R ERA: 3.42 (1, 1)	4.0		21	7	5	5	3	2	0	0	0	0	1	25	33	11.25	2.250
Gary Serum, R ERA: 5.4 (5, 1)	2.0		12	3	3	3	1	3	0	0	0	0	2	11	23	13.50	3.000
Ron Schueler, R ERA: 4.8 (7, 1)	3.0	W	10	2	1	1	1	0	0	0	0	0	1	12	12	3.00	0.667

Batter	1	2	3	4	5	6	7	8	9	10	11	12	13	AB R H RBI BB SO LOB	TOP															
Mike Cubbage, L (1, 5) OBP: 0.335, SLG: 0.409	0-0 1B 3B		0-0 4-3		0-0 4-3		4-0 2B BB	0-0 1B G5-4-3		0-3 K		0-3 K		6 2 2 0 1 2 2	Minnesota Twins @ Baltimore Orioles Memorial Stadium, Baltimore, MD Tue Aug 16 1977, 7:05 PM EDT Att: 20,846 - Unknown - 86 F livebaseballscorecards.com															
Roy Smalley, S (1, 6) OBP: 0.339, SLG: 0.338	0-0 4-3 1B		0-0 6-3		0-0 1B 1B		0-0 4-3 1-2	0-0 G5-4-3 1-2f			0-0 FC4-6 1B		0-0 6-3	7 0 3 1 0 0 3																
Rod Carew, L (1, 3) OBP: 0.453, SLG: 0.581	0-0 F9			0-0 1B SF7 1B	0-0 F9 1B		0-0 6-3 2B 2-H		0-0 FC1-6 1B		0-0 FC4-6 HBP 1-2f		0-0 F7	7 1 4 1 0 0 2																
Lyman Bostock, L (1, 7) OBP: 0.388, SLG: 0.501	0-0 4-3 1-2			0-0 SF7 2B 1B	0-0 F9 1-2		0-0 6-3 2-3		0-0 FC1-6 1B 1-2f K		1-0 HBP 1-2		0-0 6-3	6 1 1 0 0 0 5																
Larry Hisle, R (1, 8) OBP: 0.367, SLG: 0.535	0-3 K			0-0 SF7 1-2 3-H	4-0 FC5-4 BB		4-0 S BB		0-0 K 1-3 1B		0-3 K			3 0 1 1 2 2 3																
Glenn Adams, L (1, 10) OBP: 0.376, SLG: 0.466		0-3 K		0-0 1B 2B	0-0 FC5-4 1-2f		4-0 BB		0-3 K 1-2 3-H		0-3 K			3 1 1 1 0 1 3																
Craig Kusick, R (7, PH) OBP: 0.385, SLG: 0.448														0 0 0 0 1 0 0																
Rich Chiles, L (9, PH) OBP: 0.319, SLG: 0.330														0 0 0 0 0 0 0																
Jerry Terrell, R (9, PH) OBP: 0.257, SLG: 0.262														2 0 0 0 0 2 4																
Butch Wynegar, S (1, 2) OBP: 0.358, SLG: 0.376		0-0 G4-6-3 1B		0-0 F8		0-0 6-3	0-0 L5			0-0 5-3		0-0 F8		6 0 1 0 0 0 4																
Dan Ford, R (1, 9) OBP: 0.350, SLG: 0.448		0-0 G4-6-3 1-2f		0-0 2-H 1B		0-0 F8		0-0 FC2-6 1B		0-0 3B		4-0 FC6-4 BB		5 0 3 1 1 0 1																
Bob Randall, R (1, 4) OBP: 0.271, SLG: 0.276			0-3 K	0-0 F7		0-0 4-3		0-0 FC2-6 1B 1-2f		0-0 F2		0-0 FC6-4 1-2f		6 0 0 0 0 1 4																
Inning Stats	R: 1 E: 0 K: 1 S: 7	H: 2 LOB: 1 BB: 0 P: 7	R: 0 E: 0 K: 1 S: 5	H: 1 LOB: 0 BB: 0 P: 5	R: 0 E: 0 K: 1 S: 5	H: 0 LOB: 0 BB: 0 P: 5	R: 3 E: 0 K: 0 S: 7	H: 4 LOB: 1 BB: 0 P: 7	R: 0 E: 0 K: 0 S: 5	H: 2 LOB: 3 BB: 1 P: 9	R: 0 E: 0 K: 0 S: 3	H: 0 LOB: 0 BB: 0 P: 3	R: 1 E: 0 K: 0 S: 4	H: 1 LOB: 3 BB: 3 P: 16		R: 0 E: 0 K: 0 S: 4	H: 2 LOB: 1 BB: 0 P: 4	R: 0 E: 0 K: 1 S: 6	H: 2 LOB: 1 BB: 0 P: 6	R: 0 E: 0 K: 1 S: 6	H: 1 LOB: 1 BB: 0 P: 6	R: 0 E: 0 K: 2 S: 8	H: 1 LOB: 2 BB: 0 P: 9	R: 0 E: 0 K: 1 S: 5	H: 0 LOB: 1 BB: 1 P: 9	R: 0 E: 0 K: 0 S: 3	H: 0 LOB: 0 BB: 0 P: 3	1B: 12 2B: 2 3B: 2 HR: 0	SF: 1 SAC: 0 DP: 2 HBP: 1	WP: 0 PB: 0 SB: 1 CS: 0
PITCHER																														
Jim Palmer, R (1, 1) ERA: 3.24	IP: 6.2	WLS: 32	BF: 10	H: 5	R: 5	ER: 5	SO: 3	BB: 3	IBB: 0	HBP: 0	BLK: 0	WP: 0	HR: 0	S: 35	P: 47	ERA: 6.75	WHIP: 1.950													
Tippy Martinez, L (7, 1) ERA: 1.94	1.2	8	3	0	0	0	0	1	0	0	0	0	0	7	11	0.00	2.400													
Dick Drago, R (9, 1) ERA: 3.02	0.0	1	1	0	0	0	0	0	0	0	0	0	0	1	1	∞	∞													
Scott McGregor, L (9, 1) ERA: 4.74	2.0	8	2	0	0	2	0	0	0	1	0	0	0	11	12	0.00	1.000													
Dennis Martinez, R (11, 1) ERA: 3.47	2.2	W	9	0	0	0	3	1	0	0	0	0	0	14	18	0.00	0.375													

AB	51
R	5
H	16
RBI	5
BB	5
SO	8
LOB	31



Batter	1	2	3	4	5	6	7	8	9	AB R H RBI BB SO LOB	TOP																						
Al Bumbry, L OBP: 0.350, SLG: 0.377 (1, 8) X	0-0 4-3		0-0 F7		0-0 6-3		0-0 FC5-4 1B			4 0 1 0 0 0 1																							
Rich Dauer, R OBP: 0.266, SLG: 0.270 (1, 4) S S S	0-3 K			0-3 K	0-0 5-3		0-0 FC5-4 1-2f			4 0 0 0 0 2 2																							
Ken Singleton, S OBP: 0.437, SLG: 0.516 (1, 9) B B B	4-0 FC5-4 BB			0-0 E 1B 2B		0-3 K		0-0 6-3		3 1 1 0 1 1 0																							
Lee May, R OBP: 0.290, SLG: 0.420 (1, 3) X	0-0 FC5-4 1-2f			0-0 E5 1B		0-0 HR 1B		0-0 G3-6-3 1B		4 1 2 0 0 0 2 0 0 0 0 0 0 0																							
Tony Muser, L OBP: 0.319, SLG: 0.305 (8, 3)				2-3																													
Eddie Murray, S OBP: 0.330, SLG: 0.440 (1, 10) S S S			0-3 K		0-0 1-2 1B		0-0 F9		0-0 G3-6-3 1-2f	4 0 1 1 0 1 2																							
Andres Mora, R OBP: 0.261, SLG: 0.563 (1, 7) X			0-0 5-3		0-3 3-H K		0-0 1-H HR		0-0 6-3	4 1 1 2 0 1 2																							
Doug DeCinces, R OBP: 0.334, SLG: 0.415 (1, 5) S S S			0-3 K		0-0 F2		0-0 1-3		0-0 F7	4 0 0 0 0 1 2																							
Mark Belanger, R OBP: 0.259, SLG: 0.232 (1, 6) B B B B					4-0 6-3 CS BB		0-0 F9		0-0 1-3	3 0 0 0 1 0 0																							
Dave Skaggs, R OBP: 0.315, SLG: 0.307 (1, 2) S S S			0-0 F8		0-0 L7		0-0 F8			3 0 0 0 0 1 1																							
					1-2																												
Inning Stats	R: 0 E: 0 K: 1 S: 5	H: 0 LOB: 1 BB: 1 P: 9	R: 0 E: 0 K: 2 S: 7	H: 0 LOB: 0 BB: 0 P: 7	R: 0 E: 0 K: 1 S: 5	H: 0 LOB: 0 BB: 0 P: 5	R: 1 E: 1 K: 2 S: 10	H: 2 LOB: 2 BB: 0 P: 10	R: 0 E: 0 K: 0 S: 3	H: 0 LOB: 1 BB: 1 P: 7	R: 2 E: 0 K: 1 S: 7	H: 2 LOB: 0 BB: 0 P: 7	R: 0 E: 0 K: 0 S: 4	H: 1 LOB: 1 BB: 0 P: 4	R: 0 E: 0 K: 0 S: 3	H: 1 LOB: 0 BB: 0 P: 3	R: 0 E: 0 K: 0 S: 3	H: 0 LOB: 0 BB: 0 P: 3	1B: 4 2B: 1 3B: 0 HR: 1	SF: 0 SAC: 0 DP: 1 HBP: 0	WP: 0 PB: 0 SB: 0 CS: 1	PA: 35											
PITCHER Dave Goltz, R ERA: 3.36 (1, 1)	IP 9.0	WLS L	BF 35	H 6	R 3	ER 2	SO 7	BB 2	IBB 0	HBP 0	BLK 0	WP 0	HR 1	S 47	P 55	ERA 2.00	WHIP 0.889																
											PITCHER	IP	WLS	BF	H	R	ER	SO	BB	IBB	HBP	BLK	WP	HR	S	P	ERA	WHIP					

Baltimore Orioles @ Minnesota Twins
Metropolitan Stadium, Bloomington, MI
 Fri Aug 19 1977, 8:05 PM EDT
 Att: 19,356 - Unknown

livebaseballscorecards.com

AB	33
R	3
H	6
RBI	3
BB	2
SO	7
LOB	12



Batter	1	2	3	4	5	6	7	8	9	AB R H RBI BB SO LOB
Bob Randall, R OBP: 0.264, SLG: 0.277 (1, 4)	0-0 6-3	0-0 F7			0-0 5-3			0-0 5-3		4 0 0 0 0 0 2
Rod Carew, L OBP: 0.450, SLG: 0.579 (1, 3)	0-0 1B		0-3 K			0-0 F7		0-0 F7		4 0 1 0 0 1 0
Larry Hisle, R OBP: 0.366, SLG: 0.531 (1, 7)	0-3 K		0-0 L4			4-0 BB			0-3 K	3 0 0 0 1 2 1
Craig Kusick, R OBP: 0.374, SLG: 0.433 (1, 10)	0-3 K1-3		0-0 F9			0-0 G6-4-3			0-0 F3	4 0 0 0 0 1 2
Roy Smalley, S OBP: 0.337, SLG: 0.332 (1, 6)		0-0 1B		0-0 6-3			0-0 6-3		0-0 1-3	4 0 1 0 0 0 0
Butch Wynegar, S OBP: 0.359, SLG: 0.376 (1, 2)		0-0 1B		4-0 BB			0-0 2B			2 1 1 0 1 0 1
Lyman Bostock, L OBP: 0.385, SLG: 0.501 (1, 8)		0-0 2B		0-3 K			0-0 3-1			3 1 1 0 0 1 2
Bob Gorinski, R OBP: 0.224, SLG: 0.337 (1, 9)		0-3 K			0-0 F6		0-0 F7			3 0 0 0 0 1 3
Jerry Terrell, R OBP: 0.264, SLG: 0.269 (1, 5)		0-0 1B			0-0 1B			0-0 4-3		3 0 2 2 0 0 0

BOTTOM

Baltimore Orioles @ Minnesota Twins
Metropolitan Stadium, Bloomington, MI
 Fri Aug 19 1977, 8:05 PM EDT
 Att. 19,356 - Unknown

livebaseballscorecards.com

AB	30
R	2
H	6
RBI	2
BB	2
SO	6
LOB	11



Inning Stats	R: 0 E: 0 K: 2 S: 8	H: 1 LOB: 1 BB: 0 P: 8	R: 2 E: 0 K: 1 S: 8	H: 3 LOB: 1 BB: 0 P: 8	R: 0 E: 0 K: 1 S: 5	H: 0 LOB: 0 BB: 0 P: 5	R: 0 E: 0 K: 1 S: 4	H: 0 LOB: 1 BB: 1 P: 8	R: 0 E: 0 K: 0 S: 3	H: 1 LOB: 0 BB: 0 P: 3	R: 0 E: 0 K: 0 S: 2	H: 0 LOB: 0 BB: 1 P: 6	R: 0 E: 0 K: 0 S: 4	H: 1 LOB: 1 BB: 0 P: 4	R: 0 E: 0 K: 0 S: 3	H: 0 LOB: 0 BB: 0 P: 3	R: 0 E: 0 K: 1 S: 5	H: 0 LOB: 0 BB: 0 P: 5	1B: 4 2B: 3 3B: 0 HR: 0	SF: 0 SAC: 0 DP: 2 HBP: 0	WP: 0 PB: 0 SB: 1 CS: 2	PA: 32
--------------	------------------------------	---------------------------------	------------------------------	---------------------------------	------------------------------	---------------------------------	------------------------------	---------------------------------	------------------------------	---------------------------------	------------------------------	---------------------------------	------------------------------	---------------------------------	------------------------------	---------------------------------	------------------------------	---------------------------------	----------------------------------	------------------------------------	----------------------------------	--------

PITCHER	IP	WLS	BF	H	R	ER	SO	BB	IBB	HBP	BLK	WP	HR	S	P	ERA	WHIP
Mike Flanagan, L ERA: 3.78 (1, 1)	9.0	W	32	6	2	2	6	2	0	0	0	0	0	42	50	2.00	0.889

Batter	1	2	3	4	5	6	7	8	9	AB R H RBI BB SO LOB	TOP		
Al Bumbry, L (1, 8) OBP: 0.351, SLG: 0.377	0-3 K		0-3 K			0-0 F8	0-0 1B		0-0 G6-4-3 1B	5 0 2 1 0 2 1			
Rich Dauer, R (1, 4) OBP: 0.258, SLG: 0.262	0-0 F8		0-3 K			0-0 P6	0-0 FC5		0-0 G6-4-3	5 0 0 0 0 1 5			
Ken Singleton, S (1, 9) OBP: 0.442, SLG: 0.528	0-0 1B				0-0 G5-4-3 1B	0-0 HR		0-0 G6-4-3 1B		4 1 4 2 0 0 0			
Lee May, R (1, 3) Tony Muser, L (9, 3) OBP: 0.290, SLG: 0.418 OBP: 0.319, SLG: 0.305	0-3 K				0-0 G5-4-3	0-0 1B		0-0 G6-4-3		4 0 1 0 0 1 3 0 0 0 0 0 0 0			
Terry Crowley, L (1, 10) OBP: 0.500, SLG: 0.667					0-3 K	0-0 4-3		0-0 4-3		4 1 1 0 0 1 1			
Andres Mora, R (1, 7) Elliott Maddox, R (9, PR) OBP: 0.269, SLG: 0.560 OBP: 0.369, SLG: 0.382						0-0 F8			0-0 SH2-4 E 1B	4 0 2 1 0 1 0 0 1 0 0 0 0 0			
Doug DeCinces, R (1, 5) OBP: 0.333, SLG: 0.416						0-0 F8			0-0 E5 SH2-4 1B	4 2 1 0 0 0 2			
Mark Belanger, R (1, 6) OBP: 0.260, SLG: 0.230						0-0 F7			0-0 SH2-4	2 0 0 0 1 0 1			
Dave Skaggs, R (1, 2) OBP: 0.320, SLG: 0.314						0-0 CS	0-3 K		0-0 1B	4 1 2 2 0 1 2			
Inning Stats	R: 0 H: 1 E: 0 LOB: 1 K: 2 BB: 0 S: 8 P: 8	R: 1 H: 2 E: 0 LOB: 0 K: 0 BB: 0 S: 4 P: 4	R: 0 H: 0 E: 0 LOB: 0 K: 3 BB: 0 S: 9 P: 9	R: 0 H: 1 E: 0 LOB: 0 K: 1 BB: 0 S: 5 P: 5	R: 0 H: 0 E: 0 LOB: 0 K: 0 BB: 0 S: 3 P: 3	R: 2 H: 3 E: 0 LOB: 1 K: 0 BB: 0 S: 6 P: 6	R: 1 H: 2 E: 0 LOB: 2 K: 1 BB: 1 S: 7 P: 11	R: 0 H: 1 E: 0 LOB: 0 K: 0 BB: 0 S: 3 P: 3	R: 2 H: 3 E: 1 LOB: 2 K: 0 BB: 0 S: 6 P: 6	1B: 10 SF: 0 2B: 2 SAC: 1 3B: 0 DP: 3 HR: 1 HBP: 0	WP: 0 PA: 39 PB: 0 SB: 1 CS: 1		
PITCHER	IP WLS BF H R ER SO BB IBB HBP BLK WP HR S P ERA WHIP											PITCHER	IP WLS BF H R ER SO BB IBB HBP BLK WP HR S P ERA WHIP
Pete Redfern, R (1, 1) ERA: 5.09	6.1 L 26 8 4 4 7 1 0 0 0 0 0 1 39 43 5.68 1.421												
Tom Johnson, R (7, 1) ERA: 2.83	2.2 12 5 2 1 0 0 0 0 0 0 0 0 12 12 3.38 1.875												

Baltimore Orioles @ Minnesota Twins
Metropolitan Stadium, Bloomington, MI
 Sat Aug 20 1977, 4:33 AM EDT
 Att: 18,668 - Unknown

livebaseballscorecards.com

AB 36
R 6
H 13
RBI 6
BB 1
SO 7
LOB 15



Batter	1	2	3	4	5	6	7	8	9	AB R H RBI BB SO LOB
Lyman Bostock, L (1, 7) OBP: 0.384, SLG: 0.499	0-0 4-3 		0-0 1-3 1B 			0-0 5-3 		0-0 4-3 		4 0 1 0 0 0 1
Roy Smalley, S (1, 6) OBP: 0.336, SLG: 0.333	0-0 6-3 		0-0 4-3 			0-0 F7 		0-0 1B 2B 		4 1 1 0 0 0 2
Rod Carew, L (1, 3) OBP: 0.449, SLG: 0.577	0-0 F9 			0-0 F7 			0-0 G6-4-3 1B 	0-0 F8 		4 0 1 0 0 0 1
Larry Hisle, R (1, 8) OBP: 0.365, SLG: 0.528		0-3 K 		0-0 P5 			0-0 G6-4-3 1-2f 	0-0 G5-4-3 1B 		4 0 1 1 0 1 1
Craig Kusick, R (1, 10) OBP: 0.372, SLG: 0.444		0-0 F8 		0-0 1-3 			0-0 HR 	0-0 G5-4-3 1-2f 		4 1 1 1 0 0 1
Butch Wynegar, S (1, 2) OBP: 0.357, SLG: 0.373		0-0 6-3 			0-0 L6 		0-0 6-3 			3 0 0 0 0 0 0
Jerry Terrell, R (1, 5) OBP: 0.265, SLG: 0.266			0-0 F8 			0-0 6-3 		4-0 BB 		2 0 0 0 1 0 0
Bob Gorinski, R (1, 9) OBP: 0.218, SLG: 0.329			0-0 6-3 			0-0 5-3 		0-3 K 		2 0 0 0 0 0 0
Glenn Adams, L (8, PH) OBP: 0.370, SLG: 0.457 (9, 9)								0-3 K 		1 0 0 0 0 1 1
Bob Randall, R (1, 4) OBP: 0.266, SLG: 0.279			0-0 1B 			0-0 L5 		0-0 F8 		2 0 1 0 0 0 0
Rich Chiles, L (8, PH) OBP: 0.317, SLG: 0.326										1 0 0 0 0 0 1
Luis Gomez, R (9, 4) OBP: 0.311, SLG: 0.452										0 0 0 0 0 0 0

Inning Stats	R: 0	H: 0	E: 0	K: 0	S: 3	LOB: 0	BB: 0	P: 3	R: 0	H: 0	E: 0	K: 0	S: 5	LOB: 0	BB: 0	P: 5	R: 0	H: 2	E: 0	K: 0	S: 5	LOB: 2	BB: 0	P: 5	R: 0	H: 0	E: 0	K: 0	S: 3	LOB: 0	BB: 0	P: 3	R: 0	H: 0	E: 0	K: 0	S: 3	LOB: 0	BB: 0	P: 3	R: 1	H: 2	E: 0	K: 0	S: 4	LOB: 0	BB: 0	P: 4	R: 0	H: 0	E: 0	K: 1	S: 5	LOB: 1	BB: 1	P: 9	R: 1	H: 2	E: 0	K: 0	S: 4	LOB: 0	BB: 0	P: 4	1B: 4	SF: 0	2B: 1	SAC: 0	3B: 0	DP: 2	HR: 1	HBP: 0	WP: 0	PA: 32
--------------	------	------	------	------	------	--------	-------	------	------	------	------	------	------	--------	-------	------	------	------	------	------	------	--------	-------	------	------	------	------	------	------	--------	-------	------	------	------	------	------	------	--------	-------	------	------	------	------	------	------	--------	-------	------	------	------	------	------	------	--------	-------	------	------	------	------	------	------	--------	-------	------	-------	-------	-------	--------	-------	-------	-------	--------	-------	--------

PITCHER	IP	WLS	BF	H	R	ER	SO	BB	IBB	HBP	BLK	WP	HR	S	P	ERA	WHIP
Ross Grimsley, L (1, 1) ERA: 3.46	7.0	W	25	4	1	1	1	1	1	0	0	0	1	26	30	1.29	0.714
Dennis Martinez, R (8, 1) ERA: 3.49	2.0	S	7	2	1	1	1	0	0	0	0	0	0	9	9	4.50	1.000


BOTTOM

Baltimore Orioles @ Minnesota Twins
Metropolitan Stadium, Bloomington, MI
 Sat Aug 20 1977, 4:33 AM EDT
 Att. 18,668 - Unknown

livebaseballscorecards.com

AB	31
R	2
H	6
RBI	2
BB	1
SO	2
LOB	8



Batter	1	2	3	4	5	6	7	8	9	AB R H RBI BB SO LOB	TOP		
Al Bumbry, L (1, 7) OBP: 0.346, SLG: 0.372 (6, 8)	0-0 1-3	0-0 3-1		0-3 K		0-0 1-3			0-0 4-3	5 0 0 0 0 1 5			
Elliott Maddox, R (1, 8) OBP: 0.368, SLG: 0.431 Pat Kelly, L (6, 7) OBP: 0.348, SLG: 0.377	0-0 HR		0-0 5-3		0-0 F8		0-0 F8		0-0 P5	3 1 1 1 0 0 0 2 0 0 0 0 0 0			
Ken Singleton, S (1, 9) OBP: 0.440, SLG: 0.526	0-0 F9		0-3 K		0-0 HR 1B		0-0 L3			4 1 1 0 0 1 0			
Lee May, R (1, 3) OBP: 0.290, SLG: 0.415	0-0 5-3		0-0 F3		0-0 F8		4-0 BB			3 0 0 0 1 0 1			
Andres Mora, R (1, 10) OBP: 0.276, SLG: 0.583		0-3 K		0-0 G1-4-3 1B	0-0 HR		0-0 F7			4 1 2 2 0 1 1			
Doug DeCinces, R (1, 5) OBP: 0.333, SLG: 0.419		0-0 1B 3B		0-0 G1-4-3 1-2f	0-3 K		0-0 F7			4 1 1 0 0 1 1			
Rich Dauer, R (1, 4) OBP: 0.265, SLG: 0.265 Tony Muser, L (8, PH) OBP: 0.317, SLG: 0.302 Billy Smith, S (8, 4) OBP: 0.286, SLG: 0.319		4-0 G1-5-3 1B BB		0-0 1B 1B	0-3 K		0-3 K			2 1 1 0 1 1 0 1 0 0 0 0 1 0 0 0 0 0 0 0 0	AB 36 R 5 H 10 RBI 5 BB 2 SO 7 LOB 10		
Mark Belanger, R (1, 6) OBP: 0.263, SLG: 0.234 Terry Crowley, L (8, PH) OBP: 0.429, SLG: 0.571 Kiko Garcia, R (8, 6) OBP: 0.252, SLG: 0.296		0-0 G1-5-3 1B		0-0 1B 1B	0-0 F3		0-0 F8			3 0 2 1 0 0 0 1 0 0 0 0 0 0 0 0 0 0 0 0 0			
Ken Rudolph, R (1, 2) OBP: 0.276, SLG: 0.286 Eddie Murray, S (9, PH) OBP: 0.329, SLG: 0.439		0-0 G1-5-3		0-0 1B	0-0 1B		0-0 1B		0-3 K	3 0 2 1 0 0 2 1 0 0 0 0 1 0			
Inning Stats	R: 1 H: 1 E: 0 LOB: 0 K: 0 BB: 0 S: 4 P: 4	R: 1 H: 2 E: 0 LOB: 2 K: 1 BB: 1 S: 7 P: 11	R: 0 H: 0 E: 0 LOB: 0 K: 1 BB: 0 S: 5 P: 5	R: 1 H: 4 E: 0 LOB: 2 K: 1 BB: 0 S: 8 P: 8	R: 2 H: 2 E: 0 LOB: 0 K: 1 BB: 0 S: 7 P: 7	R: 0 H: 1 E: 0 LOB: 1 K: 1 BB: 0 S: 6 P: 6	R: 0 H: 0 E: 0 LOB: 1 K: 0 BB: 1 S: 3 P: 7	R: 0 H: 0 E: 0 LOB: 0 K: 1 BB: 0 S: 5 P: 5	R: 0 H: 0 E: 0 LOB: 0 K: 1 BB: 0 S: 5 P: 5	1B: 7 SF: 0 2B: 0 SAC: 0 3B: 1 DP: 1 HR: 2 HBP: 0	WP: 0 PA: 38 PB: 0 SB: 0 CS: 0		
PITCHER	IP WLS BF H R ER SO BB IBB HBP BLK WP HR S P ERA WHIP											PITCHER	IP WLS BF H R ER SO BB IBB HBP BLK WP HR S P ERA WHIP
Geoff Zahn, L (1, 1) ERA: 4.72 Ron Schueler, R (5, 1) ERA: 4.59	4.2 23 9 5 5 3 1 0 0 0 0 2 28 32 9.64 2.143												

Baltimore Orioles @ Minnesota Twins
Metropolitan Stadium, Bloomington, MI
 Sun Aug 21 1977, 4:33 AM EDT
 Att: 23,333 - Unknown

livebaseballscorecards.com

Batter	1	2	3	4	5	6	7	8	9
Roy Smalley, S (1, 6) OBP: 0.335, SLG: 0.332	0-0 F8	0-0 L5-4			0-0 F9	0-0 1B		0-3 K	
Bob Randall, R (1, 4) OBP: 0.271, SLG: 0.284	0-0 CS		0-0 PB SH5-4 SF7 1B		0-0 5-3	0-0 1B		0-0 F8	
Rich Chiles, L (6, PH) OBP: 0.320, SLG: 0.330	0-0 CS 1B				0-0 CS 1B	1-2 2-H 1B			
Luis Gomez, R (6, PR) OBP: 0.304, SLG: 0.442	0-3 K		0-0 SH5-4		0-0 CS 1B	0-3 K			
Rod Carew, L (1, 3) OBP: 0.448, SLG: 0.575	0-3 K				0-0 CS 1B	0-0 CS 1B			
Larry Hisle, R (1, 8) OBP: 0.368, SLG: 0.533		1-0 E 1B HBP	0-0 SF7		0-0 CS	0-0 E 1B	0-0 6-3 2B		
Craig Kusick, R (1, 10) OBP: 0.370, SLG: 0.440		0-0 E1 1B	0-0 P3			0-0 E1 1B	0-0 L6		
Bob Gorinski, R (1, 9) OBP: 0.220, SLG: 0.326		0-0 E6 1B SF7		0-0 1B		0-0 F7	0-0 6-3		
Butch Wynegar, S (1, 2) OBP: 0.358, SLG: 0.374		0-0 1B		0-0 F4		0-0 1B FC4-6 1B	0-3 K		
Lyman Bostock, L (1, 7) OBP: 0.385, SLG: 0.506		0-0 SF7		0-3 K		0-0 FC4-6 1B	0-0 HR		
Jerry Terrell, R (1, 5) OBP: 0.265, SLG: 0.266		0-0 L5-4 1B		0-0 F8		0-0 FC4-6 1B	0-3 K		

AB	R	H	RBI	BB	SO	LOB
5	0	1	0	0	1	2
3	1	2	0	0	0	0
1	0	1	1	0	0	0
1	0	0	0	0	0	0
3	0	1	0	0	2	3
2	2	2	1	0	0	0
4	2	1	0	0	0	2
4	1	1	1	0	0	4
4	1	2	2	0	1	2
3	1	2	3	0	1	1
4	1	1	1	0	1	2

AB	R	H	RBI	BB	SO	LOB
34	9	14	9	0	6	16

Inning Stats	R	H	E	K	S	P	IP	WLS	BF	H	R	ER	SO	BB	IBB	HBP	BLK	WP	HR	S	P	ERA	WHIP
Rudy May, L (1, 1) ERA: 4.01	0	1	0	1	5	5	5.1	L	25	9	7	4	2	0	0	0	0	0	0	28	29	6.75	1.688
Scott McGregor, L (6, 1) ERA: 4.84	0	0	0	0	0	0	0.1		3	2	0	0	0	0	0	0	0	0	3	3	0.00	6.000	
Dennis Martinez, R (6, 1) ERA: 3.49	0	0	0	0	0	0	2.1		10	3	2	1	4	0	0	0	0	0	1	18	18	3.86	1.286

Baltimore Orioles @ Minnesota Twins
Metropolitan Stadium, Bloomington, MI

Sun Aug 21 1977, 4:33 AM EDT
Att. 23,333 - Unknown

livebaseballscorecards.com

AB 34
R 9
H 14
RBI 9
BB 0
SO 6
LOB 16



1B	2B	3B	HR	SF	SAC	DP	HBP	WP	PA
12	3	0	1	2	1	2	1	0	39

Batter	1	2	3	4	5	6	7	8	9	AB R H RBI BB SO LOB	TOP																
Al Bumbry, L (1, 8) OBP: 0.347, SLG: 0.371	0-3 K	0-0 1B		4-0 CS BB		0-3 K			0-0 E5 SF9	4 0 1 1 1 2 3	Baltimore Orioles @ Kansas City Royals Royals Stadium, Kansas City, MO Mon Aug 22 1977, 8:05 PM EDT Att: 36,328 - Unknown																
Billy Smith, S (1, 4) OBP: 0.283, SLG: 0.316 Rich Dauer, R (6, PH) OBP: 0.262, SLG: 0.262 (6, 4)	0-0 F8	0-0 P6		0-3 K		0-0 FC5			0-0 P4	3 0 0 0 0 1 2 2 0 0 0 0 0 4																	
Ken Singleton, S (1, 9) OBP: 0.444, SLG: 0.528	0-0 2B		4-0 HBP SF8 BB		4-0 F9 BB		0-0 L4		4-0 IBB	2 1 1 0 3 0 0																	
Lee May, R (1, 3) OBP: 0.289, SLG: 0.414	0-3 K		0-0 SF8 HBP SF9 1B		0-0 F9		0-3 K		0-0 SF9	4 1 1 1 0 2 2																	
Eddie Murray, S (1, 10) OBP: 0.330, SLG: 0.440		0-0 1B 2B	1-0 HBP	1-2 2-3	0-0 6-3		0-3 K		0-0 4-3	4 1 1 0 0 1 2																	
Andres Mora, R (1, 7) OBP: 0.283, SLG: 0.610 Pat Kelly, L (8, 7) OBP: 0.348, SLG: 0.377		0-0 2B 1B	0-0 SF8	2-3 3-H		0-0 HR		0-0 E5	G5-4-3	3 2 2 3 0 0 0 0 0 0 0 0 0 0																	
Doug DeCinces, R (1, 5) OBP: 0.330, SLG: 0.416		0-0 F5	0-0 SF9	3-H		0-0 F8		0-0 L7		3 0 0 1 0 0 2																	
Mark Belanger, R (1, 6) OBP: 0.266, SLG: 0.244		0-0 1B 2B	0-0 6-3			0-0 1B FC5 2B		0-0 G5-4-3	1-2f	4 1 2 1 0 0 2																	
Rick Dempsey, R (1, 2) OBP: 0.313, SLG: 0.322 Dave Skaggs, R (9, 2) OBP: 0.320, SLG: 0.314		0-0 F6		0-0 6-3		0-0 FC5 1B		4-0 E SF9 BB		3 1 1 0 1 0 1 0 0 0 0 0 0 0																	
Inning Stats	R: 0 E: 0 K: 2 S: 8	H: 1 LOB: 1 BB: 0 P: 8	R: 3 E: 0 K: 0 S: 7	H: 4 LOB: 1 BB: 0 P: 7	R: 2 E: 0 K: 0 S: 4	H: 1 LOB: 1 BB: 1 P: 9	R: 0 E: 0 K: 1 S: 4	H: 0 LOB: 0 BB: 1 P: 8	R: 0 E: 0 K: 0 S: 2	H: 0 LOB: 0 BB: 1 P: 6		R: 1 E: 0 K: 1 S: 8	H: 3 LOB: 2 BB: 0 P: 8	R: 0 E: 0 K: 2 S: 7	H: 0 LOB: 0 BB: 0 P: 7	R: 0 E: 1 K: 0 S: 3	H: 0 LOB: 0 BB: 0 P: 3	R: 1 E: 1 K: 0 S: 4	H: 0 LOB: 2 BB: 2 P: 12	1B: 4 2B: 4 3B: 0 HR: 1	SF: 3 SAC: 0 DP: 1 HBP: 1	WP: 0 PB: 0 SB: 0 CS: 1	PA: 41				
PITCHER	IP	WLS	BF	H	R	ER	SO	BB	IBB	HBP	BLK	WP	HR	S	P	ERA	WHIP										
Dennis Leonard, R (1, 1) ERA: 3.42	3.0		17	6	5	5	2	1	0	1	0	0	0	19	24	15.00	2.333										
Andy Hassler, L (4, 1) ERA: 4.55	5.0		18	3	1	1	4	2	0	0	0	0	1	24	32	1.80	1.000										
Steve Mingori, L (9, 1) ERA: 3.08	1.0	W	6	0	1	0	0	1	1	0	0	0	0	4	12	0.00	1.000										

livebaseballscorecards.com

AB	32
R	7
H	9
RBI	7
BB	5
SO	6
LOB	18



Batter	1	2	3	4	5	6	7	8	9	AB	R	H	RBI	BB	SO	LOB
Tom Poquette, L (1, 9) OBP: 0.326, SLG: 0.414 Cookie Rojas, R (9, PH) OBP: 0.289, SLG: 0.323 Joe Lahoud, L (9, PH) OBP: 0.382, SLG: 0.321	0-0 F9 ①		0-0 PB 2-H 2B 1B			0-0 F9 ①		0-0 P2 ①	0-0 6-3 ②	4	1	1	1	0	0	1
Hal McRae, R (1, 7) OBP: 0.353, SLG: 0.504	0-0 F9 ②		0-0 1-H 2B			0-0 6-3 ②		0-0 SF8 ②	0-0 2-H 1B	4	0	2	3	0	0	0
George Brett, L (1, 5) OBP: 0.368, SLG: 0.520	0-0 F8 ③		0-0 5-3 ③			0-0 F8 ③		0-0 2B 2B		4	1	1	0	0	0	1
Al Cowens, R (1, 8) OBP: 0.342, SLG: 0.506		0-0 6-3 ①		0-0 5-3 ①			0-0 HR	0-0 2-H 2B		4	1	2	2	0	0	0
John Mayberry, L (1, 3) OBP: 0.349, SLG: 0.424		0-0 1-3 ②		0-0 4-3 ②			0-0 F9 ①	0-0 L4 ③		4	0	0	0	0	0	1
Ralph LaCock, L (1, 10) OBP: 0.350, SLG: 0.424 Joe Zdeb, R (9, PH) OBP: 0.357, SLG: 0.417		0-0 6-3 ③		0-0 F8 ③			0-0 F8 ②		0-3 K ①	3	0	0	0	0	0	0
Darrell Porter, L (1, 2) OBP: 0.354, SLG: 0.455 John Wathan, R (9, PH) OBP: 0.292, SLG: 0.328			0-0 F8 ①		0-0 4-3 ①		0-0 2B		0-0 BB 2B 1B	3	0	1	0	0	0	0
Freddie Patek, R (1, 6) OBP: 0.317, SLG: 0.359 Amos Otis, R (9, PH) OBP: 0.343, SLG: 0.450			4-0 S 1B BB		0-0 P3 ②		0-0 P2 ③		4-0 1-2 2B BB	2	1	0	0	1	0	1
Frank White, R (1, 4) OBP: 0.293, SLG: 0.357			0-3 S 1-2 K		0-0 1-3 ③			0-0 SF8 3B	0-0 1-H 2-H 1B 2B	4	2	2	2	0	1	1

Inning Stats	R: 0	H: 0	E: 0	K: 0	S: 3	LOB: 0	BB: 0	P: 3	R: 0	H: 0	E: 0	K: 0	S: 3	LOB: 0	BB: 0	P: 3	R: 0	H: 0	E: 0	K: 0	S: 3	LOB: 0	BB: 0	P: 3	R: 1	H: 2	E: 0	K: 0	S: 5	LOB: 1	BB: 0	P: 5	R: 2	H: 3	E: 0	K: 0	S: 6	LOB: 1	BB: 0	P: 6	R: 3	H: 3	E: 0	K: 1	S: 7	LOB: 1	BB: 1	P: 11	1B: 3	2B: 5	3B: 1	SF: 1	SAC: 0	DP: 0	HBP: 0	WP: 0	PB: 1	SB: 1	CS: 0	PA: 38
--------------	------	------	------	------	------	--------	-------	------	------	------	------	------	------	--------	-------	------	------	------	------	------	------	--------	-------	------	------	------	------	------	------	--------	-------	------	------	------	------	------	------	--------	-------	------	------	------	------	------	------	--------	-------	-------	-------	-------	-------	-------	--------	-------	--------	-------	-------	-------	-------	--------

PITCHER	IP	WLS	BF	H	R	ER	SO	BB	IBB	HBP	BLK	WP	HR	S	P	ERA	WHIP
Jim Palmer, R (1, 1) ERA: 3.32	7.2		30	6	5	5	1	1	0	0	0	0	1	31	35	5.87	0.913
Dick Drago, R (8, 1) ERA: 3.02	0.0		1	1	0	0	0	0	0	0	0	0	0	1	1	∞	∞
Tippy Martinez, L (8, 1) ERA: 2.55	0.2	L	5	2	3	3	1	1	0	0	0	0	0	6	10	40.50	4.500
Dennis Martinez, R (9, 1) ERA: 3.49	0.1		2	1	0	0	0	0	0	0	0	0	0	2	2	0.00	3.000

BOTTOM

Baltimore Orioles @ Kansas City Royals
Royals Stadium, Kansas City, MO
 Mon Aug 22 1977, 8:05 PM EDT
 Att. 36,328 - Unknown

AB	35
R	8
H	10
RBI	8
BB	2
SO	2
LOB	6



PITCHER	IP	WLS	BF	H	R	ER	SO	BB	IBB	HBP	BLK	WP	HR	S	P	ERA	WHIP
---------	----	-----	----	---	---	----	----	----	-----	-----	-----	----	----	---	---	-----	------

Batter	1	2	3	4	5	6	7	8	9	AB R H RBI BB SO LOB	TOP
Al Bumbry, L (1, 8) <small>OBP: 0.346, SLG: 0.372</small> Elliott Maddox, R (9, PH) <small>OBP: 0.362, SLG: 0.424</small>	0-3 		0-0 		0-0 		0-0 		0-0 	4 0 1 0 0 1 0 1 0 0 0 0 0 2	
Billy Smith, S (1, 4) <small>OBP: 0.283, SLG: 0.313</small>	4-0 		0-0 		0-0 		0-0 			3 0 0 0 1 0 1	
Ken Singleton, S (1, 9) <small>OBP: 0.442, SLG: 0.525</small>	0-0 			0-0 	0-3 			0-0 		4 1 1 0 0 1 2	
Lee May, R (1, 3) <small>OBP: 0.293, SLG: 0.414</small>	4-0 			4-0 		0-0 		0-0 		2 1 1 0 2 0 0	
Eddie Murray, S (1, 10) <small>OBP: 0.327, SLG: 0.436</small>	0-0 			0-0 		0-3 		0-0 		4 0 0 0 0 1 5	
Andres Mora, R (1, 7) <small>OBP: 0.282, SLG: 0.598</small>		0-3 		0-0 		0-0 		0-0 		4 0 1 0 0 1 3	
Doug DeCinces, R (1, 5) <small>OBP: 0.331, SLG: 0.417</small>			0-0 		0-0 		0-0 		0-0 	4 0 2 1 0 0 2	
Mark Belanger, R (1, 6) <small>OBP: 0.265, SLG: 0.243</small> Terry Crowley, L (6, PH) <small>OBP: 0.375, SLG: 0.500</small> Kiko Garcia, R (6, 6) <small>OBP: 0.252, SLG: 0.296</small> Tony Muser, L (9, PH) <small>OBP: 0.314, SLG: 0.299</small>			0-0 		0-0 		0-0 		0-0 	2 0 0 0 0 0 1 1 0 0 0 0 0 2 0 0 0 0 0 0 0 1 0 0 0 0 0 1	
Rick Dempsey, R (1, 2) <small>OBP: 0.310, SLG: 0.319</small> Dave Skaggs, R (7, 2) <small>OBP: 0.320, SLG: 0.314</small> Pat Kelly, L (9, PH) <small>OBP: 0.350, SLG: 0.377</small>			0-0 		0-0 		0-0 		4-0 	3 0 0 0 0 0 0 0 0 0 0 0 0 0 0 0 0 0 1 0 0	
Inning Stats	R: 0 H: 0 E: 0 LOB: 2 K: 1 BB: 2 S: 5 P: 13	R: 0 H: 0 E: 0 LOB: 0 K: 1 BB: 0 S: 5 P: 5	R: 0 H: 0 E: 0 LOB: 0 K: 0 BB: 0 S: 3 P: 3	R: 2 H: 1 E: 1 LOB: 1 K: 0 BB: 1 S: 5 P: 9	R: 0 H: 1 E: 0 LOB: 1 K: 1 BB: 0 S: 6 P: 6	R: 0 H: 2 E: 0 LOB: 2 K: 1 BB: 0 S: 7 P: 7	R: 0 H: 0 E: 0 LOB: 0 K: 0 BB: 0 S: 3 P: 3	R: 0 H: 1 E: 0 LOB: 1 K: 0 BB: 1 S: 3 P: 7	1B: 5 SF: 0 2B: 1 SAC: 0 3B: 0 DP: 1 HR: 0 HBP: 0	WP: 1 PA: 37 PB: 0 SB: 0 CS: 0	
PITCHER Jim Colborn, R (1, 1) <small>ERA: 3.55</small> Larry Gura, L (9, 1) <small>ERA: 3.21</small>	IP WLS BF H R ER SO BB IBB HBP BLK WP HR S P ERA WHIP 8.1 W 36 6 2 0 4 4 0 0 0 1 0 40 56 0.00 1.200							PITCHER IP WLS BF H R ER SO BB IBB HBP BLK WP HR S P ERA WHIP 0.2 S 1 0 0 0 0 0 0 0 0 0 0 1 1 0.00 0.000			

Baltimore Orioles @ Kansas City Royals
 Royals Stadium, Kansas City, MO
 Tue Aug 23 1977, 8:05 PM EDT
 Att: 27,602 - Unknown

livebaseballscorecards.com

AB	33
R	2
H	6
RBI	1
BB	4
SO	4
LOB	19



Batter	1	2	3	4	5	6	7	8	9	AB	R	H	RBI	BB	SO	LOB
George Brett, L OBP: 0.367, SLG: 0.525 (1, 5)	0-3 K		0-0 E5	0-0 HR			0-0 4-3			4	1	1	3	0	1	0
Hal McRae, R OBP: 0.354, SLG: 0.508 (1, 10)	0-0 6-3 1B		0-3 K	0-0 P3			0-0 SF8 3B			4	1	2	0	0	1	1
Amos Otis, R OBP: 0.342, SLG: 0.449 (1, 8)	0-0 6-3 1B		0-0 F8			0-0 P4	0-0 SF8			3	0	1	1	0	0	1
Al Cowens, R OBP: 0.341, SLG: 0.504 (1, 9)	0-0 6-3 1B		0-0 P6			0-0 FC5-4 1B	0-0 L6			4	0	1	0	0	0	3
John Mayberry, L OBP: 0.350, SLG: 0.431 (1, 3)	4-0 BB			0-0 HR		0-3 K		0-0 F8		3	1	1	1	1	1	1
Joe Zdeb, R OBP: 0.346, SLG: 0.403 (1, 7)	0-0 L4			0-0 6-3		0-0 FC5-4		0-0 1-3		4	0	0	0	0	0	4
Darrell Porter, L OBP: 0.353, SLG: 0.450 (1, 2)		4-0 BB		0-0 E9			0-0 F9		0-3 K	3	0	0	0	1	1	0
Freddie Patek, R OBP: 0.317, SLG: 0.358 (1, 6)		0-0 P5		4-0 FC5-2 HR BB			0-0 F9			2	1	0	0	1	0	1
Frank White, R OBP: 0.290, SLG: 0.354 (1, 4)		0-0 G4-6-3		0-0 FC5-2 HR			0-0 F8			3	1	0	0	0	0	3


Inning Stats	R: 0	H: 2	E: 0	LOB: 3	K: 1	BB: 1	S: 7	R: 0	H: 0	E: 0	LOB: 0	K: 0	BB: 1	S: 2	R: 0	H: 0	E: 1	LOB: 1	K: 1	BB: 0	S: 6	R: 4	H: 2	E: 1	LOB: 0	K: 0	BB: 1	S: 6	R: 0	H: 1	E: 0	LOB: 1	K: 1	BB: 0	S: 6	R: 0	H: 0	E: 0	LOB: 0	K: 0	BB: 0	S: 3	R: 1	H: 1	E: 0	LOB: 0	K: 0	BB: 0	S: 4	R: 0	H: 0	E: 0	LOB: 0	K: 1	BB: 0	S: 5
--------------	------	------	------	--------	------	-------	------	------	------	------	--------	------	-------	------	------	------	------	--------	------	-------	------	------	------	------	--------	------	-------	------	------	------	------	--------	------	-------	------	------	------	------	--------	------	-------	------	------	------	------	--------	------	-------	------	------	------	------	--------	------	-------	------

PITCHER	IP	WLS	BF	H	R	ER	SO	BB	IBB	HBP	BLK	WP	HR	S	P	ERA	WHIP
Mike Flanagan, L ERA: 3.7 (1, 1)	8.0	L	34	6	5	2	4	3	0	0	0	0	2	39	51	2.25	1.125

BOTTOM

Baltimore Orioles @ Kansas City Royals
Royals Stadium, Kansas City, MO
 Tue Aug 23 1977, 8:05 PM EDT
 Att. 27,602 - Unknown

AB	30
R	5
H	6
RBI	5
BB	3
SO	4
LOB	14



WP: 0	PA: 34
PB: 0	SB: 0
CS: 0	

Batter	1	2	3	4	5	6	7	8	9
Al Bumbry, L OBP: 0.354, SLG: 0.379 (1, 8)	0-0 1B		0-0 1B FC1-2	4-0 1B BB		0-0 1B 1B	0-0 1B		
Rich Dauer, R OBP: 0.281, SLG: 0.278 (1, 4) (7, 5)	4-0 BB		0-0 1B WP FC1-2	0-0 1B 1-2 2-H		0-0 1B 1B	0-0 1B		
Ken Singleton, S OBP: 0.440, SLG: 0.521 (1, 9) Pat Kelly, L OBP: 0.350, SLG: 0.377 (8, 9)	0-3 K		0-0 1B WP FC1-2	0-0 F9		0-0 1B 1B FC3-6	0-3 K		
Lee May, R OBP: 0.296, SLG: 0.421 (1, 3) Tony Muser, L OBP: 0.314, SLG: 0.299 (9, 3)	0-0 6-3		0-0 1B 1-H 2-H		0-0 1B 3B	0-0 1B 1B FC3-6		0-0 6-3	
Eddie Murray, S OBP: 0.326, SLG: 0.434 (1, 10)		0-0 1B		0-0 F8	0-0 P6	0-0 2B 1B FC3-6		0-0 6-3	
Andres Mora, R OBP: 0.279, SLG: 0.583 (1, 7)		0-3 K		0-3 K	0-0 F9	0-0 2B 1B		0-0 F9	
Doug DeCinces, R OBP: 0.335, SLG: 0.423 (1, 5) Billy Smith, S OBP: 0.283, SLG: 0.313 (7, 4)		0-3 K		0-0 1B 2B 1B	0-0 1B	0-0 2B 1B 1-H 2-H			
Mark Belanger, R OBP: 0.264, SLG: 0.243 (1, 6)		0-0 F9		0-0 2B 1B	0-0 P3	0-0 5-3			
Dave Skaggs, R OBP: 0.318, SLG: 0.320 (1, 2)			0-3 K	0-0 1B 2B		0-0 F7	0-0 F8		

AB	R	H	RBI	BB	SO	LOB
4	1	4	0	1	0	0
4	2	4	1	1	0	0
5	1	1	1	0	2	6
0	0	0	0	0	0	0
5	1	3	2	0	0	1
0	0	0	0	0	0	0
5	1	1	0	0	0	3
5	1	1	1	0	2	2
4	1	3	3	0	1	1
0	0	0	0	0	0	0
4	1	1	0	0	0	3
4	1	1	2	0	1	0

BOTTOM

Chicago White Sox @ Baltimore Orioles
Memorial Stadium, Baltimore, MD

Wed Aug 24 1977, 7:05 PM EDT
Att. 10,913 - Unknown

livebaseballscorecards.com

AB	40
R	10
H	19
RBI	10
BB	2
SO	6
LOB	16



1B: 16	SF: 0	WP: 1	PA: 42
2B: 2	SAC: 0	PB: 0	
3B: 1	DP: 0	SB: 0	
HR: 0	HBP: 0	CS: 0	

Inning Stats		R	H	E	K	S	P	BB	IBB	HBP	BLK	WP	HR	S	P	ERA	WHIP
Steve Stone, R ERA: 4.36 (1, 1)	5.1	WLS: 1	BF: 30	H: 14	R: 8	ER: 8	SO: 5	BB: 2	IBB: 0	HBP: 0	BLK: 0	WP: 1	HR: 0	S: 38	P: 46	13.50	3.000
Bart Johnson, R ERA: 3.91 (6, 1)	2.2	WLS: 0	BF: 12	H: 5	R: 2	ER: 2	SO: 1	BB: 0	IBB: 0	HBP: 0	BLK: 0	WP: 0	HR: 0	S: 14	P: 14	6.75	1.875

PITCHER		IP	WLS	BF	H	R	ER	SO	BB	IBB	HBP	BLK	WP	HR	S	P	ERA	WHIP
Steve Stone, R ERA: 4.36 (1, 1)	5.1	WLS: 1	BF: 30	H: 14	R: 8	ER: 8	SO: 5	BB: 2	IBB: 0	HBP: 0	BLK: 0	WP: 1	HR: 0	S: 38	P: 46	13.50	3.000	
Bart Johnson, R ERA: 3.91 (6, 1)	2.2	WLS: 0	BF: 12	H: 5	R: 2	ER: 2	SO: 1	BB: 0	IBB: 0	HBP: 0	BLK: 0	WP: 0	HR: 0	S: 14	P: 14	6.75	1.875	

Batter	1	2	3	4	5	6	7	8	9	AB R H RBI BB SO LOB
Al Bumbry, L OBP: 0.358, SLG: 0.383 (1, 8)	0-0 1B 1B	0-0 1-3 2-H 1B			0-0 SH1-3 1-2 1B	0-0 FC4-6 1-2f			0-0 G3 1B	4 1 3 1 0 0 1
Rich Dauer, R OBP: 0.289, SLG: 0.298 (1, 4)	0-0 1-2 1B 1B		0-0 G5-4-3 1B		0-0 1B 3B		0-0 E6 G5-4-3 BB	0-3 K	5 1 3 1 0 1 1	
Ken Singleton, S OBP: 0.439, SLG: 0.519 (1, 9)	0-3 K		0-0 P4		0-0 1B 1B		4-0 G5-4-3 BB	0-0 G3	4 0 1 1 1 1 4	
Lee May, R OBP: 0.297, SLG: 0.420 (1, 3)	0-0 G4-6-3 1-2 2-H 1B		0-0 G5-4-3		0-0 FC6-4 1-3 1B		0-0 G5-4-3	0-0 4-3	5 0 2 1 0 0 4	
Eddie Murray, S OBP: 0.325, SLG: 0.432 (1, 10)	0-0 G4-6-3 1-2f			0-0 1B	0-0 P4		0-0 F8		4 0 1 0 0 0 5	
Andres Mora, R OBP: 0.271, SLG: 0.566 (1, 7)		0-0 F8		0-3 K	0-0 FC6-4 1-2f		0-3 K		4 0 0 0 0 2 3	
Doug DeCinces, R OBP: 0.334, SLG: 0.421 (1, 5)		0-0 F8		0-3 K		0-0 FC4-6 1B		0-0 6-3	4 0 1 0 0 1 1	
Mark Belanger, R OBP: 0.265, SLG: 0.244 (1, 6)		0-0 1B 1B		0-0 F9		0-0 F7		0-0 1B	3 1 1 0 0 0 2	
Tony Muser, L OBP: 0.320, SLG: 0.306 (8, PH)									1 0 1 0 0 0 0	
Kiko Garcia, R OBP: 0.252, SLG: 0.296 (9, 6)									0 0 0 0 0 0 0	
Dave Skaggs, R OBP: 0.326, SLG: 0.328 (1, 2)		0-0 1B 1B			0-0 SH1-3 3B 1B		0-0 P3		3 1 2 0 0 0 1	
Terry Crowley, L OBP: 0.333, SLG: 0.444 (8, PH)									1 0 0 0 0 0 1	
Ken Rudolph, R OBP: 0.276, SLG: 0.286 (9, 2)									0 0 0 0 0 0 0	

Inning Stats	R: 1 E: 0 K: 1 S: 7	H: 3 LOB: 1 BB: 0 P: 7	R: 1 E: 0 K: 0 S: 5	H: 3 LOB: 2 BB: 0 P: 5	R: 0 E: 0 K: 0 S: 3	H: 1 LOB: 0 BB: 0 P: 3	R: 0 E: 0 K: 2 S: 8	H: 1 LOB: 1 BB: 0 P: 8	R: 2 E: 0 K: 0 S: 7	H: 4 LOB: 2 BB: 0 P: 7	R: 0 E: 0 K: 0 S: 4	H: 1 LOB: 1 BB: 0 P: 4	R: 0 E: 1 K: 0 S: 3	H: 0 LOB: 1 BB: 1 P: 7	R: 0 E: 0 K: 1 S: 6	H: 1 LOB: 1 BB: 0 P: 6	R: 0 E: 0 K: 1 S: 6	H: 1 LOB: 1 BB: 0 P: 6	1B: 14 2B: 0 3B: 1 HR: 0	SF: 0 SAC: 1 DP: 3 HBP: 0	WP: 0 PB: 0 SB: 0 CS: 0	PA: 40	
Ken Kravec, L ERA: 4.45 (1, 1)	IP: 4.1	WLS: 1	BF: 22	H: 12	R: 4	ER: 4	SO: 3	BB: 0	IBB: 0	HBP: 0	BLK: 0	WP: 0	HR: 0	S: 28	P: 28	ERA: 8.31	WHIP: 2.769						
Dave Hamilton, L ERA: 4.5 (5, 1)	1.2	W	8	1	0	0	0	1	0	0	0	0	0	7	11	0.00	1.200						
Lerrin LaGrow, R ERA: 2.69 (7, 1)	3.0	S	10	2	0	0	2	0	0	0	0	0	0	14	14	0.00	0.667						

BOTTOM

Chicago White Sox @ Baltimore Orioles
Memorial Stadium, Baltimore, MD

Thu Aug 25 1977, 7:05 PM EDT
Att. 12,673 - Unknown

livebaseballscorecards.com

AB	38
R	4
H	15
RBI	4
BB	1
SO	5
LOB	23



Batter	1	2	3	4	5	6	7	8	9	AB R H RBI BB SO LOB	TOP	
Tom Poquette, L (1, 9) OBP: 0.330, SLG: 0.412	0-0 FC4-6 WP 1B	0-0 1-3		0-0 3-1			0-0 1B			4 1 2 0 0 0 2		
Hal McRae, R (1, 7) OBP: 0.356, SLG: 0.508	4-0 FC4-6 1-2 BB		0-0 HR		0-0 L5		0-0 F9			3 1 1 1 1 0 1		
George Brett, L (1, 5) OBP: 0.369, SLG: 0.520	0-0 FC4-6 1B 1-2f FC3-2 2-3		4-0 1B G4-6-3 BB		0-0 4-3			0-0 3-1		3 1 0 0 1 0 2		
Al Cowens, R (1, 8) OBP: 0.344, SLG: 0.505	0-0 FC3-2 1-3 3-H 1B		0-0 G4-6-3 1-3 1B		0-0 CS 1B			0-0 F8		4 0 3 1 0 0 0		
John Mayberry, L (1, 3) OBP: 0.351, SLG: 0.424	0-0 FC3-2 1-2 3-H		0-0 G4-6-3 1-2f 3-H		0-0 CS 1-2	0-0 L1-3 1B		0-3 K		4 0 1 0 0 1 3		
Ralph LaCock, L (1, 10) OBP: 0.346, SLG: 0.415	0-0 1-3		0-0 K			0-0 L1-3 1-2			0-0 1-3	4 0 0 0 0 1 3		
Darrell Porter, L (1, 2) OBP: 0.351, SLG: 0.442		4-0 FC6-4 BB		0-3 K		0-0 4-3			0-3 K	3 0 0 0 1 2 0		
Freddie Patek, R (1, 6) OBP: 0.311, SLG: 0.349		0-0 FC6-4 FC1-4 1-2f		4-0 1-3 BB			0-3 K		0-0 F8	3 0 0 0 1 1 1		
Frank White, R (1, 4) OBP: 0.286, SLG: 0.346		0-0 FC1-4 1-2f		0-0 1-3			0-3 K			3 0 0 0 0 1 2		
Inning Stats	R: 1 H: 2 E: 0 LOB: 2 K: 0 BB: 1 S: 5 P: 9	R: 0 H: 0 E: 0 LOB: 1 K: 0 BB: 1 S: 3 P: 7	R: 2 H: 2 E: 0 LOB: 0 K: 1 BB: 1 S: 6 P: 10	R: 0 H: 0 E: 0 LOB: 1 K: 1 BB: 1 S: 5 P: 9	R: 0 H: 1 E: 0 LOB: 0 K: 0 BB: 0 S: 3 P: 3	R: 0 H: 1 E: 0 LOB: 0 K: 0 BB: 0 S: 3 P: 3	R: 0 H: 1 E: 0 LOB: 1 K: 2 BB: 0 S: 8 P: 8	R: 0 H: 0 E: 0 LOB: 0 K: 1 BB: 0 S: 5 P: 5	R: 0 H: 0 E: 0 LOB: 0 K: 1 BB: 0 S: 5 P: 5	1B: 6 SF: 0 2B: 1 SAC: 0 3B: 0 DP: 2 HR: 1 HBP: 0	WP: 1 PA: 36 PB: 0 SB: 0 CS: 1	
PITCHER Jim Palmer, R (1, 1) ERA: 3.31	IP WLS BF H R ER SO BB IBB HBP BLK WP HR S P ERA WHIP											
	9.0 L 35 7 3 3 6 4 0 0 0 1 1 43 59 3.00 1.222											

Kansas City Royals @ Baltimore Orioles
 Memorial Stadium, Baltimore, MD
 Fri Aug 26 1977, 7:05 PM EDT
 Att. 21,511 - Unknown - 77 F

livebaseballscorecards.com

AB	31
R	3
H	7
RBI	2
BB	4
SO	6
LOB	14



Batter	1	2	3	4	5	6	7	8	9	AB	R	H	RBI	BB	SO	LOB
Al Bumbry, L OBP: 0.354, SLG: 0.379 (1, 8)	0-3 K	0-0 7-2		0-3 K			0-0 L7			4	0	0	0	0	2	3
Rich Dauer, R OBP: 0.284, SLG: 0.292 (1, 4)	0-0 F9		0-0 6-3		0-0 1-3			0-0 P3		4	0	0	0	0	0	0
Ken Singleton, S OBP: 0.440, SLG: 0.517 (1, 9)	0-0 1B		4-0 1B BB		0-0 3-1			0-3 K		3	0	1	0	1	1	0
Lee May, R OBP: 0.296, SLG: 0.419 (1, 3)	0-3 K		0-0 1-2 1B		0-3 K			0-0 6-3		4	0	1	0	0	2	1
Eddie Murray, S OBP: 0.323, SLG: 0.428 (1, 10)		0-0 4-3	0-0 4-3		0-3 K			0-0 P6		4	0	0	0	0	1	2
Andres Mora, R OBP: 0.271, SLG: 0.557 (1, 7)		0-0 1B BB	0-3 K		0-0 6-3			0-0 6-3		4	1	1	0	0	1	2
Doug DeCinces, R OBP: 0.333, SLG: 0.418 (1, 5)		4-0 1B BB		0-0 P5		0-0 F8		0-0 F9		3	1	0	0	1	0	0
Mark Belanger, R OBP: 0.266, SLG: 0.245 (1, 6)		0-0 1B 7-2		0-0 L6			0-0 F8			3	0	1	1	0	0	0
Dave Skaggs, R OBP: 0.333, SLG: 0.336 (1, 2)		0-0 1B		0-0 1B			0-0 L4			3	0	2	1	0	0	0

Inning Stats	R: 0 E: 0 K: 2 S: 8	H: 1 LOB: 1 BB: 0 P: 8	R: 2 E: 0 K: 0 S: 5	H: 3 LOB: 1 BB: 1 P: 9	R: 0 E: 0 K: 1 S: 6	H: 1 LOB: 2 BB: 1 P: 10	R: 0 E: 0 K: 1 S: 6	H: 1 LOB: 1 BB: 0 P: 6	R: 0 E: 0 K: 1 S: 5	H: 0 LOB: 0 BB: 0 P: 5	R: 0 E: 0 K: 1 S: 5	H: 0 LOB: 0 BB: 0 P: 5	R: 0 E: 0 K: 1 S: 5	H: 0 LOB: 0 BB: 0 P: 5	R: 0 E: 0 K: 0 S: 3	H: 0 LOB: 0 BB: 0 P: 3	R: 0 E: 0 K: 1 S: 5	H: 0 LOB: 0 BB: 0 P: 3	R: 0 E: 0 K: 0 S: 3	H: 0 LOB: 0 BB: 0 P: 3	1B: 6 2B: 1 3B: 0 HR: 0	SF: 0 SAC: 0 DP: 1 HBP: 0	WP: 0 PB: 0 SB: 0 CS: 0	PA: 34
---------------------	------------------------------	---------------------------------	------------------------------	---------------------------------	------------------------------	----------------------------------	------------------------------	---------------------------------	------------------------------	---------------------------------	------------------------------	---------------------------------	------------------------------	---------------------------------	------------------------------	---------------------------------	------------------------------	---------------------------------	------------------------------	---------------------------------	----------------------------------	------------------------------------	----------------------------------	--------

PITCHER Dennis Leonard, R ERA: 3.36 (1, 1)	IP: 9.0 WLS: W BF: 34 H: 6 R: 2 ER: 2 SO: 7 BB: 2 IBB: 0 HBP: 0 BLK: 0 WP: 0 HR: 0 S: 46 P: 54 ERA: 2.00 WHIP: 0.889	PITCHER	IP: 9.0 WLS: W BF: 34 H: 6 R: 2 ER: 2 SO: 7 BB: 2 IBB: 0 HBP: 0 BLK: 0 WP: 0 HR: 0 S: 46 P: 54 ERA: 2.00 WHIP: 0.889
--	--	----------------	--


BOTTOM

Kansas City Royals @ Baltimore Orioles
Memorial Stadium, Baltimore, MD

Fri Aug 26 1977, 7:05 PM EDT
Att: 21,511 - Unknown - 77 F

livebaseballscorecards.com

AB	32
R	2
H	6
RBI	2
BB	2
SO	7
LOB	8



Batter	1	2	3	4	5	6	7	8	9	AB R H RBI BB SO LOB	TOP										
George Brett, L (1, 5) OBP: 0.373, SLG: 0.525	0-0 1-3		0-0 CS 1B		0-0 2B 1B		0-0 1B		0-0 WP 1-H 2B	5 0 4 1 0 0 0											
Hal McRae, R (1, 10) OBP: 0.358, SLG: 0.509	0-0 F8		4-0 S BB 1-2		0-0 2B		0-0 5-3		4-0 BB 2-3	3 0 1 1 2 0 1											
Amos Otis, R (1, 8) OBP: 0.349, SLG: 0.444	0-0 1B 1B		0-0 F8 1-2		4-0 G4-6-3 IBB				4-0 FC6-4 BB	3 0 1 0 2 1 3											
Al Cowens, R (1, 9) OBP: 0.343, SLG: 0.503	0-0 FC5-4 1B 1-2		0-0 6-3		0-0 G4-6-3 1-2f				0-3 K 1	4 0 1 0 0 1 5											
John Wathan, R (1, 2) OBP: 0.312, SLG: 0.389	0-0 FC5-4 1-2f				0-0 5-3				0-0 FC6-4 1-2f	4 0 0 0 0 0 3											
John Mayberry, L (1, 3) OBP: 0.348, SLG: 0.420			0-0 P6		0-3 K				0-0 P5	4 0 0 0 0 1 1											
Joe Zdeb, R (1, 7) OBP: 0.345, SLG: 0.398			0-0 5-3		0-0 5-3				0-0 2B 1B	4 1 1 0 0 0 0											
Freddie Patek, R (1, 6) OBP: 0.313, SLG: 0.353			0-0 2B		0-0 1B 2B 1B				0-0 F8	4 1 2 0 0 0 1											
Frank White, R (1, 4) OBP: 0.284, SLG: 0.342			0-0 6-3		0-0 F8				0-0 L6	4 0 0 0 0 1 3											
Inning Stats	R: 0 E: 0 K: 0 S: 5	H: 2 LOB: 2 BB: 0 P: 5	R: 0 E: 0 K: 0 S: 4	H: 1 LOB: 1 BB: 0 P: 4	R: 0 E: 0 K: 1 S: 3	H: 0 LOB: 0 BB: 0 P: 5	R: 1 E: 0 K: 0 S: 5	H: 3 LOB: 2 BB: 1 P: 9	R: 0 E: 0 K: 1 S: 3	H: 0 LOB: 0 BB: 0 P: 3	R: 0 E: 0 K: 1 S: 6	H: 1 LOB: 1 BB: 0 P: 6	R: 0 E: 0 K: 1 S: 5	H: 0 LOB: 1 BB: 1 P: 9	R: 1 E: 0 K: 1 S: 7	H: 2 LOB: 2 BB: 1 P: 11	1B: 7 2B: 3 3B: 0 HR: 0	SF: 0 SAC: 0 DP: 1 HBP: 0	WP: 1 PB: 0 SB: 1 CS: 1	PA: 39	
PITCHER Mike Flanagan, L (1, 1) ERA: 3.62	IP: 8.2 WLS: W BF: 37 H: 10 R: 2 ER: 2 SO: 3 BB: 2 IBB: 1 HBP: 0 BLK: 0 WP: 0 HR: 0 S: 40 P: 52 ERA: 2.08 WHIP: 1.385																			PITCHER Dennis Martinez, R (9, 1) ERA: 3.52	IP: 0.1 WLS: S BF: 2 H: 0 R: 0 ER: 0 SO: 1 BB: 1 IBB: 0 HBP: 0 BLK: 0 WP: 1 HR: 0 S: 3 P: 7 ERA: 0.00 WHIP: 3.000

Kansas City Royals @ Baltimore Orioles
Memorial Stadium, Baltimore, MD

Sat Aug 27 1977, 7:05 PM EDT
Att. 17,074 - Unknown - 83 F

livebaseballscorecards.com

AB	35
R	2
H	10
RBI	2
BB	4
SO	4
LOB	17



Batter	1	2	3	4	5	6	7	8	9	AB	R	H	RBI	BB	SO	LOB
Al Bumbry, L (1, 8) OBP: 0.353, SLG: 0.380	0-0 4-3		0-0 5-3			0-0 4-3		0-0 2B		4	1	1	0	0	0	0
Rich Dauer, R (1, 4) OBP: 0.288, SLG: 0.307	0-0 2B		0-0 E6 FC4-6			0-0 6-3		0-0 2B		4	0	2	2	0	0	0
Terry Crowley, L (1, 10) OBP: 0.250, SLG: 0.333 Eddie Murray, S (7, PH) OBP: 0.322, SLG: 0.427	0-3 K		0-0 FC4-6 1B 1-2f			0-0 4-3		0-0 P4		3	0	0	0	0	1	2
Ken Singleton, S (1, 9) OBP: 0.438, SLG: 0.515	0-0 F8		0-0 1B			0-0 F9		0-0 5-3		4	0	1	0	0	0	1
Lee May, R (1, 3) OBP: 0.296, SLG: 0.418 Tony Muser, L (9, 3) OBP: 0.320, SLG: 0.306		0-0 G3	0-0 P5			0-0 2B 1B		0-0 F7		4	1	1	0	0	0	2
Doug DeCinces, R (1, 5) OBP: 0.335, SLG: 0.421		0-0 E 1B		0-0 G1-3		0-0 1B 2B		0-0 G1-3		4	1	2	0	0	0	0
Andres Mora, R (1, 7) OBP: 0.270, SLG: 0.549		0-0 E5 1-2		0-0 F8		0-0 2H 3H 1B		0-3 K		4	0	1	2	0	1	1
Mark Belanger, R (1, 6) OBP: 0.263, SLG: 0.242		0-0 F8		0-0 G3		0-0 F8				3	0	0	0	0	0	3
Dave Skaggs, R (1, 2) OBP: 0.333, SLG: 0.336		0-0 P5			0-0 5-3		0-0 2B 2B 1B			3	1	1	0	0	0	2

Inning Stats		R: 0	H: 1	R: 0	H: 1	R: 0	H: 1	R: 0	H: 0	R: 0	H: 0	R: 2	H: 3	R: 2	H: 3	R: 0	H: 0
E: 0		E: 1	LOB: 2	E: 0	LOB: 0	E: 0	LOB: 1	E: 0	LOB: 0	E: 0	LOB: 0	E: 0	LOB: 1	E: 0	LOB: 0	E: 0	LOB: 0
K: 1		K: 0	BB: 0	K: 0	BB: 0	K: 0	BB: 0	K: 0	BB: 0	K: 0	BB: 0	K: 0	BB: 0	K: 1	BB: 0	K: 1	BB: 0
S: 6		S: 5	P: 5	S: 5	P: 5	S: 3	P: 3	S: 3	P: 3	S: 6	P: 6	S: 6	P: 6	S: 5	P: 5	S: 5	P: 5

PITCHER		IP	WLS	BF	H	R	ER	SO	BB	IBB	HBP	BLK	WP	HR	S	P	ERA	WHIP
Jim Colborn, R (1, 1) ERA: 3.62		6.1	L	29	9	4	4	1	0	0	0	0	0	0	31	31	5.68	1.421
Steve Mingori, L (7, 1) ERA: 3.09		1.2		5	0	0	0	1	0	0	0	0	0	0	7	7	0.00	0.000


PITCHER		IP	WLS	BF	H	R	ER	SO	BB	IBB	HBP	BLK	WP	HR	S	P	ERA	WHIP

BOTTOM

Kansas City Royals @ Baltimore Orioles
Memorial Stadium, Baltimore, MD
 Sat Aug 27 1977, 7:05 PM EDT
 Att: 17,074 - Unknown - 83 F

AB	34
R	4
H	9
RBI	4
BB	0
SO	2
LOB	11

WP: 0 PA: 34
PB: 0 SB: 0 CS: 0
SF: 0 SAC: 0 DP: 0 HBP: 0



Batter	1	2	3	4	5	6	7	8	9	AB R H RBI BB SO LOB	TOP											
Joe Zdeb, R (1, 7) OBP: 0.349, SLG: 0.402	0-0 6-3		0-0 FC4-6 1B		0-0 SH1-3		0-0 G4-6-3 1B		0-0 P4	4 0 2 0 0 0 1	Kansas City Royals @ Baltimore Orioles Memorial Stadium, Baltimore, MD Sun Aug 28 1977, 3:33 AM EDT Att. 15,764 - Unknown - 91 F livebaseballscorecards.com											
Hal McRae, R (1, 10) OBP: 0.356, SLG: 0.505	0-0 6-3		0-0 FC4-6 1-2f		0-0 L3		0-0 G4-6-3 1-2f			4 0 0 0 0 0 3												
George Brett, L (1, 5) OBP: 0.374, SLG: 0.527	0-0 2B		0-0 6-3		0-0 1B		0-3 K			4 0 2 1 0 1 1												
Al Cowens, R (1, 9) OBP: 0.341, SLG: 0.499	0-0 4-3			0-0 F7	0-0 6-3			0-0 F9		4 0 0 0 0 0 2												
Amos Otis, R (1, 8) OBP: 0.353, SLG: 0.444		0-0 P3		4-0 HR BB		0-0 2B 1B		4-0 G1-6-3 BB		2 2 1 0 2 0 0												
John Mayberry, L (1, 3) OBP: 0.347, SLG: 0.418		0-0 1B		0-0 F8		0-0 F8		0-0 G1-6-3 1-2f		4 0 1 0 0 0 3												
John Wathan, R (1, 2) OBP: 0.321, SLG: 0.447		0-3 K		0-0 1-H HR		0-0 1B 2B		0-0 P6		4 2 2 2 0 1 1												
Freddie Patek, R (1, 6) OBP: 0.314, SLG: 0.357		0-0 F9		0-0 F8		0-0 CS 1B		0-0 S 2B		4 0 2 2 0 0 1												
Frank White, R (1, 4) OBP: 0.283, SLG: 0.340			0-0 5-3		4-0 SH1-3 1B BB		0-3 K	0-3 K		3 1 0 0 1 2 2												
Inning Stats	R: 0 E: 0 K: 0 S: 4	H: 1 LOB: 1 BB: 0 P: 4	R: 0 E: 0 K: 1 S: 6	H: 1 LOB: 1 BB: 0 P: 6	R: 0 E: 0 K: 0 S: 4	H: 1 LOB: 1 BB: 0 P: 4	R: 2 E: 0 K: 0 S: 4	H: 1 LOB: 0 BB: 1 P: 8	R: 1 E: 0 K: 0 S: 4	H: 1 LOB: 1 BB: 1 P: 8	R: 2 E: 0 K: 1 S: 7	H: 3 LOB: 0 BB: 0 P: 7	R: 0 E: 0 K: 1 S: 5	H: 1 LOB: 0 BB: 0 P: 5	R: 0 E: 0 K: 0 S: 2	H: 0 LOB: 0 BB: 1 P: 6	R: 0 E: 0 K: 1 S: 6	H: 1 LOB: 1 BB: 0 P: 6	1B: 6 2B: 3 3B: 0 HR: 1	SF: 0 SAC: 1 DP: 2 HBP: 0	WP: 0 PB: 0 SB: 1 CS: 1	PA: 37
PITCHER	IP WLS BF H R ER SO BB IBB HBP BLK WP HR S P ERA WHIP																					
Ross Grimsley, L (1, 1) ERA: 3.62	5.1 L 25 7 5 5 1 2 0 0 0 0 0 1 25 33 8.44 1.688																					
Scott McGregor, L (6, 1) ERA: 4.55	3.2 12 3 0 0 3 1 0 0 0 0 0 0 17 21 0.00 1.091																					



Batter	1	2	3	4	5	6	7	8	9	AB	R	H	RBI	BB	SO	LOB
Al Bumbry, L (1, 8) OBP: 0.350, SLG: 0.376	0-0 4-3		0-0 4-3		0-0 FC6-4			0-0 F7		4	0	0	0	0	0	1
Rich Dauer, R (1, 4) OBP: 0.292, SLG: 0.313	0-0 G1-3		0-0 F8			4-0 FC4-6 BB		0-0 2B		3	0	1	0	1	0	0
Ken Singleton, S (1, 9) OBP: 0.439, SLG: 0.513 Ken Rudolph, R (9, 2) OBP: 0.276, SLG: 0.286	4-0 BB BB			0-0 5-3 1B		0-0 FC4-6 FC5-4		0-0 3-1		3	0	1	0	1	0	2
Lee May, R (1, 10) OBP: 0.296, SLG: 0.415	4-0 1-2 BB		0-3 K		0-3 K			0-0 P3		0	0	0	0	1	2	2
Andres Mora, R (1, 7) OBP: 0.270, SLG: 0.541	0-3 K		0-0 5-3		0-0 FC5-4			0-0 1B		4	0	1	0	0	1	4
Eddie Murray, S (1, 3) OBP: 0.320, SLG: 0.424		0-0 F9		0-0 L5		0-0 L3		0-0 F8		4	0	0	0	0	0	2
Doug DeCinces, R (1, 5) OBP: 0.334, SLG: 0.420		0-0 5-3		0-0 B1		0-0 G6-4-3 1B		0-0 4-3		4	0	1	0	0	0	1
Kiko Garcia, R (1, 6) OBP: 0.248, SLG: 0.290 Tony Muser, L (7, PH) OBP: 0.317, SLG: 0.303 Mark Belanger, R (8, 6) OBP: 0.263, SLG: 0.242		0-0 4-3		0-0 F9		0-0 G6-4-3				2	0	0	0	0	0	0
Dave Skaggs, R (1, 2) OBP: 0.336, SLG: 0.338 Pat Kelly, L (8, PH) OBP: 0.349, SLG: 0.376			0-0 F8		0-0 FC6-4 1B		0-3 K			1	0	0	0	0	0	0
										1	0	0	0	0	1	0

Inning Stats	R: 0	H: 0	E: 0	K: 1	S: 5	R: 0	H: 0	E: 0	K: 0	S: 3	R: 0	H: 0	E: 0	K: 0	S: 3	R: 0	H: 1	E: 0	K: 1	S: 6	R: 0	H: 1	E: 0	K: 0	S: 4	R: 0	H: 0	E: 0	K: 1	S: 5	R: 0	H: 1	E: 0	K: 0	S: 3	R: 0	H: 1	E: 0	K: 1	S: 6	R: 0	H: 1	E: 0	K: 0	S: 4	R: 0	H: 1	E: 0	K: 0	S: 4	R: 0	H: 1	E: 0	K: 0	S: 4		
	0	0	0	1	5	0	0	0	0	3	0	0	0	0	3	0	1	0	1	1	6	0	0	0	0	4	0	0	0	1	9	0	0	0	3	0	0	0	0	6	0	0	0	4	0	0	0	0	4	0	0	0	4	0	0	0	4


BOTTOM

Kansas City Royals @ Baltimore Orioles
Memorial Stadium, Baltimore, MD

Sun Aug 28 1977, 3:33 AM EDT
Att: 15,764 - Unknown - 91 F

AB	31
R	0
H	5
RBI	0
BB	3
SO	4
LOB	13

livebaseballscores.com



WP: 0	PA: 34
PB: 0	
SB: 0	
CS: 0	

Batter	1	2	3	4	5	6	7	8	9	AB R H RBI BB SO LOB	TOP											
Gil Flores, R (1, 7) OBP: 0.334, SLG: 0.380	0-0 4-3		0-0 F9			0-0 4-3		0-0 4-3		4 0 0 0 0 0 0												
Jerry Remy, L (1, 4) OBP: 0.327, SLG: 0.364	0-0 L4			0-0 5-3 2B		4-0 BB			0-3 K	3 0 1 0 1 1 0												
Bobby Bonds, R (1, 9) OBP: 0.350, SLG: 0.556	0-0 1B			0-0 5-3 2-3f		0-0 P6			0-0 P6	4 0 1 0 0 0 2												
Ron Jackson, R (1, 3) OBP: 0.293, SLG: 0.365	0-0 L8			0-0 HR		0-0 L9			0-0 6-3	4 1 1 1 0 0 2												
Don Baylor, R (1, 10) OBP: 0.332, SLG: 0.416		0-0 P5		0-0 4-3			0-0 F9			3 0 0 0 0 0 0												
Dave Chalk, R (1, 5) OBP: 0.338, SLG: 0.344		4-0 BB			0-0 F9		0-0 F8			2 0 0 0 1 0 0												
Rance Mulliniks, L (1, 6) OBP: 0.329, SLG: 0.379		0-3 K			0-0 6-3		0-0 6-3			3 0 0 0 0 1 1												
Thad Bosley, L (1, 8) OBP: 0.379, SLG: 0.419			0-0 5-3		0-0 1B			0-0 G3		3 0 1 0 0 0 0												
Terry Humphrey, R (1, 2) OBP: 0.299, SLG: 0.300			0-3 K		0-0 F7			0-0 5-3		2 0 0 0 0 1 1												
Mario Guerrero, R (8, PH) OBP: 0.333, SLG: 0.406										1 0 0 0 0 0 0												
Ike Hampton, S (8, 2) OBP: 0.346, SLG: 0.440										0 0 0 0 0 0 0												
Inning Stats	R: 0 E: 0 K: 0 S: 4	H: 1 LOB: 1 BB: 0 P: 4	R: 0 E: 0 K: 1 S: 4	H: 0 LOB: 0 BB: 1 P: 8	R: 0 E: 0 K: 1 S: 5	H: 0 LOB: 0 BB: 0 P: 5	R: 1 E: 0 K: 0 S: 4	H: 2 LOB: 0 BB: 0 P: 4	R: 0 E: 0 K: 0 S: 4	H: 1 LOB: 1 BB: 0 P: 4	R: 0 E: 0 K: 0 S: 3	H: 0 LOB: 1 BB: 1 P: 7	R: 0 E: 0 K: 0 S: 3	H: 0 LOB: 0 BB: 0 P: 3	R: 0 E: 0 K: 1 S: 5	H: 0 LOB: 0 BB: 0 P: 5	R: 0 E: 0 K: 1 S: 5	H: 0 LOB: 0 BB: 0 P: 5	1B: 2 2B: 2 3B: 0 HR: 1	SF: 0 SAC: 0 DP: 1 HBP: 0	WP: 0 PB: 0 SB: 2 CS: 1	PA: 31
PITCHER Rudy May, L (1, 1) ERA: 3.94	IP: 9.0 WLS: W BF: 31 H: 4 R: 1 ER: 1 SO: 3 BB: 2 IBB: 0 HBP: 0 BLK: 0 WP: 0 HR: 1 S: 35 P: 43 ERA: 1.00 WHIP: 0.667											PITCHER	IP: WLS: BF: H: R: ER: SO: BB: IBB: HBP: BLK: WP: HR: S: P: ERA: WHIP:									

California Angels @ Baltimore Orioles
 Memorial Stadium, Baltimore, MD
 Mon Aug 29 1977, 7:05 PM EDT
 Att. 10,103 - Unknown - 86 F

livebaseballscorecards.com

AB	29
R	1
H	4
RBI	1
BB	2
SO	3
LOB	6



Batter	1	2	3	4	5	6	7	8	9	AB R H RBI BB SO LOB	TOP												
Thad Bosley, L (1, 8) OBP: 0.390, SLG: 0.416	0-0 1B		4-0 FC6-4 BB		0-0 4-3		4-0 FC6-4 BB		0-3 K	3 0 1 0 2 1 1													
Jerry Remy, L (1, 4) OBP: 0.326, SLG: 0.363	0-3 K		0-0 FC6-4		0-0 WP S 1B		0-0 B2			4 0 1 1 0 1 3													
Bobby Bonds, R (1, 9) OBP: 0.351, SLG: 0.554	4-0 PB BB			0-0 1B SF9 1B		0-3 K		0-0 FC6-4		3 1 1 0 1 1 3													
Tony Solaita, L (1, 3) OBP: 0.346, SLG: 0.416	0-3 K			0-0 4-3 1B		0-0 F7		0-3 K		4 0 1 0 0 2 3													
Don Baylor, R (1, 10) OBP: 0.330, SLG: 0.414		0-0 P2		0-0 SF9		0-0 P6		0-0 F9		3 0 0 1 0 0 0													
Rance Mulliniks, L (1, 6) OBP: 0.327, SLG: 0.377		0-0 1-3		0-0 4-3		0-0 1B		0-0 1-3		4 0 1 0 0 0 1													
Ron Jackson, R (1, 5) OBP: 0.293, SLG: 0.363		0-0 F8		0-0 P2		0-0 FC5-4 1B		0-0 F9		4 0 1 0 0 0 1													
Gil Flores, R (1, 7) OBP: 0.330, SLG: 0.375			0-0 6-3		0-0 F9		0-0 FC5-4		0-0 F7	4 0 0 0 0 0 2													
Andy Etchebarren, R (1, 2) OBP: 0.320, SLG: 0.301			0-3 K		0-0 4-3 1B 2B		4-0 FC6-4 BB BB		0-0 5-3	2 1 1 0 1 1 0													
Dan Briggs, L (7, PR) OBP: 0.244, SLG: 0.233										0 0 0 0 0 0 0													
Terry Humphrey, R (7, 2) OBP: 0.299, SLG: 0.300										0 0 0 0 0 0 0													
Mario Guerrero, R (9, PH) OBP: 0.331, SLG: 0.404										1 0 0 0 0 0 0													
Inning Stats	R: 0 E: 0 K: 2 S: 7	H: 1 LOB: 1 BB: 1 P: 11	R: 0 E: 0 K: 0 S: 3	H: 0 LOB: 0 BB: 0 P: 3	R: 0 E: 0 K: 1 S: 5	H: 0 LOB: 1 BB: 1 P: 9	R: 1 E: 0 K: 0 S: 5	H: 2 LOB: 1 BB: 0 P: 5	R: 1 E: 0 K: 1 S: 7	H: 2 LOB: 1 BB: 0 P: 7	R: 0 E: 0 K: 0 S: 5	H: 2 LOB: 2 BB: 0 P: 5	R: 0 E: 0 K: 1 S: 5	H: 0 LOB: 3 BB: 2 P: 13	R: 0 E: 0 K: 0 S: 3	H: 0 LOB: 0 BB: 0 P: 3	R: 0 E: 0 K: 1 S: 5	H: 0 LOB: 0 BB: 0 P: 5	1B: 6 2B: 1 3B: 0 HR: 0	SF: 1 SAC: 0 DP: 0 HBP: 0	WP: 1 PB: 1 SB: 2 CS: 0	PA: 37	
PITCHER Jim Palmer, R (1, 1) ERA: 3.27	IP 9.0	WLS W	BF 37	H 7	R 2	ER 2	SO 6	BB 4	IBB 0	HBP 0	BLK 0	WP 1	HR 0	S 45	P 61	ERA 2.00	WHIP 1.222						PITCHER IP WLS BF H R ER SO BB IBB HBP BLK WP HR S P ERA WHIP

California Angels @ Baltimore Orioles
 Memorial Stadium, Baltimore, MD
 Tue Aug 30 1977, 7:05 PM EDT
 Att. 7,583 - Unknown

livebaseballscorecards.com

AB	32
R	2
H	7
RBI	2
BB	4
SO	6
LOB	14



Batter	1	2	3	4	5	6	7	8	9
Al Bumbry, L OBP: 0.353, SLG: 0.378 (1, 8) (8, 7)	0-0 L3 1B		0-0 4-3			0-0 BB FC5 G3 1-2 2-H 1B	0-0 2B P5 1B 2-H 3-H	0-3 K	
Rich Dauer, R OBP: 0.291, SLG: 0.316 (1, 4)	0-0 L3 1-2			0-0 P5		0-0 FC5 G3 BB 1B 1-2 2-3f	0-0 2B		
Ken Singleton, S OBP: 0.440, SLG: 0.510 (1, 9)	0-0 P4			0-0 5-3		4-0 BB BB G3 1B BB 1-2 2-3	4-0 IBB		
Andres Mora, R OBP: 0.283, SLG: 0.526 Elliott Maddox, R OBP: 0.362, SLG: 0.424 (1, 7) (8, 8)		0-0 F8		0-0 6-3		0-0 G3 1-2 2-3 3-H	0-0 P5 3-H		
Eddie Murray, S OBP: 0.319, SLG: 0.421 (1, 10)		0-0 F9			0-0 F9	0-0 BB BB 1B 3-H	0-3 K		
Lee May, R OBP: 0.297, SLG: 0.413 Tony Muser, L OBP: 0.317, SLG: 0.303 (1, 3) (9, 3)		0-0 E6			0-0 6-3	0-3 K		4-0 2B SF7 BB	
Doug DeCinces, R OBP: 0.333, SLG: 0.417 (1, 5)		0-0 F9			0-0 6-3		4-0 BB BB SH2-4 1B BB	0-0 2B	
Mark Belanger, R OBP: 0.270, SLG: 0.242 (1, 6)			0-0 F9			4-0 BB BB 1B BB	4-0 BB BB SH2-4 1B BB	0-0 6-3	
Dave Skaggs, R OBP: 0.333, SLG: 0.341 (1, 2)			0-3 K			4-0 BB BB FC5 1B BB	0-0 SH2-4 1-2 2-3	0-0 SF7 3-H	

AB	R	H	RBI	BB	SO	LOB
5	2	3	3	0	1	1
4	1	1	0	0	0	3
2	1	0	0	2	0	0
4	0	0	2	0	0	4
0	0	0	0	0	0	0
4	0	1	2	0	1	2
3	1	0	0	1	1	1
0	0	0	0	0	0	0
3	1	1	0	1	0	1
2	2	0	0	2	0	2
1	0	0	1	1	1	0

WP	PA
0	37

Inning Stats	R	H	E	K	S	R	H	E	K	S	R	H	E	K	S	R	H	E	K	S	R	H	E	K	S	R	H	E	K	S
Ken Brett, L ERA: 4.52 (1, 1)	0	1	0	3	1	0	0	0	2	0	0	0	0	0	0	0	0	0	0	0	0	0	0	0	0	0	0	0	0	0
Dave LaRoche, L ERA: 3.51 (6, 1)	0	0	0	0	0	0	0	0	0	0	0	0	0	0	0	0	0	0	0	0	0	0	0	0	0	0	0	0	0	0
Dyar Miller, R ERA: 4.09 (7, 1)	0	0	0	0	0	0	0	0	0	0	0	0	0	0	0	0	0	0	0	0	0	0	0	0	0	0	0	0	0	0

BOTTOM

California Angels @ Baltimore Orioles
Memorial Stadium, Baltimore, MD

Tue Aug 30 1977, 7:05 PM EDT
Att. 7,583 - Unknown

livebaseballscorecards.com

AB	28
R	8
H	6
RBI	8
BB	7
SO	4
LOB	14



Batter	1	2	3	4	5	6	7	8	9	AB R H RBI BB SO LOB	TOP																					
Thad Bosley, L (1, 8) OBP: 0.394, SLG: 0.430	0-0 6-3		0-0 3B 1B		0-0 1-3			0-0 FC1-5-6 2B		4 1 2 0 0 0 0	California Angels @ Baltimore Orioles Memorial Stadium, Baltimore, MD Wed Aug 31 1977, 7:05 PM EDT Att. 9,416 - Unknown																					
Jerry Remy, L (1, 4) OBP: 0.326, SLG: 0.366	0-0 G3		0-0 SF9 3B		0-0 6-3			0-0 FC1-5-6 2-3		4 1 1 2 0 0 1																						
Bobby Bonds, R (1, 9) OBP: 0.348, SLG: 0.551	0-0 F9		0-0 SF9			0-0 F9		0-3 K		3 0 0 1 0 1 1																						
Tony Solaita, L (1, 3) OBP: 0.348, SLG: 0.413		4-0 BB BB	0-0 4-3			0-3 K		4-0 IBB		2 0 0 0 2 1 0																						
Don Baylor, R (1, 10) OBP: 0.329, SLG: 0.413 Mario Guerrero, R (3, PH) OBP: 0.325, SLG: 0.396		0-3 K	0-0 F9			0-3 K		0-0 F9		1 0 0 0 0 1 1 3 0 0 0 0 1 2																						
Dave Chalk, R (1, 5) OBP: 0.340, SLG: 0.345		0-0 P3		0-0 F9			0-0 6-3 1B		0-0 G6-4-3 1B	4 0 2 0 0 0 1																						
Rance Mulliniks, L (1, 6) OBP: 0.326, SLG: 0.371		4-0 BB BB 1-2 BB		0-0 3-1			0-0 6-3		0-0 P2	3 0 0 0 1 0 2																						
Gil Flores, R (1, 7) OBP: 0.326, SLG: 0.369		0-0 F8		0-0 F9			0-0 6-3		0-0 G6-4-3 1-2f	4 0 0 0 0 0 4																						
Terry Humphrey, R (1, 2) OBP: 0.301, SLG: 0.299 Danny Goodwin, L (7, PH) OBP: 0.264, SLG: 0.341 Andy Etchebarren, R (7, 2) OBP: 0.320, SLG: 0.301			4-0 1B 3B BB		0-0 P4		0-3 K			1 1 0 0 1 0 0 1 0 0 0 0 1 1 0 0 0 0 0 0 0																						
Inning Stats	R: 0 E: 0 K: 0 S: 3	H: 0 LOB: 0 BB: 0 P: 3	R: 0 E: 0 K: 1 S: 5	H: 0 LOB: 2 BB: 2 P: 13	R: 3 E: 0 K: 0 S: 5	H: 2 LOB: 0 BB: 1 P: 9	R: 0 E: 0 K: 0 S: 3	H: 0 LOB: 0 BB: 0 P: 3	R: 0 E: 0 K: 2 S: 7	H: 0 LOB: 0 BB: 0 P: 7	R: 0 E: 0 K: 1 S: 6	H: 1 LOB: 1 BB: 0 P: 6	R: 0 E: 1 K: 1 S: 6	H: 1 LOB: 2 BB: 1 P: 10	R: 0 E: 0 K: 0 S: 3	H: 1 LOB: 0 BB: 0 P: 3	1B: 3 2B: 1 3B: 1 HR: 0	SF: 1 SAC: 0 DP: 1 HBP: 0	WP: 0 PB: 0 SB: 0 CS: 0	PA: 35												
PITCHER Dennis Martinez, R (1, 1) ERA: 3.49	IP 9.0	WLS W	BF 35	H 5	R 3	ER 3	SO 5	BB 3	IBB 1	HBP 0	BLK 0	WP 0	HR 0	S 41	P 57	ERA 3.00	WHIP 0.889															
											PITCHER	IP	WLS	BF	H	R	ER	SO	BB	IBB	HBP	BLK	WP	HR	S	P	ERA	WHIP				

livebaseballscorecards.com

AB	30
R	3
H	5
RBI	3
BB	4
SO	5
LOB	13



Batter	1	2	3	4	5	6	7	8	9
Al Bumbry, L OBP: 0.354, SLG: 0.378 (1, 8) X	0-0 5-3		0-0 E4	0-0 FC6-4			0-0 E3	0-0 G5-4-3	
Mark Belanger, R OBP: 0.270, SLG: 0.242 (1, 6) X	0-0 G1-6-3 1B		0-3 K	0-0 F8			0-0 SH5-4 1B	0-0 G5-4-3 1B	
Ken Singleton, S OBP: 0.438, SLG: 0.507 (1, 9) X	0-0 G1-6-3 1-2f		0-0 F8		0-0 4-3		0-0 HBP 1B		
Lee May, R OBP: 0.297, SLG: 0.412 (1, 3) X		0-0 1B 1B	0-0 F9		0-0 P4		0-0 F7		
Andres Mora, R OBP: 0.275, SLG: 0.529 (1, 7) X		0-0 BB 1B		0-0 2B 1B	0-0 P3		1-0 HBP		
Pat Kelly, L OBP: 0.350, SLG: 0.384 (9, 7) X		1-3 1B		0-0 1B FC6-4 2B	0-0 P3		1-2 HBP		
Eddie Murray, S OBP: 0.318, SLG: 0.421 (1, 10) X		0-3 K		0-0 1B FC6-4 2B	0-0 F8	0-0 F9			
Doug DeCinces, R OBP: 0.338, SLG: 0.426 (1, 5) X		4-0 BB 1B		1-0 FC6-4 1B HBP	4-0 BB 6-3		0-0 HR		
Rich Dauer, R OBP: 0.290, SLG: 0.315 (1, 4) X		0-0 P5		0-0 FC6-4 1B	0-0 6-3		0-0 F7		
Dave Skaggs, R OBP: 0.331, SLG: 0.338 (1, 2) X		0-0 P5		0-3 K	0-0 L6		0-0 1B 1B		

Inning Stats	R: 0	H: 1	E: 0	LOB: 0	K: 0	S: 3	P: 3	R: 0	H: 2	E: 0	LOB: 3	K: 1	BB: 1	S: 7	P: 11	R: 0	H: 0	E: 1	LOB: 1	K: 1	BB: 0	S: 6	P: 6	R: 2	H: 3	E: 0	LOB: 2	K: 1	BB: 0	S: 8	P: 9	R: 0	H: 0	E: 0	LOB: 0	K: 0	BB: 0	S: 3	P: 3	R: 0	H: 0	E: 0	LOB: 1	K: 0	BB: 1	S: 3	P: 7	R: 1	H: 2	E: 1	LOB: 2	K: 0	BB: 0	S: 5	P: 6	R: 1	H: 3	E: 0	LOB: 1	K: 0	BB: 0	S: 5	P: 5
--------------	------	------	------	--------	------	------	------	------	------	------	--------	------	-------	------	-------	------	------	------	--------	------	-------	------	------	------	------	------	--------	------	-------	------	------	------	------	------	--------	------	-------	------	------	------	------	------	--------	------	-------	------	------	------	------	------	--------	------	-------	------	------	------	------	------	--------	------	-------	------	------

PITCHER	IP	WLS	BF	H	R	ER	SO	BB	IBB	HBP	BLK	WP	HR	S	P	ERA	WHIP
Frank Tanana, L ERA: 2.41 (1, 1)	7.1	L	37	11	4	4	3	2	0	2	0	0	1	39	49	4.91	1.773
Mike Barlow, R ERA: 7.57 (8, 1)	0.2		1	0	0	0	0	0	0	0	0	0	0	1	1	0.00	0.000

BOTTOM

AB	R	H	RBI	BB	SO	LOB
5	1	2	1	0	0	2
4	0	1	0	0	1	5
4	0	1	1	0	0	2
4	0	1	0	0	0	2
3	1	2	0	0	0	0
0	0	0	0	0	0	0
4	1	1	0	0	1	4
1	1	1	1	2	0	0
4	0	1	1	0	0	4
4	0	1	0	0	1	7

California Angels @ Baltimore Orioles
Memorial Stadium, Baltimore, MD
 Wed Aug 31 1977, 7:05 PM EDT
 Att. 9,416 - Unknown

AB	33
R	4
H	11
RBI	4
BB	2
SO	3
LOB	26

livebaseballscorecards.com



WP	PA
0	38

Batter	1	2	3	4	5	6	7	8	9	AB R H RBI BB SO LOB	TOP																	
Al Bumbry, L (1, 8) OBP: 0.352, SLG: 0.374	0-3 K		0-0 F8		4-0 BB		0-0 1-3		0-0 F8	4 0 0 0 1 1 2	Baltimore Orioles @ Chicago White Sox Comiskey Park, Chicago, IL Fri Sep 02 1977, 8:05 PM EDT Att. 24,226 - Unknown livebaseballscorecards.com																	
Rich Dauer, R (1, 4) OBP: 0.284, SLG: 0.307	0-0 F8			0-0 P3	0-0 F8		0-0 4-3		0-0 F7	5 0 0 0 0 0 3																		
Ken Singleton, S (1, 9) Tony Muser, L (8, 3) OBP: 0.441, SLG: 0.507 OBP: 0.317, SLG: 0.303	0-3 K			4-0 G6-4-3 BB		0-0 G3-6 1B		4-0 HR BB		2 2 1 0 2 1 0 0 0 0 0 0 0 0																		
Lee May, R (1, 3) Tom Shopay, L (8, 7) OBP: 0.298, SLG: 0.419 OBP: 0.263, SLG: 0.275		0-0 F7		0-0 G6-4-3 1-2f		0-0 G3-6 1B		0-0 HR		4 1 2 2 0 0 1 0 0 0 0 0 0 0																		
Eddie Murray, S (1, 10) OBP: 0.318, SLG: 0.422		0-0 P6			0-0 6-3 2B	0-0 G3-6 1-2f 2-3		0-0 F7		4 1 1 0 0 0 2																		
Andres Mora, R (1, 7) Mike Dimmel, R (8, 9)		0-3 K			0-0 6-3 2-3	0-0 2B 1B		0-0 L7		4 1 1 1 0 1 1 0 0 0 0 0 0 0																		
Doug DeCinces, R (1, 5) OBP: 0.338, SLG: 0.427			0-0 F8		0-0 6-3 3-H	0-0 1-H 2B		0-0 5-3		4 0 1 2 0 0 0																		
Kiko Garcia, R (1, 6) Mark Belanger, R (9, 6) OBP: 0.248, SLG: 0.288 OBP: 0.270, SLG: 0.242			0-0 F7		0-0 E6 1B	0-0 1-3		0-0 SH1-4 1B		4 1 1 0 0 0 1 0 0 0 0 0 0 0																		
Dave Skaggs, R (1, 2) OBP: 0.338, SLG: 0.340			4-0 BB		0-0 BB 1B		0-0 F3		0-0 SH1-4	2 0 1 1 1 0 0																		
Inning Stats	R: 0 E: 0 K: 2 S: 7	H: 0 LOB: 0 BB: 0 P: 7	R: 0 E: 0 K: 1 S: 5	H: 0 LOB: 0 BB: 0 P: 5	R: 0 E: 0 K: 0 S: 3	H: 0 LOB: 1 BB: 1 P: 7	R: 0 E: 0 K: 0 S: 2	H: 0 LOB: 0 BB: 1 P: 6	R: 2 E: 1 K: 0 S: 6	H: 2 LOB: 2 BB: 1 P: 10		R: 2 E: 0 K: 0 S: 6	H: 4 LOB: 1 BB: 0 P: 6	R: 0 E: 0 K: 0 S: 3	H: 0 LOB: 0 BB: 0 P: 3	R: 2 E: 0 K: 0 S: 4	H: 1 LOB: 0 BB: 1 P: 8	R: 0 E: 0 K: 0 S: 4	H: 1 LOB: 1 BB: 0 P: 4	1B: 5 2B: 2 3B: 0 HR: 1	SF: 0 SAC: 1 DP: 2 HBP: 0	WP: 0 PB: 0 SB: 0 CS: 0	PA: 38					
PITCHER	IP WLS BF H R ER SO BB IBB HBP BLK WP HR S P ERA WHIP																											
Steve Renko, R (1, 1) ERA: 4.37	5.2		25	6	4	3	3	3	0	0	0	0	0	0	28	40	4.76	1.588										
Lerrin LaGrow, R (6, 1) ERA: 2.7	3.1	L	13	2	2	2	0	1	0	0	0	0	1	12	16	5.40	0.900											



Batter	1	2	3	4	5	6	7	8	9	AB R H RBI BB SO LOB
Ralph Garr, L (1, 10) OBP: 0.327, SLG: 0.430	4-0 G4-6-3 BB		0-0 FC5-4 1B		0-0 4-3 SH2-4 1B	0-0 4-3			4-0 SH1-4 1B BB	3 2 2 0 2 0 2
Alan Bannister, R (1, 6) OBP: 0.351, SLG: 0.354 Jim Spencer, L (9, PH) OBP: 0.299, SLG: 0.417 John Flannery, R (9, PR)	0-0 G4-6-3 1-2f		0-0 F3		0-0 SH2-4 1-2		0-0 SH3 SF7 2B		0-0 SH1-4 1B 1B	3 1 1 0 0 0 2 1 0 1 0 0 0 0 0 0 0 0 0 0 0
Chet Lemon, R (1, 8) OBP: 0.351, SLG: 0.472	4-0 HR BB		0-0 F9		0-0 4-3 2-3		0-0 SH3 2-3		0-0 SH1-4 1-2 2-3	2 1 0 0 1 0 2
Richie Zisk, R (1, 7) OBP: 0.376, SLG: 0.551 Royle Stillman, L (9, 7) OBP: 0.308, SLG: 0.382 Oscar Gamble, L (9, PH) OBP: 0.370, SLG: 0.579	0-0 1-H HR		0-0 FC5-4 1-2f		0-0 1B		0-0 SF7 3-H		0-0 1B 2-H 3-H	3 1 2 4 0 0 1 0 0 0 0 0 0 0 1 0 1 1 0 0 0
Lamar Johnson, R (1, 3) OBP: 0.354, SLG: 0.537	4-0 BB			0-0 6-3	0-3 K		0-0 FC5-4 1B		0-3 K	4 0 1 0 1 2 3
Eric Soderholm, R (1, 5) OBP: 0.356, SLG: 0.518	0-0 F9			4-0 1B BB		0-0 4-3	0-0 FC5-4 1-2f			3 0 0 0 1 0 2
Wayne Nordhagen, R (1, 9) OBP: 0.321, SLG: 0.487 Mike Squires, L (8, PH)		0-0 F8		0-0 1B		4-0 BB BB		0-3 K		2 0 1 0 1 0 0 1 0 0 0 0 1 0 0 0 0 0 0 0 0
Bob Coluccio, R (9, 9)				1-3 1B						
Don Kessinger, S (1, 4) OBP: 0.291, SLG: 0.244 Tommy Cruz, L (8, PH)		0-0 6-3		4-0 IBB		0-0 F7		0-0 6-3		2 0 0 0 1 0 1 1 0 0 0 0 0 0 0 0 0 0 0 0 0
Jim Essian, R (9, 2) OBP: 0.363, SLG: 0.421				G5-4-3 IBB						
Brian Downing, R (1, 2) OBP: 0.408, SLG: 0.432 Jorge Orta, L (8, PH) OBP: 0.332, SLG: 0.413 (9, 4)		0-0 1-3		0-0 G5-4-3 1-2f		4-0 BB		0-3 K		2 0 0 0 1 0 3 1 0 0 0 0 1 0

Inning Stats	R: 2 E: 0 K: 0 S: 3	H: 1 LOB: 1 BB: 3 P: 15	R: 0 E: 0 K: 0 S: 3	H: 0 LOB: 0 BB: 0 P: 3	R: 0 E: 0 K: 0 S: 4	H: 1 LOB: 1 BB: 0 P: 4	R: 0 E: 0 K: 0 S: 3	H: 1 LOB: 2 BB: 2 P: 11	R: 1 E: 0 K: 1 S: 7	H: 2 LOB: 1 BB: 0 P: 7	R: 0 E: 0 K: 0 S: 3	H: 0 LOB: 2 BB: 2 P: 11	R: 1 E: 0 K: 0 S: 5	H: 2 LOB: 1 BB: 0 P: 5	R: 0 E: 0 K: 2 S: 7	H: 0 LOB: 0 BB: 0 P: 7	R: 1 E: 0 K: 1 S: 6	H: 2 LOB: 2 BB: 1 P: 10	1B: 7 2B: 1 3B: 0 HR: 1	SF: 1 SAC: 3 DP: 2 HBP: 0	WP: 0 PB: 0 SB: 0 CS: 0	PA: 41
--------------	------------------------------	----------------------------------	------------------------------	---------------------------------	------------------------------	---------------------------------	------------------------------	----------------------------------	------------------------------	---------------------------------	------------------------------	----------------------------------	------------------------------	---------------------------------	------------------------------	---------------------------------	------------------------------	----------------------------------	----------------------------------	------------------------------------	----------------------------------	--------

PITCHER	IP	WLS	BF	H	R	ER	SO	BB	IBB	HBP	BLK	WP	HR	S	P	ERA	WHIP
Mike Flanagan, L (1, 1) ERA: 3.7	6.1		30	6	4	4	1	6	1	0	0	0	1	25	53	5.68	1.895
Dick Drago, R (7, 1) ERA: 3.0	2.0	W	9	2	1	1	2	1	0	0	0	0	0	12	16	4.50	1.500
Tippy Martinez, L (9, 1) ERA: 2.51	0.2	S	2	1	0	0	1	0	0	0	0	0	0	4	4	0.00	1.500


BOTTOM

Baltimore Orioles @ Chicago White Sox
Comiskey Park, Chicago, IL

Fri Sep 02 1977, 8:05 PM EDT
Att. 24,226 - Unknown

livebaseballscorecards.com

AB	29
R	5
H	9
RBI	5
BB	8
SO	4
LOB	16



Batter	1	2	3	4	5	6	7	8	9	AB R H RBI BB SO LOB	TOP																
Al Bumbry, L (1, 8) OBP: 0.353, SLG: 0.382	0-0 6-3		0-0 5-3 1B		0-0 1-H HR		0-0 2-3		0-0 FC4-6 1-2f	5 1 2 2 0 0 1																	
Rich Dauer, R (1, 4) OBP: 0.283, SLG: 0.303	4-0 1B BB		0-0 5-3 1-2		0-0 F9		0-0 F7			3 0 0 0 1 0 1																	
Ken Singleton, S (1, 9) OBP: 0.439, SLG: 0.505	0-0 1-3 1B		0-3 K		0-0 4-3			0-3 K		4 0 1 0 0 2 1																	
Lee May, R (1, 3) OBP: 0.298, SLG: 0.417	0-3 K			0-0 F9		0-0 1-3 1B		0-0 5-3		4 1 1 0 0 1 2																	
Eddie Murray, S (1, 10) OBP: 0.319, SLG: 0.422	0-0 4-3			0-0 WP 1B		0-0 1-3		0-0 1B		4 0 2 0 0 0 3																	
Andres Mora, R (1, 7) OBP: 0.268, SLG: 0.509		0-0 F8		0-3 K 1-2		0-0 P6		0-3 K		4 0 0 0 0 2 3																	
Doug DeCinces, R (1, 5) OBP: 0.339, SLG: 0.427		0-0 1B		0-0 5-3		0-0 FC5-4 1B 2-H			0-0 B1-3	4 0 2 1 0 0 1																	
Kiko Garcia, R (1, 6) OBP: 0.241, SLG: 0.280		0-3 K			0-0 F9	0-0 FC5-4 1-2f			0-0 1-3	3 0 0 0 0 0 1 1																	
Pat Kelly, L (9, PH) OBP: 0.349, SLG: 0.383										1 0 0 0 0 0 0																	
Rick Dempsey, R (1, 2) OBP: 0.310, SLG: 0.319			0-0 F7		0-0 HR 1B		0-3 K		0-0 FC4-6 1B	3 1 1 0 0 1 0																	
Terry Crowley, L (9, PH) OBP: 0.308, SLG: 0.385										1 0 1 0 0 0 0																	
Mark Belanger, R (9, PR) OBP: 0.270, SLG: 0.242										0 0 0 0 0 0 0																	
Inning Stats	R: 0 E: 0 K: 1 S: 6	H: 1 LOB: 2 BB: 1 P: 10	R: 0 E: 0 K: 1 S: 5	H: 1 LOB: 0 BB: 0 P: 5	R: 0 E: 0 K: 1 S: 6	H: 1 LOB: 1 BB: 0 P: 6	R: 0 E: 0 K: 1 S: 6	H: 1 LOB: 1 BB: 0 P: 6	R: 2 E: 0 K: 0 S: 5	H: 2 LOB: 0 BB: 0 P: 5	R: 1 E: 0 K: 0 S: 5	H: 2 LOB: 1 BB: 0 P: 5	R: 0 E: 0 K: 1 S: 5	H: 0 LOB: 0 BB: 0 P: 5	R: 0 E: 0 K: 2 S: 8	H: 1 LOB: 1 BB: 0 P: 8	R: 0 E: 0 K: 0 S: 4	H: 1 LOB: 1 BB: 0 P: 4	1B: 9 2B: 0 3B: 0 HR: 1	SF: 0 SAC: 0 DP: 0 HBP: 0	WP: 1 PB: 0 SB: 0 CS: 0	PA: 37					
PITCHER	IP WLS BF H R ER SO BB IBB HBP BLK WP HR S P ERA WHIP																										
Francisco Barrios, R (1, 1) ERA: 4.28	5.2		25	8	3	3	4	1	0	0	0	1	1	32	36	4.76	1.588										
Clay Carroll, R (6, 1) ERA: 2.41	3.1	W	12	2	0	0	3	0	0	0	0	0	0	18	18	0.00	0.600										

Baltimore Orioles @ Chicago White Sox
Comiskey Park, Chicago, IL
Sat Sep 03 1977, 8:05 PM EDT
Att. 29,144 - Unknown

livebaseballscorecards.com

AB	36
R	3
H	10
RBI	3
BB	1
SO	7
LOB	13



Batter	1	2	3	4	5	6	7	8	9	AB	R	H	RBI	BB	SO	LOB
Ralph Garr, L OBP: 0.328, SLG: 0.435 (1, 7)	0-0 1B		0-0 B1-3	0-3 K			0-0 1B			4	1	2	1	0	1	1
Alan Bannister, R OBP: 0.352, SLG: 0.354 (1, 6)	0-0 F3		4-0 1B BB			0-0 F8	0-0 1B BB			3	2	1	1	1	0	1
Chet Lemon, R OBP: 0.354, SLG: 0.473 (1, 8)	0-0 1B		0-0 BB BB 1B			0-3 K	0-3 1B BB			3	1	2	1	1	1	0
Richie Zisk, R OBP: 0.377, SLG: 0.549 (1, 10)	0-0 F8		4-0 1B BB			0-3 K	0-0 G6-4-3 1B			3	0	1	1	1	1	1
Lamar Johnson, R OBP: 0.356, SLG: 0.534 (1, 3)		4-0 G4-6-3 BB	4-0 1B BB			0-3 K	0-0 G6-4-3			2	0	0	1	2	1	2
Eric Soderholm, R OBP: 0.357, SLG: 0.518 (1, 5)	0-0 F8		0-0 1B			0-0 4-3		0-0 6-3 1B		4	0	2	1	0	0	1
Wayne Nordhagen, R OBP: 0.305, SLG: 0.463 (1, 9)	0-0 G4-6-3		0-0 F5			0-0 F7		0-0 P4		4	0	0	0	0	0	5
Don Kessinger, S OBP: 0.290, SLG: 0.244 (1, 4)			0-0 B1-3 1B	0-0 6-3			0-0 4-3	0-0 6-3		4	1	1	0	0	0	1
Brian Downing, R OBP: 0.404, SLG: 0.423 (1, 2)			0-0 5-3	0-0 4-3			4-0 3B BB	0-0 4-3		3	1	0	0	1	0	2

Inning Stats	R: 0	H: 2	E: 0	K: 0	S: 4	LOB: 1	BB: 0	P: 4	R: 0	H: 0	E: 0	K: 0	S: 2	LOB: 0	BB: 1	P: 6	R: 3	H: 3	E: 0	K: 0	S: 6	LOB: 3	BB: 3	P: 18	R: 0	H: 0	E: 0	K: 1	S: 5	LOB: 0	BB: 0	P: 5	R: 0	H: 0	E: 0	K: 2	S: 7	LOB: 0	BB: 0	P: 7	R: 0	H: 0	E: 0	K: 1	S: 5	LOB: 0	BB: 0	P: 5	R: 3	H: 3	E: 0	K: 0	S: 5	LOB: 1	BB: 2	P: 13	R: 0	H: 1	E: 0	K: 0	S: 4	LOB: 1	BB: 0	P: 4
1B: 8	SF: 0	2B: 0	SAC: 0	3B: 1	DP: 2	HR: 0	HBP: 0	1B: 8	SF: 0	2B: 0	SAC: 0	3B: 1	DP: 2	HR: 0	HBP: 0	WP: 0	PA: 36																																															

PITCHER	IP	WLS	BF	H	R	ER	SO	BB	IBB	HBP	BLK	WP	HR	S	P	ERA	WHIP
Ross Grimsley, L ERA: 3.71 (1, 1)	2.2		14	4	3	3	0	4	0	0	0	0	0	10	26	10.12	3.000
Scott McGregor, L ERA: 4.67 (3, 1)	3.2	L	15	3	3	3	4	1	0	0	0	0	0	22	26	7.36	1.091
Dick Drago, R ERA: 2.91 (7, 1)	1.2		7	2	0	0	0	1	0	0	0	0	0	6	10	0.00	1.800


BOTTOM

Baltimore Orioles @ Chicago White Sox
Comiskey Park, Chicago, IL

Sat Sep 03 1977, 8:05 PM EDT
Att. 29,144 - Unknown

livebaseballscorecards.com

AB	30
R	6
H	9
RBI	6
BB	6
SO	4
LOB	14



Batter	1	2	3	4	5	6	7	8	9	AB R H RBI BB SO LOB	TOP																
Al Bumbry, L OBP: 0.353, SLG: 0.382 (1, 8) (8, 7)	0-0 F7		0-0 F8		0-0 G6-4-3 1B		0-0 5-3		0-0 1B FC6-4 1B	5 1 2 0 0 0 0																	
Rich Dauer, R OBP: 0.290, SLG: 0.311 (1, 4)	0-0 F9		4-0 BB		0-0 G6-4-3			0-0 WP 1B 2B	0-0 FC6-4 1B	4 1 2 0 1 0 2																	
Ken Singleton, S OBP: 0.442, SLG: 0.503 Mike Dimmel, R (8, PR) (8, 9)	4-0 BB		0-0 F8		4-0 E WP SF7 BB			4-0 BB 1B BB	0-0 FC6-4 FC6-4	1 1 0 0 3 0 1 1 1 0 0 0 0 2																	
Lee May, R OBP: 0.297, SLG: 0.415 (1, 10)	0-0 F2			0-3 K	0-3 K			0-0 BB 1B	0-0 FC6-4 HR	5 2 1 2 0 2 3																	
Eddie Murray, S OBP: 0.320, SLG: 0.428 (1, 3)		0-0 G3		0-0 1B	0-0 E3			0-0 P4	0-0 HR	5 1 2 2 0 0 3																	
Pat Kelly, L OBP: 0.349, SLG: 0.382 (1, 7) Andres Mora, R OBP: 0.266, SLG: 0.506 (8, PH) Elliott Maddox, R OBP: 0.357, SLG: 0.417 (8, 8)		4-0 BB		0-0 P6	0-0 SF7			0-3 K	0-0 6-3	1 0 0 1 1 0 1 1 0 0 0 0 1 2 1 0 0 0 0 0 0																	
Doug DeCinces, R OBP: 0.338, SLG: 0.424 (1, 5)		0-0 F8		0-3 K	0-3 K			4-0 1B 1-2 2-3 BB		3 0 0 0 1 2 3																	
Mark Belanger, R OBP: 0.289, SLG: 0.240 (1, 6) Tony Muser, L OBP: 0.215, SLG: 0.300 (7, PH) Kiko Garcia, R OBP: 0.241, SLG: 0.280 (7, 6) Terry Crowley, L OBP: 0.357, SLG: 0.429 (8, PR) Billy Smith, S OBP: 0.283, SLG: 0.311 (8, 6)		0-0 5-3		0-0 F9	0-0 F9		0-0 F5	0-0 1B		2 0 0 0 0 0 1 1 0 0 0 0 0 0 0 0 0 0 0 0 0 1 0 1 2 0 0 0 0 0 0 0 0 0 0																	
Dave Skaggs, R OBP: 0.335, SLG: 0.338 (1, 2)			0-0 F9		0-0 1B 1B		0-0 F8	0-0 F8		4 0 1 0 0 0 3																	
Inning Stats	R: 0 E: 0 K: 0 S: 3	H: 0 LOB: 1 BB: 1 P: 7	R: 0 E: 0 K: 0 S: 3	H: 0 LOB: 1 BB: 1 P: 7	R: 0 E: 0 K: 2 S: 8	H: 1 LOB: 1 BB: 0 P: 8	R: 0 E: 0 K: 0 S: 4	H: 2 LOB: 1 BB: 0 P: 4	R: 1 E: 1 K: 2 S: 8	H: 0 LOB: 1 BB: 1 P: 12	R: 0 E: 0 K: 0 S: 3	H: 0 LOB: 0 BB: 0 P: 3	R: 3 E: 0 K: 1 S: 8	H: 3 LOB: 3 BB: 2 P: 16	R: 3 E: 0 K: 0 S: 6	H: 3 LOB: 0 BB: 0 P: 6	1B: 7 2B: 1 3B: 0 HR: 1	SF: 1 SAC: 0 DP: 1 HBP: 0	WP: 2 PB: 0 SB: 1 CS: 0	PA: 42							
PITCHER	IP	WLS	BF	H	R	ER	SO	BB	IBB	HBP	BLK	WP	HR	S	P	ERA	WHIP										
Steve Stone, R ERA: 4.45 (1, 1)	7.0		31	5	4	3	4	5	0	0	0	2	0	34	54	3.86	1.429										
Dave Hamilton, L ERA: 4.35 (8, 1)	0.1		1	0	0	0	0	0	0	0	0	0	0	1	1	0.00	0.000										
Lerrin LaGrow, R ERA: 2.68 (8, 1)	0.2		4	1	0	0	1	1	0	0	0	0	0	5	9	0.00	3.000										
Clay Carroll, R ERA: 2.67 (9, 1)	1.0	L	6	3	3	3	0	0	0	0	0	0	1	6	6	27.00	3.000										

Baltimore Orioles @ Chicago White Sox
Comiskey Park, Chicago, IL
Sun Sep 04 1977, 4:33 AM EDT
Att: 48,952 - Unknown

livebaseballscorecards.com

AB	35
R	7
H	9
RBI	7
BB	6
SO	5
LOB	21



Batter	1	2	3	4	5	6	7	8	9	AB	R	H	RBI	BB	SO	LOB
Ralph Garr, L OBP: 0.551, SLG: 0.437 Bob Coluccio, R (5, PR) Jorge Orta, L OBP: 0.332, SLG: 0.413 Wayne Nordhagen, R OBP: 0.301, SLG: 0.457 (8, PH) (8, PH) (9, 7)	0-0 1B 1B		0-0 6-3		0-0 CS 1B		4-0 1-2 BB	0-3 K		3	1	2	0	0	0	0
Alan Bannister, R OBP: 0.349, SLG: 0.350 (1, 6)	0-3 K		0-0 F8		0-0 P6 1-2		0-3 K		0-0 F9	5	0	0	0	0	2	4
Chet Lemon, R OBP: 0.355, SLG: 0.477 (1, 8)	0-0 1B 1-3 1B		0-0 3B		0-0 6-3			0-0 F8	0-0 6-3	5	0	2	0	0	0	1
Richie Zisk, R OBP: 0.376, SLG: 0.546 Tommy Cruz, L (8, PR) John Flannery, R (9, PH)	0-3 K		0-3 K			0-3 K		4-0 1B 1B BB	4-0 1B BB	3	0	0	0	1	3	3
Oscar Gamble, L OBP: 0.373, SLG: 0.582 (1, 9)	0-0 1-3 1B			0-0 1B 2B		0-0 F7		0-0 F8	0-0 1B 1B	5	1	3	1	0	0	1
Eric Soderholm, R OBP: 0.358, SLG: 0.517 (1, 5)	0-0 L6			0-0 F7		0-0 F7		0-0 2B 1B	0-0 1-3 2-H 1B	5	1	2	1	0	0	3
Jim Spencer, L OBP: 0.302, SLG: 0.419 (1, 3)		0-0 F8		0-0 2-H 1B		0-0 BB 1B		0-0 2B 1B	0-0 G3	5	0	3	2	0	0	2
Don Kessinger, S OBP: 0.286, SLG: 0.240 Lamar Johnson, R OBP: 0.358, SLG: 0.538 Jack Brohamer, L OBP: 0.342, SLG: 0.350 (8, PH) (9, 4)		0-0 6-3		0-0 1-3		0-0 F5		0-0 2B		3	0	0	0	0	0	2
Jim Essian, R OBP: 0.360, SLG: 0.417 Henry Cruz, L (8, PH) Brian Downing, R OBP: 0.404, SLG: 0.423 (9, 2)		0-0 1-3		0-3 K		0-0 F7		4-0 IBB		3	0	0	0	0	1	2

Inning Stats	R: 1	H: 3	E: 0	K: 2	S: 10	H: 0	LOB: 2	BB: 0	P: 10	R: 0	H: 0	E: 0	K: 0	S: 3	R: 0	H: 1	E: 0	K: 1	S: 6	R: 1	H: 2	E: 0	K: 1	S: 7	R: 0	H: 1	E: 0	K: 0	S: 3	R: 0	H: 0	E: 0	K: 1	S: 5	R: 0	H: 1	E: 0	K: 1	S: 6	R: 2	H: 3	E: 0	K: 1	S: 8	R: 1	H: 2	E: 0	K: 0	S: 5	1B: 10	2B: 2	3B: 1	HR: 0	SF: 0	SAC: 0	DP: 0	HBP: 0	WP: 0	PB: 0	SB: 0	CS: 1	PA: 43
--------------	------	------	------	------	-------	------	--------	-------	-------	------	------	------	------	------	------	------	------	------	------	------	------	------	------	------	------	------	------	------	------	------	------	------	------	------	------	------	------	------	------	------	------	------	------	------	------	------	------	------	------	--------	-------	-------	-------	-------	--------	-------	--------	-------	-------	-------	-------	--------

PITCHER	IP	WLS	BF	H	R	ER	SO	BB	IBB	HBP	BLK	WP	HR	S	P	ERA	WHIP
Jim Palmer, R ERA: 3.31 (1, 1)	7.2		35	11	4	4	6	2	0	0	0	0	0	45	53	4.70	1.696
Dick Drago, R ERA: 2.91 (8, 1)	0.0		1	0	0	0	0	0	1	0	0	0	0	4	4	∞	∞
Tippy Martinez, L ERA: 2.64 (8, 1)	1.1	W	7	2	1	1	1	1	0	0	0	0	0	8	12	6.75	2.250

BOTTOM

Baltimore Orioles @ Chicago White Sox
Comiskey Park, Chicago, IL

Sun Sep 04 1977, 4:33 AM EDT
Att. 48,952 - Unknown

AB	39
R	5
H	13
RBI	5
BB	4
SO	7
LOB	21



PITCHER	IP	WLS	BF	H	R	ER	SO	BB	IBB	HBP	BLK	WP	HR	S	P	ERA	WHIP
---------	----	-----	----	---	---	----	----	----	-----	-----	-----	----	----	---	---	-----	------

Batter	1	2	3	4	5	6	7	8	9	10	11	AB	R	H	RBI	BB	SO	LOB	TOP								
Al Bumbry, L OBP: 0.357, SLG: 0.382 (1, 8) (10, 7)	F8	1B			F8	BB		1B	FC4-6		P4	5	1	2	1	2	0	0									
Billy Smith, S OBP: 0.286, SLG: 0.312 Rich Dauer, R OBP: 0.291, SLG: 0.312 (1, 4) (6, PH) (6, 4)	BB	P4			1B	P4		1B	FC4-6			2	0	1	0	1	0	2									
Ken Singleton, S OBP: 0.445, SLG: 0.514 Kiko Garcia, R OBP: 0.239, SLG: 0.278 (1, 9) (8, PR) (8, 6)	BB				F9			HR		F8		5	1	4	2	0	0	0									
Lee May, R OBP: 0.294, SLG: 0.411 Ken Rudolph, R OBP: 0.267, SLG: 0.276 (1, 3) (8, 2)	F7				5-3	K		K		5-3		5	0	0	0	0	3	6									
Eddie Murray, S OBP: 0.322, SLG: 0.438 (1, 10)	FC6-4				HR	K		G3		4-3		5	2	2	1	1	1	2									
Andres Mora, R OBP: 0.269, SLG: 0.506 Larry Harlow, L OBP: 0.294, SLG: 0.261 (1, 7) (10, PR) (10, 8)	FC6-4				F8	2B		6-3		K		6	1	2	1	0	1	3									
Doug DeCinces, R OBP: 0.339, SLG: 0.430 Tom Shopay, L OBP: 0.263, SLG: 0.275 Tony Muser, L OBP: 0.312, SLG: 0.297 (1, 5) (9, PR) (9, 3)		F8			F7			F7		HR	BB	4	1	1	1	1	0	1									
Mark Belanger, R OBP: 0.269, SLG: 0.244 Pat Kelly, L OBP: 0.349, SLG: 0.381 (1, 6) (8, PH) (8, 9)		K			F3			K		BB	BB	0	1	0	0	0	0	0									
Rick Dempsey, R OBP: 0.310, SLG: 0.319 Terry Crowley, L OBP: 0.333, SLG: 0.400 Elliott Maddox, R OBP: 0.361, SLG: 0.410 (1, 2) (8, PH) (8, 3) (9, PH) (9, 5)		1B			K			F8		BB	BB	3	0	1	0	0	1	1									
Inning Stats	R: 0 E: 0 S: 4	H: 1 LOB: 3 BB: 2 P: 12	R: 0 E: 0 K: 1 S: 7	H: 2 LOB: 2 BB: 0 P: 7	R: 1 E: 0 K: 0 S: 4	H: 1 LOB: 0 BB: 0 P: 4	R: 0 E: 0 K: 1 S: 5	H: 0 LOB: 0 BB: 0 P: 5	R: 0 E: 0 K: 2 S: 9	H: 2 LOB: 2 BB: 0 P: 9	R: 1 E: 0 K: 0 S: 5	H: 2 LOB: 2 BB: 1 P: 9	R: 1 E: 0 K: 1 S: 6	H: 1 LOB: 0 BB: 0 P: 6	R: 2 E: 0 K: 2 S: 11	H: 4 LOB: 2 BB: 0 P: 11	R: 1 E: 0 K: 1 S: 6	H: 1 LOB: 3 BB: 3 P: 18	R: 1 E: 0 K: 0 S: 5	H: 2 LOB: 2 BB: 0 P: 5	R: 0 E: 0 K: 0 S: 3	H: 0 LOB: 0 BB: 0 P: 3	1B: 10 2B: 2 3B: 1 HR: 3	SF: 0 SAC: 0 DP: 0 HBP: 0	WP: 0 PB: 0 SB: 1 CS: 0	PA: 55	
PITCHER	IP	WLS	BF	H	R	ER	SO	BB	IBB	HBP	BLK	WP	HR	S	P	ERA	WHIP										
Milt Wilcox, R ERA: 3.38 John Hiller, L ERA: 3.68 Steve Foucault, R ERA: 3.17 Bruce Taylor, R ERA: 4.66 Bob Sykes, L ERA: 4.11	(1, 1) (6, 1) (7, 1) (8, 1) (9, 1)	5.2 0.1 1.2 1.0 0.0	28 1 10 5 2	8 0 5 1 0	2 0 3 1 0	2 0 3 1 0	4 0 2 2 0	3 0 0 1 2	0 0 0 0 0	0 0 0 0 0	0 0 0 0 0	0 0 0 0 0	1 0 2 0 0	33 1 14 8 0	45 1 14 12 8	3.18 0.00 16.20 9.00 ∞	1.941 0.000 3.000 2.000 ∞										
PITCHER	IP	WLS	BF	H	R	ER	SO	BB	IBB	HBP	BLK	WP	HR	S	P	ERA	WHIP										
Vern Ruhle, R ERA: 6.6 Jim Crawford, L ERA: 4.08	(9, 1) (11, 1)	1.1 1.0	6 W 3	2 0	1 0	1 0	0 0	0 0	0 0	0 0	0 0	0 0	0 0	6 3	6 3	6.75 0.00	1.500 0.000										

Baltimore Orioles @ Detroit Tigers
Tiger Stadium, Detroit, MI
Mon Sep 05 1977, 3:33 AM EDT
Att. 22,062 - Unknown

AB 49
R 7
H 16
RBI 7
BB 6
SO 8
LOB 21



BOTTOM

Baltimore Orioles @ Detroit Tigers
Tiger Stadium, Detroit, MI
Mon Sep 05 1977 3:33 AM EDT
Att. 22,062 - Unknown

livebaseballscores.com

AB 40
R 8
H 14
RBI 8
BB 4
SO 3
LOB 16



WP: 1 PA: 48
PB: 0
SB: 0
CS: 1

AB R H RBI BB SO LOB

4	0	0	0	0	0	0	3
2	0	1	0	0	0	0	0
5	1	3	0	1	0	1	1
6	1	1	1	0	0	5	5
4	0	0	0	1	1	1	1
3	3	2	1	2	0	0	0
3	2	2	2	0	1	2	2
1	1	1	0	0	0	0	0
2	0	0	1	0	0	0	0
1	0	1	0	0	0	0	0
0	0	0	0	0	0	0	0
2	0	1	1	0	0	0	0
2	0	1	1	0	0	0	0
4	0	1	1	0	1	2	2
1	0	0	0	0	0	0	2

11

6-3	1	4	0	0	0	0	0	3
1-3	2	5	1	3	0	1	0	1
HR	3	6	1	1	1	0	0	5
4-3	1	4	0	0	0	1	1	1
F8	2	3	3	2	1	2	0	0
1B	3	3	2	2	2	0	1	2
1B	1	1	1	0	0	0	0	0
1B	2	2	0	0	1	0	0	0
1B	1	1	0	1	0	0	0	0
1B	2	2	0	1	0	0	0	0
1B	2	2	0	1	1	0	0	0
1B	3	4	0	1	1	0	1	2
6-3	3	1	0	0	0	0	0	2

10

4-3	1	4	0	0	0	1	1	1
F8	2	3	3	2	1	2	0	0
1B	3	3	2	2	2	0	1	2
1B	1	1	1	0	0	0	0	0
1B	2	2	0	0	1	0	0	0
1B	1	1	0	1	0	0	0	0
1B	2	2	0	1	0	0	0	0
1B	3	4	0	1	1	0	1	2
6-3	3	1	0	0	0	0	0	2

9

G4-6-3	1	4	0	0	0	0	0	3
F2	1	5	1	3	0	1	0	1
G4-6-3	2	6	1	1	1	0	0	5
4-3	1	4	0	0	0	1	1	1
F8	2	3	3	2	1	2	0	0
1B	3	3	2	2	2	0	1	2
1B	1	1	1	0	0	0	0	0
1B	2	2	0	0	1	0	0	0
1B	1	1	0	1	0	0	0	0
1B	2	2	0	1	0	0	0	0
1B	3	4	0	1	1	0	1	2
6-3	3	1	0	0	0	0	0	2

8

G3	1	4	0	0	0	0	0	3
5-3	2	3	3	2	1	2	0	0
F3	3	6	1	1	1	0	0	5
4-3	1	4	0	0	0	1	1	1
F8	2	3	3	2	1	2	0	0
1B	3	3	2	2	2	0	1	2
1B	1	1	1	0	0	0	0	0
1B	2	2	0	0	1	0	0	0
1B	1	1	0	1	0	0	0	0
1B	2	2	0	1	0	0	0	0
1B	3	4	0	1	1	0	1	2
6-3	3	1	0	0	0	0	0	2

7

F7	1	4	0	0	0	0	0	3
E5	1	5	1	3	0	1	0	1
F8	2	6	1	1	1	0	0	5
WP	3	4	0	0	0	1	1	1
1B	2	3	3	2	1	2	0	0
1B	3	3	2	2	2	0	1	2
1B	1	1	1	0	0	0	0	0
1B	2	2	0	0	1	0	0	0
1B	1	1	0	1	0	0	0	0
1B	2	2	0	1	0	0	0	0
1B	3	4	0	1	1	0	1	2
6-3	3	1	0	0	0	0	0	2

6

E5	1	5	1	3	0	1	0	1
F8	2	6	1	1	1	0	0	5
WP	3	4	0	0	0	1	1	1
1B	2	3	3	2	1	2	0	0
1B	3	3	2	2	2	0	1	2
1B	1	1	1	0	0	0	0	0
1B	2	2	0	0	1	0	0	0
1B	1	1	0	1	0	0	0	0
1B	2	2	0	1	0	0	0	0
1B	3	4	0	1	1	0	1	2
6-3	3	1	0	0	0	0	0	2

5

1-3	1	4	0	0	0	0	0	3
1B	1	5	1	3	0	1	0	1
1-3	2	6	1	1	1	0	0	5
P4	3	4	0	0	0	1	1	1
1B	2	3	3	2	1	2	0	0
1B	3	3	2	2	2	0	1	2
1B	1	1	1	0	0	0	0	0
1B	2	2	0	0	1	0	0	0
1B	1	1	0	1	0	0	0	0
1B	2	2	0	1	0	0	0	0
1B	3	4	0	1	1	0	1	2
6-3	3	1	0	0	0	0	0	2

4

F8	3	4	0	0	0	0	0	3
E5	1	5	1	3	0	1	0	1
1-3	2	6	1	1	1	0	0	5
P4	3	4	0	0	0	1	1	1
1B	2	3	3	2	1	2	0	0
1B	3	3	2	2	2	0	1	2
1B	1	1	1	0	0	0	0	0
1B	2	2	0	0	1	0	0	0
1B	1	1	0	1	0	0	0	0
1B	2	2	0	1	0	0	0	0
1B	3	4	0	1	1	0	1	2
6-3	3	1	0	0	0	0	0	2

3

G4-6-3	1	4	0	0	0	0	0	3
E5	1	5	1	3	0	1	0	1
G4-6-3	2	6	1	1	1	0	0	5
F8	3	4	0	0	0	1	1	1
1B	2	3	3	2	1	2	0	0
1B	3	3	2	2	2	0	1	2
1B	1	1	1	0	0	0	0	0
1B	2	2	0	0	1	0	0	0
1B	1	1	0	1	0	0	0	0
1B	2	2	0	1	0	0	0	0
1B	3	4	0	1	1	0	1	2
6-3	3	1	0	0	0	0	0	2

2

F9	3	4	0	0	0	0	0	3
E5	1	5	1	3	0	1	0	1
G4-6-3	2	6	1	1	1	0	0	5
F8	3	4	0	0	0	1	1	1
1B	2	3	3	2	1	2	0	0
1B	3	3	2	2	2	0	1	2
1B	1	1	1	0	0	0	0	0
1B	2	2	0	0	1	0	0	0
1B	1	1	0	1	0	0	0	0
1B	2	2	0	1	0	0	0	0
1B	3	4	0	1	1	0	1	2
6-3	3	1	0	0	0	0	0	2

1

G3	1	4	0	0	0	0	0	3
E5	1	5	1	3	0	1	0	1
G4-6-3	2	6	1	1	1	0	0	5
F7	2	4	0	0	0	1	1	1
1B	2	3	3	2	1	2	0	0
1B	3	3	2	2	2	0	1	2
1B	1	1	1	0	0	0	0	0
1B	2	2	0	0	1	0	0	0
1B	1	1	0	1	0	0	0	0
1B	2	2	0	1	0	0	0	0
1B	3	4	0	1	1	0	1	2
6-3	3	1	0	0	0	0	0	2

Batter

Tim Corcoran, L (1, 8) Ron LeFlore, R (9, PH) Tito Fuentes, S (1, 4) Rusty Staub, L (1, 10) Steve Kemp, L (1, 7) Jason Thompson, L (1, 3) Ben Ogilvie, L (1, 9) Mickey Stanley, R (10, PH) Milt May, L (1, 2) Bob Adams, R (10, PH) Chuck Scrivener, R (11, 6) Phil Mankowski, L (1, 5) Aurelio Rodriguez, R (8, PH) Tom Verzyer, R (1, 6) John Wockenfuss, R (10, PH)
--

Inning Stats

R: 0 E: 0 K: 1 S: 5	H: 0 LOB: 1 BB: 1 P: 9	R: 1 E: 0 K: 0 S: 5	H: 2 LOB: 2 BB: 1 P: 9	R: 0 E: 0 K: 0 S: 3	H: 1 LOB: 0 BB: 0 P: 3	R: 2 E: 0 K: 0 S: 5	H: 2 LOB: 1 BB: 0 P: 6	R: 0 E: 0 K: 0 S: 3	H: 1 LOB: 0 BB: 0 P: 3	R: 2 E: 0 K: 1 S: 6	H: 1 LOB: 0 BB: 1 P: 10	R: 1 E: 1 K: 1 S: 7	H: 2 LOB: 2 BB: 1 P: 11	R: 0 E: 0 K: 0 S: 3	H: 0 LOB: 0 BB: 0 P: 3	R: 0 E: 0 K: 0 S: 3	H: 1 LOB: 0 BB: 0 P: 3	R: 1 E: 0 K: 0 S: 6	H: 3 LOB: 2 BB: 0 P: 6	R: 1 E: 0 K: 0 S: 3	H: 1 LOB: 0 BB: 0 P: 3
------------------------------	---------------------------------	------------------------------	---------------------------------	------------------------------	---------------------------------	------------------------------	---------------------------------	------------------------------	---------------------------------	------------------------------	----------------------------------	------------------------------	----------------------------------	------------------------------	---------------------------------	------------------------------	---------------------------------	------------------------------	---------------------------------	------------------------------	---------------------------------

PITCHER										PITCHER																																																										
Dennis Martinez, R (1, 1) Mike Parrott, R (6, 1) Tippy Martinez, L (7, 1) Dick Drago, R (10, 1)	IP	WLS	BF	H	R	ER	SO	BB	IBB	HBP	BLK	WP	HR	S	P	ERA	WHIP	IP	WLS	BF	H	R	ER	SO	BB	IBB	HBP	BLK	WP	HR	S	P	ERA	WHIP																																		
5.0			24	7	5	5	1	3	0	1	0	0	1	22	35	9.00	2.000	1.1		5	1	1	1	1	0	0	0	0	7	7	6.75	0.750	3.1		13	3	1	1	1	1	1	0	0	0	1	0	14	18	2.70	1.200	1.0	L	6	3	1	1	1	0	0	0	0	0	0	1	6	6	9.00	3.000

Batter	1	2	3	4	5	6	7	8	9	AB R H RBI BB SO LOB	TOP	
Al Bumbry, L (1, 8) OBP: 0.359, SLG: 0.387 (8, 7)	0-0 CS 1B	0-0 F8 1-H 2-H 3-H 2B		0-0 E5 CS 1B		0-0 G4-6-3 1-2f		0-0 6-3		5 0 3 3 0 0 3		
Rich Dauer, R (1, 4) OBP: 0.289, SLG: 0.309 (8, 7)	0-3 K 1-2	0-0 F8 2-3		0-0 1B			0-0 5-3		0-0 F8	5 0 1 0 0 1 2		
Pat Kelly, L (1, 9) OBP: 0.347, SLG: 0.377 Mike Dimmel, R (9, 9)	4-0 S BB	0-0 F9		0-0 4-3			0-3 K		0-0 3-1	4 0 0 0 1 1 2 0 0 0 0 0 0 0		
Ken Singleton, S (1, 10) OBP: 0.444, SLG: 0.514	0-0 4-3 1-2		0-0 4-3		0-0 L3		4-0 BB		0-0 2B	4 0 1 0 1 0 1		
Eddie Murray, S (1, 3) OBP: 0.323, SLG: 0.437 Tony Muser, L (9, 3) OBP: 0.312, SLG: 0.297		0-0 1B 1B	0-3 K		0-0 F7		0-0 1-3		4-0 IBB	4 1 1 0 1 1 1 0 0 0 0 0 0 0		
Andres Mora, R (1, 7) OBP: 0.268, SLG: 0.500 Elliott Maddox, R (8, 8) OBP: 0.356, SLG: 0.403		0-0 L4	0-0 BB 1B		0-3 K			0-0 4-3	0-0 F8	4 0 1 0 0 1 1 1 0 0 0 0 0 2		
Doug DeCinces, R (1, 5) OBP: 0.340, SLG: 0.429		0-0 BB 1B 2B 1B	4-0 FC5-4 BB		0-0 F7			0-0 F8		3 1 1 0 1 0 0		
Mark Belanger, R (1, 6) OBP: 0.274, SLG: 0.259		0-0 BB 2B 1B	0-0 FC5-4		0-0 HR			0-0 1B 1B		4 2 3 2 0 0 2		
Dave Skaggs, R (1, 2) OBP: 0.345, SLG: 0.344		4-0 2B BB		0-0 6-3		0-0 G4-6-3 1B		0-0 1B		3 1 2 0 1 0 0		
Inning Stats	R: 0 E: 0 K: 1 S: 5 H: 1 LOB: 1 BB: 1 P: 9	R: 4 E: 0 K: 0 S: 7 H: 4 LOB: 1 BB: 1 P: 11	R: 0 E: 0 K: 1 S: 6 H: 1 LOB: 2 BB: 1 P: 10	R: 0 E: 1 K: 0 S: 4 H: 2 LOB: 1 BB: 0 P: 4	R: 0 E: 0 K: 1 S: 5 H: 0 LOB: 0 BB: 0 P: 5	R: 1 E: 0 K: 0 S: 4 H: 2 LOB: 0 BB: 0 P: 4	R: 0 E: 0 K: 1 S: 5 H: 0 LOB: 1 BB: 1 P: 9	R: 0 E: 0 K: 0 S: 5 H: 2 LOB: 2 BB: 0 P: 5	R: 0 E: 0 K: 0 S: 4 H: 1 LOB: 2 BB: 1 P: 8	1B: 10 2B: 2 3B: 0 HR: 1 SF: 0 SAC: 0 DP: 1 HBP: 0	WP: 0 PB: 0 SB: 1 CS: 2 PA: 42	
PITCHER	IP WLS BF H R ER SO BB IBB HBP BLK WP HR S P ERA WHIP											
Steve Grilli, R (1, 1) ERA: 4.06	8.0 L 37 12 5 5 4 4 0 0 0 0 0 1 41 57 5.62 2.000											
Bruce Taylor, R (9, 1) ERA: 4.22	1.0 5 1 0 0 0 0 0 1 0 0 0 0 4 8 0.00 1.000											

Baltimore Orioles @ Detroit Tigers
Tiger Stadium, Detroit, MI
Mon Sep 05 1977, 3:38 AM EDT
Att: 22,062 - Unknown

livebaseballscorecards.com

AB 37
R 5
H 13
RBI 5
BB 5
SO 4
LOB 14



Batter	1	2	3	4	5	6	7	8	9	AB R H RBI BB SO LOB
Ron LeFlore, R OBP: 0.364, SLG: 0.481 (1, 8)	0-3 K		0-0 L4			0-0 L3 1B		0-0 2B		4 0 2 0 0 1 0
Mickey Stanley, R OBP: 0.302, SLG: 0.402 (1, 9)	0-0 L4-6 1B			0-0 F9		0-0 F8		0-0 5-3		4 0 1 0 0 0 2
Rusty Staub, L OBP: 0.339, SLG: 0.456 (1, 10)	0-0 1-2 1B			0-0 BB 1B		0-0 L3 1-2		0-0 6-3		4 0 2 0 0 0 2
Bob Adams, R OBP: 0.263, SLG: 0.579 (1, 3)	0-0 L4-6 2-3			0-0 F2			0-0 4-3		0-3 K	4 0 0 0 0 1 3
Lance Parrish, R (1, 2)		0-0 4-3		4-0 1-2 BB			0-0 F8		4-0 FC5-4 BB	2 0 0 0 2 0 0
John Wockenfuss, R OBP: 0.329, SLG: 0.517 (1, 7)				0-0 F7			0-0 1B 1B		0-0 F9	4 0 1 0 0 0 3
Aurelio Rodriguez, R OBP: 0.260, SLG: 0.378 (1, 5)		0-0 5-3					0-0 1-2 1B		0-0 FC5-4 1-2f	4 0 2 0 0 0 1
Tom Veryzer, R OBP: 0.232, SLG: 0.259 (1, 6)				0-0 6-3		0-0 G3-6-3 1-2f		0-0 F8		3 0 0 0 0 0 3
Chuck Scrivener, R OBP: 0.169, SLG: 0.093 (1, 4)				0-0 6-3		0-0 F7		0-0 F7		3 0 0 0 0 0 0

Inning Stats	R: 0 E: 0 K: 1 S: 6	H: 2 LOB: 1 BB: 0 P: 6	R: 0 E: 0 K: 0 S: 3	H: 0 LOB: 0 BB: 0 P: 3	R: 0 E: 0 K: 0 S: 3	H: 0 LOB: 0 BB: 0 P: 3	R: 0 E: 0 K: 0 S: 4	H: 1 LOB: 2 BB: 1 P: 8	R: 0 E: 0 K: 0 S: 3	H: 1 LOB: 0 BB: 0 P: 3	R: 0 E: 0 K: 0 S: 3	H: 1 LOB: 0 BB: 0 P: 3	R: 0 E: 0 K: 0 S: 5	H: 2 LOB: 2 BB: 0 P: 5	R: 0 E: 0 K: 0 S: 4	H: 1 LOB: 1 BB: 0 P: 4	R: 0 E: 0 K: 1 S: 5	H: 0 LOB: 1 BB: 1 P: 9	1B: 7 2B: 3 3B: 0 HR: 0	SF: 0 SAC: 0 DP: 3 HBP: 0
PITCHER Rudy May, L ERA: 3.77 (1, 1)	IP 9.0	WLS W	BF 34	H 8	R 0	ER 0	SO 2	BB 2	IBB 0	HBP 0	BLK 0	WP 0	HR 0	S 36	P 44	ERA 0.00	WHIP 1.111	WP: 0 PB: 0 SB: 0 CS: 0	PA: 34	ERA WHIP


BOTTOM

Baltimore Orioles @ Detroit Tigers
Tiger Stadium, Detroit, MI

Mon Sep 05 1977, 3:38 AM EDT
Att. 22,062 - Unknown

livebaseballscores.com

AB	32
R	0
H	8
RBI	0
BB	2
SO	2
LOB	14



Batter	1	2	3	4	5	6	7	8	9	AB R H RBI BB SO LOB	TOP	
Al Bumbry, L (1, 8) OBP: 0.360, SLG: 0.390 (8, 7)	0-0 4-3	0-0 1B 6-3 2-H 1B		0-0 3-1		0-0 1-H 2B		0-0 P6		5 0 2 2 0 0 2		
Rich Dauer, R (1, 4) OBP: 0.283, SLG: 0.302 (9, PR)	0-0 5-3	0-0 6-3 1-2			0-0 5-3	0-0 F9			0-3 K	5 0 0 0 0 1 2		
Ken Singleton, S (1, 9) OBP: 0.448, SLG: 0.525 Mike Dimmel, R (9, 9)	4-0 BB	0-0 G5-4-3 2-3 1B			0-0 HR		0-0 3-1		0-0 2B	4 1 3 1 1 0 0 0 0 0 0 0 0 0		
Lee May, R (1, 10) OBP: 0.291, SLG: 0.407	0-0 F8	0-0 G5-4-3 1-2f			0-0 1-3		0-3 K		0-0 F8	5 0 0 0 0 1 4		
Eddie Murray, S (1, 3) OBP: 0.323, SLG: 0.442 Tony Muser, L (9, 3)		0-0 HR	0-3 K		0-0 FC5-4 1B		0-3 K		0-0 F5	5 1 2 1 0 2 1 0 0 0 0 0 0 0		
Andres Mora, R (1, 7) OBP: 0.268, SLG: 0.494 Elliott Maddox, R (8, 8)		0-0 BB 2B 1B	0-0 6-3		0-0 FC5-4 1-2f		0-3 K			4 1 1 0 0 1 1 0 0 0 0 0 0 0		
Doug DeCinces, R (1, 5) OBP: 0.339, SLG: 0.426		4-0 2B 2B 1-2 BB	0-0 1-3			0-3 K		0-0 5-3		3 1 0 0 1 1 0		
Mark Belanger, R (1, 6) OBP: 0.277, SLG: 0.265		0-0 2B 2B 1-3 2-H		0-0 F8		0-0 P6		0-0 1B 1B		4 1 2 1 0 0 0		
Dave Skaggs, R (1, 2) OBP: 0.355, SLG: 0.361		0-0 1B 2B 2-H 3-H		0-0 P3		0-0 2B 1B		0-0 1B		4 2 3 2 0 0 0		
Inning Stats	R: 0 H: 0 E: 0 LOB: 1 K: 0 BB: 1 S: 3 P: 7	R: 5 H: 6 E: 0 LOB: 1 K: 0 BB: 1 S: 8 P: 12	R: 0 H: 0 E: 0 LOB: 0 K: 1 BB: 0 S: 5 P: 5	R: 0 H: 0 E: 0 LOB: 0 K: 0 BB: 0 S: 3 P: 3	R: 1 H: 2 E: 0 LOB: 1 K: 0 BB: 0 S: 5 P: 5	R: 1 H: 2 E: 0 LOB: 1 K: 1 BB: 0 S: 7 P: 7	R: 0 H: 0 E: 0 LOB: 0 K: 2 BB: 0 S: 7 P: 7	R: 0 H: 2 E: 0 LOB: 2 K: 1 BB: 0 S: 7 P: 7	R: 0 H: 1 E: 0 LOB: 1 K: 1 BB: 0 S: 6 P: 6	1B: 7 SF: 0 2B: 4 SAC: 0 3B: 0 DP: 1 HR: 2 HBP: 0	WP: 0 PA: 41 PB: 0 SB: 0 CS: 0	
PITCHER Fernando Arroyo, R (1, 1) ERA: 3.94	IP WLS BF H R ER SO BB IBB HBP BLK WP HR S P ERA WHIP	9.0 L 41 13 7 7 6 2 0 0 0 0 0 2 51 59 7.00 1.667										

Baltimore Orioles @ Detroit Tigers
Tiger Stadium, Detroit, MI
 Tue Sep 06 1977, 7:05 PM EDT
 Att. 7,851 - Unknown

livebaseballscorecards.com

AB 39
R 7
H 13
RBI 7
BB 2
SO 6
LOB 10



Batter	1	2	3	4	5	6	7	8	9	AB	R	H	RBI	BB	SO	LOB
Ron LeFlore, R OBP: 0.363, SLG: 0.479 (1, 8)	0-3 K		0-0 F9		0-3 K			0-0 G4-6-3 1B		4	0	1	0	0	2	1
Tito Fuentes, S OBP: 0.348, SLG: 0.397 (1, 4)	0-3 K		0-0 6-3		0-0 5-3			0-0 F8		4	0	0	0	0	1	2
Rusty Staub, L OBP: 0.340, SLG: 0.461 (1, 10)	0-0 1B			0-0 WP 3B		0-0 G3		0-0 G4-6-3 1-2f		4	1	2	0	0	0	1
Steve Kemp, L OBP: 0.351, SLG: 0.448 (1, 7)	0-3 K		0-3 K		0-3 K		0-3 K	0-0 G4-3 1B		4	0	1	0	0	3	1
Jason Thompson, L OBP: 0.346, SLG: 0.483 (1, 3)		0-0 P6	0-3 K		0-3 K		0-3 K	0-0 G4-3 1-2f		4	0	0	0	0	2	1
Mickey Stanley, R OBP: 0.306, SLG: 0.421 (1, 9)		0-0 5-3	0-0 1B		0-0 1B		0-0 HR	0-0 5-3		4	1	2	1	0	0	0
Milt May, L OBP: 0.299, SLG: 0.405 (1, 2)		0-0 1B	0-0 P6		0-0 P6		0-0 G3			3	0	1	0	0	0	1
Aurelio Rodriguez, R OBP: 0.261, SLG: 0.378 (1, 5)		0-0 P4			0-0 1B		0-0 5-3			3	0	1	0	0	0	1
Tom Verzyer, R OBP: 0.230, SLG: 0.257 (1, 6)			0-0 4-3		0-0 P5		0-3 K			3	0	0	0	0	1	1


Inning Stats	R: 0 E: 0 K: 3 S: 10	H: 1 LOB: 1 BB: 0 P: 10	R: 0 E: 0 K: 0 S: 4	H: 1 LOB: 1 BB: 0 P: 4	R: 0 E: 0 K: 0 S: 3	H: 0 LOB: 0 BB: 0 P: 3	R: 1 E: 0 K: 2 S: 9	H: 2 LOB: 1 BB: 0 P: 9	R: 0 E: 0 K: 1 S: 6	H: 1 LOB: 1 BB: 0 P: 6	R: 0 E: 0 K: 2 S: 7	H: 0 LOB: 0 BB: 0 P: 7	R: 1 E: 0 K: 1 S: 6	H: 1 LOB: 0 BB: 0 P: 6	R: 0 E: 0 K: 0 S: 3	H: 1 LOB: 0 BB: 0 P: 3	R: 0 E: 0 K: 0 S: 3	H: 1 LOB: 0 BB: 0 P: 3	1B: 6 2B: 0 3B: 1 HR: 1	SF: 0 SAC: 0 DP: 2 HBP: 0	WP: 1 PB: 0 SB: 0 CS: 0	PA: 33												
PITCHER Mike Flanagan, L ERA: 3.62 (1, 1)	IP 9.0	WLS W	BF 33	H 8	R 2	ER 2	SO 9	BB 0	IBB 0	HBP 0	BLK 0	WP 1	HR 1	S 51	P 51	ERA 2.00	WHIP 0.889																	
																	PITCHER	IP	WLS	BF	H	R	ER	SO	BB	IBB	HBP	BLK	WP	HR	S	P	ERA	WHIP

BOTTOM

Baltimore Orioles @ Detroit Tigers
Tiger Stadium, Detroit, MI
Tue Sep 06 1977, 7:05 PM EDT
Att. 7,851 - Unknown

livebaseballscores.com

AB	33
R	2
H	8
RBI	1
BB	0
SO	9
LOB	9



Batter	1	2	3	4	5	6	7	8	9	10	11	AB	R	H	RBI	BB	SO	LOB	TOP								
Elliott Maddox, R OBP: 0.367, SLG: 0.418 (1, 8) BB	4-0 G5-4-3 BB		x 0-0 2B			x 0-0 1B	x 0-0 FC5			x 0-0 G3	x 0-0 6-3	5	0	2	0	1	0	4									
Rich Dauer, R OBP: 0.282, SLG: 0.301 (1, 4) Larry Harlow, L OBP: 0.294, SLG: 0.261 (8, PR) Billy Smith, S OBP: 0.285, SLG: 0.311 (8, 4)	x 0-0 F8		x 0-0 6-3			x 0-0 G6-4-3				x 0-3 K		4	0	1	0	0	0	3									
Ken Singleton, S OBP: 0.445, SLG: 0.521 (1, 9) Mike Dimmel, R (11, PR) (11, 9)	x 0-0 G5-4-3		x 0-3 K			x 0-0 F8				x 0-3 K		5	0	1	0	0	2	3									
Lee May, R OBP: 0.289, SLG: 0.403 (1, 10)		x 0-0 F7				x 0-0 5-3						5	0	0	0	0	1	3									
Eddie Murray, S OBP: 0.322, SLG: 0.442 (1, 3) Tony Muser, L OBP: 0.312, SLG: 0.297 (11, 3)		x 0-0 1-3				x 0-0 6-3						5	2	1	0	0	1	4									
Andres Mora, R OBP: 0.271, SLG: 0.489 (1, 7) Al Bumbry, L OBP: 0.360, SLG: 0.390 (11, 7)		x 0-0 1B				x 0-3 K						4	0	1	0	1	1	1									
Doug DeCinces, R OBP: 0.342, SLG: 0.426 (1, 5)		x 0-0 1B				x 0-0 6-3						2	1	1	1	2	0	0									
Mark Belanger, R OBP: 0.278, SLG: 0.262 (1, 6)		x 0-0 P6				x 0-0 6-3						3	1	0	0	1	0	3									
Dave Skaggs, R OBP: 0.358, SLG: 0.369 (1, 2)			x 0-0 F8			x 0-0 5-3						5	0	2	5	0	0	0									
Inning Stats	R: 0 E: 0 K: 0 S: 2	H: 0 LOB: 0 BB: 1 P: 6	R: 0 E: 0 K: 0 S: 5	H: 2 LOB: 2 BB: 0 P: 5	R: 0 E: 0 K: 1 S: 6	H: 1 LOB: 1 BB: 0 P: 6	R: 0 E: 0 K: 1 S: 5	H: 0 LOB: 0 BB: 0 P: 5	R: 0 E: 0 K: 0 S: 3	H: 0 LOB: 0 BB: 0 P: 3	R: 0 E: 0 K: 2 S: 8	H: 1 LOB: 2 BB: 0 P: 8	R: 0 E: 0 K: 0 S: 2	H: 0 LOB: 0 BB: 1 P: 6	R: 0 E: 0 K: 1 S: 5	H: 0 LOB: 0 BB: 0 P: 5	R: 4 E: 1 K: 1 S: 8	H: 2 LOB: 2 BB: 2 P: 16	1B: 6 2B: 3 3B: 0 HR: 0	SF: 1 SAC: 0 DP: 3 HBP: 1	WP: 1 PB: 0 SB: 2 CS: 0	PA: 46					
PITCHER	IP	WLS	BF	H	R	ER	SO	BB	IBB	HBP	BLK	WP	HR	S	P	ERA	WHIP										
Jim Crawford, L ERA: 4.0 (1, 1)	6.2		27	6	2	2	2	2	0	1	0	1	0	28	37	2.70	1.200										
John Hiller, L ERA: 3.54 (7, 1)	4.0	L	18	3	4	0	4	2	1	0	0	0	0	23	35	0.00	1.250										
Bruce Taylor, R ERA: 4.09 (11, 1)	0.1		1	0	0	0	0	0	0	0	0	0	0	1	1	0.00	0.000										

Baltimore Orioles @ Detroit Tigers
Tiger Stadium, Detroit, MI
Wed Sep 07 1977, 7:05 PM EDT
Att. 11,032 - Unknown

AB	39
R	6
H	9
RBI	6
BB	5
SO	6
LOB	21



Batter	1	2	3	4	5	6	7	8	9	10	11	AB	R	H	RBI	BB	SO	LOB	BOTTOM	
Ron LeFlore, R OBP: 0.362, SLG: 0.479 (1, 8)	0-0 6-3	0-0 F9			0-0 F9		0-0 1-3 2B			0-0 F9		5	0	1	0	0	0	1		
Tito Fuentes, S OBP: 0.348, SLG: 0.397 (1, 4)	0-0 4-3		0-0 6-3		0-0 G3-6 1B		0-0 P2			0-0 FC5-6 1B		5	0	2	0	0	0	2		
Rusty Staub, L OBP: 0.340, SLG: 0.460 (1, 10)	0-0 1B		0-3 K		0-0 G3-6 1-2f				0-0 1B	0-0 FC5-6 1-2f		5	0	2	0	0	1	2		
Steve Kemp, L OBP: 0.350, SLG: 0.445 (1, 7)	0-0 1-3 1B		0-0 F8			0-0 5-3			0-0 4-3			5	0	1	0	0	0	0		
Jason Thompson, L OBP: 0.343, SLG: 0.478 (1, 3)	0-0 G3			0-0 F7		0-0 4-3			0-0 4-3			5	0	0	0	0	0	2		
Mickey Stanley, R OBP: 0.303, SLG: 0.426 (1, 9)		0-0 F7		0-0 1B 3B		0-0 F8			0-0 6-3		5	1	1	0	0	1	0			
Milt May, L OBP: 0.301, SLG: 0.406 (1, 2)		0-0 F8		0-0 FC6-4 1B			0-0 FC3-6 1B		0-0 G3			4	0	2	1	0	0	0		
Aurelio Rodriguez, R OBP: 0.261, SLG: 0.380 (1, 5)		0-0 1B 2B		0-0 F9		0-0 FC3-6 2B 1-2f			0-0 P6			4	1	1	0	0	0	2		
Tom Verzyer, R OBP: 0.231, SLG: 0.258 Bob Adams, R OBP: 0.250, SLG: 0.550 Chuck Scrivener, R OBP: 0.167, SLG: 0.091 (1, 6) (7, PH) (8, 6)	0-0 2-H 1B			0-0 FC6-4 1-2f			0-0 F8			0-0 1-3		2	0	1	1	0	0	1		
Inning Stats	R: 0 E: 0 K: 0 S: 5	H: 2 LOB: 2 BB: 0 P: 5	R: 1 E: 0 K: 0 S: 5	H: 2 LOB: 1 BB: 0 P: 5	R: 0 E: 0 K: 1 S: 5	H: 0 LOB: 0 BB: 0 P: 5	R: 1 E: 0 K: 0 S: 5	H: 2 LOB: 1 BB: 0 P: 5	R: 0 E: 0 K: 0 S: 3	H: 1 LOB: 0 BB: 0 P: 3	R: 0 E: 0 K: 0 S: 3	H: 0 LOB: 0 BB: 0 P: 3	R: 0 E: 0 K: 0 S: 4	H: 1 LOB: 1 BB: 0 P: 4	R: 0 E: 0 K: 1 S: 5	H: 0 LOB: 0 BB: 0 P: 5	1B: 8 2B: 2 3B: 1 HR: 0	SF: 0 SAC: 0 DP: 1 HBP: 0	WP: 0 PB: 0 SB: 0 CS: 0	PA: 42
PITCHER Scott McGregor, L ERA: 4.34 (1, 1)	IP 11.0	WLS W	BF 42	H 11	R 2	ER 2	SO 2	BB 0	IBB 0	HBP 0	BLK 0	WP 0	HR 0	S 46	P 46	ERA 1.64	WHIP 1.000			
PITCHER	IP	WLS	BF	H	R	ER	SO	BB	IBB	HBP	BLK	WP	HR	S	P	ERA	WHIP			

Baltimore Orioles @ Detroit Tigers
Tiger Stadium, Detroit, MI
Wed Sep 07 1977, 7:05 PM EDT
Att. 11,032 - Unknown

livebaseballscorecards.com

AB	42
R	2
H	11
RBI	2
BB	0
SO	2
LOB	11



Batter	1	2	3	4	5	6	7	8	9	AB R H RBI BB SO LOB	TOP	
Al Bumbry, L (1, 7) X OBP: 0.358, SLG: 0.387 Ken Rudolph, R (8, 2) OBP: 0.267, SLG: 0.276	0-0 G5-4-3 1B		0-0 4-3 1B		0-0 FC4-6 E 1-2f 2-3		0-0 FC6 HR 1-3 2-H	0-0 4-3 1B		5 1 1 0 0 0 4 0 0 0 0 0 0 0		
Elliott Maddox, R (1, 8) X OBP: 0.354, SLG: 0.406 Mike Dimmel, R (6, 8) Larry Harlow, L (9, PH) OBP: 0.288, SLG: 0.255	0-0 G5-4-3 1-2f		0-0 F8 1B		0-0 SF9 3-H		0-0 F3 2-H 3-H		0-0 6-3 1B	2 0 0 1 0 0 1 1 0 0 0 0 0 2 1 0 0 0 0 0 0		
Ken Singleton, S (1, 9) X OBP: 0.447, SLG: 0.529	0-0 1B 1B		0-0 1B		0-0 E4 1-2		0-0 HR 2-H 3-H		0-0 G3 1B	5 1 3 3 0 0 1		
Eddie Murray, S (1, 3) X OBP: 0.321, SLG: 0.439	0-0 1-2 1B			0-0 6-3 1B	0-0 F8 1B		0-0 5-3 1B		0-0 4-3 1B	5 0 1 0 0 0 2		
Lee May, R (1, 10) X OBP: 0.288, SLG: 0.404	0-0 F9 1B			0-0 6-3 1B		0-0 F8 1B		0-0 2B		4 0 1 0 0 0 2		
Doug DeCinces, R (1, 5) OBP: 0.341, SLG: 0.425 (8, 4)		0-0 FC6-4 1B		0-0 E5 1B		0-0 F7 1B		0-0 F7 1B		4 0 1 0 0 0 1		
Rich Dauer, R (1, 4) Tony Muser, L (8, PH) Andres Mora, R (8, 5) OBP: 0.271, SLG: 0.489		0-0 FC6-4 1-2f		0-0 F3 1B		0-0 F8 1B		0-0 2B		3 0 0 0 0 0 2 1 0 0 0 0 0 0 0 0 0 0 0 0 0		
Kiko Garcia, R (1, 6) Pat Kelly, L (8, PH) OBP: 0.348, SLG: 0.378 (8, 7)		0-0 F8 1B		0-0 FC4-6 SF9 1B 1B		0-0 FC6 1B 1B		0-0 1B 1B		3 2 2 0 0 0 1 1 0 1 0 0 0 0		
Rick Dempsey, R (1, 2) Terry Crowley, L (8, PH) Billy Smith, S (8, 6) OBP: 0.285, SLG: 0.311		0-0 5-3 1B		0-0 FC4-6 1-2 1B		0-0 FC6 1B 1B		0-0 L4 1B		3 1 2 0 0 0 1 1 0 0 0 0 0 1 0 0 0 0 0 0 0		
Inning Stats	R: 0 H: 3 E: 0 LOB: 2 K: 0 BB: 0 S: 5 P: 5	R: 0 H: 1 E: 0 LOB: 1 K: 0 BB: 0 S: 4 P: 4	R: 0 H: 1 E: 0 LOB: 1 K: 0 BB: 0 S: 3 P: 3	R: 0 H: 0 E: 1 LOB: 1 K: 0 BB: 0 S: 4 P: 4	R: 1 H: 2 E: 1 LOB: 2 K: 0 BB: 0 S: 6 P: 6	R: 0 H: 0 E: 0 LOB: 0 K: 0 BB: 0 S: 3 P: 3	R: 4 H: 4 E: 1 LOB: 1 K: 0 BB: 0 S: 8 P: 8	R: 0 H: 1 E: 0 LOB: 1 K: 0 BB: 0 S: 4 P: 4	R: 0 H: 0 E: 0 LOB: 0 K: 0 BB: 0 S: 3 P: 3	1B: 10 SF: 1 2B: 1 SAC: 0 3B: 0 DP: 1 HR: 1 HBP: 0	WP: 0 PA: 40 PB: 0 SB: 0 CS: 0	
PITCHER Ed Glynn, L (1, 1) ERA: 4.66 Steve Foucault, R (7, 1) ERA: 3.05	IP WLS BF H R ER SO BB IBB HBP BLK WP HR S P ERA WHIP 6.2 W 32 11 5 4 0 0 0 0 0 0 0 1 32 32 5.40 1.650 2.1 8 1 0 0 0 0 0 0 0 0 0 0 8 8 0.00 0.429											PITCHER IP WLS BF H R ER SO BB IBB HBP BLK WP HR S P ERA WHIP

Baltimore Orioles @ Detroit Tigers
 Tiger Stadium, Detroit, MI
 Wed Sep 07 1977, 7:05 PM EDT
 Att: 11,032 - Unknown

livebaseballscorecards.com

AB 39
R 5
H 12
RBI 4
BB 0
SO 0
LOB 18



Batter	1	2	3	4	5	6	7	8	9	AB R H RBI BB SO LOB
Mickey Stanley, R (1, 8) OBP: 0.295, SLG: 0.414	0-3 K ①		0-0 5-3 ③			0-0 P4 ②			0-0 4-3 ①	4 0 0 0 0 1 0
Tito Fuentes, S (1, 4) OBP: 0.347, SLG: 0.395	0-3 K ②			0-0 F8 ①		0-0 5-3 ③			0-0 4-3 ②	4 0 0 0 0 1 0
Rusty Staub, L (1, 10) OBP: 0.342, SLG: 0.459	0-0 1B			0-0 F8 ②			0-0 6-3 ①		0-0 F8 ③	4 0 1 0 0 0 0
Steve Kemp, L (1, 7) OBP: 0.350, SLG: 0.444	0-0 6-3 ③			0-0 CS 1B			0-0 6-3 ②			3 0 1 0 0 0 1
Jason Thompson, L (1, 3) OBP: 0.345, SLG: 0.478		4-0 BB BB BB		0-0 CS 1-2 ③	0-0 P6 ①		0-0 2B			2 0 1 0 1 0 0
Ben Oglivie, L (1, 9) OBP: 0.315, SLG: 0.453		0-0 FC4-6 CS 1-2 ①			0-0 F5 ②		0-0 F8 ③			3 0 0 0 0 0 2
Milt May, L (1, 2) OBP: 0.301, SLG: 0.405		0-0 F7 1-2 ② ③			0-0 1B			0-0 4-3 ①		3 0 1 0 0 0 1
Phil Mankowski, L (1, 5) OBP: 0.314, SLG: 0.347			0-0 G3 ①		0-0 F8 ③			0-0 4-3 ②		3 0 0 0 0 0 1
Tom Veryzer, R (1, 6) OBP: 0.230, SLG: 0.256 Bob Molinaro, L (8, PH) Chuck Scrivener, R (9, 6) OBP: 0.172, SLG: 0.102			0-0 F9 ②			0-0 6-3 ①		0-3 K ③		2 0 0 0 0 0 0 1 0 0 0 0 1 0 0 0 0 0 0 0 0


Inning Stats	R: 0	H: 1	E: 0	K: 2	S: 8	LOB: 1	BB: 0	P: 8	R: 0	H: 0	E: 0	K: 0	S: 2	LOB: 0	BB: 1	P: 6	R: 0	H: 0	E: 0	K: 0	S: 3	LOB: 0	BB: 0	P: 3	R: 0	H: 1	E: 0	K: 0	S: 3	LOB: 0	BB: 0	P: 3	R: 0	H: 1	E: 0	K: 0	S: 4	LOB: 1	BB: 0	P: 4	R: 0	H: 0	E: 0	K: 0	S: 3	LOB: 0	BB: 0	P: 3	R: 0	H: 1	E: 0	K: 0	S: 4	LOB: 1	BB: 0	P: 4	R: 0	H: 0	E: 0	K: 1	S: 5	LOB: 0	BB: 0	P: 5	R: 0	H: 0	E: 0	K: 0	S: 3	LOB: 0	BB: 0	P: 3	1B: 3	2B: 1	3B: 0	HR: 0	SF: 0	SAC: 0	DP: 0	HBP: 0	WP: 0	PA: 31
PITCHER Jim Palmer, R (1, 1) ERA: 3.2	IP: 9.0	WLS: W	BF: 30	H: 4	R: 0	ER: 0	SO: 3	BB: 1	IBB: 0	HBP: 0	BLK: 0	WP: 0	HR: 0	S: 35	P: 39	ERA: 0.00	WHIP: 0.556																																																																	
PITCHER	IP	WLS	BF	H	R	ER	SO	BB	IBB	HBP	BLK	WP	HR	S	P	ERA	WHIP																																																																	

BOTTOM

Baltimore Orioles @ Detroit Tigers
Tiger Stadium, Detroit, MI
Thu Sep 08 1977, 3:33 AM EDT
Att. 1,969 - Unknown

livebaseballscorecards.com

AB	29
R	0
H	4
RBI	0
BB	1
SO	3
LOB	5



Batter	1	2	3	4	5	6	7	8	9	AB R H RBI BB SO LOB	TOP	
Paul Dade, R (1, 8) OBP: 0.331, SLG: 0.358	0-0 6-3		0-0 5-3			0-0 F8			0-0 E5	4 0 0 0 0 0 1	Cleveland Indians @ Baltimore Orioles Memorial Stadium, Baltimore, MD Fri Sep 09 1977, 7:05 PM EDT Att. 5,930 - Unknown - 68 F livebaseballscorecards.com	
Duane Kuiper, L (1, 4) OBP: 0.325, SLG: 0.335 Charlie Spikes, R (9, PH) OBP: 0.317, SLG: 0.359	0-0 4-3		0-0 1-4-3			0-0 F4			0-0 G6-4-3	3 0 0 0 0 0 1 1 0 0 0 0 0 1		
Ron Pruitt, R (1, 9) OBP: 0.385, SLG: 0.419	0-0 5-3				0-0 L4				0-0 F7	3 0 0 0 0 0 0		
Andre Thornton, R (1, 3) OBP: 0.387, SLG: 0.574		0-0 F8			0-0 L9				0-0 F7	3 0 0 0 0 0 0		
Larvell Blanks, R (1, 5) OBP: 0.320, SLG: 0.417		0-0 6-3			0-0 3-1				0-0 F8	3 0 0 0 0 0 0		
Rico Carty, R (1, 10) OBP: 0.359, SLG: 0.427		0-0 F9			0-0 F9				0-0 1-3	3 0 0 0 0 0 0		
Bruce Bochte, L (1, 7) OBP: 0.360, SLG: 0.400			0-0 1B 2B		0-0 4-3				0-0 4-3	3 1 1 0 0 0 0		
Fred Kendall, R (1, 2) OBP: 0.268, SLG: 0.331			0-0 F4		0-0 6-3				0-0 F8	3 0 0 0 0 0 1		
Frank Duffy, R (1, 6) OBP: 0.249, SLG: 0.280			0-0 2-H 1B			0-0 F7			0-0 5-3	3 0 1 1 0 0 0		
Inning Stats	R: 0 H: 0 E: 0 LOB: 0 K: 0 BB: 0 S: 3 P: 3	R: 0 H: 0 E: 0 LOB: 0 K: 0 BB: 0 S: 3 P: 3	R: 1 H: 2 E: 0 LOB: 1 K: 0 BB: 0 S: 5 P: 5	R: 0 H: 0 E: 0 LOB: 0 K: 0 BB: 0 S: 3 P: 3	R: 0 H: 0 E: 0 LOB: 0 K: 0 BB: 0 S: 3 P: 3	R: 0 H: 0 E: 0 LOB: 0 K: 0 BB: 0 S: 3 P: 3	R: 0 H: 0 E: 0 LOB: 0 K: 0 BB: 0 S: 3 P: 3	R: 0 H: 0 E: 0 LOB: 0 K: 0 BB: 0 S: 3 P: 3	R: 0 H: 0 E: 1 LOB: 0 K: 0 BB: 0 S: 3 P: 3	1B: 1 SF: 0 2B: 1 SAC: 0 3B: 0 DP: 1 HR: 0 HBP: 0	WP: 0 PA: 29 PB: 0 SB: 0 CS: 0	
PITCHER Rudy May, L (1, 1) ERA: 3.66	IP WLS BF H R ER SO BB IBB HBP BLK WP HR S P ERA WHIP	9.0 W 29 2 1 1 0 0 0 0 0 0 0 0 29 29 1.00 0.222										



Batter	1	2	3	4	5	6	7	8	9
Al Bumbry, L OBP: 0.362, SLG: 0.396 (1, 8) (8, 7)	0-0 G4-3 1B	0-0 F9		0-0 6-3			0-0 FC4-2-5 1-3 2B	4-0 HR IBB	
Rich Dauer, R OBP: 0.288, SLG: 0.307 (1, 4) Terry Crowley, L OBP: 0.353, SLG: 0.588 (8, PH) Billy Smith, S OBP: 0.285, SLG: 0.311 (9, 4)	0-0 G4-3 1-2f		0-0 1B 1-3 1B		0-3 K		0-0 1-3	0-0 HR 1-H 2-H 3-H	
Pat Kelly, L OBP: 0.350, SLG: 0.378 (1, 7) Larry Harlow, L OBP: 0.283, SLG: 0.250 (8, 8)	4-0 1B 1B BB		0-0 1-3 1B		0-0 G3		0-0 FC4-2-5 2-3 3-H	0-0 3-1	
Ken Singleton, S OBP: 0.446, SLG: 0.525 (1, 9) Mike Dimmel, R (8, 9)	0-0 1-3 1B		0-0 1-3		0-3 K		0-3 K		
Eddie Murray, S OBP: 0.322, SLG: 0.436 (1, 10)	0-0 1-3 3-H 1B		0-0 4-0 BB			0-0 4-3		0-0 6-3	
Lee May, R OBP: 0.288, SLG: 0.407 (1, 3) Tony Muser, L OBP: 0.310, SLG: 0.295 (9, 3)	0-0 F7		0-0 F6		0-3 K		0-0 HR		
Doug DeCinces, R OBP: 0.346, SLG: 0.435 (1, 5)		0-0 6-3	0-0 F7		4-0 S BB		0-0 WP HR 2B		
Mark Belanger, R OBP: 0.285, SLG: 0.268 (1, 6)		0-0 S 1B		0-0 F4		0-0 F7 1-2	4-0 WP HR BB		
Dave Skaggs, R OBP: 0.346, SLG: 0.357 (1, 2)		0-0 F4 1-2		0-0 6-3			0-0 FC4-2-5 2B 1B	0-0 6-3 1-2 2-3	

Inning Stats	R: 1	H: 3	E: 0	K: 0	S: 5	LOB: 2	BB: 1	P: 9	R: 0	H: 1	E: 0	K: 0	S: 4	LOB: 1	BB: 0	P: 4	R: 1	H: 2	E: 0	K: 0	S: 5	LOB: 2	BB: 1	P: 9	R: 0	H: 0	E: 0	K: 2	S: 7	LOB: 0	BB: 0	P: 7	R: 0	H: 0	E: 0	K: 1	S: 5	LOB: 1	BB: 1	P: 9	R: 0	H: 2	E: 0	K: 1	S: 7	LOB: 2	BB: 0	P: 7	R: 5	H: 3	E: 0	K: 0	S: 6	LOB: 0	BB: 2	P: 14
--------------	------	------	------	------	------	--------	-------	------	------	------	------	------	------	--------	-------	------	------	------	------	------	------	--------	-------	------	------	------	------	------	------	--------	-------	------	------	------	------	------	------	--------	-------	------	------	------	------	------	------	--------	-------	------	------	------	------	------	------	--------	-------	-------

PITCHER	IP	WLS	BF	H	R	ER	SO	BB	IBB	HBP	BLK	WP	HR	S	P	ERA	WHIP
Al Fitzmorris, R ERA: 5.2 (1, 1)	7.2	L	36	10	5	5	4	4	0	0	0	1	1	40	56	5.87	1.826
Larry Andersen, R ERA: 3.48 (8, 1)	0.1		3	1	2	2	0	0	1	0	0	0	1	2	6	54.00	3.000

AB	R	H	RBI	BB	SO	LOB
4	1	2	0	1	0	1
4	1	1	0	0	1	3
1	1	1	4	0	0	0
0	0	0	0	0	0	0
3	1	1	0	1	0	2
1	0	0	0	0	0	0
4	0	1	1	0	2	3
0	0	0	0	0	0	0
3	0	1	1	1	0	0
4	1	1	1	0	1	4
0	0	0	0	0	0	0
3	1	1	0	1	0	2
3	1	1	0	1	0	1
4	0	1	0	0	0	3

AB	R	H	RBI	BB	SO	LOB
34	7	11	7	5	4	19

WP	HR	S	P	ERA	WHIP
1	1	40	56	5.87	1.826
1	1	2	6	54.00	3.000

WP	HR	S	P	ERA	WHIP
1	1	2	6	54.00	3.000

WP	HR	S	P	ERA	WHIP
1	1	2	6	54.00	3.000

WP	HR	S	P	ERA	WHIP
1	1	2	6	54.00	3.000

WP	HR	S	P	ERA	WHIP
1	1	2	6	54.00	3.000

WP	HR	S	P	ERA	WHIP
1	1	2	6	54.00	3.000

WP	HR	S	P	ERA	WHIP
1	1	2	6	54.00	3.000

WP	HR	S	P	ERA	WHIP
1	1	2	6	54.00	3.000

WP	HR	S	P	ERA	WHIP
1	1	2	6	54.00	3.000

WP	HR	S	P	ERA	WHIP
1	1	2	6	54.00	3.000

WP	HR	S	P	ERA	WHIP
1	1	2	6	54.00	3.000

WP	HR	S	P	ERA	WHIP
1	1	2	6	54.00	3.000

WP	HR	S	P	ERA	WHIP
1	1	2	6	54.00	3.000

WP	HR	S	P	ERA	WHIP
1	1	2	6	54.00	3.000

WP	HR	S	P	ERA	WHIP
1	1	2	6	54.00	3.000

WP	HR	S	P	ERA	WHIP
1	1	2	6	54.00	3.000

WP	HR	S	P	ERA	WHIP
1	1	2	6	54.00	3.000

WP	HR	S	P	ERA	WHIP
1	1	2	6	54.00	3.000

WP	HR	S	P	ERA	WHIP
1	1	2	6	54.00	3.000

WP	HR	S	P	ERA	WHIP
1	1	2	6	54.00	3.000

WP	HR	S	P	ERA	WHIP
1	1	2	6	54.00	3.000

WP	HR	S	P	ERA	WHIP
1	1	2	6	54.00	3.000

WP	HR	S	P	ERA	WHIP
1	1	2	6	54.00	3.000

WP	HR	S	P	ERA	WHIP
1	1	2	6	54.00	3.000

WP	HR	S	P	ERA	WHIP
1	1	2	6	54.00	3.000

WP	HR	S	P	ERA	WHIP
1	1	2	6	54.00	3.000

WP	HR	S	P	ERA	WHIP
1	1	2	6	54.00	3.000

WP	HR	S	P	ERA	WHIP
1	1	2	6	54.00	3.000

WP	HR	S	P	ERA	WHIP
1	1	2	6	54.00	3.000

WP	HR	S	P	ERA	WHIP
1	1	2	6	54.00	3.000

WP	HR	S	P	ERA	WHIP
1	1	2	6	54.00	3.000

WP	HR	S	P	ERA	WHIP
1	1	2	6	54.00	3.000

WP	HR	S	P	ERA	WHIP
1	1	2	6	54.00	3.000

WP	HR	S	P	ERA	WHIP
1	1	2	6	54.00	3.000

WP	HR	S	P	ERA	WHIP
1	1	2	6	54.00	3.000

WP	HR	S	P	ERA	WHIP
1	1	2	6	54.00	3.000

WP	HR	S	P	ERA	WHIP
1	1	2	6	54.00	3.000

WP	HR	S	P	ERA	WHIP
1	1	2	6	54.00	3.000

WP	HR	S	P	ERA	WHIP
1	1	2	6	54.00	3.000

WP	HR	S	P	ERA	WHIP
1	1	2	6	54.00	3.000

WP	HR	S	P	ERA	WHIP
1	1	2	6	54.00	3.000

WP	HR	S	P	ERA	WHIP
1	1	2	6	54.00	3.000

WP	HR	S	P	ERA	WHIP
1	1	2	6	54.00	3.000

WP	HR	S	P	ERA	WHIP
1	1	2	6	54.00	3.000

WP	HR	S	P	ERA	WHIP
1	1	2	6	54.00	3.000

WP	HR	S	P	ERA	WHIP
1	1	2	6	54.00	3.000

WP	HR	S	P	ERA	WHIP
1	1	2	6	54.00	3.000

WP	HR	S	P	ERA	WHIP
1	1	2	6	54.00	3.000

WP	HR	S	P	ERA	WHIP
1	1	2	6	54.00	3.000

WP	HR	S	P	ERA	WHIP
1	1	2	6	54.00	3.000

WP	HR	S	P	ERA	WHIP
1	1	2	6	54.00	3.000

WP	HR	S	P	ERA	WHIP
1	1	2	6	54.00	3.000

WP	HR	S	P	ERA	WHIP
1	1	2	6	54.00	3.000

WP	HR	S	P	ERA	WHIP
1	1	2	6		

Batter	1	2	3	4	5	6	7	8	9	10	11	AB R H RBI BB SO LOB	TOP												
Paul Dade, R OBP: 0.329, SLG: 0.355 (1, 8)	0-0 4-3		0-0 1-3 1B			0-0 1-3		0-0 F8	0-0 FC4-6		0-0 6-3	6 0 1 1 0 0 4	Cleveland Indians @ Baltimore Orioles Memorial Stadium, Baltimore, MD Sat Sep 10 1977, 7:05 PM EDT Att. 8,748 - Unknown - 85 F												
Duane Kuiper, L OBP: 0.324, SLG: 0.333 (1, 4)	0-0 F8		0-0 F7			0-0 1B 1B		0-0 L7	0-0 5-3			5 0 1 0 0 0 5													
Ron Pruitt, R OBP: 0.386, SLG: 0.418 (1, 9) (9, 2)	0-0 6-3			0-0 F8		0-0 1-2 1B			0-0 1B 1B	0-0 5-3		5 1 2 0 0 0 0													
Andre Thornton, R OBP: 0.384, SLG: 0.569 (1, 3)		0-0 4-3		0-0 5-3		0-0 F8			0-0 1B SF9 1B	0-0 F5		5 1 1 0 0 0 2													
Larvell Blanks, R OBP: 0.318, SLG: 0.412 (1, 5)		0-0 F8		0-0 6-3			0-0 6-3		0-0 1-3 2-H 2B 1B	0-3 K		5 1 1 1 0 1 0													
Rico Carty, R OBP: 0.358, SLG: 0.425 (1, 10)		0-3 K			0-0 CS 1B		0-3 K		0-0 SF9		0-0 6-3	4 0 1 1 0 2 0													
Bruce Bochte, L OBP: 0.359, SLG: 0.398 Alfredo Griffin, S (9, PR) (9, 6)			0-3 K		0-3 K		0-0 4-3		4-0 3-H BB BB BB 1-2 2B FC4-6 BB		0-3 K	3 0 0 0 1 2 1 1 1 0 0 0 1 0													
Fred Kendall, R OBP: 0.269, SLG: 0.331 John Lowenstein, L OBP: 0.350, SLG: 0.401 (9, PH) (9, 9)			0-0 F9		0-3 K			0-0 1B	0-0 FC4-6 1-3 2-H 2B		0-0 HR	3 0 1 0 0 1 0 2 1 2 2 0 0 0													
Frank Duffy, R OBP: 0.247, SLG: 0.277 Jim Norris, L OBP: 0.356, SLG: 0.361 (9, PH) (9, 7)			0-0 E3 1B			0-0 5-3		0-0 F4	4-0 FC4-6 IBB		0-0 2B	3 0 0 0 0 0 1 1 0 1 0 1 0 0													
Inning Stats	R: 0 E: 0 K: 3 S: 3	H: 0 LOB: 0 BB: 0 P: 3	R: 0 E: 0 K: 1 S: 5	H: 0 LOB: 0 BB: 0 P: 5	R: 0 E: 1 K: 1 S: 7	H: 1 LOB: 2 BB: 0 P: 7	R: 0 E: 0 K: 2 S: 3	H: 0 LOB: 0 BB: 0 P: 3	R: 0 E: 0 K: 2 S: 7	H: 1 LOB: 0 BB: 0 P: 7	R: 0 E: 0 K: 1 S: 5	H: 0 LOB: 0 BB: 0 P: 5		R: 0 E: 0 K: 1 S: 4	H: 1 LOB: 1 BB: 0 P: 4	R: 4 E: 0 K: 0 S: 7	H: 4 LOB: 2 BB: 2 P: 15	R: 0 E: 0 K: 1 S: 5	H: 0 LOB: 0 BB: 0 P: 5	R: 1 E: 0 K: 1 S: 7	H: 2 LOB: 1 BB: 0 P: 7	1B: 8 2B: 2 3B: 0 HR: 1	SF: 1 SAC: 0 DP: 0 HBP: 0	WP: 0 PB: 0 SB: 0 CS: 1	PA: 46
PITCHER	IP WLS BF H R ER SO BB IBB HBP BLK WP HR S P ERA WHIP													IP WLS BF H R ER SO BB IBB HBP BLK WP HR S P ERA WHIP											
Mike Flanagan, L ERA: 3.61 (1, 1)	8.0	32	8	3	3	5	0	0	0	0	0	0	0	0	42	42	3.38	1.000							
Dick Drago, R ERA: 3.16 (9, 1)	0.1	2	0	0	0	0	1	0	0	0	0	0	0	0	1	5	0.00	3.000							
Dennis Martinez, R ERA: 3.67 (9, 1)	2.2	W	12	3	2	2	2	0	1	0	0	0	0	1	15	19	6.75	1.125							

livebaseballscores.com

AB	43
R	5
H	11
RBI	5
BB	2
SO	7
LOB	13



Batter	1	2	3	4	5	6	7	8	9	10	11	AB R H RBI BB SO LOB
Elliott Maddox, R (1, 8) OBP: 0.348, SLG: 0.385	0-0 FC6-4 1B		0-0 G5-4-3			4-0 SH3 BB	0-0 F9			0-0 F9		4 0 1 0 1 0 3
Rich Dauer, R (1, 4) OBP: 0.285, SLG: 0.303	0-0 FC6-4		0-0 4-3			0-0 SH3						3 0 0 0 0 0 2
Pat Kelly, L (11, PH) OBP: 0.352, SLG: 0.380	0-0 FC6-4					1-2 SH3						1 1 1 0 0 0 0
Ken Singleton, S (1, 9) OBP: 0.446, SLG: 0.523	0-0 G6-4-3					4-0 G6-4-3 BB						2 0 0 0 2 0 1
Tony Muser, L (9, 3) OBP: 0.315, SLG: 0.295	0-0 G6-4-3					4-0 G6-4-3 IBB						0 1 0 0 1 0 0
Lee May, R (1, 3) OBP: 0.286, SLG: 0.404		0-0 5-3				0-0 G6-4-3						4 0 0 0 0 1 3
Mike Dimmel, R (9, 9)		0-0 5-3				0-0 G6-4-3						0 0 0 0 0 0 0
Eddie Murray, S (1, 10) OBP: 0.322, SLG: 0.436		0-0 5-3				0-0 6-3						5 1 2 1 0 1 0
Doug DeCinces, R (1, 5) OBP: 0.348, SLG: 0.435		4-0 FC6-4 BB				0-0 E5 1B						4 2 2 1 1 0 0
Andres Mora, R (1, 7) OBP: 0.273, SLG: 0.500		0-0 FC6-4				0-0 FC5-4 1B						3 1 2 3 0 0 1
Al Bumbry, L (9, 7) OBP: 0.361, SLG: 0.396		0-0 FC6-4				1-3 FC5-4 1B						1 0 0 0 0 1 0
Mark Belanger, R (1, 6) OBP: 0.285, SLG: 0.266			4-0 G5-4-3 BB			0-0 FC5-4 1B						3 0 0 0 1 0 2
Dave Skaggs, R (1, 2) OBP: 0.348, SLG: 0.353			4-0 G5-4-3 BB			0-0 FC5-4 1B						2 0 0 0 1 0 1
Tom Shopay, L (10, PH) OBP: 0.273, SLG: 0.275			4-0 G5-4-3 BB			0-0 G4-3-6-3						0 0 0 0 1 0 0
Rick Dempsey, R (11, 2) OBP: 0.314, SLG: 0.323			1-2 G5-4-3 BB			1-2 G4-3-6-3						0 0 0 0 0 0 0

Inning Stats	R: 0	H: 1	R: 0	H: 0	R: 0	H: 0	R: 0	H: 0	R: 1	H: 1	R: 0	H: 0	R: 3	H: 3	R: 0	H: 0	R: 0	H: 0	R: 0	H: 0	R: 2	H: 3	1B: 7	SF: 0	WP: 0	PA: 42	
	E: 0	LOB: 0	E: 0	LOB: 1	E: 0	LOB: 0	E: 0	LOB: 0	E: 1	LOB: 0	E: 0	LOB: 1	E: 0	LOB: 0	E: 0	LOB: 0	E: 0	LOB: 0	E: 0	LOB: 0	E: 0	LOB: 2	2B: 0	SAC: 2	PB: 0		
	K: 0	BB: 0	K: 0	BB: 1	K: 0	BB: 2	K: 0	BB: 1	K: 0	BB: 0	K: 0	BB: 2	K: 1	BB: 0	K: 2	BB: 0	K: 0	BB: 1	K: 0	BB: 1	K: 0	BB: 1	3B: 0	DP: 5	SB: 0		
	S: 3	P: 3	S: 3	P: 7	S: 2	P: 10	S: 2	P: 6	S: 4	P: 4	S: 2	P: 10	S: 5	P: 5	S: 7	P: 7	S: 2	P: 6	S: 4	P: 8	S: 4	P: 8	HR: 1	HBP: 0	CS: 1		
PITCHER	IP	WLS	BF	H	R	ER	SO	BB	IBB	HBP	BLK	WP	HR	S	P	ERA	WHIP										
Rick Waits, L (1, 1) ERA: 4.12	7.0		28	5	4	3	0	5	1	0	0	0	1	22	46	3.86	1.429										
Larry Andersen, R (8, 1) ERA: 3.18	1.0		3	0	0	0	1	0	0	0	0	0	0	5	5	0.00	0.000										
Jim Kern, R (9, 1) ERA: 3.36	2.1	L	11	3	2	2	2	2	0	0	0	0	0	13	21	7.71	2.143										

BOTTOM

Cleveland Indians @ Baltimore Orioles
 Memorial Stadium, Baltimore, MD
 Sat Sep 10 1977, 7:05 PM EDT
 Att. 8,748 - Unknown - 85 F

livebaseballscores.com

AB	32
R	6
H	8
RBI	5
BB	8
SO	3
LOB	13



Batter	1	2	3	4	5	6	7	8	9	AB R H RBI BB SO LOB	TOP									
Paul Dade, R (1, 8) OBP: 0.330, SLG: 0.356	0-0 G4-3 1B		0-0 L5		0-0 4-3		0-0 1B		0-0 F9	5 0 2 1 0 0 1										
Duane Kuiper, L (1, 4) OBP: 0.322, SLG: 0.331	0-0 G4-3 1-2f		0-0 G3		0-0 F7		0-0 F8			4 0 0 0 0 0 3										
Ron Pruitt, R (1, 9) OBP: 0.388, SLG: 0.417	0-0 1B 1B			0-0 G3		0-0 4-3		4-0 1B SF9 BB		3 1 1 0 1 0 0										
Andre Thornton, R (1, 3) OBP: 0.385, SLG: 0.571	0-0 1-2 1B		0-3 K		0-0 HR 2B		0-0 F7			4 1 2 0 0 1 1										
Larvell Blanks, R (1, 5) OBP: 0.317, SLG: 0.410	0-3 K			0-0 F8		0-0 6-3		0-0 1-3 1B		4 0 1 0 0 1 3										
Rico Carty, R (1, 10) OBP: 0.359, SLG: 0.433		0-0 4-3			4-0 FC6-4 1B 2B BB		0-0 HR		0-0 SF9	2 2 1 3 1 0 0										
Bruce Bochte, L (1, 7) OBP: 0.358, SLG: 0.396		0-0 G3			0-0 FC6-4 1-2 1B		0-0 F9		0-3 K	4 0 1 0 0 1 1										
Fred Kendall, R (1, 2) OBP: 0.270, SLG: 0.328		0-0 6-3			0-0 FC6-4 2B 4-3 1-2f 2-3				0-0 L9	2 1 0 0 1 0 2										
Jim Norris, L (9, PH) OBP: 0.355, SLG: 0.360									0-0 1 0 0 0 0 0 0											
Frank Duffy, R (1, 6) OBP: 0.248, SLG: 0.281			0-0 4-3						0-0 3 0 1 1 0 0 1											
John Lowenstein, L (9, PH) OBP: 0.348, SLG: 0.399					0-0 4-3 1-3 3-H 2B		0-0 G6-4-3 1-2f		0-0 5-3	1 0 0 0 0 0 0										
Inning Stats	R: 0 E: 0 K: 1 S: 7	H: 3 LOB: 2 BB: 0 P: 7	R: 0 E: 0 K: 0 S: 3	H: 0 LOB: 0 BB: 0 P: 3	R: 0 E: 0 K: 0 S: 3	H: 0 LOB: 0 BB: 0 P: 3	R: 0 E: 0 K: 1 S: 5	H: 0 LOB: 0 BB: 0 P: 5	R: 2 E: 0 K: 0 S: 5	H: 2 LOB: 0 BB: 0 P: 5	R: 0 E: 0 K: 0 S: 3	H: 1 LOB: 1 BB: 1 P: 7	R: 1 E: 0 K: 1 S: 6	H: 1 LOB: 1 BB: 1 P: 10	R: 0 E: 0 K: 0 S: 3	H: 0 LOB: 0 BB: 0 P: 3	1B: 6 2B: 2 3B: 0 HR: 1	SF: 1 SAC: 0 DP: 2 HBP: 0	WP: 0 PB: 0 SB: 0 CS: 0	PA: 37
PITCHER	IP WLS BF H R ER SO BB IBB HBP BLK WP HR S P ERA WHIP																			
Ross Grimsley, L (1, 1) ERA: 3.94	7.0 W 30 8 5 5 2 3 0 0 0 0 0 1 31 43 6.43 1.571																			
Dick Drago, R (8, 1) ERA: 3.05	2.0 7 1 0 0 1 0 0 0 0 0 0 0 9 9 0.00 0.500																			

Cleveland Indians @ Baltimore Orioles
 Memorial Stadium, Baltimore, MD
 Sun Sep 11 1977, 3:33 AM EDT
 Att. 12,540 - Unknown - 74 F

livebaseballscorecards.com

AB	33
R	5
H	9
RBI	5
BB	3
SO	3
LOB	12



Batter	1	2	3	4	5	6	7	8	9	AB	R	H	RBI	BB	SO	LOB	BOTTOM			
Al Bumbry, L OBP: 0.363, SLG: 0.396 (1, 8) (7, 7)	0-0 S 2B 1B	0-0 FC3-5-2-5 1-3 3-H 1B		0-0 6-3	0-0			4-0 SH3-4 BB		4	2	2	0	1	0	2				
Billy Smith, S OBP: 0.285, SLG: 0.313 (1, 4)	0-0 F5 1-2	0-0 L3		0-0 1B 2B	0-0 4-3			0-0 SH3-4 1-2		4	1	1	0	0	0	4				
Pat Kelly, L Elliott Maddox, R OBP: 0.356, SLG: 0.381 OBP: 0.344, SLG: 0.380 (1, 7) (7, 8)	4-0 2B 1B BB	4-0 1B BB		0-0 6-3 2-H 1B		0-3 K		0-3 K		2	1	1	1	2	1	0				
Ken Singleton, S Mike Dimmel, R OBP: 0.448, SLG: 0.525 (8, PR) (9, 9)	0-0 1B 2B	0-0 1B		0-0 6-3 1-2		0-3 K		4-0 IBB		4	1	2	3	1	1	1				
Eddie Murray, S Tony Muser, L OBP: 0.321, SLG: 0.434 OBP: 0.315, SLG: 0.295 (1, 3) (9, 3)	0-3 K		0-0 L8	0-0 4-3		0-0 1B		0-0 G3		5	0	1	0	0	1	5				
Doug DeCinces, R OBP: 0.351, SLG: 0.443 (1, 5)	0-0 2-H 3-H 1B		4-0 S 2B BB		0-0 HR	0-0 F7				3	2	2	3	1	0	1				
Andres Mora, R OBP: 0.273, SLG: 0.500 (1, 10)	0-3 K		0-3 K		0-0 4-3 SF7 2B		0-0 F7			4	1	1	0	0	2	2				
Mark Belanger, R OBP: 0.287, SLG: 0.274 (1, 6)		0-0 1B FC3-5-2-5 2B	0-0 2-H 2B		0-0 4-3		0-3 K			4	0	2	1	0	1	1				
Dave Skaggs, R OBP: 0.344, SLG: 0.353 (1, 2)		0-0 FC3-5-2-5 2-3 1B 1B	0-0 4-3		0-0 SF7 3-H		0-3 K			3	1	1	1	0	1	1				
Inning Stats	R: 3 E: 0 K: 2 S: 10	H: 3 LOB: 1 BB: 1 P: 14	R: 2 E: 0 K: 0 S: 5	H: 3 LOB: 2 BB: 1 P: 9	R: 1 E: 0 K: 1 S: 6	H: 1 LOB: 1 BB: 1 P: 10	R: 1 E: 0 K: 0 S: 5	H: 2 LOB: 1 BB: 0 P: 5	R: 2 E: 0 K: 0 S: 6	H: 3 LOB: 1 BB: 0 P: 6	R: 0 E: 0 K: 2 S: 8	H: 1 LOB: 1 BB: 0 P: 8	R: 0 E: 0 K: 2 S: 7	H: 0 LOB: 0 BB: 0 P: 7	R: 0 E: 0 K: 1 S: 5	H: 0 LOB: 2 BB: 2 P: 13	1B: 7 2B: 5 3B: 0 HR: 1	SF: 1 SAC: 1 DP: 0 HBP: 0	WP: 0 PB: 0 SB: 2 CS: 0	PA: 41 ERA WHIP
PITCHER	IP WLS BF H R ER SO	IP WLS BF H R ER SO	IP WLS BF H R ER SO	IP WLS BF H R ER SO	IP WLS BF H R ER SO	IP WLS BF H R ER SO	IP WLS BF H R ER SO	IP WLS BF H R ER SO	IP WLS BF H R ER SO	IP WLS BF H R ER SO	IP WLS BF H R ER SO	IP WLS BF H R ER SO	IP WLS BF H R ER SO	IP WLS BF H R ER SO	IP WLS BF H R ER SO	IP WLS BF H R ER SO	WP HR S P ERA WHIP	WP HR S P ERA WHIP		
Pat Dobson, R ERA: 6.14 (1, 1)	3.0 L	18 7	6 6	3 3	0 0	0 0	0 0	0 0	0 0	0 0	0 0	0 0	0 0	0 0	0 0	0 0	0 0	0 0		
Tom Buskey, R ERA: 5.29 (4, 1)	2.0	11 5	3 3	0 0	0 0	0 0	0 0	0 0	0 0	0 0	0 0	0 0	0 0	0 0	0 0	0 0	0 0	0 0		
Sid Monge, L ERA: 5.4 (6, 1)	1.0	4 1	0 0	2 2	0 0	0 0	0 0	0 0	0 0	0 0	0 0	0 0	0 0	0 0	0 0	0 0	0 0	0 0		
Cardell Camper, R ERA: (7, 1)	2.0	8 0	0 0	3 3	1 1	1 1	0 0	0 0	0 0	0 0	0 0	0 0	0 0	0 0	0 0	0 0	0 0	0 0		

Cleveland Indians @ Baltimore Orioles
Memorial Stadium, Baltimore, MD

Sun Sep 11 1977, 3:33 AM EDT
Att: 12,540 - Unknown - 74 F

livebaseballscorecards.com

AB	34
R	9
H	13
RBI	9
BB	5
SO	8
LOB	18



Batter	1	2	3	4	5	6	7	8	9	AB R H RBI BB SO LOB	TOP	
Al Bumbry, L (1, 8) <small>OBP: 0.366, SLG: 0.401</small> (8, 7)	0-0 1B	0-0 1B		0-0 P6		0-0 F7		0-0 1B 2B	5 2 3 0 0 0 3	Baltimore Orioles @ Toronto Blue Jays Exhibition Stadium, Toronto, ON Mon Sep 12 1977, 7:05 PM EDT Att. 13,498 - Unknown		
Rich Dauer, R (1, 4) <small>OBP: 0.284, SLG: 0.302</small> Billy Smith, S (1, PR) <small>OBP: 0.284, SLG: 0.312</small> (1, 4)	0-0 E3 1-3	0-0 3-1			0-0 F9	0-3 K		0-0 2-H 1B	1 0 0 0 0 0 1 4 0 1 1 0 1 4			
Pat Kelly, L (1, 10) <small>OBP: 0.354, SLG: 0.376</small>	0-0 L3 1-2		4-0 1B S BB		0-3 K		0-3 K	0-0 F8	4 1 0 0 1 2 3			
Ken Singleton, S (1, 9) <small>OBP: 0.446, SLG: 0.522</small> Mike Dimmel, R (8, 9)	0-0 1B 3-H		0-3 K		0-0 P6		0-0 F8	0-3 K	4 0 1 1 0 1 1 1 0 0 0 0 1 1			
Eddie Murray, S (1, 3) <small>OBP: 0.321, SLG: 0.432</small> Tony Muser, L (9, 3) <small>OBP: 0.315, SLG: 0.295</small>	0-0 F8		0-0 G5-4-3 1B 2-H			0-0 G3	0-0 6-3		4 0 1 1 0 0 1 0 0 0 0 0 0 0			
Doug DeCinces, R (1, 5) <small>OBP: 0.352, SLG: 0.445</small>		0-0 F7	0-0 G5-4-3			0-0 E 2B		4-0 G6-4-3 BB	3 1 1 0 1 0 1			
Andres Mora, R (1, 7) <small>OBP: 0.277, SLG: 0.500</small> Elliott Maddox, R (8, 8) <small>OBP: 0.344, SLG: 0.380</small>		0-0 FC5-4 1B		0-0 FC1-6 1B		0-0 FC5 1B 2-H		0-3 K	4 1 2 0 0 1 1 0 0 0 0 0 0 0			
Kiko Garcia, R (1, 6) <small>OBP: 0.250, SLG: 0.287</small> Mark Belanger, R (8, 6) <small>OBP: 0.287, SLG: 0.274</small>		0-0 FC5-4 1B 1-2f		0-0 FC1-6 5-3 1-2f		0-0 1B 2-3		0-0 G6-4-3 1-2f	4 1 1 0 0 0 3 0 0 0 0 0 0 0			
Dave Skaggs, R (1, 2) <small>OBP: 0.347, SLG: 0.356</small>		0-0 1B 1-H		0-0 5-3 1-2		0-0 1B 1-3 3-H		0-0 P5	4 0 2 2 0 0 1			
Inning Stats	R: 1 H: 2 E: 1 LOB: 1 K: 0 BB: 0 S: 5 P: 5	R: 1 H: 3 E: 0 LOB: 2 K: 0 BB: 0 S: 6 P: 6	R: 1 H: 1 E: 0 LOB: 0 K: 1 BB: 1 S: 5 P: 9	R: 0 H: 1 E: 0 LOB: 1 K: 0 BB: 0 S: 4 P: 4	R: 0 H: 0 E: 0 LOB: 0 K: 1 BB: 0 S: 5 P: 5	R: 2 H: 3 E: 1 LOB: 2 K: 1 BB: 0 S: 9 P: 9	R: 0 H: 0 E: 0 LOB: 0 K: 1 BB: 0 S: 5 P: 5	R: 0 H: 0 E: 0 LOB: 0 K: 1 BB: 1 S: 4 P: 8	R: 1 H: 2 E: 0 LOB: 1 K: 1 BB: 0 S: 7 P: 7	1B: 10 SF: 0 2B: 3 SAC: 0 3B: 0 DP: 3 HR: 0 HBP: 0	WP: 0 PA: 40 PB: 0 SB: 2 CS: 0	
PITCHER Dave Lemanczyk, R (1, 1) <small>ERA: 4.35</small> Jerry Johnson, R (9, 1) <small>ERA: 4.39</small>	IP WLS BF H R ER SO BB IBB HBP BLK WP HR S P ERA WHIP 8.1 L 38 12 6 5 5 2 0 0 0 0 0 0 46 54 5.40 1.680											PITCHER IP WLS BF H R ER SO BB IBB HBP BLK WP HR S P ERA WHIP

livebaseballscores.com

AB	38
R	6
H	12
RBI	5
BB	2
SO	6
LOB	20



Batter	1	2	3	4	5	6	7	8	9	AB	R	H	RBI	BB	SO	LOB
Steve Staggs, R (1, 4) OBP: 0.340, SLG: 0.362	0-0 L8	0-3 K			0-0 1B			4-0 1B 1B BB	0-0 FC3-6 3B	4	1	2	2	1	1	2
Al Woods, L (1, 7) OBP: 0.339, SLG: 0.382	0-0 F8 BB 1B		0-0 F9		0-0 6-3			0-0 1B 1B	4-0 FC3-6 BB	4	0	2	0	1	0	1
Roy Howell, L (1, 5) OBP: 0.371, SLG: 0.408	4-0 1-2 BB		0-0 4-3			0-0 G6-3 1B		0-0 F8	0-0 FC3-6	4	0	1	1	1	0	3
Ron Fairly, L (1, 10) OBP: 0.368, SLG: 0.479	0-0 F8		0-0 G3			0-3 K		0-0 FC5-4 1B	0-0 G3	5	0	1	0	0	1	4
Doug Ault, R (1, 3) OBP: 0.318, SLG: 0.395	0-0 F8			0-0 6-3		0-0 G6-3		0-3 K		4	0	0	0	0	1	6
Gary Woods, R (1, 8) OBP: 0.250, SLG: 0.260		0-0 5-3		0-3 K			0-3 K	0-0 FC5-4		3	0	0	0	0	2	0
Sam Ewing, L (8, PH) OBP: 0.342, SLG: 0.381										1	0	0	0	0	0	3
Otto Velez, R (9, 9) OBP: 0.363, SLG: 0.450										0	0	0	0	0	0	0
Steve Bowling, R (1, 9) OBP: 0.329, SLG: 0.287		4-0 1B BB		0-0 F8			0-0 4-3		0-0 1B 3B 1B	3	1	1	0	1	0	0
Alan Ashby, S (1, 2) OBP: 0.299, SLG: 0.286		0-0 1-3 1B			0-0 P4		0-0 1B		0-0 1-2 3B 1B	4	1	3	0	0	0	0
Tim Nordbrook, R (1, 6) OBP: 0.310, SLG: 0.188		0-3 K			0-0 F9		0-3 K		0-3 K	4	0	0	0	0	3	5

Inning Stats	R: 0	H: 1	E: 0	LOB: 2	K: 0	BB: 1	S: 4	R: 0	H: 1	E: 0	LOB: 2	K: 2	BB: 1	S: 8	R: 0	H: 0	E: 0	LOB: 0	K: 0	BB: 0	S: 3	R: 0	H: 0	E: 0	LOB: 0	K: 1	BB: 0	S: 5	R: 0	H: 1	E: 0	LOB: 1	K: 0	BB: 0	S: 4	R: 0	H: 1	E: 0	LOB: 0	K: 1	BB: 0	S: 5	R: 0	H: 2	E: 0	LOB: 3	K: 1	BB: 1	S: 7	R: 3	H: 3	E: 0	LOB: 1	K: 1	BB: 1	S: 8	1B: 9	SF: 0	2B: 0	SAC: 0	3B: 1	DP: 1	HR: 0	HBP: 0	WP: 0	PA: 40
--------------	------	------	------	--------	------	-------	------	------	------	------	--------	------	-------	------	------	------	------	--------	------	-------	------	------	------	------	--------	------	-------	------	------	------	------	--------	------	-------	------	------	------	------	--------	------	-------	------	------	------	------	--------	------	-------	------	------	------	------	--------	------	-------	------	-------	-------	-------	--------	-------	-------	-------	--------	-------	--------

PITCHER	IP	WLS	BF	H	R	ER	SO	BB	IBB	HBP	BLK	WP	HR	S	P	ERA	WHIP
Jim Palmer, R (1, 1) ERA: 3.11	8.0	W	33	7	0	0	7	3	0	0	0	0	0	44	56	0.00	1.250
Dennis Martinez, R (9, 1) ERA: 3.84	0.1		5	3	3	3	1	1	0	0	0	0	0	6	10	81.00	12.000
Tippy Martinez, L (9, 1) ERA: 2.61	0.2	S	2	0	0	0	0	0	0	0	0	0	0	2	2	0.00	0.000

BOTTOM

Baltimore Orioles @ Toronto Blue Jays
Exhibition Stadium, Toronto, ON
Mon Sep 12 1977, 7:05 PM EDT
Att. 13,498 - Unknown

livebaseballscorecards.com

AB	36
R	3
H	10
RBI	3
BB	4
SO	8
LOB	24



Batter	1	2	3	4	5	6	7	8	9	AB R H RBI BB SO LOB	TOP	
Al Bumby, L (1, 8) <small>OBP: 0.366, SLG: 0.401</small> (8, 7)	0-0 		0-0 		0-0 			0-0 	0-3 	5 1 2 0 0 1 1		
Billy Smith, S (1, 4) <small>OBP: 0.283, SLG: 0.309</small> (8, 7)	4-0 		0-3 		0-0 			0-3 	0-0 	4 0 0 0 1 2 2		
Pat Kelly, L (1, 7) <small>OBP: 0.350, SLG: 0.372</small> Elliott Maddox, R (8, 8) <small>OBP: 0.351, SLG: 0.380</small>	0-0 			0-0 		0-3 		0-0 	4-0 	4 1 0 0 0 1 2 0 0 0 0 1 0 0		
Ken Singleton, S (1, 9) <small>OBP: 0.448, SLG: 0.523</small> Mike Dimmel, R (8, PR) (8, 9)	0-0 			0-0 		0-0 		4-0 	0-0 	3 1 2 0 1 0 2 0 1 0 0 0 0 0		
Terry Crowley, L (9, PH) <small>OBP: 0.333, SLG: 0.556</small> Larry Harlow, L (9, 9) <small>OBP: 0.283, SLG: 0.250</small>	1-2 			0-0 		0-0 		4-0 	0-0 	1 0 0 0 0 0 1 0 0 0 0 0 0 0		
Lee May, R (1, 10) <small>OBP: 0.289, SLG: 0.410</small>		4-0 		0-0 		0-0 		4-0 		2 2 1 3 2 0 1		
Eddie Murray, S (1, 3) <small>OBP: 0.319, SLG: 0.429</small>		0-3 		0-0 		0-0 		1-2 	0-0 	4 0 0 1 0 1 3		
Doug DeCinces, R (1, 5) <small>OBP: 0.352, SLG: 0.442</small>			0-0 		4-0 		0-0 	0-0 		3 0 0 0 1 0 3		
Mark Belanger, R (1, 6) <small>OBP: 0.287, SLG: 0.274</small>			0-3 		0-0 	0-3 		0-0 	1-2 	4 0 1 1 0 3 1		
Rick Dempsey, R (1, 2) <small>OBP: 0.313, SLG: 0.319</small>			4-0 		0-0 		0-0 	0-3 		3 0 0 0 1 1 2		
Inning Stats	R: 0 H: 0 E: 0 LOB: 1 K: 0 BB: 1 S: 3 P: 7	R: 0 H: 0 E: 0 LOB: 1 K: 2 BB: 1 S: 7 P: 11	R: 0 H: 0 E: 0 LOB: 0 K: 1 BB: 1 S: 4 P: 8	R: 2 H: 2 E: 0 LOB: 0 K: 0 BB: 1 S: 4 P: 8	R: 0 H: 1 E: 0 LOB: 1 K: 1 BB: 0 S: 6 P: 6	R: 0 H: 1 E: 0 LOB: 1 K: 1 BB: 0 S: 6 P: 6	R: 0 H: 0 E: 0 LOB: 0 K: 1 BB: 0 S: 5 P: 5	R: 4 H: 2 E: 2 LOB: 2 K: 2 BB: 2 S: 11 P: 19	R: 0 H: 0 E: 0 LOB: 1 K: 1 BB: 1 S: 5 P: 9	1B: 5 SF: 0 2B: 0 SAC: 0 3B: 0 DP: 1 HR: 1 HBP: 0	WP: 0 PA: 41 PB: 0 SB: 0 CS: 1	
PITCHER Jesse Jefferson, R (1, 1) <small>ERA: 4.36</small> Pete Vuckovich, R (8, 1) <small>ERA: 3.62</small>	IP WLS BF H R ER SO BB IBB HBP BLK WP HR S P ERA WHIP 7.1 L 32 5 6 2 7 5 1 0 0 0 0 1 40 64 2.46 1.364											PITCHER IP WLS BF H R ER SO BB IBB HBP BLK WP HR S P ERA WHIP 1.2 8 1 0 0 2 1 0 0 0 0 0 0 11 15 0.00 1.200

Baltimore Orioles @ Toronto Blue Jays
 Exhibition Stadium, Toronto, ON
 Wed Sep 14 1977, 7:05 PM EDT
 Att: 19,048 - Unknown

AB	33
R	6
H	6
RBI	5
BB	7
SO	9
LOB	18



Batter	1	2	3	4	5	6	7	8	9	AB	R	H	RBI	BB	SO	LOB
Steve Staggs, R OBP: 0.337, SLG: 0.357 (1, 4)	0-0 F8	0-0 9-2			0-0 FC4-6		0-0 6-3	4-0 BB		4	0	0	1	1	0	3
Al Woods, L OBP: 0.338, SLG: 0.381 (1, 7)	0-3 K		0-0 F8		0-3 K		0-0 1B	0-0 SF9		4	0	1	0	0	2	1
Doug Rader, R OBP: 0.344, SLG: 0.442 (8, PH)										0	0	0	1	0	0	0
Hector Torres, R OBP: 0.290, SLG: 0.361 (9, 6)										0	0	0	0	0	0	0
Doug Ault, R OBP: 0.317, SLG: 0.393 (1, 3)	0-0 BB 1B		0-0 4-3		0-0 FC6-4		0-0 P6	0-0 P4		5	0	1	0	0	0	4
Otto Velez, R OBP: 0.368, SLG: 0.456 (1, 10)	4-0 1-2 BB		0-0 1B		0-0 4-3 FC5-2 2B		0-0 1B 1B	0-0 L5		4	1	3	0	1	0	0
Roy Howell, L OBP: 0.369, SLG: 0.404 (1, 5)	0-0 F8		0-3 K		0-0 4-3		0-0 1B 1B	0-3 K		5	1	1	0	0	2	4
Gary Woods, R OBP: 0.248, SLG: 0.258 (1, 8)		0-0 6-3		0-0 F9		0-0 FC5-2		0-0 1B 1B BB 1B		5	1	1	1	0	0	1
Steve Bowling, R OBP: 0.335, SLG: 0.290 (1, 9)		0-0 2B 1B		0-0 F8		4-0 1-2 BB		0-0 1-3		2	1	1	0	1	0	0
Sam Ewing, L OBP: 0.340, SLG: 0.379 (8, PH)										1	0	0	0	0	0	2
Rick Cerone, R OBP: 0.230, SLG: 0.257 (1, 2)		0-0 1B 9-2 2B		0-0 F8		0-0 F7		0-0 BB BB SF9 1B		4	1	2	2	0	0	2
Tim Nordbrook, R OBP: 0.328, SLG: 0.200 (1, 6)		0-0 1B			4-0 FC4-6 BB		0-0 F8	4-0 SF9 BB		2	0	1	0	1	0	0
Ron Fairly, L OBP: 0.370, SLG: 0.479 (8, PH)										0	0	0	0	1	0	0
John Scott, R OBP: 0.264, SLG: 0.300 (8, PR)										0	0	0	0	0	0	0
John Scott, R OBP: 0.264, SLG: 0.300 (9, 7)										0	0	0	0	0	0	0

Inning Stats	R: 0	H: 1	E: 0	K: 1	S: 6	H: 1	LOB: 2	BB: 1	P: 10	R: 1	H: 3	E: 0	K: 0	S: 5	R: 0	H: 1	E: 0	K: 1	S: 6	R: 0	H: 0	E: 0	K: 0	S: 3	R: 0	H: 0	E: 0	K: 0	S: 5	R: 0	H: 1	E: 0	K: 0	S: 4	R: 0	H: 1	E: 0	K: 0	S: 4	R: 4	H: 4	E: 0	K: 0	S: 7	R: 0	H: 0	E: 0	K: 1	S: 5	1B: 9	2B: 3	3B: 0	HR: 0	SF: 1	SAC: 0	DP: 1	HBP: 0	WP: 0	PB: 0	SB: 1	CS: 0	PA: 42
--------------	------	------	------	------	------	------	--------	-------	-------	------	------	------	------	------	------	------	------	------	------	------	------	------	------	------	------	------	------	------	------	------	------	------	------	------	------	------	------	------	------	------	------	------	------	------	------	------	------	------	------	-------	-------	-------	-------	-------	--------	-------	--------	-------	-------	-------	-------	--------

PITCHER	IP	WLS	BF	H	R	ER	SO	BB	IBB	HBP	BLK	WP	HR	S	P	ERA	WHIP
Mike Flanagan, L ERA: 3.66 (1, 1)	7.0		33	10	4	4	3	3	0	0	0	0	0	36	48	5.14	1.857
Dick Drago, R ERA: 3.19 (8, 1)	0.1		2	1	0	0	0	0	0	0	0	0	0	2	2	0.00	3.000
Tippy Martinez, L ERA: 2.61 (8, 1)	0.0		2	0	0	0	0	2	0	0	0	0	0	0	8	∞	∞
Scott McGregor, L ERA: 4.27 (8, 1)	1.2	S	5	0	1	1	1	0	0	0	0	0	0	7	7	5.40	0.000


BOTTOM

Baltimore Orioles @ Toronto Blue Jays
Exhibition Stadium, Toronto, ON

Wed Sep 14 1977, 7:05 PM EDT
Att. 19,048 - Unknown

livebaseballscorecards.com

AB	36
R	5
H	11
RBI	5
BB	5
SO	4
LOB	17



Batter	1	2	3	4	5	6	7	8	9	AB R H RBI BB SO LOB	TOP																					
Elliott Maddox, R OBP: 0.357, SLG: 0.390 (1, 8) X	0-0 2B	0-0 L6		H 1-0 HBP			X 0-0 F3			3 1 1 0 0 0 2																						
Rich Dauer, R OBP: 0.284, SLG: 0.313 (1, 4) S S S	0-3 K	0-3 K		0-3 K			X 0-0 HR			4 1 1 1 0 3 5																						
Ken Singleton, S OBP: 0.445, SLG: 0.519 (1, 9) X Mike Dimmel, R (8, 9)	0-0 5-3		X 0-0 F9		S S S 0-3 K		X 0-0 6-3			4 0 0 0 0 1 1 0 0 0 0 0 0 0																						
Lee May, R OBP: 0.289, SLG: 0.411 (1, 3) X Mark Belanger, R OBP: 0.287, SLG: 0.274 (9, 6)	0-0 2B		S S S 0-3 K		X 0-0 6-3		X 0-0 5-3			4 0 1 1 0 1 0 0 0 0 0 0 0 0																						
Eddie Murray, S OBP: 0.317, SLG: 0.426 (1, 10) X	0-0 P4		X 0-0 L5		X 0-0 4-3		X 0-0 6-3			4 0 0 0 0 0 1																						
Andres Mora, R OBP: 0.277, SLG: 0.500 (1, 7) Al Bumbry, L OBP: 0.366, SLG: 0.401 (8, 7)		X 0-0 1B E 2B		S S S 0-3 K		X 0-0 F7		X 0-0 F8		4 1 1 0 0 1 0 0 0 0 0 0 0 0																						
Doug DeCinces, R OBP: 0.351, SLG: 0.440 (1, 5) X		X 0-0 E 2-3 1B		X 0-0 F8		S S S 0-3 K		X 0-0 F7		4 0 1 0 0 1 0																						
Kiko Garcia, R OBP: 0.250, SLG: 0.294 (1, 6) X Tony Muser, L OBP: 0.315, SLG: 0.295 (9, 3)		X 0-0 E4 1-3 3-H		X 0-0 2B		X 0-0 F8		X 0-0 F8		4 1 1 1 0 0 1 0 0 0 0 0 0 0																						
Dave Skaggs, R OBP: 0.345, SLG: 0.359 (1, 2) X		X 0-0 5-3		X 0-0 2B		X 0-0 F8		S S S 0-3 K		4 0 1 1 0 1 2																						
Inning Stats	R: 1 E: 0 K: 1 S: 7	H: 2 LOB: 1 BB: 0 P: 7	R: 1 E: 1 K: 1 S: 8	H: 2 LOB: 2 BB: 0 P: 8	R: 0 E: 0 K: 1 S: 5	H: 0 LOB: 0 BB: 0 P: 5	R: 1 E: 0 K: 2 S: 9	H: 2 LOB: 2 BB: 0 P: 10	R: 0 E: 0 K: 1 S: 5	H: 0 LOB: 0 BB: 0 P: 5	R: 1 E: 0 K: 0 S: 4	H: 1 LOB: 0 BB: 0 P: 4	R: 0 E: 0 K: 0 S: 3	H: 0 LOB: 0 BB: 0 P: 3	R: 0 E: 0 K: 1 S: 5	H: 0 LOB: 0 BB: 0 P: 5	1B: 1 2B: 5 3B: 0 HR: 1	SF: 0 SAC: 0 DP: 0 HBP: 1	WP: 0 PB: 0 SB: 0 CS: 0	PA: 36												
PITCHER Jerry Garvin, L ERA: 4.0 (1, 1)	IP 9.0	WLS L	BF 36	H 7	R 4	ER 4	SO 8	BB 0	IBB 0	HBP 1	BLK 0	WP 0	HR 1	S 51	P 52	ERA 4.00	WHIP 0.778															
											PITCHER	IP	WLS	BF	H	R	ER	SO	BB	IBB	HBP	BLK	WP	HR	S	P	ERA	WHIP				

Baltimore Orioles @ Toronto Blue Jays
Exhibition Stadium, Toronto, ON
Wed Sep 14 1977, 7:05 PM EDT
Att. 19,048 - Unknown

livebaseballscorecards.com

AB	35
R	4
H	7
RBI	4
BB	0
SO	8
LOB	12



Batter	1	2	3	4	5	6	7	8	9	AB R H RBI BB SO LOB	TOP																								
Al Bumby, L (1, 8) OBP: 0.366, SLG: 0.403	0-3 K		0-0 BB 1-3 2B		0-0 4-3					3 0 1 0 0 1 0	Baltimore Orioles @ Toronto Blue Jays Exhibition Stadium, Toronto, ON Thu Sep 15 1977, 7:05 PM EDT Att. 14,015 - Unknown																								
Rich Dauer, R (1, 4) OBP: 0.284, SLG: 0.311	4-0 4-3 BB		0-0 FC6-2 BB		0-0 6-3					2 0 0 0 1 0 2																									
Ken Singleton, S (1, 9) OBP: 0.445, SLG: 0.518	0-0 4-3		4-0 3-H 1-2 2-3 BB							1 0 0 0 1 0 1																									
Lee May, R (1, 10) OBP: 0.288, SLG: 0.409	0-0 F8		0-0 4-3							2 0 0 0 0 0 4																									
Eddie Murray, S (1, 3) OBP: 0.316, SLG: 0.424		0-0 G3		0-3 K						2 0 0 0 0 1 0																									
Andres Mora, R (1, 7) OBP: 0.274, SLG: 0.495		0-0 5-3		0-3 K						2 0 0 0 0 1 0																									
Doug DeCinces, R (1, 5) OBP: 0.351, SLG: 0.439		0-0 F7		4-0 BB						1 0 0 0 1 0 0																									
Mark Belanger, R (1, 6) OBP: 0.285, SLG: 0.272			0-3 K		0-0 F9					2 0 0 0 0 1 1																									
Dave Skaggs, R (1, 2) OBP: 0.347, SLG: 0.361			0-0 2B FC6-2 1B		0-0 F9					2 0 1 0 0 0 0																									
Inning Stats	R: 0 E: 0 K: 1 S: 5	H: 0 LOB: 1 BB: 1 P: 9	R: 0 E: 0 K: 0 S: 3	H: 0 LOB: 0 BB: 0 P: 3	R: 0 E: 0 K: 1 S: 7	H: 2 LOB: 3 BB: 1 P: 11	R: 0 E: 0 K: 2 S: 7	H: 0 LOB: 1 BB: 1 P: 11	R: 0 E: 0 K: 0 S: 3	H: 0 LOB: 0 BB: 0 P: 3		1B: 1 2B: 1 3B: 0 HR: 0	SF: 0 SAC: 0 DP: 0 HBP: 0	WP: 0 PA: 20 PB: 0 SB: 0 CS: 0																					
PITCHER Jim Clancy, R (1, 1) ERA: 4.98	IP 5.0	WLS W	BF 20	H 2	R 0	ER 0	SO 4	BB 3	IBB 0	HBP 0	BLK 0	WP 0	HR 0	S 25	P 37	ERA 0.00	WHIP 1.000	PITCHER	IP	WLS	BF	H	R	ER	SO	BB	IBB	HBP	BLK	WP	HR	S	P	ERA	WHIP

livebaseballscorecards.com

AB	17
R	0
H	2
RBI	0
BB	3
SO	4
LOB	8



Batter	1	2	3	4	5	6	7	8	9	AB R H RBI BB SO LOB	TOP											
Rick Burleson, R (1, 6) OBP: 0.337, SLG: 0.381	0-0 4-3			0-0 4-3		0-0 G4-6-3		0-0 F8		4 0 0 0 0 0 1	Boston Red Sox @ Baltimore Orioles Memorial Stadium, Baltimore, MD Fri Sep 16 1977, 7:05 PM EDT Att. 29,736 - Unknown											
Bernie Carbo, L (1, 9) OBP: 0.410, SLG: 0.516	0-3 K			0-0 1-3		0-0 1B		0-0 1B		4 0 2 0 0 1 0												
Carlton Fisk, R (1, 2) OBP: 0.401, SLG: 0.504	0-0 F8			0-0 5-3		0-0 1B		0-3 K		4 0 1 0 0 1 1												
Carl Yastrzemski, L (1, 7) OBP: 0.379, SLG: 0.506		0-0 F7			0-0 HR	0-0 FC6		0-0 1B		4 1 2 1 0 0 2												
Jim Rice, R (1, 10) OBP: 0.381, SLG: 0.610		0-0 F7			0-0 E5		0-3 K	0-3 K		4 0 0 0 0 2 2												
George Scott, R (1, 3) OBP: 0.328, SLG: 0.498		0-0 6-3			0-0 1-3		0-0 5-3		0-0 6-3	4 0 0 0 0 0 1												
Fred Lynn, L (1, 8) OBP: 0.317, SLG: 0.436			0-0 FC6-4		0-0 L5		0-0 1B		0-0 F9	4 0 2 0 0 0 1												
Butch Hobson, R (1, 5) OBP: 0.293, SLG: 0.482			0-0 FC6-4		0-3 K		0-0 1B		0-3 K	4 0 1 0 0 2 2												
Denny Doyle, L (1, 4) OBP: 0.292, SLG: 0.314			0-0 1-3		4-0 BB		0-3 K			1 0 0 0 1 0 1												
Rick Miller, L (7, PH) OBP: 0.340, SLG: 0.326										1 0 0 0 0 1 2												
Steve Dillard, R (7, 4) OBP: 0.273, SLG: 0.320										0 0 0 0 0 0 0												
Inning Stats	R: 0 E: 0 K: 1 S: 5	H: 0 LOB: 0 BB: 0 P: 5	R: 0 E: 0 K: 0 S: 3	H: 0 LOB: 0 BB: 0 P: 3	R: 0 E: 0 K: 0 S: 3	H: 1 LOB: 0 BB: 0 P: 3	R: 0 E: 0 K: 0 S: 3	H: 0 LOB: 0 BB: 0 P: 3	R: 1 E: 1 K: 1 S: 7	H: 1 LOB: 1 BB: 0 P: 7	R: 0 E: 0 K: 0 S: 4	H: 2 LOB: 2 BB: 1 P: 8	R: 0 E: 0 K: 2 S: 9	H: 2 LOB: 2 BB: 0 P: 9	R: 0 E: 0 K: 2 S: 9	H: 2 LOB: 2 BB: 0 P: 9	R: 0 E: 0 K: 1 S: 5	H: 0 LOB: 0 BB: 0 P: 5	1B: 7 2B: 0 3B: 0 HR: 1	SF: 0 SAC: 0 DP: 1 HBP: 0	WP: 0 PB: 0 SB: 0 CS: 1	PA: 35
PITCHER Jim Palmer, R (1, 1) ERA: 3.04	IP 9.0	WLS W	BF 35	H 8	R 1	ER 1	SO 7	BB 1	IBB 0	HBP 0	BLK 0	WP 0	HR 1	S 48	P 52	ERA 1.00	WHIP 1.000					

livebaseballscorecards.com

AB	34
R	1
H	8
RBI	1
BB	1
SO	7
LOB	13



Batter	1	2	3	4	5	6	7	8	9
Al Bumbry, L OBP: 0.367, SLG: 0.406 (1, 8) (7, 7)	0-0 2B		0-0 4-3		0-0 1B 2B 1B		0-0 F8		
Rich Dauer, R OBP: 0.284, SLG: 0.310 (1, 4)	0-0 1-3		0-0 F7		0-0 1-3 2B 1B			0-0 5-3	
Ken Singleton, S OBP: 0.447, SLG: 0.521 Mike Dimmel, R (8, PR) (9, 9)	4-0 G6-4-3 BB		0-0 L3		0-0 1-H 3-H 2B			0-0 HR 1B	
Lee May, R OBP: 0.287, SLG: 0.413 Tony Muser, L OBP: 0.315, SLG: 0.295 (1, 3) (9, 3)	0-0 G6-4-3 1-2f			0-0 4-3		0-0 F3		0-0 1-H HR	
Eddie Murray, S OBP: 0.315, SLG: 0.429 (1, 10)		0-0 F8		0-0 HR		0-0 F2		0-0 F8	
Andres Mora, R OBP: 0.280, SLG: 0.505 Elliott Maddox, R OBP: 0.364, SLG: 0.398 (1, 7) (7, 8)		0-0 1B 3B		4-0 G5-4-3 BB		0-3 K		0-0 FC6-4 1B	
Doug DeCinces, R OBP: 0.349, SLG: 0.436 (1, 5)		0-0 6-3		0-0 G5-4-3 1-2f		0-3 K		0-0 FC6-4 1-2f	
Mark Belanger, R OBP: 0.286, SLG: 0.273 (1, 6)		0-0 3-H 1B			0-3 K		0-0 4-3		
Dave Skaggs, R OBP: 0.347, SLG: 0.360 (1, 2)		0-0 4-3			0-0 F3		0-0 1B		

AB	R	H	RBI	BB	SO	LOB
4	1	2	0	0	0	1
4	1	1	0	0	0	1
3	0	2	2	1	0	0
0	1	0	0	0	0	0
4	1	1	2	0	0	2
0	0	0	0	0	0	0
4	1	1	1	0	0	1
2	1	1	0	1	1	0
1	0	1	0	0	0	0
4	0	0	0	0	1	3
3	0	1	1	0	1	0
3	0	1	0	0	0	1

BOTTOM

Boston Red Sox @ Baltimore Orioles
Memorial Stadium, Baltimore, MD
Fri Sep 16 1977, 7:05 PM EDT
Att. 29,736 - Unknown

livebaseballscorecards.com


AB	32
R	6
H	11
RBI	6
BB	2
SO	3
LOB	9



1B: 6	SF: 0	WP: 0	PA: 34
2B: 2	SAC: 0	PB: 0	
3B: 1	DP: 2	SB: 0	
HR: 2	HBP: 0	CS: 0	

Inning Stats	R: 0	H: 1	E: 0	K: 0	S: 3	R: 1	H: 2	E: 0	K: 0	S: 5	R: 0	H: 0	E: 0	K: 0	S: 3	R: 1	H: 1	E: 0	K: 0	S: 3	R: 2	H: 3	E: 0	K: 1	S: 7	R: 0	H: 0	E: 0	K: 1	S: 5	R: 0	H: 1	E: 0	K: 1	S: 6	R: 2	H: 3	E: 0	K: 0	S: 6					
Don Aase, R ERA: 2.86 (1, 1)	5.0	WLS: L	BF: 21	H: 7	R: 4	ER: 4	SO: 1	BB: 2	IBB: 0	HBP: 0	BLK: 0	WP: 0	HR: 1	S: 21	P: 29	ERA: 7.20	WHIP: 1.800																												
Rick Wise, R ERA: 4.6 (6, 1)	3.0		13	4	2	2	2	0	0	0	0	0	0	1	17	17	6.00	1.333																											

PITCHER	IP	WLS	BF	H	R	ER	SO	BB	IBB	HBP	BLK	WP	HR	S	P	ERA	WHIP
Don Aase, R ERA: 2.86 (1, 1)	5.0	L	21	7	4	4	1	2	0	0	0	0	1	21	29	7.20	1.800
Rick Wise, R ERA: 4.6 (6, 1)	3.0		13	4	2	2	2	0	0	0	0	0	1	17	17	6.00	1.333

Batter	1	2	3	4	5	6	7	8	9	AB R H RBI BB SO LOB	TOP											
Rick Burleson, R (1, 6) OBP: 0.338, SLG: 0.384	0-0 3B		0-0 F5		0-0 FC4-6 1B		0-0 FC1-4 1B		0-0 6-3	5 0 2 0 0 0 3												
Bernie Carbo, L (1, 9) OBP: 0.411, SLG: 0.516	0-3 K		0-0 1B		0-0 FC4-6		0-0 1B			4 0 2 1 0 1 2												
Carlton Fisk, R (1, 2) OBP: 0.401, SLG: 0.503 Bo Diaz, R (7, PH) (7, 2)	0-0 5-3		0-3 K				0-0 G5-4-3 1B			3 0 1 0 0 1 2 1 0 0 0 0 1 2												
Carl Yastrzemski, L (1, 7) OBP: 0.378, SLG: 0.503 Sam Bowen, R (8, 7)	0-0 1-3			4-0 BB		0-0 F8		0-0 F4		3 0 0 0 1 0 2 0 0 0 0 0 0 0												
Jim Rice, R (1, 10) OBP: 0.379, SLG: 0.605		0-3 K		0-0 L6		0-0 G5-4-3		0-0 F4		4 0 0 0 0 1 2												
George Scott, R (1, 3) OBP: 0.328, SLG: 0.496		0-0 F9		0-3 K			0-0 1B 1B	0-0 6-3		4 1 1 0 0 1 1												
Fred Lynn, L (1, 8) OBP: 0.319, SLG: 0.438 Rick Miller, L (7, PR) (7, 8)		0-0 1B		0-0 F8			0-0 FC1-4 1B 1B		0-3 K	3 0 2 0 0 0 1 1 1 0 0 0 1 0	AB 36 R 2 H 10 RBI 2 BB 1 SO 8 LOB 19											
Butch Hobson, R (1, 5) OBP: 0.293, SLG: 0.482		0-3 K			0-0 F8				0-0 2B	4 0 1 0 0 2 3												
Denny Doyle, L (1, 4) OBP: 0.292, SLG: 0.314			0-0 6-3		0-0 F7		0-0 FC1-4 1B		0-0 6-3	4 0 1 1 0 0 1												
Inning Stats	R: 0 E: 0 K: 1 S: 6	H: 1 LOB: 1 BB: 0 P: 6	R: 0 E: 0 K: 2 S: 8	H: 1 LOB: 1 BB: 0 P: 8	R: 0 E: 0 K: 1 S: 6	H: 1 LOB: 1 BB: 0 P: 6	R: 0 E: 0 K: 1 S: 5	H: 0 LOB: 1 BB: 1 P: 9	R: 0 E: 0 K: 0 S: 4	H: 1 LOB: 1 BB: 0 P: 4	R: 0 E: 0 K: 0 S: 3	H: 1 LOB: 0 BB: 0 P: 3	R: 2 E: 0 K: 2 S: 11	H: 4 LOB: 2 BB: 0 P: 11	R: 0 E: 0 K: 0 S: 3	H: 0 LOB: 0 BB: 0 P: 3	R: 0 E: 0 K: 1 S: 6	H: 1 LOB: 1 BB: 0 P: 6	1B: 8 2B: 1 3B: 1 HR: 0	SF: 0 SAC: 0 DP: 1 HBP: 0	WP: 0 PB: 0 SB: 0 CS: 0	PA: 37
PITCHER Dennis Martinez, R (1, 1) ERA: 3.74	IP 9.0 WLS W BF 37 H 10 R 2 ER 2 SO 8 BB 1 IBB 0 HBP 0 BLK 0 WP 0 HR 0 S 52 P 56 ERA 2.00 WHIP 1.222											PITCHER	IP WLS BF H R ER SO BB IBB HBP BLK WP HR S P ERA WHIP									

Boston Red Sox @ Baltimore Orioles
Memorial Stadium, Baltimore, MD
 Sat Sep 17 1977, 3:33 AM EDT
 Att: 26,324 - Unknown

livebaseballscorecards.com

Batter	1	2	3	4	5	6	7	8	9
Elliott Maddox, R (1, 8) OBP: 0.385, SLG: 0.419	4-0 E S 2B BB	0-0 F9			0-0 1B 1B	1-0 1B 2B HBP	0-0 1-3 2B		
Rich Dauer, R (1, 4) OBP: 0.289, SLG: 0.319	0-0 6-3 1-H SF9 2B		0-0 6-3		0-0 1-3 1B 1B	0-0 1-2 2B 1B	0-3 K		
Ken Singleton, S (1, 9) OBP: 0.446, SLG: 0.519 Mike Dimmel, R (7, 9)	0-0 6-3 2-3		0-0 E5 1B		0-0 1-2 2B 1B	0-3 K	0-0 F6		
Lee May, R (1, 3) OBP: 0.289, SLG: 0.417 Tony Muser, L (8, 3)	0-0 SF9 3-H		0-0 F8		0-0 1-2 2-H 2B SF9 1B	0-0 1-H 2-H 1B 2B	0-3 K		
Eddie Murray, S (1, 10) OBP: 0.319, SLG: 0.434	0-0 FC6-4 1B		0-0 2-H 1B		0-0 1-3 2-H SF9 1B 2B	0-0 2-H 1B	0-0 F2		
Andres Mora, R (1, 7) OBP: 0.276, SLG: 0.500 Al Bumbry, L (6, 7)	0-0 FC6-4 1-2f			0-0 5-3	0-0 2-3 3-H SF9	0-0 F7	0-0 F7		
Doug DeCinces, R (1, 5) OBP: 0.348, SLG: 0.433		0-0 6-3		0-0 BB BB	0-0 1-3	0-0 F4			
Mark Belanger, R (1, 6) OBP: 0.290, SLG: 0.274		0-0 F8		0-0 1-2 G4-6-3 BB	0-0 3-H WP 1B	4-0 2B BB			
Dave Skaggs, R (1, 2) OBP: 0.345, SLG: 0.358		0-0 1B		0-0 1-2f G4-6-3	0-0 1-2 5-3	0-3 K			

Inning Stats	R: 2	H: 2	E: 0	K: 5	LOB: 1	BB: 1	P: 9	R: 0	H: 1	E: 0	K: 5	LOB: 1	BB: 0	P: 4	R: 1	H: 1	E: 1	K: 0	S: 4	R: 0	H: 0	E: 0	K: 2	LOB: 1	BB: 2	P: 10	R: 5	H: 6	E: 0	K: 9	LOB: 1	BB: 0	P: 9	R: 3	H: 3	E: 0	K: 1	S: 8	R: 0	H: 1	E: 0	K: 2	S: 8	R: 0	H: 0	E: 0	K: 1	S: 5	R: 0	H: 0	E: 0	K: 1	S: 5
--------------	------	------	------	------	--------	-------	------	------	------	------	------	--------	-------	------	------	------	------	------	------	------	------	------	------	--------	-------	-------	------	------	------	------	--------	-------	------	------	------	------	------	------	------	------	------	------	------	------	------	------	------	------	------	------	------	------	------

PITCHER															PITCHER																																																				
IP	WLS	BF	H	R	ER	SO	BB	IBB	HBP	BLK	WP	HR	S	P	ERA	WHIP	IP	WLS	BF	H	R	ER	SO	BB	IBB	HBP	BLK	WP	HR	S	P	ERA	WHIP																																		
Bill Lee, L (1, 1)	4.0	L	21	7	6	5	0	3	0	0	0	0	18	30	11.25	2.500	Bob Stanley, R (5, 1)	0.2		5	3	2	0	0	0	0	0	0	0	5	5	27.00	4.500	Jim Willoughby, R (5, 1)	0.2		5	2	3	1	0	0	1	0	0	0	6	7	40.50	3.000	Jim Burton, L (6, 1)	2.2		11	2	0	0	3	1	0	0	0	0	16	20	0.00	1.125

BOTTOM

AB	R	H	RBI	BB	SO	LOB
3	3	2	0	1	0	1
5	3	3	1	0	1	2
4	2	1	1	0	1	3
1	0	0	0	0	0	2
3	2	2	4	0	0	1
1	0	0	0	0	1	0
5	1	4	3	0	0	0
2	0	0	1	0	0	1
2	0	0	0	0	0	1
3	0	0	0	1	0	2
2	0	1	1	2	0	0
4	0	1	0	0	1	4

AB 35
R 11
H 14
RBI 11
BB 4
SO 4
LOB 17



Boston Red Sox @ Baltimore Orioles
Memorial Stadium, Baltimore, MD
 Sat Sep 17 1977, 3:33 AM EDT
 Att. 26,324 - Unknown

livebaseballscorecards.com

Batter	1	2	3	4	5	6	7	8	9	AB R H RBI BB SO LOB	TOP																									
Rick Burleson, R OBP: 0.338, SLG: 0.384 (1, 6) X	0-0 F9 1B 1B	0-0 F9 1B			0-0 6-3 1B	0-0 S 1B 1B		0-0 5-3 1B	0-0 6-3 1B	6 2 2 1 0 0 3																										
Ted Cox, R OBP: 1.000, SLG: 1.250 (1, 10) X	0-0 1B 1-2 1B		4-0 3-1 1B 6-3 BB		0-0 1B 1B	0-0 1B			0-0 1B SF8 2B	4 3 4 1 1 0 0																										
Jim Rice, R OBP: 0.382, SLG: 0.606 (1, 9) X	0-0 F9 2-3 1B		0-0 3-1 1B		0-0 WP 1B 1B	4-0 1B IBB			0-0 BB 1B BB 1B	4 1 3 0 1 0 2																										
Carl Yastrzemski, L OBP: 0.377, SLG: 0.501 (1, 7) X	0-0 1-3 3-H 1B		0-0 3-1 1B		0-0 F8 1B	0-3 K			0-0 SF8 1B	4 0 1 2 0 1 6																										
Carlton Fisk, R OBP: 0.402, SLG: 0.504 (1, 2) X	0-0 F8 1B		0-0 6-3 1B		0-0 WP 1B		0-0 FC6-4 1B		0-0 BB BB BB 1B	5 1 3 2 0 0 2																										
George Scott, R OBP: 0.328, SLG: 0.496 (1, 3) X		0-0 FC4-6 FC6-4 2B	0-0 4-3 1B		0-0 4-3 1B		0-0 FC6-4 G5-4-3		4-0 BB BB BB 4-1 BB	4 2 1 0 1 0 4																										
Butch Hobson, R OBP: 0.294, SLG: 0.479 (1, 5) X		4-0 FC4-6 BB		0-3 K		0-0 5-3 1B	0-0 G5-4-3		4-0 4-1 BB BB	3 0 0 1 2 1 1																										
Fred Lynn, L OBP: 0.320, SLG: 0.438 (1, 8) X		0-0 FC4-6 FC6-4 1-2f 2-3		0-0 F8 1B		0-0 1B 2B		0-0 3-1 1B	4-0 4-1 BB	4 1 1 1 1 0 2																										
Steve Dillard, R OBP: 0.265, SLG: 0.310 (1, 4) X		0-0 FC6-4 1-2f 3-H		0-0 5-3 1B		0-3 K		0-3 K	0-0 4-1 1-2 2-3 3-H	4 0 0 1 0 2 2																										
Denny Doyle, L OBP: 0.291, SLG: 0.313 (8, 4) X										1 0 0 1 0 0 2																										
Inning Stats	R: 1 E: 0 K: 0 S: 5	H: 3 LOB: 1 BB: 0 P: 5	R: 1 E: 0 K: 0 S: 4	H: 1 LOB: 1 BB: 1 P: 8	R: 1 E: 0 K: 0 S: 4	H: 1 LOB: 1 BB: 1 P: 8	R: 0 E: 0 K: 1 S: 5	H: 0 LOB: 0 BB: 0 P: 5	R: 1 E: 0 K: 0 S: 6	H: 3 LOB: 2 BB: 0 P: 6	R: 2 E: 0 K: 2 S: 10	H: 3 LOB: 2 BB: 1 P: 14	R: 0 E: 0 K: 0 S: 3	H: 1 LOB: 0 BB: 0 P: 3	R: 0 E: 0 K: 1 S: 5	H: 0 LOB: 0 BB: 0 P: 5	R: 4 E: 0 K: 0 S: 6	H: 3 LOB: 2 BB: 3 P: 18	1B: 12 2B: 3 3B: 0 HR: 0	SF: 1 SAC: 0 DP: 1 HBP: 0	WP: 1 PB: 0 SB: 1 CS: 0	PA: 46														
PITCHER	IP WLS BF H R ER SO BB IBB HBP BLK WP HR S P ERA WHIP																																			
Mike Flanagan, L ERA: 3.75 (1, 1)	4.2		23	8	4	4	1	2	0	0	0	0	0	23	31	7.71	2.143																			
Scott McGregor, L ERA: 4.34 (5, 1)	3.2	L	17	6	4	4	3	0	1	0	0	1	0	22	26	9.82	1.636																			
Dick Drago, R ERA: 3.49 (9, 1)	0.0		3	1	0	0	0	2	0	0	0	0	0	1	9	∞	∞																			
Tippy Martinez, L ERA: 2.57 (9, 1)	0.2		3	0	2	2	0	1	0	0	0	0	0	2	6	27.00	1.500																			

Boston Red Sox @ Baltimore Orioles
Memorial Stadium, Baltimore, MD
 Sun Sep 18 1977, 3:33 AM EDT
 Att: 51,798 - Unknown

livebaseballscorecards.com

AB	39
R	10
H	15
RBI	10
BB	6
SO	4
LOB	24



BOTTOM

Boston Red Sox @ Baltimore Orioles
Memorial Stadium, Baltimore, MD

Sun Sep 18 1977, 3:33 AM EDT
 Att. 51,798 - Unknown

livebaseballscorecards.com

AB	36
R	4
H	11
RBI	4
BB	2
SO	4
LOB	15



WP: 0	PA: 39
PB: 0	
SB: 0	
CS: 0	

AB R H RBI BB SO LOB

4	0	0	0	1	1	2
4	0	2	1	0	0	1
1	0	1	0	0	0	0
4	0	1	0	1	0	3
4	0	1	0	0	1	3
4	1	2	0	0	1	1
4	1	1	0	0	1	2
4	1	1	3	0	0	2
3	1	1	0	0	0	1
1	0	0	0	0	0	0
2	0	0	0	0	0	0
1	0	1	0	0	0	0

Batter	1	2	3	4	5	6	7	8	9
Al Bumbry, L (1, 8) OBP: 0.364, SLG: 0.400	4-0 BB G4-6-3	0-0 5-3		0-3 K			0-0 1-3		0-0 F7
Rich Dauer, R (1, 4) OBP: 0.292, SLG: 0.322	0-0 G4-6-3	0-0			0-0 P4		0-0 BB 1B		0-0 1B
Terry Crowley, L (9, PH) OBP: 0.368, SLG: 0.579	1-2f	2-H 1B					4-0 BB BB BB BB BB 1-2 BB		0-0 1B
Ken Singleton, S (1, 9) OBP: 0.446, SLG: 0.516	0-0 1B	0-0 2-3			0-0 4-3		0-0 4-3		0-0 4-3
Lee May, R (1, 3) OBP: 0.289, SLG: 0.415	0-0 4-3			0-0 FC6-4 1B		0-3 K		0-0 F9	
Eddie Murray, S (1, 10) OBP: 0.320, SLG: 0.436		0-0 1B HR 1B		0-0 F7		0-0 2B		0-3 K	
Andres Mora, R (1, 7) OBP: 0.275, SLG: 0.495		0-0 1-2 HR 1B		0-0 FC6-4		0-0 6-3		0-3 K	
Doug DeCinces, R (1, 5) OBP: 0.347, SLG: 0.438		0-0 1-H 2-H HR		0-0 F8		0-0 F8		0-0 F7	
Mark Belanger, R (1, 6) OBP: 0.290, SLG: 0.275		0-0 SH1-3 1B		0-0 6-3		0-0 F7		0-0 5-3	
Tony Muser, L (9, PH) OBP: 0.310, SLG: 0.289				0-0 4-3					
Dave Skaggs, R (1, 2) OBP: 0.341, SLG: 0.354		0-0 SH1-3		0-0 4-3			0-0 F8		0-0 1B 1B
Pat Kelly, L (9, PH) OBP: 0.352, SLG: 0.374									

Inning Stats	R: 0	H: 1	E: 0	K: 0	S: 3	R: 4	H: 5	E: 0	K: 0	S: 8	R: 0	H: 1	E: 0	K: 0	S: 4	R: 0	H: 0	E: 0	K: 1	S: 5	R: 0	H: 1	E: 0	K: 0	S: 4	R: 0	H: 1	E: 0	K: 0	S: 4	R: 0	H: 0	E: 0	K: 2	S: 7	R: 0	H: 2	E: 0	K: 0	S: 5	R: 0	H: 2	E: 0	K: 0	S: 5	1B: 9	SF: 0	2B: 1	SAC: 1	3B: 0	DP: 1	HR: 1	HBP: 0	WP: 0	PA: 39
--------------	------	------	------	------	------	------	------	------	------	------	------	------	------	------	------	------	------	------	------	------	------	------	------	------	------	------	------	------	------	------	------	------	------	------	------	------	------	------	------	------	------	------	------	------	------	-------	-------	-------	--------	-------	-------	-------	--------	-------	--------

PITCHER	IP	WLS	BF	H	R	ER	SO	BB	IBB	HBP	BLK	WP	HR	S	P	ERA	WHIP
Mike Paxton, R (1, 1) ERA: 3.93	1.2		11	6	4	4	0	1	0	0	0	0	1	10	14	21.60	4.200
Bob Stanley, R (2, 1) ERA: 4.12	5.0	W	18	3	0	0	2	0	0	0	0	0	0	22	22	0.00	0.600
Bill Campbell, R (7, 1) ERA: 2.98	2.1	S	10	2	0	0	2	1	0	0	0	0	0	13	17	0.00	1.286

Batter	1	2	3	4	5	6	7	8	9	AB R H RBI BB SO LOB	TOP									
Gary Woods, R (1, 8) OBP: 0.254, SLG: 0.273	0-0 5-3		0-0 4-3 1B		0-3 K		0-0 FC6-4 1-2f		0-0 4-3	5 1 1 0 0 1 5										
Bob Bailor, R (1, 10) OBP: 0.344, SLG: 0.417	0-0 F8		0-0 4-3 1-2		0-0 G3			0-0 1-3		4 0 0 0 0 0 1										
Roy Howell, L (1, 5) OBP: 0.369, SLG: 0.416	0-0 F8		0-0 1B 2-H		0-3 K			0-0 3-1		4 0 1 1 0 1 0										
Doug Rader, R (1, 9) OBP: 0.348, SLG: 0.443		0-0 FC6-4 1B	0-0 F8		0-0 4-3			0-0 F8		4 0 1 0 0 0 1										
Doug Ault, R (1, 3) OBP: 0.316, SLG: 0.392		0-0 FC6-4 1B		0-3 K		0-0 6-3		0-0 2B		4 1 1 0 0 1 1										
John Scott, R (9, PR) OBP: 0.266, SLG: 0.305										0 1 0 0 0 0 0										
Hector Torres, R (9, 6) OBP: 0.290, SLG: 0.359										0 0 0 0 0 0 0										
Steve Bowling, R (1, 7) OBP: 0.352, SLG: 0.296		0-0 P4 1-2		4-0 BB			0-0 F4		0-0 5-3 2-3	3 0 0 0 1 0 2										
Rick Cerone, R (1, 2) OBP: 0.250, SLG: 0.300		0-0 1B 2-H		0-0 F8			0-0 E 1B		0-0 6-3 2B 3-H	4 0 3 2 0 0 1										
Dave McKay, S (1, 4) OBP: 0.205, SLG: 0.247		0-0 6-3		0-0 6-3			0-0 E1 FC6-4 1-2		0-0 6-3 2-3	4 0 0 0 0 0 4										
Tim Nordbrook, R (1, 6) OBP: 0.319, SLG: 0.200			0-0 L8		0-0 6-3		0-0 P3		4-0 IBB	3 0 0 0 0 0 2										
Ron Fairly, L (9, PH) OBP: 0.364, SLG: 0.469										0 0 0 0 1 0 0										
Inning Stats	R: 0 E: 0 K: 0 S: 3	H: 0 LOB: 0 BB: 0 P: 3	R: 1 E: 0 K: 0 S: 5	H: 2 LOB: 1 BB: 0 P: 5	R: 1 E: 0 K: 0 S: 5	H: 2 LOB: 1 BB: 0 P: 5	R: 0 E: 0 K: 1 S: 5	H: 0 LOB: 1 BB: 1 P: 9	R: 0 E: 0 K: 1 S: 5	H: 0 LOB: 0 BB: 0 P: 5	R: 0 E: 1 K: 0 S: 5	H: 1 LOB: 2 BB: 0 P: 5	R: 0 E: 0 K: 0 S: 3	H: 0 LOB: 0 BB: 0 P: 3	R: 1 E: 0 K: 0 S: 5	H: 2 LOB: 3 BB: 1 P: 9	1B: 5 2B: 2 3B: 0 HR: 0	SF: 0 SAC: 0 DP: 0 HBP: 0	WP: 0 PB: 0 SB: 2 CS: 0	PA: 37
PITCHER	IP WLS BF H R ER SO BB IBB HBP BLK WP HR S P ERA WHIP																			
Rudy May, L (1, 1) ERA: 3.63	8.1 L 34 7 3 3 3 1 0 0 0 0 0 0 39 43 3.24 0.960																			
Dick Drago, R (9, 1) ERA: 3.45	0.2 3 0 0 0 0 0 1 0 0 0 0 0 2 6 0.00 0.000																			

Toronto Blue Jays @ Baltimore Orioles
 Memorial Stadium, Baltimore, MD
 Mon Sep 19 1977, 7:05 PM EDT
 Att. 3,325 - Unknown

livebaseballscorecards.com

AB	35
R	3
H	7
RBI	3
BB	2
SO	3
LOB	17



Batter	1	2	3	4	5	6	7	8	9
Elliott Maddox, R (1, 8) OBP: 0.398, SLG: 0.433	0-0 1B		0-0 1B			0-0 F8		0-0 1B	
Rich Dauer, R (1, 4) OBP: 0.292, SLG: 0.332	0-0 F8		0-3 K			0-0 HR		0-0 F5	
Ken Singleton, S (1, 9) OBP: 0.444, SLG: 0.514 Mike Dimmel, R (8, PR) (9, 9)	0-0 F9			0-0 F9		0-3 K		0-0 1B	
Lee May, R (1, 3) OBP: 0.288, SLG: 0.414	0-0 F7			0-0 F9		0-0 1B		0-0 G6-4-3	
Eddie Murray, S (1, 10) OBP: 0.321, SLG: 0.438		0-0 5-3		0-3 K		0-0 1B		0-0 2B	
Andres Mora, R (1, 7) OBP: 0.275, SLG: 0.491 Larry Harlow, L (9, PR) OBP: 0.283, SLG: 0.250		0-3 K			0-0 E5	0-0 F9		0-0 1B	
Doug DeCinces, R (1, 5) OBP: 0.345, SLG: 0.434		0-0 F9			0-0 F8		0-0 5-3		0-0 F4
Mark Belanger, R (1, 6) OBP: 0.286, SLG: 0.272 Terry Crowley, L (9, PH) OBP: 0.350, SLG: 0.550			0-0 F5		0-0 4-3		0-0 F2		0-0 P6
Dave Skaggs, R (1, 2) OBP: 0.335, SLG: 0.347			0-0 F4		0-0 F7		0-0 F7		0-3 K

Inning Stats	R: 0	H: 1	E: 0	K: 0	S: 4	R: 0	H: 0	E: 0	K: 1	S: 5	R: 0	H: 1	E: 0	K: 1	S: 6	R: 0	H: 0	E: 0	K: 1	S: 5	R: 0	H: 0	E: 1	K: 0	S: 4	R: 1	H: 3	E: 0	K: 1	S: 8	R: 0	H: 0	E: 0	K: 0	S: 3	R: 0	H: 2	E: 0	K: 0	S: 4	R: 0	H: 2	E: 0	K: 1	S: 7	1B: 7	SF: 0	2B: 1	SAC: 0	3B: 0	DP: 1	HR: 1	HBP: 0	WP: 0	PA: 36
	0	1	0	0	4	0	0	0	1	5	0	1	0	1	6	0	0	0	1	5	0	0	1	0	4	0	3	0	2	8	0	0	3	0	0	2	0	4	0	2	0	4	7	0	1	0	0	1	0	0	0	0	1	36	

PITCHER	IP	WLS	BF	H	R	ER	SO	BB	IBB	HBP	BLK	WP	HR	S	P	ERA	WHIP	PITCHER	IP	WLS	BF	H	R	ER	SO	BB	IBB	HBP	BLK	WP	HR	S	P	ERA	WHIP														
Jerry Garvin, L (1, 1) ERA: 3.89	9.0	W	36	9	1	1	5	0	0	0	0	0	1	46	46	1.00	1.000																																

BOTTOM

Toronto Blue Jays @ Baltimore Orioles
Memorial Stadium, Baltimore, MD

Mon Sep 19 1977, 7:05 PM EDT
Att. 3,325 - Unknown

livebaseballscorecards.com

AB	36
R	1
H	9
RBI	1
BB	0
SO	5
LOB	18



Batter	1	2	3	4	5	6	7	8	9	AB R H RBI BB SO LOB	TOP											
Gary Woods, R (1, 8) OBP: 0.254, SLG: 0.283	0-0 4-3		0-0 FC6-2 3B			0-0 F6	0-0 FC5-4			4 0 1 1 0 0 3												
Bob Bailor, R (1, 10) OBP: 0.341, SLG: 0.413	0-0 F7		0-0 FC6-2			0-0 5-3		0-0 E5		4 0 0 0 0 0 1												
Roy Howell, L (1, 5) OBP: 0.368, SLG: 0.417	0-0 2B		0-3 K			0-0 6-3		0-0 G4-6-3		4 0 1 0 0 1 2												
Ron Fairly, L (1, 3) OBP: 0.363, SLG: 0.469	0-0 6-3			0-0 F9			0-0 F8	0-0 2B		4 0 1 0 0 0 1												
Al Woods, L (1, 7) OBP: 0.338, SLG: 0.385		0-3 K		0-0 F5			0-0 1B 1B	0-0 F8		4 1 1 0 0 1 1												
Steve Bowling, R (1, 9) OBP: 0.345, SLG: 0.289		0-3 K		0-0 4-3			0-0 F4	0-0 F8		4 0 0 0 0 1 1												
Alan Ashby, S (1, 2) OBP: 0.301, SLG: 0.283		0-0 L8			0-0 F8		0-0 1B 1-2 1B	0-3 K		4 0 1 0 0 1 0												
Dave McKay, S (1, 4) OBP: 0.210, SLG: 0.251			0-0 3B 1B		0-0 1-3		0-0 BB 1B	0-0 1-3		4 1 2 1 0 0 0												
Tim Nordbrook, R (1, 6) OBP: 0.311, SLG: 0.194			0-3 K		0-3 K		4-0 BB FC5-4			2 0 0 0 0 2 1												
Sam Ewing, L (7, PH) OBP: 0.342, SLG: 0.378										0 0 0 0 1 0 0												
Hector Torres, R (7, 6) OBP: 0.290, SLG: 0.359										0 0 0 0 0 0 0												
Inning Stats	R: 0 E: 0 K: 0 S: 4	H: 1 LOB: 1 BB: 0 P: 4	R: 0 E: 0 K: 2 S: 7	H: 0 LOB: 0 BB: 0 P: 7	R: 1 E: 0 K: 2 S: 9	H: 2 LOB: 1 BB: 0 P: 9	R: 0 E: 0 K: 0 S: 3	H: 0 LOB: 0 BB: 0 P: 3	R: 0 E: 0 K: 1 S: 5	H: 0 LOB: 0 BB: 0 P: 5	R: 0 E: 0 K: 0 S: 3	H: 0 LOB: 0 BB: 0 P: 3	R: 1 E: 0 K: 0 S: 6	H: 3 LOB: 3 BB: 1 P: 10	R: 0 E: 1 K: 0 S: 4	H: 1 LOB: 1 BB: 0 P: 4	R: 0 E: 0 K: 1 S: 5	H: 0 LOB: 0 BB: 0 P: 5	1B: 4 2B: 2 3B: 1 HR: 0	SF: 0 SAC: 0 DP: 1 HBP: 0	WP: 0 PB: 0 SB: 0 CS: 0	PA: 35
PITCHER Jim Palmer, R (1, 1) ERA: 3.01	IP: 9.0 WLS: W BF: 35 H: 7 R: 2 ER: 2 SO: 6 BB: 1 IBB: 0 HBP: 0 BLK: 0 WP: 0 HR: 0 S: 46 P: 50 ERA: 2.00 WHIP: 0.889											PITCHER	IP: 9.0 WLS: W BF: 35 H: 7 R: 2 ER: 2 SO: 6 BB: 1 IBB: 0 HBP: 0 BLK: 0 WP: 0 HR: 0 S: 46 P: 50 ERA: 2.00 WHIP: 0.889									

Toronto Blue Jays @ Baltimore Orioles
 Memorial Stadium, Baltimore, MD
 Tue Sep 20 1977, 7:05 PM EDT
 Att. 4,301 - Unknown

livebaseballscorecards.com

AB	34
R	2
H	7
RBI	2
BB	1
SO	6
LOB	10



Batter	1	2	3	4	5	6	7	8	9
Al Bumbry, L OBP: 0.365, SLG: 0.401 (1, 8) (8, 7)	0-3 K		0-0 F8 1B		0-0 F7		0-0 5-3 1B		
Rich Dauer, R OBP: 0.291, SLG: 0.342 (1, 4)	0-0 6-3		0-0 F8 1-2		0-0 HR		0-0 5-3 1-2		
Pat Kelly, L OBP: 0.353, SLG: 0.371 Elliott Maddox, R OBP: 0.398, SLG: 0.433 (1, 7) (8, 8)	0-0 F7		4-0 BB		0-0 L9		4-0 1B BB		
Ken Singleton, S OBP: 0.446, SLG: 0.515 Mike Dimmel, R (7, PR) (8, 9)		4-0 1B BB	0-3 K		0-0 1B		0-0 1-2 2-H 3-H 0-3 1B		
Lee May, R OBP: 0.286, SLG: 0.411 Tony Muser, L OBP: 0.310, SLG: 0.289 (1, 3) (8, 3)		0-0 F9		0-0 F9		0-0 F2	0-3 K		
Eddie Murray, S OBP: 0.323, SLG: 0.444 (1, 10)		0-0 1B 1-2 1B		0-0 HR		0-0 F8		0-0 F8	
Doug DeCinces, R OBP: 0.344, SLG: 0.432 (1, 5)		0-0 1-3 2-H 1B		0-0 F2		0-3 K		0-0 F7	
Mark Belanger, R OBP: 0.286, SLG: 0.270 (1, 6)		0-0 6-3		0-0 4-3			4-0 1B SH3-4 1B BB	0-0 L3	
Dave Skaggs, R OBP: 0.332, SLG: 0.343 (1, 2)			0-0 5-3		0-3 K		0-0 SH3-4 1-2		

AB	R	H	RBI	BB	SO	LOB
4	1	2	0	0	1	0
4	1	1	1	0	0	3
2	0	0	0	2	0	0
0	0	0	0	0	0	0
3	1	2	2	1	1	2
0	0	0	0	0	0	0
4	0	0	0	0	1	4
0	0	0	0	0	0	0
4	1	2	1	0	0	1
4	0	1	1	0	1	1
3	1	0	0	1	0	1
2	0	0	0	0	1	0

BOTTOM

Toronto Blue Jays @ Baltimore Orioles
Memorial Stadium, Baltimore, MD

Tue Sep 20 1977, 7:05 PM EDT
Att. 4,301 - Unknown

livebaseballscorecards.com

AB	30
R	5
H	8
RBI	5
BB	4
SO	5
LOB	12



1B: 6	SF: 0	WP: 0	PA: 35
2B: 0	SAC: 1	PB: 0	
3B: 0	DP: 0	SB: 0	
HR: 2	HBP: 0	CS: 0	

Inning Stats		R	H	E	K	S	P	IP	WLS	BF	H	R	ER	SO	BB	IBB	HBP	BLK	WP	HR	S	P	ERA	WHIP	
		0	0	0	1	5	6	6.2	L	31	8	5	5	4	4	0	0	0	0	0	2	35	51	6.75	1.800
		1	2	0	0	4	6	1.1		4	0	0	0	1	0	0	0	0	0	0	6	6	0.00	0.000	

PITCHER		IP	WLS	BF	H	R	ER	SO	BB	IBB	HBP	BLK	WP	HR	S	P	ERA	WHIP	
Jim Clancy, R ERA: 5.16 (1, 1)		6.2	L	31	8	5	5	4	4	0	0	0	0	0	2	35	51	6.75	1.800
Tom Murphy, R ERA: 5.02 (7, 1)		1.1		4	0	0	0	1	0	0	0	0	0	0	6	6	0.00	0.000	

Batter	1	2	3	4	5	6	7	8	9	AB R H RBI BB SO LOB	TOP
Gary Woods, R OBP: 0.249, SLG: 0.277 (1, 8) X	0-0 ① 6-3		0-3 ② K		0-0 ③ F8			0-0 ③ F4		4 0 0 0 0 1 0	
Bob Bailor, R OBP: 0.338, SLG: 0.409 (1, 10) X	0-0 ② 4-3		0-0 ③ 6-3			0-0 ① F8			0-0 ① 6-3	4 0 0 0 0 0 0	
Doug Ault, R OBP: 0.315, SLG: 0.390 (1, 3) X	0-0 ③ F8			0-0 ① 5-3		0-0 ② F8			0-0 1B 1B	4 0 1 0 0 0 0	
Doug Rader, R OBP: 0.347, SLG: 0.442 (1, 5) X		0-0 G6-4-3 1B		0-0 ② 6-3		0-3 ③ K			0-0 ② F9	4 0 1 0 0 1 1	
Otto Velez, R OBP: 0.371, SLG: 0.457 (1, 9) X		0-0 ① ② G6-4-3		4-0 BB BB		0-0 F9			0-0 FC6-4 1B	3 0 1 0 1 0 1	
Steve Bowling, R OBP: 0.348, SLG: 0.290 (1, 7) X		0-0 BB 1B		4-0 FC6-4 BB		0-0 ② 5-3			0-0 ③ FC6-4	3 0 1 0 1 0 2	
Rick Cerone, R OBP: 0.253, SLG: 0.293 (1, 2) X		4-0 BB 1B		0-0 ③ FC6-4		0-0 ③ F7				2 0 0 0 1 0 2	
Dave McKay, S OBP: 0.207, SLG: 0.248 (1, 4) X		0-0 ③ F3			0-0 ① F8			0-0 ① 4-3		3 0 0 0 0 0 2	
Tim Nordbrook, R OBP: 0.299, SLG: 0.185 (1, 6) X			0-0 ① 6-3		0-0 ② 5-3			0-0 ② 5-3		3 0 0 0 0 0 0	
Inning Stats	R: 0 E: 0 K: 0 S: 3 H: 0 LOB: 0 BB: 0 P: 3	R: 0 E: 0 K: 0 S: 4 H: 2 LOB: 2 BB: 1 P: 8	R: 0 E: 0 K: 1 S: 5 H: 0 LOB: 0 BB: 0 P: 5	R: 0 E: 0 K: 0 S: 3 H: 0 LOB: 2 BB: 2 P: 11	R: 0 E: 0 K: 0 S: 3 H: 0 LOB: 0 BB: 0 P: 3	R: 0 E: 0 K: 1 S: 5 H: 0 LOB: 0 BB: 0 P: 5	R: 0 E: 0 K: 0 S: 3 H: 0 LOB: 0 BB: 0 P: 3	R: 0 E: 0 K: 0 S: 3 H: 0 LOB: 0 BB: 0 P: 3	R: 0 E: 0 K: 0 S: 5 H: 2 LOB: 2 BB: 0 P: 5	1B: 4 2B: 0 3B: 0 HR: 0 SF: 0 SAC: 0 DP: 1 HBP: 0	WP: 0 PB: 0 SB: 0 CS: 0 PA: 33
PITCHER Ross Grimsley, L (1, 1) ERA: 3.87	IP 9.0 WLS W BF 33 H 4 R 0 ER 0 SO 2 BB 3 IBB 0 HBP 0 BLK 0 WP 0 HR 0 S 34 P 46 ERA 0.00 WHIP 0.778	PITCHER IP WLS BF H R ER SO BB IBB HBP BLK WP HR S P ERA WHIP									

Toronto Blue Jays @ Baltimore Orioles
Memorial Stadium, Baltimore, MD
Wed Sep 21 1977, 7:05 PM EDT
Att. 4,237 - Unknown - 71 F

livebaseballscorecards.com

AB	30
R	0
H	4
RBI	0
BB	3
SO	2
LOB	8



Batter	1	2	3	4	5	6	7	8	9
Al Bumbry, L OBP: 0.364, SLG: 0.401 (1, 8) (9, 7)	0-0 5-3		0-0 6-3		0-0 SF7			0-0 1B	
Rich Dauer, R OBP: 0.294, SLG: 0.342 (1, 4) (4, 5)	4-0 F7 BB			0-0 L8	0-0 F8			0-0 1B	
Pat Kelly, L OBP: 0.350, SLG: 0.367 Larry Harlow, L OBP: 0.283, SLG: 0.250 (1, 7) (9, 8)	0-0 F7 1-2			0-0 3-1		0-0 4-3		0-3 K	
Ken Singleton, S OBP: 0.445, SLG: 0.512 Mike Dimmel, R (1, 9) (9, 9)		0-0 6-3		4-0 HR BB		0-0 4-3		0-0 5-3	
Lee May, R OBP: 0.287, SLG: 0.416 Tony Muser, L OBP: 0.310, SLG: 0.289 (1, 3) (9, 3)		0-0 5-3		0-0 HR		0-3 K			
Eddie Murray, S OBP: 0.323, SLG: 0.443 (1, 10)		0-0 4-3		0-0 PO 1B		0-0 5-3			
Doug DeCinces, R OBP: 0.343, SLG: 0.431 Billy Smith, S OBP: 0.284, SLG: 0.308 (1, 5) (4, 4)			0-0 5-3	0-0 PO 1-2	4-0 2B WP BB		0-3 K		
Mark Belanger, R OBP: 0.291, SLG: 0.276 (1, 6)			0-0 5-3		0-0 WP SF7 2B		0-0 1B		
Dave Skaggs, R OBP: 0.332, SLG: 0.340 (1, 2)			4-0 BB		0-0 5-3 2-3 3-H		0-0 4-3		

Inning Stats	R: 0	H: 0	E: 0	K: 0	S: 2	LOB: 0	BB: 1	P: 6
	R: 0	H: 0	E: 0	K: 0	S: 3 <td>LOB: 0</td> <td>BB: 0</td> <td>P: 3 </td>	LOB: 0	BB: 0	P: 3
	R: 0	H: 0	E: 0	K: 0	S: 3 <td>LOB: 1</td> <td>BB: 1</td> <td>P: 7 </td>	LOB: 1	BB: 1	P: 7
	R: 2	H: 2	E: 0	K: 0	S: 4 <td>LOB: 0</td> <td>BB: 1</td> <td>P: 8 </td>	LOB: 0	BB: 1	P: 8
	R: 2	H: 1	E: 0	K: 0	S: 4 <td>LOB: 0</td> <td>BB: 1</td> <td>P: 8 </td>	LOB: 0	BB: 1	P: 8
	R: 0	H: 0	E: 0	K: 1	S: 5 <td>LOB: 0</td> <td>BB: 0</td> <td>P: 5 </td>	LOB: 0	BB: 0	P: 5
	R: 0	H: 1	E: 0	K: 1	S: 6 <td>LOB: 1</td> <td>BB: 0</td> <td>P: 6 </td>	LOB: 1	BB: 0	P: 6
	R: 0	H: 2	E: 0	K: 1	S: 6 <td>LOB: 1</td> <td>BB: 0</td> <td>P: 6 </td>	LOB: 1	BB: 0	P: 6

PITCHER	IP	WLS	BF	H	R	ER	SO	BB	IBB	HBP	BLK	WP	HR	S	P	ERA	WHIP
Jeff Byrd, R ERA: 5.71 (1, 1)	8.0	L	31	6	4	4	3	4	0	0	0	1	1	33	49	4.50	1.250

AB R H RBI BB SO LOB

3	0	1	1	0	0	1
3	0	1	0	1	0	0
4	0	0	0	0	1	2
0	0	0	0	0	0	0
3	1	0	0	1	0	1
0	0	0	0	0	0	0
3	1	1	2	0	1	0
0	0	0	0	0	0	0
3	0	1	0	0	0	0
1	0	0	0	0	0	0
1	1	0	0	1	1	0
3	1	2	0	0	0	0
2	0	0	0	1	0	2

AB	26
R	4
H	6
RBI	3
BB	4
SO	3
LOB	6



WP	HR	S	P	ERA	WHIP
1	1	33	49	4.50	1.250

Toronto Blue Jays @ Baltimore Orioles
Memorial Stadium, Baltimore, MD
 Wed Sep 21 1977, 7:05 PM EDT
 Att. 4,237 - Unknown - 71 F

livebaseballscorecards.com

Batter	1	2	3	4	5	6	7	8	9	AB R H RBI BB SO LOB	TOP
Gary Woods, R OBP: 0.249, SLG: 0.273 (1, 8)	0-3 K			0-3 K		4-0 BB			0-0 F9	3 0 0 0 1 2 0	
Bob Bailor, R OBP: 0.338, SLG: 0.408 (1, 10)	0-0 5-3			0-0 5-3		0-0 5-3			0-0 1B	4 0 1 0 0 0 1	
Roy Howell, L OBP: 0.367, SLG: 0.415 (1, 5)	0-3 K			0-0 1B			0-0 4-3		0-3 K	4 0 1 0 0 2 1	
Otto Velez, R OBP: 0.370, SLG: 0.463 (1, 9)		0-0 F7		0-3 K			0-0 HR		0-0 F8	4 1 1 1 0 1 2	
Doug Rader, R OBP: 0.345, SLG: 0.439 (1, 3)		0-3 K			0-0 F9			0-3 K		3 0 0 0 0 2 0	
Steve Bowling, R OBP: 0.343, SLG: 0.285 (1, 7)		0-0 4-3			0-0 5-3			0-3 K		3 0 0 0 0 1 0	
Hector Torres, R OBP: 0.287, SLG: 0.355 (1, 6)			0-0 F3		0-0 4-3			0-0 5-3		3 0 0 0 0 0 0	
Dave McKay, S OBP: 0.217, SLG: 0.257 (1, 4)				0-0 G5-4-3 1B		0-0 G4-6-3 1B		0-0 L6-3 1B		3 0 3 0 0 0 0	
Alan Ashby, S OBP: 0.299, SLG: 0.281 (1, 2)				0-0 G5-4-3 1-2f		0-0 G4-6-3 1-2f		0-0 L6-3 1-2		3 0 0 0 0 0 3	
Inning Stats	R: 0 E: 0 K: 2 S: 7 H: 0 LOB: 0 BB: 0 P: 7	R: 0 E: 0 K: 1 S: 5 H: 0 LOB: 0 BB: 0 P: 5	R: 0 E: 0 K: 0 S: 3 H: 1 LOB: 0 BB: 0 P: 3	R: 0 E: 0 K: 2 S: 8 H: 1 LOB: 1 BB: 0 P: 8	R: 0 E: 0 K: 0 S: 3 H: 0 LOB: 0 BB: 0 P: 3	R: 0 E: 0 K: 0 S: 3 H: 1 LOB: 1 BB: 1 P: 7	R: 1 E: 0 K: 2 S: 8 H: 1 LOB: 0 BB: 0 P: 8	R: 0 E: 0 K: 0 S: 3 H: 1 LOB: 0 BB: 0 P: 3	R: 0 E: 0 K: 1 S: 6 H: 1 LOB: 1 BB: 0 P: 6	1B: 5 2B: 1 3B: 0 HR: 1 SF: 0 SAC: 0 DP: 3 HBP: 0	WP: 0 PB: 0 SB: 0 CS: 0 PA: 31
PITCHER Mike Flanagan, L (1, 1) ERA: 3.64	IP: 9.0 WLS: W BF: 31 H: 6 R: 1 ER: 1 SO: 8 BB: 1 IBB: 0 HBP: 0 BLK: 0 WP: 0 HR: 1 S: 46 P: 50 ERA: 1.00 WHIP: 0.778										

Toronto Blue Jays @ Baltimore Orioles
 Memorial Stadium, Baltimore, MD
 Thu Sep 22 1977, 7:05 PM EDT
 Att. 9,261 - Unknown

livebaseballscorecards.com

AB	30
R	1
H	6
RBI	1
BB	1
SO	8
LOB	7



Batter	1	2	3	4	5	6	7	8	9	AB R H RBI BB SO LOB	TOP		
Elliott Maddox, R (1, 8) OBP: 0.398, SLG: 0.436	0-0 F9 2B		0-0 6-3			0-0 F8		4-0 BB		3 0 1 0 1 0 0			
Rich Dauer, R (1, 4) OBP: 0.289, SLG: 0.332	0-0 5-3			0-0 4-3		0-0 F8		0-0 F7		4 0 0 0 0 0 4			
Ken Singleton, S (1, 9) OBP: 0.442, SLG: 0.506 Mike Dimmel, R (9, PR)	0-0 F9 2-3			0-0 5-3			0-3 K		4-0 1B BB 2B BB	3 0 0 0 1 1 1 0 1 0 0 0 0 0			
Lee May, R (1, 10) OBP: 0.290, SLG: 0.421 Tom Shopay, L (9, PR)	0-0 5-3			0-0 1B			0-3 K		4-0 1B BB 2B BB	3 0 1 0 1 1 1 0 1 0 0 0 0 0			
Eddie Murray, S (1, 3) OBP: 0.326, SLG: 0.448 Kiko Garcia, R (9, PR)		0-0 5-3		0-3 K			0-3 K		0-0 2B 1-2 2-3 1B	4 0 1 0 0 2 1 0 0 0 0 0 0 0			
Andres Mora, R (1, 7) OBP: 0.270, SLG: 0.482		0-0 6-3			0-0 6-3			0-0 5-3	0-3 K	4 0 0 0 0 1 3			
Doug DeCinces, R (1, 5) OBP: 0.342, SLG: 0.429		0-0 5-3			0-0 6-3			0-0 BB 1B 1B	0-3 K	4 0 1 0 0 1 3			
Mark Belanger, R (1, 6) OBP: 0.291, SLG: 0.274 Al Bumbry, L (9, PH)			0-0 P4		0-0 F5			0-3 K	0-0 2B 1-3 2-H 3-H	3 0 0 0 0 1 1 1 0 1 2 0 0 0			
Dave Skaggs, R (1, 2) OBP: 0.339, SLG: 0.341 Larry Harlow, L (8, PR) Rick Dempsey, R (8, 2) Terry Crowley, L (9, PH)			0-0 5-3			0-0 P4		0-0 BB 1-2 1B	0-3 K	3 0 1 0 0 0 0 0 0 0 0 0 0 0 0 0 0 0 0 0 0 1 0 0 0 0 1 3			
Inning Stats	R: 0 H: 1 E: 0 LOB: 1 K: 0 BB: 0 S: 4 P: 4	R: 0 H: 0 E: 0 LOB: 0 K: 0 BB: 0 S: 3 P: 3	R: 0 H: 0 E: 0 LOB: 0 K: 0 BB: 0 S: 3 P: 3	R: 0 H: 1 E: 0 LOB: 1 K: 1 BB: 0 S: 6 P: 6	R: 0 H: 0 E: 0 LOB: 0 K: 0 BB: 0 S: 3 P: 3	R: 0 H: 0 E: 0 LOB: 0 K: 0 BB: 0 S: 3 P: 3	R: 0 H: 0 E: 0 LOB: 0 K: 3 BB: 0 S: 9 P: 9	R: 0 H: 2 E: 0 LOB: 3 K: 1 BB: 1 S: 7 P: 11	R: 2 H: 2 E: 0 LOB: 3 K: 3 BB: 2 S: 11 P: 19	1B: 4 SF: 0 2B: 2 SAC: 0 3B: 0 DP: 0 HR: 0 HBP: 0	WP: 0 PA: 36 PB: 0 SB: 0 CS: 0		
PITCHER	IP WLS BF H R ER SO BB IBB HBP BLK WP HR S P ERA WHIP											PITCHER	IP WLS BF H R ER SO BB IBB HBP BLK WP HR S P ERA WHIP
Rick Waits, L (1, 1) ERA: 4.23	8.0 W 30 4 1 1 5 2 0 0 0 0 0 0 38 46 1.12 0.750												
Jim Bibby, R (9, 1) ERA: 3.64	1.0 S 6 2 1 1 3 1 0 0 0 0 0 0 11 15 9.00 3.000												

Baltimore Orioles @ Cleveland Indians
Cleveland Municipal Stadium, Cleveland, OH

Fri Sep 23 1977, 7:05 PM EDT
Att. 4,787 - Unknown

livebaseballscorecards.com

AB	33
R	2
H	6
RBI	2
BB	3
SO	8
LOB	17



Batter	1	2	3	4	5	6	7	8	9	AB R H RBI BB SO LOB	TOP								
Al Bumbry, L OBP: 0.368, SLG: 0.408 (1, 8) (9, 7)	0-0 4-3		0-0 2B			0-0 1B 1-2 1B		0-0 G3		4 0 2 0 0 0 0									
Billy Smith, S OBP: 0.281, SLG: 0.304 (1, 4) SS	0-3 K		0-0 F8			0-0 F7		0-3 K		4 0 0 0 0 2 3									
Pat Kelly, L OBP: 0.349, SLG: 0.366 Elliott Maddox, R OBP: 0.398, SLG: 0.436 (1, 7) (9, 8)	0-0 F9			0-3 K		0-0 G4-3 1B 1-3 2-H		0-0 G3		4 0 1 1 0 1 0 0 0 0 0 0 0 0									
Ken Singleton, S OBP: 0.441, SLG: 0.510 Tony Muser, L OBP: 0.308, SLG: 0.287 (1, 9) (9, 3)		0-0 F7		0-0 F8		0-0 G4-3 1B 1-2f		0-0 HR		4 1 1 1 0 0 2 0 0 0 0 0 0 0									
Eddie Murray, S OBP: 0.327, SLG: 0.454 Mike Dimmel, R (1, 3) (9, 9)		0-0 1B		0-3 K		0-0 F7		0-0 HR		4 1 2 1 0 1 0 0 0 0 0 0 0 0									
Lee May, R OBP: 0.291, SLG: 0.421 Tom Shopay, L OBP: 0.273, SLG: 0.275 (1, 10) (9, PR)		0-0 P4			0-3 K		0-0 1B		0-0 FC1-6 1B BLK 1B	4 0 2 0 0 1 1 0 1 0 0 0 0 0									
Doug DeCinces, R OBP: 0.342, SLG: 0.427 (1, 5)		0-3 K			0-0 P3		0-3 K		0-0 FC1-6 1B 1-2	4 0 1 0 0 2 2									
Mark Belanger, R OBP: 0.288, SLG: 0.272 (1, 6)			0-3 K		0-3 K		0-3 K		0-0 FC1-6 BLK 1-2f 2-3	4 0 0 0 0 3 3									
Dave Skaggs, R OBP: 0.338, SLG: 0.337 (1, 2)			0-3 K			4-0 1B 1B BB		0-3 K	0-0 F9	3 1 0 0 1 2 1									
Inning Stats	R: 0 E: 0 K: 1 S: 5	H: 0 LOB: 0 BB: 0 P: 5	R: 0 E: 0 K: 1 S: 6	H: 1 LOB: 1 BB: 0 P: 6	R: 0 E: 0 K: 2 S: 8	H: 1 LOB: 1 BB: 0 P: 8	R: 0 E: 0 K: 2 S: 7	H: 0 LOB: 0 BB: 0 P: 7	R: 0 E: 0 K: 2 S: 8	H: 1 LOB: 1 BB: 0 P: 8	R: 0 E: 0 K: 2 S: 7	H: 0 LOB: 0 BB: 0 P: 7	R: 3 E: 0 K: 0 S: 7	H: 4 LOB: 2 BB: 0 P: 7	1B: 6 2B: 1 3B: 0 HR: 2	SF: 0 SAC: 0 DP: 1 HBP: 0	WP: 0 PB: 0 SB: 0 CS: 0	PA: 36	
PITCHER Dennis Eckersley, R ERA: 3.53 Jim Bibby, R ERA: 3.63	IP 8.1	WLS L	BF 33	H 8	R 4	ER 4	SO 12	BB 1	IBB 0	HBP 0	BLK 0	WP 0	HR 2	S 56	P 60	ERA 4.32	WHIP 1.080		
	IP 0.2	WLS 3	BF 1	H 0	R 0	ER 0	SO 0	BB 0	IBB 0	HBP 0	BLK 1	WP 0	HR 0	S 3	P 3	ERA 0.00	WHIP 1.500		

Baltimore Orioles @ Cleveland Indians
Cleveland Municipal Stadium, Cleveland, OH

AB	35
R	4
H	9
RBI	3
BB	1
SO	12
LOB	12



Sat Sep 24 1977, 7:05 PM EDT
Att. 4,098 - Unknown

livebaseballscorecards.com

Batter	1	2	3	4	5	6	7	8	9	AB	R	H	RBI	BB	SO	LOB
Paul Dade, R OBP: 0.335, SLG: 0.357 (1, 9)	0-0 SH1-3 1B		0-0 L4			0-0 FC3-6 1B		4-0 1B SH BB		3	0	2	0	1	0	0
Duane Kuiper, L OBP: 0.325, SLG: 0.334 (1, 4)	0-0 SH1-3 1-2			0-0 FC6-5 WP 1B		0-0 FC3-6 F8 S 1-2f 1B		0-0 SH 1B 1-2		2	1	1	0	0	0	1
Larvell Blanks, R OBP: 0.314, SLG: 0.397 (1, 5)	0-0 6-3			0-3 K 1-2		0-0 F8 1-3		0-0 1B 1-2 2-3		4	0	1	0	0	1	3
Andre Thornton, R OBP: 0.385, SLG: 0.550 (1, 3)	0-0 P5			0-0 FC6-5 1B 2-3		0-0 1B 3-H		0-0 P4		4	0	1	1	0	0	5
Bruce Bochte, L OBP: 0.364, SLG: 0.403 (1, 7)		0-0 F9		0-0 1B		0-0 F8		0-3 K		4	0	1	0	0	1	4
Rico Carty, R OBP: 0.360, SLG: 0.433 (1, 10)		0-0 F7		0-0 F8			0-0 P3	0-0 F8		4	0	0	0	0	0	5
Rick Manning, L OBP: 0.271, SLG: 0.316 (1, 8)		0-0 5-3			4-0 FC3-6 BB		0-0 P4		0-0 F9	3	0	0	0	1	0	0
Fred Kendall, R OBP: 0.283, SLG: 0.330 (1, 2)			0-0 F5		0-0 FC3-6 G3-6-3 1-2f		0-0 1B		0-0 4-3	3	0	1	0	0	0	1
Jim Norris, L OBP: 0.357, SLG: 0.360 (9, PH)										1	0	0	0	0	0	0
Alfredo Griffin, S OBP: 0.111, SLG: 0.111 (1, 6)			0-0 6-3		0-0 G3-6-3 1-2f		0-0 F5		0-3 K	4	0	0	0	0	1	2

Inning Stats	R: 0	H: 1	E: 0	LOB: 1	K: 0	BB: 0	S: 4	P: 4	R: 0	H: 0	E: 0	LOB: 0	K: 0	BB: 0	S: 3	P: 3	R: 0	H: 0	E: 0	LOB: 0	K: 0	BB: 0	S: 3	P: 3	R: 0	H: 2	E: 0	LOB: 2	K: 1	BB: 0	S: 7	P: 7	R: 0	H: 0	E: 0	LOB: 0	K: 0	BB: 1	S: 2	P: 6	R: 1	H: 2	E: 0	LOB: 1	K: 0	BB: 0	S: 5	P: 5	R: 0	H: 1	E: 0	LOB: 1	K: 0	BB: 0	S: 4	P: 4	R: 0	H: 1	E: 1	LOB: 3	K: 1	BB: 1	S: 7	P: 11	R: 0	H: 0	E: 0	LOB: 0	K: 1	BB: 0	S: 5	P: 5	1B: 7	SF: 0	2B: 0	SAC: 2	3B: 0	DP: 1	HR: 0	HBP: 0	WP: 1	PA: 36
PITCHER Jim Palmer, R ERA: 2.95 (1, 1)	IP	WLS	BF	H	R	ER	SO	BB	IBB	HBP	BLK	WP	HR	S	P	ERA	WHIP	IP	WLS	BF	H	R	ER	SO	BB	IBB	HBP	BLK	WP	HR	S	P	ERA	WHIP	IP	WLS	BF	H	R	ER	SO	BB	IBB	HBP	BLK	WP	HR	S	P	ERA	WHIP																															

BOTTOM

Baltimore Orioles @ Cleveland Indians
Cleveland Municipal Stadium, Cleveland, OH

Sat Sep 24 1977, 7:05 PM EDT
Att. 4,098 - Unknown

livebaseballscorecards.com

AB	32
R	1
H	7
RBI	1
BB	2
SO	3
LOB	21



Batter	1	2	3	4	5	6	7	8	9	AB R H RBI BB SO LOB	TOP													
Al Bumby, L (1, 7) OBP: 0.367, SLG: 0.406	0-3 K		0-0 G5-4-3 1B		0-0 G6-4-3		0-0 3-1			4 0 1 0 0 1 1	Baltimore Orioles @ Cleveland Indians Cleveland Municipal Stadium, Cleveland, OH Sun Sep 25 1977, 3:33 AM EDT Att. 6,291 - Unknown livebaseballscorecards.com													
Rich Dauer, R (1, 4) OBP: 0.291, SLG: 0.334	0-0 1B HR 1B		0-0 G5-4-3		0-0 1B		0-0 F2			4 1 2 0 0 0 1														
Elliott Maddox, R (1, 8) OBP: 0.385, SLG: 0.418	0-3 K		0-0 F9		0-0 4-3		0-3 K			4 0 0 0 0 2 2														
Ken Singleton, S (1, 9) OBP: 0.439, SLG: 0.508	0-0 1-3 HR 1B			0-0 F8		0-0 F5		0-0 4-3		4 1 1 0 0 0 0														
Eddie Murray, S (1, 3) OBP: 0.330, SLG: 0.460	0-0 1-H 3-H HR			4-0 BB		0-0 1B		0-0 L6		3 1 2 3 1 0 0														
Doug DeCinces, R (1, 5) OBP: 0.340, SLG: 0.425	0-0 P4			0-3 K		0-0 P5		0-0 F2		3 0 0 0 0 1 2														
Tony Muser, L (9, PH) OBP: 0.305, SLG: 0.284										1 0 0 0 0 0 0														
Andres Mora, R (1, 10) OBP: 0.265, SLG: 0.473		0-0 F9		0-0 F7		0-3 K		0-0 5-3		4 0 0 0 0 1 2														
Mark Belanger, R (1, 6) OBP: 0.288, SLG: 0.277		0-0 F4			0-0 G6-4-3 3B		0-0 6-3			3 1 1 0 0 0 0														
Dave Skaggs, R (1, 2) OBP: 0.338, SLG: 0.336		0-0 G3			0-0 G6-4-3 1B		0-0 5-3			3 0 1 0 0 0 0														
Inning Stats	R: 3 E: 0 K: 2 S: 10	H: 3 LOB: 0 BB: 0 P: 10	R: 0 E: 0 K: 0 S: 3	H: 0 LOB: 0 BB: 0 P: 3	R: 0 E: 0 K: 0 S: 3	H: 1 LOB: 0 BB: 0 P: 3	R: 0 E: 0 K: 1 S: 5	H: 0 LOB: 1 BB: 1 P: 9	R: 1 E: 0 K: 0 S: 5	H: 3 LOB: 1 BB: 0 P: 5	R: 0 E: 0 K: 1 S: 6	H: 1 LOB: 1 BB: 0 P: 6	R: 0 E: 0 K: 0 S: 3	H: 0 LOB: 0 BB: 0 P: 3	R: 0 E: 0 K: 1 S: 5	H: 0 LOB: 0 BB: 0 P: 5	R: 0 E: 0 K: 0 S: 3	H: 0 LOB: 0 BB: 0 P: 3	R: 0 E: 0 K: 0 S: 3	H: 0 LOB: 0 BB: 0 P: 3	1B: 6 2B: 0 3B: 1 HR: 1	SF: 0 SAC: 0 DP: 2 HBP: 0	WP: 0 PB: 0 SB: 0 CS: 0	PA: 34
PITCHER Wayne Garland, R (1, 1) ERA: 3.68	IP: 9.0 WLS: W BF: 34 H: 8 R: 4 ER: 4 SO: 5 BB: 1 IBB: 0 HBP: 0 BLK: 0 WP: 0 HR: 1 S: 43 P: 47 ERA: 4.00 WHIP: 1.000											PITCHER	IP: WLS: BF: H: R: ER: SO: BB: IBB: HBP: BLK: WP: HR: S: P: ERA: WHIP:											

AB	33
R	4
H	8
RBI	3
BB	1
SO	5
LOB	8



Batter	1	2	3	4	5	6	7	8	9
Paul Dade, R (1, 9) OBP: 0.333, SLG: 0.356 Ron Pruitt, R (5, 9) OBP: 0.381, SLG: 0.396	0-0 G3		0-0 4-3		0-0 1B 2-H		0-0 P4	0-0 1B 1-2	
Duane Kuiper, L (1, 4) OBP: 0.324, SLG: 0.333 Dave Oliver, L (5, PH) (6, 4)	0-0 6-3			0-0 F8	0-0 E7 1-2		4-0 1B BB	0-0 L6	
Larvell Blanks, R (1, 5) OBP: 0.316, SLG: 0.397	0-0 G3			0-0 F8	0-0 1B 1-2 2-H		0-0 PB 1B HR 1-3	0-0 F8	
Andre Thornton, R (1, 3) OBP: 0.384, SLG: 0.547		0-0 5-3		0-0 F5	0-0 F8		0-0 PB HR 1-2		
Rico Carty, R (1, 10) OBP: 0.361, SLG: 0.440		0-0 5-3			E6 1B		0-0 HR 1-H 2-H		
Bruce Bochte, L (1, 7) OBP: 0.365, SLG: 0.403		0-0 F7			0-0 F7	0-0 SH3-4 1B	0-0 1B		
Fred Kendall, R (1, 2) OBP: 0.287, SLG: 0.333			0-0 FC4-6 1B		0-0 E7 2B 2-H	0-0 SH3-4 1-2	0-0 P6		
Rick Manning, L (1, 8) OBP: 0.271, SLG: 0.319			0-0 FC4-6 B1-3 1-2f		0-0 2B 1-3	0-3 K	0-0 F2		
Alfredo Griffin, S (1, 6) OBP: 0.182, SLG: 0.227			0-0 B1-3		0-0 E 1B 2-H 3-H	0-3 K		0-0 CS 1B	

Inning Stats	R: 0 E: 0 K: 0 S: 3	H: 0 LOB: 0 BB: 0 P: 3	R: 0 E: 0 K: 0 S: 3	H: 0 LOB: 0 BB: 0 P: 3	R: 0 E: 0 K: 0 S: 4	H: 1 LOB: 1 BB: 0 P: 4	R: 0 E: 0 K: 0 S: 3	H: 0 LOB: 0 BB: 0 P: 3	R: 5 E: 4 K: 0 S: 10	H: 6 LOB: 2 BB: 0 P: 10	R: 0 E: 0 K: 2 S: 8	H: 1 LOB: 1 BB: 0 P: 8	R: 4 E: 0 K: 0 S: 7	H: 4 LOB: 1 BB: 1 P: 11	R: 0 E: 0 K: 0 S: 4	H: 2 LOB: 1 BB: 0 P: 4
1B: 11 2B: 2 3B: 0 HR: 1	SF: 0 SAC: 1 DP: 0 HBP: 0	WP: 0 PB: 2 SB: 0 CS: 1	PA: 39													

PITCHER	IP	WLS	BF	H	R	ER	SO	BB	IBB	HBP	BLK	WP	HR	S	P	ERA	WHIP
Ross Grimsley, L (1, 1) ERA: 3.96	4.1	L	19	6	5	4	0	0	0	0	0	0	0	19	19	8.31	1.385
Dennis Martinez, R (5, 1) ERA: 3.86	2.0		12	4	3	3	2	1	0	0	0	0	0	15	19	13.50	2.500
Nelson Briles, R (7, 1) ERA: 4.29	0.2		4	2	1	1	0	0	0	0	0	0	1	4	4	13.50	3.000
Mike Parrott, R (8, 1) ERA: 2.08	1.0		4	2	0	0	0	0	0	0	0	0	0	4	4	0.00	2.000

BOTTOM


AB	R	H	RBI	BB	SO	LOB
2	0	0	0	0	0	1
3	1	2	1	0	0	0
2	0	0	0	0	0	0
2	1	0	0	1	0	2
5	1	2	1	0	0	1
4	1	1	1	0	0	2
4	2	2	3	0	0	2
4	0	2	0	0	0	1
3	1	2	0	0	0	1
4	1	1	0	0	1	3
4	1	2	2	0	1	2

Baltimore Orioles @ Cleveland Indians
Cleveland Municipal Stadium, Cleveland, OH

Sun Sep 25 1977, 3:33 AM EDT
 Att. 6,291 - Unknown

livebaseballscorecards.com

AB	37
R	9
H	14
RBI	8
BB	1
SO	2
LOB	15



Batter	1	2	3	4	5	6	7	8	9	AB R H RBI BB SO LOB	TOP										
Ron LeFlore, R OBP: 0.363, SLG: 0.480 (1, 8)	0-3 K	0-3 K			0-0 5-3		0-0 F9			4 0 0 0 0 2 3											
Tito Fuentes, S OBP: 0.347, SLG: 0.394 (1, 4)	0-0 2B		0-3 K		0-0 5-3			0-0 F7		4 1 1 0 0 1 0											
Rusty Staub, L OBP: 0.338, SLG: 0.452 (1, 10)	0-0 2B		0-0 FC4-6		0-0 F8			0-0 1B		4 0 2 1 0 0 1											
Steve Kemp, L OBP: 0.343, SLG: 0.426 (1, 7)	0-3 K		4-0 BB		0-0 F7			4-0 BB		2 0 0 0 2 1 1											
Jason Thompson, L OBP: 0.341, SLG: 0.479 (1, 3)	0-3 K		0-3 K		0-3 K			0-0 G1-6-3		4 0 0 0 0 3 5											
Lance Parrish, R OBP: 0.342, SLG: 0.485 (1, 2)		0-3 K	0-3 K		0-3 K			0-3 K		4 0 0 0 0 4 2											
Mickey Stanley, R OBP: 0.289, SLG: 0.397 (1, 9)				0-0 6-3		0-0 6-3		0-3 K		3 0 0 0 1 1 0											
Aurelio Rodriguez, R OBP: 0.258, SLG: 0.369 (1, 5)		0-0 L5		0-0 5-3		0-0 5-3		0-3 K		4 0 0 0 0 1 1											
Alan Trammell, R OBP: 0.233, SLG: 0.207 (1, 6)		0-0 1B		0-0 F8		0-0 1B				3 0 2 0 0 0 0											
Inning Stats	R: 1 E: 0 K: 3 S: 11	H: 2 LOB: 1 BB: 0 P: 11	R: 0 E: 0 K: 2 S: 8	H: 1 LOB: 2 BB: 1 P: 12	R: 0 E: 0 K: 3 S: 10	H: 0 LOB: 2 BB: 1 P: 14	R: 0 E: 0 K: 0 S: 3	H: 0 LOB: 0 BB: 0 P: 3	R: 0 E: 0 K: 2 S: 7	H: 0 LOB: 0 BB: 0 P: 7	R: 0 E: 0 K: 0 S: 4	H: 1 LOB: 1 BB: 0 P: 4	R: 0 E: 0 K: 0 S: 3	H: 1 LOB: 1 BB: 1 P: 7	R: 0 E: 0 K: 3 S: 9	H: 0 LOB: 0 BB: 0 P: 9	1B: 3 2B: 2 3B: 0 HR: 0	SF: 0 SAC: 0 DP: 1 HBP: 0	WP: 1 PB: 0 SB: 0 CS: 0	PA: 35	
PITCHER Mike Flanagan, L ERA: 3.53 (1, 1)	IP 9.0	WLS W	BF 35	H 5	R 1	ER 1	SO 13	BB 3	IBB 0	HBP 0	BLK 0	WP 1	HR 0	S 58	P 70	ERA 1.00	WHIP 0.889				
PITCHER	IP	WLS	BF	H	R	ER	SO	BB	IBB	HBP	BLK	WP	HR	S	P	ERA	WHIP				

Detroit Tigers @ Baltimore Orioles
Memorial Stadium, Baltimore, MD

Tue Sep 27 1977, 7:05 PM EDT
Att. 4,854 - Unknown - 71 F

livebaseballscorecards.com

AB 32
R 1
H 5
RBI 1
BB 3
SO 13
LOB 13



Batter	1	2	3	4	5	6	7	8	9
Al Bumbry, L OBP: 0.371, SLG: 0.410 (1, 8) (4, 7)	0-0 1B 1B	0-0 4-3 HR 1B	0-0 FC6-4 1-2f			0-0 BB 1B		0-0 FC1-4 1B	
Billy Smith, S OBP: 0.283, SLG: 0.304 (1, 4)	0-0 BB 1B 1-2	0-0 4-3 1-2	0-3 K			4-0 BB 1-2		0-0 FC1-4 FC6-4 1-2f	
Pat Kelly, L Elliott Maddox, R OBP: 0.352, SLG: 0.378 OBP: 0.375, SLG: 0.406 (1, 7) (3, PH) (4, 8)	0-0 BB 1B 1-2 2-H	0-0 HR 2-H	0-3 K			0-0 F3		0-0 FC6-4 1-2f	
Ken Singleton, S Mike Dimmel, R OBP: 0.438, SLG: 0.505 (1, 9) (8, 9)	0-0 F7	4-0 1B 1B BB		0-3 K		0-3 K			
Eddie Murray, S OBP: 0.328, SLG: 0.459 (1, 3)	0-3 K	0-0 1B 1-3 1B		0-0 F3		0-0 F3			
Lee May, R OBP: 0.292, SLG: 0.421 (1, 10)	4-0 BB 1B 1-2 2-3	0-0 FC6-4 1B		0-0 L4			0-0 5-3		
Rich Dauer, R OBP: 0.291, SLG: 0.333 (1, 5)	0-0 BB 1B 1-2 2-H 3-H	0-3 K			0-0 F7		0-0 F7		
Mark Belanger, R OBP: 0.286, SLG: 0.275 (1, 6)	4-0 BB 1-2 2-3	0-0 FC6-4			0-0 F8		0-0 5-3		
Rick Dempsey, R OBP: 0.312, SLG: 0.316 (1, 2)	0-0 L7		4-0 FC6-4 BB		0-3 K			0-0 F9	

Inning Stats	R: 3 E: 0 K: 1 S: 9	H: 4 LOB: 3 BB: 2 P: 17	R: 3 E: 0 K: 1 S: 9	H: 4 LOB: 2 BB: 1 P: 13	R: 0 E: 0 K: 2 S: 7	H: 0 LOB: 1 BB: 1 P: 11	R: 0 E: 0 K: 1 S: 5	H: 0 LOB: 0 BB: 0 P: 5	R: 0 E: 0 K: 1 S: 6	H: 1 LOB: 2 BB: 1 P: 10	R: 0 E: 0 K: 0 S: 3	H: 0 LOB: 0 BB: 0 P: 3	R: 0 E: 0 K: 0 S: 4	H: 1 LOB: 1 BB: 0 P: 4
1B: 9 2B: 0 3B: 0 HR: 1	SF: 0 SAC: 0 DP: 0 HBP: 0	WP: 0 PA: 39												

PITCHER	IP	WLS	BF	H	R	ER	SO	BB	IBB	HBP	BLK	WP	HR	S	P	ERA	WHIP
Fernando Arroyo, R ERA: 4.13 (1, 1)	1.1	L	12	6	5	5	1	2	0	0	0	0	1	12	20	33.75	6.000
Bob Sykes, L ERA: 4.41 (2, 1)	6.2		27	4	1	1	6	3	0	0	0	0	0	36	48	1.35	1.050

BOTTOM

Detroit Tigers @ Baltimore Orioles
Memorial Stadium, Baltimore, MD
Tue Sep 27 1977, 7:05 PM EDT
Att. 4,854 - Unknown - 71 F

livebaseballscorecards.com

AB	34
R	6
H	10
RBI	6
BB	5
SO	7
LOB	23



Batter	1	2	3	4	5	6	7	8	9	10	11	AB R H RBI BB SO LOB	TOP														
Ron LeFlore, R OBP: 0.365, SLG: 0.480 (1, 8)	0-0 CS 1B		0-3 K		0-0 1B		0-0 5-3			4-0 S BB		4 0 2 0 1 1 0															
Phil Mankowski, L OBP: 0.316, SLG: 0.351 (1, 5)	0-3 K 1-2			0-0 1B 1B		0-0 4-3		0-0 4-3		0-0 F7 1-2		5 1 1 0 0 1 3															
Rusty Staub, L OBP: 0.338, SLG: 0.452 (1, 10)	0-0 F9			0-0 1B 1-2		0-0 4-3		0-0 F7			0-0 1B	5 0 2 0 0 0 0															
Steve Kemp, L OBP: 0.341, SLG: 0.424 (1, 7)		0-0 4-3 1B		0-0 F7		0-3 K		0-3 K			0-0 B3	5 0 1 0 0 2 3															
Jason Thompson, L OBP: 0.342, SLG: 0.480 (1, 3)		0-0 F6		0-0 F7		0-0 1B 2B			0-0 FC3-6 1B		0-0 F9	5 1 2 0 0 0 4															
Ben Oglivie, L OBP: 0.321, SLG: 0.455 (1, 9)		0-0 4-3 1-2		0-0 1B 1-2 2-H		0-0 1B 2-H			0-0 FC3-6 CS 1-2		0-0 1-3	5 0 2 2 0 0 3															
Milt May, L OBP: 0.294, SLG: 0.383 (1, 2)		0-0 F7		0-0 F8		0-0 4-3 1-2			0-0 F5			4 0 0 0 0 0 5															
Lou Whitaker, L OBP: 0.344, SLG: 0.310 Tito Fuentes, S OBP: 0.346, SLG: 0.393 (1, 4) (9, PH) (9, 4)			4-0 CS BB		0-0 F9		0-0 6-3		0-0 CS 1-2	0-0 F7		2 0 0 0 1 0 0 1 0 0 0 0 0 0															
Alan Trammell, R OBP: 0.212, SLG: 0.188 Tim Corcoran, L OBP: 0.292, SLG: 0.367 Chuck Scrivener, R OBP: 0.143, SLG: 0.083 (1, 6) (10, PH) (10, 6)			0-0 G3 1-2		0-0 F9		0-3 K		0-0 F8			3 0 0 0 0 1 1 1 0 0 0 0 0 0 0 0 0 0 0 0 0															
Inning Stats	R: 0 E: 0 K: 1 S: 5	H: 1 LOB: 0 BB: 0 P: 5	R: 0 E: 0 K: 0 S: 4	H: 1 LOB: 1 BB: 0 P: 4	R: 0 E: 0 K: 1 S: 4	H: 0 LOB: 0 BB: 1 P: 8	R: 1 E: 0 K: 0 S: 6	H: 3 LOB: 2 BB: 0 P: 6	R: 0 E: 0 K: 0 S: 4	H: 1 LOB: 1 BB: 0 P: 4	R: 1 E: 0 K: 1 S: 7	H: 2 LOB: 1 BB: 0 P: 7	R: 0 E: 0 K: 1 S: 5	H: 0 LOB: 0 BB: 0 P: 5	R: 0 E: 0 K: 1 S: 5	H: 0 LOB: 0 BB: 0 P: 5	R: 0 E: 0 K: 0 S: 3	H: 1 LOB: 0 BB: 0 P: 3	R: 0 E: 0 K: 0 S: 3	H: 0 LOB: 1 BB: 1 P: 7	R: 0 E: 0 K: 0 S: 4	H: 1 LOB: 1 BB: 0 P: 4	1B: 9 2B: 1 3B: 0 HR: 0	SF: 0 SAC: 0 DP: 0 HBP: 0	WP: 0 PB: 0 SB: 2 CS: 3	PA: 43	
PITCHER Jim Palmer, R ERA: 2.91 (1, 1)	IP 11.0	WLS W	BF 42	H 10	R 2	ER 2	SO 5	BB 2	IBB 0	HBP 0	BLK 0	WP 0	HR 0	S 50	P 58	ERA 1.64	WHIP 1.091										

Detroit Tigers @ Baltimore Orioles
 Memorial Stadium, Baltimore, MD
 Wed Sep 28 1977, 7:05 PM EDT
 Att: 7,547 - Unknown

livebaseballscorecards.com

AB 40
R 2
H 10
RBI 2
BB 2
SO 5
LOB 19



BOTTOM

Detroit Tigers @ Baltimore Orioles
Memorial Stadium, Baltimore, MD

Wed Sep 28 1977, 7:05 PM EDT
Att: 7,547 - Unknown

livebaseballscores.com

AB	40
R	3
H	8
RBI	2
BB	4
SO	7
LOB	14



AB R H RBI BB SO LOB

4	0	1	0	1	1	2
5	0	0	0	0	1	4
3	0	1	0	2	1	0
5	0	0	0	0	1	4
5	1	1	0	0	0	1
5	0	2	0	0	1	0
4	1	0	1	0	0	1
2	0	0	0	0	1	1
1	0	1	0	0	0	0
2	1	0	0	0	1	1
2	0	1	0	1	0	0
1	0	1	1	0	0	0

Batter	1	2	3	4	5	6	7	8	9	10	11
Al Bumbry, L OBP: 0.372, SLG: 0.409 (1, 8)	G3	K			WP 1B	IBB			F5		
Billy Smith, S OBP: 0.279, SLG: 0.300 (1, 4)	F8		F9		6-3	K			5-3		
Pat Kelly, L OBP: 0.355, SLG: 0.377 (1, 7)	S 1B		BB		BB		K		F8		
Ken Singleton, S OBP: 0.435, SLG: 0.500 (1, 9)	6-3		F7		F7		4-3		K		
Eddie Murray, S OBP: 0.328, SLG: 0.457 (1, 3)		1B SF8 1B	F4			4-3	G3		F4		
Lee May, R OBP: 0.293, SLG: 0.421 (1, 10)		FC4-6 1B		5-3		E 1B 1B		K		5-3	
Doug DeCinces, R OBP: 0.337, SLG: 0.421 (1, 5)		SF8		F7		E5 1B WP		F5		E6 FC1-4	
Mark Belanger, R OBP: 0.287, SLG: 0.274 (1, 6)		FC4-6 1B		K		WP BB 1B		K		FC1-4 S 1B	
Terry Crowley, L OBP: 0.364, SLG: 0.545 (6, PH)		1-2f				1-3 2-H					
Kiko Garcia, R OBP: 0.246, SLG: 0.289 (6, PR)											
(7, 6)											
Dave Skaggs, R OBP: 0.342, SLG: 0.338 (1, 2)					5-3	WP BB			F7		
Tony Muser, L OBP: 0.303, SLG: 0.282 (9, PH)											
Rick Dempsey, R OBP: 0.315, SLG: 0.318 (10, 2)											

Inning Stats	R: 0	H: 1	R: 1	H: 3	R: 0	H: 0	R: 0	H: 1	R: 1	H: 2	R: 0	H: 0	R: 0	H: 0	R: 0	H: 0	R: 1	H: 1
	E: 0	LOB: 1	E: 0	LOB: 2	E: 0	LOB: 1	E: 0	LOB: 2	E: 1	LOB: 3	E: 0	LOB: 0	E: 0	LOB: 0	E: 0	LOB: 0	E: 1	LOB: 1
	K: 0	BB: 0	K: 1	BB: 0	K: 0	BB: 1	K: 1	BB: 0	K: 0	BB: 2	K: 1	BB: 0	K: 2	BB: 0	K: 0	BB: 0	K: 0	BB: 0
	S: 4	P: 4	S: 8	P: 8	S: 3	P: 7	S: 5	P: 5	S: 4	P: 8	S: 7	P: 15	S: 5	P: 5	S: 7	P: 7	S: 3	P: 3

PITCHER	IP	WLS	BF	H	R	ER	SO	BB	IBB	HBP	BLK	WP	HR	S	P	ERA	WHIP
Vern Ruhle, R ERA: 5.58 (1, 1)	5.2		27	7	2	1	2	3	0	0	0	1	0	28	40	1.59	1.765
Steve Foucault, R ERA: 2.84 (6, 1)	5.0	L	18	1	1	0	5	0	1	0	0	1	0	27	31	0.00	0.200

1B: 8	SF: 1	WP: 2	PA: 45
2B: 0	SAC: 0	PB: 0	
3B: 0	DP: 0	SB: 2	
HR: 0	HBP: 0	CS: 0	

Batter	1	2	3	4	5	6	7	8	9	AB R H RBI BB SO LOB	TOP	
Ron LeFlore, R (1, 8) OBP: 0.364, SLG: 0.479	0-0 F9			0-0 6-3 1-3 1B		0-0 E6 FC5-4		0-0 F9		4 0 1 0 0 0 1		
Tito Fuentes, S (1, 4) OBP: 0.344, SLG: 0.390	0-0 F9			0-0 1-3 1-2		0-0 FC5-4 1-2f			0-0 4-3	4 0 0 0 0 0 2		
Rusty Staub, L (1, 10) OBP: 0.338, SLG: 0.451	0-0 G3			0-0 6-3 2-3			0-0 L6		0-0 1B 1B 1B 1B	4 1 1 0 0 0 1		
Jason Thompson, L (1, 3) OBP: 0.341, SLG: 0.478			0-0 1-3	0-0 4-3			0-0 4-3		0-0 1B 1B 1B 1B	4 1 1 0 0 0 1		
Lance Parrish, R (1, 2) OBP: 0.333, SLG: 0.541			0-0 5-3		0-0 F8		0-0 HR		0-3 K	4 1 1 1 0 1 2		
Mickey Stanley, R (1, 9) OBP: 0.269, SLG: 0.394			0-0 F8		0-0 F6		0-0 5-3		0-0 1B 1-2 2-3	4 0 1 0 0 0 0		
John Wockenfuss, R (1, 7) OBP: 0.331, SLG: 0.500				0-0 FC6-4 1B		0-0 6-3		0-0 6-3	0-0 1B 1-2 2-H 3-H	4 0 2 2 0 0 0		
Aurelio Rodriguez, R (1, 5) OBP: 0.255, SLG: 0.364				0-0 FC6-4 G6-4-3 1-2f		0-0 5-3		0-0 6-3	0-0 F7	4 0 0 0 0 0 3		
Alan Trammell, R (1, 6) OBP: 0.200, SLG: 0.176				0-0 G6-4-3 1-2f		0-0 F4		0-0 2B		2 0 0 0 0 0 1		
Bob Adams, R (8, PH) OBP: 0.250, SLG: 0.542										1 0 1 0 0 0 0		
Chuck Scrivener, R (8, 6) OBP: 0.143, SLG: 0.083										0 0 0 0 0 0 0		
Inning Stats	R: 0 H: 0 E: 0 LOB: 0 K: 0 BB: 0 S: 3 P: 3	R: 0 H: 0 E: 0 LOB: 0 K: 0 BB: 0 S: 3 P: 3	R: 0 H: 1 E: 0 LOB: 0 K: 0 BB: 0 S: 3 P: 3	R: 0 H: 1 E: 0 LOB: 1 K: 0 BB: 0 S: 4 P: 4	R: 0 H: 0 E: 0 LOB: 0 K: 0 BB: 0 S: 3 P: 3	R: 0 H: 0 E: 1 LOB: 1 K: 0 BB: 0 S: 4 P: 4	R: 1 H: 1 E: 0 LOB: 0 K: 0 BB: 0 S: 4 P: 4	R: 0 H: 1 E: 0 LOB: 1 K: 0 BB: 0 S: 4 P: 4	R: 2 H: 4 E: 0 LOB: 2 K: 1 BB: 0 S: 9 P: 9	1B: 6 SF: 0 2B: 1 SAC: 0 3B: 0 DP: 1 HR: 1 HBP: 0	WP: 0 PA: 35 PB: 0 SB: 0 CS: 0	
PITCHER	IP WLS BF H R ER SO BB IBB HBP BLK WP HR S P ERA WHIP											
Rudy May, L (1, 1) ERA: 3.61	8.2 W 34 8 3 3 1 0 0 0 0 0 0 1 36 36 3.12 0.923											
Tippy Martinez, L (9, 1) ERA: 2.52	0.1 S 1 0 0 0 0 0 0 0 0 0 0 0 0 1 1 0.00 0.000											

Detroit Tigers @ Baltimore Orioles
 Memorial Stadium, Baltimore, MD
 Thu Sep 29 1977, 7:05 PM EDT
 Att. 6,241 - Unknown

livebaseballscorecards.com



Batter	1	2	3	4	5	6	7	8	9	AB	R	H	RBI	BB	SO	LOB
Elliott Maddox, R OBP: 0.360, SLG: 0.387 (1, 8)	0-0 6-3		0-0 5-3		0-0 F8	0-0 F8		0-0 F8		5	0	0	0	0	0	2
Rich Dauer, R OBP: 0.297, SLG: 0.346 (1, 4)	0-3 K		0-0 HR 2B		0-0 2B		0-0 BB WP 1B 1B		4	2	3	0	0	1	0	
Ken Singleton, S OBP: 0.437, SLG: 0.507 Mike Dimmel, R (7, PR) (8, 9)	0-0 2B 1B 1B		0-0 2-H HR		0-3 K		4-0 BB 1-2 1B BB		3	2	2	2	1	1	1	
Lee May, R OBP: 0.296, SLG: 0.423 (1, 10)	0-0 1-3 1B 2B		0-0 6-3		4-0 BB		4-0 1-2 2-3 1B BB		2	1	1	0	2	0	0	
Eddie Murray, S OBP: 0.329, SLG: 0.457 Tony Muser, L OBP: 0.303, SLG: 0.282 (1, 3) (9, 3)	0-0 2-H 3-H 1B		0-3 K		0-0 G3		0-0 1-2 2-H 3-H 1B		4	0	2	4	0	1	2	
Doug DeCinces, R OBP: 0.336, SLG: 0.420 (1, 5)	0-0 5-3			0-0 5-3		0-0 FC1-4 1B 1B		0-3 K		4	0	1	0	0	1	3
Andres Mora, R OBP: 0.266, SLG: 0.472 Al Bumbry, L OBP: 0.371, SLG: 0.408 (1, 7) (7, 7)		0-3 K		0-0 1-3		0-0 FC1-4 1B		0-0 G4-3		3	0	1	0	0	1	0
Rick Dempsey, R OBP: 0.314, SLG: 0.315 (1, 2)		0-0 F7		4-0 BB		0-3 K		0-3 K		3	0	0	0	1	2	2
Kiko Garcia, R OBP: 0.238, SLG: 0.280 (1, 6)		0-3 K		0-3 K		0-0 FC1-4 1-2f 2-3		0-3 K		4	0	0	0	0	3	3


Inning Stats	R: 2	H: 3	E: 0	LOB: 1	K: 1	S: 8	P: 8	R: 0	H: 0	E: 0	LOB: 0	K: 2	S: 7	R: 0	H: 2	E: 0	LOB: 0	K: 1	S: 7	R: 0	H: 0	E: 0	LOB: 1	K: 1	S: 5	R: 0	H: 1	E: 0	LOB: 2	K: 1	S: 6	R: 0	H: 2	E: 0	LOB: 2	K: 1	S: 7	R: 2	H: 2	E: 0	LOB: 2	K: 1	S: 6	R: 0	H: 0	E: 0	LOB: 0	K: 2	S: 7	R: 0	H: 0	E: 0	LOB: 0	K: 2	S: 7	R: 0	H: 0	E: 0	LOB: 0	K: 2	S: 7
--------------	------	------	------	--------	------	------	------	------	------	------	--------	------	------	------	------	------	--------	------	------	------	------	------	--------	------	------	------	------	------	--------	------	------	------	------	------	--------	------	------	------	------	------	--------	------	------	------	------	------	--------	------	------	------	------	------	--------	------	------	------	------	------	--------	------	------

PITCHER	IP	WLS	BF	H	R	ER	SO	BB	IBB	HBP	BLK	WP	HR	S	P	ERA	WHIP
Jim Crawford, L ERA: 4.78 (1, 1)	5.0	L	25	8	4	4	6	2	0	0	0	0	1	35	43	7.20	2.000
Steve Grilli, R ERA: 4.83 (6, 1)	1.0		7	2	2	2	1	2	0	0	0	1	0	7	15	18.00	4.000
Ed Glynn, L ERA: 4.63 (7, 1)	2.0		5	0	0	0	3	0	0	0	0	0	0	11	11	0.00	0.000

BOTTOM

Detroit Tigers @ Baltimore Orioles
Memorial Stadium, Baltimore, MD
 Thu Sep 29 1977, 7:05 PM EDT
 Att. 6,241 - Unknown

AB	33
R	6
H	10
RBI	6
BB	4
SO	10
LOB	15



WP	PA	1B	SF	PB	SAC	SB	DP	CS	HR	HBP
1	37	6	0	0	0	0	1	0	1	0

Batter	1	2	3	4	5	6	7	8	9	AB R H RBI BB SO LOB	TOP																
Al Bumbry, L (1, 8) OBP: 0.371, SLG: 0.409	0-0 4-3		0-0 1-3 2-H 2B	0-0 1B		0-3 K		0-3 K	0-0 5-3	6 0 2 1 0 2 7																	
Rich Dauer, R (1, 4) OBP: 0.295, SLG: 0.341	0-3 K		0-0 6-3	0-0 F7			0-0 F9		4-0 1B 1B BB	4 1 0 1 1 1 2																	
Pat Kelly, L (1, 7) OBP: 0.353, SLG: 0.375	0-0 6-3		0-3 K		0-3 K		0-0 E4 CS		0-0 1B 1-2 1B	5 1 1 0 0 2 1																	
Ken Singleton, S (1, 9) Mike Dimmel, R (9, PR)		0-3 K		0-0 1B 1-3 2B	0-3 K		0-0 4-3 1-2		0-0 1B 1-3 2-H 2B 1B	5 1 2 1 0 2 1 0 1 0 0 0 0 0																	
Lee May, R (1, 10) Tom Shopay, L (9, PR)	0-0 4-3		0-0 1-3 E 1B	0-3 K				0-0 5-3	0-0 2B 1-3 1B	5 1 2 1 0 1 0 0 0 0 0 0 0 0																	
Eddie Murray, S (1, 3) OBP: 0.331, SLG: 0.459	0-0 P6		0-0 1-3 1B	0-0 1-2 3-H		0-0 1B FC6-4 1B		4-0 BB E BB	0-0 1-3 3-H 2B	4 1 2 2 1 0 1																	
Doug DeCinces, R (1, 5) OBP: 0.337, SLG: 0.424			0-0 1B 2B 1B	0-0 E6 2-H 3B		0-0 F7		0-0 E4 BB	0-0 5-3	5 2 2 1 0 0 5																	
Rick Dempsey, R (1, 2) Terry Crowley, L (8, PH) Billy Smith, S (8, PR)			0-0 F7	0-3 K		0-0 FC6-4 1B		4-0 1-2 2-3 BB	4-0 IBB	3 0 1 0 0 1 1 0 0 0 0 1 0 0 0 0 0 0 1 0 0																	
Kiko Garcia, R (1, 6) Tony Muser, L (8, PH) Dave Skaggs, R (8, 2) Elliott Maddox, R (9, PH)			0-0 2B 1-2 6-3 1B	0-0 HR		0-0 FC6-4 1-2f 3-H		0-0 F5	0-3 K	3 2 2 2 0 0 1 1 0 0 0 0 0 3 0 0 0 0 0 0 0 1 0 0 0 0 1 3																	
Inning Stats	R: 0 E: 0 K: 1 S: 5	H: 0 LOB: 0 BB: 0 P: 5	R: 0 E: 0 K: 1 S: 5	H: 0 LOB: 0 BB: 0 P: 5	R: 2 E: 0 K: 1 S: 8	H: 3 LOB: 1 BB: 0 P: 8	R: 4 E: 1 K: 1 S: 10	H: 5 LOB: 1 BB: 0 P: 10	R: 0 E: 0 K: 3 S: 9	H: 0 LOB: 0 BB: 0 P: 9	R: 1 E: 0 K: 1 S: 7	H: 2 LOB: 1 BB: 0 P: 7	R: 0 E: 1 K: 0 S: 3	H: 0 LOB: 0 BB: 0 P: 3	R: 0 E: 1 K: 1 S: 6	H: 0 LOB: 3 BB: 2 P: 14	R: 3 E: 0 K: 1 S: 9	H: 4 LOB: 3 BB: 2 P: 17	1B: 9 2B: 3 3B: 1 HR: 1	SF: 0 SAC: 0 DP: 0 HBP: 0	WP: 0 PB: 0 SB: 0 CS: 1	PA: 46					
PITCHER	IP WLS BF H R ER SO BB IBB HBP BLK WP HR S P ERA WHIP																										
Reggie Cleveland, R (1, 1) ERA: 4.26	3.1		16	6	5	5	3	0	0	0	0	0	0	22	22	13.50	1.800										
Jim Willoughby, R (4, 1) ERA: 4.82	2.0		10	4	2	2	4	0	0	0	0	0	1	18	18	9.00	2.000										
Bill Campbell, R (6, 1) ERA: 2.96	2.2	W	14	2	3	3	2	3	0	0	0	0	0	15	27	10.12	1.875										
Bob Stanley, R (9, 1) ERA: 3.99	1.0	S	6	2	0	0	1	0	1	0	0	0	0	7	11	0.00	2.000										

Baltimore Orioles @ Boston Red Sox
 Fenway Park, Boston, MA
 Fri Sep 30 1977, 7:05 PM EDT
 Att. 28,553 - Unknown

livebaseballscorecards.com

AB	42
R	10
H	14
RBI	9
BB	4
SO	10
LOB	25



Batter	1	2	3	4	5	6	7	8	9
Rick Burleson, R (1, 6) OBP: 0.338, SLG: 0.382	0-0 E 1B		0-0 BB 2B 1B	0-0 SH5-3 2B	0-3 K			0-0 5-3	
Ted Cox, R (1, 10) OBP: 0.393, SLG: 0.509 Steve Dillard, R (8, PR) OBP: 0.264, SLG: 0.292	0-0 F8		4-0 2B 1B BB	0-0 SH5-3		0-0 1B 3B		0-0 1B 1B	
Jim Rice, R (1, 9) OBP: 0.379, SLG: 0.598	0-0 L6		0-0 1B 2B	0-0 FC5 2B		0-0 1B		0-0 BLK 1B 2B 1B	
Carl Yastrzemski, L (1, 7) OBP: 0.374, SLG: 0.509	0-0 L6		4-0 1B E IBB	0-0 1B		0-0 P4		0-0 BLK 2B 1B	
Carlton Fisk, R (1, 2) OBP: 0.399, SLG: 0.517		0-0 P5	0-0 E 1B	0-0 F7		0-0 F7		0-0 1H 2H 2B	
George Scott, R (1, 3) OBP: 0.336, SLG: 0.500		0-0 F9	0-0 FC6 FC6-4	0-0 FC5		0-0 F7		0-0 L4	
Fred Lynn, L (1, 8) OBP: 0.326, SLG: 0.446		0-0 F7	0-0 F7		1-0 HBP		0-0 G3	0-0 P5	
Butch Hobson, R (1, 5) OBP: 0.300, SLG: 0.489			BB 2B HBP	FC6-4		0-0 F7		0-0 F8	
Denny Doyle, L (1, 4) OBP: 0.289, SLG: 0.308			0-0 L4	0-0 SH5-3 E 2B 1B	0-3 K		0-3 K		


Inning Stats	R: 0 E: 1 K: 0 S: 4	H: 1 LOB: 1 BB: 0 P: 4	R: 0 E: 0 K: 0 S: 3	H: 0 LOB: 0 BB: 0 P: 3	R: 5 E: 1 K: 0 S: 7	H: 3 LOB: 2 BB: 2 P: 16	R: 2 E: 1 K: 0 S: 7	H: 3 LOB: 2 BB: 0 P: 7	R: 0 E: 0 K: 2 S: 7	H: 0 LOB: 1 BB: 0 P: 8	R: 1 E: 0 K: 0 S: 5	H: 2 LOB: 1 BB: 0 P: 5	R: 0 E: 0 K: 1 S: 5	H: 0 LOB: 0 BB: 0 P: 5	R: 3 E: 0 K: 0 S: 7	H: 4 LOB: 2 BB: 0 P: 7
--------------	------------------------------	---------------------------------	------------------------------	---------------------------------	------------------------------	----------------------------------	------------------------------	---------------------------------	------------------------------	---------------------------------	------------------------------	---------------------------------	------------------------------	---------------------------------	------------------------------	---------------------------------

PITCHER	IP	WLS	BF	H	R	ER	SO	BB	IBB	HBP	BLK	WP	HR	S	P	ERA	WHIP
Dennis Martinez, R (1, 1) ERA: 4.1	3.1		21	6	7	6	0	1	1	1	0	0	0	18	27	16.20	2.100
Scott McGregor, L (4, 1) ERA: 4.42	4.0	L	18	5	3	3	3	0	0	1	0	0	0	23	24	6.75	1.250
Tippy Martinez, L (8, 1) ERA: 2.7	0.0		2	2	1	1	0	0	0	0	1	0	0	2	2	∞	∞
Dick Drago, R (8, 1) ERA: 3.41	0.2		2	0	0	0	0	0	0	0	0	0	0	2	2	0.00	0.000

BOTTOM

Baltimore Orioles @ Boston Red Sox
Fenway Park, Boston, MA
Fri Sep 30 1977, 7:05 PM EDT
Att. 28,553 - Unknown

AB	38
R	11
H	13
RBI	11
BB	2
SO	3
LOB	24



1B: 9	SF: 0	WP: 0	PA: 43
2B: 3	SAC: 1	PB: 0	
3B: 1	DP: 0	SB: 0	
HR: 0	HBP: 2	CS: 0	

Batter	1	2	3	4	5	6	7	8	9	AB	R	H	RBI	BB	SO	LOB
Steve Dillard, R (1, 6) OBP: 0.270, SLG: 0.312 Bob Bailey, R (9, PH) OBP: 0.340, SLG: 0.370	0-0 2B	0-0 1B 2B			0-0 F9		0-0 F2		0-0 F3	4	1	2	0	0	0	0
Ted Cox, R (1, 10) OBP: 0.393, SLG: 0.500 Rick Miller, L (9, PR) OBP: 0.341, SLG: 0.333	0-0 F4	0-0 1B			0-0 P6		0-0 F3		0-0 1B	5	0	2	2	0	0	1
Jim Rice, R (1, 9) OBP: 0.376, SLG: 0.593	0-3 K				0-0 F9		0-0 F8		0-0 F8	5	0	0	0	0	2	2
Carl Yastrzemski, L (1, 7) OBP: 0.372, SLG: 0.505	0-0 P5				0-0 F7		0-0 4-3		0-0 4-3	4	0	0	0	0	0	1
Carlton Fisk, R (1, 2) OBP: 0.402, SLG: 0.521		0-0 1B 1B			0-0 1B		0-0 1B 2B		0-3 K G6-4-3	4	2	3	0	0	1	0
George Scott, R (1, 3) OBP: 0.337, SLG: 0.500		0-0 1B 1B G6-4-3			0-0 6-3		0-0 2B 1B		0-0 G6-4-3	4	1	2	1	0	0	2
Fred Lynn, L (1, 8) OBP: 0.327, SLG: 0.447		0-0 1B 1B G6-4-3			0-0 F7		0-0 F9		0-0 HR 1B	4	1	2	1	0	0	1
Butch Hobson, R (1, 5) OBP: 0.300, SLG: 0.489		0-0 G6-4-3			0-3 K		0-0 2B		0-3 K	4	0	1	0	0	2	2
Tommy Helms, R (1, 4) OBP: 0.276, SLG: 0.296 Bernie Carbo, L (9, PH) OBP: 0.409, SLG: 0.522		0-0 2B 1B 1B			0-0 L6		0-0 P5		0-0 HR	3	1	1	0	0	0	2


Inning Stats	R: 0	H: 1	E: 0	K: 1	S: 6	H: 1	LOB: 1	BB: 0	P: 6	R: 4	H: 6	E: 0	K: 0	S: 7	H: 1	LOB: 1	BB: 0	P: 7	R: 0	H: 0	E: 0	K: 1	S: 5	R: 0	H: 0	E: 0	K: 0	S: 3	R: 1	H: 3	E: 0	K: 0	S: 6	H: 0	LOB: 0	BB: 0	P: 3	R: 0	H: 0	E: 0	K: 0	S: 3	R: 0	H: 0	E: 0	K: 1	S: 5	R: 2	H: 3	E: 0	K: 1	S: 8	H: 3	LOB: 1	BB: 0	P: 8	1B: 9	SF: 0	2B: 4	SAC: 0	3B: 0	DP: 2	HR: 1	HBP: 0	WP: 1	PA: 39
--------------	------	------	------	------	------	------	--------	-------	------	------	------	------	------	------	------	--------	-------	------	------	------	------	------	------	------	------	------	------	------	------	------	------	------	------	------	--------	-------	------	------	------	------	------	------	------	------	------	------	------	------	------	------	------	------	------	--------	-------	------	-------	-------	-------	--------	-------	-------	-------	--------	-------	--------

PITCHER	IP	WLS	BF	H	R	ER	SO	BB	IBB	HBP	BLK	WP	HR	S	P	ERA	WHIP
Mike Flanagan, L (1, 1) ERA: 3.64	5.2	W	26	11	5	5	3	0	0	0	0	0	0	32	32	7.94	1.941
Nelson Briles, R (6, 1) ERA: 4.33	3.1	S	13	3	2	2	2	0	0	0	0	1	1	17	17	5.40	0.900

BOTTOM

Baltimore Orioles @ Boston Red Sox
 Fenway Park, Boston, MA
 Sat Oct 01 1977, 3:33 AM EDT
 Att. 29,107 - Unknown

AB	39
R	7
H	14
RBI	6
BB	0
SO	5
LOB	11



PITCHER	IP	WLS	BF	H	R	ER	SO	BB	IBB	HBP	BLK	WP	HR	S	P	ERA	WHIP
---------	----	-----	----	---	---	----	----	----	-----	-----	-----	----	----	---	---	-----	------