



# Baltimore Orioles - 1977

Batter	1	2	3	4	5	6	7	8	9	10	AB	R	H	RBI	BB	SO	LOB	TOP
<b>Bert Campaneris, R</b> (1, 6) OBP: 0.200, SLG: 0.200	0-0 CS 1B		0-3 K		0-0 FC4-6			0-0 6-3		0-0 4-3	5	0	1	0	0	1	4	<b>Texas Rangers @ Baltimore Orioles</b> Memorial Stadium, Baltimore, MD Thu Apr 07 1977, 3:33 AM EST Att: 31,307 - Unknown - 49 F  <b>AB 34</b> <b>R 2</b> <b>H 9</b> <b>RBI 2</b> <b>BB 3</b> <b>SO 4</b> <b>LOB 13</b> 
<b>Bump Wills, S</b> (1, 4) OBP: 0.400, SLG: 0.250	4-0 FC6-4 BB			0-0 L7		0-0 F6		0-0 4-3		0-0 2B 1B	4	0	1	1	1	0	0	
<b>Claudell Washington, L</b> (1, 7) OBP: 0.400, SLG: 0.600	0-0 FC6-4 CS			0-0 6-3		0-0 FC3-2 1B		0-0 4-3		0-0 2B	5	0	2	0	0	0	1	
<b>Dave May, L</b> (1, 9) OBP: 0.500, SLG: 0.500	0-0 CS	0-0 F8		0-0 F6		0-0 FC3-2 1B			0-0 SH1-4 1B		4	0	2	0	0	0	0	
<b>Mike Hargrove, L</b> (1, 3)		0-0 4-3			0-0 WP SF8 1B	0-0 FC3-2			0-0 SH1-4		3	1	1	0	0	0	2	
<b>Toby Harrah, R</b> (1, 5) OBP: 0.250, SLG: 0.250		0-0 5-3			0-0 BB 1B	0-0 4-3			0-0 5-3		4	0	1	0	0	0	3	
<b>Tom Grieve, R</b> (1, 10)			0-0 F9		0-3 K			0-0 F2		0-0 6-3	4	0	0	0	0	1	3	
<b>Jim Sundberg, R</b> (1, 2)			0-3 K		0-0 SF8			0-0 5-3		0-3 K	3	0	0	1	0	2	0	
<b>Juan Beniquez, R</b> (1, 8) OBP: 0.750, SLG: 1.000			4-0 BB		4-0 FC4-8 BB			0-0 5-3		0-0 4-3 1B 2B	2	1	1	0	2	0	0	
<b>Inning Stats</b>	R: 0 E: 0 K: 0 S: 2	H: 1 LOB: 0 BB: 1 P: 6	R: 0 E: 0 K: 0 S: 3	H: 0 LOB: 0 BB: 0 P: 3	R: 0 E: 0 K: 2 S: 7	H: 0 LOB: 1 BB: 1 P: 11	R: 0 E: 0 K: 1 S: 7	H: 2 LOB: 2 BB: 1 P: 11	R: 0 E: 0 K: 0 S: 3	H: 0 LOB: 0 BB: 0 P: 3	R: 0 E: 0 K: 0 S: 4	H: 1 LOB: 1 BB: 0 P: 4	R: 0 E: 0 K: 1 S: 7	H: 3 LOB: 2 BB: 0 P: 7	1B: 7 2B: 2 3B: 0 HR: 0	SF: 1 SAC: 1 DP: 0 HBP: 0	WP: 1 PA: 40 PB: 0 SB: 0 CS: 2	
<b>PITCHER</b> <b>Jim Palmer, R</b> (1, 1) ERA: 1.8	IP 10.0	WLS L	BF 39	H 9	R 2	ER 2	SO 4	BB 3	IBB 0	HBP 0	BLK 0	WP 1	HR 0	S 44	P 56	ERA 1.80	WHIP 1.200	


Batter	1	2	3	4	5	6	7	8	9	10	AB	R	H	RBI	BB	SO	LOB	BOTTOM			
<b>Al Bumbry, L</b> (1, 8) OBP: 0.200, SLG: 0.200 (9, 7)	0-3 K		0-0 CS	0-0 F8		0-0 1B		0-3 K		0-3 K	5	0	1	0	0	3	3	<b>Texas Rangers @ Baltimore Orioles</b> Memorial Stadium, Baltimore, MD Thu Apr 07 1977, 3:33 AM EST Att: 31,307 - Unknown - 49 F  <b>AB 34</b> <b>R 1</b> <b>H 6</b> <b>RBI 1</b> <b>BB 3</b> <b>SO 8</b> <b>LOB 13</b> 			
<b>Rich Dauer, R</b> (1, 4)	0-0 2-3			0-0 E6		0-0 F7		0-0 5-3		0-0 1-3	5	0	0	0	0	0	2				
<b>Ken Singleton, S</b> (1, 9) <b>Larry Harlow, L</b> (8, PR) (9, 8)	0-0 2-3			0-0 F8		0-0 1-3		4-0 BB			3	0	0	0	1	0	3				
<b>Lee May, R</b> (1, 3) OBP: 0.250, SLG: 0.250		0-3 K		0-0 F7		0-0 BB SF8 1B		0-0 L9			4	1	1	0	0	1	2				
<b>Eddie Murray, S</b> (1, 10) OBP: 0.250, SLG: 0.250		0-3 K			0-0 1-3		0-0 SF8 BB 1B		0-0 6-3		4	0	1	0	0	1	1				
<b>Pat Kelly, L</b> (1, 7) (9, 9)		0-3 K			0-0 2-3		0-3 K		0-0 6-3		4	0	0	0	0	2	2				
<b>Doug DeCinces, R</b> (1, 5) OBP: 0.500, SLG: 0.333			0-0 5-3		0-0 CS 1B		4-0 BB BB		0-0 5-3		3	0	1	0	1	0	0				
<b>Rick Dempsey, R</b> (1, 2)			0-3 K		0-0 CS		0-0 5-3		0-0 SF8		3	0	0	1	0	1	0				
<b>Mark Belanger, R</b> (1, 6) OBP: 0.750, SLG: 0.667			0-0 CS 1B		0-0 1B		4-0 BB BB		0-0 F8		3	0	2	0	1	0	0				
<b>Inning Stats</b>	R: 0 E: 0 K: 1 S: 5	H: 0 LOB: 0 BB: 0 P: 5	R: 0 E: 0 K: 3 S: 9	H: 0 LOB: 0 BB: 0 P: 9	R: 0 E: 0 K: 1 S: 5	H: 1 LOB: 0 BB: 0 P: 5	R: 0 E: 1 K: 0 S: 4	H: 0 LOB: 1 BB: 0 P: 4	R: 0 E: 0 K: 0 S: 3	H: 1 LOB: 0 BB: 0 P: 3	R: 0 E: 0 K: 0 S: 5	H: 2 LOB: 2 BB: 2 P: 5	R: 1 E: 0 K: 2 S: 9	H: 2 LOB: 3 BB: 2 P: 17	R: 0 E: 0 K: 0 S: 3	H: 0 LOB: 0 BB: 0 P: 3	R: 0 E: 0 K: 1 S: 5		H: 0 LOB: 0 BB: 0 P: 5	1B: 6 2B: 0 3B: 0 HR: 0	SF: 1 SAC: 0 DP: 0 HBP: 0
<b>PITCHER</b> <b>Bert Blyleven, R</b> (1, 1) ERA: 0.9	IP 10.0	WLS W	BF 38	H 6	R 1	ER 1	SO 8	BB 3	IBB 0	HBP 0	BLK 0	WP 0	HR 0	S 51	P 63	ERA 0.90	WHIP 0.900				



Batter	1	2	3	4	5	6	7	8	9	AB	R	H	RBI	BB	SO	LOB	TOP								
Bert Campaneris, R OBP: 0.100, SLG: 0.100	0-0 6-3		0-0 5-3	0-0 1-3			0-0 6-3		0-0 6-3	5	0	0	0	0	0	4									
Bump Wills, S OBP: 0.300, SLG: 0.222	0-0 4-3		0-0 F9		0-0 F8		0-3 K		0-0 1B	5	0	1	0	0	1	2									
Claudell Washington, L OBP: 0.400, SLG: 0.900	0-3 K		0-0 6-3		0-0 5-3		0-0 1B		0-0 1B	5	0	2	1	0	1	1									
John Ellis, R (1, 10)		0-0 F9		0-0 6-3	0-0 6-3		0-0 K		0-0 F7	5	0	0	0	0	1	3									
Toby Harrah, R OBP: 0.375, SLG: 0.375		0-0 5-3		0-0 BB SF8 1B		0-0 FC1-5 BB 1B		0-0 F8		4	1	2	0	0	0	0									
Mike Hargrove, L OBP: 0.425, SLG: 0.200		0-0 F8		4-0 BB 1B BB		4-0 FC1-5 BB		0-0 F7		2	1	0	0	2	0	0									
Tom Grieve, R OBP: 0.375, SLG: 0.286			0-0 1B 2B 1B	4-0 1-2 2-3 BB		0-0 FC1-5 G4-6-3		0-0 S 1B		3	1	2	0	1	0	2									
Jim Sundberg, R OBP: 0.125, SLG: 0.167			0-0 2B 1B	0-0 SF8		0-0 G4-6-3		0-3 K		3	1	1	1	0	1	3									
Juan Beniquez, R OBP: 0.750, SLG: 1.000			0-0 1-1 3-H 2B	0-0 1-2 2-H 1B		4-0 6-3 S 1B BB		0-0 F9		3	1	2	3	1	0	0									
<b>Inning Stats</b>	R: 0 E: 0 K: 1 S: 5	H: 0 LOB: 0 BB: 0 P: 5	R: 0 E: 0 K: 0 S: 3	H: 0 LOB: 0 BB: 0 P: 3	R: 2 E: 0 K: 0 S: 6	H: 3 LOB: 1 BB: 0 P: 6	R: 2 E: 0 K: 0 S: 5	H: 2 LOB: 2 BB: 2 P: 13	R: 0 E: 0 K: 0 S: 3	H: 0 LOB: 0 BB: 0 P: 3	R: 0 E: 0 K: 0 S: 3	H: 1 LOB: 1 BB: 1 P: 7	R: 1 E: 0 K: 2 S: 8	H: 1 LOB: 1 BB: 1 P: 12	R: 0 E: 0 K: 1 S: 6	H: 1 LOB: 1 BB: 0 P: 6	R: 0 E: 0 K: 0 S: 5	H: 2 LOB: 2 BB: 0 P: 5	1B: 9 2B: 1 3B: 0 HR: 0	SF: 1 SAC: 0 DP: 1 HBP: 0	WP: 0 PB: 0 SB: 3 CS: 0	PA: 40			
<b>PITCHER</b>	IP WLS BF H R ER SO BB IBB HBP BLK WP HR S P ERA WHIP	3.2 L 18 5 4 4 1 2 0 0 0 0 0 18 26 9.82 1.909	5.1 L 22 5 1 1 3 2 0 0 0 0 0 26 34 1.69 1.312																						

Texas Rangers @ Baltimore Orioles  
 Memorial Stadium, Baltimore, MD  
 Sat Apr 09 1977, 3:33 AM EST  
 Att: 5,305 - Unknown - 45 F

AB 35  
 R 5  
 H 10  
 RBI 5  
 BB 4  
 SO 4  
 LOB 15



Batter	1	2	3	4	5	6	7	8	9	AB	R	H	RBI	BB	SO	LOB	BOTTOM								
Al Bumbry, L OBP: 0.222, SLG: 0.333	0-0 F7		0-0 2B		0-0 L9			0-0 F9		4	0	1	0	0	0	0									
Rich Dauer, R (1, 4)	0-0 F8		0-0 F8		0-0 4-3			0-3 K		4	0	0	0	0	1	1									
Ken Singleton, S OBP: 0.500, SLG: 0.400	4-0 BB			4-0 2B BB		0-0 1-3		0-0 2B		2	1	1	0	2	0	0									
Lee May, R OBP: 0.125, SLG: 0.125	0-0 F8			0-3 K		0-3 K		0-3 K		4	0	0	0	0	3	3									
Eddie Murray, S OBP: 0.375, SLG: 0.286		4-0 7-3 BB		0-0 F8		0-0 5-3		0-0 G6-4-3 1B		3	0	1	0	1	0	1									
Doug DeCinces, R OBP: 0.375, SLG: 0.429		0-3 K		0-0 1B 2B		0-0 E5 2-3		0-0 G6-4-3 1-2		4	0	1	1	0	1	2									
Pat Kelly, L OBP: 0.125, SLG: 0.125		0-0 7-3 1-2		0-0 2B 1B		0-0 F8		0-0 E4		4	0	1	0	0	0	2									
Rick Dempsey, R (1, 2)			0-0 F9	0-3 K		0-0 2-3		0-0 1-3		4	0	0	0	0	1	4									
Mark Belanger, R OBP: 0.425, SLG: 0.333			0-0 4-3		0-0 F8		0-0 F7			3	0	0	0	0	0	1									
<b>Inning Stats</b>	R: 0 E: 0 K: 0 S: 3	H: 0 LOB: 1 BB: 1 P: 7	R: 0 E: 0 K: 1 S: 4	H: 0 LOB: 0 BB: 1 P: 8	R: 0 E: 0 K: 0 S: 4	H: 1 LOB: 0 BB: 0 P: 4	R: 1 E: 0 K: 2 S: 9	H: 2 LOB: 2 BB: 1 P: 13	R: 0 E: 0 K: 0 S: 3	H: 0 LOB: 0 BB: 0 P: 3	R: 0 E: 0 K: 1 S: 5	H: 0 LOB: 0 BB: 0 P: 5	R: 0 E: 1 K: 0 S: 4	H: 0 LOB: 1 BB: 0 P: 4	R: 0 E: 0 K: 2 S: 8	H: 1 LOB: 1 BB: 0 P: 8	R: 0 E: 1 K: 0 S: 4	H: 1 LOB: 1 BB: 0 P: 4	1B: 2 2B: 4 3B: 0 HR: 0	SF: 0 SAC: 0 DP: 2 HBP: 0	WP: 0 PB: 0 SB: 0 CS: 0	PA: 35			
<b>PITCHER</b>	IP WLS BF H R ER SO BB IBB HBP BLK WP HR S P ERA WHIP	9.0 W 35 5 1 1 6 3 0 0 0 0 0 44 56 1.00 0.889																							

Texas Rangers @ Baltimore Orioles  
 Memorial Stadium, Baltimore, MD  
 Sat Apr 09 1977, 3:33 AM EST  
 Att: 5,305 - Unknown - 45 F

AB 32  
 R 1  
 H 5  
 RBI 1  
 BB 3  
 SO 6  
 LOB 14





Batter	1	2	3	4	5	6	7	8	9	AB	R	H	RBI	BB	SO	LOB	TOP				
<b>Bert Campaneris, R</b> OBP: 0.214, SLG: 0.286 (1, 6)	0-0 1B 2B	0-0 FC4 1B			0-0 5-3		0-0 E5			4	1	2	0	0	0	0					
<b>Bump Wills, S</b> OBP: 0.286, SLG: 0.231 (1, 4)	0-0 FC6-4 2-3 1B	0-0 FC4 1-2			0-0 6-3		0-0 F8			4	1	1	0	0	0	2					
<b>Claudell Washington, L</b> OBP: 0.397, SLG: 0.429 (1, 7)	0-3 K		0-3 K		0-0 FC5-4 1B		0-0 1-3			4	0	1	0	0	2	2					
<b>John Ellis, R</b> OBP: 0.111, SLG: 0.111 (1, 10)	0-0 FC6-4 1-2 3-H 1B		0-0 F8		0-0 FC5-4 1-2		0-0 4-3			4	0	1	1	0	0	1					
<b>Toby Harrah, R</b> OBP: 0.333, SLG: 0.417 (1, 5)	0-0 FC6-4 E S 1-2 2-3		0-0 2B		0-0 5-3		0-0 6-3			4	0	1	0	0	0	2					
<b>Mike Hargrove, L</b> OBP: 0.273, SLG: 0.111 (1, 3)	0-0 G3 1-3 3-H		0-0 G3		0-0 F7		0-0 6-3			4	0	0	0	0	0	2					
<b>Tom Grieve, R</b> OBP: 0.417, SLG: 0.600 (1, 9)		0-0 HR		0-0 L7		0-3 K		4-0 G5-3 1B BB		3	1	1	1	1	1	0					
<b>Jim Sundberg, R</b> OBP: 0.250, SLG: 0.300 (1, 2)		0-0 5-3		0-0 G4-6-3 1B		0-0 L5		0-0 1-2 1B		4	0	2	0	0	0	0					
<b>Juan Beniquez, R</b> OBP: 0.500, SLG: 0.556 (1, 8)		0-0 F9		0-0 G4-6-3 1-2		0-0 F9		0-0 G5-3 2-3		4	0	0	0	0	0	3					
<b>Inning Stats</b>	R: 2 E: 0 K: 1 S: 8	H: 3 LOB: 1 BB: 0 P: 8	R: 1 E: 0 K: 0 S: 5	H: 2 LOB: 1 BB: 0 P: 5	R: 0 E: 0 K: 1 S: 6	H: 1 LOB: 0 BB: 0 P: 6	R: 0 E: 0 K: 0 S: 3	H: 1 LOB: 0 BB: 0 P: 3	R: 0 E: 0 K: 1 S: 4	H: 0 LOB: 0 BB: 0 P: 4	R: 0 E: 0 K: 0 S: 5	H: 0 LOB: 0 BB: 0 P: 5	R: 0 E: 0 K: 0 S: 4	H: 0 LOB: 0 BB: 0 P: 4	R: 0 E: 0 K: 0 S: 3	H: 1 LOB: 1 BB: 1 P: 7	1B: 6 2B: 2 3B: 0 HR: 1	SF: 0 SAC: 0 DP: 2 HBP: 0	WP: 0 PB: 0 SB: 2 CS: 0	PA: 36	
<b>PITCHER</b>	IP	WLS	BF	H	R	ER	SO	BB	IBB	HBP	BLK	WP	HR	S	P	ERA	WHIP				
<b>Ross Grimsley, L</b> ERA: 3.24 (1, 1)	8.1	L	35	9	3	3	3	1	0	0	0	0	1	40	44	3.24	1.200				
<b>Fred Holdsworth, R</b> ERA: (9, 1)	0.2		1	0	0	0	0	0	0	0	0	0	0	1	1	0.00	0.000				

Texas Rangers @ Baltimore Orioles  
Memorial Stadium, Baltimore, MD  
Sun Apr 10 1977, 3:33 AM EST  
Att. 5,495 - Unknown - 61 F

AB 35  
R 3  
H 9  
RBI 2  
BB 1  
SO 3  
LOB 12



Batter	1	2	3	4	5	6	7	8	9	AB	R	H	RBI	BB	SO	LOB	BOTTOM				
<b>Al Bumbry, L</b> OBP: 0.397, SLG: 0.462 (1, 8) (8, 7)	0-0 1-3 2B		4-0 L3 BB		0-0 1-2 1B		0-3 K		0-0 2-3	4	0	2	0	1	1	3					
<b>Pat Kelly, L</b> OBP: 0.182, SLG: 0.100 (1, 7) <b>Brooks Robinson, R</b> (7, PH)	4-0 BB		0-0 L3		0-0 F7		0-0 FC6-4 1-2			2	0	0	0	1	0	3					
<b>Larry Harlow, L</b> (8, 8)	0-0 1-3 BB		0-0 1-2		0-0 F8		0-3 K		4-0 BB	0	0	0	0	0	0	0					
<b>Ken Singleton, S</b> OBP: 0.417, SLG: 0.250 (1, 9) <b>Tom Shopay, L</b> (8, PR) (9, 9)	0-0 1-3		0-0 F8		0-0 K		0-0 K		0-0 BB	3	0	0	0	1	1	2					
<b>Lee May, R</b> OBP: 0.083, SLG: 0.083 (1, 3)	0-0 F3		0-0 3-1		0-0 5-3		0-3 K		0-3 K	4	0	0	0	0	1	3					
<b>Eddie Murray, S</b> OBP: 0.250, SLG: 0.182 (1, 10)	0-0 2-3		0-3 K		0-3 K		0-3 K		0-3 K	4	0	0	0	0	3	3					
<b>Doug DeCinces, R</b> OBP: 0.417, SLG: 0.818 (1, 5)		0-0 F8		0-0 1B 2B		0-0 1B HR		0-0 4-3		4	2	2	1	0	0	1					
<b>Rick Dempsey, R</b> OBP: 0.083, SLG: 0.091 (1, 2)		0-0 F4		0-0 6-3		0-0 SH1-3 1B		0-0 E6 SH2-4		4	0	1	0	0	0	1					
<b>Mark Belanger, R</b> OBP: 0.333, SLG: 0.250 (1, 6)		0-0 6-3		0-0 F8		0-0 SH1-3 1-2		0-0 SH2-4		2	0	0	0	0	0	1					
<b>Rich Dauer, R</b> (1, 4) <b>Billy Smith, S</b> OBP: 0.667, SLG: 0.500 (4, 4)			0-0 F8		0-0 1B 2-H 1B		4-0 FC6-4 BB		0-0 6-3	1	0	0	0	0	0	0					
<b>Inning Stats</b>	R: 0 E: 0 K: 0 S: 4	H: 1 LOB: 2 BB: 1 P: 8	R: 0 E: 0 K: 0 S: 3	H: 0 LOB: 0 BB: 0 P: 3	R: 0 E: 0 K: 0 S: 2	H: 0 LOB: 0 BB: 1 P: 6	R: 0 E: 0 K: 1 S: 5	H: 0 LOB: 0 BB: 0 P: 5	R: 0 E: 0 K: 2 S: 7	H: 0 LOB: 0 BB: 0 P: 7	R: 1 E: 0 K: 1 S: 7	H: 2 LOB: 2 BB: 1 P: 11	R: 0 E: 0 K: 2 S: 7	H: 0 LOB: 1 BB: 1 P: 11	R: 0 E: 1 K: 0 S: 4	H: 0 LOB: 1 BB: 0 P: 4	1B: 3 2B: 3 3B: 0 HR: 1	SF: 0 SAC: 2 DP: 1 HBP: 0	WP: 0 PB: 0 SB: 0 CS: 0	PA: 37	
<b>PITCHER</b>	IP	WLS	BF	H	R	ER	SO	BB	IBB	HBP	BLK	WP	HR	S	P	ERA	WHIP				
<b>Doyle Alexander, R</b> ERA: 2.84 (1, 1)	6.1	W	27	6	2	2	3	3	0	0	0	0	1	30	42	2.84	1.421				
<b>Paul Lindblad, L</b> ERA: (7, 1)	2.2	S	10	0	0	0	3	1	0	0	0	0	0	15	19	0.00	0.375				

Texas Rangers @ Baltimore Orioles  
Memorial Stadium, Baltimore, MD  
Sun Apr 10 1977, 3:33 AM EST  
Att. 5,495 - Unknown - 61 F

AB 31  
R 2  
H 6  
RBI 2  
BB 4  
SO 6  
LOB 20





Batter	1	2	3	4	5	6	7	8	9	AB	R	H	RBI	BB	SO	LOB	TOP									
<b>Al Bumbry, L</b> OBP: 0.278, SLG: 0.353 (1, 8)										4	0	0	0	0	0	2	<b>Baltimore Orioles @ Milwaukee Brewers</b> Milwaukee County Stadium, Milwaukee, WI Tue Apr 12 1977, 4:33 AM EST Att: 55,120 - Unknown <a href="http://livebaseballscorecards.com">livebaseballscorecards.com</a>									
<b>Rich Dauer, R</b> (1, 4)										4	0	0	0	0	0											
<b>Ken Singleton, S</b> OBP: 0.500, SLG: 0.364 (1, 9)										3	0	2	0	1	0											
<b>Doug DeCinces, R</b> OBP: 0.438, SLG: 0.714 (1, 5)										3	0	1	0	1	0	1										
<b>Eddie Murray, S</b> OBP: 0.250, SLG: 0.200 (1, 10)										4	1	1	0	0	0	4										
<b>Lee May, R</b> OBP: 0.133, SLG: 0.071 (1, 3)										2	0	0	0	1	0	1										
<b>Rick Dempsey, R</b> OBP: 0.188, SLG: 0.143 (1, 2)										3	0	1	1	1	0	3										
<b>Pat Kelly, L</b> OBP: 0.143, SLG: 0.077 <b>Brooks Robinson, R</b> (9, PH) <b>Larry Harlow, L</b> (9, 8)										3	0	0	0	0	1	2										
<b>Mark Belanger, R</b> OBP: 0.250, SLG: 0.182 (1, 6)										3	0	0	0	0	2											
<b>Inning Stats</b>	R: 0 E: 0 K: 0 S: 3	H: 0 LOB: 1 BB: 1 P: 7	R: 0 E: 1 K: 1 S: 6	H: 0 LOB: 1 BB: 0 P: 6	R: 0 E: 0 K: 0 S: 3	H: 0 LOB: 0 BB: 0 P: 3	R: 0 E: 0 K: 0 S: 4	H: 2 LOB: 2 BB: 1 P: 8	R: 0 E: 0 K: 0 S: 3	H: 0 LOB: 0 BB: 0 P: 3	R: 0 E: 0 K: 0 S: 4	H: 0 LOB: 2 BB: 1 P: 8	R: 0 E: 0 K: 0 S: 3	H: 0 LOB: 0 BB: 0 P: 3	R: 1 E: 0 K: 0 S: 4	H: 2 LOB: 0 BB: 0 P: 4		1B: 5 2B: 0 3B: 0 HR: 0	SF: 0 SAC: 1 DP: 3 HBP: 0	WP: 0 PB: 0 SB: 0 CS: 0	PA: 35					
<b>PITCHER</b> <b>Bill Travers, L</b> ERA: 2.16 (1, 1)	IP: 9.0 WLS: L BF: 35	H: 5 R: 1 ER: 1 SO: 1	BB: 3 IBB: 1 HBP: 0 BLK: 0	WP: 0 HR: 0 S: 33 P: 49	ERA: 1.00 WHIP: 0.889											ERA: 1.00 WHIP: 0.889										

Batter	1	2	3	4	5	6	7	8	9	AB	R	H	RBI	BB	SO	LOB	BOTTOM									
<b>Von Joshua, L</b> OBP: 0.235, SLG: 0.250 (1, 8)										4	0	0	0	0	1	1	<b>Baltimore Orioles @ Milwaukee Brewers</b> Milwaukee County Stadium, Milwaukee, WI Tue Apr 12 1977, 4:33 AM EST Att: 55,120 - Unknown <a href="http://livebaseballscorecards.com">livebaseballscorecards.com</a>									
<b>Robin Yount, R</b> OBP: 0.250, SLG: 0.200 (1, 6)										3	0	0	0	0	0											
<b>Cecil Cooper, L</b> OBP: 0.133, SLG: 0.133 (1, 3)										3	0	0	0	0	2	0										
<b>Sal Bando, R</b> OBP: 0.200, SLG: 0.214 (1, 5)										3	0	0	0	0	0											
<b>Sixto Lezcano, R</b> OBP: 0.333, SLG: 0.786 (1, 9)										3	0	1	0	0	0	0										
<b>Don Money, R</b> OBP: 0.357, SLG: 0.615 (1, 4)										3	0	0	0	0	1	1										
<b>Jamie Quirk, L</b> (1, 10)										2	0	0	0	1	1	0										
<b>Jim Wohlford, R</b> OBP: 0.143, SLG: 0.143 (1, 7)										3	0	1	0	0	0	1										
<b>Charlie Moore, R</b> OBP: 0.083, SLG: 0.083 (1, 2)										3	0	0	0	0	1	2										
<b>Inning Stats</b>	R: 0 E: 0 K: 0 S: 3	H: 0 LOB: 0 BB: 0 P: 3	R: 0 E: 0 K: 1 S: 5	H: 1 LOB: 0 BB: 0 P: 3	R: 0 E: 0 K: 1 S: 5	H: 0 LOB: 0 BB: 0 P: 5	R: 0 E: 0 K: 1 S: 5	H: 0 LOB: 0 BB: 0 P: 5	R: 0 E: 0 K: 2 S: 7	H: 0 LOB: 0 BB: 0 P: 7	R: 0 E: 0 K: 0 S: 3	H: 1 LOB: 0 BB: 0 P: 3	1B: 2 2B: 0 3B: 0 HR: 0	SF: 0 SAC: 0 DP: 2 HBP: 0	WP: 0 PB: 0 SB: 0 CS: 0	PA: 28										
<b>PITCHER</b> <b>Jim Palmer, R</b> ERA: 0.95 (1, 1)	IP: 9.0 WLS: W BF: 28	H: 2 R: 0 ER: 0 SO: 6	BB: 1 IBB: 0 HBP: 0 BLK: 0	WP: 0 HR: 0 S: 39 P: 43	ERA: 0.00 WHIP: 0.333											ERA: 0.00 WHIP: 0.333										



Batter	1	2	3	4	5	6	7	8	9	AB	R	H	RBI	BB	SO	LOB	TOP					
<b>Al Bumbry, L</b> OBP: 0.318, SLG: 0.350 (1, 7)										3	0	1	0	1	0	1	<b>Baltimore Orioles @ Milwaukee Brewers</b> Milwaukee County Stadium, Milwaukee, WI Thu Apr 14 1977, 4:33 AM EST Att: 5,727 - Unknown <a href="http://livebaseballscorecards.com">livebaseballscorecards.com</a>					
<b>Larry Harlow, L</b> OBP: 0.250, SLG: 0.750 (1, 8)										4	0	1	0	0	0	1						
<b>Ken Singleton, S</b> OBP: 0.400, SLG: 0.267 (1, 9)										4	0	0	0	0	0	2						
<b>Doug DeCinces, R</b> OBP: 0.421, SLG: 0.625 (1, 5)										2	0	0	0	1	1							
<b>Eddie Murray, S</b> OBP: 0.211, SLG: 0.167 (1, 10)										3	0	0	0	0	0	1						
<b>Lee May, R</b> OBP: 0.111, SLG: 0.059 (1, 3)										3	0	0	0	0	1	0						
<b>Rick Dempsey, R</b> OBP: 0.211, SLG: 0.176 (1, 2)										3	0	1	0	0	0	0						
<b>Mark Belanger, R</b> OBP: 0.267, SLG: 0.154 (1, 6)										2	0	0	0	1	0	1						
<b>Rich Dauer, R</b> Tony Muser, L (8, PH) Kiko Garcia, R (8, 4)										2	0	0	0	0	0	1						
<b>Inning Stats</b>	R: 0 E: 0 K: 0 S: 3	H: 1 LOB: 1 BB: 1 P: 7	R: 0 E: 0 K: 0 S: 3	H: 0 LOB: 0 BB: 0 P: 3	R: 0 E: 0 K: 0 S: 2	H: 0 LOB: 0 BB: 1 P: 6	R: 0 E: 0 K: 0 S: 3	H: 0 LOB: 0 BB: 0 P: 7	R: 0 E: 0 K: 0 S: 3	H: 0 LOB: 0 BB: 0 P: 3	R: 0 E: 0 K: 0 S: 4	H: 1 LOB: 1 BB: 0 P: 4	R: 0 E: 0 K: 0 S: 7	H: 0 LOB: 0 BB: 0 P: 7	R: 0 E: 0 K: 0 S: 3	H: 1 LOB: 0 BB: 0 P: 3		R: 0 E: 0 K: 0 S: 3	H: 0 LOB: 0 BB: 0 P: 3	1B: 2 2B: 1 3B: 1 HR: 0	SF: 0 SAC: 0 DP: 2 HBP: 0	WP: 0 PB: 0 SB: 0 CS: 0
<b>PITCHER</b> <b>Jim Slaton, R</b> ERA: (1, 1)	IP: 9.0 WLS: W BF: 30 H: 3 R: 0 ER: 0 SO: 2 BB: 3 IBB: 0 HBP: 0 BLK: 0 WP: 0 HR: 0 S: 31 P: 43 ERA: 0.00 WHIP: 0.667																					

Batter	1	2	3	4	5	6	7	8	9	AB	R	H	RBI	BB	SO	LOB	BOTTOM					
<b>Jim Wohlford, R</b> OBP: 0.111, SLG: 0.111 (1, 7)										4	0	0	0	0	0	0	<b>Baltimore Orioles @ Milwaukee Brewers</b> Milwaukee County Stadium, Milwaukee, WI Thu Apr 14 1977, 4:33 AM EST Att: 5,727 - Unknown <a href="http://livebaseballscorecards.com">livebaseballscorecards.com</a>					
<b>Robin Yount, R</b> OBP: 0.300, SLG: 0.263 (1, 6)										4	1	2	0	0	0	0						
<b>Cecil Cooper, L</b> OBP: 0.316, SLG: 0.278 (1, 3)										3	2	3	0	1	0	0						
<b>Sal Bando, R</b> OBP: 0.316, SLG: 0.353 (1, 5)										3	0	2	1	1	0	0						
<b>Sixto Lezcano, R</b> OBP: 0.263, SLG: 0.611 (1, 9)										4	0	0	0	0	2	2						
<b>Don Money, R</b> OBP: 0.353, SLG: 0.563 (1, 4)										3	1	1	0	0	0	1						
<b>Dan Thomas, R</b> OBP: 0.143, SLG: 0.286 (1, 10)										3	1	1	0	0	0	0						
<b>Von Joshua, L</b> OBP: 0.300, SLG: 0.316 (1, 8)										3	0	2	1	0	0	0						
<b>Charlie Moore, R</b> OBP: 0.067, SLG: 0.067 (1, 2)										3	0	0	0	0	0	2						
<b>Inning Stats</b>	R: 0 E: 0 K: 0 S: 3	H: 2 LOB: 2 BB: 0 P: 3	R: 0 E: 0 K: 0 S: 3	H: 0 LOB: 0 BB: 0 P: 3	R: 0 E: 0 K: 0 S: 3	H: 1 LOB: 0 BB: 0 P: 3	R: 0 E: 0 K: 0 S: 3	H: 1 LOB: 1 BB: 1 P: 7	R: 2 E: 1 K: 1 S: 5	H: 3 LOB: 0 BB: 0 P: 5	R: 2 E: 1 K: 1 S: 7	H: 2 LOB: 1 BB: 1 P: 11	R: 0 E: 0 K: 0 S: 3	H: 0 LOB: 0 BB: 0 P: 3	R: 1 E: 0 K: 1 S: 7	H: 2 LOB: 1 BB: 0 P: 7		R: 0 E: 0 K: 0 S: 3	H: 0 LOB: 0 BB: 0 P: 3	1B: 9 2B: 2 3B: 0 HR: 0	SF: 0 SAC: 0 DP: 0 HBP: 0	WP: 0 PB: 0 SB: 1 CS: 2
<b>PITCHER</b> <b>Rudy May, L</b> ERA: 4.63 (1, 1)	IP: 8.0 WLS: L BF: 32 H: 11 R: 5 ER: 2 SO: 2 BB: 2 IBB: 0 HBP: 0 BLK: 0 WP: 0 HR: 0 S: 34 P: 42 ERA: 2.25 WHIP: 1.625																					



Batter	1	2	3	4	5	6	7	8	9	AB	R	H	RBI	BB	SO	LOB	TOP		
Tom Shopay, L (1,7)	1-3	K			6-3		4-3	4-3		5	0	0	0	0	1	1	<b>Baltimore Orioles @ Texas Rangers</b> Arlington Stadium, Arlington, TX Sun Apr 17 1977, 4:33 AM EST Att: 24,241 - Unknown		
Mark Belanger, R (1,6) OBP: 0.250, SLG: 0.118	4-3	FC6-4			S BB		F7	6-3		4	0	0	0	1	0	1			
Ken Singleton, S (1,9) OBP: 0.440, SLG: 0.368	1B E BB		K		F9		1B 2B	FC5-4 1B		4	2	2	0	1	1	1			
Doug DeCinces, R (1,5) OBP: 0.417, SLG: 0.550	E5 1B		L6		BB		2B 1B	F8		4	2	1	1	1	0	2			
Eddie Murray, S (1,10) OBP: 0.250, SLG: 0.261	1B 1-2 2-3		6-3		1-4-3		2B	K		5	0	2	1	0	1	3			
Lee May, R (1,3) OBP: 0.217, SLG: 0.143	1B 1-2 2-H 3-H				FC4 1B		BB	FC5-4		4	0	2	2	1	0	1			
Larry Harlow, L (1,8) OBP: 0.125, SLG: 0.375	K		FC4 1B		F8		F7			4	0	0	0	0	1	5			
Billy Smith, S (1,4) OBP: 0.714, SLG: 1.167		FC3-6 1B	K		1B			HR		4	1	3	1	0	1	1			
Dave Skaggs, R (1,2)		FC3-6 FC6-4	6-3		1-3		F8			4	0	0	0	0	0	3			
<b>Inning Stats</b>	R: 2 E: 1 K: 1 S: 8	H: 2 LOB: 2 BB: 1 P: 12	R: 0 E: 0 K: 1 S: 6	H: 1 LOB: 1 BB: 0 P: 6	R: 0 E: 0 K: 1 S: 5	H: 0 LOB: 0 BB: 0 P: 5	R: 0 E: 0 K: 1 S: 6	H: 1 LOB: 1 BB: 0 P: 6	R: 0 E: 0 K: 0 S: 4	H: 1 LOB: 2 BB: 2 P: 11	R: 2 E: 0 K: 0 S: 6	H: 3 LOB: 2 BB: 1 P: 10	R: 1 E: 0 K: 0 S: 4	H: 1 LOB: 0 BB: 0 P: 4	R: 0 E: 0 K: 1 S: 6	H: 1 LOB: 1 BB: 0 P: 6	1B: 7 2B: 2 3B: 0 HR: 1	SF: 0 SAC: 0 DP: 0 HBP: 0	WP: 0 PA: 42 PB: 0 SB: 2 CS: 0
<b>PITCHER</b> Bert Blyleven, R (1,1) ERA: 1.61	IP: 9.0 WLS: L BF: 42	H: 10 R: 5 ER: 3 SO: 5	BB: 4 IBB: 0 HBP: 0 BLK: 0	WP: 0 HR: 1 S: 48 P: 64	ERA: 3.00 WHIP: 1.556														

Batter	1	2	3	4	5	6	7	8	9	AB	R	H	RBI	BB	SO	LOB	BOTTOM				
Bert Campaneris, R (1,6) OBP: 0.185, SLG: 0.222	B3		CS 1B			6-3			F9	4	0	1	0	0	0	0	<b>Baltimore Orioles @ Texas Rangers</b> Arlington Stadium, Arlington, TX Sun Apr 17 1977, 4:33 AM EST Att: 24,241 - Unknown				
Claudell Washington, L (1,7) OBP: 0.481, SLG: 0.480	K		CS 1-2	CS BB		G3		FC6 1B		3	0	1	0	1	1	0					
Mike Hargrove, L (1,3) OBP: 0.292, SLG: 0.227	F7			F8 1-2			F7	FC6		4	0	0	0	0	0	2					
Dave May, L (1,10) OBP: 0.375, SLG: 0.286		4-3		K			4-3			3	0	0	0	0	1	0					
Ken Henderson, S (1,9) OBP: 0.250, SLG: 0.182		K			K		F7			3	0	0	0	0	2	0					
Toby Harrah, R (1,5) OBP: 0.375, SLG: 0.636		BB			S 1B			F8		2	0	1	0	1	0	0					
Bump Wills, S (1,4) OBP: 0.231, SLG: 0.208		G3			K			F3		3	0	0	0	0	1	2					
Bill Fahey, L (1,2) Willie Horton, R (8,PH) John Ellis, R (9,2) OBP: 0.200, SLG: 0.200				1-3			F6	L6		2	0	0	0	0	0	1					
Juan Beniquez, R (1,8) OBP: 0.381, SLG: 0.353			L8			K		F8		3	0	0	0	0	1	0					
<b>Inning Stats</b>	R: 0 E: 0 K: 1 S: 5	H: 0 LOB: 0 BB: 0 P: 5	R: 0 E: 0 K: 1 S: 5	H: 0 LOB: 1 BB: 1 P: 9	R: 0 E: 0 K: 0 S: 3	H: 1 LOB: 0 BB: 0 P: 3	R: 0 E: 0 K: 1 S: 4	H: 0 LOB: 0 BB: 1 P: 8	R: 0 E: 0 K: 2 S: 8	H: 1 LOB: 1 BB: 0 P: 8	R: 0 E: 0 K: 1 S: 5	H: 0 LOB: 0 BB: 0 P: 5	R: 0 E: 0 K: 0 S: 3	H: 0 LOB: 0 BB: 0 P: 3	R: 0 E: 0 K: 0 S: 3	H: 0 LOB: 0 BB: 0 P: 3	R: 0 E: 0 K: 0 S: 4	H: 1 LOB: 1 BB: 0 P: 4	1B: 3 2B: 0 3B: 0 HR: 0	SF: 0 SAC: 0 DP: 0 HBP: 0	WP: 0 PA: 31 PB: 0 SB: 1 CS: 2
<b>PITCHER</b> Jim Palmer, R (1,1) ERA: 0.64	IP: 9.0 WLS: W BF: 30	H: 3 R: 0 ER: 0 SO: 6	BB: 2 IBB: 0 HBP: 0 BLK: 0	WP: 0 HR: 0 S: 40 P: 48	ERA: 0.00 WHIP: 0.556																









Batter	1	2	3	4	5	6	7	8	9	AB	R	H	RBI	BB	SO	LOB	TOP										
<b>Rick Manning, L</b> OBP: 0.400, SLG: 0.400 (1, 8)										2	2	0	0	2	0	1	<b>Cleveland Indians @ Baltimore Orioles</b> <b>Memorial Stadium, Baltimore, MD</b> Mon Apr 18 1977, 6:05 PM EST Att: 6,466 - Unknown										
<b>Duane Kuiper, L</b> OBP: 0.447, SLG: 0.394 (1, 4)										4	0	1	0	0	0	2											
<b>Paul Dade, R</b> OBP: 0.500, SLG: 0.750 (1, 5)										3	0	2	1	0	0	0											
<b>Rico Carty, R</b> OBP: 0.214, SLG: 0.222 (1, 10)										4	1	1	0	0	0	3											
<b>Buddy Bell, R</b> OBP: 0.419, SLG: 0.536 (1, 7)										3	0	0	0	1	1	0											
<b>Andre Thornton, R</b> OBP: 0.226, SLG: 0.345 <b>John Lowenstein, L</b> OBP: 0.625, SLG: 0.714 (8, PH)										3	0	0	0	0	0	0											
<b>Charlie Spikes, R</b> OBP: 0.500, SLG: 0.500 <b>Jim Norris, L</b> OBP: 0.364, SLG: 0.467 (8, PH)										3	0	2	0	0	0	0											
<b>Ray Fosse, R</b> OBP: 0.231, SLG: 0.208 (1, 2)										4	0	1	0	0	1	3											
<b>Frank Duffy, R</b> OBP: 0.304, SLG: 0.059 <b>Larvell Blanks, R</b> (8, PH)										2	0	0	0	0	0	1											
										1	0	0	0	0	0	0											
<b>Inning Stats</b>	R: 1 E: 0 K: 0 S: 3	H: 1 LOB: 0 BB: 1 P: 7	R: 0 E: 0 K: 1 S: 5	H: 1 LOB: 0 BB: 0 P: 5	R: 0 E: 0 K: 0 S: 4	H: 1 LOB: 1 BB: 0 P: 4	R: 0 E: 0 K: 0 S: 3	H: 1 LOB: 0 BB: 0 P: 3	R: 0 E: 0 K: 1 S: 5	H: 0 LOB: 0 BB: 0 P: 5	R: 1 E: 0 K: 0 S: 4	H: 1 LOB: 1 BB: 1 P: 8	R: 0 E: 0 K: 0 S: 4	H: 1 LOB: 1 BB: 0 P: 4	R: 0 E: 0 K: 0 S: 3	H: 2 LOB: 2 BB: 1 P: 9	1B: 6 2B: 2 3B: 0 HR: 0	SF: 1 SAC: 0 DP: 1 HBP: 0	WP: 0 PB: 0 SB: 1 CS: 4	PA: 36							
<b>PITCHER</b>	IP	WLS	BF	H	R	ER	SO	BB	IBB	HBP	BLK	WP	HR	S	P	ERA	WHIP										
<b>Rudy May, L</b> ERA: 3.2 (1, 1)	8.0	W	29	6	2	1	2	2	0	0	0	0	0	31	39	1.12	1.000										
<b>Fred Holdsworth, R</b> ERA: 9.0 (9, 1)	0.1		3	1	1	1	0	1	0	0	0	0	0	2	6	27.00	6.000										
<b>Dyar Miller, R</b> ERA: (9, 1)	0.2	S	3	1	0	0	0	0	0	0	0	0	0	3	3	0.00	1.500										

AB 31  
R 3  
H 8  
RBI 2  
BB 3  
SO 2  
LOB 12



Batter	1	2	3	4	5	6	7	8	9	AB	R	H	RBI	BB	SO	LOB	BOTTOM										
<b>Al Bumbry, L</b> OBP: 0.344, SLG: 0.448 (1, 7)										4	1	1	1	1	1	3	<b>Cleveland Indians @ Baltimore Orioles</b> <b>Memorial Stadium, Baltimore, MD</b> Mon Apr 18 1977, 6:05 PM EST Att: 6,466 - Unknown										
<b>Billy Smith, S</b> OBP: 0.571, SLG: 0.769 (1, 4)										3	0	0	0	0	1	1											
<b>Ken Singleton, S</b> OBP: 0.471, SLG: 0.423 (1, 9)										3	1	0	0	1	1	1											
<b>Doug DeCinces, R</b> OBP: 0.364, SLG: 0.536 (1, 5)										3	1	1	2	1	0	0											
<b>Eddie Murray, S</b> OBP: 0.303, SLG: 0.387 (1, 10)										4	1	3	1	0	1	2											
<b>Lee May, R</b> OBP: 0.185, SLG: 0.120 <b>Tony Muser, L</b> OBP: 0.400, SLG: 0.600 (9, 3)										4	0	0	0	0	0	2											
<b>Larry Harlow, L</b> OBP: 0.333, SLG: 0.500 (1, 8)										4	0	3	0	0	0	1											
<b>Rick Dempsey, R</b> OBP: 0.259, SLG: 0.280 (1, 2)										4	0	1	0	0	0	3											
<b>Mark Belanger, R</b> OBP: 0.292, SLG: 0.150 (1, 6)										3	0	1	0	0	1	1											
										1	0	0	0	0	0	0											
<b>Inning Stats</b>	R: 0 E: 0 K: 1 S: 5	H: 0 LOB: 0 BB: 0 P: 5	R: 0 E: 0 K: 0 S: 5	H: 2 LOB: 2 BB: 0 P: 5	R: 1 E: 0 K: 0 S: 4	H: 1 LOB: 0 BB: 0 P: 4	R: 0 E: 0 K: 0 S: 4	H: 1 LOB: 1 BB: 0 P: 4	R: 3 E: 0 K: 1 S: 8	H: 3 LOB: 1 BB: 1 P: 12	R: 0 E: 0 K: 2 S: 7	H: 0 LOB: 2 BB: 2 P: 15	R: 0 E: 0 K: 1 S: 6	H: 2 LOB: 2 BB: 0 P: 7	1B: 7 2B: 0 3B: 0 HR: 3	SF: 0 SAC: 1 DP: 0 HBP: 1	WP: 0 PB: 0 SB: 3 CS: 1	PA: 37									
<b>PITCHER</b>	IP	WLS	BF	H	R	ER	SO	BB	IBB	HBP	BLK	WP	HR	S	P	ERA	WHIP										
<b>Pat Dobson, R</b> ERA: 3.65 (1, 1)	5.0	L	23	7	4	4	1	1	0	0	0	0	0	3	24	2.80	1.600										
<b>Tom Buskey, R</b> ERA: 11.81 (6, 1)	1.0		5	1	0	0	1	1	0	0	0	0	0	6	10	0.00	2.000										
<b>Rick Waits, L</b> ERA: 6.75 (7, 1)	1.1		6	1	0	0	2	0	1	0	0	0	0	9	13	0.00	0.750										
<b>Jim Kern, R</b> ERA: (8, 1)	0.2		3	1	0	0	1	0	0	1	0	0	0	4	5	0.00	1.500										

AB 32  
R 4  
H 10  
RBI 4  
BB 3  
SO 5  
LOB 14





Batter	1	2	3	4	5	6	7	8	9	10	AB	R	H	RBI	BB	SO	LOB	TOP				
<b>Rick Manning, L</b> OBP: 0.400, SLG: 0.385 (1, 8)	K				F5			K										4 1 1 0 1 2 2				
<b>Duane Kuiper, L</b> OBP: 0.415, SLG: 0.361 <b>Larvell Blanks, R</b> OBP: 0.222, SLG: 0.143 (10, PH)	4-3				SH5-3			4-3										3 0 0 1 0 0 1 1 0 1 1 0 0 0				
<b>Paul Dade, R</b> OBP: 0.389, SLG: 0.563 <b>Jim Norris, L</b> OBP: 0.382, SLG: 0.467 (10, PH)	F9				F3			5-3										4 0 0 0 0 1 2 0 0 0 0 0 1 0 0				
<b>Rico Carty, R</b> OBP: 0.212, SLG: 0.219 (1, 10)																		5 0 1 1 0 3 0				
<b>Buddy Bell, R</b> OBP: 0.444, SLG: 0.516 (10, 5)																		3 0 1 0 2 1 3				
<b>Andre Thornton, R</b> OBP: 0.194, SLG: 0.294 (1, 3)																		5 0 0 0 0 1 6				
<b>Charlie Spikes, R</b> OBP: 0.400, SLG: 0.500 (1, 9)																		4 1 1 0 0 0 2				
<b>Ray Fosse, R</b> OBP: 0.267, SLG: 0.357 (1, 2)																		4 2 2 1 0 0 1				
<b>Frank Duffy, R</b> OBP: 0.333, SLG: 0.238 (1, 6)																		4 1 2 1 0 0 0				
<b>Inning Stats</b>	R: 0 E: 0 K: 1 S: 5	H: 0 LOB: 0 BB: 0 P: 5	R: 0 E: 0 K: 1 S: 5	H: 0 LOB: 1 BB: 1 P: 9	R: 1 E: 0 K: 1 S: 7	H: 2 LOB: 1 BB: 0 P: 7	R: 0 E: 0 K: 1 S: 6	H: 1 LOB: 1 BB: 0 P: 6	R: 1 E: 0 K: 0 S: 5	H: 2 LOB: 1 BB: 0 P: 5	R: 0 E: 0 K: 0 S: 3	H: 0 LOB: 0 BB: 0 P: 3	R: 0 E: 0 K: 1 S: 5	H: 0 LOB: 0 BB: 0 P: 5	R: 0 E: 0 K: 1 S: 4	H: 0 LOB: 1 BB: 1 P: 8	R: 3 E: 0 K: 2 S: 11	H: 4 LOB: 3 BB: 2 P: 19	1B: 6 2B: 1 3B: 1 HR: 1	SF: 0 SAC: 1 DP: 0 HBP: 0	WP: 0 PB: 0 SB: 0 CS: 1	PA: 43
<b>PITCHER</b>	IP	WLS	BF	H	R	ER	SO	BB	IBB	HBP	BLK	WP	HR	S	P	ERA	WHIP					
<b>Mike Flanagan, L</b> ERA: 2.0	9.0		33	5	2	2	6	2	0	0	0	0	1	43	51	2.00	0.778					
<b>Tippy Martinez, L</b> ERA: 81.0	0.1		5	3	3	0	0	1	0	0	0	0	0	4	8	81.00	12.000					
<b>Dyar Miller, R</b> ERA:	0.2	W	4	1	0	0	2	1	0	0	0	0	0	7	11	0.00	3.000					

Cleveland Indians @ Baltimore Orioles  
Memorial Stadium, Baltimore, MD  
Tue Apr 19 1977, 6:05 PM EST  
Att: 4,826 - Unknown

AB 37  
R 5  
H 9  
RBI 5  
BB 4  
SO 8  
LOB 17



Batter	1	2	3	4	5	6	7	8	9	10	AB	R	H	RBI	BB	SO	LOB	BOTTOM				
<b>Al Bumbry, L</b> OBP: 0.297, SLG: 0.382 (1, 7)	1-3				F8													5 0 0 0 0 2 0				
<b>Billy Smith, S</b> OBP: 0.667, SLG: 0.875 <b>Rich Dauer, R</b> (9, PH)	1B				L6													3 1 3 0 1 0 0 1 0 0 0 0 1 0				
<b>Ken Singleton, S</b> OBP: 0.513, SLG: 0.467 (1, 9)					L6													4 1 3 1 1 0 1				
<b>Doug DeCinces, R</b> OBP: 0.342, SLG: 0.469 (1, 5)	K				F7													4 1 0 0 1 1 5				
<b>Eddie Murray, S</b> OBP: 0.289, SLG: 0.361 (1, 10)	F7				G3													5 0 1 0 0 1 6				
<b>Lee May, R</b> OBP: 0.250, SLG: 0.233 <b>Tom Shopay, L</b> (10, PR)																		5 1 3 1 0 1 0 0 1 0 0 0 0 0				
<b>Larry Hartow, L</b> OBP: 0.375, SLG: 0.467 <b>Brooks Robinson, R</b> OBP: 0.333, SLG: 1.333 (10, PH)																		3 0 1 0 1 0 1 1 1 1 3 0 0 0				
<b>Rick Dempsey, R</b> OBP: 0.233, SLG: 0.259 (1, 2)																		2 0 0 1 0 0 3				
<b>Mark Belanger, R</b> OBP: 0.250, SLG: 0.125 (1, 6)																		4 0 0 0 0 1 4				
<b>Inning Stats</b>	R: 0 E: 0 K: 1 S: 6	H: 1 LOB: 2 BB: 1 P: 10	R: 0 E: 0 K: 1 S: 5	H: 1 LOB: 0 BB: 0 P: 5	R: 1 E: 0 K: 2 S: 9	H: 2 LOB: 1 BB: 0 P: 9	R: 1 E: 1 K: 0 S: 5	H: 1 LOB: 1 BB: 0 P: 5	R: 0 E: 0 K: 0 S: 3	H: 2 LOB: 3 BB: 2 P: 9	R: 0 E: 0 K: 0 S: 4	H: 1 LOB: 2 BB: 1 P: 8	R: 0 E: 0 K: 0 S: 3	H: 0 LOB: 0 BB: 0 P: 3	R: 0 E: 0 K: 2 S: 7	H: 0 LOB: 0 BB: 0 P: 7	R: 4 E: 0 K: 1 S: 6	H: 3 LOB: 1 BB: 1 P: 10	1B: 9 2B: 4 3B: 0 HR: 1	SF: 1 SAC: 1 DP: 2 HBP: 0	WP: 0 PB: 0 SB: 3 CS: 0	PA: 43
<b>PITCHER</b>	IP	WLS	BF	H	R	ER	SO	BB	IBB	HBP	BLK	WP	HR	S	P	ERA	WHIP					
<b>Dennis Eckensley, R</b> ERA: 2.77	8.0		35	9	2	1	4	2	1	0	0	0	0	40	52	1.12	1.375					
<b>Dave LaRoche, L</b> ERA: 10.13	1.1	L	8	3	4	4	3	1	0	0	0	0	1	13	17	27.00	3.000					

Cleveland Indians @ Baltimore Orioles  
Memorial Stadium, Baltimore, MD  
Tue Apr 19 1977, 6:05 PM EST  
Att: 4,826 - Unknown

AB 37  
R 6  
H 12  
RBI 6  
BB 4  
SO 7  
LOB 20





Batter	1	2	3	4	5	6	7	8	9	AB	R	H	RBI	BB	SO	LOB	TOP								
<b>Rick Manning, L</b> OBP: 0.388, SLG: 0.372 (1, 8)	0-0 4-3		0-0 F6			0-0 F9		0-0 1B 1B		4	1	1	0	0	0	0	<b>Cleveland Indians @ Baltimore Orioles</b> <b>Memorial Stadium, Baltimore, MD</b> Wed Apr 20 1977, 6:05 PM EST Att: 6,439 - Unknown								
<b>Duane Kuiper, L</b> OBP: 0.376, SLG: 0.325 (1, 4)	0-0 4-3			0-0 F6		0-0 4-3		0-0 L7		4	0	0	0	0	0	1									
<b>Paul Dade, R</b> OBP: 0.409, SLG: 0.526 (1, 5)	0-0 F9			0-0 F9		4-0 BB		0-0 1B 1-2 SF9 1B		3	1	1	0	1	0	0									
<b>Rico Carty, R</b> OBP: 0.243, SLG: 0.250 (1, 10)		0-0 1B		0-0 5-3		0-3 K		0-0 1-3 2-H 1B		4	0	2	1	0	1	1									
<b>Buddy Bell, R</b> OBP: 0.425, SLG: 0.500 (1, 7)	0-3 K				0-0 E 1B		0-0 F8	0-0 SF9		3	0	1	1	0	1	1									
<b>Andre Thornton, R</b> OBP: 0.200, SLG: 0.289 (1, 3)	0-0 F7				0-0 F8		0-0 FC5 1B	0-0 3-H 1B		4	0	1	0	0	0	3									
<b>Charlie Spikes, R</b> OBP: 0.385, SLG: 0.462 (9, PH)			0-0 F6		0-0 E6 1-2		0-0 1-2 1B		0-3 K	3	0	1	0	0	0	2									
<b>Jim Norris, L</b> OBP: 0.371, SLG: 0.452 (9, PH)					1-2				0-0 K	1	0	0	0	0	1	0									
<b>Ray Fosse, R</b> OBP: 0.242, SLG: 0.323 (9, PH)			0-0 F8		0-0 F9		0-3 K		0-0 F8	3	0	0	0	0	1	4									
<b>John Lowenstein, L</b> OBP: 0.556, SLG: 0.625 (7, PH)							0-0 K		0-0 F8	1	0	0	0	0	0	0									
<b>Frank Duffy, R</b> OBP: 0.310, SLG: 0.217 (7, PH)			0-0 F9		0-0 F2		0-0 FC5 2-3f		0-0 5-3	2	0	0	0	0	0	2									
<b>Larvell Blanks, R</b> OBP: 0.182, SLG: 0.111 (7, 6)									0-0 5-3	2	0	0	0	0	0	2									
<b>Inning Stats</b>	R: 0 E: 0 K: 0 S: 3	H: 0 LOB: 0 BB: 0 P: 3	R: 0 E: 0 K: 1 S: 6	H: 1 LOB: 1 BB: 0 P: 6	R: 0 E: 0 K: 0 S: 3	H: 0 LOB: 0 BB: 0 P: 3	R: 0 E: 0 K: 0 S: 3	H: 0 LOB: 0 BB: 0 P: 3	R: 0 E: 1 K: 0 S: 5	H: 1 LOB: 2 BB: 0 P: 5	R: 0 E: 0 K: 1 S: 5	H: 0 LOB: 1 BB: 1 P: 9	R: 0 E: 0 K: 1 S: 7	H: 2 LOB: 2 BB: 0 P: 7	R: 2 E: 0 K: 0 S: 6	H: 3 LOB: 1 BB: 0 P: 6	R: 0 E: 0 K: 1 S: 5	H: 0 LOB: 0 BB: 0 P: 5	1B: 7 2B: 0 3B: 0 HR: 0	SF: 1 SAC: 0 DP: 0 HBP: 0	WP: 0 PB: 0 SB: 0 CS: 0	PA: 36			
<b>PITCHER</b>	IP	WLS	BF	H	R	ER	SO	BB	IBB	HBP	BLK	WP	HR	S	P	ERA	WHIP								
<b>Scott McGregor, L</b> ERA: 2.45 (1, 1)	7.1	W	31	7	2	2	3	1	0	0	0	0	0	36	40	2.46	1.091								
<b>Dennis Martinez, R</b> ERA: 1.29 (8, 1)	1.2		5	0	0	0	1	0	0	0	0	0	0	7	7	0.00	0.000								

Batter	1	2	3	4	5	6	7	8	9	AB	R	H	RBI	BB	SO	LOB	BOTTOM								
<b>Al Bumbry, L</b> OBP: 0.310, SLG: 0.368 (1, 7)	0-0 L6		0-0 4-3	4-0 1-2 2-3 3-H BB		0-0 1-2 2-H 1B		0-0 F8		4	0	1	2	1	0	1	<b>Cleveland Indians @ Baltimore Orioles</b> <b>Memorial Stadium, Baltimore, MD</b> Wed Apr 20 1977, 6:05 PM EST Att: 6,439 - Unknown								
<b>Billy Smith, S</b> OBP: 0.522, SLG: 0.667 (1, 4)	0-0 G3		0-0 1-3	0-0 4-3		0-0 FC5		0-0 3-1		5	0	0	0	0	0	6									
<b>Kiko Garcia, R</b> OBP: 0.250, SLG: 0.250 (9, 4)			0-0 1-3	0-0 4-3		0-0 FC5		0-0 3-1		0	0	0	0	0	0	0									
<b>Ken Singleton, S</b> OBP: 0.535, SLG: 0.469 (8, 9)	4-0 HR BB		0-0 1B		0-3 K		4-0 HR BB			2	2	1	1	2	1	0									
<b>Tom Shopay, L</b> (8, 9)			0-0 1B		0-0 K		0-0 HR BB			0	0	0	0	0	0	0									
<b>Doug DeCinces, R</b> OBP: 0.333, SLG: 0.528 (1, 5)	0-0 1-H HR		0-0 F4		0-3 K		0-0 F9			4	1	1	2	0	1	2									
<b>Eddie Murray, S</b> OBP: 0.310, SLG: 0.436 (1, 10)	0-3 K			4-0 FC5-4 BB		0-0 G3		0-0 1-H HR		3	1	1	2	1	1	0									
<b>Lee May, R</b> OBP: 0.250, SLG: 0.294 (1, 3)		0-3 K		0-0 FC5-4 1B 1B 1-2f BB		0-0 CS 3B		0-3 K		4	1	1	0	0	2	1									
<b>Tony Muser, L</b> OBP: 0.400, SLG: 0.600 (8, 3)										0	0	0	0	0	0	0									
<b>Larry Harlow, L</b> OBP: 0.450, SLG: 0.500 (1, 8)	0-0 F8		0-0 1B	0-0 BB 1B 1-2		4-0 CS 1B BB		0-0 1B		3	1	2	0	1	0	0									
<b>Rick Dempsey, R</b> OBP: 0.235, SLG: 0.258 (1, 2)	0-0 F7		0-0 1B	0-0 BB 1B 1-2 2-3		0-0 F8		0-0 G3		4	0	1	0	0	0	3									
<b>Mark Belanger, R</b> OBP: 0.281, SLG: 0.148 (1, 6)			0-0 1-3 4-3 1B 1B		0-0 F9		4-0 FC5 1B IBB		0-0 F8	3	1	1	0	1	0	3									
<b>Inning Stats</b>	R: 2 E: 0 K: 1 S: 6	H: 1 LOB: 1 BB: 1 P: 10	R: 0 E: 0 K: 1 S: 5	H: 0 LOB: 0 BB: 0 P: 5	R: 1 E: 0 K: 0 S: 5	H: 2 LOB: 1 BB: 0 P: 5	R: 1 E: 0 K: 0 S: 5	H: 2 LOB: 3 BB: 2 P: 13	R: 0 E: 0 K: 2 S: 7	H: 0 LOB: 0 BB: 0 P: 7	R: 1 E: 0 K: 0 S: 4	H: 2 LOB: 2 BB: 2 P: 12	R: 2 E: 0 K: 1 S: 7	H: 2 LOB: 1 BB: 1 P: 11	R: 0 E: 0 K: 0 S: 3	H: 0 LOB: 0 BB: 0 P: 3	1B: 6 2B: 0 3B: 1 HR: 2	SF: 0 SAC: 0 DP: 0 HBP: 0	WP: 0 PB: 0 SB: 0 CS: 2	PA: 38					
<b>PITCHER</b>	IP	WLS	BF	H	R	ER	SO	BB	IBB	HBP	BLK	WP	HR	S	P	ERA	WHIP								
<b>Wayne Garland, R</b> ERA: 9.0 (1, 1)	3.1	L	17	5	4	4	2	2	0	0	0	0	0	19	27	10.80	2.100								
<b>Don Hood, L</b> ERA: 4.79 (4, 1)	3.2		18	4	3	3	3	3	1	0	0	0	1	20	36	7.36	1.909								
<b>Tom Buskey, R</b> ERA: 9.95 (8, 1)	1.0		3	0	0	0	0	0	0	0	0	0	0	3	3	0.00	0.000								

AB 34  
R 2  
H 7  
RBI 2  
BB 1  
SO 4  
LOB 16



AB 32  
R 7  
H 9  
RBI 7  
BB 6  
SO 5  
LOB 16





Batter	1	2	3	4	5	6	7	8	9	AB	R	H	RBI	BB	SO	LOB	TOP										
Tom Shopay, L (1, 7) OBP: 0.111, SLG: 0.444 (8, 9)	G3			HR		4-3		5-3		4	1	1	1	0	0	0	Baltimore Orioles @ Detroit Tigers Tiger Stadium, Detroit, MI Sun Apr 24 1977, 3:33 AM EDT Att: 17,115 - Unknown										
Mark Belanger, R (1, 6) OBP: 0.276, SLG: 0.161	6-3			1B		F6		L3		4	0	1	0	0	0	0											
Ken Singleton, S (1, 9) OBP: 0.532, SLG: 0.543 Al Bumbry, L (6, PR) OBP: 0.310, SLG: 0.368 (8, 7)	5-3			K		HR		FC6-4 BB		3	1	1	1	1	1	1											
Lee May, R (1, 3) OBP: 0.250, SLG: 0.368 Tony Muser, L (8, 3) OBP: 0.400, SLG: 0.600	F9			5-3		HR		FC6-4		4	1	1	1	0	0	2											
Eddie Murray, S (1, 10) OBP: 0.304, SLG: 0.405	K			BB		HR		1-2		3	0	0	0	1	1	0											
Doug DeCinces, R (1, 5) OBP: 0.326, SLG: 0.500	CS 1B			BB		6-3				4	0	1	0	0	1	2											
Rick Dempsey, R (1, 2) OBP: 0.237, SLG: 0.257	CS 1-2		F8		F7		G3 1B		F2	4	0	1	0	0	0	0											
Larry Harlow, L (1, 8) OBP: 0.391, SLG: 0.429			4-3		4-3		G3			3	0	0	0	0	0	1											
Rich Dauer, R (1, 4)			6-3		F9		6-3			3	0	0	0	0	0	1											
<b>Inning Stats</b>	R: 0 E: 0 K: 0 S: 3	H: 0 LOB: 0 BB: 0 P: 3	R: 0 E: 0 K: 1 S: 5	H: 1 LOB: 0 BB: 0 P: 5	R: 0 E: 0 K: 0 S: 3	H: 0 LOB: 0 BB: 0 P: 3	R: 1 E: 0 K: 1 S: 7	H: 2 LOB: 2 BB: 1 P: 11	R: 0 E: 0 K: 0 S: 3	H: 0 LOB: 0 BB: 0 P: 3	R: 2 E: 0 K: 0 S: 5	H: 2 LOB: 0 BB: 0 P: 5	R: 0 E: 0 K: 0 S: 4	H: 1 LOB: 1 BB: 0 P: 4	R: 0 E: 0 K: 0 S: 3	H: 0 LOB: 0 BB: 0 P: 7		R: 0 E: 0 K: 1 S: 5	H: 0 LOB: 0 BB: 0 P: 5	1B: 3 2B: 0 3B: 0 HR: 3	SF: 0 SAC: 0 DP: 0 HBP: 0	WP: 0 PB: 0 SB: 1 CS: 1	PA: 35				
<b>PITCHER</b>	IP	WLS	BF	H	R	ER	SO	BB	IBB	HBP	BLK	WP	HR	S	P	ERA	WHIP										
Dave Roberts, L (1, 1) ERA: 4.18	6.0	L	23	5	3	3	2	1	0	0	0	0	3	26	30	4.50	1.000										
Fernando Arroyo, R (7, 1) ERA: 2.81	3.0		11	1	0	0	1	1	0	0	0	0	0	12	16	0.00	0.667										

Batter	1	2	3	4	5	6	7	8	9	AB	R	H	RBI	BB	SO	LOB	BOTTOM										
Ron LeFlore, R (1, 8) OBP: 0.271, SLG: 0.358	6-3		K			5-3		6-3		4	0	0	0	0	1	1	Baltimore Orioles @ Detroit Tigers Tiger Stadium, Detroit, MI Sun Apr 24 1977, 3:33 AM EDT Att: 17,115 - Unknown										
Tito Fuentes, S (1, 4) OBP: 0.358, SLG: 0.349	K			4-3 BB		1B		1-3		3	0	1	0	1	1	0											
Rusty Staub, L (1, 10) OBP: 0.297, SLG: 0.483	F9			4-3 1-2		F5		F3		4	0	0	0	0	0	2											
Ben Oglivie, L (1, 9) OBP: 0.317, SLG: 0.500	K			F8		K		P5		4	0	0	0	0	2	2											
Jason Thompson, L (1, 3) OBP: 0.393, SLG: 0.480	4-3			F8		1B		K		4	0	1	0	0	1	1											
Steve Kemp, L (1, 7) OBP: 0.241, SLG: 0.411	4-3				4-3		K			3	0	0	0	0	1	1											
Milt May, L (1, 2) OBP: 0.417, SLG: 0.409				1B		K		P6		3	0	1	0	0	1	1											
Tom Verzyer, R (1, 6) OBP: 0.207, SLG: 0.214 Phil Mankowski, L (7, PH) OBP: 0.298, SLG: 0.167 Mark Wagner, R (8, 6) OBP: 0.150, SLG: 0.211				K		F7		G1		2	0	0	0	0	1	1											
Aurelio Rodriguez, R (1, 5) OBP: 0.284, SLG: 0.340				F3		HR		F9		1	0	0	0	0	0	0											
<b>Inning Stats</b>	R: 0 E: 0 K: 1 S: 5	H: 0 LOB: 0 BB: 0 P: 5	R: 0 E: 0 K: 1 S: 5	H: 0 LOB: 0 BB: 0 P: 5	R: 0 E: 0 K: 2 S: 8	H: 1 LOB: 0 BB: 0 P: 8	R: 0 E: 0 K: 0 S: 3	H: 0 LOB: 1 BB: 1 P: 7	R: 0 E: 0 K: 1 S: 5	H: 0 LOB: 0 BB: 0 P: 5	R: 1 E: 0 K: 1 S: 7	H: 2 LOB: 1 BB: 0 P: 7	R: 0 E: 0 K: 1 S: 6	H: 1 LOB: 1 BB: 0 P: 6	R: 0 E: 0 K: 0 S: 3	H: 0 LOB: 0 BB: 0 P: 3		R: 0 E: 0 K: 1 S: 5	H: 0 LOB: 0 BB: 0 P: 5	1B: 3 2B: 0 3B: 0 HR: 1	SF: 0 SAC: 0 DP: 0 HBP: 0	WP: 0 PB: 0 SB: 0 CS: 0	PA: 32				
<b>PITCHER</b>	IP	WLS	BF	H	R	ER	SO	BB	IBB	HBP	BLK	WP	HR	S	P	ERA	WHIP										
Jim Palmer, R (1, 1) ERA: 0.73	9.0	W	32	4	1	1	8	1	0	0	0	0	1	47	51	1.00	0.556										

AB 32  
R 3  
H 6  
RBI 3  
BB 2  
SO 3  
LOB 7



AB 31  
R 1  
H 4  
RBI 1  
BB 1  
SO 8  
LOB 11





Batter	1	2	3	4	5	6	7	8	9	AB	R	H	RBI	BB	SO	LOB	TOP			
<b>Al Bumbry, L</b> OBP: 0.283, SLG: 0.333 <b>Doug DeCinces, R</b> OBP: 0.319, SLG: 0.488	0-0 4-3		0-0 F8		0-0 4-3		0-0 F7		0-3 K	4	0	0	0	0	0	3				
<b>Billy Smith, S</b> OBP: 0.519, SLG: 0.625	0-0 1-3		0-0 1B		4-0 FC4-6 BB		0-0 4-3			3	0	1	1	1	0	1				
<b>Ken Singleton, S</b> OBP: 0.510, SLG: 0.500	4-0 BB		0-0 F7		0-0 FC4-6 1-2			0-0 4-3		3	0	0	0	1	0	3				
<b>Lee May, R</b> OBP: 0.227, SLG: 0.333	0-0 P4			0-0 P4		0-0 6-3		0-0 6-3		4	0	0	0	0	0	1				
<b>Pat Kelly, L</b> OBP: 0.130, SLG: 0.091		0-0 F8		0-0 1B		0-0 1-3		0-0 F8		4	0	1	0	0	0	0				
<b>Tony Muser, L</b> OBP: 0.333, SLG: 0.444		0-3 K		0-0 1B		0-0 E6 FC6			0-0 4-3	4	0	1	0	0	1	0				
<b>Brooks Robinson, R</b> OBP: 0.167, SLG: 0.667 <b>Eddie Murray, S</b> OBP: 0.298, SLG: 0.395		0-0 6-3		0-0 G6-4-3 1B		0-0 FC6			0-0 F7	3	0	0	0	0	0	3				
<b>Kiko Garcia, R</b> OBP: 0.625, SLG: 0.750			0-0 F8 SH3 1B		0-0 4-3 2B				0-0 E 1B	4	1	4	0	0	0	0				
<b>Dave Skaggs, R</b> <b>Larry Harlow, L</b> OBP: 0.375, SLG: 0.409			0-0 SH3		0-3 K				0-0 E4	2	0	0	0	0	1	2				
<b>Inning Stats</b>	R: 0 E: 0 K: 0 S: 3	H: 0 LOB: 1 BB: 1 P: 7	R: 0 E: 0 K: 1 S: 5	H: 0 LOB: 0 BB: 0 P: 5	R: 1 E: 0 K: 0 S: 5	H: 2 LOB: 1 BB: 0 P: 5	R: 0 E: 0 K: 0 S: 4	H: 2 LOB: 1 BB: 0 P: 4	R: 0 E: 0 K: 1 S: 6	H: 1 LOB: 2 BB: 1 P: 10	R: 0 E: 0 K: 0 S: 4	H: 1 LOB: 1 BB: 0 P: 4	R: 0 E: 0 K: 0 S: 3	H: 0 LOB: 0 BB: 0 P: 3	R: 0 E: 1 K: 1 S: 7	H: 1 LOB: 2 BB: 0 P: 7	1B: 6 2B: 1 3B: 0 HR: 0	SF: 0 SAC: 1 DP: 1 HBP: 0	WP: 0 PA: 37 PB: 0 SB: 0 CS: 0	
<b>PITCHER</b>	IP	WLS	BF	H	R	ER	SO	BB	IBB	HBP	BLK	WP	HR	S	P	ERA	WHIP			
<b>Vern Ruhle, R</b> ERA: 3.1	(1, 1)	8.2	W 36	7	1	1	2	2	0	0	0	0	0	38	46	1.04	1.038			
<b>John Hiller, L</b> ERA: 5.19	(9, 1)	0.1	S 1	0	0	0	1	0	0	0	0	0	0	3	3	0.00	0.000			

Baltimore Orioles @ Detroit Tigers  
Tiger Stadium, Detroit, MI  
Sun Apr 24 1977, 3:38 AM EDT  
Att: 17,115 - Unknown

AB 34  
R 1  
H 7  
RBI 1  
BB 2  
SO 3  
LOB 16



Batter	1	2	3	4	5	6	7	8	9	AB	R	H	RBI	BB	SO	LOB	BOTTOM			
<b>Ron LeFlore, R</b> OBP: 0.270, SLG: 0.351	0-0 F8			0-3 K		0-0 2B 1B		0-0 F9		4	0	1	0	0	1	0				
<b>Tito Fuentes, S</b> OBP: 0.371, SLG: 0.379	0-3 K			0-0 G3-6-3 1B		0-0 2B				3	0	2	0	0	1	0				
<b>Rusty Staub, L</b> OBP: 0.299, SLG: 0.467	0-0 G3			0-0 G3-6-3 1-2		4-0 G4-6-3 IBB				2	0	0	0	1	0	1				
<b>Ben Oglivie, L</b> OBP: 0.303, SLG: 0.475		0-0 1-3			0-0 F5	0-0 G4-6-3 1-2				3	0	0	0	0	0	3				
<b>Jason Thompson, L</b> OBP: 0.391, SLG: 0.462		0-0 6-3			4-0 HR BB		0-0 3-1			2	1	0	0	1	0	0				
<b>Mickey Stanley, R</b> OBP: 0.333, SLG: 0.833		0-0 6-3			0-0 HR		0-0 F8			3	1	1	2	0	0	0				
<b>John Wockenfuss, R</b> OBP: 0.214, SLG: 0.385			0-0 6-3		0-0 F3		0-0 F8			3	0	0	0	0	0	0				
<b>Aurelio Rodriguez, R</b> OBP: 0.250, SLG: 0.321			0-0 6-3		0-0 F9			0-0 F9		3	0	0	0	0	0	0				
<b>Mark Wagner, R</b> OBP: 0.130, SLG: 0.182			0-0 5-3			0-3 K		0-0 6-3		3	0	0	0	0	1	0				
<b>Inning Stats</b>	R: 0 E: 0 K: 1 S: 5	H: 0 LOB: 0 BB: 0 P: 5	R: 0 E: 0 K: 0 S: 3	H: 0 LOB: 0 BB: 0 P: 3	R: 0 E: 0 K: 0 S: 3	H: 0 LOB: 0 BB: 0 P: 3	R: 0 E: 0 K: 1 S: 5	H: 1 LOB: 0 BB: 0 P: 5	R: 2 E: 0 K: 0 S: 4	H: 1 LOB: 0 BB: 1 P: 8	R: 0 E: 0 K: 1 S: 6	H: 2 LOB: 2 BB: 1 P: 10	R: 0 E: 0 K: 0 S: 3	H: 0 LOB: 0 BB: 0 P: 3	R: 0 E: 0 K: 0 S: 3	H: 0 LOB: 0 BB: 0 P: 3	1B: 2 2B: 1 3B: 0 HR: 1	SF: 0 SAC: 0 DP: 2 HBP: 0	WP: 0 PA: 28 PB: 0 SB: 0 CS: 0	
<b>PITCHER</b>	IP	WLS	BF	H	R	ER	SO	BB	IBB	HBP	BLK	WP	HR	S	P	ERA	WHIP			
<b>Mike Flanagan, L</b> ERA: 2.12	(1, 1)	8.0	L 28	4	2	2	3	1	1	0	0	0	1	32	40	2.25	0.625			

Baltimore Orioles @ Detroit Tigers  
Tiger Stadium, Detroit, MI  
Sun Apr 24 1977, 3:38 AM EDT  
Att: 17,115 - Unknown

AB 26  
R 2  
H 4  
RBI 2  
BB 2  
SO 3  
LOB 4





Batter	1	2	3	4	5	6	7	8	9	AB	R	H	RBI	BB	SO	LOB	TOP					
Willie Randolph, R (1,4) OBP: 0.333, SLG: 0.469										6	1	2	0	0	2	4	<b>New York Yankees @ Baltimore Orioles</b> Memorial Stadium, Baltimore, MD Mon Apr 25 1977, 7:05 PM EDT Att: 17,624 - Unknown					
Thurman Munson, R (1,2) OBP: 0.324, SLG: 0.344										3	4	1	2	1	0	1						
Reggie Jackson, L (1,9) OBP: 0.391, SLG: 0.500										4	3	3	2	1	0	0						
Graig Nettles, L (1,5) OBP: 0.278, SLG: 0.226										4	1	0	1	1	0	4						
Mickey Rivers, L (1,8) OBP: 0.347, SLG: 0.414										4	0	3	3	1	0	0						
Jimmy Wynn, R (1,10) OBP: 0.436, SLG: 0.484										4	0	0	0	1	0	4						
Roy White, S (1,7) OBP: 0.366, SLG: 0.361										4	0	2	1	0	0	0						
Chris Chambliss, L (1,3) OBP: 0.281, SLG: 0.459										4	0	0	0	1	0	2						
Bucky Dent, R (1,6) OBP: 0.339, SLG: 0.292										3	0	1	0	2	0	3						
<b>Inning Stats</b>	R: 2 E: 0 K: 0 S: 6	H: 3 LOB: 1 BB: 0 P: 6	R: 0 E: 0 K: 0 S: 3	H: 1 LOB: 0 BB: 0 P: 3	R: 2 E: 0 K: 0 S: 5	H: 2 LOB: 0 BB: 0 P: 5	R: 0 E: 0 K: 0 S: 5	H: 2 LOB: 2 BB: 0 P: 5	R: 3 E: 0 K: 0 S: 3	H: 1 LOB: 2 BB: 4 P: 20	R: 1 E: 0 K: 1 S: 6	H: 1 LOB: 1 BB: 1 P: 14	R: 0 E: 0 K: 1 S: 5	H: 0 LOB: 1 BB: 1 P: 9	R: 1 E: 0 K: 0 S: 5	H: 2 LOB: 1 BB: 0 P: 5		R: 0 E: 0 K: 0 S: 3	H: 0 LOB: 1 BB: 1 P: 7	1B: 7 2B: 2 3B: 1 HR: 2	SF: 1 SAC: 0 DP: 2 HBP: 1	WP: 0 PB: 0 SB: 1 CS: 0
<b>PITCHER</b>	IP WLS BF H R ER SO BB IBB HBP BLK WP HR S P ERA WHIP																					
Ross Grimsley, L (1,1) ERA: 3.43	3.2 18 8 4 4 0 0 0 0 0 0 0 1 18 18 9.82 2.182																					
Dennis Martinez, R (4,1) ERA: 4.91	0.1 L 4 1 3 3 0 1 0 1 0 0 0 1 2 7 81.00 6.000																					
Tippy Martinez, L (5,1) ERA: 81.0	0.0 2 0 0 0 0 2 0 0 0 0 0 0 0 8 ∞ ∞																					
Fred Holdsworth, R (5,1) ERA: 5.4	4.0 18 3 2 2 2 4 0 0 0 0 0 0 18 34 4.50 1.750																					
Dyar Miller, R (9,1) ERA:	1.0 4 0 0 0 0 1 0 0 0 0 0 0 3 7 0.00 1.000																					
<b>Batter</b>	<b>1</b>	<b>2</b>	<b>3</b>	<b>4</b>	<b>5</b>	<b>6</b>	<b>7</b>	<b>8</b>	<b>9</b>	<b>AB</b>	<b>R</b>	<b>H</b>	<b>RBI</b>	<b>BB</b>	<b>SO</b>	<b>LOB</b>	<b>BOTTOM</b>					
Al Bumbry, L (1,7) OBP: 0.294, SLG: 0.311										3	1	0	0	2	0	0	<b>New York Yankees @ Baltimore Orioles</b> Memorial Stadium, Baltimore, MD Mon Apr 25 1977, 7:05 PM EDT Att: 17,624 - Unknown					
Billy Smith, S (1,4) OBP: 0.563, SLG: 0.630										3	3	2	1	2	0	1						
Ken Singleton, S (1,9) OBP: 0.536, SLG: 0.524										4	0	3	2	1	0	1						
Doug DeCinces, R (1,5) OBP: 0.327, SLG: 0.467										4	0	1	1	1	0	5						
Eddie Murray, S (1,10) OBP: 0.288, SLG: 0.375										5	0	1	1	0	1	6						
Lee May, R (1,3) OBP: 0.285, SLG: 0.362										5	0	3	1	0	0	0						
Rick Dempsey, R (1,2) OBP: 0.238, SLG: 0.237										3	0	0	0	1	0	2						
Pat Kelly, L (9, PH) OBP: 0.130, SLG: 0.091										0	0	0	0	0	0	0						
Brooks Robinson, R (9, PH) OBP: 0.143, SLG: 0.571										1	0	0	0	0	0	2						
Larry Harlow, L (1,8) OBP: 0.321, SLG: 0.346										4	1	0	0	0	1	3						
Mark Belanger, R (1,6) OBP: 0.275, SLG: 0.200										4	1	1	0	0	0	2						
<b>Inning Stats</b>	R: 0 E: 0 K: 0 S: 3	H: 1 LOB: 2 BB: 2 P: 11	R: 0 E: 0 K: 1 S: 5	H: 0 LOB: 1 BB: 1 P: 9	R: 1 E: 0 K: 0 S: 3	H: 1 LOB: 2 BB: 2 P: 11	R: 4 E: 0 K: 0 S: 7	H: 4 LOB: 2 BB: 2 P: 15	R: 0 E: 0 K: 0 S: 4	H: 1 LOB: 1 BB: 0 P: 4	R: 0 E: 0 K: 0 S: 4	H: 0 LOB: 0 BB: 0 P: 5	R: 0 E: 0 K: 0 S: 3	H: 0 LOB: 0 BB: 0 P: 3	R: 1 E: 0 K: 0 S: 6	H: 3 LOB: 2 BB: 0 P: 6	1B: 10 2B: 1 3B: 0 HR: 0	SF: 0 SAC: 0 DP: 1 HBP: 0	WP: 0 PB: 0 SB: 0 CS: 0	PA: 43		
<b>PITCHER</b>	IP WLS BF H R ER SO BB IBB HBP BLK WP HR S P ERA WHIP																					
Don Gullett, L (1,1) ERA: 7.13	3.2 22 5 5 5 1 7 0 0 0 0 0 0 23 23 12.27 3.273																					
Dick Tidrow, R (4,1) ERA: 1.93	5.0 W 21 6 1 1 1 0 0 0 0 0 0 0 23 23 1.80 1.200																					
Sparky Lyle, L (9,1) ERA: 1.74	0.1 S 1 0 0 0 0 0 0 0 0 0 0 0 1 1 0.00 0.000																					



Batter	1	2	3	4	5	6	7	8	9	AB	R	H	RBI	BB	SO	LOB	TOP					
Willie Randolph, R (1,4) OBP: 0.324, SLG: 0.449	0-0 6-3		0-0 5-3		0-0 5-3		0-0 1B		0-0 G6-4-3	5	0	1	0	0	0	3	<b>New York Yankees @ Baltimore Orioles</b> Memorial Stadium, Baltimore, MD Tue Apr 26 1977, 7:05 PM EDT Att. 12,884 - Sunny - 57 F					
Thurman Munson, R (1,2) OBP: 0.333, SLG: 0.382	0-0 4-3		0-0 L7		0-0 F4		0-0 1B			4	1	2	0	0	0	2						
Reggie Jackson, L (1,9) OBP: 0.382, SLG: 0.475	0-0 4-3			0-0 F6		4-0 F9	0-0 F8			3	0	0	1	1	0	2						
Jimmy Wynn, R (1,10) OBP: 0.442, SLG: 0.471	4-0 S			0-3 K		0-0 F9		0-0 F7		3	0	1	0	1	1	0						
Mickey Rivers, L (1,8) OBP: 0.342, SLG: 0.397	0-0 6-3			0-0 F5		0-0 F3		1-0 HBP		3	0	0	0	0	0	3						
Roy White, S (1,7) OBP: 0.381, SLG: 0.355		0-0 4-3			0-0 2B	0-0 F9		0-0 F7		1	0	0	0	0	0	0						
Paul Blair, R (3,7) OBP: 0.429, SLG: 0.714					0-0 1B	1-2 2-3		0-0 F7		3	1	1	0	0	0	3						
Chris Chambliss, L (1,3) OBP: 0.279, SLG: 0.446					0-0 F7	0-3 K		0-0 4-3		4	0	1	0	0	1	4						
Marty Perez, R (1,5) OBP: 0.500, SLG: 0.500					0-0 G5-4-3	1-2 2B		0-0 G6-4-3		4	0	2	0	0	1	1						
Bucky Dent, R (1,6) OBP: 0.339, SLG: 0.314					0-0 F9	1-3 2-H		0-0 F8		3	0	1	1	0	0	0						
Lou Piniella, R (9,PH) OBP: 0.200, SLG: 0.200								0-0 F8		1	0	0	0	0	0	1						
<b>Inning Stats</b>	R: 1 E: 0 K: 0 S: 4	H: 1 LOB: 1 BB: 1 P: 8	R: 0 E: 0 K: 0 S: 3	H: 1 LOB: 0 BB: 0 P: 3	R: 0 E: 0 K: 1 S: 3	H: 0 LOB: 0 BB: 0 P: 3	R: 0 E: 0 K: 1 S: 5	H: 0 LOB: 0 BB: 0 P: 5	R: 1 E: 0 K: 0 S: 6	H: 3 LOB: 2 BB: 1 P: 6	R: 0 E: 0 K: 1 S: 6	H: 1 LOB: 2 BB: 1 P: 10	R: 0 E: 0 K: 1 S: 7	H: 2 LOB: 2 BB: 0 P: 7	R: 0 E: 0 K: 0 S: 3	H: 0 LOB: 1 BB: 0 P: 4	R: 0 E: 0 K: 0 S: 3	H: 1 LOB: 0 BB: 0 P: 3	1B: 7 2B: 1 3B: 1 HR: 0	SF: 0 SAC: 0 DP: 2 HBP: 1	WP: 0 PB: 0 SB: 1 CS: 0	PA: 37
<b>PITCHER</b> Rudy May, L (1,1) ERA: 2.83	IP: 9.0 WLS: W BF: 37 H: 9 R: 2 ER: 2 SO: 3 BB: 2 IBB: 0 HBP: 1 BLK: 0 WP: 0 HR: 0 S: 40 P: 49 ERA: 2.00 WHIP: 1.222															<b>PITCHER</b>						

AB	34
R	2
H	9
RBI	2
BB	2
SO	3
LOB	19



Batter	1	2	3	4	5	6	7	8	9	AB	R	H	RBI	BB	SO	LOB	BOTTOM			
Al Bumbry, L (1,7) OBP: 0.309, SLG: 0.313				0-0 F8		0-0 SH5-4		0-0 CS		3	1	1	0	1	0	3	<b>New York Yankees @ Baltimore Orioles</b> Memorial Stadium, Baltimore, MD Tue Apr 26 1977, 7:05 PM EDT Att. 12,884 - Sunny - 57 F			
Billy Smith, S (1,4) OBP: 0.541, SLG: 0.594	0-0 E6	0-0 G6-3		0-0 6-3		0-0 6-3		0-3 K		5	1	2	0	0	1	2				
Ken Singleton, S (1,9) OBP: 0.533, SLG: 0.543	0-0 1B	0-0 G6-3		0-0 1B		0-0 E6				4	1	2	1	0	0	1				
Tom Shopyay, L (9,9) OBP: 0.111, SLG: 0.444	0-0 WP	0-0 G6-3		0-0 2B		0-0 E6				0	0	0	0	0	0	0				
Lee May, R (1,3) OBP: 0.283, SLG: 0.380	4-0 WP	0-0 2B		0-0 F9		0-3 K				3	1	1	0	1	1	2				
Doug DeCinces, R (1,5) OBP: 0.339, SLG: 0.490	0-0 1B	0-0 L7		0-0 2B		0-0 F6				4	0	2	2	0	0	1				
Eddie Murray, S (1,10) OBP: 0.304, SLG: 0.442	0-0 5-3		0-0 1B	0-0 1B		0-0 4-3		0-0 HR		4	1	2	1	0	0	2				
Rick Dempsey, R (1,2) OBP: 0.239, SLG: 0.220	4-0 FC5-2		0-0 F9	0-0 6-3		0-0 L8				3	0	0	0	1	0	2				
Larry Harlow, L (1,8) OBP: 0.344, SLG: 0.367	0-0 FC5-2		0-0 1B	0-0 L4		0-0 G3				4	0	2	0	0	0	1				
Mark Belanger, R (1,6) OBP: 0.273, SLG: 0.205	0-0 FC5-2		0-0 G5-4-3	0-0 1B		0-0 F2				4	1	1	0	0	0	5				
<b>Inning Stats</b>	R: 4 E: 1 K: 0 S: 7	H: 4 LOB: 3 BB: 3 P: 19	R: 0 E: 0 K: 0 S: 4	H: 2 LOB: 1 BB: 0 P: 4	R: 0 E: 0 K: 0 S: 4	H: 2 LOB: 1 BB: 0 P: 4	R: 0 E: 0 K: 0 S: 4	H: 1 LOB: 1 BB: 0 P: 4	R: 0 E: 0 K: 1 S: 5	H: 1 LOB: 1 BB: 0 P: 5	R: 1 E: 1 K: 0 S: 4	H: 1 LOB: 1 BB: 0 P: 7	R: 1 E: 0 K: 0 S: 4	H: 1 LOB: 0 BB: 0 P: 4	R: 0 E: 0 K: 1 S: 5	H: 1 LOB: 1 BB: 0 P: 5	1B: 9 2B: 4 3B: 0 HR: 1	SF: 0 SAC: 1 DP: 3 HBP: 0	WP: 2 PB: 0 SB: 0 CS: 1	PA: 38
<b>PITCHER</b> Ken Holtzman, L (1,1) ERA: 4.76	IP: 7.0 WLS: L BF: 35 H: 12 R: 6 ER: 5 SO: 12 BB: 3 IBB: 0 HBP: 0 BLK: 0 WP: 2 HR: 1 S: 34 P: 46 ERA: 6.43 WHIP: 2.143															<b>PITCHER</b>				
Ron Guidry, L (8,1) ERA: 3.45	IP: 1.0 WLS: L BF: 3 H: 1 R: 0 ER: 0 SO: 1 BB: 0 IBB: 0 HBP: 0 BLK: 0 WP: 0 HR: 0 S: 5 P: 5 ERA: 0.00 WHIP: 1.000															<b>PITCHER</b>				

AB	34
R	6
H	13
RBI	4
BB	3
SO	2
LOB	19





Batter	1	2	3	4	5	6	7	8	9	AB	R	H	RBI	BB	SO	LOB	TOP										
<b>Willie Randolph, R</b> OBP: 0.367, SLG: 0.493										2	3	2	0	3	0	0	<b>New York Yankees @ Baltimore Orioles</b> Memorial Stadium, Baltimore, MD Wed Apr 27 1977, 7:05 PM EDT Att: 15,647 - Unknown										
<b>Thurman Munson, R</b> OBP: 0.350, SLG: 0.397										5	0	3	1	0	1	4											
<b>Reggie Jackson, L</b> OBP: 0.370, SLG: 0.468										3	0	1	2	0	1	1											
<b>Jimmy Wynn, R</b> OBP: 0.396, SLG: 0.410										5	0	0	0	0	1	5											
<b>Chris Chambliss, L</b> OBP: 0.288, SLG: 0.478										4	1	1	1	1	0	3											
<b>Lou Piniella, R</b> OBP: 0.286, SLG: 0.286										4	0	2	0	0	0	0											
<b>Mickey Rivers, L</b> OBP: 0.342, SLG: 0.397										0	0	0	0	0	0	0											
<b>Carlos May, L</b> OBP: 0.400, SLG: 0.355										1	0	0	0	0	0	2											
<b>Paul Blair, R</b> OBP: 0.364, SLG: 0.545										4	0	1	0	0	1	3											
<b>Bucky Dent, R</b> OBP: 0.349, SLG: 0.315										3	0	1	0	0	0	2											
<b>Fred Stanley, R</b> OBP: 0.200, SLG: 0.200										4	0	0	0	0	0	5											
<b>Inning Stats</b>	R: 1 E: 0 K: 0 S: 4	H: 1 LOB: 1 BB: 1 P: 8	R: 0 E: 1 K: 2 S: 8	H: 0 LOB: 3 BB: 1 P: 13	R: 0 E: 0 K: 1 S: 5	H: 0 LOB: 0 BB: 0 P: 5	R: 0 E: 0 K: 0 S: 4	H: 1 LOB: 1 BB: 0 P: 4	R: 0 E: 0 K: 1 S: 6	H: 2 LOB: 2 BB: 1 P: 10	R: 1 E: 1 K: 0 S: 4	H: 2 LOB: 0 BB: 0 P: 4	R: 1 E: 0 K: 0 S: 5	H: 2 LOB: 2 BB: 1 P: 9	1B: 8 2B: 3 3B: 0 HR: 1	SF: 2 SAC: 0 DP: 2 HBP: 1	WP: 0 PB: 0 SB: 0 CS: 0	PA: 42									
<b>PITCHER</b>	IP	WLS	BF	H	R	ER	SO	BB	IBB	HBP	BLK	WP	HR	S	P	ERA	WHIP										
<b>Scott McGregor, L</b> ERA: 3.14	(1, 1)	7.0	32	8	3	3	4	3	0	1	0	0	1	36	49	3.86	1.571										
<b>Dennis Martinez, R</b> ERA: 4.82	(8, 1)	2.0	L 10	3	1	1	0	0	1	0	0	0	0	9	13	4.50	1.500										

Batter	1	2	3	4	5	6	7	8	9	AB	R	H	RBI	BB	SO	LOB	BOTTOM										
<b>Al Bumbry, L</b> OBP: 0.305, SLG: 0.294										3	1	0	0	1	0	2	<b>New York Yankees @ Baltimore Orioles</b> Memorial Stadium, Baltimore, MD Wed Apr 27 1977, 7:05 PM EDT Att: 15,647 - Unknown										
<b>Billy Smith, S</b> OBP: 0.537, SLG: 0.611										4	0	2	0	0	1	0											
<b>Ken Singleton, S</b> OBP: 0.531, SLG: 0.540										4	0	2	0	0	1	3											
<b>Tom Shopay, L</b> OBP: 0.111, SLG: 0.444										0	0	0	0	0	0	0											
<b>Lee May, R</b> OBP: 0.281, SLG: 0.370										4	0	1	1	0	2	3											
<b>Doug DeCinces, R</b> OBP: 0.333, SLG: 0.528										4	1	1	1	0	1	3											
<b>Eddie Murray, S</b> OBP: 0.317, SLG: 0.464										4	1	2	0	0	1	0											
<b>Larry Harlow, L</b> OBP: 0.343, SLG: 0.364										3	0	1	0	0	2	1											
<b>Rich Dauer, R</b>										1	0	0	0	0	0	0											
<b>Rick Dempsey, R</b> OBP: 0.240, SLG: 0.222										4	0	1	0	0	0	2											
<b>Mark Belanger, R</b> OBP: 0.277, SLG: 0.214										3	0	1	0	0	2	0											
<b>Inning Stats</b>	R: 0 E: 0 K: 2 S: 8	H: 1 LOB: 0 BB: 0 P: 8	R: 1 E: 0 K: 1 S: 6	H: 2 LOB: 0 BB: 0 P: 6	R: 0 E: 0 K: 1 S: 5	H: 0 LOB: 0 BB: 0 P: 5	R: 0 E: 0 K: 0 S: 3	H: 1 LOB: 0 BB: 0 P: 3	R: 1 E: 0 K: 1 S: 6	H: 2 LOB: 0 BB: 0 P: 6	R: 1 E: 0 K: 1 S: 6	H: 2 LOB: 1 BB: 1 P: 10	R: 0 E: 0 K: 1 S: 7	H: 2 LOB: 2 BB: 0 P: 7	R: 0 E: 0 K: 2 S: 8	H: 1 LOB: 1 BB: 0 P: 8	R: 0 E: 0 K: 1 S: 5	H: 0 LOB: 0 BB: 0 P: 5	1B: 8 2B: 2 3B: 0 HR: 1	SF: 0 SAC: 0 DP: 3 HBP: 0	WP: 2 PB: 0 SB: 0 CS: 1	PA: 35					
<b>PITCHER</b>	IP	WLS	BF	H	R	ER	SO	BB	IBB	HBP	BLK	WP	HR	S	P	ERA	WHIP										
<b>Gil Patterson, R</b> ERA: 5.91	(1, 1)	5.0	20	7	3	3	5	1	0	0	0	0	1	29	33	5.40	1.600										
<b>Sparky Lyle, L</b> ERA: 1.26	(6, 1)	4.0	W 15	4	0	0	5	0	0	0	0	1	0	25	25	0.00	1.000										



Batter	1	2	3	4	5	6	7	8	9	10	11	AB	R	H	RBI	BB	SO	LOB	TOP							
Jerry Remy, L OBP: 0.340, SLG: 0.354 (1, 4)	6-3		SF9 BB BB		E8			K		F8		4	0	0	0	1	1	0								
Bobby Grich, R OBP: 0.365, SLG: 0.440 (1, 6)	K				F8			F7		FC6-4 BB		3	0	0	0	2	1	1								
Bobby Bonds, R OBP: 0.375, SLG: 0.469 (1, 9)	F7		SF9							FC6-4		4	0	2	1	0	0	1								
Don Baylor, R OBP: 0.368, SLG: 0.598 (1, 10)		F3	F7					CS	F9		HR	5	1	1	1	0	0	3								
Joe Rudi, R OBP: 0.394, SLG: 0.568 (1, 7)	F6				F8					HR		5	1	1	1	0	0	1								
Tony Solaita, L OBP: 0.333, SLG: 0.415 Orlando Ramirez, R (9, PR)					F6			4-3				2	0	0	0	2	0	1								
Dan Briggs, L OBP: 0.280, SLG: 0.348 (9, 3)										5-3 BB		0	0	0	0	0	0	0								
Bruce Bochte, L OBP: 0.305, SLG: 0.307 (1, 8)	F8				F7							5	0	1	0	0	0	2								
Dave Chalk, R OBP: 0.373, SLG: 0.414 (1, 5)												4	1	0	0	1	1	3								
Terry Humphrey, R OBP: 0.263, SLG: 0.229 (1, 2)												4	0	0	0	0	3	1								
<b>Inning Stats</b>	R: 0 E: 0 K: 1 S: 5	H: 0 LOB: 0 BB: 0 P: 5	R: 0 E: 0 K: 0 S: 3	H: 0 LOB: 1 BB: 1 P: 7	R: 1 E: 0 K: 1 S: 5	H: 0 LOB: 2 BB: 3 P: 17	R: 0 E: 0 K: 0 S: 3	H: 0 LOB: 0 BB: 0 P: 3	R: 0 E: 1 K: 1 S: 6	H: 1 LOB: 1 BB: 0 P: 4	R: 0 E: 0 K: 1 S: 5	H: 0 LOB: 0 BB: 0 P: 5	R: 0 E: 0 K: 1 S: 5	H: 1 LOB: 0 BB: 0 P: 5	R: 1 E: 0 K: 0 S: 4	H: 1 LOB: 2 BB: 1 P: 8	R: 0 E: 0 K: 0 S: 3	H: 0 LOB: 1 BB: 1 P: 7	R: 1 E: 0 K: 2 S: 9	H: 2 LOB: 1 BB: 0 P: 9	1B: 3 2B: 0 3B: 0 HR: 2	SF: 1 SAC: 0 DP: 0 HBP: 0	WP: 0 PB: 0 SB: 3 CS: 1	PA: 45		
<b>PITCHER</b>	IP 6	WLS L	BF 0	H 0	R 0	ER 0	SO 0	BB 0	IBB 0	HBP 0	BLK 0	WP 0	HR 0	S 43	P 67	ERA 1.80	WHIP 0.900									
Jim Palmer, R ERA: 0.96 Dyar Miller, R ERA: 2.7	(1, 1)	(1, 1)	(1, 1)	(1, 1)	(1, 1)	(1, 1)	(1, 1)	(1, 1)	(1, 1)	(1, 1)	(1, 1)	(1, 1)	(1, 1)	(1, 1)	(1, 1)	(1, 1)	(1, 1)	(1, 1)	(1, 1)	(1, 1)	(1, 1)	(1, 1)	(1, 1)	(1, 1)	(1, 1)	(1, 1)

California Angels @ Baltimore Orioles  
 Memorial Stadium, Baltimore, MD  
 Fri Apr 29 1977, 7:05 PM EDT  
 Att: 8,155 - Unknown

AB	37
R	3
H	5
RBI	3
BB	6
SO	7
LOB	13



Batter	1	2	3	4	5	6	7	8	9	10	11	AB	R	H	RBI	BB	SO	LOB	BOTTOM							
Al Bumbry, L OBP: 0.297, SLG: 0.286 (7, 8)		K		F7				K		6-3		5	0	1	0	0	2	4								
Billy Smith, S OBP: 0.476, SLG: 0.537 (1, 4)	F8							L8		F7		5	0	0	0	0	0	1								
Ken Singleton, S OBP: 0.507, SLG: 0.564 (1, 9)	K			F4				F9			HR	5	1	1	1	0	1	1								
Lee May, R OBP: 0.290, SLG: 0.390 (1, 3)	L5							F6				5	0	2	0	0	0	1								
Eddie Murray, S OBP: 0.323, SLG: 0.450 (1, 10)												4	1	1	0	1	0	2								
Doug DeCinces, R OBP: 0.338, SLG: 0.526 (1, 5)												4	0	1	0	1	0	1								
Rick Dempsey, R OBP: 0.241, SLG: 0.208 (1, 2)												3	0	0	0	1	0	2								
Larry Harlow, L OBP: 0.324, SLG: 0.343 Rich Dauer, R (6, PH)												2	0	0	0	0	1	4								
Pat Kelly, L OBP: 0.125, SLG: 0.087 Brooks Robinson, R (11, PH)												1	0	0	0	0	0	2								
Mark Belanger, R OBP: 0.125, SLG: 0.500												1	0	0	0	0	0	0								
Mark Belanger, R OBP: 0.275, SLG: 0.217 (1, 6)												4	0	1	1	0	1	4								
<b>Inning Stats</b>	R: 0 E: 0 K: 1 S: 6	H: 1 LOB: 1 BB: 0 P: 6	R: 1 E: 0 K: 2 S: 9	H: 2 LOB: 2 BB: 1 P: 13	R: 0 E: 0 K: 0 S: 4	H: 1 LOB: 1 BB: 1 P: 4	R: 0 E: 0 K: 0 S: 4	H: 1 LOB: 2 BB: 1 P: 8	R: 0 E: 1 K: 1 S: 6	H: 0 LOB: 2 BB: 0 P: 10	R: 0 E: 0 K: 1 S: 7	H: 2 LOB: 1 BB: 0 P: 7	R: 0 E: 0 K: 1 S: 5	H: 0 LOB: 0 BB: 0 P: 5	R: 0 E: 0 K: 0 S: 3	H: 0 LOB: 0 BB: 0 P: 3	R: 0 E: 0 K: 0 S: 3	H: 0 LOB: 0 BB: 0 P: 3	R: 0 E: 0 K: 0 S: 3	H: 0 LOB: 0 BB: 0 P: 3	1B: 4 2B: 2 3B: 0 HR: 1	SF: 0 SAC: 1 DP: 0 HBP: 0	WP: 2 PB: 0 SB: 1 CS: 0	PA: 44		
<b>PITCHER</b>	IP 11.0	WLS W	BF 44	H 7	R 2	ER 2	SO 6	BB 3	IBB 0	HBP 0	BLK 0	WP 2	HR 1	S 53	P 65	ERA 1.64	WHIP 0.909									
Frank Tanana, L ERA: 3.2	(1, 1)	(1, 1)	(1, 1)	(1, 1)	(1, 1)	(1, 1)	(1, 1)	(1, 1)	(1, 1)	(1, 1)	(1, 1)	(1, 1)	(1, 1)	(1, 1)	(1, 1)	(1, 1)	(1, 1)	(1, 1)	(1, 1)	(1, 1)	(1, 1)	(1, 1)	(1, 1)	(1, 1)	(1, 1)	(1, 1)

California Angels @ Baltimore Orioles  
 Memorial Stadium, Baltimore, MD  
 Fri Apr 29 1977, 7:05 PM EDT  
 Att: 8,155 - Unknown

AB	40
R	2
H	7
RBI	2
BB	3
SO	6
LOB	22





Batter	1	2	3	4	5	6	7	8	9	10	AB	R	H	RBI	BB	SO	LOB	TOP	
<b>Jerry Remy, L</b> OBP: 0.323, SLG: 0.333 (1.4)	K		K		4-3		F8			K	5	0	0	0	0	3	1	<b>California Angels @ Baltimore Orioles</b> Memorial Stadium, Baltimore, MD Sat Apr 30 1977, 7:05 PM EDT Att: 9,138 - Unknown <a href="http://livebaseballscorecards.com">livebaseballscorecards.com</a>	
<b>Bobby Grich, R</b> OBP: 0.376, SLG: 0.437 (1.6)	1B		FC5-4		K					F9	3	0	1	0	2	1	0		
<b>Bobby Bonds, R</b> OBP: 0.366, SLG: 0.453 (1.9)	K		FC5-4			5-3	F9				5	0	1	0	0	1	4		
<b>Don Baylor, R</b> OBP: 0.354, SLG: 0.581 (1.3)			FC6-4			K				CS	4	0	1	0	0	1	2		
<b>Joe Rudi, R</b> OBP: 0.378, SLG: 0.541 (1.7)	F8				E5						4	0	0	0	0	0	2		
<b>Dave Chalk, R</b> OBP: 0.380, SLG: 0.410 (1.5)					F9					L1	3	1	1	0	1	0	1		
<b>Ron Jackson, R</b> OBP: 0.333, SLG: 0.467 <b>Tony Solaita, L</b> OBP: 0.327, SLG: 0.405 (9, PH)	G5-4-3				F9		F8			F2	3	0	0	0	0	0	3		
<b>Bruce Bochte, L</b> OBP: 0.302, SLG: 0.316 (1.8)	F6				F9					3-1	4	1	1	1	0	0	1		
<b>Terry Humphrey, R</b> OBP: 0.291, SLG: 0.240 <b>Ike Hampton, S</b> OBP: 0.500, SLG: 1.250 (7, PH)			FC5-4							F4	2	0	1	0	0	0	0		
<b>Inning Stats</b>	R: 0 E: 0 K: 2 S: 8	H: 1 LOB: 2 BB: 1 P: 12	R: 0 E: 0 K: 0 S: 3	H: 1 LOB: 0 BB: 0 P: 3	R: 0 E: 0 K: 1 S: 7	H: 2 LOB: 2 BB: 0 P: 7	R: 0 E: 1 K: 0 S: 4	H: 0 LOB: 1 BB: 0 P: 4	R: 0 E: 0 K: 1 S: 5	H: 0 LOB: 0 BB: 0 P: 5	R: 0 E: 0 K: 0 S: 3	H: 0 LOB: 0 BB: 0 P: 3	R: 0 E: 0 K: 0 S: 3	H: 0 LOB: 0 BB: 0 P: 3	R: 0 E: 0 K: 1 S: 5	H: 1 LOB: 0 BB: 0 P: 5	1B: 5 2B: 1 3B: 0 HR: 1		SF: 0 SAC: 0 DP: 1 HBP: 0
<b>PITCHER</b>	IP	WLS	BF	H	R	ER	SO	BB	IBB	HBP	BLK	WP	HR	S	P	ERA	WHIP		
<b>Mike Flanagan, L</b> ERA: 2.7 (1.1)	6.1		27	6	3	3	5	2	0	0	0	0	1	35	43	4.26	1.263		
<b>Dennis Martinez, R</b> ERA: 3.46 (7.1)	3.2	W	12	1	0	0	1	1	0	0	0	0	0	13	17	0.00	0.545		

Batter	1	2	3	4	5	6	7	8	9	10	AB	R	H	RBI	BB	SO	LOB	BOTTOM			
<b>Al Bumbry, L</b> OBP: 0.319, SLG: 0.288 (1.7)	1B		CS		K					E	3	2	1	0	2	2	2	<b>California Angels @ Baltimore Orioles</b> Memorial Stadium, Baltimore, MD Sat Apr 30 1977, 7:05 PM EDT Att: 9,138 - Unknown <a href="http://livebaseballscorecards.com">livebaseballscorecards.com</a>			
<b>Mark Belanger, R</b> OBP: 0.259, SLG: 0.204 <b>Tony Muser, L</b> OBP: 0.400, SLG: 0.444 <b>Kiko Garcia, R</b> OBP: 0.625, SLG: 0.750 (8, 6)	K		6-3			K				SH1-3	3	0	0	0	0	2	2				
<b>Ken Singleton, S</b> OBP: 0.486, SLG: 0.533 (1.9)	K					F9					5	0	1	1	0	3	5				
<b>Lee May, R</b> OBP: 0.303, SLG: 0.397 (1.3)	HR					1B				F8	4	1	2	1	0	1	1				
<b>Eddie Murray, S</b> OBP: 0.333, SLG: 0.500 (1.10)	HR				K					F7	4	1	2	2	0	1	0				
<b>Doug DeCinces, R</b> OBP: 0.319, SLG: 0.492 (1.5)	F7				1-3					5-3	4	0	0	0	0	0	2				
<b>Billy Smith, S</b> OBP: 0.460, SLG: 0.500 (1.4)			G3		4-3					G3	3	0	0	0	1	0	0				
<b>Larry Harlow, L</b> OBP: 0.300, SLG: 0.316 (1.8)	K				K					SH1-4	3	0	0	0	0	3	0				
<b>Rick Dempsey, R</b> OBP: 0.259, SLG: 0.216 (1.2)					K					6-3	3	0	1	0	1	1	0				
<b>Inning Stats</b>	R: 3 E: 0 K: 2 S: 9	H: 2 LOB: 0 BB: 1 P: 13	R: 0 E: 0 K: 1 S: 4	H: 0 LOB: 1 BB: 1 P: 8	R: 0 E: 0 K: 2 S: 7	H: 0 LOB: 1 BB: 0 P: 11	R: 0 E: 0 K: 1 S: 5	H: 0 LOB: 0 BB: 0 P: 5	R: 0 E: 0 K: 3 S: 9	H: 0 LOB: 2 BB: 0 P: 7	R: 0 E: 0 K: 2 S: 8	H: 1 LOB: 3 BB: 2 P: 16	R: 0 E: 0 K: 0 S: 3	H: 0 LOB: 0 BB: 0 P: 3	R: 0 E: 0 K: 1 S: 5	H: 0 LOB: 0 BB: 0 P: 5	R: 1 E: 1 K: 0 S: 3		H: 2 LOB: 1 BB: 0 P: 3	1B: 6 2B: 0 3B: 0 HR: 1	SF: 0 SAC: 2 DP: 0 HBP: 0
<b>PITCHER</b>	IP	WLS	BF	H	R	ER	SO	BB	IBB	HBP	BLK	WP	HR	S	P	ERA	WHIP				
<b>Nolan Ryan, R</b> ERA: 2.68 (1.1)	9.1	L	39	7	4	4	13	5	0	0	0	0	1	60	80	3.86	1.286				

**California Angels @ Baltimore Orioles**  
 Memorial Stadium, Baltimore, MD  
 Sat Apr 30 1977, 7:05 PM EDT  
 Att: 9,138 - Unknown

AB 36  
 R 3  
 H 7  
 RBI 3  
 BB 3  
 SO 6  
 LOB 14



**California Angels @ Baltimore Orioles**  
 Memorial Stadium, Baltimore, MD  
 Sat Apr 30 1977, 7:05 PM EDT  
 Att: 9,138 - Unknown

AB 32  
 R 4  
 H 7  
 RBI 4  
 BB 5  
 SO 13  
 LOB 12





Batter	1	2	3	4	5	6	7	8	9	10	AB	R	H	RBI	BB	SO	LOB	TOP			
Jerry Remy, L OBP: 0.330, SLG: 0.333 (1, 4)	0-0 S 6-3 1B		4-0 E S BB		0-0 F7		0-0 G4-6-3 1-2			0-0 SH5-4	3	1	1	0	1	0	2				
Bobby Grich, R OBP: 0.377, SLG: 0.422 (1, 6)	0-0 6-3 1-2		4-0 E S BB		4-0 BB			0-0 F8		0-0 6-3 2-3	3	0	0	0	2	0	2				
Bobby Bonds, R OBP: 0.349, SLG: 0.429 (1, 9)	0-0 6-3 2-H		0-3 K		0-3 K			0-0 6-3		0-0 5-3	5	0	0	1	0	2	4				
Don Baylor, R OBP: 0.340, SLG: 0.556 (1, 3)	0-0 5-3				0-0 6-3			0-0 F8		0-0 F9	4	0	0	0	0	0	0				
Joe Rudi, R OBP: 0.373, SLG: 0.523 (1, 7)		4-0 FC6-4 BB			0-0 F3			0-0 6-3		0-0 F8	3	0	0	0	1	0	0				
Dave Chalk, R OBP: 0.400, SLG: 0.446 (1, 5)		0-0 FC6-4 L4-3 1-2			0-0 2B			0-0 1B		0-0 1B	4	0	3	0	0	0	1				
Ron Jackson, R OBP: 0.324, SLG: 0.441 (1, 10)		0-0 L4-3 1-2			0-0 F3			0-0 FC1-6 1B		0-0 F8	4	0	1	0	0	0	3				
Bruce Bochte, L OBP: 0.300, SLG: 0.349 (1, 8)			0-0 4-3					0-0 FC1-6 1B		0-0 1-3	4	1	1	1	0	0	2				
Ike Hampton, S OBP: 0.500, SLG: 0.875 (1, 2)			0-0 5-3					0-0 G4-6-3 1B		0-0 6-3 SH5-4 1B	4	0	2	0	0	1	0				
<b>Inning Stats</b>	R: 1 E: 0 K: 0 S: 4	H: 1 LOB: 0 BB: 0 P: 4	R: 0 E: 0 K: 0 S: 2	H: 0 LOB: 0 BB: 1 P: 6	R: 0 E: 0 K: 1 S: 5	H: 0 LOB: 2 BB: 2 P: 13	R: 0 E: 0 K: 2 S: 4	H: 1 LOB: 1 BB: 0 P: 4	R: 1 E: 0 K: 2 S: 8	H: 1 LOB: 1 BB: 1 P: 12	R: 0 E: 0 K: 0 S: 3	H: 2 LOB: 1 BB: 0 P: 4	R: 0 E: 0 K: 0 S: 3	H: 0 LOB: 0 BB: 0 P: 3	R: 0 E: 0 K: 0 S: 4	H: 1 LOB: 1 BB: 0 P: 4	R: 0 E: 0 K: 0 S: 4	H: 1 LOB: 1 BB: 0 P: 4	1B: 6 2B: 2 3B: 0 HR: 1	SF: 0 SAC: 1 DP: 2 HBP: 0	WP: 0 PA: 39 PB: 0 SB: 2 CS: 0
<b>PITCHER</b> Ross Grimsley, L ERA: 2.9 (1, 1)	IP 10.0	WLS W	BF 39	H 8	R 2	ER 2	SO 3	BB 4	IBB 0	HBP 0	BLK 0	WP 0	HR 1	S 41	P 57	ERA 1.80	WHIP 1.200				

California Angels @ Baltimore Orioles  
 Memorial Stadium, Baltimore, MD  
 Sun May 01 1977, 3:33 AM EDT  
 Att: 9,061 - Unknown

livebaseballscorecards.com

AB 34  
 R 2  
 H 8  
 RBI 2  
 BB 4  
 SO 3  
 LOB 14




Batter	1	2	3	4	5	6	7	8	9	10	AB	R	H	RBI	BB	SO	LOB	BOTTOM			
Al Bumbry, L OBP: 0.315, SLG: 0.286 (1, 7)	0-0 CS 1B		0-3 K		0-3 K			0-0 4-3			4	0	1	0	0	2	2				
Mark Belanger, R OBP: 0.248, SLG: 0.192 (1, 6)	0-0 5-3 1-2				0-0 5-3			0-0 6-3		4-0 IBB	3	0	0	0	0	0	1				
Ken Singleton, S OBP: 0.493, SLG: 0.533 (8, PH)								0-0 IBB			0	0	0	0	1	0	0				
Dave Skaggs, R (9, 2)								0-0 3-1			0	0	0	0	0	0	0				
Billy Smith, S OBP: 0.463, SLG: 0.521 (1, 4)	0-0 4-3				0-0 2B			0-0 CS 1B			4	0	2	0	0	0	2				
Lee May, R OBP: 0.286, SLG: 0.373 (1, 10)					0-0 F9			0-0 F5 1-2		0-0 F7	4	0	0	0	0	0	2				
Eddie Murray, S OBP: 0.315, SLG: 0.471 (1, 3)					0-0 1-3			0-0 4-3		0-0 4-3	4	0	0	0	0	0	1				
Doug DeCinces, R OBP: 0.315, SLG: 0.469 (1, 5)					0-0 6-3			4-0 1B G6-4-3 BB		0-0 L8	3	1	0	0	1	1	0				
Pat Kelly, L OBP: 0.214, SLG: 0.407 (1, 9)					0-0 HR			0-0 4-3		0-0 HR	4	2	3	2	0	0	0				
Larry Harlow, L OBP: 0.302, SLG: 0.300 (1, 8)					0-0 P4			4-0 G6-4-3 1B			2	0	0	0	1	0	0				
Rick Dempsey, R OBP: 0.250, SLG: 0.208 (1, 2)					0-0 6-3			0-0 G6-4-3 BB		0-0 G3	2	0	0	0	0	0	2				
Tony Muser, L OBP: 0.455, SLG: 0.500 (8, PH)								0-0 4-3			1	0	1	0	0	0	0				
Tom Shopay, L OBP: 0.111, SLG: 0.444 (9, 7)					0-0 6-3			0-0 G6-4-3 1-2 2-3 3-H		0-0 4-3 1B	0	0	0	0	0	0	0				
<b>Inning Stats</b>	R: 0 E: 0 K: 0 S: 3	H: 1 LOB: 0 BB: 0 P: 3	R: 0 E: 0 K: 0 S: 3	H: 0 LOB: 0 BB: 0 P: 3	R: 1 E: 0 K: 1 S: 6	H: 1 LOB: 0 BB: 0 P: 6	R: 0 E: 0 K: 0 S: 4	H: 1 LOB: 1 BB: 0 P: 4	R: 1 E: 0 K: 1 S: 5	H: 1 LOB: 1 BB: 2 P: 13	R: 0 E: 0 K: 0 S: 3	H: 0 LOB: 0 BB: 0 P: 3	R: 0 E: 0 K: 0 S: 3	H: 0 LOB: 2 BB: 1 P: 8	R: 0 E: 0 K: 1 S: 5	H: 0 LOB: 0 BB: 0 P: 5	R: 1 E: 0 K: 0 S: 1	H: 1 LOB: 0 BB: 0 P: 1	1B: 4 2B: 1 3B: 0 HR: 2	SF: 0 SAC: 0 DP: 1 HBP: 0	WP: 0 PA: 34 PB: 0 SB: 0 CS: 2
<b>PITCHER</b> Gary Ross, R ERA: 6.0 (1, 1)	IP 5.0	WLS L	BF 19	H 4	R 2	ER 2	SO 2	BB 2	IBB 0	HBP 0	BLK 0	WP 0	HR 1	S 21	P 29	ERA 3.60	WHIP 1.200				
Paul Hartzell, R ERA: 3.67 (6, 1)	IP 4.0	WLS L	BF 15	H 3	R 1	ER 1	SO 1	BB 0	IBB 1	HBP 0	BLK 0	WP 0	HR 1	S 16	P 20	ERA 2.25	WHIP 0.750				

California Angels @ Baltimore Orioles  
 Memorial Stadium, Baltimore, MD  
 Sun May 01 1977, 3:33 AM EDT  
 Att: 9,061 - Unknown

livebaseballscorecards.com

AB 31  
 R 3  
 H 7  
 RBI 2  
 BB 3  
 SO 3  
 LOB 10

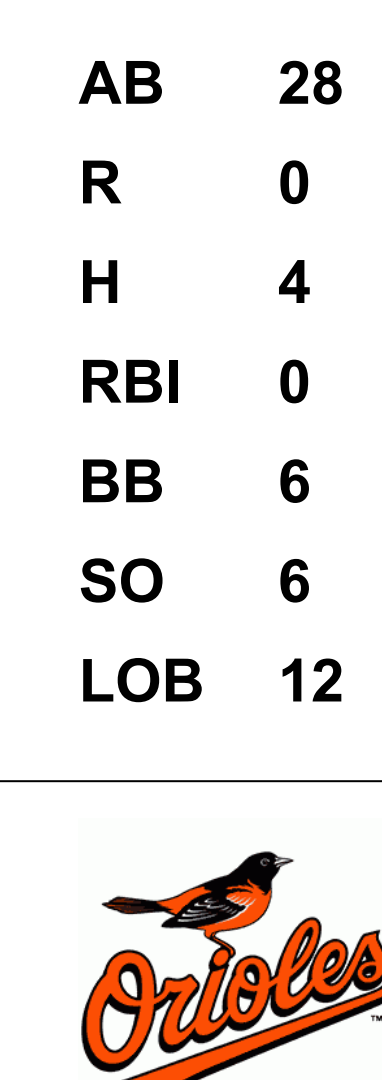




Batter	1	2	3	4	5	6	7	8	9	AB	R	H	RBI	BB	SO	LOB	TOP		
<b>Bill North, S</b> OBP: 0.344, SLG: 0.312 (1, 8)	0-0 6-3	0-0 F4		0-3 K			0-0 CS 1B		0-3 K	5	0	1	0	0	2	1	<b>Oakland Athletics @ Baltimore Orioles</b> <b>Memorial Stadium, Baltimore, MD</b> Mon May 02 1977, 7:05 PM EDT Att. 4,407 - Unknown <a href="http://livebaseballscores.com">livebaseballscores.com</a>		
<b>Marty Perez, R</b> OBP: 0.300, SLG: 0.316 (1, 4)	4-0 BB 1B	0-0 F9			0-0 F7		0-3 K		0-0 F9	4	1	0	0	1	1	2			
<b>Mitchell Page, L</b> OBP: 0.446, SLG: 0.659 (1, 7)	4-0 5-3 1B BB		0-0 G3		0-0			4-0 FC5 BB BB		2	1	1	0	2	0	0			
<b>Dick Allen, R</b> OBP: 0.393, SLG: 0.500 (1, 3)	0-0 BB 5-3 1-2 2H 1B		0-0 L8		0-0 F2			4-0 E 1-2 BB		3	0	1	1	1	0	1			
<b>Manny Sanguillen, R</b> OBP: 0.351, SLG: 0.389 (1, 10)	0-0 5-3 1-2 2-3		0-0		0-0 L8			0-0 F7		4	0	1	0	0	0	5			
<b>Earl Williams, R</b> OBP: 0.342, SLG: 0.544 (1, 2)	4-0		4-0		0-0 F8			0-0 FC5		2	0	0	0	2	0	2			
<b>Matt Alexander, S</b> OBP: 0.500, SLG: 0.500 (8, PR)										0	0	0	0	0	0	0			
<b>Jeff Newman, R</b> OBP: 0.182, SLG: 0.200 (8, 2)										0	0	0	0	0	0	0			
<b>Wayne Gross, L</b> OBP: 0.398, SLG: 0.582 (1, 5)	4-0 1-2 2-3 3H BB		0-3 K		0-3 K			0-0 L4		3	0	0	1	1	2	4			
<b>Larry Murray, S</b> OBP: 0.308, SLG: 0.333 (1, 9)	0-0 F3			0-0 1-3		0-0 6-3			4-0 SH3-4 BB	3	0	0	0	1	0	3			
<b>Rodney Scott, S</b> OBP: 0.409, SLG: 0.361 (1, 6)			0-0 6-3		0-0 5-3				0-0 SH3-4	3	0	0	0	0	0	0			
<b>Rob Picciolo, R</b> OBP: 0.231, SLG: 0.222 (7, 6)									1-2	0	0	0	0	0	0	0			
<b>Inning Stats</b>	R: 2 E: 0 K: 0 S: 4	H: 1 LOB: 3 BB: 4 P: 20	R: 0 E: 0 K: 0 S: 3	H: 0 LOB: 0 BB: 0 P: 3	R: 0 E: 0 K: 1 S: 6	H: 1 LOB: 2 BB: 1 P: 10	R: 0 E: 0 K: 1 S: 5	H: 0 LOB: 0 BB: 0 P: 5	R: 0 E: 0 K: 1 S: 5	H: 1 LOB: 0 BB: 0 P: 5	R: 0 E: 0 K: 0 S: 3	H: 0 LOB: 2 BB: 2 P: 11	R: 0 E: 0 K: 1 S: 5	H: 0 LOB: 1 BB: 1 P: 9	1B: 4 2B: 0 3B: 0 HR: 0	SF: 0 SAC: 1 DP: 0 HBP: 0	WP: 0 PB: 0 SB: 0 CS: 1	PA: 38	
<b>PITCHER</b>	IP WLS BF H R ER SO BB IBB HBP BLK WP HR S P ERA WHIP																		
<b>Rudy May, L</b> ERA: 2.78 (1, 1)	7.0 L 31 4 2 2 4 6 1 0 0 0 0 0 32 60 2.57 1.429																		
<b>Fred Holdsworth, R</b> ERA: 3.95 (8, 1)	2.0 S 7 0 0 0 1 1 0 0 0 0 0 0 8 12 0.00 0.500																		

Batter	1	2	3	4	5	6	7	8	9	AB	R	H	RBI	BB	SO	LOB	BOTTOM			
<b>Al Bumby, L</b> OBP: 0.325, SLG: 0.313 (1, 8)	0-0 F7		0-0 2B			0-0 4-3		0-0 FC3-6 1B		4	0	2	0	0	0	0	<b>Oakland Athletics @ Baltimore Orioles</b> <b>Memorial Stadium, Baltimore, MD</b> Mon May 02 1977, 7:05 PM EDT Att. 4,407 - Unknown <a href="http://livebaseballscores.com">livebaseballscores.com</a>			
<b>Billy Smith, S</b> OBP: 0.431, SLG: 0.481 (1, 4)	0-3 K		0-0 F7		0-0 F6			0-0 FC3-6		4	0	0	0	0	1	3				
<b>Ken Singleton, S</b> OBP: 0.461, SLG: 0.508 (1, 9)	0-0 L7			0-0 4-3		4-0 FC6-4 BB		0-3 K		3	0	0	0	1	1	1				
<b>Dave Skaggs, R</b> (9, 2)										0	0	0	0	0	0	0				
<b>Lee May, R</b> OBP: 0.284, SLG: 0.357 (1, 10)		4-0 G5-4-3 BB		0-0 5-3		0-0 FC6-4		0-3 K		3	0	0	0	1	1	1				
<b>Eddie Murray, S</b> OBP: 0.325, SLG: 0.465 (1, 3)		0-0 F7		0-0 L6		4-0 G5-4-3 BB		0-0 1B		3	0	1	0	1	0	1				
<b>Doug DeCinces, R</b> OBP: 0.299, SLG: 0.441 (1, 5)		0-0 G5-4-3			0-0 2-3		0-0 G5-4-3		0-0 F7	4	0	0	0	0	0	3				
<b>Pat Kelly, L</b> OBP: 0.219, SLG: 0.419 (1, 7)			0-0 1-3		0-3 K		0-0 2B		0-3 K	4	0	1	0	0	2	1				
<b>Mark Belanger, R</b> OBP: 0.254, SLG: 0.189 (1, 6)				0-3 K		4-0				1	0	0	0	1	1	0				
<b>Larry Harlow, L</b> OBP: 0.295, SLG: 0.293 (7, PH)										1	0	0	0	0	0	1				
<b>Kiko Garcia, R</b> OBP: 0.625, SLG: 0.750 (8, 6)										0	0	0	0	0	0	0				
<b>Rick Dempsey, R</b> OBP: 0.258, SLG: 0.204 (1, 2)				4-0 2B BB		0-0 1-3		4-0 1B BB		1	0	0	0	1	0	1				
<b>Tom Shopay, L</b> OBP: 0.200, SLG: 0.444 (8, PH)										0	0	0	0	1	0	0				
<b>Inning Stats</b>	R: 0 E: 0 K: 1 S: 5	H: 0 LOB: 0 BB: 0 P: 5	R: 0 E: 0 K: 0 S: 2	H: 0 LOB: 0 BB: 1 P: 6	R: 0 E: 0 K: 1 S: 6	H: 1 LOB: 2 BB: 1 P: 10	R: 0 E: 0 K: 0 S: 3	H: 0 LOB: 0 BB: 0 P: 3	R: 0 E: 0 K: 0 S: 3	H: 0 LOB: 1 BB: 1 P: 7	R: 0 E: 0 K: 0 S: 3	H: 1 LOB: 1 BB: 1 P: 7	R: 0 E: 0 K: 1 S: 5	H: 1 LOB: 1 BB: 1 P: 9	R: 0 E: 0 K: 2 S: 8	H: 1 LOB: 1 BB: 0 P: 8	1B: 2 2B: 2 3B: 0 HR: 0	SF: 0 SAC: 0 DP: 2 HBP: 0	WP: 0 PB: 0 SB: 0 CS: 0	PA: 34
<b>PITCHER</b>	IP WLS BF H R ER SO BB IBB HBP BLK WP HR S P ERA WHIP																			
<b>Rick Langford, R</b> ERA: 1.83 (1, 1)	7.0 W 27 2 0 0 3 6 0 0 0 0 0 0 13 13 0.00 1.143																			
<b>Dave Giusti, R</b> ERA: 2.25 (8, 1)	2.0 S 7 2 0 0 3 0 0 0 0 0 0 0 13 13 0.00 1.000																			

AB	29
R	2
H	4
RBI	2
BB	8
SO	5
LOB	18





Batter	1	2	3	4	5	6	7	8	9	AB	R	H	RBI	BB	SO	LOB	TOP					
Bill North, S OBP: 0.333, SLG: 0.300 Rich McKinney, R OBP: 0.227, SLG: 0.465	0-0 6-3		0-3 K		0-0 E6		0-0 F4			3	0	0	0	0	1	3						
Marty Perez, R OBP: 0.250, SLG: 0.261 Larry Lintz, S OBP: 0.333, SLG: 0.148	0-0 6-3		0-3 K		0-0 L8			0-0 F9		4	0	0	0	0	1	4						
Mitchell Page, L OBP: 0.438, SLG: 0.652	0-0 F7			0-0 1B	0-0 F7			0-0 4-3		4	1	1	0	0	0	2						
Dick Allen, R OBP: 0.391, SLG: 0.487 Sheldon Mallory, L OBP: 0.436, SLG: 0.320		0-3 K		0-3 K		4-0 G4-6-3		0-0 4-3		2	0	0	0	1	2	1						
Manny Sanguillen, R OBP: 0.351, SLG: 0.387 Jeff Newman, R OBP: 0.167, SLG: 0.182		0-0 1-4-3		0-0 1B	0-0 G4-6-3			0-3 K		3	0	1	1	0	0	1						
Wayne Gross, L OBP: 0.381, SLG: 0.554	0-0 F9		0-0 F8		0-0 K			0-0 F7		4	0	0	0	0	1	2						
Earl Williams, R OBP: 0.350, SLG: 0.583			0-0 1B	0-0 F8			0-3 K		0-0 HR	4	1	2	1	0	1	1						
Larry Murray, S OBP: 0.353, SLG: 0.375			0-0 1B		0-0 F4			0-0 F4		4	0	2	0	0	0	0						
Rodney Scott, S OBP: 0.404, SLG: 0.359			0-0 F8		0-0 L8		0-0 F5			3	0	1	0	0	0	3						
<b>Inning Stats</b>	R: 0 E: 0 K: 0 S: 3	H: 0 LOB: 0 BB: 0 P: 3	R: 0 E: 0 K: 1 S: 5	H: 0 LOB: 0 BB: 0 P: 5	R: 0 E: 0 K: 2 S: 9	H: 2 LOB: 2 BB: 0 P: 9	R: 1 E: 0 K: 1 S: 7	H: 2 LOB: 1 BB: 0 P: 7	R: 0 E: 1 K: 0 S: 5	H: 1 LOB: 2 BB: 0 P: 5	R: 0 E: 0 K: 1 S: 4	H: 0 LOB: 1 BB: 1 P: 8	R: 0 E: 0 K: 1 S: 6	H: 1 LOB: 1 BB: 0 P: 6	R: 0 E: 0 K: 0 S: 3	H: 0 LOB: 0 BB: 0 P: 3	R: 1 E: 0 K: 1 S: 6	H: 1 LOB: 0 BB: 0 P: 6	1B: 5 2B: 1 3B: 0 HR: 1	SF: 0 SAC: 0 DP: 1 HBP: 0	WP: 0 PB: 0 SB: 0 CS: 0	PA: 35
<b>PITCHER</b> Jim Palmer, R ERA: 1.13	IP: 9.0 WLS: W BF: 35 H: 7 R: 2 ER: 2 SO: 7 BB: 1 IBB: 0 HBP: 0 BLK: 0 WP: 0 HR: 1 S: 48 P: 52 ERA: 2.00 WHIP: 0.889															<b>PITCHER</b>	IP: 9.0 WLS: W BF: 35 H: 7 R: 2 ER: 2 SO: 7 BB: 1 IBB: 0 HBP: 0 BLK: 0 WP: 0 HR: 1 S: 48 P: 52 ERA: 2.00 WHIP: 0.889					

Oakland Athletics @ Baltimore Orioles  
Memorial Stadium, Baltimore, MD  
Wed May 04 1977, 7:05 PM EDT  
Att. 3,232 - Unknown - 59 F

AB 34  
R 2  
H 7  
RBI 2  
BB 1  
SO 7  
LOB 18



Batter	1	2	3	4	5	6	7	8	9	AB	R	H	RBI	BB	SO	LOB	BOTTOM				
Al Bumbry, L OBP: 0.329, SLG: 0.333	0-0 HR		0-0 5-3		0-0 1B		0-3 K			5	1	2	0	0	1	2					
Mark Belanger, R OBP: 0.250, SLG: 0.175	4-0 HR	0-0 E5	0-0 4-3		0-3 K		0-0 5-3			4	2	0	0	1	1	3					
Ken Singleton, S OBP: 0.492, SLG: 0.500 Larry Harlow, L OBP: 0.289, SLG: 0.286	4-0 HR	0-0 CS		0-0 F9	0-3 K			0-0 F5		3	1	1	1	1	1	3					
Lee May, R OBP: 0.304, SLG: 0.397	0-0 HR	4-0 1B		0-3 K		4-0 FC3-6		0-0 F4		3	2	1	4	2	1	0					
Eddie Murray, S OBP: 0.333, SLG: 0.480 Tony Muser, L OBP: 0.417, SLG: 0.455	0-0 1B	0-0 1B		0-3 K		0-0 FC3-6		0-0 F4		4	2	2	0	0	1	1					
Pat Kelly, L OBP: 0.276, SLG: 0.571	0-0 4-1		0-0 1B		0-0 HR		0-0 2B			4	1	3	3	0	0	1					
Doug DeCinces, R OBP: 0.309, SLG: 0.429	4-0 1B		0-0 K		0-0 F9		4-0 G4-6-3			2	0	0	0	2	1	2					
Billy Smith, S OBP: 0.443, SLG: 0.491 Rich Dauer, R OBP: 0.167, SLG: 0.182	0-0 1B		0-0 F9		0-0 1B		0-0 G4-6-3			3	0	2	1	0	0	2					
Rick Dempsey, R OBP: 0.258, SLG: 0.193	0-3 K		0-0 F4		0-0 1B		0-3 K			3	0	0	0	1	2	2					
<b>Inning Stats</b>	R: 5 E: 0 K: 1 S: 9	H: 4 LOB: 2 BB: 3 P: 21	R: 2 E: 1 K: 1 S: 8	H: 3 LOB: 1 BB: 1 P: 12	R: 0 E: 0 K: 0 S: 3	H: 0 LOB: 0 BB: 0 P: 3	R: 0 E: 0 K: 2 S: 7	H: 0 LOB: 0 BB: 0 P: 7	R: 1 E: 0 K: 2 S: 10	H: 3 LOB: 3 BB: 1 P: 14	R: 1 E: 0 K: 0 S: 3	H: 1 LOB: 1 BB: 2 P: 11	R: 0 E: 0 K: 2 S: 7	H: 0 LOB: 0 BB: 0 P: 7	R: 0 E: 0 K: 0 S: 3	H: 0 LOB: 0 BB: 0 P: 3	1B: 6 2B: 3 3B: 0 HR: 2	SF: 0 SAC: 0 DP: 1 HBP: 0	WP: 0 PB: 0 SB: 0 CS: 1	PA: 41	
<b>PITCHER</b> Dock Ellis, R ERA: 5.76 Mike Norris, R ERA: 3.63 Jim Umberger, L ERA: 6.75 Stan Bahnsen, R ERA: 6.75 Joe Coleman, R ERA: 1.59	IP: 0.1 WLS: L BF: 6 H: 2 R: 2 ER: 1 SO: 1 BB: 1 IBB: 0 HBP: 0 BLK: 0 WP: 0 HR: 1 S: 5 P: 17 ERA: 135.00 WHIP: 21.000	IP: 1.0 WLS: L BF: 6 H: 2 R: 2 ER: 1 SO: 1 BB: 1 IBB: 0 HBP: 0 BLK: 0 WP: 0 HR: 1 S: 5 P: 11 ERA: 9.00 WHIP: 3.000	IP: 4.2 WLS: L BF: 21 H: 5 R: 2 ER: 2 SO: 5 BB: 3 IBB: 0 HBP: 0 BLK: 0 WP: 1 HR: 28 S: 40 P: 40 ERA: 3.86 WHIP: 1.714	IP: 1.0 WLS: L BF: 3 H: 0 R: 0 ER: 0 SO: 2 BB: 0 IBB: 0 HBP: 0 BLK: 0 WP: 0 HR: 7 S: 7 P: 7 ERA: 0.00 WHIP: 0.000	IP: 1.0 WLS: L BF: 3 H: 0 R: 0 ER: 0 SO: 0 BB: 0 IBB: 0 HBP: 0 BLK: 0 WP: 0 HR: 3 S: 3 P: 3 ERA: 0.00 WHIP: 0.000															<b>PITCHER</b>	IP: 9.0 WLS: W BF: 35 H: 7 R: 2 ER: 2 SO: 7 BB: 1 IBB: 0 HBP: 0 BLK: 0 WP: 0 HR: 1 S: 48 P: 52 ERA: 2.00 WHIP: 0.889

Oakland Athletics @ Baltimore Orioles  
Memorial Stadium, Baltimore, MD  
Wed May 04 1977, 7:05 PM EDT  
Att. 3,232 - Unknown - 59 F

AB 34  
R 9  
H 11  
RBI 9  
BB 7  
SO 8  
LOB 18





Batter	1	2	3	4	5	6	7	8	9	AB	R	H	RBI	BB	SO	LOB	TOP									
<b>Jose Baez, R</b> OBP: 0.362, SLG: 0.326 (1,4)										4	1	1	0	0	0	1	<b>Seattle Mariners @ Baltimore Orioles</b> Memorial Stadium, Baltimore, MD Fri May 06 1977, 7:05 PM EDT Att: 4,402 - Unknown									
<b>Steve Braun, L</b> OBP: 0.444, SLG: 0.359 (1,7)										4	0	1	0	0	1	0										
<b>Carlos Lopez, R</b> OBP: 0.410, SLG: 0.491 (1,8)										4	0	2	1	0	0	0										
<b>Juan Bernhardt, R</b> OBP: 0.326, SLG: 0.488 (1,10)										4	0	0	0	0	0	3										
<b>Bill Stein, R</b> OBP: 0.342, SLG: 0.467 (1,5)										3	0	0	0	0	1	3										
<b>Leroy Stanton, R</b> OBP: 0.192, SLG: 0.340 (1,9)										3	0	0	0	0	0	1										
<b>Dan Meyer, L</b> OBP: 0.280, SLG: 0.410 (1,3)										3	0	0	0	0	0	0										
<b>Craig Reynolds, L</b> OBP: 0.271, SLG: 0.312 (8, PH)										2	0	0	0	0	0	0										
<b>Dave Collins, S</b> OBP: 0.273, SLG: 0.158 (8, PH)										0	0	0	0	1	0	0										
<b>Larry Milbourne, S</b> OBP: 0.217, SLG: 0.225 (8,6)										0	0	0	0	0	0	0										
<b>Larry Cox, R</b> OBP: 0.273, SLG: 0.300 (1,2)										3	0	1	0	0	0	1										
<b>Inning Stats</b>	R: 1 E: 0 K: 0 S: 5	H: 3 LOB: 1 BB: 0 P: 5	R: 0 E: 0 K: 0 S: 3	H: 0 LOB: 0 BB: 0 P: 3	R: 0 E: 0 K: 1 S: 5	H: 0 LOB: 0 BB: 0 P: 5	R: 0 E: 0 K: 1 S: 6	H: 1 LOB: 1 BB: 0 P: 6	R: 0 E: 0 K: 0 S: 4	H: 1 LOB: 1 BB: 0 P: 4	R: 0 E: 0 K: 0 S: 3	H: 0 LOB: 0 BB: 0 P: 3	R: 0 E: 0 K: 0 S: 3	H: 0 LOB: 0 BB: 0 P: 3	R: 0 E: 0 K: 0 S: 2	H: 0 LOB: 0 BB: 1 P: 6	R: 0 E: 0 K: 0 S: 3	H: 0 LOB: 0 BB: 0 P: 3	1B: 4 2B: 1 3B: 0 HR: 0	SF: 0 SAC: 0 DP: 2 HBP: 0	WP: 0 PB: 0 SB: 0 CS: 0	PA: 31				
<b>PITCHER</b> <b>Ross Grimsley, L</b> ERA: 2.48 (1,1)	IP: 9.0 WLS: W BF: 31	H: 5 R: 1 ER: 1 SO: 2	BB: 1 IBB: 0 HBP: 0 BLK: 0	WP: 0 HR: 0 S: 34 P: 38	ERA: 1.00 WHIP: 0.667											ERA: 1.00 WHIP: 0.667										

Batter	1	2	3	4	5	6	7	8	9	AB	R	H	RBI	BB	SO	LOB	BOTTOM									
<b>Al Bumbry, L</b> OBP: 0.314, SLG: 0.316 (8,7)										4	0	0	0	0	0	3	<b>Seattle Mariners @ Baltimore Orioles</b> Memorial Stadium, Baltimore, MD Fri May 06 1977, 7:05 PM EDT Att: 4,402 - Unknown									
<b>Mark Belanger, R</b> OBP: 0.275, SLG: 0.233 (1,6)										3	1	2	0	1	0	0										
<b>Ken Singleton, S</b> OBP: 0.460, SLG: 0.471 (1,9)										4	0	0	0	0	1	3										
<b>Larry Harlow, L</b> OBP: 0.289, SLG: 0.286 (8,8)										0	0	0	0	0	0	0										
<b>Lee May, R</b> OBP: 0.313, SLG: 0.395 (1,3)										3	0	1	1	1	0	0										
<b>Tony Muser, L</b> OBP: 0.417, SLG: 0.455 (8,3)										0	0	0	0	0	0	0										
<b>Eddie Murray, S</b> OBP: 0.318, SLG: 0.456 (1,10)										4	0	0	0	0	0	3										
<b>Pat Kelly, L</b> OBP: 0.300, SLG: 0.632 (1,7)										3	1	1	1	0	0	3										
<b>Doug DeCinces, R</b> OBP: 0.329, SLG: 0.472 (1,5)										2	1	1	1	2	0	1										
<b>Billy Smith, S</b> OBP: 0.446, SLG: 0.508 (1,4)										4	1	2	0	0	1	2										
<b>Rick Dempsey, R</b> OBP: 0.261, SLG: 0.200 (1,2)										3	0	1	1	0	1	3										
<b>Inning Stats</b>	R: 0 E: 0 K: 0 S: 3	H: 1 LOB: 1 BB: 0 P: 3	R: 3 E: 0 K: 0 S: 7	H: 4 LOB: 1 BB: 0 P: 7	R: 0 E: 0 K: 1 S: 6	H: 1 LOB: 2 BB: 1 P: 10	R: 0 E: 0 K: 0 S: 3	H: 1 LOB: 1 BB: 1 P: 7	R: 1 E: 0 K: 2 S: 4	H: 1 LOB: 1 BB: 1 P: 8	R: 0 E: 0 K: 2 S: 7	H: 0 LOB: 1 BB: 1 P: 11	R: 0 E: 0 K: 0 S: 3	H: 0 LOB: 0 BB: 0 P: 3	R: 0 E: 0 K: 0 S: 3	H: 0 LOB: 1 BB: 0 P: 4	R: 0 E: 0 K: 0 S: 3	H: 0 LOB: 1 BB: 0 P: 4	1B: 4 2B: 1 3B: 1 HR: 2	SF: 0 SAC: 0 DP: 1 HBP: 1	WP: 0 PB: 0 SB: 4 CS: 0	PA: 35				
<b>PITCHER</b> <b>Glenn Abbott, R</b> ERA: 6.59 (1,1)	IP: 2.0 WLS: L BF: 11	H: 6 R: 3 ER: 3 SO: 3	BB: 0 IBB: 0 HBP: 0 BLK: 0	WP: 0 HR: 2 S: 11 P: 11	ERA: 13.50 WHIP: 3.000											ERA: 13.50 WHIP: 3.000										
<b>Tommy Moore, R</b> ERA: 5.53 (3,1)	IP: 6.0 WLS: L BF: 24	H: 2 R: 1 ER: 1 SO: 3	BB: 4 IBB: 0 HBP: 1 BLK: 0	WP: 0 HR: 0 S: 25 P: 42	ERA: 1.50 WHIP: 1.000											ERA: 1.50 WHIP: 1.000										



Batter	1	2	3	4	5	6	7	8	9	AB	R	H	RBI	BB	SO	LOB	TOP			
<b>Jose Baez, R</b> OBP: 0.365, SLG: 0.319 (1,4)	0-0 CS 1B		0-0 F7				0-0 6-3		0-0 F7	4	0	1	0	1	0	0	<b>Seattle Mariners @ Baltimore Orioles</b> Memorial Stadium, Baltimore, MD Sat May 07 1977, 7:05 PM EDT Att: 16,212 - Unknown - 68 F			
<b>Steve Braun, L</b> OBP: 0.434, SLG: 0.361 (1,7)	0-0 F7 1-2		0-0 2B		0-0 F8		0-0 F8		0-0 L7	5	0	1	0	0	0	2				
<b>Carlos Lopez, R</b> OBP: 0.424, SLG: 0.500 (1,8)	4-0 BB BB		0-3 K		4-0 FC6-4 BB			0-0 1B SF9 2B	0-0 4-3	3	1	1	0	2	1	1				
<b>Juan Bernhardt, R</b> OBP: 0.323, SLG: 0.471 (1,10)	4-0 1-2 BB		0-0 6-3		0-0 FC6-4 1-2			0-0 L5		3	0	0	0	1	0	4				
<b>Bill Stein, R</b> OBP: 0.339, SLG: 0.459 (1,5)	0-0 4-3			0-0 6-3			0-0 F8		0-0 1B BB 1B	4	0	1	0	0	0	2				
<b>Leroy Stanton, R</b> OBP: 0.232, SLG: 0.423 (1,9)		4-0 BB G5-4-3			HR		0-0 1B		0-0 SF9 1B	2	1	2	2	1	0	0				
<b>Joe Lis, R</b> OBP: 0.308, SLG: 0.250 (1,3)		0-0 G5-4-3		0-0 5-3			0-0 1B		0-0 1B BB	3	0	1	0	0	0	1				
<b>Dan Meyer, L</b> OBP: 0.287, SLG: 0.410 (8,PH) (8,3)		1-2		0-0 4-3			1-2 1B		1-2 1B BB	0	0	0	0	1	0	0				
<b>Craig Reynolds, L</b> OBP: 0.273, SLG: 0.323 (8,PH)		0-0		0-0 4-3			0-0 L4-3 1B		0-0 1B BB	3	0	1	0	0	0	2				
<b>Dave Collins, S</b> OBP: 0.299, SLG: 0.179 (8,PH)		0-0		0-0 2B			1-2 1B		1-2 2-3 1B	1	0	1	0	0	0	0				
<b>Bob Stinson, S</b> OBP: 0.390, SLG: 0.415 (8,2)		0-0		0-0 6-3			0-0 L7		0-0 6-3	3	0	0	0	0	0	1				
<b>Larry Cox, R</b> OBP: 0.214, SLG: 0.231 (1,2)		0-0							0-0 6-3	1	0	0	0	0	0	3				
<b>Larry Milbourne, S</b> OBP: 0.215, SLG: 0.222 (8,6)		0-0								1	0	0	0	0	0	3				
<b>Inning Stats</b>	R: 0 E: 0 K: 0 S: 3	H: 1 LOB: 2 BB: 2 P: 11	R: 0 E: 0 K: 0 S: 3	H: 1 LOB: 1 BB: 1 P: 7	R: 0 E: 0 K: 1 S: 6	H: 1 LOB: 1 BB: 0 P: 6	R: 1 E: 0 K: 0 S: 4	H: 1 LOB: 0 BB: 0 P: 4	R: 0 E: 0 K: 0 S: 3	H: 2 LOB: 1 BB: 0 P: 4	R: 0 E: 0 K: 0 S: 3	H: 0 LOB: 0 BB: 0 P: 3	R: 1 E: 0 K: 0 S: 6	H: 3 LOB: 3 BB: 1 P: 10	R: 0 E: 0 K: 0 S: 3	H: 0 LOB: 0 BB: 0 P: 3	1B: 5 2B: 4 3B: 0 HR: 1	SF: 1 SAC: 0 DP: 2 HBP: 0	WP: 0 PB: 0 SB: 0 CS: 1	PA: 39
<b>PITCHER</b>	IP	WLS	BF	H	R	ER	SO	BB	IBB	HBP	BLK	WP	HR	S	P	ERA	WHIP			
<b>Rudy May, L</b> ERA: 2.72 (1,1)	7.1	W	32	8	2	2	1	5	0	0	0	0	1	29	49	2.46	1.773			
<b>Fred Holdsworth, R</b> ERA: 3.99 (8,1)	0.1		2	0	0	0	0	1	0	0	0	0	0	1	5	0.00	3.000			
<b>Mike Flanagan, L</b> ERA: 2.55 (8,1)	1.1	S	5	1	0	0	0	0	0	0	0	0	0	5	5	0.00	0.750			

AB	32
R	2
H	9
RBI	2
BB	6
SO	1
LOB	16



Batter	1	2	3	4	5	6	7	8	9	AB	R	H	RBI	BB	SO	LOB	BOTTOM			
<b>Al Bumbry, L</b> OBP: 0.311, SLG: 0.313 (1,8) (8,7)	0-0 1B 1B		0-0 F7		0-0 6-3		0-3 K			4	0	1	0	0	1	1	<b>Seattle Mariners @ Baltimore Orioles</b> Memorial Stadium, Baltimore, MD Sat May 07 1977, 7:05 PM EDT Att: 16,212 - Unknown - 68 F			
<b>Mark Belanger, R</b> OBP: 0.276, SLG: 0.222 (1,6)	0-0 F4		0-0 F8		4-0 BB BB		0-0 F7			3	0	0	0	1	0	1				
<b>Billy Smith, S</b> OBP: 0.435, SLG: 0.484 (1,4)	0-0 F4		0-0 L5		4-0 G6-4-3 BB		0-0 G3			3	0	0	0	1	0	1				
<b>Lee May, R</b> OBP: 0.310, SLG: 0.388 (1,3)	0-0		0-0 F8		0-0 G6-4-3			0-0 F4		4	0	1	0	0	0	2				
<b>Tony Muser, L</b> OBP: 0.417, SLG: 0.455 (9,3)	1-3 1B				1-2			0-0 F4		0	0	0	0	0	0	0				
<b>Eddie Murray, S</b> OBP: 0.326, SLG: 0.494 (1,10)	0-0 1-3			0-0 HR		0-0 E6 3B		0-0 E4 1B		4	2	2	1	0	0	2				
<b>Doug DeCinces, R</b> OBP: 0.337, SLG: 0.513 (1,5)		0-0 5-3		0-0 CS 2B		0-0 SF7 3B		0-0 6-3		4	1	2	1	0	0	1				
<b>Pat Kelly, L</b> OBP: 0.326, SLG: 0.641 (1,9)		0-0		4-0 CS 1B		0-0 SF7		4-0 BB		1	1	1	1	1	0	0				
<b>Larry Harlow, L</b> OBP: 0.304, SLG: 0.286 (8,8)		0-0 S 1B		4-3 CS BB		0-0 SF7		0-0 BB		0	0	0	0	1	0	0				
<b>Tom Shopay, L</b> OBP: 0.214, SLG: 0.385 (1,7) (8,9)		0-0 1-H 1B		0-0 4-3		0-0 6-3		0-0 1-3		4	0	1	1	0	0	4				
<b>Rick Dempsey, R</b> OBP: 0.250, SLG: 0.190 (1,2)		0-0 5-3		0-0 6-3		0-0 6-3				3	0	0	0	0	0	2				
<b>Inning Stats</b>	R: 0 E: 0 K: 0 S: 5	H: 2 LOB: 2 BB: 0 P: 5	R: 1 E: 0 K: 0 S: 5	H: 2 LOB: 1 BB: 0 P: 5	R: 0 E: 0 K: 0 S: 3	H: 0 LOB: 0 BB: 0 P: 3	R: 1 E: 0 K: 0 S: 4	H: 2 LOB: 1 BB: 1 P: 8	R: 0 E: 0 K: 0 S: 2	H: 2 LOB: 1 BB: 2 P: 10	R: 2 E: 1 K: 0 S: 5	H: 1 LOB: 0 BB: 0 P: 5	R: 0 E: 0 K: 1 S: 5	H: 0 LOB: 0 BB: 0 P: 5	R: 0 E: 0 K: 0 S: 4	H: 1 LOB: 2 BB: 1 P: 8	1B: 5 2B: 1 3B: 1 HR: 1	SF: 1 SAC: 0 DP: 1 HBP: 0	WP: 0 PB: 0 SB: 2 CS: 2	PA: 35
<b>PITCHER</b>	IP	WLS	BF	H	R	ER	SO	BB	IBB	HBP	BLK	WP	HR	S	P	ERA	WHIP			
<b>Rick Jones, L</b> ERA: 4.15 (1,1)	4.1	L	21	6	2	2	0	3	0	0	0	0	0	18	30	4.15	2.077			
<b>Dave Pagan, R</b> ERA: 4.43 (5,1)	3.2		14	2	2	1	1	1	0	0	0	0	0	15	19	2.46	0.818			

AB	30
R	4
H	8
RBI	4
BB	4
SO	1
LOB	14






Batter	1	2	3	4	5	6	7	8	9	AB	R	H	RBI	BB	SO	LOB	TOP								
Dave Collins, S (1, 10) OBP: 0.260, SLG: 0.159	F7		K		1-3		L6		K	5	0	0	0	0	2	3									
Steve Braun, L (1, 7) OBP: 0.437, SLG: 0.366	1B		1B		F9		F8			4	0	2	0	0	0	1									
Carlos Lopez, R (1, 9) OBP: 0.414, SLG: 0.500	K		F5		F8			F8 4-3	2B	4	1	1	0	0	1	2									
Dan Meyer, L (1, 3) OBP: 0.295, SLG: 0.413	K			FC4-6 1B		G5-4-3 1B		F8 2-3		4	1	2	0	0	1	2									
Bill Stein, R (1, 5) OBP: 0.336, SLG: 0.451		6-3		FC4-6 1B		G5-4-3 1B		4-3		4	0	1	1	0	0	1									
Ruppert Jones, L (1, 8) OBP: 0.269, SLG: 0.352	F7		FC4-6 1B		4-3			F9		4	1	0	0	0	0	2									
Craig Reynolds, L (1, 6) OBP: 0.301, SLG: 0.350	1B		6-3 1B							4	1	4	1	0	0	0									
Larry Milbourne, S (1, 4) OBP: 0.219, SLG: 0.226				6-3 1B						3	0	1	0	0	0	2									
Leroy Stanton, R (9, PH) OBP: 0.246, SLG: 0.434	F5			6-3						1	0	1	0	0	0	0									
Jose Baez, R (9, FR) OBP: 0.365, SLG: 0.319										0	0	0	0	0	0	0									
Bob Stinson, S (1, 2) OBP: 0.375, SLG: 0.397			F7		F7					3	0	0	0	0	0	2									
Joe Lis, R (9, PH) OBP: 0.286, SLG: 0.231										1	0	0	0	0	0	2									
<b>Inning Stats</b>	R: 0 E: 0 K: 2 S: 8	H: 1 LOB: 1 BB: 0 P: 8	R: 0 E: 0 K: 0 S: 4	H: 1 LOB: 1 BB: 0 P: 4	R: 0 E: 0 K: 1 S: 6	H: 1 LOB: 1 BB: 0 P: 6	R: 2 E: 1 K: 0 S: 6	H: 3 LOB: 1 BB: 0 P: 6	R: 0 E: 0 K: 0 S: 3	H: 1 LOB: 0 BB: 0 P: 3	R: 0 E: 0 K: 0 S: 3	H: 1 LOB: 0 BB: 0 P: 3	R: 1 E: 1 K: 0 S: 5	H: 2 LOB: 1 BB: 0 P: 5	R: 1 E: 0 K: 0 S: 4	H: 1 LOB: 0 BB: 0 P: 4	R: 0 E: 0 K: 1 S: 6	H: 2 LOB: 2 BB: 0 P: 6	1B: 11 2B: 1 3B: 0 HR: 0	SF: 0 SAC: 0 DP: 2 HBP: 0	WP: 0 PB: 0 SB: 0 CS: 0	PA: 37			
<b>PITCHER</b>	IP WLS BF H R ER SO BB IBB HBP BLK WP HR S P ERA WHIP	8.0 W 34 11 4 4 3 0 0 0 0 0 0 40 40 4.50 1.375	1.0 S 3 1 0 0 1 0 0 0 0 0 0 5 5 0.00 1.000											<b>PITCHER</b>	IP WLS BF H R ER SO BB IBB HBP BLK WP HR S P ERA WHIP										
Jim Palmer, R (1, 1) ERA: 1.55											Scott McGregor, L (9, 1) ERA: 2.93														

Seattle Mariners @ Baltimore Orioles  
Memorial Stadium, Baltimore, MD  
Sun May 08 1977, 3:33 AM EDT  
Att: 9,638 - Unknown


AB 37  
R 4  
H 12  
RBI 2  
BB 0  
SO 4  
LOB 17



Batter	1	2	3	4	5	6	7	8	9	AB	R	H	RBI	BB	SO	LOB	BOTTOM									
Al Bumbry, L (1, 7) OBP: 0.326, SLG: 0.325	BB HR BB	1B 2B		K				K		3	2	1	0	2	2	3										
Mark Belanger, R (1, 6) OBP: 0.276, SLG: 0.224	K	BB 1B		K			F7			4	0	1	1	0	2	3										
Billy Smith, S (1, 4) OBP: 0.452, SLG: 0.476	HR BB	BB 1B		FC6-4 HBP			5-3			1	1	0	0	2	0	0										
Lee May, R (1, 3) OBP: 0.297, SLG: 0.369	K	K		FC6-4			K			4	0	0	0	0	3	6										
Tony Muser, L (9, 3) OBP: 0.417, SLG: 0.455	K	K		FC6-4			K			0	0	0	0	0	0	0										
Eddie Murray, S (1, 10) OBP: 0.344, SLG: 0.529	HR BB			HR		G4-6-3 BB		5-3		2	2	1	1	2	0	0										
Pat Kelly, L (1, 9) OBP: 0.319, SLG: 0.674	HR		F8		G4-6-3		F8			4	1	1	4	0	0	1										
Doug DeCinces, R (1, 5) OBP: 0.333, SLG: 0.494	F5		F5		K			BB BB		3	0	0	0	1	1	0										
Larry Harlow, L (1, 8) OBP: 0.300, SLG: 0.267		F8	F9			F7		BB BB		3	0	0	0	1	0	0										
Rick Dempsey, R (1, 2) OBP: 0.250, SLG: 0.182		6-3		HBP BB		F8		K		3	0	0	0	1	1	2										
<b>Inning Stats</b>	R: 4 E: 0 K: 2 S: 8	H: 1 LOB: 3 BB: 3 P: 20	R: 1 E: 0 K: 1 S: 7	H: 2 LOB: 1 BB: 1 P: 11	R: 1 E: 0 K: 0 S: 4	H: 1 LOB: 0 BB: 0 P: 4	R: 0 E: 0 K: 2 S: 7	H: 0 LOB: 2 BB: 1 P: 12	R: 0 E: 0 K: 1 S: 4	H: 0 LOB: 0 BB: 1 P: 8	R: 0 E: 0 K: 0 S: 3	H: 0 LOB: 1 BB: 1 P: 7	R: 0 E: 0 K: 1 S: 5	H: 0 LOB: 0 BB: 0 P: 5	R: 0 E: 0 K: 2 S: 7	H: 0 LOB: 2 BB: 2 P: 15	1B: 1 2B: 1 3B: 0 HR: 2	SF: 0 SAC: 0 DP: 1 HBP: 1	WP: 0 PB: 0 SB: 1 CS: 0	PA: 37						
<b>PITCHER</b>	IP WLS BF H R ER SO BB IBB HBP BLK WP HR S P ERA WHIP	2.0 L 14 0 0 0 4 5 0 1 0 0 0 23 44 0.00 0.938	5.1 L 21 0 0 0 4 5 0 1 0 0 0 23 44 0.00 0.938	8.1 L 2 0 0 0 2 0 0 0 0 0 0 6 6 0.00 0.000											<b>PITCHER</b>	IP WLS BF H R ER SO BB IBB HBP BLK WP HR S P ERA WHIP										
Dick Pole, R (1, 1) ERA: 21.0											Bill Laxton, L (3, 1) ERA: 4.25															
Diego Segui, R (8, 1) ERA: 7.43																										

Seattle Mariners @ Baltimore Orioles  
Memorial Stadium, Baltimore, MD  
Sun May 08 1977, 3:33 AM EDT  
Att: 9,638 - Unknown

AB 27  
R 6  
H 4  
RBI 6  
BB 9  
SO 9  
LOB 15





Batter	1	2	3	4	5	6	7	8	9	AB	R	H	RBI	BB	SO	LOB	TOP					
<b>Al Bumbry, L</b> OBP: 0.333, SLG: 0.333 (1, 8)										4	0	2	0	0	2	0	<b>Baltimore Orioles @ California Angels</b> Anaheim Stadium, Anaheim, CA Wed May 11 1977, 10:05 PM EDT Att: 11,025 - Unknown					
<b>Mark Belanger, R</b> OBP: 0.285, SLG: 0.254 (1, 6)										4	0	2	0	0	0	1						
<b>Billy Smith, S</b> OBP: 0.429, SLG: 0.448 (1, 4)										4	0	0	0	0	1	3						
<b>Lee May, R</b> OBP: 0.284, SLG: 0.352 (1, 3)										4	0	0	0	0	1	3						
<b>Eddie Murray, S</b> OBP: 0.330, SLG: 0.506 (1, 7)										4	0	0	0	0	2	0						
<b>Doug DeCinces, R</b> OBP: 0.320, SLG: 0.470 (1, 5)										4	0	0	0	0	0	0						
<b>Pat Kelly, L</b> OBP: 0.340, SLG: 0.674 (1, 9)										3	0	2	0	0	0	0						
<b>Rich Dauer, R</b> (1, 10)										3	0	0	0	0	1	2						
<b>Rick Dempsey, R</b> OBP: 0.241, SLG: 0.174 (1, 2)										3	0	0	0	0	0	1						
<b>Inning Stats</b>	R: 0 E: 0 K: 3 S: 10	H: 1 LOB: 1 BB: 0 P: 10	R: 0 E: 0 K: 1 S: 6	H: 1 LOB: 1 BB: 0 P: 6	R: 0 E: 0 K: 0 S: 5	H: 2 LOB: 2 BB: 0 P: 5	R: 0 E: 0 K: 0 S: 3	H: 0 LOB: 0 BB: 0 P: 3	R: 0 E: 0 K: 1 S: 4	H: 1 LOB: 1 BB: 0 P: 4	R: 0 E: 0 K: 1 S: 5	H: 0 LOB: 0 BB: 0 P: 5	R: 0 E: 0 K: 1 S: 6	H: 1 LOB: 1 BB: 0 P: 6	R: 0 E: 0 K: 1 S: 5	H: 0 LOB: 0 BB: 0 P: 5	R: 0 E: 0 K: 0 S: 3	H: 0 LOB: 0 BB: 0 P: 3	1B: 5 2B: 1 3B: 0 HR: 0	SF: 0 SAC: 0 DP: 0 HBP: 0	WP: 1 PB: 0 SB: 0 CS: 0	PA: 33
<b>PITCHER</b> <b>Frank Tanana, L</b> ERA: 2.8 (1, 1)	IP: 9.0 WLS: W BF: 33 H: 6 R: 0 ER: 0 SO: 7 BB: 0 IBB: 0 HBP: 0 BLK: 0 WP: 1 HR: 0 S: 47 P: 47 ERA: 0.00 WHIP: 0.667															<b>PITCHER</b>						

Batter	1	2	3	4	5	6	7	8	9	AB	R	H	RBI	BB	SO	LOB	BOTTOM			
<b>Gil Flores, R</b> OBP: 0.444, SLG: 0.706 (1, 8)										4	0	1	0	0	1	0	<b>Baltimore Orioles @ California Angels</b> Anaheim Stadium, Anaheim, CA Wed May 11 1977, 10:05 PM EDT Att: 11,025 - Unknown			
<b>Jerry Remy, L</b> OBP: 0.366, SLG: 0.365 (1, 4)										3	0	0	0	0	1	0				
<b>Dave Chalk, R</b> OBP: 0.413, SLG: 0.433 (1, 5)										2	1	0	0	2	1	1				
<b>Joe Rudi, R</b> OBP: 0.348, SLG: 0.526 (1, 7)										4	1	1	2	0	1	2				
<b>Bobby Bonds, R</b> OBP: 0.338, SLG: 0.462 (1, 9)										4	1	1	1	0	1	0				
<b>Don Baylor, R</b> OBP: 0.323, SLG: 0.491 (1, 10)										3	2	1	1	1	0	0				
<b>Ron Jackson, R</b> OBP: 0.273, SLG: 0.404 (1, 3)										3	1	1	1	0	0	1				
<b>Bobby Grich, R</b> OBP: 0.368, SLG: 0.422 (1, 6)										3	0	2	1	0	0	0				
<b>Terry Humphrey, R</b> OBP: 0.286, SLG: 0.270 (1, 2)										3	0	0	0	0	1	2				
<b>Inning Stats</b>	R: 0 E: 0 K: 0 S: 3	H: 0 LOB: 1 BB: 1 P: 7	R: 3 E: 0 K: 2 S: 10	H: 4 LOB: 0 BB: 0 P: 10	R: 0 E: 0 K: 1 S: 5	H: 0 LOB: 0 BB: 0 P: 5	R: 1 E: 0 K: 1 S: 6	H: 1 LOB: 1 BB: 1 P: 10	R: 0 E: 0 K: 2 S: 8	H: 1 LOB: 1 BB: 0 P: 8	R: 0 E: 0 K: 0 S: 3	H: 0 LOB: 0 BB: 0 P: 3	R: 0 E: 0 K: 0 S: 3	H: 0 LOB: 0 BB: 0 P: 3	R: 2 E: 0 K: 0 S: 4	H: 1 LOB: 0 BB: 1 P: 8	1B: 2 2B: 1 3B: 0 HR: 4	SF: 0 SAC: 1 DP: 0 HBP: 0	WP: 0 PB: 0 SB: 1 CS: 1	PA: 33
<b>PITCHER</b> <b>Ross Grimsley, L</b> ERA: 3.07 (1, 1)	IP: 1.0 WLS: L BF: 8 H: 4 R: 3 ER: 3 SO: 3 BB: 1 IBB: 0 HBP: 0 BLK: 0 WP: 0 HR: 3 S: 7 P: 11 ERA: 27.00 WHIP: 5.000															<b>PITCHER</b>				
<b>Dennis Martinez, R</b> ERA: 3.0 (2, 1)	IP: 5.0 WLS: L BF: 17 H: 2 R: 1 ER: 1 SO: 6 BB: 1 IBB: 0 HBP: 0 BLK: 0 WP: 0 HR: 28 S: 32 P: 32 ERA: 1.80 WHIP: 0.600															<b>PITCHER</b>				
<b>Tippy Martinez, L</b> ERA: 20.25 (7, 1)	IP: 1.0 WLS: L BF: 3 H: 0 R: 0 ER: 0 SO: 0 BB: 0 IBB: 0 HBP: 0 BLK: 0 WP: 0 HR: 3 S: 3 P: 3 ERA: 0.00 WHIP: 0.000															<b>PITCHER</b>				
<b>Dyar Miller, R</b> ERA: 6.23 (8, 1)	IP: 1.0 WLS: L BF: 5 H: 1 R: 2 ER: 2 SO: 0 BB: 1 IBB: 0 HBP: 0 BLK: 1 WP: 0 HR: 4 S: 8 P: 8 ERA: 18.00 WHIP: 2.000															<b>PITCHER</b>				



Batter	1	2	3	4	5	6	7	8	9	AB	R	H	RBI	BB	SO	LOB	TOP										
<b>Al Bumbry, L</b> OBP: 0.346, SLG: 0.341 (1, 8)										4	1	2	0	1	1	0	<b>Baltimore Orioles @ California Angels</b> Anaheim Stadium, Anaheim, CA Thu May 12 1977, 10:05 PM EDT Att: 10,208 - Unknown										
<b>Mark Belanger, R</b> OBP: 0.271, SLG: 0.237 (1, 6)										5	1	0	0	0	0	5											
<b>Billy Smith, S</b> OBP: 0.439, SLG: 0.443 (1, 4)										3	0	1	2	2	0	2											
<b>Lee May, R</b> OBP: 0.270, SLG: 0.333 (1, 3)										5	0	0	0	0	1	5											
<b>Eddie Murray, S</b> OBP: 0.333, SLG: 0.495 (1, 10)										4	0	1	0	1	0	1											
<b>Pat Kelly, L</b> OBP: 0.364, SLG: 0.660 (1, 9)										4	0	2	0	1	0	3											
<b>Doug DeCinces, R</b> OBP: 0.304, SLG: 0.443 (1, 5)										5	0	0	0	0	1	4											
<b>Tony Muser, L</b> OBP: 0.436, SLG: 0.500 <b>Larry Harlow, L</b> OBP: 0.300, SLG: 0.267 (7, 8)										3	2	1	0	1	0	1											
<b>Rick Dempsey, R</b> OBP: 0.265, SLG: 0.205 (1, 2)										0	0	0	0	0	0	0											
<b>Inning Stats</b>	R: 0 E: 0 K: 1 S: 5	H: 0 LOB: 0 BB: 0 P: 5	R: 0 E: 0 K: 0 S: 2	H: 0 LOB: 0 BB: 1 P: 6	R: 1 E: 0 K: 0 S: 5	H: 2 LOB: 2 BB: 1 P: 9	R: 0 E: 0 K: 0 S: 4	H: 1 LOB: 1 BB: 0 P: 4	R: 3 E: 1 K: 1 S: 9	H: 3 LOB: 2 BB: 1 P: 13	R: 1 E: 0 K: 0 S: 5	H: 2 LOB: 3 BB: 2 P: 13	R: 0 E: 0 K: 0 S: 4	H: 1 LOB: 1 BB: 0 P: 4	R: 0 E: 0 K: 0 S: 3	H: 0 LOB: 0 BB: 0 P: 3		R: 0 E: 0 K: 1 S: 6	H: 1 LOB: 2 BB: 1 P: 10	1B: 9 2B: 1 3B: 0 HR: 0	SF: 0 SAC: 0 DP: 0 HBP: 0	WP: 1 PB: 0 SB: 2 CS: 1	PA: 44				
<b>PITCHER</b>	IP	WLS	BF	H	R	ER	SO	BB	IBB	HBP	BLK	WP	HR	S	P	ERA	WHIP										
<b>Gary Ross, R</b> ERA: 5.68 <b>Don Kirkwood, R</b> ERA: 4.15 <b>Dave LaRoche, L</b> ERA: 5.03	(1, 1)	4.1	21	6	4	2	1	2	0	0	0	0	0	21	29	4.15	1.846										
	(5, 1)	3.2	W	17	3	1	1	2	1	0	0	1	0	16	28	2.46	1.364										
	(9, 1)	1.0	S	5	1	0	0	1	0	0	0	0	0	6	10	0.00	2.000										

AB	37
R	5
H	10
RBI	3
BB	6
SO	3
LOB	21



Batter	1	2	3	4	5	6	7	8	9	AB	R	H	RBI	BB	SO	LOB	BOTTOM										
<b>Gil Flores, R</b> OBP: 0.455, SLG: 0.667 (1, 8)										4	0	2	0	0	0	1	<b>Baltimore Orioles @ California Angels</b> Anaheim Stadium, Anaheim, CA Thu May 12 1977, 10:05 PM EDT Att: 10,208 - Unknown										
<b>Jerry Remy, L</b> OBP: 0.372, SLG: 0.359 (1, 4)										2	1	0	1	2	0	2											
<b>Dave Chalk, R</b> OBP: 0.407, SLG: 0.426 (1, 5)										4	1	1	0	0	0	2											
<b>Joe Rudi, R</b> OBP: 0.353, SLG: 0.521 (1, 7)										3	1	1	1	1	1	1											
<b>Bobby Bonds, R</b> OBP: 0.350, SLG: 0.496 (1, 9)										4	3	3	2	0	1	1											
<b>Don Baylor, R</b> OBP: 0.328, SLG: 0.487 (1, 10)										3	0	1	1	1	0	1											
<b>Bobby Grich, R</b> OBP: 0.371, SLG: 0.425 (1, 6)										4	0	2	2	0	0	1											
<b>Dan Briggs, L</b> OBP: 0.267, SLG: 0.296 (1, 3)										3	1	0	0	1	1	3											
<b>Terry Humphrey, R</b> OBP: 0.292, SLG: 0.277 <b>Bob Jones, L</b> OBP: 0.353, SLG: 0.462 <b>Ike Hampton, S</b> OBP: 0.500, SLG: 0.875 (8, PH)										2	0	1	0	0	0	0											
<b>Inning Stats</b>	R: 0 E: 0 K: 0 S: 3	H: 0 LOB: 1 BB: 1 P: 7	R: 1 E: 0 K: 1 S: 6	H: 2 LOB: 0 BB: 0 P: 6	R: 0 E: 0 K: 0 S: 2	H: 1 LOB: 0 BB: 1 P: 6	R: 1 E: 0 K: 1 S: 6	H: 2 LOB: 0 BB: 0 P: 6	R: 0 E: 0 K: 0 S: 3	H: 0 LOB: 0 BB: 0 P: 3	R: 0 E: 0 K: 0 S: 3	H: 1 LOB: 0 BB: 0 P: 3	R: 0 E: 0 K: 1 S: 5	H: 0 LOB: 1 BB: 1 P: 9	R: 5 E: 1 K: 1 S: 10	H: 5 LOB: 2 BB: 2 P: 18		R: 0 E: 0 K: 0 S: 3	H: 0 LOB: 0 BB: 0 P: 3	1B: 10 2B: 0 3B: 0 HR: 1	SF: 0 SAC: 0 DP: 1 HBP: 0	WP: 0 PB: 0 SB: 1 CS: 4	PA: 37				
<b>PITCHER</b>	IP	WLS	BF	H	R	ER	SO	BB	IBB	HBP	BLK	WP	HR	S	P	ERA	WHIP										
<b>Jim Palmer, R</b> ERA: 2.13 <b>Fred Holdsworth, R</b> ERA: 4.7	(1, 1)	7.2	L	31	9	6	4	4	0	0	0	0	0	35	51	7.04	1.696										
	(8, 1)	0.1		4	2	1	1	0	0	0	0	0	0	3	7	27.00	9.000										

AB	30
R	7
H	11
RBI	7
BB	5
SO	4
LOB	13





Batter	1	2	3	4	5	6	7	8	9	AB R H RBI BB SO LOB	TOP												
<b>Al Bumby, L</b> OBP: 0.349, SLG: 0.337 (1, 8)										4 1 1 0 1 1 3	<b>Baltimore Orioles @ Oakland Athletics</b> Oakland-Alameda County Coliseum, Oakland, CA Fri May 13 1977, 7:05 PM PDT Att: 4,115 - Unknown												
<b>Billy Smith, S</b> OBP: 0.425, SLG: 0.419 (1, 4)										4 1 0 0 1 1 7													
<b>Eddie Murray, S</b> OBP: 0.336, SLG: 0.490 <b>Larry Harlow, L</b> OBP: 0.300, SLG: 0.267 (6, PR)										5 0 2 0 0 0 3 0 0 0 0 0 0 0													
<b>Lee May, R</b> OBP: 0.267, SLG: 0.327 (1, 3)										5 1 1 1 0 1 3													
<b>Doug DeCinces, R</b> OBP: 0.318, SLG: 0.452 (1, 5)										5 1 3 0 0 2 2													
<b>Pat Kelly, L</b> OBP: 0.383, SLG: 0.655 (1, 9)										5 1 3 1 0 1 3													
<b>Rick Dempsey, R</b> OBP: 0.287, SLG: 0.234 (1, 2)										4 0 3 1 0 0 1													
<b>Rich Dauer, R</b> OBP: 0.036, SLG: 0.036 <b>Tony Muser, L</b> OBP: 0.421, SLG: 0.438 (5, FH)										2 0 1 1 0 0 2 2 0 0 0 1 0 3													
<b>Mark Belanger, R</b> OBP: 0.267, SLG: 0.225 (1, 6)										4 0 0 0 1 1 7													
<b>Inning Stats</b>	R: 4 E: 1 K: 1 S: 10	H: 5 LOB: 2 BB: 1 P: 14	R: 0 E: 1 K: 1 S: 6	H: 0 LOB: 1 BB: 0 P: 6	R: 0 E: 0 K: 0 S: 5	H: 2 LOB: 2 BB: 0 P: 5	R: 0 E: 0 K: 0 S: 4	H: 1 LOB: 1 BB: 0 P: 4	R: 1 E: 0 K: 0 S: 6	H: 3 LOB: 3 BB: 1 P: 10		R: 0 E: 0 K: 2 S: 7	H: 0 LOB: 0 BB: 0 P: 7	R: 0 E: 0 K: 1 S: 6	H: 1 LOB: 3 BB: 2 P: 14	R: 0 E: 0 K: 2 S: 8	H: 1 LOB: 2 BB: 0 P: 8	R: 0 E: 0 K: 0 S: 3	H: 1 LOB: 0 BB: 0 P: 3	1B: 14 2B: 0 3B: 0 HR: 0	SF: 0 SAC: 1 DP: 0 HBP: 0	WP: 0 PB: 0 SB: 2 CS: 1	PA: 46
<b>PITCHER</b>	IP WLS BF H R ER SO BB IBB HBP BLK WP HR S P ERA WHIP											<b>PITCHER</b>	IP WLS BF H R ER SO BB IBB HBP BLK WP HR S P ERA WHIP										
<b>Vida Blue, L</b> ERA: 4.41	(1, 1) 4.0 L 25 11 5 5 2 1 0 0 0 0 0 0 28 32 11.25 3.000																						
<b>Joe Coleman, R</b> ERA: 3.88	(5, 1) 2.1 11 1 0 0 2 2 1 0 0 0 0 0 12 24 0.00 1.286																						
<b>Bob Lacey, L</b> ERA:	(7, 1) 1.2 6 1 0 0 3 0 0 0 0 0 0 0 12 12 0.00 0.600																						
<b>Dave Giusti, R</b> ERA: 2.12	(9, 1) 1.0 3 1 0 0 0 0 0 0 0 0 0 0 3 3 0.00 1.000																						

AB	40
R	5
H	14
RBI	4
BB	4
SO	7
LOB	34



Batter	1	2	3	4	5	6	7	8	9	AB R H RBI BB SO LOB	BOTTOM												
<b>Bill North, S</b> OBP: 0.316, SLG: 0.304 (1, 8)										4 0 0 0 0 0 0	<b>Baltimore Orioles @ Oakland Athletics</b> Oakland-Alameda County Coliseum, Oakland, CA Fri May 13 1977, 7:05 PM PDT Att: 4,115 - Unknown												
<b>Rodney Scott, S</b> OBP: 0.373, SLG: 0.316 (1, 6)										4 0 0 0 0 0 0													
<b>Mitchell Page, L</b> OBP: 0.444, SLG: 0.703 (1, 7)										4 0 1 0 0 2 0													
<b>Dick Allen, R</b> OBP: 0.336, SLG: 0.412 <b>Rich McKinney, R</b> OBP: 0.216, SLG: 0.408 (8, 3)										3 1 2 0 0 0 0 1 0 0 0 0 0 1													
<b>Manny Sanguillen, R</b> OBP: 0.336, SLG: 0.385 <b>Jeff Newman, R</b> OBP: 0.143, SLG: 0.154 (9, 2)										3 0 0 0 0 0 2 1 0 0 0 0 0 1													
<b>Wayne Gross, L</b> OBP: 0.388, SLG: 0.606 (1, 5)										3 0 1 0 0 1 1													
<b>Earl Williams, R</b> OBP: 0.337, SLG: 0.553 (1, 10)										3 0 0 0 0 0 2													
<b>Tony Armas, R</b> OBP: 0.281, SLG: 0.200 (1, 9)										2 0 1 0 1 1 0													
<b>Marty Perez, R</b> OBP: 0.250, SLG: 0.289 (1, 4)										3 0 0 0 0 0 3													
<b>Inning Stats</b>	R: 0 E: 0 K: 0 S: 3	H: 0 LOB: 0 BB: 0 P: 3	R: 1 E: 1 K: 0 S: 6	H: 3 LOB: 2 BB: 0 P: 6	R: 0 E: 0 K: 1 S: 5	H: 0 LOB: 0 BB: 0 P: 5	R: 0 E: 0 K: 0 S: 3	H: 0 LOB: 0 BB: 0 P: 3	R: 0 E: 0 K: 0 S: 2	H: 0 LOB: 0 BB: 1 P: 6		R: 0 E: 0 K: 1 S: 5	H: 0 LOB: 0 BB: 0 P: 5	R: 0 E: 0 K: 1 S: 6	H: 1 LOB: 1 BB: 0 P: 6	R: 0 E: 0 K: 1 S: 5	H: 0 LOB: 0 BB: 0 P: 5	R: 0 E: 0 K: 0 S: 4	H: 1 LOB: 1 BB: 0 P: 4	1B: 4 2B: 1 3B: 0 HR: 0	SF: 0 SAC: 0 DP: 1 HBP: 0	WP: 0 PB: 0 SB: 0 CS: 0	PA: 32
<b>PITCHER</b>	IP WLS BF H R ER SO BB IBB HBP BLK WP HR S P ERA WHIP											<b>PITCHER</b>	IP WLS BF H R ER SO BB IBB HBP BLK WP HR S P ERA WHIP										
<b>Rudy May, L</b> ERA: 2.42	(1, 1) 9.0 W 32 5 1 1 4 1 0 0 0 0 0 0 39 43 1.00 0.667																						





Batter	1	2	3	4	5	6	7	8	9	AB	R	H	RBI	BB	SO	LOB	TOP										
<b>Al Bumby, L</b> OBP: 0.345, SLG: 0.333 (1, 8)										4	1	1	0	0	0	1	<b>Baltimore Orioles @ Oakland Athletics</b> Oakland-Alameda County Coliseum, Oakland, CA Sat May 14 1977, 3:33 AM PDT Att: 4,216 - Unknown										
<b>Billy Smith, S</b> OBP: 0.418, SLG: 0.403 (1, 4)										3	1	0	0	1	0	1											
<b>Tony Muser, L</b> OBP: 0.435, SLG: 0.421 (1, 7)										3	0	1	1	1	1	0											
<b>Lee May, R</b> OBP: 0.257, SLG: 0.314 (8, PR)										4	0	0	0	0	2	2											
<b>Larry Harlow, L</b> OBP: 0.300, SLG: 0.267 (8, 8)										0	0	0	0	0	0	0											
<b>Eddie Murray, S</b> OBP: 0.342, SLG: 0.490 (1, 10)										4	0	2	0	0	1	0											
<b>Pat Kelly, L</b> OBP: 0.391, SLG: 0.638 (1, 9)										3	0	1	0	1	1	3											
<b>Doug DeCinces, R</b> OBP: 0.324, SLG: 0.458 (1, 5)										3	0	1	0	1	1	2											
<b>Kiko Garcia, R</b> OBP: 0.417, SLG: 0.500 (1, 6)										4	0	0	0	0	0	3											
<b>Rick Dempsey, R</b> OBP: 0.286, SLG: 0.235 (1, 2)										4	0	1	0	0	0	1											
<b>Inning Stats</b>	R: 0 E: 0 K: 1 S: 5	H: 0 LOB: 0 BB: 0 P: 5	R: 0 E: 0 K: 2 S: 8	H: 2 LOB: 1 BB: 0 P: 8	R: 0 E: 0 K: 0 S: 4	H: 1 LOB: 1 BB: 0 P: 4	R: 0 E: 0 K: 2 S: 7	H: 0 LOB: 0 BB: 0 P: 7	R: 0 E: 0 K: 0 S: 4	H: 1 LOB: 1 BB: 0 P: 4	R: 0 E: 0 K: 0 S: 3	H: 0 LOB: 1 BB: 2 P: 7	R: 0 E: 0 K: 0 S: 2	H: 0 LOB: 1 BB: 2 P: 10	R: 2 E: 2 K: 1 S: 8	H: 3 LOB: 3 BB: 1 P: 12	R: 0 E: 0 K: 0 S: 3	H: 0 LOB: 0 BB: 0 P: 3	1B: 6 2B: 1 3B: 0 HR: 0	SF: 0 SAC: 0 DP: 1 HBP: 0	WP: 0 PB: 0 SB: 1 CS: 1	PA: 36					
<b>PITCHER</b>	IP	WLS	BF	H	R	ER	SO	BB	IBB	HBP	BLK	WP	HR	S	P	ERA	WHIP										
<b>Rick Langford, R</b> ERA: 2.41 (1, 1)	7.2	L	32	7	2	1	5	4	0	0	0	0	0	38	54	1.17	1.435										
<b>Bob Lacey, L</b> ERA: (8, 1)	1.1		4	0	0	0	1	0	0	0	0	0	0	6	6	0.00	0.000										

AB	32
R	2
H	7
RBI	1
BB	4
SO	6
LOB	13



Batter	1	2	3	4	5	6	7	8	9	AB	R	H	RBI	BB	SO	LOB	BOTTOM										
<b>Rodney Scott, S</b> OBP: 0.371, SLG: 0.317 (1, 6)										3	0	1	0	0	0	0	<b>Baltimore Orioles @ Oakland Athletics</b> Oakland-Alameda County Coliseum, Oakland, CA Sat May 14 1977, 3:33 AM PDT Att: 4,216 - Unknown										
<b>Rich McKinney, R</b> OBP: 0.212, SLG: 0.400 (8, 9)										4	0	2	0	0	0	1											
<b>Bill North, S</b> OBP: 0.322, SLG: 0.311 (1, 8)										0	0	0	0	0	0	0											
<b>Larry Lintz, S</b> OBP: 0.333, SLG: 0.148 (9, 4)										0	0	0	0	0	0	0											
<b>Mitchell Page, L</b> OBP: 0.431, SLG: 0.680 (1, 7)										4	0	0	0	0	2	2											
<b>Dick Allen, R</b> OBP: 0.333, SLG: 0.400 (1, 3)										3	0	0	0	1	0	1											
<b>Matt Alexander, S</b> OBP: 0.500, SLG: 0.500 (9, PR)										0	0	0	0	0	0	0											
<b>Manny Sanguillen, R</b> OBP: 0.325, SLG: 0.372 (1, 2)										4	0	0	0	0	0	3											
<b>Earl Williams, R</b> OBP: 0.324, SLG: 0.531 (1, 10)										4	0	0	0	0	1	2											
<b>Wayne Gross, L</b> OBP: 0.387, SLG: 0.598 (1, 5)										3	0	1	0	0	1	0											
<b>Tony Armas, R</b> OBP: 0.267, SLG: 0.189 (9, 8)										3	0	0	0	0	2	1											
<b>Marty Perez, R</b> OBP: 0.275, SLG: 0.298 (1, 4)										2	0	1	0	1	1	1											
<b>Inning Stats</b>	R: 0 E: 0 K: 1 S: 6	H: 1 LOB: 1 BB: 0 P: 6	R: 0 E: 0 K: 0 S: 3	H: 0 LOB: 0 BB: 0 P: 3	R: 0 E: 1 K: 1 S: 5	H: 1 LOB: 1 BB: 1 P: 9	R: 0 E: 0 K: 1 S: 5	H: 0 LOB: 0 BB: 0 P: 5	R: 0 E: 0 K: 2 S: 8	H: 1 LOB: 1 BB: 0 P: 8	R: 0 E: 0 K: 0 S: 4	H: 0 LOB: 2 BB: 1 P: 8	R: 0 E: 0 K: 2 S: 7	H: 0 LOB: 0 BB: 0 P: 7	R: 0 E: 0 K: 0 S: 3	H: 1 LOB: 0 BB: 0 P: 3	R: 0 E: 1 K: 0 S: 4	H: 0 LOB: 2 BB: 0 P: 4	1B: 5 2B: 0 3B: 0 HR: 0	SF: 0 SAC: 0 DP: 1 HBP: 0	WP: 0 PB: 0 SB: 2 CS: 0	PA: 33					
<b>PITCHER</b>	IP	WLS	BF	H	R	ER	SO	BB	IBB	HBP	BLK	WP	HR	S	P	ERA	WHIP										
<b>Mike Flanagan, L</b> ERA: 1.87 (1, 1)	9.0	W	33	5	0	0	7	2	0	0	0	0	0	45	53	0.00	0.778										





Batter	1	2	3	4	5	6	7	8	9	AB	R	H	RBI	BB	SO	LOB	TOP										
<b>Al Bumby, L</b> OBP: 0.347, SLG: 0.337 (1, 8)										5	1	2	1	0	1	3	<b>Baltimore Orioles @ Oakland Athletics</b> <b>Oakland-Alameda County Coliseum, Oakland, CA</b> Sun May 15 1977, 3:33 AM PDT Att: 5,419 - Unknown										
<b>Billy Smith, S</b> OBP: 0.417, SLG: 0.395 (1, 4)										4	0	1	0	1	1	3											
<b>Tony Muser, L</b> OBP: 0.407, SLG: 0.364 <b>Larry Harlow, L</b> OBP: 0.294, SLG: 0.261 (7, PR)										3	0	0	0	1	1	3											
<b>Lee May, R</b> OBP: 0.257, SLG: 0.311 (1, 3)											4	1	1	1	0	0		1									
<b>Eddie Murray, S</b> OBP: 0.330, SLG: 0.472 (1, 10)										4	0	0	0	0	4	3											
<b>Pat Kelly, L</b> OBP: 0.397, SLG: 0.629 (1, 9)										4	0	2	1	0	1	0											
<b>Doug DeCinces, R</b> OBP: 0.313, SLG: 0.440 (1, 5)										4	0	0	0	0	0	2											
<b>Kiko Garcia, R</b> OBP: 0.438, SLG: 0.467 (9, PR)										3	1	1	0	1	0	2											
<b>Mark Belanger, R</b> OBP: 0.297, SLG: 0.225 (9, 6)										0	0	0	0	0	0	0											
<b>Rick Dempsey, R</b> OBP: 0.295, SLG: 0.238 (1, 2)										3	0	1	0	1	0	1											
<b>Inning Stats</b>	R: 0 E: 0 K: 3 S: 9	H: 0 LOB: 0 BB: 0 P: 9	R: 0 E: 0 K: 1 S: 5	H: 0 LOB: 0 BB: 0 P: 5	R: 1 E: 0 K: 0 S: 4	H: 1 LOB: 2 BB: 2 P: 12	R: 1 E: 2 K: 1 S: 7	H: 1 LOB: 1 BB: 0 P: 7	R: 1 E: 0 K: 1 S: 7	H: 2 LOB: 2 BB: 1 P: 11	R: 0 E: 0 K: 0 S: 5	H: 2 LOB: 2 BB: 0 P: 5	R: 0 E: 0 K: 0 S: 3	H: 1 LOB: 1 BB: 0 P: 3	R: 0 E: 0 K: 2 S: 7	H: 0 LOB: 0 BB: 0 P: 7	R: 0 E: 0 K: 0 S: 4	H: 1 LOB: 2 BB: 1 P: 8	1B: 8 2B: 0 3B: 0 HR: 0	SF: 0 SAC: 0 DP: 1 HBP: 0	WP: 0 PB: 0 SB: 2 CS: 0	PA: 39					
<b>PITCHER</b>	IP	WLS	BF	H	R	ER	SO	BB	IBB	HBP	BLK	WP	HR	S	P	ERA	WHIP										
<b>Stan Bahnsen, R</b> ERA: 6.14 <b>Joe Coleman, R</b> ERA: 3.45 <b>Bob Lacey, L</b> ERA: <b>Dave Giusti, R</b> ERA: 2.0	(1, 1)	4.2	L	22	4	3	2	5	2	1	0	0	0	0	0	7	41	3.86	1.286								

Batter	1	2	3	4	5	6	7	8	9	AB	R	H	RBI	BB	SO	LOB	BOTTOM										
<b>Bill North, S</b> OBP: 0.339, SLG: 0.339 (1, 8)										3	1	3	0	0	0	0	<b>Baltimore Orioles @ Oakland Athletics</b> <b>Oakland-Alameda County Coliseum, Oakland, CA</b> Sun May 15 1977, 3:33 AM PDT Att: 5,419 - Unknown										
<b>Manny Sanguillen, R</b> OBP: 0.352, SLG: 0.371 (1, 2)										3	0	1	1	0	0	2											
<b>Mitchell Page, L</b> OBP: 0.426, SLG: 0.667 (1, 7)										4	0	1	1	0	2	4											
<b>Dick Allen, R</b> OBP: 0.339, SLG: 0.398 (1, 3)										3	0	1	0	1	0	1											
<b>Earl Williams, R</b> OBP: 0.313, SLG: 0.510 (1, 10)										4	0	0	0	0	0	3											
<b>Wayne Gross, L</b> OBP: 0.391, SLG: 0.591 (1, 5)										3	0	1	0	1	0	0											
<b>Tony Armas, R</b> OBP: 0.254, SLG: 0.179 <b>Rich McKinney, R</b> OBP: 0.208, SLG: 0.392 (9, PH)										3	0	0	0	0	0	2											
<b>Marty Perez, R</b> OBP: 0.278, SLG: 0.300 (1, 4)										3	1	1	0	0	0	1											
<b>Rodney Scott, S</b> OBP: 0.370, SLG: 0.317 (1, 6)										3	0	1	0	0	0	0											
<b>Inning Stats</b>	R: 1 E: 1 K: 0 S: 5	H: 3 LOB: 1 BB: 0 P: 5	R: 0 E: 0 K: 0 S: 3	H: 1 LOB: 0 BB: 0 P: 3	R: 0 E: 0 K: 0 S: 4	H: 2 LOB: 1 BB: 0 P: 4	R: 0 E: 0 K: 0 S: 2	H: 0 LOB: 1 BB: 2 P: 10	R: 1 E: 0 K: 1 S: 7	H: 2 LOB: 1 BB: 0 P: 7	R: 0 E: 0 K: 0 S: 3	H: 0 LOB: 0 BB: 0 P: 3	R: 0 E: 1 K: 1 S: 6	H: 1 LOB: 1 BB: 0 P: 6	R: 0 E: 0 K: 0 S: 3	H: 0 LOB: 0 BB: 0 P: 3		1B: 8 2B: 2 3B: 0 HR: 0	SF: 1 SAC: 1 DP: 3 HBP: 0	WP: 0 PB: 0 SB: 0 CS: 1	PA: 34						
<b>PITCHER</b>	IP	WLS	BF	H	R	ER	SO	BB	IBB	HBP	BLK	WP	HR	S	P	ERA	WHIP										
<b>Ross Grimsley, L</b> ERA: 3.0 <b>Dennis Martinez, R</b> ERA: 2.7	(1, 1)	7.0	W	28	9	2	2	1	2	0	0	0	0	0	0	8	36	2.57	1.571								

AB	35
R	3
H	8
RBI	3
BB	4
SO	8
LOB	20



AB	30
R	2
H	9
RBI	2
BB	2
SO	2
LOB	13





Batter	1	2	3	4	5	6	7	8	9	AB	R	H	RBI	BB	SO	LOB	TOP										
<b>Al Bumby, L</b> OBP: 0.341, SLG: 0.333 (1, 8)	F7		FC1-6		SF8	F5				4	0	1	1	0	0	4	<b>Baltimore Orioles @ Seattle Mariners</b> The Kingdome, Seattle, WA Mon May 16 1977, 10:05 PM EDT Att: 10,388 - Unknown										
<b>Billy Smith, S</b> OBP: 0.406, SLG: 0.376 (1, 4)			3-1		FC4-6	K		5-3		4	0	0	0	1	1	8											
<b>Tony Muser, L</b> OBP: 0.307, SLG: 0.320 <b>Rich Lauer, R</b> OBP: 0.289, SLG: 0.036 <b>Tom Shepaw, L</b> OBP: 0.234, SLG: 0.385 (1, 7)	F9		F8		F8			L7		3	0	0	0	0	0	4											
<b>Brooks Robinson, R</b> OBP: 0.111, SLG: 0.444 <b>Larry Harlow, L</b> OBP: 0.294, SLG: 0.281 (8, 8)							BB			1	0	0	0	0	0	2											
<b>Lee May, R</b> OBP: 0.254, SLG: 0.306 (1, 3)	FC6-4			4-3		E6	F7			5	1	1	0	0	0	2											
<b>Eddie Murray, S</b> OBP: 0.317, SLG: 0.450 (1, 10)		1-3		K		F7	K			5	0	0	0	0	2	3											
<b>Pat Kelly, L</b> OBP: 0.411, SLG: 0.615 (1, 9)				F7				G4-6-3		3	1	1	0	2	0	1											
<b>Doug DeCinces, R</b> OBP: 0.319, SLG: 0.452 (1, 5)						WP				4	1	2	0	0	1	3											
<b>Rick Dempsey, R</b> OBP: 0.313, SLG: 0.235 (1, 2)										1	0	0	1	2	0	1											
<b>Mark Belanger, R</b> OBP: 0.287, SLG: 0.241 (1, 6)										3	0	2	1	1	1	1											
<b>Inning Stats</b>	R: 0 E: 0 K: 0 S: 3	H: 0 LOB: 1 BB: 1 P: 7	R: 0 E: 0 K: 0 S: 3	H: 0 LOB: 1 BB: 1 P: 7	R: 0 E: 0 K: 1 S: 4	H: 1 LOB: 1 BB: 0 P: 4	R: 0 E: 0 K: 1 S: 5	H: 0 LOB: 0 BB: 0 P: 5	R: 1 E: 0 K: 0 S: 4	H: 1 LOB: 2 BB: 2 P: 12	R: 2 E: 1 K: 1 S: 9	H: 3 LOB: 3 BB: 0 P: 10	R: 0 E: 0 K: 2 S: 7	H: 0 LOB: 1 BB: 1 P: 12	R: 0 E: 0 K: 1 S: 6	H: 1 LOB: 2 BB: 1 P: 10	R: 0 E: 0 K: 0 S: 3	H: 1 LOB: 0 BB: 0 P: 3	1B: 6 2B: 1 3B: 0 HR: 0	SF: 1 SAC: 0 DP: 1 HBP: 2	WP: 1 PB: 0 SB: 0 CS: 0	PA: 42					
<b>PITCHER</b>	IP	WLS	BF	H	R	ER	SO	BB	IBB	HBP	BLK	WP	HR	S	P	ERA	WHIP										
<b>Glenn Abbott, R</b> ERA: 5.72 (1, 1)	5.1	W	25	4	3	2	1	4	0	0	0	1	0	23	39	3.38	1.500										
<b>Enrique Romo, R</b> ERA: 2.53 (6, 1)	0.0		2	1	0	0	0	0	0	1	0	0	0	1	2	∞	∞										
<b>Mike Kekich, L</b> ERA: 1.46 (6, 1)	3.2	S	15	2	0	0	4	2	0	1	0	0	0	20	29	0.00	1.091										

Batter	1	2	3	4	5	6	7	8	9	AB	R	H	RBI	BB	SO	LOB	BOTTOM										
<b>Dave Collins, S</b> OBP: 0.260, SLG: 0.162 (1, 10)	4-3						5-3			4	1	2	0	1	0	0	<b>Baltimore Orioles @ Seattle Mariners</b> The Kingdome, Seattle, WA Mon May 16 1977, 10:05 PM EDT Att: 10,388 - Unknown										
<b>Steve Braun, L</b> OBP: 0.404, SLG: 0.326 (1, 7)										3	1	1	2	1	0	2											
<b>Ruppert Jones, L</b> OBP: 0.302, SLG: 0.445 (1, 8)										3	0	0	1	1	0	1											
<b>Dan Meyer, L</b> OBP: 0.297, SLG: 0.429 (1, 3)										3	2	1	0	1	0	3											
<b>Bill Stein, R</b> OBP: 0.323, SLG: 0.438 (1, 5)										3	2	1	0	0	0	0											
<b>Leroy Stanton, R</b> OBP: 0.310, SLG: 0.508 <b>Carlos Lopez, R</b> OBP: 0.374, SLG: 0.425 (1, 9)										4	0	2	3	0	0	2											
<b>Bob Stinson, S</b> OBP: 0.379, SLG: 0.382 (1, 2)										0	0	0	0	0	0	0											
<b>Craig Reynolds, L</b> OBP: 0.299, SLG: 0.352 (1, 6)										3	1	1	1	1	0	1											
<b>Larry Milbourne, S</b> OBP: 0.233, SLG: 0.250 (1, 4)										3	0	0	1	0	0	1											
<b>Inning Stats</b>	R: 0 E: 0 K: 0 S: 3	H: 0 LOB: 0 BB: 0 P: 3	R: 4 E: 0 K: 0 S: 5	H: 2 LOB: 3 BB: 5 P: 25	R: 0 E: 0 K: 0 S: 4	H: 1 LOB: 1 BB: 0 P: 4	R: 1 E: 0 K: 0 S: 4	H: 1 LOB: 0 BB: 0 P: 4	R: 0 E: 0 K: 0 S: 3	H: 0 LOB: 0 BB: 0 P: 3	R: 0 E: 0 K: 0 S: 3	H: 0 LOB: 0 BB: 0 P: 3	R: 3 E: 0 K: 0 S: 6	H: 3 LOB: 1 BB: 0 P: 7	R: 0 E: 0 K: 0 S: 3	H: 1 LOB: 1 BB: 1 P: 7		R: 0 E: 0 K: 0 S: 3	H: 0 LOB: 0 BB: 0 P: 3	1B: 5 2B: 3 3B: 0 HR: 0	SF: 2 SAC: 0 DP: 1 HBP: 1	WP: 0 PB: 1 SB: 1 CS: 0	PA: 38				
<b>PITCHER</b>	IP	WLS	BF	H	R	ER	SO	BB	IBB	HBP	BLK	WP	HR	S	P	ERA	WHIP										
<b>Jim Palmer, R</b> ERA: 2.88 (1, 1)	1.2	L	12	2	4	4	0	5	0	0	0	0	0	7	27	21.60	4.200										
<b>Scott McGregor, L</b> ERA: 3.49 (2, 1)	5.1		22	5	4	3	0	0	0	1	0	0	0	21	22	5.06	0.938										
<b>Tippy Martinez, L</b> ERA: 11.57 (8, 1)	1.0		4	1	0	0	0	1	0	0	0	0	0	3	7	0.00	2.000										



Batter	1	2	3	4	5	6	7	8	9	AB	R	H	RBI	BB	SO	LOB	TOP										
<b>Al Bumby, L</b> OBP: 0.344, SLG: 0.339 (1, 8)	0-3 K	0-0 1B 2B		4-0 G4-6-3 1B BB		0-0 4-3		0-0 G3 2-3		4	0	1	0	1	1	1	<p><b>Baltimore Orioles @ Seattle Mariners</b> The Kingdome, Seattle, WA Tue May 17 1977, 10:05 PM EDT Att: 10,920 - Unknown</p>										
<b>Mark Belanger, R</b> OBP: 0.315, SLG: 0.256 (1, 6)	4-0 1B BB	0-0 2-3 1B		0-0 1-2 G4-6-3 1B		4-0 1B BB		0-0 F8		3	0	2	0	2	0	1											
<b>Tony Muser, L</b> OBP: 0.371, SLG: 0.333 (1, 7)	0-0 1-2 1B	0-3 K		0-0 G4-6-3 1-2 2-3		0-0 1-2 1B			0-0 4-3	5	0	2	0	0	1	4											
<b>Eddie Murray, S</b> OBP: 0.320, SLG: 0.439 (1, 10)	0-0 F8			4-0 1B BB		0-0 1-3		0-0 4-3		3	0	0	0	2	0	5											
<b>Pat Kelly, L</b> OBP: 0.410, SLG: 0.600 (1, 9)	0-0 F8			0-0 1-3 S 1B		0-0 F7		0-3 K		5	0	2	0	0	1	2											
<b>Lee May, R</b> OBP: 0.280, SLG: 0.319 (1, 3)		0-0 HR 1B		0-3 K		0-0 2B		0-0 6-3		5	1	2	0	0	2	4											
<b>Doug DeCinces, R</b> OBP: 0.323, SLG: 0.472 (1, 5)		0-0 1-H HR		4-0 BB		0-0 F7		0-0 F8		4	1	1	2	1	0	3											
<b>Billy Smith, S</b> OBP: 0.400, SLG: 0.371 (1, 4)		0-0 G6-4-3 1B		0-0 P4		0-0 P5		0-0 5-3		4	0	1	0	0	0	4											
<b>Rick Dempsey, R</b> OBP: 0.304, SLG: 0.227 <b>Dave Skaggs, R</b> OBP: 0.143, SLG: 0.286 (8, 2)		0-0 G6-4-3 1-2		0-0 1-3		0-0 F4		0-0 G3 2B		3	0	0	0	0	0	4											
<b>Inning Stats</b>	R: 0 E: 0 K: 1 S: 6	H: 1 LOB: 2 BB: 1 P: 10	R: 2 E: 0 K: 1 S: 9	H: 5 LOB: 2 BB: 0 P: 9	R: 0 E: 0 K: 1 S: 6	H: 1 LOB: 3 BB: 2 P: 14	R: 0 E: 0 K: 0 S: 3	H: 1 LOB: 1 BB: 1 P: 7	R: 0 E: 0 K: 0 S: 4	H: 1 LOB: 2 BB: 0 P: 4	R: 0 E: 0 K: 1 S: 5	H: 0 LOB: 0 BB: 0 P: 5	R: 0 E: 0 K: 0 S: 4	H: 1 LOB: 1 BB: 0 P: 4	R: 0 E: 0 K: 1 S: 6	H: 1 LOB: 2 BB: 1 P: 10	1B: 8 2B: 3 3B: 0 HR: 1	SF: 0 SAC: 0 DP: 2 HBP: 0	WP: 0 PB: 0 SB: 1 CS: 0	PA: 43							
<b>PITCHER</b>	IP	WLS	BF	H	R	ER	SO	BB	IBB	HBP	BLK	WP	HR	S	P	ERA	WHIP										
<b>Dick Pole, R</b> ERA: 16.71 (1, 1)	2.0		14	7	2	2	2	2	0	0	0	0	1	16	24	9.00	4.500										
<b>Enrique Romo, R</b> ERA: 1.99 (3, 1)	6.0	W	24	4	0	0	2	3	0	0	0	0	0	25	37	0.00	1.167										
<b>John Montague, R</b> ERA: 4.15 (9, 1)	1.0		5	1	0	0	1	1	0	0	0	0	0	6	10	0.00	2.000										

Batter	1	2	3	4	5	6	7	8	9	AB	R	H	RBI	BB	SO	LOB	BOTTOM										
<b>Jose Baez, R</b> OBP: 0.368, SLG: 0.355 (1, 4)	0-0 P4	0-0 FC6 1B	0-0 6-3		0-0 WP 1B		0-0 5-3			5	0	2	1	0	0	0	<p><b>Baltimore Orioles @ Seattle Mariners</b> The Kingdome, Seattle, WA Tue May 17 1977, 10:05 PM EDT Att: 10,920 - Unknown</p>										
<b>Steve Braun, L</b> OBP: 0.398, SLG: 0.316 (1, 7)	0-0 4-3	0-0 FC6 1-2		0-0 3-1	0-0 F8 1-2 2-3		4-0 1B BB			4	0	0	0	1	0	4											
<b>Carlos Lopez, R</b> OBP: 0.375, SLG: 0.459 (1, 9)	0-0 HR		0-3 K	0-0 G3		0-0 F7		0-0 FC6-4 1B		5	1	2	1	0	1	0											
<b>Leroy Stanton, R</b> OBP: 0.329, SLG: 0.500 (1, 10)	4-0 HR BB		4-0 1B BB	0-0 1-3		0-0 WP HBP 1B		0-0 FC6-4 1-2		3	2	1	0	2	0	2											
<b>Bill Stein, R</b> OBP: 0.338, SLG: 0.466 (1, 5)	0-0 1-H HR		0-0 BB 1B HR 1B		0-0 BB FC4-6 1B		1-0 WP HBP		0-0 F3	4	3	3	2	0	0	0											
<b>Ruppert Jones, L</b> OBP: 0.305, SLG: 0.440 (1, 8)	0-0 4-3		0-0 1-2 2-H HR 1B		4-0 FC4-6 1B BB		0-0 F5 1-2 2-3		0-0 4-3	4	2	1	1	1	0	2											
<b>Dan Meyer, L</b> OBP: 0.313, SLG: 0.425 (1, 3)		4-0 FC1-6 BB	4-0 1-2 2-3 HR BB		0-0 P6		4-0 FC4 IBB		4-0 FC6-4 BB	1	1	0	0	4	0	2											
<b>Skip Jutze, R</b> OBP: 0.250, SLG: 0.526 (1, 2)		0-0 FC1-6 1B 1-2	0-0 2-H 3-H HR		4-0 FC4-6 1B BB		0-0 FC4 1-2		0-0 FC6-4 1-2	4	1	1	4	1	0	5											
<b>Craig Reynolds, L</b> OBP: 0.290, SLG: 0.341 (1, 6)		0-0 P6	0-0 4-3		0-0 FC4-6 WP 1B 1-2 2-3 3-H		0-0 6-3			4	0	0	1	0	0	3											
<b>Inning Stats</b>	R: 3 E: 0 K: 0 S: 5	H: 2 LOB: 0 BB: 1 P: 9	R: 0 E: 0 K: 0 S: 4	H: 1 LOB: 2 BB: 1 P: 8	R: 5 E: 0 K: 1 S: 8	H: 3 LOB: 0 BB: 2 P: 16	R: 0 E: 0 K: 0 S: 3	H: 0 LOB: 0 BB: 0 P: 3	R: 2 E: 0 K: 0 S: 5	H: 2 LOB: 2 BB: 2 P: 13	R: 0 E: 0 K: 0 S: 4	H: 1 LOB: 1 BB: 1 P: 9	R: 0 E: 0 K: 0 S: 4	H: 1 LOB: 2 BB: 1 P: 8	R: 0 E: 0 K: 0 S: 3	H: 0 LOB: 1 BB: 1 P: 7	1B: 7 2B: 0 3B: 0 HR: 3	SF: 0 SAC: 0 DP: 0 HBP: 1	WP: 2 PB: 0 SB: 0 CS: 0	PA: 44							
<b>PITCHER</b>	IP	WLS	BF	H	R	ER	SO	BB	IBB	HBP	BLK	WP	HR	S	P	ERA	WHIP										
<b>Rudy May, L</b> ERA: 3.48 (1, 1)	2.1	L	16	5	3	3	1	4	0	0	0	0	2	14	30	27.00	3.857										
<b>Dyar Miller, R</b> ERA: 8.1 (3, 1)	2.1		12	3	3	3	0	2	0	0	0	0	1	10	18	11.57	2.143										
<b>Fred Holdsworth, R</b> ERA: 4.0 (5, 1)	1.1		7	1	0	0	0	0	1	1	0	2	0	5	10	0.00	0.750										
<b>Tippy Martinez, L</b> ERA: 6.23 (7, 1)	2.0		9	1	0	0	0	2	0	0	0	0	0	7	15	0.00	1.500										

AB	37
R	2
H	12
RBI	2
BB	6
SO	5
LOB	28





Batter	1	2	3	4	5	6	7	8	9	AB	R	H	RBI	BB	SO	LOB	TOP			
<b>Al Bumby, L</b> OBP: 0.348, SLG: 0.353 (1, 8)										4	0	2	0	0	0	0	<b>Baltimore Orioles @ New York Yankees</b> Yankee Stadium, Bronx, NY Thu May 19 1977, 7:05 PM EDT Att: 15,909 - Unknown			
<b>Billy Smith, S</b> OBP: 0.385, SLG: 0.355 (1, 4)										4	0	0	0	0	1	3				
<b>Ken Singleton, S</b> OBP: 0.451, SLG: 0.466 (1, 9)										3	0	1	1	0	1	1				
<b>Lee May, R</b> OBP: 0.252, SLG: 0.308 (1, 3)										4	0	0	0	0	1	3				
<b>Pat Kelly, L</b> OBP: 0.407, SLG: 0.589 (1, 7)										3	0	1	0	0	0	1				
<b>Eddie Murray, S</b> OBP: 0.313, SLG: 0.427 (1, 10)										3	0	0	0	0	2	1				
<b>Doug DeCinces, R</b> OBP: 0.315, SLG: 0.459 (1, 5)										3	0	0	0	0	1	0				
<b>Rick Dempsey, R</b> OBP: 0.305, SLG: 0.231 (1, 2)										3	0	1	0	0	1	0				
<b>Mark Belanger, R</b> OBP: 0.314, SLG: 0.258 (1, 6)										3	1	1	0	0	0	1				
<b>Inning Stats</b>	R: 0 E: 1 K: 1 S: 6	H: 1 LOB: 1 BB: 0 P: 6	R: 0 E: 0 K: 2 S: 7	H: 0 LOB: 0 BB: 0 P: 7	R: 0 E: 0 K: 0 S: 3	H: 0 LOB: 0 BB: 0 P: 3	R: 0 E: 1 K: 0 S: 4	H: 0 LOB: 1 BB: 0 P: 4	R: 0 E: 0 K: 2 S: 7	H: 0 LOB: 2 BB: 0 P: 9	R: 0 E: 0 K: 0 S: 3	H: 1 LOB: 0 BB: 0 P: 3	R: 0 E: 0 K: 0 S: 3	H: 1 LOB: 0 BB: 0 P: 3	R: 0 E: 0 K: 0 S: 3	H: 1 LOB: 0 BB: 0 P: 3	1B: 5 2B: 1 3B: 0 HR: 0	SF: 1 SAC: 0 DP: 3 HBP: 0	WP: 0 PB: 0 SB: 0 CS: 0	PA: 31
<b>PITCHER</b> <b>Ed Figueroa, R</b> ERA: 1.22 (1, 1)	IP: 9.0 WLS: W BF: 31	H: 6 R: 1 ER: 1 SO: 7	BB: 0 IBB: 0 HBP: 0 BLK: 0	WP: 0 HR: 0 S: 45 P: 45	ERA: 1.00 WHIP: 0.667											ERA: 1.00 WHIP: 0.667				

Batter	1	2	3	4	5	6	7	8	9	AB	R	H	RBI	BB	SO	LOB	BOTTOM			
<b>Willie Randolph, R</b> OBP: 0.381, SLG: 0.445 (1, 4)										4	4	4	1	1	0	0	<b>Baltimore Orioles @ New York Yankees</b> Yankee Stadium, Bronx, NY Thu May 19 1977, 7:05 PM EDT Att: 15,909 - Unknown			
<b>Mickey Rivers, L</b> OBP: 0.338, SLG: 0.395 (1, 8)										5	1	1	0	0	1	4				
<b>Thurman Munson, R</b> OBP: 0.375, SLG: 0.579 (1, 2)										5	2	3	4	0	0	2				
<b>Chris Chambliss, L</b> OBP: 0.317, SLG: 0.426 (1, 3)										4	0	1	2	0	1	2				
<b>Roy White, S</b> OBP: 0.383, SLG: 0.435 (1, 7)									4	0	1	1	0	0	2					
<b>Reggie Jackson, L</b> OBP: 0.343, SLG: 0.417 (1, 9)									3	1	1	0	1	2	0					
<b>Graig Nettles, L</b> OBP: 0.283, SLG: 0.398 (1, 5)									4	0	2	0	0	0	2					
<b>Lou Piniella, R</b> OBP: 0.355, SLG: 0.286 (1, 10)									3	1	1	0	1	0	1					
<b>Bucky Dent, R</b> OBP: 0.322, SLG: 0.347 (1, 6)									2	0	0	1	0	1	0					
<b>Inning Stats</b>	R: 1 E: 1 K: 0 S: 4	H: 1 LOB: 1 BB: 1 P: 8	R: 0 E: 0 K: 1 S: 5	H: 0 LOB: 0 BB: 0 P: 5	R: 2 E: 0 K: 2 S: 9	H: 2 LOB: 0 BB: 0 P: 9	R: 0 E: 0 K: 1 S: 6	H: 1 LOB: 1 BB: 0 P: 6	R: 3 E: 0 K: 0 S: 7	H: 4 LOB: 2 BB: 1 P: 11	R: 2 E: 0 K: 1 S: 8	H: 3 LOB: 1 BB: 0 P: 8	R: 1 E: 0 K: 0 S: 4	H: 2 LOB: 1 BB: 1 P: 8	R: 0 E: 0 K: 0 S: 4	H: 1 LOB: 1 BB: 0 P: 4	1B: 10 2B: 3 3B: 1 HR: 1	SF: 2 SAC: 1 DP: 2 HBP: 0	WP: 0 PB: 0 SB: 0 CS: 0	PA: 40
<b>PITCHER</b> <b>Mike Flanagan, L</b> ERA: 3.26 (1, 1)	IP: 5.0 WLS: L	H: 26 R: 7 ER: 7 SO: 4	BB: 2 IBB: 0 HBP: 0 BLK: 0	WP: 0 HR: 1 S: 32 P: 40	ERA: 12.60 WHIP: 2.200											ERA: 12.60 WHIP: 2.200				
<b>Fred Holdsworth, R</b> ERA: 4.66 (6, 1)	IP: 0.2	H: 4 R: 2 ER: 1 SO: 0	BB: 0 IBB: 0 HBP: 0 BLK: 0	WP: 0 HR: 0 S: 4 P: 4	ERA: 13.50 WHIP: 3.000											ERA: 13.50 WHIP: 3.000				
<b>Tippy Martinez, L</b> ERA: 5.4 (6, 1)	IP: 2.1	H: 10 R: 3 ER: 1 SO: 1	BB: 1 IBB: 0 HBP: 0 BLK: 0	WP: 0 HR: 0 S: 11 P: 15	ERA: 3.86 WHIP: 1.714											ERA: 3.86 WHIP: 1.714				

AB	30
R	1
H	6
RBI	1
BB	0
SO	7
LOB	10



AB	34
R	9
H	14
RBI	9
BB	3
SO	5
LOB	13





Batter	1	2	3	4	5	6	7	8	9	AB	R	H	RBI	BB	SO	LOB	TOP					
<b>Al Bumby, L</b> OBP: 0.350, SLG: 0.355 (1, 8)	4-3		2B 1-2 2-3 1B	BB 1-2 3-H 1B		3-1		F8		5	0	2	1	0	0	0	<b>Baltimore Orioles @ New York Yankees</b> Yankee Stadium, Bronx, NY Fri May 20 1977, 7:05 PM EDT Att: 25,872 - Unknown					
<b>Mark Belanger, R</b> OBP: 0.316, SLG: 0.290 (1, 6)	K		P6	FC6-4 1-2 2-3 BB		HR		F8		4	1	1	1	1	1	3						
<b>Ken Singleton, S</b> OBP: 0.458, SLG: 0.487 <b>Larry Harlow, L</b> OBP: 0.294, SLG: 0.261 (8, PR) (8, 8)				FC6-4				FC5-4 1B		5	0	3	2	0	1	3						
<b>Lee May, R</b> OBP: 0.258, SLG: 0.306 <b>Tony Muser, L</b> OBP: 0.371, SLG: 0.333 (1, 3) (8, 3)	5-3		2B	G4-6-3 IBB		P3		FC5-4 1B		4	1	1	0	1	0	2						
<b>Eddie Murray, S</b> OBP: 0.316, SLG: 0.430 (1, 10)		F8	G4-6-3		1B E	2B			K	4	1	1	1	1	1	3						
<b>Doug DeCinces, R</b> OBP: 0.311, SLG: 0.448 (1, 5)		P4		P6	1B	6-3			6-3	5	0	1	0	0	0	1						
<b>Pat Kelly, L</b> OBP: 0.395, SLG: 0.577 (1, 7) (8, 9)	K			1B 2B		F7			1-3	5	1	1	0	0	2	2						
<b>Rich Dauer, R</b> OBP: 0.091, SLG: 0.032 (1, 4)			1B 2B BB	6-3		E6			K	3	1	0	0	1	1	2						
<b>Rick Dempsey, R</b> OBP: 0.312, SLG: 0.242 (1, 2)			1B 2B 1B	BB 1B		F7			6-3	4	1	2	0	0	0	2						
<b>Inning Stats</b>	R: 0 E: 0 K: 1 S: 6	H: 1 LOB: 1 BB: 0 P: 6	R: 0 E: 0 K: 1 S: 5	H: 0 LOB: 0 BB: 0 P: 5	R: 2 E: 0 K: 0 S: 5	H: 3 LOB: 2 BB: 2 P: 13	R: 1 E: 0 K: 0 S: 6	H: 3 LOB: 3 BB: 1 P: 10	R: 1 E: 1 K: 0 S: 5	H: 1 LOB: 2 BB: 1 P: 9	R: 2 E: 0 K: 2 S: 8	H: 3 LOB: 1 BB: 0 P: 8	R: 0 E: 0 K: 2 S: 7	H: 0 LOB: 0 BB: 0 P: 7	R: 0 E: 0 K: 0 S: 4	H: 1 LOB: 1 BB: 0 P: 4		R: 0 E: 0 K: 1 S: 5	H: 0 LOB: 0 BB: 0 P: 5	1B: 8 2B: 3 3B: 0 HR: 1	SF: 0 SAC: 0 DP: 1 HBP: 0	WP: 0 PB: 0 SB: 0 CS: 0
<b>PITCHER</b>	IP	WLS	BF	H	R	ER	SO	BB	IBB	HBP	BLK	WP	HR	S	P	ERA	WHIP					
<b>Don Gullett, L</b> ERA: 4.94 <b>Dick Tidrow, R</b> ERA: 1.62	(1, 1)	5.1	29	9	5	4	2	3	1	0	0	0	0	1	29	45	6.75	2.250				
<b>PITCHER</b>	IP	WLS	BF	H	R	ER	SO	BB	IBB	HBP	BLK	WP	HR	S	P	ERA	WHIP					
	(6, 1)	3.2	14	3	1	1	4	0	0	0	0	0	0	22	22	2.46	0.818					

Batter	1	2	3	4	5	6	7	8	9	AB	R	H	RBI	BB	SO	LOB	BOTTOM					
<b>Willie Randolph, R</b> OBP: 0.375, SLG: 0.432 (1, 4)	K			P1-5		6-3		6-3		4	0	0	0	1	1	3	<b>Baltimore Orioles @ New York Yankees</b> Yankee Stadium, Bronx, NY Fri May 20 1977, 7:05 PM EDT Att: 25,872 - Unknown					
<b>Mickey Rivers, L</b> OBP: 0.333, SLG: 0.382 (1, 8)	L6					F8		G3		4	0	0	0	1	0	2						
<b>Thurman Munson, R</b> OBP: 0.392, SLG: 0.696 <b>Fran Healy, R</b> OBP: 0.200, SLG: 0.111 (1, 2) (7, 2)						1B FC3-6 1B		FC5 2B		4	1	4	0	0	0	0						
<b>Chris Chambliss, L</b> OBP: 0.313, SLG: 0.418 (1, 3)	F5			FC3-6 F2		FC3-6 1B		FC5		5	0	1	0	0	0	3						
<b>Graig Nettles, L</b> OBP: 0.280, SLG: 0.386 (1, 5)		2B G4-6-3 BB		F2		FC3-6 BB 1B		1-3		4	2	0	1	1	0	2						
<b>Reggie Jackson, L</b> OBP: 0.345, SLG: 0.420 (1, 9)		G4-6-3 1B 2B		K		1-2 1B BB		L6		4	2	1	0	1	1	1						
<b>Roy White, S</b> OBP: 0.393, SLG: 0.432 (1, 7)		G4-6-3 BB				1B BB		P6		1	0	0	0	3	0	0						
<b>Carlos May, L</b> OBP: 0.390, SLG: 0.362 (1, 10)		G4-6-3				P1-5 1B		K		4	0	2	2	0	1	2						
<b>Bucky Dent, R</b> OBP: 0.322, SLG: 0.346 <b>Dell Alston, L</b> OBP: 1.000, SLG: 2.000 <b>Fred Stanley, R</b> OBP: 0.200, SLG: 0.200 (1, 6) (8, PH) (9, 6)						1-2 2-3 3-H 1B		F7		3	0	1	1	0	1	4						
<b>Inning Stats</b>	R: 0 E: 0 K: 1 S: 6	H: 1 LOB: 1 BB: 0 P: 6	R: 2 E: 0 K: 0 S: 4	H: 2 LOB: 3 BB: 3 P: 16	R: 0 E: 0 K: 1 S: 6	H: 1 LOB: 1 BB: 0 P: 6	R: 0 E: 0 K: 1 S: 5	H: 1 LOB: 1 BB: 1 P: 9	R: 3 E: 0 K: 0 S: 6	H: 3 LOB: 2 BB: 2 P: 14	R: 0 E: 0 K: 0 S: 4	H: 1 LOB: 1 BB: 0 P: 4	R: 0 E: 0 K: 0 S: 3	H: 0 LOB: 0 BB: 0 P: 3	R: 0 E: 0 K: 1 S: 6	H: 1 LOB: 2 BB: 1 P: 10		R: 0 E: 0 K: 0 S: 3	H: 0 LOB: 0 BB: 0 P: 3	1B: 6 2B: 5 3B: 0 HR: 0	SF: 0 SAC: 0 DP: 2 HBP: 0	WP: 0 PB: 0 SB: 0 CS: 0
<b>PITCHER</b>	IP	WLS	BF	H	R	ER	SO	BB	IBB	HBP	BLK	WP	HR	S	P	ERA	WHIP					
<b>Jim Palmer, R</b> ERA: 3.0 <b>Dennis Martinez, R</b> ERA: 2.22	(1, 1)	4.2	26	8	5	5	3	6	0	0	0	0	0	17	21	0.00	0.462					
<b>PITCHER</b>	IP	WLS	BF	H	R	ER	SO	BB	IBB	HBP	BLK	WP	HR	S	P	ERA	WHIP					
	(5, 1)	4.1	16	2	0	0	1	0	1	0	0	0	0	17	21	0.00	0.462					







Batter	1	2	3	4	5	6	7	8	9	AB R H RBI BB SO LOB	TOP							
<b>Al Bumby, L</b> OBP: 0.347, SLG: 0.354 (1, 8)	0-0 4-3		0-0 4-3			0-0 F9 1B 1B		0-0 P4		4 1 1 0 0 0 0	<b>Baltimore Orioles @ New York Yankees</b> Yankee Stadium, Bronx, NY Sun May 22 1977, 3:33 AM EDT Att: 43,285 - Unknown							
<b>Billy Smith, S</b> OBP: 0.381, SLG: 0.353 (1, 4)	0-0 F8			0-0 P4		0-0 F9		0-3 K		4 0 0 0 0 1 2								
<b>Ken Singleton, S</b> OBP: 0.443, SLG: 0.494 <b>Larry Harlow, L</b> OBP: 0.294, SLG: 0.261 (1, 9) (8, 8)	0-0 3-1			0-0 HR		4-0 1B 1B		0-3 K		3 2 1 1 1 1 0 0 0 0 0 0 0 0								
<b>Eddie Murray, S</b> OBP: 0.322, SLG: 0.431 (1, 10)		0-0 2B		0-3 K		0-0 1B 1B		0-0 G3		4 0 2 2 0 1 0								
<b>Pat Kelly, L</b> OBP: 0.385, SLG: 0.540 (1, 7) (8, 9)		0-3 K		0-0 F9		0-0 CS 1B		4-0 1-4-3 E 1B BB		3 1 1 1 1 1 1								
<b>Tony Muser, L</b> OBP: 0.342, SLG: 0.303 <b>Lee May, R</b> OBP: 0.271, SLG: 0.313 (1, 3) (6, 3)		0-0 F8			0-0 F7	0-0 CS	0-0 F7	4-0 1B 1-2 1-4-3 IBB		2 0 0 0 0 0 1 1 0 0 0 1 0 0								
<b>Brooks Robinson, R</b> OBP: 0.154, SLG: 0.462 (1, 5)		0-0 F7			0-0 5-3			0-0 1-4-3		4 0 1 0 0 0 3								
<b>Rick Dempsey, R</b> OBP: 0.322, SLG: 0.245 (1, 2)			0-0 L4		0-0 G3		4-0 G6-4-3 BB	0-0 1B		3 0 1 1 1 0 0								
<b>Kiko Garcia, R</b> OBP: 0.364, SLG: 0.381 (1, 6)			0-0 5-3			0-0 F9 1B 1B	0-0 G6-4-3	0-0 4-3		4 1 1 0 0 0 4								
<b>Inning Stats</b>	R: 0 E: 0 K: 0 S: 3	H: 0 LOB: 0 BB: 0 P: 3	R: 0 E: 0 K: 1 S: 6	H: 1 LOB: 1 BB: 0 P: 6	R: 0 E: 0 K: 0 S: 3	H: 0 LOB: 0 BB: 0 P: 3	R: 1 E: 0 K: 1 S: 6	H: 1 LOB: 0 BB: 0 P: 6	R: 0 E: 0 K: 0 S: 3	H: 1 LOB: 1 BB: 1 P: 7		R: 0 E: 0 K: 2 S: 7	H: 0 LOB: 0 BB: 0 P: 7	R: 1 E: 1 K: 0 S: 4	H: 1 LOB: 2 BB: 2 P: 12	1B: 5 2B: 2 3B: 0 HR: 1	SF: 0 SAC: 0 DP: 1 HBP: 0	WP: 0 PB: 0 SB: 0 CS: 1
<b>PITCHER</b>	IP WLS BF H R ER SO BB IBB HBP BLK WP HR S P ERA WHIP											<b>PITCHER</b>	IP WLS BF H R ER SO BB IBB HBP BLK WP HR S P ERA WHIP					
<b>Catfish Hunter, R</b> ERA: 4.18 (1, 1)	5.1 L 22 5 4 4 2 0 0 1 0 0 0 0 1 25 29 6.75 0.938																	
<b>Sparky Lyle, L</b> ERA: 1.09 (6, 1)	1.2 5 2 0 0 0 1 0 0 0 0 0 0 4 8 0.00 1.800																	
<b>Gil Patterson, R</b> ERA: 4.91 (8, 1)	2.0 9 1 1 1 2 1 1 0 0 0 0 0 11 19 4.50 1.000																	

Batter	1	2	3	4	5	6	7	8	9	AB R H RBI BB SO LOB	BOTTOM							
<b>Willie Randolph, R</b> OBP: 0.364, SLG: 0.415 (1, 4)	0-0 6-3		0-0 5-3		0-0 G6-4-3 1B		0-0 F7			4 0 1 0 0 0 2	<b>Baltimore Orioles @ New York Yankees</b> Yankee Stadium, Bronx, NY Sun May 22 1977, 3:33 AM EDT Att: 43,285 - Unknown							
<b>Mickey Rivers, L</b> OBP: 0.321, SLG: 0.366 (1, 8)	0-0 4-3		0-0 F8		0-0 G6-4-3			0-0 G3-6-3 1B		4 0 1 0 0 0 2								
<b>Thurman Munson, R</b> OBP: 0.382, SLG: 0.589 (1, 10)	0-0 F7			0-0 F9		0-0 5-3		0-0 F7		4 0 0 0 0 0 1								
<b>Chris Chambliss, L</b> OBP: 0.313, SLG: 0.407 (1, 3)		0-0 6-3 2B 1B		4-0 1B BB		0-3 K		0-0 G3-6-3 1B		3 1 1 0 1 1 1								
<b>Roy White, S</b> OBP: 0.387, SLG: 0.422 (1, 7)		0-0 F7		0-0 1B		0-0 1-3		0-0 5-3		4 0 1 0 0 0 1								
<b>Lou Piniella, R</b> OBP: 0.341, SLG: 0.270 (1, 9)		0-0 6-3		0-0 P4			0-0 FC5-4 1B	0-0 F8		4 0 1 0 0 0 3								
<b>Graig Nettles, L</b> OBP: 0.296, SLG: 0.419 (1, 5)		0-0 2B		0-3 K			0-0 FC5-4 1B	0-0 3-1		4 0 2 1 0 1 2								
<b>Fran Healy, R</b> OBP: 0.278, SLG: 0.200 (1, 2)		0-0 F2			0-0 6-3		0-0 FC5-4			3 0 0 0 0 0 3								
<b>Bucky Dent, R</b> OBP: 0.323, SLG: 0.339 <b>Jimmy Wynn, R</b> OBP: 0.301, SLG: 0.262 <b>Fred Stanley, R</b> OBP: 0.200, SLG: 0.200 (1, 6) (7, PH) (8, 6)			0-0 F8		4-0 1B BB		0-3 K			1 0 0 0 1 0 0 1 0 0 0 0 1 2 0 0 0 0 0 0 0								
<b>Inning Stats</b>	R: 0 E: 0 K: 0 S: 3	H: 2 LOB: 1 BB: 0 P: 5	R: 0 E: 0 K: 0 S: 3	H: 0 LOB: 0 BB: 0 P: 3	R: 0 E: 0 K: 1 S: 6	H: 1 LOB: 2 BB: 1 P: 10	R: 0 E: 0 K: 0 S: 3	H: 1 LOB: 1 BB: 1 P: 7	R: 0 E: 0 K: 1 S: 5	H: 0 LOB: 0 BB: 0 P: 5		R: 0 E: 0 K: 1 S: 7	H: 2 LOB: 2 BB: 0 P: 7	R: 0 E: 0 K: 0 S: 3	H: 1 LOB: 0 BB: 0 P: 3	1B: 6 2B: 1 3B: 0 HR: 0	SF: 0 SAC: 0 DP: 2 HBP: 0	WP: 0 PB: 0 SB: 0 CS: 0
<b>PITCHER</b>	IP WLS BF H R ER SO BB IBB HBP BLK WP HR S P ERA WHIP											<b>PITCHER</b>	IP WLS BF H R ER SO BB IBB HBP BLK WP HR S P ERA WHIP					
<b>Rudy May, L</b> ERA: 3.13 (1, 1)	9.0 W 34 7 1 1 3 2 0 0 0 0 0 0 0 38 46 1.00 1.000																	





Batter	1	2	3	4	5	6	7	8	9	AB	R	H	RBI	BB	SO	LOB	TOP											
<b>Al Bumbry, L</b> OBP: 0.344, SLG: 0.346 (1, 8)	0-3 K		4-0 BB		0-0 P6		0-3 K			3	0	0	0	1	2	3	<b>Baltimore Orioles @ New York Yankees</b> Yankee Stadium, Bronx, NY Sun May 22 1977, 3:38 AM EDT Att: 43,285 - Unknown  <b>AB 31</b> <b>R 2</b> <b>H 4</b> <b>RBI 2</b> <b>BB 5</b> <b>SO 8</b> <b>LOB 14</b>											
<b>Rich Dauer, R</b> OBP: 0.081, SLG: 0.029 (1, 4)	0-0 G3		0-0 F3		0-0 F8			0-0 F8		4	0	0	0	0	0	4												
<b>Ken Singleton, S</b> OBP: 0.427, SLG: 0.473 (1, 9)	0-3 K		0-0 4-3			0-0 6-3		0-0 F9		4	0	0	0	0	1	3												
<b>Lee May, R</b> OBP: 0.264, SLG: 0.304 (1, 3)		0-0 F9		0-0 6-3		0-0 F3		0-0 F9		4	0	0	0	0	0	0												
<b>Eddie Murray, S</b> OBP: 0.313, SLG: 0.418 (1, 10)		0-3 K		0-3 K		0-0 P6			0-0 G3	4	0	0	0	0	2	0												
<b>Doug DeCinces, R</b> OBP: 0.326, SLG: 0.472 (1, 5)		0-0 F3		0-0 P4			0-0 F8		0-0 HR	4	1	1	1	0	0	0												
<b>Pat Kelly, L</b> OBP: 0.400, SLG: 0.551 (1, 7)			0-3 K		0-0 1B	2B	4-0 BB	BB	4-0 BB	2	1	1	0	2	1	0												
<b>Kiko Garcia, R</b> OBP: 0.385, SLG: 0.400 (1, 6)			0-0 BB	BB	0-0 G3	1B	0-3 K		0-3 K	4	0	2	1	0	2	2												
<b>Dave Skaggs, R</b> OBP: 0.300, SLG: 0.250 <b>Tony Muser, L</b> OBP: 0.333, SLG: 0.294 (9, PH)			4-0 BB	1-2 BB	0-0 G3		0-0 G3		0-0 F3	1	0	0	0	2	0	1												
<b>Inning Stats</b>	R: 0 E: 0 K: 2 S: 7	H: 0 LOB: 0 BB: 0 P: 7	R: 0 E: 0 K: 1 S: 5	H: 0 LOB: 0 BB: 0 P: 5	R: 0 E: 0 K: 1 S: 6	H: 1 LOB: 3 BB: 2 P: 14	R: 0 E: 0 K: 1 S: 5	H: 0 LOB: 0 BB: 0 P: 5	R: 1 E: 0 K: 0 S: 5	H: 2 LOB: 1 BB: 0 P: 5	R: 0 E: 0 K: 2 S: 3	H: 0 LOB: 2 BB: 2 P: 15	R: 0 E: 0 K: 0 S: 3	H: 0 LOB: 0 BB: 1 P: 3	R: 1 E: 0 K: 1 S: 6	H: 1 LOB: 1 BB: 1 P: 10	1B: 2 2B: 1 3B: 0 HR: 1	SF: 0 SAC: 0 DP: 0 HBP: 0	WP: 0 PB: 0 SB: 0 CS: 0	PA: 36								
<b>PITCHER</b>	IP	WLS	BF	H	R	ER	SO	BB	IBB	HBP	BLK	WP	HR	S	P	ERA	WHIP											
<b>Ron Guidry, L</b> ERA: 1.85	(1, 1)	8.1	W	34	4	2	2	7	5	0	0	0	0	1	43	63	2.16	1.080										
<b>Dick Tidrow, R</b> ERA: 1.79	(9, 1)	0.2		2	0	0	0	1	0	0	0	0	0	0	4	4	0.00	0.000										

Batter	1	2	3	4	5	6	7	8	9	AB	R	H	RBI	BB	SO	LOB	BOTTOM											
<b>Willie Randolph, R</b> OBP: 0.367, SLG: 0.428 <b>George Zeber, S</b> OBP: 0.833, SLG: 1.000 (8, 4)	0-0 F9		0-0 HR		0-0 P4		4-0 S	BB	4-0 BB	3	2	1	0	1	0	0	<b>Baltimore Orioles @ New York Yankees</b> Yankee Stadium, Bronx, NY Sun May 22 1977, 3:38 AM EDT Att: 43,285 - Unknown  <b>AB 31</b> <b>R 8</b> <b>H 10</b> <b>RBI 8</b> <b>BB 4</b> <b>SO 3</b> <b>LOB 14</b>											
<b>Graig Nettles, L</b> OBP: 0.295, SLG: 0.447 (1, 5)	0-3 K		0-0 HR		0-0 F2		1-0 1B	2B	0-0 F9	5	2	2	3	0	1	1												
<b>Thurman Munson, R</b> OBP: 0.382, SLG: 0.579 (1, 10)	0-0 F7		0-0 HBP	BB	0-0 5-3		0-0 2B	SF7	0-0 F8	4	1	1	1	1	0	1												
<b>Chris Chambliss, L</b> OBP: 0.323, SLG: 0.418 (1, 3)		0-0 1-3	1-0 HBP		0-0 SH3-4	1B	0-0 SF7	2B		3	1	2	0	0	0	0												
<b>Roy White, S</b> OBP: 0.380, SLG: 0.413 <b>Lou Piniella, R</b> OBP: 0.341, SLG: 0.270 (8, 7)		0-0 6-3	0-0 F9		0-0 SH3-4	1B	0-3 K			3	0	0	0	0	1	4												
<b>Reggie Jackson, L</b> OBP: 0.383, SLG: 0.438 (1, 9)		0-0 2B		0-0 1B		1-0 6-3	1B	SF7	0-0 IBB	2	1	2	0	1	0	0												
<b>Paul Blair, R</b> OBP: 0.390, SLG: 0.447 (1, 8)		0-0 6-3		0-0 F8		0-0 6-3	1B	SF7		3	1	1	2	0	0	2												
<b>Fran Healy, R</b> OBP: 0.227, SLG: 0.158 (1, 2)			0-0 F8		0-3 K		0-0 6-3		0-0 6-3	4	0	0	0	0	1	5												
<b>Fred Stanley, R</b> OBP: 0.222, SLG: 0.222 (1, 6)			0-0 F9		0-0 F8		0-0 1B		0-0 4-3	4	0	1	2	0	0	1												
<b>Inning Stats</b>	R: 0 E: 0 K: 1 S: 5	H: 0 LOB: 0 BB: 0 P: 5	R: 0 E: 0 K: 0 S: 4	H: 1 LOB: 1 BB: 0 P: 4	R: 2 E: 0 K: 0 S: 5	H: 2 LOB: 2 BB: 1 P: 10	R: 0 E: 0 K: 1 S: 6	H: 1 LOB: 1 BB: 0 P: 6	R: 0 E: 0 K: 0 S: 3	H: 0 LOB: 0 BB: 0 P: 3	R: 3 E: 0 K: 1 S: 8	H: 3 LOB: 1 BB: 2 P: 16	R: 0 E: 0 K: 0 S: 3	H: 0 LOB: 1 BB: 1 P: 7	1B: 5 2B: 3 3B: 1 HR: 1	SF: 1 SAC: 1 DP: 0 HBP: 2	WP: 0 PB: 0 SB: 1 CS: 0	PA: 39										
<b>PITCHER</b>	IP	WLS	BF	H	R	ER	SO	BB	IBB	HBP	BLK	WP	HR	S	P	ERA	WHIP											
<b>Scott McGregor, L</b> ERA: 4.39	(1, 1)	6.0	L	27	7	5	5	2	1	1	0	0	0	8	28	34	7.50	1.333										
<b>Fred Holdsworth, R</b> ERA: 6.75	(7, 1)	1.0		8	3	3	3	1	1	0	0	0	0	8	16	27.00	4.000											
<b>Dyar Miller, R</b> ERA: 7.04	(8, 1)	1.0		4	0	0	0	0	1	0	0	0	0	3	7	0.00	1.000											



Batter	1	2	3	4	5	6	7	8	9	10	AB	R	H	RBI	BB	SO	LOB	TOP		
<b>Robin Yount, R</b> OBP: 0.318, SLG: 0.357 (1, 6)	F8		K		K		4-3		FC1-6 1B		5	0	1	0	0	2	1	<b>Milwaukee Brewers @ Baltimore Orioles</b> Memorial Stadium, Baltimore, MD Mon May 23 1977, 7:05 PM EDT Att: 12,009 - Unknown		
<b>Don Money, R</b> OBP: 0.362, SLG: 0.484 (1, 4)	F9		5-3		5-3		HR 1B		FC1-6 1-2f		5	1	1	0	0	0	1			
<b>Sixto Lezcano, R</b> OBP: 0.343, SLG: 0.487 (1, 9)	FC4 1B				6-3		HR 1B		F9		5	1	3	2	0	0	1			
<b>Sal Bando, R</b> OBP: 0.333, SLG: 0.423 (1, 5)	FC4 1-2f		F9				HR		F3		5	1	1	1	0	0	3			
<b>Cecil Cooper, L</b> OBP: 0.335, SLG: 0.472 (1, 10)					FC1-5 BB 1B		G3		G3		4	1	2	0	1	0	0			
<b>Ken McMullen, R</b> OBP: 0.283, SLG: 0.529 (1, 3)					FC6-4 FC1-5 BB		FC5-4 1B		K		4	0	2	1	1	1	1			
<b>Steve Brye, R</b> OBP: 0.354, SLG: 0.458 <b>Von Joshua, L</b> OBP: 0.293, SLG: 0.340 (8, PH)					FC1-5 FC6-4 BB		F4		K		2	0	0	0	1	0	3			
<b>Mike Hegan, L</b> OBP: 0.362, SLG: 0.289 (10, 7)					1-2 2-3f		FC5-4				2	0	0	0	0	1	0			
<b>Jim Wohlford, R</b> OBP: 0.235, SLG: 0.253 (10, 8)					FC6-4						4	0	1	0	0	0	5			
<b>Charlie Moore, R</b> OBP: 0.333, SLG: 0.421 (1, 2)					K				F4 1-2		4	1	1	0	0	1	4			
<b>Inning Stats</b>	R: 0 E: 0 K: 0 S: 4	H: 1 LOB: 1 BB: 0 P: 4	R: 1 E: 0 K: 0 S: 4	H: 2 LOB: 1 BB: 1 P: 8	R: 0 E: 0 K: 1 S: 6	H: 1 LOB: 2 BB: 1 P: 10	R: 0 E: 0 K: 1 S: 5	H: 0 LOB: 0 BB: 0 P: 5	R: 1 E: 0 K: 0 S: 5	H: 2 LOB: 1 BB: 0 P: 5	R: 3 E: 0 K: 1 S: 8	H: 3 LOB: 1 BB: 1 P: 12	R: 0 E: 0 K: 0 S: 4	H: 1 LOB: 0 BB: 0 P: 5	R: 0 E: 0 K: 0 S: 3	H: 0 LOB: 0 BB: 0 P: 3	1B: 7 2B: 3 3B: 0 HR: 2	SF: 0 SAC: 0 DP: 1 HBP: 0	WP: 1 PB: 0 SB: 0 CS: 1	PA: 43
<b>PITCHER</b> <b>Mike Flanagan, L</b> ERA: 3.6 <b>Dyar Miller, R</b> ERA: 5.56 (1, 1) (7, 1)	IP	WLS	BF	H	R	ER	SO	BB	IBB	HBP	BLK	WP	HR	S	P	ERA	WHIP			
	6.1		29	9	4	4	3	2	0	0	0	1	1	33	41	5.68	1.737			
	3.2	W	14	3	1	1	2	1	0	0	0	0	1	17	21	2.46	1.091			

Batter	1	2	3	4	5	6	7	8	9	10	AB	R	H	RBI	BB	SO	LOB	BOTTOM		
<b>Al Bumbry, L</b> OBP: 0.340, SLG: 0.341 (1, 8)	4-3		L7		1-3		SH1-4 1B		1-3		5	0	1	0	0	0	0	<b>Milwaukee Brewers @ Baltimore Orioles</b> Memorial Stadium, Baltimore, MD Mon May 23 1977, 7:05 PM EDT Att: 12,009 - Unknown		
<b>Mark Belanger, R</b> OBP: 0.298, SLG: 0.270 (1, 6)	F2		1-3		K		SH1-4 1-2		F9		4	0	0	0	0	1	0			
<b>Ken Singleton, S</b> OBP: 0.443, SLG: 0.489 <b>Larry Harlow, L</b> OBP: 0.294, SLG: 0.261 (1, 9) (10, PR)					HR HBP		PB BB BB		K		3	2	2	0	1	1	1			
<b>Lee May, R</b> OBP: 0.262, SLG: 0.300 (1, 3)	K				F8		E1 BB SF8		F9		5	1	1	0	0	1	4			
<b>Eddie Murray, S</b> OBP: 0.316, SLG: 0.435 (1, 10)					1-3		K		F8		4	1	1	2	1	1	2			
<b>Pat Kelly, L</b> OBP: 0.410, SLG: 0.576 (1, 7)					4-3		BB IBB		HR		3	1	1	2	2	0	0			
<b>Doug DeCinces, R</b> OBP: 0.338, SLG: 0.476 (1, 5)					S 1B		1-2 2-3 3-H		K		3	0	2	1	1	1	0			
<b>Billy Smith, S</b> OBP: 0.369, SLG: 0.343 (1, 4)					F8		SF8		G3		3	0	0	1	0	0	2			
<b>Rick Dempsey, R</b> OBP: 0.311, SLG: 0.236 (1, 2)					F4		6-3		K		4	0	0	0	0	1	2			
<b>Inning Stats</b>	R: 0 E: 0 K: 1 S: 6	H: 1 LOB: 1 BB: 0 P: 6	R: 0 E: 0 K: 0 S: 4	H: 1 LOB: 1 BB: 0 P: 4	R: 0 E: 0 K: 0 S: 3	H: 0 LOB: 0 BB: 0 P: 3	R: 2 E: 1 K: 2 S: 8	H: 0 LOB: 2 BB: 3 P: 20	R: 0 E: 0 K: 1 S: 6	H: 1 LOB: 1 BB: 0 P: 6	R: 1 E: 0 K: 1 S: 6	H: 1 LOB: 0 BB: 0 P: 6	R: 0 E: 0 K: 0 S: 3	H: 0 LOB: 0 BB: 0 P: 3	R: 1 E: 0 K: 0 S: 2	H: 2 LOB: 3 BB: 2 P: 10	1B: 5 2B: 1 3B: 0 HR: 2		SF: 1 SAC: 1 DP: 0 HBP: 1	WP: 0 PB: 1 SB: 1 CS: 0
<b>PITCHER</b> <b>Jim Slaton, R</b> ERA: 2.23 <b>Bob McClure, L</b> ERA: 1.45 (1, 1) (10, 1)	IP	WLS	BF	H	R	ER	SO	BB	IBB	HBP	BLK	WP	HR	S	P	ERA	WHIP			
	9.0	L	40	8	6	4	6	2	1	1	0	0	2	48	61	4.00	1.111			
	0.0		2	0	0	0	0	1	1	0	0	0	0	0	8	∞	∞			



Batter	1	2	3	4	5	6	7	8	9	AB	R	H	RBI	BB	SO	LOB	TOP					
<b>Robin Yount, R</b> OBP: 0.311, SLG: 0.349 (1, 6)										4	0	0	0	0	1	0	<b>Milwaukee Brewers @ Baltimore Orioles</b> Memorial Stadium, Baltimore, MD Tue May 24 1977, 7:05 PM EDT Att: 5,224 - Unknown					
<b>Don Money, R</b> OBP: 0.371, SLG: 0.516 (1, 4)										4	1	3	1	0	0	0						
<b>Sixto Lezcano, R</b> OBP: 0.341, SLG: 0.481 (1, 9)										4	0	1	0	0	2	2						
<b>Sal Bando, R</b> OBP: 0.337, SLG: 0.421 (1, 5)										3	0	1	0	1	1	1						
<b>Cecil Cooper, L</b> OBP: 0.333, SLG: 0.466 (1, 3)										4	0	1	0	0	1	2						
<b>Von Joshua, L</b> OBP: 0.292, SLG: 0.338 (1, 8)										4	0	1	0	0	1	2						
<b>Jamie Quirk, L</b> OBP: 0.193, SLG: 0.259 (1, 10)										3	0	0	0	0	2	1						
<b>Mike Hegan, L</b> OBP: 0.354, SLG: 0.282 (9, PH)										1	0	0	0	0	1	2						
<b>Jim Wohlford, R</b> OBP: 0.227, SLG: 0.244 (1, 7)										3	0	0	0	0	0	1						
<b>Ken McMullen, R</b> OBP: 0.236, SLG: 0.529 (9, PH)										0	0	0	0	0	1	0						
<b>Charlie Moore, R</b> OBP: 0.323, SLG: 0.407 (1, 2)										4	0	0	0	0	3	3						
<b>Inning Stats</b>	R: 0 E: 0 K: 1 S: 6	H: 1 LOB: 1 BB: 0 P: 6	R: 0 E: 0 K: 0 S: 4	H: 1 LOB: 1 BB: 0 P: 4	R: 0 E: 0 K: 1 S: 6	H: 1 LOB: 1 BB: 0 P: 6	R: 0 E: 0 K: 2 S: 7	H: 0 LOB: 0 BB: 0 P: 7	R: 0 E: 0 K: 1 S: 5	H: 0 LOB: 0 BB: 0 P: 5	R: 0 E: 0 K: 1 S: 6	H: 1 LOB: 2 BB: 1 P: 10	R: 0 E: 0 K: 1 S: 5	H: 0 LOB: 0 BB: 0 P: 5	R: 1 E: 0 K: 3 S: 10	H: 1 LOB: 0 BB: 0 P: 10	R: 0 E: 0 K: 2 S: 9	H: 2 LOB: 3 BB: 1 P: 13	1B: 5 2B: 1 3B: 0 HR: 1	SF: 0 SAC: 0 DP: 0 HBP: 0	WP: 0 PB: 0 SB: 0 CS: 0	PA: 36
<b>PITCHER</b> <b>Jim Palmer, R</b> ERA: 2.79 (1, 1)	IP: 9.0 WLS: W BF: 36 H: 7 R: 1 ER: 1 SO: 12 BB: 2 IBB: 0 HBP: 0 BLK: 0 WP: 0 HR: 1 S: 58 P: 66 ERA: 1.00 WHIP: 1.000															<b>PITCHER</b>						

Batter	1	2	3	4	5	6	7	8	9	AB	R	H	RBI	BB	SO	LOB	BOTTOM			
<b>Al Bumbry, L</b> OBP: 0.344, SLG: 0.345 (1, 8) (9, 7)										4	1	2	0	0	1	0	<b>Milwaukee Brewers @ Baltimore Orioles</b> Memorial Stadium, Baltimore, MD Tue May 24 1977, 7:05 PM EDT Att: 5,224 - Unknown			
<b>Mark Belanger, R</b> OBP: 0.297, SLG: 0.262 (1, 6) BB BB BB										3	0	0	0	1	1	2				
<b>Ken Singleton, S</b> OBP: 0.445, SLG: 0.515 (1, 9)										3	1	1	1	1	0	2				
<b>Tony Muser, L</b> OBP: 0.333, SLG: 0.294 (9, 3)										0	0	0	0	0	0	0				
<b>Lee May, R</b> OBP: 0.255, SLG: 0.294 (1, 3)										3	0	0	1	0	0	2				
<b>Larry Harlow, L</b> OBP: 0.294, SLG: 0.261 (9, 8)										0	0	0	0	0	0	0				
<b>Eddie Murray, S</b> OBP: 0.310, SLG: 0.426 (1, 10)										3	0	0	0	0	0	5				
<b>Doug DeCinces, R</b> OBP: 0.345, SLG: 0.477 (1, 5)										2	0	1	0	1	0	0				
<b>Pat Kelly, L</b> OBP: 0.398, SLG: 0.558 (1, 7) (9, 9)										3	0	0	0	0	1	2				
<b>Billy Smith, S</b> OBP: 0.360, SLG: 0.333 (1, 4)										3	0	0	0	0	0	1				
<b>Rick Dempsey, R</b> OBP: 0.312, SLG: 0.239 (1, 2)										3	0	1	0	0	0	1				
<b>Inning Stats</b>	R: 0 E: 1 K: 0 S: 4	H: 1 LOB: 2 BB: 1 P: 8	R: 0 E: 0 K: 0 S: 3	H: 0 LOB: 0 BB: 0 P: 3	R: 1 E: 0 K: 0 S: 5	H: 2 LOB: 2 BB: 1 P: 9	R: 0 E: 0 K: 1 S: 4	H: 0 LOB: 0 BB: 1 P: 8	R: 0 E: 0 K: 1 S: 5	H: 0 LOB: 0 BB: 0 P: 5	R: 0 E: 0 K: 0 S: 3	H: 0 LOB: 0 BB: 0 P: 3	R: 0 E: 0 K: 0 S: 4	H: 1 LOB: 1 BB: 0 P: 4	R: 1 E: 0 K: 1 S: 6	H: 1 LOB: 0 BB: 0 P: 6	1B: 4 2B: 0 3B: 0 HR: 1	SF: 1 SAC: 0 DP: 1 HBP: 0	WP: 0 PB: 0 SB: 0 CS: 1	PA: 31
<b>PITCHER</b> <b>Jerry Augustine, L</b> ERA: 3.48 (1, 1)	IP: 8.0 WLS: L BF: 31 H: 5 R: 2 ER: 2 SO: 3 BB: 3 IBB: 0 HBP: 0 BLK: 0 WP: 0 HR: 1 S: 34 P: 46 ERA: 2.25 WHIP: 1.000															<b>PITCHER</b>				



Batter	1	2	3	4	5	6	7	8	9	AB	R	H	RBI	BB	SO	LOB	TOP					
George Brett, L (1, 5) OBP: 0.405, SLG: 0.464 Bob Heise, R (9, 5) OBP: 0.143, SLG: 0.143	0-0 4-3		0-0 1B			0-0 FC5-4 2B	0-0 F6		0-0 1-3	5	1	2	0	0	0	2						
Hal McRae, R (1, 10) OBP: 0.376, SLG: 0.478	0-0 3B 2B		0-0 F9			0-0 4-3		0-0 SH1-4 2B		4	2	2	0	0	0	2						
Amos Otis, R (1, 8) OBP: 0.279, SLG: 0.419	0-0 2H SF8 3B		0-0 5-3			4-0 FC5-4 BB		0-0 SH1-4		2	1	1	1	1	0	1						
Al Cowens, R (1, 9) OBP: 0.311, SLG: 0.503	0-0 SF8			4-0 CS BB		0-0 FC5-4 1B		0-0		2	0	1	3	1	0	1						
John Mayberry, L (1, 3) OBP: 0.318, SLG: 0.333	0-0 3H G3			0-3 1-2 K		0-0 FC6-4 1B		0-0 F8		4	0	1	0	0	1	2						
Cookie Rojas, R (1, 4) OBP: 0.324, SLG: 0.424 Frank White, R (7, 4) OBP: 0.250, SLG: 0.282		0-0 FC5-4 1B		0-0 5-3		0-0 FC6-4 1B		0-0 1-3		3	0	1	0	0	0	2						
Joe Zdeb, R (1, 7) OBP: 0.435, SLG: 0.389		0-0 FC5-4 G1-4-3		0-0 4-3		0-0 K		0-0 SH1-4 2B		4	0	1	0	0	1	1	AB 32					
Freddie Patek, R (1, 6) OBP: 0.329, SLG: 0.382		0-0 G1-4-3		0-3 K		0-0 F8		0-0 SH1-4		3	0	0	0	0	1	1	R 4					
Buck Martinez, R (1, 2) OBP: 0.222, SLG: 0.296			0-0 F9		0-0 F3		0-0 2B		0-3 K		4	0	1	0	0	1	H 10					
<b>Inning Stats</b>	R: 2 E: 0 K: 0 S: 5	H: 2 LOB: 0 BB: 0 P: 5	R: 0 E: 0 K: 0 S: 3	H: 1 LOB: 0 BB: 0 P: 3	R: 0 E: 0 K: 1 S: 4	H: 1 LOB: 1 BB: 0 P: 4	R: 0 E: 0 K: 1 S: 4	H: 0 LOB: 0 BB: 1 P: 8	R: 0 E: 0 K: 1 S: 5	H: 0 LOB: 0 BB: 0 P: 5	R: 1 E: 0 K: 0 S: 5	H: 2 LOB: 2 BB: 1 P: 9	R: 0 E: 0 K: 1 S: 6	H: 1 LOB: 1 BB: 0 P: 6	R: 1 E: 0 K: 0 S: 5	H: 2 LOB: 1 BB: 0 P: 5	R: 0 E: 0 K: 1 S: 6	H: 1 LOB: 1 BB: 0 P: 6	1B: 3 2B: 7 3B: 1 HR: 0	SF: 1 SAC: 2 DP: 2 HBP: 0	WP: 0 PB: 0 SB: 0 CS: 1	PA: 37
<b>PITCHER</b> Ross Grimsley, L (1, 1) ERA: 3.07	IP: 9.0 WLS: L BF: 37	H: 10 R: 4 ER: 4 SO: 4	BB: 2 IBB: 0 HBP: 0 BLK: 0	WP: 0 HR: 0 S: 43 P: 51	ERA: 4.00 WHIP: 1.333	<b>PITCHER</b> IP: WLS: BF: H: R: ER: SO: BB: IBB: HBP: BLK: WP: HR: S: P: ERA: WHIP																

**Kansas City Royals @ Baltimore Orioles**  
 Memorial Stadium, Baltimore, MD  
 Wed May 25 1977, 7:05 PM EDT  
 Att: 11,388 - Unknown



Batter	1	2	3	4	5	6	7	8	9	AB	R	H	RBI	BB	SO	LOB	BOTTOM					
Al Bumbry, L (1, 8) OBP: 0.345, SLG: 0.347	0-0 FC6-4 1B		0-0 1B		0-0 L7			0-3 K	0-0 F7	5	0	2	0	0	1	3						
Mark Belanger, R (1, 6) OBP: 0.295, SLG: 0.262	0-0 FC6-4 1-2		0-0 B2		0-3 K			0-0 1B 1B		4	0	1	0	0	1	3						
Ken Singleton, S (1, 9) OBP: 0.439, SLG: 0.505	0-0 L9		0-0 F3		0-0 5-3			0-0 1-2 1B		4	0	1	0	0	0	2						
Lee May, R (1, 3) OBP: 0.248, SLG: 0.286	0-0 6-3		0-3 K		0-0 L6			0-3 K		4	0	0	0	0	2	4						
Eddie Murray, S (1, 7) OBP: 0.308, SLG: 0.421 Larry Harlow, L (9, 8) OBP: 0.294, SLG: 0.261		0-0 2B 4-3 1B		0-0 1-3		0-0 5-3		0-3 K		4	1	1	0	0	1	2						
Doug DeCinces, R (1, 10) OBP: 0.342, SLG: 0.470		0-0 F6		0-0 F7				0-0 F8		4	0	1	0	0	0	1						
Brooks Robinson, R (1, 5) OBP: 0.186, SLG: 0.500 Tom Shopay, L (9, PH) OBP: 0.267, SLG: 0.385		0-0 4-3 1-3 2B		0-0 6-3				0-0 F8		3	0	1	0	0	0	1	AB 35					
Rick Dempsey, R (1, 2) OBP: 0.313, SLG: 0.250 Tony Muser, L (9, PH) OBP: 0.325, SLG: 0.286		0-0 4-3		0-0 2-3 3H		0-0 FC6-5 2B		0-0 F9		3	0	1	1	0	0	2	R 1					
Rich Dauer, R (1, 4) OBP: 0.075, SLG: 0.026 Pat Kelly, L (9, PH) OBP: 0.404, SLG: 0.558		0-0 1-3		0-0 FC6-5-4		0-0 4-3		0-0 1-2 BB		3	0	0	0	0	0	3	H 8					
<b>Inning Stats</b>	R: 0 E: 0 K: 0 S: 4	H: 1 LOB: 1 BB: 0 P: 4	R: 1 E: 0 K: 0 S: 5	H: 2 LOB: 1 BB: 0 P: 5	R: 0 E: 0 K: 1 S: 6	H: 1 LOB: 1 BB: 0 P: 6	R: 0 E: 0 K: 0 S: 3	H: 0 LOB: 0 BB: 0 P: 3	R: 0 E: 0 K: 1 S: 6	H: 1 LOB: 1 BB: 0 P: 6	R: 0 E: 0 K: 0 S: 3	H: 0 LOB: 0 BB: 0 P: 3	R: 0 E: 0 K: 0 S: 4	H: 1 LOB: 1 BB: 0 P: 4	R: 0 E: 0 K: 3 S: 11	H: 2 LOB: 2 BB: 0 P: 11	R: 0 E: 0 K: 0 S: 3	H: 0 LOB: 2 BB: 2 P: 11	1B: 6 2B: 2 3B: 0 HR: 0	SF: 0 SAC: 0 DP: 0 HBP: 0	WP: 0 PB: 0 SB: 0 CS: 0	PA: 37
<b>PITCHER</b> Paul Spittorff, L (1, 1) ERA: 3.77 Mark Little, R (8, 1) ERA: 3.2 Larry Gura, L (9, 1) ERA: 2.45	IP: 7.1 WLS: W BF: 30	H: 8 R: 1 ER: 1 SO: 3	BB: 0 IBB: 0 HBP: 0 BLK: 0	WP: 0 HR: 0 S: 36 P: 36	ERA: 1.23 WHIP: 1.091	<b>PITCHER</b> IP: WLS: BF: H: R: ER: SO: BB: IBB: HBP: BLK: WP: HR: S: P: ERA: WHIP																

**Kansas City Royals @ Baltimore Orioles**  
 Memorial Stadium, Baltimore, MD  
 Wed May 25 1977, 7:05 PM EDT  
 Att: 11,388 - Unknown





Batter	1	2	3	4	5	6	7	8	9	AB	R	H	RBI	BB	SO	LOB	TOP			
<b>George Brett, L</b> OBP: 0.397, SLG: 0.462 (1, 5)	F6	F7		F7			F7			5	0	1	1	0	0	2	<b>Kansas City Royals @ Baltimore Orioles</b> <b>Memorial Stadium, Baltimore, MD</b> Wed May 25 1977, 7:05 PM EDT Att: 11,388 - Unknown			
<b>Hal McRae, R</b> OBP: 0.372, SLG: 0.466 (1, 10)	CS BB	F8		F8			5-3		3-H 3-H 2B	4	0	0	0	1	0	4				
<b>Amos Otis, R</b> OBP: 0.286, SLG: 0.417 (1, 8)	S BB			F3		K			G6-3 1B	3	0	1	0	1	1	0				
<b>John Mayberry, L</b> OBP: 0.317, SLG: 0.326 (1, 3)	BB			F8					G6-3 1-2	3	0	0	0	1	0	1				
<b>Al Cowens, R</b> OBP: 0.309, SLG: 0.494 (1, 9)	F7			1B S BB			L9		6-3	3	0	0	0	1	0	2				
<b>Darrell Porter, L</b> OBP: 0.355, SLG: 0.477 (1, 2)		HR		1B BB			F7		4-3	3	1	1	1	1	0	0				
<b>Tom Poquette, L</b> OBP: 0.336, SLG: 0.387 (1, 7)		E3 HBP		1-2 2-3 1B			4-3		L8	4	0	1	0	0	0	0				
<b>Freddie Patek, R</b> OBP: 0.327, SLG: 0.379 (1, 6)		F4		6-3			F6		E 2B 1B	4	1	1	0	0	0	4				
<b>Frank White, R</b> OBP: 0.254, SLG: 0.279 (1, 4)				F9			6-3		E8 2B 1-3	1	0	0	0	0	0	0				
<b>Ralph LaCock, L</b> OBP: 0.326, SLG: 0.446 (7, PH)										1	0	0	0	0	0	0				
<b>Bob Heise, R</b> OBP: 0.143, SLG: 0.143 (7, 4)										0	0	0	0	0	0	0				
<b>John Wathan, R</b> OBP: 0.462, SLG: 0.417 (9, PH)										1	0	0	0	0	0	1				
<b>Inning Stats</b>	R: 0 E: 0 K: 0 S: 2	H: 0 LOB: 2 BB: 3 P: 14	R: 1 E: 1 K: 0 S: 5	H: 1 LOB: 2 BB: 0 P: 6	R: 0 E: 0 K: 0 S: 4	H: 1 LOB: 3 BB: 2 P: 12	R: 0 E: 0 K: 0 S: 3	H: 0 LOB: 0 BB: 0 P: 3	R: 0 E: 0 K: 0 S: 5	H: 0 LOB: 0 BB: 0 P: 5	R: 0 E: 0 K: 0 S: 3	H: 0 LOB: 0 BB: 0 P: 3	R: 0 E: 0 K: 0 S: 3	H: 1 LOB: 0 BB: 0 P: 3	R: 1 E: 1 K: 0 S: 6	H: 2 LOB: 2 BB: 0 P: 6	1B: 3 2B: 1 3B: 0 HR: 1	SF: 0 SAC: 0 DP: 1 HBP: 1	WP: 0 PB: 0 SB: 2 CS: 1	PA: 38
<b>PITCHER</b> <b>Dennis Martinez, R</b> ERA: 1.89 (1, 1)	IP: 9.0 WLS: W BF: 38 H: 5 R: 2 ER: 1 SO: 1 BB: 5 IBB: 0 HBP: 1 BLK: 0 WP: 0 HR: 1 S: 34 P: 55 ERA: 1.00 WHIP: 1.111																			

Batter	1	2	3	4	5	6	7	8	9	AB	R	H	RBI	BB	SO	LOB	BOTTOM			
<b>Al Bumbry, L</b> OBP: 0.347, SLG: 0.349 (1, 8) (8, 7)	1-3		F6			HBP BB 1B	S 1B	K2-3		5	2	2	0	0	1	1	<b>Kansas City Royals @ Baltimore Orioles</b> <b>Memorial Stadium, Baltimore, MD</b> Wed May 25 1977, 7:05 PM EDT Att: 11,388 - Unknown			
<b>Billy Smith, S</b> OBP: 0.362, SLG: 0.336 (1, 4)	K			K		BB SF7 1B	1-H 1B	K		5	1	2	1	0	3	1				
<b>Ken Singleton, S</b> OBP: 0.433, SLG: 0.490 (1, 9)	6-3			L3		1B BB HBP	L8			3	0	0	0	0	0	1				
<b>Larry Harlow, L</b> OBP: 0.294, SLG: 0.261 (8, 8)						1-2 2-3 HBP				0	0	0	0	0	0	0				
<b>Eddie Murray, S</b> OBP: 0.319, SLG: 0.432 (1, 10)		4-3		1B		1-2 2-3 3-H BB		2B 2B		3	1	2	1	1	0	0				
<b>Pat Kelly, L</b> OBP: 0.407, SLG: 0.552 (1, 7) (8, 9)		BB		5-3		SF7		2B 2B IBB		1	1	0	1	2	0	1				
<b>Doug DeCinces, R</b> OBP: 0.353, SLG: 0.485 (1, 5)		L9				3-H		2B 2B		4	1	3	1	0	0	1				
<b>Tony Muser, L</b> OBP: 0.310, SLG: 0.270 (1, 3)						1-2 2-3 CS 1B		2B 2B		2	0	0	0	0	1	2				
<b>Lee May, R</b> OBP: 0.252, SLG: 0.284 (6, PH) (7, 3)						F6 1-2		2B IBB		1	1	0	0	1	1	3				
<b>Kiko Garcia, R</b> OBP: 0.370, SLG: 0.385 (1, 6)						L6		F6 IBB		1	0	0	0	0	1	0				
<b>Mark Belanger, R</b> OBP: 0.255, SLG: 0.255 (4, 6)								F6		3	0	0	0	0	0	3				
<b>Dave Skaggs, R</b> OBP: 0.231, SLG: 0.182 (1, 2)								F6		3	0	0	0	0	0	0				
<b>Rick Dempsey, R</b> OBP: 0.318, SLG: 0.265 (8, PH) (9, 2)						5-3		F7 2B		1	0	1	3	0	0	0				
<b>Inning Stats</b>	R: 0 E: 0 K: 1 S: 5	H: 0 LOB: 0 BB: 0 P: 5	R: 0 E: 0 K: 1 S: 5	H: 0 LOB: 1 BB: 1 P: 9	R: 0 E: 0 K: 1 S: 5	H: 0 LOB: 0 BB: 0 P: 5	R: 0 E: 0 K: 1 S: 6	H: 1 LOB: 0 BB: 0 P: 6	R: 0 E: 0 K: 1 S: 3	H: 1 LOB: 1 BB: 0 P: 3	R: 2 E: 0 K: 1 S: 8	H: 3 LOB: 3 BB: 1 P: 13	R: 1 E: 0 K: 0 S: 5	H: 2 LOB: 1 BB: 0 P: 5	R: 4 E: 0 K: 2 S: 10	H: 3 LOB: 1 BB: 2 P: 18	1B: 7 2B: 3 3B: 0 HR: 0	SF: 1 SAC: 0 DP: 0 HBP: 1	WP: 0 PB: 0 SB: 1 CS: 1	PA: 38
<b>PITCHER</b> <b>Jim Colborn, R</b> ERA: 3.01 (1, 1)	IP: 5.1 WLS: L BF: 22 H: 4 R: 2 ER: 2 SO: 4 BB: 2 IBB: 0 HBP: 1 BLK: 0 WP: 0 HR: 0 S: 27 P: 36 ERA: 3.38 WHIP: 1.125																			
<b>Steve Mingo, L</b> ERA: 3.92 (6, 1)	0.1	2	1	0	0	0	0	0	0	0	0	2	2	0.00	3.000					
<b>Marty Pattin, R</b> ERA: 6.63 (6, 1)	1.1	9	4	4	4	1	0	1	0	0	0	10	14	27.00	3.000					
<b>Doug Bird, R</b> ERA: 5.14 (8, 1)	1.0	5	1	1	1	2	0	1	0	0	0	8	12	9.00	1.000					

AB	32
R	2
H	5
RBI	2
BB	5
SO	1
LOB	14





Batter	1	2	3	4	5	6	7	8	9	AB	R	H	RBI	BB	SO	LOB	TOP			
Willie Norwood, R OBP: 0.182, SLG: 0.150	F7		K			1-3		5-3		4	0	0	0	0	1	1	<b>Minnesota Twins @ Baltimore Orioles</b> Memorial Stadium, Baltimore, MD Fri May 27 1977, 7:05 PM EDT Att: 12,219 - Unknown			
Dan Ford, R OBP: 0.331, SLG: 0.389	F8			F4		FC5-4 1B		1B		4	0	2	0	0	0	0				
Rod Carew, L OBP: 0.440, SLG: 0.552	4-3			FC6-4 BB		K		K		3	0	0	0	1	2	2				
Larry Hisle, R OBP: 0.371, SLG: 0.590		K		F9		FC5-4 1-2		1B		4	0	1	0	0	1	2				
Craig Kusick, R OBP: 0.378, SLG: 0.500	6-3			FC6-4 1-2			BB 1B	K		4	0	1	0	0	1	3				
Butch Wynegar, S OBP: 0.366, SLG: 0.480	5-3				F4		K		6-3	4	0	0	0	0	1	1				
Roy Smalley, S OBP: 0.321, SLG: 0.303			4-3 2B		CS 1B		BB	G5-4-3 BB		2	0	2	0	2	0	0				
Bob Randall, R OBP: 0.221, SLG: 0.246	4-3		4-3 2-3		E7 1-2		F9	G5-4-3 1-2		4	0	0	0	0	0	5				
Jerry Terrell, R OBP: 0.276, SLG: 0.302			K		F7		4-3			3	0	0	0	0	1	4				
<b>Inning Stats</b>	R: 0 E: 0 K: 0 S: 3	H: 0 LOB: 0 BB: 0 P: 3	R: 0 E: 0 K: 1 S: 5	H: 0 LOB: 0 BB: 0 P: 5	R: 0 E: 0 K: 2 S: 8	H: 1 LOB: 1 BB: 0 P: 8	R: 0 E: 0 K: 0 S: 3	H: 0 LOB: 1 BB: 1 P: 7	R: 0 E: 1 K: 0 S: 4	H: 1 LOB: 1 BB: 0 P: 4	R: 0 E: 0 K: 1 S: 6	H: 1 LOB: 2 BB: 1 P: 10	R: 0 E: 0 K: 2 S: 9	H: 2 LOB: 2 BB: 1 P: 9	R: 0 E: 0 K: 0 S: 2	H: 0 LOB: 0 BB: 1 P: 6	1B: 5 2B: 1 3B: 0 HR: 0	SF: 0 SAC: 0 DP: 1 HBP: 0	WP: 0 PB: 0 SB: 0 CS: 1	PA: 35
<b>PITCHER</b> Rudy May, L ERA: 2.74	IP: 9.0 WLS: W BF: 35 H: 6 R: 0 ER: 0 SO: 7 BB: 3 IBB: 0 HBP: 0 BLK: 0 WP: 0 HR: 0 S: 46 P: 58 ERA: 0.00 WHIP: 1.000															<b>PITCHER</b>				

Batter	1	2	3	4	5	6	7	8	9	AB	R	H	RBI	BB	SO	LOB	BOTTOM			
Al Bumbry, L OBP: 0.354, SLG: 0.365	6-3 3B	K		1B BB		1-3 1B		K		4	2	2	0	1	2	1	<b>Minnesota Twins @ Baltimore Orioles</b> Memorial Stadium, Baltimore, MD Fri May 27 1977, 7:05 PM EDT Att: 12,219 - Unknown			
Mark Belanger, R OBP: 0.285, SLG: 0.252	6-3	BB 1B		P1		1-3		K		5	1	1	1	0	1	3				
Ken Singleton, S OBP: 0.443, SLG: 0.495	5-3	1B BB		1B						3	0	2	2	1	0	0				
Larry Harlow, L OBP: 0.294, SLG: 0.261		1-2 2-3 BB		1B		2-H 3-H		1B		0	0	0	0	0	0	0				
Lee May, R OBP: 0.258, SLG: 0.289	2B BB	G4-6-3 1B		F3			6-3			4	1	2	2	0	0	2				
Tony Muser, L OBP: 0.310, SLG: 0.270		1B								0	0	0	0	0	0	0				
Eddie Murray, S OBP: 0.323, SLG: 0.441	BB 2B	G4-6-3 1-2		K			1B 1B			4	0	2	0	0	1	2				
Doug DeCinces, R OBP: 0.350, SLG: 0.475	BB IBB		K		F7		F9			3	0	0	0	1	1	1				
Pat Kelly, L OBP: 0.410, SLG: 0.545	FC6-4 BB		4-3		6-3		1-2 BB			3	0	1	1	1	0	0				
Billy Smith, S OBP: 0.351, SLG: 0.325	FC6-4 1-2		6-3			4-3	F7			4	0	0	0	0	0	5				
Rick Dempsey, R OBP: 0.323, SLG: 0.267		BB 1B		F8		1-3 1B BB		1-3		3	2	1	0	1	0	0				
<b>Inning Stats</b>	R: 2 E: 0 K: 0 S: 6	H: 3 LOB: 3 BB: 2 P: 14	R: 2 E: 0 K: 1 S: 7	H: 3 LOB: 1 BB: 1 P: 11	R: 0 E: 0 K: 1 S: 5	H: 0 LOB: 0 BB: 0 P: 5	R: 0 E: 0 K: 0 S: 4	H: 1 LOB: 2 BB: 1 P: 8	R: 0 E: 0 K: 1 S: 5	H: 0 LOB: 0 BB: 0 P: 5	R: 2 E: 0 K: 0 S: 4	H: 2 LOB: 1 BB: 1 P: 8	R: 0 E: 0 K: 0 S: 5	H: 2 LOB: 2 BB: 0 P: 5	R: 0 E: 0 K: 2 S: 7	H: 0 LOB: 0 BB: 0 P: 7	1B: 9 2B: 1 3B: 1 HR: 0	SF: 0 SAC: 0 DP: 1 HBP: 0	WP: 0 PB: 0 SB: 0 CS: 0	PA: 38
<b>PITCHER</b> Geoff Zahn, L ERA: 3.9	IP: 3.2 WLS: L BF: 21 H: 7 R: 4 ER: 4 SO: 2 BB: 3 IBB: 1 HBP: 0 BLK: 0 WP: 0 HR: 0 S: 21 P: 37 ERA: 9.82 WHIP: 2.727															<b>PITCHER</b>				
Ron Schueler, R ERA: 2.3	IP: 4.1 WLS: L BF: 9 H: 2 R: 2 ER: 2 SO: 1 BB: 1 IBB: 0 HBP: 0 BLK: 0 WP: 0 HR: 0 S: 10 P: 14 ERA: 7.71 WHIP: 1.286																			
Dave Johnson, R ERA: 4.15	IP: 7.1 WLS: L BF: 5 H: 2 R: 0 ER: 0 SO: 0 BB: 0 IBB: 0 HBP: 0 BLK: 0 WP: 0 HR: 0 S: 5 P: 5 ERA: 0.00 WHIP: 2.000																			
Pete Redfern, R ERA: 5.54	IP: 8.1 WLS: L BF: 3 H: 0 R: 0 ER: 0 SO: 2 BB: 0 IBB: 0 HBP: 0 BLK: 0 WP: 0 HR: 0 S: 7 P: 7 ERA: 0.00 WHIP: 0.000																			

AB	32
R	0
H	6
RBI	0
BB	3
SO	7
LOB	18









Batter	1	2	3	4	5	6	7	8	9	AB	R	H	RBI	BB	SO	LOB	TOP			
<b>Bob Randall, R</b> OBP: 0.250, SLG: 0.279 (1, 4)										3	0	2	1	1	0	0	<b>Minnesota Twins @ Baltimore Orioles</b> Memorial Stadium, Baltimore, MD Sun May 29 1977, 3:33 AM EDT Att: 15,083 - Unknown			
<b>Dan Ford, R</b> OBP: 0.327, SLG: 0.373 (1, 9)										3	0	0	0	1	1	2				
<b>Larry Hisle, R</b> OBP: 0.371, SLG: 0.575 (1, 7)										3	0	1	1	1	1	0				
<b>Craig Kusick, R</b> OBP: 0.360, SLG: 0.506 (1, 3)										4	0	0	0	0	3	4				
<b>Bob Gorinski, R</b> OBP: 0.192, SLG: 0.160 (1, 10)										4	0	0	0	0	3	0				
<b>Roy Smalley, S</b> OBP: 0.330, SLG: 0.325 (1, 6)										4	1	2	1	0	0	0				
<b>Lyman Bostock, L</b> OBP: 0.400, SLG: 0.474 (1, 8)										4	0	0	0	0	2	1				
<b>Jerry Terrell, R</b> OBP: 0.279, SLG: 0.304 (1, 5)										3	1	1	0	0	0	0				
<b>Glenn Borgmann, R</b> OBP: 0.378, SLG: 0.345 (1, 2)										2	1	0	0	1	0	0				
<b>Inning Stats</b>	R: 0 E: 0 K: 1 S: 4	H: 0 LOB: 0 BB: 1 P: 8	R: 1 E: 0 K: 3 S: 10	H: 1 LOB: 0 BB: 0 P: 10	R: 0 E: 0 K: 1 S: 6	H: 1 LOB: 1 BB: 0 P: 6	R: 0 E: 0 K: 1 S: 4	H: 0 LOB: 0 BB: 1 P: 8	R: 0 E: 0 K: 0 S: 3	H: 0 LOB: 0 BB: 0 P: 3	R: 0 E: 0 K: 2 S: 7	H: 0 LOB: 0 BB: 0 P: 7	R: 0 E: 0 K: 2 S: 10	H: 3 LOB: 2 BB: 2 P: 18	R: 0 E: 0 K: 0 S: 3	H: 0 LOB: 0 BB: 0 P: 3	1B: 4 2B: 2 3B: 0 HR: 1	SF: 0 SAC: 0 DP: 3 HBP: 0	WP: 0 PB: 0 SB: 0 CS: 0	PA: 34
<b>PITCHER</b> <b>Mike Flanagan, L</b> ERA: 3.5 (1, 1)	IP: 9.0 WLS: L BF: 34 H: 6 R: 3 ER: 3 SO: 10 BB: 4 IBB: 0 HBP: 0 BLK: 0 WP: 0 HR: 1 S: 50 P: 66 ERA: 3.00 WHIP: 1.111															<b>PITCHER</b>				

Batter	1	2	3	4	5	6	7	8	9	AB	R	H	RBI	BB	SO	LOB	BOTTOM					
<b>Al Bumby, L</b> OBP: 0.344, SLG: 0.360 (1, 8)										4	0	0	0	0	1	2	<b>Minnesota Twins @ Baltimore Orioles</b> Memorial Stadium, Baltimore, MD Sun May 29 1977, 3:33 AM EDT Att: 15,083 - Unknown					
<b>Mark Belanger, R</b> OBP: 0.292, SLG: 0.279 (1, 6)										3	0	0	0	0	1	0						
<b>Tom Shopay, L</b> (9, PH) OBP: 0.313, SLG: 0.429										1	1	1	0	0	0	0						
<b>Ken Singleton, S</b> OBP: 0.439, SLG: 0.548 (1, 9)										4	1	1	2	0	1	0						
<b>Lee May, R</b> OBP: 0.263, SLG: 0.289 (9, PR)										3	0	2	0	1	1	0						
<b>Larry Harlow, L</b> OBP: 0.294, SLG: 0.261										0	0	0	0	0	0	0						
<b>Eddie Murray, S</b> OBP: 0.316, SLG: 0.428 (1, 10)										4	0	0	0	0	0	3						
<b>Pat Kelly, L</b> OBP: 0.395, SLG: 0.514 (1, 7)										4	0	0	0	0	0	1						
<b>Doug DeCinces, R</b> OBP: 0.343, SLG: 0.462 (1, 5)										3	0	1	0	0	1	0						
<b>Billy Smith, S</b> OBP: 0.358, SLG: 0.333 (1, 4)										3	0	2	0	0	1	0						
<b>Rick Dempsey, R</b> OBP: 0.317, SLG: 0.270 (1, 2)										3	0	1	0	0	1	3						
<b>Inning Stats</b>	R: 0 E: 0 K: 0 S: 3	H: 0 LOB: 0 BB: 0 P: 3	R: 0 E: 0 K: 0 S: 2	H: 0 LOB: 0 BB: 1 P: 6	R: 0 E: 0 K: 1 S: 6	H: 1 LOB: 1 BB: 0 P: 6	R: 0 E: 0 K: 1 S: 6	H: 1 LOB: 1 BB: 0 P: 6	R: 0 E: 0 K: 0 S: 4	H: 2 LOB: 1 BB: 0 P: 4	R: 0 E: 0 K: 1 S: 5	H: 0 LOB: 0 BB: 0 P: 5	R: 0 E: 0 K: 1 S: 5	H: 0 LOB: 0 BB: 0 P: 5	R: 0 E: 0 K: 3 S: 10	H: 1 LOB: 1 BB: 0 P: 10	R: 2 E: 0 K: 0 S: 5	H: 3 LOB: 1 BB: 0 P: 5	1B: 6 2B: 2 3B: 0 HR: 1	SF: 0 SAC: 0 DP: 3 HBP: 0	WP: 0 PB: 0 SB: 0 CS: 0	PA: 33
<b>PITCHER</b> <b>Dave Goltz, R</b> ERA: 3.74 <b>Tom Johnson, R</b> ERA: 1.51 (9, 1)	IP: 8.0 WLS: W BF: 30 H: 7 R: 2 ER: 2 SO: 7 BB: 1 IBB: 0 HBP: 0 BLK: 0 WP: 0 HR: 1 S: 43 P: 47 ERA: 2.25 WHIP: 1.000															<b>PITCHER</b>						

AB	30
R	3
H	6
RBI	3
BB	4
SO	10
LOB	7



AB	32
R	2
H	8
RBI	2
BB	1
SO	7
LOB	9





Batter	1	2	3	4	5	6	7	8	9	AB	R	H	RBI	BB	SO	LOB	TOP								
<b>Al Bumby, L</b> OBP: 0.351, SLG: 0.373 (1, 8)										5	1	3	0	0	0	3									
<b>Mark Belanger, R</b> OBP: 0.292, SLG: 0.268 (1, 6)										5	0	0	0	0	4	2									
<b>Ken Singleton, S</b> OBP: 0.431, SLG: 0.529 <b>Tony Muser, L</b> OBP: 0.310, SLG: 0.270 (8, 3)										4	2	0	0	1	1	1									
<b>Lee May, R</b> OBP: 0.278, SLG: 0.348 <b>Larry Harlow, L</b> OBP: 0.294, SLG: 0.261 (8, 8)										5	3	4	5	0	0	1									
<b>Pat Kelly, L</b> OBP: 0.395, SLG: 0.505 (8, 9)										4	1	1	1	1	2	1									
<b>Eddie Murray, S</b> OBP: 0.313, SLG: 0.417 (1, 10)										4	0	0	0	1	3	2									
<b>Doug DeCinces, R</b> OBP: 0.347, SLG: 0.466 <b>Brooks Robinson, R</b> OBP: 0.250, SLG: 0.474 (2, 5)										1	0	1	0	0	0	0									
<b>Billy Smith, S</b> OBP: 0.352, SLG: 0.328 (1, 4)										5	1	1	0	0	1	4									
<b>Rick Dempsey, R</b> OBP: 0.329, SLG: 0.310 (1, 2)										4	0	3	3	0	0	0									
<b>Inning Stats</b>	R: 0 E: 0 K: 1 S: 6	H: 1 LOB: 1 BB: 0 P: 6	R: 1 E: 0 K: 1 S: 7	H: 2 LOB: 2 BB: 1 P: 11	R: 1 E: 0 K: 2 S: 9	H: 2 LOB: 1 BB: 0 P: 9	R: 0 E: 0 K: 1 S: 6	H: 1 LOB: 1 BB: 0 P: 6	R: 2 E: 1 K: 2 S: 9	H: 1 LOB: 2 BB: 2 P: 17	R: 3 E: 0 K: 1 S: 7	H: 2 LOB: 0 BB: 1 P: 11	R: 2 E: 0 K: 0 S: 5	H: 4 LOB: 0 BB: 0 P: 5	R: 0 E: 0 K: 2 S: 8	H: 1 LOB: 1 BB: 0 P: 8	R: 0 E: 0 K: 1 S: 5	H: 0 LOB: 0 BB: 0 P: 5	1B: 8 2B: 3 3B: 1 HR: 2	SF: 0 SAC: 0 DP: 0 HBP: 0	WP: 0 PB: 0 SB: 1 CS: 1	PA: 45			
<b>PITCHER</b>	IP	WLS	BF	H	R	ER	SO	BB	IBB	HBP	BLK	WP	HR	S	P	ERA	WHIP								
<b>Paul Thordogard, R</b> ERA: 3.6 (1, 1)	4.1		22	7	4	3	6	1	0	0	0	0	1	33	37	6.23	1.846								
<b>Ron Schuster, R</b> ERA: 3.58 (5, 1)	1.2	L	10	2	3	3	2	3	0	0	0	0	1	11	23	16.20	3.000								
<b>Dave Johnson, R</b> ERA: 5.99 (7, 1)	1.0		5	4	2	2	0	0	0	0	0	0	0	5	5	18.00	4.000								
<b>Tom Burmeier, L</b> ERA: 2.06 (8, 1)	2.0		7	1	0	0	3	0	0	0	0	0	0	13	13	0.00	0.500								

Baltimore Orioles @ Minnesota Twins  
Metropolitan Stadium, Bloomington, MI  
Mon May 30 1977, 8:05 PM EDT  
Att: 16,065 - Unknown

AB 40  
R 9  
H 14  
RBI 9  
BB 4  
SO 11  
LOB 14



Batter	1	2	3	4	5	6	7	8	9	AB	R	H	RBI	BB	SO	LOB	BOTTOM								
<b>Bob Randall, R</b> OBP: 0.250, SLG: 0.278 <b>Rob Wilfong, L</b> OBP: 0.352, SLG: 0.338 (7, 4)										4	0	1	0	0	0	1									
<b>Bob Gorinski, R</b> OBP: 0.185, SLG: 0.154 <b>Mike Cabbage, L</b> OBP: 0.351, SLG: 0.363 (9, 5)										1	0	0	0	0	0	0									
<b>Rod Carew, L</b> OBP: 0.438, SLG: 0.545 (1, 3)										4	1	1	1	1	0	1									
<b>Dan Ford, R</b> OBP: 0.335, SLG: 0.387 (1, 9)										5	2	3	0	0	0	1									
<b>Larry Hise, R</b> OBP: 0.377, SLG: 0.579 (1, 7)										4	1	2	2	1	0	1									
<b>Craig Kusick, R</b> OBP: 0.348, SLG: 0.488 <b>Glenn Adams, L</b> OBP: 0.344, SLG: 0.452 <b>Willie Norwood, R</b> OBP: 0.174, SLG: 0.143 (9, 4)										3	0	0	0	0	1	1									
<b>Roy Smalley, S</b> OBP: 0.326, SLG: 0.321 (1, 6)										5	1	1	0	0	1	4									
<b>Butch Wynegar, S</b> OBP: 0.359, SLG: 0.474 (1, 2)										4	0	2	0	0	0	1									
<b>Lyman Bostock, L</b> OBP: 0.402, SLG: 0.475 (1, 8)										4	0	2	1	0	0	2									
<b>Jerry Terrell, R</b> OBP: 0.277, SLG: 0.317 (9, 4)										4	1	1	0	0	0	3									
<b>Inning Stats</b>	R: 0 E: 0 K: 0 S: 3	H: 0 LOB: 1 BB: 1 P: 7	R: 1 E: 0 K: 0 S: 5	H: 3 LOB: 1 BB: 0 P: 5	R: 0 E: 0 K: 0 S: 3	H: 0 LOB: 0 BB: 0 P: 3	R: 0 E: 0 K: 0 S: 5	H: 2 LOB: 2 BB: 0 P: 5	R: 3 E: 1 K: 1 S: 8	H: 3 LOB: 0 BB: 0 P: 8	R: 0 E: 0 K: 0 S: 4	H: 1 LOB: 1 BB: 0 P: 4	R: 3 E: 0 K: 0 S: 7	H: 4 LOB: 1 BB: 0 P: 7	R: 0 E: 0 K: 0 S: 3	H: 0 LOB: 2 BB: 0 P: 3	R: 0 E: 0 K: 2 S: 8	H: 1 LOB: 1 BB: 1 P: 12	1B: 10 2B: 4 3B: 0 HR: 0	SF: 0 SAC: 0 DP: 1 HBP: 0	WP: 0 PB: 0 SB: 0 CS: 0	PA: 42			
<b>PITCHER</b>	IP	WLS	BF	H	R	ER	SO	BB	IBB	HBP	BLK	WP	HR	S	P	ERA	WHIP								
<b>Ross Grimsley, L</b> ERA: 3.19 (1, 1)	6.0		27	9	4	3	1	1	0	0	0	0	0	28	32	4.50	1.667								
<b>Dennis Martinez, R</b> ERA: 2.97 (7, 1)	0.1		5	4	3	3	0	0	0	0	0	0	0	5	5	81.00	12.000								
<b>Scott McGregor, L</b> ERA: 3.99 (7, 1)	2.2	S	10	1	0	0	2	1	0	0	0	0	0	13	17	0.00	0.750								

Baltimore Orioles @ Minnesota Twins  
Metropolitan Stadium, Bloomington, MI  
Mon May 30 1977, 8:05 PM EDT  
Att: 16,065 - Unknown

AB 40  
R 7  
H 14  
RBI 5  
BB 2  
SO 3  
LOB 17





Batter	1	2	3	4	5	6	7	8	9	AB	R	H	RBI	BB	SO	LOB	TOP										
<b>Al Bumby, L</b> OBP: 0.354, SLG: 0.376 (1, 8)	0-0 SH1-3 1B		0-0 4-3			0-0 S 1B		0-0 FC4-6		4	0	2	0	0	0	1											
<b>Mark Belanger, R</b> OBP: 0.276, SLG: 0.264 (1, 6)	0-0 SH1-3			0-0 F9		0-0 P4			0-0 F7	2	0	0	0	0	0	1											
<b>Kiko Garcia, R</b> OBP: 0.357, SLG: 0.370 (8, 6)	1-2 SH1-3					1-2				1	0	0	0	0	0	0											
<b>Ken Singleton, S</b> OBP: 0.426, SLG: 0.516 (1, 9)	0-3 K			0-0 4-3		0-0 4-3			4-0 HR BB	3	1	0	0	1	1	2											
<b>Lee May, R</b> OBP: 0.289, SLG: 0.389 (1, 3)	0-3 K			0-0 HR				4-0 G6-4-3 BB	0-0 HR	3	2	2	3	1	1	1											
<b>Pat Kelly, L</b> OBP: 0.391, SLG: 0.496 (1, 7)		0-0 3-1		0-0 1-3				0-0 L8	0-0 1B	4	0	1	0	0	0	1											
<b>Eddie Murray, S</b> OBP: 0.306, SLG: 0.407 (1, 10)		0-0 6-3				0-0 F7		0-0 G6-4-3	0-3 K	4	0	0	0	0	1	2											
<b>Billy Smith, S</b> OBP: 0.349, SLG: 0.326 (1, 4)		0-3 K				0-0 4-3			0-0 FC4-6 1B	4	0	1	0	0	2	1											
<b>Brooks Robinson, R</b> OBP: 0.217, SLG: 0.409 (1, 5)			0-0 F8			0-0 F9			0-0 F7	3	0	0	0	0	0	1											
<b>Rick Dempsey, R</b> OBP: 0.322, SLG: 0.302 (1, 2)			0-0 F9				0-0 L1		0-0 F9	3	0	0	0	0	0	1											
<b>Inning Stats</b>	R: 0 E: 0 K: 2 S: 8	H: 1 LOB: 1 BB: 0 P: 8	R: 0 E: 0 K: 1 S: 5	H: 0 LOB: 0 BB: 0 P: 5	R: 0 E: 0 K: 0 S: 3	H: 0 LOB: 0 BB: 0 P: 3	R: 1 E: 0 K: 0 S: 4	H: 1 LOB: 0 BB: 0 P: 4	R: 0 E: 0 K: 0 S: 3	H: 0 LOB: 0 BB: 0 P: 3	R: 0 E: 0 K: 0 S: 4	H: 1 LOB: 1 BB: 0 P: 4	R: 0 E: 0 K: 0 S: 2	H: 0 LOB: 0 BB: 1 P: 6	R: 0 E: 0 K: 0 S: 4	H: 1 LOB: 1 BB: 0 P: 4	R: 2 E: 0 K: 2 S: 9	H: 2 LOB: 1 BB: 1 P: 13	1B: 4 2B: 0 3B: 0 HR: 2	SF: 0 SAC: 1 DP: 1 HBP: 0	WP: 0 PA: 34 PB: 0 SB: 1 CS: 0						
<b>PITCHER</b>	IP	WLS	BF	H	R	ER	SO	BB	IBB	HBP	BLK	WP	HR	S	P	ERA	WHIP										
<b>Pete Redfern, R</b> ERA: 5.13 (1, 1)	8.1	W	31	5	3	3	3	2	0	0	0	0	2	35	43	3.24	0.840										
<b>Tom Johnson, R</b> ERA: 1.49 (9, 1)	0.2		3	1	0	0	2	0	0	0	0	0	0	7	7	0.00	1.500										

Baltimore Orioles @ Minnesota Twins  
Metropolitan Stadium, Bloomington, MI  
Tue May 31 1977, 8:05 PM EDT  
Att: 4,535 - Unknown

AB 31  
R 3  
H 6  
RBI 3  
BB 2  
SO 5  
LOB 11




Batter	1	2	3	4	5	6	7	8	9	AB	R	H	RBI	BB	SO	LOB	BOTTOM										
<b>Roy Smalley, S</b> OBP: 0.330, SLG: 0.325 (1, 6)	0-3 K		0-3 K			0-0 SH1-4		0-0 BB BB 1B		4	1	2	0	0	2	0											
<b>Rod Carew, L</b> OBP: 0.428, SLG: 0.530 (1, 3)	0-3 K		0-0 F8			0-0 4-3		0-0 E8	0-3 K	5	0	0	1	0	2	2											
<b>Dan Ford, R</b> OBP: 0.337, SLG: 0.384 (1, 9)	0-0 F8			0-3 K		2-3 3-H 0-0 1B		0-0 P6	4-0 BB BB 1B	4	0	1	1	1	1	1											
<b>Larry Hisle, R</b> OBP: 0.383, SLG: 0.577 (1, 7)		0-3 K		0-0 S 1B		0-0 F8		4-0 FC6-4 1B	1-2 2-3 BB	4	1	2	0	1	1	1											
<b>Craig Kusick, R</b> OBP: 0.358, SLG: 0.524 (1, 10)		0-0 F8		4-0 1B				0-0 FC6-4	0-0 6-3	2	1	1	1	1	0	0											
<b>Rich Chiles, L</b> OBP: 0.386, SLG: 0.333 (7, PH)				1-2 BB				0-0 FC4-6		1	0	0	0	0	0	1											
<b>Bob Gorinski, R</b> OBP: 0.179, SLG: 0.148 (8, PH)				1-2 BB				1-2 FC4-6		1	0	0	0	0	0	3											
<b>Jerry Terrell, R</b> OBP: 0.304, SLG: 0.344 (1, 5)		0-0 BB 1B		0-0 G6-4-3 1B		0-0 1B		0-0 FC4-6	0-0 FC4-6	4	2	3	1	0	0	1											
<b>Butch Wynegar, S</b> OBP: 0.369, SLG: 0.478 (1, 2)		4-0 BB 1B		0-0 G6-4-3		0-0 1B		0-0 1B	0-0 1B	3	1	2	1	1	0	2											
<b>Lyman Bostock, L</b> OBP: 0.399, SLG: 0.472 (1, 8)		0-0 P6				0-0 SH1-4 4-3 1B		0-0 SF9 1B	0-3 K	3	1	1	1	0	1	3											
<b>Rob Wilfong, L</b> OBP: 0.348, SLG: 0.325 (1, 4)			0-0 P6			4-0 4-3 1B		0-3 K		3	1	0	0	1	2	1											
<b>Inning Stats</b>	R: 0 E: 0 K: 2 S: 7	H: 0 LOB: 0 BB: 0 P: 7	R: 0 E: 0 K: 1 S: 6	H: 1 LOB: 2 BB: 1 P: 10	R: 0 E: 0 K: 1 S: 5	H: 0 LOB: 0 BB: 0 P: 5	R: 1 E: 0 K: 1 S: 6	H: 2 LOB: 1 BB: 1 P: 10	R: 2 E: 0 K: 0 S: 5	H: 2 LOB: 1 BB: 1 P: 9	R: 4 E: 1 K: 1 S: 10	H: 4 LOB: 1 BB: 0 P: 10	R: 1 E: 0 K: 1 S: 7	H: 2 LOB: 1 BB: 0 P: 7	R: 0 E: 0 K: 2 S: 8	H: 1 LOB: 3 BB: 2 P: 16	1B: 11 2B: 0 3B: 0 HR: 1	SF: 1 SAC: 1 DP: 1 HBP: 0	WP: 0 PA: 41 PB: 0 SB: 2 CS: 0								
<b>PITCHER</b>	IP	WLS	BF	H	R	ER	SO	BB	IBB	HBP	BLK	WP	HR	S	P	ERA	WHIP										
<b>Rudy May, L</b> ERA: 3.14 (1, 1)	5.0	L	25	8	6	5	5	3	0	0	0	0	0	14	14	4.50	1.500										
<b>Tony Chavez, R</b> ERA: 4.5 (6, 1)	2.0		10	3	2	1	2	0	0	0	0	0	0	8	16	0.00	3.000										
<b>Tippy Martinez, L</b> ERA: 3.86 (8, 1)	1.0		6	1	0	0	2	2	0	0	0	0	0	8	16	0.00	3.000										


Baltimore Orioles @ Minnesota Twins  
Metropolitan Stadium, Bloomington, MI  
Tue May 31 1977, 8:05 PM EDT  
Att: 4,535 - Unknown

AB 34  
R 8  
H 12  
RBI 6  
BB 5  
SO 9  
LOB 15





Batter	1	2	3	4	5	6	7	8	9	AB	R	H	RBI	BB	SO	LOB	TOP
<b>Al Bumbry, L</b> OBP: 0.345, SLG: 0.365 (1, 8)	0-0 4-1	0-0 4-3			0-3 K		0-0 6-3		0-0 F7	5	0	0	0	0	1	4	<b>Baltimore Orioles @ Chicago White Sox</b> Comiskey Park, Chicago, IL Wed Jun 01 1977, 8:05 PM EDT Att: 9,784 - Unknown  <b>AB 34</b> <b>R 2</b> <b>H 7</b> <b>RBI 2</b> <b>BB 3</b> <b>SO 5</b> <b>LOB 17</b> 
<b>Mark Belanger, R</b> OBP: 0.270, SLG: 0.256 (1, 6)	0-0 5-3		0-0 F9		0-3 K		0-0 F7			4	0	0	0	0	1	1	
<b>Ken Singleton, S</b> OBP: 0.421, SLG: 0.508 (1, 9)	0-0 1B		0-0 6-3		0-0 E5 FC5-4			0-0 F8		4	0	1	0	0	0	1	
<b>Lee May, R</b> OBP: 0.288, SLG: 0.386 (1, 3)	0-3 K		0-3 K		0-0 FC5-4			0-0 FC6-4 1B		4	0	1	0	0	2	3	
<b>Eddie Murray, S</b> OBP: 0.310, SLG: 0.412 (1, 10)		0-0 F9 1B 2B		0-0 6-3		4-0 3B BB		0-0 F2		3	2	1	0	1	0	1	
<b>Rick Dempsey, R</b> OBP: 0.327, SLG: 0.323 (1, 2)	0-0 F9 2-3			0-0 1B		0-0 8-2 3B		0-0 FC6-4		4	0	2	1	0	0	2	
<b>Pat Kelly, L</b> OBP: 0.380, SLG: 0.479 (1, 7)	0-3 K			0-0 F8		0-0 1-3			0-0 5-3	4	0	0	0	0	1	3	
<b>Brooks Robinson, R</b> OBP: 0.222, SLG: 0.360 (1, 5)	4-0 1B BB			0-0 F8		0-0 8-2			0-0 F7	3	0	0	0	1	0	2	
<b>Rich Dauer, R</b> OBP: 0.128, SLG: 0.091 (1, 4)	0-0 1-2 3H 1B				4-0 E BB		0-0 F8			3	0	2	1	1	0	0	
<b>Inning Stats</b>	R: 0 E: 0 K: 1 S: 6	H: 1 LOB: 1 BB: 0 P: 6	R: 1 E: 0 K: 1 S: 7	H: 2 LOB: 2 BB: 1 P: 11	R: 0 E: 0 K: 1 S: 5	H: 0 LOB: 0 BB: 0 P: 5	R: 0 E: 0 K: 0 S: 4	H: 1 LOB: 1 BB: 0 P: 4	R: 0 E: 0 K: 0 S: 3	H: 0 LOB: 0 BB: 0 P: 3	R: 0 E: 0 K: 0 S: 4	H: 1 LOB: 1 BB: 0 P: 4	R: 0 E: 0 K: 0 S: 4	H: 1 LOB: 1 BB: 0 P: 4	1B: 4 2B: 3 3B: 1 HR: 0	SF: 0 SAC: 0 DP: 1 HBP: 0	WP: 0 PA: 37 CS: 0
<b>PITCHER</b> <b>Ken Brett, L</b> ERA: 5.08 (1, 1)	IP: 9.0 WLS: W BF: 37 H: 7 R: 2 ER: 2 SO: 5 BB: 3 IBB: 0 HBP: 0 BLK: 0 WP: 0 HR: 0 S: 44 P: 56 ERA: 2.00 WHIP: 1.11											<b>PITCHER</b>	IP: 9.0 WLS: W BF: 37 H: 7 R: 2 ER: 2 SO: 5 BB: 3 IBB: 0 HBP: 0 BLK: 0 WP: 0 HR: 0 S: 44 P: 56 ERA: 2.00 WHIP: 1.11				

Batter	1	2	3	4	5	6	7	8	9	AB	R	H	RBI	BB	SO	LOB	BOTTOM	
<b>Ralph Garr, L</b> OBP: 0.305, SLG: 0.374 (1, 7)	0-0 4-3		0-0 FC5-4			0-0 5-3	0-0 FC6-4 1B			4	0	1	2	0	0	1	<b>Baltimore Orioles @ Chicago White Sox</b> Comiskey Park, Chicago, IL Wed Jun 01 1977, 8:05 PM EDT Att: 9,784 - Unknown  <b>AB 29</b> <b>R 4</b> <b>H 9</b> <b>RBI 4</b> <b>BB 3</b> <b>SO 6</b> <b>LOB 13</b> 	
<b>Alan Bannister, R</b> OBP: 0.365, SLG: 0.359 (1, 6)	0-0 5-3		0-3 K			0-0 5-3	0-0 FC6-4			4	0	0	0	0	1	3		
<b>Jorge Orta, L</b> OBP: 0.364, SLG: 0.447 (1, 4)	0-0 6-3			0-0 CS 1B		0-0 2B		0-0 F6		4	0	2	0	0	0	0		
<b>Oscar Gamble, L</b> OBP: 0.366, SLG: 0.546 (1, 9)		0-0 F7		0-3 K		0-0 4-3		0-0 F8		4	0	0	0	0	1	2		
<b>Jim Spencer, L</b> OBP: 0.314, SLG: 0.443 (1, 3)		0-0 2B 1B 1B		0-0 F4		0-0 1-3	0-3 K			4	1	1	0	0	1	0		
<b>Royce Stillman, L</b> OBP: 0.322, SLG: 0.451 (1, 10)		0-0 1B 2B		4-0 CS BB		4-0 2B 1B BB				1	2	1	0	2	0	0		
<b>Chet Lemon, R</b> OBP: 0.366, SLG: 0.529 (1, 8)		0-3 K		0-3 K		0-0 K	1-3 1B 2B			3	1	1	0	0	2	3		
<b>Eric Soderholm, R</b> OBP: 0.380, SLG: 0.493 (1, 5)		0-0 2H 3H 1B		0-0 1B		0-0 1B	4-0 1B IBB			2	0	2	2	1	0	0		
<b>Jim Essian, R</b> OBP: 0.368, SLG: 0.387 (1, 2)			0-0 FC5-4 1B		0-3 K		0-0 F6			3	0	1	0	0	1	4		
<b>Inning Stats</b>	R: 0 E: 0 K: 0 S: 3	H: 0 LOB: 0 BB: 0 P: 3	R: 2 E: 0 K: 1 S: 7	H: 3 LOB: 1 BB: 0 P: 7	R: 0 E: 0 K: 1 S: 5	H: 1 LOB: 0 BB: 0 P: 5	R: 0 E: 0 K: 1 S: 5	H: 1 LOB: 1 BB: 0 P: 5	R: 0 E: 0 K: 0 S: 4	H: 1 LOB: 1 BB: 0 P: 4	R: 2 E: 0 K: 0 S: 5	H: 2 LOB: 2 BB: 2 P: 13	R: 0 E: 0 K: 1 S: 5	H: 0 LOB: 0 BB: 0 P: 5	1B: 6 2B: 6 3B: 0 HR: 0	SF: 0 SAC: 0 DP: 3 HBP: 0		WP: 0 PA: 32 CS: 3
<b>PITCHER</b> <b>Jim Palmer, R</b> ERA: 2.77 (1, 1)	IP: 8.0 WLS: L BF: 32 H: 9 R: 4 ER: 4 SO: 6 BB: 2 IBB: 1 HBP: 0 BLK: 0 WP: 0 HR: 0 S: 41 P: 53 ERA: 4.50 WHIP: 1.375											<b>PITCHER</b>	IP: 8.0 WLS: L BF: 32 H: 9 R: 4 ER: 4 SO: 6 BB: 2 IBB: 1 HBP: 0 BLK: 0 WP: 0 HR: 0 S: 41 P: 53 ERA: 4.50 WHIP: 1.375					







Batter	1	2	3	4	5	6	7	8	9	AB	R	H	RBI	BB	SO	LOB	TOP					
<b>Al Bumby, L</b> OBP: 0.348, SLG: 0.364 (1, 8)										5	2	2	0	0	0	2	<b>Baltimore Orioles @ Kansas City Royals</b> Royals Stadium, Kansas City, MO Fri Jun 03 1977, 8:05 PM EDT Att: 21,878 - Unknown					
<b>Billy Smith, S</b> OBP: 0.353, SLG: 0.331 (1, 4)										5	2	3	1	0	0	0						
<b>Ken Singleton, S</b> OBP: 0.280, SLG: 0.507 <b>Tom Shopay, L</b> OBP: 0.313, SLG: 0.429 (8, PR) (8, 7)										3	1	2	0	2	0	0						
<b>Lee May, R</b> OBP: 0.280, SLG: 0.389 <b>Tony Muser, L</b> OBP: 0.326, SLG: 0.316 (9, 3)										5	1	1	3	0	1	7						
<b>Eddie Murray, S</b> OBP: 0.321, SLG: 0.419 (1, 10)										5	0	2	1	0	0	3						
<b>Pat Kelly, L</b> OBP: 0.370, SLG: 0.456 (8, 9)										3	1	1	1	1	0	1						
<b>Rick Dempsey, R</b> OBP: 0.333, SLG: 0.321 (1, 2)										4	0	0	0	1	1	4						
<b>Brooks Robinson, R</b> OBP: 0.256, SLG: 0.353 (1, 5)										5	0	2	0	0	1	5						
<b>Mark Belanger, R</b> OBP: 0.258, SLG: 0.245 (1, 6)										4	0	0	1	0	1	3						
<b>Inning Stats</b>	R: 2 E: 1 K: 2 S: 11	H: 3 LOB: 3 BB: 1 P: 15	R: 0 E: 0 K: 0 S: 5	H: 2 LOB: 2 BB: 0 P: 5	R: 0 E: 0 K: 0 S: 3	H: 0 LOB: 0 BB: 0 P: 3	R: 4 E: 0 K: 2 S: 11	H: 4 LOB: 1 BB: 1 P: 15	R: 0 E: 0 K: 0 S: 4	H: 1 LOB: 1 BB: 0 P: 4	R: 0 E: 0 K: 0 S: 4	H: 1 LOB: 1 BB: 0 P: 4	R: 1 E: 1 K: 0 S: 4	H: 1 LOB: 1 BB: 1 P: 8	R: 0 E: 1 K: 0 S: 3	H: 0 LOB: 1 BB: 0 P: 3		R: 0 E: 0 K: 0 S: 4	H: 1 LOB: 2 BB: 1 P: 8	1B: 12 2B: 2 3B: 0 HR: 1	SF: 1 SAC: 1 DP: 1 HBP: 0	WP: 0 PB: 0 SB: 1 CS: 0
<b>PITCHER</b>	IP WLS BF H R ER SO BB IBB HBP BLK WP HR S P ERA WHIP	IP WLS BF H R ER SO BB IBB HBP BLK WP HR S P ERA WHIP																				
<b>Doug Bird, R</b> ERA: 7.25 (1, 1)	3.2 L 23 9 6 6 4 2 0 0 0 0 1 29 37 14.73 3.000																					
<b>Steve Mingo, L</b> ERA: 3.24 (4, 1)	3.1 14 3 1 0 0 1 0 0 0 0 0 0 13 17 0.00 1.200																					
<b>Larry Gura, L</b> ERA: 2.9 (8, 1)	2.0 8 1 0 0 0 0 1 0 0 0 0 0 7 11 0.00 0.500																					

Batter	1	2	3	4	5	6	7	8	9	AB	R	H	RBI	BB	SO	LOB	BOTTOM					
<b>George Brett, L</b> OBP: 0.369, SLG: 0.441 (1, 5)										5	1	2	0	0	0	3	<b>Baltimore Orioles @ Kansas City Royals</b> Royals Stadium, Kansas City, MO Fri Jun 03 1977, 8:05 PM EDT Att: 21,878 - Unknown					
<b>Hal McRae, R</b> OBP: 0.362, SLG: 0.497 (1, 10)										4	1	1	1	1	0	1						
<b>Amos Otis, R</b> OBP: 0.335, SLG: 0.460 (1, 8)										4	1	3	1	1	0	0						
<b>John Mayberry, L</b> OBP: 0.323, SLG: 0.383 (1, 3)										5	0	0	0	0	1	6						
<b>Al Cowens, R</b> OBP: 0.352, SLG: 0.564 (1, 9)										4	2	3	2	1	0	0						
<b>Joe Zdeb, R</b> OBP: 0.367, SLG: 0.320 <b>Tom Poquette, L</b> OBP: 0.364, SLG: 0.423 (7, PH) (8, 7)										3	0	0	0	0	0	4						
<b>Davey Nelson, R</b> OBP: 0.310, SLG: 0.370 (9, PH)										0	0	0	0	1	0	0						
<b>Freddie Patek, R</b> OBP: 0.328, SLG: 0.370 (1, 6)										4	1	2	0	1	0	2						
<b>Buck Martinez, R</b> OBP: 0.231, SLG: 0.308 <b>Darrell Porter, L</b> OBP: 0.360, SLG: 0.475 (7, PH) (8, 2)											3	0	1	0	0	1						
<b>John Wathan, R</b> OBP: 0.429, SLG: 0.417 (9, PH)										1	0	0	1	0	0	2						
<b>Frank White, R</b> OBP: 0.279, SLG: 0.305 <b>Ralph LaCock, L</b> OBP: 0.323, SLG: 0.439 <b>Cookie Rojas, R</b> OBP: 0.329, SLG: 0.423 (8, 4)										3	0	2	1	0	0	0						
<b>Inning Stats</b>	R: 0 E: 0 K: 1 S: 6	H: 1 LOB: 3 BB: 2 P: 14	R: 0 E: 0 K: 0 S: 3	H: 1 LOB: 1 BB: 1 P: 7	R: 0 E: 0 K: 0 S: 3	H: 0 LOB: 0 BB: 0 P: 3	R: 1 E: 0 K: 0 S: 6	H: 3 LOB: 2 BB: 0 P: 6	R: 2 E: 0 K: 0 S: 6	H: 3 LOB: 1 BB: 0 P: 6	R: 1 E: 0 K: 0 S: 5	H: 2 LOB: 2 BB: 1 P: 9	R: 1 E: 0 K: 0 S: 3	H: 1 LOB: 1 BB: 2 P: 11	R: 0 E: 0 K: 0 S: 4	H: 1 LOB: 1 BB: 0 P: 4	R: 1 E: 0 K: 0 S: 3	H: 2 LOB: 0 BB: 1 P: 7	1B: 9 2B: 3 3B: 1 HR: 2	SF: 0 SAC: 0 DP: 2 HBP: 0	WP: 0 PB: 0 SB: 0 CS: 0	PA: 44
<b>PITCHER</b>	IP WLS BF H R ER SO BB IBB HBP BLK WP HR S P ERA WHIP	IP WLS BF H R ER SO BB IBB HBP BLK WP HR S P ERA WHIP																				
<b>Ross Grimsley, L</b> ERA: 3.42 (1, 1)	5.2 W 29 9 4 4 1 4 0 0 0 0 1 27 43 6.35 2.294																					
<b>Dyar Miller, R</b> ERA: 6.0 (6, 1)	0.2 6 2 1 1 0 2 0 0 0 0 0 1 4 12 13.50 6.000																					
<b>Tippy Martinez, L</b> ERA: 3.75 (7, 1)	2.2 S 9 3 1 1 0 1 0 0 0 0 0 8 12 3.38 1.500																					













Batter	1	2	3	4	5	6	7	8	9	AB	R	H	RBI	BB	SO	LOB	TOP										
<b>Al Bumby, L</b> OBP: 0.347, SLG: 0.366 (1, 8)	5-3	K		K			BB 1B		2-3	5	0	1	1	0	2	2	<b>Baltimore Orioles @ Kansas City Royals</b> Royals Stadium, Kansas City, MO Sun Jun 05 1977, 8:05 PM EDT Att: 16,559 - Unknown  <b>AB 34</b> <b>R 3</b> <b>H 7</b> <b>RBI 3</b> <b>BB 4</b> <b>SO 5</b> <b>LOB 17</b>  										
<b>Mark Belanger, R</b> OBP: 0.297, SLG: 0.264 (1, 6)	L6		4-3		BB BB	4-0	F7		4-3	4	0	0	0	1	0	1											
<b>Ken Singleton, S</b> OBP: 0.438, SLG: 0.510 (1, 9)	2B 1B		2B BB				F9			2	1	1	0	2	0	1											
<b>Lee May, R</b> OBP: 0.291, SLG: 0.418 (1, 3)	1-H 2B		F9				K		F7	4	0	1	1	0	1	4											
<b>Eddie Murray, S</b> OBP: 0.314, SLG: 0.409 (1, 10)	6-3		1-3 2B				F7		3-1	4	0	1	0	0	0	4											
<b>Andres Mora, R</b> OBP: 0.143, SLG: 0.429 (8, PH)		0-0	1-3				F3		3-1	3	1	1	0	0	0	2											
<b>Tom Shopay, L</b> OBP: 0.278, SLG: 0.375 (8, 7)		1B 3B								1	0	0	0	0	0	0											
<b>Rick Dempsey, R</b> OBP: 0.333, SLG: 0.338 (1, 2)	6-3						F8		6-3	4	0	0	0	0	1	1											
<b>Brooks Robinson, R</b> OBP: 0.244, SLG: 0.293 (8, PH)	6-3						6-3		6-3	2	0	0	0	1	0	1											
<b>Tony Muser, L</b> OBP: 0.327, SLG: 0.318 (8, 5)	6-3						WP BB		F6	1	0	0	0	0	0	0											
<b>Doug DeCinces, R</b> OBP: 0.347, SLG: 0.466 (8, 5)										0	0	0	0	0	0	0											
<b>Rich Dauer, R</b> OBP: 0.158, SLG: 0.151 (1, 4)							K		4-3	3	1	2	1	0	1	1											
<b>Billy Smith, S</b> OBP: 0.344, SLG: 0.342 (9, PH)	3-H 1B						1-2 K			1	0	0	0	0	0	0											
<b>Inning Stats</b>	R: 1 E: 0 K: 0 S: 5	H: 2 LOB: 1 BB: 0 P: 5	R: 0 E: 0 K: 1 S: 7	H: 1 LOB: 1 BB: 0 P: 7	R: 0 E: 0 K: 0 S: 4	H: 1 LOB: 2 BB: 1 P: 8	R: 0 E: 0 K: 2 S: 7	H: 0 LOB: 1 BB: 1 P: 11	R: 0 E: 0 K: 1 S: 5	H: 0 LOB: 0 BB: 0 P: 3	R: 1 E: 0 K: 0 S: 5	H: 2 LOB: 2 BB: 1 P: 9	R: 0 E: 0 K: 1 S: 5	H: 0 LOB: 0 BB: 0 P: 5	R: 0 E: 0 K: 0 S: 3	H: 0 LOB: 0 BB: 0 P: 3	1B: 3 2B: 3 3B: 1 HR: 0	SF: 0 SAC: 0 DP: 0 HBP: 0	WP: 1 PB: 0 SB: 0 CS: 0	PA: 38							
<b>PITCHER</b>	IP	WLS	BF	H	R	ER	SO	BB	IBB	HBP	BLK	WP	HR	S	P	ERA	WHIP										
<b>Andy Hassler, L</b> ERA: 4.08 (1, 1)	6.1	W	30	7	3	3	4	4	0	0	0	1	0	34	50	4.26	1.737										
<b>Mark Littell, R</b> ERA: 3.21 (7, 1)	1.2		5	0	0	0	1	0	0	0	0	0	0	7	7	0.00	0.000										
<b>Larry Gura, L</b> ERA: 2.76 (9, 1)	1.0	S	3	0	0	0	0	0	0	0	0	0	0	3	3	0.00	0.000										

Batter	1	2	3	4	5	6	7	8	9	AB	R	H	RBI	BB	SO	LOB	BOTTOM											
<b>Tom Poquette, L</b> OBP: 0.386, SLG: 0.441 (8, 7)	BB 2B	CS BB		F8			3-1			2	1	0	0	2	0	1	<b>Baltimore Orioles @ Kansas City Royals</b> Royals Stadium, Kansas City, MO Sun Jun 05 1977, 8:05 PM EDT Att: 16,559 - Unknown  <b>AB 28</b> <b>R 4</b> <b>H 5</b> <b>RBI 4</b> <b>BB 4</b> <b>SO 4</b> <b>LOB 11</b>  											
<b>Hal McRae, R</b> OBP: 0.364, SLG: 0.493 (1, 7)	BB 2B	CS		F9			F4		6-3	3	1	0	0	1	0	0												
<b>Amos Otis, R</b> OBP: 0.328, SLG: 0.444 (8, 8)	2B SF8	1-2 BB								0	0	0	0	0	0	0												
<b>George Brett, L</b> OBP: 0.377, SLG: 0.456 (1, 5)	SF8 1-3 2-H	2B		F4			FC5-2 3B		4-3	4	0	2	1	0	0	0												
<b>John Mayberry, L</b> OBP: 0.332, SLG: 0.395 (1, 3)	F3			L4			FC5-2		1B BB	3	0	0	0	1	0	3												
<b>Al Cowens, R</b> OBP: 0.348, SLG: 0.570 (8, 9)	SF8			E4 HR			K		F9	3	1	0	1	0	1	2												
<b>Ralph LaCock, L</b> OBP: 0.343, SLG: 0.492 (1, 10)	2-3 3-H	HBP		1-H HR			F8		1-2 1B	3	1	2	2	0	0	0												
<b>Darrell Porter, L</b> OBP: 0.354, SLG: 0.464 (1, 2)	K			G3			F9		F5	4	0	0	0	0	1	4												
<b>Frank White, R</b> OBP: 0.278, SLG: 0.304 (1, 4)		K					F4			3	0	1	0	0	1	0												
<b>Bob Heise, R</b> OBP: 0.091, SLG: 0.091 (1, 6)		6-3		K					6-3	3	0	0	0	0	1	1												
<b>Inning Stats</b>	R: 2 E: 0 K: 1 S: 6	H: 1 LOB: 2 BB: 2 P: 15	R: 0 E: 0 K: 1 S: 4	H: 0 LOB: 0 BB: 1 P: 8	R: 0 E: 0 K: 0 S: 3	H: 0 LOB: 0 BB: 0 P: 3	R: 2 E: 1 K: 1 S: 8	H: 2 LOB: 1 BB: 0 P: 8	R: 0 E: 0 K: 1 S: 6	H: 1 LOB: 1 BB: 0 P: 6	R: 0 E: 0 K: 0 S: 3	H: 0 LOB: 0 BB: 0 P: 3	R: 0 E: 0 K: 0 S: 3	H: 1 LOB: 2 BB: 1 P: 8	R: 0 E: 0 K: 0 S: 4	H: 0 LOB: 0 BB: 0 P: 8		1B: 1 2B: 2 3B: 1 HR: 1	SF: 1 SAC: 0 DP: 0 HBP: 1	WP: 0 PB: 0 SB: 0 CS: 1	PA: 35							
<b>PITCHER</b>	IP	WLS	BF	H	R	ER	SO	BB	IBB	HBP	BLK	WP	HR	S	P	ERA		WHIP										
<b>Jim Palmer, R</b> ERA: 2.81 (1, 1)	8.0	L	34	5	4	3	4	4	0	1	0	0	1	37	54	3.38		1.125										



Batter	1	2	3	4	5	6	7	8	9	AB	R	H	RBI	BB	SO	LOB	TOP								
<b>Al Bumby, L</b> OBP: 0.344, SLG: 0.362 (1, 8)										5	1	1	0	0	1	2	<b>Baltimore Orioles @ Milwaukee Brewers</b> Milwaukee County Stadium, Milwaukee, WI Mon Jun 06 1977, 8:05 PM EDT Att: 7,682 - Unknown								
<b>Billy Smith, S</b> OBP: 0.351, SLG: 0.371 (1, 4)										5	1	3	2	0	1	1									
<b>Ken Singleton, S</b> OBP: 0.442, SLG: 0.514 (1, 9)										5	1	3	0	0	0	2									
<b>Lee May, R</b> OBP: 0.290, SLG: 0.430 (1, 3)										4	1	1	2	0	3	3									
<b>Tony Muser, L</b> OBP: 0.340, SLG: 0.333 (7, 3)										1	0	1	0	0	0	0									
<b>Eddie Murray, S</b> OBP: 0.316, SLG: 0.409 (1, 10)										5	0	2	0	0	1	2									
<b>Pat Kelly, L</b> OBP: 0.369, SLG: 0.449 (1, 7)										5	0	1	1	0	3	3									
<b>Doug DeCinces, R</b> OBP: 0.345, SLG: 0.456 (1, 5)										3	0	0	0	1	2	2									
<b>Rick Dempsey, R</b> OBP: 0.337, SLG: 0.338 (1, 2)										3	0	1	0	1	1	0									
<b>Mark Belanger, R</b> OBP: 0.266, SLG: 0.258 (1, 6)										3	1	0	0	1	1	3									
<b>Inning Stats</b>	R: 2 E: 0 K: 2 S: 11	H: 4 LOB: 2 BB: 0 P: 11	R: 1 E: 0 K: 2 S: 9	H: 2 LOB: 2 BB: 1 P: 13	R: 0 E: 0 K: 0 S: 4	H: 1 LOB: 2 BB: 1 P: 8	R: 2 E: 0 K: 2 S: 10	H: 3 LOB: 1 BB: 0 P: 10	R: 0 E: 0 K: 0 S: 3	H: 0 LOB: 1 BB: 1 P: 7	R: 0 E: 0 K: 1 S: 5	H: 1 LOB: 0 BB: 0 P: 5	R: 0 E: 0 K: 2 S: 7	H: 0 LOB: 0 BB: 0 P: 7	R: 0 E: 0 K: 2 S: 7	H: 0 LOB: 0 BB: 0 P: 7	R: 0 E: 0 K: 2 S: 9	H: 2 LOB: 2 BB: 0 P: 9	1B: 11 2B: 0 3B: 0 HR: 2	SF: 0 SAC: 0 DP: 1 HBP: 0	WP: 0 PB: 0 SB: 1 CS: 0	PA: 42			
<b>PITCHER</b>	IP	WLS	BF	H	R	ER	SO	BB	IBB	HBP	BLK	WP	HR	S	P	ERA	WHIP								
<b>Eduardo Rodriguez, R</b> ERA: 5.28 (1, 1)	3.2	L	23	10	5	5	5	2	0	0	0	0	2	31	39	12.27	3.273								
<b>Gary Beare, R</b> ERA: 8.44 (4, 1)	5.1		19	3	0	0	8	1	0	0	0	0	0	34	38	0.00	0.750								

AB	39
R	5
H	13
RBI	5
BB	3
SO	13
LOB	18



Batter	1	2	3	4	5	6	7	8	9	AB	R	H	RBI	BB	SO	LOB	BOTTOM								
<b>Robin Yount, R</b> OBP: 0.339, SLG: 0.384 (1, 6)										4	0	1	0	0	0	1	<b>Baltimore Orioles @ Milwaukee Brewers</b> Milwaukee County Stadium, Milwaukee, WI Mon Jun 06 1977, 8:05 PM EDT Att: 7,682 - Unknown								
<b>Don Money, R</b> OBP: 0.362, SLG: 0.495 (1, 4)										4	0	0	0	0	0	2									
<b>Cecil Cooper, L</b> OBP: 0.327, SLG: 0.455 (1, 3)										3	1	0	0	1	1	0									
<b>Sal Bando, R</b> OBP: 0.365, SLG: 0.428 (1, 5)										3	0	1	0	1	1	0									
<b>Sixto Lezcano, R</b> OBP: 0.333, SLG: 0.475 (1, 9)										4	0	1	1	0	1	1									
<b>Steve Bnye, R</b> OBP: 0.321, SLG: 0.387 (1, 8)										4	0	0	0	0	2	2									
<b>Ken McMullen, R</b> OBP: 0.284, SLG: 0.531 (1, 10)										3	1	1	0	0	2	0									
<b>Jim Wohlford, R</b> OBP: 0.264, SLG: 0.284 (1, 7)										2	0	1	0	1	0	1									
<b>Charlie Moore, R</b> OBP: 0.327, SLG: 0.413 (1, 2)										2	0	0	0	1	1	2									
<b>Inning Stats</b>	R: 0 E: 0 K: 0 S: 3	H: 0 LOB: 0 BB: 0 P: 3	R: 0 E: 0 K: 1 S: 5	H: 0 LOB: 0 BB: 0 P: 5	R: 1 E: 1 K: 0 S: 4	H: 1 LOB: 1 BB: 1 P: 8	R: 0 E: 0 K: 2 S: 7	H: 0 LOB: 0 BB: 0 P: 7	R: 0 E: 0 K: 3 S: 10	H: 1 LOB: 1 BB: 0 P: 10	R: 0 E: 0 K: 0 S: 3	H: 0 LOB: 0 BB: 0 P: 3	R: 0 E: 0 K: 1 S: 4	H: 0 LOB: 0 BB: 1 P: 8	R: 0 E: 0 K: 1 S: 4	H: 0 LOB: 0 BB: 1 P: 8		R: 1 E: 0 K: 0 S: 5	H: 3 LOB: 2 BB: 1 P: 9	1B: 3 2B: 2 3B: 0 HR: 0	SF: 0 SAC: 0 DP: 2 HBP: 0	WP: 0 PB: 0 SB: 0 CS: 1	PA: 33		
<b>PITCHER</b>	IP	WLS	BF	H	R	ER	SO	BB	IBB	HBP	BLK	WP	HR	S	P	ERA	WHIP								
<b>Rudy May, L</b> ERA: 3.49 (1, 1)	9.0	W	33	5	2	1	8	4	0	0	0	0	0	45	61	1.00	1.000								





Batter	1	2	3	4	5	6	7	8	9	AB	R	H	RBI	BB	SO	LOB	TOP					
<b>Al Bumby, L</b> OBP: 0.345, SLG: 0.368 (1, 8)	F7		2B		6-3		1B	F7		5	2	2	0	0	0	0	<b>Baltimore Orioles @ Milwaukee Brewers</b> Milwaukee County Stadium, Milwaukee, WI Tue Jun 07 1977, 8:05 PM EDT Att: 9,190 - Unknown					
<b>Billy Smith, S</b> OBP: 0.351, SLG: 0.377 <b>Rich Dauer, R</b> OBP: 0.186, SLG: 0.167 (7, PH) (7, 4)	K		2B		F7		1B	BB	BB	3	0	1	1	0	1	0						
<b>Ken Singleton, S</b> OBP: 0.452, SLG: 0.513 (1, 9)	1B		K			FC5-4	2B	1B	BB	2	1	1	2	3	1	1						
<b>Lee May, R</b> OBP: 0.288, SLG: 0.424 (1, 3)	1B		5-3			FC5-4	K		BB	5	1	1	0	0	1	6						
<b>Eddie Murray, S</b> OBP: 0.318, SLG: 0.419 (1, 10)	1-3		F5			2B			K	5	0	2	3	0	1	5						
<b>Pat Kelly, L</b> OBP: 0.364, SLG: 0.436 (1, 7)		F7		F7		F7			FC6-4	4	0	0	0	1	0	3						
<b>Doug DeCinces, R</b> OBP: 0.349, SLG: 0.454 (1, 5)		FC5-4		G5-4-3		6-3			F6	3	0	1	0	1	0	3						
<b>Rick Dempsey, R</b> OBP: 0.330, SLG: 0.329 (1, 2)		F7		G5-4-3			5-3		1-6-3	4	0	0	0	0	0	2						
<b>Mark Belanger, R</b> OBP: 0.266, SLG: 0.258 (1, 6)		FC5-4							4-3	4	1	1	0	0	1	1						
<b>Inning Stats</b>	R: 0 E: 0 K: 1 S: 6	H: 1 LOB: 2 BB: 1 P: 10	R: 0 E: 0 K: 0 S: 3	H: 0 LOB: 1 BB: 1 P: 7	R: 1 E: 0 K: 1 S: 7	H: 2 LOB: 1 BB: 0 P: 7	R: 0 E: 0 K: 0 S: 3	H: 1 LOB: 0 BB: 0 P: 3	R: 0 E: 0 K: 1 S: 5	H: 0 LOB: 0 BB: 0 P: 5	R: 1 E: 0 K: 0 S: 4	H: 1 LOB: 1 BB: 1 P: 8	R: 4 E: 0 K: 1 S: 9	H: 4 LOB: 2 BB: 2 P: 17	R: 0 E: 0 K: 0 S: 3	H: 0 LOB: 0 BB: 0 P: 3	R: 0 E: 0 K: 1 S: 6	H: 1 LOB: 2 BB: 1 P: 10	1B: 6 2B: 4 3B: 0 HR: 0	SF: 0 SAC: 0 DP: 1 HBP: 0	WP: 0 PB: 0 SB: 0 CS: 0	PA: 42
<b>PITCHER</b>	IP	WLS	BF	H	R	ER	SO	BB	IBB	HBP	BLK	WP	HR	S	P	ERA	WHIP					
<b>Lary Sorensen, R</b> ERA: 5.68 (1, 1)	6.1		28	7	4	4	3	3	0	0	0	0	0	31	43	5.68	1.579					
<b>Bob McClure, L</b> ERA: 2.7 (7, 1)	0.0		2	1	0	0	0	1	0	0	0	0	0	1	5	∞	∞					
<b>Sam Hinds, R</b> ERA: 5.03 (7, 1)	1.2		9	2	2	2	1	1	0	0	0	0	0	9	17	10.80	1.800					
<b>Bill Castro, R</b> ERA: 4.67 (9, 1)	1.0	W	3	0	0	0	1	0	0	0	0	0	0	5	5	0.00	0.000					

AB	36
R	6
H	10
RBI	6
BB	6
SO	5
LOB	21



Batter	1	2	3	4	5	6	7	8	9	AB	R	H	RBI	BB	SO	LOB	BOTTOM					
<b>Robin Yount, R</b> OBP: 0.340, SLG: 0.388 (1, 6)	FC1-4	HR		F8		K			F8	5	1	2	0	0	1	1	<b>Baltimore Orioles @ Milwaukee Brewers</b> Milwaukee County Stadium, Milwaukee, WI Tue Jun 07 1977, 8:05 PM EDT Att: 9,190 - Unknown					
<b>Don Money, R</b> OBP: 0.363, SLG: 0.507 (1, 4)	FC1-4	HR		F2		F9			1B	5	2	2	2	0	0	2						
<b>Sixto Lezcano, R</b> OBP: 0.339, SLG: 0.488 (1, 9)	2B	F3			2B		K		WP	5	3	3	0	0	1	0						
<b>Sal Bando, R</b> OBP: 0.370, SLG: 0.449 (1, 5)	F7		F7		4-3		HR		S	4	1	2	2	1	0	2						
<b>Cecil Cooper, L</b> OBP: 0.326, SLG: 0.455 (1, 3)	1B		F9		4-3		L5		WP	5	0	1	2	0	0	2						
<b>Steve Brye, R</b> OBP: 0.330, SLG: 0.392 (1, 8) (9, 7)	2B		1B		F4		F4			4	0	2	0	0	0	1						
<b>Ken McMullen, R</b> OBP: 0.282, SLG: 0.515 (1, 10)	L6		1B		F8				6-3	4	0	1	0	0	0	3						
<b>Jim Wohlford, R</b> OBP: 0.258, SLG: 0.277 <b>Von Joshua, L</b> OBP: 0.160, SLG: 0.339 (8, PH) (9, 8)		1-3	F3			F6			F7	3	0	0	0	0	0	2						
<b>Larry Haney, R</b> OBP: 0.231, SLG: 0.240 <b>Jamie Quirk, L</b> OBP: 0.160, SLG: 0.241 <b>Charlie Moore, R</b> OBP: 0.327, SLG: 0.413 (1, 2) (8, PH) (9, 2)		5-3		K					4-3	3	0	1	0	0	1	0						
<b>Inning Stats</b>	R: 2 E: 0 K: 0 S: 7	H: 4 LOB: 2 BB: 0 P: 7	R: 2 E: 0 K: 0 S: 5	H: 2 LOB: 0 BB: 0 P: 5	R: 0 E: 0 K: 1 S: 5	H: 0 LOB: 0 BB: 0 P: 5	R: 1 E: 0 K: 0 S: 5	H: 2 LOB: 1 BB: 0 P: 5	R: 0 E: 0 K: 1 S: 6	H: 1 LOB: 0 BB: 0 P: 6	R: 1 E: 0 K: 1 S: 6	H: 1 LOB: 0 BB: 0 P: 6	R: 0 E: 0 K: 0 S: 3	H: 0 LOB: 0 BB: 0 P: 3	R: 1 E: 0 K: 0 S: 3	H: 2 LOB: 1 BB: 1 P: 7	1B: 8 2B: 3 3B: 1 HR: 2	SF: 0 SAC: 0 DP: 0 HBP: 0	WP: 1 PB: 0 SB: 1 CS: 0	PA: 41		
<b>PITCHER</b>	IP	WLS	BF	H	R	ER	SO	BB	IBB	HBP	BLK	WP	HR	S	P	ERA	WHIP					
<b>Ross Grimsley, L</b> ERA: 3.79 (1, 1)	1.2		11	6	4	4	0	0	0	0	0	0	1	11	11	21.60	3.600					
<b>Dyar Miller, R</b> ERA: 6.63 (2, 1)	7.0	L	28	8	3	3	3	0	0	0	0	0	1	34	34	3.86	1.143					
<b>Tippy Martinez, L</b> ERA: 3.75 (9, 1)	0.0		2	0	0	0	0	0	1	0	0	1	0	0	4	∞	∞					

AB	40
R	7
H	14
RBI	6
BB	1
SO	3
LOB	13





Batter	1	2	3	4	5	6	7	8	9	AB	R	H	RBI	BB	SO	LOB	TOP								
<b>Al Bumbry, L</b> OBP: 0.338, SLG: 0.359 (1, 8)	F7		E4		K		FC1-6	4-3		5	0	0	1	0	1	4	<b>Baltimore Orioles @ Boston Red Sox</b> Fenway Park, Boston, MA Wed Jun 08 1977, 7:05 PM EDT Att: 22,943 - Unknown								
<b>Billy Smith, S</b> OBP: 0.352, SLG: 0.377 (1, 4)	K		G4-6-3				5-3			5	0	2	1	0	1	3									
<b>Ken Singleton, S</b> OBP: 0.360, SLG: 0.503 (1, 9)	K		1-3							3	0	0	0	1	1	3									
<b>Tom Shopay, L</b> OBP: 0.263, SLG: 0.353 (7, 9)	K				F8			L6		1	0	0	0	0	0	1									
<b>Lee May, R</b> OBP: 0.284, SLG: 0.418 (1, 3)		F9			K					3	0	0	0	0	1	2									
<b>Tony Muser, L</b> OBP: 0.346, SLG: 0.340 (5, 3)				6-3						2	0	1	0	0	0	2									
<b>Eddie Murray, S</b> OBP: 0.324, SLG: 0.442 (1, 10)				E3						5	2	3	1	0	0	1									
<b>Pat Kelly, L</b> OBP: 0.360, SLG: 0.430 (1, 7)										2	0	0	0	0	1	2									
<b>Andres Mora, R</b> OBP: 0.200, SLG: 0.400 (4, 7)				K						3	1	1	0	0	0	1									
<b>Doug DeCinces, R</b> OBP: 0.360, SLG: 0.468 (1, 5)										2	0	2	1	1	0	0									
<b>Rich Dauer, R</b> OBP: 0.197, SLG: 0.179 (6, 5)										2	1	1	0	0	0	1									
<b>Rick Dempsey, R</b> OBP: 0.328, SLG: 0.323 (1, 2)										3	0	0	0	1	1	4									
<b>Mark Belanger, R</b> OBP: 0.274, SLG: 0.263 (1, 6)										1	0	1	0	1	0	0									
<b>Kiko Garcia, R</b> OBP: 0.343, SLG: 0.353 (5, 6)										2	1	1	1	0	0	2									
<b>Inning Stats</b>	R: 0 E: 0 K: 2 S: 7	H: 0 LOB: 0 BB: 0 P: 7	R: 1 E: 0 K: 0 S: 5	H: 2 LOB: 1 BB: 0 P: 5	R: 0 E: 1 K: 0 S: 4	H: 1 LOB: 1 BB: 0 P: 4	R: 0 E: 1 K: 1 S: 6	H: 1 LOB: 2 BB: 1 P: 10	R: 0 E: 0 K: 1 S: 8	H: 1 LOB: 1 BB: 0 P: 6	R: 0 E: 0 K: 0 S: 4	H: 1 LOB: 2 BB: 1 P: 8	R: 4 E: 0 K: 0 S: 7	H: 4 LOB: 1 BB: 0 P: 11	R: 0 E: 0 K: 0 S: 4	H: 1 LOB: 1 BB: 0 P: 4	1B: 9 2B: 2 3B: 0 HR: 1	SF: 0 SAC: 0 DP: 1 HBP: 0	WP: 1 PB: 0 SB: 0 CS: 0	PA: 43					
<b>PITCHER</b>	IP	WLS	BF	H	R	ER	SO	BB	IBB	HBP	BLK	WP	HR	S	P	ERA	WHIP								
<b>Rick Wise, R</b> ERA: 8.1 (1, 1)	7.0	W	31	7	1	1	6	3	0	0	0	0	0	40	52	1.29	1.429								
<b>Tom Murphy, R</b> ERA: 7.23 (8, 1)	2.0		12	5	4	4	0	1	0	0	0	1	1	11	15	18.00	3.000								

AB	39
R	5
H	12
RBI	5
BB	4
SO	6
LOB	26



Batter	1	2	3	4	5	6	7	8	9	AB	R	H	RBI	BB	SO	LOB	BOTTOM								
<b>Bernie Carbo, L</b> OBP: 0.434, SLG: 0.471 (1, 9)				K						3	2	1	0	3	1	0	<b>Baltimore Orioles @ Boston Red Sox</b> Fenway Park, Boston, MA Wed Jun 08 1977, 7:05 PM EDT Att: 22,943 - Unknown								
<b>Fred Lynn, L</b> OBP: 0.257, SLG: 0.396 (1, 8)	K		E1							6	2	1	1	0	1	3									
<b>Jim Rice, R</b> OBP: 0.340, SLG: 0.509 (1, 10)										3	2	2	2	2	0	0									
<b>Carl Yastrzemski, L</b> OBP: 0.394, SLG: 0.516 (1, 7)	K									2	1	1	1	1	1	1									
<b>Rick Miller, L</b> OBP: 0.314, SLG: 0.279 (4, 7)	K									1	0	0	0	1	0	0									
<b>Carlton Fisk, R</b> OBP: 0.441, SLG: 0.579 (1, 2)										3	2	2	1	0	1	2									
<b>Bob Montgomery, R</b> OBP: 0.385, SLG: 0.273 (8, 2)										0	0	0	0	0	0	0									
<b>George Scott, R</b> OBP: 0.396, SLG: 0.533 (1, 3)										1	2	1	2	1	0	0									
<b>Jack Baker, R</b> (3, FR) (4, 3)										2	0	0	0	0	1	1									
<b>Butch Hobson, R</b> OBP: 0.295, SLG: 0.450 (1, 5)										3	2	1	4	2	1	2									
<b>Denny Doyle, L</b> OBP: 0.343, SLG: 0.359 (1, 4)										5	1	2	2	0	2	5									
<b>Steve Dillard, R</b> OBP: 0.317, SLG: 0.397 (1, 6)										4	0	0	1	0	0	4									
<b>Inning Stats</b>	R: 0 E: 0 K: 2 S: 6	H: 0 LOB: 1 BB: 2 P: 14	R: 11 E: 1 K: 0 S: 11	H: 7 LOB: 2 BB: 2 P: 20	R: 3 E: 1 K: 1 S: 7	H: 1 LOB: 3 BB: 3 P: 20	R: 0 E: 0 K: 2 S: 7	H: 0 LOB: 2 BB: 2 P: 15	R: 0 E: 0 K: 0 S: 3	H: 0 LOB: 0 BB: 0 P: 3	R: 0 E: 0 K: 1 S: 6	H: 1 LOB: 2 BB: 1 P: 10	R: 0 E: 0 K: 0 S: 3	H: 1 LOB: 0 BB: 0 P: 3	R: 0 E: 0 K: 0 S: 3	H: 1 LOB: 0 BB: 0 P: 3	1B: 8 2B: 3 3B: 0 HR: 1	SF: 2 SAC: 0 DP: 2 HBP: 2	WP: 2 PB: 0 SB: 0 CS: 1	PA: 47					
<b>PITCHER</b>	IP	WLS	BF	H	R	ER	SO	BB	IBB	HBP	BLK	WP	HR	S	P	ERA	WHIP								
<b>Dennis Martinez, R</b> ERA: 3.27 (1, 1)	1.1	L	9	2	4	3	2	3	0	0	0	0	0	3	7	20.25	3.750								
<b>Scott McGregor, L</b> ERA: 4.11 (2, 1)	0.0		4	3	2	2	0	1	0	0	0	1	0	3	7	∞	∞								
<b>Tony Chevez, R</b> ERA: 12.38 (2, 1)	1.0		12	3	8	7	0	3	0	2	0	0	1	7	21	63.00	6.000								
<b>Tippy Martinez, L</b> ERA: 2.55 (3, 1)	5.2		22	3	0	0	6	3	0	0	0	0	0	31	43	0.00	1.059								





Batter	1	2	3	4	5	6	7	8	9	AB	R	H	RBI	BB	SO	LOB	TOP										
<b>Al Bumby, L</b> OBP: 0.339, SLG: 0.360 (1, 8)	F7	K		G3				SF9 BB		5	0	2	0	0	1	2	<b>Baltimore Orioles @ Boston Red Sox</b> Fenway Park, Boston, MA Thu Jun 09 1977, 7:05 PM EDT Att: 24,064 - Unknown										
<b>Rich Dauer, R</b> OBP: 0.234, SLG: 0.259 (1, 4)										2	2	2	1	1	0	0											
<b>Billy Smith, S</b> OBP: 0.354, SLG: 0.375 (6, PH) (6, 4)	HR			G1-6-3		BB 1B		BB		1	0	0	0	1	0	2											
<b>Ken Singleton, S</b> OBP: 0.441, SLG: 0.497 (1, 9)										4	0	1	1	1	0	3											
<b>Kiko Garcia, R</b> OBP: 0.343, SLG: 0.353 (8, 6)	E6			G1-6-3		FC5-4 BB		SF9		0	0	0	0	0	0	0											
<b>Lee May, R</b> OBP: 0.291, SLG: 0.414 (1, 3)										2	0	0	0	3	1	2											
<b>Eddie Murray, S</b> OBP: 0.322, SLG: 0.439 (1, 10)	F8					SF8				4	0	1	1	0	1	2											
<b>Doug DeCinces, R</b> OBP: 0.355, SLG: 0.456 (1, 5)	F6			F8		FC5-4				4	0	0	0	1	1	6											
<b>Andres Mora, R</b> OBP: 0.154, SLG: 0.308 (7, PH) (7, 7)				F9		5-3				3	0	0	0	0	0	2											
<b>Pat Kelly, L</b> OBP: 0.355, SLG: 0.424 (7, 7)						4-3				2	0	0	0	0	1	1											
<b>Rick Dempsey, R</b> OBP: 0.321, SLG: 0.315 (1, 2)				6-3		F7				4	0	0	0	0	1	0											
<b>Mark Belanger, R</b> OBP: 0.287, SLG: 0.277 (1, 6)										3	0	3	0	0	0	0											
<b>Tom Shopay, L</b> OBP: 0.300, SLG: 0.389 (8, PH) (8, 9)								BB 1B		1	1	1	0	0	0	0											
<b>Inning Stats</b>	R: 1 E: 1 K: 0 S: 5	H: 1 LOB: 2 BB: 1 P: 9	R: 0 E: 0 K: 1 S: 6	H: 1 LOB: 1 BB: 0 P: 6	R: 0 E: 0 K: 0 S: 4	H: 2 LOB: 2 BB: 1 P: 8	R: 0 E: 0 K: 0 S: 4	H: 1 LOB: 1 BB: 0 P: 4	R: 1 E: 0 K: 0 S: 4	H: 1 LOB: 2 BB: 2 P: 12	R: 0 E: 0 K: 0 S: 5	H: 2 LOB: 2 BB: 0 P: 5	R: 0 E: 0 K: 3 S: 9	H: 0 LOB: 1 BB: 1 P: 13	R: 1 E: 0 K: 1 S: 7	H: 2 LOB: 2 BB: 1 P: 11	R: 0 E: 0 K: 1 S: 5	H: 0 LOB: 0 BB: 0 P: 5	1B: 9 2B: 0 3B: 0 HR: 1	SF: 2 SAC: 0 DP: 1 HBP: 0	WP: 0 PB: 0 SB: 1 CS: 0	PA: 43					
<b>PITCHER</b>	IP	WLS	BF	H	R	ER	SO	BB	IBB	HBP	BLK	WP	HR	S	P	ERA	WHIP										
<b>Bill Lee, L</b> ERA: 3.96 (1, 1)	5.0	W	25	6	2	2	1	4	0	0	0	0	1	23	39	3.60	2.000										
<b>Bill Campbell, R</b> ERA: 3.0 (6, 1)	4.0	S	18	4	1	1	5	2	0	0	0	0	0	26	34	2.25	1.500										

Batter	1	2	3	4	5	6	7	8	9	AB	R	H	RBI	BB	SO	LOB	BOTTOM										
<b>Rick Burleson, R</b> OBP: 0.365, SLG: 0.428 (1, 6)	2B			HR						2	2	1	0	2	0	1	<b>Baltimore Orioles @ Boston Red Sox</b> Fenway Park, Boston, MA Thu Jun 09 1977, 7:05 PM EDT Att: 24,064 - Unknown										
<b>Fred Lynn, L</b> OBP: 0.257, SLG: 0.420 (1, 8)	F8									4	1	1	2	0	1	2											
<b>Jim Rice, R</b> OBP: 0.343, SLG: 0.537 (1, 10)	K			HR						4	2	2	2	0	2	1											
<b>Carl Yastrzemski, L</b> OBP: 0.400, SLG: 0.526 (1, 3)										4	1	3	1	0	0	0											
<b>Carlton Fisk, R</b> OBP: 0.437, SLG: 0.588 (1, 2)	K									4	1	1	2	0	1	2											
<b>Bernie Carbo, L</b> OBP: 0.414, SLG: 0.446 (1, 7)										4	0	0	0	0	0	1											
<b>Butch Hobson, R</b> OBP: 0.294, SLG: 0.446 (1, 5)										4	0	1	0	0	2	0											
<b>Denny Doyle, L</b> OBP: 0.335, SLG: 0.350 (1, 4)										4	0	0	0	0	1	1											
<b>Rick Miller, L</b> OBP: 0.315, SLG: 0.270 (1, 9)										2	0	0	0	1	1	0											
<b>Inning Stats</b>	R: 1 E: 0 K: 2 S: 8	H: 1 LOB: 1 BB: 1 P: 12	R: 0 E: 0 K: 2 S: 7	H: 0 LOB: 0 BB: 0 P: 7	R: 3 E: 0 K: 1 S: 9	H: 4 LOB: 1 BB: 0 P: 9	R: 0 E: 0 K: 0 S: 3	H: 0 LOB: 0 BB: 0 P: 3	R: 0 E: 0 K: 1 S: 4	H: 0 LOB: 0 BB: 1 P: 8	R: 0 E: 0 K: 0 S: 3	H: 0 LOB: 0 BB: 0 P: 3	R: 0 E: 0 K: 1 S: 5	H: 0 LOB: 1 BB: 1 P: 9	R: 3 E: 0 K: 1 S: 9	H: 4 LOB: 1 BB: 0 P: 9	R: 3 E: 0 K: 1 S: 9	H: 4 LOB: 1 BB: 0 P: 9	1B: 3 2B: 2 3B: 0 HR: 4	SF: 0 SAC: 0 DP: 0 HBP: 0	WP: 1 PB: 0 SB: 0 CS: 0	PA: 35					
<b>PITCHER</b>	IP	WLS	BF	H	R	ER	SO	BB	IBB	HBP	BLK	WP	HR	S	P	ERA	WHIP										
<b>Jim Palmer, R</b> ERA: 3.15 (1, 1)	8.0	L	35	9	7	7	8	3	0	0	0	1	4	48	60	7.88	1.500										





Batter	1	2	3	4	5	6	7	8	9	AB	R	H	RBI	BB	SO	LOB	TOP				
Alan Bannister, R OBP: 0.388, SLG: 0.386 (1, 6)	0-0 6-3		4-0 BB		0-0 FC6-4 1B		0-0 FC5-4		0-0 FC6-4	4	0	1	1	1	0	3	Chicago White Sox @ Baltimore Orioles Memorial Stadium, Baltimore, MD Fri Jun 10 1977, 7:05 PM EDT Att: 10,037 - Unknown - 64 F				
Chet Lemon, R OBP: 0.355, SLG: 0.515 (1, 8)	0-3 K		0-0 F7		0-0 FC6-4			0-0 F7		4	0	0	0	0	1	3					
Richie Zisk, R OBP: 0.346, SLG: 0.585 (1, 10)	0-0 5-3			0-0 4-3				0-0 F8		4	0	0	0	0	0	0					
Lamar Johnson, R OBP: 0.338, SLG: 0.484 (1, 3)		0-0 F8		0-0 L8				0-0 F4		4	0	1	0	0	0	0					
Eric Soderholm, R OBP: 0.387, SLG: 0.473 (1, 5)		0-0 F4		0-0 F8		4-0 BB		0-0 L9		3	0	0	0	1	0	1					
Oscar Gamble, L OBP: 0.377, SLG: 0.582 (1, 7)		0-0 1B			4-0 BB 1B	0-3 K			0-3 K	3	1	1	0	1	2	1					
Wayne Nordhagen, R OBP: 0.370, SLG: 0.481 (1, 9)		0-0 1-3			0-0 F9		0-0 5-3		0-0 FC6-4 1B	4	0	1	0	0	0	2					
Brian Downing, R OBP: 0.400, SLG: 0.200 (1, 2)			0-0 F6		4-0 1B BB	4-0 FC1-6 BB		0-0 FC6-4 1B	2	2	0	0	0	2	0	1					
Jack Brohamer, L OBP: 0.429, SLG: 0.431 (1, 4)			0-0 F9		0-0 F5	0-0 FC1-6 FC5-4		0-0 FC6-4 1B	4	0	1	0	0	0	0	3					
<b>Inning Stats</b>	R: 0 E: 0 K: 1 S: 5	H: 0 LOB: 0 BB: 0 P: 5	R: 0 E: 0 K: 0 S: 4	H: 1 LOB: 1 BB: 0 P: 4	R: 0 E: 0 K: 0 S: 3	H: 0 LOB: 1 BB: 1 P: 7	R: 0 E: 0 K: 0 S: 3	H: 0 LOB: 0 BB: 0 P: 3	R: 1 E: 0 K: 0 S: 4	H: 1 LOB: 2 BB: 2 P: 12	R: 0 E: 0 K: 1 S: 5	H: 0 LOB: 1 BB: 1 P: 9	R: 0 E: 0 K: 0 S: 3	H: 0 LOB: 1 BB: 1 P: 7	R: 0 E: 0 K: 0 S: 4	H: 1 LOB: 2 BB: 0 P: 4	R: 0 E: 0 K: 1 S: 7	H: 2 LOB: 2 BB: 7 P: 7	1B: 5 2B: 0 3B: 0 HR: 0	SF: 0 SAC: 0 DP: 0 HBP: 0	WP: 0 PA: 37
<b>PITCHER</b> Mike Flanagan, L ERA: 3.69 (1, 1)	IP: 9.0 WLS: W BF: 37 H: 5 R: 1 ER: 1 SO: 3 BB: 5 IBB: 0 HBP: 0 BLK: 0 WP: 0 HR: 0 S: 38 P: 58 ERA: 1.00 WHIP: 1.111															<b>PITCHER</b>					

Batter	1	2	3	4	5	6	7	8	9	AB	R	H	RBI	BB	SO	LOB	BOTTOM		
Al Bumbry, L OBP: 0.340, SLG: 0.366 (1, 8)	0-3 K		0-0 1-3 1B	0-0 L7		0-0 2B		0-0 F9		5	0	2	0	0	1	3	Chicago White Sox @ Baltimore Orioles Memorial Stadium, Baltimore, MD Fri Jun 10 1977, 7:05 PM EDT Att: 10,037 - Unknown - 64 F		
Billy Smith, S OBP: 0.355, SLG: 0.372 (1, 4)	4-0 1B WP BB		0-0 F8		0-0 F8	0-0 F9		0-0 BB 1B		4	1	1	1	1	0	2			
Ken Singleton, S OBP: 0.445, SLG: 0.494 (1, 9)	0-0 E WP 1B		0-0 1-3		4-0 BB 2B BB	0-0 4-3		4-0 1-2 BB		3	1	1	0	2	0	2			
Tom Shopay, L OBP: 0.300, SLG: 0.389 (6, PR) (9, 7)	1-3 1B		1-2		0-0 BB 2B BB			1-2 BB		0	0	0	0	0	0	0			
Lee May, R OBP: 0.289, SLG: 0.409 (1, 10)	0-0 F7		0-0 5-3		0-0 BB 2B 1B		0-3 K	0-0 F8		5	1	1	0	0	1	4			
Eddie Murray, S OBP: 0.321, SLG: 0.435 (1, 3)	0-0 E6			0-0 6-3	0-0 F7		0-0 1B			4	0	1	0	0	0	3			
Tony Muser, L OBP: 0.346, SLG: 0.340 (8, 3)	2-3 K			0-0 1B 1B	0-0 F7	0-0 E BB		0-0 F5		0	0	0	0	0	0	0			
Pat Kelly, L OBP: 0.359, SLG: 0.422 (1, 7) (9, 9)	0-3 K			0-0 1B 1B	0-0 E7	0-0 E BB		0-3 K		3	2	1	0	1	1	3			
Doug DeCinces, R OBP: 0.358, SLG: 0.463 (1, 5)		0-0 6-3		0-0 1B 1B	0-0 E7	0-0 E 2B				4	0	2	2	0	1	1			
Rick Dempsey, R OBP: 0.319, SLG: 0.313 (1, 2)		0-0 6-3		0-0 1-2 2H	0-0 F8			0-0 F7		4	0	1	1	0	0	1			
Mark Belanger, R OBP: 0.286, SLG: 0.272 (1, 6)		0-0 F6		0-3 K		0-3 K		4-0 S 1B BB		3	1	0	0	1	2	2			
<b>Inning Stats</b>	R: 1 E: 1 K: 2 S: 9	H: 1 LOB: 2 BB: 1 P: 13	R: 0 E: 0 K: 0 S: 3	H: 0 LOB: 0 BB: 0 P: 3	R: 0 E: 0 K: 0 S: 4	H: 1 LOB: 1 BB: 0 P: 4	R: 1 E: 0 K: 1 S: 8	H: 3 LOB: 2 BB: 0 P: 8	R: 3 E: 1 K: 0 S: 5	H: 2 LOB: 1 BB: 2 P: 13	R: 0 E: 0 K: 1 S: 6	H: 1 LOB: 1 BB: 0 P: 6	R: 0 E: 0 K: 2 S: 8	H: 1 LOB: 1 BB: 0 P: 8	R: 1 E: 0 K: 0 S: 4	H: 1 LOB: 2 BB: 2 P: 12	1B: 8 2B: 2 3B: 0 HR: 0	SF: 0 SAC: 0 DP: 0 HBP: 0	WP: 1 PA: 40
<b>PITCHER</b> Steve Stone, R ERA: 3.36 (1, 1)	IP: 8.0 WLS: L BF: 40 H: 10 R: 6 ER: 5 SO: 6 BB: 5 IBB: 0 HBP: 0 BLK: 0 WP: 1 HR: 0 S: 47 P: 67 ERA: 5.62 WHIP: 1.875															<b>PITCHER</b>			







Batter	1	2	3	4	5	6	7	8	9	10	11	AB	R	H	RBI	BB	SO	LOB	TOP																																																																																																													
Alan Bannister, R OBP: 0.385, SLG: 0.396	F8	F9		HR		HR		1B		K		6	2	3	1	0	1	4																																																																																																														
Chet Lemon, R OBP: 0.357, SLG: 0.527	F9		6-3	1B		HR		F2			E4	6	2	2	2	0	0	1																																																																																																														
Richie Zisk, R OBP: 0.353, SLG: 0.581												4	0	1	0	2	1	0																																																																																																														
Tim Nordbrook, R OBP: 0.529, SLG: 0.300			BB	1B		K		L4				0	1	0	0	0	0	0																																																																																																														
Lamar Johnson, R OBP: 0.346, SLG: 0.486	BB			1B		K		1-3			F8	6	0	1	0	0	1	2																																																																																																														
Kevin Bell, R OBP: 0.300, SLG: 0.556												5	1	1	0	1	1	4																																																																																																														
Oscar Gamble, L OBP: 0.377, SLG: 0.571												5	0	2	1	1	0	1																																																																																																														
Wayne Nordhagen, R OBP: 0.364, SLG: 0.485												3	0	2	1	0	0	3																																																																																																														
Royle Stillman, L OBP: 0.314, SLG: 0.435												3	0	0	0	0	0	1																																																																																																														
Brian Downing, R OBP: 0.397, SLG: 0.190												2	0	0	0	1	1	2																																																																																																														
Ralph Gans, L OBP: 0.292, SLG: 0.366												1	0	0	0	0	0	0																																																																																																														
Jim Essian, R OBP: 0.404, SLG: 0.416												0	0	0	0	1	0	0																																																																																																														
Jack Brohamer, L OBP: 0.366, SLG: 0.379												4	0	0	0	0	0	3																																																																																																														
<b>Inning Stats</b>	R: 0 E: 0 K: 1 S: 5	H: 0 LOB: 1 BB: 1 P: 9	R: 0 E: 1 K: 0 S: 5	H: 1 LOB: 3 BB: 1 P: 9	R: 0 E: 0 K: 0 S: 5	H: 2 LOB: 3 BB: 1 P: 9	R: 1 E: 0 K: 0 S: 4	H: 2 LOB: 1 BB: 0 P: 4	R: 1 E: 0 K: 2 S: 9	H: 2 LOB: 2 BB: 1 P: 13	R: 2 E: 0 K: 0 S: 5	H: 2 LOB: 0 BB: 0 P: 5	R: 0 E: 0 K: 0 S: 4	H: 1 LOB: 1 BB: 0 P: 4	R: 0 E: 0 K: 1 S: 5	H: 0 LOB: 1 BB: 1 P: 9	R: 2 E: 1 K: 1 S: 7	H: 1 LOB: 1 BB: 1 P: 11	1B: 9 2B: 1 3B: 0 HR: 2	SF: 0 SAC: 1 DP: 0 HBP: 0	WP: 1 PB: 0 SB: 1 CS: 0	PA: 52																																																																																																										
<b>PITCHER</b>	IP ERA WLS BF H R ER SO BB IBB HBP BLK WP HR S P ERA WHIP	<table border="1"> <thead> <tr> <th>PITCHER</th> <th>IP</th> <th>WLS</th> <th>BF</th> <th>H</th> <th>R</th> <th>ER</th> <th>SO</th> <th>BB</th> <th>IBB</th> <th>HBP</th> <th>BLK</th> <th>WP</th> <th>HR</th> <th>S</th> <th>P</th> <th>ERA</th> <th>WHIP</th> </tr> </thead> <tbody> <tr> <td>Ross Grimsley, L ERA: 3.98</td> <td>(1, 1)</td> <td></td> <td></td> <td></td> <td></td> <td></td> <td></td> <td></td> <td></td> <td></td> <td></td> <td></td> <td></td> <td></td> <td></td> <td>6.75</td> <td>2.438</td> </tr> <tr> <td>Dyar Miller, R ERA: 5.64</td> <td>(6, 1)</td> <td>3.1</td> <td>12</td> <td>2</td> <td>0</td> <td>0</td> <td>0</td> <td>0</td> <td>0</td> <td>0</td> <td>0</td> <td>0</td> <td>0</td> <td>12</td> <td>12</td> <td>0.00</td> <td>0.600</td> </tr> <tr> <td>Tippy Martinez, L ERA: 2.41</td> <td>(9, 1)</td> <td>1.0</td> <td>4</td> <td>0</td> <td>0</td> <td>0</td> <td>0</td> <td>1</td> <td>0</td> <td>0</td> <td>0</td> <td>0</td> <td>0</td> <td>3</td> <td>7</td> <td>0.00</td> <td>1.000</td> </tr> <tr> <td>Dennis Martinez, R ERA: 3.11</td> <td>(10, 1)</td> <td>1.0</td> <td>L 6</td> <td>1</td> <td>2</td> <td>0</td> <td>2</td> <td>1</td> <td>0</td> <td>0</td> <td>0</td> <td>1</td> <td>0</td> <td>9</td> <td>13</td> <td>0.00</td> <td>2.000</td> </tr> <tr> <td>Scott McGregor, L ERA: 4.08</td> <td>(11, 1)</td> <td>0.1</td> <td>1</td> <td>0</td> <td>0</td> <td>0</td> <td>0</td> <td>0</td> <td>0</td> <td>0</td> <td>0</td> <td>0</td> <td>0</td> <td>1</td> <td>1</td> <td>0.00</td> <td>0.000</td> </tr> </tbody> </table>																			PITCHER	IP	WLS	BF	H	R	ER	SO	BB	IBB	HBP	BLK	WP	HR	S	P	ERA	WHIP	Ross Grimsley, L ERA: 3.98	(1, 1)															6.75	2.438	Dyar Miller, R ERA: 5.64	(6, 1)	3.1	12	2	0	0	0	0	0	0	0	0	0	12	12	0.00	0.600	Tippy Martinez, L ERA: 2.41	(9, 1)	1.0	4	0	0	0	0	1	0	0	0	0	0	3	7	0.00	1.000	Dennis Martinez, R ERA: 3.11	(10, 1)	1.0	L 6	1	2	0	2	1	0	0	0	1	0	9	13	0.00	2.000	Scott McGregor, L ERA: 4.08	(11, 1)	0.1	1	0	0	0	0	0	0	0	0	0	0	1	1	0.00	0.000
PITCHER	IP	WLS	BF	H	R	ER	SO	BB	IBB	HBP	BLK	WP	HR	S	P	ERA	WHIP																																																																																																															
Ross Grimsley, L ERA: 3.98	(1, 1)															6.75	2.438																																																																																																															
Dyar Miller, R ERA: 5.64	(6, 1)	3.1	12	2	0	0	0	0	0	0	0	0	0	12	12	0.00	0.600																																																																																																															
Tippy Martinez, L ERA: 2.41	(9, 1)	1.0	4	0	0	0	0	1	0	0	0	0	0	3	7	0.00	1.000																																																																																																															
Dennis Martinez, R ERA: 3.11	(10, 1)	1.0	L 6	1	2	0	2	1	0	0	0	1	0	9	13	0.00	2.000																																																																																																															
Scott McGregor, L ERA: 4.08	(11, 1)	0.1	1	0	0	0	0	0	0	0	0	0	0	1	1	0.00	0.000																																																																																																															

Chicago White Sox @ Baltimore Orioles  
Memorial Stadium, Baltimore, MD

AB 45  
R 6  
H 12  
RBI 5  
BB 6  
SO 5  
LOB 21



Sun Jun 12 1977, 3:33 AM EDT  
Att. 16,409 - Unknown - 83 F

Batter	1	2	3	4	5	6	7	8	9	10	11	AB	R	H	RBI	BB	SO	LOB	BOTTOM																																																																																											
Al Bumbry, L OBP: 0.346, SLG: 0.381	F8	K			HR		K					5	2	3	1	1	2	1																																																																																												
Rich Dauer, R OBP: 0.289, SLG: 0.288												4	0	1	0	0	1	2																																																																																												
Billy Smith, S OBP: 0.351, SLG: 0.367	K				BB		6-3			CS	G3	2	0	0	0	0	0	2																																																																																												
Ken Singleton, S OBP: 0.445, SLG: 0.503	F8											4	0	1	0	1	0	1																																																																																												
Tom Shopay, L OBP: 0.300, SLG: 0.389												0	0	0	0	0	0	0																																																																																												
Lee May, R OBP: 0.286, SLG: 0.401												5	1	2	1	0	1	4																																																																																												
Eddie Murray, S OBP: 0.322, SLG: 0.430	E8											4	1	1	0	1	1	4																																																																																												
Doug DeCinces, R OBP: 0.354, SLG: 0.459												5	0	2	1	0	1	3																																																																																												
Andres Mora, R OBP: 0.167, SLG: 0.444	F8											2	0	0	0	0	0	1																																																																																												
Pat Kelly, L OBP: 0.358, SLG: 0.420												3	0	1	0	0	2	1																																																																																												
Rick Dempsey, R OBP: 0.308, SLG: 0.301												4	0	0	0	0	1	1																																																																																												
Kiko Garcia, R OBP: 0.324, SLG: 0.333												2	0	0	0	0	1	0																																																																																												
Tony Muser, L OBP: 0.340, SLG: 0.333												1	0	0	0	0	0	0																																																																																												
Mark Belanger, R OBP: 0.253, SLG: 0.265												1	0	0	0	1	1	1																																																																																												
<b>Inning Stats</b>	R: 3 E: 1 K: 1 S: 9	H: 4 LOB: 1 BB: 0 P: 9	R: 0 E: 0 K: 1 S: 5	H: 0 LOB: 0 BB: 0 P: 5	R: 0 E: 1 K: 0 S: 4	H: 0 LOB: 1 BB: 1 P: 4	R: 0 E: 0 K: 2 S: 7	H: 0 LOB: 0 BB: 0 P: 7	R: 1 E: 0 K: 3 S: 11	H: 2 LOB: 2 BB: 1 P: 15	R: 0 E: 0 K: 1 S: 5	H: 0 LOB: 1 BB: 0 P: 5	R: 0 E: 0 K: 0 S: 4	H: 1 LOB: 1 BB: 0 P: 4	R: 0 E: 0 K: 1 S: 5	H: 1 LOB: 1 BB: 1 P: 9	R: 0 E: 0 K: 0 S: 4	H: 1 LOB: 2 BB: 1 P: 8	R: 0 E: 0 K: 1 S: 6	H: 1 LOB: 2 BB: 1 P: 10	1B: 9 2B: 3 3B: 0 HR: 1	SF: 0 SAC: 1 DP: 2 HBP: 0	WP: 0 PB: 0 SB: 3 CS: 2	PA: 48																																																																																						
<b>PITCHER</b>	IP ERA WLS BF H R ER SO BB IBB HBP BLK WP HR S P ERA WHIP	<table border="1"> <thead> <tr> <th>PITCHER</th> <th>IP</th> <th>WLS</th> <th>BF</th> <th>H</th> <th>R</th> <th>ER</th> <th>SO</th> <th>BB</th> <th>IBB</th> <th>HBP</th> <th>BLK</th> <th>WP</th> <th>HR</th> <th>S</th> <th>P</th> <th>ERA</th> <th>WHIP</th> </tr> </thead> <tbody> <tr> <td>Ken Kravec, L ERA: 7.25</td> <td>(1, 1)</td> <td>4.1</td> <td>21</td> <td>6</td> <td>4</td> <td>3</td> <td>5</td> <td>1</td> <td>0</td> <td>0</td> <td>0</td> <td>0</td> <td>1</td> <td>30</td> <td>34</td> <td>6.23</td> <td>1.615</td> </tr> <tr> <td>Bart Johnson, R ERA: 4.29</td> <td>(5, 1)</td> <td>4.1</td> <td>16</td> <td>3</td> <td>0</td> <td>0</td> <td>5</td> <td>0</td> <td>1</td> <td>0</td> <td>0</td> <td>0</td> <td>0</td> <td>25</td> <td>29</td> <td>0.00</td> <td>0.692</td> </tr> <tr> <td>Dave Hamilton, L ERA: 4.54</td> <td>(9, 1)</td> <td>0.2</td> <td>2</td> <td>1</td> <td>0</td> <td>0</td> <td>0</td> <td>0</td> <td>0</td> <td>0</td> <td>0</td> <td>0</td> <td>0</td> <td>2</td> <td>2</td> <td>0.00</td> <td>1.500</td> </tr> <tr> <td>Lerrin LaGrow, R ERA: 1.48</td> <td>(10, 1)</td> <td>1.2</td> <td>W 8</td> <td>1</td> <td>0</td> <td>0</td> <td>1</td> <td>1</td> <td>1</td> <td>0</td> <td>0</td> <td>0</td> <td>0</td> <td>8</td> <td>16</td> <td>0.00</td> <td>1.200</td> </tr> </tbody> </table>																			PITCHER	IP	WLS	BF	H	R	ER	SO	BB	IBB	HBP	BLK	WP	HR	S	P	ERA	WHIP	Ken Kravec, L ERA: 7.25	(1, 1)	4.1	21	6	4	3	5	1	0	0	0	0	1	30	34	6.23	1.615	Bart Johnson, R ERA: 4.29	(5, 1)	4.1	16	3	0	0	5	0	1	0	0	0	0	25	29	0.00	0.692	Dave Hamilton, L ERA: 4.54	(9, 1)	0.2	2	1	0	0	0	0	0	0	0	0	0	2	2	0.00	1.500	Lerrin LaGrow, R ERA: 1.48	(10, 1)	1.2	W 8	1	0	0	1	1	1	0	0	0	0	8	16	0.00	1.200
PITCHER	IP	WLS	BF	H	R	ER	SO	BB	IBB	HBP	BLK	WP	HR	S	P	ERA	WHIP																																																																																													
Ken Kravec, L ERA: 7.25	(1, 1)	4.1	21	6	4	3	5	1	0	0	0	0	1	30	34	6.23	1.615																																																																																													
Bart Johnson, R ERA: 4.29	(5, 1)	4.1	16	3	0	0	5	0	1	0	0	0	0	25	29	0.00	0.692																																																																																													
Dave Hamilton, L ERA: 4.54	(9, 1)	0.2	2	1	0	0	0	0	0	0	0	0	0	2	2	0.00	1.500																																																																																													
Lerrin LaGrow, R ERA: 1.48	(10, 1)	1.2	W 8	1	0	0	1	1	1	0	0	0	0	8	16	0.00	1.200																																																																																													

Chicago White Sox @ Baltimore Orioles  
Memorial Stadium, Baltimore, MD

AB 42  
R 4  
H 11  
RBI 3  
BB 4  
SO 11  
LOB 21




Sun Jun 12 1977, 3:33 AM EDT  
Att. 16,409 - Unknown - 83 F



Batter	1	2	3	4	5	6	7	8	9	10	11	AB	R	H	RBI	BB	SO	LOB	TOP							
Robin Yount, R OBP: 0.343, SLG: 0.383 (1, 6)	F3		HBP		6-3			K				3	0	0	0	1	1	0								
Von Joshua, L OBP: 0.289, SLG: 0.346 (1, 8)	6-3		CS		K			G3		F6		5	0	1	0	0	1	2								
Cecil Cooper, L OBP: 0.317, SLG: 0.454 (1, 3)	F7		CS		6-3							5	2	2	1	0	1	0								
Sixto Lezcano, R OBP: 0.349, SLG: 0.496 (1, 9)					HR							5	0	2	0	0	0	0								
Don Money, R OBP: 0.365, SLG: 0.491 (1, 4)												5	1	2	0	0	0	1								
Sal Bando, R OBP: 0.349, SLG: 0.418 (1, 5)												4	1	1	0	1	2	3								
Bob Sheldon, L OBP: 0.308, SLG: 0.343 (1, 10)												4	1	1	1	0	1	2								
Jim Wohlford, R OBP: 0.255, SLG: 0.279 (1, 7)												5	0	2	1	0	0	2								
Charlie Moore, R OBP: 0.329, SLG: 0.398 (9, PH)												3	0	0	0	0	2	1								
Tim Johnson, L OBP: 0.167, SLG: 0.182 (9, 2)												1	0	0	0	0	1	1								
Larry Haney, R OBP: 0.194, SLG: 0.200 (9, 2)												1	0	0	0	0	0	1								
<b>Inning Stats</b>	R: 0 E: 0 K: 0 S: 3	H: 0 LOB: 0 BB: 1 P: 3	R: 0 E: 0 K: 0 S: 4	H: 1 LOB: 2 BB: 1 P: 8	R: 0 E: 0 K: 0 S: 2	H: 1 LOB: 0 BB: 0 P: 3	R: 3 E: 0 K: 2 S: 11	H: 4 LOB: 1 BB: 0 P: 11	R: 0 E: 0 K: 1 S: 5	H: 0 LOB: 0 BB: 0 P: 5	R: 0 E: 0 K: 1 S: 5	H: 0 LOB: 0 BB: 0 P: 5	R: 1 E: 1 K: 1 S: 8	H: 3 LOB: 2 BB: 2 P: 8	R: 0 E: 0 K: 2 S: 8	H: 1 LOB: 2 BB: 1 P: 12	R: 0 E: 0 K: 1 S: 5	H: 0 LOB: 0 BB: 0 P: 5	R: 1 E: 1 K: 0 S: 4	H: 1 LOB: 0 BB: 0 P: 4	1B: 8 2B: 2 3B: 0 HR: 1	SF: 0 SAC: 1 DP: 0 HBP: 1	WP: 0 PB: 0 SB: 1 CS: 3	PA: 46		
<b>PITCHER</b>	IP 9.0	WLS 7	BF 38	H 10	R 4	ER 4	SO 8	BB 2	IBB 0	HBP 0	BLK 0	WP 0	HR 0	S 51	P 60	ERA 4.00	WHIP 1.333									
Jim Palmer, R ERA: 3.21 (1, 1)																										
Dennis Martinez, R ERA: 2.98 (10, 1)	2.0	W	7	1	1	0	1	0	0	0	0	0	0	0	9	9	0.00	0.500								

Milwaukee Brewers @ Baltimore Orioles  
 Memorial Stadium, Baltimore, MD  
 Tue Jun 14 1977, 7:05 PM EDT  
 Atf: 9,710 - Unknown

AB 41  
 R 5  
 H 11  
 RBI 3  
 BB 2  
 SO 9  
 LOB 13



Batter	1	2	3	4	5	6	7	8	9	10	11	AB	R	H	RBI	BB	SO	LOB	BOTTOM						
Al Bumbry, L OBP: 0.350, SLG: 0.382 (1, 8)	4-3											5	1	2	0	1	0	0							
Billy Smith, S OBP: 0.346, SLG: 0.357 (9, 3)	K											5	0	0	0	1	2	3							
Ken Singleton, S OBP: 0.451, SLG: 0.506 (7, PR)												3	1	2	0	1	0	1							
Tom Shopay, L OBP: 0.364, SLG: 0.421 (8, 7)												1	1	1	0	1	0	0							
Lee May, R OBP: 0.298, SLG: 0.423 (8, 3)												3	2	3	2	1	0	0							
Tony Muser, L OBP: 0.260, SLG: 0.333 (8, PH)												0	0	0	0	0	0	0							
Rich Dauer, R OBP: 0.257, SLG: 0.309 (9, 4)												2	1	1	1	0	0	2							
Eddie Murray, S OBP: 0.331, SLG: 0.434 (1, 10)												5	1	3	1	1	1	4							
Pat Kelly, L OBP: 0.360, SLG: 0.435 (8, 9)												4	1	1	3	1	1	3							
Doug DeCinces, R OBP: 0.360, SLG: 0.459 (1, 5)												2	0	1	1	2	0	1							
Rick Dempsey, R OBP: 0.300, SLG: 0.292 (1, 2)												5	0	0	0	0	0	8							
Mark Belanger, R OBP: 0.274, SLG: 0.257 (1, 6)												5	0	0	0	0	3	1							
<b>Inning Stats</b>	R: 0 E: 0 K: 1 S: 6	H: 1 LOB: 2 BB: 1 P: 10	R: 0 E: 0 K: 2 S: 8	H: 1 LOB: 1 BB: 0 P: 8	R: 3 E: 1 K: 0 S: 6	H: 3 LOB: 2 BB: 14 P: 12	R: 0 E: 0 K: 2 S: 8	H: 1 LOB: 1 BB: 0 P: 8	R: 1 E: 0 K: 0 S: 4	H: 2 LOB: 3 BB: 2 P: 11	R: 0 E: 0 K: 1 S: 5	H: 0 LOB: 2 BB: 2 P: 13	R: 0 E: 0 K: 0 S: 3	H: 1 LOB: 1 BB: 1 P: 7	R: 0 E: 0 K: 0 S: 3	H: 0 LOB: 0 BB: 0 P: 3	R: 4 E: 0 K: 0 S: 3	H: 3 LOB: 0 BB: 1 P: 7	1B: 11 2B: 2 3B: 0 HR: 2	SF: 1 SAC: 1 DP: 2 HBP: 0	WP: 0 PB: 1 SB: 2 CS: 0	PA: 51			
<b>PITCHER</b>	IP 6.0	WLS 1.2	BF 31	H 10	R 4	ER 4	SO 2	BB 3	IBB 1	HBP 0	BLK 0	WP 0	HR 1	S 37	P 53	ERA 6.00	WHIP 2.167								
Moose Haas, R ERA: 3.79 (7, 1)																									
Barry Cort, R ERA: 3.33 (8, 1)	0.0	1	0	0	0	0	1	0	0	0	0	0	0	0	4										
Bob McClure, L ERA: 5.42 (8, 1)	2.1	L	12	4	4	4	0	0	2	0	0	0	1	10	18	15.43	1.714								

Milwaukee Brewers @ Baltimore Orioles  
 Memorial Stadium, Baltimore, MD  
 Tue Jun 14 1977, 7:05 PM EDT  
 Atf: 9,710 - Unknown

AB 40  
 R 8  
 H 14  
 RBI 8  
 BB 9  
 SO 7  
 LOB 23





Batter	1	2	3	4	5	6	7	8	9	AB	R	H	RBI	BB	SO	LOB	TOP										
<b>Robin Yount, R</b> OBP: 0.348, SLG: 0.389 (1, 6)	4-0 BB 4-3	0-0 HR 2B		0-0 SH2-4 1B		0-0 5-3			0-0 6-3	4	1	2	1	1	0	0	<b>Milwaukee Brewers @ Baltimore Orioles</b> Memorial Stadium, Baltimore, MD Wed Jun 15 1977, 7:05 PM EDT Att: 7,443 - Unknown <a href="http://livebaseballscorecards.com">livebaseballscorecards.com</a>										
<b>Jim Wothford, R</b> OBP: 0.245, SLG: 0.271 (1, 7)	0-0 4-3	0-0 L6		0-0 SH2-4			0-0 5-3		0-0 F8	4	0	0	0	0	0	2											
<b>Don Money, R</b> OBP: 0.371, SLG: 0.508 (1, 4)	0-0 F2	0-0 HR		0-0 G6-4-3 1B			0-0 G6-4-3 1B			4	1	3	2	0	0	1											
<b>Sixto Lezcano, R</b> OBP: 0.347, SLG: 0.491 (1, 9)	0-3 K	0-0 1B		0-0 G6-4-3 1-2			0-0 G6-4-3 1-2			4	0	1	0	0	1	4											
<b>Cecil Cooper, L</b> OBP: 0.320, SLG: 0.455 (1, 3)		0-0 1B				0-0 F6			0-0 1-3	4	1	2	0	0	0	0											
<b>Sal Bando, R</b> OBP: 0.347, SLG: 0.413 (1, 5)		0-0 1B				0-0 F8			0-0 F3	3	1	0	0	1	0	2											
<b>Ken McMullen, R</b> OBP: 0.284, SLG: 0.467 (1, 10)		4-0 2B 1-2 2-3 SF8 BB		0-0 4-3		0-3 K			4-0 BB	2	1	0	0	2	1	0											
<b>Steve Brye, R</b> OBP: 0.320, SLG: 0.386 (1, 8)		0-0 2B 1-3 2-H 3-H		0-3 K		0-0 F4			0-0 F9	4	1	1	2	0	1	1											
<b>Larry Haney, R</b> OBP: 0.171, SLG: 0.182 (1, 2)		0-0 SF8 3-H		0-3 K		0-3 K			0-0 6-3	3	0	0	1	0	2	0											
<b>Inning Stats</b>	R: 0 E: 0 K: 1 S: 5	H: 0 LOB: 1 BB: 1 P: 9	R: 6 E: 0 K: 0 S: 9	H: 6 LOB: 2 BB: 2 P: 17	R: 0 E: 0 K: 2 S: 7	H: 0 LOB: 0 BB: 0 P: 7	R: 0 E: 0 K: 0 S: 4	H: 2 LOB: 1 BB: 0 P: 4	R: 0 E: 0 K: 1 S: 5	H: 0 LOB: 0 BB: 0 P: 5	R: 0 E: 0 K: 0 S: 3	H: 1 LOB: 0 BB: 0 P: 3	R: 0 E: 0 K: 0 S: 3	H: 0 LOB: 1 BB: 1 P: 7	R: 0 E: 0 K: 0 S: 3	H: 0 LOB: 0 BB: 0 P: 3	1B: 6 2B: 2 3B: 0 HR: 1	SF: 1 SAC: 1 DP: 2 HBP: 0	WP: 0 PB: 0 SB: 0 CS: 0	PA: 38							
<b>PITCHER</b>	IP	WLS	BF	H	R	ER	SO	BB	IBB	HBP	BLK	WP	HR	S	P	ERA	WHIP										
<b>Mike Flanagan, L</b> ERA: 4.26 (1, 1)	1.1	L	10	3	5	5	1	3	0	0	0	0	0	9	21	33.75	4.500										
<b>Scott McGregor, L</b> ERA: 3.96 (2, 1)	7.2		28	6	1	1	4	1	0	0	0	0	1	35	39	1.17	0.913										

Batter	1	2	3	4	5	6	7	8	9	AB	R	H	RBI	BB	SO	LOB	BOTTOM										
<b>Al Bumbry, L</b> OBP: 0.348, SLG: 0.377 (1, 8)	0-0 G3		0-3 K		4-0 CS BB			0-0 FC3-6 1B 1-2		3	0	0	0	1	1	1	<b>Milwaukee Brewers @ Baltimore Orioles</b> Memorial Stadium, Baltimore, MD Wed Jun 15 1977, 7:05 PM EDT Att: 7,443 - Unknown <a href="http://livebaseballscorecards.com">livebaseballscorecards.com</a>										
<b>Billy Smith, S</b> OBP: 0.344, SLG: 0.354 (1, 4)	0-0 G3		0-0 G3		0-0 CS 1-2		0-0 F5		0-0 1B 1-3	4	0	1	0	0	0	0											
<b>Ken Singleton, S</b> OBP: 0.452, SLG: 0.529 (1, 9)	0-0 HR				0-0 1B 2B		0-0 L7		0-0 4-3	4	2	2	1	0	0	2											
<b>Lee May, R</b> OBP: 0.293, SLG: 0.415 (1, 3)	0-0 5-3				0-0 F8		0-0 F7		0-0 5-3	4	0	0	0	0	0	1											
<b>Eddie Murray, S</b> OBP: 0.329, SLG: 0.429 (1, 10)			0-0 4-3		0-0 F8		0-0 G3		4-0 FC5-4 BB	3	0	0	0	1	0	1											
<b>Pat Kelly, L</b> OBP: 0.368, SLG: 0.439 (1, 7)		4-0 1B BB		0-0 1B		0-0 G5-4-3 1B		0-0 F7		3	0	2	1	1	0	1											
<b>Doug DeCinces, R</b> OBP: 0.358, SLG: 0.455 (1, 5)		0-0 G6-4-3 1B		0-0 L5		0-0 G5-4-3 1-2		0-0 FC5-4		4	0	1	0	0	0	3											
<b>Rick Dempsey, R</b> OBP: 0.296, SLG: 0.287 (1, 2)		0-0 G6-4-3 1-2				0-0 6-3		0-0 F8		3	0	0	0	0	0	2											
<b>Kiko Garcia, R</b> OBP: 0.308, SLG: 0.316 (1, 6)			0-3 K					0-0 F8		2	0	0	0	0	1	0											
<b>Tony Muser, L</b> OBP: 0.352, SLG: 0.347 (8, PH)								0-0 FC3-6 1B		1	0	1	0	0	0	0											
<b>Mark Belanger, R</b> OBP: 0.276, SLG: 0.257 (8, PR)										0	0	0	0	0	0	0											
<b>Inning Stats</b>	R: 1 E: 0 K: 0 S: 4	H: 1 LOB: 0 BB: 0 P: 4	R: 0 E: 0 K: 0 S: 3	H: 1 LOB: 1 BB: 1 P: 7	R: 0 E: 0 K: 2 S: 7	H: 0 LOB: 0 BB: 0 P: 7	R: 1 E: 0 K: 0 S: 5	H: 2 LOB: 1 BB: 0 P: 5	R: 0 E: 0 K: 0 S: 2	H: 0 LOB: 0 BB: 1 P: 6	R: 0 E: 0 K: 0 S: 3	H: 1 LOB: 0 BB: 0 P: 3	R: 0 E: 0 K: 0 S: 3	H: 2 LOB: 2 BB: 0 P: 5	R: 0 E: 0 K: 0 S: 5	H: 0 LOB: 1 BB: 1 P: 7	1B: 5 2B: 1 3B: 0 HR: 1	SF: 0 SAC: 0 DP: 2 HBP: 0	WP: 0 PB: 0 SB: 0 CS: 1	PA: 35							
<b>PITCHER</b>	IP	WLS	BF	H	R	ER	SO	BB	IBB	HBP	BLK	WP	HR	S	P	ERA	WHIP										
<b>Jim Slaton, R</b> ERA: 2.82 (1, 1)	7.2	W	29	7	2	2	2	2	0	0	0	0	0	31	39	2.35	1.174										
<b>Sam Hinds, R</b> ERA: 4.96 (8, 1)	1.1	S	5	0	0	0	0	1	0	0	0	0	0	4	8	0.00	0.750										



Batter	1	2	3	4	5	6	7	8	9	AB	R	H	RBI	BB	SO	LOB	TOP			
<b>Robin Yount, R</b> OBP: 0.350, SLG: 0.395 (1, 6)										4	0	2	0	0	0	1	<b>Milwaukee Brewers @ Baltimore Orioles</b> Memorial Stadium, Baltimore, MD Thu Jun 16 1977, 7:05 PM EDT Att: 6,589 - Unknown			
<b>Jim Wohlford, R</b> OBP: 0.255, SLG: 0.272 (1, 7)										3	0	1	0	1	0	2				
<b>Don Money, R</b> OBP: 0.369, SLG: 0.502 (1, 4)										3	0	0	0	1	0	4				
<b>Sixto Lezcano, R</b> OBP: 0.346, SLG: 0.487 (1, 9)										4	0	1	0	0	3	3				
<b>Cecil Cooper, L</b> OBP: 0.315, SLG: 0.447 (1, 3)										4	0	0	0	0	0	4				
<b>Sal Bando, R</b> OBP: 0.342, SLG: 0.405 (1, 5)										4	0	0	0	0	1	1				
<b>Ken McMullen, R</b> OBP: 0.274, SLG: 0.449 (1, 10)										3	0	0	0	0	0	0				
<b>Steve Brye, R</b> OBP: 0.310, SLG: 0.374 (1, 8)										3	0	0	0	0	0	0				
<b>Larry Haney, R</b> OBP: 0.189, SLG: 0.200 (8, PH)										2	0	1	0	0	0	0				
<b>Charlie Moore, R</b> OBP: 0.333, SLG: 0.401 (8, 2)										1	0	1	0	0	0	0				
<b>Inning Stats</b>	R: 0 E: 0 K: 1 S: 6	H: 1 LOB: 2 BB: 1 P: 10	R: 0 E: 0 K: 0 S: 3	H: 0 LOB: 0 BB: 0 P: 3	R: 0 E: 0 K: 0 S: 3	H: 1 LOB: 0 BB: 0 P: 3	R: 0 E: 0 K: 0 S: 5	H: 0 LOB: 0 BB: 0 P: 5	R: 0 E: 0 K: 1 S: 5	H: 2 LOB: 1 BB: 0 P: 4	R: 0 E: 0 K: 1 S: 5	H: 0 LOB: 0 BB: 0 P: 5	R: 0 E: 0 K: 0 S: 5	H: 2 LOB: 2 BB: 0 P: 5	R: 0 E: 0 K: 1 S: 5	H: 0 LOB: 1 BB: 1 P: 9	1B: 5 2B: 1 3B: 0 HR: 0	SF: 0 SAC: 0 DP: 2 HBP: 0	WP: 0 PB: 0 SB: 0 CS: 0	PA: 33
<b>PITCHER</b> <b>Rudy May, L</b> ERA: 3.02 (1, 1)	IP: 9.0 WLS: W BF: 33 H: 6 R: 0 ER: 0 SO: 4 BB: 2 IBB: 0 HBP: 0 BLK: 0 WP: 0 HR: 0 S: 39 P: 47 ERA: 0.00 WHIP: 0.889															<b>PITCHER</b>				

Batter	1	2	3	4	5	6	7	8	9	AB	R	H	RBI	BB	SO	LOB	BOTTOM			
<b>Al Bumby, L</b> OBP: 0.351, SLG: 0.391 (1, 8)										4	2	2	2	0	0	0	<b>Milwaukee Brewers @ Baltimore Orioles</b> Memorial Stadium, Baltimore, MD Thu Jun 16 1977, 7:05 PM EDT Att: 6,589 - Unknown			
<b>Rich Dauer, R</b> OBP: 0.268, SLG: 0.333 (1, 4)										4	0	2	1	0	0	0				
<b>Ken Singleton, S</b> OBP: 0.452, SLG: 0.528 (1, 9)										4	0	2	0	0	0	1				
<b>Lee May, R</b> OBP: 0.293, SLG: 0.417 (1, 3)										4	1	1	0	0	0	4				
<b>Tony Muser, L</b> OBP: 0.352, SLG: 0.347 (8, 3)										0	0	0	0	0	0	0				
<b>Doug DeCinces, R</b> OBP: 0.361, SLG: 0.461 (1, 5)										4	1	2	1	0	2	0				
<b>Eddie Murray, S</b> OBP: 0.328, SLG: 0.426 (1, 10)										4	0	1	0	0	1	2				
<b>Andres Mora, R</b> OBP: 0.192, SLG: 0.545 (1, 7)										4	1	1	2	0	0	1				
<b>Tom Shopay, L</b> OBP: 0.364, SLG: 0.421 (9, 7)										0	0	0	0	0	0	0				
<b>Kiko Garcia, R</b> OBP: 0.279, SLG: 0.286 (1, 6)										4	0	0	0	0	1	1				
<b>Mark Belanger, R</b> OBP: 0.276, SLG: 0.257 (9, 6)										0	0	0	0	0	0	0				
<b>Rick Dempsey, R</b> OBP: 0.295, SLG: 0.286 (1, 2)										4	1	1	0	0	0	0				
<b>Inning Stats</b>	R: 0 E: 0 K: 0 S: 4	H: 1 LOB: 1 BB: 0 P: 4	R: 4 E: 0 K: 0 S: 9	H: 6 LOB: 2 BB: 0 P: 9	R: 0 E: 0 K: 1 S: 6	H: 1 LOB: 1 BB: 0 P: 6	R: 1 E: 1 K: 0 S: 5	H: 2 LOB: 1 BB: 0 P: 5	R: 0 E: 0 K: 1 S: 5	H: 0 LOB: 0 BB: 0 P: 5	R: 0 E: 0 K: 0 S: 3	H: 0 LOB: 0 BB: 0 P: 3	R: 1 E: 0 K: 1 S: 7	H: 2 LOB: 1 BB: 0 P: 7	R: 0 E: 0 K: 1 S: 5	H: 0 LOB: 0 BB: 0 P: 5	1B: 7 2B: 3 3B: 0 HR: 2	SF: 0 SAC: 0 DP: 0 HBP: 0	WP: 0 PB: 0 SB: 1 CS: 0	PA: 36
<b>PITCHER</b> <b>Jerry Augustine, L</b> ERA: 4.0 (1, 1)	IP: 1.2 WLS: L BF: 12 H: 7 R: 4 ER: 4 SO: 4 BB: 0 IBB: 0 HBP: 0 BLK: 0 WP: 0 HR: 2 S: 12 P: 12 ERA: 21.60 WHIP: 4.200															<b>PITCHER</b>				
<b>Eduardo Rodriguez, R</b> ERA: 4.92 (2, 1)	IP: 6.1 WLS: L BF: 24 H: 5 R: 2 ER: 1 SO: 4 BB: 0 IBB: 0 HBP: 0 BLK: 0 WP: 0 HR: 0 S: 32 P: 32 ERA: 1.42 WHIP: 0.789															<b>PITCHER</b>				



Batter	1	2	3	4	5	6	7	8	9	AB	R	H	RBI	BB	SO	LOB	TOP									
<b>Al Bumbry, L</b> OBP: 0.354, SLG: 0.394 <b>Tom Shopay, L</b> (5, FR) OBP: 0.333, SLG: 0.381	0-3 K		0-0 G6-4-3 1B		0-0 BB 1B		0-0 F3		0-0 6-3	3	0	2	0	0	1	0										
<b>Rich Dauer, R</b> OBP: 0.265, SLG: 0.316	0-0 F9		0-0 G6-4-3 1-2		4-0 BB 1-2 BB		0-0 6-3		0-3 K	4	0	0	0	1	1	1										
<b>Ken Singleton, S</b> OBP: 0.453, SLG: 0.544	0-0 HR			0-0 1B BB G4-6-3 1B		0-0 1-3		0-0 6-3		4	2	2	1	0	0	2										
<b>Lee May, R</b> OBP: 0.296, SLG: 0.416	0-3 K			4-0 G4-6-3 1B 1-2 BB		0-0 1B E 1B		0-0 F7		3	1	1	0	1	1	0										
<b>Eddie Murray, S</b> OBP: 0.331, SLG: 0.427		0-0 4-3		0-0 G4-6-3 1B 1-2 2-3		0-0 E F7 SF8 1B		0-0 4-3		4	1	2	0	0	0	0										
<b>Pat Kelly, L</b> OBP: 0.371, SLG: 0.460		0-0 WP 1B		0-0 G4-6-3 1-2 2-3 3-H 6-3		0-0 F7 1-2		0-0 HR		4	1	2	1	0	0	4										
<b>Doug DeCinces, R</b> OBP: 0.358, SLG: 0.454		0-0 F4 1-2		0-0 K		0-0 FC5 2-3 3-H		4-0 BB BB		3	0	0	0	1	1	3										
<b>Rick Dempsey, R</b> OBP: 0.289, SLG: 0.282	0-3 K				0-0 F7		0-0 SF8		0-0 L9	3	0	0	1	0	1	2										
<b>Mark Belanger, R</b> OBP: 0.270, SLG: 0.251			0-0 5-3		0-0 F9		0-0 F9 3-H		0-0 F9	4	0	0	0	0	0	1										
<b>Inning Stats</b>	R: 1 E: 0 K: 2 S: 8	H: 1 LOB: 0 BB: 0 P: 8	R: 0 E: 0 K: 1 S: 6	H: 1 LOB: 1 BB: 0 P: 6	R: 0 E: 0 K: 0 S: 3	H: 1 LOB: 0 BB: 0 P: 3	R: 1 E: 0 K: 1 S: 6	H: 2 LOB: 1 BB: 1 P: 10	R: 0 E: 0 K: 0 S: 4	H: 1 LOB: 2 BB: 1 P: 8	R: 2 E: 1 K: 0 S: 6	H: 2 LOB: 1 BB: 0 P: 6	R: 0 E: 0 K: 0 S: 3	H: 0 LOB: 0 BB: 0 P: 3	R: 1 E: 0 K: 0 S: 4	H: 1 LOB: 1 BB: 1 P: 8	R: 0 E: 0 K: 1 S: 5	H: 0 LOB: 0 BB: 0 P: 5	1B: 7 2B: 0 3B: 0 HR: 2	SF: 1 SAC: 0 DP: 2 HBP: 0	WP: 1 PB: 0 SB: 0 CS: 0	PA: 38				
<b>PITCHER</b>	IP	WLS	BF	H	R	ER	SO	BB	IBB	HBP	BLK	WP	HR	S	P	ERA	WHIP									
<b>Pete Vuckovich, R</b> ERA: 3.14	(1, 1)	7.2	L	34	9	5	3	4	3	0	0	0	1	2	39	51	3.52	1.565								
<b>Jerry Johnson, R</b> ERA: 2.55	(8, 1)	1.1		4	0	0	0	1	0	0	0	0	0	0	6	6	0.00	0.000								

Baltimore Orioles @ Toronto Blue Jays  
Exhibition Stadium, Toronto, ON  
Fri Jun 17 1977, 7:05 PM EDT  
Att: 26,183 - Unknown

AB	34
R	5
H	9
RBI	3
BB	3
SO	5
LOB	13



Batter	1	2	3	4	5	6	7	8	9	AB	R	H	RBI	BB	SO	LOB	BOTTOM									
<b>John Scott, R</b> OBP: 0.269, SLG: 0.330	0-0 L5		0-0 G3		0-3 K			0-3 K		4	0	0	0	0	2	2										
<b>Al Woods, L</b> OBP: 0.365, SLG: 0.497	0-0 F8			0-0 HR	1-3 1B			0-0 2B		4	1	3	1	0	0	0										
<b>Bob Bailor, R</b> OBP: 0.344, SLG: 0.436	0-0 5-3			0-0 P4	F9			0-0 6-3		4	0	0	0	0	0	3										
<b>Doug Rader, R</b> OBP: 0.375, SLG: 0.449		0-0 5-3		0-0 HR		0-3 K		0-3 K		4	1	1	1	0	2	1										
<b>Ron Fairly, L</b> OBP: 0.417, SLG: 0.518		0-0 G3		0-0 HR		0-0 P6			0-0 6-3	4	1	1	1	0	0	0										
<b>Doug Ault, R</b> OBP: 0.320, SLG: 0.394 <b>Sam Ewing, L</b> (9, FH) OBP: 0.354, SLG: 0.316	0-3 K			0-0 F9		0-0 5-3			0-0 2B	3	0	0	0	0	1	0										
<b>Roy Howell, L</b> OBP: 0.374, SLG: 0.386			0-0 1-3		0-0 1-3		4-0 BB B1-6-4 BB		0-0 F7	3	0	0	0	1	0	1										
<b>Alan Ashby, S</b> OBP: 0.292, SLG: 0.314			0-0 4-3			0-0 CS 2B		0-3 K		4	0	1	0	0	1	2										
<b>Dave McKay, S</b> OBP: 0.217, SLG: 0.281			0-0 3B		1-0 1B HBP		0-0 5-3			2	0	1	0	0	0	0										
<b>Inning Stats</b>	R: 0 E: 0 K: 0 S: 3	H: 0 LOB: 0 BB: 0 P: 3	R: 0 E: 0 K: 1 S: 5	H: 0 LOB: 0 BB: 0 P: 5	R: 0 E: 0 K: 0 S: 4	H: 1 LOB: 1 BB: 0 P: 4	R: 3 E: 0 K: 0 S: 6	H: 3 LOB: 0 BB: 0 P: 6	R: 0 E: 0 K: 1 S: 6	H: 2 LOB: 2 BB: 0 P: 7	R: 0 E: 0 K: 1 S: 5	H: 0 LOB: 0 BB: 0 P: 5	R: 0 E: 0 K: 0 S: 2	H: 0 LOB: 0 BB: 1 P: 6	R: 0 E: 0 K: 2 S: 8	H: 1 LOB: 1 BB: 0 P: 8	R: 0 E: 0 K: 1 S: 6	H: 1 LOB: 1 BB: 0 P: 6	1B: 1 2B: 3 3B: 1 HR: 3	SF: 0 SAC: 0 DP: 1 HBP: 1	WP: 0 PB: 0 SB: 0 CS: 1	PA: 35				
<b>PITCHER</b>	IP	WLS	BF	H	R	ER	SO	BB	IBB	HBP	BLK	WP	HR	S	P	ERA	WHIP									
<b>Ross Grimsley, L</b> ERA: 4.1	(1, 1)	4.0		17	5	3	3	1	0	0	0	0	0	3	19	19	6.75	1.250								
<b>Dennis Martinez, R</b> ERA: 2.7	(5, 1)	5.0	W	18	3	0	0	5	1	0	1	0	0	0	26	31	0.00	0.800								

Baltimore Orioles @ Toronto Blue Jays  
Exhibition Stadium, Toronto, ON  
Fri Jun 17 1977, 7:05 PM EDT  
Att: 26,183 - Unknown

AB	33
R	3
H	8
RBI	3
BB	1
SO	6
LOB	9





Batter	1	2	3	4	5	6	7	8	9	AB	R	H	RBI	BB	SO	LOB	TOP					
Tom Shopay, L OBP: 0.321, SLG: 0.333 Andres Mora, R OBP: 0.174, SLG: 0.522 Al Bumbry, L OBP: 0.354, SLG: 0.394	4-0 BB BB	0-3 K		0-0 P6		0-0 F9		0-0 5-3		3	0	0	0	1	1	5						
Billy Smith, S OBP: 0.342, SLG: 0.348 Rich Dauer, R OBP: 0.274, SLG: 0.316	4-0 BB BB	0-0 F5		0-0 P6		0-3 K		4-0 2B BB		3	0	0	0	1	1	5						
Ken Singleton, S OBP: 0.452, SLG: 0.545	0-0 F7		0-0 1-3		0-0 2B SF7 1B		0-3 K	0-0 FC5 1-H 2-H 2B		5	1	2	2	0	1	2						
Lee May, R OBP: 0.298, SLG: 0.413	0-0 F9		0-0 F2		0-0 P6		0-0 G5-3 BB 1B	4-0 BB IBB		4	0	1	0	1	0	3						
Eddie Murray, S OBP: 0.328, SLG: 0.426	0-0 3-1		0-3 K		0-0 BB 1-3 2B		0-3 K	0-0 FC5 2-3f		5	0	1	0	0	2	5						
Pat Kelly, L OBP: 0.387, SLG: 0.466		4-0 BB BB BB		0-0 1B 2B 1B		4-0 BB IBB		0-0 BB 1-2	0-0 S 1B	2	1	2	0	3	0	0						
Doug DeCinces, R OBP: 0.355, SLG: 0.449	0-0 F7		0-0 2B FC6-2 1B		0-0 SF7		0-0 G5-3 2-3f	0-3 K		4	0	1	1	0	1	4						
Rick Dempsey, R OBP: 0.301, SLG: 0.289	4-0 BB 1-2 BB		0-0 FC6-2 2B 3-H		4-0 FC6 BB		4-0 2B SH3-4 BB	0-0 6-3		2	1	1	1	3	0	1						
Mark Belanger, R OBP: 0.270, SLG: 0.247	4-0 1-2 2-3 BB		0-0 FC6-2 2-3 3-H		0-0 FC6 1-2f		0-0 SH3-4 1-2	0-0 F8		3	0	0	0	1	0	6						
<b>Inning Stats</b>	R: 0 E: 0 K: 0 S: 3	H: 0 LOB: 2 BB: 2 P: 11	R: 0 E: 0 K: 1 S: 5	H: 0 LOB: 3 BB: 3 P: 17	R: 0 E: 0 K: 1 S: 5	H: 0 LOB: 0 BB: 0 P: 5	R: 1 E: 0 K: 0 S: 6	H: 2 LOB: 2 BB: 0 P: 6	R: 0 E: 0 K: 2 S: 7	H: 0 LOB: 0 BB: 0 P: 7	R: 0 E: 0 K: 1 S: 5	H: 1 LOB: 1 BB: 1 P: 9	R: 2 E: 0 K: 0 S: 4	H: 1 LOB: 2 BB: 3 P: 16	R: 0 E: 0 K: 1 S: 6	H: 1 LOB: 1 BB: 0 P: 6	1B: 5 2B: 3 3B: 0 HR: 0	SF: 1 SAC: 1 DP: 1 HBP: 0	WP: 0 PB: 0 SB: 1 CS: 0	PA: 45		
<b>PITCHER</b>	IP	WLS	BF	H	R	ER	SO	BB	IBB	HBP	BLK	WP	HR	S	P	ERA	WHIP					
Jesse Jefferson, R ERA: 4.32	(1, 1)	7.1	L	36	6	3	3	5	8	1	0	0	0	0	37	73	3.68	1.909				
Mike Willis, L ERA: 2.23	(8, 1)	1.2		9	2	1	1	1	1	1	0	0	0	0	9	17	5.40	1.800				

Baltimore Orioles @ Toronto Blue Jays  
Exhibition Stadium, Toronto, ON  
Sat Jun 18 1977, 7:05 PM EDT  
Att: 33,201 - Unknown

AB 32  
R 4  
H 8  
RBI 4  
BB 11  
SO 6  
LOB 32



Batter	1	2	3	4	5	6	7	8	9	AB	R	H	RBI	BB	SO	LOB	BOTTOM					
Bob Bailor, R OBP: 0.347, SLG: 0.443	0-0 5-3		0-0 2B		0-0 F8		0-0 BB 1B			4	0	2	0	0	0	0						
Roy Howell, L OBP: 0.364, SLG: 0.374	0-0 3-1		0-0 F7		0-0 F3		0-0 1-3			4	0	0	0	0	0	2						
Al Woods, L OBP: 0.372, SLG: 0.490	4-0 BB		0-0 4-3		0-0 F9		4-0 G3 BB			2	0	0	0	2	0	1						
Ron Fairly, L OBP: 0.408, SLG: 0.506	0-3 K		0-0 3-1		0-0 5-3		0-0 G3			4	0	0	0	0	1	2						
Doug Rader, R OBP: 0.369, SLG: 0.440		0-0 4-3		0-0 F9		0-0 F4		0-0 F3		4	0	0	0	0	0	1						
Sam Ewing, L OBP: 0.388, SLG: 0.383 Otto Velez, R OBP: 0.367, SLG: 0.511		0-0 2B SF8-3-5 1B		0-0 4-3		0-0 HR		0-0 5-3		3	2	2	1	0	0	0						
John Scott, R OBP: 0.271, SLG: 0.340		0-0 SF8-3-5 2B		0-3 K		0-0 F8				3	0	1	0	0	1	0						
Alan Ashby, S OBP: 0.292, SLG: 0.312		0-0 SF8-3-5		4-0 G6-4-3 BB		0-0 3-1				1	0	0	1	1	0	0						
Dave McKay, S OBP: 0.213, SLG: 0.275			0-0 6-3		0-0 G6-4-3		0-3 K			3	0	0	0	0	1	1						
<b>Inning Stats</b>	R: 0 E: 0 K: 1 S: 5	H: 0 LOB: 1 BB: 1 P: 9	R: 1 E: 0 K: 0 S: 4	H: 2 LOB: 0 BB: 0 P: 4	R: 0 E: 0 K: 0 S: 4	H: 1 LOB: 1 BB: 0 P: 4	R: 0 E: 0 K: 0 S: 3	H: 0 LOB: 0 BB: 0 P: 3	R: 0 E: 0 K: 0 S: 3	H: 0 LOB: 0 BB: 0 P: 3	R: 1 E: 0 K: 0 S: 4	H: 1 LOB: 0 BB: 0 P: 4	R: 0 E: 0 K: 1 S: 6	H: 1 LOB: 1 BB: 0 P: 6	R: 0 E: 0 K: 0 S: 3	H: 0 LOB: 1 BB: 1 P: 7	1B: 2 2B: 3 3B: 0 HR: 1	SF: 1 SAC: 0 DP: 2 HBP: 0	WP: 0 PB: 0 SB: 0 CS: 0	PA: 33		
<b>PITCHER</b>	IP	WLS	BF	H	R	ER	SO	BB	IBB	HBP	BLK	WP	HR	S	P	ERA	WHIP					
Jim Palmer, R ERA: 3.15	(1, 1)	8.0	W	30	5	2	2	3	3	0	0	0	0	0	33	45	2.25	1.000				
Tippy Martinez, L ERA: 2.29	(9, 1)	1.0	S	3	0	0	0	0	0	0	0	0	0	3	3	0.00	0.000					

Baltimore Orioles @ Toronto Blue Jays  
Exhibition Stadium, Toronto, ON  
Sat Jun 18 1977, 7:05 PM EDT  
Att: 33,201 - Unknown

AB 29  
R 2  
H 5  
RBI 2  
BB 3  
SO 3  
LOB 8





Batter	1	2	3	4	5	6	7	8	9	AB	R	H	RBI	BB	SO	LOB	TOP					
Tom Shopay, L (1, 8) OBP: 0.313, SLG: 0.357	F9			1B		FC4-6		G3		4	1	1	0	0	0	1						
Billy Smith, S (1, 4) OBP: 0.340, SLG: 0.346	K			G6-4-3		FC3-6			3-1	4	0	1	0	0	1	1						
Ken Singleton, S (1, 9) OBP: 0.449, SLG: 0.539	K			G6-4-3		K			F5	4	0	1	1	0	2	1						
Lee May, R (1, 3) OBP: 0.293, SLG: 0.406		5-3		G6-4-3				F9		4	0	0	0	0	0	2						
Eddie Murray, S (1, 10) OBP: 0.328, SLG: 0.423		5-3		P6				G5-3		2	0	0	0	1	0	1						
Pat Kelly, L (1, 7) OBP: 0.387, SLG: 0.464		L7				B3				3	0	1	0	0	0	0						
Doug DeCinces, R (1, 5) OBP: 0.350, SLG: 0.442				F7		5-3		G5-3		3	0	0	0	0	0	2						
Rick Dempsey, R (1, 2) OBP: 0.297, SLG: 0.285				4-3		F8			6-3	3	0	0	0	0	0	0						
Mark Belanger, R (1, 6) OBP: 0.271, SLG: 0.249				F7				F9		3	0	1	0	0	0	0						
<b>Inning Stats</b>	R: 0 E: 0 K: 2 S: 7	H: 0 LOB: 0 BB: 7 P: 7	R: 0 E: 0 K: 0 S: 3	H: 0 LOB: 0 BB: 0 P: 3	R: 0 E: 0 K: 0 S: 3	H: 0 LOB: 0 BB: 0 P: 3	R: 1 E: 0 K: 0 S: 5	H: 3 LOB: 1 BB: 0 P: 5	R: 0 E: 0 K: 0 S: 3	H: 0 LOB: 0 BB: 0 P: 3	R: 0 E: 0 K: 1 S: 6	H: 1 LOB: 1 BB: 0 P: 6	R: 0 E: 0 K: 0 S: 3	H: 1 LOB: 1 BB: 1 P: 7	R: 0 E: 0 K: 0 S: 3	H: 0 LOB: 0 BB: 0 P: 3	R: 0 E: 0 K: 0 S: 3	H: 0 LOB: 0 BB: 0 P: 3	1B: 4 2B: 1 3B: 0 HR: 0	SF: 0 SAC: 0 DP: 2 HBP: 0	WP: 0 PB: 0 SB: 0 CS: 0	PA: 31
<b>PITCHER</b> Dave Lemanczyk, R (1, 1) ERA: 3.99	IP: 9.0 WLS: W BF: 31 H: 5 R: 1 ER: 1 SO: 3 BB: 1 IBB: 0 HBP: 0 BLK: 0 WP: 0 HR: 0 S: 36 P: 40 ERA: 1.00 WHIP: 0.667															<b>PITCHER</b>						

Baltimore Orioles @ Toronto Blue Jays  
Exhibition Stadium, Toronto, ON  
Sun Jun 19 1977, 3:33 AM EDT  
Att: 34,556 - Unknown

AB 30  
R 1  
H 5  
RBI 1  
BB 1  
SO 3  
LOB 8



Batter	1	2	3	4	5	6	7	8	9	AB	R	H	RBI	BB	SO	LOB	BOTTOM					
John Scott, R (1, 8) OBP: 0.288, SLG: 0.355	P6		E2				SH1-4			4	3	3	1	0	0	0						
Roy Howell, L (1, 5) OBP: 0.374, SLG: 0.388	1B		P6				SH1-4			3	1	2	1	1	0	1						
Bob Bailor, R (1, 6) OBP: 0.352, SLG: 0.446										3	0	2	1	0	0	1						
Doug Rader, R (1, 10) OBP: 0.371, SLG: 0.438	G5-4-3		CS							3	1	1	0	0	0	2						
Ron Fairly, L (1, 9) OBP: 0.405, SLG: 0.500										4	1	1	0	0	1	1						
Doug Ault, R (1, 3) OBP: 0.323, SLG: 0.396										4	0	2	0	0	0	1						
Al Woods, L (1, 7) OBP: 0.373, SLG: 0.490										2	1	1	0	0	0	1						
Steve Bowling, R (6, 7) OBP: 0.271, SLG: 0.163										0	0	0	0	0	0	0						
Sam Ewing, L (6, PH) OBP: 0.386, SLG: 0.403										2	0	2	2	0	0	0						
Alan Ashby, S (1, 2) OBP: 0.288, SLG: 0.307										3	0	0	0	0	0	4						
Dave McKay, S (1, 4) OBP: 0.208, SLG: 0.268										4	0	0	0	0	0	3						
<b>Inning Stats</b>	R: 0 E: 0 K: 0 S: 3	H: 1 LOB: 1 BB: 1 P: 7	R: 0 E: 0 K: 1 S: 6	H: 1 LOB: 0 BB: 0 P: 6	R: 1 E: 1 K: 0 S: 4	H: 2 LOB: 0 BB: 0 P: 4	R: 0 E: 0 K: 0 S: 3	H: 1 LOB: 0 BB: 0 P: 3	R: 2 E: 0 K: 0 S: 5	H: 3 LOB: 1 BB: 0 P: 6	R: 2 E: 1 K: 0 S: 5	H: 2 LOB: 0 BB: 0 P: 5	R: 0 E: 0 K: 0 S: 4	H: 1 LOB: 1 BB: 0 P: 4	R: 0 E: 0 K: 0 S: 4	H: 1 LOB: 1 BB: 0 P: 4	R: 0 E: 0 K: 0 S: 4	H: 1 LOB: 1 BB: 0 P: 4	1B: 13 2B: 2 3B: 0 HR: 0	SF: 0 SAC: 2 DP: 2 HBP: 1	WP: 0 PB: 0 SB: 0 CS: 3	PA: 37
<b>PITCHER</b> Mike Flanagan, L (1, 1) ERA: 4.46	IP: 5.0 WLS: L BF: 23 H: 9 R: 5 ER: 4 SO: 1 BB: 1 IBB: 1 HBP: 1 BLK: 0 WP: 0 HR: 0 S: 23 P: 28 ERA: 7.20 WHIP: 2.000															<b>PITCHER</b>						
Dick Drago, R (6, 1) ERA: 2.63	IP: 3.0 WLS: L BF: 13 H: 5 R: 2 ER: 0 SO: 0 BB: 0 IBB: 0 HBP: 0 BLK: 0 WP: 0 HR: 0 S: 13 P: 13 ERA: 0.00 WHIP: 1.667															<b>PITCHER</b>						

Baltimore Orioles @ Toronto Blue Jays  
Exhibition Stadium, Toronto, ON  
Sun Jun 19 1977, 3:33 AM EDT  
Att: 34,556 - Unknown

AB 32  
R 7  
H 14  
RBI 5  
BB 1  
SO 1  
LOB 14





Batter	1	2	3	4	5	6	7	8	9	AB	R	H	RBI	BB	SO	LOB	TOP										
<b>Rick Burleson, R</b> OBP: 0.370, SLG: 0.429 (1, 6)	0-3 K2-3 ①		0-0 F8 ①	0-3 K ③		0-0 6-3 ③			0-0 6-3 ①	5	0	0	0	0	2	2											
<b>Fred Lynn, L</b> OBP: 0.269, SLG: 0.425 (1, 8)	0-0 F8 ②		4-0 3B BB ②		0-0 2B 1B ①		0-0 4-3 ①		0-0 1B ①	4	2	2	0	1	0	0											
<b>Jim Rice, R</b> OBP: 0.379, SLG: 0.593 (1, 10)	0-0 FC6 1B ③		0-0 3B ②		0-0 2B 1B ①		0-0 1B ②		0-3 K ②	5	1	4	1	0	1	1											
<b>Carl Yastrzemski, L</b> OBP: 0.400, SLG: 0.559 (1, 7)	0-0 FC6 1-2 ③		0-3 K ②		0-0 2B ①		0-0 F5 ②		0-0 BB 1B ①	5	0	2	2	0	1	3											
<b>Carlton Fisk, R</b> OBP: 0.437, SLG: 0.583 (1, 2)		0-0 F7 ①	0-0 F6 ③		0-0 F2 ①		0-0 F2 ③		4-0 FC5-4 BB ①	4	0	0	0	1	0	3											
<b>George Scott, R</b> OBP: 0.352, SLG: 0.581 (1, 3)		4-0 BB BB ②		0-0 6-3 ①	0-0 6-3 ②			0-0 5-3 ①	0-0 FC5-4 BB ③	4	0	0	0	1	0	4											
<b>Dwight Evans, R</b> OBP: 0.366, SLG: 0.547 (1, 9)		4-0 BB 1-2 BB ②		0-0 1B 1B ②	0-0 6-3 ③			0-3 K ②		3	0	1	0	1	1	1											
<b>Butch Hobson, R</b> OBP: 0.278, SLG: 0.414 (1, 5)		0-3 K ②		0-3 K ②		0-3 K ①		0-0 HR ③		4	1	1	1	0	3	3											
<b>Steve Dillard, R</b> OBP: 0.313, SLG: 0.387 (1, 4)		0-0 F9 ③		0-0 1B ①		0-0 6-3 ②		0-0 5-3 ③		4	0	1	0	0	0	2											
<b>Denny Doyle, L</b> OBP: 0.332, SLG: 0.357 (8, 4)				1-2 1B ①						0	0	0	0	0	0	0											
<b>Inning Stats</b>	R: 0 E: 0 K: 1 S: 6	H: 1 LOB: 1 BB: 0 P: 6	R: 0 E: 0 K: 1 S: 5	H: 0 LOB: 2 BB: 2 P: 13	R: 1 E: 0 K: 1 S: 6	H: 1 LOB: 1 BB: 1 P: 10	R: 0 E: 0 K: 2 S: 9	H: 2 LOB: 2 BB: 0 P: 9	R: 2 E: 0 K: 0 S: 6	H: 3 LOB: 1 BB: 0 P: 6	R: 0 E: 0 K: 1 S: 5	H: 0 LOB: 0 BB: 0 P: 5	R: 0 E: 0 K: 0 S: 4	H: 1 LOB: 1 BB: 0 P: 4	R: 1 E: 0 K: 1 S: 6	H: 1 LOB: 3 BB: 1 P: 11	R: 0 E: 0 K: 1 S: 7	H: 2 LOB: 1 BB: 1 P: 11	1B: 8 2B: 1 3B: 1 HR: 1	SF: 0 SAC: 0 DP: 0 HBP: 0	WP: 0 PB: 0 SB: 0 CS: 0	PA: 42					
<b>PITCHER</b>	IP	WLS	BF	H	R	ER	SO	BB	IBB	HBP	BLK	WP	HR	S	P	ERA	WHIP										
<b>Rudy May, L</b> ERA: 3.11 (1, 1)	8.2	L	40	11	4	4	8	3	0	0	0	0	1	53	65	4.15	1.615										
<b>Dick Drago, R</b> ERA: 2.59 (9, 1)	0.1		2	0	0	0	0	1	0	0	0	0	0	1	5	0.00	3.000										

**Boston Red Sox @ Baltimore Orioles**  
Memorial Stadium, Baltimore, MD  
Mon Jun 20 1977, 7:05 PM EDT  
Att: 23,815 - Unknown

AB 38  
R 4  
H 11  
RBI 4  
BB 4  
SO 8  
LOB 19



Batter	1	2	3	4	5	6	7	8	9	AB	R	H	RBI	BB	SO	LOB	BOTTOM										
<b>Al Bumbry, L</b> OBP: 0.349, SLG: 0.388 (1, 8)	0-3 K ①		0-3 K ②			0-3 K ①		0-3 K ③		4	0	0	0	0	4	1											
<b>Dave Skaggs, R</b> OBP: 0.313, SLG: 0.429 (9, 2)										0	0	0	0	0	0	0											
<b>Billy Smith, S</b> OBP: 0.333, SLG: 0.339 (1, 4)	0-0 3-1 ②		0-0 L3 ③			0-0 6-3 ②			0-0 F7 ①	4	0	0	0	0	0	1											
<b>Ken Singleton, S</b> OBP: 0.445, SLG: 0.531 (1, 9)	4-0 BB ③			0-0 4-3 ①		0-0 F8 ③			0-0 G3 ②	3	0	0	0	1	0	0											
<b>Lee May, R</b> OBP: 0.293, SLG: 0.407 (1, 3)	0-3 K ③			0-3 K ②		0-0 2B ①			0-0 F8 ③	4	0	1	0	0	2	1											
<b>Eddie Murray, S</b> OBP: 0.325, SLG: 0.418 (1, 10)		0-0 1-3 ①		0-3 K ③		0-3 K ①				3	0	0	0	0	2	1											
<b>Pat Kelly, L</b> OBP: 0.386, SLG: 0.458 (1, 7)		0-0 4-3 ②			4-0 WP BB ①		0-0 F7 ②			2	0	0	0	1	0	1											
<b>Doug DeCinces, R</b> OBP: 0.345, SLG: 0.435 (1, 5)		0-3 K ③			0-0 B1 1-2 ①		0-3 K ③			3	0	0	0	0	2	2											
<b>Rick Dempsey, R</b> OBP: 0.294, SLG: 0.282 (8, PH) (9, 8)			0-0 F3 ①		0-0 F3 ②			0-0 F5 ①		2	0	0	0	0	0	1											
<b>Mark Belanger, R</b> OBP: 0.277, SLG: 0.255 (1, 6)					0-0 1-3 ③			0-0 F7 ②		3	0	1	0	0	0	1											
<b>Inning Stats</b>	R: 0 E: 0 K: 2 S: 7	H: 0 LOB: 1 BB: 1 P: 11	R: 0 E: 0 K: 1 S: 5	H: 0 LOB: 0 BB: 0 P: 5	R: 0 E: 0 K: 1 S: 6	H: 1 LOB: 1 BB: 0 P: 6	R: 0 E: 0 K: 2 S: 7	H: 0 LOB: 0 BB: 0 P: 7	R: 0 E: 0 K: 0 S: 3	H: 0 LOB: 1 BB: 1 P: 7	R: 0 E: 0 K: 1 S: 5	H: 0 LOB: 0 BB: 0 P: 5	R: 0 E: 0 K: 2 S: 8	H: 1 LOB: 1 BB: 0 P: 8	R: 0 E: 0 K: 1 S: 5	H: 0 LOB: 0 BB: 0 P: 5	R: 0 E: 0 K: 1 S: 3	H: 0 LOB: 0 BB: 0 P: 3	1B: 0 2B: 2 3B: 0 HR: 0	SF: 0 SAC: 0 DP: 0 HBP: 0	WP: 1 PB: 0 SB: 0 CS: 0	PA: 31					
<b>PITCHER</b>	IP	WLS	BF	H	R	ER	SO	BB	IBB	HBP	BLK	WP	HR	S	P	ERA	WHIP										
<b>Rick Wise, R</b> ERA: 5.27 (1, 1)	9.0	W	31	2	0	0	10	2	0	0	0	1	0	49	57	0.00	0.444										

**Boston Red Sox @ Baltimore Orioles**  
Memorial Stadium, Baltimore, MD  
Mon Jun 20 1977, 7:05 PM EDT  
Att: 23,815 - Unknown

AB 29  
R 0  
H 2  
RBI 0  
BB 2  
SO 10  
LOB 9





Batter	1	2	3	4	5	6	7	8	9	AB	R	H	RBI	BB	SO	LOB	TOP								
<b>Rick Burleson, R</b> OBP: 0.367, SLG: 0.424 (1, 6)										5	0	1	0	0	1	2	<b>Boston Red Sox @ Baltimore Orioles</b> Memorial Stadium, Baltimore, MD Tue Jun 21 1977, 7:05 PM EDT Att: 24,174 - Unknown								
<b>Fred Lynn, L</b> OBP: 0.282, SLG: 0.413 (1, 8)										4	0	0	0	0	1	1									
<b>Jim Rice, R</b> OBP: 0.361, SLG: 0.607 (1, 10)										4	2	2	1	0	1	1									
<b>Carl Yastrzemski, L</b> OBP: 0.394, SLG: 0.550 (1, 7)										4	0	0	0	0	1	2									
<b>Carlton Fisk, R</b> OBP: 0.438, SLG: 0.580 (1, 2)										3	2	1	1	1	1	0									
<b>George Scott, R</b> OBP: 0.355, SLG: 0.591 (1, 3)										3	2	1	2	0	0	0									
<b>Bernie Carbo, L</b> OBP: 0.417, SLG: 0.525 (9, PH)										2	0	0	0	1	1	0									
<b>Dwight Evans, R</b> OBP: 0.365, SLG: 0.543 (9, 9)										1	0	0	0	0	0	2									
<b>Butch Hobson, R</b> OBP: 0.281, SLG: 0.420 (1, 5)										4	1	2	1	0	1	1									
<b>Denny Doyle, L</b> OBP: 0.332, SLG: 0.362 (1, 4)										3	0	1	2	0	1	0									
<b>Inning Stats</b>	R: 0 E: 0 K: 0 S: 4	H: 1 LOB: 1 BB: 0 P: 4	R: 0 E: 0 K: 1 S: 5	H: 0 LOB: 0 BB: 0 P: 5	R: 0 E: 0 K: 0 S: 3	H: 1 LOB: 0 BB: 0 P: 3	R: 3 E: 0 K: 1 S: 7	H: 2 LOB: 0 BB: 1 P: 11	R: 0 E: 0 K: 1 S: 5	H: 0 LOB: 0 BB: 0 P: 5	R: 0 E: 0 K: 2 S: 7	H: 0 LOB: 1 BB: 1 P: 11	R: 0 E: 0 K: 1 S: 5	H: 0 LOB: 0 BB: 0 P: 5	R: 0 E: 0 K: 1 S: 5	H: 0 LOB: 0 BB: 0 P: 5	R: 4 E: 0 K: 1 S: 9	H: 4 LOB: 1 BB: 0 P: 10	1B: 3 2B: 4 3B: 0 HR: 2	SF: 0 SAC: 1 DP: 1 HBP: 1	WP: 0 PB: 0 SB: 0 CS: 0	PA: 37			
<b>PITCHER</b>	IP	WLS	BF	H	R	ER	SO	BB	IBB	HBP	BLK	WP	HR	S	P	ERA	WHIP								
<b>Dennis Martinez, R</b> ERA: 3.21 (1, 1)	8.1	L	33	6	6	6	8	2	0	1	0	0	2	46	55	6.48	0.960								
<b>Tippy Martinez, L</b> ERA: 2.66 (9, 1)	0.2		4	2	1	1	0	0	0	0	0	0	0	4	4	13.50	3.000								

AB	33
R	7
H	8
RBI	7
BB	2
SO	8
LOB	9





Batter	1	2	3	4	5	6	7	8	9	AB	R	H	RBI	BB	SO	LOB	BOTTOM								
<b>Al Bumbry, L</b> OBP: 0.344, SLG: 0.382 (1, 8)										4	0	0	0	0	0	1	<b>Boston Red Sox @ Baltimore Orioles</b> Memorial Stadium, Baltimore, MD Tue Jun 21 1977, 7:05 PM EDT Att: 24,174 - Unknown								
<b>Pat Kelly, L</b> OBP: 0.383, SLG: 0.459 (1, 7)										4	0	1	0	0	1	0									
<b>Ken Singleton, S</b> OBP: 0.442, SLG: 0.523 (1, 9)										3	0	0	0	1	1	0									
<b>Lee May, R</b> OBP: 0.292, SLG: 0.405 (1, 3)										4	0	1	0	0	1	2									
<b>Eddie Murray, S</b> OBP: 0.321, SLG: 0.413 (1, 10)										3	0	0	0	0	0	1									
<b>Doug DeCinces, R</b> OBP: 0.341, SLG: 0.429 (1, 5)										3	0	0	0	0	2	0									
<b>Billy Smith, S</b> OBP: 0.333, SLG: 0.335 (1, 4)										2	0	0	0	1	0	0									
<b>Rick Dempsey, R</b> OBP: 0.290, SLG: 0.278 (1, 2)										3	0	0	0	0	0	1									
<b>Mark Belanger, R</b> OBP: 0.274, SLG: 0.254 (9, PH)										1	0	0	0	1	0	0									
<b>Tony Muser, L</b> OBP: 0.345, SLG: 0.340 (9, PH)										1	0	0	0	0	0	0									
<b>Inning Stats</b>	R: 0 E: 0 K: 1 S: 5	H: 0 LOB: 0 BB: 0 P: 5	R: 0 E: 0 K: 0 S: 3	H: 0 LOB: 0 BB: 0 P: 3	R: 0 E: 0 K: 0 S: 2	H: 0 LOB: 2 BB: 2 P: 10	R: 0 E: 0 K: 0 S: 4	H: 1 LOB: 1 BB: 0 P: 4	R: 0 E: 0 K: 1 S: 5	H: 0 LOB: 0 BB: 0 P: 5	R: 0 E: 0 K: 1 S: 5	H: 0 LOB: 0 BB: 0 P: 5	R: 0 E: 0 K: 1 S: 5	H: 0 LOB: 0 BB: 0 P: 5	R: 0 E: 0 K: 1 S: 5	H: 0 LOB: 0 BB: 0 P: 5	R: 0 E: 0 K: 0 S: 4	H: 1 LOB: 2 BB: 1 P: 8	1B: 1 2B: 1 3B: 0 HR: 0	SF: 0 SAC: 0 DP: 1 HBP: 0	WP: 0 PB: 0 SB: 0 CS: 0	PA: 31			
<b>PITCHER</b>	IP	WLS	BF	H	R	ER	SO	BB	IBB	HBP	BLK	WP	HR	S	P	ERA	WHIP								
<b>Luis Tiant, R</b> ERA: 4.87 (1, 1)	9.0	W	31	2	0	0	5	3	0	0	0	0	0	38	50	0.00	0.556								

AB	28
R	0
H	2
RBI	0
BB	3
SO	5
LOB	5





Batter	1	2	3	4	5	6	7	8	9	AB	R	H	RBI	BB	SO	LOB	TOP			
<b>Rick Burleson, R</b> OBP: 0.362, SLG: 0.417 (1, 6)	F9		K2-3			F9		F7		4	0	0	0	0	1	0	<b>Boston Red Sox @ Baltimore Orioles</b> Memorial Stadium, Baltimore, MD Wed Jun 22 1977, 7:05 PM EDT Att: 27,134 - Unknown - 78 F			
<b>Fred Lynn, L</b> OBP: 0.255, SLG: 0.401 (1, 8)	F8		4-3			F4		F2		4	0	0	0	0	0	0				
<b>Jim Rice, R</b> OBP: 0.383, SLG: 0.621 (1, 10)	5-3				F8			HR		4	2	2	1	0	0	0				
<b>Carl Yastrzemski, L</b> OBP: 0.388, SLG: 0.540 (1, 7)		4-3			4-3		F8		F5	4	0	0	0	0	0	1				
<b>Carlton Fisk, R</b> OBP: 0.439, SLG: 0.605 (1, 2)		K			F4			HR		4	2	3	0	1	0	0				
<b>George Scott, R</b> OBP: 0.357, SLG: 0.602 (1, 3)									6-3	4	1	2	1	0	0	0				
<b>Bernie Carbo, L</b> OBP: 0.419, SLG: 0.515 (1, 9)										2	1	0	0	2	1	1				
<b>Butch Hobson, R</b> OBP: 0.281, SLG: 0.430 (1, 5)										4	1	1	2	0	0	2				
<b>Denny Doyle, L</b> OBP: 0.325, SLG: 0.354 (1, 4)			4-3			1-3			F5	4	0	0	0	0	0	0				
<b>Inning Stats</b>	R: 0 E: 0 K: 0 S: 3	H: 0 LOB: 0 BB: 0 P: 3	R: 1 E: 0 K: 1 S: 6	H: 1 LOB: 1 BB: 1 P: 10	R: 0 E: 0 K: 1 S: 5	H: 0 LOB: 0 BB: 0 P: 5	R: 0 E: 0 K: 0 S: 3	H: 0 LOB: 0 BB: 0 P: 3	R: 0 E: 0 K: 0 S: 3	H: 0 LOB: 0 BB: 0 P: 3	R: 2 E: 0 K: 1 S: 8	H: 3 LOB: 1 BB: 0 P: 8	R: 0 E: 0 K: 0 S: 3	H: 0 LOB: 0 BB: 0 P: 3	R: 4 E: 0 K: 0 S: 6	H: 3 LOB: 0 BB: 1 P: 10		1B: 1 2B: 1 3B: 0 HR: 5	SF: 0 SAC: 0 DP: 0 HBP: 0	WP: 0 PB: 0 SB: 0 CS: 0
<b>PITCHER</b> <b>Jim Palmer, R</b> ERA: 3.39 (1, 1)	IP: 9.0 WLS: L BF: 36 H: 7 R: 7 ER: 7 SO: 3 BB: 2 IBB: 0 HBP: 0 BLK: 0 WP: 0 HR: 5 S: 40 P: 48 ERA: 7.00 WHIP: 1.000															<b>PITCHER</b>				

Batter	1	2	3	4	5	6	7	8	9	AB	R	H	RBI	BB	SO	LOB	BOTTOM					
<b>Al Bumbry, L</b> OBP: 0.345, SLG: 0.383 (1, 8)	1B BB G3		6-3	L5		G3			G4-6-3	5	1	2	0	0	0	2	<b>Boston Red Sox @ Baltimore Orioles</b> Memorial Stadium, Baltimore, MD Wed Jun 22 1977, 7:05 PM EDT Att: 27,134 - Unknown - 78 F					
<b>Rich Dauer, R</b> OBP: 0.261, SLG: 0.300 <b>Eddie Murray, S</b> OBP: 0.320, SLG: 0.411 (1, 4) (9, PH)	L8		G3	F3			F9		G4-6-3	4	0	0	0	0	0	2						
<b>Ken Singleton, S</b> OBP: 0.443, SLG: 0.518 (1, 9)	G3 1B BB		G3 1B BB		6-3		K			2	1	0	0	2	1	0						
<b>Lee May, R</b> OBP: 0.295, SLG: 0.406 (1, 3)	G3 1B		G3 1B		K		K			4	1	2	0	0	2	0						
<b>Pat Kelly, L</b> OBP: 0.380, SLG: 0.460 (1, 7)	G3		G3		G3			F7		4	0	1	3	0	0	2						
<b>Doug DeCinces, R</b> OBP: 0.339, SLG: 0.425 (1, 5)	K		E5					K		4	0	1	0	0	2	3						
<b>Andres Mora, R</b> OBP: 0.148, SLG: 0.444 (1, 10)		5-3	FC6-4			G5-4-3		K		4	0	0	0	0	1	3						
<b>Rick Dempsey, R</b> OBP: 0.291, SLG: 0.294 <b>Tom Shopy, L</b> OBP: 0.324, SLG: 0.345 (1, 2) (9, PH)	F8			F8					1B BB	3	1	1	1	0	0	0						
<b>Mark Belanger, R</b> OBP: 0.280, SLG: 0.257 <b>Tony Muser, L</b> OBP: 0.339, SLG: 0.333 (1, 6) (9, PH)	6-3								K	2	0	1	0	1	0	0						
<b>Inning Stats</b>	R: 1 E: 0 K: 1 S: 7	H: 2 LOB: 2 BB: 1 P: 11	R: 0 E: 0 K: 0 S: 3	H: 0 LOB: 0 BB: 0 P: 3	R: 2 E: 1 K: 0 S: 6	H: 2 LOB: 2 BB: 1 P: 10	R: 0 E: 0 K: 0 S: 4	H: 1 LOB: 1 BB: 0 P: 4	R: 0 E: 0 K: 1 S: 5	H: 0 LOB: 0 BB: 0 P: 5	R: 1 E: 0 K: 0 S: 4	H: 2 LOB: 1 BB: 1 P: 8	R: 0 E: 0 K: 2 S: 7	H: 0 LOB: 0 BB: 0 P: 7	R: 0 E: 0 K: 2 S: 7	H: 0 LOB: 0 BB: 0 P: 7		R: 0 E: 0 K: 1 S: 5	H: 1 LOB: 1 BB: 1 P: 9	1B: 6 2B: 1 3B: 0 HR: 1	SF: 0 SAC: 0 DP: 2 HBP: 0	WP: 0 PB: 0 SB: 1 CS: 0
<b>PITCHER</b> <b>Reggie Cleveland, R</b> ERA: 3.35 (1, 1)	IP: 5.2 WLS: W BF: 7 H: 0 R: 0 ER: 0 SO: 4 BB: 0 IBB: 0 HBP: 0 BLK: 0 WP: 0 HR: 0 S: 15 P: 15 ERA: 0.00 WHIP: 0.000															<b>PITCHER</b>						
<b>Mike Paxton, R</b> ERA: 8.25 (9, 1)	IP: 2.1 WLS: S BF: 4 H: 1 R: 0 ER: 0 SO: 1 BB: 0 IBB: 0 HBP: 0 BLK: 0 WP: 0 HR: 0 S: 5 P: 9 ERA: 0.00 WHIP: 2.000															<b>PITCHER</b>						



Batter	1	2	3	4	5	6	7	8	9	AB R H RBI BB SO LOB	TOP											
<b>Rick Burleson, R</b> OBP: 0.362, SLG: 0.421 (1, 6)	F7	F4			1B 2B		1B	6-3		5 1 2 0 0 0 2	<b>Boston Red Sox @ Baltimore Orioles</b> Memorial Stadium, Baltimore, MD Thu Jun 23 1977, 7:05 PM EDT Att: 27,810 - Unknown											
<b>Fred Lynn, L</b> OBP: 0.259, SLG: 0.397 (1, 8)	WP 1B BB		F7		1B SF8 1B		K	6-3		4 1 1 1 1 1 1												
<b>Jim Rice, R</b> OBP: 0.380, SLG: 0.613 (1, 9)	F7		K		1-3 1B		F9	5-3		5 0 1 0 0 1 2												
<b>Carl Yastrzemski, L</b> OBP: 0.388, SLG: 0.538 (1, 7)	WP 1-2 1B		4-3		SF8		F9	3B BB		3 1 1 1 1 0 1												
<b>Carlton Fisk, R</b> OBP: 0.442, SLG: 0.611 (1, 2)	6-3			2B BB	F7		SH1-4 1B BB	1-1 3B		3 2 1 1 2 0 3												
<b>George Scott, R</b> OBP: 0.354, SLG: 0.593 (1, 3)		F9		K	K		SH1-4 1-2 1B	4-3		5 1 1 0 0 2 3												
<b>Butch Hobson, R</b> OBP: 0.285, SLG: 0.450 (1, 5)		HR		1-H 2B		F8	SH1-4			3 1 2 2 0 0 0												
<b>Tommy Helms, R</b> OBP: 0.125, SLG: 0.133 (1, 10)			F7		4-3		1B IBB			3 0 1 0 1 0 1												
<b>Steve Dillard, R</b> OBP: 0.310, SLG: 0.379 (1, 4)		5-3		5-3		4-3	1-3 2-H 1B			4 0 1 2 0 0 2												
<b>Inning Stats</b>	R: 0 E: 0 K: 0 S: 4	H: 1 LOB: 2 BB: 1 P: 8	R: 1 E: 0 K: 0 S: 5	H: 2 LOB: 1 BB: 0 P: 5	R: 0 E: 0 K: 1 S: 5	H: 0 LOB: 0 BB: 0 P: 5	R: 1 E: 0 K: 1 S: 6	H: 1 LOB: 1 BB: 1 P: 10	R: 2 E: 0 K: 1 S: 8	H: 3 LOB: 1 BB: 0 P: 8		R: 0 E: 0 K: 0 S: 3	H: 0 LOB: 0 BB: 0 P: 3	R: 0 E: 0 K: 1 S: 6	H: 1 LOB: 1 BB: 0 P: 6	R: 2 E: 0 K: 0 S: 4	H: 2 LOB: 1 BB: 2 P: 12	R: 1 E: 0 K: 0 S: 4	H: 1 LOB: 1 BB: 1 P: 8	1B: 6 2B: 3 3B: 1 HR: 1	SF: 1 SAC: 1 DP: 0 HBP: 0	WP: 1 PB: 0 SB: 0 CS: 0
<b>PITCHER</b>	IP WLS BF H R ER SO BB IBB HBP BLK WP HR S P ERA WHIP											<b>PITCHER</b>	IP WLS BF H R ER SO BB IBB HBP BLK WP HR S P ERA WHIP									
<b>Mike Flanagan, L</b> ERA: 4.69 (1, 1)	4.0 L 21 7 4 4 2 2 2 0 0 0 1 1 23 31 9.00 2.250																					
<b>Scott McGregor, L</b> ERA: 3.66 (5, 1)	3.2 15 3 2 2 2 1 1 0 0 0 0 0 17 25 4.91 1.091																					
<b>Dick Drago, R</b> ERA: 2.81 (8, 1)	1.1 6 1 1 1 0 1 0 0 0 0 0 0 5 9 6.75 1.500																					

Batter	1	2	3	4	5	6	7	8	9	AB R H RBI BB SO LOB	BOTTOM											
<b>Al Bumbry, L</b> OBP: 0.346, SLG: 0.381 (1, 8)	S 2B 1B		S BB		E1 SF8 SH1-4 1-2 1B		4-3		K	4 1 1 0 1 1 2	<b>Boston Red Sox @ Baltimore Orioles</b> Memorial Stadium, Baltimore, MD Thu Jun 23 1977, 7:05 PM EDT Att: 27,810 - Unknown											
<b>Billy Smith, S</b> OBP: 0.333, SLG: 0.340 (1, 4)	K		K		SH1-4					3 0 1 0 0 2 2												
<b>Ken Singleton, S</b> OBP: 0.446, SLG: 0.522 (1, 9)			1-3		4-0 BB		L7			2 0 1 1 1 0 1												
<b>Tom Shopay, L</b> OBP: 0.314, SLG: 0.333 (5, PR) (6, 7)	2-H 2B									1 0 0 0 0 0 1												
<b>Lee May, R</b> OBP: 0.295, SLG: 0.417 (1, 3)	K			HR	SF8			6-3		3 1 1 2 0 1 1												
<b>Pat Kelly, L</b> OBP: 0.373, SLG: 0.450 (1, 7) (6, 9)	K		E3		F8			F7		4 0 0 0 0 1 3												
<b>Eddie Murray, S</b> OBP: 0.315, SLG: 0.405 (1, 10)		F9		4-3		F5		4-3		4 0 0 0 0 0 1												
<b>Doug DeCinces, R</b> OBP: 0.333, SLG: 0.417 (1, 5)		K		5-3		6-3		F7		4 0 0 0 0 1 1												
<b>Rick Dempsey, R</b> OBP: 0.287, SLG: 0.289 (9, PH)		K		F9		F7		F7		3 0 0 0 0 1 1												
<b>Tony Muser, L</b> OBP: 0.333, SLG: 0.327 (9, PH)										1 0 0 0 0 0 0												
<b>Mark Belanger, R</b> OBP: 0.280, SLG: 0.258 (9, PH)			F3		SH1-4 SF8 E 1B		F4			3 1 1 0 0 0 0												
<b>Andres Mora, R</b> OBP: 0.179, SLG: 0.464 (9, PH)										1 0 1 0 0 0 0												
<b>Inning Stats</b>	R: 1 E: 0 K: 3 S: 11	H: 2 LOB: 1 BB: 0 P: 11	R: 0 E: 0 K: 2 S: 7	H: 0 LOB: 0 BB: 0 P: 7	R: 0 E: 0 K: 1 S: 5	H: 0 LOB: 1 BB: 1 P: 9	R: 1 E: 1 K: 0 S: 5	H: 1 LOB: 1 BB: 0 P: 5	R: 1 E: 1 K: 0 S: 5	H: 1 LOB: 2 BB: 1 P: 9	R: 0 E: 0 K: 0 S: 3	H: 0 LOB: 0 BB: 0 P: 3	R: 0 E: 0 K: 0 S: 4	H: 1 LOB: 1 BB: 0 P: 4	R: 0 E: 0 K: 0 S: 3	H: 0 LOB: 0 BB: 0 P: 3	R: 0 E: 0 K: 1 S: 6	H: 1 LOB: 1 BB: 0 P: 6	1B: 3 2B: 2 3B: 0 HR: 1	SF: 1 SAC: 1 DP: 0 HBP: 0	WP: 0 PB: 0 SB: 2 CS: 0	PA: 37
<b>PITCHER</b>	IP WLS BF H R ER SO BB IBB HBP BLK WP HR S P ERA WHIP											<b>PITCHER</b>	IP WLS BF H R ER SO BB IBB HBP BLK WP HR S P ERA WHIP									
<b>Fergie Jenkins, R</b> ERA: 3.13 (1, 1)	9.0 W 37 6 3 2 7 2 0 0 0 0 1 49 57 2.00 0.889																					









Batter	1	2	3	4	5	6	7	8	9	AB	R	H	RBI	BB	SO	LOB	TOP					
<b>Bob Bailor, R</b> OBP: 0.362, SLG: 0.441 (1, 6)										4	1	2	0	0	0	3	<b>Toronto Blue Jays @ Baltimore Orioles</b> Memorial Stadium, Baltimore, MD Sat Jun 25 1977, 7:05 PM EDT Att: 16,794 - Unknown - 80 F					
<b>Roy Howell, L</b> OBP: 0.355, SLG: 0.363 (1, 5)										4	0	0	0	0	1	2						
<b>Al Woods, L</b> OBP: 0.382, SLG: 0.485 (1, 7)										3	0	0	0	1	0	2						
<b>Ron Fairly, L</b> OBP: 0.405, SLG: 0.500 (1, 3)										4	0	1	1	0	1	1						
<b>Doug Rader, R</b> OBP: 0.353, SLG: 0.410 (1, 10)										4	0	0	0	0	2	2						
<b>Sam Ewing, L</b> OBP: 0.386, SLG: 0.392 (1, 9)										4	1	2	0	0	0	0						
<b>John Scott, R</b> OBP: 0.267, SLG: 0.323 (1, 8)										4	0	1	0	0	0	1						
<b>Ernie Whitt, L</b> OBP: 0.200, SLG: 0.111 (1, 2)										3	0	0	1	1	1	2						
<b>Hector Torres, R</b> OBP: 0.279, SLG: 0.320 (7, PH)										2	0	1	0	0	0	1						
<b>Otto Velez, R</b> OBP: 0.364, SLG: 0.508 (7, PH)										1	0	0	0	0	0	1						
<b>Dave McKay, S</b> OBP: 0.207, SLG: 0.259 (7, 4)										0	0	0	0	0	0	0						
<b>Inning Stats</b>	R: 0 E: 0 K: 0 S: 3	H: 1 LOB: 0 BB: 0 P: 3	R: 0 E: 0 K: 2 S: 7	H: 0 LOB: 0 BB: 0 P: 7	R: 0 E: 0 K: 1 S: 3	H: 0 LOB: 1 BB: 1 P: 7	R: 0 E: 0 K: 1 S: 5	H: 0 LOB: 1 BB: 0 P: 9	R: 0 E: 0 K: 0 S: 3	H: 2 LOB: 2 BB: 0 P: 7	R: 0 E: 0 K: 0 S: 3	H: 0 LOB: 0 BB: 0 P: 3	R: 1 E: 0 K: 0 S: 5	H: 2 LOB: 1 BB: 0 P: 5	R: 1 E: 0 K: 1 S: 7	H: 2 LOB: 1 BB: 0 P: 7	R: 0 E: 0 K: 0 S: 3	H: 0 LOB: 0 BB: 0 P: 3	1B: 6 2B: 1 3B: 0 HR: 0	SF: 0 SAC: 0 DP: 2 HBP: 0	WP: 1 PB: 0 SB: 0 CS: 0	PA: 35
<b>PITCHER</b> <b>Dennis Martinez, R</b> ERA: 2.93 (1, 1)	IP: 9.0 WLS: W BF: 35 H: 7 R: 2 ER: 1 SO: 5 BB: 2 IBB: 0 HBP: 0 BLK: 0 WP: 1 HR: 0 S: 43 P: 51 ERA: 1.00 WHIP: 1.000															<b>PITCHER</b>	IP: 9.0 WLS: W BF: 35 H: 7 R: 2 ER: 1 SO: 5 BB: 2 IBB: 0 HBP: 0 BLK: 0 WP: 1 HR: 0 S: 43 P: 51 ERA: 1.00 WHIP: 1.000					

AB	33
R	2
H	7
RBI	2
BB	2
SO	5
LOB	15



Batter	1	2	3	4	5	6	7	8	9	AB	R	H	RBI	BB	SO	LOB	BOTTOM					
<b>Al Bumbry, L</b> OBP: 0.340, SLG: 0.371 (1, 8)										4	0	0	0	0	1	2	<b>Toronto Blue Jays @ Baltimore Orioles</b> Memorial Stadium, Baltimore, MD Sat Jun 25 1977, 7:05 PM EDT Att: 16,794 - Unknown - 80 F					
<b>Billy Smith, S</b> OBP: 0.330, SLG: 0.330 (1, 4)										2	1	0	0	2	0	1						
<b>Ken Singleton, S</b> OBP: 0.436, SLG: 0.507 (1, 9)										4	0	1	0	0	0	1						
<b>Eddie Murray, S</b> OBP: 0.321, SLG: 0.407 (1, 10)										3	1	1	1	0	0	0						
<b>Pat Kelly, L</b> OBP: 0.378, SLG: 0.460 (1, 7)										3	0	1	0	1	1	1						
<b>Tom Shopay, L</b> OBP: 0.314, SLG: 0.333 (9, 7)										0	0	0	0	0	0	0						
<b>Tony Muser, L</b> OBP: 0.326, SLG: 0.309 (1, 3)										3	1	0	0	1	0	3						
<b>Rich Dauer, R</b> OBP: 0.250, SLG: 0.286 (1, 5)										3	1	0	0	0	1	2						
<b>Brooks Robinson, R</b> OBP: 0.244, SLG: 0.293 (9, 5)										0	0	0	0	0	0	0						
<b>Rick Dempsey, R</b> OBP: 0.288, SLG: 0.297 (1, 2)										3	1	1	3	0	0	0						
<b>Mark Belanger, R</b> OBP: 0.283, SLG: 0.267 (1, 6)										3	0	2	1	0	0	0						
<b>Inning Stats</b>	R: 0 E: 0 K: 0 S: 2	H: 0 LOB: 0 BB: 1 P: 6	R: 4 E: 1 K: 2 S: 11	H: 3 LOB: 1 BB: 1 P: 15	R: 0 E: 0 K: 0 S: 4	H: 1 LOB: 1 BB: 0 P: 4	R: 0 E: 0 K: 1 S: 6	H: 1 LOB: 1 BB: 0 P: 6	R: 0 E: 0 K: 0 S: 3	H: 0 LOB: 0 BB: 0 P: 3	R: 0 E: 0 K: 0 S: 3	H: 0 LOB: 0 BB: 0 P: 3	R: 0 E: 0 K: 0 S: 3	H: 0 LOB: 0 BB: 0 P: 3	R: 1 E: 0 K: 0 S: 3	H: 1 LOB: 1 BB: 2 P: 11	R: 0 E: 0 K: 0 S: 3	H: 0 LOB: 0 BB: 0 P: 3	1B: 4 2B: 1 3B: 1 HR: 0	SF: 1 SAC: 0 DP: 2 HBP: 0	WP: 0 PB: 1 SB: 1 CS: 0	PA: 33
<b>PITCHER</b> <b>Jeff Byrd, R</b> ERA: 5.11 (1, 1)	IP: 7.1 WLS: L BF: 32 H: 6 R: 5 ER: 4 SO: 3 BB: 4 IBB: 0 HBP: 0 BLK: 0 WP: 0 HR: 0 S: 34 P: 50 ERA: 4.91 WHIP: 1.364															<b>PITCHER</b>	IP: 7.1 WLS: L BF: 32 H: 6 R: 5 ER: 4 SO: 3 BB: 4 IBB: 0 HBP: 0 BLK: 0 WP: 0 HR: 0 S: 34 P: 50 ERA: 4.91 WHIP: 1.364					
<b>Tom Bruno, R</b> ERA: 7.2 (8, 1)	IP: 0.2 WLS: 1 BF: 1 H: 0 R: 0 ER: 0 SO: 0 BB: 0 IBB: 0 HBP: 0 BLK: 0 WP: 0 HR: 0 S: 1 P: 1 ERA: 0.00 WHIP: 0.000															<b>PITCHER</b>	IP: 0.2 WLS: 1 BF: 1 H: 0 R: 0 ER: 0 SO: 0 BB: 0 IBB: 0 HBP: 0 BLK: 0 WP: 0 HR: 0 S: 1 P: 1 ERA: 0.00 WHIP: 0.000					

AB	28
R	5
H	6
RBI	5
BB	4
SO	3
LOB	10






Batter	1	2	3	4	5	6	7	8	9	AB	R	H	RBI	BB	SO	LOB	TOP			
<b>John Scott, R</b> OBP: 0.273, SLG: 0.328 (1, 8)	0-0 1-3		0-0 E 1B		0-0 S 1B		0-0 F8			4	0	2	0	0	0	0	Toronto Blue Jays @ Baltimore Orioles Memorial Stadium, Baltimore, MD Sat Jun 25 1977, 7:05 PM EDT Att: 16,794 - Unknown			
<b>Hector Torres, R</b> OBP: 0.266, SLG: 0.307 (1, 6)	0-0 F8		0-0 E6 FC6 1-3		0-0 5-3 1-2		0-0 5-3			4	0	0	0	0	0	2				
<b>Bob Bailor, R</b> OBP: 0.355, SLG: 0.433 (1, 10)	0-0 5-3		0-0 FC6 1-2			0-0 4-3		0-0 5-3		4	0	0	0	0	0	2				
<b>Otto Velez, R</b> OBP: 0.366, SLG: 0.513 (1, 9)		0-0 FC6-3 2B		0-3 K		0-0 1B E 1B		0-0 F9		4	1	2	0	0	1	0				
<b>Doug Rader, R</b> OBP: 0.352, SLG: 0.411 (1, 5)		0-0 6-3		0-0 2B		0-0 F7		0-0 4-3		4	0	1	0	0	0	2				
<b>Ron Fairly, L</b> OBP: 0.411, SLG: 0.500 (1, 7)		4-0 FC6-3 BB		4-0 G4-6-3 BB		0-0 E 1-3 1B		0-0 3-1		2	0	1	0	2	0	0				
<b>Doug Ault, R</b> OBP: 0.329, SLG: 0.403 (1, 3)		0-0 FC6-3-2 1-2 2-H		0-0 G4-6-3 1-2		0-0 E9 1-3 3-H 1B		0-0 6-3		4	0	1	1	0	0	4				
<b>Dave McKay, S</b> OBP: 0.202, SLG: 0.253 (1, 4)			0-3 K		0-0 4-3		0-3 K		0-3 K	4	0	0	0	0	3	2				
<b>Alan Ashby, S</b> OBP: 0.285, SLG: 0.288 (1, 2)			0-0 6-3		0-0 F7		0-0 5-3			3	0	0	0	0	0	0				
<b>Inning Stats</b>	R: 0 E: 0 K: 0 S: 3	H: 0 LOB: 0 BB: 0 P: 3	R: 0 E: 0 K: 0 S: 3	H: 1 LOB: 1 BB: 1 P: 7	R: 0 E: 1 K: 1 S: 7	H: 1 LOB: 2 BB: 0 P: 7	R: 0 E: 0 K: 1 S: 5	H: 1 LOB: 1 BB: 1 P: 9	R: 0 E: 0 K: 0 S: 4	H: 1 LOB: 2 BB: 0 P: 4	R: 1 E: 1 K: 1 S: 8	H: 3 LOB: 2 BB: 0 P: 8	R: 0 E: 0 K: 0 S: 3	H: 0 LOB: 0 BB: 0 P: 3	R: 0 E: 0 K: 1 S: 5	H: 0 LOB: 0 BB: 0 P: 5	1B: 5 2B: 3 3B: 0 HR: 0	SF: 0 SAC: 0 DP: 2 HBP: 0	WP: 0 PB: 0 SB: 1 CS: 0	PA: 35
<b>PITCHER</b> <b>Ross Grimsley, L</b> ERA: 3.82 (1, 1)	IP: 9.0 WLS: W BF: 35 H: 7 R: 1 ER: 1 SO: 4 BB: 2 IBB: 0 HBP: 0 BLK: 0 WP: 0 HR: 0 S: 41 P: 49 ERA: 1.00 WHIP: 1.000															<b>PITCHER</b>				

Batter	1	2	3	4	5	6	7	8	9	AB	R	H	RBI	BB	SO	LOB	BOTTOM			
<b>Al Bumby, L</b> OBP: 0.339, SLG: 0.368 (1, 8)	0-0 3-1		0-0 SF7 3-H		4-0 2B BB		0-0 FC6-4 1B 1-2			2	1	0	1	1	0	1	Toronto Blue Jays @ Baltimore Orioles Memorial Stadium, Baltimore, MD Sat Jun 25 1977, 7:05 PM EDT Att: 16,794 - Unknown			
<b>Rich Dauer, R</b> OBP: 0.250, SLG: 0.284 (1, 4)	0-0 F4		0-0 6-3		0-0 F9 2-3		0-0 BB 1B			4	0	1	0	0	0	2				
<b>Ken Singleton, S</b> OBP: 0.444, SLG: 0.514 (1, 9)	4-0 1B BB			4-0 1B BB	0-0 1B 1-H 3-H 2B		4-0 1B 1-2 BB			1	0	1	2	3	0	0				
<b>Lee May, R</b> OBP: 0.297, SLG: 0.416 (1, 3)	0-0			0-0	0-0 F8 3		0-0 F6			4	0	2	0	0	0	4				
<b>Tony Muser, L</b> OBP: 0.326, SLG: 0.309 (8, 3)	1-2 PO 1B			1-2 1B	0-0 F8		0-0 F6			0	0	0	0	0	0	0				
<b>Eddie Murray, S</b> OBP: 0.316, SLG: 0.401 (1, 10)	0-0 PO 1-2	0-0 6-3		0-0 L5		0-0 F8		0-0 4-3		4	0	0	0	0	0	5				
<b>Andres Mora, R</b> OBP: 0.182, SLG: 0.515 (1, 7)		0-0 6-3		0-0 F8		0-3 K		0-3 K		4	0	0	0	0	2	2				
<b>Tom Shopay, L</b> OBP: 0.314, SLG: 0.333 (9, 7)		0-0 6-3		0-0 F8		0-0 K		0-0 K		0	0	0	0	0	0	0				
<b>Doug DeCinces, R</b> OBP: 0.326, SLG: 0.410 (1, 5)		0-0 4-3		0-3 K		0-0 2B		0-0 6-3		4	0	1	0	0	1	2				
<b>Kiko Garcia, R</b> OBP: 0.298, SLG: 0.326 (1, 6)			0-0 4-3 SF7 2B		0-0 F9 SH3-4 2B 1B		0-0 F9		0-3 K	3	2	2	0	0	0	1				
<b>Mark Belanger, R</b> OBP: 0.262, SLG: 0.265 (7, 6)					0-0 SH3-4 1B		0-0 F9		0-0 K	1	0	0	0	0	1	0				
<b>Dave Skaggs, R</b> OBP: 0.333, SLG: 0.438 (1, 2)			0-0 4-3		0-0 SH3-4		0-0 FC6-4 1B			2	0	1	0	0	0	1				
<b>Inning Stats</b>	R: 0 E: 0 K: 0 S: 3	H: 1 LOB: 1 BB: 1 P: 7	R: 0 E: 0 K: 0 S: 3	H: 0 LOB: 0 BB: 0 P: 3	R: 1 E: 0 K: 0 S: 4	H: 1 LOB: 0 BB: 0 P: 4	R: 0 E: 0 K: 1 S: 6	H: 1 LOB: 2 BB: 1 P: 10	R: 2 E: 0 K: 0 S: 5	H: 2 LOB: 1 BB: 1 P: 9	R: 0 E: 0 K: 1 S: 6	H: 1 LOB: 1 BB: 0 P: 6	R: 0 E: 0 K: 0 S: 5	H: 2 LOB: 3 BB: 1 P: 9	R: 0 E: 0 K: 2 S: 7	H: 0 LOB: 0 BB: 0 P: 7	1B: 5 2B: 3 3B: 0 HR: 0	SF: 1 SAC: 1 DP: 0 HBP: 0	WP: 0 PB: 0 SB: 0 CS: 0	PA: 36
<b>PITCHER</b> <b>Jerry Garvin, L</b> ERA: 3.69 (1, 1)	IP: 6.1 WLS: L BF: 29 H: 8 R: 3 ER: 3 SO: 2 BB: 3 IBB: 0 HBP: 0 BLK: 0 WP: 0 HR: 0 S: 30 P: 42 ERA: 4.26 WHIP: 1.737															<b>PITCHER</b>				
<b>Jerry Johnson, R</b> ERA: 2.96 (7, 1)	IP: 1.2 WLS: L BF: 6 H: 0 R: 0 ER: 0 SO: 2 BB: 1 IBB: 0 HBP: 0 BLK: 0 WP: 0 HR: 0 S: 9 P: 13 ERA: 0.00 WHIP: 0.600															<b>PITCHER</b>				

livebaseballscores.com

AB 33  
R 1  
H 7  
RBI 1  
BB 2  
SO 4  
LOB 12



livebaseballscores.com

AB 29  
R 3  
H 8  
RBI 3  
BB 4  
SO 4  
LOB 18



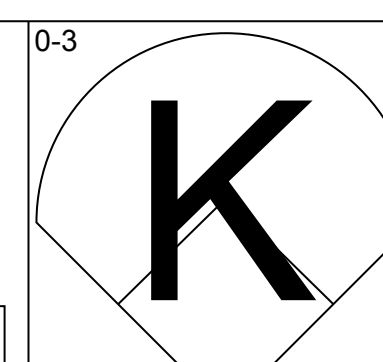
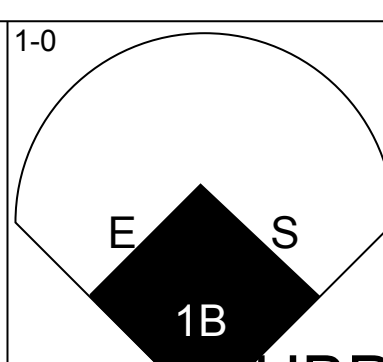
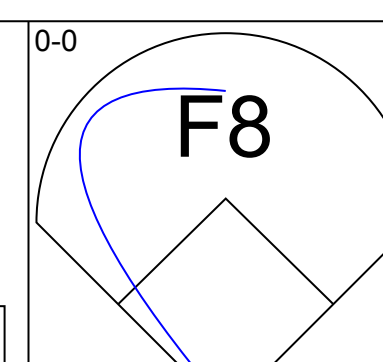
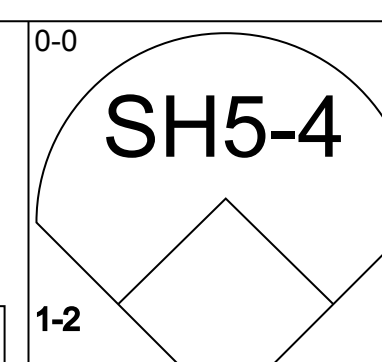
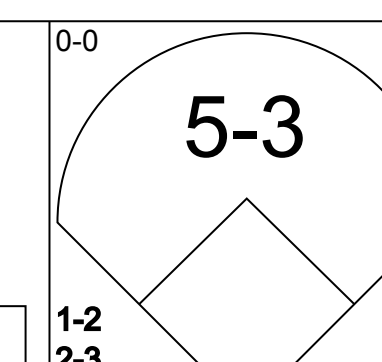
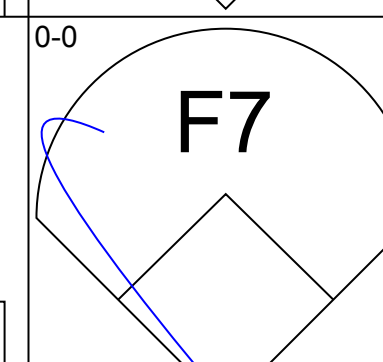
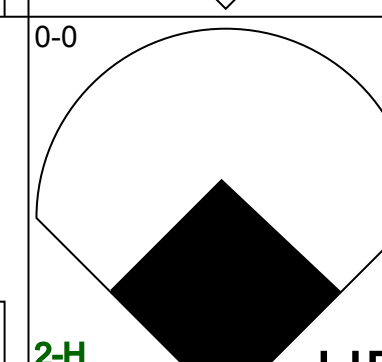
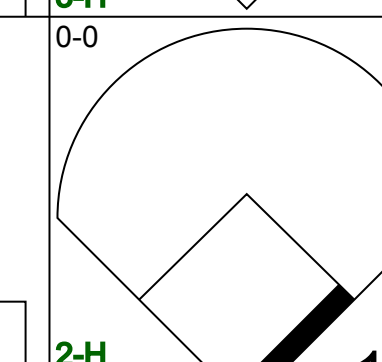
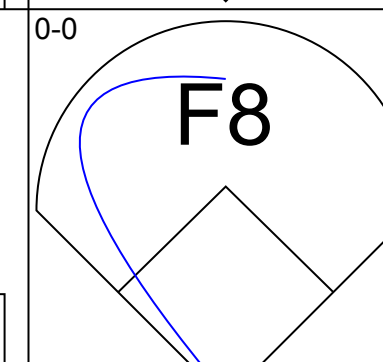
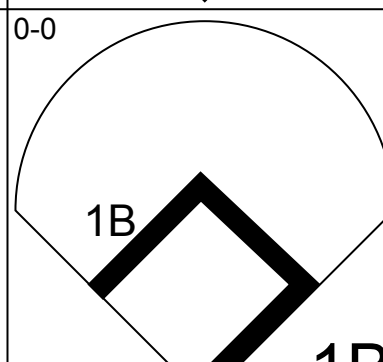
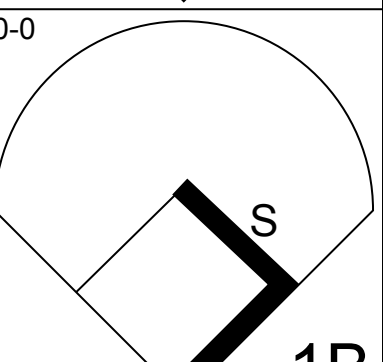
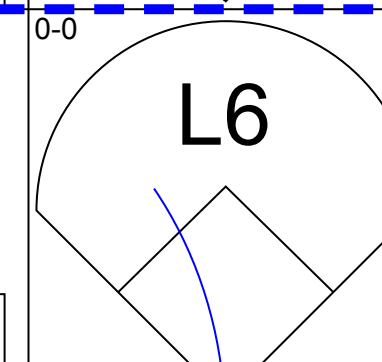
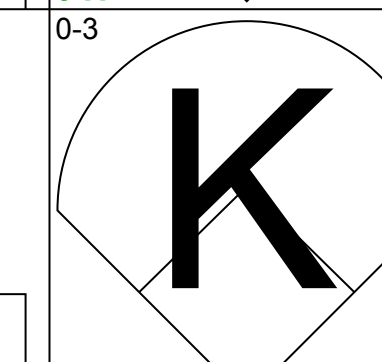

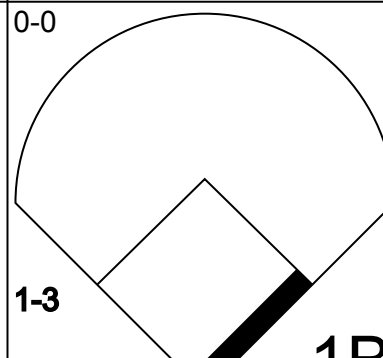

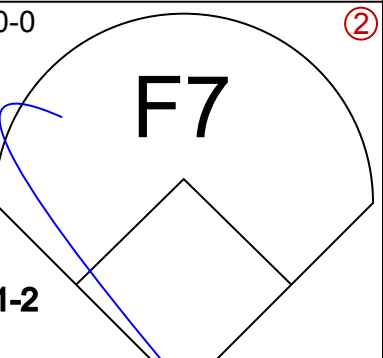
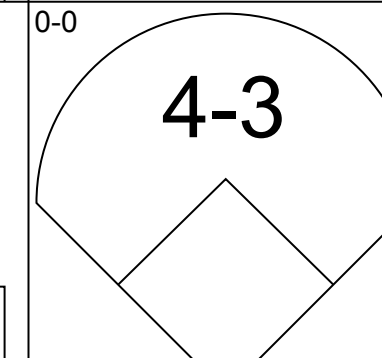

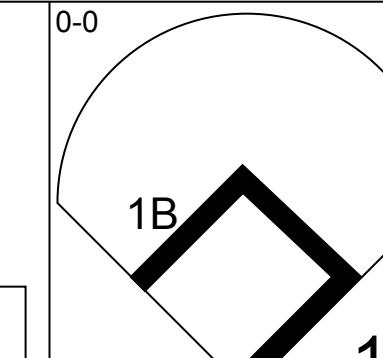
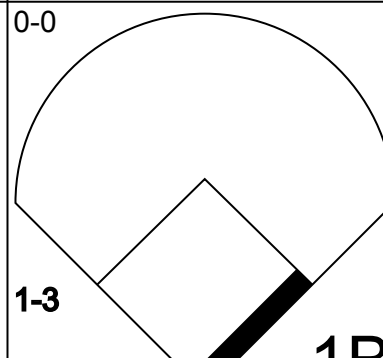

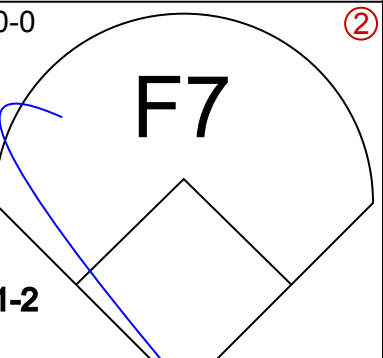
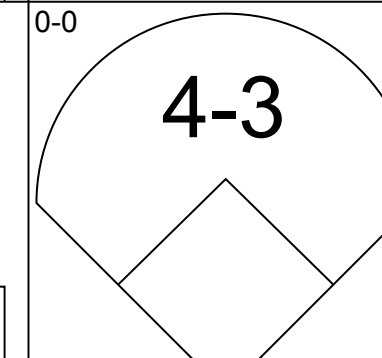
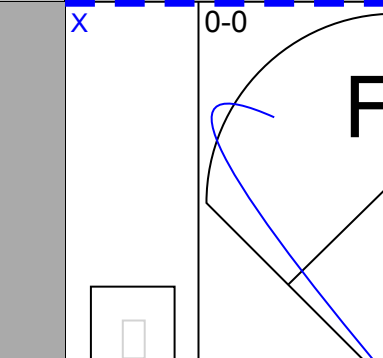
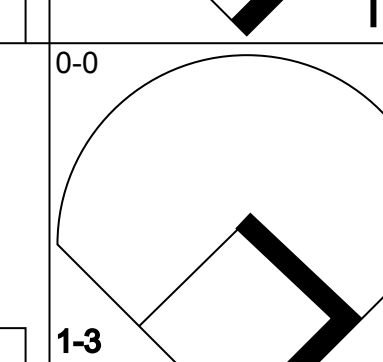
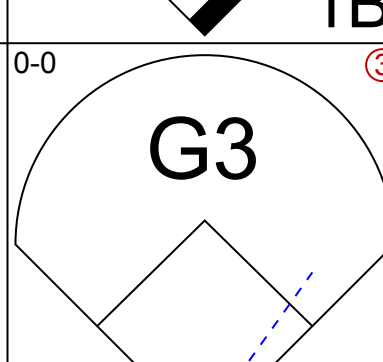
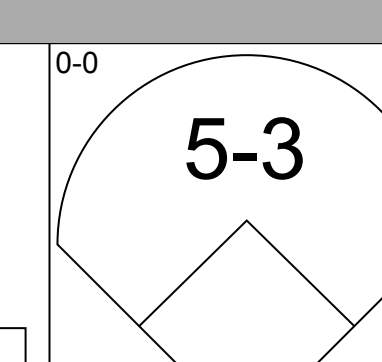
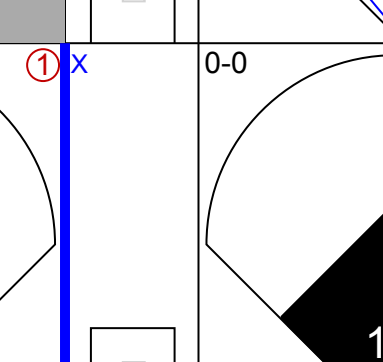

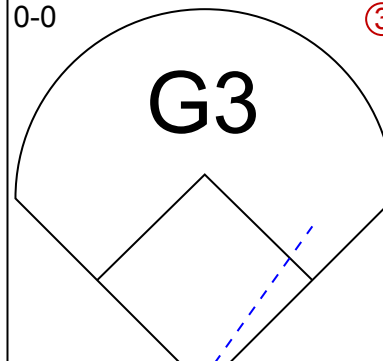
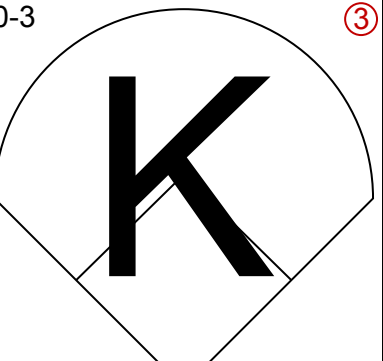
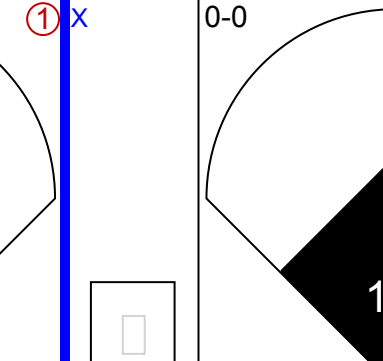

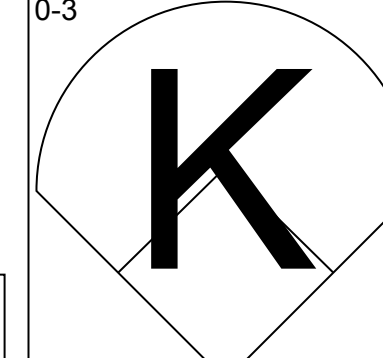
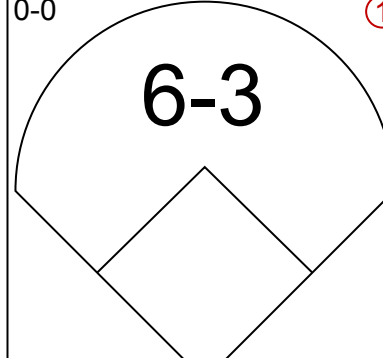
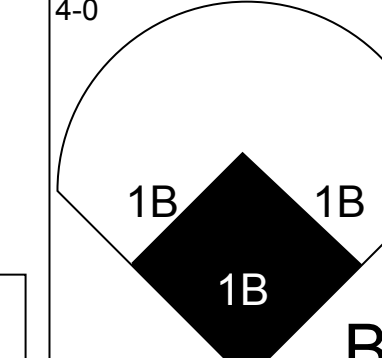
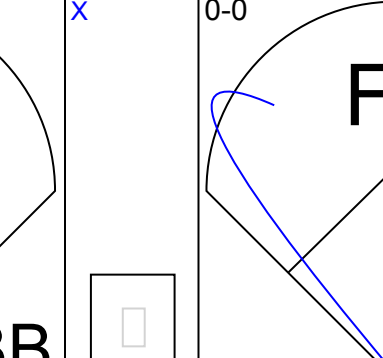

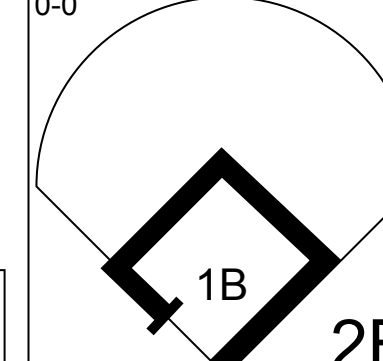
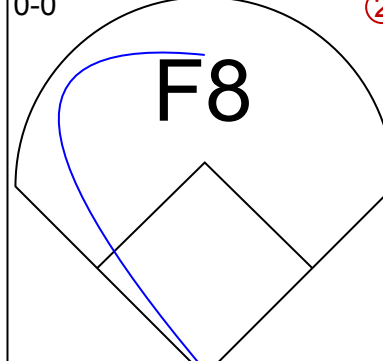
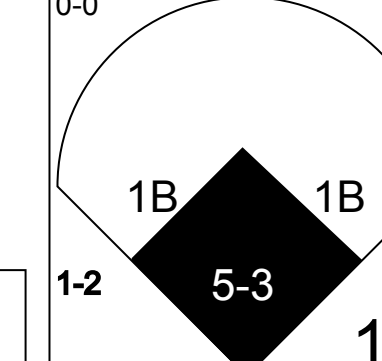
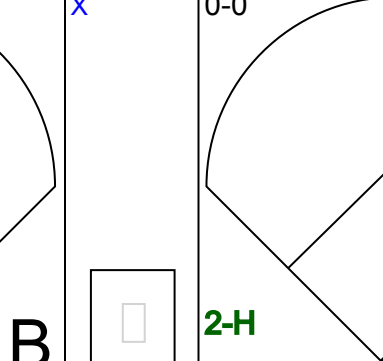

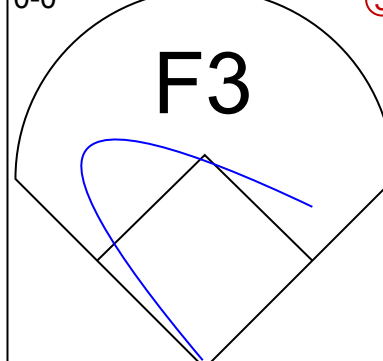
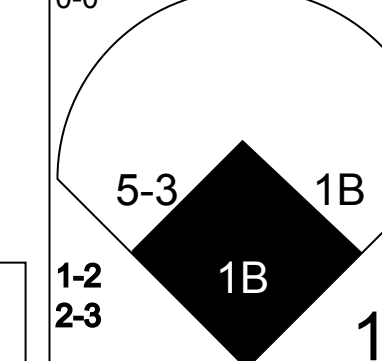
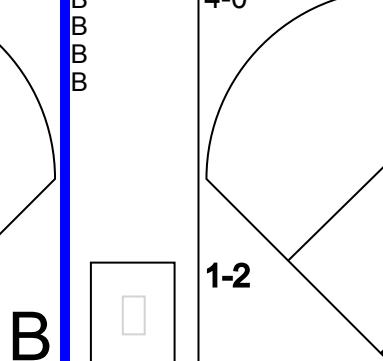
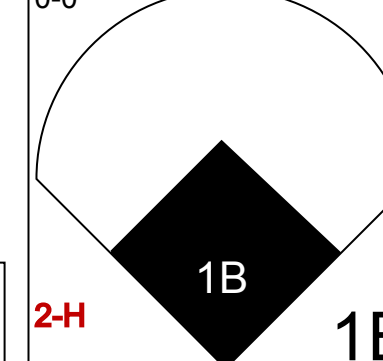
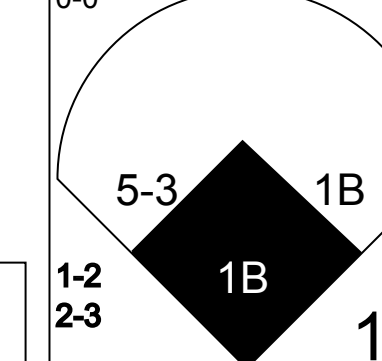
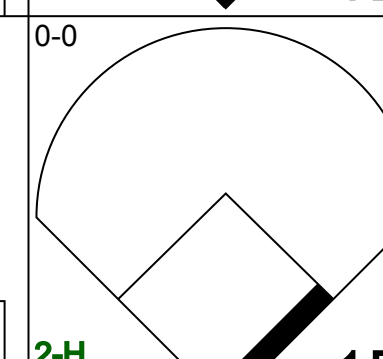
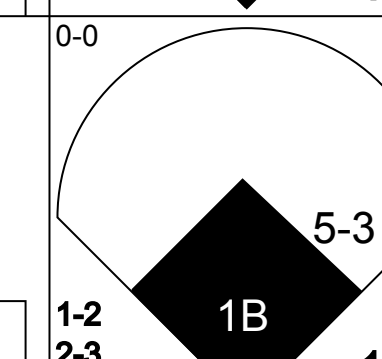
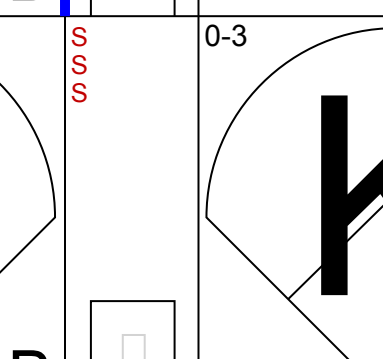
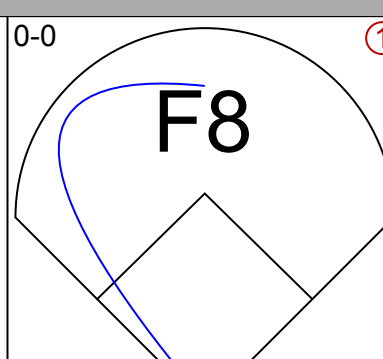
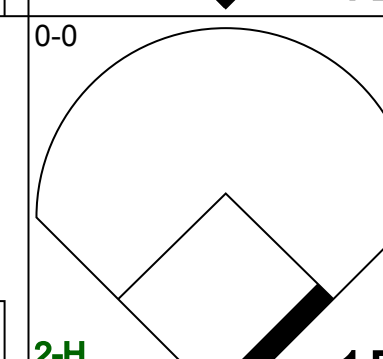
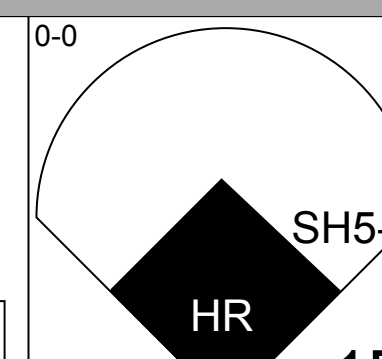
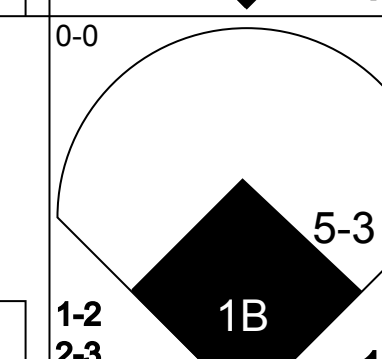
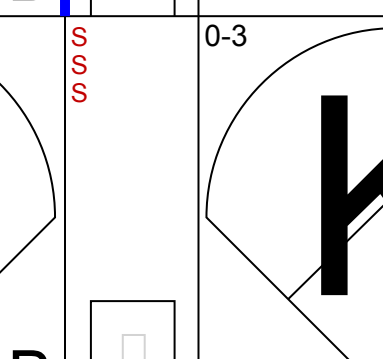


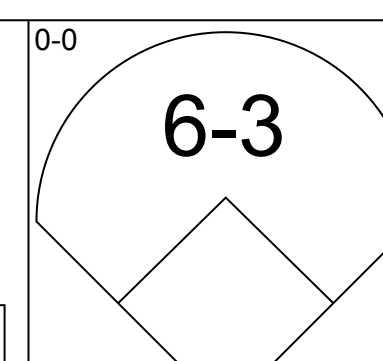
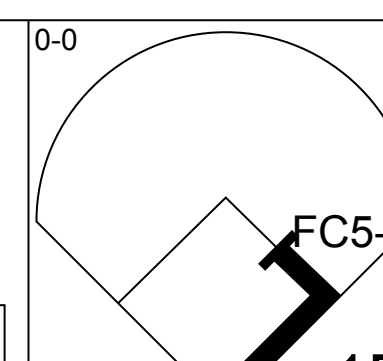
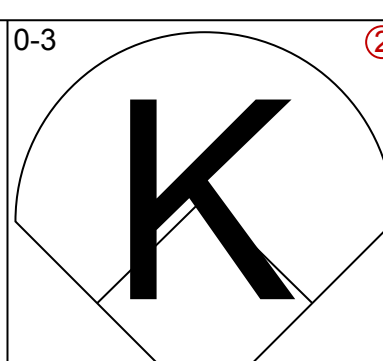
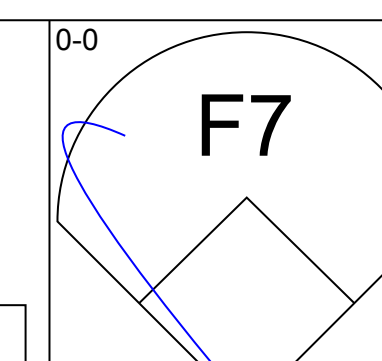
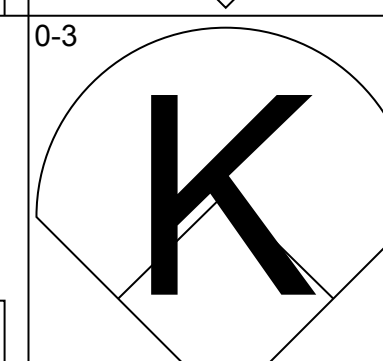
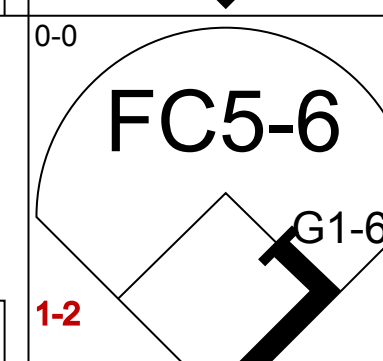
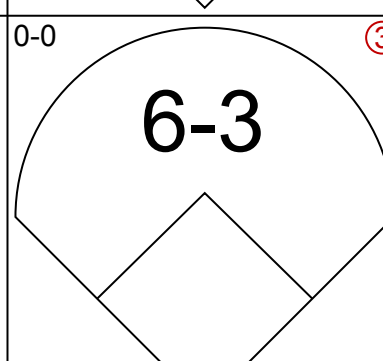
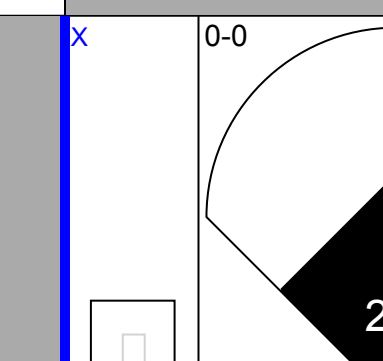
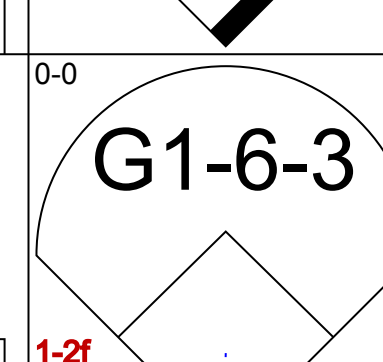
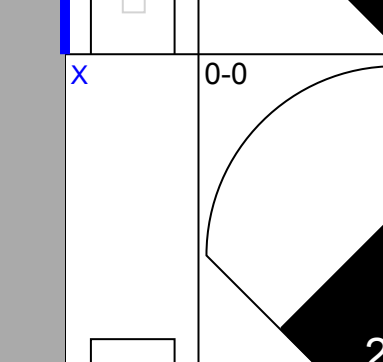
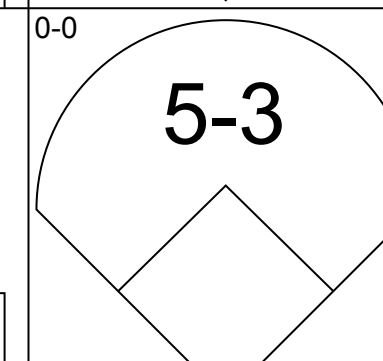
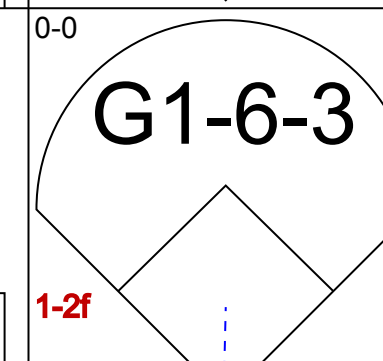
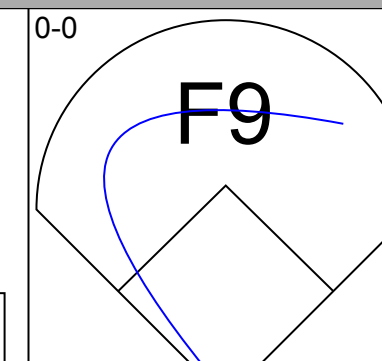
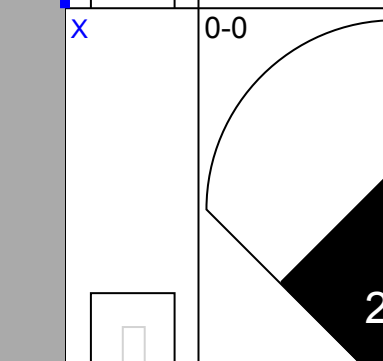
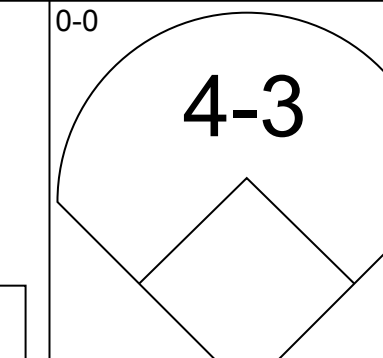
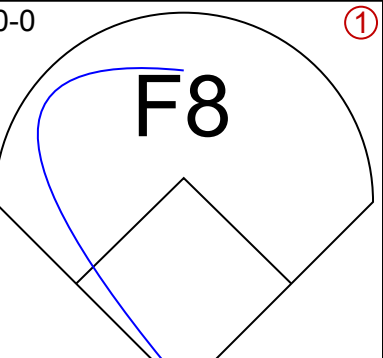
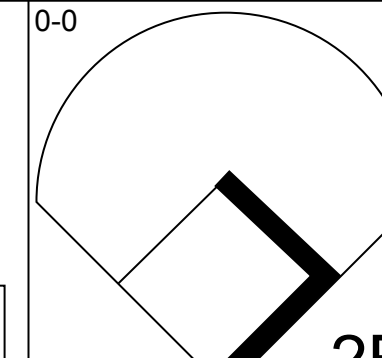
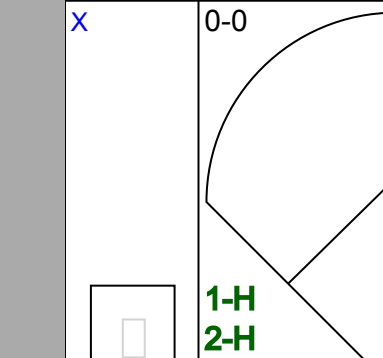
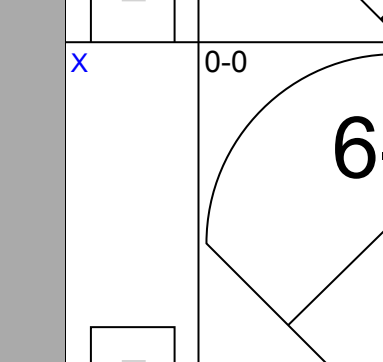

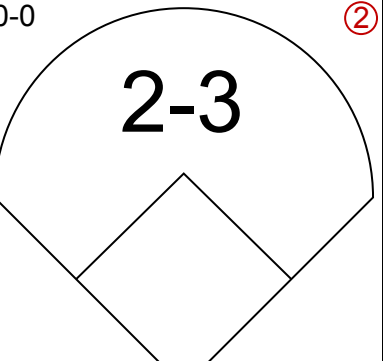
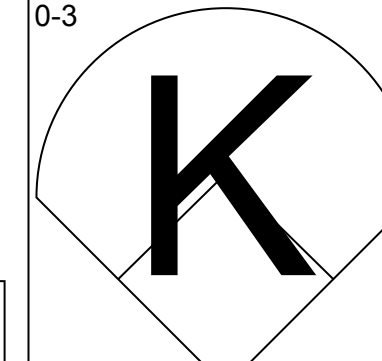
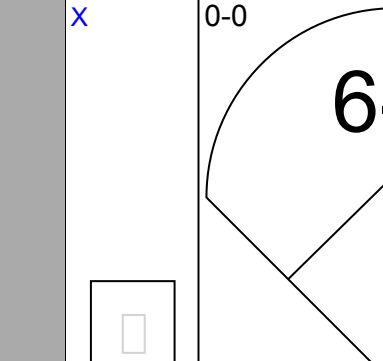

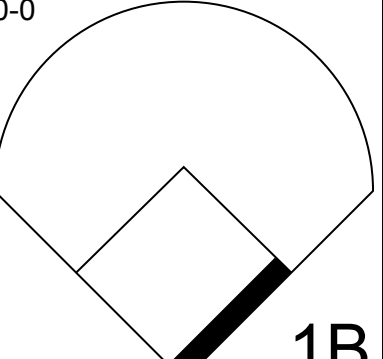
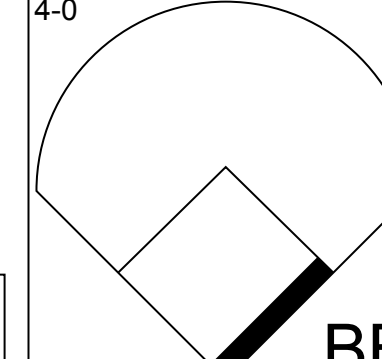
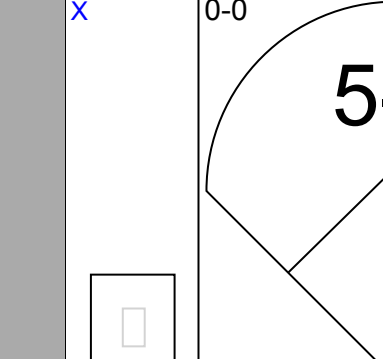
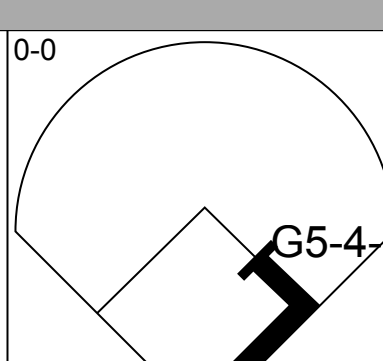
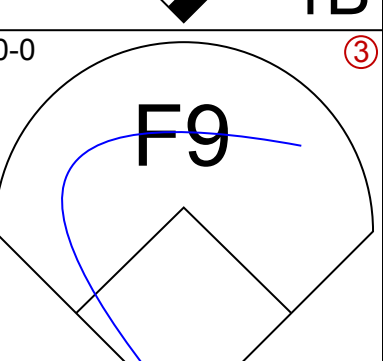
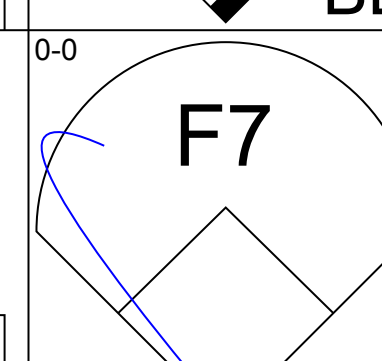
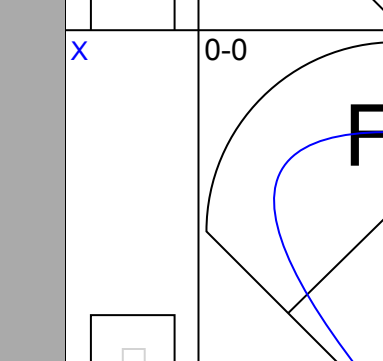
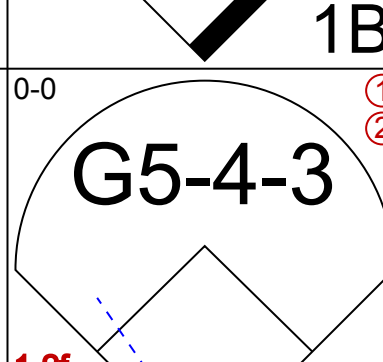
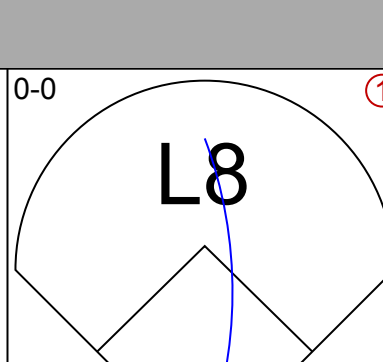
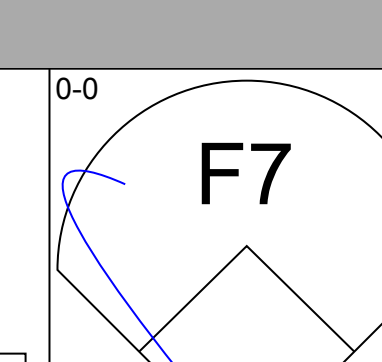
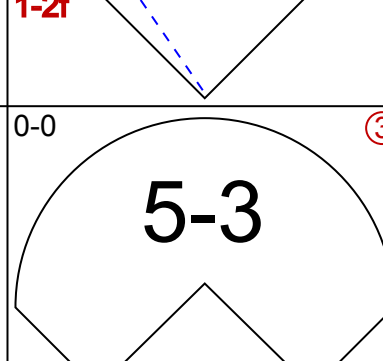
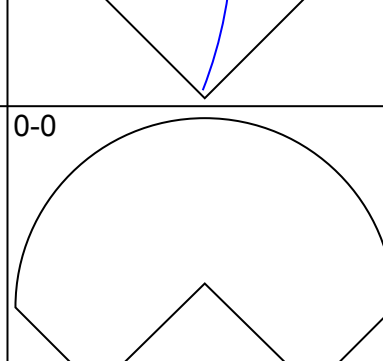
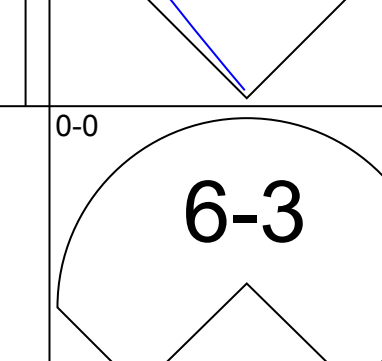
Batter	1	2	3	4	5	6	7	8	9	AB	R	H	RBI	BB	SO	LOB	TOP								
<b>Bob Bailor, R</b> OBP: 0.358, SLG: 0.434 (1, 6)										4	1	2	0	0	0	1	<b>Toronto Blue Jays @ Baltimore Orioles</b> Memorial Stadium, Baltimore, MD Sun Jun 26 1977, 3:33 AM EDT Att: 16,761 - Unknown - 87 F								
<b>Roy Howell, L</b> OBP: 0.355, SLG: 0.362 (1, 5)										3	0	1	0	0	0	1									
<b>Dave McKay, S</b> OBP: 0.202, SLG: 0.253 (8, PH) (8, 4)										0	0	0	0	0	0	0									
<b>Al Woods, L</b> OBP: 0.374, SLG: 0.473 (1, 7)										4	0	0	0	0	1	3									
<b>Steve Bowling, R</b> OBP: 0.262, SLG: 0.148 (9, 7)										0	0	0	0	0	0	0									
<b>Ron Fairly, L</b> OBP: 0.413, SLG: 0.498 (1, 3)										3	0	1	1	1	0	1									
<b>Sam Ewing, L</b> OBP: 0.374, SLG: 0.378 (1, 9)										3	0	0	0	0	0	2									
<b>Otto Velez, R</b> OBP: 0.364, SLG: 0.511 (7, 9)										1	0	0	0	0	1	1									
<b>Doug Radler, R</b> OBP: 0.354, SLG: 0.410 (1, 10)										3	1	1	0	1	0	0									
<b>John Scott, R</b> OBP: 0.268, SLG: 0.321 (1, 8)										3	0	0	0	0	1	1									
<b>Alan Ashby, S</b> OBP: 0.289, SLG: 0.290 (1, 2)										2	0	1	0	1	1	0									
<b>Ernie Whitt, L</b> OBP: 0.200, SLG: 0.111 (9, 2)										0	0	0	0	0	0	0									
<b>Hector Torres, R</b> OBP: 0.259, SLG: 0.295 (1, 4) (8, 5)										4	0	0	1	0	0	4									
<b>Inning Stats</b>	R: 0 E: 0 K: 0 S: 4	H: 1 LOB: 2 BB: 1 P: 8	R: 0 E: 0 K: 2 S: 7	H: 0 LOB: 0 BB: 0 P: 7	R: 0 E: 0 K: 0 S: 3	H: 0 LOB: 0 BB: 0 P: 3	R: 0 E: 0 K: 1 S: 5	H: 0 LOB: 0 BB: 0 P: 5	R: 1 E: 1 K: 0 S: 5	H: 1 LOB: 1 BB: 0 P: 5	R: 0 E: 0 K: 0 S: 3	H: 1 LOB: 0 BB: 2 P: 11	R: 0 E: 0 K: 1 S: 7	H: 2 LOB: 1 BB: 0 P: 7	R: 0 E: 0 K: 0 S: 4	H: 1 LOB: 1 BB: 0 P: 4	1B: 6 2B: 0 3B: 0 HR: 0	SF: 0 SAC: 3 DP: 1 HBP: 0	WP: 1 PB: 0 SB: 0 CS: 0	PA: 36					
<b>PITCHER</b> <b>Jim Palmer, R</b> ERA: 3.25 (1, 1)	IP: 9.0 WLS: L BF: 36	H: 6 R: 2 ER: 1 SO: 4	BB: 3 IBB: 0 HBP: 0 BLK: 0	WP: 1 HR: 0 S: 41 P: 53	ERA: 1.00 WHIP: 1.000																				

Batter	1	2	3	4	5	6	7	8	9	AB	R	H	RBI	BB	SO	LOB	BOTTOM								
<b>Al Bumbry, L</b> OBP: 0.338, SLG: 0.367 (1, 8)										4	0	1	0	0	1	0	<b>Toronto Blue Jays @ Baltimore Orioles</b> Memorial Stadium, Baltimore, MD Sun Jun 26 1977, 3:33 AM EDT Att: 16,761 - Unknown - 87 F								
<b>Billy Smith, S</b> OBP: 0.324, SLG: 0.323 (1, 4)										4	0	0	0	0	1	1									
<b>Ken Singleton, S</b> OBP: 0.442, SLG: 0.514 (1, 9)										4	0	1	0	0	1	1									
<b>Eddie Murray, S</b> OBP: 0.319, SLG: 0.402 (1, 3)										4	0	2	0	0	2	1									
<b>Pat Kelly, L</b> OBP: 0.380, SLG: 0.461 (1, 7)										4	0	2	0	0	0	2									
<b>Lee May, R</b> OBP: 0.293, SLG: 0.410 (1, 10)										4	0	0	0	0	3	3									
<b>Doug DeCinces, R</b> OBP: 0.325, SLG: 0.405 (1, 5)										3	0	0	0	1	1	1									
<b>Rick Dempsey, R</b> OBP: 0.285, SLG: 0.292 (1, 2)										3	0	0	0	0	1	3									
<b>Tony Muser, L</b> OBP: 0.323, SLG: 0.304 (9, PH)										1	0	0	0	0	0	1									
<b>Kiko Garcia, R</b> OBP: 0.280, SLG: 0.306 (1, 6)										3	0	0	0	0	2	3									
<b>Inning Stats</b>	R: 0 E: 0 K: 3 S: 9	H: 0 LOB: 0 BB: 0 P: 9	R: 0 E: 1 K: 3 S: 11	H: 2 LOB: 3 BB: 1 P: 15	R: 0 E: 1 K: 0 S: 5	H: 1 LOB: 2 BB: 0 P: 5	R: 0 E: 0 K: 1 S: 5	H: 0 LOB: 0 BB: 0 P: 5	R: 0 E: 0 K: 1 S: 6	H: 1 LOB: 1 BB: 0 P: 6	R: 0 E: 0 K: 1 S: 6	H: 1 LOB: 1 BB: 0 P: 6	R: 0 E: 0 K: 1 S: 6	H: 1 LOB: 1 BB: 0 P: 6	1B: 5 2B: 1 3B: 0 HR: 0	SF: 0 SAC: 0 DP: 0 HBP: 0	WP: 0 PB: 0 SB: 0 CS: 0	PA: 35							
<b>PITCHER</b> <b>Pete Vuckovich, R</b> ERA: 2.77 (1, 1)	IP: 9.0 WLS: W BF: 35	H: 6 R: 0 ER: 0 SO: 12	BB: 0 IBB: 1 HBP: 0 BLK: 0	WP: 0 HR: 0 S: 58 P: 62	ERA: 0.00 WHIP: 0.667																				





Batter	1	2	3	4	5	6	7	8	9	AB	R	H	RBI	BB	SO	LOB	TOP				
<b>Al Bumby, L</b> OBP: 0.339, SLG: 0.365 (1, 8)										1	0	0	0	0	1	0	<b>Baltimore Orioles @ Cleveland Indians</b> Cleveland Municipal Stadium, Cleveland, OH Mon Jun 27 1977, 7:05 PM EDT Att: 19,320 - Unknown - 77 F				
<b>Tom Shopay, L</b> OBP: 0.297, SLG: 0.313 (3, FR)										2	1	0	1	0	0	3					
<b>Billy Smith, S</b> OBP: 0.326, SLG: 0.340 (1, 4)										5	1	2	4	0	1	1					
<b>Pat Kelly, L</b> OBP: 0.381, SLG: 0.459 (1, 7)										5	0	2	1	0	1	1					
<b>Ken Singleton, S</b> OBP: 0.441, SLG: 0.511 (1, 9)										5	0	2	0	0	0	1					
<b>Eddie Murray, S</b> OBP: 0.318, SLG: 0.400 (1, 3)										4	0	1	0	0	1	3					
<b>Tony Muser, L</b> OBP: 0.333, SLG: 0.333 (8, 3)										1	1	1	0	0	0	0					
<b>Lee May, R</b> OBP: 0.291, SLG: 0.404 (1, 10)										4	1	0	0	1	2	3					
<b>Rich Dauer, R</b> OBP: 0.267, SLG: 0.312 (1, 5)										5	1	3	1	0	0	2					
<b>Kiko Garcia, R</b> OBP: 0.283, SLG: 0.308 (8, PH)										3	1	1	0	0	1	2					
<b>Andres Mora, R</b> OBP: 0.206, SLG: 0.529 (8, FR)										1	0	1	0	0	0	0					
<b>Mark Belanger, R</b> OBP: 0.285, SLG: 0.265 (8, 6)										0	1	0	0	1	0	0					
<b>Rick Dempsey, R</b> OBP: 0.291, SLG: 0.300 (1, 2)										5	2	3	2	0	1	2					
<b>Inning Stats</b>	R: 0 E: 0 K: 1 S: 5	H: 0 LOB: 0 BB: 0 P: 5	R: 0 E: 0 K: 2 S: 9	H: 2 LOB: 2 BB: 0 P: 9	R: 1 E: 0 K: 1 S: 7	H: 2 LOB: 2 BB: 0 P: 8	R: 1 E: 0 K: 1 S: 7	H: 3 LOB: 1 BB: 0 P: 7	R: 0 E: 0 K: 0 S: 6	H: 0 LOB: 0 BB: 0 P: 3	R: 2 E: 0 K: 0 S: 5	H: 2 LOB: 0 BB: 0 P: 5	R: 4 E: 0 K: 1 S: 9	H: 4 LOB: 1 BB: 1 P: 13	R: 1 E: 0 K: 1 S: 7	H: 2 LOB: 2 BB: 1 P: 11	1B: 13 2B: 2 3B: 0 HR: 1	SF: 0 SAC: 1 DP: 0 HBP: 1	WP: 0 PB: 0 SB: 2 CS: 0	PA: 45	
<b>PITCHER</b>	IP	WLS	BF	H	R	ER	SO	BB	IBB	HBP	BLK	WP	HR	S	P	ERA	WHIP				
<b>Dennis Eckersley, R</b> ERA: 3.37	(1, 1)	6.1	L	29	10	4	4	6	0	0	1	0	0	1	40	41	5.68	1.579			
<b>Don Hood, L</b> ERA: 3.35	(7, 1)	1.2		10	4	4	4	1	1	0	0	0	0	0	11	15	21.60	3.000			
<b>Tom Buskey, R</b> ERA: 5.11	(9, 1)	1.0		6	2	1	1	1	1	0	0	0	0	0	7	11	9.00	3.000			

Batter	1	2	3	4	5	6	7	8	9	AB	R	H	RBI	BB	SO	LOB	BOTTOM					
<b>Jim Norris, L</b> OBP: 0.357, SLG: 0.351 (1, 8)										4	0	1	0	0	1	1	<b>Baltimore Orioles @ Cleveland Indians</b> Cleveland Municipal Stadium, Cleveland, OH Mon Jun 27 1977, 7:05 PM EDT Att: 19,320 - Unknown - 77 F					
<b>Duane Kuiper, L</b> OBP: 0.323, SLG: 0.302 (1, 4)										3	0	0	0	0	1	2						
<b>Bill Melton, R</b> OBP: 0.297, SLG: 0.273 (9, PH)										1	1	1	0	0	0	0						
<b>Paul Dade, R</b> OBP: 0.386, SLG: 0.424 (1, 9)										4	1	1	0	0	0	1						
<b>Rico Carty, R</b> OBP: 0.363, SLG: 0.399 (1, 10)										4	0	2	2	0	0	0						
<b>Rick Waits, L</b> (9, PR)										0	0	0	0	0	0	0						
<b>Andre Thornton, R</b> OBP: 0.302, SLG: 0.430 (1, 3)										4	0	0	0	0	2	2						
<b>Buddy Bell, R</b> OBP: 0.375, SLG: 0.445 (1, 5)										3	0	1	0	1	0	1						
<b>Ron Pruitt, R</b> OBP: 0.318, SLG: 0.325 (1, 7)										4	0	1	0	0	0	4						
<b>Ray Fosse, R</b> OBP: 0.286, SLG: 0.369 (1, 2)										3	0	0	0	0	0	1						
<b>Frank Duffy, R</b> OBP: 0.260, SLG: 0.276 (1, 6)										3	0	1	0	0	0	0						
<b>Inning Stats</b>	R: 0 E: 0 K: 1 S: 5	H: 0 LOB: 0 BB: 0 P: 5	R: 0 E: 0 K: 1 S: 5	H: 0 LOB: 0 BB: 0 P: 5	R: 0 E: 0 K: 0 S: 3	H: 1 LOB: 0 BB: 0 P: 3	R: 0 E: 0 K: 0 S: 3	H: 1 LOB: 0 BB: 0 P: 3	R: 0 E: 0 K: 0 S: 4	H: 1 LOB: 1 BB: 0 P: 4	R: 0 E: 0 K: 1 S: 6	H: 1 LOB: 2 BB: 0 P: 6	R: 0 E: 0 K: 0 S: 6	H: 1 LOB: 2 BB: 1 P: 10	R: 0 E: 0 K: 0 S: 3	H: 0 LOB: 0 BB: 0 P: 3	R: 2 E: 0 K: 0 S: 6	H: 3 LOB: 1 BB: 0 P: 6	1B: 5 2B: 3 3B: 0 HR: 0	SF: 0 SAC: 0 DP: 2 HBP: 0	WP: 0 PB: 0 SB: 0 CS: 0	PA: 34
<b>PITCHER</b>	IP	WLS	BF	H	R	ER	SO	BB	IBB	HBP	BLK	WP	HR	S	P	ERA	WHIP					
<b>Mike Flanagan, L</b> ERA: 4.41	(1, 1)	9.0	W	34	8	2	2	4	1	0	0	0	0	41	45	2.00	1.000					





Batter	1	2	3	4	5	6	7	8	9	AB	R	H	RBI	BB	SO	LOB	TOP								
Tom Shopay, L (1, 8) OBP: 0.317, SLG: 0.343 Rich Dauer, R (8, FH) OBP: 0.275, SLG: 0.330 Pat Kelly, L (8, 8) OBP: 0.381, SLG: 0.459	F8																3 0 1 0 1 0 1 1 0 1 1 0 0 0 0 0 0 0 0 0 0								
Mark Belanger, R (1, 6) OBP: 0.293, SLG: 0.264	K	BB															5 1 1 0 0 1 5								
Tony Muser, L (1, 3) OBP: 0.313, SLG: 0.311 Eddie Murray, S (9, FH) OBP: 0.320, SLG: 0.400	K		6-3														4 0 0 1 0 1 3 0 0 0 0 1 0 0								
Ken Singleton, S (1, 9) OBP: 0.440, SLG: 0.509		1B WP 1B	K														5 1 2 2 0 1 2								
Lee May, R (1, 10) OBP: 0.290, SLG: 0.400	K		6-3														5 0 1 0 0 2 2								
Andres Mora, R (1, 7) OBP: 0.237, SLG: 0.605		WP 1B 1B		5-3													4 2 2 1 0 0 1								
Doug DeCinces, R (1, 5) OBP: 0.324, SLG: 0.402		1B E 1B		L8													4 1 1 0 0 1 1								
Billy Smith, S (1, 4) OBP: 0.321, SLG: 0.333	K			F8													4 0 0 0 0 3 3								
Rick Dempsey, R (1, 2) OBP: 0.302, SLG: 0.303		BB 1B			2B 4-3 BB												1 3 1 2 3 0 0								
<b>Inning Stats</b>	R: 0 E: 0 K: 2 S: 7	H: 0 LOB: 0 BB: 0 P: 7	R: 3 E: 0 K: 2 S: 11	H: 4 LOB: 2 BB: 1 P: 15	R: 0 E: 0 K: 1 S: 5	H: 0 LOB: 0 BB: 0 P: 5	R: 0 E: 0 K: 0 S: 3	H: 0 LOB: 0 BB: 0 P: 3	R: 1 E: 0 K: 0 S: 4	H: 1 LOB: 1 BB: 1 P: 8	R: 0 E: 0 K: 1 S: 6	H: 1 LOB: 1 BB: 0 P: 6	R: 2 E: 0 K: 0 S: 5	H: 2 LOB: 1 BB: 1 P: 9	R: 2 E: 0 K: 2 S: 9	H: 2 LOB: 1 BB: 1 P: 13	R: 0 E: 0 K: 1 S: 4	H: 0 LOB: 0 BB: 1 P: 8	1B: 7 2B: 2 3B: 0 HR: 1	SF: 0 SAC: 0 DP: 1 HBP: 0	WP: 3 PB: 0 SB: 0 CS: 0	PA: 41			
<b>PITCHER</b>	IP	WLS	BF	H	R	ER	SO	BB	IBB	HBP	BLK	WP	HR	S	P	ERA	WHIP								
Jim Bibby, R (1, 1) ERA: 3.34	6.2	W	31	8	6	3	6	3	0	0	0	2	0	40	52	4.05	1.650								
Sid Monge, L (7, 1) ERA: 6.0	1.1		8	2	2	2	2	2	0	0	0	1	1	10	18	13.50	3.000								
Jim Kern, R (9, 1) ERA: 2.36	1.0	S	2	0	0	0	1	0	0	0	0	0	0	4	4	0.00	0.000								

Baltimore Orioles @ Cleveland Indians  
Cleveland Municipal Stadium, Cleveland, OH  
Wed Jun 29 1977, 7:05 PM EDT  
Att: 23,286 - Unknown - 75 F

AB 36  
R 8  
H 10  
RBI 7  
BB 5  
SO 9  
LOB 18



Batter	1	2	3	4	5	6	7	8	9	AB	R	H	RBI	BB	SO	LOB	BOTTOM								
Duane Kuiper, L (1, 4) OBP: 0.326, SLG: 0.308	5-3																5 2 3 1 0 1 0								
Jim Norris, L (1, 8) OBP: 0.354, SLG: 0.345	K		2B BB	L5	F9												4 1 0 0 1 1 3								
Paul Dade, R (1, 9) OBP: 0.391, SLG: 0.425	4-3		F7	HR	1B 2H												4 1 2 1 1 0 3								
Rico Carty, R (1, 10) OBP: 0.371, SLG: 0.431 Johnny Grubb, L (6, PR) OBP: 0.429, SLG: 0.467	1-3		BB 1B	HR	1B 2H												4 2 3 5 0 0 0 1 0 0 0 0 1 2								
Andre Thornton, R (1, 3) OBP: 0.312, SLG: 0.423	3B BB		BB 1B		F3												2 2 0 0 3 1 2								
Buddy Bell, R (1, 5) OBP: 0.377, SLG: 0.452 Bill Melton, R (7, 5) OBP: 0.307, SLG: 0.284	FC6-2 3B		FC5 1B	F9													3 0 1 2 1 0 1 1 0 1 0 0 0 0								
Ron Pruitt, R (1, 7) OBP: 0.347, SLG: 0.341	FC6-2		1-2 2-3 3-H		1B BB												4 1 2 2 1 1 1								
Ray Fosse, R (1, 2) OBP: 0.283, SLG: 0.363	1-3		F8		1B BB												5 1 1 0 0 0 4								
Frank Duffy, R (1, 6) OBP: 0.260, SLG: 0.271			BB 1B		F2												3 1 0 0 1 0 4								
<b>Inning Stats</b>	R: 0 E: 0 K: 1 S: 5	H: 0 LOB: 0 BB: 0 P: 5	R: 1 E: 0 K: 0 S: 4	H: 1 LOB: 1 BB: 1 P: 8	R: 5 E: 0 K: 0 S: 6	H: 3 LOB: 2 BB: 4 P: 22	R: 2 E: 0 K: 1 S: 6	H: 1 LOB: 1 BB: 2 P: 14	R: 3 E: 0 K: 0 S: 7	H: 4 LOB: 2 BB: 1 P: 11	R: 0 E: 0 K: 1 S: 5	H: 0 LOB: 0 BB: 0 P: 5	R: 0 E: 0 K: 1 S: 7	H: 2 LOB: 2 BB: 0 P: 7	R: 0 E: 0 K: 1 S: 6	H: 2 LOB: 1 BB: 0 P: 6	R: 0 E: 0 K: 1 S: 4	H: 0 LOB: 0 BB: 1 P: 8	1B: 10 2B: 1 3B: 1 HR: 1	SF: 0 SAC: 0 DP: 0 HBP: 0	WP: 0 PB: 0 SB: 0 CS: 1	PA: 44			
<b>PITCHER</b>	IP	WLS	BF	H	R	ER	SO	BB	IBB	HBP	BLK	WP	HR	S	P	ERA	WHIP								
Rudy May, L (1, 1) ERA: 3.61	2.1	L	13	3	5	5	1	3	0	0	0	0	0	12	24	19.29	2.571								
Fred Holdsworth, R (3, 1) ERA: 6.29	0.0		2	0	0	0	0	2	0	0	0	0	0	0	8	∞	∞								
Scott McGregor, L (3, 1) ERA: 4.41	2.1		16	6	6	6	1	3	0	0	0	0	1	15	27	23.14	3.857								
Tippy Martinez, L (5, 1) ERA: 2.25	3.1		13	4	0	0	3	0	0	0	0	0	0	19	19	0.00	1.200								

Baltimore Orioles @ Cleveland Indians  
Cleveland Municipal Stadium, Cleveland, OH  
Wed Jun 29 1977, 7:05 PM EDT  
Att: 23,286 - Unknown - 75 F

AB 36  
R 11  
H 13  
RBI 11  
BB 8  
SO 5  
LOB 20





Batter	1	2	3	4	5	6	7	8	9	10	AB	R	H	RBI	BB	SO	LOB	TOP	
Tom Shopay, L OBP: 0.304, SLG: 0.350 (1, 8)	F7	3-1		F9		G3			2B		5	0	1	1	0	0	3	<b>Baltimore Orioles @ Cleveland Indians</b> Cleveland Municipal Stadium, Cleveland, OH Wed Jun 29 1977, 7:05 PM EDT Att: 23,286 - Unknown	
Rich Dauer, R OBP: 0.280, SLG: 0.320 (1, 4)	5-3			1-3			6-3		BB		3	0	0	0	2	0	1		
Pat Kelly, L OBP: 0.381, SLG: 0.452 (1, 7)	1B	F7			CS	BB	4-3		G4-6-3	BB	3	1	0	0	2	0	4		
Ken Singleton, S OBP: 0.436, SLG: 0.500 (1, 9)	1B			F7		F8	6-3			K	4	0	0	0	1	1	1		
Eddie Murray, S OBP: 0.328, SLG: 0.421 (1, 10)	1B				FC1-6	1B	HR		4-3	1B	5	2	4	2	0	0	0		
Tony Muser, L OBP: 0.319, SLG: 0.308 (1, 3)	1B			FC1-6		6-3			G3	1B	4	0	1	0	1	0	1		
Doug DeCinces, R OBP: 0.325, SLG: 0.399 (1, 5)	K			K					5-3		4	1	1	1	1	2	4		
Kiko Garcia, R OBP: 0.298, SLG: 0.327 Mark Belanger, R OBP: 0.286, SLG: 0.267 (9, 6)		F9				G6-4-3			SH1-4	BB	3	1	1	0	1	0	1		
Dave Skaggs, R OBP: 0.381, SLG: 0.474 Andres Mora, R OBP: 0.231, SLG: 0.590 Rick Dempsey, R OBP: 0.302, SLG: 0.303 (10, 2)				F8					SH1-4	BB	1	0	0	0	0	1	1		
		3-1							1B		0	0	0	0	0	0	0		
<b>Inning Stats</b>	R: 1 E: 0 K: 1 S: 7	H: 2 LOB: 3 BB: 2 P: 15	R: 0 E: 0 K: 0 S: 4	H: 1 LOB: 2 BB: 1 P: 8	R: 0 E: 0 K: 1 S: 6	H: 1 LOB: 1 BB: 0 P: 6	R: 1 E: 0 K: 0 S: 4	H: 1 LOB: 1 BB: 1 P: 7	R: 0 E: 0 K: 0 S: 3	H: 0 LOB: 0 BB: 0 P: 3	R: 0 E: 0 K: 0 S: 3	H: 0 LOB: 0 BB: 0 P: 3	R: 0 E: 0 K: 0 S: 3	H: 1 LOB: 1 BB: 2 P: 11	R: 2 E: 0 K: 2 S: 9	H: 3 LOB: 1 BB: 1 P: 13	1B: 7 2B: 3 3B: 0 HR: 1	SF: 0 SAC: 1 DP: 2 HBP: 0	WP: 1 PA: 45
<b>PITCHER</b>	IP WLS BF H R ER SO ERA WHIP	IP WLS BF H R ER SO ERA WHIP	IP WLS BF H R ER SO ERA WHIP	IP WLS BF H R ER SO ERA WHIP	IP WLS BF H R ER SO ERA WHIP	IP WLS BF H R ER SO ERA WHIP	IP WLS BF H R ER SO ERA WHIP	IP WLS BF H R ER SO ERA WHIP	IP WLS BF H R ER SO ERA WHIP	IP WLS BF H R ER SO ERA WHIP	IP WLS BF H R ER SO ERA WHIP	IP WLS BF H R ER SO ERA WHIP	IP WLS BF H R ER SO ERA WHIP	IP WLS BF H R ER SO ERA WHIP	IP WLS BF H R ER SO ERA WHIP	IP WLS BF H R ER SO ERA WHIP	IP WLS BF H R ER SO ERA WHIP	IP WLS BF H R ER SO ERA WHIP	
Pat Dobson, R ERA: 5.97 Jim Kern, R ERA: 2.66 (9, 1)	8.1 L 8 3 2 2 2 1 1 0 0 1 0 10 18 10.80 2.400																		

AB	36
R	5
H	11
RBI	5
BB	8
SO	4
LOB	17



Batter	1	2	3	4	5	6	7	8	9	10	AB	R	H	RBI	BB	SO	LOB	BOTTOM			
Duane Kuiper, L OBP: 0.336, SLG: 0.321 (1, 4)	F8								1B		5	1	4	2	0	0	0	<b>Baltimore Orioles @ Cleveland Indians</b> Cleveland Municipal Stadium, Cleveland, OH Wed Jun 29 1977, 7:05 PM EDT Att: 23,286 - Unknown			
Jim Norris, L OBP: 0.359, SLG: 0.347 (1, 8)	1B				G4-6-3		4-3		E	1B	4	0	2	0	1	0	3				
Paul Dade, R OBP: 0.396, SLG: 0.435 (1, 9)	1B			F9					E4	1B	5	0	3	0	0	0	3				
Rico Carty, R OBP: 0.372, SLG: 0.424 (1, 10)	G6-3				K		G6-4-3		2B		3	0	0	0	2	1	3				
Johnny Grubb, L OBP: 0.425, SLG: 0.462 Bill Melton, R OBP: 0.304, SLG: 0.296 (4, 3)		6-3			K				G6-4-3	1-3	1	0	0	0	0	0	0				
Buddy Bell, R OBP: 0.374, SLG: 0.444 (1, 5)		F5			6-3		F7		BB		4	0	0	0	1	1	1				
Bruce Bochte, L OBP: 0.316, SLG: 0.338 (4, 7)	F4					SH2-4	1B		F8	F7		5	1	1	0	0	2				
Larvell Blanks, R OBP: 0.283, SLG: 0.371 (1, 6)				L5					F6			5	1	1	0	0	0				
Fred Kendall, R OBP: 0.274, SLG: 0.358 John Lowenstein, L OBP: 0.363, SLG: 0.375 Ray Fosse, R OBP: 0.283, SLG: 0.363 (10, 2)				F4		SH2-4	1B		F6		1	0	0	0	1	0	0				
									1B	BB	0	0	0	0	0	0	0				
<b>Inning Stats</b>	R: 0 E: 0 K: 0 S: 4	H: 2 LOB: 1 BB: 0 P: 4	R: 0 E: 0 K: 0 S: 3	H: 0 LOB: 0 BB: 0 P: 3	R: 0 E: 0 K: 0 S: 4	H: 1 LOB: 2 BB: 1 P: 8	R: 0 E: 0 K: 2 S: 7	H: 0 LOB: 0 BB: 0 P: 7	R: 2 E: 0 K: 0 S: 5	H: 3 LOB: 0 BB: 0 P: 5	R: 0 E: 0 K: 0 S: 4	H: 1 LOB: 2 BB: 1 P: 8	R: 0 E: 0 K: 0 S: 3	H: 1 LOB: 2 BB: 2 P: 11	R: 1 E: 1 K: 1 S: 6	H: 2 LOB: 3 BB: 1 P: 10	R: 0 E: 0 K: 1 S: 5	H: 0 LOB: 0 BB: 0 P: 5	1B: 9 2B: 3 3B: 0 HR: 0	SF: 0 SAC: 1 DP: 4 HBP: 0	WP: 0 PA: 44
<b>PITCHER</b>	IP WLS BF H R ER SO ERA WHIP	IP WLS BF H R ER SO ERA WHIP	IP WLS BF H R ER SO ERA WHIP	IP WLS BF H R ER SO ERA WHIP	IP WLS BF H R ER SO ERA WHIP	IP WLS BF H R ER SO ERA WHIP	IP WLS BF H R ER SO ERA WHIP	IP WLS BF H R ER SO ERA WHIP	IP WLS BF H R ER SO ERA WHIP	IP WLS BF H R ER SO ERA WHIP	IP WLS BF H R ER SO ERA WHIP	IP WLS BF H R ER SO ERA WHIP	IP WLS BF H R ER SO ERA WHIP	IP WLS BF H R ER SO ERA WHIP	IP WLS BF H R ER SO ERA WHIP	IP WLS BF H R ER SO ERA WHIP	IP WLS BF H R ER SO ERA WHIP				
Dennis Martinez, R ERA: 2.84 Dick Drago, R ERA: 2.6 (9, 1)	8.2 W 6 0 0 0 1 0 0 1 0 0 7 11 0.00 0.000																				





Batter	1	2	3	4	5	6	7	8	9	AB	R	H	RBI	BB	SO	LOB	TOP
<b>Al Bumby, L</b> OBP: 0.339, SLG: 0.365 (1, 8)										3	0	1	0	0	0	0	<b>Baltimore Orioles @ Cleveland Indians</b> Cleveland Municipal Stadium, Cleveland, OH Thu Jun 30 1977, 7:05 PM EDT Att. 6,793 - Overcast - 77 F
<b>Billy Smith, S</b> OBP: 0.321, SLG: 0.333 (1, 4)										3	1	1	0	0	1	1	
<b>Pat Kelly, L</b> OBP: 0.380, SLG: 0.448 (1, 7)										2	0	0	0	1	1	1	
<b>Ken Singleton, S</b> OBP: 0.435, SLG: 0.502 (1, 9)										3	0	1	1	0	0	1	
<b>Eddie Murray, S</b> OBP: 0.328, SLG: 0.424 (1, 3)										3	1	1	0	0	1	2	
<b>Andres Mora, R</b> OBP: 0.214, SLG: 0.548 (1, 10)										3	0	0	0	0	1	3	
<b>Doug DeCinces, R</b> OBP: 0.326, SLG: 0.398 (1, 5)										3	0	1	1	0	0	0	
<b>Rick Dempsey, R</b> OBP: 0.299, SLG: 0.299 (1, 2)										3	0	0	0	0	0	1	
<b>Mark Belanger, R</b> OBP: 0.283, SLG: 0.263 (1, 6)										3	0	0	0	0	0	1	
<b>Inning Stats</b>	R: 1 E: 0 K: 1 S: 7	H: 2 LOB: 2 BB: 1 P: 11	R: 0 E: 0 K: 0 S: 3	H: 0 LOB: 0 BB: 0 P: 3	R: 0 E: 0 K: 2 S: 8	H: 1 LOB: 1 BB: 0 P: 8	R: 1 E: 0 K: 0 S: 5	H: 2 LOB: 1 BB: 0 P: 5	R: 0 E: 0 K: 1 S: 3	H: 0 LOB: 0 BB: 0 P: 3	R: 0 E: 0 K: 1 S: 5	H: 0 LOB: 0 BB: 0 P: 5	R: 0 E: 0 K: 0 S: 3	H: 0 LOB: 0 BB: 0 P: 3			
<b>PITCHER</b> <b>Wayne Garland, R</b> ERA: 4.4 (1, 1)	IP: 7.0 WLS: W BF: 27 H: 5 R: 2 ER: 2 SO: 4 BB: 1 IBB: 0 HBP: 0 BLK: 0 WP: 0 HR: 0 S: 34 P: 38 ERA: 2.57 WHIP: 0.857																

AB	26
R	2
H	5
RBI	2
BB	1
SO	4
LOB	10



1B:	3	SF:	0	WP:	0	PA:	27
2B:	2	SAC:	0	FB:	0		
3B:	0	DP:	0	SB:	0		
HR:	0	HBP:	0	CS:	0		

Batter	1	2	3	4	5	6	7	8	9	AB	R	H	RBI	BB	SO	LOB	BOTTOM
<b>Duane Kuiper, L</b> OBP: 0.332, SLG: 0.317 (1, 4)										3	0	0	0	0	0	0	<b>Baltimore Orioles @ Cleveland Indians</b> Cleveland Municipal Stadium, Cleveland, OH Thu Jun 30 1977, 7:05 PM EDT Att. 6,793 - Overcast - 77 F
<b>Jim Norris, L</b> OBP: 0.358, SLG: 0.347 (1, 8)										3	0	1	0	0	0	0	
<b>Paul Dade, R</b> OBP: 0.395, SLG: 0.434 (1, 9)										3	1	1	0	0	0	1	
<b>Rico Carty, R</b> OBP: 0.366, SLG: 0.416 (1, 10)										3	0	0	0	0	0	2	
<b>Andre Thornton, R</b> OBP: 0.312, SLG: 0.421 (1, 3)										3	0	1	0	0	0	1	
<b>Buddy Bell, R</b> OBP: 0.377, SLG: 0.447 (1, 5)										3	1	2	0	0	0	1	
<b>Ron Pruitt, R</b> OBP: 0.346, SLG: 0.340 (1, 7)										3	0	1	1	0	0	1	
<b>Fred Kendall, R</b> OBP: 0.277, SLG: 0.369 (1, 2)										2	0	1	1	0	0	0	
<b>Frank Duffy, R</b> OBP: 0.268, SLG: 0.315 (1, 6)										2	2	2	2	0	0	0	
<b>Inning Stats</b>	R: 0 E: 0 K: 0 S: 3	H: 0 LOB: 0 BB: 0 P: 3	R: 0 E: 0 K: 0 S: 4	H: 1 LOB: 1 BB: 0 P: 4	R: 1 E: 0 K: 0 S: 4	H: 1 LOB: 0 BB: 0 P: 4	R: 2 E: 0 K: 0 S: 6	H: 4 LOB: 2 BB: 0 P: 6	R: 1 E: 0 K: 0 S: 5	H: 2 LOB: 1 BB: 0 P: 5	R: 0 E: 0 K: 0 S: 3	H: 1 LOB: 0 BB: 0 P: 3	R: 0 E: 0 K: 0 S: 3	H: 1 LOB: 0 BB: 0 P: 3			
<b>PITCHER</b> <b>Ross Grimsley, L</b> ERA: 3.94 (1, 1)	IP: 6.0 WLS: L BF: 25 H: 9 R: 4 ER: 4 SO: 0 BB: 0 IBB: 0 HBP: 0 BLK: 0 WP: 0 HR: 2 S: 25 P: 25 ERA: 6.00 WHIP: 1.500																

AB	25
R	4
H	9
RBI	4
BB	0
SO	0
LOB	6



1B:	6	SF:	0	WP:	0	PA:	25
2B:	2	SAC:	0	FB:	0		
3B:	0	DP:	1	SB:	0		
HR:	2	HBP:	0	CS:	0		



Batter	1	2	3	4	5	6	7	8	9	AB R H RBI BB SO LOB	TOP												
<b>Al Bumbry, L</b> OBP: 0.340, SLG: 0.369 (1.8)	0-0 4-3		0-0 6-3			0-3 K	0-0 2B		0-0 1B 1-3 1B	5 0 2 1 0 1 0	<b>Baltimore Orioles @ Boston Red Sox</b> Fenway Park, Boston, MA Fri Jul 01 1977, 7:05 PM EDT Att: 33,481 - Unknown												
<b>Billy Smith, S</b> OBP: 0.314, SLG: 0.326 (1.4)	0-3 K		0-0 F9			0-0 F5	0-0 F9		0-0 1-3 1-2	5 0 0 0 0 1 3													
<b>Pat Kelly, L</b> OBP: 0.385, SLG: 0.454 (1.7)	0-0 4-3					0-0 F7		4-0 1B BB	0-0 FC6-4 1B	4 1 2 0 1 0 0													
<b>Ken Singleton, S</b> OBP: 0.431, SLG: 0.496 (1.9)		0-0 E9 1B				0-3 K		0-3 K	0-3 K	5 0 1 0 0 3 4													
<b>Eddie Murray, S</b> OBP: 0.326, SLG: 0.420 (1.10)		0-0 F8				0-0 F6		0-0 FC6-4	0-0 FC6-4	5 1 1 1 0 0 4													
<b>Tony Muser, L</b> OBP: 0.329, SLG: 0.333 (1.3)		0-3 K				0-0 F8				4 2 2 1 0 1 2													
<b>Doug DeCinces, R</b> OBP: 0.328, SLG: 0.426 (1.5)		0-0 F9				0-0 F2				4 2 2 4 0 0 1													
<b>Rick Dempsey, R</b> OBP: 0.306, SLG: 0.314 (1.2)						0-0 F5		4-0 HR 1B BB	4-0 HR 1B BB	2 2 1 1 2 0 0													
<b>Mark Belanger, R</b> OBP: 0.282, SLG: 0.263 (1.6)			0-3 HR K			0-0 6-3		0-0 L3 2B 1B	0-0 L3	4 0 1 0 0 1 1													
<b>Inning Stats</b>	R: 0 E: 0 K: 1 S: 5	H: 0 LOB: 0 BB: 0 P: 5	R: 0 E: 1 K: 1 S: 6	H: 1 LOB: 1 BB: 0 P: 6	R: 1 E: 0 K: 1 S: 6	H: 1 LOB: 0 BB: 0 P: 6	R: 0 E: 0 K: 1 S: 6	H: 1 LOB: 1 BB: 0 P: 6	R: 0 E: 0 K: 0 S: 3	H: 0 LOB: 0 BB: 0 P: 3		R: 0 E: 0 K: 1 S: 5	H: 0 LOB: 0 BB: 0 P: 5	R: 3 E: 0 K: 0 S: 7	H: 4 LOB: 2 BB: 1 P: 11	R: 4 E: 0 K: 1 S: 7	H: 3 LOB: 2 BB: 0 P: 15	R: 0 E: 0 K: 1 S: 7	H: 2 LOB: 2 BB: 0 P: 7	1B: 6 2B: 4 3B: 0 HR: 3	SF: 0 SAC: 0 DP: 1 HBP: 0	WP: 0 PB: 0 SB: 1 CS: 0	PA: 41
<b>PITCHER</b>	IP WLS BF H R ER SO BB IBB HBP BLK WP HR S P ERA WHIP											<b>PITCHER</b>	IP WLS BF H R ER SO BB IBB HBP BLK WP HR S P ERA WHIP										
<b>Luis Tiant, R</b> ERA: 5.06 (1.1)	6.2 L 28 7 4 4 5 1 0 0 0 0 0 2 37 41 5.40 1.200																						
<b>Mike Paxton, R</b> ERA: 7.35 (7.1)	0.2 5 2 3 3 1 1 0 0 0 0 0 0 6 10 40.50 4.500																						
<b>Tom Murphy, R</b> ERA: 7.01 (8.1)	1.2 8 3 1 1 1 1 0 0 0 0 0 1 9 13 5.40 2.400																						

AB	38
R	8
H	12
RBI	8
BB	3
SO	7
LOB	15



Batter	1	2	3	4	5	6	7	8	9	AB R H RBI BB SO LOB	BOTTOM												
<b>Rick Burleson, R</b> OBP: 0.358, SLG: 0.417 (1.6)	0-3 K		0-0 1B					0-0 5-3		4 0 2 1 0 1 0	<b>Baltimore Orioles @ Boston Red Sox</b> Fenway Park, Boston, MA Fri Jul 01 1977, 7:05 PM EDT Att: 33,481 - Unknown												
<b>Fred Lynn, L</b> OBP: 0.307, SLG: 0.433 (1.8)	4-0 1B BB		0-0 1B		3-H F3			0-0 5-3 1B		3 1 2 0 1 0 0													
<b>Jim Rice, R</b> OBP: 0.364, SLG: 0.578 (1.10)	0-0 1B CS 1B		0-3 K			0-0 5-3		0-0 5-3		4 0 1 0 0 1 3													
<b>Carl Yastrzemski, L</b> OBP: 0.368, SLG: 0.519 (1.7)	0-0 1B		0-0 F6			0-0 F8		0-0 4-3		4 0 1 1 0 0 3													
<b>Carlton Fisk, R</b> OBP: 0.441, SLG: 0.588 (1.2)	0-3 K			4-0 G6-4-3 BB		4-0 BB			0-0 6-3	2 0 0 0 2 1 2													
<b>George Scott, R</b> OBP: 0.340, SLG: 0.564 (1.3)		0-0 6-3		0-0 G6-4-3		0-3 K		0-0 6-3		4 0 0 0 0 1 2													
<b>Bernie Carbo, L</b> OBP: 0.392, SLG: 0.458 (1.9)		0-0 3-1		0-0 3-1			0-3 K		0-3 K	4 0 0 0 0 2 0													
<b>Butch Hobson, R</b> OBP: 0.279, SLG: 0.447 (1.5)		0-0 5-3			0-0 F7		0-3 K			3 0 0 0 0 1 0													
<b>Denny Doyle, L</b> OBP: 0.313, SLG: 0.341 (1.4)			0-0 L6				0-0 G3			3 1 1 0 0 0 0													
<b>Inning Stats</b>	R: 1 E: 0 K: 2 S: 8	H: 2 LOB: 2 BB: 1 P: 12	R: 0 E: 0 K: 0 S: 3	H: 0 LOB: 0 BB: 0 P: 3	R: 0 E: 0 K: 1 S: 7	H: 2 LOB: 2 BB: 0 P: 7	R: 0 E: 0 K: 0 S: 2	H: 0 LOB: 0 BB: 1 P: 6	R: 1 E: 0 K: 0 S: 4	H: 2 LOB: 0 BB: 0 P: 4		R: 0 E: 0 K: 1 S: 5	H: 0 LOB: 1 BB: 1 P: 9	R: 0 E: 0 K: 2 S: 7	H: 0 LOB: 0 BB: 0 P: 7	R: 0 E: 0 K: 0 S: 4	H: 1 LOB: 1 BB: 0 P: 4	R: 0 E: 0 K: 1 S: 5	H: 0 LOB: 0 BB: 0 P: 5	1B: 6 2B: 1 3B: 1 HR: 0	SF: 0 SAC: 0 DP: 2 HBP: 0	WP: 0 PB: 0 SB: 0 CS: 1	PA: 34
<b>PITCHER</b>	IP WLS BF H R ER SO BB IBB HBP BLK WP HR S P ERA WHIP											<b>PITCHER</b>	IP WLS BF H R ER SO BB IBB HBP BLK WP HR S P ERA WHIP										
<b>Jim Palmer, R</b> ERA: 3.18 (1.1)	9.0 W 34 7 2 2 7 3 0 0 0 0 0 0 45 57 2.00 1.111																						





Batter	1	2	3	4	5	6	7	8	9	AB	R	H	RBI	BB	SO	LOB	TOP								
<b>Al Bumbry, L</b> OBP: 0.344, SLG: 0.380 (1, 8)										5	3	3	0	0	0	1									
<b>Billy Smith, S</b> OBP: 0.308, SLG: 0.318 (1, 4)										5	1	0	0	0	1	4									
<b>Pat Kelly, L</b> OBP: 0.385, SLG: 0.452 (1, 7)										5	0	2	2	0	0	2									
<b>Ken Singleton, S</b> OBP: 0.432, SLG: 0.496 (1, 9)										4	0	2	2	0	1	2									
<b>Eddie Murray, S</b> OBP: 0.325, SLG: 0.418 (1, 10)										4	0	1	0	0	0	3									
<b>Lee May, R</b> OBP: 0.292, SLG: 0.401 (9, 3)										4	1	2	0	0	0	1									
<b>Tony Muser, L</b> OBP: 0.329, SLG: 0.333 (9, 3)										0	0	0	0	0	0	0									
<b>Doug DeCinces, R</b> OBP: 0.331, SLG: 0.427 (1, 5)										4	0	2	0	0	0	1									
<b>Rick Dempsey, R</b> OBP: 0.302, SLG: 0.310 (1, 2)										3	0	0	0	0	1	3									
<b>Mark Belanger, R</b> OBP: 0.282, SLG: 0.264 (1, 6)										3	0	1	1	0	0	3									
<b>Inning Stats</b>	R: 1 E: 0 K: 1 S: 7	H: 2 LOB: 1 BB: 0 P: 7	R: 1 E: 0 K: 0 S: 5	H: 2 LOB: 1 BB: 0 P: 5	R: 0 E: 0 K: 0 S: 4	H: 1 LOB: 1 BB: 0 P: 4	R: 0 E: 0 K: 0 S: 4	H: 1 LOB: 1 BB: 0 P: 4	R: 1 E: 0 K: 0 S: 5	H: 2 LOB: 0 BB: 0 P: 5	R: 0 E: 0 K: 0 S: 3	H: 0 LOB: 0 BB: 0 P: 3	R: 2 E: 0 K: 1 S: 7	H: 3 LOB: 0 BB: 0 P: 7	R: 0 E: 0 K: 1 S: 7	H: 2 LOB: 2 BB: 0 P: 7	R: 0 E: 0 K: 0 S: 3	H: 0 LOB: 0 BB: 0 P: 3	1B: 11 2B: 2 HR: 0	SF: 1 SAC: 1 DP: 0 HBP: 0	WP: 0 PB: 0 SB: 0 CS: 1	PA: 39			
<b>PITCHER</b>	IP	WLS	BF	H	R	ER	SO	BB	IBB	HBP	BLK	WP	HR	S	P	ERA	WHIP								
<b>Reggie Cleveland, R</b> ERA: 3.88 (1, 1)	4.0	L	19	7	3	3	1	0	0	0	0	0	0	21	21	6.75	1.750								
<b>Bob Stanley, R</b> ERA: 4.17 (5, 1)	5.0		20	6	2	2	2	0	0	0	0	0	0	24	24	3.60	1.200								

**Baltimore Orioles @ Boston Red Sox**  
Fenway Park, Boston, MA  
Sat Jul 02 1977, 7:05 PM EDT  
Att: 32,987 - Unknown

AB	37
R	5
H	13
RBI	5
BB	0
SO	3
LOB	20



Batter	1	2	3	4	5	6	7	8	9	AB	R	H	RBI	BB	SO	LOB	BOTTOM								
<b>Rick Burleson, R</b> OBP: 0.360, SLG: 0.418 (1, 6)										4	1	2	0	0	1	1									
<b>Fred Lynn, L</b> OBP: 0.301, SLG: 0.423 (1, 8)										4	0	0	0	0	1	3									
<b>Jim Rice, R</b> OBP: 0.363, SLG: 0.572 (1, 9)										3	1	0	0	1	1	2									
<b>Carl Yastrzemski, L</b> OBP: 0.366, SLG: 0.515 (1, 7)										4	0	1	1	0	1	0									
<b>Carlton Fisk, R</b> OBP: 0.435, SLG: 0.580 (1, 2)										3	0	0	1	0	0	0									
<b>George Scott, R</b> OBP: 0.336, SLG: 0.556 (1, 3)										4	0	0	0	0	1	1									
<b>Butch Hobson, R</b> OBP: 0.276, SLG: 0.442 (1, 5)										3	0	0	0	0	2	0									
<b>Tommy Helms, R</b> OBP: 0.207, SLG: 0.185 (1, 10)										3	0	1	0	0	0	0									
<b>Steve Dillard, R</b> OBP: 0.301, SLG: 0.372 (1, 4)										3	0	1	0	0	0	1									
<b>Inning Stats</b>	R: 2 E: 0 K: 1 S: 7	H: 2 LOB: 1 BB: 1 P: 11	R: 0 E: 0 K: 1 S: 6	H: 1 LOB: 1 BB: 0 P: 6	R: 0 E: 0 K: 1 S: 5	H: 0 LOB: 0 BB: 0 P: 5	R: 0 E: 0 K: 0 S: 3	H: 0 LOB: 0 BB: 0 P: 3	R: 0 E: 0 K: 1 S: 5	H: 0 LOB: 0 BB: 0 P: 5	R: 0 E: 0 K: 1 S: 5	H: 0 LOB: 0 BB: 0 P: 5	R: 0 E: 0 K: 1 S: 5	H: 0 LOB: 0 BB: 0 P: 5	R: 0 E: 0 K: 1 S: 5	H: 0 LOB: 0 BB: 0 P: 5	1B: 4 2B: 1 3B: 0 HR: 0	SF: 1 SAC: 0 DP: 0 HBP: 0	WP: 0 PB: 0 SB: 1 CS: 0	PA: 33					
<b>PITCHER</b>	IP	WLS	BF	H	R	ER	SO	BB	IBB	HBP	BLK	WP	HR	S	P	ERA	WHIP								
<b>Mike Flanagan, L</b> ERA: 4.19 (1, 1)	9.0	W	33	5	2	2	7	1	0	0	0	0	0	46	50	2.00	0.667								

**Baltimore Orioles @ Boston Red Sox**  
Fenway Park, Boston, MA  
Sat Jul 02 1977, 7:05 PM EDT  
Att: 32,987 - Unknown

AB	31
R	2
H	5
RBI	2
BB	1
SO	7
LOB	8





Batter	1	2	3	4	5	6	7	8	9	AB	R	H	RBI	BB	SO	LOB	TOP					
<b>Al Bumbry, L</b> OBP: 0.341, SLG: 0.375 (1, 8)										4	1	0	0	1	0	4	<b>Baltimore Orioles @ Boston Red Sox</b> Fenway Park, Boston, MA Sun Jul 03 1977, 3:33 AM EDT Att: 31,081 - Unknown					
<b>Rich Dauer, R</b> OBP: 0.286, SLG: 0.317 (1, 4)										4	1	1	0	1	0	3						
<b>Pat Kelly, L</b> OBP: 0.386, SLG: 0.451 (1, 7)										5	2	2	1	0	1	3						
<b>Ken Singleton, S</b> OBP: 0.434, SLG: 0.498 (1, 9)										5	2	3	1	0	2	3						
<b>Eddie Murray, S</b> OBP: 0.329, SLG: 0.431 (1, 10)										5	3	3	3	0	1	2						
<b>Lee May, R</b> OBP: 0.297, SLG: 0.415 (1, 3)																						
<b>Tony Muser, L</b> OBP: 0.329, SLG: 0.333 (9, 3)										5	1	3	4	0	1	0						
<b>Doug DeCinces, R</b> OBP: 0.336, SLG: 0.426 (1, 5)										3	2	1	1	1	0	0						
<b>Rick Dempsey, R</b> OBP: 0.300, SLG: 0.312 (1, 2)										5	0	1	0	0	3	2						
<b>Mark Belanger, R</b> OBP: 0.285, SLG: 0.273 (1, 6)										4	0	2	2	0	0	1						
<b>Inning Stats</b>	R: 0 E: 0 K: 0 S: 3	H: 0 LOB: 0 BB: 0 P: 3	R: 0 E: 0 K: 0 S: 3	H: 2 LOB: 1 BB: 0 P: 3	R: 1 E: 0 K: 0 S: 5	H: 2 LOB: 2 BB: 0 P: 6	R: 3 E: 0 K: 0 S: 7	H: 5 LOB: 1 BB: 0 P: 7	R: 4 E: 0 K: 2 S: 11	H: 4 LOB: 0 BB: 0 P: 11	R: 4 E: 0 K: 0 S: 6	H: 3 LOB: 0 BB: 1 P: 10	R: 0 E: 0 K: 1 S: 5	H: 0 LOB: 1 BB: 1 P: 9	R: 0 E: 0 K: 3 S: 9	H: 0 LOB: 1 BB: 1 P: 13	R: 0 E: 0 K: 2 S: 7	H: 0 LOB: 0 BB: 0 P: 7	1B: 12 2B: 2 3B: 0 HR: 2	SF: 0 SAC: 0 DP: 1 HBP: 1	WP: 0 PB: 0 SB: 1 CS: 0	PA: 44
<b>PITCHER</b>	IP WLS BF H R ER SO BB IBB HBP BLK WP HR S P ERA WHIP																					
<b>Rick Wise, R</b> ERA: 6.04 (1, 1)	3.1 L 16 8 4 4 0 0 0 0 1 0 0 0 0 10 10 10.80 2.400																					
<b>Mike Paxton, R</b> ERA: 9.84 (4, 1)	1.0 8 5 4 4 1 0 0 0 0 0 0 1 10 10 36.00 5.000																					
<b>Bill Lee, L</b> ERA: 5.61 (5, 1)	1.1 8 3 4 4 1 1 0 0 0 0 0 1 9 13 27.00 3.000																					
<b>Tom Murphy, R</b> ERA: 6.92 (6, 1)	0.1 2 0 0 0 0 1 0 0 0 0 0 0 1 5 0.00 3.000																					
<b>Bill Campbell, R</b> ERA: 2.7 (7, 1)	3.0 10 0 0 0 6 1 0 0 0 0 0 0 21 25 0.00 0.333																					
Batter	1	2	3	4	5	6	7	8	9	AB	R	H	RBI	BB	SO	LOB	BOTTOM					
<b>Rick Burleson, R</b> OBP: 0.358, SLG: 0.413 (1, 6)										4	1	0	0	1	0	0	<b>Baltimore Orioles @ Boston Red Sox</b> Fenway Park, Boston, MA Sun Jul 03 1977, 3:33 AM EDT Att: 31,081 - Unknown					
<b>Fred Lynn, L</b> OBP: 0.308, SLG: 0.436 (1, 8)										4	1	2	1	1	0	0						
<b>Jim Rice, R</b> OBP: 0.363, SLG: 0.576 (1, 10)										5	0	2	1	0	0	1						
<b>Carl Yastrzemski, L</b> OBP: 0.367, SLG: 0.516 (1, 7)										5	1	2	0	0	0	3						
<b>Carlton Fisk, R</b> OBP: 0.438, SLG: 0.576 (1, 2)										2	2	0	0	2	1	2						
<b>George Scott, R</b> OBP: 0.331, SLG: 0.548 (1, 3)										4	0	0	0	0	1	5						
<b>Bernie Carbo, L</b> OBP: 0.388, SLG: 0.460 (1, 9)										4	1	1	2	0	3	3						
<b>Butch Hobson, R</b> OBP: 0.279, SLG: 0.443 (1, 5)										4	1	2	2	0	1	2						
<b>Denny Doyle, L</b> OBP: 0.312, SLG: 0.349 (1, 4)										4	1	1	1	0	1	1						
<b>Inning Stats</b>	R: 0 E: 0 K: 0 S: 3	H: 3 LOB: 0 BB: 0 P: 8	R: 3 E: 0 K: 1 S: 7	H: 3 LOB: 0 BB: 0 P: 8	R: 0 E: 0 K: 1 S: 6	H: 1 LOB: 2 BB: 1 P: 10	R: 1 E: 0 K: 0 S: 4	H: 1 LOB: 1 BB: 1 P: 8	R: 4 E: 1 K: 1 S: 8	H: 3 LOB: 1 BB: 2 P: 16	R: 0 E: 0 K: 2 S: 7	H: 0 LOB: 0 BB: 0 P: 7	R: 0 E: 0 K: 2 S: 7	H: 0 LOB: 0 BB: 0 P: 7	R: 0 E: 0 K: 0 S: 5	H: 2 LOB: 2 BB: 0 P: 5		1B: 4 2B: 4 3B: 2 HR: 0	SF: 0 SAC: 0 DP: 0 HBP: 1	WP: 0 PB: 0 SB: 0 CS: 1	PA: 41	
<b>PITCHER</b>	IP WLS BF H R ER SO BB IBB HBP BLK WP HR S P ERA WHIP																					
<b>Dennis Martinez, R</b> ERA: 3.39 (1, 1)	5.2 W 27 7 7 7 3 0 1 0 0 0 0 1 29 42 11.12 1.765																					
<b>Fred Holdsworth, R</b> ERA: 6.29 (6, 1)	0.0 2 1 1 0 0 1 0 0 0 0 0 0 1 5																					
<b>Dick Drago, R</b> ERA: 2.32 (6, 1)	3.1 S 12 2 0 0 4 0 0 0 0 0 0 0 20 20 0.00 0.600																					

AB	40
R	12
H	16
RBI	12
BB	3
SO	8
LOB	18



AB	36
R	8
H	10
RBI	7
BB	4
SO	7
LOB	17





Batter	1	2	3	4	5	6	7	8	9	AB	R	H	RBI	BB	SO	LOB	TOP																			
Ron LeFlore, R OBP: 0.317, SLG: 0.402 (1, 8)	6-3		F8		K			L9		4	0	0	0	0	1	0																				
Tito Fuentes, S OBP: 0.340, SLG: 0.390 (1, 4)	1-3 1B		1B		G4-6-3 1B			L7		4	1	3	0	0	0	0																				
Rusty Staub, L OBP: 0.309, SLG: 0.415 (1, 10)	1-3 1-2		1B		G4-6-3 1-2			HR		4	1	2	1	0	0	2																				
Steve Kemp, L OBP: 0.355, SLG: 0.471 (1, 7)	1-3		1B		K			FC6-4 BB		3	0	1	1	1	1	1																				
Jason Thompson, L OBP: 0.370, SLG: 0.530 (1, 3)		3-1	F6		F6			FC6-4		4	0	0	0	0	0	3																				
John Wockenfuss, R OBP: 0.385, SLG: 0.671 (1, 9)		HR	1-3		F8			HR		4	2	2	2	0	0	2																				
Phil Mankowski, L OBP: 0.353, SLG: 0.387 (1, 5)		F5			F7			K		4	0	0	0	0	1	0																				
Tom Verzyer, R OBP: 0.231, SLG: 0.265 (9, PH)					1-3			F8		2	0	0	0	1	0	0																				
Milt May, L OBP: 0.288, SLG: 0.395 (9, PH)								L3 1B		1	0	1	0	0	0	0																				
Bruce Kimm, R OBP: 0.083, SLG: 0.087 (9, PH)										3	0	0	0	0	0	1																				
Ben Oglivie, L OBP: 0.305, SLG: 0.455 (9, PH)					6-3			F6		1	0	0	0	0	0	1																				
<b>Inning Stats</b>	R: 0 E: 0 K: 0 S: 4	H: 1 LOB: 1 BB: 0 P: 4	R: 1 E: 0 K: 0 S: 4	H: 1 LOB: 1 BB: 1 P: 8	R: 1 E: 0 K: 0 S: 6	H: 3 LOB: 2 BB: 0 P: 6	R: 0 E: 0 K: 0 S: 3	H: 0 LOB: 0 BB: 0 P: 3	R: 0 E: 0 K: 1 S: 5	H: 0 LOB: 0 BB: 0 P: 5	R: 0 E: 0 K: 1 S: 3	H: 0 LOB: 0 BB: 0 P: 3	R: 0 E: 0 K: 0 S: 4	H: 1 LOB: 1 BB: 1 P: 8	R: 1 E: 0 K: 1 S: 6	H: 2 LOB: 0 BB: 0 P: 6	1B: 6 2B: 1 3B: 0 HR: 3	SF: 0 SAC: 0 DP: 2 HBP: 0	WP: 0 PB: 0 SB: 0 CS: 0	PA: 36																
<b>PITCHER</b>	IP	WLS	BF	H	R	ER	SO	BB	IBB	HBP	BLK	WP	HR	S	P	ERA	WHIP	<b>PITCHER</b>	IP	WLS	BF	H	R	ER	SO	BB	IBB	HBP	BLK	WP	HR	S	P	ERA	WHIP	
Rudy May, L ERA: 3.67 (1, 1)	8.0	W	33	8	4	4	2	2	0	0	0	0	3	35	43	4.50	1.250																			
Tippy Martinez, L ERA: 2.16 (9, 1)	1.0	S	3	1	0	0	1	0	0	0	0	0	0	5	5	0.00	1.000																			

**Detroit Tigers @ Baltimore Orioles**  
**Memorial Stadium, Baltimore, MD**  
 Mon Jul 04 1977, 7:05 PM EDT  
 Att: 45,339 - Unknown - 90 F

AB 34  
 R 4  
 H 9  
 RBI 4  
 BB 2  
 SO 3  
 LOB 10



Batter	1	2	3	4	5	6	7	8	9	AB	R	H	RBI	BB	SO	LOB	BOTTOM																		
Al Bumbry, L OBP: 0.343, SLG: 0.376 (1, 8)	FC3-6 1B		4-3		K	E2 1B				4	0	2	1	0	1	1																			
Billy Smith, S OBP: 0.303, SLG: 0.313 (1, 4)	F8				G3	4-3 K				4	0	0	0	0	1	2																			
Pat Kelly, L OBP: 0.383, SLG: 0.447 (1, 7)	FC3-6 FC6-4 1-2				G3	4-3 G6-3 S 1B				4	0	1	0	0	0	1																			
Ken Singleton, S OBP: 0.439, SLG: 0.500 (1, 9)	FC6-4 1-2				1B	HR 1B				3	1	2	0	1	0	1																			
Eddie Murray, S OBP: 0.334, SLG: 0.443 (1, 10)		G6-4-3 BB			1B	HR 1B				3	1	2	2	1	0	2																			
Lee May, R OBP: 0.297, SLG: 0.417 (1, 3)					F8					4	1	1	0	0	1	4																			
Tony Muser, L OBP: 0.329, SLG: 0.333 (9, 3)					K					0	0	0	0	0	0	0																			
Doug DeCinces, R OBP: 0.335, SLG: 0.421 (1, 5)					G6-4-3 1-2					3	1	0	0	1	0	1																			
Rick Dempsey, R OBP: 0.300, SLG: 0.311 (1, 2)					4-3					4	1	1	1	0	0	0																			
Mark Belanger, R OBP: 0.289, SLG: 0.282 (1, 6)					L8					4	1	2	2	0	1	0																			
<b>Inning Stats</b>	R: 0 E: 0 K: 0 S: 4	H: 1 LOB: 1 BB: 0 P: 4	R: 0 E: 0 K: 0 S: 2	H: 0 LOB: 0 BB: 1 P: 6	R: 0 E: 0 K: 0 S: 3	H: 0 LOB: 0 BB: 0 P: 3	R: 0 E: 0 K: 1 S: 7	H: 2 LOB: 2 BB: 0 P: 7	R: 0 E: 0 K: 1 S: 6	H: 1 LOB: 1 BB: 0 P: 6	R: 6 E: 1 K: 1 S: 11	H: 6 LOB: 1 BB: 1 P: 15	R: 0 E: 0 K: 0 S: 3	H: 1 LOB: 1 BB: 1 P: 7	R: 0 E: 0 K: 1 S: 5	H: 0 LOB: 0 BB: 0 P: 5	1B: 8 2B: 2 3B: 0 HR: 1	SF: 0 SAC: 0 DP: 2 HBP: 0	WP: 0 PB: 0 SB: 2 CS: 0	PA: 36															
<b>PITCHER</b>	IP	WLS	BF	H	R	ER	SO	BB	IBB	HBP	BLK	WP	HR	S	P	ERA	WHIP	<b>PITCHER</b>	IP	WLS	BF	H	R	ER	SO	BB	IBB	HBP	BLK	WP	HR	S	P	ERA	WHIP
Mark Fidrych, R ERA: 2.41 (1, 1)	5.2	L	28	10	6	6	2	1	0	0	0	0	1	30	38	9.53	1.941																		
Steve Grilli, R ERA: 5.19 (6, 1)	2.1		8	1	0	0	2	1	0	0	0	0	0	11	15	0.00	0.857																		

**Detroit Tigers @ Baltimore Orioles**  
**Memorial Stadium, Baltimore, MD**  
 Mon Jul 04 1977, 7:05 PM EDT  
 Att: 45,339 - Unknown - 90 F

AB 33  
 R 6  
 H 11  
 RBI 6  
 BB 3  
 SO 4  
 LOB 12





Batter	1	2	3	4	5	6	7	8	9	AB	R	H	RBI	BB	SO	LOB	TOP					
Ron LeFlore, R (1, 8) OBP: 0.313, SLG: 0.397										4	0	0	0	0	1	4						
Tito Fuentes, S (1, 4) OBP: 0.335, SLG: 0.385										4	0	0	0	0	0	2						
Rusty Staub, L (1, 10) OBP: 0.305, SLG: 0.409										4	0	0	0	0	1	3						
Steve Kemp, L (1, 7) OBP: 0.350, SLG: 0.463										4	0	0	0	0	0	0						
Jason Thompson, L (1, 3) OBP: 0.369, SLG: 0.526										4	0	1	0	0	0	0						
Ben Oglivie, L (1, 9) OBP: 0.306, SLG: 0.458										3	0	1	0	1	0	1						
Milt May, L (1, 2) OBP: 0.288, SLG: 0.394										3	1	1	0	0	0	2						
Phil Mankowski, L (1, 5) OBP: 0.357, SLG: 0.392										3	0	2	0	0	0	0						
Tom Verzyer, R (1, 6) OBP: 0.234, SLG: 0.267										2	0	1	1	0	0	0						
Tim Corcoran, L (8, PH) OBP: 0.273, SLG: 0.328										1	0	1	0	0	0	0						
Chuck Scrivener, R (8, 6) OBP: 0.188, SLG: 0.103										0	0	0	0	0	0	0						
<b>Inning Stats</b>	R: 0 E: 0 K: 2 S: 7	H: 0 LOB: 0 BB: 0 P: 7	R: 0 E: 0 K: 0 S: 4	H: 1 LOB: 1 BB: 0 P: 4	R: 0 E: 0 K: 0 S: 3	H: 0 LOB: 0 BB: 0 P: 3	R: 0 E: 1 K: 0 S: 3	H: 0 LOB: 0 BB: 0 P: 3	R: 1 E: 0 K: 0 S: 6	H: 3 LOB: 2 BB: 0 P: 6	R: 0 E: 0 K: 0 S: 3	H: 0 LOB: 0 BB: 1 P: 6	R: 0 E: 0 K: 0 S: 2	H: 0 LOB: 0 BB: 1 P: 6	R: 0 E: 0 K: 0 S: 5	H: 2 LOB: 2 BB: 0 P: 5	R: 0 E: 0 K: 0 S: 3	H: 1 LOB: 0 BB: 0 P: 3	1B: 6 2B: 1 3B: 0 HR: 0	SF: 0 SAC: 0 DP: 2 HBP: 0	WP: 0 PB: 0 SB: 0 CS: 1	PA: 33
<b>PITCHER</b> Jim Palmer, R (1, 1) ERA: 3.07	IP: 9.0 WLS: W BF: 33 H: 7 R: 1 ER: 1 SO: 2 BB: 1 IBB: 0 HBP: 0 BLK: 0 WP: 0 HR: 0 S: 36 P: 40 ERA: 1.00 WHIP: 0.889															<b>PITCHER</b>						

**Detroit Tigers @ Baltimore Orioles**  
Memorial Stadium, Baltimore, MD  
Tue Jul 05 1977, 7:05 PM EDT  
Unknown - 95 F

AB	32
R	1
H	7
RBI	1
BB	1
SO	2
LOB	12

Batter	1	2	3	4	5	6	7	8	9	AB	R	H	RBI	BB	SO	LOB	BOTTOM			
Al Bumbry, L (1, 8) OBP: 0.345, SLG: 0.378										4	0	2	0	0	1	0				
Rich Dauer, R (1, 4) OBP: 0.293, SLG: 0.324										4	1	2	0	0	0	1				
Tony Muser, L (1, 3) OBP: 0.338, SLG: 0.342										4	0	2	0	0	1	1				
Ken Singleton, S (1, 9) OBP: 0.436, SLG: 0.498										3	1	1	1	0	0	2				
Eddie Murray, S (1, 10) OBP: 0.334, SLG: 0.442										3	0	1	0	0	1	2				
Doug DeCinces, R (1, 5) OBP: 0.335, SLG: 0.420										3	0	1	0	0	1	1				
Brooks Robinson, R (8, 5) OBP: 0.244, SLG: 0.293										0	0	0	0	0	0	0				
Andres Mora, R (1, 7) OBP: 0.304, SLG: 0.511										3	0	0	0	0	1	2				
Tom Shopay, L (8, 7) OBP: 0.304, SLG: 0.350										0	0	0	0	0	0	0				
Rick Dempsey, R (1, 2) OBP: 0.300, SLG: 0.311										3	0	1	0	0	0	1				
Mark Belanger, R (1, 6) OBP: 0.285, SLG: 0.278										3	0	0	0	0	0	0				
<b>Inning Stats</b>	R: 0 E: 0 K: 2 S: 7	H: 0 LOB: 0 BB: 0 P: 7	R: 0 E: 0 K: 1 S: 6	H: 1 LOB: 0 BB: 0 P: 6	R: 0 E: 0 K: 0 S: 3	H: 0 LOB: 0 BB: 0 P: 3	R: 1 E: 0 K: 0 S: 4	H: 2 LOB: 0 BB: 0 P: 4	R: 0 E: 0 K: 1 S: 5	H: 1 LOB: 0 BB: 0 P: 5	R: 0 E: 0 K: 0 S: 4	H: 1 LOB: 1 BB: 0 P: 4	R: 1 E: 1 K: 1 S: 7	H: 2 LOB: 1 BB: 0 P: 7	R: 0 E: 1 K: 0 S: 5	H: 3 LOB: 2 BB: 0 P: 5	1B: 10 2B: 0 3B: 0 HR: 0	SF: 1 SAC: 0 DP: 1 HBP: 0	WP: 0 PB: 0 SB: 0 CS: 2	PA: 32
<b>PITCHER</b> Dave Rozema, R (1, 1) ERA: 2.59	IP: 8.0 WLS: L BF: 31 H: 10 R: 2 ER: 1 SO: 5 BB: 0 IBB: 0 HBP: 0 BLK: 0 WP: 0 HR: 0 S: 41 P: 41 ERA: 1.12 WHIP: 1.250															<b>PITCHER</b>				

**Detroit Tigers @ Baltimore Orioles**  
Memorial Stadium, Baltimore, MD  
Tue Jul 05 1977, 7:05 PM EDT  
Unknown - 95 F

AB	30
R	2
H	10
RBI	1
BB	0
SO	5
LOB	10








Batter	1	2	3	4	5	6	7	8	9	AB	R	H	RBI	BB	SO	LOB	TOP					
Ron LeFlore, R (1, 8) OBP: 0.316, SLG: 0.405										4	0	1	0	0	0	0						
Tito Fuentes, S (1, 4) OBP: 0.334, SLG: 0.385										4	0	0	0	0	1	1						
John Wockenfuss, R (1, 10) OBP: 0.379, SLG: 0.623										4	0	0	0	0	0	0						
Steve Kemp, L (1, 7) OBP: 0.348, SLG: 0.459										4	0	0	0	0	0	0						
Jason Thompson, L (1, 3) OBP: 0.364, SLG: 0.516										3	0	2	0	0	0	0						
Mickey Stanley, R (1, 9) OBP: 0.316, SLG: 0.519										3	0	3	0	0	0	0						
Milt May, L (1, 2) OBP: 0.286, SLG: 0.390										2	0	0	0	0	0	3						
Phil Mankowski, L (1, 5) OBP: 0.349, SLG: 0.381										3	0	0	0	0	1	2						
Tom Verzyer, R (1, 6) OBP: 0.231, SLG: 0.264										2	0	0	0	0	0	2						
Rusty Staub, L (8, PH) OBP: 0.298, SLG: 0.399										1	0	0	0	0	1	0						
Chuck Scrivener, R (8, 6) OBP: 0.200, SLG: 0.125										0	0	0	0	0	0	0						
<b>Inning Stats</b>	R: 0 E: 0 K: 0 S: 3	H: 1 LOB: 0 BB: 0 P: 3	R: 0 E: 1 K: 0 S: 4	H: 1 LOB: 1 BB: 0 P: 4	R: 0 E: 0 K: 0 S: 3	H: 0 LOB: 0 BB: 0 P: 3	R: 0 E: 0 K: 0 S: 3	H: 0 LOB: 0 BB: 0 P: 3	R: 0 E: 0 K: 1 S: 7	H: 2 LOB: 2 BB: 0 P: 7	R: 0 E: 0 K: 0 S: 3	H: 0 LOB: 1 BB: 0 P: 3	R: 0 E: 0 K: 0 S: 4	H: 2 LOB: 1 BB: 0 P: 4	R: 0 E: 0 K: 1 S: 5	H: 0 LOB: 0 BB: 0 P: 5	R: 0 E: 0 K: 1 S: 5	H: 0 LOB: 0 BB: 0 P: 5	1B: 5 2B: 1 3B: 0 HR: 0	SF: 0 SAC: 1 DP: 2 HBP: 0	WP: 0 PB: 0 SB: 0 CS: 0	PA: 31
<b>PITCHER</b> Mike Flanagan, L (1, 1) ERA: 3.83	IP: 9.0 WLS: W BF: 31 H: 6 R: 0 ER: 0 SO: 3 BB: 0 IBB: 0 HBP: 0 BLK: 0 WP: 0 HR: 0 S: 37 P: 37 ERA: 0.00 WHIP: 0.667															<b>PITCHER</b>						

Detroit Tigers @ Baltimore Orioles  
Memorial Stadium, Baltimore, MD  
Wed Jul 06 1977, 7:05 PM EDT  
Att: 7,341 - Unknown


AB	30
R	0
H	6
RBI	0
BB	0
SO	3
LOB	8



Batter	1	2	3	4	5	6	7	8	9	AB	R	H	RBI	BB	SO	LOB	BOTTOM			
Al Bumbry, L (1, 8) OBP: 0.343, SLG: 0.382										3	0	0	1	0	0	0				
Rich Dauer, R (1, 4) OBP: 0.280, SLG: 0.307										4	0	1	0	0	0	0				
Ken Singleton, S (1, 9) OBP: 0.441, SLG: 0.508										3	1	2	1	1	1	1				
Lee May, R (1, 3) OBP: 0.296, SLG: 0.420										3	0	0	0	0	1	2				
Tony Muser, L (9, 3) OBP: 0.336, SLG: 0.342										0	0	0	0	0	0	0				
Eddie Murray, S (1, 10) OBP: 0.326, SLG: 0.431										3	0	0	0	0	0	0				
Andres Mora, R (1, 7) OBP: 0.204, SLG: 0.510										3	0	1	0	0	0	0				
Tom Shopay, L (8, 7) OBP: 0.298, SLG: 0.341										0	0	0	0	0	0	0				
Doug DeCinces, R (1, 5) OBP: 0.338, SLG: 0.417										3	0	0	0	0	0	1				
Rick Dempsey, R (1, 2) OBP: 0.308, SLG: 0.322										3	1	1	0	0	1	1				
Mark Belanger, R (1, 6) OBP: 0.281, SLG: 0.273										3	0	0	0	0	0	2				
<b>Inning Stats</b>	R: 0 E: 0 K: 0 S: 3	H: 0 LOB: 1 BB: 1 P: 7	R: 0 E: 0 K: 0 S: 3	H: 0 LOB: 0 BB: 0 P: 3	R: 0 E: 0 K: 0 S: 3	H: 0 LOB: 0 BB: 0 P: 3	R: 1 E: 0 K: 0 S: 4	H: 1 LOB: 0 BB: 0 P: 4	R: 0 E: 0 K: 1 S: 6	H: 1 LOB: 1 BB: 0 P: 6	R: 0 E: 0 K: 1 S: 6	H: 1 LOB: 1 BB: 0 P: 6	R: 0 E: 0 K: 0 S: 3	H: 0 LOB: 0 BB: 0 P: 3	R: 1 E: 0 K: 1 S: 7	H: 2 LOB: 1 BB: 0 P: 7	1B: 2 2B: 1 3B: 1 HR: 1	SF: 1 SAC: 0 DP: 0 HBP: 0	WP: 1 PB: 0 SB: 0 CS: 0	PA: 30
<b>PITCHER</b> Dave Roberts, L (1, 1) ERA: 4.39	IP: 8.0 WLS: L BF: 30 H: 5 R: 2 ER: 2 SO: 3 BB: 1 IBB: 0 HBP: 0 BLK: 0 WP: 1 HR: 1 S: 35 P: 39 ERA: 2.25 WHIP: 0.750															<b>PITCHER</b>				

Detroit Tigers @ Baltimore Orioles  
Memorial Stadium, Baltimore, MD  
Wed Jul 06 1977, 7:05 PM EDT  
Att: 7,341 - Unknown

AB	28
R	2
H	5
RBI	2
BB	1
SO	3
LOB	7





Batter	1	2	3	4	5	6	7	8	9	AB	R	H	RBI	BB	SO	LOB	TOP										
<b>Willie Randolph, R</b> OBP: 0.378, SLG: 0.441 (1, 4)										5	2	3	0	0	0	0											
<b>Paul Blair, R</b> OBP: 0.350, SLG: 0.426 (1, 8)										4	1	2	0	0	0	1											
<b>Thurman Munson, R</b> OBP: 0.361, SLG: 0.517 (1, 2)										4	1	2	4	0	0	2											
<b>Chris Chambliss, L</b> OBP: 0.333, SLG: 0.438 (1, 3)										4	0	0	0	0	1	1											
<b>Cliff Johnson, R</b> OBP: 0.400, SLG: 0.568 (1, 10)										3	1	1	0	1	1	0											
<b>Reggie Jackson, L</b> OBP: 0.363, SLG: 0.525 (1, 9)										3	0	1	0	1	1	1											
<b>Lou Piniella, R</b> OBP: 0.378, SLG: 0.552 (1, 7)										4	1	1	0	0	1	3											
<b>Graig Nettles, L</b> OBP: 0.311, SLG: 0.445 (1, 5)										4	1	2	3	0	0	1											
<b>Bucky Dent, R</b> OBP: 0.322, SLG: 0.393 (1, 6)										4	0	0	0	0	0	2											
<b>Inning Stats</b>	R: 0 E: 0 K: 0 S: 3	H: 1 LOB: 0 BB: 0 P: 3	R: 2 E: 0 K: 1 S: 8	H: 3 LOB: 1 BB: 0 P: 8	R: 2 E: 0 K: 0 S: 5	H: 2 LOB: 0 BB: 0 P: 5	R: 0 E: 0 K: 0 S: 4	H: 1 LOB: 1 BB: 0 P: 4	R: 2 E: 0 K: 0 S: 5	H: 3 LOB: 2 BB: 2 P: 13	R: 0 E: 0 K: 0 S: 3	H: 0 LOB: 0 BB: 0 P: 3	R: 0 E: 0 K: 1 S: 5	H: 1 LOB: 0 BB: 0 P: 5	R: 0 E: 0 K: 2 S: 7	H: 0 LOB: 0 BB: 0 P: 7	R: 1 E: 0 K: 0 S: 4	H: 1 LOB: 0 BB: 0 P: 4	1B: 6 2B: 4 3B: 0 HR: 2	SF: 0 SAC: 1 DP: 3 HBP: 0	WP: 1 PB: 0 SB: 0 CS: 0	PA: 38					
<b>PITCHER</b>	IP	WLS	BF	H	R	ER	SO	BB	IBB	HBP	BLK	WP	HR	S	P	ERA	WHIP										
<b>Rudy May, L</b> ERA: 3.9 (1, 1)	4.0	L	19	8	5	5	1	0	0	0	0	0	1	21	21	11.25	2.000										
<b>Dennis Martinez, R</b> ERA: 3.4 (5, 1)	5.0		19	4	2	2	3	2	0	0	0	1	1	23	31	3.60	1.200										

**New York Yankees @ Baltimore Orioles**  
Memorial Stadium, Baltimore, MD

AB 35  
R 7  
H 12  
RBI 7  
BB 2  
SO 4  
LOB 11



Fri Jul 08 1977, 7:05 PM EDT  
Att: 33,738 - Unknown - 94 F

Batter	1	2	3	4	5	6	7	8	9	AB	R	H	RBI	BB	SO	LOB	BOTTOM										
<b>Al Bumbry, L</b> OBP: 0.347, SLG: 0.384 (1, 8)										4	1	2	0	1	2	0											
<b>Rich Dauer, R</b> OBP: 0.285, SLG: 0.305 (1, 4)										4	2	1	0	1	0	3											
<b>Ken Singleton, S</b> OBP: 0.450, SLG: 0.515 (1, 9)										4	1	4	1	1	0	0											
<b>Tom Shopay, L</b> OBP: 0.298, SLG: 0.341 (9, PR)										0	0	0	0	0	0	0											
<b>Lee May, R</b> OBP: 0.291, SLG: 0.413 (1, 3)										5	0	0	1	0	0	7											
<b>Eddie Murray, S</b> OBP: 0.326, SLG: 0.438 (1, 10)										4	1	1	3	0	1	3											
<b>Doug DeCinces, R</b> OBP: 0.340, SLG: 0.418 (1, 5)										4	0	2	0	0	1	1											
<b>Andres Mora, R</b> OBP: 0.189, SLG: 0.472 (1, 7)										4	0	0	0	0	1	2											
<b>Rick Dempsey, R</b> OBP: 0.310, SLG: 0.322 (1, 2)										0	0	0	0	0	0	0											
<b>Dave Skaggs, R</b> OBP: 0.365, SLG: 0.409 (4, 2)										1	0	0	0	2	1	0											
<b>Mark Belanger, R</b> OBP: 0.281, SLG: 0.271 (1, 6)										2	0	0	0	1	1	2											
<b>Pat Kelly, L</b> OBP: 0.381, SLG: 0.440 (8, PH)										1	0	0	0	0	0	0											
<b>Kiko Garcia, R</b> OBP: 0.283, SLG: 0.310 (9, 6)										0	0	0	0	0	0	0											
<b>Inning Stats</b>	R: 2 E: 2 K: 2 S: 10	H: 2 LOB: 1 BB: 0 P: 10	R: 0 E: 0 K: 1 S: 5	H: 0 LOB: 2 BB: 1 P: 10	R: 0 E: 0 K: 0 S: 3	H: 1 LOB: 2 BB: 2 P: 11	R: 0 E: 0 K: 0 S: 3	H: 1 LOB: 1 BB: 1 P: 7	R: 3 E: 0 K: 2 S: 9	H: 2 LOB: 1 BB: 2 P: 17	R: 0 E: 0 K: 2 S: 7	H: 0 LOB: 0 BB: 0 P: 7	R: 0 E: 0 K: 0 S: 3	H: 1 LOB: 1 BB: 0 P: 3	1B: 9 2B: 0 3B: 0 HR: 1	SF: 0 SAC: 0 DP: 4 HBP: 1	WP: 0 PB: 0 SB: 0 CS: 0	PA: 40									
<b>PITCHER</b>	IP	WLS	BF	H	R	ER	SO	BB	IBB	HBP	BLK	WP	HR	S	P	ERA	WHIP										
<b>Don Gullett, L</b> ERA: 4.36 (1, 1)	6.2	W	32	8	5	4	4	6	0	0	0	0	0	1	0	5.40	2.100										
<b>Dick Tidrow, R</b> ERA: 3.19 (7, 1)	0.2		3	1	0	0	2	0	0	0	0	0	0	7	7	0.00	1.500										
<b>Sparky Lyle, L</b> ERA: 1.76 (8, 1)	1.2	S	5	1	0	0	1	0	0	0	0	0	0	7	7	0.00	0.600										

**New York Yankees @ Baltimore Orioles**  
Memorial Stadium, Baltimore, MD

AB 33  
R 5  
H 10  
RBI 5  
BB 6  
SO 7  
LOB 18



Fri Jul 08 1977, 7:05 PM EDT  
Att: 33,738 - Unknown - 94 F



Batter	1	2	3	4	5	6	7	8	9	AB	R	H	RBI	BB	SO	LOB	TOP								
Mickey Rivers, L OBP: 0.334, SLG: 0.392 (1, 8)	F4		4-3		4-3		CS 1B			4	0	1	0	0	0	0	<b>New York Yankees @ Baltimore Orioles</b> Memorial Stadium, Baltimore, MD Sat Jul 09 1977, 7:05 PM EDT Att: 44,193 - Unknown <a href="http://livebaseballscores.com">livebaseballscores.com</a>								
Willie Randolph, R OBP: 0.377, SLG: 0.438 (1, 4)	F8			3-1 2B	4-3	CS	F8		4	1	1	0	0	0	0										
Thurman Munson, R OBP: 0.360, SLG: 0.523 (1, 2)	6-3			5-3	F9		HR		4	1	1	1	0	0	1										
Chris Chambliss, L OBP: 0.332, SLG: 0.439 (1, 3)		L5		3-1			6-3		4	0	1	0	0	0	1										
Reggie Jackson, L OBP: 0.365, SLG: 0.527 (1, 9)				2-3			6-3		3	1	1	1	1	0	1										
Paul Blair, R OBP: 0.350, SLG: 0.426 (8, 9)				HR			6-3		0	0	0	0	0	0	0										
Graig Nettles, L OBP: 0.313, SLG: 0.454 (1, 5)	F4			3-H			1B FC4-6		3	2	1	2	1	0	1										
Roy White, S OBP: 0.363, SLG: 0.426 (1, 7)	F7			2-H	F9		1B FC4-6		4	0	1	0	0	0	1										
Dell Alton, L OBP: 0.429, SLG: 0.714 (1, 10)					F9		FC4-6		3	0	1	1	0	0	1										
Cliff Johnson, R OBP: 0.403, SLG: 0.568 (9, PH)				CS			1B CS		0	0	0	0	1	0	0										
Bucky Dent, R OBP: 0.319, SLG: 0.389 (1, 6)				F9			F3		3	0	0	0	0	0	2										
Lou Piniella, R OBP: 0.375, SLG: 0.548 (9, PH)				1-2			FC6-4		1	0	0	0	0	0	1										
<b>Inning Stats</b>	R: 0 E: 0 K: 0 S: 3	H: 0 LOB: 0 BB: 0 P: 3	R: 0 E: 0 K: 0 S: 3	H: 0 LOB: 1 BB: 1 P: 7	R: 0 E: 0 K: 0 S: 3	H: 1 LOB: 0 BB: 0 P: 3	R: 3 E: 0 K: 0 S: 6	H: 3 LOB: 0 BB: 0 P: 6	R: 0 E: 0 K: 0 S: 3	H: 0 LOB: 0 BB: 0 P: 3	R: 0 E: 0 K: 0 S: 4	H: 1 LOB: 1 BB: 0 P: 4	R: 1 E: 0 K: 0 S: 4	H: 2 LOB: 1 BB: 1 P: 8	R: 1 E: 0 K: 0 S: 4	H: 1 LOB: 0 BB: 0 P: 4		R: 0 E: 0 K: 0 S: 3	H: 0 LOB: 1 BB: 1 P: 7	1B: 4 2B: 2 3B: 0 HR: 2	SF: 0 SAC: 0 DP: 0 HBP: 0	WP: 0 PB: 0 SB: 0 CS: 3	PA: 37		
<b>PITCHER</b>	IP	WLS	BF	H	R	ER	SO	BB	IBB	HBP	BLK	WP	HR	S	P	ERA	WHIP								
Jim Palmer, R ERA: 3.19 (1, 1)	7.1		30	8	5	5	0	2	0	0	0	0	2	28	36	6.14	1.364								
Tippy Martinez, L ERA: 2.05 (8, 1)	1.1	W	5	0	0	0	0	1	0	0	0	0	0	4	8	0.00	0.750								
Dick Drago, R ERA: 2.16 (9, 1)	0.1	S	1	0	0	0	0	0	0	0	0	0	0	1	1	0.00	0.000								


Batter	1	2	3	4	5	6	7	8	9	AB	R	H	RBI	BB	SO	LOB	BOTTOM									
Al Bumbry, L OBP: 0.347, SLG: 0.382 (1, 8)	6-3 1B				F8		4-3	F8		4	1	1	0	1	0	3	<b>New York Yankees @ Baltimore Orioles</b> Memorial Stadium, Baltimore, MD Sat Jul 09 1977, 7:05 PM EDT Att: 44,193 - Unknown <a href="http://livebaseballscores.com">livebaseballscores.com</a>									
Rich Dauer, R OBP: 0.284, SLG: 0.303 (1, 4)	F9			BB			L4		4	0	1	0	0	1	3											
Ken Singleton, S OBP: 0.444, SLG: 0.508 (1, 9)	6-3			5-3			L7		4	0	0	0	0	0	3											
Lee May, R OBP: 0.297, SLG: 0.421 (1, 3)					4-3				4	2	3	1	0	0	1											
Eddie Murray, S OBP: 0.322, SLG: 0.433 (1, 10)	F7			2B			F8		4	1	0	0	0	0	3											
Doug DeCinces, R OBP: 0.342, SLG: 0.417 (1, 5)					6-3		F7		3	1	1	1	1	1	0											
Andres Mora, R OBP: 0.193, SLG: 0.474 (1, 7)				2B			F3		4	1	1	3	0	0	1											
Tom Shopay, L OBP: 0.298, SLG: 0.341 (9, 7)	1-3								0	0	0	0	0	0	0											
Mark Belanger, R OBP: 0.277, SLG: 0.266 (1, 6)									4	0	0	0	0	2	3											
Dave Skaggs, R OBP: 0.400, SLG: 0.462 (1, 2)					6-3		F9		4	0	2	1	0	0	1											
<b>Inning Stats</b>	R: 1 E: 0 K: 0 S: 5	H: 2 LOB: 1 BB: 0 P: 5	R: 0 E: 0 K: 2 S: 7	H: 0 LOB: 0 BB: 0 P: 7	R: 0 E: 0 K: 1 S: 5	H: 0 LOB: 1 BB: 1 P: 9	R: 2 E: 0 K: 1 S: 7	H: 2 LOB: 1 BB: 1 P: 11	R: 0 E: 0 K: 0 S: 4	H: 0 LOB: 0 BB: 0 P: 3	R: 0 E: 0 K: 0 S: 4	H: 1 LOB: 0 BB: 0 P: 4	R: 0 E: 0 K: 0 S: 8	H: 3 LOB: 2 BB: 0 P: 8	R: 3 E: 2 K: 0 S: 8	H: 3 LOB: 3 BB: 0 P: 8		1B: 6 2B: 3 3B: 0 HR: 0	SF: 0 SAC: 0 DP: 0 HBP: 0	WP: 1 PB: 0 SB: 0 CS: 0	PA: 37					
<b>PITCHER</b>	IP	WLS	BF	H	R	ER	SO	BB	IBB	HBP	BLK	WP	HR	S	P	ERA		WHIP								
Ron Guidry, L ERA: 3.12 (1, 1)	6.0		25	5	3	3	4	2	0	0	0	0	0	31	39	4.50		1.167								
Sparky Lyle, L ERA: 1.72 (7, 1)	2.0	L	12	4	3	0	0	0	0	0	0	1	0	12	12	0.00	2.000									




Batter	1	2	3	4	5	6	7	8	9	AB	R	H	RBI	BB	SO	LOB	TOP					
Willie Randolph, R (1,4) OBP: 0.375, SLG: 0.434	0-0 1-3		0-0 L7		4-0 BB			0-0 F8		3	0	0	0	1	0	0	<b>New York Yankees @ Baltimore Orioles</b> Memorial Stadium, Baltimore, MD Sun Jul 10 1977, 3:33 AM EDT Att: 34,299 - Unknown					
Paul Blair, R (1,8) OBP: 0.337, SLG: 0.408	0-0 6-3		0-0 6-3		0-0 G1-2-3			0-3 K		4	0	0	0	0	1	3						
Thurman Munson, R (1,2) OBP: 0.356, SLG: 0.518 Fran Healy, R (6,2) OBP: 0.263, SLG: 0.302	0-0 1-3			0-0 F9				0-0 6-3		3	0	0	0	0	0	0						
Chris Chambliss, L (1,3) OBP: 0.334, SLG: 0.436		4-0 1B BB		0-0 4-3				4-0 BB		2	0	0	0	2	0	0						
Cliff Johnson, R (1,10) OBP: 0.400, SLG: 0.559		0-0 F9		4-0 BB				0-0 F9		3	0	0	0	1	0	2						
Graig Nettles, L (1,5) OBP: 0.312, SLG: 0.449		0-0 F5		0-3 K				0-0 G3		3	0	0	0	1	1	3						
Lou Piniella, R (1,9) OBP: 0.386, SLG: 0.554		0-0 1B		0-0 5-3				0-0 G5-4-3 1B		4	0	3	0	0	0	0						
Roy White, S (1,7) OBP: 0.361, SLG: 0.424	0-0 4-3			0-0 BB 1B				0-0 F4		4	0	1	0	0	0	5						
Bucky Dent, R (1,6) OBP: 0.319, SLG: 0.388			0-0 F8		0-0 BB 1B			0-0 G5-4-3		3	0	1	0	0	0	1						
<b>Inning Stats</b>	R: 0 E: 0 K: 0 S: 3	H: 0 LOB: 0 BB: 0 P: 3	R: 0 E: 0 K: 0 S: 4	H: 1 LOB: 2 BB: 1 P: 8	R: 0 E: 0 K: 0 S: 3	H: 0 LOB: 0 BB: 0 P: 3	R: 0 E: 0 K: 1 S: 5	H: 0 LOB: 1 BB: 1 P: 9	R: 0 E: 0 K: 0 S: 4	H: 2 LOB: 2 BB: 1 P: 8	R: 0 E: 0 K: 0 S: 3	H: 0 LOB: 1 BB: 1 P: 7	R: 0 E: 0 K: 0 S: 3	H: 1 LOB: 0 BB: 0 P: 3	R: 0 E: 0 K: 1 S: 5	H: 0 LOB: 0 BB: 0 P: 5	R: 0 E: 0 K: 0 S: 4	H: 1 LOB: 2 BB: 1 P: 8	1B: 5 2B: 0 3B: 0 HR: 0	SF: 0 SAC: 0 DP: 2 HBP: 0	WP: 0 PB: 0 SB: 0 CS: 0	PA: 35
<b>PITCHER</b> Ross Grimsley, L (1,1) ERA: 3.75	IP: 9.0 WLS: W BF: 35 H: 5 R: 0 ER: 0 SO: 2 BB: 5 IBB: 0 HBP: 0 BLK: 0 WP: 0 HR: 0 S: 34 P: 54 ERA: 0.00 WHIP: 1.111																					

Batter	1	2	3	4	5	6	7	8	9	AB	R	H	RBI	BB	SO	LOB	BOTTOM			
Al Bumbry, L (1,8) OBP: 0.346, SLG: 0.378	0-0 2-3		4-0 3B BB		0-0 1-3			0-0 F8		3	1	0	0	1	0	0	<b>New York Yankees @ Baltimore Orioles</b> Memorial Stadium, Baltimore, MD Sun Jul 10 1977, 3:33 AM EDT Att: 34,299 - Unknown			
Billy Smith, S (1,4) OBP: 0.302, SLG: 0.321	0-3 K		0-0 1H 2H 3B		0-3 K			0-0 F8		4	0	1	2	0	2	0				
Pat Kelly, L (1,7) OBP: 0.379, SLG: 0.441	0-3 K		0-3 K		0-0 F9			0-0 4-3 SF7 2B		4	1	1	0	0	2	1				
Ken Singleton, S (1,9) OBP: 0.442, SLG: 0.507		0-3 K	0-0 6-3		0-0 2B 2B			0-0 4-3		4	1	1	0	0	1	2				
Eddie Murray, S (1,3) OBP: 0.321, SLG: 0.441 Tony Muser, L (9,3) OBP: 0.338, SLG: 0.342		0-0 HR		0-0 F9				0-0 SF7		3	1	1	2	0	0	1				
Lee May, R (1,10) OBP: 0.296, SLG: 0.419	0-3 K			0-0 F8				0-0 FC4-6 1B		4	0	1	0	0	1	1				
Doug DeCinces, R (1,5) OBP: 0.345, SLG: 0.422	0-0 F8			0-0 E S 2B 1B				0-0 FC4-6		4	1	2	1	0	0	1				
Kiko Garcia, R (1,6) OBP: 0.286, SLG: 0.328 Mark Belanger, R (9,6) OBP: 0.277, SLG: 0.266			0-0 4-3		0-0 2B			0-0 F9		3	0	1	1	0	0	1				
Dave Skaggs, R (1,2) OBP: 0.384, SLG: 0.429			4-0 3B BB		0-0 F3			0-3 K		2	1	0	0	1	1	1				
<b>Inning Stats</b>	R: 0 E: 0 K: 2 S: 7	H: 0 LOB: 0 BB: 0 P: 7	R: 1 E: 0 K: 2 S: 8	H: 1 LOB: 0 BB: 0 P: 8	R: 2 E: 0 K: 1 S: 6	H: 1 LOB: 1 BB: 2 P: 14	R: 1 E: 0 K: 0 S: 5	H: 2 LOB: 1 BB: 0 P: 5	R: 0 E: 0 K: 0 S: 5	H: 2 LOB: 1 BB: 0 P: 5	R: 0 E: 0 K: 1 S: 5	H: 0 LOB: 0 BB: 0 P: 5	R: 0 E: 0 K: 0 S: 5	H: 0 LOB: 0 BB: 0 P: 5	R: 1 E: 0 K: 0 S: 5	H: 2 LOB: 1 BB: 0 P: 5	1B: 2 2B: 4 3B: 1 HR: 1	SF: 1 SAC: 0 DP: 0 HBP: 0	WP: 0 PB: 0 SB: 1 CS: 0	PA: 34
<b>PITCHER</b> Ed Figueroa, R (1,1) ERA: 3.25 Dick Tidrow, R (7,1) ERA: 3.21	IP: 6.0 WLS: L BF: 26 H: 6 R: 5 ER: 5 SO: 6 BB: 2 IBB: 0 HBP: 0 BLK: 0 WP: 0 HR: 1 S: 36 P: 44 ERA: 7.50 WHIP: 1.333																			

AB 30  
R 0  
H 5  
RBI 0  
BB 5  
SO 2  
LOB 14



AB 31  
R 6  
H 8  
RBI 6  
BB 2  
SO 7  
LOB 8





Batter	1	2	3	4	5	6	7	8	9	AB	R	H	RBI	BB	SO	LOB	TOP			
Willie Randolph, R (1,4) OBP: 0.372, SLG: 0.430										5	0	1	0	0	1	1	New York Yankees @ Baltimore Orioles Memorial Stadium, Baltimore, MD Mon Jul 11 1977, 7:05 PM EDT Att: 42,603 - Unknown			
Mickey Rivers, L (1,8) OBP: 0.336, SLG: 0.399										5	1	2	0	0	2	1				
Thurman Munson, R (1,2) OBP: 0.358, SLG: 0.521										4	0	2	1	0	0	2				
Chris Chambliss, L (1,3) OBP: 0.331, SLG: 0.431										4	0	0	0	0	0	4				
Lou Piniella, R (1,9) OBP: 0.382, SLG: 0.545										4	0	1	0	0	0	0				
Graig Nettles, L (1,5) OBP: 0.317, SLG: 0.471										3	2	2	2	1	0	0				
Cliff Johnson, R (1,10) OBP: 0.402, SLG: 0.563										4	0	2	0	0	1	2				
Roy White, S (1,7) OBP: 0.357, SLG: 0.418										4	0	0	0	0	1	2				
Paul Blair, R (9,7) OBP: 0.337, SLG: 0.408										0	0	0	0	0	0	0				
Fred Stanley, R (1,6) OBP: 0.238, SLG: 0.381										4	0	1	0	0	1	1				
<b>Inning Stats</b>	R: 1 E: 0 K: 1 S: 6	H: 2 LOB: 0 BB: 6 P: 6	R: 1 E: 0 K: 0 S: 4	H: 1 LOB: 0 BB: 4 P: 4	R: 0 E: 0 K: 0 S: 5	H: 2 LOB: 2 BB: 0 P: 5	R: 1 E: 0 K: 1 S: 7	H: 2 LOB: 1 BB: 0 P: 7	R: 0 E: 0 K: 1 S: 6	H: 1 LOB: 1 BB: 0 P: 6	R: 0 E: 0 K: 1 S: 5	H: 0 LOB: 0 BB: 5 P: 5	R: 0 E: 1 K: 1 S: 6	H: 1 LOB: 2 BB: 1 P: 10	R: 0 E: 0 K: 0 S: 4	H: 1 LOB: 2 BB: 0 P: 4	1B: 6 2B: 3 3B: 1 HR: 2	SF: 0 SAC: 0 DP: 1 HBP: 0	WP: 0 PB: 0 SB: 0 CS: 0	PA: 38
<b>PITCHER</b> Mike Flanagan, L (1,1) ERA: 3.77	IP: 9.0 WLS: W BF: 38	H: 11 R: 3 ER: 3 SO: 6	BB: 1 IBB: 0 HBP: 0 BLK: 0	WP: 0 HR: 2 S: 49 P: 53	ERA: 3.00 WHIP: 1.333	<b>PITCHER</b> IP: WLS: BF: H: R: ER: SO: BB: IBB: HBP: BLK: WP: HR: S: P: ERA: WHIP														


Batter	1	2	3	4	5	6	7	8	9	AB	R	H	RBI	BB	SO	LOB	BOTTOM			
Al Bumbry, L (1,8) OBP: 0.353, SLG: 0.389										4	2	3	0	1	1	0	New York Yankees @ Baltimore Orioles Memorial Stadium, Baltimore, MD Mon Jul 11 1977, 7:05 PM EDT Att: 42,603 - Unknown			
Tom Shopay, L (9, FR) OBP: 0.298, SLG: 0.341										0	1	0	0	0	0	0				
Billy Smith, S (1,4) OBP: 0.305, SLG: 0.328										4	1	2	0	0	1	2				
Rich Dauer, R (9, PH) OBP: 0.281, SLG: 0.301										1	0	0	0	0	0	1				
Pat Kelly, L (1,7) OBP: 0.375, SLG: 0.435										3	0	0	2	1	1	3				
Ken Singleton, S (1,9) OBP: 0.444, SLG: 0.504										2	0	0	0	3	0	1				
Eddie Murray, S (1,3) OBP: 0.328, SLG: 0.445										4	0	3	2	1	1	1				
Lee May, R (1,10) OBP: 0.293, SLG: 0.413										4	0	0	0	0	0	4				
Doug DeCinces, R (1,5) OBP: 0.343, SLG: 0.420										4	0	1	0	0	1	2				
Mark Belanger, R (1,6) OBP: 0.275, SLG: 0.264										2	0	0	0	0	1	2				
Tony Muser, L (6, PH) OBP: 0.346, SLG: 0.342										0	0	0	0	1	0	0				
Kiko Garcia, R (7,6) OBP: 0.281, SLG: 0.323										1	0	0	0	0	0	0				
Dave Skaggs, R (1,2) OBP: 0.351, SLG: 0.375										4	0	0	0	0	0	3				
<b>Inning Stats</b>	R: 1 E: 1 K: 2 S: 8	H: 1 LOB: 1 BB: 1 P: 12	R: 0 E: 0 K: 1 S: 5	H: 0 LOB: 0 BB: 0 P: 5	R: 0 E: 0 K: 0 S: 3	H: 0 LOB: 1 BB: 1 P: 7	R: 0 E: 0 K: 0 S: 4	H: 1 LOB: 2 BB: 1 P: 8	R: 0 E: 0 K: 2 S: 8	H: 1 LOB: 1 BB: 0 P: 8	R: 0 E: 0 K: 0 S: 4	H: 3 LOB: 3 BB: 2 P: 12	R: 2 E: 0 K: 0 S: 6	H: 0 LOB: 0 BB: 0 P: 6	R: 0 E: 0 K: 1 S: 5	H: 0 LOB: 3 BB: 2 P: 11	1B: 7 2B: 1 3B: 1 HR: 0	SF: 1 SAC: 0 DP: 0 HBP: 0	WP: 0 PB: 0 SB: 1 CS: 0	PA: 41
<b>PITCHER</b> Mike Torrez, R (1,1) ERA: 4.81	IP: 8.0 WLS: L BF: 37	H: 8 R: 4 ER: 3 SO: 6	BB: 4 IBB: 0 HBP: 0 BLK: 0	WP: 0 HR: 0 S: 44 P: 64	ERA: 3.38 WHIP: 1.500	<b>PITCHER</b> IP: WLS: BF: H: R: ER: SO: BB: IBB: HBP: BLK: WP: HR: S: P: ERA: WHIP														
Sparky Lyle, L (9,1) ERA: 1.71	0.1	1	0	0	0	0	0	0	0	0	0	1	1	0.00	0.000					
Dick Tidrow, R (9,1) ERA: 3.21	0.0	3	1	0	0	0	0	2	0	0	0	1	9	∞	∞					



Batter	1	2	3	4	5	6	7	8	9	10	AB	R	H	RBI	BB	SO	LOB	TOP
Tom Shopay, L OBP: 0.308, SLG: 0.333 (1, 8)	4-0 2B HR BB	0-0 1B			0-3 K		0-0 F3			0-0 F7	4	1	1	0	1	1	1	
Billy Smith, S OBP: 0.303, SLG: 0.329 (1, 4)	0-0 HR 2B	0-0 2-3			0-0 F8			0-0 F8		0-0 F6	5	1	1	0	0	0	2	
Pat Kelly, L OBP: 0.377, SLG: 0.434 (1, 7)	0-3 K			4-0 FC4 BB			0-0 1B		0-0 F9		3	0	1	0	1	1	2	
Ken Singleton, S OBP: 0.442, SLG: 0.511 (1, 9)	0-0 HR			0-0 F8			0-0 4-3		0-0 3-1		4	1	1	3	0	0	2	
Eddie Murray, S OBP: 0.324, SLG: 0.439 Tony Muser, L OBP: 0.346, SLG: 0.342 (1, 3) (9, 3)	0-3 2H 3H K			0-0 FC4 1-2F			0-0 6-3		0-3 K		4	0	0	0	0	2	1	
Lee May, R OBP: 0.295, SLG: 0.413 (1, 10)	0-0 1B			0-0 F8			0-0 F7		4-0 FC5-4 BB		3	0	1	0	1	0	1	
Doug DeCinces, R OBP: 0.339, SLG: 0.414 (1, 5)	0-0 F8				0-0 F9		0-0 6-3		0-0 FC5-4 CS		4	0	0	0	0	0	2	
Mark Belanger, R OBP: 0.271, SLG: 0.259 (1, 6)		0-0 F4			0-0 5-3		0-0 G3		0-0 CS	0-0 F2	4	0	0	0	0	0	0	
Dave Skaggs, R OBP: 0.341, SLG: 0.381 (1, 2)		0-0 5-3			0-0 5-3		0-0 6-3				4	0	1	0	0	0	0	
<b>Inning Stats</b>	R: 3 E: 0 K: 2 S: 10	H: 3 LOB: 1 BB: 1 P: 14	R: 0 E: 0 K: 0 S: 4	H: 1 LOB: 1 BB: 0 P: 4	R: 0 E: 0 K: 0 S: 3	H: 0 LOB: 1 BB: 1 P: 7	R: 0 E: 0 K: 0 S: 3	H: 0 LOB: 0 BB: 0 P: 3	R: 0 E: 0 K: 0 S: 3	H: 0 LOB: 0 BB: 0 P: 3	R: 0 E: 0 K: 1 S: 4	H: 0 LOB: 0 BB: 1 P: 8	R: 0 E: 0 K: 0 S: 4	H: 1 LOB: 1 BB: 0 P: 4	1B: 4 2B: 1 3B: 0 HR: 1	SF: 0 SAC: 0 DP: 0 HBP: 0	WP: 0 PB: 0 SB: 0 CS: 1	PA: 39
<b>PITCHER</b> Doyle Alexander, R ERA: 3.88 (1, 1)	IP 10.0	WLS W	BF 38	H 6	R 3	ER 3	SO 4	BB 3	IBB 0	HBP 0	BLK 0	WP 0	HR 1	S 43	P 55	ERA 2.70	WHIP 0.900	
<b>PITCHER</b>	IP	WLS	BF	H	R	ER	SO	BB	IBB	HBP	BLK	WP	HR	S	P	ERA	WHIP	

Baltimore Orioles @ Texas Rangers  
Arlington Stadium, Arlington, TX  
Tue Jul 12 1977, 8:05 PM EDT  
Att: 8,646 - Unknown


AB 35  
R 3  
H 6  
RBI 3  
BB 3  
SO 4  
LOB 11



Batter	1	2	3	4	5	6	7	8	9	10	AB	R	H	RBI	BB	SO	LOB	BOTTOM		
Bert Campaneris, R OBP: 0.328, SLG: 0.368 (1, 6)	0-0 S BB 1B	0-0 2B			0-0 4-3			0-3 K		4-0 1B BB	4	1	2	1	1	1	0			
Mike Hargrove, L OBP: 0.394, SLG: 0.389 John Ellis, R OBP: 0.250, SLG: 0.341 (1, 3) (8, PH) (9, 3)	4-0 S BB	0-0 F8			0-0 WP 3B			0-0 F9		0-3 K	2	1	1	0	1	0	1			
Juan Beniquez, R OBP: 0.349, SLG: 0.426 (1, 8)	0-3 K			0-0 5-3			0-0 5-3		0-0 5-3		5	0	1	0	0	1	2			
Willie Horton, R OBP: 0.333, SLG: 0.432 (1, 10)	4-0 BB			0-0 4-3			0-0 1-3		0-0 6-3	0-3 K	4	0	0	0	1	1	2			
Toby Harrah, R OBP: 0.353, SLG: 0.486 (1, 5)	0-0 F4			0-0 F8			0-0 6-3		4-0 2B BB	0-0 1B	4	1	1	1	1	0	3			
Ken Henderson, S OBP: 0.289, SLG: 0.378 (1, 9)	0-3 K			0-0 F8			0-0 F7		0-3 K		4	0	0	0	0	2	4			
Jim Sundberg, R OBP: 0.316, SLG: 0.318 (1, 2)		0-0 SH5-3 2B 1B			0-0 F9		0-3 K		0-0 2B		4	1	2	1	0	1	0			
Bump Wills, S OBP: 0.358, SLG: 0.405 (1, 4)		0-0 SH5-3			0-0 6-3		0-3 K		4-0 IBB		2	0	0	0	1	1	0			
Claudell Washington, L OBP: 0.327, SLG: 0.422 (1, 7)		0-3 K			0-0 F7		0-3 K		0-3 K		4	0	0	0	0	3	3			
<b>Inning Stats</b>	R: 0 E: 0 K: 2 S: 8	H: 1 LOB: 3 BB: 2 P: 16	R: 1 E: 0 K: 1 S: 7	H: 2 LOB: 1 BB: 0 P: 7	R: 0 E: 0 K: 0 S: 3	H: 0 LOB: 0 BB: 0 P: 3	R: 0 E: 0 K: 0 S: 3	H: 0 LOB: 0 BB: 0 P: 3	R: 0 E: 0 K: 3 S: 9	H: 0 LOB: 0 BB: 0 P: 9	R: 0 E: 0 K: 1 S: 5	H: 0 LOB: 0 BB: 0 P: 5	R: 1 E: 0 K: 2 S: 8	H: 1 LOB: 2 BB: 1 P: 16	R: 1 E: 0 K: 2 S: 8	H: 2 LOB: 2 BB: 1 P: 12	1B: 4 2B: 2 3B: 1 HR: 0	SF: 0 SAC: 1 DP: 0 HBP: 0	WP: 1 PB: 0 SB: 3 CS: 0	PA: 41
<b>PITCHER</b> Rudy May, L ERA: 3.84 Dick Drago, R ERA: 2.38 (1, 1) (10, 1)	IP 9.0	WLS L	BF 5	H 2	R 3	ER 1	SO 2	BB 1	IBB 0	HBP 0	BLK 0	WP 0	HR 0	S 50	P 66	ERA 3.00	WHIP 0.889			
<b>PITCHER</b>	IP	WLS	BF	H	R	ER	SO	BB	IBB	HBP	BLK	WP	HR	S	P	ERA	WHIP			

Baltimore Orioles @ Texas Rangers  
Arlington Stadium, Arlington, TX  
Tue Jul 12 1977, 8:05 PM EDT  
Att: 8,646 - Unknown

AB 35  
R 4  
H 7  
RBI 3  
BB 5  
SO 11  
LOB 16










Batter	1	2	3	4	5	6	7	8	9	AB	R	H	RBI	BB	SO	LOB	TOP								
Tom Shopay, L OBP: 0.311, SLG: 0.333 (1, 8)										4	1	1	0	0	1	4	<p><b>Baltimore Orioles @ Texas Rangers</b> Arlington Stadium, Arlington, TX Thu Jul 14 1977, 8:05 PM EDT Att: 14,205 - Unknown</p>								
Billy Smith, S OBP: 0.308, SLG: 0.341 (1, 4)										4	1	2	0	0	1	1									
Pat Kelly, L OBP: 0.370, SLG: 0.424 (1, 7)										4	1	0	0	0	2	2									
Ken Singleton, S OBP: 0.446, SLG: 0.512 Elliott Maddox, R (7, PR) (7, 8)										2	1	2	1	2	0	0									
Eddie Murray, S OBP: 0.324, SLG: 0.437 (1, 3)										5	1	2	1	0	0	4									
Lee May, R OBP: 0.287, SLG: 0.401 (1, 10)										5	0	0	0	0	2	7									
Doug DeCinces, R OBP: 0.349, SLG: 0.423 (1, 5)										3	0	2	1	1	1	0									
Kiko Garcia, R OBP: 0.273, SLG: 0.313 (6, PH)										2	0	0	0	0	1	1									
Tony Muser, L OBP: 0.341, SLG: 0.338 Mark Belanger, R OBP: 0.268, SLG: 0.257 (6, 6)										1	0	0	1	0	0	2									
Dave Skaggs, R OBP: 0.347, SLG: 0.364 (1, 2)										4	0	2	0	0	1	4									
<b>Inning Stats</b>	R: 2 E: 1 K: 0 S: 6	H: 2 LOB: 1 BB: 0 P: 6	R: 0 E: 0 K: 2 S: 8	H: 1 LOB: 1 BB: 0 P: 8	R: 0 E: 0 K: 1 S: 6	H: 1 LOB: 0 BB: 1 P: 10	R: 0 E: 0 K: 1 S: 5	H: 1 LOB: 0 BB: 0 P: 5	R: 0 E: 0 K: 0 S: 3	H: 0 LOB: 0 BB: 0 P: 3	R: 1 E: 0 K: 1 S: 8	H: 2 LOB: 3 BB: 1 P: 12	R: 3 E: 1 K: 2 S: 10	H: 3 LOB: 1 BB: 1 P: 14	R: 0 E: 0 K: 2 S: 8	H: 1 LOB: 0 BB: 1 P: 8	R: 0 E: 0 K: 1 S: 4	H: 0 LOB: 0 BB: 1 P: 8	1B: 9 2B: 1 3B: 1 HR: 0	SF: 0 SAC: 3 DP: 1 HBP: 0	WP: 0 PB: 0 SB: 0 CS: 0	PA: 42			
<b>PITCHER</b>	IP 6.2	WLS L	BF 34	H 10	R 6	ER 4	SO 6	BB 1	IBB 2	HBP 0	BLK 0	WP 0	HR 0	S 43	P 55	ERA 5.40	WHIP 1.650								
Gaylord Perry, R ERA: 3.46 Adrian Devine, R ERA: 2.37 (7, 1)	2.1	8	1	0	0	4	1	0	0	0	0	0	0	15	19	0.00	0.857								

Batter	1	2	3	4	5	6	7	8	9	AB	R	H	RBI	BB	SO	LOB	BOTTOM								
Bert Campaneris, R OBP: 0.322, SLG: 0.361 (1, 6)										4	1	1	0	0	0	4	<p><b>Baltimore Orioles @ Texas Rangers</b> Arlington Stadium, Arlington, TX Thu Jul 14 1977, 8:05 PM EDT Att: 14,205 - Unknown</p>								
Claudell Washington, L OBP: 0.324, SLG: 0.414 (1, 7)										3	0	1	0	0	0	4									
Juan Beniquez, R OBP: 0.350, SLG: 0.431 (1, 8)										2	0	0	1	1	0	2									
Willie Horton, R OBP: 0.331, SLG: 0.427 (1, 10)										4	0	0	0	0	0	3									
Toby Harrah, R OBP: 0.389, SLG: 0.482 (1, 5)										4	0	1	0	0	0	1									
Ken Henderson, S OBP: 0.291, SLG: 0.366 (1, 9)										4	0	0	0	0	1	1									
Jim Sundberg, R OBP: 0.310, SLG: 0.310 (1, 2)										4	0	0	0	0	0	1									
Bump Wills, S OBP: 0.363, SLG: 0.413 (1, 4)										3	0	1	0	0	0	0									
Mike Hargrove, L OBP: 0.400, SLG: 0.396 (1, 3)										3	0	3	0	0	0	0									
<b>Inning Stats</b>	R: 1 E: 0 K: 0 S: 5	H: 2 LOB: 1 BB: 0 P: 5	R: 0 E: 0 K: 0 S: 3	H: 0 LOB: 0 BB: 0 P: 3	R: 0 E: 0 K: 0 S: 3	H: 0 LOB: 0 BB: 0 P: 3	R: 0 E: 1 K: 0 S: 5	H: 2 LOB: 2 BB: 0 P: 5	R: 0 E: 0 K: 0 S: 3	H: 0 LOB: 0 BB: 0 P: 3	R: 0 E: 0 K: 0 S: 4	H: 1 LOB: 2 BB: 1 P: 8	R: 0 E: 0 K: 1 S: 5	H: 1 LOB: 0 BB: 0 P: 5	1B: 7 2B: 0 3B: 0 HR: 0	SF: 1 SAC: 0 DP: 3 HBP: 1		WP: 0 PB: 0 SB: 2 CS: 0	PA: 34						
<b>PITCHER</b>	IP 9.0	WLS W	BF 34	H 7	R 1	ER 1	SO 1	BB 1	IBB 0	HBP 1	BLK 0	WP 0	HR 0	S 34	P 39	ERA 1.00	WHIP 0.889								
Ross Grimsley, L ERA: 3.56 (1, 1)	9.0	34	7	1	1	1	1	1	0	1	0	0	0	34	39	1.00	0.889								





Batter	1	2	3	4	5	6	7	8	9	AB	R	H	RBI	BB	SO	LOB	TOP											
<b>Elliott Maddox, R</b> OBP: 0.600, SLG: 0.333 <b>Tom Shopay, L</b> OBP: 0.311, SLG: 0.333	4-0 G1-4-3 BB		0-0 6-3		0-0 6-3			0-0 SH3-4 1B		3	0	1	0	1	0	0	<b>Baltimore Orioles @ Milwaukee Brewers</b> Milwaukee County Stadium, Milwaukee, WI Fri Jul 15 1977, 8:05 PM EDT Att: 13,185 - Unknown											
<b>Rich Dauer, R</b> OBP: 0.275, SLG: 0.294	0-0 F8		0-0 5-3		0-0 F9			0-0 SH3-4 1-2		3	0	0	0	0	0	1												
<b>Ken Singleton, S</b> OBP: 0.441, SLG: 0.505	0-0 G1-4-3 1-2		0-0 5-3		0-0 G3			0-0 6-3		4	0	0	0	0	0	3												
<b>Lee May, R</b> OBP: 0.287, SLG: 0.399		0-0 5-3		0-0 BLK 1B		0-3 K		0-0 5-3		4	1	1	0	0	1	2												
<b>Eddie Murray, S</b> OBP: 0.329, SLG: 0.439 <b>Tony Muser, L</b> OBP: 0.341, SLG: 0.338		4-0 2B BB		0-0 F8 1-H 2B 1B		0-0 F9		0-0 1B		3	2	2	1	1	0	0												
<b>Doug DeCinces, R</b> OBP: 0.345, SLG: 0.417		0-0 F9		0-0 F8 2-3		0-0 F6		0-0 F8		4	0	0	0	0	0	3												
<b>Andres Mora, R</b> OBP: 0.213, SLG: 0.508		0-0 1B 2B		0-0 3-H 2B		0-0 L5		0-3 K		4	1	2	2	0	1	1												
<b>Mark Belanger, R</b> OBP: 0.268, SLG: 0.257		0-0 2H 1B		0-0 F9		0-0 F9		0-0 F8		4	0	1	1	0	0	2												
<b>Dave Skaggs, R</b> OBP: 0.327, SLG: 0.340		0-3 K		0-0 F3		0-0 F7				3	0	0	0	0	1	2												
<b>Inning Stats</b>	R: 0 E: 0 K: 0 S: 2	H: 0 LOB: 0 BB: 1 P: 6	R: 2 E: 0 K: 1 S: 7	H: 2 LOB: 1 BB: 1 P: 11	R: 0 E: 0 K: 0 S: 3	H: 0 LOB: 0 BB: 0 P: 3	R: 2 E: 0 K: 0 S: 6	H: 3 LOB: 1 BB: 0 P: 6	R: 0 E: 0 K: 1 S: 5	H: 0 LOB: 0 BB: 0 P: 5	R: 0 E: 0 K: 0 S: 3	H: 0 LOB: 0 BB: 0 P: 3	R: 0 E: 0 K: 1 S: 4	H: 1 LOB: 2 BB: 0 P: 4	R: 0 E: 0 K: 1 S: 6	H: 1 LOB: 1 BB: 0 P: 6		1B: 5 2B: 2 3B: 0 HR: 0	SF: 0 SAC: 1 DP: 1 HBP: 0	WP: 0 PB: 0 SB: 0 CS: 0	PA: 35							
<b>PITCHER</b>	IP	WLS	BF	H	R	ER	SO	BB	IBB	HBP	BLK	WP	HR	S	P	ERA	WHIP											
<b>Mike Caldwell, L</b> ERA: 4.37 <b>Sam Hinds, R</b> ERA: 3.27	(1, 1) 3.1	L	16	5	4	4	1	2	0	0	0	1	0	0	16	24	10.80	2.100										

Batter	1	2	3	4	5	6	7	8	9	AB	R	H	RBI	BB	SO	LOB	BOTTOM										
<b>Robin Yount, R</b> OBP: 0.349, SLG: 0.386 <b>Ken McMullen, R</b> OBP: 0.308, SLG: 0.411 <b>Moose Haas, R</b> OBP: 0.257, SLG: 0.285	0-0 SH5-3 1B		0-0 G6-3 1B		0-0 F9		0-3 K		4-0 G1-6-3 BB	1	1	1	0	0	0	0	<b>Baltimore Orioles @ Milwaukee Brewers</b> Milwaukee County Stadium, Milwaukee, WI Fri Jul 15 1977, 8:05 PM EDT Att: 13,185 - Unknown										
<b>Jim Wehlford, R</b> OBP: 0.257, SLG: 0.285	0-0 SH5-3 1-2		0-0 G6-3 1-2		0-0 E 2B		0-0 1-3		0-0 G1-6-3 1-2	4	0	1	0	0	0	3											
<b>Sixto Lezcano, R</b> OBP: 0.346, SLG: 0.478	0-0 CS 1B		0-0 FC6-4 1B		0-0 6-3		0-3 K			4	0	2	1	0	1	1											
<b>Sal Bando, R</b> OBP: 0.348, SLG: 0.418	0-3 K		0-0 FC6-4 1-2		0-0 E5 2-3		0-0 F8			4	0	0	0	0	1	3											
<b>Cecil Cooper, L</b> OBP: 0.335, SLG: 0.455		0-0 5-3		0-0 5-3		0-0 4-3		0-0 1B		4	0	1	0	0	0	2											
<b>Steve Brye, R</b> OBP: 0.294, SLG: 0.410		0-0 FC6-4 1B		0-0 F9 1B		0-0 WP 4-3 2B		0-0 F9		4	1	3	0	0	0	1											
<b>Dick Davis, R</b> OBP: 0.313, SLG: 0.267		0-0 FC6-4 1-2 BB		0-0 1-2 1B		0-3 K 2-3		0-3 K		4	0	1	0	0	2	3											
<b>Charlie Moore, R</b> OBP: 0.293, SLG: 0.350		4-0 BB		0-0 F9		0-0 4-3		0-0 BB 1B		3	0	1	1	1	0	2											
<b>Bob Sheldon, L</b> OBP: 0.286, SLG: 0.304		0-0 F2		0-0 F9		0-0 3-H F8		0-0 F9		4	0	0	0	0	0	5											
<b>Inning Stats</b>	R: 1 E: 0 K: 1 S: 6	H: 2 LOB: 0 BB: 0 P: 6	R: 0 E: 0 K: 0 S: 4	H: 1 LOB: 2 BB: 1 P: 8	R: 0 E: 0 K: 0 S: 4	H: 2 LOB: 1 BB: 0 P: 4	R: 0 E: 0 K: 0 S: 5	H: 2 LOB: 2 BB: 0 P: 5	R: 0 E: 1 K: 1 S: 6	H: 1 LOB: 0 BB: 0 P: 6	R: 0 E: 0 K: 2 S: 7	H: 0 LOB: 0 BB: 0 P: 7	R: 0 E: 0 K: 1 S: 6	H: 1 LOB: 1 BB: 0 P: 6	R: 0 E: 0 K: 0 S: 3	H: 1 LOB: 2 BB: 1 P: 7		1B: 9 2B: 2 3B: 0 HR: 0	SF: 0 SAC: 1 DP: 2 HBP: 0	WP: 1 PB: 0 SB: 0 CS: 1	PA: 38						
<b>PITCHER</b>	IP	WLS	BF	H	R	ER	SO	BB	IBB	HBP	BLK	WP	HR	S	P	ERA	WHIP										
<b>Mike Flanagan, L</b> ERA: 3.64	(1, 1) 9.0	W	38	11	2	2	5	2	0	0	0	1	0	46	54	2.00	1.444										



Batter	1	2	3	4	5	6	7	8	9	AB	R	H	RBI	BB	SO	LOB	TOP				
Tom Shopay, L OBP: 0.292, SLG: 0.310 (1, 8)	1-3		F8			F5		F8		4	0	0	0	0	0	0					
Billy Smith, S OBP: 0.303, SLG: 0.336 (1, 4)	K		F8			F8			F9	4	0	0	0	0	1	0					
Pat Kelly, L OBP: 0.372, SLG: 0.429 (1, 7)	G1					K			WP HR	4	2	2	0	0	1	0					
Ken Singleton, S OBP: 0.439, SLG: 0.512 Elliott Maddox, R OBP: 0.600, SLG: 0.333 (1, 9)		K				G3			HR	4	1	1	2	0	1	1					
Eddie Murray, S OBP: 0.331, SLG: 0.438 Tony Muser, L OBP: 0.341, SLG: 0.338 (1, 3)		HR				6-3			F5	3	1	1	1	1	0	0					
Lee May, R OBP: 0.287, SLG: 0.407 (1, 10)		HR				F9			5-3	4	1	1	2	0	0	1					
Doug DeCinces, R OBP: 0.342, SLG: 0.412 (1, 5)										3	0	0	0	0	1	1					
Mark Belanger, R OBP: 0.265, SLG: 0.254 (1, 6)										3	0	0	0	0	1	0					
Dave Skaggs, R OBP: 0.308, SLG: 0.320 (1, 2)										3	0	0	0	0	1	0					
<b>Inning Stats</b>	R: 0 E: 0 K: 1 S: 5	H: 0 LOB: 0 BB: 0 P: 5	R: 2 E: 0 K: 1 S: 6	H: 1 LOB: 0 BB: 1 P: 10	R: 0 E: 0 K: 0 S: 3	H: 0 LOB: 0 BB: 0 P: 3	R: 1 E: 0 K: 0 S: 4	H: 1 LOB: 0 BB: 0 P: 4	R: 0 E: 0 K: 1 S: 7	H: 0 LOB: 0 BB: 0 P: 7	R: 0 E: 0 K: 0 S: 4	H: 1 LOB: 1 BB: 0 P: 4	R: 0 E: 0 K: 1 S: 5	H: 0 LOB: 0 BB: 0 P: 5	R: 0 E: 0 K: 1 S: 5	H: 0 LOB: 0 BB: 0 P: 5	R: 2 E: 0 K: 0 S: 5	H: 2 LOB: 0 BB: 0 P: 5	1B: 2 2B: 1 3B: 0 HR: 2	SF: 0 SAC: 0 DP: 0 HBP: 0	WP: 1 PA: 33 PB: 0 SB: 0 CS: 0
<b>PITCHER</b> Lary Sorensen, R ERA: 5.08 (1, 1)	IP: 9.0 WLS: L BF: 33 H: 5 R: 5 ER: 5 SO: 6 BB: 1 IBB: 0 HBP: 0 BLK: 0 WP: 1 HR: 2 S: 44 P: 48 ERA: 5.00 WHIP: 0.667															<b>PITCHER</b> IP: 9.0 WLS: L BF: 33 H: 5 R: 5 ER: 5 SO: 6 BB: 1 IBB: 0 HBP: 0 BLK: 0 WP: 1 HR: 2 S: 44 P: 48 ERA: 5.00 WHIP: 0.667					

Baltimore Orioles @ Milwaukee Brewers  
Milwaukee County Stadium, Milwaukee, WI  
Sat Jul 16 1977, 8:05 PM EDT  
Att: 21,301 - Unknown

AB 32  
R 5  
H 5  
RBI 5  
BB 1  
SO 6  
LOB 3



Batter	1	2	3	4	5	6	7	8	9	AB	R	H	RBI	BB	SO	LOB	BOTTOM		
Jim Wohlford, R OBP: 0.256, SLG: 0.283 (1, 7)	1-3		G4-6-3 1B			F7			FC6	5	0	1	0	0	0	5			
Charlie Moore, R OBP: 0.288, SLG: 0.343 (1, 2)	G3		G4-6-3 1-2			F4			K	4	0	0	0	0	1	2			
Sixto Lezcano, R OBP: 0.348, SLG: 0.477 (1, 9)									4-3	3	0	1	0	1	1	1			
Sal Bando, R OBP: 0.349, SLG: 0.419 (1, 5)									F5	4	0	2	0	0	0	0			
Cecil Cooper, L OBP: 0.334, SLG: 0.452 (1, 3)									FC6-4 1B	4	0	1	0	0	3	4			
Steve Brye, R OBP: 0.283, SLG: 0.412 (1, 8)									FC6-4 1B	4	0	1	0	0	0	1			
Dick Davis, R OBP: 0.300, SLG: 0.263 (1, 10)									E 1B	4	0	1	0	0	0	1			
Bob Sheldon, L OBP: 0.273, SLG: 0.288 Ken McMullen, R OBP: 0.305, SLG: 0.406 (1, 4)									E5 FC6	3	0	0	0	0	0	1			
Ed Romero, R (1, 6)									F8	2	0	0	0	2	0	4			
<b>Inning Stats</b>	R: 0 E: 0 K: 1 S: 6	H: 1 LOB: 2 BB: 1 P: 10	R: 0 E: 0 K: 0 S: 4	H: 1 LOB: 1 BB: 0 P: 4	R: 0 E: 0 K: 1 S: 7	H: 3 LOB: 2 BB: 0 P: 7	R: 0 E: 0 K: 0 S: 3	H: 0 LOB: 0 BB: 0 P: 3	R: 0 E: 0 K: 1 S: 5	H: 0 LOB: 1 BB: 0 P: 5	R: 0 E: 0 K: 0 S: 3	H: 0 LOB: 1 BB: 1 P: 7	R: 0 E: 0 K: 1 S: 5	H: 0 LOB: 0 BB: 0 P: 5	R: 0 E: 1 K: 0 S: 6	H: 2 LOB: 3 BB: 0 P: 6	1B: 6 2B: 1 3B: 0 HR: 0	SF: 0 SAC: 0 DP: 1 HBP: 0	WP: 0 PA: 37 PB: 0 SB: 0 CS: 0
<b>PITCHER</b> Rudy May, L ERA: 3.81 (1, 1)	IP: 9.0 WLS: W BF: 37 H: 7 R: 0 ER: 0 SO: 5 BB: 3 IBB: 0 HBP: 0 BLK: 0 WP: 0 HR: 0 S: 44 P: 56 ERA: 0.00 WHIP: 1.111															<b>PITCHER</b> IP: 9.0 WLS: W BF: 37 H: 7 R: 0 ER: 0 SO: 5 BB: 3 IBB: 0 HBP: 0 BLK: 0 WP: 0 HR: 0 S: 44 P: 56 ERA: 0.00 WHIP: 1.111			

Baltimore Orioles @ Milwaukee Brewers  
Milwaukee County Stadium, Milwaukee, WI  
Sat Jul 16 1977, 8:05 PM EDT  
Att: 21,301 - Unknown

AB 34  
R 0  
H 7  
RBI 0  
BB 3  
SO 5  
LOB 21





Batter	1	2	3	4	5	6	7	8	9	AB	R	H	RBI	BB	SO	LOB	TOP			
Tom Shopay, L (1, 8) OBP: 0.290, SLG: 0.306	F3		1-2 1B			K		G3									4 0 1 0 0 1 0			
Billy Smith, S (1, 4) OBP: 0.302, SLG: 0.332	F6		F4			3-1			1B BB SF8 BB								3 1 0 0 1 0 2			
Pat Kelly, L (1, 7) OBP: 0.370, SLG: 0.424	K			4-3		6-3			1B BB 1B BB								3 1 0 0 1 1 0			
Ken Singleton, S (1, 9) OBP: 0.437, SLG: 0.509		K		F7			4-3		1B BB								4 0 1 0 0 1 0			
Elliott Maddox, R (9, PR) OBP: 0.600, SLG: 0.333									1B BB								0 0 0 0 0 0 0			
Eddie Murray, S (1, 3) OBP: 0.330, SLG: 0.435		4-3		K					1B SF8								2 0 0 1 1 1 0			
Lee May, R (1, 10) OBP: 0.286, SLG: 0.405									3-H 1-2 2-H 1B								4 0 1 1 0 1 1			
Doug DeCinces, R (1, 5) OBP: 0.341, SLG: 0.410				4-3					1B								4 0 1 0 0 1 3			
Kiko Garcia, R (1, 6) OBP: 0.279, SLG: 0.318																	2 0 1 0 0 1 1			
Tony Muser, L (8, PH) OBP: 0.337, SLG: 0.333																	1 0 0 0 0 0 0			
Dave Criscone, R (8, 2)																	1 0 0 0 0 0 2			
Dave Skaggs, R (1, 2) OBP: 0.288, SLG: 0.308																	2 0 0 0 0 0 2			
Andres Mora, R (8, PH) OBP: 0.210, SLG: 0.500																	1 0 0 0 0 1 0			
Mark Belanger, R (8, 6) OBP: 0.265, SLG: 0.254																	0 0 0 0 0 0 0			
<b>Inning Stats</b>	R: 0 E: 0 K: 1 S: 5	H: 0 LOB: 0 BB: 0 P: 5	R: 0 E: 0 K: 1 S: 5	H: 0 LOB: 0 BB: 0 P: 5	R: 0 E: 0 K: 0 S: 5	H: 2 LOB: 2 BB: 0 P: 5	R: 0 E: 0 K: 1 S: 5	H: 0 LOB: 0 BB: 0 P: 5	R: 0 E: 0 K: 2 S: 8	H: 1 LOB: 1 BB: 0 P: 8	R: 0 E: 0 K: 0 S: 3	H: 0 LOB: 1 BB: 1 P: 7	R: 0 E: 0 K: 1 S: 5	H: 0 LOB: 0 BB: 0 P: 5	R: 2 E: 0 K: 1 S: 7	H: 2 LOB: 2 BB: 2 P: 15	1B: 5 2B: 0 3B: 0 HR: 0	SF: 1 SAC: 0 DP: 0 HBP: 0	WP: 0 PB: 0 SB: 0 CS: 0	PA: 35
<b>PITCHER</b>	IP WLS BF H R ER SO BB IBB HBP BLK WP HR S P ERA WHIP																			
Moose Haas, R (1, 1) ERA: 4.36	8.0 W 29 3 1 1 7 2 0 0 0 0 0 0 41 49 1.12 0.625																			
Bob McClure, L (9, 1) ERA: 3.07	0.0 2 1 0 0 0 1 0 0 0 0 0 0 1 5 ∞ ∞																			
Bill Castro, R (9, 1) ERA: 4.81	1.0 S 4 1 1 1 1 0 0 0 0 0 0 0 6 6 9.00 1.000																			

Baltimore Orioles @ Milwaukee Brewers  
Milwaukee County Stadium, Milwaukee, WI  
Sun Jul 17 1977, 4:33 AM EDT  
Att: 16,231 - Unknown

AB 31  
R 2  
H 5  
RBI 2  
BB 3  
SO 8  
LOB 11



Batter	1	2	3	4	5	6	7	8	9	AB	R	H	RBI	BB	SO	LOB	BOTTOM			
Bob Sheldon, L (1, 4) OBP: 0.268, SLG: 0.297	F8 SF8 2B	4-3		F8			5-3	G3									5 1 1 0 0 0 5			
Dick Davis, R (1, 7) OBP: 0.250, SLG: 0.217	F8		F4		F9		F8										4 0 0 0 0 0 1			
Cecil Cooper, L (1, 3) OBP: 0.333, SLG: 0.451	SF8			6-3 1B		F7		K									3 0 1 1 0 1 0			
Sal Bando, R (1, 5) OBP: 0.348, SLG: 0.417				6-3 1B		F9			F7								4 0 1 0 0 0 1			
Sixto Lezcano, R (1, 9) OBP: 0.352, SLG: 0.479	F9																3 1 2 0 1 0 1			
Jamie Quirk, L (1, 10) OBP: 0.281, SLG: 0.371																	4 0 1 1 0 0 3			
Jim Wohlford, R (8, PR) OBP: 0.256, SLG: 0.283		F4	1-3			B2											0 1 0 0 0 0 0			
Steve Brye, R (1, 8) OBP: 0.276, SLG: 0.401																	4 0 0 0 0 2 2			
Ed Romero, R (1, 6) OBP: 0.625, SLG: 0.500																	4 0 3 1 0 0 0			
Larry Haney, R (1, 2) OBP: 0.236, SLG: 0.231																	4 0 3 0 0 1 2			
<b>Inning Stats</b>	R: 1 E: 0 K: 0 S: 5	H: 2 LOB: 1 BB: 0 P: 5	R: 0 E: 0 K: 0 S: 5	H: 2 LOB: 2 BB: 0 P: 5	R: 0 E: 0 K: 0 S: 4	H: 1 LOB: 1 BB: 1 P: 8	R: 0 E: 0 K: 1 S: 6	H: 1 LOB: 0 BB: 0 P: 6	R: 0 E: 0 K: 0 S: 3	H: 0 LOB: 0 BB: 0 P: 3	R: 0 E: 0 K: 1 S: 7	H: 2 LOB: 2 BB: 0 P: 7	R: 0 E: 0 K: 1 S: 5	H: 0 LOB: 0 BB: 0 P: 5	R: 2 E: 0 K: 1 S: 9	H: 4 LOB: 2 BB: 0 P: 9	1B: 11 2B: 1 3B: 0 HR: 0	SF: 1 SAC: 0 DP: 0 HBP: 0	WP: 0 PB: 0 SB: 2 CS: 0	PA: 37
<b>PITCHER</b>	IP WLS BF H R ER SO BB IBB HBP BLK WP HR S P ERA WHIP																			
Dennis Martinez, R (1, 1) ERA: 3.4	7.2 L 36 12 3 3 4 1 0 0 0 0 0 0 43 47 3.52 1.696																			
Tippy Martinez, L (8, 1) ERA: 2.0	0.1 1 0 0 0 0 0 0 0 0 0 0 0 1 1 0.00 0.000																			

Baltimore Orioles @ Milwaukee Brewers  
Milwaukee County Stadium, Milwaukee, WI  
Sun Jul 17 1977, 4:33 AM EDT  
Att: 16,231 - Unknown

AB 35  
R 3  
H 12  
RBI 3  
BB 1  
SO 4  
LOB 15













Batter	1	2	3	4	5	6	7	8	9	AB	R	H	RBI	BB	SO	LOB	TOP		
<b>Jim Wohlford, R</b> OBP: 0.259, SLG: 0.281 (1, 9)	4-0 SH1-3 K BB		0-0 4-3			0-0 1-3		0-0 5-3		3	0	0	0	1	0	2			
<b>Steve Bnye, R</b> OBP: 0.279, SLG: 0.389 (1, 8)	0-0 SH1-3		0-0 1B			0-0 4-3			0-0 1-3	3	0	1	2	0	0	0			
<b>Cecil Cooper, L</b> OBP: 0.332, SLG: 0.454 (1, 3)	0-3 K		0-3 K			0-0 F8			0-0 CS 1B	4	0	1	0	0	2	2			
<b>Sal Bando, R</b> OBP: 0.347, SLG: 0.410 (1, 5)		0-0 6-3		0-0 6-3				0-0 5-3	0-0 L7	4	0	0	0	0	0	1			
<b>Ken McMullen, R</b> OBP: 0.316, SLG: 0.410 (1, 10)		0-0 G5-4-3 1B		0-0 F9						3	0	2	0	0	0	0			
<b>Dick Davis, R</b> OBP: 0.250, SLG: 0.229 (1, 7)		0-0 G5-4-3		0-3 K				0-0 F8		3	0	0	0	0	1	2			
<b>Lenn Sakata, R</b> OBP: 0.176, SLG: 0.125 (1, 4)			4-0 4-3 1B BB			0-0 6-3		0-0 F9		2	1	0	0	1	0	1			
<b>Larry Haney, R</b> OBP: 0.233, SLG: 0.228 (1, 2)			0-0 F9			0-0 5-3		0-3 K		3	0	0	0	0	1	1			
<b>Ed Romero, R</b> OBP: 0.375, SLG: 0.300 (1, 6)			4-0 1-2 1B BB			0-0 5-3		0-3 K		2	1	0	0	1	1	0			
<b>Inning Stats</b>	R: 0 E: 0 K: 1 S: 4	H: 0 LOB: 0 BB: 1 P: 8	R: 0 E: 0 K: 0 S: 3	H: 1 LOB: 0 BB: 0 P: 3	R: 2 E: 0 K: 1 S: 6	H: 1 LOB: 1 BB: 2 P: 14	R: 0 E: 0 K: 1 S: 5	H: 0 LOB: 0 BB: 0 P: 5	R: 0 E: 0 K: 0 S: 3	H: 0 LOB: 0 BB: 0 P: 3	R: 0 E: 0 K: 0 S: 4	H: 1 LOB: 1 BB: 0 P: 4	R: 0 E: 0 K: 2 S: 7	H: 0 LOB: 0 BB: 0 P: 7	R: 0 E: 0 K: 0 S: 3	H: 1 LOB: 0 BB: 0 P: 3	1B: 4 2B: 0 3B: 0 HR: 0	SF: 0 SAC: 1 DP: 1 HBP: 0	WP: 0 PA: 31 PB: 0 SB: 1 CS: 1
<b>PITCHER</b> <b>Mike Flanagan, L</b> ERA: 3.53 (1, 1)	IP: 9.0 WLS: W BF: 31 H: 4 R: 2 ER: 2 SO: 5 BB: 3 IBB: 0 HBP: 0 BLK: 0 WP: 0 HR: 0 S: 38 P: 50 ERA: 2.00 WHIP: 0.778															<b>PITCHER</b>			

**Milwaukee Brewers @ Baltimore Orioles**  
Memorial Stadium, Baltimore, MD  
Sun Jul 24 1977, 3:33 AM EDT  
Att: 19,411 - Unknown - 87 F

AB	27
R	2
H	4
RBI	2
BB	3
SO	5
LOB	9



Batter	1	2	3	4	5	6	7	8	9	AB	R	H	RBI	BB	SO	LOB	BOTTOM		
<b>Billy Smith, S</b> OBP: 0.299, SLG: 0.331 (1, 4)	0-0 G3		0-0 E 2B 1B			0-0 G3 2B		0-0 G3		4	1	2	0	0	0	0			
<b>Tony Muser, L</b> OBP: 0.315, SLG: 0.310 <b>Elliott Maddox, R</b> OBP: 0.300, SLG: 0.125 (8, 8)	0-0 1B		0-0 FC1 2B			0-0 5-3		0-3 K		4	0	1	0	0	1	2			
<b>Pat Kelly, L</b> OBP: 0.369, SLG: 0.424 (1, 7)	0-3 K		0-0 2B			0-0 G3		0-0 S 2B 1B		4	1	2	1	0	1	2			
<b>Ken Singleton, S</b> OBP: 0.432, SLG: 0.495 (1, 9)	0-0 G3		0-3 K			0-0 1-3		0-0 F8		4	0	0	0	0	1	5			
<b>Eddie Murray, S</b> OBP: 0.329, SLG: 0.430 (1, 3)		0-0 1-3	4-0 BB			4-0 FC5-4 BB		0-0 2H 2B		2	0	1	1	2	0	0			
<b>Lee May, R</b> OBP: 0.283, SLG: 0.398 (1, 10)		0-0 5-3	0-0 1-3			0-0 FC5-4		0-3 K		4	0	0	0	0	1	5			
<b>Doug DeCinces, R</b> OBP: 0.340, SLG: 0.406 (1, 5)		0-0 5-3		0-0 G6-4-3 1B		0-0 F8		4-0 IBB		3	0	1	0	1	0	1			
<b>Mark Belanger, R</b> OBP: 0.263, SLG: 0.249 (1, 6)			0-3 K		0-0 G6-4-3	0-0 F8		0-0 F8		4	0	0	0	0	1	4			
<b>Dave Skaggs, R</b> OBP: 0.277, SLG: 0.271 (1, 2)			4-0 FC1 1B E BB		0-0 4-3			0-3 K		2	1	0	0	1	1	0			
<b>Inning Stats</b>	R: 0 E: 0 K: 1 S: 6	H: 1 LOB: 1 BB: 0 P: 6	R: 0 E: 0 K: 0 S: 3	H: 0 LOB: 0 BB: 0 P: 3	R: 2 E: 1 K: 2 S: 10	H: 2 LOB: 3 BB: 2 P: 18	R: 0 E: 0 K: 0 S: 3	H: 1 LOB: 0 BB: 0 P: 3	R: 0 E: 0 K: 0 S: 4	H: 1 LOB: 1 BB: 0 P: 4	R: 0 E: 0 K: 0 S: 3	H: 0 LOB: 1 BB: 1 P: 7	R: 0 E: 0 K: 2 S: 7	H: 0 LOB: 0 BB: 0 P: 7	R: 1 E: 0 K: 1 S: 7	H: 2 LOB: 2 BB: 1 P: 11	1B: 4 2B: 3 3B: 0 HR: 0	SF: 0 SAC: 0 DP: 1 HBP: 0	WP: 0 PA: 35 PB: 0 SB: 1 CS: 0
<b>PITCHER</b> <b>Moose Haas, R</b> ERA: 4.26 <b>Bill Castro, R</b> ERA: 4.53 (8, 1)	IP: 0.2 WLS: L BF: 3 H: 0 R: 0 ER: 0 SO: 1 BB: 0 IBB: 1 HBP: 0 BLK: 0 WP: 0 HR: 0 S: 4 P: 8 ERA: 0.00 WHIP: 0.000															<b>PITCHER</b>			

**Milwaukee Brewers @ Baltimore Orioles**  
Memorial Stadium, Baltimore, MD  
Sun Jul 24 1977, 3:33 AM EDT  
Att: 19,411 - Unknown - 87 F

AB	31
R	3
H	7
RBI	2
BB	4
SO	6
LOB	19













Batter	1	2	3	4	5	6	7	8	9	10	AB	R	H	RBI	BB	SO	LOB	TOP	
<b>Billy Smith, S</b> OBP: 0.296, SLG: 0.326 (1.4)											5	1	1	0	0	1	4	<b>Baltimore Orioles @ New York Yankees</b> Yankee Stadium, Bronx, NY Tue Jul 26 1977, 7:05 PM EDT Att: 32,097 - Unknown	
<b>Elliott Maddox, R</b> OBP: 0.429, SLG: 0.438 (1.8)											4	1	3	0	1	0	0		
<b>Pat Kelly, L</b> OBP: 0.363, SLG: 0.413 (1.7)											4	1	1	0	0	0	4		
<b>Andres Mora, R</b> OBP: 0.221, SLG: 0.478 (9.7)											1	0	0	0	0	0	3		
<b>Ken Singleton, S</b> OBP: 0.427, SLG: 0.494 (1.9)												4	1	1	3	0	1		2
<b>Tom Shopyay, L</b> OBP: 0.278, SLG: 0.292 (8.9)											1	0	0	0	0	0	0		
<b>Eddie Murray, S</b> OBP: 0.330, SLG: 0.441 (1.10)												4	0	0	0	1	1		0
<b>Les May, R</b> OBP: 0.282, SLG: 0.392 (1.3)												3	0	0	1	1	0		0
<b>Tony Muser, L</b> OBP: 0.320, SLG: 0.315 (8.3)											1	0	0	0	0	0	0		
<b>Doug DeCinces, R</b> OBP: 0.348, SLG: 0.421 (1.5)											4	0	1	0	0	0	3		
<b>Mark Belanger, R</b> OBP: 0.263, SLG: 0.249 (1.6)											3	0	1	0	0	0	0		
<b>Dave Skaggs, R</b> OBP: 0.292, SLG: 0.277 (1.2)											3	0	1	0	1	0	1		
<b>Inning Stats</b>	R: 1 E: 0 K: 1 S: 7	H: 2 LOB: 3 BB: 2 P: 15	R: 0 E: 0 K: 0 S: 3	H: 1 LOB: 0 BB: 0 P: 3	R: 3 E: 1 K: 0 S: 6	H: 3 LOB: 0 BB: 0 P: 6	R: 0 E: 0 K: 0 S: 3	H: 0 LOB: 0 BB: 0 P: 3	R: 0 E: 0 K: 1 S: 7	H: 2 LOB: 2 BB: 0 P: 7	R: 0 E: 0 K: 1 S: 5	H: 0 LOB: 0 BB: 0 P: 5	R: 0 E: 0 K: 0 S: 3	H: 1 LOB: 3 BB: 2 P: 12	R: 0 E: 0 K: 0 S: 3	H: 0 LOB: 0 BB: 0 P: 3	1B: 7 2B: 1 3B: 0 HR: 1	SF: 0 SAC: 1 DP: 1 HBP: 0	WP: 0 PA: 42
<b>PITCHER</b>	IP 8.2	WLS 3	BF 38	H 9	R 4	ER 4	SO 3	BB 4	IBB 0	HBP 0	BLK 0	WP 0	HR 1	S 40	P 56	ERA 4.15	WHIP 1.500		
<b>Ed Figueroa, R</b> ERA: 3.34	(1.1)																		
<b>Sparky Lyle, L</b> ERA: 1.66	(9.1)	1.1	W	4	0	0	0	0	0	0	0	0	0	4	4	0.00	0.000		

Batter	1	2	3	4	5	6	7	8	9	10	AB	R	H	RBI	BB	SO	LOB	BOTTOM					
<b>Willie Randolph, R</b> OBP: 0.362, SLG: 0.417 (1.4)											3	0	0	0	2	0	0	<b>Baltimore Orioles @ New York Yankees</b> Yankee Stadium, Bronx, NY Tue Jul 26 1977, 7:05 PM EDT Att: 32,097 - Unknown					
<b>Mickey Rivers, L</b> OBP: 0.328, SLG: 0.398 (1.8)											5	0	1	0	0	0	1						
<b>Thurman Munson, R</b> OBP: 0.352, SLG: 0.486 (1.2)											4	0	1	0	1	0	3						
<b>Chris Chambliss, L</b> OBP: 0.342, SLG: 0.438 (1.3)											4	1	3	0	1	0	1						
<b>Lou Piniella, R</b> OBP: 0.369, SLG: 0.486 (1.9)											5	0	1	0	0	0	7						
<b>Reggie Jackson, L</b> OBP: 0.365, SLG: 0.540 (1.10)												4	1	2	2	1	2						
<b>Roy White, S</b> OBP: 0.348, SLG: 0.401 (1.7)											3	1	1	0	1	0	2						
<b>Graig Nettles, L</b> OBP: 0.308, SLG: 0.452 (1.5)											4	0	0	0	0	0	4						
<b>Bucky Dent, R</b> OBP: 0.323, SLG: 0.386 (1.6)											3	1	1	1	0	0	3						
<b>Cliff Johnson, R</b> OBP: 0.403, SLG: 0.577 (9.7)											1	1	1	2	0	0	0						
<b>Fred Stanley, R</b> OBP: 0.310, SLG: 0.370 (10.6)											0	0	0	0	0	0	0						
<b>Inning Stats</b>	R: 0 E: 0 K: 0 S: 4	H: 1 LOB: 2 BB: 1 P: 8	R: 0 E: 0 K: 0 S: 3	H: 0 LOB: 1 BB: 1 P: 7	R: 0 E: 0 K: 0 S: 2	H: 0 LOB: 0 BB: 1 P: 6	R: 1 E: 0 K: 0 S: 6	H: 3 LOB: 2 BB: 0 P: 6	R: 0 E: 0 K: 0 S: 4	H: 1 LOB: 1 BB: 0 P: 4	R: 0 E: 0 K: 1 S: 5	H: 1 LOB: 0 BB: 0 P: 5	R: 1 E: 0 K: 0 S: 4	H: 1 LOB: 1 BB: 0 P: 4	R: 0 E: 0 K: 0 S: 4	H: 1 LOB: 1 BB: 0 P: 4	R: 2 E: 0 K: 0 S: 5	H: 2 LOB: 3 BB: 3 P: 17	R: 1 E: 0 K: 0 S: 1	H: 1 LOB: 0 BB: 0 P: 1	1B: 7 2B: 1 3B: 0 HR: 3	SF: 0 SAC: 0 DP: 1 HBP: 0	WP: 0 PA: 43
<b>PITCHER</b>	IP 8.0	WLS 3	BF 34	H 8	R 3	ER 3	SO 1	BB 4	IBB 0	HBP 0	BLK 1	WP 0	HR 1	S 32	P 48	ERA 3.38	WHIP 1.500						
<b>Ross Grimsley, L</b> ERA: 3.51	(1.1)																						
<b>Tippy Martinez, L</b> ERA: 2.15	(9.1)	0.1	4	2	1	1	0	1	0	0	0	0	1	3	7	27.00	9.000						
<b>Dick Drago, R</b> ERA: 2.63	(9.1)	0.2	3	0	0	0	0	1	0	0	0	0	0	2	6	0.00	0.000						
<b>Scott McGregor, L</b> ERA: 4.42	(10.1)	0.0	L	1	1	1	0	0	0	0	0	0	1	1	1	∞	∞						





Batter	1	2	3	4	5	6	7	8	9	AB	R	H	RBI	BB	SO	LOB	TOP																			
<b>Billy Smith, S</b> OBP: 0.301, SLG: 0.345 (1, 4)										5	2	3	1	0	0	1	<b>Baltimore Orioles @ New York Yankees</b> Yankee Stadium, Bronx, NY Wed Jul 27 1977, 7:05 PM EDT Att: 47,271 - Unknown																			
<b>Elliott Maddox, R</b> OBP: 0.400, SLG: 0.400 (1, 8)										4	1	1	2	0	0	0																				
<b>Pat Kelly, L</b> OBP: 0.367, SLG: 0.412 (1, 7)										3	0	1	0	2	0	0																				
<b>Ken Singleton, S</b> OBP: 0.429, SLG: 0.492 <b>Tom Shopay, L</b> OBP: 0.276, SLG: 0.292 (9, 9)										3	0	1	1	2	0	3																				
<b>Eddie Murray, S</b> OBP: 0.331, SLG: 0.447 (1, 10)										4	1	1	1	1	0	4																				
<b>Lee May, R</b> OBP: 0.283, SLG: 0.400 (1, 3)										5	1	2	1	0	1	3																				
<b>Doug DeCinces, R</b> OBP: 0.346, SLG: 0.416 (1, 5)										4	0	0	0	1	0	1																				
<b>Mark Belanger, R</b> OBP: 0.256, SLG: 0.244 (1, 6)										5	0	0	0	0	2	2																				
<b>Dave Skaggs, R</b> OBP: 0.303, SLG: 0.279 (1, 2)										3	1	1	0	1	1	2																				
<b>Inning Stats</b>	R: 1 E: 0 K: 0 S: 4	H: 1 LOB: 1 BB: 1 P: 8	R: 0 E: 0 K: 1 S: 5	H: 0 LOB: 1 BB: 1 P: 9	R: 0 E: 0 K: 1 S: 6	H: 1 LOB: 3 BB: 2 P: 14	R: 0 E: 0 K: 0 S: 4	H: 1 LOB: 1 BB: 0 P: 4	R: 0 E: 0 K: 1 S: 3	H: 0 LOB: 1 BB: 1 P: 7	R: 0 E: 0 K: 0 S: 3	H: 0 LOB: 1 BB: 1 P: 7	R: 0 E: 0 K: 1 S: 11	H: 6 LOB: 2 BB: 1 P: 15	R: 0 E: 0 K: 0 S: 3	H: 0 LOB: 0 BB: 0 P: 3	1B: 6 2B: 1 3B: 0 HR: 3	SF: 0 SAC: 1 DP: 0 HBP: 0	WP: 0 PA: 44 SB: 0 CS: 0																	
<b>PITCHER</b>	IP	WLS	BF	H	R	ER	SO	BB	IBB	HBP	BLK	WP	HR	S	P	ERA	WHIP	<b>PITCHER</b>		IP	WLS	BF	H	R	ER	SO	BB	IBB	HBP	BLK	WP	HR	S	P	ERA	WHIP
<b>Catfish Hunter, R</b> ERA: 4.66 (1, 1)	7.0	L	33	6	3	3	3	6	0	0	0	0	3	33	57	3.86	1.714																			
<b>Dick Tidrow, R</b> ERA: 3.54 (8, 1)	0.2		6	3	2	2	1	1	0	0	0	0	0	7	11	27.00	6.000																			
<b>Sparky Lyle, L</b> ERA: 1.64 (8, 1)	1.1	S	5	1	1	1	0	0	0	0	0	0	0	5	5	6.75	0.750																			

Batter	1	2	3	4	5	6	7	8	9	AB	R	H	RBI	BB	SO	LOB	BOTTOM																			
<b>Mickey Rivers, L</b> OBP: 0.329, SLG: 0.401 (1, 8)										5	1	2	1	0	0	0	<b>Baltimore Orioles @ New York Yankees</b> Yankee Stadium, Bronx, NY Wed Jul 27 1977, 7:05 PM EDT Att: 47,271 - Unknown																			
<b>Roy White, S</b> OBP: 0.355, SLG: 0.399 (1, 7)										1	1	0	0	4	0	1																				
<b>Thurman Munson, R</b> OBP: 0.352, SLG: 0.483 (1, 2)										4	0	1	1	0	0	3																				
<b>Chris Chambliss, L</b> OBP: 0.338, SLG: 0.432 (1, 3)										5	0	0	1	0	2	3																				
<b>Reggie Jackson, L</b> OBP: 0.369, SLG: 0.540 (1, 9)										2	0	1	0	2	1	0																				
<b>Graig Nettles, L</b> OBP: 0.308, SLG: 0.450 (1, 5)										4	0	1	0	0	2	4																				
<b>Willie Randolph, R</b> OBP: 0.363, SLG: 0.422 (1, 4)										3	1	1	0	0	0	1																				
<b>Dell Alton, L</b> OBP: 0.429, SLG: 0.684 (1, 10)										3	1	1	1	0	0	3																				
<b>Bucky Dent, R</b> OBP: 0.321, SLG: 0.384 <b>Carlos May, L</b> OBP: 0.311, SLG: 0.351 (9, PH)										2	0	0	0	0	2	0																				
<b>Inning Stats</b>	R: 0 E: 0 K: 0 S: 3	H: 0 LOB: 3 BB: 2 P: 12	R: 0 E: 0 K: 1 S: 5	H: 0 LOB: 0 BB: 0 P: 5	R: 0 E: 0 K: 2 S: 8	H: 1 LOB: 1 BB: 0 P: 8	R: 1 E: 0 K: 0 S: 4	H: 2 LOB: 1 BB: 1 P: 8	R: 0 E: 0 K: 2 S: 7	H: 0 LOB: 0 BB: 0 P: 7	R: 1 E: 0 K: 1 S: 6	H: 1 LOB: 0 BB: 0 P: 6	R: 1 E: 0 K: 0 S: 4	H: 1 LOB: 3 BB: 2 P: 13	R: 1 E: 0 K: 1 S: 7	H: 2 LOB: 1 BB: 0 P: 7	1B: 5 2B: 1 3B: 1 HR: 0	SF: 1 SAC: 1 DP: 1 HBP: 2	WP: 1 PA: 40 SB: 0 CS: 0																	
<b>PITCHER</b>	IP	WLS	BF	H	R	ER	SO	BB	IBB	HBP	BLK	WP	HR	S	P	ERA	WHIP	<b>PITCHER</b>		IP	WLS	BF	H	R	ER	SO	BB	IBB	HBP	BLK	WP	HR	S	P	ERA	WHIP
<b>Jim Palmer, R</b> ERA: 2.97 (1, 1)	7.2	W	33	5	3	3	6	6	0	1	0	0	0	38	63	3.52	1.435																			
<b>Dick Drago, R</b> ERA: 2.79 (8, 1)	1.0		6	2	1	1	0	0	0	1	0	0	0	5	6	9.00	2.000																			
<b>Tippy Martinez, L</b> ERA: 2.12 (9, 1)	0.1	S	1	0	0	0	1	0	0	0	0	0	0	3	3	0.00	0.000																			





Batter	1	2	3	4	5	6	7	8	9	AB	R	H	RBI	BB	SO	LOB	TOP	
<b>Billy Smith, S</b> OBP: 0.302, SLG: 0.344 <b>Rich Dauer, R</b> OBP: 0.276, SLG: 0.293	4-0 BB SF7 BB		0-3 K				0-0 1B 1B	0-0 L4		1	1	0	0	1	1	0	<b>Baltimore Orioles @ New York Yankees</b> Yankee Stadium, Bronx, NY Thu Jul 28 1977, 3:33 AM EDT Att: 40,818 - Unknown  <b>AB 29</b> <b>R 2</b> <b>H 4</b> <b>RBI 2</b> <b>BB 4</b> <b>SO 6</b> <b>LOB 10</b> 	
<b>Tony Muser, L</b> OBP: 0.317, SLG: 0.304	4-0 BB 1-2 BB		0-0 6-3			0-0 F8		0-0 F9		3	0	0	0	1	0	1		
<b>Pat Kelly, L</b> OBP: 0.363, SLG: 0.406	0-0 F7		0-0 3-1			0-3 K		0-0 F8		4	0	0	0	0	1	3		
<b>Ken Singleton, S</b> OBP: 0.430, SLG: 0.491	4-0 1-2 2-3 BB			0-0 1-4-3		0-0 1-2 1B		0-0 4-3		3	0	1	0	1	0	0		
<b>Eddie Murray, S</b> OBP: 0.330, SLG: 0.444	0-0 SF7			4-0 G4-6-3 BB		0-0 F7		0-0 F8		2	0	0	1	1	0	2		
<b>Lee May, R</b> OBP: 0.280, SLG: 0.396	0-0 3-H F6			0-0 G4-6-3 1-2			0-0 5-3		0-0 6-3	4	0	0	0	0	0	3		
<b>Doug DeCinces, R</b> OBP: 0.345, SLG: 0.423		0-0 F8			0-3 K		0-0 HR		0-3 K	4	1	1	1	0	2	0		
<b>Dave Criscione, R</b> OBP: 0.333, SLG: 0.667		0-3 K			0-0 L5		0-0 F7			3	0	0	0	0	1	0		
<b>Kiko Garcia, R</b> OBP: 0.260, SLG: 0.293		0-0 6-3			0-3 K					3	0	1	0	0	1	0		
<b>Inning Stats</b>	R: 1 E: 0 K: 0 S: 3	H: 0 LOB: 2 BB: 3 P: 15	R: 0 E: 0 K: 1 S: 5	H: 0 LOB: 0 BB: 0 P: 5	R: 0 E: 0 K: 1 S: 5	H: 0 LOB: 0 BB: 1 P: 6	R: 0 E: 0 K: 2 S: 7	H: 2 LOB: 2 BB: 0 P: 7	R: 1 E: 0 K: 0 S: 5	H: 2 LOB: 1 BB: 0 P: 5	R: 0 E: 0 K: 1 S: 5	H: 0 LOB: 0 BB: 0 P: 5	R: 0 E: 0 K: 1 S: 5	H: 0 LOB: 0 BB: 0 P: 5	1B: 3 2B: 0 3B: 0 HR: 1	SF: 1 SAC: 0 DP: 1 HBP: 0	WP: 0 PB: 0 SB: 0 CS: 0	PA: 34
<b>PITCHER</b> <b>Mike Torrez, R</b> ERA: 4.8	IP: 9.0 WLS: W BF: 34 H: 4 R: 2 ER: 2 SO: 6 BB: 4 IBB: 0 HBP: 0 BLK: 0 WP: 0 HR: 1 S: 42 P: 58 ERA: 2.00 WHIP: 0.889																	

Batter	1	2	3	4	5	6	7	8	9	AB	R	H	RBI	BB	SO	LOB	BOTTOM			
<b>Willie Randolph, R</b> OBP: 0.365, SLG: 0.419	4-0 1B 1B BB		0-0 6-3		4-0 FC6-4 BB		0-0 1-3	4-0 BB FC3-2	0-3 K	3	2	0	0	3	1	0	<b>Baltimore Orioles @ New York Yankees</b> Yankee Stadium, Bronx, NY Thu Jul 28 1977, 3:33 AM EDT Att: 40,818 - Unknown  <b>AB 37</b> <b>R 14</b> <b>H 15</b> <b>RBI 13</b> <b>BB 9</b> <b>SO 3</b> <b>LOB 24</b> 			
<b>Mickey Rivers, L</b> OBP: 0.330, SLG: 0.401	0-0 1B FC5-2 1B		0-0 F9		0-0 FC6-4 G5-4-3 1-2		0-0 1B 1B	0-0 FC3-2 BB		5	2	2	0	0	0	4				
<b>Thurman Munson, R</b> OBP: 0.356, SLG: 0.495 <b>Ron Guidry, L</b> (6, PR) <b>Fran Healy, R</b> OBP: 0.288, SLG: 0.300	0-0 FC5-2 BB 1B		0-0 HR		0-0 G5-4-3 1-2		0-0 1B 1B	4-0 2B BB		4	2	3	2	0	0	1				
<b>Chris Chambliss, L</b> OBP: 0.346, SLG: 0.439	4-0 WP FC5-2 BB		0-0 BB 1B		4-0 HR BB		0-0 1B 1B	1-3 3-H 2B		3	2	3	3	2	0	0				
<b>Lou Piniella, R</b> OBP: 0.366, SLG: 0.482 <b>Paul Blair, R</b> OBP: 0.336, SLG: 0.423	0-0 FC5-2 WP		0-0 F9		0-3 K		0-0 K	0-0 F8		4	0	1	1	0	1	5				
<b>Cliff Johnson, R</b> OBP: 0.403, SLG: 0.569	0-0 F6		4-0 1B FC6-4 BB		0-0 F8		0-0 F7	4-0 HR BB		3	2	0	0	2	0	5				
<b>Graig Nettles, L</b> OBP: 0.311, SLG: 0.459	4-0 1-2 2-3 3-H BB		0-0 FC6-4 1B		0-0 HR		0-0 HR	0-3 4-3	0-3 K	4	1	2	3	1	1	1				
<b>Roy White, S</b> OBP: 0.358, SLG: 0.412	0-0 F4		0-0 FC6-4		0-0 1B		0-0 1B	0-0 BB FC3-2 1B	0-0 HR	5	1	3	3	0	0	4				
<b>Bucky Dent, R</b> OBP: 0.319, SLG: 0.380		0-0 F9		0-0 F8		0-0 F9		0-0 FC3-2 BB 1B	0-0 6-3	5	1	1	0	0	0	2				
<b>Inning Stats</b>	R: 2 E: 0 K: 0 S: 5	H: 2 LOB: 3 BB: 3 P: 17	R: 0 E: 0 K: 0 S: 3	H: 0 LOB: 0 BB: 0 P: 3	R: 3 E: 0 K: 0 S: 6	H: 3 LOB: 1 BB: 1 P: 10	R: 0 E: 0 K: 0 S: 2	H: 0 LOB: 0 BB: 1 P: 6	R: 2 E: 0 K: 1 S: 7	H: 2 LOB: 1 BB: 1 P: 11	R: 2 E: 0 K: 0 S: 6	H: 4 LOB: 1 BB: 0 P: 6	R: 3 E: 0 K: 0 S: 6	H: 3 LOB: 2 BB: 2 P: 14	R: 2 E: 0 K: 2 S: 8	H: 1 LOB: 0 BB: 1 P: 12	1B: 11 2B: 1 3B: 0 HR: 3	SF: 0 SAC: 0 DP: 1 HBP: 0	WP: 1 PB: 0 SB: 0 CS: 0	PA: 46
<b>PITCHER</b> <b>Rudy May, L</b> ERA: 3.88 <b>Scott McGregor, L</b> ERA: 5.19 <b>Tippy Martinez, L</b> ERA: 2.61	IP: 2.1 WLS: L BF: 16 H: 5 R: 5 ER: 4 SO: 4 BB: 4 IBB: 0 HBP: 0 BLK: 0 WP: 0 HR: 1 S: 12 P: 28 ERA: 15.43 WHIP: 3.857																			



Batter	1	2	3	4	5	6	7	8	9	AB	R	H	RBI	BB	SO	LOB	TOP										
<b>Elliott Maddox, R</b> OBP: 0.400, SLG: 0.417 (1, 8)	0-0 5-3		0-0 1-H 2B		0-0 F7			4-0 FC1-5 BB	0-3 K	4	0	1	1	1	1	2											
<b>Rich Dauer, R</b> OBP: 0.273, SLG: 0.285 (1, 4)	4-0 G4-6-3 BB		0-0 L4		0-0 F8			0-0 FC1-5	0-0 1-3	4	0	0	0	1	0	5											
<b>Pat Kelly, L</b> OBP: 0.359, SLG: 0.402 <b>Andres Mora, R</b> OBP: 0.217, SLG: 0.471 (6, PH) (8, 7)	0-0 G4-6-3			0-0 F8				0-3 K		3	0	0	0	0	0	1											
<b>Tom Shopay, L</b> OBP: 0.276, SLG: 0.292 (9, 7)	1-2				0-0 1-3					1	0	0	0	0	1	2											
<b>Ken Singleton, S</b> OBP: 0.428, SLG: 0.488 (1, 9)		0-3 K		0-0 F9 1B 2B				0-3 K		4	1	1	0	0	2	2											
<b>Eddie Murray, S</b> OBP: 0.332, SLG: 0.443 (1, 10)		0-0 F8		0-0 2B 1-2 WP 1B				4-0 HR		3	2	1	0	1	0	0											
<b>Lee May, R</b> OBP: 0.282, SLG: 0.405 <b>Tony Muser, L</b> OBP: 0.317, SLG: 0.304 (1, 3) (9, 3)		0-0 F9		0-0 F9			0-0 FC6-4 1B	0-0 HR		4	1	2	2	0	0	2											
<b>Doug DeCinces, R</b> OBP: 0.346, SLG: 0.427 (1, 5)			0-3 K	0-0 1-3 2B			0-0 FC6-4 CS 1B	0-0 FC1-6 1B		4	0	2	1	0	1	1											
<b>Mark Belanger, R</b> OBP: 0.255, SLG: 0.241 (1, 6)			0-0 F8	0-0 F9			0-0 F8	0-0 FC1-6		4	0	0	0	0	0	3											
<b>Dave Skaggs, R</b> OBP: 0.325, SLG: 0.296 (1, 2)			0-0 2B 1B		0-0 3-1			0-0 FC1-5 BB 1B	4-0 1-3 BB	3	1	2	0	1	0	0											
<b>Inning Stats</b>	R: 0 E: 0 K: 0 S: 2	H: 0 LOB: 0 BB: 1 P: 6	R: 0 E: 0 K: 1 S: 5	H: 0 LOB: 0 BB: 0 P: 5	R: 1 E: 0 K: 1 S: 7	H: 2 LOB: 1 BB: 0 P: 7	R: 2 E: 0 K: 0 S: 6	H: 3 LOB: 1 BB: 0 P: 6	R: 0 E: 0 K: 0 S: 3	H: 0 LOB: 0 BB: 0 P: 3	R: 0 E: 0 K: 0 S: 3	H: 1 LOB: 0 BB: 0 P: 3	R: 0 E: 0 K: 2 S: 8	H: 1 LOB: 2 BB: 1 P: 12	R: 2 E: 0 K: 1 S: 7	H: 2 LOB: 2 BB: 2 P: 15	1B: 6 2B: 2 3B: 0 HR: 1	SF: 0 SAC: 0 DP: 1 HBP: 0	WP: 1 PB: 0 SB: 1 CS: 1	PA: 38							
<b>PITCHER</b>	IP	WLS	BF	H	R	ER	SO	BB	IBB	HBP	BLK	WP	HR	S	P	ERA	WHIP										
<b>Bob Galasso, R</b> ERA: 7.27 (1, 1)	3.2		16	5	3	3	2	1	0	0	0	0	0	19	23	7.36	1.636										
<b>Diego Segui, R</b> ERA: 5.32 (4, 1)	3.1		12	2	0	0	0	1	0	0	0	1	0	11	15	0.00	0.900										
<b>Mike Kekich, L</b> ERA: 4.35 (8, 1)	1.0	L	5	1	2	2	2	1	0	0	0	0	1	8	12	18.00	2.000										
<b>Enrique Romo, R</b> ERA: 2.36 (9, 1)	1.0		5	1	0	0	1	1	0	0	0	0	0	6	10	0.00	2.000										

Baltimore Orioles @ Seattle Mariners  
The Kingdome, Seattle, WA  
Fri Jul 29 1977, 10:05 PM EDT  
Att: 14,313 - Unknown

AB 34  
R 5  
H 9  
RBI 4  
BB 4  
SO 5  
LOB 18



Batter	1	2	3	4	5	6	7	8	9	AB	R	H	RBI	BB	SO	LOB	BOTTOM											
<b>Julio Cruz, S</b> OBP: 0.299, SLG: 0.340 <b>Steve Braun, L</b> OBP: 0.349, SLG: 0.297 (1, 4) (9, PH)	0-0 S 1B		0-0 4-3		0-3 K		0-0 5-3		0-3 K	4	0	1	0	0	1	4												
<b>Dave Collins, S</b> OBP: 0.294, SLG: 0.304 (1, 7)	0-0 F7		0-0 F8		0-0 FC4-6		0-0 L6		0-0 F7	5	0	0	0	0	0	5												
<b>Dan Meyer, L</b> OBP: 0.325, SLG: 0.429 (1, 3)	0-3 K			0-0 F5				4-0 HR BB		3	1	0	0	1	2	1												
<b>Leroy Stanton, R</b> OBP: 0.336, SLG: 0.506 (1, 9)	0-0 5-3			0-0 1B				0-0 HR		4	1	2	2	0	1	1												
<b>Ruppert Jones, L</b> OBP: 0.307, SLG: 0.464 (1, 8)		4-0 FC2-6 BB		0-3 K				0-0 E9 FC6-2 1B		3	0	1	0	1	2	1												
<b>Bill Stein, R</b> OBP: 0.298, SLG: 0.412 (1, 5)		0-0 FC2-6		0-3 K				0-0 4-3		4	1	1	1	0	1	3												
<b>Juan Bernhardt, R</b> OBP: 0.288, SLG: 0.391 (1, 10)		0-0 G6-4-3			0-0 E5 FC6-4			0-0 FC6-2		4	1	1	0	0	0	2												
<b>Larry Milbourne, S</b> OBP: 0.255, SLG: 0.294 <b>Craig Reynolds, L</b> OBP: 0.262, SLG: 0.285 (1, 6) (9, 6)			4-0 SH1-4 BB		0-0 FC6-4			0-0 F9	0-0 F9	3	0	0	0	1	0	3												
<b>Larry Cox, R</b> OBP: 0.305, SLG: 0.393 <b>Bob Stinson, S</b> OBP: 0.390, SLG: 0.404 (1, 2) (9, PH)			0-0 SH1-4		0-0 FC4-6			0-0 5-3	0-3 K	2	0	2	1	0	0	0												
<b>Inning Stats</b>	R: 0 E: 0 K: 1 S: 6	H: 1 LOB: 1 BB: 0 P: 6	R: 0 E: 0 K: 0 S: 2	H: 0 LOB: 0 BB: 1 P: 6	R: 0 E: 0 K: 0 S: 3	H: 0 LOB: 1 BB: 1 P: 7	R: 0 E: 0 K: 2 S: 8	H: 1 LOB: 1 BB: 0 P: 8	R: 0 E: 1 K: 1 S: 7	H: 1 LOB: 2 BB: 0 P: 7	R: 0 E: 0 K: 3 S: 9	H: 0 LOB: 0 BB: 0 P: 9	R: 2 E: 0 K: 0 S: 6	H: 3 LOB: 1 BB: 0 P: 6	R: 2 E: 1 K: 0 S: 5	H: 2 LOB: 1 BB: 1 P: 9	R: 0 E: 0 K: 2 S: 7	H: 0 LOB: 0 BB: 0 P: 7	1B: 5 2B: 0 3B: 1 HR: 2	SF: 0 SAC: 1 DP: 1 HBP: 0	WP: 0 PB: 0 SB: 1 CS: 0	PA: 38						
<b>PITCHER</b>	IP	WLS	BF	H	R	ER	SO	BB	IBB	HBP	BLK	WP	HR	S	P	ERA	WHIP											
<b>Mike Flanagan, L</b> ERA: 3.54 (1, 1)	7.0		30	6	3	3	7	3	0	0	0	0	0	1	41	53	3.86	1.286										
<b>Dick Drago, R</b> ERA: 2.66 (8, 1)	2.0	W	8	2	1	1	2	0	0	0	0	0	1	12	12	4.50	1.000											

Baltimore Orioles @ Seattle Mariners  
The Kingdome, Seattle, WA  
Fri Jul 29 1977, 10:05 PM EDT  
Att: 14,313 - Unknown

AB 34  
R 4  
H 8  
RBI 4  
BB 3  
SO 9  
LOB 20









Batter	1	2	3	4	5	6	7	8	9	AB	R	H	RBI	BB	SO	LOB	TOP			
<b>Billy Smith, S</b> OBP: 0.302, SLG: 0.346 (1, 4)										4	1	1	0	0	0	0	<b>Baltimore Orioles @ Seattle Mariners</b> <b>The Kingdome, Seattle, WA</b> Sun Jul 31 1977, 6:33 AM EDT Att: 11,464 - Dome			
<b>Tony Muser, L</b> OBP: 0.330, SLG: 0.305 (1, 8)										3	0	1	0	1	1	0				
<b>Dave Criscione, R</b> OBP: 0.333, SLG: 0.667 (8, 2)										0	0	0	0	0	0	0				
<b>Pat Kelly, L</b> OBP: 0.361, SLG: 0.395 (1, 7)										3	0	0	0	1	2	1				
<b>Ken Singleton, S</b> OBP: 0.428, SLG: 0.482 (1, 9)										4	0	1	0	0	1	2				
<b>Eddie Murray, S</b> OBP: 0.329, SLG: 0.437 (1, 3)										4	0	1	0	0	0	2				
<b>Lee May, R</b> OBP: 0.282, SLG: 0.410 (1, 10)										3	0	0	0	0	2	4				
<b>Doug DeCinces, R</b> OBP: 0.343, SLG: 0.423 (1, 5)										3	0	0	0	0	0	2				
<b>Mark Belanger, R</b> OBP: 0.252, SLG: 0.238 (1, 6)										3	0	0	0	0	0	2				
<b>Dave Skaggs, R</b> OBP: 0.329, SLG: 0.303 (1, 2)										2	0	0	0	0	0	0				
<b>Tom Shopay, L</b> OBP: 0.270, SLG: 0.284 (8, PH) (8, 8)										1	0	0	0	0	0	0				
<b>Inning Stats</b>	R: 1 E: 0 K: 0 S: 4	H: 1 LOB: 2 BB: 2 P: 12	R: 0 E: 0 K: 0 S: 3	H: 0 LOB: 0 BB: 0 P: 3	R: 0 E: 0 K: 1 S: 5	H: 1 LOB: 1 BB: 0 P: 5	R: 0 E: 0 K: 1 S: 7	H: 2 LOB: 2 BB: 0 P: 7	R: 0 E: 0 K: 0 S: 3	H: 0 LOB: 0 BB: 0 P: 3	R: 0 E: 0 K: 1 S: 5	H: 0 LOB: 0 BB: 0 P: 5	R: 0 E: 0 K: 1 S: 5	H: 0 LOB: 0 BB: 0 P: 5	R: 0 E: 0 K: 1 S: 5	H: 0 LOB: 0 BB: 0 P: 5	1B: 3 2B: 2 3B: 0 HR: 0	SF: 0 SAC: 0 DP: 1 HBP: 0	WP: 0 PB: 1 SB: 0 CS: 1	PA: 32
<b>PITCHER</b> <b>Glenn Abbott, R</b> ERA: 4.31 (1, 1)	IP: 9.0 WLS: W BF: 32 H: 4 R: 1 ER: 0 SO: 6 BB: 2 IBB: 0 HBP: 0 BLK: 0 WP: 0 HR: 0 S: 42 P: 50 ERA: 0.00 WHIP: 0.667															<b>PITCHER</b>				

AB	30
R	1
H	4
RBI	0
BB	2
SO	6
LOB	13



Batter	1	2	3	4	5	6	7	8	9	AB	R	H	RBI	BB	SO	LOB	BOTTOM			
<b>Julio Cruz, S</b> OBP: 0.292, SLG: 0.330 (1, 4)										4	1	1	0	0	1	1	<b>Baltimore Orioles @ Seattle Mariners</b> <b>The Kingdome, Seattle, WA</b> Sun Jul 31 1977, 6:33 AM EDT Att: 11,464 - Dome			
<b>Dave Collins, S</b> OBP: 0.299, SLG: 0.322 (1, 7)										4	2	2	1	0	0	0				
<b>Dan Meyer, L</b> OBP: 0.320, SLG: 0.425 (1, 3)										3	1	1	2	0	0	0				
<b>Ruppert Jones, L</b> OBP: 0.306, SLG: 0.458 (1, 8)										4	1	1	0	0	0	1				
<b>Leroy Stanton, R</b> OBP: 0.342, SLG: 0.522 (1, 9)										3	1	2	3	1	0	0				
<b>Bill Stein, R</b> OBP: 0.301, SLG: 0.421 (1, 5)										4	0	1	0	0	0	2				
<b>Steve Braun, L</b> OBP: 0.345, SLG: 0.292 (1, 10)										4	0	0	0	0	1	1				
<b>Bob Stinson, S</b> OBP: 0.387, SLG: 0.401 (1, 2)										3	0	1	0	0	0	0				
<b>Craig Reynolds, L</b> OBP: 0.263, SLG: 0.286 (1, 6)										3	0	1	0	0	1	1				
<b>Inning Stats</b>	R: 2 E: 0 K: 0 S: 6	H: 3 LOB: 1 BB: 0 P: 6	R: 0 E: 0 K: 2 S: 7	H: 1 LOB: 1 BB: 0 P: 7	R: 2 E: 0 K: 0 S: 5	H: 2 LOB: 1 BB: 1 P: 9	R: 0 E: 0 K: 0 S: 3	H: 0 LOB: 0 BB: 0 P: 3	R: 0 E: 0 K: 1 S: 5	H: 0 LOB: 0 BB: 0 P: 5	R: 0 E: 0 K: 0 S: 3	H: 0 LOB: 0 BB: 0 P: 3	R: 0 E: 0 K: 0 S: 4	H: 1 LOB: 1 BB: 0 P: 4	R: 2 E: 0 K: 0 S: 6	H: 3 LOB: 1 BB: 0 P: 6	1B: 6 2B: 3 3B: 1 HR: 1	SF: 1 SAC: 0 DP: 1 HBP: 0	WP: 0 PB: 0 SB: 0 CS: 1	PA: 34
<b>PITCHER</b> <b>Jim Palmer, R</b> ERA: 3.11 (1, 1)	IP: 2.0 WLS: L BF: 11 H: 6 R: 4 ER: 4 SO: 2 BB: 0 IBB: 0 HBP: 0 BLK: 0 WP: 0 HR: 0 S: 15 P: 15 ERA: 18.00 WHIP: 3.000															<b>PITCHER</b>				
<b>Scott McGregor, L</b> ERA: 4.97 (3, 1)	IP: 6.0 WLS: L BF: 23 H: 4 R: 2 ER: 2 SO: 1 BB: 1 IBB: 0 HBP: 0 BLK: 0 WP: 0 HR: 1 S: 24 P: 28 ERA: 3.00 WHIP: 0.833															<b>PITCHER</b>				





Batter	1	2	3	4	5	6	7	8	9	AB	R	H	RBI	BB	SO	LOB	TOP								
<b>Billy Smith, S</b> OBP: 0.302, SLG: 0.344 (1, 4)	F8		F8			CS BB		SH1-3		2	0	0	0	1	0	0	<b>Baltimore Orioles @ Oakland Athletics</b> Oakland-Alameda County Coliseum, Oakland, CA Mon Aug 01 1977, 7:05 PM PDT Att: 8,831 - Unknown								
<b>Elliott Maddox, R</b> OBP: 0.356, SLG: 0.364 (1, 8)	F9		K		CS			F8		4	0	1	0	0	1	1									
<b>Ken Singleton, S</b> OBP: 0.430, SLG: 0.480 <b>Andres Mora, R</b> OBP: 0.239, SLG: 0.529 (6, PH) <b>Tom Shopay, L</b> OBP: 0.270, SLG: 0.284 (8, 9)	BB			4-3 1B BB		K		HR		1	1	0	0	2	1	1									
<b>Lee May, R</b> OBP: 0.281, SLG: 0.408 <b>Tony Muser, L</b> OBP: 0.330, SLG: 0.305 (9, 3)	F2			4-3 1B		F7		F2		4	0	1	0	0	0	2									
<b>Eddie Murray, S</b> OBP: 0.329, SLG: 0.440 (1, 10)		4-3		4-3		G3			SF8 3B	4	1	1	0	0	0	3									
<b>Pat Kelly, L</b> OBP: 0.357, SLG: 0.391 (1, 7)		1-3		4-3			4-3		SF8	3	0	0	2	0	0	1									
<b>Doug DeCinces, R</b> OBP: 0.342, SLG: 0.421 (1, 5)				5-3			K			4	0	1	0	0	1	1									
<b>Kiko Garcia, R</b> OBP: 0.259, SLG: 0.329 (1, 6) <b>Mark Belanger, R</b> OBP: 0.308, SLG: 0.238 (9, 6)			HR		6-3		1-3		K	4	1	1	1	0	1	1									
<b>Dave Skaggs, R</b> OBP: 0.326, SLG: 0.300 (1, 2)			F4		F8			SH1-3 HR 1B	F8	4	1	1	0	0	0	1									
<b>Inning Stats</b>	R: 0 E: 0 K: 0 S: 3	H: 0 LOB: 1 BB: 1 P: 7	R: 0 E: 0 K: 0 S: 3	H: 0 LOB: 0 BB: 0 P: 3	R: 1 E: 0 K: 1 S: 6	H: 1 LOB: 0 BB: 0 P: 6	R: 1 E: 0 K: 0 S: 4	H: 1 LOB: 1 BB: 1 P: 8	R: 0 E: 0 K: 1 S: 2	H: 0 LOB: 0 BB: 0 P: 6	R: 0 E: 0 K: 1 S: 5	H: 0 LOB: 0 BB: 0 P: 5	R: 2 E: 0 K: 0 S: 5	H: 2 LOB: 0 BB: 0 P: 5	R: 1 E: 0 K: 1 S: 7	H: 2 LOB: 1 BB: 0 P: 7		1B: 4 2B: 0 3B: 1 HR: 2	SF: 1 SAC: 1 DP: 0 HBP: 0	WP: 0 PB: 0 SB: 0 CS: 1	PA: 37				
<b>PITCHER</b>	IP	WLS	BF	H	R	ER	SO	BB	IBB	HBP	BLK	WP	HR	S	P	ERA	WHIP								
<b>Joe Coleman, R</b> ERA: 2.99 (1, 1)	7.0	L	27	4	3	3	3	3	0	0	0	0	1	30	42	3.86	1.000								
<b>Bob Lacey, L</b> ERA: 2.52 (8, 1)	1.1		7	3	2	2	0	0	0	0	0	0	1	7	7	13.50	2.250								
<b>Doug Bair, R</b> ERA: 4.97 (9, 1)	0.2		2	0	0	0	1	0	0	0	0	0	0	4	4	0.00	0.000								

Batter	1	2	3	4	5	6	7	8	9	AB	R	H	RBI	BB	SO	LOB	BOTTOM								
<b>Larry Murray, S</b> OBP: 0.257, SLG: 0.306 (1, 7)	6-3 1B		6-3		F6				4-0 BB	4	0	2	0	1	0	2	<b>Baltimore Orioles @ Oakland Athletics</b> Oakland-Alameda County Coliseum, Oakland, CA Mon Aug 01 1977, 7:05 PM PDT Att: 8,831 - Unknown								
<b>Marty Perez, R</b> OBP: 0.310, SLG: 0.344 (1, 4)	6-3		4-3		FC6-4		K		K	5	0	0	0	0	2	5									
<b>Manny Sanguillen, R</b> OBP: 0.289, SLG: 0.335 (1, 3)	F3		5-3			2B 1B		L3		4	0	1	0	0	0	2									
<b>Rich McKinney, R</b> OBP: 0.243, SLG: 0.339 (1, 10) <b>Sheldon Mallory, L</b> OBP: 0.308, SLG: 0.308 (6, PH)	K			F7				1B E 1B		3	0	1	0	0	1	1									
<b>Tony Armas, R</b> OBP: 0.295, SLG: 0.387 (1, 8)		F4		F4		F5		FC3-6 1B		4	0	1	0	0	0	2									
<b>Wayne Gross, L</b> OBP: 0.334, SLG: 0.411 (1, 5)		F8				5-3		FC3-6		4	0	1	0	0	0	3									
<b>Jim Tyrone, R</b> OBP: 0.306, SLG: 0.337 (1, 9)			FC5-4 1B		F7		6-3		5-3	4	0	1	0	0	0	4									
<b>Jeff Newman, R</b> OBP: 0.266, SLG: 0.367 (1, 2)		FC5-4			E6 FC6-4			4-3		4	0	0	0	0	0	1									
<b>Rob Picciolo, R</b> OBP: 0.209, SLG: 0.233 (1, 6)			6-3 2B		K			5-3		4	0	1	0	0	1	1									
<b>Inning Stats</b>	R: 0 E: 0 K: 1 S: 6	H: 1 LOB: 1 BB: 0 P: 6	R: 0 E: 0 K: 0 S: 4	H: 1 LOB: 1 BB: 0 P: 4	R: 0 E: 0 K: 0 S: 4	H: 1 LOB: 1 BB: 0 P: 4	R: 0 E: 0 K: 0 S: 4	H: 1 LOB: 1 BB: 0 P: 4	R: 0 E: 0 K: 0 S: 5	H: 2 LOB: 2 BB: 0 P: 5	R: 0 E: 0 K: 1 S: 6	H: 1 LOB: 1 BB: 0 P: 6	R: 1 E: 1 K: 0 S: 5	H: 2 LOB: 1 BB: 0 P: 5	R: 0 E: 0 K: 1 S: 5	H: 0 LOB: 1 BB: 1 P: 9		1B: 7 2B: 2 3B: 0 HR: 0	SF: 0 SAC: 0 DP: 0 HBP: 0	WP: 0 PB: 0 SB: 0 CS: 0	PA: 38				
<b>PITCHER</b>	IP	WLS	BF	H	R	ER	SO	BB	IBB	HBP	BLK	WP	HR	S	P	ERA	WHIP								
<b>Rudy May, L</b> ERA: 3.49 (1, 1)	8.2	W	37	9	1	0	3	1	0	0	0	0	0	42	46	0.00	1.154								
<b>Dick Drago, R</b> ERA: 2.54 (9, 1)	0.1		1	0	0	0	1	0	0	0	0	0	0	3	3	0.00	0.000								





Batter	1	2	3	4	5	6	7	8	9	10	AB	R	H	RBI	BB	SO	LOB	TOP								
<b>Billy Smith, S</b> OBP: 0.299, SLG: 0.340 <b>Rich Dauer, R</b> OBP: 0.259, SLG: 0.280	(1.4) 0-3 K		(2) 0-0 F7		(1) 0-0 SH5-3	(3) 0-0 F8			(2) 0-0 6-3		3	0	0	0	0	1	2									
<b>Elliott Maddox, R</b> OBP: 0.364, SLG: 0.333	(1.8) 0-0 L6		(3) 0-0 FC6-4		(1) 1-0 1B SF7 HBP		(4) 0-0 CS BB		(3) 0-0 F8		3	1	0	0	1	0	1									
<b>Ken Singleton, S</b> OBP: 0.432, SLG: 0.490	(1.9) 4-0 FC6-4 BB				(1) 0-0 HR	(1) 0-0 SF7 1B		(1) 0-3 K		(1) 0-3 K		4	1	2	3	1	2	1								
<b>Lee May, R</b> OBP: 0.291, SLG: 0.407 <b>Tony Muser, L</b> OBP: 0.336, SLG: 0.305	(1.3) 0-0 FC6-4				(1) 0-0 3-1 1B	(2) 0-0 SF7		(3) 0-0 6-3		(4) 0-0 HR BB		3	0	1	1	0	0	1								
<b>Eddie Murray, S</b> OBP: 0.330, SLG: 0.455		(1) 0-0 F6		(1) 0-0 3-1	(1) 0-0 F8			(1) 0-0 HR		(1) 0-0 HR		5	2	2	3	0	0	2								
<b>Pat Kelly, L</b> OBP: 0.358, SLG: 0.389	(1.7) 0-0 3-1			(2) 0-0 6-3		(4) 0-0 E S 2B BB		(1) 0-0 G4-6-3 1B		(2) 0-0 1-3		4	1	1	0	1	0	1								
<b>Doug DeCinces, R</b> OBP: 0.343, SLG: 0.424	(1.5) 0-0 F3			(3) 0-3 K		(1) 0-0 6-3 2B		(2) 0-0 G4-6-3 1B		(3) 0-0 E7 1B		5	0	2	1	0	1	2								
<b>Kiko Garcia, R</b> OBP: 0.256, SLG: 0.333	(1.6) 0-0 F8		(1) 0-0 F8		(1) 0-0 SH5-3 1B 2B	(1) 0-0 1-3		(3) 0-0 6-3		(3) 0-0 F8		5	1	1	0	0	0	2								
<b>Dave Skaggs, R</b> OBP: 0.337, SLG: 0.305 <b>Andres Mora, R</b> OBP: 0.236, SLG: 0.521 <b>Ken Rudolph, R</b> OBP: 0.235, SLG: 0.188	(1.2) 0-0 FC6-4 1B				(4) 0-0 SH5-3 1B BB	(2) 0-0 6-3		(1) 0-0 5-3				2	1	1	0	1	0	1								
<b>Inning Stats</b>	R: 0 E: 0 K: 1 S: 5	H: 0 LOB: 1 BB: 1 P: 9	R: 0 E: 0 K: 0 S: 3	H: 0 LOB: 0 BB: 0 P: 3	R: 0 E: 0 K: 0 S: 4	H: 1 LOB: 1 BB: 0 P: 4	R: 1 E: 0 K: 1 S: 7	H: 2 LOB: 1 BB: 0 P: 7	R: 3 E: 0 K: 0 S: 5	H: 2 LOB: 1 BB: 1 P: 10	R: 1 E: 0 K: 0 S: 4	H: 1 LOB: 1 BB: 1 P: 8	R: 0 E: 0 K: 1 S: 4	H: 0 LOB: 0 BB: 1 P: 8	R: 1 E: 0 K: 0 S: 4	H: 2 LOB: 0 BB: 0 P: 4	R: 0 E: 0 K: 0 S: 3	H: 0 LOB: 0 BB: 0 P: 3	R: 2 E: 1 K: 1 S: 7	H: 2 LOB: 1 BB: 1 P: 11	1B: 5 2B: 2 3B: 0 HR: 3	SF: 1 SAC: 1 DP: 1 HBP: 1	WP: 0 PB: 0 SB: 1 CS: 1	PA: 44		
<b>PITCHER</b>	IP	WLS	BF	H	R	ER	SO	BB	IBB	HBP	BLK	WP	HR	S	P	ERA	WHIP									
<b>Rick Langford, R</b> ERA: 3.52	(1.1) 4.1		21	5	4	4	2	2	0	0	0	0	0	1	22	31	8.31	1.615								
<b>Doug Bair, R</b> ERA: 4.87	(5.1) 2.2		10	1	1	1	1	2	0	0	0	0	0	0	10	18	3.38	1.125								
<b>Dave Giusti, R</b> ERA: 2.98	(8.1) 1.0		4	2	1	1	0	0	0	0	0	0	1	4	4	9.00	2.000									
<b>Bob Lacey, L</b> ERA: 2.96	(9.1) 2.0	L	9	2	2	2	1	1	0	0	0	0	0	1	10	14	9.00	1.500								

Baltimore Orioles @ Oakland Athletics  
Oakland-Alameda County Coliseum, Oakland, CA  
Wed Aug 03 1977, 7:05 PM PDT  
Att: 5,103 - Unknown

AB 36  
R 8  
H 10  
RBI 8  
BB 5  
SO 4  
LOB 13



Batter	1	2	3	4	5	6	7	8	9	10	AB	R	H	RBI	BB	SO	LOB	BOTTOM								
<b>Larry Murray, S</b> OBP: 0.257, SLG: 0.297	(1.7) 0-0 5-3	(3) 0-0 FC5-4					(2) 0-0 4-3		(1) 0-0 SH1-4		3	0	0	0	1	0	1									
<b>Marty Perez, R</b> OBP: 0.308, SLG: 0.342	(1.4) 0-0 1B SF8 1B		(1) 0-0 E5	(3) 0-0 L4			(3) 0-3 K		(2) 0-0 FC5-4		5	1	1	0	0	1	3									
<b>Manny Sanguillen, R</b> OBP: 0.288, SLG: 0.333	(1.3) 0-0 1B		(2) 0-0 G4-6-3		(1) 0-0 6-3			(1) 0-0 F9	(3) 0-3 K		5	0	1	0	0	1	2									
<b>Rich McKinney, R</b> OBP: 0.310, SLG: 0.335 <b>Rodney Scott, S</b> OBP: 0.343, SLG: 0.309	(1.10) 0-0 SF8		(3) 0-0 6-3		(2) 0-3 K		(4) 0-0 BB 3B BB		(1) 0-0 FC4-6 1B		2	0	0	1	1	1	0									
<b>Jim Tyrone, R</b> OBP: 0.310, SLG: 0.340 <b>Sheldon Mallory, L</b> OBP: 0.367, SLG: 0.299	(1.9) 0-0 1B		(1) 0-0 F4	(3) 0-0 F8			(4) 0-0 BB 3B BB		(1) 0-0 FC4-6	(1) 0-0 FC4-6	2	0	1	0	0	0	0									
<b>Wayne Gross, L</b> OBP: 0.335, SLG: 0.415	(1.5) 0-0 G3			(4) 0-0 HR BB		(1) 0-3 K		(1) 0-0 SF9 3B	(2) 0-0 FC4-6	(2) 0-0 FC4-6	4	2	1	2	1	1	3									
<b>Tony Armas, R</b> OBP: 0.295, SLG: 0.397 <b>Bob Lacey, R</b> <b>Mike Norris, R</b> (10, PH)	(1.8) 0-0 K		(1) 0-3 K		(1) 0-0 HR	(2) 0-0 F4		(2) 0-0 SF9	(3) 0-3 K		3	1	1	3	0	1	0									
<b>Jeff Newman, R</b> OBP: 0.276, SLG: 0.372 <b>Matt Alexander, S</b> OBP: 0.342, SLG: 0.265	(1.2) 0-0 5-3		(2) 0-0 SH1-3 1B		(3) 0-3 K		(3) 0-0 CS 1B				4	0	2	0	0	1	0									
<b>Rob Picciolo, R</b> OBP: 0.211, SLG: 0.235 <b>Willie Crawford, L</b> OBP: 0.320, SLG: 0.300 <b>Tim Hosley, R</b> OBP: 0.263, SLG: 0.176	(1.6) 0-0 FC5-4 1B		(2) 0-0 SH1-3		(1) 0-0 SH1-3	(1) 0-3 K		(1) 0-0 CS	(3) 0-0 FC5-4 SH1-4 1B		2	0	1	0	0	1	0									
<b>Inning Stats</b>	R: 1 E: 0 K: 0 S: 6	H: 3 LOB: 2 BB: 0 P: 6	R: 0 E: 0 K: 1 S: 6	H: 1 LOB: 1 BB: 0 P: 6	R: 0 E: 1 K: 0 S: 3	H: 0 LOB: 0 BB: 0 P: 3	R: 2 E: 0 K: 0 S: 5	H: 2 LOB: 2 BB: 2 P: 13	R: 0 E: 0 K: 1 S: 5	H: 0 LOB: 0 BB: 0 P: 5	R: 0 E: 0 K: 2 S: 7	H: 0 LOB: 0 BB: 0 P: 7	R: 0 E: 0 K: 0 S: 4	H: 0 LOB: 0 BB: 0 P: 7	R: 3 E: 0 K: 0 S: 4	H: 2 LOB: 1 BB: 2 P: 12	R: 0 E: 0 K: 1 S: 6	H: 1 LOB: 1 BB: 0 P: 6	R: 0 E: 0 K: 1 S: 6	H: 1 LOB: 1 BB: 0 P: 6	1B: 8 2B: 0 3B: 1 HR: 1	SF: 2 SAC: 2 DP: 1 HBP: 0	WP: 0 PB: 0 SB: 0 CS: 1	PA: 44		
<b>PITCHER</b>	IP	WLS	BF	H	R	ER	SO	BB	IBB	HBP	BLK	WP	HR	S	P	ERA	WHIP									
<b>Mike Flanagan, L</b> ERA: 3.64	(1.1) 3.2		14	6	3	3	1	2	0	0	0	0	0	1	19	27	7.36	2.182								
<b>Dennis Martinez, R</b> ERA: 3.39	(4.1) 3.2		19	1	3	3	5	2	0	0	0	0	0	0	22	30	7.36	0.818								
<b>Dick Drago, R</b> ERA: 2.82	(8.1) 0.1		2	1	0	0	0	0	0	0	0	0	0	2	2	0.00	3.000									
<b>Tippy Martinez, L</b> ERA: 2.43	(8.1) 2.1	W	8	2	0	0	2	0	0	0	0	0	0	0	12	12	0.00	0.857								

Baltimore Orioles @ Oakland Athletics  
Oakland-Alameda County Coliseum, Oakland, CA  
Wed Aug 03 1977, 7:05 PM PDT  
Att: 5,103 - Unknown

AB 35  
R 6  
H 10  
RBI 6  
BB 4  
SO 8  
LOB 11





Batter	1	2	3	4	5	6	7	8	9	AB	R	H	RBI	BB	SO	LOB	TOP			
<b>Elliott Maddox, R</b> (1, 8) OBP: 0.375, SLG: 0.333	4-0 1B BB		0-0 HBP 1B		0-0 L5			0-0 6-3		3	0	1	0	1	0	0	<b>Baltimore Orioles @ California Angels</b> Anaheim Stadium, Anaheim, CA Fri Aug 05 1977, 10:05 PM EDT Att: 18,078 - Unknown			
<b>Rich Dauer, R</b> (1, 4) OBP: 0.269, SLG: 0.274	0-0 F7		1-0 FC5-4 HBP			0-0 5-3		0-0 1-3		3	0	0	0	0	0	1				
<b>Ken Singleton, S</b> (1, 9) OBP: 0.433, SLG: 0.490	0-0 1-3 1B		0-3 K			0-0 1B			0-0 6-3	4	0	2	0	0	1	2				
<b>Lee May, R</b> (1, 3) OBP: 0.281, SLG: 0.404	0-3 K		0-0 FC5-4 1-2			0-0 F7		4-0 G6-4-3 BB		3	0	0	0	1	1	5				
<b>Eddie Murray, S</b> (1, 10) OBP: 0.327, SLG: 0.450	0-0 P3			0-3 K			0-3 K		0-0 G6-4-3 BB 1-2	4	0	0	0	0	2	4				
<b>Andres Mora, R</b> (1, 7) OBP: 0.227, SLG: 0.500		0-0 5-3		0-3 K			0-3 K			3	0	0	0	0	2	0				
<b>Doug DeCinces, R</b> (1, 5) OBP: 0.340, SLG: 0.420		0-3 K		0-0 F5			0-0 F9			3	0	0	0	0	1	0				
<b>Dave Skaggs, R</b> (1, 2) OBP: 0.326, SLG: 0.294		0-0 F4			0-0 6-3		0-0 1-4-3			3	0	0	0	0	0	0				
<b>Mark Belanger, R</b> (1, 6) OBP: 0.251, SLG: 0.237			0-0 F8			0-0 F9		0-0 L6		2	0	0	0	0	0	0				
<b>Brooks Robinson, R</b> (8, PH) OBP: 0.212, SLG: 0.255										1	0	0	0	0	0	0				
<b>Kiko Garcia, R</b> (8, 6) OBP: 0.256, SLG: 0.333										0	0	0	0	0	0	0				
<b>Inning Stats</b>	R: 0 E: 0 K: 1 S: 6	H: 1 LOB: 2 BB: 1 P: 10	R: 0 E: 0 K: 1 S: 5	H: 0 LOB: 0 BB: 0 P: 5	R: 0 E: 0 K: 1 S: 6	H: 1 LOB: 2 BB: 0 P: 7	R: 0 E: 0 K: 2 S: 7	H: 0 LOB: 0 BB: 0 P: 7	R: 0 E: 0 K: 0 S: 3	H: 1 LOB: 1 BB: 0 P: 6	R: 0 E: 0 K: 1 S: 5	H: 0 LOB: 0 BB: 0 P: 5	R: 0 E: 0 K: 0 S: 3	H: 0 LOB: 0 BB: 1 P: 6	R: 0 E: 0 K: 0 S: 2	H: 0 LOB: 0 BB: 1 P: 6	1B: 3 2B: 0 3B: 0 HR: 0	SF: 0 SAC: 0 DP: 1 HBP: 1	WP: 0 PB: 0 SB: 0 CS: 0	PA: 32
<b>PITCHER</b> <b>Frank Tanana, L</b> (1, 1) ERA: 2.06	IP: 9.0 WLS: W BF: 32 H: 3 R: 0 ER: 0 SO: 7 BB: 2 IBB: 0 HBP: 1 BLK: 0 WP: 0 HR: 0 S: 43 P: 52 ERA: 0.00 WHIP: 0.556															<b>PITCHER</b>				

Batter	1	2	3	4	5	6	7	8	9	AB	R	H	RBI	BB	SO	LOB	BOTTOM			
<b>Gil Flores, R</b> (1, 8) OBP: 0.332, SLG: 0.346	0-0 F8		0-0 SH1-4 HR 1B	0-0 1-2 1B		0-0 1-4-3 1B		0-3 K		5	1	3	0	0	1	0	<b>Baltimore Orioles @ California Angels</b> Anaheim Stadium, Anaheim, CA Fri Aug 05 1977, 10:05 PM EDT Att: 18,078 - Unknown			
<b>Jerry Remy, L</b> (1, 4) OBP: 0.317, SLG: 0.341	0-0 F6		0-0 SH1-4 1-2	0-3 K		0-0 1-4-3			0-0 1-2	3	0	0	0	0	1	3				
<b>Bobby Bonds, R</b> (1, 9) OBP: 0.358, SLG: 0.555	4-0 BB		0-0 2-H HR	0-0 L5		0-3 K				3	1	1	2	1	1	3				
<b>Ron Jackson, R</b> (1, 3) OBP: 0.302, SLG: 0.339	0-3 K		0-0 5-3	0-0 F9			0-0 E5			4	0	0	0	0	1	3				
<b>Don Baylor, R</b> (1, 7) OBP: 0.325, SLG: 0.400		4-0 6-3 2B BB	0-0 6-3 1B 2B		0-0 F8		0-0 F2			3	2	1	0	1	0	1				
<b>Dave Chalk, R</b> (1, 5) OBP: 0.339, SLG: 0.358		0-0 6-3	0-0 1-2 2B 1B	0-0 FC5-4 1B		0-3 K				4	1	2	1	0	1	2				
<b>Mario Guerrero, R</b> (1, 10) OBP: 0.315, SLG: 0.382		0-0 6-3	0-0 2-3 1-H 2B	0-0 FC5-4 1-2		0-0 1-3				4	0	1	1	0	0	3				
<b>Rance Mulliniks, L</b> (1, 6) OBP: 0.333, SLG: 0.432		0-0 K	0-0 G3		0-0 4-3			0-3 K		4	0	1	1	0	1	2				
<b>Terry Humphrey, R</b> (1, 2) OBP: 0.285, SLG: 0.283	0-3 K			0-0 1B 1B		0-0 6-3		0-0 F9		4	0	1	0	0	1	1				
<b>Inning Stats</b>	R: 0 E: 0 K: 1 S: 5	H: 0 LOB: 1 BB: 1 P: 9	R: 1 E: 0 K: 1 S: 6	H: 1 LOB: 1 BB: 1 P: 10	R: 4 E: 0 K: 0 S: 8	H: 5 LOB: 1 BB: 0 P: 8	R: 0 E: 0 K: 1 S: 7	H: 2 LOB: 2 BB: 0 P: 7	R: 0 E: 0 K: 0 S: 4	H: 1 LOB: 1 BB: 0 P: 4	R: 0 E: 0 K: 1 S: 6	H: 1 LOB: 1 BB: 0 P: 6	R: 0 E: 1 K: 1 S: 6	H: 0 LOB: 0 BB: 0 P: 6	R: 0 E: 0 K: 2 S: 7	H: 0 LOB: 0 BB: 0 P: 7	1B: 6 2B: 3 3B: 0 HR: 1	SF: 0 SAC: 1 DP: 0 HBP: 0	WP: 0 PB: 0 SB: 1 CS: 0	PA: 37
<b>PITCHER</b> <b>Ross Grimsley, L</b> (1, 1) ERA: 3.72	IP: 2.2 WLS: L BF: 15 H: 5 R: 5 ER: 5 SO: 2 BB: 2 IBB: 0 HBP: 0 BLK: 0 WP: 0 HR: 1 S: 17 P: 25 ERA: 16.88 WHIP: 2.625															<b>PITCHER</b>				
<b>Scott McGregor, L</b> (3, 1) ERA: 4.59	IP: 5.1 WLS: L BF: 22 H: 5 R: 0 ER: 0 SO: 5 BB: 0 IBB: 0 HBP: 0 BLK: 0 WP: 0 HR: 0 S: 32 P: 32 ERA: 0.00 WHIP: 0.938															<b>PITCHER</b>				







Batter	1	2	3	4	5	6	7	8	9	AB	R	H	RBI	BB	SO	LOB	TOP										
<b>Billy Smith, S</b> (1, 4) OBP: 0.298, SLG: 0.339 <b>Rich Dauer, R</b> (7, PH) OBP: 0.267, SLG: 0.272 (7, 4)	0-0 4-3		0-0 4-3		0-0 1B		0-0 F9		0-0 G4-3	3	0	1	1	0	0	1											
<b>Tony Muser, L</b> (1, 8) <b>Elliott Maddox, R</b> (6, 8) OBP: 0.352, SLG: 0.311	0-0 F8			0-0 F1	0-0 SF7		0-0 F8			2	0	0	1	0	0	0											
<b>Pat Kelly, L</b> (1, 7) OBP: 0.354, SLG: 0.384	0-0 6-3			0-3 K	0-0 4-3			0-3 K		4	0	0	0	0	2	1											
<b>Ken Singleton, S</b> (1, 9) OBP: 0.436, SLG: 0.501		0-0 3-1		0-0 1B	0-0 1B		0-0 L5-4 1B		0-3 K	4	0	2	0	0	1	0											
<b>Eddie Murray, S</b> (1, 3) OBP: 0.327, SLG: 0.451		0-0 4-3		0-3 K			0-0 1B		0-0 L6	4	0	1	0	0	1	1											
<b>Lee May, R</b> (1, 10) OBP: 0.283, SLG: 0.404		0-3 K			0-0 1B		0-0 L5-4		0-0 1B	4	1	2	0	0	1	2											
<b>Doug DeCinces, R</b> (1, 5) OBP: 0.344, SLG: 0.418			0-0 6-3		0-0 1B		4-0 1B		4-0 1B	2	1	1	0	2	0	0											
<b>Kiko Garcia, R</b> (1, 6) OBP: 0.258, SLG: 0.326 (9, PH) <b>Andres Mora, R</b> (9, PH) OBP: 0.238, SLG: 0.494 <b>Mark Belanger, R</b> (9, PH) OBP: 0.254, SLG: 0.235			4-0 K		0-3 K		0-3 K		0-0 1B	2	0	0	0	1	2	4											
<b>Ken Rudolph, R</b> (1, 2) OBP: 0.250, SLG: 0.211 (9, PH) <b>Tom Shopay, L</b> (9, PH) OBP: 0.267, SLG: 0.279			0-0 4-3		0-0 E7		0-0 F7		0-0 P1	3	1	1	1	0	0	1											
<b>Inning Stats</b>	R: 0 E: 0 K: 0 S: 3	H: 0 LOB: 0 BB: 0 P: 3	R: 0 E: 0 K: 1 S: 5	H: 0 LOB: 0 BB: 0 P: 5	R: 0 E: 0 K: 2 S: 8	H: 0 LOB: 1 BB: 0 P: 7	R: 0 E: 0 K: 2 S: 8	H: 1 LOB: 1 BB: 0 P: 8	R: 3 E: 1 K: 1 S: 9	H: 4 LOB: 1 BB: 0 P: 9	R: 0 E: 0 K: 1 S: 6	H: 2 LOB: 2 BB: 1 P: 10	R: 0 E: 0 K: 0 S: 3	H: 0 LOB: 0 BB: 0 P: 3	R: 0 E: 0 K: 2 S: 7	H: 2 LOB: 3 BB: 1 P: 8	1B: 9 2B: 1 3B: 0 HR: 0	SF: 1 SAC: 0 DP: 2 HBP: 0	WP: 0 PB: 0 SB: 0 CS: 0	PA: 37							
<b>PITCHER</b>	IP	WLS	BF	H	R	ER	SO	BB	IBB	HBP	BLK	WP	HR	S	P	ERA	WHIP										
<b>Paul Hartzell, R</b> (1, 1) ERA: 3.36	5.0		23	7	3	2	4	1	0	0	0	0	0	30	34	3.60	1.600										
<b>Dave LaRoche, L</b> (6, 1) ERA: 3.39	3.0	W	9	0	0	0	3	1	0	0	0	0	0	14	18	0.00	0.333										
<b>Dyar Miller, R</b> (9, 1) ERA: 3.41	0.0	S	0	0	0	0	0	0	0	0	0	0	0	0	0	∞	∞										

Baltimore Orioles @ California Angels  
Anaheim Stadium, Anaheim, CA  
Sun Aug 07 1977, 6:33 AM EDT  
Att: 15,729 - Unknown

AB 33  
R 3  
H 9  
RBI 3  
BB 3  
SO 7  
LOB 16



Batter	1	2	3	4	5	6	7	8	9	AB	R	H	RBI	BB	SO	LOB	BOTTOM										
<b>Thad Bosley, L</b> (1, 8) OBP: 0.536, SLG: 0.667	4-0 SH4-3 BB		0-3 K			0-0 1B		0-0 F7		3	1	1	0	1	1	1											
<b>Jerry Remy, L</b> (1, 4) OBP: 0.316, SLG: 0.340	0-0 SH4-3		0-3 K			0-0 F7		0-0 HR		3	1	1	0	0	1	2											
<b>Bobby Bonds, R</b> (1, 9) OBP: 0.359, SLG: 0.566	0-0 6-3			0-0 5-3		0-0 4-3		0-0 HR		4	1	1	2	0	0	2											
<b>Tony Solaita, L</b> (1, 3) OBP: 0.335, SLG: 0.387 <b>Dan Briggs, L</b> (9, 3) OBP: 0.219, SLG: 0.197	0-0 F8			0-0 4-3		0-0 2B		4-0 K		3	1	0	0	1	1	1											
<b>Don Baylor, R</b> (1, 7) OBP: 0.330, SLG: 0.414 <b>Rusty Torres, S</b> (9, 7) OBP: 0.224, SLG: 0.290		0-0 6-3		0-0 2B		0-0 1B		4-0 4-3		3	1	2	1	1	0	0											
<b>Dave Chalk, R</b> (1, 5) OBP: 0.339, SLG: 0.361		0-3 K		0-0 F8		0-0 1B		0-0 F8		4	1	1	1	0	1	2											
<b>Rance Mulliniks, L</b> (1, 6) OBP: 0.343, SLG: 0.432		0-0 CS		0-0 1B		0-0 G1-6-3		0-0 4-3		4	0	3	2	0	0	1											
<b>Danny Goodwin, L</b> (1, 10) OBP: 0.271, SLG: 0.364 (9, PH) <b>Ron Jackson, R</b> (9, PH) OBP: 0.307, SLG: 0.360		0-0 CS		0-0 SH3-4		0-0 F7		0-0 F8		3	0	1	0	0	0	2											
<b>Andy Etchebarren, R</b> (1, 2) OBP: 0.289, SLG: 0.250		0-0 SH3-4		0-0 2B		0-0 G1-6-3		0-0 4-3		2	0	0	0	0	0	1											
<b>Inning Stats</b>	R: 0 E: 0 K: 0 S: 3	H: 0 LOB: 1 BB: 1 P: 7	R: 0 E: 0 K: 1 S: 5	H: 1 LOB: 0 BB: 0 P: 5	R: 0 E: 0 K: 2 S: 8	H: 1 LOB: 1 BB: 0 P: 8	R: 0 E: 0 K: 0 S: 4	H: 1 LOB: 1 BB: 0 P: 4	R: 0 E: 0 K: 0 S: 3	H: 1 LOB: 0 BB: 0 P: 3	R: 4 E: 0 K: 0 S: 7	H: 4 LOB: 1 BB: 1 P: 11	R: 2 E: 0 K: 1 S: 7	H: 2 LOB: 0 BB: 0 P: 7	R: 0 E: 0 K: 0 S: 3	H: 0 LOB: 1 BB: 1 P: 7	1B: 5 2B: 4 3B: 0 HR: 1	SF: 0 SAC: 2 DP: 1 HBP: 0	WP: 0 PB: 0 SB: 1 CS: 1	PA: 36							
<b>PITCHER</b>	IP	WLS	BF	H	R	ER	SO	BB	IBB	HBP	BLK	WP	HR	S	P	ERA	WHIP										
<b>Jim Palmer, R</b> (1, 1) ERA: 3.27	6.2	L	30	10	6	6	3	2	0	0	0	0	0	34	42	8.10	1.800										
<b>Tippy Martinez, L</b> (7, 1) ERA: 2.27	1.1		5	0	0	0	1	1	0	0	0	0	0	6	10	0.00	0.750										

Baltimore Orioles @ California Angels  
Anaheim Stadium, Anaheim, CA  
Sun Aug 07 1977, 6:33 AM EDT  
Att: 15,729 - Unknown

AB 30  
R 6  
H 10  
RBI 6  
BB 3  
SO 4  
LOB 13





Batter	1	2	3	4	5	6	7	8	9	AB	R	H	RBI	BB	SO	LOB	TOP								
<b>Duane Kuiper, L</b> (1, 4) OBP: 0.328, SLG: 0.342										4	0	1	0	1	1	2	<b>Cleveland Indians @ Baltimore Orioles</b> <b>Memorial Stadium, Baltimore, MD</b> Mon Aug 08 1977, 7:05 PM EDT Att: 11,431 - Unknown								
<b>Paul Dade, R</b> (1, 8) OBP: 0.342, SLG: 0.369										5	0	1	0	0	1	4									
<b>Larvell Blanks, R</b> (1, 6) OBP: 0.324, SLG: 0.447										5	1	5	1	0	0	0									
<b>Andre Thornton, R</b> (1, 3) OBP: 0.360, SLG: 0.549										4	0	0	0	1	1	4									
<b>Rico Carty, R</b> (1, 10) OBP: 0.351, SLG: 0.408										4	0	1	1	0	0	4									
<b>Bill Melton, R</b> (1, 5) OBP: 0.352, SLG: 0.359										3	0	1	0	1	0	2									
<b>Ron Pruitt, R</b> (1, 7) OBP: 0.358, SLG: 0.436										3	1	1	0	1	1	2									
<b>Charlie Spikes, R</b> (1, 9) OBP: 0.329, SLG: 0.400 (8, PH)										3	0	0	0	0	3	4									
<b>John Lowenstein, L</b> (8, PH) OBP: 0.363, SLG: 0.357 (8, 9)										1	0	0	0	0	1	0									
<b>Ray Fosse, R</b> (1, 2) OBP: 0.303, SLG: 0.396										3	1	1	1	0	0	2									
<b>Bruce Bochte, L</b> (8, PH) OBP: 0.343, SLG: 0.367										0	0	0	0	1	0	0									
<b>Fred Kendall, R</b> (8, 2) OBP: 0.301, SLG: 0.386										0	0	0	0	0	0	0									
<b>Inning Stats</b>	R: 0 E: 0 K: 0 S: 4	H: 2 LOB: 1 BB: 0 P: 4	R: 0 E: 0 K: 1 S: 5	H: 0 LOB: 1 BB: 1 P: 9	R: 0 E: 0 K: 2 S: 7	H: 0 LOB: 0 BB: 0 P: 7	R: 0 E: 0 K: 0 S: 4	H: 1 LOB: 1 BB: 0 P: 4	R: 2 E: 0 K: 1 S: 9	H: 4 LOB: 3 BB: 1 P: 13	R: 0 E: 0 K: 1 S: 6	H: 1 LOB: 3 BB: 2 P: 14	R: 1 E: 0 K: 2 S: 9	H: 2 LOB: 1 BB: 0 P: 9	R: 0 E: 0 K: 1 S: 4	H: 0 LOB: 0 BB: 1 P: 8	R: 0 E: 0 K: 0 S: 3	H: 1 LOB: 0 BB: 0 P: 3	1B: 5 2B: 6 3B: 0 HR: 0	SF: 0 SAC: 0 DP: 3 HBP: 0	WP: 0 PB: 0 SB: 2 CS: 0	PA: 40			
<b>PITCHER</b>	IP	WLS	BF	H	R	ER	SO	BB	IBB	HBP	BLK	WP	HR	S	P	ERA	WHIP								
<b>Mike Flanagan, L</b> (1, 1) ERA: 3.65	4.2		21	7	2	2	4	1	0	0	0	0	0	28	32	3.86	1.714								
<b>Dennis Martinez, R</b> (5, 1) ERA: 3.35	4.1	W	19	4	1	1	4	4	0	0	0	0	0	23	39	2.08	1.846								

AB	35
R	3
H	11
RBI	3
BB	5
SO	8
LOB	24





Batter	1	2	3	4	5	6	7	8	9	AB	R	H	RBI	BB	SO	LOB	BOTTOM								
<b>Billy Smith, S</b> (1, 4) OBP: 0.298, SLG: 0.338										4	1	1	0	0	1	1	<b>Cleveland Indians @ Baltimore Orioles</b> <b>Memorial Stadium, Baltimore, MD</b> Mon Aug 08 1977, 7:05 PM EDT Att: 11,431 - Unknown								
<b>Elliott Maddox, R</b> (1, 8) OBP: 0.345, SLG: 0.292										3	1	0	0	0	0	1									
<b>Ken Singleton, S</b> (1, 9) OBP: 0.435, SLG: 0.497										3	1	0	0	1	1	1									
<b>Lee May, R</b> (1, 3) OBP: 0.282, SLG: 0.402										4	1	1	1	0	1	0									
<b>Tony Muser, L</b> (8, 3) OBP: 0.324, SLG: 0.296										0	0	0	0	0	0	0									
<b>Eddie Murray, S</b> (1, 10) OBP: 0.327, SLG: 0.451										4	1	1	1	0	1	1									
<b>Doug DeCinces, R</b> (1, 5) OBP: 0.340, SLG: 0.413										4	0	0	0	0	1	2									
<b>Andres Mora, R</b> (1, 7) OBP: 0.250, SLG: 0.524										3	1	1	1	1	1	0									
<b>Tom Shopay, L</b> (9, 7) OBP: 0.267, SLG: 0.279										0	0	0	0	0	0	0									
<b>Mark Belanger, R</b> (1, 6) OBP: 0.258, SLG: 0.237										2	0	1	1	1	0	0									
<b>Ken Rudolph, R</b> (1, 2) OBP: 0.217, SLG: 0.182										3	0	0	0	0	2	3									
<b>Inning Stats</b>	R: 2 E: 1 K: 1 S: 7	H: 1 LOB: 1 BB: 1 P: 11	R: 0 E: 0 K: 2 S: 7	H: 0 LOB: 1 BB: 1 P: 11	R: 3 E: 0 K: 0 S: 6	H: 3 LOB: 2 BB: 1 P: 11	R: 0 E: 0 K: 1 S: 5	H: 0 LOB: 0 BB: 0 P: 5	R: 0 E: 0 K: 0 S: 3	H: 0 LOB: 0 BB: 0 P: 3	R: 1 E: 0 K: 1 S: 6	H: 1 LOB: 0 BB: 0 P: 6	R: 0 E: 0 K: 1 S: 5	H: 0 LOB: 0 BB: 0 P: 5	R: 0 E: 0 K: 2 S: 7	H: 0 LOB: 0 BB: 0 P: 7	R: 0 E: 0 K: 0 S: 3	H: 0 LOB: 0 BB: 0 P: 3	1B: 3 2B: 1 3B: 0 HR: 1	SF: 0 SAC: 0 DP: 0 HBP: 1	WP: 2 PB: 0 SB: 1 CS: 0	PA: 34			
<b>PITCHER</b>	IP	WLS	BF	H	R	ER	SO	BB	IBB	HBP	BLK	WP	HR	S	P	ERA	WHIP								
<b>Jim Bibby, R</b> (1, 1) ERA: 3.84	8.0	L	34	5	6	4	8	3	0	1	0	2	1	46	59	4.50	1.000								

AB	30
R	6
H	5
RBI	4
BB	3
SO	8
LOB	9





Batter	1	2	3	4	5	6	7	8	9	AB	R	H	RBI	BB	SO	LOB	TOP
Duane Kuiper, L (1,4) OBP: 0.325, SLG: 0.339	6-3		F8			F8		L4		4	0	0	0	0	0	1	Cleveland Indians @ Baltimore Orioles Memorial Stadium, Baltimore, MD Tue Aug 09 1977, 7:05 PM EDT Att: 8,797 - Unknown - 80 F
Paul Dade, R (1,8) OBP: 0.336, SLG: 0.364	K		F4			5-3			4	0	0	0	0	0	1		
Larvell Blanks, R (1,6) OBP: 0.327, SLG: 0.446	BB			6-3			FC5-4 1B		3	0	1	0	1	0	0		
Andre Thornton, R (1,3) OBP: 0.359, SLG: 0.544	F9			G4-6-3 1B			FC5-4 WP 1B		4	1	1	0	0	0	2		
Rico Carty, R (1,10) OBP: 0.348, SLG: 0.404		4-3		G4-6-3 1-2			5-3		3	0	0	0	0	0	2		
Bill Melton, R (1,5) OBP: 0.360, SLG: 0.362		CS BB			F6		FC5-4 1B		2	0	1	1	1	0	0		
Ron Pruitt, R (1,9) OBP: 0.349, SLG: 0.423			F6		F8		FC5-4 1-2		3	0	0	0	0	0	2		
Bruce Bochte, L (1,7) OBP: 0.343, SLG: 0.367				SH1-4 1B		F7		4-3	3	0	1	0	0	0	0		
Ray Fosse, R (1,2) OBP: 0.300, SLG: 0.392			SH1-4			6-3		1-3	2	0	0	0	0	0	0		
<b>Inning Stats</b>	R: 0 E: 0 K: 1 S: 5	H: 0 LOB: 1 BB: 1 P: 9	R: 0 E: 0 K: 0 S: 2	H: 0 LOB: 0 BB: 1 P: 6	R: 0 E: 0 K: 0 S: 4	H: 1 LOB: 1 BB: 0 P: 4	R: 0 E: 0 K: 0 S: 3	H: 1 LOB: 0 BB: 0 P: 3	R: 0 E: 0 K: 0 S: 3	H: 0 LOB: 0 BB: 0 P: 3	R: 1 E: 0 K: 0 S: 5	H: 2 LOB: 1 BB: 0 P: 5	R: 0 E: 0 K: 0 S: 3	H: 0 LOB: 0 BB: 0 P: 3	R: 0 E: 0 K: 0 S: 3	H: 0 LOB: 0 BB: 0 P: 3	1B: 4 2B: 0 3B: 0 HR: 0 SF: 0 SAC: 1 DP: 1 HBP: 0 WP: 1 PB: 0 SB: 0 CS: 1 PA: 31
<b>PITCHER</b> Ross Grimsley, L (1,1) ERA: 3.57	IP: 9.0 WLS: W BF: 31 H: 4 R: 1 ER: 1 SO: 1 BB: 2 IBB: 0 HBP: 0 BLK: 0 WP: 1 HR: 0 S: 31 P: 39 ERA: 1.00 WHIP: 0.667															<b>PITCHER</b>	

Batter	1	2	3	4	5	6	7	8	9	AB	R	H	RBI	BB	SO	LOB	BOTTOM
Billy Smith, S (1,4) OBP: 0.300, SLG: 0.340	1-3		F9			SH1-3 1B		1B 1B		4	2	2	0	0	0	0	Cleveland Indians @ Baltimore Orioles Memorial Stadium, Baltimore, MD Tue Aug 09 1977, 7:05 PM EDT Att: 8,797 - Unknown - 80 F
Elliott Maddox, R (1,8) OBP: 0.344, SLG: 0.294	F7			F9		SH1-3		CS 1B		3	0	1	1	0	0	0	
Ken Singleton, S (1,9) OBP: 0.433, SLG: 0.494	F4			F6		G5-4-3 1B		K		4	0	1	1	0	1	2	
Lee May, R (1,3) OBP: 0.282, SLG: 0.400 Tom Shopay, L (8, PR) OBP: 0.297, SLG: 0.279	K			F8		G5-4-3		CS 1B		4	0	1	1	0	1	1	
Eddie Murray, S (1,10) OBP: 0.327, SLG: 0.449		1-3			1B BB			CS		2	0	0	0	1	0	0	
Andres Mora, R (1,7) OBP: 0.284, SLG: 0.529 Ken Rudolph, R (9,2) OBP: 0.217, SLG: 0.182					1B		6-3			3	0	2	0	0	0	0	
Doug DeCinces, R (1,5) OBP: 0.340, SLG: 0.413			K		F8		1B			3	0	1	0	0	1	3	
Mark Belanger, R (1,6) OBP: 0.256, SLG: 0.235 Pat Kelly, L (7, PH) OBP: 0.355, SLG: 0.386 Kiko Garcia, R (8,6) OBP: 0.258, SLG: 0.326					5-3		F3			2	0	0	0	0	0	2	
Dave Skaggs, R (1,2) OBP: 0.320, SLG: 0.289 Tony Muser, L (8, PH) OBP: 0.330, SLG: 0.313					4-3		K			2	0	0	0	0	1	2	
<b>Inning Stats</b>	R: 0 E: 0 K: 0 S: 3	H: 0 LOB: 0 BB: 0 P: 3	R: 0 E: 0 K: 2 S: 8	H: 1 LOB: 1 BB: 0 P: 8	R: 0 E: 0 K: 0 S: 3	H: 0 LOB: 0 BB: 0 P: 3	R: 0 E: 0 K: 0 S: 3	H: 0 LOB: 0 BB: 0 P: 3	R: 0 E: 0 K: 1 S: 6	H: 1 LOB: 2 BB: 1 P: 10	R: 1 E: 0 K: 0 S: 4	H: 2 LOB: 2 BB: 0 P: 4	R: 0 E: 0 K: 0 S: 4	H: 2 LOB: 2 BB: 0 P: 4	R: 2 E: 0 K: 1 S: 7	H: 4 LOB: 1 BB: 0 P: 7	1B: 9 2B: 2 3B: 0 HR: 0 SF: 0 SAC: 1 DP: 2 HBP: 0 WP: 0 PB: 0 SB: 0 CS: 2 PA: 32
<b>PITCHER</b> Al Fitzmorris, R (1,1) ERA: 5.57 Jim Kern, R (8,1) ERA: 3.44	IP: 7.0 WLS: L BF: 27 H: 7 R: 2 ER: 2 SO: 3 BB: 1 IBB: 0 HBP: 0 BLK: 0 WP: 0 HR: 0 S: 32 P: 36 ERA: 2.57 WHIP: 1.143															<b>PITCHER</b>	

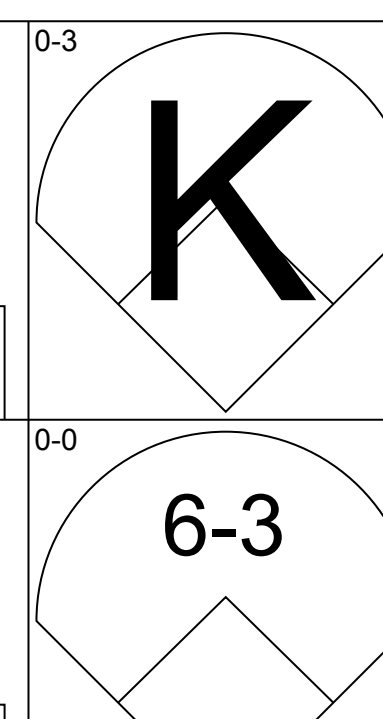
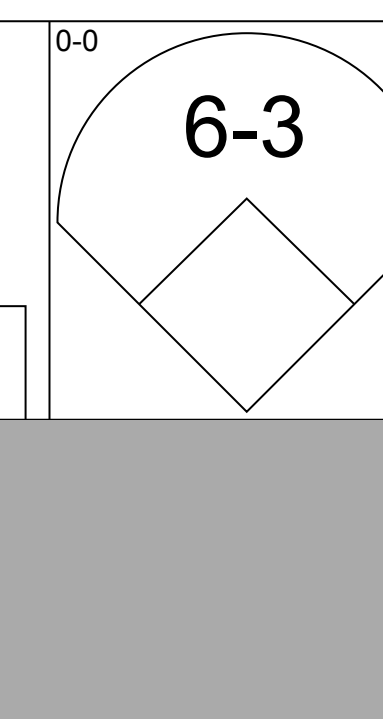
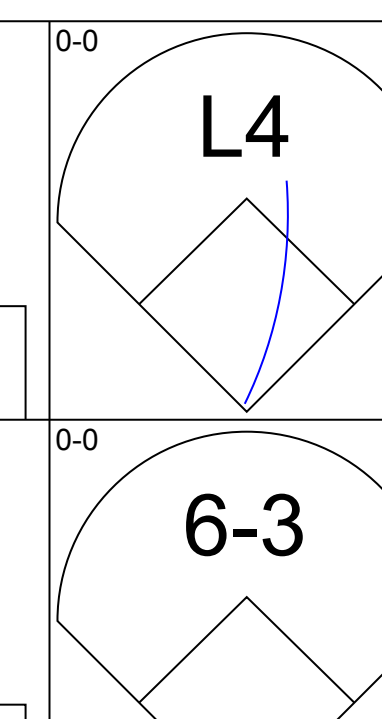
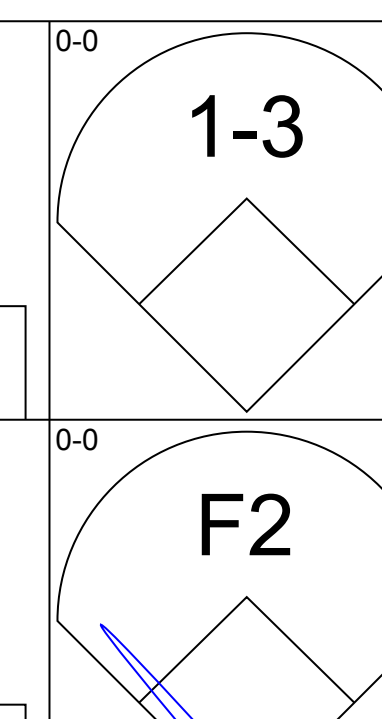
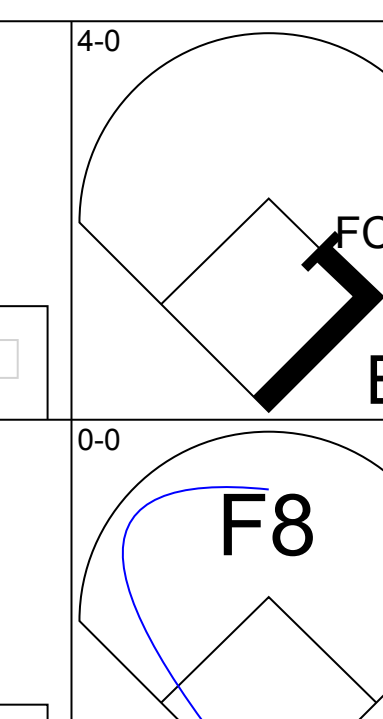
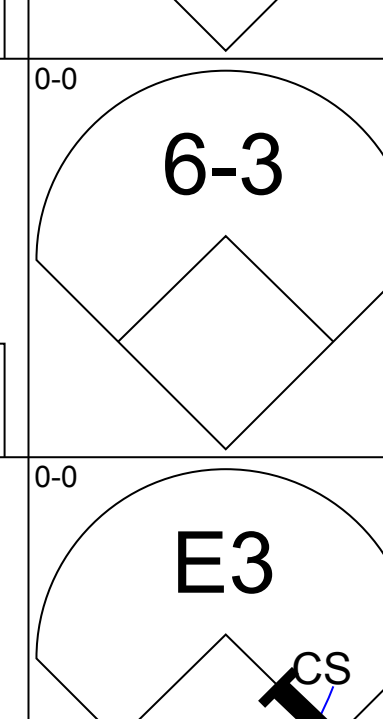
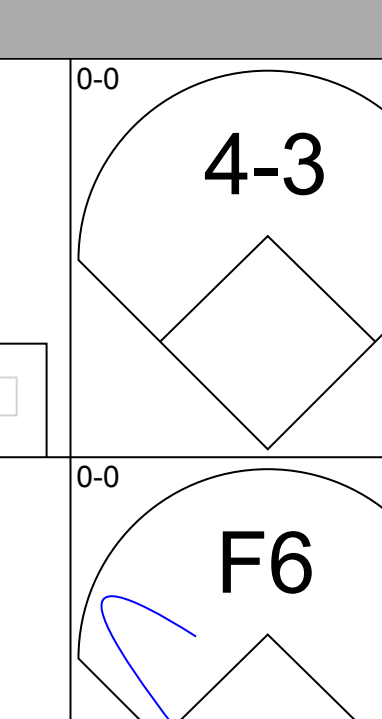
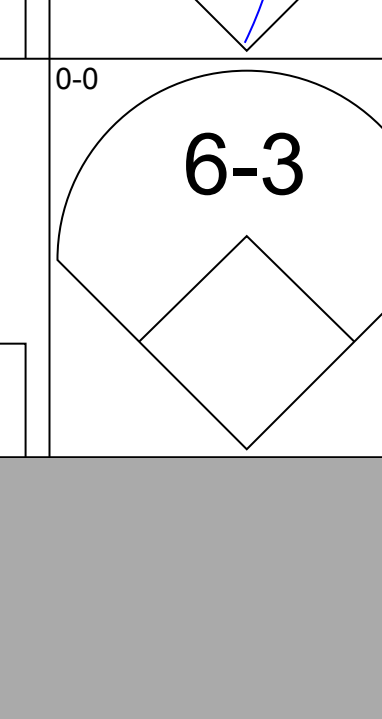
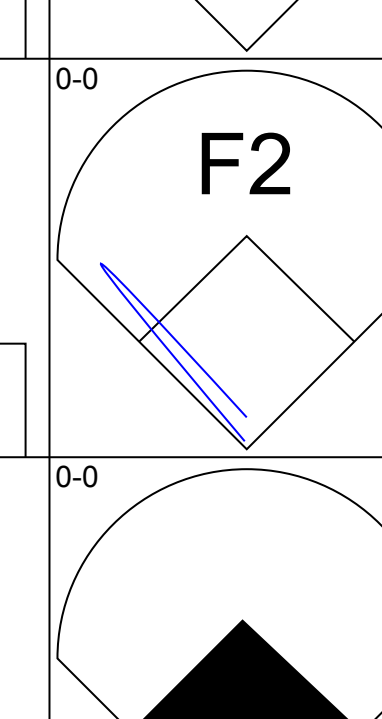
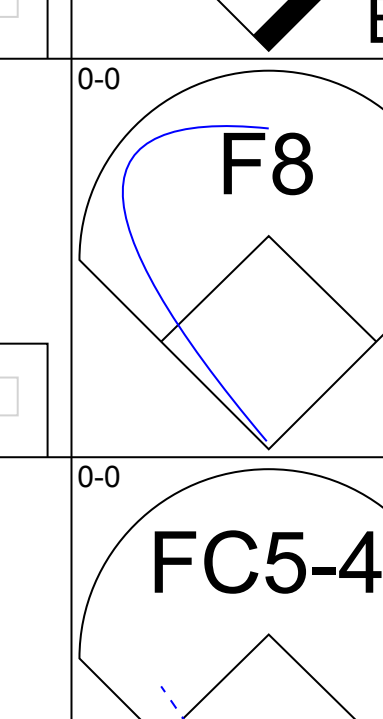
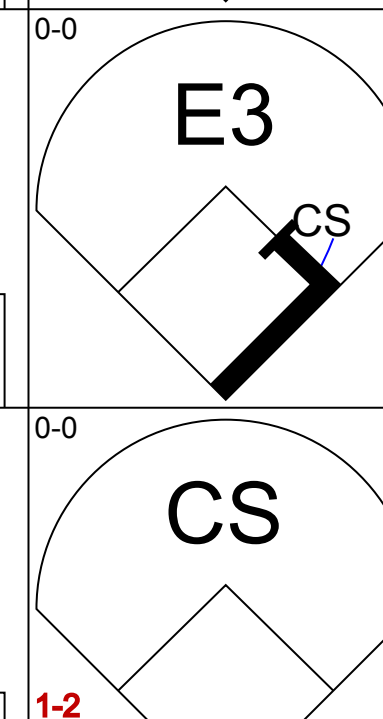
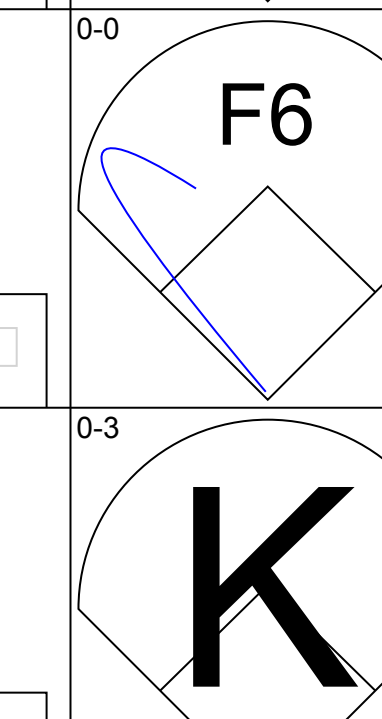
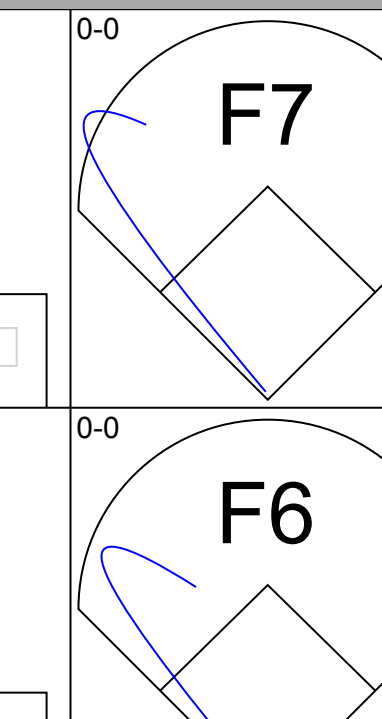
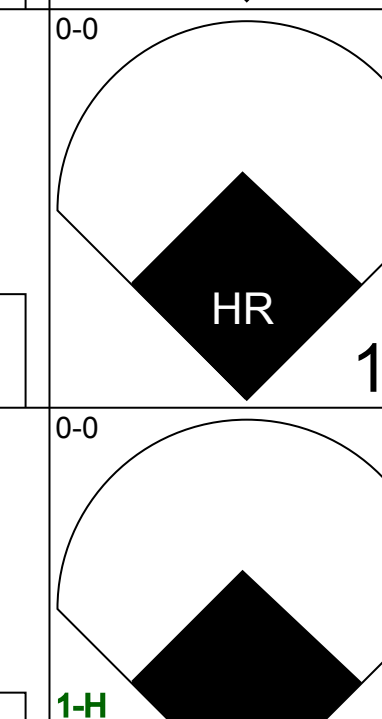
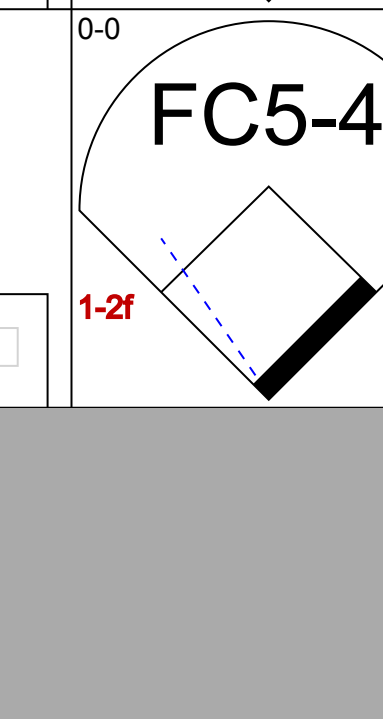
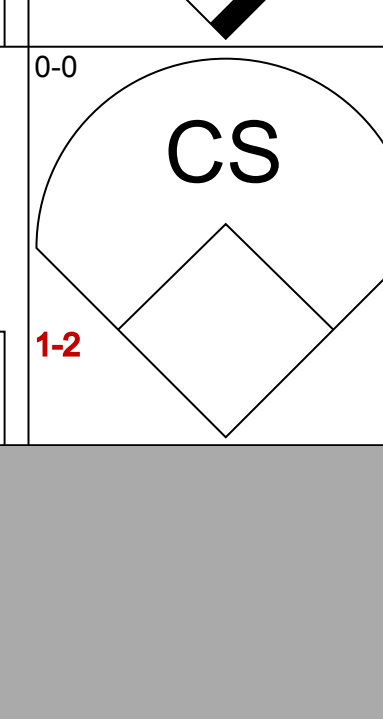
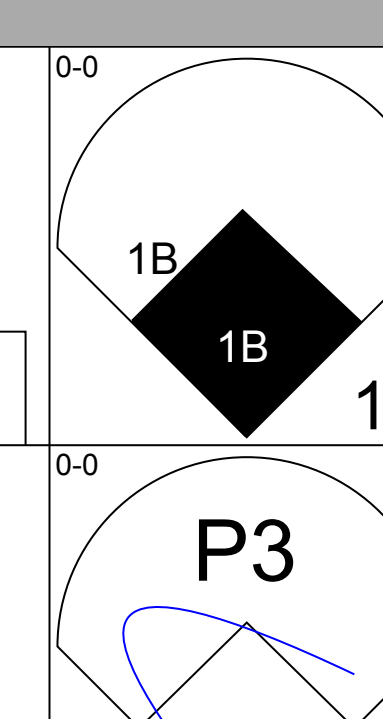
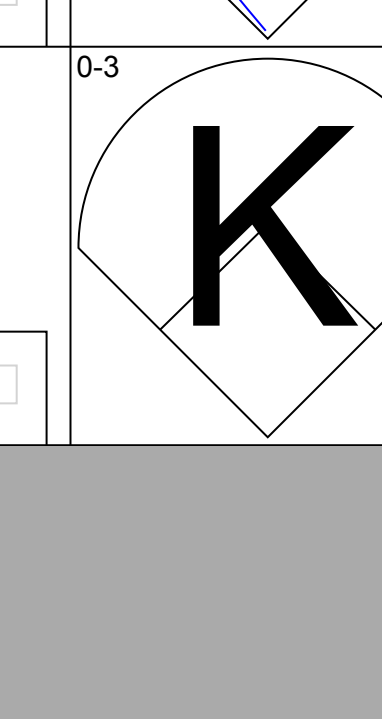
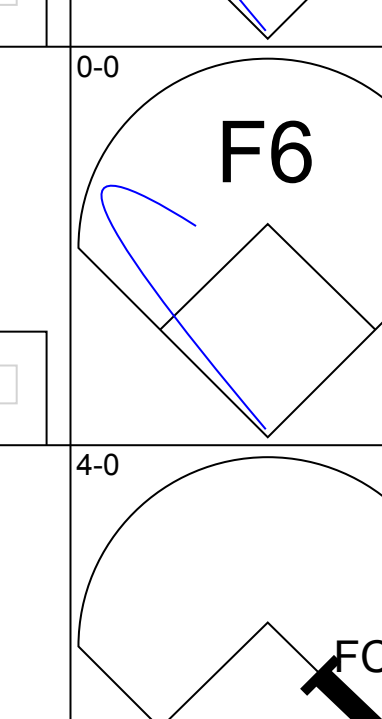
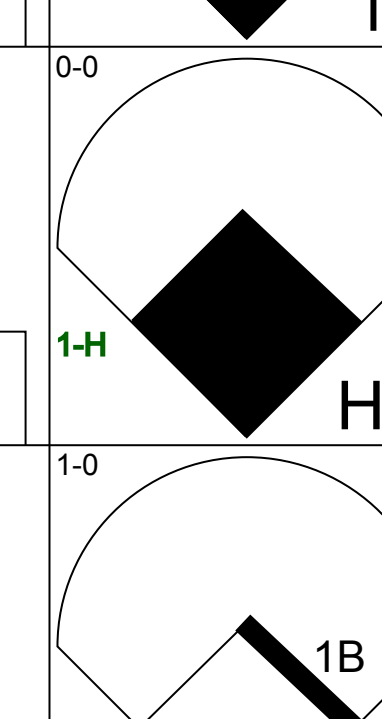
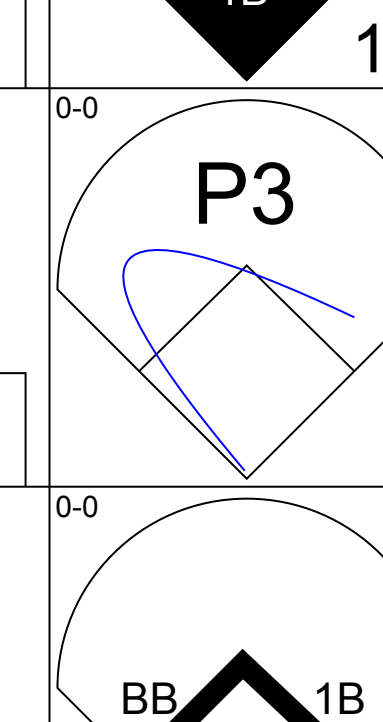
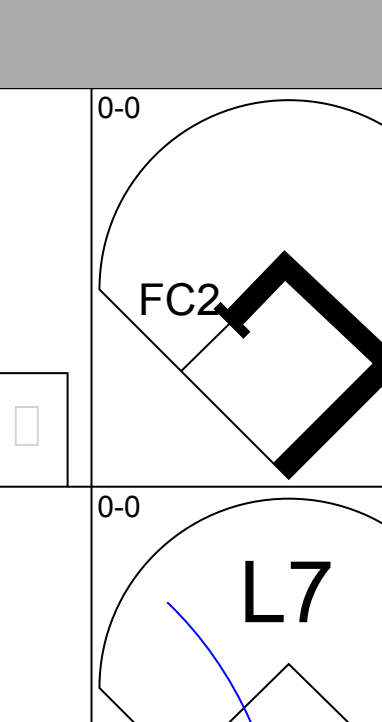
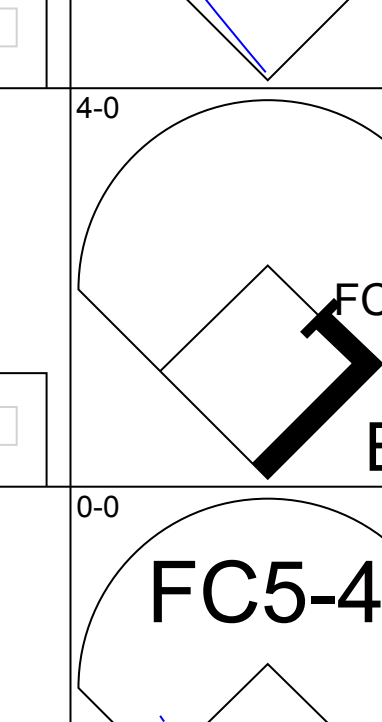
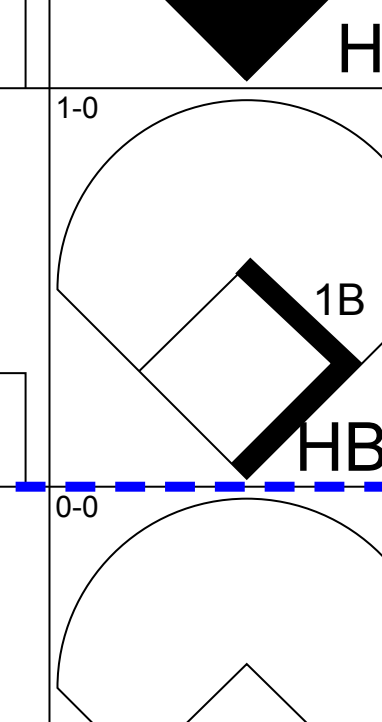
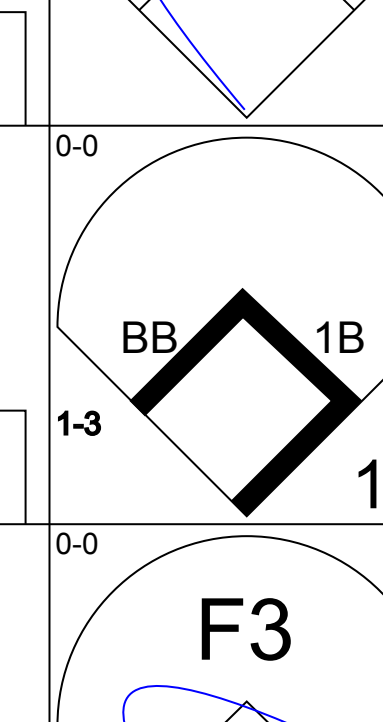
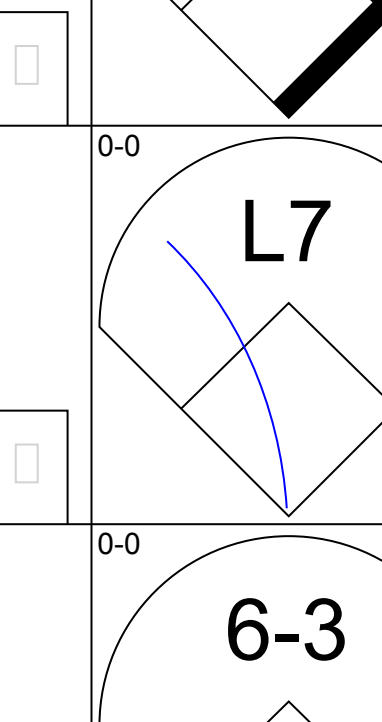
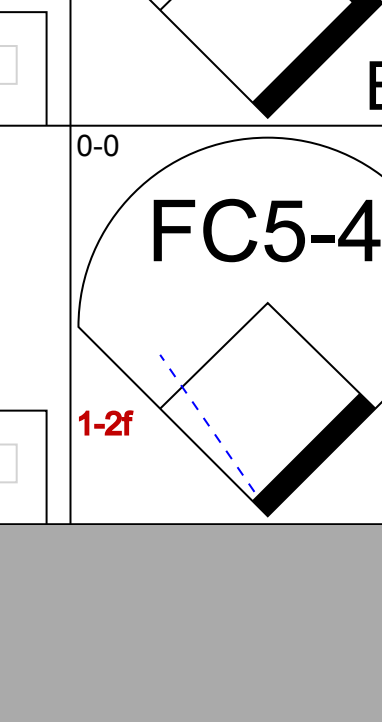
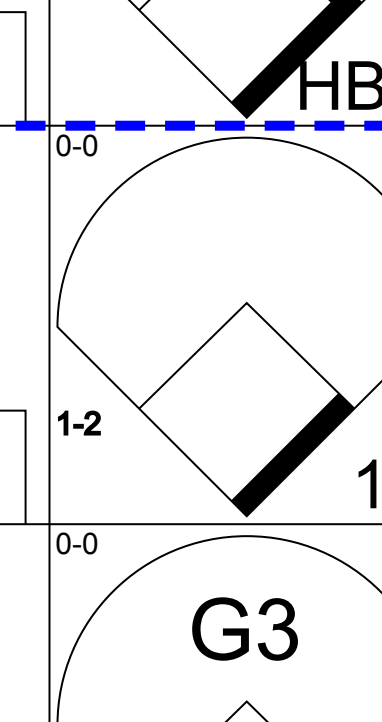
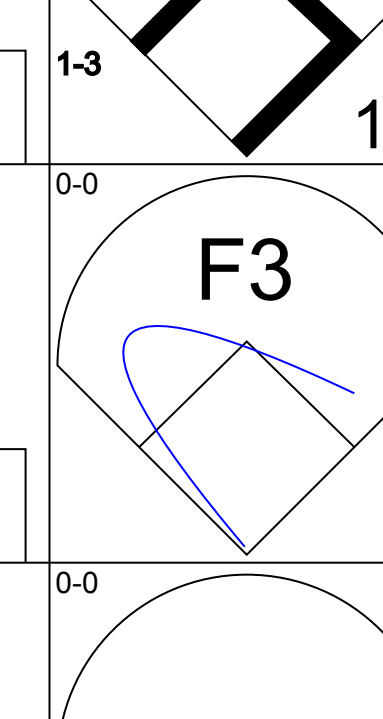
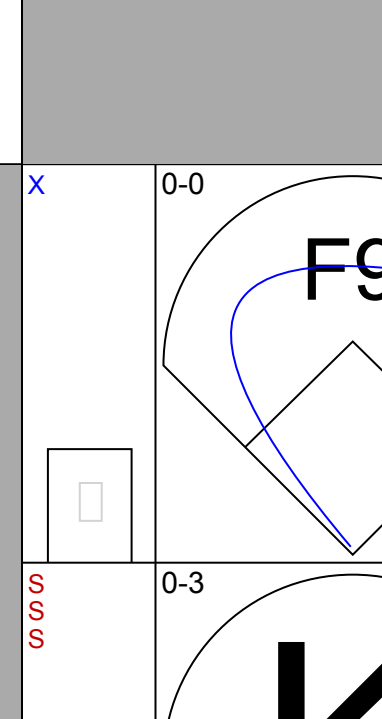
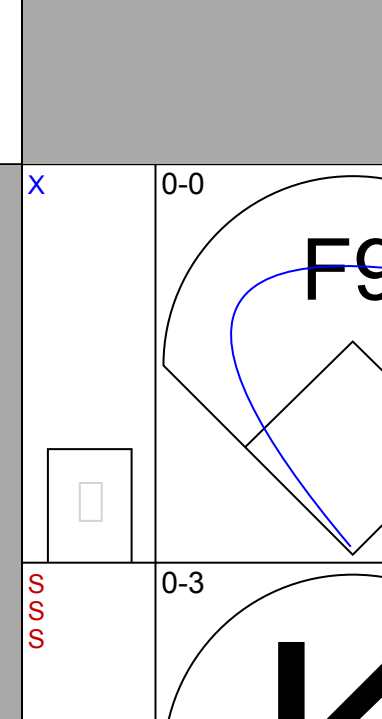
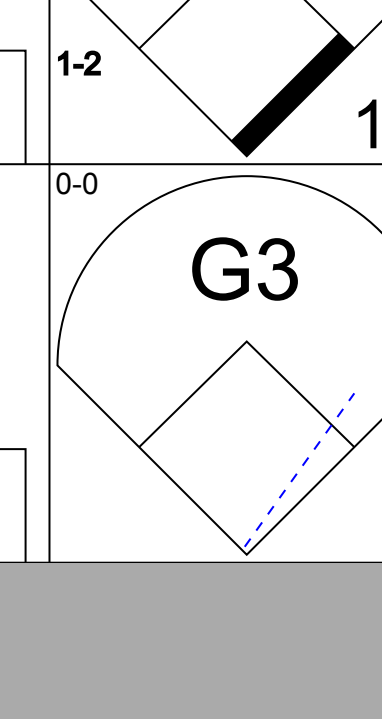

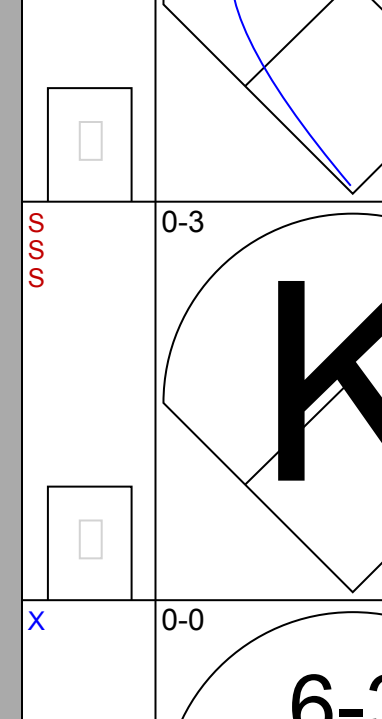
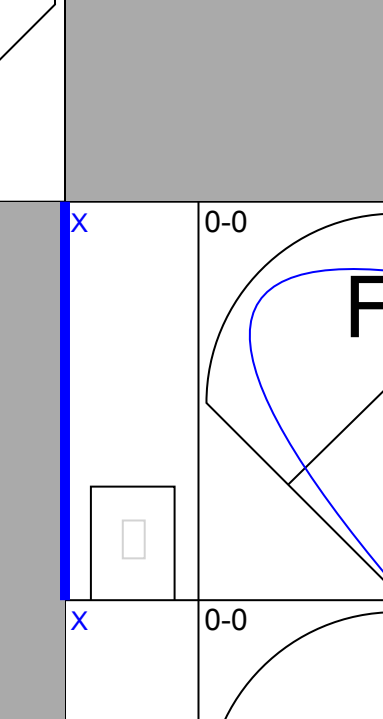
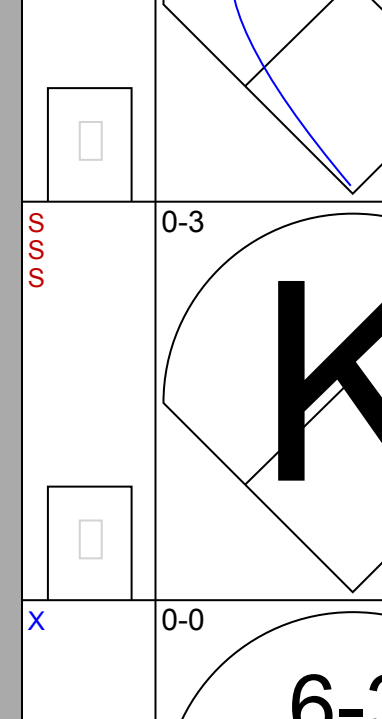
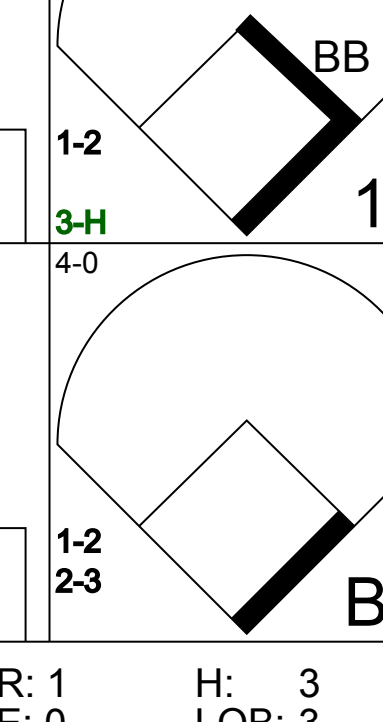
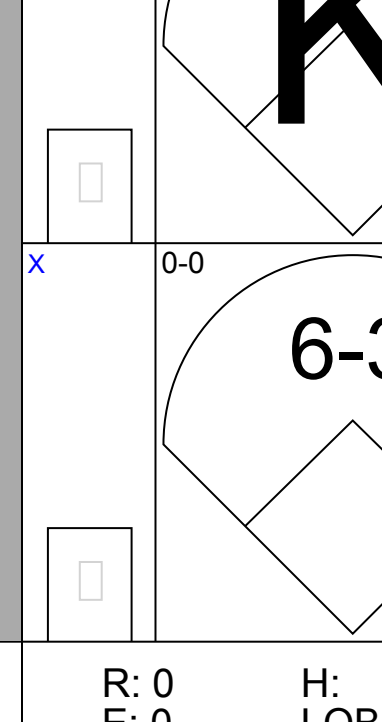
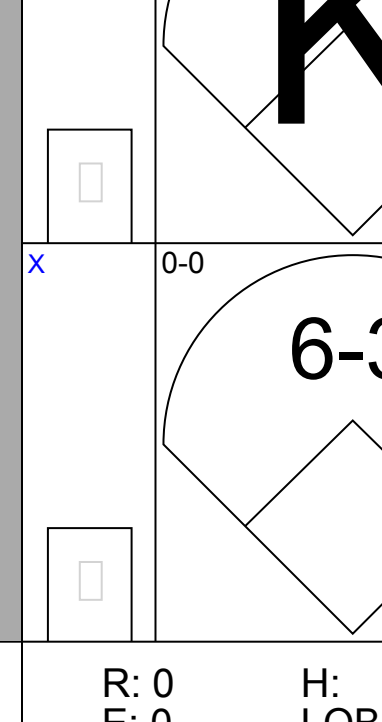


Batter	1	2	3	4	5	6	7	8	9	AB	R	H	RBI	BB	SO	LOB	TOP								
Dave Collins, S (1,7) X	0-0 4-3		0-0 6-3			0-0 F8		0-3 K		4	0	0	0	0	1	0	<b>Seattle Mariners @ Baltimore Orioles</b> Memorial Stadium, Baltimore, MD Wed Aug 10 1977, 7:05 PM EDT Att: 7,579 - Unknown								
Jose Báez, R (1,4) S Steve Braun, L (8,PH) X Julio Cruz, S (8,4) S	0-3 K		0-0 F8			4-0 BB		0-0 F9		2	0	0	0	1	1	0									
Juan Bernhardt, R (1,3) X	0-0 HR		0-0 5-3			0-3 K		0-0 6-3		4	1	1	0	0	1	1									
Leroy Stanton, R (1,10) X	0-0 HR			0-3 K		0-0 L6		0-3 K		4	1	1	2	0	2	1									
Ruppert Jones, L (1,8) X	0-0 1-3		0-0 L8			0-0 1B		0-0 F7		4	1	1	0	0	0	0									
Bill Stein, R (1,5) X		0-0 L8		0-0 F8		0-0 5-3		0-0 4-3		4	0	0	0	0	0	1									
Carlos Lopez, R (1,9) X		0-0 HR		0-0 F8		0-3 K				3	1	1	1	0	1	1									
Larry Milbourne, S (1,6) X		0-0 F5		0-0 5-3		0-0 1B				3	0	1	1	0	0	0									
Skip Jutze, R (1,2) X		0-0 5-3		0-0 5-3		0-0 G3				3	0	0	0	0	0	1									
<b>Inning Stats</b>	R: 2 E: 0 K: 1 S: 7	H: 2 LOB: 0 BB: 0 P: 7	R: 1 E: 0 K: 0 S: 4	H: 1 LOB: 0 BB: 0 P: 4	R: 0 E: 0 K: 0 S: 3	H: 0 LOB: 0 BB: 0 P: 3	R: 0 E: 0 K: 1 S: 5	H: 0 LOB: 0 BB: 1 P: 9	R: 1 E: 0 K: 1 S: 7	H: 2 LOB: 1 BB: 0 P: 7	R: 0 E: 0 K: 1 S: 5	H: 0 LOB: 0 BB: 0 P: 5	R: 0 E: 0 K: 1 S: 5	H: 0 LOB: 0 BB: 0 P: 5	R: 0 E: 0 K: 1 S: 5	H: 0 LOB: 0 BB: 0 P: 5	1B: 2 2B: 0 3B: 1 HR: 2	SF: 0 SAC: 0 DP: 0 HBP: 0	WP: 0 PB: 0 SB: 0 CS: 0	PA: 33					
<b>PITCHER</b>	IP	WLS	BF	H	R	ER	SO	BB	IBB	HBP	BLK	WP	HR	S	P	ERA	WHIP								
Rudy May, L (1,1) ERA: 3.77	6.2	W	26	5	4	4	4	1	0	0	0	0	2	33	37	5.40	0.900								
Dick Drago, R (7,1) ERA: 3.0	2.1	S	7	0	0	0	2	0	0	0	0	0	0	11	11	0.00	0.000								

Batter	1	2	3	4	5	6	7	8	9	AB	R	H	RBI	BB	SO	LOB	BOTTOM								
Billy Smith, S (1,4) X	0-0 HR		4-0 HR		0-3 K		0-0 F6			3	2	1	0	1	1	0	<b>Seattle Mariners @ Baltimore Orioles</b> Memorial Stadium, Baltimore, MD Wed Aug 10 1977, 7:05 PM EDT Att: 7,579 - Unknown								
Elliott Maddox, R (1,8) X Tom Shopay, L (8,FR) X	0-0 HR		0-0 HR		0-0 F6		0-0 2B			4	2	3	2	0	0	0									
Ken Singleton, S (1,9) X	0-0 HR		0-0 F8		0-0 4-3		0-3 K			4	1	1	3	0	1	1									
Lee May, R (1,10) X	0-0 6-3		0-0 1B		0-0 F8		0-0 F8		0-0 1-3	4	0	2	0	0	0	0									
Eddie Murray, S (1,3) X	0-3 K		0-0 F8		0-0 4-3		0-0 4-3		4-0 1B	3	0	0	0	1	1	1									
Pat Kelly, L (1,7) X	0-0 F8		0-3 K		0-0 2B		0-0 K		0-3 K	4	0	1	0	0	2	4									
Doug DeCinces, R (1,5) X		0-0 F7		0-0 5-3		0-0 F5		0-3 K		4	0	0	0	0	1	4									
Mark Belanger, R (1,6) X		0-0 F4		0-0 F4		0-3 K				3	0	0	0	0	1	0									
Dave Skaggs, R (1,2) X		0-0 5-3		0-0 4-3		0-0 6-3				3	0	0	0	0	0	0									
<b>Inning Stats</b>	R: 3 E: 0 K: 1 S: 8	H: 3 LOB: 0 BB: 0 P: 8	R: 0 E: 0 K: 0 S: 3	H: 0 LOB: 0 BB: 0 P: 3	R: 2 E: 0 K: 1 S: 7	H: 2 LOB: 1 BB: 1 P: 11	R: 0 E: 0 K: 0 S: 3	H: 0 LOB: 0 BB: 0 P: 3	R: 0 E: 0 K: 1 S: 5	H: 1 LOB: 1 BB: 0 P: 4	R: 0 E: 0 K: 1 S: 5	H: 0 LOB: 0 BB: 0 P: 5	R: 0 E: 0 K: 3 S: 11	H: 2 LOB: 3 BB: 1 P: 15	R: 0 E: 0 K: 3 S: 11	H: 2 LOB: 3 BB: 1 P: 15	1B: 4 2B: 2 3B: 0 HR: 2	SF: 0 SAC: 0 DP: 0 HBP: 0	WP: 0 PB: 0 SB: 0 CS: 0	PA: 34					
<b>PITCHER</b>	IP	WLS	BF	H	R	ER	SO	BB	IBB	HBP	BLK	WP	HR	S	P	ERA	WHIP								
Dick Pole, R (1,1) ERA: 4.25	7.0	L	29	7	5	5	4	1	0	0	0	0	0	10	14	6.43	1.143								
Enrique Romo, R (8,1) ERA: 2.28	1.0		5	1	0	0	3	0	1	0	0	0	0	10	14	0.00	1.000								

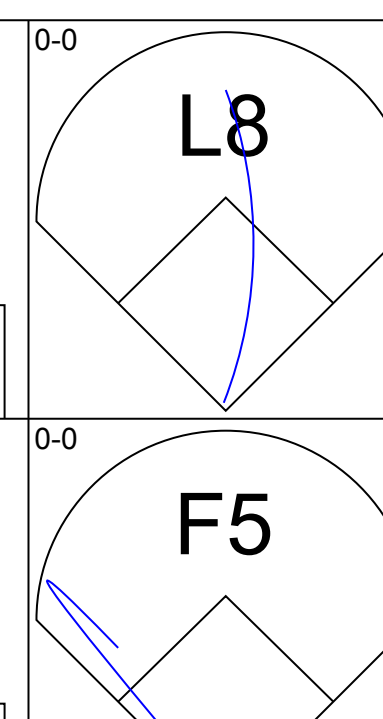
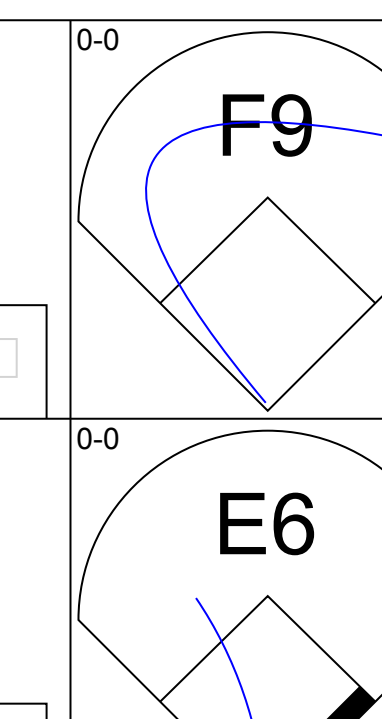
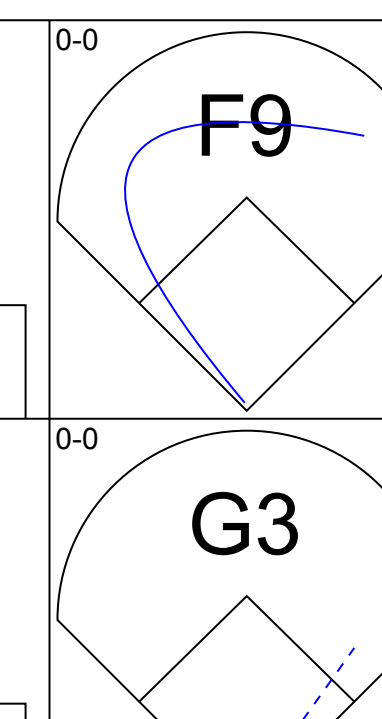
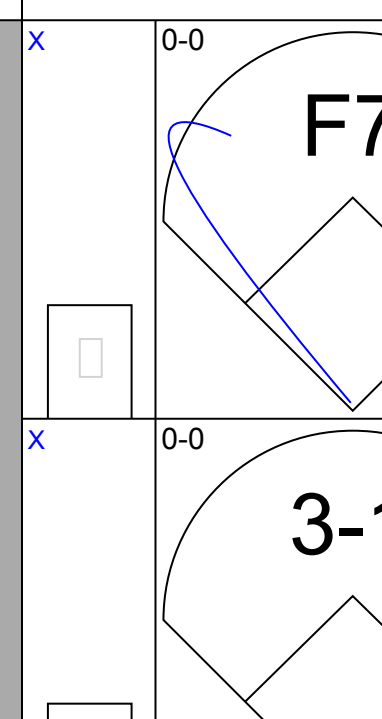
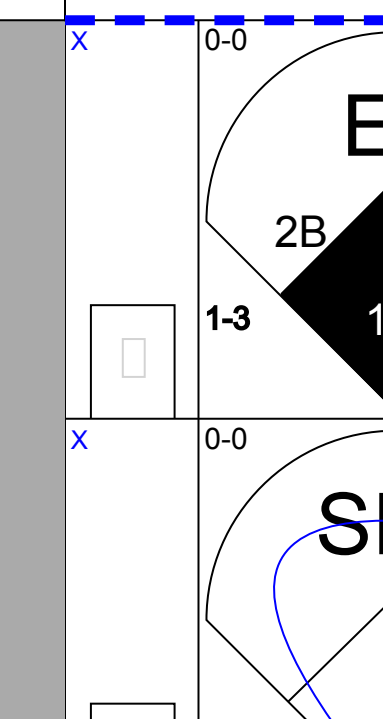
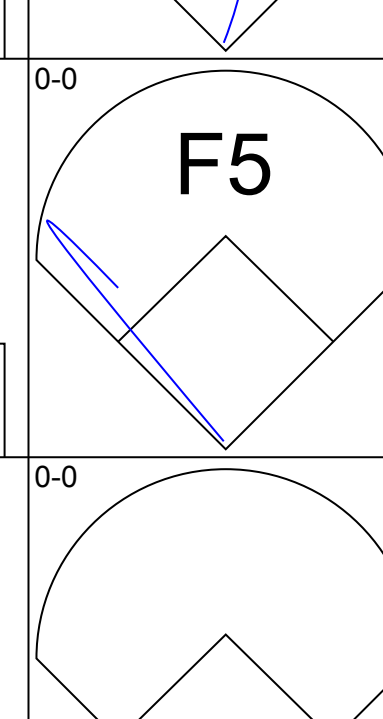
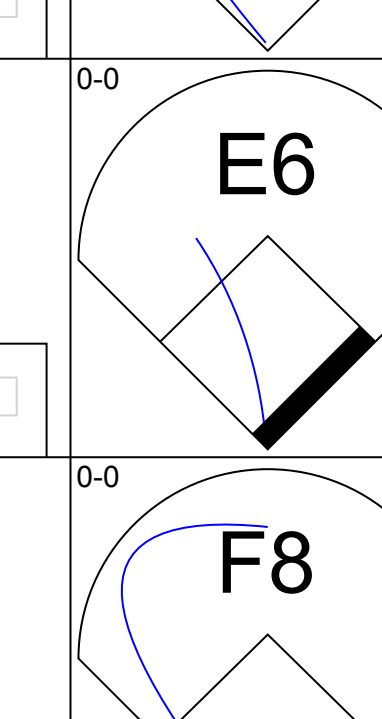
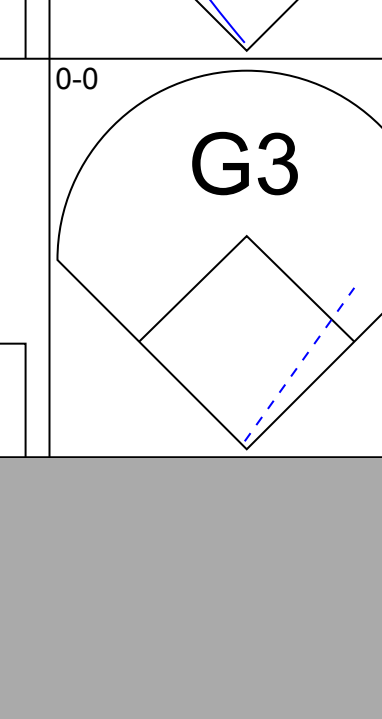
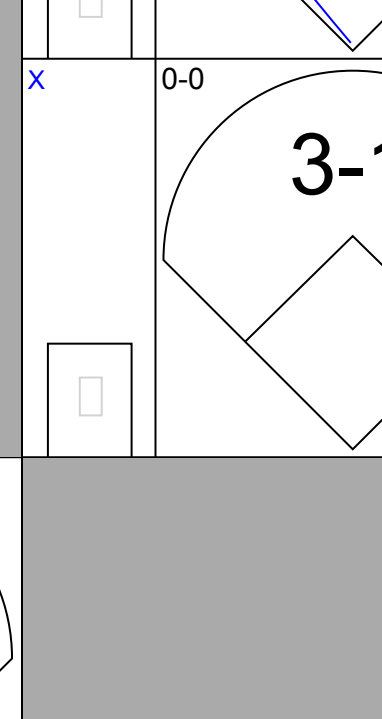
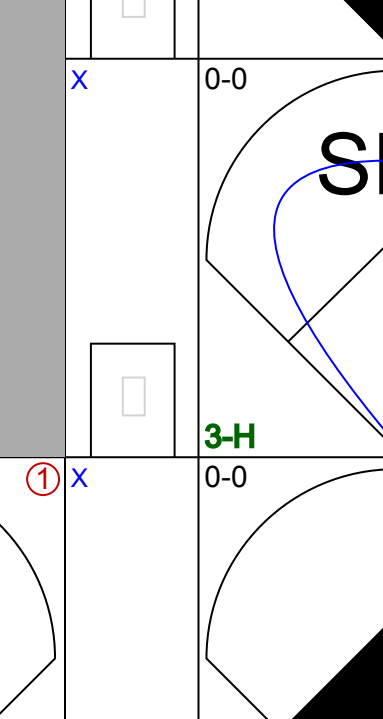
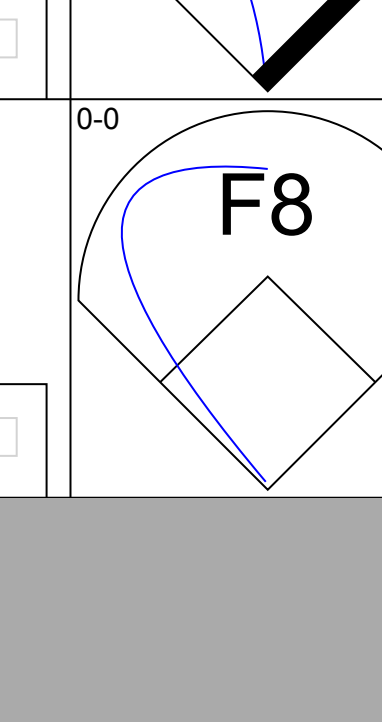
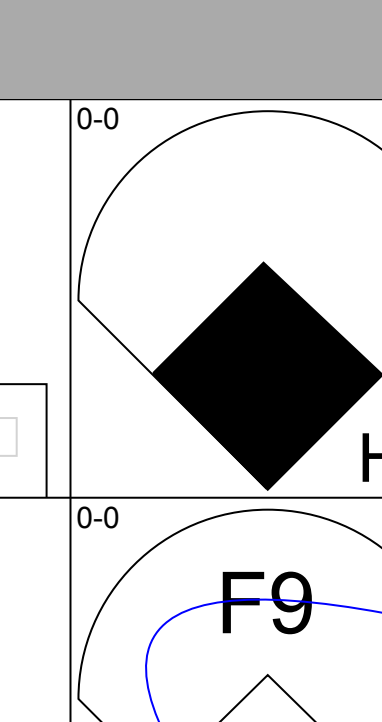
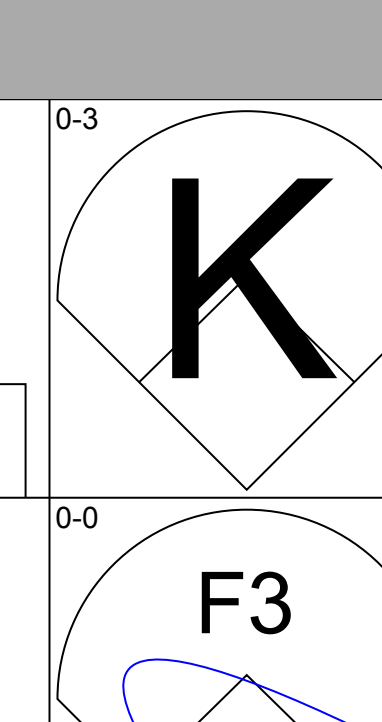
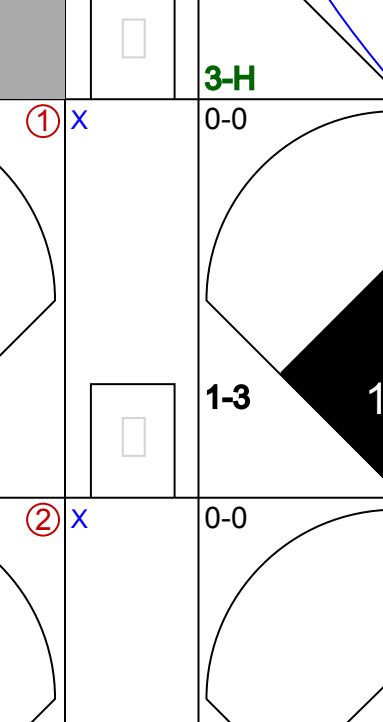
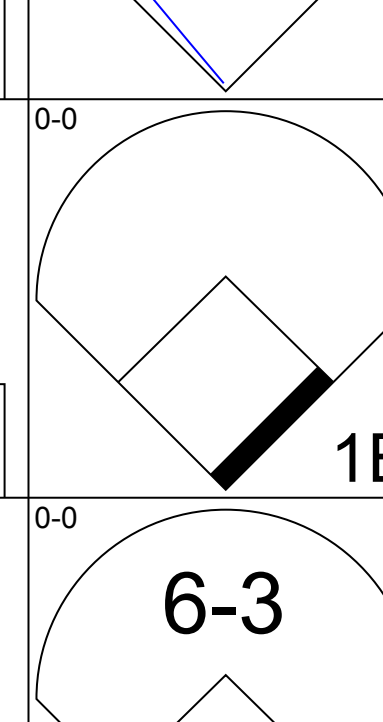
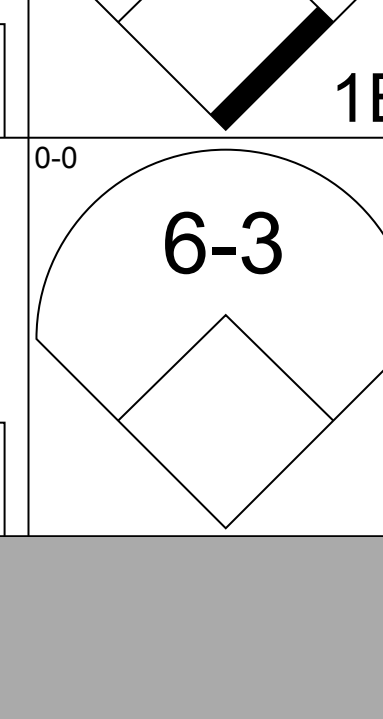
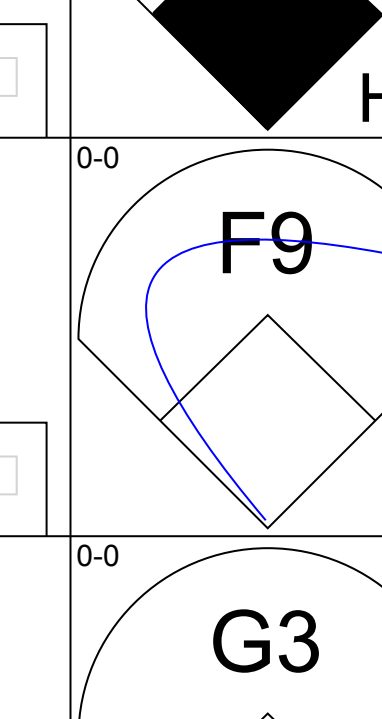
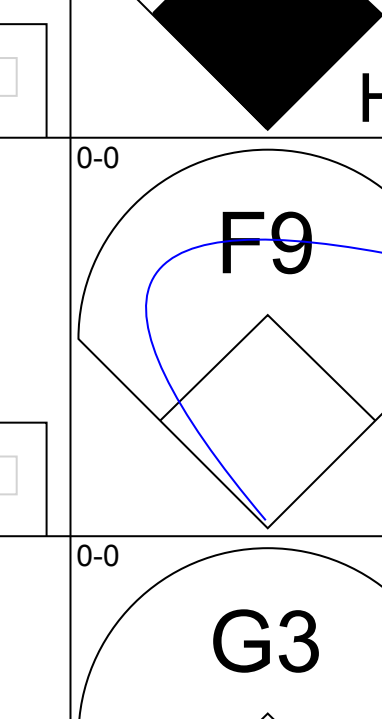
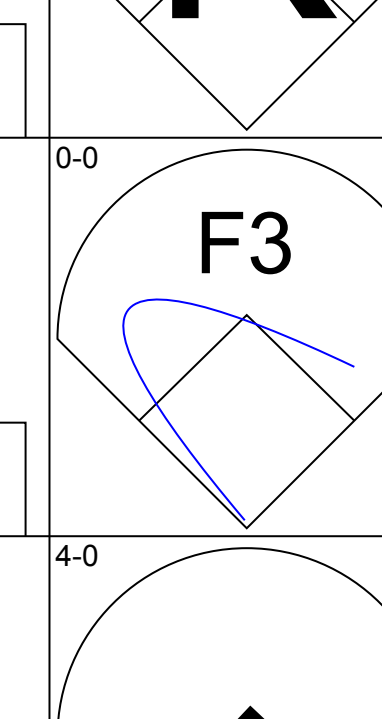
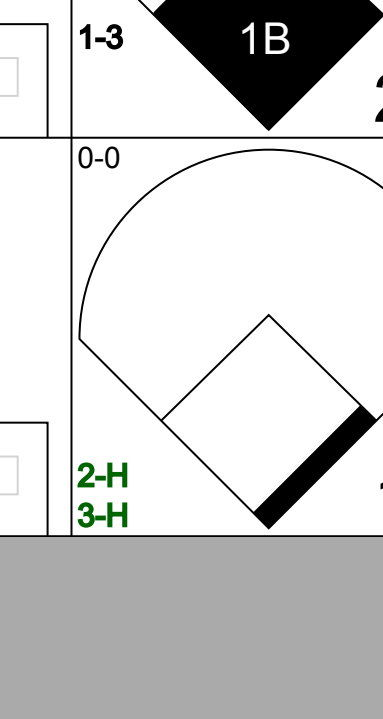
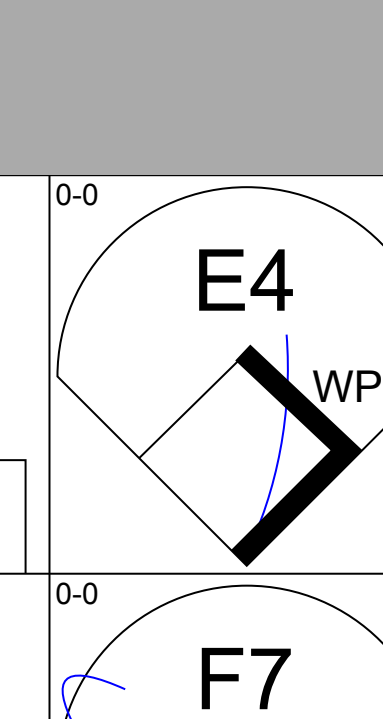
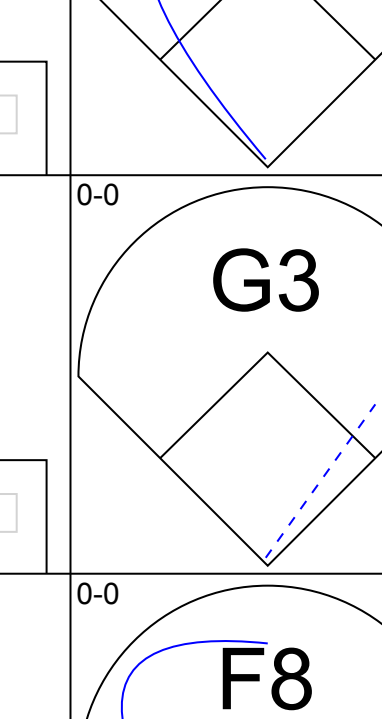
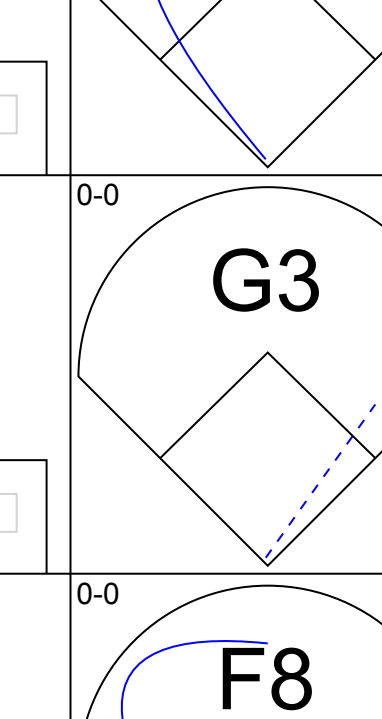
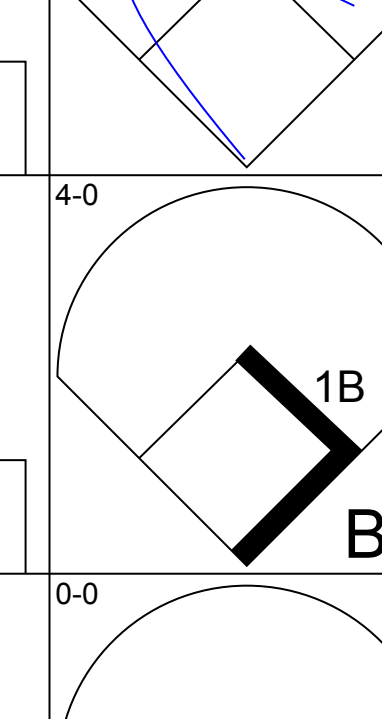
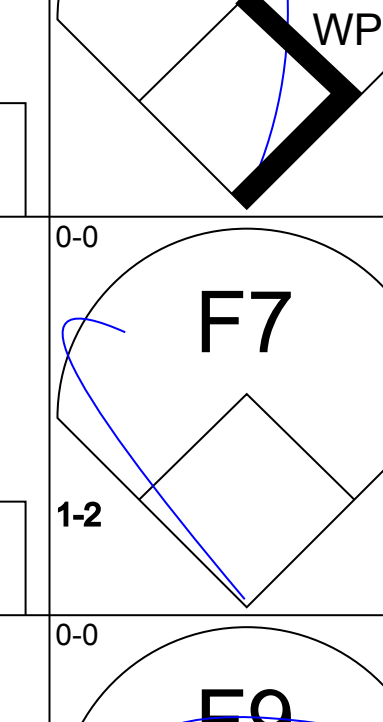
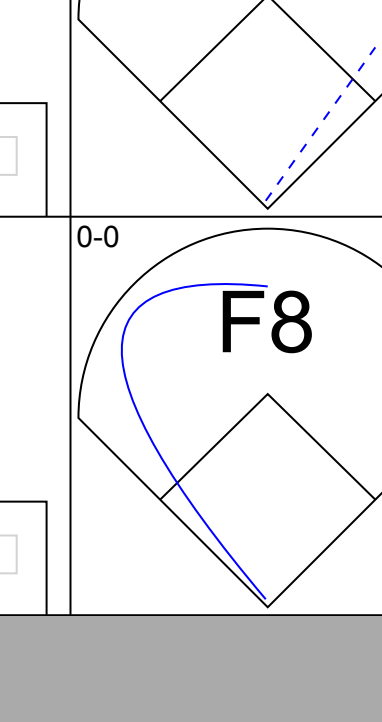
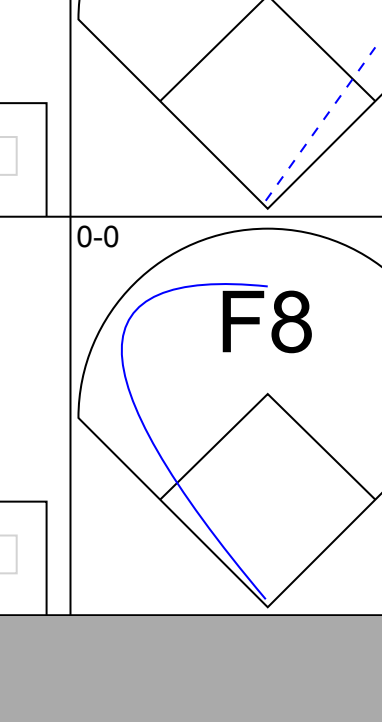
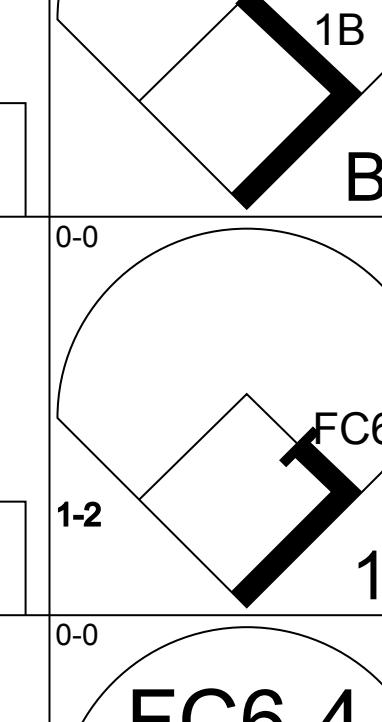
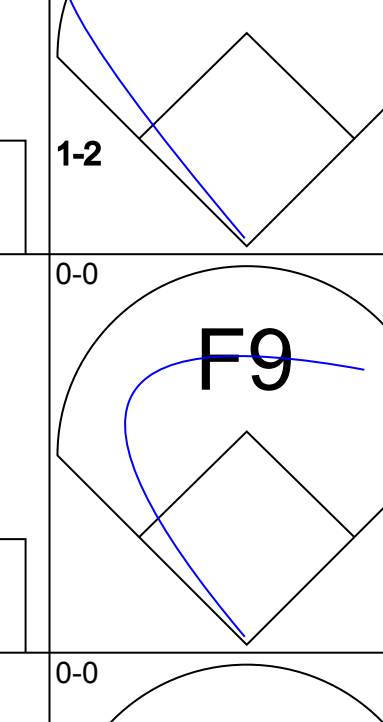
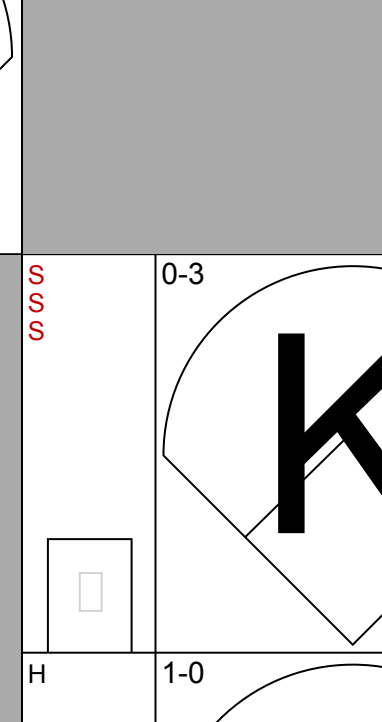
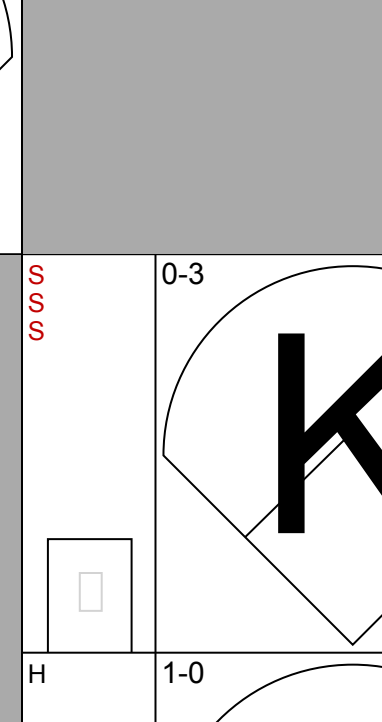
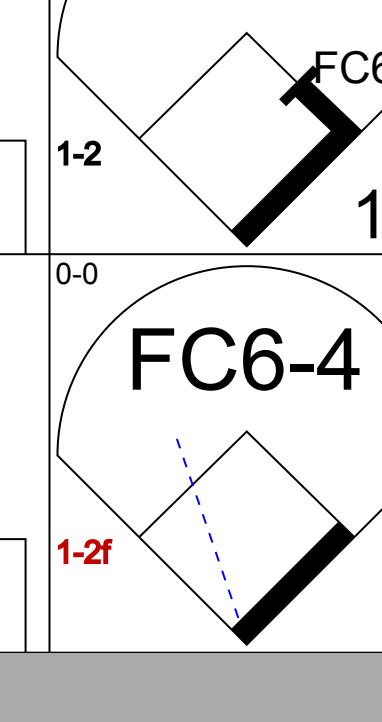
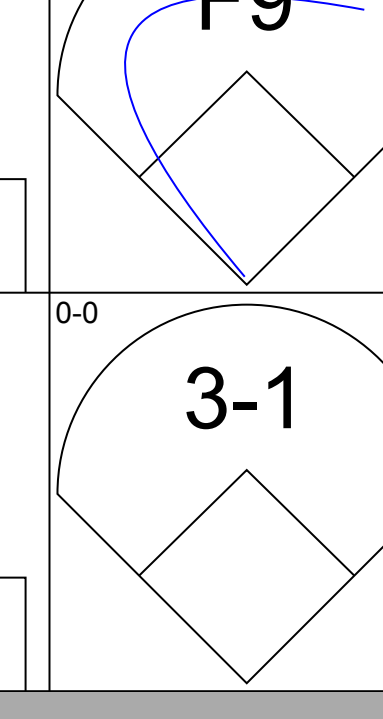
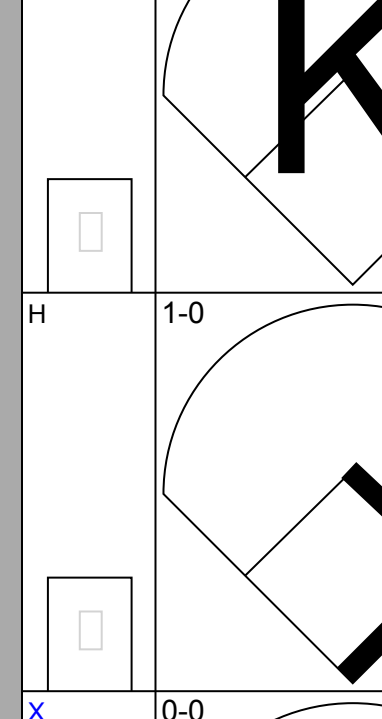
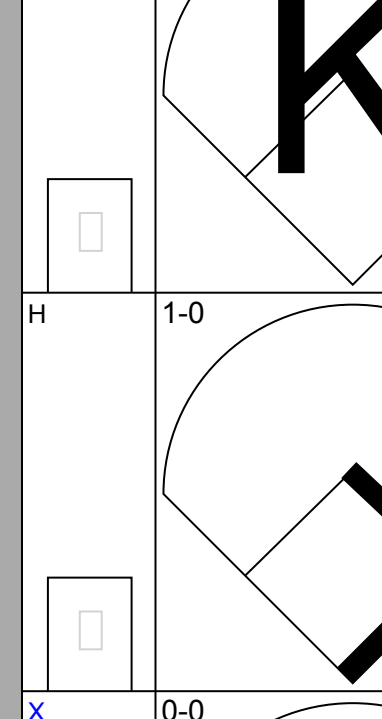
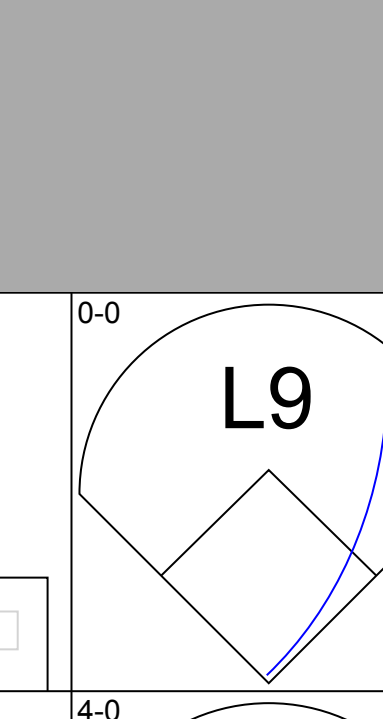
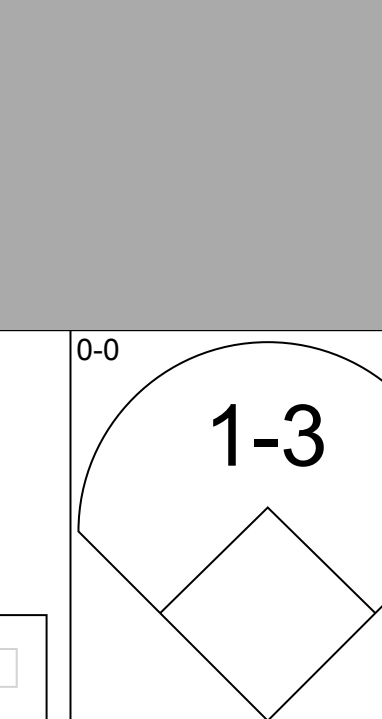
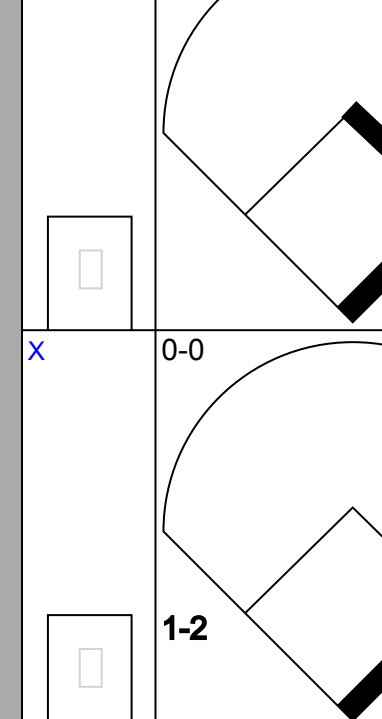
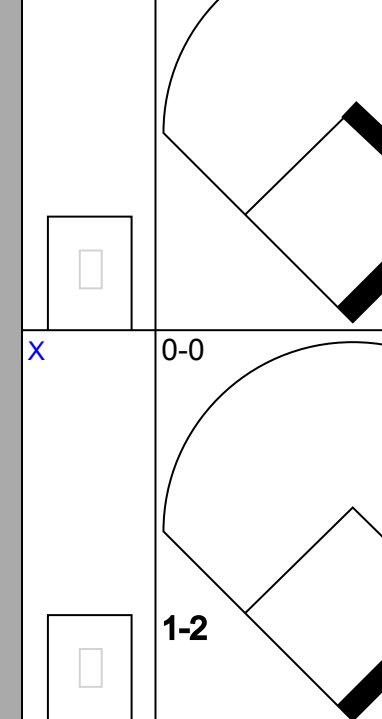




Batter	1	2	3	4	5	6	7	8	9	AB	R	H	RBI	BB	SO	LOB	TOP		
<b>Julio Cruz, S</b> OBP: 0.326, SLG: 0.336 (1, 4)										4	0	0	0	1	1	3	<b>Seattle Mariners @ Baltimore Orioles</b> Memorial Stadium, Baltimore, MD Thu Aug 11 1977, 7:05 PM EDT Alt. 7,893 - Unknown - 90 F		
<b>Juan Bernhardt, R</b> OBP: 0.295, SLG: 0.378 (1, 10)										5	0	0	0	0	0	2			
<b>Dan Meyer, L</b> OBP: 0.336, SLG: 0.444 (1, 3)										5	1	1	0	0	0	2			
<b>Leroy Stanton, R</b> OBP: 0.325, SLG: 0.515 <b>Dave Collins, S</b> OBP: 0.296, SLG: 0.309 (9, 7)										4	2	2	2	0	1	0			
<b>Ruppert Jones, L</b> OBP: 0.315, SLG: 0.471 (1, 8)										2	0	1	0	1	0	1			
<b>Bill Stein, R</b> OBP: 0.294, SLG: 0.412 (1, 5)										4	0	2	0	0	0	2			
<b>Carlos Lopez, R</b> OBP: 0.317, SLG: 0.440 (1, 9)										4	0	0	0	0	0	5			
<b>Larry Milbourne, S</b> OBP: 0.252, SLG: 0.291 <b>Craig Reynolds, L</b> OBP: 0.256, SLG: 0.279 (8, 6)										3	0	1	1	0	1	1			
<b>Larry Cox, R</b> OBP: 0.303, SLG: 0.387 (1, 2)										3	0	1	0	1	0	0			
<b>Inning Stats</b>	R: 0 E: 1 K: 1 S: 5	H: 0 LOB: 0 BB: 0 P: 5	R: 1 E: 0 K: 0 S: 6	H: 3 LOB: 3 BB: 1 P: 10	R: 0 E: 0 K: 1 S: 5	H: 0 LOB: 0 BB: 0 P: 5	R: 0 E: 0 K: 0 S: 4	H: 1 LOB: 1 BB: 0 P: 4	R: 0 E: 0 K: 0 S: 3	H: 0 LOB: 1 BB: 1 P: 7	R: 0 E: 0 K: 1 S: 5	H: 0 LOB: 0 BB: 0 P: 5	R: 0 E: 0 K: 0 S: 6	H: 3 LOB: 2 BB: 0 P: 7	R: 0 E: 0 K: 0 S: 4	H: 1 LOB: 2 BB: 1 P: 8		1B: 5 2B: 2 3B: 0 HR: 1	SF: 0 SAC: 0 DP: 0 HBP: 1
<b>PITCHER</b>	IP	WLS	BF	H	R	ER	SO	BB	IBB	HBP	BLK	WP	HR	S	P	ERA	WHIP		
<b>Scott McGregor, L</b> ERA: 4.48 <b>Dick Drago, R</b> ERA: 2.92	(1, 1)	7.2	32	6	3	3	3	2	0	1	0	0	1	35	44	3.52	1.043		
(8, 1)	1.1	W	7	2	0	0	0	1	0	0	0	0	0	6	10	0.00	2.250		

AB	35
R	3
H	8
RBI	3
BB	3
SO	3
LOB	16




Batter	1	2	3	4	5	6	7	8	9	AB	R	H	RBI	BB	SO	LOB	BOTTOM		
<b>Billy Smith, S</b> OBP: 0.298, SLG: 0.334 (1, 4)										5	1	0	0	0	0	4	<b>Seattle Mariners @ Baltimore Orioles</b> Memorial Stadium, Baltimore, MD Thu Aug 11 1977, 7:05 PM EDT Alt. 7,893 - Unknown - 90 F		
<b>Tony Muser, L</b> OBP: 0.316, SLG: 0.301 (1, 8)										4	0	0	1	0	0	3			
<b>Ken Singleton, S</b> OBP: 0.433, SLG: 0.512 <b>Kiko Garcia, R</b> OBP: 0.258, SLG: 0.326 (9, PR)										5	1	3	1	0	1	1			
<b>Lee May, R</b> OBP: 0.283, SLG: 0.401 (1, 10)										5	0	1	2	0	0	1			
<b>Eddie Murray, S</b> OBP: 0.325, SLG: 0.443 (1, 3)										3	0	0	0	1	0	0			
<b>Doug DeCinces, R</b> OBP: 0.338, SLG: 0.409 (1, 5)										4	0	2	0	0	0	1			
<b>Andres Mora, R</b> OBP: 0.253, SLG: 0.506 (1, 7)										4	0	0	0	0	1	4			
<b>Mark Belanger, R</b> OBP: 0.258, SLG: 0.232 <b>Tom Shopay, L</b> OBP: 0.265, SLG: 0.275 (9, PH)										1	0	0	0	1	0	1			
<b>Dave Skaggs, R</b> OBP: 0.314, SLG: 0.284 <b>Pat Kelly, L</b> OBP: 0.356, SLG: 0.387 (9, PH)										2	0	1	0	0	0	0			
<b>Inning Stats</b>	R: 0 E: 0 K: 0 S: 4	H: 1 LOB: 1 BB: 0 P: 4	R: 0 E: 1 K: 0 S: 4	H: 0 LOB: 1 BB: 0 P: 4	R: 0 E: 0 K: 0 S: 4	H: 0 LOB: 1 BB: 0 P: 4	R: 0 E: 0 K: 0 S: 4	H: 1 LOB: 1 BB: 0 P: 4	R: 0 E: 0 K: 1 S: 6	H: 1 LOB: 2 BB: 0 P: 7	R: 0 E: 0 K: 1 S: 6	H: 1 LOB: 2 BB: 1 P: 10	R: 3 E: 1 K: 0 S: 5	H: 2 LOB: 2 BB: 1 P: 9	1B: 5 2B: 1 3B: 0 HR: 1	SF: 1 SAC: 1 DP: 0 HBP: 1		WP: 1 PA: 40 PB: 0 SB: 0 CS: 0	
<b>PITCHER</b>	IP	WLS	BF	H	R	ER	SO	BB	IBB	HBP	BLK	WP	HR	S	P	ERA	WHIP		
<b>Glenn Abbott, R</b> ERA: 3.97 <b>Enrique Romo, R</b> ERA: 2.27	(1, 1)	8.1	36	5	2	1	2	3	0	1	0	0	1	36	49	1.08	0.960		
(9, 1)	0.1	L	4	2	2	0	0	0	0	0	0	0	0	4	4	0.00	6.000		





Batter	1	2	3	4	5	6	7	8	9	AB	R	H	RBI	BB	SO	LOB	TOP									
Rodney Scott, S OBP: 0.328, SLG: 0.289 (1, 4)	F8		6-3 BB		4-3			P3		3	1	0	0	1	0	0	<b>Oakland Athletics @ Baltimore Orioles</b> Memorial Stadium, Baltimore, MD Fri Aug 12 1977, 7:05 PM EDT Att: 31,778 - Unknown <a href="http://livebaseballscorecards.com">livebaseballscorecards.com</a>									
Manny Sanguillen, R OBP: 0.266, SLG: 0.257 (1, 10)	FC6 1B		6-3 1-H			F6		F9		4	0	1	1	0	0	0										
Jerry Tabb, L OBP: 0.250, SLG: 0.231 (1, 3)	F7					F6			6-3	3	0	0	0	1	0	1										
Mitchell Page, L OBP: 0.371, SLG: 0.499 (1, 7)	FC6 1-2		G3						F8	3	0	0	0	1	0	2										
Jim Tyrone, R OBP: 0.305, SLG: 0.318 (1, 9)				K					F8	4	0	0	0	0	1	1										
Rich McKinney, R OBP: 0.236, SLG: 0.318 (1, 5)		K		6-3					F7	3	0	0	0	0	1	0										
Sheldon Mallory, L OBP: 0.321, SLG: 0.280 (1, 8)				K					F8	3	0	1	0	0	1	0										
Jeff Newman, R OBP: 0.262, SLG: 0.350 (1, 2)				K					L4	3	0	0	0	0	1	1										
Rob Picciolo, R OBP: 0.194, SLG: 0.215 (1, 6)				F4					F3	3	0	0	0	0	1	0										
<b>Inning Stats</b>	R: 0 E: 0 K: 0 S: 4	H: 1 LOB: 1 BB: 0 P: 4	R: 0 E: 0 K: 2 S: 8	H: 1 LOB: 1 BB: 0 P: 8	R: 1 E: 0 K: 0 S: 3	H: 0 LOB: 1 BB: 2 P: 11	R: 0 E: 0 K: 2 S: 7	H: 0 LOB: 0 BB: 0 P: 7	R: 0 E: 0 K: 0 S: 3	H: 0 LOB: 0 BB: 0 P: 3	R: 0 E: 0 K: 0 S: 3	H: 0 LOB: 0 BB: 0 P: 3	R: 0 E: 0 K: 1 S: 5	H: 0 LOB: 0 BB: 0 P: 5	R: 0 E: 0 K: 0 S: 3	H: 0 LOB: 0 BB: 0 P: 3	1B: 1 2B: 1 3B: 0 HR: 0	SF: 0 SAC: 0 DP: 0 HBP: 0	WP: 0 PB: 0 SB: 1 CS: 0	PA: 32						
<b>PITCHER</b> Jim Palmer, R ERA: 3.13 (1, 1)	IP: 9.0 WLS: W BF: 32	H: 2 R: 1 ER: 0 SO: 5	BB: 3 IBB: 0 HBP: 0 BLK: 0	WP: 0 HR: 0 S: 39 P: 51	ERA: 0.00 WHIP: 0.556											ERA: 0.00 WHIP: 0.556										

Batter	1	2	3	4	5	6	7	8	9	AB	R	H	RBI	BB	SO	LOB	BOTTOM									
Al Bumbry, L OBP: 0.350, SLG: 0.383 (1, 8)	6-3		K		F3		4-3	K		5	0	0	0	0	2	2	<b>Oakland Athletics @ Baltimore Orioles</b> Memorial Stadium, Baltimore, MD Fri Aug 12 1977, 7:05 PM EDT Att: 31,778 - Unknown <a href="http://livebaseballscorecards.com">livebaseballscorecards.com</a>									
Rich Dauer, R OBP: 0.272, SLG: 0.277 (1, 4)	6-3			F8		F9 1B	WP 1B			4	1	2	0	0	0	0										
Ken Singleton, S OBP: 0.434, SLG: 0.512 (1, 9)	F8			BB 1B		FC5 1B	G3			4	0	2	0	0	0	1										
Lee May, R OBP: 0.281, SLG: 0.398 Tony Muser, L OBP: 0.316, SLG: 0.301 (8, 3)		4-3		F2		F9	F4			4	0	0	0	0	0	4										
Eddie Murray, S OBP: 0.327, SLG: 0.443 (1, 10)		F9		BB 1B		FC5 1B		6-3		4	1	2	1	0	0	0										
Doug DeCinces, R OBP: 0.342, SLG: 0.423 (1, 5)				1-2 BB		FC5 1B		2B		3	3	2	1	1	0	2										
Andres Mora, R OBP: 0.253, SLG: 0.495 (1, 7)		HR 6-3		F9		WP 1B		E6		4	1	1	1	0	0	4										
Kiko Garcia, R OBP: 0.269, SLG: 0.326 (1, 6)			F9		L3-4 BB		PB 1B	F8		3	0	1	2	1	0	2										
Dave Skaggs, R OBP: 0.312, SLG: 0.293 (1, 2)			F8		L3-4		4-3			4	0	1	1	0	0	2										
<b>Inning Stats</b>	R: 0 E: 0 K: 0 S: 3	H: 0 LOB: 0 BB: 0 P: 3	R: 1 E: 0 K: 0 S: 4	H: 1 LOB: 0 BB: 0 P: 4	R: 0 E: 0 K: 1 S: 5	H: 0 LOB: 0 BB: 0 P: 5	R: 0 E: 0 K: 0 S: 5	H: 2 LOB: 3 BB: 1 P: 9	R: 0 E: 0 K: 0 S: 2	H: 0 LOB: 0 BB: 1 P: 6	R: 4 E: 0 K: 0 S: 8	H: 5 LOB: 1 BB: 0 P: 8	R: 0 E: 0 K: 0 S: 4	H: 1 LOB: 1 BB: 0 P: 4	R: 1 E: 1 K: 1 S: 8	H: 2 LOB: 2 BB: 0 P: 8	1B: 8 2B: 3 3B: 0 HR: 1	SF: 0 SAC: 0 DP: 1 HBP: 0	WP: 2 PB: 1 SB: 0 CS: 0	PA: 37						
<b>PITCHER</b> Vida Blue, L ERA: 4.09 Joe Coleman, R ERA: 2.63 (6, 1)	IP: 5.2 WLS: L BF: 25	H: 7 R: 5 ER: 5 SO: 1	BB: 2 IBB: 0 HBP: 0 BLK: 0	WP: 1 HR: 1 S: 25 P: 33	ERA: 7.94 WHIP: 1.588											ERA: 0.00 WHIP: 1.714										





Batter	1	2	3	4	5	6	7	8	9	AB	R	H	RBI	BB	SO	LOB	TOP					
Rodney Scott, S (1,4) OBP: 0.335, SLG: 0.294										3	2	2	1	1	0	0	<b>Oakland Athletics @ Baltimore Orioles</b> Memorial Stadium, Baltimore, MD Sat Aug 13 1977, 7:05 PM EDT Att: 16,522 - Unknown					
Manny Sanguillen, R (1,2) OBP: 0.294, SLG: 0.255										5	0	1	2	0	1	3						
Mitchell Page, L (1,7) OBP: 0.374, SLG: 0.497										3	1	1	0	2	1	2						
Sheldon Mallory, L (9,9) OBP: 0.321, SLG: 0.280										0	0	0	0	0	0	0						
Jim Tyrone, R (1,9) OBP: 0.308, SLG: 0.311										3	0	0	0	2	1	3						
Matt Alexander, S (9,PR) OBP: 0.342, SLG: 0.265										0	1	0	0	0	0	0						
Wayne Gross, L (1,5) OBP: 0.325, SLG: 0.395										0	1	0	0	0	0	0						
Marty Perez, R (1,5) OBP: 0.303, SLG: 0.338										4	1	0	0	0	1	6						
Tim Hosley, R (1,10) OBP: 0.353, SLG: 0.241										4	1	1	2	0	1	2						
Jerry Tabb, L (1,3) OBP: 0.286, SLG: 0.295										5	0	3	4	0	1	0						
Larry Murray, S (1,8) OBP: 0.236, SLG: 0.269										5	1	1	0	0	2	4						
Rob Picciolo, R (1,6) OBP: 0.198, SLG: 0.220										4	1	2	0	0	1	0						
<b>Inning Stats</b>	R: 3 E: 0 K: 2 S: 10	H: 3 LOB: 2 BB: 1 P: 15	R: 0 E: 0 K: 0 S: 4	H: 1 LOB: 1 BB: 0 P: 4	R: 0 E: 0 K: 1 S: 5	H: 0 LOB: 0 BB: 0 P: 5	R: 3 E: 0 K: 2 S: 11	H: 4 LOB: 2 BB: 1 P: 15	R: 1 E: 0 K: 1 S: 5	H: 1 LOB: 0 BB: 0 P: 6	R: 0 E: 0 K: 0 S: 2	H: 0 LOB: 0 BB: 3 P: 14	R: 0 E: 0 K: 2 S: 7	H: 0 LOB: 0 BB: 0 P: 7	R: 0 E: 0 K: 1 S: 5	H: 0 LOB: 0 BB: 0 P: 5	R: 2 E: 1 K: 0 S: 6	H: 2 LOB: 1 BB: 0 P: 6	1B: 10 2B: 1 3B: 0 HR: 0	SF: 0 SAC: 1 DP: 1 HBP: 2	WP: 1 PB: 0 SB: 4 CS: 1	PA: 44
<b>PITCHER</b>	IP WLS BF H R ER SO BB IBB HBP BLK WP HR S P ERA WHIP																					
Mike Flanagan, L (1,1) ERA: 3.81	0.2 L 7 3 3 3 2 1 0 1 0 0 0 9 14 40.50 6.000																					
Dennis Martinez, R (1,1) ERA: 3.55	4.2 23 6 4 4 4 3 0 1 0 0 0 27 40 7.71 1.929																					
Tippy Martinez, L (6,1) ERA: 2.06	3.2 14 2 2 0 3 0 1 0 0 1 0 19 23 0.00 0.545																					

Batter	1	2	3	4	5	6	7	8	9	AB	R	H	RBI	BB	SO	LOB	BOTTOM					
Al Bumbry, L (1,8) OBP: 0.349, SLG: 0.380										3	0	0	0	1	2	0	<b>Oakland Athletics @ Baltimore Orioles</b> Memorial Stadium, Baltimore, MD Sat Aug 13 1977, 7:05 PM EDT Att: 16,522 - Unknown					
Brooks Robinson, R (9,PH) OBP: 0.212, SLG: 0.255										0	0	0	0	0	0	0						
Tony Muser, L (9,PH) OBP: 0.314, SLG: 0.298										1	0	0	0	0	1	1						
Billy Smith, S (1,4) OBP: 0.295, SLG: 0.330										4	0	0	0	0	2	1						
Pat Kelly, L (1,7) OBP: 0.353, SLG: 0.384										3	0	0	0	0	0	0						
Andres Mora, R (6,PH) OBP: 0.260, SLG: 0.500										1	0	1	0	0	0	0						
Ken Singleton, S (1,9) OBP: 0.434, SLG: 0.511										3	1	1	0	1	1	1						
Eddie Murray, S (1,10) OBP: 0.328, SLG: 0.444										4	1	2	0	0	0	2						
Lee May, R (1,3) OBP: 0.280, SLG: 0.403										4	1	1	1	0	2	3						
Doug DeCinces, R (1,5) OBP: 0.344, SLG: 0.432										4	2	2	1	0	2	1						
Kiko Garcia, R (1,6) OBP: 0.263, SLG: 0.319										2	0	0	0	0	2	0						
Terry Crowley, L (7,PH) OBP: 1.000, SLG: 1.000										1	1	1	2	0	0	0						
Rich Dauer, R (8,4) OBP: 0.271, SLG: 0.276										1	0	0	0	0	0	0						
Dave Skaggs, R (1,2) OBP: 0.310, SLG: 0.301										4	0	1	1	0	2	0						
<b>Inning Stats</b>	R: 0 E: 0 K: 2 S: 7	H: 0 LOB: 0 BB: 0 P: 7	R: 0 E: 0 K: 2 S: 8	H: 1 LOB: 1 BB: 0 P: 8	R: 0 E: 0 K: 2 S: 7	H: 0 LOB: 0 BB: 0 P: 7	R: 0 E: 0 K: 0 S: 4	H: 1 LOB: 1 BB: 0 P: 4	R: 1 E: 0 K: 3 S: 10	H: 1 LOB: 0 BB: 0 P: 10	R: 0 E: 0 K: 1 S: 5	H: 0 LOB: 0 BB: 0 P: 5	R: 4 E: 1 K: 2 S: 10	H: 3 LOB: 1 BB: 2 P: 18	R: 0 E: 0 K: 0 S: 3	H: 1 LOB: 0 BB: 0 P: 3	R: 1 E: 0 K: 2 S: 9	H: 2 LOB: 1 BB: 0 P: 9	1B: 6 2B: 1 3B: 0 HR: 2	SF: 0 SAC: 0 DP: 1 HBP: 0	WP: 0 PB: 0 SB: 0 CS: 0	PA: 37
<b>PITCHER</b>	IP WLS BF H R ER SO BB IBB HBP BLK WP HR S P ERA WHIP																					
Rick Langford, R (1,1) ERA: 3.8	6.1 W 26 6 5 4 11 1 0 0 0 0 1 47 51 5.68 1.105																					
Bob Lacey, L (7,1) ERA: 3.1	2.1 10 3 1 1 2 1 0 0 0 0 0 1 13 17 3.86 1.714																					
Doug Bair, R (9,1) ERA: 4.47	0.1 S 1 0 0 0 1 0 0 0 0 0 0 0 3 3 0.00 0.000																					





Batter	1	2	3	4	5	6	7	8	9	AB	R	H	RBI	BB	SO	LOB	TOP											
Rodney Scott, S (1, 4) OBP: 0.333, SLG: 0.294 (7, 6)										4	1	1	1	0	0	3	<b>Oakland Athletics @ Baltimore Orioles</b> <b>Memorial Stadium, Baltimore, MD</b> Sun Aug 14 1977, 3:33 AM EDT Att: 9,579 - Unknown											
Marty Perez, R (1, 5) OBP: 0.300, SLG: 0.334 (7, 4)										3	0	0	1	0	0													
Mitchell Page, L (1, 7) OBP: 0.373, SLG: 0.493										3	0	0	0	1	0													
Jim Tyrone, R (1, 9) OBP: 0.300, SLG: 0.301										4	0	0	0	0	1													
Manny Sanguillen, R (1, 2) OBP: 0.263, SLG: 0.325										4	0	1	0	0	0	1												
Tim Hostley, R (1, 10) OBP: 0.342, SLG: 0.333										4	1	1	1	0	0	1												
Jerry Tabb, L (1, 3) OBP: 0.283, SLG: 0.292										4	0	1	0	0	0	1												
Larry Murray, S (1, 8) OBP: 0.240, SLG: 0.267 Rich McKinney, R (7, PH) OBP: 0.240, SLG: 0.322 Matt Alexander, S (7, PR) OBP: 0.333, SLG: 0.257 (7, 5)										1	1	0	0	1	0	0												
Rob Picciolo, R (1, 6) OBP: 0.201, SLG: 0.222 Sheldon Mallory, L (7, PH) OBP: 0.318, SLG: 0.277 (7, 8)										2	1	1	0	0	1	0												
<b>Inning Stats</b>	R: 0 E: 0 K: 0 S: 3	H: 0 LOB: 0 BB: 0 P: 3	R: 0 E: 0 K: 1 S: 6	H: 1 LOB: 1 BB: 0 P: 6	R: 3 E: 1 K: 0 S: 5	H: 2 LOB: 1 BB: 2 P: 13	R: 0 E: 0 K: 0 S: 3	H: 0 LOB: 0 BB: 0 P: 3	R: 0 E: 0 K: 1 S: 5	H: 2 LOB: 2 BB: 0 P: 5	R: 0 E: 0 K: 0 S: 3	H: 0 LOB: 0 BB: 0 P: 3	R: 0 E: 0 K: 1 S: 6	H: 1 LOB: 0 BB: 0 P: 6	R: 1 E: 0 K: 1 S: 6	H: 1 LOB: 0 BB: 0 P: 6		1B: 5 2B: 0 3B: 0 HR: 1	SF: 1 SAC: 0 DP: 0 HBP: 0	WP: 0 PB: 0 SB: 0 CS: 0	PA: 35							
<b>PITCHER</b>	IP	WLS	BF	H	R	ER	SO	BB	IBB	HBP	BLK	WP	HR	S	P	ERA	WHIP											
Ross Grimsley, L ERA: 3.55	(1, 1)	8.1	W	33	6	4	3	2	2	0	0	0	0	1	35	43	3.24	0.960										
Tippy Martinez, L ERA: 2.03	(9, 1)	0.2	S	2	0	0	0	1	0	0	0	0	0	4	4	0.00	0.000											

AB	32
R	4
H	6
RBI	3
BB	2
SO	3
LOB	9



Batter	1	2	3	4	5	6	7	8	9	AB	R	H	RBI	BB	SO	LOB	BOTTOM											
Al Bumbry, L (1, 8) OBP: 0.346, SLG: 0.376										4	0	0	0	0	1	3	<b>Oakland Athletics @ Baltimore Orioles</b> <b>Memorial Stadium, Baltimore, MD</b> Sun Aug 14 1977, 3:33 AM EDT Att: 9,579 - Unknown											
Billy Smith, S (1, 4) OBP: 0.291, SLG: 0.326										4	0	0	0	0	1	1												
Ken Singleton, S (1, 9) OBP: 0.435, SLG: 0.509										3	1	1	0	1	0	0												
Lee May, R (1, 10) OBP: 0.282, SLG: 0.403										3	1	1	0	1	1	1												
Eddie Murray, S (1, 3) OBP: 0.328, SLG: 0.442 Tony Muser, L (9, 3) OBP: 0.314, SLG: 0.298										4	2	1	0	0	1	3												
Andres Mora, R (1, 7) OBP: 0.270, SLG: 0.526										3	1	1	3	1	1	1												
Doug DeCinces, R (1, 5) OBP: 0.341, SLG: 0.428										3	0	0	0	0	1	2												
Kiko Garcia, R (1, 6) OBP: 0.255, SLG: 0.309										3	0	0	1	0	0	1												
Dave Skaggs, R (1, 2) OBP: 0.319, SLG: 0.311										3	0	2	0	0	0	0												
<b>Inning Stats</b>	R: 0 E: 0 K: 0 S: 3	H: 0 LOB: 0 BB: 0 P: 3	R: 2 E: 0 K: 1 S: 8	H: 3 LOB: 2 BB: 1 P: 12	R: 0 E: 0 K: 2 S: 7	H: 0 LOB: 0 BB: 0 P: 7	R: 0 E: 0 K: 0 S: 3	H: 0 LOB: 0 BB: 0 P: 3	R: 0 E: 0 K: 0 S: 3	H: 1 LOB: 0 BB: 2 P: 12	R: 0 E: 0 K: 1 S: 6	H: 1 LOB: 1 BB: 0 P: 6	R: 0 E: 0 K: 2 S: 8	H: 1 LOB: 1 BB: 0 P: 8	R: 0 E: 0 K: 2 S: 8	H: 1 LOB: 1 BB: 0 P: 8		1B: 5 2B: 0 3B: 0 HR: 1	SF: 0 SAC: 0 DP: 0 HBP: 0	WP: 0 PB: 1 SB: 0 CS: 0	PA: 33							
<b>PITCHER</b>	IP	WLS	BF	H	R	ER	SO	BB	IBB	HBP	BLK	WP	HR	S	P	ERA	WHIP											
Doc Medich, R ERA: 4.67	(1, 1)	6.0	L	25	4	5	5	3	3	0	0	0	0	1	28	40	7.50	1.167										
Doug Bair, R ERA: 4.3	(7, 1)	2.0		8	2	0	0	3	0	0	0	0	0	14	14	0.00	1.000											





Batter	1	2	3	4	5	6	7	8	9	AB	R	H	RBI	BB	SO	LOB	TOP					
Roy Smalley, S OBP: 0.338, SLG: 0.336 (1, 6)	4-0 SH1-4 1B BB	5-3		F6		2B 1B BB		6-3	FC4-6 1-2	4	2	0	0	2	0	3	<b>Minnesota Twins @ Baltimore Orioles</b> Memorial Stadium, Baltimore, MD Mon Aug 15 1977, 7:05 PM EDT Att: 18,115 - Unknown <a href="http://livebaseballscorecards.com">livebaseballscorecards.com</a>					
Bob Randall, R OBP: 0.279, SLG: 0.284 (1, 4)	SH1-4 1-2		F7		BB HR 1B	1-3 1B 2B		4-3	F9	5	2	2	0	0	0	1						
Dan Ford, R OBP: 0.345, SLG: 0.441 (1, 9)	4-3 2-3		S 1B		F9	2B 1B		1B 2B		5	2	3	2	0	0	2						
Larry Hisle, R OBP: 0.365, SLG: 0.536 (1, 8)	S 1B 3-H		L9		HR BB 1-2	HR 2B		1B IBB		3	2	2	2	2	0	1						
Craig Kusick, R OBP: 0.382, SLG: 0.448 (1, 3)	K		F8		HR BB	HR 2B		1B		4	2	2	5	0	1	2						
Rod Carew, L OBP: 0.451, SLG: 0.579 (8, 3)	1-2		1-2		1-H 2-H HR	2-H HR		1-3 2-H 1B		1	0	1	1	0	0	0						
Jerry Terrell, R OBP: 0.280, SLG: 0.265 (8, PH)		4-3		E 1B	F9	K		F9		4	0	1	0	0	1	0						
Mike Cubbage, L OBP: 0.333, SLG: 0.404 (8, 5)										1	0	0	0	0	0	2						
Butch Wynegar, S OBP: 0.361, SLG: 0.379 (1, 2)		HR BB		P4	K			5-3	F5	4	1	0	0	1	1	1						
Bob Gorinski, R OBP: 0.225, SLG: 0.346 (9, PH)				E5		K				4	1	2	2	0	1	1						
Lyman Bostock, L OBP: 0.389, SLG: 0.506 (9, 7)	1-H HR		1-2	1-2		G5-4-3 1B		1B 2B		1	1	1	0	0	0	0						
Bud Bulling, R OBP: 0.318, SLG: 0.167 (1, 10)		6-3		P4		6-3		G5-4-3 1-2	FC4-6 2-H 1B	5	0	1	1	0	0	3						
<b>Inning Stats</b>	R: 1 E: 0 K: 1 S: 6	H: 1 LOB: 1 BB: 1 P: 10	R: 2 E: 0 K: 0 S: 4	H: 1 LOB: 0 BB: 1 P: 8	R: 0 E: 0 K: 0 S: 4	H: 1 LOB: 1 BB: 0 P: 4	R: 0 E: 1 K: 0 S: 5	H: 2 LOB: 0 BB: 1 P: 5	R: 3 E: 0 K: 1 S: 7	H: 2 LOB: 0 BB: 1 P: 11	R: 5 E: 0 K: 2 S: 11	H: 4 LOB: 0 BB: 1 P: 15	R: 0 E: 0 K: 0 S: 3	H: 1 LOB: 0 BB: 0 P: 3	R: 1 E: 0 K: 0 S: 5	H: 2 LOB: 2 BB: 1 P: 9	R: 1 E: 0 K: 0 S: 5	H: 2 LOB: 1 BB: 0 P: 5	1B: 8 2B: 4 3B: 0 HR: 3	SF: 0 SAC: 1 DP: 1 HBP: 0	WP: 0 PB: 0 SB: 2 CS: 0	PA: 47
<b>PITCHER</b>	IP WLS BF H R ER SO BB IBB HBP BLK WP HR S P ERA WHIP	IP WLS BF H R ER SO BB IBB HBP BLK WP HR S P ERA WHIP	IP WLS BF H R ER SO BB IBB HBP BLK WP HR S P ERA WHIP	IP WLS BF H R ER SO BB IBB HBP BLK WP HR S P ERA WHIP	IP WLS BF H R ER SO BB IBB HBP BLK WP HR S P ERA WHIP	IP WLS BF H R ER SO BB IBB HBP BLK WP HR S P ERA WHIP	IP WLS BF H R ER SO BB IBB HBP BLK WP HR S P ERA WHIP	IP WLS BF H R ER SO BB IBB HBP BLK WP HR S P ERA WHIP	IP WLS BF H R ER SO BB IBB HBP BLK WP HR S P ERA WHIP	IP WLS BF H R ER SO BB IBB HBP BLK WP HR S P ERA WHIP	IP WLS BF H R ER SO BB IBB HBP BLK WP HR S P ERA WHIP	IP WLS BF H R ER SO BB IBB HBP BLK WP HR S P ERA WHIP	IP WLS BF H R ER SO BB IBB HBP BLK WP HR S P ERA WHIP	IP WLS BF H R ER SO BB IBB HBP BLK WP HR S P ERA WHIP	IP WLS BF H R ER SO BB IBB HBP BLK WP HR S P ERA WHIP	IP WLS BF H R ER SO BB IBB HBP BLK WP HR S P ERA WHIP	IP WLS BF H R ER SO BB IBB HBP BLK WP HR S P ERA WHIP					
Rudy May, L ERA: 3.88 (1, 1)	4.1 L	23 6	6 6	6 6	1 1	3 0	0 0	0 0	0 0	0 0	2 22	34 15	12.46 27.00	2.077 3.000								
Scott McGregor, L ERA: 4.57 (5, 1)	1.1 8	3 4	4 4	2 2	1 1	0 0	0 0	0 0	0 0	1 10	14 14	9.00	1.500									
Mike Flanagan, L ERA: 3.88 (6, 1)	2.0 9	3 2	2 2	1 1	0 0	0 0	0 0	0 0	0 0	7 7	7 7	6.75	2.250									
Dick Drago, R ERA: 3.02 (8, 1)	1.1 7	3 1	1 1	0 0	0 0	0 0	0 0	0 0	0 0	7 7	7 7	6.75	2.250									

Batter	1	2	3	4	5	6	7	8	9	AB	R	H	RBI	BB	SO	LOB	BOTTOM					
Al Bumbry, L OBP: 0.349, SLG: 0.380 (1, 8)	FC1-6 1B	F7		E7 F9 1-H 2B		B1-3 HR BB		5-3		4	1	2	0	1	0	1	<b>Minnesota Twins @ Baltimore Orioles</b> Memorial Stadium, Baltimore, MD Mon Aug 15 1977, 7:05 PM EDT Att: 18,115 - Unknown <a href="http://livebaseballscorecards.com">livebaseballscorecards.com</a>					
Billy Smith, S OBP: 0.287, SLG: 0.321 (1, 4)	FC1-6 BB 1B 1-2	F8		F9		B1-3 1-2		F6		5	1	0	0	0	0	4						
Ken Singleton, S OBP: 0.437, SLG: 0.517 (1, 9)	BB 1B 1-2		4-0 FC4-6 BB	G3		HR 2-H		G1-3		4	2	2	2	1	0	1						
Lee May, R OBP: 0.286, SLG: 0.411 (1, 3)	1B BB 1-2 2-3		F9		BB BB 1B	6-3		HR		4	1	2	1	1	0	1						
Eddie Murray, S OBP: 0.331, SLG: 0.443 (1, 10)	1B 1-3 2-H 3-H		FC4-6 HR 1-2	F7		BB BB		F7	G6-4-3 1B	4	1	2	2	1	0	1						
Andres Mora, R OBP: 0.276, SLG: 0.578 (1, 7)	F5		HR	F7		HR		G6-4-3 1-2		5	2	2	3	0	0	5						
Doug DeCinces, R OBP: 0.340, SLG: 0.423 (1, 5)	K		K		BB 1-2 2-3	5-3		6-3		4	0	0	0	1	2	2						
Kiko Garcia, R OBP: 0.248, SLG: 0.299 (1, 6)				K				4-3		3	0	0	0	0	2	3						
Pat Kelly, L OBP: 0.352, SLG: 0.382 (7, PH)		L8		K						1	0	0	0	0	0	0						
Rich Dauer, R OBP: 0.271, SLG: 0.276 (8, 4)				K						0	0	0	0	0	0	0						
Dave Skaggs, R OBP: 0.325, SLG: 0.318 (1, 2)				2B E 1B		5-3		K		4	1	2	0	0	1	3						
<b>Inning Stats</b>	R: 2 E: 0 K: 1 S: 8	H: 3 LOB: 2 BB: 1 P: 12	R: 0 E: 0 K: 0 S: 4	H: 1 LOB: 0 BB: 0 P: 4	R: 2 E: 0 K: 1 S: 6	H: 1 LOB: 0 BB: 1 P: 10	R: 1 E: 1 K: 1 S: 7	H: 2 LOB: 1 BB: 0 P: 7	R: 0 E: 0 K: 1 S: 6	H: 1 LOB: 3 BB: 2 P: 14	R: 2 E: 0 K: 0 S: 4	H: 1 LOB: 0 BB: 1 P: 8	R: 1 E: 0 K: 1 S: 6	H: 1 LOB: 0 BB: 0 P: 6	R: 0 E: 0 K: 0 S: 3	H: 0 LOB: 0 BB: 0 P: 3	R: 1 E: 0 K: 0 S: 4	H: 2 LOB: 0 BB: 0 P: 4	1B: 7 2B: 1 3B: 0 HR: 4	SF: 0 SAC: 0 DP: 1 HBP: 0	WP: 0 PB: 0 SB: 0 CS: 0	PA: 43
<b>PITCHER</b>	IP WLS BF H R ER SO BB IBB HBP BLK WP HR S P ERA WHIP	IP WLS BF H R ER SO BB IBB HBP BLK WP HR S P ERA WHIP	IP WLS BF H R ER SO BB IBB HBP BLK WP HR S P ERA WHIP	IP WLS BF H R ER SO BB IBB HBP BLK WP HR S P ERA WHIP	IP WLS BF H R ER SO BB IBB HBP BLK WP HR S P ERA WHIP	IP WLS BF H R ER SO BB IBB HBP BLK WP HR S P ERA WHIP	IP WLS BF H R ER SO BB IBB HBP BLK WP HR S P ERA WHIP	IP WLS BF H R ER SO BB IBB HBP BLK WP HR S P ERA WHIP	IP WLS BF H R ER SO BB IBB HBP BLK WP HR S P ERA WHIP	IP WLS BF H R ER SO BB IBB HBP BLK WP HR S P ERA WHIP	IP WLS BF H R ER SO BB IBB HBP BLK WP HR S P ERA WHIP	IP WLS BF H R ER SO BB IBB HBP BLK WP HR S P ERA WHIP	IP WLS BF H R ER SO BB IBB HBP BLK WP HR S P ERA WHIP	IP WLS BF H R ER SO BB IBB HBP BLK WP HR S P ERA WHIP	IP WLS BF H R ER SO BB IBB HBP BLK WP HR S P ERA WHIP	IP WLS BF H R ER SO BB IBB HBP BLK WP HR S P ERA WHIP						
Dave Goltz, R ERA: 3.42 (1, 1)	4.0 W	10 2	1 1	1 1	1 1	0 0	0 0	0 0	0 0	0 0	1 12	12 12	3.00	0.667								
Gary Serunian, R ERA: 5.4 (5, 1)	2.0 12	3 3	3 3	1 1	1 1	0 0	0 0	0 0	0 0	2 11	23 23	13.50	3.000									
Ron Schueler, R ERA: 4.8 (7, 1)	3.0 W	10 2	1 1	1 1	1 1	0 0	0 0	0 0	0 0	1 12	12 12	3.00	0.667									





Batter	1	2	3	4	5	6	7	8	9	10	11	12	13	AB	R	H	RBI	BB	SO	LOB	TOP						
Mike Cabbage, L OBP: 0.335, SLG: 0.409 (1, 5)														6	2	2	0	1	2	2							
Roy Smalley, S OBP: 0.335, SLG: 0.338 (1, 6)														7	0	3	1	0	0	3							
Rod Carew, L OBP: 0.453, SLG: 0.581 (1, 3)														7	1	4	1	0	0	2							
Lyman Bostock, L OBP: 0.385, SLG: 0.501 (1, 7)														6	1	1	0	0	0	5							
Larry Hisle, R OBP: 0.367, SLG: 0.535 (1, 8)														3	0	1	1	2	2	3							
Glenn Adams, L OBP: 0.376, SLG: 0.466 (1, 10)														3	1	1	1	0	1	3							
Craig Kusick, R OBP: 0.355, SLG: 0.444 (7, PH)														0	0	0	0	1	0	0							
Rich Chiles, L OBP: 0.319, SLG: 0.330 (9, PH)														0	0	0	0	0	0	0							
Jerry Terrell, R OBP: 0.257, SLG: 0.262 (9, PH)														2	0	0	0	0	2	4							
Butch Wynegar, S OBP: 0.358, SLG: 0.376 (1, 2)														6	0	1	0	0	0	4							
Dan Ford, R OBP: 0.350, SLG: 0.448 (1, 9)														5	0	3	1	1	0	1							
Bob Randall, R OBP: 0.271, SLG: 0.276 (1, 4)														6	0	0	0	0	1	4							
<b>Inning Stats</b>	R: 1 E: 0 K: 1 S: 7	H: 2 LOB: 1 BB: 0 P: 7	R: 0 E: 0 K: 1 S: 5	H: 1 LOB: 0 BB: 0 P: 5	R: 0 E: 0 K: 1 S: 5	H: 0 LOB: 0 BB: 0 P: 5	R: 3 E: 0 K: 0 S: 7	H: 4 LOB: 1 BB: 0 P: 7	R: 0 E: 0 K: 0 S: 3	H: 2 LOB: 3 BB: 1 P: 9	R: 0 E: 0 K: 0 S: 4	H: 1 LOB: 1 BB: 0 P: 4	R: 0 E: 0 K: 1 S: 6	H: 2 LOB: 1 BB: 0 P: 6	R: 0 E: 0 K: 1 S: 6	H: 1 LOB: 2 BB: 0 P: 9	R: 0 E: 0 K: 1 S: 5	H: 0 LOB: 1 BB: 1 P: 9	R: 0 E: 0 K: 0 S: 3	H: 0 LOB: 0 BB: 0 P: 3	1B: 12 2B: 2 3B: 2 HR: 0	SF: 1 SAC: 0 DP: 2 HBP: 1	W/P: 0 PB: 0 SB: 1 CS: 0	PA: 58			
<b>PITCHER</b>	IP 6.2	WLS 32	BF 10	H 5	R 5	ER 5	SO 3	BB 3	IBB 0	HBP 0	BLK 0	WP 0	HR 0	S 35	P 47	ERA 6.75	WHIP 1.950										
Jim Palmer, R ERA: 3.24 (1, 1)	1.2	8	3	0	0	0	1	0	0	0	0	0	0	7	11	0.00	2.400										
Tippy Martinez, L ERA: 1.94 (7, 1)	0.0	1	1	0	0	0	0	0	0	0	0	0	0	1	1	∞	∞										
Dick Drago, R ERA: 3.02 (9, 1)	2.0	8	2	0	0	2	0	0	1	0	0	0	0	11	12	0.00	1.000										
Scott McGregor, L ERA: 4.74 (9, 1)	2.2	W	9	0	0	0	3	1	0	0	0	0	0	14	18	0.00	0.375										
Dennis Martinez, R ERA: 3.47 (11, 1)																											

Minnesota Twins @ Baltimore Orioles  
Memorial Stadium, Baltimore, MD  
Tue Aug 16 1977, 7:05 PM EDT  
Att. 20,846 - Unknown - 86 F

AB 51  
R 5  
H 16  
RBI 5  
BB 5  
SO 8  
LOB 31



Batter	1	2	3	4	5	6	7	8	9	10	11	12	13	AB	R	H	RBI	BB	SO	LOB	BOTTOM						
Al Bumbry, L OBP: 0.351, SLG: 0.379 (1, 8)														4	0	1	0	1	1	0							
Rich Dauer, R OBP: 0.232, SLG: 0.277 (1, 4)														3	1	1	0	0	0	2							
Terry Crowley, L OBP: 1.000, SLG: 1.000 (7, PH)														1	0	1	1	0	0	0							
Mark Belanger, R OBP: 0.259, SLG: 0.234 (7, PR)														2	1	1	0	0	0	0							
Ken Singleton, S OBP: 0.430, SLG: 0.515 (1, 9)														2	0	0	1	2	1	2							
Dave Skaggs, R OBP: 0.322, SLG: 0.315 (10, 2)														1	0	0	0	0	1	0							
Lee May, R OBP: 0.289, SLG: 0.419 (1, 3)														6	1	3	3	0	2	2							
Eddie Murray, S OBP: 0.331, SLG: 0.442 (1, 10)														5	1	1	0	1	1	5							
Andres Mora, R OBP: 0.261, SLG: 0.546 (1, 7)														6	0	0	0	0	4	4							
Doug DeCinces, R OBP: 0.337, SLG: 0.419 (1, 5)														6	0	1	1	0	1	1							
Kiko Garcia, R OBP: 0.252, SLG: 0.296 (1, 6)														1	0	0	0	1	0	0							
Tony Musen, L OBP: 0.319, SLG: 0.305 (7, PH)														1	1	1	0	0	0	0							
Billy Smith, S OBP: 0.286, SLG: 0.319 (8, 4)														2	0	0	0	0	2	0							
Ken Rudolph, R OBP: 0.231, SLG: 0.240 (1, 2)														3	1	1	0	0	1	1							
Pat Kelly, L OBP: 0.350, SLG: 0.380 (9, PH)														2	0	0	0	0	1	0							
<b>Inning Stats</b>	R: 1 E: 0 K: 3 S: 11	H: 2 LOB: 2 BB: 1 P: 15	R: 0 E: 0 K: 0 S: 2	H: 0 LOB: 0 BB: 1 P: 6	R: 0 E: 0 K: 0 S: 5	H: 2 LOB: 2 BB: 0 P: 5	R: 0 E: 0 K: 1 S: 5	H: 0 LOB: 0 BB: 0 P: 5	R: 0 E: 0 K: 2 S: 7	H: 0 LOB: 1 BB: 1 P: 11	R: 0 E: 0 K: 2 S: 7	H: 0 LOB: 0 BB: 0 P: 7	R: 0 E: 0 K: 1 S: 6	H: 1 LOB: 2 BB: 0 P: 10	R: 0 E: 0 K: 1 S: 5	H: 0 LOB: 0 BB: 0 P: 5	R: 0 E: 0 K: 2 S: 7	H: 0 LOB: 0 BB: 0 P: 7	R: 1 E: 0 K: 0 S: 3	H: 2 LOB: 1 BB: 0 P: 3	1B: 8 2B: 2 3B: 0 HR: 1	SF: 1 SAC: 0 DP: 0 HBP: 1	W/P: 0 PB: 0 SB: 1 CS: 1	PA: 52			
<b>PITCHER</b>	IP 6.0	WLS 27	BF 6	H 3	R 3	ER 3	SO 8	BB 4	IBB 0	HBP 0	BLK 0	WP 0	HR 0	S 39	P 55	ERA 4.50	WHIP 1.667										
Pete Redfern, R ERA: 5.05 (1, 1)	0.0	1	0	0	0	0	0	0	0	0	0	0	0	1	∞	∞											
Tom Burgmeier, L ERA: 4.28 (7, 1)	6.1	L	24	5	3	3	7	1	0	0	0	0	0	1	37	4.26	0.947										

Minnesota Twins @ Baltimore Orioles  
Memorial Stadium, Baltimore, MD  
Tue Aug 16 1977, 7:05 PM EDT  
Att. 20,846 - Unknown - 86 F

AB 45  
R 6  
H 11  
RBI 6  
BB 5  
SO 15  
LOB 17





Batter	1	2	3	4	5	6	7	8	9	AB	R	H	RBI	BB	SO	LOB	TOP								
<b>Al Bumby, L</b> OBP: 0.350, SLG: 0.377 (1, 8)	0-0 4-3		0-0 F7		0-0 6-3		0-0 FC5-4 1B			4	0	1	0	0	0	1									
<b>Rich Dauer, R</b> OBP: 0.266, SLG: 0.270 (1, 4)	0-3 K			0-3 K	0-0 5-3		0-0 FC5-4			4	0	0	0	0	2	2									
<b>Ken Singleton, S</b> OBP: 0.437, SLG: 0.516 (1, 9)	4-0 FC5-4 BB			0-0 E 1B 2B		0-3 K		0-0 6-3		3	1	1	0	1	1	0									
<b>Lee May, R</b> OBP: 0.290, SLG: 0.420 (1, 3)	0-0 FC5-4			0-0 E5 1B		0-0 HR 1B		0-0 G3-6-3 1B		4	1	2	0	0	0	2									
<b>Tony Muser, L</b> OBP: 0.319, SLG: 0.305 (8, 3)	1-2			2-3						0	0	0	0	0	0	0									
<b>Eddie Murray, S</b> OBP: 0.330, SLG: 0.440 (1, 10)		0-3 K		0-0 1-2 3-H 1B		0-0 F9		0-0 G3-6-3 1B		4	0	1	1	0	1	2									
<b>Andres Mora, R</b> OBP: 0.281, SLG: 0.563 (1, 7)		0-0 5-3		0-3 K		0-0 HR			0-0 6-3	4	1	1	2	0	1	2									
<b>Doug DeCinces, R</b> OBP: 0.334, SLG: 0.415 (1, 5)			0-3 K		0-0 F2		0-0 1-3		0-0 F7	4	0	0	0	0	1	2									
<b>Mark Belanger, R</b> OBP: 0.259, SLG: 0.232 (1, 6)			0-0 F8		4-0 6-3 CS BB		0-0 F9		0-0 1-3	3	0	0	0	1	0	0									
<b>Dave Skaggs, R</b> OBP: 0.315, SLG: 0.307 (1, 2)			0-3 K		0-0 L7		0-0 F8			3	0	0	0	0	1	1									
<b>Inning Stats</b>	R: 0 E: 0 K: 1 S: 5	H: 0 LOB: 1 BB: 1 P: 9	R: 0 E: 0 K: 2 S: 7	H: 0 LOB: 0 BB: 0 P: 7	R: 0 E: 0 K: 1 S: 5	H: 0 LOB: 0 BB: 0 P: 5	R: 1 E: 1 K: 2 S: 10	H: 2 LOB: 2 BB: 0 P: 10	R: 0 E: 0 K: 0 S: 3	H: 0 LOB: 1 BB: 1 P: 7	R: 2 E: 0 K: 1 S: 7	H: 2 LOB: 0 BB: 0 P: 7	R: 0 E: 0 K: 0 S: 4	H: 1 LOB: 1 BB: 0 P: 4	R: 0 E: 0 K: 0 S: 3	H: 1 LOB: 0 BB: 0 P: 3	R: 0 E: 0 K: 0 S: 3	H: 0 LOB: 0 BB: 0 P: 3	1B: 4 2B: 1 3B: 0 HR: 1	SF: 0 SAC: 0 DP: 1 HBP: 0	WP: 0 PB: 0 SB: 0 CS: 1	PA: 35			
<b>PITCHER</b> <b>Dave Goltz, R</b> ERA: 3.36 (1, 1)	IP: 9.0 WLS: L BF: 35	H: 6 R: 3 ER: 2 SO: 7	BB: 2 IBB: 0 HBP: 0 BLK: 0	WP: 0 HR: 1 S: 47 P: 55	ERA: 2.00 WHIP: 0.889																				

Baltimore Orioles @ Minnesota Twins  
Metropolitan Stadium, Bloomington, MI  
Fri Aug 19 1977, 8:05 PM EDT  
Att: 19,356 - Unknown

AB 33  
R 3  
H 6  
RBI 3  
BB 2  
SO 7  
LOB 12



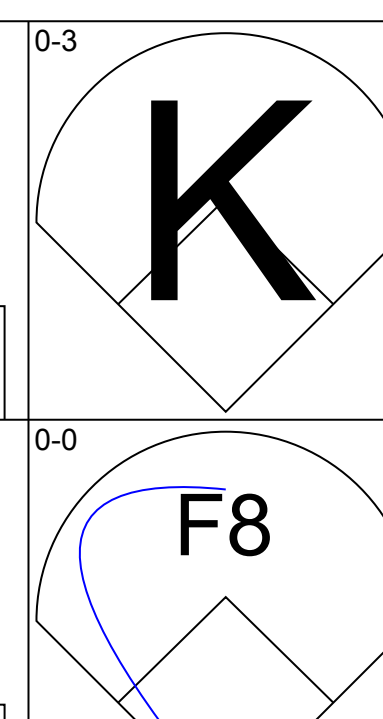
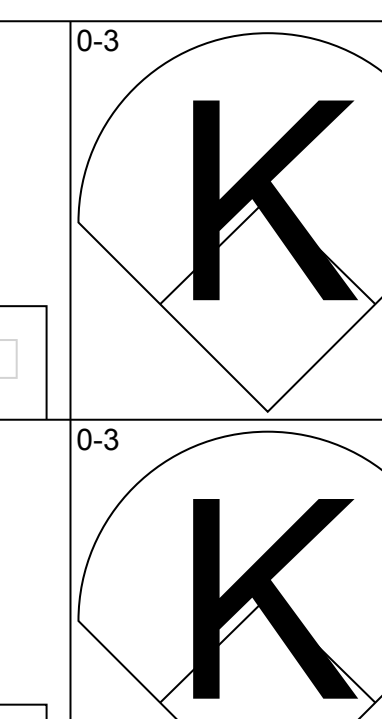
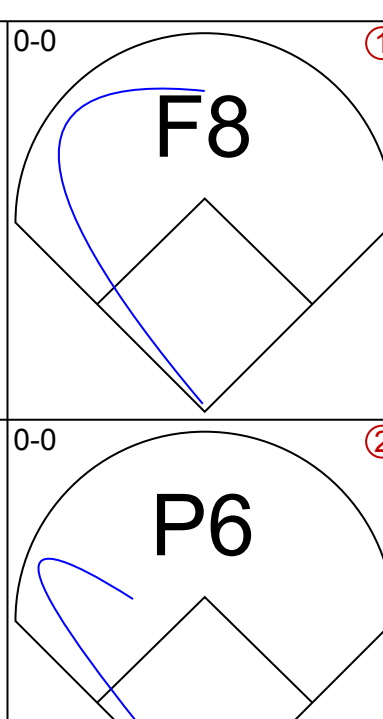
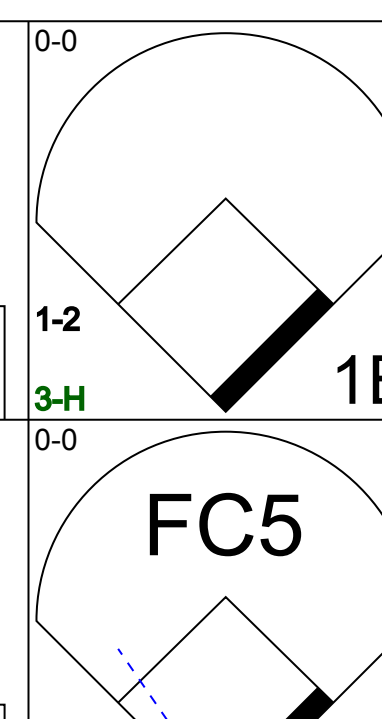
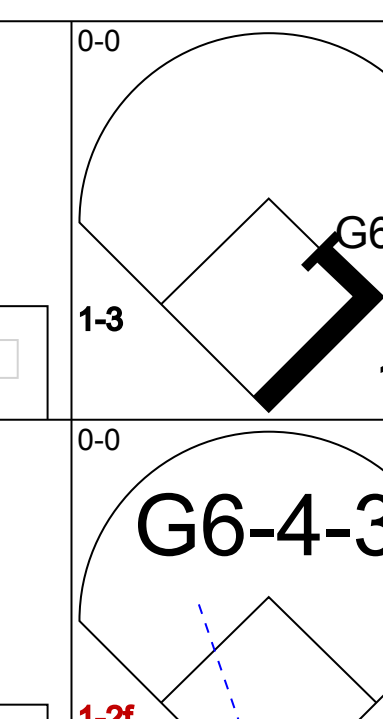
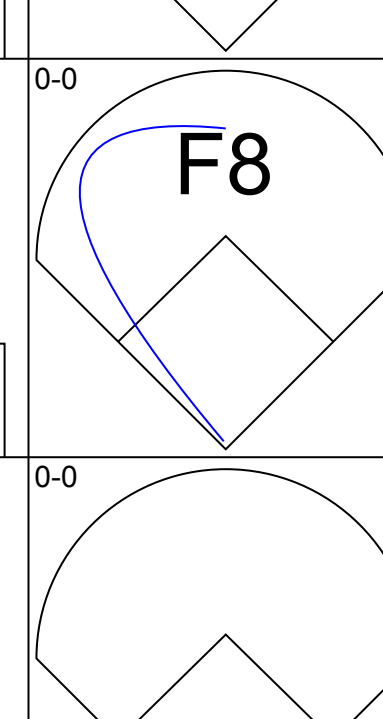
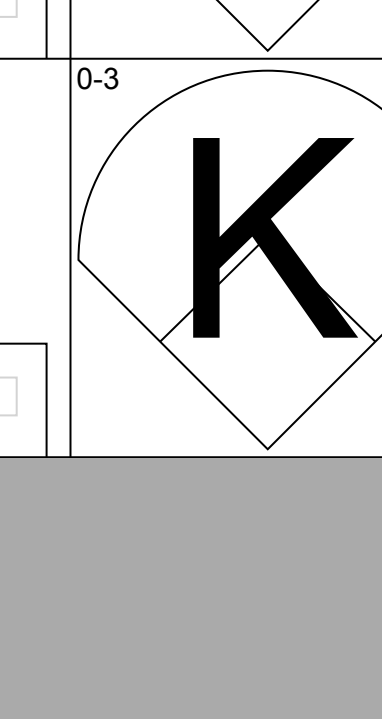
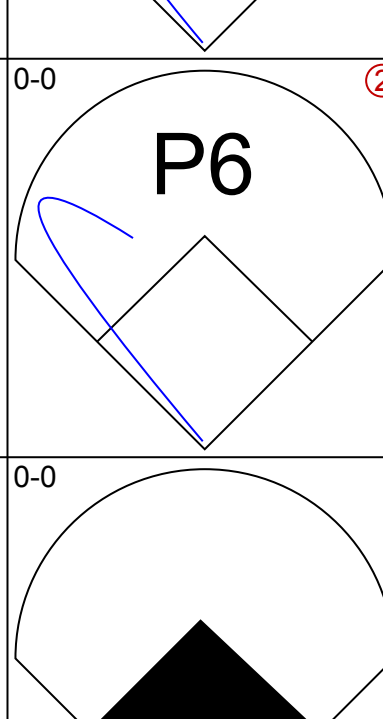
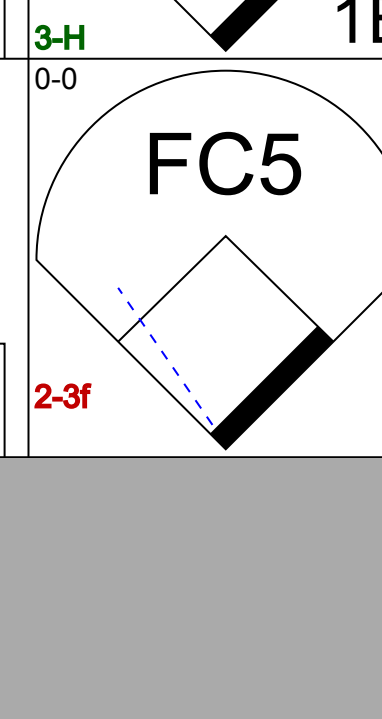
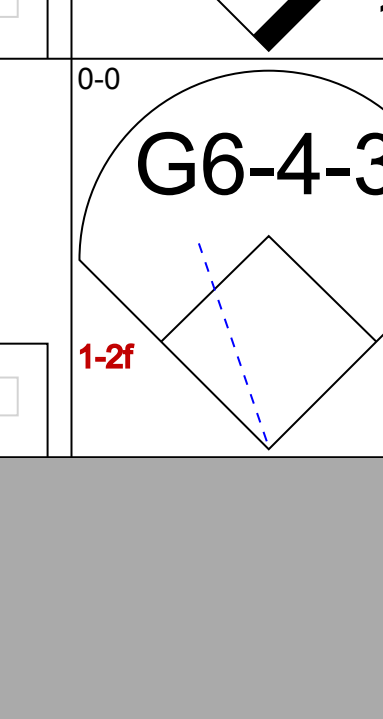
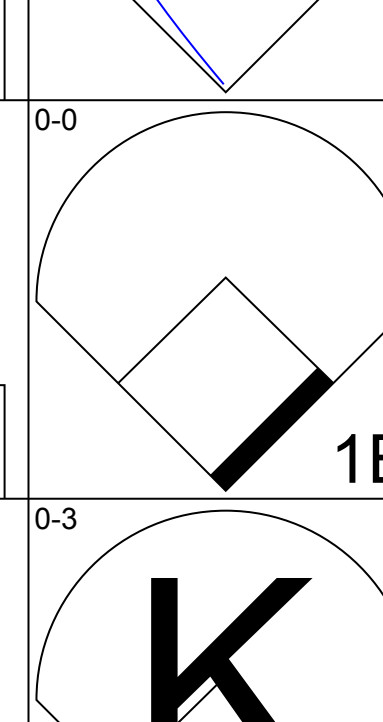
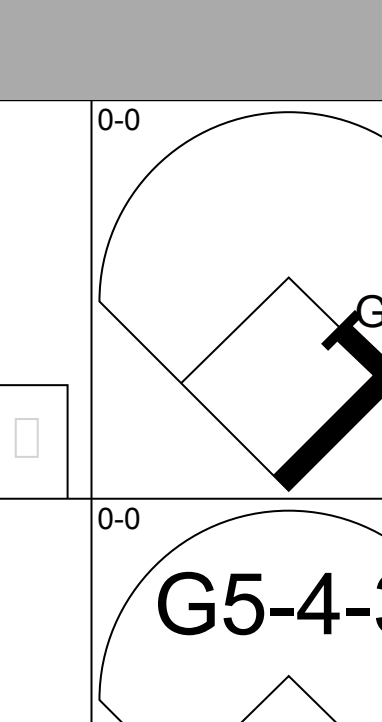
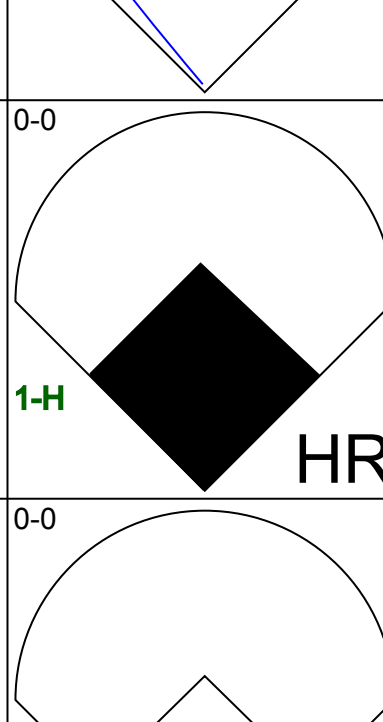
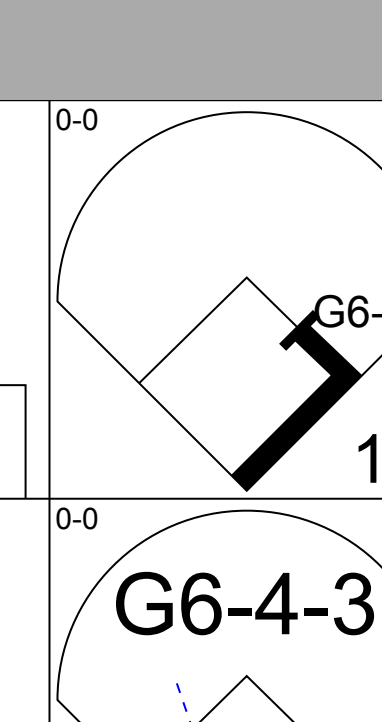
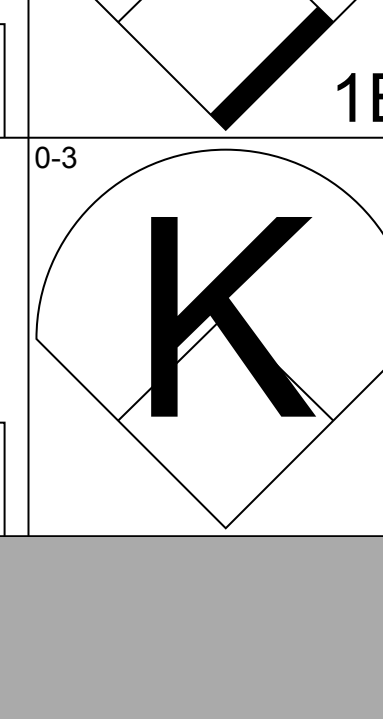
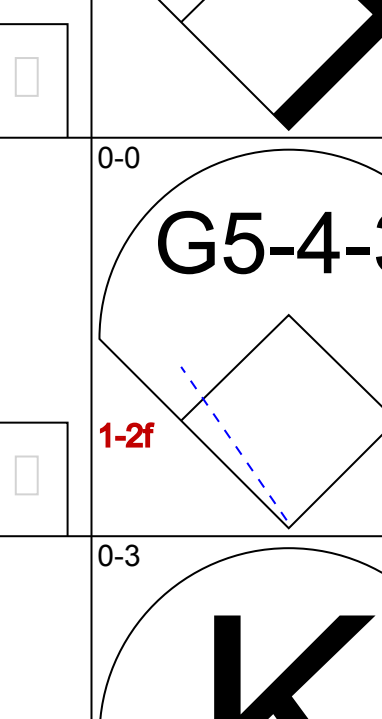
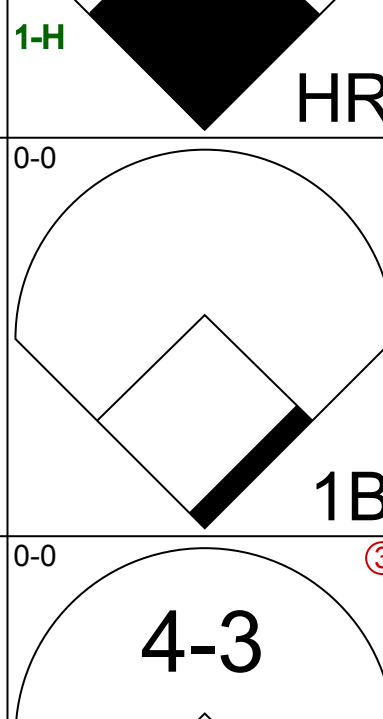
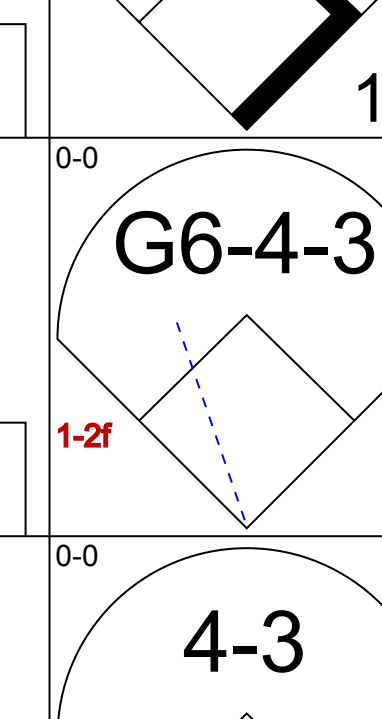
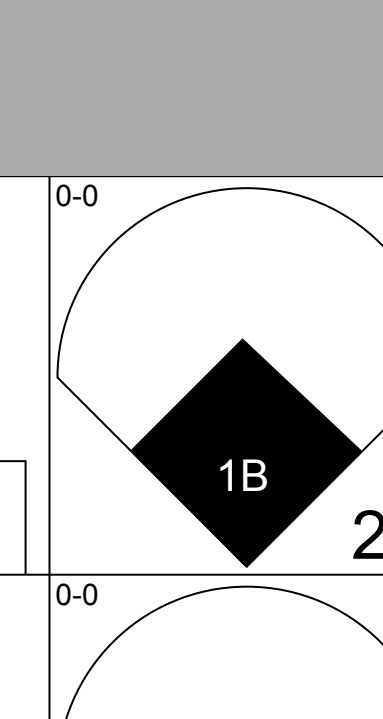
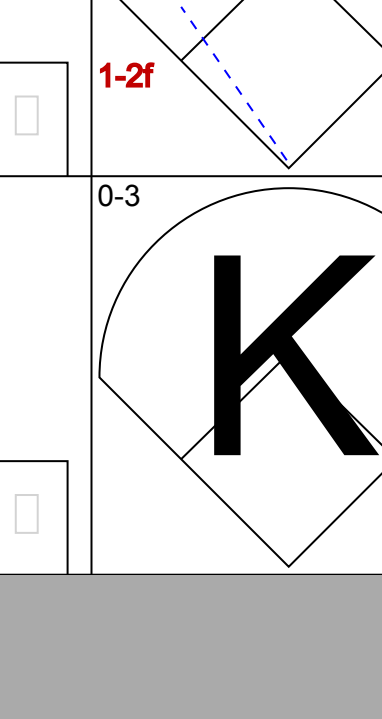
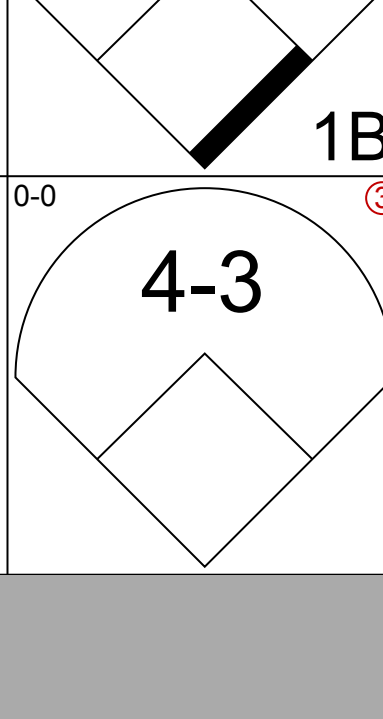
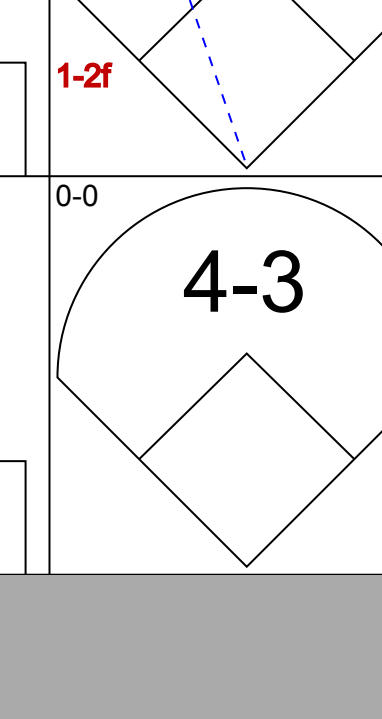
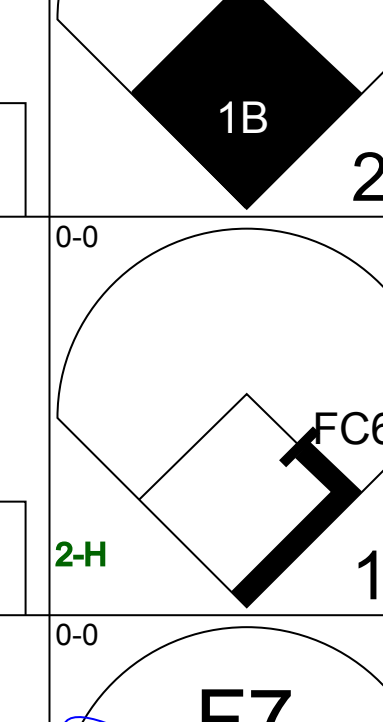
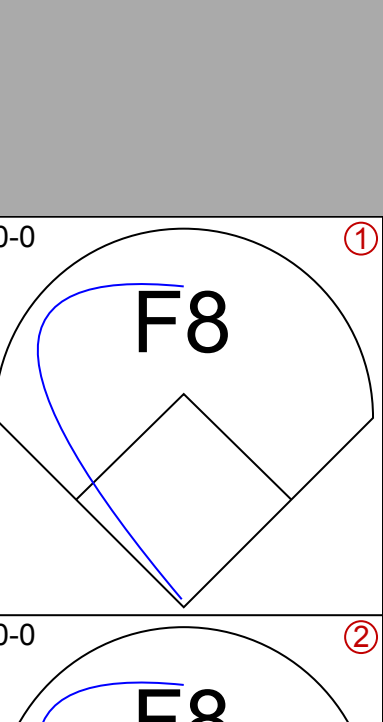
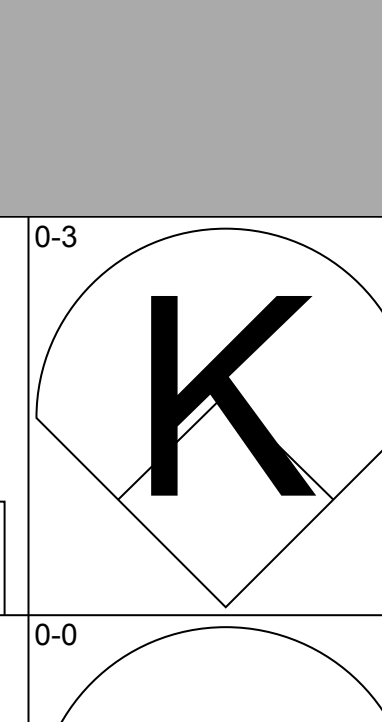
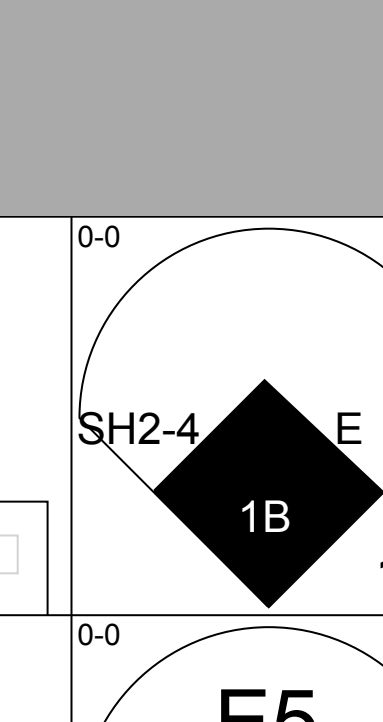
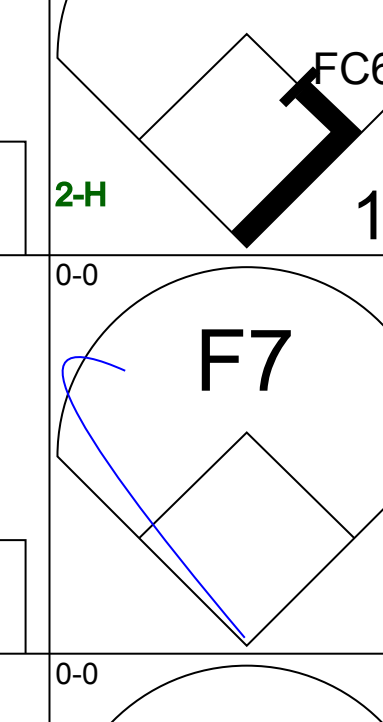
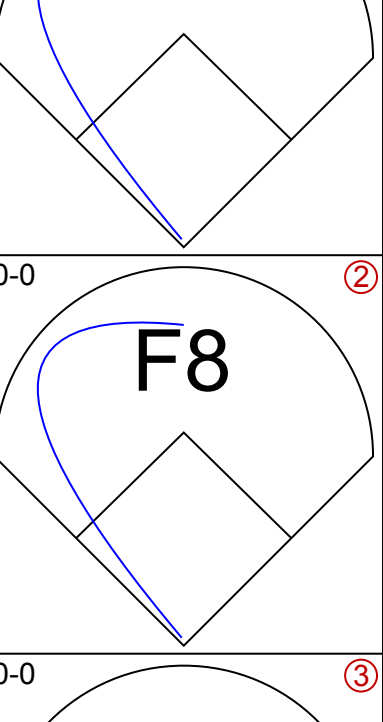
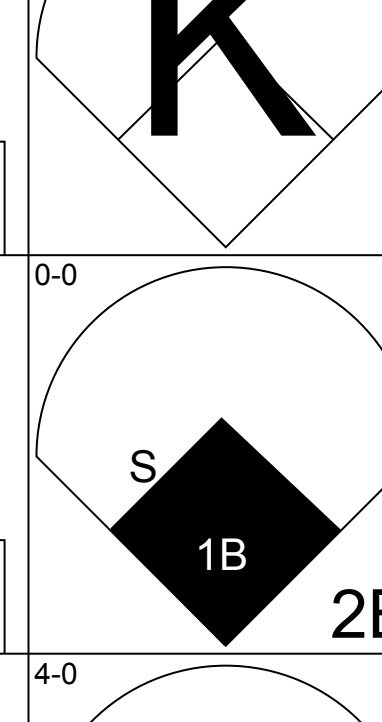
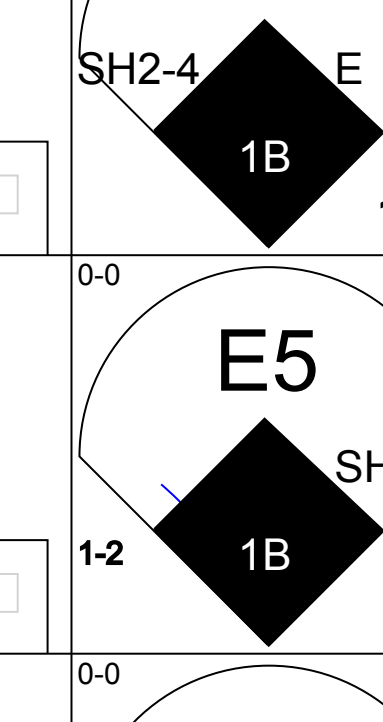
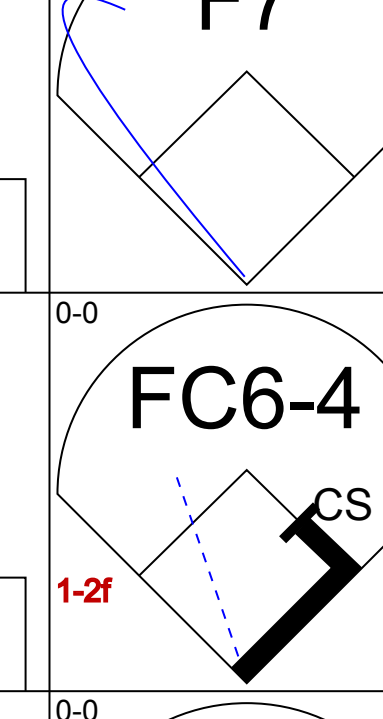
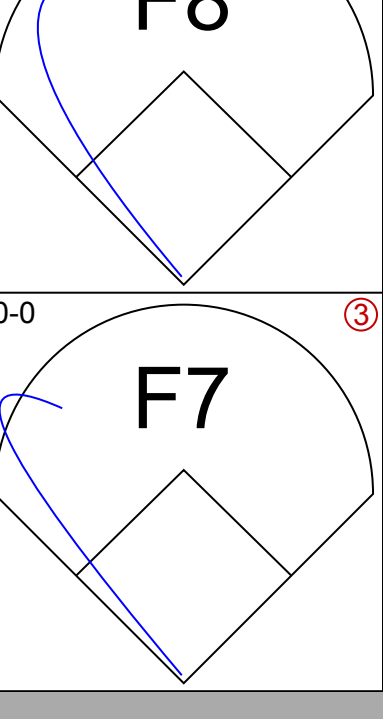
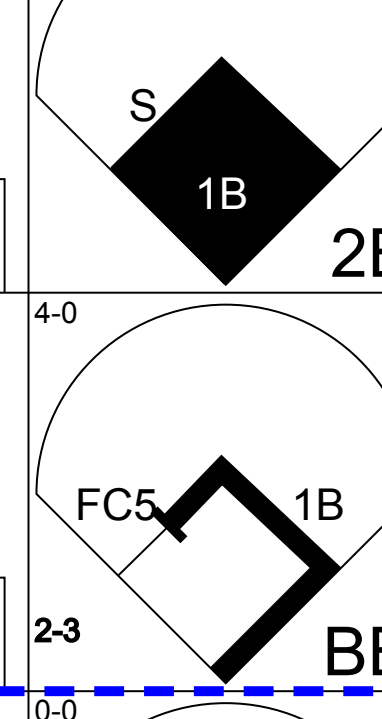
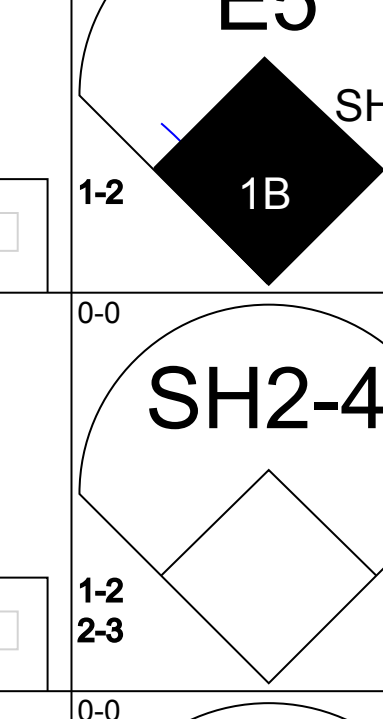
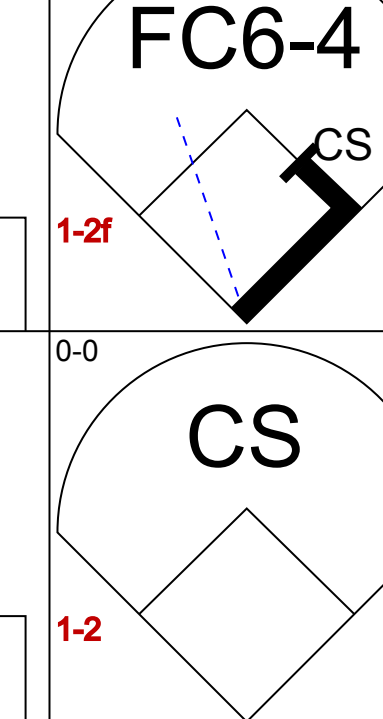
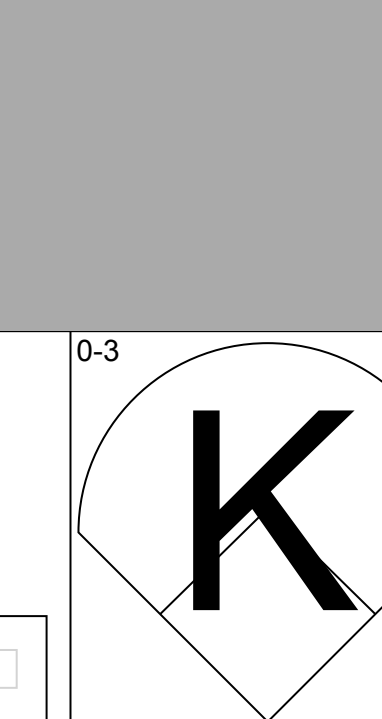
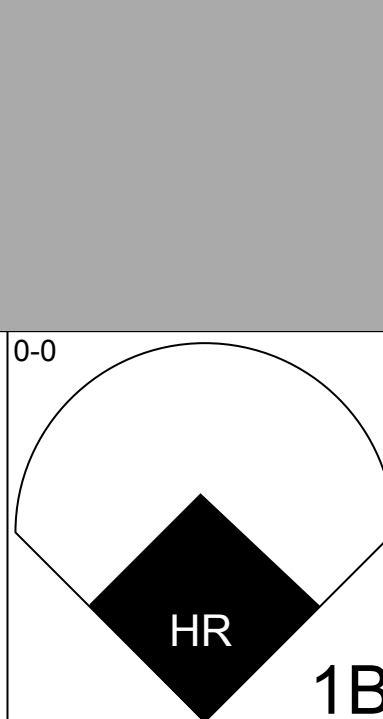
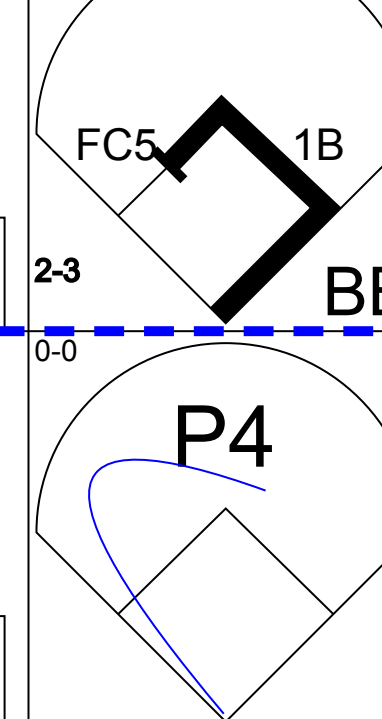
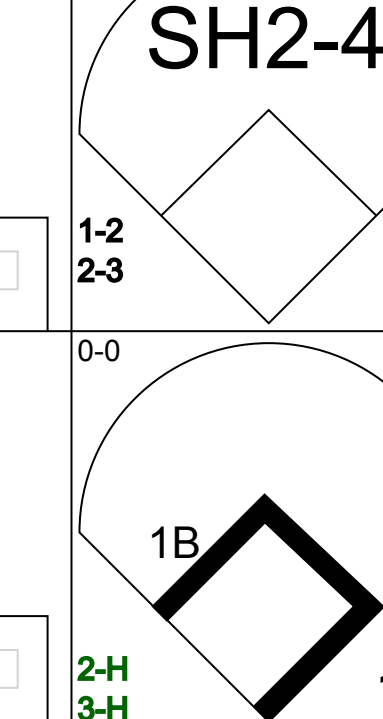
Batter	1	2	3	4	5	6	7	8	9	AB	R	H	RBI	BB	SO	LOB	BOTTOM								
<b>Bob Randall, R</b> OBP: 0.264, SLG: 0.277 (1, 4)	0-0 6-3		0-0 F7		0-0 5-3			0-0 5-3		4	0	0	0	0	0	2									
<b>Rod Carew, L</b> OBP: 0.450, SLG: 0.579 (1, 3)	0-0 S 1B		0-3 K			0-0 F7		0-0 F7		4	0	1	0	0	1	0									
<b>Larry Hisle, R</b> OBP: 0.366, SLG: 0.531 (1, 7)	0-3 K		0-0 L4		4-0 G6-4-3 BB			0-3 K		3	0	0	0	1	2	1									
<b>Craig Kusick, R</b> OBP: 0.374, SLG: 0.433 (1, 10)	0-3 K1-3		0-0 F9		0-0 G6-4-3			0-0 F3		4	0	0	0	0	1	2									
<b>Roy Smalley, S</b> OBP: 0.337, SLG: 0.332 (1, 6)		0-0 FC6-4 1B		0-0 6-3		0-0 6-3		0-0 1-3		4	0	1	0	0	0	0									
<b>Butch Wynegar, S</b> OBP: 0.359, SLG: 0.376 (1, 2)		0-0 FC6-4 2B 1B		4-0 CS BB		0-0 3-1 2B				2	1	1	0	1	0	1									
<b>Lyman Bostock, L</b> OBP: 0.385, SLG: 0.501 (1, 8)		0-0 1B 2B		0-3 K		0-0 3-1		0-0 3-1		3	1	1	0	0	1	2									
<b>Bob Gorinski, R</b> OBP: 0.224, SLG: 0.337 (1, 9)		0-3 K			0-0 F6		0-0 F7			3	0	0	0	0	1	3									
<b>Jerry Terrell, R</b> OBP: 0.264, SLG: 0.269 (1, 5)		0-0 2-H 3-H 1B			0-0 CS 1B			0-0 4-3		3	0	2	2	0	0	0									
<b>Inning Stats</b>	R: 0 E: 0 K: 2 S: 8	H: 1 LOB: 1 BB: 0 P: 8	R: 2 E: 0 K: 1 S: 8	H: 3 LOB: 1 BB: 0 P: 8	R: 0 E: 0 K: 1 S: 5	H: 0 LOB: 0 BB: 0 P: 5	R: 0 E: 0 K: 1 S: 4	H: 0 LOB: 1 BB: 1 P: 8	R: 0 E: 0 K: 0 S: 3	H: 1 LOB: 0 BB: 0 P: 3	R: 0 E: 0 K: 0 S: 2	H: 0 LOB: 0 BB: 1 P: 6	R: 0 E: 0 K: 0 S: 4	H: 1 LOB: 1 BB: 0 P: 4	R: 0 E: 0 K: 0 S: 3	H: 0 LOB: 0 BB: 0 P: 3	R: 0 E: 0 K: 1 S: 5	H: 0 LOB: 0 BB: 0 P: 5	1B: 4 2B: 3 3B: 0 HR: 0	SF: 0 SAC: 0 DP: 2 HBP: 0	WP: 0 PB: 0 SB: 1 CS: 2	PA: 32			
<b>PITCHER</b> <b>Mike Flanagan, L</b> ERA: 3.78 (1, 1)	IP: 9.0 WLS: W BF: 32	H: 6 R: 2 ER: 2 SO: 6	BB: 2 IBB: 0 HBP: 0 BLK: 0	WP: 0 HR: 0 S: 42 P: 50	ERA: 2.00 WHIP: 0.889																				

Baltimore Orioles @ Minnesota Twins  
Metropolitan Stadium, Bloomington, MI  
Fri Aug 19 1977, 8:05 PM EDT  
Att: 19,356 - Unknown

AB 30  
R 2  
H 6  
RBI 2  
BB 2  
SO 6  
LOB 11



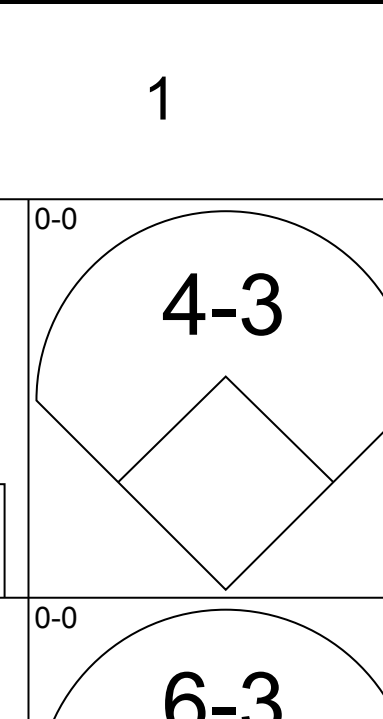
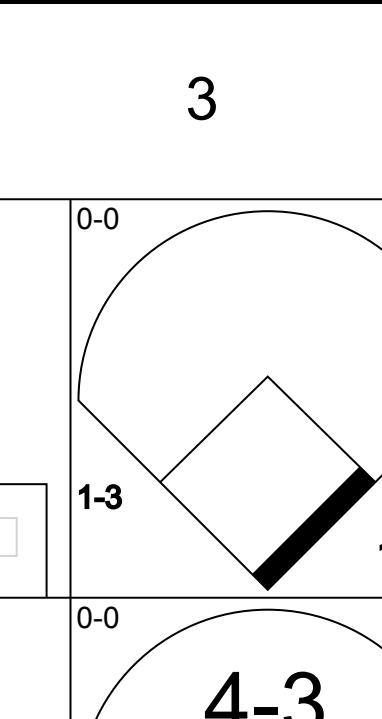
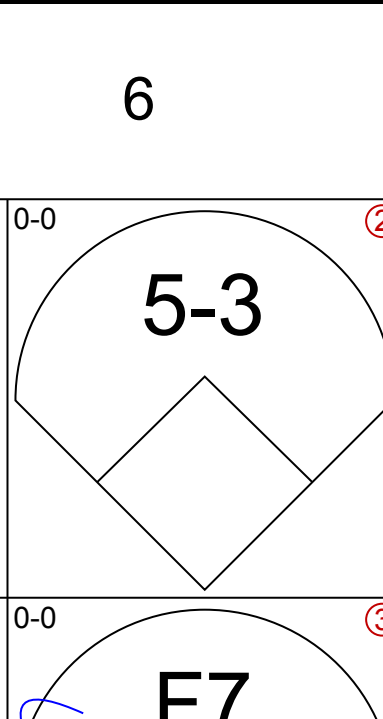
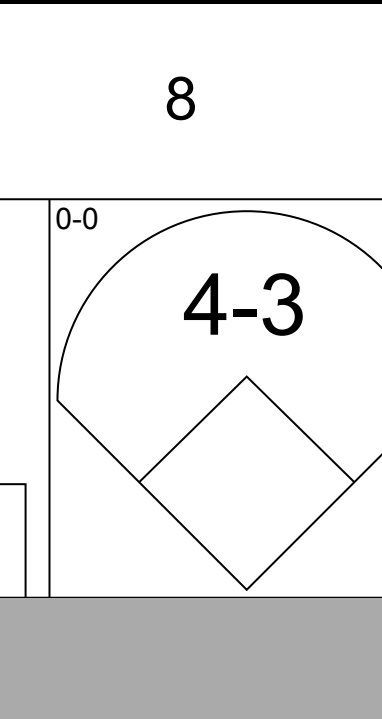
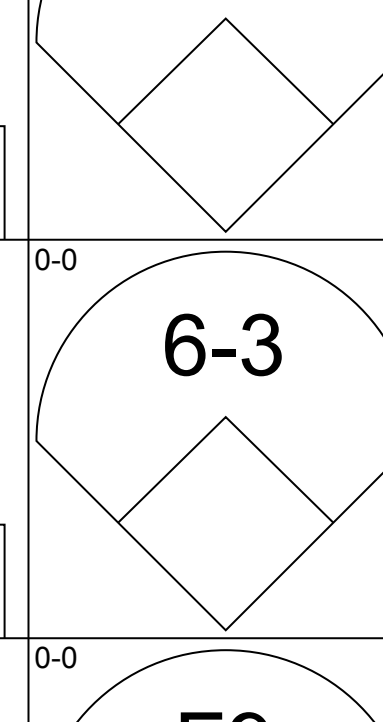
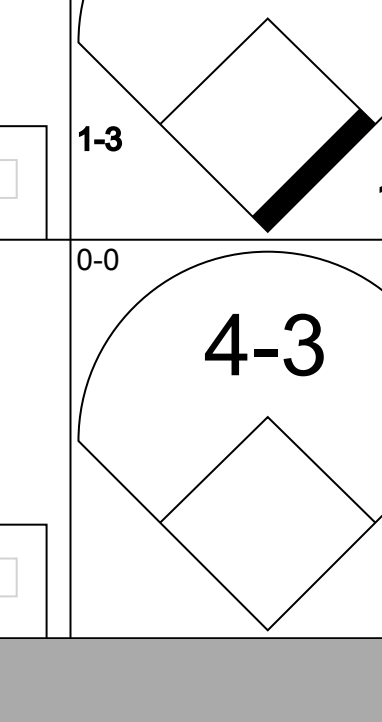
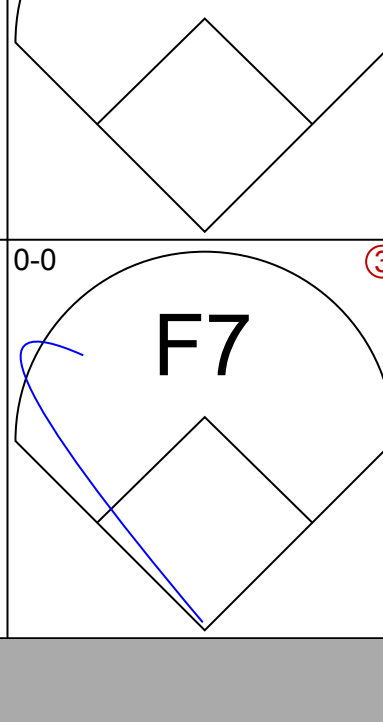
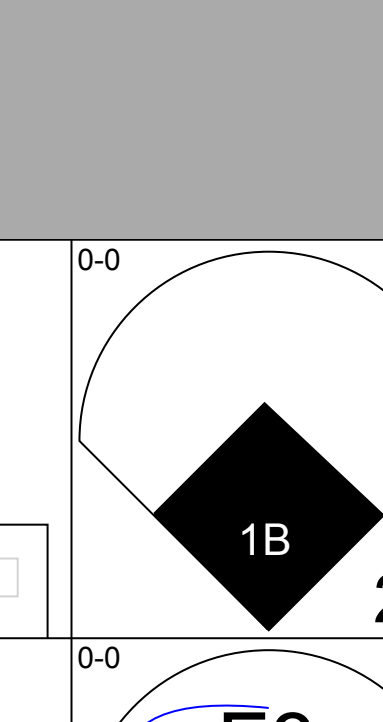
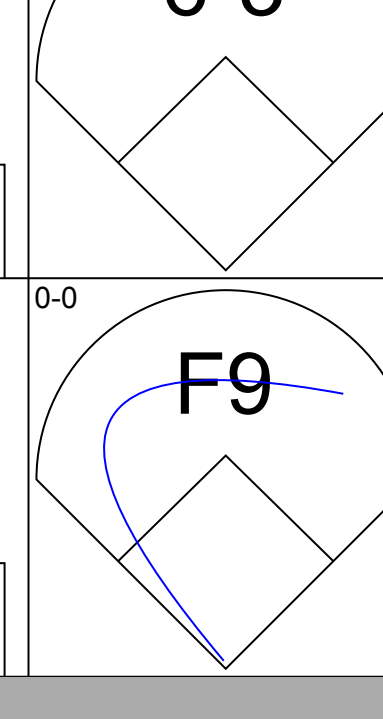
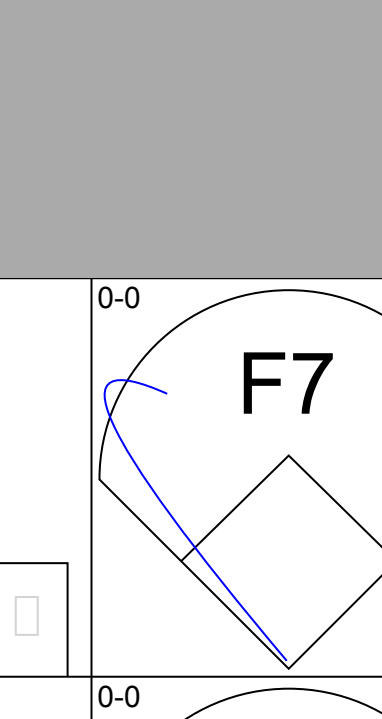
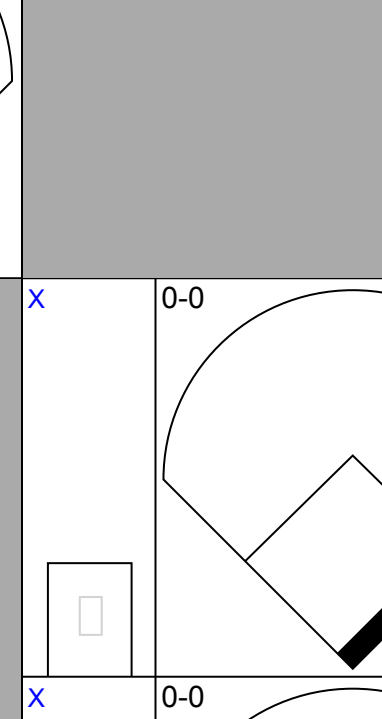
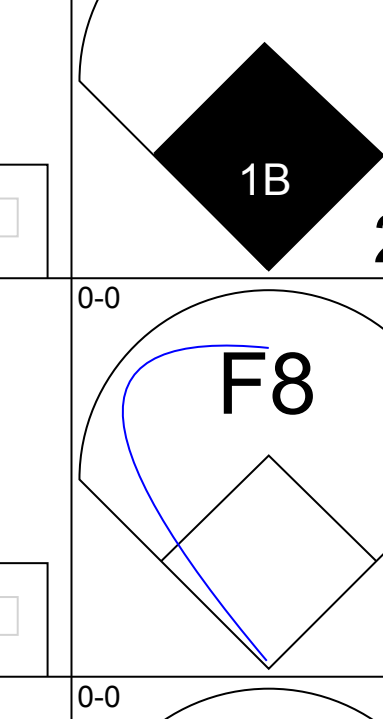
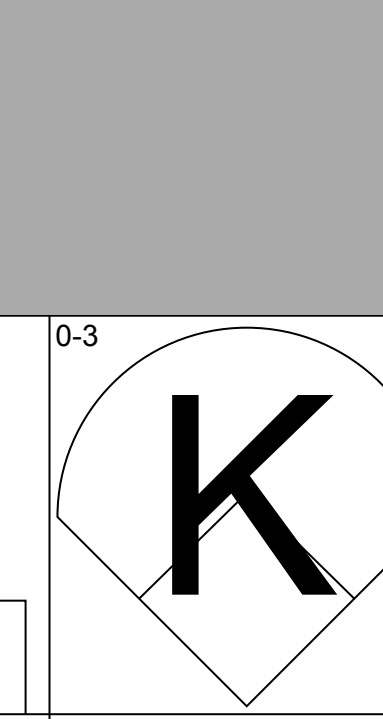
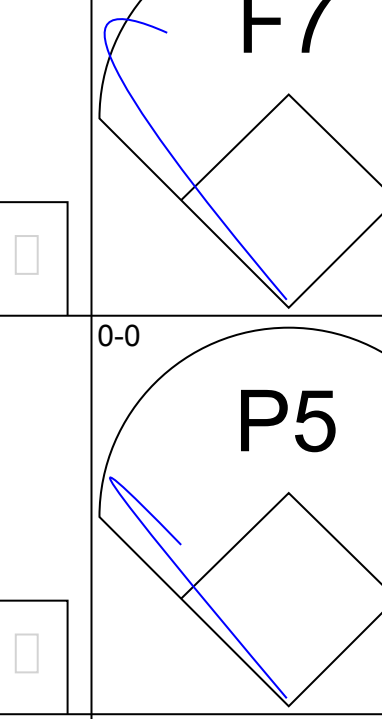
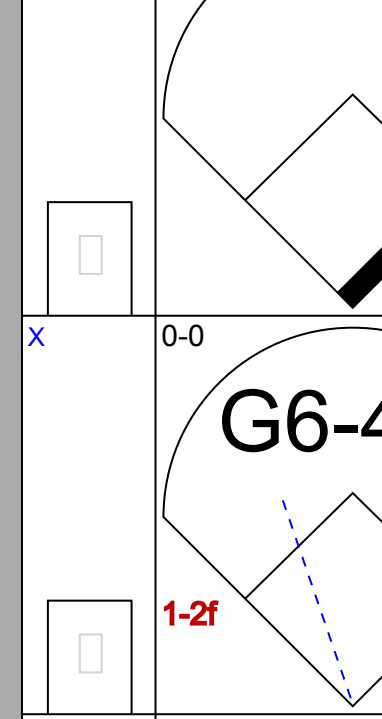
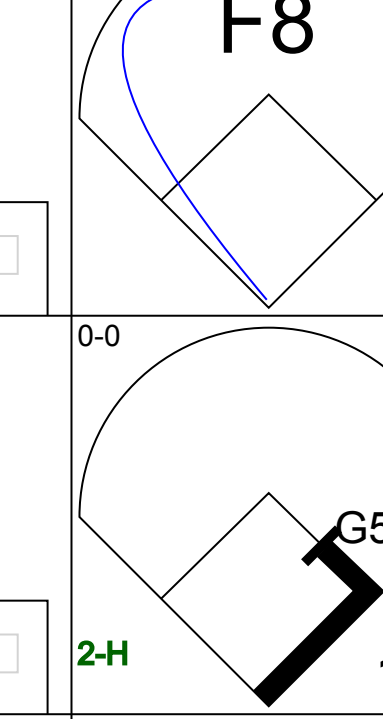
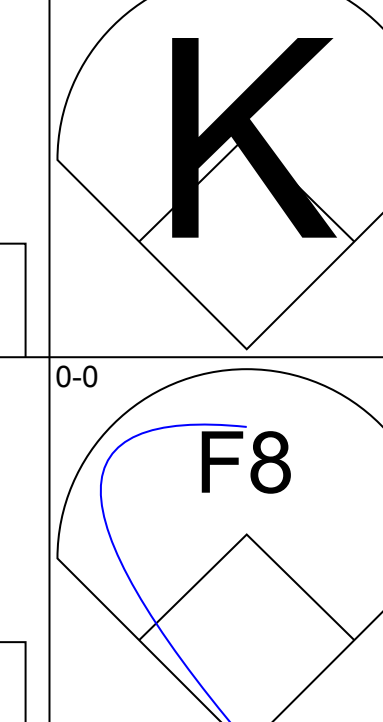
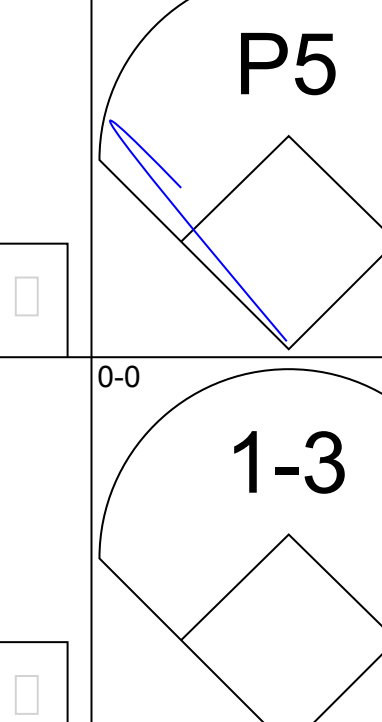
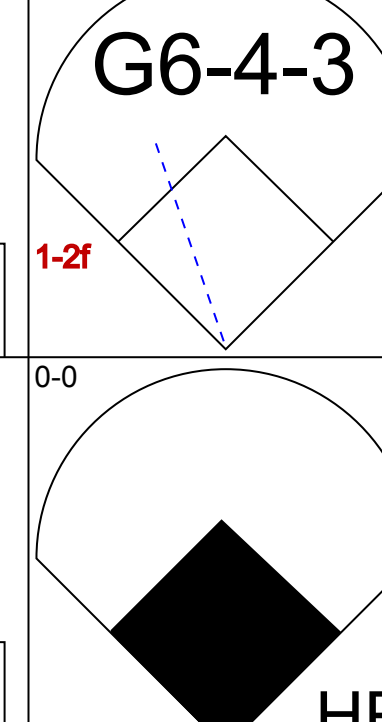
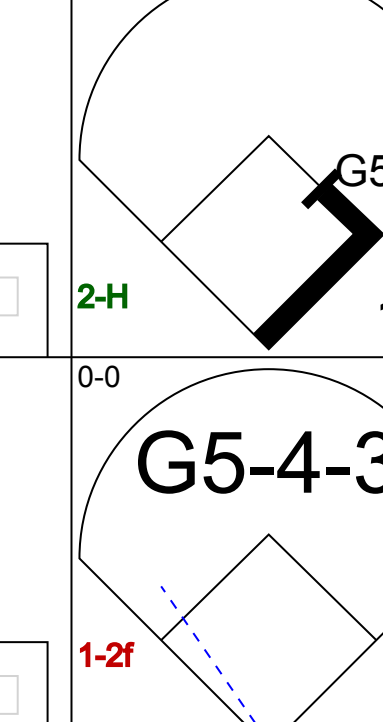
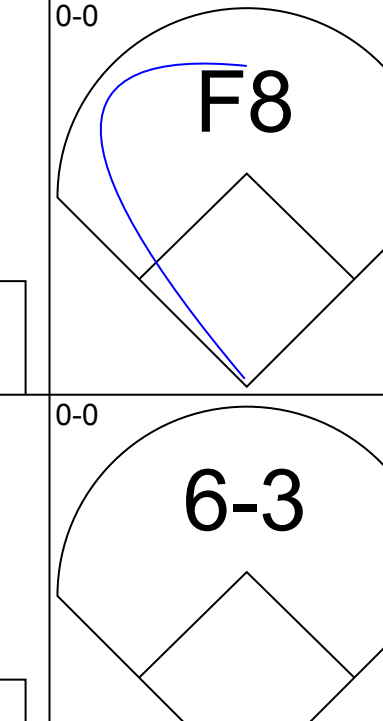
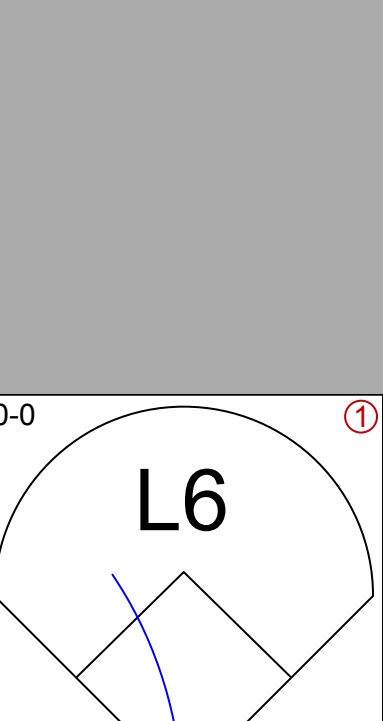
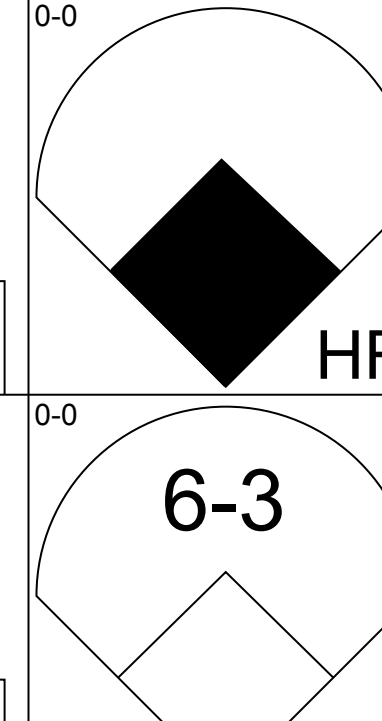
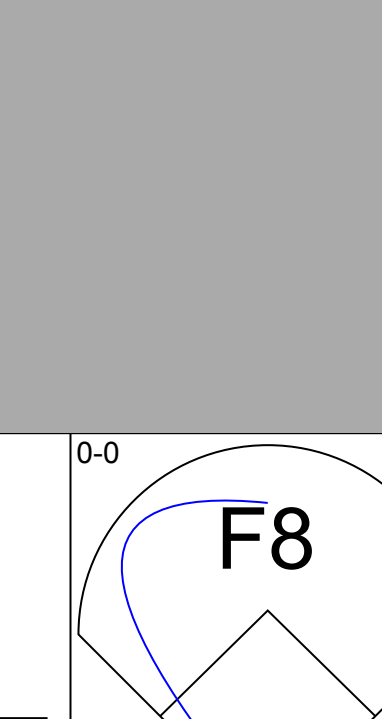
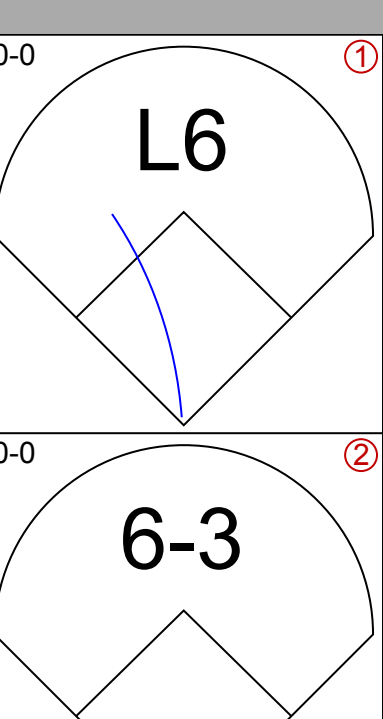
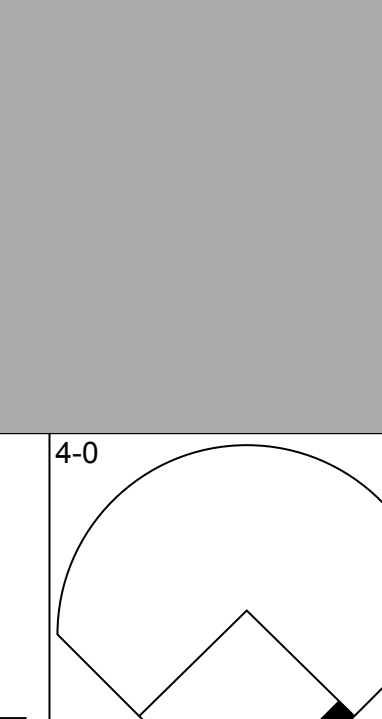
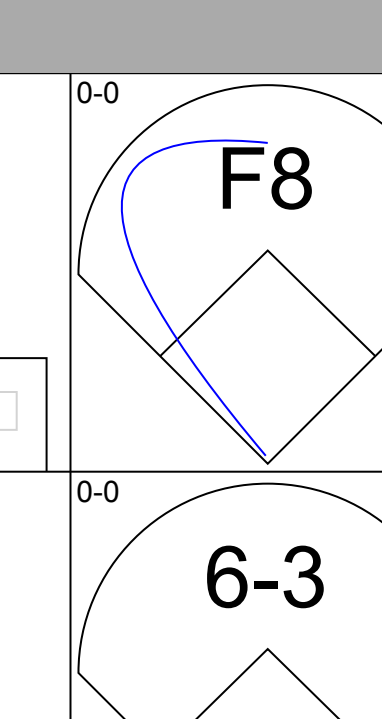
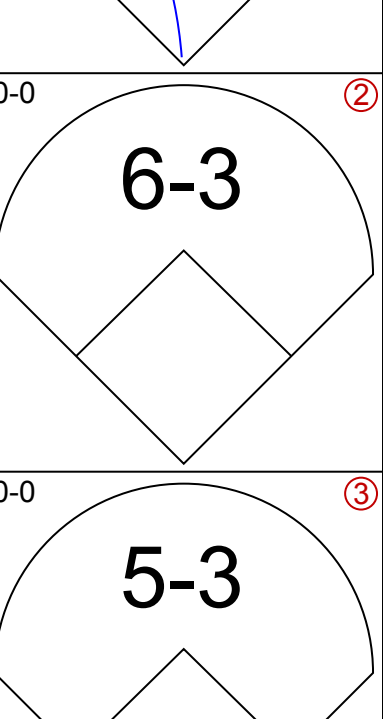
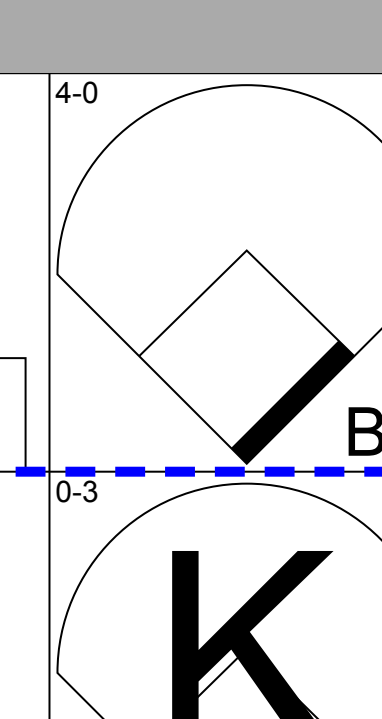
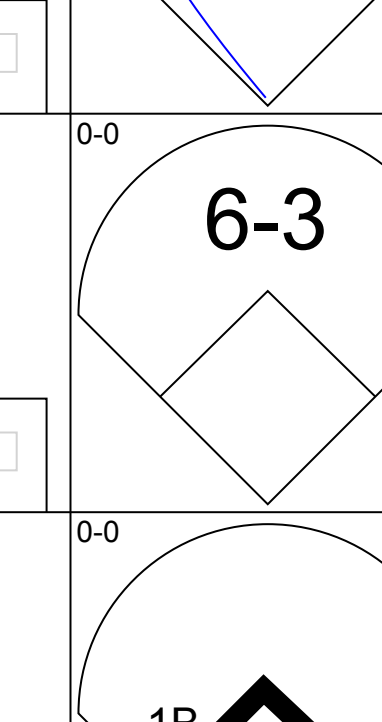
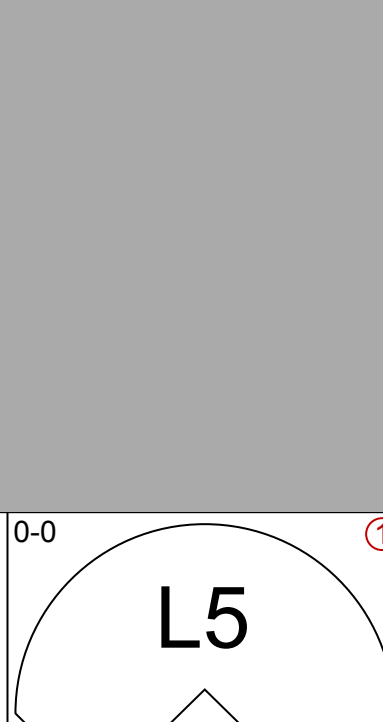
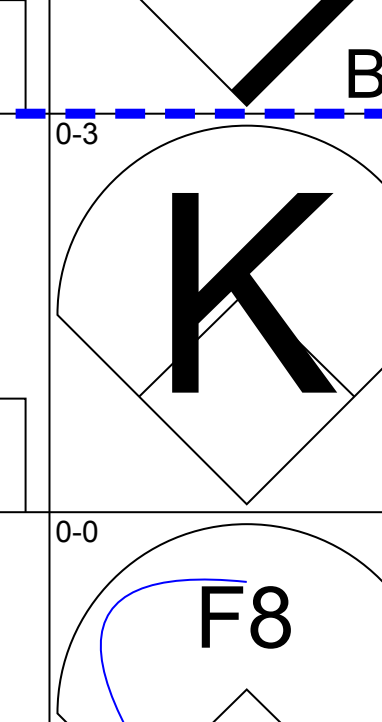


Batter	1	2	3	4	5	6	7	8	9	AB	R	H	RBI	BB	SO	LOB	TOP					
<b>Al Bumby, L</b> OBP: 0.351, SLG: 0.377 (1, 8)										5	0	2	1	0	2	1						
<b>Rich Dauer, R</b> OBP: 0.258, SLG: 0.262 (1, 4)										5	0	0	0	0	1	5						
<b>Ken Singleton, S</b> OBP: 0.442, SLG: 0.528 (1, 9)										4	1	4	2	0	0	0						
<b>Lee May, R</b> OBP: 0.290, SLG: 0.418 <b>Tony Muser, L</b> OBP: 0.319, SLG: 0.305 (1, 3)										4	0	1	0	0	1	3						
<b>Terry Crowley, L</b> OBP: 0.500, SLG: 0.667 (1, 10)										4	1	1	0	0	1	1						
<b>Andres Mora, R</b> OBP: 0.285, SLG: 0.560 <b>Elliott Maddox, R</b> OBP: 0.369, SLG: 0.382 (1, 7)										4	0	2	1	0	1	0						
<b>Doug DeCinces, R</b> OBP: 0.333, SLG: 0.416 (1, 5)										4	2	1	0	0	0	2						
<b>Mark Belanger, R</b> OBP: 0.260, SLG: 0.230 (1, 6)										2	0	0	0	1	0	1						
<b>Dave Skaggs, R</b> OBP: 0.320, SLG: 0.314 (1, 2)										4	1	2	2	0	1	2						
<b>Inning Stats</b>	R: 0 E: 0 K: 2 S: 8	H: 1 LOB: 1 BB: 0 P: 8	R: 1 E: 0 K: 0 S: 4	H: 2 LOB: 0 BB: 0 P: 4	R: 0 E: 0 K: 3 S: 9	H: 0 LOB: 0 BB: 0 P: 9	R: 0 E: 0 K: 1 S: 5	H: 1 LOB: 0 BB: 0 P: 5	R: 0 E: 0 K: 0 S: 3	H: 0 LOB: 0 BB: 0 P: 3	R: 2 E: 0 K: 0 S: 6	H: 3 LOB: 1 BB: 0 P: 6	R: 1 E: 0 K: 1 S: 7	H: 2 LOB: 2 BB: 1 P: 11	R: 0 E: 0 K: 0 S: 3	H: 1 LOB: 0 BB: 0 P: 3	R: 2 E: 1 K: 0 S: 6	H: 3 LOB: 2 BB: 0 P: 6	1B: 10 2B: 2 3B: 0 HR: 1	SF: 0 SAC: 1 DP: 3 HBP: 0	WP: 0 PA: 39 PB: 0 SB: 1 CS: 1	
<b>PITCHER</b>	IP	WLS	BF	H	R	ER	SO	BB	IBB	HBP	BLK	WP	HR	S	P	ERA	WHIP					
<b>Pete Redfern, R</b> ERA: 5.09 <b>Tom Johnson, R</b> ERA: 2.83	(1, 1)	6.1	L	26	8	4	4	7	1	0	0	0	0	1	39	43	5.68	1.421				
<b>PITCHER</b>	IP	WLS	BF	H	R	ER	SO	BB	IBB	HBP	BLK	WP	HR	S	P	ERA	WHIP					

Baltimore Orioles @ Minnesota Twins  
Metropolitan Stadium, Bloomington, MI  
Sat Aug 20 1977, 4:33 AM EDT  
Att: 18,668 - Unknown

AB 36  
R 6  
H 13  
RBI 6  
BB 1  
SO 7  
LOB 15



Batter	1	2	3	4	5	6	7	8	9	AB	R	H	RBI	BB	SO	LOB	BOTTOM					
<b>Lyman Bostock, L</b> OBP: 0.384, SLG: 0.499 (1, 7)										4	0	1	0	0	0	1						
<b>Roy Smalley, S</b> OBP: 0.336, SLG: 0.333 (1, 6)										4	1	1	0	0	0	2						
<b>Rod Carew, L</b> OBP: 0.449, SLG: 0.577 (1, 3)										4	0	1	0	0	0	1						
<b>Larry Hise, R</b> OBP: 0.365, SLG: 0.528 (1, 8)										4	0	1	1	0	1	1						
<b>Craig Kusick, R</b> OBP: 0.372, SLG: 0.444 (1, 10)										4	1	1	1	0	0	1						
<b>Butch Wynegar, S</b> OBP: 0.357, SLG: 0.373 (1, 2)										3	0	0	0	0	0	0						
<b>Jerry Terrell, R</b> OBP: 0.265, SLG: 0.266 (1, 5)										2	0	0	0	1	0	0						
<b>Bob Gorinski, R</b> OBP: 0.218, SLG: 0.329 <b>Glenn Adams, L</b> OBP: 0.370, SLG: 0.457 (1, 9)										2	0	0	0	0	0	0						
<b>Bob Randall, R</b> OBP: 0.266, SLG: 0.279 <b>Rich Chiles, L</b> OBP: 0.317, SLG: 0.326 <b>Luis Gomez, R</b> OBP: 0.311, SLG: 0.452 (1, 4)										2	0	1	0	0	0	0						
<b>Inning Stats</b>	R: 0 E: 0 K: 0 S: 3	H: 0 LOB: 0 BB: 0 P: 3	R: 0 E: 0 K: 1 S: 5	H: 0 LOB: 0 BB: 0 P: 5	R: 0 E: 0 K: 0 S: 3	H: 0 LOB: 0 BB: 0 P: 3	R: 0 E: 0 K: 0 S: 3	H: 0 LOB: 0 BB: 0 P: 3	R: 1 E: 0 K: 0 S: 4	H: 2 LOB: 0 BB: 0 P: 4	R: 0 E: 0 K: 1 S: 5	H: 0 LOB: 1 BB: 1 P: 9	R: 1 E: 0 K: 0 S: 4	H: 2 LOB: 0 BB: 0 P: 4	1B: 4 2B: 1 3B: 0 HR: 1	SF: 0 SAC: 0 DP: 2 HBP: 0	WP: 0 PA: 32 PB: 0 SB: 0 CS: 0					
<b>PITCHER</b>	IP	WLS	BF	H	R	ER	SO	BB	IBB	HBP	BLK	WP	HR	S	P	ERA	WHIP					
<b>Ross Grimsley, L</b> ERA: 3.46 <b>Dennis Martinez, R</b> ERA: 3.49	(1, 1)	7.0	W	25	4	1	1	1	1	0	0	0	0	0	9	9	1.29	0.714				
<b>PITCHER</b>	IP	WLS	BF	H	R	ER	SO	BB	IBB	HBP	BLK	WP	HR	S	P	ERA	WHIP					

Baltimore Orioles @ Minnesota Twins  
Metropolitan Stadium, Bloomington, MI  
Sat Aug 20 1977, 4:33 AM EDT  
Att: 18,668 - Unknown

AB 31  
R 2  
H 6  
RBI 2  
BB 1  
SO 2  
LOB 8





Batter	1	2	3	4	5	6	7	8	9	AB	R	H	RBI	BB	SO	LOB	TOP								
<b>Al Bumby, L</b> OBP: 0.346, SLG: 0.372 (1, 7)	1-3	3-1		K		1-3			4-3	5	0	0	0	0	1	5									
<b>Elliott Maddox, R</b> OBP: 0.368, SLG: 0.431 (1, 8)	HR		5-3		F8		F8		P5	3	1	1	1	0	0	0									
<b>Pat Kelly, L</b> OBP: 0.348, SLG: 0.377 (6, 7)										2	0	0	0	0	0	0									
<b>Ken Singleton, S</b> OBP: 0.440, SLG: 0.526 (1, 9)	F9		K				L3			4	1	1	0	0	1	0									
<b>Lee May, R</b> OBP: 0.290, SLG: 0.415 (1, 3)	5-3		F3		F8					3	0	0	0	1	0	1									
<b>Andres Mora, R</b> OBP: 0.276, SLG: 0.583 (1, 10)		K								4	1	2	2	0	1	1									
<b>Doug DeCinces, R</b> OBP: 0.333, SLG: 0.419 (1, 5)					G1-4-3				F7	4	1	1	0	0	1	1									
<b>Rich Dauer, R</b> OBP: 0.265, SLG: 0.265 (6, PH)										2	1	1	0	1	1	0									
<b>Tony Muser, L</b> OBP: 0.317, SLG: 0.302 (8, 4)										1	0	0	0	0	1	0									
<b>Billy Smith, S</b> OBP: 0.286, SLG: 0.319 (8, 4)										0	0	0	0	0	0	0									
<b>Mark Belanger, R</b> OBP: 0.263, SLG: 0.234 (8, PH)										3	0	2	1	0	0	0									
<b>Terry Crowley, L</b> OBP: 0.429, SLG: 0.571 (8, 6)										1	0	0	0	0	0	0									
<b>Kiko Garcia, R</b> OBP: 0.252, SLG: 0.296 (8, 6)										0	0	0	0	0	0	0									
<b>Ken Rudolph, R</b> OBP: 0.276, SLG: 0.286 (1, 2)										3	0	2	1	0	0	2									
<b>Eddie Murray, S</b> OBP: 0.329, SLG: 0.439 (9, PH)										1	0	0	0	0	1	0									
<b>Inning Stats</b>	R: 1 E: 0 K: 0 S: 4	H: 1 LOB: 0 BB: 0 P: 4	R: 1 E: 0 K: 1 S: 7	H: 2 LOB: 2 BB: 1 P: 11	R: 0 E: 0 K: 1 S: 5	H: 0 LOB: 0 BB: 0 P: 5	R: 1 E: 0 K: 1 S: 8	H: 4 LOB: 2 BB: 0 P: 8	R: 2 E: 0 K: 1 S: 7	H: 2 LOB: 1 BB: 0 P: 7	R: 0 E: 0 K: 0 S: 3	H: 0 LOB: 1 BB: 1 P: 7	R: 0 E: 0 K: 1 S: 5	H: 0 LOB: 0 BB: 0 P: 5	R: 0 E: 0 K: 1 S: 5	H: 0 LOB: 0 BB: 0 P: 5	R: 0 E: 0 K: 1 S: 5	H: 0 LOB: 0 BB: 0 P: 5	1B: 7 2B: 0 3B: 1 HR: 2	SF: 0 SAC: 0 DP: 1 HBP: 0	WP: 0 PB: 0 SB: 0 CS: 0	PA: 38			
<b>PITCHER</b>	IP	WLS	BF	H	R	ER	SO	BB	IBB	HBP	BLK	WP	HR	S	P	ERA	WHIP								
<b>Geoff Zahn, L</b> ERA: 4.72	(1, 1)	4.2	23	9	5	5	3	1	0	0	0	0	2	28	32	9.64	2.143								
<b>Ron Schueler, R</b> ERA: 4.59	(5, 1)	4.1	W	15	1	0	0	4	1	0	0	0	0	22	26	0.00	0.462								

Baltimore Orioles @ Minnesota Twins  
Metropolitan Stadium, Bloomington, MI  
Sun Aug 21 1977, 4:33 AM EDT  
Att: 23,333 - Unknown

AB 36  
R 5  
H 10  
RBI 5  
BB 2  
SO 7  
LOB 10



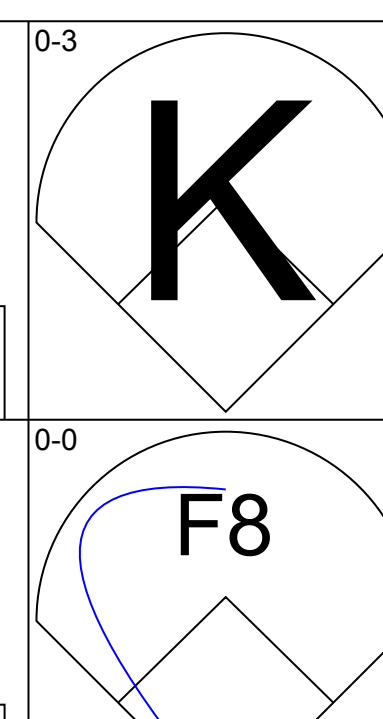
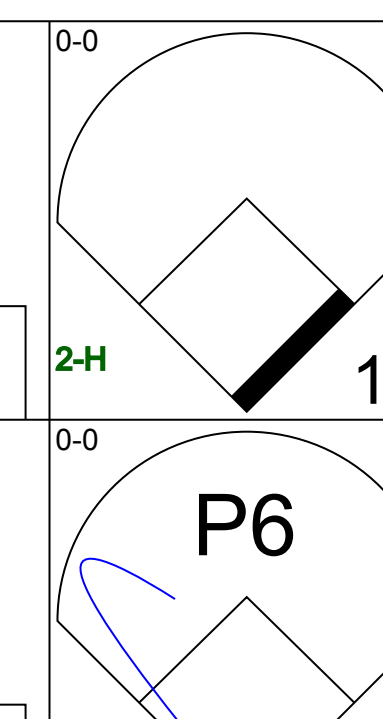
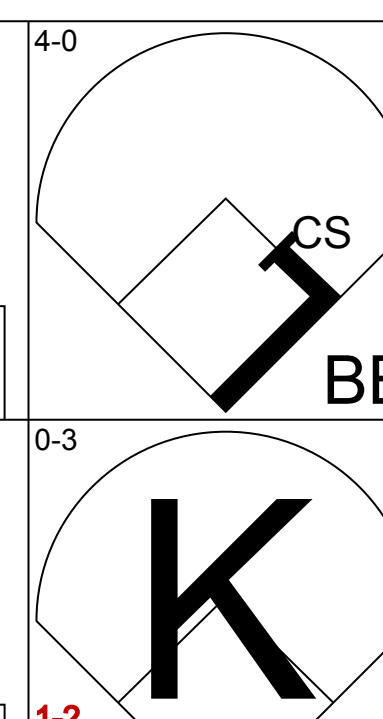
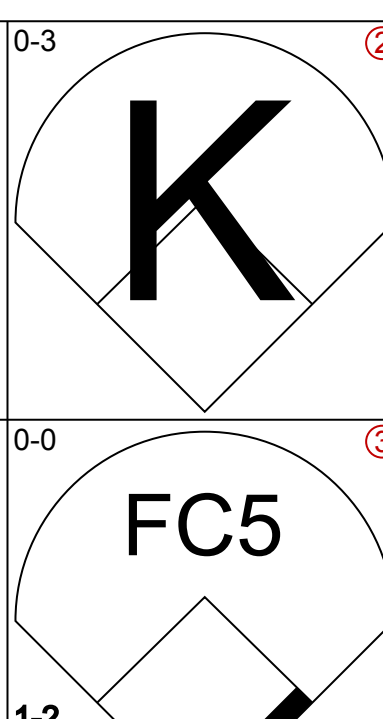
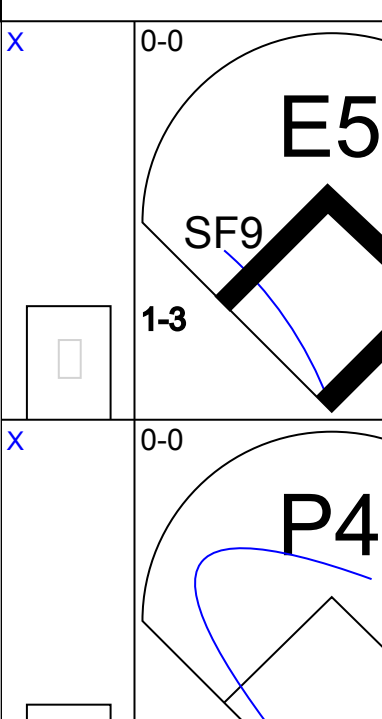
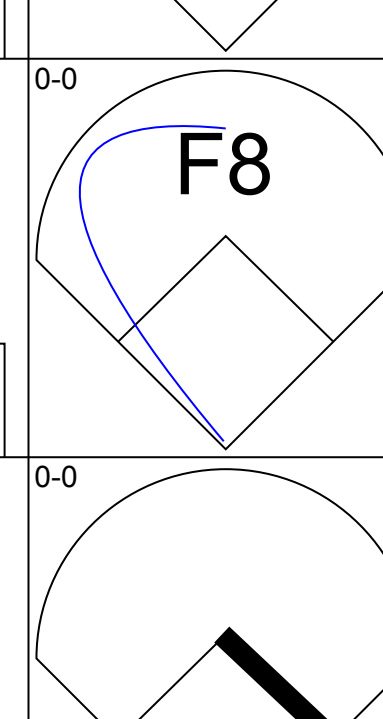
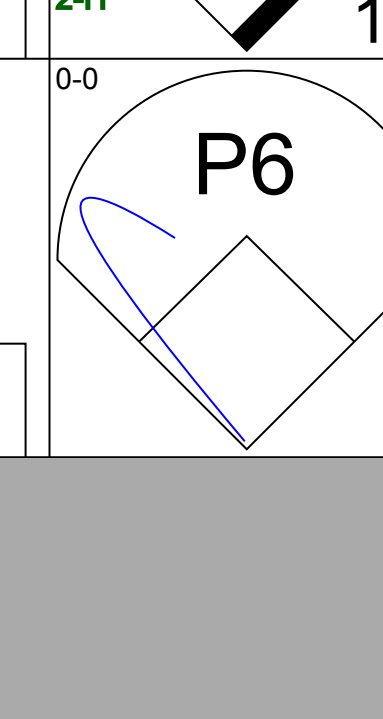
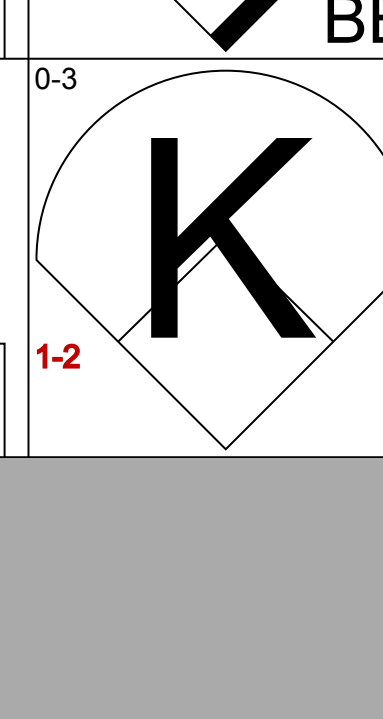
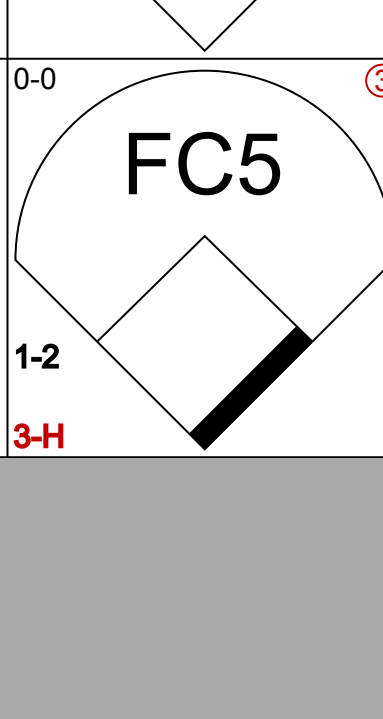
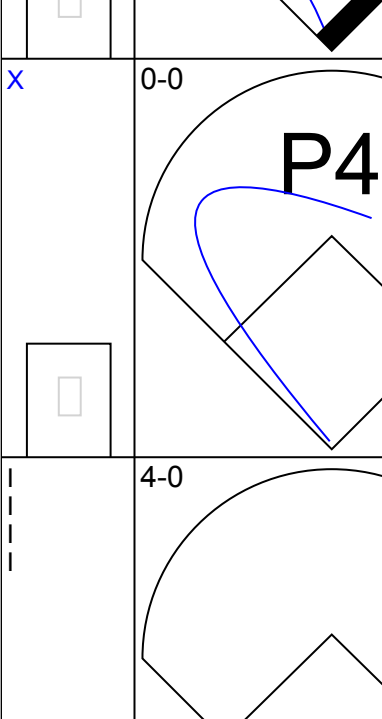
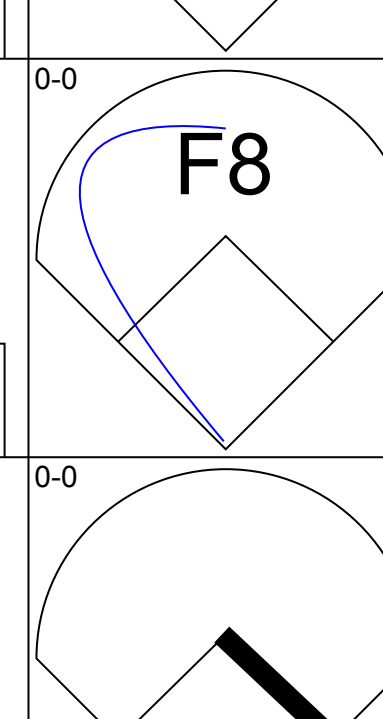
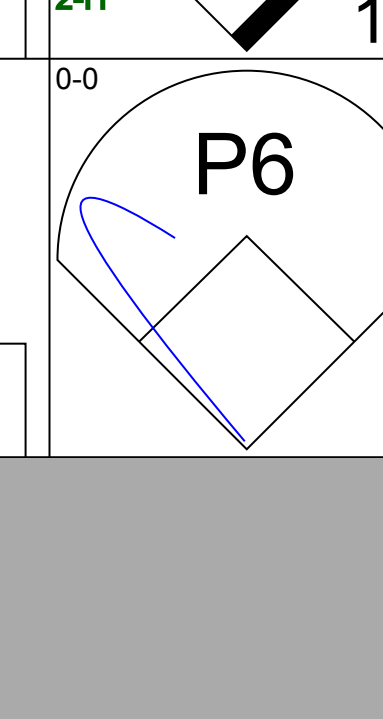
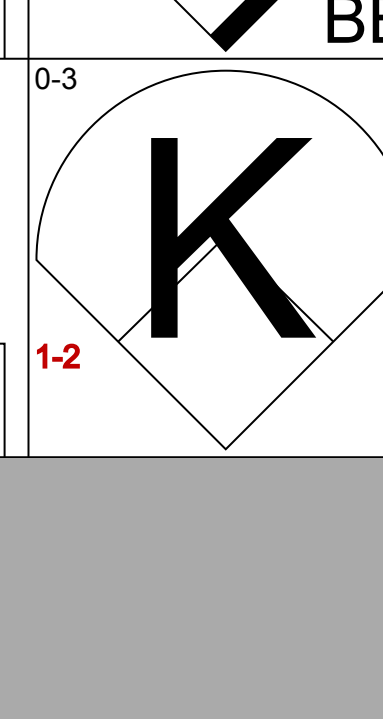
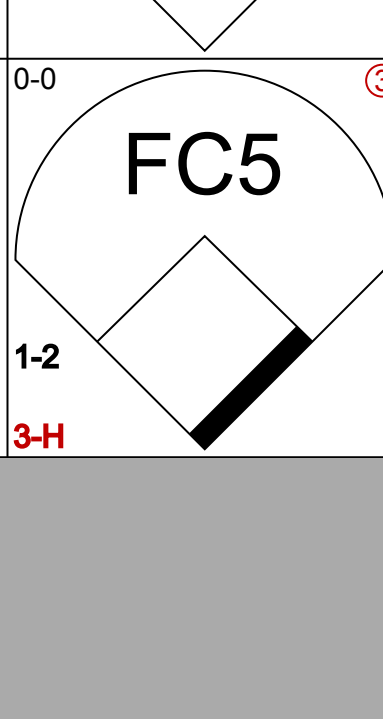
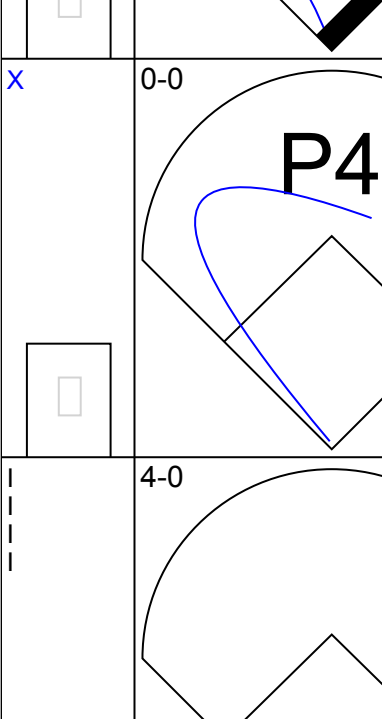
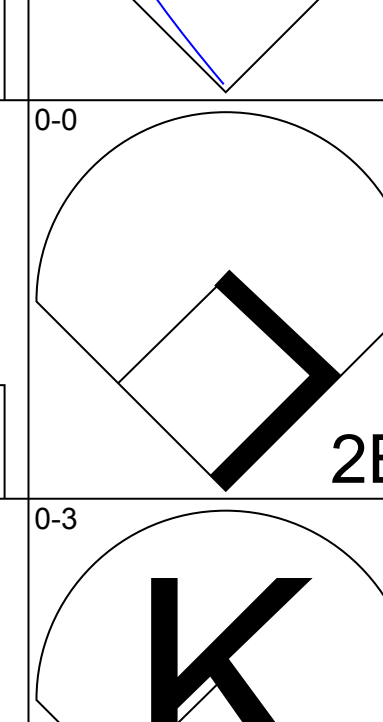
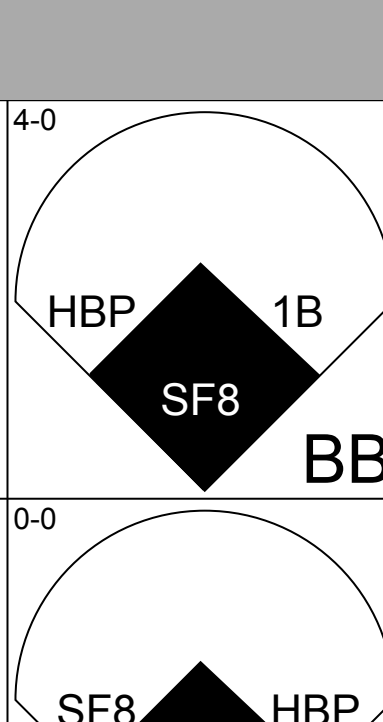
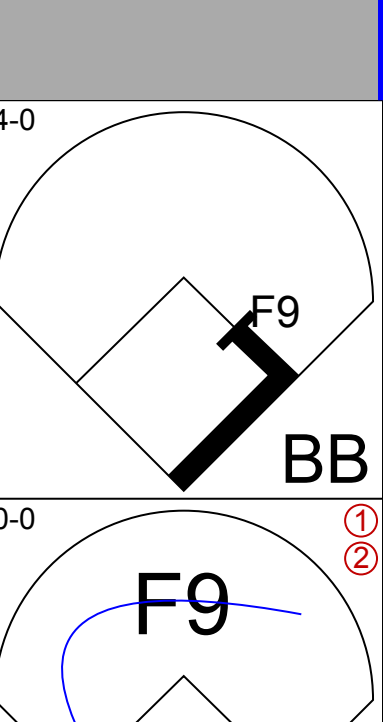
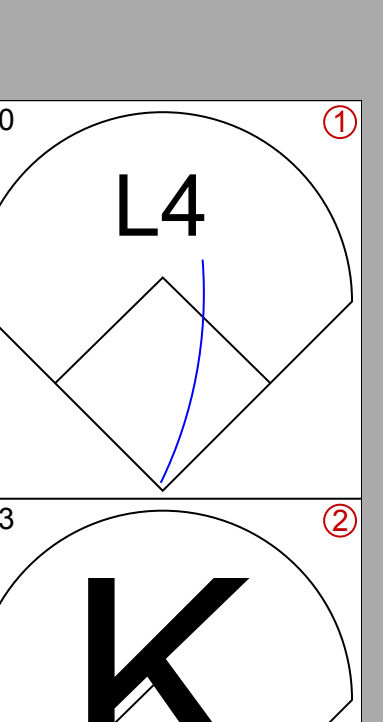
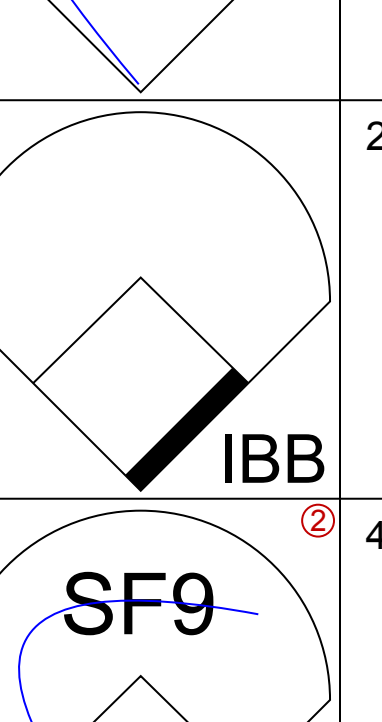
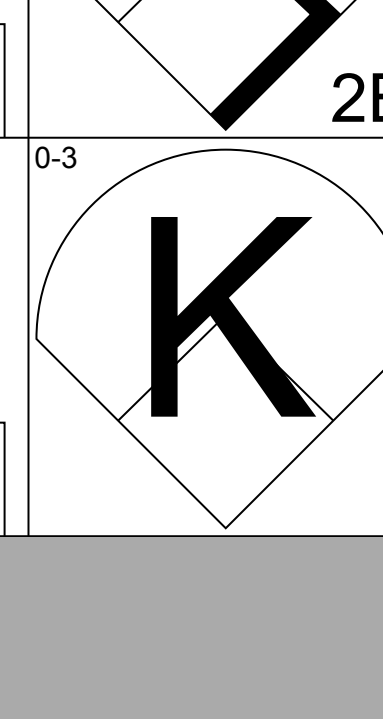
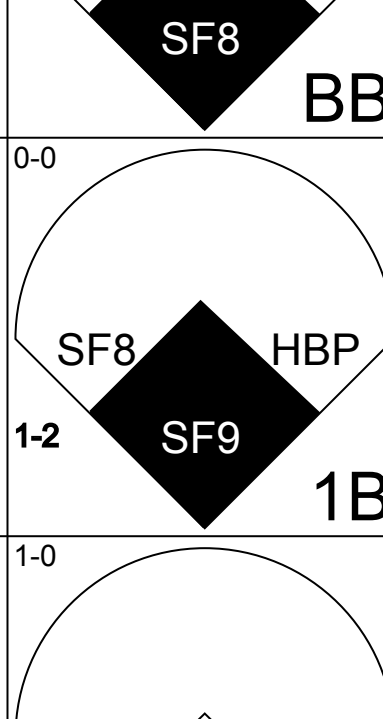
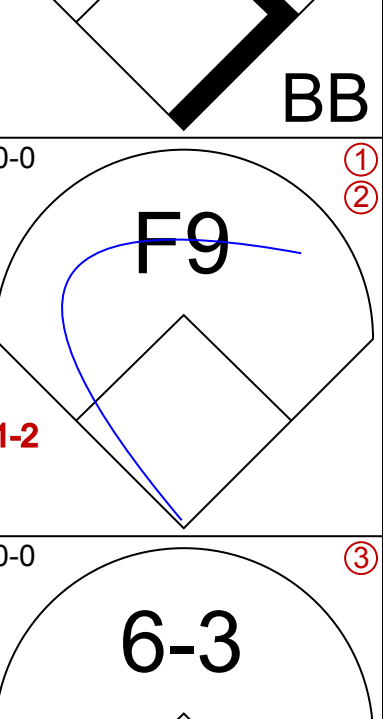
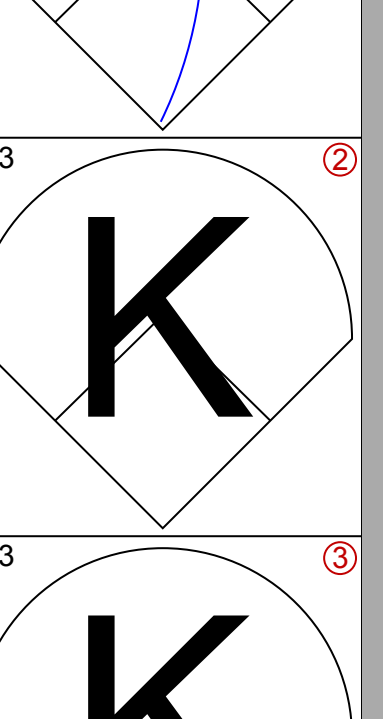
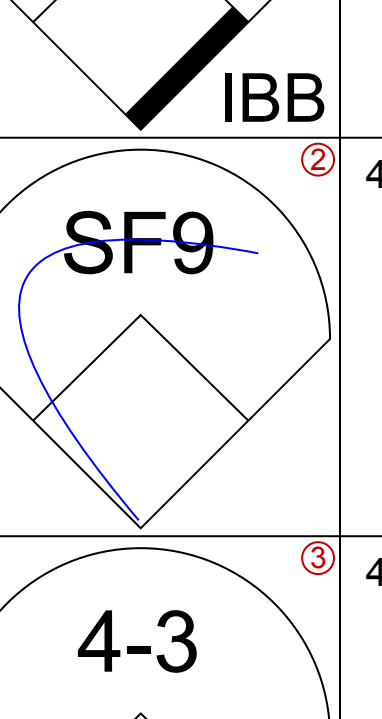
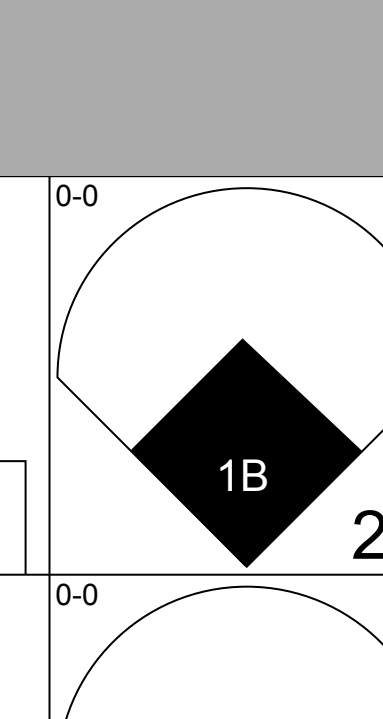
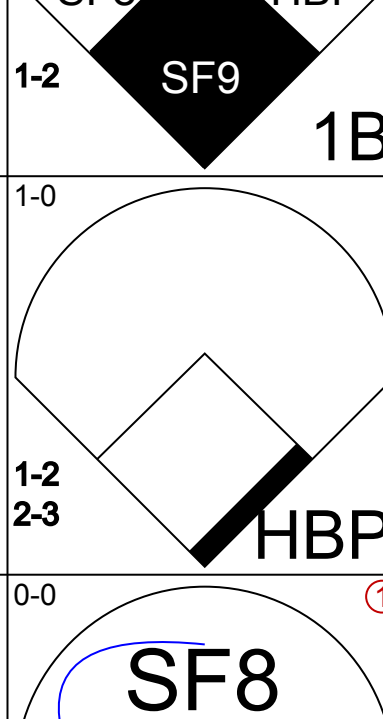
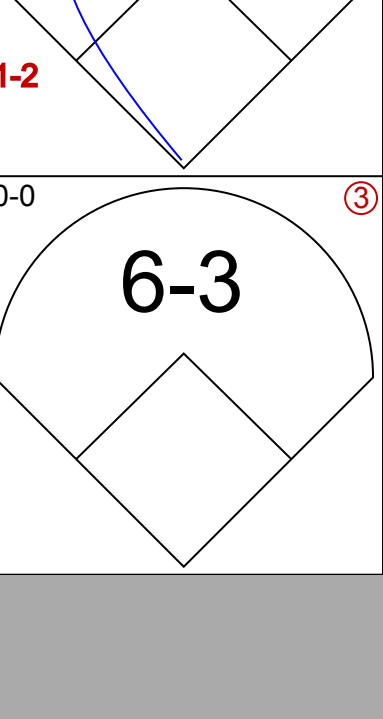
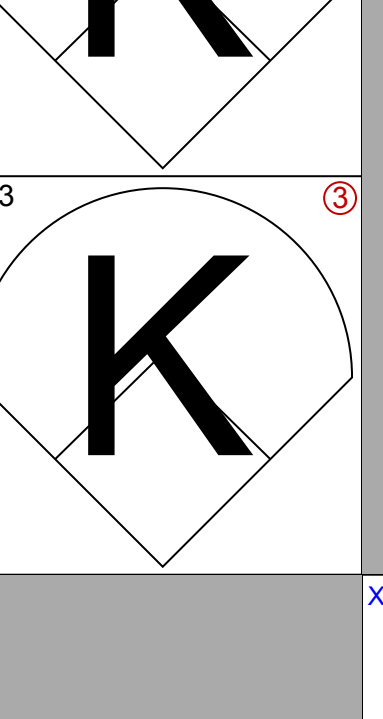
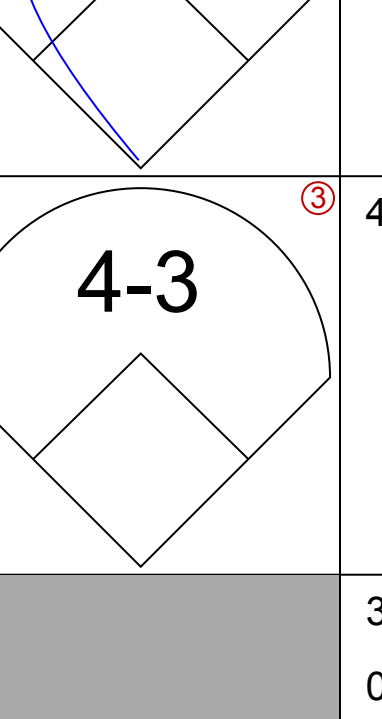
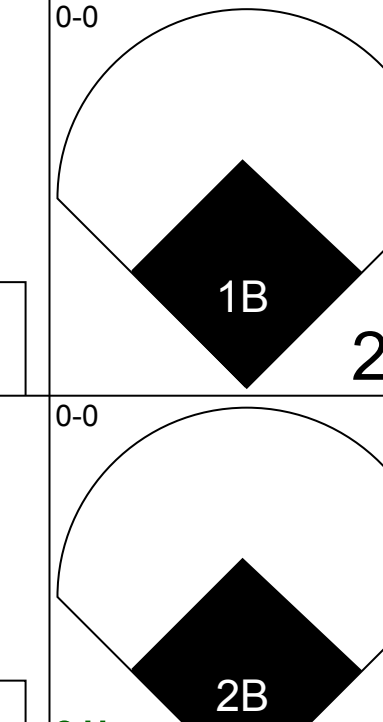
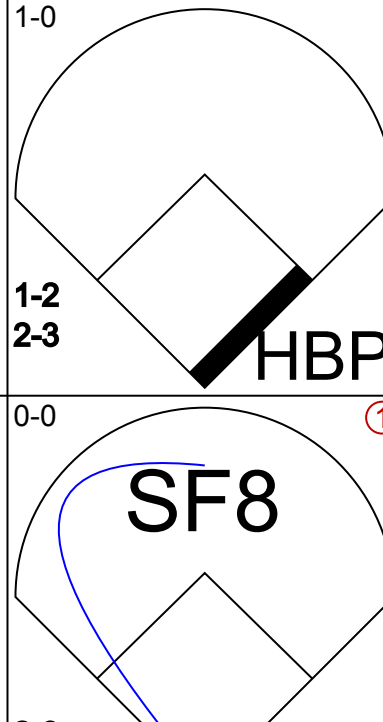
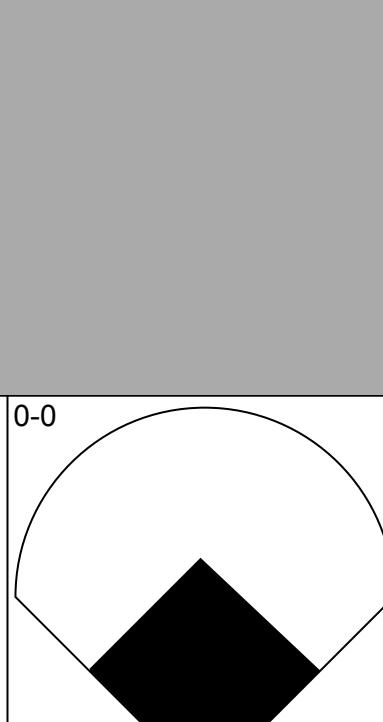
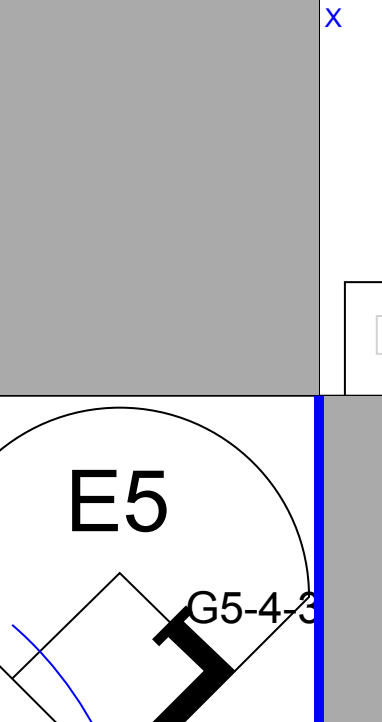
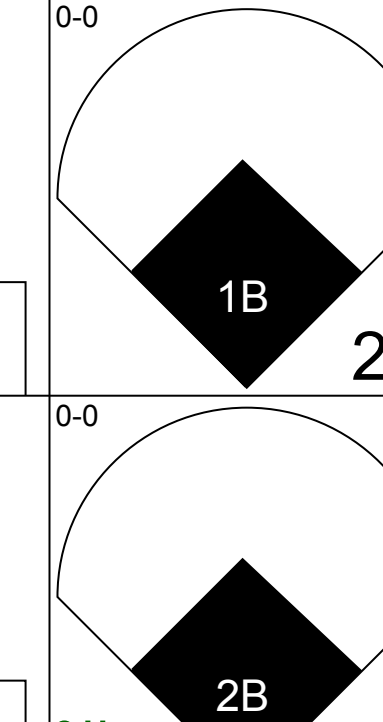
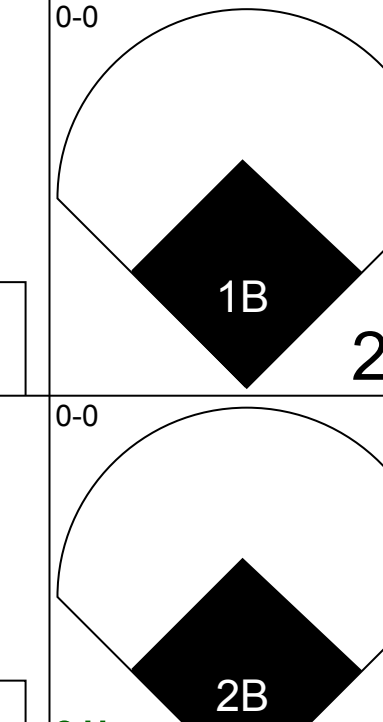
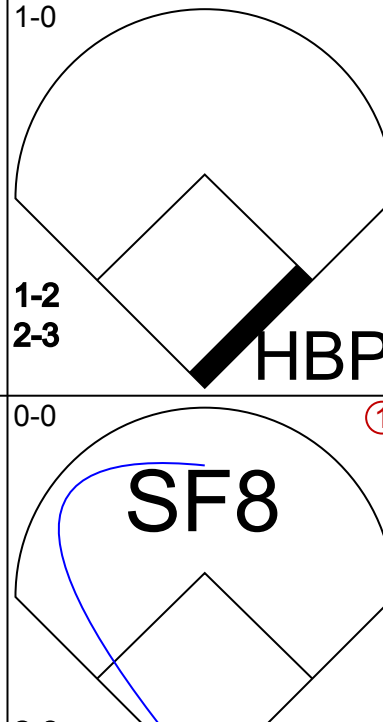
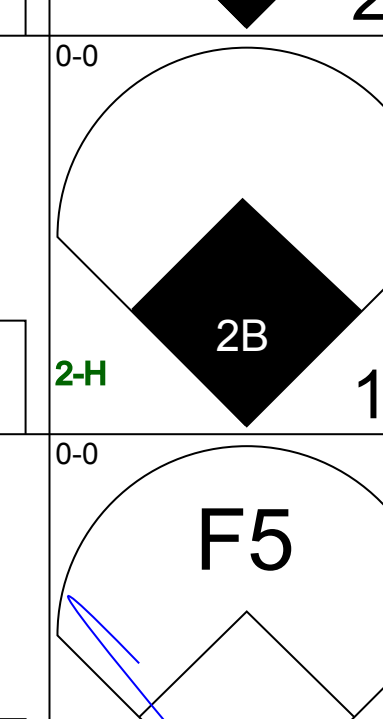
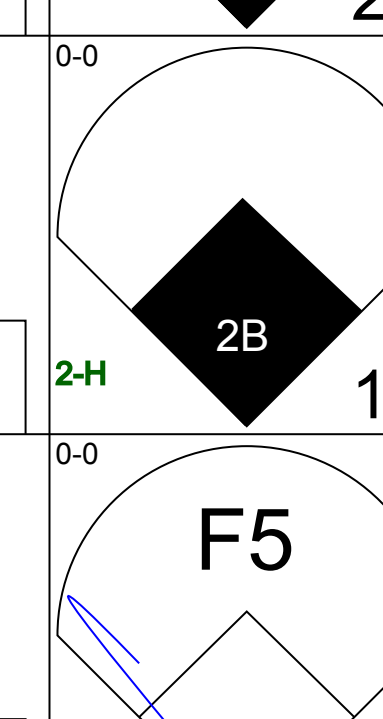
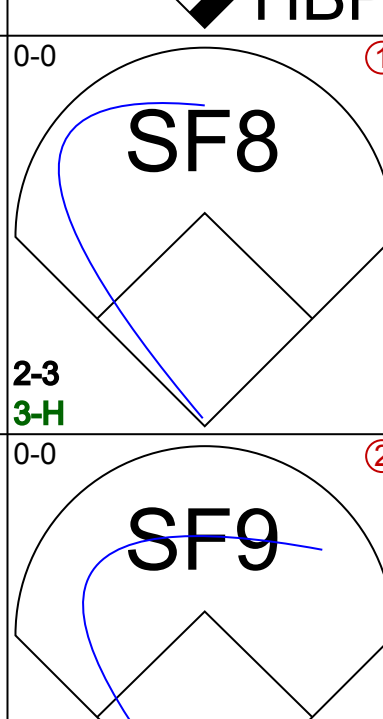
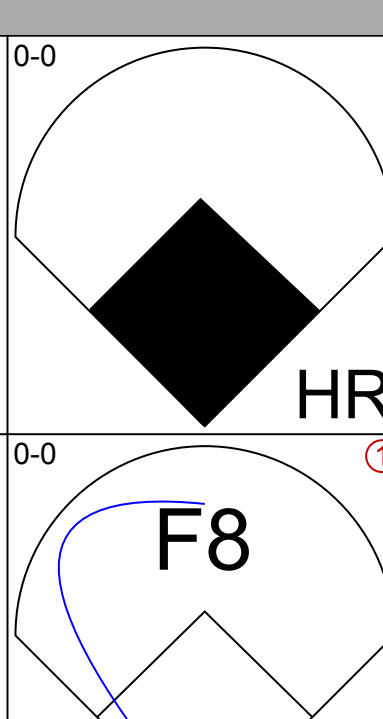
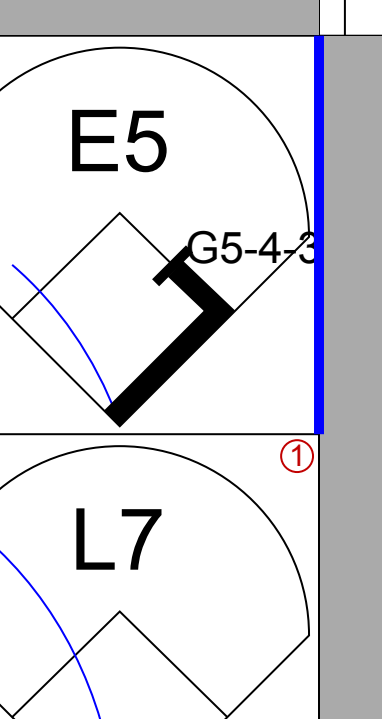
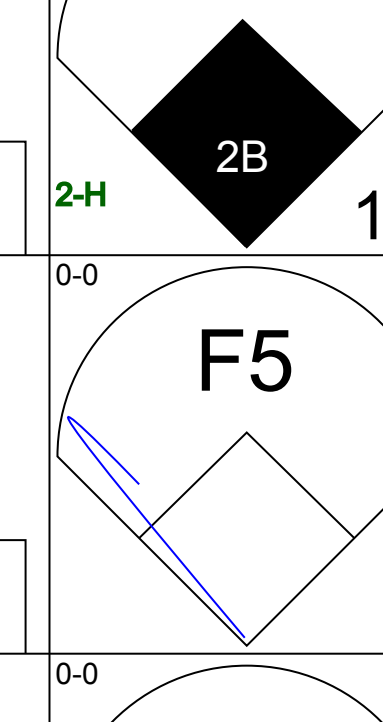
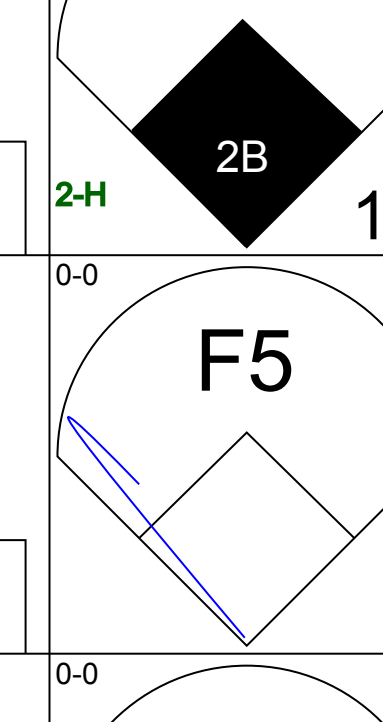
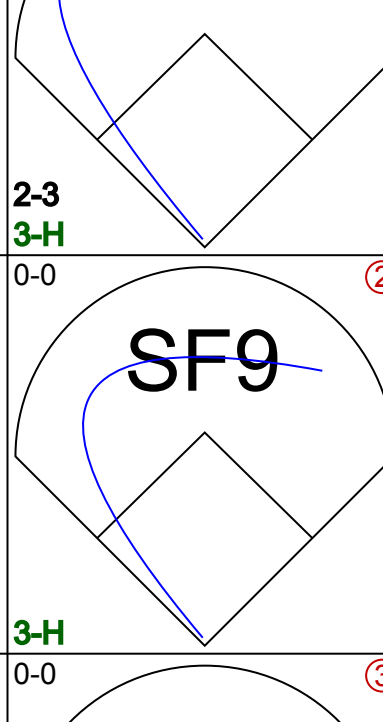
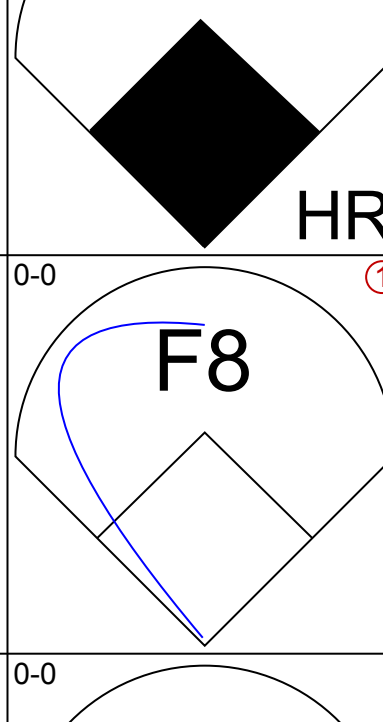
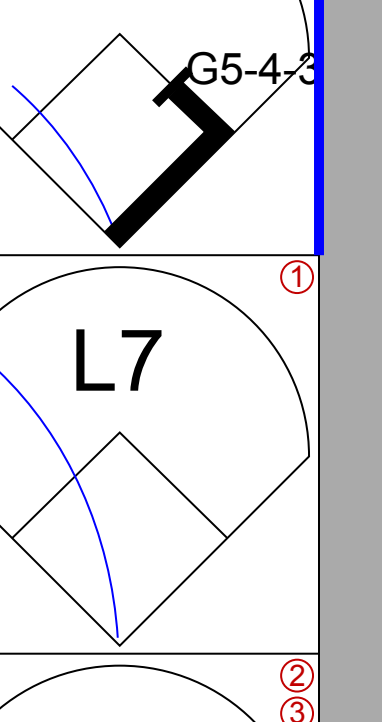
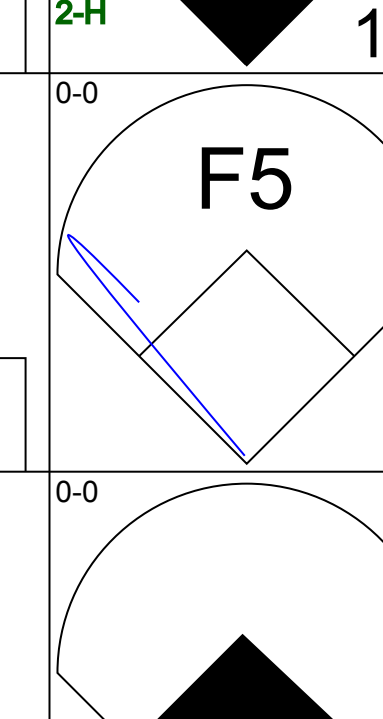

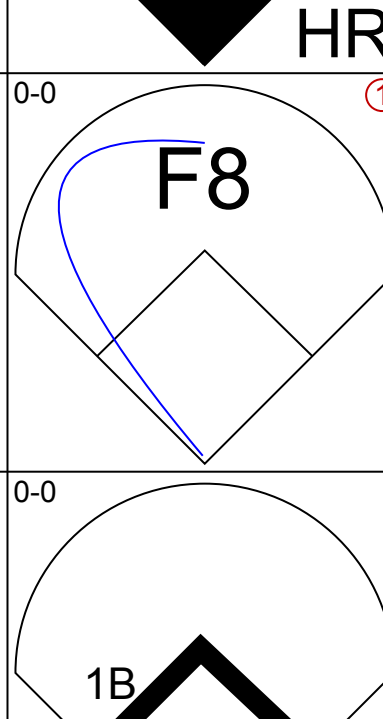

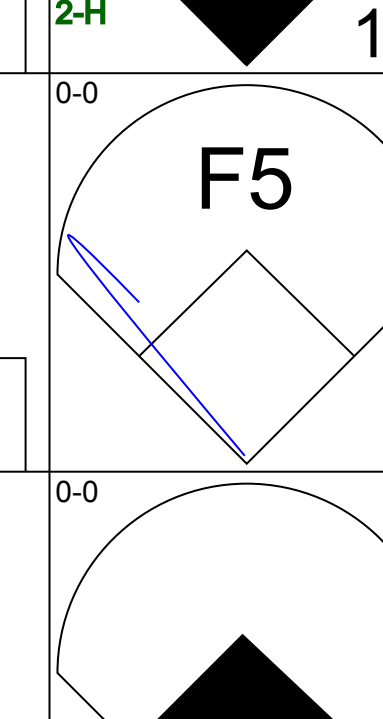

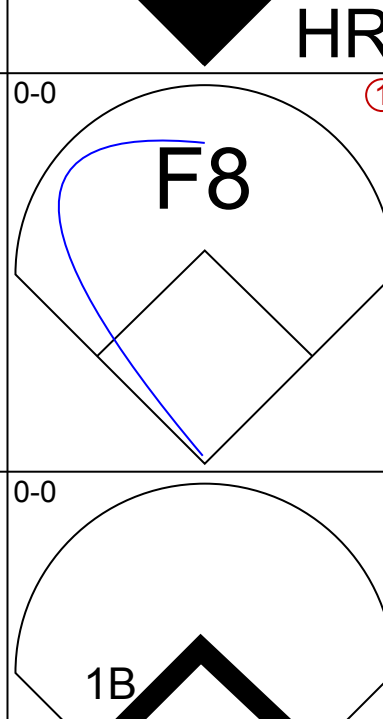

Batter	1	2	3	4	5	6	7	8	9	AB	R	H	RBI	BB	SO	LOB	BOTTOM								
<b>Roy Smalley, S</b> OBP: 0.335, SLG: 0.332 (1, 6)	F8	L5-4			F9	1B		K		5	0	1	0	0	1	2									
<b>Bob Randall, R</b> OBP: 0.271, SLG: 0.284 (1, 4)										3	1	2	0	0	0	0									
<b>Rich Chiles, L</b> OBP: 0.320, SLG: 0.330 (6, PR)										1	0	1	1	0	0	0									
<b>Luis Gomez, R</b> OBP: 0.304, SLG: 0.442 (7, 4)										1	0	0	0	0	0	0									
<b>Rod Carew, L</b> OBP: 0.448, SLG: 0.575 (1, 3)	K									3	0	1	0	0	2	3									
<b>Larry Hisle, R</b> OBP: 0.368, SLG: 0.533 (1, 8)										2	2	2	1	0	0	0									
<b>Craig Kusick, R</b> OBP: 0.370, SLG: 0.440 (1, 10)										4	2	1	0	0	0	2									
<b>Bob Gorinski, R</b> OBP: 0.220, SLG: 0.326 (1, 9)										4	1	1	1	0	0	4									
<b>Butch Wynegar, S</b> OBP: 0.358, SLG: 0.374 (1, 2)										4	1	2	2	0	1	2									
<b>Lyman Bostock, L</b> OBP: 0.385, SLG: 0.506 (1, 7)										3	1	2	3	0	1	1									
<b>Jerry Terrell, R</b> OBP: 0.265, SLG: 0.266 (1, 5)										4	1	1	1	0	1	2									
<b>Inning Stats</b>	R: 0 E: 0 K: 1 S: 5	H: 1 LOB: 1 BB: 0 P: 5	R: 3 E: 2 K: 0 S: 6	H: 3 LOB: 1 BB: 0 P: 7	R: 1 E: 0 K: 0 S: 4	H: 1 LOB: 0 BB: 0 P: 4	R: 0 E: 0 K: 1 S: 6	H: 1 LOB: 1 BB: 0 P: 6	R: 0 E: 0 K: 0 S: 3	H: 1 LOB: 0 BB: 0 P: 3	R: 4 E: 1 K: 1 S: 11	H: 5 LOB: 2 BB: 0 P: 11	R: 0 E: 0 K: 1 S: 6	H: 1 LOB: 1 BB: 0 P: 6	R: 1 E: 0 K: 2 S: 8	H: 1 LOB: 0 BB: 0 P: 8	R: 1 E: 0 K: 2 S: 8	H: 1 LOB: 0 BB: 0 P: 8	1B: 12 2B: 3 3B: 0 HR: 1	SF: 2 SAC: 1 DP: 2 HBP: 1	WP: 0 PB: 1 SB: 0 CS: 2	PA: 39			
<b>PITCHER</b>	IP	WLS	BF	H	R	ER	SO	BB	IBB	HBP	BLK	WP	HR	S	P	ERA	WHIP								
<b>Rudy May, L</b> ERA: 4.01	(1, 1)	5.1	L	25	9	7	4	2	1	0	0	0	0	28	29	6.75	1.688								
<b>Scott McGregor, L</b> ERA: 4.84	(6, 1)	0.1	3	2	0	0	0	0	0	0	0	0	0	3	3	0.00	6.000								
<b>Dennis Martinez, R</b> ERA: 3.49	(6, 1)	2.1	10	3	2	1	4	0	0	0	0	0	1	18	18	3.86	1.286								

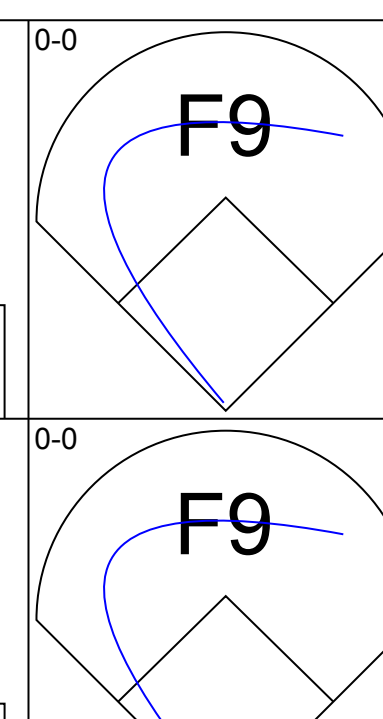
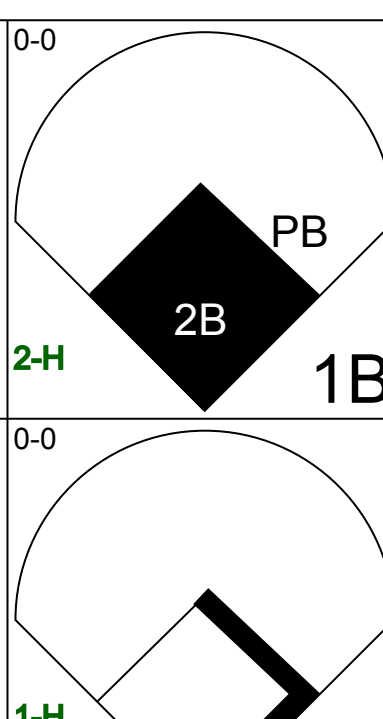
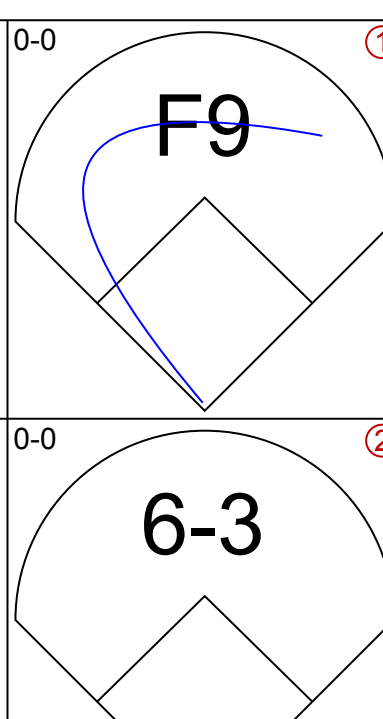
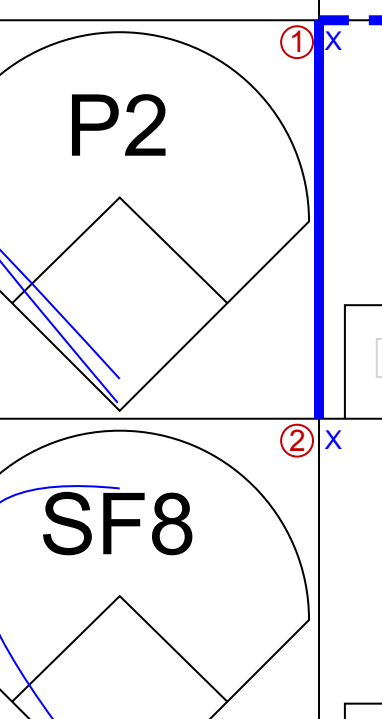
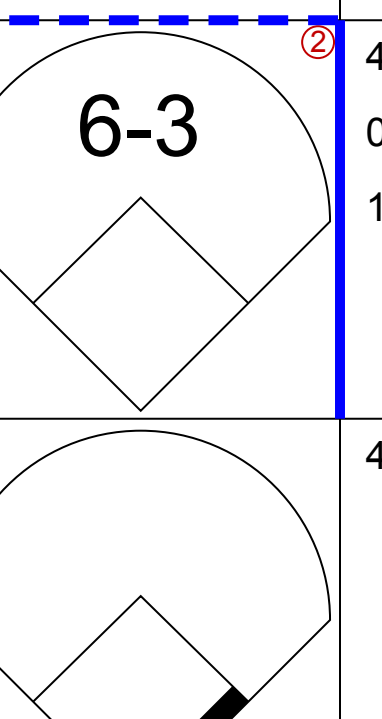
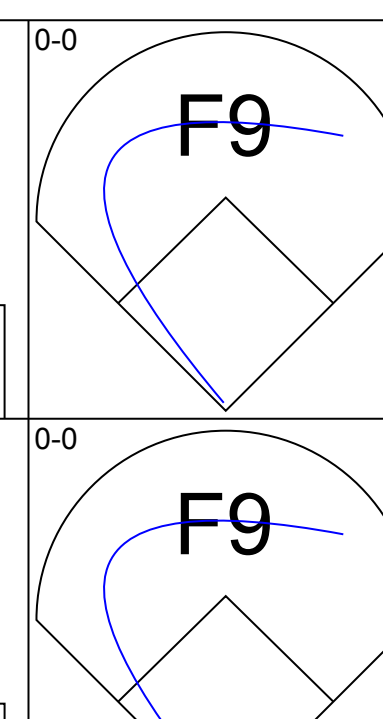
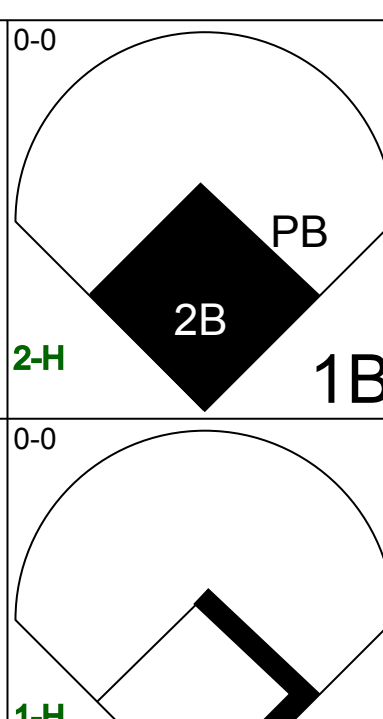
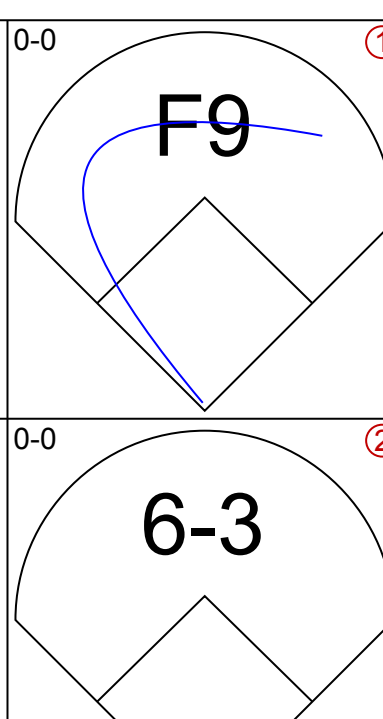
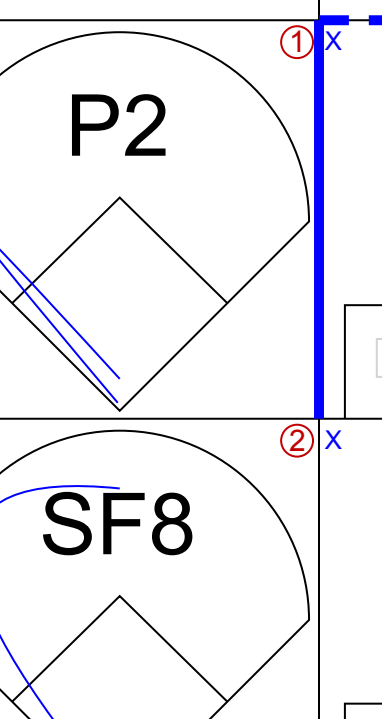
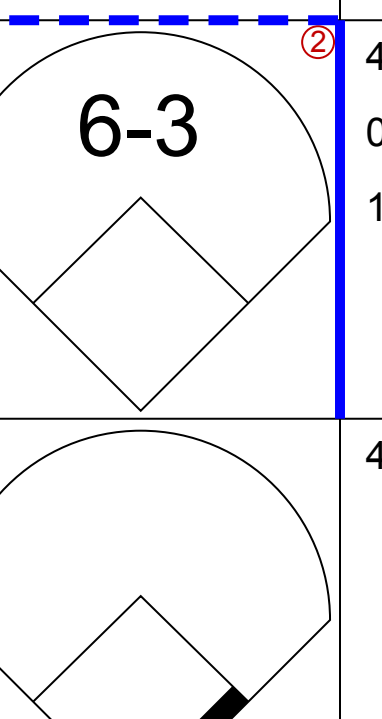
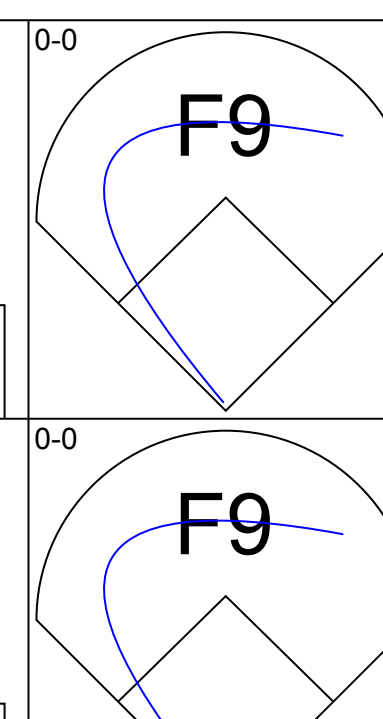
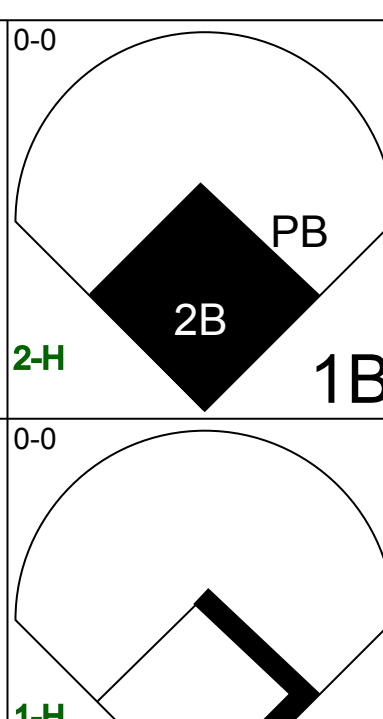
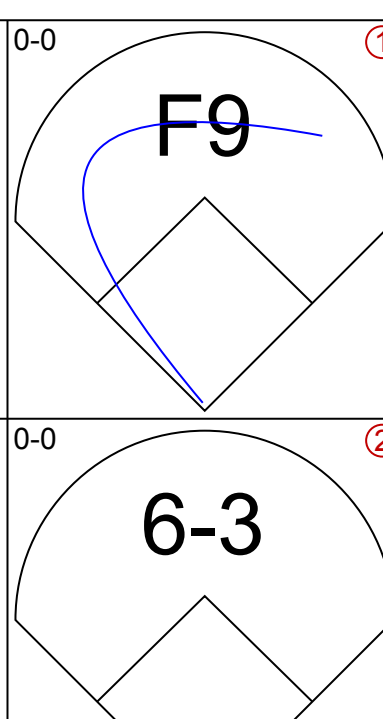
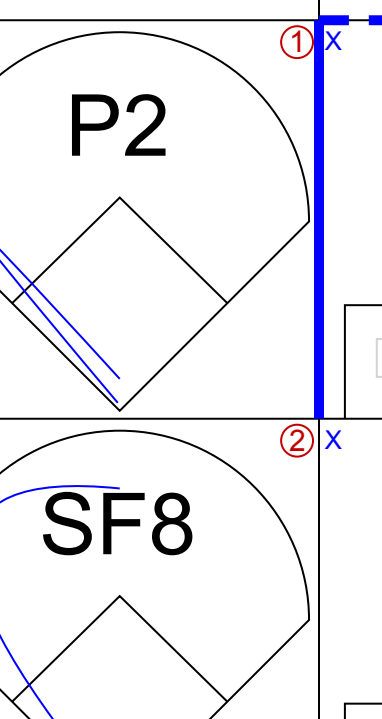
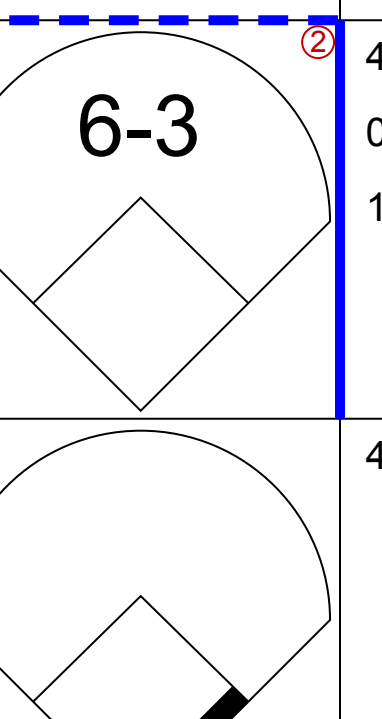
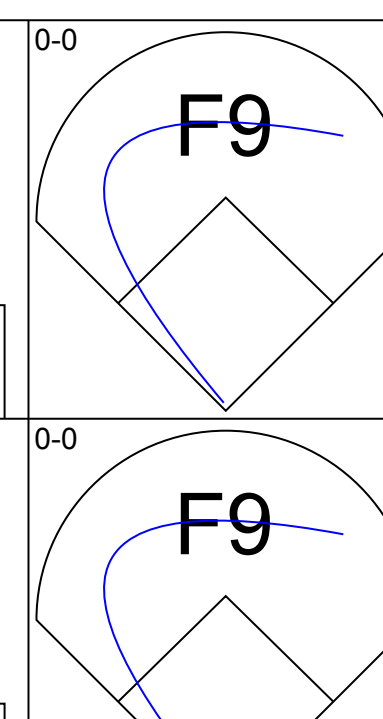
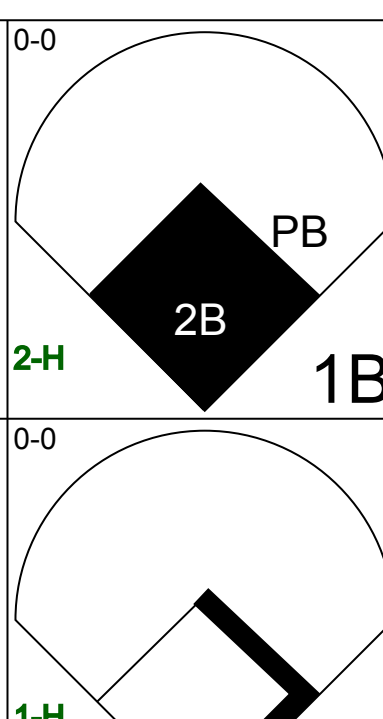
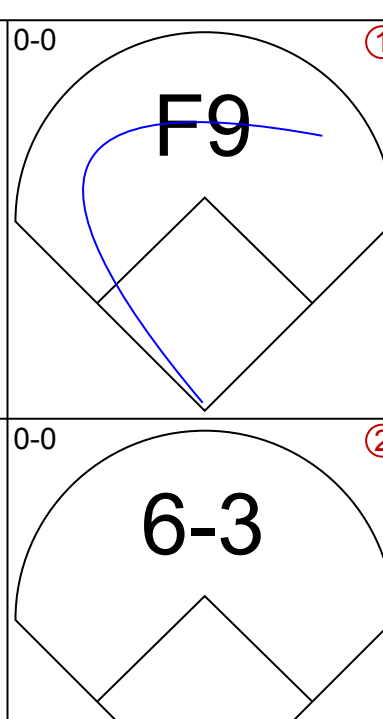
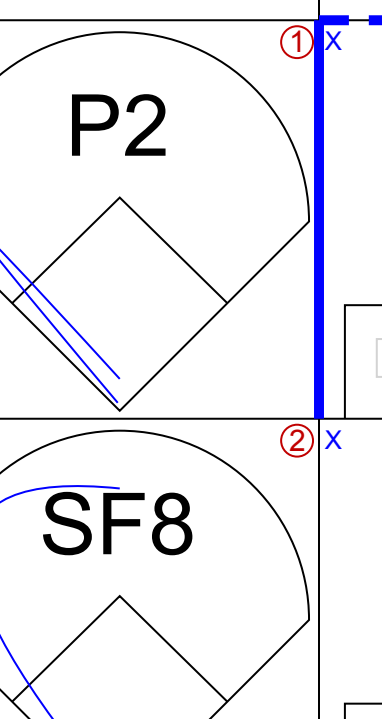
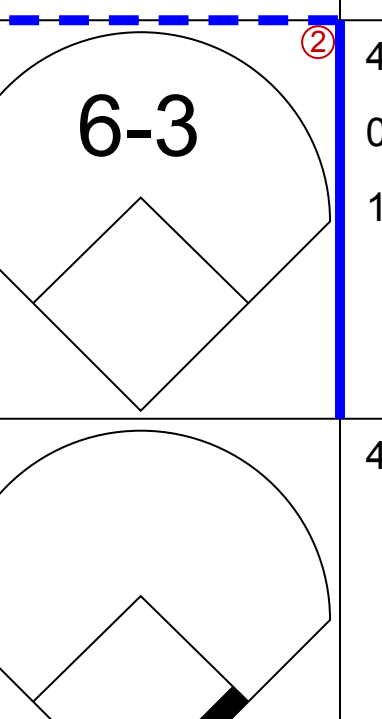
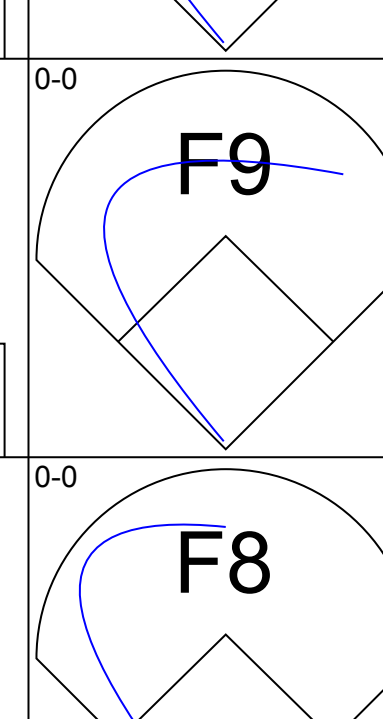
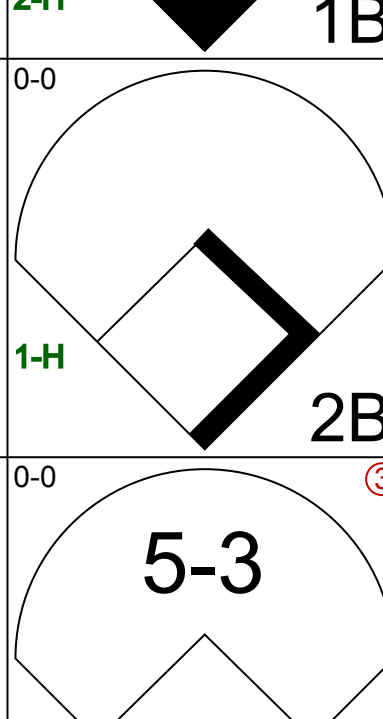
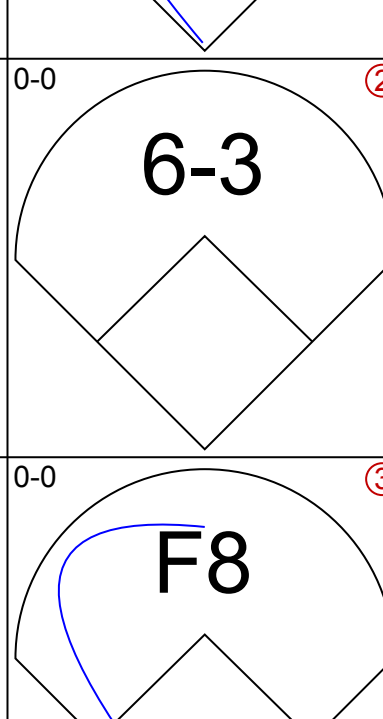
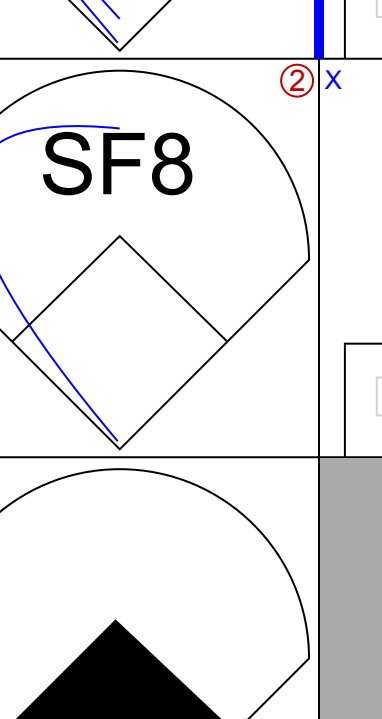



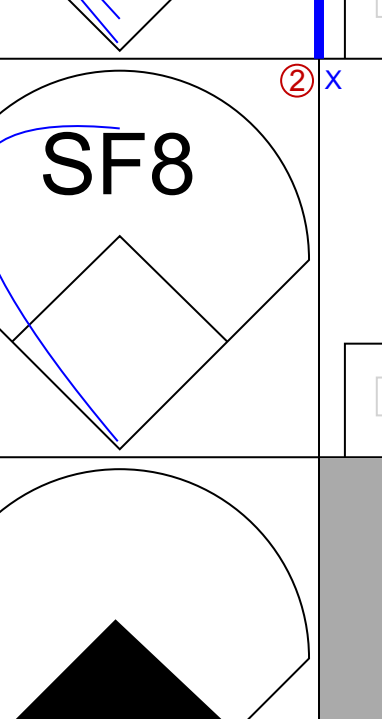



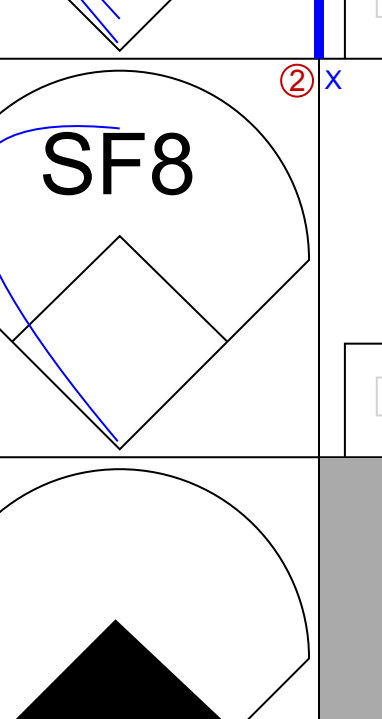



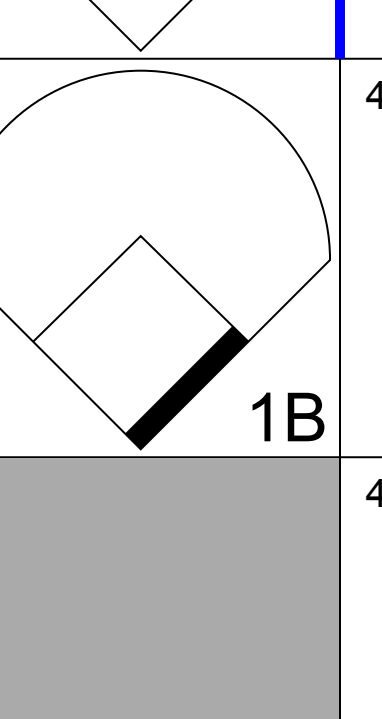



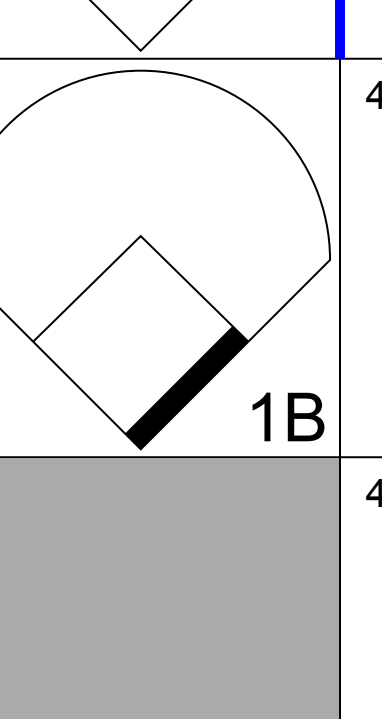
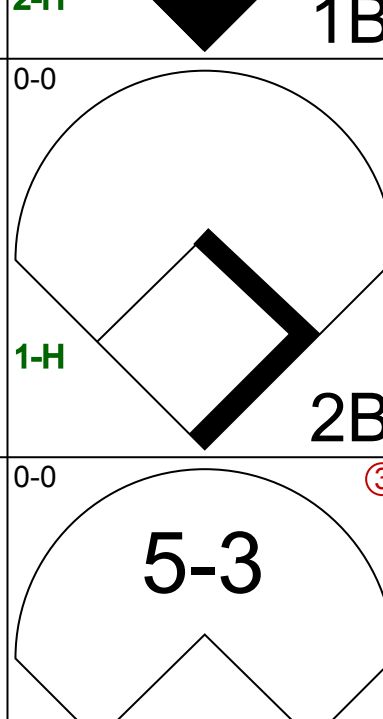


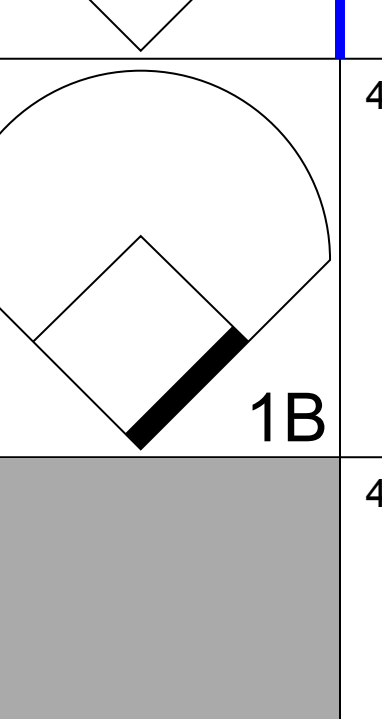
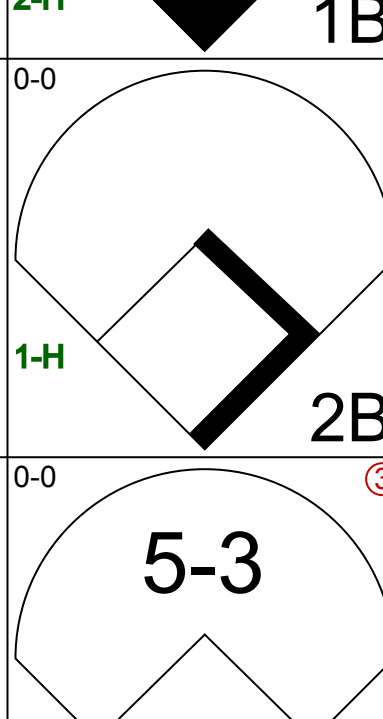


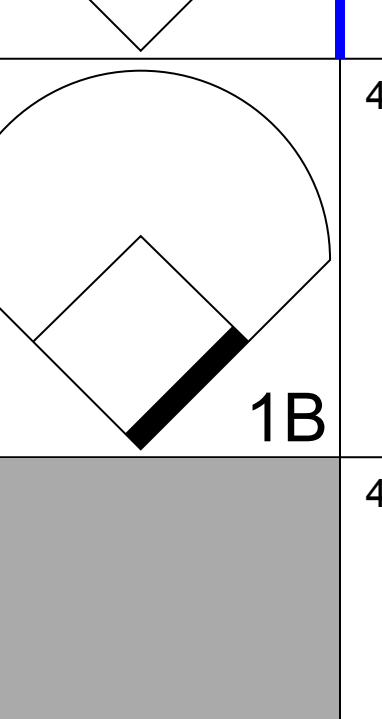
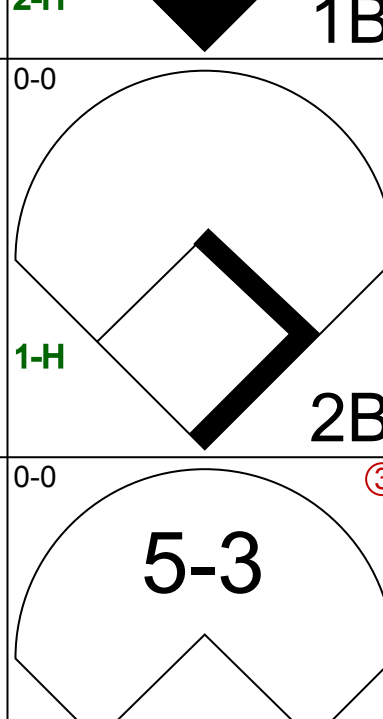


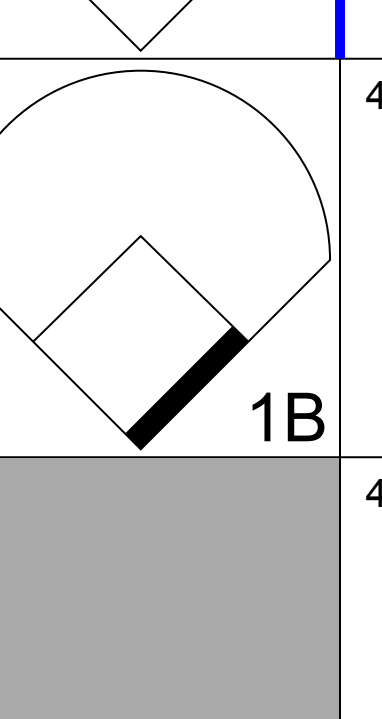
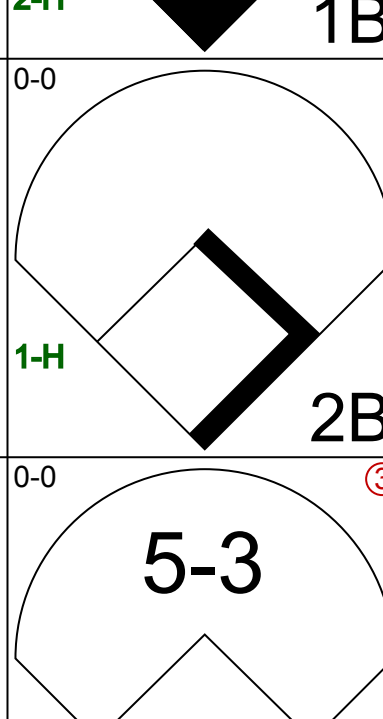


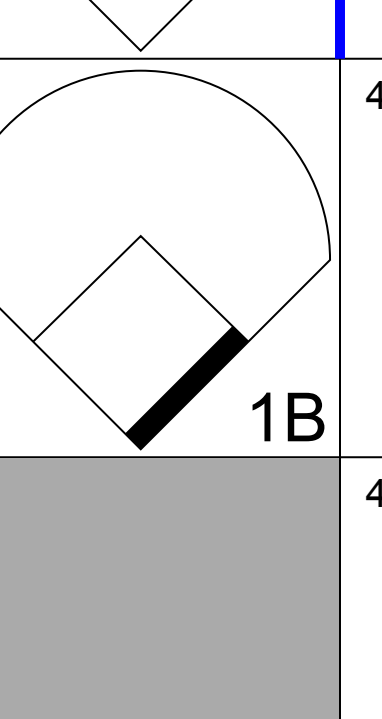
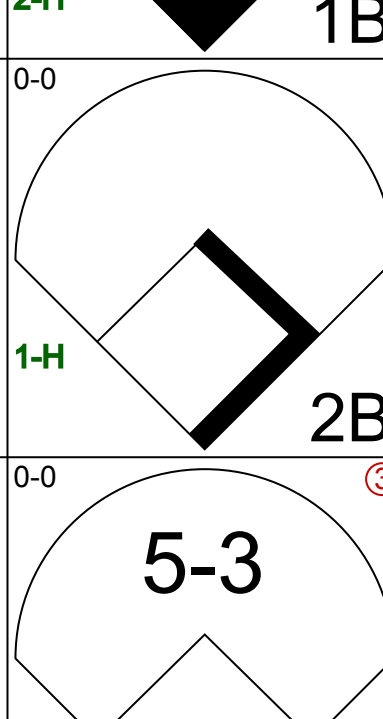

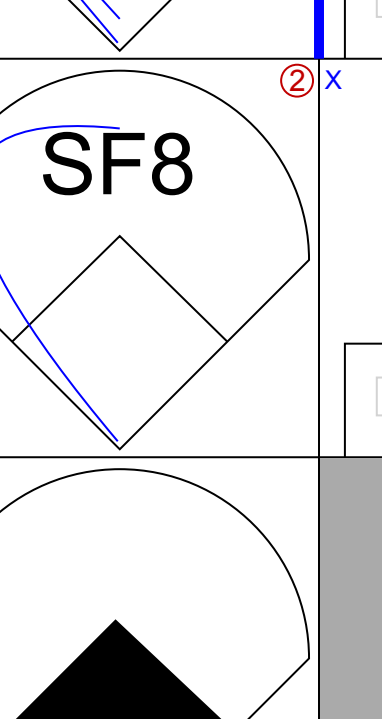
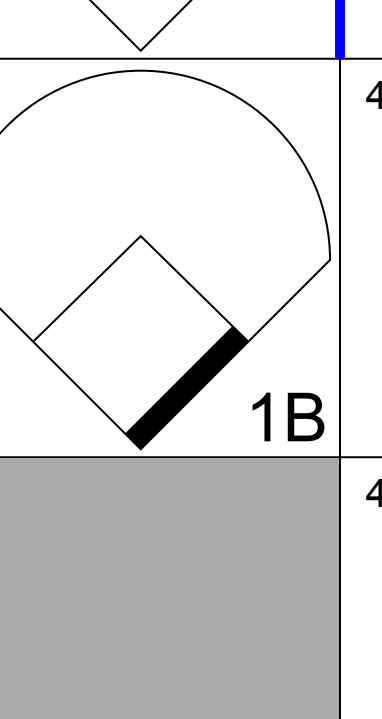
Baltimore Orioles @ Minnesota Twins  
Metropolitan Stadium, Bloomington, MI  
Sun Aug 21 1977, 4:33 AM EDT  
Att: 23,333 - Unknown

AB 34  
R 9  
H 14  
RBI 9  
BB 0  
SO 6  
LOB 16





Batter	1	2	3	4	5	6	7	8	9	AB	R	H	RBI	BB	SO	LOB	TOP				
<b>Al Bumby, L</b> OBP: 0.347, SLG: 0.371 (1, 8)										4	0	1	1	1	2	3	<b>Baltimore Orioles @ Kansas City Royals</b> Royals Stadium, Kansas City, MO Mon Aug 22 1977, 8:05 PM EDT Att: 36,328 - Unknown				
<b>Billy Smith, S</b> OBP: 0.283, SLG: 0.316 (1, 4)										3	0	0	0	0	1	2					
<b>Rich Dauer, R</b> OBP: 0.262, SLG: 0.262 (6, PH) (6, 4)										2	0	0	0	0	0	4					
<b>Ken Singleton, S</b> OBP: 0.444, SLG: 0.528 (1, 9)										2	1	1	0	3	0	0					
<b>Lee May, R</b> OBP: 0.289, SLG: 0.414 (1, 3)										4	1	1	1	0	2	2					
<b>Eddie Murray, S</b> OBP: 0.330, SLG: 0.440 (1, 10)										4	1	1	0	0	1	2					
<b>Andres Mora, R</b> OBP: 0.313, SLG: 0.610 (1, 7)										3	2	3	0	0	0	0					
<b>Pat Kelly, L</b> OBP: 0.348, SLG: 0.377 (8, 7)										0	0	0	0	0	0	0					
<b>Doug DeCinces, R</b> OBP: 0.330, SLG: 0.416 (1, 5)										3	0	0	1	0	0	2					
<b>Mark Belanger, R</b> OBP: 0.266, SLG: 0.244 (1, 6)										4	1	2	1	0	0	2					
<b>Rick Dempsey, R</b> OBP: 0.313, SLG: 0.322 (1, 2)										3	1	1	0	1	0	1					
<b>Dave Skaggs, R</b> OBP: 0.320, SLG: 0.314 (9, 2)										0	0	0	0	0	0	0					
<b>Inning Stats</b>	R: 0 E: 0 K: 2 S: 8	H: 1 LOB: 1 BB: 0 P: 8	R: 3 E: 0 K: 0 S: 7	H: 4 LOB: 1 BB: 0 P: 7	R: 2 E: 0 K: 0 S: 4	H: 1 LOB: 0 BB: 1 P: 9	R: 0 E: 0 K: 1 S: 4	H: 0 LOB: 0 BB: 1 P: 8	R: 0 E: 0 K: 0 S: 2	H: 0 LOB: 0 BB: 1 P: 6	R: 1 E: 0 K: 1 S: 8	H: 3 LOB: 2 BB: 0 P: 8	R: 0 E: 0 K: 0 S: 7	H: 0 LOB: 0 BB: 0 P: 7	R: 0 E: 1 K: 0 S: 3	H: 0 LOB: 0 BB: 0 P: 3	R: 1 E: 1 K: 0 S: 4	H: 0 LOB: 2 BB: 2 P: 12	1B: 4 2B: 4 3B: 0 HR: 1	SF: 3 SAC: 0 DP: 1 HBP: 1	WP: 0 PA: 41 PB: 0 SB: 1 CS: 0
<b>PITCHER</b>	IP	WLS	BF	H	R	ER	SO	BB	IBB	HBP	BLK	WP	HR	S	P	ERA	WHIP				
<b>Dennis Leonard, R</b> ERA: 3.42 (1, 1)	3.0		17	6	5	5	2	1	0	1	0	0	0	19	24	15.00	2.333				
<b>Andy Hassler, L</b> ERA: 4.55 (4, 1)	5.0		18	3	1	1	4	2	0	0	0	0	1	24	32	1.80	1.000				
<b>Steve Mingo, L</b> ERA: 3.08 (9, 1)	1.0	W	6	0	1	0	0	1	1	0	0	0	0	4	12	0.00	1.000				

Batter	1	2	3	4	5	6	7	8	9	AB	R	H	RBI	BB	SO	LOB	BOTTOM				
<b>Tom Poquette, L</b> OBP: 0.326, SLG: 0.414 (1, 9)										4	1	1	1	0	0	1	<b>Baltimore Orioles @ Kansas City Royals</b> Royals Stadium, Kansas City, MO Mon Aug 22 1977, 8:05 PM EDT Att: 36,328 - Unknown				
<b>Cookie Rojas, R</b> OBP: 0.289, SLG: 0.323 (9, PH)										4	0	2	3	0	0	0					
<b>Joe Lohoud, L</b> OBP: 0.382, SLG: 0.321 (9, PH)										4	0	2	3	0	0	0					
<b>Hal McRae, R</b> OBP: 0.353, SLG: 0.504 (1, 7)										4	0	2	3	0	0	0					
<b>George Brett, L</b> OBP: 0.368, SLG: 0.520 (1, 5)										4	1	1	0	0	0	1					
<b>Al Cowens, R</b> OBP: 0.342, SLG: 0.506 (1, 8)										4	1	2	2	0	0	0					
<b>John Mayberry, L</b> OBP: 0.349, SLG: 0.424 (1, 3)										4	0	0	0	0	0	1					
<b>Ralph LaCock, L</b> OBP: 0.350, SLG: 0.424 (1, 10)										3	0	0	0	0	0	0					
<b>Joe Zdeb, R</b> OBP: 0.357, SLG: 0.417 (9, PH)										1	0	0	0	0	1	0					
<b>Darrell Porter, L</b> OBP: 0.354, SLG: 0.455 (1, 2)										3	0	1	0	0	0	0					
<b>John Wathan, R</b> OBP: 0.292, SLG: 0.328 (9, PH)										1	1	1	0	0	0	0					
<b>Freddie Patek, R</b> OBP: 0.317, SLG: 0.359 (1, 6)										2	1	0	0	1	0	1					
<b>Amos Otis, R</b> OBP: 0.343, SLG: 0.450 (9, PH)										0	1	0	0	1	0	0					
<b>Frank White, R</b> OBP: 0.293, SLG: 0.357 (1, 4)										4	2	2	2	0	1	1					
<b>Inning Stats</b>	R: 0 E: 0 K: 0 S: 3	H: 0 LOB: 0 BB: 0 P: 3	R: 0 E: 0 K: 0 S: 3	H: 0 LOB: 0 BB: 0 P: 3	R: 2 E: 0 K: 1 S: 7	H: 2 LOB: 1 BB: 1 P: 11	R: 0 E: 0 K: 0 S: 3	H: 0 LOB: 0 BB: 0 P: 3	R: 0 E: 0 K: 0 S: 3	H: 0 LOB: 0 BB: 0 P: 3	R: 1 E: 0 K: 0 S: 5	H: 2 LOB: 1 BB: 0 P: 5	R: 2 E: 0 K: 0 S: 6	H: 3 LOB: 1 BB: 0 P: 6	R: 3 E: 0 K: 1 S: 7	H: 3 LOB: 1 BB: 1 P: 11	1B: 3 2B: 5 3B: 1 HR: 1	SF: 1 SAC: 0 DP: 0 HBP: 0	WP: 0 PA: 38 PB: 1 SB: 1 CS: 0		
<b>PITCHER</b>	IP	WLS	BF	H	R	ER	SO	BB	IBB	HBP	BLK	WP	HR	S	P	ERA	WHIP				
<b>Jim Palmer, R</b> ERA: 3.32 (1, 1)	7.2		30	6	5	5	1	1	0	0	0	0	0	31	35	5.87	0.913				
<b>Dick Drago, R</b> ERA: 3.02 (8, 1)	0.0		1	1	0	0	0	0	0	0	0	0	0	1	1						
<b>Tippy Martinez, L</b> ERA: 2.55 (8, 1)	0.2	L	5	2	3	3	1	1	0	0	0	0	0	6	10	40.50	4.500				
<b>Dennis Martinez, R</b> ERA: 3.49 (9, 1)	0.1		2	1	0	0	0	0	0	0	0	0	0	2	2	0.00	3.000				



Batter	1	2	3	4	5	6	7	8	9	AB	R	H	RBI	BB	SO	LOB	TOP									
<b>Al Bumbry, L</b> OBP: 0.346, SLG: 0.372 <b>Elliott Maddox, R</b> OBP: 0.362, SLG: 0.424										4	0	1	0	0	1	0	<b>Baltimore Orioles @ Kansas City Royals</b> Royals Stadium, Kansas City, MO Tue Aug 23 1977, 8:05 PM EDT Att: 27,602 - Unknown									
<b>Billy Smith, S</b> OBP: 0.283, SLG: 0.313										3	0	0	0	1	0	1										
<b>Ken Singleton, S</b> OBP: 0.442, SLG: 0.525										4	1	1	0	0	1	2										
<b>Lee May, R</b> OBP: 0.293, SLG: 0.414										2	1	1	0	2	0	0										
<b>Eddie Murray, S</b> OBP: 0.327, SLG: 0.436										4	0	0	0	0	1	5										
<b>Andres Mora, R</b> OBP: 0.282, SLG: 0.598										4	0	1	0	0	1	3										
<b>Doug DeCinces, R</b> OBP: 0.331, SLG: 0.417										4	0	2	1	0	0	2										
<b>Mark Belanger, R</b> OBP: 0.265, SLG: 0.243 <b>Terry Crowley, L</b> OBP: 0.375, SLG: 0.500 <b>Kiko Garcia, R</b> OBP: 0.252, SLG: 0.296 <b>Tony Muser, L</b> OBP: 0.314, SLG: 0.299										2	0	0	0	0	0	1										
<b>Rick Dempsey, R</b> OBP: 0.310, SLG: 0.319 <b>Dave Skaggs, R</b> OBP: 0.320, SLG: 0.314 <b>Pat Kelly, L</b> OBP: 0.350, SLG: 0.377										3	0	0	0	0	0	0										
<b>Inning Stats</b>	R: 0 E: 0 K: 1 S: 5	H: 0 LOB: 2 BB: 2 P: 13	R: 0 E: 0 K: 1 S: 5	H: 0 LOB: 0 BB: 0 P: 5	R: 0 E: 0 K: 0 S: 3	H: 0 LOB: 0 BB: 0 P: 3	R: 2 E: 1 K: 0 S: 5	H: 1 LOB: 1 BB: 0 P: 9	R: 0 E: 0 K: 1 S: 6	H: 1 LOB: 1 BB: 0 P: 6	R: 0 E: 0 K: 1 S: 7	H: 2 LOB: 2 BB: 0 P: 7	R: 0 E: 0 K: 0 S: 3	H: 0 LOB: 0 BB: 0 P: 3	R: 0 E: 0 K: 0 S: 4	H: 1 LOB: 1 BB: 0 P: 4		R: 0 E: 0 K: 0 S: 3	H: 1 LOB: 1 BB: 1 P: 7	1B: 5 2B: 1 3B: 0 HR: 0	SF: 0 SAC: 0 DP: 1 HBP: 0	WP: 1 PB: 0 SB: 0 CS: 0	PA: 37			
<b>PITCHER</b>	IP	WLS	BF	H	R	ER	SO	BB	IBB	HBP	BLK	WP	HR	S	P	ERA	WHIP									
<b>Jim Colborn, R</b> ERA: 3.55 <b>Larry Gura, L</b> ERA: 3.21	(1, 1)	8.1	W	36	6	2	0	4	4	0	0	0	1	0	40	56	0.00	1.200								

Batter	1	2	3	4	5	6	7	8	9	AB	R	H	RBI	BB	SO	LOB	BOTTOM								
<b>George Brett, L</b> OBP: 0.367, SLG: 0.525										4	1	1	3	0	1	0	<b>Baltimore Orioles @ Kansas City Royals</b> Royals Stadium, Kansas City, MO Tue Aug 23 1977, 8:05 PM EDT Att: 27,602 - Unknown								
<b>Hal McRae, R</b> OBP: 0.354, SLG: 0.508										4	1	2	0	0	1	1									
<b>Amos Otis, R</b> OBP: 0.342, SLG: 0.449										3	0	1	1	0	0	1									
<b>Al Cowens, R</b> OBP: 0.341, SLG: 0.504										4	0	1	0	0	0	3									
<b>John Mayberry, L</b> OBP: 0.350, SLG: 0.431										3	1	1	1	1	1	1									
<b>Joe Zdeb, R</b> OBP: 0.346, SLG: 0.403										4	0	0	0	0	0	4									
<b>Darrell Porter, L</b> OBP: 0.353, SLG: 0.450										3	0	0	0	1	1	0									
<b>Freddie Patek, R</b> OBP: 0.317, SLG: 0.358										2	1	0	0	1	0	1									
<b>Frank White, R</b> OBP: 0.290, SLG: 0.354										3	1	0	0	0	0	3									
<b>Inning Stats</b>	R: 0 E: 0 K: 1 S: 7	H: 2 LOB: 3 BB: 1 P: 11	R: 0 E: 0 K: 0 S: 2	H: 0 LOB: 0 BB: 1 P: 6	R: 0 E: 1 K: 1 S: 6	H: 0 LOB: 1 BB: 0 P: 6	R: 4 E: 1 K: 0 S: 6	H: 2 LOB: 0 BB: 1 P: 10	R: 0 E: 0 K: 1 S: 6	H: 1 LOB: 1 BB: 0 P: 6	R: 0 E: 0 K: 0 S: 3	H: 0 LOB: 0 BB: 0 P: 3	R: 1 E: 0 K: 0 S: 4	H: 1 LOB: 0 BB: 0 P: 4	R: 0 E: 0 K: 1 S: 5	H: 0 LOB: 0 BB: 0 P: 5		1B: 3 2B: 0 3B: 1 HR: 2	SF: 1 SAC: 0 DP: 1 HBP: 0	WP: 0 PB: 0 SB: 0 CS: 0	PA: 34				
<b>PITCHER</b>	IP	WLS	BF	H	R	ER	SO	BB	IBB	HBP	BLK	WP	HR	S	P	ERA	WHIP								
<b>Mike Flanagan, L</b> ERA: 3.7	(1, 1)	8.0	L	34	6	5	2	4	3	0	0	0	2	39	51	2.25	1.125								



Batter	1	2	3	4	5	6	7	8	9	AB	R	H	RBI	BB	SO	LOB	TOP																								
Ralph Garr, L OBP: 0.319, SLG: 0.428 (1, 7)										4	2	1	0	1	0	4	Chicago White Sox @ Baltimore Orioles Memorial Stadium, Baltimore, MD Wed Aug 24 1977, 7:05 PM EDT Att: 10,913 - Unknown																								
Alan Bannister, R OBP: 0.358, SLG: 0.362 (1, 6)										4	1	0	0	1	0	6																									
Jorge Orta, L OBP: 0.339, SLG: 0.419 (1, 4)										5	0	1	2	0	0	4																									
Richie Zisk, R OBP: 0.376, SLG: 0.556 (1, 9)										4	0	1	1	0	0	2																									
Lamar Johnson, R OBP: 0.360, SLG: 0.551 (1, 10)										3	0	2	0	2	0	0																									
Eric Soderholm, R OBP: 0.348, SLG: 0.489 (1, 5)										5	0	0	0	0	0	6																									
Chet Lemon, R OBP: 0.354, SLG: 0.477 (1, 8)										5	1	2	0	0	1	3																									
Jim Spencer, L OBP: 0.296, SLG: 0.426 (1, 3)										4	0	2	0	0	0	2																									
Jim Essian, R OBP: 0.363, SLG: 0.422 (1, 2)										2	1	1	1	2	0	1																									
<b>Inning Stats</b>	R: 0 E: 0 K: 0 S: 3	H: 0 LOB: 0 BB: 0 P: 3	R: 0 E: 0 K: 1 S: 5	H: 1 LOB: 1 BB: 1 P: 9	R: 2 E: 2 K: 0 S: 6	H: 2 LOB: 1 BB: 0 P: 6	R: 0 E: 0 K: 0 S: 3	H: 0 LOB: 1 BB: 1 P: 7	R: 2 E: 0 K: 0 S: 5	H: 2 LOB: 2 BB: 2 P: 13	R: 0 E: 0 K: 0 S: 4	H: 1 LOB: 2 BB: 1 P: 8	R: 0 E: 0 K: 0 S: 3	H: 0 LOB: 0 BB: 0 P: 3	R: 1 E: 0 K: 0 S: 6	H: 3 LOB: 3 BB: 1 P: 10	R: 0 E: 0 K: 0 S: 4	H: 1 LOB: 1 BB: 0 P: 4	1B: 9 2B: 1 3B: 0 HR: 0	SF: 1 SAC: 0 DP: 2 HBP: 0	WP: 0 PB: 0 SB: 0 CS: 0	PA: 43																			
<b>PITCHER</b>	IP	WLS	BF	H	R	ER	SO	BB	IBB	HBP	BLK	WP	HR	S	P	ERA	WHIP	<b>PITCHER</b>							IP	WLS	BF	H	R	ER	SO	BB	IBB	HBP	BLK	WP	HR	S	P	ERA	WHIP
Ross Grimsley, L ERA: 3.48 (1, 1)	4.1		21	4	4	2	1	4	0	0	0	0	0	19	35	4.15	1.846																								
Scott McGregor, L ERA: 4.75 (5, 1)	3.1	W	16	5	1	1	0	1	0	0	0	0	0	15	19	2.70	1.800																								
Dick Drago, R ERA: 2.94 (8, 1)	1.1		6	1	0	0	0	1	0	0	0	0	0	5	9	0.00	1.500																								

Batter	1	2	3	4	5	6	7	8	9	AB	R	H	RBI	BB	SO	LOB	BOTTOM																								
Al Bumbry, L OBP: 0.354, SLG: 0.379 (1, 8)										4	1	4	0	1	0	0	Chicago White Sox @ Baltimore Orioles Memorial Stadium, Baltimore, MD Wed Aug 24 1977, 7:05 PM EDT Att: 10,913 - Unknown																								
Rich Dauer, R OBP: 0.281, SLG: 0.278 (1, 4) (7, 5)										4	2	4	1	1	0	0																									
Ken Singleton, S OBP: 0.440, SLG: 0.521 (1, 9)										5	1	1	1	0	2	6																									
Pat Kelly, L OBP: 0.350, SLG: 0.377 (8, 9)										0	0	0	0	0	0	0																									
Lee May, R OBP: 0.296, SLG: 0.421 (1, 3)										5	1	3	2	0	0	1																									
Tony Muser, L OBP: 0.314, SLG: 0.299 (9, 3)										0	0	0	0	0	0	0																									
Eddie Murray, S OBP: 0.326, SLG: 0.434 (1, 10)										5	1	1	0	0	0	3																									
Andres Mora, R OBP: 0.279, SLG: 0.583 (1, 7)										5	1	1	1	0	2	2																									
Doug DeCinces, R OBP: 0.335, SLG: 0.423 (1, 5)										4	1	3	3	0	1	1																									
Billy Smith, S OBP: 0.283, SLG: 0.313 (7, 4)										0	0	0	0	0	0	0																									
Mark Belanger, R OBP: 0.264, SLG: 0.243 (1, 6)										4	1	1	0	0	0	3																									
Dave Skaggs, R OBP: 0.318, SLG: 0.320 (1, 2)										4	1	1	2	0	1	0																									
<b>Inning Stats</b>	R: 0 E: 0 K: 1 S: 5	H: 1 LOB: 1 BB: 1 P: 9	R: 0 E: 0 K: 2 S: 8	H: 1 LOB: 0 BB: 0 P: 8	R: 1 E: 0 K: 1 S: 7	H: 3 LOB: 2 BB: 0 P: 7	R: 3 E: 0 K: 1 S: 9	H: 4 LOB: 2 BB: 1 P: 13	R: 1 E: 0 K: 0 S: 5	H: 2 LOB: 1 BB: 0 P: 5	R: 5 E: 0 K: 0 S: 9	H: 6 LOB: 1 BB: 0 P: 9	R: 0 E: 0 K: 1 S: 6	H: 2 LOB: 1 BB: 0 P: 6	R: 0 E: 0 K: 0 S: 3	H: 0 LOB: 0 BB: 0 P: 3	1B: 16 2B: 2 3B: 1 HR: 0	SF: 0 SAC: 0 DP: 0 HBP: 0	WP: 1 PB: 0 SB: 0 CS: 0	PA: 42																					
<b>PITCHER</b>	IP	WLS	BF	H	R	ER	SO	BB	IBB	HBP	BLK	WP	HR	S	P	ERA	WHIP	<b>PITCHER</b>							IP	WLS	BF	H	R	ER	SO	BB	IBB	HBP	BLK	WP	HR	S	P	ERA	WHIP
Steve Stone, R ERA: 4.36 (1, 1)	5.1	L	30	14	8	8	5	2	0	0	0	0	0	14	14	6.75	1.875																								
Bart Johnson, R ERA: 3.91 (6, 1)	2.2		12	5	2	2	1	0	0	0	0	0	0	14	14	6.75	1.875																								

AB 36  
R 5  
H 10  
RBI 4  
BB 6  
SO 1  
LOB 28



AB 40  
R 10  
H 19  
RBI 10  
BB 2  
SO 6  
LOB 16









Batter	1	2	3	4	5	6	7	8	9	AB	R	H	RBI	BB	SO	LOB	TOP					
Tom Poquette, L (1, 9) OBP: 0.330, SLG: 0.412	0-0 FC4-6 WP 1B	0-0 1-3		0-0 3-1			0-0 1B			4	1	2	0	0	0	2						
Hal McRae, R (1, 7) OBP: 0.356, SLG: 0.508	4-0 FC4-6 BB		0-0 HR		0-0 L5		0-0 F9			3	1	1	1	1	0	1						
George Brett, L (1, 5) OBP: 0.369, SLG: 0.520	0-0 FC4-6 1B 1-2 FC3-2 2-3		4-0 1B G4-6-3 BB		0-0 4-3			0-0 3-1		3	1	0	0	1	0	2						
Al Cowens, R (1, 8) OBP: 0.344, SLG: 0.505	0-0 FC3-2 1B		0-0 G4-6-3 1B		0-0 CS 1B			0-0 F8		4	0	3	1	0	0	0						
John Mayberry, L (1, 3) OBP: 0.351, SLG: 0.424	0-0 FC3-2 1-2 3-H		0-0 G4-6-3 1-2 3-H		0-0 CS 1-2	0-0 L1-3 1B		0-3 K		4	0	1	0	0	1	3						
Ralph LaCock, L (1, 10) OBP: 0.346, SLG: 0.415	0-0 1-3		0-0 K		0-0 L1-3 1-2			0-0 1-3		4	0	0	0	0	1	3						
Darrell Porter, L (1, 2) OBP: 0.351, SLG: 0.442		4-0 FC6-4 BB		0-3 K		0-0 4-3		0-3 K		3	0	0	0	1	2	0						
Freddie Patek, R (1, 6) OBP: 0.311, SLG: 0.349		0-0 FC6-4 FC1-4 1-2		4-0 1-3 BB			0-3 K	0-0 F8		3	0	0	0	1	1	1						
Frank White, R (1, 4) OBP: 0.286, SLG: 0.346		0-0 FC1-4 1-2		0-0 1-3 1-2			0-3 K			3	0	0	0	0	1	2						
<b>Inning Stats</b>	R: 1 E: 0 K: 0 S: 5	H: 2 LOB: 2 BB: 1 P: 9	R: 0 E: 0 K: 0 S: 3	H: 0 LOB: 1 BB: 1 P: 7	R: 2 E: 0 K: 1 S: 6	H: 2 LOB: 0 BB: 1 P: 10	R: 0 E: 0 K: 1 S: 5	H: 0 LOB: 1 BB: 1 P: 9	R: 0 E: 0 K: 2 S: 3	H: 1 LOB: 0 BB: 0 P: 3	R: 0 E: 0 K: 0 S: 3	H: 1 LOB: 1 BB: 0 P: 3	R: 0 E: 0 K: 1 S: 8	H: 0 LOB: 0 BB: 0 P: 8	R: 0 E: 0 K: 1 S: 5	H: 0 LOB: 0 BB: 0 P: 5	R: 0 E: 0 K: 1 S: 5	H: 0 LOB: 0 BB: 0 P: 5	1B: 6 2B: 1 3B: 0 HR: 1	SF: 0 SAC: 0 DP: 2 HBP: 0	WP: 1 PB: 0 SB: 0 CS: 1	PA: 36
<b>PITCHER</b> Jim Palmer, R (1, 1) ERA: 3.31	IP: 9.0 WLS: L BF: 35 H: 7 R: 3 ER: 3 SO: 6 BB: 4 IBB: 0 HBP: 0 BLK: 0 WP: 1 HR: 1 S: 43 P: 59 ERA: 3.00 WHIP: 1.222															<b>PITCHER</b>	IP: 9.0 WLS: L BF: 35 H: 7 R: 3 ER: 3 SO: 6 BB: 4 IBB: 0 HBP: 0 BLK: 0 WP: 1 HR: 1 S: 43 P: 59 ERA: 3.00 WHIP: 1.222					

**Kansas City Royals @ Baltimore Orioles**  
**Memorial Stadium, Baltimore, MD**  
 Fri Aug 26 1977, 7:05 PM EDT  
 Att: 21,511 - Unknown - 77 F

livebaseballscorecards.com

AB 31  
R 3  
H 7  
RBI 2  
BB 4  
SO 6  
LOB 14



Batter	1	2	3	4	5	6	7	8	9	AB	R	H	RBI	BB	SO	LOB	BOTTOM					
Al Bumbry, L (1, 8) OBP: 0.354, SLG: 0.379	0-3 K	0-0 7-2 3-H		0-3 K			0-0 L7			4	0	0	0	0	2	3						
Rich Dauer, R (1, 4) OBP: 0.284, SLG: 0.292	0-0 F9		0-0 6-3		0-0 1-3			0-0 P3		4	0	0	0	0	0	0						
Ken Singleton, S (1, 9) OBP: 0.440, SLG: 0.517	0-0 1B		4-0 4-3 1B BB		0-0 3-1			0-3 K		3	0	1	0	1	1	0						
Lee May, R (1, 3) OBP: 0.296, SLG: 0.419	0-3 K		0-0 4-3 1B		0-3 K			0-0 6-3		4	0	1	0	0	2	1						
Eddie Murray, S (1, 10) OBP: 0.323, SLG: 0.428		0-0 4-3	0-0 4-3		0-3 K			0-0 P6		4	0	0	0	0	1	2						
Andres Mora, R (1, 7) OBP: 0.271, SLG: 0.557		0-0 BB 1B	0-3 K		0-0 6-3			0-0 6-3		4	1	1	0	0	1	2						
Doug DeCinces, R (1, 5) OBP: 0.333, SLG: 0.418		4-0 1B 1-2 BB		0-0 P5		0-0 F8		0-0 F9		3	1	0	0	1	0	0						
Mark Belanger, R (1, 6) OBP: 0.266, SLG: 0.245		0-0 1B 1-3 2-H 7-2 1B		0-0 L6			0-0 F8			3	0	1	1	0	0	0						
Dave Skaggs, R (1, 2) OBP: 0.333, SLG: 0.336		0-0 1-3 3-H 1B		0-0 1B			0-0 L4			3	0	2	1	0	0	0						
<b>Inning Stats</b>	R: 0 E: 0 K: 2 S: 8	H: 1 LOB: 1 BB: 0 P: 8	R: 2 E: 0 K: 0 S: 5	H: 3 LOB: 1 BB: 1 P: 9	R: 0 E: 0 K: 1 S: 6	H: 1 LOB: 2 BB: 1 P: 10	R: 0 E: 0 K: 1 S: 6	H: 1 LOB: 0 BB: 0 P: 6	R: 0 E: 0 K: 1 S: 5	H: 0 LOB: 0 BB: 0 P: 5	R: 0 E: 0 K: 1 S: 5	H: 0 LOB: 0 BB: 0 P: 5	R: 0 E: 0 K: 1 S: 3	H: 0 LOB: 0 BB: 0 P: 3	R: 0 E: 0 K: 0 S: 5	H: 0 LOB: 0 BB: 0 P: 5	R: 0 E: 0 K: 1 S: 3	H: 0 LOB: 0 BB: 0 P: 3	1B: 6 2B: 1 3B: 0 HR: 0	SF: 0 SAC: 0 DP: 1 HBP: 0	WP: 0 PB: 0 SB: 0 CS: 0	PA: 34
<b>PITCHER</b> Dennis Leonard, R (1, 1) ERA: 3.36	IP: 9.0 WLS: W BF: 34 H: 6 R: 2 ER: 2 SO: 7 BB: 2 IBB: 0 HBP: 0 BLK: 0 WP: 0 HR: 0 S: 46 P: 54 ERA: 2.00 WHIP: 0.889															<b>PITCHER</b>	IP: 9.0 WLS: W BF: 34 H: 6 R: 2 ER: 2 SO: 7 BB: 2 IBB: 0 HBP: 0 BLK: 0 WP: 0 HR: 0 S: 46 P: 54 ERA: 2.00 WHIP: 0.889					

**Kansas City Royals @ Baltimore Orioles**  
**Memorial Stadium, Baltimore, MD**  
 Fri Aug 26 1977, 7:05 PM EDT  
 Att: 21,511 - Unknown - 77 F

livebaseballscorecards.com

AB 32  
R 2  
H 6  
RBI 2  
BB 2  
SO 7  
LOB 8









Batter	1	2	3	4	5	6	7	8	9	AB	R	H	RBI	BB	SO	LOB	TOP								
Joe Zdeb, R OBP: 0.349, SLG: 0.402 (1, 7)	0-0 6-3		0-0 FC4-6 1B		0-0 SH1-3		0-0 G4-6-3 1B		0-0 P4	4	0	2	0	0	0	1									
Hal McRae, R OBP: 0.356, SLG: 0.505 (1, 10)	0-0 6-3		0-0 FC4-6 1-2		0-0 L3		0-0 G4-6-3 1-2			4	0	0	0	0	0	3									
George Brett, L OBP: 0.374, SLG: 0.527 (1, 5)	0-0 2B		0-0 6-3		0-0 2H 1B		0-3 K			4	0	2	1	0	1	1									
Al Cowens, R OBP: 0.341, SLG: 0.499 (1, 9)	0-0 4-3			0-0 F7	0-0 6-3			0-0 F9		4	0	0	0	0	0	2									
Amos Otis, R OBP: 0.353, SLG: 0.444 (1, 8)		0-0 P3		4-0 HR BB		0-0 2B 1B		4-0 G1-6-3 BB		2	2	1	0	2	0	0									
John Mayberry, L OBP: 0.347, SLG: 0.418 (1, 3)		0-0 1B		0-0 F8		0-0 F8		0-0 G1-6-3 1-2		4	0	1	0	0	0	3									
John Wathan, R OBP: 0.321, SLG: 0.447 (1, 2)		0-3 K		0-0 1H HR		0-0 1B 2B		0-0 P6		4	2	2	2	0	1	1									
Freddie Patek, R OBP: 0.314, SLG: 0.357 (1, 6)		0-0 F9		0-0 F8		0-0 CS 1B		0-0 S 2B		4	0	2	2	0	0	1									
Frank White, R OBP: 0.283, SLG: 0.340 (1, 4)			0-0 5-3		4-0 SH1-3 1B BB		0-3 K 2-3		0-3 K 2-3	3	1	0	0	1	2	2									
<b>Inning Stats</b>	R: 0 E: 0 K: 0 S: 4	H: 1 LOB: 1 BB: 0 P: 4	R: 0 E: 0 K: 1 S: 6	H: 1 LOB: 1 BB: 0 P: 6	R: 0 E: 0 K: 0 S: 4	H: 1 LOB: 0 BB: 1 P: 4	R: 2 E: 0 K: 0 S: 4	H: 1 LOB: 0 BB: 1 P: 8	R: 1 E: 0 K: 0 S: 4	H: 1 LOB: 1 BB: 1 P: 8	R: 2 E: 0 K: 1 S: 7	H: 3 LOB: 0 BB: 0 P: 7	R: 0 E: 0 K: 1 S: 5	H: 1 LOB: 0 BB: 0 P: 5	R: 0 E: 0 K: 0 S: 2	H: 0 LOB: 0 BB: 1 P: 6	R: 0 E: 0 K: 1 S: 6	H: 1 LOB: 1 BB: 0 P: 6	1B: 6 2B: 3 3B: 0 HR: 1	SF: 0 SAC: 1 DP: 2 HBP: 0	WP: 0 PB: 0 SB: 1 CS: 1	PA: 37			
<b>PITCHER</b>	IP	WLS	BF	H	R	ER	SO	BB	IBB	HBP	BLK	WP	HR	S	P	ERA	WHIP								
Ross Grimsley, L ERA: 3.62 (1, 1)	5.1	L	25	7	5	5	1	2	0	0	0	0	1	25	33	8.44	1.688								
Scott McGregor, L ERA: 4.55 (6, 1)	3.2		12	3	0	0	3	1	0	0	0	0	0	17	21	0.00	1.091								

**Kansas City Royals @ Baltimore Orioles**  
**Memorial Stadium, Baltimore, MD**  
Sun Aug 28 1977, 3:33 AM EDT  
Att: 15,764 - Unknown - 91 F

livebaseballscores.com

AB 33  
R 5  
H 10  
RBI 5  
BB 3  
SO 4  
LOB 14



Batter	1	2	3	4	5	6	7	8	9	AB	R	H	RBI	BB	SO	LOB	BOTTOM								
Al Bumbry, L OBP: 0.350, SLG: 0.376 (1, 8)	0-0 4-3		0-0 4-3		0-0 FC6-4 1-2			0-0 F7		4	0	0	0	0	0	1									
Rich Dauer, R OBP: 0.292, SLG: 0.313 (1, 4)	0-0 G1-3		0-0 F8			4-0 FC4-6 BB		0-0 2B		3	0	1	0	1	0	0									
Ken Singleton, S OBP: 0.439, SLG: 0.513 (1, 9)	4-0 BB			0-0 5-3 1B		0-0 FC4-6 FC5-4 1-2		0-0 3-1		3	0	1	0	1	0	2									
Ken Rudolph, R OBP: 0.276, SLG: 0.286 (9, 2)										0	0	0	0	0	0	0									
Lee May, R OBP: 0.296, SLG: 0.415 (1, 10)	4-0 1-2 BB			0-3 K		0-3 K		0-0 P3		3	0	0	0	1	2	2									
Andres Mora, R OBP: 0.270, SLG: 0.541 (1, 7)	0-3 K			0-0 5-3 1-2		0-0 FC5-4 1-2		0-0 1B		4	0	1	0	0	1	4									
Eddie Murray, S OBP: 0.320, SLG: 0.424 (1, 3)		0-0 F9		0-0 L5			0-0 L3		0-0 F8	4	0	0	0	0	0	2									
Doug DeCinces, R OBP: 0.334, SLG: 0.420 (1, 5)		0-0 5-3			0-0 B1		0-0 G6-4-3 1B		0-0 4-3	4	0	1	0	0	0	1									
Kiko Garcia, R OBP: 0.248, SLG: 0.290 (1, 6)										2	0	0	0	0	0	0									
Tony Muser, L OBP: 0.317, SLG: 0.303 (7, PH)										1	0	0	0	0	0	1									
Mark Belanger, R OBP: 0.263, SLG: 0.242 (8, 6)										0	0	0	0	0	0	0									
Dave Skaggs, R OBP: 0.338, SLG: 0.338 (1, 2)										2	0	1	0	0	0	0									
Pat Kelly, L OBP: 0.349, SLG: 0.376 (8, PH)			0-0 F8			0-0 FC6-4 1B		0-3 K		1	0	0	0	0	1	0									
<b>Inning Stats</b>	R: 0 E: 0 K: 1 S: 5	H: 0 LOB: 2 BB: 2 P: 13	R: 0 E: 0 K: 0 S: 3	H: 0 LOB: 0 BB: 0 P: 3	R: 0 E: 0 K: 1 S: 6	H: 1 LOB: 1 BB: 0 P: 6	R: 0 E: 0 K: 0 S: 4	H: 1 LOB: 1 BB: 0 P: 4	R: 0 E: 0 K: 1 S: 5	H: 0 LOB: 1 BB: 1 P: 9	R: 0 E: 0 K: 0 S: 3	H: 1 LOB: 0 BB: 0 P: 3	R: 0 E: 0 K: 1 S: 6	H: 1 LOB: 1 BB: 0 P: 6	R: 0 E: 0 K: 0 S: 4	H: 1 LOB: 1 BB: 0 P: 4	R: 0 E: 0 K: 0 S: 3	H: 1 LOB: 1 BB: 0 P: 4	1B: 4 2B: 1 3B: 0 HR: 0	SF: 0 SAC: 0 DP: 1 HBP: 0	WP: 0 PB: 0 SB: 0 CS: 0	PA: 34			
<b>PITCHER</b>	IP	WLS	BF	H	R	ER	SO	BB	IBB	HBP	BLK	WP	HR	S	P	ERA	WHIP								
Andy Hassler, L ERA: 4.33 (1, 1)	6.0	W	23	2	0	0	3	3	0	0	0	0	0	26	38	0.00	0.833								
Doug Bird, R ERA: 4.35 (7, 1)	3.0	S	11	3	0	0	1	0	0	0	0	0	0	13	13	0.00	1.000								

**Kansas City Royals @ Baltimore Orioles**  
**Memorial Stadium, Baltimore, MD**  
Sun Aug 28 1977, 3:33 AM EDT  
Att: 15,764 - Unknown - 91 F

livebaseballscores.com

AB 31  
R 0  
H 5  
RBI 0  
BB 3  
SO 4  
LOB 13





Batter	1	2	3	4	5	6	7	8	9	AB	R	H	RBI	BB	SO	LOB	TOP			
<b>Gil Flores, R</b> OBP: 0.334, SLG: 0.380 (1,7)	0-0 4-3		0-0 F9			0-0 4-3		0-0 4-3		4	0	0	0	0	0	0	<b>California Angels @ Baltimore Orioles</b> <b>Memorial Stadium, Baltimore, MD</b> Mon Aug 29 1977, 7:05 PM EDT Att: 10,103 - Unknown - 86 F			
<b>Jerry Remy, L</b> OBP: 0.327, SLG: 0.364 (1,4)	0-0 L4			0-0 5-3 2B		4-0 BB		0-3 K	3	0	1	0	1	1	0					
<b>Bobby Bonds, R</b> OBP: 0.350, SLG: 0.556 (1,9)	0-0 1B			0-0 5-3 2SF		0-0 P6		0-0 P6	4	0	1	0	0	0	2					
<b>Ron Jackson, R</b> OBP: 0.293, SLG: 0.365 (1,3)	0-0 L8			0-0 HR		0-0 L9		0-0 6-3	4	1	1	1	0	0	2					
<b>Don Baylor, R</b> OBP: 0.332, SLG: 0.416 (1,10)		0-0 P5		0-0 4-3				0-0 F9	3	0	0	0	0	0	0					
<b>Dave Chalk, R</b> OBP: 0.338, SLG: 0.344 (1,5)		4-0 CS BB			0-0 F9			0-0 F8	2	0	0	0	1	0	0					
<b>Rance Mulliniks, L</b> OBP: 0.329, SLG: 0.379 (1,6)		0-3 K			0-0 6-3			0-0 6-3	3	0	0	0	0	1	1					
<b>Thad Bosley, L</b> OBP: 0.379, SLG: 0.419 (1,8)			0-0 5-3					0-0 G3	3	0	1	0	0	0	0					
<b>Terry Humphrey, R</b> OBP: 0.299, SLG: 0.300 (1,2)			0-3 K					0-0 5-3	2	0	0	0	0	1	1					
<b>Mario Guerrero, R</b> (8,PH) OBP: 0.333, SLG: 0.406 (8,2)								0-0 F7	1	0	0	0	0	0	0					
<b>Ike Hampton, S</b> OBP: 0.346, SLG: 0.440 (8,2)									0	0	0	0	0	0	0					
<b>Inning Stats</b>	R: 0 E: 0 K: 0 S: 4	H: 1 LOB: 1 BB: 0 P: 4	R: 0 E: 0 K: 1 S: 4	H: 0 LOB: 0 BB: 1 P: 8	R: 0 E: 0 K: 1 S: 5	H: 0 LOB: 0 BB: 0 P: 5	R: 1 E: 0 K: 0 S: 4	H: 2 LOB: 0 BB: 0 P: 4	R: 0 E: 0 K: 0 S: 3	H: 0 LOB: 1 BB: 1 P: 7	R: 0 E: 0 K: 0 S: 3	H: 0 LOB: 0 BB: 0 P: 3	R: 0 E: 0 K: 0 S: 3	H: 0 LOB: 0 BB: 0 P: 3	R: 0 E: 0 K: 1 S: 5	H: 0 LOB: 0 BB: 0 P: 5	1B: 2 2B: 2 3B: 0 HR: 1	SF: 0 SAC: 0 DP: 1 HBP: 0	WP: 0 PB: 0 SB: 2 CS: 1	PA: 31
<b>PITCHER</b> <b>Rudy May, L</b> ERA: 3.94 (1,1)	IP: 9.0 WLS: W BF: 31 H: 4 R: 1 ER: 1 SO: 3 BB: 2 IBB: 0 HBP: 0 BLK: 0 WP: 0 HR: 1 S: 35 P: 43 ERA: 1.00 WHIP: 0.667																			

Batter	1	2	3	4	5	6	7	8	9	AB	R	H	RBI	BB	SO	LOB	BOTTOM			
<b>Al Bumbry, L</b> OBP: 0.391, SLG: 0.375 (1,8)	0-0 E6 WP S 1B	0-0 4-3			0-0 5-3		4-0 S HR BB	0-0 BB 1B	4	2	1	0	1	0	1	<b>California Angels @ Baltimore Orioles</b> <b>Memorial Stadium, Baltimore, MD</b> Mon Aug 29 1977, 7:05 PM EDT Att: 10,103 - Unknown - 86 F				
<b>Mark Belanger, R</b> OBP: 0.295, SLG: 0.243 (1,6)	0-3 K		0-0 1B		0-3 K		4-0 HR BB	4-0 G4-6-3 BB	3	1	1	0	2	2	1					
<b>Pat Kelly, L</b> OBP: 0.350, SLG: 0.384 (1,7)	0-0 G3		0-3 K			4-0 1B SF7 BB	0-0 HR	0-0 G4-6-3	4	2	1	4	1	1	5					
<b>Ken Singleton, S</b> OBP: 0.439, SLG: 0.512 (1,9)	4-0 1B BB		0-3 K			0-0 SF7 1B	0-0 5-3		3	0	1	0	1	1	1					
<b>Lee May, R</b> OBP: 0.297, SLG: 0.416 (1,3)	0-0 BB					0-0 1B			4	0	2	1	0	0	1					
<b>Tony Muser, L</b> OBP: 0.317, SLG: 0.303 (8,3)	0-0 1B		0-0 4-3			0-0 SF7 1B	0-0 F8		0	0	0	0	0	0	0					
<b>Eddie Murray, S</b> OBP: 0.318, SLG: 0.422 (1,10)	0-3 K			0-3 K		0-0 SF7	4-0 BB		2	0	0	1	1	2	2					
<b>Doug DeCinces, R</b> OBP: 0.331, SLG: 0.415 (1,5)		0-0 F8		0-3 K		0-3 K	0-3 K		4	0	0	0	0	3	3					
<b>Billy Smith, S</b> OBP: 0.283, SLG: 0.311 (1,4)		4-0 S BB		0-3 K		0-3 K		0-0 E6 BB 1B	3	0	0	0	1	2	2					
<b>Dave Skaggs, R</b> OBP: 0.333, SLG: 0.343 (1,2)		0-0 F8			0-0 5-3		0-0 WP HR 2B	0-3 K	4	1	1	0	0	1	2					
<b>Inning Stats</b>	R: 1 E: 1 K: 2 S: 9	H: 1 LOB: 2 BB: 1 P: 13	R: 0 E: 0 K: 0 S: 3	H: 0 LOB: 1 BB: 1 P: 7	R: 0 E: 0 K: 2 S: 8	H: 1 LOB: 1 BB: 0 P: 8	R: 0 E: 0 K: 3 S: 9	H: 0 LOB: 0 BB: 0 P: 9	R: 0 E: 0 K: 1 S: 5	H: 0 LOB: 0 BB: 0 P: 5	R: 1 E: 0 K: 2 S: 9	H: 2 LOB: 2 BB: 1 P: 13	R: 4 E: 0 K: 1 S: 7	H: 2 LOB: 3 BB: 3 P: 19	R: 0 E: 1 K: 1 S: 6	H: 1 LOB: 2 BB: 1 P: 10	1B: 5 2B: 1 3B: 0 HR: 1	SF: 1 SAC: 0 DP: 1 HBP: 0	WP: 2 PB: 0 SB: 3 CS: 0	PA: 39
<b>PITCHER</b> <b>Nolan Ryan, R</b> ERA: 2.78 (8,1)	IP: 7.0 WLS: L BF: 34 H: 6 R: 6 ER: 5 SO: 11 BB: 6 IBB: 0 HBP: 0 BLK: 0 WP: 2 HR: 1 S: 50 P: 74 ERA: 6.43 WHIP: 1.714																			
<b>Mike Barlow, R</b> ERA: 7.76 (8,1)	IP: 1.0 WLS: L BF: 5 H: 1 R: 0 ER: 0 SO: 1 BB: 1 IBB: 0 HBP: 0 BLK: 0 WP: 0 HR: 0 S: 6 P: 10 ERA: 0.00 WHIP: 2.000																			



Batter	1	2	3	4	5	6	7	8	9	AB	R	H	RBI	BB	SO	LOB	TOP			
<b>Thad Bosley, L</b> (1, 8) OBP: 0.390, SLG: 0.416	0-0 1B		4-0 FC6-4 BB		0-0 4-3		4-0 FC6-4 BB		0-3 K	3	0	1	0	2	1	1	<b>California Angels @ Baltimore Orioles</b> Memorial Stadium, Baltimore, MD Tue Aug 30 1977, 7:05 PM EDT Att: 7,583 - Unknown			
<b>Jerry Remy, L</b> (1, 4) OBP: 0.326, SLG: 0.363	0-3 K		0-0 FC6-4		0-0 WP S 1B		0-0 B2			4	0	1	1	0	1	3				
<b>Bobby Bonds, R</b> (1, 9) OBP: 0.351, SLG: 0.554	4-0 PB BB			0-0 1B SF9 1B		0-0 K		0-0 FC6-4		3	1	1	0	1	1	3				
<b>Tony Solaita, L</b> (1, 3) OBP: 0.346, SLG: 0.416	0-3 K			0-0 4-3 1B		0-0 F7		0-3 K		4	0	1	0	0	2	3				
<b>Don Baylor, R</b> (1, 10) OBP: 0.330, SLG: 0.414		0-0 P2		0-0 SF9		0-0 P6		0-0 F9		3	0	0	1	0	0	0				
<b>Rance Mulliniks, L</b> (1, 6) OBP: 0.327, SLG: 0.377		0-0 1-3		0-0 4-3		0-0 1B		0-0 1-3		4	0	1	0	0	0	1				
<b>Ron Jackson, R</b> (1, 5) OBP: 0.293, SLG: 0.363		0-0 F8		0-0 P2		0-0 FC5-4 1B		0-0 F9		4	0	1	0	0	0	1				
<b>Gil Flores, R</b> (1, 7) OBP: 0.330, SLG: 0.375			0-0 6-3		0-0 F9		0-0 FC5-4		0-0 F7	4	0	0	0	0	0	2				
<b>Andy Etchebarren, R</b> (1, 2) OBP: 0.320, SLG: 0.301			0-3 K		0-0 4-3 1B 2B		4-0 FC6-4 BB		0-0 5-3	2	1	1	0	1	1	0				
<b>Dan Briggs, L</b> (7, PR) OBP: 0.244, SLG: 0.233										0	0	0	0	0	0	0				
<b>Terry Humphrey, R</b> (7, 2) OBP: 0.259, SLG: 0.300										0	0	0	0	0	0	0				
<b>Mario Guerrero, R</b> (9, PH) OBP: 0.331, SLG: 0.404										1	0	0	0	0	0	0				
<b>Inning Stats</b>	R: 0 E: 0 K: 2 S: 7	H: 1 LOB: 1 BB: 1 P: 11	R: 0 E: 0 K: 0 S: 3	H: 0 LOB: 0 BB: 0 P: 3	R: 0 E: 0 K: 1 S: 5	H: 0 LOB: 1 BB: 1 P: 9	R: 1 E: 0 K: 0 S: 5	H: 2 LOB: 1 BB: 0 P: 5	R: 1 E: 0 K: 1 S: 7	H: 2 LOB: 1 BB: 0 P: 7	R: 0 E: 0 K: 0 S: 5	H: 2 LOB: 2 BB: 2 P: 13	R: 0 E: 0 K: 0 S: 3	H: 0 LOB: 0 BB: 0 P: 3	R: 0 E: 0 K: 1 S: 5	H: 0 LOB: 0 BB: 0 P: 5	1B: 6 2B: 1 3B: 0 HR: 0	SF: 1 SAC: 0 DP: 0 HBP: 0	WP: 1 PB: 1 SB: 2 CS: 0	PA: 37
<b>PITCHER</b> <b>Jim Palmer, R</b> (1, 1) ERA: 3.27	IP: 9.0 WLS: W BF: 37 H: 7 R: 2 ER: 2 SO: 6 BB: 4 IBB: 0 HBP: 0 BLK: 0 WP: 1 HR: 0 S: 45 P: 61 ERA: 2.00 WHIP: 1.222																			

Batter	1	2	3	4	5	6	7	8	9	AB	R	H	RBI	BB	SO	LOB	BOTTOM	
<b>Al Bumby, L</b> (1, 8) OBP: 0.353, SLG: 0.378	0-0 L3 1B		0-0 4-3			0-0 BB FC5 G3 1B	0-0 2B P5 1B	0-3 K		5	2	3	3	0	1	1	<b>California Angels @ Baltimore Orioles</b> Memorial Stadium, Baltimore, MD Tue Aug 30 1977, 7:05 PM EDT Att: 7,583 - Unknown	
<b>Rich Dauer, R</b> (1, 4) OBP: 0.291, SLG: 0.316	0-0 L3			0-0 P5		0-0 FC5 G3 BB 1B	0-0 2B			4	1	1	0	0	0	3		
<b>Ken Singleton, S</b> (1, 9) OBP: 0.440, SLG: 0.510	0-0 P4			0-0 5-3		4-0 BB G3 1B BB	4-0 IBB			2	1	0	0	2	0	0		
<b>Andres Mora, R</b> (1, 7) OBP: 0.263, SLG: 0.526		0-0 F8		0-0 6-3		0-0 G3	0-0 P5			4	0	0	2	0	0	4		
<b>Elliott Maddox, R</b> (8, 8) OBP: 0.362, SLG: 0.424						1-2 2-3 3-H	3-H			0	0	0	0	0	0	0		
<b>Eddie Murray, S</b> (1, 10) OBP: 0.319, SLG: 0.421		0-0 F9			0-0 F9	0-0 1B	0-3 K			4	0	1	2	0	1	2		
<b>Lee May, R</b> (1, 3) OBP: 0.297, SLG: 0.413		0-0 E6		0-0 6-3		0-3 K		4-0 2B SF7 BB		3	1	0	0	1	1	1		
<b>Tony Muser, L</b> (9, 3) OBP: 0.317, SLG: 0.303										0	0	0	0	0	0	0		
<b>Doug DeCinces, R</b> (1, 5) OBP: 0.333, SLG: 0.417		0-0 F9		0-0 6-3		4-0 SH2-4 BB 1B BB	0-0 2B			3	1	1	0	1	0	1		
<b>Mark Belanger, R</b> (1, 6) OBP: 0.270, SLG: 0.242			0-0 F9			4-0 BB 1B BB	4-0 SH2-4 1B BB	0-0 6-3		2	2	0	0	2	0	2		
<b>Dave Skaggs, R</b> (1, 2) OBP: 0.333, SLG: 0.341			0-3 K			4-0 FC5 1B BB	0-0 SH2-4	0-0 SF7		1	0	0	1	1	1	0		
<b>Inning Stats</b>	R: 0 E: 0 K: 0 S: 3	H: 1 LOB: 0 BB: 0 P: 3	R: 0 E: 1 K: 0 S: 4	H: 0 LOB: 1 BB: 0 P: 4	R: 0 E: 0 K: 1 S: 5	H: 0 LOB: 0 BB: 0 P: 5	R: 0 E: 0 K: 0 S: 3	H: 0 LOB: 0 BB: 0 P: 3	R: 0 E: 0 K: 1 S: 7	H: 0 LOB: 1 BB: 3 P: 19	R: 3 E: 0 K: 1 S: 7	H: 2 LOB: 2 BB: 3 P: 19	R: 1 E: 0 K: 1 S: 6	H: 1 LOB: 1 BB: 1 P: 10	1B: 4 2B: 3 3B: 0 HR: 0	SF: 1 SAC: 1 DP: 1 HBP: 0	WP: 0 PB: 0 SB: 0 CS: 0	PA: 37
<b>PITCHER</b> <b>Ken Brett, L</b> (1, 1) ERA: 4.52	IP: 5.0 WLS: L BF: 19 H: 2 R: 3 ER: 3 SO: 3 BB: 2 IBB: 0 HBP: 0 BLK: 0 WP: 0 HR: 0 S: 19 P: 27 ERA: 5.40 WHIP: 0.800																	
<b>Dave LaRoche, L</b> (6, 1) ERA: 3.51	1.1 9 2 4 4 1 3 0 0 0 0 0 8 20 27.00 3.750																	
<b>Dyar Miller, R</b> (7, 1) ERA: 4.09	1.2 9 2 1 1 2 1 1 0 0 0 0 11 19 5.40 1.800																	



Batter	1	2	3	4	5	6	7	8	9	AB	R	H	RBI	BB	SO	LOB	TOP			
<b>Thad Bosley, L</b> OBP: 0.394, SLG: 0.430 (1, 8)	0-0 6-3		0-0 3B 1B		0-0 1-3			0-0 FC1-5 2B		4	1	2	0	0	0	0	<b>California Angels @ Baltimore Orioles</b> Memorial Stadium, Baltimore, MD Wed Aug 31 1977, 7:05 PM EDT Att: 9,416 - Unknown			
<b>Jerry Remy, L</b> OBP: 0.326, SLG: 0.366 (1, 4)	0-0 G3		0-0 1-H 3-H SF9 3B		0-0 6-3			0-0 FC1-5-6 2-3		4	1	1	2	0	0	1				
<b>Bobby Bonds, R</b> OBP: 0.348, SLG: 0.551 (1, 9)	0-0 F9		0-0 3-H SF9			0-0 F9		0-3 K		3	0	0	1	0	1	1				
<b>Tony Solaita, L</b> OBP: 0.348, SLG: 0.413 (1, 3)		4-0 BB BB	0-0 4-3			0-0 K		4-0 K		2	0	0	0	2	1	0				
<b>Don Baylor, R</b> OBP: 0.329, SLG: 0.413 (1, 10)		0-3 K	0-0 F9			0-3 K		0-0 F9		1	0	0	0	0	1	1				
<b>Mario Guerrero, R</b> OBP: 0.325, SLG: 0.396 (3, PH)										3	0	0	0	0	1	2				
<b>Dave Chalk, R</b> OBP: 0.340, SLG: 0.345 (1, 5)		0-0 P3		0-0 F9				0-0 6-3 1B		4	0	2	0	0	0	1				
<b>Rance Mulliniks, L</b> OBP: 0.326, SLG: 0.371 (1, 6)		4-0 1-2 BB		0-0 3-1				0-0 6-3 1-2		3	0	0	0	1	0	2				
<b>Gil Flores, R</b> OBP: 0.326, SLG: 0.369 (1, 7)		0-0 F8		0-0 F9				0-0 6-3		4	0	0	0	0	0	4				
<b>Terry Humphrey, R</b> OBP: 0.301, SLG: 0.299 (1, 2)			4-0 1B 3B BB					0-3 K		1	1	0	0	1	0	0				
<b>Danny Goodwin, L</b> OBP: 0.294, SLG: 0.341 (7, PH)										1	0	0	0	0	1	1				
<b>Andy Etchebarren, R</b> OBP: 0.320, SLG: 0.301 (7, 2)										0	0	0	0	0	0	0				
<b>Inning Stats</b>	R: 0 E: 0 K: 0 S: 3	H: 0 LOB: 0 BB: 0 P: 3	R: 0 E: 0 K: 1 S: 5	H: 0 LOB: 2 BB: 2 P: 13	R: 3 E: 0 K: 0 S: 5	H: 2 LOB: 0 BB: 1 P: 9	R: 0 E: 0 K: 0 S: 3	H: 0 LOB: 0 BB: 0 P: 3	R: 0 E: 0 K: 2 S: 7	H: 0 LOB: 0 BB: 0 P: 7	R: 0 E: 0 K: 1 S: 6	H: 1 LOB: 1 BB: 0 P: 6	R: 0 E: 1 K: 1 S: 6	H: 1 LOB: 2 BB: 1 P: 10	R: 0 E: 0 K: 0 S: 3	H: 1 LOB: 0 BB: 0 P: 3	1B: 3 2B: 1 3B: 1 HR: 0	SF: 1 SAC: 0 DP: 1 HBP: 0	WP: 0 PB: 0 SB: 0 CS: 0	PA: 35
<b>PITCHER</b> <b>Dennis Martinez, R</b> ERA: 3.49 (1, 1)	IP: 9.0 WLS: W BF: 35 H: 5 R: 3 ER: 3 SO: 5 BB: 3 IBB: 1 HBP: 0 BLK: 0 WP: 0 HR: 0 S: 41 P: 57 ERA: 3.00 WHIP: 0.889															<b>PITCHER</b>				

Batter	1	2	3	4	5	6	7	8	9	AB	R	H	RBI	BB	SO	LOB	BOTTOM			
<b>Al Bumbry, L</b> OBP: 0.354, SLG: 0.378 (1, 8)	0-0 5-3		0-0 E4	0-0 FC6-4 1-2 2-3 3-H			0-0 E3 SH5-4 1B	0-0 G5-4-3 1B		5	1	2	1	0	0	2	<b>California Angels @ Baltimore Orioles</b> Memorial Stadium, Baltimore, MD Wed Aug 31 1977, 7:05 PM EDT Att: 9,416 - Unknown			
<b>Mark Belanger, R</b> OBP: 0.270, SLG: 0.242 (1, 6)	0-0 G1-6-3 1B		0-3 K	0-0 F8 1-2			0-0 SH5-4 2-3	0-0 G5-4-3 1-2		4	0	1	0	0	1	5				
<b>Ken Singleton, S</b> OBP: 0.438, SLG: 0.507 (1, 9)	0-0 G1-6-3 1-2		0-0 F8		0-0 4-3		0-0 HBP 1B			4	0	1	1	0	0	2				
<b>Lee May, R</b> OBP: 0.297, SLG: 0.412 (1, 3)		0-0 1B 1B	0-0 F9		0-0 P4		0-0 F7			4	0	1	0	0	0	2				
<b>Andres Mora, R</b> OBP: 0.275, SLG: 0.529 (1, 7)				0-0 2B 1B 1B			1-0 P3			3	1	2	0	0	0	0				
<b>Pat Kelly, L</b> OBP: 0.350, SLG: 0.384 (9, 7)		1-3 BB 1B			0-0 P3		1-2 HBP			0	0	0	0	0	0	0				
<b>Eddie Murray, S</b> OBP: 0.318, SLG: 0.421 (1, 10)		0-3 K		0-0 1B FC6-4 2B			0-0 F8	0-0 F9		4	1	1	0	0	1	4				
<b>Doug DeCinces, R</b> OBP: 0.338, SLG: 0.426 (1, 5)		4-0 1-2 BB		1-0 FC6-4 1B HBP			4-0 6-3 BB	0-0 HR		1	1	1	1	2	0	0				
<b>Rich Dauer, R</b> OBP: 0.290, SLG: 0.315 (1, 4)		0-0 P5		0-0 FC6-4 1B			0-0 6-3	0-0 F7		4	0	1	1	0	0	4				
<b>Dave Skaggs, R</b> OBP: 0.331, SLG: 0.338 (1, 2)		0-0 P5		1-2 2-3 3-H K			0-0 L6	0-0 1B 1B		4	0	1	0	0	1	7				
<b>Inning Stats</b>	R: 0 E: 0 K: 0 S: 3	H: 1 LOB: 0 BB: 0 P: 3	R: 0 E: 0 K: 1 S: 7	H: 2 LOB: 3 BB: 1 P: 11	R: 0 E: 1 K: 1 S: 6	H: 0 LOB: 1 BB: 0 P: 6	R: 2 E: 0 K: 1 S: 8	H: 3 LOB: 2 BB: 0 P: 9	R: 0 E: 0 K: 0 S: 3	H: 0 LOB: 0 BB: 0 P: 3	R: 1 E: 1 K: 0 S: 5	H: 2 LOB: 2 BB: 0 P: 6	R: 1 E: 0 K: 0 S: 5	H: 3 LOB: 1 BB: 0 P: 5	R: 1 E: 0 K: 0 S: 3	H: 3 LOB: 1 BB: 0 P: 5	1B: 9 2B: 1 3B: 0 HR: 1	SF: 0 SAC: 1 DP: 2 HBP: 2	WP: 0 PB: 0 SB: 1 CS: 0	PA: 38
<b>PITCHER</b> <b>Frank Tanana, L</b> ERA: 2.41 (1, 1)	IP: 7.1 WLS: L BF: 37 H: 11 R: 4 ER: 4 SO: 3 BB: 2 IBB: 0 HBP: 2 BLK: 0 WP: 0 HR: 1 S: 39 P: 49 ERA: 4.91 WHIP: 1.773															<b>PITCHER</b>				
<b>Mike Barlow, R</b> ERA: 7.57 (8, 1)	IP: 0.2 WLS: L BF: 1 H: 0 R: 0 ER: 0 SO: 0 BB: 0 IBB: 0 HBP: 0 BLK: 0 WP: 0 HR: 0 S: 1 P: 1 ERA: 0.00 WHIP: 0.000															<b>PITCHER</b>				

AB	30
R	3
H	5
RBI	3
BB	4
SO	5
LOB	13



AB	33
R	4
H	11
RBI	4
BB	2
SO	3
LOB	26





Batter	1	2	3	4	5	6	7	8	9	AB	R	H	RBI	BB	SO	LOB	TOP						
<b>Al Bumby, L</b> OBP: 0.352, SLG: 0.374 (1, 8)										4	0	0	0	1	1	2	<b>Baltimore Orioles @ Chicago White Sox</b> Comiskey Park, Chicago, IL Fri Sep 02 1977, 8:05 PM EDT Att: 24,226 - Unknown						
<b>Rich Dauer, R</b> OBP: 0.284, SLG: 0.307 (1, 4)										5	0	0	0	0	0	3							
<b>Ken Singleton, S</b> OBP: 0.441, SLG: 0.507 <b>Tony Musser, L</b> OBP: 0.317, SLG: 0.303 (8, 3)										2	2	1	0	2	1	0							
<b>Lee May, R</b> OBP: 0.298, SLG: 0.419 <b>Tom Shopay, L</b> OBP: 0.263, SLG: 0.275 (8, 7)										4	1	2	2	0	0	1							
<b>Eddie Murray, S</b> OBP: 0.318, SLG: 0.422 (1, 10)										4	1	1	0	0	0	2							
<b>Andres Mora, R</b> OBP: 0.274, SLG: 0.522 <b>Mike Dimmel, R</b> (8, 9)										4	1	1	1	0	1	1							
<b>Doug DeCinces, R</b> OBP: 0.338, SLG: 0.427 (1, 5)										4	0	1	2	0	0	0							
<b>Kiko Garcia, R</b> OBP: 0.248, SLG: 0.288 <b>Mark Belanger, R</b> OBP: 0.270, SLG: 0.242 (9, 6)										4	1	1	0	0	0	1							
<b>Dave Skaggs, R</b> OBP: 0.338, SLG: 0.340 (1, 2)										2	0	1	1	1	0	0							
<b>Inning Stats</b>	R: 0 E: 0 K: 2 S: 7	H: 0 LOB: 0 BB: 0 P: 7	R: 0 E: 0 K: 1 S: 5	H: 0 LOB: 0 BB: 0 P: 5	R: 0 E: 0 K: 0 S: 3	H: 0 LOB: 1 BB: 1 P: 7	R: 0 E: 0 K: 0 S: 2	H: 0 LOB: 0 BB: 1 P: 6	R: 2 E: 1 K: 0 S: 6	H: 2 LOB: 2 BB: 1 P: 10	R: 2 E: 0 K: 0 S: 6	H: 4 LOB: 1 BB: 0 P: 6	R: 0 E: 0 K: 0 S: 3	H: 0 LOB: 0 BB: 0 P: 3	R: 2 E: 0 K: 0 S: 4	H: 1 LOB: 0 BB: 1 P: 8		R: 0 E: 0 K: 0 S: 4	H: 1 LOB: 1 BB: 0 P: 4	1B: 5 2B: 2 3B: 0 HR: 1	SF: 0 SAC: 1 DP: 2 HBP: 0	WP: 0 PB: 0 CS: 0	PA: 38
<b>PITCHER</b>	IP WLS BF H R ER SO BB IBB HBP BLK WP HR S P ERA WHIP																						
<b>Steve Renko, R</b> ERA: 4.37 <b>Lerrin LaGrow, R</b> ERA: 2.7	(1, 1) 5.2 L	25 13	6 2	4 2	3 2	3 0	3 0	3 1	0 0	0 0	0 0	0 0	0 1	28 12	40 16	4.76 5.40		1.588 0.900					

Batter	1	2	3	4	5	6	7	8	9	AB	R	H	RBI	BB	SO	LOB	BOTTOM						
<b>Ralph Garr, L</b> OBP: 0.327, SLG: 0.430 (1, 10)										3	2	2	0	2	0	2	<b>Baltimore Orioles @ Chicago White Sox</b> Comiskey Park, Chicago, IL Fri Sep 02 1977, 8:05 PM EDT Att: 24,226 - Unknown						
<b>Alan Bannister, R</b> OBP: 0.351, SLG: 0.354 <b>Jim Spencer, L</b> OBP: 0.299, SLG: 0.417 <b>John Flannery, R</b> (9, PR)										3	1	1	0	0	0	2							
<b>Chet Lemon, R</b> OBP: 0.351, SLG: 0.472 (1, 8)										2	1	0	0	1	0	2							
<b>Richie Zisk, R</b> OBP: 0.376, SLG: 0.551 <b>Royce Stillman, L</b> OBP: 0.308, SLG: 0.382 <b>Oscar Gamble, L</b> OBP: 0.370, SLG: 0.579 (9, PH)										3	1	2	4	0	0	1							
<b>Lamar Johnson, R</b> OBP: 0.354, SLG: 0.537 (1, 3)										4	0	1	0	1	2	3							
<b>Eric Soderholm, R</b> OBP: 0.356, SLG: 0.518 (1, 5)										3	0	0	0	1	0	2							
<b>Wayne Nordhagen, R</b> OBP: 0.321, SLG: 0.487 <b>Mike Squires, L</b> <b>Bob Coluccio, R</b> (8, PH)										2	0	1	0	1	0	0							
<b>Don Kessinger, S</b> OBP: 0.291, SLG: 0.244 <b>Tommy Cruz, L</b> <b>Jim Essian, R</b> OBP: 0.363, SLG: 0.421 (8, PH)										2	0	0	0	1	0	1							
<b>Brian Downing, R</b> OBP: 0.408, SLG: 0.432 <b>Jorge Orta, L</b> OBP: 0.332, SLG: 0.413 (8, PH)										2	0	0	0	1	0	3							
<b>Inning Stats</b>	R: 2 E: 0 K: 0 S: 3	H: 1 LOB: 1 BB: 3 P: 15	R: 0 E: 0 K: 0 S: 3	H: 0 LOB: 0 BB: 0 P: 3	R: 0 E: 0 K: 0 S: 4	H: 1 LOB: 1 BB: 0 P: 4	R: 0 E: 0 K: 0 S: 3	H: 1 LOB: 2 BB: 2 P: 11	R: 1 E: 0 K: 0 S: 7	H: 2 LOB: 1 BB: 0 P: 7	R: 0 E: 0 K: 0 S: 3	H: 0 LOB: 2 BB: 2 P: 11	R: 1 E: 0 K: 0 S: 5	H: 2 LOB: 1 BB: 0 P: 5	R: 0 E: 0 K: 2 S: 7	H: 0 LOB: 0 BB: 0 P: 7		R: 1 E: 0 K: 1 S: 6	H: 2 LOB: 2 BB: 1 P: 10	1B: 7 2B: 1 3B: 0 HR: 1	SF: 1 SAC: 3 DP: 2 HBP: 0	WP: 0 PB: 0 CS: 0	PA: 41
<b>PITCHER</b>	IP WLS BF H R ER SO BB IBB HBP BLK WP HR S P ERA WHIP																						
<b>Mike Flanagan, L</b> ERA: 3.7 <b>Dick Drago, R</b> ERA: 3.0 <b>Tippy Martinez, L</b> ERA: 2.51	(1, 1) 6.1 W	30 9	6 2	4 1	4 1	4 2	0 1	0 0	0 0	0 0	0 0	0 0	0 0	12 4	16 4	4.50 0.00		1.500 1.500					

AB	33
R	6
H	8
RBI	6
BB	4
SO	3
LOB	10





Batter	1	2	3	4	5	6	7	8	9	AB	R	H	RBI	BB	SO	LOB	TOP											
<b>Al Bumbry, L</b> OBP: 0.353, SLG: 0.382 (1, 8)	0-0 6-3		0-0 5-3 1B		0-0 1-H HR		0-0 2-3		0-0 FC4-6	5	1	2	2	0	0	1												
<b>Rich Dauer, R</b> OBP: 0.283, SLG: 0.303 (1, 4)	4-0 1B BB		0-0 5-3 1-2		0-0 F9		0-0 F7			3	0	0	0	1	0	1												
<b>Ken Singleton, S</b> OBP: 0.439, SLG: 0.505 (1, 9)	0-0 1-3 1B		0-3 K		0-0 4-3				0-3 K	4	0	1	0	0	2	1												
<b>Lee May, R</b> OBP: 0.298, SLG: 0.417 (1, 3)	0-3 K			0-0 F9		0-0 1-3 1B			0-0 5-3	4	1	1	0	0	1	2												
<b>Eddie Murray, S</b> OBP: 0.319, SLG: 0.422 (1, 10)	0-0 4-3			0-0 WP 1B		0-0 1-3			0-0 1B	4	0	2	0	0	0	3												
<b>Andres Mora, R</b> OBP: 0.286, SLG: 0.509 (1, 7)		0-0 F8		0-3 K		0-0 P6			0-3 K	4	0	0	0	0	2	3												
<b>Doug DeCinces, R</b> OBP: 0.339, SLG: 0.427 (1, 5)		0-0 1B		0-0 5-3		0-0 FC5-4 2-H 1B			0-0 B1-3	4	0	2	1	0	0	1												
<b>Kiko Garcia, R</b> OBP: 0.241, SLG: 0.280 (1, 6)		0-3 K			0-0 F9		0-0 FC5-4		0-0 1-3	3	0	0	0	0	1	1												
<b>Pat Kelly, L</b> OBP: 0.349, SLG: 0.383 (9, PH)					0-0 F9		0-0 FC5-4		0-0 1-3	1	0	0	0	0	0	0												
<b>Rick Dempsey, R</b> OBP: 0.310, SLG: 0.319 (1, 2)					0-0 F7				0-0 FC4-6 1B	3	1	1	0	0	1	0												
<b>Terry Crowley, L</b> OBP: 0.308, SLG: 0.385 (9, PH)										1	0	1	0	0	0	0												
<b>Mark Belanger, R</b> OBP: 0.270, SLG: 0.242 (9, PR)										0	0	0	0	0	0	0												
<b>Inning Stats</b>	R: 0 E: 0 K: 1 S: 6	H: 1 LOB: 2 BB: 1 P: 10	R: 0 E: 0 K: 1 S: 5	H: 1 LOB: 0 BB: 0 P: 5	R: 0 E: 0 K: 1 S: 6	H: 1 LOB: 1 BB: 0 P: 6	R: 0 E: 0 K: 1 S: 6	H: 1 LOB: 1 BB: 0 P: 6	R: 2 E: 0 K: 0 S: 5	H: 2 LOB: 0 BB: 0 P: 5	R: 1 E: 0 K: 0 S: 5	H: 2 LOB: 1 BB: 0 P: 5	R: 0 E: 0 K: 1 S: 5	H: 0 LOB: 0 BB: 0 P: 5	R: 0 E: 0 K: 2 S: 8	H: 1 LOB: 1 BB: 0 P: 8	R: 0 E: 0 K: 0 S: 4	H: 1 LOB: 1 BB: 0 P: 4	1B: 9 2B: 0 3B: 0 HR: 1	SF: 0 SAC: 0 DP: 0 HBP: 0	WP: 1 PA: 37 CS: 0							
<b>PITCHER</b>	IP	WLS	BF	H	R	ER	SO	BB	IBB	HBP	BLK	WP	HR	S	P	ERA	WHIP											
<b>Francisco Barrios, R</b> ERA: 4.28	(1, 1)	5.2		25	8	3	3	4	1	0	0	0	1	1	32	36	4.76	1.588										
<b>Clay Carroll, R</b> ERA: 2.41	(6, 1)	3.1	W	12	2	0	0	3	0	0	0	0	0	0	18	18	0.00	0.600										

**Baltimore Orioles @ Chicago White Sox**  
Comiskey Park, Chicago, IL  
Sat Sep 03 1977, 8:05 PM EDT  
Att: 29,144 - Unknown

AB 36  
R 3  
H 10  
RBI 3  
BB 1  
SO 7  
LOB 13



Batter	1	2	3	4	5	6	7	8	9	AB	R	H	RBI	BB	SO	LOB	BOTTOM										
<b>Ralph Garr, L</b> OBP: 0.328, SLG: 0.435 (1, 7)	0-0 1B 1B		0-0 B1-3	0-3 K			0-0 1-H 1B 3B			4	1	2	1	0	1	1											
<b>Alan Bannister, R</b> OBP: 0.352, SLG: 0.354 (1, 6)	0-0 F3		4-0 1B BB BB		0-0 F8		0-0 1B BB 1B			3	2	1	1	1	0	1											
<b>Chet Lemon, R</b> OBP: 0.354, SLG: 0.473 (1, 8)	0-0 1-3 1B		0-0 BB BB 1B 1B		0-3 K		0-0 1B BB BB			3	1	2	1	1	1	0											
<b>Richie Zisk, R</b> OBP: 0.377, SLG: 0.549 (1, 10)	0-0 F8		0-0 1B BB BB		0-3 K		0-0 K G6-4-3 1B			3	0	1	1	1	1	1											
<b>Lamar Johnson, R</b> OBP: 0.356, SLG: 0.534 (1, 3)		4-0 G4-6-3 BB	4-0 1-2 2-3 3-H BB		0-0 K		0-0 G6-4-3 1-2 1B			2	0	0	1	2	1	2											
<b>Eric Soderholm, R</b> OBP: 0.357, SLG: 0.518 (1, 5)		0-0 F8	0-0 1-2 2-3 3-H 1B		0-0 4-3		0-0 6-3 1B			4	0	2	1	0	0	1											
<b>Wayne Nordhagen, R</b> OBP: 0.305, SLG: 0.463 (1, 9)		0-0 G4-6-3 1-2 1B	0-0 F5		0-0 F7		0-0 P4			4	0	0	0	0	0	5											
<b>Don Kessinger, S</b> OBP: 0.290, SLG: 0.244 (1, 4)			0-0 B1-3 1B 1B		0-0 6-3		0-0 4-3		0-0 6-3	4	1	1	0	0	0	1											
<b>Brian Downing, R</b> OBP: 0.404, SLG: 0.423 (1, 2)			0-0 5-3 1-2 1B		0-0 4-3		0-0 3B BB		0-0 4-3	3	1	0	0	1	0	2											
<b>Inning Stats</b>	R: 0 E: 0 K: 0 S: 4	H: 2 LOB: 1 BB: 0 P: 4	R: 0 E: 0 K: 0 S: 2	H: 0 LOB: 1 BB: 1 P: 6	R: 3 E: 0 K: 0 S: 6	H: 3 LOB: 3 BB: 3 P: 18	R: 0 E: 0 K: 1 S: 5	H: 0 LOB: 0 BB: 0 P: 5	R: 0 E: 0 K: 2 S: 7	H: 0 LOB: 0 BB: 0 P: 7	R: 0 E: 0 K: 1 S: 5	H: 0 LOB: 0 BB: 0 P: 5	R: 3 E: 0 K: 0 S: 5	H: 3 LOB: 1 BB: 2 P: 13	R: 0 E: 0 K: 0 S: 4	H: 1 LOB: 1 BB: 0 P: 4	1B: 8 2B: 0 3B: 1 HR: 0	SF: 0 SAC: 0 DP: 2 HBP: 0	WP: 0 PA: 36 CS: 0								
<b>PITCHER</b>	IP	WLS	BF	H	R	ER	SO	BB	IBB	HBP	BLK	WP	HR	S	P	ERA	WHIP										
<b>Ross Grimsley, L</b> ERA: 3.71	(1, 1)	2.2		14	4	3	3	0	4	0	0	0	0	10	26	10.12	3.000										
<b>Scott McGregor, L</b> ERA: 4.07	(3, 1)	3.2	L	15	3	3	3	4	1	0	0	0	0	22	26	7.36	1.091										
<b>Dick Drago, R</b> ERA: 2.91	(7, 1)	1.2		7	2	0	0	0	1	0	0	0	0	6	10	0.00	1.800										

**Baltimore Orioles @ Chicago White Sox**  
Comiskey Park, Chicago, IL  
Sat Sep 03 1977, 8:05 PM EDT  
Att: 29,144 - Unknown

AB 30  
R 6  
H 9  
RBI 6  
BB 6  
SO 4  
LOB 14

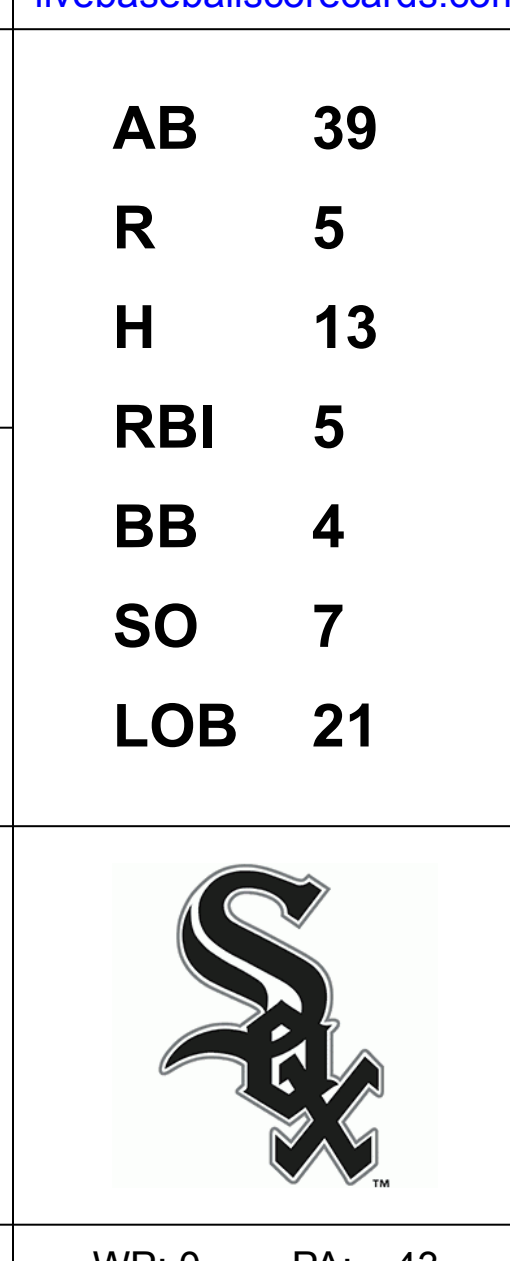




Batter	1	2	3	4	5	6	7	8	9	AB	R	H	RBI	BB	SO	LOB	TOP										
<b>Al Bumby, L</b> OBP: 0.353, SLG: 0.382 (1, 8)	F7		F8		G6-4-3 1B		5-3		1B FC6-4	5	1	2	0	0	0	0	<b>Baltimore Orioles @ Chicago White Sox</b> Comiskey Park, Chicago, IL Sun Sep 04 1977, 4:33 AM EDT Att: 48,952 - Unknown										
<b>Rich Dauer, R</b> OBP: 0.290, SLG: 0.311 (1, 4)	F9		BB		G6-4-3			WP 1B	FC6-4 1B	4	1	2	0	1	0	2											
<b>Ken Singleton, S</b> OBP: 0.442, SLG: 0.503 <b>Mike Dimmel, R</b> (8, PR) (8, 9)	BB		F8					BB 1B	FC6-4 FC6-4	1	1	0	0	3	0	1											
<b>Lee May, R</b> OBP: 0.297, SLG: 0.415 (1, 10)	F2				K			BB 1B	FC6-4 HR	5	2	1	2	0	2	3											
<b>Eddie Murray, S</b> OBP: 0.320, SLG: 0.428 (1, 3)		G3						3-H 1B	HR	5	1	2	2	0	0	3											
<b>Pat Kelly, L</b> OBP: 0.349, SLG: 0.382 <b>Andres Mora, R</b> OBP: 0.266, SLG: 0.506 <b>Elliott Maddox, R</b> OBP: 0.357, SLG: 0.417 (8, PH) (8, 8)		S BB			P6		SF7		6-3	1	0	0	1	1	0	1											
<b>Doug DeCinces, R</b> OBP: 0.338, SLG: 0.424 (1, 5)		F8			K			3-H K		1	0	0	0	1	2												
<b>Mark Belanger, R</b> OBP: 0.310, SLG: 0.340 <b>Tony Musser, R</b> OBP: 0.311, SLG: 0.330 <b>Kiko Garcia, R</b> OBP: 0.291, SLG: 0.290 <b>Terry Crowley, L</b> OBP: 0.291, SLG: 0.420 <b>Billy Smith, S</b> OBP: 0.283, SLG: 0.311 (7, PH) (7, 6) (8, PH) (8, PH) (8, 6)		5-3					F9		1B	2	0	0	0	0	0	1											
<b>Dave Skaggs, R</b> OBP: 0.335, SLG: 0.338 (1, 2)					F9			1-2 1B		4	0	1	0	0	0	3											
<b>Inning Stats</b>	R: 0 E: 0 K: 0 S: 3	H: 0 LOB: 1 BB: 1 P: 7	R: 0 E: 0 K: 0 S: 3	H: 0 LOB: 1 BB: 1 P: 7	R: 0 E: 0 K: 0 S: 3	H: 0 LOB: 1 BB: 1 P: 7	R: 0 E: 0 K: 2 S: 8	H: 1 LOB: 1 BB: 0 P: 8	R: 0 E: 0 K: 0 S: 4	H: 2 LOB: 1 BB: 0 P: 4	R: 1 E: 1 K: 2 S: 8	H: 0 LOB: 1 BB: 1 P: 12	R: 0 E: 0 K: 0 S: 3	H: 0 LOB: 0 BB: 0 P: 3	R: 3 E: 0 K: 1 S: 8	H: 3 LOB: 3 BB: 2 P: 16		R: 3 E: 0 K: 0 S: 6	H: 3 LOB: 0 BB: 0 P: 6	1B: 7 2B: 1 3B: 0 HR: 1	SF: 1 SAC: 0 DP: 1 HBP: 0	WP: 2 PB: 0 SB: 1 CS: 0	PA: 42				
<b>PITCHER</b>	IP	WLS	BF	H	R	ER	SO	BB	IBB	HBP	BLK	WP	HR	S	P	ERA	WHIP										
<b>Steve Stone, R</b> ERA: 4.45 (1, 1)	7.0		31	5	4	3	4	5	0	0	0	2	0	34	54	3.86	1.429										
<b>Dave Hamilton, L</b> ERA: 4.35 (8, 1)	0.1		1	0	0	0	0	0	0	0	0	0	0	1	1	0.00	0.000										
<b>Lerrin LaGrow, R</b> ERA: 2.68 (8, 1)	0.2		4	1	0	0	1	1	0	0	0	0	0	5	9	0.00	3.000										
<b>Clay Carroll, R</b> ERA: 2.67 (9, 1)	1.0	L	6	3	3	3	0	0	0	0	0	0	1	6	6	27.00	3.000										

Batter	1	2	3	4	5	6	7	8	9	AB	R	H	RBI	BB	SO	LOB	BOTTOM										
<b>Ralph Garr, L</b> OBP: 0.331, SLG: 0.437 <b>Bob Colucci, R</b> (5, PH) (8, 7)	1B 1B		6-3		CS 1B					3	1	2	0	0	0	0	<b>Baltimore Orioles @ Chicago White Sox</b> Comiskey Park, Chicago, IL Sun Sep 04 1977, 4:33 AM EDT Att: 48,952 - Unknown										
<b>Jorge Orta, L</b> OBP: 0.330, SLG: 0.415 <b>Wayne Northen, R</b> OBP: 0.301, SLG: 0.457 (8, PH) (8, PH) (9, 7)	1B				1B		BB			0	0	0	0	0	0	1											
<b>Alan Bannister, R</b> OBP: 0.348, SLG: 0.350 (1, 6)	K		F8		P6				F9	5	0	0	0	0	2	4											
<b>Chet Lemon, R</b> OBP: 0.355, SLG: 0.477 (1, 8)	1B 1-3				6-3				6-3	5	0	2	0	0	0	1											
<b>Richie Zisk, R</b> OBP: 0.376, SLG: 0.546 <b>Tommy Cruz, L</b> <b>John Flannery, R</b> (1, 10) (8, PR) (9, PH)	K		K				K		1B 1B	3	0	0	0	1	3	3											
<b>Oscar Gamble, L</b> OBP: 0.373, SLG: 0.582 (1, 9)					1B 2B				1B 1B	5	1	3	1	0	0	1											
<b>Eric Soderholm, R</b> OBP: 0.358, SLG: 0.517 (1, 5)	1-3 3-H				F7				1B 1B	5	1	2	1	0	0	3											
<b>Jim Spencer, L</b> OBP: 0.302, SLG: 0.419 (1, 3)			F8						G3	5	0	3	2	0	0	2											
<b>Don Kessinger, S</b> OBP: 0.286, SLG: 0.240 <b>Lamar Johnson, R</b> OBP: 0.358, SLG: 0.538 <b>Jack Brohamer, L</b> OBP: 0.342, SLG: 0.350 (1, 4) (8, PH) (9, 4)		6-3			1-3					3	0	0	0	0	0	2											
<b>Jim Essian, R</b> OBP: 0.360, SLG: 0.417 <b>Henry Cruz, L</b> <b>Brian Downing, R</b> OBP: 0.404, SLG: 0.423 (1, 2) (8, PH) (9, 2)		1-3			K				1B 1B	3	0	0	0	0	1	2											
<b>Inning Stats</b>	R: 1 E: 0 K: 2 S: 10	H: 3 LOB: 2 BB: 0 P: 10	R: 0 E: 0 K: 0 S: 3	H: 0 LOB: 0 BB: 0 P: 3	R: 0 E: 0 K: 1 S: 6	H: 1 LOB: 1 BB: 0 P: 6	R: 1 E: 0 K: 1 S: 7	H: 2 LOB: 1 BB: 0 P: 7	R: 0 E: 0 K: 0 S: 3	H: 1 LOB: 1 BB: 0 P: 3	R: 0 E: 0 K: 1 S: 5	H: 0 LOB: 0 BB: 0 P: 5	R: 0 E: 0 K: 1 S: 6	H: 1 LOB: 2 BB: 1 P: 10	R: 2 E: 0 K: 1 S: 8	H: 3 LOB: 3 BB: 2 P: 16	R: 1 E: 0 K: 0 S: 5	H: 2 LOB: 2 BB: 1 P: 9	1B: 10 2B: 2 3B: 1 HR: 0	SF: 0 SAC: 0 DP: 0 HBP: 0	WP: 0 PB: 0 SB: 0 CS: 1	PA: 43					
<b>PITCHER</b>	IP	WLS	BF	H	R	ER	SO	BB	IBB	HBP	BLK	WP	HR	S	P	ERA	WHIP										
<b>Jim Palmer, R</b> ERA: 3.31 (1, 1)	7.2		35	11	4	4	6	2	0	0	0	0	0	45	53	4.70	1.696										
<b>Dick Drago, R</b> ERA: 2.91 (8, 1)	0.0		1	0	0	0	0	0	1	0	0	0	0	0	4	∞	∞										
<b>Tippy Martinez, L</b> ERA: 2.64 (8, 1)	1.1	W	7	2	1	1	1	1	0	0	0	0	0	8	12	6.75	2.250										

AB	35
R	7
H	9
RBI	7
BB	6
SO	5
LOB	21





Batter	1	2	3	4	5	6	7	8	9	10	11	AB	R	H	RBI	BB	SO	LOB	TOP					
Al Bumbry, L OBP: 0.357, SLG: 0.382 (1, 8)	F8	1B			F8	BB		1B	FC4-6		P4	5	1	2	1	2	0	0						
Billy Smith, S OBP: 0.296, SLG: 0.312 (1, 4)	BB	P4							BB			2	0	1	0	1	0	2						
Rich Dauer, R OBP: 0.291, SLG: 0.312 (6, PH)	BB				1B			1B	FC4-6			3	0	1	0	0	0	5						
Ken Singleton, S OBP: 0.445, SLG: 0.514 (8, PR)	BB				F9						F8	5	1	4	2	0	0	0						
Kiko Garcia, R OBP: 0.239, SLG: 0.278 (8, 6)	1B				1B			HR	1B			1	0	0	0	0	0	0						
Lee May, R OBP: 0.294, SLG: 0.411 (8, 2)	F7				5-3			K	K		5-3	5	0	0	0	0	3	6						
Ken Rudolph, R OBP: 0.257, SLG: 0.276 (8, 2)								K				1	0	0	0	0	0	0						
Eddie Murray, S OBP: 0.322, SLG: 0.438 (1, 10)	FC6-4				HR			K			4-3	5	2	2	1	1	1	2						
Andres Mora, R OBP: 0.299, SLG: 0.506 (1, 7)	FC6-4				F8							6	1	2	1	0	1	3						
Larry Harlow, L OBP: 0.294, SLG: 0.261 (10, PR)								2B	2B		6-3	0	0	0	0	0	0	0						
Doug DeCinces, R OBP: 0.339, SLG: 0.430 (1, 5)					F8						4-3	4	1	1	1	1	0	1						
Tom Shopay, L OBP: 0.263, SLG: 0.275 (9, PR)					F7							0	1	0	0	0	0	0						
Tony Muser, L OBP: 0.312, SLG: 0.297 (9, 3)								HR	BB	1B	4-3	1	0	0	0	0	0	1						
Mark Belanger, R OBP: 0.269, SLG: 0.244 (8, PH)					K				BB	BB		3	0	1	1	0	1	0						
Pat Kelly, L OBP: 0.349, SLG: 0.381 (8, 9)					F3			K	BB	BB	4-3	3	0	1	0	0	1	0						
Rick Dempsey, R OBP: 0.333, SLG: 0.400 (8, PH)									1B			3	0	1	0	0	1	1						
Terry Crowley, L OBP: 0.361, SLG: 0.410 (9, PH)					K			F8			P6	1	0	0	0	0	0	0						
Elliott Maddox, R OBP: 0.361, SLG: 0.410 (9, 5)									1B			1	0	0	0	1	0	0						
<b>Inning Stats</b>	R: 0 E: 0 K: 0 S: 4	H: 1 LOB: 3 P: 12	R: 0 E: 0 K: 1 S: 7	H: 2 LOB: 2 BB: 0 P: 7	R: 1 E: 0 K: 0 S: 4	H: 1 LOB: 0 BB: 0 P: 4	R: 0 E: 0 K: 1 S: 5	H: 0 LOB: 0 BB: 0 P: 5	R: 0 E: 0 K: 2 S: 9	H: 2 LOB: 2 BB: 1 P: 9	R: 1 E: 0 K: 1 S: 6	H: 1 LOB: 0 BB: 0 P: 6	R: 2 E: 0 K: 2 S: 11	H: 4 LOB: 2 BB: 0 P: 11	R: 1 E: 0 K: 1 S: 6	H: 1 LOB: 3 BB: 3 P: 18	R: 1 E: 0 K: 0 S: 5	H: 2 LOB: 2 BB: 0 P: 5	R: 0 E: 0 K: 0 S: 3	H: 0 LOB: 0 BB: 0 P: 3	1B: 10 2B: 2 3B: 1 HR: 3	SF: 0 SAC: 0 DP: 0 HBP: 0	WP: 0 PB: 0 SB: 1 CS: 0	PA: 55
<b>PITCHER</b>	Mitt Wilcox, R ERA: 3.38 (1, 1)	IP: 5.2 WLS: 1 BF: 28 H: 8 R: 2 ER: 2 SO: 4	BB: 3 IBB: 0 HBP: 0 BLK: 0	WP: 0 HR: 1 S: 33 P: 45	ERA: 3.18 WHIP: 1.941	Vern Ruhle, R ERA: 6.6 (9, 1)	IP: 1.1 WLS: 0 BF: 6 H: 2 R: 1 ER: 1 SO: 0	BB: 0 IBB: 0 HBP: 0 BLK: 0	WP: 0 HR: 0 S: 6 P: 6	ERA: 6.75 WHIP: 1.500	Jim Crawford, L ERA: 4.08 (11, 1)	IP: 1.0 WLS: 3 BF: 3 H: 0 R: 0 ER: 0 SO: 0	BB: 0 IBB: 0 HBP: 0 BLK: 0	WP: 0 HR: 0 S: 3 P: 3	ERA: 0.00 WHIP: 0.000									
John Hiller, L ERA: 3.68 (6, 1)	0.1	1	0	0	0	0	0	0	0	0	0	0	0	1	1	0.00	0.000							
Steve Foucault, R ERA: 3.17 (7, 1)	1.2	10	5	3	3	2	0	0	0	0	2	14	14	16.20	3.000									
Bruce Taylor, R ERA: 4.66 (8, 1)	1.0	5	1	1	1	2	1	0	0	0	0	8	12	9.00	2.000									
Bob Sykes, L ERA: 4.11 (9, 1)	0.0	2	0	0	0	0	2	0	0	0	0	0	0	∞	∞									
<b>Batter</b>	1	2	3	4	5	6	7	8	9	10	11	AB	R	H	RBI	BB	SO	LOB	BOTTOM					
Tim Corcoran, L OBP: 0.261, SLG: 0.329 (1, 8)	G3	F9		F8			F7				6-3	4	0	0	0	0	3							
Ron LeFlore, R OBP: 0.363, SLG: 0.479 (9, PH)									G4-6-3	1B		2	0	1	0	0	0	0						
Tito Fuentes, S OBP: 0.359, SLG: 0.400 (1, 4)	BB						E5		F2		1-3	5	1	3	0	1	0	1						
Rusty Staub, L OBP: 0.337, SLG: 0.456 (1, 10)	F7			G4-6-3	1B		F8		G4-6-3			6	1	1	1	0	0	5						
Steve Kemp, L OBP: 0.352, SLG: 0.449 (1, 7)	K			1-2	F8		P4		WP	1B	HR	4	0	0	0	1	1	1						
Jason Thompson, L OBP: 0.349, SLG: 0.487 (1, 3)							HR				4-3	3	3	2	1	2	0	0						
Ben Oglivie, L OBP: 0.318, SLG: 0.458 (1, 9)		1B			SH1-3	HBP	BB		1B		F8	3	2	2	2	0	1	2						
Mickey Stanley, R OBP: 0.303, SLG: 0.406 (10, PH)		1B			SH1-3	HBP	HR		K		1B	1	1	1	0	0	0	0						
Milt May, L OBP: 0.298, SLG: 0.405 (10, PH)		1B			SH1-3	HBP	HR				1B	2	0	0	1	0	0	0						
Bob Adams, R OBP: 0.333, SLG: 0.733 (11, 6)		SF8					4-1		G3			0	0	0	0	0	0	0						
Chuck Scrivener, R OBP: 0.179, SLG: 0.098 (11, 6)											1B	0	0	0	0	0	0	0						
Phil Mankowski, L OBP: 0.318, SLG: 0.351 (8, PH)					SF7		4-3		5-3			2	0	1	1	0	0	0						
Aurelio Rodriguez, R OBP: 0.256, SLG: 0.376 (9, 5)											1B	2	0	1	1	0	0	0						
Tom Verzer, R OBP: 0.294, SLG: 0.261 (1, 6)											6-3	4	0	1	1	0	1	2						
John Wockenfuss, R OBP: 0.331, SLG: 0.524 (11, 2)												1	0	0	0	0	0	2						
<b>Inning Stats</b>	R: 0 E: 0 K: 1 S: 5	H: 0 LOB: 1 BB: 1 P: 9	R: 1 E: 0 K: 0 S: 5	H: 2 LOB: 2 BB: 1 P: 9	R: 0 E: 0 K: 0 S: 3	H: 1 LOB: 0 BB: 0 P: 3	R: 2 E: 0 K: 0 S: 5	H: 2 LOB: 1 BB: 0 P: 6	R: 0 E: 0 K: 0 S: 3	H: 0 LOB: 0 BB: 0 P: 3	R: 1 E: 0 K: 0 S: 6	H: 2 LOB: 2 BB: 1 P: 11	R: 0 E: 0 K: 0 S: 3	H: 0 LOB: 0 BB: 0 P: 3	R: 1 E: 0 K: 0 S: 6	H: 3 LOB: 2 BB: 0 P: 6	R: 1 E: 0 K: 0 S: 3	H: 1 LOB: 0 BB: 0 P: 3	1B: 12 2B: 0 3B: 0 HR: 2	SF: 2 SAC: 1 DP: 2 HBP: 1	WP: 1 PB: 0 SB: 0 CS: 1	PA: 48		
<b>PITCHER</b>	Dennis Martinez, R ERA: 3.68 (1, 1)	IP: 5.0 WLS: 1 BF: 24 H: 7 R: 1 ER: 5 SO: 1	BB: 3 IBB: 0 HBP: 0 BLK: 0	WP: 0 HR: 1 S: 22 P: 35	ERA: 9.00 WHIP: 2.000	Mike Parrott, R ERA: 6.75 (6, 1)	IP: 1.1 WLS: 5 BF: 7 H: 1 R: 1 ER: 1 SO: 1	BB: 0 IBB: 0 HBP: 0 BLK: 0	WP: 0 HR: 0 S: 7 P: 7	ERA: 6.75 WHIP: 0.750	Tippy Martinez, L ERA: 2.54 (7, 1)	IP: 3.1 WLS: 13 BF: 3 H: 1 R: 1 ER: 1 SO: 1	BB: 1 IBB: 0 HBP: 0 BLK: 0	WP: 0 HR: 0 S: 14 P: 18	ERA: 2.70 WHIP: 1.200	Dick Drago, R ERA: 3.02 (10, 1)	IP: 1.0 WLS: 6 BF: 3 H: 1 R: 1 ER: 0 SO: 0	BB: 0 IBB: 0 HBP: 0 BLK: 0	WP: 0 HR: 0 S: 6 P: 6	ERA: 9.00 WHIP: 3.000				

Baltimore Orioles @ Detroit Tigers  
Tiger Stadium, Detroit, MI  
Mon Sep 05 1977, 3:33 AM EDT  
Att: 22,062 - Unknown

AB 49  
R 7  
H 16  
RBI 7  
BB 6  
SO 8  
LOB 21



Baltimore Orioles @ Detroit Tigers  
Tiger Stadium, Detroit, MI  
Mon Sep 05 1977, 3:33 AM EDT  
Att: 22,062 - Unknown

AB 40  
R 8  
H 14  
RBI 8  
BB 4  
SO 3  
LOB 16





Batter	1	2	3	4	5	6	7	8	9	AB	R	H	RBI	BB	SO	LOB	TOP																			
<b>Al Bumby, L</b> OBP: 0.359, SLG: 0.387 (1, 8)										5	0	3	3	0	0	3	<b>Baltimore Orioles @ Detroit Tigers</b> Tiger Stadium, Detroit, MI Mon Sep 05 1977, 3:38 AM EDT Att: 22,062 - Unknown																			
<b>Rich Dauer, R</b> OBP: 0.289, SLG: 0.309 (1, 4)										5	0	1	0	0	1	2																				
<b>Pat Kelly, L</b> OBP: 0.347, SLG: 0.377 <b>Mike Dimmel, R</b> (9, 9)										4	0	0	0	1	1	2																				
<b>Ken Singleton, S</b> OBP: 0.444, SLG: 0.514 (1, 10)										4	0	1	0	1	0	1																				
<b>Eddie Murray, S</b> OBP: 0.323, SLG: 0.437 <b>Tony Muser, L</b> OBP: 0.312, SLG: 0.297 (9, 3)										4	1	1	0	1	1	1																				
<b>Andres Mora, R</b> OBP: 0.288, SLG: 0.500 <b>Elliott Maddox, R</b> OBP: 0.356, SLG: 0.403 (8, 8)										4	0	1	0	0	1	1																				
<b>Doug DeCinces, R</b> OBP: 0.340, SLG: 0.429 (1, 5)										3	1	1	0	1	0	0																				
<b>Mark Belanger, R</b> OBP: 0.274, SLG: 0.259 (1, 6)										4	2	3	2	0	0	2																				
<b>Dave Skaggs, R</b> OBP: 0.345, SLG: 0.344 (1, 2)										3	1	2	0	1	0	0																				
<b>Inning Stats</b>	R: 0 E: 0 K: 1 S: 5	H: 1 LOB: 1 BB: 1 P: 9	R: 4 E: 0 K: 0 S: 7	H: 4 LOB: 1 BB: 1 P: 11	R: 0 E: 0 K: 1 S: 6	H: 1 LOB: 2 BB: 1 P: 10	R: 0 E: 1 K: 0 S: 4	H: 2 LOB: 1 BB: 0 P: 4	R: 0 E: 0 K: 1 S: 5	H: 0 LOB: 0 BB: 0 P: 5	R: 1 E: 0 K: 0 S: 4	H: 2 LOB: 0 BB: 0 P: 4	R: 0 E: 0 K: 1 S: 5	H: 0 LOB: 1 BB: 1 P: 9	R: 0 E: 0 K: 0 S: 5	H: 2 LOB: 2 BB: 1 P: 8		1B: 10 2B: 2 3B: 0 HR: 1	SF: 0 SAC: 0 DP: 1 HBP: 0	WP: 0 PA: 42 PB: 0 SB: 1 CS: 2																
<b>PITCHER</b>	IP	WLS	BF	H	R	ER	SO	BB	IBB	HBP	BLK	WP	HR	S	P	ERA	WHIP	<b>PITCHER</b>		IP	WLS	BF	H	R	ER	SO	BB	IBB	HBP	BLK	WP	HR	S	P	ERA	WHIP
<b>Steve Grilli, R</b> ERA: 4.06 (1, 1)	8.0	L	37	12	5	5	4	4	0	0	0	0	1	41	57	5.62	2.000																			
<b>Bruce Taylor, R</b> ERA: 4.22 (9, 1)	1.0		5	1	0	0	0	0	1	0	0	0	0	4	8	0.00	1.000																			

AB	37
R	5
H	13
RBI	5
BB	5
SO	4
LOB	14



Batter	1	2	3	4	5	6	7	8	9	AB	R	H	RBI	BB	SO	LOB	BOTTOM																			
<b>Ron LeFlore, R</b> OBP: 0.364, SLG: 0.481 (1, 8)										4	0	2	0	0	1	0	<b>Baltimore Orioles @ Detroit Tigers</b> Tiger Stadium, Detroit, MI Mon Sep 05 1977, 3:38 AM EDT Att: 22,062 - Unknown																			
<b>Mickey Stanley, R</b> OBP: 0.302, SLG: 0.402 (1, 9)										4	0	1	0	0	0	2																				
<b>Rusty Staub, L</b> OBP: 0.339, SLG: 0.456 (1, 10)										4	0	2	0	0	0	2																				
<b>Bob Adams, R</b> OBP: 0.263, SLG: 0.579 (1, 3)										4	0	0	0	0	1	3																				
<b>Lance Parrish, R</b> (1, 2)										2	0	0	0	2	0	0																				
<b>John Wockenfuss, R</b> OBP: 0.328, SLG: 0.517 (1, 7)										4	0	1	0	0	0	3																				
<b>Aurelio Rodriguez, R</b> OBP: 0.260, SLG: 0.376 (1, 5)										4	0	2	0	0	0	1																				
<b>Tom Veryzer, R</b> OBP: 0.232, SLG: 0.259 (1, 6)										3	0	0	0	0	0	3																				
<b>Chuck Scrivener, R</b> OBP: 0.169, SLG: 0.093 (1, 4)										3	0	0	0	0	0	0																				
<b>Inning Stats</b>	R: 0 E: 0 K: 1 S: 6	H: 2 LOB: 1 BB: 0 P: 6	R: 0 E: 0 K: 0 S: 3	H: 0 LOB: 0 BB: 0 P: 3	R: 0 E: 0 K: 0 S: 3	H: 0 LOB: 0 BB: 0 P: 3	R: 0 E: 0 K: 0 S: 4	H: 1 LOB: 2 BB: 1 P: 8	R: 0 E: 0 K: 0 S: 3	H: 1 LOB: 0 BB: 0 P: 3	R: 0 E: 0 K: 0 S: 5	H: 2 LOB: 2 BB: 0 P: 5	R: 0 E: 0 K: 0 S: 4	H: 1 LOB: 1 BB: 0 P: 4	R: 0 E: 0 K: 1 S: 5	H: 0 LOB: 1 BB: 1 P: 9		1B: 7 2B: 3 3B: 0 HR: 0	SF: 0 SAC: 0 DP: 3 HBP: 0	WP: 0 PA: 34 PB: 0 SB: 0 CS: 0																
<b>PITCHER</b>	IP	WLS	BF	H	R	ER	SO	BB	IBB	HBP	BLK	WP	HR	S	P	ERA	WHIP	<b>PITCHER</b>		IP	WLS	BF	H	R	ER	SO	BB	IBB	HBP	BLK	WP	HR	S	P	ERA	WHIP
<b>Rudy May, L</b> ERA: 3.77 (1, 1)	9.0	W	34	8	0	0	2	2	0	0	0	0	0	36	44	0.00	1.111																			





Batter	1	2	3	4	5	6	7	8	9	AB	R	H	RBI	BB	SO	LOB	TOP										
<b>Al Bumby, L</b> OBP: 0.360, SLG: 0.390 (1, 8)	0-0 4-3	0-0 1B 6-3 2H 1B		0-0 3-1		0-0 1-H 2B		0-0 P6		5	0	2	2	0	0	2											
<b>Rich Dauer, R</b> OBP: 0.283, SLG: 0.302 (1, 4)	0-0 5-3	0-0 6-3			0-0 5-3	0-0 F9			0-3 K	5	0	0	0	0	1	2											
<b>Ken Singleton, S</b> OBP: 0.448, SLG: 0.525 <b>Mike Dimmel, R</b> (9, PR) (9, 9)	4-0 BB	0-0 G5-4-3 2-3 1B			0-0 HR		0-0 3-1		0-0 2B	4	1	3	1	1	0	0											
<b>Lee May, R</b> OBP: 0.291, SLG: 0.407 (1, 10)	0-0 F8	0-0 G5-4-3 1-2			0-0 1-3		0-3 K		0-0 F8	5	0	0	0	0	1	4											
<b>Eddie Murray, S</b> OBP: 0.323, SLG: 0.442 <b>Tony Muser, L</b> OBP: 0.312, SLG: 0.297 (9, 3)		0-0 HR	0-3 K		0-0 FC5-4 1B		0-3 K		0-0 F5	5	1	2	1	0	2	1											
<b>Andres Mora, R</b> OBP: 0.288, SLG: 0.494 <b>Elliott Maddox, R</b> OBP: 0.356, SLG: 0.403 (8, 8)		0-0 BB 2B 1B	0-0 6-3		0-0 FC5-4 1-2		0-3 K			4	1	1	0	0	1	1											
<b>Doug DeCinces, R</b> OBP: 0.339, SLG: 0.426 (1, 5)		4-0 2B 2B 1-2 BB	0-0 1-3			0-3 K		0-0 5-3		3	1	0	0	1	1	0											
<b>Mark Belanger, R</b> OBP: 0.277, SLG: 0.265 (1, 6)		0-0 2B 2B 1-3 2H		0-0 F8		0-0 P6		0-0 1B 1B		4	1	2	1	0	0	0											
<b>Dave Skaggs, R</b> OBP: 0.355, SLG: 0.361 (1, 2)		0-0 1B 2B 2H 3H		0-0 P3		0-0 2B 1B		0-0 1B		4	2	3	2	0	0	0											
<b>Inning Stats</b>	R: 0 E: 0 K: 0 S: 3	H: 0 LOB: 1 BB: 1 P: 7	R: 5 E: 0 K: 0 S: 8	H: 6 LOB: 1 BB: 1 P: 12	R: 0 E: 0 K: 1 S: 5	H: 0 LOB: 0 BB: 0 P: 5	R: 0 E: 0 K: 0 S: 3	H: 0 LOB: 0 BB: 0 P: 3	R: 1 E: 0 K: 1 S: 5	H: 2 LOB: 1 BB: 0 P: 5	R: 1 E: 0 K: 2 S: 7	H: 2 LOB: 0 BB: 0 P: 7	R: 0 E: 0 K: 1 S: 7	H: 0 LOB: 0 BB: 0 P: 7	R: 0 E: 0 K: 1 S: 6	H: 2 LOB: 2 BB: 0 P: 7	R: 0 E: 0 K: 1 S: 6	H: 1 LOB: 1 BB: 0 P: 6	1B: 7 2B: 4 3B: 0 HR: 2	SF: 0 SAC: 0 DP: 1 HBP: 0	WP: 0 PA: 41 PB: 0 SB: 0 CS: 0						
<b>PITCHER</b> <b>Fernando Arroyo, R</b> ERA: 3.94 (1, 1)	IP 9.0	WLS L	BF 41	H 13	R 7	ER 7	SO 6	BB 2	IBB 0	HBP 0	BLK 0	WP 0	HR 2	S 51	P 59	ERA 7.00	WHIP 1.667										

Baltimore Orioles @ Detroit Tigers  
Tiger Stadium, Detroit, MI  
Tue Sep 06 1977, 7:05 PM EDT  
Att: 7,851 - Unknown

AB	39
R	7
H	13
RBI	7
BB	2
SO	6
LOB	10



Batter	1	2	3	4	5	6	7	8	9	AB	R	H	RBI	BB	SO	LOB	BOTTOM										
<b>Ron LeFlore, R</b> OBP: 0.363, SLG: 0.479 (1, 8)	0-3 K		0-0 F9		0-3 K			0-0 G4-6-3 1B		4	0	1	0	0	2	1											
<b>Tito Fuentes, S</b> OBP: 0.348, SLG: 0.397 (1, 4)	0-3 K		0-0 6-3		0-0 5-3			0-0 F8		4	0	0	0	0	1	2											
<b>Rusty Staub, L</b> OBP: 0.340, SLG: 0.461 (1, 10)	0-0 1B			0-0 WP 3B		0-0 G3		0-0 G4-6-3 1-2		4	1	2	0	0	0	1											
<b>Steve Kemp, L</b> OBP: 0.351, SLG: 0.448 (1, 7)	0-3 K			0-3 K		0-3 K		0-0 G4-3 1B		4	0	1	0	0	3	1											
<b>Jason Thompson, L</b> OBP: 0.346, SLG: 0.483 (1, 3)		0-0 P6		0-3 K		0-3 K		0-0 G4-3 1-2		4	0	0	0	0	2	1											
<b>Mickey Stanley, R</b> OBP: 0.306, SLG: 0.421 (1, 9)		0-0 5-3		0-0 1B			0-0 HR		0-0 5-3	4	1	2	1	0	0	0											
<b>Milt May, L</b> OBP: 0.299, SLG: 0.405 (1, 2)		0-0 1B		0-0 P6		0-0 G3				3	0	1	0	0	0	1											
<b>Aurelio Rodriguez, R</b> OBP: 0.261, SLG: 0.378 (1, 5)		0-0 P4			0-0 1B		0-0 5-3			3	0	1	0	0	0	1											
<b>Tom Veryzer, R</b> OBP: 0.230, SLG: 0.257 (1, 6)			0-0 4-3		0-0 P5		0-3 K			3	0	0	0	0	1	1											
<b>Inning Stats</b>	R: 0 E: 0 K: 3 S: 10	H: 1 LOB: 1 BB: 0 P: 10	R: 0 E: 0 K: 0 S: 4	H: 1 LOB: 1 BB: 0 P: 4	R: 0 E: 0 K: 0 S: 3	H: 0 LOB: 0 BB: 0 P: 3	R: 1 E: 0 K: 2 S: 9	H: 2 LOB: 1 BB: 0 P: 9	R: 0 E: 0 K: 1 S: 6	H: 1 LOB: 1 BB: 0 P: 6	R: 0 E: 0 K: 2 S: 7	H: 0 LOB: 0 BB: 0 P: 7	R: 1 E: 0 K: 1 S: 6	H: 1 LOB: 0 BB: 0 P: 6	R: 0 E: 0 K: 0 S: 3	H: 1 LOB: 0 BB: 0 P: 3	R: 0 E: 0 K: 0 S: 3	H: 1 LOB: 0 BB: 0 P: 3	1B: 6 2B: 0 3B: 1 HR: 1	SF: 0 SAC: 0 DP: 2 HBP: 0	WP: 1 PA: 33 PB: 0 SB: 0 CS: 0						
<b>PITCHER</b> <b>Mike Flanagan, L</b> ERA: 3.62 (1, 1)	IP 9.0	WLS W	BF 33	H 8	R 2	ER 2	SO 9	BB 0	IBB 0	HBP 0	BLK 0	WP 1	HR 1	S 51	P 51	ERA 2.00	WHIP 0.889										

Baltimore Orioles @ Detroit Tigers  
Tiger Stadium, Detroit, MI  
Tue Sep 06 1977, 7:05 PM EDT  
Att: 7,851 - Unknown

AB	33
R	2
H	8
RBI	1
BB	0
SO	9
LOB	9





Batter	1	2	3	4	5	6	7	8	9	10	11	AB	R	H	RBI	BB	SO	LOB	TOP					
Elliott Maddox, R OBP: 0.367, SLG: 0.418 (1, 8)												5	0	2	0	1	0	4						
Rich Dauer, R OBP: 0.262, SLG: 0.301 (1, 4)												4	0	1	0	0	0	3						
Larry Harlow, L OBP: 0.294, SLG: 0.261 (8, PR)												0	0	0	0	0	0	0						
Billy Smith, S OBP: 0.265, SLG: 0.311 (8, 4)												1	0	0	0	0	1	0						
Ken Singleton, S OBP: 0.445, SLG: 0.521 (11, PR)												5	0	1	0	0	2	3						
Mike Dimmel, R (11, 9)												0	1	0	0	0	0	0						
Lee May, R OBP: 0.289, SLG: 0.403 (1, 10)												5	0	0	0	0	1	3						
Eddie Murray, S OBP: 0.322, SLG: 0.442 (1, 3)												5	2	1	0	0	1	4						
Tony Muser, L OBP: 0.312, SLG: 0.297 (11, 3)												0	0	0	0	0	0	0						
Andres Mora, R OBP: 0.271, SLG: 0.489 (1, 7)												4	0	1	0	1	1	1						
Al Bumbry, L OBP: 0.360, SLG: 0.390 (11, PR)												0	1	0	0	0	0	0						
Doug DeCinces, R OBP: 0.342, SLG: 0.426 (1, 5)												2	1	1	1	2	0	0						
Mark Belanger, R OBP: 0.278, SLG: 0.262 (1, 6)												3	1	0	0	1	0	3						
Dave Skaggs, R OBP: 0.365, SLG: 0.369 (1, 2)																								
												5	0	2	5	0	0	0						
<b>Inning Stats</b>	R: 0 E: 0 K: 0 S: 2	H: 0 LOB: 0 BB: 1 P: 6	R: 0 E: 0 K: 0 S: 5	H: 2 LOB: 2 BB: 0 P: 5	R: 0 E: 0 K: 1 S: 6	H: 1 LOB: 1 BB: 0 P: 6	R: 0 E: 0 K: 1 S: 5	H: 0 LOB: 0 BB: 0 P: 5	R: 0 E: 0 K: 0 S: 3	H: 1 LOB: 0 BB: 0 P: 3	R: 2 E: 0 K: 0 S: 5	H: 2 LOB: 2 BB: 1 P: 10	R: 0 E: 0 K: 2 S: 8	H: 1 LOB: 2 BB: 0 P: 8	R: 0 E: 0 K: 0 S: 2	H: 0 LOB: 0 BB: 1 P: 6	R: 0 E: 0 K: 1 S: 5	H: 0 LOB: 0 BB: 0 P: 5	R: 4 E: 1 K: 1 S: 8	H: 2 LOB: 2 BB: 2 P: 16	1B: 6 2B: 3 3B: 0 HR: 0	SF: 1 SAC: 0 DP: 3 HBP: 1	WP: 1 PB: 0 SB: 2 CS: 0	PA: 46
<b>PITCHER</b>	IP ERA WLS BF H R ER SO BB IBB HBP BLK WP HR S P ERA WHIP	IP ERA WLS BF H R ER SO BB IBB HBP BLK WP HR S P ERA WHIP																			IP ERA WLS BF H R ER SO BB IBB HBP BLK WP HR S P ERA WHIP			
Jim Crawford, L ERA: 4.0 (1, 1)	6.2 L 18 3 4 0 4 2 1 0 0 0 0 0 0 1 1 0.00 0.000	6.2 L 18 3 4 0 4 2 1 0 0 0 0 0 0 1 1 0.00 0.000																			6.2 L 18 3 4 0 4 2 1 0 0 0 0 0 0 1 1 0.00 0.000			
John Hiller, L ERA: 3.54 (7, 1)																			6.2 L 18 3 4 0 4 2 1 0 0 0 0 0 0 1 1 0.00 0.000					
Bruce Taylor, R ERA: 4.09 (11, 1)																			6.2 L 18 3 4 0 4 2 1 0 0 0 0 0 0 1 1 0.00 0.000					

Baltimore Orioles @ Detroit Tigers  
Tiger Stadium, Detroit, MI  
Wed Sep 07 1977, 7:05 PM EDT  
Att: 11,032 - Unknown

AB 39  
R 6  
H 9  
RBI 6  
BB 5  
SO 6  
LOB 21



Batter	1	2	3	4	5	6	7	8	9	10	11	AB	R	H	RBI	BB	SO	LOB	BOTTOM					
Ron LeFlore, R OBP: 0.362, SLG: 0.479 (1, 8)												5	0	1	0	0	0	1						
Tito Fuentes, S OBP: 0.349, SLG: 0.397 (1, 4)												5	0	2	0	0	0	2						
Rusty Staub, L OBP: 0.340, SLG: 0.460 (1, 10)												5	0	2	0	0	1	2						
Steve Kemp, L OBP: 0.350, SLG: 0.445 (1, 7)												5	0	1	0	0	0	0						
Jason Thompson, L OBP: 0.343, SLG: 0.478 (1, 3)												5	0	0	0	0	0	2						
Mickey Stanley, R OBP: 0.393, SLG: 0.426 (1, 9)												5	1	1	0	0	1	0						
Milt May, L OBP: 0.301, SLG: 0.406 (1, 2)												4	0	2	1	0	0	0						
Aurelio Rodriguez, R OBP: 0.261, SLG: 0.380 (1, 5)												4	1	1	0	0	0	2						
Tom Verzer, R OBP: 0.231, SLG: 0.258 (1, 6)													2	0	1	1	0	0	1					
Bob Adams, R OBP: 0.250, SLG: 0.550 (7, PH)												1	0	0	0	0	0	1						
Chuck Schvener, R OBP: 0.167, SLG: 0.091 (8, 6)												1	0	0	0	0	0	0						
<b>Inning Stats</b>	R: 0 E: 0 K: 0 S: 5	H: 2 LOB: 2 BB: 0 P: 5	R: 1 E: 0 K: 0 S: 5	H: 2 LOB: 1 BB: 0 P: 5	R: 0 E: 0 K: 1 S: 5	H: 0 LOB: 0 BB: 0 P: 5	R: 1 E: 0 K: 0 S: 5	H: 2 LOB: 1 BB: 0 P: 5	R: 0 E: 0 K: 0 S: 3	H: 0 LOB: 0 BB: 0 P: 3	R: 0 E: 0 K: 0 S: 3	H: 2 LOB: 2 BB: 0 P: 5	R: 0 E: 0 K: 0 S: 3	H: 1 LOB: 0 BB: 0 P: 3	R: 0 E: 0 K: 0 S: 3	H: 0 LOB: 0 BB: 0 P: 3	R: 0 E: 0 K: 0 S: 4	H: 1 LOB: 1 BB: 0 P: 4	R: 0 E: 0 K: 1 S: 5	H: 0 LOB: 0 BB: 0 P: 5	1B: 8 2B: 2 3B: 1 HR: 0	SF: 0 SAC: 0 DP: 1 HBP: 0	WP: 0 PB: 0 SB: 0 CS: 0	PA: 42
<b>PITCHER</b>	IP ERA WLS BF H R ER SO BB IBB HBP BLK WP HR S P ERA WHIP	IP ERA WLS BF H R ER SO BB IBB HBP BLK WP HR S P ERA WHIP																			IP ERA WLS BF H R ER SO BB IBB HBP BLK WP HR S P ERA WHIP			
Scott McGregor, L ERA: 4.34 (1, 1)	11.0 W 42 11 2 2 2 0 0 0 0 0 0 0 46 46 1.64 1.000	11.0 W 42 11 2 2 2 0 0 0 0 0 0 0 46 46 1.64 1.000																			11.0 W 42 11 2 2 2 0 0 0 0 0 0 0 46 46 1.64 1.000			

Baltimore Orioles @ Detroit Tigers  
Tiger Stadium, Detroit, MI  
Wed Sep 07 1977, 7:05 PM EDT  
Att: 11,032 - Unknown

AB 42  
R 2  
H 11  
RBI 2  
BB 0  
SO 2  
LOB 11






Batter	1	2	3	4	5	6	7	8	9	AB	R	H	RBI	BB	SO	LOB	TOP				
<b>Al Bumbry, L</b> OBP: 0.358, SLG: 0.387 <b>Ken Rudolph, R</b> OBP: 0.267, SLG: 0.276										5	1	1	0	0	0	4					
<b>Elliott Maddox, R</b> OBP: 0.354, SLG: 0.406 <b>Mike Dimmel, R</b> OBP: 0.288, SLG: 0.255										2	0	0	1	0	0	1					
<b>Ken Singleton, S</b> OBP: 0.447, SLG: 0.529										5	1	3	3	0	0	1					
<b>Eddie Murray, S</b> OBP: 0.321, SLG: 0.439										5	0	1	0	0	0	2					
<b>Lee May, R</b> OBP: 0.288, SLG: 0.404										4	0	1	0	0	0	2					
<b>Doug DeCinces, R</b> OBP: 0.341, SLG: 0.425										4	0	1	0	0	0	1					
<b>Rich Dauer, R</b> OBP: 0.310, SLG: 0.297 <b>Tony Muser, L</b> OBP: 0.310, SLG: 0.295 <b>Andres Mora, R</b> OBP: 0.271, SLG: 0.489										3	0	0	0	0	0	2					
<b>Kiko Garcia, R</b> OBP: 0.250, SLG: 0.288 <b>Pat Kelly, L</b> OBP: 0.348, SLG: 0.378										3	2	2	0	0	0	1					
<b>Rick Dempsey, R</b> OBP: 0.314, SLG: 0.323 <b>Terry Crowley, L</b> OBP: 0.313, SLG: 0.375 <b>Billy Smith, S</b> OBP: 0.285, SLG: 0.311										3	1	2	0	0	0	1					
<b>Inning Stats</b>	R: 0 E: 0 K: 0 S: 5	H: 3 LOB: 2 BB: 0 P: 5	R: 0 E: 0 K: 0 S: 4	H: 1 LOB: 1 BB: 0 P: 4	R: 0 E: 1 K: 0 S: 3	H: 1 LOB: 1 BB: 0 P: 3	R: 0 E: 1 K: 0 S: 4	H: 0 LOB: 1 BB: 0 P: 4	R: 1 E: 1 K: 0 S: 6	H: 2 LOB: 2 BB: 0 P: 6	R: 0 E: 0 K: 0 S: 3	H: 0 LOB: 0 BB: 0 P: 3	R: 4 E: 1 K: 0 S: 8	H: 4 LOB: 1 BB: 0 P: 8	R: 0 E: 0 K: 0 S: 4	H: 1 LOB: 1 BB: 0 P: 4	R: 0 E: 0 K: 0 S: 3	H: 0 LOB: 0 BB: 0 P: 3	1B: 10 2B: 1 3B: 0 HR: 1	SF: 1 SAC: 0 DP: 1 HBP: 0	WP: 0 PA: 40 CS: 0
<b>PITCHER</b>	IP	WLS	BF	H	R	ER	SO	BB	IBB	HBP	BLK	WP	HR	S	P	ERA	WHIP				
<b>Ed Glynn, L</b> ERA: 4.66	(1, 1)	6.2	W	32	11	5	4	0	0	0	0	0	1	32	32	5.40	1.650				
<b>Steve Foucault, R</b> ERA: 3.05	(7, 1)	2.1		8	1	0	0	0	0	0	0	0	0	8	8	0.00	0.429				

Baltimore Orioles @ Detroit Tigers  
Tiger Stadium, Detroit, MI  
Wed Sep 07 1977, 7:05 PM EDT  
Att: 11,032 - Unknown


AB 39  
R 5  
H 12  
RBI 4  
BB 0  
SO 0  
LOB 18



Batter	1	2	3	4	5	6	7	8	9	AB	R	H	RBI	BB	SO	LOB	BOTTOM				
<b>Ron LeFlore, R</b> OBP: 0.363, SLG: 0.480 <b>Steve Kemp, L</b> OBP: 0.350, SLG: 0.444										3	1	2	0	0	0	1					
<b>Tito Fuentes, S</b> OBP: 0.348, SLG: 0.397 <b>Tom Verzyer, R</b> OBP: 0.231, SLG: 0.257										4	1	2	1	0	0	0					
<b>Rusty Staub, L</b> OBP: 0.342, SLG: 0.460										4	2	2	1	1	0	1					
<b>Jason Thompson, L</b> OBP: 0.343, SLG: 0.476										4	2	1	0	1	2	3					
<b>Lance Parrish, R</b> OBP: 0.667, SLG: 1.167											4	4	3	4	1	0	3				
<b>John Wockenfuss, R</b> OBP: 0.327, SLG: 0.514 <b>Ben Oglivie, L</b> OBP: 0.318, SLG: 0.457											1	0	0	0	0	1					
<b>Mickey Stanley, R</b> OBP: 0.301, SLG: 0.422										4	0	1	2	0	0	2					
<b>Aurelio Rodriguez, R</b> OBP: 0.267, SLG: 0.393										5	2	3	2	0	0	1					
<b>Chuck Scrivener, R</b> OBP: 0.172, SLG: 0.102										4	0	1	1	0	0	3					
<b>Inning Stats</b>	R: 1 E: 0 K: 1 S: 6	H: 2 LOB: 0 BB: 0 P: 6	R: 2 E: 0 K: 0 S: 5	H: 2 LOB: 1 BB: 1 P: 9	R: 3 E: 0 K: 0 S: 6	H: 3 LOB: 2 BB: 2 P: 14	R: 4 E: 0 K: 1 S: 10	H: 5 LOB: 1 BB: 0 P: 10	R: 0 E: 0 K: 0 S: 3	H: 0 LOB: 0 BB: 0 P: 3	R: 1 E: 0 K: 0 S: 7	H: 2 LOB: 1 BB: 0 P: 7	R: 1 E: 0 K: 0 S: 5	H: 2 LOB: 3 BB: 2 P: 13	R: 0 E: 0 K: 1 S: 5	H: 0 LOB: 0 BB: 0 P: 5	1B: 12 2B: 3 3B: 0 HR: 1	SF: 1 SAC: 0 DP: 1 HBP: 0	WP: 1 PA: 44 CS: 0		
<b>PITCHER</b>	IP	WLS	BF	H	R	ER	SO	BB	IBB	HBP	BLK	WP	HR	S	P	ERA	WHIP				
<b>Ross Grimsley, L</b> ERA: 3.85	(1, 1)	2.1	L	13	5	5	4	1	0	0	0	0	0	13	21	15.43	3.000				
<b>Ed Farmer, R</b> ERA: 40.5	(3, 1)	0.0		2	1	0	0	0	1	0	0	0	0	1	5	∞	∞				
<b>Randy Miller, R</b> ERA: 40.5	(3, 1)	0.2		6	4	4	4	0	0	0	0	0	0	6	6	54.00	6.000				
<b>Earl Stephenson, L</b> ERA: 9.0	(4, 1)	3.0		14	5	3	3	2	0	0	0	0	1	18	18	9.00	1.667				
<b>Mike Parrott, R</b> ERA: 2.7	(7, 1)	2.0		9	1	0	0	1	2	0	0	0	1	9	17	0.00	1.500				

Baltimore Orioles @ Detroit Tigers  
Tiger Stadium, Detroit, MI  
Wed Sep 07 1977, 7:05 PM EDT  
Att: 11,032 - Unknown

AB 38  
R 12  
H 16  
RBI 12  
BB 5  
SO 4  
LOB 18





Batter	1	2	3	4	5	6	7	8	9	AB	R	H	RBI	BB	SO	LOB	TOP										
<b>Elliott Maddox, R</b> OBP: 0.345, SLG: 0.392 (1, 8)	0-0 6-3		0-0 F8			0-3 K		0-0 P4	0-0 1B	5	0	1	0	0	1	1	<b>Baltimore Orioles @ Detroit Tigers</b> Tiger Stadium, Detroit, MI Thu Sep 08 1977, 3:33 AM EDT Att: 1,969 - Unknown										
<b>Rich Dauer, R</b> OBP: 0.289, SLG: 0.308 (1, 4)	0-0 G6-4-3 1B		0-0 FC6-4 1-2			0-0 1B		0-0 1B FC6-4	0-0 1B FC6-4	5	1	4	0	0	0	1											
<b>Ken Singleton, S</b> OBP: 0.447, SLG: 0.527 <b>Mike Dimmel, R</b> (8, 9)	0-0 G6-4-3 1-2			4-0 G5-4-3 BB		0-3 K		0-0 1B FC6-4	0-0 1B FC6-4 1-2	3	0	1	0	1	1	2											
<b>Lee May, R</b> OBP: 0.288, SLG: 0.402 (1, 10)		0-0 G5-4-3 BB 1B		0-0 F9		0-3 K		0-0 1B FC6-4		4	0	1	1	0	1	3											
<b>Eddie Murray, S</b> OBP: 0.321, SLG: 0.437 <b>Tony Muser, L</b> OBP: 0.310, SLG: 0.295 (8, 3)		4-0 G5-4-3 1-2 BB		0-0 G5-4-3 1-2				0-0 5-3	0-0 FC5-4 1-2	3	0	0	0	1	0	2											
<b>Andres Mora, R</b> OBP: 0.297, SLG: 0.481 <b>Al Bumbry, L</b> OBP: 0.359, SLG: 0.393 (8, 7)		0-0 G5-4-3 1-2 2-3				0-0 F8			0-0 HR	3	0	0	0	0	0	2											
<b>Doug DeCinces, R</b> OBP: 0.344, SLG: 0.433 (1, 5)		0-0 F3				0-0 FC6-4 1B		4-0 S 1B BB	0-0 HR	3	2	2	2	1	0	1											
<b>Mark Belanger, R</b> OBP: 0.283, SLG: 0.268 (1, 6)				0-0 FC4-6 1B		0-0 FC6-4 1-2		0-0 1B 1-H	0-0 CS 1B	4	0	3	1	0	0	1											
<b>Dave Skaggs, R</b> OBP: 0.348, SLG: 0.360 (1, 2)				0-0 FC4-6 1-2		0-0 F8		0-0 3-1	0-0 P4 1-2	4	0	0	0	0	0	4											
<b>Inning Stats</b>	R: 0 E: 0 K: 0 S: 3	H: 1 LOB: 0 BB: 0 P: 3	R: 0 E: 0 K: 0 S: 3	H: 1 LOB: 1 BB: 1 P: 7	R: 0 E: 0 K: 0 S: 4	H: 1 LOB: 1 BB: 0 P: 4	R: 0 E: 0 K: 0 S: 2	H: 0 LOB: 0 BB: 1 P: 6	R: 0 E: 0 K: 0 S: 4	H: 1 LOB: 1 BB: 0 P: 4	R: 1 E: 0 K: 0 S: 4	H: 1 LOB: 1 BB: 1 P: 8	R: 1 E: 0 K: 0 S: 5	H: 2 LOB: 1 BB: 0 P: 5	R: 2 E: 0 K: 0 S: 7	H: 5 LOB: 2 BB: 0 P: 7		1B: 11 2B: 0 3B: 1 HR: 1	SF: 0 SAC: 0 DP: 3 HBP: 0	WP: 0 PB: 0 SB: 1 CS: 1	PA: 39						
<b>PITCHER</b>	IP	WLS	BF	H	R	ER	SO	BB	IBB	HBP	BLK	WP	HR	S	P	ERA	WHIP										
<b>Bob Sykes, L</b> ERA: 4.14 (1, 1)	8.0	L	34	10	4	4	3	3	0	0	0	0	1	37	49	4.50	1.625										
<b>Bruce Taylor, R</b> ERA: 3.75 (9, 1)	1.0		5	3	0	0	0	0	0	0	0	0	0	5	5	0.00	3.000										

AB	36
R	4
H	13
RBI	4
BB	3
SO	3
LOB	19



Batter	1	2	3	4	5	6	7	8	9	AB	R	H	RBI	BB	SO	LOB	BOTTOM										
<b>Mickey Stanley, R</b> OBP: 0.295, SLG: 0.414 (1, 8)	0-3 K		0-0 5-3			0-0 P4			0-0 4-3	4	0	0	0	0	1	0	<b>Baltimore Orioles @ Detroit Tigers</b> Tiger Stadium, Detroit, MI Thu Sep 08 1977, 3:33 AM EDT Att: 1,969 - Unknown										
<b>Tito Fuentes, S</b> OBP: 0.347, SLG: 0.395 (1, 4)	0-3 K			0-0 F8		0-0 5-3			0-0 4-3	4	0	0	0	0	1	0											
<b>Rusty Staub, L</b> OBP: 0.342, SLG: 0.459 (1, 10)	0-0 1B			0-0 F8				0-0 6-3	0-0 F8	4	0	1	0	0	0	0											
<b>Steve Kemp, L</b> OBP: 0.350, SLG: 0.444 (1, 7)	0-0 6-3			0-0 CS 1B		0-0 6-3				3	0	1	0	0	0	1											
<b>Jason Thompson, L</b> OBP: 0.345, SLG: 0.478 (1, 3)		4-0 FC4-6 BB		0-0 CS	0-0 P6		0-0 2B			2	0	1	0	1	0	0											
<b>Ben Oglivie, L</b> OBP: 0.316, SLG: 0.453 (1, 9)		0-0 FC4-6 CS		0-0 F5	0-0 F8		0-0 F8			3	0	0	0	0	0	2											
<b>Milt May, L</b> OBP: 0.301, SLG: 0.405 (1, 2)		0-0 F7 1-2			0-0 1B			0-0 4-3		3	0	1	0	0	0	1											
<b>Phil Mankowski, L</b> OBP: 0.314, SLG: 0.347 (1, 5)			0-0 G3		0-0 F8			0-0 4-3		3	0	0	0	0	0	1											
<b>Tom Verzyer, R</b> OBP: 0.230, SLG: 0.256 <b>Bob Molinaro, L</b> (8, PH)				0-0 F9		0-0 6-3		0-3 K		2	0	0	0	0	0	0											
<b>Chuck Scrivener, R</b> OBP: 0.172, SLG: 0.102 (9, 6)										0	0	0	0	0	0	0											
<b>Inning Stats</b>	R: 0 E: 0 K: 2 S: 8	H: 1 LOB: 0 BB: 0 P: 8	R: 0 E: 0 K: 0 S: 2	H: 0 LOB: 0 BB: 1 P: 6	R: 0 E: 0 K: 0 S: 3	H: 0 LOB: 0 BB: 0 P: 3	R: 0 E: 0 K: 0 S: 3	H: 1 LOB: 0 BB: 0 P: 3	R: 0 E: 0 K: 0 S: 4	H: 1 LOB: 1 BB: 0 P: 4	R: 0 E: 0 K: 0 S: 4	H: 1 LOB: 1 BB: 0 P: 4	R: 0 E: 0 K: 1 S: 5	H: 0 LOB: 0 BB: 0 P: 5	R: 0 E: 0 K: 0 S: 3	H: 0 LOB: 0 BB: 0 P: 3	1B: 3 2B: 1 3B: 0 HR: 0	SF: 0 SAC: 0 DP: 0 HBP: 0	WP: 0 PB: 0 SB: 0 CS: 2	PA: 31							
<b>PITCHER</b>	IP	WLS	BF	H	R	ER	SO	BB	IBB	HBP	BLK	WP	HR	S	P	ERA	WHIP										
<b>Jim Palmer, R</b> ERA: 3.2 (1, 1)	9.0	W	30	4	0	0	3	1	0	0	0	0	0	35	39	0.00	0.556										





Batter	1	2	3	4	5	6	7	8	9	AB	R	H	RBI	BB	SO	LOB	TOP
Paul Dade, R OBP: 0.331, SLG: 0.358	0-0 6-3		0-0 5-3			0-0 F8		0-0 E5		4	0	0	0	0	0	1	
Duane Kuiper, L OBP: 0.325, SLG: 0.335 Charlie Spikes, R OBP: 0.317, SLG: 0.359	0-0 4-3		0-0 1-4-3			0-0 F4		0-0 G6-4-3		3	0	0	0	0	0	1	
Ron Pruitt, R OBP: 0.385, SLG: 0.419	0-0 5-3			0-0 L4			0-0 F7			3	0	0	0	0	0	0	
Andre Thornton, R OBP: 0.387, SLG: 0.574		0-0 F8		0-0 L9			0-0 F7			3	0	0	0	0	0	0	
Larvell Blanks, R OBP: 0.320, SLG: 0.417		0-0 6-3		0-0 3-1			0-0 F8			3	0	0	0	0	0	0	
Rico Carty, R OBP: 0.356, SLG: 0.427		0-0 F9			0-0 F9			0-0 1-3		3	0	0	0	0	0	0	
Bruce Bochte, L OBP: 0.360, SLG: 0.400			0-0 1B		0-0 4-3			0-0 4-3		3	1	1	0	0	0	0	
Fred Kendall, R OBP: 0.268, SLG: 0.331			0-0 F4		0-0 6-3			0-0 F8		3	0	0	0	0	0	1	
Frank Duffy, R OBP: 0.249, SLG: 0.280			0-0 5-3			0-0 F7		0-0 5-3		3	0	1	1	0	0	0	
<b>Inning Stats</b>	R: 0 E: 0 K: 0 S: 3	H: 0 LOB: 0 BB: 0 P: 3	R: 0 E: 0 K: 0 S: 3	H: 0 LOB: 0 BB: 0 P: 3	R: 1 E: 0 K: 0 S: 5	H: 2 LOB: 1 BB: 0 P: 5	R: 0 E: 0 K: 0 S: 3	H: 0 LOB: 0 BB: 0 P: 3	R: 0 E: 0 K: 0 S: 3	H: 0 LOB: 0 BB: 0 P: 3	R: 0 E: 0 K: 0 S: 3	H: 0 LOB: 0 BB: 0 P: 3	R: 0 E: 1 K: 0 S: 3	H: 0 LOB: 0 BB: 0 P: 3	1B: 1 2B: 1 3B: 0 HR: 0	SF: 0 SAC: 0 DP: 1 HBP: 0	WP: 0 PA: 29
<b>PITCHER</b> Rudy May, L ERA: 3.66	IP: 9.0 WLS: W BF: 29 H: 2 R: 1 ER: 1 SO: 0 BB: 0 IBB: 0 HBP: 0 BLK: 0 WP: 0 HR: 0 S: 29 P: 29 ERA: 1.00 WHIP: 0.222															<b>PITCHER</b>	

Cleveland Indians @ Baltimore Orioles  
Memorial Stadium, Baltimore, MD  
Fri Sep 09 1977, 7:05 PM EDT  
Att. 5,930 - Unknown - 68 F

AB	29
R	1
H	2
RBI	1
BB	0
SO	0
LOB	4



Batter	1	2	3	4	5	6	7	8	9	AB	R	H	RBI	BB	SO	LOB	BOTTOM		
Al Bumbry, L OBP: 0.362, SLG: 0.396	0-0 G4-3			0-0 6-3			0-0 FC4-2-5	4-0 HR		4	1	2	0	1	0	1			
Rich Dauer, R OBP: 0.288, SLG: 0.307 Terry Crowley, L OBP: 0.353, SLG: 0.588 Billy Smith, S OBP: 0.286, SLG: 0.311	0-0 G4-3		0-0 1B		0-3 K		0-0 1-3	0-0 HR		4	1	1	0	0	1	3			
Pat Kelly, L OBP: 0.350, SLG: 0.378 Larry Hartow, L OBP: 0.283, SLG: 0.250	4-0 1B		0-0 1-3		0-0 G3		0-0 FC4-2-5	0-0 3-1		3	1	1	0	1	0	2			
Ken Singleton, S OBP: 0.446, SLG: 0.525 Mike Dimmel, R	0-0 1B		0-0 1-3		0-3 K		0-3 K			4	0	1	1	0	2	3			
Eddie Murray, S OBP: 0.322, SLG: 0.436	0-0 1B		0-0 BB		4-0 BB		0-0 4-3		0-0 6-3	3	0	1	1	1	0	0			
Lee May, R OBP: 0.288, SLG: 0.407 Tony Muser, L OBP: 0.310, SLG: 0.295	0-0 F7		0-0 F6		0-3 K		0-0 K		0-0 HR	4	1	1	1	0	1	4			
Doug DeCinces, R OBP: 0.346, SLG: 0.435		0-0 6-3		0-0 F7		4-0 BB		0-0 HR		3	1	1	0	1	0	2			
Mark Belanger, R OBP: 0.285, SLG: 0.268		0-0 1B		0-0 F4		0-0 F7		4-0 WP		3	1	1	0	1	0	1			
Dave Skaggs, R OBP: 0.346, SLG: 0.357		0-0 F4		0-0 6-3		0-0 2B		0-0 6-3		4	0	1	0	0	0	3			
<b>Inning Stats</b>	R: 1 E: 0 K: 0 S: 5	H: 3 LOB: 2 BB: 1 P: 9	R: 0 E: 0 K: 0 S: 4	H: 1 LOB: 1 BB: 0 P: 4	R: 1 E: 0 K: 0 S: 5	H: 2 LOB: 2 BB: 1 P: 9	R: 0 E: 0 K: 0 S: 3	H: 0 LOB: 0 BB: 0 P: 3	R: 0 E: 0 K: 2 S: 7	H: 0 LOB: 0 BB: 0 P: 7	R: 0 E: 0 K: 1 S: 5	H: 0 LOB: 1 BB: 1 P: 9	R: 0 E: 0 K: 1 S: 7	H: 2 LOB: 2 BB: 0 P: 7	R: 5 E: 0 K: 0 S: 6	H: 3 LOB: 0 BB: 2 P: 14	1B: 7 2B: 2 3B: 0 HR: 2	SF: 0 SAC: 0 DP: 1 HBP: 0	WP: 1 PA: 39
<b>PITCHER</b> Al Fitzmorris, R ERA: 5.2 Larry Andersen, R ERA: 3.45	IP: 7.2 WLS: L BF: 36 H: 10 R: 5 ER: 5 SO: 4 BB: 4 IBB: 0 HBP: 0 BLK: 0 WP: 1 HR: 1 S: 40 P: 56 ERA: 5.87 WHIP: 1.826															<b>PITCHER</b>			

Cleveland Indians @ Baltimore Orioles  
Memorial Stadium, Baltimore, MD  
Fri Sep 09 1977, 7:05 PM EDT  
Att. 5,930 - Unknown - 68 F

AB	34
R	7
H	11
RBI	7
BB	5
SO	4
LOB	19





Batter	1	2	3	4	5	6	7	8	9	10	11	AB	R	H	RBI	BB	SO	LOB	TOP						
Paul Dade, R OBP: 0.329, SLG: 0.355 (1, 8)	4-3		1-3 1B			1-3		F8	FC4-6		6-3	6	0	1	1	0	0	4							
Duane Kuiper, L OBP: 0.324, SLG: 0.333 (1, 4)	F8		F7			1B		L7	5-3			5	0	1	0	0	0	5							
Ron Pruitt, R OBP: 0.386, SLG: 0.416 (1, 9) (9, 2)	6-3				F8	1B			1B	5-3		5	1	2	0	0	0	0							
Andre Thornton, R OBP: 0.384, SLG: 0.569 (1, 3)		4-3		5-3		F8			1B	F5		5	1	1	0	0	0	2							
Larvell Blanks, R OBP: 0.318, SLG: 0.412 (1, 5)		F8		6-3					1B	K		5	1	1	1	0	1	0							
Rico Carty, R OBP: 0.358, SLG: 0.425 (1, 10)		K				CS 1B			SF9		6-3	4	0	1	1	0	2	0							
Bruce Bochte, L OBP: 0.359, SLG: 0.398 Alfredo Griffin, S (9, PR) (9, 6)			K		K		4-3		2B FC4-6 BB		K	3	0	0	0	1	2	1							
Fred Kendall, R OBP: 0.269, SLG: 0.331 John Lawenstien, L OBP: 0.350, SLG: 0.401 (9, PH) (9, 9)			F9		K				FC4-6			3	0	1	0	0	1	0							
Frank Duffy, R OBP: 0.277, SLG: 0.361 Jim Norris, L OBP: 0.356, SLG: 0.361 (9, PH) (9, 7)		E3 1B				5-3		F4	1B	FC4-6 IBB		3	0	0	0	0	0	1							
<b>Inning Stats</b>	R: 0 E: 0 K: 0 S: 3	H: 0 LOB: 0 BB: 0 P: 3	R: 0 E: 0 K: 1 S: 5	H: 0 LOB: 0 BB: 0 P: 5	R: 0 E: 1 K: 1 S: 7	H: 1 LOB: 2 BB: 0 P: 7	R: 0 E: 0 K: 0 S: 3	H: 0 LOB: 0 BB: 0 P: 3	R: 0 E: 0 K: 2 S: 7	H: 1 LOB: 0 BB: 0 P: 7	R: 0 E: 0 K: 1 S: 5	H: 2 LOB: 2 BB: 0 P: 5	R: 0 E: 0 K: 0 S: 4	H: 1 LOB: 1 BB: 0 P: 4	R: 0 E: 0 K: 0 S: 7	H: 4 LOB: 2 BB: 2 P: 15	R: 0 E: 0 K: 1 S: 5	H: 0 LOB: 0 BB: 0 P: 5	R: 1 E: 0 K: 1 S: 7	H: 2 LOB: 1 BB: 0 P: 7	1B: 8 2B: 2 3B: 0 HR: 1	SF: 1 SAC: 0 DP: 0 HBP: 0	WP: 0 PB: 0 SB: 0 CS: 1	PA: 46	
<b>PITCHER</b>	IP 8.0	WLS 0.1	BF 2	H 0	R 0	ER 0	SO 0	BB 1	IBB 0	HBP 0	BLK 0	WP 0	HR 0	S 1	P 5	ERA 0.00	WHIP 3.000								
Mike Flanagan, L ERA: 3.61 Dick Drago, R ERA: 3.16 Dennis Martinez, R ERA: 3.67	(1, 1)	(9, 1)	(9, 1)																						

Cleveland Indians @ Baltimore Orioles  
Memorial Stadium, Baltimore, MD  
Sat Sep 10 1977, 7:05 PM EDT  
Att: 8,748 - Unknown - 85 F

AB 43  
R 5  
H 11  
RBI 5  
BB 2  
SO 7  
LOB 13



Batter	1	2	3	4	5	6	7	8	9	10	11	AB	R	H	RBI	BB	SO	LOB	BOTTOM					
Elliott Maddox, R OBP: 0.348, SLG: 0.385 (1, 8)	FC6-4 1B		G5-4-3 1-2 2-3			SH3 BB	F9			F9		4	0	1	0	1	0	3						
Rich Dauer, R OBP: 0.265, SLG: 0.303 Pat Kelly, L OBP: 0.352, SLG: 0.380 (11, PH)	FC6-4 G6-4-3		4-3			SH3		6-3			SH1-4 BB 1B	3	0	0	0	0	0	2						
Ken Singleton, S OBP: 0.446, SLG: 0.523 Tony Muser, L OBP: 0.315, SLG: 0.295 (1, 9) (9, 3)	G6-4-3				G6-4-3 BB	G6-4-3 IBB		6-3			1B SH1-4 BB	2	0	0	0	2	0	1						
Lee May, R OBP: 0.286, SLG: 0.404 Mike Dimmel, R (9, 9)		5-3		G6-4-3		G6-4-3		K			SH1-4	4	0	0	0	0	1	3						
Eddie Murray, S OBP: 0.322, SLG: 0.436 (1, 10)		5-3		6-3				1B HR 1B			1B	5	1	2	1	0	1	0						
Doug DeCinces, R OBP: 0.348, SLG: 0.435 (1, 5)					E5 1B			4-3			1B	4	2	2	1	1	0	0						
Andres Mora, R OBP: 0.273, SLG: 0.500 Al Bumby, L OBP: 0.361, SLG: 0.395 (1, 7) (9, 7)		FC6-4			FC5-4 1B			K			1B	3	1	2	3	0	0	1						
Mark Belanger, R OBP: 0.285, SLG: 0.266 (1, 6)						FC5-4		F5				3	0	0	0	1	0	2						
Dave Skaggs, R OBP: 0.340, SLG: 0.353 Tom Shocay, L OBP: 0.273, SLG: 0.275 Rick Dempsey, R OBP: 0.314, SLG: 0.323 (11, 2)			G5-4-3 BB BB		G4-3-6-3			5-3			F9	2	0	0	0	1	0	1						
<b>Inning Stats</b>	R: 0 E: 0 K: 0 S: 3	H: 1 LOB: 0 BB: 0 P: 3	R: 0 E: 0 K: 0 S: 3	H: 0 LOB: 1 BB: 1 P: 7	R: 0 E: 0 K: 0 S: 2	H: 0 LOB: 0 BB: 2 P: 10	R: 0 E: 0 K: 0 S: 2	H: 0 LOB: 1 BB: 2 P: 10	R: 3 E: 0 K: 0 S: 6	H: 3 LOB: 0 BB: 0 P: 6	R: 0 E: 0 K: 1 S: 5	H: 0 LOB: 0 BB: 0 P: 5	R: 0 E: 0 K: 2 S: 7	H: 0 LOB: 0 BB: 0 P: 7	R: 0 E: 0 K: 0 S: 2	H: 0 LOB: 0 BB: 1 P: 6	R: 2 E: 0 K: 0 S: 4	H: 3 LOB: 2 BB: 1 P: 8	1B: 7 2B: 0 3B: 0 HR: 1	SF: 0 SAC: 2 DP: 5 HBP: 0	WP: 0 PB: 0 SB: 0 CS: 1	PA: 42		
<b>PITCHER</b>	IP 7.0	WLS 1.0	BF 3	H 0	R 0	ER 0	SO 1	BB 0	IBB 0	HBP 0	BLK 0	WP 0	HR 1	S 22	P 46	ERA 3.86	WHIP 1.429							
Rick Waits ERA: 4.12 Larry Andersen, R ERA: 3.16 Jim Kern, R ERA: 3.36	(1, 1)	(8, 1)	(9, 1)																					

Cleveland Indians @ Baltimore Orioles  
Memorial Stadium, Baltimore, MD  
Sat Sep 10 1977, 7:05 PM EDT  
Att: 8,748 - Unknown - 85 F

AB 32  
R 6  
H 8  
RBI 5  
BB 8  
SO 3  
LOB 13





Batter	1	2	3	4	5	6	7	8	9	AB	R	H	RBI	BB	SO	LOB	TOP					
Paul Dade, R OBP: 0.330, SLG: 0.356										5	0	2	1	0	0	1	Cleveland Indians @ Baltimore Orioles Memorial Stadium, Baltimore, MD Sun Sep 11 1977, 3:33 AM EDT Att: 12,540 - Unknown - 74 F					
Duane Kuiper, L OBP: 0.322, SLG: 0.331										4	0	0	0	0	0	3						
Ron Pruitt, R OBP: 0.388, SLG: 0.417										3	1	1	0	1	0	0						
Andre Thornton, R OBP: 0.385, SLG: 0.571										4	1	2	0	0	1	1						
Larvell Blanks, R OBP: 0.317, SLG: 0.410										4	0	1	0	0	1	3						
Rico Carty, R OBP: 0.355, SLG: 0.433										2	2	1	3	1	0	0						
Bruce Bochte, L OBP: 0.358, SLG: 0.396										4	0	1	0	0	1	1						
Fred Kendall, R OBP: 0.270, SLG: 0.328										2	1	0	0	1	0	2						
Jim Norris, L OBP: 0.355, SLG: 0.360										1	0	0	0	0	0	0						
Frank Duffy, R OBP: 0.248, SLG: 0.281										3	0	1	1	0	0	1						
John Lowenstein, L OBP: 0.348, SLG: 0.399										1	0	0	0	0	0	0						
<b>Inning Stats</b>	R: 0 E: 0 K: 1 S: 7	H: 3 LOB: 2 BB: 0 P: 7	R: 0 E: 0 K: 0 S: 3	H: 0 LOB: 0 BB: 0 P: 3	R: 0 E: 0 K: 0 S: 3	H: 0 LOB: 0 BB: 0 P: 3	R: 0 E: 0 K: 1 S: 5	H: 0 LOB: 0 BB: 0 P: 5	R: 2 E: 0 K: 0 S: 5	H: 2 LOB: 1 BB: 1 P: 9	R: 2 E: 0 K: 0 S: 5	H: 2 LOB: 0 BB: 0 P: 5	R: 0 E: 0 K: 0 S: 3	H: 1 LOB: 1 BB: 1 P: 7	R: 1 E: 0 K: 1 S: 6	H: 1 LOB: 1 BB: 1 P: 10	R: 0 E: 0 K: 0 S: 3	H: 0 LOB: 0 BB: 0 P: 3	1B: 6 2B: 2 3B: 0 HR: 1	SF: 1 SAC: 0 DP: 2 HBP: 0	WP: 0 PB: 0 SB: 0 CS: 0	PA: 37
<b>PITCHER</b>	IP WLS BF H R ER SO BB IBB HBP BLK WP HR S P ERA WHIP	7.0 W 30 8 5 5 2 3 0 0 0 0 0 1 31 43 6.43 1.571	2.0 7 1 0 0 1 0 0 0 0 0 0 0 9 9 0.00 0.500																			

Batter	1	2	3	4	5	6	7	8	9	AB	R	H	RBI	BB	SO	LOB	BOTTOM					
Al Bumby, L OBP: 0.363, SLG: 0.396										4	2	2	0	1	0	2	Cleveland Indians @ Baltimore Orioles Memorial Stadium, Baltimore, MD Sun Sep 11 1977, 3:33 AM EDT Att: 12,540 - Unknown - 74 F					
Billy Smith, S OBP: 0.285, SLG: 0.313										4	1	1	0	0	0	4						
Pat Kelly, L OBP: 0.356, SLG: 0.381										2	1	1	1	2	1	0						
Elliott Maddox, R OBP: 0.344, SLG: 0.380										1	0	0	0	0	1	1						
Ken Singleton, S OBP: 0.448, SLG: 0.525										4	1	2	3	1	1	1						
Mike Dimmel, R OBP: 0.344, SLG: 0.380										0	0	0	0	0	0	0						
Eddie Murray, S OBP: 0.321, SLG: 0.434										5	0	1	0	0	1	5						
Tony Muser, L OBP: 0.315, SLG: 0.295										0	0	0	0	0	0	0						
Doug DeCinces, R OBP: 0.351, SLG: 0.443										3	2	2	3	1	0	1						
Andres Mora, R OBP: 0.273, SLG: 0.500										4	1	1	0	0	2	2						
Mark Belanger, R OBP: 0.287, SLG: 0.274										4	0	2	1	0	1	1						
Dave Skaggs, R OBP: 0.344, SLG: 0.353										3	1	1	1	0	1	1						
<b>Inning Stats</b>	R: 3 E: 0 K: 2 S: 10	H: 3 LOB: 1 BB: 1 P: 14	R: 2 E: 0 K: 0 S: 5	H: 3 LOB: 1 BB: 1 P: 9	R: 1 E: 0 K: 1 S: 6	H: 1 LOB: 1 BB: 1 P: 10	R: 1 E: 0 K: 0 S: 5	H: 2 LOB: 1 BB: 0 P: 5	R: 2 E: 0 K: 0 S: 6	H: 3 LOB: 1 BB: 0 P: 6	R: 0 E: 0 K: 2 S: 8	H: 1 LOB: 1 BB: 0 P: 8	R: 0 E: 0 K: 2 S: 7	H: 0 LOB: 0 BB: 0 P: 7	R: 0 E: 0 K: 1 S: 5	H: 0 LOB: 2 BB: 2 P: 13	R: 0 E: 0 K: 1 S: 5	H: 0 LOB: 2 BB: 2 P: 13	1B: 7 2B: 5 3B: 0 HR: 1	SF: 1 SAC: 1 DP: 0 HBP: 0	WP: 0 PB: 0 SB: 2 CS: 0	PA: 41
<b>PITCHER</b>	IP WLS BF H R ER SO BB IBB HBP BLK WP HR S P ERA WHIP	3.0 L 18 7 6 6 3 0 0 0 0 0 0 1 11 11 13.50 2.500	2.0 11 5 3 3 0 0 0 0 0 0 0 0 8 8 0.00 1.000	1.0 4 1 0 0 2 0 0 0 0 0 0 0 8 8 0.00 1.000	2.0 8 0 0 0 3 1 1 0 0 0 0 0 12 20 0.00 0.500																	



Batter	1	2	3	4	5	6	7	8	9	AB	R	H	RBI	BB	SO	LOB	TOP									
<b>Al Bumby, L</b> OBP: 0.366, SLG: 0.401 (1, 8)										5	2	3	0	0	0	3	<b>Baltimore Orioles @ Toronto Blue Jays</b> Exhibition Stadium, Toronto, ON Mon Sep 12 1977, 7:05 PM EDT Att: 13,498 - Unknown									
<b>Rich Dauer, R</b> OBP: 0.284, SLG: 0.302 <b>Billy Smith, S</b> OBP: 0.284, SLG: 0.312 (1, 4)										1	0	0	0	0	0	1										
<b>Pat Kelly, L</b> OBP: 0.354, SLG: 0.376 (1, 10)										4	1	0	0	1	2	3										
<b>Ken Singleton, S</b> OBP: 0.446, SLG: 0.522 <b>Mike Dimmel, R</b> (8, 9)										4	0	1	1	0	1	1										
<b>Eddie Murray, S</b> OBP: 0.321, SLG: 0.432 <b>Tony Muser, L</b> OBP: 0.315, SLG: 0.295 (1, 3)										4	0	1	1	0	0	1										
<b>Doug DeCinces, R</b> OBP: 0.352, SLG: 0.445 (1, 5)										3	1	1	0	1	0	1										
<b>Andres Mora, R</b> OBP: 0.277, SLG: 0.500 <b>Elliott Maddox, R</b> OBP: 0.344, SLG: 0.380 (8, 8)										4	1	2	0	0	1	1										
<b>Kiko Garcia, R</b> OBP: 0.250, SLG: 0.287 <b>Mark Belanger, R</b> OBP: 0.297, SLG: 0.274 (8, 6)										4	1	1	0	0	0	3										
<b>Dave Skaggs, R</b> OBP: 0.347, SLG: 0.356 (1, 2)										4	0	2	2	0	0	1										
<b>Inning Stats</b>	R: 1 E: 1 K: 0 S: 5	H: 2 LOB: 1 BB: 0 P: 5	R: 1 E: 0 K: 0 S: 6	H: 3 LOB: 2 BB: 0 P: 6	R: 1 E: 0 K: 1 S: 5	H: 1 LOB: 1 BB: 1 P: 9	R: 0 E: 0 K: 0 S: 4	H: 1 LOB: 1 BB: 0 P: 4	R: 0 E: 0 K: 1 S: 5	H: 0 LOB: 0 BB: 0 P: 5	R: 0 E: 0 K: 1 S: 9	H: 3 LOB: 2 BB: 0 P: 9	R: 0 E: 0 K: 1 S: 5	H: 0 LOB: 0 BB: 0 P: 5	R: 0 E: 0 K: 1 S: 4	H: 0 LOB: 1 BB: 1 P: 8		R: 1 E: 0 K: 1 S: 7	H: 2 LOB: 1 BB: 0 P: 7	1B: 10 2B: 3 3B: 0 HR: 0	SF: 0 SAC: 0 DP: 3 HBP: 0	WP: 0 PB: 0 SB: 2 CS: 0	PA: 40			
<b>PITCHER</b>	IP	WLS	BF	H	R	ER	SO	BB	IBB	HBP	BLK	WP	HR	S	P	ERA		WHIP								
<b>Dave Lemanczyk, R</b> ERA: 4.35 <b>Jerry Johnson, R</b> ERA: 4.39	(1, 1)	8.1	L	38	12	6	5	5	2	0	0	0	0	0	46	54		5.40	1.680							
(9, 1)	0.2	2	0	0	0	0	1	0	0	0	0	0	0	4	4	0.00	0.000									

Batter	1	2	3	4	5	6	7	8	9	AB	R	H	RBI	BB	SO	LOB	BOTTOM									
<b>Steve Staggs, R</b> OBP: 0.340, SLG: 0.362 (1, 4)										4	1	2	2	1	1	2	<b>Baltimore Orioles @ Toronto Blue Jays</b> Exhibition Stadium, Toronto, ON Mon Sep 12 1977, 7:05 PM EDT Att: 13,498 - Unknown									
<b>Al Woods, L</b> OBP: 0.335, SLG: 0.382 (1, 7)										4	0	2	0	1	0	1										
<b>Roy Howell, L</b> OBP: 0.371, SLG: 0.408 (1, 5)										4	0	1	1	1	0	3										
<b>Ron Fairly, L</b> OBP: 0.368, SLG: 0.479 (1, 10)										5	0	1	0	0	1	4										
<b>Doug Ault, R</b> OBP: 0.318, SLG: 0.395 (1, 3)										4	0	0	0	0	1	6										
<b>Gary Woods, R</b> OBP: 0.250, SLG: 0.260 <b>Sam Ewing, L</b> OBP: 0.342, SLG: 0.381 <b>Otto Velez, R</b> OBP: 0.363, SLG: 0.450 (8, 9)										3	0	0	0	0	2	0										
<b>Steve Bowling, R</b> OBP: 0.329, SLG: 0.287 (9, 8)										3	1	1	0	1	0	0										
<b>Alan Ashby, S</b> OBP: 0.299, SLG: 0.286 (1, 2)										4	1	3	0	0	0	0										
<b>Tim Nordbrook, R</b> OBP: 0.310, SLG: 0.188 (1, 6)										4	0	0	0	0	3	5										
<b>Inning Stats</b>	R: 0 E: 0 K: 0 S: 4	H: 1 LOB: 2 BB: 1 P: 8	R: 0 E: 0 K: 2 S: 8	H: 1 LOB: 2 BB: 1 P: 12	R: 0 E: 0 K: 0 S: 3	H: 0 LOB: 0 BB: 0 P: 3	R: 0 E: 0 K: 1 S: 5	H: 0 LOB: 0 BB: 0 P: 5	R: 0 E: 0 K: 1 S: 4	H: 1 LOB: 1 BB: 0 P: 4	R: 0 E: 0 K: 1 S: 5	H: 1 LOB: 1 BB: 0 P: 5	R: 0 E: 0 K: 2 S: 8	H: 1 LOB: 1 BB: 0 P: 8	R: 0 E: 0 K: 1 S: 7	H: 2 LOB: 3 BB: 1 P: 11		R: 3 E: 0 K: 1 S: 8	H: 3 LOB: 1 BB: 1 P: 12	1B: 9 2B: 0 3B: 1 HR: 0	SF: 0 SAC: 0 DP: 1 HBP: 0	WP: 0 PB: 0 SB: 0 CS: 0	PA: 40			
<b>PITCHER</b>	IP	WLS	BF	H	R	ER	SO	BB	IBB	HBP	BLK	WP	HR	S	P	ERA		WHIP								
<b>Jim Palmer, R</b> ERA: 3.11 <b>Dennis Martinez, R</b> ERA: 3.84 <b>Tippy Martinez, L</b> ERA: 2.61	(1, 1)	8.0	W	33	7	0	0	0	0	0	0	0	0	44	56	0.00		1.250								
(9, 1)	0.1	5	3	3	3	1	1	0	0	0	0	0	0	6	10	81.00	12.000									
(9, 1)	0.2	S	2	0	0	0	0	0	0	0	0	0	0	2	2	0.00	0.000									





Batter	1	2	3	4	5	6	7	8	9	AB	R	H	RBI	BB	SO	LOB	TOP										
<b>Al Bumby, L</b> OBP: 0.366, SLG: 0.401 (1, 8)										5	1	2	0	0	1	1	<b>Baltimore Orioles @ Toronto Blue Jays</b> Exhibition Stadium, Toronto, ON Wed Sep 14 1977, 7:05 PM EDT Att: 19,048 - Unknown										
<b>Billy Smith, S</b> OBP: 0.283, SLG: 0.309 (1, 4)										4	0	0	0	1	2	2											
<b>Pat Kelly, L</b> OBP: 0.333, SLG: 0.372 <b>Elliott Maddox, R</b> OBP: 0.351, SLG: 0.380 (1, 7) (8, 8)										4	1	0	0	0	1	2											
<b>Ken Singleton, S</b> OBP: 0.448, SLG: 0.523 <b>Mike Dimmel, R</b> (8, PR) (8, 9)										3	1	2	0	1	0	2											
<b>Terry Crowley, L</b> OBP: 0.333, SLG: 0.556 <b>Larry Harlow, L</b> OBP: 0.283, SLG: 0.250 (9, PH) (9, 9)										1	0	0	0	0	0	1											
<b>Lee May, R</b> OBP: 0.289, SLG: 0.410 (1, 10)										2	2	1	3	2	0	1											
<b>Eddie Murray, S</b> OBP: 0.318, SLG: 0.429 (1, 3)										4	0	0	1	0	1	3											
<b>Doug DeCinces, R</b> OBP: 0.352, SLG: 0.442 (1, 5)										3	0	0	0	1	0	3											
<b>Mark Belanger, R</b> OBP: 0.287, SLG: 0.274 (1, 6)										4	0	1	1	0	3	1											
<b>Rick Dempsey, R</b> OBP: 0.313, SLG: 0.319 (1, 2)										3	0	0	0	1	1	2											
<b>Inning Stats</b>	R: 0 E: 0 K: 0 S: 3	H: 0 LOB: 1 BB: 1 P: 7	R: 0 E: 0 K: 2 S: 7	H: 0 LOB: 1 BB: 1 P: 11	R: 0 E: 0 K: 1 S: 4	H: 0 LOB: 0 BB: 1 P: 8	R: 2 E: 0 K: 0 S: 4	H: 2 LOB: 0 BB: 1 P: 8	R: 0 E: 0 K: 1 S: 6	H: 1 LOB: 1 BB: 0 P: 6	R: 0 E: 0 K: 1 S: 6	H: 0 LOB: 0 BB: 0 P: 5	R: 0 E: 0 K: 2 S: 11	H: 2 LOB: 2 BB: 2 P: 19	R: 0 E: 0 K: 1 S: 5	H: 0 LOB: 1 BB: 1 P: 9	1B: 5 2B: 0 3B: 0 HR: 1	SF: 0 SAC: 0 DP: 1 HBP: 0	WP: 0 PB: 0 SB: 1 CS: 0	PA: 41							
<b>PITCHER</b>	IP	WLS	BF	H	R	ER	SO	BB	IBB	HBP	BLK	WP	HR	S	P	ERA	WHIP										
<b>Jesse Jefferson, R</b> ERA: 4.36 (1, 1)	7.1	L	32	5	6	2	7	5	1	0	0	0	1	40	64	2.46	1.364										
<b>Pete Vuckovich, R</b> ERA: 3.62 (8, 1)	1.2		8	1	0	0	2	1	0	0	0	0	0	11	15	0.00	1.200										

Batter	1	2	3	4	5	6	7	8	9	AB	R	H	RBI	BB	SO	LOB	BOTTOM										
<b>Steve Stagg, R</b> OBP: 0.337, SLG: 0.357 (1, 4)										4	0	0	1	1	0	3	<b>Baltimore Orioles @ Toronto Blue Jays</b> Exhibition Stadium, Toronto, ON Wed Sep 14 1977, 7:05 PM EDT Att: 19,048 - Unknown										
<b>Al Woods, L</b> OBP: 0.338, SLG: 0.381 (1, 7)										4	0	1	0	0	2	1											
<b>Doug Rader, R</b> OBP: 0.344, SLG: 0.442 (8, PH)										0	0	0	1	0	0	0											
<b>Hector Torres, R</b> OBP: 0.290, SLG: 0.361 (9, 6)										0	0	0	0	0	0	0											
<b>Doug Ault, R</b> OBP: 0.317, SLG: 0.393 (1, 3)										5	0	1	0	0	0	4											
<b>Otto Velez, R</b> OBP: 0.368, SLG: 0.456 (1, 10)										4	1	3	0	1	0	0											
<b>Roy Howell, L</b> OBP: 0.369, SLG: 0.404 (1, 5)										5	1	1	0	0	2	4											
<b>Gary Woods, R</b> OBP: 0.248, SLG: 0.258 (1, 8)										5	1	1	1	0	0	1											
<b>Steve Bowling, R</b> OBP: 0.335, SLG: 0.290 (1, 9)										2	1	1	0	1	0	0											
<b>Sam Ewing, L</b> OBP: 0.340, SLG: 0.379 (8, PH) (9, 9)										1	0	0	0	0	0	2											
<b>Rick Cerone, R</b> OBP: 0.230, SLG: 0.257 (1, 2)										4	1	2	2	0	0	2											
<b>Tim Nordbrook, R</b> OBP: 0.328, SLG: 0.200 (1, 6)										2	0	1	0	1	0	0											
<b>Ron Fairly, L</b> OBP: 0.370, SLG: 0.479 (8, PH)										0	0	0	0	1	0	0											
<b>John Scott, R</b> OBP: 0.264, SLG: 0.300 (8, PR) (9, 7)										0	0	0	0	0	0	0											
<b>Inning Stats</b>	R: 0 E: 0 K: 1 S: 6	H: 1 LOB: 2 BB: 1 P: 10	R: 1 E: 0 K: 0 S: 5	H: 3 LOB: 1 BB: 0 P: 5	R: 0 E: 0 K: 1 S: 6	H: 1 LOB: 0 BB: 0 P: 6	R: 0 E: 0 K: 0 S: 3	H: 0 LOB: 0 BB: 0 P: 3	R: 0 E: 0 K: 1 S: 5	H: 0 LOB: 1 BB: 1 P: 9	R: 0 E: 0 K: 0 S: 4	H: 1 LOB: 2 BB: 1 P: 8	R: 0 E: 0 K: 0 S: 4	H: 1 LOB: 1 BB: 0 P: 4	R: 4 E: 0 K: 0 S: 7	H: 4 LOB: 2 BB: 2 P: 15	R: 0 E: 0 K: 1 S: 5	H: 0 LOB: 0 BB: 0 P: 5	1B: 9 2B: 3 3B: 0 HR: 0	SF: 1 SAC: 0 DP: 1 HBP: 0	WP: 0 PB: 0 SB: 1 CS: 0	PA: 42					
<b>PITCHER</b>	IP	WLS	BF	H	R	ER	SO	BB	IBB	HBP	BLK	WP	HR	S	P	ERA	WHIP										
<b>Mike Flanagan, L</b> ERA: 3.66 (1, 1)	7.0		33	10	4	4	3	3	0	0	0	0	0	2	2	0.00	3.000										
<b>Dick Drago, R</b> ERA: 3.19 (8, 1)	0.1		2	1	0	0	0	0	0	0	0	0	0	2	2	0.00	3.000										
<b>Tippy Martinez, L</b> ERA: 2.61 (8, 1)	0.0		2	0	0	0	0	2	0	0	0	0	0	0	8	∞	∞										
<b>Scott McGregor, L</b> ERA: 4.27 (8, 1)	1.2	S	5	0	1	1	1	0	0	0	0	0	0	7	7	5.40	0.000										

AB 33  
R 6  
H 6  
RBI 5  
BB 7  
SO 9  
LOB 18



AB 36  
R 5  
H 11  
RBI 5  
BB 5  
SO 4  
LOB 17





Batter	1	2	3	4	5	6	7	8	9	AB	R	H	RBI	BB	SO	LOB	TOP				
<b>Elliott Maddox, R</b> OBP: 0.397, SLG: 0.390										3	1	1	0	0	0	2					
<b>Rich Dauer, R</b> OBP: 0.284, SLG: 0.313										4	1	1	1	0	3	5					
<b>Ken Singleton, S</b> OBP: 0.445, SLG: 0.519 <b>Mike Dimmel, R</b>										4	0	0	0	0	1	1					
<b>Lee May, R</b> OBP: 0.289, SLG: 0.411 <b>Mark Belanger, R</b> OBP: 0.297, SLG: 0.274										4	0	1	1	0	1	0					
<b>Eddie Murray, S</b> OBP: 0.317, SLG: 0.426										4	0	0	0	0	0	1					
<b>Andres Mora, R</b> OBP: 0.277, SLG: 0.500 <b>Al Bumbry, L</b> OBP: 0.366, SLG: 0.401										4	1	1	0	0	1	0					
<b>Doug DeCinces, R</b> OBP: 0.351, SLG: 0.440										4	0	1	0	0	1	0					
<b>Kiko Garcia, R</b> OBP: 0.250, SLG: 0.294 <b>Tony Muser, L</b> OBP: 0.315, SLG: 0.295										4	1	1	1	0	0	1					
<b>Dave Skaggs, R</b> OBP: 0.345, SLG: 0.359										4	0	1	1	0	1	2					
<b>Inning Stats</b>	R: 1 E: 0 K: 1 S: 7	H: 2 LOB: 1 BB: 0 P: 7	R: 1 E: 1 K: 1 S: 8	H: 2 LOB: 2 BB: 0 P: 8	R: 0 E: 0 K: 1 S: 5	H: 0 LOB: 0 BB: 0 P: 5	R: 1 E: 0 K: 2 S: 9	H: 2 LOB: 0 BB: 0 P: 10	R: 0 E: 0 K: 1 S: 5	H: 0 LOB: 0 BB: 0 P: 5	R: 0 E: 0 K: 0 S: 5	H: 0 LOB: 0 BB: 0 P: 3	R: 0 E: 0 K: 1 S: 5	H: 0 LOB: 0 BB: 0 P: 5	R: 0 E: 0 K: 1 S: 5	H: 0 LOB: 0 BB: 0 P: 5	1B: 1 2B: 5 3B: 0 HR: 1	SF: 0 SAC: 0 DP: 0 HBP: 1	WP: 0 PB: 0 SB: 0 CS: 0	PA: 36	
<b>PITCHER</b> <b>Jerry Garvin, L</b> ERA: 4.0	IP: 9.0 WLS: L BF: 36	H: 7 R: 4 ER: 4 SO: 8	BB: 0 IBB: 0 HBP: 1 BLK: 0	WP: 0 HR: 1 S: 51 P: 52	ERA: 4.00 WHIP: 0.778	<b>PITCHER</b>	IP: 9.0 WLS: L BF: 36	H: 7 R: 4 ER: 4 SO: 8	BB: 0 IBB: 0 HBP: 1 BLK: 0	WP: 0 HR: 1 S: 51 P: 52	ERA: 4.00 WHIP: 0.778	<b>PITCHER</b>	IP: 9.0 WLS: L BF: 36	H: 7 R: 4 ER: 4 SO: 8	BB: 0 IBB: 0 HBP: 1 BLK: 0	WP: 0 HR: 1 S: 51 P: 52	ERA: 4.00 WHIP: 0.778				

Baltimore Orioles @ Toronto Blue Jays  
Exhibition Stadium, Toronto, ON  
Wed Sep 14 1977, 7:05 PM EDT  
Att: 19,048 - Unknown

AB 35  
R 4  
H 7  
RBI 4  
BB 0  
SO 8  
LOB 12



Batter	1	2	3	4	5	6	7	8	9	AB	R	H	RBI	BB	SO	LOB	BOTTOM				
<b>Steve Stagg, R</b> OBP: 0.338, SLG: 0.359										4	1	2	0	0	0	0					
<b>Al Woods, L</b> OBP: 0.340, SLG: 0.382										4	0	2	0	0	0	2					
<b>Doug Ault, R</b> OBP: 0.316, SLG: 0.391										4	0	1	0	0	0	3					
<b>Doug Rader, R</b> OBP: 0.345, SLG: 0.442										3	0	1	1	1	0	1					
<b>Roy Howell, L</b> OBP: 0.367, SLG: 0.412										4	1	1	1	0	1	3					
<b>Gary Woods, R</b> OBP: 0.250, SLG: 0.259 <b>Otto Velez, R</b> OBP: 0.370, SLG: 0.458 <b>John Scott, R</b> OBP: 0.264, SLG: 0.300										3	0	1	0	0	1	2					
<b>Steve Bowling, R</b> OBP: 0.339, SLG: 0.291										3	0	1	0	1	1	2					
<b>Alan Ashby, S</b> OBP: 0.299, SLG: 0.285										2	0	0	0	1	0	1					
<b>Hector Torres, R</b> OBP: 0.287, SLG: 0.357										3	0	0	0	0	2						
<b>Inning Stats</b>	R: 0 E: 0 K: 0 S: 4	H: 1 LOB: 1 BB: 0 P: 4	R: 0 E: 0 K: 2 S: 7	H: 0 LOB: 0 BB: 0 P: 7	R: 0 E: 0 K: 0 S: 3	H: 0 LOB: 0 BB: 0 P: 3	R: 0 E: 0 K: 0 S: 3	H: 1 LOB: 0 BB: 0 P: 3	R: 1 E: 0 K: 0 S: 3	H: 2 LOB: 1 BB: 2 P: 11	R: 1 E: 0 K: 0 S: 6	H: 3 LOB: 2 BB: 0 P: 6	R: 0 E: 0 K: 0 S: 3	H: 1 LOB: 0 BB: 0 P: 3	R: 0 E: 0 K: 1 S: 5	H: 1 LOB: 2 BB: 1 P: 9	1B: 9 2B: 0 3B: 0 HR: 1	SF: 0 SAC: 0 DP: 5 HBP: 0	WP: 0 PB: 1 SB: 0 CS: 0	PA: 34	
<b>PITCHER</b> <b>Rudy May, L</b> ERA: 3.64 <b>Scott McGregor, L</b> ERA: 4.15	IP: 6.0 WLS: W BF: 25	H: 8 R: 2 ER: 2 SO: 2	BB: 2 IBB: 0 HBP: 0 BLK: 0	WP: 0 HR: 1 S: 27 P: 35	ERA: 3.00 WHIP: 1.667	<b>PITCHER</b>	IP: 3.0 WLS: S BF: 9	H: 2 R: 0 ER: 0 SO: 1	BB: 1 IBB: 0 HBP: 0 BLK: 0	WP: 0 HR: 0 S: 10 P: 14	ERA: 0.00 WHIP: 1.000	<b>PITCHER</b>	IP: 3.0 WLS: S BF: 9	H: 2 R: 0 ER: 0 SO: 1	BB: 1 IBB: 0 HBP: 0 BLK: 0	WP: 0 HR: 0 S: 10 P: 14	ERA: 0.00 WHIP: 1.000				

Baltimore Orioles @ Toronto Blue Jays  
Exhibition Stadium, Toronto, ON  
Wed Sep 14 1977, 7:05 PM EDT  
Att: 19,048 - Unknown

AB 31  
R 2  
H 10  
RBI 2  
BB 3  
SO 3  
LOB 16





Batter	1	2	3	4	5	6	7	8	9	AB	R	H	RBI	BB	SO	LOB	TOP	
<b>Al Bumbry, L</b> OBP: 0.366, SLG: 0.403 (1, 8)	0-3 K		0-0 BB 1-3 2B		0-0 4-3					3	0	1	0	0	1	0	<b>Baltimore Orioles @ Toronto Blue Jays</b> Exhibition Stadium, Toronto, ON Thu Sep 15 1977, 7:05 PM EDT Att: 14,015 - Unknown <a href="http://livebaseballscorecards.com">livebaseballscorecards.com</a>	
<b>Rich Dauer, R</b> OBP: 0.284, SLG: 0.311 (1, 4)	4-0 4-3 BB		0-0 FC6-2 BB		0-0 6-3					2	0	0	0	1	0	2		
<b>Ken Singleton, S</b> OBP: 0.445, SLG: 0.518 (1, 9)	0-0 4-3		0-0 3-H 4-0							1	0	0	0	1	0	1		
<b>Lee May, R</b> OBP: 0.288, SLG: 0.409 (1, 10)	0-0 F8		0-0 1-2 2-3 BB		0-0 4-3					2	0	0	0	0	0	4		
<b>Eddie Murray, S</b> OBP: 0.316, SLG: 0.424 (1, 3)		0-0 G3		0-3 K						2	0	0	0	0	1	0		
<b>Andres Mora, R</b> OBP: 0.274, SLG: 0.495 (1, 7)		0-0 5-3		0-3 K						2	0	0	0	0	1	0		
<b>Doug DeCinces, R</b> OBP: 0.351, SLG: 0.439 (1, 5)		0-0 F7		4-0 BB						1	0	0	0	1	0	0		
<b>Mark Belanger, R</b> OBP: 0.285, SLG: 0.272 (1, 6)			0-3 K	0-0 F9						2	0	0	0	0	1	1		
<b>Dave Skaggs, R</b> OBP: 0.347, SLG: 0.361 (1, 2)			0-0 2B FC6-2 1B		0-0 F9					2	0	1	0	0	0	0		
<b>Inning Stats</b>	R: 0 E: 0 K: 1 S: 5	H: 0 LOB: 1 BB: 1 P: 9	R: 0 E: 0 K: 0 S: 3	H: 0 LOB: 0 BB: 0 P: 3	R: 0 E: 0 K: 1 S: 7	H: 2 LOB: 3 BB: 1 P: 11	R: 0 E: 0 K: 2 S: 7	H: 0 LOB: 1 BB: 1 P: 11	R: 0 E: 0 K: 0 S: 3	H: 0 LOB: 0 BB: 0 P: 3						1B: 1 2B: 1 3B: 0 HR: 0	SF: 0 SAC: 0 DP: 0 HBP: 0	WP: 0 PA: 20 PB: 0 SB: 0 CS: 0
<b>PITCHER</b> <b>Jim Clancy, R</b> ERA: 4.98 (1, 1)	IP: 5.0 WLS: W BF: 20 H: 2 R: 0 ER: 0 SO: 4 BB: 3 IBB: 0 HBP: 0 BLK: 0 WP: 0 HR: 0 S: 25 P: 37 ERA: 0.00 WHIP: 1.000																<b>PITCHER</b>	

Batter	1	2	3	4	5	6	7	8	9	AB	R	H	RBI	BB	SO	LOB	BOTTOM
<b>Gary Woods, R</b> OBP: 0.251, SLG: 0.261 (1, 8)	0-0 F7		0-3 K	0-0 2-H 1B						3	0	1	1	0	1	0	<b>Baltimore Orioles @ Toronto Blue Jays</b> Exhibition Stadium, Toronto, ON Thu Sep 15 1977, 7:05 PM EDT Att: 14,015 - Unknown <a href="http://livebaseballscorecards.com">livebaseballscorecards.com</a>
<b>Al Woods, L</b> OBP: 0.335, SLG: 0.379 (1, 7)	0-0 F9		0-0 F5	0-0 F7						3	0	0	0	0	0	1	
<b>Roy Howell, L</b> OBP: 0.368, SLG: 0.410 (1, 5)	4-0 1B BB		0-0 4-3							1	0	0	0	1	0	0	
<b>Doug Rader, R</b> OBP: 0.348, SLG: 0.443 (1, 10)	0-0 FC6 1-2 1B			4-0 1B SH1-3 WP BB						1	1	1	0	1	0	0	
<b>Ron Fairly, L</b> OBP: 0.369, SLG: 0.478 (1, 3)	0-0 FC6 1-2			0-0 SH1-3 1-2						1	0	0	0	0	0	2	
<b>Steve Bowling, R</b> OBP: 0.346, SLG: 0.295 (1, 9)		4-0 SH1-3 5-3 BB		0-0 WP 2B 1B						1	1	1	0	1	0	0	
<b>Rick Cerone, R</b> OBP: 0.237, SLG: 0.278 (1, 2)		0-0 5-3 1-2		0-0 1B SF9 2B						2	1	1	1	0	0	1	
<b>Tim Nordbrook, R</b> OBP: 0.339, SLG: 0.216 (1, 6)		0-0 SH1-3 2-3		0-0 SF9 1B 1B						1	1	1	0	0	0	0	
<b>Dave McKay, S</b> OBP: 0.208, SLG: 0.252 (1, 4)		0-0 G3		0-0 SF9 1-2 3-H						1	0	0	1	0	0	1	
<b>Inning Stats</b>	R: 0 E: 0 K: 0 S: 4	H: 1 LOB: 2 BB: 1 P: 8	R: 0 E: 0 K: 0 S: 3	H: 0 LOB: 1 BB: 1 P: 7	R: 0 E: 0 K: 1 S: 5	H: 0 LOB: 0 BB: 0 P: 5	R: 4 E: 0 K: 0 S: 7	H: 4 LOB: 1 BB: 1 P: 11						1B: 4 2B: 1 3B: 0 HR: 0	SF: 1 SAC: 2 DP: 0 HBP: 0	WP: 1 PA: 20 PB: 0 SB: 0 CS: 0	
<b>PITCHER</b> <b>Ross Grimsley, L</b> ERA: 4.04 (1, 1)	IP: 4.0 WLS: L BF: 20 H: 5 R: 4 ER: 4 SO: 1 BB: 3 IBB: 0 HBP: 0 BLK: 0 WP: 1 HR: 0 S: 19 P: 31 ERA: 9.00 WHIP: 2.000																<b>PITCHER</b>

AB 17  
R 0  
H 2  
RBI 0  
BB 3  
SO 4  
LOB 8



AB 14  
R 4  
H 5  
RBI 3  
BB 3  
SO 1  
LOB 5





Batter	1	2	3	4	5	6	7	8	9	AB	R	H	RBI	BB	SO	LOB	TOP			
<b>Rick Burleson, R</b> OBP: 0.337, SLG: 0.381 (1, 6)	0-0 4-3			0-0 4-3		0-0 G4-6-3		0-0 F8		4	0	0	0	0	0	1	<b>Boston Red Sox @ Baltimore Orioles</b> Memorial Stadium, Baltimore, MD Fri Sep 16 1977, 7:05 PM EDT Att: 29,736 - Unknown			
<b>Bernie Carbo, L</b> OBP: 0.410, SLG: 0.516 (1, 9)	0-3 K			0-0 1-3		0-0 1B		0-0 1B		4	0	2	0	0	1	0				
<b>Carlton Fisk, R</b> OBP: 0.401, SLG: 0.504 (1, 2)	0-0 F8			0-0 5-3		0-0 FC6 1B		0-3 K		4	0	1	0	0	1	1				
<b>Carl Yastrzemski, L</b> OBP: 0.379, SLG: 0.506 (1, 7)		0-0 F7			0-0 HR	0-0 FC6		0-0 1B		4	1	2	1	0	0	2				
<b>Jim Rice, R</b> OBP: 0.381, SLG: 0.610 (1, 10)		0-0 F7			0-0 E5 1-3		0-3 K	0-3 K		4	0	0	0	0	2	2				
<b>George Scott, R</b> OBP: 0.328, SLG: 0.498 (1, 3)		0-0 6-3			0-0 1-3		0-0 5-3		0-0 6-3	4	0	0	0	0	0	1				
<b>Fred Lynn, L</b> OBP: 0.317, SLG: 0.436 (1, 8)			0-0 FC6-4 1B		0-0 L5		0-0 1B	0-0 F9		4	0	2	0	0	0	1				
<b>Butch Hobson, R</b> OBP: 0.293, SLG: 0.482 (1, 5)			0-0 FC6-4 CS		0-3 K		0-0 1B	0-3 K		4	0	1	0	0	2	2				
<b>Denny Doyle, L</b> OBP: 0.282, SLG: 0.314 (1, 4)			0-0 1-3			4-0 BB	0-3 K			1	0	0	0	1	0	1				
<b>Rick Miller, L</b> OBP: 0.340, SLG: 0.326 (7, PH)										1	0	0	0	0	1	2				
<b>Steve Dillard, R</b> OBP: 0.273, SLG: 0.320 (7, 4)										0	0	0	0	0	0	0				
<b>Inning Stats</b>	R: 0 E: 0 K: 1 S: 5	H: 0 LOB: 0 BB: 0 P: 5	R: 0 E: 0 K: 0 S: 3	H: 0 LOB: 0 BB: 0 P: 3	R: 0 E: 0 K: 0 S: 3	H: 1 LOB: 0 BB: 0 P: 3	R: 0 E: 0 K: 0 S: 3	H: 0 LOB: 0 BB: 0 P: 3	R: 1 E: 1 K: 1 S: 7	H: 1 LOB: 1 BB: 0 P: 7	R: 0 E: 0 K: 0 S: 4	H: 2 LOB: 2 BB: 1 P: 8	R: 0 E: 0 K: 2 S: 9	H: 2 LOB: 2 BB: 0 P: 9	R: 0 E: 0 K: 1 S: 5	H: 0 LOB: 0 BB: 0 P: 5	1B: 7 2B: 0 3B: 0 HR: 1	SF: 0 SAC: 0 DP: 1 HBP: 0	WP: 0 PB: 0 SB: 0 CS: 1	PA: 35
<b>PITCHER</b> <b>Jim Palmer, R</b> ERA: 3.04 (1, 1)	IP: 9.0 WLS: W BF: 35 H: 8 R: 1 ER: 1 SO: 7 BB: 1 IBB: 0 HBP: 0 BLK: 0 WP: 0 HR: 1 S: 48 P: 52 ERA: 1.00 WHIP: 1.000															<b>PITCHER</b>				

Batter	1	2	3	4	5	6	7	8	9	AB	R	H	RBI	BB	SO	LOB	BOTTOM			
<b>Al Bumbry, L</b> OBP: 0.367, SLG: 0.406 (1, 8) (7, 7)	0-0 2B		0-0 4-3		0-0 1B 2B 1B		0-0 F8			4	1	2	0	0	0	1	<b>Boston Red Sox @ Baltimore Orioles</b> Memorial Stadium, Baltimore, MD Fri Sep 16 1977, 7:05 PM EDT Att: 29,736 - Unknown			
<b>Rich Dauer, R</b> OBP: 0.284, SLG: 0.310 (1, 4)	0-0 1-3		0-0 F7		0-0 2B 1B		0-0 5-3			4	1	1	0	0	0	1				
<b>Ken Singleton, S</b> OBP: 0.447, SLG: 0.521 (1, 9) (6, PR)	4-0 BB		0-0 L3		0-0 1B 2B		0-0 HR 1B			3	0	2	2	1	0	0				
<b>Mike Dimmel, R</b> (9, 9)	0-0 G6-4-3 BB				1-H 3-H					0	1	0	0	0	0	0				
<b>Lee May, R</b> OBP: 0.287, SLG: 0.413 (1, 3)	0-0 G6-4-3			0-0 4-3		0-0 F3		0-0 HR		4	1	1	2	0	0	2				
<b>Tony Muser, L</b> OBP: 0.315, SLG: 0.295 (9, 3)	0-0 1-2					0-0 F2		0-0 F8		0	0	0	0	0	0	0				
<b>Eddie Murray, S</b> OBP: 0.315, SLG: 0.429 (1, 10)		0-0 F8		0-0 HR		0-0 F8		0-0 F8		4	1	1	1	0	0	1				
<b>Andres Mora, R</b> OBP: 0.286, SLG: 0.505 (1, 7)		0-0 1B		4-0 HR		0-0 F8		0-0 HR		2	1	1	0	1	1	0				
<b>Elliott Maddox, R</b> OBP: 0.364, SLG: 0.398 (7, 8)		0-0 3B		0-0 G5-4-3 BB		0-3 K		0-0 FC6-4 1B		1	0	1	0	0	0	0				
<b>Doug DeCinces, R</b> OBP: 0.349, SLG: 0.436 (1, 5)		0-0 6-3		0-0 G5-4-3		0-0 K		0-0 FC6-4		4	0	0	0	0	1	3				
<b>Mark Belanger, R</b> OBP: 0.286, SLG: 0.273 (1, 6)		0-0 1B			0-3 K		0-0 4-3			3	0	1	1	0	1	0				
<b>Dave Skaggs, R</b> OBP: 0.347, SLG: 0.360 (1, 2)		3-H 4-3			0-0 F3		0-0 1B			3	0	1	0	0	0	1				
<b>Inning Stats</b>	R: 0 E: 0 K: 0 S: 3	H: 1 LOB: 1 BB: 1 P: 7	R: 1 E: 0 K: 0 S: 5	H: 2 LOB: 1 BB: 0 P: 5	R: 0 E: 0 K: 0 S: 3	H: 0 LOB: 0 BB: 0 P: 3	R: 1 E: 0 K: 0 S: 3	H: 1 LOB: 0 BB: 1 P: 7	R: 2 E: 0 K: 1 S: 7	H: 3 LOB: 1 BB: 0 P: 7	R: 0 E: 0 K: 1 S: 5	H: 0 LOB: 0 BB: 0 P: 5	R: 0 E: 0 K: 1 S: 6	H: 1 LOB: 1 BB: 0 P: 6	R: 2 E: 0 K: 0 S: 6	H: 3 LOB: 1 BB: 0 P: 6	1B: 6 2B: 2 3B: 1 HR: 2	SF: 0 SAC: 0 DP: 2 HBP: 0	WP: 0 PB: 0 SB: 0 CS: 0	PA: 34
<b>PITCHER</b> <b>Don Aase, R</b> ERA: 2.86 (1, 1)	IP: 5.0 WLS: L BF: 21 H: 7 R: 4 ER: 4 SO: 1 BB: 2 IBB: 0 HBP: 0 BLK: 0 WP: 0 HR: 1 S: 21 P: 29 ERA: 7.20 WHIP: 1.800															<b>PITCHER</b>				
<b>Rick Wise, R</b> ERA: 4.6 (6, 1)	IP: 3.0 WLS: L BF: 13 H: 4 R: 2 ER: 2 SO: 2 BB: 0 IBB: 0 HBP: 0 BLK: 0 WP: 0 HR: 1 S: 17 P: 17 ERA: 6.00 WHIP: 1.333															<b>PITCHER</b>				



Batter	1	2	3	4	5	6	7	8	9	AB	R	H	RBI	BB	SO	LOB	TOP			
<b>Rick Bureson, R</b> OBP: 0.338, SLG: 0.384 (1, 6)										5	0	2	0	0	0	3	<b>Boston Red Sox @ Baltimore Orioles</b> Memorial Stadium, Baltimore, MD Sat Sep 17 1977, 3:33 AM EDT Att: 26,324 - Unknown			
<b>Bernie Carbo, L</b> OBP: 0.411, SLG: 0.516 (1, 9)										4	0	2	1	0	1	2				
<b>Carlton Fisk, R</b> OBP: 0.401, SLG: 0.503 <b>Bo Diaz, R</b> (7, PH) (7, 2)										3	0	1	0	0	1	2				
<b>Carl Yastrzemski, L</b> OBP: 0.378, SLG: 0.503 <b>Sam Bowen, R</b> (1, 7) (8, 7)										3	0	0	0	1	0	2				
<b>Jim Rice, R</b> OBP: 0.379, SLG: 0.605 (1, 10)										4	0	0	0	0	1	2				
<b>George Scott, R</b> OBP: 0.328, SLG: 0.496 (1, 3)										4	1	1	0	0	1	1				
<b>Fred Lynn, L</b> OBP: 0.319, SLG: 0.438 <b>Rick Miller, L</b> OBP: 0.338, SLG: 0.324 (7, PR) (7, 8)										3	0	2	0	0	0	1				
<b>Butch Hobson, R</b> OBP: 0.293, SLG: 0.482 (1, 5)										4	0	1	0	0	2	3				
<b>Denny Doyle, L</b> OBP: 0.282, SLG: 0.314 (1, 4)										4	0	1	1	0	0	1				
<b>Inning Stats</b>	R: 0 E: 0 K: 1 S: 6	H: 1 LOB: 1 BB: 0 P: 6	R: 0 E: 0 K: 2 S: 8	H: 1 LOB: 1 BB: 0 P: 8	R: 0 E: 0 K: 1 S: 6	H: 1 LOB: 1 BB: 0 P: 6	R: 0 E: 0 K: 0 S: 4	H: 1 LOB: 1 BB: 0 P: 4	R: 0 E: 0 K: 0 S: 3	H: 1 LOB: 0 BB: 0 P: 3	R: 2 E: 0 K: 2 S: 11	H: 4 LOB: 2 BB: 0 P: 11	R: 0 E: 0 K: 0 S: 3	H: 0 LOB: 0 BB: 0 P: 3	R: 0 E: 0 K: 1 S: 6	H: 1 LOB: 1 BB: 0 P: 6		1B: 8 2B: 1 3B: 1 HR: 0	SF: 0 SAC: 0 DP: 1 HBP: 0	WP: 0 PB: 0 SB: 0 CS: 0
<b>PITCHER</b> <b>Dennis Martinez, R</b> ERA: 3.74 (1, 1)	IP: 9.0 WLS: W BF: 37	H: 10 R: 2 ER: 2 SO: 8	BB: 1 IBB: 0 HBP: 0 BLK: 0	WP: 0 HR: 0 S: 52 P: 56	ERA: 2.00 WHIP: 1.222	<b>PITCHER</b>										IP: WLS: BF: H: R: ER: SO: BB: IBB: HBP: BLK: WP: HR: S: P: ERA: WHIP				

Batter	1	2	3	4	5	6	7	8	9	AB	R	H	RBI	BB	SO	LOB	BOTTOM			
<b>Elliott Maddox, R</b> OBP: 0.385, SLG: 0.419 (1, 8)										3	3	2	0	1	0	1	<b>Boston Red Sox @ Baltimore Orioles</b> Memorial Stadium, Baltimore, MD Sat Sep 17 1977, 3:33 AM EDT Att: 26,324 - Unknown			
<b>Rich Dauer, R</b> OBP: 0.288, SLG: 0.319 (1, 4)										5	3	3	1	0	1	2				
<b>Ken Singleton, S</b> OBP: 0.446, SLG: 0.519 <b>Mike Dimmel, R</b> (7, 9)										4	2	1	1	0	1	3				
<b>Lee May, R</b> OBP: 0.289, SLG: 0.417 <b>Tony Muser, L</b> OBP: 0.315, SLG: 0.292 (8, 3)										3	2	2	4	0	0	1				
<b>Eddie Murray, S</b> OBP: 0.319, SLG: 0.434 (1, 10)										5	1	4	3	0	0	0				
<b>Andres Mora, R</b> OBP: 0.276, SLG: 0.500 <b>Al Bumbry, L</b> OBP: 0.365, SLG: 0.404 (6, 7)										2	0	0	1	0	0	1				
<b>Doug DeCinces, R</b> OBP: 0.348, SLG: 0.433 (1, 5)										3	0	0	0	1	0	2				
<b>Mark Belanger, R</b> OBP: 0.290, SLG: 0.274 (1, 6)										2	0	1	1	2	0	0				
<b>Dave Skaggs, R</b> OBP: 0.345, SLG: 0.358 (1, 2)										4	0	1	0	0	1	4				
<b>Inning Stats</b>	R: 2 E: 0 K: 0 S: 5	H: 2 LOB: 1 BB: 1 P: 9	R: 0 E: 0 K: 0 S: 4	H: 1 LOB: 1 BB: 0 P: 4	R: 1 E: 1 K: 0 S: 4	H: 1 LOB: 1 BB: 0 P: 4	R: 0 E: 0 K: 0 S: 2	H: 0 LOB: 2 BB: 2 P: 10	R: 5 E: 0 K: 0 S: 9	H: 6 LOB: 1 BB: 0 P: 9	R: 3 E: 0 K: 1 S: 8	H: 3 LOB: 1 BB: 0 P: 9	R: 0 E: 0 K: 2 S: 8	H: 1 LOB: 2 BB: 1 P: 12	R: 0 E: 0 K: 1 S: 5	H: 0 LOB: 0 BB: 0 P: 5		1B: 10 2B: 4 3B: 0 HR: 0	SF: 2 SAC: 0 DP: 1 HBP: 1	WP: 1 PB: 0 SB: 1 CS: 0
<b>PITCHER</b> <b>Bill Lee, L</b> ERA: 4.83 <b>Bob Stanley, R</b> ERA: 4.27 <b>Jim Willoughby, R</b> ERA: 4.38 <b>Jim Burton, L</b> ERA: (6, 1)	IP: 4.0 WLS: L BF: 21	H: 7 R: 6 ER: 5 SO: 0	BB: 3 IBB: 0 HBP: 0 BLK: 0	WP: 0 HR: 0 S: 18 P: 30	ERA: 11.25 WHIP: 2.500	<b>PITCHER</b>										IP: WLS: BF: H: R: ER: SO: BB: IBB: HBP: BLK: WP: HR: S: P: ERA: WHIP				



Batter	1	2	3	4	5	6	7	8	9	AB	R	H	RBI	BB	SO	LOB	TOP										
<b>Rick Burleson, R</b> OBP: 0.338, SLG: 0.384 (1, 6)										6	2	1	0	0	3		<b>Boston Red Sox @ Baltimore Orioles</b> Memorial Stadium, Baltimore, MD Sun Sep 18 1977, 3:33 AM EDT Att: 51,798 - Unknown										
<b>Ted Cox, R</b> OBP: 1.000, SLG: 1.250 (1, 10)										4	3	4	1	1	0	0											
<b>Jim Rice, R</b> OBP: 0.382, SLG: 0.606 (1, 9)										4	1	3	0	1	0	2											
<b>Carl Yastrzemski, L</b> OBP: 0.377, SLG: 0.501 (1, 7)										4	0	1	2	0	1	6											
<b>Carlton Fisk, R</b> OBP: 0.402, SLG: 0.504 (1, 2)										5	1	3	2	0	0	2											
<b>George Scott, R</b> OBP: 0.328, SLG: 0.496 (1, 3)										4	2	1	0	1	0	4											
<b>Butch Hobson, R</b> OBP: 0.294, SLG: 0.479 (1, 5)										3	0	0	1	2	1	1											
<b>Fred Lynn, L</b> OBP: 0.320, SLG: 0.438 (1, 8)										4	1	1	1	1	0	2											
<b>Steve Dillard, R</b> OBP: 0.265, SLG: 0.310 (1, 4)										4	0	0	1	0	2	2											
<b>Denny Doyle, L</b> OBP: 0.291, SLG: 0.313 (8, 4)										1	0	0	1	0	0	2											
<b>Inning Stats</b>	R: 1 E: 0 K: 0 S: 5	H: 3 LOB: 1 BB: 0 P: 5	R: 1 E: 0 K: 0 S: 4	H: 1 LOB: 1 BB: 1 P: 8	R: 1 E: 0 K: 1 S: 4	H: 1 LOB: 1 BB: 0 P: 8	R: 0 E: 0 K: 1 S: 5	H: 0 LOB: 0 BB: 0 P: 5	R: 1 E: 0 K: 0 S: 6	H: 3 LOB: 2 BB: 0 P: 6	R: 0 E: 0 K: 0 S: 3	H: 1 LOB: 0 BB: 0 P: 3	R: 0 E: 0 K: 1 S: 5	H: 0 LOB: 0 BB: 0 P: 5	R: 4 E: 0 K: 0 S: 6	H: 3 LOB: 2 BB: 3 P: 18	1B: 12 2B: 3 3B: 0 HR: 0	SF: 1 SAC: 0 DP: 1 HBP: 0	WP: 1 PB: 0 SB: 1 CS: 0	PA: 46							
<b>PITCHER</b>	IP	WLS	BF	H	R	ER	SO	BB	IBB	HBP	BLK	WP	HR	S	P	ERA	WHIP										
<b>Mike Flanagan, L</b> ERA: 3.75 (1, 1)	4.2		23	8	4	4	1	2	0	0	0	0	0	23	31	7.71	2.143										
<b>Scott McGregor, L</b> ERA: 4.34 (5, 1)	3.2	L	17	6	4	4	3	0	1	0	0	1	0	22	26	9.82	1.636										
<b>Dick Drago, R</b> ERA: 3.49 (9, 1)	0.0		3	1	0	0	0	2	0	0	0	0	0	1	9	∞	∞										
<b>Tippy Martinez, L</b> ERA: 2.57 (9, 1)	0.2		3	0	2	2	0	1	0	0	0	0	0	2	6	27.00	1.500										

Batter	1	2	3	4	5	6	7	8	9	AB	R	H	RBI	BB	SO	LOB	BOTTOM											
<b>Al Bumbry, L</b> OBP: 0.364, SLG: 0.400 (1, 8)										4	0	0	0	1	1	2	<b>Boston Red Sox @ Baltimore Orioles</b> Memorial Stadium, Baltimore, MD Sun Sep 18 1977, 3:33 AM EDT Att: 51,798 - Unknown											
<b>Rich Dauer, R</b> OBP: 0.292, SLG: 0.322 (1, 4)										4	0	2	1	0	0	1												
<b>Terry Crowley, L</b> OBP: 0.368, SLG: 0.579 (9, PH)										1	0	1	0	0	0	0												
<b>Ken Singleton, S</b> OBP: 0.446, SLG: 0.516 (1, 9)										4	0	1	0	1	0	3												
<b>Lee May, R</b> OBP: 0.289, SLG: 0.415 (1, 3)										4	0	1	0	0	1	3												
<b>Eddie Murray, S</b> OBP: 0.320, SLG: 0.436 (1, 10)										4	1	2	0	0	1	1												
<b>Andres Mora, R</b> OBP: 0.275, SLG: 0.495 (1, 7)										4	1	1	0	0	1	2												
<b>Doug DeCinces, R</b> OBP: 0.347, SLG: 0.438 (1, 5)										4	1	1	3	0	0	2												
<b>Mark Belanger, R</b> OBP: 0.290, SLG: 0.275 (1, 6)										3	1	1	0	0	0	1												
<b>Tony Muser, L</b> OBP: 0.310, SLG: 0.289 (9, PH)										1	0	0	0	0	0	0												
<b>Dave Skaggs, R</b> OBP: 0.341, SLG: 0.354 (1, 2)										2	0	0	0	0	0	0												
<b>Pat Kelly, L</b> OBP: 0.352, SLG: 0.374 (9, PH)										1	0	1	0	0	0	0												
<b>Inning Stats</b>	R: 0 E: 0 K: 0 S: 3	H: 1 LOB: 1 BB: 1 P: 7	R: 4 E: 0 K: 0 S: 8	H: 5 LOB: 1 BB: 0 P: 8	R: 0 E: 0 K: 1 S: 4	H: 1 LOB: 1 BB: 0 P: 4	R: 0 E: 0 K: 1 S: 5	H: 0 LOB: 0 BB: 0 P: 5	R: 0 E: 0 K: 0 S: 4	H: 1 LOB: 1 BB: 0 P: 4	R: 0 E: 0 K: 0 S: 4	H: 1 LOB: 2 BB: 1 P: 8	R: 0 E: 0 K: 2 S: 7	H: 0 LOB: 0 BB: 0 P: 7	R: 0 E: 0 K: 0 S: 5	H: 2 LOB: 2 BB: 0 P: 5	1B: 9 2B: 1 3B: 0 HR: 1	SF: 0 SAC: 1 DP: 1 HBP: 0	WP: 0 PB: 0 SB: 0 CS: 0	PA: 39								
<b>PITCHER</b>	IP	WLS	BF	H	R	ER	SO	BB	IBB	HBP	BLK	WP	HR	S	P	ERA	WHIP											
<b>Mike Paxton, R</b> ERA: 3.93 (1, 1)	1.2		11	6	4	4	0	1	0	0	0	0	0	1	10	14	21.60	4.200										
<b>Bob Stanley, R</b> ERA: 4.12 (2, 1)	5.0	W	18	3	0	0	2	0	0	0	0	0	0	22	22	0.00	0.600											
<b>Bill Campbell, R</b> ERA: 2.98 (7, 1)	2.1	S	10	2	0	0	2	1	0	0	0	0	0	13	17	0.00	1.286											





Batter	1	2	3	4	5	6	7	8	9	AB	R	H	RBI	BB	SO	LOB	TOP							
Gary Woods, R OBP: 0.254, SLG: 0.273 (1, 8)	0-0 5-3		0-0 4-3 1B		0-3 K		0-0 FC6-4		0-0 4-3	5	1	1	0	0	1	5								
Bob Bailor, R OBP: 0.344, SLG: 0.417 (1, 10)	0-0 F8		0-0 4-3		0-0 G3				0-0 1-3	4	0	0	0	0	0	1								
Roy Howell, L OBP: 0.369, SLG: 0.416 (1, 5)	0-0 F8								0-0 3-1	4	0	1	1	0	1	0								
Doug Rader, R OBP: 0.348, SLG: 0.443 (1, 9)		0-0 FC6-4 1B	0-0 F8						0-0 4-3	4	0	1	0	0	0	1								
Doug Ault, R OBP: 0.316, SLG: 0.392 (9, PR)		0-0 FC6-4 1B							0-0 6-3															
John Scott, R OBP: 0.266, SLG: 0.305 (9, PR)																								
Hector Torres, R OBP: 0.290, SLG: 0.359 (9, 6)																								
Steve Bowling, R OBP: 0.352, SLG: 0.296 (1, 7)		0-0 P4							0-0 F4															
Rick Cerone, R OBP: 0.250, SLG: 0.300 (1, 2)		0-0 1B							0-0 F8															
Dave McKay, S OBP: 0.205, SLG: 0.247 (1, 4)		0-0 6-3							0-0 E1															
Tim Nordbrook, R OBP: 0.319, SLG: 0.200 (9, PH)			0-0 L8						0-0 P3															
Ron Fairly, L OBP: 0.364, SLG: 0.469 (9, 3)																								
<b>Inning Stats</b>	R: 0 E: 0 K: 0 S: 3	H: 0 LOB: 0 BB: 0 P: 3	R: 1 E: 0 K: 0 S: 5	H: 2 LOB: 1 BB: 0 P: 5	R: 1 E: 0 K: 0 S: 5	H: 2 LOB: 1 BB: 0 P: 5	R: 0 E: 0 K: 1 S: 5	H: 0 LOB: 0 BB: 1 P: 9	R: 0 E: 0 K: 1 S: 5	H: 0 LOB: 0 BB: 0 P: 5	R: 0 E: 1 K: 0 S: 5	H: 1 LOB: 2 BB: 0 P: 5	R: 0 E: 0 K: 0 S: 3	H: 0 LOB: 0 BB: 0 P: 3	R: 1 E: 0 K: 0 S: 5	H: 2 LOB: 3 BB: 1 P: 9	1B: 5 2B: 2 3B: 0 HR: 0	SF: 0 SAC: 0 DP: 0 HBP: 0	WP: 0 PB: 0 SB: 2 CS: 0	PA: 37				
<b>PITCHER</b>	IP WLS BF H R ER SO BB IBB HBP BLK WP HR S P ERA WHIP	IP WLS BF H R ER SO BB IBB HBP BLK WP HR S P ERA WHIP	IP WLS BF H R ER SO BB IBB HBP BLK WP HR S P ERA WHIP	IP WLS BF H R ER SO BB IBB HBP BLK WP HR S P ERA WHIP	IP WLS BF H R ER SO BB IBB HBP BLK WP HR S P ERA WHIP	IP WLS BF H R ER SO BB IBB HBP BLK WP HR S P ERA WHIP	IP WLS BF H R ER SO BB IBB HBP BLK WP HR S P ERA WHIP	IP WLS BF H R ER SO BB IBB HBP BLK WP HR S P ERA WHIP	IP WLS BF H R ER SO BB IBB HBP BLK WP HR S P ERA WHIP	IP WLS BF H R ER SO BB IBB HBP BLK WP HR S P ERA WHIP	IP WLS BF H R ER SO BB IBB HBP BLK WP HR S P ERA WHIP	IP WLS BF H R ER SO BB IBB HBP BLK WP HR S P ERA WHIP	IP WLS BF H R ER SO BB IBB HBP BLK WP HR S P ERA WHIP	IP WLS BF H R ER SO BB IBB HBP BLK WP HR S P ERA WHIP	IP WLS BF H R ER SO BB IBB HBP BLK WP HR S P ERA WHIP	IP WLS BF H R ER SO BB IBB HBP BLK WP HR S P ERA WHIP	IP WLS BF H R ER SO BB IBB HBP BLK WP HR S P ERA WHIP	IP WLS BF H R ER SO BB IBB HBP BLK WP HR S P ERA WHIP	IP WLS BF H R ER SO BB IBB HBP BLK WP HR S P ERA WHIP	IP WLS BF H R ER SO BB IBB HBP BLK WP HR S P ERA WHIP	IP WLS BF H R ER SO BB IBB HBP BLK WP HR S P ERA WHIP			
Rudy May, L ERA: 3.63 (1, 1)	8.1 L	34 7 3 3 3	7 3 3 3 3	3 3 3 3 3	3 3 3 3 3	1 0 0 0 0	0 1 0 0 0	0 0 2 6 0.00	0 0 2 6 0.00	0 0 2 6 0.00	0 0 2 6 0.00	0 0 2 6 0.00	0 0 2 6 0.00	0 0 2 6 0.00	0 0 2 6 0.00	0 0 2 6 0.00	0 0 2 6 0.00	0 0 2 6 0.00	0 0 2 6 0.00	0 0 2 6 0.00	0 0 2 6 0.00	0 0 2 6 0.00	0 0 2 6 0.00	
Dick Drago, R ERA: 3.45 (9, 1)	0.2	3 0 0 0 0	0 0 0 0 0	0 0 0 0 0	0 0 0 0 0	0 1 0 0 0	0 0 2 6 0.00	0 0 2 6 0.00	0 0 2 6 0.00	0 0 2 6 0.00	0 0 2 6 0.00	0 0 2 6 0.00	0 0 2 6 0.00	0 0 2 6 0.00	0 0 2 6 0.00	0 0 2 6 0.00	0 0 2 6 0.00	0 0 2 6 0.00	0 0 2 6 0.00	0 0 2 6 0.00	0 0 2 6 0.00	0 0 2 6 0.00	0 0 2 6 0.00	0 0 2 6 0.00

Toronto Blue Jays @ Baltimore Orioles  
Memorial Stadium, Baltimore, MD  
Mon Sep 19 1977, 7:05 PM EDT  
Att: 3,325 - Unknown

AB	35
R	3
H	7
RBI	3
BB	2
SO	3
LOB	17




Batter	1	2	3	4	5	6	7	8	9	AB	R	H	RBI	BB	SO	LOB	BOTTOM						
Elliott Maddox, R OBP: 0.398, SLG: 0.433 (1, 8)	0-0 S 1B		0-0 1B						0-0 F8	4	0	3	0	0	0	0							
Rich Dauer, R OBP: 0.292, SLG: 0.332 (1, 4)	0-0 F8		0-3 K						0-0 F5	4	1	1	1	0	1	3							
Ken Singleton, S OBP: 0.444, SLG: 0.514 (9, PR)	0-0 F9								0-0 F9	4	0	1	0	0	1	1							
Mike Dimmel, R (9, 9)									0-0 G6-4-3 1B	0	0	0	0	0	0	0							
Lee May, R OBP: 0.288, SLG: 0.414 (1, 3)	0-0 F7								0-0 G6-4-3	4	0	1	0	0	0	3							
Eddie Murray, S OBP: 0.321, SLG: 0.438 (1, 10)		0-0 5-3							0-0 1B	4	0	2	0	0	1	0							
Andres Mora, R OBP: 0.275, SLG: 0.491 (9, PR)		0-3 K							0-0 1B	4	0	1	0	0	1	2							
Larry Harlow, L OBP: 0.283, SLG: 0.250 (9, PR)									0-0 1B	0	0	0	0	0	0	0							
Doug DeCinces, R OBP: 0.345, SLG: 0.434 (1, 5)		0-0 F9							0-0 F4	4	0	0	0	0	0	3							
Mark Belanger, R OBP: 0.288, SLG: 0.272 (9, PH)			0-0 F5						0-0 P6	3	0	0	0	0	0	1							
Terry Crowley, L OBP: 0.350, SLG: 0.550 (9, PH)									0-0 K	1	0	0	0	0	0	2							
Dave Skaggs, R OBP: 0.335, SLG: 0.347 (1, 2)			0-0 F4						0-3 K	4	0	0	0	0	1	3							
<b>Inning Stats</b>	R: 0 E: 0 K: 0 S: 4	H: 1 LOB: 1 BB: 0 P: 4	R: 0 E: 0 K: 1 S: 5	H: 0 LOB: 0 BB: 0 P: 5	R: 0 E: 0 K: 1 S: 6	H: 1 LOB: 1 BB: 0 P: 6	R: 0 E: 0 K: 1 S: 5	H: 0 LOB: 0 BB: 0 P: 5	R: 0 E: 1 K: 0 S: 4	H: 0 LOB: 1 BB: 0 P: 4	R: 1 E: 0 K: 1 S: 8	H: 3 LOB: 2 BB: 0 P: 8	R: 0 E: 0 K: 0 S: 3	H: 0 LOB: 0 BB: 0 P: 3	R: 0 E: 0 K: 0 S: 4	H: 2 LOB: 2 BB: 0 P: 4	R: 0 E: 0 K: 1 S: 7	H: 2 LOB: 2 BB: 0 P: 7	1B: 7 2B: 1 3B: 0 HR: 1	SF: 0 SAC: 0 DP: 1 HBP: 0	WP: 0 PB: 0 SB: 1 CS: 0	PA: 36	
<b>PITCHER</b>	IP WLS BF H R ER SO BB IBB HBP BLK WP HR S P ERA WHIP	IP WLS BF H R ER SO BB IBB HBP BLK WP HR S P ERA WHIP	IP WLS BF H R ER SO BB IBB HBP BLK WP HR S P ERA WHIP	IP WLS BF H R ER SO BB IBB HBP BLK WP HR S P ERA WHIP	IP WLS BF H R ER SO BB IBB HBP BLK WP HR S P ERA WHIP	IP WLS BF H R ER SO BB IBB HBP BLK WP HR S P ERA WHIP	IP WLS BF H R ER SO BB IBB HBP BLK WP HR S P ERA WHIP	IP WLS BF H R ER SO BB IBB HBP BLK WP HR S P ERA WHIP	IP WLS BF H R ER SO BB IBB HBP BLK WP HR S P ERA WHIP	IP WLS BF H R ER SO BB IBB HBP BLK WP HR S P ERA WHIP	IP WLS BF H R ER SO BB IBB HBP BLK WP HR S P ERA WHIP	IP WLS BF H R ER SO BB IBB HBP BLK WP HR S P ERA WHIP	IP WLS BF H R ER SO BB IBB HBP BLK WP HR S P ERA WHIP	IP WLS BF H R ER SO BB IBB HBP BLK WP HR S P ERA WHIP	IP WLS BF H R ER SO BB IBB HBP BLK WP HR S P ERA WHIP	IP WLS BF H R ER SO BB IBB HBP BLK WP HR S P ERA WHIP	IP WLS BF H R ER SO BB IBB HBP BLK WP HR S P ERA WHIP	IP WLS BF H R ER SO BB IBB HBP BLK WP HR S P ERA WHIP	IP WLS BF H R ER SO BB IBB HBP BLK WP HR S P ERA WHIP	IP WLS BF H R ER SO BB IBB HBP BLK WP HR S P ERA WHIP	IP WLS BF H R ER SO BB IBB HBP BLK WP HR S P ERA WHIP	IP WLS BF H R ER SO BB IBB HBP BLK WP HR S P ERA WHIP	
Jerry Garvin, L ERA: 3.89 (1, 1)	9.0 W	36 9 1 1 5	9 1 1 1 5	5 5 5 5 5	5 5 5 5 5	0 0 0 0 0	0 0 0 0 0	0 1 46 46 1.00	0 1 46 46 1.00	0 1 46 46 1.00	0 1 46 46 1.00	0 1 46 46 1.00	0 1 46 46 1.00	0 1 46 46 1.00	0 1 46 46 1.00	0 1 46 46 1.00	0 1 46 46 1.00	0 1 46 46 1.00	0 1 46 46 1.00	0 1 46 46 1.00	0 1 46 46 1.00	0 1 46 46 1.00	0 1 46 46 1.00


Toronto Blue Jays @ Baltimore Orioles  
Memorial Stadium, Baltimore, MD  
Mon Sep 19 1977, 7:05 PM EDT  
Att: 3,325 - Unknown

AB	36
R	1
H	9
RBI	1
BB	0
SO	5
LOB	18





Batter	1	2	3	4	5	6	7	8	9	AB	R	H	RBI	BB	SO	LOB	TOP					
Gary Woods, R OBP: 0.254, SLG: 0.283 (1, 8)	4-3		FC6-2 3B			F6	FC5-4			4	0	1	1	0	0	3	<p>Toronto Blue Jays @ Baltimore Orioles Memorial Stadium, Baltimore, MD Tue Sep 20 1977, 7:05 PM EDT Att: 4,301 - Unknown</p> <p>livebaseballscores.com</p> <p>AB 34 R 2 H 7 RBI 2 BB 1 SO 6 LOB 10</p> 					
Bob Bailor, R OBP: 0.341, SLG: 0.413 (1, 10)	F7		FC6-2			5-3		E5 G4-6-3		4	0	0	0	0	0	1						
Roy Howell, L OBP: 0.368, SLG: 0.417 (1, 5)			3-H 6-3			6-3		G4-6-3 1-2		4	0	1	0	0	1	2						
Ron Fairly, L OBP: 0.363, SLG: 0.469 (1, 3)	6-3					F9		F8		4	0	1	0	0	0	1						
Al Woods, L OBP: 0.338, SLG: 0.385 (1, 7)		K				F5		F8		4	1	1	0	0	1	1						
Steve Bowling, R OBP: 0.345, SLG: 0.289 (1, 9)		K				4-3		F4		4	0	0	0	0	1	1						
Alan Ashby, S OBP: 0.301, SLG: 0.283 (1, 2)		L8				F8		1B 1-2		4	0	1	0	0	1	0						
Dave McKay, S OBP: 0.210, SLG: 0.251 (1, 4)						1-3		BB 1B		4	1	2	1	0	0	0						
Tim Nordbrook, R OBP: 0.311, SLG: 0.194 (1, 6)						K		FC5-4 BB		2	0	0	0	0	2	1						
Sam Ewing, L OBP: 0.342, SLG: 0.378 (7, PH)										0	0	0	0	1	0	0						
Hector Torres, R OBP: 0.290, SLG: 0.359 (7, 6)										0	0	0	0	0	0	0						
<b>Inning Stats</b>	R: 0 E: 0 K: 0 S: 4	H: 1 LOB: 1 BB: 0 P: 4	R: 0 E: 0 K: 2 S: 7	H: 0 LOB: 0 BB: 0 P: 7	R: 1 E: 0 K: 2 S: 9	H: 2 LOB: 1 BB: 0 P: 9	R: 0 E: 0 K: 0 S: 3	H: 0 LOB: 0 BB: 0 P: 3	R: 0 E: 0 K: 1 S: 5	H: 0 LOB: 0 BB: 0 P: 5	R: 0 E: 0 K: 0 S: 3	H: 0 LOB: 0 BB: 0 P: 3	R: 1 E: 0 K: 0 S: 6	H: 3 LOB: 3 BB: 1 P: 10	R: 0 E: 1 K: 0 S: 4	H: 1 LOB: 1 BB: 0 P: 4	R: 0 E: 0 K: 1 S: 5	H: 0 LOB: 0 BB: 0 P: 5	1B: 4 2B: 2 3B: 1 HR: 0	SF: 0 SAC: 0 DP: 1 HBP: 0	WP: 0 PB: 0 SB: 0 CS: 0	PA: 35
<b>PITCHER</b> Jim Palmer, R ERA: 3.01 (1, 1)	IP: 9.0 WLS: W BF: 35 H: 7 R: 2 ER: 2 SO: 6 BB: 1 IBB: 0 HBP: 0 BLK: 0 WP: 0 HR: 0 S: 46 P: 50 ERA: 2.00 WHIP: 0.889															<b>PITCHER</b>						

Batter	1	2	3	4	5	6	7	8	9	AB	R	H	RBI	BB	SO	LOB	BOTTOM			
Al Bumbry, L OBP: 0.365, SLG: 0.401 (1, 8) (8, 7)	K		F8 1B			F7		5-3 1B		4	1	2	0	0	1	0	<p>Toronto Blue Jays @ Baltimore Orioles Memorial Stadium, Baltimore, MD Tue Sep 20 1977, 7:05 PM EDT Att: 4,301 - Unknown</p> <p>livebaseballscores.com</p> <p>AB 30 R 5 H 8 RBI 5 BB 4 SO 5 LOB 12</p> 			
Rich Dauer, R OBP: 0.291, SLG: 0.342 (1, 4)	6-3		F8 1-2			HR		5-3		4	1	1	1	0	0	3				
Pat Kelly, L OBP: 0.353, SLG: 0.371 (1, 7)	F7		4-0 BB			L9		1B BB		2	0	0	0	2	0	0				
Elliott Maddox, R OBP: 0.398, SLG: 0.433 (8, 8)								1B BB		0	0	0	0	0	0	0				
Ken Singleton, S OBP: 0.446, SLG: 0.515 (7, PR)										3	1	2	2	1	1	2				
Mike Dimmel, R (8, 9)		1B BB	K					1B		0	0	0	0	0	0	0				
Lee May, R OBP: 0.286, SLG: 0.411 (1, 3)		F9				F9		1-2 2-H 3-H		4	0	0	0	0	1	4				
Tony Muser, L OBP: 0.310, SLG: 0.289 (8, 3)		F9				F2		K		0	0	0	0	0	0	0				
Eddie Murray, S OBP: 0.323, SLG: 0.444 (1, 10)		1B 1-2 1B				F8		F8		4	1	2	1	0	0	1				
Doug DeCinces, R OBP: 0.344, SLG: 0.432 (1, 5)		1-3 2-H 1B				F2		K		4	0	1	1	0	1	1				
Mark Belanger, R OBP: 0.288, SLG: 0.270 (1, 6)		6-3				4-3		1B SH3-4 1B BB		3	1	0	0	1	0	1				
Dave Skaggs, R OBP: 0.332, SLG: 0.343 (1, 2)						5-3		SH3-4 1-2		2	0	0	0	0	1	0				
<b>Inning Stats</b>	R: 0 E: 0 K: 1 S: 5	H: 0 LOB: 0 BB: 0 P: 5	R: 1 E: 0 K: 0 S: 4	H: 2 LOB: 1 BB: 1 P: 8	R: 0 E: 0 K: 1 S: 6	H: 1 LOB: 2 BB: 1 P: 10	R: 1 E: 0 K: 0 S: 4	H: 1 LOB: 0 BB: 0 P: 4	R: 1 E: 0 K: 1 S: 6	H: 1 LOB: 0 BB: 0 P: 6	R: 0 E: 0 K: 1 S: 6	H: 1 LOB: 1 BB: 0 P: 6	R: 2 E: 0 K: 1 S: 7	H: 2 LOB: 2 BB: 2 P: 15	R: 0 E: 0 K: 0 S: 3	H: 0 LOB: 0 BB: 0 P: 3	1B: 6 2B: 0 3B: 0 HR: 2	SF: 0 SAC: 1 DP: 0 HBP: 0	WP: 0 PB: 0 SB: 0 CS: 0	PA: 35
<b>PITCHER</b> Jim Clancy, R ERA: 5.16 (1, 1)	IP: 6.2 WLS: L BF: 31 H: 4 R: 5 ER: 5 SO: 4 BB: 4 IBB: 0 HBP: 0 BLK: 0 WP: 0 HR: 2 S: 35 P: 51 ERA: 6.75 WHIP: 1.800															<b>PITCHER</b>				
Tom Murphy, R ERA: 5.02 (7, 1)	IP: 1.1 WLS: L BF: 4 H: 0 R: 0 ER: 0 SO: 1 BB: 0 IBB: 0 HBP: 0 BLK: 0 WP: 0 HR: 0 S: 6 P: 6 ERA: 0.00 WHIP: 0.000															<b>PITCHER</b>				



Batter	1	2	3	4	5	6	7	8	9	AB	R	H	RBI	BB	SO	LOB	TOP
Gary Woods, R OBP: 0.248, SLG: 0.277 (1, 8)	0-0 6-3		0-3 K		0-0 F8			0-0 F4		4	0	0	0	0	1	0	<p>Toronto Blue Jays @ Baltimore Orioles Memorial Stadium, Baltimore, MD Wed Sep 21 1977, 7:05 PM EDT Att. 4,237 - Unknown - 71 F</p>
Bob Bailor, R OBP: 0.336, SLG: 0.409 (1, 10)	0-0 4-3		0-0 6-3			0-0 F8			0-0 6-3	4	0	0	0	0	0	0	
Doug Ault, R OBP: 0.315, SLG: 0.390 (1, 3)	0-0 F8			0-0 5-3			0-0 F8		0-0 1B 1B	4	0	1	0	0	0	0	
Doug Rader, R OBP: 0.347, SLG: 0.442 (1, 5)		0-0 G6-4-3 1B		0-0 6-3		0-3 K		0-0 F9	0-0 F9	4	0	1	0	0	1	1	
Otto Velez, R OBP: 0.371, SLG: 0.457 (1, 9)		0-0 G6-4-3 1-2		4-0 BB BB			0-0 F9		0-0 FC6-4 1B	3	0	1	0	1	0	1	
Steve Bowling, R OBP: 0.348, SLG: 0.290 (1, 7)		0-0 BB 1B		4-0 FC6-4 BB			0-0 5-3		0-0 FC6-4 1-2	3	0	1	0	1	0	2	
Rick Cerone, R OBP: 0.293, SLG: 0.293 (1, 2)		4-0 BB		0-0 FC6-4 1-2 BB			0-0 F7			2	0	0	0	1	0	2	
Dave McKay, S OBP: 0.207, SLG: 0.248 (1, 4)	0-0 F3				0-0 F8			0-0 4-3		3	0	0	0	0	0	2	
Tim Nordbrook, R OBP: 0.299, SLG: 0.185 (1, 6)			0-0 6-3		0-0 5-3			0-0 5-3		3	0	0	0	0	0	0	

<b>Inning Stats</b>	R: 0 E: 0 K: 0 S: 3	H: 0 LOB: 0 BB: 0 P: 3	R: 0 E: 0 K: 0 S: 4	H: 2 LOB: 2 BB: 1 P: 8	R: 0 E: 0 K: 1 S: 5	H: 0 LOB: 0 BB: 0 P: 5	R: 0 E: 0 K: 0 S: 3	H: 0 LOB: 2 BB: 2 P: 11	R: 0 E: 0 K: 0 S: 3	H: 0 LOB: 0 BB: 0 P: 3	R: 0 E: 0 K: 1 S: 5	H: 0 LOB: 0 BB: 0 P: 5	R: 0 E: 0 K: 0 S: 3	H: 0 LOB: 0 BB: 0 P: 3	R: 0 E: 0 K: 0 S: 5	H: 2 LOB: 2 BB: 0 P: 5	1B: 4 2B: 0 3B: 0 HR: 0	SF: 0 SAC: 0 DP: 1 HBP: 0	WP: 0 PB: 0 SB: 0 CS: 0	PA: 33
---------------------	------------------------------	---------------------------------	------------------------------	---------------------------------	------------------------------	---------------------------------	------------------------------	----------------------------------	------------------------------	---------------------------------	------------------------------	---------------------------------	------------------------------	---------------------------------	------------------------------	---------------------------------	----------------------------------	------------------------------------	----------------------------------	--------

<b>PITCHER</b> Ross Grimsley, L ERA: 3.87 (1, 1)	IP: 9.0 WLS: W BF: 33 H: 4 R: 0 ER: 0 SO: 2 BB: 3 IBB: 0 HBP: 0 BLK: 0 WP: 0 HR: 0 S: 34 P: 46 ERA: 0.00 WHIP: 0.778	<b>PITCHER</b>	IP: WLS: BF: H: R: ER: SO: BB: IBB: HBP: BLK: WP: HR: S: P: ERA: WHIP:
---	--	----------------	--

Batter	1	2	3	4	5	6	7	8	9	AB	R	H	RBI	BB	SO	LOB	BOTTOM
Al Bumby, L OBP: 0.364, SLG: 0.401 (1, 8) (9, 7)	0-0 5-3		0-0 6-3		0-0 SF7			0-0 1B 1B		3	0	1	1	0	0	1	<p>Toronto Blue Jays @ Baltimore Orioles Memorial Stadium, Baltimore, MD Wed Sep 21 1977, 7:05 PM EDT Att. 4,237 - Unknown - 71 F</p>
Rich Dauer, R OBP: 0.294, SLG: 0.342 (1, 4) (4, 5)	4-0 F7 BB			0-0 L8	0-0 F8			0-0 1B		3	0	1	0	1	0	0	
Pat Kelly, L OBP: 0.360, SLG: 0.367 (1, 7) Larry Harlow, L OBP: 0.283, SLG: 0.250 (9, 8)	0-0 F7 1-2			0-0 3-1		0-0 4-3		0-3 K		4	0	0	0	0	1	2	
Ken Singleton, S OBP: 0.445, SLG: 0.512 Mike Dimmel, R (9, 9)	0-0 6-3			4-0 HR BB		0-0 4-3		0-0 5-3		3	1	0	0	1	0	1	
Lee May, R OBP: 0.287, SLG: 0.416 Tony Muser, L OBP: 0.310, SLG: 0.289 (9, 3)	0-0 5-3			0-0 HR		0-3 K				3	1	1	2	0	1	0	
Eddie Murray, S OBP: 0.323, SLG: 0.443 (1, 10)	0-0 4-3			0-0 PO 1B		0-0 5-3				3	0	1	0	0	0	0	
Doug DeCinces, R OBP: 0.343, SLG: 0.431 Billy Smith, S OBP: 0.284, SLG: 0.308 (4, 4)			0-0 5-3	0-0 PO	4-0 2B WP BB	0-3 K				1	0	0	0	0	0	0	
Mark Belanger, R OBP: 0.291, SLG: 0.276 (1, 6)			0-0 5-3		0-0 WP SF7 2B		0-0 1B			3	1	2	0	0	0	0	
Dave Skaggs, R OBP: 0.332, SLG: 0.340 (1, 2)			4-0 BB		0-0 5-3		0-0 4-3			2	0	0	0	1	0	2	

<b>Inning Stats</b>	R: 0 E: 0 K: 0 S: 2	H: 0 LOB: 0 BB: 1 P: 6	R: 0 E: 0 K: 0 S: 3	H: 0 LOB: 0 BB: 0 P: 3	R: 0 E: 0 K: 0 S: 3	H: 0 LOB: 1 BB: 1 P: 7	R: 2 E: 0 K: 0 S: 4	H: 2 LOB: 0 BB: 1 P: 8	R: 2 E: 0 K: 0 S: 4	H: 1 LOB: 0 BB: 1 P: 8	R: 0 E: 0 K: 1 S: 5	H: 0 LOB: 0 BB: 0 P: 5	R: 0 E: 0 K: 1 S: 6	H: 1 LOB: 1 BB: 0 P: 6	R: 0 E: 0 K: 1 S: 6	H: 2 LOB: 1 BB: 0 P: 6	1B: 4 2B: 1 3B: 0 HR: 1	SF: 1 SAC: 0 DP: 0 HBP: 0	WP: 1 PB: 0 SB: 0 CS: 0	PA: 32
---------------------	------------------------------	---------------------------------	------------------------------	---------------------------------	------------------------------	---------------------------------	------------------------------	---------------------------------	------------------------------	---------------------------------	------------------------------	---------------------------------	------------------------------	---------------------------------	------------------------------	---------------------------------	----------------------------------	------------------------------------	----------------------------------	--------

<b>PITCHER</b> Jeff Byrd, R ERA: 5.71 (1, 1)	IP: 8.0 WLS: L BF: 31 H: 6 R: 4 ER: 4 SO: 3 BB: 4 IBB: 0 HBP: 0 BLK: 0 WP: 1 HR: 1 S: 33 P: 49 ERA: 4.50 WHIP: 1.250	<b>PITCHER</b>	IP: WLS: BF: H: R: ER: SO: BB: IBB: HBP: BLK: WP: HR: S: P: ERA: WHIP:
---	--	----------------	--



Batter	1	2	3	4	5	6	7	8	9	AB	R	H	RBI	BB	SO	LOB	TOP			
Gary Woods, R OBP: 0.249, SLG: 0.273 (1, 8)	0-3 K			0-3 K		4-0 BB			0-0 F9	3	0	0	0	1	2	0	Toronto Blue Jays @ Baltimore Orioles Memorial Stadium, Baltimore, MD Thu Sep 22 1977, 7:05 PM EDT Att: 9,261 - Unknown			
Bob Bailor, R OBP: 0.336, SLG: 0.408 (1, 10)	0-0 5-3			0-0 5-3		0-0 5-3			0-0 1B	4	0	1	0	0	0	1				
Roy Howell, L OBP: 0.367, SLG: 0.415 (1, 5)	0-3 K			0-0 1B			0-0 4-3		0-3 K	4	0	1	0	0	2	1				
Otto Velez, R OBP: 0.370, SLG: 0.463 (1, 9)		0-0 F7		0-3 K			0-0 HR		0-0 F8	4	1	1	1	0	1	2				
Doug Rader, R OBP: 0.345, SLG: 0.439 (1, 3)		0-3 K			0-0 F9		0-3 K			3	0	0	0	0	2	0				
Steve Bowling, R OBP: 0.343, SLG: 0.285 (1, 7)		0-0 4-3			0-0 5-3		0-3 K			3	0	0	0	0	1	0				
Hector Torres, R OBP: 0.287, SLG: 0.355 (1, 6)			0-0 F3		0-0 4-3			0-0 5-3		3	0	0	0	0	0	0				
Dave McKay, S OBP: 0.217, SLG: 0.257 (1, 4)			0-0 1B	0-0 G5-4-3		0-0 1B		0-0 1B		3	0	3	0	0	0	0				
Alan Ashby, S OBP: 0.299, SLG: 0.281 (1, 2)			0-0 1-2	0-0 G5-4-3		0-0 1-2		0-0 1-2		3	0	0	0	0	0	3				
<b>Inning Stats</b>	R: 0 E: 0 K: 2 S: 7	H: 0 LOB: 0 BB: 0 P: 7	R: 0 E: 0 K: 1 S: 5	H: 0 LOB: 0 BB: 0 P: 5	R: 0 E: 0 K: 0 S: 3	H: 1 LOB: 0 BB: 0 P: 3	R: 0 E: 0 K: 2 S: 8	H: 1 LOB: 1 BB: 0 P: 8	R: 0 E: 0 K: 0 S: 3	H: 0 LOB: 0 BB: 0 P: 3	R: 1 E: 0 K: 2 S: 8	H: 1 LOB: 0 BB: 0 P: 8	R: 0 E: 0 K: 0 S: 3	H: 1 LOB: 0 BB: 0 P: 3	R: 0 E: 0 K: 1 S: 6	H: 1 LOB: 1 BB: 0 P: 6	1B: 5 2B: 1 3B: 0 HR: 1	SF: 0 SAC: 0 DP: 3 HBP: 0	WP: 0 PB: 0 SB: 0 CS: 0	PA: 31
<b>PITCHER</b> Mike Flanagan, L ERA: 3.64 (1, 1)	IP: 9.0 WLS: W BF: 31 H: 6 R: 1 ER: 1 SO: 8 BB: 1 IBB: 0 HBP: 0 BLK: 0 WP: 0 HR: 1 S: 46 P: 50 ERA: 1.00 WHIP: 0.778															<b>PITCHER</b>				

Batter	1	2	3	4	5	6	7	8	9	AB	R	H	RBI	BB	SO	LOB	BOTTOM			
Al Bumbry, L OBP: 0.366, SLG: 0.402 (1, 8) (7, 7)	0-0 1B		0-0 F7	0-0 1B		4-0 1B HR BB	0-0 F7			4	1	2	0	1	0	3	Toronto Blue Jays @ Baltimore Orioles Memorial Stadium, Baltimore, MD Thu Sep 22 1977, 7:05 PM EDT Att: 9,261 - Unknown			
Rich Dauer, R OBP: 0.292, SLG: 0.337 (1, 4)	0-0 1-2		4-0 1-2		0-0 F8	0-0 F6	0-0 FC5			4	0	0	0	1	0	5				
Ken Singleton, S OBP: 0.443, SLG: 0.509 Mike Dimmel, R (9, 9)	0-0 F8		0-3 K		0-3 K	0-0 1B HR		0-3 K		5	1	1	1	0	3	3				
Lee May, R OBP: 0.288, SLG: 0.421 Tony Muser, L OBP: 0.306, SLG: 0.287 (7, 3)	0-0 5-3		0-0 F8		4-0 2B BB	0-0 1B HR		0-0 6-3		3	2	1	3	1	0	3				
Eddie Murray, S OBP: 0.326, SLG: 0.450 (1, 10)		0-0 F5		0-0 1B 1-3	0-0 1-2	0-0 2B 1B		0-0 2B		5	2	4	0	0	0	0				
Andres Mora, R OBP: 0.274, SLG: 0.491 Elliott Maddox, R OBP: 0.394, SLG: 0.429 (7, 8)		0-0 5-3		0-0 1-3	0-0 1-2	0-3 K		0-0 F8		4	0	1	2	0	1	2				
Doug DeCinces, R OBP: 0.343, SLG: 0.430 (1, 5)		0-0 WP 1B		0-0 5-3	0-0 L5		0-0 F4			4	0	1	0	0	0	2				
Mark Belanger, R OBP: 0.293, SLG: 0.276 (1, 6)		0-0 4-3		4-0 1B 1B BB		0-0 G3	0-0 FC5 BB 1B			3	0	1	0	1	0	1				
Dave Skaggs, R OBP: 0.338, SLG: 0.342 (1, 2)			0-0 E1 BB	0-0 1-2	4-0 1B BB	4-0 1B BB		4-0 BB		2	1	1	1	2	0	0				
<b>Inning Stats</b>	R: 0 E: 0 K: 0 S: 4	H: 1 LOB: 1 BB: 0 P: 4	R: 0 E: 0 K: 0 S: 4	H: 1 LOB: 1 BB: 0 P: 4	R: 0 E: 1 K: 1 S: 6	H: 0 LOB: 2 BB: 1 P: 10	R: 1 E: 0 K: 0 S: 5	H: 3 LOB: 3 BB: 1 P: 9	R: 2 E: 0 K: 1 S: 7	H: 2 LOB: 1 BB: 1 P: 11	R: 4 E: 0 K: 1 S: 8	H: 3 LOB: 1 BB: 2 P: 16	R: 0 E: 0 K: 0 S: 4	H: 1 LOB: 2 BB: 1 P: 8	R: 0 E: 0 K: 1 S: 6	H: 1 LOB: 1 BB: 0 P: 6	1B: 8 2B: 3 3B: 0 HR: 1	SF: 0 SAC: 0 DP: 0 HBP: 0	WP: 1 PB: 0 SB: 0 CS: 0	PA: 42
<b>PITCHER</b> Dave Lemanczyk, R ERA: 4.32 Pete Vuckovich, R ERA: 3.59 Mike Willis, L ERA: 4.09 (1, 1) (6, 1) (8, 1)	IP: 5.2 WLS: L BF: 31 H: 9 R: 7 ER: 3 SO: 2 BB: 5 IBB: 0 HBP: 0 BLK: 0 WP: 1 HR: 1 S: 30 P: 50 ERA: 4.76 WHIP: 2.471															<b>PITCHER</b>				

AB	30
R	1
H	6
RBI	1
BB	1
SO	8
LOB	7



AB	36
R	7
H	12
RBI	7
BB	6
SO	4
LOB	20









Batter	1	2	3	4	5	6	7	8	9	AB	R	H	RBI	BB	SO	LOB	TOP								
<b>Al Bumby, L</b> OBP: 0.368, SLG: 0.408 (1, 8)	0-0 4-3		0-0 2B			0-0 1B		0-0 G3		4	0	2	0	0	0	0	<b>Baltimore Orioles @ Cleveland Indians</b> Cleveland Municipal Stadium, Cleveland, OH Sat Sep 24 1977, 7:05 PM EDT Att: 4,098 - Unknown								
<b>Billy Smith, S</b> OBP: 0.281, SLG: 0.304 (1, 4)	0-3 K		0-0 F8			0-0 F7		0-3 K		4	0	0	0	0	2	3									
<b>Pat Kelly, L</b> OBP: 0.349, SLG: 0.366 <b>Elliott Maddox, R</b> OBP: 0.398, SLG: 0.436 (1, 7)	0-0 F9			0-3 K		0-0 G4-3 1B		0-0 G3		4	0	1	1	0	1	0									
<b>Ken Singleton, S</b> OBP: 0.441, SLG: 0.510 <b>Tony Muser, L</b> OBP: 0.306, SLG: 0.287 (1, 9)		0-0 F7		0-0 F8		0-0 G4-3 1B		0-0 HR		4	1	1	1	0	0	2									
<b>Eddie Murray, S</b> OBP: 0.327, SLG: 0.454 <b>Mike Dimmel, R</b> (1, 3)		0-0 1B		0-3 K			0-0 F7		0-0 HR	4	1	2	1	0	1	0									
<b>Lee May, R</b> OBP: 0.291, SLG: 0.421 <b>Tom Shopay, L</b> OBP: 0.273, SLG: 0.275 (1, 10)		0-0 P4			0-3 K		0-0 1B		0-0 FC1-6 1B BLK	4	0	2	0	0	1	1									
<b>Doug DeCinces, R</b> OBP: 0.342, SLG: 0.427 (1, 5)		0-3 K		0-0 P3		0-3 K		0-0 1B		4	0	1	0	0	2	2									
<b>Mark Belanger, R</b> OBP: 0.288, SLG: 0.272 (1, 6)			0-3 K		0-3 K		0-3 K		0-0 FC1-6 BLK	4	0	0	0	0	3	3									
<b>Dave Skaggs, R</b> OBP: 0.338, SLG: 0.337 (1, 2)			0-3 K			4-0 1B BB		0-3 K		3	1	0	0	1	2	1									
<b>Inning Stats</b>	R: 0 E: 0 K: 1 S: 5	H: 0 LOB: 0 BB: 0 P: 5	R: 0 E: 0 K: 1 S: 6	H: 1 LOB: 1 BB: 0 P: 6	R: 0 E: 0 K: 2 S: 8	H: 1 LOB: 1 BB: 0 P: 8	R: 0 E: 0 K: 2 S: 7	H: 0 LOB: 0 BB: 0 P: 7	R: 0 E: 0 K: 2 S: 7	H: 0 LOB: 0 BB: 0 P: 7	R: 1 E: 0 K: 0 S: 4	H: 2 LOB: 1 BB: 1 P: 8	R: 0 E: 0 K: 2 S: 8	H: 1 LOB: 1 BB: 0 P: 8	R: 0 E: 0 K: 2 S: 7	H: 0 LOB: 0 BB: 0 P: 7		R: 3 E: 0 K: 0 S: 7	H: 4 LOB: 2 BB: 0 P: 7	1B: 6 2B: 1 3B: 0 HR: 2	SF: 0 SAC: 0 DP: 1 HBP: 0	WP: 0 PB: 0 SB: 0 CS: 0	PA: 36		
<b>PITCHER</b>	IP	WLS	BF	H	R	ER	SO	BB	IBB	HBP	BLK	WP	HR	S	P	ERA	WHIP								
<b>Dennis Eckersley, R</b> ERA: 3.53 (1, 1)	8.1	L	33	8	4	4	12	1	0	0	0	0	2	56	60	4.32	1.080								
<b>Jim Bibby, R</b> ERA: 3.63 (9, 1)	0.2		3	1	0	0	0	0	0	0	1	0	0	3	3	0.00	1.500								

Batter	1	2	3	4	5	6	7	8	9	AB	R	H	RBI	BB	SO	LOB	BOTTOM								
<b>Paul Dade, R</b> OBP: 0.335, SLG: 0.357 (1, 9)	0-0 SH1-3 1B		0-0 L4			0-0 FC3-6 1B		4-0 1B SH BB		3	0	2	0	1	0	0	<b>Baltimore Orioles @ Cleveland Indians</b> Cleveland Municipal Stadium, Cleveland, OH Sat Sep 24 1977, 7:05 PM EDT Att: 4,098 - Unknown								
<b>Duane Kuiper, L</b> OBP: 0.325, SLG: 0.334 (1, 4)	0-0 SH1-3			0-0 FC6-5 WP 1B		0-0 FC3-6 F8 1B		0-0 SH 1B		2	1	1	0	0	1	1									
<b>Larvell Blanks, R</b> OBP: 0.314, SLG: 0.397 (1, 5)	0-0 6-3			0-3 K		0-0 F8		0-0 1B		4	0	1	0	0	1	3									
<b>Andre Thornton, R</b> OBP: 0.385, SLG: 0.550 (1, 3)	0-0 P5			0-0 FC6-5 1B		0-0 1B		0-0 P4		4	0	1	1	0	0	5									
<b>Bruce Bochte, L</b> OBP: 0.364, SLG: 0.403 (1, 7)		0-0 F9		0-0 1B		0-0 F8		0-3 K		4	0	1	0	0	1	4									
<b>Rico Carty, R</b> OBP: 0.360, SLG: 0.433 (1, 10)		0-0 F7		0-0 F8			0-0 P3		0-0 F8	4	0	0	0	0	0	5									
<b>Rick Manning, L</b> OBP: 0.271, SLG: 0.316 (1, 8)		0-0 5-3			4-0 FC3-6 BB		0-0 P4		0-0 F9	3	0	0	0	1	0	0									
<b>Fred Kendall, R</b> OBP: 0.283, SLG: 0.330 <b>Jim Norris, L</b> OBP: 0.357, SLG: 0.360 (1, 2)			0-0 F5		0-0 FC3-6 G3-6-3		0-0 1B		0-0 4-3	3	0	1	0	0	0	1									
<b>Alfredo Griffin, S</b> OBP: 0.111, SLG: 0.111 (1, 6)			0-0 6-3		0-0 G3-6-3		0-0 F5		0-3 K	4	0	0	0	0	1	2									
<b>Inning Stats</b>	R: 0 E: 0 K: 0 S: 4	H: 1 LOB: 1 BB: 0 P: 4	R: 0 E: 0 K: 0 S: 3	H: 0 LOB: 0 BB: 0 P: 3	R: 0 E: 0 K: 1 S: 7	H: 2 LOB: 2 BB: 0 P: 7	R: 0 E: 0 K: 0 S: 2	H: 0 LOB: 0 BB: 1 P: 6	R: 1 E: 0 K: 0 S: 5	H: 2 LOB: 1 BB: 0 P: 5	R: 0 E: 0 K: 1 S: 4	H: 1 LOB: 1 BB: 0 P: 4	R: 0 E: 1 K: 1 S: 7	H: 1 LOB: 3 BB: 1 P: 11	R: 0 E: 0 K: 1 S: 5	H: 0 LOB: 0 BB: 0 P: 5		1B: 7 2B: 0 3B: 0 HR: 0	SF: 0 SAC: 2 DP: 1 HBP: 0	WP: 1 PB: 0 SB: 1 CS: 0	PA: 36				
<b>PITCHER</b>	IP	WLS	BF	H	R	ER	SO	BB	IBB	HBP	BLK	WP	HR	S	P	ERA	WHIP								
<b>Jim Palmer, R</b> ERA: 2.95 (1, 1)	9.0	W	36	7	1	1	3	2	0	0	0	1	0	40	48	1.00	1.000								

AB	35
R	4
H	9
RBI	3
BB	1
SO	12
LOB	12



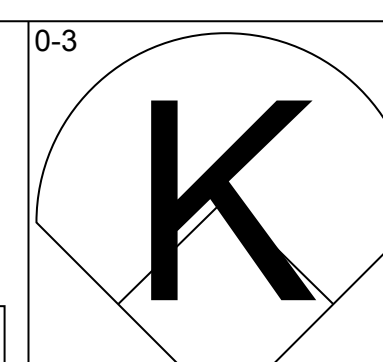
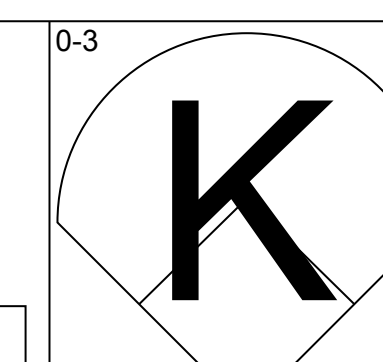
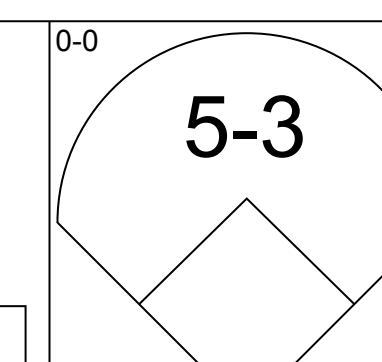
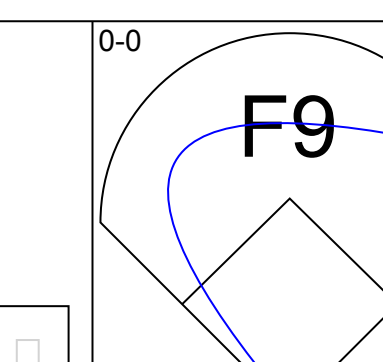
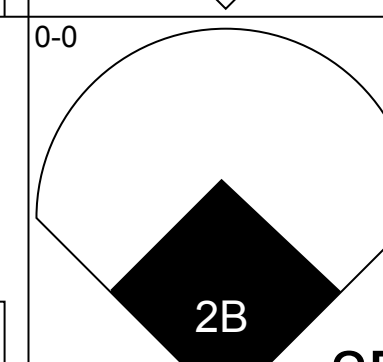
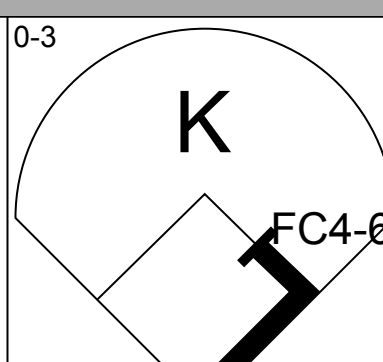
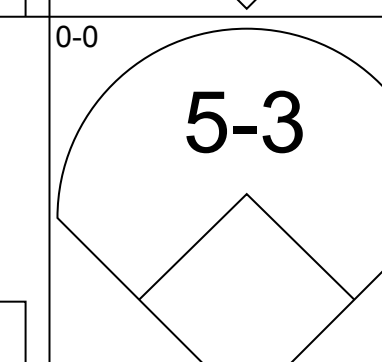
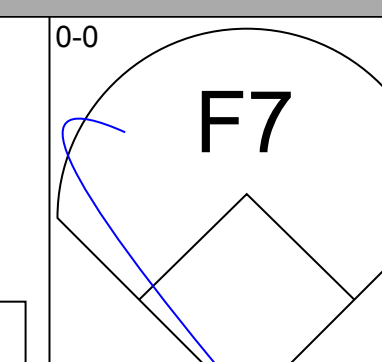
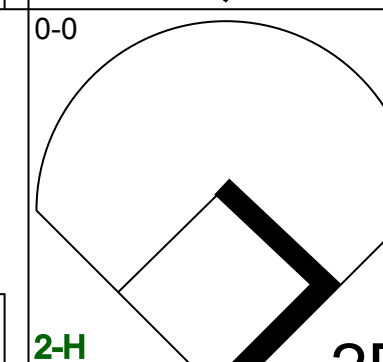
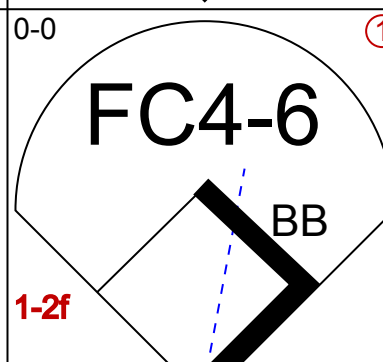
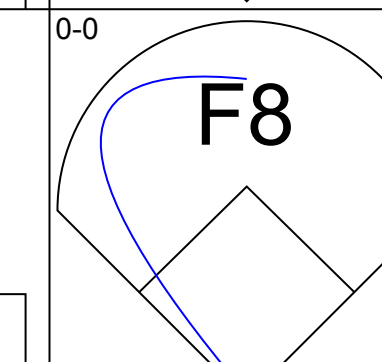
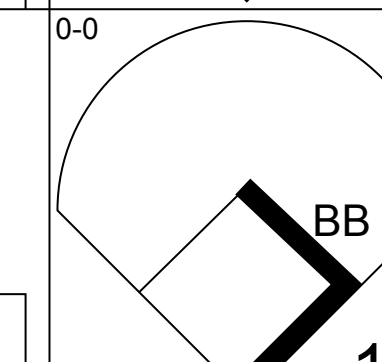
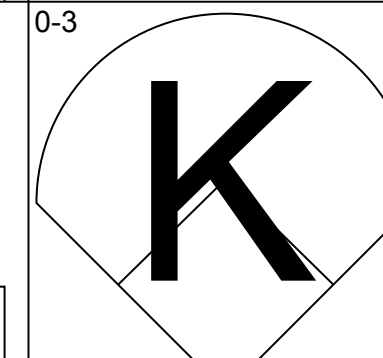
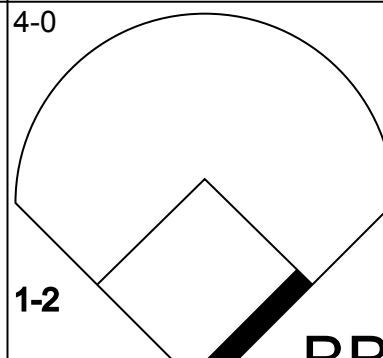
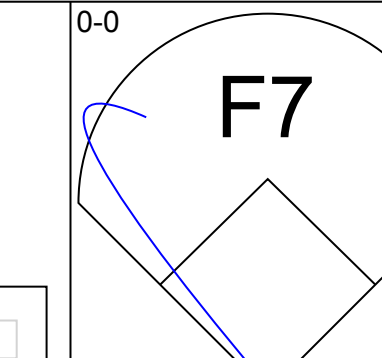
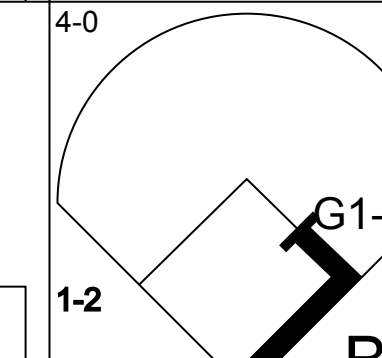
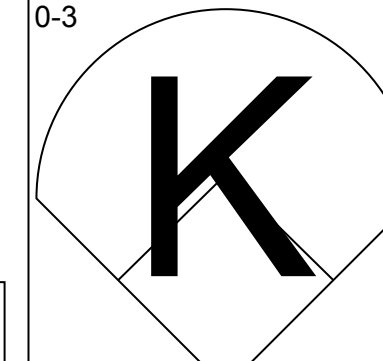
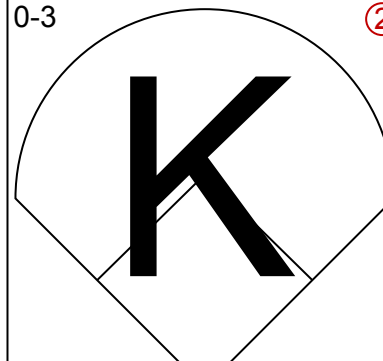
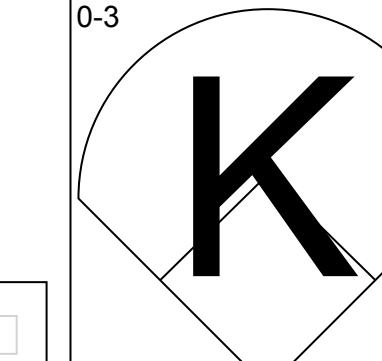
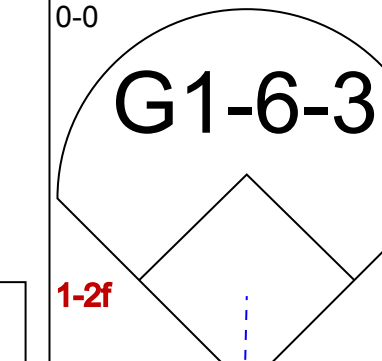
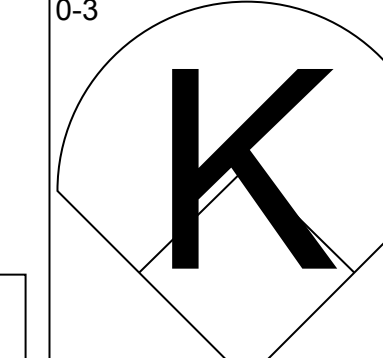
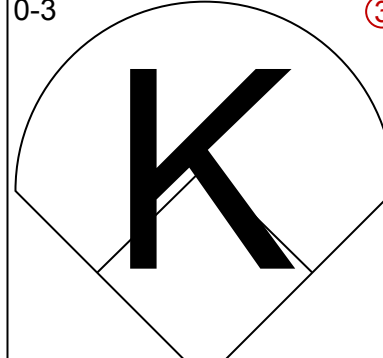
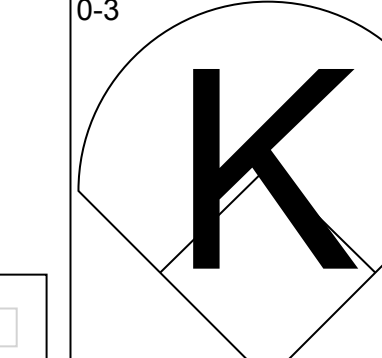
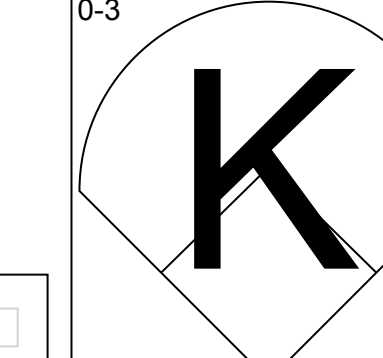
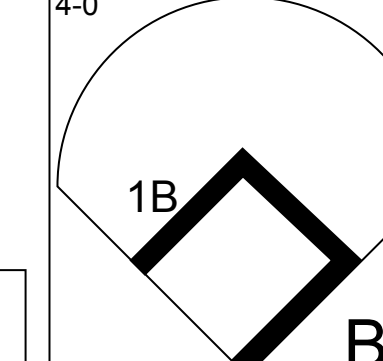
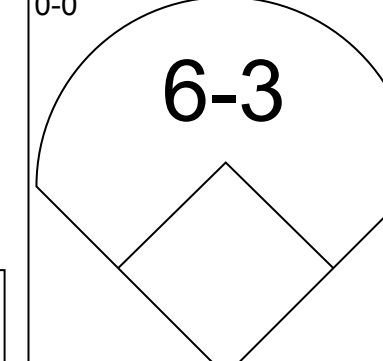
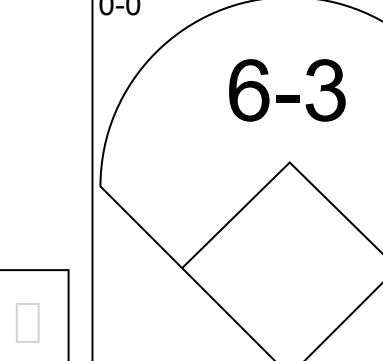
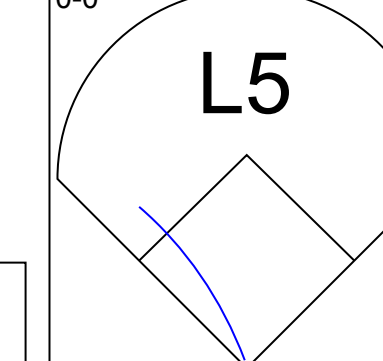
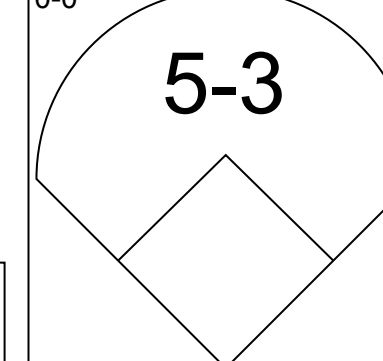
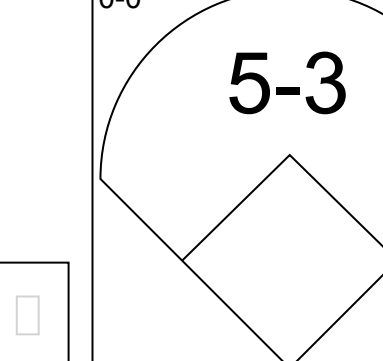
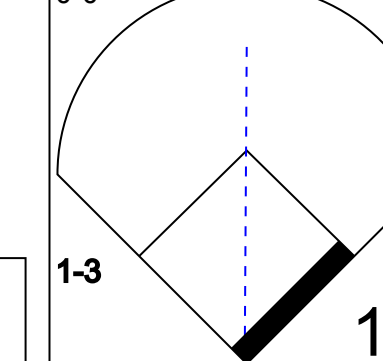
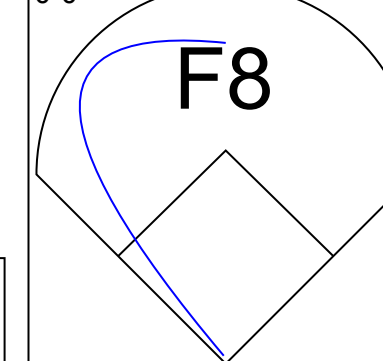
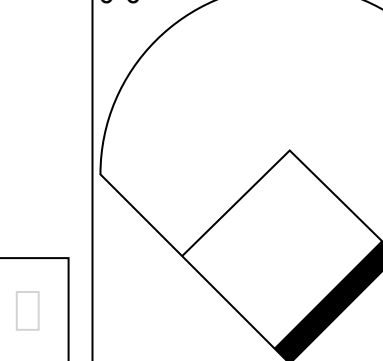
AB	32
R	1
H	7
RBI	1
BB	2
SO	3
LOB	21








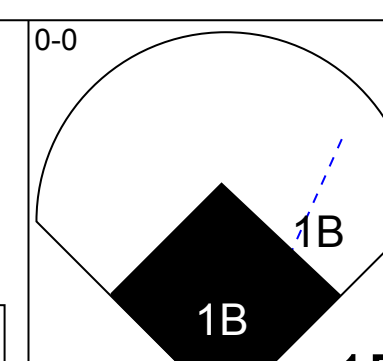
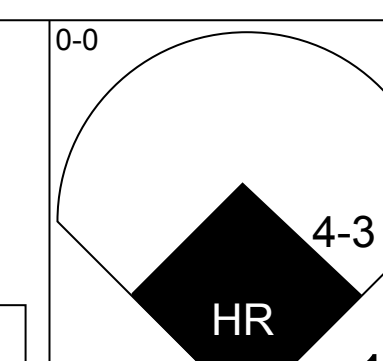
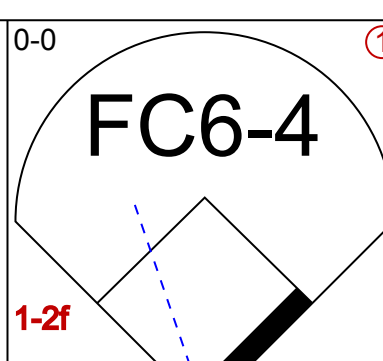
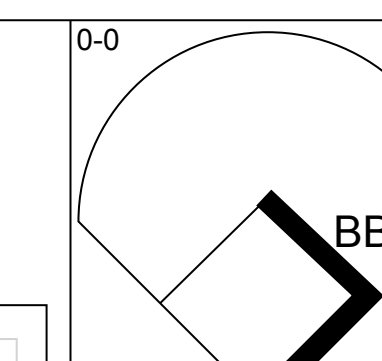
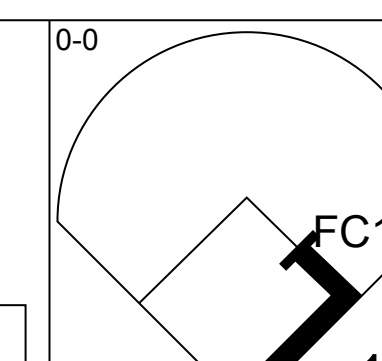
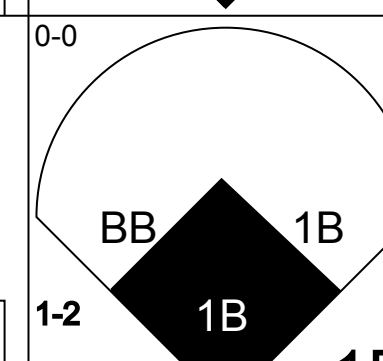
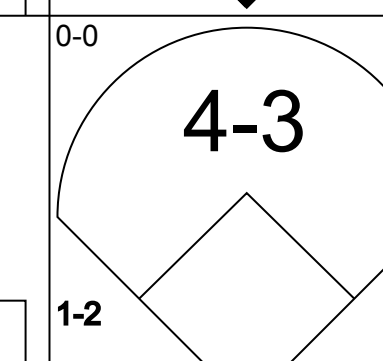
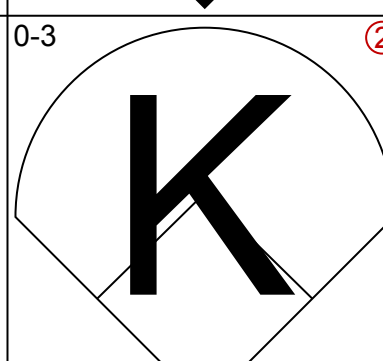
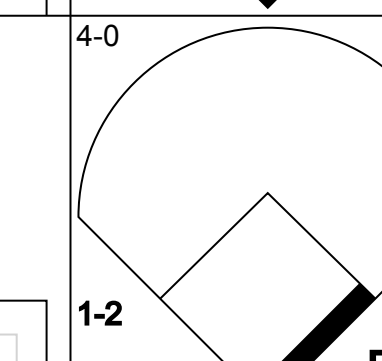
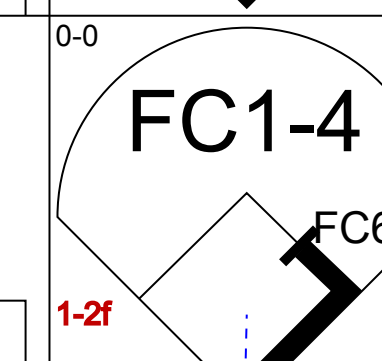
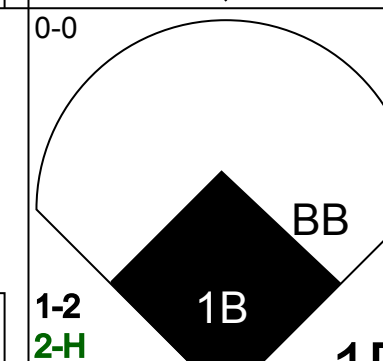
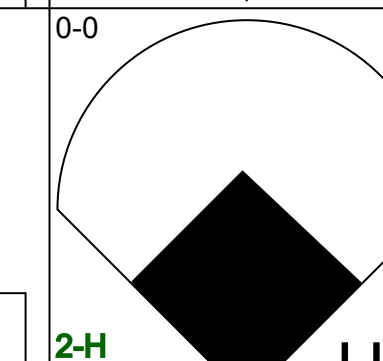
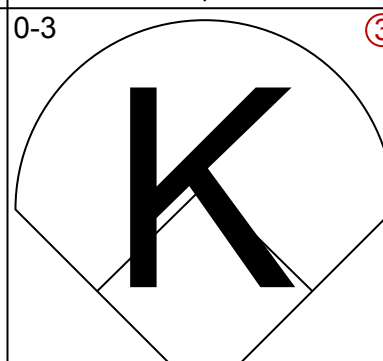
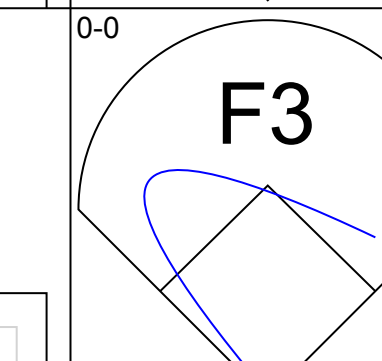
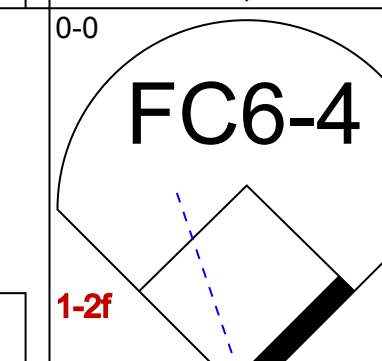
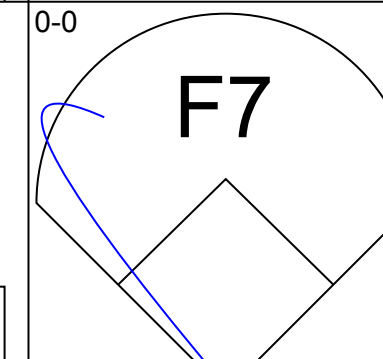
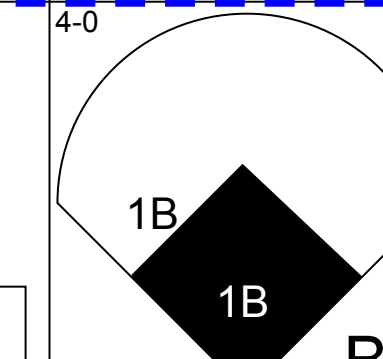
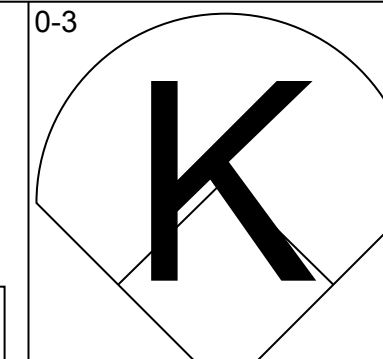
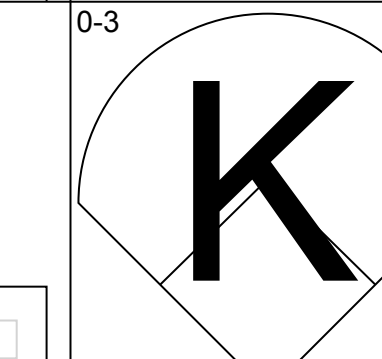
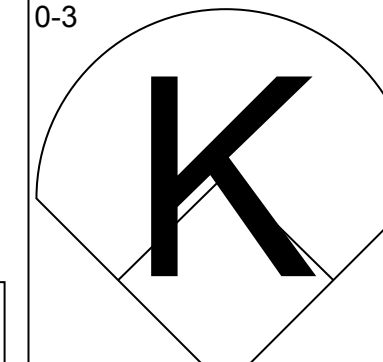
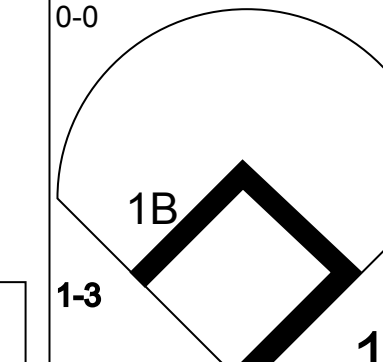
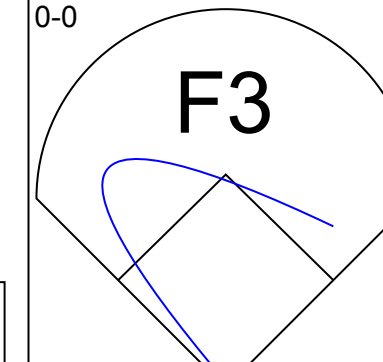
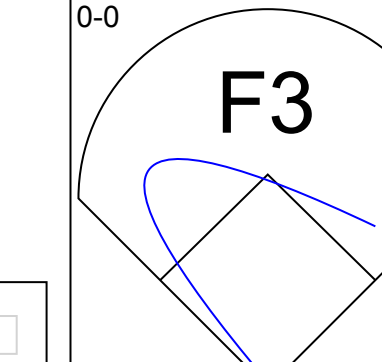
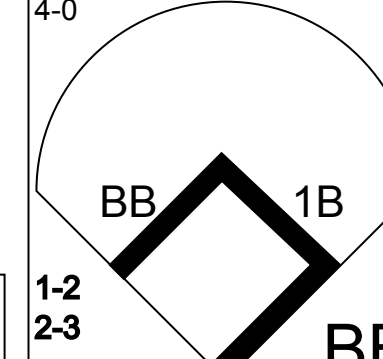
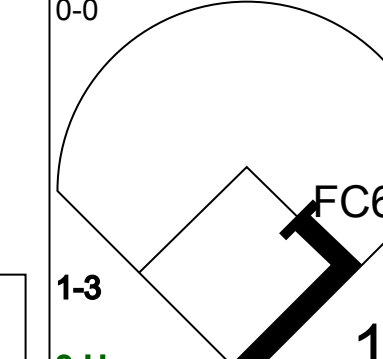

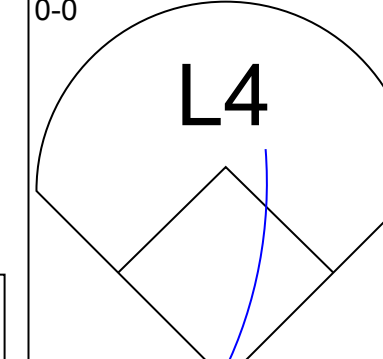
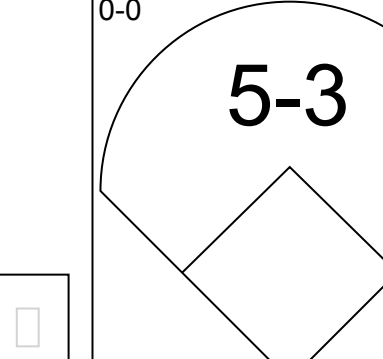
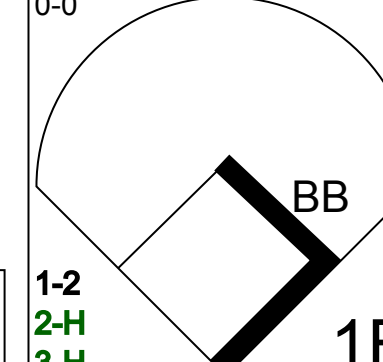
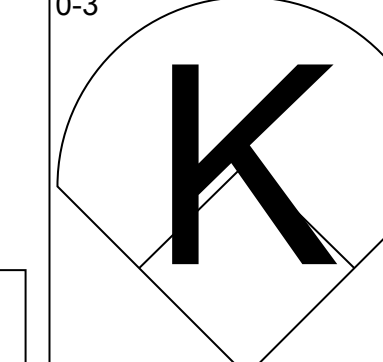
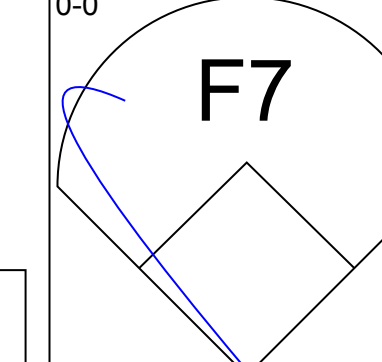
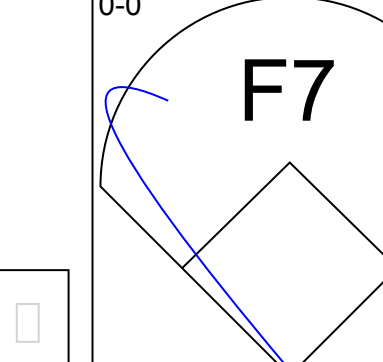
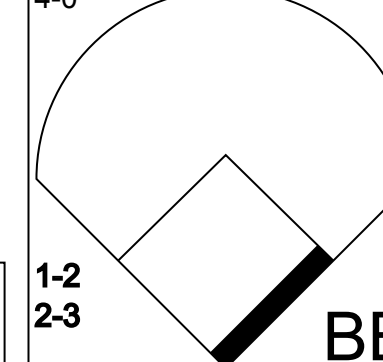
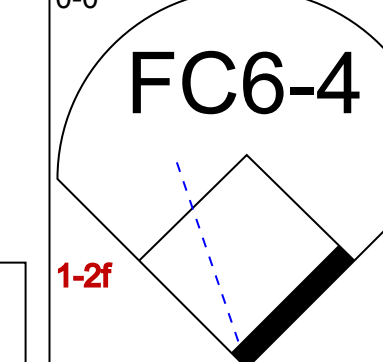
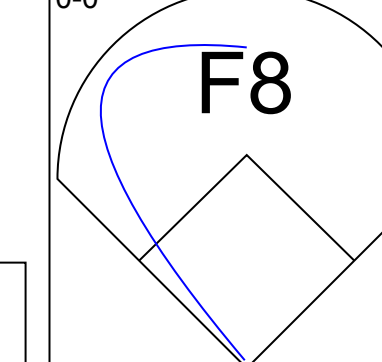
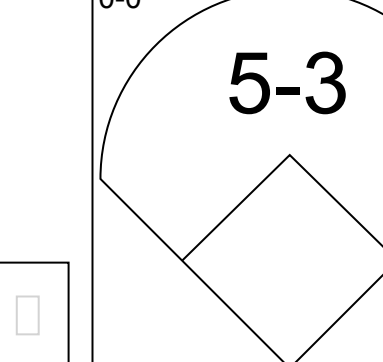
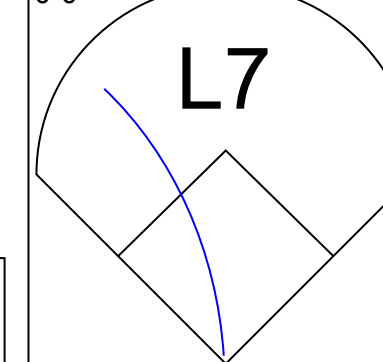
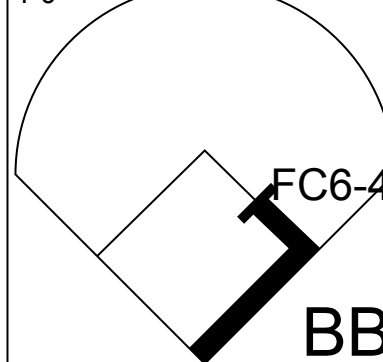
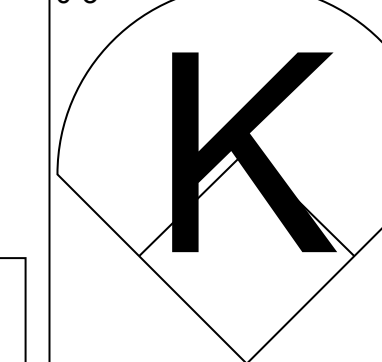
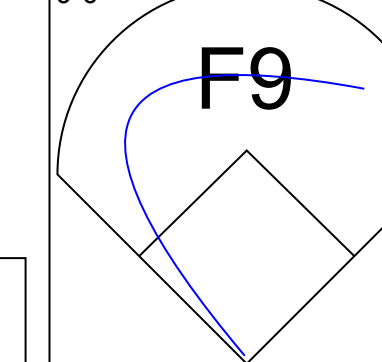


Batter	1	2	3	4	5	6	7	8	9	AB	R	H	RBI	BB	SO	LOB	TOP
<b>Ron LeFlore, R</b> OBP: 0.363, SLG: 0.480 (1, 8)										4	0	0	0	0	2	3	
<b>Tito Fuentes, S</b> OBP: 0.347, SLG: 0.394 (1, 4)										4	1	1	0	0	1	0	
<b>Rusty Staub, L</b> OBP: 0.338, SLG: 0.452 (1, 10)										4	0	2	1	0	0	1	
<b>Steve Kemp, L</b> OBP: 0.343, SLG: 0.426 (1, 7)										2	0	0	0	2	1	1	
<b>Jason Thompson, L</b> OBP: 0.341, SLG: 0.479 (1, 3)										4	0	0	0	0	3	5	
<b>Lance Parrish, R</b> OBP: 0.342, SLG: 0.485 (1, 2)										4	0	0	0	0	4	2	
<b>Mickey Stanley, R</b> OBP: 0.289, SLG: 0.397 (1, 9)										3	0	0	0	1	1	0	
<b>Aurelio Rodriguez, R</b> OBP: 0.258, SLG: 0.369 (1, 5)										4	0	0	0	0	1	1	
<b>Alan Trammell, R</b> OBP: 0.233, SLG: 0.207 (1, 6)										3	0	2	0	0	0	0	
<b>Inning Stats</b>	R: 1 E: 0 K: 3 S: 11	H: 2 LOB: 1 BB: 0 P: 11	R: 0 E: 0 K: 2 S: 8	H: 1 LOB: 2 BB: 1 P: 12	R: 0 E: 0 K: 3 S: 10	H: 0 LOB: 2 BB: 1 P: 14	R: 0 E: 0 K: 0 S: 3	H: 0 LOB: 0 BB: 0 P: 3	R: 0 E: 0 K: 2 S: 7	H: 1 LOB: 1 BB: 0 P: 7	R: 0 E: 0 K: 0 S: 4	H: 1 LOB: 1 BB: 1 P: 7	R: 0 E: 0 K: 3 S: 9	H: 0 LOB: 0 BB: 0 P: 9	1B: 3 2B: 2 3B: 0 HR: 0	SF: 0 SAC: 0 DP: 1 HBP: 0	WP: 1 PA: 35 PB: 0 SB: 0 CS: 0
<b>PITCHER</b> <b>Mike Flanagan, L</b> ERA: 3.53 (1, 1)	IP: 9.0 WLS: W BF: 35 H: 5 R: 1 ER: 1 SO: 13 BB: 3 IBB: 0 HBP: 0 BLK: 0 WP: 1 HR: 0 S: 58 P: 70 ERA: 1.00 WHIP: 0.889											<b>PITCHER</b>	IP: 9.0 WLS: W BF: 35 H: 5 R: 1 ER: 1 SO: 13 BB: 3 IBB: 0 HBP: 0 BLK: 0 WP: 1 HR: 0 S: 58 P: 70 ERA: 1.00 WHIP: 0.889				

**Detroit Tigers @ Baltimore Orioles**  
Memorial Stadium, Baltimore, MD  
Tue Sep 27 1977, 7:05 PM EDT  
Att. 4,854 - Unknown - 71 F

AB 32  
R 1  
H 5  
RBI 1  
BB 3  
SO 13  
LOB 13



Batter	1	2	3	4	5	6	7	8	9	AB	R	H	RBI	BB	SO	LOB	BOTTOM
<b>Al Bumbry, L</b> OBP: 0.371, SLG: 0.410 (1, 8) (4, 7)										5	2	4	0	0	0	1	
<b>Billy Smith, S</b> OBP: 0.283, SLG: 0.304 (1, 4)										4	1	1	0	1	1	3	
<b>Pat Kelly, L</b> OBP: 0.352, SLG: 0.378 (3, PH) <b>Elliott Maddox, R</b> OBP: 0.375, SLG: 0.406 (4, 8)										2	2	2	3	0	0	0	
<b>Ken Singleton, S</b> OBP: 0.438, SLG: 0.505 <b>Mike Dimmel, R</b> (8, 9)										3	1	0	0	1	2	4	
<b>Eddie Murray, S</b> OBP: 0.329, SLG: 0.459 (1, 3)										4	0	1	0	0	1	4	
<b>Lee May, R</b> OBP: 0.292, SLG: 0.421 (1, 10)										3	0	1	1	1	0	0	
<b>Rich Dauer, R</b> OBP: 0.291, SLG: 0.333 (1, 5)										4	0	1	2	0	1	2	
<b>Mark Belanger, R</b> OBP: 0.288, SLG: 0.275 (1, 6)										3	0	0	0	1	0	2	
<b>Rick Dempsey, R</b> OBP: 0.312, SLG: 0.316 (1, 2)										3	0	0	0	1	1	3	
<b>Inning Stats</b>	R: 3 E: 0 K: 1 S: 9	H: 4 LOB: 3 BB: 2 P: 17	R: 3 E: 0 K: 1 S: 9	H: 4 LOB: 2 BB: 1 P: 13	R: 0 E: 0 K: 2 S: 7	H: 0 LOB: 1 BB: 1 P: 11	R: 0 E: 0 K: 1 S: 5	H: 0 LOB: 0 BB: 0 P: 5	R: 0 E: 0 K: 1 S: 6	H: 1 LOB: 2 BB: 1 P: 10	R: 0 E: 0 K: 0 S: 3	H: 0 LOB: 0 BB: 0 P: 3	R: 0 E: 0 K: 0 S: 4	H: 1 LOB: 1 BB: 0 P: 4	1B: 9 2B: 0 3B: 0 HR: 1	SF: 0 SAC: 0 DP: 0 HBP: 0	WP: 0 PA: 39 PB: 0 SB: 0 CS: 0
<b>PITCHER</b> <b>Fernando Arroyo, R</b> ERA: 4.13 <b>Bob Sykes, L</b> ERA: 4.41 (2, 1)	IP: 1.1 WLS: L BF: 12 H: 6 R: 5 ER: 5 SO: 1 BB: 3 IBB: 0 HBP: 0 BLK: 0 WP: 0 HR: 1 S: 12 P: 20 ERA: 33.75 WHIP: 6.000											<b>PITCHER</b>	IP: 6.2 WLS: 27 BF: 4 H: 1 ER: 1 SO: 6 BB: 3 IBB: 0 HBP: 0 BLK: 0 WP: 0 HR: 0 S: 36 P: 48 ERA: 1.35 WHIP: 1.050				

**Detroit Tigers @ Baltimore Orioles**  
Memorial Stadium, Baltimore, MD  
Tue Sep 27 1977, 7:05 PM EDT  
Att. 4,854 - Unknown - 71 F

AB 34  
R 6  
H 10  
RBI 6  
BB 5  
SO 7  
LOB 23





Batter	1	2	3	4	5	6	7	8	9	10	11	AB	R	H	RBI	BB	SO	LOB	TOP							
Ron LeFlore, R OBP: 0.365, SLG: 0.480 (1, 8)												4	0	2	0	1	1	0								
Phil Mankowski, L OBP: 0.316, SLG: 0.351 (1, 5)												5	1	1	0	0	1	3								
Rusty Staub, L OBP: 0.338, SLG: 0.452 (1, 10)												5	0	2	0	0	0	0								
Sieve Kemp, L OBP: 0.341, SLG: 0.424 (1, 7)												5	0	1	0	0	2	3								
Jason Thompson, L OBP: 0.342, SLG: 0.480 (1, 3)												5	1	2	0	0	0	4								
Ben Oglivie, L OBP: 0.321, SLG: 0.455 (1, 9)												5	0	2	2	0	0	3								
Milt May, L OBP: 0.294, SLG: 0.383 (1, 2)												4	0	0	0	0	0	5								
Lou Whitaker, L OBP: 0.344, SLG: 0.310 (1, 4)												2	0	0	0	1	0	0								
Tito Fuentes, S OBP: 0.346, SLG: 0.393 (9, PH) (9, 4)												1	0	0	0	0	0	0								
Alan Trammell, R OBP: 0.292, SLG: 0.367 (10, PH) Chuck Schvener, R OBP: 0.143, SLG: 0.083 (10, 6)												3	0	0	0	0	1	1								
												1	0	0	0	0	0	0								
												0	0	0	0	0	0	0								
<b>Inning Stats</b>	R: 0 E: 0 K: 1 S: 5	H: 1 LOB: 0 BB: 0 P: 5	R: 0 E: 0 K: 0 S: 4	H: 1 LOB: 1 BB: 0 P: 4	R: 0 E: 0 K: 1 S: 4	H: 0 LOB: 0 BB: 1 P: 8	R: 1 E: 0 K: 0 S: 6	H: 3 LOB: 2 BB: 0 P: 6	R: 0 E: 0 K: 0 S: 4	H: 1 LOB: 1 BB: 0 P: 4	R: 1 E: 0 K: 1 S: 7	H: 2 LOB: 1 BB: 0 P: 7	R: 0 E: 0 K: 1 S: 5	H: 0 LOB: 0 BB: 0 P: 5	R: 0 E: 0 K: 1 S: 5	H: 0 LOB: 0 BB: 0 P: 5	R: 0 E: 0 K: 0 S: 3	H: 1 LOB: 0 BB: 0 P: 3	R: 0 E: 0 K: 0 S: 3	H: 0 LOB: 1 BB: 1 P: 7	R: 0 E: 0 K: 0 S: 4	H: 1 LOB: 1 BB: 0 P: 4	1B: 9 2B: 1 3B: 0 HR: 0	SF: 0 SAC: 0 DP: 0 HBP: 0	WP: 0 PB: 0 SB: 2 CS: 3	PA: 43
<b>PITCHER</b> Jim Palmer, R ERA: 2.91 (1, 1)	IP: 11.0 WLS: 7 BF: 42 H: 10 R: 2 ER: 2 SO: 5 BB: 2 IBB: 0 HBP: 0 BLK: 0 WP: 0 HR: 0 S: 50 P: 58 ERA: 1.64 WHIP: 1.091																									

Detroit Tigers @ Baltimore Orioles  
Memorial Stadium, Baltimore, MD  
Wed Sep 28 1977, 7:05 PM EDT  
Att: 7,547 - Unknown

livebaseballscores.com

AB 40  
R 2  
H 10  
RBI 2  
BB 2  
SO 5  
LOB 19

Batter	1	2	3	4	5	6	7	8	9	10	11	AB	R	H	RBI	BB	SO	LOB	BOTTOM							
Al Bumbry, L OBP: 0.372, SLG: 0.409 (1, 8)												4	0	1	0	1	1	2								
Billy Smith, S OBP: 0.279, SLG: 0.300 (1, 4)												5	0	0	0	0	1	4								
Pat Kelly, L OBP: 0.355, SLG: 0.377 (1, 7)												3	0	1	0	2	1	0								
Ken Singleton, S OBP: 0.435, SLG: 0.500 (1, 9)												5	0	0	0	0	1	4								
Eddie Murray, S OBP: 0.328, SLG: 0.457 (1, 3)												5	1	1	0	0	0	1								
Les May, R OBP: 0.293, SLG: 0.421 (1, 10)												5	0	2	0	0	1	0								
Doug DeCinces, R OBP: 0.337, SLG: 0.421 (1, 5)												4	1	0	1	0	0	1								
Mark Belanger, R OBP: 0.287, SLG: 0.274 (1, 6)												2	0	0	0	0	1	1								
Terry Crowley, L OBP: 0.384, SLG: 0.545 (6, PH) Kiko Garcia, R OBP: 0.246, SLG: 0.289 (7, 6)												1	0	1	0	0	0	0								
Dave Skaggs, R OBP: 0.303, SLG: 0.338 (1, 2)												2	0	1	0	1	0	0								
Tony Muser, L OBP: 0.303, SLG: 0.282 (9, PH) Rick Dempsey, R OBP: 0.316, SLG: 0.318 (10, 2)												1	0	0	0	0	0	0								
												1	0	1	1	0	0	0								
<b>Inning Stats</b>	R: 0 E: 0 K: 0 S: 4	H: 1 LOB: 1 BB: 0 P: 4	R: 1 E: 0 K: 1 S: 8	H: 3 LOB: 2 BB: 0 P: 8	R: 0 E: 0 K: 0 S: 3	H: 0 LOB: 1 BB: 1 P: 7	R: 0 E: 0 K: 1 S: 5	H: 0 LOB: 0 BB: 0 P: 5	R: 0 E: 0 K: 0 S: 4	H: 1 LOB: 2 BB: 1 P: 8	R: 1 E: 1 K: 1 S: 7	H: 2 LOB: 3 BB: 2 P: 15	R: 0 E: 0 K: 1 S: 5	H: 0 LOB: 0 BB: 0 P: 5	R: 0 E: 0 K: 2 S: 7	H: 0 LOB: 0 BB: 0 P: 7	R: 0 E: 0 K: 0 S: 3	H: 0 LOB: 0 BB: 0 P: 3	R: 0 E: 0 K: 1 S: 5	H: 0 LOB: 0 BB: 0 P: 5	R: 1 E: 1 K: 0 S: 4	H: 1 LOB: 1 BB: 0 P: 4	1B: 8 2B: 0 3B: 0 HR: 0	SF: 1 SAC: 0 DP: 0 HBP: 0	WP: 2 PB: 0 SB: 2 CS: 0	PA: 45
<b>PITCHER</b> Vern Riffe, R ERA: 5.58 (1, 1)	IP: 5.2 WLS: 5 BF: 27 H: 7 R: 1 ER: 1 SO: 2 BB: 3 IBB: 0 HBP: 0 BLK: 0 WP: 1 HR: 0 S: 28 P: 40 ERA: 1.59 WHIP: 1.765																									
<b>PITCHER</b> Steve Foucault, R ERA: 2.84 (6, 1)	IP: 5.0 WLS: 5 BF: 18 H: 1 R: 1 ER: 0 SO: 5 BB: 0 IBB: 1 HBP: 0 BLK: 0 WP: 1 HR: 0 S: 27 P: 31 ERA: 0.00 WHIP: 0.200																									

Detroit Tigers @ Baltimore Orioles  
Memorial Stadium, Baltimore, MD  
Wed Sep 28 1977, 7:05 PM EDT  
Att: 7,547 - Unknown

livebaseballscores.com

AB 40  
R 3  
H 8  
RBI 2  
BB 4  
SO 7  
LOB 14







Batter	1	2	3	4	5	6	7	8	9	AB	R	H	RBI	BB	SO	LOB	TOP								
<b>Al Bumby, L</b> OBP: 0.371, SLG: 0.409 (1, 8)	4-3		1-3 2-H 2B	1B		K		K	5-3	6	0	2	1	0	2	7									
<b>Rich Dauer, R</b> OBP: 0.295, SLG: 0.341 (1, 4)	K		6-3	F7			F9		1B 1B BB	4	1	0	1	1	1	2									
<b>Pat Kelly, L</b> OBP: 0.353, SLG: 0.375 (1, 7)	6-3		K		K		E4		1B 1-2 1B 1B	5	1	1	0	0	2	1									
<b>Ken Singleton, S</b> OBP: 0.437, SLG: 0.508 (9, PR)		K		1B 1-3 2B	K		4-3		1B 1-3 2B 1B	5	1	2	1	0	2	1									
<b>Lee May, R</b> OBP: 0.297, SLG: 0.422 (9, PR)	4-3			1-3 E 1B	K				2B 1-3 1B	5	1	2	1	0	1	0									
<b>Tom Shopay, L</b> OBP: 0.273, SLG: 0.275 (1, 3)	P6			1-3 1-2 1B			1B FC6-4 1B		1-3 3-H 2B	4	1	2	2	1	0	1									
<b>Eddie Murray, S</b> OBP: 0.331, SLG: 0.459 (1, 5)				E6		F7		E4	5-3	5	2	2	1	0	0	5									
<b>Doug DeCinces, R</b> OBP: 0.337, SLG: 0.424 (1, 2)			1B 2B	2-H 3B		F7		1-2 BB		3	0	1	0	0	1	1									
<b>Rick Dempsey, R</b> OBP: 0.314, SLG: 0.315 (8, PH)			F7		K		FC6-4 1B		1-2 2-3 BB	0	0	0	0	1	0	0									
<b>Terry Crowley, R</b> OBP: 0.391, SLG: 0.545 (8, PR)									1B 1-3 1B	0	0	0	0	1	0	0									
<b>Billy Smith, S</b> OBP: 0.281, SLG: 0.300 (8, 6)									1B 1-2 2-3 BB	0	0	0	0	1	0	0									
<b>Kiko Garcia, R</b> OBP: 0.248, SLG: 0.313 (8, PH)									F5	3	2	2	2	0	0	1									
<b>Tony Muser, L</b> OBP: 0.301, SLG: 0.280 (8, PH)			2B			FC6-4			K	1	0	0	0	0	0	3									
<b>Dave Skaggs, R</b> OBP: 0.342, SLG: 0.338 (8, 2)			1-2 6-3 1B							0	0	0	0	0	0	0									
<b>Elliott Maddox, R</b> OBP: 0.357, SLG: 0.383 (8, PH)						1-2 HR				1	0	0	0	0	1	3									
<b>Inning Stats</b>	R: 0 E: 0 K: 1 S: 5	H: 0 LOB: 0 BB: 0 P: 5	R: 0 E: 0 K: 1 S: 5	H: 0 LOB: 0 BB: 0 P: 5	R: 2 E: 0 K: 1 S: 8	H: 3 LOB: 1 BB: 0 P: 8	R: 4 E: 1 K: 1 S: 10	H: 5 LOB: 1 BB: 0 P: 10	R: 0 E: 0 K: 3 S: 9	H: 0 LOB: 0 BB: 0 P: 9	R: 1 E: 0 K: 1 S: 7	H: 2 LOB: 1 BB: 0 P: 7	R: 0 E: 1 K: 0 S: 3	H: 0 LOB: 0 BB: 0 P: 3	R: 0 E: 1 K: 1 S: 6	H: 0 LOB: 3 BB: 2 P: 14	R: 3 E: 0 K: 1 S: 9	H: 4 LOB: 3 BB: 2 P: 17	1B: 9 2B: 3 3B: 1 HR: 1	SF: 0 SAC: 0 DP: 0 HBP: 0	WP: 0 PB: 0 SB: 0 CS: 1	PA: 46			
<b>PITCHER</b>	IP	WLS	BF	H	R	ER	SO	BB	IBB	HBP	BLK	WP	HR	S	P	ERA	WHIP								
<b>Reggie Cleveland, R</b> ERA: 4.28 (1, 1)	3.1		16	6	5	5	3	0	0	0	0	0	0	22	22	13.50	1.800								
<b>Jim Willoughby, R</b> ERA: 4.62 (4, 1)	2.0		10	4	2	2	4	0	0	0	0	0	1	18	18	9.00	2.000								
<b>Bill Campbell, R</b> ERA: 2.95 (6, 1)	2.2	W	14	2	3	3	2	3	0	0	0	0	0	15	27	10.12	1.875								
<b>Bob Stanley, R</b> ERA: 3.99 (9, 1)	1.0	S	6	2	0	0	1	0	1	0	0	0	0	7	11	0.00	2.000								

**Baltimore Orioles @ Boston Red Sox**  
Fenway Park, Boston, MA  
Fri Sep 30 1977, 7:05 PM EDT  
Att: 28,553 - Unknown

AB 42  
R 10  
H 14  
RBI 9  
BB 4  
SO 10  
LOB 25



Batter	1	2	3	4	5	6	7	8	9	AB	R	H	RBI	BB	SO	LOB	BOTTOM								
<b>Rick Burleson, R</b> OBP: 0.338, SLG: 0.382 (1, 6)	E 1B		1-2 2B 1B	E4 SH5-3 2B	K			5-3		5	2	2	0	0	1	2									
<b>Ted Cox, R</b> OBP: 0.393, SLG: 0.509 (1, 10)	F8		2B 1-2 2-3 BB	SH5-3		1B 3B		1B 1B		3	2	2	0	1	0	1									
<b>Steve Dillard, R</b> OBP: 0.264, SLG: 0.292 (8, PR)			1-2 2-3 BB	1-2 2-3				1B 1B		0	1	0	0	0	0	0									
<b>Jim Rice, R</b> OBP: 0.379, SLG: 0.598 (1, 9)	L6		1-3 1B 2B	FC5		1B 3B		BLK 2B 1B		5	2	4	5	0	0	1									
<b>Carl Yastrzemski, L</b> OBP: 0.374, SLG: 0.509 (1, 7)	L6		1-3 2-H 3-H 2B	2-H 3-H 2B		1B 1B		BLK 2B 1B		4	2	2	1	1	0	2									
<b>Carlton Fisk, R</b> OBP: 0.399, SLG: 0.517 (1, 2)		P5	1B E 1B	F7		F7		1-2 3-H 2B		5	0	2	4	0	0	3									
<b>George Scott, R</b> OBP: 0.336, SLG: 0.500 (1, 3)		F9	1-2 3-H 2B	FC6 FC6-4	FC5	F7		L4		5	0	0	1	0	0	6									
<b>Fred Lynn, L</b> OBP: 0.326, SLG: 0.446 (1, 8)	F7		1-2 3-H 2B	F7		H 1-0 HBP		G3	P5	4	0	0	0	0	0	4									
<b>Butch Hobson, R</b> OBP: 0.300, SLG: 0.489 (1, 5)			BB 1B HBP	FC6-4		F7		F8		3	1	0	0	0	0	3									
<b>Denny Doyle, L</b> OBP: 0.289, SLG: 0.308 (1, 4)				L4	SH5-3 E 2B 1B	K		K		4	1	1	0	0	2	2									
<b>Inning Stats</b>	R: 0 E: 1 K: 0 S: 4	H: 1 LOB: 1 BB: 0 P: 4	R: 0 E: 0 K: 0 S: 3	H: 0 LOB: 0 BB: 0 P: 3	R: 5 E: 1 K: 0 S: 7	H: 3 LOB: 2 BB: 2 P: 16	R: 2 E: 1 K: 0 S: 7	H: 3 LOB: 2 BB: 0 P: 7	R: 0 E: 0 K: 2 S: 7	H: 0 LOB: 1 BB: 0 P: 8	R: 1 E: 0 K: 0 S: 5	H: 2 LOB: 1 BB: 0 P: 5	R: 0 E: 0 K: 1 S: 5	H: 0 LOB: 0 BB: 0 P: 5	R: 3 E: 0 K: 0 S: 7	H: 4 LOB: 2 BB: 0 P: 7	1B: 9 2B: 3 3B: 1 HR: 0	SF: 0 SAC: 1 DP: 0 HBP: 2	WP: 0 PB: 0 SB: 0 CS: 0	PA: 43					
<b>PITCHER</b>	IP	WLS	BF	H	R	ER	SO	BB	IBB	HBP	BLK	WP	HR	S	P	ERA	WHIP								
<b>Dennis Martinez, R</b> ERA: 4.1 (1, 1)	3.1		21	6	7	6	0	1	1	0	0	0	0	18	27	16.20	2.100								
<b>Scott McGregor, L</b> ERA: 4.42 (4, 1)	4.0	L	18	5	3	3	3	0	0	1	0	0	0	23	24	6.75	1.250								
<b>Tippy Martinez, L</b> ERA: 2.7 (8, 1)	0.0		2	2	1	1	0	0	0	0	1	0	0	2	2	∞	∞								
<b>Dick Drago, R</b> ERA: 3.41 (8, 1)	0.2		2	0	0	0	0	0	0	0	0	0	0	2	2	0.00	0.000								

**Baltimore Orioles @ Boston Red Sox**  
Fenway Park, Boston, MA  
Fri Sep 30 1977, 7:05 PM EDT  
Att: 28,553 - Unknown

AB 38  
R 11  
H 13  
RBI 11  
BB 2  
SO 3  
LOB 24





Batter	1	2	3	4	5	6	7	8	9	AB	R	H	RBI	BB	SO	LOB	TOP			
<b>Al Bumbry, L</b> OBP: 0.371, SLG: 0.411 (1, 8)										5	0	2	0	0	0	2	<b>Baltimore Orioles @ Boston Red Sox</b> Fenway Park, Boston, MA Sat Oct 01 1977, 3:33 AM EDT Att: 29,107 - Unknown			
<b>Rich Dauer, R</b> OBP: 0.294, SLG: 0.349 (1, 4)										5	1	1	1	0	0	2				
<b>Ken Singleton, S</b> OBP: 0.438, SLG: 0.507 <b>Mike Dimmel, R</b> (9, PR)										4	1	2	0	1	1	1				
<b>Lee May, R</b> OBP: 0.296, SLG: 0.426 (1, 10)										5	1	1	2	0	2	4				
<b>Eddie Murray, S</b> OBP: 0.333, SLG: 0.470 <b>Tony Muser, L</b> OBP: 0.301, SLG: 0.280 (9, 3)										5	2	3	3	0	0	0				
<b>Doug DeCinces, R</b> OBP: 0.339, SLG: 0.433 (1, 5)										5	1	3	1	0	0	2				
<b>Andres Mora, R</b> <b>Elliott Maddox, R</b> OBP: 0.357, SLG: 0.383 (8, 8)										4	0	0	0	0	1	2				
<b>Kiko Garcia, R</b> OBP: 0.255, SLG: 0.313 (1, 6)										3	0	1	0	1	1	1				
<b>Dave Skaggs, R</b> OBP: 0.345, SLG: 0.352 (1, 2)										3	1	1	1	1	1	3				
<b>Inning Stats</b>	R: 0 E: 0 K: 1 S: 6	H: 1 LOB: 1 BB: 0 P: 6	R: 1 E: 0 K: 2 S: 8	H: 1 LOB: 0 BB: 0 P: 8	R: 3 E: 0 K: 0 S: 6	H: 3 LOB: 0 BB: 0 P: 6	R: 0 E: 0 K: 0 S: 4	H: 1 LOB: 2 BB: 1 P: 8	R: 1 E: 0 K: 1 S: 6	H: 2 LOB: 0 BB: 0 P: 6	R: 0 E: 0 K: 1 S: 6	H: 1 LOB: 1 BB: 0 P: 6	R: 1 E: 0 K: 0 S: 4	H: 2 LOB: 1 BB: 1 P: 8	R: 1 E: 0 K: 0 S: 5	H: 2 LOB: 2 BB: 1 P: 9		1B: 6 2B: 2 3B: 0 HR: 6	SF: 0 SAC: 0 DP: 0 HBP: 0	WP: 1 PB: 0 SB: 1 CS: 2
<b>PITCHER</b>	IP	WLS	BF	H	R	ER	SO	BB	IBB	HBP	BLK	WP	HR	S	P	ERA	WHIP			
<b>Rick Wise, R</b> ERA: 4.77 (1, 1)	3.0		14	5	4	4	3	0	0	0	0	0	3	20	20	12.00	1.667			
<b>Jim Willoughby, R</b> ERA: 4.94 (4, 1)	2.1	L	11	3	2	2	1	1	0	0	0	1	2	12	16	7.71	1.714			
<b>Mike Paxton, R</b> ERA: 3.83 (6, 1)	1.2		8	4	1	1	2	0	0	0	0	0	1	12	12	5.40	2.400			
<b>Bob Stanley, R</b> ERA: 3.99 (8, 1)	2.0		9	2	1	1	0	1	1	0	0	0	0	7	15	4.50	1.500			

Batter	1	2	3	4	5	6	7	8	9	AB	R	H	RBI	BB	SO	LOB	BOTTOM					
<b>Steve Dillard, R</b> OBP: 0.270, SLG: 0.312 <b>Bob Bailey, R</b> OBP: 0.340, SLG: 0.370 (9, FH)										4	1	2	0	0	0	0	<b>Baltimore Orioles @ Boston Red Sox</b> Fenway Park, Boston, MA Sat Oct 01 1977, 3:33 AM EDT Att: 29,107 - Unknown					
<b>Ted Cox, R</b> OBP: 0.393, SLG: 0.500 <b>Rick Miller, L</b> OBP: 0.341, SLG: 0.333 (9, PR)										5	0	2	2	0	0	1						
<b>Jim Rice, R</b> OBP: 0.376, SLG: 0.593 (1, 9)										5	0	0	0	0	2	2						
<b>Carl Yastrzemski, L</b> OBP: 0.372, SLG: 0.505 (1, 7)										4	0	0	0	0	0	1						
<b>Carlton Fisk, R</b> OBP: 0.402, SLG: 0.521 (1, 2)										4	2	3	0	0	1	0						
<b>George Scott, R</b> OBP: 0.337, SLG: 0.500 (1, 3)										4	1	2	1	0	0	2						
<b>Fred Lynn, L</b> OBP: 0.327, SLG: 0.447 (1, 8)										4	1	2	1	0	0	1						
<b>Butch Hobson, R</b> OBP: 0.300, SLG: 0.489 (1, 5)										4	0	1	0	0	2	2						
<b>Tommy Helms, R</b> OBP: 0.276, SLG: 0.296 <b>Bernie Carbo, L</b> OBP: 0.409, SLG: 0.522 (9, PH)										3	1	1	0	0	0	2						
<b>Inning Stats</b>	R: 0 E: 0 K: 1 S: 6	H: 1 LOB: 1 BB: 0 P: 6	R: 4 E: 0 K: 0 S: 7	H: 6 LOB: 1 BB: 0 P: 7	R: 0 E: 0 K: 1 S: 6	H: 1 LOB: 0 BB: 0 P: 6	R: 0 E: 0 K: 1 S: 5	H: 0 LOB: 0 BB: 0 P: 5	R: 0 E: 0 K: 0 S: 3	H: 0 LOB: 0 BB: 0 P: 3	R: 1 E: 0 K: 0 S: 6	H: 3 LOB: 2 BB: 0 P: 6	R: 0 E: 0 K: 0 S: 3	H: 0 LOB: 0 BB: 0 P: 3	R: 0 E: 0 K: 1 S: 5	H: 0 LOB: 0 BB: 0 P: 5		R: 2 E: 0 K: 1 S: 8	H: 3 LOB: 1 BB: 0 P: 8	1B: 9 2B: 4 3B: 0 HR: 1	SF: 0 SAC: 0 DP: 2 HBP: 0	WP: 1 PB: 0 SB: 0 CS: 0
<b>PITCHER</b>	IP	WLS	BF	H	R	ER	SO	BB	IBB	HBP	BLK	WP	HR	S	P	ERA	WHIP					
<b>Mike Flanagan, L</b> ERA: 3.64 (1, 1)	5.2	W	26	11	5	5	3	0	0	0	0	0	0	32	32	7.94	1.941					
<b>Nelson Briles, R</b> ERA: 4.33 (6, 1)	3.1	S	13	3	2	2	2	0	0	0	0	1	1	17	17	5.40	0.900					