

Baltimore Orioles - 1979

Batter	1	2	3	4	5	6	7	8	9	AB R H RBI BB SO LOB	TOP									
Harry Chappas, S (1, 6)	0-3 K		0-0 4-3		0-0 F9			0-0 G3		4 0 0 0 0 1 0										
Claudell Washington, L (1, 9)	0-0 L4		0-0 4-3			0-0 2-3		0-0 G3		4 0 0 0 0 0 0										
Chet Lemon, R (1, 8)	0-0 1-3		0-0 4-3			0-3 K			4-0 FC4-6 BB	3 0 0 0 1 1 0										
Jorge Orta, L (1, 10) OBP: 0.500, SLG: 0.333		0-0 PB S SF8 1B		0-0 F5		4-0 FC6-4 BB		0-0 FC4-6 1B 1-2f SF9		3 2 1 0 1 0 1										
Lamar Johnson, R (1, 3) Mike Squires, L (9, PR) OBP: 0.250, SLG: 0.250		0-3 K		0-0 F3		0-0 FC6-4 1-2f		0-0 1-3 1B		4 0 1 0 0 1 2 0 0 0 0 0 0 0										
Alan Bannister, R (1, 4)		4-0 S 1B BB		4-0 BB			0-0 F8		0-0 SF9	1 1 0 1 2 0 0										
Ralph Garr, L (1, 7)		0-0 SF8 3-H		0-0 2-3			0-0 6-3		0-0 1-3 3-H	3 0 0 1 0 0 2										
Eric Soderholm, R (1, 5) OBP: 0.333, SLG: 0.333		0-0 1-H 1B			0-0 4-3		0-0 P3			3 0 1 1 0 0 0										
Marv Foley, L (1, 2)	0-3 K				0-0 3-1			0-0 P6		3 0 0 0 0 1 1										
Inning Stats	R: 0 E: 0 K: 1 S: 5	H: 0 LOB: 0 BB: 0 P: 5	R: 2 E: 0 K: 2 S: 9	H: 2 LOB: 1 BB: 1 P: 13	R: 0 E: 0 K: 0 S: 3	H: 0 LOB: 1 BB: 1 P: 7	R: 0 E: 0 K: 0 S: 3	H: 0 LOB: 0 BB: 0 P: 3	R: 0 E: 0 K: 1 S: 5	H: 0 LOB: 1 BB: 1 P: 9	R: 0 E: 0 K: 0 S: 3	H: 0 LOB: 0 BB: 0 P: 3	R: 0 E: 0 K: 0 S: 3	H: 0 LOB: 0 BB: 0 P: 3	R: 1 E: 0 K: 0 S: 4	H: 1 LOB: 1 BB: 1 P: 8	1B: 3 2B: 0 3B: 0 HR: 0	SF: 2 SAC: 0 DP: 0 HBP: 0	WP: 0 PB: 1 SB: 2 CS: 0	PA: 34
PITCHER Jim Palmer, R (1, 1) ERA: 3.0	IP: 9.0 WLS: W BF: 34 H: 3 R: 3 ER: 3 SO: 4 BB: 4 IBB: 0 HBP: 0 BLK: 0 WP: 0 HR: 0 S: 38 P: 54 ERA: 3.00 WHIP: 0.778																			
																			PITCHER	IP: 9.0 WLS: W BF: 34 H: 3 R: 3 ER: 3 SO: 4 BB: 4 IBB: 0 HBP: 0 BLK: 0 WP: 0 HR: 0 S: 38 P: 54 ERA: 3.00 WHIP: 0.778

Chicago White Sox @ Baltimore Orioles
 Memorial Stadium, Baltimore, MD
 Fri Apr 06 1979, 3:33 AM EST
 Att. 39,648 - Unknown - 48 F

AB	28
R	3
H	3
RBI	3
BB	4
SO	4
LOB	6



BOTTOM

Chicago White Sox @ Baltimore Orioles
 Memorial Stadium, Baltimore, MD

livebaseballscorecards.com

AB	32
R	6
H	8
RBI	6
BB	3
SO	4
LOB	20



WP: 0	PA: 37
PB: 1	
SB: 1	
CS: 0	

Sat Apr 07 1979, 3:33 AM EST
 Att. 5,268 - Unknown

AB R H RBI BB SO LOB

4	0	1	2	1	0	2
3	0	1	0	1	0	3
4	0	0	0	0	1	6
4	1	1	0	0	0	1
2	0	0	0	1	1	0
4	2	1	0	0	0	1
2	1	1	1	0	1	0
1	1	0	0	0	1	0
4	0	1	1	0	0	4
4	1	2	2	0	0	3
1B: 6	SF: 0	WP: 0	PA: 37			
2B: 2	SAC: 0	PB: 1				
3B: 0	DP: 2	SB: 1				
HR: 0	HBP: 2	CS: 0				

Batter	1	2	3	4	5	6	7	8	9
Al Bumbry, L (1, 8) OBP: 0.222, SLG: 0.125	0-0 6-3		0-0 G1-6-3			0-0 1B		0-0 FC6-4	
Mark Belanger, R (1, 6) OBP: 0.375, SLG: 0.200	4-0 BB			0-0 1-3	0-0 F8	0-0 1B			
Ken Singleton, S (1, 9) OBP: 0.250, SLG: 0.286	0-3 K			0-0 F9	0-0 1-3	0-0 5-3			
Eddie Murray, S (1, 3) OBP: 0.375, SLG: 0.500	0-0 1-3			0-0 5-3		0-0 1B HBP 2B	0-0 6-3		
Doug DeCinces, R (1, 5) OBP: 0.375, SLG: 0.167		0-3 K			4-0 FC4-6 BB	1-0 HBP 1B G5-2-3 HBP	0-0 5-3		
Lee May, R (1, 10) OBP: 0.250, SLG: 0.143		0-0 5-3			0-0 FC4-6 1B FC6	0-0 G5-2-3 HBP 2B 1B	0-0 F9		
Gary Roenicke, R (1, 7) OBP: 0.429, SLG: 0.200		0-3 K			0-0 FC FC6 BB 1B	1-0 G5-2-3 2B HBP		0-3 K	
John Lowenstein, L (6, PR)									
Rich Dauer, R (1, 4) OBP: 0.250, SLG: 0.250			0-0 G1-6-3 1B		0-0 FC6 BB FC	0-0 G5-2-3		0-0 6-3	
Rick Dempsey, R (1, 2) OBP: 0.500, SLG: 0.625			0-0 L9		0-0 FC BB	0-0 PB 1B 2B		0-0 FC6-4 1B	

Inning Stats	R: 0	H: 0	E: 0	K: 1	S: 5	R: 0	H: 0	E: 0	K: 2	S: 7	R: 0	H: 1	E: 0	K: 0	S: 3	R: 0	H: 0	E: 0	K: 0	S: 3	R: 2	H: 1	E: 1	K: 0	S: 6	R: 4	H: 5	E: 0	K: 0	S: 7	R: 0	H: 0	E: 0	K: 0	S: 3	R: 0	H: 1	E: 0	K: 1	S: 6
	LOB: 1	BB: 1	P: 9	LOB: 0	BB: 0	P: 7	LOB: 0	BB: 0	P: 3	LOB: 3	BB: 2	P: 14	LOB: 2	BB: 0	P: 9	LOB: 0	BB: 0	P: 3	LOB: 1	BB: 0	P: 6																			

PITCHER	IP	WLS	BF	H	R	ER	SO	BB	IBB	HBP	BLK	WP	HR	S	P	ERA	WHIP
Mike Proly, R (1, 1) ERA: 7.2	5.0	L	23	3	4	4	3	3	0	1	0	0	0	25	38	7.20	1.200
Lerrin LaGrow, R (6, 1) ERA: 27.0	0.2		5	3	2	2	0	0	0	1	0	0	0	4	5	27.00	4.500
Pablo Torrealba, L (6, 1) ERA:	2.1		9	2	0	0	1	0	0	0	0	0	0	11	11	0.00	0.857

Batter	1	2	3	4	5	6	7	8	9	AB R H RBI BB SO LOB	TOP		
Ralph Garr, L (1, 7) OBP: 0.125, SLG: 0.143 Rusty Torres, S (7, 7)	0-0 E5 1B		0-0 4-3		0-0 P5		0-0 E9 1B		0-0 F8	4 2 1 1 0 0 2 1 0 0 0 0 0 0			
Claudell Washington, L (1, 9) OBP: 0.167, SLG: 0.091	0-3 K2-3			0-0 F7	0-0 P6		0-0 1B 1B			4 0 1 1 0 1 3			
Chet Lemon, R (1, 8) OBP: 0.333, SLG: 0.364	0-0 CS 1B			0-3 K		0-0 6-3	0-0 FC5-4 1B			4 0 2 1 0 1 0			
Jorge Orta, L (1, 10) OBP: 0.417, SLG: 0.222	0-0 F8			0-0 FC6-4 1B		4-0 CS BB	0-0 FC5-4			3 0 1 0 1 0 3			
Eric Soderholm, R (1, 5) OBP: 0.273, SLG: 0.111	0-0 CS	0-0 L5		0-0 FC6-4		0-0 F8		0-0 F7		4 0 0 0 0 0 2			
Mike Squires, L (1, 3) OBP: 0.400, SLG: 0.600		0-0 F7			0-0 SH2-3 1B 2B	0-0 CS	0-0 CS 1B	0-0 G3		4 1 2 0 0 0 0			
Marv Foley, L (1, 2)		0-0 4-3			0-0 SH2-3		0-0 P3	0-0 6-3		3 0 0 0 0 0 1			
Greg Pryor, R (1, 4) OBP: 0.400, SLG: 0.400			0-0 6-3		0-0 1B 1B		0-0 BB 1B 1B		0-3 K	4 1 2 1 0 1 0			
Harry Chappas, S (1, 6) OBP: 0.167, SLG: 0.091			0-0 4-3		0-0 1B		4-0 BB BB BB 1B BB		0-0 6-3	3 1 1 0 1 0 0			
Inning Stats	R: 1 E: 1 K: 1 S: 6 H: 1 LOB: 0 BB: 0 P: 6	R: 0 E: 0 K: 0 S: 3 H: 0 LOB: 0 BB: 0 P: 3	R: 0 E: 0 K: 0 S: 3 H: 0 LOB: 0 BB: 0 P: 3	R: 0 E: 0 K: 1 S: 6 H: 1 LOB: 1 BB: 0 P: 6	R: 1 E: 0 K: 0 S: 6 H: 3 LOB: 2 BB: 0 P: 6	R: 0 E: 0 K: 0 S: 2 H: 0 LOB: 0 BB: 1 P: 6	R: 3 E: 1 K: 0 S: 7 H: 5 LOB: 2 BB: 1 P: 11	R: 0 E: 0 K: 0 S: 3 H: 0 LOB: 0 BB: 0 P: 3	R: 0 E: 0 K: 1 S: 5 H: 0 LOB: 0 BB: 0 P: 5	1B: 9 2B: 1 3B: 0 HR: 0 SF: 0 SAC: 1 DP: 0 HBP: 0	WP: 0 PB: 0 SB: 0 CS: 3 PA: 39		
PITCHER	IP WLS BF H R ER SO BB IBB HBP BLK WP HR S P ERA WHIP											PITCHER	IP WLS BF H R ER SO BB IBB HBP BLK WP HR S P ERA WHIP
Dennis Martinez, R (1, 1) ERA: 5.4	6.2 L 29 9 5 4 2 2 0 0 0 0 0 0 31 39 5.40 1.650												
Tim Stoddard, R (7, 1) ERA:	2.1 8 1 0 0 1 0 0 0 0 0 0 0 10 10 0.00 0.429												

Chicago White Sox @ Baltimore Orioles
 Memorial Stadium, Baltimore, MD
 Sun Apr 08 1979, 3:33 AM EST
 Att. 6,517 - Unknown

livebaseballscorecards.com

AB	34
R	5
H	10
RBI	4
BB	2
SO	3
LOB	11



Batter	1	2	3	4	5	6	7	8	9	AB	R	H	RBI	BB	SO	LOB
Larry Harlow, L (1, 8) OBP: 0.500, SLG: 0.667	0-0 L6			4-0 BLK BLK BB		0-0 SF9 2B		0-3 K		3	0	1	0	1	1	2
Mark Belanger, R (1, 6) OBP: 0.417, SLG: 0.250	0-0 F8			0-0 B2		4-0 FC6-4 BB		0-0 G4-3 1B		3	0	1	0	1	0	1
Ken Singleton, S (1, 9) OBP: 0.167, SLG: 0.200	0-0 5-3			0-3 K		0-0 SF9		0-0 G4-3		3	0	0	1	0	1	4
Eddie Murray, S (1, 3) OBP: 0.250, SLG: 0.333		0-0 6-3		0-3 K		0-0 FC6-4			0-0 F7	4	0	0	0	0	1	3
Doug DeCinces, R (1, 5) OBP: 0.250, SLG: 0.100		0-3 K			0-3 K				0-0 F7	4	0	0	0	0	2	0
Lee May, R (1, 10) OBP: 0.250, SLG: 0.182		0-0 6-3			0-0 6-3				0-0 6-3	4	0	1	0	0	0	0
Rich Dauer, R (1, 4) OBP: 0.182, SLG: 0.182			0-0 6-3		0-3 K				0-0 G6-4-3 1B	3	0	0	0	0	1	1
Pat Kelly, L (1, 7)			0-0 1-3			0-0 L4			4-0 1B BB BB	2	0	0	0	1	0	0
Rick Dempsey, R (1, 2) OBP: 0.545, SLG: 0.556			0-3 K			4-0 2B SF9 BB			4-0 1B BB	1	1	0	0	2	1	0

Inning Stats	R: 0	H: 0	E: 0	K: 0	S: 3	LOB: 0	BB: 0	P: 3	R: 0	H: 0	E: 0	K: 1	S: 5	LOB: 0	BB: 0	P: 5	R: 0	H: 0	E: 0	K: 1	S: 5	LOB: 0	BB: 0	P: 5	R: 0	H: 0	E: 0	K: 2	S: 7	LOB: 1	BB: 1	P: 11	R: 0	H: 0	E: 0	K: 2	S: 7	LOB: 0	BB: 0	P: 7	R: 1	H: 1	E: 0	K: 0	S: 4	LOB: 2	BB: 2	P: 12	R: 0	H: 1	E: 0	K: 0	S: 3	LOB: 0	BB: 0	P: 3	R: 0	H: 1	E: 0	K: 1	S: 5	LOB: 2	BB: 2	P: 13	R: 0	H: 0	E: 0	K: 0	S: 3	LOB: 0	BB: 0	P: 3	1B: 2	SF: 1	2B: 1	3B: 0	HR: 0	SAC: 0	DP: 2	HBP: 0	WP: 0	PB: 0	SB: 0	CS: 0	PA: 33
--------------	------	------	------	------	------	--------	-------	------	------	------	------	------	------	--------	-------	------	------	------	------	------	------	--------	-------	------	------	------	------	------	------	--------	-------	-------	------	------	------	------	------	--------	-------	------	------	------	------	------	------	--------	-------	-------	------	------	------	------	------	--------	-------	------	------	------	------	------	------	--------	-------	-------	------	------	------	------	------	--------	-------	------	-------	-------	-------	-------	-------	--------	-------	--------	-------	-------	-------	-------	--------


PITCHER	IP	WLS	BF	H	R	ER	SO	BB	IBB	HBP	BLK	WP	HR	S	P	ERA	WHIP
Rich Wortham, L (1, 1) ERA: 1.23	7.1	W	29	3	1	1	7	5	0	0	2	0	0	38	58	1.23	1.091
Lerrin LaGrow, R (8, 1) ERA: 7.71	1.2	S	4	0	0	0	0	0	0	0	0	0	0	4	4	0.00	0.000

BOTTOM

Chicago White Sox @ Baltimore Orioles
Memorial Stadium, Baltimore, MD

Sun Apr 08 1979, 3:33 AM EST
 Att. 6,517 - Unknown

AB	27
R	1
H	3
RBI	1
BB	5
SO	7
LOB	11



PITCHER	IP	WLS	BF	H	R	ER	SO	BB	IBB	HBP	BLK	WP	HR	S	P	ERA	WHIP
---------	----	-----	----	---	---	----	----	----	-----	-----	-----	----	----	---	---	-----	------

BOTTOM

New York Yankees @ Baltimore Orioles
Memorial Stadium, Baltimore, MD

Tue Apr 10 1979, 6:05 PM EST
Att. 16,721 - Unknown

livebaseballscores.com

AB	32
R	6
H	10
RBI	6
BB	6
SO	1
LOB	13



WP:	0	PA:	39
PB:	2		
SB:	0		
CS:	0		

AB R H RBI BB SO LOB

5	0	3	1	0	0	0
4	0	0	0	0	0	2
0	0	0	1	0	0	0
5	0	1	0	0	0	2
4	1	1	1	0	1	2
3	0	0	0	1	0	2
3	1	1	0	1	0	1
2	1	1	0	1	0	1
0	0	0	0	1	0	0
0	1	0	0	0	0	0
3	2	2	1	1	0	1
2	0	0	0	0	0	2
1	0	1	2	1	0	0

Batter	1	2	3	4	5	6	7	8	9
Al Bumbry, L OBP: 0.357, SLG: 0.385 (1, 8)	0-0 FC5-4 1B		0-0 L4			0-0 4-3	0-0 2B		0-0 PB 1B
Mark Belanger, R OBP: 0.313, SLG: 0.167 Pat Kelly, L (9, PH)	0-0 FC5-4 2B 1-2f		0-0 L4			0-0 F8	0-0 4-3		0-0 SF8 3-H
Ken Singleton, S OBP: 0.176, SLG: 0.267 (1, 9)	0-0 1-3 2B		0-0 6-3			0-0 6-3		0-0 F7	0-0 F5 1-2 2-3
Doug DeCinces, R OBP: 0.250, SLG: 0.357 (1, 5)	0-3 K			0-0 5-3			0-0 HR	0-0 5-3	
Lee May, R OBP: 0.250, SLG: 0.143 (1, 10)	0-0 F9			4-0 BB G5-4-3 BB			0-0 F9	0-0 P4	
Eddie Murray, S OBP: 0.313, SLG: 0.333 (1, 3)		0-0 BB 1B		0-0 G5-4-3 1-2f			4-0 BB 2B BB		0-0 L9
Kiko Garcia, R OBP: 0.667, SLG: 0.500 (8, 4)		0-0 F9			0-0 G5-4-3 1B		4-0 BB 2B 1B BB		4-0 PB 1B BB
Terry Crowley, L (9, PH)									
Larry Harlow, L OBP: 0.500, SLG: 0.667 (9, PR)									
Rick Dempsey, R OBP: 0.600, SLG: 0.667 (1, 2)						0-0 G5-4-3		0-0 1B 2B	0-0 1B PB SF8 1B
Rich Dauer, R OBP: 0.154, SLG: 0.154 John Lowenstein, L OBP: 0.667, SLG: 0.500 (7, PH)						0-0 1-3		0-0 1B	4-0 PB 1B BB

Inning Stats	R: 0	H: 2	E: 0	K: 1	S: 7	LOB: 2	BB: 0	P: 7	R: 0	H: 1	E: 0	K: 0	S: 3	LOB: 1	BB: 1	P: 7	R: 0	H: 0	E: 0	K: 0	S: 3	LOB: 0	BB: 0	P: 3	R: 0	H: 0	E: 0	K: 0	S: 2	LOB: 0	BB: 1	P: 6	R: 0	H: 1	E: 0	K: 0	S: 3	LOB: 0	BB: 0	P: 3	R: 0	H: 0	E: 0	K: 0	S: 3	LOB: 0	BB: 0	P: 3	R: 4	H: 4	E: 0	K: 0	S: 6	LOB: 1	BB: 2	P: 14	R: 0	H: 0	E: 0	K: 0	S: 3	LOB: 0	BB: 0	P: 3	R: 2	H: 2	E: 0	K: 0	S: 5	LOB: 3	BB: 2	P: 13	1B: 6	2B: 3	3B: 0	HR: 1	SF: 1	SAC: 0	DP: 3	HBP: 0	WP: 0	PA: 39
--------------	------	------	------	------	------	--------	-------	------	------	------	------	------	------	--------	-------	------	------	------	------	------	------	--------	-------	------	------	------	------	------	------	--------	-------	------	------	------	------	------	------	--------	-------	------	------	------	------	------	------	--------	-------	------	------	------	------	------	------	--------	-------	-------	------	------	------	------	------	--------	-------	------	------	------	------	------	------	--------	-------	-------	-------	-------	-------	-------	-------	--------	-------	--------	-------	--------

PITCHER	IP	WLS	BF	H	R	ER	SO	BB	IBB	HBP	BLK	WP	HR	S	P	ERA	WHIP
Ron Guidry, L ERA: 5.25 (1, 1)	6.1		25	5	3	3	1	4	0	0	0	0	1	23	39	4.26	1.421
Rich Gossage, R ERA: 5.4 (7, 1)	2.0	W	11	4	3	3	0	2	0	0	0	0	0	9	17	13.50	3.000
Paul Mirabella, L ERA: (9, 1)	0.0		1	1	0	0	0	0	0	0	0	0	0	1	1	∞	∞
Dick Tidrow, R ERA: 3.0 (9, 1)	0.2	S	2	0	0	0	0	0	0	0	0	0	0	2	2	0.00	0.000

Batter	1	2	3	4	5	6	7	8	9	AB R H RBI BB SO LOB	TOP												
Al Bumbry, L OBP: 0.259, SLG: 0.269 (1, 7) (5, 8)	0-0 F8	0-0 G3			0-0 1-4-3		0-0 6-3			4 0 0 0 0 0 1													
Rich Dauer, R OBP: 0.217, SLG: 0.100 (1, 4)	0-0 4-3				0-0 P4			0-0 P6		3 0 0 0 1 0 0													
Ken Singleton, S OBP: 0.241, SLG: 0.269 John Lowenstein, L OBP: 0.500, SLG: 0.333 (1, 9) (5, 7)	0-3 K				0-3 K			0-3 K		3 0 0 0 0 2 1 1 0 0 0 0 1 0													
Eddie Murray, S OBP: 0.250, SLG: 0.231 (1, 3)		0-0 1B HR			0-0 F8			0-0 E4		4 1 1 0 0 0 1													
Doug DeCinces, R OBP: 0.393, SLG: 0.435 (1, 5)		0-0 1B HR			0-0 1B			0-0 F7		4 1 2 0 0 0 1													
Lee May, R OBP: 0.333, SLG: 0.400 (1, 10)		0-0 1B HR			0-0 3-1			0-0 1B		4 1 3 3 0 0 2													
Larry Harlow, L OBP: 0.333, SLG: 0.375 (1, 8) (5, 9)		0-0 1B 4-3			0-0 B3			0-0 4-3		4 0 1 0 0 0 2													
Rick Dempsey, R OBP: 0.520, SLG: 0.500 Dave Skaggs, R (1, 2) (6, 2)		0-0 1B			0-0 5-3			0-0 6-3		2 0 1 0 0 0 0 2 0 0 0 0 0 1													
Mark Belanger, R OBP: 0.222, SLG: 0.174 (1, 6)		0-0 4-3			0-0 6-3			0-0 6-3		4 0 0 0 0 0 2													
Inning Stats	R: 0 E: 0 K: 1 S: 5	H: 0 LOB: 0 BB: 0 P: 5	R: 3 E: 0 K: 0 S: 7	H: 5 LOB: 1 BB: 0 P: 7	R: 0 E: 0 K: 0 S: 4	H: 1 LOB: 2 BB: 1 P: 8	R: 0 E: 0 K: 0 S: 3	H: 0 LOB: 0 BB: 0 P: 3	R: 0 E: 0 K: 1 S: 5	H: 0 LOB: 0 BB: 0 P: 5	R: 0 E: 0 K: 0 S: 4	H: 1 LOB: 1 BB: 0 P: 4	R: 0 E: 0 K: 0 S: 3	H: 0 LOB: 0 BB: 0 P: 3	R: 0 E: 1 K: 1 S: 6	H: 0 LOB: 1 BB: 0 P: 6	R: 0 E: 0 K: 0 S: 4	H: 1 LOB: 1 BB: 0 P: 4	1B: 7 2B: 0 3B: 0 HR: 1	SF: 0 SAC: 0 DP: 0 HBP: 0	WP: 0 PB: 0 SB: 0 CS: 0	PA: 36	
PITCHER Lary Sorensen, R ERA: 2.65 (1, 1)	IP 9.0	WLS W	BF 36	H 8	R 3	ER 3	SO 3	BB 1	IBB 0	HBP 0	BLK 0	WP 0	HR 1	S 41	P 45	ERA 3.00	WHIP 1.000						PITCHER IP WLS BF H R ER SO BB IBB HBP BLK WP HR S P ERA WHIP

Baltimore Orioles @ Milwaukee Brewers
Milwaukee County Stadium, Milwaukee, WI

Fri Apr 13 1979, 7:05 PM EST
Att. 14,040 - Unknown

livebaseballscorecards.com

AB 35
R 3
H 8
RBI 3
BB 1
SO 3
LOB 11



Batter	1	2	3	4	5	6	7	8	9	AB R H RBI BB SO LOB	TOP																
Al Bumbry, L OBP: 0.303, SLG: 0.290 (1, 8) (9, 7)	0-0 4-3	4-0 1B BB		0-0 1B		0-0 FC4 1B	0-0 FC6-4 1B		0-0 F8	5 1 2 1 1 0 3																	
Billy Smith, S OBP: 0.250, SLG: 0.250 (1, 4)	0-0 BB 1B	0-0 P4		0-0 1-3		0-0 FC4 WP 1B	0-0 1B 1B		0-0 FC5-4	6 0 2 2 0 0 6																	
Ken Singleton, S OBP: 0.324, SLG: 0.333 (1, 9)	4-0 BB 1-2	0-0 1-2 2-H 3-H 1B			0-0 G4-6-3 1B	0-3 K	0-0 FC6-4 1B			4 0 3 3 1 1 1																	
Eddie Murray, S OBP: 0.242, SLG: 0.200 (1, 3)	4-0 1-2 2-3 BB	0-0 F7			0-0 G4-6-3 1-2f	0-0 5-3 2-3	0-0 FC6-4 1-2f			4 0 0 0 1 0 6																	
Doug DeCinces, R OBP: 0.333, SLG: 0.357 (1, 5)	0-0 P6		0-0 F7		0-0 6-3		0-0 F7	0-0 P6		5 0 0 0 0 0 3																	
Terry Crowley, L OBP: 0.400, SLG: 0.500 (1, 10)	0-0 4-3		0-0 4-3			0-0 HR 2B	0-0 BB 1B 1B	0-3 K		3 1 1 0 0 0 3 2 1 1 0 0 1 0																	
Lee May, R OBP: 0.345, SLG: 0.407 (7, PH)																											
John Lowenstein, L OBP: 0.571, SLG: 1.000 (1, 7)		4-0 BB 1B BB	0-0 F9		0-0 F8	0-0 HR 2B	0-0 FC6-4 1B BB	0-0 6-3		2 2 1 2 1 0 0 2 1 1 0 0 0 0																	
Mark Belanger, R OBP: 0.241, SLG: 0.200 (7, 6)																											
Rick Dempsey, R OBP: 0.533, SLG: 0.522 (1, 2)		0-3 K		0-0 F8		0-0 1B 2B	4-0 FC6-4 1B BB		4-0 FC5-4 BB	3 2 1 0 2 1 1																	
Kiko Garcia, R OBP: 0.444, SLG: 0.375 (1, 6)		0-0 BB 1B		0-0 F9		0-0 1B FC4 1B	0-0 FC6-4 1B	0-3 K		3 2 2 0 0 0 0 2 0 1 2 0 1 1 0 0 0 0 0 0 0																	
Pat Kelly, L OBP: 0.364, SLG: 0.250 (7, PH)																											
Larry Harlow, L OBP: 0.333, SLG: 0.375 (9, 8)		1-2 1B																									
Inning Stats	R: 0 E: 0 K: 0 S: 4	H: 1 LOB: 3 BB: 2 P: 12	R: 2 E: 0 K: 1 S: 7	H: 2 LOB: 2 BB: 2 P: 15	R: 0 E: 0 K: 0 S: 3	H: 0 LOB: 0 BB: 0 P: 3	R: 0 E: 0 K: 0 S: 4	H: 1 LOB: 1 BB: 0 P: 4	R: 0 E: 0 K: 0 S: 3	H: 1 LOB: 0 BB: 0 P: 3	R: 4 E: 1 K: 1 S: 10	H: 5 LOB: 1 BB: 0 P: 10	R: 4 E: 0 K: 0 S: 8	H: 5 LOB: 2 BB: 1 P: 12	R: 0 E: 0 K: 1 S: 5	H: 0 LOB: 0 BB: 0 P: 5	R: 0 E: 0 K: 1 S: 5	H: 0 LOB: 1 BB: 1 P: 9	1B: 12 2B: 2 3B: 0 HR: 1	SF: 0 SAC: 0 DP: 1 HBP: 0	WP: 1 PB: 0 SB: 0 CS: 0	PA: 47					
PITCHER	IP	WLS	BF	H	R	ER	SO	BB	IBB	HBP	BLK	WP	HR	S	P	ERA	WHIP										
Jim Slaton, R ERA: 7.5 (1, 1)	5.0		26	8	5	5	1	4	0	0	0	0	1	24	40	9.00	2.400										
Reggie Cleveland, R ERA: 7.71 (6, 1)	0.0		2	2	0	0	0	0	0	0	0	0	0	2	2	∞	∞										
Jerry Augustine, L ERA: 20.25 (6, 1)	1.1		6	2	3	3	1	0	0	0	0	1	0	8	8	20.25	1.500										
Bob Galasso, R ERA: 3.0 (7, 1)	0.0		1	0	0	0	0	1	0	0	0	0	0	0	4	∞	∞										
Bob McClure, L ERA: 2.7 (7, 1)	2.2	W	12	3	2	2	2	1	0	0	0	0	0	15	19	6.75	1.500										

Baltimore Orioles @ Milwaukee Brewers
Milwaukee County Stadium, Milwaukee, WI

Sat Apr 14 1979, 4:33 AM EST
Att: 21,393 - Unknown

AB	41
R	10
H	15
RBI	10
BB	6
SO	4
LOB	24



BOTTOM

Baltimore Orioles @ Milwaukee Brewers
Milwaukee County Stadium, Milwaukee, WI

Sat Apr 14 1979, 4:33 AM EST
Att. 21,393 - Unknown

livebaseballscores.com

AB	38
R	11
H	13
RBI	11
BB	3
SO	3
LOB	6



WP	0	PA	41
PB	0		
SB	0		
CS	1		

AB R H RBI BB SO LOB

5	2	2	2	0	0	1
5	0	0	0	0	0	2
0	1	0	0	0	0	0
4	4	3	3	1	0	1
4	1	2	2	1	0	0
3	1	1	1	0	0	1
2	1	2	3	0	0	0
4	0	0	0	0	0	0
4	0	0	0	0	1	0
4	0	2	0	0	1	0
3	1	1	0	1	1	1

1B	5	SF	0
2B	2	SAC	0
3B	0	DP	0
HR	6	HBP	0

WP HR S P ERA WHIP

IP	WLS	BF	H	R	ER	SO	BB	IBB	HBP	BLK	WP	HR	S	P	ERA	WHIP
4.2		22	7	6	6	0	0	0	0	0	0	1	12	12	10.80	1.800
1.2		8	3	2	2	2	0	0	0	0	0	1	12	16	9.00	1.500
2.0	L	11	3	3	2	1	0	1	0	0	0	1	12	16	9.00	1.500

Batter	1	2	3	4	5	6	7	8	9
Paul Molitor, R OBP: 0.357, SLG: 0.375 (1, 4)	0-0 6-3 ①		0-0 FC6-4 ①		0-0 HR ①		0-0 HR 1B ①		0-0 4-3 ①
Don Money, R OBP: 0.387, SLG: 0.556 Jim Gantner, L (9, PR)	0-0 6-3 ②		0-0 F7 ②		0-0 F5 ②		0-0 F7 ①		0-0 E6 1B ②
Cecil Cooper, L OBP: 0.516, SLG: 0.885 (1, 3)	4-0 HR BB		0-0 F7 ③		0-0 HR		0-0 HR ②		0-0 1B 2B
Larry Hise, R OBP: 0.355, SLG: 0.690 (1, 8) (7, 7)	0-0 HR ③			0-0 5-3 ①	0-0 1B ③		0-0 P5 ②		4-0 1B IBB
Ben Oglivie, L OBP: 0.333, SLG: 0.529 Gorman Thomas, R OBP: 0.409, SLG: 0.500 (1, 7) (7, 8)	0-0 L7 ③			0-0 HR	0-0 F8 ③		0-0 HR		0-0 1B ③
Sixto Lezcano, R OBP: 0.217, SLG: 0.300 (1, 9)		0-0 5-3 ①		0-0 P4 ②		0-0 6-3 ①	0-0 F7 ③		
Sal Bando, R OBP: 0.333, SLG: 0.429 (1, 10)		0-0 1-3 ②		0-0 4-3 ③		0-3 K ②		0-0 6-3 ①	
Robin Yount, R OBP: 0.348, SLG: 0.682 (1, 6)		0-0 5-3 ③			0-0 CS 1B	0-0 2B		0-3 K ②	
Charlie Moore, R OBP: 0.417, SLG: 0.333 (1, 2)			0-0 FC6-4 1B		4-0 HR BB	0-3 K ③		0-0 5-3 ③	

Inning Stats	R: 2	H: 1	E: 0	K: 0	S: 4	LOB: 0	BB: 1	P: 8	R: 0	H: 0	E: 0	K: 0	S: 3	LOB: 0	BB: 0	P: 3	R: 0	H: 1	E: 0	K: 0	S: 4	LOB: 1	BB: 0	P: 4	R: 1	H: 1	E: 0	K: 0	S: 4	LOB: 0	BB: 0	P: 4	R: 3	H: 4	E: 0	K: 0	S: 6	LOB: 1	BB: 1	P: 10	R: 0	H: 1	E: 0	K: 2	S: 8	LOB: 1	BB: 0	P: 8	R: 3	H: 3	E: 0	K: 0	S: 6	LOB: 0	BB: 0	P: 6	R: 0	H: 0	E: 0	K: 1	S: 5	LOB: 0	BB: 0	P: 5	R: 2	H: 2	E: 1	K: 0	S: 4	LOB: 2	BB: 1	P: 8	1B: 5	2B: 2	3B: 0	HR: 6	SF: 0	SAC: 0	DP: 0	HBP: 0	WP: 0	PA: 41
--------------	------	------	------	------	------	--------	-------	------	------	------	------	------	------	--------	-------	------	------	------	------	------	------	--------	-------	------	------	------	------	------	------	--------	-------	------	------	------	------	------	------	--------	-------	-------	------	------	------	------	------	--------	-------	------	------	------	------	------	------	--------	-------	------	------	------	------	------	------	--------	-------	------	------	------	------	------	------	--------	-------	------	-------	-------	-------	-------	-------	--------	-------	--------	-------	--------

PITCHER	IP	WLS	BF	H	R	ER	SO	BB	IBB	HBP	BLK	WP	HR	S	P	ERA	WHIP
Dennis Martinez, R ERA: 7.94 (1, 1)	4.2		22	7	6	6	0	0	0	0	0	0	1	12	12	10.80	1.800
Scott McGregor, L ERA: 6.14 (5, 1)	1.2		8	3	2	2	2	0	0	0	0	0	1	12	16	9.00	1.500
Tim Stoddard, R ERA: 1.86 (7, 1)	2.0	L	11	3	3	2	1	0	1	0	0	0	1	12	16	9.00	1.500

Batter	1	2	3	4	5	6	7	8	9	AB R H RBI BB SO LOB	TOP																									
Al Bumby, L (1, 8) OBP: 0.297, SLG: 0.265	0-3 K		1-0 FC5-4 HBP		0-3 K			0-3 K		3 0 0 0 0 3 0																										
Mark Belanger, R (1, 6) OBP: 0.242, SLG: 0.179	0-0 4-3		0-0 F8			0-0 5-3		4-0 FC6-4 BB		3 0 0 0 1 0 1																										
Ken Singleton, S (1, 9) OBP: 0.289, SLG: 0.294	0-3 K		0-0 FC5-4 1-2f			0-0 F9		0-0 FC6-4 1-2f		4 0 0 0 0 1 2																										
Eddie Murray, S (1, 3) OBP: 0.297, SLG: 0.313		4-0 BB G6-4-3		4-0 BB 1B 4-3		0-0 F8			0-0 HR	2 1 1 1 2 0 0																										
Doug DeCinces, R (1, 5) OBP: 0.324, SLG: 0.375		0-0 1-2f G6-4-3		0-0 1-2 4-3			0-0 F7		0-0 1B 1B 2B	4 1 1 0 0 0 2																										
Lee May, R (1, 10) OBP: 0.333, SLG: 0.387		0-0 1B 1B		0-3 K			0-0 6-3		0-3 K	4 0 1 0 0 2 2																										
Gary Roenicke, R (1, 7) OBP: 0.636, SLG: 0.500		0-0 1-2 1B		0-0 2-3 1B			4-0 FC5-4 BB		0-0 2-3 1B 1B	3 0 3 0 1 0 0																										
Rick Dempsey, R (1, 2) OBP: 0.500, SLG: 0.481		0-0 1-6-3			0-0 P5		0-0 FC5-4 1-2f		0-0 1-2 G5-4-3 1B	4 0 1 1 0 0 3 0 0 0 0 0 0 0																										
Larry Harlow, L (9, PR) OBP: 0.333, SLG: 0.375																																				
Rich Dauer, R (1, 4) OBP: 0.185, SLG: 0.083			0-0 6-3		0-0 5-3			0-3 K	0-0 G5-4-3 1-2f	4 0 0 0 0 1 2																										
Inning Stats	R: 0 E: 0 K: 2 S: 7	H: 0 LOB: 0 BB: 0 P: 7	R: 0 E: 0 K: 0 S: 4	H: 2 LOB: 2 BB: 1 P: 8	R: 0 E: 0 K: 0 S: 3	H: 0 LOB: 1 BB: 0 P: 4	R: 0 E: 0 K: 1 S: 5	H: 1 LOB: 2 BB: 1 P: 9	R: 0 E: 0 K: 1 S: 5	H: 0 LOB: 0 BB: 0 P: 5	R: 0 E: 0 K: 0 S: 3	H: 0 LOB: 1 BB: 1 P: 7	R: 0 E: 0 K: 2 S: 7	H: 0 LOB: 1 BB: 1 P: 11	R: 2 E: 0 K: 1 S: 8	H: 4 LOB: 2 BB: 0 P: 8	1B: 5 2B: 1 3B: 0 HR: 1	SF: 0 SAC: 0 DP: 2 HBP: 1	WP: 0 PB: 0 SB: 0 CS: 0	PA: 36																
PITCHER Mike Caldwell, L (1, 1) ERA: 1.0	IP: 9.0 WLS: W BF: 36 H: 7 R: 2 ER: 2 SO: 7 BB: 4 IBB: 0 HBP: 1 BLK: 0 WP: 0 HR: 1 S: 45 P: 62 ERA: 2.00 WHIP: 1.222																																			
PITCHER	IP	WLS	BF	H	R	ER	SO	BB	IBB	HBP	BLK	WP	HR	S	P	ERA	WHIP																			

Baltimore Orioles @ Milwaukee Brewers
Milwaukee County Stadium, Milwaukee, WI

Sun Apr 15 1979, 4:33 AM EST
Att. 12,302 - Unknown

AB	31
R	2
H	7
RBI	2
BB	4
SO	7
LOB	12



Batter	1	2	3	4	5	6	7	8	9	AB	R	H	RBI	BB	SO	LOB
Paul Molitor, R OBP: 0.375, SLG: 0.370 (1, 4)	0-0 5-3		4-0 2B 6-3 BB		0-0 L9-3 1B		0-0 F9			3	1	1	0	1	0	0
Robin Yount, R OBP: 0.333, SLG: 0.654 (1, 6)	0-0 6-3		0-0 6-3 1-3 2B		0-0 L9-3 1-2			0-0 6-3		4	0	1	0	0	0	1
Cecil Cooper, L OBP: 0.543, SLG: 0.900 (1, 3)	0-0 1B 2B 1B		0-0 6-3 2-3 3-H		0-0 2B			0-0 HR 1B		4	2	3	1	0	0	1
Larry Hise, R OBP: 0.371, SLG: 0.758 (1, 10)	0-0 1-3 2B 1B		0-0 F8		0-0 P3			0-0 1-H HR		4	1	2	2	0	0	2
Sixto Lezcano, R OBP: 0.296, SLG: 0.391 (1, 9)	0-0 1-H 3-H 2B			4-0 1B BB		0-0 CS 1B		0-3 K		3	0	2	1	1	1	0
Sal Bando, R OBP: 0.321, SLG: 0.375 (1, 5)		0-0 L6		0-0 F3		0-0 F7 1-2		4-0 BB BB		3	0	0	0	1	0	2
Jim Wohlford, R OBP: 0.500, SLG: 0.333 (1, 7)		0-3 K		0-0 1-2 1B		0-0 6-3		4-0 BB BB		3	0	1	0	1	1	0
Gorman Thomas, R OBP: 0.346, SLG: 0.409 (1, 8)		0-0 F3		0-0 F7			0-0 F7	0-0 P4		4	0	0	0	0	0	4
Charlie Moore, R OBP: 0.333, SLG: 0.250 (1, 2)			0-0 P6	0-0 F3			0-0 4-3			3	0	0	0	0	0	2

Inning Stats	R: 1	H: 3	E: 0	LOB: 2	K: 0	S: 5	P: 5	R: 0	H: 0	E: 0	LOB: 0	K: 1	S: 5	P: 5	R: 1	H: 1	E: 0	LOB: 1	K: 0	S: 4	P: 8	R: 0	H: 1	E: 0	LOB: 2	K: 0	S: 4	P: 8	R: 0	H: 2	E: 0	LOB: 1	K: 0	S: 3	P: 4	R: 0	H: 1	E: 0	LOB: 0	K: 0	S: 3	P: 3	R: 0	H: 0	E: 0	LOB: 0	K: 0	S: 3	P: 3	R: 2	H: 2	E: 0	LOB: 2	K: 1	S: 7	P: 15
--------------	------	------	------	--------	------	------	------	------	------	------	--------	------	------	------	------	------	------	--------	------	------	------	------	------	------	--------	------	------	------	------	------	------	--------	------	------	------	------	------	------	--------	------	------	------	------	------	------	--------	------	------	------	------	------	------	--------	------	------	-------

PITCHER	IP	WLS	BF	H	R	ER	SO	BB	IBB	HBP	BLK	WP	HR	S	P	ERA	WHIP
Jim Palmer, R ERA: 3.46 (1, 1)	8.0	L	35	10	4	4	2	4	0	0	0	0	1	35	51	4.50	1.750

BOTTOM

Baltimore Orioles @ Milwaukee Brewers
Milwaukee County Stadium, Milwaukee, WI

Sun Apr 15 1979, 4:33 AM EST
Att. 12,302 - Unknown

AB	31
R	4
H	10
RBI	4
BB	4
SO	2
LOB	12

livebaseballscores.com



WP: 0	PA: 35
PB: 0	SB: 0
CS: 1	

Batter	1	2	3	4	5	6	7	8	9	AB R H RBI BB SO LOB	TOP																						
Al Bumbry, L (1, 8) OBP: 0.268, SLG: 0.237	0-3 K			0-0 4-3		0-0 6-3		0-0 FC6-4		4 0 0 0 0 1 1																							
Kiko Garcia, R (1, 6) OBP: 0.308, SLG: 0.250	0-3 K			0-0 5-3		0-3 K		0-3 K2-3		4 0 0 0 0 3 0																							
Ken Singleton, S (1, 9) OBP: 0.286, SLG: 0.316	0-3 K			0-0 2B		0-0 3-1		0-0 4-3		4 0 1 0 0 1 0																							
Eddie Murray, S (1, 3) OBP: 0.293, SLG: 0.286		0-0 F7		0-3 K		0-3 K		4-0 FC6-4 BB		3 0 0 0 1 2 1																							
Doug DeCinces, R (1, 5) OBP: 0.317, SLG: 0.343		0-0 F8			4-0 2B SF3 BB	0-0 5-3		0-0 FC6-4		3 1 0 0 1 0 1																							
Lee May, R (1, 10) OBP: 0.333, SLG: 0.412		0-0 6-3			0-0 2B	0-0 6-3				3 0 1 0 0 0 0																							
Gary Roenicke, R (1, 7) OBP: 0.571, SLG: 0.455			0-3 K		0-0 5-3		0-0 FC6 1B			3 0 1 0 0 1 2																							
Rick Dempsey, R (1, 2) OBP: 0.459, SLG: 0.448		0-0 F7		0-0 SF3		0-0 FC6 FC6-4		0-0 K		2 0 0 1 0 0 1																							
Billy Smith, S (1, 4) OBP: 0.182, SLG: 0.182		0-0 6-3		0-3 K		0-3 K				3 0 0 0 0 2 2																							
Inning Stats	R: 0 E: 0 K: 3 S: 9	H: 0 LOB: 0 BB: 0 P: 9	R: 0 E: 0 K: 0 S: 3	H: 0 LOB: 0 BB: 0 P: 3	R: 0 E: 0 K: 1 S: 5	H: 0 LOB: 0 BB: 0 P: 5	R: 0 E: 0 K: 1 S: 6	H: 1 LOB: 1 BB: 0 P: 6	R: 1 E: 0 K: 1 S: 6	H: 1 LOB: 1 BB: 1 P: 10	R: 0 E: 0 K: 1 S: 5	H: 0 LOB: 0 BB: 0 P: 5	R: 0 E: 0 K: 1 S: 5	H: 0 LOB: 0 BB: 0 P: 5	R: 0 E: 0 K: 1 S: 6	H: 1 LOB: 1 BB: 0 P: 6	R: 0 E: 0 K: 1 S: 5	H: 0 LOB: 1 BB: 1 P: 9	1B: 1 2B: 2 3B: 0 HR: 0	SF: 1 SAC: 0 DP: 0 HBP: 0	WP: 0 PB: 0 SB: 0 CS: 0	PA: 32											
PITCHER Ron Guidry, L (1, 1) ERA: 3.32	IP 9.0	WLS W	BF 32	H 3	R 1	ER 1	SO 10	BB 2	IBB 0	HBP 0	BLK 0	WP 0	HR 0	S 50	P 58	ERA 1.00	WHIP 0.556																
											PITCHER	IP	WLS	BF	H	R	ER	SO	BB	IBB	HBP	BLK	WP	HR	S	P	ERA	WHIP					

Baltimore Orioles @ New York Yankees
 Yankee Stadium, Bronx, NY
 Tue Apr 17 1979, 3:33 AM EST
 Att. 20,135 - Unknown

AB	29
R	1
H	3
RBI	1
BB	2
SO	10
LOB	8



Batter	1	2	3	4	5	6	7	8	9	AB R H RBI BB SO LOB	TOP	
Al Bumbry, L (1, 8) OBP: 0.267, SLG: 0.238	0-0 1B 1B		0-0 6-3			0-0 3-1		0-0 F7		4 1 1 0 0 0 1		
Rick Dempsey, R (1, 2) OBP: 0.488, SLG: 0.485	0-0 G6-4-3 1-3 1B 1B		0-0 5-3			0-0 1B 1B		0-0 1-2 1B		4 0 3 0 0 0 0		
Gary Roenicke, R (1, 7) OBP: 0.588, SLG: 0.500 John Lowenstein, L (8, PH) OBP: 0.500, SLG: 0.833	0-0 G6-4-3 1-2 3-H 1B				0-0 F8		0-0 G6-3 1-2 1B	0-0 F8		3 0 2 1 0 0 0 1 0 0 0 0 0 2		
Ken Singleton, S (1, 9) OBP: 0.261, SLG: 0.286	0-0 G6-4-3 1-2f 2-3				0-0 5-3		0-0 G6-3 1-2f		0-3 K	4 0 0 0 0 1 4		
Doug DeCinces, R (1, 5) OBP: 0.333, SLG: 0.342	0-0 5-3				0-0 1B		0-0 5-3		4-0 1B BB	3 0 1 0 1 0 1		
Eddie Murray, S (1, 3) OBP: 0.289, SLG: 0.282		0-0 6-3			0-0 5-3		0-0 6-3		0-0 1-3 1B	4 0 1 0 0 0 1		
Lee May, R (1, 10) OBP: 0.300, SLG: 0.368		0-0 5-3			0-0 1-3		0-0 F9		0-0 F8	4 0 0 0 0 0 2		
Kiko Garcia, R (1, 6) OBP: 0.250, SLG: 0.200 Terry Crowley, L (9, PH) OBP: 0.333, SLG: 0.400		0-0 F9			0-0 5-3			0-0 6-3	0-0 F8	3 0 0 0 0 0 0 1 0 0 0 0 0 2		
Rich Dauer, R (1, 4) OBP: 0.200, SLG: 0.111			0-0 F8		0-0 5-3			0-0 1B 1B		3 0 1 0 0 0 0		
Inning Stats	R: 1 H: 3 E: 0 LOB: 1 K: 0 BB: 0 S: 5 P: 5	R: 0 H: 0 E: 0 LOB: 0 K: 0 BB: 0 S: 3 P: 3	R: 0 H: 0 E: 0 LOB: 0 K: 0 BB: 0 S: 3 P: 3	R: 0 H: 1 E: 0 LOB: 1 K: 0 BB: 0 S: 4 P: 4	R: 0 H: 0 E: 0 LOB: 0 K: 0 BB: 0 S: 3 P: 3	R: 0 H: 2 E: 0 LOB: 1 K: 0 BB: 0 S: 4 P: 4	R: 0 H: 0 E: 0 LOB: 0 K: 0 BB: 0 S: 3 P: 3	R: 0 H: 2 E: 0 LOB: 2 K: 0 BB: 0 S: 5 P: 5	R: 0 H: 1 E: 0 LOB: 2 K: 1 BB: 1 S: 6 P: 10	1B: 9 SF: 0 2B: 0 SAC: 0 3B: 0 DP: 2 HR: 0 HBP: 0	WP: 0 PA: 35 PB: 0 SB: 0 CS: 0	
PITCHER	IP WLS BF H R ER SO BB IBB HBP BLK WP HR S P ERA WHIP											
Tommy John, L (1, 1) ERA: 0.76	7.2 W 29 8 1 1 0 0 0 0 0 0 0 0 29 29 1.17 1.043											
Rich Gossage, R (8, 1) ERA: 4.32	1.1 S 6 1 0 0 1 1 0 0 0 0 0 0 7 11 0.00 1.500											

Baltimore Orioles @ New York Yankees
Yankee Stadium, Bronx, NY
Wed Apr 18 1979, 6:05 PM EST
Att. 25,562 - Unknown

livebaseballscorecards.com

AB 34
R 1
H 9
RBI 1
BB 1
SO 1
LOB 13



Batter	1	2	3	4	5	6	7	8	9
Mickey Rivers, L (1, 8) OBP: 0.224, SLG: 0.229	0-0 F8		0-0 FC3-6 SF8		0-0 F8			0-0 1-3	
Willie Randolph, R (1, 4) OBP: 0.347, SLG: 0.231	4-0 BB		0-0 SF8			0-0 5-3		0-0 1-3 2B	
Thurman Munson, R (1, 2) OBP: 0.234, SLG: 0.250	4-0 BB		0-0 5-3			0-0 P4		0-0 1-3 2-3	
Reggie Jackson, L (1, 9) OBP: 0.394, SLG: 0.679	0-0 F8			0-0 F7		0-0 HR		0-3 K	
Graig Nettles, L (1, 5) OBP: 0.357, SLG: 0.541	0-0 G3			0-0 F8		0-0 1B			
Chris Chambliss, L (1, 3)		0-0 F7		0-0 3-1		0-0 6-3			
Jim Spencer, L (1, 10) OBP: 0.385, SLG: 0.909		0-0 4-1			0-0 HR	4-0 BB			
Jay Johnstone, L (1, 7) OBP: 0.286, SLG: 0.571		0-0 5-3			0-0 F8	0-3 K			
Bucky Dent, R (1, 6) OBP: 0.324, SLG: 0.387			0-0 FC3-6 1B		0-0 6-3	0-0 F9			


AB	R	H	RBI	BB	SO	LOB
4	1	0	0	0	0	1
2	0	1	1	1	0	0
3	0	0	0	1	0	1
4	1	1	1	0	1	3
3	0	1	0	0	0	2
3	0	0	0	0	0	0
2	1	1	1	1	0	0
3	0	0	0	0	1	1
3	0	1	0	0	0	1

BOTTOM

Baltimore Orioles @ New York Yankees
 Yankee Stadium, Bronx, NY
 Wed Apr 18 1979, 6:05 PM EST
 Att. 25,562 - Unknown

livebaseballscorecards.com

AB	27
R	3
H	5
RBI	3
BB	3
SO	2
LOB	9



Inning Stats	R	H	E	K	S	R	H	E	K	S	R	H	E	K	S	R	H	E	K	S	R	H	E	K	S
	0	0	0	0	3	0	0	0	0	3	1	1	0	0	4	0	0	0	0	4	0	2	1	0	9

PITCHER	IP	WLS	BF	H	R	ER	SO	BB	IBB	HBP	BLK	WP	HR	S	P	ERA	WHIP
Dennis Martinez, R (1, 1) ERA: 5.68	7.2	L	30	5	3	2	1	3	0	0	0	0	2	29	41	2.35	1.043
Tippy Martinez, L (8, 1) ERA:	0.1		1	0	0	0	1	0	0	0	0	0	0	3	3	0.00	0.000

WP	PA	ERA	WHIP
0	31		

Batter	1	2	3	4	5	6	7	8	9	AB R H RBI BB SO LOB	TOP													
Al Bumbry, L (1, 8) OBP: 0.260, SLG: 0.217 (8, 7) (9, 8)	0-0 F8		4-0 SH1-3 1B BB	0-0 1-3			0-0 6-3		0-0 1-3	4 1 0 0 1 0 0														
Rick Dempsey, R (1, 2) OBP: 0.467, SLG: 0.486 (1, 2)	0-0 4-3		0-0 SH1-3 1-2 2-3			0-0 F7	0-0 WP 1B 2B		0-0 5-3	4 1 1 0 0 0 0														
Ken Singleton, S (1, 9) OBP: 0.320, SLG: 0.341 Gary Roenicke, R (9, 7) OBP: 0.588, SLG: 0.500	4-0 S BB		0-0 F8 BB 1B 2-H 3-H			0-0 6-3 1B 2B	4-0 WP 1B BB			2 2 2 2 2 0 0 0 0 0 0 0 0 0														
Eddie Murray, S (1, 3) OBP: 0.306, SLG: 0.286 (1, 3)	0-0 P6 1-2		4-0 BB BB	0-0 6-3		0-0 6-3	0-0 F8 1B			3 0 1 2 1 0 2														
Terry Crowley, L (1, 10) OBP: 0.286, SLG: 0.333 Lee May, R (3, PH) OBP: 0.302, SLG: 0.366		0-0 F9	0-0 F8 2-3			0-0 1B	0-0 F8 1-2			1 0 0 0 0 0 0 3 0 1 1 0 0 3														
Doug DeCinces, R (1, 5) OBP: 0.347, SLG: 0.415		0-0 HR	4-0 BB	0-0 P5				0-0 5-3		3 1 1 1 1 0 1														
Pat Kelly, L (1, 7) OBP: 0.400, SLG: 0.273 Larry Harlow, L (8, 8) OBP: 0.333, SLG: 0.375 (9, 9)		4-0 CS BB	0-0 P6			0-0 5-3		0-0 CS 1B		3 0 1 0 1 0 3 0 0 0 0 0 0 0														
Kiko Garcia, R (1, 6) OBP: 0.250, SLG: 0.211 (1, 6)	0-3 K 1-2			0-0 F9			0-0 G5-4-3 1B		0-0 6-3	4 0 1 0 0 1 2														
Rich Dauer, R (1, 4) OBP: 0.206, SLG: 0.161 (1, 4)			0-0 SH1-3 1B 2B	0-0 F7			0-0 G5-4-3		0-0 5-3	4 1 1 0 0 0 1														
Inning Stats	R: 0 E: 0 K: 0 S: 3	H: 0 LOB: 1 BB: 1 P: 7	R: 1 E: 0 K: 1 S: 5	H: 1 LOB: 0 BB: 1 P: 9	R: 2 E: 0 K: 0 S: 5	H: 2 LOB: 3 BB: 3 P: 17	R: 0 E: 0 K: 0 S: 3	H: 0 LOB: 0 BB: 0 P: 3	R: 1 E: 0 K: 0 S: 5	H: 2 LOB: 1 BB: 0 P: 5	R: 0 E: 0 K: 0 S: 3	H: 1 LOB: 0 BB: 0 P: 3	R: 2 E: 0 K: 0 S: 4	H: 2 LOB: 0 BB: 1 P: 8	R: 0 E: 0 K: 0 S: 3	H: 1 LOB: 0 BB: 0 P: 3	R: 0 E: 0 K: 0 S: 3	H: 0 LOB: 0 BB: 0 P: 3	1B: 5 2B: 3 3B: 0 HR: 1	SF: 0 SAC: 1 DP: 1 HBP: 0	WP: 1 PB: 0 SB: 1 CS: 2	PA: 38		
PITCHER	IP WLS BF H R ER SO BB IBB HBP BLK WP HR S P ERA WHIP																							
Luis Tiant, R (1, 1) ERA: 12.46 Paul Mirabella, L (3, 1) ERA: 2.53 Ken Clay, R (7, 1) ERA: 2.45	2.1 L 7	13 18 7	3 5 1	3 3 0	3 3 0	1 0 0	4 2 0	0 0 0	0 0 0	0 1 0	11 16 7	27 24 7	11.57 6.75 0.00	3.000 1.750 0.375										

Baltimore Orioles @ New York Yankees
 Yankee Stadium, Bronx, NY
 Thu Apr 19 1979, 3:33 AM EST
 Att: 21,201 - Unknown

livebaseballscores.com

AB	31
R	6
H	9
RBI	6
BB	6
SO	1
LOB	12




Batter	1	2	3	4	5	6	7	8	9	AB R H RBI BB SO LOB	TOP		
Paul Molitor, R (1, 4) OBP: 0.373, SLG: 0.478	0-0 E4 WP	0-0 FC5-4 S 1-2f 2-3			0-0 HR 1B		0-0 FC5-4 1B		0-0 F4	5 1 2 0 0 0 3			
Robin Yount, R (1, 6) OBP: 0.302, SLG: 0.447	0-0 F9	0-3 K 1-2			0-0 F8		0-0 FC5-4 1-2f		4-0 BB 1-2	4 0 0 0 1 1 5			
Cecil Cooper, L (1, 3) OBP: 0.500, SLG: 0.917	0-0 F9 1-2		0-0 4-3		0-0 HR 1-H		0-0 F3		0-0 F7	5 1 1 2 0 0 4			
Larry Hise, R (1, 7) OBP: 0.353, SLG: 0.625	4-0 BB		0-0 F8		0-0 5-3			0-0 SH5-3 1B		3 0 1 0 1 0 0			
Ben Oglivie, L (1, 10) OBP: 0.242, SLG: 0.321	0-0 1-3		0-0 G3			0-0 G3		0-0 SH5-3 1-2		3 0 0 0 0 0 2			
Sixto Lezcano, R (1, 9) OBP: 0.372, SLG: 0.629		0-0 HR		4-0 BB G6-4-3		0-0 F9 2B		0-0 6-3		3 1 2 1 1 0 1			
Sal Bando, R (1, 5) OBP: 0.348, SLG: 0.361		4-0 FC5-4 BB BB		0-0 F8		0-0 F9 2-3		0-0 F9		3 0 0 0 1 0 3			
Gorman Thomas, R (1, 8) OBP: 0.268, SLG: 0.257		0-3 K BB		0-0 G6-4-3 1-2f		0-3 K			0-0 F8	4 0 0 0 0 2 3			
Charlie Moore, R (1, 2) OBP: 0.364, SLG: 0.278		4-0 FC5-4 BB BB			0-0 F3		0-0 F8		0-0 BB 1B	3 0 1 0 1 0 0			
Inning Stats	R: 0 E: 1 K: 0 S: 4 H: 0 LOB: 2 BB: 1 P: 8	R: 1 E: 0 K: 2 S: 8 H: 1 LOB: 2 BB: 2 P: 16	R: 0 E: 0 K: 0 S: 3 H: 0 LOB: 0 BB: 0 P: 3	R: 0 E: 0 K: 0 S: 2 H: 0 LOB: 0 BB: 1 P: 6	R: 2 E: 0 K: 0 S: 5 H: 2 LOB: 0 BB: 0 P: 5	R: 0 E: 0 K: 1 S: 6 H: 1 LOB: 1 BB: 0 P: 6	R: 0 E: 0 K: 0 S: 4 H: 1 LOB: 1 BB: 0 P: 4	R: 0 E: 0 K: 0 S: 4 H: 1 LOB: 1 BB: 0 P: 4	R: 0 E: 0 K: 0 S: 4 H: 1 LOB: 2 BB: 1 P: 8	1B: 4 2B: 1 3B: 0 HR: 2 SF: 0 SAC: 1 DP: 1 HBP: 0	WP: 1 PB: 0 SB: 1 CS: 0 PA: 39		
PITCHER	IP WLS BF H R ER SO BB IBB HBP BLK WP HR S P ERA WHIP											PITCHER	IP WLS BF H R ER SO BB IBB HBP BLK WP HR S P ERA WHIP
Steve Stone, R (1, 1) ERA: 5.11	7.0 W 31 6 3 3 3 4 0 0 0 1 2 33 49 3.86 1.429												
Don Stanhouse, R (8, 1) ERA: 5.4	2.0 S 8 1 0 0 0 1 0 0 0 0 0 7 11 0.00 1.000												

Milwaukee Brewers @ Baltimore Orioles
Memorial Stadium, Baltimore, MD
 Fri Apr 20 1979, 6:05 PM EST
 Att. 11,234 - Unknown

AB	33
R	3
H	7
RBI	3
BB	5
SO	3
LOB	21



Batter	1	2	3	4	5	6	7	8	9	AB R H RBI BB SO LOB	TOP		
Paul Molitor, R (1, 4) OBP: 0.364, SLG: 0.449	0-0 1-3		0-0 4-3		0-0 FC4-6			4-0 FC4-6 BB		3 1 0 0 1 0 2			
Jim Gantner, L (1, 5)	0-0 5-3			0-0 4-3	0-0 L5			4-0 FC4-6 BB		3 0 0 0 1 0 1			
Cecil Cooper, L (1, 3) OBP: 0.483, SLG: 0.865	0-3 K			0-0 2B 1B				0-0 FC4-6 1B		4 0 1 1 0 1 2			
Larry Hisle, R (1, 10) OBP: 0.364, SLG: 0.635		0-0 5-3		0-0 2B				0-0 G4-6-3 1B		4 0 2 1 0 0 0			
Ben Oglivie, L (1, 7) OBP: 0.216, SLG: 0.281		0-0 G3		0-0 1-3				0-0 G4-6-3		4 0 0 0 0 0 4			
Sixto Lezcano, R (1, 9) OBP: 0.404, SLG: 0.622		0-0 1B		4-0 BB				4-0 G5-4-3 BB	0-0 5-3	2 0 1 0 2 0 0			
Robin Yount, R (1, 6) OBP: 0.319, SLG: 0.425			4-0 2-3 BB	0-0 F8				0-3 K	4-0 PB BB	2 0 0 0 2 1 4	AB 29 R 2 H 5 RBI 2 BB 7 SO 3 LOB 19		
Gorman Thomas, R (1, 8) OBP: 0.267, SLG: 0.237			0-3 K		4-0 FC4-6 BB			0-0 G5-4-3	0-0 F6	3 0 0 0 1 1 3			
Buck Martinez, R (1, 2)			0-0 2-3		0-0 FC4-6			0-0 BB BB FC4-6 1B	0-0 4-3	2 0 0 0 0 0 2			
Ray Fosse, R (8, PH) OBP: 0.200, SLG: 0.111 (8, 2)			1-2 2-3		1-2 FC4-6					2 1 1 0 0 0 1			
Inning Stats	R: 0 H: 0 E: 0 LOB: 0 K: 1 BB: 0 S: 5 P: 5	R: 0 H: 1 E: 0 LOB: 1 K: 0 BB: 0 S: 3 P: 3	R: 0 H: 0 E: 0 LOB: 1 K: 1 BB: 1 S: 5 P: 9	R: 0 H: 2 E: 0 LOB: 3 K: 0 BB: 1 S: 5 P: 9	R: 0 H: 0 E: 0 LOB: 1 K: 0 BB: 1 S: 3 P: 7	R: 0 H: 0 E: 0 LOB: 0 K: 0 BB: 0 S: 3 P: 3	R: 0 H: 0 E: 0 LOB: 0 K: 1 BB: 1 S: 4 P: 8	R: 2 H: 2 E: 0 LOB: 1 K: 0 BB: 2 S: 4 P: 12	R: 0 H: 0 E: 0 LOB: 1 K: 0 BB: 1 S: 3 P: 7	1B: 4 SF: 0 2B: 1 SAC: 0 3B: 0 DP: 2 HR: 0 HBP: 0	WP: 0 PA: 36 PB: 1 SB: 0 CS: 0		
PITCHER	IP WLS BF H R ER SO BB IBB HBP BLK WP HR S P ERA WHIP											PITCHER	IP WLS BF H R ER SO BB IBB HBP BLK WP HR S P ERA WHIP
Sammy Stewart, R (1, 1) ERA: 4.85	7.0 W 28 4 2 2 3 5 0 0 0 0 0 0 29 49 2.57 1.286												
Don Stanhouse, R (8, 1) ERA: 4.15	2.0 S 8 1 0 0 0 2 0 0 0 0 0 0 6 14 0.00 1.500												

Milwaukee Brewers @ Baltimore Orioles
 Memorial Stadium, Baltimore, MD
 Sat Apr 21 1979, 3:33 AM EST
 Att: 10,021 - Unknown

livebaseballscorecards.com

Batter	1	2	3	4	5	6	7	8	9	AB R H RBI BB SO LOB	TOP																								
Paul Molitor, R (1, 4) OBP: 0.367, SLG: 0.444	0-0 F9		0-0 5-3		0-0 L8		0-0 G4-6-3 2-H 1B		0-0 1B	5 0 2 1 0 0 1																									
Sal Bando, R (1, 5) OBP: 0.373, SLG: 0.390	0-0 1B		0-0 G6-4-3 1B		0-0 1-3		0-0 1-2 G4-6-3 1B		0-0 F8	5 0 3 0 0 0 2																									
Cecil Cooper, L (1, 3) OBP: 0.468, SLG: 0.818	0-0 F8		0-0 G6-4-3 1-2f		4-0 BB BB		0-0 G4-6-3 1-2f 2-3		0-0 F9	3 0 0 0 1 0 4																									
Larry Hisle, R (1, 10) OBP: 0.373, SLG: 0.611	0-0 4-3			4-0 BB BB BB 1B FC5-2-6 BB	4-0 1-2 2-3 BB		0-0 F9		0-0 F9	2 0 0 0 2 0 2																									
Sixto Lezcano, R (1, 9) OBP: 0.392, SLG: 0.575		4-0 BB BB BB BB 1B BB		0-0 F9	0-0 F2		0-0 F9		0-0 F9	3 1 0 0 1 0 4																									
Dick Davis, R (1, 7) OBP: 0.222, SLG: 0.222		0-3 K		0-0 FC5-2-6 1-3 1B		0-0 F8		0-0 6-3		4 0 1 0 0 1 1																									
Robin Yount, R (1, 6) OBP: 0.314, SLG: 0.395		4-0 BB BB BB BB 1B BB		0-0 FC5-2-6 1-3 3-H		0-0 6-3		0-0 6-3		3 0 0 0 1 0 2																									
Jim Wohlford, R (1, 8) OBP: 0.375, SLG: 0.286		0-0 G4-3 1-2 2-H 1B		0-0 F9		0-0 G3		0-0 F9		4 0 1 1 0 0 2																									
Charlie Moore, R (1, 2) OBP: 0.385, SLG: 0.364		0-0 G4-3 1-2f			0-0 BB 1-3 1B		0-0 1B 2B		0-3 K	4 1 2 0 0 1 2																									
Inning Stats	R: 0 E: 0 K: 0 S: 4 H: 1 LOB: 1 BB: 0 P: 4	R: 1 E: 0 K: 1 S: 5 H: 1 LOB: 1 BB: 2 P: 13	R: 0 E: 0 K: 0 S: 3 H: 1 LOB: 0 BB: 0 P: 3	R: 0 E: 0 K: 0 S: 4 H: 1 LOB: 2 BB: 1 P: 8	R: 0 E: 0 K: 0 S: 4 H: 1 LOB: 3 BB: 2 P: 12	R: 0 E: 0 K: 0 S: 3 H: 0 LOB: 0 BB: 0 P: 3	R: 1 E: 0 K: 0 S: 5 H: 3 LOB: 1 BB: 0 P: 5	R: 0 E: 0 K: 0 S: 3 H: 0 LOB: 0 BB: 0 P: 3	R: 0 E: 0 K: 1 S: 6 H: 1 LOB: 1 BB: 0 P: 6	1B: 8 2B: 1 3B: 0 HR: 0 SF: 0 SAC: 0 DP: 3 HBP: 0	WP: 0 PB: 0 SB: 0 CS: 0 PA: 38																								
PITCHER Dennis Martinez, R (1, 1) ERA: 4.5	IP 9.0	WLS W	BF 38	H 9	R 2	ER 2	SO 2	BB 5	IBB 0	HBP 0	BLK 0	WP 0	HR 0	S 37	P 57	ERA 2.00	WHIP 1.556	PITCHER	IP 9.0	WLS W	BF 38	H 9	R 2	ER 2	SO 2	BB 5	IBB 0	HBP 0	BLK 0	WP 0	HR 0	S 37	P 57	ERA 2.00	WHIP 1.556

Milwaukee Brewers @ Baltimore Orioles
 Memorial Stadium, Baltimore, MD
 Sun Apr 22 1979, 3:33 AM EST
 Unknown

livebaseballscorecards.com

AB	33
R	2
H	9
RBI	2
BB	5
SO	2
LOB	20



Batter	1	2	3	4	5	6	7	8	9	AB	R	H	RBI	BB	SO	LOB
Al Bumbry, L OBP: 0.259, SLG: 0.240 (1, 8) (8, 7)	0-0 L7		0-0 1B 2B		0-0 4-3	0-3 K				4	1	1	0	0	1	2
Billy Smith, S OBP: 0.133, SLG: 0.133 (1, 4)	0-0 G3		0-3 K		0-0 F5		0-0 F9			4	0	0	0	0	1	2
Ken Singleton, S OBP: 0.323, SLG: 0.393 Larry Harlow, L OBP: 0.389, SLG: 0.375 (7, PR) (8, 8)	0-0 4-3		0-0 WP BB 2-H 3-H 1B		0-0 F8		0-0 FC6-4 1B			4	0	2	2	0	0	0
Eddie Murray, S OBP: 0.328, SLG: 0.302 (1, 3)		0-0 6-3	4-0 WP BB 1-2 BB		0-0 2B E 1B		0-0 FC6-4 FC6-4 1-2f			3	1	1	0	1	0	1
Doug DeCinces, R OBP: 0.328, SLG: 0.442 (1, 5)		0-0 HR	0-0 F2 1-2 2-3		0-0 2B E 1-3		0-0 FC6-4 1-2f			4	2	2	1	0	0	3
Lee May, R OBP: 0.309, SLG: 0.472 (1, 10)		0-3 K	0-0 5-3		0-0 5-3		0-0 F9			4	0	0	0	0	1	4
John Lowenstein, L OBP: 0.583, SLG: 1.222 (8, 9)		0-0 HR		0-0 SH5-3 CS 2B		4-0 E IBB		0-0 F4		3	1	2	1	1	0	0
Mark Belanger, R OBP: 0.227, SLG: 0.231 (1, 6)		0-0 F7		0-0 SH5-3 2-3		0-0 L4		0-0 F4		3	0	0	0	0	0	3
Dave Skaggs, R OBP: 0.200, SLG: 0.200 (1, 2)			0-0 2B 1B 1B		0-3 K 3-H		0-0 E9 1-3 2-H 3-H			3	1	1	0	0	1	2

Inning Stats	R: 0	H: 0	E: 0	K: 0	S: 3	R: 2	H: 2	E: 0	K: 1	S: 7	R: 2	H: 3	E: 0	K: 1	S: 8	R: 0	H: 1	E: 0	K: 1	S: 5	R: 0	H: 0	E: 0	K: 0	S: 3	R: 2	H: 2	E: 1	K: 1	S: 8	R: 0	H: 1	E: 0	K: 0	S: 4	R: 0	H: 0	E: 0	K: 0	S: 3	R: 0	H: 0	E: 0	K: 0	S: 3	1B: 4	2B: 4	3B: 0	HR: 2	SF: 0	SAC: 1	DP: 1	HBP: 0	WP: 1	PB: 0	SB: 0	CS: 1	PA: 35
--------------	------	------	------	------	------	------	------	------	------	------	------	------	------	------	------	------	------	------	------	------	------	------	------	------	------	------	------	------	------	------	------	------	------	------	------	------	------	------	------	------	------	------	------	------	------	-------	-------	-------	-------	-------	--------	-------	--------	-------	-------	-------	-------	--------

PITCHER	IP	WLS	BF	H	R	ER	SO	BB	IBB	HBP	BLK	WP	HR	S	P	ERA	WHIP
Moose Haas, R ERA: 5.73 (1, 1)	5.0	L	23	8	6	4	3	1	0	0	0	1	2	28	32	7.20	1.800
Reggie Cleveland, R ERA: 4.0 (6, 1)	2.0		9	1	0	0	1	0	1	0	0	0	0	10	14	0.00	0.500
Bob Galasso, R ERA: 2.08 (8, 1)	1.0		3	0	0	0	0	0	0	0	0	0	0	3	3	0.00	0.000

BOTTOM


Milwaukee Brewers @ Baltimore Orioles
Memorial Stadium, Baltimore, MD

Sun Apr 22 1979, 3:33 AM EST
Unknown

livebaseballscorecards.com

AB	32
R	6
H	9
RBI	4
BB	2
SO	4
LOB	17



Batter	1	2	3	4	5	6	7	8	9	AB R H RBI BB SO LOB	TOP	
Paul Molitor, R (1, 4) OBP: 0.397, SLG: 0.491 Jim Gantner, L (5, PR) (5, 4)	0-0 SH1-3 2B		0-0 1B		0-0 1-2 1B			0-3 K	0-3 K	3 0 3 0 0 0 0 2 0 0 0 0 2 1		
Jim Wohlford, R (1, 7) OBP: 0.273, SLG: 0.200	0-0 SH1-3 2-3		0-0 1-3		0-0 L5			0-0 F7		3 0 0 0 0 0 3		
Cecil Cooper, L (1, 3) OBP: 0.470, SLG: 0.797	0-3 K			0-0 G5-4-3 1B		0-0 F8		0-0 1B HR		4 1 2 0 0 1 1		
Larry Hisle, R (1, 10) OBP: 0.365, SLG: 0.586	0-0 F7			0-0 G5-4-3 1-2f		0-0 5-3		0-0 1B HR		4 1 1 0 0 0 2		
Sixto Lezcano, R (1, 9) OBP: 0.400, SLG: 0.636		0-0 6-3		0-0 1B		0-0 F7		0-0 1B HR		4 1 2 3 0 0 0		
Sal Bando, R (1, 5) OBP: 0.345, SLG: 0.356		0-0 3-1		0-0 F8			0-0 F4	0-0 F9		4 0 0 0 0 0 1		
Robin Yount, R (1, 6) OBP: 0.309, SLG: 0.404		0-0 5-3			0-3 K		0-0 2B		0-0 6-3	4 0 1 0 0 1 0	AB 36 R 3 H 11 RBI 3 BB 0 SO 6 LOB 10	
Gorman Thomas, R (1, 8) OBP: 0.245, SLG: 0.214			0-3 K		0-0 5-3		0-0 F5		0-3 K	4 0 0 0 0 2 1		
Buck Martinez, R (1, 2) OBP: 0.067, SLG: 0.067 Ray Fosse, R (7, PH) OBP: 0.250, SLG: 0.182 (7, 2)			0-0 F8		0-0 1B 1B		0-0 5-3		0-0 1B	2 0 1 0 0 0 0 2 0 1 0 0 0 1		
Inning Stats	R: 0 H: 1 E: 0 LOB: 1 K: 1 BB: 0 S: 6 P: 6	R: 0 H: 0 E: 0 LOB: 0 K: 0 BB: 0 S: 3 P: 3	R: 0 H: 1 E: 0 LOB: 1 K: 1 BB: 0 S: 6 P: 6	R: 0 H: 2 E: 0 LOB: 1 K: 0 BB: 0 S: 4 P: 4	R: 0 H: 2 E: 0 LOB: 2 K: 1 BB: 0 S: 7 P: 7	R: 0 H: 0 E: 0 LOB: 0 K: 0 BB: 0 S: 3 P: 3	R: 0 H: 1 E: 0 LOB: 1 K: 0 BB: 0 S: 4 P: 4	R: 3 H: 3 E: 0 LOB: 0 K: 1 BB: 0 S: 8 P: 8	R: 0 H: 1 E: 0 LOB: 1 K: 2 BB: 0 S: 8 P: 8	1B: 8 SF: 0 2B: 2 SAC: 1 3B: 0 DP: 1 HR: 1 HBP: 0	WP: 0 PA: 37 PB: 0 SB: 0 CS: 0	
PITCHER Mike Flanagan, L (1, 1) ERA: 5.87 Tim Stoddard, R (9, 1) ERA: 1.69	IP WLS BF H R ER SO BB IBB HBP BLK WP HR S P ERA WHIP											PITCHER IP WLS BF H R ER SO BB IBB HBP BLK WP HR S P ERA WHIP
	8.0 W 33 10 3 3 4 0 0 0 0 0 1 41 41 3.38 1.250											

Milwaukee Brewers @ Baltimore Orioles
 Memorial Stadium, Baltimore, MD
 Sun Apr 22 1979, 6:05 PM EST
 Att. 22,598 - Unknown

livebaseballscores.com

Batter	1	2	3	4	5	6	7	8	9	AB	R	H	RBI	BB	SO	LOB	TOP				
Al Bumbry, L (1, 8) OBP: 0.237, SLG: 0.222	0-0 F7	0-0 SF7		0-0 4-3		0-0 F7			0-0 6-3	4	0	0	1	0	0	0					
Rich Dauer, R (1, 4) OBP: 0.280, SLG: 0.348	0-0 HR	0-0 5-3		0-0 6-3			0-0 5-3			4	1	1	1	0	0	1					
Ken Singleton, S (1, 9) OBP: 0.357, SLG: 0.556	0-0 6-3									4	2	2	2	0	0	0					
Larry Harlow, L (9, 9) OBP: 0.364, SLG: 0.350										0	0	0	0	0	0	0					
Eddie Murray, S (1, 3) OBP: 0.362, SLG: 0.361	0-3 K									4	1	2	0	0	1	0					
Doug DeCinces, R (1, 5) OBP: 0.333, SLG: 0.466										4	1	2	0	0	1	0					
Lee May, R (1, 10) OBP: 0.339, SLG: 0.491										3	1	0	0	1	0	1					
Gary Roenicke, R (1, 7) OBP: 0.485, SLG: 0.444										4	1	3	0	0	0	0					
Rick Dempsey, R (1, 2) OBP: 0.426, SLG: 0.431										4	0	1	2	0	0	1					
Mark Belanger, R (1, 6) OBP: 0.208, SLG: 0.209										2	1	0	1	1	0	1					
Inning Stats	R: 1 E: 0 K: 1 S: 6	H: 1 LOB: 0 BB: 0 P: 6	R: 3 E: 0 K: 1 S: 7	H: 2 LOB: 1 BB: 2 P: 15	R: 2 E: 0 K: 0 S: 6	H: 3 LOB: 1 BB: 0 P: 6	R: 0 E: 0 K: 1 S: 5	H: 0 LOB: 0 BB: 0 P: 5	R: 1 E: 0 K: 0 S: 5	H: 2 LOB: 1 BB: 0 P: 5	R: 0 E: 0 K: 0 S: 3	H: 0 LOB: 0 BB: 0 P: 3	R: 0 E: 0 K: 0 S: 3	H: 1 LOB: 0 BB: 0 P: 3	R: 0 E: 0 K: 1 S: 5	H: 0 LOB: 0 BB: 0 P: 5	1B: 6 2B: 0 3B: 0 HR: 3	SF: 2 SAC: 0 DP: 0 HBP: 0	WP: 0 PB: 0 SB: 0 CS: 1	PA: 38	
PITCHER	IP	WLS	BF	H	R	ER	SO	BB	IBB	HBP	BLK	WP	HR	S	P	ERA	WHIP				
Don Aase, R (1, 1) ERA: 5.47	2.0	L	13	5	6	6	2	2	0	0	0	0	2	15	23	27.00	3.500				
Dyar Miller, R (3, 1) ERA: 1.26	4.0		15	3	1	1	1	0	0	0	0	0	1	17	17	2.25	0.750				
Jim Barr, R (7, 1) ERA: 8.1	3.0		9	1	0	0	1	0	0	0	0	0	0	11	11	0.00	0.333				

Baltimore Orioles @ California Angels
Anaheim Stadium, Anaheim, CA
 Tue Apr 24 1979, 9:05 PM EST
 Att. 22,343 - Unknown

livebaseballscorecards.com

AB	33
R	7
H	9
RBI	7
BB	2
SO	4
LOB	6



Batter	1	2	3	4	5	6	7	8	9
Carney Lansford, R OBP: 0.400, SLG: 0.486 (1, 5) X	0-0 FC6-4 1B		0-0 6-3		0-0 SF8		0-0 FC4-6 1-2f		
Dan Ford, R OBP: 0.469, SLG: 0.885 (1, 8) X	0-0 FC6-4 1-2f L6-3		0-3 K		0-3 K 2-3 3-H			0-0 F8	
Rod Carew, L OBP: 0.488, SLG: 0.537 (1, 3) X	0-0 L6-3 1-2		0-0 4-3			0-0 F7		0-3 K	
Don Baylor, R OBP: 0.370, SLG: 0.437 (1, 9) X		0-0 4-3		0-0 F9		0-0 P4		0-0 P1	
Joe Rudi, R OBP: 0.312, SLG: 0.449 (1, 7) X		0-0 1B 1B		0-0 F8		0-3 K		0-0 E5 G4-6-3	
Willie Aikens, L OBP: 0.400, SLG: 0.744 (1, 10) X		0-0 1B 1-2 1B		0-0 P6		0-3 K		0-0 F8	
Brian Downing, R OBP: 0.451, SLG: 0.578 (1, 2) X		0-3 K			0-0 G3 SF8 1B 1B		0-0 6-3	0-0 G4-6-3 1-2f	
Bobby Grich, R OBP: 0.429, SLG: 0.692 (1, 4) X		0-0 1B 1-3 2-H			0-0 SF8 G3 1B		0-0 E 1B		
Rance Mulliniks, L OBP: 0.194, SLG: 0.193 (1, 6) X		0-0 F7			0-0 G3 1-2 2-3		0-0 E4 FC4-6 1-2		

Inning Stats	R: 0	H: 1	E: 0	LOB: 0	K: 0	S: 3	P: 3	R: 1	H: 3	E: 0	LOB: 2	K: 1	S: 8	R: 0	H: 0	E: 0	LOB: 0	K: 1	S: 5	R: 0	H: 0	E: 0	LOB: 0	K: 0	S: 3	R: 1	H: 2	E: 0	LOB: 1	K: 1	S: 7	R: 0	H: 0	E: 0	LOB: 0	K: 1	S: 5	R: 0	H: 1	E: 1	LOB: 2	K: 1	S: 7	R: 0	H: 0	E: 0	LOB: 0	K: 1	S: 5	R: 0	H: 0	E: 1	LOB: 0	K: 0	S: 3	R: 0	H: 0	E: 1	LOB: 0	K: 0	S: 3	1B: 7	SF: 1	2B: 1	SAC: 0	3B: 0	DP: 2	HR: 0	HBP: 0
--------------	------	------	------	--------	------	------	------	------	------	------	--------	------	------	------	------	------	--------	------	------	------	------	------	--------	------	------	------	------	------	--------	------	------	------	------	------	--------	------	------	------	------	------	--------	------	------	------	------	------	--------	------	------	------	------	------	--------	------	------	------	------	------	--------	------	------	-------	-------	-------	--------	-------	-------	-------	--------


PITCHER	IP	WLS	BF	H	R	ER	SO	BB	IBB	HBP	BLK	WP	HR	S	P	ERA	WHIP
Jim Palmer, R ERA: 3.05 (1, 1)	6.1	W	24	6	2	2	5	0	0	0	0	0	0	34	34	2.84	0.947
Tim Stoddard, R ERA: 1.35 (7, 1)	2.2		10	1	0	0	1	0	0	0	0	0	0	12	12	0.00	0.375

BOTTOM

Baltimore Orioles @ California Angels
Anaheim Stadium, Anaheim, CA

Tue Apr 24 1979, 9:05 PM EST
Att. 22,343 - Unknown

AB	33
R	2
H	7
RBI	2
BB	0
SO	6
LOB	14



PITCHER	IP	WLS	BF	H	R	ER	SO	BB	IBB	HBP	BLK	WP	HR	S	P	ERA	WHIP
---------	----	-----	----	---	---	----	----	----	-----	-----	-----	----	----	---	---	-----	------

Batter	1	2	3	4	5	6	7	8	9	AB R H RBI BB SO LOB	TOP														
Larry Harlow, L (1, 8) OBP: 0.423, SLG: 0.364 Al Bumbry, L (9, PH) OBP: 0.277, SLG: 0.267 (9, 8)	4-0 BB	4-0 1-2 BB		0-0 6-3		0-0 1B			0-0 1B	0 1 0 0 0 0 0 1 1 1 0 0 0 0															
Rich Dauer, R (1, 4) OBP: 0.300, SLG: 0.321	4-0 1-2 1B BB	0-0 F8		4-0 BB		0-0 1-2 CS	0-3 1		0-0 1-3 1B SF7	3 1 1 0 2 1 2															
Pat Kelly, L (1, 10) OBP: 0.391, SLG: 0.333 Lee May, R (9, PH) OBP: 0.323, SLG: 0.468	0-0 F8 2-3		0-0 1B 2B	0-0 F9			0-0 2		0-0 1-2 BB 1B	4 1 1 0 0 0 3 1 0 1 1 0 0 0															
Ken Singleton, S (1, 9) OBP: 0.375, SLG: 0.529	0-0 1-2 3-H 1B		0-3 1		0-3 1		0-0 3		0-0 1-2 2-3 1B	5 0 2 1 0 2 1															
Eddie Murray, S (1, 3) OBP: 0.380, SLG: 0.391	0-3 K		0-0 2		0-0 BB 1B				0-0 SF7	4 0 2 1 0 1 3															
John Lowenstein, L (1, 7) OBP: 0.625, SLG: 1.100 Gary Roenicke, R (8, PH) OBP: 0.436, SLG: 0.375 (8, 7)	0-3 K		4-0 S 1B BB		4-0 1-2 BB BB				0-0 P4 1-2 2-3 BB	1 0 0 0 2 1 2 1 0 0 0 1 0 1															
Doug DeCinces, R (1, 5) OBP: 0.342, SLG: 0.448		0-0 4-3	0-0 1-2 2-H S 1B		0-0 1-2 G5-4-3				0-0 F7	5 0 1 1 0 1 6															
Mark Belanger, R (1, 6) OBP: 0.196, SLG: 0.180		4-0 FC6-4 BB	0-3 K						0-0 F9	3 0 0 0 1 1 3															
Dave Skaggs, R (1, 2) OBP: 0.111, SLG: 0.111		0-0 FC6-4 BB		0-0 4-3					0-0 F2	4 0 0 0 0 0 1															
Inning Stats	R: 1 E: 0 K: 2 S: 8	H: 1 LOB: 2 BB: 2 P: 16	R: 0 E: 0 K: 0 S: 3	H: 0 LOB: 2 BB: 2 P: 11	R: 1 E: 0 K: 2 S: 9	H: 2 LOB: 2 BB: 1 P: 13	R: 0 E: 0 K: 0 S: 3	H: 0 LOB: 1 BB: 1 P: 7	R: 0 E: 0 K: 1 S: 5	H: 1 LOB: 1 BB: 1 P: 9	R: 0 E: 0 K: 0 S: 3	H: 1 LOB: 0 BB: 0 P: 3	R: 0 E: 0 K: 1 S: 5	H: 0 LOB: 0 BB: 0 P: 5	R: 0 E: 0 K: 0 S: 4	H: 1 LOB: 1 BB: 0 P: 4	R: 2 E: 0 K: 1 S: 9	H: 4 LOB: 3 BB: 1 P: 13	1B: 9 2B: 1 3B: 0 HR: 0	SF: 1 SAC: 0 DP: 1 HBP: 0	WP: 0 PB: 0 SB: 2 CS: 1	PA: 44			
PITCHER	IP	WLS	BF	H	R	ER	SO	BB	IBB	HBP	BLK	WP	HR	S	P	ERA	WHIP								
Nolan Ryan, R (1, 1) ERA: 3.41	2.0		11	1	1	1	2	4	0	0	0	0	0	11	27	4.50	2.500								
Jim Barr, R (3, 1) ERA: 5.4	5.0		20	4	1	1	4	3	0	0	0	0	0	25	37	1.80	1.400								
Dave LaRoche, L (8, 1) ERA: 3.72	1.2	L	10	5	2	2	0	0	0	0	0	0	0	10	10	10.80	3.000								
Mark Clear, R (9, 1) ERA: 3.38	0.1		2	0	0	0	1	1	0	0	0	0	0	3	7	0.00	3.000								

Baltimore Orioles @ California Angels
Anaheim Stadium, Anaheim, CA
Thu Apr 26 1979, 9:05 PM EST
Att. 21,598 - Unknown

livebaseballscorecards.com

AB	32
R	4
H	9
RBI	4
BB	6
SO	7
LOB	22



Batter	1	2	3	4	5	6	7	8	9	AB	R	H	RBI	BB	SO	LOB
Rick Miller, L OBP: 0.405, SLG: 0.435 (1, 8)	0-0 G3			4-0 FC3-6 BB		0-0 4-3 1B	0-0 F8		0-0 4-3	4	0	1	0	1	0	4
Dan Ford, R OBP: 0.450, SLG: 0.765 (1, 9)	0-3 K			0-0 FC3-6 E 1B 1-2f		0-0 4-3 1B		0-0 SH1-3 1B		4	1	2	0	0	1	1
Rod Carew, L OBP: 0.460, SLG: 0.500 (1, 3)	0-0 4-3			0-0 E 1B 1-2		0-0 4-3		0-0 SH1-3		3	0	1	0	0	0	2
Don Baylor, R OBP: 0.393, SLG: 0.474 (1, 10)		0-0 F8		0-0 P6 1-2 2-3		0-3 K		0-0 1B 2-H		4	0	1	1	0	1	4
Joe Rudi, R OBP: 0.282, SLG: 0.403 (1, 7)		0-0 F8		0-0 F8			0-0 P6	0-0 6-3		4	0	0	0	0	0	2
Carney Lansford, R OBP: 0.375, SLG: 0.444 (1, 5)		0-3 K			0-0 P6		0-3 K		0-0 6-3	4	0	0	0	0	2	0
Brian Downing, R OBP: 0.456, SLG: 0.571 (1, 2)			0-0 F2		0-0 6-3		4-0 1B BB		4-0 PB BB	2	1	0	0	2	0	0
Bobby Grich, R OBP: 0.416, SLG: 0.681 (1, 4)			0-0 P3		0-0 F9		0-0 1B 1B		0-3 K	4	0	1	0	0	1	1
Orlando Ramirez, R (1, 6)			0-0 6-3			0-0 P4	0-0 1B		4-0 BB	2	0	0	0	0	0	0
Willie Aikens, L (7, PH)										1	0	1	1	0	0	0
Jim Anderson, R (7, PR)										0	0	0	0	0	0	0
(8, 6)										0	0	0	0	0	0	0
Willie Davis, L (9, PH)										0	0	0	0	1	0	0

BOTTOM

Baltimore Orioles @ California Angels
Anaheim Stadium, Anaheim, CA
Thu Apr 26 1979, 9:05 PM EST
Att. 21,598 - Unknown

livebaseballscorecards.com

AB	32
R	2
H	7
RBI	2
BB	4
SO	5
LOB	14



Inning Stats	R: 0	H: 0	E: 0	LOB: 0	K: 1	BB: 0	S: 5	P: 5
	0	0	0	0	0	0	5	5

PITCHER	IP	WLS	BF	H	R	ER	SO	BB	IBB	HBP	BLK	WP	HR	S	P	ERA	WHIP
Dennis Martinez, R (1, 1)	6.2		27	5	1	1	4	2	0	0	0	0	0	33	41	1.35	1.050
Tim Stoddard, R (7, 1)	2.1	W	10	2	1	1	1	2	0	0	0	0	0	10	18	3.86	1.714

WP: 0	PA: 37
PB: 1	
SB: 0	
CS: 0	

WP	HR	S	P	ERA	WHIP
0	0	0	0		

Batter	1	2	3	4	5	6	7	8	9	AB R H RBI BB SO LOB	TOP			
Al Bumbry, L (1, 8) OBP: 0.271, SLG: 0.262	0-0 4-3	0-0 6-3		0-0 BB 1B 1-H 1B		0-0 G1			0-3 K	5 0 1 1 0 1 3				
Rich Dauer, R (1, 5) OBP: 0.308, SLG: 0.328	0-3 K		0-3 K	0-0 BB 1B 1-2 1B			0-0 F8		0-0 1B 1B 1-3 1B	5 1 2 0 0 2 0				
Ken Singleton, S (1, 9) OBP: 0.388, SLG: 0.568 Larry Harlow, L (9, 9) OBP: 0.423, SLG: 0.364	0-0 HR		0-0 F7	4-0 BB 1B 1-2 2-3 BB			0-3 K		0-0 1B 1B 1-2 1B	4 1 2 2 1 1 0 0 0 0 0 0 0 0				
Eddie Murray, S (1, 3) OBP: 0.369, SLG: 0.378	0-0 3-1		0-0 F7	0-0 P6			0-3 K		0-0 1B 1-2 2-H	5 0 1 1 0 1 3				
Lee May, R (1, 10) OBP: 0.329, SLG: 0.507		0-0 FC6-4 HBP 2B 1B		0-0 HR		0-0 1-3		0-3 K	0-0 6-3	5 2 2 1 0 1 2				
Gary Roenicke, R (1, 7) OBP: 0.419, SLG: 0.444		0-0 L5		0-0 HR		0-3 K		0-0 4-3		4 1 1 1 0 1 1				
Billy Smith, S (1, 4) OBP: 0.158, SLG: 0.111		1-0 FC6-4 HBP		0-0 3-1		0-0 5-3		0-0 P3		3 0 0 0 0 0 0				
Rick Dempsey, R (1, 2) OBP: 0.435, SLG: 0.421		0-0 FC6-4 2B 1-2f 2-3		0-0 FC6-4 1B		0-0 F8			0-0 F9	4 0 1 0 0 0 2				
Kiko Garcia, R (1, 6) OBP: 0.286, SLG: 0.296		0-0 2B		0-0 FC6-4 1B 1-2f		0-3 K			0-0 1B 1B	4 2 2 1 0 1 1				
Inning Stats	R: 1 E: 0 K: 1 S: 6 H: 1 LOB: 0 BB: 0 P: 6	R: 1 E: 0 K: 0 S: 5 H: 2 LOB: 2 BB: 0 P: 6	R: 0 E: 0 K: 1 S: 5 H: 0 LOB: 0 BB: 0 P: 5	R: 3 E: 0 K: 0 S: 8 H: 5 LOB: 3 BB: 1 P: 12	R: 0 E: 0 K: 1 S: 5 H: 0 LOB: 0 BB: 0 P: 5	R: 0 E: 0 K: 1 S: 5 H: 0 LOB: 0 BB: 0 P: 5	R: 0 E: 0 K: 2 S: 7 H: 0 LOB: 0 BB: 0 P: 7	R: 0 E: 0 K: 1 S: 5 H: 0 LOB: 0 BB: 0 P: 5	R: 2 E: 0 K: 1 S: 9 H: 4 LOB: 2 BB: 0 P: 9	1B: 8 2B: 1 3B: 0 HR: 3 SF: 0 SAC: 0 DP: 0 HBP: 1	WP: 0 PB: 0 SB: 1 CS: 0 PA: 41			
PITCHER	IP WLS BF H R ER SO BB IBB HBP BLK WP HR S P ERA WHIP												PITCHER	IP WLS BF H R ER SO BB IBB HBP BLK WP HR S P ERA WHIP
Matt Keough, R (1, 1) ERA: 6.84	3.2 L 20 8 5 5 2 0 0 1 0 0 0 3 23 24 12.27 2.182													
Dave Hamilton, L (4, 1) ERA:	4.1 14 0 0 0 5 1 0 0 0 0 0 0 23 27 0.00 0.231													
Bob Lacey, L (9, 1) ERA: 8.71	1.0 7 4 2 2 1 0 0 0 0 0 0 0 9 9 18.00 4.000													

Baltimore Orioles @ Oakland Athletics
Oakland-Alameda County Coliseum, Oakland, CA

Fri Apr 27 1979, 6:05 PM PST
Att. 2,115 - Unknown

livebaseballscorecards.com

AB	39
R	7
H	12
RBI	7
BB	1
SO	8
LOB	12




Batter	1	2	3	4	5	6	7	8	9	AB	R	H	RBI	BB	SO	LOB
Glenn Burke, R (1, 7) <small>OBP: 0.211, SLG: 0.289</small>	0-0 F8		0-0 F3		0-0 1B			0-0 5-3		4	0	1	0	0	0	1
Larry Murray, S (1, 9) <small>OBP: 0.267, SLG: 0.222</small>	0-0 5-3		4-0 1B BB		0-0 5-3			0-3 K		3	0	0	0	1	1	1
Mario Guerrero, R (1, 6) <small>OBP: 0.143, SLG: 0.143</small>	0-0 3-1		0-0 1-3 2-H 1B					0-0 F8		4	0	1	1	0	0	0
Mitchell Page, L (1, 10) <small>OBP: 0.268, SLG: 0.333</small>		4-0 B5-3 BB	0-0 4-3					0-3 K		3	0	0	0	1	2	2
Jeff Newman, R (1, 3) <small>OBP: 0.191, SLG: 0.140</small>		0-0 P6			0-0 P4			0-0 P2		3	0	0	0	1	0	1
Mike Edwards, R (1, 4) <small>OBP: 0.219, SLG: 0.278</small>		0-0 B5-3			0-0 F8			0-0 F8		4	0	0	0	0	0	2
Jim Essian, R (1, 2) <small>OBP: 0.316, SLG: 0.371</small>		0-0 P4			0-0 P4			0-0 K		4	0	0	0	0	1	2
Dwayne Murphy, L (1, 8) <small>OBP: 0.408, SLG: 0.317</small>			0-0 F9					4-0 P4 BB		2	0	0	0	1	0	0
Wayne Gross, L (1, 5) <small>OBP: 0.400, SLG: 0.468</small>			0-0 1B 2B					0-0 P5		3	1	1	0	0	0	1

Baltimore Orioles @ Oakland Athletics
Oakland-Alameda County Coliseum, Oakland, CA

Fri Apr 27 1979, 6:05 PM PST
Att. 2,115 - Unknown

AB	30
R	1
H	3
RBI	1
BB	4
SO	4
LOB	10



WP: 0 PA: 34
PB: 0 SB: 0
CS: 0

Inning Stats																	1B:	2B:	3B:	HR:	SF:	SAC:	DP:	HBP:																																	
R: 0	H: 0	E: 0	K: 0	S: 3	R: 0	H: 0	E: 0	K: 0	S: 3	R: 1	H: 2	E: 0	K: 0	S: 5	R: 0	H: 0	E: 0	K: 0	S: 3	R: 0	H: 0	E: 0	K: 1	S: 5	R: 0	H: 0	E: 0	K: 2	S: 7	R: 0	H: 0	E: 0	K: 1	S: 5	R: 0	H: 0	E: 0	K: 2	S: 7	R: 0	H: 0	E: 0	K: 1	S: 5	R: 0	H: 0	E: 0	K: 2	S: 7	1B: 2	2B: 1	3B: 0	HR: 0	SF: 0	SAC: 0	DP: 0	HBP: 0
PITCHER																	WP:	HR:	S:	P:	ERA:	WHIP:	PA:																																		
Mike Flanagan, L (1, 1) <small>ERA: 4.5</small>	IP: 9.0	WLS: W	BF: 34	H: 3	R: 1	ER: 1	SO: 4	BB: 4	IBB: 0	HBP: 0	BLK: 0	WP: 0	HR: 0	S: 38	P: 54	ERA: 1.00	WHIP: 0.778	PA: 34																																							

Batter	1	2	3	4	5	6	7	8	9	AB	R	H	RBI	BB	SO	LOB
Glenn Burke, R (1, 7) OBP: 0.195, SLG: 0.268 Joe Wallis, S (6, PH) OBP: 0.226, SLG: 0.091 (7, 9)	0-0 F9		0-0 4-3		0-0 6-3	4-0 BB BB BB BB		0-0 SH3		3	0	0	0	0	0	0
Derek Bryant, R (1, 9) (7, 7) Larry Murray, S (8, PR) OBP: 0.267, SLG: 0.222 (9, 7)	0-0 F8		0-0 F8		0-0 E6	0-3 S S S S		4-0 BB BB BB BB		4	0	0	0	1	1	3
Mario Guerrero, R (1, 6) OBP: 0.167, SLG: 0.167	0-0 F9		0-0 6-3		0-0 G1	1-2 2-H 3-H		0-0 BB BB BB BB		5	0	1	2	0	0	3
Mitchell Page, L (1, 10) OBP: 0.294, SLG: 0.342		0-0 5-3		0-0 F7		0-0 BB BB BB BB		0-0 4-3		4	1	1	0	1	0	2
Dave Revering, L (1, 3) OBP: 0.294, SLG: 0.397		0-0 P6		0-0 FC5 SH1-3		0-0 BB BB BB BB		0-0 FC6		4	0	1	0	0	0	4
Mike Edwards, R (1, 4) OBP: 0.237, SLG: 0.274		4-0 BB BB BB BB		0-0 SH1-3		4-0 BB BB BB BB		0-0 F2		1	2	0	0	2	0	0
Wayne Gross, L (1, 5) OBP: 0.424, SLG: 0.510		4-0 BB BB BB BB		1-0 H		0-0 BB BB BB BB		0-0 1-3		2	2	1	2	1	0	0
Jeff Newman, R (1, 2) OBP: 0.216, SLG: 0.217		0-0 BB BB BB BB		0-0 FC5		4-0 BB BB BB BB		0-0 P6		3	2	1	3	1	0	2
Dwayne Murphy, L (1, 8) OBP: 0.415, SLG: 0.318		0-0 F7		0-0		4-0 BB BB BB BB		0-0 SH3		3	1	1	0	1	0	0

BOTTOM

Baltimore Orioles @ Oakland Athletics
Oakland-Alameda County Coliseum, Oakland, CA

livebaseballscores.com

AB	29
R	8
H	6
RBI	8
BB	8
SO	1
LOB	14



WP: 0	PA: 40
PB: 0	
SB: 0	
CS: 0	

PITCHER	IP	WLS	BF	H	R	ER	SO	BB	IBB	HBP	BLK	WP	HR	S	P	ERA	WHIP
Scott McGregor, L (1, 1) ERA: 7.11	5.1	L	24	3	5	5	0	3	0	1	0	0	1	20	33	8.44	1.125
Tippy Martinez, L (6, 1) ERA: 11.57	0.0		3	1	0	0	0	1	1	0	0	0	0	1	9	∞	∞
Sammy Stewart, R (6, 1) ERA: 4.02	2.2		13	2	3	3	1	3	0	0	0	0	0	12	24	10.12	1.875

Sat Apr 28 1979, 3:33 AM PST
Att. 2,436 - Unknown

Batter	1	2	3	4	5	6	7	8	9	AB R H RBI BB SO LOB	TOP	
Al Bumbry, L (1, 8) OBP: 0.268, SLG: 0.260	0-3 K	0-0 1B		0-0 1-3			0-0 F7		0-3 K	6 1 1 0 0 2 2		
Rich Dauer, R (1, 5) OBP: 0.355, SLG: 0.471	0-0 1B	0-0 F8			0-0 F7		0-0 HR		0-0 1B	6 2 4 2 0 0 1		
Ken Singleton, S (1, 9) OBP: 0.432, SLG: 0.642 Larry Harlow, L (7, 9) OBP: 0.407, SLG: 0.348	0-0 1-2 1B		4-0 FC4-6 1B BB		0-3 K		0-0 1B BB		0-0 F7	3 2 2 3 2 1 0 1 0 0 0 0 0 1		
Lee May, R (1, 10) OBP: 0.350, SLG: 0.539	0-0 F9		0-0 FC4-6 1-2 1B		0-0 HR		0-0 1B HR			5 2 3 1 0 0 2		
Eddie Murray, S (1, 3) OBP: 0.383, SLG: 0.378	0-0 F3		0-0 FC4-6 1-2f 2-3		4-0 BB		0-0 HR 1B	0-3 K		4 1 1 1 1 1 4		
Gary Roenicke, R (1, 7) OBP: 0.404, SLG: 0.477		0-3 K	0-0 P6		0-3 K		0-0 HR 1B	0-0 5-3		5 1 1 3 0 2 3		
Billy Smith, S (1, 4) OBP: 0.276, SLG: 0.296		0-0 FC4-6 1B	0-0 F8		0-0 F7		0-0 1B 3B	4-0 BB		4 1 2 0 1 0 2		
Rick Dempsey, R (1, 2) OBP: 0.418, SLG: 0.394		0-0 FC4-6 1-2f HR		0-0 F8		0-0 F8	0-0 FC5-4 BB 1B	0-0 1-3		5 2 1 1 0 0 2		
Kiko Garcia, R (1, 6) OBP: 0.306, SLG: 0.412 Mark Belanger, R (8, 6) OBP: 0.193, SLG: 0.176		0-0 1-H HR		0-0 F7		0-0 P4	4-0 FC5-4 BB		0-3 K	3 1 1 2 1 0 0 1 0 0 0 0 1 0		
Inning Stats	R: 0 E: 0 K: 1 S: 7 H: 2 LOB: 2 BB: 0 P: 7	R: 2 E: 0 K: 1 S: 8 H: 3 LOB: 1 BB: 0 P: 8	R: 0 E: 0 K: 0 S: 4 H: 1 LOB: 2 BB: 1 P: 8	R: 0 E: 0 K: 0 S: 3 H: 0 LOB: 0 BB: 0 P: 3	R: 1 E: 0 K: 2 S: 8 H: 1 LOB: 1 BB: 1 P: 12	R: 0 E: 0 K: 0 S: 3 H: 0 LOB: 0 BB: 0 P: 3	R: 10 E: 0 K: 0 S: 11 H: 8 LOB: 0 BB: 2 P: 19	R: 0 E: 0 K: 1 S: 5 H: 0 LOB: 1 BB: 1 P: 9	R: 0 E: 0 K: 2 S: 8 H: 1 LOB: 1 BB: 0 P: 8	1B: 10 2B: 0 3B: 1 HR: 5 SF: 0 SAC: 0 DP: 0 HBP: 0	WP: 0 PB: 0 SB: 0 CS: 0 PA: 48	
PITCHER	IP WLS BF H R ER SO BB IBB HBP BLK WP HR S P ERA WHIP											
John Henry Johnson, L (1, 1) ERA: 5.7	6.1 L 30 8 5 5 4 3 0 0 0 0 0 3 35 47 7.11 1.737											
Alan Wirth, R ERA: 6.0	0.0 4 4 3 3 0 0 0 0 0 0 0 1 4 4 ∞ ∞											
Jim Todd, R ERA: 9.2	0.2 6 3 5 5 0 1 0 0 0 0 0 1 5 9 67.50 6.000											
Bob Lacey, L ERA: 7.3	2.0 8 1 0 0 3 1 0 0 0 0 0 0 13 17 0.00 1.000											

Baltimore Orioles @ Oakland Athletics
Oakland-Alameda County Coliseum, Oakland, CA

Sun Apr 29 1979, 3:33 AM PDT
Att. 2,972 - Unknown

livebaseballscorecards.com

AB	43
R	13
H	16
RBI	13
BB	5
SO	7
LOB	17



Batter	1	2	3	4	5	6	7	8	9	AB R H RBI BB SO LOB
Joe Wallis, S OBP: 0.246, SLG: 0.125 (1, 9) X	0-0 1B FC4-6 1B		0-3 K 1-2			0-0 F9			0-0 G4-6-3 1B	4 1 2 0 0 1 1
Mario Guerrero, R OBP: 0.188, SLG: 0.188 (1, 6) X	0-0 FC4-6 1-3 1B		0-0 4-3			0-0 1-3			0-0 G4-6-3 1-2f	4 0 1 0 0 0 1
Mitchell Page, L OBP: 0.292, SLG: 0.329 (1, 10) X	0-0 F8				0-0 G2				4-0 BB	3 0 0 0 1 0 2
Dave Revering, L OBP: 0.282, SLG: 0.379 (1, 3) X	0-0 FC4-6 1-2f				4-0 1B WP BB				0-0 P6	3 0 0 1 1 1 2
Wayne Gross, L OBP: 0.435, SLG: 0.519 (1, 5) X	0-0 4-3 3-H				0-0 1-3 G1-6-3 1B				0-0 G6-4-3 1B	3 0 2 0 0 0 1
Dwayne Murphy, L OBP: 0.393, SLG: 0.298 (1, 8) X			0-3 K		0-0 G1-6-3 1-2f				0-0 G6-4-3 1-2f	3 0 0 0 0 1 3
Larry Murray, S OBP: 0.242, SLG: 0.200 (1, 7) X			0-3 K2-3			0-0 E6 CS			0-0 6-3	3 0 0 0 0 1 0
Jim Essian, R OBP: 0.293, SLG: 0.342 (1, 2) X			0-0 F3			0-0 F7 1-2			0-0 4-3	3 0 0 0 0 0 1
Mike Edwards, R OBP: 0.241, SLG: 0.267 (1, 4) X					4-0 CS BB				0-0 4-3	2 0 0 0 1 1 0

Inning Stats	R: 1	H: 2	E: 1	K: 0	S: 5	LOB: 1	BB: 0	P: 5	R: 0	H: 0	E: 0	K: 2	S: 7	LOB: 0	BB: 0	P: 7	R: 0	H: 0	E: 0	K: 1	S: 4	LOB: 0	BB: 1	P: 8	R: 0	H: 1	E: 0	K: 0	S: 3	LOB: 1	BB: 1	P: 7	R: 0	H: 0	E: 1	K: 1	S: 5	LOB: 0	BB: 0	P: 5	R: 0	H: 0	E: 0	K: 0	S: 3	LOB: 0	BB: 0	P: 3	R: 0	H: 1	E: 0	K: 1	S: 5	LOB: 0	BB: 0	P: 5	R: 0	H: 0	E: 0	K: 0	S: 3	LOB: 0	BB: 0	P: 3	R: 0	H: 1	E: 0	K: 0	S: 3	LOB: 1	BB: 1	P: 7	1B: 5	2B: 0	3B: 0	HR: 0	SF: 0	SAC: 0	DP: 3	HBP: 0
--------------	------	------	------	------	------	--------	-------	------	------	------	------	------	------	--------	-------	------	------	------	------	------	------	--------	-------	------	------	------	------	------	------	--------	-------	------	------	------	------	------	------	--------	-------	------	------	------	------	------	------	--------	-------	------	------	------	------	------	------	--------	-------	------	------	------	------	------	------	--------	-------	------	------	------	------	------	------	--------	-------	------	-------	-------	-------	-------	-------	--------	-------	--------

PITCHER	IP	WLS	BF	H	R	ER	SO	BB	IBB	HBP	BLK	WP	HR	S	P	ERA	WHIP
Jim Palmer, R ERA: 3.21 (1, 1)	0.2		4	2	1	1	0	0	0	0	0	0	0	4	4	13.50	3.000
Tippy Martinez, L ERA: 3.12 (1, 1)	6.1	W	20	2	0	0	5	2	0	0	0	1	0	28	36	0.00	0.632
Tim Stoddard, R ERA: 1.53 (8, 1)	2.0		7	1	0	0	0	1	0	0	0	0	0	6	10	0.00	1.000

BOTTOM

Baltimore Orioles @ Oakland Athletics
Oakland-Alameda County Coliseum, Oakland, CA

livebaseballscores.com

AB	28
R	1
H	5
RBI	1
BB	3
SO	5
LOB	11



WP: 1	PA: 31
PB: 0	
SB: 0	
CS: 2	

Sun Apr 29 1979, 3:33 AM PDT
Att. 2,972 - Unknown

BOTTOM

Baltimore Orioles @ Seattle Mariners
The Kingdome, Seattle, WA
Mon Apr 30 1979, 10:05 PM EDT
Att. 5,028 - Dome

livebaseballscorecards.com

AB 37
R 7
H 5
RBI 7
BB 5
SO 14
LOB 8



WP: 0 PA: 42
PB: 0
SB: 1
CS: 0

AB R H RBI BB SO LOB

5 0 0 0 0 2 0
5 1 2 0 0 0 0
0 0 0 0 0 0 0

4 1 0 0 1 2 2

5 2 1 2 0 2 2

5 1 1 1 0 2 0

4 0 0 0 1 2 0

3 0 0 1 1 1 0

2 1 0 1 2 1 0

3 0 0 0 0 2 4
1 1 1 2 0 0 0

1B: 2 SF: 0
2B: 1 SAC: 0
3B: 0 DP: 0
HR: 2 HBP: 0

Batter	1	2	3	4	5	6	7	8	9	10
Julio Cruz, S OBP: 0.343, SLG: 0.232 (1, 4)	0-0 1-3		0-3 K			0-0 F7	0-3 K		0-0 F7	
Dan Meyer, L OBP: 0.288, SLG: 0.410 Larry Milbourne, S OBP: 0.250, SLG: 0.286 (10, 6)	0-0 F8		0-0 P6			0-0 E 1B 2B	0-0 S 1B		0-0 1-3	
Bruce Bochte, L OBP: 0.422, SLG: 0.519 (1, 3)	4-0 HR BB		0-0 F8			0-0 L3	0-3 K 1-2		0-3 K	
Leon Roberts, R OBP: 0.400, SLG: 0.494 (1, 9)	0-0 1-H HR			0-3 K		0-0 E4 1B BB 2-3	0-3 K			0-0 6-3
Willie Horton, R OBP: 0.343, SLG: 0.457 (1, 10)	0-3 K			0-0 5-3		0-0 BB BB 1-3 BB 1B 3-H		0-3 K		0-0 F9
Ruppert Jones, L OBP: 0.333, SLG: 0.405 (1, 8)		0-0 F9		0-0 G3		4-0 BB BB 1-2 BB		0-3 K		0-3 K
Bob Stinson, S OBP: 0.339, SLG: 0.391 (1, 2)		0-0 3-1			0-0 F9	4-0 BB BB 1-2 2-3 3-H BB		0-3 K		
Bill Stein, R OBP: 0.373, SLG: 0.411 (1, 5)		0-0 E6 FC6-4			0-3 K	4-0 1-2 2-3 3-H BB			4-0 HR BB	
Mario Mendoza, R OBP: 0.258, SLG: 0.313 Joe Simpson, L OBP: 0.259, SLG: 0.500 (9, PH) (10, 7)		0-0 FC6-4			0-3 K	0-3 K			0-0 1-H HR	

Inning Stats	R: 2	H: 1	E: 0	K: 1	S: 6	P: 10	R: 0	H: 0	E: 1	K: 0	S: 4	P: 4	R: 0	H: 0	E: 0	K: 1	S: 5	P: 5	R: 0	H: 0	E: 0	K: 1	S: 5	P: 5	R: 0	H: 0	E: 0	K: 2	S: 7	P: 7	R: 3	H: 2	E: 1	K: 1	S: 8	P: 20	R: 0	H: 1	E: 0	K: 3	S: 10	P: 10	R: 0	H: 0	E: 0	K: 3	S: 9	P: 9	R: 2	H: 1	E: 0	K: 1	S: 6	P: 10	R: 0	H: 0	E: 0	K: 1	S: 5	P: 5	1B: 2	2B: 1	3B: 0	HR: 2	SF: 0	SAC: 0	DP: 0	HBP: 0	WP: 0	PA: 42
--------------	------	------	------	------	------	-------	------	------	------	------	------	------	------	------	------	------	------	------	------	------	------	------	------	------	------	------	------	------	------	------	------	------	------	------	------	-------	------	------	------	------	-------	-------	------	------	------	------	------	------	------	------	------	------	------	-------	------	------	------	------	------	------	-------	-------	-------	-------	-------	--------	-------	--------	-------	--------

PITCHER	IP	WLS	BF	H	R	ER	SO	BB	IBB	HBP	BLK	WP	HR	S	P	ERA	WHIP
Steve Stone, R ERA: 4.13 (1, 1)	5.2		25	3	5	2	5	3	0	0	0	0	1	32	44	3.18	1.059
Tim Stoddard, R ERA: 1.35 (6, 1)	2.1		9	1	0	0	7	1	0	0	0	0	0	22	26	0.00	0.857
Don Stanhouse, R ERA: 3.95 (9, 1)	2.0	W	8	1	2	2	2	1	0	0	0	0	1	11	15	9.00	1.000

Batter	1	2	3	4	5	6	7	8	9	AB R H RBI BB SO LOB	TOP											
Al Bumbry, L (1, 8) OBP: 0.283, SLG: 0.279	0-3 K		0-3 K			0-0 1B 1-3 2B		0-0 FC1-6-5 S 1B		4 1 2 0 0 2 0	<p>Baltimore Orioles @ Seattle Mariners</p> <p>The Kingdome, Seattle, WA</p> <p>Tue May 01 1979, 10:05 PM EDT</p> <p>Att. 4,015 - Dome</p>											
Rich Dauer, R (1, 5) OBP: 0.372, SLG: 0.500	0-0 5-3			0-0 6-3		0-0 1B 2-3 3-H 1B		0-0 5-3		4 0 1 1 0 0 1												
Ken Singleton, S (1, 9) OBP: 0.442, SLG: 0.651 Larry Harlow, L (8, PR) OBP: 0.429, SLG: 0.348	0-0 HR			0-0 G3		0-0 F9		0-0 FC1-6-5 BB		4 1 1 1 0 0 3 0 0 0 0 0 0 0												
Eddie Murray, S (1, 3) OBP: 0.394, SLG: 0.371	0-0 G3			0-0 4-3		0-0 1B 1-3 3-H 1B		4-0 BB IBB		3 0 1 1 1 0 0												
Lee May, R (1, 10) OBP: 0.344, SLG: 0.518		0-0 F9		0-0 6-3		0-0 F9		4-0 BB 1-2 2-3 BB		3 0 0 0 1 0 2												
Pat Kelly, L (1, 7) OBP: 0.357, SLG: 0.273 Gary Roenicke, R (8, 7) OBP: 0.414, SLG: 0.521		0-0 G3		0-3 K		0-0 SH1-4 BB		0-0 F7		3 0 0 0 1 1 3 0 0 0 0 0 0 0												
Billy Smith, S (1, 4) OBP: 0.306, SLG: 0.333 Mark Belanger, R (7, 6) OBP: 0.203, SLG: 0.173		0-0 3-1		0-0 L4		0-0 SH1-4		4-0 BB G6-4-3		2 0 0 0 0 0 0 0 0 0 0 1 0 0												
Kiko Garcia, R (1, 6) OBP: 0.279, SLG: 0.390			0-0 F8		0-0 P5		0-0 6-3		0-0 G6-4-3			4 0 0 0 0 0 2										
Dave Skaggs, R (1, 2) OBP: 0.154, SLG: 0.083			0-0 P6		4-0 2B 1B BB		0-0 6-3		0-0 4-3			3 1 0 0 1 0 1										
Inning Stats	R: 1 E: 0 K: 1 S: 6	H: 1 LOB: 0 BB: 0 P: 6	R: 0 E: 0 K: 0 S: 3	H: 0 LOB: 0 BB: 0 P: 3	R: 0 E: 0 K: 1 S: 5	H: 0 LOB: 0 BB: 0 P: 5	R: 0 E: 0 K: 0 S: 3	H: 0 LOB: 0 BB: 0 P: 3	R: 0 E: 0 K: 1 S: 5	H: 0 LOB: 0 BB: 0 P: 5		R: 2 E: 0 K: 0 S: 6	H: 3 LOB: 2 BB: 1 P: 10	R: 0 E: 0 K: 0 S: 3	H: 0 LOB: 1 BB: 1 P: 7	R: 0 E: 0 K: 0 S: 4	H: 1 LOB: 3 BB: 2 P: 12	R: 0 E: 0 K: 0 S: 2	H: 0 LOB: 0 BB: 1 P: 6	1B: 3 2B: 1 3B: 0 HR: 1	SF: 0 SAC: 1 DP: 1 HBP: 0	WP: 0 PB: 0 SB: 1 CS: 0
PITCHER	IP WLS BF H R ER SO BB IBB HBP BLK WP HR S P ERA WHIP																					
Byron McLaughlin, R (1, 1) ERA: 5.29	7.0 L 27 4 3 3 3 2 0 0 0 0 0 1 31 39 3.86 0.857																					
Mike Parrott, R (8, 1) ERA: 3.52	2.0 9 1 0 0 0 2 1 0 0 0 0 0 6 18 0.00 1.500																					

livebaseballscorecards.com

AB	30
R	3
H	5
RBI	3
BB	5
SO	3
LOB	12



Batter	1	2	3	4	5	6	7	8	9	AB	R	H	RBI	BB	SO	LOB
Julio Cruz, S (1, 4) OBP: 0.343, SLG: 0.235	0-3 K ①		0-0 SH5-3 ①		0-0 4-3 ③			0-0 1B ①		3	0	1	0	0	1	0
Dan Meyer, L (1, 7) OBP: 0.271, SLG: 0.385	0-0 1-3 ②		0-0 FC1-5 ②			0-0 G3 ①		0-0 P4 ②		4	0	0	0	0	0	2
Bruce Bochte, L (1, 3) OBP: 0.415, SLG: 0.500	0-0 6-3 ③		4-0 BB ①			0-0 F8 ②		0-0 F7 ③		3	0	0	0	1	0	1
Leon Roberts, R (1, 9) OBP: 0.384, SLG: 0.471		0-0 4-3 ①	0-0 F8 ③			0-0 1-3 ③			0-0 6-3 ①	4	0	0	0	0	0	2
Willie Horton, R (1, 10) OBP: 0.330, SLG: 0.438		0-0 6-3 ②		0-3 K ①			0-0 6-3 ①		0-0 P4 ②	4	0	0	0	0	1	0
Ruppert Jones, L (1, 8) OBP: 0.350, SLG: 0.443		0-0 1B 3B ②		0-3 K ②			0-0 1B ①		0-0 1B ③	4	1	3	0	0	1	0
Bob Stinson, S (1, 2) OBP: 0.333, SLG: 0.380		0-0 1B ③		0-0 F8 ③			0-0 P4 ②		0-0 4-3 ③	4	0	1	1	0	0	2
Bill Stein, R (1, 5) OBP: 0.360, SLG: 0.395		0-3 K ③			0-0 4-3 ①		0-0 4-3 ③			3	0	0	0	0	1	2
Mario Mendoza, R (1, 6) OBP: 0.265, SLG: 0.318			0-0 FC1-5 SH5-3 ②		0-0 4-3 ②			0-3 K ①		2	0	1	0	0	0	0
Joe Simpson, L (8, PH) OBP: 0.250, SLG: 0.481										1	0	0	0	0	1	0
Larry Milbourne, S (9, 6) OBP: 0.250, SLG: 0.286										0	0	0	0	0	0	0


Inning Stats	R: 0	H: 0	E: 0	K: 1	S: 5	R: 1	H: 2	E: 0	K: 1	S: 7	R: 0	H: 1	E: 0	K: 0	S: 4	R: 0	H: 0	E: 0	K: 2	S: 7	R: 0	H: 0	E: 0	K: 0	S: 3	R: 0	H: 0	E: 0	K: 0	S: 3	R: 0	H: 1	E: 0	K: 1	S: 6	R: 0	H: 1	E: 0	K: 0	S: 4	R: 0	H: 1	E: 0	K: 0	S: 4	R: 0	H: 1	E: 0	K: 0	S: 4
	LOB: 0	BB: 0	P: 5	LOB: 1	BB: 0	P: 7	LOB: 2	BB: 1	P: 8	LOB: 0	BB: 0	P: 7	LOB: 0	BB: 0	P: 3	LOB: 1	BB: 0	P: 4	LOB: 1	BB: 0	P: 6	LOB: 1	BB: 0	P: 4	LOB: 1	BB: 0	P: 4	LOB: 1	BB: 0	P: 4	1B: 5	SF: 0	2B: 0	SAC: 1	3B: 1	DP: 0	HR: 0	HBP: 0	WP: 0	PA: 34	ERA: 3.3	WHIP: 0.778	ERA: 1.00	WHIP: 0.778	ERA: 1.00	WHIP: 0.778				

BOTTOM

Baltimore Orioles @ Seattle Mariners
The Kingdome, Seattle, WA
Tue May 01 1979, 10:05 PM EDT
Att. 4,015 - Dome

livebaseballscorecards.com

AB	32
R	1
H	6
RBI	1
BB	1
SO	5
LOB	9



Batter	1	2	3	4	5	6	7	8	9	AB R H RBI BB SO LOB	TOP																	
Al Bumbry, L OBP: 0.309, SLG: 0.308 (1, 8) x	0-0 1B 	0-0 1-3 2-H 1B 		0-0 F7 		0-0 1B 			0-0 1B S SF7 	5 1 4 1 0 0 1																		
Rich Dauer, R OBP: 0.374, SLG: 0.494 (1, 5) x	0-0 F9 		0-0 2B 1B BB 		0-0 F8 	0-0 F8 			0-0 1B HR BB 	5 1 2 0 0 0 1																		
Ken Singleton, S OBP: 0.440, SLG: 0.674 (1, 10) x	0-0 F8 		4-0 2B 1-2 BB 		0-0 HR 		0-0 G3 		0-0 1B SF7 	3 1 1 2 1 0 1																		
Eddie Murray, S OBP: 0.404, SLG: 0.387 (1, 3) x	0-0 4-3 		0-0 2B 1-3 2-H 		0-0 1B BB FC4 HBP 		0-0 F8 		4-0 1-2 HR BB 	4 2 2 0 1 0 1																		
Gary Roenicke, R OBP: 0.413, SLG: 0.490 (1, 9)		4-0 1B 2B BB 	0-3 K 		1-0 1-2 FC4 BB HBP 		0-0 4-3 		0-0 F8 	3 1 0 0 1 1 4																		
John Lowenstein, L OBP: 0.591, SLG: 1.067 (1, 7)		0-0 1-3 S 2B 1B 	0-3 K 		4-0 1-2 2-3 FC4 BB 			0-3 K 	0-0 1-H 2-H HR 	4 2 2 3 1 2 2																		
Billy Smith, S OBP: 0.300, SLG: 0.351 (1, 4)		0-0 FC3-5 1-H 3-H 2B 		0-0 1-3 	0-0 FC4 1-2f 2-3 3-H BB 			0-3 K 	0-3 K 	4 0 1 3 0 1 2																		
Mark Belanger, R OBP: 0.200, SLG: 0.170 (8, 6)										1 0 0 0 0 1 0																		
Kiko Garcia, R OBP: 0.319, SLG: 0.455 (1, 6) (8, 4)		4-0 1B FC3-5 BB 	0-0 CS 1B 	0-0 K 				0-0 3B 		3 1 2 0 1 1 2																		
Rick Dempsey, R OBP: 0.386, SLG: 0.360 (1, 2)		0-0 FC3-5 1B 1-2 2-f 		0-0 1-2 1B 			0-0 6-3 		0-0 G3 	4 0 1 0 0 0 3																		
Inning Stats	R: 0 H: 1 E: 0 LOB: 1 K: 0 BB: 0 S: 4 P: 4	R: 3 H: 3 E: 0 LOB: 2 K: 0 BB: 2 S: 4 P: 12	R: 0 H: 2 E: 0 LOB: 2 K: 2 BB: 1 S: 8 P: 12	R: 0 H: 2 E: 0 LOB: 1 K: 0 BB: 0 S: 4 P: 4	R: 2 H: 2 E: 0 LOB: 2 K: 1 BB: 1 S: 7 P: 12	R: 0 H: 1 E: 0 LOB: 0 K: 0 BB: 0 S: 3 P: 3	R: 0 H: 0 E: 0 LOB: 0 K: 0 BB: 0 S: 3 P: 3	R: 0 H: 1 E: 0 LOB: 1 K: 2 BB: 0 S: 8 P: 8	R: 4 H: 3 E: 0 LOB: 0 K: 1 BB: 1 S: 8 P: 12	1B: 10 SF: 1 2B: 2 SAC: 0 3B: 1 DP: 0 HR: 2 HBP: 1	WP: 0 PA: 43 PB: 0 SB: 2 CS: 1																	
PITCHER	IP WLS BF H R ER SO BB IBB HBP BLK WP HR S P ERA WHIP											PITCHER	IP WLS BF H R ER SO BB IBB HBP BLK WP HR S P ERA WHIP															
Paul Mitchell, R ERA: 4.71 (1, 1)	2.0	L	12	5	3	3	0	3	0	0	0	0	0	9	21	13.50	4.000											
Rafael Vasquez, R ERA: 4.85 (3, 1)	2.1		12	5	2	2	2	1	0	1	0	0	1	14	19	7.71	2.571											
John Montague, R ERA: 3.16 (5, 1)	4.1		18	5	4	4	3	1	0	0	0	0	1	23	27	8.31	1.385											
Shane Rawley, L ERA: 5.51 (9, 1)	0.1		1	0	0	0	1	0	0	0	0	0	0	3	3	0.00	0.000											

Baltimore Orioles @ Seattle Mariners

The Kingdome, Seattle, WA

Wed May 02 1979, 10:05 PM EDT
Att. 5,212 - Dome

livebaseballscorecards.com

AB 36
R 9
H 15
RBI 9
BB 5
SO 6
LOB 17



Batter	1	2	3	4	5	6	7	8	9	AB R H RBI BB SO LOB
Julio Cruz, S OBP: 0.340, SLG: 0.236 (1, 4)	0-0 E 1B		0-3 K		0-0 G6-4-3			0-0 6-3		4 1 1 0 0 1 1
Bill Stein, R OBP: 0.356, SLG: 0.400 (1, 5)	0-0 E6 G6-4-3 1B		0-0 5-3			0-0 5-3		0-0 2B		4 0 1 0 0 0 1
Tom Paciorek, R OBP: 0.375, SLG: 0.565 (1, 3)	0-0 G6-4-3 1B			0-0 F9 1B 2B		0-0 4-3 1B		0-0 5-3		4 1 3 1 0 0 1
Leon Roberts, R OBP: 0.379, SLG: 0.456 (1, 9)	0-0 G6-4-3			0-0 6-3		0-0 4-3		4-0 1B SF8 BB		3 1 0 0 1 0 4
Willie Horton, R OBP: 0.327, SLG: 0.430 (1, 10)	0-3 K			0-0 F9		0-0 P5		0-0 1B		4 0 1 0 0 1 3
Ruppert Jones, L OBP: 0.356, SLG: 0.444 (1, 8)		4-0 BB BB BB		0-0 G6-4-3 BB 1B		0-3 K		0-0 SF8		2 0 1 2 1 1 0
Larry Cox, R OBP: 0.333, SLG: 0.500 (1, 2)		0-0 L6		0-0 5-3		0-0 5-3		0-3 K		3 0 0 0 0 0 2
Bob Stinson, S OBP: 0.328, SLG: 0.373 (9, PH)										1 0 0 0 0 1 1
Bobby Valentine, R OBP: 0.417, SLG: 0.278 (1, 7)										2 0 0 0 1 0 1
Dan Meyer, L OBP: 0.268, SLG: 0.379 (9, PH)										1 0 0 0 0 0 1
Mario Mendoza, R OBP: 0.257, SLG: 0.309 (1, 6)										2 0 0 0 0 1 1
Larry Milbourne, S OBP: 0.241, SLG: 0.276 (8, PH)										1 0 0 0 0 0 0

Inning Stats	R: 1	H: 2	E: 1	K: 1	S: 7	LOB: 1	BB: 0	P: 7	R: 0	H: 0	E: 0	K: 0	S: 2	LOB: 0	BB: 1	P: 6	R: 0	H: 0	E: 0	K: 1	S: 5	LOB: 0	BB: 0	P: 5	R: 1	H: 2	E: 0	K: 0	S: 5	LOB: 1	BB: 0	P: 5	R: 0	H: 0	E: 0	K: 1	S: 4	LOB: 0	BB: 1	P: 8	R: 0	H: 1	E: 0	K: 0	S: 4	LOB: 1	BB: 0	P: 4	R: 0	H: 0	E: 0	K: 1	S: 5	LOB: 0	BB: 0	P: 5	R: 0	H: 1	E: 0	K: 0	S: 4	LOB: 1	BB: 0	P: 4	R: 1	H: 1	E: 0	K: 1	S: 6	LOB: 1	BB: 1	P: 10
--------------	------	------	------	------	------	--------	-------	------	------	------	------	------	------	--------	-------	------	------	------	------	------	------	--------	-------	------	------	------	------	------	------	--------	-------	------	------	------	------	------	------	--------	-------	------	------	------	------	------	------	--------	-------	------	------	------	------	------	------	--------	-------	------	------	------	------	------	------	--------	-------	------	------	------	------	------	------	--------	-------	-------

PITCHER	IP	WLS	BF	H	R	ER	SO	BB	IBB	HBP	BLK	WP	HR	S	P	ERA	WHIP
Mike Flanagan, L ERA: 4.05 (1, 1)	8.0	W	30	6	2	2	4	2	0	0	0	0	0	36	44	2.25	1.000
Don Stanhouse, R ERA: 4.3 (9, 1)	1.0		5	1	1	1	1	1	0	0	0	0	0	6	10	9.00	2.000

BOTTOM

Baltimore Orioles @ Seattle Mariners
The Kingdome, Seattle, WA

Wed May 02 1979, 10:05 PM EDT
Att: 5,212 - Dome

AB	31
R	3
H	7
RBI	3
BB	3
SO	5
LOB	16



WP	HR	S	P	ERA	WHIP
0	0	3	0	2.25	1.000
0	0	1	0	9.00	2.000

Batter	1	2	3	4	5	6	7	8	9	AB R H RBI BB SO LOB	TOP											
Carney Lansford, R (1, 5) OBP: 0.353, SLG: 0.435	0-3 K		0-0 6-3		0-0 F9			0-0 F2		4 0 0 0 0 1 0												
Dan Ford, R (1, 8) OBP: 0.429, SLG: 0.613	0-0 F8			0-0 BB E 1B	0-3 K			0-0 G4-6-3 1B		4 1 2 0 0 1 0												
Rod Carew, L (1, 3) OBP: 0.469, SLG: 0.473	0-0 1B			4-0 BB E 1-2 BB		0-0 2B		0-0 G4-6-3 1-2f		3 0 2 0 1 0 1												
Don Baylor, R (1, 9) OBP: 0.387, SLG: 0.460	0-0 F3			0-0 E5 1-3 2-H		0-0 F8		0-0 6-3		4 0 0 0 0 0 3												
Willie Aikens, L (1, 10) OBP: 0.382, SLG: 0.582		0-0 5-3		0-0 F2		0-0 L8		0-0 1-3		4 0 0 0 0 0 3												
Joe Rudi, R (1, 7) OBP: 0.292, SLG: 0.381		0-0 F8		4-0 BB		0-0 F8		0-0 1-3		3 0 0 0 1 0 1												
Brian Downing, R (1, 2) OBP: 0.394, SLG: 0.473		0-0 F9		0-0 F4		0-3 K				3 0 0 0 0 1 3												
Bobby Grich, R (1, 4) OBP: 0.380, SLG: 0.624			0-0 F8	0-3 K		0-0 4-3				3 0 0 0 0 1 3												
Bert Campaneris, R (1, 6) OBP: 0.154, SLG: 0.083			0-0 F7		0-0 F3		0-0 F7			3 0 0 0 0 0 0												
Inning Stats	R: 0 E: 0 K: 1 S: 6	H: 1 LOB: 1 BB: 0 P: 6	R: 0 E: 0 K: 0 S: 3	H: 0 LOB: 0 BB: 0 P: 3	R: 0 E: 0 K: 0 S: 3	H: 0 LOB: 0 BB: 0 P: 3	R: 1 E: 1 K: 1 S: 7	H: 1 LOB: 3 BB: 2 P: 15	R: 0 E: 0 K: 1 S: 5	H: 0 LOB: 0 BB: 0 P: 5	R: 0 E: 0 K: 0 S: 4	H: 1 LOB: 1 BB: 0 P: 4	R: 0 E: 0 K: 1 S: 5	H: 0 LOB: 0 BB: 0 P: 5	R: 0 E: 0 K: 0 S: 3	H: 1 LOB: 0 BB: 0 P: 3	R: 0 E: 0 K: 0 S: 3	H: 0 LOB: 0 BB: 0 P: 3	1B: 3 2B: 1 3B: 0 HR: 0	SF: 0 SAC: 0 DP: 1 HBP: 0	WP: 0 PB: 0 SB: 0 CS: 0	PA: 33
PITCHER	IP WLS BF H R ER SO BB IBB HBP BLK WP HR S P ERA WHIP																					
Jim Palmer, R (1, 1) ERA: 2.7	8.0 W 30 4 1 0 4 2 0 0 0 0 0 0 36 44 0.00 0.750																					
Tim Stoddard, R (9, 1) ERA: 1.29	1.0 3 0 0 0 0 0 0 0 0 0 0 0 3 3 0.00 0.000																					

California Angels @ Baltimore Orioles
 Memorial Stadium, Baltimore, MD
 Sat May 05 1979, 7:05 PM EDT
 Att. 20,455 - Unknown

livebaseballscorecards.com

AB	31
R	1
H	4
RBI	0
BB	2
SO	4
LOB	14



Batter	1	2	3	4	5	6	7	8	9	AB	R	H	RBI	BB	SO	LOB
Al Bumbry, L OBP: 0.324, SLG: 0.326 (1, 8)	4-0 BB 1B BB		0-0 F5	0-0 S 1B			0-0 2B	0-0 4-3		4	2	2	0	1	0	0
Rich Dauer, R OBP: 0.385, SLG: 0.511 (1, 5)	0-0 F8		0-0 E 1B HR 1B	0-3 K 1-2			0-0 2B 1B 2B	0-0 1B		5	2	3	1	0	1	2
Ken Singleton, S OBP: 0.442, SLG: 0.663 Larry Harlow, L OBP: 0.414, SLG: 0.333 (1, 9) (8, 9)	4-0 1B 1-2 BB		0-0 E8 HR 1B		0-0 1-3		0-0 5-3	0-0 4-3		3	1	1	0	1	0	1
Eddie Murray, S OBP: 0.416, SLG: 0.396 (1, 3)	0-0 1-2 2-H 1B		4-0 HR IBB		0-0 1-3		0-0 HR 1B			3	2	2	2	1	0	0
Lee May, R OBP: 0.351, SLG: 0.552 (1, 10)	0-0 F7		0-0 1-H 2-H 3-H HR		0-0 S 1B		0-0 F4			4	1	2	4	0	0	3
Gary Roenicke, R OBP: 0.403, SLG: 0.527 (1, 7)	0-0 L4		0-0 6-3		0-0 F8		0-0 1-H HR			4	1	1	2	0	0	3
Billy Smith, S OBP: 0.295, SLG: 0.341 (1, 4)		0-0 4-3	0-0 F9			0-0 1-3	0-0 1B			4	0	1	0	0	0	0
Kiko Garcia, R OBP: 0.320, SLG: 0.447 Mark Belanger, R OBP: 0.197, SLG: 0.167 (1, 6) (7, 6)		0-0 CS 1B		0-0 E4 G5-4-3		0-3 K	0-3 K			3	0	1	0	0	1	0
Rick Dempsey, R OBP: 0.370, SLG: 0.342 (1, 2)		0-0 6-3 1-2		0-0 G5-4-3 1-2f		0-0 1-6-3		0-0 5-3		1	0	0	0	0	0	2

Inning Stats	R: 1	H: 1	R: 0	H: 1	R: 4	H: 3	R: 0	H: 1	R: 0	H: 0	R: 4	H: 5	R: 0	H: 1	1B: 9	SF: 0
	E: 0	LOB: 2	E: 0	LOB: 0	E: 1	LOB: 0	E: 1	LOB: 1	E: 0	LOB: 0	E: 0	LOB: 1	E: 0	LOB: 1	2B: 2	SAC: 0
	K: 0	BB: 2	K: 0	BB: 0	K: 0	BB: 1	K: 1	BB: 0	K: 1	BB: 0	K: 1	BB: 0	K: 0	BB: 0	3B: 0	DP: 1
	S: 4	P: 12	S: 3	P: 3	S: 6	P: 10	S: 6	P: 6	S: 5	P: 5	S: 10	P: 10	S: 4	P: 4	HR: 2	HBP: 0

PITCHER	IP	WLS	BF	H	R	ER	SO	BB	IBB	HBP	BLK	WP	HR	S	P	ERA	WHIP
Don Aase, R ERA: 5.15 (1, 1)	3.0	L	16	5	5	5	0	2	1	0	0	0	1	13	25	15.00	2.333
Jim Barr, R ERA: 4.5 (4, 1)	3.2		18	7	4	4	2	0	0	0	0	0	1	22	22	9.82	1.909
Dyar Miller, R ERA: 2.5 (7, 1)	1.1		5	1	0	0	1	0	0	0	0	0	0	7	7	0.00	0.750

BOTTOM

California Angels @ Baltimore Orioles
Memorial Stadium, Baltimore, MD

Sat May 05 1979, 7:05 PM EDT
Att. 20,455 - Unknown

AB	36
R	9
H	13
RBI	9
BB	3
SO	3
LOB	13



WP	HR	S	P	ERA	WHIP
0	1	1	1	0.00	0.750
0	1	1	1	9.82	1.909
0	0	0	0	15.00	2.333

Batter	1	2	3	4	5	6	7	8	9	AB R H RBI BB SO LOB	TOP	
Rick Miller, L (1, 8) OBP: 0.375, SLG: 0.388 BB	4-0 3-1 4-3 BB		0-3 K			0-0 F7			0-0 6-3	3 0 0 0 1 1 0		
Dan Ford, R (1, 9) OBP: 0.405, SLG: 0.576	0-0 4-3 1-2			0-0 E4 F9 1-3		0-3 K			0-0 F9	4 0 0 0 0 1 1		
Rod Carew, L (1, 3) OBP: 0.462, SLG: 0.464	0-0 3-1 2-3			0-0 1-3 1-2		0-0 6-3			0-0 1B	4 0 1 0 0 0 2		
Don Baylor, R (1, 10) OBP: 0.390, SLG: 0.456	0-0 F5			4-0 S BB			0-0 G4-6-3 1B		0-3 K	3 0 1 0 1 1 2		
Joe Rudi, R (1, 7) OBP: 0.284, SLG: 0.370		0-0 F2		0-0 F9 2-3		0-0 G4-6-3 1-2f			0-0 3 0 0 0 0 0 3			
Carney Lansford, R (1, 5) OBP: 0.345, SLG: 0.423		0-0 F7		0-0 F8 1-2		0-0 4-3			0-0 3 0 0 0 0 0 2			
Bobby Grich, R (1, 4) OBP: 0.369, SLG: 0.604		0-0 1-3			0-0 G3			0-0 F7	0-0 3 0 0 0 0 0 0			
Bert Campaneris, R (1, 6) OBP: 0.125, SLG: 0.067			0-0 B3		0-0 F9			0-0 4-3	0-0 3 0 0 0 0 0 0			
Terry Humphrey, R (1, 2) OBP: 0.250, SLG: 0.143			0-0 F6		0-0 5-3			0-0 1-3	0-0 3 0 0 0 0 0 0			
Inning Stats	R: 0 H: 0 E: 0 LOB: 1 K: 0 BB: 1 S: 3 P: 7	R: 0 H: 0 E: 0 LOB: 0 K: 0 BB: 0 S: 3 P: 3	R: 0 H: 0 E: 0 LOB: 0 K: 1 BB: 0 S: 5 P: 5	R: 0 H: 0 E: 1 LOB: 2 K: 0 BB: 1 S: 4 P: 8	R: 0 H: 0 E: 0 LOB: 0 K: 0 BB: 0 S: 3 P: 3	R: 0 H: 0 E: 0 LOB: 0 K: 1 BB: 0 S: 5 P: 5	R: 0 H: 1 E: 0 LOB: 0 K: 0 BB: 0 S: 3 P: 3	R: 0 H: 0 E: 0 LOB: 0 K: 0 BB: 0 S: 3 P: 3	R: 0 H: 1 E: 0 LOB: 1 K: 1 BB: 0 S: 6 P: 6	1B: 2 SF: 0 2B: 0 SAC: 0 3B: 0 DP: 1 HR: 0 HBP: 0	WP: 0 PA: 31 PB: 0 SB: 1 CS: 0	
PITCHER Dennis Martinez, R (1, 1) ERA: 2.73	IP WLS BF H R ER SO BB IBB HBP BLK WP HR S P ERA WHIP	9.0 W 31 2 0 0 3 2 0 0 0 0 0 0 35 43 0.00 0.444										

California Angels @ Baltimore Orioles
Memorial Stadium, Baltimore, MD
 Sun May 06 1979, 3:33 AM EDT
 Att. 25,630 - Unknown

livebaseballscorecards.com

AB	29
R	0
H	2
RBI	0
BB	2
SO	3
LOB	10



BOTTOM

California Angels @ Baltimore Orioles
Memorial Stadium, Baltimore, MD
Sun May 06 1979, 3:33 AM EDT
Att. 25,630 - Unknown

livebaseballscorecards.com

AB 32
R 6
H 8
RBI 6
BB 1
SO 10
LOB 9



WP: 0 PA: 35
PB: 0
SB: 2
CS: 0


Batter	1	2	3	4	5	6	7	8	9	AB	R	H	RBI	BB	SO	LOB
Al Bumbry, L OBP: 0.321, SLG: 0.323 (1, 8)	0-3 K	0-0 FC3-6				0-0 1B				4	1	1	1	0	1	1
Mark Belanger, R OBP: 0.185, SLG: 0.155 (1, 6)	0-3 K	0-0 F8			0-3 K					4	0	0	0	0	2	2
Ken Singleton, S OBP: 0.453, SLG: 0.660 Larry Harlow, L OBP: 0.414, SLG: 0.333 (7, PR) (8, 9)	1-0 HR HBP		0-0 F6		0-0 HBP 1B			4-0 BB		2	1	1	1	1	0	0
Eddie Murray, S OBP: 0.410, SLG: 0.420 (1, 3)	0-0 HR		0-0 3-1		0-0 F5			0-0 F9		4	1	1	2	0	0	2
Lee May, R OBP: 0.347, SLG: 0.538 (1, 10)	0-3 K		0-3 K		0-0 HBP 1B			0-3 K		4	0	1	0	0	3	1
Gary Roenicke, R OBP: 0.408, SLG: 0.569 (1, 7)		0-0 HR		0-0 5-3	1-0 HBP			0-3 K		3	1	1	1	0	1	0
Rich Dauer, R OBP: 0.370, SLG: 0.489 (1, 5)		0-3 K		0-0 F9	0-0 F8			0-0 F6		4	0	0	0	0	1	3
Kiko Garcia, R OBP: 0.315, SLG: 0.431 (1, 4)		0-0 1B		0-3 K		0-0 5-3		0-3 K		4	1	1	0	0	2	0
Dave Skaggs, R OBP: 0.250, SLG: 0.267 (1, 2)		0-0 1B			0-0 1B			0-0 F8		3	1	2	1	0	0	0

Inning	R	H	E	K	S	P	R	H	E	K	S	P	R	H	E	K	S	P	R	H	E	K	S	P	R	H	E	K	S	P
1	2	1	0	3	10	1	2	1	0	3	10	1	2	1	0	3	10	1	2	1	0	3	10	1	2	1	0	3	10	1
2	0	0	0	0	8	0	0	0	0	5	8	0	0	0	0	5	8	0	0	0	0	5	8	0	0	0	0	0	5	8
3	0	0	0	0	5	0	0	0	0	5	5	0	0	0	0	5	5	0	0	0	0	5	5	0	0	0	0	0	5	5
4	0	0	0	0	5	0	0	0	0	5	5	0	0	0	0	5	5	0	0	0	0	5	5	0	0	0	0	0	5	5
5	2	0	0	4	9	10	2	0	0	9	10	10	2	0	0	9	10	10	2	0	0	9	10	10	2	0	0	0	9	10
6	0	0	0	0	3	0	0	0	0	3	3	0	0	0	0	3	3	0	0	0	0	3	3	0	0	0	0	0	3	3
7	0	0	0	0	9	0	0	0	0	9	9	0	0	0	0	9	9	0	0	0	0	9	9	0	0	0	0	0	9	9
8	0	0	0	0	7	0	0	0	0	7	7	0	0	0	0	7	7	0	0	0	0	7	7	0	0	0	0	0	7	7
9	0	0	0	0	7	0	0	0	0	7	7	0	0	0	0	7	7	0	0	0	0	7	7	0	0	0	0	0	7	7

PITCHER	IP	WLS	BF	H	R	ER	SO	BB	IBB	HBP	BLK	WP	HR	S	P	ERA	WHIP
Frank Tanana, L ERA: 3.86 (1, 1)	0.1		1	0	0	0	1	0	0	0	0	0	0	3	3	0.00	0.000
Mike Barlow, R ERA: 7.71 (1, 1)	1.2	L	10	4	4	4	3	0	0	1	0	0	2	15	16	21.60	2.400
Dyar Miller, R ERA: 2.86 (3, 1)	4.0		17	4	2	2	3	0	0	1	0	0	0	22	23	4.50	1.000
Dave LaRoche, L ERA: 6.17 (7, 1)	1.0		4	0	0	0	1	1	0	0	0	0	0	5	9	0.00	1.000
Mark Clear, R ERA: 1.9 (8, 1)	1.0		3	0	0	0	2	0	0	0	0	0	0	7	7	0.00	0.000

PITCHER	IP	WLS	BF	H	R	ER	SO	BB	IBB	HBP	BLK	WP	HR	S	P	ERA	WHIP
Frank Tanana, L ERA: 3.86 (1, 1)	0.1		1	0	0	0	1	0	0	0	0	0	0	3	3	0.00	0.000
Mike Barlow, R ERA: 7.71 (1, 1)	1.2	L	10	4	4	4	3	0	0	1	0	0	2	15	16	21.60	2.400
Dyar Miller, R ERA: 2.86 (3, 1)	4.0		17	4	2	2	3	0	0	1	0	0	0	22	23	4.50	1.000
Dave LaRoche, L ERA: 6.17 (7, 1)	1.0		4	0	0	0	1	1	0	0	0	0	0	5	9	0.00	1.000
Mark Clear, R ERA: 1.9 (8, 1)	1.0		3	0	0	0	2	0	0	0	0	0	0	7	7	0.00	0.000

Batter	1	2	3	4	5	6	7	8	9	AB R H RBI BB SO LOB
Miguel Dilone, S OBP: 0.305, SLG: 0.327 (1, 9) X	0-0 G3	0-0 E 1B		0-0 SH3-4 1-2		0-3 K		0-0 5-3		4 1 1 0 0 1 0
Larry Murray, S OBP: 0.327, SLG: 0.340 (1, 8) X	0-0 4-3 1B 2B	0-0 E3 1B		0-0 F4		0-0 F8		0-0 F7		5 1 2 0 0 0 2
Wayne Gross, L OBP: 0.446, SLG: 0.608 (1, 5) X	0-0 4-3 2-3	4-0 BB		0-0 4-3			4-0 1B FC BB		0-0 6-3	3 1 0 0 2 0 3
Dave Revering, L OBP: 0.330, SLG: 0.457 (1, 3) X	0-0 1B 1B	0-3 K			0-3 K		0-3 K		4-0 FC5-4 BB	4 0 1 1 1 3 3
Mario Guerrero, R OBP: 0.304, SLG: 0.326 (1, 6) X	0-0 1-2 1B		0-0 F9		0-0 1B 1B		0-0 F9 FC 1B 1B		0-0 FC5-4 1-2f	5 1 3 0 0 0 1
Mitchell Page, L OBP: 0.261, SLG: 0.280 (1, 10) X	0-0 F4		0-3 K		0-3 K		0-0 FC 1B CS		0-3 K2-3	5 0 0 1 0 3 5
Jeff Newman, R OBP: 0.243, SLG: 0.362 (1, 2) X		0-0 HR	0-3 K		0-0 1-2 1B		0-0 F9			4 1 2 1 0 1 2
Derek Bryant, R OBP: 0.200, SLG: 0.111 (1, 7) X		0-0 F9		0-0 E 1B 1B		0-0 5-3		0-0 1-3 1B		4 0 2 1 0 0 2
Mickey Klutts, R OBP: 0.405, SLG: 0.417 (1, 4) X		0-0 5-3		0-0 E7 SH3-4 1B		0-0 F9		0-0 CS	0-0 F9	4 0 1 0 0 0 0

TOP	
AB	38
R	5
H	12
RBI	4
BB	3
SO	8
LOB	18
	

Inning	R	H	E	K	S	IP	WLS	BF	H	R	ER	SO	BB	IBB	HBP	BLK	WP	HR	S	P	ERA	WHIP
1	1	3	0	0	6	1.2		12	6	3	2	0	1	0	0	0	0	1	11	15	10.80	4.200
2	0	2	0	2	7	4.2	L	21	5	2	2	7	1	0	0	0	0	0	34	38	3.86	1.286
7	0	0	0	0	1	2.2		9	1	0	0	1	1	0	0	0	0	0	10	14	0.00	0.750

PITCHER	
Steve Stone, R ERA: 4.56 (1, 1)	IP: 1.2, WLS: 0, BF: 12, H: 6, R: 3, ER: 2, SO: 0, BB: 1, IBB: 0, HBP: 0, BLK: 0, WP: 0, HR: 1, S: 11, P: 15, ERA: 10.80, WHIP: 4.200
Tippy Martinez, L ERA: 3.38 (2, 1)	IP: 4.2, WLS: 1, BF: 21, H: 5, R: 2, ER: 2, SO: 7, BB: 1, IBB: 0, HBP: 0, BLK: 0, WP: 0, HR: 0, S: 34, P: 38, ERA: 3.86, WHIP: 1.286
Tim Stoddard, R ERA: 1.14 (7, 1)	IP: 2.2, WLS: 0, BF: 9, H: 1, R: 0, ER: 0, SO: 1, BB: 1, IBB: 0, HBP: 0, BLK: 0, WP: 0, HR: 0, S: 10, P: 14, ERA: 0.00, WHIP: 0.750

Batter	1	2	3	4	5	6	7	8	9	AB R H RBI BB SO LOB	TOP									
Miguel Dilone, S OBP: 0.302, SLG: 0.356 (1, 9) X	0-0 6-3		0-0 1B		0-0 B5-3			0-0 F8		4 1 1 1 0 0 0										
Larry Murray, S OBP: 0.339, SLG: 0.353 (1, 8) X	0-0 1B		0-0 1B		0-0 K			0-0 F7		4 0 2 1 0 1 0										
Mickey Klutts, R OBP: 0.370, SLG: 0.375 (1, 4) X	0-0 F9		0-0 G5-4-3		0-0 4-3			0-0 F7		4 0 0 0 0 0 2										
Dave Revering, L OBP: 0.318, SLG: 0.439 (1, 3) S S	0-3 K		0-0 G5-4-3		0-3 K			0-0 F9		4 0 0 0 0 3 1										
Mario Guerrero, R OBP: 0.306, SLG: 0.327 (1, 6) X		0-0 5-3		0-0 5-3				0-0 F8		3 0 1 0 0 0 0										
Jeff Newman, R OBP: 0.234, SLG: 0.347 (1, 2) X		0-0 5-3		0-0 5-3				0-0 5-3		3 0 0 0 0 0 1										
Jim Essian, R OBP: 0.268, SLG: 0.358 (1, 10) X		0-0 5-3		0-3 K				0-3 K		3 0 0 0 0 2 1										
Wayne Gross, L OBP: 0.453, SLG: 0.623 (1, 5) X			0-0 5-3		0-0 4-3			0-0 G4-6-3		3 1 2 0 0 0 0										
Derek Bryant, R OBP: 0.174, SLG: 0.095 (1, 7) X			0-0 5-3		0-0 L6			0-0 G4-6-3		3 0 0 0 0 0 2										
Inning Stats	R: 0 E: 0 K: 1 S: 6	H: 1 LOB: 1 BB: 0 P: 6	R: 0 E: 0 K: 0 S: 3	H: 0 LOB: 0 BB: 0 P: 3	R: 2 E: 0 K: 0 S: 5	H: 3 LOB: 0 BB: 0 P: 5	R: 0 E: 0 K: 2 S: 8	H: 1 LOB: 1 BB: 0 P: 8	R: 0 E: 0 K: 1 S: 3	H: 0 LOB: 0 BB: 0 P: 3	R: 0 E: 0 K: 1 S: 5	H: 0 LOB: 0 BB: 0 P: 5	R: 0 E: 0 K: 1 S: 3	H: 1 LOB: 0 BB: 0 P: 3	R: 0 E: 0 K: 0 S: 3	H: 0 LOB: 0 BB: 0 P: 3	1B: 4 2B: 1 3B: 1 HR: 0	SF: 0 SAC: 0 DP: 2 HBP: 0	WP: 0 PB: 0 SB: 0 CS: 0	PA: 31
PITCHER Mike Flanagan, L ERA: 3.67 (1, 1)	IP: 9.0 WLS: W BF: 31 H: 6 R: 2 ER: 2 SO: 6 BB: 0 IBB: 0 HBP: 0 BLK: 0 WP: 0 HR: 0 S: 43 P: 43 ERA: 2.00 WHIP: 0.667																			
PITCHER	IP	WLS	BF	H	R	ER	SO	BB	IBB	HBP	BLK	WP	HR	S	P	ERA	WHIP			

Oakland Athletics @ Baltimore Orioles
 Memorial Stadium, Baltimore, MD
 Tue May 08 1979, 7:05 PM EDT
 Att. 7,126 - Unknown

livebaseballscorecards.com

AB	31
R	2
H	6
RBI	2
BB	0
SO	6
LOB	7



Batter	1	2	3	4	5	6	7	8	9	AB	R	H	RBI	BB	SO	LOB
Al Bumbry, L OBP: 0.330, SLG: 0.352 (1, 8)	0-0 F7	0-0 F8		0-0 SH1-4 2B		0-0 4-3	0-0 F7			5	1	1	1	0	0	4
Mark Belanger, R OBP: 0.174, SLG: 0.145 (1, 6)	0-0 F8		0-0 6-3	0-0 SH1-4		0-0 6-3	0-0 F9			4	0	0	0	0	0	1
Ken Singleton, S OBP: 0.452, SLG: 0.644 (1, 9) Larry Harlow, L OBP: 0.414, SLG: 0.333 (8, 9)	4-0 FC6-4 BB		0-0 6-3	0-0		0-0 HR	0-0 F7			4	1	2	1	1	0	1
Eddie Murray, S OBP: 0.421, SLG: 0.472 (1, 3)	0-0 FC6-4		0-0 1B	4-0 FC6-4 BB		0-0 HR		0-3 K		4	2	2	2	1	1	1
Lee May, R OBP: 0.340, SLG: 0.545 (1, 10) Terry Crowley, L OBP: 0.455, SLG: 0.625 (8, PH)		0-0 5-3	0-0 1B	0-0 F9		0-0 HR		4-0 BB		4	2	2	2	0	0	2
Gary Roenicke, R OBP: 0.413, SLG: 0.612 (1, 7)		0-3 K	0-0 1B	0-0 FC6-4		0-0 HR		0-0 F5		5	1	2	2	0	1	3
Rich Dauer, R OBP: 0.376, SLG: 0.464 (1, 5)		4-0 BB 1B BB	4-0 FC6-4 BB		4-0 G4-6-3 BB	4-0 BB		0-0 F9		1	0	0	0	4	0	1
Kiko Garcia, R OBP: 0.306, SLG: 0.397 (1, 4)		0-0 BB 1B	0-0 FC6-4		0-0 F5	0-3 K				4	0	1	0	0	1	4
Rick Dempsey, R OBP: 0.374, SLG: 0.345 (1, 2)		4-0 1B BB		0-0 2B	0-0 G4-6-3		4-0 BB			2	1	1	0	2	0	1

Inning Stats		R: 0	H: 0	E: 0	K: 0	S: 3	R: 0	H: 1	E: 0	K: 1	S: 6	R: 0	H: 3	E: 0	K: 0	S: 6	R: 2	H: 3	E: 0	K: 0	S: 6	R: 0	H: 0	E: 0	K: 0	S: 2	R: 4	H: 4	E: 0	K: 1	S: 9	R: 0	H: 0	E: 0	K: 0	S: 3	R: 0	H: 0	E: 0	K: 1	S: 5
IP		2.2	3.0	2.1	PITCHER		IP	WLS	BF	H	R	ER	SO	BB	IBB	HBP	BLK	WP	HR	S	P	ERA	WHIP	WP: 0		PA: 43	ERA		WHIP												
WLS			L		Dave Hamilton, L		2.2	18	7	6	6	0	3	0	0	0	0	0	3	15	27	3.38	3.000	PB: 1			3.333														
BF		16	18	9	Jim Todd, R		3.0	7	6	6	0	3	0	0	0	0	0	0	3	15	27	18.00	3.333	SB: 0			CS: 0														
H		4	7	0	Steve McCatty, R		2.1	0	0	0	2	2	0	0	0	0	0	0	0	11	19	0.00	0.857	CS: 0			CS: 0														
R		2	6	0	Steve McCatty, R		2.1	0	0	0	2	2	0	0	0	0	0	0	0	11	19	0.00	0.857	CS: 0			CS: 0														
ER		1	6	0	Steve McCatty, R		2.1	0	0	0	2	2	0	0	0	0	0	0	0	11	19	0.00	0.857	CS: 0			CS: 0														
SO		1	0	2	Steve McCatty, R		2.1	0	0	0	2	2	0	0	0	0	0	0	0	11	19	0.00	0.857	CS: 0			CS: 0														
BB		2	2	1	Steve McCatty, R		2.1	0	0	0	2	2	0	0	0	0	0	0	0	11	19	0.00	0.857	CS: 0			CS: 0														
P		14	14	10	Steve McCatty, R		2.1	14	10	10	10	10	10	10	10	10	10	10	10	10	10	10	10	CS: 0			CS: 0														
LOB		3	3	10	Steve McCatty, R		2.1	3	3	10	10	10	10	10	10	10	10	10	10	10	10	10	CS: 0			CS: 0															
S		6	6	6	Steve McCatty, R		2.1	6	6	6	6	6	6	6	6	6	6	6	6	6	6	6	CS: 0			CS: 0															
P		7	7	7	Steve McCatty, R		2.1	7	7	7	7	7	7	7	7	7	7	7	7	7	7	7	CS: 0			CS: 0															
S		6	6	6	Steve McCatty, R		2.1	6	6	6	6	6	6	6	6	6	6	6	6	6	6	6	CS: 0			CS: 0															
P		7	7	7	Steve McCatty, R		2.1	7	7	7	7	7	7	7	7	7	7	7	7	7	7	7	CS: 0			CS: 0															


BOTTOM

Oakland Athletics @ Baltimore Orioles
Memorial Stadium, Baltimore, MD

Tue May 08 1979, 7:05 PM EDT
Att. 7,126 - Unknown

livebaseballscorecards.com

AB	33
R	8
H	11
RBI	8
BB	9
SO	3
LOB	18



Batter	1	2	3	4	5	6	7	8	9	AB R H RBI BB SO LOB	TOP	
Miguel Dilone, S OBP: 0.299, SLG: 0.339 (1, 9) X	0-0 F8		4-0 1B BB		0-0 4-3			0-0 6-3		3 1 0 0 1 0 0		
Larry Murray, S OBP: 0.317, SLG: 0.327 (1, 7) S S S	0-3 K		0-0 F8		0-3 K			0-0 3-1		4 0 0 0 0 2 1		
Wayne Gross, L OBP: 0.465, SLG: 0.663 (1, 5) X	0-0 HR		0-0 1B			0-0 F3			4-0 1B BB	3 2 2 2 1 0 0		
Dave Revering, L OBP: 0.324, SLG: 0.436 (1, 3) B B B	4-0 BB		0-0 F3			0-0 G3			0-0 1B SF7 1B	3 1 1 0 1 0 1		
Mario Guerrero, R OBP: 0.302, SLG: 0.321 (1, 6) X	0-0 F5		0-0 F9			0-0 F8			0-0 1B	4 0 1 1 0 0 2		
Mitchell Page, L OBP: 0.260, SLG: 0.279 (1, 10) X		0-0 FC2-5-4 E 1B		0-0 F5			0-0 F4		0-0 1-3	4 0 1 0 0 0 2		
Dwayne Murphy, L OBP: 0.393, SLG: 0.309 (1, 8) X		0-0 E3		0-0 F8		4-0 CS BB			4-0 IBB	2 0 0 0 2 0 1		
Jeff Newman, R OBP: 0.222, SLG: 0.333 (1, 2) X		0-0 FC2-5-4		0-0 F9		0-0 F8			0-0 SF7	3 0 0 1 0 0 3		
Mickey Klutts, R OBP: 0.340, SLG: 0.341 (1, 4) S S S	0-3 K				0-3 K			0-0 F9	0-3 K	4 0 0 0 0 3 3		
Inning Stats	R: 1 E: 0 K: 1 S: 6 H: 1 LOB: 1 BB: 1 P: 10	R: 0 E: 1 K: 1 S: 6 H: 1 LOB: 1 BB: 0 P: 6	R: 1 E: 0 K: 0 S: 4 H: 1 LOB: 1 BB: 1 P: 8	R: 0 E: 0 K: 0 S: 3 H: 0 LOB: 0 BB: 0 P: 3	R: 0 E: 0 K: 2 S: 7 H: 0 LOB: 0 BB: 0 P: 7	R: 0 E: 0 K: 0 S: 3 H: 0 LOB: 0 BB: 0 P: 3	R: 0 E: 0 K: 0 S: 2 H: 0 LOB: 0 BB: 1 P: 6	R: 0 E: 0 K: 0 S: 3 H: 0 LOB: 0 BB: 0 P: 3	R: 2 E: 0 K: 1 S: 7 H: 2 LOB: 2 BB: 2 P: 15	1B: 4 2B: 0 3B: 0 HR: 1 SF: 1 SAC: 0 DP: 1 HBP: 0	WP: 0 PB: 0 SB: 1 CS: 1 PA: 36	
PITCHER	IP WLS BF H R ER SO BB IBB HBP BLK WP HR S P ERA WHIP											
Jim Palmer, R ERA: 2.95 (1, 1)	8.0 L 32 5 4 4 4 4 4 0 0 0 0 1 36 52 4.50 1.125											
Don Stanhouse, R ERA: 4.02 (9, 1)	1.0 4 0 0 0 1 0 1 0 0 0 0 0 5 9 0.00 0.000											

Oakland Athletics @ Baltimore Orioles
 Memorial Stadium, Baltimore, MD
 Wed May 09 1979, 7:05 PM EDT
 Att: 11,147 - Unknown

livebaseballscorecards.com

AB	30
R	4
H	5
RBI	4
BB	5
SO	5
LOB	13



Batter	1	2	3	4	5	6	7	8	9	AB	R	H	RBI	BB	SO	LOB
Al Bumbry, L OBP: 0.319, SLG: 0.339 (1, 8) X	0-0 4-3 ①		0-0 FC4-6 E S 1-2f ②			0-0 1-3 ②		0-0 F8 ①		4	0	0	0	0	0	1
Rich Dauer, R OBP: 0.363, SLG: 0.446 (1, 5) X	0-0 6-3 ②		0-0 6-3 1-3 ③			0-0 6-3 ③		0-0 F7 ②		4	0	0	0	0	0	1
Ken Singleton, S OBP: 0.438, SLG: 0.619 (1, 9) X	0-0 F7 ③			0-0 G3 ①			0-0 F7 ①	0-0 4-3 ③		4	0	0	0	0	0	0
Eddie Murray, S OBP: 0.408, SLG: 0.455 (1, 3)		0-3 K ①		0-0 6-3 ②			0-0 E3 BB 2B ②		0-3 K ①	4	1	0	0	0	2	0
Lee May, R OBP: 0.336, SLG: 0.529 (1, 10)		0-0 F8 ②		0-3 K ③			4-0 2B BB ②		0-3 K ②	3	1	0	0	1	2	0
Gary Roenicke, R OBP: 0.417, SLG: 0.614 (1, 7)		4-0 BB ③			0-0 F7 ①		0-0 2B ②		0-3 K ③	3	0	1	2	1	1	0
Billy Smith, S OBP: 0.292, SLG: 0.318 (1, 4)		0-0 F9 ③			0-0 F9 ②		4-0 IBB ②			2	0	0	0	1	0	1
Kiko Garcia, R OBP: 0.313, SLG: 0.390 (1, 6)			4-0 FC6-4 BB ②		0-0 F8 ③		0-3 K ②			1	0	0	0	1	0	0
Terry Crowley, L OBP: 0.417, SLG: 0.556 (7, PH)										1	0	0	0	0	1	2
Mark Belanger, R OBP: 0.174, SLG: 0.145 (8, 6)										0	0	0	0	0	0	0
Rick Dempsey, R OBP: 0.363, SLG: 0.333 (1, 2)			0-0 FC6-4 FC4-6 1-2f ①			0-0 L4 ①		0-0 F9 ③		3	0	0	0	0	0	3

Inning Stats	R: 0	H: 0	E: 0	K: 0	S: 3	R: 0	H: 0	E: 0	K: 1	S: 5	R: 0	H: 0	E: 0	K: 1	S: 5	R: 0	H: 0	E: 0	K: 0	S: 3	R: 0	H: 0	E: 0	K: 0	S: 3	R: 2	H: 1	E: 1	K: 1	S: 7	R: 0	H: 0	E: 0	K: 0	S: 3	R: 0	H: 0	E: 0	K: 3	S: 9	1B: 0	2B: 1	3B: 0	HR: 0	SF: 0	SAC: 0	DP: 0	HBP: 0	WP: 0	PA: 33
Mike Norris, R ERA: 3.7 (1, 1)	IP: 9.0	WLS: W	BF: 33	H: 1	R: 2	ER: 1	SO: 6	BB: 3	IBB: 1	HBP: 0	BLK: 0	WP: 0	HR: 0	S: 41	P: 57	ERA: 1.00	WHIP: 0.444																																	

BOTTOM

Oakland Athletics @ Baltimore Orioles
Memorial Stadium, Baltimore, MD

Wed May 09 1979, 7:05 PM EDT
Att. 11,147 - Unknown

livebaseballscorecards.com

AB	29
R	2
H	1
RBI	2
BB	4
SO	6
LOB	8



Batter	1	2	3	4	5	6	7	8	9	AB R H RBI BB SO LOB	TOP											
Miguel Dilone, S (1, 9) OBP: 0.282, SLG: 0.318	0-0 1-3		0-3 K			0-0 4-3			0-0 4-3	4 0 0 1 0 1 1												
Larry Murray, S (1, 7) OBP: 0.313, SLG: 0.322	0-0 F7		0-0 F8			0-0 F8			0-0 1B	4 0 1 0 0 0 1												
Wayne Gross, L (1, 5) OBP: 0.456, SLG: 0.639	4-0 BB			0-0 4-3		0-0 F9			0-0 F7	3 0 0 0 1 0 1												
Dave Revering, L (1, 3) OBP: 0.313, SLG: 0.419	0-0 4-3			0-0 F4			0-0 F8		0-0 1-3	4 0 0 0 0 0 2												
Mario Guerrero, R (1, 6) OBP: 0.304, SLG: 0.309		4-0 BB		0-0 6-3			0-0 5-3			2 0 0 0 1 0 0												
Mitchell Page, L (1, 10) OBP: 0.273, SLG: 0.272		0-0 G5-4-3		0-3 K			0-0 1-3			3 0 0 0 0 1 1												
Dwayne Murphy, L (1, 8) OBP: 0.379, SLG: 0.296		0-0 G3		0-0 F8				0-0 F3		3 0 0 0 0 0 0												
Jeff Newman, R (1, 2) OBP: 0.226, SLG: 0.346			0-0 K		0-3 K			0-3 K		3 0 1 0 0 2 0												
Mickey Klutts, R (1, 4) OBP: 0.340, SLG: 0.383			0-0 6-3			0-0 4-3		0-0 6-3		3 1 1 0 0 0 1												
Inning Stats	R: 0 E: 0 K: 0 S: 3	H: 0 LOB: 1 BB: 1 P: 7	R: 0 E: 0 K: 0 S: 2	H: 0 LOB: 0 BB: 1 P: 6	R: 0 E: 0 K: 1 S: 6	H: 1 LOB: 1 BB: 0 P: 6	R: 0 E: 0 K: 0 S: 3	H: 0 LOB: 0 BB: 0 P: 3	R: 0 E: 0 K: 0 S: 7	H: 0 LOB: 0 BB: 0 P: 7	R: 1 E: 0 K: 0 S: 4	H: 1 LOB: 0 BB: 0 P: 4	R: 0 E: 0 K: 0 S: 3	H: 0 LOB: 0 BB: 0 P: 3	R: 0 E: 0 K: 1 S: 5	H: 0 LOB: 0 BB: 0 P: 5	R: 0 E: 0 K: 0 S: 4	H: 1 LOB: 1 BB: 0 P: 4	1B: 1 2B: 1 3B: 1 HR: 0	SF: 0 SAC: 0 DP: 1 HBP: 0	WP: 0 PB: 0 SB: 0 CS: 0	PA: 31
PITCHER Dennis Martinez, R (1, 1) ERA: 2.48	IP: 9.0 WLS: W BF: 31 H: 3 R: 1 ER: 1 SO: 4 BB: 2 IBB: 0 HBP: 0 BLK: 0 WP: 0 HR: 0 S: 37 P: 45 ERA: 1.00 WHIP: 0.556																				PITCHER	IP: WLS: BF: H: R: ER: SO: BB: IBB: HBP: BLK: WP: HR: S: P: ERA: WHIP:

Oakland Athletics @ Baltimore Orioles
 Memorial Stadium, Baltimore, MD
 Thu May 10 1979, 7:05 PM EDT
 Att. 7,466 - Unknown

livebaseballscorecards.com

AB	29
R	1
H	3
RBI	1
BB	2
SO	4
LOB	7



Batter	1	2	3	4	5	6	7	8	9
Al Bumbry, L (1, 8) OBP: 0.317, SLG: 0.330	0-3 K		4-0 1B E BB		0-0 F9		0-3 K		
Mark Belanger, R (1, 6) OBP: 0.192, SLG: 0.167	0-0 F8		0-0 E7 4-3 1-H 1B		0-0 F7		0-0 S 1B		
Ken Singleton, S (1, 9) OBP: 0.433, SLG: 0.602 Larry Harlow, L (8, 9) OBP: 0.414, SLG: 0.333	4-0 BB		0-0 4-3		0-0 F8		0-0 6-3 1-2		
Eddie Murray, S (1, 3) OBP: 0.396, SLG: 0.440	0-0 F8		0-0 G3		0-0 F9		0-3 K		
Gary Roenicke, R (1, 7) OBP: 0.432, SLG: 0.662		0-3 K		0-0 HR		0-0 1B 1B		0-0 6-3 1B	
Rich Dauer, R (1, 5) OBP: 0.368, SLG: 0.448		0-0 FC8-3 1B		0-0 F9		0-0 FC6-4 1B CS 1B		0-0 6-3 1-2	
Benny Ayala, R (1, 10) OBP: 0.333, SLG: 0.333 Terry Crowley, L (8, PH) OBP: 0.462, SLG: 0.556		0-0 FC8-3 1-2f		0-3 K		0-0 FC6-4 1B 1-2 3-H		4-0 IBB	
Kiko Garcia, R (1, 4) OBP: 0.294, SLG: 0.365		0-3 K		0-0 6-3		0-0 FC6-4 1-2f 2-3		0-3 K	
Dave Skaggs, R (1, 2) OBP: 0.263, SLG: 0.235			0-0 F3		4-0 BB	0-0 CS 3-H	0-0 F8		

Inning Stats	R: 0	H: 0	E: 0	K: 1	S: 5	LOB: 1	BB: 1	P: 9
	R: 0	H: 1	E: 0	K: 2	S: 8	LOB: 1	BB: 0	P: 8
	R: 1	H: 1	E: 1	K: 0	S: 4	LOB: 1	BB: 1	P: 8
	R: 1	H: 1	E: 0	K: 1	S: 6	LOB: 0	BB: 0	P: 6
	R: 0	H: 0	E: 0	K: 0	S: 3	LOB: 1	BB: 1	P: 7
	R: 1	H: 3	E: 0	K: 0	S: 5	LOB: 1	BB: 0	P: 5
	R: 0	H: 1	E: 0	K: 1	S: 6	LOB: 1	BB: 0	P: 6
	R: 0	H: 1	E: 0	K: 2	S: 8	LOB: 2	BB: 1	P: 12

PITCHER										PITCHER																								
IP	WLS	BF	H	R	ER	SO	BB	IBB	HBP	BLK	WP	HR	S	P	ERA	WHIP	IP	WLS	BF	H	R	ER	SO	BB	IBB	HBP	BLK	WP	HR	S	P	ERA	WHIP	
5.1	L	25	6	3	3	4	3	0	0	0	0	1	30	42	5.06	1.688																		
2.2		10	2	0	0	3	0	1	0	0	0	0	15	19	0.00	0.750																		

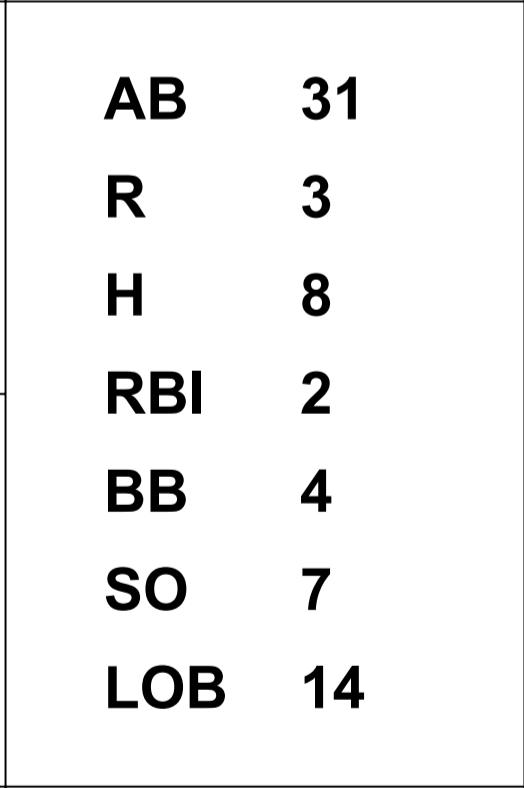
AB R H RBI BB SO LOB

3	1	0	0	1	2	1
4	0	2	0	0	0	1
3	0	0	0	1	0	3
0	0	0	0	0	0	0
4	0	0	0	0	1	2
4	2	3	1	0	1	0
4	0	2	0	0	0	1
3	0	1	1	0	1	1
0	0	0	0	1	0	0
4	0	0	0	0	2	5
2	0	0	0	1	0	0

AB	31
R	3
H	8
RBI	2
BB	4
SO	7
LOB	14

WP: 0	PA: 36
PB: 0	
SB: 1	
CS: 1	

Oakland Athletics @ Baltimore Orioles
Memorial Stadium, Baltimore, MD
 Thu May 10 1979, 7:05 PM EDT
 Att. 7,466 - Unknown



Batter	1	2	3	4	5	6	7	8	9	AB R H RBI BB SO LOB	TOP	
Julio Cruz, S (1, 4) OBP: 0.319, SLG: 0.231 Tom Paciorek, R (7, PH) OBP: 0.387, SLG: 0.600 Bobby Valentine, R (7, 4) OBP: 0.382, SLG: 0.321	0-0 4-3 1B		0-0 5-3		4-0 BB		0-0 FC5-4 1-2f			2 0 0 0 1 0 0 1 0 0 0 0 0 2 0 0 0 0 0 0 0		
Ruppert Jones, L (1, 8) OBP: 0.350, SLG: 0.400	0-0 E4 1B		0-3 K		0-0 6-3			0-3 K		4 1 0 0 0 2 1		
Dan Meyer, L (1, 7) OBP: 0.297, SLG: 0.398	0-0 F3		0-0 G3			0-0 G1-6-3 1B		0-0 F8		4 0 1 0 0 0 1		
Bruce Bochte, L (1, 3) OBP: 0.427, SLG: 0.491	0-0 HR 1B			0-0 G3		0-0 G1-6-3 1-2f		0-0 4-3		4 1 1 1 0 0 1		
Willie Horton, R (1, 10) OBP: 0.355, SLG: 0.500	0-0 HR			0-0 F8		0-0 2-3		0-0 F9		4 1 1 2 0 0 0		
Leon Roberts, R (1, 9) OBP: 0.361, SLG: 0.471	0-0 6-3			0-0 1B		0-0 5-3		0-0 1B		4 0 2 0 0 0 0		
Bill Stein, R (1, 5) OBP: 0.321, SLG: 0.347		0-0 5-3		0-3 K		0-0 6-3		0-3 K		4 0 0 0 0 2 2		
Bob Stinson, S (1, 2) OBP: 0.333, SLG: 0.365		0-0 F8			0-0 F8		4-0 1B BB		0-0 F7	3 0 0 0 1 0 1		
Mario Mendoza, R (1, 6) OBP: 0.207, SLG: 0.247 Larry Milbourne, S (7, PH) OBP: 0.275, SLG: 0.282 (7, 6)		0-3 K			0-0 F3		0-0 FC5-4 1-2 1B			2 0 0 0 0 1 0 1 0 1 0 0 0 0		
Inning Stats	R: 3 E: 1 K: 0 S: 6 H: 2 LOB: 0 BB: 0 P: 6	R: 0 E: 0 K: 1 S: 5 H: 0 LOB: 0 BB: 0 P: 5	R: 0 E: 0 K: 1 S: 5 H: 0 LOB: 0 BB: 0 P: 5	R: 0 E: 0 K: 1 S: 6 H: 1 LOB: 1 BB: 0 P: 6	R: 0 E: 0 K: 1 S: 3 H: 0 LOB: 1 BB: 1 P: 7	R: 0 E: 0 K: 0 S: 3 H: 1 LOB: 0 BB: 0 P: 3	R: 0 E: 0 K: 0 S: 4 H: 1 LOB: 2 BB: 1 P: 8	R: 0 E: 0 K: 1 S: 5 H: 0 LOB: 0 BB: 0 P: 5	R: 0 E: 0 K: 1 S: 6 H: 1 LOB: 1 BB: 0 P: 6	1B: 5 2B: 0 3B: 0 HR: 1 SF: 0 SAC: 0 DP: 1 HBP: 0	WP: 0 PB: 0 SB: 0 CS: 0 PA: 35	
PITCHER Steve Stone, R (1, 1) ERA: 3.38	IP 9.0 WLS W BF 35 H 6 R 3 ER 0 SO 5 BB 2 IBB 0 HBP 0 BLK 0 WP 0 HR 1 S 43 P 51 ERA 0.00 WHIP 0.889											PITCHER IP WLS BF H R ER SO BB IBB HBP BLK WP HR S P ERA WHIP

Seattle Mariners @ Baltimore Orioles
 Memorial Stadium, Baltimore, MD
 Fri May 11 1979, 7:05 PM EDT
 Att: 11,124 - Unknown

livebaseballscorecards.com

AB 33
 R 3
 H 6
 RBI 3
 BB 2
 SO 5
 LOB 8



BOTTOM

Seattle Mariners @ Baltimore Orioles
Memorial Stadium, Baltimore, MD

livebaseballscorecards.com

AB	33
R	8
H	10
RBI	8
BB	4
SO	2
LOB	19



WP	0	PA	39
PB	0		
SB	0		
CS	0		

Fri May 11 1979, 7:05 PM EDT
Att. 11,124 - Unknown

AB	R	H	RBI	BB	SO	LOB
5	3	2	1	0	0	1
3	1	1	1	1	0	0
4	0	0	0	1	1	2
4	0	2	2	0	0	1
1	2	0	0	1	0	2
1	0	1	0	0	0	0
4	1	1	3	0	0	3
4	0	1	0	0	1	4
4	0	2	1	0	0	4
3	1	0	0	1	0	2
1B: 5	SF: 0	WP: 0	PA: 39			
2B: 3	SAC: 1	PB: 0				
3B: 0	DP: 2	SB: 0				
HR: 2	HBP: 1	CS: 0				

Batter	1	2	3	4	5	6	7	8	9
Al Bumbry, L OBP: 0.320, SLG: 0.358 (1, 8)	0-0 HR		0-0 2B 1B	0-0 SH3-4 1B		0-0 G3		0-0 4-3	
Rich Dauer, R OBP: 0.372, SLG: 0.454 (1, 5)	0-0 5-3		0-0 4-3 HR 2B	0-0 SH3-4		0-0 4-3		4-0 BB	
Ken Singleton, S OBP: 0.424, SLG: 0.580 (1, 10)	0-0 F7		0-0 F8	4-0 1B IBB		0-0 F8		0-3 K	
Eddie Murray, S OBP: 0.399, SLG: 0.442 (1, 3)	0-0 4-3		0-0 4-3	0-0 G1-4-3 1B			0-0 1B 1B		
Gary Roenicke, R OBP: 0.440, SLG: 0.653 Larry Harlow, L OBP: 0.433, SLG: 0.360 (1, 7) (5, 9)		4-0 BB	1-0 HR HBP	0-0 G1-4-3 1-2f			0-0 FC 1B		
John Lowenstein, L OBP: 0.538, SLG: 1.053 (1, 9) (5, 7)		0-0 F9	0-0 HR		0-0 4-3		0-0 FC G6-3		
Billy Smith, S OBP: 0.288, SLG: 0.333 (1, 4)		0-0 1-3	0-0 2B		0-3 K		0-0 F3		
Rick Dempsey, R OBP: 0.368, SLG: 0.352 (1, 2)		0-0 1B	0-0 4-3		0-0 2B		0-0 G6-3		
Mark Belanger, R OBP: 0.195, SLG: 0.159 (1, 6)		0-0 F7		4-0 SH3-4 1B BB		0-0 6-3		0-0 6-3	

Inning Stats	R	H	E	K	S	H	LOB	BB	P
R: 1	H: 1	E: 0	K: 0	S: 4	H: 1	LOB: 0	BB: 0	P: 4	
R: 1	H: 1	E: 0	K: 0	S: 4	H: 1	LOB: 1	BB: 1	P: 8	
R: 4	H: 4	E: 0	K: 0	S: 7	H: 4	LOB: 1	BB: 0	P: 8	
R: 2	H: 1	E: 1	K: 0	S: 4	H: 1	LOB: 1	BB: 2	P: 12	
R: 0	H: 1	E: 0	K: 1	S: 6	H: 1	LOB: 1	BB: 0	P: 6	
R: 0	H: 0	E: 0	K: 0	S: 3	H: 0	LOB: 0	BB: 0	P: 3	
R: 0	H: 2	E: 0	K: 0	S: 5	H: 2	LOB: 2	BB: 0	P: 5	
R: 0	H: 0	E: 0	K: 1	S: 5	H: 0	LOB: 1	BB: 1	P: 9	

PITCHER	IP	WLS	BF	H	R	ER	SO	BB	IBB	HBP	BLK	WP	HR	S	P	ERA	WHIP
Byron McLaughlin, R ERA: 7.66 (1, 1)	2.2	L	15	5	6	6	0	1	0	0	0	0	2	13	18	20.25	2.250
Mike Parrott, R ERA: 2.36 (3, 1)	3.1		17	5	2	1	1	1	1	0	0	0	0	17	25	2.70	1.800
Paul Mitchell, R ERA: 4.1 (7, 1)	2.0		7	0	0	0	1	1	0	0	0	0	0	8	12	0.00	0.500

Batter	1	2	3	4	5	6	7	8	9	AB R H RBI BB SO LOB	TOP																													
Julio Cruz, S (1, 4) OBP: 0.310, SLG: 0.224	0-0 4-3		0-0 6-3		0-0 L4			0-0 F9		4 0 0 0 0 0 2																														
Ruppert Jones, L (1, 8) OBP: 0.340, SLG: 0.387	0-3 K			0-0 5-3		0-3 K		0-0 G3		4 0 0 0 0 2 0																														
Tom Paciorek, R (1, 7) OBP: 0.371, SLG: 0.559	0-0 1B			0-0 F8		0-0 5-3		0-0 E5 4-3 1B		4 1 1 0 0 0 0																														
Leon Roberts, R (1, 9) OBP: 0.350, SLG: 0.455	0-0 1-3			0-3 K		0-3 K		0-0 4-3 1-2		4 0 0 0 0 2 2																														
Willie Horton, R (1, 10) OBP: 0.359, SLG: 0.496		0-0 5-3			4-0 FC6-4 BB		0-0 5-3		0-0 1B 2-H	3 0 1 1 1 0 0																														
Bruce Bochte, L (1, 3) OBP: 0.424, SLG: 0.486		0-0 5-3			0-3 K		0-0 F7		0-0 4-3	1 0 0 0 0 0 0																														
Dan Meyer, L (3, 3) OBP: 0.268, SLG: 0.385										3 0 0 0 0 1 2																														
Bill Stein, R (1, 5) OBP: 0.312, SLG: 0.337		0-0 2-3			0-0 FC6-4 1B 1-2f		0-0 6-3			3 1 0 0 0 0 1																														
Larry Cox, R (1, 2) OBP: 0.350, SLG: 0.487			0-0 F3		0-0 1B 1-2			0-0 6-3		3 0 1 0 0 0 0																														
Mario Mendoza, R (1, 6) OBP: 0.211, SLG: 0.250			0-0 3-1		0-0 1B 1-3 2-H			0-3 K		3 0 1 1 0 1 0																														
Inning Stats	R: 0 E: 0 K: 1 S: 6	H: 1 LOB: 1 BB: 0 P: 6	R: 0 E: 0 K: 0 S: 3	H: 0 LOB: 0 BB: 0 P: 3	R: 0 E: 0 K: 0 S: 3	H: 0 LOB: 0 BB: 0 P: 3	R: 0 E: 0 K: 1 S: 5	H: 0 LOB: 0 BB: 0 P: 5	R: 1 E: 0 K: 1 S: 7	H: 2 LOB: 2 BB: 1 P: 11	R: 0 E: 0 K: 2 S: 7	H: 0 LOB: 0 BB: 0 P: 7	R: 0 E: 0 K: 0 S: 3	H: 0 LOB: 0 BB: 0 P: 3	R: 0 E: 0 K: 1 S: 5	H: 0 LOB: 0 BB: 0 P: 5	R: 1 E: 1 K: 0 S: 5	H: 1 LOB: 1 BB: 0 P: 5	1B: 4 2B: 0 3B: 0 HR: 0	SF: 0 SAC: 0 DP: 0 HBP: 0	WP: 0 PB: 0 SB: 0 CS: 0	PA: 33																		
PITCHER Mike Flanagan, L (1, 1) ERA: 3.26	IP 9.0	WLS W	BF 33	H 4	R 2	ER 1	SO 6	BB 1	IBB 0	HBP 0	BLK 0	WP 0	HR 0	S 44	P 48	ERA 1.00	WHIP 0.556						PITCHER	IP 9.0	WLS W	BF 33	H 4	R 2	ER 1	SO 6	BB 1	IBB 0	HBP 0	BLK 0	WP 0	HR 0	S 44	P 48	ERA 1.00	WHIP 0.556

Seattle Mariners @ Baltimore Orioles
 Memorial Stadium, Baltimore, MD
 Sat May 12 1979, 7:05 PM EDT
 Att. 16,800 - Unknown

livebaseballscorecards.com

AB 32
 R 2
 H 4
 RBI 2
 BB 1
 SO 6
 LOB 7



Batter	1	2	3	4	5	6	7	8	9	AB	R	H	RBI	BB	SO	LOB
Al Bumbry, L OBP: 0.318, SLG: 0.350 (1, 8) X	0-0 F8 ①		4-0 BLK 1B SF8 BB		0-3 K ②		0-3 K ②			3	1	0	0	1	2	1
Mark Belanger, R OBP: 0.210, SLG: 0.205 (1, 6) X	0-0 4-3 ②		0-0 BLK 1B		0-0 HR 3B		0-0 4-3 ③			4	1	2	1	0	0	0
Ken Singleton, S OBP: 0.427, SLG: 0.609 (1, 9) S S S	0-3 K ③		0-0 SF8 ②		0-0 HR			0-0 4-3 S 1B		3	1	2	3	0	1	0
Larry Harlow, L OBP: 0.433, SLG: 0.360 (8, PR) (9, 9)			1-2 2-H		3-H					0	0	0	0	0	0	0
Eddie Murray, S OBP: 0.387, SLG: 0.427 (1, 3)		0-0 5-3 ① X	0-0 F7 ③		0-0 F9 ③			0-0 F7 ①		4	0	0	0	0	0	2
Gary Roenicke, R OBP: 0.432, SLG: 0.628 (1, 7)		0-0 5-3 ②		0-3 K ①		4-0 1B BB		0-0 4-3 ②		3	0	0	0	1	1	2
Lee May, R OBP: 0.342, SLG: 0.524 (1, 10)		4-0 BB BB		0-3 K ②		0-0 CS 1B		0-0 4-3 ③		3	0	1	0	1	1	2
Rich Dauer, R OBP: 0.371, SLG: 0.445 (1, 5)		4-0 1-2 BB		0-0 5-3 ③		0-3 K ① ②				2	0	0	0	1	1	2
Rick Dempsey, R OBP: 0.358, SLG: 0.340 (1, 2)		0-0 F6 ③		0-0 F7 ① X		0-0 F8 ③				3	0	0	0	0	0	3
Kiko Garcia, R OBP: 0.296, SLG: 0.364 (1, 4)			0-3 K ①		0-0 3B 1B		0-0 F9 ①			3	1	1	0	0	1	0

Inning Stats	R: 0	H: 0	E: 0	K: 1	S: 5	LOB: 0	BB: 0	P: 5
	R: 0	H: 0	E: 0	K: 0	S: 3	LOB: 2	BB: 2	P: 11
	R: 1	H: 1	E: 0	K: 1	S: 6	LOB: 1	BB: 1	P: 10
	R: 0	H: 0	E: 0	K: 2	S: 7	LOB: 0	BB: 0	P: 7
	R: 3	H: 3	E: 0	K: 1	S: 8	LOB: 0	BB: 0	P: 8
	R: 0	H: 1	E: 0	K: 1	S: 5	LOB: 1	BB: 1	P: 9
	R: 0	H: 0	E: 0	K: 1	S: 5	LOB: 0	BB: 0	P: 5
	R: 0	H: 1	E: 0	K: 0	S: 4	LOB: 2	BB: 0	P: 4


PITCHER	IP	WLS	BF	H	R	ER	SO	BB	IBB	HBP	BLK	WP	HR	S	P	ERA	WHIP
Rick Honeycutt, L ERA: 6.1 (1, 1)	5.0	L	23	4	4	4	5	4	0	0	1	0	1	29	45	7.20	1.600
John Montague, R ERA: 3.05 (6, 1)	3.0		10	2	0	0	2	0	0	0	0	0	0	14	14	0.00	0.667

BOTTOM

Seattle Mariners @ Baltimore Orioles
Memorial Stadium, Baltimore, MD


Sat May 12 1979, 7:05 PM EDT
Att. 16,800 - Unknown

AB	28
R	4
H	6
RBI	4
BB	4
SO	7
LOB	12



1B: 4	SF: 1	WP: 0	PA: 33
2B: 0	SAC: 0	PB: 0	
3B: 1	DP: 0	SB: 1	
HR: 1	HBP: 0	CS: 1	

PITCHER	IP	WLS	BF	H	R	ER	SO	BB	IBB	HBP	BLK	WP	HR	S	P	ERA	WHIP
---------	----	-----	----	---	---	----	----	----	-----	-----	-----	----	----	---	---	-----	------

Batter	1	2	3	4	5	6	7	8	9	10	AB R H RBI BB SO LOB	TOP														
Al Bumbry, L (1, 8) OBP: 0.314, SLG: 0.344	0-0 6-3	0-0 F8			0-0 F5		0-0 L6			0-0 ES 1B	5 0 1 0 0 0 2	<p>Baltimore Orioles @ Boston Red Sox Fenway Park, Boston, MA Tue May 15 1979, 7:05 PM EDT Att. 25,222 - Unknown</p> <p>livebaseballscorecards.com</p> <table border="1"> <tr><td>AB</td><td>36</td></tr> <tr><td>R</td><td>2</td></tr> <tr><td>H</td><td>8</td></tr> <tr><td>RBI</td><td>1</td></tr> <tr><td>BB</td><td>3</td></tr> <tr><td>SO</td><td>5</td></tr> <tr><td>LOB</td><td>17</td></tr> </table> 	AB	36	R	2	H	8	RBI	1	BB	3	SO	5	LOB	17
AB	36																									
R	2																									
H	8																									
RBI	1																									
BB	3																									
SO	5																									
LOB	17																									
Mark Belanger, R (1, 6) OBP: 0.224, SLG: 0.224 Pat Kelly, L (10, PH) OBP: 0.345, SLG: 0.261 Kiko Garcia, R (10, 6) OBP: 0.296, SLG: 0.364	4-0 4-3 BB			L3-6 2B	0-0 6-3		0-0 5-3		0-3 K 1-3	3 0 1 0 1 0 0 1 0 0 0 0 1 1 0 0 0 0 0 0 0																
Ken Singleton, S (1, 7) OBP: 0.422, SLG: 0.597 Larry Harlow, L (8, PR) OBP: 0.419, SLG: 0.346	0-0 4-3 1-2			0-3 K		0-0 4-3		0-0 G4-6-3 1B	0-0 P6	4 0 1 0 0 1 2 1 0 0 0 0 0 1																
Eddie Murray, S (1, 3) OBP: 0.377, SLG: 0.414	0-0 4-3			0-0 L3-6 2-3		0-0 1-3		0-0 F9		4 0 0 0 0 0 3																
John Lowenstein, L (1, 9) OBP: 0.533, SLG: 0.957				0-0 FC3-6 1B		0-0 1B 1B		0-0 G4-6-3 1-2f		4 0 2 0 0 0 1																
Lee May, R (1, 10) OBP: 0.347, SLG: 0.532				0-0 F8		0-0 1B 1B		0-0 5-3		4 1 2 0 0 0 1																
Billy Smith, S (1, 4) OBP: 0.286, SLG: 0.314				0-0 FC3-6 1-2f		0-0 G3		0-0 F9		3 0 0 0 1 0 3																
Rich Dauer, R (1, 5) OBP: 0.367, SLG: 0.434				0-3 K			0-0 F7		0-0 F8	3 0 0 0 1 1 1																
Rick Dempsey, R (1, 2) OBP: 0.354, SLG: 0.367				0-3 K			0-0 HR		0-0 F2	4 1 1 1 0 2 2																
Inning Stats	R: 0 E: 0 K: 0 S: 3	H: 0 LOB: 1 BB: 1 P: 7	R: 1 E: 0 K: 1 S: 6	H: 1 LOB: 2 BB: 2 P: 14	R: 0 E: 0 K: 1 S: 5	H: 1 LOB: 0 BB: 0 P: 5	R: 0 E: 0 K: 1 S: 6	H: 1 LOB: 1 BB: 0 P: 6	R: 0 E: 0 K: 1 S: 5	H: 2 LOB: 2 BB: 0 P: 5	R: 1 E: 0 K: 0 S: 4	H: 1 LOB: 0 BB: 0 P: 4	R: 0 E: 0 K: 0 S: 3	H: 1 LOB: 1 BB: 0 P: 3	R: 0 E: 0 K: 0 S: 3	H: 0 LOB: 0 BB: 0 P: 3	R: 0 E: 0 K: 1 S: 6	H: 1 LOB: 1 BB: 0 P: 6	1B: 5 2B: 3 3B: 0 HR: 1	SF: 0 SAC: 0 DP: 2 HBP: 0	WP: 0 PB: 0 SB: 4 CS: 0	PA: 39				
PITCHER Dennis Eckersley, R (1, 1) ERA: 3.51	IP 10.0	WLS W	BF 39	H 8	R 2	ER 1	SO 5	BB 3	IBB 0	HBP 0	BLK 0	WP 0	HR 1	S 46	P 58	ERA 0.90	WHIP 1.100									

Batter	1	2	3	4	5	6	7	8	9	10	AB	R	H	RBI	BB	SO	LOB
Jerry Remy, L (1, 4) OBP: 0.353, SLG: 0.366	0-0 5-3			0-0 B5-3		0-0 SH1-3 1B		0-0 4-3		0-0 2-H 1B	5	0	2	1	0	0	0
Rick Burleson, R (1, 6) OBP: 0.333, SLG: 0.368	0-0 L6			0-0 F8		0-0 SH1-3 1-2		0-0 6-3			3	0	0	0	0	0	0
Fred Lynn, L (1, 8) OBP: 0.417, SLG: 0.642	0-3 K			0-0 F5		4-0 BB		0-0 1B			3	0	1	0	1	1	0
Jim Rice, R (1, 7) OBP: 0.430, SLG: 0.541		0-0 6-3		0-0 F9		0-0 P4		0-0 P4			4	0	0	0	0	0	3
Carl Yastrzemski, L (1, 10) OBP: 0.389, SLG: 0.521		4-0 BB G6-4-3		0-0 4-3		0-0 4-3			0-0 P6		3	0	0	0	1	0	2
Butch Hobson, R (1, 5) OBP: 0.325, SLG: 0.507		0-0 G6-4-3 1-2f		0-0 1B 2B			0-0 SH3-4 1B		0-0 F8		4	1	2	0	0	0	1
George Scott, R (1, 3) OBP: 0.314, SLG: 0.417			0-0 P4		0-0 1B 1B		0-0 SH3-4 1-2		0-0 4-3		3	1	1	1	0	0	0
Dwight Evans, R (1, 9) OBP: 0.314, SLG: 0.463			0-0 P4		0-0 1B		0-0 F7			4-0 S 1B BB	3	1	1	1	1	0	1
Gary Allenson, R (1, 2) OBP: 0.323, SLG: 0.333			0-0 F2		0-0 5-3		0-0 F7			0-3 K	2	0	0	0	0	0	1
Jim Dwyer, L (7, PH) OBP: 0.308, SLG: 0.320										1-2 K	1	0	0	0	0	0	1
Bob Montgomery, R (8, 2) OBP: 0.467, SLG: 0.537											1	0	0	0	0	1	1

Inning Stats	R: 0	H: 0	R: 0	H: 0	R: 0	H: 0	R: 2	H: 3	R: 0	H: 1	R: 0	H: 1	R: 0	H: 1	R: 0	H: 0	R: 1	H: 1	1B: 6	SF: 0	WP: 0	PA: 37
E: 0	LOB: 0	E: 0	LOB: 0	E: 0	LOB: 0	E: 0	LOB: 1	E: 0	LOB: 2	E: 0	LOB: 1	E: 0	LOB: 0	E: 0	LOB: 0	E: 0	LOB: 1	E: 1	LOB: 1	2B: 1	SAC: 2	FB: 0
K: 1	BB: 0	K: 0	BB: 1	K: 0	BB: 0	K: 0	BB: 0	K: 0	BB: 1	K: 0	BB: 0	K: 0	BB: 0	K: 0	BB: 0	K: 1	BB: 1	K: 1	BB: 1	3B: 0	DP: 1	SB: 1
S: 5	P: 5	S: 2	P: 6	S: 3	P: 3	S: 3	P: 6	S: 6	P: 8	S: 4	P: 4	S: 4	P: 4	S: 3	P: 3	S: 4	P: 8	S: 4	P: 8	HR: 0	HBP: 0	CS: 0

PITCHER	IP	WLS	BF	H	R	ER	SO	BB	IBB	HBP	BLK	WP	HR	S	P	ERA	WHIP
Jim Palmer, R (1, 1) ERA: 2.86	8.0		31	6	2	2	1	2	0	0	0	0	0	31	39	2.25	1.000
Don Stanhouse, R (9, 1) ERA: 4.24	1.1	L	6	1	1	1	1	1	0	0	0	0	0	7	11	6.75	1.500


PITCHER	IP	WLS	BF	H	R	ER	SO	BB	IBB	HBP	BLK	WP	HR	S	P	ERA	WHIP


BOTTOM

Baltimore Orioles @ Boston Red Sox
 Fenway Park, Boston, MA
 Tue May 15 1979, 7:05 PM EDT
 Att: 25,222 - Unknown

livebaseballscorecards.com

AB	32
R	3
H	7
RBI	3
BB	3
SO	2
LOB	10



Batter	1	2	3	4	5	6	7	8	9	AB R H RBI BB SO LOB	TOP																
Al Bumbry, L (1, 8) OBP: 0.317, SLG: 0.361	0-3 K		0-0 4-3	0-3 K	0-0 1B 2B		0-0 2B			5 1 2 2 0 2 3																	
Mark Belanger, R (1, 6) OBP: 0.233, SLG: 0.225	0-3 K		4-0 2B BB	0-0 5-3	0-0 FC6-4 1B		0-0 F7			4 1 1 2 1 1 3																	
Ken Singleton, S (1, 7) OBP: 0.428, SLG: 0.613 Larry Harlow, L (8, 9) OBP: 0.419, SLG: 0.346	0-3 K		0-0 1-H 3-H 2B		0-0 1B 2B FC6-4			0-0 L4-6 1B		5 1 3 2 0 1 1 0 0 0 0 0 0 0																	
Eddie Murray, S (1, 3) OBP: 0.377, SLG: 0.414		0-0 F9	0-0 1-3		0-0 HBP 1B BB 1B		0-0 5-3	0-0 1-2 1B		5 1 2 0 0 0 1																	
Lee May, R (1, 10) OBP: 0.341, SLG: 0.518		0-0 F3		0-0 5-3	0-0 BB HBP 2B 1B		0-3 K	0-0 L4-6		5 1 1 1 0 1 2																	
Gary Roenicke, R (1, 9) OBP: 0.440, SLG: 0.642		4-0 PB BB		0-0 1B 3B	0-3 K			0-3 K		3 1 1 0 2 2 3																	
Rich Dauer, R (1, 5) OBP: 0.368, SLG: 0.427		0-0 F2		0-0 1B 1B	1-0 BB HBP		0-0 F9		0-0 F7	4 2 1 1 0 0 2	AB 40 R 10 H 15 RBI 10 BB 4 SO 8 LOB 19																
Kiko Garcia, R (1, 4) OBP: 0.303, SLG: 0.366			0-0 L8	0-0 1-2 1B	0-3 K		0-0 1-3		0-0 CS 1B	5 0 2 0 0 1 3																	
Dave Skaggs, R (1, 2) OBP: 0.333, SLG: 0.333			0-0 4-3 2B 2B	0-0 1-2 2-H 1B	4-0 2B 1B BB		0-0 L5		0-0 F8	4 2 2 2 1 0 1																	
Inning Stats	R: 0 E: 0 K: 3 S: 9	H: 0 LOB: 0 BB: 0 P: 9	R: 0 E: 0 K: 0 S: 3	H: 0 LOB: 1 BB: 1 P: 7	R: 2 E: 0 K: 0 S: 5	H: 2 LOB: 1 BB: 1 P: 9	R: 2 E: 0 K: 1 S: 9	H: 4 LOB: 2 BB: 0 P: 9	R: 6 E: 0 K: 2 S: 12	H: 5 LOB: 1 BB: 1 P: 17	R: 0 E: 0 K: 1 S: 5	H: 0 LOB: 1 BB: 1 P: 9	R: 0 E: 0 K: 0 S: 4	H: 1 LOB: 1 BB: 0 P: 4	R: 0 E: 0 K: 1 S: 6	H: 2 LOB: 1 BB: 0 P: 6	R: 0 E: 0 K: 0 S: 3	H: 1 LOB: 0 BB: 0 P: 3	1B: 9 2B: 6 3B: 1 HR: 0	SF: 0 SAC: 0 DP: 1 HBP: 1	WP: 0 PB: 1 SB: 0 CS: 1	PA: 45					
PITCHER	IP	WLS	BF	H	R	ER	SO	BB	IBB	HBP	BLK	WP	HR	S	P	ERA	WHIP	PITCHER									
Steve Renko, R (1, 1) ERA: 3.63	3.1		18	6	4	4	3	2	0	0	0	0	0	22	30	10.80	2.400										
Andy Hassler, L (4, 1) ERA: 5.25	0.2	L	5	3	3	3	1	0	0	0	0	0	0	7	7	40.50	4.500										
Jim Wright, R (5, 1) ERA: 4.15	0.2		6	2	3	3	2	1	0	1	0	0	0	8	13	40.50	4.500										
Tom Burgmeier, L (5, 1) ERA: 0.64	4.1		16	4	0	0	2	1	0	0	0	0	0	19	23	0.00	1.154										

Baltimore Orioles @ Boston Red Sox
Fenway Park, Boston, MA
 Wed May 16 1979, 7:05 PM EDT
 Att: 27,569 - Unknown

livebaseballscorecards.com

Batter	1	2	3	4	5	6	7	8	9	AB R H RBI BB SO LOB
Jerry Remy, L (1, 4) OBP: 0.354, SLG: 0.369	0-0 F7	0-0 G3		0-0 1-3			4-0 WP 2B BB		0-0 2B	4 1 1 0 1 0 1
Rick Burleson, R (1, 6) Larry Wolfe, R (8, 6) OBP: 0.325, SLG: 0.358 OBP: 0.300, SLG: 0.200	0-0 F8		0-0 F8		0-0 F7		0-3 K 1-2		0-3 K	4 0 0 0 0 1 1 1 0 0 0 0 1 1
Fred Lynn, L (1, 8) OBP: 0.423, SLG: 0.646	0-0 1B 1B		4-0 1B HR BB		0-0 F7		0-0 2B 2-H		0-3 K	4 1 2 1 1 1 1
Jim Rice, R (1, 7) OBP: 0.431, SLG: 0.540	0-0 1-2 1B		0-0 1-2 HR 1B		0-0 6-3		0-3 K			4 1 2 0 0 1 1
Carl Yastrzemski, L (1, 10) OBP: 0.385, SLG: 0.536	0-0 4-3		0-0 1-H 2-H HR		0-0 3-1		0-3 K			4 1 1 3 0 1 3
Butch Hobson, R (1, 5) OBP: 0.322, SLG: 0.494		0-0 F8	0-0 4-3		0-0 1-3			0-0 G4-3 1B		4 0 1 0 0 0 0
George Scott, R (1, 3) OBP: 0.319, SLG: 0.435		0-0 1B 2B	0-0 F9		0-0 2B 2B			0-0 G4-3 1-2		4 2 2 0 0 0 1
Dwight Evans, R (1, 9) OBP: 0.312, SLG: 0.464		0-3 K		0-0 L1		0-0 2B 2-H		0-3 K		4 0 1 1 0 2 1
Gary Allenson, R (1, 2) Jack Brohamer, L (9, PH) OBP: 0.324, SLG: 0.333 OBP: 0.364, SLG: 0.410		0-0 2-H 1B		0-0 5-3		0-0 F7			0-0 F7	3 0 1 1 0 0 1 1 0 0 0 0 0 0

Inning Stats	R: 0	H: 2	E: 0	LOB: 2	K: 0	BB: 0	S: 5	P: 5	R: 1	H: 2	E: 0	LOB: 1	K: 1	BB: 0	S: 7	P: 7	R: 3	H: 2	E: 0	LOB: 0	K: 0	BB: 1	S: 5	P: 9	R: 0	H: 0	E: 0	LOB: 0	K: 0	BB: 0	S: 3	P: 3	R: 1	H: 2	E: 0	LOB: 1	K: 0	BB: 0	S: 5	P: 5	R: 1	H: 1	E: 0	LOB: 1	K: 3	BB: 1	S: 10	P: 14	R: 0	H: 1	E: 0	LOB: 0	K: 1	BB: 0	S: 5	P: 5	R: 0	H: 1	E: 0	LOB: 1	K: 2	BB: 0	S: 8	P: 8	1B: 5	SF: 0	2B: 5	SAC: 0	3B: 0	DP: 1	HR: 1	HBP: 0	WP: 1	PA: 39
--------------	------	------	------	--------	------	-------	------	------	------	------	------	--------	------	-------	------	------	------	------	------	--------	------	-------	------	------	------	------	------	--------	------	-------	------	------	------	------	------	--------	------	-------	------	------	------	------	------	--------	------	-------	-------	-------	------	------	------	--------	------	-------	------	------	------	------	------	--------	------	-------	------	------	-------	-------	-------	--------	-------	-------	-------	--------	-------	--------


PITCHER	IP	WLS	BF	H	R	ER	SO	BB	IBB	HBP	BLK	WP	HR	S	P	ERA	WHIP
Dennis Martinez, R (1, 1) ERA: 2.93	6.0	W	27	8	5	5	1	1	0	0	0	0	1	28	32	7.50	1.500
Tim Stoddard, R (7, 1) ERA: 1.35	3.0	S	12	3	1	1	6	1	0	0	0	1	0	23	27	3.00	1.333

BOTTOM

Baltimore Orioles @ Boston Red Sox
Fenway Park, Boston, MA
Wed May 16 1979, 7:05 PM EDT
Att. 27,569 - Unknown

livebaseballscorecards.com

AB	37
R	6
H	11
RBI	6
BB	2
SO	7
LOB	11



Batter	1	2	3	4	5	6	7	8	9	AB R H RBI BB SO LOB	TOP											
Al Bumby, L (1, 8) OBP: 0.308, SLG: 0.350	0-0 6-3		0-0 1-3		0-0 6-3		0-0 L6			4 0 0 0 0 0 1												
Mark Belanger, R (1, 6) OBP: 0.245, SLG: 0.229	4-0 1B BB		0-0 5-3			0-0 E7 FC3-6 1B	0-0 1-2 1B			3 2 1 0 1 0 0												
Ken Singleton, S (1, 7) OBP: 0.429, SLG: 0.609	0-0 1B 1-3 1B		0-3 K			0-0 1-2 FC3-6 1B	0-0 F9			4 0 2 0 0 1 2												
Eddie Murray, S (1, 3) OBP: 0.381, SLG: 0.412	0-0 FC6-4 1-3 3-H 1B			4-0 5-3 BB		0-0 FC3-6 1-2f 2-3 1B		0-0 4-3		3 0 1 1 1 0 2												
Lee May, R (1, 10) OBP: 0.339, SLG: 0.508	0-3 K		0-0 5-3 1-2		0-0 1-2 1B		0-0 3-H 1B	0-3 K		4 0 1 1 0 2 3												
Gary Roenicke, R (1, 9) OBP: 0.433, SLG: 0.624	0-0 FC6-4 1-2f		0-0 6-3		0-0 1-2 2-H 1B		0-0 6-3			4 0 1 0 0 0 3												
Rich Dauer, R (1, 5) OBP: 0.358, SLG: 0.413		0-0 6-3		0-3 K		0-0 F8		0-3 K		4 0 0 0 0 2 3												
Kiko Garcia, R (1, 4) OBP: 0.316, SLG: 0.378		0-0 CS 1B			0-0 6-3		0-0 1B 1B		0-0 6-3	3 0 2 0 0 0 0 1 0 0 0 0 0 0												
John Lowenstein, L (9, PH) OBP: 0.516, SLG: 0.917																						
Dave Skaggs, R (1, 2) OBP: 0.333, SLG: 0.333		0-0 6-3			0-0 5-3		0-0 1-3 1B		0-0 F8	3 0 1 0 0 0 1 1 0 0 0 0 0 0												
Terry Crowley, L (9, PH) OBP: 0.429, SLG: 0.500																						
Inning Stats	R: 1 E: 0 K: 1 S: 7	H: 2 LOB: 2 BB: 1 P: 11	R: 0 E: 0 K: 0 S: 3	H: 1 LOB: 0 BB: 0 P: 3	R: 0 E: 0 K: 1 S: 5	H: 0 LOB: 0 BB: 0 P: 5	R: 0 E: 0 K: 1 S: 5	H: 0 LOB: 1 BB: 1 P: 9	R: 0 E: 0 K: 0 S: 3	H: 0 LOB: 0 BB: 0 P: 3	R: 1 E: 1 K: 0 S: 6	H: 3 LOB: 2 BB: 0 P: 6	R: 0 E: 0 K: 0 S: 5	H: 3 LOB: 2 BB: 0 P: 5	R: 0 E: 0 K: 1 S: 5	H: 0 LOB: 0 BB: 0 P: 5	R: 0 E: 0 K: 1 S: 5	H: 0 LOB: 0 BB: 0 P: 5	1B: 9 2B: 0 3B: 0 HR: 0	SF: 0 SAC: 0 DP: 0 HBP: 0	WP: 0 PB: 0 SB: 0 CS: 1	PA: 36
PITCHER	IP WLS BF H R ER SO BB IBB HBP BLK WP HR S P ERA WHIP																					
Bob Stanley, R (1, 1) ERA: 3.45	6.1 W 27 8 2 1 3 2 0 0 0 0 0 0 31 39 1.42 1.579																					
Dick Drago, R (7, 1) ERA: 2.89	2.2 S 9 1 0 0 2 0 0 0 0 0 0 0 13 13 0.00 0.375																					

Baltimore Orioles @ Boston Red Sox
 Fenway Park, Boston, MA
 Thu May 17 1979, 7:05 PM EDT
 Att: 27,610 - Unknown

livebaseballscorecards.com

AB	34
R	2
H	9
RBI	2
BB	2
SO	5
LOB	15



Batter	1	2	3	4	5	6	7	8	9	AB	R	H	RBI	BB	SO	LOB
Jerry Remy, L (1, 4) OBP: 0.362, SLG: 0.373	0-0 F7	0-0 1B		4-0 BB		0-0 FC4-6		0-0 1B		4	1	2	0	1	0	1
Rick Burleson, R (1, 6) OBP: 0.327, SLG: 0.359	0-0 F7	0-0 F8		0-0 4-1		0-0 1B		0-0 2B		5	1	2	1	0	0	3
Fred Lynn, L (1, 8) OBP: 0.422, SLG: 0.641	4-0 HR		0-0 G3	0-0 P4		0-0 L7		0-0 2B		4	1	1	2	1	0	3
Jim Rice, R (1, 10) OBP: 0.430, SLG: 0.557	0-0 HR		0-0 BB		0-3 K		0-3 K	0-0 P6		5	1	2	2	0	2	1
Carl Yastrzemski, L (1, 7) OBP: 0.399, SLG: 0.539	0-0 F2		4-0 BB	1-2 BB	0-0 F9	0-0 BB	0-0 BB	4-0 IBB		3	0	2	0	2	0	0
Butch Hobson, R (1, 5) OBP: 0.326, SLG: 0.518		0-0 HR	0-3 K	1-2 2-3	0-0 F9	0-0 BB	4-0 BB	0-3 K		4	1	1	1	1	2	5
George Scott, R (1, 3) OBP: 0.318, SLG: 0.425		0-0 4-3	4-0 BB		0-0 F8		0-0 G6-4-3			3	0	0	0	1	0	3
Dwight Evans, R (1, 9) OBP: 0.318, SLG: 0.456		0-3 K	0-0 G3			4-0 FC3-6		4-0 1B		2	1	0	0	2	1	3
Gary Allenson, R (1, 2) OBP: 0.319, SLG: 0.328		0-0 1B		0-0 F7		0-0 FC3-6		0-0 F9		4	0	1	0	0	0	2


Inning Stats	R: 2	H: 1	E: 0	K: 0	S: 4	LOB: 0	BB: 1	P: 8	R: 1	H: 3	E: 0	K: 1	S: 8	LOB: 2	BB: 0	P: 8	R: 0	H: 1	E: 1	K: 1	S: 6	LOB: 3	BB: 2	P: 14	R: 0	H: 0	E: 0	K: 0	S: 3	LOB: 1	BB: 1	P: 7	R: 0	H: 1	E: 0	K: 1	S: 6	LOB: 1	BB: 0	P: 6	R: 0	H: 1	E: 0	K: 0	S: 4	LOB: 2	BB: 1	P: 8	R: 0	H: 1	E: 0	K: 1	S: 5	LOB: 1	BB: 1	P: 9	R: 3	H: 3	E: 0	K: 1	S: 8	LOB: 2	BB: 2	P: 16	R: 0	H: 0	E: 0	K: 0	S: 0	LOB: 0	BB: 0	P: 0	R: 0	H: 0	E: 0	K: 0	S: 0	LOB: 0	BB: 0	P: 0
--------------	------	------	------	------	------	--------	-------	------	------	------	------	------	------	--------	-------	------	------	------	------	------	------	--------	-------	-------	------	------	------	------	------	--------	-------	------	------	------	------	------	------	--------	-------	------	------	------	------	------	------	--------	-------	------	------	------	------	------	------	--------	-------	------	------	------	------	------	------	--------	-------	-------	------	------	------	------	------	--------	-------	------	------	------	------	------	------	--------	-------	------

PITCHER	IP	WLS	BF	H	R	ER	SO	BB	IBB	HBP	BLK	WP	HR	S	P	ERA	WHIP
Steve Stone, R (1, 1) ERA: 3.89	2.1	L	14	5	3	3	1	2	0	0	0	0	2	14	22	11.57	3.000
Sammy Stewart, R (3, 1) ERA: 3.92	5.0		23	4	2	2	3	5	0	0	0	0	0	24	44	3.60	1.800
Don Stanhouse, R (8, 1) ERA: 4.58	0.2		5	2	1	1	1	0	1	0	0	0	0	6	10	13.50	3.000

BOTTOM

Baltimore Orioles @ Boston Red Sox
 Fenway Park, Boston, MA
 Thu May 17 1979, 7:05 PM EDT
 Att. 27,610 - Unknown

AB	34
R	6
H	11
RBI	6
BB	8
SO	5
LOB	21



WP	HR	S	P	ERA	WHIP
0	0	0	0	0	0

Batter	1	2	3	4	5	6	7	8	9	10	11	AB R H RBI BB SO LOB	TOP			
Larry Harlow, L (1, 8) OBP: 0.405, SLG: 0.344 (9, 9)	0-0 F7	0-0 F9		0-0 F8		0-0 BLK 1B		0-0 F2		0-0 1-3 1B		6 0 2 0 0 0 2	<p>Baltimore Orioles @ Toronto Blue Jays Exhibition Stadium, Toronto, ON</p> <p>Fri May 18 1979, 7:05 PM EDT Att. 12,088 - Unknown</p>			
Rich Dauer, R (1, 5) OBP: 0.357, SLG: 0.413	0-0 E 1B		0-0 5-3	0-0 F8		0-0 SF8		0-0 1-3 G6-4-3 1B		0-0 F8		5 0 2 1 0 0 2				
Ken Singleton, S (1, 10) OBP: 0.432, SLG: 0.624	4-0 E 1-2 BB		0-0 HR		0-0 FC4-6 1B	0-3 K 1-2		0-0 G6-4-3 1-2f			0-0 4-3	5 1 2 1 1 1 3				
Eddie Murray, S (1, 3) OBP: 0.379, SLG: 0.400	0-3 K		4-0 1B BB		0-0 FC4-6 2B 1-2f 1B	0-0 5-3			0-0 F3		4-0 WP 1B BB	4 3 0 0 2 1 4				
John Lowenstein, L (1, 9) OBP: 0.514, SLG: 0.893 Lee May, R (9, PH) OBP: 0.344, SLG: 0.513 Al Bumbry, L (9, 8) OBP: 0.313, SLG: 0.355	0-0 E4		0-0 S 1B		0-0 1-3 1B 2B		0-0 F8		0-0 1B		0-0 1-3 1B	4 2 2 0 0 0 2 1 0 1 0 0 0 0 1 0 1 1 0 0 0				
Gary Roenicke, R (1, 7) OBP: 0.427, SLG: 0.604	0-0 1-3		0-0 FC3-6 1B		0-0 K		0-0 BB 1B		0-0 F3		0-0 F8	6 0 2 2 0 1 5				
Billy Smith, S (1, 4) OBP: 0.300, SLG: 0.315 Mark Belanger, R (7, 6) OBP: 0.242, SLG: 0.226		0-0 F9	0-0 FC3-6 FC5-4 1-2f 1B		0-0 1B		4-0 G6-3 1-2 BB			0-0 4-3		3 0 1 2 1 0 1 1 0 0 0 0 0 0				
Kiko Garcia, R (1, 6) OBP: 0.310, SLG: 0.380 (7, 4)		0-0 E8 2B	0-0 FC5-4		0-0 F2		0-0 G6-3 1-2f			0-0 4-3		5 0 1 0 0 0 4				
Rick Dempsey, R (1, 2) OBP: 0.364, SLG: 0.382		0-0 6-3		0-3 K		0-0 1B SF8 2B		4-0 1B BB		0-0 1B		4 1 2 0 1 1 1				
Inning Stats	R: 0 H: 1 E: 1 LOB: 3 K: 1 BB: 1 S: 7 P: 11	R: 0 H: 1 E: 1 LOB: 1 K: 0 BB: 0 S: 4 P: 4	R: 3 H: 3 E: 0 LOB: 1 K: 0 BB: 1 S: 6 P: 10	R: 0 H: 0 E: 0 LOB: 0 K: 1 BB: 0 S: 5 P: 5	R: 2 H: 3 E: 0 LOB: 1 K: 1 BB: 0 S: 8 P: 8	R: 1 H: 2 E: 0 LOB: 1 K: 1 BB: 0 S: 7 P: 7	R: 0 H: 1 E: 0 LOB: 1 K: 0 BB: 1 S: 3 P: 7	R: 0 H: 1 E: 0 LOB: 1 K: 0 BB: 1 S: 3 P: 7	R: 0 H: 1 E: 0 LOB: 0 K: 0 BB: 0 S: 3 P: 3	R: 0 H: 2 E: 0 LOB: 2 K: 0 BB: 0 S: 5 P: 5	R: 1 H: 1 E: 0 LOB: 0 K: 0 BB: 1 S: 3 P: 7	1B: 12 SF: 1 2B: 3 SAC: 0 3B: 0 DP: 2 HR: 1 HBP: 0		WP: 1 PA: 51 PB: 0 SB: 1 CS: 0		
PITCHER	IP WLS BF H R ER SO BB IBB HBP BLK WP HR S P ERA WHIP															
Phil Huffman, R (1, 1) ERA: 7.5	5.0	28	10	6	6	3	2	0	0	0	0	1	32	40	10.80	2.400
Jerry Garvin, L (6, 1) ERA: 2.25	3.1	12	2	0	0	1	2	0	0	1	0	0	12	20	0.00	1.200
Dave Freisleben, R (9, 1) ERA: 6.23	2.2	L 11	4	1	1	0	1	0	0	0	1	0	10	14	3.38	1.875

AB	45
R	7
H	16
RBI	7
BB	5
SO	4
LOB	24



livebaseballscores.com

Batter	1	2	3	4	5	6	7	8	9	AB R H RBI BB SO LOB	TOP
Al Bumbry, L (1, 8) OBP: 0.322, SLG: 0.355 (7, 7) (9, 8)	4-0 BB	0-0 G1 ③		1-0 HBP		0-0 1B		0-0 G3 2-3		3 1 1 0 1 0 3	
Mark Belanger, R (1, 6) OBP: 0.240, SLG: 0.216 (1, 6)	0-3 K		0-0 F8	0-0 P4		4-0 BB		0-0 F7		4 0 0 0 1 1 4	
Ken Singleton, S (1, 9) OBP: 0.431, SLG: 0.613 John Lowenstein, L (9, PR) OBP: 0.514, SLG: 0.893 (9, 7)	0-3 K		0-3 K		0-0 HR 1B	0-0 F8		4-0 4-3 1B BB		4 1 1 0 1 2 2 0 0 0 0 0 0 0	
Eddie Murray, S (1, 3) OBP: 0.380, SLG: 0.400 (1, 3)	0-0 E6 1-H		0-0 BB 1B		0-0 F8		0-3 K	0-0 4-3 1B		5 0 2 0 0 1 1	
Lee May, R (1, 10) OBP: 0.346, SLG: 0.528 (1, 10)	0-0 F8		4-0 1-2 BB		0-0 HR 1-H		0-3 K	0-3 K		4 1 1 2 1 2 3	
Gary Roenicke, R (1, 7) OBP: 0.425, SLG: 0.591 Larry Harlow, L (7, PH) OBP: 0.385, SLG: 0.324 (7, 8) (9, 9)		4-0 5-3 BB	0-0 P4		0-0 F8		0-0 4-3	0-0 4-3		2 0 0 0 1 0 2 2 0 0 0 0 0 2	
Rich Dauer, R (1, 5) OBP: 0.351, SLG: 0.400 (1, 5)		0-0 5-3 1-2		0-0 6-3	4-0 FC6-4 BB		0-0 5-3	0-3 K		4 0 0 0 1 1 4	
Kiko Garcia, R (1, 4) OBP: 0.307, SLG: 0.366 (1, 4)		0-0 5-3		0-3 K2-3	0-0 FC6-4 1-2f		4-0 2B BB			3 1 0 0 1 1 2	
Rick Dempsey, R (1, 2) OBP: 0.377, SLG: 0.394 (1, 2)		4-0 HBP BB		4-0 HBP BB		0-0 F7		0-0 G3 2B 1-H		2 0 1 1 2 0 0	
Inning Stats	R: 1 H: 0 E: 1 LOB: 1 K: 2 BB: 1 S: 8 P: 12	R: 0 H: 0 E: 0 LOB: 2 K: 0 BB: 2 S: 3 P: 11	R: 0 H: 1 E: 0 LOB: 2 K: 1 BB: 1 S: 6 P: 10	R: 0 H: 0 E: 0 LOB: 2 K: 1 BB: 1 S: 5 P: 10	R: 2 H: 2 E: 0 LOB: 1 K: 0 BB: 1 S: 5 P: 9	R: 0 H: 1 E: 0 LOB: 1 K: 0 BB: 1 S: 3 P: 7	R: 0 H: 0 E: 0 LOB: 0 K: 2 BB: 0 S: 7 P: 7	R: 1 H: 1 E: 0 LOB: 1 K: 0 BB: 1 S: 4 P: 8	R: 0 H: 1 E: 0 LOB: 3 K: 2 BB: 1 S: 8 P: 12	1B: 4 SF: 0 2B: 1 SAC: 0 3B: 0 DP: 0 HR: 1 HBP: 1	WP: 0 PA: 43 PB: 0 SB: 0 CS: 0
PITCHER Tom Underwood, L (1, 1) ERA: 5.19 Tom Buskey, R (8, 1) ERA: 9.0	IP WLS BF H R ER SO BB IBB HBP BLK WP HR S P ERA WHIP 7.1 L 36 5 4 3 6 8 0 1 0 0 1 39 72 3.68 1.773 1.2 7 1 0 0 2 1 0 0 0 0 0 10 14 0.00 1.200	PITCHER IP WLS BF H R ER SO BB IBB HBP BLK WP HR S P ERA WHIP									

Baltimore Orioles @ Toronto Blue Jays
 Exhibition Stadium, Toronto, ON
 Sat May 19 1979, 3:33 AM EDT
 Att. 18,144 - Unknown

livebaseballscorecards.com

AB	33
R	4
H	6
RBI	3
BB	9
SO	8
LOB	23



BOTTOM

Baltimore Orioles @ Toronto Blue Jays
 Exhibition Stadium, Toronto, ON
 Sat May 19 1979, 3:33 AM EDT
 Att. 18,144 - Unknown

livebaseballscorecards.com

AB	36
R	3
H	10
RBI	3
BB	1
SO	4
LOB	16



WP: 0	PA: 37
PB: 0	
SB: 0	
CS: 0	

AB R H RBI BB SO LOB

5	1	1	0	0	0	4
3	1	1	0	1	0	1
4	0	2	2	0	1	0
4	0	1	0	0	1	3
4	0	1	0	0	1	2
4	0	0	0	0	0	1
4	1	2	0	0	0	1
3	0	0	0	0	1	2
1	0	1	0	0	0	0
0	0	0	0	0	0	0
4	0	1	1	0	0	2

1B: 9	SF: 0
2B: 1	SAC: 0
3B: 0	DP: 1
HR: 0	HBP: 0

WP	HR	S	P	ERA	WHIP
0	0	0	0	3.68	1.227
0	0	0	0	0.00	2.000
0	0	0	0	0.00	0.000

Batter	1	2	3	4	5	6	7	8	9
Alfredo Griffin, S (1, 6) OBP: 0.325, SLG: 0.311	0-0 F8		0-0 F7			0-0 5-3		0-0 BB 2B 1B	0-0 4-3
Bob Bailor, R (1, 9) OBP: 0.335, SLG: 0.309	0-0 1-3		0-0 FC6-4			0-0 1B 1B		4-0 BB 2B BB	
Roy Howell, L (1, 5) OBP: 0.323, SLG: 0.380	0-0 4-3			0-3 K		0-0 1B		0-0 1-H 2-H 2B	
Rico Carty, R (1, 10) OBP: 0.338, SLG: 0.398		0-3 K		0-0 1B		0-0 F8		0-0 6-3	
John Mayberry, L (1, 3) OBP: 0.403, SLG: 0.452		0-3 K		0-0 G4-6-3 1B			0-0 FC5-4 1B	0-0 F2	
Rick Bosetti, R (1, 8) OBP: 0.251, SLG: 0.327		0-0 4-3			0-0 F8		0-0 FC5-4 1B		0-0 5-3
Al Woods, L (1, 7) OBP: 0.336, SLG: 0.371			0-0 G3 1B 1B		0-0 F7		0-0 F9		0-0 5-3 1B 1B
Dave McKay, S (1, 4) OBP: 0.246, SLG: 0.252			0-0 G3		0-3 K		0-0 G3		0-0 5-3 1B
Otto Velez, R (9, PH) OBP: 0.346, SLG: 0.500			1-2						1-2
Ted Wilborn, S (9, PR)									1-2
Rick Cerone, R (1, 2) OBP: 0.331, SLG: 0.322			0-0 FC6-4 1B			0-0 4-3		0-0 F7	0-0 5-3

Inning Stats	R: 0	H: 0	E: 0	K: 0	S: 3	R: 0	H: 0	E: 0	K: 2	S: 7	R: 1	H: 2	E: 0	K: 0	S: 5	R: 0	H: 1	E: 0	K: 1	S: 5	R: 0	H: 0	E: 0	K: 1	S: 5	R: 0	H: 2	E: 0	K: 0	S: 5	R: 0	H: 1	E: 0	K: 0	S: 4	R: 2	H: 2	E: 0	K: 0	S: 5	R: 0	H: 2	E: 0	K: 0	S: 5	1B: 9	2B: 1	3B: 0	HR: 0	SF: 0	SAC: 0	DP: 1	HBP: 0
	0	0	0	0	3	0	0	0	2	7	1	2	0	0	5	0	1	0	1	5	0	0	0	1	5	0	2	0	0	5	0	1	0	0	4	2	2	0	1	9	0	2	0	0	5	9	1	0	0	0	0	1	0

PITCHER	IP	WLS	BF	H	R	ER	SO	BB	IBB	HBP	BLK	WP	HR	S	P	ERA	WHIP
Jim Palmer, R (1, 1) ERA: 2.95	7.1	W	30	8	3	3	4	1	0	0	0	0	0	37	41	3.68	1.227
Tim Stoddard, R (8, 1) ERA: 1.91	1.0		5	2	0	0	0	0	0	0	0	0	0	5	5	0.00	2.000
Don Stanhouse, R (9, 1) ERA: 3.68	0.2	S	2	0	0	0	0	0	0	0	0	0	0	2	2	0.00	0.000

Batter	1	2	3	4	5	6	7	8	9	AB R H RBI BB SO LOB	TOP											
Al Bumby, L (1, 8) OBP: 0.325, SLG: 0.352	0-0 F5		0-0 F8		4-0 BB BB		0-0 4-3		0-0 CS 1B	4 0 1 0 1 0 2												
Mark Belanger, R (1, 6) OBP: 0.238, SLG: 0.207	0-0 P6		0-0 F8		0-0 F2		0-3 K		4-0 1-2 2B BB	4 1 0 0 1 1 5												
Ken Singleton, S (1, 9) OBP: 0.430, SLG: 0.610 Larry Hartow, L (9, PR) OBP: 0.385, SLG: 0.324	0-0 3-1				0-0 F8		4-0 1-2 2-3 3-H BB		0-0 4-3 1-H E4 2B	4 0 1 2 1 0 0 0 0 0 0 0 0 0												
Eddie Murray, S (1, 3) OBP: 0.380, SLG: 0.392					0-0 F7		0-3 K		4-0 1B 2B BB	3 1 0 0 2 1 4												
John Lowenstein, L (1, 7) OBP: 0.475, SLG: 0.788					0-0 G3		0-0 1-3		0-0 2B 1B 1B	5 1 1 0 0 0 3												
Lee May, R (1, 10) OBP: 0.358, SLG: 0.567					0-0 F9		0-0 2B 1B HR		0-0 1B 2B	4 2 3 2 0 0 0												
Rich Dauer, R (1, 5) OBP: 0.362, SLG: 0.414					4-0 BB BB		0-0 2B 1B 2B		0-0 BB 1B	3 1 2 1 1 0 0												
Billy Smith, S (1, 4) OBP: 0.313, SLG: 0.333					0-3 K		0-0 BB 2B		4-0 G6-4-3 BB	3 0 1 1 1 1 1												
Dave Skaggs, R (1, 2) OBP: 0.323, SLG: 0.296					4-0 1-2 BB		0-0 P6		0-0 P3	3 0 0 0 1 0 5												
Inning Stats	R: 0 E: 0 K: 0 S: 3	H: 0 LOB: 0 BB: 0 P: 3	R: 0 E: 0 K: 0 S: 2	H: 0 LOB: 0 BB: 1 P: 6	R: 0 E: 0 K: 1 S: 5	H: 0 LOB: 2 BB: 2 P: 13	R: 0 E: 0 K: 0 S: 3	H: 0 LOB: 0 BB: 0 P: 3	R: 2 E: 0 K: 1 S: 8	H: 3 LOB: 3 BB: 2 P: 16	R: 1 E: 0 K: 0 S: 4	H: 1 LOB: 0 BB: 0 P: 4	R: 0 E: 0 K: 1 S: 5	H: 0 LOB: 0 BB: 0 P: 5	R: 2 E: 0 K: 0 S: 5	H: 3 LOB: 2 BB: 2 P: 13	R: 1 E: 1 K: 0 S: 4	H: 2 LOB: 2 BB: 1 P: 8	1B: 4 2B: 4 3B: 0 HR: 1	SF: 0 SAC: 0 DP: 2 HBP: 0	WP: 0 PB: 0 SB: 0 CS: 1	PA: 41
PITCHER	IP WLS BF H R ER SO BB IBB HBP BLK WP HR S P ERA WHIP												PITCHER	IP WLS BF H R ER SO BB IBB HBP BLK WP HR S P ERA WHIP								
Jesse Jefferson, R (1, 1) ERA: 3.68	7.1 L 33 6 5 5 3 6 0 0 0 0 0 1 33 57 6.14 1.636																					
Dave Freisleben, R (8, 1) ERA: 6.38	1.0 6 3 1 1 0 2 0 0 0 0 0 0 4 12 9.00 5.000																					
Mike Willis, L (9, 1) ERA: 6.88	0.2 2 0 0 0 0 0 0 0 0 0 0 0 0 2 2 0.00 0.000																					

Baltimore Orioles @ Toronto Blue Jays
Exhibition Stadium, Toronto, ON
Sun May 20 1979, 3:33 AM EDT
Att: 30,065 - Unknown

livebaseballscorecards.com

AB	33
R	6
H	9
RBI	6
BB	8
SO	3
LOB	20



Batter	1	2	3	4	5	6	7	8	9	AB	R	H	RBI	BB	SO	LOB
Alfredo Griffin, S OBP: 0.324, SLG: 0.305 (1, 6)	0-0 6-3		4-0 1B BB		0-0 F8			0-0 4-3		3	1	0	0	1	0	0
Bob Bailor, R OBP: 0.327, SLG: 0.301 (1, 9)	0-0 F8		0-0 F8		0-0 P4			0-0 4-3		4	0	0	0	0	0	1
Roy Howell, L OBP: 0.321, SLG: 0.376 (1, 5)	0-3 K		0-0 1B 1B					0-0 4-3		4	0	1	1	0	1	0
Rico Carty, R OBP: 0.342, SLG: 0.409 (1, 10)		0-0 1B 2B	0-0 1B			0-0 F7		0-0 6-3		4	0	2	0	0	0	0
John Mayberry, L OBP: 0.399, SLG: 0.445 (1, 3)		0-0 WP SF9 1B	0-0 F9			0-0 3-1		0-0 F7		4	1	1	0	0	0	2
Al Woods, L OBP: 0.328, SLG: 0.361 (1, 7)		0-0 FC3-2-5 SF9 WP		0-0 F8			0-0 F7			3	0	0	0	0	0	2
Rick Bosetti, R OBP: 0.247, SLG: 0.323 (1, 8)		0-0 SF9		0-0 5-3			0-3 K			2	0	0	1	0	1	0
Tim Johnson, L OBP: 0.136, SLG: 0.095 (1, 4)		0-0 F7		0-0 4-3			0-0 1-3			3	0	0	0	0	0	1
Rick Cerone, R OBP: 0.324, SLG: 0.315 (1, 2)			0-0 5-3			0-0 6-3		0-0 6-3		3	0	0	0	0	0	0
Bob Davis, R (9, 2)										0	0	0	0	0	0	0

Inning Stats	R: 0 E: 0 K: 1 S: 5	H: 0 LOB: 0 BB: 0 P: 5	R: 1 E: 0 K: 0 S: 5	H: 2 LOB: 1 BB: 0 P: 5	R: 1 E: 0 K: 0 S: 5	H: 2 LOB: 2 BB: 1 P: 9	R: 0 E: 0 K: 0 S: 3	H: 0 LOB: 0 BB: 0 P: 3	R: 0 E: 0 K: 0 S: 3	H: 0 LOB: 0 BB: 0 P: 3	R: 0 E: 0 K: 1 S: 5	H: 0 LOB: 0 BB: 0 P: 5	R: 0 E: 0 K: 0 S: 3	H: 0 LOB: 0 BB: 0 P: 3	R: 0 E: 0 K: 0 S: 3	H: 0 LOB: 0 BB: 0 P: 3	1B: 3 2B: 1 3B: 0 HR: 0	SF: 1 SAC: 0 DP: 0 HBP: 0	WP: 1 PB: 0 SB: 1 CS: 0	PA: 32	
PITCHER Dennis Martinez, R ERA: 2.82 (1, 1)	IP 9.0	WLS W	BF 32	H 4	R 2	ER 2	SO 2	BB 1	IBB 0	HBP 0	BLK 0	WP 1	HR 0	S 35	P 39	ERA 2.00	WHIP 0.556				
PITCHER	IP	WLS	BF	H	R	ER	SO	BB	IBB	HBP	BLK	WP	HR	S	P	ERA	WHIP				


BOTTOM

Baltimore Orioles @ Toronto Blue Jays
Exhibition Stadium, Toronto, ON

Sun May 20 1979, 3:33 AM EDT
Att. 30,065 - Unknown

livebaseballscorecards.com

AB	30
R	2
H	4
RBI	2
BB	1
SO	2
LOB	6



Boston Red Sox @ Baltimore Orioles
Memorial Stadium, Baltimore, MD

Tue May 22 1979, 7:05 PM EDT
 Att: 35,971 - Unknown

livebaseballscorecards.com

AB	35
R	7
H	10
RBI	7
BB	1
SO	6
LOB	4



Batter	1	2	3	4	5	6	7	8	9	AB	R	H	RBI	BB	SO	LOB
Jerry Remy, L (1, 4) OBP: 0.365, SLG: 0.371	0-0 F7	0-0 1B HR 1B		0-0 PO 1B			0-0 SH3-4		0-0 6-3	4	1	2	1	0	0	0
Rick Burleson, R (1, 6) OBP: 0.322, SLG: 0.342	0-0 F8	0-0 1B HR 1B		0-0 PO 1-2	0-0 L4		0-0 4-3			4	1	1	1	0	0	1
Fred Lynn, L (1, 8) OBP: 0.415, SLG: 0.651	0-3 K	0-0 1B HR			0-3 K		0-0 F4			4	1	1	3	0	2	1
Jim Rice, R (1, 7) OBP: 0.416, SLG: 0.541		0-0 F8 6-3			0-0 2B			0-0 6-3		4	0	1	0	0	0	0
Carl Yastrzemski, L (1, 10) OBP: 0.377, SLG: 0.500		0-0 4-3	0-0 4-3		0-0 L8			0-3 K		4	0	0	0	0	1	1
Butch Hobson, R (1, 5) OBP: 0.311, SLG: 0.479		0-0 1B 2B	0-3 K			0-0 6-3		0-0 FC6-4 1B		4	1	2	0	0	1	0
George Scott, R (1, 3) OBP: 0.296, SLG: 0.388		4-0 1B 1B BB	0-0 5-3			0-0 1-3		0-0 FC6-4		3	1	0	0	1	0	1
Dwight Evans, R (1, 9) OBP: 0.324, SLG: 0.449		0-0 1B 1B 1B		0-0 5-3		0-3 K			0-0 F6	4	1	1	1	0	1	0
Gary Allenson, R (1, 2) OBP: 0.298, SLG: 0.303		0-0 1B 1B		0-0 F9			0-0 4-3 SH3-4 1B		0-3 K	4	1	2	1	0	1	0

Batter	1	2	3	4	5	6	7	8	9
Jerry Remy, L (1, 4) OBP: 0.365, SLG: 0.371	0-0 F7	0-0 1B HR 1B		0-0 PO 1B			0-0 SH3-4		0-0 6-3
Rick Burleson, R (1, 6) OBP: 0.322, SLG: 0.342	0-0 F8	0-0 1B HR 1B		0-0 PO 1-2	0-0 L4		0-0 4-3		
Fred Lynn, L (1, 8) OBP: 0.415, SLG: 0.651	0-3 K	0-0 1B HR			0-3 K		0-0 F4		
Jim Rice, R (1, 7) OBP: 0.416, SLG: 0.541		0-0 F8 6-3			0-0 2B			0-0 6-3	
Carl Yastrzemski, L (1, 10) OBP: 0.377, SLG: 0.500		0-0 4-3	0-0 4-3		0-0 L8			0-3 K	
Butch Hobson, R (1, 5) OBP: 0.311, SLG: 0.479		0-0 1B 2B	0-3 K			0-0 6-3		0-0 FC6-4 1B	
George Scott, R (1, 3) OBP: 0.296, SLG: 0.388		4-0 1B 1B BB	0-0 5-3			0-0 1-3		0-0 FC6-4	
Dwight Evans, R (1, 9) OBP: 0.324, SLG: 0.449		0-0 1B 1B 1B		0-0 5-3		0-3 K			0-0 F6
Gary Allenson, R (1, 2) OBP: 0.298, SLG: 0.303		0-0 1B 1B		0-0 F9			0-0 4-3 SH3-4 1B		0-3 K

Inning Stats	R: 0	H: 0	E: 0	K: 1	S: 5	P: 5
--------------	------	------	------	------	------	------

R: 7	H: 6	E: 0	K: 0	S: 9	P: 13
------	------	------	------	------	-------

R: 0	H: 0	E: 0	K: 1	S: 5	P: 5
------	------	------	------	------	------

R: 0	H: 1	E: 0	K: 0	S: 3	P: 3
------	------	------	------	------	------

R: 0	H: 1	E: 0	K: 1	S: 6	P: 6
------	------	------	------	------	------

R: 0	H: 0	E: 0	K: 1	S: 5	P: 5
------	------	------	------	------	------

R: 0	H: 1	E: 0	K: 0	S: 4	P: 4
------	------	------	------	------	------

R: 0	H: 1	E: 0	K: 1	S: 6	P: 6
------	------	------	------	------	------

R: 0	H: 0	E: 0	K: 1	S: 5	P: 5
------	------	------	------	------	------

1B: 7	2B: 2	3B: 0	HR: 1	SF: 0	SAC: 1	DP: 0	HBP: 0
-------	-------	-------	-------	-------	--------	-------	--------

WP: 0	PA: 38	PB: 0	SB: 0	CS: 0
-------	--------	-------	-------	-------

PITCHER	IP	WLS	BF	H	R	ER	SO	BB	IBB	HBP	BLK	WP	HR	S	P	ERA	WHIP
Mike Flanagan, L (1, 1) ERA: 4.21	1.2	L	12	6	7	7	1	1	0	0	0	0	1	13	17	37.80	4.200
Sammy Stewart, R (2, 1) ERA: 2.89	7.1		25	4	0	0	5	0	0	0	0	0	0	35	35	0.00	0.545

PITCHER	IP	WLS	BF	H	R	ER	SO	BB	IBB	HBP	BLK	WP	HR	S	P	ERA	WHIP
---------	----	-----	----	---	---	----	----	----	-----	-----	-----	----	----	---	---	-----	------

Batter	1	2	3	4	5	6	7	8	9	AB R H RBI BB SO LOB
Al Bumbry, L (1, 8) OBP: 0.315, SLG: 0.340	0-0 F8		0-3 K		0-0 F9		0-3 K		0-0 4-3	5 0 0 0 0 2 3
Mark Belanger, R (1, 6) OBP: 0.231, SLG: 0.200	0-0 F7		0-0 F9		0-0 5-3		0-0 1B		0-0 4-3	3 0 0 0 0 0 1
Pat Kelly, L (7, PH) OBP: 0.367, SLG: 0.292										1 0 1 0 0 0 0
Kiko Garcia, R (8, 6) OBP: 0.307, SLG: 0.366										0 0 0 0 0 0 0
Terry Crowley, L (9, PH) OBP: 0.400, SLG: 0.455										1 0 0 0 0 0 1
Ken Singleton, S (1, 9) OBP: 0.426, SLG: 0.600	0-0 F8		0-3 K			0-0 BB 2B 1B	0-3 K			4 1 1 0 0 2 2
Eddie Murray, S (1, 3) OBP: 0.377, SLG: 0.384		0-0 6-3		0-0 4-3		4-0 BB 2B 1B SF8 BB	0-0 L9			3 1 0 0 1 0 2
John Lowenstein, L (1, 7) OBP: 0.455, SLG: 0.730		0-3 K		0-0 1B		0-0 F8		0-0 G3		4 0 1 0 0 1 2
Lee May, R (1, 10) OBP: 0.362, SLG: 0.573		0-0 1B HR 1B		0-3 K 1B		0-0 SF8 1-3 2-H 2B		0-3 K		4 1 2 1 0 2 1
Rich Dauer, R (1, 5) OBP: 0.359, SLG: 0.412		0-0 1B HR 1B		0-0 F7		0-0 SF8 2-3 3-H		0-0 L7		3 1 1 1 0 0 1
Billy Smith, S (1, 4) OBP: 0.324, SLG: 0.393		0-0 1B HR		0-0 F9		0-3 K		0-0 E7 1B		4 1 2 3 0 1 1
Rick Dempsey, R (1, 2) OBP: 0.384, SLG: 0.396		0-0 4-3				4-0 BB 1B		0-0 F5		2 0 1 0 1 0 0
Larry Harlow, L (9, PH) OBP: 0.375, SLG: 0.314										1 0 0 0 0 0 1

Inning Stats	R: 0 E: 0 K: 0 S: 3	H: 0 LOB: 0 BB: 0 P: 3	R: 3 E: 0 K: 1 S: 8	H: 3 LOB: 0 BB: 0 P: 8	R: 0 E: 0 K: 2 S: 7	H: 0 LOB: 0 BB: 0 P: 7	R: 0 E: 0 K: 1 S: 6	H: 1 LOB: 1 BB: 0 P: 6	R: 0 E: 0 K: 0 S: 3	H: 0 LOB: 1 BB: 1 P: 7	R: 2 E: 0 K: 1 S: 7	H: 2 LOB: 1 BB: 1 P: 11	R: 0 E: 0 K: 2 S: 9	H: 2 LOB: 2 BB: 0 P: 9	R: 0 E: 0 K: 1 S: 5	H: 0 LOB: 0 BB: 0 P: 5	R: 0 E: 1 K: 0 S: 4	H: 1 LOB: 1 BB: 0 P: 4	1B: 7 2B: 1 3B: 0 HR: 1	SF: 1 SAC: 0 DP: 0 HBP: 0
--------------	------------------------------	---------------------------------	------------------------------	---------------------------------	------------------------------	---------------------------------	------------------------------	---------------------------------	------------------------------	---------------------------------	------------------------------	----------------------------------	------------------------------	---------------------------------	------------------------------	---------------------------------	------------------------------	---------------------------------	----------------------------------	------------------------------------

PITCHER	IP	WLS	BF	H	R	ER	SO	BB	IBB	HBP	BLK	WP	HR	S	P	ERA	WHIP
Steve Renko, R (1, 1) ERA: 4.2	5.1	W	24	6	5	5	4	2	0	0	0	0	1	30	38	8.44	1.500
Dick Drago, R (6, 1) ERA: 2.76	1.0		5	2	0	0	2	0	0	0	0	0	0	9	9	0.00	2.000
Bill Campbell, R (7, 1) ERA: 2.3	2.2	S	9	1	0	0	2	0	0	0	0	0	0	13	13	0.00	0.375

BOTTOM

Boston Red Sox @ Baltimore Orioles
Memorial Stadium, Baltimore, MD

Tue May 22 1979, 7:05 PM EDT
 Att. 35,971 - Unknown

AB	35
R	5
H	9
RBI	5
BB	2
SO	8
LOB	15



WP	HR	S	P	ERA	WHIP
0	1	0	0	0.00	0.375

Batter	1	2	3	4	5	6	7	8	9	10	AB R H RBI BB SO LOB	TOP																	
Jerry Remy, L (1, 4) OBP: 0.372, SLG: 0.378	0-0 1-6-3 SH1-3 1B		0-0 1B FC4-6 1B		0-0 S 1B			0-0 1-3 F8		0-0 1-2 F8	5 2 3 0 0 0 1																		
Rick Burleson, R (1, 6) OBP: 0.322, SLG: 0.342	0-0 SH1-3 1-2		0-0 FC4-6 1-3 1B		0-3 K 1-2			0-0 F8			3 0 1 0 0 1 1																		
Fred Lynn, L (1, 8) OBP: 0.411, SLG: 0.647	0-0 1-6-3 2-3		0-0 FC4-6 1-2f 3-H		0-3 K			0-0 2B			4 0 1 1 0 1 2																		
Jim Rice, R (1, 7) OBP: 0.412, SLG: 0.533	0-0 S 3-H 1B		0-0 6-3		0-3 K			0-0 4-3			4 0 1 1 0 1 2																		
Butch Hobson, R (1, 5) OBP: 0.309, SLG: 0.490	0-0 F8 1-2		0-3 K		0-0 3B			0-0 F8			4 0 1 0 0 1 1																		
Carlton Fisk, R (1, 10)		0-0 F7	0-0 5-3		0-0 5-3			0-0 5-3			4 0 0 0 0 0 1																		
George Scott, R (1, 3) OBP: 0.289, SLG: 0.377		0-0 F6	0-0 L6					0-0 F9			4 0 0 0 0 0 0																		
Dwight Evans, R (1, 9) OBP: 0.322, SLG: 0.443		0-0 1B	0-0 5-3		0-0 5-3			0-0 5-3			4 0 1 0 0 0 0																		
Gary Allenson, R (1, 2) OBP: 0.295, SLG: 0.300			0-0 F3		0-0 5-3			0-3 K		0-0 CS 1B	4 0 1 0 0 1 0																		
Inning Stats	R: 1 E: 0 K: 0 S: 5	H: 2 LOB: 1 BB: 0 P: 5	R: 0 E: 0 K: 0 S: 3	H: 1 LOB: 1 BB: 0 P: 3	R: 1 E: 0 K: 0 S: 5	H: 2 LOB: 1 BB: 0 P: 5	R: 0 E: 0 K: 1 S: 5	H: 0 LOB: 0 BB: 0 P: 5	R: 0 E: 0 K: 1 S: 6	H: 1 LOB: 1 BB: 0 P: 6	R: 0 E: 0 K: 2 S: 8	H: 1 LOB: 1 BB: 0 P: 8	R: 0 E: 0 K: 1 S: 5	H: 0 LOB: 0 BB: 0 P: 5	R: 0 E: 0 K: 0 S: 4	H: 1 LOB: 1 BB: 0 P: 4	R: 0 E: 0 K: 0 S: 3	H: 0 LOB: 0 BB: 0 P: 3	R: 0 E: 0 K: 0 S: 3	H: 1 LOB: 0 BB: 0 P: 3	1B: 7 2B: 1 3B: 1 HR: 0	SF: 0 SAC: 1 DP: 0 HBP: 0	WP: 0 PB: 0 SB: 2 CS: 1	PA: 37					
PITCHER	IP WLS BF H R ER SO BB IBB HBP BLK WP HR S P ERA WHIP												IP WLS BF H R ER SO BB IBB HBP BLK WP HR S P ERA WHIP																
Steve Stone, R (1, 1) ERA: 3.52	9.0	34	8	2	2	5	0	0	0	0	0	0	0	0	0	0	0	0	0	0	0	0	2.00	0.889					
Tippy Martinez, L (10, 1) ERA: 3.14	1.0	3	1	0	0	0	0	0	0	0	0	0	0	0	0	0	0	0	0	0	0	0.00	1.000						

Boston Red Sox @ Baltimore Orioles
Memorial Stadium, Baltimore, MD

Wed May 23 1979, 7:05 PM EDT
 Att. 29,400 - Unknown

livebaseballscorecards.com

AB	36
R	2
H	9
RBI	2
BB	0
SO	5
LOB	8



BOTTOM

Boston Red Sox @ Baltimore Orioles
 Memorial Stadium, Baltimore, MD
 Wed May 23 1979, 7:05 PM EDT
 Att: 29,400 - Unknown

livebaseballscorecards.com

AB	33
R	5
H	7
RBI	4
BB	2
SO	2
LOB	9



Batter	1	2	3	4	5	6	7	8	9	10	AB	R	H	RBI	BB	SO	LOB
Al Bumbry, L (1, 8) OBP: 0.307, SLG: 0.331	0-0 6-3		0-0 L8			0-0 G3		0-0 F7			4	0	0	0	0	0	1
Rich Dauer, R (1, 5) OBP: 0.350, SLG: 0.400	0-0 6-3		0-0 L7			0-0 L8		0-0 6-3			4	0	0	0	0	0	1
Ken Singleton, S (1, 9) OBP: 0.428, SLG: 0.595	0-0 6-3			4-0 1B G6-4-3 BB		0-0 1B			0-0 L5		3	1	1	0	1	0	0
Eddie Murray, S (1, 3) OBP: 0.385, SLG: 0.413		0-0 HR		0-0 1B G6-4-3		0-0 G3			0-0 1B G6-4-3		4	1	3	1	0	0	1
Lee May, R (1, 10) OBP: 0.352, SLG: 0.556	0-0 F4		0-0 G6-4-3			0-3 K			0-0 G6-4-3		4	0	0	0	0	1	2
Gary Roenicke, R (1, 7) OBP: 0.422, SLG: 0.579 John Lowenstein, L (10, PH) OBP: 0.444, SLG: 0.711	0-0 6-3		0-0 F6			4-0 E BB			0-0 G3		2	0	0	0	1	0	0
Billy Smith, S (1, 4) OBP: 0.319, SLG: 0.385		0-3 K		0-0 4-3		0-0 E4 G6-4-3			0-0 SH HR 1B		4	1	1	0	0	1	1
Kiko Garcia, R (1, 6) OBP: 0.311, SLG: 0.369 Terry Crowley, L (7, PH) OBP: 0.375, SLG: 0.417 Mark Belanger, R (8, 6) OBP: 0.231, SLG: 0.200			0-0 4-3		0-0 1B G6-4-3		0-0 G6-4-3		0-0 SH HR		2	0	1	0	0	0	0
Rick Dempsey, R (1, 2) OBP: 0.375, SLG: 0.385 Pat Kelly, L (10, PH) OBP: 0.387, SLG: 0.440			0-0 E4		0-0 G6-4-3			0-0 F9		0-0 HR	3	0	0	0	0	0	1

Inning	1	2	3	4	5	6	7	8	9	10
R: 0	R: 1	R: 0	R: 1	R: 0	R: 0	R: 0	R: 0	R: 0	R: 0	R: 3
H: 0	H: 1	H: 0	H: 1	H: 0	H: 1	H: 1	H: 0	H: 0	H: 1	H: 2
E: 0	E: 0	E: 1	E: 0	E: 0	E: 0	E: 0	E: 1	E: 0	E: 0	E: 1
LOB: 0	LOB: 0	LOB: 1	LOB: 0	LOB: 0	LOB: 0	LOB: 1	LOB: 1	LOB: 0	LOB: 0	LOB: 0
K: 0	K: 1	K: 0	K: 0	K: 0	K: 0	K: 0	K: 1	K: 0	K: 0	K: 0
BB: 0	BB: 0	BB: 0	BB: 1	BB: 0	BB: 0	BB: 0	BB: 1	BB: 0	BB: 0	BB: 0
S: 3	S: 6	S: 4	S: 3	S: 3	S: 3	S: 4	S: 5	S: 3	S: 3	S: 4
P: 3	P: 6	P: 4	P: 7	P: 3	P: 4	P: 9	P: 9	P: 3	P: 3	P: 4

PITCHER	IP	WLS	BF	H	R	ER	SO	BB	IBB	HBP	BLK	WP	HR	S	P	ERA	WHIP
Bob Stanley, R (1, 1) ERA: 3.5	9.1	L	36	7	5	4	2	2	0	0	0	0	2	38	46	3.86	0.964

PITCHER	IP	WLS	BF	H	R	ER	SO	BB	IBB	HBP	BLK	WP	HR	S	P	ERA	WHIP

WP	PA	1B	2B	3B	HR	SF	SAC	DP	HBP
0	36	5	0	0	1	0	1	4	0

Batter	1	2	3	4	5	6	7	8	9	AB R H RBI BB SO LOB	TOP				
Jerry Remy, L (1, 4) OBP: 0.374, SLG: 0.381	0-0 1B 1B		0-0 F8		0-0 2-H S 1B		0-0 F7			4 1 2 1 0 0 0	Boston Red Sox @ Baltimore Orioles Memorial Stadium, Baltimore, MD Thu May 24 1979, 7:05 PM EDT Att. 25,717 - Unknown				
Rick Burleson, R (1, 6) OBP: 0.315, SLG: 0.333	0-0 F7		0-0 B2-3		0-0 F7			0-0 6-3		4 0 0 0 0 0 2					
Fred Lynn, L (1, 8) OBP: 0.408, SLG: 0.636	0-0 1B 1-3 FC4-6 1B		0-0 F5			0-0 L4		0-0 F9		4 1 1 0 0 0 0					
Jim Rice, R (1, 7) OBP: 0.414, SLG: 0.532	0-0 FC4-6 1-3 3-H 1B		0-0 F3			0-0 S 1B 1B		0-3 K		4 0 2 1 0 1 0					
Carl Yastrzemski, L (1, 10) OBP: 0.386, SLG: 0.507	0-0 FC4-6 1-2f 3-H		0-0 G6-4-3 1B			0-0 S 1B		0-0 1B 1B		4 0 3 1 0 0 1					
Butch Hobson, R (1, 5) OBP: 0.298, SLG: 0.471	0-0 F8		0-0 G6-4-3 1-2f			0-3 K 1-2 2-3		0-3 K		4 0 0 0 0 2 5					
George Scott, R (1, 3) OBP: 0.282, SLG: 0.368		0-0 F9			0-0 5-3		0-0 1-3		0-0 F9	4 0 0 0 0 0 3					
Dwight Evans, R (1, 9) OBP: 0.327, SLG: 0.444		0-0 4-3			0-0 6-3 1B 1B		0-0 F9		0-0 FC5-4 1-2 1B	4 1 2 0 0 0 0					
Gary Allenson, R (1, 2) OBP: 0.289, SLG: 0.293		0-0 F9			0-0 6-3		0-0 F8		0-0 FC5-4 1-2f	2 0 0 0 0 0 1					
Jim Dwyer, L (7, PH) OBP: 0.296, SLG: 0.308										1 0 0 0 0 0 0					
Mike O'Berry, R (7, 2) OBP: 0.200, SLG: 0.200										0 0 0 0 0 0 0					
Carlton Fisk, R (9, PH)										1 0 0 0 0 0 2					
Inning Stats	R: 2 E: 0 K: 0 S: 6	H: 3 LOB: 1 BB: 0 P: 6	R: 0 E: 0 K: 0 S: 3	H: 0 LOB: 0 BB: 0 P: 3	R: 0 E: 0 K: 0 S: 3	H: 1 LOB: 0 BB: 0 P: 3	R: 0 E: 0 K: 1 S: 7	H: 2 LOB: 2 BB: 0 P: 7	R: 0 E: 0 K: 0 S: 3	H: 0 LOB: 0 BB: 0 P: 3	R: 0 E: 0 K: 1 S: 7	H: 2 LOB: 2 BB: 0 P: 7	1B: 10 2B: 0 3B: 0 HR: 0	SF: 0 SAC: 0 DP: 1 HBP: 0	WP: 0 PA: 36 PB: 0 SB: 3 CS: 0
PITCHER Dennis Martinez, R (1, 1) ERA: 2.84	IP: 9.0 WLS: W BF: 36 H: 10 R: 3 ER: 3 SO: 3 BB: 0 IBB: 0 HBP: 0 BLK: 0 WP: 0 HR: 0 S: 42 P: 42 ERA: 3.00 WHIP: 1.111	PITCHER										IP: WLS: BF: H: R: ER: SO: BB: IBB: HBP: BLK: WP: HR: S: P: ERA: WHIP			

AB	36
R	3
H	10
RBI	3
BB	0
SO	3
LOB	14



Batter	1	2	3	4	5	6	7	8	9	AB	R	H	RBI	BB	SO	LOB
Al Bumbry, L OBP: 0.318, SLG: 0.348 (1, 8)	0-3 K		0-0 1B		0-0 1B	0-0 2B				4	1	3	0	0	1	0
Rich Dauer, R OBP: 0.354, SLG: 0.403 (1, 5)	0-0 6-3		0-0 1B		0-0 1B	0-0 F7				4	0	2	2	0	0	2
Ken Singleton, S OBP: 0.424, SLG: 0.583 (1, 10)	4-0 BB		0-0 G3		0-3 K			0-0 4-3		3	0	0	0	1	1	3
Eddie Murray, S OBP: 0.383, SLG: 0.409 (1, 3)	0-3 K			0-0 F9		0-0 E4 1B SF8 1B		0-3 K		4	1	1	0	0	2	1
John Lowenstein, L OBP: 0.469, SLG: 0.700 (1, 9)		0-3 K		4-0 CS BB		0-0 HR 1B		4-0 CS BB		2	1	1	0	2	1	0
Gary Roenicke, R OBP: 0.408, SLG: 0.561 (1, 7)		0-3 K		0-0 F8		0-0 SF8		0-0 CS	0-3 K	3	0	0	1	0	2	1
Billy Smith, S OBP: 0.307, SLG: 0.368 (1, 4)		0-3 K		0-0 CS	0-0 F8	0-0 F8		0-3 K		3	0	0	0	0	1	1
Mark Belanger, R OBP: 0.229, SLG: 0.198 (8, 6)		0-3 K		1-2 CS	0-0 F8	0-0 F8		0-3 K		1	0	0	0	0	1	0
Kiko Garcia, R OBP: 0.309, SLG: 0.398 (1, 6) (8, 4)			0-0 F4		0-0 6-3	0-0 HR		0-3 K		4	1	1	2	0	1	0
Dave Skaggs, R OBP: 0.353, SLG: 0.310 (1, 2)			0-0 3-1		4-0 2B 1B BB	0-0 1B				2	1	1	0	1	0	0

Inning Stats	R: 0	H: 0	E: 0	K: 2	S: 7	LOB: 1	BB: 1	P: 11	R: 0	H: 0	E: 0	K: 3	S: 9	LOB: 0	BB: 0	P: 9	R: 0	H: 2	E: 0	K: 0	S: 5	LOB: 2	BB: 0	P: 5	R: 0	H: 0	E: 0	K: 0	S: 2	LOB: 0	BB: 1	P: 6	R: 2	H: 2	E: 0	K: 1	S: 7	LOB: 1	BB: 1	P: 11	R: 3	H: 5	E: 1	K: 0	S: 8	LOB: 2	BB: 0	P: 8	R: 0	H: 0	E: 0	K: 1	S: 4	LOB: 0	BB: 1	P: 8	R: 0	H: 0	E: 0	K: 3	S: 9	LOB: 0	BB: 0	P: 9
--------------	------	------	------	------	------	--------	-------	-------	------	------	------	------	------	--------	-------	------	------	------	------	------	------	--------	-------	------	------	------	------	------	------	--------	-------	------	------	------	------	------	------	--------	-------	-------	------	------	------	------	------	--------	-------	------	------	------	------	------	------	--------	-------	------	------	------	------	------	------	--------	-------	------

PITCHER	IP	WLS	BF	H	R	ER	SO	BB	IBB	HBP	BLK	WP	HR	S	P	ERA	WHIP
Mike Torrez, R ERA: 4.69 (1, 1)	5.2	L	27	8	5	5	6	3	0	0	0	0	1	36	48	7.94	1.941
Dick Drago, R ERA: 2.56 (6, 1)	2.1		8	1	0	0	4	1	0	0	0	0	0	15	19	0.00	0.857

BOTTOM

Boston Red Sox @ Baltimore Orioles
Memorial Stadium, Baltimore, MD
Thu May 24 1979, 7:05 PM EDT
Att. 25,717 - Unknown

AB	30
R	5
H	9
RBI	5
BB	4
SO	10
LOB	8



WP	HR	S	P	ERA	WHIP
0	0	0	0	0	0

Batter	1	2	3	4	5	6	7	8	9	10	11	12	13	14	15	16	AB	R	H	RBI	BB	SO	LOB	TOP								
Al Bumbry, L OBP: 0.331, SLG: 0.386 (1, 8)	0-0 HR		0-0 5-3 2B		0-0 2B		0-0 E S 1B		0-0 S 1B		0-3 K		0-0 BB 1B		0-0 F8		8	2	5	1	0	1	2									
Rich Dauer, R OBP: 0.343, SLG: 0.384 (1, 5)	0-0 5-3		0-0 5-3		0-0 F3		0-0 F3		0-3 K		0-0 4-3		4-0 BB 1B		0-0 F8		7	0	0	1	1	1	5									
Ken Singleton, S OBP: 0.423, SLG: 0.571 (1, 9)	0-0 F8		2-3 3-H 4-0 BB		4-0 2B		0-3 K		0-3 K		4-0 CS BB		0-3 K		0-0 2B 1B		3	1	0	0	2	2	2									
Larry Harlow, L OBP: 0.390, SLG: 0.314 (9, 9)																	0	0	0	0	1	0	0									
Benny Ayala, R OBP: 0.400, SLG: 0.400 (13, PH) (13, 9)																	2	1	1	0	0	1	3									
Eddie Murray, S OBP: 0.377, SLG: 0.413 (1, 3)	0-0 5-3		0-0 F8		0-0 2B		0-0 3-1		0-3 K		0-3 K		0-3 K		0-0 F6		8	1	2	3	0	2	5									
John Lowenstein, L OBP: 0.463, SLG: 0.651 (1, 7)																																
Gary Roenicke, R OBP: 0.423, SLG: 0.561 (12, PH) (12, 7)																																
Lee May, R OBP: 0.353, SLG: 0.545 (1, 10)																																
Billy Smith, S OBP: 0.291, SLG: 0.347 (1, 4)																																
Mark Belanger, R OBP: 0.239, SLG: 0.202 (8, 6)																																
Kiko Garcia, R OBP: 0.317, SLG: 0.394 (1, 6) (8, 4)																																
Rick Dempsey, R OBP: 0.363, SLG: 0.371 (1, 2)																																
Inning Stats	R: 1 E: 0 K: 0 S: 4	H: 1 LOB: 0 BB: 0 P: 4	R: 0 E: 0 K: 1 S: 4	H: 0 LOB: 0 BB: 1 P: 8	R: 1 E: 0 K: 0 S: 5	H: 2 LOB: 2 BB: 1 P: 9	R: 0 E: 0 K: 1 S: 5	H: 1 LOB: 0 BB: 0 P: 5	R: 3 E: 1 K: 0 S: 6	H: 2 LOB: 1 BB: 1 P: 10	R: 0 E: 0 K: 1 S: 6	H: 1 LOB: 1 BB: 0 P: 6	R: 0 E: 0 K: 1 S: 7	H: 2 LOB: 2 BB: 1 P: 7	R: 0 E: 0 K: 3 S: 10	H: 1 LOB: 1 BB: 0 P: 10	R: 0 E: 0 K: 1 S: 5	H: 0 LOB: 0 BB: 0 P: 5	R: 0 E: 0 K: 1 S: 4	H: 0 LOB: 1 BB: 2 P: 12	R: 0 E: 0 K: 2 S: 9	H: 2 LOB: 3 BB: 1 P: 13	R: 0 E: 0 K: 1 S: 4	H: 0 LOB: 0 BB: 1 P: 8	R: 0 E: 0 K: 0 S: 3	H: 0 LOB: 1 BB: 1 P: 7	R: 2 E: 0 K: 0 S: 6	H: 3 LOB: 2 BB: 1 P: 10	1B: 11 2B: 3 3B: 0 HR: 1	SF: 0 SAC: 1 DP: 1 HBP: 0	WP: 0 PB: 0 SB: 3 CS: 3	PA: 71
PITCHER	IP	WLS	BF	H	R	ER	SO	BB	IBB	HBP	BLK	WP	HR	S	P	ERA	WHIP															
Milt Wilcox, R ERA: 5.51 (1, 1)	4.2		22	6	5	2	2	3	0	0	0	0	0	18	22	0.00	1.333															
Aurelio Lopez, R ERA: 2.93 (5, 1)	3.0		13	3	0	0	3	1	0	0	0	0	0	18	22	0.00	1.333															
Dave Tobik, R ERA: (8, 1)	3.1		12	1	0	0	5	1	0	0	0	0	0	21	25	0.00	0.600															
John Hiller, L ERA: 3.86 (12, 1)	4.1	L	20	4	2	2	4	5	0	0	0	0	0	23	43	4.15	2.077															
Fernando Arroyo, R ERA: (16, 1)	0.2		4	1	0	0	0	0	1	0	0	0	0	3	7	0.00	1.500															

Baltimore Orioles @ Detroit Tigers
Tiger Stadium, Detroit, MI
Sat May 26 1979, 3:33 AM EDT
Att. 14,583 - Unknown

livebaseballscorecards.com

AB 59
R 7
H 15
RBI 7
BB 11
SO 14
LOB 37



Batter	1	2	3	4	5	6	7	8	9	10	11	12	13	14	15	16	AB	R	H	RBI	BB	SO	LOB											
Lynn Jones, R OBP: 0.342, SLG: 0.357 (1, 8)	G3	1-3 1B		G5-4-3		HBP		4-3		6-3		6-3		F3			7	0	1	0	0	0	4											
Lou Whitaker, L OBP: 0.380, SLG: 0.431 (1, 4)	1B BB	K		K		K		K		1-3			F7		5-3		7	1	0	0	1	4	4											
Steve Kemp, L OBP: 0.487, SLG: 0.614 (1, 7)	1B 1B		F7		2B		F7		HR		BB 1B		BB 1B		K		7	1	4	1	1	1	0											
Rusty Staub, L OBP: 0.384, SLG: 0.451 (1, 10)	F8		FC1-4 1B		F7		BB BB 1B		SH1-4 1B E 1B		F4		BB 1B		4-3		4	1	2	0	1	0	3											
Jack Morris, R John Wockenfuss, R OBP: 0.286, SLG: 0.531 (9, PR)																	0	1	0	0	0	0	0											
Jason Thompson, L OBP: 0.407, SLG: 0.462 (1, 3)	1-2 2-H 1B		FC1-4 1B		K		WP BB 1B		E SH1-4 1B		K		4-1				7	0	3	1	1	2	3											
Lance Parrish, R OBP: 0.348, SLG: 0.444 (1, 2)	K		FC1-4 1B		5-3		WP BB		SH1-4 1B		BB 1B		BB 1B		5-3		5	0	0	0	2	1	5											
Jerry Morales, R OBP: 0.250, SLG: 0.366 (1, 9)		CS 1B	6-3			HR	F4		E1 G4-6-3		K		K		K		8	1	2	2	0	3	8											
Aurelio Rodriguez, R OBP: 0.277, SLG: 0.330 (1, 5)																	2	0	1	0	1	0	0											
Phil Mankowski, L OBP: 0.259, SLG: 0.200 (7, PH)		FC5-4 1B		G5-4-3 1B BB		F6	K		G4-6-3				G3		WP BB 1B		4	0	1	0	0	1	4											
Alan Trammell, R OBP: 0.295, SLG: 0.267 (1, 6)																	3	0	1	0	0	0	1											
Dan Gonzales, L OBP: 0.222, SLG: 0.278 (8, PH)		FC5-4 1B		G5-4-3 1B		5-3		K		K			K		WP BB		1	0	0	0	0	1	0											
Mark Wagner, R OBP: 0.395, SLG: 0.462 (9, 6)																	2	0	0	0	1	2	0											
Inning Stats	R: 1 E: 0 K: 1 S: 7	H: 2 LOB: 2 BB: 1 P: 11	R: 0 E: 0 K: 1 S: 7	H: 3 LOB: 2 BB: 0 P: 7	R: 0 E: 0 K: 0 S: 4	H: 1 LOB: 2 BB: 1 P: 8	R: 0 E: 0 K: 1 S: 5	H: 1 LOB: 1 BB: 1 P: 9	R: 0 E: 0 K: 1 S: 6	H: 0 LOB: 0 BB: 0 P: 6	R: 1 E: 0 K: 1 S: 6	H: 1 LOB: 2 BB: 0 P: 14	R: 0 E: 0 K: 2 S: 7	H: 0 LOB: 0 BB: 0 P: 7	R: 2 E: 1 K: 0 S: 6	H: 3 LOB: 2 BB: 0 P: 6	R: 0 E: 0 K: 1 S: 5	H: 0 LOB: 0 BB: 0 P: 5	R: 0 E: 0 K: 2 S: 8	H: 1 LOB: 2 BB: 1 P: 12	R: 0 E: 0 K: 1 S: 5	H: 0 LOB: 1 BB: 1 P: 9	R: 0 E: 0 K: 1 S: 6	H: 1 LOB: 2 BB: 1 P: 10	R: 0 E: 0 K: 1 S: 5	H: 0 LOB: 0 BB: 0 P: 5	R: 0 E: 0 K: 1 S: 5	H: 0 LOB: 0 BB: 0 P: 5	R: 0 E: 0 K: 1 S: 5	H: 0 LOB: 0 BB: 0 P: 5	1B: 12 2B: 1 3B: 0 HR: 2	SF: 0 SAC: 1 DP: 2 HBP: 1	WP: 2 PB: 0 SB: 0 CS: 1	PA: 70

PITCHER	IP	WLS	BF	H	R	ER	SO	BB	IBB	HBP	BLK	WP	HR	S	P	ERA	WHIP
Mike Flanagan, L ERA: 4.11 (1, 1)	6.0		29	9	2	2	5	3	0	1	0	0	1	35	48	3.00	2.000
Tippy Martinez, L ERA: 3.68 (7, 1)	0.1		3	1	1	0	1	0	0	0	0	0	0	2	6	27.00	6.000
Tim Stoddard, R ERA: 2.4 (7, 1)	1.2		9	3	2	2	3	1	0	0	0	1	1	14	18	10.80	2.400
Don Stanhouse, R ERA: 3.24 (9, 1)	3.0		11	1	0	0	3	1	0	0	0	0	0	16	20	0.00	0.667
Sammy Stewart, R ERA: 2.45 (12, 1)	5.0	W	18	1	0	0	5	2	0	0	0	1	0	26	34	0.00	0.600


PITCHER	IP	WLS	BF	H	R	ER	SO	BB	IBB	HBP	BLK	WP	HR	S	P	ERA	WHIP

AB	R	H	RBI	BB	SO	LOB
7	1	4	1	1	1	10
4	1	2	0	1	0	3
0	1	0	0	0	0	0
3	0	0	0	0	1	2
7	0	3	1	1	2	3
5	0	0	0	2	1	5
8	1	2	2	0	3	8
2	0	1	0	1	0	0
4	0	1	0	0	1	4
3	0	1	0	0	0	1
1	0	0	0	0	1	0
2	0	0	0	1	2	0

BOTTOM

Baltimore Orioles @ Detroit Tigers
Tiger Stadium, Detroit, MI
Sat May 26 1979, 3:33 AM EDT
Att: 14,583 - Unknown

AB 60
R 5
H 15
RBI 4
BB 8
SO 16
LOB 34



livebaseballscores.com

Batter	1	2	3	4	5	6	7	8	9	AB R H RBI BB SO LOB	TOP									
Larry Harlow, L (1, 8) OBP: 0.400, SLG: 0.316	0-0 4-3		0-3 K			4-0 BB		0-0 FC6-4 1B		3 0 1 0 1 1 0	<p>Baltimore Orioles @ Detroit Tigers Tiger Stadium, Detroit, MI Sun May 27 1979, 3:33 AM EDT Unknown</p>									
Rich Dauer, R (1, 5) OBP: 0.335, SLG: 0.374	0-0 4-3			0-0 F8		0-0 F3		0-0 FC6-4		4 0 0 0 0 0 3										
Ken Singleton, S (1, 10) OBP: 0.415, SLG: 0.557	0-3 K			0-0 F9		0-0 4-3			0-0 F8	4 0 0 0 0 1 2										
Eddie Murray, S (1, 3) OBP: 0.369, SLG: 0.404		0-0 F4		0-0 F8			0-0 F9		0-0 3-1	4 0 0 0 0 0 0										
John Lowenstein, L (1, 9) OBP: 0.448, SLG: 0.609		4-0 S BB			0-0 F4		0-0 4-3		0-0 F6	3 0 0 0 1 0 0										
Gary Roenicke, R (1, 7) OBP: 0.413, SLG: 0.545		0-0 F5 1-2			0-0 6-3		0-0 F2			3 0 0 0 0 0 1										
Billy Smith, S (1, 4) OBP: 0.280, SLG: 0.333		0-0 F8			0-3 K			0-0 B2-3		3 0 0 0 0 1 1										
Kiko Garcia, R (1, 6) OBP: 0.327, SLG: 0.396			0-0 G6-4-3 1B			4-0 BB BB		0-0 F8		2 0 1 0 1 0 0										
Dave Skaggs, R (1, 2) OBP: 0.333, SLG: 0.290			0-0 G6-4-3			0-3 K		0-0 HR		2 0 0 0 0 1 2										
Terry Crowley, L (8, PH) OBP: 0.412, SLG: 0.692			1-2f							1 1 1 1 0 0 0										
Rick Dempsey, R (8, 2) OBP: 0.363, SLG: 0.371										0 0 0 0 0 0 0										
Inning Stats	R: 0 E: 0 K: 1 S: 5	H: 0 LOB: 0 BB: 0 P: 5	R: 0 E: 0 K: 0 S: 3	H: 0 LOB: 1 BB: 1 P: 7	R: 0 E: 0 K: 1 S: 5	H: 1 LOB: 0 BB: 0 P: 5	R: 0 E: 0 K: 0 S: 3	H: 0 LOB: 0 BB: 0 P: 3	R: 0 E: 0 K: 1 S: 5	H: 0 LOB: 0 BB: 0 P: 5	R: 0 E: 0 K: 0 S: 3	H: 0 LOB: 0 BB: 0 P: 3	R: 1 E: 0 K: 0 S: 5	H: 2 LOB: 1 BB: 0 P: 5	R: 0 E: 0 K: 0 S: 3	H: 0 LOB: 0 BB: 0 P: 3	1B: 2 2B: 0 3B: 0 HR: 1	SF: 0 SAC: 0 DP: 1 HBP: 0	WP: 0 PB: 0 SB: 1 CS: 0	PA: 32
PITCHER Jack Billingham, R (1, 1) ERA: 2.82	IP: 9.0 WLS: W BF: 32 H: 3 R: 1 ER: 1 SO: 4 BB: 3 IBB: 0 HBP: 0 BLK: 0 WP: 0 HR: 1 S: 37 P: 49 ERA: 1.00 WHIP: 0.667																			

livebaseballscorecards.com

AB	29
R	1
H	3
RBI	1
BB	3
SO	4
LOB	9



Batter	1	2	3	4	5	6	7	8	9	AB	R	H	RBI	BB	SO	LOB
--------	---	---	---	---	---	---	---	---	---	----	---	---	-----	----	----	-----

Ron LeFlore, R (1, 8) <small>OBP: 0.367, SLG: 0.427</small> Lynn Jones, R (8, 8) <small>OBP: 0.342, SLG: 0.357</small>	0-0 6-3		0-0 6-3	0-0 G6-4-3			0-0 F9			4	0	0	0	0	0	2
Lou Whitaker, L (1, 4) <small>OBP: 0.383, SLG: 0.429</small>	0-0 6-3		0-0 HR 1B			0-0 1-3	4-0 3-1 BB BB			3	1	1	0	1	0	0
Steve Kemp, L (1, 7) <small>OBP: 0.494, SLG: 0.646</small> Champ Summers, L (7, PR) <small>OBP: 0.351, SLG: 0.317</small> (8, 9)	0-0 1B 2B		0-0 1-H HR			0-0 F6	4-0 3-1 1-2 BB			3	2	2	2	1	0	0
Rusty Staub, L (1, 10) <small>OBP: 0.378, SLG: 0.432</small>	4-0 1B BB		0-0 F9			0-0 F3	0-0 3-1 1-2 2-3			3	0	0	0	1	0	2
Jason Thompson, L (1, 3) <small>OBP: 0.403, SLG: 0.455</small>	0-0 1-2 2-H 1B		0-0 3-1			0-0 E8 2B	0-0 F8			4	1	1	1	0	0	3
John Wockenfuss, R (1, 2) <small>OBP: 0.308, SLG: 0.639</small>	0-0 F8			0-0 HR		0-0 2-H 2B	0-0 F7			4	1	2	2	0	0	2
Jerry Morales, R (1, 9) <small>OBP: 0.257, SLG: 0.365</small> (8, 7)		4-0 CS BB		0-0 E 1B		0-0 F6	0-3 K			3	0	1	0	1	1	1
Aurelio Rodriguez, R (1, 5) <small>OBP: 0.276, SLG: 0.326</small>		0-0 F5		0-0 E5 G6-4-3		0-0 5-3	0-0 1B			4	0	1	0	0	0	3
Alan Trammell, R (1, 6) <small>OBP: 0.283, SLG: 0.255</small>		0-0 F4		0-0 B1		0-0 F4	0-0 F9			4	0	0	0	0	0	4

Inning Stats	R: 1	H: 2	E: 0	LOB: 2	K: 0	BB: 1	S: 5	P: 9	R: 0	H: 0	E: 0	LOB: 0	K: 0	BB: 1	S: 2	P: 6	R: 2	H: 2	E: 0	LOB: 0	K: 0	BB: 0	S: 5	P: 5	R: 1	H: 2	E: 1	LOB: 1	K: 0	BB: 0	S: 5	P: 5	R: 0	H: 0	E: 0	LOB: 0	K: 0	BB: 0	S: 3	P: 3	R: 1	H: 1	E: 1	LOB: 1	K: 0	BB: 0	S: 5	P: 5	R: 0	H: 0	E: 0	LOB: 3	K: 0	BB: 2	S: 3	P: 11	R: 0	H: 1	E: 0	LOB: 1	K: 1	BB: 0	S: 6	P: 6
--------------	------	------	------	--------	------	-------	------	------	------	------	------	--------	------	-------	------	------	------	------	------	--------	------	-------	------	------	------	------	------	--------	------	-------	------	------	------	------	------	--------	------	-------	------	------	------	------	------	--------	------	-------	------	------	------	------	------	--------	------	-------	------	-------	------	------	------	--------	------	-------	------	------

PITCHER	IP	WLS	BF	H	R	ER	SO	BB	IBB	HBP	BLK	WP	HR	S	P	ERA	WHIP
Scott McGregor, L (1, 1) <small>ERA: 6.63</small>	6.1	L	30	7	5	4	0	4	0	0	0	0	2	26	42	5.68	1.737
Tippy Martinez, L (7, 1) <small>ERA: 3.31</small>	1.2		6	1	0	0	1	0	0	0	0	0	0	8	8	0.00	0.600

BOTTOM

Baltimore Orioles @ Detroit Tigers
 Tiger Stadium, Detroit, MI
 Sun May 27 1979, 3:33 AM EDT
 Unknown

AB	32
R	5
H	8
RBI	5
BB	4
SO	1
LOB	17



WP	PA	3B	SF	SAC	DP	HBP	CS
0	36	0	0	0	1	0	1

Batter	1	2	3	4	5	6	7	8	9	AB R H RBI BB SO LOB	TOP											
Al Bumbry, L (1, 8) OBP: 0.322, SLG: 0.374	0-0 E7 SH5-3 SF7	0-0 F7			0-0 G3-6-3 1-2f		0-0 F7		0-0 1-6-3	5 1 0 0 0 0 3												
Mark Belanger, R (1, 6) OBP: 0.243, SLG: 0.200 Larry Harlow, L (8, PH) OBP: 0.391, SLG: 0.308 Billy Smith, S (8, 4) OBP: 0.280, SLG: 0.333	0-0 SH5-3 2-3		4-0 G4-6-3 BB		0-0 P6			0-0 F8		1 0 0 0 1 0 0 1 0 0 0 0 0 0 0 0 0 0 0 0 0												
Ken Singleton, S (1, 9) OBP: 0.421, SLG: 0.559	4-0 BB		0-0 G4-6-3 1-2f		0-0 FC4-6 1B			0-0 FC5 1B		3 0 2 0 1 0 1												
Eddie Murray, S (1, 3) OBP: 0.362, SLG: 0.397	0-0 SF7 3-H		0-0 F8		0-0 FC4-6 WP 1B 1-2f			0-0 F8		3 0 0 1 0 0 2												
John Lowenstein, L (1, 5) OBP: 0.468, SLG: 0.612	0-0 4-3			4-0 BB 1B		0-0 CS 1B 1-2		0-0 1B 1-2		3 0 2 0 1 0 1												
Lee May, R (1, 10) OBP: 0.344, SLG: 0.531		0-0 F8		0-0 P4		0-3 K 1-2 2-3		0-0 FC5 2-3f		4 0 0 0 0 1 5												
Pat Kelly, L (1, 7) OBP: 0.457, SLG: 0.607				0-0 G5-4-3 1-2 1B		4-0 FC4-6 BB		0-0 HR		3 2 3 1 1 0 0												
Kiko Garcia, R (1, 4) OBP: 0.318, SLG: 0.384 Terry Crowley, L (9, PH) OBP: 0.389, SLG: 0.643		0-3 K		0-0 G5-4-3 1-2f		0-0 FC4-6 B5-3		0-0 L6		3 0 0 0 0 1 4 1 0 0 0 0 0 0												
Rick Dempsey, R (1, 2) OBP: 0.362, SLG: 0.370 Gary Roenicke, R (9, PH) OBP: 0.409, SLG: 0.539		0-0 E5 1-H			0-0 G3-6-3 1B		0-0 B5-3 1-2		0-0 6-3	3 0 1 0 0 0 1 1 0 0 0 0 0 0												
Inning Stats	R: 1 E: 1 K: 0 S: 4	H: 0 LOB: 1 BB: 1 P: 8	R: 1 E: 1 K: 1 S: 7	H: 1 LOB: 1 BB: 0 P: 7	R: 0 E: 0 K: 0 S: 2	H: 0 LOB: 0 BB: 1 P: 6	R: 0 E: 0 K: 0 S: 3	H: 1 LOB: 1 BB: 1 P: 7	R: 0 E: 0 K: 0 S: 3	H: 1 LOB: 0 BB: 0 P: 3	R: 0 E: 0 K: 1 S: 6	H: 2 LOB: 1 BB: 0 P: 6	R: 0 E: 0 K: 0 S: 3	H: 0 LOB: 1 BB: 1 P: 7	R: 0 E: 0 K: 0 S: 5	H: 2 LOB: 2 BB: 0 P: 5	R: 1 E: 0 K: 0 S: 4	H: 1 LOB: 0 BB: 0 P: 4	1B: 7 2B: 0 3B: 0 HR: 1	SF: 1 SAC: 1 DP: 3 HBP: 0	WP: 1 PB: 0 SB: 0 CS: 1	PA: 37
PITCHER Dave Rozema, R (1, 1) ERA: 3.95	IP: 9.0 WLS: W BF: 37 H: 8 R: 3 ER: 1 SO: 2 BB: 4 IBB: 0 HBP: 0 BLK: 0 WP: 1 HR: 1 S: 37 P: 53 ERA: 1.00 WHIP: 1.333											PITCHER	IP: 9.0 WLS: W BF: 37 H: 8 R: 3 ER: 1 SO: 2 BB: 4 IBB: 0 HBP: 0 BLK: 0 WP: 1 HR: 1 S: 37 P: 53 ERA: 1.00 WHIP: 1.333									

Baltimore Orioles @ Detroit Tigers
Tiger Stadium, Detroit, MI
 Sun May 27 1979, 3:38 AM EDT
 Att. 27,425 - Unknown

livebaseballscorecards.com

AB	31
R	3
H	8
RBI	2
BB	4
SO	2
LOB	17



Batter	1	2	3	4	5	6	7	8	9	10	11	12	13	14	15	16	AB	R	H	RBI	BB	SO	LOB	TOP						
Al Bumbry, L OBP: 0.321, SLG: 0.371 (1, 8)	0-0 6-3		0-0 6-3		0-0 F7			0-0 3-1		0-0 1B		0-0 1B			0-3 K		7	0	2	0	0	1	0							
Rich Dauer, R OBP: 0.328, SLG: 0.364 (1, 5)	0-0 4-3		0-0 5-3			0-0 5-3		0-0 5-3		0-0 F5		0-0 CS	0-0 1B		0-0 F9		7	0	1	0	0	0	1							
Ken Singleton, S OBP: 0.426, SLG: 0.576 (1, 9)	0-0 G3			0-0 1B		0-0 F9			0-0 HR	4-0 FC6-4				0-3 K		4	2	2	1	1	0	0								
Larry Harlow, L OBP: 0.375, SLG: 0.293 (10, PR)				1-H 3B					0-0 1B	1-2 IBB						2	0	0	0	0	1	1								
John Lowenstein, L OBP: 0.468, SLG: 0.612 (16, 9)																0	0	0	0	0	0	0								
Eddie Murray, S OBP: 0.359, SLG: 0.403 (1, 3)		0-0 G3		0-0 3B		0-0 1B		0-0 2B		0-0 FC6-4			0-0 F7		0-0 F7		7	1	2	1	0	0	3							
Pat Kelly, L OBP: 0.450, SLG: 0.606 (1, 10)		0-0 F7		0-0 G3		0-0 1B		0-0 2B					0-0 F8				5	0	2	1	0	1	0							
Benny Ayala, R OBP: 0.286, SLG: 0.286 (13, PH)				3-H 4-0		1-H 2B			BB PB	1B							2	0	0	0	0	0	1							
Gary Roenicke, R OBP: 0.414, SLG: 0.557 (1, 7)		0-0 HR		0-0 BB		0-0 BB		0-0 F8		4-0 IBB			0-0 F7		0-3 K		4	1	1	1	2	1	0							
Billy Smith, S OBP: 0.294, SLG: 0.351 (1, 4)		0-0 2B		0-0 BB		0-0 BB		4-0 F8		4-0 IBB			0-0 P6				2	0	1	0	1	0	1							
Lee May, R OBP: 0.348, SLG: 0.531 (9, PH)				1-2r G4-6-3		1-2r BB		4-0 F8		1-2 2-3							0	0	0	0	1	0	0							
Mark Belanger, R OBP: 0.239, SLG: 0.196 (9, 6)								0-0 G5-4-3		0-0 BB							2	0	0	0	0	0	0							
Kiko Garcia, R OBP: 0.301, SLG: 0.362 (1, 6)		0-0 P4			0-0 F8		0-0 G5-4-3		0-0 G6-4-3				0-0 P4		0-0 F3		6	0	0	0	0	0	5							
Dave Skaggs, R OBP: 0.308, SLG: 0.265 (1, 2)			0-3 K		0-3 K			0-0 4-3		0-0 L4			0-0 F8				3	0	0	0	0	2	0							
Rick Dempsey, R OBP: 0.355, SLG: 0.361 (10, PH)															0-0 5-3		3	0	0	0	0	0	0							
Inning Stats	R: 0 E: 0 K: 0 S: 3	H: 0 LOB: 0 BB: 0 P: 3	R: 1 E: 0 K: 0 S: 5	H: 2 LOB: 1 BB: 0 P: 5	R: 0 E: 0 K: 1 S: 5	H: 0 LOB: 0 BB: 0 P: 5	R: 2 E: 0 K: 0 S: 4	H: 2 LOB: 0 BB: 1 P: 8	R: 0 E: 0 K: 1 S: 5	H: 0 LOB: 0 BB: 0 P: 5	R: 0 E: 0 K: 1 S: 2	H: 0 LOB: 0 BB: 1 P: 6	R: 0 E: 0 K: 0 S: 3	H: 0 LOB: 0 BB: 0 P: 3	R: 1 E: 0 K: 0 S: 4	H: 2 LOB: 3 BB: 2 P: 12	R: 0 E: 0 K: 0 S: 4	H: 1 LOB: 2 BB: 1 P: 8	R: 0 E: 0 K: 1 S: 5	H: 0 LOB: 0 BB: 0 P: 5	R: 0 E: 0 K: 1 S: 6	H: 1 LOB: 1 BB: 0 P: 6	R: 0 E: 0 K: 1 S: 5	H: 0 LOB: 0 BB: 0 P: 5	R: 0 E: 0 K: 1 S: 3	H: 0 LOB: 0 BB: 0 P: 3	1B: 6 2B: 2 3B: 1 HR: 2	SF: 0 SAC: 0 DP: 3 HBP: 0	WP: 0 PB: 1 SB: 1 CS: 1	PA: 60
PITCHER	IP WLS BF H R ER SO BB IBB HBP BLK WP HR S P ERA WHIP																													
Marty Pattin, R ERA: 4.14 (1, 1)	8.1																													
Al Hrabosky, L ERA: 3.54 (9, 1)	3.2		14	2	0	0	1	1	2	0	0	0	0	0	0	0	13	25	0.00	0.818										
Larry Gura, L ERA: 6.04 (13, 1)	4.0	W	13	1	0	0	3	0	0	0	0	0	0	0	0	0	19	19	0.00	0.250										

Baltimore Orioles @ Kansas City Royals
Royals Stadium, Kansas City, MO
Mon May 28 1979, 8:05 PM EDT
Att. 34,677 - Unknown

livebaseballscores.com

AB 54
R 4
H 11
RBI 4
BB 5
SO 6
LOB 12



Batter	1	2	3	4	5	6	7	8	9	10	11	12	13	14	15	16	AB	R	H	RBI	BB	SO	LOB	BOTTOM
Willie Wilson, S OBP: 0.410, SLG: 0.479 (1, 8) (9, 7)	G3		E 3B 1B		CS BB			K	K			E S G3-2-4 1B	K		1-2 2-H 1B		7	1	3	0	1	3	3	
Steve Braun, L OBP: 0.462, SLG: 0.500 (1, 7) (9, 9)			K		F7			HR 1B		K		G3-2-4 1-3 IBB BB		6-3	F9		4	1	2	0	0	1	2	
Amos Otis, R OBP: 0.414, SLG: 0.428 (1, 5)	1B		K		1-2			HR 1B				G3-2-4 1-2 IBB					7	3	5	4	1	0	1	
George Brett, L OBP: 0.382, SLG: 0.552 (1, 5)	F7		SF7 3B		F7			HR		G1-6-3 1B		G3-2-4 1-2 IBB		FC6-4 2B			5	0	1	1	1	0	5	
Darrell Porter, L OBP: 0.416, SLG: 0.494 (1, 2)	F9		SF7					4-3		G1-6-3		G3-2-4		FC6-4 IBB			6	0	2	0	1	0	3	
Ralph LaCock, L OBP: 0.362, SLG: 0.431 (1, 3)		G3			G6-3			G3				FC3-6 1B		FC6-4 S			4	0	2	0	0	0	1	
Tom Poquette, L OBP: 0.278, SLG: 0.250 (1, 9) Freddie Patek, R OBP: 0.279, SLG: 0.278 (9, PR) Joe Zeb, R OBP: 0.208, SLG: 0.273 (10, 9)			2B		G3					FC1-6 1B		FC3-6 1B		6-3			0	0	0	0	0	0	0	
Clint Hurdle, L OBP: 0.347, SLG: 0.403 (1, 10) Jeremy Terrell, R OBP: 0.444, SLG: 0.667 (9, PH) Hal McRae, R OBP: 0.297, SLG: 0.401 (11, PH)		FC4-6 1B			1-3			5-3		FC1-6 E				P6			3	0	0	0	0	0	1	
U L Washington, S OBP: 0.301, SLG: 0.364 (1, 4)			1B		B1-3			F8		F8		L6		FC6-4 BB			6	0	2	0	1	0	3	
Todd Cruz, R OBP: 0.250, SLG: 0.467 (1, 6)			F7		K			F7		E5		P4		FC6-4			7	0	0	0	0	2	8	

Inning Stats	R: 0	H: 1	E: 0	LOB: 1	K: 0	BB: 4	S: 4	R: 0	H: 2	E: 0	LOB: 2	K: 0	BB: 0	S: 5	R: 2	H: 3	E: 1	LOB: 1	K: 1	BB: 0	S: 8	R: 0	H: 0	E: 0	LOB: 0	K: 0	BB: 1	S: 2	R: 0	H: 1	E: 0	LOB: 0	K: 0	BB: 0	S: 3	R: 0	H: 0	E: 0	LOB: 0	K: 0	BB: 0	S: 3	R: 0	H: 2	E: 0	LOB: 0	K: 1	BB: 0	S: 7	R: 0	H: 1	E: 1	LOB: 2	K: 1	BB: 0	S: 7	R: 0	H: 1	E: 0	LOB: 0	K: 1	BB: 0	S: 5	R: 0	H: 2	E: 0	LOB: 2	K: 0	BB: 0	S: 5	R: 0	H: 1	E: 0	LOB: 1	K: 1	BB: 1	S: 9	R: 0	H: 1	E: 0	LOB: 2	K: 0	BB: 1	S: 4	R: 0	H: 3	E: 0	LOB: 2	K: 1	BB: 0	S: 7	R: 1	H: 1	E: 0	LOB: 0	K: 0	BB: 0	S: 1	1B: 14	SF: 1	2B: 2	SAC: 0	3B: 1	DP: 3	HR: 2	HBP: 0	WP: 0	PA: 66
PITCHER	IP	WLS	BF	H	R	ER	SO	BB	IBB	HBP	BLK	WP	HR	S	P	ERA	WHIP																																																																																											
Dennis Martinez, R ERA: 2.95 (1, 1)	9.0		37	10	4	4	4	1	0	0	0	0	1	44	28	4.00	1.222																																																																																											
Don Stanhouse, R ERA: 2.89 (10, 1)	3.0	14	4	0	0	1	1	2	0	0	0	0	0	13	25	0.00	1.667																																																																																											
Tim Stoddard, R ERA: 2.18 (13, 1)	3.0	14	4	0	0	2	1	1	0	0	0	0	0	16	24	0.00	1.667																																																																																											
Sammy Stewart, R ERA: 2.73 (16, 1)	0.0	L	1	1	1	1	0	0	0	0	0	0	1	1	1	∞	∞																																																																																											

Baltimore Orioles @ Kansas City Royals
 Royals Stadium, Kansas City, MO
 Mon May 28 1979, 8:05 PM EDT
 Att: 34,677 - Unknown

AB 59
 R 5
 H 19
 RBI 5
 BB 6
 SO 7
 LOB 36



WP: 0 PA: 66
 PB: 0
 SB: 2
 CS: 1

Batter	1	2	3	4	5	6	7	8	9	AB R H RBI BB SO LOB	TOP											
Al Bumbry, L (1, 8) OBP: 0.332, SLG: 0.383	0-0 L9-3 1B	0-0 F7		4-0 BB BB BB		0-0 SH5-4 FC4-2 2B		0-0 SH1-4 1B	0-0 1-3 1-2 2-3	5 0 3 0 1 0 4	<p>Baltimore Orioles @ Kansas City Royals Royals Stadium, Kansas City, MO Tue May 29 1979, 8:05 PM EDT Att: 22,731 - Unknown</p>											
Mark Belanger, R (1, 6) OBP: 0.248, SLG: 0.210	0-0 L9-3 1-2		0-0 HR 2B	4-0 BB BB		0-0 SH5-4 2-3		0-0 SH1-4 1-2 2-3	0-0 F9	3 1 1 0 1 0 3												
Ken Singleton, S (1, 9) OBP: 0.430, SLG: 0.589 Larry Hartow, L (8, PR) OBP: 0.375, SLG: 0.293	0-0 6-3		0-0 HR 2-H	4-0 BB 1-2 2-3		0-0 FC4-2 2B 3-H		4-0 G4-6-3 IBB		3 2 1 2 2 0 1 0 0 0 0 0 0 0												
Eddie Murray, S (1, 3) OBP: 0.355, SLG: 0.403		0-0 L4	0-0 6-3	0-0 F7		0-0 1-H 2B		0-0 G4-6-3 1-2f		5 0 1 1 0 0 6												
Gary Roenicke, R (1, 7) OBP: 0.406, SLG: 0.568		0-3 K	0-0 F8		0-3 K	0-0 1-3			0-0 HR	5 1 1 1 0 2 1												
Lee May, R (1, 10) OBP: 0.350, SLG: 0.546		0-0 BB 1B 1B	0-0 6-3		0-0 5-3		0-0 F8		0-0 HR	5 2 2 1 0 0 0												
Rick Dempsey, R (1, 2) OBP: 0.363, SLG: 0.370		0-0 BB 1B 1B		0-0 1-3	0-0 BB 1B		0-0 F8		0-0 HR	5 1 3 0 0 0 0												
Kiko Garcia, R (1, 4) OBP: 0.305, SLG: 0.352		4-0 1B 1-2 2-3 BB		0-3 K BB	4-0 FC6-4 BB		0-0 F8		0-3 K	3 0 0 0 2 2 1												
Rich Dauer, R (1, 5) OBP: 0.340, SLG: 0.395		0-0 1-2 2-H 3-H 1B		0-0 HR	0-0 FC6-4 1-2f		0-0 SH1-4 1B		0-0 1-3 1B	5 1 4 3 0 0 2												
Inning Stats	R: 0 E: 0 K: 0 S: 3	H: 1 LOB: 0 BB: 0 P: 3	R: 2 E: 0 K: 1 S: 8	H: 3 LOB: 2 BB: 1 P: 12	R: 2 E: 0 K: 0 S: 5	H: 2 LOB: 0 BB: 0 P: 5	R: 1 E: 0 K: 1 S: 6	H: 1 LOB: 3 BB: 3 P: 18	R: 0 E: 0 K: 1 S: 6	H: 1 LOB: 2 BB: 1 P: 10	R: 1 E: 0 K: 0 S: 5	H: 2 LOB: 1 BB: 0 P: 5	R: 0 E: 0 K: 0 S: 3	H: 0 LOB: 0 BB: 0 P: 3	R: 0 E: 0 K: 0 S: 4	H: 2 LOB: 3 BB: 1 P: 8	R: 2 E: 0 K: 1 S: 9	H: 4 LOB: 2 BB: 0 P: 9	1B: 9 2B: 4 3B: 0 HR: 4	SF: 0 SAC: 2 DP: 2 HBP: 0	WP: 0 PB: 0 SB: 0 CS: 0	PA: 47
PITCHER	IP WLS BF H R ER SO BB IBB HBP BLK WP HR S P ERA WHIP																					
Paul Spittorf, L (1, 1) ERA: 3.77	3.2 L 19 7 5 5 2 2 0 0 0 0 0 2 21 29 12.27 2.455																					
Eduardo Rodriguez, R (4, 1) ERA: 4.88	4.1 23 7 3 3 1 3 1 0 0 0 0 2 21 37 6.23 2.308																					
Renie Martin, R (9, 1) ERA: 7.71	1.0 5 2 0 0 0 1 0 0 0 0 0 0 7 7 0.00 2.000																					

AB	39
R	8
H	16
RBI	8
BB	6
SO	4
LOB	18



WP	0
PB	0
SB	0
CS	0

Batter	1	2	3	4	5	6	7	8	9	AB	R	H	RBI	BB	SO	LOB
Willie Wilson, S OBP: 0.404, SLG: 0.490 (1, 8)	0-0 1B 3B		0-3 K			0-0 F8		0-0 4-3		4	1	1	0	0	1	0
Steve Braun, L OBP: 0.448, SLG: 0.458 Joe Zdeb, R OBP: 0.240, SLG: 0.304 (1, 7) (8, PH) (9, 7)	0-0 L4		0-0 5-3			4-0 G3 BB		0-0 FC3-6 1B		2	0	0	0	1	0	1
George Brett, L OBP: 0.379, SLG: 0.546 (1, 5)	0-0 1B				0-3 K		0-0 G3		0-0 FC3-6	4	0	1	1	0	1	2
Darrell Porter, L OBP: 0.408, SLG: 0.482 (1, 2)	0-0 F7				0-0 F9		0-0 G3		0-0 F8	4	0	0	0	0	0	3
Ralph LaCock, L OBP: 0.362, SLG: 0.429 John Wathan, R OBP: 0.301, SLG: 0.382 (1, 3) (9, PH)	0-0 4-3				0-0 F2		0-0 BB 1B G1-2-3 1B		0-0 F9	3	0	1	0	0	0	1
Tom Poquette, L OBP: 0.286, SLG: 0.263 Jerry Terrell, R OBP: 0.400, SLG: 0.600 (1, 9) (9, PH)		0-0 F5			0-0 F7		0-0 BB 1B		0-0 5-3	3	0	1	0	0	0	0
Hal McRae, R OBP: 0.296, SLG: 0.398 (1, 10)		0-0 1-3			0-0 F9		0-0 F9		0-0 FC4-6 1B	4	0	1	0	0	0	2
U L Washington, S OBP: 0.310, SLG: 0.363 (1, 4)		0-3 K			0-0 E4 1B		4-0 BB 1B		0-0 FC4-6	3	0	1	0	1	1	1
Todd Cruz, R OBP: 0.273, SLG: 0.438 Clint Hurdle, L OBP: 0.344, SLG: 0.400 Freddie Patek, R OBP: 0.279, SLG: 0.278 (1, 6) (7, PH) (8, 6)			0-0 F5		0-0 F8		0-0 G1-2-3			2	0	0	0	0	0	1

Inning Stats	R: 1	H: 2	E: 0	K: 0	S: 5	R: 0	H: 0	E: 0	K: 1	S: 5	R: 0	H: 0	E: 0	K: 1	S: 5	R: 0	H: 0	E: 1	K: 0	S: 4	R: 0	H: 0	E: 0	K: 0	S: 3	R: 0	H: 1	E: 0	K: 0	S: 4	R: 0	H: 1	E: 0	K: 0	S: 4	R: 0	H: 1	E: 0	K: 0	S: 4	1B: 6	2B: 0	3B: 1	HR: 0	SF: 0	SAC: 0	DP: 1	HBP: 0	WP: 0	PB: 0	SB: 0	CS: 0	PA: 35
--------------	------	------	------	------	------	------	------	------	------	------	------	------	------	------	------	------	------	------	------	------	------	------	------	------	------	------	------	------	------	------	------	------	------	------	------	------	------	------	------	------	-------	-------	-------	-------	-------	--------	-------	--------	-------	-------	-------	-------	--------

PITCHER	IP	WLS	BF	H	R	ER	SO	BB	IBB	HBP	BLK	WP	HR	S	P	ERA	WHIP
Jim Palmer, R ERA: 2.8 (1, 1)	7.0	W	27	5	1	1	3	2	0	0	0	0	0	31	39	1.29	1.000
Tippy Martinez, L ERA: 4.12 (8, 1)	2.0		8	2	0	0	0	0	0	0	0	0	0	8	8	0.00	1.000


BOTTOM

Baltimore Orioles @ Kansas City Royals
Royals Stadium, Kansas City, MO

Tue May 29 1979, 8:05 PM EDT
Att. 22,731 - Unknown

livebaseballscorecards.com

AB	33
R	1
H	7
RBI	1
BB	2
SO	3
LOB	14



Batter	1	2	3	4	5	6	7	8	9	AB R H RBI BB SO LOB	TOP											
Al Bumbry, L (1, 8) OBP: 0.333, SLG: 0.383	0-0 5-3 1B		0-0 BB BB BB 1B		0-0 F8		0-3 K		0-0 G3	5 1 2 0 0 1 1	Baltimore Orioles @ Kansas City Royals Royals Stadium, Kansas City, MO Wed May 30 1979, 8:05 PM EDT Att: 20,838 - Unknown											
Rich Dauer, R (1, 5) OBP: 0.332, SLG: 0.384	0-0 5-3 1-2		0-0 F9		0-0 L5		0-0 6-3		0-3 K	5 0 0 0 0 1 4												
Ken Singleton, S (1, 9) OBP: 0.431, SLG: 0.582	0-3 K		4-0 BB BB 1-2 BB		4-0 1B BB		0-0 5-3			2 0 0 0 2 1 1												
Eddie Murray, S (1, 3) OBP: 0.363, SLG: 0.404	0-0 F8		4-0 BB BB 1-2 2-3 BB		0-0 1B			4-0 G5-4-3 BB		2 0 1 0 2 0 1												
Gary Roenicke, R (1, 7) OBP: 0.408, SLG: 0.558		4-0 WP E BB	4-0 G6-4-3 BB		0-0 P5			0-0 G5-4-3 1-2f		2 0 0 1 2 0 3												
Lee May, R (1, 10) OBP: 0.347, SLG: 0.545		0-0 F8	0-0 G6-4-3					0-0 2B		4 0 1 0 0 0 4												
Billy Smith, S (1, 4) OBP: 0.281, SLG: 0.333		0-0 E3 1-2 WP			0-0 F8		0-0 F8		0-0 F7	4 0 0 0 0 0 2												
Rick Dempsey, R (1, 2) OBP: 0.362, SLG: 0.364		0-3 K			0-0 4-3		4-0 BB		0-0 4-3	2 0 0 0 1 1 2												
Pat Kelly, L (9, PH) OBP: 0.450, SLG: 0.606		1-2 2-3								0 0 0 0 0 0 0												
Kiko Garcia, R (9, PH) OBP: 0.303, SLG: 0.349										1 0 0 0 0 0 0												
Mark Belanger, R (1, 6) OBP: 0.242, SLG: 0.204		0-0 F8			0-3 K		0-3 K		0-0 G3 2B	3 0 0 0 0 2 3												
Benny Ayala, R (9, PH) OBP: 0.375, SLG: 0.500										1 0 1 0 0 0 0												
Larry Harlow, L (9, PR) OBP: 0.375, SLG: 0.293										0 0 0 0 0 0 0												
Inning Stats	R: 0 E: 0 K: 1 S: 6	H: 1 LOB: 1 BB: 0 P: 6	R: 0 E: 1 K: 1 S: 6	H: 0 LOB: 2 BB: 1 P: 10	R: 1 E: 0 K: 0 S: 3	H: 1 LOB: 2 BB: 3 P: 15	R: 0 E: 0 K: 1 S: 5	H: 0 LOB: 0 BB: 0 P: 5	R: 0 E: 0 K: 1 S: 4	H: 1 LOB: 2 BB: 1 P: 8	R: 0 E: 0 K: 1 S: 5	H: 0 LOB: 1 BB: 1 P: 9	R: 0 E: 0 K: 1 S: 5	H: 0 LOB: 0 BB: 0 P: 5	R: 0 E: 0 K: 1 S: 3	H: 1 LOB: 1 BB: 1 P: 7	R: 0 E: 0 K: 1 S: 6	H: 1 LOB: 2 BB: 0 P: 6	1B: 3 2B: 2 3B: 0 HR: 0	SF: 0 SAC: 0 DP: 2 HBP: 0	WP: 1 PB: 0 SB: 0 CS: 0	PA: 38
PITCHER	IP WLS BF H R ER SO BB IBB HBP BLK WP HR S P ERA WHIP												PITCHER	IP WLS BF H R ER SO BB IBB HBP BLK WP HR S P ERA WHIP								
Rich Gale, R (1, 1) ERA: 4.21	8.0 W 34 4 1 1 5 7 0 0 0 1 0 37 65 1.12 1.375																					
Al Hrabosky, L (9, 1) ERA: 3.41	1.0 S 4 1 0 0 1 0 0 0 0 0 0 6 6 0.00 1.000																					

livebaseballscorecards.com

AB	31
R	1
H	5
RBI	1
BB	7
SO	6
LOB	21



Batter	1	2	3	4	5	6	7	8	9	AB	R	H	RBI	BB	SO	LOB
Willie Wilson, S OBP: 0.389, SLG: 0.471 (1, 7)	0-3 K	0-3 K			0-0 6-3		0-0 6-3			4	0	0	0	0	2	1
George Brett, L OBP: 0.386, SLG: 0.550 (1, 3)	0-0 HR 1B		0-0 6-3		0-0 1B			0-0 FC1-6 1B		4	1	3	0	0	0	0
John Wathan, R OBP: 0.286, SLG: 0.361 (1, 2)	0-0 F7		0-0 F3		0-0 5-3			0-0 FC1-6 1-2f		4	0	0	0	0	0	3
Amos Otis, R OBP: 0.411, SLG: 0.441 (1, 8)	0-0 HR 1-H		0-3 K		0-0 F7			0-3 K		4	1	1	2	0	2	1
Al Cowens, R OBP: 0.386, SLG: 0.500 (1, 9)	0-0 2B			0-0 5-3		0-0 1B		0-0 F7		4	0	2	0	0	0	1
Hal McRae, R OBP: 0.297, SLG: 0.397 (1, 10)	0-3 K			0-0 1B 1B		0-0 F7				3	0	1	0	0	1	2
Todd Cruz, R OBP: 0.278, SLG: 0.429 (1, 5)		0-3 K		0-0 1B G4-6-3		0-3 K				3	0	1	0	0	2	1
U L Washington, S OBP: 0.300, SLG: 0.349 (1, 4)		0-0 P4		0-0 1B G4-6-3			0-0 F7			3	0	0	0	0	0	2
Freddie Patek, R OBP: 0.280, SLG: 0.279 (1, 6)		0-0 1B			0-0 F3			0-0 4-3		3	0	1	0	0	0	0

Inning Stats	R: 2	H: 3	E: 0	LOB: 1	K: 2	BB: 0	S: 10	P: 10
	R: 0	H: 1	E: 0	LOB: 1	K: 2	BB: 0	S: 8	P: 8
	R: 0	H: 0	E: 0	LOB: 0	K: 1	BB: 0	S: 5	P: 5
	R: 0	H: 2	E: 0	LOB: 1	K: 0	BB: 0	S: 4	P: 4
	R: 0	H: 1	E: 0	LOB: 1	K: 0	BB: 0	S: 4	P: 4
	R: 0	H: 1	E: 0	LOB: 1	K: 1	BB: 0	S: 6	P: 6
	R: 0	H: 0	E: 0	LOB: 0	K: 0	BB: 0	S: 3	P: 3
	R: 0	H: 1	E: 0	LOB: 1	K: 1	BB: 0	S: 6	P: 6

PITCHER	IP	WLS	BF	H	R	ER	SO	BB	IBB	HBP	BLK	WP	HR	S	P	ERA	WHIP
Mike Flanagan, L ERA: 3.92 (1, 1)	8.0	L	32	9	2	2	7	0	0	0	0	0	1	46	46	2.25	1.125

BOTTOM

Baltimore Orioles @ Kansas City Royals
Royals Stadium, Kansas City, MO
 Wed May 30 1979, 8:05 PM EDT
 Att. 20,838 - Unknown

AB	32
R	2
H	9
RBI	2
BB	0
SO	7
LOB	11



WP	PA	ERA	WHIP
0	32		

Batter	1	2	3	4	5	6	7	8	9	AB R H RBI BB SO LOB	TOP											
Al Bumbry, L (1, 8) OBP: 0.341, SLG: 0.384	4-0 BB CS			0-0 2B		4-0 BB L8-3		0-0 4-3		2 1 1 0 2 0 2												
Rich Dauer, R (1, 5) OBP: 0.330, SLG: 0.386	0-0 F7 1-2			0-0 4-3 1-H 2B		0-0 L8-3 1-2		0-0 F9		4 0 1 1 0 0 2												
Ken Singleton, S (1, 9) OBP: 0.433, SLG: 0.598	0-0 L3			0-0 4-3 2-3		0-0 G3-6-3 1B		0-0 HR		4 1 2 1 0 0 1												
Eddie Murray, S (1, 3) OBP: 0.356, SLG: 0.396		0-0 F8		0-3 K		0-0 G3-6-3 1-2f		0-0 4-3		4 0 0 0 0 1 2												
Gary Roenicke, R (1, 7) OBP: 0.397, SLG: 0.538		0-3 K		0-0 3-1		0-3 K		0-3 K		4 0 0 0 0 3 1												
Lee May, R (1, 10) OBP: 0.341, SLG: 0.535		0-3 K		0-0 6-3		0-0 5-3				3 0 0 0 0 1 0												
Billy Smith, S (1, 4) OBP: 0.283, SLG: 0.325			0-0 4-1		0-0 F8	4-0 1B BB				2 0 0 0 1 0 0												
Kiko Garcia, R (1, 6) OBP: 0.298, SLG: 0.342			0-0 F9		0-0 F9		0-0 1-3 1B			2 0 0 0 0 0 0												
Terry Crowley, L (8, PH) OBP: 0.421, SLG: 0.667										1 0 1 0 0 0 0												
Mark Belanger, R (8, PR) OBP: 0.242, SLG: 0.204										0 0 0 0 0 0 0												
Rick Dempsey, R (1, 2) OBP: 0.358, SLG: 0.359			0-0 6-3		0-0 3-1			0-3 K		2 0 0 0 0 0 0												
John Lowenstein, L (8, PH) OBP: 0.460, SLG: 0.600										1 0 0 0 0 1 2												
Dave Skaggs, R (8, 2) OBP: 0.308, SLG: 0.265										0 0 0 0 0 0 0												
Inning Stats	R: 0 E: 0 K: 0 S: 2	H: 0 LOB: 0 BB: 1 P: 6	R: 0 E: 0 K: 0 S: 7	H: 0 LOB: 0 BB: 0 P: 7	R: 0 E: 0 K: 0 S: 3	H: 0 LOB: 0 BB: 0 P: 3	R: 1 E: 0 K: 1 S: 7	H: 2 LOB: 1 BB: 0 P: 7	R: 0 E: 0 K: 0 S: 3	H: 0 LOB: 0 BB: 0 P: 3	R: 0 E: 0 K: 0 S: 2	H: 0 LOB: 0 BB: 1 P: 6	R: 0 E: 0 K: 1 S: 5	H: 1 LOB: 0 BB: 0 P: 5	R: 0 E: 0 K: 1 S: 6	H: 1 LOB: 2 BB: 1 P: 10	R: 1 E: 0 K: 1 S: 6	H: 1 LOB: 0 BB: 0 P: 6	1B: 3 2B: 2 3B: 0 HR: 1	SF: 0 SAC: 0 DP: 2 HBP: 0	WP: 0 PB: 0 SB: 0 CS: 1	PA: 32
PITCHER	IP WLS BF H R ER SO BB IBB HBP BLK WP HR S P ERA WHIP																					
Steve Comer, R (1, 1) ERA: 3.74	7.1 W 26 4 1 1 4 3 0 0 0 0 0 0 31 43 1.23 0.955																					
Jim Kern, R (8, 1) ERA: 1.24	1.2 S 6 1 1 1 2 0 0 0 0 0 0 1 10 10 5.40 0.600																					

Baltimore Orioles @ Texas Rangers
Arlington Stadium, Arlington, TX
Fri Jun 01 1979, 8:05 PM EDT
Att. 18,761 - Unknown

livebaseballscorecards.com

AB	29
R	2
H	5
RBI	2
BB	3
SO	6
LOB	10



Batter	1	2	3	4	5	6	7	8	9	AB	R	H	RBI	BB	SO	LOB
Johnny Grubb, L (1, 7) OBP: 0.355, SLG: 0.509	0-0 F9	0-0 1-3 1B		4-0 2B BB		0-3 K				3	0	1	0	1	1	0
Buddy Bell, R (1, 5) OBP: 0.321, SLG: 0.388	0-0 6-3	0-0 F9		0-0 1-3 2B			0-0 6-3			4	0	1	1	0	0	2
Al Oliver, L (1, 8) OBP: 0.343, SLG: 0.487	0-0 1B		0-0 1B CS	0-0 F7			0-0 3-1			4	0	2	0	0	0	2
John Ellis, R (1, 10) OBP: 0.273, SLG: 0.369	0-3 K		0-3 K		0-0 F7		0-0 L4			4	0	0	0	0	2	2
Pat Putnam, L (1, 3) OBP: 0.319, SLG: 0.442		0-0 6-3	0-3 K		4-0 FC3-4 BB			0-0 FC1-4 1B		3	0	1	0	1	1	0
Richie Zisk, R (1, 9) OBP: 0.298, SLG: 0.354		0-0 E5 1B		0-0 HR	0-0 FC3-4			0-0 FC1-4 FC6-4		4	2	1	1	0	0	2
Jim Sundberg, R (1, 2) OBP: 0.283, SLG: 0.329		0-0 1-2 1B		0-0 F8	0-0 F9			0-0 FC6-4 FC4-6		4	1	1	0	0	0	2
Nelson Norman, S (1, 6) OBP: 0.267, SLG: 0.240		0-0 5-3 1B		4-0 2B BB		0-0 F8		0-0 FC4-6		3	1	0	0	1	0	3
Bump Wills, S (1, 4) OBP: 0.337, SLG: 0.288		0-0 1B		0-0 4-3		0-0 F3				3	0	1	2	0	0	1

Inning Stats	R: 0	H: 1	E: 0	LOB: 1	K: 1	P: 6	R: 2	H: 3	E: 1	LOB: 2	K: 0	P: 7	R: 0	H: 1	E: 0	LOB: 0	K: 2	P: 7	R: 2	H: 2	E: 0	LOB: 2	K: 0	P: 13	R: 0	H: 0	E: 0	LOB: 1	K: 0	P: 7	R: 0	H: 0	E: 0	LOB: 0	K: 1	P: 5	R: 0	H: 1	E: 0	LOB: 1	K: 0	P: 4		
	1B: 6	SF: 0	2B: 1	SAC: 0	3B: 0	DP: 0	HR: 1	HBP: 0	WP: 0	PA: 35																																		
PITCHER	IP	WLS	BF	H	R	ER	SO	BB	IBB	HBP	BLK	WP	HR	S	P	ERA	WHIP																											
Steve Stone, R (1, 1) ERA: 4.15	3.2	L	20	7	4	2	3	2	0	0	0	0	1	24	32	4.91	2.455																											
Scott McGregor, L (4, 1) ERA: 5.4	4.1		15	1	0	0	1	1	0	0	0	0	0	16	20	0.00	0.462																											

BOTTOM

Baltimore Orioles @ Texas Rangers
Arlington Stadium, Arlington, TX
Fri Jun 01 1979, 8:05 PM EDT
Att. 18,761 - Unknown

livebaseballscorecards.com

AB	32
R	4
H	8
RBI	4
BB	3
SO	4
LOB	14



Batter	1	2	3	4	5	6	7	8	9	AB R H RBI BB SO LOB	TOP														
Al Bumbry, L (1, 8) OBP: 0.343, SLG: 0.385	0-3 K		0-3 K		0-0 FC5-4 1B		0-0 FC4-6 1B		0-0 FC4-6 1B	5 0 2 2 0 2 1															
Rich Dauer, R (1, 5) OBP: 0.327, SLG: 0.381	0-0 P4		0-0 F8		0-0 FC5-4 1B		0-0 1B		0-0 FC4-6	5 0 1 0 0 0 3															
Pat Kelly, L (1, 10) OBP: 0.409, SLG: 0.541 Benny Ayala, R (9, PH) OBP: 0.333, SLG: 0.444	0-0 4-3			0-0 4-3		0-0 4-3	0-0 F7		0-0 6-3	4 0 0 0 0 0 2 1 0 0 0 0 0 1															
Ken Singleton, S (1, 9) OBP: 0.434, SLG: 0.612		0-0 HR		0-0 4-3		0-0 G4-6-3 1B		0-0 6-3		4 1 2 1 0 0 0															
Eddie Murray, S (1, 3) OBP: 0.350, SLG: 0.388		0-0 4-3		0-3 K		0-0 G4-6-3 1B		0-3 K		4 0 0 0 0 2 1															
Gary Roenicke, R (1, 7) OBP: 0.413, SLG: 0.562		0-0 F9 2B			0-0 1B		0-0 HR 1B	0-0 1B		4 1 4 0 0 0 0															
Billy Smith, S (1, 4) OBP: 0.274, SLG: 0.314 John Lowenstein, L (8, PH) OBP: 0.460, SLG: 0.600 Lee May, R (8, PH) OBP: 0.339, SLG: 0.531 Mark Belanger, R (8, 6) OBP: 0.242, SLG: 0.204		0-0 F9		0-0 4-3		0-0 4-3	0-3 K	0-3 K		3 0 0 0 0 1 2 0 0 0 0 0 0 0 1 0 0 0 0 1 1 0 0 0 0 0 0 0															
Kiko Garcia, R (1, 6) OBP: 0.312, SLG: 0.383		0-0 G3			0-0 1B 1B		0-0 HR	0-0 SH3 1B		4 3 3 2 0 0 1															
Dave Skaggs, R (1, 2) OBP: 0.333, SLG: 0.297			0-0 5-3		0-0 1B 1B		0-0 FC4-6 1B	0-0 SH3		3 0 2 0 0 0 0															
Inning Stats	R: 0 E: 0 K: 1 S: 5	H: 0 LOB: 0 BB: 0 P: 5	R: 1 E: 0 K: 0 S: 5	H: 2 LOB: 1 BB: 0 P: 5	R: 0 E: 0 K: 1 S: 5	H: 0 LOB: 0 BB: 0 P: 5	R: 0 E: 0 K: 1 S: 5	H: 0 LOB: 0 BB: 0 P: 5	R: 1 E: 0 K: 0 S: 6	H: 4 LOB: 2 BB: 0 P: 6	R: 0 E: 0 K: 0 S: 3	H: 1 LOB: 0 BB: 0 P: 3	R: 2 E: 0 K: 1 S: 9	H: 4 LOB: 2 BB: 0 P: 9	R: 0 E: 0 K: 2 S: 8	H: 1 LOB: 1 BB: 0 P: 8	R: 1 E: 0 K: 0 S: 5	H: 2 LOB: 1 BB: 0 P: 5	1B: 11 2B: 1 3B: 0 HR: 2	SF: 0 SAC: 1 DP: 1 HBP: 0	WP: 0 PB: 0 SB: 0 CS: 0	PA: 39			
PITCHER	IP	WLS	BF	H	R	ER	SO	BB	IBB	HBP	BLK	WP	HR	S	P	ERA	WHIP								
Fergie Jenkins, R (1, 1) ERA: 3.57	7.0		30	11	4	4	4	0	0	0	0	0	2	38	38	5.14	1.571								
Ed Farmer, R (8, 1) ERA: 5.32	0.2		3	1	0	0	1	0	0	0	0	0	0	5	5	0.00	1.500								
Sparky Lyle, L (8, 1) ERA: 4.37	1.1	L	6	2	1	1	1	0	0	0	0	0	0	8	8	6.75	1.500								

Baltimore Orioles @ Texas Rangers
Arlington Stadium, Arlington, TX
Sat Jun 02 1979, 8:05 PM EDT
Att. 26,362 - Unknown

livebaseballscorecards.com

AB 38
R 5
H 14
RBI 5
BB 0
SO 6
LOB 12



Batter	1	2	3	4	5	6	7	8	9	AB	R	H	RBI	BB	SO	LOB
Johnny Grubb, L (1, 7) OBP: 0.359, SLG: 0.504 Gary Holle, R (9, PH)	0-0 BB 1B 1B	0-3 K		0-0 4-3			4-0 1B BB		0-0 6-3	3	1	1	0	1	1	3
Buddy Bell, R (1, 5) OBP: 0.327, SLG: 0.390	0-0 BB 1-2 1B		0-0 6-3		0-0 6-3		0-0 1-2 1B		4-0 BB	4	1	2	0	1	0	0
Al Oliver, L (1, 8) OBP: 0.344, SLG: 0.483	4-0 1B 1-2 2-3 BB		0-0 1B		0-0 F8		0-0 F7		0-3 K	4	1	1	0	1	1	3
John Ellis, R (1, 10) OBP: 0.272, SLG: 0.364	0-0 1B 1-3 2-H 3-H 1B		0-3 K		0-3 K			0-0 P4		4	1	1	2	0	2	1
Pat Putnam, L (1, 3) OBP: 0.316, SLG: 0.435	0-0 1-3 3-H 1B		0-3 K		0-0 F8			0-0 4-3		4	0	1	1	0	1	1
Richie Zisk, R (1, 9) OBP: 0.297, SLG: 0.347 Bill Sample, R (8, PR) OBP: 0.374, SLG: 0.340	0-0 G4-3			0-0 F8		0-0 6-3		4-0 BB BB		3	0	0	0	1	0	1
Jim Sundberg, R (1, 2) OBP: 0.288, SLG: 0.329	0-0 F8			0-0 HBP 1B		0-0 G3		4-0 FC6-4 1-2 BB		3	0	1	0	1	0	0
Nelson Norman, S (1, 6) OBP: 0.261, SLG: 0.234 Oscar Gamble, L (8, PH) OBP: 0.491, SLG: 0.535 Larvell Blanks, R (8, PH) OBP: 0.306, SLG: 0.324		0-0 L3		0-0 F8		0-0 F3		0-0 FC6-4 1-2f		3	0	0	0	0	0	1
Bump Wills, S (1, 4) OBP: 0.340, SLG: 0.285		4-0 K S BB		1-0 HBP		0-0 B1-3			0-0 6-3	2	0	0	0	1	0	0

BOTTOM

Baltimore Orioles @ Texas Rangers
Arlington Stadium, Arlington, TX
Sat Jun 02 1979, 8:05 PM EDT
Att. 26,362 - Unknown

livebaseballscores.com

AB	32
R	4
H	7
RBI	3
BB	6
SO	5
LOB	12



Inning	1	2	3	4	5	6	7	8	9	1B	2B	3B	SF	WP	HR	S	P	ERA	WHIP
R: 4	R: 0	R: 0	R: 0	R: 0	R: 0	R: 0	R: 0	R: 0	R: 0	7	0	0	0	0	0	4	8	∞	∞
H: 4	H: 0	H: 0	H: 1	H: 1	H: 0	H: 0	H: 1	H: 0	H: 0	0	0	0	0	0	0	4	8	∞	∞
LOB: 0	LOB: 0	LOB: 0	LOB: 1	LOB: 2	LOB: 0	LOB: 0	LOB: 2	LOB: 2	LOB: 1	0	0	0	0	0	0	4	8	∞	∞
K: 0	K: 1	K: 0	K: 2	K: 0	K: 1	K: 0	K: 0	K: 0	K: 1	0	0	0	0	0	0	4	8	∞	∞
BB: 1	BB: 1	BB: 1	BB: 0	BB: 0	BB: 0	BB: 0	BB: 1	BB: 2	BB: 1	0	0	0	0	0	0	4	8	∞	∞
S: 6	S: 4	S: 4	S: 8	S: 5	S: 3	S: 4	S: 8	S: 11	S: 9	0	0	0	0	0	0	4	8	∞	∞

PITCHER	IP	WLS	BF	H	R	ER	SO	BB	IBB	HBP	BLK	WP	HR	S	P	ERA	WHIP
Dennis Martinez, R (1, 1) ERA: 3.33	0.0		5	4	4	4	0	1	0	0	0	0	0	4	8	∞	∞
Sammy Stewart, R (1, 1) ERA: 2.21	7.2	W	29	3	0	0	4	4	0	1	0	0	0	32	49	0.00	0.913
Tippy Martinez, L (8, 1) ERA: 3.98	0.2	S	2	0	0	0	0	0	0	0	0	0	0	2	2	0.00	0.000
Don Stanhouse, R (9, 1) ERA: 2.83	0.2	S	3	0	0	0	1	1	0	0	0	0	0	4	8	0.00	1.500

WP: 0	PA: 39
PB: 0	
SB: 1	
CS: 0	

Batter	1	2	3	4	5	6	7	8	9	AB R H RBI BB SO LOB	TOP											
Al Bumbry, L (1, 8) OBP: 0.341, SLG: 0.379	4-0 BB CS		0-0 4-3		0-0 FC4-6 1-2f 3-H			0-0 4-3		3 0 0 1 1 0 1												
Rich Dauer, R (1, 5) OBP: 0.320, SLG: 0.373	0-0 5-3 1-2		0-0 5-3		0-0 6-3 1-2			0-0 1-3		4 0 0 0 0 0 2												
John Lowenstein, L (1, 7) OBP: 0.448, SLG: 0.574	0-0 FC6-4 1B			0-0 F8		0-0 F7		0-3 K		4 0 1 0 0 1 0												
Ken Singleton, S (1, 9) OBP: 0.435, SLG: 0.610	0-0 FC6-4 1-2f			0-0 FC6-4 1B		0-0 4-3		0-0 1B 1B		4 1 2 0 0 0 1												
Lee May, R (1, 10) OBP: 0.331, SLG: 0.518		0-0 6-3		0-0 FC6-4 1-2f		0-0 5-3		0-0 F8		4 0 0 0 0 0 2												
Eddie Murray, S (1, 3) OBP: 0.348, SLG: 0.385		0-0 P5		0-0 F5		0-0 4-3		0-0 1B 1B		4 0 1 0 0 0 1												
Billy Smith, S (1, 4) OBP: 0.276, SLG: 0.307		4-0 BB BB			0-0 F9		0-0 F9	0-0 1B	0-0 1B	2 0 0 0 1 0 0												
Pat Kelly, L (9, PH) OBP: 0.422, SLG: 0.553								1-2 3-H 1B		1 0 1 1 0 0 0												
Kiko Garcia, R (1, 6) OBP: 0.318, SLG: 0.395		0-0 F3			0-0 1B FC4-6 1B		0-0 2B	0-3 K		4 1 2 0 0 1 3												
Dave Skaggs, R (1, 2) OBP: 0.341, SLG: 0.308			0-0 F2			0-0 L9		0-0 4-3		2 0 1 0 0 0 0												
Terry Crowley, L (7, PH) OBP: 0.400, SLG: 0.625					1-3 FC4-6 1B					1 0 0 0 0 0 1												
Rick Dempsey, R (7, 2) OBP: 0.355, SLG: 0.356										1 0 0 0 0 0 2												
Inning Stats	R: 0 E: 0 K: 0 S: 3	H: 1 LOB: 1 BB: 1 P: 7	R: 0 E: 0 K: 0 S: 3	H: 0 LOB: 1 BB: 1 P: 7	R: 0 E: 0 K: 0 S: 3	H: 0 LOB: 0 BB: 0 P: 3	R: 0 E: 0 K: 0 S: 4	H: 1 LOB: 1 BB: 0 P: 4	R: 1 E: 0 K: 0 S: 5	H: 2 LOB: 1 BB: 0 P: 5	R: 0 E: 0 K: 0 S: 3	H: 0 LOB: 0 BB: 0 P: 3	R: 0 E: 0 K: 0 S: 4	H: 1 LOB: 1 BB: 0 P: 4	R: 0 E: 0 K: 1 S: 5	H: 0 LOB: 0 BB: 0 P: 5	R: 1 E: 0 K: 1 S: 8	H: 3 LOB: 2 BB: 0 P: 8	1B: 7 2B: 1 3B: 0 HR: 0	SF: 0 SAC: 0 DP: 0 HBP: 0	WP: 0 PB: 0 SB: 1 CS: 1	PA: 36
PITCHER	IP WLS BF H R ER SO BB IBB HBP BLK WP HR S P ERA WHIP																					
Doyle Alexander, R (1, 1) ERA: 3.72	7.0 W 27 5 1 1 0 2 0 0 0 0 0 0 25 33 1.29 1.000																					
Jim Kern, R (8, 1) ERA: 1.36	2.0 S 9 3 1 1 2 0 0 0 0 0 0 0 13 13 4.50 1.500																					

Baltimore Orioles @ Texas Rangers
Arlington Stadium, Arlington, TX
Sun Jun 03 1979, 8:05 PM EDT
Att. 21,851 - Unknown

livebaseballscorecards.com

AB 34
R 2
H 8
RBI 2
BB 2
SO 2
LOB 13



Batter	1	2	3	4	5	6	7	8	9	AB	R	H	RBI	BB	SO	LOB
Johnny Grubb, L OBP: 0.371, SLG: 0.538 (1, 7) X	0-0 F7 ①		0-0 1B 1B		0-0 SH1-3 1B		0-0 HR			4	3	3	1	0	0	0
Buddy Bell, R OBP: 0.323, SLG: 0.384 (1, 5) X	0-0 F7 ②		0-0 F9 ②		0-0 SH1-3 1-2		0-0 P4 ①			3	0	0	0	0	0	1
Al Oliver, L OBP: 0.347, SLG: 0.483 (1, 8) X	0-0 6-3 ③		0-0 1B 1-3 1B		0-0 FC4-6 2-H 1B		0-0 1-3 ②			4	0	2	1	0	0	0
Pat Putnam, L OBP: 0.314, SLG: 0.429 (1, 3) X		0-0 F7 ①	0-0 1B 1-3 1B		0-0 FC4-6 1-2f ②		0-3 K ③			4	0	1	1	0	1	1
Richie Zisk, R OBP: 0.296, SLG: 0.341 (1, 9) X		4-0 FC4-6 BB	0-3 K ③		0-0 F8 ③			0-0 P6 ①		3	0	0	0	1	1	3
John Ellis, R OBP: 0.271, SLG: 0.359 (1, 10) X		0-0 FC4-6 1-2f 2B		0-3 K ①		0-0 F8 ①		0-0 G6-3 1B		4	1	1	0	0	1	1
Bill Sample, R OBP: 0.374, SLG: 0.340 (8, PR) X										0	0	0	0	0	0	0
Jim Sundberg, R OBP: 0.287, SLG: 0.333 (1, 2) X		0-0 1-H 2B		0-0 5-3 ②		0-0 F8 ②		0-0 G6-3 ② ③		4	0	1	1	0	0	1
Nelson Norman, S OBP: 0.270, SLG: 0.239 (1, 6) X		0-3 K ③		4-0 BB		0-0 1B				2	0	1	0	1	1	1
Bump Wills, S OBP: 0.335, SLG: 0.280 (1, 4) X			0-0 B1-3 ①	0-0 4-3 ③		0-0 F7 ③				3	0	0	0	0	0	2

Inning Stats	R: 0 E: 0 K: 0 S: 3	H: 0 LOB: 0 BB: 0 P: 3	R: 1 E: 0 K: 1 S: 6	H: 1 LOB: 1 BB: 1 P: 10	R: 1 E: 0 K: 1 S: 8	H: 3 LOB: 2 BB: 0 P: 8	R: 0 E: 0 K: 1 S: 5	H: 0 LOB: 1 BB: 1 P: 9	R: 1 E: 0 K: 0 S: 5	H: 2 LOB: 1 BB: 0 P: 5	R: 0 E: 0 K: 0 S: 4	H: 1 LOB: 1 BB: 0 P: 4	R: 1 E: 0 K: 1 S: 6	H: 1 LOB: 0 BB: 0 P: 6	R: 0 E: 0 K: 0 S: 3	H: 1 LOB: 1 BB: 0 P: 3	1B: 7 2B: 1 3B: 0 HR: 1	SF: 0 SAC: 1 DP: 1 HBP: 0	WP: 0 PB: 0 SB: 1 CS: 0	PA: 34														
PITCHER Jim Palmer, R ERA: 2.95 (1, 1)	IP: 8.0	WLS: L	BF: 34	H: 9	R: 4	ER: 4	SO: 4	BB: 2	IBB: 0	HBP: 0	BLK: 0	WP: 0	HR: 1	S: 40	P: 48	ERA: 4.50	WHIP: 1.375																	
																	PITCHER	IP	WLS	BF	H	R	ER	SO	BB	IBB	HBP	BLK	WP	HR	S	P	ERA	WHIP


BOTTOM

Baltimore Orioles @ Texas Rangers
Arlington Stadium, Arlington, TX

Sun Jun 03 1979, 8:05 PM EDT
Att. 21,851 - Unknown

livebaseballscorecards.com

AB	31
R	4
H	9
RBI	4
BB	2
SO	4
LOB	10



Batter	1	2	3	4	5	6	7	8	9	10	AB	R	H	RBI	BB	SO	LOB	TOP					
Bob Randall, R (1, 4) OBP: 0.373, SLG: 0.358 (10, 5)	4-0 SH5-3 1B E BB	0-0 FC5 HBP 1B 1-2 3-H		0-0 2B		0-0 1B			0-0 FC2-6 1B		4	1	4	1	1	0	0						
Ken Landreaux, L (1, 8) OBP: 0.365, SLG: 0.439	0-0 SH5-3 1-2	1-0 HBP 1-2 2-3		0-0 4-3		0-0 1-3			0-0 FC2-6 FC5-4 1-2f		3	0	0	0	0	0	3						
Roy Smalley, S (1, 6) OBP: 0.454, SLG: 0.585	0-0 E 1B 2-3	0-0 FC5 2-3f			0-0 F7			0-0 6-3	0-0 F9		5	0	1	0	0	0	4						
Ron Jackson, R (1, 3) OBP: 0.332, SLG: 0.500	0-0 F4 1-2 3-H		0-0 2-3		0-0 FC5-4 1B		0-3 K		0-0 FC5-4 1-2f		5	0	1	0	0	1	2						
Butch Wynegar, S (1, 2) OBP: 0.399, SLG: 0.399 Rob Wilfong, L (10, PR) OBP: 0.359, SLG: 0.457 (10, 4)	0-3 K		0-0 E4		0-0 FC5-4 1B 1-2f		0-3 K			0-0 1B	5	0	1	0	0	2	2	0	0	0	0	0	0
Willie Norwood, R (1, 10) OBP: 0.300, SLG: 0.428		0-3 K	0-0 L9		0-0 1B			0-0 2-3 SH1-3 1B		0-0 B3	5	0	2	0	0	1	2						
Bombo Rivera, R (1, 7) OBP: 0.340, SLG: 0.400 (8, 9)		0-0 FC3-6 1B 1B	0-0 F8		0-0 L9			0-0 SH1-3		0-0 L8	4	1	1	0	0	0	4						
John Castino, R (1, 5) OBP: 0.342, SLG: 0.400 Glenn Borgmann, R (10, 2) OBP: 0.300, SLG: 0.333		0-0 FC3-6 1B		0-0 5-3		0-0 1-6-3		0-0 2-3		0-3 K	5	0	1	0	0	1	2						
Hosken Powell, L (1, 9) OBP: 0.492, SLG: 0.537 Jose Morales, R (8, PH) OBP: 0.358, SLG: 0.407 Dave Edwards, R (8, 7) OBP: 0.111, SLG: 0.111		0-0 FC3-6 HBP 1B 1-2f 2-3		0-0 F7		0-0 F9		0-0 F3			3	0	0	0	0	0	2						
Inning Stats	R: 1 E: 1 K: 1 S: 6	H: 1 LOB: 1 BB: 1 P: 10	R: 1 E: 0 K: 1 S: 8	H: 3 LOB: 3 BB: 0 P: 9	R: 0 E: 1 K: 0 S: 4	H: 0 LOB: 1 BB: 0 P: 4	R: 0 E: 0 K: 0 S: 4	H: 1 LOB: 1 BB: 0 P: 4	R: 0 E: 0 K: 2 S: 7	H: 0 LOB: 0 BB: 0 P: 7	R: 0 E: 0 K: 0 S: 4	H: 1 LOB: 1 BB: 0 P: 4	R: 0 E: 0 K: 1 S: 6	H: 1 LOB: 1 BB: 0 P: 6	1B: 10 2B: 1 3B: 0 HR: 0	SF: 0 SAC: 2 DP: 0 HBP: 1	WP: 0 PB: 0 SB: 0 CS: 0	PA: 44					
PITCHER Mike Flanagan, L (1, 1) ERA: 3.63 Don Stanhouse, R (10, 1) ERA: 2.73	IP 9.0	WLS 41	BF 41	H 11	R 2	ER 1	SO 4	BB 1	IBB 0	HBP 1	BLK 0	WP 0	HR 0	S 47	P 52	ERA 1.00	WHIP 1.333						
	IP 1.0	WLS 3	BF 3	H 0	R 0	ER 0	SO 1	BB 0	IBB 0	HBP 0	BLK 0	WP 0	HR 0	S 5	P 5	ERA 0.00	WHIP 0.000						

Minnesota Twins @ Baltimore Orioles
 Memorial Stadium, Baltimore, MD
 Mon Jun 04 1979, 7:05 PM EDT
 Att. 11,905 - Unknown

livebaseballscores.com

AB 40
 R 2
 H 11
 RBI 1
 BB 1
 SO 5
 LOB 22



BOTTOM

Minnesota Twins @ Baltimore Orioles
 Memorial Stadium, Baltimore, MD
 Mon Jun 04 1979, 7:05 PM EDT
 Att: 11,905 - Unknown

livebaseballscorecards.com

AB	36
R	3
H	10
RBI	3
BB	3
SO	8
LOB	16



WP: 0	PA: 42
PB: 0	
SB: 2	
CS: 0	

AB	R	H	RBI	BB	SO	LOB
5	0	1	0	0	1	2

3	1	0	0	2	1	1
---	---	---	---	---	---	---

4	0	2	0	1	2	1
---	---	---	---	---	---	---

4	1	1	0	0	2	3
---	---	---	---	---	---	---

5	1	3	1	0	1	2
---	---	---	---	---	---	---

4	0	1	2	0	0	1
---	---	---	---	---	---	---

4	0	2	0	0	0	1
---	---	---	---	---	---	---

0	0	0	0	0	0	0
---	---	---	---	---	---	---

0	0	0	0	0	0	0
---	---	---	---	---	---	---

3	0	0	0	0	0	3
---	---	---	---	---	---	---

3	0	0	0	0	0	0
---	---	---	---	---	---	---

1	0	0	0	0	1	2
---	---	---	---	---	---	---

0	0	0	0	0	0	0
---	---	---	---	---	---	---

R: 1	H: 2	1B: 9	SF: 1
E: 0	LOB: 2	2B: 0	SAC: 2
K: 0	BB: 1	3B: 0	DP: 0
S: 4	P: 8	HR: 1	HBP: 0

Batter	1	2	3	4	5	6	7	8	9	10
Al Bumbry, L OBP: 0.338, SLG: 0.374 (1, 8)	0-0 F7		0-0 K 1B		0-3 K		0-0 F8		0-0 F9	
Mark Belanger, R OBP: 0.248, SLG: 0.198 (1, 6)	0-0 F7		0-3 K		0-0 F9		4-0 E S BB			4-0 SH5-4 1B BB
Ken Singleton, S OBP: 0.439, SLG: 0.608 (1, 9)	0-0 1B		4-0 1-2 BB			0-3 K	0-3 K			0-0 1B SH5-4 1B
Eddie Murray, S OBP: 0.346, SLG: 0.382 (1, 3)	0-3 K		0-0 F5			0-0 1B SF9 1B		0-3 K		0-0 SH5-4
Gary Roenicke, R OBP: 0.419, SLG: 0.587 (1, 7)		0-0 FC6-4 1B		0-0 HR		0-0 1B 1B		0-3 K		0-0 F3
Lee May, R OBP: 0.328, SLG: 0.512 (1, 10)		0-0 FC6-4 FC6-4 1-2f		0-0 5-3		0-0 SF9		0-0 5-3		0-0 1B
Rich Dauer, R OBP: 0.324, SLG: 0.376 (1, 5)		0-0 F2		0-0 4-3		0-0 1B		0-0 SH1-4 1B		
Larry Harlow, L OBP: 0.375, SLG: 0.293 (9, PR)						1-2 1B				
Billy Smith, S OBP: 0.276, SLG: 0.307 (10, 4)										
Kiko Garcia, R OBP: 0.311, SLG: 0.385 (1, 4)		0-0 FC6-4 1-2f		0-0 L4		0-0 F2		0-0 SH1-4		0-0 SH1-4
Rick Dempsey, R OBP: 0.348, SLG: 0.348 (1, 2)			0-0 B1-3		0-0 F7		0-0 F8		0-3 K	
Terry Crowley, L OBP: 0.381, SLG: 0.588 (9, PH)										
Dave Skaggs, R OBP: 0.341, SLG: 0.308 (10, 2)										

Inning Stats	R: 0	H: 1	E: 0	LOB: 1	K: 1	BB: 0	S: 6	P: 6
	R: 0	H: 1	E: 0	LOB: 1	K: 0	BB: 0	S: 4	P: 4
	R: 0	H: 1	E: 0	LOB: 1	K: 1	BB: 1	S: 6	P: 10
	R: 1	H: 1	E: 0	LOB: 0	K: 0	BB: 0	S: 4	P: 4
	R: 0	H: 0	E: 0	LOB: 0	K: 1	BB: 0	S: 5	P: 5
	R: 1	H: 3	E: 0	LOB: 2	K: 1	BB: 0	S: 8	P: 8
	R: 0	H: 0	E: 0	LOB: 1	K: 1	BB: 1	S: 5	P: 9
	R: 0	H: 0	E: 0	LOB: 0	K: 2	BB: 0	S: 7	P: 7
	R: 0	H: 1	E: 0	LOB: 2	K: 1	BB: 0	S: 6	P: 6
	R: 1	H: 2	E: 0	LOB: 2	K: 0	BB: 1	S: 4	P: 8

PITCHER	IP	WLS	BF	H	R	ER	SO	BB	IBB	HBP	BLK	WP	HR	S	P	ERA	WHIP
Roger Erickson, R ERA: 6.62 (1, 1)	6.0		26	7	2	2	4	1	0	0	0	0	1	33	37	3.00	1.333
Mike Marshall, R ERA: 1.98 (7, 1)	3.2	L	16	3	1	1	4	2	0	0	0	0	0	22	30	2.46	1.364

Batter	1	2	3	4	5	6	7	8	9	AB R H RBI BB SO LOB	TOP									
Hosken Powell, L (1, 9) OBP: 0.493, SLG: 0.552	0-0 3-1		0-0 1B 1B		0-0 F3			0-0 SH2-4 SF8 2B		4 2 2 0 0 0 0										
Butch Wynegar, S (1, 2) OBP: 0.398, SLG: 0.398	0-0 F7		0-0 1B 1B		0-0 F2			0-0 SH2-4		3 0 1 1 0 0 0										
Roy Smalley, S (1, 6) OBP: 0.455, SLG: 0.591	0-0 2B		0-0 1B G4-6-3					0-0 SF8		3 0 2 2 0 0 0										
Ken Landreaux, L (1, 8) OBP: 0.359, SLG: 0.431	0-0 3-1		0-0 G4-6-3 1-2f					0-0 5-3		4 0 0 0 0 0 3										
Glenn Adams, L (1, 10) OBP: 0.331, SLG: 0.396 Craig Kusick, R (6, PH) OBP: 0.295, SLG: 0.548 Willie Norwood, R (9, PH) OBP: 0.304, SLG: 0.431		BB BB BB	4-0 L6-3 BB		0-0 CS 1B			0-0 1-3		1 0 1 0 1 0 0 1 0 0 0 0 0 0 1 0 1 0 0 0 0										
Ron Jackson, R (1, 3) OBP: 0.330, SLG: 0.500			0-0 F2		0-0 1-2 2B			0-0 F6		4 0 1 0 0 1 2										
Rob Wilfong, L (1, 4) OBP: 0.349, SLG: 0.444			0-0 L6-3 1-2		0-0 F8			0-0 F7		4 0 0 0 0 1 3										
John Castino, R (1, 5) OBP: 0.355, SLG: 0.407			4-0 1B SH2-4 BB		0-0 6-3			0-0 S 1B		3 1 2 0 1 0 1										
Bombo Rivera, R (1, 7) OBP: 0.330, SLG: 0.386			0-0 SH2-4 1-2		0-0 6-3			0-0 F8 1-2		3 0 0 0 0 0 3										
Inning Stats	R: 0 E: 0 K: 0 S: 4	H: 1 LOB: 1 BB: 0 P: 4	R: 0 E: 0 K: 0 S: 2	H: 0 LOB: 0 BB: 1 P: 6	R: 2 E: 0 K: 0 S: 5	H: 3 LOB: 1 BB: 1 P: 9	R: 0 E: 0 K: 0 S: 4	H: 2 LOB: 1 BB: 0 P: 4	R: 0 E: 0 K: 0 S: 3	H: 0 LOB: 0 BB: 0 P: 3	R: 0 E: 0 K: 0 S: 4	H: 1 LOB: 1 BB: 0 P: 4	R: 1 E: 0 K: 2 S: 9	H: 1 LOB: 0 BB: 0 P: 4	R: 0 E: 0 K: 2 S: 9	H: 2 LOB: 2 BB: 0 P: 9	1B: 7 2B: 4 3B: 0 HR: 0	SF: 1 SAC: 2 DP: 2 HBP: 0	WP: 0 PB: 0 SB: 1 CS: 1	PA: 36
PITCHER	IP WLS BF H R ER SO BB IBB HBP BLK WP HR S P ERA WHIP																			
Steve Stone, R (1, 1) ERA: 4.22	3.1 L 15 6 2 2 0 2 2 0 0 0 0 0 0 13 21 5.40 2.400																			
Scott McGregor, L (4, 1) ERA: 4.66	5.2 21 4 1 1 2 0 0 0 0 0 0 0 0 25 25 1.59 0.706																			

Minnesota Twins @ Baltimore Orioles
 Memorial Stadium, Baltimore, MD
 Tue Jun 05 1979, 7:05 PM EDT
 Att: 11,036 - Unknown

livebaseballscorecards.com

AB	31
R	3
H	10
RBI	3
BB	2
SO	2
LOB	12



Batter	1	2	3	4	5	6	7	8	9	AB R H RBI BB SO LOB
Al Bumbry, L (1, 8) OBP: 0.336, SLG: 0.372	0-0 6-3		0-0 1B			0-0 6-3			0-0 F7	4 0 1 0 0 0 0
Rich Dauer, R (1, 4) OBP: 0.319, SLG: 0.370 Pat Kelly, L (9, PH) OBP: 0.435, SLG: 0.590	0-0 6-3		0-0 L7			0-0 5-3			0-0 1B 1-3 2B	3 0 0 0 0 0 1 1 1 1 0 0 0 0
Eddie Murray, S (1, 3) OBP: 0.349, SLG: 0.385	0-0 1B			0-0 1-3		0-0 6-3			0-0 1-3 1B	4 0 2 0 0 0 0
Ken Singleton, S (1, 9) OBP: 0.431, SLG: 0.595	0-3 K			0-3 K		0-0 1-3			0-0 1-3 1-2	4 0 0 1 0 2 2
Gary Roenicke, R (1, 7) OBP: 0.409, SLG: 0.569		0-0 5-3		0-0 6-3		0-0 F2			0-3 K	4 0 0 0 0 1 1
Lee May, R (1, 10) OBP: 0.328, SLG: 0.509		0-0 5-3			0-0 1B	0-3 K				3 0 1 0 0 1 0
Doug DeCinces, R (1, 5) OBP: 0.329, SLG: 0.429		0-0 L6			0-0 F7					3 0 0 0 0 0 1
Kiko Garcia, R (1, 6) OBP: 0.306, SLG: 0.379 Terry Crowley, L (8, PH) OBP: 0.364, SLG: 0.556 Mark Belanger, R (9, 6) OBP: 0.248, SLG: 0.198			0-0 G3		0-0 F9				0-0 1-3	2 0 0 0 0 0 1 1 0 0 0 0 0 0 0 0 0 0 0 0 0
Rick Dempsey, R (1, 2) OBP: 0.344, SLG: 0.343 John Lowenstein, L (8, PH) OBP: 0.441, SLG: 0.564 Dave Skaggs, R (9, 2) OBP: 0.341, SLG: 0.308			0-0 F9		0-0 2-3				0-0 L7	2 0 0 0 0 0 1 1 0 0 0 0 0 0 0 0 0 0 0 0 0

Inning Stats	R: 0	H: 1	E: 0	K: 1	S: 6	LOB: 1	BB: 0	P: 6	R: 0	H: 0	E: 0	K: 0	S: 3	LOB: 0	BB: 0	P: 3	R: 0	H: 1	E: 0	K: 0	S: 4	LOB: 1	BB: 0	P: 4	R: 0	H: 0	E: 0	K: 1	S: 5	LOB: 0	BB: 0	P: 5	R: 0	H: 1	E: 0	K: 0	S: 4	LOB: 1	BB: 0	P: 4	R: 0	H: 0	E: 0	K: 0	S: 3	LOB: 0	BB: 0	P: 3	R: 0	H: 0	E: 0	K: 1	S: 5	LOB: 0	BB: 0	P: 5	R: 0	H: 0	E: 0	K: 0	S: 3	LOB: 0	BB: 0	P: 3	R: 1	H: 2	E: 0	K: 1	S: 7	LOB: 1	BB: 0	P: 7	1B: 4	SF: 0	2B: 1	SAC: 0	3B: 0	DP: 0	HR: 0	HBP: 0	WP: 0	PA: 32
--------------	------	------	------	------	------	--------	-------	------	------	------	------	------	------	--------	-------	------	------	------	------	------	------	--------	-------	------	------	------	------	------	------	--------	-------	------	------	------	------	------	------	--------	-------	------	------	------	------	------	------	--------	-------	------	------	------	------	------	------	--------	-------	------	------	------	------	------	------	--------	-------	------	------	------	------	------	------	--------	-------	------	-------	-------	-------	--------	-------	-------	-------	--------	-------	--------

PITCHER	IP	WLS	BF	H	R	ER	SO	BB	IBB	HBP	BLK	WP	HR	S	P	ERA	WHIP
Paul Hartzell, R (1, 1) ERA: 4.96	8.1	W	30	5	1	1	3	0	0	0	0	0	0	36	36	1.08	0.600
Mike Marshall, R (9, 1) ERA: 1.95	0.2	S	2	0	0	0	1	0	0	0	0	0	0	4	4	0.00	0.000

MINNESOTA TWINS @ BALTIMORE ORIOLES
Memorial Stadium, Baltimore, MD
 Tue Jun 05 1979, 7:05 PM EDT
 Att. 11,036 - Unknown

AB	32
R	1
H	5
RBI	1
BB	0
SO	4
LOB	7



Batter	1	2	3	4	5	6	7	8	9	AB R H RBI BB SO LOB	TOP											
Willie Wilson, S (1, 7) OBP: 0.399, SLG: 0.476	0-0 4-3			0-0 G3		0-0 S 1B			0-0 1B	4 0 2 0 0 0 0												
George Brett, L (1, 5) OBP: 0.375, SLG: 0.530	0-3 K			0-0 6-3 1B		0-0 F7 1-2			0-0 1-3 1B	4 0 2 0 0 1 1												
Amos Otis, R (1, 8) OBP: 0.414, SLG: 0.450	0-3 K			0-0 6-3 1-2			0-3 K		0-0 L8	4 0 0 0 0 2 3												
Darrell Porter, L (1, 2) OBP: 0.416, SLG: 0.468		0-0 4-3		0-3 K			0-0 F8		0-0 1-3	4 0 0 0 0 1 3												
Al Cowens, R (1, 9) OBP: 0.369, SLG: 0.480		0-0 F6			0-3 K		0-0 F3			3 0 0 0 0 1 0												
Ralph LaCock, L (1, 3) OBP: 0.350, SLG: 0.415		0-0 F9			0-3 K			0-0 F9		3 0 0 0 0 1 0												
Hal McRae, R (1, 10) OBP: 0.302, SLG: 0.412			0-0 G3		0-0 4-3			0-0 5-3		3 0 0 0 0 0 0												
Freddie Patek, R (1, 6) OBP: 0.275, SLG: 0.270			0-3 K			0-0 F3		0-3 K		2 0 0 0 0 1 0												
Tom Poquette, L (8, PH) OBP: 0.273, SLG: 0.250										1 0 0 0 0 1 0												
Todd Cruz, R (8, 6) OBP: 0.275, SLG: 0.395										0 0 0 0 0 0 0												
U L Washington, S (1, 4) OBP: 0.294, SLG: 0.343			0-3 K			0-0 F7			0-0 3-1	2 0 0 0 0 1 0												
Steve Braun, L (9, PH) OBP: 0.382, SLG: 0.379										1 0 0 0 0 0 0												
Inning Stats	R: 0 E: 0 K: 2 S: 7	H: 0 LOB: 0 BB: 0 P: 7	R: 0 E: 0 K: 0 S: 3	H: 0 LOB: 0 BB: 0 P: 3	R: 0 E: 0 K: 2 S: 7	H: 0 LOB: 0 BB: 0 P: 7	R: 0 E: 0 K: 1 S: 6	H: 1 LOB: 1 BB: 0 P: 6	R: 0 E: 0 K: 2 S: 7	H: 0 LOB: 0 BB: 0 P: 7	R: 0 E: 0 K: 0 S: 4	H: 1 LOB: 1 BB: 0 P: 4	R: 0 E: 0 K: 1 S: 5	H: 0 LOB: 0 BB: 0 P: 5	R: 0 E: 0 K: 1 S: 5	H: 0 LOB: 0 BB: 0 P: 5	R: 0 E: 0 K: 0 S: 5	H: 2 LOB: 2 BB: 0 P: 5	1B: 4 2B: 0 3B: 0 HR: 0	SF: 0 SAC: 0 DP: 0 HBP: 0	WP: 0 PB: 0 SB: 1 CS: 0	PA: 31
PITCHER Dennis Martinez, R (1, 1) ERA: 3.04	IP: 9.0 WLS: W BF: 31 H: 4 R: 0 ER: 0 SO: 9 BB: 0 IBB: 0 HBP: 0 BLK: 0 WP: 0 HR: 0 S: 49 P: 49 ERA: 0.00 WHIP: 0.444																				PITCHER	IP: WLS: BF: H: R: ER: SO: BB: IBB: HBP: BLK: WP: HR: S: P: ERA: WHIP:

Kansas City Royals @ Baltimore Orioles
 Memorial Stadium, Baltimore, MD
 Wed Jun 06 1979, 7:05 PM EDT
 Att. 14,314 - Unknown

livebaseballscorecards.com

AB	31
R	0
H	4
RBI	0
BB	0
SO	9
LOB	7



Batter	1	2	3	4	5	6	7	8	9
Al Bumbry, L OBP: 0.330, SLG: 0.365 (1, 8)	0-3 K			0-0 F5	0-0 F7			0-0 F7	
Rich Dauer, R OBP: 0.318, SLG: 0.367 (1, 4) (8, 5)	0-0 F7			0-0 2B 1B	0-0 F9			0-0 F8	
Ken Singleton, S OBP: 0.432, SLG: 0.591 (1, 9) John Lowenstein, L OBP: 0.441, SLG: 0.564 (8, PR) (9, 9)	0-0 6-3			0-0 F3		4-0 BB G5-4-3		0-0 1B	
Lee May, R OBP: 0.332, SLG: 0.514 (1, 10)		0-0 FC1-4 1B		0-0 1-H 2B		0-0 G5-4-3 1-2f		0-0 F8	
Gary Roenicke, R OBP: 0.414, SLG: 0.591 (1, 7)		0-0 FC1-4 G6-4-3 1-2f		4-0 BB		0-0 HR			
Eddie Murray, S OBP: 0.345, SLG: 0.379 (1, 3)		0-0 G6-4-3 1-2f		0-0 F3		0-0 F7			
Doug DeCinces, R OBP: 0.318, SLG: 0.411 (1, 5) Mark Belanger, R OBP: 0.248, SLG: 0.198 (8, 6)			0-0 F7		0-0 6-3		0-0 6-3		
Kiko Garcia, R OBP: 0.307, SLG: 0.386 (1, 6) (8, 4)			0-0 F8		0-0 1B 2B		0-0 F9		
Dave Skaggs, R OBP: 0.340, SLG: 0.310 (1, 2)			0-0 F9		0-0 2-H 1B		0-0 6-3		

Inning Stats	R: 0	H: 0	E: 0	K: 1	S: 5	R: 0	H: 1	E: 0	K: 0	S: 3	R: 0	H: 0	E: 0	K: 0	S: 3	R: 1	H: 2	E: 0	K: 0	S: 5	R: 1	H: 2	E: 0	K: 0	S: 5	R: 0	H: 1	E: 0	K: 0	S: 3	R: 0	H: 1	E: 0	K: 0	S: 4
	LOB: 0	BB: 0	P: 5	LOB: 0	BB: 0	P: 3	LOB: 0	BB: 0	P: 3	LOB: 2	BB: 1	LOB: 1	BB: 0	P: 5	LOB: 0	BB: 1	LOB: 0	BB: 0	P: 7	LOB: 0	BB: 0	LOB: 0	BB: 0	P: 3	LOB: 1	BB: 0	LOB: 1	BB: 0	P: 4	LOB: 0	BB: 0	LOB: 1	BB: 0	P: 4	

PITCHER	IP	WLS	BF	H	R	ER	SO	BB	IBB	HBP	BLK	WP	HR	S	P	ERA	WHIP	PITCHER	IP	WLS	BF	H	R	ER	SO	BB	IBB	HBP	BLK	WP	HR	S	P	ERA	WHIP	
Paul Splittorf, L ERA: 3.66 (1, 1)	8.0	L	31	7	3	3	1	2	0	0	0	0	1	31	39	3.38	1.125																			

AB R H RBI BB SO LOB

4	0	0	0	0	1	1
4	1	1	0	0	0	1
3	0	1	0	1	0	1
0	0	0	0	0	0	0
4	0	2	1	0	0	2
2	1	1	1	1	0	1
3	0	0	0	0	0	3
3	0	0	0	0	0	0
0	0	0	0	0	0	0
3	1	1	0	0	0	0
3	0	1	1	0	0	0

AB	29
R	3
H	7
RBI	3
BB	2
SO	1
LOB	9



1B:	4	SF:	0	WP:	0	PA:	31
2B:	2	SAC:	0	PB:	0		
3B:	0	DP:	2	SB:	0		
HR:	1	HBP:	0	CS:	0		

Kansas City Royals @ Baltimore Orioles
Memorial Stadium, Baltimore, MD
 Wed Jun 06 1979, 7:05 PM EDT
 Att. 14,314 - Unknown

livebaseballscorecards.com

Batter	1	2	3	4	5	6	7	8	9	AB R H RBI BB SO LOB	TOP	
Willie Wilson, S (1, 7) OBP: 0.394, SLG: 0.465	4-0 BB S BB		x 0-0 F9		x 0-0 F7			x 0-0 B1-3		3 0 0 0 1 0 1		
George Brett, L (1, 5) OBP: 0.374, SLG: 0.524	4-0 BB S BB		x 0-0 4-3			x 0-0 F8		x 0-0 F6		3 0 0 0 1 0 0		
Amos Otis, R (1, 8) OBP: 0.407, SLG: 0.441	0-3 SS S 1-2 K			x 0-0 F7		x 0-0 3-1			x 0-0 6-3	4 0 0 0 0 1 1		
Darrell Porter, L (1, 2) OBP: 0.417, SLG: 0.463	4-0 BB BB			x 0-0 3-1		BB 4-0 BB		x 0-0 F7		2 0 0 0 2 0 0		
Ralph LaCock, L (1, 3) OBP: 0.342, SLG: 0.404	x 0-0 F7			SS 0-3 K		x 0-0 F8		x 0-0 4-3		4 0 0 0 0 1 3		
Al Cowens, R (1, 10) OBP: 0.375, SLG: 0.508		x 0-0 6-3			x 0-0 HR		x 0-0 CS 1B			3 1 2 1 0 0 0		
Tom Poquette, L (1, 9) OBP: 0.240, SLG: 0.217		x 0-0 F8			x 0-0 F9		x 0-0 4-3			3 0 0 0 0 0 1		
Freddie Patek, R (1, 6) OBP: 0.270, SLG: 0.265		x 0-0 F8			SS 0-3 K		x 0-0 5-3			3 0 0 0 0 1 0		
U L Washington, S (1, 4) OBP: 0.288, SLG: 0.337			x 0-0 6-3		x 0-0 E3			SS 0-3 K		2 0 0 0 0 0 0		
Steve Braun, L (8, PH) OBP: 0.371, SLG: 0.367										1 0 0 0 0 1 0		
Jerry Terrell, R (8, 4) OBP: 0.400, SLG: 0.600										0 0 0 0 0 0 0		
Inning Stats	R: 0 H: 0 E: 0 LOB: 2 K: 1 BB: 3 S: 4 P: 16	R: 0 H: 0 E: 0 LOB: 0 K: 0 BB: 0 S: 3 P: 3	R: 0 H: 0 E: 0 LOB: 0 K: 0 BB: 0 S: 3 P: 3	R: 0 H: 0 E: 0 LOB: 0 K: 1 BB: 0 S: 5 P: 5	R: 1 H: 1 E: 1 LOB: 1 K: 1 BB: 0 S: 7 P: 7	R: 0 H: 0 E: 0 LOB: 1 K: 0 BB: 1 S: 3 P: 7	R: 0 H: 1 E: 0 LOB: 0 K: 0 BB: 0 S: 3 P: 3	R: 0 H: 0 E: 0 LOB: 0 K: 1 BB: 0 S: 5 P: 5	R: 0 H: 0 E: 0 LOB: 0 K: 0 BB: 0 S: 3 P: 3	1B: 1 SF: 0 2B: 0 SAC: 0 3B: 0 DP: 0 HR: 1 HBP: 0	WP: 0 PA: 32 PB: 0 SB: 2 CS: 1	
PITCHER Sammy Stewart, R (1, 1) ERA: 1.99	IP WLS BF H R ER SO BB IBB HBP BLK WP HR S P ERA WHIP	9.0 W 32 2 1 1 4 4 0 0 0 0 1 36 52 1.00 0.667										
PITCHER	IP WLS BF H R ER SO BB IBB HBP BLK WP HR S P ERA WHIP											

Kansas City Royals @ Baltimore Orioles
Memorial Stadium, Baltimore, MD
Thu Jun 07 1979, 7:05 PM EDT
Att. 13,724 - Unknown

livebaseballscorecards.com

AB 28
R 1
H 2
RBI 1
BB 4
SO 4
LOB 6



Batter	1	2	3	4	5	6	7	8	9	AB R H RBI BB SO LOB	TOP											
Bump Wills, S (1, 4) OBP: 0.329, SLG: 0.283	0-0 1B		0-3 K			0-3 K		0-0 4-3		4 0 1 0 0 2 0												
Bill Sample, R (1, 7) OBP: 0.372, SLG: 0.339	0-0 L8			0-0 5-3		0-0 1B		0-0 6-3		4 0 1 0 0 0 1												
Buddy Bell, R (1, 5) OBP: 0.310, SLG: 0.364	0-0 F9			0-0 1B		0-0 F8		0-0 F8		4 0 1 0 0 0 2												
John Ellis, R (1, 10) OBP: 0.292, SLG: 0.459	0-0 5-3			0-3 K		0-0 F8		0-0 F9		4 0 0 0 0 1 3												
Richie Zisk, R (1, 9) OBP: 0.293, SLG: 0.330		0-0 6-3		0-0 F7		0-0 F8				3 0 0 0 0 0 1												
Gary Holle, R (1, 3)		0-0 1-3			4-0 1B 1-3 BB		0-0 4-3			2 0 0 0 1 0 0												
Jim Sundberg, R (1, 2) OBP: 0.272, SLG: 0.312		0-0 L6			0-0 1-3		0-0 6-3			3 0 0 0 0 0 1												
Nelson Norman, S (1, 6) OBP: 0.273, SLG: 0.261 Larvell Blanks, R (8, PH) OBP: 0.310, SLG: 0.308 (8, 6)			0-3 K			0-0 G6-4-3 1B		4-0 G5-4-3 BB		2 0 1 0 0 1 0 0 0 0 0 1 0 0												
Dave Roberts, R (1, 8) OBP: 0.111, SLG: 0.111 Dave Chalk, R (8, PH) OBP: 0.250, SLG: 0.250 Johnny Grubb, L (8, 8) OBP: 0.377, SLG: 0.569		0-0 6-3			0-0 G6-4-3		0-0 G5-4-3			2 0 0 0 0 0 2 1 0 0 0 0 0 1 0 0 0 0 0 0 0												
Inning Stats	R: 0 E: 0 K: 0 S: 4	H: 1 LOB: 1 BB: 0 P: 4	R: 0 E: 0 K: 0 S: 3	H: 0 LOB: 0 BB: 0 P: 3	R: 0 E: 0 K: 2 S: 7	H: 0 LOB: 0 BB: 0 P: 7	R: 0 E: 0 K: 1 S: 6	H: 1 LOB: 1 BB: 0 P: 6	R: 0 E: 0 K: 1 S: 6	H: 1 LOB: 1 BB: 0 P: 6	R: 0 E: 0 K: 0 S: 3	H: 0 LOB: 0 BB: 0 P: 3	R: 0 E: 0 K: 0 S: 2	H: 0 LOB: 0 BB: 1 P: 6	R: 0 E: 0 K: 0 S: 3	H: 0 LOB: 0 BB: 0 P: 3	1B: 4 2B: 0 3B: 0 HR: 0	SF: 0 SAC: 0 DP: 2 HBP: 0	WP: 0 PB: 0 SB: 1 CS: 0	PA: 31		
PITCHER Mike Flanagan, L (1, 1) ERA: 3.29	IP 9.0	WLS W	BF 31	H 4	R 0	ER 0	SO 4	BB 2	IBB 0	HBP 0	BLK 0	WP 0	HR 0	S 37	P 45	ERA 0.00	WHIP 0.667					PITCHER IP WLS BF H R ER SO BB IBB HBP BLK WP HR S P ERA WHIP

Texas Rangers @ Baltimore Orioles
Memorial Stadium, Baltimore, MD
 Fri Jun 08 1979, 7:05 PM EDT
 Att: 47,539 - Unknown

livebaseballscorecards.com

AB 29
R 0
H 4
RBI 0
BB 2
SO 4
LOB 11



Batter	1	2	3	4	5	6	7	8	9
Al Bumbry, L OBP: 0.332, SLG: 0.364 (1, 8) X	0-0 L7 ①			X 0-0 G3 ① X	0-0 SF7 ②			X 0-0 L6 ①	
John Lowenstein, L OBP: 0.431, SLG: 0.542 (1, 9) X	0-0 F5 ②			0-3 K ② X	0-0 F8 ③			X 0-0 BB 1B 1B	
Ken Singleton, S OBP: 0.428, SLG: 0.578 (1, 10) X	0-0 F7 ③			X 0-0 6-3 ③		S S S 0-3 K ①		X 0-0 BB 1B	
Doug DeCinces, R OBP: 0.293, SLG: 0.380 (1, 5) X		X 0-0 F3 ①			X 0-0 F3 ① X	0-0 4-3 ②		X 0-0 F8 ②	
Gary Roenicke, R OBP: 0.424, SLG: 0.584 (1, 7)		BB BB BB 4-0			X 0-0 BB 1B 1B	X 0-0 6-3 ③		BB BB BB 4-0	
Eddie Murray, S OBP: 0.350, SLG: 0.382 (1, 3) X		X 0-0 G4-6-3 ② ③			BB BB BB 4-0		BB BB BB 4-0	X 0-0 SH3 BB	
Rich Dauer, R OBP: 0.323, SLG: 0.365 (1, 4) X			X 0-0 F8 ①		X 0-0 BB BB SF7 1B		X 0-0 SH3 ①		
Kiko Garcia, R OBP: 0.308, SLG: 0.374 (1, 6) X			X 0-0 5-3 ②		BB BB BB 4-0		S S S 0-3 K ②		
Mark Belanger, R OBP: 0.248, SLG: 0.198 (8, 6) X			X 0-0 5-3 ②		1-2 SF7 BB BB				
Dave Skaggs, R OBP: 0.340, SLG: 0.295 (1, 2) X			X 0-0 4-3 ③		BB BB BB 4-0		S S S 0-3 K ③		
					1-2 2-3 3-H				

AB	R	H	RBI	BB	SO	LOB
3	0	0	1	0	0	0
4	0	1	0	0	1	2
4	0	1	0	0	1	0
4	0	0	0	0	0	2
2	1	1	0	2	0	0
2	1	0	0	2	0	4
2	1	1	1	0	0	0
2	0	0	0	1	1	1
0	0	0	0	0	0	0
2	0	0	1	1	1	1

BOTTOM

Texas Rangers @ Baltimore Orioles
Memorial Stadium, Baltimore, MD

Fri Jun 08 1979, 7:05 PM EDT
Att. 47,539 - Unknown

AB	25
R	3
H	4
RBI	3
BB	6
SO	4
LOB	10



1B: 4	SF: 1
2B: 0	SAC: 1
3B: 0	DP: 1
HR: 0	HBP: 0

WP: 0	PA: 33
PB: 0	
SB: 0	
CS: 0	

Inning Stats	R: 0	H: 0	E: 0	LOB: 0	K: 0	S: 3	P: 3	R: 0	H: 0	E: 0	LOB: 0	K: 0	S: 2	P: 6	R: 0	H: 0	E: 0	LOB: 0	K: 0	S: 3	R: 0	H: 0	E: 0	LOB: 0	K: 1	S: 5	R: 3	H: 2	E: 0	LOB: 2	K: 0	S: 5	R: 0	H: 0	E: 0	LOB: 0	K: 1	S: 5	R: 0	H: 0	E: 0	LOB: 1	K: 2	S: 7	R: 0	H: 2	E: 0	LOB: 3	K: 0	S: 5	P: 9
PITCHER	IP	WLS	BF	H	R	ER	SO	BB	IBB	HBP	BLK	WP	HR	S	P	ERA	WHIP																																		
Doyle Alexander, R ERA: 3.69 (1, 1)	7.2	L	32	4	3	3	4	6	0	0	0	0	0	34	58	3.52	1.304																																		
Sparky Lyle, L ERA: 4.46 (8, 1)	0.1		1	0	0	0	0	0	0	0	0	0	0	1	1	0.00	0.000																																		

WP	HR	S	P	ERA	WHIP
0	0	1	1	0.00	0.000

Batter	1	2	3	4	5	6	7	8	9	AB R H RBI BB SO LOB	TOP
Johnny Grubb, L (1, 8) <small>OBP: 0.381, SLG: 0.564</small>	4-0 		0-0 			0-0 		0-0 		3 0 1 0 1 0 0	
Buddy Bell, R (1, 5) <small>OBP: 0.313, SLG: 0.371</small>	0-0 				0-0 	0-0 		0-0 		4 0 2 0 0 0 1	
Al Oliver, L (1, 7) <small>OBP: 0.345, SLG: 0.475</small>	0-0 			0-0 		0-0 		0-0 		4 0 0 0 0 0 3	
John Ellis, R (1, 10) Bill Sample, R (9, PR) <small>OBP: 0.282, SLG: 0.442</small> <small>OBP: 0.372, SLG: 0.339</small>		0-0 		0-0 		0-0 		0-0 		4 0 0 0 0 0 0 0 1 0 0 0 0 0	
Pat Putnam, L (1, 3) <small>OBP: 0.312, SLG: 0.485</small>		0-0 			0-0 		0-0 	0-0 		4 2 3 3 0 0 0	
Richie Zisk, R (1, 9) <small>OBP: 0.287, SLG: 0.323</small>		0-0 			0-3 		0-0 	0-0 		4 0 0 0 0 1 2	
Jim Sundberg, R (1, 2) <small>OBP: 0.276, SLG: 0.312</small>			0-0 		0-0 		4-0 	0-0 		3 0 1 0 1 0 1	
Nelson Norman, S (1, 6) <small>OBP: 0.269, SLG: 0.256</small> Oscar Gamble, L (7, PH) <small>OBP: 0.460, SLG: 0.490</small> Larvell Blanks, R (7, 6) <small>OBP: 0.310, SLG: 0.308</small> Gary Holle, R (9, PH) <small>OBP: 0.400, SLG: 0.500</small>			0-0 		0-0 		0-0 	0-0 		2 0 0 0 0 0 1 1 0 0 0 0 0 2 0 0 0 0 0 0 0 1 0 1 0 0 0 0	
Bump Wills, S (1, 4) <small>OBP: 0.327, SLG: 0.283</small>			0-0 			0-0 		0-0 	0-0 	4 0 1 0 0 0 2	
Inning Stats	R: 0 H: 0 E: 0 LOB: 0 K: 0 BB: 1 S: 2 P: 6	R: 0 H: 0 E: 0 LOB: 0 K: 0 BB: 0 S: 3 P: 3	R: 0 H: 2 E: 0 LOB: 1 K: 0 BB: 0 S: 4 P: 4	R: 0 H: 0 E: 0 LOB: 0 K: 0 BB: 0 S: 3 P: 3	R: 1 H: 2 E: 0 LOB: 0 K: 1 BB: 0 S: 6 P: 6	R: 0 H: 1 E: 0 LOB: 1 K: 0 BB: 0 S: 4 P: 4	R: 0 H: 1 E: 0 LOB: 2 K: 0 BB: 1 S: 4 P: 8	R: 0 H: 1 E: 0 LOB: 1 K: 0 BB: 0 S: 4 P: 4	R: 2 H: 2 E: 1 LOB: 2 K: 0 BB: 0 S: 6 P: 6	1B: 4 SF: 0 2B: 3 SAC: 0 3B: 0 DP: 1 HR: 2 HBP: 0	WP: 0 PA: 36 PB: 0 SB: 0 CS: 1
PITCHER Steve Stone, R (1, 1) <small>ERA: 3.86</small> Don Stanhouse, R (9, 1) <small>ERA: 2.93</small>	IP WLS BF H R ER SO BB IBB HBP BLK WP HR S P ERA WHIP 8.0 W 30 7 1 1 1 2 0 0 0 0 0 1 30 38 1.12 1.125 1.0 S 6 2 2 1 0 0 0 0 0 0 0 0 1 6 6 9.00 2.000	PITCHER IP WLS BF H R ER SO BB IBB HBP BLK WP HR S P ERA WHIP									

Texas Rangers @ Baltimore Orioles
 Memorial Stadium, Baltimore, MD
 Sat Jun 09 1979, 7:05 PM EDT
 Att: 30,806 - Unknown

livebaseballscorecards.com

AB	34
R	3
H	9
RBI	3
BB	2
SO	1
LOB	12



Batter	1	2	3	4	5	6	7	8	9
Al Bumbry, L (1, 8) OBP: 0.326, SLG: 0.357	0-0 4-3		0-3 K		0-0 G3		0-0 5-3		
Rich Dauer, R (1, 4) Mark Belanger, R (8, 6) OBP: 0.248, SLG: 0.198	0-0 4-3			0-3 K		0-0 F9	0-0 4-3		
Eddie Murray, S (1, 3) OBP: 0.356, SLG: 0.391	0-0 2-3			0-0 1B 1B		0-0 1B 2B		4-0 1B BB	
Ken Singleton, S (1, 9) John Lowenstein, L (8, PR) (9, 9) OBP: 0.431, SLG: 0.542		0-0 5-3 1B		0-0 1B 1B		4-0 1B 1B		0-0 FC5-4 1B	
Gary Roenicke, R (1, 7) OBP: 0.420, SLG: 0.574		0-0 5-3		0-0 1B 1B		0-0 F3		0-3 K	
Lee May, R (1, 10) OBP: 0.333, SLG: 0.505		0-0 1-3		0-0 1B 1B		0-0 1B 1B		0-0 F4	
Doug DeCinces, R (1, 5) OBP: 0.292, SLG: 0.373		0-0 6-3		0-3 K		0-0 1B		0-0 FC5-4	
Kiko Garcia, R (1, 6) (8, 4) OBP: 0.301, SLG: 0.366			0-0 F8		0-0 5-3	0-0 F8			
Rick Dempsey, R (1, 2) OBP: 0.337, SLG: 0.331			4-0 CS BB		0-0 F4		0-0 F9		

Inning Stats	R: 0	H: 0	E: 0	K: 0	S: 3	R: 0	H: 1	E: 0	K: 0	S: 4	R: 0	H: 0	E: 0	K: 1	S: 4	R: 2	H: 4	E: 0	K: 2	S: 10	R: 0	H: 0	E: 0	K: 0	S: 3	R: 2	H: 3	E: 0	K: 0	S: 6	R: 0	H: 0	E: 0	K: 0	S: 3	R: 0	H: 1	E: 0	K: 1	S: 6
	LOB: 0	BB: 0	P: 3	LOB: 1	BB: 0	P: 4	LOB: 1	BB: 1	P: 8	LOB: 1	BB: 0	P: 10	LOB: 0	BB: 0	P: 3	LOB: 2	BB: 1	P: 10	LOB: 0	BB: 0	P: 3	LOB: 0	BB: 0	P: 3	LOB: 2	BB: 1	P: 10	LOB: 1	BB: 2	P: 10	LOB: 0	BB: 0	P: 3	LOB: 2	BB: 1	P: 10	SF: 0	SAC: 0	DP: 1	HBP: 0

PITCHER	IP	WLS	BF	H	R	ER	SO	BB	IBB	HBP	BLK	WP	HR	S	P	ERA	WHIP
Dock Ellis, R (1, 1) ERA: 5.98	5.2	L	25	8	4	4	3	1	1	0	0	0	0	29	37	6.35	1.588
Sparky Lyle, L (6, 1) ERA: 4.19	2.1		9	1	0	0	1	1	0	0	0	0	0	10	14	0.00	0.857

BOTTOM

Texas Rangers @ Baltimore Orioles
Memorial Stadium, Baltimore, MD

Sat Jun 09 1979, 7:05 PM EDT
Att. 30,806 - Unknown

AB	31
R	4
H	9
RBI	4
BB	3
SO	4
LOB	15

livebaseballscorecards.com



WP: 0	PA: 34
PB: 0	
SB: 0	
CS: 1	

Batter	1	2	3	4	5	6	7	8	9	AB R H RBI BB SO LOB	TOP																													
Johnny Grubb, L (1, 9) OBP: 0.373, SLG: 0.552	0-0 F8		0-0 SH1-3		0-0 G4-6-3			0-0 F8		3 0 0 0 0 0 1																														
Bill Sample, R (1, 7) OBP: 0.383, SLG: 0.336	0-0 5-3		4-0 BB			4-0 1B BB		4-0 E S SF7 BB		1 2 0 0 3 0 0																														
Al Oliver, L (1, 8) OBP: 0.339, SLG: 0.471	0-0 5-3		0-0 SF9			0-0 E3 L5-4-3 1B 1-3		0-0 SF7		2 0 0 2 0 0 1																														
Pat Putnam, L (1, 3) OBP: 0.310, SLG: 0.478		0-0 F7	0-0 4-1			0-0 L5-4-3 1-2 3-H 1B		0-0 4-1		4 0 1 1 0 0 2																														
Buddy Bell, R (1, 5) OBP: 0.308, SLG: 0.365		0-0 6-3		0-0 F8		0-0 L5-4-3 1-2 2-3 1B			0-0 F9	4 0 0 0 0 0 2																														
Oscar Gamble, L (1, 10) OBP: 0.470, SLG: 0.558		0-0		0-0 F9					0-0	3 1 2 1 0 0 0																														
Dave Roberts, R (9, PH) OBP: 0.158, SLG: 0.158		HR								1 0 1 0 0 0 0																														
Jim Sundberg, R (1, 2) OBP: 0.277, SLG: 0.313		0-0 1-3		0-0 5-3			0-0 SH1-3		0-0	3 0 1 0 0 0 0																														
Larvell Blanks, R (1, 6) OBP: 0.356, SLG: 0.341			0-0 SH1-3 SH SF9 1B		4-0 G4-6-3 BB		0-0 G1-6-3 1B		0-0 F9	2 1 2 0 1 0 0																														
Nelson Norman, S (7, 6) OBP: 0.267, SLG: 0.254							2-3			1 0 0 0 0 0 2																														
Bump Wills, S (1, 4) OBP: 0.323, SLG: 0.278			0-0 SH SH1-3		0-0 F7		0-0 G1-6-3		0-0 6-3	3 0 0 0 0 0 5																														
Inning Stats	R: 0 E: 0 K: 0 S: 3	H: 0 LOB: 0 BB: 0 P: 3	R: 1 E: 0 K: 0 S: 4	H: 1 LOB: 0 BB: 0 P: 4	R: 1 E: 0 K: 0 S: 5	H: 1 LOB: 2 BB: 1 P: 9	R: 0 E: 0 K: 0 S: 3	H: 0 LOB: 0 BB: 0 P: 3	R: 0 E: 0 K: 0 S: 2	H: 0 LOB: 0 BB: 1 P: 6	R: 1 E: 1 K: 0 S: 3	H: 1 LOB: 0 BB: 1 P: 7	R: 0 E: 0 K: 0 S: 4	H: 2 LOB: 1 BB: 0 P: 4	R: 1 E: 0 K: 0 S: 3	H: 0 LOB: 0 BB: 1 P: 7	R: 0 E: 0 K: 0 S: 5	H: 2 LOB: 2 BB: 0 P: 5	1B: 6 2B: 0 3B: 1 HR: 1	SF: 2 SAC: 3 DP: 2 HBP: 0	WP: 0 PB: 0 SB: 1 CS: 0	PA: 36																		
PITCHER Dennis Martinez, R (1, 1) ERA: 3.04	IP 9.0	WLS W	BF 36	H 7	R 4	ER 3	SO 0	BB 4	IBB 0	HBP 0	BLK 0	WP 0	HR 1	S 32	P 48	ERA 3.00	WHIP 1.222						PITCHER	IP 9.0	WLS W	BF 36	H 7	R 4	ER 3	SO 0	BB 4	IBB 0	HBP 0	BLK 0	WP 0	HR 1	S 32	P 48	ERA 3.00	WHIP 1.222

Texas Rangers @ Baltimore Orioles
 Memorial Stadium, Baltimore, MD
 Sun Jun 10 1979, 3:33 AM EDT
 Att. 22,658 - Unknown

livebaseballscorecards.com

AB 27
 R 4
 H 7
 RBI 4
 BB 4
 SO 0
 LOB 13



Batter	1	2	3	4	5	6	7	8	9	AB R H RBI BB SO LOB	TOP																											
Kiko Garcia, R (1, 6) OBP: 0.312, SLG: 0.383	0-0 CS 1B		0-0 2-H 3B		0-0 1-2 2-3 2B 1B	4-0 1B BB		0-0 F9		4 1 3 1 1 0 0																												
Benny Ayala, R (1, 7) OBP: 0.313, SLG: 0.750 Al Bumbry, L (6, PH) OBP: 0.328, SLG: 0.359 (6, 8)	0-0 F2		0-0 F8		0-0 FC6-2 2B PB	0-0 1B		0-3 K		3 1 0 0 0 0 5 2 0 1 2 0 1 0																												
Ken Singleton, S (1, 9) OBP: 0.430, SLG: 0.571 John Lowenstein, L (9, 9) OBP: 0.438, SLG: 0.542	0-3 K			4-0 5-3 PB BB	0-0 PB 2B	0-3 K		0-0 4-3		4 0 1 2 1 2 2 0 0 0 0 0 0 0																												
Lee May, R (1, 10) OBP: 0.330, SLG: 0.492		0-3 K		0-0 5-3	4-0 PB IBB	0-0 5-3		0-0 P6		4 0 0 0 1 1 3																												
Gary Roenicke, R (1, 8) OBP: 0.418, SLG: 0.558 (6, 7)		0-0 F8		0-0 L6	0-3 K		0-0 F7			4 0 0 0 0 1 3																												
Eddie Murray, S (1, 3) OBP: 0.357, SLG: 0.389		0-3 K		4-0 BB	0-0 5-3		0-0 G3			3 0 0 0 1 1 2																												
Doug DeCinces, R (1, 5) OBP: 0.298, SLG: 0.378			0-3 K	0-0 P5		0-0 1B 6-3 1B	0-0 F7			4 1 1 0 0 1 2																												
Rich Dauer, R (1, 4) OBP: 0.321, SLG: 0.365			0-0 3B 2B		0-0 1B FC6-2 1B	0-0 6-3		0-0 F7		4 1 2 0 0 0 1																												
Rick Dempsey, R (1, 2) OBP: 0.341, SLG: 0.336			0-0 5-3		0-0 FC6-2 2B 1B	0-0 1B BB		0-0 F8		4 2 2 0 0 0 1																												
Inning Stats	R: 0 E: 0 K: 1 S: 5	H: 1 LOB: 0 BB: 0 P: 5	R: 0 E: 0 K: 2 S: 7	H: 0 LOB: 0 BB: 0 P: 7	R: 1 E: 0 K: 1 S: 7	H: 2 LOB: 1 BB: 0 P: 7	R: 0 E: 0 K: 0 S: 3	H: 0 LOB: 2 BB: 2 P: 11	R: 3 E: 0 K: 1 S: 9	H: 4 LOB: 2 BB: 1 P: 13	R: 2 E: 0 K: 1 S: 8	H: 3 LOB: 2 BB: 1 P: 12	R: 0 E: 0 K: 0 S: 3	H: 0 LOB: 0 BB: 0 P: 3	R: 0 E: 0 K: 0 S: 3	H: 0 LOB: 0 BB: 0 P: 3	R: 0 E: 0 K: 1 S: 5	H: 0 LOB: 0 BB: 0 P: 5	1B: 7 2B: 2 3B: 1 HR: 0	SF: 0 SAC: 0 DP: 0 HBP: 0	WP: 0 PA: 40 PB: 2 SB: 1 CS: 1																	
PITCHER Rich Wortham, L (1, 1) ERA: 4.5 Randy Scarbery, R (6, 1) ERA: 3.45	IP 5.1	WLS L	BF 28	H 9	R 6	ER 5	SO 5	BB 3	IBB 1	HBP 0	BLK 0	WP 0	HR 0	S 34	P 50	ERA 8.44	WHIP 2.250					PITCHER IP 6.1	WLS L	BF 12	H 1	R 0	ER 0	SO 2	BB 0	IBB 0	HBP 0	BLK 0	WP 0	HR 0	S 16	P 16	ERA 0.00	WHIP 0.273

Baltimore Orioles @ Chicago White Sox
Comiskey Park, Chicago, IL
Mon Jun 11 1979, 8:05 PM EDT
Att. 16,602 - Unknown

livebaseballscorecards.com

AB	36
R	6
H	10
RBI	5
BB	4
SO	7
LOB	19



Batter	1	2	3	4	5	6	7	8	9	AB	R	H	RBI	BB	SO	LOB
Junior Moore, R OBP: 0.302, SLG: 0.273 (1, 7) (9, 4)	0-0 FC1-6 1B		0-0 FC6-4 1-2f			0-0 F9		0-0 F3		4	0	1	0	0	0	2
Claudell Washington, L OBP: 0.306, SLG: 0.429 (1, 9)	0-0 FC1-6 1-2f L6-3			4-0 5-3 1-3 BB		0-0 FC4-6 1-2f		0-0 4-3		3	0	0	0	1	0	2
Chet Lemon, R OBP: 0.406, SLG: 0.500 (1, 8)	0-0 L6-3 1-2			0-0 1-3 1-2		0-0 F3			0-0 5-3	4	0	0	0	0	0	3
Lamar Johnson, R OBP: 0.404, SLG: 0.473 (1, 3)		0-0 G5-4-3 1B		0-0 5-3 2-3			0-0 1B 2B		0-0 6-3	4	0	2	0	0	0	1
Eric Soderholm, R OBP: 0.317, SLG: 0.406 (1, 5)		0-0 G5-4-3 1-2f		0-3 K			0-0 L6		0-0 F8	4	0	0	0	0	1	3
Wayne Nordhagen, R OBP: 0.261, SLG: 0.262 (1, 10)		0-0 6-3			0-0 1-3		0-0 F8			3	0	0	0	0	0	1
Greg Pryor, R OBP: 0.376, SLG: 0.379 (1, 4) (9, 6)			0-0 6-3		0-0 P3		0-0 2-3 1B			3	0	1	0	0	0	0
Milt May, L OBP: 0.333, SLG: 0.595 Bill Nahorodny, R OBP: 0.320, SLG: 0.491 (7, PH) (8, 2) (8, 2)			0-0 F8		0-0 6-3		0-0 F8			2	0	0	0	0	0	0
Don Kessinger, S OBP: 0.237, SLG: 0.192 Rusty Torres, S OBP: 0.371, SLG: 0.375 (8, PH) (9, 7)			0-0 FC6-4 1B			4-0 FC4-6 BB		0-3 K		1	0	1	0	1	0	0
										1	0	0	0	0	1	0


Inning Stats	R: 0 E: 0 K: 0 S: 3	H: 1 LOB: 0 BB: 0 P: 3	R: 0 E: 0 K: 0 S: 3	H: 1 LOB: 0 BB: 0 P: 3	R: 0 E: 0 K: 0 S: 4	H: 1 LOB: 1 BB: 0 P: 4	R: 0 E: 0 K: 1 S: 5	H: 0 LOB: 1 BB: 1 P: 9	R: 0 E: 0 K: 0 S: 3	H: 0 LOB: 0 BB: 0 P: 3	R: 0 E: 0 K: 0 S: 3	H: 0 LOB: 1 BB: 1 P: 7	R: 0 E: 0 K: 0 S: 5	H: 2 LOB: 2 BB: 0 P: 5	R: 0 E: 0 K: 1 S: 5	H: 0 LOB: 0 BB: 0 P: 5	R: 0 E: 0 K: 0 S: 3	H: 0 LOB: 0 BB: 0 P: 3	1B: 4 2B: 2 3B: 0 HR: 0	SF: 0 SAC: 0 DP: 2 HBP: 0	WP: 0 PB: 0 SB: 0 CS: 0	PA: 32
---------------------	------------------------------	---------------------------------	------------------------------	---------------------------------	------------------------------	---------------------------------	------------------------------	---------------------------------	------------------------------	---------------------------------	------------------------------	---------------------------------	------------------------------	---------------------------------	------------------------------	---------------------------------	------------------------------	---------------------------------	----------------------------------	------------------------------------	----------------------------------	--------

PITCHER Scott McGregor, L ERA: 3.55 (1, 1)	IP: 9.0 WLS: W BF: 32 H: 5 R: 0 ER: 0 SO: 2 BB: 2 IBB: 0 HBP: 0 BLK: 0 WP: 0 HR: 0 S: 34 P: 42 ERA: 0.00 WHIP: 0.778	PITCHER	IP: 9.0 WLS: W BF: 32 H: 5 R: 0 ER: 0 SO: 2 BB: 2 IBB: 0 HBP: 0 BLK: 0 WP: 0 HR: 0 S: 34 P: 42 ERA: 0.00 WHIP: 0.778
--	--	----------------	--

BOTTOM

Baltimore Orioles @ Chicago White Sox
Comiskey Park, Chicago, IL
Mon Jun 11 1979, 8:05 PM EDT
Att. 16,602 - Unknown

AB	30
R	0
H	5
RBI	0
BB	2
SO	2
LOB	14



livebaseballscorecards.com

Batter	1	2	3	4	5	6	7	8	9	AB R H RBI BB SO LOB	TOP	
Al Bumbry, L (1, 8) OBP: 0.333, SLG: 0.364	0-0 G6-4-3 1B		0-3 K			0-0 1B		0-0 1B	0-0 5-3	5 1 3 0 0 1 0		
Rich Dauer, R (1, 4) (7, 5) OBP: 0.315, SLG: 0.360	0-0 G6-4-3 1-2f			0-0 F8		0-0 F3		0-0 SF7		3 0 0 1 0 0 2		
Ken Singleton, S (1, 9) OBP: 0.427, SLG: 0.563	0-3 K			0-0 1-3		0-3 K		4-0 1B 1B BB		3 1 0 0 1 2 1		
Eddie Murray, S (1, 3) OBP: 0.359, SLG: 0.389		4-0 BB FC6-4 BB		0-0 5-3		0-0 P4		0-0 1B 1B		3 1 1 0 1 0 1		
Gary Roenicke, R (1, 7) OBP: 0.425, SLG: 0.560		0-3 K			0-0 1B 1B		4-0 BB G5-4-3 BB	0-0 1B 1B		3 0 2 2 1 1 1		
Lee May, R (1, 10) OBP: 0.329, SLG: 0.487		0-3 K			0-3 K		0-0 G5-4-3 1-2f	0-0 1B		4 0 1 1 0 2 3		
Doug DeCinces, R (1, 5) OBP: 0.290, SLG: 0.366		0-0 FC6-4 1-2f			0-0 P6		0-0 5-3	0-0 F2		3 0 0 0 0 0 2		
Billy Smith, S (7, 4) OBP: 0.273, SLG: 0.303										1 0 0 0 0 0 2		
Kiko Garcia, R (1, 6) OBP: 0.310, SLG: 0.379			0-0 P3		0-0 1B			0-0 F3	0-3 K	4 0 1 0 0 1 0		
Rick Dempsey, R (1, 2) OBP: 0.339, SLG: 0.340			0-0 F8		0-0 F9			0-0 1B SF7 2B	0-0 F9	4 1 1 0 0 0 2		
Inning Stats	R: 0 E: 0 K: 1 S: 5 H: 1 LOB: 0 BB: 0 P: 5	R: 0 E: 0 K: 2 S: 7 H: 0 LOB: 1 BB: 1 P: 11	R: 0 E: 0 K: 1 S: 5 H: 0 LOB: 0 BB: 0 P: 5	R: 0 E: 0 K: 0 S: 3 H: 0 LOB: 0 BB: 0 P: 3	R: 0 E: 0 K: 1 S: 7 H: 2 LOB: 2 BB: 0 P: 7	R: 0 E: 0 K: 1 S: 6 H: 1 LOB: 1 BB: 0 P: 6	R: 0 E: 0 K: 0 S: 2 H: 0 LOB: 0 BB: 1 P: 6	R: 4 E: 0 K: 0 S: 8 H: 5 LOB: 2 BB: 1 P: 12	R: 0 E: 0 K: 1 S: 5 H: 0 LOB: 0 BB: 0 P: 5	1B: 8 2B: 1 3B: 0 HR: 0 SF: 1 SAC: 0 DP: 2 HBP: 0	WP: 0 PB: 0 SB: 0 CS: 0 PA: 37	
PITCHER	IP WLS BF H R ER SO BB IBB HBP BLK WP HR S P ERA WHIP											
Ken Kravec, L (1, 1) ERA: 3.23	7.2 W 33 9 4 4 6 3 0 0 0 0 0 0 42 54 4.70 1.565											
Rich Hinton, L (8, 1) ERA: 5.4	1.1 4 0 0 0 1 0 0 0 0 0 0 0 6 6 0.00 0.000											

Baltimore Orioles @ Chicago White Sox
 Comiskey Park, Chicago, IL
 Tue Jun 12 1979, 8:05 PM EDT
 Att. 17,137 - Unknown

livebaseballscorecards.com

AB 33
R 4
H 9
RBI 4
BB 3
SO 7
LOB 14



Batter	1	2	3	4	5	6	7	8	9
Junior Moore, R (1, 7) OBP: 0.308, SLG: 0.280	0-0 5-3 1B	0-0 1B 1B	0-0 1-3		0-3 K		0-0 3-1		
Claudell Washington, L (1, 9) OBP: 0.312, SLG: 0.440	0-0 F8	4-0 1B 1B	4-0 SF8 IBB		0-0 HR		0-3 K		
Chet Lemon, R (1, 8) OBP: 0.407, SLG: 0.500 Rusty Torres, S (6, 8) OBP: 0.361, SLG: 0.364	0-0 5-3	0-0 F8 1B 1B	0-0 SF8		4-0 G6-4-3 BB		0-0 F8		
Lamar Johnson, R (1, 3) OBP: 0.400, SLG: 0.467 Mike Squires, L (6, 3) OBP: 0.296, SLG: 0.313	0-3 K	0-0 L6 F8 1B	0-0 F7		0-0 G6-4-3		0-0 6-3		
Eric Soderholm, R (1, 5) OBP: 0.316, SLG: 0.400		4-0 E 2B BB		0-0 P4		0-3 K			
Wayne Nordhagen, R (1, 10) OBP: 0.274, SLG: 0.309		0-0 E5 2B 1B		0-0 HR		0-3 K			
Greg Pryor, R (1, 4) OBP: 0.374, SLG: 0.382		0-0 1B 2B		0-0 L7		0-0 L4			
Milt May, L (1, 2) OBP: 0.347, SLG: 0.600		4-0 1B 1B BB	0-0 2B WP 2B	0-0 F7		0-0 L3			
Don Kessinger, S (1, 6) OBP: 0.274, SLG: 0.273 Joe Gates, L (7, PH) OBP: 0.200, SLG: 0.600		0-0 1B 1B	0-0 WP SF8 2B		0-0 HR 2B		0-0 4-3		

Inning Stats	R: 0	H: 1	E: 0	K: 1	S: 6	L: 1	LOB: 1	BB: 0	P: 6	R: 7	H: 5	E: 1	K: 0	S: 8	L: 2	LOB: 2	BB: 4	P: 24	R: 2	H: 2	E: 0	K: 0	S: 5	R: 1	H: 1	E: 0	K: 0	S: 4	R: 2	H: 2	E: 0	K: 1	S: 6	R: 0	H: 0	E: 0	K: 2	S: 7	R: 0	H: 0	E: 0	K: 0	S: 3	R: 0	H: 0	E: 0	K: 1	S: 5	R: 0	H: 0	E: 0	K: 1	S: 5
--------------	------	------	------	------	------	------	--------	-------	------	------	------	------	------	------	------	--------	-------	-------	------	------	------	------	------	------	------	------	------	------	------	------	------	------	------	------	------	------	------	------	------	------	------	------	------	------	------	------	------	------	------	------	------	------	------


PITCHER	IP	WLS	BF	H	R	ER	SO	BB	IBB	HBP	BLK	WP	HR	S	P	ERA	WHIP
Mike Flanagan, L (1, 1) ERA: 3.71	1.0	L	10	4	6	5	1	2	0	0	0	0	0	10	18	45.00	6.000
Sammy Stewart, R (2, 1) ERA: 2.89	3.1		20	7	6	6	1	2	2	0	0	1	2	18	34	16.20	2.700
Tim Stoddard, R (5, 1) ERA: 2.02	2.2		7	0	0	0	2	0	0	0	0	0	0	11	11	0.00	0.000
Don Stanhouse, R (8, 1) ERA: 2.84	1.0		3	0	0	0	1	0	0	0	0	0	0	5	5	0.00	0.000

BOTTOM

Baltimore Orioles @ Chicago White Sox
Comiskey Park, Chicago, IL
Tue Jun 12 1979, 8:05 PM EDT
Att. 17,137 - Unknown

AB	R	H	RBI	BB	SO	LOB
5	1	2	2	0	1	3
3	2	1	2	2	1	1
2	0	1	3	1	0	1
1	0	0	0	0	0	0
4	0	1	1	0	1	3
1	0	0	0	0	0	0
3	1	0	0	1	1	2
3	2	1	1	1	1	1
4	1	1	1	0	0	3
3	2	1	0	1	0	0
3	3	3	1	0	0	0
1	0	0	0	0	0	0

AB	33
R	12
H	11
RBI	11
BB	6
SO	5
LOB	14



WP	HR	S	P	ERA	WHIP
1	0	0	0	0	0

PA: 40

1B	2B	3B	HR	SF	SAC	DP	HBP
5	5	0	2	1	0	2	0

Batter	1	2	3	4	5	6	7	8	9	10	AB	R	H	RBI	BB	SO	LOB	TOP									
Al Bumbry, L (1, 8) OBP: 0.329, SLG: 0.359	0-0 4-3		0-3 K		0-0 E 1-2 2-3 1B		0-0 F9		0-0 F8	0-0 FC6-4 1-2f	6	0	1	0	0	1	3	Baltimore Orioles @ Chicago White Sox Comiskey Park, Chicago, IL Wed Jun 13 1979, 8:05 PM EDT Att. 13,326 - Unknown									
Kiko Garcia, R (1, 6) OBP: 0.301, SLG: 0.367	0-0 B1-3		0-3 K		0-0 F9 1-3 2-H 3-H		0-3 K		0-0 E9 F8		5	0	0	0	0	2	2										
Pat Kelly, L (1, 10) OBP: 0.392, SLG: 0.523 Benny Ayala, R (9, PH) OBP: 0.294, SLG: 0.706	0-0 F8			0-0 4-3	0-0 G3		0-0 1-3		0-0 F8 2-3		4	0	0	0	0	0	1										
Ken Singleton, S (1, 9) OBP: 0.426, SLG: 0.558		4-0 FC4-6 BB		0-0 6-3		0-0 HR 1B		0-0 E3 WP 4-3	0-0 F2		4	2	1	0	1	0	1										
John Lowenstein, L (1, 7) OBP: 0.429, SLG: 0.571 Gary Roenicke, R (8, 7) OBP: 0.428, SLG: 0.560		0-0 FC4-6 1-2f S		0-0 HR		0-3 K 1B		0-0 4-3 2-H		4-0 G4-6-3 BB	4	1	1	2	0	1	2										
Eddie Murray, S (1, 3) OBP: 0.356, SLG: 0.397		0-0 F2 1-2		0-0 4-1		0-0 HR 1-H		0-0 3-1		0-0 G4-6-3 1-2f	5	1	1	2	0	0	2										
Doug DeCinces, R (1, 5) OBP: 0.304, SLG: 0.375		0-0 P6			0-0 6-3		0-0 2B		4-0 FC6-4 BB	4-0 2B BB	3	1	1	0	2	0	1										
Rich Dauer, R (1, 4) OBP: 0.315, SLG: 0.359 Terry Crowley, L (8, PH) OBP: 0.391, SLG: 0.579 Lee May, R (8, PH) OBP: 0.327, SLG: 0.485 Billy Smith, S (8, 4) OBP: 0.280, SLG: 0.322			0-0 F7		0-0 1B E 1B		0-0 6-3		0-0 FC6-4 1-2f	0-0 2B 1-H	3	1	1	0	0	0	1										
Rick Dempsey, R (1, 2) OBP: 0.352, SLG: 0.377					0-0 1B E 1B		0-0 5-3		0-0 HR	4-0 FC6-4 BB	4	2	3	1	1	0	1										
Inning Stats	R: 0 E: 0 K: 0 S: 3	H: 0 LOB: 0 BB: 0 P: 3	R: 0 E: 0 K: 0 S: 3	H: 0 LOB: 1 BB: 1 P: 7	R: 0 E: 0 K: 2 S: 8	H: 1 LOB: 1 BB: 0 P: 8	R: 1 E: 0 K: 0 S: 4	H: 1 LOB: 0 BB: 0 P: 4	R: 2 E: 1 K: 0 S: 6	H: 3 LOB: 1 BB: 0 P: 6	R: 2 E: 0 K: 1 S: 8	H: 3 LOB: 1 BB: 0 P: 8	R: 0 E: 0 K: 1 S: 5	H: 0 LOB: 0 BB: 0 P: 5	R: 1 E: 1 K: 0 S: 4	H: 0 LOB: 1 BB: 1 P: 8	R: 1 E: 1 K: 0 S: 5		H: 1 LOB: 1 BB: 0 P: 5	R: 1 E: 0 K: 0 S: 3	H: 1 LOB: 2 BB: 3 P: 15	1B: 4 2B: 3 3B: 0 HR: 3	SF: 0 SAC: 0 DP: 1 HBP: 0	WP: 1 PB: 0 SB: 1 CS: 0	PA: 46		
PITCHER	IP	WLS	BF	H	R	ER	SO	BB	IBB	HBP	BLK	WP	HR	S	P	ERA	WHIP										
Fred Howard, R (1, 1) ERA: 4.24	5.1		24	7	5	3	3	1	0	0	0	0	2	29	33	5.06	1.500										
Randy Scarbery, R (6, 1) ERA: 3.19	2.1		10	1	1	0	1	1	0	0	0	1	0	11	15	0.00	0.857										
Steve Trout, L (8, 1) ERA: 4.66	2.1	L	12	2	2	2	0	3	0	0	0	0	1	9	21	7.71	2.143										

livebaseballscorecards.com

AB	41
R	8
H	10
RBI	6
BB	5
SO	4
LOB	16



Batter	1	2	3	4	5	6	7	8	9	10	AB	R	H	RBI	BB	SO	LOB
Ralph Garr, L (1, 7) OBP: 0.349, SLG: 0.446 Junior Moore, R (6, PH) OBP: 0.312, SLG: 0.286	0-0 1-3		0-0 1-H HR	4-0 FC6-4 BB		0-0 BB 2B 1B		0-0 2-3 F8			2	1	1	2	1	0	0
Claudell Washington, L (1, 9) OBP: 0.310, SLG: 0.433	0-0 F8		0-0 E6 HR	0-3 K		4-0 1-2 2B BB		0-3 K			4	2	0	0	1	2	2
Chet Lemon, R (1, 8) OBP: 0.407, SLG: 0.516	0-3 K		0-0 1-H HR	0-3 K		0-0 1-H 2-H 2B		0-0 3-1			5	1	2	4	0	2	1
Lamar Johnson, R (1, 3) OBP: 0.402, SLG: 0.471 Mike Squires, L (8, 3) OBP: 0.292, SLG: 0.308		0-0 2B	4-0 BB 1B BB	0-0 FC6-4		0-0 F9		0-0 F7			3	1	1	0	1	0	2
Eric Soderholm, R (1, 5) OBP: 0.313, SLG: 0.395 Joe Gates, L (9, PR) OBP: 0.200, SLG: 0.600		0-0 5-3	0-0 F9		0-0 L5		0-0 F9		0-0 CS 1B		5	0	1	0	0	0	2
Jorge Orta, L (1, 10) OBP: 0.314, SLG: 0.277		0-0 2-H 2B	0-3 K		0-0 4-3		0-0 F7		0-0 CS 1-2	0-0 L6	5	0	1	1	0	1	1
Greg Pryor, R (1, 4) OBP: 0.369, SLG: 0.376		0-0 F8	0-0 1-2 BB 1B		0-0 5-3		0-0 6-3			0-0 6-3	5	0	1	0	0	0	1
Milt May, L (1, 2) OBP: 0.333, SLG: 0.551		0-3 K	4-0 1-2 2-3 BB			0-0 6-3		0-3 K		0-0 4-3	4	0	0	0	1	2	1
Don Kessinger, S (1, 6) OBP: 0.288, SLG: 0.305			0-0 HR 1B			0-0 F9		0-0 F8 2B			4	1	2	0	0	0	3

Inning Stats	R: 0	H: 0	E: 0	K: 1	S: 5	R: 1	H: 2	E: 0	K: 1	S: 7	R: 4	H: 4	E: 1	K: 1	S: 10	R: 0	H: 0	E: 0	K: 2	S: 7	R: 0	H: 0	E: 0	K: 0	S: 3	R: 2	H: 2	E: 0	K: 0	S: 5	R: 0	H: 0	E: 0	K: 0	S: 3	R: 0	H: 1	E: 0	K: 2	S: 8	R: 0	H: 1	E: 0	K: 0	S: 3	R: 0	H: 1	E: 0	K: 0	S: 3	R: 0	H: 0	E: 0	K: 0	S: 3	1B: 4	2B: 4	3B: 0	HR: 2	SF: 0	SAC: 0	DP: 0	HBP: 0	WP: 0	PA: 45
--------------	------	------	------	------	------	------	------	------	------	------	------	------	------	------	-------	------	------	------	------	------	------	------	------	------	------	------	------	------	------	------	------	------	------	------	------	------	------	------	------	------	------	------	------	------	------	------	------	------	------	------	------	------	------	------	------	-------	-------	-------	-------	-------	--------	-------	--------	-------	--------

PITCHER	IP	WLS	BF	H	R	ER	SO	BB	IBB	HBP	BLK	WP	HR	S	P	ERA	WHIP
Steve Stone, R (1, 1) ERA: 4.26	2.0		12	5	5	4	2	0	0	0	0	0	2	16	16	18.00	2.500
Tippy Martinez, L (3, 1) ERA: 4.13	3.2		17	2	2	2	3	4	0	0	0	0	0	19	35	4.91	1.636
Tim Stoddard, R (6, 1) ERA: 1.8	4.1	W	15	3	0	0	2	0	0	0	0	0	0	19	19	0.00	0.692


BOTTOM

Baltimore Orioles @ Chicago White Sox
Comiskey Park, Chicago, IL

Wed Jun 13 1979, 8:05 PM EDT
Att: 13,326 - Unknown

livebaseballscorecards.com

AB	40
R	7
H	10
RBI	7
BB	4
SO	7
LOB	14



Batter	1	2	3	4	5	6	7	8	9	AB R H RBI BB SO LOB	TOP																
Al Bumbry, L (1, 8) OBP: 0.335, SLG: 0.377	0-0 4-3		0-0 1B		0-0 P6		0-0 2B		0-0 3B	5 0 3 2 0 0 0																	
Wayne Krenchicki, L (1, 4) OBP: 0.250, SLG: 0.250 Rich Dauer, R (7, 4) OBP: 0.314, SLG: 0.358	0-0 4-3		0-0 1B		0-0 G3		0-0 6-3		0-0 F8	4 0 1 0 0 0 2 1 0 0 0 0 0 2																	
Ken Singleton, S (1, 9) OBP: 0.424, SLG: 0.550 Gary Roenicke, R (8, 7) OBP: 0.428, SLG: 0.560	0-0 3-1		0-0 5-3		4-0 BB				0-0 F7	3 0 0 0 1 0 2 0 0 0 0 0 0 0																	
Eddie Murray, S (1, 3) OBP: 0.351, SLG: 0.391		0-0 F7		0-0 G3		0-0 G3-6		0-3 K		4 0 0 0 0 1 1																	
John Lowenstein, L (1, 7) OBP: 0.432, SLG: 0.612		0-0 HR		0-0 F7		0-0 G3-6		0-3 K		4 2 2 1 0 1 0																	
Lee May, R (1, 10) OBP: 0.321, SLG: 0.475		0-0 L6		0-0 F9				0-3 K		4 0 0 0 0 1 1																	
Doug DeCinces, R (1, 5) OBP: 0.319, SLG: 0.424		0-3 K			0-0 HR		0-0 G3		0-3 K	3 3 2 2 1 1 0																	
Kiko Garcia, R (1, 6) OBP: 0.293, SLG: 0.357			0-0 4-3		0-3 K		0-0 4-3		0-3 K	4 0 0 0 0 2 2																	
Dave Skaggs, R (1, 2) OBP: 0.321, SLG: 0.280 Terry Crowley, L (9, PH) OBP: 0.417, SLG: 0.579 Rick Dempsey, R (9, PR) OBP: 0.352, SLG: 0.377			0-0 F9		0-0 6-3		0-0 2B		4-0 3B	3 0 1 1 0 0 0 0 0 0 0 1 0 0 0 1 0 0 0 0 0																	
Inning Stats	R: 0 E: 0 K: 0 S: 3	H: 0 LOB: 0 BB: 0 P: 3	R: 1 E: 0 K: 1 S: 6	H: 1 LOB: 0 BB: 0 P: 6	R: 0 E: 0 K: 0 S: 5	H: 2 LOB: 2 BB: 0 P: 5	R: 0 E: 0 K: 0 S: 3	H: 0 LOB: 0 BB: 0 P: 3	R: 1 E: 0 K: 1 S: 6	H: 1 LOB: 0 BB: 0 P: 6	R: 0 E: 0 K: 0 S: 2	H: 0 LOB: 0 BB: 1 P: 6	R: 2 E: 1 K: 0 S: 7	H: 4 LOB: 2 BB: 0 P: 7	R: 0 E: 0 K: 2 S: 7	H: 0 LOB: 0 BB: 0 P: 7	R: 2 E: 0 K: 2 S: 8	H: 1 LOB: 2 BB: 2 P: 16	1B: 4 2B: 2 3B: 1 HR: 2	SF: 0 SAC: 0 DP: 1 HBP: 0	WP: 0 PB: 0 SB: 0 CS: 0	PA: 38					
PITCHER	IP WLS BF H R ER SO BB IBB HBP BLK WP HR S P ERA WHIP																										
Paul Hartzell, R (1, 1) ERA: 5.07	6.2		27	7	4	4	2	1	0	0	0	0	2	30	34	5.40	1.200										
Mike Bacsik, R (7, 1) ERA: 5.03	0.1		2	1	0	0	0	0	0	0	0	0	0	2	2	0.00	3.000										
Mike Marshall, R (8, 1) ERA: 2.03	2.0	L	9	1	2	2	4	2	0	0	0	0	0	15	23	9.00	1.500										

Baltimore Orioles @ Minnesota Twins
Metropolitan Stadium, Bloomington, MI

Fri Jun 15 1979, 8:05 PM EDT
Att. 11,831 - Unknown

livebaseballscorecards.com

AB	35
R	6
H	9
RBI	6
BB	3
SO	6
LOB	10



BOTTOM

Baltimore Orioles @ Minnesota Twins
Metropolitan Stadium, Bloomington, MI

Fri Jun 15 1979, 8:05 PM EDT
Att. 11,831 - Unknown

livebaseballscorecards.com

AB	33
R	5
H	11
RBI	5
BB	4
SO	8
LOB	21



WP:	0	PA:	40
PB:	0	SB:	0
CS:	0		

AB R H RBI BB SO LOB

4 0 2 2 1 0 3

4 0 1 1 0 0 4

4 0 2 0 0 1 2

3 1 1 2 0 2 1

4 0 0 0 0 1 2

2 1 0 0 2 1 1

4 1 3 0 0 0 0

2 0 0 0 0 0 3

1 1 1 0 0 0 0

1B: 9 SF: 1
2B: 2 SAC: 2
3B: 0 DP: 2
HR: 1 HBP: 0

Batter	1	2	3	4	5	6	7	8	9
Hosken Powell, L (1, 9) OBP: 0.467, SLG: 0.481	0-0 4-3 SH1-3 1B		0-0 1-2 1-3		0-0 F7		0-0 L5-3 1B		4-0 1B BB
Butch Wynegar, S (1, 2) OBP: 0.389, SLG: 0.391 Bombo Rivera, R (9, PR) OBP: 0.310, SLG: 0.350	0-0 SH1-3 1-2		0-0 4-3		0-0 6-3		0-0 L5-3 1-2		0-0 1-3 2-H 1B
Roy Smalley, S (1, 6) OBP: 0.446, SLG: 0.563	0-0 4-3 2-3			0-3 K		4-0 G4-6-3 BB		0-0 1B SF9 1B	0-3 K
Glenn Adams, L (1, 7) OBP: 0.329, SLG: 0.382 Dave Edwards, R (8, PR) OBP: 0.316, SLG: 0.444 (9, 7) Jose Morales, R (9, PH) OBP: 0.355, SLG: 0.403	0-3 K			0-0 2B		0-0 G4-6-3 1-2f		0-0 1-3 1B	0-3 K
Ken Landreaux, L (1, 8) OBP: 0.348, SLG: 0.422		0-3 K		0-3 K		0-0 HR		0-0 SF9	
Ron Jackson, R (1, 3) OBP: 0.325, SLG: 0.477		0-3 K		0-0 L6		0-0 6-3		0-0 P5	
Mike Cubbage, L (1, 10) OBP: 0.330, SLG: 0.300		0-0 F7			4-0 FC1-5 1B BB		4-0 SH3 1B BB		0-3 K
Rob Wilfong, L (1, 4) OBP: 0.349, SLG: 0.442			0-0 1-3 1B		0-0 FC1-5 1-2 1B		0-0 SH3 1-2 1B		0-0 4-3
John Castino, R (1, 5) OBP: 0.313, SLG: 0.348 Willie Norwood, R (9, PH) OBP: 0.292, SLG: 0.402			0-0 P1		0-0 FC1-5 1-2 2-3f		0-0 SH3 1-2 2-3		0-0 BB 1B 1B

Inning Stats	R: 0 H: 1 E: 0 K: 1 S: 6	H: 1 LOB: 1 BB: 0 P: 6	R: 0 H: 0 E: 0 K: 2 S: 7	H: 0 LOB: 0 BB: 0 P: 7	R: 0 H: 1 E: 0 K: 0 S: 4	H: 1 LOB: 1 BB: 0 P: 4	R: 0 H: 1 E: 0 K: 2 S: 8	H: 1 LOB: 1 BB: 0 P: 8	R: 0 H: 1 E: 0 K: 0 S: 4	H: 1 LOB: 2 BB: 1 P: 8	R: 1 H: 1 E: 0 K: 0 S: 3	H: 1 LOB: 0 BB: 1 P: 7	R: 2 H: 2 E: 0 K: 0 S: 4	H: 2 LOB: 0 BB: 1 P: 8	R: 1 H: 2 E: 0 K: 1 S: 7	H: 2 LOB: 1 BB: 0 P: 7	R: 1 H: 2 E: 0 K: 2 S: 9	H: 2 LOB: 2 BB: 1 P: 13
--------------	--------------------------	------------------------	--------------------------	------------------------	--------------------------	------------------------	--------------------------	------------------------	--------------------------	------------------------	--------------------------	------------------------	--------------------------	------------------------	--------------------------	------------------------	--------------------------	-------------------------

PITCHER	IP	WLS	BF	H	R	ER	SO	BB	IBB	HBP	BLK	WP	HR	S	P	ERA	WHIP
Dennis Martinez, R (1, 1) ERA: 3.16	7.0		30	8	4	4	5	3	0	0	0	0	1	37	49	5.14	1.571
Don Stanhouse, R (8, 1) ERA: 3.0	1.1	W	8	3	1	1	1	1	0	0	0	0	0	9	13	6.75	3.000
Tim Stoddard, R (9, 1) ERA: 1.77	0.2	S	2	0	0	0	2	0	0	0	0	0	0	6	6	0.00	0.000

PITCHER	IP	WLS	BF	H	R	ER	SO	BB	IBB	HBP	BLK	WP	HR	S	P	ERA	WHIP
---------	----	-----	----	---	---	----	----	----	-----	-----	-----	----	----	---	---	-----	------

Batter	1	2	3	4	5	6	7	8	9	AB R H RBI BB SO LOB	TOP	
Kiko Garcia, R (1, 6) OBP: 0.297, SLG: 0.377	0-0 4-3		0-0 F9	0-0 2B		0-0 3B		0-0 FC6-4		5 0 2 3 0 0 1		
Benny Ayala, R (1, 7) OBP: 0.316, SLG: 0.842 Al Bumbry, L (4, PH) OBP: 0.331, SLG: 0.372 (4, 8)	0-0 6-3		0-0 HR	0-0 3-1		0-0 F8		0-0 5-3		2 1 1 1 0 0 0 3 0 0 0 0 0 2		
Ken Singleton, S (1, 9) OBP: 0.416, SLG: 0.538	0-3 K		0-0 5-3		0-3 K		0-0 6-3		0-0 4-3	5 0 0 0 0 2 0		
Eddie Murray, S (1, 3) OBP: 0.355, SLG: 0.393		0-0 F9		0-0 F9	4-0 BB		0-0 1B		0-0 FC5-4 1B	4 0 2 0 1 0 0		
Gary Roenicke, R (1, 8) OBP: 0.422, SLG: 0.548 (4, 7) John Lowenstein, L (9, 7) OBP: 0.432, SLG: 0.612		0-0 5-3		0-0 1B BB E 1B	0-0 G6-4-3		0-0 F8		0-0 FC5-4	5 1 1 0 0 0 3 0 0 0 0 0 0 0		
Lee May, R (1, 10) OBP: 0.329, SLG: 0.493		0-0 2B 1B		4-0 E 1B BB		0-0 HR		0-3 K		3 3 2 1 1 1 1		
Doug DeCinces, R (1, 5) OBP: 0.325, SLG: 0.437		0-0 2B		0-0 E7 F8 1B 2B 1B		0-0 L6		0-3 K		4 1 2 1 0 1 0		
Billy Smith, S (1, 4) OBP: 0.288, SLG: 0.330		0-0 F7		0-0 2B 1B		0-0 P4		0-0 FC6-4 1B		4 1 2 1 0 0 1		
Rick Dempsey, R (1, 2) OBP: 0.350, SLG: 0.373			0-0 G3	0-0 F8		0-0 3B 1B		0-3 K		4 1 1 0 0 1 3		
Inning Stats	R: 0 H: 0 E: 0 LOB: 0 K: 1 BB: 0 S: 5 P: 5	R: 1 H: 2 E: 0 LOB: 1 K: 0 BB: 0 S: 5 P: 5	R: 1 H: 1 E: 0 LOB: 0 K: 0 BB: 0 S: 4 P: 4	R: 4 H: 4 E: 1 LOB: 1 K: 0 BB: 1 S: 7 P: 11	R: 0 H: 0 E: 0 LOB: 0 K: 1 BB: 1 S: 4 P: 8	R: 2 H: 3 E: 0 LOB: 1 K: 0 BB: 0 S: 6 P: 6	R: 0 H: 1 E: 0 LOB: 1 K: 1 BB: 0 S: 6 P: 6	R: 0 H: 1 E: 0 LOB: 1 K: 2 BB: 0 S: 8 P: 8	R: 0 H: 1 E: 0 LOB: 1 K: 0 BB: 0 S: 4 P: 4	1B: 8 SF: 0 2B: 2 SAC: 0 3B: 1 DP: 1 HR: 2 HBP: 0	WP: 0 PA: 41 PB: 0 SB: 0 CS: 0	
PITCHER	IP WLS BF H R ER SO BB IBB HBP BLK WP HR S P ERA WHIP											
Jerry Koosman, L (1, 1) ERA: 4.06	3.2 L 19 7 6 6 1 1 0 0 0 0 0 1 20 24 14.73 2.182											
Roger Erickson, R (4, 1) ERA: 7.25	2.1 10 3 2 2 1 1 0 0 0 0 0 1 11 15 7.71 1.714											
Pete Redfern, R (7, 1) ERA: 3.51	3.0 12 3 0 0 3 0 0 0 0 0 0 0 18 18 0.00 1.000											

Baltimore Orioles @ Minnesota Twins
 Metropolitan Stadium, Bloomington, MI
 Sun Jun 17 1979, 4:33 AM EDT
 Att. 15,966 - Unknown

livebaseballscorecards.com

AB	39
R	8
H	13
RBI	7
BB	2
SO	5
LOB	11



Batter	1	2	3	4	5	6	7	8	9	AB	R	H	RBI	BB	SO	LOB
Bob Randall, R (1, 4) OBP: 0.390, SLG: 0.362 Rob Wilfong, L (9, PH) OBP: 0.347, SLG: 0.439	0-0 5-3	0-0 E8 1B			0-3 K		4-0 BB BB		0-0 G3	3	0	1	1	1	1	0
Willie Norwood, R (1, 9) OBP: 0.287, SLG: 0.395 Mike Cabbage, L (7, PH) OBP: 0.328, SLG: 0.297	0-0 F7	0-0 6-3			0-3 K		0-0 F8			3	0	0	0	0	1	1
Roy Smalley, S (1, 6) OBP: 0.451, SLG: 0.565	0-0 HR 1B				0-3 K		0-0 G5-4-3 1B		4-0 1-2 BB	3	1	2	0	1	1	0
Ron Jackson, R (1, 3) OBP: 0.324, SLG: 0.487	0-0 HR				0-3 K		0-0 G5-4-3 1-2f		0-3 K	4	1	1	2	0	2	3
Dave Edwards, R (1, 8) OBP: 0.318, SLG: 0.400 Ken Landreaux, L (8, PH) OBP: 0.346, SLG: 0.421	0-0 F7				0-0 F9		4-0 1B BB		0-3 K	2	1	0	0	1	0	0
Bombo Rivera, R (1, 7) OBP: 0.310, SLG: 0.349 Hosken Powell, L (8, PH) OBP: 0.462, SLG: 0.474		0-0 4-3			0-0 5-3		0-0 1B 1B		0-0 3-1	3	0	1	0	0	0	0
Jose Morales, R (1, 10) OBP: 0.363, SLG: 0.408		0-0 1B 1B			0-0 5-3		0-0 1-2 1B		0-0 3-1	4	1	2	1	0	0	0
Butch Wynegar, S (1, 2) OBP: 0.387, SLG: 0.389		0-0 1B E 1B			0-0 6-3		0-0 3H 6-3		0-0 3-1	4	1	1	0	0	0	2
John Castino, R (1, 5) OBP: 0.309, SLG: 0.343 Glenn Adams, L (7, PH) OBP: 0.325, SLG: 0.377		0-3 K			0-0 P6		0-0 3-1		0-0 G3	2	0	0	0	0	1	2

Inning Stats	R: 2	H: 2	E: 0	LOB: 0	K: 0	S: 5	P: 5	R: 2	H: 3	E: 1	LOB: 1	K: 1	BB: 0	S: 8	R: 0	H: 0	E: 0	LOB: 0	K: 2	BB: 0	S: 7	R: 0	H: 0	E: 0	LOB: 0	K: 0	BB: 0	S: 3	R: 0	H: 3	E: 0	LOB: 2	K: 1	BB: 1	S: 5	R: 0	H: 0	E: 0	LOB: 2	K: 1	BB: 2	S: 5	R: 0	H: 0	E: 0	LOB: 0	K: 1	BB: 0	S: 3	R: 0	H: 0	E: 0	LOB: 0	K: 0	BB: 0	S: 3	1B: 7	SF: 0	2B: 0	SAC: 0	3B: 0	DP: 1	HR: 1	HBP: 0
--------------	------	------	------	--------	------	------	------	------	------	------	--------	------	-------	------	------	------	------	--------	------	-------	------	------	------	------	--------	------	-------	------	------	------	------	--------	------	-------	------	------	------	------	--------	------	-------	------	------	------	------	--------	------	-------	------	------	------	------	--------	------	-------	------	-------	-------	-------	--------	-------	-------	-------	--------

PITCHER	IP	WLS	BF	H	R	ER	SO	BB	IBB	HBP	BLK	WP	HR	S	P	ERA	WHIP
Mike Flanagan, L (1, 1) ERA: 3.86	5.2	W	25	8	5	4	5	1	0	0	0	0	1	34	38	6.35	1.588
Tim Stoddard, R (6, 1) ERA: 1.64	3.1	S	12	0	0	0	2	2	0	0	0	0	0	14	22	0.00	0.600


BOTTOM

Baltimore Orioles @ Minnesota Twins
Metropolitan Stadium, Bloomington, MI

Sun Jun 17 1979, 4:33 AM EDT
Att. 15,966 - Unknown

livebaseballscorecards.com

AB	34
R	5
H	8
RBI	4
BB	3
SO	7
LOB	9



WP	PA	ERA	WHIP
0	37		

Batter	1	2	3	4	5	6	7	8	9	AB R H RBI BB SO LOB
Al Bumbry, L (1, 8) OBP: 0.332, SLG: 0.370	0-0 1-3 S 1B		4-0 1B S SF9 BB		0-0 F8		0-0 F9	0-0 FC6		4 1 1 0 1 0 2
Kiko Garcia, R (1, 6) OBP: 0.305, SLG: 0.380	0-0 F8		0-0 WP 1B		0-0 E S 1B		0-0 6-3	4-0 F7 1B SF8 BB		4 3 2 0 1 0 2
Ken Singleton, S (1, 9) OBP: 0.419, SLG: 0.539	0-0 1-3		0-0 SF9		0-0 S 1B		4-0 BB 1B IBB	0-0 1-2 1B		3 0 2 2 1 0 1
Eddie Murray, S (1, 3) OBP: 0.351, SLG: 0.388	0-0 F9		0-3 K		0-0 F8		0-0 BB 1B	0-0 F7		3 0 0 0 0 1 2
Terry Crowley, L (5, 3) OBP: 0.417, SLG: 0.579								2-3		0 0 0 0 0 0 0
Benny Ayala, R (7, PH) OBP: 0.316, SLG: 0.842								2-3		0 0 0 0 0 0 0
John Lowenstein, L (7, PH) OBP: 0.434, SLG: 0.609								2-3		2 0 1 1 0 0 2
Gary Roenicke, R (1, 7) OBP: 0.426, SLG: 0.567		1-0 G6-4-3 HBP		0-0 HR		0-0 1-4-3		4-0 1-2 2-3 BB	0-0 SF8	2 1 1 2 1 0 1
Doug DeCinces, R (1, 5) OBP: 0.312, SLG: 0.417		0-0 G6-4-3		0-0 F2		0-3 K	0-0 F8	0-3 K	0-3 K	5 0 0 0 0 2 5
Lee May, R (1, 10) OBP: 0.323, SLG: 0.483		0-0 6-3		0-0 4-3		0-3 K		0-3 K		4 0 0 0 0 2 0
Billy Smith, S (1, 4) OBP: 0.287, SLG: 0.357			0-0 HR	0-0 P6		0-0 F9		0-0 F8		4 1 1 1 0 0 0
Rick Dempsey, R (1, 2) OBP: 0.359, SLG: 0.407			0-3 K2-3		0-0 HR		0-0 F9 1B 2B	0-0 FC6 1B		4 2 3 1 0 1 0

TOP	
AB	35
R	8
H	11
RBI	7
BB	4
SO	6
LOB	15

Inning Stats	
R: 0 E: 0 K: 0 S: 4	H: 1 LOB: 1 BB: 0 P: 4
R: 0 E: 0 K: 0 S: 2	H: 0 LOB: 0 BB: 0 P: 3
R: 3 E: 1 K: 2 S: 9	H: 2 LOB: 0 BB: 1 P: 13
R: 1 E: 0 K: 0 S: 4	H: 1 LOB: 0 BB: 0 P: 4
R: 2 E: 0 K: 0 S: 6	H: 3 LOB: 1 BB: 0 P: 6
R: 0 E: 0 K: 2 S: 7	H: 0 LOB: 0 BB: 0 P: 7
R: 1 E: 0 K: 0 S: 5	H: 2 LOB: 3 BB: 2 P: 13
R: 0 E: 0 K: 1 S: 6	H: 1 LOB: 1 BB: 0 P: 6
R: 1 E: 0 K: 1 S: 6	H: 1 LOB: 1 BB: 1 P: 10
1B: 7 2B: 1 3B: 0 HR: 3	SF: 2 SAC: 0 DP: 1 HBP: 1
WP: 1 PB: 0 SB: 4 CS: 0	PA: 42

PITCHER																		
Wayne Garland, R (1, 1) ERA: 5.9	IP: 4.1	WLS: 0	BF: 20	H: 6	R: 6	ER: 5	SO: 2	BB: 1	IBB: 0	HBP: 1	BLK: 0	WP: 1	HR: 3	S: 22	P: 27	ERA: 10.38	WHIP: 1.615	
Dan Spillner, R (5, 1) ERA: 4.35	IP: 2.1	WLS: 0	BF: 9	H: 2	R: 1	ER: 1	SO: 2	BB: 0	IBB: 0	HBP: 0	BLK: 0	WP: 0	HR: 0	S: 13	P: 13	ERA: 3.86	WHIP: 0.857	
Sid Monge, L (7, 1) ERA: 2.19	IP: 0.0	WLS: 0	BF: 1	H: 0	R: 0	ER: 0	SO: 0	BB: 0	IBB: 1	HBP: 0	BLK: 0	WP: 0	HR: 0	S: 0	P: 4	ERA: ∞	WHIP: ∞	
Victor Cruz, R (7, 1) ERA: 3.82	IP: 2.1	WLS: L	BF: 12	H: 3	R: 1	ER: 1	SO: 2	BB: 2	IBB: 0	HBP: 0	BLK: 0	WP: 0	HR: 0	S: 14	P: 22	ERA: 3.86	WHIP: 2.143	

Baltimore Orioles @ Cleveland Indians
 Cleveland Municipal Stadium, Cleveland, OH
 Mon Jun 18 1979, 7:05 PM EDT
 Att: 21,506 - Unknown



livebaseballscorecards.com

BOTTOM

Baltimore Orioles @ Cleveland Indians
Cleveland Municipal Stadium, Cleveland, OH

Mon Jun 18 1979, 7:05 PM EDT
Att. 21,506 - Unknown

livebaseballscores.com

AB	33
R	7
H	9
RBI	6
BB	6
SO	7
LOB	13



WP:	1	PA:	40
PB:	0		
SB:	1		
CS:	2		

AB R H RBI BB SO LOB

4	1	1	0	1	0	0
5	2	2	0	0	1	2
3	1	2	4	2	0	0
5	0	2	1	0	1	2
3	0	0	0	0	2	3
0	0	0	0	1	0	0
4	0	0	0	0	1	4
0	0	0	0	0	0	0
4	2	2	1	0	1	0
2	1	0	0	1	0	0
2	0	0	0	1	1	1
1	0	0	0	0	0	1

1B:	7	SF:	0
2B:	0	SAC:	1
3B:	0	DP:	1
HR:	2	HBP:	0

Batter	1	2	3	4	5	6	7	8	9
Rick Manning, L (1, 8) OBP: 0.340, SLG: 0.313	0-0 F7 1B		0-0 1-3 1B		4-0 1-2 1B BB	0-0 1-2 1B		0-0 4-3 1B	
Toby Harrah, R (1, 5) OBP: 0.385, SLG: 0.377	0-0 HR 1B		0-0 F7 1B		0-0 WP 1-2 2-3 1B 1B	0-3 K		0-0 F9 1B	
Bobby Bonds, R (1, 9) OBP: 0.400, SLG: 0.504	0-0 1-H HR		0-0 P6 1B		0-0 1-2 2-H 3-H 1B WP 1B		4-0 CS BB	4-0 CS BB	
Cliff Johnson, R (1, 10) OBP: 0.358, SLG: 0.443	0-0 1B			0-0 F8 1B	0-0 1-3 2-H 1B		0-0 F3 1-2	0-3 K 1-2	
Gary Alexander, R (1, 2) OBP: 0.283, SLG: 0.351	0-3 K			0-0 F9 1B	0-3 K		4-0 BB		
Ron Hassey, L (7, PH) OBP: 0.333, SLG: 0.368	0-3 K			0-0 F8 1B	0-3 K		0-0 5-3		
Ron Pruitt, R (1, 7) OBP: 0.356, SLG: 0.339	0-0 F8 1B			0-0 F8 1B	0-3 K				
Duane Kuiper, L (9, 4) OBP: 0.327, SLG: 0.324	0-0 F8 1B								
Mike Hargrove, L (1, 3) OBP: 0.317, SLG: 0.248		0-3 K			0-0 HR	0-0 F9 1B		0-0 S SH G4-3-6 1B	
Dave Rosello, R (1, 4) OBP: 0.389, SLG: 0.875		0-0 F7 1B			4-0 1B BB 1B BB	0-0 5-3		0-0 SH G4-3-6	
Tom Veryzer, R (1, 6) OBP: 0.294, SLG: 0.268		0-0 6-3			0-3 K	4-0 1B BB		0-0 G4-3-6 1-2 2-H	
Jim Norris, L (8, PH) OBP: 0.300, SLG: 0.309		0-0 6-3							

Inning Stats	R: 2 H: 3 E: 0 K: 1 S: 8	H: 3 LOB: 1 BB: 0 P: 8	R: 0 H: 0 E: 0 K: 1 S: 5	L: 0 LOB: 0 BB: 0 P: 5	R: 0 H: 0 E: 0 K: 0 S: 3	H: 0 LOB: 0 BB: 0 P: 3	R: 0 H: 0 E: 0 K: 0 S: 3	H: 0 LOB: 0 BB: 0 P: 3	R: 4 H: 4 E: 0 K: 3 S: 13	L: 4 LOB: 2 BB: 2 P: 21	R: 0 H: 1 E: 0 K: 1 S: 6	L: 1 LOB: 2 BB: 1 P: 10	R: 0 H: 0 E: 0 K: 0 S: 2	L: 0 LOB: 1 BB: 2 P: 10	R: 1 H: 1 E: 0 K: 0 S: 4	L: 1 LOB: 0 BB: 0 P: 4	R: 0 H: 0 E: 0 K: 1 S: 4	L: 0 LOB: 0 BB: 1 P: 8
--------------	--------------------------	------------------------	--------------------------	------------------------	--------------------------	------------------------	--------------------------	------------------------	---------------------------	-------------------------	--------------------------	-------------------------	--------------------------	-------------------------	--------------------------	------------------------	--------------------------	------------------------

PITCHER	IP	WLS	BF	H	R	ER	SO	BB	IBB	HBP	BLK	WP	HR	S	P	ERA	WHIP
Scott McGregor, L (1, 1) ERA: 4.46	4.1		20	5	6	6	3	2	0	0	0	0	2	24	32	12.46	1.615
Sammy Stewart, R (5, 1) ERA: 2.91	2.2		15	4	1	1	3	3	0	0	0	1	0	18	30	3.38	2.625
Don Stanhouse, R (8, 1) ERA: 2.83	2.0	W	5	0	0	0	1	1	0	0	0	0	0	6	10	0.00	0.500

Batter	1	2	3	4	5	6	7	8	9	AB R H RBI BB SO LOB	TOP																		
Al Bumbry, L (1, 8) OBP: 0.330, SLG: 0.367	0-0 4-3	0-0 6-3		0-3 K		0-0 1-2 2-3 1B		0-0 F8		5 0 1 0 0 1 2																			
Kiko Garcia, R (1, 6) OBP: 0.302, SLG: 0.371	4-0 2B BB		0-0 5-3	0-0 6-3		0-3 K		0-3 K		4 1 0 0 1 2 5																			
Ken Singleton, S (1, 9) OBP: 0.419, SLG: 0.539 Rich Dauer, R (8, 4) OBP: 0.314, SLG: 0.358	0-0 1-H 1B 2B		4-0 1B FC6-4 BB		0-0 6-3	0-0 L6		0-0 F7		4 2 1 1 1 0 3 0 0 0 0 0 0 0																			
Eddie Murray, S (1, 3) OBP: 0.356, SLG: 0.402	0-3 K		0-0 FC6-4 1-3 1B		0-0 4-3		0-0 HR		4-0 E BB SF9 BB	4 2 2 1 1 1 1																			
Lee May, R (1, 10) OBP: 0.324, SLG: 0.481	0-0 BB 2-H 1B		0-0 FC6-4 1-2f 3-H 1B		0-0 1B		0-3 K		0-3 K	5 0 2 2 0 2 2																			
Gary Roenicke, R (1, 7) OBP: 0.431, SLG: 0.560	4-0 1-2 BB		0-0 F7		0-3 K		4-0 BB 1B BB		4-0 E2 SF9 BB	2 1 0 0 3 1 2																			
Doug DeCinces, R (1, 5) OBP: 0.323, SLG: 0.423	0-3 K			0-0 SH5-4 SH 1B		0-0 1B 1B 1B	4-0 1-2 BB		0-0 SF9	3 0 2 1 1 1 2																			
Billy Smith, S (1, 4) OBP: 0.288, SLG: 0.356 John Lowenstein, L (8, 9) OBP: 0.440, SLG: 0.609		0-3 K		0-0 SH SH5-4		0-0 F5	0-0 1-3 2-H 1B		4-0 1-2 3-H IBB	3 0 1 1 0 1 1 0 0 0 0 1 0 0																			
Rick Dempsey, R (1, 2) OBP: 0.356, SLG: 0.404		0-0 F8		0-0 SH5-4		0-0 1B 1B	0-0 1-2f G4-3		0-3 K	4 0 1 0 0 1 4																			
Inning Stats	R: 2 E: 0 K: 2 S: 9	H: 2 LOB: 2 BB: 2 P: 17	R: 0 E: 0 K: 1 S: 5	H: 0 LOB: 0 BB: 0 P: 5	R: 1 E: 0 K: 0 S: 4	H: 1 LOB: 1 BB: 1 P: 8	R: 0 E: 1 K: 1 S: 7	H: 1 LOB: 2 BB: 0 P: 7	R: 0 E: 0 K: 1 S: 6	H: 1 LOB: 1 BB: 0 P: 6	R: 0 E: 0 K: 1 S: 8	H: 3 LOB: 3 BB: 0 P: 8	R: 2 E: 0 K: 1 S: 6	H: 2 LOB: 1 BB: 2 P: 14	R: 0 E: 0 K: 1 S: 5	H: 0 LOB: 0 BB: 0 P: 5	R: 1 E: 1 K: 2 S: 7	H: 0 LOB: 2 BB: 3 P: 19	1B: 8 2B: 1 3B: 0 HR: 1	SF: 1 SAC: 2 DP: 1 HBP: 0	WP: 0 PB: 0 SB: 0 CS: 0	PA: 45							
PITCHER	IP WLS BF H R ER SO BB IBB HBP BLK WP HR S P ERA WHIP																												
Len Barker, R (1, 1) ERA: 4.91	5.1		28	8	3	3	5	3	0	0	0	0	0	0	35	47	5.06	2.062											
Mike Paxton, R (6, 1) ERA: 6.25	2.2	L	12	2	3	2	3	3	0	0	0	0	1	15	27	6.75	1.875												
Victor Cruz, R (9, 1) ERA: 3.72	1.0		5	0	0	0	2	1	1	0	0	0	0	7	15	0.00	1.000												

Baltimore Orioles @ Cleveland Indians
Cleveland Municipal Stadium, Cleveland, OH

AB	34
R	6
H	10
RBI	6
BB	8
SO	10
LOB	22



Tue Jun 19 1979, 7:05 PM EDT
Att: 21,819 - Unknown

livebaseballscorecards.com

Batter	1	2	3	4	5	6	7	8	9	AB R H RBI BB SO LOB	TOP		
Kiko Garcia, R (1, 6) OBP: 0.301, SLG: 0.368	0-3 K		0-0 G3 1B	0-0 F9		0-3 K				4 0 1 0 0 2 1			
Benny Ayala, R (1, 7) OBP: 0.318, SLG: 0.818 Al Bumbry, L (5, PR) OBP: 0.328, SLG: 0.365	0-3 K		0-0 G3 1-2		0-0 1B 2B	0-0 F7				3 0 1 0 0 1 1 1 1 0 0 0 0 1			
Ken Singleton, S (1, 9) OBP: 0.415, SLG: 0.532	0-3 K		0-0 F9		0-0 5-3					3 0 0 0 0 1 2			
Gary Roenicke, R (1, 8) OBP: 0.439, SLG: 0.590		0-0 WP 2B		0-0 HR	4-0 1B BB					2 1 2 1 1 0 0			
Doug DeCinces, R (1, 5) OBP: 0.316, SLG: 0.412		0-0 P4 2-3		0-0 F9	0-3 K					3 0 0 0 0 1 3			
Eddie Murray, S (1, 3) OBP: 0.359, SLG: 0.417		0-0 5-3		0-0 HR	1-2 2-H 1B					3 1 2 2 0 0 1			
Lee May, R (1, 10) OBP: 0.329, SLG: 0.481		4-0 BB		0-0 HR 1B	0-0 F9					2 1 1 0 1 0 2			
Rich Dauer, R (1, 4) OBP: 0.314, SLG: 0.371	0-3 K		0-0 HR		0-0 5-3					3 1 1 2 0 1 2			
Dave Skaggs, R (1, 2) OBP: 0.322, SLG: 0.269			0-0 6-3	0-0 5-3		4-0 BB				2 0 0 0 1 0 0			
Inning Stats	R: 0 E: 0 K: 3 S: 9 H: 0 LOB: 0 BB: 0 P: 9	R: 0 E: 0 K: 1 S: 6 H: 1 LOB: 2 BB: 1 P: 10	R: 0 E: 0 K: 0 S: 4 H: 1 LOB: 1 BB: 0 P: 4	R: 4 E: 0 K: 0 S: 7 H: 4 LOB: 0 BB: 0 P: 7	R: 1 E: 0 K: 1 S: 7 H: 2 LOB: 2 BB: 1 P: 11	R: 0 E: 0 K: 1 S: 5 H: 0 LOB: 1 BB: 1 P: 9	1B: 3 2B: 2 3B: 0 HR: 3 SF: 0 SAC: 0 DP: 0 HBP: 0	WP: 1 PA: 29 PB: 0 SB: 1 CS: 0					
PITCHER	IP WLS BF H R ER SO BB IBB HBP BLK WP HR S P ERA WHIP											PITCHER	IP WLS BF H R ER SO BB IBB HBP BLK WP HR S P ERA WHIP
Rick Waits, L (1, 1) ERA: 3.49	4.1 L 22 7 5 5 4 2 0 0 0 1 3 28 36 10.38 2.077												
Dan Spillner, R (5, 1) ERA: 4.17	1.2 7 1 0 0 2 1 0 0 0 0 0 10 14 0.00 1.200												

Baltimore Orioles @ Cleveland Indians
Cleveland Municipal Stadium, Cleveland, OH
 Wed Jun 20 1979, 7:05 PM EDT
 Att. 19,553 - Unknown

livebaseballscorecards.com

AB	26
R	5
H	8
RBI	5
BB	3
SO	6
LOB	13



Batter	1	2	3	4	5	6	7	8	9
Mike Hargrove, L (1, 3) OBP: 0.333, SLG: 0.275	0-0 FC1-5 2B		0-0 F8 1-2		0-0 1B				
Toby Harrah, R (1, 5) OBP: 0.387, SLG: 0.393	0-0 FC1-5 1B		0-0 HR 2B		0-0 4-3				
Bobby Bonds, R (1, 9) OBP: 0.399, SLG: 0.510	0-3 K 1-2		0-0 HR 2-H						
Andre Thornton, R (1, 10) OBP: 0.347, SLG: 0.429	0-0 1B 2-H		0-0 5-3						
Rick Manning, L (1, 8) OBP: 0.332, SLG: 0.305	0-0 G3			0-0 4-3					
Ron Hassey, L (1, 2) OBP: 0.259, SLG: 0.280		0-0 4-3		0-0 F8					
Jim Norris, L (1, 7) OBP: 0.307, SLG: 0.318		4-0 L4-3 BB		0-0 CS 1B					
Duane Kuiper, L (1, 4) OBP: 0.323, SLG: 0.319		0-0 L4-3 1-2		0-0 CS 1-2	0-0 F7				
Tom Verzyer, R (1, 6) OBP: 0.297, SLG: 0.271			0-0 CS 1B		0-0 4-3				

AB	R	H	RBI	BB	SO	LOB
3	0	2	0	0	0	1
3	2	1	0	0	0	2
2	1	1	2	0	1	1
2	0	1	1	0	0	0
2	0	0	0	0	0	1
2	0	0	0	0	0	0
1	0	1	0	1	0	0
2	0	0	0	0	0	1
2	0	1	0	0	0	0


BOTTOM

Baltimore Orioles @ Cleveland Indians
Cleveland Municipal Stadium, Cleveland, OH

Wed Jun 20 1979, 7:05 PM EDT
Att. 19,553 - Unknown

livebaseballscorecards.com


AB	19
R	3
H	7
RBI	3
BB	1
SO	1
LOB	6



Inning Stats	R	H	E	K	S	R	H	E	K	S	R	H	E	K	S	R	H	E	K	S	R	H	E	K	S
	1	2	0	1	7	0	0	0	0	7	2	3	0	0	5	0	1	0	0	3	0	1	0	0	4

PITCHER	IP	WLS	BF	H	R	ER	SO	BB	IBB	HBP	BLK	WP	HR	S	P	ERA	WHIP
Dennis Martinez, R (1, 1) ERA: 3.25	5.0	W	20	7	3	3	1	1	0	0	0	0	1	21	25	5.40	1.600

WP	HR	S	P	ERA	WHIP
0	0	1	1	5.40	1.600

Batter	1	2	3	4	5	6	7	8	9	AB R H RBI BB SO LOB	TOP																
Ron LeFlore, R OBP: 0.375, SLG: 0.417 (1, 8) X	0-0 SH5-3 1B 2B	0-0 E S 1B			4-0 1B BB		4-0 1B BB			2 1 2 0 2 0 0																	
Alan Trammell, R OBP: 0.318, SLG: 0.331 (1, 6) X	0-0 SH5-3 2-3	0-0 F9 1-3 3-H			0-0 1B 1-2		0-0 1B 1-2			3 0 2 0 0 0 1																	
Steve Kemp, L OBP: 0.434, SLG: 0.559 (1, 7) X	0-0 CS 1B 3-H		0-3 K 1-3 2-H		0-0 1B G6-3 1-3 2-H		0-0 F7			4 0 2 1 0 1 2																	
Lance Parrish, R OBP: 0.364, SLG: 0.481 (1, 2) S S	0-3 K 1-2		0-0 HR		0-0 G6-3 1-2f			0-0 6-3		4 1 1 1 0 1 3																	
Jerry Morales, R OBP: 0.282, SLG: 0.437 (1, 10) X		0-0 6-3	0-0 F5		0-0 F7		0-0 F8			4 0 0 0 0 0 0																	
John Wockenfuss, R OBP: 0.308, SLG: 0.500 (1, 3) S S		0-3 K	0-0 CS 1B		0-0 3-1		0-0 F9			4 0 1 0 0 1 0																	
Aurelio Rodriguez, R OBP: 0.288, SLG: 0.335 (1, 5) S		0-1 CI E 1B	0-0 CS 1-2	0-0 1-3	0-0 5-3			0-3 K		3 1 0 0 0 1 0	AB 31 R 5 H 9 RBI 4 BB 3 SO 4 LOB 7																
Lynn Jones, R OBP: 0.330, SLG: 0.341 (1, 9) X		0-0 E6 1B 1-3		0-0 L8	0-0 4-3		0-0 G3			4 1 0 0 0 0 1																	
Dave Macherer, R OBP: 0.200, SLG: 0.111 (1, 4) X		0-0 1B E 2-H 3-H		0-0 1-3	0-0 1-3		4-0 CS BB		0-0 1-3	3 1 1 2 1 0 0																	
Inning Stats	R: 1 E: 0 K: 1 S: 6	H: 2 LOB: 0 BB: 0 P: 6	R: 3 E: 2 K: 1 S: 9	H: 2 LOB: 1 BB: 0 P: 9	R: 1 E: 0 K: 1 S: 6	H: 2 LOB: 0 BB: 0 P: 6	R: 0 E: 0 K: 0 S: 3	H: 0 LOB: 0 BB: 0 P: 3	R: 0 E: 0 K: 0 S: 3	H: 2 LOB: 1 BB: 1 P: 7	R: 0 E: 0 K: 0 S: 3	H: 0 LOB: 0 BB: 0 P: 3	R: 0 E: 0 K: 0 S: 3	H: 1 LOB: 2 BB: 2 P: 11	R: 0 E: 0 K: 0 S: 3	H: 0 LOB: 0 BB: 0 P: 3	R: 0 E: 0 K: 1 S: 5	H: 0 LOB: 0 BB: 0 P: 5	1B: 7 2B: 1 3B: 0 HR: 1	SF: 0 SAC: 1 DP: 1 HBP: 0	WP: 0 PB: 0 SB: 1 CS: 3	PA: 37					
PITCHER	IP WLS BF H R ER SO BB IBB HBP BLK WP HR S P ERA WHIP																										
Mike Flanagan, L ERA: 3.93 (1, 1)	2.2		15	6	5	2	3	0	0	0	0	0	1	21	21	6.75	2.250										
Sammy Stewart, R ERA: 2.72 (3, 1)	4.0		14	3	0	0	0	3	0	0	0	0	0	11	23	0.00	1.500										
Tippy Martinez, L ERA: 3.76 (7, 1)	2.1	W	7	0	0	0	1	0	0	0	0	0	0	9	9	0.00	0.000										

Detroit Tigers @ Baltimore Orioles
Memorial Stadium, Baltimore, MD
 Fri Jun 22 1979, 7:05 PM EDT
 Att. 35,456 - Unknown

livebaseballscorecards.com

Batter	1	2	3	4	5	6	7	8	9	AB	R	H	RBI	BB	SO	LOB
Al Bumbry, L OBP: 0.326, SLG: 0.359 (1, 8) X	0-0 1-3 X	0-0 1-3 ③		4-0 CS BB		0-0 L7 ①		0-3 K ③		4	0	0	0	1	1	2
Kiko Garcia, R OBP: 0.309, SLG: 0.377 (1, 6) X	0-0 1B 2B		0-3 K ①	4-0 1B BB ②		0-0 4-3 1B			0-0 F9 ①	4	1	2	0	1	1	0
Ken Singleton, S OBP: 0.421, SLG: 0.554 (1, 9) X	0-0 1B 2-H		0-0 1B 2B	0-0 1B		0-0 4-3			0-0 HR	5	2	4	2	0	0	1
Eddie Murray, S OBP: 0.360, SLG: 0.416 (1, 3) X	0-0 F8 ②		0-0 FC6-4 1B 2-H	0-3 K ③		0-0 F9 ③			0-0 HR 1B	5	1	2	1	0	1	4
Gary Roenicke, R OBP: 0.433, SLG: 0.578 (1, 7) X	0-0 F9 ③		0-0 FC6-4 BB 2B 1-2f		0-0 FC5-4 1B		0-0 F7 ①		0-0 F4 ②	5	1	1	0	0	0	3
Doug DeCinces, R OBP: 0.326, SLG: 0.441 (1, 5) X		0-0 G6-4-3 1B 1B	4-0 2B BB 1-2		0-0 F7 ①		0-3 K ②		0-0 HR 1-H	4	1	2	2	1	1	1
Lee May, R OBP: 0.332, SLG: 0.486 (1, 10) X		0-0 G6-4-3 1B 1-2	0-0 FC5-4 1B 1-3 2-H		0-0 FC5-4 1B 1-2f		0-3 K ③			4	0	2	1	0	1	1
Rich Dauer, R OBP: 0.315, SLG: 0.371 (1, 4) X		0-0 G6-4-3 ① ②	0-0 F8 ③		0-0 1B 1-2		0-3 K ①			3	0	1	0	0	0	4
Pat Kelly, L OBP: 0.385, SLG: 0.511 (8, PH)		0-0 G6-4-3 1-2f 2-3								1	0	0	0	0	1	0
Billy Smith, S OBP: 0.288, SLG: 0.356 (9, 4)										0	0	0	0	0	0	0
Rick Dempsey, R OBP: 0.356, SLG: 0.399 (1, 2) X		4-0 BB		0-0 B3-1 ① X		0-0 L7 ③		0-0 6-3 ②		2	0	0	0	1	0	2
John Lowenstein, L OBP: 0.435, SLG: 0.600 (8, PH)										1	0	0	0	0	0	0
Dave Skaggs, R OBP: 0.322, SLG: 0.269 (9, 2)										0	0	0	0	0	0	0

Inning Stats	R: 1	H: 2	E: 0	K: 0	S: 5	R: 0	H: 2	E: 0	K: 0	S: 4	R: 2	H: 3	E: 0	K: 1	S: 8	R: 0	H: 1	E: 0	K: 1	S: 5	R: 0	H: 2	E: 0	K: 0	S: 5	R: 0	H: 0	E: 0	K: 2	S: 7	R: 0	H: 0	E: 0	K: 2	S: 7	R: 3	H: 3	E: 0	K: 0	S: 5	1B: 9	2B: 3	3B: 0	HR: 2	SF: 0	SAC: 0	DP: 1	HBP: 0	WP: 0	PB: 0	SB: 0	CS: 1	PA: 42
--------------	------	------	------	------	------	------	------	------	------	------	------	------	------	------	------	------	------	------	------	------	------	------	------	------	------	------	------	------	------	------	------	------	------	------	------	------	------	------	------	------	-------	-------	-------	-------	-------	--------	-------	--------	-------	-------	-------	-------	--------

PITCHER	IP	WLS	BF	H	R	ER	SO	BB	IBB	HBP	BLK	WP	HR	S	P	ERA	WHIP
Pat Underwood, L ERA: 4.2 (1, 1)	2.2		16	7	3	3	1	2	0	0	0	0	0	16	24	10.12	3.375
Kip Young, R ERA: 7.17 (3, 1)	5.1		21	4	0	0	5	2	0	0	0	0	0	29	37	0.00	1.125
Dave Tobik, R ERA: 2.6 (9, 1)	0.2	L	5	3	3	3	0	0	0	0	0	0	2	5	5	40.50	4.500

BOTTOM

Detroit Tigers @ Baltimore Orioles
Memorial Stadium, Baltimore, MD

Fri Jun 22 1979, 7:05 PM EDT
Att. 35,456 - Unknown

AB	38
R	6
H	14
RBI	6
BB	4
SO	6
LOB	18



WP: 0	PA: 42
PB: 0	
SB: 0	
CS: 1	

PITCHER	IP	WLS	BF	H	R	ER	SO	BB	IBB	HBP	BLK	WP	HR	S	P	ERA	WHIP
---------	----	-----	----	---	---	----	----	----	-----	-----	-----	----	----	---	---	-----	------

Batter	1	2	3	4	5	6	7	8	9	AB R H RBI BB SO LOB
Al Bumbry, L OBP: 0.331, SLG: 0.359 (1, 8)	4-0 BB WP SF7 BB		x 0-0 6-3		x 0-0 4-3	0-0 1-2 2-H 3-H 1B			4-0 SH2-4 HR BB	3 2 1 2 2 0 0
Billy Smith, S OBP: 0.296, SLG: 0.385 (1, 6)	4-0 BB 1-2 BB		x 0-0 F7		x 0-0 HR	0-3 K			0-0 SH2-4	3 1 1 1 1 1 2
Ken Singleton, S OBP: 0.421, SLG: 0.547 (1, 9) John Lowenstein, L OBP: 0.435, SLG: 0.600 (9, PR)	4-0 1-2 2-3 BB		x 0-0 4-3		x 0-0 4-3				4-0 HR BB	3 0 0 0 2 1 0 0 1 0 0 0 0 0
Eddie Murray, S OBP: 0.360, SLG: 0.429 (1, 3)	0-0 SF7			x 0-0 1B 1B		x 0-0 P6			0-0 F9	4 1 2 4 0 0 0
Gary Roenicke, R OBP: 0.430, SLG: 0.568 (1, 7)	0-0 3-H F8			0-3 K		4-0 BB 1B BB			0-0 6-3	3 1 0 0 1 1 3
Lee May, R OBP: 0.331, SLG: 0.482 (1, 10)	0-0 F2			0-3 K		x 0-0 BB 1-2 1B 1B			0-0 F7	4 1 1 0 0 1 3
Doug DeCinces, R OBP: 0.324, SLG: 0.434 (1, 5)		x 0-0 F8		x 0-0 FC5-4 1B		x 0-0 F5			0-0 5-3	4 0 1 0 0 0 2
Rich Dauer, R OBP: 0.317, SLG: 0.373 (1, 4)		x 0-0 F9		x 0-0 FC5-4 1-2f		x 0-0 1-2 2-H 1B BB			0-0 1B	4 1 2 1 0 0 2
Dave Skaggs, R OBP: 0.311, SLG: 0.259 (1, 2) Terry Crowley, L OBP: 0.440, SLG: 0.579 (6, PH) Rick Dempsey, R OBP: 0.354, SLG: 0.396 (6, PR) (7, 2)		x 0-0 F6		x 0-0 F9		4-0 1-2 2-3 BB			0-3 K	2 0 0 0 0 0 0 0 0 0 0 1 0 0 1 0 0 0 0 1 1

Inning Stats	R: 1 E: 0 K: 0 S: 3	H: 0 LOB: 2 BB: 3 P: 15	R: 0 E: 0 K: 0 S: 3	H: 0 LOB: 0 BB: 0 P: 3	R: 0 E: 0 K: 0 S: 3	H: 0 LOB: 0 BB: 0 P: 3	R: 0 E: 0 K: 2 S: 9	H: 2 LOB: 2 BB: 0 P: 9	R: 1 E: 0 K: 0 S: 4	H: 1 LOB: 0 BB: 0 P: 4	R: 3 E: 0 K: 1 S: 8	H: 3 LOB: 2 BB: 2 P: 16	R: 0 E: 0 K: 1 S: 5	H: 0 LOB: 0 BB: 0 P: 5	R: 0 E: 0 K: 1 S: 6	H: 1 LOB: 1 BB: 0 P: 6	R: 3 E: 0 K: 0 S: 2	H: 1 LOB: 1 BB: 2 P: 10	1B: 6 2B: 0 3B: 0 HR: 2	SF: 1 SAC: 1 DP: 0 HBP: 0
--------------	------------------------------	----------------------------------	------------------------------	---------------------------------	------------------------------	---------------------------------	------------------------------	---------------------------------	------------------------------	---------------------------------	------------------------------	----------------------------------	------------------------------	---------------------------------	------------------------------	---------------------------------	------------------------------	----------------------------------	----------------------------------	------------------------------------

PITCHER	IP	WLS	BF	H	R	ER	SO	BB	IBB	HBP	BLK	WP	HR	S	P	ERA	WHIP
Milt Wilcox, R ERA: 5.61 (1, 1)	5.1		24	4	4	4	2	4	0	0	0	1	1	24	40	6.75	1.500
Aurelio Lopez, R ERA: 4.12 (6, 1)	2.2		12	3	1	1	3	1	0	0	0	0	0	17	21	3.38	1.500
John Hiller, L ERA: 3.74 (9, 1)	0.1	L	4	1	3	3	0	2	0	0	0	0	1	2	10	81.00	9.000


BOTTOM

Detroit Tigers @ Baltimore Orioles
Memorial Stadium, Baltimore, MD

Sat Jun 23 1979, 7:05 PM EDT
Unknown

AB	R	H	RBI	BB	SO	LOB
31	8	8	8	7	5	13

livebaseballscorecards.com



Batter	1	2	3	4	5	6	7	8	9	AB R H RBI BB SO LOB	TOP													
Ron LeFlore, R (1, 8) OBP: 0.376, SLG: 0.417 Lynn Jones, R (4, 8) OBP: 0.333, SLG: 0.356	0-3 K2-3	0-0 FC4-6 1B		0-3 K		0-0 2B			0-0 G3	3 0 1 1 0 2 0 2 0 1 1 0 0 0														
Rusty Staub, L (1, 10) OBP: 0.315, SLG: 0.355 Jerry Morales, R (9, PR) OBP: 0.281, SLG: 0.438	0-0 FC4-6 1B	0-0 FC4-6 1B		0-3 K		0-0 6-3			1-0 G6-3 HBP	4 1 1 2 0 1 2 0 0 0 0 0 0 0														
Steve Kemp, L (1, 7) OBP: 0.434, SLG: 0.553	4-0 FC4-6 1B	0-0 BB 1B		0-0 F5		0-3 K			0-0 G6-3	4 0 1 0 1 1 2														
Jason Thompson, L (1, 3) OBP: 0.371, SLG: 0.404	0-0 FC4-6 1B	4-0 BB 1B			0-0 F7				0-0 G3	3 0 0 0 1 0 2														
John Wockenfuss, R (1, 2) OBP: 0.288, SLG: 0.456	0-0 1B	0-3 K			0-0 F7				0-0 F7	4 0 1 1 0 1 3														
Champ Summers, L (1, 9) OBP: 0.363, SLG: 0.393	0-3 K			4-0 9-6 1B BB		0-0 5-3			0-0 5-3	3 0 0 0 1 1 2														
Phil Mankowski, L (1, 5) OBP: 0.295, SLG: 0.227				0-3 K		0-0 F7			0-3 K	4 0 1 0 0 2 1														
Alan Trammell, R (1, 6) OBP: 0.322, SLG: 0.332				4-0 FC1-5 1B BB		0-0 1B 2B 1B			0-0 6-3	3 2 2 0 1 0 0														
Dave Macherer, R (1, 4) OBP: 0.235, SLG: 0.133				0-0 FC1-5 1B FC4-6		0-0 9-6 2B 6-3 1B			0-0 1-3	4 2 1 0 0 0 4														
Inning Stats	R: 1 E: 0 K: 2 S: 9	H: 2 LOB: 2 BB: 1 P: 13	R: 2 E: 0 K: 1 S: 8	H: 3 LOB: 3 BB: 2 P: 16	R: 0 E: 0 K: 1 S: 5	H: 1 LOB: 1 BB: 1 P: 9	R: 0 E: 0 K: 2 S: 7	H: 0 LOB: 0 BB: 0 P: 7	R: 0 E: 0 K: 0 S: 3	H: 0 LOB: 0 BB: 0 P: 3	R: 2 E: 0 K: 1 S: 8	H: 3 LOB: 1 BB: 0 P: 8	R: 0 E: 0 K: 0 S: 3	H: 0 LOB: 0 BB: 0 P: 3	R: 0 E: 0 K: 0 S: 5	H: 0 LOB: 0 BB: 0 P: 5	R: 0 E: 0 K: 0 S: 2	H: 0 LOB: 1 BB: 0 P: 3	1B: 8 2B: 2 3B: 0 HR: 0	SF: 0 SAC: 0 DP: 2 HBP: 1	WP: 0 PB: 0 SB: 0 CS: 0	PA: 39		
PITCHER Jim Palmer, R (1, 1) ERA: 3.27 Sammy Stewart, R (6, 1) ERA: 2.56	IP 5.1	WLS W	BF 28	H 9	R 5	ER 5	SO 6	BB 4	IBB 0	HBP 0	BLK 0	WP 0	HR 0	S 36	P 52	ERA 8.44	WHIP 2.438						ERA 0.00	WHIP 0.000

Detroit Tigers @ Baltimore Orioles
Memorial Stadium, Baltimore, MD

Sat Jun 23 1979, 7:05 PM EDT
Att. 45,814 - Unknown

livebaseballscorecards.com

AB	34
R	5
H	9
RBI	5
BB	4
SO	8
LOB	16



Batter	1	2	3	4	5	6	7	8	9
Al Bumbry, L OBP: 0.336, SLG: 0.365 (1, 8)	0-0 L8		0-0 F8		0-0 HR 2B		0-0 1B 1B	4-0 IBB	
Kiko Garcia, R OBP: 0.316, SLG: 0.400 (1, 6)	0-0 G3 1B		0-0 G4-6-3 1B		0-0 2-H HR		0-0 F7	0-3 K	
Ken Singleton, S OBP: 0.422, SLG: 0.547 (1, 10)	0-0 G3		0-0 G4-6-3 1-2f		0-0 1B		0-0 G4-6-3 1B		
Eddie Murray, S OBP: 0.362, SLG: 0.428 (1, 3)	0-0 BB 1B			4-0 5-3 BB	0-0 F7		0-0 G4-6-3		
John Lowenstein, L OBP: 0.427, SLG: 0.575 (1, 9)	4-0 1-2 BB			0-0 F7	0-3 K			0-0 E4 1B	
Doug DeCinces, R OBP: 0.317, SLG: 0.424 (1, 5)	0-3 K			0-0 5-3		0-0 5-3		4-0 E 1B BB	
Rich Dauer, R OBP: 0.320, SLG: 0.373 (7, 5)				1-2 BB				1-2 BB	
Pat Kelly, L OBP: 0.393, SLG: 0.500 (1, 7)		0-0 G4-6-3 1B		4-0 BB		0-0 6-3		0-0 F8	
Gary Roenicke, R OBP: 0.430, SLG: 0.568 (9, 7)				BB					
Wayne Krenchicki, L OBP: 0.125, SLG: 0.125 (1, 4)		0-0 G4-6-3 1-2f		0-0 G3		0-0 G3		0-0 F5	
Rick Dempsey, R OBP: 0.354, SLG: 0.392 (1, 2)		0-0 5-3			0-0 F7		4-0 1B BB	0-0 E8 1B	
Terry Crowley, L OBP: 0.462, SLG: 0.600 (8, PH)								1-3 2-H	
Dave Skaggs, R OBP: 0.311, SLG: 0.259 (9, 2)									

AB	R	H	RBI	BB	SO	LOB
4	2	2	0	1	0	0
5	2	3	2	0	1	5
4	0	2	2	0	0	2
3	0	1	1	1	0	2
3	1	0	0	1	1	2
3	0	0	0	0	1	3
0	0	0	0	1	0	0
3	0	1	0	1	0	2
0	0	0	0	0	0	0
4	0	0	0	0	0	5
2	1	0	0	1	0	0
1	0	1	1	0	0	0
0	0	0	0	0	0	0

BOTTOM	
AB	32
R	6
H	10
RBI	6
BB	6
SO	3
LOB	21

1B	2B	3B	HR	SF	SAC	DP	HBP	WP	PA
8	1	0	1	0	0	3	0	0	38

Inning Stats		R	H	E	K	S	P	BB	IBB	HBP	BLK	WP	HR	S	P	ERA	WHIP
R: 1	H: 2	E: 0	K: 1	S: 7													
R: 0	H: 1	E: 0	K: 0	S: 3													
R: 0	H: 1	E: 0	K: 0	S: 3													
R: 0	H: 0	E: 0	K: 0	S: 3													
R: 2	H: 3	E: 0	K: 1	S: 8													
R: 0	H: 0	E: 0	K: 0	S: 3													
R: 2	H: 2	E: 0	K: 0	S: 4													
R: 1	H: 1	E: 2	K: 1	S: 7													

PITCHER		IP	WLS	BF	H	R	ER	SO	BB	IBB	HBP	BLK	WP	HR	S	P	ERA	WHIP
Jack Billingham, R ERA: 3.11 (1, 1)		7.0	L	33	9	6	5	2	5	0	0	0	0	1	32	52	6.43	2.000
Dave Tobik, R ERA: 2.45 (8, 1)		1.0		5	1	0	0	1	0	1	0	0	0	0	6	10	0.00	1.000

Detroit Tigers @ Baltimore Orioles
Memorial Stadium, Baltimore, MD
 Sat Jun 23 1979, 7:05 PM EDT
 Att. 45,814 - Unknown

livebaseballscorecards.com



Batter	1	2	3	4	5	6	7	8	9	AB R H RBI BB SO LOB	TOP													
Jerry Morales, R (1, 8) OBP: 0.279, SLG: 0.437	0-3 K		0-0 WP 1-H SF9 2B		0-3 K		0-0 FC6-4 1-2f 1B BB		0-0 FC1-5 2-3 3B	5 3 1 1 0 2 2														
Rusty Staub, L (1, 10) OBP: 0.332, SLG: 0.394 Phil Mankowski, L (9, PR) OBP: 0.295, SLG: 0.227	0-0 WP 1B		4-0 2-3 BB		0-0 HR		4-0 1-2 1B BB		0-0 1-H 1B 3B	3 1 3 2 2 0 0 0 1 0 0 0 0 0														
Steve Kemp, L (1, 7) OBP: 0.434, SLG: 0.549	0-0 F7 1-2		0-0 SF9 3-H		4-0 FC4-6 BB		0-0 F7		4-0 1-3 1B BB	2 0 0 1 2 0 3														
Jason Thompson, L (1, 3) OBP: 0.371, SLG: 0.404	0-0 3-1		0-0 F7		0-0 FC4-6 1-2f		0-0 1-3 2-H 1B		0-0 1-3 1B	5 0 2 2 0 0 3														
Lance Parrish, R (1, 2) OBP: 0.359, SLG: 0.469		0-3 K	0-0 5-3		0-0 4-3		0-0 F8		0-0 1-3 1-2 2-3 1B	5 0 0 0 0 1 7														
Champ Summers, L (1, 9) OBP: 0.362, SLG: 0.387 Lynn Jones, R (6, 9) OBP: 0.337, SLG: 0.352		4-0 BB		0-0 F5		0-0 4-3		0-0 F7	4-0 BB	2 0 0 0 1 0 0 1 0 0 0 1 0 0														
Aurelio Rodriguez, R (1, 5) OBP: 0.278, SLG: 0.341		0-0 F3		0-0 6-3		0-0 4-3		0-0 5-3	0-0 F2	5 0 0 0 0 0 4														
Alan Trammell, R (1, 6) OBP: 0.320, SLG: 0.330		0-0 6-3		0-0 1B		0-0 F9		0-3 K		4 0 1 0 0 1 1														
Dave Macherer, R (1, 4) OBP: 0.333, SLG: 0.316			0-0 2B 1B		0-3 K		0-0 FC6-4 1B		0-0 FC1-5 2B	4 1 3 0 0 1 1														
Inning Stats	R: 0 E: 0 K: 1 S: 6	H: 1 LOB: 1 BB: 0 P: 6	R: 0 E: 0 K: 1 S: 5	H: 0 LOB: 1 BB: 1 P: 9	R: 2 E: 0 K: 0 S: 5	H: 2 LOB: 1 BB: 1 P: 9	R: 0 E: 0 K: 1 S: 6	H: 1 LOB: 1 BB: 0 P: 6	R: 1 E: 0 K: 1 S: 6	H: 1 LOB: 1 BB: 1 P: 10	R: 0 E: 0 K: 0 S: 3	H: 0 LOB: 0 BB: 0 P: 3	R: 1 E: 0 K: 0 S: 5	H: 2 LOB: 2 BB: 1 P: 9	R: 0 E: 0 K: 1 S: 5	H: 0 LOB: 0 BB: 0 P: 5	R: 2 E: 0 K: 0 S: 6	H: 3 LOB: 3 BB: 2 P: 14	1B: 6 2B: 2 3B: 1 HR: 1	SF: 1 SAC: 0 DP: 0 HBP: 0	WP: 2 PB: 0 SB: 0 CS: 0	PA: 43		
PITCHER Dennis Martinez, R (1, 1) ERA: 3.45 Tippy Martinez, L (9, 1) ERA: 3.26 Don Stanhouse, R (9, 1) ERA: 2.78	IP 8.1	WLS L	BF 38	H 9	R 6	ER 6	SO 5	BB 4	IBB 0	HBP 0	BLK 0	WP 2	HR 1	S 44	P 60	ERA 6.48	WHIP 1.560							

Detroit Tigers @ Baltimore Orioles
Memorial Stadium, Baltimore, MD
 Sun Jun 24 1979, 3:33 AM EDT
 Att. 41,200 - Unknown

livebaseballscorecards.com

AB	36
R	6
H	10
RBI	6
BB	6
SO	5
LOB	21



Batter	1	2	3	4	5	6	7	8	9	AB R H RBI BB SO LOB
Al Bumbry, L OBP: 0.333, SLG: 0.362 (1, 8)	0-3 K		0-0 F7		0-0 CS 1B	0-0 4-3			0-0 F7	5 0 1 0 0 1 0
Billy Smith, S OBP: 0.294, SLG: 0.380 (1, 4)	0-0 1B		0-0 4-3		0-3 K		0-0 3-1			4 0 1 0 0 1 1
Doug DeCinces, R OBP: 0.317, SLG: 0.424 (8, 5)					1-2					0 0 0 0 0 0 0
Ken Singleton, S OBP: 0.426, SLG: 0.550 (1, 9)	0-0 1-3 1B		0-0 1B		0-0 HBP WP 1B		0-3 K			4 1 3 0 0 1 0
Eddie Murray, S OBP: 0.361, SLG: 0.423 (1, 3)	0-0 P5		0-3 K		4-0 1-2 1B HBP IBB		0-0 F9			3 1 0 0 1 1 3
Gary Roenicke, R OBP: 0.431, SLG: 0.561 (1, 7)	0-0 F5			4-0 BB FC6-4	1-0 1-2 2-3 1B HBP		0-3 K			2 0 0 0 1 1 2
Lee May, R OBP: 0.329, SLG: 0.478 (1, 10)		0-0 F2		0-0 F8	0-0 1-3 2-H 3-H 1B		0-3 K			4 0 1 2 0 1 1
Kiko Garcia, R OBP: 0.315, SLG: 0.397 (1, 6)		0-0 1B		0-0 FC6-4 HR	0-0 L9		0-3 K			4 1 1 0 0 1 3
Rich Dauer, R OBP: 0.324, SLG: 0.390 (1, 5)		0-0 1B		0-0 HR		0-0 L8		0-0 F7		3 1 2 2 0 0 0
John Lowenstein, L OBP: 0.422, SLG: 0.568 (9, PH)		1-3 1B		1-H HR		0-0 F7				1 0 0 0 0 0 0
Dave Skaggs, R OBP: 0.297, SLG: 0.246 (1, 2)		0-0 G5-6-4-3		0-0 F5				0-3 K		3 0 0 0 0 0 2
Terry Crowley, L OBP: 0.444, SLG: 0.571 (9, PH)										1 0 0 0 0 1 0

Inning Stats	R: 0	H: 2	E: 0	K: 1	S: 7	R: 0	H: 2	E: 0	K: 0	S: 4	R: 0	H: 1	E: 0	K: 1	S: 6	R: 2	H: 1	E: 0	K: 0	S: 4	R: 2	H: 3	E: 0	K: 1	S: 7	R: 0	H: 0	E: 0	K: 1	S: 5	R: 0	H: 0	E: 0	K: 3	S: 9	R: 0	H: 0	E: 0	K: 1	S: 5	R: 0	H: 0	E: 0	K: 1	S: 5	1B: 8	2B: 0	3B: 0	HR: 1	SF: 0	SAC: 0	DP: 1	HBP: 1	WP: 1	PA: 37
Steve Baker, R ERA: 6.12 (1, 1)	IP	WLS	BF	H	R	ER	SO	BB	IBB	HBP	BLK	WP	HR	S	P	ERA	WHIP																																						
Aurelio Lopez, R ERA: 3.83 (7, 1)	3.0	W	9	0	0	0	5	0	0	0	0	0	0	19	19	0.00	0.000																																						

BOTTOM

Detroit Tigers @ Baltimore Orioles
Memorial Stadium, Baltimore, MD
Sun Jun 24 1979, 3:33 AM EDT
Att. 41,200 - Unknown

livebaseballscorecards.com

AB	34
R	4
H	9
RBI	4
BB	2
SO	8
LOB	12



Batter	1	2	3	4	5	6	7	8	9	AB R H RBI BB SO LOB	TOP									
Bobby Bonds, R (1, 9) OBP: 0.390, SLG: 0.489	0-3 K		0-0 F7			4-0 CS BB		0-3 K		3 0 0 0 1 2 3										
Toby Harrah, R (1, 5) OBP: 0.385, SLG: 0.390	0-0 E3 CS		0-0 5-3			0-0 5-3 1-2		0-0 6-3		4 0 0 0 0 0 4										
Rick Manning, L (1, 8) OBP: 0.334, SLG: 0.310	0-0 G3 1-2				0-0 FC5-4 1B	0-0 F8			0-0 HBP BB SF7 1B	4 1 2 0 0 0 1										
Andre Thornton, R (1, 3) OBP: 0.353, SLG: 0.436		0-0 HR			0-0 FC5-4 1-2f		0-3 K		4-0 HBP BB	3 1 1 1 1 1 1										
Cliff Johnson, R (1, 10) OBP: 0.357, SLG: 0.417		0-0 6-3			0-0 F6		0-0 5-3		1-0 HBP	3 0 0 0 0 0 1										
Dave Rosello, R (9, PR) OBP: 0.389, SLG: 0.875									1-2 2-3 HBP	0 0 0 0 0 0 0										
Mike Hargrove, L (1, 7) OBP: 0.321, SLG: 0.261		0-0 6-3			0-0 6-3		0-0 L8		0-0 SF7	3 0 0 0 0 0 1										
Horace Speed, R (8, 7) OBP: 0.368, SLG: 0.143									3-H	0 0 0 0 0 0 0										
Jim Norris, L (9, PH) OBP: 0.302, SLG: 0.315									0-3 K	0 0 0 1 0 0 0										
Gary Alexander, R (1, 2) OBP: 0.287, SLG: 0.347		0-0 6-3				0-3 K		4-0 6-3 BB	0-3 K	3 0 0 0 1 2 2										
Duane Kuiper, L (1, 4) OBP: 0.315, SLG: 0.315			0-0 L6			0-0 3-1		0-0 6-3 1-2	0-0 L1	4 0 0 0 0 0 3										
Tom Veryzer, R (1, 6) OBP: 0.299, SLG: 0.271			0-0 E6			0-0 5-3		4-0 BB		2 0 0 0 1 0 0										
Inning Stats	R: 0 E: 1 K: 1 S: 5	H: 0 LOB: 0 BB: 0 P: 5	R: 1 E: 0 K: 0 S: 4	H: 1 LOB: 0 BB: 0 P: 4	R: 0 E: 1 K: 0 S: 4	H: 0 LOB: 1 BB: 0 P: 4	R: 0 E: 0 K: 0 S: 4	H: 1 LOB: 1 BB: 0 P: 4	R: 0 E: 0 K: 1 S: 5	H: 0 LOB: 0 BB: 1 P: 6	R: 0 E: 0 K: 1 S: 5	H: 0 LOB: 0 BB: 0 P: 5	R: 0 E: 0 K: 1 S: 5	H: 0 LOB: 2 BB: 2 P: 13	R: 1 E: 0 K: 1 S: 6	H: 1 LOB: 2 BB: 1 P: 11	1B: 2 2B: 0 3B: 0 HR: 1	SF: 1 SAC: 0 DP: 0 HBP: 1	WP: 0 PB: 0 SB: 0 CS: 2	PA: 35
PITCHER	IP WLS BF H R ER SO BB IBB HBP BLK WP HR S P ERA WHIP																			
Steve Stone, R (1, 1) ERA: 4.14	8.0 W 30 3 2 2 4 3 0 0 0 0 1 35 47 2.25 0.750																			
Don Stanhouse, R (9, 1) ERA: 2.7	1.0 S 5 0 0 0 1 1 0 1 0 0 0 5 10 0.00 1.000																			

Cleveland Indians @ Baltimore Orioles
Memorial Stadium, Baltimore, MD
 Mon Jun 25 1979, 7:05 PM EDT
 Att. 16,497 - Unknown

AB	29
R	2
H	3
RBI	2
BB	4
SO	5
LOB	16



WP: 0	PA: 35
PB: 0	
SB: 0	
CS: 2	

ERA	WHIP

1B: 2	SF: 1
2B: 0	SAC: 0
3B: 0	DP: 0
HR: 1	HBP: 1

WP: 0	PA: 35
PB: 0	
SB: 0	
CS: 2	

Batter	1	2	3	4	5	6	7	8	9
Al Bumbry, L OBP: 0.339, SLG: 0.363 (1, 8) X	0-0 F8 ①		4-0 CS BB			0-0 S 1B		4-0 E S SF BB	
Kiko Garcia, R OBP: 0.324, SLG: 0.401 (1, 6) X	0-0 BB 1B		0-0 F7 ②			0-0 1-2 1B		4-0 1-3 S SF BB	
Ken Singleton, S OBP: 0.421, SLG: 0.543 (1, 9) S S S	0-3 K ②		0-0 CS 1-2	0-0 G3 ①		0-3 K ②		0-0 SF 4-1 2B 1-H 3-H	
Eddie Murray, S OBP: 0.359, SLG: 0.419 (1, 3) B B B	4-0 1-2 BB			0-3 K ②		0-3 K ③		0-0 4-1 ②	
Gary Roenicke, R OBP: 0.432, SLG: 0.571 (1, 7) S S S	0-3 K ③			0-3 K ③			0-0 1B 2B	0-0 2B 3-H	
Doug DeCinces, R OBP: 0.315, SLG: 0.419 (1, 5) X		0-0 6-3 ①			0-0 F6 ①		0-0 2-3 G6-4-3 1B	0-0 L5 ③	
Lee May, R OBP: 0.325, SLG: 0.471 (1, 10) S S S		0-3 K ②			0-0 F7 ②		0-3 K ①		
Rich Dauer, R OBP: 0.320, SLG: 0.385 (1, 4) X		0-0 F3 ③			0-0 F5 ③		0-0 G6-4-3 1-2f ② ③		
Rick Dempsey, R OBP: 0.350, SLG: 0.387 (1, 2) X			0-0 G3 ①			0-0 F9 ①		0-0 F8 ①	
John Lowenstein, L OBP: 0.418, SLG: 0.560 (8, PH) (9, 9)									

AB	R	H	RBI	BB	SO	LOB
2	1	1	0	2	0	0
3	1	2	0	1	0	1
3	1	0	1	0	2	3
0	0	0	0	0	0	0
3	0	0	0	1	2	3
4	0	2	1	0	2	2
4	0	1	0	0	0	1
3	0	0	0	0	2	2
3	0	0	0	0	0	2
2	0	0	0	0	0	0
1	0	0	0	0	0	0

WP	PA
0	34

Cleveland Indians @ Baltimore Orioles
Memorial Stadium, Baltimore, MD

Mon Jun 25 1979, 7:05 PM EDT
 Att. 16,497 - Unknown

livebaseballscorecards.com

AB	28
R	3
H	6
RBI	2
BB	4
SO	8
LOB	14



Inning Stats		R	H	E	K	S	Pitcher													
R: 0	H: 1	E: 0	K: 2	S: 8	WLS: 1	BF: 31	H: 5	R: 3	ER: 0	SO: 8	BB: 4	IBB: 0	HBP: 0	BLK: 0	WP: 0	HR: 0	S: 43	P: 59	ERA: 0.00	WHIP: 1.174
R: 0	H: 0	E: 0	K: 1	S: 5	WLS: 0	BF: 12	H: 0	R: 0	ER: 0	SO: 0	BB: 0	IBB: 0	HBP: 0	BLK: 0	WP: 0	HR: 0	S: 0	P: 0	ERA: 0.00	WHIP: 0.000
R: 0	H: 0	E: 0	K: 0	S: 2	WLS: 0	BF: 6	H: 0	R: 0	ER: 0	SO: 0	BB: 1	IBB: 0	HBP: 0	BLK: 0	WP: 0	HR: 0	S: 6	P: 7	ERA: 0.00	WHIP: 0.000
R: 0	H: 0	E: 0	K: 2	S: 7	WLS: 0	BF: 7	H: 0	R: 0	ER: 0	SO: 0	BB: 0	IBB: 0	HBP: 0	BLK: 0	WP: 0	HR: 0	S: 43	P: 59	ERA: 0.00	WHIP: 1.174
R: 0	H: 2	E: 0	K: 2	S: 9	WLS: 0	BF: 9	H: 2	R: 0	ER: 0	SO: 0	BB: 0	IBB: 0	HBP: 0	BLK: 0	WP: 0	HR: 0	S: 9	P: 9	ERA: 0.00	WHIP: 3.000
R: 0	H: 2	E: 0	K: 1	S: 6	WLS: 0	BF: 6	H: 2	R: 0	ER: 0	SO: 0	BB: 0	IBB: 0	HBP: 0	BLK: 0	WP: 0	HR: 0	S: 6	P: 6	ERA: 0.00	WHIP: 3.000
R: 3	H: 1	E: 1	K: 0	S: 5	WLS: 1	BF: 13	H: 1	R: 3	ER: 1	SO: 1	BB: 2	IBB: 0	HBP: 0	BLK: 0	WP: 0	HR: 0	S: 5	P: 13	ERA: 0.00	WHIP: 3.000

Batter	1	2	3	4	5	6	7	8	9	AB R H RBI BB SO LOB	TOP											
Bobby Bonds, R (1, 9) OBP: 0.387, SLG: 0.482	0-3 K		0-0 F6		4-0 1B BB		0-3 K2-3		0-3 K	4 0 0 0 1 3 1												
Toby Harrah, R (1, 5) OBP: 0.385, SLG: 0.399	0-0 HR		4-0 BB		0-0 F4		0-3 K		0-0 4-3	4 1 1 1 1 1 2												
Rick Manning, L (1, 8) OBP: 0.337, SLG: 0.313	0-3 K		0-0 F8		0-0 BB 1B			0-0 1B FC6-4 1B		4 1 2 1 0 1 2												
Andre Thornton, R (1, 3) OBP: 0.359, SLG: 0.439	0-3 K			0-0 1B	4-0 1B BB			0-0 1B FC6-4 1B		3 0 2 0 1 1 0												
Cliff Johnson, R (1, 10) OBP: 0.353, SLG: 0.402		4-0 BB BB		0-0 F4	0-0 F7			0-0 FC6-4 1B		3 0 0 1 1 0 5												
Horace Speed, R (8, PR) OBP: 0.368, SLG: 0.143								4-3 S		0 0 0 0 0 0 0												
Ron Pruitt, R (1, 2) OBP: 0.351, SLG: 0.333		0-0 G6-4-3		0-3 K		0-0 F3		0-0 4-3		3 0 0 0 0 1 2												
Ron Hassey, L (8, PH) OBP: 0.250, SLG: 0.267		1-2f						1-3		1 0 0 0 0 0 1												
Mike Hargrove, L (1, 7) OBP: 0.319, SLG: 0.256		0-3 K		0-0 4-3		0-0 F4		4-0 BB		3 0 0 0 1 1 1												
Tom Verzyer, R (1, 6) OBP: 0.303, SLG: 0.278			0-0 4-3		4-0 BB 1B BB		0-0 6-3		0-0 4-3	2 1 1 0 1 0 0												
Jim Norris, L (8, PH) OBP: 0.301, SLG: 0.313										1 0 0 0 0 0 2												
Ted Cox, R (8, 5) OBP: 0.282, SLG: 0.250										0 0 0 0 0 0 0												
Duane Kuiper, L (1, 4) OBP: 0.310, SLG: 0.309			0-0 4-3		0-0 F8		0-3 K		0-0 F7	4 0 0 0 0 1 2												
Inning Stats	R: 1 E: 0 K: 3 S: 10	H: 1 LOB: 0 BB: 0 P: 10	R: 0 E: 0 K: 1 S: 4	H: 0 LOB: 0 BB: 1 P: 8	R: 0 E: 0 K: 0 S: 4	H: 1 LOB: 2 BB: 1 P: 8	R: 0 E: 0 K: 1 S: 6	H: 1 LOB: 1 BB: 0 P: 6	R: 1 E: 0 K: 0 S: 4	H: 1 LOB: 3 BB: 3 P: 16	R: 0 E: 0 K: 3 S: 9	H: 0 LOB: 0 BB: 0 P: 9	R: 0 E: 0 K: 3 S: 9	H: 0 LOB: 0 BB: 0 P: 9	R: 1 E: 0 K: 0 S: 5	H: 2 LOB: 2 BB: 1 P: 9	R: 0 E: 0 K: 1 S: 5	H: 0 LOB: 0 BB: 0 P: 5	1B: 4 2B: 1 3B: 0 HR: 1	SF: 0 SAC: 0 DP: 1 HBP: 0	WP: 0 PB: 0 SB: 1 CS: 0	PA: 38
PITCHER	IP WLS BF H R ER SO BB IBB HBP BLK WP HR S P ERA WHIP																					
Mike Flanagan, L (1, 1) ERA: 3.92	7.0 W 30 5 3 3 8 5 0 0 0 0 0 1 41 61 3.86 1.429																					
Don Stanhouse, R (8, 1) ERA: 2.56	2.0 S 8 1 0 0 1 1 0 0 0 0 0 0 9 13 0.00 1.000																					

Cleveland Indians @ Baltimore Orioles
Memorial Stadium, Baltimore, MD
 Tue Jun 26 1979, 7:05 PM EDT
 Att. 18,171 - Unknown

livebaseballscorecards.com

AB	32
R	3
H	6
RBI	3
BB	6
SO	9
LOB	18



Batter	1	2	3	4	5	6	7	8	9	AB	R	H	RBI	BB	SO	LOB
Al Bumbry, L OBP: 0.338, SLG: 0.359 (1, 8) X	0-0 F8 ①		0-0 FC5-4 ① 1B S 1-2f	4-0 BB			0-0 G3 ①			3	0	0	0	1	0	1
Kiko Garcia, R OBP: 0.322, SLG: 0.398 (1, 6) X	0-0 F3 ②		0-0 S ② 1B	0-0 F8 ③			0-3 K ②			4	0	1	0	0	1	2
Ken Singleton, S OBP: 0.425, SLG: 0.555 (1, 9) B John Lowenstein, L OBP: 0.418, SLG: 0.560 (8, 9) B	4-0 BB		0-3 K ③ 1-2		4-0 1B BB		0-0 HR			2	1	1	1	2	1	1
Eddie Murray, S OBP: 0.355, SLG: 0.412 (1, 3) X	0-0 4-3 ③			0-0 F8 ①	0-0 F8 ①		0-0 6-3 ③			4	0	0	0	0	0	2
Doug DeCinces, R OBP: 0.333, SLG: 0.427 (1, 5) X		0-0 G6-4-3 1B		4-0 BB 2B BB	0-0 G5-4-3 1B		4-0 G6-4-3 BB			2	1	2	0	2	0	0
Lee May, R OBP: 0.324, SLG: 0.465 (1, 10) X		0-0 G6-4-3 ① 1-2f		4-0 BB 2B BB	0-0 G5-4-3 ② 1-2f		0-0 G6-4-3 ② 1-2f			3	1	0	0	1	0	4
Gary Roenicke, R OBP: 0.438, SLG: 0.568 (1, 7) B		4-0 BB		4-0 2B 1-2 2-3 6-3 BB		0-0 F5 ①	4-0 BB BB			1	1	0	0	3	0	0
Rich Dauer, R OBP: 0.323, SLG: 0.388 (1, 4) X		0-0 F9 ③		0-0 6-3 1-3 2-H 3-H 2B		0-0 F2 ②	4-0 BB 1-2			3	0	1	2	1	0	1
Rick Dempsey, R OBP: 0.348, SLG: 0.381 (1, 2) B			4-0 FC5-4 BB	0-0 6-3 ② 2-3 3-H		0-0 6-3 ③	0-3 K ③			3	0	0	1	1	1	3

Inning Stats	R: 0	H: 0	E: 0	K: 0	S: 3	LOB: 1	BB: 1	P: 7	R: 0	H: 1	E: 0	K: 0	S: 3	LOB: 1	BB: 1	P: 7	R: 0	H: 1	E: 0	K: 1	S: 5	LOB: 1	BB: 1	P: 9	R: 3	H: 1	E: 0	K: 0	S: 4	LOB: 2	BB: 4	P: 20	R: 0	H: 1	E: 0	K: 0	S: 3	LOB: 1	BB: 1	P: 7	R: 0	H: 0	E: 0	K: 0	S: 3	LOB: 0	BB: 0	P: 3	R: 1	H: 1	E: 0	K: 1	S: 6	LOB: 0	BB: 0	P: 6	R: 0	H: 0	E: 0	K: 1	S: 4	LOB: 2	BB: 3	P: 16
--------------	------	------	------	------	------	--------	-------	------	------	------	------	------	------	--------	-------	------	------	------	------	------	------	--------	-------	------	------	------	------	------	------	--------	-------	-------	------	------	------	------	------	--------	-------	------	------	------	------	------	------	--------	-------	------	------	------	------	------	------	--------	-------	------	------	------	------	------	------	--------	-------	-------


PITCHER	IP	WLS	BF	H	R	ER	SO	BB	IBB	HBP	BLK	WP	HR	S	P	ERA	WHIP
Len Barker, R ERA: 4.94 (1, 1)	7.0	L	32	5	4	4	2	9	0	0	0	0	1	27	63	5.14	2.000
Dan Spillner, R ERA: 4.05 (8, 1)	1.0		4	0	0	0	1	2	0	0	0	0	0	4	12	0.00	2.000

BOTTOM

Cleveland Indians @ Baltimore Orioles
Memorial Stadium, Baltimore, MD

Tue Jun 26 1979, 7:05 PM EDT
Att. 18,171 - Unknown

AB	25
R	4
H	5
RBI	4
BB	11
SO	3
LOB	14



1B: 3	SF: 0	WP: 0	PA: 36
2B: 1	SAC: 0	PB: 0	
3B: 0	DP: 3	SB: 2	
HR: 1	HBP: 0	CS: 0	

livebaseballscorecards.com


Batter	1	2	3	4	5	6	7	8	9	AB R H RBI BB SO LOB	TOP									
Rick Manning, L (1, 8) OBP: 0.336, SLG: 0.312	0-0 4-3		0-0 1B		0-0 1-3			0-0 4-3		4 0 1 0 0 0 2										
Toby Harrah, R (1, 5) OBP: 0.383, SLG: 0.409	0-0 6-3		0-0 F7			0-0 L8			0-0 HR	4 1 1 1 0 0 1										
Bobby Bonds, R (1, 10) OBP: 0.382, SLG: 0.475	0-3 K			0-0 F6		0-0 F8			0-0 6-3	4 0 0 0 0 1 0										
Andre Thornton, R (1, 3) OBP: 0.354, SLG: 0.431		0-0 F9		0-3 K		0-0 L1			0-3 K	4 0 0 0 0 2 0										
Ron Hassey, L (1, 2) OBP: 0.222, SLG: 0.235		0-0 F8		0-0 5-3			0-0 1-3		0-0 4-3	4 0 0 0 0 0 0										
Mike Hargrove, L (1, 7) OBP: 0.320, SLG: 0.258		0-0 1B			0-0 1-3		0-0 4-3			3 0 1 0 0 0 0										
Jim Norris, L (1, 9) OBP: 0.301, SLG: 0.309		0-0 F8			4-0 BB		0-0 F7			2 0 0 0 1 0 1										
Duane Kuiper, L (1, 4) OBP: 0.314, SLG: 0.311			0-0 CS		4-0 BB			0-0 F8		2 0 1 0 1 0 0										
Tom Veryzer, R (1, 6) OBP: 0.301, SLG: 0.276			0-3 K		0-3 K			0-0 F9		2 0 0 0 0 2 3										
Dell Alston, L (8, PH)										1 0 0 0 0 0 0										
Ted Cox, R (8, 5) OBP: 0.282, SLG: 0.250			1-2 K							0 0 0 0 0 0 0										
Inning Stats	R: 0 E: 0 K: 1 S: 5	H: 0 LOB: 0 BB: 0 P: 5	R: 0 E: 0 K: 0 S: 4	H: 1 LOB: 1 BB: 0 P: 4	R: 0 E: 0 K: 1 S: 6	H: 2 LOB: 1 BB: 0 P: 6	R: 0 E: 0 K: 1 S: 5	H: 0 LOB: 0 BB: 0 P: 5	R: 0 E: 0 K: 0 S: 3	H: 0 LOB: 2 BB: 2 P: 3	R: 0 E: 0 K: 0 S: 3	H: 0 LOB: 0 BB: 0 P: 3	R: 0 E: 0 K: 0 S: 3	H: 0 LOB: 0 BB: 0 P: 3	R: 1 E: 0 K: 1 S: 6	H: 1 LOB: 0 BB: 0 P: 6	1B: 3 2B: 0 3B: 0 HR: 1	SF: 0 SAC: 0 DP: 0 HBP: 0	WP: 0 PB: 0 SB: 0 CS: 1	PA: 32
PITCHER Jim Palmer, R (1, 1) ERA: 3.07	IP: 9.0 WLS: W BF: 32 H: 4 R: 1 ER: 1 SO: 5 BB: 2 IBB: 0 HBP: 0 BLK: 0 WP: 0 HR: 1 S: 40 P: 48 ERA: 1.00 WHIP: 0.667																			

Cleveland Indians @ Baltimore Orioles
Memorial Stadium, Baltimore, MD
 Wed Jun 27 1979, 7:05 PM EDT
 Att. 20,209 - Unknown

livebaseballscorecards.com

AB	30
R	1
H	4
RBI	1
BB	2
SO	5
LOB	7



Batter	1	2	3	4	5	6	7	8	9	AB R H RBI BB SO LOB	TOP											
Rick Manning, L (1, 8) OBP: 0.333, SLG: 0.310	0-0 F8	0-0 F7		0-0 6-3			0-0 6-3		0-0 FC6-4 1-2 1B	5 0 1 0 0 0 3												
Duane Kuiper, L (1, 4) OBP: 0.308, SLG: 0.305	0-0 4-3		0-3 K		0-0 F7		0-0 6-3		0-0 F4	5 0 0 0 0 1 2												
Bobby Bonds, R (1, 10) OBP: 0.376, SLG: 0.466	0-3 K		0-0 F5		0-0 L6		0-3 K		0-0 FC6-4 1-2f	5 0 0 0 0 2 2												
Andre Thornton, R (1, 3) OBP: 0.352, SLG: 0.441		0-0 5-3	0-3 K		0-0 HR			0-0 F6		4 1 1 1 0 1 0												
Toby Harrah, R (1, 5) OBP: 0.388, SLG: 0.418		0-0 2B 1B		0-0 FC2-5 2B	0-0 S 1B			0-0 F5		4 1 3 0 0 0 0												
Mike Hargrove, L (1, 7) OBP: 0.323, SLG: 0.265		0-0 1B 2B		4-0 FC2-5 2B BB	0-0 G3			0-0 F8		3 2 1 1 1 0 1												
Jim Norris, L (1, 9) OBP: 0.300, SLG: 0.308		0-3 K		0-0 FC2-5 2B		0-0 L6			0-0 1B SF9 1B	4 2 1 0 0 1 3	AB 37 R 6 H 11 RBI 6 BB 1 SO 6 LOB 12											
Ron Hassey, L (1, 2) OBP: 0.275, SLG: 0.316		0-0 1B 1B		0-0 1B 2B		0-3 K2-3			0-0 1B 1B	4 0 3 3 0 1 0												
Tom Veryzer, R (1, 6) OBP: 0.300, SLG: 0.276		0-0 1B		0-0 6-3		0-0 5-3			0-0 SF9	3 0 1 1 0 0 1												
Inning Stats	R: 0 E: 0 K: 1 S: 5	H: 0 LOB: 0 BB: 0 P: 5	R: 2 E: 0 K: 1 S: 9	H: 4 LOB: 2 BB: 0 P: 9	R: 0 E: 0 K: 2 S: 7	H: 0 LOB: 0 BB: 0 P: 7	R: 2 E: 0 K: 0 S: 5	H: 2 LOB: 1 BB: 1 P: 9	R: 1 E: 0 K: 0 S: 5	H: 2 LOB: 1 BB: 0 P: 5	R: 0 E: 0 K: 1 S: 5	H: 0 LOB: 0 BB: 0 P: 5	R: 0 E: 0 K: 1 S: 5	H: 0 LOB: 0 BB: 0 P: 5	R: 0 E: 0 K: 0 S: 3	H: 0 LOB: 0 BB: 0 P: 3	R: 1 E: 0 K: 0 S: 6	H: 3 LOB: 2 BB: 0 P: 6	1B: 7 2B: 3 3B: 0 HR: 1	SF: 1 SAC: 0 DP: 0 HBP: 0	WP: 0 PB: 0 SB: 1 CS: 0	PA: 39
PITCHER	IP WLS BF H R ER SO BB IBB HBP BLK WP HR S P ERA WHIP																					
Dennis Martinez, R (1, 1) ERA: 3.64	8.0 L 35 10 6 6 6 1 0 0 0 0 0 1 46 50 6.75 1.375																					
Tippy Martinez, L (9, 1) ERA: 3.16	1.0 4 1 0 0 0 0 0 0 0 0 0 0 4 4 0.00 1.000																					

Cleveland Indians @ Baltimore Orioles
Memorial Stadium, Baltimore, MD
 Thu Jun 28 1979, 7:05 PM EDT
 Att: 11,795 - Unknown

livebaseballscorecards.com

Batter	1	2	3	4	5	6	7	8	9	AB R H RBI BB SO LOB	TOP	
Alfredo Griffin, S OBP: 0.325, SLG: 0.332 (1, 6) X	0-0 F8		0-0 F4		0-0 4-3			0-0 FC5-4 G5-4-3		4 0 0 0 0 0 3		
Luis Gomez, R OBP: 0.371, SLG: 0.397 (1, 5) X	0-0 E9 4-3 1B		0-0 F4			0-0 F4		0-0 G5-4-3		4 0 1 0 0 0 1		
Rick Bosetti, R OBP: 0.282, SLG: 0.345 (1, 8) X	0-0 4-3 2-3			0-0 F8		0-0 FC4 1B			0-0 G4-6-3 1B	4 0 2 0 0 0 1		
Rico Carty, R OBP: 0.345, SLG: 0.388 (1, 10) X	0-0 5-3			0-0 F4		0-0 F4			0-0 G4-6-3 1-2f	4 0 0 0 0 0 3		
Otto Velez, R OBP: 0.349, SLG: 0.491 (1, 7) X		0-0 HR		0-0 F7		0-0 FC4 1-2f			0-0 1B	4 1 2 1 0 0 1		
John Mayberry, L OBP: 0.367, SLG: 0.486 (1, 3) X		0-0 L6			0-0 F4		0-0 F9		0-3 K SS	4 0 0 0 0 1 1		
Danny Ainge, R OBP: 0.303, SLG: 0.338 (1, 4) X		0-0 B5-3			4-0 2B BB		0-0 F4			2 0 0 0 1 0 0		
Bob Bailor, R OBP: 0.295, SLG: 0.258 (1, 9) X		0-3 K			0-0 F8		0-0 F8			3 0 0 0 0 1 1		
Bob Davis, R OBP: 0.162, SLG: 0.185 (1, 2) X			0-0 F7		0-0 2B 1-3			0-0 FC5-4 1B		3 0 2 0 0 0 0		
Inning Stats	R: 0 H: 1 E: 1 LOB: 1 K: 0 BB: 0 S: 4 P: 4	R: 1 H: 1 E: 0 LOB: 0 K: 1 BB: 0 S: 6 P: 6	R: 0 H: 0 E: 0 LOB: 0 K: 0 BB: 0 S: 3 P: 3	R: 0 H: 0 E: 0 LOB: 0 K: 0 BB: 0 S: 3 P: 3	R: 0 H: 1 E: 0 LOB: 2 K: 0 BB: 1 S: 4 P: 8	R: 0 H: 1 E: 0 LOB: 1 K: 0 BB: 0 S: 4 P: 4	R: 0 H: 0 E: 0 LOB: 0 K: 0 BB: 0 S: 3 P: 3	R: 0 H: 1 E: 0 LOB: 0 K: 0 BB: 0 S: 3 P: 3	R: 0 H: 2 E: 0 LOB: 1 K: 1 BB: 0 S: 6 P: 6	1B: 5 SF: 0 2B: 1 SAC: 0 3B: 0 DP: 2 HR: 1 HBP: 0	WP: 0 PA: 33 PB: 0 SB: 0 CS: 0	
PITCHER Scott McGregor, L ERA: 4.53 (1, 1)	IP WLS BF H R ER SO BB IBB HBP BLK WP HR S P ERA WHIP											PITCHER IP WLS BF H R ER SO BB IBB HBP BLK WP HR S P ERA WHIP
	9.0 W 33 7 1 1 2 1 0 0 0 0 0 1 36 40 1.00 0.889											

Toronto Blue Jays @ Baltimore Orioles
 Memorial Stadium, Baltimore, MD
 Fri Jun 29 1979, 7:05 PM EDT
 Unknown

livebaseballscorecards.com

AB	32
R	1
H	7
RBI	1
BB	1
SO	2
LOB	11



Batter	1	2	3	4	5	6	7	8	9	AB R H RBI BB SO LOB	TOP	
Alfredo Griffin, S (1, 6) OBP: 0.324, SLG: 0.329	0-0 F5			0-0 F4		0-0 F9			4-0 5-3 1B BB	3 0 0 0 1 0 0		
Joe Cannon, L (1, 9) OBP: 0.162, SLG: 0.162	0-0 F4			0-0 G3			0-0 1B		0-0 F8	4 0 1 0 0 0 1		
Rick Bosetti, R (1, 8) OBP: 0.281, SLG: 0.344	0-0 5-3			0-0 4-3			0-3 K		0-0 1-2 5-3 1B	4 0 1 0 0 1 1		
Rico Carty, R (1, 10) OBP: 0.344, SLG: 0.390		0-0 F9			0-0 1B 2B		0-0 F5		0-0 5-3	4 0 1 0 0 0 3		
John Mayberry, L (1, 3) OBP: 0.369, SLG: 0.484		0-0 F8			0-0 2-3 1B		0-0 F8		4-0 FC6-4 BB	3 0 1 0 1 0 1		
Al Woods, L (1, 7) OBP: 0.338, SLG: 0.388		0-0 3-1			0-0 L5			0-0 3-1	0-0 FC6-4	4 0 0 0 0 0 4		
Luis Gomez, R (1, 5) OBP: 0.356, SLG: 0.380			0-0 6-3		0-3 K			0-3 K		3 0 0 0 0 2 1		
Rick Cerone, R (1, 2) OBP: 0.301, SLG: 0.277			0-0 F3			0-0 6-3		4-0 BB		2 0 0 0 1 0 0		
Tim Johnson, L (1, 4) OBP: 0.156, SLG: 0.100			0-0 4-3			0-0 4-3		0-0 F7		3 0 0 0 0 0 1		
Inning Stats	R: 0 H: 0 E: 0 LOB: 0 K: 0 BB: 0 S: 3 P: 3	R: 0 H: 0 E: 0 LOB: 0 K: 0 BB: 0 S: 3 P: 3	R: 0 H: 0 E: 0 LOB: 0 K: 0 BB: 0 S: 3 P: 3	R: 0 H: 0 E: 0 LOB: 0 K: 0 BB: 0 S: 3 P: 3	R: 0 H: 2 E: 0 LOB: 1 K: 1 BB: 0 S: 6 P: 6	R: 0 H: 0 E: 0 LOB: 0 K: 0 BB: 0 S: 3 P: 3	R: 0 H: 1 E: 0 LOB: 1 K: 1 BB: 0 S: 6 P: 6	R: 0 H: 0 E: 0 LOB: 1 K: 1 BB: 1 S: 5 P: 9	R: 0 H: 1 E: 0 LOB: 3 K: 0 BB: 2 S: 4 P: 12	1B: 3 SF: 0 2B: 1 SAC: 0 3B: 0 DP: 0 HR: 0 HBP: 0	WP: 0 PA: 33 PB: 0 SB: 0 CS: 0	
PITCHER	IP WLS BF H R ER SO BB IBB HBP BLK WP HR S P ERA WHIP											
Steve Stone, R (1, 1) ERA: 3.74	8.2 W 32 4 0 0 3 3 0 0 0 0 0 0 35 47 0.00 0.808											
Don Stanhouse, R (9, 1) ERA: 2.54	0.1 S 1 0 0 0 0 0 0 0 0 0 0 0 1 1 0.00 0.000											

Toronto Blue Jays @ Baltimore Orioles
 Memorial Stadium, Baltimore, MD
 Fri Jun 29 1979, 7:05 PM EDT
 Att. 20,872 - Unknown

livebaseballscorecards.com

AB	30
R	0
H	4
RBI	0
BB	3
SO	3
LOB	12



Batter	1	2	3	4	5	6	7	8	9
Kiko Garcia, R OBP: 0.321, SLG: 0.395 (1, 6) BBB	4-0 1B BB		0-0 F5		0-0 G6-4-3		0-0 G4-6-3		
Pat Kelly, L OBP: 0.441, SLG: 0.614 (1, 10) SSS	0-3 K		0-0 HR			4-0 1B G5-4-3 BB		0-0 1B 2B	
Ken Singleton, S OBP: 0.426, SLG: 0.543 (1, 9) X	0-0 F7		0-0 F5			0-0 G5-4-3 1B		0-0 2B 1B	
Gary Roenicke, R OBP: 0.426, SLG: 0.537 (1, 8) X	0-0 1B		0-0 F8			0-0 G5-4-3		0-3 K	
John Lowenstein, L OBP: 0.408, SLG: 0.581 (1, 7) X	0-0 G3			0-0 F8		0-0 HR		0-0 1B 2B	
Eddie Murray, S OBP: 0.351, SLG: 0.403 (1, 3) BBB		4-0 SH1-3 BB		0-0 F7		0-0 6-3		0-0 1B	
Billy Smith, S OBP: 0.288, SLG: 0.363 (1, 4) X		0-0 SH1-3		0-3 K			0-3 K		
Wayne Krenchicki, L OBP: 0.182, SLG: 0.273 (1, 5) Rich Dauer, R OBP: 0.322, SLG: 0.385 (8, 5) X		0-0 F8			0-0 4-3		0-0 1B 2B		
Dave Skaggs, R OBP: 0.304, SLG: 0.258 (1, 2) X		0-0 F4			0-0 G6-4-3 1B		0-0 G4-6-3 1B		

Inning Stats	R: 0 E: 0 K: 1 S: 6	H: 1 LOB: 2 BB: 1 P: 10	R: 0 E: 0 K: 0 S: 3	H: 0 LOB: 1 BB: 1 P: 7	R: 1 E: 0 K: 0 S: 4	H: 1 LOB: 0 BB: 0 P: 4	R: 0 E: 0 K: 1 S: 5	H: 0 LOB: 0 BB: 0 P: 5	R: 0 E: 0 K: 0 S: 3	H: 1 LOB: 0 BB: 0 P: 3	R: 2 E: 0 K: 0 S: 4	H: 2 LOB: 0 BB: 1 P: 8	R: 0 E: 0 K: 1 S: 6	H: 2 LOB: 1 BB: 0 P: 6	R: 1 E: 0 K: 1 S: 7	H: 4 LOB: 2 BB: 0 P: 7
--------------	------------------------------	----------------------------------	------------------------------	---------------------------------	------------------------------	---------------------------------	------------------------------	---------------------------------	------------------------------	---------------------------------	------------------------------	---------------------------------	------------------------------	---------------------------------	------------------------------	---------------------------------

PITCHER	IP	WLS	BF	H	R	ER	SO	BB	IBB	HBP	BLK	WP	HR	S	P	ERA	WHIP
Phil Huffman, R ERA: 6.42 (1, 1)	7.0	L	30	9	4	4	3	3	0	0	0	0	2	33	45	5.14	1.714
Tom Buskey, R ERA: 2.76 (8, 1)	1.0		3	2	0	0	1	0	0	0	0	0	0	5	5	0.00	2.000

AB	R	H	RBI	BB	SO	LOB
3	0	0	0	1	0	3
3	3	2	1	1	1	1
4	0	2	1	0	0	1
4	0	1	0	0	1	2
4	1	2	1	0	0	2
3	0	1	0	1	0	0
2	0	0	0	0	2	0
3	0	1	0	0	0	1
0	0	0	0	0	0	0
3	0	2	0	0	0	1

AB	29
R	4
H	11
RBI	3
BB	3
SO	4
LOB	11

WP: 0 PA: 33
PB: 0
SB: 0
CS: 0



Toronto Blue Jays @ Baltimore Orioles
Memorial Stadium, Baltimore, MD
Fri Jun 29 1979, 7:05 PM EDT
Att. 20,872 - Unknown

livebaseballscorecards.com

Batter	1	2	3	4	5	6	7	8	9	AB R H RBI BB SO LOB	TOP									
Alfredo Griffin, S (1, 6) OBP: 0.329, SLG: 0.332	0-0 G6-3 1B		0-0 6-3			4-0 2-3 BB		0-0 F8 1B		3 0 2 0 1 0 0										
Luis Gomez, R (1, 5) OBP: 0.338, SLG: 0.360	0-0 G6-3 1-2f			0-3 K		0-0 F7		0-0 F8 1-2		4 0 0 0 0 1 3										
Rick Bosetti, R (1, 8) OBP: 0.278, SLG: 0.340	0-0 5-3			0-0 F6		0-0 2-3 1-2		0-0 5-3		4 0 0 0 0 0 1										
Rico Carty, R (1, 10) OBP: 0.340, SLG: 0.384		0-0 F6		0-3 K		0-0 6-3			0-0 6-3	4 0 0 0 0 1 1										
Otto Velez, R (1, 7) OBP: 0.353, SLG: 0.491		0-0 1B			0-0 E 1B		0-0 6-3		0-0 6-3	4 0 2 0 0 0 0										
John Mayberry, L (1, 3) OBP: 0.364, SLG: 0.477		0-0 F7			0-0 F8		0-3 K		0-0 F8	4 0 0 0 0 1 2										
Rick Cerone, R (1, 2) OBP: 0.301, SLG: 0.278		0-0 F7			0-0 E6 FC5 1-2		0-0 1B 1B			3 0 1 0 0 0 2										
Danny Ainge, R (1, 4) OBP: 0.303, SLG: 0.338			0-0 F8		0-0 F8		0-0 1-2 1B			3 0 1 0 0 0 2										
Bob Bailor, R (1, 9) OBP: 0.292, SLG: 0.255			0-0 G3		0-0 FC5 1-2f		0-0 L4			3 0 0 0 0 0 4										
Inning Stats	R: 0 E: 0 K: 0 S: 3	H: 1 LOB: 0 BB: 0 P: 3	R: 0 E: 0 K: 0 S: 4	H: 1 LOB: 1 BB: 0 P: 4	R: 0 E: 0 K: 0 S: 3	H: 0 LOB: 0 BB: 0 P: 3	R: 0 E: 0 K: 2 S: 7	H: 0 LOB: 0 BB: 0 P: 7	R: 0 E: 1 K: 0 S: 5	H: 1 LOB: 2 BB: 0 P: 5	R: 0 E: 0 K: 1 S: 7	H: 2 LOB: 2 BB: 0 P: 7	R: 0 E: 0 K: 1 S: 3	H: 1 LOB: 0 BB: 0 P: 3	R: 0 E: 0 K: 0 S: 3	H: 0 LOB: 0 BB: 0 P: 3	1B: 6 2B: 0 3B: 0 HR: 0	SF: 0 SAC: 0 DP: 1 HBP: 0	WP: 0 PB: 0 SB: 0 CS: 0	PA: 33
PITCHER Mike Flanagan, L (1, 1) ERA: 3.64	IP: 9.0 WLS: W BF: 33 H: 6 R: 0 ER: 0 SO: 3 BB: 1 IBB: 0 HBP: 0 BLK: 0 WP: 0 HR: 0 S: 38 P: 42 ERA: 0.00 WHIP: 0.778																			
PITCHER	IP	WLS	BF	H	R	ER	SO	BB	IBB	HBP	BLK	WP	HR	S	P	ERA	WHIP			

Toronto Blue Jays @ Baltimore Orioles
 Memorial Stadium, Baltimore, MD
 Sat Jun 30 1979, 7:05 PM EDT
 Att. 19,807 - Unknown

livebaseballscorecards.com

AB	32
R	0
H	6
RBI	0
BB	1
SO	3
LOB	15



Batter	1	2	3	4	5	6	7	8	9	AB	R	H	RBI	BB	SO	LOB
Kiko Garcia, R (1, 6) OBP: 0.320, SLG: 0.392	0-3 K		0-0 G6-3 1B		0-0 F9		0-0 L8			4	0	1	0	0	1	0
Benny Ayala, R (1, 7) OBP: 0.259, SLG: 0.667 John Lowenstein, L (8, 7) OBP: 0.408, SLG: 0.581	0-3 K		0-0 G6-3 1-2f		0-0 F8		0-0 L7			4	0	0	0	0	1	1
Ken Singleton, S (1, 9) OBP: 0.429, SLG: 0.554	0-0 HR		4-0 BB		4-0 FC4-6 BB			0-0 F8		2	1	1	1	2	0	0
Lee May, R (1, 10) OBP: 0.324, SLG: 0.481	0-0 F7		0-0 F9		0-0 FC4-6 1-2f			4-0 FC6-4 BB		3	0	0	0	1	0	2
Doug DeCinces, R (1, 5) OBP: 0.320, SLG: 0.414		0-3 K		0-0 F6		4-0 1B WP E BB		0-0 F3		3	1	0	0	1	1	1
Eddie Murray, S (1, 3) OBP: 0.352, SLG: 0.402		4-0 HBP BB		0-0 WP 1B		0-0 F4 1-2		0-0 FC6-4 1-2f		3	0	1	0	1	0	2
Gary Roenicke, R (1, 8) OBP: 0.429, SLG: 0.536		1-0 HBP		0-3 K		0-0 S L6-5 1B				2	0	1	0	0	1	1
Rich Dauer, R (1, 4) OBP: 0.322, SLG: 0.382		0-0 F8		4-0 BB		0-0 L6-5 1-H 3-H				2	0	0	0	1	0	3
Rick Dempsey, R (1, 2) OBP: 0.338, SLG: 0.368		0-0 F4		0-0 F4			0-0 F9			3	0	0	0	0	0	4

Inning Stats	R: 1	H: 1	E: 0	K: 2	S: 8	LOB: 0	BB: 0	P: 8									
Tom Underwood, L (1, 1) ERA: 3.82	IP: 8.0	WLS: L	BF: 33	H: 4	R: 2	ER: 1	SO: 4	BB: 6	IBB: 0	HBP: 1	BLK: 0	WP: 2	HR: 1	S: 34	P: 59	ERA: 1.12	WHIP: 1.250

BOTTOM

Toronto Blue Jays @ Baltimore Orioles
Memorial Stadium, Baltimore, MD

Sat Jun 30 1979, 7:05 PM EDT
Att. 19,807 - Unknown

AB	26
R	2
H	4
RBI	1
BB	6
SO	4
LOB	14



1B: 3	SF: 0	WP: 2	PA: 33
2B: 1	SAC: 0	PB: 0	
3B: 0	DP: 2	SB: 2	
HR: 1	HBP: 1	CS: 0	

livebaseballscorecards.com

Batter	1	2	3	4	5	6	7	8	9
Al Bumbry, L OBP: 0.342, SLG: 0.367 (1, 8) X	0-0 3B 1B	0-0 1-3 2B		0-0 1B 1B		0-0 F7	0-0 F8		
Kiko Garcia, R OBP: 0.330, SLG: 0.413 (1, 6) X	0-0 1-H WP 3B	4-0 FC6-4 BB		0-0 1-2 1B		0-0 F7	0-0 2B		
Ken Singleton, S OBP: 0.426, SLG: 0.547 (1, 9) S S S	0-3 K	0-0 SF7		0-0 G6-3 1-2f		0-0 BB	0-0 G3		
Eddie Murray, S OBP: 0.350, SLG: 0.409 (1, 3) X	0-0 G3	0-0 F8			0-0 F7	0-3 K		0-0 HR	
Doug DeCinces, R OBP: 0.333, SLG: 0.436 (1, 5) X	0-0 2B 2B	0-0 FC6-4 1-2f			0-0 G3 2B 2B		0-0 FC4-6 1B	4-0 5-3 BB	
John Lowenstein, L OBP: 0.398, SLG: 0.556 (1, 7) B B B (8, 9)	4-0 2B BB		0-3 K		0-0 G3		0-0 FC4-6 1B E	0-3 K	
Lee May, R OBP: 0.326, SLG: 0.482 (1, 10) X	0-0 1-3 2-H 2B		0-0 L8		4-0 2B BB		0-0 E1 1B HR	0-0 5-3	
Rich Dauer, R OBP: 0.324, SLG: 0.386 (1, 4) X	0-0 L1		0-0 F4		0-0 2B		0-0 HR 1B	0-0 F3	
Rick Dempsey, R OBP: 0.341, SLG: 0.383 (1, 2)		4-0 2B SF7 BB		0-0 L7		0-0 F9		0-0 HR	

Inning Stats	R: 3	H: 4	E: 0	K: 1	S: 9	LOB: 2	BB: 1	P: 13	R: 1	H: 1	E: 0	K: 0	S: 4	LOB: 2	BB: 2	P: 12	R: 0	H: 0	E: 0	K: 1	S: 5	LOB: 0	BB: 0	P: 5	R: 0	H: 2	E: 0	K: 0	S: 4	LOB: 1	BB: 0	P: 4	R: 1	H: 2	E: 0	K: 0	S: 5	LOB: 2	BB: 1	P: 9	R: 0	H: 0	E: 0	K: 1	S: 5	LOB: 1	BB: 1	P: 9	R: 4	H: 4	E: 1	K: 0	S: 8	LOB: 1	BB: 0	P: 8	R: 1	H: 1	E: 0	K: 1	S: 6	LOB: 1	BB: 1	P: 10
--------------	------	------	------	------	------	--------	-------	-------	------	------	------	------	------	--------	-------	-------	------	------	------	------	------	--------	-------	------	------	------	------	------	------	--------	-------	------	------	------	------	------	------	--------	-------	------	------	------	------	------	------	--------	-------	------	------	------	------	------	------	--------	-------	------	------	------	------	------	------	--------	-------	-------

PITCHER		IP	WLS	BF	H	R	ER	SO	BB	IBB	HBP	BLK	WP	HR	S	P	ERA	WHIP
Dave Lemanczyk, R ERA: 3.15 (1, 1)		1.0		11	5	4	4	1	3	0	0	0	1	0	10	22	36.00	8.000
Jesse Jefferson, R ERA: 4.87 (2, 1)		5.1	L	24	6	4	4	2	2	0	0	0	0	0	26	34	6.75	1.500
Mark Lemongello, R ERA: 6.49 (7, 1)		0.2		6	3	2	1	0	1	0	0	0	0	2	5	9	13.50	6.000
Dyar Miller, R ERA: 4.99 (8, 1)		1.0		3	0	0	0	1	0	0	0	0	0	5	5	0.00	0.000	

BOTTOM

Toronto Blue Jays @ Baltimore Orioles
Memorial Stadium, Baltimore, MD

Sun Jul 01 1979, 3:33 AM EDT
Att. 33,592 - Unknown

AB	R	H	RBI	BB	SO	LOB
5	1	3	0	0	0	0
4	1	3	1	1	0	0
3	0	0	1	1	1	3
0	0	0	0	0	0	0
5	1	1	1	0	1	3
4	2	3	0	1	0	2
4	1	0	0	1	2	3
4	1	1	1	1	0	2
5	1	2	2	0	0	3
3	2	1	3	1	0	2

AB	37
R	10
H	14
RBI	9
BB	6
SO	4
LOB	18

1B	5	SF	1	WP	1	PA	44
2B	6	SAC	0	PB	0		
3B	1	DP	1	SB	0		
HR	2	HBP	0	CS	0		

PITCHER		IP	WLS	BF	H	R	ER	SO	BB	IBB	HBP	BLK	WP	HR	S	P	ERA	WHIP
---------	--	----	-----	----	---	---	----	----	----	-----	-----	-----	----	----	---	---	-----	------

Batter	1	2	3	4	5	6	7	8	9	AB R H RBI BB SO LOB	TOP	
Al Bumbry, L (1, 8) OBP: 0.338, SLG: 0.362	0-3 K		0-0 F8		0-0 G3			0-0 6-3		4 0 0 0 0 1 0		
Kiko Garcia, R (1, 6) OBP: 0.329, SLG: 0.407	4-0 1B 8-2 BB		0-0 L3			0-0 F8		0-0 5-3		3 0 0 0 1 0 0		
Pat Kelly, L (1, 7) OBP: 0.458, SLG: 0.617	0-0 1-3 1B		0-0 F7			1-0 HBP		0-0 1B		3 0 2 0 0 0 0		
Ken Singleton, S (1, 9) Wayne Krenchicki, L (9, PR) OBP: 0.424, SLG: 0.542 OBP: 0.182, SLG: 0.273	0-0 8-2		0-0 F9		0-0 F7			4-0 FC6-4 BB		3 0 0 0 1 0 3 0 0 0 0 0 0 0		
Eddie Murray, S (1, 3) OBP: 0.352, SLG: 0.410		0-0 G6-4-3 1B		0-0 7-5 1B		0-0 4-3		0-0 FC6-4		4 0 2 0 0 0 2		
Doug DeCinces, R (1, 5) OBP: 0.343, SLG: 0.444		0-0 1-2 1B		0-0 1-2 1B			0-0 FC6-4 1B	0-0 G5-4-3		4 0 3 0 0 0 1		
Lee May, R (1, 10) Gary Roenicke, R (7, PR) OBP: 0.322, SLG: 0.476 OBP: 0.429, SLG: 0.536		0-0 G6-4-3		0-0 7-5			0-0 FC6-4			3 0 0 0 0 0 5 0 0 0 0 0 0 0		
Rich Dauer, R (1, 4) OBP: 0.324, SLG: 0.383		4-0 FC6-4 BB		0-0 6-3			0-0 P6			2 0 0 0 1 0 1		
Dave Skaggs, R (1, 2) Terry Crowley, L (7, PH) Rick Dempsey, R (7, 2) OBP: 0.296, SLG: 0.250 OBP: 0.414, SLG: 0.522 OBP: 0.341, SLG: 0.383		0-0 FC6-4		0-3 K			0-3 K			2 0 0 0 0 1 2 1 0 0 0 0 1 1 0 0 0 0 0 0 0		
Inning Stats	R: 0 H: 1 E: 0 LOB: 1 K: 1 BB: 1 S: 5 P: 9	R: 0 H: 2 E: 0 LOB: 2 K: 0 BB: 1 S: 4 P: 8	R: 0 H: 0 E: 0 LOB: 0 K: 0 BB: 0 S: 3 P: 3	R: 0 H: 2 E: 0 LOB: 1 K: 0 BB: 0 S: 4 P: 4	R: 0 H: 0 E: 0 LOB: 0 K: 1 BB: 0 S: 5 P: 5	R: 0 H: 0 E: 0 LOB: 1 K: 0 BB: 0 S: 3 P: 4	R: 0 H: 1 E: 0 LOB: 1 K: 1 BB: 0 S: 6 P: 6	R: 0 H: 1 E: 0 LOB: 1 K: 0 BB: 0 S: 3 P: 3	R: 0 H: 0 E: 0 LOB: 1 K: 0 BB: 1 S: 2 P: 6	1B: 7 SF: 0 2B: 2 SAC: 0 3B: 0 DP: 4 HR: 0 HBP: 1	WP: 0 PA: 33 PB: 0 SB: 0 CS: 0	
PITCHER Steve Comer, R (1, 1) ERA: 3.33	IP WLS BF H R ER SO BB IBB HBP BLK WP HR S P ERA WHIP	9.0 W 33 7 0 0 3 3 0 1 0 0 0 0 35 48 0.00 1.111										

Baltimore Orioles @ Texas Rangers
Arlington Stadium, Arlington, TX
Mon Jul 02 1979, 8:05 PM EDT
Att: 17,383 - Unknown

livebaseballscorecards.com

AB 29
R 0
H 7
RBI 0
BB 3
SO 3
LOB 15



Batter	1	2	3	4	5	6	7	8	9	AB	R	H	RBI	BB	SO	LOB
Bump Wills, S (1, 4) OBP: 0.338, SLG: 0.318	0-0 G3-6-1 1B	0-0 6-3			0-0 G3			0-0 L3		4	0	1	0	0	0	2
Bill Sample, R (1, 7) OBP: 0.371, SLG: 0.383	4-0 G3-6-1 1-2 BB		0-0 F7		0-3 K			0-0 FC6-4 1B		3	0	1	0	1	1	1
Oscar Gamble, L (1, 9) OBP: 0.526, SLG: 0.670	0-0 G3-6-1 1-2f 2-3		0-3 K		0-0 4-3			0-0 FC6-4 1-2f		4	0	0	0	0	1	3
Buddy Bell, R (1, 5) OBP: 0.317, SLG: 0.399	0-3 K		0-0 6-3		0-0 L6			0-0 5-3		4	0	0	0	0	1	2
Pat Putnam, L (1, 3) OBP: 0.336, SLG: 0.484		0-0 4-3		0-0 F2		0-0 F7				3	0	0	0	0	0	0
Richie Zisk, R (1, 10) OBP: 0.293, SLG: 0.310		0-0 2B 2B		0-0 L6		0-0 F9				3	1	1	0	0	0	0
Johnny Grubb, L (1, 8) OBP: 0.328, SLG: 0.434		4-0 2B BB		0-0 6-3		0-0 FC1-4 1B				2	1	1	0	1	0	0
Jim Sundberg, R (1, 2) OBP: 0.292, SLG: 0.320		0-0 1-H 2-H 2B		0-0 FC1-4 2B		0-0 FC1-4 1-2f				3	0	2	2	0	0	1
Larvell Blanks, R (1, 6) OBP: 0.296, SLG: 0.278		0-0 5-3		0-0 6-3		0-0 4-3				2	0	0	0	0	0	2
Al Oliver, L (7, PH) OBP: 0.338, SLG: 0.484										1	0	0	0	0	0	1
Nelson Norman, S (8, 6) OBP: 0.266, SLG: 0.253										0	0	0	0	0	0	0

Inning Stats	R: 0	H: 1	E: 0	K: 1	S: 5	R: 2	H: 2	E: 0	K: 0	S: 5	R: 0	H: 0	E: 0	K: 1	S: 5	R: 0	H: 0	E: 0	K: 0	S: 3	R: 0	H: 1	E: 0	K: 1	S: 6	R: 0	H: 0	E: 0	K: 0	S: 3	R: 0	H: 1	E: 0	K: 0	S: 4	R: 0	H: 1	E: 0	K: 0	S: 4	R: 0	H: 1	E: 0	K: 0	S: 4									
PITCHER Dennis Martinez, R (1, 1) ERA: 3.56	IP	WLS	BF	H	R	ER	SO	BB	IBB	HBP	BLK	WP	HR	S	P	ERA	WHIP													PITCHER	IP	WLS	BF	H	R	ER	SO	BB	IBB	HBP	BLK	WP	HR	S	P	ERA	WHIP							
	8.0	L	31	6	2	2	3	2	0	0	0	0	0	35	43	2.25	1.000																																					


BOTTOM

Baltimore Orioles @ Texas Rangers
Arlington Stadium, Arlington, TX


Mon Jul 02 1979, 8:05 PM EDT
Att. 17,383 - Unknown

livebaseballscorecards.com

AB	29
R	2
H	6
RBI	2
BB	2
SO	3
LOB	12



WP: 0	PA: 31
PB: 0	SB: 1
CS: 0	

Batter	1	2	3	4	5	6	7	8	9	AB R H RBI BB SO LOB	TOP
Al Bumbry, L (1, 8) OBP: 0.333, SLG: 0.357	0-0 4-3		0-0 F7			0-0 4-3			0-0 F8	4 0 0 0 0 0 0	
Billy Smith, S (1, 6) OBP: 0.279, SLG: 0.350	0-3 K			0-3 K		0-0 P6			0-0 3-1	4 0 0 0 0 2 0	
Ken Singleton, S (1, 10) OBP: 0.422, SLG: 0.536	0-0 5-3			0-3 K		0-3 K			4-0 BB	3 0 0 0 1 2 0	
Gary Roenicke, R (1, 7) OBP: 0.426, SLG: 0.528		0-0 P4		4-0 BB			0-0 5-3		0-0 1-3	3 0 0 0 1 0 1	
Eddie Murray, S (1, 3) OBP: 0.352, SLG: 0.407		4-0 FC1-6 BB		0-0 F8			0-0 3-1			2 0 0 0 1 0 1	
John Lowenstein, L (1, 9) OBP: 0.396, SLG: 0.548		0-0 FC1-6 S 1-2f			0-0 FC6-4 1B		0-3 K			3 0 1 0 0 1 1	
Doug DeCinces, R (1, 5) OBP: 0.337, SLG: 0.436		0-0 3-1			0-0 FC6-4 1-2f			0-3 K		3 0 0 0 0 1 2	AB 28 R 0 H 1 RBI 0 BB 3 SO 10 LOB 7
Rich Dauer, R (1, 4) OBP: 0.320, SLG: 0.379			0-0 P4		0-0 F7			0-3 K		3 0 0 0 0 1 1	
Rick Dempsey, R (1, 2) OBP: 0.336, SLG: 0.377			0-3 K		0-3 K			0-3 K		3 0 0 0 0 3 1	
Inning Stats	R: 0 E: 0 K: 1 S: 5 H: 0 LOB: 0 BB: 0 P: 5	R: 0 E: 0 K: 0 S: 3 H: 0 LOB: 1 BB: 1 P: 7	R: 0 E: 0 K: 1 S: 5 H: 0 LOB: 0 BB: 0 P: 5	R: 0 E: 0 K: 2 S: 7 H: 0 LOB: 1 BB: 1 P: 11	R: 0 E: 0 K: 1 S: 6 H: 1 LOB: 1 BB: 0 P: 6	R: 0 E: 0 K: 1 S: 5 H: 0 LOB: 0 BB: 0 P: 5	R: 0 E: 0 K: 1 S: 5 H: 0 LOB: 0 BB: 0 P: 5	R: 0 E: 0 K: 3 S: 9 H: 0 LOB: 0 BB: 0 P: 9	R: 0 E: 0 K: 0 S: 3 H: 0 LOB: 1 BB: 1 P: 7	1B: 1 2B: 0 3B: 0 HR: 0 SF: 0 SAC: 0 DP: 0 HBP: 0	WP: 0 PB: 0 SB: 1 CS: 0 PA: 31
PITCHER Fergie Jenkins, R (1, 1) ERA: 3.44	IP 9.0 WLS W BF 31 H 1 R 0 ER 0 SO 10 BB 3 IBB 0 HBP 0 BLK 0 WP 0 HR 0 S 48 P 60 ERA 0.00 WHIP 0.444	PITCHER IP WLS BF H R ER SO BB IBB HBP BLK WP HR S P ERA WHIP									

Baltimore Orioles @ Texas Rangers
Arlington Stadium, Arlington, TX
Tue Jul 03 1979, 8:05 PM EDT
Att. 27,981 - Unknown

livebaseballscorecards.com

Batter	1	2	3	4	5	6	7	8	9	AB R H RBI BB SO LOB	TOP											
Al Bumbry, L (1, 8) <small>OBP: 0.334, SLG: 0.366</small>	0-0 5-3		0-0 HR	0-0 FC6-4		0-3 K			4-0 2B BB	4 1 1 2 1 1 3												
Kiko Garcia, R (1, 6) <small>OBP: 0.324, SLG: 0.400</small> Pat Kelly, L (9, PH) <small>OBP: 0.466, SLG: 0.639</small>	0-3 K		0-3 K		0-0 4-3		0-0 5-3		0-0 1-3 2B	4 0 0 0 0 2 0 1 0 1 0 0 0 0												
Ken Singleton, S (1, 10) <small>OBP: 0.425, SLG: 0.532</small>	0-3 K		4-0 BB		4-0 2-3 1B BB		4-0 FC6-4 BB		0-3 K	2 1 0 0 3 2 2												
Eddie Murray, S (1, 3) <small>OBP: 0.350, SLG: 0.410</small>		0-0 4-3 3B	0-0 F8		0-0 2-3		0-3 K		0-3 K	5 1 1 0 0 2 5												
Doug DeCinces, R (1, 5) <small>OBP: 0.333, SLG: 0.429</small>		0-0 4-3		0-0 G3		0-0 2-H 1B		0-0 FC6-4	0-0 5-3	5 0 1 2 0 0 3												
John Lowenstein, L (1, 9) <small>OBP: 0.391, SLG: 0.531</small>		0-0 3-H F7		0-0 L6		0-0 F7		4-0 BB		3 0 0 0 1 0 1												
Gary Roenicke, R (1, 7) <small>OBP: 0.423, SLG: 0.538</small>		0-0 F8		0-0 HR		0-3 K		0-3 K		4 1 1 1 0 2 1												
Billy Smith, S (1, 4) <small>OBP: 0.286, SLG: 0.350</small>			0-3 K	4-0 1B BB		0-0 1B		0-3 K		3 0 1 0 1 2 1												
Rick Dempsey, R (1, 2) <small>OBP: 0.341, SLG: 0.387</small> Terry Crowley, L (8, PH) <small>OBP: 0.400, SLG: 0.500</small> Dave Skaggs, R (8, 2) <small>OBP: 0.296, SLG: 0.250</small>			0-0 HR 2B	0-0 1-2 1B		0-3 K		0-3 K		3 1 2 0 0 1 1 1 0 0 0 0 1 1 0 0 0 0 0 0 0												
Inning Stats	R: 0 E: 0 K: 2 S: 7	H: 0 LOB: 0 BB: 0 P: 7	R: 1 E: 0 K: 0 S: 4	H: 1 LOB: 0 BB: 0 P: 4	R: 2 E: 0 K: 2 S: 9	H: 2 LOB: 1 BB: 1 P: 13	R: 1 E: 0 K: 0 S: 5	H: 2 LOB: 2 BB: 1 P: 9	R: 1 E: 0 K: 0 S: 4	H: 1 LOB: 1 BB: 1 P: 8	R: 0 E: 0 K: 3 S: 10	H: 1 LOB: 1 BB: 0 P: 10	R: 0 E: 0 K: 1 S: 5	H: 0 LOB: 1 BB: 1 P: 9	R: 0 E: 0 K: 3 S: 9	H: 0 LOB: 1 BB: 1 P: 13	R: 0 E: 0 K: 2 S: 8	H: 1 LOB: 2 BB: 1 P: 12	1B: 3 2B: 2 3B: 1 HR: 2	SF: 0 SAC: 0 DP: 0 HBP: 0	WP: 0 PB: 0 SB: 0 CS: 0	PA: 41
PITCHER	IP WLS BF H R ER SO BB IBB HBP BLK WP HR S P ERA WHIP																					
Danny Darwin, R (1, 1) <small>ERA: 4.43</small> Jim Kern, R (6, 1) <small>ERA: 1.38</small>	5.0 W 24 6 5 5 4 3 0 0 0 0 2 29 41 9.00 1.800																					
	4.0 S 17 2 0 0 9 3 0 0 0 0 0 0 32 44 0.00 1.250																					

Baltimore Orioles @ Texas Rangers
 Arlington Stadium, Arlington, TX
 Wed Jul 04 1979, 8:05 PM EDT
 Att: 41,097 - Unknown

livebaseballscorecards.com

AB 35
R 5
H 8
RBI 5
BB 6
SO 13
LOB 18



BOTTOM

Baltimore Orioles @ Texas Rangers
 Arlington Stadium, Arlington, TX
 Wed Jul 04 1979, 8:05 PM EDT
 Att. 41,097 - Unknown

livebaseballscorecards.com

AB	34
R	9
H	15
RBI	8
BB	1
SO	2
LOB	9



WP: 1	PA: 37
PB: 0	
SB: 0	
CS: 1	

AB	R	H	RBI	BB	SO	LOB
4	3	4	2	0	0	0
3	2	2	3	0	1	0
4	1	2	0	0	0	2
2	0	2	2	0	0	0
2	0	0	0	0	0	1
2	0	0	0	0	0	2
2	0	0	0	0	0	0
2	1	0	0	0	0	1
2	0	2	0	0	0	0
4	1	2	1	0	1	1
3	0	0	0	0	0	2
1	0	0	0	0	0	0
1	0	0	0	1	0	0
2	1	1	0	0	0	0
1B: 11	SF: 1	WP: 1	PA: 37			
2B: 2	SAC: 0	PB: 0				
3B: 1	DP: 2	SB: 0				
HR: 1	HBP: 0	CS: 1				

Batter	1	2	3	4	5	6	7	8	9							
Bump Wills, S OBP: 0.345, SLG: 0.331 (1, 4)	0-0 HR 1B	0-0 1B 2B 1B	0-0 1B 1-H 2-H			0-0 1-H SF9 3B										
Bill Sample, R OBP: 0.373, SLG: 0.403 (1, 7)	0-0 1-H HR 1B	0-0 1-2 2B 1B		0-3 K		0-0 SF9										
Buddy Bell, R OBP: 0.318, SLG: 0.401 (1, 5)	0-0 1B E 1B	0-0 P6		0-0 G6-3 1B		0-0 6-3										
John Ellis, R OBP: 0.287, SLG: 0.436 (1, 3)	0-0 E8 FC6-5 1B	0-0		0-0 G6-3		0-0 1-3										
Mike Jorgensen, L OBP: 0.357, SLG: 0.529 (4, 3) (6, 9)	0-0 FC6-5 1-H 1B	0-0 1-H 2-H 2B		0-0 1-2f												
Eric Soderholm, R OBP: 0.301, SLG: 0.376 (1, 10)	0-0 FC6-5 FC5-4 2-3	0-0 L5		0-0 4-3		0-0 L4										
Oscar Gamble, L OBP: 0.517, SLG: 0.661 (5, PH)																
Richie Zisk, R OBP: 0.290, SLG: 0.307 (1, 9)	0-0 FC5-4 1-2f 2B		0-0 F8		0-0 G4-6-3 1B		0-0 CS 1B									
Pat Putnam, L OBP: 0.339, SLG: 0.484 (5, PH) (6, 3)																
Jim Sundberg, R OBP: 0.299, SLG: 0.335 (1, 2)	0-0 1-H 2B		0-0 WP 1B 1B		0-0 1-2f	0-0 G4-6-3	0-0 CS	0-3 K								
Larvell Blanks, R OBP: 0.286, SLG: 0.267 (1, 6)	0-0 6-3		0-0 F3			0-0 F9		0-0 6-3								
Nelson Norman, S OBP: 0.260, SLG: 0.247 (7, 6)			0-0 1-2													
La Rue Washington, R OBP: 0.308, SLG: 0.250 (1, 8)			0-0 F9			0-0 3B 1B		0-0 3-1								
Johnny Grubb, L OBP: 0.329, SLG: 0.433 (6, PH) (7, 8)			0-0 BB BB BB													
Inning Stats	R: 4 E: 1 K: 0 S: 8	H: 5 LOB: 1 BB: 0 P: 8	R: 2 E: 0 K: 0 S: 6	H: 3 LOB: 1 BB: 0 P: 6	R: 1 E: 0 K: 0 S: 4	H: 2 LOB: 2 BB: 1 P: 8	R: 0 E: 0 K: 1 S: 5	H: 1 LOB: 0 BB: 0 P: 5	R: 0 E: 0 K: 0 S: 3	H: 1 LOB: 0 BB: 0 P: 3	R: 2 E: 0 K: 0 S: 5	H: 2 LOB: 0 BB: 0 P: 5	R: 0 E: 0 K: 0 S: 3	H: 1 LOB: 0 BB: 0 P: 3	R: 0 E: 0 K: 1 S: 5	H: 0 LOB: 0 BB: 0 P: 5
PITCHER	IP WLS L	WLS BF	H R ER SO	BB IBB HBP BLK	WP HR S P	ERA WHIP	PITCHER	IP WLS L	WLS BF	H R ER SO	BB IBB HBP BLK	WP HR S P	ERA WHIP			
Mike Flanagan, L ERA: 3.91 (1, 1)	0.2	7	5 4 4 0	0 0 0 0	0 1 7 7	54.00 7.500	Tippy Martinez, L ERA: 3.78 (1, 1)	2.0	11	4 3 3 0	1 0 0 0	1 0 10 14	13.50 2.500			
Sammy Stewart, R ERA: 2.76 (3, 1)	4.1	15	6 2 2 1	0 0 0 0	0 0 17 17	4.15 1.385	Don Stanhouse, R ERA: 2.43 (8, 1)	1.0	3	0 0 0 1	0 0 0 0	0 0 5 5	0.00 0.000			

Batter	1	2	3	4	5	6	7	8	9	AB R H RBI BB SO LOB	TOP											
Al Bumbry, L (1, 8) OBP: 0.329, SLG: 0.359	0-0 F7		0-0 6-3	0-0 F8			0-0 4-3		0-0 B1-3	5 0 0 0 0 0 1												
Kiko Garcia, R (1, 6) OBP: 0.329, SLG: 0.402	0-0 BB 1B		0-0 BLK HR 1B			0-0 F9	0-0 6-3		4-0 BB	4 1 2 0 1 0 0												
Ken Singleton, S (1, 9) OBP: 0.421, SLG: 0.537	0-3 K		0-0 1-H HR			0-0 F7	0-0 F8		0-0 4-3	5 1 1 2 0 1 2												
Eddie Murray, S (1, 3) OBP: 0.357, SLG: 0.414	4-0 1-2 BB		4-0 FC5-4 BB			0-0 FC5-4 1B		0-0 E8 1B		2 0 2 0 2 0 0												
Gary Roenicke, R (1, 7) OBP: 0.416, SLG: 0.527	0-0 F8		0-0 F9			0-0 FC5-4 1-2f		0-3 K		4 0 0 0 0 1 5												
Doug DeCinces, R (1, 5) OBP: 0.337, SLG: 0.448		0-0 G4-6-3 BB 1B	0-0 FC5-4 1-2f			0-0 HR		0-3 K		4 1 2 1 0 1 2												
Pat Kelly, L (1, 10) OBP: 0.468, SLG: 0.619		4-0 1-2 G4-6-3 BB		0-0 4-3		0-0 F8		4-0 BB		2 0 0 0 2 0 0												
Rich Dauer, R (1, 4) OBP: 0.317, SLG: 0.375		0-0 G4-6-3		0-3 K		0-0 F7		0-3 K		3 0 0 0 0 1 2												
Terry Crowley, L (8, PH) OBP: 0.387, SLG: 0.480		1-2f 2-3								1 0 0 0 0 1 2												
Wayne Krenchicki, L (8, 4) OBP: 0.182, SLG: 0.273		0-0 K								0 0 0 0 0 0 0												
Rick Dempsey, R (1, 2) OBP: 0.341, SLG: 0.386		0-3 K		0-0 1B		0-0 6-3		0-0 F9		3 0 1 0 0 1 1												
John Lowenstein, L (9, PH) OBP: 0.388, SLG: 0.526										1 0 0 0 0 0 0												
Inning Stats	R: 0 E: 0 K: 1 S: 6	H: 1 LOB: 2 BB: 1 P: 10	R: 0 E: 0 K: 1 S: 5	H: 1 LOB: 1 BB: 1 P: 9	R: 2 E: 0 K: 0 S: 5	H: 2 LOB: 1 BB: 1 P: 9	R: 0 E: 0 K: 1 S: 6	H: 1 LOB: 1 BB: 0 P: 6	R: 0 E: 0 K: 0 S: 4	H: 1 LOB: 1 BB: 0 P: 4	R: 1 E: 0 K: 0 S: 4	H: 1 LOB: 0 BB: 0 P: 4	R: 0 E: 0 K: 0 S: 3	H: 0 LOB: 0 BB: 0 P: 3	R: 0 E: 1 K: 3 S: 10	H: 1 LOB: 2 BB: 1 P: 14	R: 0 E: 0 K: 0 S: 3	H: 0 LOB: 1 BB: 1 P: 7	1B: 6 2B: 0 3B: 0 HR: 2	SF: 0 SAC: 0 DP: 1 HBP: 0	WP: 0 PB: 0 SB: 0 CS: 0	PA: 39
PITCHER	IP WLS BF H R ER SO BB IBB HBP BLK WP HR S P ERA WHIP																					
Jim Barr, R (1, 1) ERA: 4.5	7.0 W 30 7 3 3 3 3 0 0 0 1 0 2 33 45 3.86 1.429																					
Mark Clear, R (8, 1) ERA: 2.56	2.0 9 1 0 0 3 2 0 0 0 0 0 0 13 21 0.00 1.500																					

Baltimore Orioles @ California Angels
Anaheim Stadium, Anaheim, CA
 Fri Jul 06 1979, 10:05 PM EDT
 Att. 24,679 - Unknown

livebaseballscorecards.com

AB	34
R	3
H	8
RBI	3
BB	5
SO	6
LOB	15



Batter	1	2	3	4	5	6	7	8	9
Bert Campaneris, R OBP: 0.265, SLG: 0.227 (1, 6)	0-0 5-3		0-0 SH2-3		0-3 K		0-0 SH1-3	0-0 F8	
Bobby Grich, R OBP: 0.382, SLG: 0.576 (1, 4)	0-0 L5		0-3 K		0-0 4-3		0-0 HR	0-3 K	
Dan Ford, R OBP: 0.352, SLG: 0.452 (1, 9)	0-0 F8		0-0 L4		0-0 1B		0-0 HR	0-0 FC5-4 1B	
Don Baylor, R OBP: 0.377, SLG: 0.552 (1, 10)		0-0 CS 1B		0-0 HR	0-0 F9		0-0 HR	0-0 FC5-4	
Willie Aikens, L OBP: 0.376, SLG: 0.516 (1, 3)		0-0 F7		0-0 3-1 BB 1B		0-0 E8 2B	0-0 6-3		
Brian Downing, R OBP: 0.421, SLG: 0.516 (1, 2)		0-3 K		0-0 F8		0-0 P6	0-0 BB 2B		
Joe Rudi, R OBP: 0.298, SLG: 0.353 (1, 7)			0-0 WP 2B	4-0 3-1 BB	0-3 K	0-0 5-3	4-0 BB IBB		
Larry Hartow, L OBP: 0.314, SLG: 0.221 (1, 8)			4-0 BB	0-0 3-1	0-0 K	0-0 K	4-0 BB		
Jim Anderson, R OBP: 0.323, SLG: 0.379 (1, 5)			0-0 SH2-3 1-H 3-H 2B	0-3 K			0-0 SH1-3 HR 1B		

Inning Stats	R: 0	H: 0	E: 0	K: 0	S: 3	R: 0	H: 1	E: 0	K: 1	S: 5	R: 0	H: 2	E: 0	K: 1	S: 7	R: 1	H: 2	E: 0	K: 1	S: 7	R: 0	H: 1	E: 0	K: 1	S: 6	R: 0	H: 1	E: 1	K: 1	S: 6	R: 4	H: 5	E: 0	K: 1	S: 10	R: 0	H: 1	E: 0	K: 1	S: 6		
	LOB: 0	BB: 0	P: 3	LOB: 0	BB: 0	P: 5	LOB: 1	BB: 1	P: 11	LOB: 2	BB: 1	P: 11	LOB: 1	BB: 0	P: 6	LOB: 1	BB: 0	P: 6	LOB: 3	BB: 2	P: 18	LOB: 1	BB: 0	P: 6	LOB: 3	BB: 2	P: 18	LOB: 1	BB: 0	P: 6	SF: 0	SAC: 2	DP: 0	HBP: 0	1B: 6	SF: 0	SAC: 2	DP: 0	HBP: 0	2B: 4	3B: 0	HR: 3

PITCHER	IP	WLS	BF	H	R	ER	SO	BB	IBB	HBP	BLK	WP	HR	S	P	ERA	WHIP
Steve Stone, R ERA: 4.32 (1, 1)	6.1	L	31	11	7	7	5	2	0	0	0	1	3	39	47	9.95	2.053
Tippy Martinez, L ERA: 3.6 (7, 1)	1.2		9	2	0	0	2	1	1	0	0	0	0	11	19	0.00	1.800

BOTTOM


Baltimore Orioles @ California Angels
Anaheim Stadium, Anaheim, CA

Fri Jul 06 1979, 10:05 PM EDT
Att. 24,679 - Unknown

AB	R	H	RBI	BB	SO	LOB
3	0	0	0	0	1	0
5	1	1	2	0	2	1
5	1	3	0	0	0	1
5	2	3	3	0	0	2
4	0	2	0	0	0	1
4	0	1	0	0	1	2
2	1	1	0	2	1	1
2	0	0	0	2	0	3
4	1	2	2	0	2	5

AB	34
R	6
H	13
RBI	7
BB	4
SO	7
LOB	16

WP: 1 PA: 40
PB: 0 SB: 0 CS: 1



1B	SF	2B	SAC	3B	DP	HR	HBP
6	0	4	2	0	0	3	0

Batter	1	2	3	4	5	6	7	8	9	AB R H RBI BB SO LOB	TOP	
Al Bumbry, L OBP: 0.328, SLG: 0.358 (1, 8) X	0-0 E S 1B		0-3 K		0-0 5-3			0-0 G6-4-3 1-2f		4 1 1 0 0 1 2		
Kiko Garcia, R OBP: 0.332, SLG: 0.404 (1, 6) S S S	0-3 K 1-3		0-3 K			0-0 S 1B		0-0 1B		4 0 2 0 0 2 1		
Ken Singleton, S OBP: 0.419, SLG: 0.533 (1, 9) X	0-0 1B 3-H 1B		0-0 4-3			0-3 K 1-2		0-0 4-3		4 0 1 1 0 1 2		
Eddie Murray, S OBP: 0.353, SLG: 0.409 (1, 3) S S S	0-3 K			0-3 K		0-3 K			0-0 F7	4 0 0 0 0 3 2		
Doug DeCinces, R OBP: 0.337, SLG: 0.446 (1, 5) X	0-0 1B			0-0 5-3		0-0 F2			0-0 F9	3 0 1 0 0 0 1		
Wayne Krenchicki, L OBP: 0.167, SLG: 0.250 (8, 5)	1-3 1B									1 0 0 0 0 0 0		
Terry Crowley, L OBP: 0.343, SLG: 0.414 (1, 10) X	0-0 6-3			0-0 6-3			0-0 4-3		0-0 F8	4 0 0 0 0 0 2		
Gary Roenicke, R OBP: 0.412, SLG: 0.519 (1, 7) X		0-0 P3			0-0 F7		0-0 F7			3 0 0 0 0 0 0		
Rich Dauer, R OBP: 0.314, SLG: 0.370 (1, 4) X		0-0 6-3			0-0 F7		0-0 F9			3 0 0 0 0 0 0		
Dave Skaggs, R OBP: 0.311, SLG: 0.284 (1, 2) S S S		0-3 K			0-0 2B			0-0 G6-4-3 1B		3 0 2 0 0 1 0		
Inning Stats	R: 1 H: 3 E: 0 LOB: 2 K: 2 BB: 0 S: 10 P: 10	R: 0 H: 0 E: 0 LOB: 0 K: 1 BB: 0 S: 5 P: 5	R: 0 H: 0 E: 0 LOB: 0 K: 2 BB: 0 S: 7 P: 7	R: 0 H: 0 E: 0 LOB: 0 K: 1 BB: 0 S: 5 P: 5	R: 0 H: 1 E: 0 LOB: 1 K: 0 BB: 0 S: 4 P: 4	R: 0 H: 1 E: 0 LOB: 1 K: 2 BB: 0 S: 8 P: 8	R: 0 H: 0 E: 0 LOB: 0 K: 0 BB: 0 S: 3 P: 3	R: 0 H: 2 E: 0 LOB: 1 K: 0 BB: 0 S: 4 P: 4	R: 0 H: 0 E: 0 LOB: 0 K: 0 BB: 0 S: 3 P: 3	1B: 6 SF: 0 2B: 1 SAC: 0 3B: 0 DP: 1 HR: 0 HBP: 0	WP: 0 PA: 33 PB: 0 SB: 2 CS: 0	
PITCHER Dave Frost, R ERA: 3.86 (1, 1)	IP WLS BF H R ER SO BB IBB HBP BLK WP HR S P ERA WHIP											PITCHER IP WLS BF H R ER SO BB IBB HBP BLK WP HR S P ERA WHIP
	9.0 W 33 7 1 1 8 0 0 0 0 0 0 0 49 49 1.00 0.778											

Baltimore Orioles @ California Angels
Anaheim Stadium, Anaheim, CA
Sat Jul 07 1979, 10:05 PM EDT
Att: 37,382 - Unknown

livebaseballscorecards.com

AB 33
R 1
H 7
RBI 1
BB 0
SO 8
LOB 10



Batter	1	2	3	4	5	6	7	8	9
Bert Campaneris, R (1, 6) OBP: 0.280, SLG: 0.244	0-0 CS 1B		0-0 1B BB 1-3 1B	0-0 1B 2-			0-0 PB 3B 1B G6-4-3		
Bobby Grich, R (1, 4) OBP: 0.383, SLG: 0.580	0-0 F9 1-2		0-3 K		0-0 1B 1B		0-0 1-H 2B 3B	0-0 E5 G6-4-3	
Dan Ford, R (1, 9) OBP: 0.350, SLG: 0.446	0-3 K		4-0 1B 1-2 BB		0-3 K		0-0 4-3	0-0 G6-4-3 1-2f	
Don Baylor, R (1, 10) OBP: 0.380, SLG: 0.551		0-0 G1-6-3 1B	0-0 1-2 2-3 3-H 1B		0-0 P4		4-0 2B HR BB	0-0 F7	
Willie Aikens, L (1, 3) OBP: 0.378, SLG: 0.520		0-0 G1-6-3 1-2f	0-0 6-3		0-0 FC4 1B		0-0 1-3 3-H HR 2B		
Brian Downing, R (1, 2) OBP: 0.422, SLG: 0.513		0-0 F3		4-0 1B SH1-2-3 BB	0-0 FC4		4-0 HR IBB		
Joe Rudi, R (1, 7) OBP: 0.297, SLG: 0.365			0-0 P4	0-0 F8		0-0 6-3	0-0 1-H 2-H 3-H HR		
Larry Harlow, L (1, 8) OBP: 0.325, SLG: 0.239			0-0 2B	0-0 1B		0-0 4-3	4-0 BB		
Jim Anderson, R (1, 5) OBP: 0.338, SLG: 0.393			0-0 1B 2-H 1B	0-0 SH1-2-3		0-0 F9	0-0 1-H G6-4-3 1B		

Inning Stats	R: 0	H: 1	E: 0	K: 1	S: 5	LOB: 0	BB: 0	P: 5
	0	1	0	1	5	0	0	5

PITCHER	IP	WLS	BF	H	R	ER	SO	BB	IBB	HBP	BLK	WP	HR	S	P	ERA	WHIP
Dennis Martinez, R (1, 1) ERA: 3.77	6.1	L	31	12	6	6	3	3	0	0	0	0	0	34	46	8.53	2.368
Mike Flanagan, L (7, 1) ERA: 4.05	0.0		2	1	0	0	0	0	1	0	0	0	0	1	5	∞	∞
Don Stanhouse, R (7, 1) ERA: 2.76	1.2		7	2	4	4	0	1	0	0	0	0	1	6	10	21.60	1.800


BOTTOM

Baltimore Orioles @ California Angels
Anaheim Stadium, Anaheim, CA
 Sat Jul 07 1979, 10:05 PM EDT
 Att. 37,382 - Unknown

AB	R	H	RBI	BB	SO	LOB
5	1	4	0	0	0	1
5	1	2	1	0	1	3
4	0	0	0	1	2	3
4	1	2	1	1	0	1
4	1	2	1	0	0	4
2	2	0	0	2	0	2
4	1	1	4	0	0	1
3	0	2	0	1	0	0
3	1	2	3	0	0	0

AB	34
R	8
H	15
RBI	10
BB	5
SO	3
LOB	15

livebaseballscorecards.com



WP	PA
0	40

Batter	1	2	3	4	5	6	7	8	9	AB R H RBI BB SO LOB	TOP	
Al Bumbry, L (1, 8) <small>OBP: 0.327, SLG: 0.356</small>	0-3 		0-0 			0-0 1-4-3 		0-0 P6 		4 0 1 0 0 1 0		
Kiko Garcia, R (1, 6) <small>OBP: 0.331, SLG: 0.398</small>	4-0 		0-0 F3 			0-0 6-3 		0-0 3-1 		3 0 0 0 1 0 1		
Pat Kelly, L (1, 10) Benny Ayala, R (8, PH) <small>OBP: 0.450, SLG: 0.591</small> <small>OBP: 0.286, SLG: 0.679</small>	0-0 G3 			0-0 G3 		0-0 G3 		0-0 		3 0 0 0 0 0 1 1 0 1 0 0 0 0		
Ken Singleton, S (1, 9) Gary Roenicke, R (8, 7) <small>OBP: 0.415, SLG: 0.525</small> <small>OBP: 0.412, SLG: 0.519</small>		0-0 4-3 		0-0 F9 			0-0 F7 	0-0 F8 		4 0 0 0 0 0 1 0 0 0 0 0 0 0		
John Lowenstein, L (1, 7) <small>OBP: 0.400, SLG: 0.574</small>		0-0 6-3 		0-0 			0-0 		0-3 	4 1 3 1 0 1 0		
Eddie Murray, S (1, 3) <small>OBP: 0.352, SLG: 0.407</small>		0-0 6-3 		0-0 F8 			0-0 	0-0 	0-0 F9 	4 1 1 0 0 0 2		
Billy Smith, S (1, 4) <small>OBP: 0.285, SLG: 0.371</small>		0-0 F8 			0-0 G3 		0-0 	0-3 	0-3 	4 1 1 2 0 1 1		
Rich Dauer, R (1, 5) <small>OBP: 0.311, SLG: 0.366</small>			0-0 6-3 		0-0 F8 		0-0 6-3 			3 0 0 0 0 0 0		
Rick Dempsey, R (1, 2) <small>OBP: 0.336, SLG: 0.380</small>			0-0 5-3 		0-0 F8 		0-0 6-3 			3 0 0 0 0 0 0		
Inning Stats	R: 0 H: 0 E: 0 LOB: 0 K: 1 BB: 1 S: 4 P: 8	R: 0 H: 1 E: 0 LOB: 1 K: 0 BB: 0 S: 4 P: 4	R: 0 H: 1 E: 0 LOB: 1 K: 0 BB: 0 S: 4 P: 4	R: 0 H: 1 E: 0 LOB: 1 K: 0 BB: 0 S: 4 P: 4	R: 0 H: 0 E: 0 LOB: 0 K: 0 BB: 0 S: 3 P: 3	R: 0 H: 0 E: 0 LOB: 0 K: 0 BB: 0 S: 3 P: 3	R: 3 H: 3 E: 0 LOB: 0 K: 0 BB: 0 S: 6 P: 6	R: 0 H: 1 E: 0 LOB: 1 K: 2 BB: 0 S: 4 P: 4	R: 0 H: 0 E: 0 LOB: 0 K: 2 BB: 0 S: 7 P: 7	1B: 4 SF: 0 2B: 1 SAC: 0 3B: 0 DP: 0 HR: 2 HBP: 0	WP: 0 PA: 34 PB: 0 SB: 0 CS: 1	
PITCHER Don Aase, R (1, 1) <small>ERA: 3.88</small> Dave LaRoche, L (8, 1) <small>ERA: 6.39</small>	IP WLS BF H R ER SO BB IBB HBP BLK WP HR S P ERA WHIP 7.0 L 27 6 3 3 1 1 0 0 0 0 0 2 28 32 3.86 1.000											PITCHER IP WLS BF H R ER SO BB IBB HBP BLK WP HR S P ERA WHIP 2.0 7 1 0 0 2 0 0 0 0 0 0 0 11 11 0.00 0.500

Baltimore Orioles @ California Angels
 Anaheim Stadium, Anaheim, CA
 Sun Jul 08 1979, 6:33 AM EDT
 Att: 29,062 - Unknown

livebaseballscorecards.com

AB 33
R 3
H 7
RBI 3
BB 1
SO 3
LOB 6



Batter	1	2	3	4	5	6	7	8	9	AB	R	H	RBI	BB	SO	LOB
Bobby Grich, R OBP: 0.380, SLG: 0.576 (1, 4)	0-0 F9			0-0 F8		0-0 SH FC6-4		0-0 SH1-4		2	0	0	0	0	0	0
Carney Lansford, R OBP: 0.362, SLG: 0.470 (1, 5)	0-3 K			0-0 5-3		0-0 FC6-4		0-0 F8		4	0	0	1	0	1	3
Dan Ford, R OBP: 0.349, SLG: 0.448 (1, 8)	0-0 F8			0-0 2B		0-0 SF9		0-3 K		3	0	1	1	0	1	1
Don Baylor, R OBP: 0.376, SLG: 0.544 (1, 7)		0-3 K		0-0 P6		0-0 F7			0-0 6-3	4	0	0	0	0	1	2
Brian Downing, R OBP: 0.420, SLG: 0.509 (1, 10)		0-0 P3			0-0 5-3		0-0 F9		0-0 BB 7-2 1B	4	0	1	0	0	0	0
Joe Rudi, R OBP: 0.300, SLG: 0.365 (1, 9)		0-0 F3			0-3 K		0-0 FC6-4 1B		4-0 1-2 BB	3	0	1	0	1	1	0
Larry Harlow, L OBP: 0.325, SLG: 0.239 (9, PR)										0	0	0	0	0	0	0
Willie Aikens, L OBP: 0.376, SLG: 0.513 (1, 3)			0-3 K		0-0 4-3		0-0 F8		4-0 1-2 2-3 BB	3	0	0	0	1	1	1
Ike Hampton, S OBP: 0.400, SLG: 0.400 (9, PR)										0	0	0	0	0	0	0
Tom Donohue, R OBP: 0.276, SLG: 0.384 (1, 2)			0-0 6-3			0-0 SH FC6-4 1B		0-0 FC6-4		3	1	1	0	0	0	1
Willie Davis, L OBP: 0.244, SLG: 0.256 (9, PH)									0-0 7-2	1	0	0	0	0	0	3
Jim Anderson, R OBP: 0.338, SLG: 0.391 (1, 6)			0-0 F9			0-0 E2 FC6-4 SH SF9			0-0 SH1-4 1B	3	1	1	0	0	0	1

Inning Stats	R: 0	H: 0	E: 0	K: 1	S: 5	R: 0	H: 0	E: 0	K: 1	S: 5	R: 0	H: 1	E: 0	K: 0	S: 4	R: 0	H: 0	E: 0	K: 1	S: 5	R: 2	H: 1	E: 2	K: 0	S: 6	R: 0	H: 1	E: 0	K: 0	S: 4	R: 0	H: 1	E: 0	K: 1	S: 6	R: 0	H: 1	E: 0	K: 0	S: 3	R: 0	H: 1	E: 0	K: 0	S: 3	1B: 4	2B: 2	3B: 0	HR: 0	SF: 1	SAC: 2	DP: 1	HBP: 0	WP: 0	PB: 0	SB: 0	CS: 0	PA: 35
--------------	------	------	------	------	------	------	------	------	------	------	------	------	------	------	------	------	------	------	------	------	------	------	------	------	------	------	------	------	------	------	------	------	------	------	------	------	------	------	------	------	------	------	------	------	------	-------	-------	-------	-------	-------	--------	-------	--------	-------	-------	-------	-------	--------

PITCHER	IP	WLS	BF	H	R	ER	SO	BB	IBB	HBP	BLK	WP	HR	S	P	ERA	WHIP
Scott McGregor, L ERA: 3.65 (1, 1)	7.2	W	29	4	2	0	4	0	0	0	0	0	0	37	37	0.00	0.522
Sammy Stewart, R ERA: 2.74 (8, 1)	0.2		4	1	0	0	1	1	0	0	0	0	0	5	9	0.00	3.000
Don Stanhouse, R ERA: 2.72 (9, 1)	0.2	S	2	0	0	0	0	1	0	0	0	0	0	1	5	0.00	1.500


BOTTOM

Baltimore Orioles @ California Angels
Anaheim Stadium, Anaheim, CA
 Sun Jul 08 1979, 6:33 AM EDT
 Att. 29,062 - Unknown

livebaseballscorecards.com

AB	30
R	2
H	5
RBI	2
BB	2
SO	5
LOB	12



Batter	1	2	3	4	5	6	7	8	9	AB R H RBI BB SO LOB	TOP														
Al Bumbry, L (1, 8) OBP: 0.322, SLG: 0.352	0-3 K	0-0 SF8	0-0 E5			0-0 F7			0-3 K	4 0 0 1 0 2 1	<p>Baltimore Orioles @ Oakland Athletics Oakland-Alameda County Coliseum, Oakland, CA</p> <p>Mon Jul 09 1979, 7:05 PM PDT Att. 7,469 - Unknown</p> <p>livebaseballscorecards.com</p> <table border="1"> <tr><td>AB</td><td>36</td></tr> <tr><td>R</td><td>7</td></tr> <tr><td>H</td><td>10</td></tr> <tr><td>RBI</td><td>6</td></tr> <tr><td>BB</td><td>4</td></tr> <tr><td>SO</td><td>8</td></tr> <tr><td>LOB</td><td>15</td></tr> </table> 	AB	36	R	7	H	10	RBI	6	BB	4	SO	8	LOB	15
AB	36																								
R	7																								
H	10																								
RBI	6																								
BB	4																								
SO	8																								
LOB	15																								
Kiko Garcia, R (1, 6) OBP: 0.332, SLG: 0.396	0-0 6-3	0-0 1B	0-0 G3			4-0 BB			0-0 6-3	4 0 1 1 1 0 2															
Ken Singleton, S (1, 9) OBP: 0.415, SLG: 0.533 Gary Roenicke, R (9, 7) OBP: 0.412, SLG: 0.519	0-0 1B	0-3 K				0-0 G6-4-3			0-0 HR	5 1 2 1 0 2 2 0 0 0 0 0 0 0															
Eddie Murray, S (1, 3) OBP: 0.352, SLG: 0.405	0-0 1B	0-0 L4				0-0 G3			4-0 BB	4 0 1 0 1 1 1															
Lee May, R (1, 10) OBP: 0.321, SLG: 0.474 Pat Kelly, L (3, PH) OBP: 0.446, SLG: 0.580 Benny Ayala, R (9, PH) OBP: 0.276, SLG: 0.655	0-3 K					0-0 F7			0-0 F8	1 0 0 0 0 1 2 3 0 1 0 0 0 0 1 0 0 0 0 0 1															
John Lowenstein, L (1, 7) OBP: 0.395, SLG: 0.562		0-0 1B	0-0 FC4-6 1B			0-3 K			0-0 4-3	4 2 1 0 0 1 1															
Doug DeCinces, R (1, 5) OBP: 0.340, SLG: 0.441		4-0 1B	0-0 E5 1B			4-0 BB			0-0 F7	2 2 0 0 2 0 1															
Rich Dauer, R (1, 4) OBP: 0.313, SLG: 0.368		0-0 1B	0-3 K			0-0 1B			0-0 5-3	4 1 2 1 0 1 2															
Rick Dempsey, R (1, 2) OBP: 0.339, SLG: 0.387		0-0 1B	0-0 E			0-0 G5-3			0-0 F4	4 1 2 2 0 0 2															
Inning Stats	R: 0 E: 0 K: 2 S: 9	H: 2 LOB: 2 BB: 0 P: 9	R: 4 E: 0 K: 1 S: 9	H: 4 LOB: 1 BB: 1 P: 13	R: 2 E: 2 K: 1 S: 9	H: 2 LOB: 2 BB: 0 P: 9	R: 0 E: 0 K: 1 S: 5	H: 0 LOB: 0 BB: 0 P: 5	R: 0 E: 0 K: 1 S: 5	H: 1 LOB: 1 BB: 1 P: 9	R: 0 E: 0 K: 0 S: 2	H: 0 LOB: 0 BB: 1 P: 6	R: 0 E: 0 K: 1 S: 5	H: 0 LOB: 0 BB: 0 P: 5	R: 0 E: 0 K: 0 S: 3	H: 0 LOB: 0 BB: 0 P: 3	R: 1 E: 0 K: 1 S: 6	H: 1 LOB: 1 BB: 1 P: 10	1B: 8 2B: 1 3B: 0 HR: 1	SF: 1 SAC: 0 DP: 2 HBP: 0	WP: 2 PB: 0 SB: 2 CS: 0	PA: 41			
PITCHER	IP WLS BF H R ER SO BB IBB HBP BLK WP HR S P ERA WHIP																					PITCHER	IP WLS BF H R ER SO BB IBB HBP BLK WP HR S P ERA WHIP		
Matt Keough, R (1, 1) ERA: 5.64	1.0 L 9 5 4 4 2 1 0 0 0 0 2 0 12 16 36.00 6.000																								
Jim Todd, R (2, 1) ERA: 6.02	4.0 18 4 2 0 4 1 0 0 0 0 0 0 25 29 0.00 1.250																								
Craig Minetto, L (6, 1) ERA: 5.71	4.0 14 1 1 1 2 2 0 0 0 0 0 1 16 24 2.25 0.750																								

Batter	1	2	3	4	5	6	7	8	9	AB R H RBI BB SO LOB	TOP											
Al Bumbry, L (1, 8) OBP: 0.323, SLG: 0.351	0-0 F8		0-0 G5-4-3 1B		0-0 FC4-6		0-0 F8			4 0 1 0 0 0 2	Baltimore Orioles @ Oakland Athletics Oakland-Alameda County Coliseum, Oakland, CA Wed Jul 11 1979, 3:33 AM PDT Att. 2,586 - Unknown livebaseballscorecards.com											
Kiko Garcia, R (1, 6) OBP: 0.325, SLG: 0.389	0-0 F8		0-0 G5-4-3		0-0 F8			0-0 5-3		4 0 0 0 0 0 3												
Ken Singleton, S (1, 10) OBP: 0.410, SLG: 0.528	0-0 1B			0-0 F7		0-0 4-3		0-0 6-3		4 0 1 0 0 0 0												
Eddie Murray, S (1, 3) OBP: 0.361, SLG: 0.429	0-3 K			0-0 4-3 1B 2B		0-0 HR		0-0 1B		4 2 3 1 0 1 1												
John Lowenstein, L (1, 9) OBP: 0.402, SLG: 0.580		0-0 F8 BB F9 1B		0-0 4-3		0-0 F8		0-0 F9		4 0 1 0 0 0 2												
Doug DeCinces, R (1, 5) OBP: 0.341, SLG: 0.435		4-0 1-2 BB		0-0 CS 1B		0-0 5-3		0-0 5-3		3 0 1 1 1 0 0												
Gary Roenicke, R (1, 7) OBP: 0.407, SLG: 0.523		0-0 F8		0-0 CS	0-0 E5 FC4-6 BB		0-0 HR		0-0 F7	4 1 1 1 0 0 2												
Billy Smith, S (1, 4) OBP: 0.284, SLG: 0.362 Rich Dauer, R (9, 4) OBP: 0.310, SLG: 0.364		0-0 F9		0-0 K	0-3 K		0-0 P3		1-0 HBP	3 0 0 0 0 1 3 0 0 0 0 0 0 0												
Dave Skaggs, R (1, 2) OBP: 0.308, SLG: 0.271			0-0 1-3		4-0 FC4-6 1-2 BB		0-0 F8		0-0 P3	3 0 0 0 1 0 1												
Inning Stats	R: 0 E: 0 K: 1 S: 6	H: 1 LOB: 1 BB: 0 P: 6	R: 0 E: 0 K: 0 S: 3	H: 1 LOB: 1 BB: 1 P: 7	R: 0 E: 0 K: 0 S: 3	H: 1 LOB: 0 BB: 0 P: 3	R: 1 E: 0 K: 0 S: 4	H: 2 LOB: 0 BB: 0 P: 4	R: 0 E: 1 K: 1 S: 6	H: 0 LOB: 2 BB: 1 P: 10		R: 1 E: 0 K: 0 S: 4	H: 1 LOB: 0 BB: 0 P: 4	R: 1 E: 0 K: 0 S: 4	H: 1 LOB: 0 BB: 0 P: 4	R: 0 E: 0 K: 0 S: 4	H: 1 LOB: 1 BB: 0 P: 4	R: 0 E: 0 K: 0 S: 3	H: 0 LOB: 1 BB: 0 P: 4	1B: 5 2B: 1 3B: 0 HR: 2	SF: 0 SAC: 0 DP: 1 HBP: 1	WP: 0 PB: 0 SB: 0 CS: 1
PITCHER Steve McCatty, R (1, 1) ERA: 3.5	IP: 9.0 WLS: L BF: 36 H: 8 R: 3 ER: 3 SO: 2 BB: 2 IBB: 0 HBP: 1 BLK: 0 WP: 0 HR: 2 S: 37 P: 46 ERA: 3.00 WHIP: 1.111											PITCHER IP WLS BF H R ER SO BB IBB HBP BLK WP HR S P ERA WHIP										




Batter	1	2	3	4	5	6	7	8	9	AB R H RBI BB SO LOB
Rickey Henderson, R (1, 8) OBP: 0.322, SLG: 0.288	0-0 F9		0-0 F8		0-0 F8 SH FC3-2 1B		0-0 WP 1B 6-3 1B		4-0 FC3-6 BB	4 1 2 0 1 0 0
Dave Chalk, R (1, 4) OBP: 0.385, SLG: 0.321 (9, 6)	0-0 F3		0-0 1B		0-0 SH BB FC3-2 1-2		0-0 WP 1-2 1B		0-0 F8	4 0 2 0 0 0 1
Wayne Gross, L (1, 5) OBP: 0.337, SLG: 0.375	4-0 BB BB		0-0 F9		0-0 F8 2-3		0-3 K 1-2 2-3		0-0 FC3-6 1-2f	4 0 0 0 1 1 6
Mitchell Page, L (1, 10) OBP: 0.315, SLG: 0.354	4-0 1-2 BB		0-0 4-3		0-0 FC3-2 BB 1-2		0-0 6-3 3-H		0-0 4-3	4 0 0 1 1 0 5
Jim Essian, R (1, 2) OBP: 0.340, SLG: 0.473	0-0 6-3			0-0 6-3	0-0 FC6-4 BB 1-2 2-3		0-0 P4			3 0 0 0 1 0 3
Mike Heath, R (1, 7) OBP: 0.359, SLG: 0.417		0-0 6-3		4-0 1B BB	0-0 FC6-4 1-2f			0-0 FC9-6 1B		3 0 1 0 1 0 3
Jeff Newman, R (1, 3) OBP: 0.261, SLG: 0.407		0-0 1B		0-3 K		0-0 L5		0-0 FC9-6 1-2f		4 0 1 0 0 1 2
Tony Armas, R (1, 9) OBP: 0.305, SLG: 0.415		0-0 F9		0-0 1-3 1B		0-0 F9		0-3 K		4 0 1 0 0 1 2
Rob Picciolo, R (1, 6) OBP: 0.226, SLG: 0.288 Mike Edwards, R (8, PH) OBP: 0.293, SLG: 0.313 (9, 4)		0-0 F9		0-0 4-3		0-3 K		0-0 F9		3 0 0 0 0 1 3 1 0 0 0 0 0 1


Inning Stats	R: 0	H: 0	E: 0	K: 0	S: 3	R: 0	H: 1	E: 0	K: 0	S: 4	R: 0	H: 1	E: 0	K: 1	S: 6	R: 0	H: 1	E: 0	K: 0	S: 5	R: 0	H: 0	E: 0	K: 1	S: 5	R: 1	H: 2	E: 0	K: 1	S: 7	R: 0	H: 1	E: 0	K: 1	S: 6	R: 0	H: 0	E: 0	K: 0	S: 3	1B: 7	2B: 0	3B: 0	HR: 0	SF: 0	SAC: 1	DP: 0	HBP: 0	WP: 1	PB: 0	SB: 0	CS: 0	PA: 40
PITCHER Dennis Martinez, R (1, 1) ERA: 3.61	IP	WLS	BF	H	R	ER	SO	BB	IBB	HBP	BLK	WP	HR	S	P	ERA	WHIP													PITCHER	IP	WLS	BF	H	R	ER	SO	BB	IBB	HBP	BLK	WP	HR	S	P	ERA	WHIP						

Baltimore Orioles @ Oakland Athletics
Oakland-Alameda County Coliseum, Oakland, CA

Wed Jul 11 1979, 3:33 AM PDT
Att. 2,586 - Unknown

AB	34
R	1
H	7
RBI	1
BB	5
SO	4
LOB	26



Batter	1	2	3	4	5	6	7	8	9	AB R H RBI BB SO LOB	TOP	
Al Bumbry, L (1, 8) OBP: 0.324, SLG: 0.355	0-0 F7	0-3 K		0-0 1B		0-0 F7			0-0 1B 2B	5 1 2 1 0 1 3		
Kiko Garcia, R (1, 6) OBP: 0.320, SLG: 0.383	0-0 F9		0-0 6-3	0-0 FC5			0-0 F3		0-0 BB BB 1B	4 0 0 0 0 0 2		
Terry Crowley, L (9, PH) OBP: 0.378, SLG: 0.452									2-H	1 0 1 1 0 0 0		
Billy Smith, S (9, PR) OBP: 0.284, SLG: 0.362										0 0 0 0 0 0 0		
Ken Singleton, S (1, 10) OBP: 0.407, SLG: 0.521	0-0 G3		4-0 BB		0-0 G3		0-0 F7		0-3 K	4 0 0 0 1 1 1		
Eddie Murray, S (1, 3) OBP: 0.361, SLG: 0.426		0-3 K	0-0 F7		0-0 FC4 1B		0-0 F8		4-0 BB BB	4 0 1 0 1 1 1		
John Lowenstein, L (1, 9) OBP: 0.394, SLG: 0.560		0-3 K	0-0 G3		0-0 FC4			0-0 L3	4-0 BB BB	4 0 0 0 1 1 2		
Doug DeCinces, R (1, 5) OBP: 0.349, SLG: 0.441		0-0 1B 2B		4-0 1B BB		4-0 BB BB		0-3 K	1-2 2-3	2 2 1 0 2 1 0		
Mark Belanger, R (8, 6) OBP: 0.244, SLG: 0.195									0-0 F5	1 0 0 0 0 0 3		
Gary Roenicke, R (1, 7) OBP: 0.408, SLG: 0.521		4-0 E 1B BB		0-3 K		0-3 K		0-0 1B		3 0 1 0 1 2 3	AB 35 R 3 H 8 RBI 3 BB 7 SO 7 LOB 17	
Rich Dauer, R (1, 4) OBP: 0.309, SLG: 0.362		0-0 E8 BB 1B		0-0 F8		0-0 5-3		0-0 F7		4 0 1 1 0 0 2		
Rick Dempsey, R (1, 2) OBP: 0.339, SLG: 0.385		4-0 BB BB		0-0 FC5 1B		0-0 5-3		0-0 F7		2 0 1 0 1 0 0		
Pat Kelly, L (9, PH) OBP: 0.435, SLG: 0.563				1-3						1 0 0 0 0 0 0		
Dave Skaggs, R (9, 2) OBP: 0.308, SLG: 0.271		1-2 BB		1-3 1B						0 0 0 0 0 0 0		
Inning Stats	R: 0 H: 0 E: 0 LOB: 0 K: 0 BB: 0 S: 3 P: 3	R: 1 H: 2 E: 1 LOB: 3 K: 3 BB: 2 S: 11 P: 19	R: 0 H: 0 E: 0 LOB: 1 K: 0 BB: 1 S: 3 P: 7	R: 1 H: 2 E: 0 LOB: 2 K: 1 BB: 1 S: 7 P: 11	R: 0 H: 1 E: 0 LOB: 2 K: 1 BB: 1 S: 6 P: 10	R: 0 H: 0 E: 0 LOB: 0 K: 0 BB: 0 S: 3 P: 3	R: 0 H: 0 E: 0 LOB: 0 K: 0 BB: 0 S: 3 P: 3	R: 0 H: 1 E: 0 LOB: 1 K: 1 BB: 0 S: 6 P: 6	R: 1 H: 2 E: 0 LOB: 3 K: 1 BB: 2 S: 7 P: 15	1B: 6 SF: 0 2B: 2 SAC: 0 3B: 0 DP: 0 HR: 0 HBP: 0	WP: 0 PA: 42 PB: 0 SB: 1 CS: 0	
PITCHER Odell Jones, R (1, 1) ERA: 5.68	IP WLS BF H R ER SO BB IBB HBP BLK WP HR S P ERA WHIP	9.0 W 42 8 3 3 7 7 0 0 0 0 0 0 49 77 3.00 1.667										

Baltimore Orioles @ Seattle Mariners
The Kingdome, Seattle, WA
Fri Jul 13 1979, 10:05 PM EDT
Att: 10,033 - Unknown

livebaseballscorecards.com



Batter	1	2	3	4	5	6	7	8	9	AB R H RBI BB SO LOB	TOP																				
Al Bumbry, L (1, 8) OBP: 0.323, SLG: 0.354	0-3 K	0-0 FC2-6 1-2f			0-0 G4-6-3 1B			0-0 1-3		4 0 1 0 0 1 1	<p>Baltimore Orioles @ Seattle Mariners The Kingdome, Seattle, WA Sat Jul 14 1979, 10:05 PM EDT Att. 15,106 - Unknown</p>																				
Kiko Garcia, R (1, 6) OBP: 0.319, SLG: 0.381	0-3 K		0-3 K		0-0 G4-6-3 1-2f			0-0 HR 1B		4 1 1 0 0 2 1																					
Ken Singleton, S (1, 9) OBP: 0.406, SLG: 0.527 Gary Roenicke, R (8, 7) OBP: 0.408, SLG: 0.521	0-0 HR		0-3 K				0-0 4-3	0-0 L7		4 1 1 1 0 1 1 0 0 0 0 0 0 0																					
Eddie Murray, S (1, 3) OBP: 0.363, SLG: 0.435	0-3 K		0-0 4-3			1-0 HBP		0-0 HR		3 1 1 2 0 1 0																					
John Lowenstein, L (1, 7) OBP: 0.390, SLG: 0.546 (8, 9)		4-0 2B 1B BB		0-0 G3		0-0 F7		0-0 G3		3 1 0 0 1 0 1																					
Doug DeCinces, R (1, 5) OBP: 0.347, SLG: 0.443		0-0 1B SF9 2B		0-3 K		0-0 F3		0-3 K		4 1 1 0 0 2 1																					
Pat Kelly, L (1, 10) OBP: 0.438, SLG: 0.554		0-0 CS 1B 2-3 3-H		4-0 BB			0-3 K	0-0 4-3		3 0 1 1 1 1 0																					
Rich Dauer, R (1, 4) OBP: 0.305, SLG: 0.358		0-0 SF9 1-2 3-H		0-0 6-3			0-3 K	0-0 F7		3 0 0 1 0 1 1																					
Rick Dempsey, R (1, 2) OBP: 0.339, SLG: 0.381		4-0 FC2-6 BB		0-0 4-3			0-0 4-3			2 0 0 0 1 0 0																					
Inning Stats	R: 1 E: 0 K: 3 S: 10	H: 1 LOB: 0 BB: 0 P: 10	R: 2 E: 0 K: 0 S: 4	H: 2 LOB: 1 BB: 2 P: 12	R: 0 E: 0 K: 2 S: 7	H: 0 LOB: 0 BB: 0 P: 7	R: 0 E: 0 K: 1 S: 5	H: 0 LOB: 1 BB: 1 P: 9	R: 0 E: 0 K: 0 S: 3	H: 1 LOB: 0 BB: 0 P: 3	R: 0 E: 0 K: 0 S: 3	H: 0 LOB: 1 BB: 0 P: 4	R: 0 E: 0 K: 2 S: 7	H: 0 LOB: 0 BB: 0 P: 7	R: 2 E: 0 K: 0 S: 5	H: 2 LOB: 0 BB: 0 P: 5	R: 0 E: 0 K: 1 S: 5	H: 0 LOB: 0 BB: 0 P: 5	1B: 3 2B: 1 3B: 0 HR: 2	SF: 1 SAC: 0 DP: 1 HBP: 1	WP: 0 PB: 0 SB: 0 CS: 1	PA: 35									
PITCHER Mike Parrott, R (1, 1) ERA: 3.95	IP 9.0	WLS L	BF 35	H 6	R 5	ER 5	SO 9	BB 3	IBB 0	HBP 1	BLK 0	WP 0	HR 2	S 49	P 62	ERA 5.00	WHIP 1.000														
											PITCHER	IP	WLS	BF	H	R	ER	SO	BB	IBB	HBP	BLK	WP	HR	S	P	ERA	WHIP			

livebaseballscorecards.com

AB	30
R	5
H	6
RBI	5
BB	3
SO	9
LOB	6



Batter	1	2	3	4	5	6	7	8	9	AB	R	H	RBI	BB	SO	LOB
Leon Roberts, R OBP: 0.357, SLG: 0.450 (1, 7) X	0-0 5-3		0-3 K		0-0 6-3			0-3 K		4	0	0	0	0	2	1
Ruppert Jones, L OBP: 0.357, SLG: 0.496 (1, 8) X	0-0 4-3		0-0 L3 1B			0-0 S 1B		0-0 HR		4	1	3	1	0	0	0
Bruce Bochte, L OBP: 0.395, SLG: 0.505 (1, 3) X	0-0 4-3		0-0 L3 1-2			0-0 F9		0-3 K		4	0	0	0	0	1	2
Willie Horton, R OBP: 0.331, SLG: 0.463 (1, 10)		0-3 K		0-0 6-3		0-0 5-3 1-2		0-0 FC SF7 1B		4	1	1	0	0	1	1
Tom Paciorek, R OBP: 0.388, SLG: 0.478 (1, 9)		0-0 2B 1B		0-0 G6-3 1B		0-3 K		0-0 F9		4	0	2	0	0	1	2
Dan Meyer, L OBP: 0.356, SLG: 0.527 (1, 5)		0-3 K		0-0 G6-3 1-2f			0-0 4-3		0-0 FC WP	4	0	0	0	0	1	3
Bill Stein, R OBP: 0.294, SLG: 0.329 (1, 4)		0-0 1-3 2B			0-0 4-3		0-3 K		0-0 SF7	3	0	1	1	0	1	0
Larry Cox, R OBP: 0.291, SLG: 0.328 (1, 2)		4-0 BB BB BB			0-0 2B		0-3 K		0-0 BB BB BB BB	2	0	1	0	2	1	0
Mario Mendoza, R OBP: 0.214, SLG: 0.252 (1, 6)		0-0 1-3			0-3 K			0-0 5-3		2	0	0	0	0	1	4
Bobby Valentine, R OBP: 0.368, SLG: 0.333 (8, PH) (9, 6)									0-0 F9	2	0	0	0	0	0	2

Inning Stats	R: 0	H: 0	E: 0	K: 0	S: 3	R: 0	H: 2	E: 0	K: 2	S: 9	R: 0	H: 1	E: 0	K: 1	S: 5	R: 0	H: 1	E: 0	K: 0	S: 3	R: 0	H: 1	E: 0	K: 1	S: 6	R: 0	H: 1	E: 0	K: 1	S: 6	R: 0	H: 0	E: 0	K: 2	S: 7	R: 1	H: 1	E: 0	K: 2	S: 8	R: 1	H: 1	E: 1	K: 0	S: 5	1B: 5	2B: 3	3B: 0	HR: 1	SF: 1	SAC: 0	DP: 2	HBP: 0	WP: 1	PB: 0	SB: 1	CS: 0	PA: 36
PITCHER Mike Flanagan, L ERA: 3.83 (1, 1)	IP	WLS	BF	H	R	ER	SO	BB	IBB	HBP	BLK	WP	HR	S	P	ERA	WHIP	IP	WLS	BF	H	R	ER	SO	BB	IBB	HBP	BLK	WP	HR	S	P	ERA	WHIP	IP	WLS	BF	H	R	ER	SO	BB	IBB	HBP	BLK	WP	HR	S	P	ERA	WHIP							

BOTTOM

Baltimore Orioles @ Seattle Mariners

The Kingdome, Seattle, WA

Sat Jul 14 1979, 10:05 PM EDT

Att. 15,106 - Unknown

AB	33
R	2
H	8
RBI	2
BB	2
SO	9
LOB	15



Batter	1	2	3	4	5	6	7	8	9	AB R H RBI BB SO LOB	TOP											
Al Bumbry, L (1, 8) OBP: 0.324, SLG: 0.355	0-0 4-3		0-0 4-3 WP 2B 1B		0-0 E HR 1B 1B	0-0 F7 1-2 3-H		0-0 F5		5 1 2 0 0 0 1												
Kiko Garcia, R (1, 6) OBP: 0.317, SLG: 0.377	0-3 K		0-0 4-3 1-3		0-0 E3 HR 1B 1-3	0-0 5-3		0-0 P4		5 1 1 0 0 1 2												
Ken Singleton, S (1, 9) John Lowenstein, L (9, 9) OBP: 0.406, SLG: 0.537 OBP: 0.390, SLG: 0.546	0-0 F7		0-0 1B 2B		0-0 1-H 3-H HR		0-0 F8		0-3 K	5 2 2 3 0 1 1 0 0 0 0 0 0 0												
Eddie Murray, S (1, 3) OBP: 0.363, SLG: 0.437	0-0 6-3		0-0 FC6-4 1B 2-H		0-0 2B		0-3 K		0-3 K	5 0 2 1 0 2 1												
Doug DeCinces, R (1, 5) OBP: 0.346, SLG: 0.439		0-0 5-3	0-0 FC6-4 1-2f		0-3 K		0-0 BB 1B			4 0 1 0 0 1 2												
Gary Roenicke, R (1, 7) OBP: 0.409, SLG: 0.516		0-0 E5		0-0 F9		4-0 2B SF8 BB		4-0 1-2 BB		2 1 0 0 2 0 0												
Benny Ayala, R (1, 10) Terry Crowley, L (6, PH) OBP: 0.258, SLG: 0.613 OBP: 0.385, SLG: 0.485		0-0 L7		0-0 4-3		0-0 1B WP 2B		0-3 K		2 0 0 0 0 0 1 2 1 1 0 0 1 2												
Rich Dauer, R (1, 4) OBP: 0.304, SLG: 0.356		0-0 P3		0-0 6-3		0-0 SF8		4-0 BB G4-6-3		2 0 0 1 1 0 1												
Dave Skaggs, R (1, 2) OBP: 0.305, SLG: 0.270			0-0 F9		0-0 6-3	0-0 WP 1B 2-3		0-0 G4-6-3		4 0 1 0 0 0 1												
Inning Stats	R: 0 E: 0 K: 1 S: 6	H: 0 LOB: 1 BB: 0 P: 6	R: 0 E: 1 K: 0 S: 4	H: 0 LOB: 1 BB: 0 P: 4	R: 2 E: 0 K: 0 S: 6	H: 3 LOB: 1 BB: 0 P: 6	R: 0 E: 0 K: 0 S: 3	H: 0 LOB: 0 BB: 0 P: 3	R: 2 E: 1 K: 1 S: 8	H: 4 LOB: 1 BB: 0 P: 8	R: 2 E: 0 K: 0 S: 5	H: 2 LOB: 1 BB: 1 P: 9	R: 0 E: 0 K: 2 S: 8	H: 1 LOB: 2 BB: 1 P: 12	R: 0 E: 0 K: 0 S: 2	H: 0 LOB: 0 BB: 1 P: 6	R: 0 E: 0 K: 2 S: 7	H: 0 LOB: 0 BB: 0 P: 7	1B: 6 2B: 3 3B: 0 HR: 1	SF: 1 SAC: 0 DP: 1 HBP: 0	WP: 2 PB: 1 SB: 0 CS: 0	PA: 40
PITCHER	IP WLS BF H R ER SO BB IBB HBP BLK WP HR S P ERA WHIP																					
Rick Honeycutt, L (1, 1) ERA: 3.72	4.2 L 22 7 4 4 1 0 0 0 0 1 1 24 24 7.71 1.500																					
Byron McLaughlin, R (5, 1) ERA: 5.51	4.1 18 3 2 2 5 3 0 0 0 1 0 25 37 4.15 1.385																					

Baltimore Orioles @ Seattle Mariners
The Kingdome, Seattle, WA
Sun Jul 15 1979, 6:33 AM EDT
Att. 11,159 - Unknown

livebaseballscores.com

AB	36
R	6
H	10
RBI	5
BB	3
SO	6
LOB	12



Batter	1	2	3	4	5	6	7	8	9	10	11	AB R H RBI BB SO LOB	TOP												
Rick Miller, L (1, 8) OBP: 0.396, SLG: 0.398	0-0 SH3 HBP SF7 1B		0-0 G6-4-3 1B		0-0 F8			0-0 F6			0-0 E 1B 1B	5 2 3 0 0 0 1	California Angels @ Baltimore Orioles Memorial Stadium, Baltimore, MD Thu Jul 19 1979, 7:05 PM EDT Unknown												
Carney Lansford, R (1, 5) OBP: 0.352, SLG: 0.449	1-0 SH3 HR HBP		0-0 G6-4-3 1-2f			4-0 S BB		0-0 F7			0-0 E6 1B FC5-2	3 1 0 0 1 0 2													
Dan Ford, R (1, 9) OBP: 0.350, SLG: 0.449	0-0 SH3 1-2 2-3		0-3 K			0-0 F8 1-2		0-0 5-3			0-0 BB FC5-2 1B	4 0 1 1 0 1 1													
Don Baylor, R (1, 10) OBP: 0.378, SLG: 0.545	0-0 SF7 3-H			0-0 6-3		0-0 F9			0-0 F5		0-0 FC5-2 BB 1-2 3-H	4 0 0 1 0 0 3													
Willie Aikens, L (1, 3) OBP: 0.370, SLG: 0.494	0-0 HR 2-H			0-0 F8		4-0 IBB			0-3 K		4-0 BB 1-2 2-3	3 1 1 2 2 1 0													
Brian Downing, R (1, 2) OBP: 0.421, SLG: 0.507	0-0 1-3			0-3 K		0-3 K			0-0 4-3		0-3 K	5 0 0 0 0 3 5													
Joe Rudi, R (1, 7) OBP: 0.289, SLG: 0.367		4-0 BB BB BB			0-0 5-3		0-0 F7			0-0 G6-3	0-0 F8	4 0 0 0 1 0 3													
Bobby Grich, R (1, 4) OBP: 0.375, SLG: 0.572		0-0 F7			0-0 F3		0-0 F7			0-3 K		4 0 0 0 0 1 1													
Jim Anderson, R (1, 6) OBP: 0.320, SLG: 0.356		0-0 G4-3 1-2f					0-0 5-3			0-0 L5		4 0 1 0 0 0 1													
Inning Stats	R: 3 E: 0 K: 0 S: 5	H: 2 LOB: 0 BB: 0 P: 6	R: 0 E: 0 K: 0 S: 2	H: 0 LOB: 0 BB: 1 P: 6	R: 0 E: 0 K: 1 S: 5	H: 1 LOB: 0 BB: 0 P: 5	R: 0 E: 0 K: 1 S: 5	H: 0 LOB: 0 BB: 0 P: 5	R: 0 E: 0 K: 0 S: 4	H: 1 LOB: 1 BB: 0 P: 4	R: 0 E: 0 K: 0 S: 3	H: 0 LOB: 0 BB: 0 P: 3		R: 0 E: 0 K: 0 S: 3	H: 0 LOB: 0 BB: 0 P: 3	R: 0 E: 0 K: 1 S: 5	H: 0 LOB: 0 BB: 0 P: 5	R: 0 E: 0 K: 1 S: 5	H: 0 LOB: 0 BB: 0 P: 5	R: 1 E: 1 K: 1 S: 8	H: 2 LOB: 3 BB: 1 P: 12	1B: 5 2B: 0 3B: 0 HR: 1	SF: 1 SAC: 1 DP: 2 HBP: 1	WP: 0 PB: 0 SB: 1 CS: 0	PA: 43
PITCHER	IP WLS BF H R ER SO BB IBB HBP BLK WP HR S P ERA WHIP																								
Dennis Martinez, R (1, 1) ERA: 3.44	10.0 L 39 6 4 3 5 2 1 1 0 0 0 1 45 58 2.70 0.800																								
Don Stanhouse, R (11, 1) ERA: 2.58	1.0 4 0 0 0 1 1 0 0 0 0 0 0 5 9 0.00 1.000																								

AB	36
R	4
H	6
RBI	4
BB	4
SO	6
LOB	17



livebaseballscores.com

Batter	1	2	3	4	5	6	7	8	9	10	11	AB	R	H	RBI	BB	SO	LOB	BOTTOM									
Al Bumbry, L OBP: 0.319, SLG: 0.348 (1, 8)	0-3 K		x 0-0 4-3		x 0-0 F5			0-3 K	0-3 K		0-3 K	6	0	0	0	0	4	7										
Mark Belanger, R OBP: 0.299, SLG: 0.190 (1, 6)	0-0 5-3			x 0-0 E6		0-3 K		4-0 BB	0-3 K		0-0 F8	3	0	0	0	0	1	0										
Terry Crowley, L OBP: 0.400, SLG: 0.485 (8, PH)												0	0	0	0	1	0	0										
Kiko Garcia, R OBP: 0.314, SLG: 0.375 (9, 6)												2	0	0	0	0	1	4										
Ken Singleton, S OBP: 0.404, SLG: 0.534 (1, 9)	0-0 FC5-4 1B		x 0-0 F8		x 0-0 4-3			x 0-0 F4		x 0-0 F9		4	0	1	0	0	0	3										
Rick Dempsey, R OBP: 0.338, SLG: 0.379 (9, 2)												1	0	0	0	0	0	0										
Eddie Murray, S OBP: 0.361, SLG: 0.434 (1, 3)	0-0 FC5-4 1-2		0-3 K		0-0 L8					0-0 F9		5	1	1	0	0	1	2										
John Lowenstein, L OBP: 0.390, SLG: 0.533 (9, 9)		x 0-0 L4		0-3 K			x 0-0 L8			0-0 F9		3	1	0	0	1	1	1										
Lee May, R OBP: 0.320, SLG: 0.470 (1, 10)		x 0-0 6-3			x 0-0 4-3		x 0-0 F9		x 0-0 SH1-4 E BB	x 0-0 HBP		4	0	1	1	0	0	0										
Gary Roenicke, R OBP: 0.408, SLG: 0.514 (9, PR)												1	1	0	0	0	0	1										
Rich Dauer, R OBP: 0.304, SLG: 0.354 (1, 5)		x 0-0 F7			x 0-0 F7		x 0-0 F7					4	0	1	0	0	0	0										
Billy Smith, S OBP: 0.297, SLG: 0.369 (1, 4)			x 0-0 G3		x 0-0 BB 1B		x 0-0 BB 1B		4-0 5-3 BB	0-0 E9 1B		3	0	2	2	1	0	0										
Dave Skaggs, R OBP: 0.310, SLG: 0.267 (1, 2)												1	0	0	0	1	0	0										
Pat Kelly, L OBP: 0.433, SLG: 0.547 (9, 7)			x 0-0 6-3		4-0 BB 1B		4-0 BB 1B		0-0 5-3 1-2	4-0 IBB		1	0	0	0	0	0	1										
Benny Ayala, R OBP: 0.303, SLG: 0.613 (9, PH) (10, 7)					1-2 BB							0	0	0	0	2	0	0										
Inning Stats	R: 0 E: 0 K: 1 S: 6	H: 1 LOB: 1 BB: 0 P: 6	R: 0 E: 0 K: 0 S: 3	H: 0 LOB: 0 BB: 0 P: 3	R: 0 E: 0 K: 0 S: 3	H: 0 LOB: 0 BB: 0 P: 3	R: 0 E: 1 K: 2 S: 8	H: 0 LOB: 1 BB: 0 P: 8	R: 0 E: 0 K: 0 S: 4	H: 1 LOB: 2 BB: 1 P: 8	R: 0 E: 0 K: 1 S: 5	H: 0 LOB: 0 BB: 0 P: 5	R: 0 E: 0 K: 1 S: 5	H: 0 LOB: 0 BB: 0 P: 5	R: 0 E: 0 K: 0 S: 3	H: 0 LOB: 0 BB: 0 P: 3	R: 0 E: 0 K: 1 S: 5	H: 0 LOB: 2 BB: 2 P: 13	R: 3 E: 1 K: 2 S: 10	H: 3 LOB: 2 BB: 2 P: 18	R: 0 E: 0 K: 0 S: 3	H: 0 LOB: 1 BB: 0 P: 4	R: 0 E: 0 K: 1 S: 6	H: 1 LOB: 2 BB: 1 P: 10	1B: 6 2B: 0 3B: 0 HR: 0	SF: 0 SAC: 2 DP: 0 HBP: 1	WP: 0 PB: 0 SB: 0 CS: 0	PA: 47
PITCHER	IP	WLS	BF	H	R	ER	SO	BB	IBB	HBP	BLK	WP	HR	S	P	ERA	WHIP											
Don Aase, R ERA: 3.89 (1, 1)	7.2		29	2	0	0	5	3	0	0	0	0	0	36	48	0.00	0.652											
Mark Clear, R ERA: 2.8 (8, 1)	0.2		6	3	3	3	0	1	0	0	0	0	0	5	9	40.50	6.000											
Dave LaRoche, L ERA: 5.96 (9, 1)	2.2	W	12	1	0	0	3	1	1	1	0	0	0	15	24	0.00	0.750											

California Angels @ Baltimore Orioles
 Memorial Stadium, Baltimore, MD
 Thu Jul 19 1979, 7:05 PM EDT
 Unknown

AB	38
R	3
H	6
RBI	3
BB	6
SO	8
LOB	19



Batter	1	2	3	4	5	6	7	8	9	AB R H RBI BB SO LOB	TOP											
Bert Campaneris, R (1, 6) OBP: 0.276, SLG: 0.241	0-3 K		0-0 1B			0-0 6-3		0-3 K		4 0 1 0 0 2 0												
Carney Lansford, R (1, 5) OBP: 0.354, SLG: 0.450	0-3 K		0-0 1B			0-0 2B		0-0 F4		4 0 2 0 0 1 0												
Dan Ford, R (1, 9) OBP: 0.349, SLG: 0.449	0-0 F6		0-0 4-3			0-0 2B		0-0 6-3		4 0 1 0 0 0 2												
Don Baylor, R (1, 7) OBP: 0.377, SLG: 0.542		0-0 1B		0-0 F4		0-0 F5		0-0 5-3		4 0 1 0 0 0 2												
Joe Rudi, R (1, 3) OBP: 0.288, SLG: 0.365		0-0 1B		0-0 F2		0-0 F9		0-3 K		4 0 1 0 0 1 2												
Bobby Grich, R (1, 4) OBP: 0.375, SLG: 0.568		0-0 1B		0-0 F7				0-0 F8		2 0 0 0 1 0 2												
Jim Anderson, R (8, 4) OBP: 0.316, SLG: 0.352		1-2 2-3								1 0 0 0 0 0 0												
Merv Rettenmund, R (1, 10) OBP: 0.364, SLG: 0.351		0-3 K		0-3 K						2 0 0 0 1 2 1												
Rick Miller, L (1, 8) OBP: 0.390, SLG: 0.392			0-0 B2-3		0-0 F7			0-0 L4-3		3 0 0 0 0 0 2												
Tom Donohue, R (1, 2) OBP: 0.277, SLG: 0.367			0-0 L6		0-0 F9			0-0 F7		3 0 0 0 0 0 1												
Inning Stats	R: 0 E: 0 K: 2 S: 7	H: 0 LOB: 0 BB: 0 P: 7	R: 0 E: 0 K: 1 S: 6	H: 2 LOB: 1 BB: 0 P: 6	R: 0 E: 0 K: 0 S: 5	H: 2 LOB: 2 BB: 0 P: 5	R: 0 E: 0 K: 0 S: 3	H: 0 LOB: 0 BB: 0 P: 3	R: 0 E: 0 K: 1 S: 5	H: 0 LOB: 0 BB: 0 P: 5	R: 0 E: 0 K: 0 S: 5	H: 2 LOB: 2 BB: 0 P: 5	R: 0 E: 0 K: 0 S: 2	H: 0 LOB: 1 BB: 2 P: 10	R: 0 E: 0 K: 1 S: 5	H: 0 LOB: 0 BB: 0 P: 5	R: 0 E: 0 K: 1 S: 5	H: 0 LOB: 0 BB: 0 P: 5	1B: 5 2B: 2 3B: 0 HR: 0	SF: 0 SAC: 0 DP: 2 HBP: 0	WP: 0 PB: 0 SB: 0 CS: 0	PA: 33
PITCHER Mike Flanagan, L (1, 1) ERA: 3.6	IP: 9.0 WLS: W BF: 33 H: 6 R: 0 ER: 0 SO: 6 BB: 2 IBB: 0 HBP: 0 BLK: 0 WP: 0 HR: 0 S: 43 P: 51 ERA: 0.00 WHIP: 0.889											PITCHER IP: WLS: BF: H: R: ER: SO: BB: IBB: HBP: BLK: WP: HR: S: P: ERA: WHIP:										

California Angels @ Baltimore Orioles
 Memorial Stadium, Baltimore, MD
 Thu Jul 19 1979, 7:05 PM EDT
 Att. 33,603 - Unknown

livebaseballscorecards.com

AB	31
R	0
H	6
RBI	0
BB	2
SO	6
LOB	12



Batter	1	2	3	4	5	6	7	8	9	AB R H RBI BB SO LOB	TOP													
Rick Miller, L (1, 8) OBP: 0.384, SLG: 0.384	0-0 F8		0-0 F8		0-0 F7			0-3 K		4 0 0 0 0 1 1														
Carney Lansford, R (1, 5) OBP: 0.353, SLG: 0.456	0-3 K			0-0 HR		0-0 G3		0-0 F4		4 1 1 1 0 1 0														
Dan Ford, R (1, 9) OBP: 0.346, SLG: 0.444	0-0 F8			0-0 F9		0-0 F8			0-3 K	4 0 0 0 0 1 0														
Don Baylor, R (1, 10) OBP: 0.374, SLG: 0.536		0-0 F7		0-0 F3		0-3 K			0-0 G3	4 0 0 0 0 1 0														
Brian Downing, R (1, 2) OBP: 0.419, SLG: 0.503		0-0 6-3		0-0 1B			0-0 F7		0-0 F7	4 0 1 0 0 0 0														
Joe Rudi, R (1, 7) OBP: 0.289, SLG: 0.364		0-3 K		0-0 1B			0-0 F8			3 0 1 0 0 1 0														
Willie Aikens, L (1, 3) OBP: 0.370, SLG: 0.496			0-0 3-1	0-3 K			0-0 2B			3 0 1 0 0 1 2														
Jim Anderson, R (1, 6) OBP: 0.307, SLG: 0.341			0-0 6-3		0-0 F6		0-0 4-3			3 0 0 0 0 0 1														
Dickie Thon, R (1, 4) OBP: 0.333, SLG: 0.345			0-0 1B		0-0 B5-3			0-0 1-3		3 0 1 0 0 0 0														
Inning Stats	R: 0 E: 0 K: 1 S: 5	H: 0 LOB: 0 BB: 0 P: 5	R: 0 E: 0 K: 1 S: 5	H: 0 LOB: 0 BB: 0 P: 5	R: 0 E: 0 K: 0 S: 4	H: 1 LOB: 1 BB: 0 P: 4	R: 1 E: 0 K: 1 S: 8	H: 3 LOB: 2 BB: 0 P: 8	R: 0 E: 0 K: 0 S: 3	H: 0 LOB: 0 BB: 0 P: 3	R: 0 E: 0 K: 1 S: 5	H: 0 LOB: 0 BB: 0 P: 5	R: 0 E: 0 K: 0 S: 4	H: 1 LOB: 1 BB: 0 P: 4	R: 0 E: 0 K: 1 S: 5	H: 0 LOB: 0 BB: 0 P: 5	R: 0 E: 0 K: 1 S: 5	H: 0 LOB: 0 BB: 0 P: 5	R: 0 E: 0 K: 1 S: 5	H: 0 LOB: 0 BB: 0 P: 5	1B: 3 2B: 1 3B: 0 HR: 1	SF: 0 SAC: 0 DP: 0 HBP: 0	WP: 0 PB: 0 SB: 0 CS: 0	PA: 32
PITCHER Scott McGregor, L (1, 1) ERA: 3.44	IP: 9.0 WLS: W BF: 32 H: 5 R: 1 ER: 1 SO: 6 BB: 0 IBB: 0 HBP: 0 BLK: 0 WP: 0 HR: 1 S: 44 P: 44 ERA: 1.00 WHIP: 0.556																				PITCHER IP: WLS: BF: H: R: ER: SO: BB: IBB: HBP: BLK: WP: HR: S: P: ERA: WHIP			

California Angels @ Baltimore Orioles
 Memorial Stadium, Baltimore, MD
 Fri Jul 20 1979, 7:05 PM EDT
 Att. 25,682 - Unknown

livebaseballscorecards.com

AB	32
R	1
H	5
RBI	1
BB	0
SO	6
LOB	4



Batter	1	2	3	4	5	6	7	8	9
Al Bumbry, L OBP: 0.315, SLG: 0.344 (1, 8)	0-0 4-3		0-0 F5			0-0 1-3		0-0 6-3	
Kiko Garcia, R OBP: 0.315, SLG: 0.374 (1, 6) Mark Belanger, R OBP: 0.235, SLG: 0.186 (5, 6)	0-0 G6-3 1B			0-0 6-3		0-0 1-3		0-0 F8	
Ken Singleton, S OBP: 0.403, SLG: 0.539 (1, 9) John Lowenstein, L OBP: 0.389, SLG: 0.524 (9, 9)	0-0 G6-3 1-2f			0-0 HR		0-3 K		0-0 F9	
Eddie Murray, S OBP: 0.363, SLG: 0.435 (1, 3)		4-0 BB		0-0 FC6-4 1B		0-0 1-3			
Doug DeCinces, R OBP: 0.335, SLG: 0.423 (1, 5)		0-0 F8		0-0 FC6-4 S 1-2f		0-0 F8			
Gary Roenicke, R OBP: 0.410, SLG: 0.522 (1, 7)		0-0 F2		0-0 F8 1-2		0-0 BB 1B			
Lee May, R OBP: 0.320, SLG: 0.467 (1, 10)		0-0 F8			0-0 6-3		4-0 BB 1-2 BB		
Rich Dauer, R OBP: 0.304, SLG: 0.354 (1, 4)			0-0 F9		0-0 F8		0-0 1-2 2-H 1B		
Rick Dempsey, R OBP: 0.337, SLG: 0.382 (1, 2)			0-0 2-3		0-0 L9		0-0 F7		

Inning Stats	R: 0	H: 1	E: 0	LOB: 0	K: 0	BB: 0	S: 3	P: 3
	R: 0	H: 0	E: 0	LOB: 1	K: 0	BB: 1	S: 3	P: 7
	R: 0	H: 0	E: 0	LOB: 0	K: 0	BB: 0	S: 3	P: 3
	R: 1	H: 2	E: 0	LOB: 1	K: 0	BB: 0	S: 5	P: 5
	R: 0	H: 0	E: 0	LOB: 0	K: 0	BB: 0	S: 3	P: 3
	R: 0	H: 0	E: 0	LOB: 0	K: 1	BB: 0	S: 5	P: 5
	R: 1	H: 2	E: 0	LOB: 2	K: 0	BB: 1	S: 5	P: 9
	R: 0	H: 0	E: 0	LOB: 0	K: 0	BB: 0	S: 3	P: 3

PITCHER	IP	WLS	BF	H	R	ER	SO	BB	IBB	HBP	BLK	WP	HR	S	P	ERA	WHIP
Jim Barr, R ERA: 4.06 (1, 1)	8.0	L	30	5	2	2	1	2	0	0	0	0	1	30	38	2.25	0.875

BOTTOM

AB	R	H	RBI	BB	SO	LOB
4	0	0	0	0	0	0
2	0	1	0	0	0	0
2	0	0	0	0	0	0
4	1	1	1	0	1	1
0	0	0	0	0	0	0
2	0	1	0	1	0	0
3	0	0	0	0	0	2
3	1	1	0	0	0	2
2	0	0	0	1	0	1
3	0	1	1	0	0	0
3	0	0	0	0	0	2

AB	28
R	2
H	5
RBI	2
BB	2
SO	1
LOB	8



WP	PA
0	30

California Angels @ Baltimore Orioles
Memorial Stadium, Baltimore, MD
 Fri Jul 20 1979, 7:05 PM EDT
 Att. 25,682 - Unknown

livebaseballscorecards.com

Batter	1	2	3	4	5	6	7	8	9	AB R H RBI BB SO LOB	TOP	
Rick Miller, L (1, 8) OBP: 0.385, SLG: 0.385 Larry Harlow, L (5, PH) OBP: 0.331, SLG: 0.237 (5, 8)	0-0 BB 1B	0-3 K			0-3 K		4-0 1-2 2-3 BB		4-0 1-2 BB	2 0 1 0 0 1 3 0 0 0 0 0 0 0		
Carney Lansford, R (1, 5) OBP: 0.348, SLG: 0.451	0-3 K	0-3 K			0-0 5-3		0-0 SF9		0-0 F9	4 0 0 1 0 2 6		
Rod Carew, L (1, 3) OBP: 0.456, SLG: 0.439	4-0 1-2 BB				0-0 F7		0-3 K		4-0 1-2 2-3 BB	3 0 0 0 2 1 2		
Don Baylor, R (1, 7) OBP: 0.369, SLG: 0.529	0-0 F9				0-0 F8		0-0 E5 G4-6-3		0-0 5-3	5 0 0 0 0 1 5		
Willie Aikens, L (1, 10) OBP: 0.368, SLG: 0.504	0-0 4-3				0-0 6-3		0-0 F9		0-0 HR	4 1 1 1 0 0 3		
Dan Ford, R (1, 9) OBP: 0.347, SLG: 0.443					0-0 F3		0-0 G4-6-3 1-2f		0-0 1B G1-4-3	3 0 1 0 1 0 1		
Brian Downing, R (1, 2) OBP: 0.420, SLG: 0.502					4-0 BB		0-0 F8		0-0 G1-4-3 1-2f	3 0 1 0 1 0 1		
Jim Anderson, R (1, 6) OBP: 0.305, SLG: 0.337					0-0 F8		0-0 BB SF9 1B		0-0 F3	4 1 1 0 0 1 3		
Dickie Thon, R (1, 4) OBP: 0.382, SLG: 0.355					0-0 1-3		0-0 SF9 BB 1B		4-0 BB BB BB	2 0 1 0 2 0 1		
Inning Stats	R: 0 E: 0 K: 1 S: 6 H: 1 LOB: 2 BB: 1 P: 10	R: 0 E: 0 K: 3 S: 10 H: 1 LOB: 3 BB: 2 P: 18	R: 0 E: 0 K: 0 S: 3 H: 0 LOB: 0 BB: 0 P: 3	R: 0 E: 0 K: 0 S: 3 H: 0 LOB: 1 BB: 1 P: 7	R: 0 E: 0 K: 2 S: 7 H: 0 LOB: 0 BB: 0 P: 7	R: 0 E: 1 K: 0 S: 3 H: 0 LOB: 0 BB: 0 P: 3	R: 1 E: 0 K: 0 S: 5 H: 2 LOB: 2 BB: 1 P: 9	R: 1 E: 0 K: 0 S: 4 H: 2 LOB: 0 BB: 0 P: 4	R: 0 E: 0 K: 1 S: 5 H: 0 LOB: 3 BB: 3 P: 17	1B: 5 2B: 0 3B: 0 HR: 1 SF: 1 SAC: 0 DP: 2 HBP: 0	WP: 0 PB: 0 SB: 0 CS: 0 PA: 40	
PITCHER	IP WLS BF H R ER SO BB IBB HBP BLK WP HR S P ERA WHIP											
Sammy Stewart, R (1, 1) ERA: 2.99	8.0 W 34 6 2 2 6 5 0 0 0 0 1 41 61 2.25 1.375											
Tim Stoddard, R (9, 1) ERA: 1.65	0.1 2 0 0 0 0 1 0 0 0 0 0 1 5 0.00 3.000											
Don Stanhouse, R (9, 1) ERA: 2.54	0.2 4 0 0 0 0 1 2 0 0 0 0 0 4 12 0.00 3.000											

California Angels @ Baltimore Orioles
 Memorial Stadium, Baltimore, MD
 Sat Jul 21 1979, 7:05 PM EDT
 Att: 51,381 - Unknown

livebaseballscorecards.com

AB	30
R	2
H	6
RBI	2
BB	6
SO	6
LOB	25



Batter	1	2	3	4	5	6	7	8	9
Mark Belanger, R (1, 6) <small>OBP: 0.248, SLG: 0.203</small>	0-3 K		0-0 S E E 1B	0-3 K		0-0 E 1B		0-0 2B 3B 1B	
Pat Kelly, L (1, 7) <small>OBP: 0.408, SLG: 0.518</small> Al Bumbry, L (7, 8) <small>OBP: 0.317, SLG: 0.349</small>	0-3 K		0-0 E4 S E 1B		0-0 1B 1B 2B	0-0 FC4 G4-6-3		0-0 3B 2B	
Ken Singleton, S (1, 9) <small>OBP: 0.401, SLG: 0.534</small> Gary Roenicke, R (9, 7) <small>OBP: 0.410, SLG: 0.522</small>	0-3 K		0-3 K		0-0 BB 1B G6-4-3 1B	0-0 G4-6-3		0-3 K	
Eddie Murray, S (1, 3) <small>OBP: 0.388, SLG: 0.447</small>		0-0 F6	0-0 E4 G5-3 1B		0-0 G6-4-3 BB 1B		0-0 HR	4-0 3B IBB	
John Lowenstein, L (1, 8) <small>OBP: 0.403, SLG: 0.540</small>		4-0 S 1B BB			4-0 G6-4-3 BB		0-3 K	0-0 3B	
Lee May, R (1, 10) <small>OBP: 0.318, SLG: 0.462</small>		0-0 G1 1B 1B			0-0 G6-4-3		0-0 F3	0-3 K	
Doug DeCinces, R (1, 5) <small>OBP: 0.338, SLG: 0.421</small>		0-0 G1 1B			4-0 FC6 BB		0-0 1B		
Rich Dauer, R (1, 4) <small>OBP: 0.307, SLG: 0.354</small>		0-0 1B			4-0 FC6		0-0 F9		
Rick Dempsey, R (1, 2) <small>OBP: 0.332, SLG: 0.376</small>		0-0 1-3			0-0 F8		0-0 F7	0-0 F7	

Inning Stats	R: 0	H: 0	E: 0	K: 3	S: 9	R: 2	H: 2	E: 0	K: 0	S: 5	R: 2	H: 2	E: 2	K: 1	S: 7	R: 0	H: 0	E: 0	K: 2	S: 7	R: 2	H: 3	E: 0	K: 0	S: 5	R: 0	H: 1	E: 1	K: 0	S: 4	R: 1	H: 2	E: 0	K: 1	S: 7	R: 3	H: 3	E: 0	K: 2	S: 10
	0	0	0	3	9	2	2	0	0	5	2	2	2	1	7	0	0	0	2	7	0	0	2	3	0	5	0	1	1	0	2	1	2	0	1	7	3	3	10	

PITCHER											PITCHER																												
IP	WLS	BF	H	R	ER	SO	BB	IBB	HBP	BLK	WP	HR	S	P	ERA	WHIP	IP	WLS	BF	H	R	ER	SO	BB	IBB	HBP	BLK	WP	HR	S	P	ERA	WHIP						
Nolan Ryan, R (1, 1) <small>ERA: 2.71</small>	4.0	L	23	7	6	4	6	4	0	0	0	0	31	47	9.00	2.750																							
Mike Barlow, R (5, 1) <small>ERA: 4.79</small>	2.0		7	1	0	0	1	0	0	0	0	0	6	10	0.00	1.000																							
Ralph Botting, L (7, 1) <small>ERA: 21.21</small>	2.0		12	5	4	4	3	0	1	0	0	0	17	21	18.00	2.500																							

BOTTOM

California Angels @ Baltimore Orioles
Memorial Stadium, Baltimore, MD

Sat Jul 21 1979, 7:05 PM EDT
Att. 51,381 - Unknown

AB	R	H	RBI	BB	SO	LOB
5	2	3	0	0	2	1
4	2	1	0	0	1	2
1	1	1	0	0	0	0
5	1	1	0	0	3	6
0	0	0	0	0	0	0
4	2	3	3	1	0	0
2	1	1	3	3	1	0
5	1	1	1	0	1	5
3	0	1	0	1	1	1
3	0	1	1	1	0	3
4	0	0	0	0	0	2

livebaseballscorecards.com

AB	36
R	10
H	13
RBI	8
BB	6
SO	9
LOB	20

Orioles

WP	PA
0	42

Batter	1	2	3	4	5	6	7	8	9	AB R H RBI BB SO LOB	TOP										
Rickey Henderson, R OBP: 0.328, SLG: 0.286 (1, 7) X	0-0 B5-3		0-3 K			0-3 K			0-0 F9 1B	4 0 1 0 0 2 0											
Dwayne Murphy, L OBP: 0.417, SLG: 0.376 (1, 8) X	0-0 2B			0-3 K		0-3 K			0-3 K	4 0 1 0 0 3 1											
Mike Heath, R OBP: 0.377, SLG: 0.423 (1, 5) X	0-0 F3			0-3 K			0-0 1-3		0-0 F9 1B	4 0 1 0 0 1 1											
Dave Revering, L OBP: 0.314, SLG: 0.430 (1, 3) S S	0-3 K			0-0 HR			0-0 4-3		0-0 F9	4 1 1 1 0 1 3											
Jeff Newman, R OBP: 0.260, SLG: 0.424 (1, 2) X		0-0 G3-6-1 1B		0-0 F4			0-0 1B		0-3 K	4 0 2 0 0 1 2											
Mitchell Page, L OBP: 0.311, SLG: 0.335 (1, 10) X		0-0 G3-6-1			0-0 F7		0-0 F8			3 0 0 0 0 0 2											
Tony Armas, R OBP: 0.289, SLG: 0.395 (1, 9) X		0-0 F7			0-3 K			0-0 F7		3 0 0 0 0 1 0											
Dave Chalk, R OBP: 0.328, SLG: 0.264 (1, 4) S S			0-3 K		0-0 5-3			0-0 G6-3 1B		3 0 1 0 0 1 0											
Rob Picciolo, R OBP: 0.229, SLG: 0.287 (1, 6) X			0-0 F7			0-0 F8		0-0 G6-3		2 0 0 0 0 0 0											
Wayne Gross, L OBP: 0.335, SLG: 0.372 (8, PH)								0-0 G6-3		1 0 0 0 0 0 1											
Milt Ramirez, R OBP: 0.190, SLG: 0.167 (8, 6)								1-2		0 0 0 0 0 0 0											
Inning Stats	R: 0 E: 0 K: 1 S: 6 H: 1 LOB: 1 BB: 0 P: 6	R: 0 E: 0 K: 0 S: 3 H: 1 LOB: 0 BB: 0 P: 3	R: 0 E: 0 K: 2 S: 7 H: 0 LOB: 0 BB: 0 P: 7	R: 1 E: 0 K: 2 S: 8 H: 1 LOB: 0 BB: 0 P: 8	R: 0 E: 0 K: 1 S: 5 H: 0 LOB: 0 BB: 0 P: 5	R: 0 E: 0 K: 2 S: 7 H: 0 LOB: 0 BB: 0 P: 7	R: 0 E: 0 K: 0 S: 4 H: 1 LOB: 1 BB: 0 P: 4	R: 0 E: 0 K: 0 S: 3 H: 1 LOB: 0 BB: 0 P: 3	R: 0 E: 0 K: 2 S: 9 H: 2 LOB: 2 BB: 0 P: 9	1B: 5 2B: 1 3B: 0 HR: 1 SF: 0 SAC: 0 DP: 2 HBP: 0	WP: 0 PB: 0 SB: 0 CS: 0 PA: 32										
PITCHER Steve Stone, R ERA: 4.14 (1, 1)	IP: 9.0 WLS: W BF: 32 H: 7 R: 1 ER: 1 SO: 10 BB: 0 IBB: 0 HBP: 0 BLK: 0 WP: 0 HR: 1 S: 52 P: 52 ERA: 1.00 WHIP: 0.778																				
PITCHER	IP	WLS	BF	H	R	ER	SO	BB	IBB	HBP	BLK	WP	HR	S	P	ERA	WHIP				

Oakland Athletics @ Baltimore Orioles
 Memorial Stadium, Baltimore, MD
 Sun Jul 22 1979, 3:33 AM EDT
 Att: 26,761 - Unknown

livebaseballscorecards.com

AB 32
 R 1
 H 7
 RBI 1
 BB 0
 SO 10
 LOB 10



Batter	1	2	3	4	5	6	7	8	9	AB	R	H	RBI	BB	SO	LOB
Al Bumbry, L OBP: 0.316, SLG: 0.348 (1, 8) X	0-0 4-3 ①		0-0 F8 ②		0-0 1B		0-0 F8 ②			4	0	1	0	0	0	0
Mark Belanger, R OBP: 0.255, SLG: 0.213 (1, 6) X	0-0 6-3 ②		0-0 4-3 ③		0-0 1B		0-0 1B			4	0	2	0	0	0	0
Ken Singleton, S OBP: 0.400, SLG: 0.531 (1, 10) X	0-0 1B			0-0 F9 ①	0-0 F7 ②		0-0 G3 ③			4	0	1	0	0	0	3
Eddie Murray, S OBP: 0.367, SLG: 0.453 (1, 3) S S S	0-3 K ③			0-0 3-1 ②	0-0 4-3 ③			0-0 HR		4	1	1	1	0	1	3
John Lowenstein, L OBP: 0.405, SLG: 0.535 (1, 9) X		0-0 3-1 ①		0-0 E4 2B 1B		0-0 F7 ①		4-0 BB 1B BB		3	2	1	0	1	0	0
Doug DeCinces, R OBP: 0.345, SLG: 0.433 (1, 5) X		0-0 FC4-6 1B		0-0 2B		0-3 K ②		0-0 F9 1B		4	1	3	2	0	1	0
Gary Roenicke, R OBP: 0.411, SLG: 0.520 (1, 7) X		0-3 K ②		1-0 HBP		0-0 1B		0-0 F9 2-3		3	0	1	0	0	1	2
Rich Dauer, R OBP: 0.303, SLG: 0.350 (1, 4) X		0-0 FC4-6 1-2f		0-0 F7 ③		0-3 K ③		0-0 SF8 ②		3	0	0	1	0	1	4
Rick Dempsey, R OBP: 0.327, SLG: 0.369 (1, 2) X			0-0 5-3 ①		0-0 5-3 ①		0-3 K ①	0-0 F8 ③		4	0	0	0	0	1	0

Inning Stats		R: 0	H: 1	R: 0	H: 1	R: 0	H: 0	R: 1	H: 2	R: 0	H: 2	R: 0	H: 1	R: 0	H: 1	R: 3	H: 2	1B: 8	SF: 1	WP: 0	PA: 36		
		E: 0	LOB: 1	E: 0	LOB: 1	E: 0	LOB: 0	E: 1	LOB: 2	E: 0	LOB: 2	E: 0	LOB: 1	E: 0	LOB: 1	E: 0	LOB: 0	2B: 1	SAC: 0	PB: 0			
		K: 1	BB: 0	K: 1	BB: 0	K: 0	BB: 0	K: 0	BB: 0	K: 0	BB: 0	K: 1	BB: 0	K: 1	BB: 0	K: 0	BB: 1	3B: 0	DP: 0	SB: 1			
		S: 6	P: 6	S: 6	P: 6	S: 3	P: 3	S: 5	P: 6	S: 5	P: 5	S: 8	P: 8	S: 6	P: 6	S: 5	P: 9	HR: 1	HBP: 1	CS: 0			
PITCHER	IP	WLS	BF	H	R	ER	SO	BB	IBB	HBP	BLK	WP	HR	S	P	ERA	WHIP					ERA	WHIP
Rick Langford, R ERA: 5.03 (1, 1)	7.0	L	32	9	3	3	5	1	0	1	0	0	1	40	45	3.86	1.429						
Steve McCatty, R ERA: 3.77 (8, 1)	1.0		4	1	1	1	0	0	0	0	0	0	0	4	4	9.00	1.000						

BOTTOM

Oakland Athletics @ Baltimore Orioles
Memorial Stadium, Baltimore, MD

Sun Jul 22 1979, 3:33 AM EDT
Att. 26,761 - Unknown

livebaseballscorecards.com

AB 33
R 4
H 10
RBI 4
BB 1
SO 5
LOB 12



Batter	1	2	3	4	5	6	7	8	9
Al Bumbry, L OBP: 0.318, SLG: 0.348 (1, 8) X	0-0 FC6-4 S 1B	0-3 K			4-0 G3 WP 1B BB		0-3 K		
Mark Belanger, R OBP: 0.257, SLG: 0.209 (1, 6) B B B B	4-0 FC6-4 1-2 BB		0-0 F8		0-0 G3		0-0 F8		
Terry Crowley, L OBP: 0.390, SLG: 0.471 (7, PH)									
Kiko Garcia, R OBP: 0.315, SLG: 0.374 (8, 6)									
Ken Singleton, S OBP: 0.400, SLG: 0.529 (1, 10) X	0-0 FC6-4 E 1B 1-2f 2-3 SF8		0-0 3-1		0-0 1B			4-0 SH1-3 1B HR BB	
Eddie Murray, S OBP: 0.368, SLG: 0.453 (1, 3) X	0-0 E9 1-3 3-H 1B		0-0 4-3		0-0 F7			0-0 SH1-3 1-2 HR 1B	
John Lowenstein, L OBP: 0.398, SLG: 0.527 (1, 9) X	0-0 SF8		0-0 F8		0-0 F8			0-0 SH1-3 1-2 2-3	
Doug DeCinces, R OBP: 0.343, SLG: 0.426 (1, 5) X	0-0 F6		0-0 G1		0-0 F7			4-0 HR IBB	
Gary Roenicke, R OBP: 0.409, SLG: 0.515 (1, 7) X		0-0 1-3		0-0 1B		0-3 K		0-0 F3	
Rich Dauer, R OBP: 0.303, SLG: 0.350 (1, 4)							0-3 K	0-0 HR	
Pat Kelly, L OBP: 0.414, SLG: 0.560 (8, PH)								1-H 2-H 3-H	
Billy Smith, S OBP: 0.297, SLG: 0.364 (9, 4)								0-3 K	
Rick Dempsey, R OBP: 0.326, SLG: 0.367 (1, 2) X		0-0 FC5-4 1-2f			0-0 1-3				

AB	R	H	RBI	BB	SO	LOB
3	2	1	0	1	2	2
2	0	0	0	1	0	1
1	0	0	0	0	0	1
0	0	0	0	0	0	0
3	2	1	1	1	0	2
4	1	2	1	0	0	1
2	0	0	1	0	0	0
3	1	0	0	1	0	1
4	0	1	0	0	1	3
3	0	1	0	0	1	1
1	1	1	4	0	0	0
0	0	0	0	0	0	0
4	0	1	0	0	1	1


AB	R	H	RBI	BB	SO	LOB
30	7	8	7	4	5	13

Inning	1	2	3	4	5	6	7	8	9
R	2	0	0	0	1	0	0	4	0
H	2	1	0	1	1	0	1	2	0
E	1	0	0	0	0	0	0	0	0
K	0	1	0	0	1	1	2	1	1
S	5	6	3	4	8	5	8	7	15
LOB	1	1	0	1	1	0	1	0	0
BB	1	0	0	0	1	0	0	2	2
P	9	6	3	4	8	5	8	15	15

WP	HR	S	P	ERA	WHIP
1	1	36	48	6.43	1.429
0	0	1	1	0.00	0.000
0	1	5	9	27.00	1.500

Oakland Athletics @ Baltimore Orioles
Memorial Stadium, Baltimore, MD
 Mon Jul 23 1979, 7:05 PM EDT
 Att. 13,132 - Unknown

livebaseballscorecards.com



Batter	1	2	3	4	5	6	7	8	9	AB R H RBI BB SO LOB	TOP		
Larry Milbourne, S (1, 4) OBP: 0.325, SLG: 0.368	0-3 K		0-0 4-3		0-0 L9			0-0 BLK E HR 1B	0-0 G1-6-3 1B	5 1 2 0 0 1 1			
Ruppert Jones, L (1, 8) OBP: 0.349, SLG: 0.477	0-0 F8			0-0 1B 1B	0-0 5-3			0-0 FC6 BLK HR 1-2	0-0 G1-6-3 1-2f	5 2 1 0 0 0 2			
Bruce Bochte, L (1, 3) Leon Roberts, R (9, PR) OBP: 0.399, SLG: 0.516 OBP: 0.354, SLG: 0.450	0-0 F7			0-0 1B 2B 1B		0-0 4-1		0-0 HR 1-H 2-H	0-0 1B	5 2 3 3 0 0 0 0 0 0 0 0 0 0			
Willie Horton, R (1, 10) OBP: 0.326, SLG: 0.460		0-0 4-3		0-0 1-3 2B 1B 3-H	0-0 K			0-0 BB CI 1B	0-0 1-3	5 1 2 1 0 1 1			
Dan Meyer, L (1, 5) OBP: 0.350, SLG: 0.515		0-0 F7		0-0 F6	0-0 F9			0-0 F7		4 0 0 0 0 0 3			
Joe Simpson, L (1, 9) OBP: 0.295, SLG: 0.360		0-0 G3		0-0 4-3 1-H 3-H 2B		0-0 1-3		0-0 F8		4 0 1 2 0 0 1			
Bob Stinson, S (1, 2) OBP: 0.353, SLG: 0.365			0-0 6-3	0-0 4-3 2-3		0-1 CI 2-3		0-1 CI BB 1-2		2 0 0 0 0 0 1			
John Hale, L (1, 7) OBP: 0.366, SLG: 0.397			0-0 1B K	0-3 K		0-0 2-3 1-2		4-0 1-2 2-3 BB		3 0 1 0 1 1 2			
Mario Mendoza, R (1, 6) Charlie Beamon, L (7, PH) Bobby Valentine, R (7, 6) OBP: 0.218, SLG: 0.254 OBP: 0.125, SLG: 0.188 OBP: 0.367, SLG: 0.320	0-0 F5			0-0 6-3		0-0 3-1		0-0 F7		2 0 0 0 0 0 1 1 0 0 0 0 0 1 1 0 0 0 0 0 3			
Inning Stats	R: 0 H: 0 E: 0 LOB: 0 K: 1 BB: 0 S: 5 P: 5	R: 0 H: 0 E: 0 LOB: 0 K: 0 BB: 0 S: 3 P: 3	R: 0 H: 1 E: 0 LOB: 1 K: 0 BB: 0 S: 4 P: 4	R: 3 H: 4 E: 0 LOB: 1 K: 1 BB: 0 S: 9 P: 9	R: 0 H: 0 E: 0 LOB: 0 K: 0 BB: 0 S: 3 P: 3	R: 0 H: 0 E: 0 LOB: 0 K: 1 BB: 0 S: 5 P: 5	R: 0 H: 0 E: 1 LOB: 1 K: 0 BB: 0 S: 4 P: 4	R: 3 H: 3 E: 2 LOB: 3 K: 0 BB: 1 S: 8 P: 12	R: 0 H: 2 E: 0 LOB: 1 K: 0 BB: 0 S: 4 P: 4	1B: 8 SF: 0 2B: 1 SAC: 0 3B: 0 DP: 1 HR: 1 HBP: 0	WP: 0 PA: 40 PB: 0 SB: 0 CS: 0		
PITCHER	IP WLS BF H R ER SO BB IBB HBP BLK WP HR S P ERA WHIP											PITCHER	IP WLS BF H R ER SO BB IBB HBP BLK WP HR S P ERA WHIP
Dennis Martinez, R (1, 1) ERA: 3.55	7.0 W 30 7 6 5 3 0 0 0 0 1 0 1 36 36 6.43 1.000												
Don Stanhouse, R (8, 1) ERA: 2.44	2.0 S 10 3 0 0 0 1 0 0 0 0 0 0 9 13 0.00 2.000												

Seattle Mariners @ Baltimore Orioles
 Memorial Stadium, Baltimore, MD
 Tue Jul 24 1979, 7:05 PM EDT
 Unknown

livebaseballscorecards.com

AB 37
 R 6
 H 10
 RBI 6
 BB 1
 SO 3
 LOB 16



Batter	1	2	3	4	5	6	7	8	9	AB	R	H	RBI	BB	SO	LOB
Al Bumbry, L OBP: 0.322, SLG: 0.352 (1, 8)	0-0 F7	0-0 1B SF8 2B	4-0 IBB		0-0 6-3		0-0 1-3 S 1B			4	1	2	0	1	0	0
Kiko Garcia, R OBP: 0.316, SLG: 0.381 (1, 6) (8, 4)	0-0 2B 3B	0-0 1B 2-3 1B	0-0 G3			0-3 K2-3	0-3 K 1-2			5	1	2	0	0	2	4
Ken Singleton, S OBP: 0.403, SLG: 0.542 (1, 9) John Lowenstein, L OBP: 0.398, SLG: 0.527 (9, 9)	0-0 2B	0-0 SF8		4-0 2B 1B BB		0-0 HR		0-3 K		3	3	2	3	1	1	0
Eddie Murray, S OBP: 0.376, SLG: 0.465 (1, 3)	4-0 2B BB	0-0 1-3 1B		0-0 1B G6-4-3 2B		0-0 S 1B		0-0 2B		4	1	4	0	1	0	0
Doug DeCinces, R OBP: 0.349, SLG: 0.433 (1, 5)	0-0 1-3 2-H 2B	0-0 F8		0-0 G6-4-3 1B		0-3 K 1-2		4-0 IBB		4	0	2	2	1	1	3
Gary Roenicke, R OBP: 0.405, SLG: 0.506 (1, 7)	4-0 IBB		0-3 K	0-0 G6-4-3		0-0 6-3		0-3 K		4	0	0	0	1	2	4
Benny Ayala, R OBP: 0.324, SLG: 0.588 (1, 10) Terry Crowley, L OBP: 0.381, SLG: 0.457 (8, PH)	0-0 F3		0-0 2B 1B	0-0 6-3			4-0 1B BB	0-3 K		3	1	1	0	1	0	3
Billy Smith, S OBP: 0.296, SLG: 0.368 (1, 4) Mark Belanger, R OBP: 0.257, SLG: 0.209 (8, 6)	0-3 K		0-0 1-H 2B		0-3 K		0-0 F6			4	0	1	1	0	2	4
Dave Skaggs, R OBP: 0.295, SLG: 0.253 (1, 2)		0-0 5-3	0-0 F9		0-0 4-3		0-3 K			0	0	0	0	0	1	2

Inning Stats	R: 2	H: 3	E: 0	K: 1	S: 8	LOB: 3	BB: 2	P: 16	R: 1	H: 3	E: 0	K: 0	S: 6	LOB: 2	BB: 0	P: 6	R: 1	H: 2	E: 0	K: 1	S: 7	LOB: 2	BB: 1	P: 11	R: 2	H: 2	E: 0	K: 0	S: 4	LOB: 0	BB: 1	P: 8	R: 0	H: 0	E: 0	K: 1	S: 5	LOB: 0	BB: 0	P: 5	R: 1	H: 2	E: 0	K: 2	S: 9	LOB: 1	BB: 0	P: 9	R: 0	H: 1	E: 0	K: 2	S: 8	LOB: 2	BB: 1	P: 12	R: 0	H: 1	E: 0	K: 3	S: 10	LOB: 2	BB: 1	P: 14
--------------	------	------	------	------	------	--------	-------	-------	------	------	------	------	------	--------	-------	------	------	------	------	------	------	--------	-------	-------	------	------	------	------	------	--------	-------	------	------	------	------	------	------	--------	-------	------	------	------	------	------	------	--------	-------	------	------	------	------	------	------	--------	-------	-------	------	------	------	------	-------	--------	-------	-------

PITCHER	IP	WLS	BF	H	R	ER	SO	BB	IBB	HBP	BLK	WP	HR	S	P	ERA	WHIP
Floyd Bannister, L ERA: 4.59 (1, 1)	2.1	L	17	8	4	4	2	1	1	0	0	0	0	19	27	15.43	3.857
John Montague, R ERA: 5.04 (3, 1)	3.0		14	4	3	3	2	1	1	0	0	0	1	16	24	9.00	1.667
Randy Stein, R ERA: 3.97 (6, 1)	2.2		12	2	0	0	6	1	1	0	0	0	0	22	30	0.00	1.125


BOTTOM

Seattle Mariners @ Baltimore Orioles
Memorial Stadium, Baltimore, MD

Tue Jul 24 1979, 7:05 PM EDT
Unknown

AB	36
R	7
H	14
RBI	6
BB	6
SO	10
LOB	22

livebaseballscorecards.com



WP: 0	PA: 43
PB: 0	
SB: 2	
CS: 0	

Batter	1	2	3	4	5	6	7	8	9	AB R H RBI BB SO LOB	TOP											
Bobby Valentine, R (1, 9) OBP: 0.359, SLG: 0.315	0-0 F4		0-0 F7			0-0 5-3			0-0 1B	4 1 1 1 0 0 1												
Ruppert Jones, L (1, 8) OBP: 0.348, SLG: 0.475	0-0 F7		0-0 F9			0-0 F7			0-0 1B	4 0 1 0 0 0 1												
Tom Paciorek, R (1, 3) OBP: 0.384, SLG: 0.473	0-3 K			0-3 K			0-0 F8		0-0 1B	4 1 1 1 0 2 0												
Willie Horton, R (1, 10) OBP: 0.323, SLG: 0.455		0-3 K		0-0 F8			0-0 6-3		0-0 1B	4 0 0 0 0 1 2												
Leon Roberts, R (1, 7) OBP: 0.356, SLG: 0.452		0-0 2B		0-0 F8			0-0 F7		4-0 1B	3 0 1 0 1 0 0												
Bill Stein, R (1, 5) OBP: 0.289, SLG: 0.324		0-0 6-3			0-0 F9			0-0 F9	0-0 1B	3 0 0 1 0 0 1												
Larry Milbourne, S (1, 4) OBP: 0.320, SLG: 0.362		0-3 K			0-0 F9			0-0 F4	0-0 1B	4 0 0 0 0 1 3												
Larry Cox, R (1, 2) OBP: 0.279, SLG: 0.314			0-0 6-3		0-3 K			0-3 K		3 0 0 0 0 2 0												
Mario Mendoza, R (1, 6) OBP: 0.222, SLG: 0.265			0-0 1B			0-0 6-3			0-0 1B	3 1 2 0 0 0 0												
Inning Stats	R: 0 E: 0 K: 1 S: 5	H: 0 LOB: 0 BB: 0 P: 5	R: 0 E: 0 K: 2 S: 8	H: 1 LOB: 1 BB: 0 P: 8	R: 0 E: 0 K: 0 S: 4	H: 1 LOB: 1 BB: 0 P: 4	R: 0 E: 0 K: 1 S: 5	H: 0 LOB: 0 BB: 0 P: 5	R: 0 E: 0 K: 1 S: 5	H: 0 LOB: 0 BB: 0 P: 5	R: 0 E: 0 K: 0 S: 3	H: 0 LOB: 0 BB: 0 P: 3	R: 0 E: 0 K: 0 S: 3	H: 0 LOB: 0 BB: 0 P: 3	R: 0 E: 0 K: 1 S: 5	H: 0 LOB: 0 BB: 0 P: 5	R: 3 E: 0 K: 0 S: 7	H: 4 LOB: 2 BB: 1 P: 11	1B: 4 2B: 1 3B: 1 HR: 0	SF: 1 SAC: 0 DP: 0 HBP: 0	WP: 0 PB: 0 SB: 0 CS: 0	PA: 34
SCOTT MCGREGOR, L (1, 1) ERA: 3.43	IP: 8.0 WLS: W BF: 30 H: 6 R: 3 ER: 3 SO: 6 BB: 0 IBB: 0 HBP: 0 BLK: 0 WP: 0 HR: 0 S: 42 P: 42 ERA: 3.38 WHIP: 0.750																					
JOHN FLINN, R (9, 1) ERA:	IP: 1.0 WLS: BF: 4 H: 0 R: 0 ER: 0 SO: 0 BB: 1 IBB: 0 HBP: 0 BLK: 0 WP: 0 HR: 0 S: 3 P: 7 ERA: 0.00 WHIP: 1.000																					

Seattle Mariners @ Baltimore Orioles
Memorial Stadium, Baltimore, MD
 Tue Jul 24 1979, 7:05 PM EDT
 Att. 17,694 - Unknown

livebaseballscorecards.com

AB 32
R 3
H 6
RBI 3
BB 1
SO 6
LOB 8



Batter	1	2	3	4	5	6	7	8	9	AB R H RBI BB SO LOB	TOP	
Larry Milbourne, S OBP: 0.319, SLG: 0.357 (1, 4) X	0-0 L7		0-0 BB 1B		0-0 4-3		0-0 3-1		0-0 1B	5 0 2 0 0 0 2		
Ruppert Jones, L OBP: 0.349, SLG: 0.475 (1, 8) B B B	4-0 1B BB		0-0 F5		0-0 5-3		0-0 4-3		0-0 F7	4 0 0 1 1 0 4		
Bruce Bochte, L OBP: 0.406, SLG: 0.517 (1, 3) X	0-0 1B		4-0 1B		4-0 BB		0-0 4-3			1 0 1 0 2 0 0		
Charlie Beamon, L OBP: 0.118, SLG: 0.176 (5, PR) (5, 3)	1-3 1B		1-2 BB		BB					1 0 0 0 0 0 1		
Willie Horton, R OBP: 0.317, SLG: 0.446 (1, 10) S S S	0-3 K		0-0 F3		0-0 F4			0-0 F8		4 0 0 0 0 1 5		
Dan Meyer, L OBP: 0.346, SLG: 0.507 (1, 5) X	0-0 F8				0-0 F7		0-0 5-3		0-0 F8	3 0 0 0 0 0 2		
Bill Stein, R OBP: 0.287, SLG: 0.322 (7, 5)										1 0 0 0 0 0 0		
Joe Simpson, L OBP: 0.279, SLG: 0.340 (1, 9) X		0-0 4-3		0-0 4-3		0-0 4-3		0-0 F7		4 0 0 0 0 0 0		
Leon Roberts, R OBP: 0.351, SLG: 0.444 (1, 7) X		0-0 F4		0-0 E5 1B		0-0 5-3			0-3 K	4 0 0 0 0 1 0		
Bob Stinson, S OBP: 0.359, SLG: 0.364 (1, 2) X		0-0 4-3		0-0 1B		4-0 3-1 4-3 1B BB			4-0 1B BB	2 1 1 0 2 0 0		
Mario Mendoza, R OBP: 0.221, SLG: 0.263 (1, 6) X			0-0 F7		0-0 4-3		0-0 4-3 3-1 1B		0-0 F8	2 0 0 0 0 0 2		
Bobby Valentine, R OBP: 0.364, SLG: 0.321 (6, 6) X										2 0 1 0 0 0 1		
Inning Stats	R: 0 H: 1 E: 0 LOB: 2 K: 1 BB: 1 S: 6 P: 10	R: 0 H: 0 E: 0 LOB: 0 K: 0 BB: 0 S: 3 P: 3	R: 0 H: 1 E: 0 LOB: 2 K: 0 BB: 1 S: 4 P: 8	R: 0 H: 1 E: 1 LOB: 2 K: 0 BB: 0 S: 5 P: 5	R: 0 H: 0 E: 0 LOB: 1 K: 0 BB: 1 S: 3 P: 7	R: 0 H: 0 E: 0 LOB: 0 K: 0 BB: 0 S: 3 P: 3	R: 1 H: 1 E: 0 LOB: 1 K: 0 BB: 1 S: 4 P: 8	R: 0 H: 0 E: 0 LOB: 0 K: 0 BB: 0 S: 3 P: 3	R: 0 H: 1 E: 0 LOB: 2 K: 1 BB: 1 S: 6 P: 10	1B: 5 SF: 0 2B: 0 SAC: 0 3B: 0 DP: 0 HR: 0 HBP: 0	WP: 0 PA: 38 PB: 0 SB: 0 CS: 0	
PITCHER Steve Stone, R ERA: 3.91 (1, 1)	IP WLS BF H R ER SO BB IBB HBP BLK WP HR S P ERA WHIP	9.0 W 38 5 1 1 2 5 0 0 0 0 0 0 37 57 1.00 1.111										

Seattle Mariners @ Baltimore Orioles
 Memorial Stadium, Baltimore, MD
 Thu Jul 26 1979, 7:05 PM EDT
 Att. 17,473 - Unknown

livebaseballscorecards.com

AB	33
R	1
H	5
RBI	1
BB	5
SO	2
LOB	17



Batter	1	2	3	4	5	6	7	8	9	AB R H RBI BB SO LOB	TOP											
Al Bumbry, L (1, 8) OBP: 0.330, SLG: 0.358	0-0 2B HR 1B	0-0 1-2 SH5-3 1B	0-0 4-3			0-3 K		0-0 CS 1B	0-0 4-3	6 1 3 0 0 1 2												
Kiko Garcia, R (1, 6) OBP: 0.312, SLG: 0.377 Gary Roenicke, R (8, 7) OBP: 0.405, SLG: 0.506	0-0 1-3 HR 2B	0-0 SH5-3		0-0 F2		0-0 5-3		0-0 F3 1-2		4 1 1 0 0 0 1 0 0 0 0 0 0 0												
Ken Singleton, S (1, 9) OBP: 0.409, SLG: 0.556 Mark Belanger, R (8, 6) OBP: 0.263, SLG: 0.218	0-0 2-H 3-H HR	4-0 IBB		0-0 4-3		0-0 1B		0-0 F9		4 1 2 3 1 0 0 0 0 0 0 0 0 0												
Eddie Murray, S (1, 3) OBP: 0.374, SLG: 0.457	0-0 1B 1B	0-3 K		4-0 BB		0-0 F8			0-0 L3	4 0 1 0 1 1 4												
John Lowenstein, L (1, 7) OBP: 0.385, SLG: 0.523 (8, 9)	0-0 F8	0-3 K		0-0 G3			0-3 K		0-0 6-3	5 0 0 0 0 2 5												
Doug DeCinces, R (1, 5) OBP: 0.360, SLG: 0.438	0-3 K		4-0 HR BB		4-0 5-1-3 BB		4-0 BB 1B BB		0-0 E5 1B 1B E	2 3 0 0 3 1 1												
Lee May, R (1, 10) OBP: 0.325, SLG: 0.485	0-0 1-3 1B		0-0 1-H HR		0-0 5-1-3 1-2		4-0 1B 1-2 BB		0-0 E 2B 1B	4 2 3 2 1 0 1												
Rich Dauer, R (1, 4) OBP: 0.304, SLG: 0.353	0-3 K		0-0 F7		0-0 P6		0-0 G6-4-3 1-3 2-H 1B		0-0 E4 2B 1B	5 0 2 1 0 1 3												
Rick Dempsey, R (1, 2) OBP: 0.325, SLG: 0.371		0-0 SH5-3 1B 1B	0-0 F7		0-3 K		0-0 G6-4-3 1-2f		0-0 2B	5 0 2 1 0 1 3												
Inning Stats	R: 3 E: 0 K: 2 S: 12	H: 5 LOB: 2 BB: 0 P: 12	R: 0 E: 0 K: 2 S: 9	H: 2 LOB: 3 BB: 1 P: 13	R: 2 E: 0 K: 0 S: 4	H: 1 LOB: 0 BB: 1 P: 8	R: 0 E: 0 K: 0 S: 3	H: 0 LOB: 1 BB: 1 P: 7	R: 0 E: 0 K: 1 S: 5	H: 0 LOB: 1 BB: 1 P: 9	R: 0 E: 0 K: 1 S: 6	H: 1 LOB: 1 BB: 0 P: 6	R: 1 E: 0 K: 1 S: 5	H: 1 LOB: 1 BB: 2 P: 13	R: 0 E: 0 K: 0 S: 3	H: 1 LOB: 0 BB: 0 P: 3	R: 2 E: 2 K: 0 S: 7	H: 3 LOB: 2 BB: 0 P: 7	1B: 10 2B: 2 3B: 0 HR: 2	SF: 0 SAC: 1 DP: 1 HBP: 0	WP: 0 PB: 0 SB: 0 CS: 1	PA: 46
PITCHER	IP WLS BF H R ER SO BB IBB HBP BLK WP HR S P ERA WHIP																					
Dennis Leonard, R (1, 1) ERA: 4.53	2.0 L 16 8 5 5 4 1 1 0 0 0 2 22 30 22.50 4.500																					
Eduardo Rodriguez, R (3, 1) ERA: 4.58	7.0 30 6 3 1 3 4 0 0 0 0 0 32 48 1.29 1.429																					

Baltimore Orioles @ Kansas City Royals
Royals Stadium, Kansas City, MO
 Fri Jul 27 1979, 8:05 PM EDT
 Att. 33,629 - Unknown

AB	39
R	8
H	14
RBI	7
BB	6
SO	7
LOB	20



Batter	1	2	3	4	5	6	7	8	9	AB R H RBI BB SO LOB
Frank White, R (1, 4) OBP: 0.287, SLG: 0.391	0-3 K ①		0-0 2-3 ②			0-3 K ①			0-0 F7 ①	4 0 0 0 0 2 1
John Wathan, R (1, 10) OBP: 0.248, SLG: 0.331	0-3 K ②		0-0 4-3 ③			0-0 B4-3 ②			0-0 G3 ②	4 0 0 0 0 1 1
Amos Otis, R (1, 8) OBP: 0.376, SLG: 0.450	0-0 1B			0-0 F7 ①		0-0 5-3 ③			0-0 1B	4 0 2 0 0 0 0
George Brett, L (1, 5) OBP: 0.374, SLG: 0.525	0-0 F7 ③			0-0 G3 ②			0-0 F7 ①		0-0 F7 ③	4 0 0 0 0 0 2
Al Cowens, R (1, 9) OBP: 0.356, SLG: 0.427		0-0 4-3 ①		0-0 4-3 ③			0-0 F9 ②			3 0 0 0 0 0 0
Darrell Porter, L (1, 2) OBP: 0.423, SLG: 0.478		0-3 K ②			4-0 FC1-4 BB		0-0 F8 ③			2 0 0 0 1 1 0
George Scott, R (1, 3) OBP: 0.316, SLG: 0.365		0-3 K ③			0-3 K ①			0-3 K ①		3 0 0 0 0 3 1
Freddie Patek, R (1, 6) OBP: 0.281, SLG: 0.306			0-0 2-3 2B		0-0 FC1-4 1-2f			0-0 P5 ②		3 0 1 0 0 0 1
Willie Wilson, S (1, 7) OBP: 0.341, SLG: 0.415			0-0 6-3 ①		0-3 K ③			0-0 4-3 ③		3 0 0 0 0 1 2

Inning Stats	R: 0	H: 1	E: 0	LOB: 1	K: 2	S: 8	P: 8	R: 0	H: 0	E: 0	LOB: 0	K: 2	S: 7	P: 7	R: 0	H: 1	E: 0	LOB: 1	K: 0	S: 4	P: 4	R: 0	H: 0	E: 0	LOB: 0	K: 0	S: 3	P: 3	R: 0	H: 0	E: 0	LOB: 1	K: 2	S: 7	P: 11	R: 0	H: 0	E: 0	LOB: 0	K: 1	S: 5	P: 5	R: 0	H: 0	E: 0	LOB: 0	K: 0	S: 3	P: 3	R: 0	H: 0	E: 0	LOB: 0	K: 1	S: 5	P: 5	R: 0	H: 1	E: 0	LOB: 1	K: 0	S: 4	P: 4	1B: 2	SF: 0	2B: 1	SAC: 0	3B: 0	DP: 0	HR: 0	HBP: 0	WP: 0	PA: 31
PITCHER Mike Flanagan, L (1, 1) ERA: 3.59	IP	WLS	BF	H	R	ER	SO	BB	IBB	HBP	BLK	WP	HR	S	P	ERA	WHIP	IP	WLS	BF	H	R	ER	SO	BB	IBB	HBP	BLK	WP	HR	S	P	ERA	WHIP	IP	WLS	BF	H	R	ER	SO	BB	IBB	HBP	BLK	WP	HR	S	P	ERA	WHIP																						


BOTTOM

Baltimore Orioles @ Kansas City Royals
 Royals Stadium, Kansas City, MO

Fri Jul 27 1979, 8:05 PM EDT
 Att. 33,629 - Unknown

livebaseballscorecards.com

AB	30
R	0
H	3
RBI	0
BB	1
SO	8
LOB	8



Batter	1	2	3	4	5	6	7	8	9	AB R H RBI BB SO LOB	TOP														
Al Bumbry, L (1, 8) OBP: 0.328, SLG: 0.356	0-0 F7		0-0 S 1B		0-0 F7		0-0 6-3		0-0 4-3	5 0 1 0 0 0 2															
Kiko Garcia, R (1, 6) OBP: 0.311, SLG: 0.373	0-3 K		0-0 P4 1-2			0-3 K		4-0 2B BB		3 1 0 0 1 2 1															
Ken Singleton, S (1, 9) OBP: 0.410, SLG: 0.557	4-0 E BB			0-0 6-3		0-0 FC6 2B		0-0 L6		3 0 1 0 1 0 1															
Eddie Murray, S (1, 3) OBP: 0.375, SLG: 0.459	0-0 F7 1-2			0-0 4-3		4-0 FC6 BB		0-0 WP 1B 2B		3 1 1 1 1 0 1															
Doug DeCinces, R (1, 5) OBP: 0.355, SLG: 0.430		0-0 5-3		0-0 F7		0-0 FC6 1-2f 2-3		0-0 6-3 2-3		4 0 0 0 0 0 3															
Lee May, R (1, 10) OBP: 0.324, SLG: 0.482		0-3 K			0-0 F8	0-0 F9		0-0 1B 3-H		4 0 1 1 0 1 2															
Gary Roenicke, R (1, 7) OBP: 0.406, SLG: 0.504		0-3 K			1-0 1B HBP		0-0 5-3 3B	0-0 F7		1 0 0 0 0 1 0															
John Lowenstein, L (6, 7) OBP: 0.387, SLG: 0.536										2 1 1 0 0 0 1	AB 33														
Rich Dauer, R (1, 4) OBP: 0.301, SLG: 0.350			0-0 5-3		0-0 F9		0-0 5-3		0-0 E4 G1-6-3	3 0 0 1 0 0 1	R 3														
Pat Kelly, L (9, PH) OBP: 0.407, SLG: 0.538										1 0 0 0 0 0 0	H 6														
Dave Skaggs, R (1, 2) OBP: 0.297, SLG: 0.256			0-0 F2		0-0 F2		0-3 K		0-0 G1-6-3 1-2f	3 0 1 0 0 1 0	RBI 3														
Terry Crowley, L (9, PH) OBP: 0.378, SLG: 0.432					1-2 1B					1 0 0 0 0 0 1	BB 3														
											SO 5														
											LOB 13														
Inning Stats	R: 0 E: 1 K: 1 S: 5	H: 0 LOB: 1 BB: 1 P: 9	R: 0 E: 0 K: 2 S: 7	H: 0 LOB: 0 BB: 0 P: 7	R: 0 E: 0 K: 0 S: 4	H: 1 LOB: 1 BB: 0 P: 4	R: 0 E: 0 K: 0 S: 3	H: 0 LOB: 0 BB: 0 P: 3	R: 0 E: 0 K: 0 S: 4	H: 1 LOB: 2 BB: 0 P: 5	R: 0 E: 0 K: 1 S: 6	H: 1 LOB: 2 BB: 1 P: 10	R: 1 E: 0 K: 1 S: 6	H: 1 LOB: 0 BB: 0 P: 6	R: 2 E: 0 K: 0 S: 5	H: 2 LOB: 1 BB: 1 P: 9	R: 0 E: 1 K: 0 S: 3	H: 0 LOB: 0 BB: 0 P: 3	1B: 3 2B: 2 3B: 1 HR: 0	SF: 0 SAC: 0 DP: 1 HBP: 1	WP: 1 PB: 0 SB: 1 CS: 0	PA: 37			
PITCHER	IP	WLS	BF	H	R	ER	SO	BB	IBB	HBP	BLK	WP	HR	S	P	ERA	WHIP								
Rich Gale, R (1, 1) ERA: 5.32	7.1	W	31	5	3	3	5	3	0	1	0	0	0	37	50	3.68	1.091								
Dan Quisenberry, R (8, 1) ERA: 2.13	1.2		6	1	0	0	0	0	0	0	0	1	0	6	6	0.00	0.600								

Baltimore Orioles @ Kansas City Royals
Royals Stadium, Kansas City, MO
 Sat Jul 28 1979, 8:05 PM EDT
 Att: 40,448 - Unknown

livebaseballscorecards.com



Batter	1	2	3	4	5	6	7	8	9
Willie Wilson, S OBP: 0.342, SLG: 0.414 (1, 7)	0-0 1-3		0-0 S S 1B		0-0 2-H HR 1B	0-0 F7		0-3 K	
Steve Braun, L OBP: 0.377, SLG: 0.385 (1, 10) Jerry Terrell, R OBP: 0.385, SLG: 0.538 (6, PR) Jamie Quirk, L OBP: 0.308, SLG: 0.395 (8, PH)	4-0 1B SF7 BB		0-0 F7 1-2		4-0 HR BB	0-0 1-2 2-H 1B		0-0 6-3	
George Brett, L OBP: 0.376, SLG: 0.532 (1, 5)	0-0 1-3 S 1B		0-0 P6 2-3		0-0 1-H 2-H HR	0-3 K			
Darrell Porter, L OBP: 0.419, SLG: 0.473 (1, 2)	0-0 SF7 1-2 3-H			0-0 E8 1B	0-0 F7		0-0 F7		
Ralph LaCock, L OBP: 0.349, SLG: 0.386 (1, 3)	0-3 K			0-0 F7	0-0 1B		4-0 BB		
Amos Otis, R OBP: 0.375, SLG: 0.448 (1, 8)		0-0 6-3		0-0 2-H 5-3 1B	0-0 F9		0-0 P4		
Al Cowens, R OBP: 0.351, SLG: 0.421 (1, 9)		0-0 4-3		0-0 1-2 5-3		0-0 6-3	0-0 F7		
U L Washington, S OBP: 0.307, SLG: 0.336 (1, 4) Frank White, R OBP: 0.287, SLG: 0.391 (9, 4)		0-0 4-3		0-0 G3		0-0 S 1B	4-0 SH1 BB		
Freddie Patek, R OBP: 0.285, SLG: 0.312 (1, 6)			0-0 F9		0-0 1B 2B	4-0 1-2 BB	0-0 SH1		

Inning Stats	R: 1	H: 1	E: 0	K: 1	S: 6	LOB: 1	BB: 1	P: 10
	R: 0	H: 0	E: 0	K: 0	S: 3	LOB: 0	BB: 0	P: 3
	R: 0	H: 1	E: 0	K: 0	S: 4	LOB: 1	BB: 0	P: 4
	R: 1	H: 1	E: 1	K: 0	S: 5	LOB: 1	BB: 0	P: 5
	R: 3	H: 4	E: 0	K: 0	S: 6	LOB: 1	BB: 1	P: 10
	R: 1	H: 2	E: 0	K: 1	S: 7	LOB: 2	BB: 1	P: 11
	R: 0	H: 0	E: 0	K: 0	S: 3	LOB: 1	BB: 1	P: 7
	R: 0	H: 0	E: 0	K: 1	S: 5	LOB: 1	BB: 1	P: 9

PITCHER	IP	WLS	BF	H	R	ER	SO	BB	IBB	HBP	BLK	WP	HR	S	P	ERA	WHIP
Dennis Martinez, R ERA: 3.65 (1, 1)	4.2	L	23	7	5	4	1	2	0	0	0	0	1	23	31	7.71	1.929
Sammy Stewart, R ERA: 3.28 (5, 1)	3.1		15	2	1	1	2	3	0	0	0	0	0	16	28	2.70	1.500

1B	2B	3B	HR	SF	SAC	DP	HBP
7	1	0	1	1	0	0	0

WP	PA
0	38

SB	CS
4	0

BOTTOM

AB	R	H	RBI	BB	SO	LOB
5	1	2	0	0	1	3
2	2	1	1	2	0	1
0	0	0	0	0	0	0
1	0	0	0	0	0	1
4	1	2	3	0	1	3
3	1	0	1	0	0	0
3	0	1	0	1	1	2
4	0	1	1	0	0	2
4	0	0	0	0	0	2
3	1	1	0	1	0	1
0	0	0	0	0	0	0
2	0	1	0	1	0	0

AB	31
R	6
H	9
RBI	6
BB	5
SO	3
LOB	15



Baltimore Orioles @ Kansas City Royals
Royals Stadium, Kansas City, MO
 Sat Jul 28 1979, 8:05 PM EDT
 Att. 40,448 - Unknown

livebaseballscorecards.com

Batter	1	2	3	4	5	6	7	8	9	AB R H RBI BB SO LOB	TOP												
Al Bumbry, L (1, 8) OBP: 0.334, SLG: 0.368	0-0 F7			0-0 3-1 E 1B		0-0 1-H HR		4-0 S BB		3 1 2 2 1 0 0	Baltimore Orioles @ Milwaukee Brewers Milwaukee County Stadium, Milwaukee, WI Mon Jul 30 1979, 8:05 PM EDT Att: 30,160 - Unknown livebaseballscorecards.com												
Rich Dauer, R (1, 4) OBP: 0.299, SLG: 0.349	0-0 1-3			0-0 1-2 1-3		0-0 6-3		0-0 F8		4 0 0 0 0 0 2													
Ken Singleton, S (1, 9) OBP: 0.408, SLG: 0.550 Gary Roenicke, R (8, PR) OBP: 0.407, SLG: 0.529 (8, 7)	0-3 K			0-0 2-3 3-1		0-0 1B		4-0 1-2 BB		3 0 1 0 1 1 1 0 0 0 0 0 0 0													
Eddie Murray, S (1, 3) OBP: 0.373, SLG: 0.453		0-3 K		0-0 L4		0-0 4-3		0-3 K		4 0 0 0 0 2 4													
John Lowenstein, L (1, 7) OBP: 0.384, SLG: 0.529 (8, 9)		0-0 G3			0-0 4-3		0-0 F7		0-0 G6-4-3 1B	4 0 1 0 0 0 0													
Doug DeCinces, R (1, 5) OBP: 0.348, SLG: 0.422		0-0 1-6-3			0-0 L5		0-0 F7		0-0 G6-4-3 1-2f	4 0 0 0 0 0 1													
Lee May, R (1, 10) OBP: 0.321, SLG: 0.477			0-0 4-3		0-0 F7		0-0 FC5-4 1B		0-3 K	4 0 1 0 0 1 0													
Kiko Garcia, R (1, 6) OBP: 0.311, SLG: 0.372 Mark Belanger, R (9, 6) OBP: 0.263, SLG: 0.219			0-3 K			0-0 HR 1B		0-0 FC5-4 1-2f		3 1 1 0 0 1 1 0 0 0 0 0 0 0													
Rick Dempsey, R (1, 2) OBP: 0.324, SLG: 0.367			0-0 F7			0-0 F8		0-0 6-3		3 0 0 0 0 0 1													
Inning Stats	R: 0 E: 0 K: 1 S: 5	H: 0 LOB: 0 BB: 0 P: 5	R: 0 E: 0 K: 1 S: 5	H: 0 LOB: 0 BB: 0 P: 5	R: 0 E: 0 K: 1 S: 5	H: 0 LOB: 0 BB: 0 P: 5	R: 0 E: 1 K: 0 S: 4	H: 1 LOB: 1 BB: 0 P: 4	R: 0 E: 0 K: 0 S: 3	H: 0 LOB: 0 BB: 0 P: 3	R: 2 E: 0 K: 0 S: 6	H: 3 LOB: 1 BB: 0 P: 6	R: 0 E: 0 K: 0 S: 4	H: 1 LOB: 1 BB: 0 P: 4	R: 0 E: 0 K: 1 S: 5	H: 0 LOB: 2 BB: 2 P: 13	R: 0 E: 0 K: 1 S: 5	H: 1 LOB: 0 BB: 0 P: 5	1B: 5 2B: 0 3B: 0 HR: 1	SF: 0 SAC: 0 DP: 1 HBP: 0	WP: 0 PB: 0 SB: 1 CS: 0	PA: 34	
PITCHER Jim Staton, R (1, 1) ERA: 2.78	IP 9.0	WLS L	BF 34	H 6	R 2	ER 2	SO 5	BB 2	IBB 0	HBP 0	BLK 0	WP 0	HR 1	S 42	P 50	ERA 2.00	WHIP 0.889						PITCHER IP WLS BF H R ER SO BB IBB HBP BLK WP HR S P ERA WHIP



Batter	1	2	3	4	5	6	7	8	9	AB R H RBI BB SO LOB
Paul Molitor, R (1, 4) OBP: 0.363, SLG: 0.461	0-0 6-3		0-0 5-3			0-0 F7			0-0 6-3	4 0 0 0 0 0 0
Don Money, R (1, 10) OBP: 0.332, SLG: 0.364 Jim Wohlford, R (9, PR) OBP: 0.297, SLG: 0.364	4-0 BB		0-0 5-3			0-0 5-3			4-0 BB	2 0 0 0 2 0 0 0 0 0 0 0 0 0
Cecil Cooper, L (1, 3) OBP: 0.380, SLG: 0.512	0-0 F9			0-3 K					0-0 F7	4 0 0 0 0 1 2
Sixto Lezcano, R (1, 9) OBP: 0.423, SLG: 0.544	0-3 K			0-0 5-3					0-0 L5	3 0 0 0 0 1 1
Ben Oglivie, L (1, 7) OBP: 0.330, SLG: 0.509		0-0 F7		0-0 3-1					0-0 F9	3 0 0 0 0 0 0
Gorman Thomas, R (1, 8) OBP: 0.345, SLG: 0.482		0-0 F7			0-0 F7				0-3 K	3 0 0 0 0 1 0
Sal Bando, R (1, 5) OBP: 0.330, SLG: 0.342		0-3 K				0-0 F8			0-0 5-3	3 0 0 0 0 1 0
Robin Yount, R (1, 6) OBP: 0.308, SLG: 0.385			0-0 5-3			0-0 F9			0-0 6-3	3 0 0 0 0 0 0
Charlie Moore, R (1, 2) OBP: 0.408, SLG: 0.484			0-0 HR			0-3 K			0-0 P3	3 1 1 1 0 1 0

Inning Stats	R: 0 E: 0 K: 1 S: 5	H: 0 LOB: 1 BB: 1 P: 9	R: 0 E: 0 K: 1 S: 5	H: 0 LOB: 0 BB: 0 P: 5	R: 1 E: 0 K: 0 S: 4	H: 1 LOB: 0 BB: 0 P: 4	R: 0 E: 0 K: 1 S: 5	H: 0 LOB: 0 BB: 0 P: 5	R: 0 E: 0 K: 0 S: 3	H: 0 LOB: 0 BB: 0 P: 3	R: 0 E: 0 K: 1 S: 5	H: 0 LOB: 0 BB: 0 P: 5	R: 0 E: 0 K: 1 S: 5	H: 0 LOB: 0 BB: 0 P: 5	R: 0 E: 0 K: 0 S: 3	H: 0 LOB: 0 BB: 0 P: 5	R: 0 E: 0 K: 0 S: 3	H: 0 LOB: 1 BB: 1 P: 7	1B: 0 2B: 0 3B: 0 HR: 1	SF: 0 SAC: 0 DP: 0 HBP: 0	WP: 0 PB: 0 SB: 0 CS: 0	PA: 30
--------------	------------------------------	---------------------------------	------------------------------	---------------------------------	------------------------------	---------------------------------	------------------------------	---------------------------------	------------------------------	---------------------------------	------------------------------	---------------------------------	------------------------------	---------------------------------	------------------------------	---------------------------------	------------------------------	---------------------------------	----------------------------------	------------------------------------	----------------------------------	--------

PITCHER	IP	WLS	BF	H	R	ER	SO	BB	IBB	HBP	BLK	WP	HR	S	P	ERA	WHIP
Steve Stone, R (1, 1) ERA: 3.72	8.2	W	29	1	1	1	5	2	0	0	0	0	1	37	45	1.04	0.346
Tippy Martinez, L (9, 1) ERA: 2.72	0.1	S	1	0	0	0	0	0	0	0	0	0	0	1	1	0.00	0.000


BOTTOM

Baltimore Orioles @ Milwaukee Brewers
Milwaukee County Stadium, Milwaukee, WI

Mon Jul 30 1979, 8:05 PM EDT
Att. 30,160 - Unknown

livebaseballscorecards.com

AB	28
R	1
H	1
RBI	1
BB	2
SO	5
LOB	3



Batter	1	2	3	4	5	6	7	8	9	AB R H RBI BB SO LOB	TOP											
Al Bumbry, L (1, 8) OBP: 0.333, SLG: 0.366	0-0 F3		0-0 F7		0-0 F5		0-0 4-3		0-0 2B HR 1B	5 1 1 0 0 0 1												
Rich Dauer, R (1, 4) OBP: 0.306, SLG: 0.362	0-0 5-3		0-0 HR 2B		0-0 1B 1B		0-0 PB BB 1B		0-0 1-3 HR 2B	5 2 4 1 0 0 0												
Ken Singleton, S (1, 9) OBP: 0.410, SLG: 0.556	0-0 G3		0-0 HR		0-0 F8		4-0 PB BB		4-0 HR IBB	3 2 1 2 2 0 1												
Eddie Murray, S (1, 3) OBP: 0.375, SLG: 0.465		0-3 K	0-0 2B		0-0 1B		0-0 G3		0-0 HR	5 1 3 4 0 1 2												
Lee May, R (1, 10) OBP: 0.316, SLG: 0.469		0-0 L6	0-0 6-3		0-0 F9		0-0 F8		0-0 5-3	5 0 0 0 0 0 5												
Doug DeCinces, R (1, 5) OBP: 0.345, SLG: 0.417		0-0 5-3		0-0 6-3		0-0 G1-6-3 1B		0-0 F7	0-0 F2	5 0 1 0 0 0 0												
Gary Roenicke, R (1, 7) OBP: 0.407, SLG: 0.529			0-0 E 1B S 1B		0-0 L3		0-0 E3		0-3 K	0 0 0 0 0 0 0												
John Lowenstein, L (3, PH) OBP: 0.384, SLG: 0.531							1-2 G1-6-3			5 1 2 0 0 1 1												
Kiko Garcia, R (1, 6) OBP: 0.310, SLG: 0.371			0-3 K		0-0 CS 1B		0-0 G1-6-3		0-0 L1	4 0 1 0 0 1 4												
Mark Belanger, R (8, 6) OBP: 0.263, SLG: 0.219			1-3 K				1-2f 2-3			0 0 0 0 0 0 0												
Rick Dempsey, R (1, 2) OBP: 0.326, SLG: 0.380			0-0 2B 1B		0-0 CS		0-3 K		0-0 6-3	4 2 2 2 0 1 2												
Inning Stats	R: 0 E: 0 K: 0 S: 3	H: 0 LOB: 0 BB: 0 P: 3	R: 0 E: 0 K: 1 S: 5	H: 0 LOB: 0 BB: 0 P: 5	R: 4 E: 0 K: 1 S: 10	H: 5 LOB: 1 BB: 0 P: 10	R: 0 E: 0 K: 0 S: 3	H: 1 LOB: 0 BB: 0 P: 3	R: 1 E: 0 K: 0 S: 6	H: 3 LOB: 2 BB: 0 P: 6	R: 0 E: 0 K: 1 S: 6	H: 1 LOB: 1 BB: 0 P: 6	R: 0 E: 0 K: 0 S: 4	H: 1 LOB: 2 BB: 1 P: 8	R: 0 E: 0 K: 0 S: 4	H: 1 LOB: 1 BB: 0 P: 4	R: 4 E: 1 K: 1 S: 8	H: 3 LOB: 0 BB: 1 P: 12	1B: 8 2B: 4 3B: 0 HR: 3	SF: 0 SAC: 0 DP: 1 HBP: 0	WP: 0 PB: 1 SB: 1 CS: 1	PA: 44
PITCHER	IP WLS BF H R ER SO BB IBB HBP BLK WP HR S P ERA WHIP																					
Paul Mitchell, R (1, 1) ERA: 5.24	2.2 L 13 5 4 4 2 0 0 0 0 0 1 17 17 13.50 1.875																					
Reggie Cleveland, R (3, 1) ERA: 4.89	6.1 30 10 5 5 2 1 1 0 0 0 2 32 40 7.11 1.737																					

Baltimore Orioles @ Milwaukee Brewers
Milwaukee County Stadium, Milwaukee, WI

Tue Jul 31 1979, 8:05 PM EDT
Att. 36,105 - Unknown

AB	41
R	9
H	15
RBI	9
BB	2
SO	4
LOB	16



Batter	1	2	3	4	5	6	7	8	9	AB	R	H	RBI	BB	SO	LOB
Paul Molitor, R (1, 4) OBP: 0.361, SLG: 0.458	0-0 6-3		0-0 4-3	0-0 G6-4-3			0-0 5-3		0-0 1-H	5	0	1	1	0	0	2
Don Money, R (1, 10) OBP: 0.333, SLG: 0.382	0-0 F8		0-0 1B		0-0 HR		0-3 K		0-0 F8	5	1	2	1	0	1	1
Dick Davis, R (1, 7) OBP: 0.300, SLG: 0.438 Ben Oglivie, L (8, PH) OBP: 0.329, SLG: 0.508 (9, 7)	0-0 P6		0-0 F8		0-0 1-3			0-3 K		3	0	0	0	0	0	1
Gorman Thomas, R (1, 8) OBP: 0.342, SLG: 0.476		0-0 L5	0-0 F7		0-3 K			0-0 5-3		4	0	0	0	0	1	1
Sixto Lezcano, R (1, 9) OBP: 0.426, SLG: 0.553		0-0 HR		4-0 FC4-6 BB	0-0 F9			4-0 BB		2	1	1	1	2	0	0
Cecil Cooper, L (1, 3) OBP: 0.376, SLG: 0.506		0-3 K		0-0 FC4-6 HR		0-0 F7		0-0 P5		4	1	0	0	0	1	2
Sal Bando, R (1, 5) OBP: 0.332, SLG: 0.351		4-0 1B BB		0-0 1-H HR		0-3 K			0-0 5-3	3	1	1	2	1	1	0
Robin Yount, R (1, 6) OBP: 0.310, SLG: 0.386		0-0 1-3 1B		0-0 1B 1B		0-0 5-3			0-0 F8	4	0	2	0	0	0	0
Buck Martinez, R (1, 2) OBP: 0.250, SLG: 0.362 Charlie Moore, R (7, PH) OBP: 0.409, SLG: 0.484 (8, 2)		0-3 K		0-0 1-3 1B			0-0 5-3		0-0 WP 1B 1B	2	0	1	0	0	1	2
										2	1	1	0	0	0	0

BOTTOM

Baltimore Orioles @ Milwaukee Brewers
Milwaukee County Stadium, Milwaukee, WI

Tue Jul 31 1979, 8:05 PM EDT
Att. 36,105 - Unknown

livebaseballscorecards.com

AB	35
R	5
H	9
RBI	5
BB	3
SO	6
LOB	9



Inning Stats	R: 0	H: 0	E: 0	K: 0	S: 3	LOB: 0	BB: 0	P: 3	R: 1	H: 2	E: 0	K: 2	S: 9	LOB: 2	BB: 1	P: 13	R: 0	H: 1	E: 0	K: 0	S: 4	LOB: 1	BB: 0	P: 4	R: 2	H: 3	E: 0	K: 0	S: 5	LOB: 1	BB: 1	P: 9	R: 1	H: 1	E: 0	K: 1	S: 6	LOB: 0	BB: 0	P: 6	R: 0	H: 0	E: 0	K: 1	S: 5	LOB: 0	BB: 0	P: 5	R: 0	H: 0	E: 0	K: 1	S: 5	LOB: 0	BB: 0	P: 5	R: 0	H: 0	E: 0	K: 1	S: 5	LOB: 1	BB: 1	P: 9	R: 1	H: 2	E: 0	K: 0	S: 5	LOB: 1	BB: 0	P: 5	1B: 6	SF: 0	2B: 0	SAC: 0	3B: 0	DP: 1	HR: 3	HBP: 0	WP: 1	PA: 38	PB: 0	SB: 0	CS: 0
--------------	------	------	------	------	------	--------	-------	------	------	------	------	------	------	--------	-------	-------	------	------	------	------	------	--------	-------	------	------	------	------	------	------	--------	-------	------	------	------	------	------	------	--------	-------	------	------	------	------	------	------	--------	-------	------	------	------	------	------	------	--------	-------	------	------	------	------	------	------	--------	-------	------	------	------	------	------	------	--------	-------	------	-------	-------	-------	--------	-------	-------	-------	--------	-------	--------	-------	-------	-------

PITCHER	IP	WLS	BF	H	R	ER	SO	BB	IBB	HBP	BLK	WP	HR	S	P	ERA	WHIP
Mike Flanagan, L (1, 1) ERA: 3.68	3.1		18	6	3	3	2	2	0	0	0	0	2	20	28	8.10	2.400
Sammy Stewart, R (4, 1) ERA: 3.28	5.2	W	20	3	2	2	4	1	0	0	0	1	1	27	31	3.18	0.706

Batter	1	2	3	4	5	6	7	8	9	AB R H RBI BB SO LOB	TOP
Al Bumbry, L (1, 8) OBP: 0.336, SLG: 0.372	0-0 1B 1B		0-0 S 2B 1B		0-0 F7		0-0 2B		0-0 6-3	5 2 3 0 0 0 1	
Rich Dauer, R (1, 4) OBP: 0.310, SLG: 0.375	0-0 1B 1B		0-3 K 1-2		0-0 1B 1B		0-0 5-3		0-0 HR	5 2 3 1 0 1 2	
Ken Singleton, S (1, 9) OBP: 0.410, SLG: 0.556	0-0 L4		0-0 2B		0-0 1B		0-3 K		0-0 6-3	5 0 2 1 0 1 3	
Eddie Murray, S (1, 3) OBP: 0.374, SLG: 0.463	0-0 1B 1-2 SF7 1B		0-0 P4		0-0 G1-2-3			0-0 P4		4 1 1 1 0 0 4	
John Lowenstein, L (1, 7) OBP: 0.387, SLG: 0.528	0-0 PO 1-3 2-H 1B		0-0 L9			0-0 G3		4-0 1B BB		3 0 1 1 1 0 1	
Doug DeCinces, R (1, 5) OBP: 0.348, SLG: 0.418	0-0 SF7			0-0 G5-4-3 1B		4-0 1B BB		0-0 P3		2 0 1 1 1 0 1	
Lee May, R (1, 10) OBP: 0.318, SLG: 0.469	0-0 PO 1-2	0-3 K		0-0 G5-4-3		0-0 1-3 1B		0-0 1-2 1B		4 0 2 0 0 1 1	
Kiko Garcia, R (1, 6) OBP: 0.310, SLG: 0.369		0-0 CS 1B		0-3 K		0-0 G4-6-3		0-0 F3		4 0 1 0 0 1 4	
Dave Skaggs, R (1, 2) OBP: 0.295, SLG: 0.256		0-0 F3			0-0 1B 1B G1-2-3 1B		0-0 6-3		0-0 F9	4 0 1 0 0 0 1	
Inning Stats	R: 3 E: 0 K: 0 S: 6 H: 4 LOB: 0 BB: 0 P: 6	R: 0 E: 0 K: 1 S: 5 H: 1 LOB: 0 BB: 0 P: 5	R: 1 E: 0 K: 1 S: 7 H: 2 LOB: 1 BB: 0 P: 7	R: 0 E: 0 K: 1 S: 5 H: 1 LOB: 0 BB: 0 P: 5	R: 0 E: 0 K: 0 S: 5 H: 3 LOB: 2 BB: 0 P: 5	R: 0 E: 0 K: 0 S: 3 H: 1 LOB: 1 BB: 1 P: 7	R: 0 E: 0 K: 1 S: 6 H: 1 LOB: 1 BB: 0 P: 6	R: 0 E: 0 K: 0 S: 4 H: 1 LOB: 2 BB: 1 P: 8	R: 1 E: 0 K: 0 S: 4 H: 1 LOB: 0 BB: 0 P: 4	1B: 12 2B: 2 3B: 0 HR: 1 SF: 1 SAC: 0 DP: 3 HBP: 0	WP: 0 PB: 0 SB: 1 CS: 1 PA: 40
PITCHER	IP WLS BF H R ER SO BB IBB HBP BLK WP HR S P ERA WHIP										
Lary Sorensen, R (1, 1) ERA: 3.6	4.1 L 20 10 4 4 3 0 0 0 0 0 0 0 26 26 8.31 2.308										
Jerry Augustine, L (5, 1) ERA: 3.26	4.2 19 5 1 1 1 2 0 0 0 0 0 1 19 27 1.93 1.500										

Baltimore Orioles @ Milwaukee Brewers
Milwaukee County Stadium, Milwaukee, WI

Wed Aug 01 1979, 8:05 PM EDT
 Att: 30,383 - Unknown

AB	36
R	5
H	15
RBI	5
BB	2
SO	4
LOB	18



Batter	1	2	3	4	5	6	7	8	9	AB	R	H	RBI	BB	SO	LOB
Paul Molitor, R (1, 4) OBP: 0.358, SLG: 0.453	0-0 5-3		0-0 F9		0-0 L1		0-3 K			4	0	0	0	0	1	5
Don Money, R (1, 10) OBP: 0.327, SLG: 0.374	0-0 P6		0-0 G6-4-3		0-0 G6-4-3			0-0 P4		4	0	0	0	0	0	4
Cecil Cooper, L (1, 3) OBP: 0.375, SLG: 0.503	4-0 BB			0-3 K		0-0 L3		0-0 1-3		3	0	0	0	1	1	0
Gorman Thomas, R (1, 8) OBP: 0.341, SLG: 0.482	0-0 F9			0-0 1-3		0-0 HR		0-0 P4		4	1	1	1	0	0	1
Ben Oglivie, L (1, 7) OBP: 0.328, SLG: 0.507		0-0 F8		0-0 2B		0-0 P5		0-0 F5		4	0	1	0	0	0	0
Sixto Lezcano, R (1, 9) OBP: 0.422, SLG: 0.546		0-0 5-3		0-0 6-3		0-0 F9		0-0 4-3		4	0	0	0	0	0	1
Sal Bando, R (1, 5) OBP: 0.331, SLG: 0.350		0-0 F9			0-0 E 1B		0-0 F5		0-0 F9	4	1	1	0	0	0	0
Robin Yount, R (1, 6) OBP: 0.312, SLG: 0.388			0-0 F9 1B		0-0 E8 1B		0-0 F9			3	0	2	0	0	0	0
Buck Martinez, R (1, 2) OBP: 0.266, SLG: 0.376			0-0 G6-4-3 1B		0-0 G6-4-3 1B		0-0 1B			3	0	3	1	0	0	0

Inning Stats	R: 0	H: 0	E: 0	K: 0	S: 3	R: 0	H: 0	E: 0	K: 0	S: 3	R: 0	H: 2	E: 0	K: 0	S: 4	R: 0	H: 1	E: 0	K: 1	S: 6	R: 1	H: 3	E: 1	K: 0	S: 5	R: 1	H: 1	E: 0	K: 0	S: 4	R: 0	H: 1	E: 0	K: 1	S: 6	R: 0	H: 0	E: 0	K: 0	S: 3	R: 0	H: 0	E: 0	K: 0	S: 3	R: 0	H: 0	E: 0	K: 0	S: 3	1B: 6	SF: 0	2B: 1	SAC: 0	3B: 0	DP: 2	HR: 1	HBP: 0	WP: 0	PA: 34
--------------	------	------	------	------	------	------	------	------	------	------	------	------	------	------	------	------	------	------	------	------	------	------	------	------	------	------	------	------	------	------	------	------	------	------	------	------	------	------	------	------	------	------	------	------	------	------	------	------	------	------	-------	-------	-------	--------	-------	-------	-------	--------	-------	--------

PITCHER	IP	WLS	BF	H	R	ER	SO	BB	IBB	HBP	BLK	WP	HR	S	P	ERA	WHIP
Dennis Martinez, R (1, 1) ERA: 3.57	9.0	W	34	8	2	2	2	1	0	0	0	0	1	37	41	2.00	1.000

BOTTOM

Baltimore Orioles @ Milwaukee Brewers
Milwaukee County Stadium, Milwaukee, WI

Wed Aug 01 1979, 8:05 PM EDT
Att. 30,383 - Unknown

livebaseballscorecards.com


AB 33
R 2
H 8
RBI 2
BB 1
SO 2
LOB 11



Batter	1	2	3	4	5	6	7	8	9	AB R H RBI BB SO LOB	TOP	
Al Bumbry, L (1, 8) OBP: 0.335, SLG: 0.371	0-0 F8		0-0 G3			0-0 F9 BB 1B		0-0 F7		4 0 1 0 0 0 1	Baltimore Orioles @ New York Yankees Yankee Stadium, Bronx, NY Fri Aug 03 1979, 7:05 PM EDT Att: 51,151 - Unknown livebaseballscorecards.com	
Mark Belanger, R (1, 6) OBP: 0.263, SLG: 0.214	0-0 P4		0-0 F7			4-0 S 1-2 BB		0-3 K		3 0 0 0 1 1 1		
Ken Singleton, S (1, 9) OBP: 0.407, SLG: 0.551	0-0 5-3		0-0 F7			0-0 F9 2-3		0-0 1-3		4 0 0 0 0 0 3		
Eddie Murray, S (1, 3) OBP: 0.371, SLG: 0.458		0-0 P5		0-0 F7		0-3 S 1-2 K		0-0 4-3		4 0 0 0 0 1 2		
John Lowenstein, L (1, 7) OBP: 0.384, SLG: 0.539		0-0 HR		0-0 3-1		0-0 F8		0-0 G3		4 1 1 1 0 0 2		
Doug DeCinces, R (1, 5) OBP: 0.346, SLG: 0.413		4-0 S BB		0-0 P4			0-0 P5		0-0 6-3	3 0 0 0 1 0 0		
Pat Kelly, L (1, 10) OBP: 0.396, SLG: 0.521		0-0 F7		0-0 F8		0-3 S K		0-3 K		3 0 0 0 0 1 1		
Rich Dauer, R (1, 4) OBP: 0.310, SLG: 0.373		4-0 1-2 BB		0-0 F2		0-0 P6		0-0 P6		2 0 0 0 1 0 0		
Rick Dempsey, R (1, 2) OBP: 0.326, SLG: 0.377		0-0 F9		0-0 F7			4-0 S BB BB			2 0 0 0 1 0 2		
Inning Stats	R: 0 E: 0 K: 0 S: 3 H: 0 LOB: 0 BB: 0 P: 3	R: 1 E: 0 K: 0 S: 4 H: 1 LOB: 2 BB: 2 P: 12	R: 0 E: 0 K: 0 S: 3 H: 0 LOB: 0 BB: 0 P: 3	R: 0 E: 0 K: 0 S: 3 H: 0 LOB: 0 BB: 0 P: 3	R: 0 E: 0 K: 0 S: 3 H: 0 LOB: 0 BB: 0 P: 3	R: 0 E: 0 K: 1 S: 6 H: 1 LOB: 2 BB: 1 P: 10	R: 0 E: 0 K: 1 S: 5 H: 0 LOB: 0 BB: 0 P: 5	R: 0 E: 0 K: 1 S: 5 H: 0 LOB: 1 BB: 1 P: 9	R: 0 E: 0 K: 0 S: 3 H: 0 LOB: 0 BB: 0 P: 3	1B: 1 2B: 0 3B: 0 HR: 1 SF: 0 SAC: 0 DP: 0 HBP: 0	WP: 0 PB: 0 SB: 2 CS: 0 PA: 33	
PITCHER	IP WLS BF H R ER SO BB IBB HBP BLK WP HR S P ERA WHIP											IP WLS BF H R ER SO BB IBB HBP BLK WP HR S P ERA WHIP
Luis Tiant, R (1, 1) ERA: 3.79	8.0 L 30 2 1 1 3 4 0 0 0 0 1 32 48 1.12 0.750											
Rich Gossage, R (9, 1) ERA: 4.5	1.0 3 0 0 0 0 0 0 0 0 0 0 0 3 3 0.00 0.000											

AB	29
R	1
H	2
RBI	1
BB	4
SO	3
LOB	12



Batter	1	2	3	4	5	6	7	8	9	AB R H RBI BB SO LOB	TOP																									
Al Bumbry, L (1, 8) OBP: 0.333, SLG: 0.371	0-0 6-3		0-0 F8			0-3 K		0-0 1B	0-0 B2-3	5 1 1 2 0 1 0	<p>Baltimore Orioles @ New York Yankees Yankee Stadium, Bronx, NY</p> <p>Sat Aug 04 1979, 7:05 PM EDT Att: 46,407 - Unknown</p> <p>livebaseballscorecards.com</p> <table border="1"> <tr><td>AB</td><td>37</td></tr> <tr><td>R</td><td>5</td></tr> <tr><td>H</td><td>11</td></tr> <tr><td>RBI</td><td>5</td></tr> <tr><td>BB</td><td>3</td></tr> <tr><td>SO</td><td>3</td></tr> <tr><td>LOB</td><td>13</td></tr> </table> 	AB	37	R	5	H	11	RBI	5	BB	3	SO	3	LOB	13											
AB	37																																			
R	5																																			
H	11																																			
RBI	5																																			
BB	3																																			
SO	3																																			
LOB	13																																			
Rich Dauer, R (1, 5) OBP: 0.309, SLG: 0.370	0-0 F7			0-0 5-3		0-0 6-3 1B		0-0 P4	0-0 F7	5 0 1 0 0 0 1																										
Ken Singleton, S (1, 9) OBP: 0.409, SLG: 0.550	0-3 K			4-0 BB		0-0 6-3 1-2		0-0 1B SF7	0-0 BB 1B	4 1 2 1 1 1 1																										
Eddie Murray, S (1, 3) Terry Crowley, L (6, 3) OBP: 0.369, SLG: 0.455 OBP: 0.404, SLG: 0.447		0-0 P4		0-0 F8		0-0 4-3		0-0 1B 1B	4-0 BB	3 0 0 0 0 0 2 1 1 1 0 1 0 0																										
John Lowenstein, L (1, 7) OBP: 0.374, SLG: 0.526		0-0 F9		0-3 K			0-0 3-1	0-0 SF7	0-0 4-3	4 0 0 1 0 1 3																										
Lee May, R (1, 10) OBP: 0.321, SLG: 0.469		0-0 1B			0-0 6-3		0-0 F8	0-0 BB 1B		4 0 2 0 0 0 0																										
Billy Smith, S (1, 4) OBP: 0.293, SLG: 0.365		0-0 F9			0-0 WP 2B		0-0 6-3	0-0 BB 1B		4 0 2 1 0 0 1																										
Kiko Garcia, R (1, 6) Pat Kelly, L (8, PH) Mark Belanger, R (8, 6) OBP: 0.310, SLG: 0.369 OBP: 0.402, SLG: 0.521 OBP: 0.263, SLG: 0.214			0-0 P3		0-0 6-3			0-0 2B 1B		3 1 1 0 0 0 1 0 0 0 0 1 0 0 0 0 0 0 0 0 0																										
Rick Dempsey, R (1, 2) OBP: 0.325, SLG: 0.379			0-0 F7		0-0 6-3 2-3			0-0 2B 2B	0-0 F7	4 1 1 0 0 0 4																										
Inning Stats	R: 0 E: 0 K: 1 S: 5	H: 0 LOB: 0 BB: 0 P: 5	R: 0 E: 0 K: 0 S: 4	H: 1 LOB: 1 BB: 0 P: 4	R: 0 E: 0 K: 0 S: 3	H: 0 LOB: 0 BB: 0 P: 3	R: 0 E: 0 K: 1 S: 5	H: 0 LOB: 1 BB: 1 P: 9	R: 0 E: 0 K: 0 S: 4	H: 1 LOB: 1 BB: 0 P: 4	R: 0 E: 0 K: 1 S: 6	H: 1 LOB: 1 BB: 0 P: 6	R: 0 E: 0 K: 0 S: 3	H: 0 LOB: 0 BB: 0 P: 3	R: 5 E: 0 K: 0 S: 10	H: 7 LOB: 3 BB: 1 P: 14	R: 0 E: 0 K: 0 S: 4	H: 1 LOB: 2 BB: 1 P: 8	1B: 8 2B: 3 3B: 0 HR: 0	SF: 1 SAC: 0 DP: 0 HBP: 0	WP: 1 PB: 0 SB: 0 CS: 0	PA: 41														
PITCHER	IP WLS BF H R ER SO BB IBB HBP BLK WP HR S P ERA WHIP																																			
Catfish Hunter, R (1, 1) ERA: 4.87	6.0		22	3	0	0	3	1	0	0	0	1	0	27	31	0.00	0.667																			
Jim Kaat, L (7, 1) ERA: 3.38	1.2	L	10	5	5	5	0	0	0	0	0	0	0	10	10	27.00	3.000																			
Rich Gossage, R (8, 1) ERA: 4.22	1.1		9	3	0	0	0	2	0	0	0	0	0	7	15	0.00	3.750																			

Batter	1	2	3	4	5	6	7	8	9	AB R H RBI BB SO LOB
Willie Randolph, R (1, 4) OBP: 0.374, SLG: 0.375	4-0 FC1 F7 BB		0-0 1-3		4-0 BB S SF7 BB	0-0 1-3			0-0 6-3	3 1 0 0 2 0 2
Graig Nettles, L (1, 5) OBP: 0.332, SLG: 0.384	0-0 F7 1-2		4-0 CS BB		4-0 BB 1B BB			4-0 G4-6-3 BB	0-3 K	2 1 0 0 3 1 2
Oscar Gamble, L (1, 10) OBP: 0.449, SLG: 0.506	0-0 FC1 2-3		0-0 CS 1-2	0-0 L3	4-0 1B BB			0-0 F9	0-3 K	4 0 0 1 1 1 3
Reggie Jackson, L (1, 9) OBP: 0.380, SLG: 0.548	0-3 K			0-0 2B	0-0 SF7			0-0 G4-6-3 1-2f		3 1 1 1 0 1 2
Lou Piniella, R (1, 7) OBP: 0.340, SLG: 0.449		0-0 F9		0-0 G3 2B	0-0 1B			0-0 4-3		4 0 2 2 0 0 0
Jim Spencer, L (1, 3) OBP: 0.353, SLG: 0.546		0-0 F8		0-0 G3 2-3	0-0 F7			0-0 2B		4 0 1 0 0 0 3
Lenny Randle, S (8, PR)										0 0 0 0 0 0 0
Chris Chambliss, L (9, 3) OBP: 0.317, SLG: 0.445										0 0 0 0 0 0 0
Bobby Brown, S (1, 8) OBP: 0.296, SLG: 0.280		4-0 BB		0-0 3-1		0-0 P6		0-3 K		3 0 0 0 1 1 2
Brad Gulden, L (1, 2) OBP: 0.333, SLG: 0.667		0-0 4-3			0-0 SH1-3 BB 2B	0-0 P6		0-0 L9		3 1 1 0 0 0 1
Roy White, S (8, PH) OBP: 0.265, SLG: 0.245										1 0 0 0 0 0 1
Jerry Narron, L (9, 2) OBP: 0.270, SLG: 0.318										0 0 0 0 0 0 0
Bucky Dent, R (1, 6) OBP: 0.291, SLG: 0.295			0-0 P4		0-0 SH1-3	0-0 E5			0-0 2B	3 0 1 0 0 0 0
Bobby Murcer, L (9, PR) OBP: 0.344, SLG: 0.348										0 0 0 0 0 0 0

Inning Stats	R: 0	H: 0	E: 0	K: 1	S: 5	LOB: 1	BB: 1	P: 9	R: 0	H: 0	E: 0	K: 0	S: 3	LOB: 1	BB: 1	P: 7	R: 0	H: 0	E: 0	K: 0	S: 2	LOB: 0	BB: 1	P: 6	R: 1	H: 2	E: 0	K: 0	S: 5	LOB: 1	BB: 0	P: 5	R: 3	H: 2	E: 0	K: 0	S: 5	LOB: 2	BB: 3	P: 17	R: 0	H: 0	E: 1	K: 0	S: 4	LOB: 1	BB: 0	P: 4	R: 0	H: 0	E: 0	K: 0	S: 2	LOB: 0	BB: 1	P: 6	R: 0	H: 1	E: 0	K: 1	S: 6	LOB: 1	BB: 0	P: 6	R: 0	H: 1	E: 0	K: 2	S: 8	LOB: 1	BB: 0	P: 8	1B: 1	2B: 5	3B: 0	HR: 0	SF: 1	SAC: 1	DP: 1	HBP: 0	WP: 0	PB: 0	SB: 1	CS: 1	PA: 40
Steve Stone, R (1, 1) ERA: 3.87	IP	WLS	BF	H	R	ER	SO	BB	IBB	HBP	BLK	WP	HR	S	P	ERA	WHIP																																																																				
Dave Ford, R (5, 1) ERA: 1.54	3.0	W	12	2	0	0	0	1	0	0	0	0	0	11	15	0.00	1.000																																																																				
Tippy Martinez, L (8, 1) ERA: 2.57	1.2	S	6	1	0	0	3	0	0	0	0	0	0	12	12	0.00	0.600																																																																				

BOTTOM

Baltimore Orioles @ New York Yankees
 Yankee Stadium, Bronx, NY
 Sat Aug 04 1979, 7:05 PM EDT
 Att. 46,407 - Unknown

livebaseballscorecards.com

AB	30
R	4
H	6
RBI	4
BB	7
SO	4
LOB	16



Batter	1	2	3	4	5	6	7	8	9	AB R H RBI BB SO LOB	TOP
Al Bumbry, L OBP: 0.330, SLG: 0.367 (1, 8) X	0-0 4-3	0-0 6-3			X 0-0 4-3		X 0-0 6-3			4 0 0 0 0 0 3	Baltimore Orioles @ New York Yankees Yankee Stadium, Bronx, NY Sun Aug 05 1979, 3:33 AM EDT Att: 54,478 - Unknown livebaseballscorecards.com
Rich Dauer, R OBP: 0.308, SLG: 0.369 (1, 4) X	0-0 G3 BB 1B		X 0-0 1-3		X 0-0 5-3		X 0-0 5-3			4 0 1 0 0 0 1	
Ken Singleton, S OBP: 0.412, SLG: 0.558 (1, 9) B B B	4-0 G3 BB 1-2		X 0-0 HR		X 0-0 6-3			B B B 4-0 G6-4-3 BB		2 1 1 1 2 0 0	
Eddie Murray, S OBP: 0.368, SLG: 0.460 (1, 3) X	0-0 G3 1-2 2-3		X 0-0 HR		X 0-0 F9			X 0-0 G6-4-3 1-2f		4 1 1 1 0 0 3	
Doug DeCinces, R OBP: 0.348, SLG: 0.416 (1, 5) X	0-0 1-4-3		X 0-0 K 2B		B B B 4-0 FC5-4 BB			X 0-0 5-3		3 0 1 0 1 0 2	
Lee May, R OBP: 0.317, SLG: 0.463 (1, 10) S S S		S S S 0-3 K	S S S 0-3 K		S S S 0-3 K			S S S 0-3 K		4 0 0 0 0 4 2	
Gary Roenicke, R OBP: 0.407, SLG: 0.527 (1, 7) Benny Ayala, R OBP: 0.293, SLG: 0.526 (6, 7)		X 0-0 SH1-3 1B 1B		X 0-0 F8		X 0-0 FC5-4 1-2f		X 0-0 F9		3 0 1 0 0 0 1 1 0 0 0 0 0 0	
Rick Dempsey, R OBP: 0.324, SLG: 0.377 (1, 2) X	0-0 SH1-3 1-2 1B			X 0-0 F7			X 0-0 L6	S S S 0-3 K		4 0 1 0 0 1 0	
Kiko Garcia, R OBP: 0.311, SLG: 0.370 (1, 6) X	0-0 SH1-3 1-2 2-3			X 0-0 F9			X 0-0 6-3 1B			2 0 1 0 0 0 0	
Inning Stats	R: 0 H: 1 E: 0 LOB: 2 K: 0 BB: 1 S: 4 P: 8	R: 0 H: 2 E: 0 LOB: 2 K: 1 BB: 0 S: 7 P: 7	R: 2 H: 3 E: 0 LOB: 0 K: 1 BB: 0 S: 7 P: 7	R: 0 H: 0 E: 0 LOB: 0 K: 0 BB: 0 S: 3 P: 3	R: 0 H: 0 E: 0 LOB: 0 K: 0 BB: 0 S: 3 P: 3	R: 0 H: 0 E: 0 LOB: 1 K: 1 BB: 1 S: 5 P: 9	R: 0 H: 1 E: 0 LOB: 1 K: 0 BB: 0 S: 4 P: 4	R: 0 H: 0 E: 0 LOB: 0 K: 2 BB: 0 S: 7 P: 7	R: 0 H: 0 E: 0 LOB: 0 K: 2 BB: 0 S: 7 P: 7	1B: 4 SF: 0 2B: 1 SAC: 1 3B: 0 DP: 1 HR: 2 HBP: 0	
PITCHER Tommy John, L ERA: 2.71 (1, 1)	IP WLS BF H R ER SO BB IBB HBP BLK WP HR S P ERA WHIP	IP WLS BF H R ER SO BB IBB HBP BLK WP HR S P ERA WHIP									

Baltimore Orioles @ New York Yankees
 Yankee Stadium, Bronx, NY
 Sun Aug 05 1979, 3:33 AM EDT
 Att: 54,478 - Unknown

AB 31
R 2
H 7
RBI 2
BB 3
SO 5
LOB 12



Batter	1	2	3	4	5	6	7	8	9	AB	R	H	RBI	BB	SO	LOB
Al Bumbry, L (1, 8) OBP: 0.335, SLG: 0.375	0-0 1B 2B	4-0 FC5-2 BB		0-0 1-3 1B		0-3 K		0-0 WP 1B		4	1	3	0	1	1	0
Mark Belanger, R (1, 6) OBP: 0.264, SLG: 0.213	4-0 1B SF8 BB	0-0 FC5-2		0-0 SF7			0-0 HR	0-0 5-3		1	1	0	1	1	0	3
Pat Kelly, L (7, PH) OBP: 0.407, SLG: 0.557		1-2 2-3 3-H		1-2 3-H				1-2 2-3		1	1	1	1	0	0	0
Kiko Garcia, R (8, 6) OBP: 0.306, SLG: 0.364										1	0	0	0	0	0	2
Ken Singleton, S (1, 9) OBP: 0.408, SLG: 0.558	0-0 WP 1B	0-0 F7		0-3 K			0-0 4-3	0-0 L4		5	0	1	1	0	1	6
Eddie Murray, S (1, 10) OBP: 0.367, SLG: 0.458	0-0 SF8		0-3 K		0-0 F5		0-0 1B 1B		0-0 4-3	4	0	1	1	0	1	0
Lee May, R (1, 3) OBP: 0.320, SLG: 0.485	0-0 6-3		0-0 HR		0-3 K		0-0 1B		0-0 F7	5	1	2	1	0	1	1
Doug DeCinces, R (1, 5) OBP: 0.341, SLG: 0.402	0-0 F8		0-0 6-3		4-0 FC6-4 BB		0-3 K		0-0 6-3	4	0	0	0	1	1	3
Benny Ayala, R (1, 7) OBP: 0.319, SLG: 0.545		0-0 BB FC5-2 1B		0-0 6-3		0-0 FC6-4		0-3 K		3	0	1	0	0	0	1
John Lowenstein, L (7, PH) OBP: 0.373, SLG: 0.523					1-2					1	0	0	0	0	1	2
Rich Dauer, R (1, 4) OBP: 0.305, SLG: 0.365		0-0 F8		0-0 5-3		0-0 F7		0-0 WP 1B 1B		4	0	1	0	0	0	1
Rick Dempsey, R (1, 2) OBP: 0.327, SLG: 0.377		0-0 FC5-2 BB 1B		4-0 1B SF7 BB		0-3 K		0-0 F8		3	1	1	0	1	1	1

Inning Stats	R: 2	H: 2	E: 0	K: 0	S: 5	H: 2	LOB: 1	BB: 1	P: 9	R: 0	H: 2	E: 0	K: 0	S: 5	H: 2	LOB: 3	BB: 1	P: 9	R: 1	H: 1	E: 0	K: 1	S: 6	R: 1	H: 1	E: 0	K: 1	S: 6	R: 0	H: 0	E: 0	K: 1	S: 5	R: 0	H: 0	E: 0	K: 2	S: 7	R: 1	H: 3	E: 0	K: 2	S: 10	R: 0	H: 2	E: 0	K: 0	S: 5	R: 0	H: 0	E: 0	K: 0	S: 3	1B: 8	SF: 2	3B: 0	HR: 2	WP: 2	PA: 42
--------------	------	------	------	------	------	------	--------	-------	------	------	------	------	------	------	------	--------	-------	------	------	------	------	------	------	------	------	------	------	------	------	------	------	------	------	------	------	------	------	------	------	------	------	------	-------	------	------	------	------	------	------	------	------	------	------	-------	-------	-------	-------	-------	--------

PITCHER	IP	WLS	BF	H	R	ER	SO	BB	IBB	HBP	BLK	WP	HR	S	P	ERA	WHIP
Mike Caldwell, L (1, 1) ERA: 3.46	0.0		0	0	0	0	0	0	0	0	0	0	0	0	0	∞	∞
Jim Staton, R (1, 1) ERA: 2.89	5.0		25	6	4	4	3	4	0	0	0	1	1	27	43	7.20	2.000
Bob Galasso, R (6, 1) ERA: 4.5	1.1		7	3	1	1	2	0	0	0	0	0	1	11	11	6.75	2.250
Bill Castro, R (7, 1) ERA: 1.77	0.1		1	0	0	0	1	0	0	0	0	0	0	3	3	0.00	0.000
Jerry Augustine, L (7, 1) ERA: 4.0	2.1	W	9	2	0	0	1	0	0	0	0	1	0	11	11	0.00	0.857

BOTTOM

Milwaukee Brewers @ Baltimore Orioles
Memorial Stadium, Baltimore, MD
 Tue Aug 07 1979, 7:05 PM EDT
 Att. 39,524 - Unknown

AB	36
R	5
H	11
RBI	5
BB	4
SO	7
LOB	20



Batter	1	2	3	4	5	6	7	8	9	AB R H RBI BB SO LOB	TOP			
Paul Molitor, R (1, 4) OBP: 0.360, SLG: 0.458	0-0 SH1-3 2B 1B	0-0 4-3		0-0 2-H 1B			0-0 SH5-4		0-0 6-3	4 1 2 1 0 0 2				
Don Money, R (1, 5) OBP: 0.332, SLG: 0.366	0-0 SH1-3 1-2		0-0 SH 1B		4-0 G4-6-3 BB		0-0 2-3 2B		0-0 1B WP SF8 1B	3 1 3 1 1 0 0				
Cecil Cooper, L (1, 3) OBP: 0.377, SLG: 0.514	0-0 2-H 2B		0-0 SH 1-2		0-0 G4-6-3 1-2f		0-0 L8		0-0 BB 2B 1B	4 1 2 1 0 0 2				
Gorman Thomas, R (1, 8) OBP: 0.338, SLG: 0.496	0-0 F9		0-3 K		0-3 K		0-0 5-3		0-0 SF8	4 0 0 1 0 2 4				
Ben Oglivie, L (1, 7) OBP: 0.319, SLG: 0.492	0-0 G3		0-0 F8			0-0 L3		0-0 HR	4-0 2B BB	4 2 1 1 1 0 3				
Sixto Lezcano, R (1, 9) OBP: 0.419, SLG: 0.553		0-0 F8	0-0 1-3			4-0 FC6-4 BB		0-0 6-3	0-0 1B 2B	4 1 1 2 1 0 2				
Sal Bando, R (1, 10) OBP: 0.340, SLG: 0.367		0-0 1B 1B		0-0 F8		0-0 F8		0-0 1B	0-0 FC5-4 2-H 1B	5 0 3 1 0 0 1				
Robin Yount, R (1, 6) OBP: 0.304, SLG: 0.381		0-0 1-2 1B		0-0 E5 1B		0-0 FC6-4 1-2f		0-0 F4	0-0 FC5-4 1-2f	5 1 1 0 0 0 3				
Buck Martinez, R (1, 2) OBP: 0.259, SLG: 0.365		0-0 F4		0-0 F2			0-0 SH5-4 2B		0-0 L6	2 0 0 0 0 0 3				
Charlie Moore, R (7, PH) OBP: 0.402, SLG: 0.475										2 1 1 0 0 0 1				
Inning Stats	R: 1 H: 2 E: 0 LOB: 1 K: 0 BB: 0 S: 5 P: 5	R: 0 H: 2 E: 0 LOB: 2 K: 0 BB: 0 S: 5 P: 5	R: 0 H: 1 E: 1 LOB: 2 K: 1 BB: 0 S: 7 P: 7	R: 1 H: 1 E: 1 LOB: 1 K: 0 BB: 0 S: 4 P: 4	R: 0 H: 0 E: 0 LOB: 0 K: 1 BB: 1 S: 4 P: 8	R: 0 H: 0 E: 0 LOB: 1 K: 0 BB: 1 S: 3 P: 7	R: 1 H: 2 E: 0 LOB: 1 K: 0 BB: 0 S: 5 P: 5	R: 1 H: 2 E: 0 LOB: 1 K: 0 BB: 0 S: 5 P: 5	R: 4 H: 4 E: 0 LOB: 1 K: 0 BB: 1 S: 7 P: 11	1B: 9 SF: 1 2B: 4 SAC: 3 3B: 0 DP: 1 HR: 1 HBP: 0	WP: 1 PA: 44 PB: 0 SB: 1 CS: 0			
PITCHER	IP WLS BF H R ER SO BB IBB HBP BLK WP HR S P ERA WHIP													
Steve Stone, R (1, 1) ERA: 3.79	5.0		22 6 2 1 2 1 0 0 0 0 0 0 25 29 1.80 1.400											
Dave Ford, R (6, 1) ERA: 2.45	3.0		14 4 2 2 0 1 0 0 0 0 0 1 13 17 6.00 1.667											
Don Stanhouse, R (9, 1) ERA: 3.02	0.2	L	6 3 4 4 0 1 0 0 0 0 1 0 5 9 54.00 6.000											
John Filinn, R (9, 1) ERA:	0.1		2 1 0 0 0 0 0 0 0 0 0 0 2 2 0.00 3.000											

Milwaukee Brewers @ Baltimore Orioles
 Memorial Stadium, Baltimore, MD
 Wed Aug 08 1979, 7:05 PM EDT
 Att: 25,260 - Unknown

AB	37
R	8
H	14
RBI	8
BB	3
SO	2
LOB	21



Batter	1	2	3	4	5	6	7	8	9	AB R H RBI BB SO LOB	TOP											
Robin Yount, R (1, 6) OBP: 0.302, SLG: 0.379	0-0 F7		0-0 2B 1B		0-0 F6		0-0 F7		0-3 K	5 1 1 0 0 1 3												
Don Money, R (1, 4) OBP: 0.335, SLG: 0.374	0-0 F4		0-0 F9		0-0 1B			0-0 E8 SF7 2B		4 1 2 0 0 0 1												
Cecil Cooper, L (1, 3) OBP: 0.376, SLG: 0.515	0-3 K		0-0 1-H 2B		0-0 F8			0-0 SF7		3 0 1 2 0 1 1												
Gorman Thomas, R (1, 8) OBP: 0.335, SLG: 0.491		0-0 F8	0-3 K			0-3 K		0-3 K		4 0 0 0 0 3 1												
Sixto Lezcano, R (1, 9) OBP: 0.418, SLG: 0.548		4-0 2B BB		0-3 K		0-3 K		0-0 5-3		3 0 0 0 1 2 0												
Dick Davis, R (1, 10) OBP: 0.293, SLG: 0.441		0-0 L5		0-3 K		0-3 K			0-0 E6 FC5-4	4 0 0 0 0 2 1												
Sal Bando, R (1, 5) OBP: 0.344, SLG: 0.372		0-0 1-3 2B		4-0 BB			0-0 SH1-3 1B		0-0 FC5-4 BB	3 0 2 0 1 0 1												
Jim Gantner, L (9, PR) OBP: 0.331, SLG: 0.353										0 0 0 0 0 0 0	AB 32											
Jim Wohlford, R (1, 7) OBP: 0.300, SLG: 0.380		0-0 F8		0-0 BB		0-0 F6		0-0 SH1-3	4-0 BB	2 0 0 0 1 0 3	R 2											
Charlie Moore, R (1, 2) OBP: 0.396, SLG: 0.467			0-0 F5		0-0 F9		0-0 1-3		0-3 K	4 0 0 0 0 1 3	H 6											
Inning Stats	R: 0 E: 0 K: 1 S: 5	H: 0 LOB: 0 BB: 0 P: 5	R: 0 E: 0 K: 0 S: 4	H: 1 LOB: 2 BB: 1 P: 8	R: 1 E: 0 K: 1 S: 7	H: 2 LOB: 1 BB: 0 P: 7	R: 0 E: 0 K: 2 S: 7	H: 0 LOB: 1 BB: 1 P: 11	R: 0 E: 0 K: 3 S: 9	H: 0 LOB: 0 BB: 0 P: 9	R: 0 E: 0 K: 0 S: 4	H: 1 LOB: 1 BB: 0 P: 4	R: 0 E: 0 K: 0 S: 4	H: 1 LOB: 1 BB: 0 P: 4	R: 1 E: 1 K: 1 S: 6	H: 1 LOB: 0 BB: 0 P: 6	R: 0 E: 1 K: 2 S: 8	H: 0 LOB: 2 BB: 1 P: 12	1B: 3 2B: 3 3B: 0 HR: 0	SF: 1 SAC: 1 DP: 0 HBP: 0	WP: 0 PB: 0 SB: 0 CS: 0	PA: 37
PITCHER Mike Flanagan, L (1, 1) ERA: 3.54	IP: 9.0 WLS: W BF: 37 H: 6 R: 2 ER: 1 SO: 10 BB: 3 IBB: 0 HBP: 0 BLK: 0 WP: 0 HR: 0 S: 54 P: 66 ERA: 1.00 WHIP: 1.000											PITCHER IP: WLS: BF: H: R: ER: SO: BB: IBB: HBP: BLK: WP: HR: S: P: ERA: WHIP:										

Milwaukee Brewers @ Baltimore Orioles
Memorial Stadium, Baltimore, MD
 Thu Aug 09 1979, 7:05 PM EDT
 Att: 23,504 - Unknown

livebaseballscorecards.com

AB 32
R 2
H 6
RBI 2
BB 3
SO 10
LOB 14



BOTTOM

Milwaukee Brewers @ Baltimore Orioles
Memorial Stadium, Baltimore, MD

livebaseballscorecards.com

AB	31
R	3
H	6
RBI	3
BB	1
SO	5
LOB	10



WP	0	PA	32
PB	0		
SB	2		
CS	0		

Thu Aug 09 1979, 7:05 PM EDT
Att. 23,504 - Unknown

AB	R	H	RBI	BB	SO	LOB
4	1	1	0	0	1	2
4	0	1	2	0	0	2
4	0	0	0	0	0	3
3	1	1	1	1	0	0
3	0	0	0	0	1	0
1	0	0	0	0	0	2
3	0	0	0	0	1	0
3	0	0	0	0	1	1
2	0	0	0	0	0	0
1	0	0	0	0	1	0
0	0	0	0	0	0	0
1	0	1	0	0	0	0
1	0	1	0	0	0	0
1	0	1	0	0	0	0
0	1	0	0	0	0	0
1B:	3	SF:	0			
2B:	2	SAC:	0			
3B:	0	DP:	1			
HR:	1	HBP:	0			

Batter	1	2	3	4	5	6	7	8	9
Al Bumbry, L OBP: 0.336, SLG: 0.373 (1, 8) X	0-0 3-1 ①		0-3 K 1-2 ②			0-0 L7 ①		0-0 2B 1B 2-3	
Rich Dauer, R OBP: 0.305, SLG: 0.366 (1, 4) X	0-0 F8 ②		0-0 FC5 2-3 ③			0-0 FC G4-6-3 1-2		0-0 FC5 2B 1-H 3-H	
Ken Singleton, S OBP: 0.406, SLG: 0.559 (1, 9) X	0-0 F8 ③			0-0 G3 ①		0-0 G4-6-3 1-2f ② ③		0-0 F6 ②	
Eddie Murray, S OBP: 0.367, SLG: 0.461 (1, 3) X		0-0 F7 ①		0-0 F5 ②			0-0 HR	4-0 IBB	
John Lowenstein, L OBP: 0.365, SLG: 0.511 (1, 7) X		0-0 G3 ②		0-0 F9 ③			0-3 K ①	0-0 FC5 ③	
Gary Roenicke, R OBP: 0.401, SLG: 0.518 (8, 7) X							0-3 K ②		
Lee May, R OBP: 0.316, SLG: 0.478 (1, 10) X		0-0 E6 ③			0-0 5-3 ①		0-3 K ②		
Doug DeCinces, R OBP: 0.337, SLG: 0.397 (1, 5) X		0-0 1-3 ③			0-3 K ②		0-0 F8 ③		
Rick Dempsey, R OBP: 0.321, SLG: 0.370 (1, 2) X			0-0 6-3 ①		0-0 L6 ③			0-3 K ①	
Pat Kelly, L OBP: 0.400, SLG: 0.545 (8, PH) X								0-0 K ①	
Dave Skaggs, R OBP: 0.296, SLG: 0.258 (9, 2) X								0-0 K ①	
Kiko Garcia, R OBP: 0.311, SLG: 0.367 (1, 6) X			0-0 FC5 S 1B			0-0 FC 1B		0-0 1B 2B 2B	
Mark Belanger, R OBP: 0.266, SLG: 0.218 (4, 6) X									
Terry Crowley, L OBP: 0.417, SLG: 0.487 (8, PH) X									
Billy Smith, S OBP: 0.293, SLG: 0.365 (8, PR) X									
Billy Smith, S OBP: 0.293, SLG: 0.365 (9, 6) X									

Inning	R	H	E	K	S	H	LOB	BB	P
1	0	0	0	0	3	0	0	0	3
2	0	0	1	0	4	0	1	0	4
3	0	0	1	1	6	0	0	0	6
4	0	0	0	0	3	0	0	0	3
5	0	0	0	1	5	0	0	0	5
6	0	1	0	0	4	1	1	0	4
7	1	1	0	2	8	0	0	0	8
8	2	3	0	1	12	0	2	1	12

PITCHER	IP	WLS	BF	H	R	ER	SO	BB	IBB	HBP	BLK	WP	HR	S	P	ERA	WHIP
Paul Mitchell, R ERA: 4.98 (1, 1)	7.0		25	3	1	1	4	0	0	0	0	0	1	33	33	1.29	0.429
Bob Galasso, R ERA: 4.73 (8, 1)	0.1		2	1	1	1	1	0	0	0	0	0	0	4	4	27.00	3.000
Jerry Augustine, L ERA: 4.17 (8, 1)	0.0	L	1	1	0	0	0	0	0	0	0	0	0	1	1	∞	∞
Bill Castro, R ERA: 1.69 (8, 1)	0.2		4	1	1	1	0	0	1	0	0	0	0	3	7	13.50	1.500

New York Yankees @ Baltimore Orioles
Memorial Stadium, Baltimore, MD

Fri Aug 10 1979, 7:05 PM EDT
 Att. 44,646 - Unknown

livebaseballscorecards.com

AB	35
R	6
H	9
RBI	6
BB	2
SO	6
LOB	14



AB	R	H	RBI	BB	SO	LOB
4	0	1	0	0	2	0
1	0	0	0	0	0	0
4	2	0	0	1	0	1
5	2	4	2	0	0	0
4	1	1	0	0	1	3
3	1	2	3	0	0	0
2	0	0	1	1	0	2
2	0	0	0	0	0	1
2	0	1	0	0	0	0
3	0	0	0	0	1	4
1	0	0	0	0	0	0
0	0	0	0	0	0	0
4	0	0	0	0	2	3

Batter	1	2	3	4	5	6	7	8	9
Bobby Brown, S (1, 8) OBP: 0.297, SLG: 0.300 Lenny Randle, S (9, PH) OBP: 0.167, SLG: 0.167	0-0 FC4-6 1B		0-3 K		0-0 3-1		0-3 K		0-0 4-3
Willie Randolph, R (1, 4) OBP: 0.377, SLG: 0.378	0-0 FC4-6 1-2f HR		0-0 1-3		0-0 4-3		4-0 2B BB		0-0 F9
Oscar Gamble, L (1, 7) OBP: 0.455, SLG: 0.529	0-0 1-H HR			0-0 FC6-4 1B		0-0 2B SF8 1B	0-0 2B 1B		0-0 4-3
Reggie Jackson, L (1, 9) OBP: 0.381, SLG: 0.542	0-0 F7			0-0 FC6-4 1-2f HR		0-0 1B 2B	0-3 K		
Chris Chambliss, L (1, 3) OBP: 0.323, SLG: 0.465	0-0 6-3			0-0 1-H HR		H 1-0 FC5 1B HBP	0-0 1-3 2-H 2B		
Graig Nettles, L (1, 5) OBP: 0.331, SLG: 0.384		0-0 G3		B 4-0 4-3 BB		X 0-0 SF8	X 0-0 G3		
Jim Spencer, L (1, 10) OBP: 0.345, SLG: 0.531 Lou Piniella, R (6, PH) OBP: 0.333, SLG: 0.445		X 0-0 F8		X 0-0 4-3		X 0-0 1-2 2-3 1B		X 0-0 F7	
Brad Gulden, L (1, 2) OBP: 0.176, SLG: 0.188 Roy White, S (8, PH) OBP: 0.256, SLG: 0.242 Jerry Narron, L (8, 2) OBP: 0.256, SLG: 0.300		X 0-0 6-3		X 0-0 L7		S 0-3 K		X 0-0 1-3	
Bucky Dent, R (1, 6) OBP: 0.293, SLG: 0.290			0-3 K		0-3 K	0-0 FC5 2-3f		X 0-0 F8	
Inning Stats	R: 2 E: 0 K: 0 S: 5 H: 2 LOB: 0 BB: 0 P: 5	R: 0 E: 0 K: 0 S: 3 H: 0 LOB: 0 BB: 0 P: 3	R: 0 E: 0 K: 2 S: 7 H: 0 LOB: 0 BB: 0 P: 7	R: 2 E: 0 K: 0 S: 5 H: 2 LOB: 1 BB: 1 P: 9	R: 0 E: 0 K: 1 S: 5 H: 0 LOB: 0 BB: 0 P: 5	R: 1 E: 0 K: 1 S: 8 H: 3 LOB: 3 BB: 0 P: 9	R: 1 E: 0 K: 2 S: 9 H: 2 LOB: 2 BB: 1 P: 13	R: 0 E: 0 K: 0 S: 3 H: 0 LOB: 0 BB: 0 P: 3	R: 0 E: 0 K: 0 S: 3 H: 0 LOB: 0 BB: 0 P: 3
PITCHER	IP WLS BF H R ER SO BB IBB HBP BLK WP HR S P ERA WHIP	IP WLS BF H R ER SO BB IBB HBP BLK WP HR S P ERA WHIP	IP WLS BF H R ER SO BB IBB HBP BLK WP HR S P ERA WHIP	IP WLS BF H R ER SO BB IBB HBP BLK WP HR S P ERA WHIP	IP WLS BF H R ER SO BB IBB HBP BLK WP HR S P ERA WHIP	IP WLS BF H R ER SO BB IBB HBP BLK WP HR S P ERA WHIP	IP WLS BF H R ER SO BB IBB HBP BLK WP HR S P ERA WHIP	IP WLS BF H R ER SO BB IBB HBP BLK WP HR S P ERA WHIP	IP WLS BF H R ER SO BB IBB HBP BLK WP HR S P ERA WHIP
Dennis Martinez, R (1, 1) ERA: 3.71 Tippy Martinez, L (6, 1) ERA: 2.65	5.0 W 22 6 5 5 3 1 0 0 0 0 2 27 31 9.00 1.400	4.0 W 17 3 1 1 3 1 0 1 0 0 0 21 26 2.25 1.000							

Batter	1	2	3	4	5	6	7	8	9
Mark Belanger, R (1, 6) <small>OBP: 0.278, SLG: 0.226</small>	0-0 HR 1B	0-3 K		4-0 WP 5-3 BB		0-3 K		0-0 2B E 1B	
Benny Ayala, R (1, 7) <small>OBP: 0.327, SLG: 0.635</small> Al Bumbry, L (8, PH) <small>OBP: 0.337, SLG: 0.377</small> (9, 8)	0-0 1-H HR	0-0 FC6-4 1B		0-0 5-3			0-0 F9	0-0 E8 1-H 2B	
Ken Singleton, S (1, 9) <small>OBP: 0.406, SLG: 0.556</small>	0-3 K	0-0 FC6-4 1-2f		0-3 K 2-3			0-0 E 1B 2B 1B	4-0 G5-4-3 IBB	
Doug DeCinces, R (1, 5) <small>OBP: 0.334, SLG: 0.391</small>	0-0 4-3		4-0 F9 WP BB		0-0 5-3		0-0 F7	0-0 G5-4-3 1-2f	
Gary Roenicke, R (1, 8) <small>OBP: 0.406, SLG: 0.520</small> (9, 7)	0-3 K		4-0 WP 1-2 BB		0-0 5-3 1B		0-0 E7 1-3 2B 1B		
Eddie Murray, S (1, 3) <small>OBP: 0.368, SLG: 0.464</small>		0-0 1B 1B	0-0 F9	0-0 5-3 1-2	0-0 5-3 1-2		0-0 1B 2B		
Lee May, R (1, 10) <small>OBP: 0.316, SLG: 0.475</small>		0-0 F8	0-0 6-3 1-2	0-0 6-3	0-0 6-3		0-0 2-H 3-H 1B		
Rich Dauer, R (1, 4) <small>OBP: 0.304, SLG: 0.365</small>		0-0 1B 1-2 1B	0-0 5-3			0-0 4-3	0-0 5-3		
Dave Skaggs, R (1, 2) <small>OBP: 0.294, SLG: 0.258</small>		0-0 1-3 2-H 1B 1B		0-0 6-3		0-0 6-3		0-0 5-3	

Inning Stats	R: 2	H: 2	E: 0	K: 2	S: 9	LOB: 0	BB: 0	P: 9
	R: 2	H: 4	E: 0	K: 1	S: 9	LOB: 2	BB: 0	P: 9
	R: 0	H: 0	E: 0	K: 0	S: 3	LOB: 2	BB: 2	P: 11
	R: 0	H: 0	E: 0	K: 1	S: 5	LOB: 1	BB: 1	P: 9
	R: 0	H: 1	E: 0	K: 0	S: 4	LOB: 1	BB: 0	P: 4
	R: 0	H: 0	E: 0	K: 1	S: 5	LOB: 0	BB: 0	P: 5
	R: 3	H: 4	E: 1	K: 0	S: 7	LOB: 1	BB: 0	P: 7
	R: 1	H: 2	E: 1	K: 0	S: 4	LOB: 1	BB: 1	P: 8

PITCHER	IP	WLS	BF	H	R	ER	SO	BB	IBB	HBP	BLK	WP	HR	S	P	ERA	WHIP
Tommy John, L (1, 1) <small>ERA: 2.89</small>	6.2		32	9	6	6	5	3	0	0	0	3	1	39	51	8.10	1.800
Ron Davis, R (7, 1) <small>ERA: 2.62</small>	1.1	L	8	4	2	1	0	0	1	0	0	0	0	7	11	6.75	3.000

AB R H RBI BB SO LOB

4 2 2 0 1 2 2

4 1 2 3 0 0 1
1 0 1 0 0 0 0

4 1 1 0 1 2 3

4 0 0 0 1 0 3

3 1 2 0 1 1 0

4 2 2 2 0 0 3

4 0 1 1 0 0 4

4 1 1 0 0 0 3

4 0 1 1 0 0 0

1B	2B	3B	HR	SF	SAC	DP	HBP	WP	PA
10	2	0	1	0	0	1	0	3	40

BOTTOM

New York Yankees @ Baltimore Orioles
 Memorial Stadium, Baltimore, MD

livebaseballscorecards.com

AB	36
R	8
H	13
RBI	7
BB	4
SO	5
LOB	19



WP	HR	S	P	ERA	WHIP
3	1	8	11	6.75	3.000

Fri Aug 10 1979, 7:05 PM EDT
 Att. 44,646 - Unknown

Batter	1	2	3	4	5	6	7	8	9	AB R H RBI BB SO LOB	TOP									
Jim Morrison, R (1, 4) OBP: 0.276, SLG: 0.418	0-0 L3 1B		0-0 G5-4-3 1-2	0-0 F8 2-3			4-0 1B 1B BB		0-0 F4	4 1 1 0 1 0 2										
Greg Pryor, R (1, 6) OBP: 0.327, SLG: 0.358	0-0 F8		0-0 F3		0-0 F2		0-3 K		0-0 HR	5 1 1 1 0 1 2										
Alan Bannister, R (1, 7) OBP: 0.357, SLG: 0.400	0-0 L3 1-2			0-0 F8	0-0 6-3		0-0 1B 1-3 1B		0-0 F3	5 0 1 0 0 0 1										
Lamar Johnson, R (1, 3) OBP: 0.368, SLG: 0.451 Mike Squires, L (7, 3) OBP: 0.324, SLG: 0.319		0-0 L6		0-0 1B 2B	0-0 F8		0-0 1-3 3-H 1B			4 1 2 1 0 0 0 0 0 0 0 0 0 0										
Chet Lemon, R (1, 8) OBP: 0.387, SLG: 0.491		4-0 2B BB		0-0 2B 1B 1B		0-0 1B	0-0 L4			3 2 2 1 1 0 2										
Wayne Nordhagen, R (1, 10) OBP: 0.323, SLG: 0.444		0-0 1-H 2B		0-3 K		0-0 L8		0-3 K		4 0 1 1 0 2 2										
Junior Moore, R (1, 9) OBP: 0.315, SLG: 0.350		0-3 K		0-0 1-3 E 2B		0-3 K		0-0 6-3		4 1 1 0 0 2 2										
Milt May, L (1, 2) OBP: 0.333, SLG: 0.463		0-0 F8		0-0 2-H 3-H E4 2B 1B		0-0 4-3		0-0 F4		4 1 1 1 0 0 2										
Kevin Bell, R (1, 5) OBP: 0.271, SLG: 0.303			0-0 E6 G5-4-3	0-0 PB 2B			0-3 K		0-0 F3	4 0 1 1 0 1 0										
Inning Stats	R: 0 E: 0 K: 0 S: 3	H: 1 LOB: 0 BB: 0 P: 3	R: 1 E: 0 K: 1 S: 6	H: 1 LOB: 1 BB: 1 P: 10	R: 0 E: 1 K: 0 S: 3	H: 0 LOB: 0 BB: 0 P: 3	R: 4 E: 1 K: 1 S: 10	H: 5 LOB: 1 BB: 0 P: 10	R: 0 E: 0 K: 1 S: 6	H: 1 LOB: 1 BB: 0 P: 6	R: 1 E: 0 K: 2 S: 9	H: 2 LOB: 2 BB: 1 P: 13	R: 0 E: 0 K: 1 S: 5	H: 0 LOB: 0 BB: 0 P: 5	R: 1 E: 0 K: 0 S: 4	H: 1 LOB: 0 BB: 0 P: 4	1B: 6 2B: 5 3B: 0 HR: 1	SF: 0 SAC: 0 DP: 2 HBP: 0	WP: 0 PB: 1 SB: 0 CS: 0	PA: 39
PITCHER	IP WLS BF H R ER SO BB IBB HBP BLK WP HR S P ERA WHIP																			
Scott McGregor, L (1, 1) ERA: 3.66	3.2 L 17 6 5 4 2 1 0 0 0 0 0 0 20 24 9.82 1.909																			
Sammy Stewart, R (4, 1) ERA: 3.5	3.1 15 4 1 1 3 1 0 0 0 0 0 0 20 24 2.70 1.500																			
Jim Palmer, R (8, 1) ERA: 3.22	2.0 7 1 1 1 1 0 0 0 0 0 0 1 9 9 4.50 0.500																			

Chicago White Sox @ Baltimore Orioles
 Memorial Stadium, Baltimore, MD
 Mon Aug 13 1979, 7:05 PM EDT
 Att: 15,252 - Unknown

livebaseballscorecards.com

AB	37
R	7
H	11
RBI	6
BB	2
SO	6
LOB	13



Batter	1	2	3	4	5	6	7	8	9	10	11	12	AB	R	H	RBI	BB	SO	LOB	TOP
Jim Morrison, R (1, 4) <small>OBP: 0.283, SLG: 0.452</small>													5	1	2	1	0	3	2	Chicago White Sox @ Baltimore Orioles Memorial Stadium, Baltimore, MD Tue Aug 14 1979, 7:05 PM EDT Att. 15,518 - Unknown
Alan Bannister, R (1, 7) <small>OBP: 0.357, SLG: 0.400</small> Ed Farmer, R (11, 1)													5	0	2	0	0	1	2	
Jorge Orta, L (1, 10) <small>OBP: 0.348, SLG: 0.431</small> Junior Moore, R (11, PH) <small>OBP: 0.313, SLG: 0.348</small>													4	0	0	0	0	1	3	
Lamar Johnson, R (1, 3) <small>OBP: 0.367, SLG: 0.448</small> Mike Squires, L (9, PR) <small>OBP: 0.328, SLG: 0.323</small>													4	0	1	0	0	1	3	
Chet Lemon, R (1, 8) <small>OBP: 0.385, SLG: 0.488</small>													5	0	1	0	0	0	4	
Claudell Washington, L (1, 9) <small>OBP: 0.300, SLG: 0.422</small> Rusty Torres, S (11, PH) <small>OBP: 0.344, SLG: 0.412</small>													4	0	1	0	0	2	1	
Greg Pryor, R (1, 6) <small>OBP: 0.326, SLG: 0.356</small>													5	0	1	0	0	0	1	
Milt May, L (1, 2) <small>OBP: 0.335, SLG: 0.467</small>													5	0	2	0	0	1	0	
Kevin Bell, R (1, 5) <small>OBP: 0.253, SLG: 0.282</small>													5	0	0	0	0	1	3	
Inning Stats	R: 0 H: 2 E: 0 LOB: 2 K: 1 BB: 0 S: 7 P: 7	R: 0 H: 0 E: 0 LOB: 0 K: 1 BB: 0 S: 5 P: 5	R: 0 H: 0 E: 0 LOB: 0 K: 1 BB: 0 S: 5 P: 5	R: 0 H: 0 E: 0 LOB: 0 K: 0 BB: 0 S: 3 P: 3	R: 0 H: 2 E: 1 LOB: 1 K: 1 BB: 0 S: 6 P: 6	R: 1 H: 2 E: 1 LOB: 1 K: 0 BB: 0 S: 5 P: 5	R: 0 H: 0 E: 0 LOB: 0 K: 2 BB: 0 S: 7 P: 7	R: 0 H: 0 E: 0 LOB: 0 K: 1 BB: 0 S: 5 P: 5	R: 0 H: 1 E: 0 LOB: 1 K: 1 BB: 0 S: 6 P: 6	R: 0 H: 2 E: 0 LOB: 2 K: 2 BB: 0 S: 9 P: 9	R: 0 H: 2 E: 0 LOB: 1 K: 1 BB: 0 S: 6 P: 6	R: 0 H: 0 E: 0 LOB: 0 K: 0 BB: 0 S: 3 P: 3	1B: 9 SF: 0 2B: 1 SAC: 0 3B: 0 DP: 0 HR: 1 HBP: 0	WP: 0 PA: 45 PB: 0 SB: 2 CS: 1						
PITCHER Steve Stone, R (1, 1) <small>ERA: 3.6</small> Tippy Martinez, L (11, 1) <small>ERA: 2.56</small>	IP: 10.0 WLS: 38 BF: 9 H: 9 R: 1 ER: 1 SO: 10 BB: 0 IBB: 0 HBP: 0 BLK: 0 WP: 0 HR: 1 S: 58 P: 58 ERA: 0.90 WHIP: 0.900																			

livebaseballscorecards.com

AB	45
R	1
H	11
RBI	1
BB	0
SO	11
LOB	20




Batter	1	2	3	4	5	6	7	8	9	10	11	12	AB R H RBI BB SO LOB
Kiko Garcia, R OBP: 0.308, SLG: 0.361 (1, 6) X	0-0 6-3			X 0-0 4-3		0-3 K			X 0-0 F9			BB 4-0 1B F7 1-2 BB	4 0 0 0 1 1 0
Gary Roenicke, R OBP: 0.397, SLG: 0.506 (1, 8) X (11, 7)	0-0 F9			X 0-0 L6			X 0-0 5-3		X 0-0 F8			X 0-0 F7	4 0 0 0 0 0 0 1 0 0 0 0 0 2
Terry Crowley, L OBP: 0.408, SLG: 0.475 (12, PH)												1-2 2-3	
Ken Singleton, S OBP: 0.402, SLG: 0.547 (1, 9) S	0-3 K			X 0-0 F9			X 0-0 F8		X 0-0 F8		X 0-0 4-3	4-0 1B IBB	4 0 0 0 1 1 0
Lee May, R OBP: 0.313, SLG: 0.468 (1, 10)		X 0-0 FC6-4 1B			X 0-0 F8		X 0-0 F8		X 0-0 F8		X 0-0 6-3	0-3 K	5 0 1 0 0 1 3
Benny Ayala, R OBP: 0.310, SLG: 0.600 (1, 7) S Al Bumbry, L OBP: 0.337, SLG: 0.377 (10, PH) (11, 8)		0-3 K		X 0-0 F8			X 0-0 F8		X 0-0 F8		X 0-0 2-3	X 0-0 1B	3 0 0 0 0 1 1 2 0 1 1 0 0 0
Eddie Murray, S OBP: 0.366, SLG: 0.466 (1, 3) X		0-0 FC6-4 CS 1-2			BB 4-0 BB			X 0-0 HR			X 0-0 F3		3 1 1 1 1 0 1
Doug DeCinces, R OBP: 0.329, SLG: 0.383 (1, 5) X		0-0 CS 1-2	X 0-0 5-3		X 0-0 L4			0-3 K			X 0-0 5-3		4 0 0 0 0 1 1
Rich Dauer, R OBP: 0.299, SLG: 0.358 (1, 4) X			X 0-0 L5			X 0-0 6-3		X 0-0 5-3			X 0-3 K		4 0 0 0 0 1 0
Rick Dempsey, R OBP: 0.318, SLG: 0.366 (1, 2) S Pat Kelly, L OBP: 0.405, SLG: 0.545 (12, PH)			0-3 K			X 0-0 F2			X 0-0 4-3			BB 4-0 F7 BB 1B BB	3 0 0 0 0 1 0 0 1 0 0 1 0 0

Inning Stats	R: 0 E: 0 K: 5	H: 0 LOB: 0 BB: 0 P: 5	R: 0 E: 0 K: 5	H: 1 LOB: 0 BB: 0 P: 5	R: 0 E: 0 K: 5	H: 0 LOB: 0 BB: 0 P: 5	R: 0 E: 0 K: 5	H: 0 LOB: 0 BB: 0 P: 5	R: 0 E: 0 K: 5	H: 0 LOB: 1 BB: 1 P: 7	R: 0 E: 0 K: 5	H: 0 LOB: 0 BB: 0 P: 5	R: 1 E: 0 K: 6	H: 1 LOB: 0 BB: 0 P: 6	R: 0 E: 0 K: 5	H: 0 LOB: 0 BB: 0 P: 3	R: 0 E: 0 K: 5	H: 0 LOB: 0 BB: 0 P: 3	R: 0 E: 0 K: 5	H: 0 LOB: 0 BB: 0 P: 5	R: 1 E: 0 K: 5	H: 1 LOB: 3 BB: 3 P: 17	1B: 2 2B: 0 3B: 0 HR: 1	SF: 0 SAC: 0 DP: 0 HBP: 0	WP: 0 PB: 0 SB: 0 CS: 1	PA: 42
--------------	----------------------	---------------------------------	----------------------	---------------------------------	----------------------	---------------------------------	----------------------	---------------------------------	----------------------	---------------------------------	----------------------	---------------------------------	----------------------	---------------------------------	----------------------	---------------------------------	----------------------	---------------------------------	----------------------	---------------------------------	----------------------	----------------------------------	----------------------------------	------------------------------------	----------------------------------	--------

PITCHER	IP	WLS	BF	H	R	ER	SO	BB	IBB	HBP	BLK	WP	HR	S	P	ERA	WHIP
Rich Wortham, L ERA: 4.64 (1, 1)	9.0		29	2	1	1	5	1	0	0	0	0	1	38	42	1.00	0.333
Ed Farmer, R ERA: 3.62 (10, 1)	2.2	L	12	1	1	1	2	2	1	0	0	0	0	13	25	3.38	1.125
Ed Farmer, R ERA: 3.62 (11, 1)	2.2	L	12	1	1	1	2	2	1	0	0	0	0	13	25	3.38	1.125

Chicago White Sox @ Baltimore Orioles
Memorial Stadium, Baltimore, MD
 Tue Aug 14 1979, 7:05 PM EDT
 Att: 15,518 - Unknown

AB	37
R	2
H	3
RBI	2
BB	4
SO	7
LOB	8



Batter	1	2	3	4	5	6	7	8	9	10	11	12	AB	R	H	RBI	BB	SO	LOB	TOP				
Jim Morrison, R (1, 4) <small>OBP: 0.278, SLG: 0.472</small>	0-0 HR		0-3 			0-3 			0-0 		0-3 		5	1	1	1	0	3	1					
Greg Pryor, R (1, 6) <small>OBP: 0.324, SLG: 0.353</small>	0-0 6-3		0-3 			0-0 6-3			0-0 		0-0 4-3		5	0	1	0	0	1	1					
Alan Bannister, R (1, 7) <small>OBP: 0.356, SLG: 0.397</small>	0-0 K2-4 1B			0-0 5-3			0-3 		0-0 		0-0 		5	0	1	0	0	1	1					
Lamar Johnson, R (1, 3) <small>OBP: 0.365, SLG: 0.445</small>	0-3 K2-4 1-2f			0-0 		0-0 4-3			0-0 		0-0 		5	0	1	0	0	1	2					
Chet Lemon, R (1, 10) <small>OBP: 0.381, SLG: 0.482</small>		0-0 		0-3 			0-0 			0-0 6-3		0-0 	5	0	0	0	0	1	1					
Junior Moore, R (1, 9) <small>OBP: 0.311, SLG: 0.345</small>		0-3 			0-3 			0-0 		0-0 			4	0	1	0	0	2	0					
Rusty Torres, S (1, 8) <small>OBP: 0.338, SLG: 0.403</small>		0-3 			0-0 			0-0 		0-3 			3	0	0	0	0	2	0					
Milt May, L (1, 2) <small>OBP: 0.330, SLG: 0.458</small>			0-0 4-3			0-0 1-3			0-0 		0-3 		3	0	0	0	0	0	2					
Bill Nahorodny, R (11, PH) <small>OBP: 0.330, SLG: 0.431</small>						0-0 1-3			0-0 		0-0 1-3		1	0	0	0	0	1	0					
Kevin Bell, R (1, 5) <small>OBP: 0.253, SLG: 0.270</small>			4-0 BB			0-0 4-3			0-0 5-3		0-0 1-3		3	0	0	0	1	0	1					
Inning Stats	R: 1 E: 0 K: 1 S: 6	H: 2 LOB: 1 BB: 0 P: 6	R: 0 E: 0 K: 2 S: 7	H: 0 LOB: 1 BB: 1 P: 11	R: 0 E: 0 K: 1 S: 5	H: 0 LOB: 0 BB: 0 P: 5	R: 0 E: 0 K: 1 S: 5	H: 0 LOB: 0 BB: 0 P: 5	R: 0 E: 0 K: 1 S: 5	H: 0 LOB: 0 BB: 0 P: 5	R: 0 E: 0 K: 0 S: 4	H: 1 LOB: 1 BB: 0 P: 4	R: 0 E: 0 K: 0 S: 4	H: 1 LOB: 1 BB: 0 P: 4	R: 0 E: 0 K: 1 S: 5	H: 0 LOB: 0 BB: 0 P: 5	R: 0 E: 0 K: 2 S: 7	H: 0 LOB: 0 BB: 0 P: 7	R: 0 E: 0 K: 0 S: 4	H: 1 LOB: 1 BB: 0 P: 4	1B: 4 2B: 1 3B: 0 HR: 1	SF: 0 SAC: 1 DP: 2 HBP: 0	WP: 1 PB: 0 SB: 1 CS: 0	PA: 41
PITCHER Mike Flanagan, L (1, 1) <small>ERA: 3.36</small>	IP: 12.0 WLS: W BF: 41	H: 5 R: 1 ER: 1 SO: 12	BB: 1 IBB: 0 HBP: 0 BLK: 0	WP: 1 HR: 1 S: 64 P: 68	ERA: 0.75 WHIP: 0.500	PITCHER	IP: 0.0 WLS: 0 BF: 0	H: 0 R: 0 ER: 0 SO: 0	BB: 0 IBB: 0 HBP: 0 BLK: 0	WP: 0 HR: 0 S: 0 P: 0	ERA: 0.00 WHIP: 0.000													

Chicago White Sox @ Baltimore Orioles
 Memorial Stadium, Baltimore, MD
 Wed Aug 15 1979, 7:05 PM EDT
 Att. 14,170 - Unknown

AB	39
R	1
H	5
RBI	1
BB	1
SO	12
LOB	9




Batter	1	2	3	4	5	6	7	8	9	10	11	12	AB	R	H	RBI	BB	SO	LOB
Al Bumbry, L OBP: 0.335, SLG: 0.375 (1, 8) X	0-0 F9 4-3 1B		0-3 K		0-0 6-3			0-0 6-3			0-0 4-3		5	0	1	0	0	1	3
Rich Dauer, R OBP: 0.295, SLG: 0.353 (1, 4) X	0-0 4-3 1-2		0-0 FC6-4 1-2f		0-0 6-3			0-0 5-3			0-0 F8		5	0	0	0	0	0	3
Ken Singleton, S OBP: 0.398, SLG: 0.540 (1, 9) X	0-0 F9 2-3			0-0 F6		0-0 5-3		0-0 4-3			0-3 K		5	0	0	0	0	1	1
Eddie Murray, S OBP: 0.365, SLG: 0.463 (1, 3) S	0-3 K			0-0 5-3		0-0 F4		0-0 5-3			0-0 SH3-4 S 1B		5	1	1	0	0	1	1
Lee May, R OBP: 0.310, SLG: 0.462 (1, 10)		0-0 F4		0-0 5-3		0-3 K		0-0 F3			0-0 SH3-4 1-2		4	0	0	0	0	1	0
Doug DeCinces, R OBP: 0.333, SLG: 0.382 (1, 5) S		0-3 K			4-0 2B SF8 BB		0-0 4-3			0-0 SH5-4 1B		3	1	1	0	2	1	0	
Gary Roenicke, R OBP: 0.395, SLG: 0.506 (1, 7) X		0-0 1-3			0-0 1-3 2B		0-0 F4			0-0 SH5-4 1-2		4	0	1	0	0	0	2	
Rick Dempsey, R OBP: 0.317, SLG: 0.363 Benny Ayala, R OBP: 0.310, SLG: 0.600 (12, PH)			0-0 L8		0-0 SF8			4-0 SH2-4 BB		0-0 6-3		2	0	0	1	1	0	1	
Mark Belanger, R OBP: 0.279, SLG: 0.223 (1, 6) S			4-0 FC6-4 BB		0-0 F9			0-0 SH2-4 1-2		0-0 F6		1	0	0	0	0	0	1	

Inning Stats	R: 0	H: 1	E: 0	K: 1	S: 6	R: 0	H: 0	E: 0	K: 1	S: 5	R: 0	H: 0	E: 0	K: 1	S: 5	R: 1	H: 1	E: 0	K: 0	S: 4	R: 0	H: 0	E: 0	K: 1	S: 3	R: 0	H: 0	E: 0	K: 0	S: 3	R: 0	H: 1	E: 0	K: 0	S: 4	R: 0	H: 0	E: 0	K: 1	S: 5	R: 0	H: 0	E: 0	K: 0	S: 5	R: 0	H: 0	E: 0	K: 1	S: 5	R: 0	H: 0	E: 0	K: 0	S: 5	R: 1	H: 1	E: 0	K: 0	S: 3	R: 0	H: 1	E: 0	K: 0	S: 7	R: 0	H: 0	E: 0	K: 1	S: 4	R: 0	H: 0	E: 0	K: 1	S: 5	R: 0	H: 0	E: 0	K: 0	S: 5	R: 0	H: 0	E: 0	K: 0	S: 5	R: 1	H: 1	E: 0	K: 0	S: 7	1B: 3	2B: 1	3B: 0	HR: 0	SF: 1	SAC: 3	DP: 0	HBP: 0	WP: 0	PA: 44
--------------	------	------	------	------	------	------	------	------	------	------	------	------	------	------	------	------	------	------	------	------	------	------	------	------	------	------	------	------	------	------	------	------	------	------	------	------	------	------	------	------	------	------	------	------	------	------	------	------	------	------	------	------	------	------	------	------	------	------	------	------	------	------	------	------	------	------	------	------	------	------	------	------	------	------	------	------	------	------	------	------	------	------	------	------	------	------	------	------	------	------	-------	-------	-------	-------	-------	--------	-------	--------	-------	--------

PITCHER	IP	WLS	BF	H	R	ER	SO	BB	IBB	HBP	BLK	WP	HR	S	P	ERA	WHIP
Ken Kravec, L ERA: 3.86 (1, 1)	10.0		36	3	1	1	4	3	0	0	0	0	0	41	53	0.90	0.600
Guy Hoffman, L ERA: 4.71 (11, 1)	1.2	L	8	1	1	1	1	0	1	0	0	0	0	8	12	5.40	0.600

Chicago White Sox @ Baltimore Orioles
Memorial Stadium, Baltimore, MD
 Wed Aug 15 1979, 7:05 PM EDT
 Att: 14,170 - Unknown

AB	36
R	2
H	4
RBI	1
BB	4
SO	5
LOB	14



PITCHER	IP	WLS	BF	H	R	ER	SO	BB	IBB	HBP	BLK	WP	HR	S	P	ERA	WHIP
---------	----	-----	----	---	---	----	----	----	-----	-----	-----	----	----	---	---	-----	------

Batter	1	2	3	4	5	6	7	8	9	AB R H RBI BB SO LOB	TOP
Willie Wilson, S OBP: 0.331, SLG: 0.397 (1, 7)	0-3 K 1B	0-0 E1 1B		0-0 F7		0-0 1-3			0-0 4-3	5 1 1 0 0 1 1	
Al Cowens, R OBP: 0.351, SLG: 0.422 (1, 9)	0-3 K	0-0 1-3			0-0 F8 1B		0-0 6-3		0-0 1B	5 0 2 0 0 1 2	
George Brett, L OBP: 0.379, SLG: 0.550 (1, 5)	0-0 1B		0-0 G3		0-0 F8 1-3		0-0 F8		0-0 L6	5 0 1 1 0 0 2	
Darrell Porter, L OBP: 0.416, SLG: 0.476 (1, 2)	0-0 F7		0-0 F7		4-0 BB BB		4-0 FC4-6 BB			2 0 0 0 2 0 1	
Ralph LaCock, L OBP: 0.347, SLG: 0.376 (1, 3)	0-0 F5		0-0 1B		4-0 BB BB BB BB G4-6-3 1-2		0-0 FC4-6 1-2f			3 0 1 0 1 0 2	
Amos Otis, R OBP: 0.368, SLG: 0.446 (1, 8)		0-0 2B SF9 1B	0-3 K		0-0 G4-6-3 1-2f			0-0 5-3		4 1 1 0 0 1 4	
Jamie Quirk, L OBP: 0.339, SLG: 0.389 (1, 10)		0-3 K		0-0 1B		0-3 K		0-0 4-3		4 0 1 0 0 2 1	
Frank White, R OBP: 0.294, SLG: 0.398 (1, 4)		0-0 SF9 BLK 2B		0-0 F7		0-0 F3		0-0 1-3		4 1 1 0 0 0 1	
Todd Cruz, R OBP: 0.232, SLG: 0.341 (1, 6)		0-0 SF9		0-3 K		0-0 HR			0-0 F7	3 1 1 2 0 1 1	
Inning Stats	R: 1 E: 0 K: 2 S: 9 H: 1 LOB: 1 BB: 0 P: 9	R: 2 E: 1 K: 1 S: 8 H: 3 LOB: 1 BB: 0 P: 8	R: 0 E: 0 K: 1 S: 6 H: 1 LOB: 1 BB: 0 P: 6	R: 0 E: 0 K: 1 S: 6 H: 1 LOB: 1 BB: 0 P: 6	R: 0 E: 0 K: 1 S: 3 H: 1 LOB: 2 BB: 2 P: 11	R: 1 E: 0 K: 1 S: 6 H: 1 LOB: 0 BB: 0 P: 6	R: 0 E: 0 K: 0 S: 3 H: 0 LOB: 1 BB: 1 P: 7	R: 0 E: 0 K: 0 S: 3 H: 0 LOB: 0 BB: 0 P: 3	R: 0 E: 0 K: 0 S: 4 H: 1 LOB: 1 BB: 0 P: 4	1B: 7 2B: 1 3B: 0 HR: 1 SF: 1 SAC: 0 DP: 1 HBP: 0	WP: 0 PB: 1 SB: 2 CS: 0 PA: 39
PITCHER Dennis Martinez, R ERA: 3.69 (1, 1)	IP 9.0 WLS L BF 39 H 9 R 4 ER 3 SO 6 BB 3 IBB 0 HBP 0 BLK 1 WP 0 HR 1 S 48 P 60 ERA 3.00 WHIP 1.333										

Kansas City Royals @ Baltimore Orioles
Memorial Stadium, Baltimore, MD
 Thu Aug 16 1979, 7:05 PM EDT
 Att: 18,932 - Unknown

livebaseballscorecards.com

AB	35
R	4
H	9
RBI	3
BB	3
SO	6
LOB	15



Batter	1	2	3	4	5	6	7	8	9	AB	R	H	RBI	BB	SO	LOB
Mark Belanger, R (1, 6) OBP: 0.284, SLG: 0.220	0-0 F7 ①		4-0 1B BB			4-0 5-3 1B BB		0-0 L4 ②		2	1	0	0	2	0	0
Benny Ayala, R (1, 7) OBP: 0.306, SLG: 0.576	0-0 G3 ②		0-0 1-2 1B			0-0 5-3 ①		0-0 F7 ③		4	0	1	0	0	0	1
Ken Singleton, S (1, 9) OBP: 0.395, SLG: 0.535	0-3 K ③		0-0 F9 ③			0-0 F4 ②		0-3 K ①		4	0	0	0	0	2	3
Lee May, R (1, 10) OBP: 0.309, SLG: 0.460		0-3 K ①		0-0 6-3 ①		0-0 FC6-4 1B ②		0-0 4-3 ②		4	0	1	1	0	1	0
Eddie Murray, S (1, 3) OBP: 0.362, SLG: 0.459		0-0 3-1 ②		0-0 F4 ②		0-0 FC6-4 ③		0-0 6-3 ③		4	0	0	0	0	0	1
Gary Roenicke, R (1, 8) OBP: 0.394, SLG: 0.515		0-0 HR		0-0 5-3 ③			0-0 F7 ①			3	1	1	1	0	0	0
Doug DeCinces, R (1, 5) OBP: 0.330, SLG: 0.378		0-0 6-3 ③			0-0 F4 ①		0-0 5-3 ②			3	0	0	0	0	0	0
Rich Dauer, R (1, 4) OBP: 0.296, SLG: 0.353			0-0 G6-4-3 1B		0-0 F7 ②		0-0 F8 ③			3	0	1	0	0	0	0
Dave Skaggs, R (1, 2) OBP: 0.288, SLG: 0.253			0-0 G6-4-3 ①		0-0 F7 ③			0-0 6-3 ①		2	0	0	0	0	0	1
Rick Dempsey, R (8, PH) OBP: 0.316, SLG: 0.362			1-2							1	0	0	0	0	0	0

Inning Stats	R: 0	H: 0	E: 0	K: 1	S: 5	R: 1	H: 1	E: 0	K: 1	S: 6	R: 0	H: 2	E: 0	K: 0	S: 4	R: 0	H: 0	E: 0	K: 0	S: 3	R: 0	H: 0	E: 0	K: 0	S: 3	R: 1	H: 1	E: 0	K: 0	S: 4	R: 0	H: 0	E: 0	K: 0	S: 3	R: 0	H: 0	E: 0	K: 0	S: 3	R: 0	H: 0	E: 0	K: 1	S: 5	R: 0	H: 0	E: 0	K: 1	S: 5	1B: 3	2B: 0	3B: 0	HR: 1	SF: 0	SAC: 0	DP: 1	HBP: 0	WP: 0	PB: 0	SB: 0	CS: 0	PA: 32
--------------	------	------	------	------	------	------	------	------	------	------	------	------	------	------	------	------	------	------	------	------	------	------	------	------	------	------	------	------	------	------	------	------	------	------	------	------	------	------	------	------	------	------	------	------	------	------	------	------	------	------	-------	-------	-------	-------	-------	--------	-------	--------	-------	-------	-------	-------	--------


PITCHER	IP	WLS	BF	H	R	ER	SO	BB	IBB	HBP	BLK	WP	HR	S	P	ERA	WHIP
Paul Splittorf, L (1, 1) ERA: 3.82	9.0	W	32	4	2	2	3	2	0	0	0	0	1	36	44	2.00	0.667


BOTTOM

Kansas City Royals @ Baltimore Orioles
Memorial Stadium, Baltimore, MD

Thu Aug 16 1979, 7:05 PM EDT
Att. 18,932 - Unknown

AB	30
R	2
H	4
RBI	2
BB	2
SO	3
LOB	6



Batter	1	2	3	4	5	6	7	8	9	AB R H RBI BB SO LOB	TOP											
Willie Wilson, S (1, 10) OBP: 0.327, SLG: 0.392 Jamie Quirk, L (7, PH) OBP: 0.306, SLG: 0.350	0-0 4-3		0-0 F8		0-3 K		0-0 5-3		0-0 F2	3 0 0 0 0 1 1 2 0 0 0 0 0 0												
Frank White, R (1, 4) OBP: 0.286, SLG: 0.388	0-0 L7		0-0 5-3		0-3 K		0-0 5-3		0-0 F9	5 0 0 0 0 1 1												
George Brett, L (1, 5) OBP: 0.381, SLG: 0.551	0-0 2B		0-0 F8		0-0 G3		0-0 4-3			4 0 1 0 0 0 1												
Amos Otis, R (1, 8) OBP: 0.369, SLG: 0.446	0-0 F9			0-0 F7		0-0 1B 1B		0-0 1B 1B		4 1 2 0 0 0 1												
Al Cowens, R (1, 9) OBP: 0.353, SLG: 0.423		0-0 F8		0-0 1B SF8 1B		0-0 SH5-4 1B 1B		0-0 1-2 1B		4 1 3 0 0 0 0												
Darrell Porter, L (1, 2) OBP: 0.421, SLG: 0.494		0-0 BB 1B		0-0 1-3 1B		0-0 SH5-4 1B		0-0 L5		4 0 3 1 0 0 2												
John Wathan, R (1, 3) OBP: 0.242, SLG: 0.307 Freddie Patek, R (6, 6) OBP: 0.288, SLG: 0.315		4-0 BB BB BB BB		0-0 SF8		0-0 SH5-4 1B		0-0 F9		0 0 0 1 1 1 0 0 1 0 0 0 0 0 0 2												
Clint Hurdle, L (1, 7) OBP: 0.331, SLG: 0.376		0-0 F8		0-0 F8		0-0 F6		0-0 4-3		4 0 0 0 0 0 7												
Todd Cruz, R (1, 6) OBP: 0.238, SLG: 0.333 Ralph LaCock, L (6, PH) OBP: 0.349, SLG: 0.373 (6, 3)		0-0 F3			0-0 1B		0-0 4-3		0-0 1-3	2 0 1 0 0 0 2 2 0 0 0 0 0 2												
Inning Stats	R: 0 E: 0 K: 0 S: 4	H: 1 LOB: 1 BB: 0 P: 4	R: 0 E: 0 K: 0 S: 4	H: 1 LOB: 2 BB: 1 P: 8	R: 0 E: 0 K: 0 S: 3	H: 0 LOB: 0 BB: 0 P: 3	R: 1 E: 0 K: 0 S: 5	H: 2 LOB: 1 BB: 0 P: 5	R: 0 E: 0 K: 2 S: 8	H: 1 LOB: 1 BB: 0 P: 8	R: 1 E: 0 K: 0 S: 6	H: 3 LOB: 2 BB: 0 P: 6	R: 0 E: 0 K: 0 S: 3	H: 0 LOB: 0 BB: 0 P: 3	R: 0 E: 0 K: 0 S: 5	H: 2 LOB: 2 BB: 0 P: 5	R: 0 E: 0 K: 0 S: 3	H: 0 LOB: 0 BB: 0 P: 3	1B: 9 2B: 1 3B: 0 HR: 0	SF: 1 SAC: 1 DP: 0 HBP: 0	WP: 0 PB: 0 SB: 0 CS: 0	PA: 38
SCOTT MCGREGOR, L (1, 1) ERA: 3.65 DAVE FORD, R (6, 1) ERA: 1.93	IP: 5.0 WLS: W BF: 24 H: 8 R: 2 ER: 2 SO: 2 BB: 1 IBB: 0 HBP: 0 BLK: 0 WP: 0 HR: 0 S: 27 P: 31 ERA: 3.60 WHIP: 1.800	IP: 4.0 WLS: S BF: 14 H: 2 R: 0 ER: 0 SO: 0 BB: 0 IBB: 0 HBP: 0 BLK: 0 WP: 0 HR: 0 S: 14 P: 14 ERA: 0.00 WHIP: 0.500											PITCHER IP WLS BF H R ER SO BB IBB HBP BLK WP HR S P ERA WHIP	AB 35 R 2 H 10 RBI 2 BB 1 SO 2 LOB 19								

Kansas City Royals @ Baltimore Orioles
 Memorial Stadium, Baltimore, MD
 Sat Aug 18 1979, 7:05 PM EDT
 Att: 37,645 - Unknown

livebaseballscorecards.com

Batter	1	2	3	4	5	6	7	8	9	AB	R	H	RBI	BB	SO	LOB
Mark Belanger, R OBP: 0.283, SLG: 0.234 (1, 6)	F7	P4			SH5-3	F7		5-3 3B		4	1	1	1	0	0	2
Gary Roenicke, R OBP: 0.395, SLG: 0.524 (1, 8) (7, 7)	F8			HR	F7		1B 1B 1B 1B	E3 5-3 E		5	3	2	1	0	0	2
Ken Singleton, S OBP: 0.400, SLG: 0.545 (1, 9) B B B	FC5-4 BB			CS 2B	2B 1B		1B 1B	5-3 1-2 3-H		4	1	3	2	1	0	1
Eddie Murray, S OBP: 0.359, SLG: 0.456 (1, 3) X	FC5-4 1-2f			F4 2-3	2B		WP 1B 1-2 2-3	E5 BB 2-H		5	0	2	0	0	0	2
Doug DeCinces, R OBP: 0.331, SLG: 0.376 (1, 5)		1B 1B		F3			WP 1B 1-2 2-H 3-H	F9		4	1	2	2	1	0	1
Benny Ayala, R OBP: 0.288, SLG: 0.540 (1, 7) Al Bumbry, L OBP: 0.335, SLG: 0.373 (7, 8)		F8		F7	F4		F8 BB BB BB	4-0 BB 1-2		3	0	0	0	0	0	4
Lee May, R OBP: 0.312, SLG: 0.459 (1, 10)		1B 1B		5-3			4-3 SF7 2B 1-2 2-3	G6-4-3 BB		4	1	2	0	1	0	2
Rich Dauer, R OBP: 0.295, SLG: 0.352 (1, 4)		1B		F9			4-3 2-3	G6-4-3 1-2f		4	0	1	1	0	0	4
Rick Dempsey, R OBP: 0.317, SLG: 0.360 (1, 2)		F7			SH5-3 1B		SF7 3-H	4-0 BB BB BB		2	2	1	1	1	0	2

Inning Stats	R: 0	H: 0	E: 0	K: 0	S: 3	LOB: 1	BB: 1	P: 7	R: 1	H: 3	E: 0	K: 0	S: 6	LOB: 2	BB: 0	P: 6	R: 1	H: 2	E: 0	K: 0	S: 4	LOB: 0	BB: 0	P: 4	R: 0	H: 0	E: 0	K: 0	S: 3	LOB: 0	BB: 0	P: 3	R: 1	H: 3	E: 0	K: 0	S: 6	LOB: 3	BB: 1	P: 10	R: 1	H: 1	E: 0	K: 0	S: 4	LOB: 0	BB: 0	P: 4	R: 2	H: 4	E: 0	K: 0	S: 6	LOB: 2	BB: 1	P: 10	R: 3	H: 1	E: 2	K: 0	S: 6	LOB: 2	BB: 2	P: 14
--------------	------	------	------	------	------	--------	-------	------	------	------	------	------	------	--------	-------	------	------	------	------	------	------	--------	-------	------	------	------	------	------	------	--------	-------	------	------	------	------	------	------	--------	-------	-------	------	------	------	------	------	--------	-------	------	------	------	------	------	------	--------	-------	-------	------	------	------	------	------	--------	-------	-------

PITCHER	IP	WLS	BF	H	R	ER	SO	BB	IBB	HBP	BLK	WP	HR	S	P	ERA	WHIP
Larry Gura, L ERA: 4.69 (1, 1)	5.0	L	24	8	3	3	0	2	0	0	0	0	1	22	30	5.40	2.000
Marty Pattin, R ERA: 4.52 (6, 1)	1.0		8	5	3	3	0	0	0	0	0	0	0	8	8	27.00	5.000
Al Hrabosky, L ERA: 4.53 (7, 1)	2.0		11	1	3	2	0	3	0	0	0	1	0	8	20	9.00	2.000

BOTTOM

Kansas City Royals @ Baltimore Orioles
Memorial Stadium, Baltimore, MD
 Sat Aug 18 1979, 7:05 PM EDT
 Att. 37,645 - Unknown

AB	36
R	9
H	14
RBI	8
BB	5
SO	0
LOB	22

WP: 1 PA: 43
 PB: 0
 SB: 0
 CS: 1



PITCHER	IP	WLS	BF	H	R	ER	SO	BB	IBB	HBP	BLK	WP	HR	S	P	ERA	WHIP
---------	----	-----	----	---	---	----	----	----	-----	-----	-----	----	----	---	---	-----	------

Batter	1	2	3	4	5	6	7	8	9	10	AB R H RBI BB SO LOB
Willie Wilson, S (1, 7) OBP: 0.327, SLG: 0.396	0-0 1-3 S HR 1B		0-0 6-3		0-0 B1-3		0-0 4-3	0-0 F6		0-0 1B 3B 1-H 2-H 3-H	6 2 2 3 0 0 1
Al Cowens, R (1, 9) OBP: 0.353, SLG: 0.422	0-0 1-3		0-0 F8		0-0 WP 1B		0-0 5-3		0-0 6-3	BB 1B 3-H	6 0 2 1 0 0 1
George Brett, L (1, 5) OBP: 0.385, SLG: 0.558	0-0 HR		0-0 BB 2B 1B		4-0 G3-6-1 BB		0-0 4-3		4-0 CS BB	4-0 1-2 BB	3 2 2 2 3 0 0
Darrell Porter, L (1, 2) OBP: 0.420, SLG: 0.490	0-0 4-3		4-0 2B BB		0-0 G3-6-1 1-2f			0-0 E 1B WP 1B	0-3 K	0-0 3-1	5 2 1 0 1 1 5
Ralph LaCock, L (1, 3) OBP: 0.350, SLG: 0.377 John Wathan, R (6, PH) OBP: 0.250, SLG: 0.309	0-0 4-3		0-0 2B				0-0 6-3	0-0 1B 1B	0-0 CS 1-2	4-0 FC4-6 SH1-4 3B BB	2 0 1 2 0 0 0 2 1 1 0 1 0 0
Amos Otis, R (1, 8) OBP: 0.370, SLG: 0.444		0-0 5-3	0-0 F3				4-0 1B BB	4-0 1B 2B WP IBB 1-2 2-3		0-0 SH1-4 1-2	2 1 0 0 2 0 1
Clint Hurdle, L (1, 10) OBP: 0.339, SLG: 0.380		0-0 1B		0-0 F8		0-0 F8	0-0 1-2 1B	0-3 K 1-2 3-H		4-0 FC4-6 IBB	4 0 2 0 1 1 1
Frank White, R (1, 4) OBP: 0.285, SLG: 0.386		0-0 F3		0-0 3-1		0-0 F9	0-0 F9	0-0 2B 1B 2-3		0-0 FC4-6 BB 3B 1-2f 2-3	5 2 1 0 0 0 5
Todd Cruz, R (1, 6) OBP: 0.238, SLG: 0.340 Jamie Quirk, L (10, PH) OBP: 0.317, SLG: 0.350 Freddie Patek, R (10, PR) OBP: 0.288, SLG: 0.315		0-3 K		0-0 5-3		0-0 F8	0-0 F8	0-0 1-H 3-H 2B		4-0 3B BB 1-2	4 0 1 2 0 1 3 0 0 0 0 1 0 0 0 1 0 0 0 0 0

Inning Stats	R: 2 E: 0 K: 0 S: 5	H: 2 LOB: 0 BB: 0 P: 5	R: 0 E: 0 K: 1 S: 6	H: 1 LOB: 1 BB: 0 P: 6	R: 2 E: 0 K: 0 S: 5	H: 2 LOB: 1 BB: 1 P: 9	R: 0 E: 0 K: 0 S: 3	H: 0 LOB: 0 BB: 0 P: 3	R: 0 E: 0 K: 0 S: 3	H: 1 LOB: 1 BB: 1 P: 7	R: 0 E: 0 K: 0 S: 4	H: 0 LOB: 2 BB: 1 P: 8	R: 0 E: 0 K: 0 S: 3	H: 0 LOB: 0 BB: 0 P: 3	R: 3 E: 0 K: 1 S: 8	H: 4 LOB: 1 BB: 1 P: 12	R: 0 E: 0 K: 1 S: 4	H: 0 LOB: 0 BB: 1 P: 8	R: 4 E: 0 K: 0 S: 5	H: 2 LOB: 2 BB: 4 P: 21	1B: 9 2B: 2 3B: 1 HR: 1	SF: 0 SAC: 1 DP: 1 HBP: 0	WP: 2 PB: 0 SB: 1 CS: 1	PA: 50
--------------	------------------------------	---------------------------------	------------------------------	---------------------------------	------------------------------	---------------------------------	------------------------------	---------------------------------	------------------------------	---------------------------------	------------------------------	---------------------------------	------------------------------	---------------------------------	------------------------------	----------------------------------	------------------------------	---------------------------------	------------------------------	----------------------------------	----------------------------------	------------------------------------	----------------------------------	--------

PITCHER	IP	WLS	BF	H	R	ER	SO	BB	IBB	HBP	BLK	WP	HR	S	P	ERA	WHIP
Steve Stone, R (1, 1) ERA: 3.73	4.1		20	6	4	4	1	1	0	0	0	0	1	21	25	8.31	1.615
Tippy Martinez, L (5, 1) ERA: 2.87	3.1		16	5	3	3	1	2	1	0	0	2	0	15	27	8.10	2.100
Don Stanhouse, R (8, 1) ERA: 3.59	2.0	L	12	2	4	4	1	4	1	0	0	0	0	9	29	18.00	3.000
John Flinn, R (10, 1) ERA:	0.1		1	0	0	0	0	0	0	0	0	0	0	1	1	0.00	0.000

AB	39
R	11
H	13
RBI	10
BB	9
SO	3
LOB	17



BOTTOM

Kansas City Royals @ Baltimore Orioles
Memorial Stadium, Baltimore, MD
Sun Aug 19 1979, 3:33 AM EDT
Att: 32,058 - Unknown

livebaseballscorecards.com

AB 38
R 7
H 10
RBI 7
BB 5
SO 4
LOB 18



WP: 1 PA: 45
PB: 0
SB: 0
CS: 0

AB	R	H	RBI	BB	SO	LOB
4	0	0	0	1	0	1
3	2	2	0	1	0	0
4	1	2	1	1	1	1
4	1	2	2	1	0	2
5	1	1	0	0	1	5
4	0	0	1	0	0	5
5	2	1	1	0	1	2
3	0	0	0	0	0	0
1	0	1	2	0	0	0
0	0	0	0	0	0	0
0	0	0	0	0	0	0
3	0	1	0	0	1	0
1	0	0	0	0	0	1
1	0	0	0	0	0	1

Batter	1	2	3	4	5	6	7	8	9	10
Al Bumbry, L OBP: 0.334, SLG: 0.369 (1, 8)	F7		L8		F5		4-3		WP SH1-3 BB	
Billy Smith, S OBP: 0.297, SLG: 0.374 (1, 4)	BB		L3			1B 3B		2B 2B 1B	SH1-3	
Ken Singleton, S OBP: 0.402, SLG: 0.547 (1, 9)	K			F7		1B		1-3 2B 2B	WP IBB	
Eddie Murray, S OBP: 0.362, SLG: 0.459 (1, 3)	F6			1B SF8 1B		F8		FC6-5-4 2B	1-2 2-3 IBB	
Lee May, R OBP: 0.311, SLG: 0.455 (1, 10)		5-3		1-3 1B		F2		FC6-5-4 E 2B	K	
Pat Kelly, L OBP: 0.392, SLG: 0.528 (1, 7)		L9		SF8		F7		L6	F8	
Doug DeCinces, R OBP: 0.329, SLG: 0.383 (1, 5)		HR		6-3			1-3	E6 2B	K	
Rick Dempsey, R OBP: 0.314, SLG: 0.356 (1, 2)					F8		F2			
Terry Crowley, L OBP: 0.412, SLG: 0.500 (8, PH)								1-H 2-H 2B		
Mark Belanger, R OBP: 0.283, SLG: 0.234 (8, PR)									G5-4-3 BB	
Rich Dauer, R OBP: 0.297, SLG: 0.352 (10, PH)										
Kiko Garcia, R OBP: 0.307, SLG: 0.359 (1, 6)			6-3							
Benny Ayala, R OBP: 0.284, SLG: 0.531 (8, PH)										
Dave Skaggs, R OBP: 0.286, SLG: 0.250 (9, 2)									F7	G5-4-3 1-2

Inning Stats	R: 0	H: 0	E: 0	K: 1	S: 5	P: 9	R: 1	H: 1	E: 0	K: 0	S: 4	P: 4	R: 0	H: 0	E: 0	K: 0	S: 3	R: 1	H: 2	E: 0	K: 0	S: 5	P: 5	R: 0	H: 0	E: 0	K: 1	S: 5	R: 1	H: 2	E: 0	K: 0	S: 5	R: 0	H: 1	E: 0	K: 0	S: 4	R: 4	H: 4	E: 1	K: 0	S: 8	R: 0	H: 0	E: 0	K: 1	S: 4	R: 0	H: 0	E: 0	K: 1	S: 4	R: 0	H: 0	E: 0	K: 1	S: 4	1B: 5	2B: 3	3B: 1	HR: 1	SF: 1	SAC: 1	DP: 1	HBP: 0	WP: 1	PA: 45
--------------	------	------	------	------	------	------	------	------	------	------	------	------	------	------	------	------	------	------	------	------	------	------	------	------	------	------	------	------	------	------	------	------	------	------	------	------	------	------	------	------	------	------	------	------	------	------	------	------	------	------	------	------	------	------	------	------	------	------	-------	-------	-------	-------	-------	--------	-------	--------	-------	--------

PITCHER	IP	WLS	BF	H	R	ER	SO	BB	IBB	HBP	BLK	WP	HR	S	P	ERA	WHIP
Dennis Leonard, R ERA: 4.77 (1, 1)	7.0		30	8	5	5	2	1	0	0	0	0	1	33	37	6.43	1.286
Steve Mingo, L ERA: 4.19 (8, 1)	0.0		1	1	0	0	0	0	0	0	0	0	0	1	1	∞	∞
Dan Quisenberry, R ERA: 1.98 (8, 1)	1.0		5	1	2	0	0	0	0	0	0	0	0	5	5	0.00	1.000
Al Hrabosky, L ERA: 4.5 (9, 1)	0.1		4	0	0	0	0	1	2	0	0	1	0	1	13	0.00	3.000
Steve Busby, R ERA: 3.29 (9, 1)	1.2	W	5	0	0	0	2	1	0	0	0	0	0	8	12	0.00	0.600

Batter	1	2	3	4	5	6	7	8	9	AB R H RBI BB SO LOB	TOP																						
Bump Wills, S (1, 4) OBP: 0.335, SLG: 0.338	0-0 F6		0-0 5-3			0-0 B1-3		0-0 1B		4 0 1 0 0 0 0																							
Mickey Rivers, L (1, 8) OBP: 0.298, SLG: 0.384	0-0 4-3			1-0 HBP		0-0 1B		0-0 F2		3 0 1 0 0 0 1																							
Buddy Bell, R (1, 6) OBP: 0.327, SLG: 0.452	4-0 WP BB			0-0 1-2		0-0 F8			0-0 F9	3 0 0 0 1 0 2																							
Al Oliver, L (1, 7) OBP: 0.354, SLG: 0.471	0-3 K			0-3 K		0-0 F6			0-0 4-3	4 0 0 0 0 2 3																							
Richie Zisk, R (1, 9) OBP: 0.343, SLG: 0.407		0-3 K		0-0 4-3			0-0 F9		0-3 K	4 0 0 0 0 2 1																							
John Ellis, R (1, 3) OBP: 0.318, SLG: 0.446		0-3 K			0-0 FC6-4 1B		0-0 5-3			3 0 1 0 0 1 0																							
Mike Jorgensen, L (7, 3) OBP: 0.311, SLG: 0.408										0 0 0 0 0 0 0																							
Bill Sample, R (1, 10) OBP: 0.341, SLG: 0.384				0-0 1-3		0-0 FC6-4 1-2f		0-3 K		3 0 0 0 0 1 1																							
Eric Soderholm, R (1, 5) OBP: 0.309, SLG: 0.389			0-0 F9		0-0 F9			0-0 F9		3 0 0 0 0 0 1																							
Jim Sundberg, R (1, 2) OBP: 0.333, SLG: 0.370			0-3 K		0-0 FC6-4 1-2f			0-0 F9		3 0 0 0 0 1 1																							
Inning Stats	R: 0 E: 0 K: 1 S: 5	H: 0 LOB: 1 BB: 1 P: 9	R: 0 E: 0 K: 2 S: 7	H: 0 LOB: 0 BB: 0 P: 7	R: 0 E: 0 K: 1 S: 5	H: 0 LOB: 0 BB: 0 P: 5	R: 0 E: 0 K: 1 S: 5	H: 0 LOB: 1 BB: 0 P: 6	R: 0 E: 0 K: 0 S: 4	H: 1 LOB: 1 BB: 0 P: 4	R: 0 E: 0 K: 1 S: 5	H: 0 LOB: 0 BB: 0 P: 5	R: 0 E: 0 K: 1 S: 4	H: 1 LOB: 1 BB: 0 P: 4	R: 0 E: 0 K: 0 S: 5	H: 0 LOB: 0 BB: 0 P: 5	R: 0 E: 0 K: 1 S: 5	H: 0 LOB: 0 BB: 0 P: 5	1B: 3 2B: 0 3B: 0 HR: 0	SF: 0 SAC: 0 DP: 0 HBP: 1	WP: 1 PB: 0 SB: 0 CS: 0	PA: 32											
PITCHER Mike Flanagan, L (1, 1) ERA: 3.21	IP 9.0	WLS W	BF 32	H 3	R 0	ER 0	SO 7	BB 1	IBB 0	HBP 1	BLK 0	WP 1	HR 0	S 44	P 49	ERA 0.00	WHIP 0.444																
											PITCHER	IP	WLS	BF	H	R	ER	SO	BB	IBB	HBP	BLK	WP	HR	S	P	ERA	WHIP					

Texas Rangers @ Baltimore Orioles
Memorial Stadium, Baltimore, MD
 Mon Aug 20 1979, 7:05 PM EDT
 Att: 21,042 - Unknown

livebaseballscorecards.com

AB	30
R	0
H	3
RBI	0
BB	1
SO	7
LOB	10



Batter	1	2	3	4	5	6	7	8	9	AB R H RBI BB SO LOB	TOP																			
Bump Wills, S (1, 4) OBP: 0.332, SLG: 0.335	0-0 G3		0-0 6-3		0-0 F7		0-3 K			4 0 0 0 0 1 1																				
Mickey Rivers, L (1, 8) OBP: 0.300, SLG: 0.385	0-0 1B		0-3 K		0-0 F9			0-0 4-3 1-3 1B		4 0 2 0 0 1 0																				
Al Oliver, L (1, 7) OBP: 0.353, SLG: 0.469	0-0 1B		0-0 F7			0-0 1-3		0-0 1-3		4 0 1 0 0 0 1																				
Richie Zisk, R (1, 9) OBP: 0.344, SLG: 0.415	0-0 L8			0-0 2B 1B		0-0 HR		0-0 4-3		4 1 2 1 0 0 3																				
Buddy Bell, R (1, 5) OBP: 0.328, SLG: 0.460		0-0 HR		0-0 L8		0-0 6-3 2B		0-0 F3		4 1 2 1 0 0 2																				
Pat Putnam, L (1, 3) OBP: 0.322, SLG: 0.468		0-0 F8		0-0 F8		0-0 6-3		0-0 1-3		4 0 0 0 0 0 2																				
Mike Jorgensen, L (9, 3) OBP: 0.311, SLG: 0.408						2-3				0 0 0 0 0 0 0																				
Willie Montanez, L (1, 10) OBP: 0.278, SLG: 0.319		0-0 1-3		0-0 2B		0-3 K		0-0 G3		4 0 1 0 0 1 1																				
Jim Sundberg, R (1, 2) OBP: 0.332, SLG: 0.367		0-0 E6		0-0 5-3		4-0 CS BB		0-0 1-3		3 0 0 0 1 0 2																				
Nelson Norman, S (1, 6) OBP: 0.245, SLG: 0.246		0-0 4-3			0-0 6-3		0-3 K			3 0 0 0 0 1 2																				
Inning Stats	R: 0 E: 0 K: 0 S: 4	H: 2 LOB: 1 BB: 0 P: 4	R: 1 E: 1 K: 0 S: 5	H: 1 LOB: 1 BB: 0 P: 5	R: 0 E: 0 K: 1 S: 5	H: 0 LOB: 0 BB: 0 P: 5	R: 0 E: 0 K: 0 S: 3	H: 0 LOB: 0 BB: 0 P: 3	R: 1 E: 0 K: 1 S: 7	H: 2 LOB: 1 BB: 0 P: 7	R: 0 E: 0 K: 2 S: 6	H: 0 LOB: 1 BB: 1 P: 10	R: 0 E: 0 K: 0 S: 4	H: 1 LOB: 1 BB: 0 P: 4	R: 0 E: 0 K: 0 S: 3	H: 0 LOB: 0 BB: 0 P: 3	1B: 4 2B: 3 3B: 0 HR: 2	SF: 0 SAC: 0 DP: 1 HBP: 0	WP: 0 PB: 0 SB: 0 CS: 1	PA: 35										
PITCHER Dennis Martinez, R (1, 1) ERA: 3.62	IP 9.0	WLS L	BF 35	H 8	R 2	ER 2	SO 4	BB 1	IBB 0	HBP 0	BLK 0	WP 0	HR 2	S 42	P 46	ERA 2.00	WHIP 1.000													
											PITCHER	IP	WLS	BF	H	R	ER	SO	BB	IBB	HBP	BLK	WP	HR	S	P	ERA	WHIP		

Texas Rangers @ Baltimore Orioles
Memorial Stadium, Baltimore, MD
 Tue Aug 21 1979, 7:05 PM EDT
 Att: 14,891 - Unknown

livebaseballscorecards.com

AB	34
R	2
H	8
RBI	2
BB	1
SO	4
LOB	14



Batter	1	2	3	4	5	6	7	8	9	AB R H RBI BB SO LOB	TOP											
Mickey Rivers, L (1, 8) OBP: 0.301, SLG: 0.393	0-3 K	0-0 F5			0-0 HR			0-0 HR 1B	0-0 6-3	5 2 2 1 0 1 2												
Buddy Bell, R (1, 5) OBP: 0.329, SLG: 0.467	0-0 1B SF7 2B		0-0 F9		0-0 L5			0-0 HR 1B	0-0 6-3	5 2 2 2 0 0 1												
Al Oliver, L (1, 7) OBP: 0.355, SLG: 0.469	0-0 BB 1B		0-0 5-3				0-0 L6 1B 1B	0-0 6-3		4 0 2 0 0 0 0												
Richie Zisk, R (1, 9) OBP: 0.348, SLG: 0.425	4-0 1-2 BB		0-0 4-3				0-0 1-2 1B	0-0 HR		3 1 2 1 1 0 0												
John Ellis, R (1, 10) OBP: 0.314, SLG: 0.443	0-0 SF7			0-3 K			0-0 L6	0-0 FC1-6 1B		2 0 0 1 0 1 2												
Pat Putnam, L (8, PH) OBP: 0.324, SLG: 0.470	3-H						2-3			1 0 1 0 0 0 0												
Willie Montanez, L (1, 3) OBP: 0.275, SLG: 0.316	0-0 F8		0-0 L4				0-3 K	0-0 FC1-6 FC6-4		4 0 0 0 0 1 4												
Bump Wills, S (1, 4) OBP: 0.329, SLG: 0.332		0-0 6-3		0-0 F6				0-0 FC6-4		4 0 0 0 0 0 1												
Jim Sundberg, R (1, 2) OBP: 0.331, SLG: 0.366		0-0 F8			0-0 F8			0-0 F8		4 0 1 0 0 0 0												
Nelson Norman, S (1, 6) OBP: 0.248, SLG: 0.249		0-0			0-0 F8					1 0 1 0 0 0 0												
Eric Soderholm, R (5, PH) OBP: 0.308, SLG: 0.387							0-0 L8		0-0 SH3-4 1B	2 0 0 0 0 0 0												
									0-0 SH3-4	1 0 1 0 0 0 0												
										2 0 0 0 0 0 0												
Inning Stats	R: 1 E: 0 K: 1 S: 7	H: 2 LOB: 2 BB: 1 P: 11	R: 0 E: 0 K: 0 S: 4	H: 1 LOB: 1 BB: 0 P: 4	R: 0 E: 0 K: 0 S: 3	H: 0 LOB: 0 BB: 0 P: 3	R: 0 E: 0 K: 1 S: 5	H: 0 LOB: 0 BB: 0 P: 5	R: 1 E: 0 K: 0 S: 4	H: 1 LOB: 0 BB: 0 P: 4	R: 0 E: 0 K: 1 S: 6	H: 2 LOB: 1 BB: 0 P: 6	R: 0 E: 0 K: 0 S: 3	H: 0 LOB: 0 BB: 0 P: 3	R: 3 E: 0 K: 0 S: 7	H: 4 LOB: 1 BB: 0 P: 7	R: 0 E: 0 K: 0 S: 4	H: 1 LOB: 1 BB: 0 P: 4	1B: 7 2B: 2 3B: 0 HR: 3	SF: 1 SAC: 1 DP: 1 HBP: 0	WP: 0 PB: 0 SB: 0 CS: 0	PA: 38
PITCHER	IP WLS BF H R ER SO BB IBB HBP BLK WP HR S P ERA WHIP																					
Scott McGregor, L (1, 1) ERA: 3.8	7.1 W 31 9 5 5 3 1 0 0 0 0 3 36 40 6.14 1.364																					
Don Stanhouse, R (8, 1) ERA: 3.48	1.2 S 7 2 0 0 0 0 0 0 0 0 0 0 7 7 0.00 1.200																					

Texas Rangers @ Baltimore Orioles
 Memorial Stadium, Baltimore, MD
 Thu Aug 23 1979, 7:05 PM EDT
 Att: 28,099 - Unknown

livebaseballscorecards.com

AB 35
 R 5
 H 11
 RBI 5
 BB 1
 SO 3
 LOB 10



Batter	1	2	3	4	5	6	7	8	9
Al Bumbry, L OBP: 0.331, SLG: 0.362 (1, 8)	4-0 2B G3 BB	0-0 FC4-6 HR		0-0 6-3		4-0 1-2 BB		0-0 L7	
Kiko Garcia, R OBP: 0.309, SLG: 0.373 (1, 6)	0-0 G3 1-3 FC 2B	0-0 1-H 3-H HR		0-0 6-3		0-3 K			
Mark Belanger, R OBP: 0.287, SLG: 0.231 (8, 6)									
Ken Singleton, S OBP: 0.402, SLG: 0.549 (1, 9)	0-0 G3 2-3 3-H	4-0 BB			0-0 G3		4-0 FC4-6 BB		
Eddie Murray, S OBP: 0.359, SLG: 0.451 (1, 3)	0-0 FC 4-3	0-3 K			0-3 K		0-0 FC4-6 S 1-2f		
Gary Roenicke, R OBP: 0.392, SLG: 0.522 (1, 7)	0-0 4-3 1-2		0-3 K		0-0 4-3		0-0 F4 1-2		
Lee May, R OBP: 0.304, SLG: 0.445 (1, 10)	0-0 F8		0-0 5-3			0-0 F7	0-3 K		
Doug DeCinces, R OBP: 0.333, SLG: 0.387 (1, 5)		0-0 FC5-4 1B	0-0 S 1B		4-0 CS BB		0-0 2B		
Rich Dauer, R OBP: 0.299, SLG: 0.355 (1, 4)		0-0 FC5-4 FC4-6 BB HR 1-2f	0-3 K 1-2		0-0 1B 2B		0-0 F8		
Dave Skaggs, R OBP: 0.295, SLG: 0.255 (1, 2)		4-0 FC4-6 BB 1-2		0-0 6-3		0-0 BB 1B 2-H		0-0 6-3	

Inning Stats	R: 2 E: 0 K: 0 S: 5	H: 1 LOB: 1 BB: 1 P: 9	R: 3 E: 0 K: 1 S: 7	H: 2 LOB: 1 BB: 2 P: 15	R: 0 E: 0 K: 2 S: 8	H: 1 LOB: 1 BB: 0 P: 8	R: 0 E: 0 K: 0 S: 3	H: 0 LOB: 0 BB: 0 P: 3	R: 0 E: 0 K: 1 S: 5	H: 0 LOB: 0 BB: 0 P: 5	R: 1 E: 0 K: 1 S: 6	H: 2 LOB: 2 BB: 2 P: 14	R: 0 E: 0 K: 1 S: 5	H: 0 LOB: 1 BB: 1 P: 9	R: 0 E: 0 K: 0 S: 4	H: 1 LOB: 1 BB: 0 P: 4
1B: 3 2B: 3 3B: 0 HR: 1	SF: 0 SAC: 0 DP: 0 HBP: 0	WP: 0 PA: 37														

PITCHER	IP	WLS	BF	H	R	ER	SO	BB	IBB	HBP	BLK	WP	HR	S	P	ERA	WHIP
Fergie Jenkins, R ERA: 3.97 (1, 1)	5.2	L	28	6	6	6	4	5	0	0	0	0	1	31	51	9.53	1.941
Danny Darwin, R ERA: 4.5 (6, 1)	2.0		8	1	0	0	2	1	0	0	0	0	0	11	15	0.00	1.000
Sparky Lyle, L ERA: 3.61 (8, 1)	0.1		1	0	0	0	0	0	0	0	0	0	0	1	1	0.00	0.000

BOTTOM

Texas Rangers @ Baltimore Orioles
Memorial Stadium, Baltimore, MD

Thu Aug 23 1979, 7:05 PM EDT
Att. 28,099 - Unknown

AB	31
R	6
H	7
RBI	6
BB	6
SO	6
LOB	16



WP	PA	ERA	WHIP
0	37		

livebaseballscorecards.com

Batter	1	2	3	4	5	6	7	8	9	AB R H RBI BB SO LOB	TOP											
Mark Belanger, R (1, 6) OBP: 0.290, SLG: 0.242	0-0 4-3	0-0 1-2 2-3 HR 1B	0-0 4-3			0-0 F7		0-0 2B		5 1 2 0 0 0 1												
Benny Ayala, R (1, 7) OBP: 0.290, SLG: 0.531	4-0 BB HR 1B BB	0-0 SF8			0-0 G3	0-3 K		0-0 F7		0 1 0 1 1 0 0												
Al Bumbry, L (3, 8) OBP: 0.329, SLG: 0.360		3-H								3 0 0 0 0 1 1												
Ken Singleton, S (1, 9) OBP: 0.404, SLG: 0.555	0-0 1-2 HR 1B BB	0-0 1-H 2-H HR			0-0 4-3	0-0 1-4-3		4-0 BB		4 2 2 3 1 0 0												
Lee May, R (1, 10) OBP: 0.303, SLG: 0.440	4-0 1-2 2-3 HR BB	0-0 F3			0-3 K		0-0 F8	0-0 5-3		4 1 0 0 1 1 2												
Doug DeCinces, R (1, 5) OBP: 0.337, SLG: 0.401	0-0 1-H 2-H 3-H HR	0-0 1B			0-3 K		0-0 HR 1B		0-0 5-3	5 2 3 4 0 1 0												
Eddie Murray, S (1, 3) OBP: 0.358, SLG: 0.455	0-0 P4	0-0 F7			0-0 E5 HR		0-0 1-H HR		0-0 5-3	5 2 1 2 0 0 1												
Gary Roenicke, R (1, 8) OBP: 0.392, SLG: 0.518	0-3 K				0-0 F7		0-0 5-3		4-0 FC5-4 BB	4 0 1 0 1 1 1												
Rich Dauer, R (1, 4) OBP: 0.300, SLG: 0.363		0-0 1B SF8 1B 1B			0-0 F9		0-0 5-3		0-0 FC5-4 1-2f	5 2 2 2 0 0 2												
Rick Dempsey, R (1, 2) OBP: 0.310, SLG: 0.351		0-0 1-2 HR 1B 1B			0-0 F9		0-0 5-3		0-0 6-3	4 1 1 0 0 0 1												
Inning Stats	R: 4 E: 0 K: 1 S: 7	H: 2 LOB: 0 BB: 2 P: 15	R: 4 E: 0 K: 0 S: 8	H: 5 LOB: 1 BB: 0 P: 8	R: 0 E: 0 K: 0 S: 4	H: 1 LOB: 1 BB: 0 P: 4	R: 0 E: 0 K: 1 S: 5	H: 0 LOB: 0 BB: 0 P: 5	R: 2 E: 1 K: 1 S: 7	H: 1 LOB: 0 BB: 0 P: 7	R: 0 E: 0 K: 1 S: 5	H: 0 LOB: 0 BB: 0 P: 5	R: 2 E: 0 K: 0 S: 5	H: 2 LOB: 0 BB: 0 P: 5	R: 0 E: 0 K: 0 S: 4	H: 1 LOB: 2 BB: 1 P: 8	R: 0 E: 0 K: 0 S: 3	H: 0 LOB: 1 BB: 1 P: 7	1B: 7 2B: 1 3B: 0 HR: 4	SF: 1 SAC: 0 DP: 0 HBP: 0	WP: 0 PB: 0 SB: 0 CS: 0	PA: 44
PITCHER	IP WLS BF H R ER SO BB IBB HBP BLK WP HR S P ERA WHIP																					
Steve Trout, L (1, 1) ERA: 4.35	1.1 L 12 6 8 7 1 2 0 0 0 0 0 2 12 20 47.25 6.000																					
Randy Scarbery, R (2, 1) ERA: 4.58	4.2 18 3 2 0 3 0 0 0 0 0 0 1 24 24 0.00 0.643																					
Mike Prolly, R (7, 1) ERA: 5.01	3.0 14 3 2 2 0 2 0 0 0 0 0 1 12 20 6.00 1.667																					

Baltimore Orioles @ Chicago White Sox
Comiskey Park, Chicago, IL
Sun Aug 26 1979, 4:33 AM EDT
Unknown

livebaseballscorecards.com

AB	39
R	12
H	12
RBI	12
BB	4
SO	4
LOB	9



Batter	1	2	3	4	5	6	7	8	9	10	11	12	13	AB R H RBI BB SO LOB	TOP
Kiko Garcia, R OBP: 0.309, SLG: 0.376 (1, 6)														5 1 1 0 1 2 3	
Benny Ayala, R OBP: 0.274, SLG: 0.507 Al Bumbry, L OBP: 0.328, SLG: 0.358 (1, 7) (9, 8)														3 0 0 1 0 0 0 2 0 0 0 0 0 1	
Ken Singleton, S OBP: 0.403, SLG: 0.551 (1, 9)														5 0 1 0 1 2 0	
Lee May, R OBP: 0.301, SLG: 0.436 (1, 10)														6 0 1 0 0 2 3	
Eddie Murray, S OBP: 0.359, SLG: 0.452 (1, 3)														3 0 0 0 3 0 1	
Doug DeCinces, R OBP: 0.334, SLG: 0.394 (1, 5)														5 1 0 0 1 1 5	
Gary Roenicke, R OBP: 0.391, SLG: 0.524 (1, 8) (9, 7)														6 1 2 1 0 1 3	
Rich Dauer, R OBP: 0.305, SLG: 0.367 Pat Kelly, L OBP: 0.385, SLG: 0.514 Billy Smith, S OBP: 0.293, SLG: 0.369 (1, 4) (11, PH) (11, 4)														4 1 3 0 0 0 1 1 0 1 0 0 0 0 1 0 0 0 0 0 0	
Dave Skaggs, R OBP: 0.293, SLG: 0.255 Terry Crowley, L OBP: 0.393, SLG: 0.468 Rick Dempsey, R OBP: 0.312, SLG: 0.354 (1, 2) (11, PH) (11, 2)														4 0 1 1 0 0 3 1 0 0 0 0 0 2 1 0 1 0 0 0 0	
Inning Stats	R: 1 H: 1 E: 0 K: 2 S: 8 LOB: 0 BB: 0 P: 8	R: 2 H: 2 E: 0 K: 0 S: 5 LOB: 1 BB: 1 P: 9	R: 0 H: 1 E: 0 K: 0 S: 4 LOB: 1 BB: 0 P: 4	R: 0 H: 2 E: 0 K: 1 S: 7 LOB: 2 BB: 0 P: 7	R: 0 H: 0 E: 0 K: 0 S: 3 LOB: 0 BB: 0 P: 3	R: 0 H: 0 E: 0 K: 0 S: 3 LOB: 1 BB: 1 P: 7	R: 0 H: 0 E: 0 K: 0 S: 3 LOB: 0 BB: 0 P: 3	R: 0 H: 0 E: 0 K: 2 S: 7 LOB: 0 BB: 0 P: 7	R: 0 H: 1 E: 1 K: 0 S: 4 LOB: 1 BB: 0 P: 4	R: 0 H: 1 E: 0 K: 1 S: 6 LOB: 1 BB: 0 P: 6	R: 0 H: 1 E: 0 K: 2 S: 8 LOB: 2 BB: 1 P: 12	R: 0 H: 0 E: 0 K: 0 S: 3 LOB: 3 BB: 3 P: 15	R: 1 H: 2 E: 0 K: 0 S: 5 LOB: 1 BB: 0 P: 5	1B: 9 SF: 1 2B: 0 SAC: 2 3B: 1 DP: 0 HR: 1 HBP: 0	WP: 1 PA: 56 PB: 0 SB: 0 CS: 0
PITCHER Rich Wortham, L ERA: 4.48 Ed Farmer, R ERA: 3.24 (1, 1) (10, 1)	IP 9.0 WLS 36 BF 7 H 4 R 1 ER 1 SO 3 BB 2 IBB 0 HBP 0 BLK 0 WP 1 HR 0 S 44 P 52 ERA 3.00 WHIP 1.000														

Baltimore Orioles @ Chicago White Sox
Comiskey Park, Chicago, IL
Sun Aug 26 1979, 4:38 AM EDT
Att. 25,605 - Unknown

livebaseballscorecards.com

AB	47
R	4
H	11
RBI	3
BB	6
SO	8
LOB	22



Batter	1	2	3	4	5	6	7	8	9	AB R H RBI BB SO LOB	TOP																
Al Bumbry, L (1, 8) OBP: 0.327, SLG: 0.357	0-0 F8		0-0 4-3	0-0 F9		0-0 1-3 1B			0-3 K	5 0 1 0 0 1 2	<p>Baltimore Orioles @ Minnesota Twins Metropolitan Stadium, Bloomington, MI Mon Aug 27 1979, 8:05 PM EDT Unknown</p>																
Kiko Garcia, R (1, 6) OBP: 0.311, SLG: 0.378	0-0 1B		0-0 F3		0-0 1B			0-3 K	4 0 2 0 0 1 0																		
Ken Singleton, S (1, 9) OBP: 0.404, SLG: 0.550	4-0 BB		0-0 1B		0-0 F7			0-0 G3	3 0 1 0 1 0 1																		
Eddie Murray, S (1, 3) OBP: 0.356, SLG: 0.448	0-0 G3		0-0 4-3		0-3 K			0-0 4-3	4 0 0 0 0 1 3																		
Pat Kelly, L (1, 10) OBP: 0.381, SLG: 0.504		0-0 2B 1B		0-0 5-3		0-0 G3		0-3 K	4 1 1 0 0 1 1																		
Doug DeCinces, R (1, 5) OBP: 0.333, SLG: 0.395		0-0 F8		0-0 1B 2B		0-0 F7		0-0 P6	4 1 1 0 0 0 1																		
Gary Roenicke, R (1, 7) OBP: 0.395, SLG: 0.541		0-0 3-1 2-H 2B		0-0 2-H 1B		0-0 HR		0-0 5-3	4 1 3 3 0 0 0																		
Billy Smith, S (1, 4) OBP: 0.294, SLG: 0.369		0-0 3-1		0-0 F9		0-0 1B 1B		0-0 G3	3 0 1 0 0 0 2																		
John Lowenstein, L (9, PH) OBP: 0.364, SLG: 0.508		0-0 2-3							1 0 0 0 0 0 0																		
Dave Skaggs, R (1, 2) OBP: 0.294, SLG: 0.250		0-0 3-1		4-0 BB		0-3 K		0-0 P4	2 0 0 0 1 1 2																		
Terry Crowley, L (9, PH) OBP: 0.386, SLG: 0.458				1-2 BB					1 0 0 0 0 0 0																		
Inning Stats	R: 0 E: 0 K: 0 S: 3	H: 1 LOB: 1 BB: 1 P: 7	R: 1 E: 0 K: 0 S: 5	H: 2 LOB: 1 BB: 0 P: 5	R: 0 E: 0 K: 0 S: 4	H: 1 LOB: 1 BB: 0 P: 4	R: 1 E: 0 K: 0 S: 5	H: 2 LOB: 2 BB: 1 P: 9	R: 0 E: 0 K: 1 S: 6	H: 1 LOB: 1 BB: 0 P: 6	R: 1 E: 0 K: 1 S: 7	H: 3 LOB: 2 BB: 0 P: 7	R: 0 E: 0 K: 1 S: 5	H: 0 LOB: 0 BB: 0 P: 5	R: 0 E: 0 K: 1 S: 5	H: 0 LOB: 0 BB: 0 P: 5	R: 0 E: 0 K: 1 S: 5	H: 0 LOB: 0 BB: 0 P: 5	1B: 7 2B: 2 3B: 0 HR: 1	SF: 0 SAC: 0 DP: 0 HBP: 0	WP: 0 PB: 0 SB: 2 CS: 0	PA: 37					
PITCHER	IP WLS BF H R ER SO BB IBB HBP BLK WP HR S P ERA WHIP																										
Paul Hartzell, R (1, 1) ERA: 4.96	5.0		23	7	2	2	1	2	0	0	0	0	0	23	31	3.60	1.800										
Pete Redfern, R (6, 1) ERA: 3.66	3.0	W	11	3	1	1	3	0	0	0	0	0	1	17	17	3.00	1.000										
Mike Marshall, R (9, 1) ERA: 2.55	1.0	S	3	0	0	0	1	0	0	0	0	0	0	5	5	0.00	0.000										

livebaseballscorecards.com

AB	35
R	3
H	10
RBI	3
BB	2
SO	5
LOB	12



Batter	1	2	3	4	5	6	7	8	9	AB R H RBI BB SO LOB	TOP
Al Bumbry, L (1, 8) OBP: 0.327, SLG: 0.356	0-0 4-3 S 1B	0-0 1-3			4-0 1B BB BB	0-0 6-3			0-0 F7	4 1 1 0 1 0 2	
Rich Dauer, R (1, 4) OBP: 0.306, SLG: 0.365	0-0 4-3 1-3		0-0 F2		4-0 1B BB BB		0-0 L6		4-0 1B BB BB	3 0 0 0 2 0 1	
Ken Singleton, S (1, 9) OBP: 0.402, SLG: 0.546	0-3 K		0-3 K		0-3 K		0-0 3-1		0-0 1-2 2-H 1B	5 0 1 1 0 3 3	
Eddie Murray, S (1, 3) OBP: 0.357, SLG: 0.448	0-3 K		0-0 S 1B		0-0 BB 1-3 2-H 1B		0-3 K		0-0 F8	5 0 2 1 0 2 3	
Doug DeCinces, R (1, 5) OBP: 0.332, SLG: 0.394		0-0 HR 1B	0-3 K		0-0 P3			0-3 K		4 1 1 0 0 2 3	
Lee May, R (1, 10) OBP: 0.303, SLG: 0.443		0-0 P6		0-0 HR	4-0 FC6-4 BB			0-0 5-3		3 1 1 1 1 0 1	
Gary Roenicke, R (1, 7) OBP: 0.394, SLG: 0.547		0-0 1-H HR		0-0 5-3	0-0 FC6-4			0-3 K		4 1 1 2 0 1 3	
Kiko Garcia, R (1, 6) OBP: 0.308, SLG: 0.373		0-3 K		0-0 4-3		0-0 5-3		0-0 5-3		4 0 0 0 0 1 0	
Rick Dempsey, R (1, 2) OBP: 0.315, SLG: 0.359		0-0 1B		0-3 K		0-0 F9		0-0 1B 2B		4 1 2 0 0 1 0	
Inning Stats	R: 0 E: 0 K: 2 S: 8 H: 1 LOB: 1 BB: 0 P: 8	R: 2 E: 0 K: 1 S: 8 H: 3 LOB: 1 BB: 0 P: 8	R: 0 E: 0 K: 2 S: 8 H: 1 LOB: 1 BB: 0 P: 8	R: 1 E: 0 K: 1 S: 6 H: 1 LOB: 0 BB: 0 P: 6	R: 1 E: 0 K: 1 S: 6 H: 1 LOB: 3 BB: 3 P: 18	R: 0 E: 0 K: 0 S: 3 H: 0 LOB: 0 BB: 0 P: 3	R: 0 E: 0 K: 1 S: 5 H: 0 LOB: 0 BB: 0 P: 5	R: 0 E: 0 K: 2 S: 7 H: 0 LOB: 0 BB: 0 P: 7	R: 1 E: 0 K: 0 S: 5 H: 2 LOB: 2 BB: 1 P: 9	1B: 6 2B: 1 3B: 0 HR: 2 SF: 0 SAC: 0 DP: 0 HBP: 0	WP: 0 PB: 0 SB: 2 CS: 0 PA: 40
PITCHER	IP WLS BF H R ER SO BB IBB HBP BLK WP HR S P ERA WHIP										
Dave Goltz, R (1, 1) ERA: 4.24	8.2 L 39 9 5 5 10 4 0 0 0 0 0 2 55 71 5.19 1.500										
Mike Bacsik, R (9, 1) ERA: 5.16	0.1 1 0 0 0 0 0 0 0 0 0 0 0 1 1 0.00 0.000										

Baltimore Orioles @ Minnesota Twins
Metropolitan Stadium, Bloomington, MI
 Mon Aug 27 1979, 8:05 PM EDT
 Att: 17,207 - Unknown

livebaseballscorecards.com

AB	36
R	5
H	9
RBI	5
BB	4
SO	10
LOB	16



Batter	1	2	3	4	5	6	7	8	9	AB R H RBI BB SO LOB
Mike Cubbage, L (1, 5) OBP: 0.358, SLG: 0.344	0-0 3-1		0-0 CS	0-3 K		0-0 F9			0-0 1B 2B	4 1 1 0 0 1 0
Rob Wilfong, L (1, 4) OBP: 0.364, SLG: 0.467	0-3 K			0-0 F8			0-0 G3		0-3 K	4 0 0 0 0 2 1
Roy Smalley, S (1, 6) OBP: 0.380, SLG: 0.491	0-0 P6			0-0 P6			0-0 4-3		0-0 2-H 1B	4 0 1 1 0 0 0
Ken Landreaux, L (1, 8) OBP: 0.363, SLG: 0.451		0-0 P6			0-0 6-3		0-0 1B		0-0 G3	4 0 1 0 0 0 1
Butch Wynegar, S (1, 2) OBP: 0.359, SLG: 0.346		0-0 4-3			0-0 P6		0-0 F5			3 0 0 0 0 0 1
Hosken Powell, L (1, 9) OBP: 0.376, SLG: 0.395		0-0 6-3			0-0 2B			0-0 4-3		3 0 1 0 0 0 0
Danny Goodwin, L (1, 10) OBP: 0.343, SLG: 0.505			0-0 6-3		0-3 K			0-3 K		3 0 0 0 0 2 1
Ron Jackson, R (1, 3) OBP: 0.325, SLG: 0.420			0-0 1B			0-0 1-3		0-0 P4		3 0 1 0 0 0 0
Dave Edwards, R (1, 7) OBP: 0.342, SLG: 0.444			0-0 CS 1B			0-0 F8			0-0 F3	3 0 1 0 0 0 0

BOTTOM

Baltimore Orioles @ Minnesota Twins
Metropolitan Stadium, Bloomington, MI
 Mon Aug 27 1979, 8:05 PM EDT
 Att. 17,207 - Unknown


livebaseballscorecards.com

AB	31
R	1
H	6
RBI	1
BB	0
SO	5
LOB	4



Inning Stats	R: 0	H: 0	E: 0	K: 1	S: 5	LOB: 0	BB: 0	P: 5	R: 0	H: 0	E: 0	K: 0	S: 3	LOB: 0	BB: 0	P: 3	R: 0	H: 2	E: 0	K: 0	S: 3	LOB: 0	BB: 0	P: 3	R: 0	H: 0	E: 0	K: 1	S: 5	LOB: 0	BB: 0	P: 5	R: 0	H: 1	E: 0	K: 1	S: 6	LOB: 1	BB: 0	P: 6	R: 0	H: 0	E: 0	K: 0	S: 3	LOB: 0	BB: 0	P: 3	R: 0	H: 1	E: 0	K: 0	S: 4	LOB: 1	BB: 0	P: 4	R: 0	H: 0	E: 0	K: 1	S: 5	LOB: 0	BB: 0	P: 5	R: 1	H: 2	E: 0	K: 1	S: 7	LOB: 1	BB: 0	P: 7	1B: 4	SF: 0	2B: 2	SAC: 0	3B: 0	DP: 0	HR: 0	HBP: 0	WP: 0	PA: 32
--------------	------	------	------	------	------	--------	-------	------	------	------	------	------	------	--------	-------	------	------	------	------	------	------	--------	-------	------	------	------	------	------	------	--------	-------	------	------	------	------	------	------	--------	-------	------	------	------	------	------	------	--------	-------	------	------	------	------	------	------	--------	-------	------	------	------	------	------	------	--------	-------	------	------	------	------	------	------	--------	-------	------	-------	-------	-------	--------	-------	-------	-------	--------	-------	--------

PITCHER	IP	WLS	BF	H	R	ER	SO	BB	IBB	HBP	BLK	WP	HR	S	P	ERA	WHIP
Jim Palmer, R (1, 1) ERA: 3.04	8.2	W	30	6	1	1	5	0	0	0	0	0	0	40	40	1.04	0.692
Tippy Martinez, L (9, 1) ERA: 2.69	0.1		1	0	0	0	0	0	0	0	0	0	0	1	1	0.00	0.000

Batter	1	2	3	4	5	6	7	8	9	AB R H RBI BB SO LOB	TOP
Al Bumbry, L (1, 8) OBP: 0.325, SLG: 0.354	0-0 4-3		0-0 SF7		0-0 SH5-3		0-0 5-3			2 0 0 1 0 0 0	
Kiko Garcia, R (1, 6) OBP: 0.307, SLG: 0.370	0-3 K		0-0 P3		4-0 SF8 BB		0-3 K			3 0 0 0 1 2 0	
Ken Singleton, S (1, 9) OBP: 0.403, SLG: 0.544	0-0 4-3			0-3 K	4-0 SF8 BB			4-0 FC3-8 BB		2 0 0 0 2 1 0	
Eddie Murray, S (1, 3) OBP: 0.356, SLG: 0.449		0-0 2B		0-3 K	0-0 SF8			0-0 FC3-6		3 0 1 1 0 1 1	
Pat Kelly, L (1, 10) OBP: 0.377, SLG: 0.496	0-0 F7			0-0 1B 3B	0-3 K			0-3 K		4 1 1 0 0 2 4	
Gary Roenicke, R (1, 7) OBP: 0.392, SLG: 0.543	0-0 F7			0-0 1B 3B		0-0 6-3		0-0 F9		4 1 1 0 0 0 2	
Doug DeCinces, R (1, 5) OBP: 0.332, SLG: 0.398	0-3 K			0-0 3B		0-0 5-3			0-0 F2	4 0 1 2 0 1 1	AB 29 R 4 H 6 RBI 4 BB 3 SO 7 LOB 9
Rich Dauer, R (1, 4) OBP: 0.305, SLG: 0.363			0-0 E5 SH1-3 SF7 1B	0-0 6-3		0-0 4-3			0-0 F8	4 1 1 0 0 0 1	
Rick Dempsey, R (1, 2) OBP: 0.315, SLG: 0.359			0-0 SH1-3		0-0 BB SH5-3 SF8 1B		0-0 F9		0-0 F8	3 1 1 0 0 0 0	
Inning Stats	R: 0 E: 0 K: 1 S: 5 H: 0 LOB: 0 BB: 0 P: 5	R: 0 E: 0 K: 1 S: 6 H: 1 LOB: 1 BB: 0 P: 6	R: 1 E: 1 K: 0 S: 4 H: 1 LOB: 0 BB: 0 P: 4	R: 2 E: 0 K: 2 S: 10 H: 3 LOB: 1 BB: 0 P: 10	R: 1 E: 0 K: 1 S: 6 H: 1 LOB: 2 BB: 2 P: 14	R: 0 E: 0 K: 0 S: 3 H: 0 LOB: 0 BB: 0 P: 3	R: 0 E: 0 K: 1 S: 5 H: 0 LOB: 0 BB: 0 P: 5	R: 0 E: 0 K: 1 S: 5 H: 0 LOB: 1 BB: 1 P: 9	R: 0 E: 0 K: 0 S: 3 H: 0 LOB: 0 BB: 0 P: 3	1B: 4 2B: 1 3B: 1 HR: 0 SF: 2 SAC: 2 DP: 0 HBP: 0	WP: 0 PB: 0 SB: 0 CS: 0 PA: 36
PITCHER	IP WLS BF H R ER SO BB IBB HBP BLK WP HR S P ERA WHIP										
Roger Erickson, R (1, 1) ERA: 6.0	4.1 L 21 6 4 3 4 2 0 0 0 0 0 0 27 35 6.23 1.846										
Pete Redfern, R (5, 1) ERA: 3.47	4.2 15 0 0 0 3 1 0 0 0 0 0 0 20 24 0.00 0.214										

Baltimore Orioles @ Minnesota Twins
 Metropolitan Stadium, Bloomington, MI
 Wed Aug 29 1979, 4:33 AM EDT
 Unknown

livebaseballscorecards.com

Batter	1	2	3	4	5	6	7	8	9	AB	R	H	RBI	BB	SO	LOB
Bob Randall, R OBP: 0.335, SLG: 0.318 (1, 4)	F9		L1		K		P6		F3	5	0	0	0	0	1	5
John Castino, R OBP: 0.331, SLG: 0.382 (1, 5)	F7		E6 FC6-4			F8		F9	FC5 2-3f	5	0	0	0	0	0	2
Roy Smalley, S OBP: 0.379, SLG: 0.489 (1, 6)	F9		FC6-4 1-2f			F8		1B 1B		4	0	1	0	0	0	1
Ron Jackson, R OBP: 0.325, SLG: 0.419 (1, 3)		P4		P4		K		1-2 1B		4	0	1	0	0	1	0
Dave Edwards, R OBP: 0.345, SLG: 0.446 (1, 8)		1B 1B		B1-3 1B		K		F8		4	0	2	0	0	1	2
Willie Norwood, R OBP: 0.302, SLG: 0.395 (1, 9)		K		B1-3		F8		P3		4	0	0	0	0	1	4
Jose Morales, R OBP: 0.329, SLG: 0.331 (1, 10)		1-2 1B		L7		1B E 1B			K2-3	4	0	2	0	0	1	1
Bombo Rivera, R OBP: 0.335, SLG: 0.406 (1, 7)		1-3			P3		E6 1B		FC5 BB 1B	4	0	1	0	0	0	3
Glenn Borgmann, R OBP: 0.320, SLG: 0.262 (1, 2)			F7		6-3		1-2 2-3 1B		1-2 BB	3	0	1	0	1	0	0

Inning Stats	R: 0 E: 0 K: 0 S: 3	H: 0 LOB: 0 BB: 0 P: 3	R: 0 E: 0 K: 1 S: 7	H: 2 LOB: 2 BB: 0 P: 7	R: 0 E: 1 K: 0 S: 4	H: 0 LOB: 1 BB: 0 P: 4	R: 0 E: 0 K: 0 S: 4	H: 1 LOB: 1 BB: 0 P: 4	R: 0 E: 0 K: 1 S: 5	H: 0 LOB: 0 BB: 0 P: 5	R: 0 E: 0 K: 1 S: 5	H: 0 LOB: 0 BB: 0 P: 5	R: 0 E: 1 K: 1 S: 8	H: 2 LOB: 3 BB: 0 P: 8	R: 0 E: 0 K: 0 S: 5	H: 2 LOB: 2 BB: 0 P: 5	R: 0 E: 0 K: 1 S: 6	H: 1 LOB: 2 BB: 1 P: 10	1B: 8 2B: 0 3B: 0 HR: 0	SF: 0 SAC: 0 DP: 0 HBP: 0	
PITCHER Scott McGregor, L ERA: 3.55 (1, 1)	IP: 9.0 WLS: W BF: 38 H: 8 R: 0 ER: 0 SO: 5 BB: 1 IBB: 0 HBP: 0 BLK: 0 WP: 0 HR: 0 S: 47 P: 51 ERA: 0.00 WHIP: 1.000	IP: 9.0 WLS: W BF: 38 H: 8 R: 0 ER: 0 SO: 5 BB: 1 IBB: 0 HBP: 0 BLK: 0 WP: 0 HR: 0 S: 47 P: 51 ERA: 0.00 WHIP: 1.000	IP: 9.0 WLS: W BF: 38 H: 8 R: 0 ER: 0 SO: 5 BB: 1 IBB: 0 HBP: 0 BLK: 0 WP: 0 HR: 0 S: 47 P: 51 ERA: 0.00 WHIP: 1.000	IP: 9.0 WLS: W BF: 38 H: 8 R: 0 ER: 0 SO: 5 BB: 1 IBB: 0 HBP: 0 BLK: 0 WP: 0 HR: 0 S: 47 P: 51 ERA: 0.00 WHIP: 1.000	IP: 9.0 WLS: W BF: 38 H: 8 R: 0 ER: 0 SO: 5 BB: 1 IBB: 0 HBP: 0 BLK: 0 WP: 0 HR: 0 S: 47 P: 51 ERA: 0.00 WHIP: 1.000	IP: 9.0 WLS: W BF: 38 H: 8 R: 0 ER: 0 SO: 5 BB: 1 IBB: 0 HBP: 0 BLK: 0 WP: 0 HR: 0 S: 47 P: 51 ERA: 0.00 WHIP: 1.000	IP: 9.0 WLS: W BF: 38 H: 8 R: 0 ER: 0 SO: 5 BB: 1 IBB: 0 HBP: 0 BLK: 0 WP: 0 HR: 0 S: 47 P: 51 ERA: 0.00 WHIP: 1.000	IP: 9.0 WLS: W BF: 38 H: 8 R: 0 ER: 0 SO: 5 BB: 1 IBB: 0 HBP: 0 BLK: 0 WP: 0 HR: 0 S: 47 P: 51 ERA: 0.00 WHIP: 1.000	IP: 9.0 WLS: W BF: 38 H: 8 R: 0 ER: 0 SO: 5 BB: 1 IBB: 0 HBP: 0 BLK: 0 WP: 0 HR: 0 S: 47 P: 51 ERA: 0.00 WHIP: 1.000	IP: 9.0 WLS: W BF: 38 H: 8 R: 0 ER: 0 SO: 5 BB: 1 IBB: 0 HBP: 0 BLK: 0 WP: 0 HR: 0 S: 47 P: 51 ERA: 0.00 WHIP: 1.000	IP: 9.0 WLS: W BF: 38 H: 8 R: 0 ER: 0 SO: 5 BB: 1 IBB: 0 HBP: 0 BLK: 0 WP: 0 HR: 0 S: 47 P: 51 ERA: 0.00 WHIP: 1.000	IP: 9.0 WLS: W BF: 38 H: 8 R: 0 ER: 0 SO: 5 BB: 1 IBB: 0 HBP: 0 BLK: 0 WP: 0 HR: 0 S: 47 P: 51 ERA: 0.00 WHIP: 1.000	IP: 9.0 WLS: W BF: 38 H: 8 R: 0 ER: 0 SO: 5 BB: 1 IBB: 0 HBP: 0 BLK: 0 WP: 0 HR: 0 S: 47 P: 51 ERA: 0.00 WHIP: 1.000	IP: 9.0 WLS: W BF: 38 H: 8 R: 0 ER: 0 SO: 5 BB: 1 IBB: 0 HBP: 0 BLK: 0 WP: 0 HR: 0 S: 47 P: 51 ERA: 0.00 WHIP: 1.000	IP: 9.0 WLS: W BF: 38 H: 8 R: 0 ER: 0 SO: 5 BB: 1 IBB: 0 HBP: 0 BLK: 0 WP: 0 HR: 0 S: 47 P: 51 ERA: 0.00 WHIP: 1.000	IP: 9.0 WLS: W BF: 38 H: 8 R: 0 ER: 0 SO: 5 BB: 1 IBB: 0 HBP: 0 BLK: 0 WP: 0 HR: 0 S: 47 P: 51 ERA: 0.00 WHIP: 1.000	IP: 9.0 WLS: W BF: 38 H: 8 R: 0 ER: 0 SO: 5 BB: 1 IBB: 0 HBP: 0 BLK: 0 WP: 0 HR: 0 S: 47 P: 51 ERA: 0.00 WHIP: 1.000	IP: 9.0 WLS: W BF: 38 H: 8 R: 0 ER: 0 SO: 5 BB: 1 IBB: 0 HBP: 0 BLK: 0 WP: 0 HR: 0 S: 47 P: 51 ERA: 0.00 WHIP: 1.000	IP: 9.0 WLS: W BF: 38 H: 8 R: 0 ER: 0 SO: 5 BB: 1 IBB: 0 HBP: 0 BLK: 0 WP: 0 HR: 0 S: 47 P: 51 ERA: 0.00 WHIP: 1.000	WP: 0 PB: 0 SB: 0 CS: 0	PA: 38 ERA: 0.00 WHIP: 1.000


BOTTOM

Baltimore Orioles @ Minnesota Twins
Metropolitan Stadium, Bloomington, MI

Wed Aug 29 1979, 4:33 AM EDT
Unknown

livebaseballscorecards.com

AB	37
R	0
H	8
RBI	0
BB	1
SO	5
LOB	18



Batter	1	2	3	4	5	6	7	8	9	AB R H RBI BB SO LOB	TOP		
Kiko Garcia, R (1, 6) OBP: 0.306, SLG: 0.373	0-0 F9		0-0 3B		0-0 P4	0-0 6-3		0-0 5-3		5 0 1 0 0 0 0			
Benny Ayala, R (1, 7) OBP: 0.286, SLG: 0.521 Al Bumbry, L (7, PR) OBP: 0.327, SLG: 0.356 (7, 8)	0-0 6-3		0-0 1-3		0-0 HR 2B		0-0 HR 1B		0-0 HR 1B	4 1 2 0 0 0 1 1 2 1 0 0 0 0			
Ken Singleton, S (1, 9) OBP: 0.403, SLG: 0.540	4-0 FC6-4 BB		0-3 K		4-0 HR BB		0-0 F9		0-0 3-1	3 1 0 0 2 1 3			
Eddie Murray, S (1, 3) OBP: 0.358, SLG: 0.469	0-0 FC6-4 1-2f		0-0 6-3		0-0 HR 1-H 2-H		0-0 HR 1-H		0-0 HR 2-H	5 3 3 7 0 0 2			
Doug DeCinces, R (1, 5) OBP: 0.335, SLG: 0.396		0-0 B2-3		0-0 P5	4-0 BB BB		4-0 WP BB		1-0 HBP	2 0 0 0 2 0 0			
Gary Roenicke, R (1, 8) OBP: 0.392, SLG: 0.538 (7, 7)		4-0 1B BB		0-0 F9	4-0 1-2 BB		0-3 K		0-0 F7	3 0 0 0 2 1 2			
Lee May, R (1, 10) OBP: 0.302, SLG: 0.440		0-3 K		0-0 FC5-4 1B	0-0 F7		0-3 K		0-0 4-3	5 0 1 0 0 2 6			
Rich Dauer, R (1, 4) OBP: 0.305, SLG: 0.362		0-0 1-3 1B		0-0 FC5-4 1-2f		0-0 4-3		0-0 F7		4 0 1 0 0 0 1			
Dave Skaggs, R (1, 2) OBP: 0.285, SLG: 0.241		0-0 P4			0-0 6-3	0-0 P4		0-0 F7		4 0 0 0 0 0 2			
Inning Stats	R: 0 E: 0 K: 0 S: 3 H: 0 LOB: 1 BB: 1 P: 7	R: 0 E: 0 K: 1 S: 6 H: 1 LOB: 2 BB: 1 P: 10	R: 0 E: 0 K: 1 S: 6 H: 1 LOB: 1 BB: 0 P: 6	R: 0 E: 0 K: 0 S: 4 H: 1 LOB: 1 BB: 0 P: 4	R: 3 E: 0 K: 0 S: 5 H: 2 LOB: 2 BB: 3 P: 17	R: 0 E: 0 K: 0 S: 3 H: 0 LOB: 0 BB: 0 P: 3	R: 2 E: 0 K: 2 S: 9 H: 2 LOB: 2 BB: 1 P: 13	R: 0 E: 0 K: 0 S: 3 H: 0 LOB: 0 BB: 0 P: 3	R: 2 E: 0 K: 0 S: 5 H: 2 LOB: 1 BB: 0 P: 6	1B: 4 2B: 1 3B: 1 HR: 3 SF: 0 SAC: 0 DP: 0 HBP: 1	WP: 1 PB: 0 SB: 0 CS: 0 PA: 43		
PITCHER	IP WLS BF H R ER SO BB IBB HBP BLK WP HR S P ERA WHIP											PITCHER	IP WLS BF H R ER SO BB IBB HBP BLK WP HR S P ERA WHIP
Geoff Zahn, L (1, 1) ERA: 3.88 Mike Marshall, R (7, 1) ERA: 2.64	6.1 L 31 7 5 5 2 5 0 0 0 0 2 30 50 7.11 1.895												

Baltimore Orioles @ Minnesota Twins
Metropolitan Stadium, Bloomington, MI
 Wed Aug 29 1979, 4:38 AM EDT
 Att: 11,470 - Unknown

livebaseballscorecards.com

AB	36
R	7
H	9
RBI	7
BB	6
SO	4
LOB	17



Batter	1	2	3	4	5	6	7	8	9	AB	R	H	RBI	BB	SO	LOB
Hosken Powell, L (1, 9) OBP: 0.371, SLG: 0.390	0-0 4-3		0-0 G6-3			0-0 4-3	0-0 FC5-6			4	0	0	0	0	0	3
Rob Wilfong, L (1, 4) OBP: 0.363, SLG: 0.471	0-0 F2			0-0 1B		0-0 F2		0-0 E6		4	1	1	0	0	0	0
Roy Smalley, S (1, 6) OBP: 0.380, SLG: 0.488	4-0 BB			0-0 CS		0-3 K		0-0 4-3		3	0	1	1	1	1	1
Ken Landreaux, L (1, 8) OBP: 0.364, SLG: 0.450	0-3 K			0-0 F8			0-0 BB	4-0 BB		3	1	1	0	1	1	2
Mike Cubbage, L (1, 10) OBP: 0.359, SLG: 0.350		0-0 L3		0-0 2B			0-3 K	0-3 K		2	0	1	0	0	0	0
Jose Morales, R (7, PH) OBP: 0.325, SLG: 0.327										2	0	0	0	0	2	2
Danny Goodwin, L (1, 3) OBP: 0.345, SLG: 0.535		0-0 F7			0-0 HR		4-0 BB	0-3 K		2	1	1	1	0	0	0
Ron Jackson, R (7, PH) OBP: 0.326, SLG: 0.418							1-2 1B			1	1	0	0	1	1	0
Butch Wynegar, S (1, 2) OBP: 0.358, SLG: 0.343		0-0 P6				0-0 F9	4-0 FC1-6	0-0 3-1		3	0	0	0	1	0	0
Dave Edwards, R (1, 7) OBP: 0.343, SLG: 0.441			0-0 5-3			0-0 F9	0-0 FC1-6	0-0 6-3		4	0	1	2	0	0	0
John Castino, R (1, 5) OBP: 0.331, SLG: 0.381			0-0 G6-3			0-0 4-3	0-0 FC1-6			3	0	1	0	0	0	2

Inning Stats	R: 0	H: 0	E: 0	K: 1	S: 5	LOB: 1	BB: 1	P: 9	R: 0	H: 0	E: 0	K: 0	S: 3	LOB: 0	BB: 0	P: 3	R: 0	H: 1	E: 0	K: 0	S: 3	LOB: 0	BB: 0	P: 3	R: 1	H: 3	E: 0	K: 0	S: 4	LOB: 1	BB: 0	P: 4	R: 1	H: 1	E: 0	K: 0	S: 4	LOB: 0	BB: 0	P: 4	R: 0	H: 0	E: 0	K: 1	S: 5	LOB: 0	BB: 0	P: 5	R: 2	H: 2	E: 0	K: 1	S: 7	LOB: 2	BB: 2	P: 15	R: 0	H: 0	E: 1	K: 1	S: 5	LOB: 1	BB: 1	P: 9	R: 0	H: 0	E: 0	K: 1	S: 5	LOB: 0	BB: 0	P: 5	1B: 4	SF: 0	2B: 1	SAC: 0	3B: 1	DP: 1	HR: 1	HBP: 0	WP: 1	PA: 35
--------------	------	------	------	------	------	--------	-------	------	------	------	------	------	------	--------	-------	------	------	------	------	------	------	--------	-------	------	------	------	------	------	------	--------	-------	------	------	------	------	------	------	--------	-------	------	------	------	------	------	------	--------	-------	------	------	------	------	------	------	--------	-------	-------	------	------	------	------	------	--------	-------	------	------	------	------	------	------	--------	-------	------	-------	-------	-------	--------	-------	-------	-------	--------	-------	--------

PITCHER	IP	WLS	BF	H	R	ER	SO	BB	IBB	HBP	BLK	WP	HR	S	P	ERA	WHIP
Dave Ford, R (1, 1) ERA: 2.19	6.0	W	21	5	2	2	2	1	0	0	0	0	1	24	28	3.00	1.000
Tippy Martinez, L (7, 1) ERA: 2.95	0.1		4	1	2	2	1	2	0	0	0	1	0	4	12	54.00	9.000
Dennis Martinez, R (7, 1) ERA: 3.6	0.2		3	1	0	0	0	0	0	0	0	0	0	3	3	0.00	1.500
Don Stanhouse, R (8, 1) ERA: 3.15	2.0	S	7	0	0	0	2	1	0	0	0	0	0	10	14	0.00	0.500


BOTTOM

Baltimore Orioles @ Minnesota Twins
Metropolitan Stadium, Bloomington, MI
 Wed Aug 29 1979, 4:38 AM EDT
 Att. 11,470 - Unknown

livebaseballscores.com

AB	31
R	4
H	7
RBI	4
BB	4
SO	5
LOB	10



Batter	1	2	3	4	5	6	7	8	9	AB R H RBI BB SO LOB	TOP														
Bob Randall, R (1, 4) <small>OBP: 0.333, SLG: 0.316</small> Rob Wilfong, L (9, PH) <small>OBP: 0.362, SLG: 0.469</small>	0-0 1B		0-0 F3			0-0 6-3	0-0 5-3		0-0 F7	4 0 1 0 0 0 2 1 0 0 0 0 0 0															
John Castino, R (1, 5) <small>OBP: 0.336, SLG: 0.386</small> Mike Cubbage, L (9, PH) <small>OBP: 0.358, SLG: 0.348</small>	0-3 K 1-2			0-0 1B 1B		0-0 1B		0-0 1B 1B	0-0 4-3	4 1 3 0 0 1 1 1 0 0 0 0 0 0															
Roy Smalley, S (1, 6) <small>OBP: 0.382, SLG: 0.489</small>	0-0 F9			0-0 1B 1-2 1B		0-3 K		0-0 1B 1-2 1B	0-0 1B	5 1 3 0 0 1 1															
Ron Jackson, R (1, 3) <small>OBP: 0.328, SLG: 0.419</small>		0-0 4-3		4-0 1-2 BB G1-4-3			0-0 SH2-3 1B 2B	0-0 BB 1-2 2-H 1B	0-0 1-3	4 1 2 1 1 0 1															
Dave Edwards, R (1, 7) <small>OBP: 0.341, SLG: 0.436</small>		0-3 K		0-0 G1-4-3 1-2f			0-0 1-2 2B SH2-3 1B	0-0 F8		4 1 1 0 0 1 4															
Ken Landreaux, L (1, 8) <small>OBP: 0.364, SLG: 0.450</small>		0-0 1B			0-3 K		0-0 SH2-3 1-2 2-3 1B	0-3 K		3 0 1 0 0 2 2															
Jose Morales, R (1, 10) <small>OBP: 0.329, SLG: 0.338</small> Darrell Jackson, S (8, PR)		0-3 K			0-3 K		0-0 1B 2B 2-H 3-H	0-0 1-2 2-H 1B		4 0 2 3 0 2 1 0 0 0 0 0 0 0	AB 37 R 4 H 14 RBI 4 BB 2 SO 8 LOB 17														
Bombo Rivera, R (1, 9) <small>OBP: 0.332, SLG: 0.402</small> Willie Norwood, R (5, 9) <small>OBP: 0.305, SLG: 0.398</small> Hosken Powell, L (8, PH) <small>OBP: 0.373, SLG: 0.390</small> (8, 9)			0-0 4-3		0-3 K		0-0 2-3 1B	0-0 1-2 2-3 BB		2 0 0 0 0 1 0 1 0 1 0 0 0 0 0 0 0 0 1 0 0															
Butch Wynegar, S (1, 2) <small>OBP: 0.355, SLG: 0.340</small>			0-0 F8			0-0 4-3	0-0 F8	0-0 F6		4 0 0 0 0 0 5															
Inning Stats	R: 0 E: 0 K: 1 S: 5	H: 1 LOB: 0 BB: 0 P: 5	R: 0 E: 0 K: 2 S: 8	H: 1 LOB: 1 BB: 0 P: 8	R: 0 E: 0 K: 0 S: 3	H: 0 LOB: 0 BB: 0 P: 3	R: 0 E: 0 K: 0 S: 3	H: 2 LOB: 1 BB: 1 P: 7	R: 0 E: 0 K: 3 S: 9	H: 0 LOB: 0 BB: 0 P: 9	R: 0 E: 0 K: 1 S: 6	H: 1 LOB: 1 BB: 0 P: 6	R: 2 E: 0 K: 0 S: 7	H: 4 LOB: 2 BB: 0 P: 7	R: 2 E: 0 K: 1 S: 9	H: 4 LOB: 3 BB: 1 P: 13	R: 0 E: 0 K: 0 S: 4	H: 1 LOB: 1 BB: 0 P: 4	1B: 13 2B: 1 3B: 0 HR: 0	SF: 0 SAC: 1 DP: 1 HBP: 0	WP: 0 PB: 0 SB: 0 CS: 0	PA: 40			
PITCHER Mike Flanagan, L (1, 1) <small>ERA: 3.38</small> Don Stanhouse, R (8, 1) <small>ERA: 3.08</small>	IP	WLS	BF	H	R	ER	SO	BB	IBB	HBP	BLK	WP	HR	S	P	ERA	WHIP								
	7.2	W	34	13	4	4	8	1	0	0	0	0	0	49	53	4.70	1.826								
	1.1	S	6	1	0	0	0	1	0	0	0	0	0	5	9	0.00	1.500								

Minnesota Twins @ Baltimore Orioles
 Memorial Stadium, Baltimore, MD
 Thu Aug 30 1979, 7:05 PM EDT
 Att: 24,461 - Unknown

livebaseballscorecards.com

Batter	1	2	3	4	5	6	7	8	9
Kiko Garcia, R (1, 6) OBP: 0.305, SLG: 0.372 Mark Belanger, R (8, 6) OBP: 0.290, SLG: 0.242	0-0 4-3		0-3 K			0-0 F9	0-0 1-3 1B		
Benny Ayala, R (1, 7) OBP: 0.288, SLG: 0.527 Al Bumbry, L (7, PH) OBP: 0.326, SLG: 0.355	0-0 4-3			0-0 F7		0-0 2B	0-0 1-3		
Ken Singleton, S (1, 9) OBP: 0.403, SLG: 0.542	0-0 F7			0-0 1B 2B		0-0 5-3	0-0 1B		
Eddie Murray, S (1, 3) OBP: 0.361, SLG: 0.473		0-0 1B		0-0 1B		0-0 2B	0-0 P1		
Doug DeCinces, R (1, 5) OBP: 0.332, SLG: 0.391		0-3 K		0-0 G5-4-3 1B		0-0 4-3		0-0 F8	
Lee May, R (1, 10) OBP: 0.301, SLG: 0.436		0-3 K			0-0 6-3		4-0 2B 1B BB	0-0 6-3	
Gary Roenicke, R (1, 8) OBP: 0.394, SLG: 0.539			0-0 F9		4-0 BB		0-0 1-3 1B 2B	0-3 K	
Rich Dauer, R (1, 4) OBP: 0.305, SLG: 0.362			0-0 F9		0-0 F7		0-0 1B		
Rick Dempsey, R (1, 2) OBP: 0.318, SLG: 0.365			0-0 2B		0-0 F8		0-0 1-3 1B 1B		

AB	R	H	RBI	BB	SO	LOB
4	1	1	0	0	1	1
0	0	0	0	0	0	0
3	1	1	0	0	0	0
1	0	0	0	0	0	2
4	0	2	2	0	0	1
4	0	3	1	0	0	1
4	0	0	0	0	1	3
3	1	0	0	1	1	0
3	1	1	0	1	1	0
3	0	1	2	0	0	1
3	1	2	0	0	0	1

BOTTOM

Minnesota Twins @ Baltimore Orioles
Memorial Stadium, Baltimore, MD
 Thu Aug 30 1979, 7:05 PM EDT
 Att. 24,461 - Unknown

livebaseballscorecards.com

AB	32
R	5
H	11
RBI	5
BB	2
SO	4
LOB	10



1B: 6	SF: 0
2B: 5	SAC: 0
3B: 0	DP: 1
HR: 0	HBP: 0

WP: 0	PA: 34
PB: 0	
SB: 0	
CS: 0	

Inning Stats		R: 0	H: 0	R: 0	H: 1	R: 0	H: 1	R: 0	H: 2	R: 0	H: 0	R: 1	H: 2	R: 4	H: 5	R: 0	H: 0
E: 0	LOB: 0	E: 0	LOB: 0	E: 0	LOB: 1	E: 0	LOB: 1	E: 0	LOB: 1	E: 0	LOB: 1	E: 0	LOB: 1	E: 0	LOB: 1	E: 0	LOB: 0
K: 0	BB: 0	K: 2	BB: 0	K: 1	BB: 0	K: 0	BB: 0	K: 0	BB: 0	K: 0	BB: 1	K: 0	BB: 0	K: 0	BB: 1	K: 1	BB: 0
S: 3	P: 3	S: 7	P: 7	S: 6	P: 6	S: 4	P: 4	S: 3	P: 7	S: 5	P: 5	S: 5	P: 5	S: 7	P: 11	S: 5	P: 5

PITCHER		IP	WLS	BF	H	R	ER	SO	BB	IBB	HBP	BLK	WP	HR	S	P	ERA	WHIP
Jerry Koosman, L (1, 1)	ERA: 3.42	6.1	L	27	9	4	4	3	2	0	0	0	0	0	31	39	5.68	1.737
Mike Marshall, R (7, 1)	ERA: 2.68	1.2		7	2	1	1	1	0	0	0	0	0	0	9	9	5.40	1.200

Batter	1	2	3	4	5	6	7	8	9	AB R H RBI BB SO LOB	TOP															
Hosken Powell, L (1, 9) OBP: 0.375, SLG: 0.391 Bombo Rivera, R (9, PH) OBP: 0.330, SLG: 0.400 (9, 9)	0-0 6-3		0-0 WP G3 1-2 1B		0-0 1-3 1B		0-0 1-3		0-3 K	4 0 2 0 0 0 0 1 0 0 0 0 1 1																
Rob Wilfong, L (1, 4) OBP: 0.360, SLG: 0.466	0-3 K		0-0 G3 1-2 2-3		0-0 F7		0-0 BB 1B		0-3 K	5 0 1 0 0 2 5																
Roy Smalley, S (1, 6) OBP: 0.381, SLG: 0.486	0-0 F4		0-3 K 2-3 3-H		0-0 F7		0-0 K 1-2 BB		0-0 1-3	3 0 0 0 1 2 1 4 1 1 1 0 1 2																
Ken Landreaux, L (1, 8) OBP: 0.358, SLG: 0.454		0-3 K		0-0 F7		0-0 HR		0-3 1-3		4 1 1 1 0 1 2																
Dave Edwards, R (1, 7) OBP: 0.345, SLG: 0.440		0-0 2B		0-0 F9		4-0 1B WP BB		0-3 K		3 1 1 0 1 1 0																
Mike Cubbage, L (1, 5) OBP: 0.358, SLG: 0.348 John Castino, R (7, 5) OBP: 0.335, SLG: 0.385		0-3 K		0-0 F9		0-0 WP 1-3 1B		0-0 6-3		3 0 1 0 0 1 1 1 0 0 0 0 0 0																
Ron Jackson, R (1, 3) OBP: 0.326, SLG: 0.415		0-0 F8			0-0 1-3		0-0 F7 1-2 3-H		0-3 K	4 0 0 0 0 1 2																
Danny Goodwin, L (1, 10) OBP: 0.336, SLG: 0.519 Willie Norwood, R (9, PH) OBP: 0.303, SLG: 0.396			0-0 F8		0-0 F7		0-0 4-3		0-3 K	3 0 0 0 0 0 1 1 0 0 0 0 1 0																
Butch Wynegar, S (1, 2) OBP: 0.357, SLG: 0.340			4-0 G3 1B WP BB		0-0 E6 1B WP		0-0 F2		0-0 1B	3 1 1 0 1 0 0																
Inning Stats	R: 0 E: 0 K: 1 S: 5	H: 0 LOB: 0 BB: 0 P: 5	R: 0 E: 0 K: 2 S: 8	H: 1 LOB: 1 BB: 0 P: 8	R: 1 E: 0 K: 1 S: 6	H: 1 LOB: 1 BB: 1 P: 10	R: 0 E: 0 K: 0 S: 3	H: 0 LOB: 0 BB: 0 P: 3	R: 0 E: 1 K: 0 S: 5	H: 1 LOB: 2 BB: 0 P: 5	R: 2 E: 0 K: 1 S: 7	H: 2 LOB: 1 BB: 1 P: 11	R: 0 E: 0 K: 0 S: 4	H: 1 LOB: 2 BB: 1 P: 8	R: 0 E: 0 K: 2 S: 7	H: 0 LOB: 0 BB: 0 P: 7	R: 0 E: 0 K: 3 S: 10	H: 1 LOB: 1 BB: 0 P: 10	1B: 5 2B: 1 3B: 0 HR: 1	SF: 0 SAC: 0 DP: 0 HBP: 0	WP: 3 PB: 0 SB: 0 CS: 0	PA: 38				
PITCHER Dennis Martinez, R (1, 1) ERA: 3.61 Tippy Martinez, L (7, 1) ERA: 2.85	IP 6.2 2.1	WLS L	BF 30 8	H 6 1	R 3 0	ER 3 0	SO 5 5	BB 3 0	IBB 0 0	HBP 0 0	BLK 0 0	WP 3 0	HR 1 0	S 37 18	P 49 18	ERA 4.05 0.00	WHIP 1.350 0.429									

Minnesota Twins @ Baltimore Orioles
 Memorial Stadium, Baltimore, MD
 Fri Aug 31 1979, 7:05 PM EDT
 Att: 30,816 - Unknown

livebaseballscorecards.com

AB	35
R	3
H	7
RBI	1
BB	3
SO	10
LOB	13



Batter	1	2	3	4	5	6	7	8	9	AB R H RBI BB SO LOB	TOP																													
Butch Wynegar, S (1, 2) OBP: 0.357, SLG: 0.341	0-0 5-3		0-0 F9		0-0 2-H 1B		0-0 SH5-3 1B		0-0 F7	5 0 2 1 0 0 1																														
Rob Wilfong, L (1, 4) OBP: 0.357, SLG: 0.462	0-0 4-3			0-0 1-3	0-0 F8		0-0 SH5-3			3 0 0 0 0 0 1																														
Roy Smalley, S (1, 6) OBP: 0.380, SLG: 0.484	0-0 4-3			0-0 1B		0-0 F8	0-0 F9			4 0 1 0 0 0 1																														
Ken Landreaux, L (1, 8) OBP: 0.361, SLG: 0.450		0-3 K		0-3 K		0-3 K		0-0 F8		4 0 0 0 0 3 1																														
Mike Cabbage, L (1, 5) John Castino, R (8, 5) OBP: 0.356, SLG: 0.346 OBP: 0.335, SLG: 0.385		0-0 F5		0-0 4-3		0-0 1B 1B		0-0 F7		4 0 1 0 0 0 1 0 0 0 0 0 0 0																														
Ron Jackson, R (1, 3) OBP: 0.327, SLG: 0.418		0-0 2B			0-0 4-3	0-0 1-2 1B		0-0 F3		4 0 2 0 0 0 0																														
Hosken Powell, L (1, 9) OBP: 0.373, SLG: 0.393		0-0 3-1			0-0 2B 2B	0-0 F7			0-0 F7	4 1 1 0 0 0 3																														
Dave Edwards, R (1, 7) OBP: 0.343, SLG: 0.454			0-0 1-3		0-3 K		0-0 HR		0-0 6-3	4 1 1 1 0 1 1																														
Danny Goodwin, L (1, 10) Willie Norwood, R (9, PR) OBP: 0.342, SLG: 0.528 OBP: 0.303, SLG: 0.396			0-0 F7		0-0 2-H 1B 2B		0-0 F9		0-0 1B	4 1 2 1 0 0 0 0 0 0 0 0 0 0																														
Inning Stats	R: 0 E: 0 K: 0 S: 3	H: 0 LOB: 0 BB: 0 P: 3	R: 0 E: 0 K: 1 S: 6	H: 1 LOB: 1 BB: 0 P: 6	R: 0 E: 0 K: 0 S: 3	H: 0 LOB: 0 BB: 0 P: 3	R: 0 E: 0 K: 1 S: 6	H: 1 LOB: 1 BB: 0 P: 6	R: 2 E: 0 K: 1 S: 8	H: 3 LOB: 1 BB: 0 P: 8	R: 0 E: 0 K: 1 S: 7	H: 2 LOB: 2 BB: 0 P: 7	R: 1 E: 0 K: 0 S: 5	H: 2 LOB: 1 BB: 0 P: 5	R: 0 E: 0 K: 0 S: 3	H: 0 LOB: 0 BB: 0 P: 3	R: 0 E: 0 K: 0 S: 4	H: 1 LOB: 1 BB: 0 P: 4	1B: 6 2B: 3 3B: 0 HR: 1	SF: 0 SAC: 1 DP: 0 HBP: 0	WP: 0 PB: 0 SB: 0 CS: 0	PA: 37																		
PITCHER Jim Palmer, R (1, 1) ERA: 3.04	IP 9.0	WLS L	BF 37	H 10	R 3	ER 3	SO 4	BB 0	IBB 0	HBP 0	BLK 0	WP 0	HR 1	S 45	P 45	ERA 3.00	WHIP 1.111						PITCHER	IP 9.0	WLS L	BF 37	H 10	R 3	ER 3	SO 4	BB 0	IBB 0	HBP 0	BLK 0	WP 0	HR 1	S 45	P 45	ERA 3.00	WHIP 1.111

Minnesota Twins @ Baltimore Orioles
 Memorial Stadium, Baltimore, MD
 Sat Sep 01 1979, 7:05 PM EDT
 Att: 36,146 - Unknown

livebaseballscorecards.com

AB	36
R	3
H	10
RBI	3
BB	0
SO	4
LOB	9



Batter	1	2	3	4	5	6	7	8	9	AB R H RBI BB SO LOB	TOP									
Roy Smalley, S (1, 6) OBP: 0.378, SLG: 0.481	0-0 F2		0-0 SH2-3		0-0 5-3			0-0 F3		3 0 0 0 0 0 0										
John Castino, R (1, 5) OBP: 0.337, SLG: 0.387	0-0 1B		0-0 F8			0-3 K		0-0 G6-4-3 1B		4 0 2 0 0 1 1										
Ron Jackson, R (1, 3) OBP: 0.326, SLG: 0.416	0-0 F4		0-0 1B			0-3 K		0-0 G6-4-3 1-2f		4 0 1 1 0 1 2										
Jose Morales, R (1, 10) OBP: 0.322, SLG: 0.329	0-0 4-3		0-0 F8			0-3 K		0-0 F8		4 0 0 0 0 1 2										
Dave Edwards, R (1, 8) OBP: 0.337, SLG: 0.446		0-0 6-3		0-0 6-3			0-0 6-3			3 0 0 0 0 0 0										
Willie Norwood, R (1, 9) OBP: 0.300, SLG: 0.391		0-0 5-3		0-3 K			0-0 F9			3 0 0 0 0 1 0										
Bombo Rivera, R (1, 7) OBP: 0.330, SLG: 0.399		0-0 1B		0-0 5-3			0-0 G3			3 0 1 0 0 0 0										
Bob Randall, R (1, 4) OBP: 0.327, SLG: 0.310		0-0 L8		0-3 K			0-3 K			3 0 0 0 0 2 1										
Butch Wynegar, S (1, 2) OBP: 0.357, SLG: 0.341			0-0 SH2-3 1B		0-0 F7		0-0 6-3			3 1 1 0 0 0 0										
Inning Stats	R: 0 E: 0 K: 0 S: 4	H: 1 LOB: 1 BB: 0 P: 4	R: 0 E: 0 K: 0 S: 4	H: 1 LOB: 1 BB: 0 P: 4	R: 1 E: 0 K: 0 S: 5	H: 2 LOB: 1 BB: 0 P: 5	R: 0 E: 0 K: 1 S: 5	H: 0 LOB: 0 BB: 0 P: 5	R: 0 E: 0 K: 3 S: 9	H: 0 LOB: 0 BB: 0 P: 9	R: 0 E: 0 K: 0 S: 3	H: 0 LOB: 0 BB: 0 P: 3	R: 0 E: 0 K: 0 S: 5	H: 0 LOB: 0 BB: 0 P: 5	R: 0 E: 0 K: 0 S: 3	H: 1 LOB: 0 BB: 0 P: 3	1B: 5 2B: 0 3B: 0 HR: 0	SF: 0 SAC: 1 DP: 1 HBP: 0	WP: 0 PB: 0 SB: 0 CS: 0	PA: 31
PITCHER Scott McGregor, L (1, 1) ERA: 3.39	IP: 9.0 WLS: W BF: 31 H: 5 R: 1 ER: 1 SO: 6 BB: 0 IBB: 0 HBP: 0 BLK: 0 WP: 0 HR: 0 S: 43 P: 43 ERA: 1.00 WHIP: 0.556																			
PITCHER	IP	WLS	BF	H	R	ER	SO	BB	IBB	HBP	BLK	WP	HR	S	P	ERA	WHIP			

Minnesota Twins @ Baltimore Orioles
 Memorial Stadium, Baltimore, MD
 Sun Sep 02 1979, 3:33 AM EDT
 Att: 18,074 - Unknown

livebaseballscorecards.com

AB	30
R	1
H	5
RBI	1
BB	0
SO	6
LOB	6



Batter	1	2	3	4	5	6	7	8	9	AB	R	H	RBI	BB	SO	LOB
Al Bumbry, L OBP: 0.324, SLG: 0.352 (1, 8) X	0-0 L6 1B		0-0 F7		0-3 K		0-0 F7			4	0	1	0	0	1	1
Rich Dauer, R OBP: 0.300, SLG: 0.355 (1, 4) X	0-0 L6 1-2		0-0 4-3		0-0 F6		0-3 K			4	0	0	0	0	1	2
Ken Singleton, S OBP: 0.408, SLG: 0.544 (1, 9) B B B B	4-0 BB BB			0-0 1B G6-4-3 1B		0-0 G3 1B		4-0 WP HR BB		2	2	2	0	2	0	0
Eddie Murray, S OBP: 0.364, SLG: 0.470 (1, 3) B B B B	4-0 1-2 BB			0-0 G6-4-3 1-3 1B		0-0 G3 1-2 1B		0-3 K 1-2		3	0	2	0	1	1	1
Gary Roenicke, R OBP: 0.392, SLG: 0.539 (1, 7) X	0-0 F7			0-0 G6-4-3 1-2f 3-H		0-0 L9		0-0 HR 2-H		4	1	1	2	0	0	5
Doug DeCinces, R OBP: 0.332, SLG: 0.398 (1, 5) X		0-0 1-3		0-0 1B		0-0 G3 1-2 2-3		0-0 F8		4	0	1	0	0	0	2
Lee May, R OBP: 0.305, SLG: 0.435 (1, 10) X		0-0 5-3		0-0 F3		4-0 IBB		0-0 1B		3	0	1	0	1	0	1
Kiko Garcia, R OBP: 0.302, SLG: 0.367 (1, 6) X		0-0 F9			0-0 5-3		0-0 4-3		0-0 5-3	2	0	0	0	0	0	0
John Lowenstein, L OBP: 0.365, SLG: 0.508 (6, PH) X										1	0	0	0	0	0	3
Mark Belanger, R OBP: 0.284, SLG: 0.237 (7, 6) X										1	0	0	0	0	0	1
Rick Dempsey, R OBP: 0.316, SLG: 0.360 (1, 2) X			0-0 F7		4-0 BB		0-0 F2			2	0	0	0	1	0	0

Inning Stats	R: 0	H: 1	E: 0	K: 0	S: 3	LOB: 2	BB: 2	P: 11	R: 0	H: 0	E: 0	K: 0	S: 3	LOB: 0	BB: 0	P: 3	R: 0	H: 0	E: 0	K: 0	S: 3	LOB: 0	BB: 0	P: 3	R: 1	H: 3	E: 0	K: 0	S: 5	LOB: 1	BB: 0	P: 5	R: 0	H: 0	E: 0	K: 1	S: 5	LOB: 1	BB: 1	P: 9	R: 0	H: 2	E: 0	K: 0	S: 5	LOB: 3	BB: 1	P: 9	R: 0	H: 0	E: 0	K: 1	S: 5	LOB: 0	BB: 0	P: 5	R: 2	H: 2	E: 0	K: 1	S: 7	LOB: 1	BB: 1	P: 11
PITCHER	IP	WLS	BF	H	R	ER	SO	BB	IBB	HBP	BLK	WP	HR	S	P	ERA	WHIP																																															
Roger Erickson, R ERA: 5.83 (1, 1)	7.1	L	32	7	3	3	3	4	1	0	0	1	1	33	53	3.68	1.500																																															
Mike Bacsik, R ERA: 5.09 (8, 1)	0.2		3	1	0	0	0	0	0	0	0	0	0	3	3	0.00	1.500																																															

BOTTOM

Minnesota Twins @ Baltimore Orioles
Memorial Stadium, Baltimore, MD

Sun Sep 02 1979, 3:33 AM EDT
Att. 18,074 - Unknown

livebaseballscorecards.com

AB	30
R	3
H	8
RBI	2
BB	5
SO	3
LOB	16

WP: 1 **PA: 35**
PB: 0 **SAC: 0**
SB: 0 **DP: 2**
CS: 0 **HBP: 0**



Batter	1	2	3	4	5	6	7	8	9	10	11	AB R H RBI BB SO LOB	TOP					
Alfredo Griffin, S (1, 6) OBP: 0.326, SLG: 0.344	0-0 4-3		0-0 1B		0-0 F7		0-0 CS 1B		0-0 F8			5 0 2 0 0 0 0	Toronto Blue Jays @ Baltimore Orioles Memorial Stadium, Baltimore, MD Mon Sep 03 1979, 3:33 AM EDT Unknown					
Bob Bailor, R (1, 9) OBP: 0.301, SLG: 0.280	1-0 CS HBP		0-0 F2		0-0 F9		0-0 CS 1-2	0-3 K	0-3 K			4 0 0 0 0 2 1						
Roy Howell, L (1, 5) OBP: 0.311, SLG: 0.402	0-0 1-3		0-0 1-3 1B			0-0 3-1		0-0 4-3		0-0 F7		5 0 1 0 0 0 1						
Tony Solaita, L (1, 10) OBP: 0.427, SLG: 0.389 Dave Stieb, R (6, PR)		4-0 FC4-6 BB	0-3 K			0-0 FC6-4 BB 1B		0-0 1B		0-3 K		2 0 1 0 1 1 2 0 0 0 0 0 0 0 1 0 1 0 0 0 0 0 0 0 0 0 0 0 1 0 0 0 0 1 0						
Rico Carty, R (8, PH) OBP: 0.326, SLG: 0.373 Joe Cannon, L (8, PR) Craig Kusick, R (11, PH) OBP: 0.299, SLG: 0.455																		
John Mayberry, L (1, 3) OBP: 0.383, SLG: 0.478		0-0 FC4-6 1-2		0-0 F9		4-0 FC6-4 1-2 BB		0-0 F3		0-0 F8		4 0 0 0 1 0 2						
Rick Bosetti, R (1, 8) OBP: 0.291, SLG: 0.359		0-0 L4		0-0 4-3		0-0 FC6-4 1-2 2-3			0-0 5-3			4 0 0 0 0 0 3						
Al Woods, L (1, 7) OBP: 0.338, SLG: 0.377		0-0 F7		4-0 BB		0-0 F7			0-0 F7			3 0 0 0 1 0 3						
Rick Cerone, R (1, 2) OBP: 0.294, SLG: 0.342			0-0 HR		0-0 5-3		0-0 6-3		0-0 F7			4 1 1 1 0 0 1						
Tim Johnson, L (1, 4) OBP: 0.238, SLG: 0.161 Otto Velez, R (10, PH) OBP: 0.414, SLG: 0.585 Luis Gomez, R (10, 4) OBP: 0.248, SLG: 0.242			0-0 4-3		0-3 K		0-3 K		0-0 5-3			3 0 0 0 0 2 0 1 0 0 0 0 0 0 0 0 0 0 0 0 0						
Inning Stats	R: 0 H: 0 E: 0 K: 0 S: 2 LOB: 0 BB: 0 P: 3	R: 0 H: 0 E: 0 K: 0 S: 3 LOB: 1 BB: 1 P: 7	R: 1 H: 3 E: 0 K: 1 S: 8 LOB: 2 BB: 0 P: 8	R: 0 H: 0 E: 0 K: 0 S: 3 LOB: 1 BB: 1 P: 7	R: 0 H: 0 E: 0 K: 1 S: 5 LOB: 0 BB: 0 P: 5	R: 0 H: 1 E: 0 K: 0 S: 4 LOB: 2 BB: 1 P: 8	R: 0 H: 1 E: 0 K: 1 S: 5 LOB: 0 BB: 0 P: 5	R: 0 H: 1 E: 0 K: 1 S: 6 LOB: 1 BB: 0 P: 6	R: 0 H: 0 E: 0 K: 0 S: 3 LOB: 0 BB: 0 P: 3	R: 0 H: 0 E: 0 K: 1 S: 5 LOB: 0 BB: 0 P: 5	R: 0 H: 0 E: 0 K: 1 S: 5 LOB: 0 BB: 0 P: 5	1B: 5 SF: 0 2B: 0 SAC: 0 3B: 0 DP: 0 HR: 1 HBP: 1		WP: 0 PA: 42 PB: 0 SB: 0 CS: 2				
PITCHER	IP WLS BF H R ER SO BB IBB HBP BLK WP HR S P ERA WHIP																	
Steve Stone, R (1, 1) ERA: 3.61	10.0	38	6	1	1	5	3	0	1	0	0	0	0	1	44	57	0.90	0.900
Tippy Martinez, L (11, 1) ERA: 2.81	1.0	W 3	0	0	0	1	0	0	0	0	0	0	0	5	5	0.00	0.000	

livebaseballscorecards.com

AB	37
R	1
H	6
RBI	1
BB	3
SO	6
LOB	13



Batter	1	2	3	4	5	6	7	8	9	10	11	AB R H RBI BB SO LOB	BOTTOM	
Mark Belanger, R (1, 6) <small>OBP: 0.280, SLG: 0.233</small> Pat Kelly, L (11, PH) <small>OBP: 0.382, SLG: 0.492</small>												3 0 0 0 0 1 0 1 1 1 0 0 0 0	Toronto Blue Jays @ Baltimore Orioles Memorial Stadium, Baltimore, MD Mon Sep 03 1979, 3:33 AM EDT Unknown	
Rich Dauer, R (1, 4) <small>OBP: 0.301, SLG: 0.359</small>												4 1 2 0 0 0 1		
Ken Singleton, S (1, 9) <small>OBP: 0.409, SLG: 0.550</small>												4 0 2 1 1 1 2		
Eddie Murray, S (1, 3) <small>OBP: 0.366, SLG: 0.472</small>												5 0 3 1 0 0 2		
Lee May, R (1, 10) <small>OBP: 0.302, SLG: 0.430</small>												4 0 0 0 0 1 2		
Doug DeCinces, R (1, 5) <small>OBP: 0.328, SLG: 0.393</small>												4 0 0 0 0 1 0		
Gary Roenicke, R (1, 8) <small>OBP: 0.390, SLG: 0.534</small> (11, 7)												3 0 0 0 1 0 0		
Benny Ayala, R (1, 7) <small>OBP: 0.274, SLG: 0.500</small> Al Bumbry, L (11, 8) <small>OBP: 0.324, SLG: 0.352</small>												4 0 0 0 0 0 1 0 0 0 0 0 0 0		
Rick Dempsey, R (1, 2) <small>OBP: 0.315, SLG: 0.357</small>												3 0 0 0 1 0 0		
Inning Stats	R: 0 H: 2 E: 0 LOB: 2 K: 1 BB: 0 S: 7 P: 7	R: 0 H: 0 E: 0 LOB: 0 K: 0 BB: 0 S: 3 P: 3	R: 1 H: 2 E: 0 LOB: 1 K: 0 BB: 0 S: 5 P: 5	R: 0 H: 0 E: 0 LOB: 1 K: 1 BB: 1 S: 5 P: 9	R: 0 H: 0 E: 0 LOB: 0 K: 1 BB: 0 S: 5 P: 5	R: 0 H: 1 E: 0 LOB: 0 K: 1 BB: 0 S: 5 P: 5	R: 0 H: 0 E: 0 LOB: 0 K: 0 BB: 0 S: 3 P: 3	R: 0 H: 0 E: 0 LOB: 1 K: 0 BB: 1 S: 3 P: 7	R: 0 H: 1 E: 0 LOB: 0 K: 0 BB: 0 S: 3 P: 3	R: 0 H: 0 E: 0 LOB: 0 K: 0 BB: 0 S: 3 P: 3	R: 1 H: 2 E: 1 LOB: 3 K: 0 BB: 1 S: 3 P: 7	1B: 5 SF: 0 2B: 3 SAC: 2 3B: 1 DP: 1 HR: 0 HBP: 0		WP: 0 PA: 40 PB: 0 SB: 0 CS: 0
PITCHER Tom Underwood, L (1, 1) <small>ERA: 3.9</small> Tom Buskey, R (11, 1) <small>ERA: 2.18</small>	IP WLS BF H R ER SO BB IBB HBP BLK WP HR S P ERA WHIP 10.0 36 6 1 1 4 2 0 0 0 0 0 42 50 0.90 0.800 0.0 L 4 2 1 1 0 0 1 0 0 0 0 3 7 ∞ ∞													

livebaseballscorecards.com

AB	35
R	2
H	8
RBI	2
BB	3
SO	4
LOB	8



Batter	1	2	3	4	5	6	7	8	9	AB R H RBI BB SO LOB	TOP
Alfredo Griffin, S OBP: 0.326, SLG: 0.344 (1, 6) X	0-0 F7		0-0 FC6-5 1B 1-2 2-3f		0-0 G6-3 1B		0-0 4-3			4 0 1 0 0 0 3	
Bob Bailor, R OBP: 0.297, SLG: 0.277 (1, 9) X	0-0 E4 S		0-0 F6		0-0 G6-3 1-2f			0-0 F8		4 0 0 0 0 0 3	
Otto Velez, R OBP: 0.412, SLG: 0.579 (1, 7) S S S	0-3 K 2-3		0-0 1-2 2-H 1B		0-0 F8			0-3 K S S S		4 0 1 1 0 2 1	
Rico Carty, R OBP: 0.323, SLG: 0.370 (1, 10) X	0-0 F8		0-0 F7		0-0 F8			0-0 5-3		4 0 0 0 0 0 3	
Craig Kusick, R OBP: 0.307, SLG: 0.462 (1, 3) X		0-0 4-3		0-3 K S S S		0-0 2B			4-0 1B BB	3 0 1 0 1 1 0	
Rick Bosetti, R OBP: 0.291, SLG: 0.358 (1, 8) S S S		0-3 K S S S		0-0 5-3		0-0 F8			0-0 1B 1-2 G5-4-3	4 0 1 0 0 1 1	
Roy Howell, L OBP: 0.313, SLG: 0.402 (1, 5) S S S		0-3 K S S S		4-0 BB FC6-4			0-0 1B G5-4-3		0-3 K S S S	3 0 1 0 1 2 2	
Bob Davis, R OBP: 0.189, SLG: 0.190 (1, 2) B B B B			4-0 1B FC6-5 BB	0-0 1B FC6-4 1-2f			0-0 1B G5-4-3 1-2f		0-0 1B G5-4-3 1-2f	3 0 0 0 1 0 4	
Luis Gomez, R OBP: 0.257, SLG: 0.259 (1, 4) X			0-0 1B FC6-5 1-2		0-0 2B 5-3					3 1 2 0 0 0 0	
Inning Stats	R: 0 H: 0 E: 1 LOB: 1 K: 1 BB: 0 S: 6 P: 6	R: 0 H: 0 E: 0 LOB: 0 K: 2 BB: 0 S: 7 P: 7	R: 1 H: 2 E: 0 LOB: 2 K: 0 BB: 1 S: 5 P: 9	R: 0 H: 0 E: 0 LOB: 1 K: 1 BB: 1 S: 5 P: 9	R: 0 H: 1 E: 0 LOB: 0 K: 0 BB: 0 S: 3 P: 3	R: 0 H: 1 E: 0 LOB: 1 K: 0 BB: 0 S: 4 P: 4	R: 0 H: 2 E: 0 LOB: 1 K: 0 BB: 0 S: 4 P: 4	R: 0 H: 0 E: 0 LOB: 0 K: 1 BB: 0 S: 5 P: 5	R: 0 H: 1 E: 0 LOB: 1 K: 1 BB: 1 S: 5 P: 9	1B: 5 SF: 0 2B: 2 SAC: 0 3B: 0 DP: 3 HR: 0 HBP: 0	WP: 0 PA: 35 PB: 0 SB: 1 CS: 0
PITCHER Mike Flanagan, L ERA: 3.29 (1, 1)	IP WLS BF H R ER SO BB IBB HBP BLK WP HR S P ERA WHIP										
	9.0 W 35 7 1 1 6 3 0 0 0 0 0 0 44 56 1.00 1.111										

Toronto Blue Jays @ Baltimore Orioles
 Memorial Stadium, Baltimore, MD
 Mon Sep 03 1979, 7:05 PM EDT
 Att. 20,432 - Unknown

livebaseballscorecards.com

AB	32
R	1
H	7
RBI	1
BB	3
SO	6
LOB	17



Batter	1	2	3	4	5	6	7	8	9
Al Bumbry, L OBP: 0.326, SLG: 0.352 (1, 8) X	0-0 6-3 ① X	0-0 2-3 1B ② X		0-0 6-3 ③ X			4-0 BB ④ X		
Kiko Garcia, R OBP: 0.301, SLG: 0.366 (1, 6) X	0-0 1-3 ② X	0-0 SF8 ② X			0-0 FC5-4 1B ④ X		0-0 F7 ③ X		
Mark Belanger, R OBP: 0.280, SLG: 0.233 (8, 6)									
Ken Singleton, S OBP: 0.408, SLG: 0.546 (1, 9) B B B B	4-0 BB ④ X	0-0 F6 ③ X			0-0 FC5-4 1B ① X			0-3 K ① S S S	
Eddie Murray, S OBP: 0.383, SLG: 0.468 (1, 3) X	0-0 F7 ③ X		0-0 1-3 ① X		0-0 G4-6-3 ② ③ X			0-0 6-3 ② X	
Pat Kelly, L OBP: 0.388, SLG: 0.516 (1, 7)				4-0 HR ④ X		0-0 4-3 ① X		0-0 2B 1B ④ X	
Rich Dauer, R OBP: 0.303, SLG: 0.360 (7, 4)									
Doug DeCinces, R OBP: 0.330, SLG: 0.400 (1, 5) X		0-0 2B 2B ④ X	0-0 L5 ② X			0-0 5-3 ② X		0-0 1-H 2B ④ X	
Lee May, R OBP: 0.299, SLG: 0.426 (1, 10) X		0-0 F7 ① S S S ③ X	0-3 K ③ X			0-0 F5 ③ X		0-0 6-3 ③ X	
Billy Smith, S OBP: 0.297, SLG: 0.376 (1, 4) X		0-0 2B 2B ④ X		0-0 F7 ① X			4-0 B3-6-4 BB ④ X		
Gary Roenicke, R OBP: 0.392, SLG: 0.534 (7, 7)									
Dave Skaggs, R OBP: 0.287, SLG: 0.254 (1, 2) X		0-0 1B SF8 2B ④ X		0-0 5-3 ② X			0-0 B3-6-4 BB ① ② X		

AB	R	H	RBI	BB	SO	LOB
3	0	1	0	1	0	0
3	0	1	1	0	0	1
0	0	0	0	0	0	0
3	0	0	0	1	1	2
4	0	0	0	0	0	2
2	1	1	1	1	0	0
1	1	1	0	0	0	0
4	1	2	1	0	0	1
4	0	0	0	0	1	3
2	1	1	1	0	0	0
0	0	0	0	1	0	0
3	1	1	1	0	0	1

BOTTOM

Toronto Blue Jays @ Baltimore Orioles
Memorial Stadium, Baltimore, MD
 Mon Sep 03 1979, 7:05 PM EDT
 Att. 20,432 - Unknown

livebaseballscorecards.com

AB	29
R	5
H	8
RBI	5
BB	4
SO	2
LOB	10



1B: 3	SF: 1
2B: 4	SAC: 0
3B: 0	DP: 2
HR: 1	HBP: 0

WP: 0	PA: 34
PB: 0	
SB: 0	
CS: 0	

Inning	R	H	E	K	S	P	BB	IBB	HBP	BLK	WP	HR	S	P	ERA	WHIP
1	0	0	0	0	0	0	0	0	0	0	0	1	9	13	27.00	4.500
2	0	0	0	0	0	0	0	0	0	0	0	0	25	37	1.35	0.900

PITCHER	IP	WLS	BF	H	R	ER	SO	BB	IBB	HBP	BLK	WP	HR	S	P	ERA	WHIP
Dave Lemanczyk, R ERA: 3.71 (1, 1)	1.1	L	10	5	4	4	0	1	0	0	0	0	1	9	13	27.00	4.500
Balor Moore, L ERA: 4.47 (2, 1)	6.2		24	3	1	1	2	3	0	0	0	0	0	25	37	1.35	0.900

Batter	1	2	3	4	5	6	7	8	9	AB R H RBI BB SO LOB	TOP
Alfredo Griffin, S (1, 6) OBP: 0.327, SLG: 0.345	0-3 K		0-0 1B			0-3 K			0-0 1B	4 0 2 0 0 2 0	
Bob Bailor, R (1, 9) OBP: 0.297, SLG: 0.277	0-0 1B		0-0 F9			0-0 L5			0-0 G6-4-3	4 0 1 0 0 0 2	
Roy Howell, L (1, 5) OBP: 0.315, SLG: 0.401	0-3 K			0-0 1B			0-0 4-3		4-0 BB	3 0 1 0 1 1 1	
John Mayberry, L (1, 3) OBP: 0.382, SLG: 0.479	0-0 F8			0-0 F5			0-0 2B		0-0 G3	4 0 1 0 0 0 3	
Otto Velez, R (1, 10) OBP: 0.407, SLG: 0.571		0-0 G3		0-0 G4-6-3			0-3 K			3 0 0 0 0 1 2	
Rick Bosetti, R (1, 8) OBP: 0.289, SLG: 0.356		0-0 4-3			0-0 4-3		0-3 K			3 0 0 0 0 1 1	
Al Woods, L (1, 7) OBP: 0.336, SLG: 0.374		0-0 5-3			0-0 3-1			0-0 F9		3 0 0 0 0 0 0	
Rick Cerone, R (1, 2) OBP: 0.292, SLG: 0.339			0-0 F7		0-0 5-3			0-0 F4		3 0 0 0 0 0 0	
Tim Johnson, L (1, 4) OBP: 0.227, SLG: 0.153			0-0 4-3			0-3 K		0-0 4-3		3 0 0 0 0 1 0	
Inning Stats	R: 0 E: 0 K: 2 S: 8 H: 1 LOB: 1 BB: 0 P: 8	R: 0 E: 0 K: 0 S: 3 H: 0 LOB: 0 BB: 0 P: 3	R: 0 E: 0 K: 0 S: 4 H: 1 LOB: 1 BB: 0 P: 4	R: 0 E: 0 K: 0 S: 3 H: 1 LOB: 0 BB: 0 P: 3	R: 0 E: 0 K: 0 S: 3 H: 0 LOB: 0 BB: 0 P: 3	R: 0 E: 0 K: 2 S: 7 H: 0 LOB: 0 BB: 0 P: 7	R: 0 E: 0 K: 2 S: 8 H: 1 LOB: 1 BB: 0 P: 8	R: 0 E: 0 K: 0 S: 3 H: 0 LOB: 0 BB: 0 P: 3	R: 0 E: 0 K: 0 S: 3 H: 1 LOB: 1 BB: 1 P: 7	1B: 4 2B: 1 3B: 0 HR: 0 SF: 0 SAC: 0 DP: 2 HBP: 0	WP: 0 PB: 0 SB: 1 CS: 0 PA: 31
PITCHER Dennis Martinez, R (1, 1) ERA: 3.49	IP WLS BF H R ER SO BB IBB HBP BLK WP HR S P ERA WHIP										
	9.0 W 31 5 0 0 6 1 0 0 0 0 0 0 42 46 0.00 0.667										
PITCHER	IP WLS BF H R ER SO BB IBB HBP BLK WP HR S P ERA WHIP										

Toronto Blue Jays @ Baltimore Orioles
 Memorial Stadium, Baltimore, MD
 Thu Sep 06 1979, 7:05 PM EDT
 Att. 7,053 - Unknown

livebaseballscorecards.com

AB	30
R	0
H	5
RBI	0
BB	1
SO	6
LOB	9



Batter	1	2	3	4	5	6	7	8	9	AB R H RBI BB SO LOB	TOP
Al Bumbry, L (1, 8) OBP: 0.330, SLG: 0.357	0-0 5-3 1B		0-0 1B 2B		0-0 L4-3 1B		0-0 FC6-4 1-2f			4 0 3 0 0 0 1	
Kiko Garcia, R (1, 6) OBP: 0.303, SLG: 0.368 John Lowenstein, L (8, PH) OBP: 0.363, SLG: 0.506 Mark Belanger, R (8, 6) OBP: 0.280, SLG: 0.233	0-0 5-3		0-0 G6-4-3 1B		0-0 L4-3			0-0 F7		3 0 1 0 0 0 3 1 0 0 0 0 0 0 0 0 0 0 0 0 0	
Ken Singleton, S (1, 7) OBP: 0.406, SLG: 0.541	0-0 3-1		0-0 G6-4-3 1-2f		0-0 1-3			0-3 K		4 0 0 0 0 1 3	
Eddie Murray, S (1, 3) OBP: 0.362, SLG: 0.471	0-0 6-3			0-0 HR		0-0 P6		0-0 3-1		4 1 1 1 0 0 1	
Doug DeCinces, R (1, 5) OBP: 0.328, SLG: 0.414		0-0 1-3		0-0 F7		0-0 6-3			0-3 K	4 0 0 0 0 1 0	
Gary Roenicke, R (1, 9) OBP: 0.389, SLG: 0.537		0-0 5-3		0-3 K			0-0 HR		0-0 6-3	4 1 1 1 0 1 0	
Lee May, R (1, 10) OBP: 0.300, SLG: 0.426		0-0 2B		0-0 6-3			0-0 5-3		4-0 1B BB	3 0 1 0 1 0 0	
Rich Dauer, R (1, 4) OBP: 0.302, SLG: 0.358		0-0 6-3			0-0 F8			0-0 6-3		4 0 1 0 0 0 1	
Rick Dempsey, R (1, 2) OBP: 0.317, SLG: 0.360			0-0 1-3		0-0 1B 2B		4-0 FC6-4 BB		0-3 K	3 0 1 0 1 1 2	
Inning Stats	R: 0 H: 1 E: 0 LOB: 1 K: 0 BB: 0 S: 4 P: 4	R: 0 H: 1 E: 0 LOB: 1 K: 0 BB: 0 S: 4 P: 4	R: 0 H: 2 E: 0 LOB: 1 K: 0 BB: 0 S: 4 P: 4	R: 1 H: 1 E: 0 LOB: 0 K: 1 BB: 0 S: 6 P: 6	R: 0 H: 2 E: 0 LOB: 1 K: 0 BB: 0 S: 4 P: 4	R: 0 H: 0 E: 0 LOB: 0 K: 0 BB: 0 S: 3 P: 3	R: 1 H: 1 E: 0 LOB: 1 K: 0 BB: 1 S: 4 P: 8	R: 0 H: 0 E: 0 LOB: 0 K: 1 BB: 0 S: 5 P: 5	R: 0 H: 1 E: 0 LOB: 2 K: 2 BB: 1 S: 8 P: 12	1B: 4 SF: 0 2B: 4 SAC: 0 3B: 0 DP: 2 HR: 2 HBP: 0	WP: 0 PA: 36 PB: 0 SB: 0 CS: 0
PITCHER Chuck Rainey, R (1, 1) ERA: 4.1 Dick Drago, R (9, 1) ERA: 2.91	IP WLS BF H R ER SO BB IBB HBP BLK WP HR S P ERA WHIP										
	8.2 L 35 9 2 2 3 2 0 0 0 0 0 2 39 47 2.08 1.269										
	0.1 1 0 0 0 1 0 0 0 0 0 0 0 3 3 0.00 0.000										

Baltimore Orioles @ Boston Red Sox
Fenway Park, Boston, MA
Fri Sep 07 1979, 7:05 PM EDT
Att. 33,222 - Unknown

livebaseballscorecards.com

AB	34
R	2
H	9
RBI	2
BB	2
SO	4
LOB	11



Batter	1	2	3	4	5	6	7	8	9	AB	R	H	RBI	BB	SO	LOB
Rick Burleson, R OBP: 0.318, SLG: 0.371 (1, 6)	0-0 F8		0-0 5-3		0-0 1-2 1B		0-0 F8			4	0	1	0	0	0	2
Ted Sizemore, R OBP: 0.318, SLG: 0.323 (1, 4) Carlton Fisk, R OBP: 0.299, SLG: 0.446 (8, PH) Stan Papi, R OBP: 0.215, SLG: 0.282 (9, 4)	0-0 1B			0-0 F7	0-0 FC1-5 2-3f			0-0 1-3		3	0	1	0	0	0	2
Fred Lynn, L OBP: 0.432, SLG: 0.649 (1, 8)	0-3 K			0-0 F7		0-0 P4		4-0 BB G6-4-3		3	0	0	0	1	1	1
Jim Rice, R OBP: 0.382, SLG: 0.598 (1, 10)	0-0 F8			0-0 HR		0-0 4-3		0-0 G6-4-3 1-2f		4	1	1	1	0	0	2
Carl Yastrzemski, L OBP: 0.348, SLG: 0.468 (1, 7)		0-0 G4-6-3 1B		0-0 1B		0-0 6-3			0-0 1B	4	0	3	0	0	0	0
Bob Watson, R OBP: 0.373, SLG: 0.466 (1, 3) Jerry Remy, L OBP: 0.352, SLG: 0.352 (9, PR)		0-0 G4-6-3 1-2f		0-0 F8			0-0 F8		0-0 2B	4	0	1	0	0	0	2
Butch Hobson, R OBP: 0.299, SLG: 0.508 (1, 5)		0-0 F8			0-0 F9		4-0 BLK HBP BB		0-0 F7	3	0	0	0	1	0	1
Dwight Evans, R OBP: 0.363, SLG: 0.465 (1, 9)			0-3 K		0-3 K		1-0 BLK HBP		0-3 K	3	0	0	0	0	3	1
Gary Allenson, R OBP: 0.264, SLG: 0.305 (1, 2) Tom Poquette, L OBP: 0.321, SLG: 0.357 (7, PH) Mike O'Berry, R OBP: 0.280, SLG: 0.318 (8, 2)			0-0 F7		4-0 FC1-5 1B BB		0-3 K			1	0	0	0	1	0	0
							1-2 2-3			1	0	0	0	0	1	2
										0	0	0	0	0	0	0

Inning Stats	R: 0	H: 1	E: 0	LOB: 1	K: 1	S: 6	R: 0	H: 1	E: 0	LOB: 0	K: 0	S: 3	R: 0	H: 0	E: 0	LOB: 0	K: 1	S: 5	R: 1	H: 2	E: 0	LOB: 1	K: 0	S: 5	R: 0	H: 1	E: 0	LOB: 2	K: 1	S: 6	R: 0	H: 0	E: 0	LOB: 0	K: 0	S: 3	R: 0	H: 0	E: 0	LOB: 2	K: 1	S: 5	R: 0	H: 0	E: 0	LOB: 0	K: 0	S: 2	R: 0	H: 2	E: 0	LOB: 1	K: 1	S: 6	R: 0	H: 2	E: 0	LOB: 1	K: 1	S: 6	1B: 5	SF: 0	2B: 1	SAC: 0	3B: 0	DP: 2	HR: 1	HBP: 1	WP: 0	PA: 35
Jim Palmer, R ERA: 2.99 (1, 1)	IP	WLS	BF	H	R	ER	SO	BB	IBB	HBP	BLK	WP	HR	S	P	ERA	WHIP																																																					
Sammy Stewart, R ERA: 3.39 (6, 1)	3.1	W	13	2	0	0	1	2	0	1	1	0	0	12	21	0.00	1.200																																																					
Don Stanhouse, R ERA: 3.05 (9, 1)	0.2	S	2	0	0	0	1	0	0	0	0	0	0	4	4	0.00	0.000																																																					


BOTTOM

Baltimore Orioles @ Boston Red Sox
Fenway Park, Boston, MA

Fri Sep 07 1979, 7:05 PM EDT
Att. 33,222 - Unknown

livebaseballscorecards.com

AB	31
R	1
H	7
RBI	1
BB	3
SO	5
LOB	13



Batter	1	2	3	4	5	6	7	8	9	AB R H RBI BB SO LOB	TOP	
Al Bumby, L (1, 8) OBP: 0.327, SLG: 0.354	0-0 6-3		0-0 P6		0-0 3-1		0-0 4-3		0-0 F8	5 0 0 0 0 0 2	<p>Baltimore Orioles @ Boston Red Sox</p> <p>Fenway Park, Boston, MA</p> <p>Sat Sep 08 1979, 3:33 AM EDT</p> <p>Att: 33,819 - Unknown</p>	
Billy Smith, S (1, 4) OBP: 0.301, SLG: 0.379 Rich Dauer, R (8, 4) OBP: 0.302, SLG: 0.358	0-0 F8		0-0 FC4-6 1B			0-0 1B 2B 1B		0-0 1B 1B		4 2 2 0 0 0 2 0 0 0 0 0 0 0		
Ken Singleton, S (1, 7) OBP: 0.410, SLG: 0.545	0-0 1B		0-0 1B			0-0 2B 1B		0-0 1B 1B		4 0 4 1 0 0 0		
Eddie Murray, S (1, 3) OBP: 0.361, SLG: 0.470	0-0 F9		0-0 F7			0-3 K		0-0 1B		4 0 1 1 0 1 5		
Lee May, R (1, 10) OBP: 0.298, SLG: 0.421		0-3 K		0-0 F7		0-0 F5		0-3 K		4 0 0 0 0 2 4		
Gary Roenicke, R (1, 9) OBP: 0.388, SLG: 0.536		0-3 K		0-3 K		0-0 2B		0-3 K		4 0 1 1 0 3 2		
Doug DeCinces, R (1, 5) OBP: 0.325, SLG: 0.409		0-0 4-3		0-0 F5		0-0 P4		0-0 6-3		4 0 0 0 0 0 4		
Kiko Garcia, R (1, 6) OBP: 0.304, SLG: 0.368 John Lowenstein, L (7, PH) OBP: 0.362, SLG: 0.503 Mark Belanger, R (7, 6) OBP: 0.279, SLG: 0.231			0-0 E5 FC4-6 1B 1B		0-0 5-3		0-0 4-1		0-3 K	2 1 1 0 0 0 0 1 0 0 0 0 0 0 1 0 0 0 0 1 0		
Rick Dempsey, R (1, 2) OBP: 0.317, SLG: 0.356			4-0 FC4-6 BB		0-3 K		0-0 F8		0-0 P4	3 0 0 0 1 1 0		
Inning Stats	R: 0 H: 1 E: 0 LOB: 1 K: 0 BB: 0 S: 4 P: 4	R: 0 H: 0 E: 0 LOB: 0 K: 2 BB: 0 S: 7 P: 7	R: 1 H: 2 E: 1 LOB: 2 K: 0 BB: 1 S: 5 P: 9	R: 0 H: 0 E: 0 LOB: 0 K: 1 BB: 0 S: 5 P: 5	R: 0 H: 0 E: 0 LOB: 0 K: 1 BB: 0 S: 5 P: 5	R: 1 H: 3 E: 0 LOB: 2 K: 1 BB: 0 S: 8 P: 8	R: 0 H: 0 E: 0 LOB: 0 K: 0 BB: 0 S: 3 P: 3	R: 1 H: 3 E: 0 LOB: 2 K: 2 BB: 0 S: 10 P: 10	R: 0 H: 0 E: 0 LOB: 0 K: 1 BB: 0 S: 5 P: 5	1B: 8 SF: 0 2B: 1 SAC: 0 3B: 0 DP: 0 HR: 0 HBP: 0		WP: 0 PA: 37 PB: 0 SB: 1 CS: 0
PITCHER Dennis Eckersley, R (1, 1) ERA: 3.08	IP WLS BF H R ER SO BB IBB HBP BLK WP HR S P ERA WHIP	9.0 L 37 9 3 3 8 1 0 0 0 0 0 0 52 56 3.00 1.111										

livebaseballscorecards.com

AB	36
R	3
H	9
RBI	3
BB	1
SO	8
LOB	19



Batter	1	2	3	4	5	6	7	8	9	AB R H RBI BB SO LOB	TOP		
Al Bumbry, L (1, 8) <small>OBP: 0.331, SLG: 0.363</small>	4-0 		0-0 F7		0-0 E 2B	0-0 HR	0-0 F8		1-0 BB 1B HBP	4 3 2 1 1 0 0	Baltimore Orioles @ Boston Red Sox Fenway Park, Boston, MA Sun Sep 09 1979, 3:33 AM EDT Att. 34,419 - Unknown		
Rich Dauer, R (1, 4) <small>OBP: 0.304, SLG: 0.359</small>	0-0 5-3		0-0 5-3		0-0 E8 E 1B	0-0 2B BB 1B	0-0 G3	4-0 1B 2B BB	5 3 2 1 1 0 1				
Ken Singleton, S (1, 7) Mark Corey, R (9, 9)	0-3 K		4-0 BB		0-0 E8 E 2B 1B	0-0 F7	0-0 G3	0-0 1B	5 1 2 1 1 1 3 0 0 0 0 0 0 0				
Eddie Murray, S (1, 3) <small>OBP: 0.361, SLG: 0.469</small>	0-0 6-3		0-0 P4		4-0 E 2B IBB	0-0 F8	0-3 K	0-0 1B 2B	5 1 1 1 1 1 4				
Doug DeCinces, R (1, 5) <small>OBP: 0.325, SLG: 0.410</small>		0-3 K		0-0 P3	0-0 E6 2B	0-0 BB HR 2B		0-0 1B 1B	6 2 2 1 0 2 3				
Terry Crowley, L (1, 10) <small>OBP: 0.431, SLG: 0.491</small>		4-0 HR BB		0-0 FC6-4 1B	0-0 2B	4-0 HR BB IBB		0-0 1B 1B	4 2 3 2 2 1 1				
Gary Roenicke, R (1, 9) <small>OBP: 0.390, SLG: 0.545</small>		0-0 HR		0-0 P4	0-0 5-3	4-0 HR BB		0-0 G4-6-3 1B	4 2 2 4 1 0 3				
Rick Dempsey, R (1, 2) <small>OBP: 0.315, SLG: 0.363</small>		0-0 6-3		0-0 FC6-4	0-0 4-3	0-0 HR BB		0-0 F9	5 1 1 4 0 0 5				
Mark Belanger, R (1, 6) <small>OBP: 0.277, SLG: 0.230</small>		0-0 F7		0-0 P5	0-0 6-3		0-0 G4-6-3		5 1 1 0 0 0 4				
Inning Stats	R: 0 H: 0 E: 0 LOB: 1 K: 1 BB: 1 S: 5 P: 9	R: 2 H: 1 E: 0 LOB: 0 K: 1 BB: 1 S: 6 P: 10	R: 0 H: 0 E: 0 LOB: 1 K: 0 BB: 1 S: 3 P: 7	R: 0 H: 1 E: 0 LOB: 1 K: 0 BB: 0 S: 4 P: 4	R: 5 H: 5 E: 3 LOB: 2 K: 0 BB: 1 S: 9 P: 13	R: 6 H: 4 E: 0 LOB: 0 K: 0 BB: 2 S: 7 P: 15	R: 0 H: 0 E: 1 LOB: 1 K: 1 BB: 0 S: 6 P: 6	R: 1 H: 3 E: 0 LOB: 1 K: 0 BB: 0 S: 5 P: 5	R: 2 H: 2 E: 0 LOB: 1 K: 2 BB: 1 S: 8 P: 13	1B: 9 SF: 0 2B: 4 SAC: 0 3B: 0 DP: 1 HR: 3 HBP: 1	WP: 0 PA: 51 PB: 1 SB: 1 CS: 0		
PITCHER	IP WLS BF H R ER SO BB IBB HBP BLK WP HR S P ERA WHIP											PITCHER	IP WLS BF H R ER SO BB IBB HBP BLK WP HR S P ERA WHIP
Mike Torrez, R (1, 1) <small>ERA: 4.81</small>	4.0 L 21 6 6 6 2 3 0 0 0 0 0 1 22 34 13.50 2.250												
Allen Ripley, R (5, 1) <small>ERA: 4.75</small>	1.2 11 4 4 3 0 0 0 1 0 0 0 1 10 14 16.20 2.400												
Joel Finch, R (6, 1) <small>ERA: 5.98</small>	1.1 11 4 4 4 1 1 1 1 0 0 0 1 11 19 27.00 3.750												
Win Remmerswaal, R (8, 1) <small>ERA: 9.53</small>	2.0 8 2 2 2 2 1 0 1 0 0 0 0 10 15 9.00 1.500												

livebaseballscorecards.com

AB	43
R	16
H	16
RBI	15
BB	7
SO	5
LOB	24



Batter	1	2	3	4	5	6	7	8	9	AB R H RBI BB SO LOB	TOP
Al Bumbry, L (1, 8) OBP: 0.333, SLG: 0.363	0-3 		0-0 5-3		0-0 1-3		0-0 F8 1B		0-0 1-2 1B	5 0 2 0 0 1 0	Baltimore Orioles @ Toronto Blue Jays Exhibition Stadium, Toronto, ON Tue Sep 11 1979, 7:05 PM EDT Att. 12,092 - Unknown
Rich Dauer, R (1, 4) OBP: 0.304, SLG: 0.356	4-0 WP BB		0-0 BB 1B		0-0 6-3		0-0 F8 1-2		0-0 F7	4 1 1 0 1 0 3	
Ken Singleton, S (1, 9) OBP: 0.409, SLG: 0.538	0-3 1-2 K		4-0 1-2 1B BB		0-0 1-2 1B 1B		0-0 1B 1B 1B		0-0 G3	3 0 1 0 1 1 1	
Eddie Murray, S (1, 3) OBP: 0.363, SLG: 0.469	0-0 1-3		0-0 1-3 2-H FC5-4 1B		0-0 1-2 1B 1B		0-0 1B 1B		0-0 1B	4 0 3 1 0 0 1	
Lee May, R (1, 10) OBP: 0.297, SLG: 0.418		0-0 F9	0-0 FC5-4 1-2f		0-0 1-2 2-3 1B		0-0 F8		0-0 F8	4 0 1 0 0 0 3	
Doug DeCinces, R (1, 5) OBP: 0.320, SLG: 0.403		0-3 K		0-0 5-3		0-3 K		0-0 F7		4 0 0 0 0 2 4	
Gary Roenicke, R (1, 7) OBP: 0.388, SLG: 0.539		0-0 1B		0-3 K		0-0 P4		0-0 5-3		4 0 1 0 0 1 3	
Kiko Garcia, R (1, 6) OBP: 0.302, SLG: 0.365 Mark Corey, R (9, PH)	0-0 F9		0-3 K2-3		0-0 F3		0-0 K		0-3 K	3 0 0 0 0 1 4 1 0 0 0 0 1 0	
Rick Dempsey, R (1, 2) OBP: 0.313, SLG: 0.360 Benny Ayala, R (9, PH) OBP: 0.282, SLG: 0.500 Mark Belanger, R (9, PR) OBP: 0.277, SLG: 0.230		0-0 5-3		0-0 F8		0-0 P6		4-0 1B BB		3 0 0 0 0 0 0 0 0 0 0 1 0 0 0 0 0 0 0 0 0	
Inning Stats	R: 0 E: 0 K: 2 S: 7 H: 0 LOB: 1 BB: 1 P: 11	R: 0 E: 0 K: 1 S: 6 H: 1 LOB: 1 BB: 0 P: 6	R: 1 E: 0 K: 0 S: 5 H: 2 LOB: 2 BB: 1 P: 9	R: 0 E: 0 K: 2 S: 7 H: 0 LOB: 0 BB: 0 P: 7	R: 0 E: 0 K: 0 S: 3 H: 0 LOB: 0 BB: 0 P: 3	R: 0 E: 0 K: 1 S: 8 H: 3 LOB: 3 BB: 0 P: 8	R: 0 E: 0 K: 0 S: 3 H: 1 LOB: 1 BB: 0 P: 3	R: 0 E: 0 K: 0 S: 4 H: 1 LOB: 1 BB: 0 P: 4	R: 0 E: 0 K: 1 S: 6 H: 1 LOB: 2 BB: 1 P: 10	1B: 9 2B: 0 3B: 0 HR: 0 SF: 0 SAC: 0 DP: 0 HBP: 0	
PITCHER Tom Underwood, L (1, 1) ERA: 3.77	IP: 9.0 WLS: W BF: 38 H: 9 R: 1 ER: 1 SO: 7 BB: 3 IBB: 0 HBP: 0 BLK: 0 WP: 1 HR: 0 S: 49 P: 61 ERA: 1.00 WHIP: 1.333	PITCHER	IP: 0.0 WLS: 0 BF: 0 H: 0 R: 0 ER: 0 SO: 0 BB: 0 IBB: 0 HBP: 0 BLK: 0 WP: 0 HR: 0 S: 0 P: 0 ERA: 0.00 WHIP: 0.000	IP: 0.0 WLS: 0 BF: 0 H: 0 R: 0 ER: 0 SO: 0 BB: 0 IBB: 0 HBP: 0 BLK: 0 WP: 0 HR: 0 S: 0 P: 0 ERA: 0.00 WHIP: 0.000	IP: 0.0 WLS: 0 BF: 0 H: 0 R: 0 ER: 0 SO: 0 BB: 0 IBB: 0 HBP: 0 BLK: 0 WP: 0 HR: 0 S: 0 P: 0 ERA: 0.00 WHIP: 0.000	IP: 0.0 WLS: 0 BF: 0 H: 0 R: 0 ER: 0 SO: 0 BB: 0 IBB: 0 HBP: 0 BLK: 0 WP: 0 HR: 0 S: 0 P: 0 ERA: 0.00 WHIP: 0.000	IP: 0.0 WLS: 0 BF: 0 H: 0 R: 0 ER: 0 SO: 0 BB: 0 IBB: 0 HBP: 0 BLK: 0 WP: 0 HR: 0 S: 0 P: 0 ERA: 0.00 WHIP: 0.000	IP: 0.0 WLS: 0 BF: 0 H: 0 R: 0 ER: 0 SO: 0 BB: 0 IBB: 0 HBP: 0 BLK: 0 WP: 0 HR: 0 S: 0 P: 0 ERA: 0.00 WHIP: 0.000	IP: 0.0 WLS: 0 BF: 0 H: 0 R: 0 ER: 0 SO: 0 BB: 0 IBB: 0 HBP: 0 BLK: 0 WP: 0 HR: 0 S: 0 P: 0 ERA: 0.00 WHIP: 0.000	ERA: 3.77 WHIP: 1.333	ERA: 0.00 WHIP: 0.000

livebaseballscorecards.com

AB	35
R	1
H	9
RBI	1
BB	3
SO	7
LOB	19



Batter	1	2	3	4	5	6	7	8	9
Alfredo Griffin, S (1, 6) OBP: 0.328, SLG: 0.349	0-0 3B 2B		0-0 1B			0-0 E5 4-3 L5 1B		0-3 K	
Bob Bailor, R (1, 9) OBP: 0.297, SLG: 0.281	0-0 2-H 5-3 3B		0-0 F8			0-0 4-3 2-3			
Otto Velez, R (1, 7) OBP: 0.401, SLG: 0.557 Joe Cannon, L (8, 7) OBP: 0.214, SLG: 0.256	0-0 5-3		0-3 K			0-0 L5 3-H			
Rico Carty, R (1, 10) OBP: 0.325, SLG: 0.384	0-0 F9			0-0 6-3			0-0 HR		
Craig Kusick, R (1, 3) OBP: 0.292, SLG: 0.438	0-0 F9			0-0 F7			0-0 4-3		
Rick Bosetti, R (1, 8) OBP: 0.292, SLG: 0.362		0-0 F7		0-0 6-3			0-0 6-3		
Rick Cerone, R (1, 2) OBP: 0.287, SLG: 0.335		0-3 K			0-0 P4		0-0 P4		
Roy Howell, L (1, 5) OBP: 0.319, SLG: 0.405		0-0 1-3-1			0-0 F8			0-0 F8	
Luis Gomez, R (1, 4) OBP: 0.258, SLG: 0.267			0-0 B3-1		0-0 F7			0-0 F2	

Inning Stats	R: 2	H: 2	E: 0	LOB: 0	K: 0	BB: 0	S: 5	P: 5
	R: 0	H: 0	E: 0	LOB: 0	K: 1	BB: 0	S: 5	P: 5
	R: 0	H: 1	E: 0	LOB: 1	K: 1	BB: 0	S: 6	P: 6
	R: 0	H: 0	E: 0	LOB: 0	K: 0	BB: 0	S: 3	P: 3
	R: 0	H: 0	E: 0	LOB: 0	K: 0	BB: 0	S: 3	P: 3
	R: 0	H: 1	E: 1	LOB: 0	K: 0	BB: 0	S: 3	P: 3
	R: 1	H: 1	E: 0	LOB: 0	K: 0	BB: 0	S: 4	P: 4
	R: 0	H: 0	E: 0	LOB: 0	K: 1	BB: 0	S: 5	P: 5

PITCHER	IP	WLS	BF	H	R	ER	SO	BB	IBB	HBP	BLK	WP	HR	S	P	ERA	WHIP
Scott McGregor, L (1, 1) ERA: 3.39	8.0	L	28	5	3	3	3	0	0	0	0	0	1	34	34	3.38	0.625


BOTTOM

Baltimore Orioles @ Toronto Blue Jays
Exhibition Stadium, Toronto, ON

Tue Sep 11 1979, 7:05 PM EDT
Att. 12,092 - Unknown

AB	R	H	RBI	BB	SO	LOB
4	1	3	0	0	1	0
3	1	1	1	0	0	2
3	0	0	1	0	1	2
0	0	0	0	0	0	0
3	1	1	1	0	0	0
3	0	0	0	0	0	0
3	0	0	0	0	0	0
3	0	0	0	0	1	0
3	0	0	0	0	0	0
3	0	0	0	0	0	0
3	0	0	0	0	0	0

AB	28
R	3
H	5
RBI	3
BB	0
SO	3
LOB	4



WP	PA
0	28
PB: 0	SB: 0
CS: 0	

Batter	1	2	3	4	5	6	7	8	9	AB R H RBI BB SO LOB	TOP				
Al Bumbry, L (1, 8) OBP: 0.335, SLG: 0.365	0-0 S 1B	0-0 F7		0-0 G6-3 1-2f		0-0 2B 1B		0-0 1B		5 1 3 0 0 0 1					
Tom Chism, L (1, 6) Kiko Garcia, R (1, 6) OBP: 0.302, SLG: 0.366	0-0 F8		0-0 2B HR 1B	0-0 6-3		0-0 1H 2B		0-0 F8		1 0 0 0 0 0 1 4 1 2 1 0 0 1					
Ken Singleton, S (1, 9) OBP: 0.409, SLG: 0.543	0-0 1-3 1-2		0-0 1-3 HR 2B		0-0 1-3	0-0 F9		0-0 G3		5 1 1 0 0 0 3					
Eddie Murray, S (1, 3) OBP: 0.364, SLG: 0.474	0-0 1-3		0-0 HR		0-0 E6 2B BB	1-0 G1-6-3 HBP		0-0 F8		4 2 1 3 0 0 1					
Pat Kelly, L (1, 7) Gary Roenicke, R (5, 7) OBP: 0.388, SLG: 0.542 OBP: 0.383, SLG: 0.530		0-0 HR	0-0 4-3 2B		0-3 K	0-0 G1-6-3 1-2f		0-0 P5		3 1 2 1 0 1 1 2 0 0 0 0 0 2					
Terry Crowley, L (1, 10) Mark Corey, R (7, PH) OBP: 0.443, SLG: 0.482		0-0 HR 1B	0-0 4-3 2-3		4-0 2B BB		0-3 K	0-3 K		2 2 1 0 1 0 1 2 0 0 0 0 2 0					
Doug DeCinces, R (1, 5) OBP: 0.319, SLG: 0.410		0-0 1H HR	0-0 P6		0-0 1B 2B		0-3 K			4 2 2 4 0 1 1					
Rich Dauer, R (1, 4) OBP: 0.302, SLG: 0.353		0-0 5-3	0-0 5-3		0-0 2H 1B		0-0 P6			4 0 1 1 0 0 1					
Dave Skaggs, R (1, 2) OBP: 0.288, SLG: 0.252		0-0 6-3		0-0 G6-3 1B		0-0 P4		0-0 F8		4 0 1 0 0 0 1					
Inning Stats	R: 0 E: 0 K: 0 S: 4 H: 1 LOB: 1 P: 4	R: 3 E: 0 K: 0 S: 6 H: 3 LOB: 0 BB: 0 P: 6	R: 3 E: 0 K: 0 S: 7 H: 4 LOB: 1 BB: 0 P: 7	R: 0 E: 0 K: 0 S: 3 H: 1 LOB: 0 BB: 0 P: 3	R: 3 E: 1 K: 1 S: 8 H: 2 LOB: 1 BB: 1 P: 12	R: 1 E: 0 K: 0 S: 4 H: 2 LOB: 1 BB: 0 P: 5	R: 0 E: 0 K: 2 S: 7 H: 0 LOB: 0 BB: 0 P: 7	R: 0 E: 0 K: 0 S: 4 H: 1 LOB: 1 BB: 0 P: 4	R: 0 E: 0 K: 1 S: 5 H: 0 LOB: 0 BB: 0 P: 5	1B: 7 2B: 4 3B: 0 HR: 3 SF: 0 SAC: 0 DP: 2 HBP: 1	WP: 0 PB: 0 SB: 1 CS: 0 PA: 42				
PITCHER	IP WLS BF H R ER SO BB IBB HBP BLK WP HR S P ERA WHIP												PITCHER	IP WLS BF H R ER SO BB IBB HBP BLK WP HR S P ERA WHIP	
Phil Huffman, R (1, 1) ERA: 5.46	2.0 L	13 7	6 6	0 0	0 0	0 0	0 0	0 0	0 0	0 0	0 0	3 13	13 13	27.00 3.500	
Jackson Todd, R (3, 1) ERA: 5.74	2.2	13 4	3 3	0 0	1 1	0 0	0 0	0 0	0 0	0 0	0 0	14 12	18 13	0.00 3.86	1.875 0.857
Jerry Garvin, L (5, 1) ERA: 4.22	2.1	9 2	1 1	1 2	0 0	0 0	0 0	0 0	0 0	0 0	0 0	4 4	4 4	0.00 0.00	1.000 0.000
Dave Freisleben, R (8, 1) ERA: 4.71	1.0	4 3	1 0	0 0	0 1	0 0	0 0	0 0	0 0	0 0	0 0	5 5	5 5	0.00 0.00	
Tom Buskey, R (9, 1) ERA: 3.21	1.0	3	0	0	0	1	0	0	0	0	0	5	5	0.00	

Baltimore Orioles @ Toronto Blue Jays
Exhibition Stadium, Toronto, ON
Thu Sep 13 1979, 7:05 PM EDT
Att: 11,080 - Unknown

AB	40
R	10
H	14
RBI	10
BB	1
SO	4
LOB	14



WP: 0	PA: 42
PB: 0	
SB: 1	
CS: 0	

ERA	WHIP


Batter	1	2	3	4	5	6	7	8	9	AB	R	H	RBI	BB	SO	LOB							
Al Bumbry, L (1, 8) OBP: 0.336, SLG: 0.366	0-0 BB HBP SF7 1B		0-0 F7				0-0 1-2 1B 1B		0-0 1-3								4	2	2	0	0	0	0
Kiko Garcia, R (1, 6) OBP: 0.304, SLG: 0.366	1-0 1B BB 1-2 HBP		0-0 5-3				0-0 1-2 2B 1B		0-3 K								3	1	1	0	0	1	0
Mark Belanger, R (8, 6) OBP: 0.277, SLG: 0.230																	0	0	0	0	0	0	0
Ken Singleton, S (1, 9) OBP: 0.411, SLG: 0.550	4-0 1B 1-2 2-3 BB		0-0 HR				0-0 1-2 2B 1B		0-3 K								3	1	2	3	1	1	0
Eddie Murray, S (1, 3) OBP: 0.383, SLG: 0.475	0-0 F5		0-0 F8				0-0 1-3 2-H 2B		0-0 4-3								4	0	1	1	0	0	3
Pat Kelly, L (1, 7) OBP: 0.383, SLG: 0.538	0-0 SF7						0-0 F8		0-0 2B								1	0	0	1	0	0	0
Gary Roenicke, R (5, PH) OBP: 0.383, SLG: 0.533																	2	0	1	0	0	0	2
Terry Crowley, L (1, 10) OBP: 0.444, SLG: 0.483	0-0 3-H						0-0 6-3		0-0 L7								2	0	1	0	0	0	0
Lee May, R (5, PH) OBP: 0.296, SLG: 0.414	1-2 2-3 1B						0-0 5-3		0-0 K								2	0	0	0	0	0	3
Doug DeCinces, R (1, 5) OBP: 0.316, SLG: 0.406							0-0 F6		0-0 L8								4	0	0	0	0	2	1
Billy Smith, S (1, 4) OBP: 0.302, SLG: 0.378							0-0 F8		0-3 K								3	0	1	0	0	1	0
Rich Dauer, R (7, 4) OBP: 0.302, SLG: 0.353							0-0 FC5-4 1B		0-3 K								0	0	0	0	0	0	0
Rick Dempsey, R (1, 2) OBP: 0.307, SLG: 0.353							0-0 FC5-4 1B 1B 1B		0-0 F8								3	1	0	0	0	0	1

Inning Stats	R: 1	H: 2	E: 0	K: 0	S: 4	LOB: 2	BB: 1	P: 9	R: 0	H: 0	E: 0	K: 1	S: 5	LOB: 0	BB: 0	P: 5	R: 1	H: 1	E: 0	K: 0	S: 4	LOB: 0	BB: 0	P: 4	R: 0	H: 0	E: 0	K: 0	S: 3	LOB: 0	BB: 0	P: 3	R: 3	H: 5	E: 0	K: 0	S: 8	LOB: 2	BB: 0	P: 8	R: 0	H: 0	E: 0	K: 1	S: 5	LOB: 0	BB: 0	P: 5	R: 0	H: 0	E: 0	K: 2	S: 7	LOB: 0	BB: 0	P: 7	R: 0	H: 1	E: 0	K: 1	S: 6	LOB: 1	BB: 0	P: 6
PITCHER	IP	WLS	BF	H	R	ER	SO	BB	IBB	HBP	BLK	WP	HR	S	P	ERA	WHIP																																															
Bob Stanley, R (1, 1) ERA: 4.1	4.1	L	22	8	5	5	1	1	0	1	0	0	0	1	27	10.38	2.077																																															
Tom Burgmeier, L (5, 1) ERA: 2.46	3.2		12	1	0	0	4	0	0	0	0	0	0	0	20	0.00	0.273																																															

BOTTOM

Boston Red Sox @ Baltimore Orioles
Memorial Stadium, Baltimore, MD
 Fri Sep 14 1979, 7:05 PM EDT
 Att. 43,025 - Unknown

AB	31
R	5
H	9
RBI	5
BB	1
SO	5
LOB	10



1B: 6	SF: 1	WP: 0	PA: 34
2B: 2	SAC: 0	PB: 0	
3B: 0	DP: 0	SB: 0	
HR: 1	HBP: 1	CS: 0	

livebaseballscorecards.com

Batter	1	2	3	4	5	6	7	8	9	AB R H RBI BB SO LOB	TOP
Rick Burleson, R (1, 6) OBP: 0.321, SLG: 0.374	0-0 1B	0-0 FC6-4			0-0 FC6-4 1B		0-0 1B 1B		0-0 L5	5 1 3 0 0 0 1	
Ted Sizemore, R (1, 4) OBP: 0.314, SLG: 0.321	0-0 F9		0-0 F7		0-0 FC6-4 1B		0-0 WP 1B 1B		0-0 E 2B 1B	5 2 2 0 0 0 2	
Fred Lynn, L (1, 8) OBP: 0.426, SLG: 0.643	0-0 F8		0-0 F4		0-0 FC5-4 1B		0-0 WP 1B 1B		0-0 E6 2B	5 2 2 1 0 0 2	
Jim Rice, R (1, 7) OBP: 0.387, SLG: 0.610	0-0 F9		0-0 F9		0-0 FC5-4		0-0 4-3 1B		0-0 1B 2B	5 1 2 4 0 0 3	
Carl Yastrzemski, L (1, 10) OBP: 0.343, SLG: 0.455		0-0 E 2B		0-0 6-3		4-0 FC6-4 BB		0-0 4-3	0-0 HR 1B	4 1 2 1 1 0 1 0 1 0 0 0 0 0	
Jim Dwyer, L (9, PR) OBP: 0.352, SLG: 0.416											
Bob Watson, R (1, 3) OBP: 0.375, SLG: 0.479		0-0 E9 WP SF9 1B		0-0 2B		0-0 FC6-4		0-0 3B	0-0 HR	5 2 4 2 0 0 1	
Butch Hobson, R (1, 5) OBP: 0.294, SLG: 0.491		0-3 K		0-3 K		0-0 F8		0-0 5-3	0-3 K	5 0 0 0 0 3 5	
Dwight Evans, R (1, 9) OBP: 0.369, SLG: 0.459		4-0 FC6-4 BB		0-0 1-3		0-3 K		0-0 6-3	0-0 6-3	4 0 0 0 1 1 4	
Mike O'Berry, R (1, 2) OBP: 0.308, SLG: 0.324		0-0 SF9			0-0 5-3		0-0 F8		0-0 6-3	3 0 0 1 0 0 1	
Inning Stats	R: 0 E: 0 K: 0 S: 4 H: 1 LOB: 1 BB: 0 P: 4	R: 2 E: 1 K: 1 S: 7 H: 2 LOB: 1 BB: 1 P: 11	R: 0 E: 0 K: 0 S: 3 H: 0 LOB: 0 BB: 0 P: 3	R: 0 E: 1 K: 1 S: 6 H: 1 LOB: 1 BB: 0 P: 6	R: 0 E: 0 K: 0 S: 5 H: 2 LOB: 2 BB: 0 P: 5	R: 0 E: 0 K: 1 S: 5 H: 0 LOB: 1 BB: 1 P: 9	R: 3 E: 0 K: 0 S: 6 H: 4 LOB: 1 BB: 0 P: 6	R: 0 E: 0 K: 0 S: 4 H: 1 LOB: 1 BB: 0 P: 4	R: 5 E: 1 K: 1 S: 10 H: 4 LOB: 1 BB: 0 P: 10	1B: 10 2B: 3 3B: 1 HR: 1 SF: 1 SAC: 0 DP: 0 HBP: 0	WP: 2 PB: 0 SB: 0 CS: 0 PA: 44
PITCHER	IP WLS BF H R ER SO BB IBB HBP BLK WP HR S P ERA WHIP										
Dennis Martinez, R (1, 1) ERA: 3.54	6.1 L 31 10 5 4 3 2 0 0 0 0 2 0 35 43 5.68 1.895										
Tippy Martinez, L (7, 1) ERA: 3.1	2.0 10 4 4 3 0 0 0 0 0 0 0 0 10 10 13.50 2.000										
Don Stanhouse, R (9, 1) ERA: 2.98	0.2 3 1 1 1 1 0 0 0 0 0 0 1 5 5 13.50 1.500										

Boston Red Sox @ Baltimore Orioles
Memorial Stadium, Baltimore, MD

Sat Sep 15 1979, 7:05 PM EDT
 Att: 49,525 - Unknown

AB	41
R	10
H	15
RBI	9
BB	2
SO	4
LOB	20



Batter	1	2	3	4	5	6	7	8	9	AB R H RBI BB SO LOB	TOP											
Rick Burleson, R (1, 6) OBP: 0.320, SLG: 0.374 Stan Papi, R (3, 6) OBP: 0.223, SLG: 0.280	0-0 F6			0-0 F8		0-0 G6-4-3 1B	0-0 F3			1 0 0 0 0 0 0 3 0 1 0 0 0 1												
Ted Sizemore, R (1, 4) OBP: 0.311, SLG: 0.318	0-3 K			0-0 F9		0-0 G6-4-3 1-2f		0-0 4-3		4 0 0 0 0 1 1												
Fred Lynn, L (1, 8) OBP: 0.425, SLG: 0.640	0-0 6-3			0-0 F6		0-0 BB 1B		0-3 K		4 1 1 0 0 1 0												
Jim Rice, R (1, 7) OBP: 0.386, SLG: 0.607		0-0 6-3		0-0 F8		4-0 1B BB		0-3 K		3 0 0 0 1 1 0												
Carl Yastrzemski, L (1, 10) OBP: 0.343, SLG: 0.454 Tom Poquette, L (5, PH) OBP: 0.335, SLG: 0.369		0-0 F8		0-0 F6		0-0 1-2 2-H 1B		0-0 BB FC5-2 1B		1 0 0 0 0 0 0 3 0 2 1 0 0 0												
Bob Watson, R (1, 3) OBP: 0.375, SLG: 0.478 Jim Dwyer, L (3, 3) OBP: 0.351, SLG: 0.413		0-0 F7		0-0 E 1B 2B		0-0 3-1		0-0 F9		1 0 0 0 0 0 0 3 1 1 0 0 0 3												
Butch Hobson, R (1, 5) OBP: 0.293, SLG: 0.490 Jack Brohamer, L (3, 5) OBP: 0.319, SLG: 0.335			0-0 5-3		0-0 E9 2B 1B		0-0 1-3 1B		0-0 FC5-2 BB 1B		1 0 0 0 0 0 0 3 1 3 0 0 0 0											
Dwight Evans, R (1, 9) OBP: 0.370, SLG: 0.461		0-0 F7		0-0 1-H 3-H 2B		0-3 K		4-0 BB FC5-2 BB		3 0 1 2 1 1 1												
Mike O'Berry, R (1, 2) OBP: 0.279, SLG: 0.289		0-0 F4		0-3 K		0-0 1-3		0-0 FC5-2		4 0 0 0 0 1 5												
Inning Stats	R: 0 E: 0 K: 1 S: 5	H: 0 LOB: 0 BB: 0 P: 5	R: 0 E: 0 K: 0 S: 3	H: 0 LOB: 0 BB: 0 P: 3	R: 0 E: 0 K: 0 S: 3	H: 0 LOB: 0 BB: 0 P: 3	R: 2 E: 1 K: 1 S: 8	H: 3 LOB: 1 BB: 0 P: 8	R: 1 E: 0 K: 0 S: 5	H: 3 LOB: 2 BB: 1 P: 9	R: 0 E: 0 K: 1 S: 6	H: 1 LOB: 1 BB: 0 P: 6	R: 0 E: 0 K: 2 S: 7	H: 0 LOB: 0 BB: 0 P: 7	R: 0 E: 0 K: 0 S: 4	H: 2 LOB: 2 BB: 1 P: 8	1B: 8 2B: 1 3B: 0 HR: 0	SF: 0 SAC: 0 DP: 2 HBP: 0	WP: 0 PB: 0 SB: 0 CS: 0	PA: 36		
PITCHER	IP WLS BF H R ER SO BB IBB HBP BLK WP HR S P ERA WHIP	IP WLS BF H R ER SO BB IBB HBP BLK WP HR S P ERA WHIP	IP WLS BF H R ER SO BB IBB HBP BLK WP HR S P ERA WHIP	IP WLS BF H R ER SO BB IBB HBP BLK WP HR S P ERA WHIP	IP WLS BF H R ER SO BB IBB HBP BLK WP HR S P ERA WHIP	IP WLS BF H R ER SO BB IBB HBP BLK WP HR S P ERA WHIP	IP WLS BF H R ER SO BB IBB HBP BLK WP HR S P ERA WHIP	IP WLS BF H R ER SO BB IBB HBP BLK WP HR S P ERA WHIP	IP WLS BF H R ER SO BB IBB HBP BLK WP HR S P ERA WHIP	IP WLS BF H R ER SO BB IBB HBP BLK WP HR S P ERA WHIP	IP WLS BF H R ER SO BB IBB HBP BLK WP HR S P ERA WHIP	IP WLS BF H R ER SO BB IBB HBP BLK WP HR S P ERA WHIP	IP WLS BF H R ER SO BB IBB HBP BLK WP HR S P ERA WHIP	IP WLS BF H R ER SO BB IBB HBP BLK WP HR S P ERA WHIP	IP WLS BF H R ER SO BB IBB HBP BLK WP HR S P ERA WHIP	IP WLS BF H R ER SO BB IBB HBP BLK WP HR S P ERA WHIP	IP WLS BF H R ER SO BB IBB HBP BLK WP HR S P ERA WHIP	IP WLS BF H R ER SO BB IBB HBP BLK WP HR S P ERA WHIP	IP WLS BF H R ER SO BB IBB HBP BLK WP HR S P ERA WHIP	IP WLS BF H R ER SO BB IBB HBP BLK WP HR S P ERA WHIP	IP WLS BF H R ER SO BB IBB HBP BLK WP HR S P ERA WHIP	
Jim Palmer, R (1, 1) ERA: 3.05 Dave Ford, R (8, 1) ERA: 2.03	7.0 W 28 7 3 3 3 1 0 0 0 0 0 33 37 3.86 1.143	2.0 8 2 0 0 2 1 0 0 0 0 0 11 15 0.00 1.500																				

Boston Red Sox @ Baltimore Orioles
Memorial Stadium, Baltimore, MD
 Sun Sep 16 1979, 3:33 AM EDT
 Att: 42,869 - Unknown

AB	34
R	3
H	9
RBI	3
BB	2
SO	5
LOB	11



Batter	1	2	3	4	5	6	7	8	9	AB	R	H	RBI	BB	SO	LOB
Mark Belanger, R OBP: 0.280, SLG: 0.234 (1, 6)		0-0 SF9 		0-0 2B 1-2 3-H 1B 		0-0 6-3 				3	0	2	3	0	0	0
Benny Ayala, R OBP: 0.291, SLG: 0.506 Al Bumbry, L OBP: 0.338, SLG: 0.370 (1, 7) (1, PH) (2, 8)		0-0 F7 		0-0 2B 1-3 2-H 		0-3 K 				1	1	1	0	0	0	0
Ken Singleton, S OBP: 0.412, SLG: 0.551 Mark Corey, R (7, PR) (8, 9)			0-0 G5-4-3 1B 		0-0 L6 		0-0 2B 			5	1	3	1	0	0	4
Eddie Murray, S OBP: 0.384, SLG: 0.473 Tom Chism, L (1, 3) (8, 3)			0-0 F8 		0-0 BB 1B 		0-0 L3 			5	1	2	0	0	0	3
Gary Roenicke, R OBP: 0.384, SLG: 0.530 (1, 8) (2, 7)			0-0 G5-4-3 1-2f 		4-0 BB BB BB BB 1-2 BB 		0-0 6-3 			4	1	1	2	1	1	4
Lee May, R OBP: 0.299, SLG: 0.415 (1, 10)	0-0 2B 1-2 3-H BB 1B 	0-0 2B 1B 		0-3 K 		0-3 K 		0-3 K 		5	2	2	1	0	3	3
Doug DeCinces, R OBP: 0.316, SLG: 0.408 (1, 5)	0-0 BB 1-3 2-H HBP 2B 	0-0 1B 1-H SF9 2B 		4-0 F8 BB 1B BB 		0-3 K 		0-0 F6 		4	3	2	2	1	1	2
Rich Dauer, R OBP: 0.302, SLG: 0.349 (1, 4)	4-0 HBP BB FC6-4 IBB 	0-0 L7 		4-0 1B 1-2 2B BB 		0-3 K 		0-0 F8 		3	2	0	0	2	1	3
Rick Dempsey, R OBP: 0.309, SLG: 0.352 (1, 2)	4-0 FC6-4 HBP 1-2 2-3 3-H 2B BB 	0-0 2-3 1B 		0-0 F8 2-3 		0-0 5-3 		0-0 F4 		4	1	1	1	1	0	2

Inning Stats	R: 9	H: 7	LOB: 2	K: 13	S: 13	R: 2	H: 3	LOB: 1	K: 0	S: 6	R: 0	H: 1	LOB: 0	K: 0	S: 3	R: 2	H: 2	LOB: 2	K: 1	S: 7	R: 0	H: 1	LOB: 2	K: 3	S: 10	R: 0	H: 0	LOB: 0	K: 1	S: 5	R: 0	H: 1	LOB: 1	K: 1	S: 6	R: 0	H: 0	LOB: 0	K: 0	S: 3	1B: 10	SF: 1	2B: 5	SAC: 0	3B: 0	DP: 1	HR: 0	HBP: 1	WP: 0	PA: 45
--------------	------	------	--------	-------	-------	------	------	--------	------	------	------	------	--------	------	------	------	------	--------	------	------	------	------	--------	------	-------	------	------	--------	------	------	------	------	--------	------	------	------	------	--------	------	------	--------	-------	-------	--------	-------	-------	-------	--------	-------	--------

PITCHER	IP	WLS	BF	H	R	ER	SO	BB	IBB	HBP	BLK	WP	HR	S	P	ERA	WHIP
John Tudor, L ERA: 8.57 (1, 1)	0.1	L	7	6	6	6	0	0	0	0	0	0	0	7	7	162.00	18.000
Allen Ripley, R ERA: 5.15 (1, 1)	0.1		4	0	1	1	0	1	1	1	0	0	0	1	10	27.00	3.000
Win Remmerswaal, R ERA: 10.05 (1, 1)	3.0		18	7	6	5	2	2	0	0	0	0	0	20	28	15.00	3.000
Joel Finch, R ERA: 5.44 (4, 1)	4.1		16	2	0	0	5	1	0	0	0	0	0	25	29	0.00	0.692


BOTTOM

Boston Red Sox @ Baltimore Orioles
Memorial Stadium, Baltimore, MD
Sun Sep 16 1979, 3:33 AM EDT
Att. 42,869 - Unknown

livebaseballscorecards.com

AB	38
R	13
H	15
RBI	12
BB	5
SO	7
LOB	24



Batter	1	2	3	4	5	6	7	8	9	AB R H RBI BB SO LOB	TOP																				
Al Bumbry, L (1, 8) OBP: 0.337, SLG: 0.375	0-0 F7		0-0 6-3			0-0 F8		0-0 HR		4 1 1 1 0 0 1	<p>Baltimore Orioles @ Detroit Tigers</p> <p>Tiger Stadium, Detroit, MI</p> <p>Mon Sep 17 1979, 7:05 PM EDT</p> <p>Att: 12,918 - Unknown</p>																				
Billy Smith, S (1, 4) OBP: 0.301, SLG: 0.386	0-3 K2-3			0-0 P6		0-0 FC6-2 3B		0-0 F3		3 0 1 0 0 1 0																					
Rich Dauer, R (6, 4) OBP: 0.301, SLG: 0.348										1 0 0 0 0 0 0																					
Ken Singleton, S (1, 9) OBP: 0.412, SLG: 0.556	0-3 K			0-0 S 1B		0-0 FC6-2			0-0 HR	4 1 2 1 0 1 1																					
Eddie Murray, S (1, 3) OBP: 0.362, SLG: 0.470		0-0 1-3		0-3 K 1-2		0-0 1-3			0-0 5-3	4 0 0 0 0 1 2																					
Pat Kelly, L (1, 10) OBP: 0.370, SLG: 0.521		0-0 4-3		0-0 F7			0-0 L3		0-3 K	4 0 0 0 0 1 1																					
Gary Roenicke, R (1, 7) OBP: 0.385, SLG: 0.527		0-3 K			4-0 BB G4-6-3		0-0 F9		1-0 HBP	2 0 0 0 1 1 0																					
Doug DeCinces, R (1, 5) OBP: 0.316, SLG: 0.405			4-0 BB FC4-6 BB		0-0 G4-6-3 1-2f		0-3 K		0-0 1-3	3 0 0 0 1 1 2																					
Kiko Garcia, R (1, 6) OBP: 0.304, SLG: 0.368			0-0 F7		0-0 2B		0-0 L4			3 0 1 0 0 0 1																					
Dave Skaggs, R (8, 2) OBP: 0.284, SLG: 0.248										0 0 0 0 0 0 0																					
Rick Dempsey, R (1, 2) OBP: 0.307, SLG: 0.350			0-0 FC4-6 1-2f		0-0 F8			0-3 K		2 0 0 0 0 0 2																					
John Lowenstein, L (8, PH) OBP: 0.366, SLG: 0.511										1 0 0 0 0 1 0																					
Mark Belanger, R (8, 6) OBP: 0.280, SLG: 0.234										0 0 0 0 0 0 0																					
Inning Stats	R: 0 E: 0 K: 2 S: 7	H: 0 LOB: 0 BB: 0 P: 7	R: 0 E: 0 K: 1 S: 5	H: 0 LOB: 0 BB: 0 P: 5	R: 0 E: 0 K: 0 S: 3	H: 0 LOB: 1 BB: 1 P: 7	R: 0 E: 0 K: 1 S: 6	H: 1 LOB: 1 BB: 0 P: 6	R: 0 E: 0 K: 1 S: 3	H: 1 LOB: 1 BB: 1 P: 7	R: 0 E: 0 K: 0 S: 4	H: 1 LOB: 1 BB: 0 P: 4	R: 0 E: 0 K: 1 S: 5	H: 0 LOB: 0 BB: 0 P: 5	R: 1 E: 0 K: 1 S: 6	H: 1 LOB: 0 BB: 0 P: 6	R: 1 E: 0 K: 1 S: 6	H: 1 LOB: 1 BB: 0 P: 7	1B: 1 2B: 1 3B: 1 HR: 2	SF: 0 SAC: 0 DP: 1 HBP: 1	WP: 0 PB: 0 SB: 1 CS: 0	PA: 34									
PITCHER Milt Wilcox, R (1, 1) ERA: 4.28	IP 9.0	WLS L	BF 34	H 5	R 2	ER 2	SO 7	BB 2	IBB 0	HBP 1	BLK 0	WP 0	HR 2	S 45	P 54	ERA 2.00	WHIP 0.778														
											PITCHER	IP	WLS	BF	H	R	ER	SO	BB	IBB	HBP	BLK	WP	HR	S	P	ERA	WHIP			

livebaseballscorecards.com


Batter	1	2	3	4	5	6	7	8	9	AB	R	H	RBI	BB	SO	LOB
Ron LeFlore, R OBP: 0.355, SLG: 0.397 (1, 10)	0-0 F8		0-0 5-3		0-0 G6-4-3			0-0 CS 1B		4	0	1	0	0	0	1
Alan Trammell, R OBP: 0.335, SLG: 0.365 (1, 6)	0-0 1B		0-0 3B			0-0 S 1B		0-0 F8		4	0	3	0	0	0	1
Jerry Morales, R OBP: 0.262, SLG: 0.373 (1, 9)	0-0 F7		4-0 FC6-4 BB			0-0 F7		0-0 6-3		3	0	0	0	1	0	2
John Wockenfuss, R OBP: 0.316, SLG: 0.521 (1, 3) Kirk Gibson, L (9, PR)	0-0 F8		0-0 FC6-4			0-0 P4			0-0 1B SF7 1B	4	0	1	0	0	0	4
Lance Parrish, R OBP: 0.341, SLG: 0.450 (1, 2) Rick Peters, S (9, PR)		0-0 F8		0-0 F8		0-3 K			0-0 1B	4	0	1	0	0	1	1
Lynn Jones, R OBP: 0.349, SLG: 0.395 (1, 7)		0-0 SH1-3 1B		0-0 5-3			0-0 SH3-4 1B		0-0 SF7	3	0	2	1	0	0	0
Tom Brookens, R OBP: 0.305, SLG: 0.366 (1, 4)		0-0 SH1-3		0-0 6-3			0-0 SH3-4		0-3 K	2	0	0	0	0	1	1
Aurelio Rodriguez, R OBP: 0.275, SLG: 0.352 (1, 5)		0-3 K		0-0 F9			0-0 6-3		0-3 K	4	0	0	0	0	2	3
Dave Stegman, R OBP: 0.190, SLG: 0.450 (1, 8)			0-0 F9		0-0 E5		0-0 P3			3	0	0	0	0	0	1

Inning Stats	R: 0	H: 1	E: 0	LOB: 1	K: 0	BB: 0	S: 4	P: 4	R: 0	H: 1	E: 0	LOB: 1	K: 1	BB: 0	S: 6	P: 6	R: 0	H: 1	E: 0	LOB: 2	K: 0	BB: 1	S: 4	P: 8	R: 0	H: 0	E: 0	LOB: 0	K: 0	BB: 0	S: 3	P: 3	R: 0	H: 1	E: 0	LOB: 1	K: 1	BB: 0	S: 6	P: 6	R: 0	H: 1	E: 0	LOB: 1	K: 0	BB: 0	S: 4	P: 4	R: 0	H: 1	E: 0	LOB: 0	K: 2	BB: 0	S: 9	P: 9	R: 1	H: 2	E: 0	LOB: 1	K: 2	BB: 0	S: 9	P: 9	1B: 7	SF: 1	2B: 0	SAC: 2	3B: 1	DP: 1	HR: 0	HBP: 0	WP: 0	PA: 35
PITCHER Scott McGregor, L ERA: 3.26 (1, 1)	IP	WLS	BF	H	R	ER	SO	BB	IBB	HBP	BLK	WP	HR	S	P	ERA	WHIP	IP	WLS	BF	H	R	ER	SO	BB	IBB	HBP	BLK	WP	HR	S	P	ERA	WHIP	IP	WLS	BF	H	R	ER	SO	BB	IBB	HBP	BLK	WP	HR	S	P	ERA	WHIP																							

BOTTOM

Baltimore Orioles @ Detroit Tigers
Tiger Stadium, Detroit, MI
Mon Sep 17 1979, 7:05 PM EDT
Att. 12,918 - Unknown

AB	31
R	1
H	8
RBI	1
BB	1
SO	4
LOB	14



Batter	1	2	3	4	5	6	7	8	9	AB R H RBI BB SO LOB	TOP									
Al Bumby, L (1, 8) OBP: 0.335, SLG: 0.372	0-0 5-3		0-3 K			0-0 6-3		0-0 G3		4 0 0 0 0 1 1										
Kiko Garcia, R (1, 6) OBP: 0.306, SLG: 0.375	0-0 3-1		0-0 3B			0-0 1B		0-0 F9		4 0 2 0 0 0 2										
Ken Singleton, S (1, 9) OBP: 0.411, SLG: 0.553	4-0 PB BB		0-0 6-3			0-0 1-3			0-0 6-3	3 0 0 0 1 0 2										
Eddie Murray, S (1, 3) OBP: 0.360, SLG: 0.467	0-0 1-2 6-3			0-0 1-3			0-0 F9		0-0 F8	4 0 0 0 0 0 1										
John Lowenstein, L (1, 10) OBP: 0.364, SLG: 0.503		4-0 BB BB FC6-4 BB		0-0 4-3			0-0 F8		0-0 F6	3 0 0 0 1 0 0										
Pat Kelly, L (1, 7) OBP: 0.364, SLG: 0.510		0-0 F7		0-0 5-3			0-0 F8			3 0 0 0 0 0 1										
Doug DeCinces, R (1, 5) OBP: 0.316, SLG: 0.412		0-0 F6			0-0 F8			0-0 HR		3 1 1 1 0 0 1										
Rich Dauer, R (1, 4) OBP: 0.300, SLG: 0.347		0-0 FC6-4			0-0 F9			0-3 K		2 0 0 0 0 0 1										
Bob Molinaro, L (8, PH)										1 0 0 0 0 1 0										
Dave Skaggs, R (8, 2) OBP: 0.284, SLG: 0.248		0-0 1-2			0-0 F8					0 0 0 0 0 0 0										
Rick Dempsey, R (1, 2) OBP: 0.305, SLG: 0.348			0-0 F8			0-0 6-3				2 0 0 0 0 0 0										
Terry Crowley, L (8, PH) OBP: 0.446, SLG: 0.483										1 0 1 0 0 0 0										
Wayne Krenchicki, L (8, PR) OBP: 0.167, SLG: 0.250										0 0 0 0 0 0 0										
Inning Stats	R: 0 E: 0 K: 0 S: 3	H: 0 LOB: 1 BB: 1 P: 7	R: 0 E: 0 K: 0 S: 3	H: 0 LOB: 1 BB: 1 P: 7	R: 0 E: 0 K: 1 S: 6	H: 1 LOB: 1 BB: 1 P: 6	R: 0 E: 0 K: 0 S: 3	H: 0 LOB: 0 BB: 0 P: 3	R: 0 E: 0 K: 0 S: 3	H: 0 LOB: 0 BB: 0 P: 3	R: 0 E: 0 K: 0 S: 3	H: 0 LOB: 0 BB: 0 P: 3	R: 1 E: 0 K: 1 S: 7	H: 2 LOB: 2 BB: 0 P: 7	R: 0 E: 0 K: 0 S: 3	H: 0 LOB: 0 BB: 0 P: 3	1B: 2 2B: 0 3B: 1 HR: 1	SF: 0 SAC: 0 DP: 0 HBP: 0	WP: 0 PB: 1 SB: 0 CS: 1	PA: 32
PITCHER	IP WLS BF H R ER SO BB IBB HBP BLK WP HR S P ERA WHIP																			
Dan Petry, R (1, 1) ERA: 4.06	7.1 W 27 4 1 1 2 2 0 0 0 0 0 1 29 37 1.23 0.818																			
Aurelio Lopez, R (8, 1) ERA: 2.23	1.2 S 5 0 0 0 0 0 0 0 0 0 0 0 5 5 0.00 0.000																			

Baltimore Orioles @ Detroit Tigers
Tiger Stadium, Detroit, MI
 Tue Sep 18 1979, 7:05 PM EDT
 Att: 13,586 - Unknown


livebaseballscorecards.com

AB	30
R	1
H	4
RBI	1
BB	2
SO	2
LOB	9



Batter	1	2	3	4	5	6	7	8	9
Ron LeFlore, R OBP: 0.355, SLG: 0.402 (1, 8)	0-3 K		0-0 HR		0-0 G6-4-3		0-0 FC6-4		
Alan Trammell, R OBP: 0.335, SLG: 0.363 (1, 6)	0-3 K		0-0 F9		0-0 P6		4-0 BB		
Jerry Morales, R OBP: 0.262, SLG: 0.370 (1, 10)	4-0 BB			0-0 6-3		0-0 P6	0-0 F7		
John Wockenfuss, R OBP: 0.319, SLG: 0.519 (1, 3)	0-0 F8			4-0 BB		0-0 2B		0-0 6-3	
Jason Thompson, L OBP: 0.343, SLG: 0.408 (9, 3)				BB		1B			
Lance Parrish, R OBP: 0.341, SLG: 0.450 (1, 2)		0-3 K		0-0 F9		0-0 2B		0-0 5-3	
Lynn Jones, R OBP: 0.347, SLG: 0.389 (1, 7)		0-0 P4		4-0 BB		0-0 1-3		0-3 K	
Tom Brookens, R OBP: 0.306, SLG: 0.365 (1, 4)		0-0 6-3		0-3 K			0-0 SH3-4		
Lou Whitaker, L OBP: 0.390, SLG: 0.377 (9, 4)							FC6-4		
Aurelio Rodriguez, R OBP: 0.276, SLG: 0.353 (1, 5)			0-0 P5		0-0 G6-4-3		0-0 SH3-4		
Dave Stegman, R OBP: 0.292, SLG: 0.500 (1, 9)			0-0 CS		0-0 G6-4-3		4-0 BB		

AB	R	H	RBI	BB	SO	LOB
4	1	1	2	0	1	3
3	0	0	0	1	1	1
3	0	0	0	1	0	2
3	0	1	0	1	0	1
0	0	0	0	0	0	0
4	0	1	0	0	1	1
3	0	0	0	1	1	1
3	1	1	0	0	1	2
0	0	0	0	0	0	0
2	0	1	0	0	0	0
2	0	2	0	1	0	0

BOTTOM	
Baltimore Orioles @ Detroit Tigers Tiger Stadium, Detroit, MI Tue Sep 18 1979, 7:05 PM EDT Att. 13,586 - Unknown	
AB 27 R 2 H 7 RBI 2 BB 5 SO 5 LOB 11	

Inning Stats	R: 0	H: 0	E: 0	LOB: 1	K: 2	S: 7	R: 0	H: 0	E: 0	LOB: 0	K: 1	S: 5	R: 0	H: 2	E: 0	LOB: 0	K: 0	S: 4	R: 0	H: 0	E: 0	LOB: 2	K: 1	S: 5	R: 0	H: 2	E: 0	LOB: 1	K: 0	S: 4	R: 0	H: 2	E: 1	LOB: 2	K: 0	S: 4	R: 1	H: 1	E: 1	LOB: 2	K: 0	S: 4	R: 0	H: 0	E: 0	LOB: 0	K: 1	S: 5
PITCHER Mike Flanagan, L ERA: 3.12 (1, 1)	IP: 8.0	WLS: L	BF: 33	H: 7	R: 2	ER: 1	SO: 5	BB: 5	IBB: 0	HBP: 0	BLK: 0	WP: 0	HR: 1	S: 38	P: 58	ERA: 1.12	WHIP: 1.500																															

WP: 0	PA: 33
WP: 0 PB: 0 SB: 0 CS: 1	1B: 5 2B: 1 3B: 0 HR: 1

Batter	1	2	3	4	5	6	7	8	9
Ron LeFlore, R OBP: 0.354, SLG: 0.401 (1, 8)	0-3 K		0-0 L9		0-0 SH5-3 1B		0-0 F9		
Lou Whitaker, L OBP: 0.394, SLG: 0.387 (1, 4)	0-0 FC4-6 1B		0-0 2B 1B		0-0 SH5-3 1-2		0-0 E 3B		
Steve Kemp, L OBP: 0.396, SLG: 0.537 (1, 7)	0-0 FC4-6 2B		0-0 G3 2B		0-0 6-3		0-0 F7		
Champ Summers, L OBP: 0.404, SLG: 0.550 (1, 10)	0-0 1-H 2B		0-0 G3		4-0 BB		0-0 3-H F8		
Jason Thompson, L OBP: 0.340, SLG: 0.405 (1, 3)	0-0 4-3		0-0 P6		0-0 5-3		0-0 3-1		
Kirk Gibson, L OBP: 0.222, SLG: 0.222 (1, 9)		0-0 CS 1B		0-3 K		0-0 S E 1B		0-0 G3	
Lance Parrish, R OBP: 0.338, SLG: 0.446 (1, 2)		0-0 P4		0-3 K		0-0 F8 1-H		0-3 K	
Rick Peters, S OBP: 0.500, SLG: 0.222 (1, 5)		4-0 BB		0-0 1-3		0-0 1-3			
Aurelio Rodriguez, R OBP: 0.276, SLG: 0.353 (7, 5)		1-2 BB							
Alan Trammell, R OBP: 0.335, SLG: 0.361 (1, 6)		0-0 F8			4-0 S 1B BB		0-0 F8		

Inning Stats	R: 1	H: 2	E: 0	K: 1	S: 7	H: 2	LOB: 1	BB: 0	P: 7	R: 0	H: 1	E: 0	K: 0	S: 3	R: 1	H: 2	E: 0	K: 0	S: 5	R: 0	H: 0	E: 0	K: 2	S: 7	R: 1	H: 1	E: 0	K: 0	S: 4	R: 1	H: 1	E: 1	K: 0	S: 4	R: 0	H: 0	E: 0	K: 1	S: 5		


PITCHER	IP	WLS	BF	H	R	ER	SO	BB	IBB	HBP	BLK	WP	HR	S	P	ERA	WHIP
Dennis Martinez, R ERA: 3.61 (1, 1)	7.0	L	31	8	5	5	3	3	0	0	0	0	0	34	46	6.43	1.571
Tim Stoddard, R ERA: 1.53 (8, 1)	1.0		3	0	0	0	1	0	0	0	0	0	0	5	5	0.00	0.000

BOTTOM

Baltimore Orioles @ Detroit Tigers
Tiger Stadium, Detroit, MI
Wed Sep 19 1979, 7:05 PM EDT
Att. 12,573 - Unknown

AB	R	H	RBI	BB	SO	LOB
4	0	1	1	0	1	0
3	2	3	0	0	0	0
4	1	1	1	0	0	2
3	0	1	1	1	0	1
4	0	0	0	0	0	4
4	1	2	0	0	1	0
4	0	0	0	0	2	1
2	0	0	0	1	0	0
0	0	0	0	0	0	0
2	1	0	0	1	0	1

AB	30
R	5
H	8
RBI	3
BB	3
SO	4
LOB	9



WP	PA
0	34

1B	SF	WP	PA
5	0	0	34
2	0	0	
1	0	0	
0	0	0	


Batter	1	2	3	4	5	6	7	8	9	AB R H RBI BB SO LOB	TOP																
Mark Belanger, R (1, 6) OBP: 0.283, SLG: 0.230	0-3 K	4-0 BB		0-0 E5 1B		0-0 F8		4-0 2B BB		3 2 0 0 2 1 0																	
Benny Ayala, R (1, 7) OBP: 0.287, SLG: 0.500 Al Bumbry, L (2, PH) OBP: 0.337, SLG: 0.376 (2, 8)	0-3 K	0-0 L1-6		0-0 E5 1B		0-0 F7		0-0 2B		1 0 0 0 0 1 0 4 0 2 1 0 0 2																	
Ken Singleton, S (1, 9) OBP: 0.409, SLG: 0.547	0-3 K	0-3 K		0-0 4-3		0-0 F7		0-0 F8		5 0 0 0 0 2 3																	
Eddie Murray, S (1, 3) OBP: 0.363, SLG: 0.471		0-0 2B 1B	0-0 1-3		0-3 K		0-0 HR		0-3 K	5 2 2 1 0 2 0																	
Gary Roenicke, R (1, 8) OBP: 0.384, SLG: 0.523 (2, 7)		0-0 2B 2B	4-0 BB		4-0 WP BB		0-0 F7		0-0 P4	3 1 1 0 2 0 0																	
Doug DeCinces, R (1, 5) OBP: 0.319, SLG: 0.415		0-0 HR 2B	0-0 F8		4-0 FC5 WP BB		0-0 G6-4-3 1B		0-3 K	4 1 2 2 1 1 1																	
Lee May, R (1, 10) OBP: 0.296, SLG: 0.416		0-0 HR	0-3 K		0-3 K		0-0 G6-4-3			4 1 1 2 0 2 4																	
Rich Dauer, R (1, 4) OBP: 0.300, SLG: 0.351		0-0 HR		0-0 F8		4-0 IBB		0-0 P3		3 1 1 1 1 0 0																	
Rick Dempsey, R (1, 2) OBP: 0.305, SLG: 0.347		0-0 L1-6 BB 1B		0-0 B1		0-0 FC5		0-0 4-3		4 0 1 0 0 0 3																	
Inning Stats	R: 0 E: 0 K: 3 S: 9	H: 0 LOB: 0 BB: 0 P: 9	R: 5 E: 0 K: 1 S: 10	H: 6 LOB: 1 BB: 1 P: 14	R: 0 E: 0 K: 1 S: 5	H: 0 LOB: 1 BB: 1 P: 9	R: 1 E: 2 K: 0 S: 5	H: 1 LOB: 1 BB: 0 P: 5	R: 0 E: 0 K: 2 S: 7	H: 0 LOB: 3 BB: 3 P: 19	R: 0 E: 0 K: 0 S: 3	H: 0 LOB: 0 BB: 0 P: 3	R: 1 E: 0 K: 0 S: 4	H: 2 LOB: 0 BB: 0 P: 4	R: 1 E: 0 K: 0 S: 4	H: 1 LOB: 1 BB: 1 P: 8	R: 0 E: 0 K: 2 S: 7	H: 0 LOB: 0 BB: 0 P: 7	1B: 4 2B: 4 3B: 0 HR: 3	SF: 0 SAC: 0 DP: 2 HBP: 0	WP: 1 PB: 0 SB: 0 CS: 0	PA: 42					
PITCHER	IP	WLS	BF	H	R	ER	SO	BB	IBB	HBP	BLK	WP	HR	S	P	ERA	WHIP										
Mike Chris, L (1, 1) ERA: 6.08	1.0		7	4	4	4	3	0	0	0	0	0	1	13	13	36.00	4.000										
Dave Tobik, R (2, 1) ERA: 4.06	2.0		9	2	1	1	2	2	0	0	0	0	1	11	19	4.50	2.000										
Jack Billingham, R (4, 1) ERA: 3.35	4.2	L	21	3	3	2	2	3	1	0	0	1	1	21	37	3.86	1.286										
Pat Underwood, L (8, 1) ERA: 4.63	0.1		2	1	0	0	0	0	0	0	0	0	0	2	2	0.00	3.000										
Aurelio Lopez, R (9, 1) ERA: 2.21	1.0		3	0	0	0	2	0	0	0	0	0	0	7	7	0.00	0.000										

Baltimore Orioles @ Detroit Tigers
 Tiger Stadium, Detroit, MI
 Thu Sep 20 1979, 7:05 PM EDT
 Att: 10,024 - Unknown

livebaseballscorecards.com

AB 36
R 8
H 10
RBI 7
BB 6
SO 9
LOB 13



Batter	1	2	3	4	5	6	7	8	9	AB R H RBI BB SO LOB	TOP											
Mike Hargrove, L (1, 7) OBP: 0.410, SLG: 0.438	0-3 K		0-0 1B		0-3 K	0-0 WP 2B 1-H 2-H 3-H		0-0 F7		5 0 2 3 0 2 2												
Rick Manning, L (1, 8) OBP: 0.324, SLG: 0.305	0-3 K		0-0 F2			HR			0-0 1B	5 1 2 1 0 2 2												
Toby Harrah, R (1, 5) OBP: 0.395, SLG: 0.451	0-0 1B		0-3 K			HR 2B	4-0 FC4-6 BB		0-0 P4	4 1 2 0 1 1 2												
Andre Thornton, R (1, 3) Wayne Cage, L (9, 3) OBP: 0.347, SLG: 0.449 OBP: 0.314, SLG: 0.326	0-0 F7			0-0 L4 2B		F8	0-3 K		0-0 F9	5 0 1 0 0 1 4 0 0 0 0 0 0 0												
Cliff Johnson, R (1, 10) OBP: 0.342, SLG: 0.502		0-0 HR		0-0 F6		HR	0-0 FC4-6		0-0 F4	5 2 2 3 0 0 3												
Ron Pruitt, R (1, 9) Jim Norris, L (6, 9) OBP: 0.357, SLG: 0.355 OBP: 0.326, SLG: 0.354		0-0 F7		0-0 L4		5-3	L8			3 0 0 0 0 0 1 1 0 0 0 0 0 1												
Gary Alexander, R (1, 2) OBP: 0.310, SLG: 0.394		0-0 6-3			4-0 F9 SH1-3 BB	E5 1B 2B		0-3 K		3 1 0 0 1 1 0	AB 37 R 7 H 11 RBI 7 BB 3 SO 8 LOB 16											
Dave Rosello, R (1, 4) OBP: 0.365, SLG: 0.476		0-3 K			0-0 SH1-3	2B 1B		0-0 6-3		3 1 1 0 0 1 0												
Tom Verzyer, R (1, 6) OBP: 0.282, SLG: 0.251			0-0 F8		0-0 F9	2B BB		0-0 1B		3 1 1 0 1 0 1												
Inning Stats	R: 0 E: 0 K: 2 S: 8	H: 1 LOB: 1 BB: 0 P: 8	R: 1 E: 0 K: 1 S: 6	H: 1 LOB: 0 BB: 0 P: 6	R: 0 E: 0 K: 1 S: 6	H: 1 LOB: 1 BB: 0 P: 6	R: 0 E: 0 K: 0 S: 3	H: 1 LOB: 0 BB: 0 P: 3	R: 0 E: 0 K: 1 S: 5	H: 0 LOB: 1 BB: 1 P: 9	R: 6 E: 1 K: 1 S: 11	H: 5 LOB: 1 BB: 1 P: 15	R: 0 E: 0 K: 1 S: 5	H: 0 LOB: 1 BB: 1 P: 9	R: 0 E: 0 K: 1 S: 6	H: 1 LOB: 1 BB: 0 P: 6	R: 0 E: 0 K: 0 S: 4	H: 1 LOB: 1 BB: 0 P: 4	1B: 5 2B: 4 3B: 0 HR: 3	SF: 0 SAC: 1 DP: 1 HBP: 0	WP: 1 PB: 0 SB: 0 CS: 0	PA: 41
PITCHER	IP WLS BF H R ER SO BB IBB HBP BLK WP HR S P ERA WHIP																					
Scott McGregor, L (1, 1) ERA: 3.36	5.2 L 25 7 5 5 5 1 0 0 0 0 3 34 38 7.94 1.412																					
Tim Stoddard, R (6, 1) ERA: 1.79	2.1 12 3 2 1 3 2 0 0 0 1 0 16 24 3.86 2.143																					
John Flinn, R (9, 1) ERA:	1.0 4 1 0 0 0 0 0 0 0 0 0 4 4 0.00 1.000																					

Cleveland Indians @ Baltimore Orioles
 Memorial Stadium, Baltimore, MD
 Sat Sep 22 1979, 7:05 PM EDT
 Att: 29,470 - Unknown

livebaseballscorecards.com

Batter	1	2	3	4	5	6	7	8	9	AB R H RBI BB SO LOB
Al Bumbry, L (1, 8) OBP: 0.340, SLG: 0.385	0-0 HR		0-0 1B		0-0 2-3 2B		0-0 F8		0-0 F6	5 1 3 1 0 0 1
Mark Belanger, R (1, 6) OBP: 0.281, SLG: 0.225	0-0 F7		0-0 F8		0-3 K		0-0 L8		4-0 BB	4 0 0 0 1 1 4
Ken Singleton, S (1, 9) OBP: 0.408, SLG: 0.544 Mark Corey, R (7, PR) (8, 9)	0-0 4-3		0-3 K		0-0 1-3		4-0 1B BB		0-0 F9	3 0 0 0 1 1 3 1 0 0 0 0 0 1
Eddie Murray, S (1, 3) OBP: 0.366, SLG: 0.475 Tom Chism, L (8, 3)	0-0 1B			0-0 1B		0-0 FC5-4 1B	0-0 1-2 2-H 1B			4 0 4 1 0 0 0 0 0 0 0 0 0 0
Gary Roenicke, R (1, 7) OBP: 0.381, SLG: 0.518	0-0 F9			0-3 K		0-0 FC5-4 1-2f	0-3 K			4 0 0 0 0 2 5
Doug DeCinces, R (1, 5) OBP: 0.316, SLG: 0.411		0-0 F7		0-3 K		0-0 F8		0-3 K		4 0 0 0 0 2 2
Lee May, R (1, 10) OBP: 0.293, SLG: 0.412		0-0 5-3		0-0 5-3		0-0 F8		0-3 K		4 0 0 0 0 1 2
Rich Dauer, R (1, 4) OBP: 0.299, SLG: 0.350		0-0 L7			0-0 6-3		0-0 2B 1B	0-0 F5		4 1 1 0 0 0 0
Rick Dempsey, R (1, 2) OBP: 0.307, SLG: 0.354			0-0 F2		0-0 2B 2B		0-0 1-H 1B 2B		0-0 F3	4 1 2 1 0 0 0

Inning Stats	R: 1 E: 0 K: 0 S: 5	H: 2 LOB: 1 BB: 0 P: 5	R: 0 E: 0 K: 0 S: 3	H: 0 LOB: 0 BB: 0 P: 3	R: 0 E: 0 K: 1 S: 6	H: 1 LOB: 1 BB: 0 P: 6	R: 0 E: 0 K: 2 S: 8	H: 1 LOB: 1 BB: 0 P: 8	R: 0 E: 0 K: 1 S: 7	H: 2 LOB: 2 BB: 0 P: 7	R: 0 E: 0 K: 0 S: 4	H: 1 LOB: 1 BB: 0 P: 4	R: 2 E: 0 K: 1 S: 8	H: 3 LOB: 2 BB: 1 P: 12	R: 0 E: 0 K: 2 S: 7	H: 0 LOB: 0 BB: 0 P: 7	R: 0 E: 0 K: 0 S: 3	H: 0 LOB: 1 BB: 1 P: 7	1B: 6 2B: 3 3B: 0 HR: 1	SF: 0 SAC: 0 DP: 0 HBP: 0	WP: 0 PB: 0 SB: 0 CS: 0	PA: 39
--------------	------------------------------	---------------------------------	------------------------------	---------------------------------	------------------------------	---------------------------------	------------------------------	---------------------------------	------------------------------	---------------------------------	------------------------------	---------------------------------	------------------------------	----------------------------------	------------------------------	---------------------------------	------------------------------	---------------------------------	----------------------------------	------------------------------------	----------------------------------	--------

PITCHER	IP	WLS	BF	H	R	ER	SO	BB	IBB	HBP	BLK	WP	HR	S	P	ERA	WHIP
Rick Waits, L (1, 1) ERA: 4.52	6.2	W	29	9	3	3	4	0	0	0	0	0	1	37	37	4.05	1.350
Sid Monge, L (7, 1) ERA: 2.39	2.1		10	1	0	0	3	2	0	0	0	0	0	14	22	0.00	1.286

BOTTOM

Cleveland Indians @ Baltimore Orioles
Memorial Stadium, Baltimore, MD
 Sat Sep 22 1979, 7:05 PM EDT
 Att. 29,470 - Unknown

livebaseballscorecards.com

AB	37
R	3
H	10
RBI	3
BB	2
SO	7
LOB	18



Batter	1	2	3	4	5	6	7	8	9	AB R H RBI BB SO LOB	TOP											
Mike Hargrove, L (1, 7) OBP: 0.408, SLG: 0.437	0-0 3-1		0-0 F8	0-0 G3			0-0 HR 2B	0-0 4-3		5 1 1 0 0 0 5												
Rick Manning, L (1, 8) OBP: 0.327, SLG: 0.307	0-0 1B		4-0 BB		0-0 1B		0-0 F5		0-0 6-3	4 0 2 0 1 0 1												
Toby Harrah, R (1, 5) OBP: 0.392, SLG: 0.446	0-3 K		0-0 F4		0-0 F8		0-0 5-3		0-0 5-3	5 0 0 0 0 1 6												
Cliff Johnson, R (1, 10) OBP: 0.343, SLG: 0.509	0-0 F9		0-0 F4		4-0 BB G6-4-3		0-0 HR 2-H		0-3 K	4 1 1 2 1 1 4												
Ron Hassey, L (1, 2) OBP: 0.338, SLG: 0.390		0-0 F5		0-0 1B FC5-4		0-0 G6-4-3		0-0 G1		4 0 1 0 0 0 2												
Wayne Cage, L (1, 3) OBP: 0.327, SLG: 0.360		0-0 F2		0-0 1B FC5-4		0-0 E4 FC4-6		0-0 2B 4-3		4 1 2 0 0 0 0												
Jim Norris, L (1, 9) OBP: 0.323, SLG: 0.350		0-0 F8		0-0 1B FC5-4 1-2 2-3		0-0 FC4-6		0-0 4-3		4 1 0 0 0 0 4												
Dave Rosello, R (1, 4) OBP: 0.380, SLG: 0.494			0-0 1B F8	0-0 1B BB		0-3 K		0-0 2B		3 0 2 1 1 1 1												
Tom Veryzer, R (1, 6) OBP: 0.284, SLG: 0.253			0-0 1B BB	0-0 1B 1-2 2-H		0-3 K		0-0 L8		4 0 2 1 0 1 2												
Inning Stats	R: 0 E: 0 K: 1 S: 6	H: 1 LOB: 1 BB: 0 P: 6	R: 0 E: 0 K: 0 S: 3	H: 0 LOB: 0 BB: 0 P: 3	R: 0 E: 0 K: 0 S: 5	H: 2 LOB: 3 BB: 1 P: 9	R: 1 E: 0 K: 0 S: 5	H: 3 LOB: 2 BB: 1 P: 9	R: 0 E: 0 K: 0 S: 3	H: 1 LOB: 1 BB: 1 P: 7	R: 0 E: 1 K: 2 S: 8	H: 0 LOB: 1 BB: 0 P: 8	R: 2 E: 0 K: 0 S: 5	H: 2 LOB: 0 BB: 0 P: 5	R: 1 E: 0 K: 0 S: 5	H: 2 LOB: 1 BB: 0 P: 5	R: 0 E: 0 K: 1 S: 5	H: 0 LOB: 0 BB: 0 P: 5	1B: 7 2B: 3 3B: 0 HR: 1	SF: 0 SAC: 0 DP: 2 HBP: 0	WP: 0 PB: 0 SB: 3 CS: 0	PA: 40
PITCHER	IP WLS BF H R ER SO BB IBB HBP BLK WP HR S P ERA WHIP											PITCHER	IP WLS BF H R ER SO BB IBB HBP BLK WP HR S P ERA WHIP									
Dennis Martinez, R (1, 1) ERA: 3.63	8.0 L 37 11 4 4 3 3 0 0 0 0 1 40 52 4.50 1.750																					
Don Stanhouse, R (9, 1) ERA: 2.88	1.0 3 0 0 0 0 1 0 0 0 0 0 0 5 5 0.00 0.000																					

Cleveland Indians @ Baltimore Orioles
 Memorial Stadium, Baltimore, MD
 Sun Sep 23 1979, 3:33 AM EDT
 Unknown

livebaseballscorecards.com

AB	37
R	4
H	11
RBI	4
BB	3
SO	4
LOB	25



Batter	1	2	3	4	5	6	7	8	9	AB R H RBI BB SO LOB
Al Bumbry, L (1, 8) OBP: 0.342, SLG: 0.386	0-0 S 1B		0-0 F8		0-0 S 1B		4-0 BB BB		0-0 6-3	4 0 2 1 1 0 1
Kiko Garcia, R (1, 6) OBP: 0.306, SLG: 0.370	0-3 K 1-2		0-0 1-3		0-0 F8 1-2		4-0 BB BB		0-0 BB 1-2 2-3	3 0 0 0 1 1 3
Ken Singleton, S (1, 9) OBP: 0.405, SLG: 0.540 Mark Corey, R (8, 9)	0-3 K		0-0 F7		0-0 G3		0-0 6-3		0-0 6-3	4 0 0 0 0 1 5 0 0 0 0 0 0 0
Eddie Murray, S (1, 3) OBP: 0.367, SLG: 0.474	0-0 5-3		0-0 S HR 1B		0-0 F5		4-0 FC5-4 BB		4-0 FC5-4 BB	3 1 1 0 1 0 1
John Lowenstein, L (1, 10) OBP: 0.357, SLG: 0.492 Benny Ayala, R (8, PH) OBP: 0.284, SLG: 0.494		0-0 F7		0-3 K 1-2		0-0 F8		0-0 FC5-4 1-2f	0-0 FC5-4	3 0 0 0 0 1 1 1 0 0 0 0 0 1
Pat Kelly, L (1, 7) OBP: 0.363, SLG: 0.527 Gary Roenicke, R (8, 7) OBP: 0.380, SLG: 0.516		0-0 F9		0-0 HR		0-3 K		0-3 K	0-3 K	3 1 1 2 0 1 0 1 0 0 0 0 1 1
Doug DeCinces, R (1, 5) OBP: 0.313, SLG: 0.407		0-3 K		0-3 K			0-0 F9		0-3 K	4 0 0 0 0 3 1
Rich Dauer, R (1, 4) OBP: 0.299, SLG: 0.349			0-0 4-3		0-0 SH3-4 1B		0-0 F3		0-0 F9	4 1 1 0 0 0 0
Dave Skaggs, R (1, 2) OBP: 0.292, SLG: 0.265 Lee May, R (9, PH) OBP: 0.292, SLG: 0.411			0-0 1B		0-0 SH3-4 1-2		0-0 BB 2B		0-3 K	2 0 2 0 0 0 0 1 0 0 0 0 1 0

Inning Stats	R: 0 E: 0 K: 2 S: 8	H: 1 LOB: 1 BB: 0 P: 8	R: 0 E: 0 K: 1 S: 5	H: 0 LOB: 0 BB: 0 P: 5	R: 0 E: 0 K: 0 S: 4	H: 1 LOB: 1 BB: 0 P: 4	R: 2 E: 0 K: 2 S: 9	H: 2 LOB: 0 BB: 0 P: 9	R: 1 E: 0 K: 0 S: 5	H: 2 LOB: 1 BB: 0 P: 5	R: 0 E: 0 K: 1 S: 5	H: 0 LOB: 0 BB: 0 P: 5	R: 0 E: 0 K: 0 S: 4	H: 1 LOB: 3 BB: 2 P: 12	R: 0 E: 0 K: 2 S: 7	H: 0 LOB: 1 BB: 1 P: 11	R: 0 E: 0 K: 1 S: 5	H: 0 LOB: 0 BB: 0 P: 5	1B: 5 2B: 1 3B: 0 HR: 1	SF: 0 SAC: 1 DP: 0 HBP: 0
--------------	------------------------------	---------------------------------	------------------------------	---------------------------------	------------------------------	---------------------------------	------------------------------	---------------------------------	------------------------------	---------------------------------	------------------------------	---------------------------------	------------------------------	----------------------------------	------------------------------	----------------------------------	------------------------------	---------------------------------	----------------------------------	------------------------------------

PITCHER	IP	WLS	BF	H	R	ER	SO	BB	IBB	HBP	BLK	WP	HR	S	P	ERA	WHIP
Len Barker, R (1, 1) ERA: 4.47	6.1		25	6	3	3	6	0	0	0	0	0	1	37	37	4.26	0.947
Victor Cruz, R (7, 1) ERA: 4.34	0.1		4	1	0	0	0	2	0	0	0	0	0	2	10	0.00	9.000
Sid Monge, L (7, 1) ERA: 2.34	2.1	W	8	0	0	0	3	1	0	0	0	0	0	13	17	0.00	0.429

BOTTOM

Cleveland Indians @ Baltimore Orioles
Memorial Stadium, Baltimore, MD
 Sun Sep 23 1979, 3:33 AM EDT
 Unknown

AB	33
R	3
H	7
RBI	3
BB	3
SO	9
LOB	14

livebaseballscorecards.com



WP	PA	ERA	WHIP
0	37		
0			
3			
0			

Batter	1	2	3	4	5	6	7	8	9	AB R H RBI BB SO LOB	TOP									
Mike Hargrove, L (1, 3) OBP: 0.406, SLG: 0.434	0-0 F8		0-0 4-3		0-0 FC3-6 1-2f			4-0 CS BB		3 0 0 0 1 0 1										
Rick Manning, L (1, 8) OBP: 0.324, SLG: 0.305	0-0 G3			0-0 1-3		0-0 5-3		0-0 F5		4 0 0 0 0 0 1										
Toby Harrah, R (1, 5) OBP: 0.391, SLG: 0.444	4-0 BB			0-3 K		0-0 F7		0-3 K 1-2		3 0 0 0 1 2 1										
Cliff Johnson, R (1, 10) OBP: 0.341, SLG: 0.503	0-0 F7			4-0 BB BB		0-0 F8			0-0 F6	3 0 0 0 1 0 1										
Ron Pruitt, R (1, 9) OBP: 0.363, SLG: 0.364		0-0 5-3		4-0 BB 1-2		0-0 4-3 6-3 2B		4-0 BB	4-0 BB	2 1 1 0 1 0 0 0 0 0 0 1 0 0										
Dell Alston, L (9, PH) OBP: 0.368, SLG: 0.407																				
Gary Alexander, R (1, 2) OBP: 0.307, SLG: 0.389		0-3 K		0-0 4-3		0-0 4-3		0-3 K	0-3 K	4 0 0 0 0 2 4										
Ted Cox, R (1, 7) OBP: 0.266, SLG: 0.305									0-0 5-3	3 0 0 1 0 0 0 1 0 0 0 0 0 1										
Wayne Cage, L (9, PH) OBP: 0.321, SLG: 0.353		0-0 F7				0-0 L8		0-0 6-3												
Dave Rosello, R (1, 4) OBP: 0.369, SLG: 0.477			0-3 K		0-0 F8		0-0 E5 FC6-4			3 0 0 0 0 1 0										
Tom Veryzer, R (1, 6) OBP: 0.284, SLG: 0.253			0-0 F2		0-0 FC3-6 1B		0-0 FC6-4			3 0 1 0 0 0 1										
Inning Stats	R: 0 E: 0 K: 0 S: 3	H: 0 LOB: 1 BB: 1 P: 7	R: 0 E: 0 K: 1 S: 5	H: 0 LOB: 0 BB: 0 P: 5	R: 0 E: 0 K: 1 S: 5	H: 0 LOB: 2 BB: 2 P: 13	R: 0 E: 0 K: 0 S: 4	H: 1 LOB: 1 BB: 0 P: 4	R: 0 E: 0 K: 0 S: 3	H: 0 LOB: 0 BB: 0 P: 3	R: 1 E: 1 K: 0 S: 5	H: 1 LOB: 1 BB: 0 P: 5	R: 0 E: 0 K: 1 S: 4	H: 0 LOB: 1 BB: 1 P: 8	R: 0 E: 0 K: 1 S: 5	H: 0 LOB: 1 BB: 1 P: 9	1B: 1 2B: 2 3B: 0 HR: 0	SF: 0 SAC: 0 DP: 1 HBP: 0	WP: 0 PB: 0 SB: 0 CS: 1	PA: 34
PITCHER	IP WLS BF H R ER SO BB IBB HBP BLK WP HR S P ERA WHIP																			
Mike Flanagan, L (1, 1) ERA: 3.06	8.0 W 30 2 1 1 4 4 0 0 0 0 0 0 34 50 1.12 0.750																			
Don Stanhouse, R (9, 1) ERA: 2.84	1.0 S 4 0 0 0 1 1 0 0 0 0 0 0 5 9 0.00 1.000																			

Cleveland Indians @ Baltimore Orioles
 Memorial Stadium, Baltimore, MD
 Sun Sep 23 1979, 7:05 PM EDT
 Att. 26,117 - Unknown

livebaseballscorecards.com

AB	29
R	1
H	2
RBI	1
BB	5
SO	5
LOB	10



Batter	1	2	3	4	5	6	7	8	9	AB R H RBI BB SO LOB	TOP																
Ron LeFlore, R OBP: 0.355, SLG: 0.404 (1, 8)	0-3 K		0-0 FC6-4			0-0 F9		0-0 FC6-4 1B	0-0 1B	5 0 2 1 0 1 1																	
Lou Whitaker, L OBP: 0.398, SLG: 0.382 (1, 4)	0-0 1B		0-0 G6-4-3			0-3 K		0-0 E6	0-0 1-3	5 0 1 0 0 1 4																	
Kirk Gibson, L OBP: 0.296, SLG: 0.423 (1, 7)	0-0 4-1			0-0 HR		4-0 BB		0-0 FC6-4		3 1 1 1 1 0 3																	
Champ Summers, L OBP: 0.401, SLG: 0.537 (1, 9)	0-0 F7			0-0 1B		0-0 F7		0-0 FC6-4		4 0 1 0 0 0 4																	
Jason Thompson, L OBP: 0.341, SLG: 0.403 (1, 3)		0-3 K		0-0 F7		0-3 K			0-0 F8	3 0 0 0 0 2 1																	
Jerry Morales, R OBP: 0.261, SLG: 0.362 (9, PH)										1 0 0 0 0 0 0																	
Lance Parrish, R OBP: 0.341, SLG: 0.450 (1, 2)		0-0 2B		0-0 5-3		0-0 2B			0-0 E5	4 1 2 0 0 0 1																	
Alan Trammell, R OBP: 0.332, SLG: 0.357 (1, 6)		0-0 5-3			0-0 F7	0-0 P4			0-0 1B	4 1 1 0 0 0 2																	
Tom Brookens, R OBP: 0.297, SLG: 0.348 (1, 5)		0-0 2-3			0-3 K	0-3 K			0-0 1B	3 0 0 0 0 2 2																	
Lynn Jones, R OBP: 0.345, SLG: 0.386 (9, PH)									1-2 2-H	1 0 1 1 0 0 0																	
Phil Mankowski, L OBP: 0.286, SLG: 0.263 (9, 5)									1B	0 0 0 0 0 0 0																	
Rick Peters, S OBP: 0.450, SLG: 0.267 (1, 10)			0-0 1B		0-0 6-3			0-0 F7	0-0 F9	4 0 1 0 0 0 2																	
Inning Stats	R: 0 E: 0 K: 1 S: 6	H: 1 LOB: 1 BB: 0 P: 6	R: 0 E: 0 K: 1 S: 6	H: 1 LOB: 1 BB: 0 P: 6	R: 0 E: 0 K: 0 S: 3	H: 1 LOB: 0 BB: 0 P: 3	R: 1 E: 0 K: 0 S: 4	H: 2 LOB: 0 BB: 0 P: 4	R: 0 E: 0 K: 1 S: 5	H: 0 LOB: 0 BB: 0 P: 5	R: 0 E: 0 K: 1 S: 5	H: 0 LOB: 1 BB: 1 P: 9	R: 0 E: 0 K: 2 S: 8	H: 1 LOB: 1 BB: 0 P: 8	R: 0 E: 1 K: 0 S: 5	H: 1 LOB: 2 BB: 0 P: 5	R: 2 E: 1 K: 0 S: 7	H: 3 LOB: 2 BB: 0 P: 7	1B: 7 2B: 2 3B: 0 HR: 1	SF: 0 SAC: 0 DP: 1 HBP: 0	WP: 0 PB: 0 SB: 2 CS: 1	PA: 38					
PITCHER	IP WLS BF H R ER SO BB IBB HBP BLK WP HR S P ERA WHIP																										
Steve Stone, R ERA: 3.77 (1, 1)	5.0		18	5	1	1	3	0	0	0	0	0	1	24	24	1.80	1.000										
Sammy Stewart, R ERA: 3.47 (6, 1)	2.0		8	1	0	0	3	1	0	0	0	0	0	13	17	0.00	1.000										
Tim Stoddard, R ERA: 1.76 (8, 1)	1.0		5	1	0	0	0	0	0	0	0	0	0	5	5	0.00	1.000										
Tippy Martinez, L ERA: 3.0 (9, 1)	1.0	L	7	3	2	0	0	0	0	0	0	0	0	7	7	0.00	3.000										

Detroit Tigers @ Baltimore Orioles
Memorial Stadium, Baltimore, MD

Tue Sep 25 1979, 7:05 PM EDT
Att: 12,543 - Unknown

livebaseballscorecards.com

AB	37
R	3
H	10
RBI	3
BB	1
SO	6
LOB	20



Batter	1	2	3	4	5	6	7	8	9	AB	R	H	RBI	BB	SO	LOB
Al Bumbry, L (1, 8) OBP: 0.340, SLG: 0.383	0-3 K		0-0 G3		0-0 F7		0-0 5-3			4	0	0	0	0	1	4
Kiko Garcia, R (1, 6) OBP: 0.305, SLG: 0.367	0-3 K		4-0 G3-6-3 BB		0-0 5-3			0-0 F8		3	0	0	0	1	1	2
Ken Singleton, S (1, 9) OBP: 0.406, SLG: 0.540 Mark Corey, R (6, PR) (7, 9)	0-3 K		0-0 G3-6-3			4-0 1B SF8 BB		0-0 5-3		2	0	0	0	1	1	2
Eddie Murray, S (1, 3) OBP: 0.369, SLG: 0.477		0-0 F8		0-3 K		0-0 FC6-4 1B		0-0 S 1B		4	0	2	0	0	1	0
John Lowenstein, L (1, 7) OBP: 0.357, SLG: 0.492 Bob Molinaro, L (7, 7)		0-0 S 1B		0-0 F7		0-0 SF8		0-0 4-3		2	0	1	1	0	0	0
Lee May, R (1, 10) OBP: 0.294, SLG: 0.412		0-3 K		0-0 5-3		0-3 K			0-0 SH1-4 1B	4	0	1	0	0	2	2
Doug DeCinces, R (1, 5) OBP: 0.311, SLG: 0.404 Wayne Krenchicki, L (7, 4) OBP: 0.167, SLG: 0.222		0-0 1-3		0-0 5-3		0-0 FC6-4			0-0 SH1-4	3	0	0	0	0	0	2
Rich Dauer, R (1, 4) OBP: 0.301, SLG: 0.351 Terry Crowley, L (9, PH) OBP: 0.440, SLG: 0.475			0-0 G3 1B WP 1B		0-0 BLK E 1B		0-0 5-3		0-3 K	3	1	2	0	0	0	0
Rick Dempsey, R (1, 2) OBP: 0.309, SLG: 0.356 Pat Kelly, L (9, PH) OBP: 0.361, SLG: 0.524			0-0 WP G3 1B		0-0 E6 BLK		0-3 K		0-3 K	3	0	1	0	0	1	1

Inning Stats	R: 0	H: 0	R: 0	H: 1	R: 1	H: 2	R: 0	H: 0	R: 0	H: 1	R: 0	H: 0	R: 0	H: 1	R: 0	H: 1	1B: 7	SF: 1	WP: 1	PA: 36	
	E: 0	LOB: 0	E: 0	LOB: 1	E: 0	LOB: 1	E: 0	LOB: 0	E: 1	LOB: 2	E: 0	LOB: 1	E: 0	LOB: 0	E: 0	LOB: 1	2B: 0	SAC: 1	PB: 0		
	K: 3	BB: 0	K: 1	BB: 0	K: 0	BB: 1	K: 1	BB: 0	K: 1	BB: 1	K: 1	BB: 1	K: 0	BB: 0	K: 2	BB: 0	3B: 0	DP: 1	SB: 2		
	S: 9	P: 9	S: 6	P: 6	S: 4	P: 8	S: 5	P: 5	S: 5	P: 5	S: 6	P: 10	S: 5	P: 5	S: 4	P: 4	HR: 0	HBP: 0	CS: 0		
PITCHER	IP	WLS	BF	H	R	ER	SO	BB	IBB	HBP	BLK	WP	HR	S	P	ERA	WHIP				
Jack Morris, R (1, 1) ERA: 3.39	8.0	W	32	6	2	2	7	2	0	0	1	1	0	44	52	2.25	1.000				
Aurelio Lopez, R (9, 1) ERA: 2.16	1.0	S	4	1	0	0	2	0	0	0	0	0	0	8	8	0.00	1.000				

DETROIT TIGERS @ BALTIMORE ORIOLES
Memorial Stadium, Baltimore, MD
 Tue Sep 25 1979, 7:05 PM EDT
 Att. 12,543 - Unknown

livebaseballscorecards.com

AB	32
R	2
H	7
RBI	1
BB	2
SO	9
LOB	16



Batter	1	2	3	4	5	6	7	8	9	AB R H RBI BB SO LOB	TOP
Ron LeFlore, R OBP: 0.352, SLG: 0.401 (1, 10) X	0-0 L9		0-0 5-3		0-0 F8		0-3 K		0-3 K	5 0 0 0 0 2 2	
Alan Trammell, R OBP: 0.334, SLG: 0.359 (1, 6) X	0-0 1B		0-0 1B		0-0 5-3		0-3 K			3 0 2 0 0 0 0	
Mark Wagner, R OBP: 0.341, SLG: 0.315 (6, 6)	1B		G6-4-3 1B							1 0 0 0 0 1 0	
Lynn Jones, R OBP: 0.348, SLG: 0.389 (1, 7) X	0-0 1B		G6-4-3 1B		0-0 1B			0-0 6-3		4 0 2 0 0 0 2	
Jerry Morales, R OBP: 0.260, SLG: 0.364 (1, 9) X	0-0 G6-4-3				0-0 FC6-4 1B			0-0 1-3		4 1 1 0 0 0 3	
John Wockenfuss, R OBP: 0.321, SLG: 0.509 (1, 3) X		0-0 5-3		0-0 E8 1B		0-0 G6-4-3 1B		0-0 2B		4 0 3 1 0 0 0	
Lance Parrish, R OBP: 0.343, SLG: 0.451 (1, 2) X		0-0 1B		4-0 FC6-4 BB		0-0 G6-4-3		0-0 F4		1 0 1 0 1 0 0	
Ed Putman, R OBP: 0.302, SLG: 0.462 (6, PH) (6, 2)						1-2f				2 0 0 0 0 0 2	
Dave Stegman, R OBP: 0.258, SLG: 0.517 (1, 8) X		0-3 K		0-0 F7		0-0 HR		0-0 F9		4 1 1 1 0 1 3	
Aurelio Rodriguez, R OBP: 0.280, SLG: 0.355 (1, 5) X		0-0 F5		0-0 FC6-4		0-0 F9		0-0 1B		4 0 1 0 0 0 3	
Tom Brookens, R OBP: 0.296, SLG: 0.346 (1, 4) X			0-0 1B S 1B		0-0 FC6-4		0-0 4-3		0-3 K	4 0 1 0 0 1 3	
Inning Stats	R: 0 H: 2 E: 0 LOB: 1 K: 0 BB: 0 S: 4 P: 4	R: 0 H: 1 E: 0 LOB: 1 K: 1 BB: 0 S: 6 P: 6	R: 0 H: 2 E: 0 LOB: 1 K: 0 BB: 0 S: 4 P: 4	R: 1 H: 2 E: 1 LOB: 2 K: 0 BB: 1 S: 5 P: 9	R: 0 H: 1 E: 0 LOB: 1 K: 0 BB: 0 S: 4 P: 4	R: 1 H: 2 E: 0 LOB: 0 K: 0 BB: 0 S: 4 P: 4	R: 0 H: 0 E: 0 LOB: 0 K: 2 BB: 0 S: 7 P: 7	R: 0 H: 1 E: 0 LOB: 1 K: 0 BB: 0 S: 4 P: 4	R: 0 H: 1 E: 0 LOB: 1 K: 2 BB: 0 S: 8 P: 8	1B: 9 SF: 0 2B: 2 SAC: 0 3B: 0 DP: 3 HR: 1 HBP: 0	WP: 0 PA: 37 PB: 0 SB: 1 CS: 0
PITCHER	IP WLS BF H R ER SO BB IBB HBP BLK WP HR S P ERA WHIP										
Scott McGregor, L ERA: 3.35 (1, 1)	6.0 W 26 10 2 2 1 1 0 0 0 0 0 1 27 31 3.00 1.833										
Tim Stoddard, R ERA: 1.73 (7, 1)	1.0 3 0 0 0 2 0 0 0 0 0 0 0 7 7 0.00 0.000										
Dave Ford, R ERA: 1.88 (8, 1)	2.0 8 2 0 0 2 0 0 0 0 0 0 0 12 12 0.00 1.000										

Detroit Tigers @ Baltimore Orioles
 Memorial Stadium, Baltimore, MD
 Wed Sep 26 1979, 7:05 PM EDT
 Att: 17,205 - Unknown

livebaseballscorecards.com

AB 36
 R 2
 H 12
 RBI 2
 BB 1
 SO 5
 LOB 18



Batter	1	2	3	4	5	6	7	8	9
Mark Belanger, R (1, 6) <small>OBP: 0.273, SLG: 0.217</small> Kiko Garcia, R (5, PH) <small>OBP: 0.306, SLG: 0.366</small> (6, 6)	0-0 L6	0-0 G5-4-3	0-0 F4		4-0 HR BB		0-3 K		
Benny Ayala, R (1, 7) <small>OBP: 0.293, SLG: 0.524</small> Bob Molinaro, L (6, 7)	0-0 6-3		FC4-6		0-0 HR		0-3 K		
Ken Singleton, S (1, 9) <small>OBP: 0.405, SLG: 0.538</small> Mark Corey, R (6, 9)	0-3 K		4-0 E 2B BB	0-0 4-3	0-0 L8		0-0 F3		
Eddie Murray, S (1, 3) <small>OBP: 0.370, SLG: 0.481</small> Tom Chism, L (8, PR) (9, 3)		0-0 HR	0-0 E3 2B BB	0-0 2-3	0-0 F9		4-0 FC6-4 BB		
Lee May, R (1, 10) <small>OBP: 0.295, SLG: 0.416</small>		0-0 F8	0-0 BB 1B 2B	0-0 1B 2B		0-3 K	0-0 FC6-4		
Gary Roenicke, R (1, 8) <small>OBP: 0.379, SLG: 0.509</small>		4-0 1B BB	1-0 BB 1B HBP	0-0 2B 1B		0-0 F8	0-0 F8		
Doug DeCinces, R (1, 5) <small>OBP: 0.317, SLG: 0.418</small> Wayne Krenchicki, L (7, 5) <small>OBP: 0.167, SLG: 0.222</small>		0-0 1B 1B	4-0 1B BB	0-0 1B 2B		0-0 HR			
Rich Dauer, R (1, 4) <small>OBP: 0.303, SLG: 0.352</small>		0-0 1B 1B	0-0 FC4-6 1B	0-0 6-3		0-0 F3			
Rick Dempsey, R (1, 2) <small>OBP: 0.308, SLG: 0.355</small>		0-0 G5-4-3 1B	0-0 F8		0-0 5-3		0-3 K		

AB	R	H	RBI	BB	SO	LOB
3	0	0	0	0	0	4
1	1	0	0	1	1	0
3	2	1	2	1	0	2
1	0	0	0	0	1	0
3	1	0	0	1	1	0
1	0	0	0	0	0	0
4	2	1	1	1	0	2
0	0	0	0	0	0	0
5	2	2	2	0	1	1
3	3	1	1	1	0	1
3	2	3	3	1	0	0
0	0	0	0	0	0	0
4	0	2	3	0	0	1
4	0	1	1	0	1	2

BOTTOM

Detroit Tigers @ Baltimore Orioles
Memorial Stadium, Baltimore, MD

Wed Sep 26 1979, 7:05 PM EDT
 Att. 17,205 - Unknown

livebaseballscorecards.com

AB	35
R	13
H	11
RBI	13
BB	6
SO	5
LOB	13



1B: 5	SF: 0	WP: 0	PA: 42
2B: 3	SAC: 0	PB: 0	
3B: 0	DP: 1	SB: 0	
HR: 3	HBP: 1	CS: 0	

Inning Stats	R: 0	H: 0	E: 0	K: 1	S: 5	LOB: 0	BB: 0	P: 5
	R: 3	H: 4	E: 0	K: 0	S: 6	LOB: 1	BB: 1	P: 10
	R: 5	H: 2	E: 1	K: 0	S: 6	LOB: 2	BB: 3	P: 19
	R: 2	H: 3	E: 0	K: 0	S: 6	LOB: 1	BB: 0	P: 6
	R: 2	H: 1	E: 0	K: 0	S: 4	LOB: 0	BB: 1	P: 8
	R: 1	H: 1	E: 0	K: 1	S: 6	LOB: 0	BB: 0	P: 6
	R: 0	H: 0	E: 0	K: 3	S: 9	LOB: 0	BB: 0	P: 9
	R: 0	H: 0	E: 0	K: 0	S: 3	LOB: 1	BB: 1	P: 7

PITCHER	IP	WLS	BF	H	R	ER	SO	BB	IBB	HBP	BLK	WP	HR	S	P	ERA	WHIP
Mike Chris, L (1, 1) <small>ERA: 6.92</small>	2.0	L	12	4	5	5	1	3	0	0	0	0	1	11	23	22.50	3.500
Kip Young, R (3, 1) <small>ERA: 6.39</small>	0.0		5	2	3	2	0	1	0	1	0	0	0	3	8	∞	∞
Dave Tobik, R (3, 1) <small>ERA: 4.41</small>	3.0		14	4	4	4	0	1	0	0	0	0	1	13	17	12.00	1.667
Pat Underwood, L (6, 1) <small>ERA: 4.59</small>	3.0		11	1	1	1	4	1	0	0	0	0	1	18	22	3.00	0.667

Batter	1	2	3	4	5	6	7	8	9	AB	R	H	RBI	BB	SO	LOB	TOP										
Al Bumbry, L (1, 8) <small>OBP: 0.341, SLG: 0.382</small> Gary Roenicke, R (7, 8) <small>OBP: 0.378, SLG: 0.508</small>	0-0 4-3	0-3 K	4-0 2B 1-2 1B BB		0-0 F5		0-0 3B 1B	0-0 5-3		4	2	1	0	1	1	3											
Billy Smith, S (1, 4) <small>OBP: 0.305, SLG: 0.416</small>	0-3 K	0-0 HR	0-0 1B 2B		0-0 4-3		0-0 1B 3B	0-0 4-3		6	3	3	6	0	1	0											
Ken Singleton, S (1, 9) <small>OBP: 0.404, SLG: 0.535</small> Mark Corey, R (5, 9) <small>OBP: 0.091, SLG: 0.091</small>	0-0 G1	0-0 5-3	0-0 1B 1B		0-3 K		0-0 BB 1B	0-3 K		4	0	1	1	0	1	0											
Eddie Murray, S (1, 3) <small>OBP: 0.369, SLG: 0.479</small>		0-0 1B 1B	G3 1B		0-3 K		0-0 F5	0-0 4-3		6	1	2	1	0	1	1											
Pat Kelly, L (1, 7) <small>OBP: 0.364, SLG: 0.543</small> Bob Molinaro, L (6, 7)		0-0 BB 1B	HR F7 1B		0-3 K		4-0 1-2 BB			4	2	2	1	0	1	2											
Doug DeCinces, R (1, 5) <small>OBP: 0.319, SLG: 0.417</small> Wayne Krenchicki, L (4, 5) <small>OBP: 0.200, SLG: 0.250</small>		4-0 BB 1B 1-2 HR BB	4-0 2B 1B BB	0-0 6-3		0-0 FC5 BB 1B	0-0 P6			1	2	0	0	2	0	0											
Lee May, R (1, 10) <small>OBP: 0.299, SLG: 0.416</small> Terry Crowley, L (8, PH) <small>OBP: 0.434, SLG: 0.468</small>		0-0 HR 1B	0-3 K FC5-4 BB	4-0 K		4-0 1-2 BB	0-0 F9			2	1	1	2	2	1	1											
Kiko Garcia, R (1, 6) <small>OBP: 0.307, SLG: 0.368</small>		4-0 HR BB	0-0 1B 2B	0-3 K		0-0 FC5 2-3f	0-0 P4			4	2	1	0	1	1	3											
Rick Dempsey, R (1, 2) <small>OBP: 0.308, SLG: 0.353</small> Dave Skaggs, R (7, 2) <small>OBP: 0.297, SLG: 0.278</small>		0-3 K	0-0 BB 2B 1B	0-0 FC5-4		0-0 6-3	0-0 2B			4	1	1	2	0	1	4											
Inning Stats	R: 0 E: 0 K: 1 S: 5	H: 0 LOB: 0 BB: 0 P: 5	R: 6 E: 0 K: 2 S: 11	H: 4 LOB: 0 BB: 2 P: 19	R: 6 E: 0 K: 1 S: 11	H: 6 LOB: 2 BB: 2 P: 19	R: 0 E: 0 K: 1 S: 5	H: 0 LOB: 1 BB: 1 P: 9	R: 0 E: 0 K: 1 S: 5	H: 0 LOB: 0 BB: 0 P: 5	R: 0 E: 0 K: 2 S: 8	H: 1 LOB: 2 BB: 1 P: 12	R: 2 E: 0 K: 0 S: 6	H: 3 LOB: 2 BB: 1 P: 10	R: 0 E: 0 K: 0 S: 4	H: 1 LOB: 1 BB: 0 P: 4	R: 0 E: 0 K: 1 S: 5	H: 0 LOB: 0 BB: 0 P: 5	1B: 9 2B: 3 3B: 1 HR: 2	SF: 0 SAC: 0 DP: 0 HBP: 0	WP: 0 PB: 0 SB: 0 CS: 0	PA: 49					
PITCHER	IP	WLS	BF	H	R	ER	SO	BB	IBB	HBP	BLK	WP	HR	S	P	ERA	WHIP										
Len Barker, R (1, 1) <small>ERA: 4.92</small>	2.1	L	15	5	8	8	3	3	0	0	0	0	2	18	30	30.86	3.429										
Paul Reuschel, R (3, 1) <small>ERA: 7.94</small>	0.1		7	5	4	4	1	1	0	0	0	0	0	8	12	108.00	18.000										
Sandy Wihtol, R (3, 1) <small>ERA: 3.38</small>	3.1		13	1	0	0	4	2	0	0	0	0	0	19	27	0.00	0.900										
Larry Andersen, R (7, 1) <small>ERA: 7.56</small>	2.0		11	4	2	2	0	1	0	0	0	0	0	10	14	9.00	2.500										
Victor Cruz, R (9, 1) <small>ERA: 4.23</small>	1.0		3	0	0	0	1	0	0	0	0	0	0	5	5	0.00	0.000										

Baltimore Orioles @ Cleveland Indians
Cleveland Municipal Stadium, Cleveland, OH

Fri Sep 28 1979, 7:05 PM EDT
 Att. 6,462 - Unknown

livebaseballscorecards.com

AB	42
R	14
H	15
RBI	14
BB	7
SO	9
LOB	17



Batter	1	2	3	4	5	6	7	8	9	AB	R	H	RBI	BB	SO	LOB
Mike Hargrove, L (1, 3) OBP: 0.403, SLG: 0.430	0-0 L6		0-0 FC6-4 1B		0-0 F7	0-0 F9			0-0 F7	5	0	1	0	0	0	1
Rick Manning, L (1, 8) OBP: 0.318, SLG: 0.298	0-0 G3		0-0 FC6-4 G5-4-3 1-2f		0-0 5-3			0-0 4-3	0-0 1-3	5	0	0	0	0	0	1
Bobby Bonds, R (1, 9) Dell Alton, L (4, 9) OBP: 0.369, SLG: 0.462 OBP: 0.375, SLG: 0.393	0-0 6-3		0-0 G5-4-3 1-2f		0-0 3-1			0-0 F7		2	0	0	0	0	0	1
Toby Harrah, R (1, 5) Ted Cox, R (7, 5) OBP: 0.389, SLG: 0.449 OBP: 0.272, SLG: 0.307		0-0 5-3 HR 1B		0-0 HR		0-0 2B 1B		4-0 PB BB		3	3	3	1	0	0	0
Cliff Johnson, R (1, 10) Wayne Cage, L (6, PH) OBP: 0.347, SLG: 0.503 OBP: 0.300, SLG: 0.327	0-0 5-3 1-2			0-0 F8		0-3 K		0-3 K		2	0	0	0	0	0	1
Ron Hassey, L (1, 2) Bo Diaz, R (8, 2) OBP: 0.343, SLG: 0.410 OBP: 0.219, SLG: 0.233	0-0 HR 2-H			0-3 K		0-0 1B 2B		0-0 6-3		3	2	2	3	0	1	0
Jim Norris, L (1, 7) Gary Alexander, R (8, PH) OBP: 0.327, SLG: 0.350 OBP: 0.311, SLG: 0.392	4-0 BB BB			4-0 BB BB		0-0 3B 1B		0-0 1-3		1	1	1	1	2	0	0
Dave Rosello, R (1, 4) OBP: 0.336, SLG: 0.422	0-3 K			4-0 1-2 BB		0-3 K		0-3 K		3	0	0	0	1	3	2
Tom Verzyer, R (1, 6) OBP: 0.280, SLG: 0.255	0-0 F9			0-0 P5		0-0 3B		0-0 G3		4	0	1	1	0	0	3

Inning Stats	R: 0	H: 0	E: 0	K: 0	S: 3	R: 2	H: 2	E: 0	K: 1	S: 7	R: 0	H: 1	E: 0	K: 0	S: 3	R: 1	H: 1	E: 0	K: 1	S: 6	R: 0	H: 0	E: 0	K: 0	S: 3	R: 3	H: 4	E: 0	K: 2	S: 11	R: 0	H: 0	E: 0	K: 1	S: 5	R: 0	H: 0	E: 0	K: 1	S: 5	R: 0	H: 0	E: 0	K: 0	S: 3	1B: 4	2B: 1	3B: 1	HR: 2	SF: 0	SAC: 0	DP: 1	HBP: 0	WP: 0	PB: 1	SB: 0	CS: 0	PA: 38
--------------	------	------	------	------	------	------	------	------	------	------	------	------	------	------	------	------	------	------	------	------	------	------	------	------	------	------	------	------	------	-------	------	------	------	------	------	------	------	------	------	------	------	------	------	------	------	-------	-------	-------	-------	-------	--------	-------	--------	-------	-------	-------	-------	--------

PITCHER	IP	WLS	BF	H	R	ER	SO	BB	IBB	HBP	BLK	WP	HR	S	P	ERA	WHIP
Jim Palmer, R (1, 1) ERA: 3.3	5.1		25	7	6	6	3	3	0	0	0	0	2	28	40	10.12	1.875
Tim Stoddard, R (6, 1) ERA: 1.71	0.2		3	1	0	0	1	0	0	0	0	0	0	5	5	0.00	1.500
Tippy Martinez, L (7, 1) ERA: 2.92	2.0		7	0	0	0	2	1	0	0	0	0	0	10	14	0.00	0.500
Don Stanhouse, R (9, 1) ERA: 2.8	1.0		3	0	0	0	0	0	0	0	0	0	0	3	3	0.00	0.000


BOTTOM

Baltimore Orioles @ Cleveland Indians
Cleveland Municipal Stadium, Cleveland, OH

Fri Sep 28 1979, 7:05 PM EDT
Att. 6,462 - Unknown

livebaseballscorecards.com

AB	34
R	6
H	8
RBI	6
BB	4
SO	6
LOB	11



Batter	1	2	3	4	5	6	7	8	9	AB R H RBI BB SO LOB	TOP											
Lee May, R (1, 10) OBP: 0.298, SLG: 0.415 Terry Crowley, L (5, PH) OBP: 0.449, SLG: 0.476 Benny Ayala, R (9, PH) OBP: 0.290, SLG: 0.518	0-3 K		0-3 K		4-0 BB		0-0 1B		0-3 K	2 0 0 0 0 2 1 1 0 1 0 1 0 0 1 0 0 0 0 1 2												
John Lowenstein, L (1, 7) OBP: 0.354, SLG: 0.487 Bob Molinaro, L (3, 7)	0-3 K		0-0 P4		0-3 K		0-0 G3			2 0 0 0 0 1 1 2 0 0 0 0 1 2												
Ken Singleton, S (1, 9) OBP: 0.404, SLG: 0.534 Mark Corey, R (5, 9) OBP: 0.083, SLG: 0.083	0-0 F8		0-0 1B		0-0 4-3			0-0 P6		3 0 1 0 0 0 1 1 0 0 0 0 0 0												
Eddie Murray, S (1, 3) OBP: 0.370, SLG: 0.478		4-0 BB	0-0 4-3			4-0 S BB		0-0 5-3		2 0 0 0 2 0 2												
Al Bumbry, L (1, 8) OBP: 0.339, SLG: 0.379		0-0 F8		0-0 G3		0-3 K		0-0 4-3		4 0 0 0 0 1 2												
Doug DeCinces, R (1, 5) OBP: 0.319, SLG: 0.415 Wayne Krenchicki, L (6, 5) OBP: 0.190, SLG: 0.238		4-0 1B BB		0-0 5-3		0-0 F8			0-0 1-3	2 0 0 0 1 0 1 1 0 0 0 0 0 0												
Billy Smith, S (1, 4) OBP: 0.309, SLG: 0.434		0-0 F7		0-0 HR		0-0 P3			0-0 BB 1B	4 1 2 1 0 0 3												
Kiko Garcia, R (1, 6) OBP: 0.305, SLG: 0.365 Pat Kelly, L (9, PH) OBP: 0.368, SLG: 0.543		0-3 K		0-3 K			0-0 5-3		4-0 BB 1B	3 0 0 0 0 2 2 0 0 0 0 1 0 0												
Rick Dempsey, R (1, 2) OBP: 0.307, SLG: 0.351			4-0 1B BB		0-0 6-3		0-0 L6		0-3 K	3 0 0 0 1 1 2												
Inning Stats	R: 0 E: 0 K: 2 S: 7	H: 0 LOB: 0 BB: 0 P: 7	R: 0 E: 0 K: 1 S: 5	H: 0 LOB: 2 BB: 2 P: 13	R: 0 E: 0 K: 1 S: 6	H: 1 LOB: 2 BB: 1 P: 10	R: 1 E: 0 K: 1 S: 6	H: 1 LOB: 0 BB: 0 P: 6	R: 0 E: 0 K: 1 S: 5	H: 0 LOB: 1 BB: 1 P: 9	R: 0 E: 0 K: 0 S: 4	H: 1 LOB: 1 BB: 0 P: 4	R: 0 E: 0 K: 0 S: 3	H: 0 LOB: 0 BB: 0 P: 3	R: 0 E: 0 K: 2 S: 8	H: 1 LOB: 2 BB: 1 P: 12	1B: 3 2B: 0 3B: 0 HR: 1	SF: 0 SAC: 0 DP: 0 HBP: 0	WP: 0 PB: 0 SB: 1 CS: 0	PA: 37		
PITCHER	IP WLS BF H R ER SO BB IBB HBP BLK WP HR S P ERA WHIP	IP WLS BF H R ER SO BB IBB HBP BLK WP HR S P ERA WHIP	IP WLS BF H R ER SO BB IBB HBP BLK WP HR S P ERA WHIP	IP WLS BF H R ER SO BB IBB HBP BLK WP HR S P ERA WHIP	IP WLS BF H R ER SO BB IBB HBP BLK WP HR S P ERA WHIP	IP WLS BF H R ER SO BB IBB HBP BLK WP HR S P ERA WHIP	IP WLS BF H R ER SO BB IBB HBP BLK WP HR S P ERA WHIP	IP WLS BF H R ER SO BB IBB HBP BLK WP HR S P ERA WHIP	IP WLS BF H R ER SO BB IBB HBP BLK WP HR S P ERA WHIP	IP WLS BF H R ER SO BB IBB HBP BLK WP HR S P ERA WHIP	IP WLS BF H R ER SO BB IBB HBP BLK WP HR S P ERA WHIP	IP WLS BF H R ER SO BB IBB HBP BLK WP HR S P ERA WHIP	IP WLS BF H R ER SO BB IBB HBP BLK WP HR S P ERA WHIP	IP WLS BF H R ER SO BB IBB HBP BLK WP HR S P ERA WHIP	IP WLS BF H R ER SO BB IBB HBP BLK WP HR S P ERA WHIP	IP WLS BF H R ER SO BB IBB HBP BLK WP HR S P ERA WHIP	IP WLS BF H R ER SO BB IBB HBP BLK WP HR S P ERA WHIP	IP WLS BF H R ER SO BB IBB HBP BLK WP HR S P ERA WHIP	IP WLS BF H R ER SO BB IBB HBP BLK WP HR S P ERA WHIP	IP WLS BF H R ER SO BB IBB HBP BLK WP HR S P ERA WHIP	IP WLS BF H R ER SO BB IBB HBP BLK WP HR S P ERA WHIP	
Dan Spillner, R (1, 1) ERA: 4.62 Sid Monge, L (9, 1) ERA: 2.5	8.1 W 35 4 1 1 7 6 0 0 0 0 0 1 43 67 1.08 1.200	0.2 S 2 0 0 0 2 0 0 0 0 0 0 0 6 6 0.00 0.000																				

Baltimore Orioles @ Cleveland Indians
Cleveland Municipal Stadium, Cleveland, OH

Sat Sep 29 1979, 3:33 AM EDT
Att: 16,590 - Unknown

livebaseballscorecards.com

AB	31
R	1
H	4
RBI	1
BB	6
SO	9
LOB	19




Batter	1	2	3	4	5	6	7	8	9	10	11	AB R H RBI BB SO LOB	TOP														
Lee May, R OBP: 0.297, SLG: 0.412 (1, 10) Benny Ayala, R OBP: 0.298, SLG: 0.523 (11, PH)	0-0 6-3		0-0 F7		0-3 K		0-0 FC5-4 1B		0-0 F3		0-0 1-2 1B	5 0 1 0 0 1 3 1 0 1 0 0 0 0	Baltimore Orioles @ Cleveland Indians Cleveland Municipal Stadium, Cleveland, OH Sun Sep 30 1979, 3:33 AM EDT Att. 12,995 - Unknown														
Kiko Garcia, R OBP: 0.303, SLG: 0.362 (1, 6)	0-0 1-3		0-0 P4		0-0 1B		0-0 FC5-4 1-2f 1B		0-0 L6-3		0-0 4-3	6 0 1 1 0 0 5															
Ken Singleton, S OBP: 0.405, SLG: 0.533 (1, 9) Mark Corey, R OBP: 0.154, SLG: 0.154 (7, 9)	0-0 1-3			0-0 1B	4-0 1B		0-3 K				0-0 S 1B	3 0 1 0 1 1 1 1 0 1 0 0 0 0															
Al Bumbry, L OBP: 0.336, SLG: 0.376 (1, 8)		0-0 F7		0-0 F7	4-3		0-3 K				0-0 1-2 5-3	5 0 0 0 0 1 5															
Eddie Murray, S OBP: 0.369, SLG: 0.475 (1, 3)		0-0 4-3		0-0 F3		0-0 F7		0-0 1B			0-0 F3	5 0 1 0 0 0 2															
Pat Kelly, L OBP: 0.367, SLG: 0.536 (1, 7) John Lowenstein, L OBP: 0.351, SLG: 0.482 (6, 7)		4-0 BB CS BB		0-0 4-1		0-3 K		0-0 F5			0-0 F7	2 0 0 0 1 1 1 2 0 0 0 0 0 2															
Doug DeCinces, R OBP: 0.318, SLG: 0.412 (1, 5)		0-0 CS 1-2	0-3 K		0-0 2B 1B	1-3		0-3 K			0-0 F5	5 1 1 0 0 2 1															
Rich Dauer, R OBP: 0.305, SLG: 0.355 (1, 4)			0-0 2B 1B		0-0 F9		0-0 HR 1B	0-0 F8			0-0 1B 1B	5 2 3 0 0 0 2															
Dave Skaggs, R OBP: 0.313, SLG: 0.328 (1, 2)			0-0 1-H 2B		0-0 1-H 1B 2B		0-0 1-H HR		4-0 BB BB BB BB		0-0 P4	4 2 3 4 1 0 1															
Inning Stats	R: 0 E: 0 K: 0 S: 3	H: 0 LOB: 0 BB: 0 P: 3	R: 0 E: 0 K: 0 S: 2	H: 0 LOB: 0 BB: 1 P: 6	R: 1 E: 0 K: 1 S: 7	H: 2 LOB: 1 BB: 0 P: 7	R: 0 E: 0 K: 0 S: 4	H: 1 LOB: 1 BB: 0 P: 4	R: 2 E: 0 K: 1 S: 8	H: 3 LOB: 2 BB: 1 P: 12	R: 0 E: 0 K: 1 S: 5	H: 0 LOB: 0 BB: 0 P: 5		R: 2 E: 0 K: 2 S: 10	H: 3 LOB: 1 BB: 0 P: 10	R: 0 E: 0 K: 1 S: 6	H: 1 LOB: 1 BB: 0 P: 6	R: 0 E: 0 K: 0 S: 2	H: 0 LOB: 0 BB: 1 P: 6	R: 0 E: 0 K: 0 S: 4	H: 1 LOB: 1 BB: 0 P: 4	R: 0 E: 0 K: 0 S: 5	H: 2 LOB: 2 BB: 0 P: 5	1B: 10 2B: 3 3B: 0 HR: 1	SF: 0 SAC: 0 DP: 1 HBP: 0	WP: 0 PB: 0 SB: 1 CS: 1	PA: 48
PITCHER	IP WLS BF H R ER SO BB IBB HBP BLK WP HR S P ERA WHIP														IP WLS BF H R ER SO BB IBB HBP BLK WP HR S P ERA WHIP												
Rick Wise, R ERA: 3.73 (1, 1)	6.0	28	9	5	5	3	1	1	0	0	0	0	0	1	32	40	7.50	1.667									
Sid Monge, L ERA: 2.4 (7, 1)	5.0	19	4	0	0	3	1	0	0	0	0	0	0	0	24	28	0.00	1.000									

livebaseballscores.com

AB	44
R	5
H	13
RBI	5
BB	3
SO	6
LOB	23



Batter	1	2	3	4	5	6	7	8	9	10	11	AB R H RBI BB SO LOB	BOTTOM				
Mike Hargrove, L (1, 3) OBP: 0.404, SLG: 0.428	0-0 4-3	0-0 PO 1B			0-0 1B		0-0 F8		4-0 1B BB			4 0 2 1 1 0 0	Baltimore Orioles @ Cleveland Indians Cleveland Municipal Stadium, Cleveland, OH Sun Sep 30 1979, 3:33 AM EDT Att. 12,995 - Unknown				
Rick Manning, L (1, 8) OBP: 0.323, SLG: 0.304	0-0 E 1B	0-0 PO 1B	0-0 4-3		0-0 1B		0-0		0-0 FC5-4 1B			5 1 4 1 0 0 0					
Bobby Bonds, R (1, 9) OBP: 0.367, SLG: 0.463	4-0 S BB		0-0 HR		0-0 P3		0-0 F9		0-0 FC5-4			4 1 1 1 1 0 5					
Toby Harrah, R (1, 5) OBP: 0.389, SLG: 0.444 (10, 6)	0-0 P4		0-0 F7		0-0 F7			0-0 1-3		0-0 F7		5 0 0 0 0 0 3					
Cliff Johnson, R (1, 10) OBP: 0.347, SLG: 0.520	0-3 K		0-0 L4			0-0 HR		0-0 F8		0-0 F9		5 1 1 1 0 1 1					
Ron Hassey, L (1, 2) OBP: 0.338, SLG: 0.404		0-0 3-1		0-0 5-3		0-0 G6-4-3 1B		0-0 G3		0-0 F8		5 0 1 0 0 0 0					
Jim Norris, L (1, 7) OBP: 0.328, SLG: 0.348 Ron Pruitt, R (6, PH) OBP: 0.355, SLG: 0.361 (7, 7) (10, 5)		0-3 K		0-0 6-3		0-0 F7			0-0 6-3		4-0 SH3-4 1B BB	2 0 0 0 0 1 0 2 1 0 0 1 0 1		AB 39 R 6 H 11 RBI 5 BB 5 SO 3 LOB 11			
Dave Rosello, R (1, 4) OBP: 0.328, SLG: 0.402 Wayne Cage, L (9, PH) OBP: 0.295, SLG: 0.321 Ted Cox, R (10, 4) OBP: 0.272, SLG: 0.307		4-0 1B BB		0-0 F8		0-0 G6-4-3		0-0 G6-4-3	0-0 1-3		0-0 SH3-4	2 1 0 0 1 0 1 1 0 0 0 0 0 0 0 0 0 0 0 0 0					
Tom Verzyer, R (1, 6) OBP: 0.279, SLG: 0.254 Gary Alexander, R (9, PH) OBP: 0.313, SLG: 0.391 Dell Alston, L (9, PR) OBP: 0.384, SLG: 0.403 (10, 7)		0-0 1B			0-0 F2		0-3 K		4-0 1B BB		0-0 1B	3 0 1 0 0 1 0 0 0 0 0 1 0 0 1 1 1 1 0 0 0					
Inning Stats	R: 1 H: 1 E: 1 LOB: 1 K: 1 BB: 1 S: 6 P: 10	R: 1 H: 2 E: 0 LOB: 1 K: 1 BB: 1 S: 6 P: 10	R: 1 H: 1 E: 0 LOB: 0 K: 0 BB: 0 S: 4 P: 4	R: 0 H: 0 E: 0 LOB: 0 K: 0 BB: 0 S: 3 P: 3	R: 0 H: 2 E: 0 LOB: 2 K: 0 BB: 0 S: 5 P: 5	R: 1 H: 2 E: 0 LOB: 0 K: 0 BB: 0 S: 4 P: 4	R: 0 H: 1 E: 0 LOB: 1 K: 1 BB: 0 S: 6 P: 6	R: 0 H: 0 E: 0 LOB: 0 K: 0 BB: 0 S: 3 P: 3	R: 1 H: 1 E: 0 LOB: 2 K: 0 BB: 2 S: 4 P: 12	R: 0 H: 0 E: 0 LOB: 0 K: 0 BB: 0 S: 3 P: 3	R: 1 H: 1 E: 0 LOB: 1 K: 0 BB: 1 S: 2 P: 6	1B: 9 SF: 0 2B: 0 SAC: 1 3B: 0 DP: 1 HR: 2 HBP: 0		WP: 0 PA: 46 PB: 0 SB: 1 CS: 0			
PITCHER	IP WLS BF H R ER SO BB IBB HBP BLK WP HR S P ERA WHIP																
Dennis Martinez, R (1, 1) ERA: 3.66	5.0	24	8	4	3	2	2	0	0	0	0	0	2	26	34	5.40	2.000
Jeff Rineer, L (6, 1) ERA:	1.0	2	0	0	0	0	0	0	0	0	0	0	0	2	2	0.00	0.000
Tippy Martinez, L (7, 1) ERA: 2.88	1.0	4	1	0	0	1	0	0	0	0	0	0	0	6	6	0.00	1.000
Don Stanhouse, R (8, 1) ERA: 2.85	2.0	9	1	1	1	0	2	0	0	0	0	0	0	7	15	4.50	1.500
Dave Ford, R (10, 1) ERA: 2.1	1.1	L 6	1	1	1	0	1	0	0	0	0	0	0	5	9	6.75	1.500

Batter	1	2	3	4	5	6	7	8	9	10	AB R H RBI BB SO LOB
Al Bumbry, L (1, 8)	3-3 K		1-3 K		3-2 5-3			2-1 L7		4-0 HR IBB	4 1 0 0 1 2 1
Mark Belanger, R (1, 6) John Lowenstein, L (10, PH) OBP: 0.250, SLG: 0.250 OBP: 1.000, SLG: 4.000	1-3 K		2-2 1B		1-2 F7			2-2 4-3		0-2 HR 1-H 2-H	4 0 1 1 0 1 0 1 1 1 3 0 0 0
Ken Singleton, S (1, 9)	1-3 K		4-2 BB				2-1 F7			0-0 L6	3 0 0 0 1 1 0
Eddie Murray, S (1, 3)		3-3 K	1-3 K				4-2 1B BB			4-2 CS BB	2 0 0 0 2 2 2
Pat Kelly, L (1, 7) OBP: 0.500, SLG: 0.333		1-2 4-3			4-1 WP SF9 BB		0-0 G5-4-3 1B			2-3 SAFE K	3 1 1 0 1 1 1
Lee May, R (1, 10)		3-3 K			2-3 K		0-1 G5-4-3 1-2f			1-2 SAFE SAFE F9	4 0 0 0 0 2 4
Doug DeCinces, R (1, 5) OBP: 0.250, SLG: 0.333			2-1 E4 2B		0-0 SF9			1-2 B5-3		0-0 SH3 HR 1B	3 2 1 1 0 0 0
Rich Dauer, R (1, 4) OBP: 0.333, SLG: 0.333			0-2 F7		2-2 6-3			1-0 3-3 1B		1-0 SH3	3 0 1 0 0 0 1
Rick Dempsey, R (1, 2) Terry Crowley, L (10, PH) OBP: 0.333, SLG: 0.667			2-2 1B 2B		0-0 F9			3-2 8-3 1-2f		1-0 F8	3 1 1 1 0 0 1 1 0 0 0 0 0 1

Inning Stats	R: 0 E: 0 K: 3 S: 9	H: 0 LOB: 0 BB: 0 P: 14	R: 0 E: 0 K: 2 S: 13	H: 0 LOB: 0 BB: 0 P: 20	R: 2 E: 1 K: 2 S: 20	H: 2 LOB: 2 BB: 1 P: 32	R: 1 E: 0 K: 1 S: 9	H: 0 LOB: 0 BB: 1 P: 17	R: 0 E: 0 K: 0 S: 7	H: 0 LOB: 0 BB: 0 P: 11	R: 0 E: 0 K: 0 S: 7	H: 1 LOB: 1 BB: 1 P: 13	R: 0 E: 0 K: 0 S: 7	H: 1 LOB: 0 BB: 0 P: 12	R: 0 E: 0 K: 0 S: 6	H: 0 LOB: 0 BB: 0 P: 10	R: 0 E: 0 K: 1 S: 9	H: 0 LOB: 0 BB: 1 P: 16	R: 3 E: 0 K: 0 S: 6	H: 2 LOB: 0 BB: 1 P: 12	1B: 4 2B: 2 3B: 0 HR: 1	SF: 1 SAC: 1 DP: 2 HBP: 0	WP: 1 PB: 0 SB: 1 CS: 1	PA: 38
--------------	------------------------------	----------------------------------	-------------------------------	----------------------------------	-------------------------------	----------------------------------	------------------------------	----------------------------------	------------------------------	----------------------------------	------------------------------	----------------------------------	------------------------------	----------------------------------	------------------------------	----------------------------------	------------------------------	----------------------------------	------------------------------	----------------------------------	----------------------------------	------------------------------------	----------------------------------	--------

PITCHER	IP	WLS	BF	H	R	ER	SO	BB	IBB	HBP	BLK	WP	HR	S	P	ERA	WHIP
Nolan Ryan, R (1, 1) ERA: 1.29	7.0		27	4	3	1	8	3	0	0	0	1	0	72	119	1.29	1.000
John Montague, R (8, 1) ERA: 10.13	2.2	L	11	2	3	3	1	1	1	0	0	0	1	21	38	10.12	1.125

BOTTOM

California Angels @ Baltimore Orioles
Memorial Stadium, Baltimore, MD
 Wed Oct 03 1979, 7:05 PM EDT
 Att: 52,787 - Unknown

AB	31
R	6
H	6
RBI	6
BB	5
SO	9
LOB	11



California Angels @ Baltimore Orioles
 Memorial Stadium, Baltimore, MD

Thu Oct 04 1979, 3:33 AM EDT
 Att: 52,108 - Unknown

livebaseballscorecards.com

AB	36
R	8
H	10
RBI	8
BB	2
SO	2
LOB	12



WP	0	PA	41
PB	0		
SB	0		
CS	0		

AB R H RBI BB SO LOB

Batter	1	2	3	4	5	6	7	8	9	AB R H RBI BB SO LOB
Rod Carew, L (1, 3) OBP: 0.444, SLG: 0.667	1-0 6-3		1-2 4-3			0-0 1B 2B		1-2 E3 1B	0-0 4-3	5 2 1 1 0 0 2
Carney Lansford, R (1, 5) OBP: 0.400, SLG: 0.333	3-2 4-3			0-0 5-3		3-2 2-H 1B		1-0 1B SF7 1B	3-1 1B	5 1 3 3 0 0 0
Dan Ford, R (1, 9) OBP: 0.444, SLG: 1.222	3-2 HR			0-0 6-3		0-2 5-3		3-1 L4	1-0 FC5 1B	5 1 2 1 0 0 3
Don Baylor, R (1, 10) OBP: 0.333, SLG: 0.250	3-2 F8			1-1 6-3			0-0 1B SF8 1B	0-0 1B	4-0 1B IBB	4 1 2 1 1 0 0
Brian Downing, R (1, 2) OBP: 0.111, SLG: 0.125		1-1 6-3			3-2 F7		1-1 FC6-4 1B	1-1 SF7	1-1 FC5	4 0 1 1 0 0 3
Bobby Grich, R (1, 4) OBP: 0.250, SLG: 0.333		3-2 6-3			1-0 F8		2-1 SF8	0-0 4-3		3 0 0 1 0 0 1
Bobby Clark, R (1, 7) Larry Harlow, L (9, PH)		0-3 K			1-3 K		0-0 FC6-4 FC6-4		4-2 BB	3 0 0 0 0 0 2 1 0 0 0 0 0 0 0
Rick Miller, L (1, 8) OBP: 0.111, SLG: 0.111			0-0 6-3			0-0 F7		2-0 FC6-4	0-0 FC4-6 2B	4 1 0 0 0 0 2
Jim Anderson, R (1, 6) Merv Rettenmund, R (8, PH) Dickie Thon, R (8, PR) Willie Davis, L (9, PH) OBP: 0.500, SLG: 1.000			2-2 6-3			1-2 F6		4-2 E 1B BB	0-0 4-3 1B 2B	2 0 0 0 0 0 0 0 0 0 0 1 0 0 0 1 0 0 0 0 0 1 1 1 0 0 0 0

Inning Stats	R	H	E	K	S	R	H	E	K	S	R	H	E	K	S	R	H	E	K	S	R	H	E	K	S	R	H	E	K	S	R	H	E	K	S	R	H	E	K	S	1B	2B	3B	HR	SF	SAC	DP	HBP					
	1	1	0	0	11	0	0	0	1	8	0	0	0	0	11	0	0	0	0	13	1	2	0	0	16	1	2	0	0	12	3	2	1	0	24	2	3	0	0	23	7	2	0	1	2	0	0	0	0	0	0	0	0

PITCHER	IP	WLS	BF	H	R	ER	SO	BB	IBB	HBP	BLK	WP	HR	S	P	ERA	WHIP
Mike Flanagan, L (1, 1) ERA: 5.14	7.0	W	29	6	6	4	2	1	0	0	0	0	1	66	104	5.14	1.000
Don Stanhouse, R (8, 1) ERA: 6.0	2.0		12	4	2	2	0	1	1	0	0	0	0	16	33	9.00	2.500

Batter	1	2	3	4	5	6	7	8	9
Al Bumbry, L OBP: 0.500, SLG: 0.375 (1, 8)	1-0 G6-4-3 S 1B	4-0 S 1B	1-0 1B 1-3 1B			2-0 6-3		1-1 1-2 1B	
Kiko Garcia, R OBP: 0.800, SLG: 0.667 (1, 6)	4-0 G6-4-3 1-2 BB	3-2 1B 1-H HR 1B	1-0 1-3 1B			4-2 4-3 WP BB		1-2 K	
Ken Singleton, S OBP: 0.222, SLG: 0.125 (1, 9)	1-2 G6-4-3 1-2f 2-3	2-2 1-3 HR 1B	0-0 F7			3-2 4-3 1-3		2-3 K	
Eddie Murray, S OBP: 0.500, SLG: 0.833 (1, 3)	1-0 BB 1B 3-H	0-0 1-H 3-H HR				0-0 F7		1-1 G3	
John Lowenstein, L OBP: 0.400, SLG: 1.000 (1, 7)	4-2 1B 1-2 BB	2-3 K				1-3 K		0-1 G3	
Pat Kelly, L OBP: 0.375, SLG: 0.286 (1, 10)	2-1 1B 1-2 E 1B	2-3 K				0-1 F8		2-0 4-3	
Doug DeCinces, R OBP: 0.375, SLG: 0.333 (1, 5)	1-2 E9 1-H 2-H 1B		4-2 1B 1B BB			0-1 6-3		0-0 F8	
Rich Dauer, R OBP: 0.143, SLG: 0.143 (1, 4)	0-0 5-3		1-0 F2			2-0 F7		2-1 G3	
Rick Dempsey, R OBP: 0.286, SLG: 0.429 (1, 2)		0-0 G3	2-1 F7			2-2 F6		0-0 1B 1B	

Inning Stats	R: 4	H: 4	LOB: 1	K: 0	S: 13	P: 27	R: 4	H: 3	LOB: 0	K: 2	S: 14	P: 27	R: 1	H: 2	LOB: 2	K: 0	S: 9	R: 0	H: 0	LOB: 0	K: 1	S: 6	R: 0	H: 0	LOB: 0	K: 0	S: 6	R: 0	H: 0	LOB: 1	K: 0	S: 4	R: 0	H: 0	LOB: 0	K: 2	S: 12	R: 0	H: 2	LOB: 2	K: 2	S: 18
--------------	------	------	--------	------	-------	-------	------	------	--------	------	-------	-------	------	------	--------	------	------	------	------	--------	------	------	------	------	--------	------	------	------	------	--------	------	------	------	------	--------	------	-------	------	------	--------	------	-------

PITCHER	IP	WLS	BF	H	R	ER	SO	BB	IBB	HBP	BLK	WP	HR	S	P	ERA	WHIP
Dave Frost, R ERA: 33.75 (1, 1)	1.1	L	11	5	6	5	0	3	0	0	0	0	0	17	38	33.75	6.000
Mark Clear, R ERA: 4.76 (2, 1)	5.2		23	4	3	3	3	2	0	0	0	1	1	44	76	4.76	1.059
Don Aase, R ERA: (8, 1)	1.0		5	2	0	0	2	0	0	0	0	0	0	12	18	0.00	2.000

AB R H RBI BB SO LOB

4	2	3	0	1	0	0
3	1	2	2	2	1	2
5	1	1	0	0	1	7
4	2	2	4	0	0	1
3	1	0	0	1	2	0
4	1	1	1	0	1	0
3	1	1	1	1	0	0
4	0	0	0	0	0	2
4	0	1	0	0	0	1

1B: 10	SF: 0	WP: 1	PA: 39
2B: 0	SAC: 0	PB: 0	
3B: 0	DP: 1	SB: 2	
HR: 1	HBP: 0	CS: 0	

California Angels @ Baltimore Orioles
Memorial Stadium, Baltimore, MD
 Thu Oct 04 1979, 3:33 AM EDT
 Att. 52,108 - Unknown

livebaseballscorecards.com

AB	34
R	9
H	11
RBI	8
BB	5
SO	5
LOB	13



Batter	1	2	3	4	5	6	7	8	9	AB R H RBI BB SO LOB	TOP																	
Al Bumby, L (1, 8) OBP: 0.400, SLG: 0.462	1-3 K		1-0 F7		2-0 6-3		1-1 1B 3B		1-2 F7	5 1 1 0 0 1 1																		
Kiko Garcia, R (1, 6) OBP: 0.500, SLG: 0.333	0-3 K			0-0 6-3	2-3 K		1-0 1-3 1B		2-3 K	3 0 0 0 0 2 0																		
Terry Crowley, L (7, PH) OBP: 0.500, SLG: 0.500										1 0 1 1 0 0 0																		
Mark Belanger, R (7, PR) OBP: 0.200, SLG: 0.200										1 0 0 0 0 1 0																		
Ken Singleton, S (1, 9) OBP: 0.308, SLG: 0.333	1-1 5-3			1-2 1B 1B 2B		1-0 BB 1B SF8 1B	0-0 1-3	1-2		4 2 2 0 0 0 1																		
Eddie Murray, S (1, 3) OBP: 0.667, SLG: 0.875		4-2 G5-4-3 BB		0-0 HBP 1B 1B		0-2 SF8 BB 1B 8-2	4-0			2 0 2 0 2 0 0																		
Lee May, R (1, 10) OBP: 0.250, SLG: 0.143	0-2 SAFE F8			1-0 HBP 1B		4-2 BB BB	1-3 K			3 0 1 1 1 1 3																		
Doug DeCinces, R (1, 5) OBP: 0.250, SLG: 0.222	0-1 G5-4-3			0-0 F8		2-2 SF8		2-3 K		3 0 0 1 0 1 3																		
Gary Roenicke, R (1, 7) John Lowenstein, L (6, PH) OBP: 0.429, SLG: 0.800			0-2 5-3	1-2 HBP		4-0 BB	1-2 F8			1 0 0 0 0 0 0																		
Rich Dauer, R (1, 4) OBP: 0.182, SLG: 0.182			0-1 1B	0-1 F8		0-0 8-2	1-3 K			1 0 0 0 1 0 0																		
Dave Skaggs, R (1, 2) OBP: 0.182, SLG: 0.182			0-1 F8		1-2 6-3		3-2 F9		0-0 F9	4 0 0 0 0 0 1																		
Inning Stats	R: 0 H: 0 E: 0 LOB: 0 K: 2 BB: 0 S: 8 P: 10	R: 0 H: 0 E: 0 LOB: 0 K: 0 BB: 1 S: 11 P: 15	R: 0 H: 1 E: 0 LOB: 1 K: 0 BB: 0 S: 9 P: 10	R: 1 H: 3 E: 0 LOB: 3 K: 0 BB: 0 S: 12 P: 15	R: 0 H: 0 E: 0 LOB: 0 K: 1 BB: 0 S: 8 P: 13	R: 1 H: 2 E: 0 LOB: 2 K: 0 BB: 2 S: 11 P: 22	R: 1 H: 2 E: 0 LOB: 1 K: 1 BB: 1 S: 11 P: 21	R: 0 H: 0 E: 0 LOB: 0 K: 2 BB: 0 S: 12 P: 16	R: 0 H: 0 E: 0 LOB: 0 K: 1 BB: 0 S: 9 P: 12	1B: 6 SF: 1 2B: 2 SAC: 0 3B: 1 DP: 2 HR: 0 HBP: 1	WP: 0 PA: 38 PB: 0 SB: 0 CS: 0																	
PITCHER	IP WLS BF H R ER SO BB IBB HBP BLK WP HR S P ERA WHIP											PITCHER	IP WLS BF H R ER SO BB IBB HBP BLK WP HR S P ERA WHIP															
Frank Tanana, L (1, 1) ERA: 3.6	5.0	23	6	2	2	3	2	0	1	0	0	0	0	55	75	3.60	1.600											
Don Aase, R (6, 1) ERA: 1.8	4.0	W	15	2	1	1	4	1	1	0	0	0	0	36	59	2.25	0.750											

Baltimore Orioles @ California Angels
Anaheim Stadium, Anaheim, CA
Fri Oct 05 1979, 6:33 AM EDT
Att: 43,199 - Unknown

livebaseballscorecards.com

AB 32
R 3
H 8
RBI 3
BB 4
SO 7
LOB 15



Batter	1	2	3	4	5	6	7	8	9	AB	R	H	RBI	BB	SO	LOB
Rick Miller, L OBP: 0.154, SLG: 0.154 (1, 8) BFS	1-3 K		0-0 E6 F7-4		0-1 E 1B			0-2 4-3		4	0	1	0	0	1	0
Carney Lansford, R OBP: 0.357, SLG: 0.308 (1, 5) CX	0-1 S 1B		1-0 F7-4		0-0 E3 G4-3			1-3 K		4	1	1	0	0	1	3
Dan Ford, R OBP: 0.365, SLG: 0.923 (1, 9) B1 SAFE B SAFE B2 SAFE FX	3-2 1B				0-0 G4-3			0-1 5-3		4	0	1	1	0	0	3
Don Baylor, R OBP: 0.308, SLG: 0.500 (1, 10) BB CX	2-0 P6				0-1 HR			1-1 F7		4	1	1	1	0	0	0
Rod Carew, L OBP: 0.462, SLG: 0.692 (1, 3) CX					0-0 S 1B			1-1 6-3		4	1	2	0	0	0	0
Brian Downing, R OBP: 0.231, SLG: 0.182 (1, 2) C CB CX					2-2 4-1			2-0 P4		3	1	1	0	1	0	1
Bobby Grich, R OBP: 0.167, SLG: 0.200 (1, 4) BB CX					1-3 K			1-1 F8		4	0	0	0	0	1	3
Larry Harlow, L OBP: 0.222, SLG: 0.250 (1, 7) B B1 SAFE CX					2-0 3-1			1-1 G3		4	0	1	1	0	0	1
Jim Anderson, R OBP: 0.125, SLG: 0.125 (1, 6) CS SS					0-1 E 1B			1-0 4-3		3	0	1	0	0	1	0

Inning Stats	R: 1	H: 2	E: 0	K: 1	S: 9	LOB: 0	BB: 0	P: 15	R: 0	H: 1	E: 0	K: 0	S: 6	LOB: 1	BB: 0	P: 11	R: 0	H: 0	E: 1	K: 1	S: 5	LOB: 0	BB: 0	P: 6	R: 1	H: 2	E: 0	K: 1	S: 12	LOB: 1	BB: 0	P: 18	R: 0	H: 2	E: 1	K: 0	S: 7	LOB: 2	BB: 0	P: 9	R: 0	H: 0	E: 0	K: 0	S: 5	LOB: 0	BB: 0	P: 9	R: 0	H: 0	E: 0	K: 0	S: 5	LOB: 0	BB: 0	P: 8	R: 0	H: 0	E: 0	K: 1	S: 8	LOB: 0	BB: 0	P: 9	R: 2	H: 2	E: 1	K: 0	S: 10	LOB: 2	BB: 1	P: 17	1B: 6	SF: 0	2B: 3	SAC: 0	3B: 0	DP: 2	HR: 1	HBP: 0	WP: 0	PA: 35
PITCHER	IP	WLS	BF	H	R	ER	SO	BB	IBB	HBP	BLK	WP	HR	S	P	ERA	WHIP																																																																	
Dennis Martinez, R ERA: 3.24 (1, 1)	8.1		32	8	3	3	4	0	0	0	0	0	0	59	87	3.24	0.960																																																																	
Don Stanhouse, R ERA: 6.0 (9, 1)	0.0	L	3	1	1	0	0	1	0	0	0	0	0	8	15	∞	∞																																																																	


BOTTOM

Baltimore Orioles @ California Angels
Anaheim Stadium, Anaheim, CA

Fri Oct 05 1979, 6:33 AM EDT
Att. 43,199 - Unknown

livebaseballscorecards.com

AB	34
R	4
H	9
RBI	3
BB	1
SO	4
LOB	11



Batter	1	2	3	4	5	6	7	8	9	AB	R	H	RBI	BB	SO	LOB	TOP								
Al Bumbry, L (1, 8) OBP: 0.400, SLG: 0.375	3-2 4-3		4-2 1B 1-2 BB	4-1 FC4-6 BB			2-2 P3	1-2 1-3		3	1	0	0	2	0	1									
Kiko Garcia, R (1, 6) OBP: 0.385, SLG: 0.273	3-2 F9		1-0 1B 1-2 2-3 1B	2-2 FC4-6			3-3 SAFE K	1-1 6-3		5	0	1	0	0	1	3									
Mark Belanger, R (8, 6) OBP: 0.200, SLG: 0.200							1-2			0	0	0	0	0	0	0									
Ken Singleton, S (1, 9) OBP: 0.389, SLG: 0.500	2-0 1B		1-2 SF7		2-1 L5-3 1B		3-1 1B 2B		2-2 4-3	4	1	3	2	0	0	0									
Eddie Murray, S (1, 3) OBP: 0.588, SLG: 0.667	1-2 P5		2-1 G6-4-3 1B		3-1 F7		4-0 1B HR IBB		0-0 L5	4	1	1	1	1	0	2									
John Lowenstein, L (1, 7) OBP: 0.375, SLG: 0.667		1-2 P5	2-1 G6-4-3		3-2 L5-3		0-0 HR 1B		0-0 4-3	1	0	0	0	0	0	0									
Gary Roenicke, R (3, PH) OBP: 0.333, SLG: 0.200			1-2f		1-2		1-3 2-H		4-3	4	1	1	1	0	0	3									
Pat Kelly, L (1, 10) OBP: 0.417, SLG: 0.636		0-2 F8 S 1B		0-3 K		1-1 F7	2-0 HR		4-1 2-3 0-1-0	4	1	2	3	0	1	0									
Doug DeCinces, R (1, 5) OBP: 0.313, SLG: 0.385		1 SAFE 3-2 F8		1-1 2B 2B		1-2 6-3	1-1 1B		4-1 2-0-0-0-1	4	1	2	0	0	0	1									
Billy Smith, S (1, 4) OBP: 0.182, SLG: 0.182		3-2 F2		1-1 F8		1-1 F7	2-3 K		4-0 0-0-0-0-0-1-3	4	0	0	0	0	1	3									
Rich Dauer, R (7, 4) OBP: 0.182, SLG: 0.182									0-0 0-0-0-0-0-0-0	0	0	0	0	0	0	0									
Rick Dempsey, R (1, 2) OBP: 0.455, SLG: 0.600			0-0 1B BB SF7 1B		1-1 2B		4-2 WP S 2B BB	1-1 F8	3-2-2-1-1-0-0	3	2	2	1	1	0	0									
Inning Stats	R: 0 E: 0 K: 0 S: 10	H: 1 LOB: 1 BB: 0 P: 19	R: 0 E: 0 K: 0 S: 17	H: 1 LOB: 1 BB: 0 P: 24	R: 2 E: 0 K: 0 S: 13	H: 3 LOB: 1 BB: 1 P: 23	R: 1 E: 0 K: 1 S: 13	H: 2 LOB: 2 BB: 1 P: 22	R: 0 E: 0 K: 0 S: 7	H: 1 LOB: 0 BB: 0 P: 15	R: 0 E: 0 K: 0 S: 7	H: 0 LOB: 0 BB: 0 P: 10	R: 5 E: 0 K: 2 S: 20	H: 4 LOB: 1 BB: 2 P: 41	R: 0 E: 0 K: 0 S: 7	H: 0 LOB: 0 BB: 0 P: 10	R: 0 E: 0 K: 0 S: 6	H: 0 LOB: 0 BB: 0 P: 8	1B: 8 2B: 4 3B: 0 HR: 1	SF: 1 SAC: 0 DP: 2 HBP: 0	WP: 1 PB: 0 SB: 2 CS: 0	PA: 41			
PITCHER	IP	WLS	BF	H	R	ER	SO	BB	IBB	HBP	BLK	WP	HR	S	P	ERA	WHIP								
Chris Knapp, R (1, 1) ERA: 7.71	2.1	L	13	5	2	2	0	1	0	0	0	0	0	38	62	7.71	2.571								
Dave LaRoche, L (3, 1) ERA: 6.75	1.1		6	2	1	1	1	1	0	0	0	0	0	12	21	6.75	2.250								
Dave Frost, R (4, 1) ERA: 18.69	3.0		13	3	4	4	1	1	1	0	0	1	0	30	59	12.00	1.333								
John Montague, R (7, 1) ERA: 9.0	1.1		6	2	1	1	1	0	0	0	0	0	1	14	22	6.75	1.500								
Mike Barlow, R (9, 1) ERA:	1.0		3	0	0	0	0	0	0	0	0	0	0	6	8	0.00	0.000								

Baltimore Orioles @ California Angels
Anaheim Stadium, Anaheim, CA
 Sat Oct 06 1979, 6:33 AM EDT
 Att: 43,199 - Unknown

livebaseballscorecards.com

AB	36
R	8
H	12
RBI	8
BB	4
SO	3
LOB	13



Batter	1	2	3	4	5	6	7	8	9	AB R H RBI BB SO LOB
Rod Carew, L (1, 3) OBP: 0.412, SLG: 0.588	3-2 L6		2-0 6-3			2-2 G6-4-3 1B		2-1 FC6-4 1-2f		4 0 1 0 0 0 1
Carney Lansford, R (1, 5) OBP: 0.333, SLG: 0.294	0-2 5-3			1-1 G3		0-1 G6-4-3 1-2f			2-2 1B	4 0 1 0 0 0 1
Dan Ford, R (1, 9) OBP: 0.294, SLG: 0.706	0-0 F9			1-2 F9		0-0 F3			0-2 L5	4 0 0 0 0 0 1
Don Baylor, R (1, 7) OBP: 0.235, SLG: 0.375		2-2 P3		1-3 K			1-3 K		1-2 F8	4 0 0 0 0 2 1
Brian Downing, R (1, 2) OBP: 0.235, SLG: 0.200		2-0 E6 6-3			0-1 BB 1B		0-0 F8		1-3 K	4 0 1 0 0 1 1
Bobby Grich, R (1, 4) OBP: 0.200, SLG: 0.231		3-1 6-3			2-2 G5-3 1B		2-0 6-3			3 0 1 0 0 0 1
Merv Rettenmund, R (1, 10)		3-1 F7			4-2 BB			1-3 K		2 0 0 0 1 1 1
Rick Miller, L (1, 8) OBP: 0.250, SLG: 0.250			0-0 G4-6-3 1B		0-0 F7			2-2 FC6-4 1B		3 0 2 0 0 0 3
Jim Anderson, R (1, 6) OBP: 0.091, SLG: 0.091			3-1 G4-6-3 1-2f		0-0 G5-3 2-3f			1-1 F8		3 0 0 0 0 0 5

Inning Stats	R: 0	H: 0	E: 0	K: 0	S: 7	R: 0	H: 0	E: 1	K: 0	S: 11	R: 0	H: 1	E: 0	K: 0	S: 4	R: 0	H: 0	E: 0	K: 1	S: 8	R: 0	H: 2	E: 0	K: 0	S: 10	R: 0	H: 1	E: 0	K: 0	S: 6	R: 0	H: 0	E: 0	K: 1	S: 6	R: 0	H: 1	E: 0	K: 1	S: 12	R: 0	H: 1	E: 0	K: 1	S: 13	1B: 6	2B: 0	3B: 0	HR: 0	SF: 0	SAC: 0	DP: 3	HBP: 0	WP: 0	PB: 0	SB: 0	CS: 0	PA: 32													
PITCHER Scott McGregor, L (1, 1) ERA:	IP: 9.0	WLS: W	BF: 32	H: 6	R: 0	ER: 0	SO: 4	BB: 1	IBB: 0	HBP: 0	BLK: 0	WP: 0	HR: 0	S: 77	P: 119	ERA: 0.00	WHIP: 0.778																			PITCHER	IP: 9.0	WLS: W	BF: 32	H: 6	R: 0	ER: 0	SO: 4	BB: 1	IBB: 0	HBP: 0	BLK: 0	WP: 0	HR: 0	S: 77	P: 119	ERA: 0.00	WHIP: 0.778																		

BOTTOM

Baltimore Orioles @ California Angels
Anaheim Stadium, Anaheim, CA
 Sat Oct 06 1979, 6:33 AM EDT
 Att. 43,199 - Unknown

livebaseballscorecards.com

AB	31
R	0
H	6
RBI	0
BB	1
SO	4
LOB	15



Batter	1	2	3	4	5	6	7	8	9	AB R H RBI BB SO LOB	TOP	
Omar Moreno, L (1, 8) OBP: 0.263, SLG: 0.294	3-1 G4-3		1-0 F8		1-3 K	0-1 F8		1-3 K		5 0 0 0 0 2 6		
Tim Foli, R (1, 6) OBP: 0.263, SLG: 0.353	1-2 F7			0-2 1B G4-3	1-2 5-3		0-0 G6-3		0-1 G6-3	5 1 1 0 0 0 1		
Dave Parker, L (1, 9) OBP: 0.500, SLG: 0.529	0-0 2B			2-1 1B G4-3 G5-3		1-0 1B E 1B	0-1 G5-3		0-0 1B G4-3 CS	5 1 4 0 0 0 0		
Bill Robinson, R (1, 7) OBP: 0.125, SLG: 0.125	1-3 K			0-1 G5-3		2-2 1B E 1B	0-0 F9		2-1 1B G4-3	5 1 1 0 0 1 4		
Willie Stargell, L (1, 3) OBP: 0.474, SLG: 1.063		2-3 K		1-0 G4-3		0-3 K		2-2 HR	2-1 F6	5 1 1 2 0 2 4		
Bill Madlock, R (1, 5) OBP: 0.333, SLG: 0.400		1-2 G5-3		4-2 BB FC6-4		0-0 F9		1-1 F8		3 0 0 0 1 0 2		
Steve Nicosia, R (1, 2)		0-0 G4-3		1-0 FC6-4		2-1 1B E 1B		0-3 K		4 0 0 0 0 1 4		
Phil Garner, R (1, 4) OBP: 0.529, SLG: 0.875			0-3 K		2-2 2B	1-2 1B E 1B		1-2 1B		4 0 3 2 0 1 0		
Bruce Kison, R (1, 1) Jim Rooker, R (1, 1) Manny Sanguillen, R (5, PH) Enrique Romo, R (5, 1) Lee Lacy, R (6, PH) Don Robinson, R (6, 1) Rennie Stennett, R (8, PH) Grant Jackson, S (8, 1)			1-1 B1-3		0-0 G6-3	0-2 E5		0-0 1B		0 0 0 0 0 0 0 1 0 0 0 0 0 0 1 0 0 0 0 0 1 0 0 0 0 0 0 0 1 0 0 0 0 0 2 0 0 0 0 0 0 0 1 0 1 0 0 0 0 0 0 0 0 0 0 0		
Inning Stats	R: 0 H: 1 E: 0 LOB: 1 K: 1 BB: 0 S: 10 P: 15	R: 0 H: 0 E: 0 LOB: 0 K: 1 BB: 0 S: 7 P: 10	R: 0 H: 0 E: 0 LOB: 0 K: 1 BB: 0 S: 6 P: 8	R: 1 H: 2 E: 0 LOB: 2 K: 0 BB: 1 S: 15 P: 23	R: 0 H: 1 E: 0 LOB: 1 K: 1 BB: 0 S: 12 P: 16	R: 2 H: 3 E: 2 LOB: 3 K: 1 BB: 0 S: 23 P: 29	R: 0 H: 0 E: 0 LOB: 0 K: 0 BB: 0 S: 4 P: 4	R: 1 H: 3 E: 0 LOB: 2 K: 2 BB: 0 S: 16 P: 21	R: 0 H: 1 E: 0 LOB: 1 K: 0 BB: 0 S: 7 P: 11	1B: 8 SF: 0 2B: 2 SAC: 0 3B: 0 DP: 0 HR: 1 HBP: 0	WP: 0 PA: 41 PB: 0 SB: 0 CS: 1	
PITCHER Mike Flanagan, L (1, 1) ERA: 3.38	IP WLS BF H R ER SO BB IBB HBP BLK WP HR S P ERA WHIP	9.0 W 41 11 4 2 7 1 0 0 0 0 1 100 137 2.00 1.333										

Pittsburgh Pirates @ Baltimore Orioles
Memorial Stadium, Baltimore, MD

Wed Oct 10 1979, 7:05 PM EDT
Att. 53,735 - Unknown - 41 F

livebaseballscorecards.com

AB	40
R	4
H	11
RBI	4
BB	1
SO	7
LOB	24



Batter	1	2	3	4	5	6	7	8	9
Al Bumbry, L OBP: 0.375, SLG: 0.350 (1, 8)	0-0 G1-3 BB E 1B	2-2 G1-3		4-1 SH1-4 1-2		0-2 G6-3		2-0 FC6-4 1-2f	
Mark Belanger, R OBP: 0.222, SLG: 0.125 (1, 6)	4-0 G1-3 BB E 1-2	0-3 K		1-1 F8		3-1 G6-3			
Ken Singleton, S OBP: 0.409, SLG: 0.474 (1, 9)	2-2 G1-3 1-2 2-3	2-1 1B 1B		0-0 F9			4-2 BB		
Eddie Murray, S OBP: 0.619, SLG: 0.643 (1, 3)	4-1 E WP BB	2-0 1-2 1B		4-1 S BB			2-2 F8		
John Lowenstein, L OBP: 0.250, SLG: 0.400 (1, 7)	1-0 E4 HR	2-3 K		1-1 F8			3-2 F7		
Gary Roenicke, R OBP: 0.333, SLG: 0.200 (8, 7)	1-3 2-H 3-H								
Doug DeCinces, R OBP: 0.350, SLG: 0.563 (1, 5)	3-1 1-H 3-H HR			4-2 G5-4-3 BB		2-1 F9		0-0 F9	
Billy Smith, S OBP: 0.286, SLG: 0.167 (1, 4)	2-2 E 1B			0-0 G5-4-3 1-2f		4-1 1-2 IBB		1-2 FC6-4 1B	
Rich Dauer, R OBP: 0.250, SLG: 0.250 (8, PH)									
Rick Dempsey, R OBP: 0.333, SLG: 0.429 (1, 2)	SAFE 1-1 L6 1-2			3-1 G4-3		3-2 F7		SAFE 2-1 F8	
Mike Flanagan, L (1, 1)	1-2 G2-3			3-2 E3 SH1-4		3-3 K		1-3 K	

Inning Stats	R: 5	H: 3	E: 2	K: 0	S: 16	LOB: 1	BB: 2	P: 34	R: 0	H: 2	E: 0	K: 2	S: 12	LOB: 2	BB: 0	P: 20	R: 0	H: 0	E: 0	K: 0	S: 6	LOB: 0	BB: 1	P: 13	R: 0	H: 0	E: 1	K: 0	S: 8	LOB: 1	BB: 0	P: 16	R: 0	H: 0	E: 0	K: 0	S: 10	LOB: 2	BB: 2	P: 24	R: 0	H: 0	E: 0	K: 1	S: 8	LOB: 0	BB: 0	P: 14	R: 0	H: 0	E: 0	K: 0	S: 11	LOB: 1	BB: 1	P: 20	R: 0	H: 1	E: 0	K: 1	S: 9	LOB: 1	BB: 0	P: 15
--------------	------	------	------	------	-------	--------	-------	-------	------	------	------	------	-------	--------	-------	-------	------	------	------	------	------	--------	-------	-------	------	------	------	------	------	--------	-------	-------	------	------	------	------	-------	--------	-------	-------	------	------	------	------	------	--------	-------	-------	------	------	------	------	-------	--------	-------	-------	------	------	------	------	------	--------	-------	-------

PITCHER	IP	WLS	BF	H	R	ER	SO	BB	IBB	HBP	BLK	WP	HR	S	P	ERA	WHIP
Bruce Kison, R ERA: 108.0 (1, 1)	0.1	L	7	3	5	4	0	2	0	0	0	1	1	11	27	108.00	15.000
Jim Rooker, L ERA: (1, 1)	3.2		14	2	0	0	2	1	0	0	0	0	0	31	56	0.00	0.818
Enrique Romo, R ERA: (5, 1)	1.0		5	0	0	0	0	1	1	0	0	0	0	10	24	0.00	1.000
Don Robinson, R ERA: (6, 1)	2.0		7	0	0	0	1	1	0	0	0	0	0	19	34	0.00	0.500
Grant Jackson, L ERA: (8, 1)	1.0		4	1	0	0	1	0	0	0	0	0	0	9	15	0.00	1.000

AB R H RBI BB SO LOB

4	1	1	0	0	0	1
3	1	0	0	1	1	1
3	0	1	0	1	0	3
2	1	1	0	2	0	1
4	1	0	1	0	1	5
0	0	0	0	0	0	0
3	1	1	2	1	0	2
2	0	1	0	1	0	1
1	0	1	0	0	0	0
4	0	0	0	0	0	4
4	0	0	0	0	2	2

AB	30
R	5
H	6
RBI	3
BB	6
SO	4
LOB	20



WP	HR	S	P	ERA	WHIP
1	0	1	37		
0	0	1			
1	0	1			
0	0	1			
0	0	1			

Pittsburgh Pirates @ Baltimore Orioles
Memorial Stadium, Baltimore, MD
 Wed Oct 10 1979, 7:05 PM EDT
 Att: 53,735 - Unknown - 41 F

livebaseballscores.com

Pittsburgh Pirates @ Baltimore Orioles
Memorial Stadium, Baltimore, MD
 Thu Oct 11 1979, 7:05 PM EDT
 Att: 53,739 - Unknown

AB	33
R	3
H	11
RBI	3
BB	3
SO	4
LOB	12



WP:	1	PA:	37
PB:	0		
SB:	0		
CS:	2		

Batter	1	2	3	4	5	6	7	8	9	AB R H RBI BB SO LOB						
Omar Moreno, L (1, 8) OBP: 0.250, SLG: 0.273	2-2 P3-1 1B		0-3 K			0-0 5-3	0-3 K		0-0 L4	5 0 1 0 0 2 5						
Tim Foli, R (1, 6) OBP: 0.261, SLG: 0.333	2-0 P3-1 1-2f		0-1 WP 1B			1-0 F8		1-1 F9		4 0 1 0 0 0 1						
Dave Parker, L (1, 9) OBP: 0.458, SLG: 0.476	2-1 5-3		1-2 5-3			1-2 1B		2-1 5-3		4 0 1 0 0 0 1						
Willie Stargell, L (1, 3) OBP: 0.435, SLG: 0.900		2-2 1B 1B		1-2 F7		2-2 5-3		1-3 K		4 1 1 0 0 1 1						
John Milner, L (1, 7) OBP: 0.214, SLG: 0.083		0-1 1B SF8 1B		2-0 P3		1-0 F8		2-2 CS 1B		3 1 1 0 0 0 0						
Bill Robinson, R (9, PH) OBP: 0.222, SLG: 0.222										1 0 1 0 0 0 0						
Matt Alexander, S (9, PR)										0 0 0 0 0 0 0						
Bill Madlock, R (1, 5) OBP: 0.364, SLG: 0.421		2-1 CS 1B		1-0 5-3		0-2 E5 BB 1B		2-0 F8		4 0 2 1 0 0 1						
Ed Ott, L (1, 2) OBP: 0.235, SLG: 0.250		1-1 SF8		0-1 B1-3		2-3 K		2-2 BB 1B		3 1 1 1 0 1 1						
Phil Garner, R (1, 4) OBP: 0.571, SLG: 0.833		2-2 6-3		0-0 B3-6-4 1B		4-0 BB IBB		4-0 1B BB		2 0 1 0 2 0 1						
Bert Blyleven, R (1, 1) OBP: 0.200, SLG: 0.200			1-1 L8		0-0 B3-6-4		4-2 BB		1-2 1B	2 0 0 0 0 0 1						
Mike Easter, L (7, PH)										0 0 0 0 1 0 0						
Don Robinson, R (7, 1)										0 0 0 0 0 0 0						
Manny Sanguillen, R (9, PH) OBP: 0.900, SLG: 0.900										1 0 1 1 0 0 0						
Kent Tekulve, R (9, 1)										0 0 0 0 0 0 0						
Inning Stats	R: 0 E: 0 K: 0 S: 7 H: 1 LOB: 0 BB: 0 P: 13	R: 2 E: 0 K: 0 S: 12 H: 3 LOB: 0 BB: 0 P: 19	R: 0 E: 0 K: 1 S: 10 H: 1 LOB: 1 BB: 0 P: 12	R: 0 E: 0 K: 0 S: 6 H: 0 LOB: 0 BB: 0 P: 10	R: 0 E: 0 K: 0 S: 4 H: 1 LOB: 0 BB: 0 P: 4	R: 0 E: 0 K: 0 S: 9 H: 1 LOB: 1 BB: 0 P: 13	R: 0 E: 1 K: 2 S: 14 H: 1 LOB: 3 BB: 2 P: 25	R: 0 E: 0 K: 1 S: 7 H: 0 LOB: 0 BB: 0 P: 11	R: 1 E: 0 K: 0 S: 15 H: 3 LOB: 2 BB: 1 P: 26	1B: 11 2B: 1 3B: 0 HR: 0 SF: 1 SAC: 0 DP: 2 HBP: 0	WP: 1 PA: 37					
PITCHER	IP WLS BF H R ER SO BB IBB HBP BLK WP HR S P ERA WHIP															
Jim Palmer, R (1, 1) ERA: 2.81	7.0	28	8	2	2	3	1	1	0	0	1	0	62	96	2.57	1.286
Tippy Martinez, L (8, 1) ERA:	1.0	4	1	1	1	1	0	0	0	0	0	0	12	18	9.00	1.000
Don Stanhouse, R (9, 1) ERA: 6.75	1.0	L 5	2	0	0	0	1	0	0	0	0	0	10	19	0.00	3.000

Batter	1	2	3	4	5	6	7	8	9	AB	R	H	RBI	BB	SO	LOB
Al Bumbry, L (1, 8) OBP: 0.310, SLG: 0.280	1-2 4-3		0-1 F7		0-1 5-3		1-3 K		2-2 6-3	5	0	0	0	0	1	2
Mark Belanger, R (1, 6) OBP: 0.167, SLG: 0.091 Terry Crowley, L (7, PH) OBP: 0.667, SLG: 0.500 Tippy Martinez, L (8, 1) Don Stanhouse, R (9, 1)	3-1 F7		1-0 E9		2-0 F8		4-2 BB			3	0	0	0	0	0	0
Ken Singleton, S (1, 9) OBP: 0.385, SLG: 0.435	1-2 4-3		0-1 4-3			0-2 2B	0-3 K			4	1	1	0	0	1	4
Eddie Murray, S (1, 3) OBP: 0.680, SLG: 0.941		1-1 HR	4-0 BB		0-0 6-3	1-1 L9-2		1-1 E		3	1	3	2	1	0	0
Doug DeCinces, R (1, 5) OBP: 0.292, SLG: 0.450		0-2 5-3	2-0 6-3		1-1 6-3			0-1 FC1		4	0	0	0	0	0	4
John Lowenstein, L (1, 7) OBP: 0.313, SLG: 0.385		4-2 1B		1-1 G5-4-3		0-2 L9-2		0-0 FC6-4-5-4		3	0	1	0	1	0	3
Billy Smith, S (1, 4) OBP: 0.182, SLG: 0.100		1-2 L4		0-1 G5-4-3		0-1 P3		0-2 4-3		4	0	0	0	0	0	3
Rick Dempsey, R (1, 2) OBP: 0.368, SLG: 0.412		2-1 1B		2-2 6-3		4-2 BB		0-3 K		3	0	1	0	1	1	0
Jim Palmer, R (1, 1) Pat Kelly, L (7, PH) OBP: 0.462, SLG: 0.636 Kiko Garcia, R (8, 6) OBP: 0.357, SLG: 0.250		0-3 K		2-2 F7		4-2 BB		1-3 K		2	0	0	0	0	1	2

Inning Stats	R: 0	H: 0	E: 0	K: 0	S: 11	R: 1	H: 2	E: 0	K: 1	S: 17	R: 0	H: 0	E: 1	K: 0	S: 6	R: 0	H: 1	E: 0	K: 0	S: 7	R: 0	H: 0	E: 0	K: 0	S: 6	R: 1	H: 2	E: 0	K: 0	S: 10	R: 0	H: 0	E: 0	K: 2	S: 18	R: 0	H: 1	E: 1	K: 0	S: 8	R: 0	H: 0	E: 0	K: 2	S: 10	R: 0	H: 0	E: 0	K: 2	S: 10	1B: 4	2B: 3	3B: 0	HR: 1	SF: 0	SAC: 0	DP: 3	HBP: 0	WP: 0	PA: 37
--------------	------	------	------	------	-------	------	------	------	------	-------	------	------	------	------	------	------	------	------	------	------	------	------	------	------	------	------	------	------	------	-------	------	------	------	------	-------	------	------	------	------	------	------	------	------	------	-------	------	------	------	------	-------	-------	-------	-------	-------	-------	--------	-------	--------	-------	--------


PITCHER	IP	WLS	BF	H	R	ER	SO	BB	IBB	HBP	BLK	WP	HR	S	P	ERA	WHIP
Bert Blyleven, R (1, 1) ERA: 1.8	6.0		24	5	2	2	1	2	0	0	0	0	1	57	85	3.00	1.167
Don Robinson, R (7, 1) ERA:	2.0	W	10	1	0	0	2	3	0	0	0	0	0	26	40	0.00	2.000
Kent Tekulve, R (9, 1) ERA: 2.45	1.0	S	3	0	0	0	2	0	0	0	0	0	0	10	13	0.00	0.000

BOTTOM

Pittsburgh Pirates @ Baltimore Orioles
Memorial Stadium, Baltimore, MD

Thu Oct 11 1979, 7:05 PM EDT
Att. 53,739 - Unknown

AB	32
R	2
H	6
RBI	2
BB	5
SO	5
LOB	18



Batter	1	2	3	4	5	6	7	8	9	AB R H RBI BB SO LOB	TOP																
Kiko Garcia, R (1, 6) OBP: 0.526, SLG: 0.625	0-1 1B 2B		4-2 HR BB	1-2 1B 3B	0-1 1B		1-1 E3 1B			4 2 4 4 1 0 0																	
Benny Ayala, R (1, 7) OBP: 1.000, SLG: 2.500	2-2 1B		3-2 HR	1-0 1B FC6-4 HBP	2-2 1B		1-1 F7			2 1 2 2 0 0 0 2 1 1 0 0 0 1																	
Al Bumbry, L (4, PH) OBP: 0.344, SLG: 0.296	2-3 1B		0-1 HR	1-0 1B FC6-4	1-0 1B			2-0 4-3		5 0 2 1 0 1 5																	
Ken Singleton, S (1, 9) OBP: 0.387, SLG: 0.429	0-3 K		0-1 1B BB	1-3 1B	1-0 F8			0-0 3-1		4 0 0 0 1 0 4																	
Eddie Murray, S (1, 3) OBP: 0.600, SLG: 0.762	1-1 L4		4-2 1B BB	0-0 F9	0-2 F7			1-2 6-3		5 0 0 1 0 1 5																	
Doug DeCinces, R (1, 5) OBP: 0.241, SLG: 0.360	2-3 K		0-2 F7	2-1 FC6-4 WP	0-1 G1-3			0-3 K		5 0 1 0 0 2 1																	
Gary Roenicke, R (1, 8) OBP: 0.273, SLG: 0.200		0-1 6-3	0-1 1B	3-3 K	3-0 F7			0-0 6-3		5 1 1 0 0 1 0																	
Rich Dauer, R (1, 4) OBP: 0.235, SLG: 0.294		0-0 6-3		1-0 1B 3B 2B	1-3 K		1-0 F8			5 2 2 0 0 1 0																	
Rick Dempsey, R (1, 2) OBP: 0.375, SLG: 0.455		1-2 6-3		2-2 E 3B 1B	1-3 K		0-1 E 2B			3 1 0 0 1 1 3																	
Scott McGregor, S (1, 1)			2-2 F3	1-0 E6 3B	4-2 1B 1B BB		3-3 K																				
Inning Stats	R: 0 E: 0 K: 2 S: 14	H: 2 LOB: 2 BB: 0 P: 19	R: 0 E: 0 K: 0 S: 7	H: 0 LOB: 0 BB: 0 P: 8	R: 2 E: 0 K: 0 S: 20	H: 3 LOB: 2 BB: 2 P: 33	R: 5 E: 1 K: 1 S: 18	H: 4 LOB: 1 BB: 0 P: 30	R: 0 E: 0 K: 2 S: 15	H: 2 LOB: 3 BB: 1 P: 24	R: 0 E: 0 K: 0 S: 7	H: 0 LOB: 0 BB: 0 P: 10	R: 1 E: 1 K: 1 S: 10	H: 2 LOB: 1 BB: 0 P: 16	R: 0 E: 0 K: 0 S: 5	H: 0 LOB: 0 BB: 0 P: 8	R: 0 E: 0 K: 1 S: 5	H: 0 LOB: 0 BB: 0 P: 5	1B: 8 2B: 3 3B: 1 HR: 1	SF: 0 SAC: 0 DP: 0 HBP: 1	WP: 1 PB: 0 SB: 0 CS: 0	PA: 44					
PITCHER	IP	WLS	BF	H	R	ER	SO	BB	IBB	HBP	BLK	WP	HR	S	P	ERA	WHIP										
John Candelaria, L (1, 1) ERA: 6.3	3.0	L	19	8	6	5	2	2	0	0	0	0	1	51	75	15.00	3.333										
Enrique Romo, R (4, 1) ERA: 3.6	3.2		18	5	2	2	4	1	0	1	0	1	0	38	62	4.91	1.636										
Grant Jackson, L (7, 1) ERA:	0.1		1	0	0	0	0	0	0	0	0	0	0	2	3	0.00	0.000										
Kent Tekulve, R (8, 1) ERA: 1.59	2.0		6	0	0	0	1	0	0	0	0	0	0	10	13	0.00	0.000										

Baltimore Orioles @ Pittsburgh Pirates
Three Rivers Stadium, Pittsburgh, PA
 Fri Oct 12 1979, 7:05 PM EDT
 Att: 50,848 - Unknown

livebaseballscorecards.com

AB	40
R	8
H	13
RBI	8
BB	3
SO	7
LOB	19



Batter	1	2	3	4	5	6	7	8	9	AB	R	H	RBI	BB	SO	LOB
Omar Moreno, L OBP: 0.286, SLG: 0.385 (1, 8)	2-1 BLK SF8 2B	0-2 4-3			0-1 2B		1-3 K			4	1	2	0	0	1	1
Tim Foli, R OBP: 0.222, SLG: 0.280 (1, 6)	0-0 F2 2-3		0-1 F8		1-2 F7		0-0 F7			4	0	0	0	0	0	2
Dave Parker, L OBP: 0.393, SLG: 0.417 (1, 9)	1-0 SF8		1-3 K		0-0 F9			0-2 4-3		3	0	0	1	0	1	1
Bill Robinson, R OBP: 0.231, SLG: 0.231 (1, 7)	0-3 K		0-2 1B		1-3 K			0-0 6-3		4	0	1	0	0	2	0
Willie Stargell, L OBP: 0.444, SLG: 0.875 (1, 3)		1-1 1B 2B 1B	1 SAFE 0-3 K		0-0 1B 2B			1-2 G3		4	2	2	0	0	1	1
Bill Madlock, R OBP: 0.346, SLG: 0.391 (1, 5)		1-3 K		0-0 F9		0-0 1B		0-0 6-3		4	0	1	1	0	1	1
Steve Nicosia, R OBP: 0.125, SLG: 0.125 (1, 2)		0-2 2B 1B		0-0 F9		1-1 F8		0-0 4-3		4	1	1	0	0	0	1
Phil Garner, R OBP: 0.520, SLG: 0.773 (1, 4)		0-2 1B 2B		1-1 6-3		0-1 F7		0-0 F8		4	0	1	2	0	0	1
John Candelaria, L OBP: 0.250, SLG: 0.250 (1, 1)		0-0 1B			0-1 F9			2-1 L4		1	0	1	0	0	0	0
Enrique Romo, R (4, 1)										1	0	0	0	0	0	0
Grant Jackson, S (7, 1)										0	0	0	0	0	0	0
Lee Lacy, R (7, PH)										1	0	0	0	0	0	0
Kent Tekulve, R (8, 1)										0	0	0	0	0	0	0

Inning Stats	R: 1	H: 1	E: 0	K: 1	S: 7	H: 1	LOB: 0	BB: 0	P: 10	R: 2	H: 4	E: 0	K: 1	S: 18	H: 1	LOB: 1	BB: 0	P: 20	R: 0	H: 1	E: 0	K: 2	S: 11	H: 0	LOB: 0	BB: 0	P: 5	R: 0	H: 1	E: 0	K: 0	S: 8	H: 2	LOB: 1	BB: 0	P: 9	R: 1	H: 2	E: 0	K: 1	S: 9	H: 0	LOB: 0	BB: 0	P: 9	R: 0	H: 0	E: 0	K: 1	S: 6	R: 0	H: 0	E: 0	K: 0	S: 10	H: 0	LOB: 0	BB: 0	P: 11	R: 0	H: 0	E: 0	K: 0	S: 3	H: 0	LOB: 0	BB: 0	P: 3	1B: 5	SF: 1	2B: 4	SAC: 0	3B: 0	DP: 0	HR: 0	HBP: 0	WP: 0	PA: 35
--------------	------	------	------	------	------	------	--------	-------	-------	------	------	------	------	-------	------	--------	-------	-------	------	------	------	------	-------	------	--------	-------	------	------	------	------	------	------	------	--------	-------	------	------	------	------	------	------	------	--------	-------	------	------	------	------	------	------	------	------	------	------	-------	------	--------	-------	-------	------	------	------	------	------	------	--------	-------	------	-------	-------	-------	--------	-------	-------	-------	--------	-------	--------

PITCHER	IP	WLS	BF	H	R	ER	SO	BB	IBB	HBP	BLK	WP	HR	S	P	ERA	WHIP
Scott McGregor, L ERA: 2.0 (1, 1)	9.0	W	35	9	4	4	6	0	0	0	1	0	0	76	90	4.00	1.000

BOTTOM

Baltimore Orioles @ Pittsburgh Pirates
 Three Rivers Stadium, Pittsburgh, PA
 Fri Oct 12 1979, 7:05 PM EDT
 Att. 50,848 - Unknown

AB	34
R	4
H	9
RBI	4
BB	0
SO	6
LOB	8



Batter	1	2	3	4	5	6	7	8	9	AB	R	H	RBI	BB	SO	LOB	TOP					
Al Bumbry, L (1, 8) OBP: 0.324, SLG: 0.281	3-2 4-3		2-2 2B 1B		2-2 F7		3-2 G6-4-3 1-2f	1-1 FC6-4		5	1	1	1	0	0	3						
Kiko Garcia, R (1, 6) OBP: 0.500, SLG: 0.619	1-3 K		3-1 2B 2B		1-0 F8			FC6-4 2B 1B		5	2	2	2	0	2	2						
Mark Belanger, R (9, 6) OBP: 0.167, SLG: 0.091								K		0	0	0	0	0	0	0						
Ken Singleton, S (1, 9) OBP: 0.417, SLG: 0.485	2-3 K		1-1 2B		0-0 G4-6-3 1B			FC6-4 1B	2-1 4-3	5	0	3	1	0	1	0						
Eddie Murray, S (1, 3) OBP: 0.514, SLG: 0.615		2-3 K	1-3 K		0-0 G4-6-3 1B			FC6-4 2B	2-0 4-3	5	1	0	0	0	2	4						
Doug DeCinces, R (1, 5) OBP: 0.324, SLG: 0.346		4-1 S BB	1-0 F7		4-0 BB			2B BB	4-0 BB	1	1	0	0	4	0	1						
Gary Roenicke, R (1, 7) OBP: 0.214, SLG: 0.154		3-3 K		1-2 5-3		2-2 F9		2B BB	0-0 4-3	3	0	0	0	0	1	2						
John Lowenstein, L (8, PH) OBP: 0.333, SLG: 0.467		1-2 K						2B 2B		2	1	1	2	0	0	1						
Rich Dauer, R (1, 4) OBP: 0.250, SLG: 0.300		1-2 P4		0-0 G6-4-3 1B			0-0 F8	2B 1B IBB		3	0	1	0	0	0	1						
Billy Smith, S (8, PH) OBP: 0.250, SLG: 0.100										0	1	0	0	1	0	0						
Dave Skaggs, R (1, 2) OBP: 0.143, SLG: 0.143			0-2 E5 2B 1B		3-2 G6-4-3		3-2 1B	1B FC6-4 2B		3	1	1	0	0	0	1						
Terry Crowley, L (8, PH) OBP: 0.750, SLG: 1.000								1B		1	0	1	2	0	0	0						
Rick Dempsey, R (8, PR) OBP: 0.375, SLG: 0.455								1B		0	1	0	0	0	0	0						
Dennis Martinez, R (1, 1) Sammy Stewart, R (2, 1) Lee May, R (5, PH) Steve Stone, R (5, 1) Pat Kelly, L (7, PH) Tim Stodgaard, R (7, 1)			0-3 K		2-3 K			G6-4-3 1B	0-0 FC6-4 1B	0	0	0	0	0	0	0						
										0	0	0	0	0	0	0						
										1	0	0	0	0	1	1						
										1	0	0	0	0	1	0						
										0	0	0	0	0	0	0						
										1	0	1	0	0	0	0						
										1	0	1	1	0	0	0						
Inning Stats	R: 0 E: 0 K: 2 S: 11	H: 0 LOB: 0 BB: 0 P: 17	R: 0 E: 0 K: 2 S: 11	H: 0 LOB: 1 BB: 1 P: 21	R: 3 E: 1 K: 2 S: 17	H: 3 LOB: 1 BB: 0 P: 25	R: 0 E: 0 K: 0 S: 8	H: 1 LOB: 0 BB: 0 P: 12	R: 0 E: 0 K: 1 S: 7	H: 0 LOB: 0 BB: 0 P: 12	R: 0 E: 0 K: 0 S: 7	H: 1 LOB: 1 BB: 1 P: 13	R: 0 E: 0 K: 0 S: 10	H: 2 LOB: 1 BB: 0 P: 17	R: 6 E: 0 K: 1 S: 25	H: 5 LOB: 2 BB: 2 P: 42	R: 0 E: 0 K: 0 S: 4	H: 0 LOB: 1 BB: 1 P: 12	1B: 8 2B: 4 3B: 0 HR: 0	SF: 0 SAC: 0 DP: 3 HBP: 0	WP: 0 PB: 0 SB: 1 CS: 0	PA: 42
PITCHER	IP	WLS	BF	H	R	ER	SO	BB	IBB	HBP	BLK	WP	HR	S	P	ERA	WHIP					
Jim Bibby, R (1, 1) ERA: 2.03	6.1		27	7	3	2	7	2	0	0	0	0	0	68	111	2.84	1.421					
Grant Jackson, L (7, 1) ERA:	0.2		1	0	0	0	0	0	0	0	0	0	0	3	6	0.00	0.000					
Don Robinson, R (8, 1) ERA: 4.26	0.1		4	2	3	3	0	1	0	0	0	0	0	12	20	81.00	9.000					
Kent Tekulve, R (8, 1) ERA: 4.91	1.2	L	10	3	3	3	1	1	1	0	0	0	0	17	34	16.20	2.400					

Baltimore Orioles @ Pittsburgh Pirates
 Three Rivers Stadium, Pittsburgh, PA
 Sat Oct 13 1979, 3:33 AM EDT
 Att: 50,883 - Unknown

livebaseballscorecards.com

AB	37
R	9
H	12
RBI	9
BB	5
SO	8
LOB	16



BOTTOM

Baltimore Orioles @ Pittsburgh Pirates
Three Rivers Stadium, Pittsburgh, PA

Sat Oct 13 1979, 3:33 AM EDT
Att. 50,883 - Unknown

livebaseballscorecards.com

AB 39
R 6
H 17
RBI 6
BB 4
SO 5
LOB 22



WP: 0 PA: 44
PB: 0
SB: 0
CS: 1

AB R H RBI BB SO LOB

5 0 2 1 0 0 1

4 2 3 0 1 0 1

5 0 2 1 0 1 2

5 1 3 1 0 1 3

3 1 2 1 1 0 0

0 0 0 0 0 0 0

0 0 0 0 0 0 0

1 0 0 0 0 0 1

3 1 2 0 2 0 3

5 0 1 2 0 1 6

4 1 2 0 0 0 3

3 0 0 0 0 1 2

0 0 0 0 0 0 0

1 0 0 0 0 1 0

1B: 11 SF: 0
2B: 5 SAC: 0
3B: 0 DP: 2
HR: 1 HBP: 0

Batter	1	2	3	4	5	6	7	8	9
Omar Moreno, L OBP: 0.303, SLG: 0.387 (1, 8)	2-2 6-3 PO	2-1 PO 1B		2-0 FC6 1-2f		3-2 4-3		2-2 1B	
Tim Foli, R OBP: 0.313, SLG: 0.345 (1, 6)	2-1 G1-6-3 1B	1 SAFE 0-0 PO 1-2	1-2 2B 1B		4-2 1B 2B BB	2-1 2B 1B		0-1 6-3	
Dave Parker, L OBP: 0.394, SLG: 0.448 (1, 9)	0-0 G1-6-3 1-2f		2-2 F8		0-0 2B 1B	3-2 1B 2B		1-3 K	
Willie Stargell, L OBP: 0.489, SLG: 0.966 (1, 3)		2-2 HR	0-2 2B		1-0 P5	2-3 K		0-0 1B 1B	
John Milner, L OBP: 0.333, SLG: 0.267 (1, 7)		3-1 2B 1B	4-0 G4-6-3 IBB		2-1 2B		0-2 P6	0-0 F7	
Don Robinson, R (8, 1)									
Kent Tekulve, R (8, 1)									
Mike Easler, L (9, PH)									
Bill Madlock, R OBP: 0.419, SLG: 0.462 (1, 5)		1 SAFE 0-0 2B 2B	0-1 G4-6-3 1-2f		4-0 FC6-4 IBB		4-1 CS BB	3-2 1B	
Ed Ott, L OBP: 0.227, SLG: 0.286 (1, 2)		2-1 1B 2B		3-2 L7	2-2 F7		1-2 1-3	1-3 K	
Phil Garner, R OBP: 0.517, SLG: 0.731 (1, 4)		0-0 1B 1B		1-2 FC1-6 1B	2-1 FC6-4 1-2f		0-1 G1-3		
Jim Bibby, R (1, 1)		1-0 L1		0-0 FC1-6 FC6		0-3 K		1-3 K	
Grant Jackson, S (7, 1)									
Bill Robinson, R OBP: 0.214, SLG: 0.214 (8, 7)									

Inning Stats	R: 0	H: 1	E: 0	LOB: 0	K: 0	P: 10	R: 4	H: 6	E: 0	LOB: 0	K: 0	P: 23	R: 0	H: 2	E: 0	LOB: 2	K: 0	P: 18	R: 0	H: 1	E: 0	LOB: 1	K: 0	P: 14	R: 1	H: 2	E: 0	LOB: 1	K: 2	P: 27	R: 0	H: 0	E: 0	LOB: 0	K: 0	P: 15	R: 0	H: 1	E: 0	LOB: 1	K: 1	P: 13	R: 0	H: 2	E: 0	LOB: 2	K: 2	P: 18	1B: 11	SF: 0	2B: 5	SAC: 0	3B: 0	DP: 2	HR: 1	HBP: 0	WP: 0	PA: 44	PB: 0	SB: 0	CS: 1
PITCHER	IP	WLS	BF	H	R	ER	SO	BB	IBB	HBP	BLK	WP	HR	S	P	ERA	WHIP																																												
Dennis Martinez, R ERA: 6.52 (1, 1)	1.1		8	6	4	0	0	0	0	0	0	0	0	16	27	27.00	4.500																																												
Sammy Stewart, R ERA: (2, 1)	2.2		11	4	0	0	0	0	1	0	0	0	0	22	38	0.00	1.500																																												
Steve Stone, R ERA: 9.0 (5, 1)	2.0		12	4	2	2	2	1	1	0	0	0	0	28	53	9.00	2.500																																												
Tim Stoddard, R ERA: (7, 1)	3.0	W	12	3	0	0	3	1	0	0	0	0	0	33	46	0.00	1.333																																												

Batter	1	2	3	4	5	6	7	8	9	AB R H RBI BB SO LOB	TOP																
Kiko Garcia, R (1, 6) OBP: 0.429, SLG: 0.520	2-2 L1			0-1 6-3	2-0 FC6-4			3-2 6-3		4 0 0 0 0 0 2																	
Benny Ayala, R (1, 7) OBP: 0.750, SLG: 1.667 Al Bumbry, L (6, PH) OBP: 0.333, SLG: 0.273	2-1 6-3			4-1 BB		0-0 F7		4-2 BB		1 0 0 0 1 0 0 1 0 0 0 1 0 0																	
Ken Singleton, S (1, 9) OBP: 0.375, SLG: 0.432	1-2 F8			2-3 SAFE	2-0 4-3	2-0 4-3		0-0 G1-4-6-3		4 0 0 0 0 1 2																	
Eddie Murray, S (1, 3) OBP: 0.462, SLG: 0.533		2-0 F9		0-1 P4		2-2 E4		0-0 F8		4 0 0 0 0 0 1																	
Gary Roenicke, R (1, 8) OBP: 0.222, SLG: 0.235		1-0 P3			1-1 G4-6-3	0-3 K		1-1 P6		4 1 1 0 0 1 1																	
Doug DeCinces, R (1, 5) OBP: 0.342, SLG: 0.367		1-3 K			1-1 G4-6-3	0-3 K		1-2 1B		4 0 2 0 0 2 0																	
Rich Dauer, R (1, 4) OBP: 0.217, SLG: 0.261 John Lowenstein, L (9, PH) OBP: 0.368, SLG: 0.500			2-1 P3		2-1 G4-6-3	0-2 6-3		1-0 1B		3 0 0 0 0 0 1 1 0 1 0 0 0 0																	
Rick Dempsey, R (1, 2) OBP: 0.407, SLG: 0.520 Terry Crowley, L (9, PH) OBP: 0.600, SLG: 0.750			1-1 5-3		3-2 BB	0-2 2B		0-2 F7		3 0 2 0 0 0 0 1 0 0 0 0 0 2																	
Mike Flanagan, L (1, 1) Pat Kelly, L (7, PH) OBP: 0.467, SLG: 0.615 Tim Stoddard, R (7, 1) OBP: 1.000, SLG: 1.000 Tippy Martinez, L (7, 1) Don Stanhouse, R (8, 1)			0-0 F8		4-2 FC6-4	2-3 K				1 0 0 0 1 0 0 1 0 0 0 0 1 1 0																	
Inning Stats	R: 0 E: 0 K: 0 S: 11	H: 0 LOB: 0 BB: 0 P: 16	R: 0 E: 0 K: 1 S: 5	H: 0 LOB: 0 BB: 0 P: 9	R: 0 E: 0 K: 0 S: 5	H: 0 LOB: 1 BB: 1 P: 8	R: 0 E: 0 K: 1 S: 9	H: 0 LOB: 1 BB: 1 P: 15	R: 1 E: 0 K: 0 S: 13	H: 3 LOB: 2 BB: 1 P: 26	R: 0 E: 1 K: 1 S: 8	H: 0 LOB: 1 BB: 0 P: 12	R: 0 E: 0 K: 2 S: 12	H: 1 LOB: 1 BB: 0 P: 14	R: 0 E: 0 K: 0 S: 6	H: 0 LOB: 0 BB: 1 P: 13	R: 0 E: 0 K: 0 S: 11	H: 2 LOB: 2 BB: 0 P: 14	1B: 4 2B: 2 3B: 0 HR: 0	SF: 0 SAC: 0 DP: 2 HBP: 0	WP: 0 PB: 0 SB: 0 CS: 0	PA: 35					
PITCHER	IP WLS BF H R ER SO BB IBB HBP BLK WP HR S P ERA WHIP																										
Jim Rooker, L (1, 1) ERA: 1.04	5.0	19	3	1	1	2	2	0	0	0	0	0	0	43	74	1.80	1.000										
Bert Blyleven, R (6, 1) ERA: 1.42	4.0	W	16	3	0	0	3	1	0	0	0	0	0	37	53	0.00	1.000										

Baltimore Orioles @ Pittsburgh Pirates
 Three Rivers Stadium, Pittsburgh, PA
 Sun Oct 14 1979, 3:33 AM EDT
 Att: 50,920 - Unknown

livebaseballscorecards.com

AB	32
R	1
H	6
RBI	0
BB	3
SO	5
LOB	10



Batter	1	2	3	4	5	6	7	8	9
Omar Moreno, L OBP: 0.289, SLG: 0.343 (1, 8)	1-3 K		1-1 F6		0-3 K		2-2 FC6-4 3B	4-0 1B IBB	
Tim Foli, R OBP: 0.351, SLG: 0.424 (1, 6)	2-2 F8			0-2 5-3		4-1 SH1-3 1B SF8 BB	1-1 2B 3B	2-2 1B	
Dave Parker, L OBP: 0.421, SLG: 0.485 (1, 9)	1-3 K			1-3 K		1-1 SF8 1B SH1-3	1-1 2B	4-1 IBB	
Bill Robinson, R OBP: 0.222, SLG: 0.278 (1, 7)		0-0 5-3		2-1 2B		0-0 SH1-3	2-0 5-3	1-0 P5	
Willie Stargell, L OBP: 0.444, SLG: 0.906 (1, 3)		1-0 F8		0-0 4-3		2-1 SF8		1-1 1B 1B	
Bill Madlock, R OBP: 0.486, SLG: 0.533 (1, 5)		0-0 1B				0-1 1B 1B		0-0 SH3-4 1B 1B	
Steve Nicosia, R OBP: 0.083, SLG: 0.083 (1, 2)		0-0 F7				2-3 K	0-0 5-3	3-2 F2	
Phil Garner, R OBP: 0.515, SLG: 0.700 (1, 4)			0-0 B1-3			1-0 F7		0-1 SH3-4 1B 1B	
Jim Rooker, R (1, 1)			2-3 K			0-2 1B		0-1 SH3-4	
Lee Lacy, R OBP: 0.333, SLG: 0.333 (5, PH)									
Bert Blyleven, R OBP: 0.167, SLG: 0.167 (6, 1)									

Inning Stats	R: 0	H: 0	E: 0	K: 2	S: 10	LOB: 0	BB: 0	P: 14
	R: 0	H: 1	E: 0	K: 0	S: 4	LOB: 1	BB: 0	P: 5
	R: 0	H: 0	E: 0	K: 1	S: 6	LOB: 0	BB: 0	P: 9
	R: 0	H: 1	E: 0	K: 1	S: 9	LOB: 1	BB: 0	P: 12
	R: 0	H: 2	E: 0	K: 2	S: 13	LOB: 2	BB: 0	P: 16
	R: 2	H: 2	E: 0	K: 0	S: 8	LOB: 1	BB: 1	P: 16
	R: 2	H: 3	E: 1	K: 0	S: 14	LOB: 1	BB: 0	P: 23
	R: 3	H: 4	E: 1	K: 0	S: 16	LOB: 3	BB: 2	P: 31

PITCHER	IP	WLS	BF	H	R	ER	SO	BB	IBB	HBP	BLK	WP	HR	S	P	ERA	WHIP
Mike Flanagan, L ERA: 3.27 (1, 1)	6.0	L	25	6	2	2	6	1	0	0	0	0	0	50	72	3.00	1.167
Tim Stoddard, R ERA: 4.91 (7, 1)	0.2		4	2	2	2	0	0	0	0	0	0	0	11	17	27.00	3.000
Tippy Martinez, L ERA: 6.75 (7, 1)	0.1		3	2	1	1	0	0	0	0	0	0	0	5	9	27.00	6.000
Don Stanhouse, R ERA: 9.0 (8, 1)	1.0		8	3	2	2	0	0	2	0	0	0	0	14	28	18.00	3.000

BOTTOM

Baltimore Orioles @ Pittsburgh Pirates
Three Rivers Stadium, Pittsburgh, PA


Sun Oct 14 1979, 3:33 AM EDT
Att. 50,920 - Unknown

AB	R	H	RBI	BB	SO	LOB
4	1	0	0	1	2	3
4	2	2	3	1	0	0
4	1	2	1	1	2	0
4	0	1	0	0	0	4
3	1	1	1	0	0	1
4	1	4	1	0	0	0
4	0	0	0	0	1	5
4	1	2	1	0	0	1
1	0	0	0	0	1	0
1	0	1	0	0	0	0
1	0	0	0	0	0	1

AB	34
R	7
H	13
RBI	7
BB	3
SO	6
LOB	15

livebaseballscorecards.com

WP: 0 **PA: 40**
PB: 0
SB: 0
CS: 0



Pittsburgh Pirates @ Baltimore Orioles
Memorial Stadium, Baltimore, MD

Tue Oct 16 1979, 7:05 PM EDT
 Att: 53,739 - Unknown

AB	35
R	4
H	10
RBI	4
BB	3
SO	5
LOB	16



WP:	0	PA:	41
PB:	0		
SB:	0		
CS:	0		

Batter	1	2	3	4	5	6	7	8	9	AB	R	H	RBI	BB	SO	LOB						
Omar Moreno, L (1, 8) OBP: 0.326, SLG: 0.375	0-0 2B 1B		1-2 F8		0-1 L4		1-0 1B 1B	2-2 E8 1B		5	1	3	1	0	0	0						
Tim Foli, R (1, 6) OBP: 0.357, SLG: 0.447	0-0 1-3 2B		0-1 5-3		0-1 F2		0-2 1B SF7 1B	1-1 F2		5	1	2	0	0	0	1						
Dave Parker, L (1, 9) OBP: 0.419, SLG: 0.459	0-0 5-3		1-3 K		4-2 BB		1-1 SF7 1B		0-0 F8	4	0	1	1	1	1	2						
Willie Stargell, L (1, 3) OBP: 0.390, SLG: 0.806	0-0 F5			1-2 F8	2-3 K		0-0 SF7		0-2 F7	4	0	0	1	0	1	3						
John Milner, L (1, 7) Kent Tekulve, R (7, 1)	2-1 G1			4-2 FC4-6 BB BB		0-0 6-3	2-0 F8		2-2 3-1	3	0	0	0	1	0	3						
Bill Madlock, R (1, 5) OBP: 0.462, SLG: 0.485		2-0 5-3		4-0 FC4-6 BB		1-0 F9		0-0 F8		3	0	0	0	1	0	0						
Ed Ott, L (1, 2) OBP: 0.269, SLG: 0.320		2-1 6-3		2-1 FC4-6 HBP		1-1 1B		0-0 2B SF7 1B		4	1	2	0	0	0	2						
Phil Garner, R (1, 4) OBP: 0.541, SLG: 0.727		3-2 1B		3-1 HBP		0-0 F8		1-2 E 2B		3	1	2	0	0	0	1						
John Candelaria, L (1, 1) Lee Lacy, R (7, PH) Bill Robinson, R (7, 7)		0-3 K		0-3 K		2-3 K		0-0 SF7		2	0	0	0	0	2	4						
Inning Stats	R: 0 E: 0 K: 0 S: 6	H: 2 LOB: 2 BB: 0 P: 8	R: 0 E: 0 K: 1 S: 9	H: 1 LOB: 1 BB: 0 P: 16	R: 0 E: 0 K: 1 S: 9	H: 0 LOB: 0 BB: 0 P: 11	R: 0 E: 0 K: 1 S: 14	H: 0 LOB: 3 BB: 2 P: 27	R: 0 E: 0 K: 1 S: 12	H: 0 LOB: 1 BB: 1 P: 18	R: 0 E: 0 K: 0 S: 5	H: 1 LOB: 1 BB: 0 P: 7	R: 2 E: 0 K: 1 S: 12	H: 3 LOB: 1 BB: 0 P: 18	R: 2 E: 1 K: 0 S: 11	H: 3 LOB: 1 BB: 0 P: 15	R: 0 E: 0 K: 0 S: 7	H: 0 LOB: 0 BB: 0 P: 9	1B: 8 2B: 2 3B: 0 HR: 0	SF: 2 SAC: 0 DP: 0 HBP: 1	WP: 0 PB: 0 SB: 0 CS: 0	PA: 41
PITCHER	IP	WLS	BF	H	R	ER	SO	BB	IBB	HBP	BLK	WP	HR	S	P	ERA	WHIP					
Jim Palmer, R (1, 1) ERA: 3.38	8.0	L	38	10	4	4	5	3	0	1	0	0	0	78	120	4.50	1.625					
Tim Stoddard, R (9, 1) ERA: 3.86	1.0		3	0	0	0	0	0	0	0	0	0	0	7	9	0.00	0.000					

livebaseballscorecards.com

Pittsburgh Pirates @ Baltimore Orioles
Memorial Stadium, Baltimore, MD

Wed Oct 17 1979, 7:05 PM EDT
 Att: 53,733 - Unknown

AB	36
R	4
H	10
RBI	4
BB	2
SO	2
LOB	18



Batter	1	2	3	4	5	6	7	8	9	AB R H RBI BB SO LOB
Omar Moreno, L (1, 8) OBP: 0.354, SLG: 0.400	2-1 SH1-3 1B		1-1 L9		0-2 L7		0-0 FC5-4 1B		1-1 1B HBP	5 1 3 1 0 0 0
Tim Foli, R (1, 6) OBP: 0.348, SLG: 0.429	2-1 SH1-3 1-2		0-1 6-3		0-0 L7		2-2 FC5-4 1-2f		1-2 HBP HBP 1-3 1B	4 0 1 0 0 0 1
Dave Parker, L (1, 9) OBP: 0.396, SLG: 0.415	0-0 P5		1-3 K		0-1 4-3			3-3 K	1-2 HBP HBP	4 0 0 0 0 2 1
Bill Robinson, R (1, 7) OBP: 0.250, SLG: 0.273	2-2 P5		1-2 F2		0-1 HR 1B			1-2 F7	1-0 HBP HBP 1-2 G6-3	4 1 1 1 0 0 1
Willie Stargell, L (1, 3) OBP: 0.435, SLG: 0.927		1-0 E7 1B	0-1 E 2B		0-0 HR 1B			0-2 2B	0-2 G6-3 1-2f	5 1 4 2 0 0 3
Bill Madlock, R (1, 5) OBP: 0.442, SLG: 0.444		0-1 6-3	0-0 FC6 2-3		0-2 5-3			4-0 FC6-4 IBB		3 0 0 0 1 0 2
Steve Nicosia, R (1, 2) OBP: 0.063, SLG: 0.063		0-2 F5	1-0 L4		0-0 6-3			0-0 FC6-4 1-2f		4 0 0 0 0 0 5
Phil Garner, R (1, 4) OBP: 0.537, SLG: 0.722		4-0 IBB	0-0 P3		0-0 5-3			0-0 1B 2B		3 1 1 0 1 0 2
Jim Bibby, R (1, 1) Manny Sanguillen, R (5, PH) Don Robinson, R (5, 1) Grant Jackson, S (5, 1) Kent Tekulve, R (8, 1)		1-2 4-1	0-2 G1-3		0-0 6-3			0-1 B1-4		1 0 0 0 0 0 2 1 0 0 0 0 0 0 0 0 0 0 0 0 0 1 0 0 0 0 0 0 1 0 0 0 0 0 1

Inning Stats	R: 0	H: 1	R: 0	H: 1	R: 0	H: 0	R: 0	H: 0	R: 2	H: 2	R: 0	H: 1	R: 0	H: 1	R: 2	H: 3	1B: 6	SF: 0	WP: 0	PA: 41
	E: 0	LOB: 1	E: 1	LOB: 2	E: 0	LOB: 0	E: 1	LOB: 2	E: 0	LOB: 0	E: 0	LOB: 1	E: 0	LOB: 2	E: 0	LOB: 2	2B: 3	SAC: 1	PB: 0	
	K: 0	BB: 0	K: 0	BB: 1	K: 0	BB: 0	K: 0	BB: 0	K: 0	BB: 0	K: 0	BB: 0	K: 1	BB: 1	K: 0	BB: 0	3B: 0	DP: 1	SB: 0	
	S: 8	P: 14	S: 9	P: 15	S: 7	P: 9	S: 8	P: 10	S: 9	P: 9	S: 7	P: 9	S: 14	P: 22	S: 14	P: 18	HR: 1	HBP: 2	CS: 0	

PITCHER	IP	WLS	BF	H	R	ER	SO	BB	IBB	HBP	BLK	WP	HR	S	P	ERA	WHIP
Scott McGregor, L (1, 1) ERA: 2.08	8.0	L	34	7	2	2	2	0	2	0	0	0	1	69	95	2.25	0.875
Tim Stoddard, R (9, 1) ERA: 5.4	0.1		2	1	1	1	0	0	0	0	0	0	0	3	3	27.00	3.000
Mike Flanagan, L (9, 1) ERA: 3.68	0.0		1	1	0	0	0	0	0	0	0	0	0	2	3	∞	∞
Don Stanhouse, R (9, 1) ERA: 9.0	0.0		1	1	0	0	0	0	0	0	0	0	0	3	4	∞	∞
Tippy Martinez, L (9, 1) ERA: 6.75	0.0		1	0	0	0	0	0	0	1	0	0	0	2	3	∞	∞
Dennis Martinez, R (9, 1) ERA: 6.1	0.2		2	0	1	1	0	0	0	1	0	0	0	4	5	13.50	0.000

Batter	1	2	3	4	5	6	7	8	9	AB	R	H	RBI	BB	SO	LOB
Al Bumbry, L OBP: 0.318, SLG: 0.243 (1, 8)	0-2 G3		2-1 P6		2-2 F5			4-2 BB		3	0	0	0	1	0	2
Kiko Garcia, R OBP: 0.412, SLG: 0.484 (1, 8)	0-1 4-3		1-1 CS			0-2 P4		2-1 4-3		3	0	1	0	0	0	0
Benny Ayala, R OBP: 0.429, SLG: 0.833 (8, PH)										0	0	0	0	0	0	0
Terry Crowley, L OBP: 0.429, SLG: 0.500 (8, PH)										1	0	0	0	0	0	2
Tim Stoddard, R OBP: 1.000, SLG: 1.000 (9, 1)										0	0	0	0	0	0	0
Mike Flanagan, L OBP: 0.429, SLG: 0.500 (9, 1)										0	0	0	0	0	0	0
Don Stanhouse, R OBP: 0.429, SLG: 0.500 (9, 1)										0	0	0	0	0	0	0
Tippy Martinez, L OBP: 0.429, SLG: 0.500 (9, 1)										0	0	0	0	0	0	0
Dennis Martinez, R OBP: 0.429, SLG: 0.500 (9, 1)										0	0	0	0	0	0	0
Ken Singleton, S OBP: 0.396, SLG: 0.432 (1, 9)	0-2 3-1		1-0 CS		0-1 F7		2-1 F8		4-0 IBB	3	0	0	0	1	0	0
Eddie Murray, S OBP: 0.383, SLG: 0.421 (1, 3)		2-3 K		2-3 K		0-0 F3		2-2 F9		4	0	0	0	0	2	3
John Lowenstein, L OBP: 0.318, SLG: 0.421 (1, 7)		0-3 K		1-1 F5			1-3 K		1-3 K	2	0	0	0	0	1	0
Gary Roenicke, R OBP: 0.182, SLG: 0.190 (7, PH)										2	0	0	0	0	2	0
Doug DeCinces, R OBP: 0.326, SLG: 0.342 (1, 5)		0-0 1B			0-2 BB		1-0 F8		0-3 K	4	0	2	0	0	1	0
Rick Dempsey, R OBP: 0.364, SLG: 0.452 (1, 2)		1-0 5-3			2-2 F9		1-0 F7		0-0 F8	3	0	0	0	0	0	2
Pat Kelly, L OBP: 0.412, SLG: 0.533 (9, PH)										1	0	0	0	0	0	0
Rich Dauer, R OBP: 0.250, SLG: 0.393 (1, 4)			0-0 HR		0-0 F8			1-0 P6		3	1	1	1	0	0	1
Scott McGregor, S OBP: 0.300, SLG: 0.125 (1, 1)			1-1 6-3		4-2 BB			4-1 BB		1	0	0	0	1	0	0
Lee May, R OBP: 0.167, SLG: 0.091 (8, PH)										0	0	0	0	1	0	0
Mark Belanger, R OBP: 0.167, SLG: 0.091 (8, PR)										0	0	0	0	0	0	0
Mark Belanger, R OBP: 0.167, SLG: 0.091 (9, 6)										0	0	0	0	0	0	0

Inning Stats	R: 0	H: 0	E: 0	K: 10	S: 10	R: 0	H: 1	E: 0	K: 9	S: 9	R: 1	H: 2	E: 0	K: 7	S: 7	R: 0	H: 0	E: 0	K: 7	S: 7	R: 0	H: 1	E: 0	K: 17	S: 17	R: 0	H: 0	E: 0	K: 6	S: 6	R: 0	H: 0	E: 0	K: 5	S: 5	R: 0	H: 0	E: 0	K: 12	S: 12	R: 0	H: 0	E: 0	K: 7	S: 7	R: 0	H: 0	E: 0	K: 7	S: 7
	0	0	0	10	10	0	1	0	9	9	1	2	0	7	7	0	0	0	7	7	0	1	1	0	17	17	0	0	0	6	6	0	0	0	5	5	0	0	0	12	12	0	0	0	7	7				

PITCHER	IP	WLS	BF	H	R	ER	SO	BB	IBB	HBP	BLK	WP	HR	S	P	ERA	WHIP
Jim Bibby, R ERA: 2.08 (1, 1)	4.0		14	3	1	1	3	0	0	0	0	0	1	33	44	2.25	0.750
Don Robinson, R ERA: 3.86 (5, 1)	0.2		4	1	0	0	0	1	0	0	0	0	0	14	20	0.00	3.000
Grant Jackson, L ERA: (5, 1)	2.2	W	10	0	0	0	1	2	0	0	0	0	0	21	37	0.00	0.750
Kent Tekulve, R ERA: 3.0 (8, 1)	1.2	S	6	0	0	0	2	0	1	0	0	0	0	12	21	0.00	0.000

BOTTOM

Pittsburgh Pirates @ Baltimore Orioles
Memorial Stadium, Baltimore, MD
 Wed Oct 17 1979, 7:05 PM EDT
 Att. 53,733 - Unknown

livebaseballscorecards.com

AB	30
R	1
H	4
RBI	1
BB	4
SO	6
LOB	10



WP	PA	ERA	WHIP
0	35		