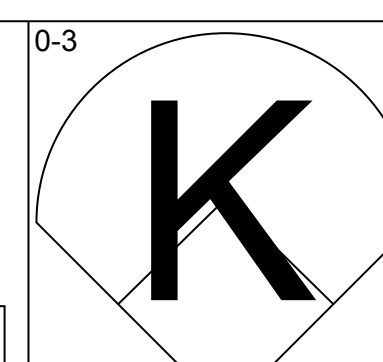
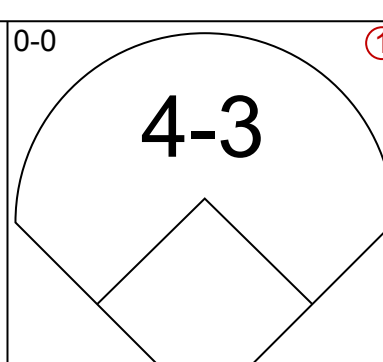
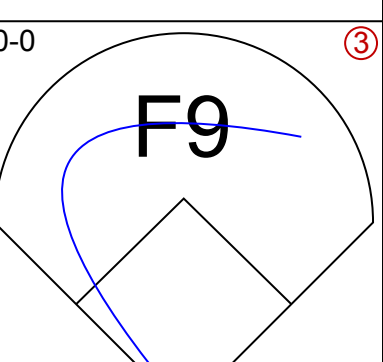
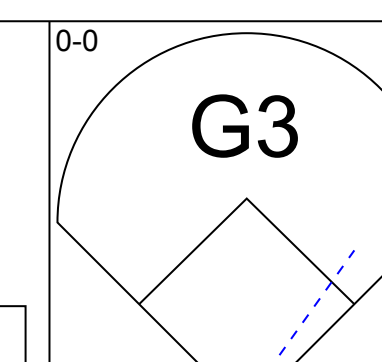
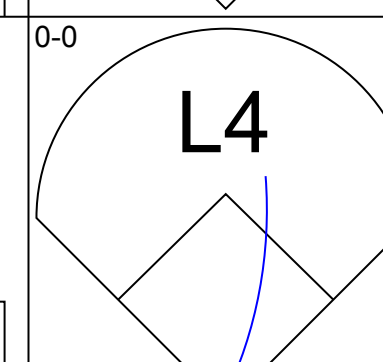
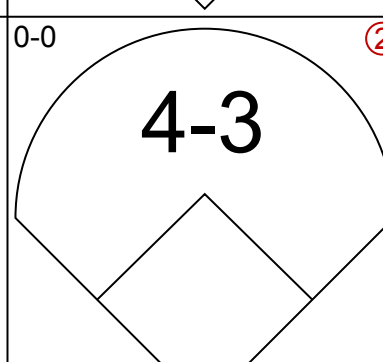
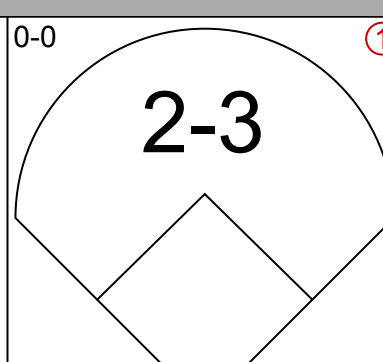
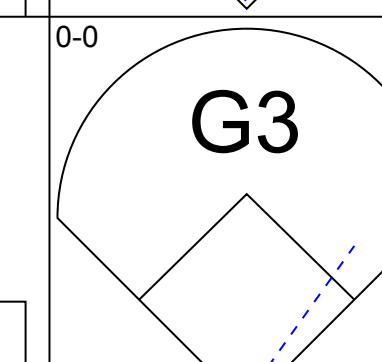
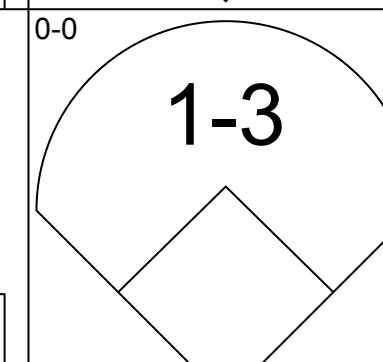
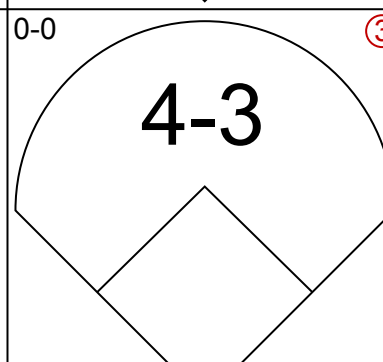
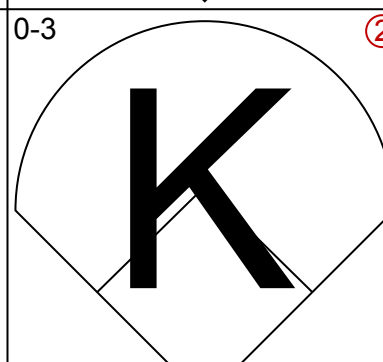
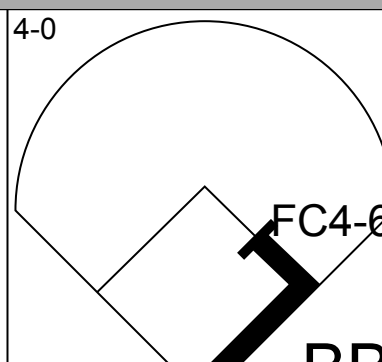
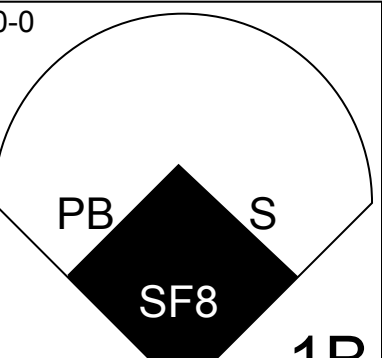
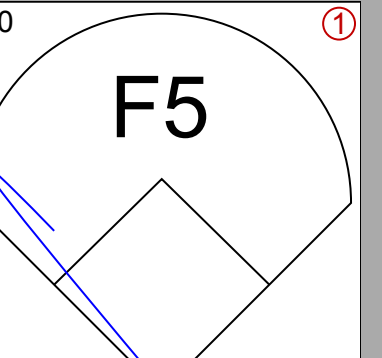
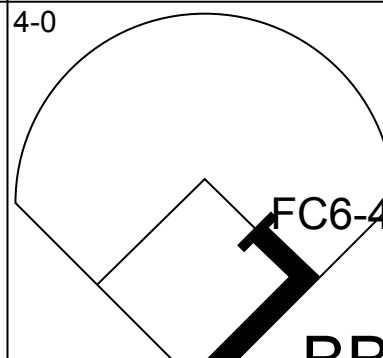
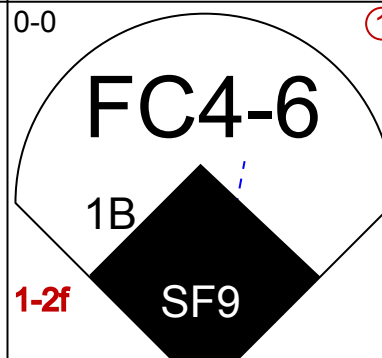
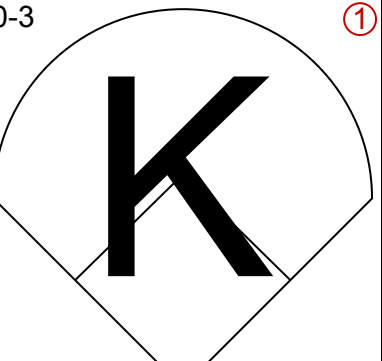
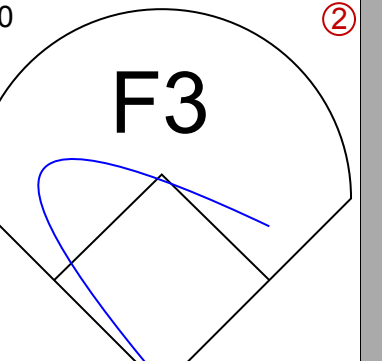
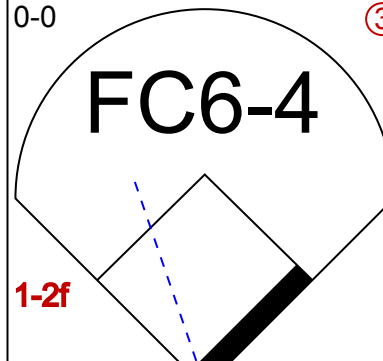
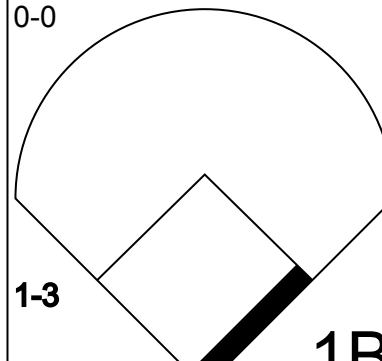
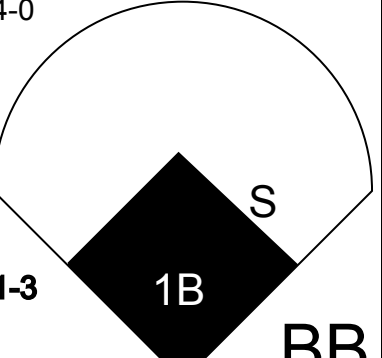
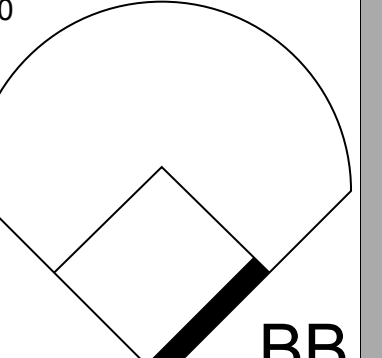
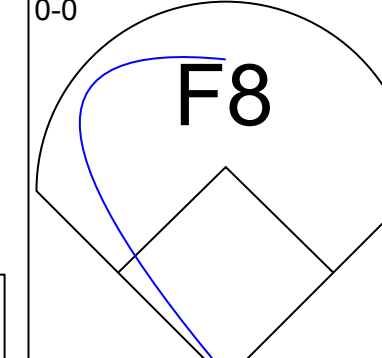
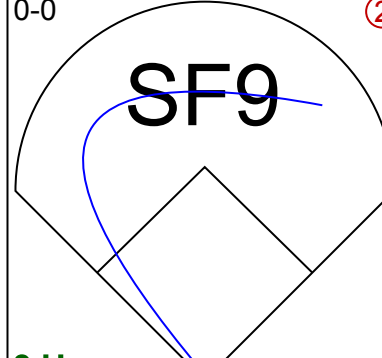
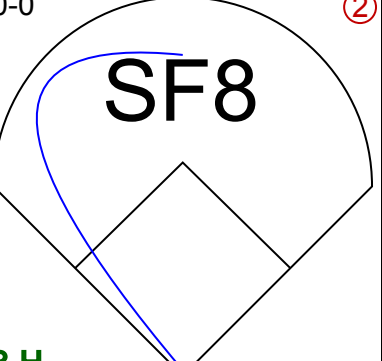
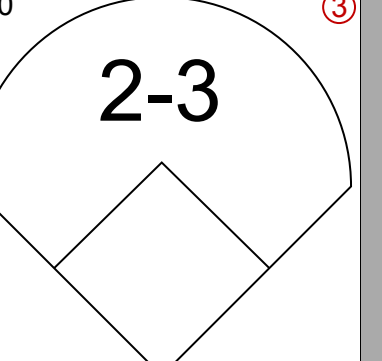
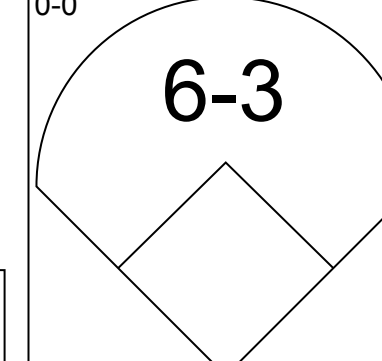
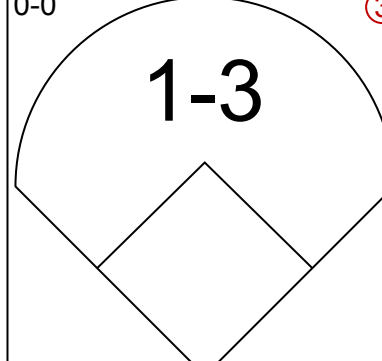
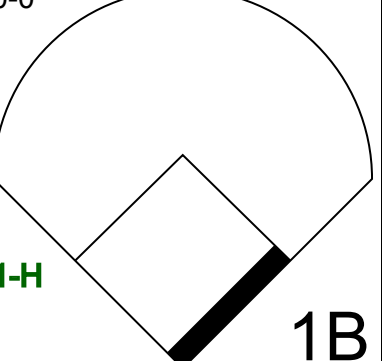
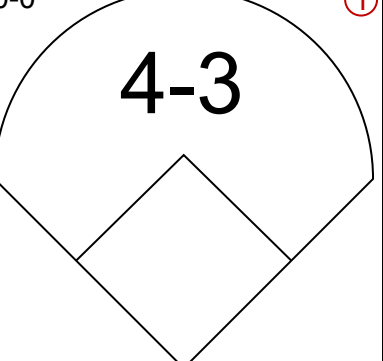
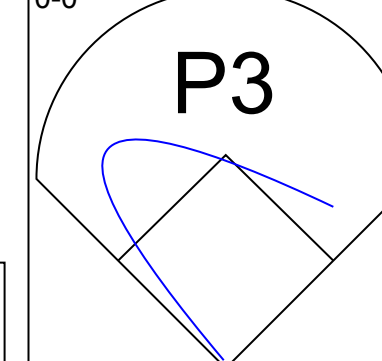
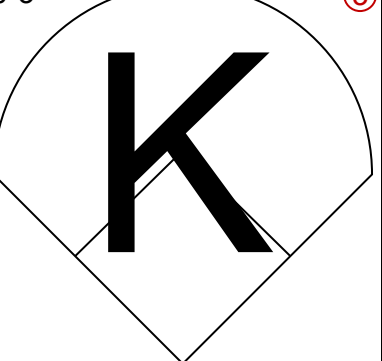
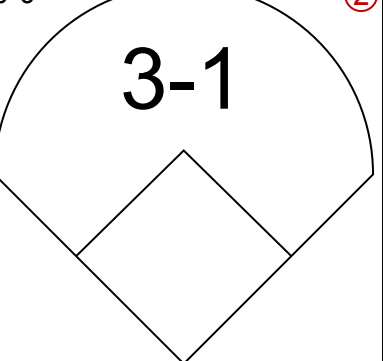
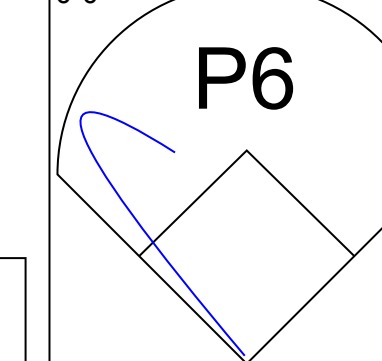
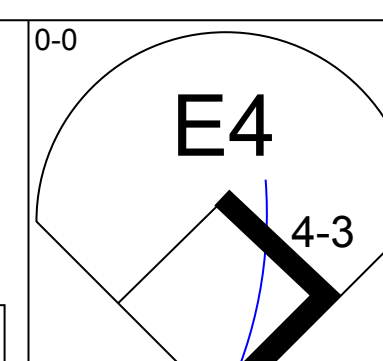
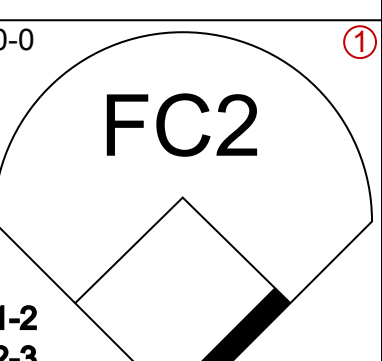
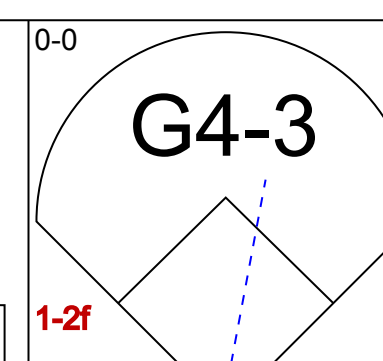
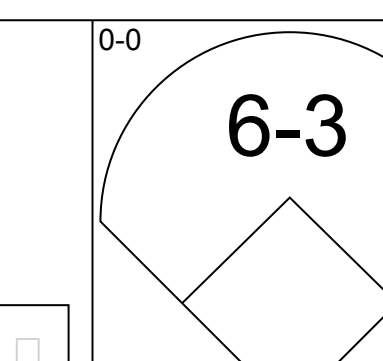
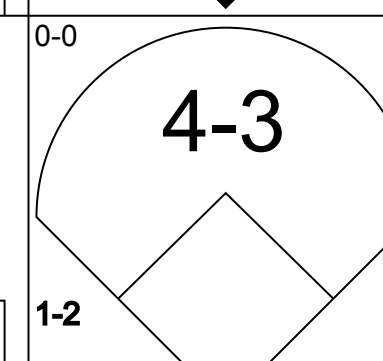
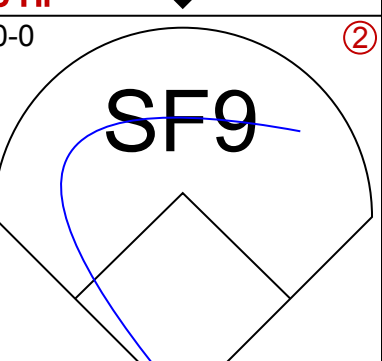
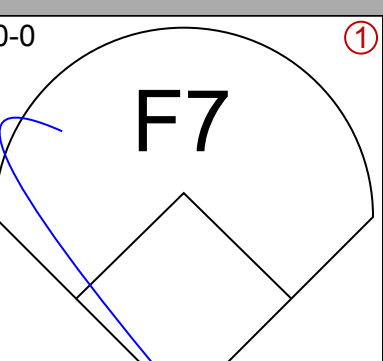
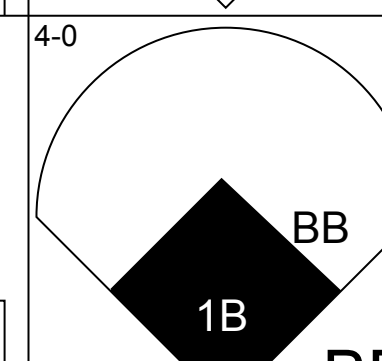
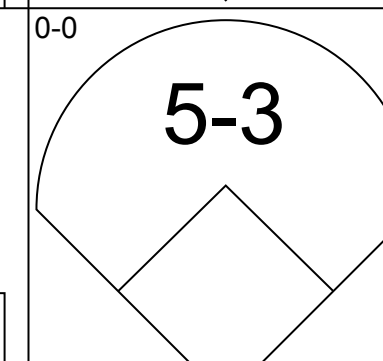
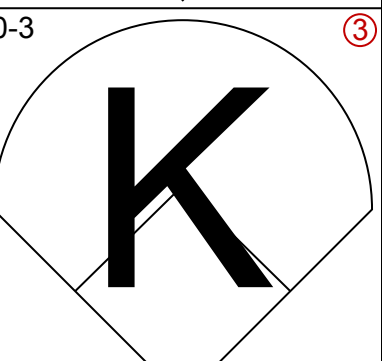
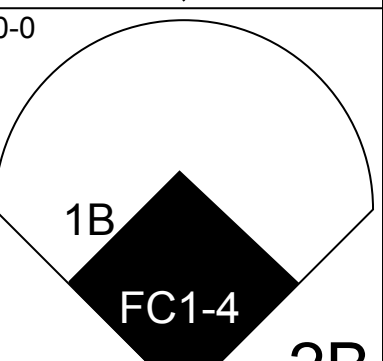
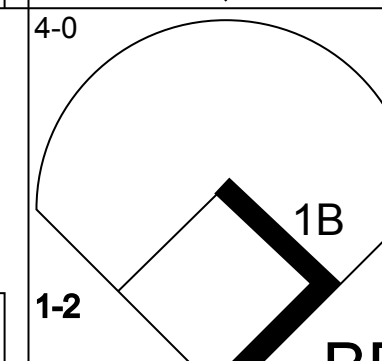
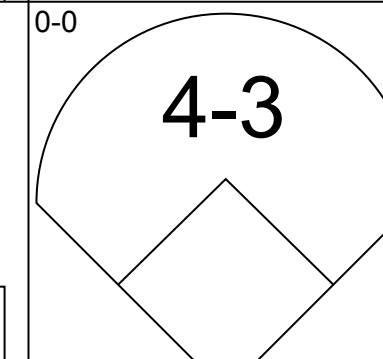
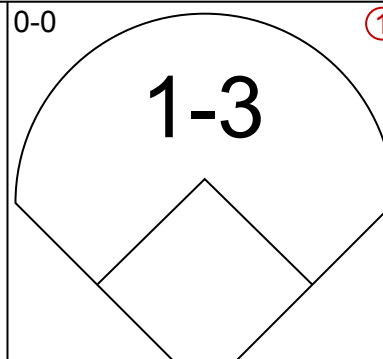
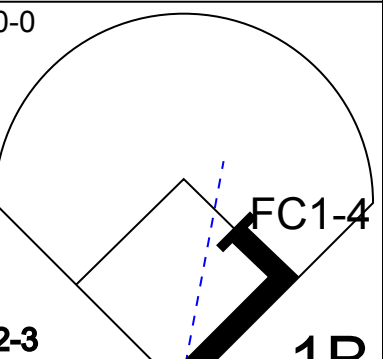
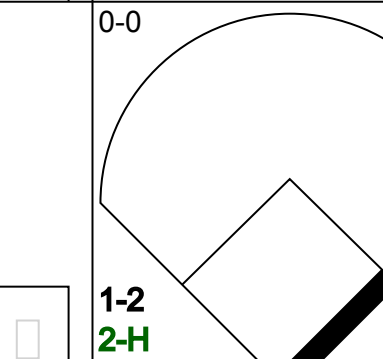
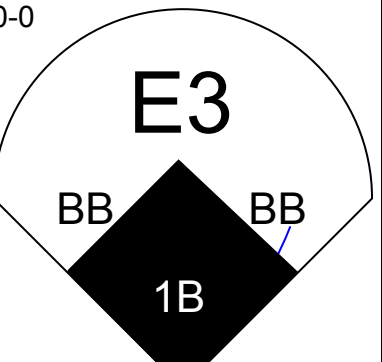
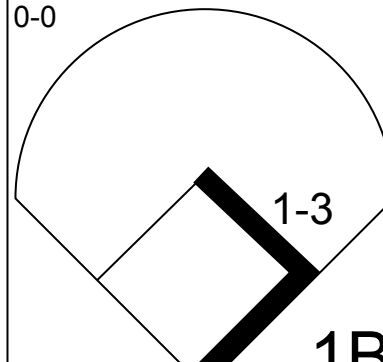
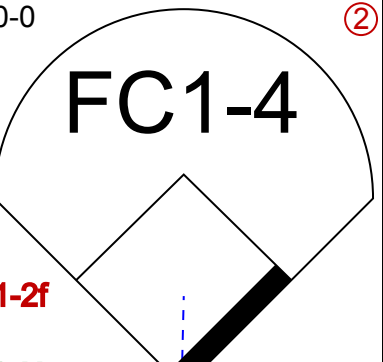
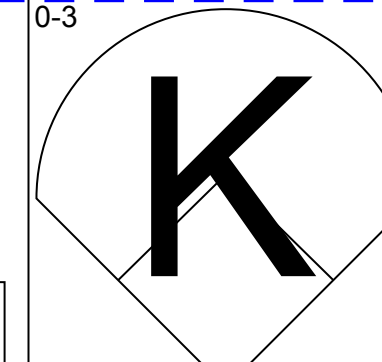
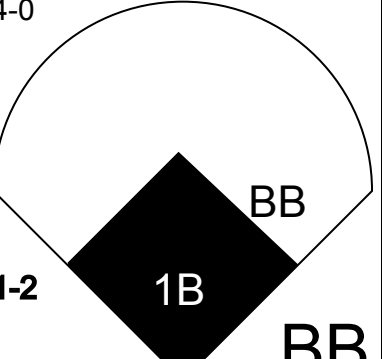
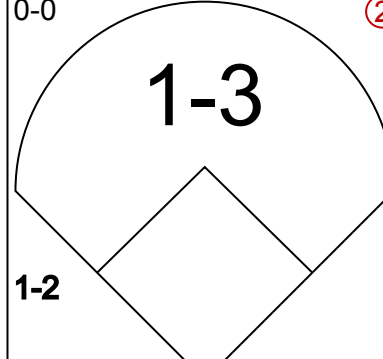
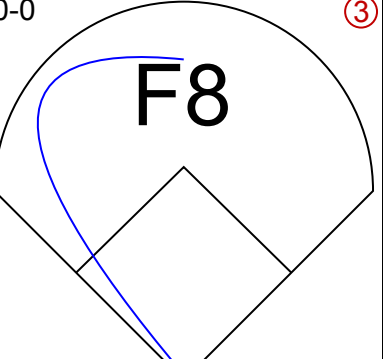
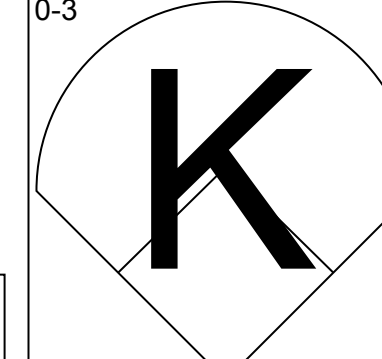
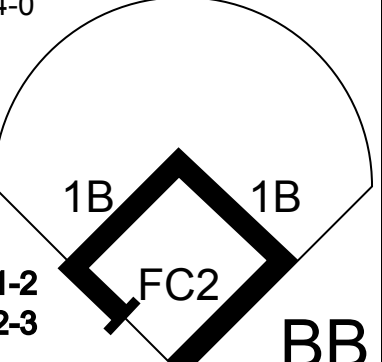
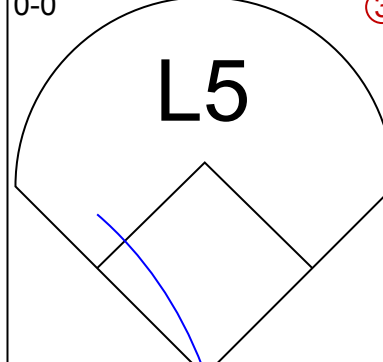
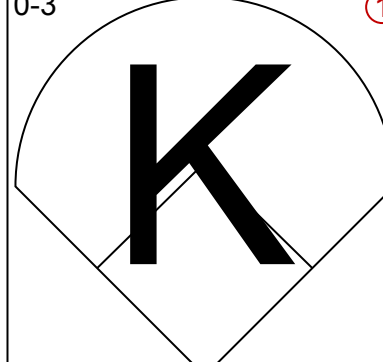
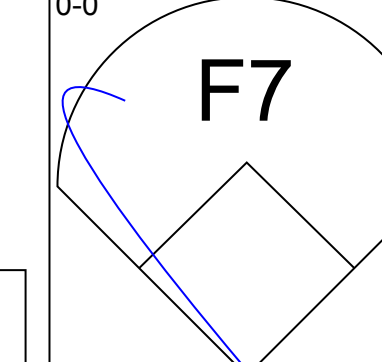
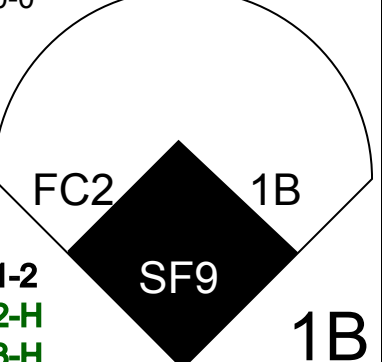
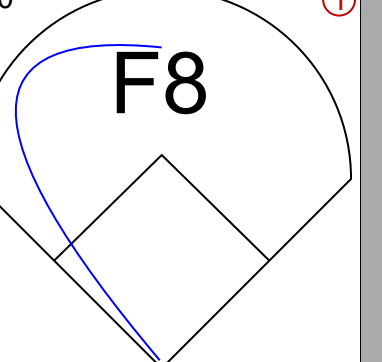
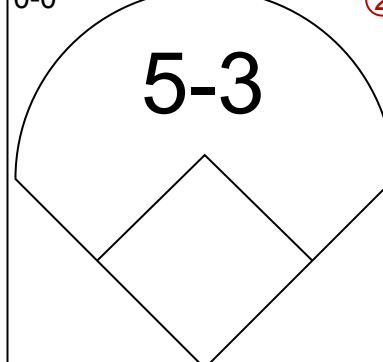
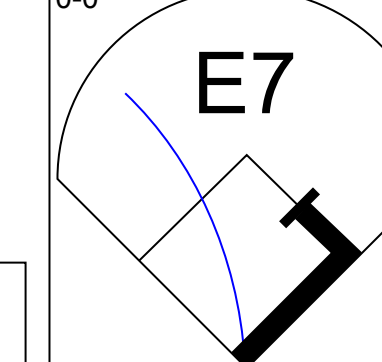
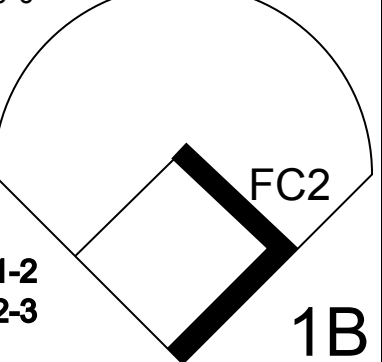
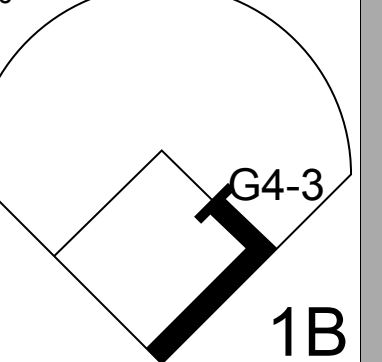
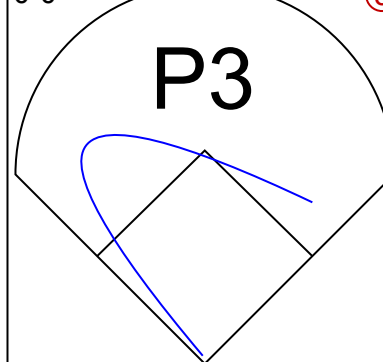
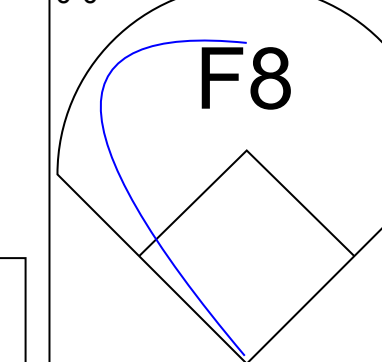


Baltimore Orioles - 1979

Batter	1	2	3	4	5	6	7	8	9	AB	R	H	RBI	BB	SO	LOB	TOP	
Harry Chappas, S (1,6)										4	0	0	0	0	1	0	Chicago White Sox @ Baltimore Orioles Memorial Stadium, Baltimore, MD Fri Apr 06 1979, 3:33 AM EST Att: 39,648 - Unknown - 48 F	
Claudell Washington, L (1,9)										4	0	0	0	0	0	0		
Chet Lemon, R (1,8)										3	0	0	0	1	1	0		
Jorge Orta, L (1,10) OBP: 0.500, SLG: 0.333										3	2	1	0	1	0	1		
Lamar Johnson, R (1,3) Mike Squires, L (9, PR)									4	0	1	0	0	1	2	0		
Alan Bannister, R (1,4)										1	1	0	1	2	0	0		
Ralph Garr, L (1,7)										3	0	0	1	0	0	2		
Eric Soderholm, R (1,5) OBP: 0.333, SLG: 0.333										3	0	1	1	0	0	0		
Marv Foley, L (1,2)										3	0	0	0	0	1	1		
Inning Stats	R: 0 E: 0 K: 1 S: 5	H: 0 LOB: 0 BB: 0 P: 5	R: 2 E: 0 K: 2 S: 9	H: 2 LOB: 1 BB: 1 P: 13	R: 0 E: 0 K: 0 S: 3	H: 0 LOB: 0 BB: 0 P: 3	R: 0 E: 0 K: 0 S: 3	H: 0 LOB: 1 BB: 1 P: 9	R: 0 E: 0 K: 0 S: 3	H: 0 LOB: 0 BB: 0 P: 3	R: 0 E: 0 K: 0 S: 3	H: 0 LOB: 0 BB: 0 P: 3	R: 1 E: 0 K: 0 S: 4	H: 1 LOB: 1 BB: 1 P: 8	1B: 3 2B: 0 3B: 0 HR: 0	SF: 2 SAC: 0 DP: 0 HBP: 0		WP: 0 PB: 1 CS: 0
PITCHER Jim Palmer, R (1,1) ERA: 3.0	IP: 9.0 WLS: W BF: 34 H: 3 R: 3 ER: 3 SO: 4 BB: 4 IBB: 0 HBP: 0 BLK: 0 WP: 0 HR: 0 S: 38 P: 54 ERA: 3.00 WHIP: 0.778																	

Batter	1	2	3	4	5	6	7	8	9	AB	R	H	RBI	BB	SO	LOB	BOTTOM			
Al Bumbry, L (1,8)										4	0	0	0	0	0	4	Chicago White Sox @ Baltimore Orioles Memorial Stadium, Baltimore, MD Fri Apr 06 1979, 3:33 AM EST Att: 39,648 - Unknown - 48 F			
Mark Belanger, R (1,6)										2	1	0	1	1	0	1				
Ken Singleton, S (1,9) Larry Harlow, L (7, PR)										3	1	1	0	1	1	3				
Eddie Murray, S (1,3) OBP: 0.500, SLG: 0.500										4	0	2	1	0	0	1				
Doug DeCinces, R (1,5) OBP: 0.250, SLG: 0.250										4	1	1	1	0	1	3				
Lee May, R (1,10)										3	1	0	0	1	1	4				
Gary Roenicke, R (1,7)										3	0	0	0	1	1	1				
Rich Dauer, R (1,4) OBP: 0.250, SLG: 0.250										4	1	1	2	0	0	0				
Rick Dempsey, R (1,2) OBP: 0.500, SLG: 0.500										4	0	2	0	0	0	0				
Inning Stats	R: 0 E: 1 K: 0 S: 4	H: 0 LOB: 1 BB: 0 P: 4	R: 3 E: 1 K: 1 S: 8	H: 2 LOB: 2 BB: 2 P: 16	R: 0 E: 0 K: 0 S: 4	H: 1 LOB: 1 BB: 0 P: 4	R: 0 E: 0 K: 0 S: 3	H: 1 LOB: 0 BB: 0 P: 3	R: 1 E: 0 K: 0 S: 5	H: 2 LOB: 1 BB: 0 P: 5	R: 0 E: 0 K: 1 S: 5	H: 0 LOB: 0 BB: 0 P: 5	R: 1 E: 0 K: 2 S: 8	H: 1 LOB: 2 BB: 2 P: 16	R: 0 E: 1 K: 0 S: 3	H: 0 LOB: 0 BB: 0 P: 3		1B: 6 2B: 1 3B: 0 HR: 0	SF: 1 SAC: 0 DP: 1 HBP: 0	WP: 0 PB: 0 CS: 0
PITCHER Ken Kravec, L (1,1) ERA: 4.26 Dewey Robinson, R (7,1) ERA:	IP: 6.1 WLS: L BF: 31 H: 7 R: 5 ER: 3 SO: 2 BB: 4 IBB: 0 HBP: 0 BLK: 0 WP: 0 HR: 0 S: 31 P: 47 ERA: 4.26 WHIP: 1.737																			

Batter	1	2	3	4	5	6	7	8	9	AB	R	H	RBI	BB	SO	LOB	TOP			
Harry Chappas, S (1,6) Wayne Nordhagen, R (9, FH)	F7		5-3		F8		1-3		K	4	0	0	0	0	0	0	Chicago White Sox @ Baltimore Orioles Memorial Stadium, Baltimore, MD Sat Apr 07 1979, 3:33 AM EST Att: 5,268 - Unknown			
Claudell Washington, L (1,9)	2B BB		6-3		K		6-3			3	0	0	0	1	1					
Chet Lemon, R (1,8) OBP: 0.250, SLG: 0.286	1-3 2B		5-3		2-3			K		4	0	1	0	0	1	0				
Lamar Johnson, R (1,3) Mike Squires, L (6, PR)	K			2B SF8 1B		1B 2B		F9		3	1	2	0	0	1	2				
Jorge Orta, L (1,10) OBP: 0.375, SLG: 0.167	BB			F7		P5		5-3		3	0	0	0	1	0	2				
Alan Bannister, R (1,4) Greg Pryor, R (6,4)	6-3			SF8 2B		S 1B		K		3	1	2	1	0	0	3				
Junior Moore, R (1,7) OBP: 0.750, SLG: 1.000				SF8		2H 1B		FC6-4 BB		2	0	2	2	1	0	0				
Eric Soderholm, R (1,5) OBP: 0.429, SLG: 0.200	G2-4-3			2-3 3H 4-0		1B		FC6-4 BB		2	0	0	0	2	0	2				
Bill Nahorodny, R (1,2)	4-3			1-3		6-3		FC6-4		4	0	0	0	0	0	4				
Inning Stats	R: 0 E: 0 K: 1 S: 6	H: 1 LOB: 3 BB: 2 P: 14	R: 0 E: 0 K: 0 S: 3	H: 1 LOB: 0 BB: 0 P: 3	R: 0 E: 0 K: 0 S: 3	H: 0 LOB: 0 BB: 0 P: 3	R: 1 E: 0 K: 0 S: 5	H: 2 LOB: 2 BB: 1 P: 9	R: 0 E: 0 K: 1 S: 5	H: 0 LOB: 0 BB: 0 P: 5	R: 2 E: 0 K: 0 S: 5	H: 3 LOB: 1 BB: 0 P: 5	R: 0 E: 0 K: 0 S: 3	H: 0 LOB: 0 BB: 0 P: 3	R: 0 E: 0 K: 2 S: 7	H: 0 LOB: 2 BB: 2 P: 15		1B: 4 2B: 3 3B: 0 HR: 0	SF: 1 SAC: 0 DP: 1 HBP: 0	WP: 0 PB: 0 SB: 1 CS: 0
PITCHER	IP	WLS	BF	H	R	ER	SO	BB	IBB	HBP	BLK	WP	HR	S	P	ERA	WHIP			
Mike Flanagan, L (1,1) ERA: 4.5	6.0	W	26	7	3	3	2	3	0	0	0	0	0	27	39	4.50	1.667			
Sammy Stewart, R (7,1) ERA:	3.0	S	11	0	0	0	3	2	0	0	0	0	0	15	23	0.00	0.667			


Batter	1	2	3	4	5	6	7	8	9	AB	R	H	RBI	BB	SO	LOB	BOTTOM			
Al Bumby, L (1,8) OBP: 0.222, SLG: 0.125	6-3		G1-6-3		1-2 2-3 3H	1B BB		FC6-4		4	0	1	2	1	0	2	Chicago White Sox @ Baltimore Orioles Memorial Stadium, Baltimore, MD Sat Apr 07 1979, 3:33 AM EST Att: 5,268 - Unknown			
Mark Belanger, R (1,6) OBP: 0.375, SLG: 0.200	S BB			1-3	F8	2H 1B				3	0	1	0	1	0	3				
Ken Singleton, S (1,9) OBP: 0.250, SLG: 0.286	K			F9	1-3	5-3				4	0	0	0	0	1	6				
Eddie Murray, S (1,3)	1-3			5-3		1B HBP 2B		6-3		4	1	1	0	0	0	1				
Doug DeCinces, R (1,5) OBP: 0.375, SLG: 0.167				FC4-6 BB	FC4-6 BB	HBP 1B		5-3		2	0	0	0	1	1	0				
Lee May, R (1,10) OBP: 0.250, SLG: 0.143	5-3			FC4-6 BB	FC4-6 BB	G5-2-3 HBP		F9		4	2	1	0	0	0	1				
Gary Roenicke, R (1,7) John Lowenstein, L (6, PR)	K			FC BB	FC FC6 BB	G5-2-3 HBP		K		2	1	1	1	0	1	0				
Rich Dauer, R (1,4) OBP: 0.250, SLG: 0.250				FC6 BB FC	FC6 BB FC	G5-2-3		6-3		4	0	1	1	0	0	4				
Rick Dempsey, R (1,2) OBP: 0.500, SLG: 0.625	L9			FC BB	FC BB	PB 1B 2B		FC6-4 1B		4	1	2	2	0	0	3				
Inning Stats	R: 0 E: 0 K: 1 S: 5	H: 0 LOB: 1 BB: 1 P: 9	R: 0 E: 0 K: 2 S: 7	H: 0 LOB: 0 BB: 0 P: 7	R: 0 E: 0 K: 0 S: 3	H: 1 LOB: 0 BB: 0 P: 3	R: 0 E: 0 K: 0 S: 3	H: 0 LOB: 0 BB: 0 P: 3	R: 2 E: 1 K: 0 S: 6	H: 1 LOB: 3 BB: 2 P: 14	R: 4 E: 0 K: 0 S: 7	H: 5 LOB: 2 BB: 0 P: 9	R: 0 E: 0 K: 0 S: 3	H: 0 LOB: 0 BB: 0 P: 3	R: 0 E: 0 K: 1 S: 6	H: 1 LOB: 1 BB: 0 P: 6		1B: 6 2B: 2 3B: 0 HR: 0	SF: 0 SAC: 0 DP: 2 HBP: 2	WP: 0 PB: 1 SB: 1 CS: 0
PITCHER	IP	WLS	BF	H	R	ER	SO	BB	IBB	HBP	BLK	WP	HR	S	P	ERA	WHIP			
Mike Proly, R (1,1) ERA: 7.2	5.0	L	23	3	4	4	3	3	0	1	0	0	0	25	38	7.20	1.200			
Lerrin LaGrow, R (6,1) ERA: 27.0	0.2	5	3	2	2	0	0	0	0	1	0	0	0	4	5	27.00	4.500			
Pablo Torrealba, L (6,1) ERA:	2.1	9	2	0	0	0	1	0	0	0	0	0	0	11	11	0.00	0.857			

Batter	1	2	3	4	5	6	7	8	9	AB	R	H	RBI	BB	SO	LOB	TOP								
Ralph Garr, L OBP: 0.125, SLG: 0.143 Rusty Torres, S (7, 7)	E5 1B		4-3		P5		E9 1B		F8	4	2	1	1	0	0	2	Chicago White Sox @ Baltimore Orioles Memorial Stadium, Baltimore, MD Sun Apr 08 1979, 3:33 AM EST Att: 6,517 - Unknown								
Claudell Washington, L OBP: 0.167, SLG: 0.091 (1, 9)	K2-3			F7	P6		1B			4	0	1	1	0	1	3									
Chet Lemon, R OBP: 0.333, SLG: 0.364 (1, 8)				K		6-3		FC5-4 1B		4	0	2	1	0	1	0									
Jorge Orta, L OBP: 0.417, SLG: 0.222 (1, 10)	F8			FC6-4 1B		CS BB		FC5-4 1B		3	0	1	0	1	0	3									
Eric Soderholm, R OBP: 0.273, SLG: 0.111 (1, 5)	CS	L5		FC6-4 1B		F8		F7		4	0	0	0	0	0	2									
Mike Squires, L OBP: 0.400, SLG: 0.600 (1, 3)		F7			SH2-3 1B	CS		G3		4	1	2	0	0	0	0									
Marv Foley, L (1, 2)		4-3			SH2-3 2B		P3	6-3		3	0	0	0	0	0	1									
Greg Pryor, R OBP: 0.400, SLG: 0.400 (1, 4)			6-3			1B		K		4	1	2	1	0	1	0									
Harry Chappas, S OBP: 0.167, SLG: 0.091 (1, 6)			4-3			3H 1B		1B		3	1	1	0	1	0	0									
					1-2 1B		1-2 E BB		6-3																
Inning Stats	R: 1 E: 1 K: 1 S: 6	H: 1 LOB: 0 BB: 0 P: 6	R: 0 E: 0 K: 0 S: 3	H: 0 LOB: 0 BB: 0 P: 3	R: 0 E: 0 K: 0 S: 3	H: 0 LOB: 0 BB: 0 P: 3	R: 0 E: 0 K: 1 S: 6	H: 1 LOB: 1 BB: 0 P: 6	R: 1 E: 0 K: 0 S: 6	H: 3 LOB: 2 BB: 0 P: 6	R: 0 E: 0 K: 0 S: 2	H: 0 LOB: 0 BB: 1 P: 6	R: 3 E: 1 K: 0 S: 7	H: 5 LOB: 2 BB: 1 P: 11	R: 0 E: 0 K: 0 S: 3	H: 0 LOB: 0 BB: 0 P: 3	R: 0 E: 0 K: 1 S: 5	H: 0 LOB: 0 BB: 0 P: 5	1B: 9 2B: 1 3B: 0 HR: 0	SF: 0 SAC: 1 DP: 0 HBP: 0	WP: 0 PB: 0 SB: 0 CS: 3	PA: 39			
PITCHER	IP	WLS	BF	H	R	ER	SO	BB	IBB	HBP	BLK	WP	HR	S	P	ERA	WHIP								
Dennis Martinez, R ERA: 5.4 Tim Stoddard, R ERA:	(1, 1) (7, 1)	6.2 2.1	L 8	29 1	9 0	5 0	4 0	2 1	2 0	0 0	0 0	0 0	0 0	0 10	31 10	39 0.00	5.40 0.429								

Batter	1	2	3	4	5	6	7	8	9	AB	R	H	RBI	BB	SO	LOB	BOTTOM								
Larry Harlow, L OBP: 0.500, SLG: 0.667 (1, 8)	L6			BLK BLK BB		SF9 1-3 2B		K		3	0	1	0	1	1	2	Chicago White Sox @ Baltimore Orioles Memorial Stadium, Baltimore, MD Sun Apr 08 1979, 3:33 AM EST Att: 6,517 - Unknown								
Mark Belanger, R OBP: 0.417, SLG: 0.250 (1, 6)	F8			B2		FC6-4 BB		G4-3 1B		3	0	1	0	1	0	1									
Ken Singleton, S OBP: 0.167, SLG: 0.200 (1, 9)	5-3			K		SF9		G4-3 1B		3	0	0	1	0	1	4									
Eddie Murray, S OBP: 0.250, SLG: 0.333 (1, 3)		6-3		K		FC6-4		F7		4	0	0	0	0	1	3									
Doug DeCinces, R OBP: 0.250, SLG: 0.100 (1, 5)		K			K		6-3		F7	4	0	0	0	0	2	0									
Lee May, R OBP: 0.250, SLG: 0.182 (1, 10)		6-3			6-3		G6-4-3 1B		6-3	4	0	1	0	0	0	0									
Rich Dauer, R OBP: 0.182, SLG: 0.182 (1, 4)			6-3		K		G6-4-3 1B			3	0	0	0	0	1	1									
Pat Kelly, L (1, 7)				1-3		L4		1B BB BB		2	0	0	0	1	0	0									
Rick Dempsey, R OBP: 0.545, SLG: 0.556 (1, 2)			K			2B SF9 BB		1B		1	1	0	0	2	1	0									
								1-2 BB																	
Inning Stats	R: 0 E: 0 K: 0 S: 3	H: 0 LOB: 0 BB: 0 P: 3	R: 0 E: 0 K: 1 S: 5	H: 0 LOB: 0 BB: 0 P: 5	R: 0 E: 0 K: 2 S: 7	H: 0 LOB: 1 BB: 1 P: 11	R: 0 E: 0 K: 2 S: 7	H: 0 LOB: 0 BB: 0 P: 7	R: 1 E: 0 K: 0 S: 4	H: 1 LOB: 2 BB: 2 P: 12	R: 0 E: 0 K: 0 S: 3	H: 1 LOB: 0 BB: 0 P: 3	R: 0 E: 0 K: 1 S: 5	H: 1 LOB: 2 BB: 2 P: 13	R: 0 E: 0 K: 0 S: 3	H: 0 LOB: 0 BB: 0 P: 3	1B: 2 2B: 1 3B: 0 HR: 0	SF: 1 SAC: 0 DP: 2 HBP: 0	WP: 0 PB: 0 SB: 0 CS: 0	PA: 33					
PITCHER	IP	WLS	BF	H	R	ER	SO	BB	IBB	HBP	BLK	WP	HR	S	P	ERA	WHIP								
Rich Wortham, L ERA: 1.23 Lerrin LaGrow, R ERA: 7.71	(1, 1) (8, 1)	7.1 1.2	W S	29 4	3 0	1 0	1 0	7 0	5 0	0 0	0 0	0 0	0 4	0 4	38 4	58 0.00	1.23 0.000								


Batter	1	2	3	4	5	6	7	8	9	AB	R	H	RBI	BB	SO	LOB	TOP								
Mickey Rivers, L (1, 8) Paul Blair, R (8, 8) OBP: 0.250, SLG: 0.250	P4		G3		F9		K		G4-3 1B	3	0	0	0	0	0	2	New York Yankees @ Baltimore Orioles Memorial Stadium, Baltimore, MD Tue Apr 10 1979, 6:05 PM EST Att: 16,721 - Unknown								
Wille Randolph, R (1, 4) OBP: 0.294, SLG: 0.143	F8		6-3		F3		PO BB		G4-3 1-2 2-3	4	0	0	0	1	0	4									
Thurman Munson, R (1, 2) OBP: 0.235, SLG: 0.250	6-3			1-3 1B		1B 1B	PO 1-2	P4	1B	5	0	3	1	0	0	0									
Lou Piniella, R (1, 9) Jay Johnstone, L (8, PH) OBP: 0.125, SLG: 0.125 OBP: 0.400, SLG: 0.400	F9		1-3		1-3 1B		1B 1B	HR	P6	3	1	1	0	0	0	1									
Cliff Johnson, R (1, 10) Reggie Jackson, L (8, PH) OBP: 0.455, SLG: 0.625 OBP: 0.600, SLG: 1.500			P4		SF7 1B		HR			3	1	2	0	0	0	1									
Chris Chambliss, L (1, 3) OBP: 0.200, SLG: 0.154		2B		4-3		SF7 1B		HR		3	0	0	1	0	1	2									
Graig Nettles, L (1, 5) OBP: 0.400, SLG: 0.600		4-3			3B 1B		HR			4	2	3	2	0	0	1									
Roy White, S (1, 7) OBP: 0.364, SLG: 0.222			G3 4-3 1B		L8		G3		G3	4	0	1	0	0	0	2									
Bucky Dent, R (1, 6) OBP: 0.333, SLG: 0.545			4-3		1-2 3B		F8		G4-3 1B 2B	4	1	2	1	0	0	1									
Inning Stats	R: 0 E: 0 K: 0 S: 3	H: 0 LOB: 0 BB: 0 P: 3	R: 0 E: 0 K: 1 S: 6	H: 1 LOB: 1 BB: 0 P: 6	R: 0 E: 0 K: 0 S: 4	H: 1 LOB: 1 BB: 0 P: 4	R: 0 E: 0 K: 0 S: 4	H: 1 LOB: 1 BB: 0 P: 4	R: 1 E: 0 K: 0 S: 5	H: 2 LOB: 1 BB: 0 P: 5	R: 2 E: 0 K: 0 S: 6	H: 4 LOB: 1 BB: 0 P: 6	R: 0 E: 0 K: 1 S: 4	H: 0 LOB: 0 BB: 1 P: 8	R: 3 E: 0 K: 0 S: 6	H: 3 LOB: 0 BB: 0 P: 6		R: 1 E: 0 K: 0 S: 5	H: 3 LOB: 1 BB: 0 P: 5	1B: 10 2B: 2 3B: 1 HR: 2	SF: 1 SAC: 0 DP: 1 HBP: 0	WP: 0 PB: 0 SB: 0 CS: 0	PA: 41		
PITCHER	IP	WLS	BF	H	R	ER	SO	BB	IBB	HBP	BLK	WP	HR	S	P	ERA	WHIP								
Scott McGregor, L (1, 1) ERA: 4.76	5.2		25	9	3	3	1	0	0	0	0	0	0	27	27	4.76	1.588								
Sammy Stewart, R (6, 1) ERA: 5.4	2.0	L	9	3	3	3	1	1	0	0	0	0	2	10	14	13.50	2.000								
Don Stanhouse, R (8, 1) ERA: 6.75	1.1		6	3	1	1	0	0	0	0	0	0	0	6	6	6.75	2.250								

AB	38
R	7
H	15
RBI	7
BB	1
SO	2
LOB	15



Batter	1	2	3	4	5	6	7	8	9	AB	R	H	RBI	BB	SO	LOB	BOTTOM								
Al Bumbry, L (1, 8) OBP: 0.397, SLG: 0.385	FC5-4 1B		L4		4-3		2B		PB 1B	5	0	3	1	0	0	0	New York Yankees @ Baltimore Orioles Memorial Stadium, Baltimore, MD Tue Apr 10 1979, 6:05 PM EST Att: 16,721 - Unknown								
Mark Belanger, R (1, 6) Pat Kelly, L (9, PH) OBP: 0.313, SLG: 0.167	FC5-4 2B 1-2		L4		F8		4-3		SF8 3-H 1-2 2-3	4	0	0	0	0	0	2									
Ken Singleton, S (1, 9) OBP: 0.176, SLG: 0.267			6-3		6-3			F7	F5 1-2 2-3	5	0	1	0	0	0	2									
Doug DeCinces, R (1, 5) OBP: 0.250, SLG: 0.357	K			5-3		HR		5-3		4	1	1	1	0	1	2									
Lee May, R (1, 10) OBP: 0.250, SLG: 0.143	F9			G5-4-3 BB		F9		P4		3	0	0	0	1	0	2									
Eddie Murray, S (1, 3) OBP: 0.313, SLG: 0.333				G5-4-3 1B		G5-4-3 2B BB		L9		3	1	1	0	1	0	1									
Kiko Garcia, R (1, 7) Terry Crowley, L (9, PH) Larry Harlow, L (9, PR) OBP: 0.667, SLG: 0.500 OBP: 0.500, SLG: 0.667	F9				G5-4-3 1B		2B 1B BB		PB 1B BB	2	1	1	0	1	0	1									
Rick Dempsey, R (1, 2) OBP: 0.600, SLG: 0.667					G5-4-3 1B		1B 2B		1B PB 1B	3	2	2	1	1	0	1									
Rich Dauer, R (1, 4) John Lowenstein, L (7, PH) OBP: 0.154, SLG: 0.154 OBP: 0.667, SLG: 0.500					G6-4-3 BB		1-2 1B 2B		PB 1B BB	2	0	0	0	0	0	2									
Inning Stats	R: 0 E: 0 K: 1 S: 7	H: 2 LOB: 2 BB: 0 P: 7	R: 0 E: 0 K: 0 S: 3	H: 1 LOB: 1 BB: 1 P: 7	R: 0 E: 0 K: 0 S: 2	H: 0 LOB: 0 BB: 1 P: 6	R: 0 E: 0 K: 0 S: 3	H: 1 LOB: 0 BB: 0 P: 3	R: 0 E: 0 K: 0 S: 3	H: 0 LOB: 0 BB: 0 P: 3	R: 4 E: 0 K: 0 S: 6	H: 4 LOB: 1 BB: 2 P: 14	R: 0 E: 0 K: 0 S: 3	H: 0 LOB: 0 BB: 0 P: 3	R: 2 E: 0 K: 0 S: 5	H: 2 LOB: 3 BB: 2 P: 13		1B: 6 2B: 3 3B: 0 HR: 1	SF: 1 SAC: 0 DP: 3 HBP: 0	WP: 0 PB: 2 SB: 0 CS: 0	PA: 39				
PITCHER	IP	WLS	BF	H	R	ER	SO	BB	IBB	HBP	BLK	WP	HR	S	P	ERA	WHIP								
Ron Guidry, L (1, 1) ERA: 5.25	6.1		25	5	3	3	1	4	0	0	0	0	0	23	39	4.26	1.421								
Rich Gossage, R (7, 1) ERA: 5.4	2.0	W	11	4	3	3	0	2	0	0	0	0	0	9	17	13.50	3.000								
Paul Mirabella, L (9, 1) ERA:	0.0		1	1	0	0	0	0	0	0	0	0	0	1	1	∞	∞								
Dick Tidrow, R (9, 1) ERA: 3.0	0.2	S	2	0	0	0	0	0	0	0	0	0	0	2	2	0.00	0.000								

AB	32
R	6
H	10
RBI	6
BB	6
SO	1
LOB	13



Batter	1	2	3	4	5	6	7	8	9	10	AB	R	H	RBI	BB	SO	LOB	TOP	
Mickey Rivers, L OBP: 0.238, SLG: 0.238 (1, 8)	F8		4-3	FC5-4 1B			F9		F8		5	0	1	0	0	0	0		
Willie Randolph, R OBP: 0.318, SLG: 0.211 (1, 4)	G1 1B		F3	FC5-4 1-2			4-3 S 1B		F9		5	1	2	0	0	0	1		
Thurman Munson, R OBP: 0.273, SLG: 0.286 (1, 2)	G1 1B		WP 1B		5-3		4-3		F2		5	1	2	0	0	0	1		
Reggie Jackson, L OBP: 0.400, SLG: 0.750 (1, 9)	G1		P6		F8		2-3		G4-6-3 BB		4	0	0	0	1	0	4		
Graig Nettles, L OBP: 0.430, SLG: 0.550 (1, 5)	2H 3H 1B		K		G3				G4-6-3 BB		5	0	2	2	0	1	1		
Chris Chambliss, L OBP: 0.263, SLG: 0.375 (1, 3)	L3		HR				L6				3	1	1	1	1	0	2		
Jim Spencer, L OBP: 0.250, SLG: 0.750 (1, 10)		4-3		E4 1B		L4		F7			4	1	0	0	0	0	2		
Jay Johnstone, L OBP: 0.333, SLG: 0.444 (1, 7)		5-3		E3 1B		1H 2B		F9			4	1	1	0	0	0	2		
Bucky Dent, R OBP: 0.313, SLG: 0.467 (1, 6)	L9			2H 3H 1B		1-3		F8			4	0	1	2	0	0	1		
Inning Stats	R: 2 E: 0 K: 0 S: 6	H: 3 LOB: 1 BB: 0 P: 3	R: 0 E: 0 K: 0 S: 3	H: 0 LOB: 0 BB: 0 P: 3	R: 0 E: 0 K: 1 S: 4	H: 1 LOB: 1 BB: 0 P: 9	R: 0 E: 0 K: 0 S: 3	H: 0 LOB: 0 BB: 0 P: 3	R: 0 E: 0 K: 0 S: 4	H: 1 LOB: 1 BB: 0 P: 7	R: 0 E: 0 K: 0 S: 3	H: 1 LOB: 1 BB: 0 P: 4	R: 0 E: 0 K: 0 S: 3	H: 0 LOB: 0 BB: 0 P: 3	R: 0 E: 0 K: 0 S: 2	H: 0 LOB: 0 BB: 1 P: 6	1B: 8 2B: 1 3B: 0 HR: 1	SF: 0 SAC: 0 DP: 1 HBP: 0	WP: 1 PA: 41
PITCHER	IP WLS BF H R ER SO	IP WLS BF H R ER SO	IP WLS BF H R ER SO	IP WLS BF H R ER SO	IP WLS BF H R ER SO	IP WLS BF H R ER SO	IP WLS BF H R ER SO	IP WLS BF H R ER SO	IP WLS BF H R ER SO	IP WLS BF H R ER SO	IP WLS BF H R ER SO	IP WLS BF H R ER SO	IP WLS BF H R ER SO	IP WLS BF H R ER SO	IP WLS BF H R ER SO	IP WLS BF H R ER SO	ERA WHIP	ERA WHIP	
Jim Palmer, R ERA: 3.0 (1, 1)	9.0	3.0	10	5	3	1	BB: 1 IBB: 0 HBP: 0 BLK: 0	WP: 1 HR: 1 S: 39 P: 43	3.00	1.222									
Don Stanhouse, R ERA: 3.86 (10, 1)	1.0	W	3	0	0	0	1	0	0	0	0	0	0	0	0	0	0	0.00	1.000

New York Yankees @ Baltimore Orioles
Memorial Stadium, Baltimore, MD
Wed Apr 11 1979, 6:05 PM EST
Att: 16,249 - Unknown - 61 F

AB	39
R	5
H	10
RBI	5
BB	2
SO	1
LOB	14

WP: 1	PA: 41
PB: 0	
SB: 1	
CS: 0	

Batter	1	2	3	4	5	6	7	8	9	10	AB	R	H	RBI	BB	SO	LOB	BOTTOM			
Al Bumbry, L OBP: 0.316, SLG: 0.333 (1, 8)	1-3	K			1-3		FC5-4 1-2		2H 3H 1B		5	0	1	2	0	1	3				
Mark Belanger, R OBP: 0.263, SLG: 0.133 Billy Smith, S (8, PH) (9, 6) (10, 4)	P3		6-3		5-3			K	F2		3	0	0	0	0	0	1				
Ken Singleton, S OBP: 0.273, SLG: 0.350 John Lowenstein, L OBP: 0.667, SLG: 0.500 (10, PR)	BB 2B 1B		FC4-6 1B		4-3			F2			5	1	3	0	0	0	1				
Eddie Murray, S OBP: 0.286, SLG: 0.263 (1, 3)	2B BB		FC4-6 1-2				F8				0	1	0	0	0	0	0				
Doug DeCinces, R OBP: 0.351, SLG: 0.436 (1, 5)	1H 2H 2B		5-3				G4-6-3 BB		1B BB		2	1	1	2	3	0	1				
Pat Kelly, L OBP: 0.333, SLG: 0.167 (1, 7)	F7				F7		G4-6-3 1-2		WP 1B 1B		4	1	1	0	1	0	2				
Lee May, R OBP: 0.300, SLG: 0.222 Larry Harlow, L OBP: 0.400, SLG: 0.500 (9, PR)	P4				CS 1B		5-3		1B WP 1B		4	0	2	1	0	0	0				
Rick Dempsey, R OBP: 0.550, SLG: 0.563 (1, 2)					L9		K		1-3		4	0	1	1	1	1	3				
Rich Dauer, R OBP: 0.250, SLG: 0.143 Terry Crowley, L (9, PH) Kiko Garcia, R OBP: 0.667, SLG: 0.500 (10, 6)	F7						1-3 BB		F7		1	0	0	0	2	0	1				
Inning Stats	R: 2 E: 0 K: 0 S: 5	H: 2 LOB: 1 BB: 1 P: 9	R: 0 E: 0 K: 1 S: 5	H: 0 LOB: 1 BB: 1 P: 9	R: 0 E: 0 K: 0 S: 4	H: 1 LOB: 1 BB: 0 P: 4	R: 0 E: 0 K: 0 S: 3	H: 1 LOB: 0 BB: 0 P: 3	R: 0 E: 0 K: 0 S: 3	H: 0 LOB: 1 BB: 1 P: 7	R: 0 E: 0 K: 1 S: 2	H: 0 LOB: 0 BB: 1 P: 6	R: 0 E: 0 K: 1 S: 5	H: 0 LOB: 1 BB: 1 P: 9	R: 0 E: 0 K: 0 S: 6	H: 3 LOB: 1 BB: 2 P: 10	R: 1 E: 0 K: 0 S: 4	H: 2 LOB: 3 BB: 2 P: 12	1B: 8 2B: 1 3B: 0 HR: 0	SF: 0 SAC: 0 DP: 1 HBP: 0	WP: 1 PA: 44
PITCHER	IP WLS BF H R ER SO	IP WLS BF H R ER SO	IP WLS BF H R ER SO	IP WLS BF H R ER SO	IP WLS BF H R ER SO	IP WLS BF H R ER SO	IP WLS BF H R ER SO	IP WLS BF H R ER SO	IP WLS BF H R ER SO	IP WLS BF H R ER SO	IP WLS BF H R ER SO	IP WLS BF H R ER SO	IP WLS BF H R ER SO	IP WLS BF H R ER SO	IP WLS BF H R ER SO	IP WLS BF H R ER SO	ERA WHIP	ERA WHIP			
Ed Figueroa, R ERA: 6.94 (9, 1)	8.0	L	8	2	1	1	0	2	0	0	1	0	6	14	6.75	1.500					
Paul Mirabella, L ERA: 5.66 (10, 1)	0.1		1	0	0	0	0	0	0	0	0	0	1	1	0.00	0.000					
Dick Tidrow, R ERA: 3.0 (10, 1)	0.0		1	1	0	0	0	0	0	0	0	0	1	1	∞	∞					

New York Yankees @ Baltimore Orioles
Memorial Stadium, Baltimore, MD
Wed Apr 11 1979, 6:05 PM EST
Att: 16,249 - Unknown - 61 F

AB	36
R	6
H	9
RBI	6
BB	8
SO	3
LOB	21

WP: 1	PA: 44
PB: 0	
SB: 1	
CS: 1	

Batter	1	2	3	4	5	6	7	8	9	AB	R	H	RBI	BB	SO	LOB	TOP										
Mickey Rivers, L OBP: 0.231, SLG: 0.231 (1, 8)	0-3 K 1	0-0 P5 2		0-0 FC3-6 2			0-3 K 2		0-0 FC4-6 1B 1-2	5	0	1	0	0	2	2	New York Yankees @ Baltimore Orioles Memorial Stadium, Baltimore, MD Thu Apr 12 1979, 6:05 PM EST Att: 18,367 - Unknown livebaseballscorecards.com										
Willie Randolph, R OBP: 0.370, SLG: 0.190 (1, 4)	4-0 E S BB	4-0 E 1B BB		0-3 K 3			4-0 S BB		0-0 FC4-6 1-2	2	1	0	0	3	1	3											
Thurman Munson, R OBP: 0.269, SLG: 0.280 (1, 2)	0-0 F8 1-3	0-0 FC1-4 1B 1-H 3-H			0-0 F9 1		0-0 L3 1-2			4	0	1	1	0	0	2											
Lou Piniella, R OBP: 0.083, SLG: 0.083 (1, 7)	0-0 F8 3	0-0 FC1-4 1-2			0-3 K 2			0-3 K 1		4	0	0	0	0	2	2											
Reggie Jackson, L OBP: 0.357, SLG: 0.583 (1, 9)		0-0 HR 1B	0-0 4-3 1		0-0 3-1 3			0-3 K 2		4	1	1	0	0	1	0											
Graig Nettles, L OBP: 0.375, SLG: 0.625 (1, 5)		0-0 HR 1-H	0-0 F3 2			0-0 F7 1		0-0 4-3 3		4	1	1	2	0	0	0											
Chris Chambliss, L OBP: 0.261, SLG: 0.500 (1, 3)		0-0 HR	0-0 F8 3			0-0 4-3 2		0-3 K2-3 1		4	1	1	1	0	1	0											
Cliff Johnson, R OBP: 0.400, SLG: 0.583 (1, 10)		0-0 SH1-3 E 2B		0-3 K 1		0-0 6-3 3		0-0 5-3 2		4	1	1	0	0	1	0											
Fred Stanley, R OBP: 0.667, SLG: 0.667 (1, 6)		0-0 SH1-3 2-3		0-0 FC3-6 1B			0-3 K 1		0-0 1B 1B	3	0	2	0	0	1	0											
Inning Stats	R: 0 E: 0 K: 1 S: 5	H: 0 LOB: 1 BB: 1 P: 9	R: 5 E: 1 K: 0 S: 8	H: 5 LOB: 1 BB: 1 P: 12	R: 0 E: 0 K: 0 S: 3	H: 0 LOB: 0 BB: 0 P: 3	R: 0 E: 0 K: 2 S: 8	H: 1 LOB: 1 BB: 0 P: 8	R: 0 E: 0 K: 1 S: 5	H: 0 LOB: 0 BB: 0 P: 5	R: 0 E: 0 K: 0 S: 3	H: 0 LOB: 1 BB: 1 P: 11	R: 0 E: 0 K: 2 S: 7	H: 0 LOB: 0 BB: 0 P: 7	R: 0 E: 0 K: 1 S: 7	H: 2 LOB: 2 BB: 0 P: 7		1B: 5 2B: 1 3B: 0 HR: 2	SF: 0 SAC: 1 DP: 0 HBP: 0	WP: 0 PB: 0 SB: 2 CS: 0	PA: 38						
PITCHER	IP	WLS	BF	H	R	ER	SO	BB	IBB	HBP	BLK	WP	HR	S	P	ERA	WHIP										
Mike Flanagan, L ERA: 8.22 (1, 1)	1.2	L	11	4	5	4	1	2	0	0	0	0	2	11	19	21.60	3.600										
Tim Stoddard, R ERA: (2, 1)	5.1		19	2	0	0	5	1	0	0	0	0	0	28	32	0.00	0.562										
Tippy Martinez, L ERA: (8, 1)	2.0		8	2	0	0	3	0	0	0	0	0	0	14	14	0.00	1.000										

Batter	1	2	3	4	5	6	7	8	9	AB	R	H	RBI	BB	SO	LOB	BOTTOM										
Al Bumbry, L OBP: 0.304, SLG: 0.318 (1, 8)	0-0 5-3 1		0-0 G6-4-3 1B			0-0 1-3 1			0-0 1-3 1	4	0	1	0	0	0	0	New York Yankees @ Baltimore Orioles Memorial Stadium, Baltimore, MD Thu Apr 12 1979, 6:05 PM EST Att: 18,367 - Unknown livebaseballscorecards.com										
Mark Belanger, R OBP: 0.261, SLG: 0.211 (1, 6)	0-0 1B 2B		0-0 G6-4-3 1-2			0-0 F3 2			0-0 5-3 2	4	0	1	0	0	0	1											
Ken Singleton, S OBP: 0.269, SLG: 0.304 (1, 9)	4-0 1B BB		0-3 K 3			0-0 5-3 3			0-0 6-3 3	3	0	0	0	1	1	0											
Eddie Murray, S OBP: 0.250, SLG: 0.227 (1, 3)	0-0 F8 2			0-0 6-3 1		0-3 K 1				3	0	0	0	0	1	2											
Doug DeCinces, R OBP: 0.375, SLG: 0.421 (1, 5)	0-0 FC5-4 1B 1-2 2-3			0-0 5-3 2		0-0 P4 2				3	0	1	0	0	0	0											
Lee May, R OBP: 0.261, SLG: 0.190 (1, 10)	0-0 FC5-4 1-2			0-0 5-3 3		0-3 K 3				3	0	0	0	0	1	3											
Rick Dempsey, R OBP: 0.522, SLG: 0.500 (1, 2)		0-0 F7 1			0-0 1-3 1			4-0 G4-6-3 BB		2	0	0	0	1	0	0											
Kiko Garcia, R OBP: 0.333, SLG: 0.200 (1, 7)		0-0 4-3 2			0-0 6-3 2			0-0 F9 1		3	0	0	0	0	0	1											
Rich Dauer, R OBP: 0.211, SLG: 0.118 (1, 4)		0-3 K 3			0-0 4-3 3			0-0 G4-6-3 1-2		3	0	0	0	0	1	1											
Inning Stats	R: 0 E: 0 K: 0 S: 5	H: 2 LOB: 3 BB: 1 P: 9	R: 0 E: 1 K: 1 S: 5	H: 0 LOB: 0 BB: 0 P: 5	R: 0 E: 0 K: 1 S: 5	H: 1 LOB: 0 BB: 0 P: 5	R: 0 E: 0 K: 0 S: 3	H: 0 LOB: 0 BB: 0 P: 3	R: 0 E: 0 K: 2 S: 7	H: 0 LOB: 0 BB: 0 P: 7	R: 0 E: 0 K: 0 S: 2	H: 0 LOB: 1 BB: 1 P: 6	R: 0 E: 0 K: 0 S: 3	H: 0 LOB: 0 BB: 0 P: 3	1B: 2 2B: 1 3B: 0 HR: 0	SF: 0 SAC: 0 DP: 2 HBP: 0		WP: 0 PB: 0 SB: 0 CS: 0	PA: 30								
PITCHER	IP	WLS	BF	H	R	ER	SO	BB	IBB	HBP	BLK	WP	HR	S	P	ERA	WHIP										
Tommy John, L ERA: 0.56 (1, 1)	9.0	W	30	3	0	0	4	2	0	0	0	0	0	36	44	0.00	0.556										

Batter	1	2	3	4	5	6	7	8	9	AB	R	H	RBI	BB	SO	LOB	TOP			
Al Bumby, L OBP: 0.259, SLG: 0.269 (1, 7)	F8	G3			1-4-3		6-3			4	0	0	0	0	0	1	Baltimore Orioles @ Milwaukee Brewers Milwaukee County Stadium, Milwaukee, WI Fri Apr 13 1979, 7:05 PM EST Att: 14,040 - Unknown			
Rich Dauer, R OBP: 0.217, SLG: 0.100 (1, 4)	4-3			1B BB	P4		P6			3	0	0	0	1	0					
Ken Singleton, S OBP: 0.241, SLG: 0.269 John Lowenstein, L OBP: 0.500, SLG: 0.333 (1, 9) (5, 7)	K		F7		K		K			3	0	0	0	0	2	1				
Eddie Murray, S OBP: 0.250, SLG: 0.231 (1, 3)		1B HR	F8		6-3		E4			4	1	1	0	0	0	1				
Doug DeCinces, R OBP: 0.393, SLG: 0.435 (1, 5)		1B HR			F7		F7			4	1	2	0	0	0	1				
Lee May, R OBP: 0.333, SLG: 0.400 (1, 10)		1B HR	3-1							4	1	3	3	0	0	2				
Larry Harlow, L OBP: 0.333, SLG: 0.375 (1, 8) (5, 9)		4-3 1B			B3		5-3			4	0	1	0	0	0	2				
Rick Dempsey, R OBP: 0.520, SLG: 0.500 Dave Skaggs, R (1, 2) (6, 2)			5-3				F8			2	0	1	0	0	0	0				
Mark Belanger, R OBP: 0.222, SLG: 0.174 (1, 6)		4-3			6-3		F8			4	0	0	0	0	0	2				
Inning Stats	R: 0 E: 0 K: 1 S: 5	H: 0 LOB: 0 BB: 0 P: 5	R: 3 E: 0 K: 0 S: 7	H: 5 LOB: 1 BB: 0 P: 7	R: 0 E: 0 K: 0 S: 4	H: 1 LOB: 2 BB: 1 P: 8	R: 0 E: 0 K: 0 S: 3	H: 0 LOB: 0 BB: 0 P: 3	R: 0 E: 0 K: 0 S: 5	H: 0 LOB: 1 BB: 0 P: 4	R: 0 E: 0 K: 0 S: 3	H: 0 LOB: 0 BB: 0 P: 3	R: 0 E: 1 K: 1 S: 6	H: 0 LOB: 1 BB: 0 P: 6	R: 0 E: 0 K: 0 S: 4	H: 1 LOB: 1 BB: 0 P: 4		1B: 7 2B: 0 3B: 0 HR: 1	SF: 0 SAC: 0 DP: 0 HBP: 0	WP: 0 PB: 0 SB: 0 CS: 0
PITCHER Lary Sorensen, R ERA: 2.65 (1, 1)	IP: 9.0 WLS: W BF: 36 H: 8 R: 3 ER: 3 SO: 3 BB: 1 IBB: 0 HBP: 0 BLK: 0 WP: 0 HR: 1 S: 41 P: 45 ERA: 3.00 WHIP: 1.000																			

Batter	1	2	3	4	5	6	7	8	9	AB	R	H	RBI	BB	SO	LOB	BOTTOM			
Paul Moltor, R OBP: 0.348, SLG: 0.211 (1, 4)	5-3				B2-3	G1-4-3				3	0	0	0	2	0	2	Baltimore Orioles @ Milwaukee Brewers Milwaukee County Stadium, Milwaukee, WI Fri Apr 13 1979, 7:05 PM EST Att: 14,040 - Unknown			
Don Money, R OBP: 0.462, SLG: 0.682 (1, 3)	HR				F9					2	2	0	0	3	0	2				
Cecil Cooper, L OBP: 0.462, SLG: 0.591 (1, 10)	HR	3-1					P5			3	1	1	2	2	0	3				
Larry Hisle, R OBP: 0.308, SLG: 0.600 (1, 7)					F7					4	1	2	0	1	0	1				
Ben Oglivie, L OBP: 0.333, SLG: 0.357 (1, 9)	FC4-6				P6					4	1	0	0	1	0	4				
Sal Bando, R OBP: 0.400, SLG: 0.529 (1, 5)	1-3				P6					3	2	0	0	2	0	2				
Robin Yount, R OBP: 0.316, SLG: 0.667 (1, 6)					1-3					4	2	2	2	0	0	1				
Gorman Thomas, R OBP: 0.350, SLG: 0.250 (1, 8)		K								2	0	1	1	2	1	0				
Buck Martinez, R (1, 2) Dick Davis, R OBP: 1.000, SLG: 1.000 (6, PH) Charlie Moore, R OBP: 0.375, SLG: 0.333 (7, 2)		6-3			K					2	0	0	0	0	1	1				
Inning Stats	R: 2 E: 0 K: 0 S: 5	H: 2 LOB: 1 BB: 1 P: 9	R: 1 E: 0 K: 1 S: 6	H: 1 LOB: 2 BB: 2 P: 14	R: 0 E: 0 K: 0 S: 3	H: 0 LOB: 0 BB: 0 P: 3	R: 0 E: 0 K: 1 S: 4	H: 0 LOB: 0 BB: 1 P: 8	R: 0 E: 0 K: 0 S: 3	H: 0 LOB: 2 BB: 2 P: 11	R: 1 E: 0 K: 0 S: 4	H: 2 LOB: 1 BB: 1 P: 8	R: 5 E: 0 K: 0 S: 5	H: 2 LOB: 2 BB: 5 P: 25	R: 0 E: 0 K: 0 S: 3	H: 0 LOB: 1 BB: 1 P: 7		1B: 4 2B: 1 3B: 0 HR: 2	SF: 1 SAC: 0 DP: 1 HBP: 0	WP: 2 PB: 0 SB: 0 CS: 1
PITCHER Steve Stone, R ERA: 6.75 (1, 1) Sammy Stewart, R ERA: 7.5 (6, 1) Don Stanhouse, R ERA: 9.0 (7, 1)	IP: 5.1 WLS: L BF: 26 H: 4 R: 4 ER: 4 SO: 2 BB: 7 IBB: 0 HBP: 0 BLK: 0 WP: 0 HR: 2 S: 23 P: 51 ERA: 6.75 WHIP: 2.062																			

Batter	1	2	3	4	5	6	7	8	9	AB	R	H	RBI	BB	SO	LOB	TOP								
Al Bumby, L OBP: 0.303, SLG: 0.290 (1, 8)	0-0 4-3	4-0 1B BB		0-0 1B		0-0 1B	0-0 FC4 1B	0-0 FC6-4 1B	0-0 F8	5	1	2	1	1	0	3									
Billy Smith, S OBP: 0.250, SLG: 0.250 (1, 4)	0-0 BB 1B	0-0 P4		0-0 1-3		0-0 FC4 WP 1-2 3-H	0-0 1B	0-0 1B	0-0 FC5-4	6	0	2	2	0	0	6									
Ken Singleton, S OBP: 0.324, SLG: 0.333 (1, 9)	4-0 1-2 BB	0-0								4	0	3	3	1	1	1									
Eddie Murray, S OBP: 0.242, SLG: 0.200 (1, 3)	4-0 1-2 2-3 BB	0-0 F7								4	0	0	0	1	0	6									
Doug DeCinces, R OBP: 0.333, SLG: 0.357 (1, 5)	0-0 P6		0-0 F7							5	0	0	0	0	0	3									
Terry Crowley, L OBP: 0.400, SLG: 0.500 (7, PH)	0-0 4-3		0-0 4-3							3	1	1	0	0	0	3									
Lee May, R OBP: 0.345, SLG: 0.407 (7, PH)							HR 2B	BB 1B	K	2	1	1	0	0	1	0									
John Lowenstein, L OBP: 0.571, SLG: 1.000 (7, PH)										2	2	1	2	1	0	0									
Mark Belanger, R OBP: 0.241, SLG: 0.200 (7, 6)		BB 1B BB	0-0 F9				HR 2B	1-2 1B	6-3	2	1	1	0	0	0	0									
Rick Dempsey, R OBP: 0.533, SLG: 0.522 (1, 2)										3	2	1	0	2	1	1									
Kiko Garcia, R OBP: 0.444, SLG: 0.375 (7, PH)										3	2	2	0	0	0	0									
Pat Kelly, L OBP: 0.364, SLG: 0.250 (7, 7)										2	0	1	2	0	1	1									
Larry Harlow, L OBP: 0.333, SLG: 0.375 (9, 8)		BB 1B					1B FC4	1-2 2-H 3-H	K	0	0	0	0	0	0	0									
Inning Stats	R: 0 E: 0 K: 0 S: 4	H: 1 LOB: 3 BB: 2 P: 12	R: 2 E: 0 K: 1 S: 7	H: 2 LOB: 2 BB: 2 P: 15	R: 0 E: 0 K: 0 S: 3	H: 0 LOB: 0 BB: 0 P: 3	R: 0 E: 0 K: 0 S: 4	H: 1 LOB: 1 BB: 0 P: 4	R: 0 E: 0 K: 0 S: 3	H: 1 LOB: 0 BB: 0 P: 3	R: 4 E: 1 K: 1 S: 10	H: 5 LOB: 1 BB: 0 P: 10	R: 4 E: 0 K: 0 S: 8	H: 5 LOB: 2 BB: 1 P: 12	R: 0 E: 0 K: 1 S: 5	H: 0 LOB: 0 BB: 0 P: 5	R: 0 E: 0 K: 1 S: 5	H: 0 LOB: 1 BB: 1 P: 9	1B: 12 2B: 2 3B: 0 HR: 1	SF: 0 SAC: 0 DP: 1 HBP: 0	WP: 1 PB: 0 CS: 0	PA: 47			
PITCHER	IP	WLS	BF	H	R	ER	SO	BB	IBB	HBP	BLK	WP	HR	S	P	ERA	WHIP								
Jim Slaton, R ERA: 7.5	(1, 1)	5.0	26	8	5	5	1	4	0	0	0	0	1	24	40	9.00	2.400								
Reggie Cleveland, R ERA: 7.71	(6, 1)	0.0	2	2	0	0	0	0	0	0	0	0	0	2	2	=	=								
Jerry Augustine, L ERA: 50.25	(6, 1)	1.1	6	2	3	3	1	0	0	0	0	1	0	8	8	20.25	1.500								
Bob Galasso, R ERA: 3.0	(7, 1)	0.0	1	0	0	0	0	1	0	0	0	0	0	0	4	=	=								
Bob McClure, L ERA: 2.7	(7, 1)	2.2	W	12	3	2	2	2	1	0	0	0	0	15	19	6.75	1.500								
Batter	1	2	3	4	5	6	7	8	9	AB	R	H	RBI	BB	SO	LOB	BOTTOM								
Paul Moltor, R OBP: 0.357, SLG: 0.375 (1, 4)	0-0 6-3		0-0 FC6-4							5	2	2	2	0	0	1									
Don Money, R OBP: 0.387, SLG: 0.556 (9, FR)	0-0 6-3		0-0 F7							5	0	0	0	0	0	2									
Jim Gantner, L (9, FR)										0	1	0	0	0	0	0									
Cecil Cooper, L OBP: 0.516, SLG: 0.885 (1, 3)	4-0 HR BB		0-0 F7							4	4	3	3	1	0	1									
Larry Hisle, R OBP: 0.355, SLG: 0.690 (7, 7)	0-0 1-H HR									4	1	2	2	1	0	0									
Ben Oglivie, L OBP: 0.333, SLG: 0.529 (7, 7)	0-0 L7									3	1	1	1	0	0	1									
Gorman Thomas, R OBP: 0.409, SLG: 0.500 (7, 8)										2	1	2	3	0	0	0									
Sixto Lezcano, R OBP: 0.217, SLG: 0.300 (1, 9)			0-0 5-3							4	0	0	0	0	0	0									
Sal Bando, R OBP: 0.333, SLG: 0.429 (1, 10)		0-0 1-3								4	0	0	0	0	1	0									
Robin Yount, R OBP: 0.348, SLG: 0.682 (1, 6)		0-0 5-3								4	0	2	0	0	1	0									
Charlie Moore, R OBP: 0.417, SLG: 0.333 (1, 2)										3	1	1	0	1	1	1									
Inning Stats	R: 2 E: 0 K: 0 S: 4	H: 1 LOB: 0 BB: 1 P: 8	R: 0 E: 0 K: 0 S: 3	H: 0 LOB: 0 BB: 0 P: 3	R: 0 E: 0 K: 0 S: 4	H: 1 LOB: 1 BB: 0 P: 4	R: 1 E: 0 K: 0 S: 4	H: 1 LOB: 0 BB: 0 P: 4	R: 3 E: 0 K: 2 S: 8	H: 4 LOB: 1 BB: 1 P: 10	R: 0 E: 0 K: 2 S: 8	H: 1 LOB: 1 BB: 0 P: 8	R: 3 E: 0 K: 0 S: 6	H: 3 LOB: 0 BB: 0 P: 6	R: 0 E: 0 K: 1 S: 5	H: 0 LOB: 0 BB: 0 P: 5	R: 2 E: 1 K: 0 S: 4	H: 2 LOB: 2 BB: 1 P: 8	1B: 5 2B: 2 3B: 0 HR: 6	SF: 0 SAC: 0 DP: 0 HBP: 0	WP: 0 PB: 0 CS: 1	PA: 41			
PITCHER	IP	WLS	BF	H	R	ER	SO	BB	IBB	HBP	BLK	WP	HR	S	P	ERA	WHIP								
Dennis Martinez, R ERA: 7.94	(1, 1)	4.2	22	7	6	6	0	2	0	0	0	0	4	20	28	11.57	1.929								
Scott McGregor, L ERA: 6.14	(5, 1)	1.2	8	3	2	2	2	0	0	0	0	0	1	12	12	10.80	1.800								
Tim Stoddard, R ERA: 1.86	(7, 1)	2.0	L	11	3	3	2	1	0	1	0	0	1	12	16	9.00	1.500								

Baltimore Orioles @ Milwaukee Brewers
Milwaukee County Stadium, Milwaukee, WI
Sat Apr 14 1979, 4:33 AM EST
Att: 21,393 - Unknown

AB 41
R 10
H 15
RBI 10
BB 6
SO 4
LOB 24

Orioles

Baltimore Orioles @ Milwaukee Brewers
Milwaukee County Stadium, Milwaukee, WI
Sat Apr 14 1979, 4:33 AM EST
Att: 21,393 - Unknown

AB 38
R 11
H 13
RBI 11
BB 3
SO 3
LOB 6

Brewers

Batter	1	2	3	4	5	6	7	8	9	AB	R	H	RBI	BB	SO	LOB	TOP			
Al Bumby, L OBP: 0.297, SLG: 0.265 (1, 8)	0-3 K		1-0 FC5-4 HBP		0-3 K			0-3 K		3	0	0	0	0	3	0	Baltimore Orioles @ Milwaukee Brewers Milwaukee County Stadium, Milwaukee, WI Sun Apr 15 1979, 4:33 AM EST Att: 12,302 - Unknown livebaseballscores.com			
Mark Belanger, R OBP: 0.242, SLG: 0.179 (1, 6)	0-0 4-3		0-0 F8			0-0 5-3		4-0 FC6-4 BB		3	0	0	0	1	0	1				
Ken Singleton, S OBP: 0.289, SLG: 0.294 (1, 9)	0-3 K		0-0 FC5-4 1-2			0-0 F9		0-0 FC6-4 1-2		4	0	0	0	0	1	2				
Eddie Murray, S OBP: 0.297, SLG: 0.313 (1, 3)		4-0 G6-4-3 BB		4-0 1B 4-3 BB		0-0 F8			0-0 HR	2	1	1	1	2	0	0				
Doug DeCinces, R OBP: 0.324, SLG: 0.375 (1, 5)		0-0 G6-4-3 1-2		0-0 4-3 1-2			0-0 F7		0-0 1B 2B	4	1	1	0	0	0	2				
Lee May, R OBP: 0.333, SLG: 0.387 (1, 10)		0-0 1B		0-3 K			0-0 6-3		0-3 K	4	0	1	0	0	2	2				
Gary Roenicke, R OBP: 0.636, SLG: 0.500 (1, 7)		0-0 1B		0-0 1B 2-3			4-0 FC5-4 BB		0-0 1B	3	0	3	0	1	0	0				
Rick Dempsey, R OBP: 0.500, SLG: 0.481 (1, 2)		0-0 1-6-3			0-0 P5		0-0 FC5-4 1-2		0-0 G5-4-3 1B	4	0	1	1	0	0	3				
Larry Harlow, L OBP: 0.333, SLG: 0.375 (9, PR)										0	0	0	0	0	0	0				
Rich Dauer, R OBP: 0.185, SLG: 0.083 (1, 4)			0-0 6-3		0-0 5-3			0-3 K	0-0 G5-4-3 1-2	4	0	0	0	0	1	2				
Inning Stats	R: 0 E: 0 K: 2 S: 7	H: 0 LOB: 0 BB: 0 P: 7	R: 0 E: 0 K: 0 S: 4	H: 2 LOB: 2 BB: 1 P: 8	R: 0 E: 0 K: 0 S: 3	H: 0 LOB: 1 BB: 0 P: 4	R: 0 E: 0 K: 1 S: 5	H: 1 LOB: 2 BB: 1 P: 9	R: 0 E: 0 K: 1 S: 5	H: 0 LOB: 0 BB: 0 P: 5	R: 0 E: 0 K: 0 S: 3	H: 0 LOB: 1 BB: 1 P: 7	R: 0 E: 0 K: 2 S: 7	H: 0 LOB: 1 BB: 1 P: 11	R: 2 E: 0 K: 1 S: 8	H: 4 LOB: 2 BB: 0 P: 8	1B: 5 2B: 1 3B: 0 HR: 1	SF: 0 SAC: 0 DP: 2 HBP: 1	WP: 0 PB: 0 SB: 0 CS: 0	PA: 36
PITCHER Mike Caldwell, L ERA: 1.0 (1, 1)	IP: 9.0 WLS: W BF: 36 H: 7 R: 2 ER: 2 SO: 7 BB: 4 IBB: 0 HBP: 1 BLK: 0 WP: 0 HR: 1 S: 45 P: 62 ERA: 2.00 WHIP: 1.222															PITCHER				

Batter	1	2	3	4	5	6	7	8	9	AB	R	H	RBI	BB	SO	LOB	BOTTOM			
Paul Molitor, R OBP: 0.375, SLG: 0.370 (1, 4)	0-0 5-3		4-0 2B 6-3 BB		0-0 L9-3 1B		0-0 F9			3	1	1	0	1	0	0	Baltimore Orioles @ Milwaukee Brewers Milwaukee County Stadium, Milwaukee, WI Sun Apr 15 1979, 4:33 AM EST Att: 12,302 - Unknown livebaseballscores.com			
Robin Yount, R OBP: 0.333, SLG: 0.654 (1, 6)	0-0 6-3		0-0 6-3 2B		0-0 L9-3 1-2			0-0 6-3		4	0	1	0	0	0	1				
Cecil Cooper, L OBP: 0.543, SLG: 0.900 (1, 3)	0-0 1B 2B		0-0 6-3 2-3 3-H		0-0 2B			0-0 HR 1B		4	2	3	1	0	0	1				
Larry Hisle, R OBP: 0.371, SLG: 0.758 (1, 10)	0-0 2B 1B		0-0 F8		0-0 P3			0-0 HR		4	1	2	2	0	0	2				
Sixto Lezcano, R OBP: 0.296, SLG: 0.391 (1, 9)	0-0 2B			4-0 1B BB		0-0 CS 1B		0-3 K		3	0	2	1	1	1	0				
Sal Bando, R OBP: 0.321, SLG: 0.375 (1, 5)		0-0 L6		0-0 F3		0-0 F7 1-2		4-0 BB BB		3	0	0	0	1	0	2				
Jim Wohlford, R OBP: 0.500, SLG: 0.333 (1, 7)		0-3 K		0-0 1B		0-0 6-3		4-0 BB		3	0	1	0	1	1	0				
Gorman Thomas, R OBP: 0.346, SLG: 0.409 (1, 8)		0-0 F3		0-0 F7			0-0 F7	0-0 P4		4	0	0	0	0	0	4				
Charlie Moore, R OBP: 0.333, SLG: 0.250 (1, 2)			0-0 P6		0-0 F3		0-0 4-3			3	0	0	0	0	0	2				
Inning Stats	R: 1 E: 0 K: 0 S: 5	H: 3 LOB: 2 BB: 0 P: 5	R: 0 E: 0 K: 1 S: 5	H: 0 LOB: 0 BB: 0 P: 5	R: 1 E: 0 K: 0 S: 4	H: 1 LOB: 1 BB: 1 P: 8	R: 0 E: 0 K: 0 S: 4	H: 1 LOB: 2 BB: 1 P: 8	R: 0 E: 0 K: 0 S: 3	H: 2 LOB: 1 BB: 0 P: 4	R: 0 E: 0 K: 0 S: 3	H: 1 LOB: 0 BB: 0 P: 3	R: 0 E: 0 K: 1 S: 7	H: 0 LOB: 0 BB: 0 P: 3	R: 2 E: 0 K: 1 S: 7	H: 2 LOB: 2 BB: 2 P: 15	1B: 6 2B: 4 3B: 0 HR: 1	SF: 0 SAC: 0 DP: 1 HBP: 0	WP: 0 PB: 0 SB: 0 CS: 1	PA: 35
PITCHER Jim Palmer, R ERA: 3.46 (1, 1)	IP: 8.0 WLS: L BF: 35 H: 10 R: 4 ER: 4 SO: 2 BB: 4 IBB: 0 HBP: 0 BLK: 0 WP: 0 HR: 1 S: 35 P: 51 ERA: 4.50 WHIP: 1.750															PITCHER				

Batter	1	2	3	4	5	6	7	8	9	AB	R	H	RBI	BB	SO	LOB	TOP					
Al Bumby, L (1, 8) OBP: 0.288, SLG: 0.237										4	0	0	0	0	1	1	Baltimore Orioles @ New York Yankees Yankee Stadium, Bronx, NY Tue Apr 17 1979, 3:33 AM EST Att: 20,135 - Unknown					
Kiko Garcia, R (1, 6) OBP: 0.308, SLG: 0.250										4	0	0	0	0	3	0						
Ken Singleton, S (1, 9) OBP: 0.286, SLG: 0.316										4	0	1	0	0	1	0						
Eddie Murray, S (1, 3) OBP: 0.293, SLG: 0.286										3	0	0	0	1	2	1						
Doug DeCinces, R (1, 5) OBP: 0.317, SLG: 0.343										3	1	0	0	1	0	1						
Lee May, R (1, 10) OBP: 0.333, SLG: 0.412										3	0	1	0	0	0	0						
Gary Roenicke, R (1, 7) OBP: 0.571, SLG: 0.455										3	0	1	0	0	1	2						
Rick Dempsey, R (1, 2) OBP: 0.459, SLG: 0.448										2	0	0	1	0	0	1						
Billy Smith, S (1, 4) OBP: 0.182, SLG: 0.182										3	0	0	0	0	2	2						
Inning Stats	R: 0 E: 0 K: 3 S: 9	H: 0 LOB: 0 BB: 0 P: 9	R: 0 E: 0 K: 0 S: 3	H: 0 LOB: 0 BB: 0 P: 3	R: 0 E: 0 K: 1 S: 5	H: 0 LOB: 0 BB: 0 P: 5	R: 0 E: 0 K: 1 S: 6	H: 1 LOB: 1 BB: 0 P: 6	R: 1 E: 0 K: 1 S: 6	H: 1 LOB: 1 BB: 1 P: 10	R: 0 E: 0 K: 1 S: 5	H: 0 LOB: 0 BB: 0 P: 5	R: 0 E: 0 K: 1 S: 5	H: 0 LOB: 0 BB: 0 P: 5	R: 0 E: 0 K: 1 S: 6	H: 1 LOB: 1 BB: 0 P: 6	R: 0 E: 0 K: 1 S: 5	H: 0 LOB: 1 BB: 1 P: 9	1B: 1 2B: 2 3B: 0 HR: 0	SF: 1 SAC: 0 DP: 0 HBP: 0	WP: 0 PB: 0 SB: 0 CS: 0	PA: 32
PITCHER Ron Guidry, L (1, 1) ERA: 3.32	IP: 9.0 WLS: W BF: 32	H: 3 R: 1 ER: 1 SO: 10	BB: 2 IBB: 0 HBP: 0 BLK: 0	WP: 0 HR: 0 S: 50 P: 58	ERA: 1.00 WHIP: 0.556											AB: 29 R: 1 H: 3 RBI: 1 BB: 2 SO: 10 LOB: 8						

Batter	1	2	3	4	5	6	7	8	9	AB	R	H	RBI	BB	SO	LOB	BOTTOM					
Mickey Rivers, L (1, 8) OBP: 0.244, SLG: 0.250										3	0	1	0	1	0	2	Baltimore Orioles @ New York Yankees Yankee Stadium, Bronx, NY Tue Apr 17 1979, 3:33 AM EST Att: 20,135 - Unknown					
Willie Randolph, R (1, 4) OBP: 0.333, SLG: 0.189										4	1	1	0	0	0	2						
Roy White, S (1, 10) OBP: 0.400, SLG: 0.385										4	1	2	2	0	0	0						
Thurman Munson, R (1, 2) OBP: 0.233, SLG: 0.268										3	1	1	1	0	0	2						
Reggie Jackson, L (1, 9) OBP: 0.414, SLG: 0.625										4	1	2	1	0	0	0						
Graig Nettles, L (1, 5) OBP: 0.359, SLG: 0.559										1	0	0	1	1	0	0						
Chris Chambliss, L (1, 3) OBP: 0.283, SLG: 0.400										3	0	0	0	0	2	2						
Juan Beniquez, R (1, 7) OBP: 0.400, SLG: 0.778										3	0	0	0	0	1	1						
Bucky Dent, R (1, 6) OBP: 0.323, SLG: 0.393										2	1	1	0	1	0	0						
Inning Stats	R: 0 E: 0 K: 0 S: 4	H: 2 LOB: 1 BB: 0 P: 4	R: 0 E: 0 K: 1 S: 5	H: 0 LOB: 1 BB: 1 P: 9	R: 0 E: 0 K: 0 S: 2	H: 0 LOB: 0 BB: 1 P: 6	R: 1 E: 0 K: 1 S: 7	H: 2 LOB: 1 BB: 0 P: 7	R: 0 E: 0 K: 0 S: 2	H: 0 LOB: 0 BB: 1 P: 6	R: 0 E: 0 K: 0 S: 3	H: 0 LOB: 0 BB: 0 P: 3	R: 1 E: 0 K: 1 S: 6	H: 1 LOB: 0 BB: 0 P: 6	R: 3 E: 0 K: 0 S: 6	H: 3 LOB: 0 BB: 0 P: 6	R: 0 E: 0 K: 0 S: 6	H: 3 LOB: 0 BB: 0 P: 6	1B: 5 2B: 3 3B: 0 HR: 1	SF: 2 SAC: 0 DP: 3 HBP: 0	WP: 0 PB: 0 SB: 1 CS: 0	PA: 32
PITCHER Mike Flanagan, L (1, 1) ERA: 7.2 Don Stanhouse, R (8, 1) ERA: 7.71	IP: 7.1 WLS: L BF: 30	H: 8 R: 5 ER: 5 SO: 3	BB: 3 IBB: 0 HBP: 0 BLK: 0	WP: 0 HR: 1 S: 33 P: 45	ERA: 6.14 WHIP: 1.500											AB: 27 R: 5 H: 8 RBI: 5 BB: 3 SO: 3 LOB: 9						

Batter	1	2	3	4	5	6	7	8	9	AB	R	H	RBI	BB	SO	LOB	TOP					
Al Bumbry, L OBP: 0.267, SLG: 0.238 (1, 8)										4	1	1	0	0	0	1	Baltimore Orioles @ New York Yankees Yankee Stadium, Bronx, NY Wed Apr 18 1979, 6:05 PM EST Att: 25,562 - Unknown					
Rick Dempsey, R OBP: 0.488, SLG: 0.485 (1, 2)										4	0	3	0	0	0	0						
Gary Roenicke, R OBP: 0.588, SLG: 0.590 (1, 7)										3	0	2	1	0	0	0						
John Lowenstein, L OBP: 0.500, SLG: 0.833 (8, PH) (8, 7)										1	0	0	0	0	0	2						
Ken Singleton, S OBP: 0.261, SLG: 0.286 (1, 9)										4	0	0	0	0	1	4						
Doug DeCinces, R OBP: 0.333, SLG: 0.342 (1, 5)										3	0	1	0	1	0	1						
Eddie Murray, S OBP: 0.288, SLG: 0.282 (1, 3)										4	0	1	0	0	0	1						
Lee May, R OBP: 0.300, SLG: 0.368 (1, 10)										4	0	0	0	0	0	2						
Kiko Garcia, R OBP: 0.250, SLG: 0.200 (1, 6)										3	0	0	0	0	0	0						
Terry Crowley, L OBP: 0.333, SLG: 0.400 (9, PH)										1	0	0	0	0	0	2						
Rich Dauer, R OBP: 0.200, SLG: 0.111 (1, 4)										3	0	1	0	0	0	0						
Inning Stats	R: 1 E: 0 K: 0 S: 5	H: 3 LOB: 1 BB: 0 P: 5	R: 0 E: 0 K: 0 S: 3	H: 0 LOB: 0 BB: 0 P: 3	R: 0 E: 0 K: 0 S: 3	H: 0 LOB: 0 BB: 0 P: 3	R: 0 E: 0 K: 0 S: 4	H: 1 LOB: 1 BB: 0 P: 4	R: 0 E: 0 K: 0 S: 3	H: 0 LOB: 0 BB: 0 P: 3	R: 0 E: 0 K: 0 S: 4	H: 2 LOB: 1 BB: 0 P: 4	R: 0 E: 0 K: 0 S: 3	H: 0 LOB: 0 BB: 0 P: 3	R: 0 E: 0 K: 0 S: 5	H: 2 LOB: 2 BB: 0 P: 5	R: 0 E: 0 K: 1 S: 6	H: 1 LOB: 2 BB: 1 P: 10	1B: 9 2B: 0 3B: 0 HR: 0	SF: 0 SAC: 0 DP: 2 HBP: 0	WP: 0 PB: 0 SB: 0 CS: 0	PA: 35
PITCHER	IP WLS BF H R ER SO BB IBB HBP BLK WP HR S P ERA WHIP																					
Tommy John, L ERA: 0.76 (1, 1)	7.2 W 29 8 1 1 0 0 0 0 0 0 0 29 29 1.17 1.043																					
Rich Gossage, R ERA: 4.32 (8, 1)	1.1 S 6 1 0 0 1 1 0 0 0 0 0 7 11 0.00 1.500																					

Batter	1	2	3	4	5	6	7	8	9	AB	R	H	RBI	BB	SO	LOB	BOTTOM			
Mickey Rivers, L OBP: 0.224, SLG: 0.229 (1, 8)										4	1	0	0	0	0	1	Baltimore Orioles @ New York Yankees Yankee Stadium, Bronx, NY Wed Apr 18 1979, 6:05 PM EST Att: 25,562 - Unknown			
Willie Randolph, R OBP: 0.347, SLG: 0.231 (1, 4)										2	0	1	1	1	0	0				
Thurman Munson, R OBP: 0.234, SLG: 0.250 (1, 2)										3	0	0	0	1	0	1				
Reggie Jackson, L OBP: 0.394, SLG: 0.679 (1, 9)										4	1	1	1	0	1	3				
Graig Nettles, L OBP: 0.357, SLG: 0.541 (1, 5)										3	0	1	0	0	0	2				
Chris Chambliss, L OBP: 0.244, SLG: 0.368 (1, 3)										3	0	0	0	0	0	0				
Jim Spencer, L OBP: 0.385, SLG: 0.909 (1, 10)										2	1	1	1	1	0	0				
Jay Johnstone, L OBP: 0.286, SLG: 0.571 (1, 7)										3	0	0	0	0	1	1				
Bucky Dent, R OBP: 0.324, SLG: 0.387 (1, 6)										3	0	1	0	0	0	1				
Inning Stats	R: 0 E: 0 K: 0 S: 3	H: 0 LOB: 2 BB: 2 P: 11	R: 0 E: 0 K: 0 S: 3	H: 0 LOB: 0 BB: 0 P: 3	R: 1 E: 0 K: 0 S: 4	H: 1 LOB: 0 BB: 0 P: 4	R: 0 E: 0 K: 0 S: 3	H: 0 LOB: 0 BB: 0 P: 3	R: 1 E: 0 K: 0 S: 4	H: 1 LOB: 0 BB: 0 P: 4	R: 1 E: 0 K: 0 S: 4	H: 2 LOB: 1 BB: 0 P: 4	R: 0 E: 0 K: 1 S: 5	H: 0 LOB: 1 BB: 1 P: 9	R: 0 E: 0 K: 1 S: 6	H: 1 LOB: 1 BB: 0 P: 6		1B: 2 2B: 1 3B: 0 HR: 2	SF: 1 SAC: 0 DP: 0 HBP: 0	WP: 0 PB: 0 SB: 2 CS: 0
PITCHER	IP WLS BF H R ER SO BB IBB HBP BLK WP HR S P ERA WHIP																			
Dennis Martinez, R ERA: 5.68 (1, 1)	7.2 L 30 5 3 2 1 0 0 0 0 0 0 2 29 41 2.35 1.043																			
Tippy Martinez, L ERA: (8, 1)	0.1 1 0 0 0 1 0 0 0 0 0 0 0 3 3 0.00 0.000																			

Batter	1	2	3	4	5	6	7	8	9	AB	R	H	RBI	BB	SO	LOB	TOP										
Al Bumbry, L OBP: 0.260, SLG: 0.217 (1, 8)	F8		SH1-3 1B BB	1-3			6-3		1-3	4	1	0	0	1	0	0	Baltimore Orioles @ New York Yankees Yankee Stadium, Bronx, NY Thu Apr 19 1979, 3:33 AM EST Att: 21,201 - Unknown										
Rick Dempsey, R OBP: 0.467, SLG: 0.486 (1, 2)	4-3		SH1-3		F7		WP 1B 2B		5-3	4	1	1	0	0	0	0											
Ken Singleton, S OBP: 0.320, SLG: 0.341 Gary Roenicke, R OBP: 0.588, SLG: 0.500 (1, 9) (9, 7)			F8 BB 1B		6-3 1B 2B		WP 1B BB			2	2	2	2	2	0	0											
Eddie Murray, S OBP: 0.306, SLG: 0.286 (1, 3)	P6		BB BB		6-3		F8 1B			3	0	1	2	1	0	2											
Terry Crowley, L OBP: 0.286, SLG: 0.333 Lee May, R OBP: 0.302, SLG: 0.366 (1, 10) (3, PH)		F9	F8				F8			1	0	0	0	0	0	0											
Doug DeCinces, R OBP: 0.347, SLG: 0.415 (1, 5)			2-3		1B					3	0	1	1	0	0	3											
Pat Kelly, L OBP: 0.286, SLG: 0.273 Larry Harlow, L OBP: 0.333, SLG: 0.375 (1, 7) (8, 8) (9, 9)		HR	BB		P5		5-3			3	1	1	1	1	0	1											
Kiko Garcia, R OBP: 0.250, SLG: 0.211 (1, 6)			BB				5-3			3	0	1	0	1	0	3											
Rich Dauer, R OBP: 0.206, SLG: 0.161 (1, 4)			BB				1B			0	0	0	0	0	0	0											
Kiko Garcia, R OBP: 0.250, SLG: 0.211 (1, 6)	K				F9		G5-4-3 1B		6-3	4	0	1	0	0	1	2											
Rich Dauer, R OBP: 0.206, SLG: 0.161 (1, 4)			SH1-3 1B 2B		F7		G5-4-3 1-2		5-3	4	1	1	0	0	0	1											
Inning Stats	R: 0 E: 0 K: 0 S: 3	H: 0 LOB: 1 BB: 1 P: 7	R: 1 E: 0 K: 1 S: 5	H: 1 LOB: 0 BB: 1 P: 9	R: 2 E: 0 K: 0 S: 5	H: 2 LOB: 3 BB: 3 P: 17	R: 0 E: 0 K: 0 S: 3	H: 0 LOB: 0 BB: 0 P: 3	R: 1 E: 0 K: 0 S: 5	H: 2 LOB: 1 BB: 0 P: 5	R: 0 E: 0 K: 0 S: 3	H: 1 LOB: 0 BB: 0 P: 3	R: 2 E: 0 K: 0 S: 4	H: 2 LOB: 0 BB: 1 P: 8	R: 0 E: 0 K: 0 S: 3	H: 1 LOB: 0 BB: 0 P: 3	R: 0 E: 0 K: 0 S: 3	H: 0 LOB: 0 BB: 0 P: 3	1B: 5 2B: 3 3B: 0 HR: 1	SF: 0 SAC: 1 DP: 1 HBP: 0	WP: 1 PB: 0 SB: 1 CS: 2	PA: 38					
PITCHER	IP	WLS	BF	H	R	ER	SO	BB	IBB	HBP	BLK	WP	HR	S	P	ERA	WHIP										
Luis Tiant, R ERA: 12.46 (1, 1)	2.1		13	3	3	3	1	4	0	0	0	0	1	11	27	11.57	3.000										
Paul Mirabella, L ERA: 2.53 (3, 1)	4.0	L	18	5	3	3	0	2	0	0	0	1	0	16	24	6.75	1.750										
Ken Clay, R ERA: 2.45 (7, 1)	2.2		7	1	0	0	0	0	0	0	0	0	0	7	7	0.00	0.375										

Batter	1	2	3	4	5	6	7	8	9	AB	R	H	RBI	BB	SO	LOB	BOTTOM										
Mickey Rivers, L OBP: 0.259, SLG: 0.250 (1, 8)	5-3 1B	E SF 1B		4-3			G5-4-3 BB		P6	4	1	2	0	1	0	0	Baltimore Orioles @ New York Yankees Yankee Stadium, Bronx, NY Thu Apr 19 1979, 3:33 AM EST Att: 21,201 - Unknown										
Willie Randolph, R OBP: 0.340, SLG: 0.238 (1, 4)	5-3	SF E 1B					G5-4-3 1-2 2-3 3-H			3	0	1	1	0	0	2											
Graig Nettles, L OBP: 0.326, SLG: 0.488 (1, 5)	F9	E4 G6-4-3		F5			G3			4	0	0	1	0	0	4											
Reggie Jackson, L OBP: 0.378, SLG: 0.613 (1, 9)	1B BB	G6-4-3					F7		P5	3	0	0	0	1	0	3											
Chris Chambliss, L OBP: 0.267, SLG: 0.381 (1, 10)				4-3 3-4-3 1B			F8		P4	4	0	2	1	0	0	0											
Jim Spencer, L OBP: 0.353, SLG: 0.733 (1, 3)	1-3			3-4-3			F7			4	0	1	0	0	0	3											
Jay Johnstone, L OBP: 0.276, SLG: 0.500 (1, 7)		SH1-4 1B SF 1B		4-3			G3		1-3	4	1	1	0	0	0	2											
Jerry Narron, L OBP: 0.200, SLG: 0.200 (1, 2)		SF SH1-4 E 1B		F9			F2		4-1	4	1	1	0	0	0	1											
Bucky Dent, R OBP: 0.297, SLG: 0.353 (1, 6)		SH1-4		6-3			P5		F9	3	0	0	0	0	0	0											
Inning Stats	R: 1 E: 0 K: 0 S: 5	H: 2 LOB: 2 BB: 1 P: 9	R: 2 E: 2 K: 0 S: 7	H: 3 LOB: 2 BB: 0 P: 7	R: 0 E: 0 K: 0 S: 4	H: 1 LOB: 1 BB: 0 P: 4	R: 0 E: 0 K: 0 S: 4	H: 1 LOB: 0 BB: 0 P: 4	R: 0 E: 0 K: 0 S: 3	H: 0 LOB: 0 BB: 0 P: 3	R: 0 E: 0 K: 0 S: 2	H: 0 LOB: 0 BB: 1 P: 6	R: 0 E: 0 K: 0 S: 4	H: 1 LOB: 1 BB: 0 P: 4	R: 0 E: 0 K: 0 S: 3	H: 0 LOB: 0 BB: 0 P: 3		1B: 8 2B: 0 3B: 0 HR: 0	SF: 1 SAC: 1 DP: 2 HBP: 0	WP: 0 PB: 0 SB: 0 CS: 0	PA: 37						
PITCHER	IP	WLS	BF	H	R	ER	SO	BB	IBB	HBP	BLK	WP	HR	S	P	ERA	WHIP										
Jim Palmer, R ERA: 3.09 (1, 1)	9.0	W	37	8	3	2	0	2	0	0	0	0	0	35	43	2.00	1.111										

AB	31
R	6
H	9
RBI	6
BB	6
SO	1
LOB	12



AB	33
R	3
H	8
RBI	3
BB	2
SO	0
LOB	15



Batter	1	2	3	4	5	6	7	8	9	AB	R	H	RBI	BB	SO	LOB	TOP				
Paul Moltitor, R OBP: 0.373, SLG: 0.478 (1,4)	E4 WP	FC5-4 S			HR 1B		FC5-4 1B		F4	5	1	2	0	0	0	3	Milwaukee Brewers @ Baltimore Orioles Memorial Stadium, Baltimore, MD Fri Apr 20 1979, 6:05 PM EST Att: 11,234 - Unknown				
Robin Yount, R OBP: 0.302, SLG: 0.447 (1,6)	F9	K 1-2			F8		FC5-4 1-2			4	0	0	0	1	1	5					
Cecil Cooper, L OBP: 0.500, SLG: 0.917 (1,3)	F9 1-2		4-3		HR 1-H		F3		F7	5	1	1	2	0	0	4					
Larry Hisle, R OBP: 0.353, SLG: 0.625 (1,7)				F8	5-3				SH5-3 1B	3	0	1	0	1	0	0					
Ben Oglivie, L OBP: 0.242, SLG: 0.321 (1,10)	1-3		G3						SH5-3 1-2	3	0	0	0	0	0	2					
Sixto Lezcano, R OBP: 0.372, SLG: 0.629 (1,9)		HR			G6-4-3 BB		F9 2B		6-3	3	1	2	1	1	0	1					
Sal Bando, R OBP: 0.348, SLG: 0.361 (1,5)		FC5-4 BB		F8			F9 2-3		F9	3	0	0	0	1	0	3					
Gorman Thomas, R OBP: 0.268, SLG: 0.257 (1,8)		K		G6-4-3 1-2			K		F8	4	0	0	0	0	2	3					
Charlie Moore, R OBP: 0.364, SLG: 0.278 (1,2)		FC5-4 BB			F3		F8		BB 1B	3	0	1	0	1	0	0					
Inning Stats	R: 0 E: 1 K: 0 S: 4	H: 0 LOB: 2 BB: 1 P: 8	R: 1 E: 0 K: 2 S: 8	H: 1 LOB: 2 BB: 2 P: 16	R: 0 E: 0 K: 0 S: 3	H: 0 LOB: 0 BB: 0 P: 3	R: 0 E: 0 K: 0 S: 2	H: 0 LOB: 0 BB: 1 P: 6	R: 2 E: 0 K: 1 S: 5	H: 2 LOB: 0 BB: 0 P: 5	R: 0 E: 0 K: 1 S: 6	H: 1 LOB: 1 BB: 0 P: 6	R: 0 E: 0 K: 0 S: 4	H: 1 LOB: 1 BB: 0 P: 4	R: 0 E: 0 K: 0 S: 4	H: 1 LOB: 1 BB: 1 P: 8	1B: 4 2B: 1 3B: 0 HR: 2	SF: 0 SAC: 1 DP: 1 HBP: 0	WP: 1 PB: 0 SB: 1 CS: 0	PA: 39	
PITCHER	IP	WLS	BF	H	R	ER	SO	BB	IBB	HBP	BLK	WP	HR	S	P	ERA	WHIP				
Steve Stone, R ERA: 5.11 (1,1)	7.0	W	31	6	3	3	3	4	0	0	0	1	2	33	49	3.86	1.429				
Don Stanhouse, R ERA: 5.4 (8,1)	2.0	S	8	1	0	0	0	1	0	0	0	0	0	7	11	0.00	1.000				

Batter	1	2	3	4	5	6	7	8	9	AB	R	H	RBI	BB	SO	LOB	BOTTOM				
Larry Harlow, L OBP: 0.429, SLG: 0.417 (1,8)	2B 4-3 1B			F5 1-2		F8				4	1	2	1	1	0	2	Milwaukee Brewers @ Baltimore Orioles Memorial Stadium, Baltimore, MD Fri Apr 20 1979, 6:05 PM EST Att: 11,234 - Unknown				
Rick Dempsey, R OBP: 0.448, SLG: 0.488 (1,2)	4-3 1B	6-3		6-3		F7				4	1	1	0	0	0	4					
Ken Singleton, S OBP: 0.315, SLG: 0.396 (1,9)	4-3		F8		HR		F8			4	1	1	2	0	0	1					
Gary Roenicke, R OBP: 0.619, SLG: 0.556 (1,7)	E 1B		1B 1B		1B		L8			4	1	3	1	0	0	0					
Doug DeCinces, R OBP: 0.321, SLG: 0.378 (1,5)	E5 G6-4-3		F5		F7		F4			4	0	0	0	0	0	3					
Eddie Murray, S OBP: 0.302, SLG: 0.283 (1,3)	G6-4-3 1-2		1B 1B		K		L8			4	0	1	0	0	1	3					
Lee May, R OBP: 0.298, SLG: 0.356 (1,10)		6-3		1-3 2-H		K		F7		4	0	1	1	0	1	1					
Mark Belanger, R OBP: 0.270, SLG: 0.281 (1,6)				F9		F9		2B 2B		4	1	2	0	0	0	0					
Rich Dauer, R OBP: 0.263, SLG: 0.286 (1,4)		6-3		WP 1B				2-H 1B 2B		4	1	3	1	0	0	1					
Inning Stats	R: 2 E: 1 K: 0 S: 6	H: 3 LOB: 1 BB: 0 P: 6	R: 0 E: 0 K: 0 S: 4	H: 1 LOB: 2 BB: 1 P: 8	R: 1 E: 0 K: 0 S: 5	H: 3 LOB: 2 BB: 0 P: 5	R: 0 E: 0 K: 0 S: 4	H: 1 LOB: 1 BB: 0 P: 4	R: 1 E: 0 K: 2 S: 9	H: 2 LOB: 1 BB: 0 P: 9	R: 0 E: 0 K: 0 S: 4	H: 1 LOB: 1 BB: 0 P: 4	R: 0 E: 0 K: 0 S: 3	H: 0 LOB: 0 BB: 0 P: 3	R: 2 E: 0 K: 0 S: 5	H: 3 LOB: 1 BB: 0 P: 5	1B: 8 2B: 5 3B: 0 HR: 1	SF: 0 SAC: 0 DP: 1 HBP: 0	WP: 1 PB: 0 SB: 0 CS: 0	PA: 37	
PITCHER	IP	WLS	BF	H	R	ER	SO	BB	IBB	HBP	BLK	WP	HR	S	P	ERA	WHIP				
Mike Caldwell, L ERA: 2.31 (1,1)	8.0	L	37	14	6	6	2	1	0	0	0	1	1	40	44	6.75	1.875				

Batter	1	2	3	4	5	6	7	8	9	AB	R	H	RBI	BB	SO	LOB	TOP			
Paul Moltitor, R OBP: 0.364, SLG: 0.449 (1, 4)	1-3		4-3		FC4-6			FC4-6 BB 1-2 BB		3	1	0	0	1	0	2	Milwaukee Brewers @ Baltimore Orioles Memorial Stadium, Baltimore, MD Sat Apr 21 1979, 3:33 AM EST Att: 10,021 - Unknown livebaseballscorecards.com			
Jim Gantner, L (1, 5)	5-3			4-3	L5			FC4-6 BB 1-2 2-3		3	0	0	0	1	0	1				
Cecil Cooper, L (1, 3)	K					4-3		FC4-6 BB 1-2 2-3 3-H		4	0	1	1	0	1	2				
Larry Hisle, R (1, 10)		5-3							4-0 2-3 3-H	4	0	2	1	0	0	0				
Ben Oglivie, L (1, 7)	G3			1-3					1-2 3-H	4	0	0	0	0	0	4				
Sixto Lezcano, R (1, 9)									1-2	2	0	1	0	2	0	0				
Robin Yount, R (1, 6)									1-2	2	0	0	0	2	1	4				
Gorman Thomas, R (1, 8)									1-2	3	0	0	0	1	1	3				
Buck Martinez, R (1, 2)										2	0	0	0	0	0	2	Brewers			
Ray Fosse, R (8, PH) OBP: 0.200, SLG: 0.111 (8, 2)	2-3				FC4-6			BB BB FC4-6 1B		2	1	1	0	0	0	1				
Inning Stats	R: 0 E: 0 K: 1 S: 5	H: 0 LOB: 0 BB: 0 P: 5	R: 0 E: 0 K: 0 S: 3	H: 1 LOB: 1 BB: 0 P: 3	R: 0 E: 0 K: 1 S: 5	H: 0 LOB: 1 BB: 1 P: 9	R: 0 E: 0 K: 0 S: 5	H: 2 LOB: 3 BB: 1 P: 9	R: 0 E: 0 K: 0 S: 3	H: 0 LOB: 0 BB: 0 P: 3	R: 0 E: 0 K: 1 S: 4	H: 0 LOB: 0 BB: 1 P: 8	R: 2 E: 0 K: 0 S: 4	H: 2 LOB: 1 BB: 2 P: 12	R: 0 E: 0 K: 0 S: 3	H: 0 LOB: 1 BB: 1 P: 7	1B: 4 2B: 1 3B: 0 HR: 0	SF: 0 SAC: 0 DP: 2 HBP: 0	WP: 0 PB: 1 SB: 0 CS: 0	PA: 36
PITCHER	IP WLS BF H R ER SO BB IBB HBP BLK WP HR S P ERA WHIP																			
Sammy Stewart, R (1, 1) ERA: 4.85	7.0 W 28 4 2 2 3 5 0 0 0 0 0 0 29 49 2.57 1.286																			
Don Stanhouse, R (8, 1) ERA: 4.15	2.0 S 8 1 0 0 0 2 0 0 0 0 0 0 6 14 0.00 1.500																			

Batter	1	2	3	4	5	6	7	8	9	AB	R	H	RBI	BB	SO	LOB	BOTTOM			
Larry Harlow, L (1, 8)	5-3 1B	FC6-4		6-3				6-3		4	0	1	0	0	0	1	Milwaukee Brewers @ Baltimore Orioles Memorial Stadium, Baltimore, MD Sat Apr 21 1979, 3:33 AM EST Att: 10,021 - Unknown livebaseballscorecards.com			
Rick Dempsey, R (1, 2)	5-3 1-2							HBP BB BB		2	0	0	0	2	0	1				
Ken Singleton, S (1, 9)	K							F9		4	0	1	0	0	1	3				
Gary Roenicke, R (1, 7)	F8							F8		3	0	0	0	0	0	3				
Doug DeCinces, R (1, 5)								F2		3	0	0	0	1	0	3				
Eddie Murray, S (1, 3)								F8		4	2	2	0	0	1	2				
Lee May, R (1, 10)								F2		4	2	3	4	0	0	0				
Mark Belanger, R (1, 6)								F4		4	0	0	0	0	0	1				
Rich Dauer, R (1, 4)								F5		3	0	0	0	1	0	1	Orioles			
Inning Stats	R: 0 E: 0 K: 1 S: 6	H: 1 LOB: 1 BB: 0 P: 6	R: 2 E: 0 K: 0 S: 5	H: 2 LOB: 1 BB: 1 P: 9	R: 0 E: 0 K: 0 S: 4	H: 1 LOB: 0 BB: 0 P: 4	R: 2 E: 0 K: 0 S: 5	H: 2 LOB: 2 BB: 0 P: 5	R: 0 E: 0 K: 0 S: 3	H: 0 LOB: 0 BB: 0 P: 3	R: 0 E: 0 K: 0 S: 3	H: 0 LOB: 2 BB: 1 P: 8	R: 0 E: 0 K: 1 S: 6	H: 1 LOB: 1 BB: 0 P: 6	R: 0 E: 0 K: 0 S: 6	H: 0 LOB: 0 BB: 0 P: 6		1B: 5 2B: 0 3B: 0 HR: 2	SF: 0 SAC: 0 DP: 0 HBP: 1	WP: 0 PB: 0 SB: 0 CS: 0
PITCHER	IP WLS BF H R ER SO BB IBB HBP BLK WP HR S P ERA WHIP																			
Bill Travers, L (1, 1) ERA: 5.63	8.0 L 36 7 4 2 2 4 0 0 1 0 0 0 2 35 2.25 1.375																			

Batter	1	2	3	4	5	6	7	8	9	AB	R	H	RBI	BB	SO	LOB	TOP			
Paul Moltzer, R OBP: 0.367, SLG: 0.444 (1, 4)										5	0	2	1	0	0	1	Milwaukee Brewers @ Baltimore Orioles Memorial Stadium, Baltimore, MD Sun Apr 22 1979, 3:33 AM EST Unknown			
Sal Bando, R OBP: 0.373, SLG: 0.390 (1, 5)										5	0	3	0	0	0	2				
Cecil Cooper, L OBP: 0.468, SLG: 0.818 (1, 3)										3	0	0	0	1	0	4				
Larry Hisle, R OBP: 0.373, SLG: 0.611 (1, 10)										2	0	0	0	2	0	2				
Sixto Lezcano, R OBP: 0.392, SLG: 0.575 (1, 9)										3	1	0	0	1	0	4				
Dick Davis, R OBP: 0.222, SLG: 0.222 (1, 7)										4	0	1	0	0	1	1				
Robin Yount, R OBP: 0.314, SLG: 0.395 (1, 6)										3	0	0	0	1	0	2				
Jim Wohlford, R OBP: 0.375, SLG: 0.286 (1, 8)										4	0	1	1	0	0	2				
Charlie Moore, R OBP: 0.385, SLG: 0.364 (1, 2)										4	1	2	0	0	1	2				
Inning Stats	R: 0 E: 0 K: 0 S: 4	H: 1 LOB: 1 BB: 0 P: 4	R: 1 E: 0 K: 1 S: 5	H: 1 LOB: 1 BB: 2 P: 13	R: 0 E: 0 K: 0 S: 3	H: 1 LOB: 0 BB: 0 P: 3	R: 0 E: 0 K: 0 S: 4	H: 1 LOB: 2 BB: 1 P: 8	R: 0 E: 0 K: 0 S: 3	H: 0 LOB: 0 BB: 0 P: 3	R: 1 E: 0 K: 0 S: 5	H: 3 LOB: 1 BB: 0 P: 5	R: 0 E: 0 K: 0 S: 3	H: 0 LOB: 0 BB: 0 P: 3	R: 0 E: 0 K: 1 S: 6	H: 1 LOB: 1 BB: 0 P: 6	1B: 8 2B: 1 3B: 0 HR: 0	SF: 0 SAC: 0 DP: 3 HBP: 0	WP: 0 PB: 0 SB: 0 CS: 0	PA: 38
PITCHER Dennis Martinez, R ERA: 4.5 (1, 1)	IP: 9.0 WLS: W BF: 38	H: 9 R: 2 ER: 2 SO: 2	BB: 5 IBB: 0 HBP: 0 BLK: 0	WP: 0 HR: 0 S: 37 P: 57	ERA: 2.00 WHIP: 1.556	PITCHER										IP: 9.0 WLS: W BF: 38	H: 9 R: 2 ER: 2 SO: 2	BB: 5 IBB: 0 HBP: 0 BLK: 0	WP: 0 HR: 0 S: 37 P: 57	ERA: 2.00 WHIP: 1.556

Batter	1	2	3	4	5	6	7	8	9	AB	R	H	RBI	BB	SO	LOB	BOTTOM			
Al Bumbry, L OBP: 0.259, SLG: 0.240 (1, 8) (8, 7)										4	1	1	0	0	1	2	Milwaukee Brewers @ Baltimore Orioles Memorial Stadium, Baltimore, MD Sun Apr 22 1979, 3:33 AM EST Unknown			
Billy Smith, S OBP: 0.133, SLG: 0.133 (1, 4)										4	0	0	0	0	1	2				
Ken Singleton, S OBP: 0.323, SLG: 0.393 (1, 9)										4	0	2	2	0	0	0				
Larry Hartow, L OBP: 0.389, SLG: 0.375 (7, PR) (8, 8)										0	0	0	0	0	0	0				
Eddie Murray, S OBP: 0.328, SLG: 0.302 (1, 3)										3	1	1	0	1	0	1				
Doug DeCinces, R OBP: 0.328, SLG: 0.442 (1, 5)										4	2	2	1	0	0	3				
Lee May, R OBP: 0.309, SLG: 0.472 (1, 10)										4	0	0	0	0	1	4				
John Lowenstein, L OBP: 0.593, SLG: 1.222 (1, 7) (8, 9)										3	1	2	1	1	0	0				
Mark Belanger, R OBP: 0.227, SLG: 0.231 (1, 6)										3	0	0	0	0	0	3				
Dave Skaggs, R OBP: 0.200, SLG: 0.200 (1, 2)										3	1	1	0	0	1	2				
Inning Stats	R: 0 E: 0 K: 0 S: 3	H: 0 LOB: 0 BB: 0 P: 3	R: 2 E: 0 K: 1 S: 7	H: 2 LOB: 0 BB: 0 P: 7	R: 2 E: 0 K: 1 S: 8	H: 3 LOB: 2 BB: 1 P: 12	R: 0 E: 0 K: 1 S: 5	H: 1 LOB: 1 BB: 0 P: 5	R: 0 E: 0 K: 0 S: 3	H: 0 LOB: 0 BB: 0 P: 3	R: 2 E: 1 K: 1 S: 8	H: 2 LOB: 2 BB: 1 P: 12	R: 0 E: 0 K: 0 S: 4	H: 1 LOB: 1 BB: 0 P: 4	R: 0 E: 0 K: 0 S: 3	H: 0 LOB: 0 BB: 0 P: 3	1B: 4 2B: 4 3B: 0 HR: 2	SF: 0 SAC: 1 DP: 1 HBP: 0	WP: 1 PB: 0 SB: 0 CS: 1	PA: 35
PITCHER Moose Haas, R ERA: 5.73 (1, 1)	IP: 5.0 WLS: L BF: 23	H: 8 R: 6 ER: 4 SO: 3	BB: 1 IBB: 0 HBP: 0 BLK: 0	WP: 1 HR: 2 S: 28 P: 32	ERA: 7.20 WHIP: 1.800	PITCHER										IP: 5.0 WLS: L BF: 23	H: 8 R: 6 ER: 4 SO: 3	BB: 1 IBB: 0 HBP: 0 BLK: 0	WP: 1 HR: 2 S: 28 P: 32	ERA: 7.20 WHIP: 1.800
Reggie Cleveland, R ERA: 4.0 (8, 1)	IP: 2.0 WLS: 9 BF: 1	H: 1 R: 0 ER: 0 SO: 1	BB: 0 IBB: 1 HBP: 0 BLK: 0	WP: 0 HR: 0 S: 10 P: 14	ERA: 0.00 WHIP: 0.500	PITCHER										IP: 2.0 WLS: 9 BF: 1	H: 1 R: 0 ER: 0 SO: 1	BB: 0 IBB: 1 HBP: 0 BLK: 0	WP: 0 HR: 0 S: 10 P: 14	ERA: 0.00 WHIP: 0.500
Bob Galasso, R ERA: 2.08 (8, 1)	IP: 1.0 WLS: 3 BF: 0	H: 0 R: 0 ER: 0 SO: 0	BB: 0 IBB: 0 HBP: 0 BLK: 0	WP: 0 HR: 0 S: 3 P: 3	ERA: 0.00 WHIP: 0.000	PITCHER										IP: 1.0 WLS: 3 BF: 0	H: 0 R: 0 ER: 0 SO: 0	BB: 0 IBB: 0 HBP: 0 BLK: 0	WP: 0 HR: 0 S: 3 P: 3	ERA: 0.00 WHIP: 0.000

Batter	1	2	3	4	5	6	7	8	9	AB	R	H	RBI	BB	SO	LOB	TOP										
Paul Moltzer, R OBP: 0.397, SLG: 0.491 Jim Gantner, L (5, FR) (5, 4)	SH1-3 2B		1B		1-2 1B			K	K	3	0	3	0	0	0	0	Milwaukee Brewers @ Baltimore Orioles Memorial Stadium, Baltimore, MD Sun Apr 22 1979, 6:05 PM EST Att: 22,598 - Unknown										
Jim Wohlford, R OBP: 0.273, SLG: 0.200	SH1-3 2-3		1-3		L5			F7		3	0	0	0	0	0	3											
Cecil Cooper, L OBP: 0.470, SLG: 0.797	K				G5-4-3 1B			F8		4	1	2	0	0	1	1											
Larry Hisle, R OBP: 0.365, SLG: 0.586	F7				G5-4-3 1-2			5-3		4	1	1	0	0	0	2											
Sixto Lezcano, R OBP: 0.400, SLG: 0.636		6-3			1B			F7		4	1	2	3	0	0	0											
Sal Bando, R OBP: 0.345, SLG: 0.356		3-1			F8			F4		4	0	0	0	0	0	1											
Robin Yount, R OBP: 0.309, SLG: 0.404		5-3						K		4	0	1	0	0	1	0											
Gorman Thomas, R OBP: 0.245, SLG: 0.214					K			5-3		4	0	0	0	0	2	1											
Buck Martinez, R OBP: 0.067, SLG: 0.067 Ray Fosse, R (7, PH) (7, 2)					F8			5-3		2	0	1	0	0	0	0											
								1B		2	0	1	0	0	0	1											
Inning Stats	R: 0 E: 0 K: 1 S: 6	H: 1 LOB: 1 BB: 0 P: 6	R: 0 E: 0 K: 0 S: 3	H: 0 LOB: 0 BB: 0 P: 3	R: 0 E: 0 K: 1 S: 6	H: 1 LOB: 1 BB: 0 P: 6	R: 0 E: 0 K: 0 S: 4	H: 2 LOB: 1 BB: 0 P: 4	R: 0 E: 0 K: 1 S: 7	H: 2 LOB: 2 BB: 0 P: 7	R: 0 E: 0 K: 0 S: 3	H: 0 LOB: 0 BB: 0 P: 3	R: 0 E: 0 K: 0 S: 4	H: 1 LOB: 1 BB: 0 P: 4	R: 3 E: 0 K: 1 S: 8	H: 3 LOB: 0 BB: 0 P: 8	R: 0 E: 0 K: 2 S: 8	H: 1 LOB: 1 BB: 0 P: 8	1B: 8 2B: 2 3B: 0 HR: 1	SF: 0 SAC: 1 DP: 1 HBP: 0	WP: 0 PB: 0 SB: 0 CS: 0	PA: 37					
PITCHER	IP	WLS	BF	H	R	ER	SO	BB	IBB	HBP	BLK	WP	HR	S	P	ERA	WHIP										
Mike Flanagan, L ERA: 5.87 Tim Stoddard, R ERA: 1.69	(1, 1) (9, 1)	8.0 4	W 1	33 0	10 1	3 0	3 0	4 2	0 0	0 0	0 0	0 0	1 0	41 8	41 8	3.38 0.00	1.250 1.000										

Batter	1	2	3	4	5	6	7	8	9	AB	R	H	RBI	BB	SO	LOB	BOTTOM										
Larry Harlow, L OBP: 0.364, SLG: 0.350 (9, 7)	3-1				G3			K		4	0	1	0	0	1	2	Milwaukee Brewers @ Baltimore Orioles Memorial Stadium, Baltimore, MD Sun Apr 22 1979, 6:05 PM EST Att: 22,598 - Unknown										
Rich Dauer, R OBP: 0.283, SLG: 0.286	1B				F7			E7 1B		4	3	2	0	0	0	1											
Ken Singleton, S OBP: 0.348, SLG: 0.458	1-3 1B				1-2 HR			F7		3	2	2	1	1	0	1											
Eddie Murray, S OBP: 0.354, SLG: 0.351	1B				F7			G6-4-3 1B		4	0	3	4	0	0	0											
Doug DeCinces, R OBP: 0.338, SLG: 0.491	3-H F7							G6-4-3 1B		3	1	1	1	1	0	2											
Gary Roenicke, R OBP: 0.517, SLG: 0.480 (9, 9)					F9			6-3		4	1	1	0	0	0	2											
Pat Kelly, L OBP: 0.421, SLG: 0.286 Al Bumbry, L OBP: 0.259, SLG: 0.240					1B			4-3		3	0	1	0	1	0	0											
					2-3 1B			G3		0	0	0	0	0	0	0											
Rick Dempsey, R OBP: 0.439, SLG: 0.447					G6-4-3 1-3 1B			F9		4	0	1	1	0	0	1											
Kiko Garcia, R OBP: 0.250, SLG: 0.217 Mark Belanger, R OBP: 0.227, SLG: 0.231					G6-4-3 3-H 1-2			G6-4-3 1B		4	0	1	0	0	0	1											
								F4		0	0	0	0	0	0	0											
Inning Stats	R: 1 E: 0 K: 0 S: 5	H: 3 LOB: 1 BB: 0 P: 5	R: 1 E: 0 K: 0 S: 4	H: 3 LOB: 0 BB: 0 P: 4	R: 1 E: 0 K: 0 S: 4	H: 2 LOB: 0 BB: 0 P: 4	R: 1 E: 0 K: 0 S: 5	H: 2 LOB: 2 BB: 1 P: 9	R: 1 E: 1 K: 0 S: 4	H: 1 LOB: 0 BB: 0 P: 4	R: 0 E: 0 K: 0 S: 3	H: 0 LOB: 0 BB: 0 P: 3	R: 2 E: 0 K: 1 S: 7	H: 2 LOB: 2 BB: 2 P: 15	R: 0 E: 0 K: 0 S: 3	H: 0 LOB: 0 BB: 0 P: 3	1B: 9 2B: 2 3B: 0 HR: 2	SF: 0 SAC: 0 DP: 2 HBP: 0	WP: 0 PB: 0 SB: 0 CS: 1	PA: 36							
PITCHER	IP	WLS	BF	H	R	ER	SO	BB	IBB	HBP	BLK	WP	HR	S	P	ERA	WHIP										
Lary Sorensen, R ERA: 3.1 Jerry Augustine, L ERA: 5.79 Bob McClure, L ERA: 5.79 Bill Castro, R ERA: 2.25	(1, 1) (4, 1) (7, 1) (8, 1)	3.0 3.0 1.0 1.0	L 12	14 2	14 1	4 0	4 0	0 0	0 1	0 0	0 0	0 0	0 0	0 7	11 15	0.00 18.00	3.000 4.000										

AB	36
R	3
H	11
RBI	3
BB	0
SO	6
LOB	10



AB	33
R	7
H	13
RBI	7
BB	3
SO	1
LOB	10



Batter	1	2	3	4	5	6	7	8	9	AB	R	H	RBI	BB	SO	LOB	TOP				
Al Bumbry, L OBP: 0.237, SLG: 0.222 (1, 8)	F7	SF7		4-3		F7			6-3	4	0	0	1	0	0	0	Baltimore Orioles @ California Angels Anaheim Stadium, Anaheim, CA Tue Apr 24 1979, 9:05 PM EST Att: 22,343 - Unknown				
Rich Dauer, R OBP: 0.280, SLG: 0.348 (1, 4)	HR	5-3		6-3			5-3			4	1	1	1	0	0	1					
Ken Singleton, S OBP: 0.357, SLG: 0.556 (1, 9)	6-3						1-3			4	2	2	2	0	0	0					
Larry Harlow, L OBP: 0.364, SLG: 0.350 (9, 9)				HR			HR			0	0	0	0	0	0	0					
Eddie Murray, S OBP: 0.362, SLG: 0.361 (1, 3)	K					4-3				4	1	2	0	0	1	0					
Doug DeCinces, R OBP: 0.333, SLG: 0.466 (1, 5)										3	1	0	0	1	0	1					
Lee May, R OBP: 0.339, SLG: 0.491 (1, 10)										4	1	3	0	0	0	0					
Gary Roenicke, R OBP: 0.495, SLG: 0.444 (1, 7)										2	1	0	1	1	0	1					
Rick Dempsey, R OBP: 0.426, SLG: 0.431 (1, 2)										4	0	1	2	0	0	1					
Mark Belanger, R OBP: 0.208, SLG: 0.209 (1, 6)	K									4	0	0	0	0	3	2					
Inning Stats	R: 1 E: 0 K: 1 S: 6	H: 1 LOB: 0 BB: 0 P: 6	R: 3 E: 0 K: 1 S: 7	H: 2 LOB: 1 BB: 2 P: 15	R: 2 E: 0 K: 0 S: 6	H: 3 LOB: 1 BB: 0 P: 6	R: 0 E: 0 K: 1 S: 5	H: 0 LOB: 0 BB: 0 P: 5	R: 1 E: 0 K: 0 S: 5	H: 2 LOB: 1 BB: 0 P: 5	R: 0 E: 0 K: 0 S: 3	H: 0 LOB: 0 BB: 0 P: 3	R: 0 E: 0 K: 0 S: 3	H: 0 LOB: 0 BB: 0 P: 3	R: 0 E: 0 K: 1 S: 5	H: 0 LOB: 0 BB: 0 P: 5	1B: 6 2B: 0 3B: 0 HR: 3	SF: 2 SAC: 0 DP: 0 HBP: 0	WP: 0 PB: 0 SB: 0 CS: 1	PA: 38	
PITCHER	IP	WLS	BF	H	R	ER	SO	BB	IBB	HBP	BLK	WP	HR	S	P	ERA	WHIP				
Don Aase, R ERA: 5.47 (1, 1)	2.0	L	13	5	6	6	2	2	0	0	0	0	2	15	23	27.00	3.500				
Dyar Miller, R ERA: 1.25 (3, 1)	4.0		15	3	1	1	1	0	0	0	0	0	1	17	17	2.25	0.750				
Jim Barr, R ERA: 8.1 (7, 1)	3.0		9	1	0	0	1	0	0	0	0	0	0	11	11	0.00	0.333				

AB 33
R 7
H 9
RBI 7
BB 2
SO 4
LOB 6



Batter	1	2	3	4	5	6	7	8	9	AB	R	H	RBI	BB	SO	LOB	BOTTOM					
Carney Lansford, R OBP: 0.400, SLG: 0.486 (1, 5)	FC6-4 1B		6-3		SF8		FC4-6			3	0	1	1	0	0	2	Baltimore Orioles @ California Angels Anaheim Stadium, Anaheim, CA Tue Apr 24 1979, 9:05 PM EST Att: 22,343 - Unknown					
Dan Ford, R OBP: 0.469, SLG: 0.885 (1, 8)	FC6-4 L6-3 1-2		K		K			F8		4	0	0	0	0	2	2						
Rod Carew, L OBP: 0.488, SLG: 0.537 (1, 3)	L6-3 1-2		4-3			F7		K		4	0	0	0	0	1	1						
Don Baylor, R OBP: 0.370, SLG: 0.437 (1, 9)		4-3		F9		P4		P1		4	0	0	0	0	0	0						
Joe Rudi, R OBP: 0.312, SLG: 0.449 (1, 7)		1B 1B		F8		K		E5 G4-6-3		4	1	1	0	0	1	0						
Willie Aikens, L OBP: 0.400, SLG: 0.744 (1, 10)		1B 1B		P6			K		F8	4	0	1	0	0	1	1						
Brian Downing, R OBP: 0.451, SLG: 0.578 (1, 2)		K					6-3		G4-6-3	4	1	1	0	0	1	3						
Bobby Grich, R OBP: 0.429, SLG: 0.692 (1, 4)					SF8 G3 1B			E 1B		3	0	3	1	0	0	0						
Rance Mulliniks, L OBP: 0.194, SLG: 0.193 (1, 6)		F7			G3			E4 FC4-6		3	0	0	0	0	0	5						
Inning Stats	R: 0 E: 0 K: 0 S: 3	H: 1 LOB: 0 BB: 0 P: 3	R: 1 E: 0 K: 1 S: 8	H: 3 LOB: 2 BB: 0 P: 8	R: 0 E: 0 K: 1 S: 5	H: 0 LOB: 0 BB: 0 P: 5	R: 0 E: 0 K: 0 S: 3	H: 0 LOB: 0 BB: 0 P: 3	R: 1 E: 0 K: 1 S: 7	H: 2 LOB: 1 BB: 0 P: 7	R: 0 E: 0 K: 1 S: 5	H: 0 LOB: 0 BB: 0 P: 5	R: 0 E: 1 K: 1 S: 7	H: 1 LOB: 2 BB: 0 P: 7	R: 0 E: 0 K: 1 S: 5	H: 0 LOB: 0 BB: 0 P: 5		R: 0 E: 1 K: 0 S: 3	H: 0 LOB: 0 BB: 0 P: 3	1B: 7 2B: 1 3B: 0 HR: 0	SF: 1 SAC: 0 DP: 2 HBP: 0	WP: 0 PB: 0 SB: 0 CS: 0
PITCHER	IP	WLS	BF	H	R	ER	SO	BB	IBB	HBP	BLK	WP	HR	S	P	ERA	WHIP					
Jim Palmer, R ERA: 3.05 (1, 1)	6.1	W	24	6	2	2	5	0	0	0	0	0	0	34	34	2.84	0.947					
Tim Stoddard, R ERA: 1.35 (7, 1)	2.2		10	1	0	0	1	0	0	0	0	0	0	12	12	0.00	0.375					

AB 33
R 2
H 7
RBI 2
BB 0
SO 6
LOB 14



Batter	1	2	3	4	5	6	7	8	9	AB	R	H	RBI	BB	SO	LOB	TOP			
Al Bumby, L OBP: 0.266, SLG: 0.254 (1, 8)										5	2	3	0	0	0	1	Baltimore Orioles @ California Angels Anaheim Stadium, Anaheim, CA Wed Apr 25 1979, 9:05 PM EST Att: 19,939 - Unknown			
Rich Dauer, R OBP: 0.273, SLG: 0.320 (1, 4)										4	0	0	0	1	1	2				
Ken Singleton, S OBP: 0.373, SLG: 0.538 (9, PR)										2	0	0	0	3	2	2				
Larry Harlow, L OBP: 0.364, SLG: 0.350 (9, 9)										0	1	0	0	0	0	0				
Gary Roenicke, R OBP: 0.432, SLG: 0.387 (9, PH)										4	0	0	0	3	3					
John Lowenstein, L OBP: 0.615, SLG: 1.222 (9, 7)										0	0	0	0	1	0	0				
Eddie Murray, S OBP: 0.378, SLG: 0.385 (1, 3)										4	1	2	0	1	1	4				
Doug DeCinces, R OBP: 0.351, SLG: 0.468 (1, 5)										4	1	2	2	1	1	1				
Lee May, R OBP: 0.313, SLG: 0.459 (1, 10)										4	0	0	1	0	2	5				
Rick Dempsey, R OBP: 0.446, SLG: 0.434 (1, 2)										2	0	1	1	2	0	0				
Mark Belanger, R OBP: 0.192, SLG: 0.191 (1, 6)										4	0	0	0	0	1	6				
Inning Stats	R: 1 E: 1 K: 1 S: 6	H: 1 LOB: 1 BB: 1 P: 10	R: 0 E: 0 K: 0 S: 3	H: 0 LOB: 0 BB: 0 P: 3	R: 0 E: 0 K: 1 S: 6	H: 1 LOB: 1 BB: 0 P: 6	R: 0 E: 0 K: 1 S: 6	H: 1 LOB: 3 BB: 2 P: 14	R: 0 E: 0 K: 2 S: 7	H: 3 LOB: 1 BB: 0 P: 6	R: 0 E: 0 K: 0 S: 2	H: 0 LOB: 0 BB: 1 P: 6	R: 0 E: 0 K: 3 S: 9	H: 0 LOB: 2 BB: 2 P: 17	R: 2 E: 0 K: 3 S: 11	H: 2 LOB: 2 BB: 2 P: 19	1B: 7 2B: 1 3B: 0 HR: 0	SF: 1 SAC: 0 DP: 1 HBP: 0	WP: 2 PB: 0 SB: 2 CS: 0	PA: 43
PITCHER	IP WLS BF H R ER SO BB IBB HBP BLK WP HR S P ERA WHIP																			
Frank Tanana, L ERA: 2.84 (1, 1)	6.0 L 28 6 3 2 5 4 0 0 0 2 0 34 50 3.00 1.667																			
Mark Clear, R ERA: 3.46 (7, 1)	3.0 15 2 2 2 6 3 2 0 0 0 0 22 42 6.00 1.667																			

AB	33
R	5
H	8
RBI	4
BB	9
SO	11
LOB	24



Batter	1	2	3	4	5	6	7	8	9	AB	R	H	RBI	BB	SO	LOB	BOTTOM					
Rick Miller, L OBP: 0.405, SLG: 0.446 (1, 8)										2	0	0	0	2	1	0	Baltimore Orioles @ California Angels Anaheim Stadium, Anaheim, CA Wed Apr 25 1979, 9:05 PM EST Att: 19,939 - Unknown					
Dan Ford, R OBP: 0.444, SLG: 0.800 (1, 9)										4	0	1	0	0	2	2						
Rod Carew, L OBP: 0.464, SLG: 0.507 (1, 3)										4	0	0	0	0	1	2						
Don Baylor, R OBP: 0.400, SLG: 0.486 (1, 10)										1	1	1	1	3	0	0						
Joe Rudi, R OBP: 0.296, SLG: 0.425 (1, 7)										4	0	0	0	0	0	4						
Camey Lansford, R OBP: 0.393, SLG: 0.468 (1, 5)										3	0	0	0	1	0	1						
Brian Downing, R OBP: 0.453, SLG: 0.588 (1, 2)										4	1	2	0	0	0	2						
Bobby Grich, R OBP: 0.425, SLG: 0.706 (1, 4)										3	0	1	0	0	0	2						
Rance Mulliniks, L OBP: 0.203, SLG: 0.203 (1, 6)										2	0	1	1	0	0	1						
Willie Davis, L (8, PH)										1	0	0	0	0	0	0						
Jim Anderson, R (9, 6)										0	0	0	0	0	0	0						
Inning Stats	R: 0 E: 0 K: 2 S: 7	H: 0 LOB: 0 BB: 0 P: 7	R: 0 E: 0 K: 0 S: 2	H: 0 LOB: 0 BB: 1 P: 6	R: 0 E: 0 K: 0 S: 3	H: 1 LOB: 0 BB: 0 P: 3	R: 0 E: 0 K: 2 S: 7	H: 0 LOB: 2 BB: 2 P: 15	R: 1 E: 0 K: 0 S: 4	H: 2 LOB: 1 BB: 0 P: 4	R: 0 E: 0 K: 0 S: 3	H: 1 LOB: 0 BB: 0 P: 3	R: 1 E: 0 K: 0 S: 5	H: 2 LOB: 1 BB: 0 P: 5	R: 0 E: 0 K: 0 S: 2	H: 0 LOB: 0 BB: 1 P: 6	R: 0 E: 0 K: 0 S: 3	H: 0 LOB: 2 BB: 2 P: 11	1B: 3 2B: 2 3B: 1 HR: 1	SF: 0 SAC: 0 DP: 4 HBP: 0	WP: 0 PB: 1 SB: 0 CS: 0	PA: 34
PITCHER	IP WLS BF H R ER SO BB IBB HBP BLK WP HR S P ERA WHIP																					
Steve Stone, R ERA: 4.42 (1, 1)	6.0 W 22 5 2 2 4 3 0 0 0 0 1 27 39 3.00 1.333																					
Don Stanhouse, R ERA: 3.09 (7, 1)	3.0 S 12 1 0 0 0 3 0 0 0 0 0 9 21 0.00 1.333																					

AB	28
R	2
H	6
RBI	2
BB	6
SO	4
LOB	14




Batter	1	2	3	4	5	6	7	8	9	AB	R	H	RBI	BB	SO	LOB	TOP				
Larry Harlow, L OBP: 0.423, SLG: 0.364	4-0 BB	4-0 BB		6-3		0-0 1B			0-0 1B	0	1	0	0	0	0	0	<p>Baltimore Orioles @ California Angels Anaheim Stadium, Anaheim, CA Thu Apr 26 1979, 9:05 PM EST Att: 21,598 - Unknown</p>				
Al Bumbry, L OBP: 0.277, SLG: 0.267		1-2 BB							1B	1	1	1	0	0	0	0					
Rich Dauer, R OBP: 0.300, SLG: 0.321	4-0 1B	0-0 F8		4-0 BB		0-0 CS	0-3 K		0-0 1B	3	1	1	0	2	1	2					
Pat Kelly, L OBP: 0.391, SLG: 0.333	0-0 F8						0-0 6-3		0-0 1B	4	1	1	0	0	0	3					
Lee May, R OBP: 0.323, SLG: 0.468	2-3 BB			1B					BB	1	0	1	1	0	0	0					
Ken Singleton, S OBP: 0.375, SLG: 0.529	1-2 3-H 1B						0-0 F7		BB	5	0	2	1	0	2	1					
Eddie Murray, S OBP: 0.380, SLG: 0.391	0-3 K			0-3 F7		0-0 BB			0-0 SF7	4	0	2	1	0	1	3					
John Lowenstein, L OBP: 0.625, SLG: 1.100	0-3 K			4-0 S		4-0 G5-4-3			0-0 P4	1	0	0	0	2	1	2					
Gary Roenicke, R OBP: 0.436, SLG: 0.375				1B		1-2 BB			1-2 2-3 BB	1	0	0	0	1	0	1					
Doug DeCinces, R OBP: 0.342, SLG: 0.448		0-0 4-3		0-0 S		0-0 G5-4-3			0-0 F7	5	0	1	1	0	1	6					
Mark Belanger, R OBP: 0.196, SLG: 0.180		4-0 FC6-4		0-3 K		0-0 F9			0-0 F7	3	0	0	0	1	1	3					
Dave Skaggs, R OBP: 0.111, SLG: 0.111		0-0 FC6-4				0-0 F2			0-0 F9	4	0	0	0	0	0	1					
Inning Stats	R: 1 E: 0 K: 2 S: 8	H: 1 LOB: 2 BB: 2 P: 16	R: 0 E: 0 K: 0 S: 3	H: 0 LOB: 2 BB: 2 P: 11	R: 1 E: 0 K: 2 S: 9	H: 2 LOB: 2 BB: 1 P: 13	R: 0 E: 0 K: 0 S: 3	H: 0 LOB: 1 BB: 1 P: 7	R: 0 E: 0 K: 1 S: 5	H: 1 LOB: 0 BB: 0 P: 3	R: 0 E: 0 K: 1 S: 5	H: 0 LOB: 0 BB: 0 P: 5	R: 0 E: 0 K: 0 S: 4	H: 1 LOB: 1 BB: 0 P: 4	R: 2 E: 0 K: 1 S: 9	H: 4 LOB: 3 BB: 1 P: 13	1B: 9 2B: 1 3B: 0 HR: 0	SF: 1 SAC: 0 DP: 1 HBP: 0	WP: 0 PB: 0 SB: 2 CS: 1	PA: 44	
PITCHER	IP WLS BF H R ER SO	IP WLS BF H R ER SO	IP WLS BF H R ER SO	IP WLS BF H R ER SO	IP WLS BF H R ER SO	IP WLS BF H R ER SO	IP WLS BF H R ER SO	IP WLS BF H R ER SO	IP WLS BF H R ER SO	IP WLS BF H R ER SO	IP WLS BF H R ER SO	IP WLS BF H R ER SO	IP WLS BF H R ER SO	IP WLS BF H R ER SO	IP WLS BF H R ER SO	IP WLS BF H R ER SO	ERA WHIP	ERA WHIP			
Nolan Ryan, R ERA: 3.41	2.0	11	1	1	1	2	4	0	0	0	0	0	0	0	0	0	4.50	2.500			
Jim Barr, R ERA: 5.4	5.0	20	4	1	1	4	3	0	0	0	0	0	0	25	37	1.80	1.400				
Dave LaRoche, L ERA: 3.72	1.2	L 10	5	2	2	0	0	0	0	0	0	0	0	10	10	10.80	3.000				
Mark Clear, R ERA: 3.38	0.1	2	0	0	0	1	1	0	0	0	0	0	0	3	7	0.00	3.000				

Batter	1	2	3	4	5	6	7	8	9	AB	R	H	RBI	BB	SO	LOB	BOTTOM				
Rick Miller, L OBP: 0.405, SLG: 0.435	0-0 G3			4-0 FC3-6		0-0 4-3	0-0 F8		0-0 4-3	4	0	1	0	1	0	4	<p>Baltimore Orioles @ California Angels Anaheim Stadium, Anaheim, CA Thu Apr 26 1979, 9:05 PM EST Att: 21,598 - Unknown</p>				
Dan Ford, R OBP: 0.450, SLG: 0.765	0-3 K			0-0 FC3-6		0-0 4-3			0-0 SH1-3	4	1	2	0	0	1	1					
Rod Carew, L OBP: 0.460, SLG: 0.500	0-0 4-3			0-0 E		0-0 4-3			0-0 SH1-3	3	0	1	0	0	0	2					
Don Baylor, R OBP: 0.393, SLG: 0.474		0-0 F8		0-0 P6		0-3 K			0-0 1B	4	0	1	1	0	1	4					
Joe Rudi, R OBP: 0.282, SLG: 0.403		0-0 F8		0-0 F8			0-0 P6		0-0 6-3	4	0	0	0	0	0	2					
Camey Lansford, R OBP: 0.375, SLG: 0.444		0-3 K				0-0 P6			0-0 6-3	4	0	0	0	0	2	0					
Brian Downing, R OBP: 0.456, SLG: 0.571				0-0 F2		0-0 6-3			4-0 1B	2	1	0	0	2	0	0					
Bobby Grich, R OBP: 0.416, SLG: 0.681				0-0 P3		0-0 F9			0-3 K	4	0	1	0	0	1	1					
Orlando Ramirez, R OBP: 0.412, SLG: 0.750				6-3					4-0 BB	2	0	0	0	0	0	0					
Willie Aikens, L OBP: 0.412, SLG: 0.750									0-0 BB	1	0	1	1	0	0	0					
Willie Davis, L OBP: 0.412, SLG: 0.750									0-0 BB	0	0	0	0	1	0	0					
Inning Stats	R: 0 E: 0 K: 1 S: 5	H: 0 LOB: 0 BB: 0 P: 5	R: 0 E: 0 K: 1 S: 5	H: 0 LOB: 0 BB: 0 P: 5	R: 0 E: 1 K: 0 S: 4	H: 1 LOB: 2 BB: 1 P: 8	R: 0 E: 0 K: 0 S: 3	H: 0 LOB: 0 BB: 0 P: 3	R: 0 E: 0 K: 1 S: 7	H: 2 LOB: 2 BB: 0 P: 7	R: 1 E: 0 K: 1 S: 7	H: 2 LOB: 2 BB: 1 P: 11	R: 1 E: 0 K: 0 S: 4	H: 2 LOB: 0 BB: 0 P: 4	R: 0 E: 0 K: 1 S: 5	H: 0 LOB: 2 BB: 2 P: 13	1B: 7 2B: 0 3B: 0 HR: 0	SF: 0 SAC: 1 DP: 0 HBP: 0	WP: 0 PB: 0 SB: 0 CS: 0	PA: 37	
PITCHER	IP WLS BF H R ER SO	IP WLS BF H R ER SO	IP WLS BF H R ER SO	IP WLS BF H R ER SO	IP WLS BF H R ER SO	IP WLS BF H R ER SO	IP WLS BF H R ER SO	IP WLS BF H R ER SO	IP WLS BF H R ER SO	IP WLS BF H R ER SO	IP WLS BF H R ER SO	IP WLS BF H R ER SO	IP WLS BF H R ER SO	IP WLS BF H R ER SO	IP WLS BF H R ER SO	IP WLS BF H R ER SO	ERA WHIP	ERA WHIP			
Dennis Martinez, R ERA: 3.89	6.2	27	5	1	1	4	2	0	0	0	0	0	0	33	41	1.35	1.050				
Tim Stoddard, R ERA: 1.72	2.1	W 10	2	1	1	1	2	0	0	0	0	0	0	10	18	3.86	1.714				

AB	32
R	4
H	9
RBI	4
BB	6
SO	7
LOB	22

AB	32
R	2
H	7
RBI	2
BB	4
SO	5
LOB	14




Batter	1	2	3	4	5	6	7	8	9	AB R H RBI BB SO LOB	TOP							
Al Bumby, L OBP: 0.271, SLG: 0.262 (1, 8)	4-3	6-3		BB 1B 1-H		G1			K	5 0 1 1 0 1 3	Baltimore Orioles @ Oakland Athletics Oakland-Alameda County Coliseum, Oakland, CA Fri Apr 27 1979, 6:05 PM PST Att: 2,115 - Unknown							
Rich Dauer, R OBP: 0.308, SLG: 0.328 (1, 5)	K		K	BB 1B 1-2			F8		1B 1B	5 1 2 0 0 2 0								
Ken Singleton, S OBP: 0.388, SLG: 0.568 Larry Harlow, L OBP: 0.423, SLG: 0.364 (9, 9)	HR		F7	BB 1B 1-2 2-3			K		1B 1B	4 1 2 2 1 1 0 0 0 0 0 0 0 0								
Eddie Murray, S OBP: 0.369, SLG: 0.378 (1, 3)	3-1		F7	P6			K		1B 1B	5 0 1 1 0 1 3								
Lee May, R OBP: 0.329, SLG: 0.507 (1, 10)				HR	1-3			K	6-3	5 2 2 1 0 1 2								
Gary Roenicke, R OBP: 0.419, SLG: 0.444 (1, 7)		L5		HR				4-3		4 1 1 1 0 1 1								
Billy Smith, S OBP: 0.156, SLG: 0.111 (1, 4)				3-1	5-3			P3		3 0 0 0 0 0 0								
Rick Dempsey, R OBP: 0.435, SLG: 0.421 (1, 2)		FC6-4 2B		FC6-4 1B		F8			F9	4 0 1 0 0 0 2								
Kiko Garcia, R OBP: 0.286, SLG: 0.296 (1, 6)				FC6-4 1B		K			1B 1B	4 2 2 1 0 1 1								
Inning Stats	R: 1 E: 0 K: 1 S: 6	H: 1 LOB: 0 BB: 0 P: 6	R: 0 E: 0 K: 0 S: 5	H: 0 LOB: 0 BB: 0 P: 5	R: 3 E: 0 K: 0 S: 8	H: 5 LOB: 3 BB: 1 P: 12	R: 0 E: 0 K: 1 S: 5	H: 0 LOB: 0 BB: 0 P: 5	R: 0 E: 0 K: 2 S: 7	H: 0 LOB: 0 BB: 0 P: 7		R: 0 E: 0 K: 1 S: 5	H: 0 LOB: 0 BB: 0 P: 5	R: 2 E: 0 K: 1 S: 9	H: 4 LOB: 2 BB: 0 P: 9	1B: 8 2B: 1 3B: 0 HR: 3	SF: 0 SAC: 0 DP: 0 HBP: 1	WP: 0 PB: 0 SB: 1 CS: 0
PITCHER	IP WLS BF H R ER SO BB IBB HBP BLK WP HR S P ERA WHIP											PITCHER	IP WLS BF H R ER SO BB IBB HBP BLK WP HR S P ERA WHIP					
Matt Keough, R ERA: 6.84 (1, 1)	3.2 L 20 8 5 5 2 0 0 0 1 0 0 3 23 24 12.27 2.182																	
Dave Hamilton, L ERA: (4, 1)	4.1 14 0 0 0 5 1 0 0 0 0 0 0 23 27 0.00 0.231																	
Bob Lacey, L ERA: 8.71 (9, 1)	1.0 7 4 2 2 1 0 0 0 0 0 0 0 9 9 18.00 4.000																	


AB	39
R	7
H	12
RBI	7
BB	1
SO	8
LOB	12



Batter	1	2	3	4	5	6	7	8	9	AB R H RBI BB SO LOB	BOTTOM					
Glenn Burke, R OBP: 0.211, SLG: 0.289 (1, 7)	F8		F3		1B			5-3		4 0 1 0 0 0 1	Baltimore Orioles @ Oakland Athletics Oakland-Alameda County Coliseum, Oakland, CA Fri Apr 27 1979, 6:05 PM PST Att: 2,115 - Unknown					
Larry Murray, S OBP: 0.287, SLG: 0.222 (1, 9)	5-3		1B BB		5-3			K		3 0 0 0 1 1 1						
Mario Guerrero, R OBP: 0.143, SLG: 0.143 (1, 6)	3-1		1B 1-3 2-H			F8		F9		4 0 1 1 0 0 0						
Mitchell Page, L OBP: 0.288, SLG: 0.333 (1, 10)		B5-3 BB	4-3			K		K		3 0 0 0 1 2 2						
Jeff Newman, R OBP: 0.191, SLG: 0.140 (1, 3)		P6			P4	P2			BB	3 0 0 0 1 0 1						
Mike Edwards, R OBP: 0.219, SLG: 0.278 (1, 4)		B5-3			F8		6-3		F8	4 0 0 0 0 0 2						
Jim Essian, R OBP: 0.316, SLG: 0.371 (1, 2)		P4			P4		5-3		K	4 0 0 0 0 1 2						
Dwayne Murphy, L OBP: 0.408, SLG: 0.317 (1, 8)			F9		P4					2 0 0 0 1 0 0						
Wayne Gross, L OBP: 0.400, SLG: 0.468 (1, 5)				1B 2B	P5		2-3			3 1 1 0 0 0 1						
Inning Stats	R: 0 E: 0 K: 0 S: 3	H: 0 LOB: 1 BB: 1 P: 7	R: 1 E: 0 K: 0 S: 5	H: 2 LOB: 2 BB: 1 P: 9	R: 0 E: 0 K: 0 S: 3	H: 0 LOB: 0 BB: 0 P: 3	R: 0 E: 0 K: 1 S: 5	H: 0 LOB: 0 BB: 0 P: 5	R: 0 E: 0 K: 1 S: 3	H: 0 LOB: 1 BB: 1 P: 7		R: 0 E: 0 K: 2 S: 7	H: 0 LOB: 1 BB: 1 P: 11	1B: 2 2B: 1 3B: 0 HR: 0	SF: 0 SAC: 0 DP: 0 HBP: 0	WP: 0 PB: 0 SB: 0 CS: 0
PITCHER	IP WLS BF H R ER SO BB IBB HBP BLK WP HR S P ERA WHIP											PITCHER	IP WLS BF H R ER SO BB IBB HBP BLK WP HR S P ERA WHIP			
Mike Flanagan, L ERA: 4.5 (1, 1)	9.0 W 34 3 1 1 4 4 0 0 0 0 0 0 38 54 1.00 0.778															



Batter	1	2	3	4	5	6	7	8	9	AB	R	H	RBI	BB	SO	LOB	TOP										
Al Bumby, L OBP: 0.276, SLG: 0.268 (1, 8)	F3	1-3		4-3 BB 1B		CS 1B	FC6-4		4-3	6	0	2	0	0	0	3	Baltimore Orioles @ Oakland Athletics Oakland-Alameda County Coliseum, Oakland, CA Sat Apr 28 1979, 3:33 AM PST Att: 2,436 - Unknown AB 41 R 5 H 16 RBI 5 BB 5 SO 1 LOB 34										
Rich Dauer, R OBP: 0.329, SLG: 0.403 (1, 5) Terry Crowley, L OBP: 0.250, SLG: 0.286 (9, PH)	1B E	4-3		SF9		2B 4-3 1B		HR	G3	4	3	3	2	0	0	1											
Ken Singleton, S OBP: 0.411, SLG: 0.603 (1, 9)	E 1-2 1B		G6-4-3 1B	4-3 BB		4-3 1-3 2B		K		4	1	3	0	1	1	0											
Eddie Murray, S OBP: 0.382, SLG: 0.385 (1, 3)	E8 1-3 2H 1B		G6-4-3 BB	4-3		4-3		E 1B 1B		4	0	2	2	1	0	3											
Lee May, R OBP: 0.333, SLG: 0.493 (1, 10)	BB		G6-4-3	P3		F7		E 1B		4	0	1	0	1	0	5											
Gary Roenicke, R OBP: 0.426, SLG: 0.436 (1, 7) John Lowenstein, L OBP: 0.588, SLG: 1.000 (8, PH)	F3		FC5 1B		F7		FC4-6 BB	FC4		3	0	1	1	1	0	3											
Billy Smith, S OBP: 0.208, SLG: 0.174 (1, 4)	F9		1-2 1B				FC4-6 1B	F5		5	0	2	0	0	0	7											
Rick Dempsey, R OBP: 0.432, SLG: 0.410 (1, 2)		1-3 BB	FC5		F8		FC4-6 1B	F9		4	0	1	0	1	0	6											
Kiko Garcia, R OBP: 0.281, SLG: 0.323 (1, 6) Pat Kelly, L OBP: 0.375, SLG: 0.316 (9, PH)	F9		2-3F	1B SF9 2B		F8	FC4-6 FC6-4	3-1		4	1	1	0	0	0	4											
Inning Stats	R: 1 E: 1 K: 0 S: 6	H: 3 LOB: 3 BB: 1 P: 10	R: 0 E: 0 K: 0 S: 3	H: 0 LOB: 1 BB: 1 P: 7	R: 1 E: 0 K: 0 S: 5	H: 3 LOB: 2 BB: 1 P: 9	R: 1 E: 0 K: 0 S: 4	H: 3 LOB: 1 BB: 0 P: 5	R: 0 E: 0 K: 0 S: 4	H: 1 LOB: 2 BB: 1 P: 8	R: 1 E: 1 K: 1 S: 9	H: 3 LOB: 3 BB: 0 P: 9	R: 0 E: 0 K: 0 S: 3	H: 0 LOB: 0 BB: 0 P: 3	1B: 12 2B: 3 3B: 0 HR: 1	SF: 1 SAC: 0 DP: 1 HBP: 0		WP: 0 PA: 47 PB: 0 SB: 0 CS: 1									
PITCHER	IP	WLS	BF	H	R	ER	SO	BB	IBB	HBP	BLK	WP	HR	S	P	ERA	WHIP										
Mike Norris, R ERA: 3.82 (1, 1)	5.1		30	12	4	4	0	4	0	0	0	0	0	26	42	6.75	3.000										
Jim Todd, R ERA: 7.07 (6, 1)	2.0	W	10	3	1	1	1	1	0	0	0	0	1	11	15	4.50	2.000										
Dave Heaverlo, R ERA: 0.49 (8, 1)	1.2	S	7	1	0	0	0	0	0	0	0	0	0	7	7	0.00	0.600										

Batter	1	2	3	4	5	6	7	8	9	AB	R	H	RBI	BB	SO	LOB	BOTTOM										
Glenn Burke, R OBP: 0.195, SLG: 0.268 (1, 7) Joe Wallis, S OBP: 0.226, SLG: 0.091 (6, PH)	F9		4-3		6-3	BB 1B BB		SH3		3	0	0	0	0	0	0	Baltimore Orioles @ Oakland Athletics Oakland-Alameda County Coliseum, Oakland, CA Sat Apr 28 1979, 3:33 AM PST Att: 2,436 - Unknown AB 29 R 8 H 6 RBI 8 BB 8 SO 1 LOB 14										
Derek Bryant, R OBP: 0.287, SLG: 0.222 (1, 9)	F8		F8		E6	K		BB		4	0	0	0	1	1	3											
Larry Murray, S OBP: 0.267, SLG: 0.222 (8, PH)	F8		F8		G1	BB 1B		BB		0	0	0	0	0	0	0											
Mario Guerrero, R OBP: 0.167, SLG: 0.167 (1, 6)	F9		6-3		G1	BB 1B		F8		5	0	1	2	0	0	3											
Mitchell Page, L OBP: 0.294, SLG: 0.342 (1, 10)		5-3		F7		BB 2B		4-3		4	1	1	0	1	0	2											
Dave Revering, L OBP: 0.294, SLG: 0.397 (1, 3)		P6		FC5 SH1-3 1B		F9		FC6		4	0	1	0	0	0	4											
Mike Edwards, R OBP: 0.237, SLG: 0.274 (1, 4)		BB HR BB		SH1-3		BB 3B BB		F2		1	2	0	0	2	0	0											
Wayne Gross, L OBP: 0.424, SLG: 0.510 (1, 5)		HR BB		HBP		1-H 3-H BB 3B		1-3		2	2	1	2	1	0	0											
Jeff Newman, R OBP: 0.216, SLG: 0.217 (1, 2)		HR		FC5		BB BB 1B IBB		P6		3	2	1	3	1	0	2											
Dwayne Murphy, L OBP: 0.415, SLG: 0.318 (1, 8)	F7			2-3F		F9		SH3 1B		3	1	1	0	1	0	0											
Inning Stats	R: 0 E: 0 K: 0 S: 3	H: 0 LOB: 0 BB: 0 P: 3	R: 3 E: 0 K: 0 S: 4	H: 1 LOB: 0 BB: 2 P: 12	R: 0 E: 0 K: 0 S: 3	H: 0 LOB: 0 BB: 0 P: 3	R: 0 E: 0 K: 0 S: 4	H: 1 LOB: 2 BB: 0 P: 5	R: 0 E: 1 K: 1 S: 4	H: 0 LOB: 1 BB: 0 P: 4	R: 5 E: 0 K: 1 S: 8	H: 3 LOB: 3 BB: 5 P: 28	R: 0 E: 0 K: 0 S: 3	H: 0 LOB: 0 BB: 0 P: 3	R: 0 E: 0 K: 0 S: 4	H: 1 LOB: 2 BB: 1 P: 8		1B: 3 2B: 1 3B: 1 HR: 1	SF: 0 SAC: 2 DP: 0 HBP: 1	WP: 0 PA: 40 PB: 0 SB: 0 CS: 0							
PITCHER	IP	WLS	BF	H	R	ER	SO	BB	IBB	HBP	BLK	WP	HR	S	P	ERA	WHIP										
Scott McGregor, L ERA: 7.11 (1, 1)	5.1	L	24	3	5	5	0	3	0	1	0	0	0	20	33	8.44	1.125										
Tippy Martinez, L ERA: 11.57 (6, 1)	0.0		3	1	0	0	0	1	1	0	0	0	0	1	9	∞	∞										
Sammy Stewart, R ERA: 4.02 (6, 1)	2.2		13	2	3	3	1	3	0	0	0	0	0	12	24	10.12	1.875										

Batter	1	2	3	4	5	6	7	8	9	AB	R	H	RBI	BB	SO	LOB	TOP								
Al Bumby, L OBP: 0.268, SLG: 0.260 (1, 8)										6	1	1	0	0	2	2	Baltimore Orioles @ Oakland Athletics Oakland-Alameda County Coliseum, Oakland, CA Sun Apr 29 1979, 3:33 AM PDT Att: 2,972 - Unknown livebaseballscorecards.com								
Rich Dauer, R OBP: 0.355, SLG: 0.471 (1, 5)										6	2	4	2	0	0	1									
Ken Singleton, S OBP: 0.432, SLG: 0.642 (1, 9)										3	2	2	3	2	1	0									
Larry Harlow, L OBP: 0.407, SLG: 0.348 (7, 9)										1	0	0	0	0	0	1									
Lee May, R OBP: 0.350, SLG: 0.539 (1, 10)										5	2	3	1	0	0	2									
Eddie Murray, S OBP: 0.383, SLG: 0.378 (1, 3)										4	1	1	1	1	1	4									
Gary Roenicke, R OBP: 0.404, SLG: 0.477 (1, 7)										5	1	1	3	0	2	3									
Billy Smith, S OBP: 0.276, SLG: 0.296 (1, 4)										4	1	2	0	1	0	2									
Rick Dempsey, R OBP: 0.418, SLG: 0.394 (1, 2)										5	2	1	1	0	0	2									
Kiko Garcia, R OBP: 0.306, SLG: 0.412 (1, 6)										3	1	1	2	1	0	0									
Mark Belanger, R OBP: 0.193, SLG: 0.176 (8, 6)										1	0	0	0	0	1	0									
Inning Stats	R: 0 E: 0 K: 1 S: 7	H: 2 LOB: 2 BB: 0 P: 7	R: 2 E: 0 K: 1 S: 8	H: 3 LOB: 1 BB: 0 P: 8	R: 0 E: 0 K: 0 S: 4	H: 1 LOB: 2 BB: 1 P: 8	R: 0 E: 0 K: 0 S: 3	H: 0 LOB: 0 BB: 0 P: 3	R: 1 E: 0 K: 2 S: 8	H: 1 LOB: 1 BB: 1 P: 12	R: 0 E: 0 K: 0 S: 3	H: 0 LOB: 0 BB: 0 P: 3	R: 10 E: 0 K: 0 S: 11	H: 8 LOB: 0 BB: 2 P: 19	R: 0 E: 0 K: 1 S: 5	H: 0 LOB: 1 BB: 1 P: 9	R: 0 E: 0 K: 2 S: 8	H: 1 LOB: 1 BB: 0 P: 8	1B: 10 2B: 0 3B: 1 HR: 5	SF: 0 SAC: 0 DP: 0 HBP: 0	WP: 0 PB: 0 SB: 0 CS: 0	PA: 48			
PITCHER	IP	WLS	BF	H	R	ER	SO	BB	IBB	HBP	BLK	WP	HR	S	P	ERA	WHIP								
John Henry Johnson, L ERA: 5.7 (1, 1)	6.1	L	30	8	5	4	3	0	0	0	0	0	3	35	47	7.11	1.737								
Alan Wirth, R ERA: 6.0 (7, 1)	0.0		4	4	3	3	0	0	0	0	0	0	1	4	4	∞	∞								
Jim Todd, R ERA: 9.2 (7, 1)	0.2		6	3	5	5	0	1	0	0	0	0	1	5	9	67.50	6.000								
Bob Lacey, L ERA: 7.3 (8, 1)	2.0		8	1	0	0	3	1	0	0	0	0	0	13	17	0.00	1.000								

Batter	1	2	3	4	5	6	7	8	9	AB	R	H	RBI	BB	SO	LOB	BOTTOM								
Joe Wallis, S OBP: 0.246, SLG: 0.125 (1, 9)										4	1	2	0	0	1	1	Baltimore Orioles @ Oakland Athletics Oakland-Alameda County Coliseum, Oakland, CA Sun Apr 29 1979, 3:33 AM PDT Att: 2,972 - Unknown livebaseballscorecards.com								
Mario Guerrero, R OBP: 0.188, SLG: 0.188 (1, 6)										4	0	1	0	0	0	1									
Mitchell Page, L OBP: 0.292, SLG: 0.329 (1, 10)										3	0	0	0	1	0	2									
Dave Revering, L OBP: 0.292, SLG: 0.379 (1, 3)										3	0	0	1	1	1	2									
Wayne Gross, L OBP: 0.435, SLG: 0.519 (1, 5)										3	0	2	0	0	0	1									
Dwayne Murphy, L OBP: 0.393, SLG: 0.298 (1, 8)										3	0	0	0	0	1	3									
Larry Murray, S OBP: 0.242, SLG: 0.200 (1, 7)										3	0	0	0	0	1	0									
Jim Essian, R OBP: 0.293, SLG: 0.342 (1, 2)										3	0	0	0	0	0	1									
Mike Edwards, R OBP: 0.241, SLG: 0.267 (1, 4)										2	0	0	0	1	1	0									
Inning Stats	R: 1 E: 1 K: 0 S: 5	H: 2 LOB: 1 BB: 0 P: 5	R: 0 E: 0 K: 2 S: 7	H: 0 LOB: 0 BB: 0 P: 7	R: 0 E: 0 K: 1 S: 4	H: 0 LOB: 0 BB: 1 P: 8	R: 0 E: 0 K: 0 S: 3	H: 1 LOB: 1 BB: 1 P: 7	R: 0 E: 0 K: 1 S: 5	H: 0 LOB: 0 BB: 0 P: 3	R: 0 E: 0 K: 1 S: 5	H: 1 LOB: 0 BB: 0 P: 5	R: 0 E: 0 K: 0 S: 3	H: 0 LOB: 0 BB: 0 P: 3	R: 0 E: 0 K: 0 S: 3	H: 1 LOB: 1 BB: 1 P: 7		1B: 5 2B: 0 3B: 0 HR: 0	SF: 0 SAC: 0 DP: 3 HBP: 0	WP: 1 PB: 0 SB: 0 CS: 2	PA: 31				
PITCHER	IP	WLS	BF	H	R	ER	SO	BB	IBB	HBP	BLK	WP	HR	S	P	ERA	WHIP								
Jim Palmer, R ERA: 3.21 (1, 1)	0.2		4	2	1	1	0	0	0	0	0	1	0	28	36	0.00	0.632								
Tippy Martinez, L ERA: 3.12 (1, 1)	6.1	W	20	2	0	0	5	2	0	0	0	1	0	28	36	0.00	0.632								
Tim Stoddard, R ERA: 1.53 (8, 1)	2.0		7	1	0	0	0	1	0	0	0	0	0	6	10	0.00	1.000								

Batter	1	2	3	4	5	6	7	8	9	10	AB	R	H	RBI	BB	SO	LOB					
Al Bumby, L OBP: 0.273, SLG: 0.256 (1, 8)											5	2	1	0	1	0	3					
Rich Dauer, R OBP: 0.378, SLG: 0.514 (1, 5)											6	3	4	0	0	1	1					
Ken Singleton, S OBP: 0.450, SLG: 0.634 Larry Hartow, L OBP: 0.429, SLG: 0.348 (9, PR)											1	0	0	0	4	0	1					
Eddie Murray, S OBP: 0.390, SLG: 0.372 (1, 3)										4	0	1	3	2	1	4						
Lee May, R OBP: 0.324, SLG: 0.538 (1, 10)										4	1	1	2	1	1	5						
Gary Roenicke, R OBP: 0.414, SLG: 0.521 (1, 7)										4	1	1	1	2	2	4						
Kiko Garcia, R OBP: 0.308, SLG: 0.432 Terry Crowley, L OBP: 0.333, SLG: 0.625 Mark Belanger, R OBP: 0.190, SLG: 0.173 (8, PR)										3	0	1	1	0	2	0						
Rick Dempsey, R OBP: 0.393, SLG: 0.366 (1, 2)										5	0	0	0	0	0	4						
Billy Smith, S OBP: 0.324, SLG: 0.355 (1, 4)											4	0	3	1	0	0	0					
Inning Stats	R: 0 E: 0 K: 1 S: 5	H: 1 LOB: 2 BB: 2 P: 13	R: 0 E: 0 K: 2 S: 7	H: 0 LOB: 0 BB: 0 P: 7	R: 0 E: 0 K: 1 S: 5	H: 0 LOB: 0 BB: 0 P: 5	R: 1 E: 0 K: 0 S: 3	H: 1 LOB: 2 BB: 2 P: 11	R: 2 E: 0 K: 1 S: 6	H: 3 LOB: 2 BB: 1 P: 10	R: 1 E: 0 K: 2 S: 7	H: 2 LOB: 1 BB: 0 P: 7	R: 1 E: 0 K: 0 S: 3	H: 1 LOB: 1 BB: 1 P: 7	R: 1 E: 0 K: 1 S: 6	H: 1 LOB: 3 BB: 3 P: 18	R: 1 E: 0 K: 0 S: 5	H: 2 LOB: 3 BB: 2 P: 13	1B: 7 2B: 4 3B: 1 HR: 1	SF: 2 SAC: 0 DP: 1 HBP: 0	WP: 0 PB: 0 SB: 0 CS: 1	PA: 52
PITCHER	IP	WLS	BF	H	R	ER	SO	BB	IBB	HBP	BLK	WP	HR	S	P	ERA	WHIP					
Floyd Bannister, L ERA: 5.4	(1, 1)	6.0	28	7	4	4	5	5	0	0	0	0	0	13	17	6.00	2.000					
John Montague, R ERA: 2.30	(7, 1)	2.0	10	4	3	3	2	1	0	0	0	0	0	5	17	13.50	2.500					
Shane Rawley, L ERA: 5.63	(9, 1)	1.0	6	0	0	0	1	2	1	0	0	0	0	3	7	27.00	9.000					
Rick Honeycutt, L ERA: 7.32	(10, 1)	0.1	L	4	2	1	0	1	0	0	0	0	0	3	7	27.00	9.000					
Mike Parrott, R ERA: 4.05	(10, 1)	0.2	3	0	0	0	0	0	1	0	0	0	0	2	6	0.00	0.000					

Baltimore Orioles @ Seattle Mariners
The Kingdome, Seattle, WA
Mon Apr 30 1979, 10:05 PM EDT
Att. 5,028 - Dome

AB 38
R 8
H 13
RBI 8
BB 11
SO 8
LOB 25

WP: 0 PA: 52
PB: 0
SB: 0
CS: 1

Batter	1	2	3	4	5	6	7	8	9	10	AB	R	H	RBI	BB	SO	LOB					
Julio Cruz, S OBP: 0.343, SLG: 0.232 (1, 4)											5	0	0	0	0	2	0					
Dan Meyer, L OBP: 0.288, SLG: 0.410 Larry Milbourne, S OBP: 0.250, SLG: 0.286 (10, 6)											5	1	2	0	0	0	0					
Bruce Bochte, L OBP: 0.422, SLG: 0.519 (1, 3)											4	1	0	0	1	2	2					
Leon Roberts, R OBP: 0.400, SLG: 0.494 (1, 9)											5	2	1	2	0	2	2					
Willie Horton, R OBP: 0.343, SLG: 0.457 (1, 10)											5	1	1	1	0	2	0					
Ruppert Jones, L OBP: 0.333, SLG: 0.405 (1, 8)											4	0	0	0	1	2	0					
Bob Stinson, S OBP: 0.339, SLG: 0.391 (1, 2)											3	0	0	1	1	1	0					
Bill Stein, R OBP: 0.373, SLG: 0.411 (1, 5)											2	1	0	1	2	1	0					
Mario Mendoza, R OBP: 0.258, SLG: 0.313 Joe Simpson, L OBP: 0.259, SLG: 0.500 (9, PH)											3	0	0	0	0	2	4					
Inning Stats	R: 2 E: 0 K: 1 S: 6	H: 1 LOB: 0 BB: 1 P: 10	R: 0 E: 1 K: 0 S: 4	H: 0 LOB: 1 BB: 0 P: 4	R: 0 E: 0 K: 1 S: 5	H: 0 LOB: 0 BB: 0 P: 5	R: 0 E: 0 K: 1 S: 5	H: 0 LOB: 0 BB: 0 P: 5	R: 0 E: 0 K: 2 S: 7	H: 1 LOB: 1 BB: 0 P: 10	R: 0 E: 0 K: 3 S: 10	H: 1 LOB: 1 BB: 0 P: 10	R: 0 E: 0 K: 3 S: 9	H: 0 LOB: 0 BB: 0 P: 9	R: 2 E: 0 K: 1 S: 6	H: 1 LOB: 0 BB: 1 P: 10	R: 0 E: 0 K: 1 S: 5	H: 0 LOB: 0 BB: 0 P: 5	1B: 2 2B: 1 3B: 0 HR: 2	SF: 0 SAC: 0 DP: 0 HBP: 0	WP: 0 PB: 0 SB: 1 CS: 0	PA: 42
PITCHER	IP	WLS	BF	H	R	ER	SO	BB	IBB	HBP	BLK	WP	HR	S	P	ERA	WHIP					
Steve Stone, R ERA: 4.13	(1, 1)	5.2	25	3	5	2	5	3	0	0	0	0	0	1	32	4.44	1.059					
Tim Stoddard, R ERA: 1.35	(6, 1)	2.1	9	1	0	0	7	1	0	0	0	0	0	22	26	0.00	0.857					
Don Stanhouse, R ERA: 3.95	(9, 1)	2.0	W	8	1	2	2	2	1	0	0	0	0	1	11	9.00	1.000					

Baltimore Orioles @ Seattle Mariners
The Kingdome, Seattle, WA
Mon Apr 30 1979, 10:05 PM EDT
Att. 5,028 - Dome

AB 37
R 7
H 5
RBI 7
BB 5
SO 14
LOB 8

WP: 0 PA: 42
PB: 0
SB: 1
CS: 0

Batter	1	2	3	4	5	6	7	8	9	AB	R	H	RBI	BB	SO	LOB	TOP										
Al Bumby, L OBP: 0.283, SLG: 0.279 (1, 8)	0-3 K		0-3 K					0-0 1B 1-3 2B		4	1	2	0	0	2	0	Baltimore Orioles @ Seattle Mariners The Kingdome, Seattle, WA Tue May 01 1979, 10:05 PM EDT Att: 4,015 - Dome										
Rich Dauer, R OBP: 0.372, SLG: 0.500 (1, 5)	0-0 5-3			0-0 6-3				0-0 5-3		4	0	1	1	0	0	1											
Ken Singleton, S OBP: 0.442, SLG: 0.651 (1, 9) Larry Harlow, L OBP: 0.429, SLG: 0.348 (8, PR) (8, 9)	0-0 HR			0-0 G3				0-0 FC1-6-5		4	1	1	1	0	0	3											
Eddie Murray, S OBP: 0.394, SLG: 0.371 (1, 3)	0-0 G3			0-0 4-3				4-0 BB IBB		3	0	1	1	1	0	0											
Lee May, R OBP: 0.344, SLG: 0.518 (1, 10)		0-0 F9			0-0 6-3			0-0 F9		3	0	0	0	1	0	2											
Pat Kelly, L OBP: 0.357, SLG: 0.273 (1, 7) Gary Roenicke, R OBP: 0.414, SLG: 0.521 (8, 7)	0-0 G3			0-3 K				0-0 F7		3	0	0	0	1	1	3											
Billy Smith, S OBP: 0.306, SLG: 0.333 (1, 4) Mark Belanger, R OBP: 0.203, SLG: 0.173 (7, 6)	0-0 3-1			0-0 L4				0-0 SH1-4 BB		2	0	0	0	0	0	0											
Kiko Garcia, R OBP: 0.279, SLG: 0.390 (1, 6) (7, 4)			0-0 F8					0-0 P5		4	0	0	0	0	0	2											
Dave Skaggs, R OBP: 0.154, SLG: 0.083 (1, 2)			0-0 P6					4-0 2B 1B BB		3	1	0	0	1	0	1											
Inning Stats	R: 1 E: 0 K: 1 S: 6	H: 1 LOB: 0 BB: 0 P: 6	R: 0 E: 0 K: 0 S: 3	H: 0 LOB: 0 BB: 0 P: 3	R: 0 E: 0 K: 1 S: 5	H: 0 LOB: 0 BB: 0 P: 5	R: 0 E: 0 K: 0 S: 3	H: 0 LOB: 0 BB: 0 P: 3	R: 0 E: 0 K: 0 S: 5	H: 0 LOB: 0 BB: 0 P: 5	R: 2 E: 0 K: 0 S: 6	H: 3 LOB: 2 BB: 1 P: 10	R: 0 E: 0 K: 0 S: 3	H: 0 LOB: 1 BB: 1 P: 7	R: 0 E: 0 K: 0 S: 4	H: 1 LOB: 3 BB: 2 P: 12		R: 0 E: 0 K: 0 S: 2	H: 0 LOB: 0 BB: 1 P: 6	1B: 3 2B: 1 3B: 0 HR: 1	SF: 0 SAC: 1 DP: 1 HBP: 0	WP: 0 PB: 0 SB: 1 CS: 0	PA: 36				
PITCHER	IP	WLS	BF	H	R	ER	SO	BB	IBB	HBP	BLK	WP	HR	S	P	ERA	WHIP										
Byron McLaughlin, R ERA: 5.29 (1, 1)	7.0	L	27	4	3	3	3	2	0	0	0	0	0	1	31	3.86	0.857										
Mike Parrott, R ERA: 3.52 (8, 1)	2.0		9	1	0	0	0	2	1	0	0	0	0	6	18	0.00	1.500										

AB	30
R	3
H	5
RBI	3
BB	5
SO	3
LOB	12



Batter	1	2	3	4	5	6	7	8	9	AB	R	H	RBI	BB	SO	LOB	BOTTOM										
Julio Cruz, S OBP: 0.343, SLG: 0.235 (1, 4)	0-3 K		0-0 SH5-3		0-0 4-3			0-0 S 1B		3	0	1	0	0	1	0	Baltimore Orioles @ Seattle Mariners The Kingdome, Seattle, WA Tue May 01 1979, 10:05 PM EDT Att: 4,015 - Dome										
Dan Meyer, L OBP: 0.271, SLG: 0.385 (1, 7)	0-0 1-3		0-0 FC1-5					0-0 G3		4	0	0	0	0	0	2											
Bruce Bochte, L OBP: 0.415, SLG: 0.500 (1, 3)	0-0 6-3		4-0 BB					0-0 F8		3	0	0	0	1	0	1											
Leon Roberts, R OBP: 0.384, SLG: 0.471 (1, 9)		0-0 4-3	0-0 F8					0-0 1-3		4	0	0	0	0	0	2											
Willie Horton, R OBP: 0.330, SLG: 0.438 (1, 10)		0-0 6-3		0-3 K				0-0 6-3		4	0	0	0	0	1	0											
Ruppert Jones, L OBP: 0.350, SLG: 0.443 (1, 8)		0-0 1B		0-3 K				0-0 S 1B		4	1	3	0	0	1	0											
Bob Stinson, S OBP: 0.333, SLG: 0.380 (1, 2)		0-0 3B		0-0 F8				0-0 P4		4	0	1	1	0	0	2											
Bill Stein, R OBP: 0.360, SLG: 0.395 (1, 5)		3-H 1B		0-3 K				0-0 4-3		3	0	0	0	0	1	2											
Mario Mendoza, R OBP: 0.265, SLG: 0.318 (1, 6) Joe Simpson, L OBP: 0.250, SLG: 0.481 (8, PH) Larry Milbourne, S OBP: 0.250, SLG: 0.286 (8, 6)			0-0 FC1-5 SH5-3		0-0 4-3			0-3 K		2	0	1	0	0	0	0											
Inning Stats	R: 0 E: 0 K: 1 S: 5	H: 0 LOB: 0 BB: 0 P: 5	R: 1 E: 0 K: 1 S: 7	H: 2 LOB: 1 BB: 0 P: 7	R: 0 E: 0 K: 2 S: 7	H: 0 LOB: 2 BB: 1 P: 8	R: 0 E: 0 K: 0 S: 7	H: 0 LOB: 0 BB: 0 P: 7	R: 0 E: 0 K: 0 S: 3	H: 0 LOB: 0 BB: 0 P: 3	R: 0 E: 0 K: 0 S: 4	H: 1 LOB: 1 BB: 0 P: 4	R: 0 E: 0 K: 1 S: 6	H: 1 LOB: 1 BB: 0 P: 6	R: 0 E: 0 K: 0 S: 4	H: 1 LOB: 1 BB: 0 P: 4		1B: 5 2B: 0 3B: 1 HR: 0	SF: 0 SAC: 1 DP: 0 HBP: 0	WP: 0 PB: 0 SB: 3 CS: 0	PA: 34						
PITCHER	IP	WLS	BF	H	R	ER	SO	BB	IBB	HBP	BLK	WP	HR	S	P	ERA	WHIP										
Dennis Martinez, R ERA: 3.3 (1, 1)	9.0	W	34	6	1	1	5	1	0	0	0	0	0	43	47	1.00	0.778										



Batter	1	2	3	4	5	6	7	8	9	AB	R	H	RBI	BB	SO	LOB	TOP				
Al Bumbry, L OBP: 0.309, SLG: 0.308 (1, 8)										5	1	4	1	0	0	1					
Rich Dauer, R OBP: 0.374, SLG: 0.494 (1, 5)										5	1	2	0	0	0	1					
Ken Singleton, S OBP: 0.440, SLG: 0.674 (1, 10)										3	1	1	2	1	0	1					
Eddie Murray, S OBP: 0.404, SLG: 0.387 (1, 3)										4	2	2	0	1	0	1					
Gary Roenicke, R OBP: 0.413, SLG: 0.490 (1, 9)										3	1	0	0	1	1	4					
John Lowenstein, L OBP: 0.591, SLG: 1.067 (1, 7)										4	2	2	3	1	2	2					
Billy Smith, S OBP: 0.300, SLG: 0.351 (1, 4)										4	0	1	3	0	1	2					
Mark Belanger, R OBP: 0.200, SLG: 0.170 (8, 6)										1	0	0	0	0	1	0					
Kiko Garcia, R OBP: 0.319, SLG: 0.455 (1, 6)										3	1	2	0	1	1	2					
Rick Dempsey, R OBP: 0.386, SLG: 0.360 (1, 2)										4	0	1	0	0	0	3					
Inning Stats	R: 0 E: 0 K: 0 S: 4	H: 1 LOB: 1 BB: 0 P: 4	R: 3 E: 0 K: 0 S: 4	H: 3 LOB: 2 BB: 12 P: 12	R: 0 E: 0 K: 2 S: 8	H: 2 LOB: 2 BB: 1 P: 12	R: 0 E: 0 K: 0 S: 4	H: 2 LOB: 1 BB: 0 P: 4	R: 2 E: 0 K: 1 S: 7	H: 2 LOB: 2 BB: 1 P: 12	R: 0 E: 0 K: 0 S: 3	H: 1 LOB: 0 BB: 0 P: 3	R: 0 E: 0 K: 2 S: 8	H: 1 LOB: 1 BB: 0 P: 8	R: 4 E: 0 K: 1 S: 8	H: 3 LOB: 0 BB: 1 P: 12	1B: 10 2B: 2 HR: 2	SF: 1 SAC: 0 DP: 0 HBP: 1	WP: 0 PB: 0 SB: 2 CS: 1	PA: 43	
PITCHER	IP	WLS	BF	H	R	ER	SO	BB	IBB	HBP	BLK	WP	HR	S	P	ERA	WHIP				
Paul Mitchell, R ERA: 4.71 (1, 1)	2.0	L	12	5	3	3	0	3	0	0	0	0	0	9	21	13.50	4.000				
Rafael Vasquez, R ERA: 4.95 (3, 1)	2.1		12	5	2	2	2	1	0	1	0	0	1	14	19	7.71	2.571				
John Montague, R ERA: 3.16 (5, 1)	4.1		18	5	4	4	3	1	0	0	0	0	1	23	27	8.31	1.385				
Shane Rawley, L ERA: 5.51 (9, 1)	0.1		1	0	0	0	1	0	0	0	0	0	0	3	3	0.00	0.000				

Baltimore Orioles @ Seattle Mariners
The Kingdome, Seattle, WA
Wed May 02 1979, 10:05 PM EDT
Att: 5,212 - Dome

AB 36
R 9
H 15
RBI 9
BB 5
SO 6
LOB 17

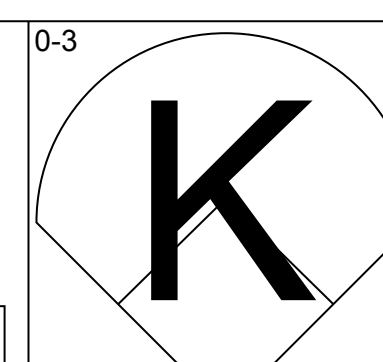
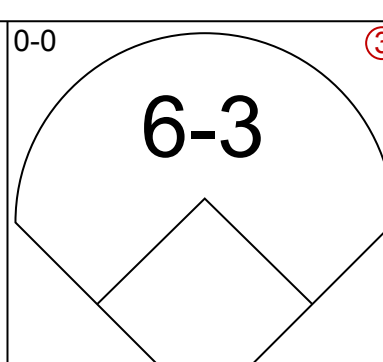
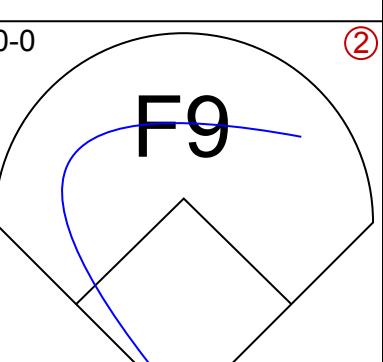
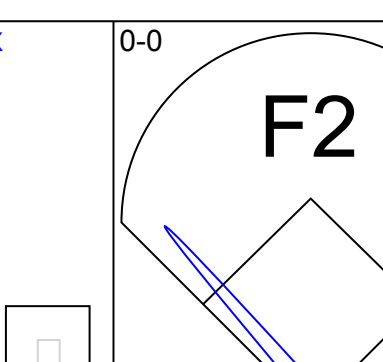
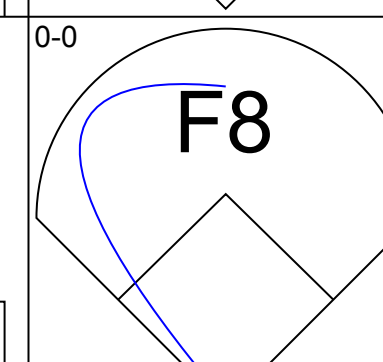
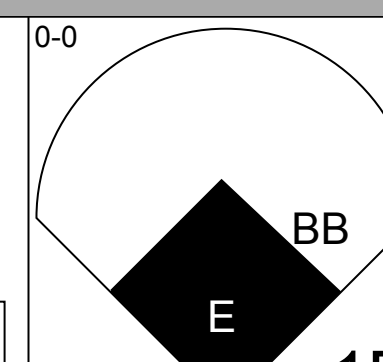
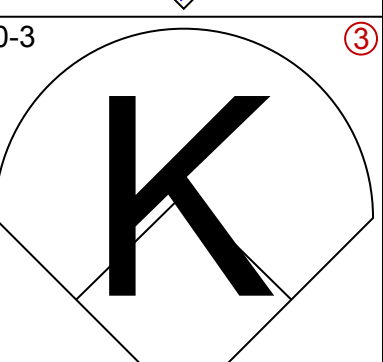
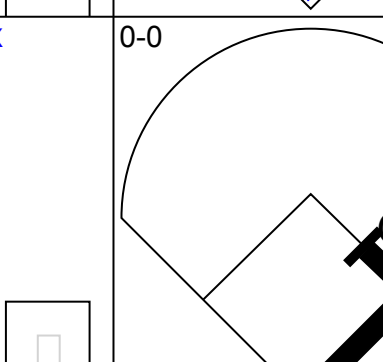
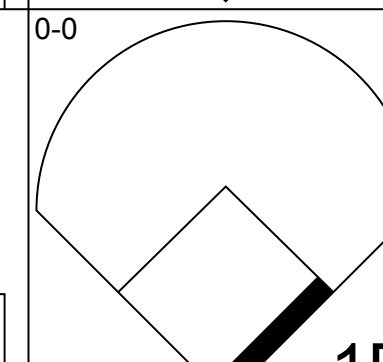
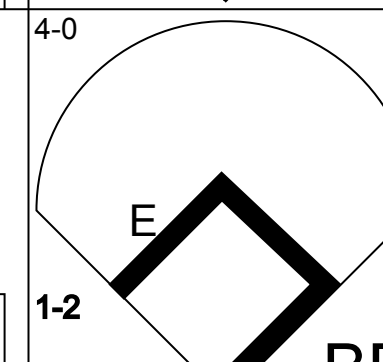
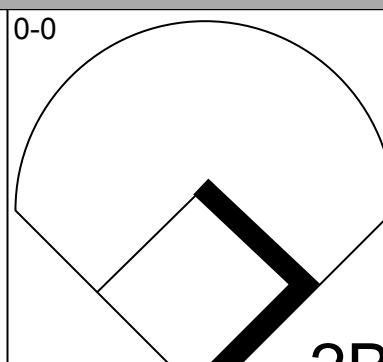
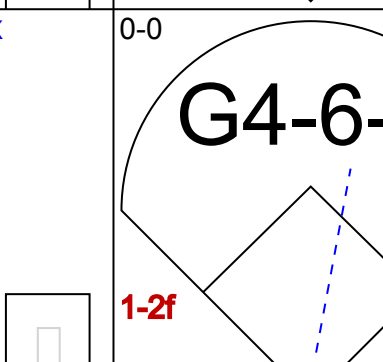
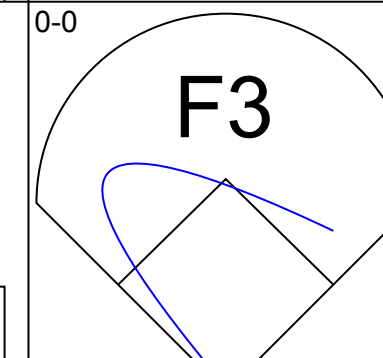
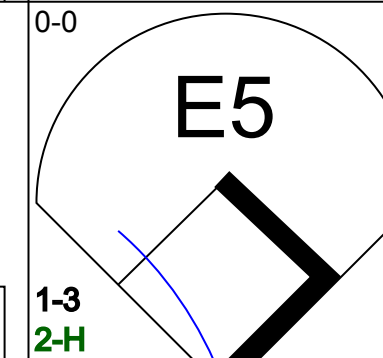
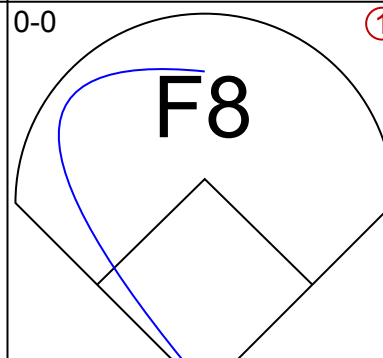
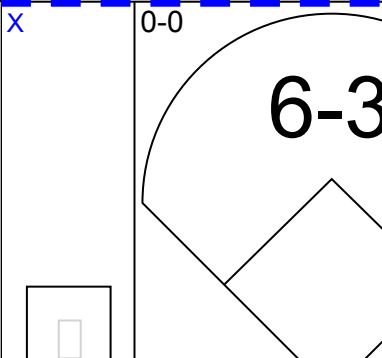
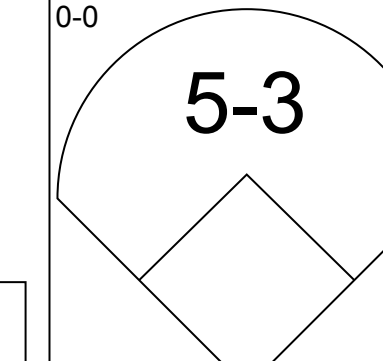
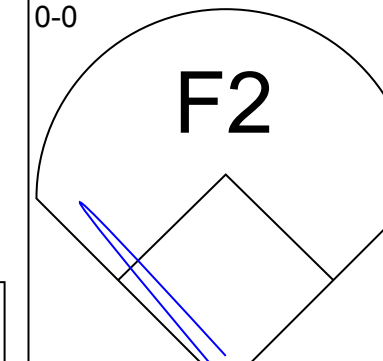
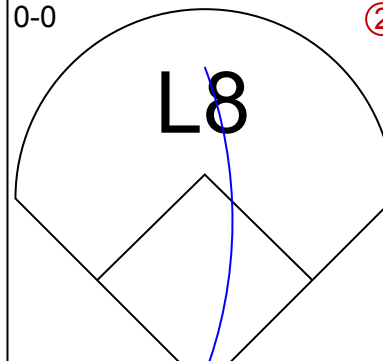
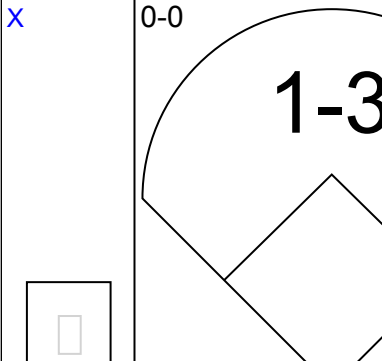

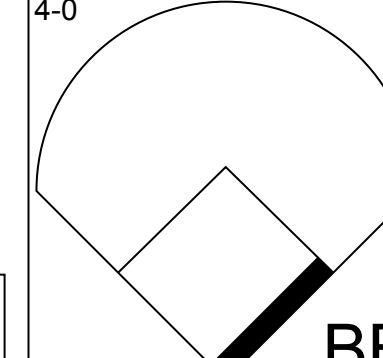
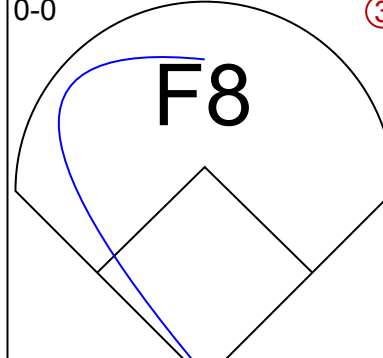
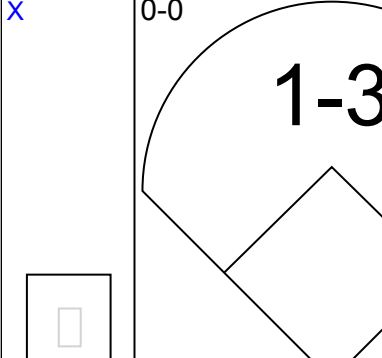

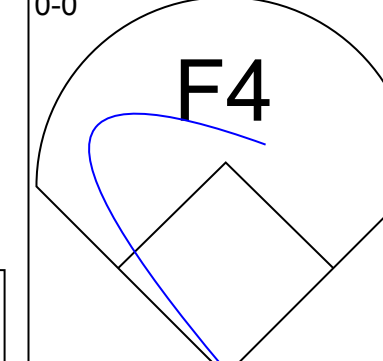
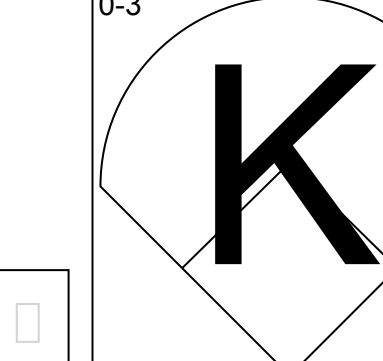
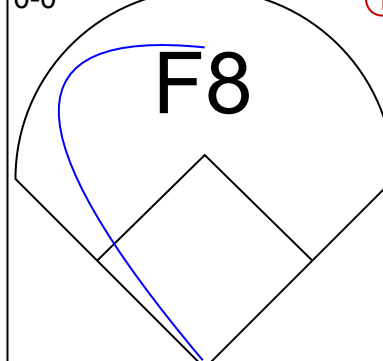
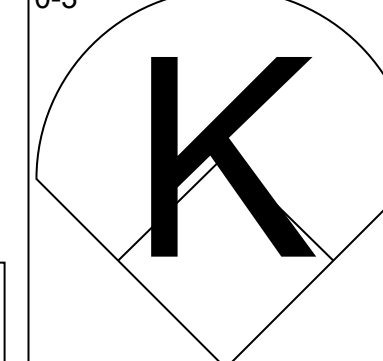
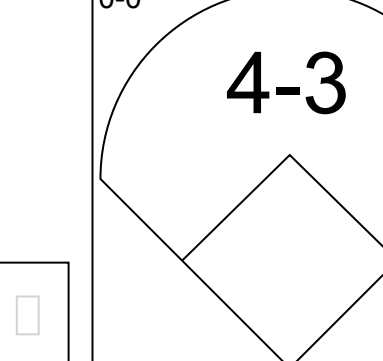
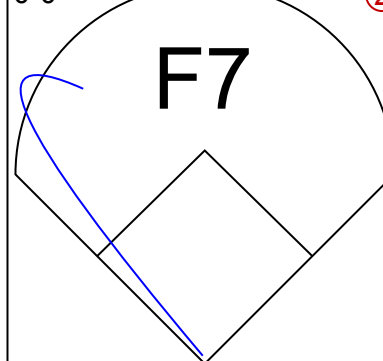
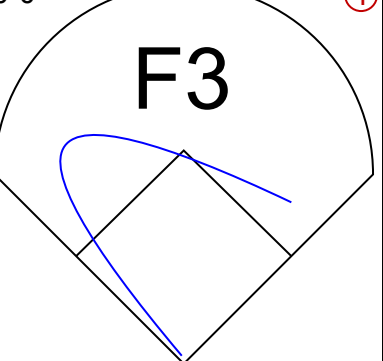
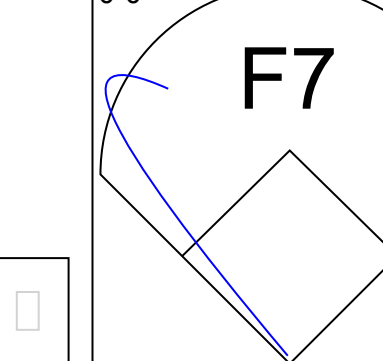


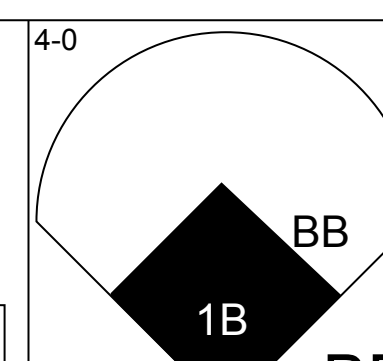
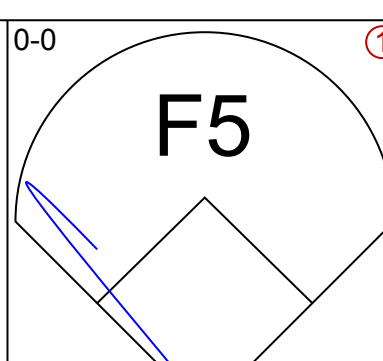
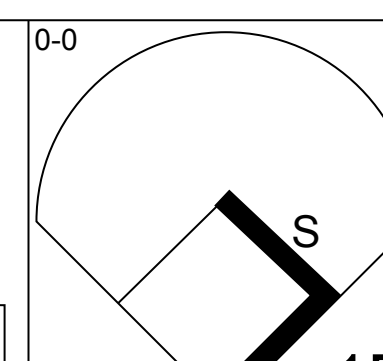
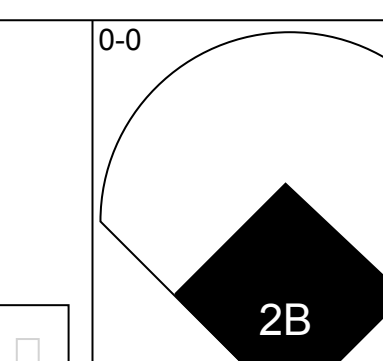
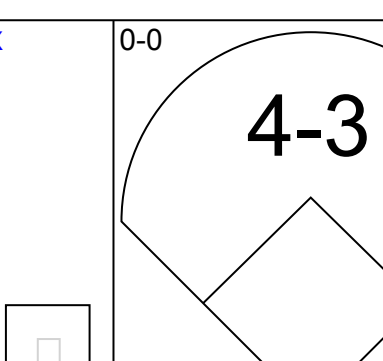
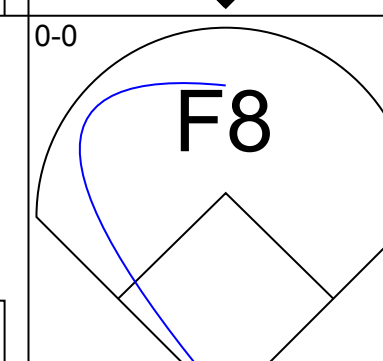
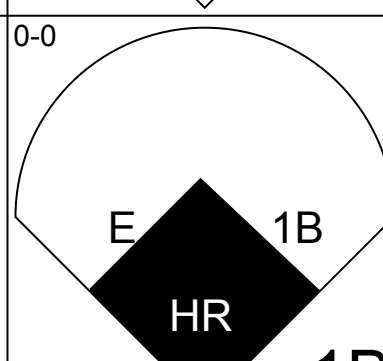
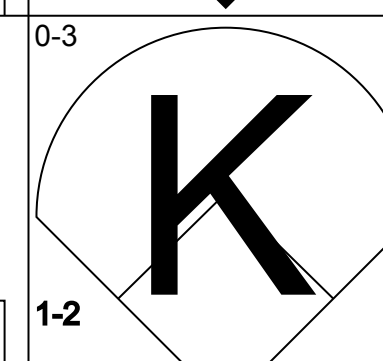
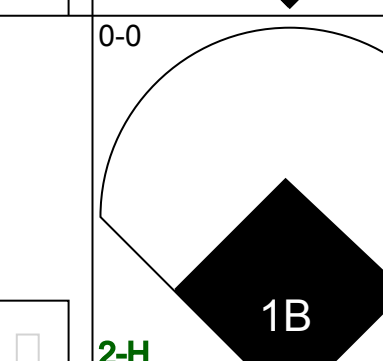
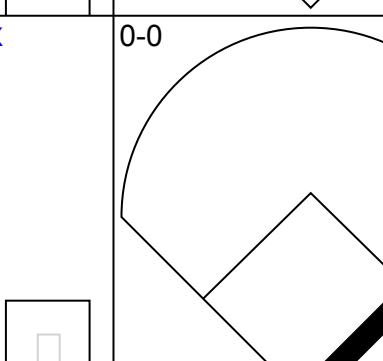
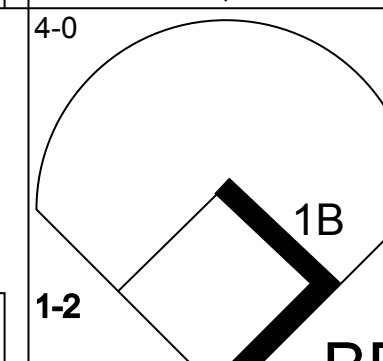
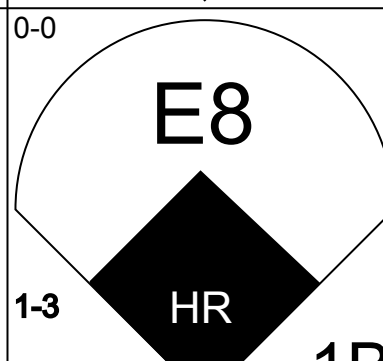
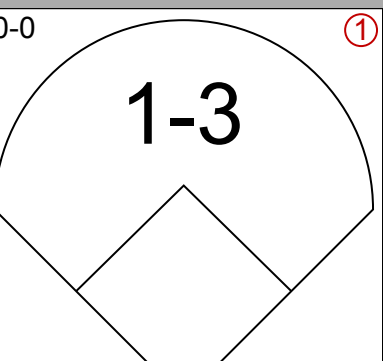
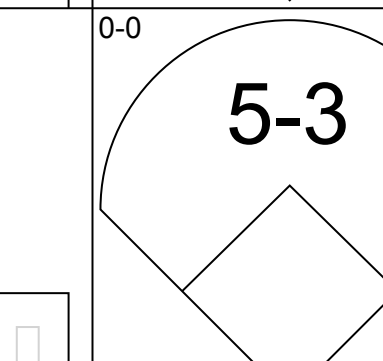
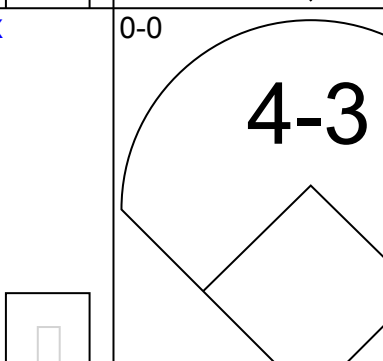
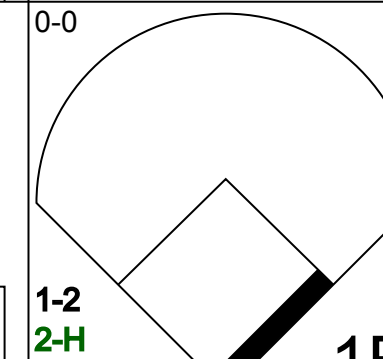
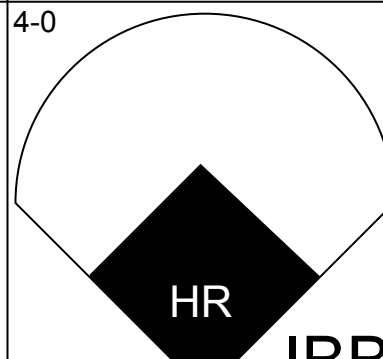
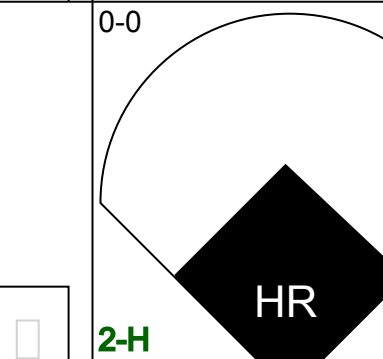

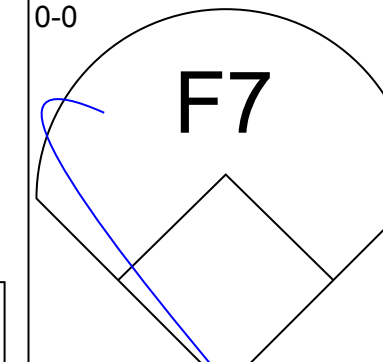
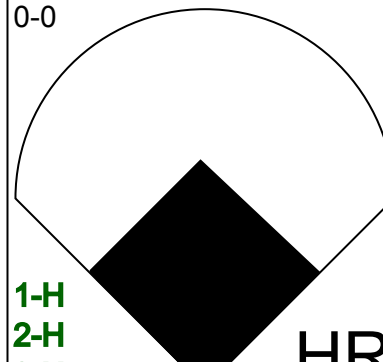
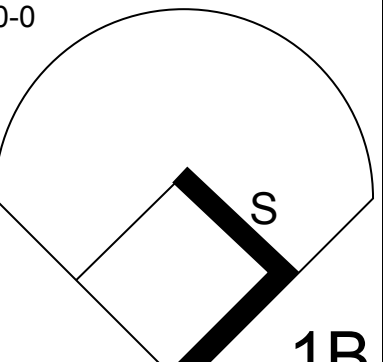
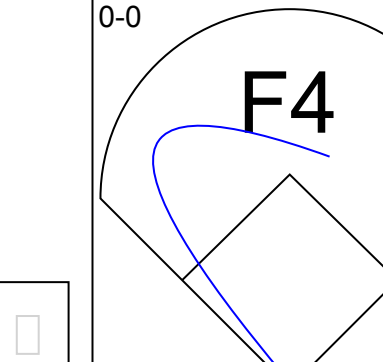
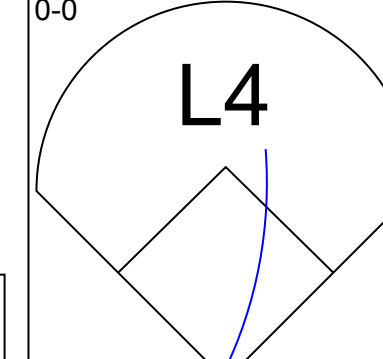
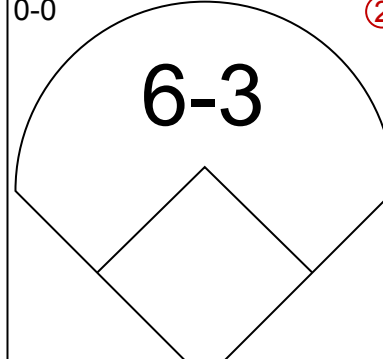
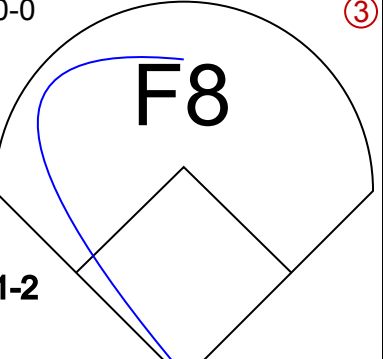
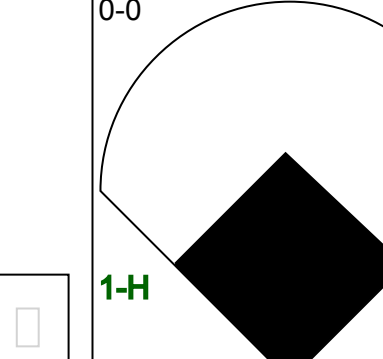

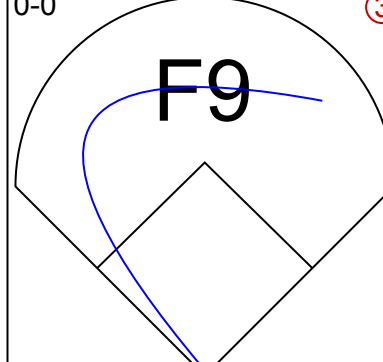


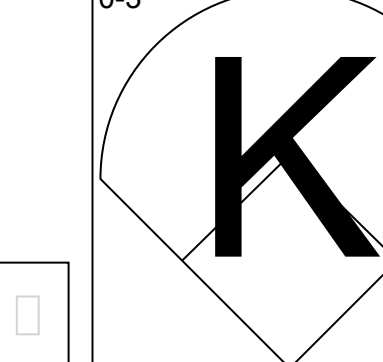
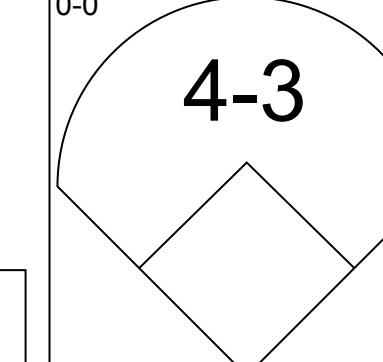
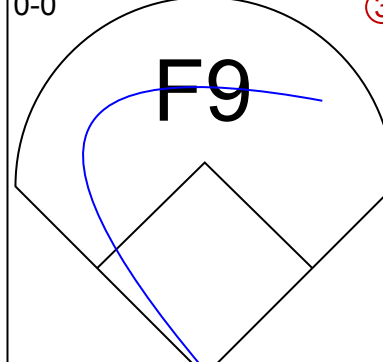

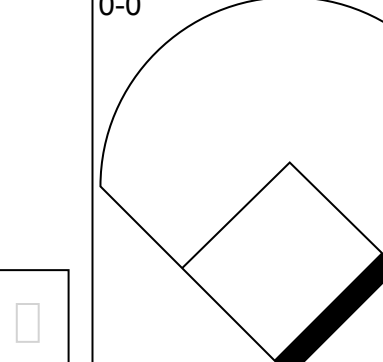
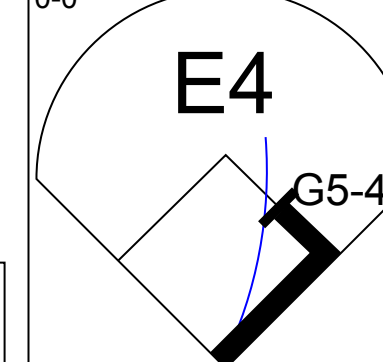
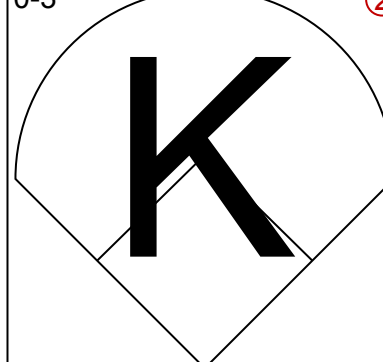
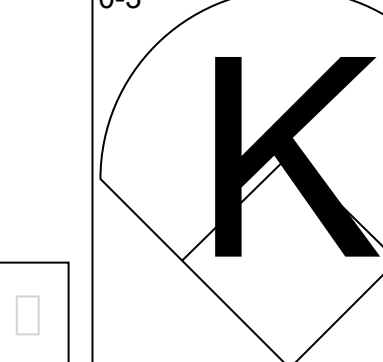
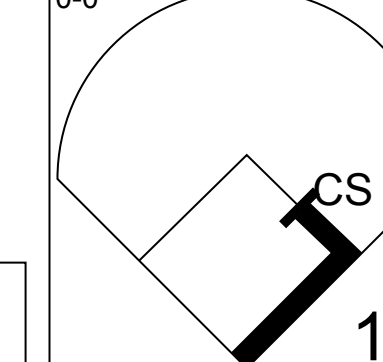
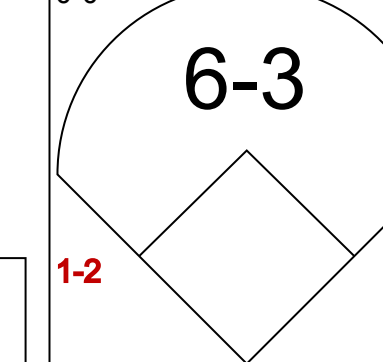
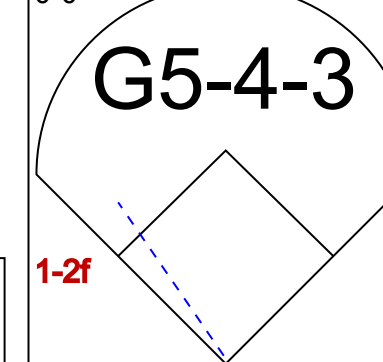
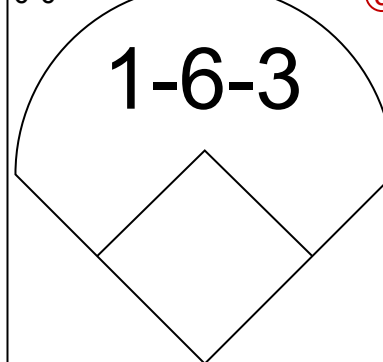
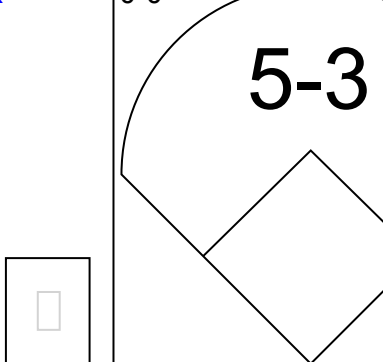
Batter	1	2	3	4	5	6	7	8	9	AB	R	H	RBI	BB	SO	LOB	BOTTOM					
Julio Cruz, S OBP: 0.340, SLG: 0.236 (1, 4)										4	1	1	0	0	1	1						
Bill Stein, R OBP: 0.356, SLG: 0.400 (1, 5)										4	0	1	0	0	0	1						
Tom Paciorek, R OBP: 0.375, SLG: 0.565 (1, 3)										4	1	3	1	0	0	1						
Leon Roberts, R OBP: 0.379, SLG: 0.456 (1, 9)										3	1	0	0	1	0	4						
Willie Horton, R OBP: 0.327, SLG: 0.430 (1, 10)										4	0	1	0	0	1	3						
Ruppert Jones, L OBP: 0.356, SLG: 0.444 (1, 8)										2	0	1	2	1	1	0						
Larry Cox, R OBP: 0.333, SLG: 0.500 (1, 2)										3	0	0	0	0	0	2						
Bob Stinson, S OBP: 0.328, SLG: 0.373 (9, PH)										1	0	0	0	0	1	1						
Bobby Valentine, R OBP: 0.417, SLG: 0.278 (1, 7)										2	0	0	0	1	0	1						
Dan Meyer, L OBP: 0.266, SLG: 0.379 (9, PH)										1	0	0	0	0	0	1						
Mario Mendoza, R OBP: 0.257, SLG: 0.309 (1, 6)										2	0	0	0	0	1	1						
Larry Milbourne, S OBP: 0.241, SLG: 0.276 (8, PH)										1	0	0	0	0	0	0						
Inning Stats	R: 1 E: 1 K: 1 S: 7	H: 2 LOB: 1 BB: 0 P: 7	R: 0 E: 0 K: 0 S: 2	H: 0 LOB: 0 BB: 1 P: 6	R: 0 E: 0 K: 1 S: 5	H: 0 LOB: 0 BB: 0 P: 5	R: 1 E: 0 K: 0 S: 5	H: 2 LOB: 1 BB: 0 P: 5	R: 0 E: 0 K: 1 S: 4	H: 0 LOB: 0 BB: 1 P: 8	R: 0 E: 0 K: 0 S: 4	H: 1 LOB: 1 BB: 0 P: 4	R: 0 E: 0 K: 1 S: 5	H: 0 LOB: 0 BB: 0 P: 5	R: 0 E: 0 K: 0 S: 4	H: 1 LOB: 1 BB: 0 P: 4	R: 1 E: 0 K: 1 S: 6	H: 1 LOB: 1 BB: 1 P: 10	1B: 5 2B: 2 HR: 0	SF: 1 SAC: 0 DP: 3 HBP: 0	WP: 0 PB: 0 SB: 0 CS: 0	PA: 35
PITCHER	IP	WLS	BF	H	R	ER	SO	BB	IBB	HBP	BLK	WP	HR	S	P	ERA	WHIP					
Mike Flanagan, L ERA: 4.05 (1, 1)	8.0	W	30	6	2	2	4	2	0	0	0	0	0	36	44	2.25	1.000					
Don Stanhouse, R ERA: 4.3 (9, 1)	1.0		5	1	1	1	1	1	0	0	0	0	0	6	10	9.00	2.000					

Baltimore Orioles @ Seattle Mariners
The Kingdome, Seattle, WA
Wed May 02 1979, 10:05 PM EDT
Att: 5,212 - Dome

AB 31
R 3
H 7
RBI 3
BB 3
SO 5
LOB 16



Batter	1	2	3	4	5	6	7	8	9	AB	R	H	RBI	BB	SO	LOB	TOP										
Carney Lansford, R OBP: 0.353, SLG: 0.435 (1, 5)										4	0	0	0	0	1	0	California Angels @ Baltimore Orioles Memorial Stadium, Baltimore, MD Sat May 05 1979, 7:05 PM EDT Att: 20,455 - Unknown										
Dan Ford, R OBP: 0.429, SLG: 0.613 (1, 8)										4	1	2	0	0	1	0											
Rod Carew, L OBP: 0.469, SLG: 0.473 (1, 3)										3	0	2	0	1	0	1											
Don Baylor, R OBP: 0.387, SLG: 0.460 (1, 9)										4	0	0	0	0	0	3											
Willie Aikens, L OBP: 0.382, SLG: 0.582 (1, 10)										4	0	0	0	0	0	3											
Joe Rudi, R OBP: 0.292, SLG: 0.381 (1, 7)										3	0	0	0	1	0	1											
Brian Downing, R OBP: 0.394, SLG: 0.473 (1, 2)										3	0	0	0	0	1	3											
Bobby Grich, R OBP: 0.380, SLG: 0.624 (1, 4)										3	0	0	0	0	1	3											
Bert Campaneris, R OBP: 0.154, SLG: 0.083 (1, 6)										3	0	0	0	0	0	0											
Inning Stats	R: 0 E: 0 K: 1 S: 6	H: 1 LOB: 1 BB: 0 P: 6	R: 0 E: 0 K: 0 S: 3	H: 0 LOB: 0 BB: 0 P: 3	R: 0 E: 0 K: 0 S: 3	H: 0 LOB: 0 BB: 0 P: 3	R: 1 E: 1 K: 1 S: 7	H: 1 LOB: 3 BB: 2 P: 15	R: 0 E: 0 K: 0 S: 5	H: 0 LOB: 0 BB: 0 P: 5	R: 0 E: 0 K: 1 S: 5	H: 0 LOB: 1 BB: 0 P: 4	R: 0 E: 0 K: 1 S: 5	H: 0 LOB: 0 BB: 0 P: 5	R: 0 E: 0 K: 0 S: 3	H: 1 LOB: 0 BB: 0 P: 3	R: 0 E: 0 K: 0 S: 3	H: 0 LOB: 0 BB: 0 P: 3	1B: 3 2B: 1 3B: 0 HR: 0	SF: 0 SAC: 0 DP: 1 HBP: 0	WP: 0 PB: 0 SB: 0 CS: 0	PA: 33					
PITCHER	IP	WLS	BF	H	R	ER	SO	BB	IBB	HBP	BLK	WP	HR	S	P	ERA	WHIP										
Jim Palmer, R ERA: 2.7 (1, 1)	8.0	W	30	4	1	0	4	2	0	0	0	0	0	36	44	0.00	0.750										
Tim Stoddard, R ERA: 1.29 (9, 1)	1.0		3	0	0	0	0	0	0	0	0	0	0	3	3	0.00	0.000										

Batter	1	2	3	4	5	6	7	8	9	AB	R	H	RBI	BB	SO	LOB	BOTTOM										
Al Bumbry, L OBP: 0.324, SLG: 0.326 (1, 8)										4	2	2	0	1	0	0	California Angels @ Baltimore Orioles Memorial Stadium, Baltimore, MD Sat May 05 1979, 7:05 PM EDT Att: 20,455 - Unknown										
Rich Dauer, R OBP: 0.385, SLG: 0.511 (1, 5)										5	2	3	1	0	1	2											
Ken Singleton, S OBP: 0.442, SLG: 0.663 (1, 9)										3	1	1	0	1	0	1											
Larry Harlow, L OBP: 0.414, SLG: 0.333 (8, 9)										1	0	0	0	0	0	1											
Eddie Murray, S OBP: 0.416, SLG: 0.396 (1, 3)										3	2	2	2	1	0	0											
Lee May, R OBP: 0.391, SLG: 0.552 (1, 10)										4	1	2	4	0	0	3											
Gary Roenicke, R OBP: 0.403, SLG: 0.527 (1, 7)										4	1	1	2	0	0	3											
Billy Smith, S OBP: 0.295, SLG: 0.341 (1, 4)										4	0	1	0	0	0	0											
Kiko Garcia, R OBP: 0.320, SLG: 0.447 (1, 6)										3	0	1	0	0	1	0											
Mark Belanger, R OBP: 0.197, SLG: 0.167 (7, 6)										1	0	0	0	0	1	1											
Rick Dempsey, R OBP: 0.370, SLG: 0.342 (1, 2)										4	0	0	0	0	0	2											
Inning Stats	R: 1 E: 0 K: 0 S: 4	H: 1 LOB: 2 BB: 2 P: 12	R: 0 E: 0 K: 0 S: 3	H: 1 LOB: 0 BB: 0 P: 3	R: 4 E: 1 K: 0 S: 6	H: 3 LOB: 0 BB: 1 P: 10	R: 0 E: 1 K: 1 S: 6	H: 1 LOB: 1 BB: 0 P: 6	R: 0 E: 0 K: 0 S: 4	H: 0 LOB: 0 BB: 0 P: 4	R: 0 E: 0 K: 1 S: 5	H: 0 LOB: 0 BB: 0 P: 5	R: 4 E: 0 K: 1 S: 10	H: 5 LOB: 1 BB: 0 P: 10	R: 0 E: 0 K: 0 S: 4	H: 1 LOB: 1 BB: 0 P: 4	1B: 9 2B: 2 3B: 0 HR: 2	SF: 0 SAC: 0 DP: 1 HBP: 0	WP: 0 PB: 0 SB: 2 CS: 1	PA: 39							
PITCHER	IP	WLS	BF	H	R	ER	SO	BB	IBB	HBP	BLK	WP	HR	S	P	ERA	WHIP										
Don Aase, R ERA: 5.15 (1, 1)	3.0	L	16	5	5	5	0	2	0	0	0	0	1	13	25	15.00	2.333										
Jim Barr, R ERA: 4.5 (4, 1)	3.2		18	7	4	4	2	0	0	0	0	0	1	22	22	9.82	1.909										
Dyar Miller, R ERA: 2.5 (7, 1)	1.1		5	1	0	0	1	0	0	0	0	0	0	7	7	0.00	0.750										

Batter	1	2	3	4	5	6	7	8	9	AB	R	H	RBI	BB	SO	LOB	TOP			
Rick Miller, L (1, 8) OBP: 0.375, SLG: 0.388	4-0 3-1 4-3 BB		0-3 K			0-0 F7			0-0 6-3	3	0	0	0	1	1	0				
Dan Ford, R (1, 9) OBP: 0.405, SLG: 0.576	0-0 4-3			0-0 E4 F9 1-3		0-3 K			0-0 F9	4	0	0	0	0	1	1				
Rod Carew, L (1, 3) OBP: 0.462, SLG: 0.464	0-0 3-1			0-0 1-3		0-0 6-3			0-0 1B	4	0	1	0	0	0	2				
Don Baylor, R (1, 10) OBP: 0.390, SLG: 0.456	0-0 F5			4-0 S BB					0-3 K	3	0	1	0	1	1	2				
Joe Rudi, R (1, 7) OBP: 0.284, SLG: 0.370		0-0 F2		0-0 F9		0-0 G4-6-3			0-0 1B	3	0	0	0	0	0	3				
Camey Lansford, R (1, 5) OBP: 0.345, SLG: 0.423		0-0 F7		0-0 F8		0-0 4-3				3	0	0	0	0	0	2				
Bobby Grich, R (1, 4) OBP: 0.369, SLG: 0.604		0-0 1-3				0-0 G3			0-0 F7	3	0	0	0	0	0	0				
Bert Campaneris, R (1, 6) OBP: 0.125, SLG: 0.067			0-0 B3			0-0 F9			0-0 4-3	3	0	0	0	0	0	0				
Terry Humphrey, R (1, 2) OBP: 0.250, SLG: 0.143			0-0 F6			0-0 5-3			0-0 1-3	3	0	0	0	0	0	0				
Inning Stats	R: 0 E: 0 K: 0 S: 3	H: 0 LOB: 1 BB: 1 P: 7	R: 0 E: 0 K: 0 S: 3	H: 0 LOB: 0 BB: 0 P: 3	R: 0 E: 0 K: 1 S: 5	H: 0 LOB: 0 BB: 0 P: 5	R: 0 E: 1 K: 0 S: 4	H: 0 LOB: 2 BB: 1 P: 8	R: 0 E: 0 K: 0 S: 3	H: 0 LOB: 0 BB: 0 P: 3	R: 0 E: 0 K: 1 S: 5	H: 1 LOB: 0 BB: 0 P: 3	R: 0 E: 0 K: 0 S: 3	H: 0 LOB: 0 BB: 0 P: 3	R: 0 E: 0 K: 1 S: 6	H: 1 LOB: 1 BB: 0 P: 6	1B: 2 2B: 0 3B: 0 HR: 0	SF: 0 SAC: 0 DP: 1 HBP: 0	WP: 0 PB: 0 SB: 1 CS: 0	PA: 31
PITCHER Dennis Martinez, R (1, 1) ERA: 2.73	IP: 9.0 WLS: W BF: 31 H: 2 R: 0 ER: 0 SO: 3 BB: 2 IBB: 0 HBP: 0 BLK: 0 WP: 0 HR: 0 S: 35 P: 43 ERA: 0.00 WHIP: 0.444															PITCHER				

California Angels @ Baltimore Orioles
Memorial Stadium, Baltimore, MD
Sun May 06 1979, 3:33 AM EDT
Att: 25,630 - Unknown

AB 29
R 0
H 2
RBI 0
BB 2
SO 3
LOB 10





Batter	1	2	3	4	5	6	7	8	9	AB	R	H	RBI	BB	SO	LOB	BOTTOM			
Al Bumbry, L (1, 8) OBP: 0.321, SLG: 0.323	0-3 K	0-0 FC3-6			0-0 S 1B	0-0 G3				4	1	1	1	0	1	1				
Mark Belanger, R (1, 6) OBP: 0.185, SLG: 0.155	0-3 K	0-0 F8			0-3 K				0-0 F9	4	0	0	0	0	2	2				
Ken Singleton, S (1, 9) OBP: 0.453, SLG: 0.660	1-0 HR				0-0 F6				4-0 BB	2	1	1	1	1	0	0				
Larry Hartow, L (7, PR) (8, 9) OBP: 0.414, SLG: 0.333					HBP 1-H 1B					0	0	0	0	0	0	0				
Eddie Murray, S (1, 3) OBP: 0.410, SLG: 0.420	0-0 1-H HR				0-0 F5				0-0 F9	4	1	1	2	0	0	2				
Lee May, R (1, 10) OBP: 0.347, SLG: 0.538	0-3 K				0-0 HBP 1B				0-3 K	4	0	1	0	0	3	1				
Gary Roenicke, R (1, 7) OBP: 0.406, SLG: 0.569		0-0 HR			0-0 5-3	1-0 HBP			0-3 K	3	1	1	1	0	1	0				
Rich Dauer, R (1, 5) OBP: 0.370, SLG: 0.489		0-3 K			0-0 F9	0-0 F8			0-0 F6	4	0	0	0	0	1	3				
Kiko Garcia, R (1, 4) OBP: 0.315, SLG: 0.431		0-0 S 1B			0-3 K				0-3 K	4	1	1	0	0	2	0				
Dave Skaggs, R (1, 2) OBP: 0.250, SLG: 0.267		0-0 1-H FC3-6 1B			0-0 S 1B	0-0 2B			0-0 F8	3	1	2	1	0	0	0				
Inning Stats	R: 2 E: 0 K: 3 S: 10	H: 1 LOB: 0 BB: 0 P: 11	R: 2 E: 0 K: 1 S: 8	H: 3 LOB: 1 BB: 0 P: 8	R: 0 E: 0 K: 1 S: 5	H: 0 LOB: 0 BB: 0 P: 5	R: 0 E: 0 K: 1 S: 5	H: 0 LOB: 0 BB: 0 P: 5	R: 2 E: 0 K: 1 S: 9	H: 4 LOB: 3 BB: 0 P: 10	R: 0 E: 0 K: 0 S: 3	H: 0 LOB: 0 BB: 0 P: 3	R: 0 E: 0 K: 1 S: 5	H: 0 LOB: 1 BB: 1 P: 9	R: 0 E: 0 K: 2 S: 7	H: 0 LOB: 0 BB: 0 P: 7	1B: 5 2B: 1 3B: 0 HR: 2	SF: 0 SAC: 0 DP: 0 HBP: 2	WP: 0 PB: 0 SB: 2 CS: 0	PA: 35
PITCHER Frank Tanana, L (1, 1) ERA: 3.86	IP: 0.1 WLS: L BF: 10 H: 4 R: 4 ER: 4 SO: 3 BB: 0 IBB: 0 HBP: 1 BLK: 0 WP: 0 HR: 2 S: 15 P: 16 ERA: 21.60 WHIP: 2.400															PITCHER				
Mike Barlow, R (1, 1) ERA: 7.71	IP: 4.0 WLS: 4 BF: 17 H: 2 R: 2 ER: 2 SO: 3 BB: 0 IBB: 0 HBP: 1 BLK: 0 WP: 0 HR: 0 S: 22 P: 23 ERA: 4.50 WHIP: 1.000															PITCHER				
Dyar Miller, R (3, 1) ERA: 2.86	IP: 1.0 WLS: 4 BF: 0 H: 0 R: 0 ER: 0 SO: 1 BB: 1 IBB: 0 HBP: 0 BLK: 0 WP: 0 HR: 5 S: 9 P: 9 ERA: 0.00 WHIP: 1.000															PITCHER				
Dave LaRoche, L (7, 1) ERA: 6.17	IP: 1.0 WLS: 3 BF: 0 H: 0 R: 0 ER: 0 SO: 2 BB: 0 IBB: 0 HBP: 0 BLK: 0 WP: 0 HR: 7 S: 7 P: 7 ERA: 0.00 WHIP: 0.000															PITCHER				
Mark Clear, R (8, 1) ERA: 1.9																	PITCHER			

California Angels @ Baltimore Orioles
Memorial Stadium, Baltimore, MD
Sun May 06 1979, 3:33 AM EDT
Att: 25,630 - Unknown

AB 32
R 6
H 8
RBI 6
BB 1
SO 10
LOB 9



Batter	1	2	3	4	5	6	7	8	9	AB	R	H	RBI	BB	SO	LOB	TOP									
Miguel Dilone, S OBP: 0.305, SLG: 0.327 (1, 9)	G3	E		SH3-4		K		5-3		4	1	1	0	0	1	0	Oakland Athletics @ Baltimore Orioles Memorial Stadium, Baltimore, MD Mon May 07 1979, 7:05 PM EDT Att: 6,797 - Unknown livebaseballscorecards.com									
Larry Murray, S OBP: 0.327, SLG: 0.340 (1, 8)	4-3	E3		F4		F8		F7		5	1	2	0	0	0	2										
Wayne Gross, L OBP: 0.446, SLG: 0.608 (1, 5)	4-3			4-3				1B	FC	BB	3	1	0	0	2	0		3								
Dave Revering, L OBP: 0.330, SLG: 0.457 (1, 3)	1B			K		K		FC5-4	BB	4	0	1	1	1	3	3										
Mario Guerrero, R OBP: 0.304, SLG: 0.326 (1, 6)	1-2			F9		1B		FC5-4	BB	5	1	3	0	0	0	1										
Mitchell Page, L OBP: 0.281, SLG: 0.280 (1, 10)	F4			K		K		FC	CS	1B	5	0	0	1	0	3		5								
Jeff Newman, R OBP: 0.243, SLG: 0.362 (1, 2)				K				F9		4	1	2	1	0	1	2										
Derek Bryant, R OBP: 0.200, SLG: 0.111 (1, 7)				F9		E	1B	5-3		4	0	2	1	0	0	2										
Mickey Klutts, R OBP: 0.405, SLG: 0.417 (1, 4)	5-3			E7	SH3-4	1B		F9	CS	3-H	4	0	1	0	0	0	AB 38 R 5 H 12 RBI 4 BB 3 SO 8 LOB 18 									
Inning Stats	R: 1 E: 0 K: 0 S: 6	H: 3 LOB: 2 BB: 0 P: 6	R: 2 E: 1 K: 1 S: 8	H: 3 LOB: 2 BB: 1 P: 12	R: 0 E: 0 K: 2 S: 7	H: 0 LOB: 0 BB: 0 P: 7	R: 0 E: 1 K: 0 S: 5	H: 2 LOB: 2 BB: 0 P: 5	R: 0 E: 0 K: 2 S: 9	H: 2 LOB: 2 BB: 0 P: 9	R: 0 E: 0 K: 1 S: 5	H: 0 LOB: 0 BB: 0 P: 5	R: 2 E: 0 K: 1 S: 7	H: 2 LOB: 1 BB: 1 P: 11	R: 0 E: 0 K: 0 S: 3	H: 0 LOB: 0 BB: 0 P: 3		R: 0 E: 0 K: 1 S: 5	H: 0 LOB: 1 BB: 1 P: 9	1B: 10 2B: 1 3B: 0 HR: 1	SF: 0 SAC: 1 DP: 0 HBP: 0	WP: 0 PB: 0 SB: 1 CS: 1	PA: 43			
PITCHER	IP	WLS	BF	H	R	ER	SO	BB	IBB	HBP	BLK	WP	HR	S	P	ERA		WHIP								
Steve Stone, R ERA: 4.56 (1, 1)	1.2		12	6	3	2	0	1	0	0	0	0	1	11	15	10.80		4.200								
Tippy Martinez, L ERA: 3.38 (2, 1)	4.2	L	21	5	2	2	7	1	0	0	0	0	0	34	38	3.86		1.286								
Tim Stoddard, R ERA: 1.14 (7, 1)	2.2		9	1	0	0	1	1	0	0	0	0	0	10	14	0.00		0.750								

Batter	1	2	3	4	5	6	7	8	9	AB	R	H	RBI	BB	SO	LOB	BOTTOM									
Al Bumbry, L OBP: 0.336, SLG: 0.350 (1, 8)	5-4-3	1B						L8		4	1	3	1	0	0	1	Oakland Athletics @ Baltimore Orioles Memorial Stadium, Baltimore, MD Mon May 07 1979, 7:05 PM EDT Att: 6,797 - Unknown livebaseballscorecards.com									
Rich Dauer, R OBP: 0.356, SLG: 0.469 (1, 5)	5-4-3	F7						6-3		4	0	0	0	0	0	3										
Ken Singleton, S OBP: 0.446, SLG: 0.639 (1, 9)	F4			G5-4-3	1B	BB		1-3		3	0	0	0	1	0	2										
Eddie Murray, S OBP: 0.413, SLG: 0.433 (1, 3)	2B			G5-4-3	1B			F8		4	1	2	1	0	0	0										
Gary Roenicke, R OBP: 0.413, SLG: 0.581 (1, 7)	2B			G5-4-3				6-3		4	0	2	1	0	0	2										
Lee May, R OBP: 0.333, SLG: 0.516 (1, 10)	3-1				L7			F9		4	0	0	0	0	1	2										
Kiko Garcia, R OBP: 0.310, SLG: 0.407 (8, 4)				4-3				K		3	0	0	0	1	2	1										
Billy Smith, S OBP: 0.289, SLG: 0.333 (1, 4)				SH1-3						1	0	0	0	0	0	0		AB 30 R 3 H 7 RBI 3 BB 3 SO 3 LOB 13 								
Terry Crowley, L OBP: 0.400, SLG: 0.625 (7, PH)					F8					0	0	0	0	1	0	0										
Mark Belanger, R OBP: 0.185, SLG: 0.155 (7, PR)								G6-4-3	BB	0	0	0	0	0	0	0										
Rick Dempsey, R OBP: 0.358, SLG: 0.329 (1, 2)					F8			G6-4-3		3	1	0	0	0	0	2										
Inning Stats	R: 2 E: 0 K: 0 S: 6	H: 3 LOB: 1 BB: 0 P: 6	R: 1 E: 0 K: 0 S: 4	H: 1 LOB: 1 BB: 1 P: 8	R: 0 E: 0 K: 0 S: 2	H: 1 LOB: 0 BB: 1 P: 6	R: 0 E: 0 K: 0 S: 3	H: 0 LOB: 0 BB: 0 P: 3	R: 0 E: 0 K: 0 S: 4	H: 1 LOB: 1 BB: 0 P: 4	R: 0 E: 0 K: 2 S: 8	H: 1 LOB: 1 BB: 0 P: 8	R: 0 E: 0 K: 0 S: 2	H: 0 LOB: 1 BB: 1 P: 6	R: 0 E: 0 K: 0 S: 3	H: 0 LOB: 0 BB: 0 P: 3	R: 0 E: 0 K: 1 S: 5		H: 0 LOB: 0 BB: 0 P: 5	1B: 4 2B: 3 3B: 1 HR: 0	SF: 0 SAC: 1 DP: 1 HBP: 0	WP: 1 PB: 0 SB: 0 CS: 0	PA: 34			
PITCHER	IP	WLS	BF	H	R	ER	SO	BB	IBB	HBP	BLK	WP	HR	S	P	ERA	WHIP									
Rick Langford, R ERA: 5.7 (1, 1)	9.0	W	34	7	3	3	3	3	0	0	0	1	0	37	49	3.00	1.111									

Batter	1	2	3	4	5	6	7	8	9	AB	R	H	RBI	BB	SO	LOB	TOP			
Miguel Dilone, S OBP: 0.302, SLG: 0.356 (1, 9)	0-0 6-3		0-0 1B 3B		0-0 B5-3			0-0 F8		4	1	1	1	0	0	0				
Larry Murray, S OBP: 0.335, SLG: 0.353 (1, 8)	0-0		0-0 G5-4-3 1B			0-3 K		0-0 F7		4	0	2	1	0	1	0				
Mickey Klutts, R OBP: 0.370, SLG: 0.375 (1, 4)	0-0 F9		0-0 G5-4-3 1-2			0-0 4-3		0-0 F7		4	0	0	0	0	0	2				
Dave Revere, L OBP: 0.318, SLG: 0.439 (1, 3)	0-3 K			0-3 K		0-3 K		0-0 F9		4	0	0	0	0	3	1				
Mario Guerrero, R OBP: 0.306, SLG: 0.327 (1, 6)		0-0 5-3		0-0 5-3 1B			0-0 F8			3	0	1	0	0	0	0				
Jeff Newman, R OBP: 0.234, SLG: 0.347 (1, 2)		0-0 5-3		0-0 5-3 1-2			0-0 5-3			3	0	0	0	0	0	1				
Jim Essian, R OBP: 0.268, SLG: 0.358 (1, 10)		0-0 5-3		0-3 K		0-3 K				3	0	0	0	0	2	1				
Wayne Gross, L OBP: 0.453, SLG: 0.623 (1, 5)			0-0 5-3 3B 2B		0-0 4-3			0-0 G4-6-3 1B		3	1	2	0	0	0	0				
Derek Bryant, R OBP: 0.174, SLG: 0.095 (1, 7)			0-0 5-3 2-3		0-0 L6			0-0 G4-6-3 1-2		3	0	0	0	0	0	2				
Inning Stats	R: 0 E: 0 K: 1 S: 6	H: 1 LOB: 1 BB: 0 P: 6	R: 0 E: 0 K: 0 S: 3	H: 0 LOB: 0 BB: 3 P: 3	R: 2 E: 0 K: 0 S: 5	H: 3 LOB: 0 BB: 0 P: 5	R: 0 E: 0 K: 2 S: 8	H: 1 LOB: 1 BB: 0 P: 8	R: 0 E: 0 K: 0 S: 3	H: 0 LOB: 0 BB: 0 P: 3	R: 0 E: 0 K: 1 S: 5	H: 0 LOB: 0 BB: 0 P: 5	R: 0 E: 0 K: 0 S: 3	H: 1 LOB: 0 BB: 0 P: 3	R: 0 E: 0 K: 0 S: 3	H: 0 LOB: 0 BB: 0 P: 3	1B: 4 2B: 1 3B: 1 HR: 0	SF: 0 SAC: 0 DP: 2 HBP: 0	WP: 0 PB: 0 SB: 0 CS: 0	PA: 31
PITCHER Mike Flanagan, L ERA: 3.67 (1, 1)	IP: 9.0 WLS: W BF: 31 H: 6 R: 2 ER: 2 SO: 6 BB: 0 IBB: 0 HBP: 0 BLK: 0 WP: 0 HR: 0 S: 43 P: 43 ERA: 2.00 WHIP: 0.667															PITCHER				

Oakland Athletics @ Baltimore Orioles
Memorial Stadium, Baltimore, MD
Tue May 08 1979, 7:05 PM EDT
Att: 7,126 - Unknown

AB 31
R 2
H 6
RBI 2
BB 0
SO 6
LOB 7



Batter	1	2	3	4	5	6	7	8	9	AB	R	H	RBI	BB	SO	LOB	BOTTOM			
Al Bumbry, L OBP: 0.330, SLG: 0.352 (1, 8)	0-0 F7	0-0 F8		0-0 SH1-4 2B 2B		0-0 4-3	0-0 F7			5	1	1	1	0	0	4				
Mark Belanger, R OBP: 0.175, SLG: 0.145 (1, 6)	0-0 F8		0-0 6-3	0-0 SH1-4 2-3		0-0 6-3	0-0 F9			4	0	0	0	0	0	1				
Ken Singleton, S OBP: 0.442, SLG: 0.644 Larry Harlow, L OBP: 0.414, SLG: 0.333 (1, 9) (8, 9)	4-0 FC6-4 BB		0-0 6-3	0-0 FC6-4 2B		0-0 HR 1B	0-0 F7			4	1	2	1	1	0	1				
Eddie Murray, S OBP: 0.421, SLG: 0.472 (1, 3)	0-0 FC6-4 1-2		0-0 1B 2B	0-0 FC6-4 BB		0-0 HR 1B		0-3 K		4	2	2	2	1	1	1				
Lee May, R OBP: 0.340, SLG: 0.545 Terry Crowley, L OBP: 0.455, SLG: 0.625 (1, 10) (8, PH)		0-0 5-3	0-0 PB 1B 1B	0-0 F9		0-0 HR		4-0 BB		4	2	2	2	0	0	2				
Gary Roenicke, R OBP: 0.413, SLG: 0.612 (1, 7)		0-3 K	0-0 1B	0-0 FC6-4 1B		0-0 HR		0-0 F5		5	1	2	2	0	1	3				
Rich Dauer, R OBP: 0.376, SLG: 0.464 (1, 5)		4-0 BB 1B BB	4-0 FC6-4 BB		4-0 G4-6-3 BB	4-0 BB		0-0 F9		1	0	0	0	4	0	1				
Kiko Garcia, R OBP: 0.306, SLG: 0.397 (1, 4)		0-0 BB 1B	0-0 FC6-4 1-2		0-0 F5	0-3 K				4	0	1	0	0	1	4				
Rick Dempsey, R OBP: 0.374, SLG: 0.345 (1, 2)		4-0 BB		0-0 2B 2B		4-0 BB				2	1	1	0	2	0	1				
Inning Stats	R: 0 E: 0 K: 0 S: 3	H: 0 LOB: 1 BB: 1 P: 7	R: 0 E: 0 K: 1 S: 6	H: 1 LOB: 2 BB: 2 P: 14	R: 2 E: 0 K: 0 S: 6	H: 3 LOB: 2 BB: 1 P: 10	R: 2 E: 0 K: 0 S: 6	H: 3 LOB: 2 BB: 1 P: 10	R: 0 E: 0 K: 0 S: 2	H: 0 LOB: 0 BB: 1 P: 6	R: 4 E: 0 K: 1 S: 9	H: 4 LOB: 1 BB: 1 P: 13	R: 0 E: 0 K: 0 S: 3	H: 0 LOB: 1 BB: 1 P: 7	R: 0 E: 0 K: 1 S: 5	H: 0 LOB: 1 BB: 1 P: 9	1B: 4 2B: 4 3B: 0 HR: 3	SF: 0 SAC: 1 DP: 1 HBP: 0	WP: 0 PB: 1 SB: 0 CS: 0	PA: 43
PITCHER Dave Hamilton, L ERA: 0.9 Jim Todd, R ERA: 11.21 Steve McCatty, R ERA: 1.69 (1, 1) (3, 1) (6, 1)	IP: 2.2 WLS: L BF: 18 H: 7 R: 6 ER: 6 SO: 0 BB: 3 IBB: 0 HBP: 0 BLK: 0 WP: 0 HR: 3 S: 15 P: 27 ERA: 18.00 WHIP: 3.333															PITCHER				

Oakland Athletics @ Baltimore Orioles
Memorial Stadium, Baltimore, MD
Tue May 08 1979, 7:05 PM EDT
Att: 7,126 - Unknown

AB 33
R 8
H 11
RBI 8
BB 9
SO 3
LOB 18



Batter	1	2	3	4	5	6	7	8	9	AB	R	H	RBI	BB	SO	LOB	TOP				
Miguel Dilone, S OBP: 0.299, SLG: 0.339 (1, 9)	F8		1B BB		4-3			6-3		3	1	0	0	1	0	0	Oakland Athletics @ Baltimore Orioles Memorial Stadium, Baltimore, MD Wed May 09 1979, 7:05 PM EDT Att: 11,147 - Unknown livebaseballscorecards.com				
Larry Murray, S OBP: 0.317, SLG: 0.327 (1, 7)	K		F8		K			3-1		4	0	0	0	0	2	1					
Wayne Gross, L OBP: 0.465, SLG: 0.663 (1, 5)	HR		1B							3	2	2	2	1	0	0					
Dave Revering, L OBP: 0.324, SLG: 0.436 (1, 3)	BB		F3					1B BB		3	1	1	0	1	0	1					
Mario Guerrero, R OBP: 0.302, SLG: 0.321 (1, 6)	F5		F9					1B		4	0	1	1	0	0	2					
Mitchell Page, L OBP: 0.280, SLG: 0.279 (1, 10)					F5			1-3		4	0	1	0	0	0	2					
Dwayne Murphy, L OBP: 0.393, SLG: 0.309 (1, 8)					F8			IBB		2	0	0	0	2	0	1					
Jeff Newman, R OBP: 0.222, SLG: 0.333 (1, 2)					F9			SF7		3	0	0	1	0	0	3					
Mickey Klutts, R OBP: 0.340, SLG: 0.341 (1, 4)	K							F9		4	0	0	0	0	3	3					
Inning Stats	R: 1 E: 0 K: 1 S: 6	H: 1 LOB: 1 BB: 1 P: 10	R: 0 E: 1 K: 1 S: 6	H: 1 LOB: 1 BB: 0 P: 6	R: 1 E: 0 K: 0 S: 4	H: 1 LOB: 1 BB: 1 P: 8	R: 0 E: 0 K: 0 S: 3	H: 0 LOB: 0 BB: 0 P: 3	R: 0 E: 0 K: 2 S: 7	H: 0 LOB: 0 BB: 0 P: 7	R: 0 E: 0 K: 0 S: 3	H: 0 LOB: 0 BB: 1 P: 6	R: 0 E: 0 K: 0 S: 3	H: 0 LOB: 0 BB: 2 P: 3	R: 2 E: 0 K: 1 S: 7	H: 2 LOB: 2 BB: 2 P: 15	1B: 4 2B: 0 3B: 0 HR: 1	SF: 1 SAC: 0 DP: 1 HBP: 0	WP: 0 PB: 0 SB: 1 CS: 1	PA: 36	
PITCHER	IP	WLS	BF	H	R	ER	SO	BB	IBB	HBP	BLK	WP	HR	S	P	ERA	WHIP				
Jim Palmer, R ERA: 2.95 (1, 1)	8.0	L	32	5	4	4	4	4	0	0	0	0	1	36	52	4.50	1.125				
Don Stanhouse, R ERA: 4.02 (9, 1)	1.0		4	0	0	0	1	0	1	0	0	0	0	5	9	0.00	0.000				

Batter	1	2	3	4	5	6	7	8	9	AB	R	H	RBI	BB	SO	LOB	BOTTOM				
Al Bumbry, L OBP: 0.319, SLG: 0.339 (1, 8)	4-3		FC4-6 E S			1-3		F8		4	0	0	0	0	0	1	Oakland Athletics @ Baltimore Orioles Memorial Stadium, Baltimore, MD Wed May 09 1979, 7:05 PM EDT Att: 11,147 - Unknown livebaseballscorecards.com				
Rich Dauer, R OBP: 0.363, SLG: 0.446 (1, 5)	6-3		6-3			6-3		F7		4	0	0	0	0	0	1					
Ken Singleton, S OBP: 0.438, SLG: 0.619 (1, 9)	F7				G3			4-3		4	0	0	0	0	0	0					
Eddie Murray, S OBP: 0.408, SLG: 0.455 (1, 3)					6-3			E3 BB 2B		4	1	0	0	0	2	0					
Lee May, R OBP: 0.336, SLG: 0.529 (1, 10)					K			K		3	1	0	0	1	2	0					
Gary Roenicke, R OBP: 0.417, SLG: 0.614 (1, 7)								K		3	0	1	2	1	1	0					
Billy Smith, S OBP: 0.292, SLG: 0.318 (1, 4)					F9			K		2	0	0	0	1	0	1					
Kiko Garcia, R OBP: 0.313, SLG: 0.390 (1, 6)										1	0	0	0	1	0	0					
Terry Crowley, L OBP: 0.417, SLG: 0.556 (7, PH)										1	0	0	0	0	1	2					
Mark Belanger, R OBP: 0.174, SLG: 0.145 (8, 6)										0	0	0	0	0	0	0					
Rick Dempsey, R OBP: 0.363, SLG: 0.333 (1, 2)					FC6-4 BB					3	0	0	0	0	0	3					
Inning Stats	R: 0 E: 0 K: 0 S: 3	H: 0 LOB: 0 BB: 0 P: 3	R: 0 E: 0 K: 1 S: 5	H: 0 LOB: 1 BB: 1 P: 9	R: 0 E: 0 K: 0 S: 3	H: 0 LOB: 1 BB: 1 P: 7	R: 0 E: 0 K: 1 S: 5	H: 0 LOB: 0 BB: 0 P: 5	R: 0 E: 0 K: 0 S: 3	H: 0 LOB: 0 BB: 0 P: 3	R: 2 E: 1 K: 1 S: 7	H: 1 LOB: 2 BB: 2 P: 15	R: 0 E: 0 K: 0 S: 3	H: 0 LOB: 0 BB: 0 P: 3	R: 0 E: 0 K: 3 S: 9	H: 0 LOB: 0 BB: 0 P: 9	1B: 0 2B: 1 3B: 0 HR: 0	SF: 0 SAC: 0 DP: 0 HBP: 0	WP: 0 PB: 0 SB: 1 CS: 0	PA: 33	
PITCHER	IP	WLS	BF	H	R	ER	SO	BB	IBB	HBP	BLK	WP	HR	S	P	ERA	WHIP				
Mike Norris, R ERA: 3.7 (1, 1)	9.0	W	33	1	2	1	6	3	1	0	0	0	0	41	57	1.00	0.444				

Batter	1	2	3	4	5	6	7	8	9	AB	R	H	RBI	BB	SO	LOB	TOP					
Miguel Dilone, S OBP: 0.282, SLG: 0.318 (1, 9)	0-0 1-3		0-3 K			0-0 4-3		0-0 4-3	4 0 0 1 0 1 1								Oakland Athletics @ Baltimore Orioles Memorial Stadium, Baltimore, MD Thu May 10 1979, 7:05 PM EDT Att: 7,466 - Unknown livebaseballscorecards.com					
Larry Murray, S OBP: 0.313, SLG: 0.322 (1, 7)	0-0 F7		0-0 F8			0-0 F8		0-0 1B	4 0 1 0 0 0 1													
Wayne Gross, L OBP: 0.456, SLG: 0.639 (1, 5)	4-0 BB			0-0 4-3		0-0 F9		0-0 F7	3 0 0 0 1 0 1													
Dave Revering, L OBP: 0.313, SLG: 0.419 (1, 3)	0-0 4-3			0-0 F4			0-0 F8	0-0 1-3	4 0 0 0 0 0 2													
Mario Guerrero, R OBP: 0.304, SLG: 0.309 (1, 6)		4-0 BB		0-0 6-3			0-0 5-3		2 0 0 0 1 0 0													
Mitchell Page, L OBP: 0.273, SLG: 0.272 (1, 10)		0-0 G5-4-3		0-3 K			0-0 1-3		3 0 0 0 0 1 1													
Dwayne Murphy, L OBP: 0.379, SLG: 0.296 (1, 8)		0-0 G3		0-0 F8			0-0 F3		3 0 0 0 0 0 0													
Jeff Newman, R OBP: 0.226, SLG: 0.346 (1, 2)			0-0 K		0-3 K		0-3 K		3 0 1 0 0 2 0													
Mickey Klutts, R OBP: 0.340, SLG: 0.383 (1, 4)			0-0 6-3			0-0 4-3		0-0 6-3	3 1 1 0 0 0 1													
Inning Stats	R: 0 E: 0 K: 0 S: 3	H: 0 LOB: 1 BB: 1 P: 7	R: 0 E: 0 K: 0 S: 2	H: 0 LOB: 0 BB: 1 P: 6	R: 0 E: 0 K: 1 S: 6	H: 1 LOB: 1 BB: 0 P: 6	R: 0 E: 0 K: 0 S: 3	H: 0 LOB: 0 BB: 0 P: 3	R: 0 E: 0 K: 2 S: 7	H: 0 LOB: 0 BB: 0 P: 7	R: 1 E: 0 K: 0 S: 4	H: 1 LOB: 0 BB: 0 P: 4	R: 0 E: 0 K: 0 S: 3	H: 0 LOB: 0 BB: 0 P: 3	R: 0 E: 0 K: 1 S: 5	H: 0 LOB: 0 BB: 0 P: 5	R: 0 E: 0 K: 0 S: 4	H: 1 LOB: 1 BB: 0 P: 4	1B: 1 2B: 1 3B: 1 HR: 0	SF: 0 SAC: 0 DP: 1 HBP: 0	WP: 0 PB: 0 SB: 0 CS: 0	PA: 31
PITCHER Dennis Martinez, R ERA: 2.48 (1, 1)	IP: 9.0 WLS: W BF: 31 H: 3 R: 1 ER: 1 SO: 4 BB: 2 IBB: 0 HBP: 0 BLK: 0 WP: 0 HR: 0 S: 37 P: 45 ERA: 1.00 WHIP: 0.556															PITCHER						

Batter	1	2	3	4	5	6	7	8	9	AB	R	H	RBI	BB	SO	LOB	BOTTOM					
Al Bumby, L OBP: 0.317, SLG: 0.330 (1, 8)	0-3 K		4-0 1B E BB		0-0 F9		0-3 K		3 1 0 0 1 2 1								Oakland Athletics @ Baltimore Orioles Memorial Stadium, Baltimore, MD Thu May 10 1979, 7:05 PM EDT Att: 7,466 - Unknown livebaseballscorecards.com					
Mark Belanger, R OBP: 0.192, SLG: 0.167 (1, 6)	0-0 F8		0-0 E7 4-3 1B 1-H		0-0 F7		0-0 S 1B		4 0 2 0 0 0 1													
Ken Singleton, S OBP: 0.333, SLG: 0.602 Larry Hartow, L OBP: 0.414, SLG: 0.333 (1, 9) (8, 9)	4-0 BB		0-0 4-3		0-0 F8		0-0 6-3		3 0 0 0 1 0 3 0 0 0 0 0 0 0													
Eddie Murray, S OBP: 0.396, SLG: 0.440 (1, 3)	0-0 F8		0-0 G3		0-0 F9		0-3 K		4 0 0 0 0 1 2													
Gary Roenicke, R OBP: 0.432, SLG: 0.662 (1, 7)		0-3 K		0-0 HR		0-0 1B 1B		0-0 6-3 1B	4 2 3 1 0 1 0													
Rich Dauer, R OBP: 0.368, SLG: 0.448 (1, 5)		0-0 FC8-3 1B		0-0 F9		0-0 FC6-4 1B CS 1B		0-0 6-3	4 0 2 0 0 0 1													
Benny Ayala, R OBP: 0.333, SLG: 0.333 Terry Crowley, L OBP: 0.462, SLG: 0.556 (1, 10) (6, PH)		0-0 FC8-3		0-3 K		0-0 FC6-4 1B 1-2 3-H 1B		4-0 IBB	3 0 1 1 0 1 1 0 0 0 0 1 0 0													
Kiko Garcia, R OBP: 0.294, SLG: 0.365 (1, 4)		0-3 K		0-0 6-3		0-0 FC6-4 1-2 2-3		0-3 K	4 0 0 0 0 2 5													
Dave Skaggs, R OBP: 0.283, SLG: 0.235 (1, 2)			0-0 F3		4-0 BB	0-0 CS		0-0 F8	2 0 0 0 1 0 0													
Inning Stats	R: 0 E: 0 K: 1 S: 5	H: 0 LOB: 1 BB: 1 P: 9	R: 0 E: 0 K: 2 S: 8	H: 1 LOB: 0 BB: 0 P: 8	R: 1 E: 1 K: 0 S: 4	H: 1 LOB: 1 BB: 1 P: 8	R: 1 E: 0 K: 1 S: 6	H: 1 LOB: 0 BB: 0 P: 6	R: 0 E: 0 K: 0 S: 3	H: 0 LOB: 1 BB: 1 P: 7	R: 1 E: 0 K: 0 S: 5	H: 3 LOB: 1 BB: 0 P: 5	R: 0 E: 0 K: 1 S: 6	H: 1 LOB: 1 BB: 0 P: 6	R: 0 E: 0 K: 2 S: 8	H: 1 LOB: 2 BB: 1 P: 12		R: 0 E: 0 K: 0 S: 4	H: 7 LOB: 0 BB: 0 HR: 1	SF: 0 SAC: 0 DP: 0 HBP: 0	WP: 0 PB: 0 SB: 1 CS: 1	PA: 36
PITCHER John Henry Johnson, L ERA: 5.14 Steve McCatty, R ERA: 1.13 (1, 1) (6, 1)	IP: 5.1 WLS: L BF: 25 H: 6 R: 3 ER: 3 SO: 4 BB: 3 IBB: 0 HBP: 0 BLK: 0 WP: 0 HR: 1 S: 30 P: 42 ERA: 5.06 WHIP: 1.688															PITCHER						

Batter	1	2	3	4	5	6	7	8	9	AB	R	H	RBI	BB	SO	LOB	TOP
Julio Cruz, S OBP: 0.319, SLG: 0.231 Tom Paciorek, R OBP: 0.387, SLG: 0.600 Bobby Valentine, R OBP: 0.382, SLG: 0.321	0-0 4-3		0-0 5-3		4-0 BB		0-0 FC5-4			2	0	0	0	1	0	0	Seattle Mariners @ Baltimore Orioles Memorial Stadium, Baltimore, MD Fri May 11 1979, 7:05 PM EDT Att: 11,124 - Unknown
Ruppert Jones, L OBP: 0.350, SLG: 0.400	0-0 E4 1B		0-3 K		0-0 6-3			0-3 K	4	1	0	0	0	2	1		
Dan Meyer, L OBP: 0.297, SLG: 0.398	0-0 F3		0-0 G3		0-0 G1-6-3 1B			0-0 F8	4	0	1	0	0	0	1		
Bruce Bochte, L OBP: 0.427, SLG: 0.491	0-0 HR 1B			0-0 G3		0-0 G1-6-3 1-2		0-0 4-3	4	1	1	1	0	0	1		
Willie Horton, R OBP: 0.355, SLG: 0.500	0-0 HR			0-0 F8		0-0 2-3		0-0 F9	4	1	1	2	0	0	0		
Leon Roberts, R OBP: 0.361, SLG: 0.471	0-0 6-3			0-0 1B		0-0 5-3		0-0 1B	4	0	2	0	0	0	0		
Bill Stein, R OBP: 0.321, SLG: 0.347		0-0 5-3		0-3 K		0-0 6-3		0-3 K	4	0	0	0	0	2	2		
Bob Stinson, S OBP: 0.333, SLG: 0.365		0-0 F8			0-0 F8		4-0 1B BB	0-0 F7	3	0	0	0	1	0	1		
Mario Mendoza, R OBP: 0.207, SLG: 0.247 Larry Milbourne, S OBP: 0.275, SLG: 0.282	0-3 K		0-3 K		0-0 F3		0-0 FC5-4 1-2 1B		2	0	0	0	0	1	0		
Inning Stats	R: 3 E: 1 K: 0 S: 6	H: 2 LOB: 0 BB: 0 P: 6	R: 0 E: 0 K: 1 S: 5	H: 0 LOB: 0 BB: 0 P: 5	R: 0 E: 0 K: 1 S: 5	H: 1 LOB: 1 BB: 0 P: 6	R: 0 E: 0 K: 0 S: 3	H: 0 LOB: 1 BB: 1 P: 7	R: 0 E: 0 K: 0 S: 4	H: 1 LOB: 2 BB: 1 P: 8	R: 0 E: 0 K: 1 S: 5	H: 0 LOB: 1 BB: 0 P: 5	R: 0 E: 0 K: 1 S: 6	H: 1 LOB: 1 BB: 0 P: 6	1B: 5 2B: 0 3B: 0 HR: 1	SF: 0 SAC: 0 DP: 1 HBP: 0	WP: 0 PA: 35 PB: 0 SB: 0 CS: 0
PITCHER Steve Stone, R ERA: 3.38	IP: 9.0 WLS: W BF: 35 H: 6 R: 3 ER: 0 SO: 5 BB: 2 IBB: 0 HBP: 0 BLK: 0 WP: 0 HR: 1 S: 43 P: 51 ERA: 0.00 WHIP: 0.889																

Batter	1	2	3	4	5	6	7	8	9	AB	R	H	RBI	BB	SO	LOB	BOTTOM		
Al Bumbry, L OBP: 0.320, SLG: 0.358	0-0 HR		0-0 2B 1B	0-0 SH3-4 1B		0-0 G3		0-0 4-3		5	3	2	1	0	0	1	Seattle Mariners @ Baltimore Orioles Memorial Stadium, Baltimore, MD Fri May 11 1979, 7:05 PM EDT Att: 11,124 - Unknown		
Rich Dauer, R OBP: 0.372, SLG: 0.454	0-0 5-3		0-0 4-3 HR 2B	0-0 SH3-4		0-0 4-3		4-0 BB	3	1	1	1	1	0	0				
Ken Singleton, S OBP: 0.424, SLG: 0.580	0-0 F7		0-0 F8	4-0 1B IBB		0-0 F8		0-3 K	4	0	0	0	1	1	2				
Eddie Murray, S OBP: 0.399, SLG: 0.442	0-0 4-3		0-0 4-3	0-0 G1-4-3 1B		0-0 1B 1B			4	0	2	2	0	0	1				
Gary Roenicke, R OBP: 0.440, SLG: 0.653 Larry Harlow, L OBP: 0.433, SLG: 0.360		4-0 1B BB	1-0 HR HBP	0-0 G1-4-3 1-2		0-0 FC 1B		0-0 FC G6-3	1	2	0	0	1	0	2				
John Lowenstein, L OBP: 0.538, SLG: 1.053		0-0 F9	0-0 HR		0-0 4-3		0-0 FC		4	1	1	3	0	0	3				
Billy Smith, S OBP: 0.288, SLG: 0.333		0-0 1-3	0-0 2B		0-3 K		0-0 F3		4	0	1	0	0	1	4				
Rick Dempsey, R OBP: 0.368, SLG: 0.352		0-0 2H 1B	0-0 4-3		0-0 2B		0-0 G6-3		4	0	2	1	0	0	4				
Mark Belanger, R OBP: 0.195, SLG: 0.159		0-0 F7		4-0 SH3-4 1B BB		0-0 6-3		0-0 6-3	3	1	0	0	1	0	2				
Inning Stats	R: 1 E: 0 K: 0 S: 4	H: 1 LOB: 0 BB: 0 P: 4	R: 1 E: 0 K: 0 S: 4	H: 1 LOB: 1 BB: 1 P: 8	R: 4 E: 0 K: 0 S: 7	H: 4 LOB: 1 BB: 0 P: 8	R: 2 E: 1 K: 0 S: 4	H: 1 LOB: 1 BB: 2 P: 12	R: 0 E: 0 K: 1 S: 6	H: 1 LOB: 1 BB: 0 P: 6	R: 0 E: 0 K: 0 S: 3	H: 0 LOB: 0 BB: 0 P: 3	R: 0 E: 0 K: 0 S: 5	H: 2 LOB: 2 BB: 0 P: 5	R: 0 E: 0 K: 1 S: 5	H: 0 LOB: 1 BB: 1 P: 9	1B: 5 2B: 3 3B: 0 HR: 2	SF: 0 SAC: 1 DP: 2 HBP: 1	WP: 0 PA: 39 PB: 0 SB: 0 CS: 0
PITCHER Byron McLoughlin, R ERA: 7.68 Mike Parrott, R ERA: 2.36 Paul Mitchell, R ERA: 4.1	IP: 2.2 WLS: L BF: 15 H: 5 R: 2 ER: 6 SO: 0 BB: 1 IBB: 0 HBP: 0 BLK: 0 WP: 0 HR: 0 S: 17 P: 25 ERA: 2.70 WHIP: 1.800																		

Batter	1	2	3	4	5	6	7	8	9	AB	R	H	RBI	BB	SO	LOB	TOP					
Julio Cruz, S OBP: 0.310, SLG: 0.224 (1, 4)	0-0 4-3		0-0 6-3		0-0 L4			0-0 F9		4	0	0	0	0	0	2						
Ruppert Jones, L OBP: 0.340, SLG: 0.387 (1, 8)	0-3 K			0-0 5-3		0-3 K			0-0 G3	4	0	0	0	0	2	0						
Tom Paciorek, R OBP: 0.371, SLG: 0.559 (1, 7)	0-0 1B			0-0 F8		0-0 5-3			0-0 E5 4-3 1B	4	1	1	0	0	0	0						
Leon Roberts, R OBP: 0.350, SLG: 0.455 (1, 9)	0-0 1-3			0-3 K		0-3 K			0-0 4-3	4	0	0	0	0	2	2						
Willie Horton, R OBP: 0.359, SLG: 0.496 (1, 10)		0-0 5-3			4-0 FC6-4 BB			0-0 5-3		3	0	1	1	1	0	0						
Bruce Bochte, L OBP: 0.424, SLG: 0.486 (1, 3)	0-0 5-3				0-3 K			0-0 F7		1	0	0	0	0	0	0						
Dan Meyer, L OBP: 0.288, SLG: 0.385 (3, 3)		0-0 5-3						0-0 4-3		3	0	0	0	0	1	2						
Bill Stein, R OBP: 0.312, SLG: 0.337 (1, 5)	0-0 2-3				0-0 FC6-4 1B			0-0 6-3		3	1	0	0	0	0	1						
Larry Cox, R OBP: 0.350, SLG: 0.487 (1, 2)			0-0 F3		0-0 1B			0-0 6-3		3	0	1	0	0	0	0						
Mario Mendoza, R OBP: 0.211, SLG: 0.250 (1, 6)			0-0 3-1		0-0 1-3 2-H 1B			0-3 K		3	0	1	1	0	1	0						
Inning Stats	R: 0 E: 0 K: 1 S: 6	H: 1 LOB: 1 BB: 0 P: 6	R: 0 E: 0 K: 0 S: 3	H: 0 LOB: 0 BB: 0 P: 3	R: 0 E: 0 K: 0 S: 3	H: 0 LOB: 0 BB: 0 P: 3	R: 0 E: 0 K: 1 S: 5	H: 0 LOB: 0 BB: 0 P: 5	R: 1 E: 0 K: 1 S: 7	H: 2 LOB: 2 BB: 1 P: 11	R: 0 E: 0 K: 2 S: 7	H: 0 LOB: 0 BB: 0 P: 7	R: 0 E: 0 K: 0 S: 3	H: 0 LOB: 0 BB: 0 P: 3	R: 0 E: 0 K: 1 S: 5	H: 0 LOB: 0 BB: 0 P: 5	R: 1 E: 1 K: 0 S: 5	H: 1 LOB: 1 BB: 0 P: 5	1B: 4 2B: 0 3B: 0 HR: 0	SF: 0 SAC: 0 DP: 0 HBP: 0	WP: 0 PB: 0 SB: 0 CS: 0	PA: 33
PITCHER Mike Flanagan, L ERA: 3.26 (1, 1)	IP: 9.0 WLS: W BF: 33 H: 4 R: 2 ER: 1 SO: 6 BB: 1 IBB: 0 HBP: 0 BLK: 0 WP: 0 HR: 0 S: 44 P: 48 ERA: 1.00 WHIP: 0.556															PITCHER	IP: 9.0 WLS: W BF: 33 H: 4 R: 2 ER: 1 SO: 6 BB: 1 IBB: 0 HBP: 0 BLK: 0 WP: 0 HR: 0 S: 44 P: 48 ERA: 1.00 WHIP: 0.556					

Seattle Mariners @ Baltimore Orioles
Memorial Stadium, Baltimore, MD
Sat May 12 1979, 7:05 PM EDT
Att: 16,800 - Unknown

AB 32
R 2
H 4
RBI 2
BB 1
SO 6
LOB 7



Batter	1	2	3	4	5	6	7	8	9	AB	R	H	RBI	BB	SO	LOB	BOTTOM			
Al Bumbry, L OBP: 0.318, SLG: 0.350 (1, 8)	0-0 F8		4-0 BLK 1B SF8 BB		0-3 K			0-3 K		3	1	0	0	1	2	1				
Mark Belanger, R OBP: 0.210, SLG: 0.205 (1, 6)	0-0 4-3		0-0 BLK 1B		0-0 1-H HR			0-0 4-3		4	1	2	1	0	0	0				
Ken Singleton, S OBP: 0.427, SLG: 0.609 (1, 9)	0-3 K		0-0 SF8		0-0 3B			0-0 4-3 S 1B		3	1	2	3	0	1	0				
Larry Harlow, L OBP: 0.433, SLG: 0.360 (6, PR) (9, 9)			1-2 2-H		0-0 3-H HR			0-0 F7		0	0	0	0	0	0	0				
Eddie Murray, S OBP: 0.387, SLG: 0.427 (1, 3)		0-0 5-3	0-0 F7		0-0 F9			0-0 F7		4	0	0	0	0	0	2				
Gary Roenicke, R OBP: 0.432, SLG: 0.628 (1, 7)		0-0 5-3		0-3 K		4-0 1B BB		0-0 4-3		3	0	0	0	1	1	2				
Lee May, R OBP: 0.342, SLG: 0.524 (1, 10)		4-0 BB BB		0-3 K		0-0 CS 1B		0-0 4-3		3	0	1	0	1	1	2				
Rich Dauer, R OBP: 0.371, SLG: 0.445 (1, 5)		4-0 1-2 BB		0-0 5-3		0-3 K		0-0 K		2	0	0	0	1	1	2				
Rick Dempsey, R OBP: 0.358, SLG: 0.340 (1, 2)		0-0 F6			0-0 F7		0-0 F8			3	0	0	0	0	0	3				
Kiko Garcia, R OBP: 0.296, SLG: 0.364 (1, 4)			0-3 K		0-0 3B 1B			0-0 F9		3	1	1	0	0	1	0				
Inning Stats	R: 0 E: 0 K: 1 S: 5	H: 0 LOB: 0 BB: 0 P: 5	R: 0 E: 0 K: 0 S: 3	H: 0 LOB: 2 BB: 2 P: 11	R: 1 E: 0 K: 1 S: 6	H: 1 LOB: 1 BB: 1 P: 10	R: 0 E: 0 K: 2 S: 7	H: 0 LOB: 0 BB: 0 P: 7	R: 3 E: 0 K: 1 S: 8	H: 3 LOB: 0 BB: 0 P: 8	R: 0 E: 0 K: 1 S: 5	H: 1 LOB: 1 BB: 1 P: 9	R: 0 E: 0 K: 1 S: 5	H: 0 LOB: 0 BB: 0 P: 5	R: 0 E: 0 K: 0 S: 4	H: 1 LOB: 2 BB: 0 P: 4	1B: 4 2B: 0 3B: 1 HR: 1	SF: 1 SAC: 0 DP: 0 HBP: 0	WP: 0 PB: 0 SB: 1 CS: 1	PA: 33
PITCHER Rick Honeycutt, L ERA: 6.1 (1, 1)	IP: 5.0 WLS: L BF: 23 H: 4 R: 4 ER: 4 SO: 5 BB: 4 IBB: 0 HBP: 0 BLK: 1 WP: 0 HR: 1 S: 29 P: 45 ERA: 7.20 WHIP: 1.600															PITCHER	IP: 3.0 WLS: L BF: 10 H: 2 R: 0 ER: 0 SO: 2 BB: 0 IBB: 0 HBP: 0 BLK: 0 WP: 0 HR: 0 S: 14 P: 14 ERA: 0.00 WHIP: 0.667			

Seattle Mariners @ Baltimore Orioles
Memorial Stadium, Baltimore, MD
Sat May 12 1979, 7:05 PM EDT
Att: 16,800 - Unknown

AB 28
R 4
H 6
RBI 4
BB 4
SO 7
LOB 12



Batter	1	2	3	4	5	6	7	8	9	10	AB	R	H	RBI	BB	SO	LOB	TOP	
Al Bumbry, L OBP: 0.314, SLG: 0.344 (1, 8)	0-0 6-3	0-0 F8			0-0 F5		0-0 L6			0-0 E S 1B	5	0	1	0	0	0	2	Baltimore Orioles @ Boston Red Sox Fenway Park, Boston, MA Tue May 15 1979, 7:05 PM EDT Att: 25,222 - Unknown	
Mark Belanger, R OBP: 0.224, SLG: 0.224 (1, 6)	4-0 4-3 BB				0-0 6-3		0-0 5-3			0-3 K 1-3	3	0	1	0	1	0	0		
Pat Kelly, L OBP: 0.345, SLG: 0.281 (10, PH)					L3-6 2B						4	0	1	0	0	1	2		
Ken Singleton, S OBP: 0.422, SLG: 0.597 (1, 7)	0-0 4-3				0-3 K		0-0 4-3			0-0 P6	4	0	1	0	0	1	2		
Larry Hartow, L OBP: 0.419, SLG: 0.346 (8, PR) (8, 9)	1-2 4-3				0-0 L3-6		0-0 1-3			0-0 F9	4	0	0	0	0	0	3		
Eddie Murray, S OBP: 0.377, SLG: 0.414 (1, 3)	0-0 4-3				2-3 L3-6		0-0 1-3			0-0 F9	4	0	2	0	0	0	1		
John Lowenstein, L OBP: 0.533, SLG: 0.957 (1, 9) (8, 7)					0-0 4-3		0-0 FC3-6 1B			0-0 G4-6-3 1-2f	4	0	2	0	0	0	1		
Les May, R OBP: 0.347, SLG: 0.532 (1, 10)					0-0 F8		0-0 1B			0-0 5-3	4	1	2	0	0	0	1		
Billy Smith, S OBP: 0.286, SLG: 0.314 (1, 4)					4-0 S E 2B		0-0 1B			0-0 F9	3	0	0	0	1	0	3		
Rich Dauer, R OBP: 0.367, SLG: 0.434 (1, 5)					0-0 FC3-6 1-2f		0-0 G3			0-0 F9	3	0	0	0	1	1	1		
Rick Dempsey, R OBP: 0.354, SLG: 0.367 (1, 2)					0-3 1-3 2-H BB		0-0 K			0-0 F8	4	1	1	1	0	2	2		
Inning Stats	R: 0 E: 0 K: 0 S: 3	H: 0 LOB: 1 BB: 1 P: 7	R: 1 E: 0 K: 1 S: 6	H: 1 LOB: 2 BB: 2 P: 14	R: 0 E: 0 K: 1 S: 5	H: 1 LOB: 0 BB: 0 P: 5	R: 0 E: 0 K: 1 S: 5	H: 2 LOB: 2 BB: 0 P: 5	R: 1 E: 0 K: 0 S: 4	H: 1 LOB: 0 BB: 0 P: 4	R: 0 E: 0 K: 0 S: 3	H: 0 LOB: 0 BB: 0 P: 3	R: 0 E: 0 K: 1 S: 6	H: 1 LOB: 1 BB: 0 P: 6	1B: 5 2B: 3 3B: 0 HR: 1	SF: 0 SAC: 0 DP: 2 HBP: 0	WP: 0 PB: 0 SB: 4 CS: 0	PA: 39	
PITCHER Dennis Eckenstey, R ERA: 3.51 (1, 1)	IP 10.0	WLS W 39	H 8	R 2	ER 1	SO 5	BB 3	IBB 0	HBP 0	BLK 0	WP 0	HR 1	S 46	P 58	ERA 0.90	WHIP 1.100			

Batter	1	2	3	4	5	6	7	8	9	10	AB	R	H	RBI	BB	SO	LOB	BOTTOM				
Jerry Remy, L OBP: 0.353, SLG: 0.366 (1, 4)	0-0 5-3				0-0 B5-3		0-0 SH1-3 1B			0-0 2-H 1B	5	0	2	1	0	0	0	Baltimore Orioles @ Boston Red Sox Fenway Park, Boston, MA Tue May 15 1979, 7:05 PM EDT Att: 25,222 - Unknown				
Rick Burleson, R OBP: 0.333, SLG: 0.368 (1, 6)	0-0 L6				0-0 F8		0-0 SH1-3 1-2				3	0	0	0	0	0	0					
Fred Lynn, L OBP: 0.417, SLG: 0.642 (1, 8)	0-3 K				0-0 F5		4-0 BB				3	0	1	0	1	1	0					
Jim Rice, R OBP: 0.430, SLG: 0.541 (1, 7)					0-0 6-3		0-0 F9		0-0 P4	0-0 P4	4	0	0	0	0	0	3					
Carl Yastrzemski, L OBP: 0.389, SLG: 0.521 (1, 10)					4-0 G6-4-3 BB		0-0 4-3		0-0 4-3	0-0 P6	3	0	0	0	1	0	2					
Butch Hobson, R OBP: 0.325, SLG: 0.507 (1, 5)					0-0 G6-4-3 1-2f		0-0 1B 2B			0-0 F8	4	1	2	0	0	0	1					
George Scott, R OBP: 0.314, SLG: 0.417 (1, 3)					0-0 P4		0-0 SH3-4 1B			0-0 4-3	3	1	1	1	0	0	0					
Dwight Evans, R OBP: 0.314, SLG: 0.463 (1, 9)					0-0 P4		0-0 F7			4-0 S 1B BB	3	1	1	1	1	0	1					
Gary Allenson, R OBP: 0.323, SLG: 0.333 (1, 2)					0-0 F2		0-0 5-3			0-3 K	2	0	0	0	0	0	1					
Jim Dwyer, L OBP: 0.308, SLG: 0.320 (7, PH)					0-0 F2		0-0 5-3			1-2 K	1	0	0	0	0	0	1					
Bob Montgomery, R OBP: 0.467, SLG: 0.537 (8, 2)							0-0 F7				1	0	0	0	0	1	1					
Inning Stats	R: 0 E: 0 K: 1 S: 5	H: 0 LOB: 0 BB: 0 P: 5	R: 0 E: 0 K: 0 S: 2	H: 0 LOB: 0 BB: 1 P: 6	R: 0 E: 0 K: 0 S: 3	H: 0 LOB: 0 BB: 0 P: 3	R: 0 E: 0 K: 0 S: 3	H: 0 LOB: 0 BB: 0 P: 3	R: 2 E: 0 K: 1 S: 6	H: 3 LOB: 1 BB: 0 P: 6	R: 0 E: 0 K: 0 S: 4	H: 1 LOB: 1 BB: 0 P: 8	R: 0 E: 0 K: 0 S: 4	H: 1 LOB: 1 BB: 0 P: 4	R: 0 E: 0 K: 0 S: 3	H: 0 LOB: 0 BB: 0 P: 3	R: 1 E: 0 K: 1 S: 4	H: 1 LOB: 1 BB: 1 P: 8	1B: 6 2B: 1 3B: 0 HR: 0	SF: 0 SAC: 2 DP: 1 HBP: 0	WP: 0 PB: 0 SB: 1 CS: 0	PA: 37
PITCHER Jim Palmer, R ERA: 2.86 (1, 1)	IP 8.0	WLS L 6	H 6	R 2	ER 2	SO 1	BB 2	IBB 0	HBP 0	BLK 0	WP 0	HR 0	S 31	P 39	ERA 2.25	WHIP 1.000						
Don Stanhouse, R ERA: 4.24 (9, 1)	IP 1.1	WLS L 6	H 1	R 1	ER 1	SO 1	BB 1	IBB 0	HBP 0	BLK 0	WP 0	HR 0	S 7	P 11	ERA 6.75	WHIP 1.500						

AB	36
R	2
H	8
RBI	1
BB	3
SO	5
LOB	17

AB	32
R	3
H	7
RBI	3
BB	3
SO	2
LOB	10



Batter	1	2	3	4	5	6	7	8	9	AB	R	H	RBI	BB	SO	LOB	TOP										
Al Bumby, L OBP: 0.317, SLG: 0.361 (1, 8)			4-3							5	1	2	2	0	2	3	Baltimore Orioles @ Boston Red Sox Fenway Park, Boston, MA Wed May 16 1979, 7:05 PM EDT Att: 27,569 - Unknown										
Mark Belanger, R OBP: 0.233, SLG: 0.225 (1, 6)				5-3						4	1	1	2	1	1	3											
Ken Singleton, S OBP: 0.428, SLG: 0.613 (1, 7)										5	1	3	2	0	1	1											
Larry Harlow, L OBP: 0.419, SLG: 0.346 (8, 9)										0	0	0	0	0	0	0											
Eddie Murray, S OBP: 0.377, SLG: 0.414 (1, 3)			1-3							5	1	2	0	0	0	1											
Lee May, R OBP: 0.341, SLG: 0.518 (1, 10)				5-3						5	1	1	1	0	1	2											
Gary Roenicke, R OBP: 0.440, SLG: 0.642 (1, 9) (8, 7)										3	1	1	0	2	2	3											
Rich Dauer, R OBP: 0.368, SLG: 0.427 (1, 5)										4	2	1	1	0	0	2											
Kiko Garcia, R OBP: 0.303, SLG: 0.366 (1, 4)			L8							5	0	2	0	0	1	3											
Dave Skaggs, R OBP: 0.333, SLG: 0.333 (1, 2)										4	2	2	2	1	0	1											
Inning Stats	R: 0 E: 0 K: 3 S: 9	H: 0 LOB: 0 BB: 0 P: 9	R: 0 E: 0 K: 0 S: 3	H: 0 LOB: 1 BB: 1 P: 7	R: 2 E: 0 K: 0 S: 5	H: 2 LOB: 1 BB: 1 P: 9	R: 2 E: 0 K: 1 S: 9	H: 4 LOB: 2 BB: 0 P: 9	R: 6 E: 0 K: 2 S: 12	H: 5 LOB: 1 BB: 1 P: 17	R: 0 E: 0 K: 1 S: 5	H: 0 LOB: 1 BB: 1 P: 9	R: 0 E: 0 K: 0 S: 4	H: 1 LOB: 1 BB: 0 P: 4	R: 0 E: 0 K: 1 S: 6	H: 2 LOB: 1 BB: 0 P: 6	R: 0 E: 0 K: 0 S: 3	H: 1 LOB: 1 BB: 0 P: 3	1B: 9 2B: 6 3B: 1 HR: 0	SF: 0 SAC: 0 DP: 1 HBP: 1	WP: 0 PB: 1 SB: 0 CS: 1	PA: 45					
PITCHER	IP	WLS	BF	H	R	ER	SO	BB	IBB	HBP	BLK	WP	HR	S	P	ERA	WHIP										
Steve Renko, R ERA: 3.63 (1, 1)	3.1		18	6	4	4	3	2	0	0	0	0	0	22	30	10.80	2.400										
Andy Hassler, L ERA: 5.25 (4, 1)	0.2	L	5	3	3	3	1	0	0	0	0	0	0	7	7	40.50	4.500										
Jim Wright, R ERA: 4.15 (5, 1)	0.2		6	2	3	3	2	1	0	1	0	0	0	8	13	40.50	4.500										
Tom Burgmeier, L ERA: 0.64 (5, 1)	4.1		16	4	0	0	2	1	0	0	0	0	0	19	23	0.00	1.154										

Batter	1	2	3	4	5	6	7	8	9	AB	R	H	RBI	BB	SO	LOB	BOTTOM										
Jerry Remy, L OBP: 0.354, SLG: 0.369 (1, 4)		G3		1-3						4	1	1	0	1	0	1	Baltimore Orioles @ Boston Red Sox Fenway Park, Boston, MA Wed May 16 1979, 7:05 PM EDT Att: 27,569 - Unknown										
Rick Burleson, R OBP: 0.325, SLG: 0.358 (1, 6)										4	0	0	0	0	1	1											
Larry Wolfe, R OBP: 0.300, SLG: 0.200 (8, 6)										1	0	0	0	0	1	1											
Fred Lynn, L OBP: 0.423, SLG: 0.646 (1, 8)										4	1	2	1	1	1	1											
Jim Rice, R OBP: 0.431, SLG: 0.540 (1, 7)										4	1	2	0	0	1	1											
Carl Yastrzemski, L OBP: 0.385, SLG: 0.536 (1, 10)	4-3									4	1	1	3	0	1	3											
Butch Hobson, R OBP: 0.322, SLG: 0.494 (1, 5)			4-3							4	0	1	0	0	0	0											
George Scott, R OBP: 0.319, SLG: 0.435 (1, 3)										4	2	2	0	0	0	1											
Dwight Evans, R OBP: 0.312, SLG: 0.464 (1, 9)										4	0	1	1	0	2	1											
Gary Allenson, R OBP: 0.324, SLG: 0.333 (1, 2)										3	0	1	1	0	0	1											
Jack Brohamer, L OBP: 0.364, SLG: 0.410 (8, PH)				5-3						1	0	0	0	0	0	0											
Inning Stats	R: 0 E: 0 K: 0 S: 5	H: 2 LOB: 2 BB: 0 P: 5	R: 1 E: 0 K: 1 S: 7	H: 2 LOB: 1 BB: 0 P: 7	R: 3 E: 0 K: 0 S: 5	H: 2 LOB: 0 BB: 1 P: 9	R: 0 E: 0 K: 0 S: 3	H: 0 LOB: 0 BB: 0 P: 3	R: 0 E: 0 K: 0 S: 3	H: 0 LOB: 1 BB: 0 P: 3	R: 1 E: 0 K: 0 S: 5	H: 2 LOB: 1 BB: 0 P: 5	R: 1 E: 0 K: 3 S: 10	H: 1 LOB: 1 BB: 1 P: 14	R: 0 E: 0 K: 1 S: 5	H: 1 LOB: 1 BB: 0 P: 5	R: 0 E: 0 K: 2 S: 8	H: 1 LOB: 1 BB: 0 P: 8	1B: 5 2B: 5 3B: 0 HR: 1	SF: 0 SAC: 0 DP: 1 HBP: 0	WP: 1 PB: 0 SB: 0 CS: 0	PA: 39					
PITCHER	IP	WLS	BF	H	R	ER	SO	BB	IBB	HBP	BLK	WP	HR	S	P	ERA	WHIP										
Dennis Martinez, R ERA: 2.93 (1, 1)	6.0		27	8	5	5	1	1	0	0	0	1	0	28	32	7.50	1.500										
Tim Stoddard, R ERA: 1.35 (7, 1)	3.0	S	12	3	1	1	6	1	0	0	0	1	0	23	27	3.00	1.333										

Batter	1	2	3	4	5	6	7	8	9	AB	R	H	RBI	BB	SO	LOB	TOP								
Al Bumby, L OBP: 0.308, SLG: 0.350 (1, 8)	0-0 6-3		0-0 1-3		0-0 6-3		0-0 L6			4	0	0	0	0	0	1									
Mark Belanger, R OBP: 0.245, SLG: 0.229 (1, 6)	4-0 1B 1B		0-0 5-3		0-0 E7 FC3-6 1B		0-0 1B			3	2	1	0	1	0	0									
Ken Singleton, S OBP: 0.429, SLG: 0.609 (1, 7)	0-0 1B 1-3 1B		0-3 K		0-0 FC3-6 1B		0-0 F9			4	0	2	0	0	1	2									
Eddie Murray, S OBP: 0.381, SLG: 0.412 (1, 3)	0-0 FC6-4 1-3 3-H 1B			4-0 5-3 BB		0-0 FC3-6 1B 1-2 2-3 1B		0-0 4-3		3	0	1	1	1	0	2									
Lee May, R OBP: 0.339, SLG: 0.508 (1, 10)	0-3 K		0-3 5-3		0-0 5-3		0-0 1B 1-2 3-H 1B		0-3 K	4	0	1	1	0	2	3									
Gary Roenicke, R OBP: 0.433, SLG: 0.624 (1, 9)	0-0 FC6-4 1-2		0-0 6-3		0-0 6-3		0-0 1-2 2-H 1B		0-0 6-3	4	0	1	0	0	0	3									
Rich Dauer, R OBP: 0.358, SLG: 0.413 (1, 5)		0-0 6-3		0-3 K		0-0 F8			0-3 K	4	0	0	0	0	2	3									
Kiko Garcia, R OBP: 0.316, SLG: 0.378 (9, PH)		0-0 CS 1B		0-0 6-3		0-0 6-3		0-0 1B 1B	0-0 6-3	3	0	2	0	0	0	0									
John Lowenstein, L OBP: 0.516, SLG: 0.517 (9, PH)										1	0	0	0	0	0	0									
Dave Skaggs, R OBP: 0.333, SLG: 0.333 (1, 2)		0-0 6-3		0-0 5-3		0-0 5-3		0-0 1B 1-3 1B	0-0 F8	3	0	1	0	0	0	1									
Terry Crowley, L OBP: 0.429, SLG: 0.500 (9, PH)										1	0	0	0	0	0	0									
Inning Stats	R: 1 E: 0 K: 1 S: 7	H: 2 LOB: 2 BB: 1 P: 11	R: 0 E: 0 K: 0 S: 3	H: 1 LOB: 0 BB: 0 P: 3	R: 0 E: 0 K: 1 S: 5	H: 0 LOB: 0 BB: 1 P: 5	R: 0 E: 0 K: 1 S: 5	H: 0 LOB: 0 BB: 0 P: 9	R: 0 E: 0 K: 0 S: 3	H: 0 LOB: 0 BB: 0 P: 3	R: 1 E: 1 K: 0 S: 6	H: 3 LOB: 2 BB: 0 P: 6	R: 0 E: 0 K: 0 S: 5	H: 3 LOB: 2 BB: 0 P: 5	R: 0 E: 0 K: 1 S: 5	H: 0 LOB: 0 BB: 0 P: 5	R: 0 E: 0 K: 1 S: 5	H: 0 LOB: 0 BB: 0 P: 5	1B: 9 2B: 0 3B: 0 HR: 0	SF: 0 SAC: 0 DP: 0 HBP: 0	WP: 0 PB: 0 SB: 0 CS: 1	PA: 36			
PITCHER	IP	WLS	BF	H	R	ER	SO	BB	IBB	HBP	BLK	WP	HR	S	P	ERA	WHIP								
Bob Stanley, R ERA: 3.45 (1, 1)	6.1	W	27	8	2	1	3	2	0	0	0	0	0	31	39	1.42	1.579								
Dick Drago, R ERA: 2.99 (7, 1)	2.2	S	9	1	0	0	2	0	0	0	0	0	0	13	13	0.00	0.375								

Baltimore Orioles @ Boston Red Sox
Fenway Park, Boston, MA
Thu May 17 1979, 7:05 PM EDT
Att: 27,610 - Unknown

AB 34
R 2
H 9
RBI 2
BB 2
SO 5
LOB 15



Batter	1	2	3	4	5	6	7	8	9	AB	R	H	RBI	BB	SO	LOB	BOTTOM									
Jerry Remy, L OBP: 0.362, SLG: 0.373 (1, 4)	0-0 F7			4-0 4-1 BB		0-0 FC4-6 1B 1-2		0-0 1B 1-2 2B		4	1	2	0	1	0	1										
Rick Burleson, R OBP: 0.327, SLG: 0.359 (1, 6)	0-0 F7		0-0 F8		0-0 4-1		0-0 S 1B 1-3		0-0 1-3 2-H 2B 1B	5	1	2	1	0	0	3										
Fred Lynn, L OBP: 0.422, SLG: 0.641 (1, 8)	4-0 HR BB		0-0 G3		0-0 P4		0-0 L7 1-2		0-0 1-H 3-H 2B	4	1	1	2	1	0	3										
Jim Rice, R OBP: 0.430, SLG: 0.557 (1, 10)	0-0 1-H HR		0-0 E BB 1B		0-3 K		0-3 K		0-0 P6	5	1	2	2	0	2	1										
Carl Yastrzemski, L OBP: 0.399, SLG: 0.539 (1, 7)	0-0 F2		4-0 E BB		0-0 F9 PB 1B		0-0 BB 1B		4-0 IBB	3	0	2	0	2	0	0										
Butch Hobson, R OBP: 0.326, SLG: 0.518 (1, 5)		0-0 HR	0-3 K		0-0 F9		4-0 G6-4-3 BB		0-3 K	4	1	1	1	1	2	5										
George Scott, R OBP: 0.318, SLG: 0.425 (1, 3)		0-0 4-3	4-0 BB		0-0 F8		0-0 G6-4-3 1-2			3	0	0	0	1	0	3										
Dwight Evans, R OBP: 0.318, SLG: 0.456 (1, 9)		0-3 K	0-0 G3		4-0 FC3-6 BB		4-0 1B BB			2	1	0	0	2	1	3										
Gary Allenson, R OBP: 0.319, SLG: 0.328 (1, 2)		0-0 1B 1B		0-0 F7		0-0 FC3-6 FC4-6		0-0 F9		4	0	1	0	0	0	2										
Inning Stats	R: 2 E: 0 K: 0 S: 4	H: 1 LOB: 0 BB: 1 P: 8	R: 1 E: 0 K: 1 S: 8	H: 3 LOB: 2 BB: 0 P: 8	R: 0 E: 1 K: 1 S: 6	H: 1 LOB: 3 BB: 2 P: 14	R: 0 E: 0 K: 0 S: 3	H: 0 LOB: 1 BB: 1 P: 7	R: 0 E: 0 K: 0 S: 6	H: 1 LOB: 1 BB: 0 P: 6	R: 0 E: 0 K: 0 S: 4	H: 1 LOB: 2 BB: 1 P: 8	R: 0 E: 0 K: 1 S: 5	H: 1 LOB: 1 BB: 1 P: 9	R: 3 E: 0 K: 1 S: 8	H: 3 LOB: 2 BB: 2 P: 16	1B: 8 2B: 1 3B: 0 HR: 2	SF: 0 SAC: 0 DP: 1 HBP: 0	WP: 0 PB: 1 SB: 1 CS: 0	PA: 42						
PITCHER	IP	WLS	BF	H	R	ER	SO	BB	IBB	HBP	BLK	WP	HR	S	P	ERA	WHIP									
Steve Stone, R ERA: 3.89 (1, 1)	2.1	L	14	5	3	3	1	2	0	0	0	0	0	2	14	22	11.57	3.000								
Sammy Stewart, R ERA: 3.92 (3, 1)	5.0		23	4	2	2	3	5	0	0	0	0	0	24	44	3.60	1.800									
Don Stanhouse, R ERA: 4.58 (8, 1)	0.2		5	2	1	1	1	0	1	0	0	0	0	6	10	13.50	3.000									

Baltimore Orioles @ Boston Red Sox
Fenway Park, Boston, MA
Thu May 17 1979, 7:05 PM EDT
Att: 27,610 - Unknown

AB 34
R 6
H 11
RBI 6
BB 8
SO 5
LOB 21



Batter	1	2	3	4	5	6	7	8	9	10	11	AB	R	H	RBI	BB	SO	LOB	TOP			
Larry Harlow, L OBP: 0.405, SLG: 0.344 (1, 8)	F7	F9		F8		BLK 2-3 1B		F2				6	0	2	0	0	0	2				
Rich Dauer, R OBP: 0.367, SLG: 0.413 (1, 5)	E BB 1B		5-3	F8		SF8				F8		5	0	2	1	0	0	2				
Ken Singleton, S OBP: 0.432, SLG: 0.624 (1, 10)	E BB 1-2					K		G6-4-3 1-3 1B				5	1	2	1	1	1	3				
Eddie Murray, S OBP: 0.379, SLG: 0.400 (1, 3)	K					FC4-6 2B 1B						4	3	0	0	2	1	4				
John Lowenstein, L OBP: 0.514, SLG: 0.893 Lee May, R OBP: 0.344, SLG: 0.513 Al Bumbry, L OBP: 0.313, SLG: 0.355 (1, 9)	E4											4	2	2	0	0	0	2				
Gary Roenicke, R OBP: 0.427, SLG: 0.604 (1, 7)	1-3					K						6	0	2	2	0	1	5				
Billy Smith, S OBP: 0.300, SLG: 0.315 Mark Belanger, R OBP: 0.242, SLG: 0.226 (1, 4)												3	0	1	2	1	0	1				
Kiko Garcia, R OBP: 0.310, SLG: 0.380 (1, 6)												1	0	0	0	0	0	0				
Rick Dempsey, R OBP: 0.364, SLG: 0.382 (1, 2)												5	0	1	0	0	0	4				
Inning Stats	R: 0 E: 1 K: 1 S: 7	H: 1 LOB: 3 BB: 1 P: 11	R: 0 E: 1 K: 0 S: 4	H: 1 LOB: 1 BB: 0 P: 4	R: 3 E: 0 K: 0 S: 6	H: 3 LOB: 1 BB: 1 P: 10	R: 0 E: 0 K: 1 S: 5	H: 0 LOB: 0 BB: 0 P: 5	R: 2 E: 0 K: 1 S: 8	H: 3 LOB: 1 BB: 0 P: 8	R: 1 E: 0 K: 1 S: 7	H: 2 LOB: 1 BB: 0 P: 7	R: 0 E: 0 K: 0 S: 3	H: 1 LOB: 0 BB: 1 P: 3	R: 0 E: 0 K: 0 S: 5	H: 2 LOB: 2 BB: 0 P: 5	R: 1 E: 0 K: 0 S: 3	H: 1 LOB: 0 BB: 1 P: 7	1B: 12 2B: 3 3B: 0 HR: 1	SF: 1 SAC: 0 DP: 2 HBP: 0	WP: 1 PB: 0 SB: 1 CS: 0	PA: 51
Phil Huffman, R ERA: 7.5 Jerry Garvin, L ERA: 2.25 Dave Freisleben, R ERA: 6.23 (1, 1)	IP 5.0	WLS 3.1	BF 12	H 2	R 0	ER 0	SO 1	BB 2	IBB 0	HBP 0	BLK 1	WP 0	HR 0	S 12	P 20	ERA 0.00	WHIP 1.200					
PITCHER	IP	WLS	BF	H	R	ER	SO	BB	IBB	HBP	BLK	WP	HR	S	P	ERA	WHIP					

Baltimore Orioles @ Toronto Blue Jays
Exhibition Stadium, Toronto, ON
Fri May 18 1979, 7:05 PM EDT
Att: 12,088 - Unknown

AB 45
R 7
H 16
RBI 7
BB 5
SO 4
LOB 24



Batter	1	2	3	4	5	6	7	8	9	10	11	AB	R	H	RBI	BB	SO	LOB	BOTTOM					
Alfredo Griffin, S OBP: 0.329, SLG: 0.315 (1, 6)	5-3											6	2	4	2	0	0	0						
Bob Bailor, R OBP: 0.331, SLG: 0.308 (1, 9)												5	0	0	1	1	0	6						
Roy Howell, L OBP: 0.318, SLG: 0.368 Al Woods, L OBP: 0.330, SLG: 0.366 (1, 5)												4	0	1	1	0	0	2						
Rico Carty, R OBP: 0.340, SLG: 0.403 (1, 10)												5	0	1	0	1	1	3						
Otto Velez, R OBP: 0.338, SLG: 0.493 (1, 7)												5	0	1	0	0	1	3						
Rick Bosetti, R OBP: 0.258, SLG: 0.335 (1, 8)												5	1	1	0	0	0	2						
Bob Robertson, R OBP: 0.260, SLG: 0.286 Ted Wilborn, S ERA: 1.98 Tim Johnson, L OBP: 0.158, SLG: 0.111 (1, 3)												4	0	2	0	0	0	2						
Dave McKay, S OBP: 0.252, SLG: 0.258 John Mayberry, L OBP: 0.407, SLG: 0.458 (1, 4)												3	1	0	0	0	0	2						
Rick Cerone, R OBP: 0.333, SLG: 0.325 (1, 2)												4	1	1	0	1	0	2						
Inning Stats	R: 0 E: 0 K: 1 S: 5	H: 0 LOB: 1 BB: 1 P: 9	R: 0 E: 0 K: 0 S: 3	H: 0 LOB: 0 BB: 0 P: 3	R: 2 E: 0 K: 1 S: 8	H: 3 LOB: 2 BB: 1 P: 12	R: 1 E: 0 K: 0 S: 6	H: 3 LOB: 2 BB: 0 P: 6	R: 0 E: 0 K: 0 S: 3	H: 1 LOB: 0 BB: 0 P: 3	R: 1 E: 1 K: 0 S: 4	H: 1 LOB: 0 BB: 0 P: 4	R: 2 E: 0 K: 0 S: 7	H: 4 LOB: 2 BB: 0 P: 7	R: 0 E: 1 K: 0 S: 3	H: 0 LOB: 1 BB: 1 P: 7	R: 0 E: 0 K: 0 S: 3	H: 0 LOB: 0 BB: 0 P: 3	R: 0 E: 0 K: 0 S: 3	H: 0 LOB: 1 BB: 1 P: 7	1B: 10 2B: 2 3B: 0 HR: 0	SF: 0 SAC: 0 DP: 2 HBP: 0	WP: 1 PB: 1 SB: 0 CS: 0	PA: 49
Mike Flanagan, L ERA: 3.34 Tim Stoddard, R ERA: 1.98 Don Stanhouse, R ERA: 3.8 (1, 1)	IP 6.2	WLS 0.2	BF 5	H 3	R 2	ER 2	SO 2	BB 3	IBB 0	HBP 0	BLK 0	WP 0	HR 0	S 31	P 43	ERA 4.05	WHIP 1.650							
PITCHER	IP	WLS	BF	H	R	ER	SO	BB	IBB	HBP	BLK	WP	HR	S	P	ERA	WHIP							

Baltimore Orioles @ Toronto Blue Jays
Exhibition Stadium, Toronto, ON
Fri May 18 1979, 7:05 PM EDT
Att: 12,088 - Unknown

AB 44
R 6
H 12
RBI 5
BB 5
SO 2
LOB 22



Batter	1	2	3	4	5	6	7	8	9	AB	R	H	RBI	BB	SO	LOB	TOP								
Al Bumby, L OBP: 0.325, SLG: 0.352 (1, 8)	F5		F8				4-3			4	0	1	0	1	0	2	Baltimore Orioles @ Toronto Blue Jays Exhibition Stadium, Toronto, ON Sun May 20 1979, 3:33 AM EDT Att: 30,065 - Unknown								
Mark Belanger, R OBP: 0.235, SLG: 0.207 (1, 6)	P6		F8				K			4	1	0	0	1	1	5									
Ken Singleton, S OBP: 0.430, SLG: 0.610 (9, PR)	3-1									4	0	1	2	1	0	0									
Larry Harlow, L OBP: 0.385, SLG: 0.324 (9, 9)										0	0	0	0	0	0	0									
Eddie Murray, S OBP: 0.380, SLG: 0.392 (1, 3)										3	1	0	0	2	1	4									
John Lowenstein, L OBP: 0.475, SLG: 0.788 (1, 7)										5	1	1	0	0	0	3									
Lee May, R OBP: 0.358, SLG: 0.567 (1, 10)										4	2	3	2	0	0	0									
Rich Dauer, R OBP: 0.362, SLG: 0.414 (1, 5)										3	1	2	1	1	0	0									
Billy Smith, S OBP: 0.313, SLG: 0.333 (1, 4)										3	0	1	1	1	1	1									
Dave Skaggs, R OBP: 0.323, SLG: 0.296 (1, 2)										3	0	0	0	1	0	5									
Inning Stats	R: 0 E: 0 K: 0 S: 3	H: 0 LOB: 0 BB: 0 P: 3	R: 0 E: 0 K: 0 S: 2	H: 0 LOB: 0 BB: 1 P: 6	R: 0 E: 0 K: 1 S: 5	H: 0 LOB: 2 BB: 2 P: 13	R: 0 E: 0 K: 0 S: 3	H: 0 LOB: 0 BB: 0 P: 3	R: 2 E: 0 K: 1 S: 8	H: 3 LOB: 3 BB: 2 P: 16	R: 1 E: 0 K: 0 S: 4	H: 1 LOB: 0 BB: 0 P: 4	R: 0 E: 0 K: 1 S: 5	H: 0 LOB: 0 BB: 0 P: 5	R: 2 E: 0 K: 0 S: 5	H: 3 LOB: 2 BB: 2 P: 13	R: 1 E: 1 K: 0 S: 4	H: 2 LOB: 2 BB: 1 P: 8	1B: 4 2B: 4 3B: 0 HR: 1	SF: 0 SAC: 0 DP: 2 HBP: 0	WP: 0 PB: 0 SB: 0 CS: 1	PA: 41			
PITCHER	IP	WLS	BF	H	R	ER	SO	BB	IBB	HBP	BLK	WP	HR	S	P	ERA	WHIP								
Jesse Jefferson, R ERA: 3.88 (1, 1)	7.1	L	33	6	5	5	3	6	0	0	0	0	1	33	57	6.14	1.636								
Dave Freisleben, R ERA: 6.39 (8, 1)	1.0		6	3	1	1	0	2	0	0	0	0	0	4	12	9.00	5.000								
Mike Willis, L ERA: 6.88 (9, 1)	0.2		2	0	0	0	0	0	0	0	0	0	0	2	2	0.00	0.000								

AB	33
R	6
H	9
RBI	6
BB	8
SO	3
LOB	20



Batter	1	2	3	4	5	6	7	8	9	AB	R	H	RBI	BB	SO	LOB	BOTTOM								
Alfredo Griffin, S OBP: 0.324, SLG: 0.305 (1, 6)	6-3									3	1	0	0	1	0	0	Baltimore Orioles @ Toronto Blue Jays Exhibition Stadium, Toronto, ON Sun May 20 1979, 3:33 AM EDT Att: 30,065 - Unknown								
Bob Bailor, R OBP: 0.327, SLG: 0.301 (1, 9)	F8									4	0	0	0	0	0	1									
Roy Howell, L OBP: 0.321, SLG: 0.376 (1, 5)	K									4	0	1	1	0	1	0									
Rico Carty, R OBP: 0.342, SLG: 0.409 (1, 10)										4	0	2	0	0	0	0									
John Mayberry, L OBP: 0.399, SLG: 0.445 (1, 3)										4	1	1	0	0	0	2									
Al Woods, L OBP: 0.328, SLG: 0.361 (1, 7)										3	0	0	0	0	0	2									
Rick Bosetti, R OBP: 0.247, SLG: 0.323 (1, 8)										2	0	0	1	0	1	0									
Tim Johnson, L OBP: 0.136, SLG: 0.095 (1, 4)										3	0	0	0	0	0	1									
Rick Cerone, R OBP: 0.324, SLG: 0.315 (1, 2)										3	0	0	0	0	0	0									
Bob Davis, R (9, 2)										0	0	0	0	0	0	0									
Inning Stats	R: 0 E: 0 K: 1 S: 5	H: 2 LOB: 1 BB: 0 P: 5	R: 1 E: 0 K: 0 S: 5	H: 2 LOB: 1 BB: 0 P: 5	R: 1 E: 0 K: 0 S: 5	H: 2 LOB: 1 BB: 1 P: 9	R: 0 E: 0 K: 0 S: 3	H: 0 LOB: 0 BB: 0 P: 3	R: 0 E: 0 K: 0 S: 3	H: 0 LOB: 0 BB: 0 P: 3	R: 0 E: 0 K: 1 S: 5	H: 0 LOB: 0 BB: 0 P: 5	R: 0 E: 0 K: 0 S: 3	H: 0 LOB: 0 BB: 0 P: 3	R: 0 E: 0 K: 0 S: 3	H: 0 LOB: 0 BB: 0 P: 3	R: 0 E: 0 K: 0 S: 3	H: 0 LOB: 0 BB: 0 P: 3	1B: 3 2B: 1 3B: 0 HR: 0	SF: 1 SAC: 0 DP: 0 HBP: 0	WP: 1 PB: 0 SB: 1 CS: 0	PA: 32			
PITCHER	IP	WLS	BF	H	R	ER	SO	BB	IBB	HBP	BLK	WP	HR	S	P	ERA	WHIP								
Dennis Martinez, R ERA: 2.82 (1, 1)	9.0	W	32	4	2	2	2	1	0	0	0	1	0	35	39	2.00	0.556								



Batter	1	2	3	4	5	6	7	8	9	AB R H RBI BB SO LOB	TOP									
Jerry Remy, L (1,4) OBP: 0.365, SLG: 0.371	F7	1B HR			PO 1B		SH3-4		6-3	4 1 2 1 0 0 0	Boston Red Sox @ Baltimore Orioles Memorial Stadium, Baltimore, MD Tue May 22 1979, 7:05 PM EDT Att: 35,971 - Unknown									
Rick Burleson, R (1,6) OBP: 0.322, SLG: 0.342	F8	1B HR		PO 1B	L4		4-3			4 1 1 1 0 0 1										
Fred Lynn, L (1,8) OBP: 0.415, SLG: 0.651	K	HR			K		F4			4 1 1 3 0 2 1										
Jim Rice, R (1,7) OBP: 0.416, SLG: 0.541		F8			2B			6-3		4 0 1 0 0 0 0										
Carl Yastrzemski, L (1,10) OBP: 0.377, SLG: 0.500		4-3	4-3		L8			K		4 0 0 0 0 1 1										
Butch Hobson, R (1,5) OBP: 0.311, SLG: 0.479		1B 2B	K			6-3		FC6-4 1B		4 1 2 0 0 1 0										
George Scott, R (1,3) OBP: 0.296, SLG: 0.388		1B 1B BB	5-3			1-3		FC6-4 1B		3 1 0 0 1 0 1										
Dwight Evans, R (1,9) OBP: 0.324, SLG: 0.449		1B 1B 1B	5-3		K			F6		4 1 1 1 0 1 0										
Gary Allenson, R (1,2) OBP: 0.298, SLG: 0.303		1B 1B	F9				4-3 SH3-4 1B		K	4 1 2 1 0 1 0										
Inning Stats	R: 0 E: 0 K: 1 S: 5	H: 0 LOB: 0 BB: 0 P: 5	R: 7 E: 0 K: 0 S: 9	H: 6 LOB: 0 BB: 1 P: 13	R: 0 E: 0 K: 1 S: 5	H: 0 LOB: 0 BB: 0 P: 5	R: 0 E: 0 K: 1 S: 6	H: 1 LOB: 0 BB: 0 P: 3	R: 0 E: 0 K: 1 S: 6	H: 0 LOB: 0 BB: 0 P: 6	R: 0 E: 0 K: 1 S: 4	H: 1 LOB: 1 BB: 0 P: 4	R: 0 E: 0 K: 1 S: 6	H: 1 LOB: 1 BB: 0 P: 6	R: 0 E: 0 K: 1 S: 5	H: 0 LOB: 0 BB: 0 P: 5	1B: 7 2B: 2 3B: 0 HR: 1	SF: 0 SAC: 1 DP: 0 HBP: 0	WP: 0 PB: 0 SB: 0 CS: 0	PA: 38
PITCHER	IP WLS BF H R ER SO BB IBB HBP BLK WP HR S P ERA WHIP											IP WLS BF H R ER SO BB IBB HBP BLK WP HR S P ERA WHIP								
Mike Flanagan, L (1,1) ERA: 4.21	1.2 L 12 6 7 7 1 1 0 0 0 0 1 13 17 37.80 4.200																			
Sammy Stewart, R (2,1) ERA: 2.89	7.1 25 4 0 0 5 0 0 0 0 0 0 35 35 0.00 0.545																			

Batter	1	2	3	4	5	6	7	8	9	AB R H RBI BB SO LOB	BOTTOM									
Al Bumbry, L (1,8) OBP: 0.315, SLG: 0.340	F8		K		F9		K		4-3	5 0 0 0 0 2 3	Boston Red Sox @ Baltimore Orioles Memorial Stadium, Baltimore, MD Tue May 22 1979, 7:05 PM EDT Att: 35,971 - Unknown									
Mark Belanger, R (1,6) OBP: 0.231, SLG: 0.200			F9		5-3				4-3	3 0 0 0 0 0 1										
Pat Kelly, L (7, PH) OBP: 0.367, SLG: 0.292	F7								4-3	1 0 1 0 0 0 0										
Kiko Garcia, R (8,6) OBP: 0.307, SLG: 0.366										0 0 0 0 0 0 0										
Terry Crowley, L (9, PH) OBP: 0.400, SLG: 0.455							1B			1 0 0 0 0 0 1										
Ken Singleton, S (1,9) OBP: 0.426, SLG: 0.600	F8		K			2B 1B	K			4 1 1 0 0 2 2										
Eddie Murray, S (1,3) OBP: 0.377, SLG: 0.384		6-3		4-3		2B SF8 1B	L9			3 1 0 0 1 0 2										
John Lowenstein, L (1,7) OBP: 0.455, SLG: 0.730		K			1B		F8		G3	4 0 1 0 0 1 2										
Lee May, R (1,10) OBP: 0.382, SLG: 0.573		1B HR 1B			K		SF8 1B 2B		K	4 1 2 1 0 2 1										
Rich Dauer, R (1,5) OBP: 0.359, SLG: 0.412		1B HR 1B		F7			SF8 2B		L7	3 1 1 1 0 0 1										
Billy Smith, S (1,4) OBP: 0.324, SLG: 0.393		HR			F9		K		E7 1B	4 1 2 3 0 1 1										
Rick Dempsey, R (1,2) OBP: 0.384, SLG: 0.396		4-3							F5	2 0 1 0 1 0 0										
Larry Harlow, L (9, PH) OBP: 0.375, SLG: 0.314							1B			1 0 0 0 0 0 1										
Inning Stats	R: 0 E: 0 K: 0 S: 3	H: 0 LOB: 0 BB: 0 P: 3	R: 3 E: 0 K: 1 S: 8	H: 3 LOB: 0 BB: 0 P: 8	R: 0 E: 0 K: 2 S: 7	H: 0 LOB: 0 BB: 0 P: 7	R: 0 E: 0 K: 1 S: 6	H: 1 LOB: 1 BB: 0 P: 6	R: 0 E: 0 K: 1 S: 7	H: 2 LOB: 1 BB: 1 P: 11	R: 0 E: 0 K: 2 S: 9	H: 2 LOB: 2 BB: 0 P: 9	R: 0 E: 0 K: 1 S: 5	H: 0 LOB: 0 BB: 0 P: 5	R: 0 E: 1 K: 0 S: 4	H: 1 LOB: 1 BB: 0 P: 4	1B: 7 2B: 1 3B: 0 HR: 1	SF: 1 SAC: 0 DP: 0 HBP: 0	WP: 0 PB: 0 SB: 0 CS: 0	PA: 38
PITCHER	IP WLS BF H R ER SO BB IBB HBP BLK WP HR S P ERA WHIP											IP WLS BF H R ER SO BB IBB HBP BLK WP HR S P ERA WHIP								
Steve Renko, R (1,1) ERA: 4.2	5.1 W 24 6 5 5 4 2 0 0 0 0 0 30 38 8.44 1.500																			
Dick Drago, R (6,1) ERA: 2.78	1.0 5 2 0 0 2 0 0 0 0 0 0 9 9 0.00 2.000																			
Bill Campbell, R (7,1) ERA: 2.3	2.2 S 9 1 0 0 2 0 0 0 0 0 0 13 13 0.00 0.375																			

AB	35
R	7
H	10
RBI	7
BB	1
SO	6
LOB	4



Batter	1	2	3	4	5	6	7	8	9	10	AB	R	H	RBI	BB	SO	LOB	TOP			
Jerry Remy, L OBP: 0.372, SLG: 0.378 (1,4)	0-0 1-6-3 SH1-3 1B		0-0 1B FC4-6 1B		0-0 S 1B			0-0 1-3		0-0 F8	5	2	3	0	0	0	1				
Rick Burleson, R OBP: 0.322, SLG: 0.342 (1,6)	0-0 SH1-3 1-2		0-0 FC4-6 1B		0-3 K			0-0 F8		0-0 F8	3	0	1	0	0	1	1				
Fred Lynn, L OBP: 0.411, SLG: 0.647 (1,8)	0-0 1-6-3 2-3		0-0 FC4-6 1-2 3-H		0-3 K			0-0 K		0-0 2B	4	0	1	1	0	1	2				
Jim Rice, R OBP: 0.412, SLG: 0.533 (1,7)	0-0 S 1B		0-0 6-3		0-3 K			0-0 K		0-0 4-3	4	0	1	1	0	1	2				
Butch Hobson, R OBP: 0.322, SLG: 0.490 (1,5)	0-0 F8 1-2			0-3 K				0-0 3B		0-0 F8	4	0	1	0	0	1	1				
Carlton Fisk, R (1,10)		0-0 F7		0-0 5-3				0-0 5-3		0-0 5-3	4	0	0	0	0	0	1				
George Scott, R OBP: 0.289, SLG: 0.377 (1,3)		0-0 F6		0-0 L6				0-0 F9		0-0 5-3	4	0	0	0	0	0	0				
Dwight Evans, R OBP: 0.322, SLG: 0.443 (1,9)		0-0 1B		0-0 5-3				0-0 5-3		0-0 F9	4	0	1	0	0	0	0				
Gary Allenson, R OBP: 0.295, SLG: 0.300 (1,2)			0-0 F3		0-0 5-3			0-3 K		0-0 CS 1B	4	0	1	0	0	1	0				
Inning Stats	R: 1 E: 0 K: 0 S: 5	H: 2 LOB: 1 BB: 0 P: 5	R: 0 E: 0 K: 0 S: 3	H: 1 LOB: 1 BB: 0 P: 3	R: 1 E: 0 K: 0 S: 5	H: 2 LOB: 1 BB: 0 P: 5	R: 0 E: 0 K: 1 S: 6	H: 0 LOB: 0 BB: 0 P: 5	R: 0 E: 0 K: 1 S: 6	H: 1 LOB: 1 BB: 0 P: 6	R: 0 E: 0 K: 2 S: 8	H: 1 LOB: 1 BB: 0 P: 8	R: 0 E: 0 K: 1 S: 5	H: 0 LOB: 0 BB: 0 P: 5	R: 0 E: 0 K: 0 S: 3	H: 0 LOB: 0 BB: 0 P: 3	R: 0 E: 0 K: 0 S: 3	H: 1 LOB: 0 BB: 0 P: 3	1B: 7 2B: 1 3B: 1 HR: 0	SF: 0 SAC: 1 DP: 0 HBP: 0	WP: 0 PA: 37
PITCHER	IP 9.0	WLS 34	BF 8	H 2	R 2	ER 2	SO 5	BB 0	IBB 0	HBP 0	BLK 0	WP 0	HR 0	S 44	P 44	ERA 2.00	WHIP 0.889				
Steve Stone, R ERA: 3.52 (1,1)	1.0	W	3	1	0	0	0	0	0	0	0	0	0	3	3	0.00	1.000				
Tippy Martinez, L ERA: 3.14 (10,1)																					

Boston Red Sox @ Baltimore Orioles
 Memorial Stadium, Baltimore, MD
 Wed May 23 1979, 7:05 PM EDT
 Att: 29,400 - Unknown

AB	36
R	2
H	9
RBI	2
BB	0
SO	5
LOB	8



Batter	1	2	3	4	5	6	7	8	9	10	AB	R	H	RBI	BB	SO	LOB	BOTTOM					
Al Bumbry, L OBP: 0.307, SLG: 0.331 (1,8)	0-0 6-3		0-0 L8			0-0 G3		0-0 F7			4	0	0	0	0	0	1						
Rich Dauer, R OBP: 0.350, SLG: 0.400 (1,5)	0-0 6-3		0-0 L7			0-0 L8		0-0 6-3			4	0	0	0	0	0	1						
Ken Singleton, S OBP: 0.428, SLG: 0.595 (1,9)	0-0 6-3			4-0 1B G6-4-3 BB		0-0 1B		0-0 G3		0-0 L5	3	1	1	0	1	0	0						
Eddie Murray, S OBP: 0.385, SLG: 0.413 (1,3)		0-0 HR		0-0 G6-4-3 1B		0-0 G3		0-0 G6-4-3 1B		0-0 G6-4-3 1B	4	1	3	1	0	0	1						
Lee May, R OBP: 0.352, SLG: 0.556 (1,10)		0-0 F4		0-0 G6-4-3		0-3 K		0-0 G6-4-3		0-0 G6-4-3	4	0	0	0	0	1	2						
Gary Roenicke, R OBP: 0.422, SLG: 0.579 (1,7)		0-0 6-3		0-0 F6		4-0 E BB				0-0 G3	2	0	0	0	1	0	0						
John Lowenstein, L OBP: 0.444, SLG: 0.711 (10,PH)		0-0 6-3				0-0 E4 BB				0-0 G3	1	0	0	0	0	0	0						
Billy Smith, S OBP: 0.319, SLG: 0.385 (1,4)		0-3 K				0-0 4-3		0-0 E4 G6-4-3		0-0 SH HR 1B	4	1	1	0	0	1	1						
Kiko Garcia, R OBP: 0.311, SLG: 0.369 (1,6)			0-0 4-3			0-0 G6-4-3 1B		0-0 G6-4-3		0-0 SH HR	2	0	1	0	0	0	0						
Terry Crowley, L OBP: 0.375, SLG: 0.417 (7,PH)						0-0 G6-4-3 1B		0-0 G6-4-3		0-0 SH HR	1	0	0	0	0	0	2						
Mark Belanger, R OBP: 0.231, SLG: 0.200 (8,6)						0-0 G6-4-3 1B		0-0 G6-4-3		0-0 SH HR	0	1	0	0	0	0	0						
Rick Dempsey, R OBP: 0.375, SLG: 0.385 (1,2)			0-0 E4			0-0 G6-4-3		0-0 F9		0-0 HR	3	0	0	0	0	0	1						
Pat Kelly, L OBP: 0.337, SLG: 0.440 (10,PH)						1-2				1-2 HR	1	1	1	3	0	0	0						
Inning Stats	R: 0 E: 0 K: 0 S: 3	H: 0 LOB: 0 BB: 0 P: 3	R: 1 E: 0 K: 1 S: 6	H: 1 LOB: 0 BB: 0 P: 6	R: 0 E: 1 K: 0 S: 4	H: 0 LOB: 1 BB: 0 P: 4	R: 1 E: 0 K: 0 S: 3	H: 1 LOB: 0 BB: 1 P: 7	R: 0 E: 0 K: 0 S: 3	H: 1 LOB: 0 BB: 0 P: 3	R: 0 E: 0 K: 0 S: 4	H: 1 LOB: 1 BB: 0 P: 4	R: 0 E: 1 K: 1 S: 5	H: 0 LOB: 1 BB: 1 P: 9	R: 0 E: 0 K: 0 S: 3	H: 1 LOB: 0 BB: 0 P: 3	R: 0 E: 0 K: 0 S: 3	H: 1 LOB: 0 BB: 0 P: 3	R: 3 E: 1 K: 0 S: 4	H: 2 LOB: 0 BB: 0 P: 4	1B: 5 2B: 0 3B: 0 HR: 2	SF: 0 SAC: 1 DP: 4 HBP: 0	WP: 0 PA: 36
PITCHER	IP 9.1	WLS L	BF 36	H 7	R 5	ER 4	SO 2	BB 2	IBB 0	HBP 0	BLK 0	WP 0	HR 2	S 38	P 46	ERA 3.86	WHIP 0.964						
Bob Stanley, R ERA: 3.5 (1,1)																							

Boston Red Sox @ Baltimore Orioles
 Memorial Stadium, Baltimore, MD
 Wed May 23 1979, 7:05 PM EDT
 Att: 29,400 - Unknown

AB	33
R	5
H	7
RBI	4
BB	2
SO	2
LOB	9



Batter	1	2	3	4	5	6	7	8	9	AB	R	H	RBI	BB	SO	LOB	TOP			
Jerry Remy, L (1,4) OBP: 0.374, SLG: 0.381										4	1	2	1	0	0	0	Boston Red Sox @ Baltimore Orioles Memorial Stadium, Baltimore, MD Thu May 24 1979, 7:05 PM EDT Att: 25,717 - Unknown			
Rick Burleson, R (1,6) OBP: 0.315, SLG: 0.333										4	0	0	0	0	0	2				
Fred Lynn, L (1,8) OBP: 0.408, SLG: 0.636										4	1	1	0	0	0	0				
Jim Rice, R (1,7) OBP: 0.414, SLG: 0.532										4	0	2	1	0	1	0				
Carl Yastrzemski, L (1,10) OBP: 0.386, SLG: 0.507										4	0	3	1	0	0	1				
Butch Hobson, R (1,5) OBP: 0.298, SLG: 0.471										4	0	0	0	0	2	5				
George Scott, R (1,3) OBP: 0.282, SLG: 0.368										4	0	0	0	0	0	3				
Dwight Evans, R (1,9) OBP: 0.327, SLG: 0.444										4	1	2	0	0	0	0				
Gary Allenson, R (1,2) OBP: 0.289, SLG: 0.293										2	0	0	0	0	0	1				
Jim Dwyer, L (7, PH) OBP: 0.296, SLG: 0.308										1	0	0	0	0	0	0				
Mike O'Berry, R (7, 2) OBP: 0.200, SLG: 0.200										0	0	0	0	0	0	0				
Carlton Fisk, R (9, PH)										1	0	0	0	0	0	2				
Inning Stats	R: 2 E: 0 K: 0 S: 6	H: 3 LOB: 1 BB: 0 P: 6	R: 0 E: 0 K: 0 S: 3	H: 0 LOB: 0 BB: 0 P: 3	R: 0 E: 0 K: 0 S: 3	H: 1 LOB: 0 BB: 0 P: 3	R: 1 E: 0 K: 1 S: 5	H: 2 LOB: 1 BB: 0 P: 5	R: 0 E: 0 K: 1 S: 7	H: 2 LOB: 2 BB: 0 P: 7	R: 0 E: 0 K: 0 S: 3	H: 0 LOB: 0 BB: 0 P: 3	R: 0 E: 0 K: 1 S: 5	H: 2 LOB: 2 BB: 0 P: 7	R: 0 E: 0 K: 1 S: 7	H: 2 LOB: 2 BB: 0 P: 7	1B: 10 2B: 0 3B: 0 HR: 0	SF: 0 SAC: 0 DP: 1 HBP: 0	WP: 0 PB: 0 SB: 3 CS: 0	PA: 36
PITCHER Dennis Martinez, R (1,1) ERA: 2.84	IP: 9.0 WLS: W BF: 36 H: 10 R: 3 ER: 3 SO: 3 BB: 0 IBB: 0 HBP: 0 BLK: 0 WP: 0 HR: 0 S: 42 P: 42 ERA: 3.00 WHIP: 1.111															PITCHER				

Batter	1	2	3	4	5	6	7	8	9	AB	R	H	RBI	BB	SO	LOB	BOTTOM			
Al Bumbry, L (1,8) OBP: 0.318, SLG: 0.348										4	1	3	0	0	1	0	Boston Red Sox @ Baltimore Orioles Memorial Stadium, Baltimore, MD Thu May 24 1979, 7:05 PM EDT Att: 25,717 - Unknown			
Rich Dauer, R (1,5) OBP: 0.354, SLG: 0.403										4	0	2	2	0	0	2				
Ken Singleton, S (1,10) OBP: 0.424, SLG: 0.583										3	0	0	0	1	1	3				
Eddie Murray, S (1,3) OBP: 0.383, SLG: 0.409										4	1	1	0	0	2	1				
John Lowenstein, L (1,9) OBP: 0.469, SLG: 0.700										2	1	1	0	2	1	0				
Gary Roenicke, R (1,7) OBP: 0.406, SLG: 0.561										3	0	0	1	0	2	1				
Billy Smith, S (1,4) OBP: 0.307, SLG: 0.368										3	0	0	0	0	1	1				
Mark Belanger, R (8, 6) OBP: 0.228, SLG: 0.198										1	0	0	0	0	1	0				
Kiko Garcia, R (1,6) OBP: 0.309, SLG: 0.398										4	1	1	2	0	1	0				
Dave Skaggs, R (1,2) OBP: 0.383, SLG: 0.310										2	1	1	0	1	0	0				
Inning Stats	R: 0 E: 0 K: 2 S: 7	H: 0 LOB: 1 BB: 1 P: 11	R: 0 E: 0 K: 3 S: 9	H: 0 LOB: 0 BB: 0 P: 9	R: 0 E: 0 K: 0 S: 5	H: 2 LOB: 2 BB: 0 P: 5	R: 0 E: 0 K: 0 S: 2	H: 0 LOB: 0 BB: 1 P: 6	R: 2 E: 0 K: 1 S: 7	H: 2 LOB: 1 BB: 1 P: 11	R: 3 E: 1 K: 0 S: 8	H: 5 LOB: 2 BB: 0 P: 8	R: 0 E: 0 K: 1 S: 4	H: 0 LOB: 0 BB: 1 P: 8	R: 0 E: 0 K: 3 S: 9	H: 0 LOB: 0 BB: 0 P: 9	1B: 7 2B: 1 3B: 0 HR: 1	SF: 1 SAC: 0 DP: 0 HBP: 0	WP: 0 PB: 0 SB: 0 CS: 2	PA: 37
PITCHER Mike Torrez, R (1,1) ERA: 4.69	IP: 5.2 WLS: L BF: 27 H: 8 R: 5 ER: 5 SO: 6 BB: 3 IBB: 0 HBP: 0 BLK: 0 WP: 0 HR: 1 S: 36 P: 48 ERA: 7.94 WHIP: 1.941															PITCHER				
Dick Drago, R (6, 1) ERA: 2.96	IP: 2.1 WLS: L BF: 8 H: 1 R: 0 ER: 0 SO: 4 BB: 1 IBB: 0 HBP: 0 BLK: 0 WP: 0 HR: 0 S: 15 P: 19 ERA: 0.00 WHIP: 0.857															PITCHER				

AB	36
R	3
H	10
RBI	3
BB	0
SO	3
LOB	14



AB	30
R	5
H	9
RBI	5
BB	4
SO	10
LOB	8



Batter	1	2	3	4	5	6	7	8	9	AB	R	H	RBI	BB	SO	LOB	TOP					
Larry Harlow, L (1, 8) OBP: 0.400, SLG: 0.316	0-0 4-3		0-3 K			4-0 BB		0-0 FC6-4 1B		3	0	1	0	1	1	0	<p>Baltimore Orioles @ Detroit Tigers</p> <p>Tiger Stadium, Detroit, MI</p> <p>Sun May 27 1979, 3:33 AM EDT</p> <p>Unknown</p>					
Rich Dauer, R (1, 5) OBP: 0.335, SLG: 0.374	0-0 4-3			0-0 F8		0-0 F3		0-0 FC6-4		4	0	0	0	0	0	3						
Ken Singleton, S (1, 10) OBP: 0.415, SLG: 0.557	0-3 K			0-0 F9		0-0 4-3			0-0 F8	4	0	0	0	0	1	2						
Eddie Murray, S (1, 3) OBP: 0.369, SLG: 0.404		0-0 F4		0-0 F8			0-0 F9		0-0 3-1	4	0	0	0	0	0	0						
John Lowenstein, L (1, 9) OBP: 0.448, SLG: 0.609		4-0 S BB			0-0 F4		0-0 4-3		0-0 F6	3	0	0	0	1	0	0						
Gary Roenicke, R (1, 7) OBP: 0.413, SLG: 0.545		0-0 F5			0-0 6-3		0-0 F2			3	0	0	0	0	0	1						
Billy Smith, S (1, 4) OBP: 0.280, SLG: 0.333		0-0 F8			0-3 K			0-0 B2-3		3	0	0	0	0	1	1						
Kiko Garcia, R (1, 6) OBP: 0.327, SLG: 0.396			0-0 G6-4-3 1B			4-0 BB BB		0-0 F8		2	0	1	0	1	0	0						
Dave Skaggs, R (1, 2) OBP: 0.333, SLG: 0.290 (8, PH)			0-0 G6-4-3			0-3 K		0-0 HR		2	0	0	0	0	1	2						
Terry Crowley, L (8, PH) OBP: 0.412, SLG: 0.692										1	1	1	1	0	0	0						
Rick Dempsey, R (8, 2) OBP: 0.363, SLG: 0.371										0	0	0	0	0	0	0						
Inning Stats	R: 0 E: 0 K: 1 S: 5	H: 0 LOB: 0 BB: 0 P: 5	R: 0 E: 0 K: 0 S: 3	H: 0 LOB: 1 BB: 1 P: 7	R: 0 E: 0 K: 1 S: 5	H: 1 LOB: 0 BB: 0 P: 5	R: 0 E: 0 K: 0 S: 3	H: 0 LOB: 0 BB: 0 P: 3	R: 0 E: 0 K: 1 S: 5	H: 0 LOB: 0 BB: 0 P: 5	R: 0 E: 0 K: 0 S: 3	H: 0 LOB: 0 BB: 0 P: 3	R: 0 E: 0 K: 0 S: 3	H: 0 LOB: 0 BB: 0 P: 3	R: 1 E: 0 K: 0 S: 5	H: 2 LOB: 1 BB: 0 P: 5	R: 0 E: 0 K: 0 S: 3	H: 0 LOB: 0 BB: 0 P: 3	1B: 2 2B: 0 3B: 0 HR: 1	SF: 0 SAC: 0 DP: 1 HBP: 0	WP: 0 PB: 0 SB: 1 CS: 0	PA: 32
PITCHER Jack Billingham, R (1, 1) ERA: 2.82	IP: 9.0 WLS: W BF: 32 H: 3 R: 1 ER: 1 SO: 4 BB: 3 IBB: 0 HBP: 0 BLK: 0 WP: 0 HR: 1 S: 37 P: 49 ERA: 1.00 WHIP: 0.667															PITCHER						

Batter	1	2	3	4	5	6	7	8	9	AB	R	H	RBI	BB	SO	LOB	BOTTOM					
Ron LeFlore, R (1, 8) OBP: 0.367, SLG: 0.427	0-0 6-3		0-0 6-3	0-0 G6-4-3			0-0 F9			4	0	0	0	0	0	2	<p>Baltimore Orioles @ Detroit Tigers</p> <p>Tiger Stadium, Detroit, MI</p> <p>Sun May 27 1979, 3:33 AM EDT</p> <p>Unknown</p>					
Lynn Jones, R (8, 8) OBP: 0.342, SLG: 0.357										0	0	0	0	0	0	0						
Lou Whitaker, L (1, 4) OBP: 0.383, SLG: 0.429	0-0 6-3		0-0 HR		0-0 1-3		4-0 3-1 BB			3	1	1	0	1	0	0						
Steve Kemp, L (1, 7) OBP: 0.494, SLG: 0.646	0-0		0-0		0-0 F6		4-0 3-1 BB			3	2	2	2	1	0	0						
Champ Summers, L (7, PR) OBP: 0.351, SLG: 0.317 (8, 9)	0-0 1B		0-0 HR		0-0 F6		0-0 1-2 3-1 BB			0	0	0	0	0	0	0						
Rusty Staub, L (1, 10) OBP: 0.378, SLG: 0.432	4-0 1B		0-0 F9		0-0 F3		0-0 3-1			3	0	0	0	1	0	2						
Jason Thompson, L (1, 3) OBP: 0.403, SLG: 0.455	0-0 1-2 2-H		0-0 3-1			0-0 E8		0-0 F8		4	1	1	1	0	0	3						
John Wockenfuss, R (1, 2) OBP: 0.308, SLG: 0.639	0-0 F8			0-0 HR		0-0 2B		0-0 F7		4	1	2	2	0	0	2						
Jerry Morales, R (1, 9) OBP: 0.257, SLG: 0.365 (8, 7)		4-0 CS BB		0-0 HR		0-0 F6		0-3 K		3	0	1	0	1	1	1						
Aurelio Rodriguez, R (1, 5) OBP: 0.276, SLG: 0.326		0-0 F5		0-0 E5		0-0 5-3		0-0		4	0	1	0	0	0	3						
Alan Trammell, R (1, 6) OBP: 0.283, SLG: 0.255		0-0 F4		0-0 B1		0-0 F4		0-0 F9		4	0	0	0	0	0	4						
Inning Stats	R: 1 E: 0 K: 0 S: 5	H: 2 LOB: 2 BB: 1 P: 9	R: 0 E: 0 K: 0 S: 2	H: 0 LOB: 0 BB: 1 P: 6	R: 2 E: 0 K: 0 S: 5	H: 2 LOB: 0 BB: 0 P: 5	R: 1 E: 1 K: 0 S: 5	H: 2 LOB: 1 BB: 0 P: 5	R: 0 E: 0 K: 0 S: 3	H: 0 LOB: 0 BB: 0 P: 3	R: 1 E: 1 K: 0 S: 5	H: 1 LOB: 1 BB: 0 P: 5	R: 0 E: 0 K: 0 S: 3	H: 0 LOB: 2 BB: 2 P: 11	R: 0 E: 0 K: 1 S: 6	H: 1 LOB: 1 BB: 0 P: 6	R: 0 E: 0 K: 0 S: 6	H: 0 LOB: 0 BB: 0 P: 6	1B: 4 2B: 2 3B: 0 HR: 2	SF: 0 SAC: 0 DP: 1 HBP: 0	WP: 0 PB: 0 SB: 0 CS: 1	PA: 36
PITCHER Scott McGregor, L (1, 1) ERA: 6.63	IP: 6.1 WLS: L BF: 30 H: 7 R: 5 ER: 4 SO: 0 BB: 4 IBB: 0 HBP: 0 BLK: 0 WP: 0 HR: 2 S: 26 P: 42 ERA: 5.68 WHIP: 1.737															PITCHER						
Tippy Martinez, L (7, 1) ERA: 3.31	IP: 1.2 WLS: L BF: 6 H: 1 R: 0 ER: 0 SO: 1 BB: 0 IBB: 0 HBP: 0 BLK: 0 WP: 0 HR: 0 S: 8 P: 8 ERA: 0.00 WHIP: 0.600															PITCHER						

AB	29
R	1
H	3
RBI	1
BB	3
SO	4
LOB	9



Batter	1	2	3	4	5	6	7	8	9	AB	R	H	RBI	BB	SO	LOB	TOP			
Al Bumbry, L OBP: 0.322, SLG: 0.374 (1, 8)										5	1	0	0	0	0	3	Baltimore Orioles @ Detroit Tigers Tiger Stadium, Detroit, MI Sun May 27 1979, 3:38 AM EDT Att: 27,425 - Unknown			
Mark Belanger, R OBP: 0.245, SLG: 0.200 (1, 6)										1	0	0	0	1	0	0				
Larry Harlow, L OBP: 0.391, SLG: 0.308 (8, PH)										1	0	0	0	0	0	0				
Billy Smith, S OBP: 0.280, SLG: 0.333 (8, 4)										0	0	0	0	0	0	0				
Ken Singleton, S OBP: 0.421, SLG: 0.559 (1, 9)										3	0	2	0	1	0	1				
Eddie Murray, S OBP: 0.362, SLG: 0.397 (1, 3)										3	0	0	1	0	0	2				
John Lowenstein, L OBP: 0.468, SLG: 0.612 (1, 5)										3	0	2	0	1	0	1				
Lee May, R OBP: 0.344, SLG: 0.531 (1, 10)										4	0	0	0	0	1	5				
Pat Kelly, L OBP: 0.457, SLG: 0.607 (1, 7)										3	2	3	1	1	0	0				
Kiko Garcia, R OBP: 0.318, SLG: 0.384 (1, 4)										3	0	0	0	0	1	4				
Terry Crowley, L OBP: 0.389, SLG: 0.643 (9, PH)										1	0	0	0	0	0	0				
Rick Dempsey, R OBP: 0.362, SLG: 0.370 (1, 2)										3	0	1	0	0	0	1				
Gary Roenicke, R OBP: 0.409, SLG: 0.539 (9, PH)										1	0	0	0	0	0	0				
Inning Stats	R: 1 E: 1 K: 0 S: 4	H: 0 LOB: 1 BB: 1 P: 8	R: 1 E: 1 K: 1 S: 7	H: 1 LOB: 0 BB: 0 P: 7	R: 0 E: 0 K: 0 S: 2	H: 0 LOB: 0 BB: 1 P: 6	R: 0 E: 0 K: 0 S: 3	H: 1 LOB: 1 BB: 1 P: 7	R: 0 E: 0 K: 0 S: 3	H: 2 LOB: 1 BB: 0 P: 6	R: 0 E: 0 K: 0 S: 3	H: 0 LOB: 1 BB: 1 P: 7	R: 0 E: 0 K: 0 S: 5	H: 2 LOB: 2 BB: 0 P: 5	R: 1 E: 0 K: 0 S: 4	H: 1 LOB: 0 BB: 0 P: 4	1B: 7 2B: 0 3B: 0 HR: 1	SF: 1 SAC: 1 DP: 3 HBP: 0	WP: 1 PB: 0 SB: 0 CS: 1	PA: 37
PITCHER Dave Rozema, R ERA: 3.95 (1, 1)	IP: 9.0 WLS: W BF: 37 H: 8 R: 3 ER: 1 SO: 2 BB: 4 IBB: 0 HBP: 0 BLK: 0 WP: 1 HR: 1 S: 37 P: 53 ERA: 1.00 WHIP: 1.333															PITCHER				

Batter	1	2	3	4	5	6	7	8	9	AB	R	H	RBI	BB	SO	LOB	BOTTOM	
Ron LeFlore, R OBP: 0.365, SLG: 0.418 (1, 8)										3	1	0	0	1	0	2	Baltimore Orioles @ Detroit Tigers Tiger Stadium, Detroit, MI Sun May 27 1979, 3:38 AM EDT Att: 27,425 - Unknown	
Lynn Jones, R OBP: 0.338, SLG: 0.352 (8, 8)										1	0	0	0	0	0	1		
Lou Whitaker, L OBP: 0.386, SLG: 0.445 (1, 4)										4	0	2	3	0	0	0		
Steve Kemp, L OBP: 0.487, SLG: 0.657 (1, 7)										4	1	1	1	0	1	2		
Jerry Morales, R OBP: 0.297, SLG: 0.365 (8, 7)										0	0	0	0	0	0	0		
Rusty Staub, L OBP: 0.362, SLG: 0.410 (1, 10)										4	0	0	0	0	0	0		
Jason Thompson, L OBP: 0.405, SLG: 0.452 (1, 3)										3	1	1	0	1	0	0		
Champ Summers, L OBP: 0.346, SLG: 0.313 (1, 9)										4	1	1	0	0	0	2		
Lance Parrish, R OBP: 0.359, SLG: 0.450 (1, 2)										3	3	2	0	1	1	1		
Aurelio Rodriguez, R OBP: 0.284, SLG: 0.337 (1, 5)										3	2	1	1	1	0	1		
Alan Trammell, R OBP: 0.301, SLG: 0.286 (1, 6)										4	1	3	5	0	0	1		
Inning Stats	R: 1 E: 0 K: 0 S: 4	H: 1 LOB: 0 BB: 0 P: 4	R: 4 E: 0 K: 0 S: 5	H: 2 LOB: 1 BB: 3 P: 17	R: 0 E: 0 K: 0 S: 3	H: 0 LOB: 0 BB: 0 P: 3	R: 1 E: 0 K: 0 S: 4	H: 2 LOB: 2 BB: 0 P: 4	R: 0 E: 0 K: 1 S: 5	H: 1 LOB: 0 BB: 0 P: 5	R: 1 E: 0 K: 1 S: 7	H: 2 LOB: 1 BB: 0 P: 7	R: 3 E: 0 K: 0 S: 6	H: 3 LOB: 1 BB: 1 P: 10	1B: 7 2B: 2 3B: 1 HR: 1	SF: 0 SAC: 0 DP: 0 HBP: 0	WP: 0 PB: 0 SB: 1 CS: 2	PA: 37
PITCHER Steve Stone, R ERA: 4.1 (1, 1)	IP: 6.2 WLS: L BF: 29 H: 8 R: 7 ER: 6 SO: 1 BB: 3 IBB: 0 HBP: 0 BLK: 0 WP: 0 HR: 1 S: 28 P: 40 ERA: 8.10 WHIP: 1.650															PITCHER		
Tippy Martinez, L ERA: 4.95 (7, 1)	IP: 1.1 WLS: L BF: 8 H: 3 R: 3 ER: 3 SO: 1 BB: 1 IBB: 0 HBP: 0 BLK: 0 WP: 0 HR: 0 S: 9 P: 13 ERA: 20.25 WHIP: 3.000															PITCHER		

AB	31
R	3
H	8
RBI	2
BB	4
SO	2
LOB	17



Batter	1	2	3	4	5	6	7	8	9	10	11	12	13	14	15	16	AB	R	H	RBI	BB	SO	LOB	TOP														
Al Bumbry, L OBP: 0.321, SLG: 0.371 (1, 8)																	7	0	2	0	0	1	0															
Rich Dauer, R OBP: 0.128, SLG: 0.364 (1, 5)																	7	0	1	0	0	0	1															
Ken Singleton, S OBP: 0.428, SLG: 0.576 (1, 9)																4	2	2	1	1	0	0																
Larry Harlow, L OBP: 0.375, SLG: 0.293 (10, PR)																2	0	0	0	0	0	1																
John Lowenstein, L OBP: 0.468, SLG: 0.612 (16, 9)																0	0	0	0	0	0	0																
Eddie Murray, S OBP: 0.399, SLG: 0.403 (1, 3)																7	1	2	1	0	0	3																
Pat Kelly, L OBP: 0.450, SLG: 0.606 (10, PH)																5	0	2	1	0	1	0																
Benny Ayala, R OBP: 0.298, SLG: 0.286 (13, PH)																2	0	0	0	0	0	1																
Gary Roenicke, R OBP: 0.414, SLG: 0.557 (1, 7)																4	1	1	1	2	1	0																
Billy Smith, S OBP: 0.284, SLG: 0.351 (1, 4)																2	0	1	0	1	0	1																
Lee May, R OBP: 0.348, SLG: 0.531 (9, PH)																0	0	0	0	1	0	0																
Mark Belanger, R OBP: 0.239, SLG: 0.196 (9, 8)																2	0	0	0	0	0	0																
Kiko Garcia, R OBP: 0.301, SLG: 0.362 (1, 6)																6	0	0	0	0	0	5																
Dave Skaggs, R OBP: 0.285, SLG: 0.285 (1, 2)																3	0	0	0	0	2	0																
Rick Dempsey, R OBP: 0.355, SLG: 0.361 (10, 2)																3	0	0	0	0	0	0																
Inning Stats	R: 0 E: 0 K: 0 S: 3	H: 0 LOB: 0 BB: 0 P: 3	R: 1 E: 0 K: 5 S: 5	H: 2 LOB: 1 BB: 0 P: 5	R: 0 E: 0 K: 1 S: 5	H: 0 LOB: 0 BB: 0 P: 5	R: 2 E: 0 K: 0 S: 4	H: 2 LOB: 0 BB: 1 P: 8	R: 0 E: 0 K: 0 S: 3	H: 0 LOB: 0 BB: 0 P: 3	R: 0 E: 0 K: 0 S: 2	H: 0 LOB: 0 BB: 0 P: 6	R: 0 E: 0 K: 0 S: 3	H: 2 LOB: 3 BB: 2 P: 12	R: 0 E: 0 K: 0 S: 4	H: 1 LOB: 2 BB: 1 P: 8	R: 0 E: 0 K: 1 S: 5	H: 0 LOB: 0 BB: 0 P: 5	R: 0 E: 0 K: 1 S: 6	H: 0 LOB: 0 BB: 0 P: 5	R: 0 E: 0 K: 1 S: 5	H: 0 LOB: 0 BB: 0 P: 5	R: 0 E: 0 K: 0 S: 3	H: 0 LOB: 0 BB: 0 P: 3	1B: 6 2B: 2 3B: 1 HR: 2	SF: 0 SAC: 0 DP: 3 HBP: 0	WP: 0 CS: 1 S: 1	PA: 60										
PITCHER	IP 8.1	WLS 32	BF 32	H 8	R 4	ER 4	SO 2	BB 2	IBB 0	HBP 0	BLK 0	WP 0	HR 2	S 34	P 42	ERA 4.32	WHIP 1.200																					
Marty Patin, R ERA: 4.14 (1, 1)											PITCHER	IP 9.0	WLS 14	BF 34	H 13	R 2	ER 0	SO 13	BB 25	IBB 0	HBP 0	BLK 0	WP 0	HR 0	S 42	P 25	ERA 0.00	WHIP 0.818										
Al Hrabosky, L ERA: 3.54 (9, 1)											PITCHER	IP 13.1	WLS W	BF 13	H 1	R 0	ER 0	SO 3	BB 0	IBB 0	HBP 0	BLK 0	WP 0	HR 0	S 19	P 19	ERA 0.00	WHIP 0.250										
Larry Gura, L ERA: 6.04 (13, 1)																																						

Baltimore Orioles @ Kansas City Royals
Royals Stadium, Kansas City, MO
Mon May 28 1979, 8:05 PM EDT
Att. 34,677 - Unknown

livebaseballscorecards.com

AB 54
R 4
H 11
RBI 4
BB 5
SO 6
LOB 12

Batter	1	2	3	4	5	6	7	8	9	10	11	12	13	14	15	16	AB	R	H	RBI	BB	SO	LOB	BOTTOM														
Willie Wilson, S OBP: 0.410, SLG: 0.479 (1, 8)																	7	1	3	0	1	3	3															
Steve Braun, L OBP: 0.462, SLG: 0.500 (1, 7)																	4	1	2	0	0	1	2															
Amos Otis, R OBP: 0.414, SLG: 0.428 (9, 8)																	3	0	0	0	1	1	2															
George Brett, L OBP: 0.382, SLG: 0.552 (1, 9)																	7	3	5	4	1	0	1															
Darrell Porter, L OBP: 0.416, SLG: 0.494 (1, 2)																	5	0	1	1	1	0	5															
Ralph LaCock, L OBP: 0.362, SLG: 0.431 (1, 3)																	6	0	2	0	1	0	3															
Tom Poquette, L OBP: 0.278, SLG: 0.250 (1, 9)																	4	0	2	0	0	0	1															
Freddie Patek, R OBP: 0.279, SLG: 0.278 (9, PR)																	0	0	0	0	0	0	0															
Joe Zabel, R OBP: 0.238, SLG: 0.273 (10, 9)																	3	0	0	0	0	0	6															
Clint Hurdle, L OBP: 0.347, SLG: 0.403 (1, 10)																	3	0	0	0	0	0	1															
Jerry Tenell, R OBP: 0.444, SLG: 0.687 (9, PH)																	1	0	0	0	0	0	0															
Hal McRae, R OBP: 0.297, SLG: 0.401 (11, PH)																	3	0	2	0	0	0	0															
U L Washington, S OBP: 0.307, SLG: 0.364 (1, 4)																	6	0	2	0	1	0	3															
Todd Cruz, R OBP: 0.230, SLG: 0.467 (1, 6)																	7	0	0	0	0	2	8															
Inning Stats	R: 0 E: 0 K: 0 S: 4	H: 1 LOB: 1 BB: 0 P: 4	R: 0 E: 0 K: 5 S: 5	H: 2 LOB: 2 BB: 0 P: 5	R: 2 E: 1 K: 1 S: 8	H: 3 LOB: 1 BB: 0 P: 8	R: 0 E: 0 K: 1 S: 5	H: 0 LOB: 0 BB: 0 P: 5	R: 0 E: 0 K: 0 S: 2	H: 0 LOB: 0 BB: 0 P: 6	R: 0 E: 0 K: 0 S: 3	H: 1 LOB: 0 BB: 0 P: 3	R: 0 E: 0 K: 0 S: 3	H: 0 LOB: 0 BB: 0 P: 3	R: 0 E: 0 K: 0 S: 3	H: 1 LOB: 1 BB: 1 P: 9	R: 0 E: 0 K: 0 S: 4	H: 0 LOB: 2 BB: 1 P: 8	R: 0 E: 0 K: 1 S: 7	H: 3 LOB: 2 BB: 0 P: 7	R: 1 E: 0 K: 0 S: 1	H: 1 LOB: 0 BB: 0 P: 1	1B: 14 2B: 2 3B: 1 HR: 2	SF: 1 SAC: 0 DP: 3 HBP: 0	WP: 0 CS: 2 S: 1	PA: 66												
PITCHER	IP 9.0	WLS 37	BF 10	H 4	R 4	ER 4	SO 4	BB 1	IBB 0	HBP 0	BLK 0	WP 0	HR 1	S 44	P 48	ERA 4.00	WHIP 1.222																					
Dennis Martinez, R ERA: 2.99 (10, 1)											PITCHER	IP 3.0	WLS 14	BF 4	H 4	R 0	ER 0	SO 2	BB 1	IBB 0	HBP 0	BLK 0	WP 0	HR 0	S 16	P 24	ERA 0.00	WHIP 1.667										
Don Stanhouse, R ERA: 2.89 (10, 1)											PITCHER	IP 3.0	WLS L	BF 1	H 1	R 1	ER 1	SO 0	BB 0	IBB 0	HBP 0	BLK 0	WP 0	HR 0	S 1	P 1	ERA *	WHIP *										
Tim Stoddard, R ERA: 2.18 (13, 1)																																						
Sammy Stewart, R ERA: 2.73 (16, 1)																																						

Baltimore Orioles @ Kansas City Royals
Royals Stadium, Kansas City, MO
Mon May 28 1979, 8:05 PM EDT
Att. 34,677 - Unknown

livebaseballscorecards.com

AB 59
R 5
H 19
RBI 5
BB 6
SO 7
LOB 36

Batter	1	2	3	4	5	6	7	8	9	AB	R	H	RBI	BB	SO	LOB	TOP								
Al Bumby, L OBP: 0.332, SLG: 0.383 (1, 8)										5	0	3	0	1	0	4									
Mark Belanger, R OBP: 0.245, SLG: 0.210 (1, 6)										3	1	1	0	1	0	3									
Ken Singleton, S OBP: 0.430, SLG: 0.589 Larry Hartow, L OBP: 0.375, SLG: 0.293 (8, PR) (8, 9)										3	2	1	2	2	0	1									
Eddie Murray, S OBP: 0.355, SLG: 0.403 (1, 3)										5	0	1	1	0	0	6									
Gary Roenicke, R OBP: 0.406, SLG: 0.568 (1, 7)										5	1	1	1	0	2	1									
Lee May, R OBP: 0.350, SLG: 0.546 (1, 10)										5	2	2	1	0	0	0									
Rick Dempsey, R OBP: 0.363, SLG: 0.370 (1, 2)										5	1	3	0	0	0	0									
Kiko Garcia, R OBP: 0.305, SLG: 0.352 (1, 4)										3	0	0	0	2	2	1									
Rich Dauer, R OBP: 0.340, SLG: 0.395 (1, 5)										5	1	4	3	0	0	2									
Inning Stats	R: 0 E: 0 K: 0 S: 3	H: 1 LOB: 0 BB: 0 P: 3	R: 2 E: 0 K: 1 S: 8	H: 3 LOB: 2 BB: 1 P: 12	R: 2 E: 0 K: 1 S: 5	H: 2 LOB: 0 BB: 0 P: 5	R: 1 E: 0 K: 1 S: 6	H: 1 LOB: 3 BB: 3 P: 18	R: 0 E: 0 K: 1 S: 6	H: 1 LOB: 2 BB: 1 P: 10	R: 1 E: 0 K: 0 S: 5	H: 2 LOB: 1 BB: 0 P: 5	R: 0 E: 0 K: 0 S: 3	H: 0 LOB: 0 BB: 0 P: 3	R: 0 E: 0 K: 0 S: 4	H: 2 LOB: 3 BB: 1 P: 8	R: 2 E: 0 K: 1 S: 9	H: 4 LOB: 2 BB: 0 P: 9	1B: 9 2B: 4 3B: 0 HR: 4	SF: 0 SAC: 2 DP: 2 HBP: 0	WP: 0 PB: 0 SB: 0 CS: 0	PA: 47			
PITCHER	IP	WLS	BF	H	R	ER	SO	BB	IBB	HBP	BLK	WP	HR	S	P	ERA	WHIP								
Paul Spittorff, L ERA: 3.77 (1, 1)	3.2	L	19	7	5	5	2	2	0	0	0	0	2	21	29	12.27	2.455								
Eduardo Rodriguez, R ERA: 4.88 (4, 1)	4.1		23	7	3	3	1	3	1	0	0	0	2	21	37	6.23	2.308								
Renie Martin, R ERA: 7.71 (9, 1)	1.0		5	2	0	0	1	0	0	0	0	0	0	7	7	0.00	2.000								

Baltimore Orioles @ Kansas City Royals
Royals Stadium, Kansas City, MO
Tue May 29 1979, 8:05 PM EDT
Att: 22,731 - Unknown

livebaseballscores.com

AB 39
R 8
H 16
RBI 8
BB 6
SO 4
LOB 18

Batter	1	2	3	4	5	6	7	8	9	AB	R	H	RBI	BB	SO	LOB	BOTTOM								
Willie Wilson, S OBP: 0.404, SLG: 0.490 (1, 8)										4	1	1	0	0	1	0									
Steve Braun, L OBP: 0.448, SLG: 0.458 (1, 7)										2	0	0	0	1	0	1									
Joe Zdeb, R OBP: 0.240, SLG: 0.304 (8, PH) (9, 7)										1	0	1	0	0	0	0									
George Brett, L OBP: 0.379, SLG: 0.546 (1, 5)										4	0	1	1	0	1	2									
Darrell Porter, L OBP: 0.408, SLG: 0.482 (1, 2)										4	0	0	0	0	0	3									
Ralph LaCock, L OBP: 0.362, SLG: 0.429 (1, 3)										3	0	1	0	0	0	1									
John Wathan, R OBP: 0.301, SLG: 0.382 (9, PH)										1	0	0	0	0	0	0									
Tom Poquette, L OBP: 0.286, SLG: 0.263 (1, 9)										3	0	1	0	0	0	0									
Jerry Terrell, R OBP: 0.400, SLG: 0.600 (9, PH)										1	0	0	0	0	0	0									
Hal McRae, R OBP: 0.296, SLG: 0.398 (1, 10)										4	0	1	0	0	0	2									
U L Washington, S OBP: 0.310, SLG: 0.363 (1, 4)										3	0	1	0	1	1	1									
Todd Cruz, R OBP: 0.273, SLG: 0.438 (1, 6)										2	0	0	0	0	0	1									
Clint Hurdle, L OBP: 0.344, SLG: 0.400 (7, PH)										1	0	0	0	0	0	3									
Freddie Patek, R OBP: 0.279, SLG: 0.278 (8, 6)										0	0	0	0	0	0	0									
Inning Stats	R: 1 E: 0 K: 0 S: 5	H: 2 LOB: 1 BB: 0 P: 5	R: 0 E: 0 K: 1 S: 5	H: 0 LOB: 0 BB: 0 P: 5	R: 0 E: 0 K: 1 S: 5	H: 0 LOB: 0 BB: 0 P: 5	R: 0 E: 1 K: 0 S: 4	H: 1 LOB: 1 BB: 0 P: 4	R: 0 E: 0 K: 0 S: 3	H: 0 LOB: 1 BB: 1 P: 7	R: 0 E: 0 K: 0 S: 4	H: 2 LOB: 2 BB: 1 P: 8	R: 0 E: 0 K: 0 S: 4	H: 1 LOB: 1 BB: 0 P: 4	R: 0 E: 0 K: 0 S: 4	H: 1 LOB: 1 BB: 0 P: 4	1B: 6 2B: 0 3B: 1 HR: 0	SF: 0 SAC: 0 DP: 1 HBP: 0	WP: 0 PB: 0 SB: 0 CS: 0	PA: 35					
PITCHER	IP	WLS	BF	H	R	ER	SO	BB	IBB	HBP	BLK	WP	HR	S	P	ERA	WHIP								
Jim Palmer, R ERA: 2.8 (1, 1)	7.0	W	27	5	1	1	3	2	0	0	0	0	0	31	39	1.29	1.000								
Tippy Martinez, L ERA: 4.12 (8, 1)	2.0		8	2	0	0	0	0	0	0	0	0	0	8	8	0.00	1.000								

Baltimore Orioles @ Kansas City Royals
Royals Stadium, Kansas City, MO
Tue May 29 1979, 8:05 PM EDT
Att: 22,731 - Unknown

livebaseballscores.com

AB 33
R 1
H 7
RBI 1
BB 2
SO 3
LOB 14

Batter	1	2	3	4	5	6	7	8	9	AB	R	H	RBI	BB	SO	LOB	TOP				
Al Bumby, L (1, 8) OBP: 0.341, SLG: 0.384	4-0 CS BB			0-0 2B 1B		4-0 L8-3 BB		0-0 4-3		2	1	1	0	2	0	2	Baltimore Orioles @ Texas Rangers Arlington Stadium, Arlington, TX Fri Jun 01 1979, 8:05 PM EDT Att: 18,761 - Unknown				
Rich Dauer, R (1, 5) OBP: 0.330, SLG: 0.386	0-0 F7			0-0 4-3 1-H 2B		0-0 L8-3			0-0 F9	4	0	1	1	0	0	2					
Ken Singleton, S (1, 9) OBP: 0.433, SLG: 0.598	0-0 L3			0-0 4-3					0-0	4	1	2	1	0	0	1					
Eddie Murray, S (1, 3) OBP: 0.356, SLG: 0.396		0-0 F8		0-3 K		0-0 G3-6-3 1B			0-0 4-3	4	0	0	0	0	1	2					
Gary Roenicke, R (1, 7) OBP: 0.397, SLG: 0.538		0-3 K		0-0 3-1		0-3 K			0-3 K	4	0	0	0	0	3	1					
Lee May, R (1, 10) OBP: 0.341, SLG: 0.535		0-3 K			0-0 6-3				0-0 5-3	3	0	0	0	0	1	0					
Billy Smith, S (1, 4) OBP: 0.283, SLG: 0.325			0-0 4-1		0-0 F8			4-0 1B BB		2	0	0	0	1	0	0					
Kiko Garcia, R (1, 6) OBP: 0.298, SLG: 0.342			0-0 F9		0-0 F9			0-0 1B		2	0	0	0	0	0	0					
Terry Crowley, L (8, PH) OBP: 0.421, SLG: 0.667			0-0 F9		0-0 F9			0-0 1-3 1B		1	0	1	0	0	0	0					
Mark Belanger, R (8, PH) OBP: 0.242, SLG: 0.204			0-0 F9		0-0 F9			0-3 K		0	0	0	0	0	0	0					
Rick Dempsey, R (1, 2) OBP: 0.358, SLG: 0.359			0-0 6-3		0-0 3-1					2	0	0	0	0	0	0					
John Lowenstein, L (8, PH) OBP: 0.460, SLG: 0.600			0-0 6-3		0-0 3-1					1	0	0	0	0	1	2					
Dave Skaggs, R (8, 2) OBP: 0.308, SLG: 0.265			0-0 6-3		0-0 3-1					0	0	0	0	0	0	0					
Inning Stats	R: 0 E: 0 K: 0 S: 2	H: 0 LOB: 0 BB: 1 P: 6	R: 0 E: 0 K: 2 S: 7	H: 0 LOB: 0 BB: 0 P: 7	R: 0 E: 0 K: 0 S: 3	H: 0 LOB: 0 BB: 0 P: 3	R: 1 E: 0 K: 1 S: 7	H: 2 LOB: 1 BB: 0 P: 7	R: 0 E: 0 K: 0 S: 3	H: 0 LOB: 0 BB: 0 P: 3	R: 0 E: 0 K: 1 S: 5	H: 1 LOB: 0 BB: 0 P: 5	R: 0 E: 0 K: 1 S: 6	H: 1 LOB: 2 BB: 1 P: 10	R: 1 E: 0 K: 1 S: 6	H: 1 LOB: 0 BB: 0 P: 6	1B: 3 2B: 2 3B: 0 HR: 1	SF: 0 SAC: 0 DP: 2 HBP: 0	WP: 0 PA: 32 PB: 0 SB: 0 CS: 1		
PITCHER	IP	WLS	BF	H	R	ER	SO	BB	IBB	HBP	BLK	WP	HR	S	P	ERA	WHIP			ERA	WHIP
Steve Comer, R (1, 1) ERA: 3.74	7.1	W	26	4	1	1	4	3	0	0	0	0	0	31	43	1.23	0.955				
Jim Kern, R (8, 1) ERA: 1.24	1.2	S	6	1	1	1	2	0	0	0	0	0	1	10	10	5.40	0.600				

Batter	1	2	3	4	5	6	7	8	9	AB	R	H	RBI	BB	SO	LOB	BOTTOM				
Johnny Grubb, L (1, 7) OBP: 0.355, SLG: 0.509	0-0 F9			4-0 2B BB		0-3 K				3	0	1	0	1	1	0	Baltimore Orioles @ Texas Rangers Arlington Stadium, Arlington, TX Fri Jun 01 1979, 8:05 PM EDT Att: 18,761 - Unknown				
Buddy Bell, R (1, 5) OBP: 0.321, SLG: 0.388	0-0 6-3	0-0 F9		0-0 1-3 2-H 2B		0-0 6-3				4	0	1	1	0	0	2					
Al Oliver, L (1, 8) OBP: 0.343, SLG: 0.487	0-0 1B		0-0 CS 1B	0-0 F7		0-0 3-1				4	0	2	0	0	0	2					
John Ellis, R (1, 10) OBP: 0.273, SLG: 0.369	0-3 K		0-3 K	0-0 F7		0-0 L4				4	0	0	0	0	2	2					
Pat Putnam, L (1, 3) OBP: 0.319, SLG: 0.442		0-0 6-3	0-3 K	4-0 FC3-4 BB		0-0 FC1-4 1B				3	0	1	0	1	1	0					
Richie Ziek, R (1, 9) OBP: 0.298, SLG: 0.354		0-0 E5 5-3 1B		0-0 HR	0-0 FC3-4	0-0 FC1-4 FC6-4				4	2	1	1	0	0	2					
Jim Sundberg, R (1, 2) OBP: 0.283, SLG: 0.329		0-0 5-3 1B		0-0 F8	0-0 F9	0-0 FC6-4 FC4-6				4	1	1	0	0	0	2					
Nelson Norman, S (1, 6) OBP: 0.267, SLG: 0.240		0-0 5-3		4-0 2B BB		0-0 F8		0-0 FC4-6		3	1	0	0	1	0	3					
Bump Willis, S (1, 4) OBP: 0.337, SLG: 0.288		0-0 1B		0-0 4-3		0-0 F3				3	0	1	2	0	0	1					
Inning Stats	R: 0 E: 0 K: 1 S: 6	H: 1 LOB: 1 BB: 0 P: 6	R: 2 E: 1 K: 0 S: 7	H: 3 LOB: 2 BB: 0 P: 7	R: 0 E: 0 K: 2 S: 7	H: 1 LOB: 0 BB: 0 P: 7	R: 2 E: 0 K: 0 S: 5	H: 2 LOB: 2 BB: 2 P: 13	R: 0 E: 0 K: 0 S: 3	H: 0 LOB: 0 BB: 0 P: 3	R: 0 E: 0 K: 0 S: 3	H: 0 LOB: 0 BB: 0 P: 3	R: 0 E: 0 K: 0 S: 4	H: 1 LOB: 1 BB: 0 P: 4	R: 0 E: 0 K: 0 S: 4	H: 1 LOB: 1 BB: 0 P: 4		1B: 6 2B: 1 3B: 0 HR: 1	SF: 0 SAC: 0 DP: 0 HBP: 0	WP: 0 PA: 35 PB: 0 SB: 0 CS: 1	
PITCHER	IP	WLS	BF	H	R	ER	SO	BB	IBB	HBP	BLK	WP	HR	S	P	ERA	WHIP			ERA	WHIP
Steve Stone, R (1, 1) ERA: 4.15	3.2	L	20	7	4	2	3	2	0	0	0	0	0	24	32	4.91	2.455				
Scott McGregor, L (4, 1) ERA: 5.4	4.1		15	1	0	0	1	1	0	0	0	0	0	16	20	0.00	0.462				

Batter	1	2	3	4	5	6	7	8	9	AB	R	H	RBI	BB	SO	LOB	TOP								
Al Bumby, L OBP: 0.343, SLG: 0.385 (1, 8)										5	0	2	2	0	2	1	Baltimore Orioles @ Texas Rangers Arlington Stadium, Arlington, TX Sat Jun 02 1979, 8:05 PM EDT Att: 26,362 - Unknown								
Rich Dauer, R OBP: 0.327, SLG: 0.381 (1, 5)									5	0	1	0	0	0	3										
Pat Kelly, L OBP: 0.469, SLG: 0.541 Benny Ayala, R OBP: 0.333, SLG: 0.444 (9, PH)										4	0	0	0	0	2										
Ken Singleton, S OBP: 0.434, SLG: 0.612 (1, 9)									4	1	2	1	0	0	0										
Eddie Murray, S OBP: 0.350, SLG: 0.388 (1, 3)									4	0	0	0	0	2	1										
Gary Roenicke, R OBP: 0.413, SLG: 0.562 (1, 7)										4	1	4	0	0	0										
Billy Smith, S OBP: 0.274, SLG: 0.314 John Lowenstein, L OBP: 0.460, SLG: 0.600 (8, PH)										3	0	0	0	0	1	2									
Lee May, R OBP: 0.339, SLG: 0.531 (8, PH)										0	0	0	0	0	0	1									
Mark Belanger, R OBP: 0.242, SLG: 0.204 (8, 6)										0	0	0	0	0	0	0									
Kiko Garcia, R OBP: 0.312, SLG: 0.383 (8, 4)										4	3	3	2	0	0	1									
Dave Skaggs, R OBP: 0.333, SLG: 0.297 (1, 2)										3	0	2	0	0	0	0									
Inning Stats	R: 0 E: 0 K: 1 S: 5	H: 0 LOB: 0 BB: 0 P: 5	R: 1 E: 0 K: 0 S: 5	H: 2 LOB: 1 BB: 0 P: 5	R: 0 E: 0 K: 1 S: 5	H: 0 LOB: 0 BB: 0 P: 5	R: 0 E: 0 K: 1 S: 5	H: 0 LOB: 0 BB: 0 P: 5	R: 1 E: 0 K: 0 S: 6	H: 4 LOB: 2 BB: 0 P: 6	R: 0 E: 0 K: 0 S: 3	H: 1 LOB: 0 BB: 0 P: 3	R: 2 E: 0 K: 1 S: 9	H: 4 LOB: 2 BB: 0 P: 9	R: 0 E: 0 K: 2 S: 8	H: 1 LOB: 1 BB: 0 P: 8	R: 1 E: 0 K: 0 S: 5	H: 2 LOB: 1 BB: 0 P: 5	1B: 11 2B: 1 3B: 0 HR: 2	SF: 0 SAC: 1 DP: 1 HBP: 0	WP: 0 PB: 0 SB: 0 CS: 0	PA: 39			
PITCHER	IP	WLS	BF	H	R	ER	SO	BB	IBB	HBP	BLK	WP	HR	S	P	ERA	WHIP								
Fergie Jenkins, R ERA: 3.57 (1, 1)	7.0		30	11	4	4	4	0	0	0	0	0	2	38	38	5.14	1.571								
Ed Farmer, R ERA: 5.32 (8, 1)	0.2		3	1	0	0	1	0	0	0	0	0	0	5	5	0.00	1.500								
Sparky Lyle, L ERA: 4.37 (8, 1)	1.1	L	6	2	1	1	1	0	0	0	0	0	0	8	8	6.75	1.500								

Batter	1	2	3	4	5	6	7	8	9	AB	R	H	RBI	BB	SO	LOB	BOTTOM								
Johnny Grubb, L OBP: 0.359, SLG: 0.504 (1, 7)										3	1	1	0	1	1	3	Baltimore Orioles @ Texas Rangers Arlington Stadium, Arlington, TX Sat Jun 02 1979, 8:05 PM EDT Att: 26,362 - Unknown								
Gary Holle, R (9, PH)										1	0	0	0	0	0	0									
Buddy Bell, R OBP: 0.327, SLG: 0.390 (1, 5)										4	1	2	0	1	0	0									
Al Oliver, L OBP: 0.344, SLG: 0.483 (1, 8)										4	1	1	0	1	1	3									
John Ellis, R OBP: 0.272, SLG: 0.364 (1, 10)										4	1	1	2	0	2	1									
Pat Putnam, L OBP: 0.316, SLG: 0.435 (1, 3)										4	0	1	1	0	1	1									
Richie Ziek, R OBP: 0.297, SLG: 0.347 Bill Sample, R OBP: 0.374, SLG: 0.340 (9, 7)										3	0	0	0	1	0	1									
Bill Sample, R OBP: 0.374, SLG: 0.340 (9, 7)										0	0	0	0	0	0	0									
Jim Sundberg, R OBP: 0.288, SLG: 0.329 (1, 2)										3	0	1	0	1	0	0									
Nelson Norman, S OBP: 0.261, SLG: 0.234 Oscar Gamble, L OBP: 0.491, SLG: 0.535 Larvell Blanks, R OBP: 0.306, SLG: 0.324 (9, 6)										3	0	0	0	0	0	1									
Bump Willis, S OBP: 0.340, SLG: 0.285 (1, 4)										2	0	0	0	1	0	0									
Inning Stats	R: 4 E: 0 K: 0 S: 6	H: 4 LOB: 0 BB: 1 P: 10	R: 0 E: 0 K: 1 S: 4	H: 0 LOB: 0 BB: 1 P: 8	R: 0 E: 0 K: 2 S: 8	H: 1 LOB: 1 BB: 0 P: 8	R: 0 E: 0 K: 0 S: 4	H: 1 LOB: 2 BB: 0 P: 5	R: 0 E: 0 K: 1 S: 5	H: 0 LOB: 0 BB: 0 P: 5	R: 0 E: 0 K: 0 S: 3	H: 0 LOB: 0 BB: 0 P: 3	R: 0 E: 0 K: 0 S: 4	H: 1 LOB: 2 BB: 1 P: 8	R: 0 E: 0 K: 0 S: 3	H: 0 LOB: 2 BB: 2 P: 11	R: 0 E: 0 K: 1 S: 5	H: 0 LOB: 1 BB: 1 P: 9	1B: 7 2B: 0 3B: 0 HR: 0	SF: 0 SAC: 0 DP: 1 HBP: 1	WP: 0 PB: 0 SB: 1 CS: 0	PA: 39			
PITCHER	IP	WLS	BF	H	R	ER	SO	BB	IBB	HBP	BLK	WP	HR	S	P	ERA	WHIP								
Dennis Martinez, R ERA: 3.33 (1, 1)	7.2		29	3	0	0	4	4	0	1	0	0	0	32	49	0.00	0.913								
Sammy Stewart, R ERA: 2.21 (8, 1)	0.2	W	2	0	0	0	0	0	0	0	0	0	0	2	2	0.00	0.000								
Tippy Martinez, L ERA: 3.98 Don Stanhouse, R ERA: 2.83 (9, 1)	0.2	S	3	0	0	0	1	1	0	0	0	0	0	4	8	0.00	1.500								

Batter	1	2	3	4	5	6	7	8	9	AB	R	H	RBI	BB	SO	LOB	TOP										
Al Bumbry, L OBP: 0.341, SLG: 0.379 (1, 8)	4-0 CS BB		0-0 4-3		0-0 FC4-6			0-0 4-3		3	0	0	1	1	0	1	Baltimore Orioles @ Texas Rangers Arlington Stadium, Arlington, TX Sun Jun 03 1979, 8:05 PM EDT Att: 21,851 - Unknown										
Rich Dauer, R OBP: 0.320, SLG: 0.373 (1, 5)	0-0 5-3		0-0 5-3		0-0 6-3			0-0 1-3		4	0	0	0	0	0	2											
John Lowenstein, L OBP: 0.448, SLG: 0.574 (1, 7)	0-0 FC6-4 1B			0-0 F8				0-3 K		4	0	1	0	0	1	0											
Ken Singleton, S OBP: 0.435, SLG: 0.610 (1, 9)	0-0 FC6-4			0-0 FC6-4 1B				0-0 4-3		4	1	2	0	0	0	1											
Lee May, R OBP: 0.331, SLG: 0.518 (1, 10)		0-0 6-3		0-0 FC6-4				0-0 F8		4	0	0	0	0	0	2											
Eddie Murray, S OBP: 0.348, SLG: 0.385 (1, 3)		0-0 P5		0-0 F5				0-0 1B		4	0	1	0	0	0	1											
Billy Smith, S OBP: 0.276, SLG: 0.307 (9, PH)		4-0 BB			0-0 F9			0-0 1B		2	0	0	0	1	0	0											
Pat Kelly, L OBP: 0.422, SLG: 0.553 (9, PH)								1-2 3-H 1B		1	0	1	1	0	0	0											
Kiko Garcia, R OBP: 0.318, SLG: 0.395 (1, 6)		0-0 F3			0-0 1B FC4-6 1B			0-3 K		4	1	2	0	0	1	3											
Dave Skaggs, R OBP: 0.341, SLG: 0.308 (7, PH)				0-0 F2				0-0 4-3		2	0	1	0	0	0	0											
Terry Crowley, L OBP: 0.400, SLG: 0.625 (7, PH)										1	0	0	0	0	0	1											
Rick Dempsey, R OBP: 0.355, SLG: 0.356 (7, 2)					1-3 1B					1	0	0	0	0	0	2											
Inning Stats	R: 0 E: 0 K: 0 S: 3	H: 1 LOB: 1 BB: 1 P: 7	R: 0 E: 0 K: 0 S: 3	H: 0 LOB: 1 BB: 1 P: 7	R: 0 E: 0 K: 0 S: 3	H: 0 LOB: 0 BB: 0 P: 3	R: 0 E: 0 K: 0 S: 4	H: 1 LOB: 1 BB: 0 P: 4	R: 1 E: 0 K: 0 S: 5	H: 2 LOB: 1 BB: 0 P: 5	R: 0 E: 0 K: 0 S: 3	H: 0 LOB: 0 BB: 0 P: 3	R: 0 E: 0 K: 0 S: 4	H: 1 LOB: 1 BB: 0 P: 4	R: 0 E: 0 K: 1 S: 5	H: 0 LOB: 0 BB: 0 P: 5	R: 1 E: 0 K: 1 S: 8	H: 3 LOB: 2 BB: 0 P: 8	1B: 7 2B: 1 3B: 0 HR: 0	SF: 0 SAC: 0 DP: 0 HBP: 0	WP: 0 PB: 0 SB: 1 CS: 1	PA: 36					
PITCHER	IP	WLS	BF	H	R	ER	SO	BB	IBB	HBP	BLK	WP	HR	S	P	ERA	WHIP										
Doyle Alexander, R ERA: 3.72 (1, 1)	7.0	W	27	5	1	1	0	2	0	0	0	0	0	25	33	1.29	1.000										
Jim Kern, R ERA: 1.36 (8, 1)	2.0	S	9	3	1	1	2	0	0	0	0	0	0	13	13	4.50	1.500										

Batter	1	2	3	4	5	6	7	8	9	AB	R	H	RBI	BB	SO	LOB	BOTTOM										
Johnny Grubb, L OBP: 0.371, SLG: 0.538 (1, 7)	0-0 F7		0-0 1B 1B		0-0 SH1-3 1B			0-0 HR		4	3	3	1	0	0	0	Baltimore Orioles @ Texas Rangers Arlington Stadium, Arlington, TX Sun Jun 03 1979, 8:05 PM EDT Att: 21,851 - Unknown										
Buddy Bell, R OBP: 0.323, SLG: 0.384 (1, 5)	0-0 F7		0-0 F9		0-0 SH1-3			0-0 P4		3	0	0	0	0	0	1											
Al Oliver, L OBP: 0.347, SLG: 0.483 (1, 8)	0-0 6-3		0-0 1B		0-0 FC4-6 1B			0-0 1-3		4	0	2	1	0	0	0											
Pat Putnam, L OBP: 0.314, SLG: 0.429 (1, 3)		0-0 F7		0-0 1B				0-3 K		4	0	1	1	0	1	1											
Richie Zisk, R OBP: 0.296, SLG: 0.341 (1, 9)		4-0 FC4-6 BB		0-3 K				0-0 F8		3	0	0	0	1	1	3											
John Ellis, R OBP: 0.271, SLG: 0.359 (1, 10)		0-0 FC4-6			0-3 K			0-0 F8		4	1	1	0	0	1	1											
Bill Sample, R OBP: 0.374, SLG: 0.340 (8, FR)		1-2 2B						0-0 G6-3 1B		0	0	0	0	0	0	0											
Jim Sundberg, R OBP: 0.287, SLG: 0.333 (1, 2)		0-0 1-H 2B			0-0 5-3			0-0 F8		4	0	1	1	0	0	1											
Nelson Norman, S OBP: 0.270, SLG: 0.239 (1, 6)		0-3 K						0-0 1B		2	0	1	0	1	1	1											
Bump Willis, S OBP: 0.335, SLG: 0.280 (1, 4)				0-0 B1-3				0-0 F7		3	0	0	0	0	0	2											
Inning Stats	R: 0 E: 0 K: 0 S: 3	H: 0 LOB: 0 BB: 0 P: 3	R: 1 E: 0 K: 1 S: 6	H: 1 LOB: 1 BB: 1 P: 10	R: 1 E: 0 K: 1 S: 8	H: 3 LOB: 2 BB: 0 P: 8	R: 0 E: 0 K: 1 S: 5	H: 0 LOB: 1 BB: 1 P: 9	R: 1 E: 0 K: 0 S: 5	H: 2 LOB: 1 BB: 0 P: 5	R: 0 E: 0 K: 0 S: 4	H: 1 LOB: 1 BB: 0 P: 4	R: 1 E: 0 K: 1 S: 6	H: 1 LOB: 0 BB: 0 P: 6	R: 0 E: 0 K: 0 S: 3	H: 1 LOB: 1 BB: 0 P: 3	1B: 7 2B: 1 3B: 0 HR: 1	SF: 0 SAC: 1 DP: 1 HBP: 0	WP: 0 PB: 0 SB: 1 CS: 0	PA: 34							
PITCHER	IP	WLS	BF	H	R	ER	SO	BB	IBB	HBP	BLK	WP	HR	S	P	ERA	WHIP										
Jim Palmer, R ERA: 2.95 (1, 1)	8.0	L	34	9	4	4	4	2	0	0	0	0	1	40	48	4.50	1.375										

AB	34
R	2
H	8
RBI	2
BB	2
SO	2
LOB	13



Batter	1	2	3	4	5	6	7	8	9	10	AB	R	H	RBI	BB	SO	LOB	TOP	
Bob Randall, R OBP: 0.373, SLG: 0.358 (1.4, 10, 5)	4-0 1B SH5-3 E	0-0 FC5 HBP 1B		0-0 2B		0-0 1B			0-0 FC2-6 1B		4	1	4	1	1	0	0		
Ken Landreaux, L OBP: 0.365, SLG: 0.439 (1.8)	0-0 SH5-3	1-0 HBP 1B		0-0 4-3		0-0 1-3			0-0 FC2-6 FC5-4		3	0	0	0	0	0	3		
Roy Smalley, S OBP: 0.454, SLG: 0.585 (1.6)	0-0 E 1B	0-0 FC5			0-0 F7		0-0 6-3		0-0 F9		5	0	1	0	0	0	4		
Ron Jackson, R OBP: 0.332, SLG: 0.500 (1.3)	0-0 F4		0-0 2-3		0-0 FC5-4 1B		0-3 K		0-0 FC5-4		5	0	1	0	0	1	2		
Butch Wynegar, S OBP: 0.399, SLG: 0.399 (1.2)	0-3 K		0-0 E4		0-0 FC5-4 1B		0-3 K				5	0	1	0	0	2	2		
Rob Wilfong, L OBP: 0.359, SLG: 0.457 (10, 4)											0	0	0	0	0	0	0		
Willie Norwood, R OBP: 0.300, SLG: 0.428 (1, 10)		0-3 K	0-0 L9		0-0 1B			0-0 2-3 SH1-3 1B		0-0 B3	5	0	2	0	0	1	2		
Bombo Rivera, R OBP: 0.340, SLG: 0.400 (8, 9)		0-0 FC3-6 1B	0-0 F8		0-0 L9			0-0 SH1-3 1B		0-0 L8	4	1	1	0	0	0	4		
John Castino, R OBP: 0.342, SLG: 0.400 Glenn Borgmann, R OBP: 0.350, SLG: 0.333 (10, 2)		0-0 FC3-6 1B		0-0 5-3		0-0 1-6-3		0-0 2-3		0-3 K	5	0	1	0	0	1	2		
Hosken Powell, L OBP: 0.492, SLG: 0.537 Jose Morales, R OBP: 0.358, SLG: 0.407 Dave Edwards, R OBP: 0.111, SLG: 0.111 (8, 7)		0-0 FC3-6 HBP 1B	0-0 F7		0-0 F9		0-0 F3				3	0	0	0	0	0	2		
Inning Stats	R: 1 E: 1 K: 1 S: 6	H: 1 LOB: 1 BB: 1 P: 10	R: 1 E: 0 K: 1 S: 8	H: 3 LOB: 3 BB: 0 P: 9	R: 0 E: 1 K: 0 S: 4	H: 0 LOB: 1 BB: 0 P: 4	R: 0 E: 0 K: 0 S: 5	H: 2 LOB: 2 BB: 0 P: 5	R: 0 E: 0 K: 2 S: 7	H: 0 LOB: 0 BB: 0 P: 7	R: 0 E: 0 K: 0 S: 4	H: 1 LOB: 1 BB: 0 P: 4	R: 0 E: 0 K: 0 S: 4	H: 1 LOB: 1 BB: 0 P: 4	R: 0 E: 0 K: 1 S: 6	H: 1 LOB: 1 BB: 0 P: 6	1B: 10 2B: 1 3B: 0 HR: 0	SF: 0 SAC: 2 DP: 0 HBP: 1	WP: 0 PA: 44
PITCHER	IP WLS BF H R ER SO BB IBB HBP BLK WP HR S P ERA WHIP																		
Mike Flanagan, L ERA: 3.63 Don Stanhouse, R ERA: 2.73 (10, 1)	9.0 1.0	WLS W 3	BF 41	H 11	R 2	ER 1	SO 4	BB 1	IBB 0	HBP 1	BLK 0	WP 0	HR 0	S 47	P 52	ERA 1.00	WHIP 1.333		

Minnesota Twins @ Baltimore Orioles
Memorial Stadium, Baltimore, MD
Mon Jun 04 1979, 7:05 PM EDT
Att. 11,905 - Unknown

AB 40
R 2
H 11
RBI 1
BB 1
SO 5
LOB 22



Batter	1	2	3	4	5	6	7	8	9	10	AB	R	H	RBI	BB	SO	LOB	BOTTOM			
Al Bumbry, L OBP: 0.338, SLG: 0.374 (1.8)	0-0 F7		0-0 S 1B		0-3 K		0-0 F8		0-0 F9		5	0	1	0	0	1	2				
Mark Belanger, R OBP: 0.248, SLG: 0.198 (1.6)	0-0 F7		0-3 K		0-0 F9		4-0 E S BB		4-0 SH5-4 1B BB		3	1	0	0	2	1	1				
Ken Singleton, S OBP: 0.439, SLG: 0.608 (1.9)	0-0 1B		4-0 1-2 BB		0-3 K		0-3 K		0-0 1B SH5-4 1B		4	0	2	0	1	2	1				
Eddie Murray, S OBP: 0.346, SLG: 0.382 (1.3)	0-3 K		0-0 F5		0-0 1B SF9 1B		0-3 K		0-0 SH5-4		4	1	1	0	0	2	3				
Gary Roenicke, R OBP: 0.419, SLG: 0.587 (1.7)		0-0 FC6-4 1B		0-0 HR		0-0 1B 1B		0-3 K		0-0 F3	5	1	3	1	0	1	2				
Lee May, R OBP: 0.328, SLG: 0.512 (1, 10)		0-0 FC6-4 1-2 FC6-4		0-0 5-3		0-0 SF9 1B		0-0 5-3		0-0 1B	4	0	1	2	0	0	1				
Rich Dauer, R OBP: 0.324, SLG: 0.376 Larry Hartow, L OBP: 0.375, SLG: 0.293 Billy Smith, S OBP: 0.276, SLG: 0.307 (10, 4)		0-0 F2		0-0 4-3		0-0 3H 1-2 1B		0-0 SH1-4 1B		0-0 SH1-4	4	0	2	0	0	0	1				
Kiko Garcia, R OBP: 0.311, SLG: 0.385 (10, 5)	0-0 FC6-4 1-2		0-0 L4		0-0 F2		0-0 SH1-4 1B		0-0 SH1-4		3	0	0	0	0	0	3				
Rick Dempsey, R OBP: 0.348, SLG: 0.348 Terry Crowley, L OBP: 0.351, SLG: 0.588 Dave Skaggs, R OBP: 0.341, SLG: 0.308 (10, 2)		0-0 B1-3		0-0 F7		0-0 F8		0-3 K			3	0	0	0	0	0	0				
Inning Stats	R: 0 E: 0 K: 1 S: 6	H: 1 LOB: 1 BB: 0 P: 6	R: 0 E: 0 K: 0 S: 4	H: 1 LOB: 1 BB: 0 P: 4	R: 0 E: 0 K: 1 S: 6	H: 1 LOB: 2 BB: 1 P: 10	R: 1 E: 0 K: 0 S: 4	H: 1 LOB: 0 BB: 0 P: 4	R: 0 E: 0 K: 1 S: 5	H: 3 LOB: 2 BB: 0 P: 8	R: 0 E: 0 K: 2 S: 7	H: 0 LOB: 1 BB: 0 P: 9	R: 0 E: 0 K: 2 S: 7	H: 0 LOB: 0 BB: 0 P: 7	R: 0 E: 0 K: 1 S: 6	H: 1 LOB: 2 BB: 0 P: 6	R: 1 E: 0 K: 0 S: 4	H: 2 LOB: 2 BB: 1 P: 8	1B: 9 2B: 0 3B: 0 HR: 1	SF: 1 SAC: 2 DP: 0 HBP: 0	WP: 0 PA: 42
PITCHER	IP WLS BF H R ER SO BB IBB HBP BLK WP HR S P ERA WHIP																				
Roger Erickson, R ERA: 6.62 Mike Marshall, R ERA: 1.98 (7, 1)	6.0 3.2	L 16	BF 26	H 7	R 2	ER 2	SO 4	BB 1	IBB 0	HBP 0	BLK 0	WP 0	HR 1	S 33	P 37	ERA 3.00	WHIP 1.333				

Minnesota Twins @ Baltimore Orioles
Memorial Stadium, Baltimore, MD
Mon Jun 04 1979, 7:05 PM EDT
Att. 11,905 - Unknown

AB 36
R 3
H 10
RBI 3
BB 3
SO 8
LOB 16



Batter	1	2	3	4	5	6	7	8	9	AB	R	H	RBI	BB	SO	LOB	TOP										
Hosken Powell, L OBP: 0.493, SLG: 0.552 (1, 9)	3-1		1B		F3			SH2-4 SF8 2B		4	2	2	0	0	0	0	Minnesota Twins @ Baltimore Orioles Memorial Stadium, Baltimore, MD Tue Jun 05 1979, 7:05 PM EDT Att: 11,036 - Unknown										
Butch Wynegar, S OBP: 0.398, SLG: 0.398 (1, 2)	F7		1B		F2			SH2-4		3	0	1	1	0	0	0											
Roy Smalley, S OBP: 0.455, SLG: 0.591 (1, 6)			1B					SF8		3	0	2	2	0	0	0											
Ken Landreaux, L OBP: 0.359, SLG: 0.431 (1, 8)	3-1		G4-6-3					5-3		4	0	0	0	0	0	3											
Glenn Adams, L OBP: 0.331, SLG: 0.396 (1, 10)										1	0	1	0	1	0	0											
Craig Kuskick, R OBP: 0.295, SLG: 0.548 (6, PH)										1	0	0	0	0	0	0											
Willie Norwood, R OBP: 0.304, SLG: 0.431 (9, PH)										1	0	1	0	0	0	0											
Ron Jackson, R OBP: 0.330, SLG: 0.500 (1, 3)										4	0	1	0	0	1	2											
Rob Wilfong, L OBP: 0.349, SLG: 0.444 (1, 4)										4	0	0	0	0	1	3											
John Castino, R OBP: 0.355, SLG: 0.407 (1, 5)										3	1	2	0	1	0	1											
Bombo Rivera, R OBP: 0.330, SLG: 0.386 (1, 7)										3	0	0	0	0	0	3											
Inning Stats	R: 0 E: 0 K: 0 S: 4	H: 1 LOB: 1 BB: 0 P: 4	R: 0 E: 0 K: 0 S: 2	H: 0 LOB: 0 BB: 1 P: 6	R: 2 E: 0 K: 0 S: 5	H: 3 LOB: 1 BB: 1 P: 9	R: 0 E: 0 K: 0 S: 4	H: 2 LOB: 1 BB: 0 P: 4	R: 0 E: 0 K: 0 S: 3	H: 0 LOB: 0 BB: 0 P: 3	R: 0 E: 0 K: 0 S: 4	H: 1 LOB: 1 BB: 0 P: 4	R: 1 E: 0 K: 0 S: 4	H: 1 LOB: 0 BB: 0 P: 4	R: 0 E: 0 K: 2 S: 9	H: 2 LOB: 2 BB: 0 P: 9	1B: 7 2B: 4 3B: 0 HR: 0	SF: 1 SAC: 2 DP: 2 HBP: 0	WP: 0 PB: 0 SB: 1 CS: 1	PA: 36							
PITCHER	IP	WLS	BF	H	R	ER	SO	BB	IBB	HBP	BLK	WP	HR	S	P	ERA	WHIP										
Steve Stone, R ERA: 4.22 (1, 1)	3.1	L	15	6	2	2	0	2	0	0	0	0	0	13	21	5.40	2.400										
Scott McGregor, L ERA: 4.66 (4, 1)	5.2		21	4	1	1	2	0	0	0	0	0	0	25	25	1.59	0.706										

Batter	1	2	3	4	5	6	7	8	9	AB	R	H	RBI	BB	SO	LOB	BOTTOM										
Al Bumbry, L OBP: 0.336, SLG: 0.372 (1, 8)	6-3		1B						F7	4	0	1	0	0	0	0	Minnesota Twins @ Baltimore Orioles Memorial Stadium, Baltimore, MD Tue Jun 05 1979, 7:05 PM EDT Att: 11,036 - Unknown										
Rich Dauer, R OBP: 0.318, SLG: 0.370 (1, 4)	6-3		L7							3	0	0	0	0	0	1											
Pat Kelly, L OBP: 0.435, SLG: 0.590 (9, PH)										1	1	1	0	0	0	0											
Eddie Murray, S OBP: 0.349, SLG: 0.385 (1, 3)										4	0	2	0	0	0	0											
Ken Singleton, S OBP: 0.431, SLG: 0.595 (1, 9)										4	0	0	1	0	2	2											
Gary Roenicke, R OBP: 0.409, SLG: 0.569 (1, 7)										4	0	0	0	0	1	1											
Lee May, R OBP: 0.328, SLG: 0.509 (1, 10)										3	0	1	0	0	1	0											
Doug DeCinces, R OBP: 0.329, SLG: 0.429 (1, 5)										3	0	0	0	0	0	1											
Kiko Garcia, R OBP: 0.306, SLG: 0.379 (1, 6)										2	0	0	0	0	0	1											
Terry Crowley, L OBP: 0.394, SLG: 0.556 (8, PH)										1	0	0	0	0	0	0											
Mark Belanger, R OBP: 0.248, SLG: 0.198 (9, 6)										0	0	0	0	0	0	0											
Rick Dempsey, R OBP: 0.344, SLG: 0.343 (1, 2)										2	0	0	0	0	0	1											
John Lowenstein, L OBP: 0.441, SLG: 0.564 (8, PH)										1	0	0	0	0	0	0											
Dave Skaggs, R OBP: 0.341, SLG: 0.308 (9, 2)										0	0	0	0	0	0	0											
Inning Stats	R: 0 E: 0 K: 1 S: 6	H: 1 LOB: 1 BB: 0 P: 6	R: 0 E: 0 K: 0 S: 3	H: 0 LOB: 0 BB: 0 P: 3	R: 0 E: 0 K: 0 S: 4	H: 1 LOB: 1 BB: 0 P: 4	R: 0 E: 0 K: 1 S: 5	H: 0 LOB: 0 BB: 0 P: 5	R: 0 E: 0 K: 0 S: 4	H: 1 LOB: 1 BB: 0 P: 4	R: 0 E: 0 K: 0 S: 3	H: 0 LOB: 0 BB: 0 P: 3	R: 0 E: 0 K: 1 S: 5	H: 0 LOB: 0 BB: 0 P: 5	R: 1 E: 0 K: 0 S: 7	H: 2 LOB: 1 BB: 0 P: 7	1B: 4 2B: 1 3B: 0 HR: 0	SF: 0 SAC: 0 DP: 0 HBP: 0	WP: 0 PB: 0 SB: 0 CS: 0	PA: 32							
PITCHER	IP	WLS	BF	H	R	ER	SO	BB	IBB	HBP	BLK	WP	HR	S	P	ERA	WHIP										
Paul Hartzell, R ERA: 4.96 (1, 1)	8.1	W	30	5	1	1	3	0	0	0	0	0	0	36	36	1.08	0.600										
Mike Marshall, R ERA: 1.95 (9, 1)	0.2	S	2	0	0	0	1	0	0	0	0	0	0	4	4	0.00	0.000										

AB	31
R	3
H	10
RBI	3
BB	2
SO	2
LOB	12

AB	32
R	1
H	5
RBI	1
BB	0
SO	4
LOB	7



Batter	1	2	3	4	5	6	7	8	9	AB	R	H	RBI	BB	SO	LOB	TOP			
Willie Wilson, S (1, 7) OBP: 0.399, SLG: 0.476	0-0 4-3			0-0 G3		0-0 S 1B		0-0 1B	0-0 1B	4	0	2	0	0	0	0	Kansas City Royals @ Baltimore Orioles Memorial Stadium, Baltimore, MD Wed Jun 06 1979, 7:05 PM EDT Att: 14,314 - Unknown livebaseballscorecards.com			
George Brett, L (1, 5) OBP: 0.375, SLG: 0.530	0-3 K			0-0 6-3 1B		0-0 F7		1-2	0-0 1-3 1B	4	0	2	0	0	1	1				
Amos Otis, R (1, 8) OBP: 0.414, SLG: 0.450	0-3 K			0-0 6-3			0-3 K		0-0 L8	4	0	0	0	0	2	3				
Darrell Porter, L (1, 2) OBP: 0.416, SLG: 0.468		0-0 4-3		0-3 K			0-0 F8		0-0 1-3	4	0	0	0	0	1	3				
Al Cowens, R (1, 9) OBP: 0.369, SLG: 0.480		0-0 F6			0-3 K		0-0 F3			3	0	0	0	0	1	0				
Ralph LaCock, L (1, 3) OBP: 0.350, SLG: 0.415		0-0 F9			0-3 K				0-0 F9	3	0	0	0	0	1	0				
Hal McRae, R (1, 10) OBP: 0.302, SLG: 0.412			0-0 G3		0-0 4-3				0-0 5-3	3	0	0	0	0	0	0				
Freddie Patek, R (1, 6) OBP: 0.275, SLG: 0.270			0-3 K			0-0 F3			0-3 K	2	0	0	0	0	1	0				
Tom Poguette, L (8, PH) OBP: 0.273, SLG: 0.250										1	0	0	0	0	1	0				
Todd Cruz, R (8, 6) OBP: 0.275, SLG: 0.395										0	0	0	0	0	0	0				
U L Washington, S (1, 4) OBP: 0.294, SLG: 0.343			0-3 K			0-0 F7			0-0 3-1	2	0	0	0	0	1	0				
Steve Braun, L (9, PH) OBP: 0.382, SLG: 0.379										1	0	0	0	0	0	0				
Inning Stats	R: 0 E: 0 K: 2 S: 7	H: 0 LOB: 0 BB: 0 P: 7	R: 0 E: 0 K: 0 S: 3	H: 0 LOB: 0 BB: 0 P: 3	R: 0 E: 0 K: 1 S: 7	H: 0 LOB: 0 BB: 0 P: 7	R: 0 E: 0 K: 2 S: 6	H: 1 LOB: 1 BB: 0 P: 6	R: 0 E: 0 K: 0 S: 7	H: 0 LOB: 0 BB: 0 P: 7	R: 0 E: 0 K: 1 S: 4	H: 1 LOB: 1 BB: 0 P: 4	R: 0 E: 0 K: 1 S: 5	H: 0 LOB: 0 BB: 0 P: 5	R: 0 E: 0 K: 1 S: 5	H: 2 LOB: 2 BB: 0 P: 5	1B: 4 2B: 0 3B: 0 HR: 0	SF: 0 SAC: 0 DP: 0 HBP: 0	WP: 0 PB: 0 SB: 1 CS: 0	PA: 31
PITCHER Dennis Martinez, R (1, 1) ERA: 3.04	IP: 9.0 WLS: W BF: 31 H: 4 R: 0 ER: 0 SO: 9 BB: 0 IBB: 0 HBP: 0 BLK: 0 WP: 0 HR: 0 S: 49 P: 49 ERA: 0.00 WHIP: 0.444																			

Batter	1	2	3	4	5	6	7	8	9	AB	R	H	RBI	BB	SO	LOB	BOTTOM			
Al Bumbry, L (1, 8) OBP: 0.330, SLG: 0.365	0-3 K			0-0 F5	0-0 F7			0-0 F7		4	0	0	0	0	1	1	Kansas City Royals @ Baltimore Orioles Memorial Stadium, Baltimore, MD Wed Jun 06 1979, 7:05 PM EDT Att: 14,314 - Unknown livebaseballscorecards.com			
Rich Dauer, R (1, 4) OBP: 0.318, SLG: 0.367	0-0 F7			0-0 2B 1B	0-0 F9			0-0 F8		4	1	1	0	0	0	1				
Ken Singleton, S (1, 9) OBP: 0.432, SLG: 0.591	0-0 6-3			0-0 F3		4-0 G5-4-3 BB		0-0 1B		3	0	1	0	1	0	1				
John Lowenstein, L (8, PR) OBP: 0.441, SLG: 0.564										0	0	0	0	0	0	0				
Lee May, R (1, 10) OBP: 0.332, SLG: 0.514		0-0 FC1-4 1B		0-0 1-H 2B		0-0 G5-4-3 1-2		0-0 F8		4	0	2	1	0	0	2				
Gary Roenicke, R (1, 7) OBP: 0.414, SLG: 0.591		0-0 FC1-4 1-2		4-0 BB		0-0 HR				2	1	1	1	1	0	1				
Eddie Murray, S (1, 3) OBP: 0.345, SLG: 0.379		0-0 G6-4-3 1-2		0-0 F3		0-0 F7				3	0	0	0	0	0	3				
Doug DeCinces, R (1, 5) OBP: 0.318, SLG: 0.411			0-0 F7		0-0 6-3			0-0 6-3		3	0	0	0	0	0	0				
Mark Belanger, R (8, 6) OBP: 0.248, SLG: 0.198										0	0	0	0	0	0	0				
Kiko Garcia, R (1, 6) OBP: 0.307, SLG: 0.386			0-0 F8		0-0 1B 2B			0-0 F9		3	1	1	0	0	0	0				
Dave Skaggs, R (1, 2) OBP: 0.340, SLG: 0.310			0-0 F9		0-0 2H 1B			0-0 6-3		3	0	1	1	0	0	0				
Inning Stats	R: 0 E: 0 K: 1 S: 5	H: 0 LOB: 0 BB: 0 P: 5	R: 0 E: 0 K: 0 S: 3	H: 1 LOB: 0 BB: 0 P: 3	R: 0 E: 0 K: 0 S: 3	H: 0 LOB: 0 BB: 0 P: 3	R: 1 E: 0 K: 0 S: 5	H: 2 LOB: 2 BB: 1 P: 9	R: 1 E: 0 K: 0 S: 5	H: 2 LOB: 1 BB: 0 P: 5	R: 1 E: 0 K: 0 S: 3	H: 1 LOB: 0 BB: 1 P: 7	R: 0 E: 0 K: 0 S: 3	H: 0 LOB: 0 BB: 0 P: 3	R: 0 E: 0 K: 0 S: 4	H: 1 LOB: 1 BB: 0 P: 4	1B: 4 2B: 2 3B: 0 HR: 1	SF: 0 SAC: 0 DP: 2 HBP: 0	WP: 0 PB: 0 SB: 0 CS: 0	PA: 31
PITCHER Paul Spittorff, L (1, 1) ERA: 3.66	IP: 8.0 WLS: L BF: 31 H: 7 R: 3 ER: 3 SO: 1 BB: 2 IBB: 0 HBP: 0 BLK: 0 WP: 0 HR: 1 S: 31 P: 39 ERA: 3.38 WHIP: 1.125																			

Batter	1	2	3	4	5	6	7	8	9	AB	R	H	RBI	BB	SO	LOB	TOP					
Willie Wilson, S (1, 7) OBP: 0.394, SLG: 0.465	4-0 BB S BB		0-0 F9		0-0 F7			0-0 B1-3		3	0	0	0	1	0	1						
George Brett, L (1, 5) OBP: 0.374, SLG: 0.524	4-0 S BB		0-0 4-3					0-0 F6		3	0	0	0	1	0	0						
Amos Otis, R (1, 8) OBP: 0.407, SLG: 0.441	0-3 K 1-2				0-0 F7					4	0	0	0	0	1	1						
Darrell Porter, L (1, 2) OBP: 0.417, SLG: 0.463	4-0 BB				0-0 3-1					2	0	0	0	2	0	0						
Ralph LaCock, L (1, 3) OBP: 0.342, SLG: 0.404	0-0 F7				0-3 K					4	0	0	0	0	1	3						
Al Cowens, R (1, 10) OBP: 0.375, SLG: 0.508		0-0 6-3								3	1	2	1	0	0	0						
Tom Poquette, L (1, 9) OBP: 0.240, SLG: 0.217		0-0 F8								3	0	0	0	0	0	1						
Freddie Patek, R (1, 6) OBP: 0.270, SLG: 0.265		0-0 F8								3	0	0	0	0	1	0						
U L Washington, S (1, 4) OBP: 0.288, SLG: 0.337			0-0 6-3							2	0	0	0	0	0	0						
Steve Braun, L (8, PH) OBP: 0.371, SLG: 0.367										1	0	0	0	0	1	0						
Jerry Terrell, R (8, 4) OBP: 0.400, SLG: 0.600										0	0	0	0	0	0	0						
Inning Stats	R: 0 E: 0 K: 1 S: 4	H: 0 LOB: 2 BB: 3 P: 16	R: 0 E: 0 K: 0 S: 3	H: 0 LOB: 0 BB: 0 P: 3	R: 0 E: 0 K: 0 S: 3	H: 0 LOB: 0 BB: 0 P: 3	R: 0 E: 0 K: 1 S: 5	H: 0 LOB: 0 BB: 0 P: 5	R: 1 E: 1 K: 1 S: 7	H: 1 LOB: 1 BB: 0 P: 7	R: 0 E: 0 K: 0 S: 3	H: 0 LOB: 1 BB: 1 P: 7	R: 0 E: 0 K: 0 S: 3	H: 1 LOB: 0 BB: 0 P: 3	R: 0 E: 0 K: 1 S: 5	H: 0 LOB: 0 BB: 0 P: 5	R: 0 E: 0 K: 0 S: 3	H: 0 LOB: 0 BB: 0 P: 3	1B: 1 2B: 0 3B: 0 HR: 1	SF: 0 SAC: 0 DP: 0 HBP: 0	WP: 0 PB: 0 SB: 2 CS: 1	PA: 32
PITCHER Sammy Stewart, R (1, 1) ERA: 1.99	IP: 9.0 WLS: W BF: 32 H: 2 R: 1 ER: 1 SO: 4 BB: 4 IBB: 0 HBP: 0 BLK: 0 WP: 0 HR: 1 S: 36 P: 52 ERA: 1.00 WHIP: 0.667															PITCHER	IP: 9.0 WLS: W BF: 32 H: 2 R: 1 ER: 1 SO: 4 BB: 4 IBB: 0 HBP: 0 BLK: 0 WP: 0 HR: 1 S: 36 P: 52 ERA: 1.00 WHIP: 0.667					

Kansas City Royals @ Baltimore Orioles
Memorial Stadium, Baltimore, MD
Thu Jun 07 1979, 7:05 PM EDT
Att: 13,724 - Unknown

AB	28
R	1
H	2
RBI	1
BB	4
SO	4
LOB	6



Batter	1	2	3	4	5	6	7	8	9	AB	R	H	RBI	BB	SO	LOB	BOTTOM			
Al Bumbry, L (1, 8) OBP: 0.338, SLG: 0.369	0-0 G5-6-3 1B		0-0 F8					4-0 SH1-3 BB 1B		3	1	2	0	1	0	0				
Rich Dauer, R (1, 4) OBP: 0.321, SLG: 0.364	0-0 G5-6-3 1-2							4-0 SH1-3 BB 1B		2	1	0	0	2	0	1				
Ken Singleton, S (1, 9) OBP: 0.585	4-0 BB							0-0 SH1-3		2	0	0	0	1	2	2				
Mark Belanger, R (9, 6) OBP: 0.248, SLG: 0.198	4-0 BB							1-2 2-3		0	0	0	0	0	0	0				
Lee May, R (1, 10) OBP: 0.330, SLG: 0.506	0-0 5-3							4-0 1B IBB		3	0	0	0	1	1	3				
Gary Roenicke, R (1, 7) OBP: 0.416, SLG: 0.585		0-0 F6						0-0 1-2 2-4 3-4 1B		3	1	1	2	1	0	2				
Eddie Murray, S (1, 3) OBP: 0.347, SLG: 0.386		0-0 F7						0-0 G4-6-3 1-2		4	0	2	0	0	0	2				
Doug DeCinces, R (1, 5) OBP: 0.307, SLG: 0.400		0-0 F8								2	0	0	1	0	0	1				
John Lowenstein, L (9, 9) OBP: 0.441, SLG: 0.564										0	0	0	0	0	0	0				
Kiko Garcia, R (1, 6) OBP: 0.307, SLG: 0.380			0-3 K							2	0	0	0	1	2	1				
Rick Dempsey, R (1, 2) OBP: 0.338, SLG: 0.336			0-0 6-3							3	0	0	0	0	0	3				
Inning Stats	R: 0 E: 0 K: 0 S: 3	H: 1 LOB: 1 BB: 1 P: 7	R: 0 E: 0 K: 0 S: 3	H: 0 LOB: 0 BB: 0 P: 3	R: 0 E: 0 K: 1 S: 5	H: 0 LOB: 0 BB: 0 P: 5	R: 0 E: 0 K: 1 S: 5	H: 0 LOB: 0 BB: 0 P: 5	R: 1 E: 1 K: 0 S: 3	H: 1 LOB: 2 BB: 2 P: 11	R: 0 E: 0 K: 2 S: 8	H: 1 LOB: 1 BB: 1 P: 12	R: 0 E: 0 K: 1 S: 6	H: 1 LOB: 1 BB: 0 P: 6	R: 2 E: 0 K: 0 S: 3	H: 1 LOB: 1 BB: 3 P: 15	1B: 4 2B: 1 3B: 0 HR: 0	SF: 1 SAC: 1 DP: 3 HBP: 0	WP: 1 PB: 0 SB: 0 CS: 0	PA: 33
PITCHER Steve Busby, R (1, 1) ERA: 3.04	IP: 5.0 WLS: L BF: 20 H: 3 R: 1 ER: 1 SO: 2 BB: 3 IBB: 1 HBP: 0 BLK: 0 WP: 0 HR: 0 S: 20 P: 36 ERA: 1.80 WHIP: 1.400															PITCHER	IP: 5.0 WLS: L BF: 20 H: 3 R: 1 ER: 1 SO: 2 BB: 3 IBB: 1 HBP: 0 BLK: 0 WP: 0 HR: 0 S: 20 P: 36 ERA: 1.80 WHIP: 1.400			
Rene Martin, R (6, 1) ERA: 7.5	2.1 L 12 2 2 2 3 2 1 0 0 0 0 0 15 27 7.71 1.714																IP: 2.1 WLS: L BF: 12 H: 2 R: 2 ER: 2 SO: 3 BB: 2 IBB: 1 HBP: 0 BLK: 0 WP: 0 HR: 0 S: 15 P: 27 ERA: 7.5 WHIP: 1.714			
Al Hrabosky, L (8, 1) ERA: 3.23	0.2 1 0 0 0 0 0 0 0 0 0 0 0 0 1 1 0.00 0.000																IP: 0.2 WLS: 1 BF: 0 H: 0 R: 0 ER: 0 SO: 0 BB: 0 IBB: 0 HBP: 0 BLK: 0 WP: 0 HR: 0 S: 1 P: 1 ERA: 0.00 WHIP: 0.000			

Kansas City Royals @ Baltimore Orioles
Memorial Stadium, Baltimore, MD
Thu Jun 07 1979, 7:05 PM EDT
Att: 13,724 - Unknown

AB	24
R	3
H	5
RBI	3
BB	7
SO	5
LOB	15



Batter	1	2	3	4	5	6	7	8	9	AB	R	H	RBI	BB	SO	LOB	TOP			
Bump Wills, S OBP: 0.329, SLG: 0.283 (1,4)										4	0	1	0	0	2	0	Texas Rangers @ Baltimore Orioles Memorial Stadium, Baltimore, MD Fri Jun 08 1979, 7:05 PM EDT Att: 47,539 - Unknown			
Bill Sample, R OBP: 0.372, SLG: 0.339 (1,7)										4	0	1	0	0	0	1				
Buddy Bell, R OBP: 0.310, SLG: 0.364 (1,5)										4	0	1	0	0	0	2				
John Ellis, R OBP: 0.292, SLG: 0.459 (1,10)										4	0	0	0	0	1	3				
Richie Zisk, R OBP: 0.293, SLG: 0.330 (1,9)										3	0	0	0	0	0	1				
Gary Holte, R (1,3)										2	0	0	0	1	0	0				
Jim Sundberg, R OBP: 0.272, SLG: 0.312 (1,2)										3	0	0	0	0	0	1				
Nelson Norman, S OBP: 0.273, SLG: 0.261 (8, PH)										2	0	1	0	0	1	0				
Larvell Blanks, R OBP: 0.310, SLG: 0.308 (8, 6)										0	0	0	0	1	0	0				
Dave Roberts, R OBP: 0.111, SLG: 0.111 (8, PH)										2	0	0	0	0	0	2				
Dave Chalk, R OBP: 0.250, SLG: 0.250 (8, PH)										1	0	0	0	0	0	1				
Johnny Grubb, L OBP: 0.377, SLG: 0.569 (8, 8)										0	0	0	0	0	0	0				
Inning Stats	R: 0 E: 0 K: 0 S: 4	H: 1 LOB: 1 BB: 0 P: 4	R: 0 E: 0 K: 0 S: 3	H: 0 LOB: 0 BB: 0 P: 3	R: 0 E: 0 K: 2 S: 7	H: 0 LOB: 0 BB: 0 P: 7	R: 0 E: 0 K: 1 S: 6	H: 1 LOB: 1 BB: 0 P: 6	R: 0 E: 0 K: 1 S: 6	H: 1 LOB: 1 BB: 0 P: 6	R: 0 E: 0 K: 0 S: 3	H: 0 LOB: 0 BB: 0 P: 3	R: 0 E: 0 K: 0 S: 2	H: 0 LOB: 0 BB: 1 P: 6	R: 0 E: 0 K: 0 S: 3	H: 0 LOB: 0 BB: 0 P: 3	1B: 4 2B: 0 3B: 0 HR: 0	SF: 0 SAC: 0 DP: 2 HBP: 0	WP: 0 PB: 0 SB: 1 CS: 0	PA: 31
PITCHER Mike Flanagan, L ERA: 3.29 (1,1)	IP: 9.0 WLS: W BF: 31 H: 4 R: 0 ER: 0 SO: 4 BB: 2 IBB: 0 HBP: 0 BLK: 0 WP: 0 HR: 0 S: 37 P: 45 ERA: 0.00 WHIP: 0.667																			

Batter	1	2	3	4	5	6	7	8	9	AB	R	H	RBI	BB	SO	LOB	BOTTOM	
Al Bumbry, L OBP: 0.332, SLG: 0.364 (1,8)										3	0	0	1	0	0	0	Texas Rangers @ Baltimore Orioles Memorial Stadium, Baltimore, MD Fri Jun 08 1979, 7:05 PM EDT Att: 47,539 - Unknown	
John Lowenstein, L OBP: 0.431, SLG: 0.542 (1,9)										4	0	1	0	0	1	2		
Ken Singleton, S OBP: 0.428, SLG: 0.578 (1,10)										4	0	1	0	0	1	0		
Doug DeCinces, R OBP: 0.293, SLG: 0.380 (1,5)										4	0	0	0	0	0	2		
Gary Roenicke, R OBP: 0.424, SLG: 0.584 (1,7)										2	1	1	0	2	0	0		
Eddie Murray, S OBP: 0.350, SLG: 0.382 (1,3)										2	1	0	0	2	0	4		
Rich Dauer, R OBP: 0.323, SLG: 0.365 (1,4)										2	1	1	1	0	0	0		
Kiko Garcia, R OBP: 0.308, SLG: 0.374 (1,6)										2	0	0	0	1	1	1		
Mark Belanger, R OBP: 0.245, SLG: 0.198 (8, 6)										0	0	0	0	0	0	0		
Dave Skaggs, R OBP: 0.340, SLG: 0.295 (1,2)										2	0	0	1	1	1	1		
Inning Stats	R: 0 E: 0 K: 0 S: 3	H: 0 LOB: 0 BB: 1 P: 3	R: 0 E: 0 K: 0 S: 2	H: 0 LOB: 0 BB: 0 P: 6	R: 0 E: 0 K: 0 S: 3	H: 0 LOB: 0 BB: 0 P: 3	R: 0 E: 0 K: 1 S: 5	H: 0 LOB: 0 BB: 0 P: 5	R: 0 E: 0 K: 2 S: 7	H: 0 LOB: 1 BB: 1 P: 11	R: 0 E: 0 K: 0 S: 5	H: 2 LOB: 3 BB: 1 P: 9	R: 0 E: 0 K: 0 S: 5	H: 2 LOB: 3 BB: 1 P: 9	1B: 4 2B: 0 3B: 0 HR: 0	SF: 1 SAC: 1 DP: 1 HBP: 0	WP: 0 PB: 0 SB: 0 CS: 0	PA: 33
PITCHER Doyle Alexander, R ERA: 3.69 (1,1)	IP: 7.2 WLS: L BF: 32 H: 4 R: 3 ER: 3 SO: 4 BB: 6 IBB: 0 HBP: 0 BLK: 0 WP: 0 HR: 0 S: 34 P: 58 ERA: 3.52 WHIP: 1.304																	
Sparky Lyle, L ERA: 4.46 (8,1)	IP: 0.1 WLS: 1 BF: 1 H: 0 R: 0 ER: 0 SO: 0 BB: 0 IBB: 0 HBP: 0 BLK: 0 WP: 0 HR: 0 S: 1 P: 1 ERA: 0.00 WHIP: 0.000																	

Batter	1	2	3	4	5	6	7	8	9	AB	R	H	RBI	BB	SO	LOB	TOP					
Johnny Grubb, L (1, 8) OBP: 0.381, SLG: 0.564										3	0	1	0	1	0	0	Texas Rangers @ Baltimore Orioles Memorial Stadium, Baltimore, MD Sat Jun 09 1979, 7:05 PM EDT Att: 30,806 - Unknown					
Buddy Bell, R (1, 5) OBP: 0.313, SLG: 0.371										4	0	2	0	0	0	1						
Al Oliver, L (1, 7) OBP: 0.345, SLG: 0.475										4	0	0	0	0	0	3						
John Ellis, R (1, 10) OBP: 0.282, SLG: 0.442										4	0	0	0	0	0	0						
Bill Sample, R (9, PR) OBP: 0.372, SLG: 0.339										0	1	0	0	0	0	0						
Pat Putnam, L (1, 3) OBP: 0.312, SLG: 0.485										4	2	3	3	0	0	0						
Richie Zisk, R (1, 9) OBP: 0.287, SLG: 0.323										4	0	0	0	0	1	2						
Jim Sundberg, R (1, 2) OBP: 0.276, SLG: 0.312										3	0	1	0	1	0	1						
Nelson Norman, S (1, 6) OBP: 0.269, SLG: 0.256										2	0	0	0	0	0	1						
Oscar Gamble, L (7, PH) OBP: 0.460, SLG: 0.490										1	0	0	0	0	0	2						
Larvell Blanks, R (7, PH) OBP: 0.310, SLG: 0.308										0	0	0	0	0	0	0						
Gary Holle, R (9, PH) OBP: 0.400, SLG: 0.500										1	0	1	0	0	0	0						
Bump Wills, S (1, 4) OBP: 0.327, SLG: 0.283										4	0	1	0	0	0	2						
Inning Stats	R: 0 E: 0 K: 0 S: 2	H: 0 LOB: 0 BB: 1 P: 6	R: 0 E: 0 K: 0 S: 3	H: 0 LOB: 0 BB: 0 P: 3	R: 0 E: 0 K: 0 S: 4	H: 2 LOB: 1 BB: 0 P: 4	R: 0 E: 0 K: 0 S: 3	H: 0 LOB: 0 BB: 0 P: 3	R: 1 E: 0 K: 1 S: 6	H: 2 LOB: 0 BB: 0 P: 6	R: 0 E: 0 K: 0 S: 4	H: 1 LOB: 1 BB: 0 P: 4	R: 0 E: 0 K: 0 S: 4	H: 1 LOB: 2 BB: 1 P: 8	R: 0 E: 0 K: 0 S: 4	H: 1 LOB: 1 BB: 0 P: 4	R: 2 E: 1 K: 0 S: 6	H: 2 LOB: 2 BB: 0 P: 6	1B: 4 2B: 3 3B: 0 HR: 2	SF: 0 SAC: 0 DP: 1 HBP: 0	WP: 0 PB: 0 SB: 0 CS: 1	PA: 36
PITCHER	IP WLS BF H R ER SO BB IBB HBP BLK WP HR S P ERA WHIP	8.0 W 30 7 1 1 1 2 0 0 0 0 1 30 38 1.12 1.125	1.0 S 6 2 2 1 0 0 0 0 0 0 0 1 6 6 9.00 2.000																			
Steve Stone, R (1, 1) ERA: 3.86																						
Don Stanhouse, R (9, 1) ERA: 2.93																						

AB	34
R	3
H	9
RBI	3
BB	2
SO	1
LOB	12



Batter	1	2	3	4	5	6	7	8	9	AB	R	H	RBI	BB	SO	LOB	BOTTOM			
Al Bumby, L (1, 8) OBP: 0.326, SLG: 0.357										4	0	0	0	0	1	1	Texas Rangers @ Baltimore Orioles Memorial Stadium, Baltimore, MD Sat Jun 09 1979, 7:05 PM EDT Att: 30,806 - Unknown			
Rich Dauer, R (1, 4) OBP: 0.317, SLG: 0.358										4	0	0	0	0	1	0				
Mark Belanger, R (8, 6) OBP: 0.248, SLG: 0.198										0	0	0	0	0	0	0				
Eddie Murray, S (1, 3) OBP: 0.356, SLG: 0.391										3	2	2	0	1	0	0				
Ken Singleton, S (1, 9) OBP: 0.437, SLG: 0.584										3	1	3	0	1	0	0				
John Lowenstein, L (8, PR) OBP: 0.431, SLG: 0.542										0	0	0	0	0	0	0				
Gary Roenicke, R (1, 7) OBP: 0.420, SLG: 0.574										4	1	1	1	0	1	5				
Lee May, R (1, 10) OBP: 0.333, SLG: 0.505										4	0	2	2	0	0	3				
Doug DeCinces, R (1, 5) OBP: 0.292, SLG: 0.373										4	0	1	1	0	1	4				
Kiko Garcia, R (1, 6) OBP: 0.301, SLG: 0.366										3	0	0	0	0	2					
Rick Dempsey, R (1, 2) OBP: 0.337, SLG: 0.331										2	0	0	0	1	0	0				
Inning Stats	R: 0 E: 0 K: 0 S: 3	H: 0 LOB: 0 BB: 0 P: 3	R: 0 E: 0 K: 0 S: 4	H: 1 LOB: 1 BB: 0 P: 4	R: 0 E: 0 K: 1 S: 4	H: 0 LOB: 1 BB: 1 P: 8	R: 2 E: 0 K: 2 S: 10	H: 4 LOB: 1 BB: 0 P: 10	R: 0 E: 0 K: 0 S: 3	H: 0 LOB: 0 BB: 0 P: 3	R: 2 E: 0 K: 0 S: 6	H: 3 LOB: 2 BB: 1 P: 10	R: 0 E: 0 K: 0 S: 3	H: 0 LOB: 0 BB: 0 P: 3	R: 0 E: 0 K: 1 S: 6	H: 1 LOB: 2 BB: 1 P: 10	1B: 8 2B: 2 3B: 0 HR: 0	SF: 0 SAC: 0 DP: 1 HBP: 0	WP: 0 PB: 0 SB: 0 CS: 1	PA: 34
PITCHER	IP WLS BF H R ER SO BB IBB HBP BLK WP HR S P ERA WHIP	5.2 L 25 8 4 4 3 1 0 0 0 0 0 0 10 14 0.00 0.857																		
Dock Ellis, R (1, 1) ERA: 5.98																				
Sparky Lyle, L (6, 1) ERA: 4.19																				



Batter	1	2	3	4	5	6	7	8	9	AB	R	H	RBI	BB	SO	LOB	TOP						
Johnny Grubb, L (1,9) OBP: 0.373, SLG: 0.552	F8		SH1-3		G4-6-3			F8		3	0	0	0	0	0	1	<p>Texas Rangers @ Baltimore Orioles Memorial Stadium, Baltimore, MD Sun Jun 10 1979, 3:33 AM EDT Att: 22,658 - Unknown</p>						
Bill Sample, R (1,7) OBP: 0.383, SLG: 0.336	5-3		BB			1B		SF7		1	2	0	0	3	0								
Al Oliver, L (1,8) OBP: 0.339, SLG: 0.471	5-3		SF9			E3		SF7		2	0	0	2	0	0	1							
Pat Putnam, L (1,3) OBP: 0.310, SLG: 0.478		F7	4-1			L5-4-3		4-1		4	0	1	1	0	0	2							
Buddy Bell, R (1,5) OBP: 0.308, SLG: 0.365		6-3			F8	L5-4-3				4	0	0	0	0	0	2							
Oscar Gamble, L (1,10) OBP: 0.470, SLG: 0.558 Dave Roberts, R (9, PH) OBP: 0.158, SLG: 0.158					F9					3	1	2	1	0	0	0							
Jim Sundberg, R (1,2) OBP: 0.277, SLG: 0.313								1B		1	0	1	0	0	0	0							
Laryell Blanks, R (1,6) OBP: 0.356, SLG: 0.341 Nelson Norman, S (7,6) OBP: 0.287, SLG: 0.254										2	1	2	0	1	0	0							
Bump Willis, S (1,4) OBP: 0.323, SLG: 0.278										1	0	0	0	0	0	2							
										3	0	1	0	0	0	0							
Inning Stats	R: 0 E: 0 K: 0 S: 3	H: 0 LOB: 0 BB: 0 P: 3	R: 1 E: 0 K: 0 S: 4	H: 1 LOB: 0 BB: 0 P: 4	R: 1 E: 0 K: 0 S: 5	H: 1 LOB: 2 BB: 1 P: 9	R: 0 E: 0 K: 0 S: 3	H: 0 LOB: 0 BB: 0 P: 3	R: 0 E: 0 K: 0 S: 2	H: 0 LOB: 0 BB: 1 P: 6	R: 1 E: 1 K: 0 S: 3	H: 1 LOB: 0 BB: 1 P: 7	R: 0 E: 0 K: 0 S: 4	H: 2 LOB: 1 BB: 0 P: 4	R: 1 E: 0 K: 0 S: 3	H: 0 LOB: 0 BB: 1 P: 7	R: 0 E: 0 K: 0 S: 5	H: 2 LOB: 2 BB: 0 P: 5	1B: 6 2B: 0 3B: 1 HR: 1	SF: 2 SAC: 2 DP: 2 HBP: 0	WP: 0 PB: 0 SB: 1 CS: 0	PA: 36	
PITCHER Dennis Martinez, R (1,1) ERA: 3.04	IP: 9.0 WLS: W BF: 36 H: 7 R: 4 ER: 3 SO: 0 BB: 4 IBB: 0 HBP: 0 BLK: 0 WP: 0 HR: 1 S: 32 P: 48 ERA: 3.00 WHIP: 1.222											PITCHER	IP: 9.0 WLS: W BF: 36 H: 7 R: 4 ER: 3 SO: 0 BB: 4 IBB: 0 HBP: 0 BLK: 0 WP: 0 HR: 1 S: 32 P: 48 ERA: 3.00 WHIP: 1.222										

Batter	1	2	3	4	5	6	7	8	9	AB	R	H	RBI	BB	SO	LOB	BOTTOM						
Mark Belanger, R (1,6) OBP: 0.246, SLG: 0.196 Kiko Garcia, R (3,6) OBP: 0.295, SLG: 0.358 Terry Crowley, L (9, PH) OBP: 0.391, SLG: 0.579	5-3		5-3		F9			4-3		1	0	0	0	0	0	0	<p>Texas Rangers @ Baltimore Orioles Memorial Stadium, Baltimore, MD Sun Jun 10 1979, 3:33 AM EDT Att: 22,658 - Unknown</p>						
Benny Avila, R (1,7) OBP: 0.385, SLG: 0.923	5-3							F8		4	2	2	2	0	0	0							
Ken Singleton, S (1,9) OBP: 0.430, SLG: 0.573	K				6-3			5-3		4	0	0	0	0	1	0							
Eddie Murray, S (1,3) OBP: 0.358, SLG: 0.395		1-3						F8		3	1	1	0	1	0	0							
Gary Roenicke, R (1,8) OBP: 0.427, SLG: 0.573 Al Bumbry, L (9, PR) OBP: 0.326, SLG: 0.357										2	0	1	0	2	0	0							
Lee May, R (1,10) OBP: 0.333, SLG: 0.503										0	1	0	0	0	0	0							
Doug DeCinces, R (1,5) OBP: 0.300, SLG: 0.384										3	1	1	0	0	0	2							
Rich Dauer, R (1,4) OBP: 0.317, SLG: 0.357 Pat Kelly, L (9, PH) OBP: 0.426, SLG: 0.575										3	0	1	0	0	0	1							
Dave Skaggs, R (1,2) OBP: 0.321, SLG: 0.277 John Lowenstein, L (9, PH) OBP: 0.438, SLG: 0.542										1	0	0	0	0	0	2							
										3	0	0	0	0	0	0							
Inning Stats	R: 0 E: 0 K: 1 S: 5	H: 0 LOB: 0 BB: 0 P: 5	R: 0 E: 0 K: 0 S: 3	H: 1 LOB: 1 BB: 1 P: 7	R: 0 E: 0 K: 0 S: 3	H: 1 LOB: 0 BB: 0 P: 3	R: 1 E: 0 K: 0 S: 5	H: 2 LOB: 2 BB: 1 P: 9	R: 0 E: 0 K: 0 S: 3	H: 0 LOB: 0 BB: 0 P: 3	R: 1 E: 0 K: 0 S: 4	H: 1 LOB: 0 BB: 0 P: 4	R: 0 E: 0 K: 0 S: 4	H: 1 LOB: 1 BB: 0 P: 4	R: 0 E: 0 K: 0 S: 3	H: 0 LOB: 0 BB: 0 P: 3	R: 3 E: 1 K: 0 S: 4	H: 2 LOB: 2 BB: 3 P: 16	1B: 4 2B: 2 3B: 0 HR: 2	SF: 0 SAC: 1 DP: 3 HBP: 0	WP: 0 PB: 0 SB: 0 CS: 0	PA: 37	
PITCHER Jon Matlack, L (1,1) ERA: 3.75 Jim Kern, R (9,1) ERA: 1.63	IP: 8.0 WLS: L BF: 6 H: 7 R: 3 ER: 3 SO: 1 BB: 2 IBB: 0 HBP: 0 BLK: 0 WP: 0 HR: 2 S: 31 P: 39 ERA: 3.38 WHIP: 1.125											PITCHER	IP: 8.0 WLS: L BF: 6 H: 7 R: 3 ER: 3 SO: 1 BB: 2 IBB: 0 HBP: 0 BLK: 0 WP: 0 HR: 2 S: 31 P: 39 ERA: 3.38 WHIP: 1.125										

AB 27
R 4
H 7
RBI 4
BB 4
SO 0
LOB 13



AB 31
R 5
H 8
RBI 3
BB 5
SO 1
LOB 11



Batter	1	2	3	4	5	6	7	8	9	AB	R	H	RBI	BB	SO	LOB	TOP										
Kiko Garcia, R OBP: 0.312, SLG: 0.383 (1, 6)										4	1	3	1	1	0	0	Baltimore Orioles @ Chicago White Sox Comiskey Park, Chicago, IL Mon Jun 11 1979, 8:05 PM EDT Att: 16,602 - Unknown										
Benny Ayala, R OBP: 0.313, SLG: 0.750 (1, 7)										3	1	0	0	0	0	5											
Al Bumbry, L OBP: 0.328, SLG: 0.359 (6, PH)										2	0	1	2	0	1	0											
Ken Singleton, S OBP: 0.430, SLG: 0.571 (1, 9)										4	0	1	2	1	2	2											
John Lowenstein, L OBP: 0.438, SLG: 0.542 (9, 9)										0	0	0	0	0	0	0											
Lee May, R OBP: 0.330, SLG: 0.492 (1, 10)										4	0	0	0	1	1	3											
Gary Roenicke, R OBP: 0.418, SLG: 0.558 (1, 8)										4	0	0	0	0	1	3											
Eddie Murray, S OBP: 0.357, SLG: 0.389 (1, 3)										3	0	0	0	1	1	2											
Doug DeCinces, R OBP: 0.298, SLG: 0.378 (1, 5)										4	1	1	0	0	1	2											
Rich Dauer, R OBP: 0.321, SLG: 0.365 (1, 4)										4	1	2	0	0	0	1											
Rick Dempsey, R OBP: 0.341, SLG: 0.336 (1, 2)										4	2	2	0	0	0	1											
Inning Stats	R: 0 E: 0 K: 1 S: 5	H: 1 LOB: 0 BB: 0 P: 5	R: 0 E: 0 K: 2 S: 7	H: 0 LOB: 0 BB: 0 P: 7	R: 1 E: 0 K: 1 S: 7	H: 2 LOB: 1 BB: 0 P: 7	R: 0 E: 0 K: 0 S: 3	H: 0 LOB: 2 BB: 2 P: 11	R: 3 E: 0 K: 1 S: 9	H: 4 LOB: 2 BB: 1 P: 13	R: 2 E: 0 K: 1 S: 8	H: 3 LOB: 2 BB: 1 P: 12	R: 0 E: 0 K: 0 S: 3	H: 0 LOB: 0 BB: 0 P: 3	R: 0 E: 0 K: 1 S: 5	H: 0 LOB: 0 BB: 0 P: 5	1B: 7 2B: 2 3B: 1 HR: 0	SF: 0 SAC: 0 DP: 0 HBP: 0	WP: 0 PB: 2 SB: 1 CS: 1	PA: 40							
PITCHER	IP	WLS	BF	H	R	ER	SO	BB	IBB	HBP	BLK	WP	HR	S	P	ERA	WHIP										
Rich Wortham, L ERA: 4.5 (1, 1)	5.1	L	28	9	6	5	5	3	1	0	0	0	0	34	50	8.44	2.250										
Randy Scarbery, R ERA: 3.45 (6, 1)	3.2		12	1	0	0	2	0	0	0	0	0	0	16	16	0.00	0.273										

AB	36
R	6
H	10
RBI	5
BB	4
SO	7
LOB	19



Batter	1	2	3	4	5	6	7	8	9	AB	R	H	RBI	BB	SO	LOB	BOTTOM										
Junior Moore, R OBP: 0.302, SLG: 0.273 (1, 7)										4	0	1	0	0	0	2	Baltimore Orioles @ Chicago White Sox Comiskey Park, Chicago, IL Mon Jun 11 1979, 8:05 PM EDT Att: 16,602 - Unknown										
Claudell Washington, L OBP: 0.306, SLG: 0.429 (1, 9)										3	0	0	0	1	0	2											
Chet Lemon, R OBP: 0.406, SLG: 0.500 (1, 8)										4	0	0	0	0	0	3											
Lamar Johnson, R OBP: 0.404, SLG: 0.473 (1, 3)										4	0	2	0	0	0	1											
Eric Soderholm, R OBP: 0.317, SLG: 0.406 (1, 5)										4	0	0	0	0	1	3											
Wayne Nordhagen, R OBP: 0.281, SLG: 0.262 (1, 10)										3	0	0	0	0	0	1											
Greg Pryor, R OBP: 0.376, SLG: 0.379 (1, 4)										3	0	1	0	0	0	0											
Milt May, L OBP: 0.333, SLG: 0.595 (1, 2)										2	0	0	0	0	0	0											
Bill Nahorodny, R OBP: 0.320, SLG: 0.491 (7, PH)										1	0	0	0	0	0	2											
Don Kessinger, S OBP: 0.237, SLG: 0.192 (1, 6)										1	0	1	0	1	0	0											
Rusty Torres, S OBP: 0.371, SLG: 0.375 (8, PH)										1	0	0	0	0	1	0											
Inning Stats	R: 0 E: 0 K: 0 S: 3	H: 1 LOB: 0 BB: 0 P: 3	R: 0 E: 0 K: 0 S: 3	H: 1 LOB: 0 BB: 0 P: 3	R: 0 E: 0 K: 0 S: 4	H: 1 LOB: 1 BB: 0 P: 4	R: 0 E: 0 K: 1 S: 5	H: 0 LOB: 1 BB: 1 P: 9	R: 0 E: 0 K: 0 S: 3	H: 0 LOB: 0 BB: 0 P: 3	R: 0 E: 0 K: 0 S: 3	H: 0 LOB: 1 BB: 1 P: 7	R: 0 E: 0 K: 0 S: 5	H: 2 LOB: 2 BB: 0 P: 5	R: 0 E: 0 K: 1 S: 5	H: 0 LOB: 0 BB: 0 P: 5	R: 0 E: 0 K: 0 S: 3	H: 0 LOB: 0 BB: 0 P: 3	1B: 4 2B: 2 3B: 0 HR: 0	SF: 0 SAC: 0 DP: 2 HBP: 0	WP: 0 PB: 0 SB: 0 CS: 0	PA: 32					
PITCHER	IP	WLS	BF	H	R	ER	SO	BB	IBB	HBP	BLK	WP	HR	S	P	ERA	WHIP										
Scott McGregor, L ERA: 3.55 (1, 1)	9.0	W	32	5	0	0	2	2	0	0	0	0	0	34	42	0.00	0.778										



Batter	1	2	3	4	5	6	7	8	9	AB	R	H	RBI	BB	SO	LOB	TOP				
Al Bumbry, L OBP: 0.333, SLG: 0.364 (1, 8)										5	1	3	0	0	1	0	Baltimore Orioles @ Chicago White Sox Comiskey Park, Chicago, IL Tue Jun 12 1979, 8:05 PM EDT Att: 17,137 - Unknown				
Rich Dauer, R OBP: 0.315, SLG: 0.360 (1, 4) (7, 5)										3	0	0	1	0	0	2					
Ken Singleton, S OBP: 0.427, SLG: 0.563 (1, 9)										3	1	0	0	1	2	1					
Eddie Murray, S OBP: 0.359, SLG: 0.389 (1, 3)										3	1	1	0	1	0	1					
Gary Roenicke, R OBP: 0.425, SLG: 0.560 (1, 7)										3	0	2	2	1	1	1					
Lee May, R OBP: 0.329, SLG: 0.487 (1, 10)										4	0	1	1	0	2	3					
Doug DeCinces, R Billy Smith, S OBP: 0.273, SLG: 0.303 (1, 5) (7, 4)										3	0	0	0	0	0	2					
Kiko Garcia, R OBP: 0.310, SLG: 0.379 (1, 6)										4	0	1	0	0	1	0					
Rick Dempsey, R OBP: 0.339, SLG: 0.340 (1, 2)										4	1	1	0	0	0	2					
Inning Stats	R: 0 E: 0 K: 1 S: 5	H: 1 LOB: 0 BB: 0 P: 5	R: 0 E: 0 K: 2 S: 7	H: 0 LOB: 1 BB: 1 P: 11	R: 0 E: 0 K: 1 S: 5	H: 0 LOB: 0 BB: 0 P: 5	R: 0 E: 0 K: 0 S: 3	H: 0 LOB: 0 BB: 0 P: 3	R: 0 E: 0 K: 1 S: 7	H: 2 LOB: 2 BB: 0 P: 7	R: 0 E: 0 K: 0 S: 6	H: 1 LOB: 1 BB: 0 P: 6	R: 0 E: 0 K: 0 S: 2	H: 0 LOB: 0 BB: 1 P: 6	R: 4 E: 0 K: 0 S: 8	H: 5 LOB: 2 BB: 1 P: 12	R: 0 E: 0 K: 1 S: 5	H: 0 LOB: 0 BB: 0 P: 5	1B: 8 2B: 1 3B: 0 HR: 0	SF: 1 SAC: 0 DP: 2 HBP: 0	WP: 0 PA: 37 CS: 0
PITCHER	IP	WLS	BF	H	R	ER	SO	BB	IBB	HBP	BLK	WP	HR	S	P	ERA	WHIP				
Ken Kravec, L ERA: 3.23 Rich Hinton, L ERA: 5.4 (1, 1) (8, 1)	7.2	W	33	9	4	4	6	3	0	0	0	0	0	42	54	4.70	1.565				

Batter	1	2	3	4	5	6	7	8	9	AB	R	H	RBI	BB	SO	LOB	BOTTOM				
Junior Moore, R OBP: 0.308, SLG: 0.280 (1, 7)										5	1	2	2	0	1	3	Baltimore Orioles @ Chicago White Sox Comiskey Park, Chicago, IL Tue Jun 12 1979, 8:05 PM EDT Att: 17,137 - Unknown				
Claudell Washington, L OBP: 0.312, SLG: 0.440 (1, 9)										3	2	1	2	2	1	1					
Chet Lemon, R Rusty Torres, S OBP: 0.407, SLG: 0.500 OBP: 0.361, SLG: 0.364 (1, 8) (6, 8)										2	0	1	3	1	0	1					
Lamar Johnson, R Mike Squires, L OBP: 0.400, SLG: 0.467 OBP: 0.296, SLG: 0.313 (1, 3) (6, 3)										4	0	1	1	0	1	3					
Eric Soderholm, R OBP: 0.316, SLG: 0.400 (1, 5)										3	1	0	0	1	1	2					
Wayne Nordhagen, R OBP: 0.274, SLG: 0.309 (1, 10)										3	2	1	1	1	1	1					
Greg Pryor, R OBP: 0.374, SLG: 0.382 (1, 4) (6, 6)										4	1	1	1	0	0	3					
Milt May, L OBP: 0.347, SLG: 0.600 (1, 2)										3	2	1	0	1	0	0					
Don Kessinger, S Joe Gates, L OBP: 0.274, SLG: 0.273 OBP: 0.200, SLG: 0.600 (1, 6) (7, PH) (6, 4)										3	3	3	1	0	0	0					
Inning Stats	R: 0 E: 0 K: 1 S: 6	H: 1 LOB: 1 BB: 0 P: 6	R: 7 E: 1 K: 0 S: 8	H: 5 LOB: 4 BB: 4 P: 24	R: 2 E: 0 K: 0 S: 5	H: 2 LOB: 1 BB: 1 P: 9	R: 1 E: 0 K: 0 S: 4	H: 1 LOB: 0 BB: 0 P: 4	R: 2 E: 0 K: 1 S: 6	H: 2 LOB: 0 BB: 1 P: 10	R: 0 E: 0 K: 2 S: 7	H: 0 LOB: 0 BB: 0 P: 7	R: 0 E: 0 K: 0 S: 3	H: 0 LOB: 0 BB: 0 P: 3	R: 0 E: 0 K: 1 S: 5	H: 0 LOB: 0 BB: 0 P: 5	1B: 5 2B: 5 3B: 0 HR: 2	SF: 1 SAC: 0 DP: 2 HBP: 0	WP: 1 PA: 40 CS: 0		
PITCHER	IP	WLS	BF	H	R	ER	SO	BB	IBB	HBP	BLK	WP	HR	S	P	ERA	WHIP				
Mike Flanagan, L ERA: 3.71 Sammy Stewart, R ERA: 2.99 Tim Stoddard, R ERA: 2.02 Don Stanhouse, R ERA: 2.84 (1, 1) (2, 1) (5, 1) (8, 1)	1.0	L	10	4	6	5	1	2	0	0	0	1	2	18	34	16.20	2.700				

AB 33
R 4
H 9
RBI 4
BB 3
SO 7
LOB 14



AB 33
R 12
H 11
RBI 11
BB 6
SO 5
LOB 14



Batter	1	2	3	4	5	6	7	8	9	10	AB	R	H	RBI	BB	SO	LOB	TOP					
Al Bumby, L OBP: 0.329, SLG: 0.359 (1, 8)	4-3		K				F9		F8	FC6-4	6	0	1	0	0	1	3						
Kiko Garcia, R OBP: 0.301, SLG: 0.367 (1, 6)	B1-3		K				F9		E9		5	0	0	0	0	2	2						
Pat Kelly, L OBP: 0.392, SLG: 0.523 Benny Ayala, R OBP: 0.294, SLG: 0.706 (9, PH)	F8			4-3			G3		F8		4	0	0	0	0	0	1						
Ken Singleton, S OBP: 0.426, SLG: 0.556 (1, 9)				6-3					F2		4	2	1	0	1	0	1						
John Lowenstein, L OBP: 0.329, SLG: 0.571 Gary Roenicke, R OBP: 0.428, SLG: 0.560 (8, 7)	FC4-6						K		4-3		4	1	1	2	0	1	2						
Eddie Murray, S OBP: 0.356, SLG: 0.397 (1, 3)	F2			4-1					3-1		5	1	1	2	0	0	2						
Doug DeCinces, R OBP: 0.304, SLG: 0.375 (1, 5)	P6						6-3				3	1	1	0	2	0	1						
Rich Dauer, R OBP: 0.315, SLG: 0.359 Terry Crowley, L OBP: 0.391, SLG: 0.579 Lee May, R OBP: 0.327, SLG: 0.485 Billy Smith, S OBP: 0.280, SLG: 0.322 (8, 4)			F7				6-3		FC6-4		3	1	1	0	0	0	1						
Rick Dempsey, R OBP: 0.352, SLG: 0.377 (1, 2)							5-3				4	2	3	1	1	0	1						
Inning Stats	R: 0 E: 0 K: 0 S: 3	H: 0 LOB: 0 BB: 0 P: 3	R: 0 E: 0 K: 0 S: 3	H: 0 LOB: 1 BB: 1 P: 7	R: 0 E: 0 K: 2 S: 8	H: 1 LOB: 1 BB: 0 P: 8	R: 1 E: 0 K: 0 S: 4	H: 1 LOB: 0 BB: 0 P: 4	R: 2 E: 1 K: 0 S: 6	H: 3 LOB: 1 BB: 0 P: 6	R: 2 E: 0 K: 1 S: 5	H: 0 LOB: 0 BB: 0 P: 5	R: 1 E: 1 K: 0 S: 4	H: 0 LOB: 1 BB: 1 P: 8	R: 1 E: 1 K: 0 S: 5	H: 1 LOB: 1 BB: 0 P: 5	R: 1 E: 0 K: 0 S: 3	H: 1 LOB: 2 BB: 3 P: 15	1B: 4 2B: 3 3B: 0 HR: 3	SF: 0 SAC: 0 DP: 1 HBP: 0	WP: 1 PB: 0 SB: 1 CS: 0	PA: 46	
PITCHER	IP	WLS	BF	H	R	ER	SO	BB	IBB	HBP	BLK	WP	HR	S	P	ERA	WHIP						
Fred Howard, R ERA: 4.24 Randy Scarbery, R ERA: 3.19 Steve Trout, L ERA: 4.66	(1, 1)	5.1	24	7	5	3	3	1	0	0	0	1	2	29	33	5.06	1.500						
	(6, 1)	2.1	10	1	1	0	1	1	0	0	0	1	0	11	15	0.00	0.857						
	(8, 1)	2.1	L 12	2	2	2	0	3	0	0	0	0	1	9	21	7.71	2.143						

Baltimore Orioles @ Chicago White Sox
Comiskey Park, Chicago, IL
Wed Jun 13 1979, 8:05 PM EDT
Att: 13,326 - Unknown

AB	41
R	8
H	10
RBI	6
BB	5
SO	4
LOB	16



Batter	1	2	3	4	5	6	7	8	9	10	AB	R	H	RBI	BB	SO	LOB	BOTTOM				
Ralph Garr, L OBP: 0.349, SLG: 0.446 Junior Moore, R OBP: 0.312, SLG: 0.286 (7, 7)	1-3										2	1	1	2	1	0	0					
Claudell Washington, L OBP: 0.310, SLG: 0.433 (1, 9)	F8										4	2	0	0	1	2	2					
Chet Lemon, R OBP: 0.407, SLG: 0.516 (1, 8)	K										5	1	2	4	0	2	1					
Lamar Johnson, R OBP: 0.402, SLG: 0.471 Mike Squires, L OBP: 0.292, SLG: 0.308 (8, 3)											3	1	1	0	1	0	2					
Eric Soderholm, R OBP: 0.313, SLG: 0.395 Joe Gates, L OBP: 0.200, SLG: 0.600 (10, 4)											5	0	1	0	0	0	2					
Jorge Orta, L OBP: 0.314, SLG: 0.277 (1, 10)											5	0	1	1	0	1	1					
Greg Pryor, R OBP: 0.369, SLG: 0.376 (10, 5)											5	0	1	0	0	0	1					
Milt May, L OBP: 0.333, SLG: 0.551 (1, 2)											4	0	0	0	1	2	1					
Don Kessinger, S OBP: 0.288, SLG: 0.305 (1, 6)											4	1	2	0	0	0	3					
Inning Stats	R: 0 E: 0 K: 1 S: 5	H: 0 LOB: 0 BB: 0 P: 5	R: 1 E: 0 K: 1 S: 7	H: 2 LOB: 1 BB: 0 P: 7	R: 4 E: 1 K: 1 S: 10	H: 4 LOB: 3 BB: 2 P: 18	R: 0 E: 0 K: 2 S: 7	H: 0 LOB: 1 BB: 1 P: 11	R: 0 E: 0 K: 0 S: 3	H: 0 LOB: 0 BB: 0 P: 3	R: 0 E: 0 K: 2 S: 8	H: 1 LOB: 1 BB: 0 P: 8	R: 0 E: 0 K: 0 S: 3	H: 1 LOB: 1 BB: 0 P: 8	R: 0 E: 0 K: 0 S: 3	H: 0 LOB: 0 BB: 0 P: 3	R: 0 E: 0 K: 0 S: 3	H: 0 LOB: 0 BB: 0 P: 3	1B: 4 2B: 4 3B: 0 HR: 2	SF: 0 SAC: 0 DP: 0 HBP: 0	WP: 0 PB: 0 SB: 0 CS: 1	PA: 45
PITCHER	IP	WLS	BF	H	R	ER	SO	BB	IBB	HBP	BLK	WP	HR	S	P	ERA	WHIP					
Steve Stone, R ERA: 4.26 Tippy Martinez, L ERA: 4.13 Tim Stoddard, R ERA: 1.8	(1, 1)	2.0	12	5	5	4	2	0	0	0	0	0	0	16	16	18.00	2.500					
	(3, 1)	3.2	17	2	2	2	3	4	0	0	0	0	0	19	35	4.91	1.636					
	(6, 1)	4.1	W 15	3	0	0	2	0	0	0	0	0	0	19	19	0.00	0.692					

Baltimore Orioles @ Chicago White Sox
Comiskey Park, Chicago, IL
Wed Jun 13 1979, 8:05 PM EDT
Att: 13,326 - Unknown


AB	40
R	7
H	10
RBI	7
BB	4
SO	7
LOB	14



Batter	1	2	3	4	5	6	7	8	9	AB	R	H	RBI	BB	SO	LOB	TOP								
Al Bumby, L OBP: 0.335, SLG: 0.377 (1, 8)	0-0 4-3		0-0 1B		0-0 P6		0-0 2B		0-0 3B	5	0	3	2	0	0	0	Baltimore Orioles @ Minnesota Twins Metropolitan Stadium, Bloomington, MI Fri Jun 15 1979, 8:05 PM EDT Att: 11,831 - Unknown								
Wayne Krenchicki, L OBP: 0.250, SLG: 0.250 (1, 4) Rich Dauer, R OBP: 0.314, SLG: 0.358 (7, 4)	0-0 4-3		0-0 1B			0-0 G3	0-0 6-3		0-0 F8	4	0	1	0	0	0	2									
Ken Singleton, S OBP: 0.424, SLG: 0.550 (1, 9) Gary Roenicke, R OBP: 0.428, SLG: 0.560 (8, 7)	0-0 3-1		0-0 5-3			4-0 G3-6 BB			0-0 F7	3	0	0	0	1	0	2									
Eddie Murray, S OBP: 0.351, SLG: 0.391 (1, 3)		0-0 F7		0-0 G3		0-0 G3-6			0-3 K	4	0	0	0	0	1	1									
John Lowenstein, L OBP: 0.432, SLG: 0.612 (1, 7) (8, 9)		0-0 HR		0-0 F7			0-0 G3 E 2B 1B		0-3 K	4	2	2	1	0	1	0									
Lee May, R OBP: 0.321, SLG: 0.475 (1, 10)		0-0 L6		0-0 F9			0-0 G3		0-3 K	4	0	0	0	0	1	1									
Doug DeCinces, R OBP: 0.319, SLG: 0.424 (1, 5)		0-3 K			0-0 HR		0-0 4-3 1B 2B		4-0 BB 3B BB	3	3	2	2	1	1	0									
Kiko Garcia, R OBP: 0.293, SLG: 0.357 (1, 6)			0-0 4-3		0-3 K		0-0 4-3		0-3 K	4	0	0	0	0	2	2									
Dave Skaggs, R OBP: 0.321, SLG: 0.280 (1, 2) Terry Crowley, L OBP: 0.417, SLG: 0.579 (9, PH) Rick Dempsey, R OBP: 0.352, SLG: 0.377 (9, PR) (9, 2)			0-0 F9		0-0 6-3		0-0 2B 1B		4-0 BB 3B BB	3	0	1	1	0	0	0									
Inning Stats	R: 0 E: 0 K: 0 S: 3	H: 0 LOB: 0 BB: 0 P: 3	R: 1 E: 0 K: 1 S: 6	H: 1 LOB: 0 BB: 0 P: 6	R: 0 E: 0 K: 0 S: 5	H: 2 LOB: 2 BB: 0 P: 5	R: 0 E: 0 K: 0 S: 3	H: 0 LOB: 0 BB: 0 P: 3	R: 1 E: 0 K: 1 S: 6	H: 1 LOB: 0 BB: 0 P: 6	R: 0 E: 0 K: 0 S: 2	H: 0 LOB: 0 BB: 1 P: 6	R: 2 E: 1 K: 0 S: 7	H: 4 LOB: 0 BB: 7 P: 7	R: 0 E: 0 K: 2 S: 7	H: 0 LOB: 0 BB: 0 P: 7		R: 2 E: 0 K: 2 S: 8	H: 1 LOB: 2 BB: 2 P: 16	1B: 4 2B: 2 3B: 1 HR: 2	SF: 0 SAC: 0 DP: 1 HBP: 0	WP: 0 PB: 0 SB: 0 CS: 0	PA: 38		
PITCHER	IP	WLS	BF	H	R	ER	SO	BB	IBB	HBP	BLK	WP	HR	S	P	ERA	WHIP								
Paul Hartzell, R ERA: 5.07 (1, 1)	6.2		27	7	4	4	2	1	0	0	0	0	2	30	34	5.40	1.200								
Mike Bacsik, R ERA: 5.03 (7, 1)	0.1		2	1	0	0	0	0	0	0	0	0	0	2	2	0.00	3.000								
Mike Marshall, R ERA: 2.03 (8, 1)	2.0	L	9	1	2	2	4	2	0	0	0	0	0	15	23	9.00	1.500								

Batter	1	2	3	4	5	6	7	8	9	AB	R	H	RBI	BB	SO	LOB	BOTTOM								
Hosken Powell, L OBP: 0.467, SLG: 0.481 (1, 9)	0-0 4-3 SH1-3 1B		0-0 1-2		0-0 F7		0-0 L5-3 1B		4-0 1B BB	4	0	2	2	1	0	3	Baltimore Orioles @ Minnesota Twins Metropolitan Stadium, Bloomington, MI Fri Jun 15 1979, 8:05 PM EDT Att: 11,831 - Unknown								
Butch Wynegar, S OBP: 0.389, SLG: 0.391 (1, 2) Bombo Rivera, R OBP: 0.310, SLG: 0.350 (9, PR)	0-0 SH1-3		0-0 4-3		0-0 6-3		0-0 L5-3		0-0 1B	4	0	1	1	0	0	4									
Roy Smalley, S OBP: 0.446, SLG: 0.563 (1, 6)	0-0 4-3			0-3 K		4-0 G4-6-3 BB			0-3 K	4	1	1	0	1	2	3									
Glenn Adams, L OBP: 0.329, SLG: 0.382 (1, 7) Dave Edwards, R OBP: 0.316, SLG: 0.444 (9, PR) Jose Morales, R OBP: 0.355, SLG: 0.403 (9, PH)	0-3 K			0-0 2B		0-0 G4-6-3			0-3 K	4	0	2	0	0	1	2									
Ken Landreaux, L OBP: 0.348, SLG: 0.422 (1, 8)		0-3 K		0-3 K		0-0 HR			0-0 SF9	3	1	1	2	0	2	1									
Ron Jackson, R OBP: 0.325, SLG: 0.477 (1, 3)		0-3 K		0-0 L6		0-0 6-3			0-0 P5	4	0	0	0	0	1	2									
Mike Cabbage, L OBP: 0.330, SLG: 0.300 (1, 10)		0-0 F7			4-0 FC1-5 1B BB		4-0 SH3 1B BB		0-3 K	2	1	0	0	2	1	1									
Rob Wilfong, L OBP: 0.349, SLG: 0.442 (1, 4)			0-0 1-3 1B		0-0 FC1-5 1B		0-0 SH3 1B		0-0 4-3	4	1	3	0	0	0	0									
John Castino, R OBP: 0.313, SLG: 0.348 (1, 5) Willie Norwood, R OBP: 0.292, SLG: 0.402 (9, PH)			0-0 P1		0-0 FC1-5		0-0 SH3		0-0 BB 1B	2	0	0	0	0	0	3									
Inning Stats	R: 0 E: 0 K: 1 S: 6	H: 1 LOB: 1 BB: 0 P: 6	R: 0 E: 0 K: 2 S: 7	H: 0 LOB: 0 BB: 0 P: 7	R: 0 E: 0 K: 0 S: 4	H: 1 LOB: 1 BB: 0 P: 4	R: 0 E: 0 K: 0 S: 8	H: 1 LOB: 1 BB: 0 P: 8	R: 0 E: 0 K: 0 S: 4	H: 1 LOB: 2 BB: 1 P: 8	R: 1 E: 0 K: 0 S: 3	H: 1 LOB: 0 BB: 1 P: 7	R: 2 E: 0 K: 0 S: 4	H: 2 LOB: 0 BB: 1 P: 8	R: 1 E: 0 K: 1 S: 7	H: 2 LOB: 1 BB: 0 P: 7		R: 1 E: 0 K: 2 S: 9	H: 2 LOB: 2 BB: 1 P: 13	1B: 9 2B: 2 3B: 0 HR: 1	SF: 1 SAC: 2 DP: 2 HBP: 0	WP: 0 PB: 0 SB: 0 CS: 0	PA: 40		
PITCHER	IP	WLS	BF	H	R	ER	SO	BB	IBB	HBP	BLK	WP	HR	S	P	ERA	WHIP								
Dennis Martinez, R ERA: 3.16 (1, 1)	7.0		30	8	4	4	5	3	0	0	0	0	0	9	13	6.75	3.000								
Don Stanhouse, R ERA: 3.0 (8, 1)	1.1	W	8	3	1	1	1	1	0	0	0	0	0	9	13	6.75	3.000								
Tim Stoddard, R ERA: 1.77 (9, 1)	0.2	S	2	0	0	0	2	0	0	0	0	0	0	6	6	0.00	0.000								

livebaseballscores.com




Batter	1	2	3	4	5	6	7	8	9	AB	R	H	RBI	BB	SO	LOB	TOP								
Kiko Garcia, R OBP: 0.297, SLG: 0.377 (1, 6)	4-3		F9					FC6-4		5	0	2	3	0	0	1									
Benny Ayala, R OBP: 0.316, SLG: 0.842 Al Bumbry, L OBP: 0.331, SLG: 0.372 (4, FH) (4, 8)	6-3		HR	3-1			F8		5-3	2	1	1	1	0	0	0									
Ken Singleton, S OBP: 0.416, SLG: 0.538 (1, 9)	K		5-3						4-3	5	0	0	0	0	2	0									
Eddie Murray, S OBP: 0.355, SLG: 0.393 (1, 3)		F9		F9					FC5-4	4	0	2	0	1	0	0									
Gary Roenicke, R OBP: 0.422, SLG: 0.548 (4, 7)	5-3			G6-4-3					1B	5	1	1	0	0	0	3									
John Lowenstein, L OBP: 0.432, SLG: 0.612 (9, 7)			1B	BB				F8	FC5-4	0	0	0	0	0	0	0									
Lee May, R OBP: 0.329, SLG: 0.493 (1, 10)		2B		1B						3	3	2	1	1	1	1									
Doug DeCinces, R OBP: 0.325, SLG: 0.437 (1, 5)				E7				L6	K	4	1	2	1	0	1	0									
Billy Smith, S OBP: 0.288, SLG: 0.330 (1, 4)				F8				P4	FC6-4	4	1	2	1	0	0	1									
Rick Dempsey, R OBP: 0.350, SLG: 0.373 (1, 2)			G3						K	4	1	1	0	0	1	3									
Inning Stats	R: 0 E: 0 K: 1 S: 5	H: 0 LOB: 0 BB: 0 P: 5	R: 1 E: 0 K: 0 S: 5	H: 2 LOB: 1 BB: 0 P: 5	R: 1 E: 0 K: 0 S: 4	H: 1 LOB: 0 BB: 0 P: 4	R: 4 E: 1 K: 0 S: 7	H: 4 LOB: 1 BB: 1 P: 11	R: 0 E: 0 K: 1 S: 4	H: 0 LOB: 0 BB: 1 P: 8	R: 2 E: 0 K: 0 S: 6	H: 3 LOB: 1 BB: 0 P: 6	R: 0 E: 0 K: 1 S: 6	H: 1 LOB: 1 BB: 0 P: 6	R: 0 E: 0 K: 2 S: 8	H: 1 LOB: 1 BB: 0 P: 8	R: 0 E: 0 K: 0 S: 4	H: 1 LOB: 1 BB: 0 P: 4	1B: 8 2B: 2 3B: 1 HR: 2	SF: 0 SAC: 0 DP: 1 HBP: 0	WP: 0 PB: 0 SB: 0 CS: 0	PA: 41			
PITCHER	IP	WLS	BF	H	R	ER	SO	BB	IBB	HBP	BLK	WP	HR	S	P	ERA	WHIP								
Jerry Koosman, L ERA: 4.06 (1, 1)	3.2	L	19	7	6	6	1	1	0	0	0	0	1	20	24	14.73	2.182								
Roger Erickson, R ERA: 7.25 (4, 1)	2.1		10	3	2	2	1	1	0	0	0	0	1	11	15	7.71	1.714								
Pete Redfern, R ERA: 3.51 (7, 1)	3.0		12	3	0	0	3	0	0	0	0	0	0	18	18	0.00	1.000								

Baltimore Orioles @ Minnesota Twins
Metropolitan Stadium, Bloomington, MI
Sun Jun 17 1979, 4:33 AM EDT
Att: 15,966 - Unknown

AB 39
R 8
H 13
RBI 7
BB 2
SO 5
LOB 11



Batter	1	2	3	4	5	6	7	8	9	AB	R	H	RBI	BB	SO	LOB	BOTTOM								
Bob Randall, R OBP: 0.390, SLG: 0.362 (1, 4)	5-3								G3	3	0	1	1	1	1	0									
Rob Wilfong, L OBP: 0.347, SLG: 0.439 (9, FH)		E8								1	0	0	0	0	0	0									
Willie Norwood, R OBP: 0.287, SLG: 0.395 Mike Cubbage, L OBP: 0.328, SLG: 0.297 (7, FH) (8, 5)	F7	6-3								3	0	0	0	0	1	1									
Roy Smalley, S OBP: 0.451, SLG: 0.565 (1, 6)										3	1	2	0	1	1	0									
Ron Jackson, R OBP: 0.324, SLG: 0.487 (1, 3)										4	1	1	2	0	2	3									
Dave Edwards, R OBP: 0.318, SLG: 0.400 Ken Landreaux, L OBP: 0.346, SLG: 0.421 (8, FH) (9, 8)	F7									2	1	0	0	1	0	0									
Bombo Rivera, R OBP: 0.310, SLG: 0.349 (8, 9)	4-3									3	0	1	0	0	0	0									
Hosken Powell, L OBP: 0.402, SLG: 0.474 (8, FH) (9, 9)										1	0	0	0	0	0	0									
Jose Morales, R OBP: 0.363, SLG: 0.408 (1, 10)										4	1	2	1	0	0	0									
Butch Wynegar, S OBP: 0.387, SLG: 0.389 (1, 2)										4	1	1	0	0	0	2									
John Castino, R OBP: 0.309, SLG: 0.343 Glenn Adams, L OBP: 0.325, SLG: 0.377 (7, FH) (8, 7)										2	0	0	0	0	1	2									
Inning Stats	R: 2 E: 0 K: 0 S: 5	H: 2 LOB: 0 BB: 0 P: 5	R: 2 E: 1 K: 1 S: 8	H: 3 LOB: 1 BB: 0 P: 8	R: 0 E: 0 K: 2 S: 7	H: 0 LOB: 0 BB: 0 P: 7	R: 0 E: 0 K: 0 S: 3	H: 0 LOB: 0 BB: 0 P: 3	R: 0 E: 0 K: 2 S: 7	H: 0 LOB: 0 BB: 0 P: 7	R: 1 E: 0 K: 0 S: 5	H: 3 LOB: 2 BB: 1 P: 9	R: 0 E: 0 K: 1 S: 5	H: 0 LOB: 2 BB: 2 P: 13	R: 0 E: 0 K: 1 S: 5	H: 0 LOB: 0 BB: 0 P: 5	R: 0 E: 0 K: 0 S: 3	H: 0 LOB: 0 BB: 0 P: 3	1B: 7 2B: 0 3B: 0 HR: 1	SF: 0 SAC: 0 DP: 1 HBP: 0	WP: 0 PB: 0 SB: 0 CS: 0	PA: 37			
PITCHER	IP	WLS	BF	H	R	ER	SO	BB	IBB	HBP	BLK	WP	HR	S	P	ERA	WHIP								
Mike Flanagan, L ERA: 3.86 (1, 1)	5.2	W	25	8	5	4	5	1	0	0	0	0	1	34	38	6.35	1.588								
Tim Stoddard, R ERA: 1.64 (6, 1)	3.1	S	12	0	0	0	2	2	0	0	0	0	0	14	22	0.00	0.600								

Baltimore Orioles @ Minnesota Twins
Metropolitan Stadium, Bloomington, MI
Sun Jun 17 1979, 4:33 AM EDT
Att: 15,966 - Unknown

AB 34
R 5
H 8
RBI 4
BB 3
SO 7
LOB 9



Batter	1	2	3	4	5	6	7	8	9	AB	R	H	RBI	BB	SO	LOB	TOP										
Al Bumby, L OBP: 0.332, SLG: 0.370 (1, 8)	0-0 1-3 S 1B		4-0 1B SF9 BB		0-0 F8		0-0 F9	0-0 FC6		4	1	1	0	1	0	2											
Kiko Garcia, R OBP: 0.305, SLG: 0.380 (1, 6)	0-0 F8		0-0 WP E 1B		0-0 F S 1B		0-0 6-3		4-0 F7 1B SF8 BB	4	3	2	0	1	0	2											
Ken Singleton, S OBP: 0.419, SLG: 0.539 (1, 9)	0-0 1-3		0-0 SF9		0-0 S 1B		4-0 BB 1B IBB		0-0 1-2 1B	3	0	2	2	1	0	1											
Eddie Murray, S OBP: 0.351, SLG: 0.388 (1, 3)	0-0 F9		0-0 K		0-0 F8		0-0 1-2 2-3 1B		0-0 F7	3	0	0	0	0	1	2											
Terry Crowley, L OBP: 0.417, SLG: 0.579 (5, 3)										0	0	0	0	0	0	0											
Benny Ayala, R OBP: 0.316, SLG: 0.842 (7, PH)										0	0	0	0	0	0	0											
John Lowenstein, L OBP: 0.434, SLG: 0.609 (7, PH)										2	0	1	1	0	0	2											
Gary Roenicke, R OBP: 0.426, SLG: 0.567 (1, 7)		1-0 G6-4-3 HBP		0-0 HR		0-0 1-4-3		0-0 1-2 2-3 BB	0-0 SF8	2	1	1	2	1	0	1											
Doug DeCinces, R OBP: 0.312, SLG: 0.417 (1, 5)	0-0 G6-4-3		0-0 F2		0-3 K		0-0 F8		0-3 K	5	0	0	0	0	2	5											
Lee May, R OBP: 0.323, SLG: 0.483 (1, 10)	0-0 6-3		0-0 4-3		0-3 K		0-3 K		0-3 K	4	0	0	0	0	2	0											
Billy Smith, S OBP: 0.287, SLG: 0.357 (1, 4)			0-0 P6 HR		0-0 F9		0-0 F8			4	1	1	1	0	0	0											
Rick Dempsey, R OBP: 0.359, SLG: 0.407 (1, 2)			0-3 K2-3		0-0 HR		0-0 F9 1B 2B		0-0 FC6 1B	4	2	3	1	0	1	0											
Inning Stats	R: 0 E: 0 K: 0 S: 4	H: 1 LOB: 1 BB: 0 P: 4	R: 0 E: 0 K: 0 S: 2	H: 0 LOB: 0 BB: 3	R: 3 E: 1 K: 2 S: 9	H: 2 LOB: 0 BB: 1 P: 13	R: 1 E: 0 K: 0 S: 4	H: 1 LOB: 0 BB: 0 P: 4	R: 2 E: 0 K: 0 S: 6	H: 3 LOB: 1 BB: 0 P: 6	R: 0 E: 0 K: 2 S: 7	H: 0 LOB: 0 BB: 0 P: 7	R: 1 E: 0 K: 0 S: 5	H: 2 LOB: 3 BB: 2 P: 13	R: 0 E: 0 K: 1 S: 6	H: 1 LOB: 1 BB: 0 P: 6	R: 1 E: 0 K: 1 S: 6	H: 1 LOB: 1 BB: 1 P: 10	1B: 7 2B: 1 3B: 0 HR: 3	SF: 2 SAC: 0 DP: 1 HBP: 1	WP: 1 PA: 42 PB: 0 SB: 4 CS: 0						
PITCHER	IP	WLS	BF	H	R	ER	SO	BB	IBB	HBP	BLK	WP	HR	S	P	ERA	WHIP	PITCHER									
Wayne Garland, R ERA: 5.9 (1, 1)	4.1		20	6	6	5	2	1	0	1	0	1	3	22	27	10.38	1.615										
Dan Spillner, R ERA: 4.35 (5, 1)	2.1		9	2	1	1	2	0	0	0	0	0	0	13	13	3.86	0.857										
Sid Monge, L ERA: 2.19 (7, 1)	0.0		1	0	0	0	0	0	1	0	0	0	0	4	4	∞	∞										
Victor Cruz, R ERA: 3.82 (7, 1)	2.1	L	12	3	1	1	2	2	0	0	0	0	0	14	22	3.86	2.143										

Baltimore Orioles @ Cleveland Indians
Cleveland Municipal Stadium, Cleveland, OH
Mon Jun 18 1979, 7:05 PM EDT
Att: 21,506 - Unknown

AB 35
R 8
H 11
RBI 7
BB 4
SO 6
LOB 15



Batter	1	2	3	4	5	6	7	8	9	AB	R	H	RBI	BB	SO	LOB	BOTTOM										
Rick Manning, L OBP: 0.340, SLG: 0.313 (1, 8)	0-0 F7		0-0 1-3		4-0 1B 1B BB		0-0 1-2 1B		0-0 4-3	4	1	1	0	1	0	0											
Toby Harrah, R OBP: 0.385, SLG: 0.377 (1, 5)	0-0 HR 1B		0-0 F7		0-0 WP 1B 1B		0-3 K		0-0 F9	5	2	2	0	0	1	2											
Bobby Bonds, R OBP: 0.400, SLG: 0.504 (1, 9)	0-0 1H HR		0-0 P6		0-0 1B WP 1B		4-0 CS BB		4-0 CS BB	3	1	2	4	2	0	0											
Cliff Johnson, R OBP: 0.358, SLG: 0.443 (1, 10)	0-0 1B		0-0 F8		0-0 1-3 2H 1B		0-0 F3		0-3 K	5	0	2	1	0	1	2											
Gary Alexander, R OBP: 0.283, SLG: 0.351 (1, 2)	0-3 K		0-0 F9		0-3 K		4-0 BB			3	0	0	0	0	2	3											
Ron Hassey, L OBP: 0.333, SLG: 0.368 (7, PH)										0	0	0	0	1	0	0											
Ron Pruitt, R OBP: 0.356, SLG: 0.339 (1, 7)	0-0 F8		0-0 F8		0-0 K		0-0 5-3			4	0	0	0	0	1	4											
Duane Kuiper, L OBP: 0.327, SLG: 0.324 (9, 4)										0	0	0	0	0	0	0											
Mike Hargrove, L OBP: 0.317, SLG: 0.248 (1, 3)		0-3 K		0-0 HR		0-0 F9		0-0 S SH G4-3-6 1B		4	2	2	1	0	1	0											
Dave Rosello, R OBP: 0.389, SLG: 0.875 (1, 4)	0-0 F7		0-0 F7		4-0 1B BB 1B		0-0 5-3		0-0 SH G4-3-6	2	1	0	0	1	0	0											
Tom Verzyer, R OBP: 0.294, SLG: 0.268 (1, 6)	0-0 6-3		0-0 6-3		0-3 K		4-0 1B BB		0-0 G4-3-6	2	0	0	0	1	1	1											
Jim Norris, L OBP: 0.300, SLG: 0.309 (8, PH)										1	0	0	0	0	0	1											
Inning Stats	R: 2 E: 0 K: 1 S: 8	H: 3 LOB: 1 BB: 0 P: 8	R: 0 E: 0 K: 1 S: 5	H: 0 LOB: 0 BB: 0 P: 5	R: 0 E: 0 K: 0 S: 3	H: 0 LOB: 0 BB: 0 P: 3	R: 0 E: 0 K: 0 S: 3	H: 0 LOB: 0 BB: 0 P: 3	R: 4 E: 0 K: 3 S: 13	H: 4 LOB: 2 BB: 2 P: 21	R: 0 E: 0 K: 1 S: 6	H: 1 LOB: 2 BB: 1 P: 10	R: 0 E: 0 K: 0 S: 2	H: 0 LOB: 1 BB: 2 P: 10	R: 1 E: 0 K: 0 S: 4	H: 1 LOB: 0 BB: 0 P: 4	R: 0 E: 0 K: 1 S: 4	H: 0 LOB: 0 BB: 1 P: 8	1B: 7 2B: 0 3B: 0 HR: 2	SF: 0 SAC: 1 DP: 1 HBP: 0	WP: 1 PA: 40 PB: 0 SB: 1 CS: 2						
PITCHER	IP	WLS	BF	H	R	ER	SO	BB	IBB	HBP	BLK	WP	HR	S	P	ERA	WHIP	PITCHER									
Scott McGregor, L ERA: 4.46 (1, 1)	4.1		20	5	6	6	3	2	0	0	0	0	2	24	32	12.46	1.615										
Sammy Stewart, R ERA: 2.91 (5, 1)	2.2		15	4	1	1	3	3	0	0	0	1	0	18	30	3.38	2.625										
Don Stanhouse, R ERA: 2.83 (8, 1)	2.0	W	5	0	0	0	1	1	0	0	0	0	0	6	10	0.00	0.500										

Baltimore Orioles @ Cleveland Indians
Cleveland Municipal Stadium, Cleveland, OH
Mon Jun 18 1979, 7:05 PM EDT
Att: 21,506 - Unknown

AB 33
R 7
H 9
RBI 6
BB 6
SO 7
LOB 13



Batter	1	2	3	4	5	6	7	8	9	AB	R	H	RBI	BB	SO	LOB	TOP										
Al Bumbry, L OBP: 0.330, SLG: 0.367 (1, 8)	0-0 4-3	0-0 6-3		0-3 K		0-0 1B		0-0 F8		5	0	1	0	0	1	2	Baltimore Orioles @ Cleveland Indians Cleveland Municipal Stadium, Cleveland, OH Tue Jun 19 1979, 7:05 PM EDT Att: 21,819 - Unknown										
Kiko Garcia, R OBP: 0.302, SLG: 0.371 (1, 6)	4-0 2B		0-0 5-3	0-0 6-3		0-3 K		0-3 K		4	1	0	0	1	2	5											
Ken Singleton, S OBP: 0.419, SLG: 0.539 Rich Dauer, R OBP: 0.314, SLG: 0.358 (8, 4)	0-0 1B		4-0 1B		0-0 6-3	0-0 L6		0-0 F7		4	2	1	1	1	0	3											
Eddie Murray, S OBP: 0.356, SLG: 0.402 (1, 3)	0-3 K		0-0 1B		0-0 4-3				4-0 SF9	4	2	2	1	1	1	1											
Lee May, R OBP: 0.324, SLG: 0.481 (1, 10)	0-0 1B		0-0 FC6-4		0-0 1B		0-3 K		0-3 K	5	0	2	2	0	2	2											
Gary Roenicke, R OBP: 0.431, SLG: 0.560 (1, 7)	4-0 1B		4-0 F7		0-3 K		4-0 1B		4-0 E2	2	1	0	0	3	1	2											
Doug DeCinces, R OBP: 0.323, SLG: 0.423 (1, 5)	0-3 K			0-0 SH5-4		0-0 1B		4-0 1B		0-0 SF9	3	0	2	1	1	1		2									
Billy Smith, S OBP: 0.288, SLG: 0.356 (1, 4) John Lowenstein, L OBP: 0.440, SLG: 0.609 (8, 9)		0-3 K		0-0 SH		0-0 F5		0-0 1B		0-0 IBB	3	0	1	1	0	1		1									
Rick Dempsey, R OBP: 0.356, SLG: 0.404 (1, 2)		0-0 F8		0-0 SH5-4		0-0 1B		0-0 G4-3		0-3 K	4	0	1	0	0	1		4									
Inning Stats	R: 2 E: 0 K: 2 S: 9	H: 2 LOB: 2 BB: 2 P: 17	R: 0 E: 0 K: 1 S: 5	H: 0 LOB: 0 BB: 0 P: 5	R: 1 E: 0 K: 0 S: 4	H: 1 LOB: 1 BB: 1 P: 8	R: 0 E: 1 K: 1 S: 7	H: 1 LOB: 2 BB: 0 P: 7	R: 0 E: 0 K: 1 S: 6	H: 3 LOB: 3 BB: 0 P: 8	R: 2 E: 0 K: 1 S: 6	H: 2 LOB: 1 BB: 2 P: 14	R: 0 E: 0 K: 1 S: 5	H: 0 LOB: 0 BB: 0 P: 5	R: 1 E: 1 K: 2 S: 7	H: 0 LOB: 2 BB: 3 P: 19		1B: 8 2B: 1 3B: 0 HR: 1	SF: 1 SAC: 2 DP: 1 HBP: 0	WP: 0 PB: 0 SB: 0 CS: 0	PA: 45						
PITCHER	IP	WLS	BF	H	R	ER	SO	BB	IBB	HBP	BLK	WP	HR	S	P	ERA	WHIP										
Len Barker, R ERA: 4.91 (1, 1)	5.1		28	8	3	3	5	3	0	0	0	0	0	35	47	5.06	2.062										
Mike Paxton, R ERA: 6.25 (6, 1)	2.2	L	12	2	3	2	3	3	0	0	0	0	1	15	27	6.75	1.875										
Victor Cruz, R ERA: 3.72 (9, 1)	1.0		5	0	0	0	2	1	1	0	0	0	0	7	15	0.00	1.000										

AB	34
R	6
H	10
RBI	6
BB	8
SO	10
LOB	22



Batter	1	2	3	4	5	6	7	8	9	AB	R	H	RBI	BB	SO	LOB	BOTTOM										
Jim Norris, L OBP: 0.299, SLG: 0.314 (1, 7)	0-0 G1		0-3 K			0-0 E8		0-0 F7		4	1	1	0	0	1	0	Baltimore Orioles @ Cleveland Indians Cleveland Municipal Stadium, Cleveland, OH Tue Jun 19 1979, 7:05 PM EDT Att: 21,819 - Unknown										
Toby Harrah, R OBP: 0.387, SLG: 0.390 (1, 5)	0-0 5-3			0-0 1-3		4-0 FC6-4		0-0 HR		3	1	1	1	1	0	0											
Bobby Bonds, R OBP: 0.398, SLG: 0.498 (1, 9)	4-0 1B			0-0 5-3		0-0 FC6-4		0-0 F9		3	1	0	0	1	0	2											
Andre Thornton, R OBP: 0.345, SLG: 0.428 (1, 10)	0-0 F7			0-0 5-3		0-0 1B		0-3 K		4	0	1	2	0	1	1											
Rick Manning, L OBP: 0.335, SLG: 0.308 (1, 8)		0-0 G3			0-3 K	0-3 K		0-0 4-3		4	0	0	0	0	2	1											
Mike Hargrove, L OBP: 0.327, SLG: 0.259 (1, 3)		0-0 F7			4-0 BB	4-0 BB		0-0 2B		2	0	1	0	2	0	0											
Ron Hassey, L OBP: 0.280, SLG: 0.304 (1, 2)		0-0 6-3			0-0 L8	0-0 4-3		0-0 F7		4	0	0	0	0	0	4											
Duane Kuiper, L OBP: 0.326, SLG: 0.322 (1, 4)			0-0 F7		0-0 F9		0-0 B1-3		0-0 1B	4	0	1	0	0	0	1											
Tom Verzyer, R OBP: 0.295, SLG: 0.269 (1, 6) Cliff Johnson, R OBP: 0.354, SLG: 0.437 (9, PH)			0-0 F7		0-0 F9		0-0 F9		0-0 G6-3	3	1	1	0	0	0	0		2									
Inning Stats	R: 0 E: 0 K: 0 S: 3	H: 0 LOB: 1 BB: 1 P: 7	R: 0 E: 0 K: 0 S: 3	H: 0 LOB: 0 BB: 0 P: 3	R: 0 E: 0 K: 1 S: 5	H: 0 LOB: 0 BB: 0 P: 5	R: 0 E: 0 K: 0 S: 3	H: 0 LOB: 0 BB: 0 P: 3	R: 0 E: 1 K: 1 S: 8	H: 3 LOB: 2 BB: 2 P: 16	R: 0 E: 0 K: 0 S: 3	H: 0 LOB: 0 BB: 0 P: 3	R: 1 E: 0 K: 1 S: 6	H: 1 LOB: 0 BB: 0 P: 6	R: 0 E: 0 K: 0 S: 4	H: 2 LOB: 1 BB: 0 P: 4		1B: 3 2B: 2 3B: 0 HR: 1	SF: 0 SAC: 0 DP: 1 HBP: 0	WP: 0 PB: 0 SB: 1 CS: 0	PA: 36						
PITCHER	IP	WLS	BF	H	R	ER	SO	BB	IBB	HBP	BLK	WP	HR	S	P	ERA	WHIP										
Steve Stone, R ERA: 4.34 (1, 1)	5.0		20	2	3	3	2	3	0	0	0	0	0	21	33	5.40	1.000										
Tim Stoddard, R ERA: 1.69 (6, 1)	4.0	W	16	4	1	1	2	1	0	0	0	0	1	19	23	2.25	1.250										




Batter	1	2	3	4	5	6	7	8	9	AB	R	H	RBI	BB	SO	LOB	TOP				
Kiko Garcia, R OBP: 0.301, SLG: 0.368 (1, 6)	0-3 K		0-0 G3 1B	0-0 F9		0-3 K				4	0	1	0	0	2	1	Baltimore Orioles @ Cleveland Indians Cleveland Municipal Stadium, Cleveland, OH Wed Jun 20 1979, 7:05 PM EDT Att: 19,553 - Unknown livebaseballscorecards.com				
Benny Ayala, R OBP: 0.318, SLG: 0.818 (1, 7)	0-3 K		0-0 G3 1-2		0-0 1B 2B	0-0 F7				3	0	1	0	0	1	1					
Al Bumbry, L OBP: 0.328, SLG: 0.365 (5, FR) (5, 8)	0-3 K		0-0 F9		5-3					3	0	0	0	0	1	2					
Ken Singleton, S OBP: 0.415, SLG: 0.532 (1, 9)	0-3 K		0-0 F9		5-3					2	1	2	1	1	0	0					
Gary Roenicke, R OBP: 0.439, SLG: 0.590 (5, 7) (1, 8)		0-0 WP 2B		0-0 HR	4-0 1B BB					3	0	0	0	0	1	3					
Doug DeCinces, R OBP: 0.316, SLG: 0.412 (1, 5)		0-0 P4 2-3		0-0 F9	0-3 K					3	1	2	2	0	0	1					
Eddie Murray, S OBP: 0.358, SLG: 0.417 (1, 3)		0-0 5-3		0-0 HR	1-2 2-H 1B					2	1	1	0	1	0	2					
Lee May, R OBP: 0.329, SLG: 0.481 (1, 10)		4-0 BB		0-0 HR 1B	0-0 F9					3	1	1	2	0	1	2					
Rich Dauer, R OBP: 0.314, SLG: 0.371 (1, 4)		0-3 K		0-0 HR	5-3					2	0	0	0	1	0	0					
Dave Skaggs, R OBP: 0.322, SLG: 0.269 (1, 2)			0-0 6-3	0-0 5-3	4-0 BB					1B: 3	SF: 0	2B: 2	SAC: 0	3B: 0	DP: 0	HR: 3		HBP: 0			
Inning Stats	R: 0 E: 0 K: 3 S: 9	H: 0 LOB: 0 BB: 0 P: 9	R: 0 E: 0 K: 1 S: 6	H: 1 LOB: 2 BB: 1 P: 10	R: 0 E: 0 K: 0 S: 4	H: 1 LOB: 1 BB: 0 P: 4	R: 4 E: 0 K: 0 S: 7	H: 4 LOB: 0 BB: 0 P: 7	R: 1 E: 0 K: 1 S: 7	H: 2 LOB: 2 BB: 1 P: 11	R: 0 E: 0 K: 1 S: 5	H: 0 LOB: 1 BB: 1 P: 9					WP: 1 PA: 29 PB: 0 SB: 1 CS: 0				
PITCHER	IP	WLS	BF	H	R	ER	SO	BB	IBB	HBP	BLK	WP	HR	S	P	ERA	WHIP				
Rick Waits, L ERA: 3.49 (1, 1)	4.1	L	22	7	5	5	4	2	0	0	0	1	3	28	36	10.38	2.077				
Dan Spillner, R ERA: 4.17 (5, 1)	1.2		7	1	0	0	2	1	0	0	0	0	0	10	14	0.00	1.200				

Batter	1	2	3	4	5	6	7	8	9	AB	R	H	RBI	BB	SO	LOB	BOTTOM				
Mike Hargrove, L OBP: 0.333, SLG: 0.275 (1, 3)	0-0 FC1-5 2B		0-0 F8 1-2		0-0 1B					3	0	2	0	0	0	1	Baltimore Orioles @ Cleveland Indians Cleveland Municipal Stadium, Cleveland, OH Wed Jun 20 1979, 7:05 PM EDT Att: 19,553 - Unknown livebaseballscorecards.com				
Toby Harrah, R OBP: 0.387, SLG: 0.393 (1, 5)	0-0 FC1-5 1B		0-0 HR 2B		4-3					3	2	1	0	0	0	2					
Bobby Bonds, R OBP: 0.399, SLG: 0.510 (1, 9)	0-3 K 1-2		0-0 HR		5-3					2	1	1	2	0	1	1					
Andre Thornton, R OBP: 0.347, SLG: 0.429 (1, 10)	0-0 2-H 1B		0-0 5-3		4-3					2	0	1	1	0	0	0					
Rick Manning, L OBP: 0.332, SLG: 0.305 (1, 8)	0-0 G3		0-0 4-3		4-3					2	0	0	0	0	0	1					
Ron Hassey, L OBP: 0.255, SLG: 0.280 (1, 2)		0-0 4-3		0-0 F8						2	0	0	0	0	0	0					
Jim Norris, L OBP: 0.307, SLG: 0.318 (1, 7)		4-0 1-4-3 BB		0-0 CS 1B						1	0	1	0	1	0	0					
Duane Kuiper, L OBP: 0.323, SLG: 0.319 (1, 4)		0-0 L4-3 1-2		0-0 CS	0-0 F7					2	0	0	0	0	0	1					
Tom Verzyr, R OBP: 0.297, SLG: 0.271 (1, 6)			0-0 CS 1B		4-3					2	0	1	0	0	0	0					
Inning Stats	R: 1 E: 0 K: 1 S: 7	H: 2 LOB: 1 BB: 0 P: 7	R: 0 E: 0 K: 0 S: 2	H: 0 LOB: 0 BB: 1 P: 6	R: 2 E: 0 K: 0 S: 5	H: 3 LOB: 0 BB: 0 P: 5	R: 0 E: 0 K: 0 S: 3	H: 1 LOB: 0 BB: 0 P: 3	R: 0 E: 0 K: 0 S: 4	H: 1 LOB: 1 BB: 0 P: 4	1B: 4	SF: 0	2B: 3	SAC: 0	3B: 0	DP: 1		HR: 1	HBP: 0	WP: 0 PA: 21 PB: 0 SB: 1 CS: 2	
PITCHER	IP	WLS	BF	H	R	ER	SO	BB	IBB	HBP	BLK	WP	HR	S	P	ERA	WHIP				
Dennis Martinez, R ERA: 3.25 (1, 1)	5.0	W	20	7	3	3	1	1	0	0	0	0	1	21	25	5.40	1.600				

Batter	1	2	3	4	5	6	7	8	9	AB	R	H	RBI	BB	SO	LOB	TOP										
Ron LeFlore, R (1, 8) OBP: 0.375, SLG: 0.417	0-0 SH5-3 1B 2B	0-0 E S 1B			4-0 1B 1B BB		4-0 1B BB			2	1	2	0	2	0	0											
Alan Trammell, R (1, 6) OBP: 0.318, SLG: 0.331	0-0 SH5-3 2-3	0-0 F9 1-3 3-H			0-0 1B 1-2 1B		0-0 1-2 1B			3	0	2	0	0	0	1											
Steve Kemp, L (1, 7) OBP: 0.434, SLG: 0.559	0-0 CS 1B 3-H		0-3 K 1-2		0-0 G6-3 1-3 2-H 1B		0-0 F7 1-2			4	0	2	1	0	1	2											
Lance Parrish, R (1, 2) OBP: 0.364, SLG: 0.481	0-3 K 1-2		0-0 K HR		0-0 G6-3 1-2			0-0 6-3		4	1	1	1	0	1	3											
Jerry Morales, R (1, 10) OBP: 0.282, SLG: 0.437		0-0 6-3	0-0 F5			0-0 F7		0-0 F8		4	0	0	0	0	0	0											
John Wockenfuss, R (1, 3) OBP: 0.308, SLG: 0.500		0-3 K	0-0 CS 1B			0-0 3-1		0-0 F9		4	0	1	0	0	1	0											
Aurelio Rodriguez, R (1, 5) OBP: 0.286, SLG: 0.335		0-1 CI E 1B	0-0 CS 1-2	0-0 1-3		0-0 5-3			0-3 K	3	1	0	0	0	1	0											
Lynn Jones, R (1, 9) OBP: 0.330, SLG: 0.341		0-0 E6 1-3 1B		0-0 L8			0-0 4-3		0-0 G3	4	1	0	0	0	0	1											
Dave Macheer, R (1, 4) OBP: 0.200, SLG: 0.111		0-0 1B E 1B 2-H 3-H		0-0 1-3			4-0 CS BB		0-0 1-3	3	1	1	2	1	0	0											
Inning Stats	R: 1 E: 0 K: 1 S: 6	H: 2 LOB: 0 BB: 0 P: 6	R: 3 E: 2 K: 1 S: 9	H: 2 LOB: 1 BB: 0 P: 9	R: 1 E: 0 K: 1 S: 6	H: 2 LOB: 0 BB: 0 P: 6	R: 0 E: 0 K: 0 S: 3	H: 0 LOB: 0 BB: 0 P: 3	R: 0 E: 0 K: 0 S: 3	H: 2 LOB: 1 BB: 1 P: 7	R: 0 E: 0 K: 0 S: 3	H: 1 LOB: 2 BB: 2 P: 11	R: 0 E: 0 K: 0 S: 3	H: 0 LOB: 0 BB: 0 P: 3	R: 0 E: 0 K: 1 S: 5	H: 0 LOB: 0 BB: 0 P: 5	1B: 7 2B: 1 3B: 0 HR: 1	SF: 0 SAC: 1 DP: 1 HBP: 0	WP: 0 PB: 0 SB: 1 CS: 3	PA: 37							
PITCHER	IP	WLS	BF	H	R	ER	SO	BB	IBB	HBP	BLK	WP	HR	S	P	ERA	WHIP										
Mike Flanagan, L (1, 1) ERA: 3.93	2.2		15	6	5	2	3	0	0	0	0	0	1	21	21	6.75	2.250										
Sammy Stewart, R (3, 1) ERA: 2.72	4.0		14	3	0	0	0	3	0	0	0	0	0	11	23	0.00	1.500										
Tippy Martinez, L (7, 1) ERA: 3.76	2.1	W	7	0	0	0	1	0	0	0	0	0	0	9	9	0.00	0.000										

Detroit Tigers @ Baltimore Orioles
Memorial Stadium, Baltimore, MD
Fri Jun 22 1979, 7:05 PM EDT
Att: 35,456 - Unknown


AB 31
R 5
H 9
RBI 4
BB 3
SO 4
LOB 7



Batter	1	2	3	4	5	6	7	8	9	AB	R	H	RBI	BB	SO	LOB	BOTTOM										
Al Bumbry, L (1, 8) OBP: 0.326, SLG: 0.359	0-0 1-3	0-0 1-3		4-0 CS BB		0-0 L7		0-3 K		4	0	0	0	1	1	2											
Kiko Garcia, R (1, 6) OBP: 0.309, SLG: 0.377	0-0 1B 2B		0-3 K	4-0 1B BB		0-0 4-3 1B		0-0 F9		4	1	2	0	1	1	0											
Ken Singleton, S (1, 9) OBP: 0.421, SLG: 0.554	0-0 2-H 1B		0-0 1B 2B	1-2 1B		0-0 4-3	1-2	0-0 HR		5	2	4	2	0	0	1											
Eddie Murray, S (1, 3) OBP: 0.360, SLG: 0.416	0-0 F8		0-0 FC6-4 1B 2-H	0-3 K		0-0 F9		0-0 HR 1B		5	1	2	1	0	1	4											
Gary Roenicke, R (1, 7) OBP: 0.433, SLG: 0.578	0-0 F9		0-0 FC6-4 1B 2B 1-2		0-0 FC5-4 1B		0-0 F7		0-0 F4	5	1	1	0	0	0	3											
Doug DeCinces, R (1, 5) OBP: 0.326, SLG: 0.441		0-0 G6-4-3 1B	4-0 2B	1-2 2B		0-0 F7		0-3 K		4	1	2	2	1	1	1											
Lee May, R (1, 10) OBP: 0.332, SLG: 0.486		0-0 G6-4-3 1B	0-0 1-3 2-H 2B		0-0 FC5-4 1B 1-2		0-3 K		0-0 HR	4	0	2	1	0	1	1											
Rich Dauer, R (1, 4) OBP: 0.315, SLG: 0.371		0-0 G6-4-3 1B	0-0 F8					0-3 K		3	0	1	0	0	0	4											
Pat Kelly, L (8, PH) OBP: 0.385, SLG: 0.511		0-0 G6-4-3 1B								1	0	0	0	0	1	0											
Billy Smith, S (9, 4) OBP: 0.288, SLG: 0.356		1-2 2-3								0	0	0	0	0	0	0											
Rick Dempsey, R (1, 2) OBP: 0.356, SLG: 0.399		4-0 BB								2	0	0	0	1	0	2											
John Lowenstein, L (8, PH) OBP: 0.435, SLG: 0.600										1	0	0	0	0	0	0											
Dave Skaggs, R (9, 2) OBP: 0.322, SLG: 0.269										0	0	0	0	0	0	0											
Inning Stats	R: 1 E: 0 K: 0 S: 5	H: 2 LOB: 1 BB: 0 P: 5	R: 0 E: 0 K: 0 S: 4	H: 2 LOB: 2 BB: 1 P: 8	R: 2 E: 0 K: 1 S: 8	H: 3 LOB: 2 BB: 1 P: 12	R: 0 E: 0 K: 1 S: 5	H: 1 LOB: 2 BB: 2 P: 13	R: 0 E: 0 K: 0 S: 4	H: 1 LOB: 1 BB: 0 P: 4	R: 0 E: 0 K: 2 S: 7	H: 0 LOB: 0 BB: 0 P: 7	R: 0 E: 0 K: 2 S: 7	H: 0 LOB: 0 BB: 0 P: 7	R: 3 E: 0 K: 0 S: 5	H: 3 LOB: 0 BB: 0 P: 5	1B: 9 2B: 3 3B: 0 HR: 2	SF: 0 SAC: 0 DP: 1 HBP: 0	WP: 0 PB: 0 SB: 0 CS: 1	PA: 42							
PITCHER	IP	WLS	BF	H	R	ER	SO	BB	IBB	HBP	BLK	WP	HR	S	P	ERA	WHIP										
Pat Underwood, L (1, 1) ERA: 4.2	2.2		16	7	3	3	1	2	0	0	0	0	0	16	24	10.12	3.375										
Kip Young, R (3, 1) ERA: 7.17	5.1		21	4	0	0	5	2	0	0	0	0	0	29	37	0.00	1.125										
Dave Tobik, R (9, 1) ERA: 2.6	0.2	L	5	3	3	3	0	0	0	0	0	0	2	5	5	40.50	4.500										

Detroit Tigers @ Baltimore Orioles
Memorial Stadium, Baltimore, MD
Fri Jun 22 1979, 7:05 PM EDT
Att: 35,456 - Unknown


AB 38
R 6
H 14
RBI 6
BB 4
SO 6
LOB 18



Batter	1	2	3	4	5	6	7	8	9	AB	R	H	RBI	BB	SO	LOB	TOP							
Ron LeFlore, R OBP: 0.377, SLG: 0.418 (1, 8)										4	2	2	0	0	0	0								
Alan Trammell, R OBP: 0.313, SLG: 0.326 (1, 6)										3	0	0	0	0	0	1								
Steve Kemp, L OBP: 0.435, SLG: 0.558 (1, 7)										4	1	2	3	0	0	0								
Lance Parrish, R OBP: 0.366, SLG: 0.479 (1, 2)										3	1	1	0	1	1	1								
Jason Thompson, L OBP: 0.373, SLG: 0.409 (1, 3)										4	0	1	0	0	1	3								
Jerry Morales, R OBP: 0.281, SLG: 0.438 (1, 9)										4	0	1	2	0	0	1								
John Wockenfuss, R OBP: 0.290, SLG: 0.469 (1, 10)										4	0	0	0	0	0	1								
Aurelio Rodriguez, R OBP: 0.286, SLG: 0.350 (1, 5)										4	1	1	1	0	1	0								
Dave Macheimer, R OBP: 0.231, SLG: 0.091 (1, 4)										2	1	0	0	1	0	0								
Inning Stats	R: 3 E: 0 K: 1 S: 9	H: 4 LOB: 1 BB: 0 P: 9	R: 0 E: 0 K: 1 S: 5	H: 0 LOB: 0 BB: 0 P: 5	R: 0 E: 0 K: 1 S: 5	H: 0 LOB: 0 BB: 0 P: 5	R: 0 E: 0 K: 0 S: 3	H: 0 LOB: 0 BB: 0 P: 3	R: 3 E: 0 K: 0 S: 5	H: 3 LOB: 0 BB: 1 P: 9	R: 0 E: 0 K: 0 S: 3	H: 1 LOB: 0 BB: 0 P: 3	R: 0 E: 0 K: 0 S: 3	H: 0 LOB: 0 BB: 0 P: 3	R: 0 E: 0 K: 0 S: 3	H: 0 LOB: 1 BB: 0 P: 7	R: 0 E: 0 K: 0 S: 3	H: 0 LOB: 0 BB: 0 P: 3	1B: 6 2B: 1 3B: 0 HR: 1	SF: 0 SAC: 1 DP: 2 HBP: 0	WP: 0 PB: 0 SB: 1 CS: 0	PA: 35		
PITCHER	IP WLS BF H R ER SO BB IBB HBP BLK WP HR S P ERA WHIP	IP WLS BF H R ER SO BB IBB HBP BLK WP HR S P ERA WHIP	IP WLS BF H R ER SO BB IBB HBP BLK WP HR S P ERA WHIP	IP WLS BF H R ER SO BB IBB HBP BLK WP HR S P ERA WHIP	IP WLS BF H R ER SO BB IBB HBP BLK WP HR S P ERA WHIP	IP WLS BF H R ER SO BB IBB HBP BLK WP HR S P ERA WHIP	IP WLS BF H R ER SO BB IBB HBP BLK WP HR S P ERA WHIP	IP WLS BF H R ER SO BB IBB HBP BLK WP HR S P ERA WHIP	IP WLS BF H R ER SO BB IBB HBP BLK WP HR S P ERA WHIP	IP WLS BF H R ER SO BB IBB HBP BLK WP HR S P ERA WHIP	IP WLS BF H R ER SO BB IBB HBP BLK WP HR S P ERA WHIP	IP WLS BF H R ER SO BB IBB HBP BLK WP HR S P ERA WHIP	IP WLS BF H R ER SO BB IBB HBP BLK WP HR S P ERA WHIP	IP WLS BF H R ER SO BB IBB HBP BLK WP HR S P ERA WHIP	IP WLS BF H R ER SO BB IBB HBP BLK WP HR S P ERA WHIP	IP WLS BF H R ER SO BB IBB HBP BLK WP HR S P ERA WHIP	IP WLS BF H R ER SO BB IBB HBP BLK WP HR S P ERA WHIP	IP WLS BF H R ER SO BB IBB HBP BLK WP HR S P ERA WHIP	IP WLS BF H R ER SO BB IBB HBP BLK WP HR S P ERA WHIP	IP WLS BF H R ER SO BB IBB HBP BLK WP HR S P ERA WHIP	IP WLS BF H R ER SO BB IBB HBP BLK WP HR S P ERA WHIP	IP WLS BF H R ER SO BB IBB HBP BLK WP HR S P ERA WHIP	IP WLS BF H R ER SO BB IBB HBP BLK WP HR S P ERA WHIP	IP WLS BF H R ER SO BB IBB HBP BLK WP HR S P ERA WHIP

Detroit Tigers @ Baltimore Orioles
Memorial Stadium, Baltimore, MD
Sat Jun 23 1979, 7:05 PM EDT
Unknown


AB 32
R 6
H 8
RBI 6
BB 2
SO 3
LOB 7



Batter	1	2	3	4	5	6	7	8	9	AB	R	H	RBI	BB	SO	LOB	BOTTOM							
Al Bumbry, L OBP: 0.331, SLG: 0.359 (1, 8)										3	2	1	2	2	0	0								
Billy Smith, S OBP: 0.296, SLG: 0.385 (1, 6)										3	1	1	1	1	1	2								
Ken Singleton, S OBP: 0.421, SLG: 0.547 John Lowenstein, L (9, PR) OBP: 0.435, SLG: 0.600										3	0	0	0	2	1	0								
Eddie Murray, S OBP: 0.360, SLG: 0.429 (1, 3)										4	1	2	4	0	0	0								
Gary Roenicke, R OBP: 0.430, SLG: 0.568 (1, 7)										3	1	0	0	1	1	3								
Lee May, R OBP: 0.331, SLG: 0.482 (1, 10)										4	1	1	0	0	1	3								
Doug DeCinces, R OBP: 0.324, SLG: 0.434 (1, 5)										4	0	1	0	0	0	2								
Rich Dauer, R OBP: 0.317, SLG: 0.373 (1, 4)										4	1	2	1	0	0	2								
Dave Skaggs, R OBP: 0.311, SLG: 0.259 Terry Crowley, L (6, PH) OBP: 0.440, SLG: 0.579 Rick Dempsey, R (6, PR) OBP: 0.354, SLG: 0.396 (7, 2)										2	0	0	0	0	0	0								
Inning Stats	R: 1 E: 0 K: 0 S: 3	H: 0 LOB: 2 BB: 3 P: 15	R: 0 E: 0 K: 0 S: 3	H: 0 LOB: 0 BB: 0 P: 3	R: 0 E: 0 K: 2 S: 9	H: 2 LOB: 2 BB: 0 P: 9	R: 1 E: 0 K: 0 S: 4	H: 1 LOB: 0 BB: 0 P: 4	R: 3 E: 0 K: 1 S: 8	H: 3 LOB: 2 BB: 2 P: 16	R: 0 E: 0 K: 1 S: 5	H: 0 LOB: 0 BB: 0 P: 5	R: 0 E: 0 K: 1 S: 6	H: 1 LOB: 1 BB: 0 P: 6	R: 3 E: 0 K: 0 S: 2	H: 1 LOB: 1 BB: 2 P: 10	1B: 6 2B: 0 3B: 0 HR: 2	SF: 1 SAC: 1 DP: 0 HBP: 0	WP: 1 PB: 0 SB: 0 CS: 0	PA: 40				
PITCHER	IP WLS BF H R ER SO BB IBB HBP BLK WP HR S P ERA WHIP	IP WLS BF H R ER SO BB IBB HBP BLK WP HR S P ERA WHIP	IP WLS BF H R ER SO BB IBB HBP BLK WP HR S P ERA WHIP	IP WLS BF H R ER SO BB IBB HBP BLK WP HR S P ERA WHIP	IP WLS BF H R ER SO BB IBB HBP BLK WP HR S P ERA WHIP	IP WLS BF H R ER SO BB IBB HBP BLK WP HR S P ERA WHIP	IP WLS BF H R ER SO BB IBB HBP BLK WP HR S P ERA WHIP	IP WLS BF H R ER SO BB IBB HBP BLK WP HR S P ERA WHIP	IP WLS BF H R ER SO BB IBB HBP BLK WP HR S P ERA WHIP	IP WLS BF H R ER SO BB IBB HBP BLK WP HR S P ERA WHIP	IP WLS BF H R ER SO BB IBB HBP BLK WP HR S P ERA WHIP	IP WLS BF H R ER SO BB IBB HBP BLK WP HR S P ERA WHIP	IP WLS BF H R ER SO BB IBB HBP BLK WP HR S P ERA WHIP	IP WLS BF H R ER SO BB IBB HBP BLK WP HR S P ERA WHIP	IP WLS BF H R ER SO BB IBB HBP BLK WP HR S P ERA WHIP	IP WLS BF H R ER SO BB IBB HBP BLK WP HR S P ERA WHIP	IP WLS BF H R ER SO BB IBB HBP BLK WP HR S P ERA WHIP	IP WLS BF H R ER SO BB IBB HBP BLK WP HR S P ERA WHIP	IP WLS BF H R ER SO BB IBB HBP BLK WP HR S P ERA WHIP	IP WLS BF H R ER SO BB IBB HBP BLK WP HR S P ERA WHIP	IP WLS BF H R ER SO BB IBB HBP BLK WP HR S P ERA WHIP	IP WLS BF H R ER SO BB IBB HBP BLK WP HR S P ERA WHIP	IP WLS BF H R ER SO BB IBB HBP BLK WP HR S P ERA WHIP	IP WLS BF H R ER SO BB IBB HBP BLK WP HR S P ERA WHIP

Detroit Tigers @ Baltimore Orioles
Memorial Stadium, Baltimore, MD
Sat Jun 23 1979, 7:05 PM EDT
Unknown

AB 31
R 8
H 8
RBI 8
BB 7
SO 5
LOB 13



Batter	1	2	3	4	5	6	7	8	9	AB	R	H	RBI	BB	SO	LOB	TOP					
Ron LeFlore, R (1, 8) OBP: 0.376, SLG: 0.417 Lynn Jones, R (4, 8) OBP: 0.333, SLG: 0.356	0-3 K2-3	0-0 FC4-6 1B		0-3 K		0-0 2B			0-0 G3	3	0	1	1	0	2	0						
Rusty Staub, L (1, 10) OBP: 0.315, SLG: 0.355 Jerry Morales, R (9, FR) OBP: 0.281, SLG: 0.438	0-0 FC4-6 1B	0-0 FC4-6 1B		0-3 K		0-0 6-3			1-0 G6-3 HBP	4	1	1	2	0	1	2						
Steve Kemp, L (1, 7) OBP: 0.434, SLG: 0.553	4-0 FC4-6 1B	0-0 BB 1B		0-0 F5		0-3 K			0-0 G6-3	4	0	1	0	1	1	2						
Jason Thompson, L (1, 3) OBP: 0.371, SLG: 0.404	0-0 FC4-6 1B	4-0 BB							0-0 G3	3	0	0	0	1	0	2						
John Wockenfuss, R (1, 2) OBP: 0.288, SLG: 0.456	0-0 1B	0-3 K							0-0 F7	4	0	1	1	0	1	3						
Champ Summers, L (1, 9) OBP: 0.263, SLG: 0.393	0-3 K								0-0 5-3	3	0	0	0	1	1	2						
Phil Mankowski, L (1, 5) OBP: 0.295, SLG: 0.227		0-0 FC1-5 1B		0-3 K					0-0 F7	4	0	1	0	0	2	1						
Alan Trammell, R (1, 6) OBP: 0.322, SLG: 0.332		4-0 FC1-5 1B		0-0 1B					0-0 6-3	3	2	2	0	1	0	0						
Dave Machefer, R (1, 4) OBP: 0.235, SLG: 0.133		0-0 FC1-5 1B		0-0 9-6					0-0 1-3	4	2	1	0	0	0	4						
Inning Stats	R: 1 E: 0 K: 2 S: 9	H: 2 LOB: 2 BB: 1 P: 13	R: 2 E: 0 K: 1 S: 8	H: 3 LOB: 3 BB: 2 P: 16	R: 0 E: 0 K: 1 S: 5	H: 1 LOB: 1 BB: 1 P: 9	R: 0 E: 0 K: 0 S: 7	H: 0 LOB: 0 BB: 0 P: 7	R: 0 E: 0 K: 0 S: 3	H: 0 LOB: 0 BB: 0 P: 3	R: 2 E: 0 K: 1 S: 8	H: 3 LOB: 1 BB: 0 P: 8	R: 0 E: 0 K: 0 S: 3	H: 0 LOB: 0 BB: 0 P: 3	R: 0 E: 0 K: 1 S: 5	H: 0 LOB: 1 BB: 0 P: 5	R: 0 E: 0 K: 0 S: 2	H: 0 LOB: 1 BB: 0 P: 3	1B: 8 2B: 2 3B: 0 HR: 0	SF: 0 SAC: 0 DP: 2 HBP: 1	WP: 0 PB: 0 SB: 0 CS: 0	PA: 39
PITCHER	IP WLS BF H R ER SO BB IBB HBP BLK WP HR S P ERA WHIP																					
Jim Palmer, R (1, 1) ERA: 3.27	5.1	28	9	5	5	6	4	0	0	0	0	0	0	0	36	52	8.44	2.438				
Sammy Stewart, R (6, 1) ERA: 2.56	3.2	W 11	0	0	0	2	0	0	1	0	0	0	0	14	15	0.00	0.000					

Detroit Tigers @ Baltimore Orioles
Memorial Stadium, Baltimore, MD
Sat Jun 23 1979, 7:05 PM EDT
Att: 45,814 - Unknown


AB 34
R 5
H 9
RBI 5
BB 4
SO 8
LOB 16



Batter	1	2	3	4	5	6	7	8	9	AB	R	H	RBI	BB	SO	LOB	BOTTOM					
Al Bumbry, L (1, 8) OBP: 0.336, SLG: 0.365	0-0 L8		0-0 F8							4	2	2	0	1	0	0						
Kiko Garcia, R (1, 6) OBP: 0.316, SLG: 0.400	0-0 G3 1B		0-0 G4-6-3 1B							5	2	3	2	0	1	5						
Ken Singleton, S (1, 10) OBP: 0.422, SLG: 0.547	0-0 G3		0-0 G4-6-3							4	0	2	2	0	0	2						
Eddie Murray, S (1, 3) OBP: 0.362, SLG: 0.428	0-0 BB 1B									3	0	1	1	1	0	2						
John Lowenstein, L (1, 9) OBP: 0.427, SLG: 0.575	4-0 BB									3	1	0	0	1	1	2						
Doug DeCinces, R (1, 5) OBP: 0.317, SLG: 0.424 Rich Dauer, R (7, 5) OBP: 0.320, SLG: 0.373	0-3 K									3	0	0	0	0	1	3						
Pat Kelly, L (1, 7) OBP: 0.317, SLG: 0.500 Gary Roenicke, R (9, 7) OBP: 0.430, SLG: 0.568										3	0	1	0	1	0	2						
Wayne Krenchicki, L (1, 4) OBP: 0.125, SLG: 0.125										4	0	0	0	0	0	5						
Rick Dempsey, R (1, 2) OBP: 0.354, SLG: 0.392 Terry Crowley, L (8, PH) OBP: 0.462, SLG: 0.600 Dave Skaggs, R (9, 2) OBP: 0.311, SLG: 0.259										2	1	0	0	1	0	0						
Inning Stats	R: 1 E: 0 K: 1 S: 7	H: 2 LOB: 2 BB: 1 P: 11	R: 0 E: 0 K: 0 S: 3	H: 1 LOB: 0 BB: 0 P: 3	R: 0 E: 0 K: 0 S: 3	H: 1 LOB: 0 BB: 0 P: 3	R: 0 E: 0 K: 0 S: 3	H: 0 LOB: 2 BB: 2 P: 11	R: 2 E: 0 K: 1 S: 8	H: 3 LOB: 1 BB: 0 P: 8	R: 0 E: 0 K: 0 S: 3	H: 0 LOB: 0 BB: 0 P: 3	R: 2 E: 0 K: 0 S: 4	H: 2 LOB: 1 BB: 1 P: 8	R: 1 E: 2 K: 1 S: 7	H: 1 LOB: 3 BB: 2 P: 15	R: 0 E: 0 K: 0 S: 2	H: 0 LOB: 1 BB: 0 P: 3	1B: 8 2B: 1 3B: 0 HR: 1	SF: 0 SAC: 0 DP: 3 HBP: 0	WP: 0 PB: 0 SB: 1 CS: 0	PA: 38
PITCHER	IP WLS BF H R ER SO BB IBB HBP BLK WP HR S P ERA WHIP																					
Jack Billingham, R (1, 1) ERA: 3.11	7.0	L 33	9	6	5	2	5	0	0	0	0	0	0	1	32	52	6.43	2.000				
Dave Tobik, R (8, 1) ERA: 2.45	1.0	5	1	0	0	1	0	1	0	0	0	0	0	6	10	0.00	1.000					

Detroit Tigers @ Baltimore Orioles
Memorial Stadium, Baltimore, MD
Sat Jun 23 1979, 7:05 PM EDT
Att: 45,814 - Unknown

AB 32
R 6
H 10
RBI 6
BB 6
SO 3
LOB 21



Batter	1	2	3	4	5	6	7	8	9	AB	R	H	RBI	BB	SO	LOB	TOP								
Jerry Morales, R (1, 8) OBP: 0.279, SLG: 0.437	K		WP SF9 2B		K		FC6-4 1B		FC1-5 3B	5	3	1	1	0	2	2	Detroit Tigers @ Baltimore Orioles Memorial Stadium, Baltimore, MD Sun Jun 24 1979, 3:33 AM EDT Att: 41,200 - Unknown								
Rusty Staub, L (1, 10) OBP: 0.332, SLG: 0.394 Phil Mankowski, L (9, PR) OBP: 0.295, SLG: 0.227	WP 1B		2-3 BB		HR		1B BB		1B 3B	3	1	3	2	2	0	0									
Steve Kemp, L (1, 7) OBP: 0.434, SLG: 0.549	F7		SF9		FC4-6 BB		F7		1-3 1B BB	2	0	0	1	2	0	3									
Jason Thompson, L (1, 3) OBP: 0.371, SLG: 0.404	3-1		F7		FC4-6 1-2 BB		1-3 1B		1-3 1B	5	0	2	2	0	0	3									
Lance Parrish, R (1, 2) OBP: 0.359, SLG: 0.469	K		5-3		4-3		F8		1-3	5	0	0	0	0	1	7									
Champ Summers, L (1, 9) OBP: 0.362, SLG: 0.387 Lynn Jones, R (6, 9) OBP: 0.337, SLG: 0.352	BB				F5		4-3		F7 BB	2	0	0	0	1	0	0									
Aurelio Rodriguez, R (1, 5) OBP: 0.276, SLG: 0.341	F3				6-3		4-3		5-3 F2	5	0	0	0	0	0	4									
Alan Trammell, R (1, 6) OBP: 0.320, SLG: 0.330	6-3						F9		K	4	0	1	0	0	1	1									
Dave Macheemer, R (1, 4) OBP: 0.333, SLG: 0.316					K		FC6-4 1B		FC1-5 2B	4	1	3	0	0	1	1									
Inning Stats	R: 0 E: 0 K: 1 S: 6	H: 1 LOB: 1 BB: 0 P: 6	R: 0 E: 0 K: 1 S: 5	H: 0 LOB: 1 BB: 1 P: 9	R: 2 E: 0 K: 0 S: 5	H: 2 LOB: 1 BB: 1 P: 9	R: 0 E: 0 K: 1 S: 6	H: 1 LOB: 1 BB: 0 P: 6	R: 1 E: 0 K: 1 S: 6	H: 1 LOB: 1 BB: 1 P: 10	R: 0 E: 0 K: 0 S: 3	H: 0 LOB: 0 BB: 0 P: 3	R: 1 E: 0 K: 0 S: 5	H: 2 LOB: 2 BB: 1 P: 9	R: 0 E: 0 K: 1 S: 5	H: 0 LOB: 0 BB: 0 P: 5	R: 2 E: 0 K: 0 S: 6	H: 3 LOB: 3 BB: 2 P: 14	1B: 6 2B: 2 3B: 1 HR: 1	SF: 1 SAC: 0 DP: 0 HBP: 0	WP: 2 PB: 0 SB: 0 CS: 0	PA: 43			
PITCHER	IP	WLS	BF	H	R	ER	SO	BB	IBB	HBP	BLK	WP	HR	S	P	ERA	WHIP								
Dennis Martinez, R (1, 1) ERA: 3.45	8.1	L	38	9	6	6	5	4	0	0	0	2	1	44	60	6.48	1.560								
Tippy Martinez, L (9, 1) ERA: 3.25	0.0		2	1	0	0	0	1	0	0	0	0	0	1	5	∞	∞								
Don Stanhouse, R (9, 1) ERA: 2.78	0.2		3	0	0	0	0	1	0	0	0	0	0	2	6	0.00	1.500								

Batter	1	2	3	4	5	6	7	8	9	AB	R	H	RBI	BB	SO	LOB	BOTTOM								
Al Bumbry, L (1, 8) OBP: 0.333, SLG: 0.362	K		F7		CS 1B		4-3		F7	5	0	1	0	0	1	0	Detroit Tigers @ Baltimore Orioles Memorial Stadium, Baltimore, MD Sun Jun 24 1979, 3:33 AM EDT Att: 41,200 - Unknown								
Billy Smith, S (1, 4) OBP: 0.294, SLG: 0.380 Doug DeCinces, R (8, 5) OBP: 0.317, SLG: 0.424	1B		4-3		K		3-1			4	0	1	0	0	1	1									
Ken Singleton, S (1, 9) OBP: 0.426, SLG: 0.550	1-3 1B				HBP WP 1B		K			4	1	3	0	0	1	0									
Eddie Murray, S (1, 3) OBP: 0.361, SLG: 0.423	P5		K		HBP 1B IBB		F9			3	1	0	0	1	1	3									
Gary Roenicke, R (1, 7) OBP: 0.431, SLG: 0.561	F5				FC6-4 BB		1B HBP		K	2	0	0	0	1	1	2									
Lee May, R (1, 10) OBP: 0.329, SLG: 0.478			F2		F8		1-3 2H 3H 1B		K	4	0	1	2	0	1	1									
Kiko Garcia, R (1, 6) OBP: 0.315, SLG: 0.397	1B 1B				FC6-4 HR		L9		K	4	1	1	0	0	1	3									
Rich Dauer, R (1, 5) OBP: 0.324, SLG: 0.390 John Lowenstein, L (9, PH) OBP: 0.422, SLG: 0.568	1B				FC6-4 HR		L8		F7	3	1	2	2	0	0	0									
Dave Skaggs, R (1, 2) OBP: 0.297, SLG: 0.246 Terry Crowley, L (9, PH) OBP: 0.444, SLG: 0.571	G5-6-4-3				F5		F7		K	3	0	0	0	0	0	2									
Inning Stats	R: 0 E: 0 K: 1 S: 7	H: 2 LOB: 2 BB: 0 P: 7	R: 0 E: 0 K: 0 S: 4	H: 2 LOB: 1 BB: 0 P: 4	R: 0 E: 0 K: 1 S: 6	H: 1 LOB: 0 BB: 0 P: 6	R: 2 E: 0 K: 0 S: 4	H: 1 LOB: 0 BB: 1 P: 8	R: 2 E: 0 K: 1 S: 7	H: 3 LOB: 2 BB: 1 P: 12	R: 0 E: 0 K: 0 S: 3	H: 0 LOB: 0 BB: 0 P: 3	R: 0 E: 0 K: 1 S: 5	H: 0 LOB: 0 BB: 0 P: 5	R: 0 E: 0 K: 3 S: 9	H: 0 LOB: 0 BB: 0 P: 9	R: 0 E: 0 K: 1 S: 5	H: 0 LOB: 0 BB: 0 P: 5	1B: 8 2B: 0 3B: 0 HR: 1	SF: 0 SAC: 0 DP: 1 HBP: 1	WP: 1 PB: 0 SB: 1 CS: 1	PA: 37			
PITCHER	IP	WLS	BF	H	R	ER	SO	BB	IBB	HBP	BLK	WP	HR	S	P	ERA	WHIP								
Steve Baker, R (1, 1) ERA: 6.12	6.0		28	9	4	4	3	1	0	0	0	1	1	31	40	6.00	1.667								
Aurelio Lopez, R (7, 1) ERA: 3.83	3.0	W	9	0	0	0	5	0	0	0	0	0	0	19	19	0.00	0.000								

AB 36
R 6
H 10
RBI 6
BB 6
SO 5
LOB 21

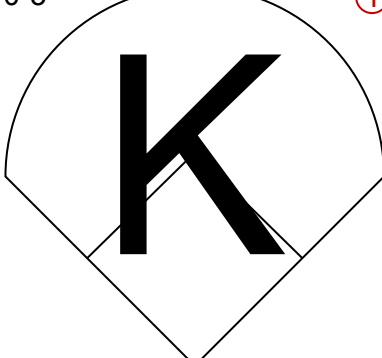
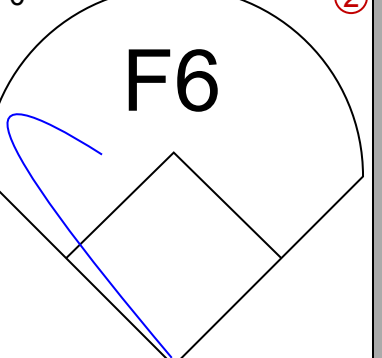
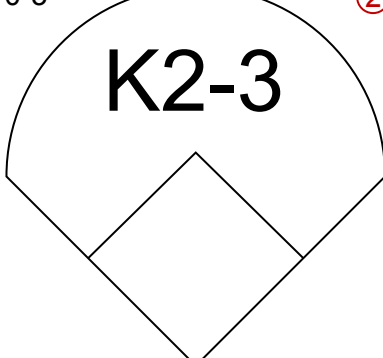
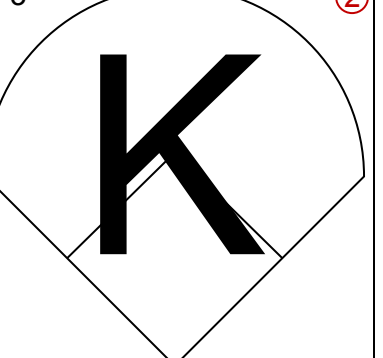

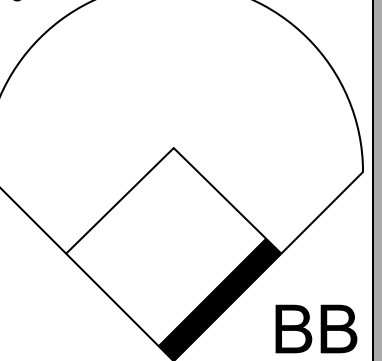
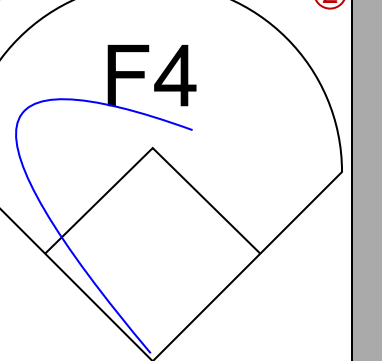
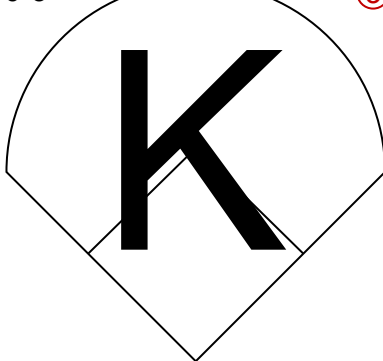
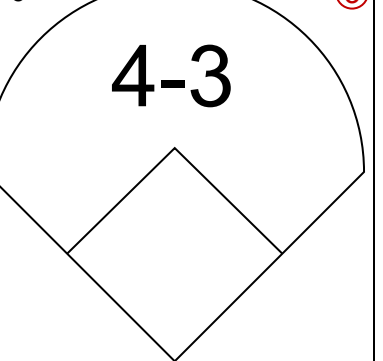
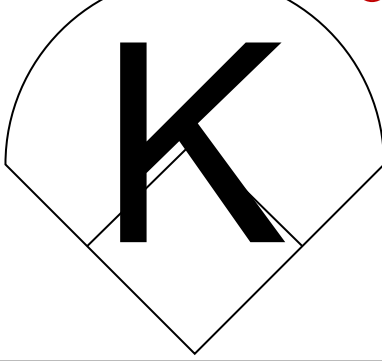
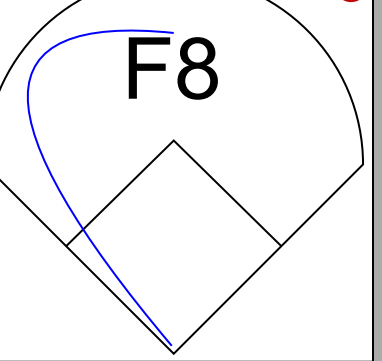
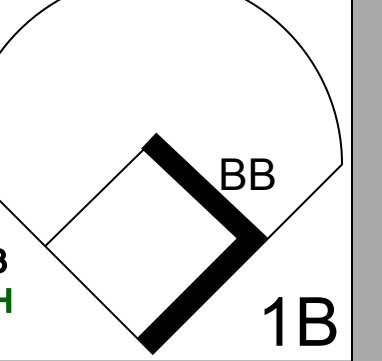
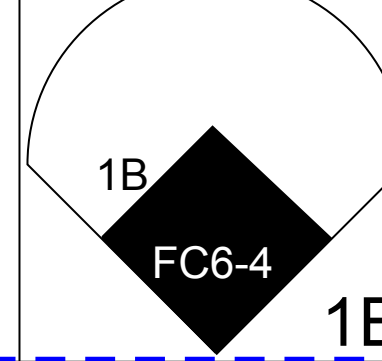
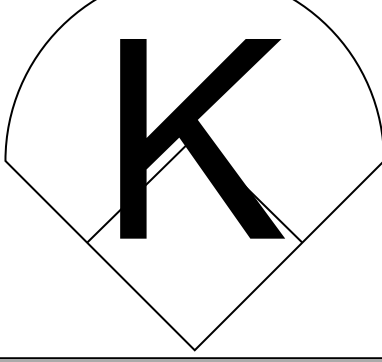
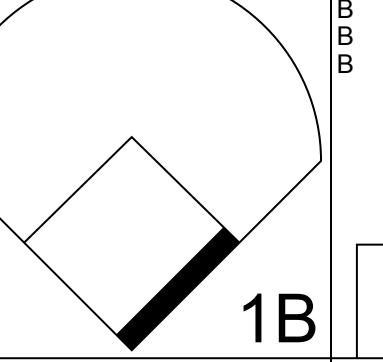
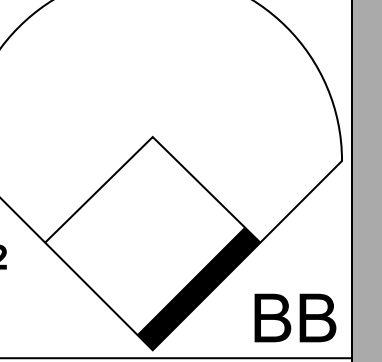
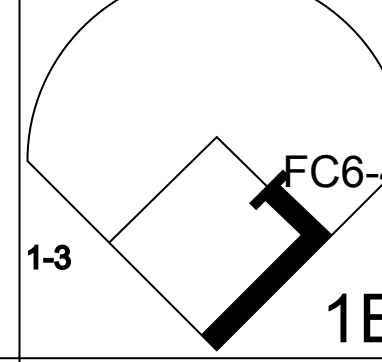
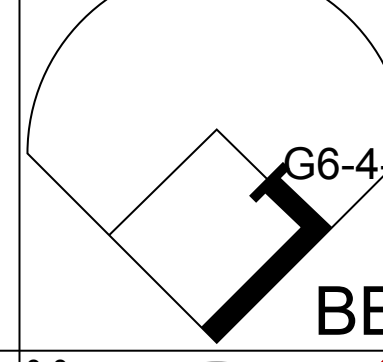
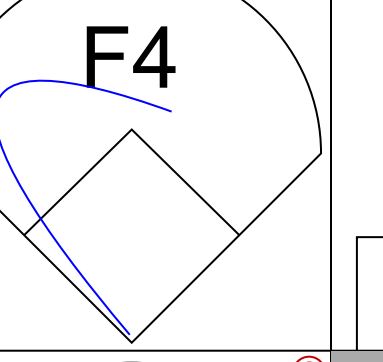
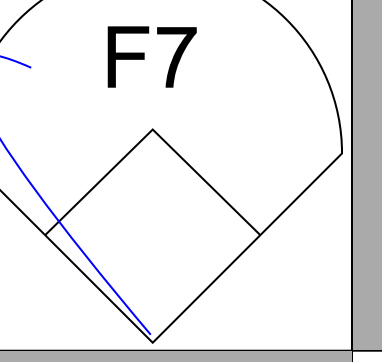
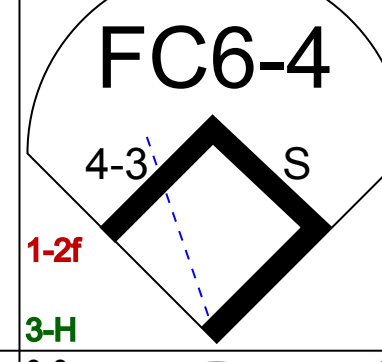
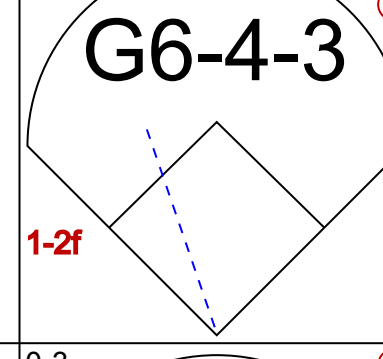
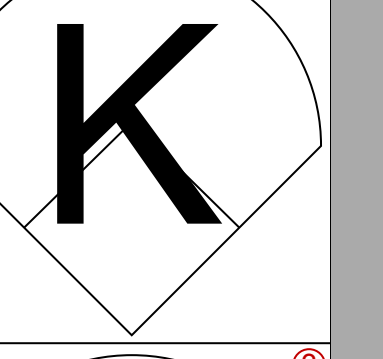
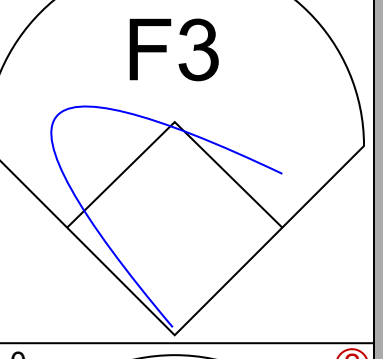
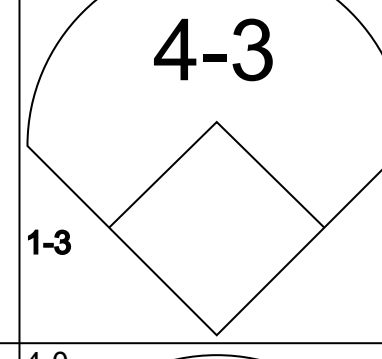
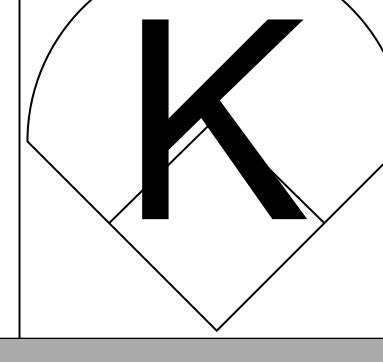
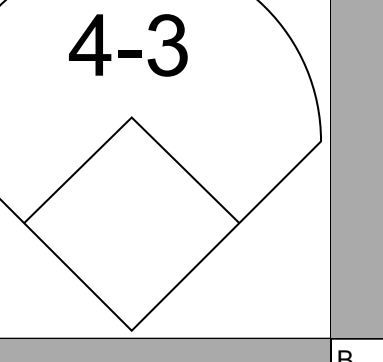
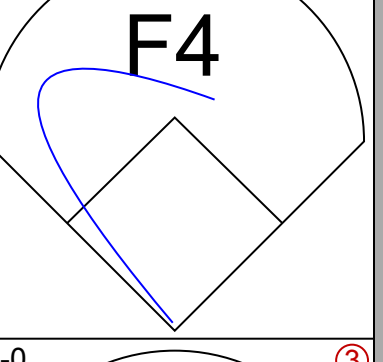
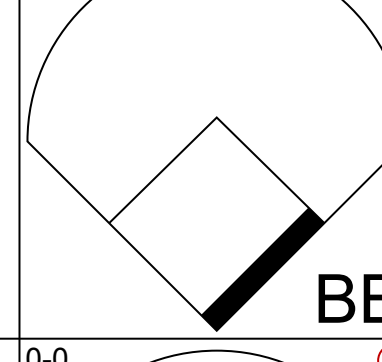
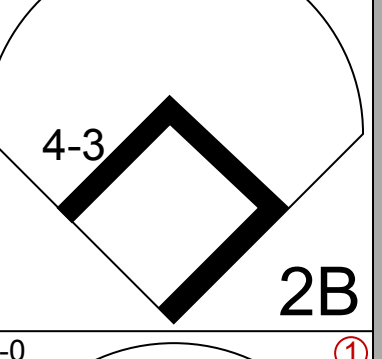
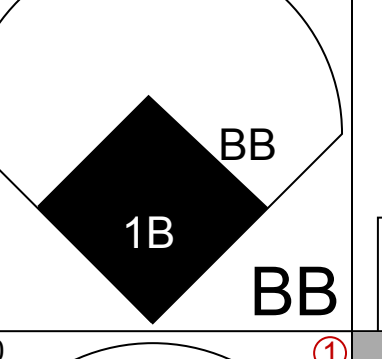
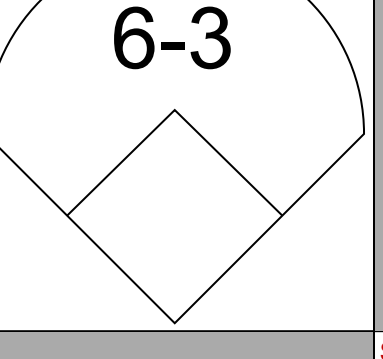
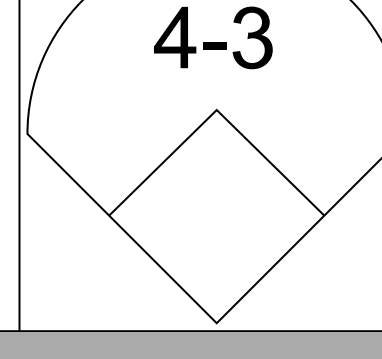
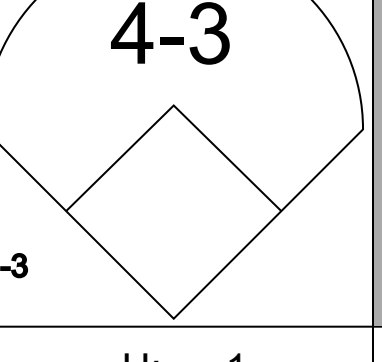
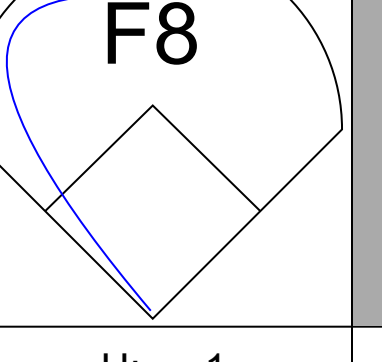
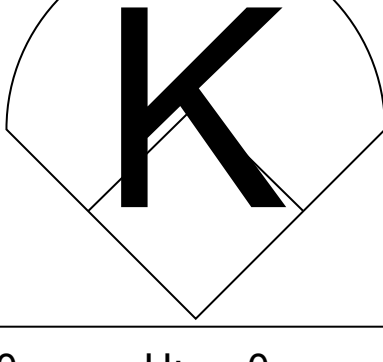
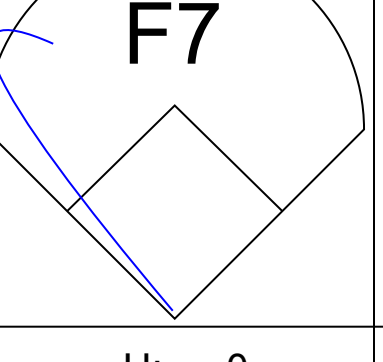


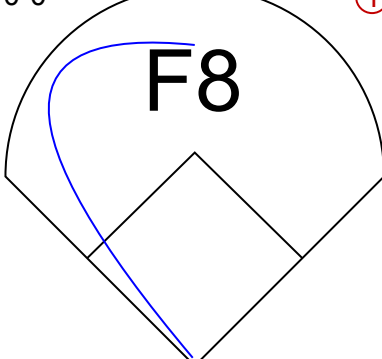
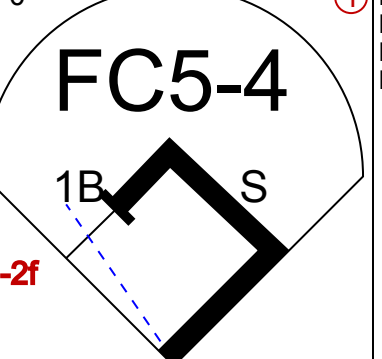
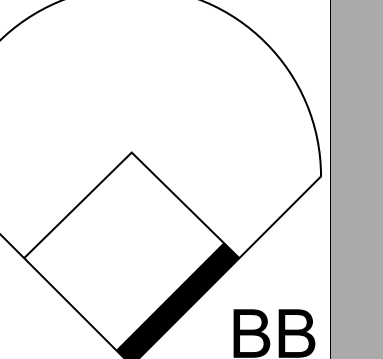
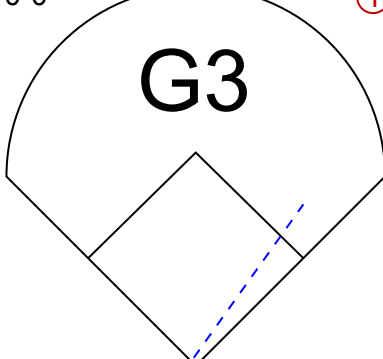
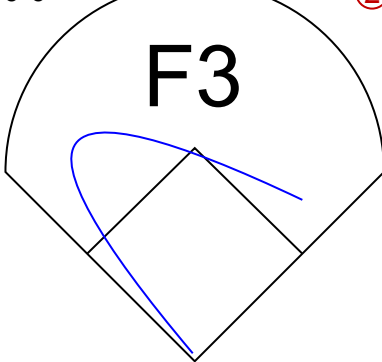
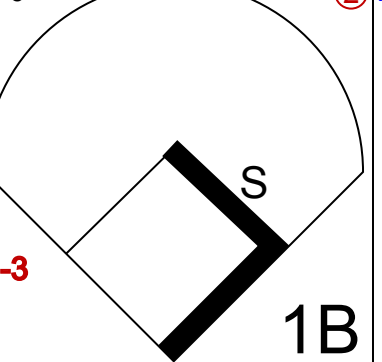
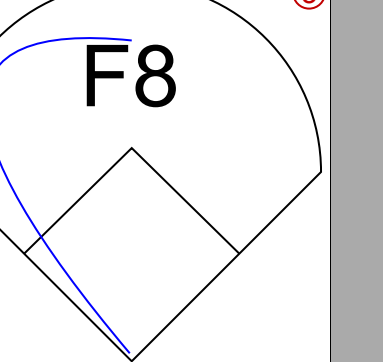
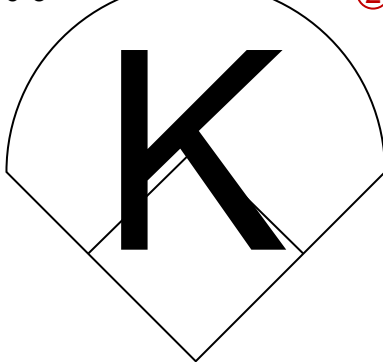
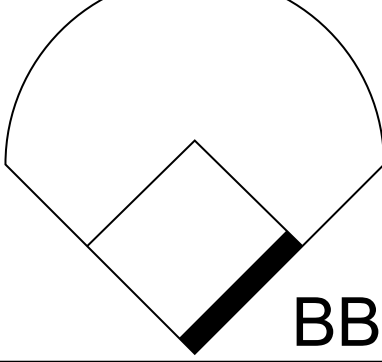
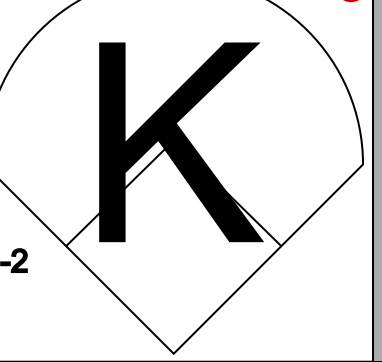
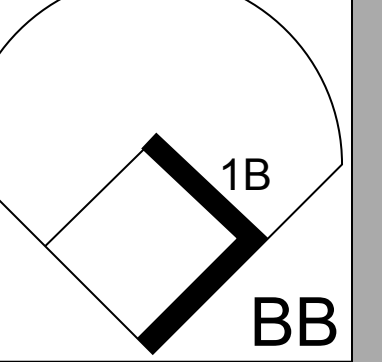

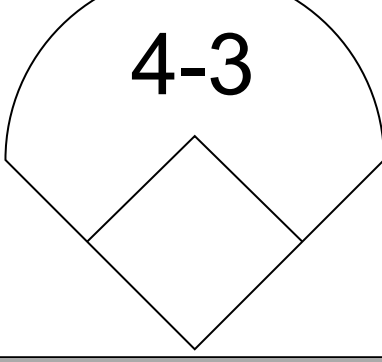
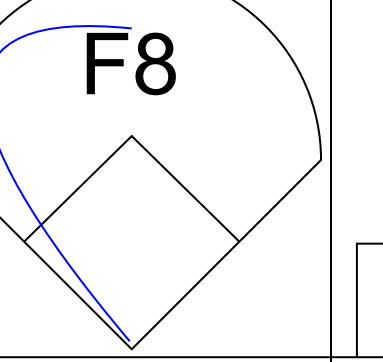
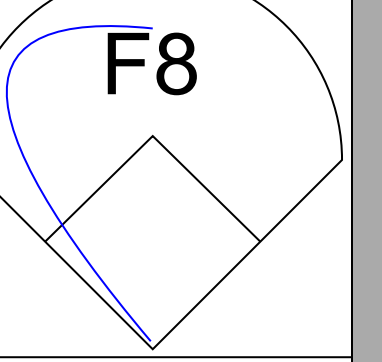
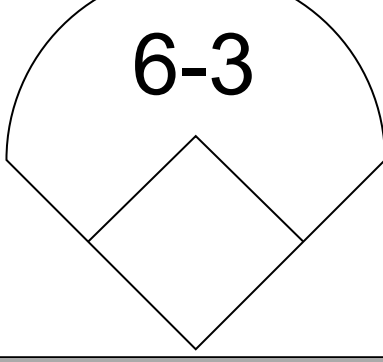
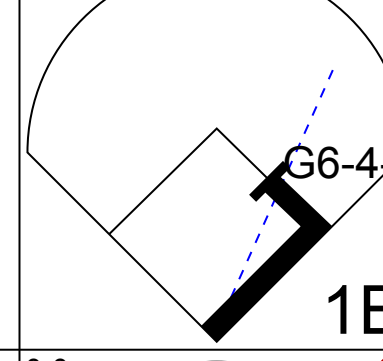
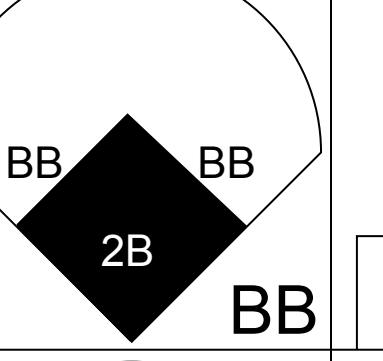
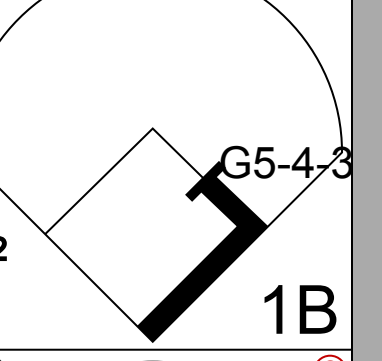
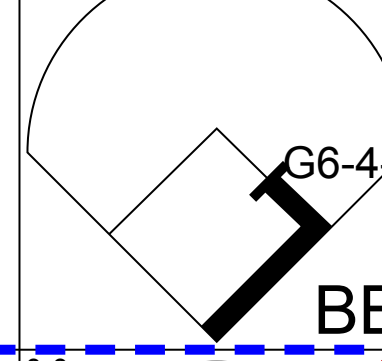
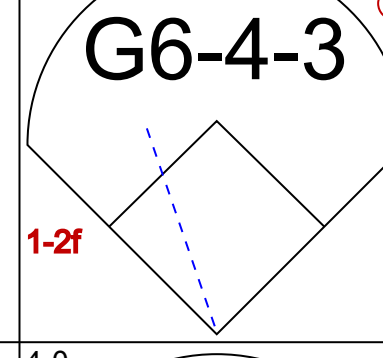
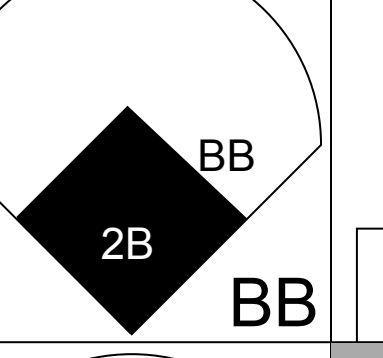
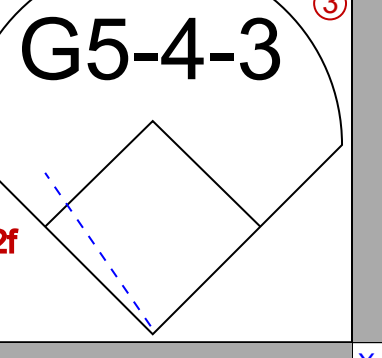
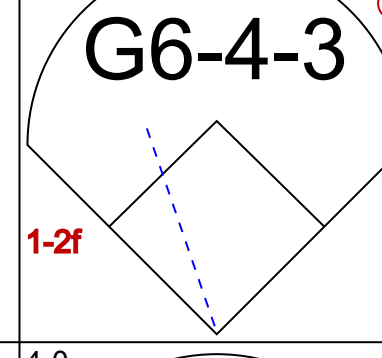
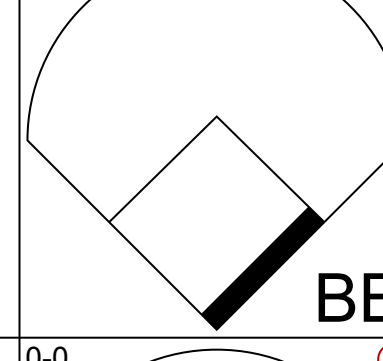
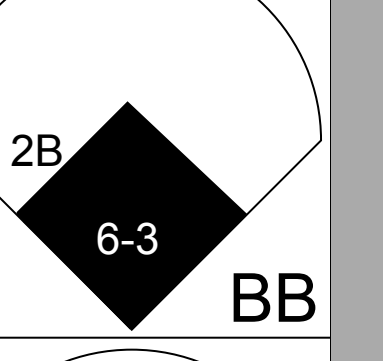

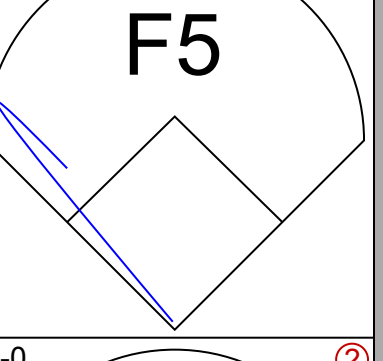
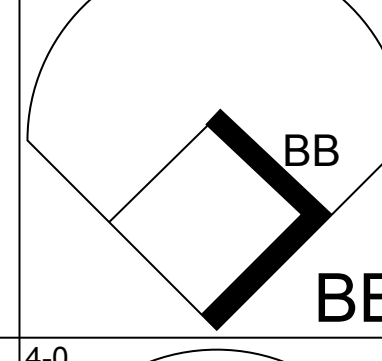
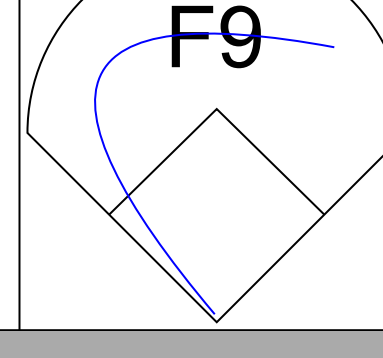
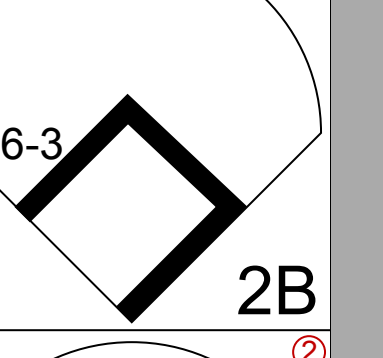

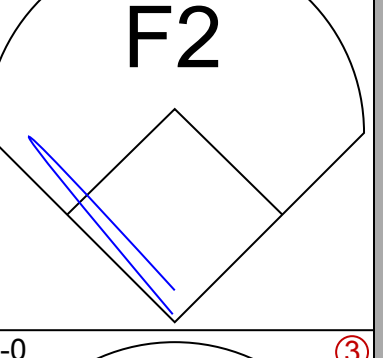
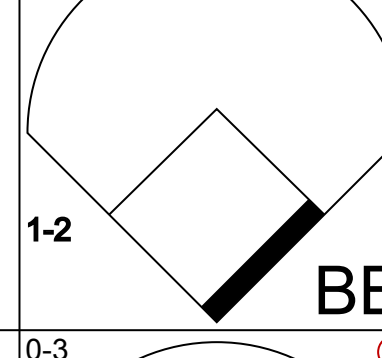
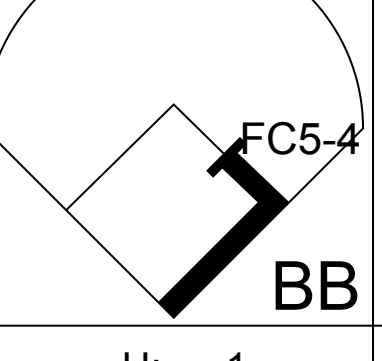
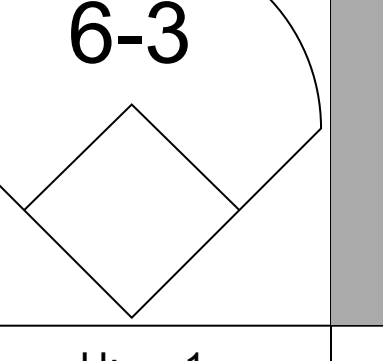

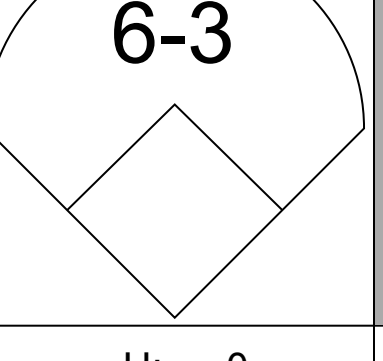
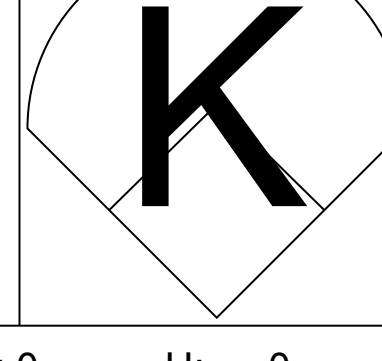
AB 34
R 4
H 9
RBI 4
BB 2
SO 8
LOB 12



Batter	1	2	3	4	5	6	7	8	9	AB	R	H	RBI	BB	SO	LOB	TOP			
Bobby Bonds, R OBP: 0.390, SLG: 0.489 (1, 9)										3	0	0	0	1	2	3	Cleveland Indians @ Baltimore Orioles Memorial Stadium, Baltimore, MD Mon Jun 25 1979, 7:05 PM EDT Att: 16,497 - Unknown			
Toby Harrah, R OBP: 0.385, SLG: 0.390 (1, 5)										4	0	0	0	0	0	4				
Rick Manning, L OBP: 0.334, SLG: 0.310 (1, 8)										4	1	2	0	0	0	1				
Andre Thornton, R OBP: 0.353, SLG: 0.436 (1, 3)										3	1	1	1	1	1	1				
Cliff Johnson, R OBP: 0.357, SLG: 0.417 Dave Rosello, R OBP: 0.389, SLG: 0.875 (9, PR)										3	0	0	0	0	0	1				
Mike Hargrove, L OBP: 0.321, SLG: 0.261 Horace Speed, R OBP: 0.368, SLG: 0.143 Jim Norris, L OBP: 0.302, SLG: 0.315 (9, PH)										3	0	0	0	0	0	1				
Gary Alexander, R OBP: 0.287, SLG: 0.347 (1, 2)										3	0	0	0	1	2	2				
Duane Kuiper, L OBP: 0.315, SLG: 0.315 (1, 4)										4	0	0	0	0	0	3				
Tom Verzyer, R OBP: 0.299, SLG: 0.271 (1, 6)										2	0	0	0	1	0	0				
Inning Stats	R: 0 E: 1 K: 1 S: 5	H: 0 LOB: 0 BB: 0 P: 5	R: 1 E: 0 K: 0 S: 4	H: 1 LOB: 0 BB: 0 P: 4	R: 0 E: 1 K: 0 S: 4	H: 0 LOB: 1 BB: 0 P: 4	R: 0 E: 0 K: 1 S: 5	H: 0 LOB: 0 BB: 0 P: 5	R: 0 E: 0 K: 1 S: 5	H: 0 LOB: 0 BB: 0 P: 5	R: 0 E: 0 K: 1 S: 5	H: 0 LOB: 2 BB: 1 P: 13	R: 1 E: 0 K: 1 S: 6	H: 1 LOB: 2 BB: 1 P: 11	1B: 2 2B: 0 3B: 0 HR: 1	SF: 1 SAC: 0 DP: 0 HBP: 1		WP: 0 PB: 0 SB: 0 CS: 2	PA: 35	
PITCHER	IP	WLS	BF	H	R	ER	SO	BB	IBB	HBP	BLK	WP	HR	S	P	ERA	WHIP			
Steve Stone, R ERA: 4.14 Don Stanhouse, R ERA: 2.7	(1, 1)	8.0	W	30	3	2	2	4	3	0	0	0	0	1	35	47	2.25	0.750		
PITCHER	IP	WLS	BF	H	R	ER	SO	BB	IBB	HBP	BLK	WP	HR	S	P	ERA	WHIP			
	(9, 1)	1.0	S	5	0	0	0	1	1	0	1	0	0	0	5	10	0.00	1.000		

Batter	1	2	3	4	5	6	7	8	9	AB	R	H	RBI	BB	SO	LOB	BOTTOM		
Al Bumby, L OBP: 0.339, SLG: 0.363 (1, 8)										2	1	1	0	2	0	0	Cleveland Indians @ Baltimore Orioles Memorial Stadium, Baltimore, MD Mon Jun 25 1979, 7:05 PM EDT Att: 16,497 - Unknown		
Kiko Garcia, R OBP: 0.324, SLG: 0.401 (1, 6)										3	1	2	0	1	0	1			
Ken Singleton, S OBP: 0.421, SLG: 0.543 Dave Skaggs, R OBP: 0.297, SLG: 0.246 (9, 2)										3	1	0	1	0	2	3			
Eddie Murray, S OBP: 0.359, SLG: 0.419 (1, 3)										3	0	0	0	1	2	3			
Gary Roenicke, R OBP: 0.432, SLG: 0.571 (1, 7)										4	0	2	1	0	2	2			
Doug DeCinces, R OBP: 0.315, SLG: 0.419 (1, 5)										4	0	1	0	0	0	1			
Lee May, R OBP: 0.325, SLG: 0.471 (1, 10)										3	0	0	0	0	2	2			
Rich Dauer, R OBP: 0.320, SLG: 0.385 (1, 4)										3	0	0	0	0	0	2			
Rick Dempsey, R OBP: 0.350, SLG: 0.387 John Lowenstein, L OBP: 0.418, SLG: 0.560 (9, 9)										2	0	0	0	0	0	0			
Inning Stats	R: 0 E: 0 K: 2 S: 8	H: 1 LOB: 2 BB: 1 P: 12	R: 0 E: 0 K: 1 S: 5	H: 0 LOB: 0 BB: 0 P: 5	R: 0 E: 0 K: 0 S: 2	H: 0 LOB: 0 BB: 1 P: 6	R: 0 E: 0 K: 2 S: 7	H: 0 LOB: 0 BB: 0 P: 7	R: 0 E: 0 K: 1 S: 6	H: 2 LOB: 1 BB: 0 P: 6	R: 3 E: 1 K: 0 S: 5	H: 1 LOB: 1 BB: 2 P: 13	1B: 4 2B: 2 3B: 0 HR: 0	SF: 1 SAC: 0 DP: 1 HBP: 0	WP: 0 PB: 0 SB: 0 CS: 1	PA: 34			
PITCHER	IP	WLS	BF	H	R	ER	SO	BB	IBB	HBP	BLK	WP	HR	S	P	ERA	WHIP		
Wayne Garland, R ERA: 5.31 Victor Cruz, R ERA: 4.19	(1, 1)	7.2	L	31	5	3	0	8	4	0	0	0	0	43	59	0.00	1.174		
PITCHER	IP	WLS	BF	H	R	ER	SO	BB	IBB	HBP	BLK	WP	HR	S	P	ERA	WHIP		
	(8, 1)	0.1		2	1	0	0	0	0	0	0	0	0	2	2	0.00	3.000		

Batter	1	2	3	4	5	6	7	8	9	AB	R	H	RBI	BB	SO	LOB	TOP						
Bobby Bonds, R OBP: 0.387, SLG: 0.482 (1, 9)										4	0	0	0	1	3	1	Cleveland Indians @ Baltimore Orioles Memorial Stadium, Baltimore, MD Tue Jun 26 1979, 7:05 PM EDT Att: 18,171 - Unknown						
Toby Harrah, R OBP: 0.385, SLG: 0.399 (1, 5) (8, 6)										4	1	1	1	1	1	2							
Rick Manning, L OBP: 0.337, SLG: 0.313 (1, 8)										4	1	2	1	0	1	2							
Andre Thornton, R OBP: 0.359, SLG: 0.439 (1, 3)										3	0	2	0	1	1	0							
Cliff Johnson, R OBP: 0.353, SLG: 0.402 Horace Speed, R OBP: 0.301, SLG: 0.143 (8, PR)										3	0	0	1	1	0	5							
Ron Pruitt, R OBP: 0.351, SLG: 0.333 Ron Hassey, L OBP: 0.250, SLG: 0.267 (8, PH) (8, 2)										3	0	0	0	0	1	2							
Mike Hargrove, L OBP: 0.319, SLG: 0.256 (1, 7)										3	0	0	0	1	1	1							
Tom Veryzer, R OBP: 0.303, SLG: 0.278 Jim Norris, L OBP: 0.301, SLG: 0.313 Ted Cox, R OBP: 0.282, SLG: 0.250 (8, PH) (8, 5)										2	1	1	0	1	0	0							
Duane Kuiper, L OBP: 0.310, SLG: 0.309 (1, 4)										4	0	0	0	0	1	2							
Inning Stats	R: 1 E: 0 K: 3 S: 10	H: 1 LOB: 0 BB: 0 P: 10	R: 0 E: 0 K: 1 S: 4	H: 0 LOB: 0 BB: 1 P: 8	R: 0 E: 0 K: 0 S: 4	H: 1 LOB: 2 BB: 1 P: 8	R: 0 E: 0 K: 1 S: 6	H: 1 LOB: 1 BB: 0 P: 6	R: 1 E: 0 K: 0 S: 4	H: 1 LOB: 3 BB: 3 P: 16	R: 0 E: 0 K: 0 S: 3	H: 0 LOB: 0 BB: 0 P: 3	R: 0 E: 0 K: 3 S: 9	H: 0 LOB: 0 BB: 0 P: 9	R: 1 E: 0 K: 0 S: 5	H: 2 LOB: 2 BB: 1 P: 9		R: 0 E: 0 K: 1 S: 5	H: 0 LOB: 0 BB: 0 P: 5	1B: 4 2B: 1 3B: 0 HR: 1	SF: 0 SAC: 0 DP: 1 HBP: 0	WP: 0 PB: 0 SB: 1 CS: 0	PA: 38
PITCHER	IP	WLS	BF	H	R	ER	SO	BB	IBB	HBP	BLK	WP	HR	S	P	ERA		WHIP					
Mike Flanagan, L ERA: 3.92 Don Stanhouse, R ERA: 2.56 (8, 1)	7.0	W	30	5	3	3	8	5	0	0	0	0	1	41	61	3.86		1.429					
2.0	S	8	1	0	0	1	1	0	0	0	0	0	0	9	13	0.00	1.000						

Batter	1	2	3	4	5	6	7	8	9	AB	R	H	RBI	BB	SO	LOB	BOTTOM					
Al Bumby, L OBP: 0.338, SLG: 0.359 (1, 8)										3	0	0	0	1	0	1	Cleveland Indians @ Baltimore Orioles Memorial Stadium, Baltimore, MD Tue Jun 26 1979, 7:05 PM EDT Att: 18,171 - Unknown					
Kiko Garcia, R OBP: 0.322, SLG: 0.398 (1, 6)										4	0	1	0	0	1	2						
Ken Singleton, S OBP: 0.425, SLG: 0.555 John Lowenstein, L OBP: 0.418, SLG: 0.560 (8, 9)										2	1	1	1	2	1	1						
Eddie Murray, S OBP: 0.355, SLG: 0.412 (1, 3)										4	0	0	0	0	0	2						
Doug DeCinces, R OBP: 0.333, SLG: 0.427 (1, 5)										2	1	2	0	2	0	0						
Lee May, R OBP: 0.324, SLG: 0.465 (1, 10)										3	1	0	0	1	0	4						
Gary Roenicke, R OBP: 0.438, SLG: 0.568 (1, 7)										1	1	0	0	3	0	0						
Rich Dauer, R OBP: 0.323, SLG: 0.388 (1, 4)										3	0	1	2	1	0	1						
Rick Dempsey, R OBP: 0.348, SLG: 0.381 (1, 2)										3	0	0	1	1	1	3						
Inning Stats	R: 0 E: 0 K: 0 S: 3	H: 0 LOB: 1 BB: 1 P: 7	R: 0 E: 0 K: 0 S: 3	H: 1 LOB: 1 BB: 1 P: 7	R: 0 E: 0 K: 1 S: 5	H: 1 LOB: 1 BB: 1 P: 9	R: 3 E: 0 K: 0 S: 4	H: 1 LOB: 2 BB: 4 P: 20	R: 0 E: 0 K: 0 S: 3	H: 0 LOB: 0 BB: 0 P: 3	R: 1 E: 0 K: 1 S: 6	H: 1 LOB: 0 BB: 0 P: 6	R: 0 E: 0 K: 1 S: 4	H: 0 LOB: 2 BB: 3 P: 16	1B: 3 2B: 1 3B: 0 HR: 1	SF: 0 SAC: 0 DP: 3 HBP: 0		WP: 0 PB: 0 SB: 2 CS: 0	PA: 36			
PITCHER	IP	WLS	BF	H	R	ER	SO	BB	IBB	HBP	BLK	WP	HR	S	P	ERA		WHIP				
Len Barker, R ERA: 4.94 Dan Spillner, R ERA: 4.05 (8, 1)	7.0	L	32	5	4	4	2	9	0	0	0	0	0	4	12	5.14		2.000				
1.0		4	0	0	0	1	2	0	0	0	0	0	0	4	12	0.00	2.000					

Batter	1	2	3	4	5	6	7	8	9	AB	R	H	RBI	BB	SO	LOB	TOP					
Rick Manning, L OBP: 0.336, SLG: 0.312 (1, 8)	0-0 4-3		0-0 1B		0-0 1-3			0-0 4-3		4	0	1	0	0	0	2	Cleveland Indians @ Baltimore Orioles Memorial Stadium, Baltimore, MD Wed Jun 27 1979, 7:05 PM EDT Att: 20,209 - Unknown livebaseballscores.com					
Toby Harrah, R OBP: 0.383, SLG: 0.409 (1, 5) (8, 6)	0-0 6-3		0-0 F7			0-0 L8			0-0 HR	4	1	1	1	0	0	1						
Bobby Bonds, R OBP: 0.382, SLG: 0.475 (1, 10)	0-3 K			0-0 F6		0-0 F8			0-0 6-3	4	0	0	0	0	1	0						
Andre Thornton, R OBP: 0.354, SLG: 0.431 (1, 3)		0-0 F9		0-3 K		0-0 L1			0-3 K	4	0	0	0	0	2	0						
Ron Hassey, L OBP: 0.222, SLG: 0.235 (1, 2)		0-0 F8		0-0 5-3			0-0 1-3		0-0 4-3	4	0	0	0	0	0	0						
Mike Hargrove, L OBP: 0.320, SLG: 0.258 (1, 7)		0-0 1B			0-0 1-3		0-0 4-3			3	0	1	0	0	0	0						
Jim Norris, L OBP: 0.301, SLG: 0.309 (1, 9)		0-0 F8			4-0 BB		0-0 F7			2	0	0	0	1	0	1						
Duane Kuiper, L OBP: 0.314, SLG: 0.311 (1, 4)			0-0 CS 1B		4-0 BB			0-0 F8		2	0	1	0	1	0	0						
Tom Verzyer, R OBP: 0.301, SLG: 0.276 (1, 6) Dell Alston, L (8, PH)			0-3 K		0-3 K			0-0 F9		2	0	0	0	0	2	3						
Ted Cox, R OBP: 0.282, SLG: 0.250 (8, 5)			1-2 K							1	0	0	0	0	0	0						
Ted Cox, R OBP: 0.282, SLG: 0.250 (8, 5)			1-2 K							0	0	0	0	0	0	0						
Inning Stats	R: 0 E: 0 K: 1 S: 5	H: 0 LOB: 0 BB: 0 P: 5	R: 0 E: 0 K: 0 S: 4	H: 1 LOB: 1 BB: 0 P: 4	R: 0 E: 0 K: 1 S: 6	H: 2 LOB: 1 BB: 0 P: 6	R: 0 E: 0 K: 1 S: 5	H: 0 LOB: 0 BB: 0 P: 5	R: 0 E: 0 K: 1 S: 5	H: 0 LOB: 2 BB: 2 P: 13	R: 0 E: 0 K: 0 S: 3	H: 0 LOB: 0 BB: 0 P: 3	R: 0 E: 0 K: 0 S: 3	H: 0 LOB: 0 BB: 0 P: 3	R: 0 E: 0 K: 0 S: 3	H: 0 LOB: 0 BB: 0 P: 3	R: 1 E: 0 K: 1 S: 6	H: 1 LOB: 0 BB: 0 P: 6	1B: 3 2B: 0 3B: 0 HR: 1	SF: 0 SAC: 0 DP: 0 HBP: 0	WP: 0 PB: 0 SB: 0 CS: 1	PA: 32
PITCHER Jim Palmer, R ERA: 3.07 (1, 1)	IP: 9.0 WLS: W BF: 32 H: 4 R: 1 ER: 1 SO: 5 BB: 2 IBB: 0 HBP: 0 BLK: 0 WP: 0 HR: 1 S: 40 P: 48 ERA: 1.00 WHIP: 0.667															PITCHER Jim Palmer, R ERA: 3.07 (1, 1)						

Batter	1	2	3	4	5	6	7	8	9	AB	R	H	RBI	BB	SO	LOB	BOTTOM			
Kiko Garcia, R OBP: 0.325, SLG: 0.400 (1, 6)	0-0 4-3		0-0 1B		0-0 L4		0-0 2B 1B			4	1	2	1	0	0	0	Cleveland Indians @ Baltimore Orioles Memorial Stadium, Baltimore, MD Wed Jun 27 1979, 7:05 PM EDT Att: 20,209 - Unknown livebaseballscores.com			
Pat Kelly, L OBP: 0.417, SLG: 0.529 (1, 10)	4-0 L4-6 S BB		0-0 1B		0-3 K		0-0 1B 2B			3	1	2	1	1	1	0				
Ken Singleton, S OBP: 0.426, SLG: 0.552 (1, 9)	4-0 1-2 BB		0-3 K		0-0 F9		0-0 1B			3	0	1	1	1	1	3				
Eddie Murray, S OBP: 0.350, SLG: 0.406 (1, 3)	0-0 L4-6 2-3		0-3 K			0-0 4-3	0-0 F9			4	0	0	0	0	1	6				
Doug DeCinces, R OBP: 0.331, SLG: 0.418 (1, 5)		0-0 F4	0-0 F7			4-0 S BB		0-0 F7		3	0	0	0	1	0	3				
John Lowenstein, L OBP: 0.411, SLG: 0.538 (1, 7)		0-3 K2-3		4-0 BB		0-0 F7		0-3 K		3	0	0	0	1	2	1				
Gary Roenicke, R OBP: 0.435, SLG: 0.559 (1, 8)		0-0 F7		0-0 F7		0-0 F8		4-0 BB		3	0	0	0	1	0	2				
Rich Dauer, R OBP: 0.322, SLG: 0.386 (1, 4)			0-0 1B 1B		0-0 F9		0-0 F8	0-0 F5		4	1	1	0	0	0	2				
Rick Dempsey, R OBP: 0.348, SLG: 0.380 (1, 2)			0-0 1B 1B 1-3		0-0 F8		0-0 F7			3	0	1	0	0	0	1				
Inning Stats	R: 0 E: 0 K: 0 S: 2	H: 0 LOB: 1 BB: 2 P: 10	R: 0 E: 0 K: 1 S: 5	H: 0 LOB: 0 BB: 0 P: 5	R: 1 E: 0 K: 2 S: 11	H: 4 LOB: 3 BB: 0 P: 11	R: 0 E: 0 K: 0 S: 3	H: 0 LOB: 1 BB: 1 P: 7	R: 0 E: 0 K: 0 S: 3	H: 0 LOB: 1 BB: 1 P: 7	R: 2 E: 0 K: 0 S: 6	H: 3 LOB: 1 BB: 0 P: 6	R: 0 E: 0 K: 1 S: 5	H: 0 LOB: 1 BB: 1 P: 9	R: 0 E: 0 K: 1 S: 5	H: 0 LOB: 1 BB: 1 P: 9	1B: 6 2B: 2 3B: 0 HR: 0	SF: 0 SAC: 0 DP: 1 HBP: 0	WP: 0 PB: 0 SB: 2 CS: 0	PA: 35
PITCHER Mike Paxton, R ERA: 6.28 (7, 1) Sid Monge, L ERA: 2.06 (7, 1)	IP: 6.2 WLS: L BF: 29 H: 6 R: 3 ER: 3 SO: 4 BB: 4 IBB: 0 HBP: 0 BLK: 0 WP: 0 HR: 0 S: 33 P: 49 ERA: 4.05 WHIP: 1.500															PITCHER Mike Paxton, R ERA: 6.28 (7, 1) Sid Monge, L ERA: 2.06 (7, 1)				

Cleveland Indians @ Baltimore Orioles
Memorial Stadium, Baltimore, MD
 Wed Jun 27 1979, 7:05 PM EDT
 Att: 20,209 - Unknown

AB 30
R 1
H 4
RBI 1
BB 2
SO 5
LOB 7



Cleveland Indians @ Baltimore Orioles
Memorial Stadium, Baltimore, MD
 Wed Jun 27 1979, 7:05 PM EDT
 Att: 20,209 - Unknown

AB 30
R 3
H 7
RBI 3
BB 5
SO 5
LOB 18



Batter	1	2	3	4	5	6	7	8	9	AB	R	H	RBI	BB	SO	LOB	TOP																					
Rick Manning, L OBP: 0.333, SLG: 0.310 (1, 8)	F8	F7		6-3			6-3		FC6-4 1B	5	0	1	0	0	0	3																						
Duane Kuiper, L OBP: 0.308, SLG: 0.305 (1, 4)	4-3		K		F7		6-3		F4	5	0	0	0	0	1	2																						
Bobby Bonds, R OBP: 0.376, SLG: 0.466 (1, 10)	K		F5		L6		K		FC6-4 1-2	5	0	0	0	0	2	2																						
Andre Thornton, R OBP: 0.352, SLG: 0.441 (1, 3)		5-3	K						F6	4	1	1	1	0	1	0																						
Toby Harrah, R OBP: 0.388, SLG: 0.418 (1, 5)		2B 1B			FC2-5 2B				F5	4	1	3	0	0	0	0																						
Mike Hargrove, L OBP: 0.323, SLG: 0.265 (1, 7)		1B 2B			FC2-5 2B BB				F8	3	2	1	1	1	0	1																						
Jim Norris, L OBP: 0.300, SLG: 0.308 (1, 9)		K			FC2-5 2B		L6		1B SF9 1B	4	2	1	0	0	1	3																						
Ron Hassey, L OBP: 0.275, SLG: 0.316 (1, 2)		1B 1B					K2-3		1B 1B	4	0	3	3	0	1	0																						
Tom Verzyer, R OBP: 0.300, SLG: 0.276 (1, 6)		1B			6-3		5-3		SF9	3	0	1	1	0	0	1																						
Inning Stats	R: 0 E: 0 K: 1 S: 5	H: 0 LOB: 0 BB: 0 P: 5	R: 2 E: 0 K: 1 S: 9	H: 4 LOB: 2 BB: 0 P: 9	R: 0 E: 0 K: 2 S: 7	H: 0 LOB: 0 BB: 0 P: 7	R: 2 E: 0 K: 0 S: 5	H: 2 LOB: 1 BB: 1 P: 9	R: 1 E: 0 K: 0 S: 5	H: 2 LOB: 1 BB: 0 P: 5	R: 0 E: 0 K: 1 S: 5	H: 0 LOB: 0 BB: 0 P: 5	R: 0 E: 0 K: 0 S: 3	H: 0 LOB: 0 BB: 0 P: 3	R: 0 E: 0 K: 0 S: 6	H: 3 LOB: 2 BB: 0 P: 6	1B: 7 2B: 3 3B: 0 HR: 1	SF: 1 SAC: 0 DP: 0 HBP: 0	WP: 0 PB: 0 SB: 1 CS: 0	PA: 39																		
PITCHER	IP	WLS	BF	H	R	ER	SO	BB	IBB	HBP	BLK	WP	HR	S	P	ERA	WHIP	PITCHER				IP	WLS	BF	H	R	ER	SO	BB	IBB	HBP	BLK	WP	HR	S	P	ERA	WHIP
Dennis Martinez, R ERA: 3.64 (1, 1)	8.0	L	35	10	6	6	6	1	0	0	0	0	1	46	50	6.75	1.375																					
Tippy Martinez, L ERA: 3.16 (9, 1)	1.0		4	1	0	0	0	0	0	0	0	0	0	4	4	0.00	1.000																					

Cleveland Indians @ Baltimore Orioles
Memorial Stadium, Baltimore, MD
Thu Jun 28 1979, 7:05 PM EDT
Att: 11,795 - Unknown

AB	37
R	6
H	11
RBI	6
BB	1
SO	6
LOB	12



Batter	1	2	3	4	5	6	7	8	9	AB	R	H	RBI	BB	SO	LOB	BOTTOM																					
Kiko Garcia, R OBP: 0.329, SLG: 0.409 (1, 6)	F8					F8		1B BB		3	0	1	0	1	0	0																						
Pat Kelly, L OBP: 0.422, SLG: 0.537 (1, 7)			1-3			G6-4-3 BB		K		3	0	1	0	1	1	4																						
Ken Singleton, S OBP: 0.424, SLG: 0.548 (1, 9)										4	0	1	2	0	1	3																						
Rick Dempsey, R OBP: 0.348, SLG: 0.380 (9, 2)	L6		K			G6-4-3 1-2		1B		0	0	0	0	0	0	0																						
Eddie Murray, S OBP: 0.346, SLG: 0.401 (1, 3)	4-3				F2		K	L9		4	0	0	0	0	1	3																						
Lee May, R OBP: 0.323, SLG: 0.474 (1, 10)					F9		F7		K	4	1	1	1	0	1	0																						
Doug DeCinces, R OBP: 0.323, SLG: 0.406 (1, 5)			K		1-3		1-3		5-3	4	0	0	0	0	1	0																						
Gary Roenicke, R OBP: 0.436, SLG: 0.555 (1, 8)			K			L8		BB E 1B BB	BB 1B	3	1	1	0	1	1	0																						
Billy Smith, S OBP: 0.293, SLG: 0.369 (1, 4)			6-3			G3		E3 BB 1B	FC5-4 BB	3	1	0	0	1	0	1																						
Dave Skaggs, R OBP: 0.288, SLG: 0.237 (1, 2)								F8	FC5-4	2	0	0	0	0	0	0																						
Terry Crowley, L OBP: 0.429, SLG: 0.545 (8, PH)			6-3							1	0	0	0	0	0	2																						
John Lowenstein, L OBP: 0.411, SLG: 0.538 (9, 9)										0	0	0	0	0	0	0																						
Benny Ayala, R OBP: 0.304, SLG: 0.783 (9, PH)										1	0	0	0	0	0	2																						
Inning Stats	R: 0 E: 0 K: 0 S: 4	H: 1 LOB: 1 BB: 0 P: 4	R: 1 E: 0 K: 2 S: 8	H: 1 LOB: 0 BB: 0 P: 8	R: 0 E: 0 K: 1 S: 6	H: 1 LOB: 1 BB: 0 P: 6	R: 0 E: 0 K: 0 S: 3	H: 0 LOB: 0 BB: 0 P: 3	R: 0 E: 0 K: 0 S: 3	H: 0 LOB: 0 BB: 0 P: 3	R: 0 E: 0 K: 0 S: 2	H: 0 LOB: 0 BB: 1 P: 6	R: 0 E: 0 K: 1 S: 5	H: 0 LOB: 0 BB: 0 P: 5	R: 2 E: 1 K: 1 S: 7	H: 1 LOB: 2 BB: 2 P: 15	R: 0 E: 0 K: 1 S: 6	H: 1 LOB: 2 BB: 1 P: 10	1B: 2 2B: 1 3B: 1 HR: 1	SF: 0 SAC: 0 DP: 1 HBP: 0	WP: 0 PB: 0 SB: 0 CS: 0	PA: 36																
PITCHER	IP	WLS	BF	H	R	ER	SO	BB	IBB	HBP	BLK	WP	HR	S	P	ERA	WHIP	PITCHER				IP	WLS	BF	H	R	ER	SO	BB	IBB	HBP	BLK	WP	HR	S	P	ERA	WHIP
Rick Wise, R ERA: 3.63 (1, 1)	8.2	W	35	5	3	1	6	4	0	0	0	0	1	43	59	1.04	1.038																					
Sid Monge, L ERA: 2.05 (9, 1)	0.1	S	1	0	0	0	0	0	0	0	0	0	0	1	1	0.00	0.000																					

Cleveland Indians @ Baltimore Orioles
Memorial Stadium, Baltimore, MD
Thu Jun 28 1979, 7:05 PM EDT
Att: 11,795 - Unknown

AB	32
R	3
H	5
RBI	3
BB	4
SO	6
LOB	15



Batter	1	2	3	4	5	6	7	8	9	AB	R	H	RBI	BB	SO	LOB	TOP			
Alfredo Griffin, S OBP: 0.325, SLG: 0.332	F8		F4		4-3			FC5-4		4	0	0	0	0	0	3	Toronto Blue Jays @ Baltimore Orioles Memorial Stadium, Baltimore, MD Fri Jun 29 1979, 7:05 PM EDT Unknown			
Luis Gomez, R OBP: 0.371, SLG: 0.397	E9 4-3		F4				F4	G5-4-3		4	0	1	0	0	0	1				
Rick Bosetti, R OBP: 0.282, SLG: 0.345	4-3				F8			FC4		4	0	2	0	0	0	1				
Rico Carty, R OBP: 0.345, SLG: 0.388	5-3				F4		F4	G4-6-3		4	0	0	0	0	0	3				
Otto Velez, R OBP: 0.349, SLG: 0.491					F7			FC4		4	1	2	1	0	0	1				
John Mayberry, L OBP: 0.397, SLG: 0.486							F4			4	0	0	0	0	1	1				
Danny Ainge, R OBP: 0.303, SLG: 0.338								F4		2	0	0	0	1	0	0				
Bob Bailor, R OBP: 0.295, SLG: 0.258								F8		3	0	0	0	0	1	1				
Bob Davis, R OBP: 0.162, SLG: 0.185					F7					3	0	2	0	0	0	0				
Inning Stats	R: 0 E: 1 K: 0 S: 4	H: 1 LOB: 1 BB: 0 P: 4	R: 1 E: 0 K: 1 S: 6	H: 1 LOB: 0 BB: 0 P: 6	R: 0 E: 0 K: 0 S: 3	H: 0 LOB: 0 BB: 0 P: 3	R: 0 E: 0 K: 0 S: 3	H: 0 LOB: 0 BB: 0 P: 3	R: 0 E: 0 K: 0 S: 4	H: 1 LOB: 2 BB: 1 P: 8	R: 0 E: 0 K: 0 S: 3	H: 0 LOB: 0 BB: 0 P: 3	R: 0 E: 0 K: 0 S: 3	H: 1 LOB: 0 BB: 0 P: 3	R: 0 E: 0 K: 1 S: 6	H: 2 LOB: 1 BB: 0 P: 6	1B: 5 2B: 1 3B: 0 HR: 1	SF: 0 SAC: 0 DP: 2 HBP: 0	WP: 0 PB: 0 SB: 0 CS: 0	PA: 33
PITCHER Scott McGregor, L ERA: 4.53	IP: 9.0 WLS: W BF: 33 H: 7 R: 1 ER: 1 SO: 2 BB: 1 IBB: 0 HBP: 0 BLK: 0 WP: 0 HR: 1 S: 36 P: 40 ERA: 1.00 WHIP: 0.889											PITCHER	IP: 9.0 WLS: W BF: 33 H: 7 R: 1 ER: 1 SO: 2 BB: 1 IBB: 0 HBP: 0 BLK: 0 WP: 0 HR: 1 S: 36 P: 40 ERA: 1.00 WHIP: 0.889							

Batter	1	2	3	4	5	6	7	8	9	AB	R	H	RBI	BB	SO	LOB	BOTTOM			
Kiko Garcia, R OBP: 0.323, SLG: 0.401	4-3	K			4-3			1-3		4	0	0	0	0	1	1	Toronto Blue Jays @ Baltimore Orioles Memorial Stadium, Baltimore, MD Fri Jun 29 1979, 7:05 PM EDT Unknown			
John Lowenstein, L OBP: 0.404, SLG: 0.537	K		K				F7	WP		4	0	1	0	0	2	0				
Gary Roenicke, R OBP: 0.429, SLG: 0.543	6-3		L8				6-3	5-3		4	0	0	0	0	0	1				
Ken Singleton, S OBP: 0.425, SLG: 0.543		1B 1B 1B BB	K				HR	4-3		2	2	0	0	2	1	0				
Doug DeCinces, R OBP: 0.321, SLG: 0.423		F8			5-3		HR	F5		4	1	1	2	0	0	1				
Lee May, R OBP: 0.325, SLG: 0.487		1B 1-2 1B			4-3		HR	F8		4	2	2	1	0	0	0				
Eddie Murray, S OBP: 0.349, SLG: 0.404		1B 1-2 2-3 1B			K					3	1	2	0	0	1	0				
Rich Dauer, R OBP: 0.322, SLG: 0.385		WP 1-2 2H 3H 1B					6-3	G3		3	0	1	2	0	0	1				
Rick Dempsey, R OBP: 0.343, SLG: 0.374		L6					F8	F8		3	0	0	0	0	0	1				
Inning Stats	R: 0 E: 0 K: 1 S: 5	H: 0 LOB: 0 BB: 0 P: 5	R: 3 E: 0 K: 1 S: 8	H: 3 LOB: 1 BB: 1 P: 12	R: 0 E: 0 K: 2 S: 7	H: 0 LOB: 0 BB: 0 P: 7	R: 0 E: 0 K: 1 S: 5	H: 0 LOB: 0 BB: 0 P: 5	R: 0 E: 0 K: 0 S: 3	H: 0 LOB: 0 BB: 0 P: 3	R: 3 E: 0 K: 0 S: 6	H: 3 LOB: 1 BB: 1 P: 10	R: 0 E: 0 K: 0 S: 4	H: 1 LOB: 0 BB: 0 P: 4	R: 0 E: 0 K: 0 S: 3	H: 0 LOB: 0 BB: 0 P: 3	1B: 4 2B: 1 3B: 0 HR: 2	SF: 0 SAC: 0 DP: 0 HBP: 0	WP: 2 PB: 0 SB: 0 CS: 0	PA: 33
PITCHER Dave Stieb, R ERA: 7.5 Dyar Miller, R ERA: 5.1	IP: 6.0 WLS: L BF: 26 H: 6 R: 6 ER: 5 SO: 5 BB: 2 IBB: 0 HBP: 0 BLK: 0 WP: 1 HR: 2 S: 34 P: 42 ERA: 7.50 WHIP: 1.333											PITCHER	IP: 2.0 WLS: 7 BF: 7 H: 1 R: 0 ER: 0 SO: 0 BB: 0 IBB: 0 HBP: 0 BLK: 0 WP: 1 HR: 0 S: 7 P: 7 ERA: 0.00 WHIP: 0.500							

Batter	1	2	3	4	5	6	7	8	9	AB	R	H	RBI	BB	SO	LOB	TOP			
Alfredo Griffin, S (1,6) OBP: 0.324, SLG: 0.329										3	0	0	0	1	0	0	Toronto Blue Jays @ Baltimore Orioles Memorial Stadium, Baltimore, MD Fri Jun 29 1979, 7:05 PM EDT Att: 20,872 - Unknown			
Joe Cannon, L (1,9) OBP: 0.162, SLG: 0.162										4	0	1	0	0	0	1				
Rick Bosetti, R (1,8) OBP: 0.281, SLG: 0.344										4	0	1	0	0	1	1				
Rico Carty, R (1,10) OBP: 0.344, SLG: 0.390										4	0	1	0	0	0	3				
John Mayberry, L (1,3) OBP: 0.369, SLG: 0.484										3	0	1	0	1	0	1				
Al Woods, L (1,7) OBP: 0.338, SLG: 0.388										4	0	0	0	0	0	4				
Luis Gomez, R (1,5) OBP: 0.356, SLG: 0.380										3	0	0	0	0	2	1				
Rick Cerone, R (1,2) OBP: 0.301, SLG: 0.277										2	0	0	0	1	0	0				
Tim Johnson, L (1,4) OBP: 0.156, SLG: 0.100										3	0	0	0	0	0	1				
Inning Stats	R: 0 E: 0 K: 0 S: 3	H: 0 LOB: 0 BB: 0 P: 3	R: 0 E: 0 K: 0 S: 3	H: 0 LOB: 0 BB: 0 P: 3	R: 0 E: 0 K: 0 S: 3	H: 0 LOB: 0 BB: 0 P: 3	R: 0 E: 0 K: 1 S: 6	H: 2 LOB: 1 BB: 0 P: 6	R: 0 E: 0 K: 0 S: 3	H: 0 LOB: 0 BB: 0 P: 3	R: 0 E: 0 K: 1 S: 6	H: 1 LOB: 1 BB: 0 P: 6	R: 0 E: 0 K: 1 S: 5	H: 0 LOB: 1 BB: 1 P: 9	R: 0 E: 0 K: 0 S: 4	H: 1 LOB: 3 BB: 2 P: 12	1B: 3 2B: 1 3B: 0 HR: 0	SF: 0 SAC: 0 DP: 0 HBP: 0	WP: 0 PB: 0 SB: 0 CS: 0	PA: 33
PITCHER	IP WLS BF H R ER SO BB IBB HBP BLK WP HR S P ERA WHIP	8.2 W 32 4 0 0 3 3 0 0 0 0 0 35 47 0.00 0.808	0.1 S 1 0 0 0 0 0 0 0 0 0 0 1 1 0.00 0.000																	

AB	30
R	0
H	4
RBI	0
BB	3
SO	3
LOB	12



Batter	1	2	3	4	5	6	7	8	9	AB	R	H	RBI	BB	SO	LOB	BOTTOM			
Kiko Garcia, R (1,6) OBP: 0.321, SLG: 0.395										3	0	0	0	1	0	3	Toronto Blue Jays @ Baltimore Orioles Memorial Stadium, Baltimore, MD Fri Jun 29 1979, 7:05 PM EDT Att: 20,872 - Unknown			
Pat Kelly, L (1,10) OBP: 0.441, SLG: 0.614										3	3	2	1	1	1	1				
Ken Singleton, S (1,9) OBP: 0.426, SLG: 0.543										4	0	2	1	0	0	1				
Gary Roenicke, R (1,8) OBP: 0.426, SLG: 0.537										4	0	1	0	0	1	2				
John Lowenstein, L (1,7) OBP: 0.408, SLG: 0.581										4	1	2	1	0	0	2				
Eddie Murray, S (1,3) OBP: 0.351, SLG: 0.403										3	0	1	0	1	0	0				
Billy Smith, S (1,4) OBP: 0.288, SLG: 0.363										2	0	0	0	0	2	0				
Wayne Krenchicki, L (1,5) OBP: 0.182, SLG: 0.273 Rich Dauer, R (8,5) OBP: 0.322, SLG: 0.385										3	0	1	0	0	0	1				
Dave Skaggs, R (1,2) OBP: 0.304, SLG: 0.258										3	0	2	0	0	0	1				
Inning Stats	R: 0 E: 0 K: 1 S: 6	H: 1 LOB: 2 BB: 1 P: 10	R: 0 E: 0 K: 0 S: 3	H: 0 LOB: 1 BB: 1 P: 7	R: 1 E: 0 K: 0 S: 4	H: 1 LOB: 0 BB: 0 P: 4	R: 0 E: 0 K: 1 S: 5	H: 0 LOB: 0 BB: 0 P: 5	R: 0 E: 0 K: 0 S: 3	H: 1 LOB: 0 BB: 0 P: 3	R: 2 E: 0 K: 0 S: 4	H: 2 LOB: 0 BB: 1 P: 8	R: 0 E: 0 K: 1 S: 6	H: 2 LOB: 1 BB: 0 P: 6	R: 1 E: 0 K: 1 S: 7	H: 4 LOB: 2 BB: 0 P: 7	1B: 6 2B: 3 3B: 0 HR: 2	SF: 0 SAC: 1 DP: 3 HBP: 0	WP: 0 PB: 0 SB: 0 CS: 0	PA: 33
PITCHER	IP WLS BF H R ER SO BB IBB HBP BLK WP HR S P ERA WHIP	7.0 L 30 9 4 4 3 9 4 0 0 0 0 2 33 45 5.14 1.714	1.0 3 2 0 0 1 0 0 0 0 0 0 5 5 0.00 2.000																	

AB	29
R	4
H	11
RBI	3
BB	3
SO	4
LOB	11



Batter	1	2	3	4	5	6	7	8	9	AB	R	H	RBI	BB	SO	LOB	TOP			
Alfredo Griffin, S OBP: 0.329, SLG: 0.332										3	0	2	0	1	0	0	Toronto Blue Jays @ Baltimore Orioles Memorial Stadium, Baltimore, MD Sat Jun 30 1979, 7:05 PM EDT Att: 19,807 - Unknown			
Luis Gomez, R OBP: 0.338, SLG: 0.360										4	0	0	0	0	1	3				
Rick Bosetti, R OBP: 0.278, SLG: 0.340										4	0	0	0	0	0	1				
Rico Carty, R OBP: 0.340, SLG: 0.384										4	0	0	0	0	1	1				
Otto Velez, R OBP: 0.353, SLG: 0.491										4	0	2	0	0	0	0				
John Mayberry, L OBP: 0.394, SLG: 0.477										4	0	0	0	0	1	2				
Rick Cerone, R OBP: 0.301, SLG: 0.278										3	0	1	0	0	0	2				
Danny Ainge, R OBP: 0.303, SLG: 0.338										3	0	1	0	0	0	2				
Bob Bailor, R OBP: 0.292, SLG: 0.255										3	0	0	0	0	0	4				
Inning Stats	R: 0 E: 0 K: 0 S: 3	H: 1 LOB: 0 BB: 0 P: 3	R: 0 E: 0 K: 0 S: 4	H: 1 LOB: 1 BB: 0 P: 4	R: 0 E: 0 K: 0 S: 3	H: 0 LOB: 0 BB: 0 P: 3	R: 0 E: 0 K: 2 S: 7	H: 0 LOB: 0 BB: 0 P: 7	R: 0 E: 1 K: 0 S: 5	H: 1 LOB: 2 BB: 0 P: 5	R: 0 E: 0 K: 0 S: 3	H: 2 LOB: 2 BB: 0 P: 7	R: 0 E: 0 K: 0 S: 3	H: 1 LOB: 0 BB: 0 P: 3	R: 0 E: 0 K: 0 S: 3	H: 0 LOB: 0 BB: 0 P: 3	1B: 6 2B: 0 3B: 0 HR: 0	SF: 0 SAC: 0 DP: 1 HBP: 0	WP: 0 PB: 0 SB: 0 CS: 0	PA: 33
PITCHER Mike Flanagan, L ERA: 3.64	IP: 9.0 WLS: W BF: 33 H: 6 R: 0 ER: 0 SO: 3 BB: 1 IBB: 0 HBP: 0 BLK: 0 WP: 0 HR: 0 S: 38 P: 42 ERA: 0.00 WHIP: 0.778															PITCHER				

AB	32
R	0
H	6
RBI	0
BB	1
SO	3
LOB	15



Batter	1	2	3	4	5	6	7	8	9	AB	R	H	RBI	BB	SO	LOB	BOTTOM			
Kiko Garcia, R OBP: 0.320, SLG: 0.392										4	0	1	0	0	1	0	Toronto Blue Jays @ Baltimore Orioles Memorial Stadium, Baltimore, MD Sat Jun 30 1979, 7:05 PM EDT Att: 19,807 - Unknown			
Benny Avila, R OBP: 0.298, SLG: 0.667										4	0	0	0	0	1	1				
John Lowenstein, L OBP: 0.408, SLG: 0.581										0	0	0	0	0	0	0				
Ken Singleton, S OBP: 0.429, SLG: 0.554										2	1	1	1	2	0	0				
Lee May, R OBP: 0.324, SLG: 0.481										3	0	0	0	1	0	2				
Doug DeCinces, R OBP: 0.320, SLG: 0.414										3	1	0	0	1	1	1				
Eddie Murray, S OBP: 0.352, SLG: 0.402										3	0	1	0	1	0	2				
Gary Roenicke, R OBP: 0.429, SLG: 0.536										2	0	1	0	0	1	1				
Rich Dauer, R OBP: 0.322, SLG: 0.382										2	0	0	0	1	0	3				
Rick Dempsey, R OBP: 0.338, SLG: 0.368										3	0	0	0	0	0	4				
Inning Stats	R: 1 E: 0 K: 2 S: 8	H: 1 LOB: 0 BB: 0 P: 8	R: 0 E: 0 K: 1 S: 5	H: 0 LOB: 2 BB: 1 P: 10	R: 0 E: 0 K: 0 S: 3	H: 1 LOB: 1 BB: 1 P: 7	R: 0 E: 0 K: 1 S: 6	H: 1 LOB: 2 BB: 1 P: 10	R: 0 E: 0 K: 0 S: 3	H: 0 LOB: 1 BB: 1 P: 7	R: 1 E: 0 K: 0 S: 3	H: 1 LOB: 0 BB: 1 P: 7	R: 0 E: 0 K: 0 S: 3	H: 0 LOB: 0 BB: 0 P: 3	R: 0 E: 0 K: 0 S: 3	H: 0 LOB: 1 BB: 1 P: 7	1B: 3 2B: 1 3B: 0 HR: 1	SF: 0 SAC: 0 DP: 2 HBP: 1	WP: 2 PB: 0 SB: 2 CS: 0	PA: 33
PITCHER Tom Underwood, L ERA: 3.82	IP: 8.0 WLS: L BF: 33 H: 4 R: 2 ER: 1 SO: 4 BB: 6 IBB: 0 HBP: 1 BLK: 0 WP: 2 HR: 1 S: 34 P: 59 ERA: 1.12 WHIP: 1.250															PITCHER				

AB	26
R	2
H	4
RBI	1
BB	6
SO	4
LOB	14



Batter	1	2	3	4	5	6	7	8	9	AB	R	H	RBI	BB	SO	LOB	TOP																					
Alfredo Griffin, S OBP: 0.327, SLG: 0.330 (1, 6)	L1		F5	F8		1-3		1-2		5	0	1	0	0	0	1	Toronto Blue Jays @ Baltimore Orioles Memorial Stadium, Baltimore, MD Sun Jul 01 1979, 3:33 AM EDT Att: 33,592 - Unknown																					
Al Woods, L OBP: 0.339, SLG: 0.403 (1, 7)	L9		F8 1B	1B HR		4-3		0-3	K	5	2	2	2	0	1	2																						
Rick Bosetti, R OBP: 0.280, SLG: 0.344 (1, 8)			E4 1B	5-3			F3		1B 2B	5	2	2	0	0	0	1																						
John Mayberry, L OBP: 0.361, SLG: 0.469 (1, 3)	F9		F8		G3		BB		F2	4	0	0	0	1	0	4																						
Otto Velez, R OBP: 0.370, SLG: 0.500 (1, 9)		FC4-6 1B	1B BB		1B 1B		F9		2B SF8 1B	4	2	3	0	1	0	1																						
Roy Howell, L OBP: 0.335, SLG: 0.390 (1, 10)	FC4-6 1B		1B		1B		K		SF8 2B	5	0	3	3	0	1	2																						
Rick Cerone, R OBP: 0.299, SLG: 0.277 (1, 2)	F7		4-3		1B		F5		SF8	4	0	1	2	0	0	3																						
Danny Ainge, R OBP: 0.307, SLG: 0.340 (1, 4)				F7	G4-6-3				5-3	5	0	2	0	0	0	3																						
Luis Gomez, R OBP: 0.333, SLG: 0.346 (1, 5)	5-3				F5		K			3	1	0	0	1	1	3																						
Inning Stats	R: 0 E: 0 K: 0 S: 4	H: 1 LOB: 1 BB: 0 P: 4	R: 0 E: 0 K: 0 S: 5	H: 2 LOB: 2 BB: 0 P: 5	R: 2 E: 1 K: 0 S: 6	H: 2 LOB: 2 BB: 1 P: 10	R: 2 E: 0 K: 0 S: 4	H: 1 LOB: 0 BB: 1 P: 8	R: 1 E: 0 K: 0 S: 5	H: 3 LOB: 1 BB: 0 P: 5	R: 0 E: 0 K: 1 S: 5	H: 0 LOB: 0 BB: 1 P: 3	R: 0 E: 0 K: 2 S: 9	H: 2 LOB: 2 BB: 0 P: 9	R: 2 E: 0 K: 0 S: 6	H: 3 LOB: 1 BB: 0 P: 6	1B: 11 2B: 2 3B: 0 HR: 1	SF: 1 SAC: 0 DP: 1 HBP: 0	WP: 0 PB: 0 SB: 0 CS: 0	PA: 44																		
PITCHER	IP	WLS	BF	H	R	ER	SO	BB	IBB	HBP	BLK	WP	HR	S	P	ERA	WHIP	PITCHER				IP	WLS	BF	H	R	ER	SO	BB	IBB	HBP	BLK	WP	HR	S	P	ERA	WHIP
Jim Palmer, R ERA: 3.2 (1, 1)	4.1		24	8	5	3	0	2	0	0	0	0	1	22	30	6.23	2.308																					
Sammy Stewart, R ERA: 2.57 (5, 1)	4.0	W	18	6	2	2	3	1	0	0	0	0	0	23	27	4.50	1.750																					
Don Stanhouse, R ERA: 2.5 (9, 1)	0.2	S	2	0	0	0	0	0	0	0	0	0	0	2	2	0.00	0.000																					

AB 40
R 7
H 14
RBI 7
BB 3
SO 3
LOB 20



Batter	1	2	3	4	5	6	7	8	9	AB	R	H	RBI	BB	SO	LOB	BOTTOM																					
Al Bumbry, L OBP: 0.342, SLG: 0.367 (1, 8)	3B	2B		1B		F7	F8			5	1	3	0	0	0	0	Toronto Blue Jays @ Baltimore Orioles Memorial Stadium, Baltimore, MD Sun Jul 01 1979, 3:33 AM EDT Att: 33,592 - Unknown																					
Kiko Garcia, R OBP: 0.330, SLG: 0.413 (1, 6)	1B	2B		1B		F7				4	1	3	1	1	0	0																						
Ken Singleton, S OBP: 0.426, SLG: 0.547 (1, 9)	WP	BB		1B		F7				3	0	0	1	1	1	3																						
Gary Roenicke, R OBP: 0.429, SLG: 0.536 (8, 7)	3B	BB		1B		G6-3				0	0	0	0	0	0	0																						
Eddie Murray, S OBP: 0.350, SLG: 0.409 (1, 3)	G3	F8			F7	K			HR	5	1	1	1	0	1	3																						
Doug DeCinces, R OBP: 0.333, SLG: 0.436 (1, 5)	2B	FC6-4			G3	2B		FC4-6	5-3	4	2	3	0	1	0	2																						
John Lowenstein, L OBP: 0.398, SLG: 0.556 (1, 7)	2B	BB		K		G3		FC4-6	K	4	1	0	0	1	2	3																						
Lee May, R OBP: 0.326, SLG: 0.482 (1, 10)	2B			L8		2B	BB	E1	5-3	4	1	1	1	1	0	2																						
Rich Dauer, R OBP: 0.324, SLG: 0.386 (1, 4)	L1			F4		2B		HR	F3	5	1	2	2	0	0	3																						
Rick Dempsey, R OBP: 0.341, SLG: 0.383 (1, 2)		2B	SF7	BB	L7	F9		HR		3	2	1	3	1	0	2																						
Inning Stats	R: 3 E: 0 K: 1 S: 9	H: 4 LOB: 2 BB: 1 P: 13	R: 1 E: 0 K: 0 S: 4	H: 1 LOB: 2 BB: 2 P: 12	R: 0 E: 0 K: 1 S: 5	H: 0 LOB: 0 BB: 0 P: 5	R: 0 E: 0 K: 0 S: 4	H: 2 LOB: 1 BB: 0 P: 4	R: 1 E: 0 K: 0 S: 5	H: 2 LOB: 2 BB: 1 P: 9	R: 0 E: 0 K: 1 S: 5	H: 0 LOB: 1 BB: 1 P: 9	R: 4 E: 1 K: 0 S: 8	H: 4 LOB: 1 BB: 0 P: 8	R: 1 E: 0 K: 1 S: 6	H: 1 LOB: 1 BB: 1 P: 10	1B: 5 2B: 6 3B: 1 HR: 2	SF: 1 SAC: 0 DP: 1 HBP: 0	WP: 1 PB: 0 SB: 0 CS: 0	PA: 44																		
PITCHER	IP	WLS	BF	H	R	ER	SO	BB	IBB	HBP	BLK	WP	HR	S	P	ERA	WHIP	PITCHER				IP	WLS	BF	H	R	ER	SO	BB	IBB	HBP	BLK	WP	HR	S	P	ERA	WHIP
Dave Lemanczyk, R ERA: 3.15 (1, 1)	1.0		11	5	4	4	1	3	0	0	0	0	0	10	22	36.00	8.000																					
Jesse Jefferson, R ERA: 4.87 (2, 1)	5.1	L	24	6	4	4	2	2	0	0	0	0	0	26	34	6.75	1.500																					
Mark Lemongello, R ERA: 6.49 (7, 1)	0.2		6	3	2	1	0	1	0	0	0	0	2	5	9	13.50	6.000																					
Dyar Miller, R ERA: 4.99 (8, 1)	1.0		3	0	0	0	1	0	0	0	0	0	0	5	5	0.00	0.000																					

AB 37
R 10
H 14
RBI 9
BB 6
SO 4
LOB 18



Batter	1	2	3	4	5	6	7	8	9	AB	R	H	RBI	BB	SO	LOB	TOP	
Al Bumbry, L (1, 8) OBP: 0.338, SLG: 0.362	K		F8		G3			6-3		4	0	0	0	0	1	0	Baltimore Orioles @ Texas Rangers Arlington Stadium, Arlington, TX Mon Jul 02 1979, 8:05 PM EDT Att: 17,383 - Unknown livebaseballscorecards.com	
Kiko Garcia, R (1, 6) OBP: 0.329, SLG: 0.407	1B		L3				F8	5-3		3	0	0	0	1	0			
Pat Kelly, L (1, 7) OBP: 0.458, SLG: 0.617	1-3		F7				HBP	1B		3	0	2	0	0	0			
Ken Singleton, S (1, 9) Wayne Krenchicki, L (9, PR) OBP: 0.424, SLG: 0.542 OBP: 0.182, SLG: 0.273	8-2		F9				F7	FC6-4 BB	3	0	0	0	0	1	0	3		
Eddie Murray, S (1, 3) OBP: 0.352, SLG: 0.410		G6-4-3 1B		7-5 1B			4-3	FC6-4	4	0	2	0	0	0	2			
Doug DeCinces, R (1, 5) OBP: 0.343, SLG: 0.444		G6-4-3 1B		1-2 1B				G5-4-3	4	0	3	0	0	0	1			
Lee May, R (1, 10) Gary Roenicke, R (7, PR) OBP: 0.322, SLG: 0.476 OBP: 0.429, SLG: 0.536	G6-4-3		7-5				FC6-4	3	0	0	0	0	0	0	5			
Rich Dauer, R (1, 4) OBP: 0.324, SLG: 0.383		FC6-4 BB		6-3			P6	2	0	0	0	0	1	0	1			
Dave Skaggs, R (1, 2) Terry Crowley, L (7, PH) Rick Dempsey, R (7, 2) OBP: 0.296, SLG: 0.250 OBP: 0.414, SLG: 0.522 OBP: 0.341, SLG: 0.383	FC6-4		K				K	3	2	0	0	0	0	1	2			
Inning Stats	R: 0 E: 0 K: 1 S: 5	H: 1 LOB: 1 BB: 1 P: 9	R: 0 E: 0 K: 0 S: 4	H: 2 LOB: 2 BB: 1 P: 8	R: 0 E: 0 K: 0 S: 3	H: 0 LOB: 0 BB: 0 P: 3	R: 0 E: 0 K: 0 S: 4	H: 2 LOB: 1 BB: 0 P: 4	R: 0 E: 0 K: 1 S: 5	H: 0 LOB: 0 BB: 0 P: 5	R: 0 E: 0 K: 0 S: 3	H: 0 LOB: 1 BB: 0 P: 4	R: 0 E: 0 K: 1 S: 6	H: 1 LOB: 1 BB: 0 P: 6	R: 0 E: 0 K: 0 S: 3	H: 1 LOB: 1 BB: 0 P: 3		1B: 7 2B: 2 3B: 0 HR: 0 SF: 0 SAC: 0 DP: 4 HBP: 1 WP: 0 PA: 33 ERA: 3.33

Batter	1	2	3	4	5	6	7	8	9	AB	R	H	RBI	BB	SO	LOB	BOTTOM	
Bump Willis, S (1, 4) OBP: 0.338, SLG: 0.318	G3-6-1 1B	6-3			G3			L3		4	0	1	0	0	0	2	Baltimore Orioles @ Texas Rangers Arlington Stadium, Arlington, TX Mon Jul 02 1979, 8:05 PM EDT Att: 17,383 - Unknown livebaseballscorecards.com	
Bill Sample, R (1, 7) OBP: 0.371, SLG: 0.383	G3-6-1 BB		F7		K			FC6-4 1B	3	0	1	0	1	1	1			
Oscar Gamble, L (1, 9) OBP: 0.526, SLG: 0.670	G3-6-1		K				4-3	FC6-4	4	0	0	0	0	1	3			
Buddy Bell, R (1, 5) OBP: 0.317, SLG: 0.399	K		6-3				L6	5-3	4	0	0	0	0	1	2			
Pat Putnam, L (1, 3) OBP: 0.336, SLG: 0.484		4-3			F2			F7	3	0	0	0	0	0	0			
Richie Ziek, R (1, 10) OBP: 0.293, SLG: 0.310		2B			L6			F9	3	1	1	0	0	0	0			
Johnny Grubb, L (1, 8) OBP: 0.328, SLG: 0.434		2B			6-3			FC1-4 1B	2	1	1	0	1	0	0			
Jim Sundberg, R (1, 2) OBP: 0.292, SLG: 0.320		2B						FC1-4	3	0	2	2	0	0	1			
Larvell Blanks, R (1, 6) Al Oliver, L (7, PH) Nelson Norman, S (8, 6) OBP: 0.296, SLG: 0.278 OBP: 0.338, SLG: 0.484 OBP: 0.266, SLG: 0.253	1-2H 2H	5-3			6-3			4-3	2	0	0	0	0	0	2			
Inning Stats	R: 0 E: 0 K: 1 S: 5	H: 1 LOB: 1 BB: 1 P: 9	R: 2 E: 0 K: 0 S: 5	H: 2 LOB: 1 BB: 1 P: 9	R: 0 E: 0 K: 1 S: 5	H: 0 LOB: 0 BB: 0 P: 5	R: 0 E: 0 K: 0 S: 3	H: 0 LOB: 0 BB: 0 P: 3	R: 0 E: 0 K: 0 S: 4	H: 1 LOB: 1 BB: 0 P: 4	R: 0 E: 0 K: 0 S: 3	H: 0 LOB: 0 BB: 0 P: 3	R: 0 E: 0 K: 1 S: 4	H: 1 LOB: 1 BB: 0 P: 4	R: 0 E: 0 K: 0 S: 4	H: 1 LOB: 1 BB: 0 P: 4		1B: 3 2B: 3 3B: 0 HR: 0 SF: 0 SAC: 0 DP: 1 HBP: 0 WP: 0 PA: 31 ERA: 3.56

Baltimore Orioles @ Texas Rangers
Arlington Stadium, Arlington, TX
Mon Jul 02 1979, 8:05 PM EDT
Att: 17,383 - Unknown



Batter	1	2	3	4	5	6	7	8	9	AB	R	H	RBI	BB	SO	LOB	TOP					
Al Bumby, L OBP: 0.333, SLG: 0.357 (1, 8)	0-0 4-3		0-0 F7			0-0 4-3			0-0 F8	4	0	0	0	0	0	0						
Billy Smith, S OBP: 0.279, SLG: 0.350 (1, 6)	0-3 K			0-3 K		0-0 P6			0-0 3-1	4	0	0	0	0	2	0						
Ken Singleton, S OBP: 0.422, SLG: 0.536 (1, 10)	0-0 5-3			0-3 K		0-3 K			4-0 BB	3	0	0	0	1	2	0						
Gary Roenicke, R OBP: 0.426, SLG: 0.528 (1, 7)		0-0 P4		4-0 BB				0-0 5-3	0-0 1-3	3	0	0	0	1	0	1						
Eddie Murray, S OBP: 0.352, SLG: 0.407 (1, 3)		4-0 FC1-6 BB		0-0 F8				0-0 3-1		2	0	0	0	1	0	1						
John Lowenstein, L OBP: 0.396, SLG: 0.548 (1, 9)		0-0 FC1-6 S				0-0 FC6-4 1B			0-3 K	3	0	1	0	0	1	1						
Doug DeCinces, R OBP: 0.337, SLG: 0.436 (1, 5)		0-0 3-1				0-0 FC6-4 1-2		0-3 K		3	0	0	0	0	1	2						
Rich Dauer, R OBP: 0.320, SLG: 0.379 (1, 4)			0-0 P4			0-0 F7		0-3 K		3	0	0	0	0	1	1						
Rick Dempsey, R OBP: 0.336, SLG: 0.377 (1, 2)			0-3 K			0-3 K		0-3 K		3	0	0	0	0	3	1						
Inning Stats	R: 0 E: 0 K: 1 S: 5	H: 0 LOB: 0 BB: 0 P: 5	R: 0 E: 0 K: 0 S: 3	H: 0 LOB: 1 BB: 1 P: 7	R: 0 E: 0 K: 1 S: 5	H: 0 LOB: 0 BB: 0 P: 5	R: 0 E: 0 K: 2 S: 7	H: 0 LOB: 1 BB: 1 P: 11	R: 0 E: 0 K: 1 S: 6	H: 1 LOB: 1 BB: 0 P: 6	R: 0 E: 0 K: 1 S: 5	H: 0 LOB: 0 BB: 0 P: 5	R: 0 E: 0 K: 1 S: 5	H: 0 LOB: 0 BB: 0 P: 5	R: 0 E: 0 K: 3 S: 9	H: 0 LOB: 0 BB: 0 P: 9	R: 0 E: 0 K: 0 S: 3	H: 0 LOB: 1 BB: 1 P: 7	1B: 1 2B: 0 3B: 0 HR: 0	SF: 0 SAC: 0 DP: 0 HBP: 0	WP: 0 PB: 0 SB: 1 CS: 0	PA: 31
PITCHER Fergie Jenkins, R ERA: 3.44 (1, 1)	IP: 9.0 WLS: W BF: 31 H: 1 R: 0 ER: 0 SO: 10 BB: 3 IBB: 0 HBP: 0 BLK: 0 WP: 0 HR: 0 S: 48 P: 60 ERA: 0.00 WHIP: 0.444															PITCHER						

Baltimore Orioles @ Texas Rangers
Arlington Stadium, Arlington, TX
Tue Jul 03 1979, 8:05 PM EDT
Att: 27,981 - Unknown

AB	28
R	0
H	1
RBI	0
BB	3
SO	10
LOB	7



Batter	1	2	3	4	5	6	7	8	9	AB	R	H	RBI	BB	SO	LOB	BOTTOM					
Bump Wills, S OBP: 0.337, SLG: 0.314 (1, 4)	0-0 F9		4-0 SH1-3 2B BB		0-0 F3		0-3 K			3	1	0	0	1	1	0						
Bill Sample, R OBP: 0.371, SLG: 0.383 (1, 7)	0-0 F9		0-0 SH1-3 1-2		0-0 6-3 1B		0-0 F7			3	0	1	0	0	0	0						
Oscar Gamble, L OBP: 0.525, SLG: 0.673 (1, 9)	0-0 F7		0-0 2B 2H		0-0 6-3 1B		0-0 G3			4	1	2	1	0	0	0						
Buddy Bell, R OBP: 0.316, SLG: 0.400 (1, 5)		0-0 5-3	0-0 2B 2H		0-0 6-3 1B			0-0 4-3		4	0	1	1	0	0	2						
Pat Putnam, L OBP: 0.333, SLG: 0.479 (1, 3)		0-0 G3	0-0 4-3		0-0 F8			0-0 WP 1B		2	0	0	0	0	0	1						
John Ellis, R OBP: 0.278, SLG: 0.422 (5, PH)										1	0	0	0	0	0	2						
Mike Jorgensen, L OBP: 0.363, SLG: 0.540 (6, 3)										1	0	1	0	0	0	0						
Richie Ziek, R OBP: 0.292, SLG: 0.309 (1, 10)		0-0 E 2B 1B	0-0 F7		0-0 6-3		0-0 5-3		0-0 1-2	4	1	1	0	0	0	2						
Johnny Grubb, L OBP: 0.539, SLG: 0.432 (1, 8)		0-0 E9 2B 1B		0-0 4-3		0-0 F9		0-0 6-3		3	1	1	0	0	0	0						
Eric Soderholm, R OBP: 0.393, SLG: 0.379 (8, PH)										1	0	0	0	0	0	1						
La Rue Washington, R OBP: 0.273, SLG: 0.273 (9, 8)										0	0	0	0	0	0	0						
Jim Sundberg, R OBP: 0.296, SLG: 0.328 (1, 2)		0-0 2B		0-3 K		0-0 FC6-4 1B				3	0	2	2	0	1	0						
Nelson Norman, S OBP: 0.262, SLG: 0.248 (1, 6)		0-0 1-3 2B 3H		0-0 G2		0-0 FC6-4 1-2				3	0	0	0	0	0	2						
Inning Stats	R: 0 E: 0 K: 0 S: 3	H: 0 LOB: 0 BB: 0 P: 3	R: 2 E: 1 K: 0 S: 6	H: 3 LOB: 1 BB: 0 P: 6	R: 2 E: 0 K: 0 S: 5	H: 2 LOB: 1 BB: 1 P: 9	R: 0 E: 0 K: 1 S: 5	H: 0 LOB: 0 BB: 0 P: 5	R: 0 E: 0 K: 0 S: 4	H: 2 LOB: 2 BB: 0 P: 5	R: 0 E: 0 K: 0 S: 5	H: 1 LOB: 1 BB: 0 P: 4	R: 0 E: 0 K: 1 S: 5	H: 0 LOB: 0 BB: 0 P: 5	R: 0 E: 0 K: 0 S: 4	H: 1 LOB: 1 BB: 0 P: 4	R: 0 E: 0 K: 0 S: 3	H: 0 LOB: 0 BB: 0 P: 7	1B: 6 2B: 3 3B: 0 HR: 0	SF: 0 SAC: 1 DP: 0 HBP: 0	WP: 1 PB: 0 SB: 0 CS: 0	PA: 34
PITCHER Steve Stone, R ERA: 3.94 (1, 1)	IP: 2.1 WLS: L BF: 13 H: 5 R: 4 ER: 3 SO: 3 BB: 1 IBB: 0 HBP: 0 BLK: 0 WP: 0 HR: 0 S: 12 P: 16 ERA: 11.57 WHIP: 2.571															PITCHER						
Scott McGregor, L ERA: 4.11 (3, 1)	IP: 5.2 WLS: L BF: 21 H: 4 R: 0 ER: 0 SO: 2 BB: 0 IBB: 0 HBP: 0 BLK: 0 WP: 1 HR: 0 S: 25 P: 25 ERA: 0.00 WHIP: 0.706															PITCHER						

Baltimore Orioles @ Texas Rangers
Arlington Stadium, Arlington, TX
Tue Jul 03 1979, 8:05 PM EDT
Att: 27,981 - Unknown

AB	32
R	4
H	9
RBI	4
BB	1
SO	2
LOB	10



Batter	1	2	3	4	5	6	7	8	9	AB	R	H	RBI	BB	SO	LOB	TOP								
Al Bumbry, L OBP: 0.334, SLG: 0.366 (1, 8)	0-0 5-3		0-0 HR	0-0 FC6-4		0-3 K			4-0 2B BB	4	1	1	2	1	1	3									
Kiko Garcia, R OBP: 0.324, SLG: 0.400 (1, 6)	0-3 K		0-3 K		0-0 4-3		0-0 5-3		0-0 1-3 2B	4	0	0	0	0	2	0									
Pat Kelly, L OBP: 0.466, SLG: 0.639 (9, PH)										1	0	1	0	0	0	0									
Ken Singleton, S OBP: 0.425, SLG: 0.532 (1, 10)	0-3 K		4-0 BB		4-0 2-3 1B BB		4-0 FC6-4 BB		0-3 K	2	1	0	0	3	2	2									
Eddie Murray, S OBP: 0.350, SLG: 0.410 (1, 3)		0-0 4-3 3B		0-0 F8		0-0 2-3		0-3 K	0-3 K	5	1	1	0	0	2	5									
Doug DeCinces, R OBP: 0.333, SLG: 0.429 (1, 5)		0-0 4-3		0-0 G3		0-0 1B		0-0 FC6-4	0-0 5-3	5	0	1	2	0	0	3									
John Lowenstein, L OBP: 0.391, SLG: 0.531 (1, 9)	0-0 3-H F7		0-0 L6		0-0 F7				4-0 BB	3	0	0	0	1	0	1									
Gary Roenicke, R OBP: 0.423, SLG: 0.538 (1, 7)	0-0 F8			0-0 HR		0-3 K		0-3 K		4	1	1	1	0	2	1									
Billy Smith, S OBP: 0.286, SLG: 0.350 (1, 4)			0-3 K	4-0 1B BB		0-0 1B		0-3 K		3	0	1	0	1	2	1									
Rick Dempsey, R OBP: 0.341, SLG: 0.387 (1, 2)			0-0 K	0-0 1B BB		0-3 K		0-3 K		3	1	2	0	0	1	1									
Terry Crowley, L OBP: 0.400, SLG: 0.500 (8, PH)										1	0	0	0	0	1	1									
Dave Skaggs, R OBP: 0.258, SLG: 0.250 (8, 2)			0-0 HR 2B	1-2 1B		0-3 K		0-3 K		0	0	0	0	0	0	0									
Inning Stats	R: 0 E: 0 K: 2 S: 7	H: 0 LOB: 0 BB: 0 P: 7	R: 1 E: 0 K: 0 S: 4	H: 1 LOB: 0 BB: 0 P: 4	R: 2 E: 0 K: 2 S: 9	H: 2 LOB: 1 BB: 1 P: 13	R: 1 E: 0 K: 0 S: 5	H: 2 LOB: 2 BB: 1 P: 9	R: 1 E: 0 K: 0 S: 4	H: 1 LOB: 1 BB: 1 P: 8	R: 0 E: 0 K: 3 S: 10	H: 1 LOB: 1 BB: 0 P: 10	R: 0 E: 0 K: 1 S: 5	H: 0 LOB: 1 BB: 1 P: 9	R: 0 E: 0 K: 3 S: 9	H: 0 LOB: 1 BB: 1 P: 13	R: 0 E: 0 K: 2 S: 8	H: 1 LOB: 2 BB: 1 P: 12	1B: 3 2B: 2 3B: 1 HR: 2	SF: 0 SAC: 0 DP: 0 HBP: 0	WP: 0 PB: 0 SB: 0 CS: 0	PA: 41			
PITCHER	IP	WLS	BF	H	R	ER	SO	BB	IBB	HBP	BLK	WP	HR	S	P	ERA	WHIP								
Danny Darwin, R ERA: 4.43 (1, 1)	5.0	W	24	6	5	5	4	3	0	0	0	0	2	29	41	9.00	1.800								
Jim Kern, R ERA: 1.35 (6, 1)	4.0	S	17	2	0	0	9	3	0	0	0	0	0	32	44	0.00	1.250								

Baltimore Orioles @ Texas Rangers
Arlington Stadium, Arlington, TX
Wed Jul 04 1979, 8:05 PM EDT
Att: 41,097 - Unknown

AB	35
R	5
H	8
RBI	5
BB	6
SO	13
LOB	18



Batter	1	2	3	4	5	6	7	8	9	AB	R	H	RBI	BB	SO	LOB	BOTTOM								
Bump Wills, S OBP: 0.345, SLG: 0.331 (1, 4)	0-0 HR 1B	0-0 2B 1B	0-0 1-1 2-H 1B			0-0 1-H SF9 3B			4-3 4-2 0-0 0-0	4	3	4	2	0	0	0									
Bill Sample, R OBP: 0.373, SLG: 0.403 (1, 7)	0-0 1-H HR	0-0 1-2 2B 1B		0-3 K		0-0 SF9			3-2 2-3 0-1 0-0	3	2	2	3	0	1	0									
Buddy Bell, R OBP: 0.318, SLG: 0.401 (1, 5)	0-0 1B E 1B	0-0 P6		0-0 G6-3 1B		0-0 6-3			4-1 2-0 0-0 0-2	4	1	2	0	0	0	2									
John Ellis, R OBP: 0.287, SLG: 0.436 (1, 3)	0-0 E8	0-0 1B		0-0 G6-3		0-0 1-3			2-0 2-2 0-0 0-0	2	0	2	2	0	0	0									
Mike Jorgensen, L OBP: 0.357, SLG: 0.529 (6, 9)	FC6-5 1-H 1B	0-0 1-H 2-H 2B		0-0 1-2 K		0-0 1-3			2-0 0-0 0-0 0-1	2	0	0	0	0	1	0									
Eric Soderholm, R OBP: 0.301, SLG: 0.376 (1, 10)	0-0 FC6-5	0-0 L5		0-0 4-3		0-0 L4			2-0 0-0 0-0 0-2	2	0	0	0	0	0	0									
Oscar Gamble, L OBP: 0.517, SLG: 0.661 (5, PH)	0-0 FC6-5 FC5-4			0-0 4-3		0-0 L4			2-0 0-0 0-0 0-0	2	0	0	0	0	0	0									
Richie Zisk, R OBP: 0.290, SLG: 0.307 (1, 9)	0-0 FC5-4		0-0 F8		0-0 G4-6-3 1B		0-0 CS		2-1 0-0 0-0 0-1	2	1	0	0	0	0	1									
Pat Putnam, L OBP: 0.339, SLG: 0.484 (6, 3)	0-0 1-2 2B			0-0 G4-6-3 1B		0-0 CS			2-0 2-0 0-0 0-0	2	0	2	0	0	0	0									
Jim Sundberg, R OBP: 0.299, SLG: 0.335 (1, 2)	0-0 1-H 2B		0-0 WP 1B 1B		0-0 G4-6-3		0-0 CS	0-3 K	4-1 2-1 0-1 0-1	4	1	2	1	0	1	1									
Larry Blanks, R OBP: 0.286, SLG: 0.267 (1, 6)	0-0 6-3					0-0 F9			3-0 0-0 0-0 0-2	3	0	0	0	0	0	2									
Nelson Norman, S OBP: 0.250, SLG: 0.247 (7, 6)			0-0 F3			0-0 6-3			1-0 0-0 0-0 0-0	1	0	0	0	0	0	0									
La Rue Washington, R OBP: 0.308, SLG: 0.250 (1, 8)		0-0 F9		0-0 1B 1B BB		0-0 3B 1B			1-0 0-0 0-1 0-0	1	0	0	0	1	0	0									
Johnny Grubb, L OBP: 0.329, SLG: 0.433 (6, PH)									2-1 1-0 0-0 0-0	2	1	1	0	0	0	0									
Inning Stats	R: 4 E: 1 K: 0 S: 8	H: 5 LOB: 1 BB: 0 P: 8	R: 2 E: 0 K: 0 S: 6	H: 3 LOB: 1 BB: 0 P: 6	R: 1 E: 0 K: 0 S: 4	H: 2 LOB: 2 BB: 1 P: 8	R: 0 E: 0 K: 1 S: 5	H: 1 LOB: 0 BB: 0 P: 5	R: 0 E: 0 K: 0 S: 3	H: 1 LOB: 0 BB: 0 P: 3	R: 2 E: 0 K: 0 S: 5	H: 2 LOB: 0 BB: 0 P: 5	R: 0 E: 0 K: 0 S: 3	H: 1 LOB: 0 BB: 0 P: 3	R: 0 E: 0 K: 1 S: 5	H: 0 LOB: 0 BB: 0 P: 5	R: 0 E: 0 K: 1 S: 5	H: 0 LOB: 0 BB: 0 P: 5	1B: 11 2B: 2 3B: 1 HR: 1	SF: 1 SAC: 0 DP: 2 HBP: 0	WP: 1 PB: 0 SB: 0 CS: 1	PA: 37			
PITCHER	IP	WLS	BF	H	R	ER	SO	BB	IBB	HBP	BLK	WP	HR	S	P	ERA	WHIP								
Mike Flanagan, L ERA: 3.91 (1, 1)	0.2	L	7	5	4	4	0	0	0	0	0	0	1	7	7	54.00	7.500								
Tippy Martinez, L ERA: 3.75 (1, 1)	2.0		11	4	3	3	0	1	0	0	0	1	0	10	14	13.50	2.500								
Sammy Stewart, R ERA: 2.76 (3, 1)	4.1		15	6	2	2	1	0	0	0	0	0	0	17	17	4.15	1.385								
Don Stanhouse, R ERA: 2.43 (8, 1)	1.0		3	0	0	0	1	0	0	0	0	0	0	5	5	0.00	0.000								

Baltimore Orioles @ Texas Rangers
Arlington Stadium, Arlington, TX
Wed Jul 04 1979, 8:05 PM EDT
Att: 41,097 - Unknown

AB	34
R	9
H	15
RBI	8
BB	1
SO	2
LOB	9

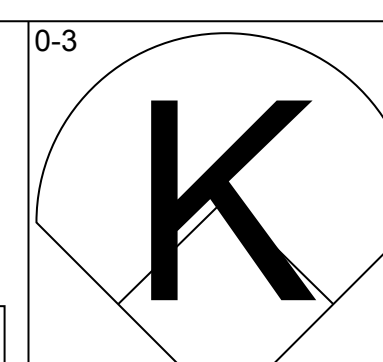
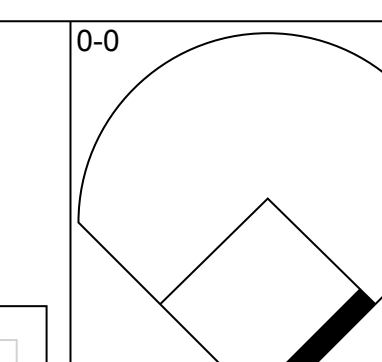
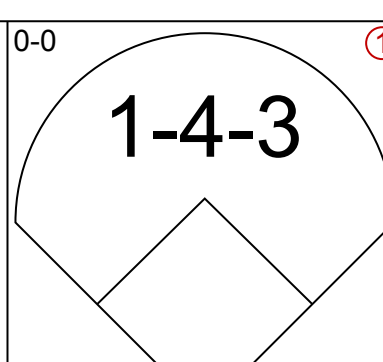
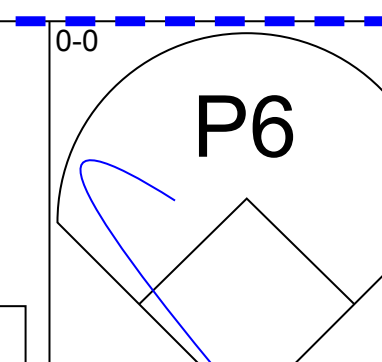
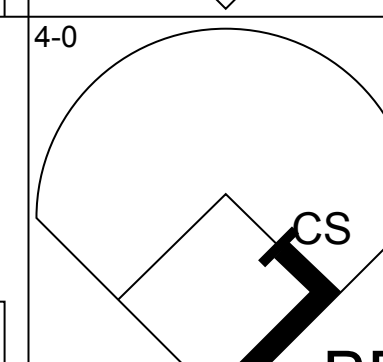
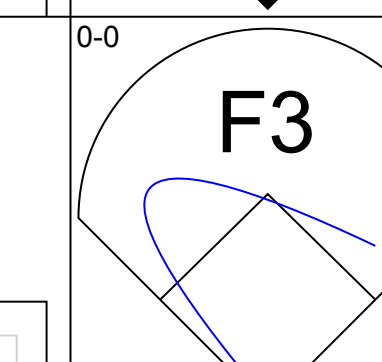
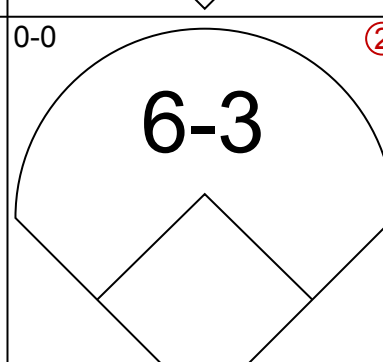
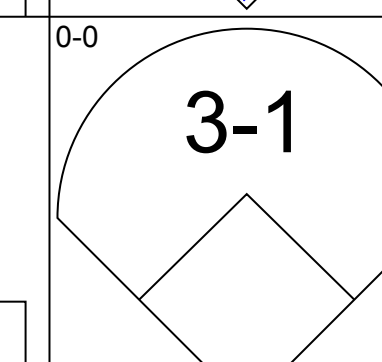
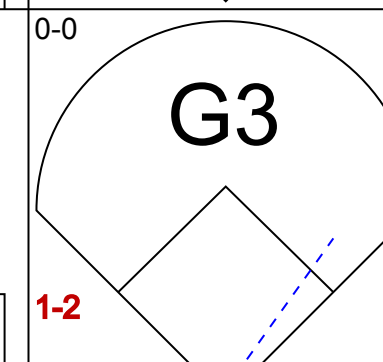
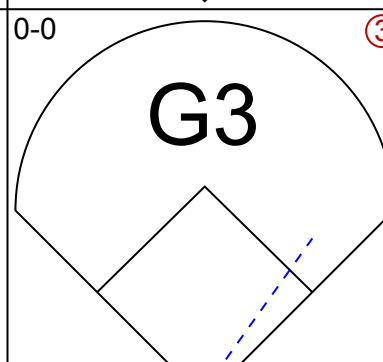
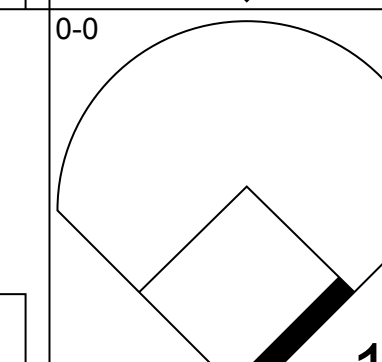
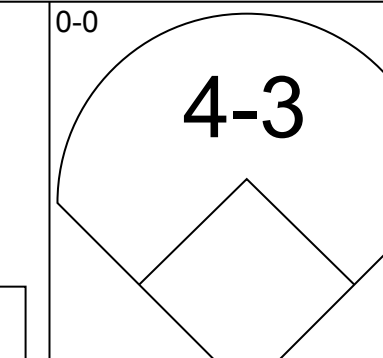
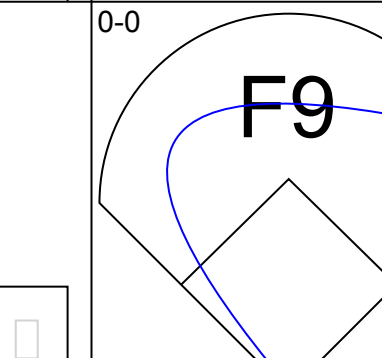
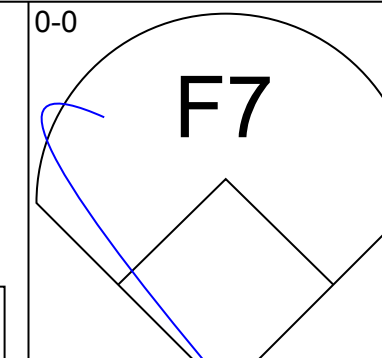
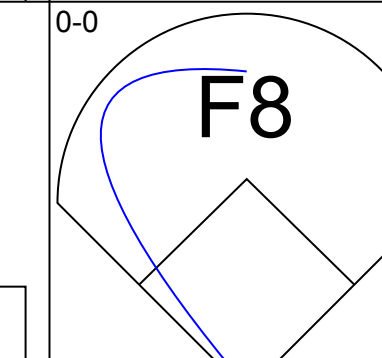
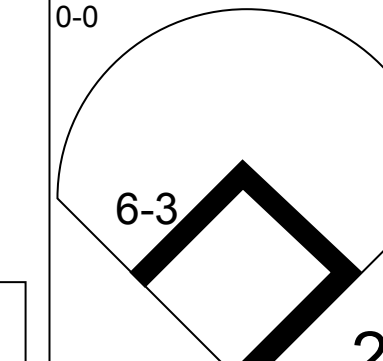
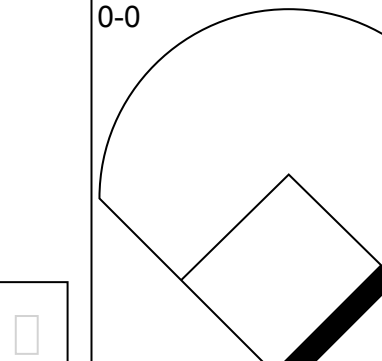
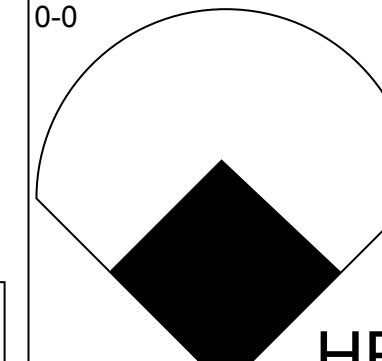
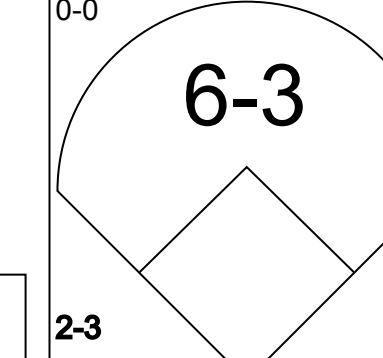
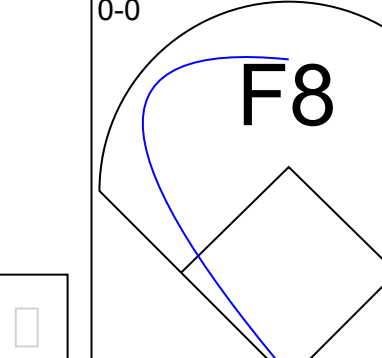
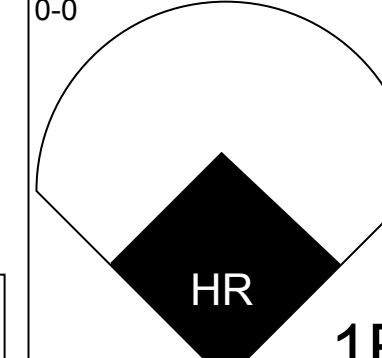

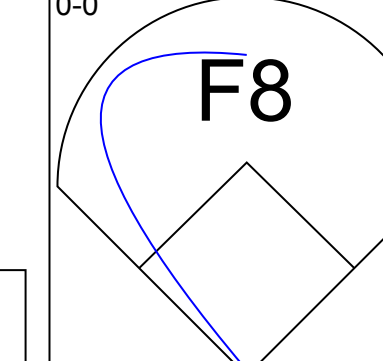

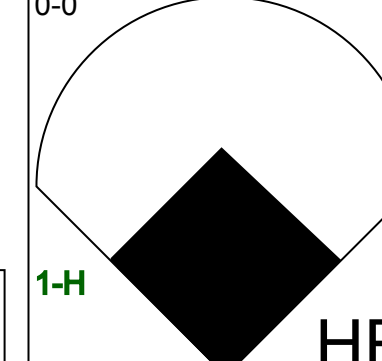
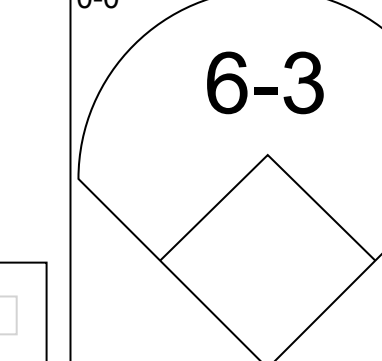
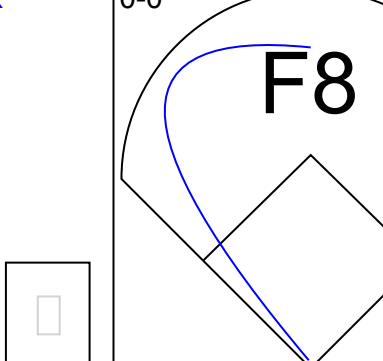
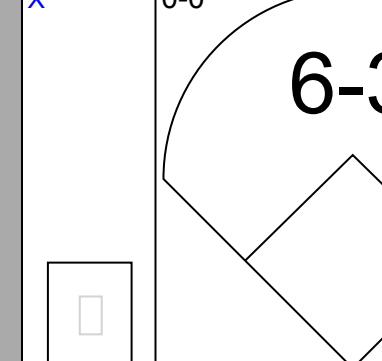
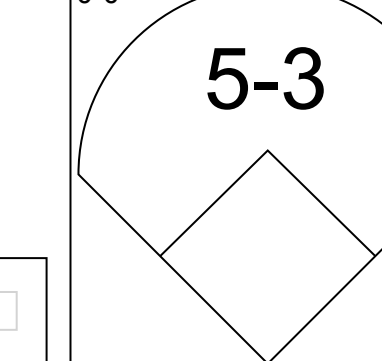
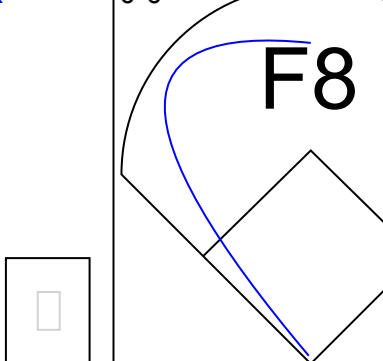
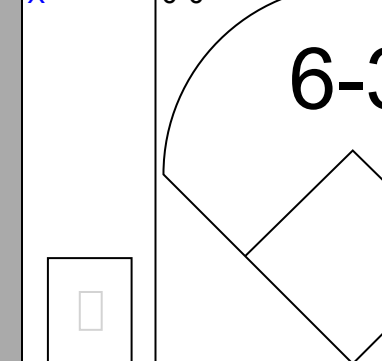


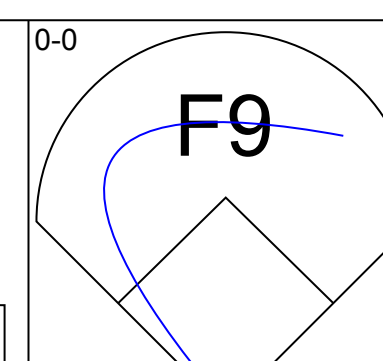
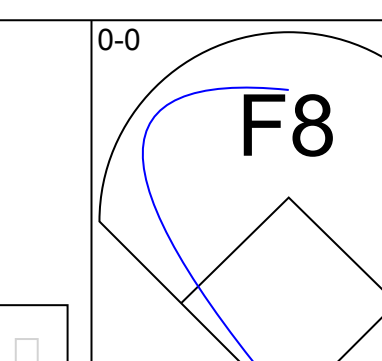
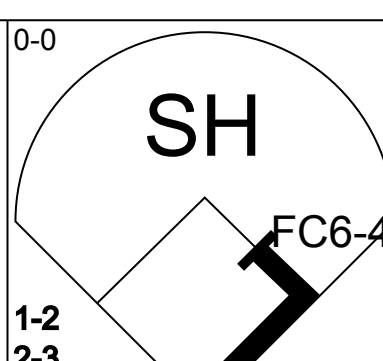
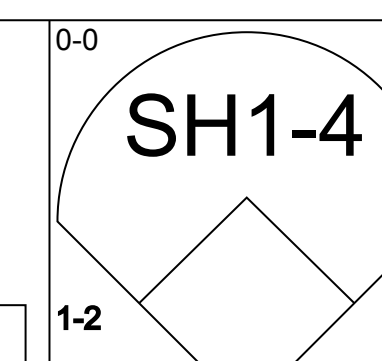
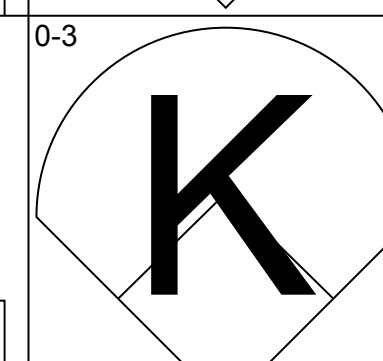
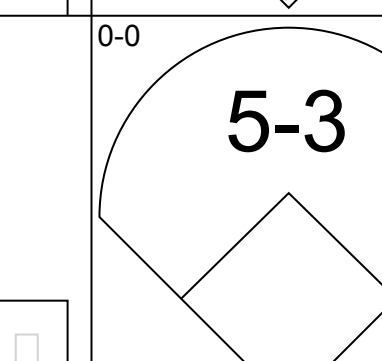
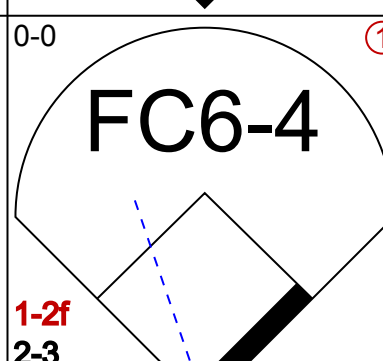
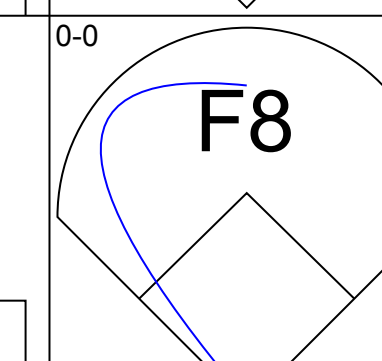
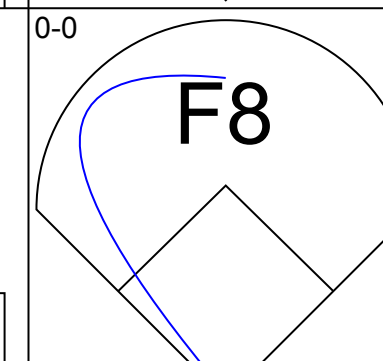
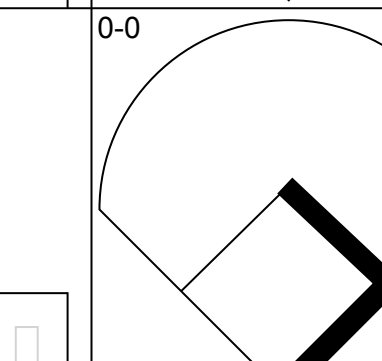
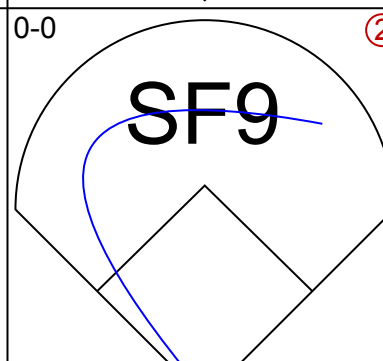
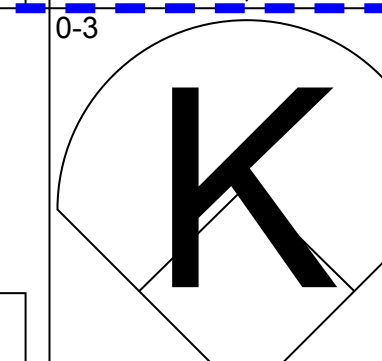
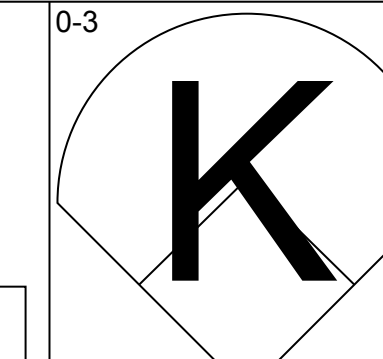
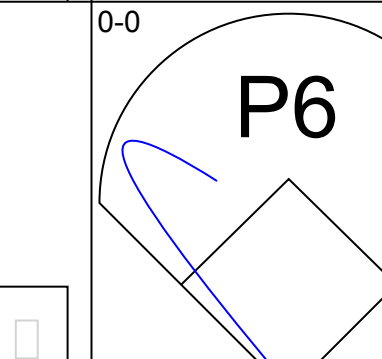
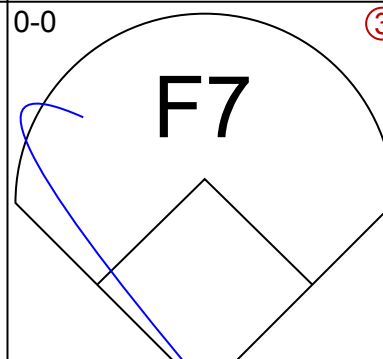
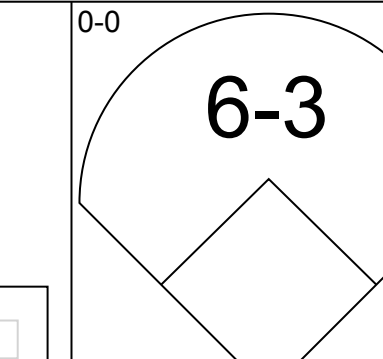
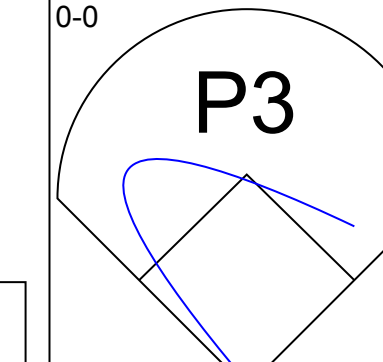
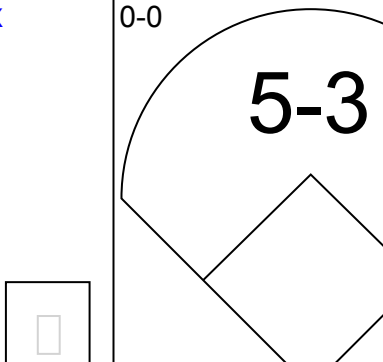
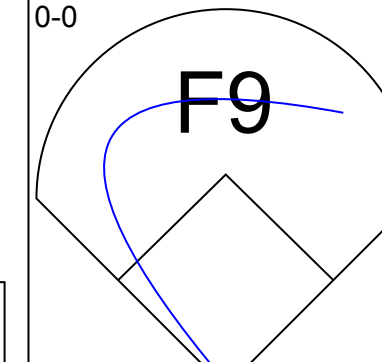
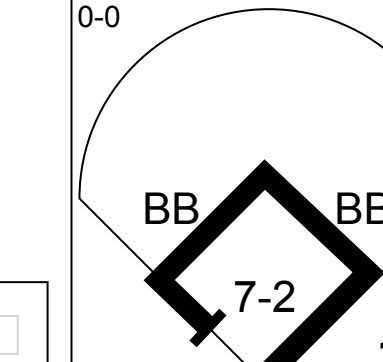
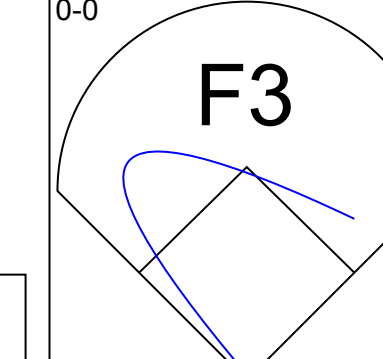
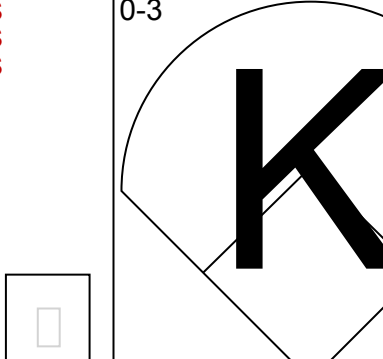
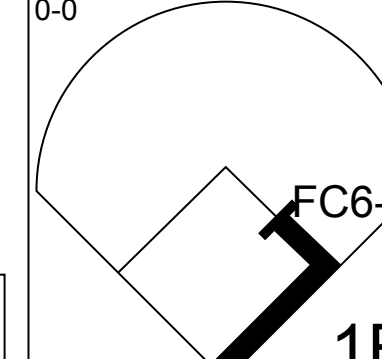
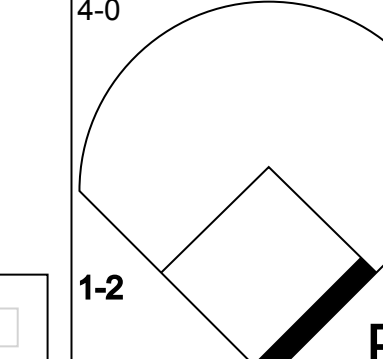

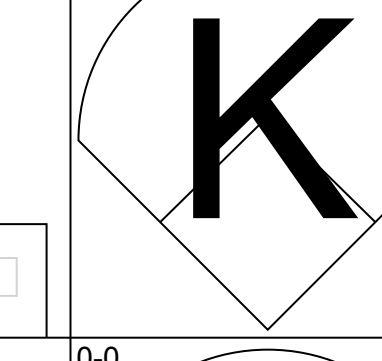
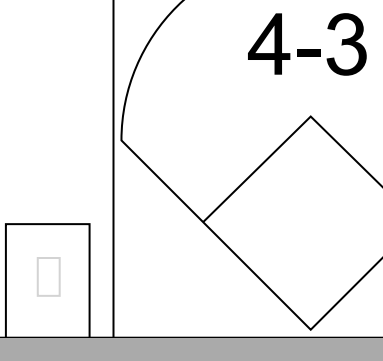
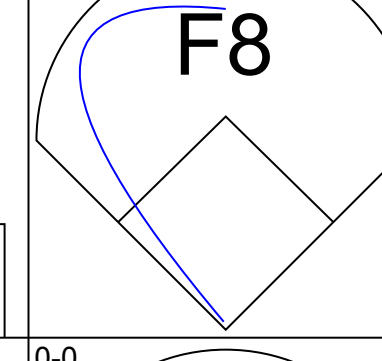
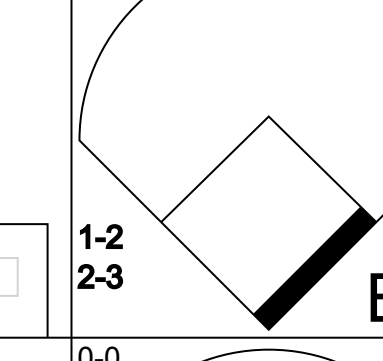

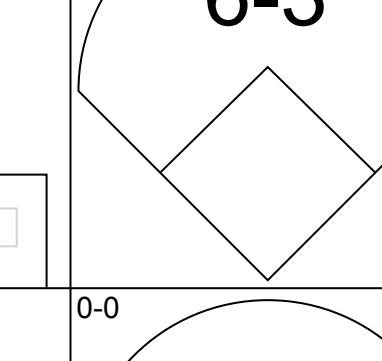
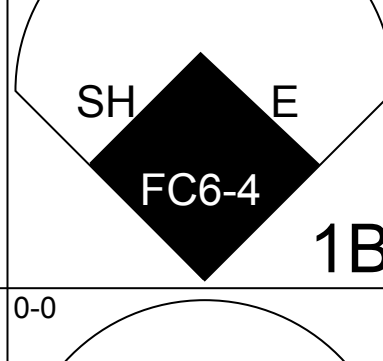
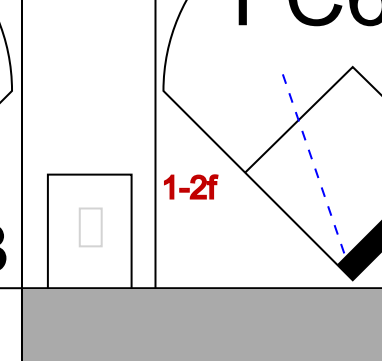
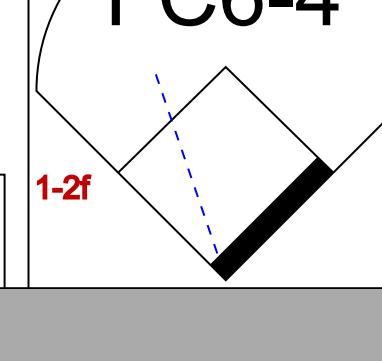
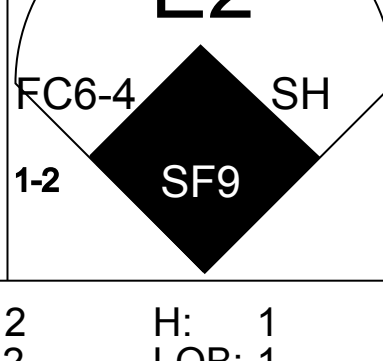
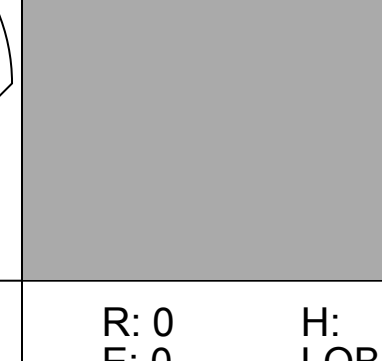
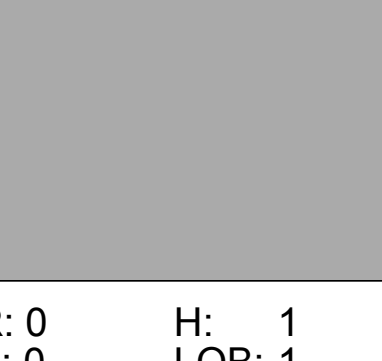
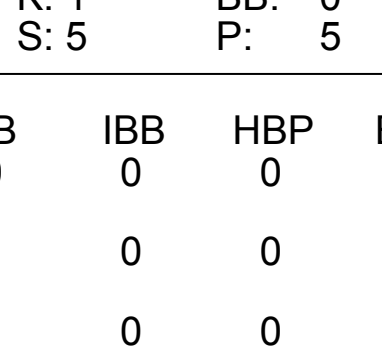
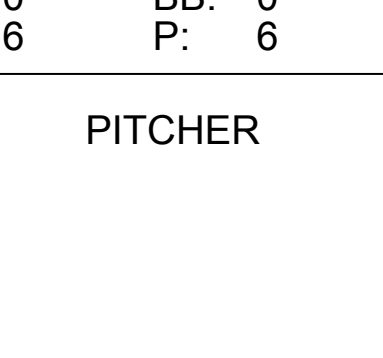
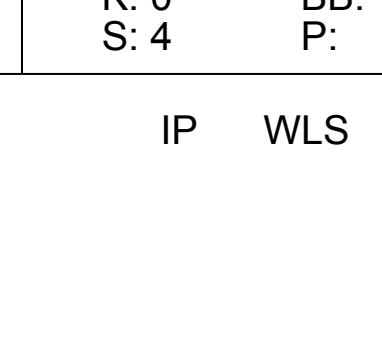
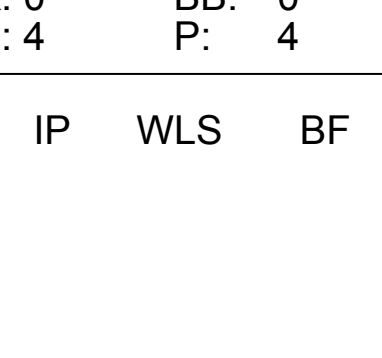
Batter	1	2	3	4	5	6	7	8	9	AB	R	H	RBI	BB	SO	LOB	TOP								
Al Bumbry, L OBP: 0.329, SLG: 0.359 (1, 8)	F7		6-3	F8			4-3		B1-3	5	0	0	0	0	0	1	Baltimore Orioles @ California Angels Anaheim Stadium, Anaheim, CA Fri Jul 06 1979, 10:05 PM EDT Att: 24,679 - Unknown livebaseballscorecards.com								
Kiko Garcia, R OBP: 0.329, SLG: 0.402 (1, 6)	BB		BLK	HR		F9	6-3		BB	4	1	2	0	1	0	0									
Ken Singleton, S OBP: 0.421, SLG: 0.537 (1, 9)	K		HR			F7	F8		4-3	5	1	1	2	0	1	2									
Eddie Murray, S OBP: 0.357, SLG: 0.414 (1, 3)	BB		FC5-4	BB		FC5-4	1B		E8	2	0	2	0	2	0	0									
Gary Roenicke, R OBP: 0.416, SLG: 0.527 (1, 7)	F8		F9			FC5-4	1B		K	4	0	0	0	0	1	5									
Doug DeCinces, R OBP: 0.337, SLG: 0.448 (1, 5)		G4-6-3	BB	1B		FC5-4			K	4	1	2	1	0	1	2									
Pat Kelly, L OBP: 0.468, SLG: 0.619 (1, 10)		G4-6-3	BB			4-3			F8	2	0	0	0	2	0	0									
Rich Dauer, R OBP: 0.317, SLG: 0.375 (1, 4)																									
Terry Crowley, L OBP: 0.387, SLG: 0.480 (8, PH)	G4-6-3									3	0	0	0	0	1	2									
Wayne Krenchicki, L OBP: 0.192, SLG: 0.273 (8, 4)	1-2									1	0	0	0	0	1	2									
Rick Dempsey, R OBP: 0.341, SLG: 0.386 (1, 2)										0	0	0	0	0	0	0									
John Lowenstein, L OBP: 0.388, SLG: 0.526 (9, PH)	K									0	0	0	0	0	0	0									
Inning Stats	R: 0 E: 0 K: 1 S: 6	H: 1 LOB: 2 BB: 1 P: 10	R: 0 E: 0 K: 1 S: 5	H: 1 LOB: 1 BB: 1 P: 9	R: 2 E: 0 K: 0 S: 5	H: 2 LOB: 1 BB: 1 P: 9	R: 0 E: 0 K: 1 S: 6	H: 1 LOB: 1 BB: 0 P: 6	R: 0 E: 0 K: 0 S: 4	H: 1 LOB: 0 BB: 0 P: 4	R: 1 E: 0 K: 0 S: 4	H: 1 LOB: 0 BB: 0 P: 4	R: 0 E: 0 K: 0 S: 3	H: 0 LOB: 0 BB: 0 P: 3	R: 0 E: 1 K: 3 S: 10	H: 1 LOB: 2 BB: 1 P: 14	R: 0 E: 0 K: 0 S: 3	H: 0 LOB: 1 BB: 1 P: 7	1B: 6 2B: 0 3B: 0 HR: 2	SF: 0 SAC: 0 DP: 1 HBP: 0	WP: 0 PB: 0 SB: 0 CS: 0	PA: 39			
PITCHER	IP	WLS	BF	H	R	ER	SO	BB	IBB	HBP	BLK	WP	HR	S	P	ERA	WHIP								
Jim Barr, R ERA: 4.5 (1, 1)	7.0	W	30	7	3	3	3	3	0	0	1	0	2	33	45	3.86	1.429								
Mark Clear, R ERA: 2.96 (8, 1)	2.0		9	1	0	0	3	2	0	0	0	0	0	13	21	0.00	1.500								

Batter	1	2	3	4	5	6	7	8	9	AB	R	H	RBI	BB	SO	LOB	BOTTOM								
Bert Campaneris, R OBP: 0.265, SLG: 0.227 (1, 6)	5-3		SH2-3				SH1-3	F8		3	0	0	0	0	1	0	Baltimore Orioles @ California Angels Anaheim Stadium, Anaheim, CA Fri Jul 06 1979, 10:05 PM EDT Att: 24,679 - Unknown livebaseballscorecards.com								
Bobby Grich, R OBP: 0.382, SLG: 0.576 (1, 4)	L5		K				4-3			5	1	1	2	0	2	1									
Dan Ford, R OBP: 0.352, SLG: 0.452 (1, 9)	F8		L4							5	1	3	0	0	0	1									
Don Baylor, R OBP: 0.377, SLG: 0.552 (1, 10)		CS	1B				F9			5	2	3	3	0	0	2									
Willie Aikens, L OBP: 0.376, SLG: 0.516 (1, 3)	F7						E8	6-3		4	0	2	0	0	0	1									
Brian Downing, R OBP: 0.421, SLG: 0.516 (1, 2)							P6	BB		4	0	1	0	0	1	2									
Joe Rudi, R OBP: 0.298, SLG: 0.353 (1, 7)			WP	2B			K	BB		2	1	1	0	2	1	1									
Larry Harlow, L OBP: 0.314, SLG: 0.221 (1, 8)							5-3			2	0	0	0	2	0	3									
Jim Anderson, R OBP: 0.323, SLG: 0.379 (1, 5)			SH2-3	1B						4	1	2	2	0	2	5									
Inning Stats	R: 0 E: 0 K: 0 S: 3	H: 0 LOB: 0 BB: 0 P: 3	R: 0 E: 0 K: 1 S: 5	H: 1 LOB: 0 BB: 0 P: 5	R: 2 E: 0 K: 1 S: 7	H: 2 LOB: 1 BB: 1 P: 11	R: 1 E: 0 K: 1 S: 7	H: 2 LOB: 2 BB: 1 P: 11	R: 0 E: 0 K: 1 S: 6	H: 1 LOB: 1 BB: 0 P: 6	R: 0 E: 1 K: 1 S: 6	H: 1 LOB: 1 BB: 0 P: 6	R: 4 E: 0 K: 1 S: 10	H: 5 LOB: 3 BB: 2 P: 18	R: 0 E: 0 K: 1 S: 6	H: 1 LOB: 1 BB: 0 P: 6		1B: 6 2B: 4 3B: 0 HR: 3	SF: 0 SAC: 2 DP: 0 HBP: 0	WP: 1 PB: 0 SB: 0 CS: 1	PA: 40				
PITCHER	IP	WLS	BF	H	R	ER	SO	BB	IBB	HBP	BLK	WP	HR	S	P	ERA	WHIP								
Steve Stone, R ERA: 4.32 (1, 1)	6.1	L	31	11	7	7	5	2	0	0	0	0	3	39	47	9.95	2.053								
Tippy Martinez, L ERA: 3.6 (7, 1)	1.2		9	2	0	0	2	1	1	0	0	0	0	11	19	0.00	1.800								

Batter	1	2	3	4	5	6	7	8	9	AB	R	H	RBI	BB	SO	LOB	TOP	
Al Bumby, L OBP: 0.328, SLG: 0.358 (1, 8)										4	1	1	0	0	1	2	Baltimore Orioles @ California Angels Anaheim Stadium, Anaheim, CA Sat Jul 07 1979, 10:05 PM EDT Att: 37,382 - Unknown	
Kiko Garcia, R OBP: 0.332, SLG: 0.404 (1, 6)										4	0	2	0	0	2	1		
Ken Singleton, S OBP: 0.419, SLG: 0.533 (1, 9)										4	0	1	1	0	1	2		
Eddie Murray, S OBP: 0.353, SLG: 0.409 (1, 3)										4	0	0	0	0	3	2		
Doug DeCinces, R OBP: 0.337, SLG: 0.446 (1, 5) Wayne Krenchicki, L OBP: 0.197, SLG: 0.250 (8, 5)										3	0	1	0	0	0	1		
Terry Crowley, L OBP: 0.343, SLG: 0.414 (1, 10)										4	0	0	0	0	0	2		
Gary Roenicke, R OBP: 0.412, SLG: 0.519 (1, 7)										3	0	0	0	0	0	0		
Rich Dauer, R OBP: 0.314, SLG: 0.370 (1, 4)										3	0	0	0	0	0	0		
Dave Skaggs, R OBP: 0.311, SLG: 0.284 (1, 2)										3	0	2	0	0	1	0		
Inning Stats	R: 1 E: 0 K: 2 S: 10	H: 3 LOB: 2 BB: 0 P: 10	R: 0 E: 0 K: 1 S: 5	H: 0 LOB: 0 BB: 0 P: 5	R: 0 E: 0 K: 1 S: 5	H: 0 LOB: 0 BB: 0 P: 5	R: 0 E: 0 K: 0 S: 4	H: 1 LOB: 1 BB: 0 P: 4	R: 0 E: 0 K: 0 S: 3	H: 0 LOB: 0 BB: 0 P: 3	R: 0 E: 0 K: 0 S: 4	H: 2 LOB: 1 BB: 0 P: 4	R: 0 E: 0 K: 0 S: 3	H: 0 LOB: 0 BB: 0 P: 3	1B: 6 2B: 1 3B: 0 HR: 0	SF: 0 SAC: 0 DP: 1 HBP: 0		WP: 0 PB: 0 SB: 2 CS: 0
PITCHER Dave Frost, R ERA: 3.86 (1, 1)	IP: 9.0 WLS: W BF: 33 H: 7 R: 1 ER: 1 SO: 8 BB: 0 IBB: 0 HBP: 0 BLK: 0 WP: 0 HR: 0 S: 49 P: 49 ERA: 1.00 WHIP: 0.778															PITCHER		

Batter	1	2	3	4	5	6	7	8	9	AB	R	H	RBI	BB	SO	LOB	BOTTOM			
Bert Campaneris, R OBP: 0.280, SLG: 0.244 (1, 6)										5	1	4	0	0	0	1	Baltimore Orioles @ California Angels Anaheim Stadium, Anaheim, CA Sat Jul 07 1979, 10:05 PM EDT Att: 37,382 - Unknown			
Bobby Grich, R OBP: 0.383, SLG: 0.580 (1, 4)										5	1	2	1	0	1	3				
Dan Ford, R OBP: 0.350, SLG: 0.446 (1, 9)										4	0	0	0	1	2	3				
Don Baylor, R OBP: 0.380, SLG: 0.551 (1, 10)										4	1	2	1	1	0	1				
Willie Aikens, L OBP: 0.378, SLG: 0.520 (1, 3)										4	1	2	1	0	0	4				
Brian Downing, R OBP: 0.422, SLG: 0.513 (1, 2)										2	2	0	0	2	0	2				
Joe Rudi, R OBP: 0.297, SLG: 0.365 (1, 7)										4	1	1	4	0	0	1				
Larry Harlow, L OBP: 0.325, SLG: 0.239 (1, 8)										3	0	2	0	1	0	0				
Jim Anderson, R OBP: 0.338, SLG: 0.393 (1, 5)										3	1	2	3	0	0	0				
Inning Stats	R: 0 E: 0 K: 1 S: 5	H: 1 LOB: 0 BB: 0 P: 5	R: 0 E: 0 K: 0 S: 3	H: 1 LOB: 0 BB: 0 P: 3	R: 2 E: 0 K: 1 S: 9	H: 4 LOB: 3 BB: 1 P: 13	R: 1 E: 0 K: 0 S: 4	H: 2 LOB: 2 BB: 1 P: 8	R: 0 E: 0 K: 1 S: 7	H: 2 LOB: 2 BB: 0 P: 7	R: 0 E: 0 K: 0 S: 3	H: 0 LOB: 0 BB: 0 P: 3	R: 7 E: 0 K: 0 S: 7	H: 5 LOB: 0 BB: 3 P: 19	R: 0 E: 1 K: 0 S: 3	H: 0 LOB: 0 BB: 0 P: 3		1B: 11 2B: 2 3B: 1 HR: 1	SF: 0 SAC: 1 DP: 3 HBP: 0	WP: 0 PB: 1 SB: 0 CS: 1
PITCHER Dennis Martinez, R ERA: 3.77 (1, 1) Mike Flanagan, L ERA: 4.05 (7, 1) Don Stanhouse, R ERA: 2.76 (7, 1)	IP: 6.1 WLS: L BF: 31 H: 12 R: 6 ER: 6 SO: 3 BB: 3 IBB: 0 HBP: 0 BLK: 0 WP: 0 HR: 0 S: 34 P: 46 ERA: 8.53 WHIP: 2.368															PITCHER				

Batter	1	2	3	4	5	6	7	8	9	AB	R	H	RBI	BB	SO	LOB	TOP				
Al Bumbry, L OBP: 0.327, SLG: 0.356 (1, 8)										4	0	1	0	0	1	0	Baltimore Orioles @ California Angels Anaheim Stadium, Anaheim, CA Sun Jul 08 1979, 6:33 AM EDT Att: 29,062 - Unknown				
Kiko Garcia, R OBP: 0.331, SLG: 0.398 (1, 6)										3	0	0	0	1	0	1					
Pat Kelly, L OBP: 0.450, SLG: 0.591 (1, 10)										3	0	0	0	0	0	1					
Benny Ayala, R OBP: 0.286, SLG: 0.679 (8, PH)										1	0	1	0	0	0	0					
Ken Singleton, S OBP: 0.415, SLG: 0.525 (1, 9)										4	0	0	0	0	0	1					
Gary Roenicke, R OBP: 0.412, SLG: 0.519 (8, 7)										0	0	0	0	0	0	0					
John Lowenstein, L OBP: 0.400, SLG: 0.574 (1, 7)										4	1	3	1	0	1	0					
Eddie Murray, S OBP: 0.352, SLG: 0.407 (1, 3)										4	1	1	0	0	0	2					
Billy Smith, S OBP: 0.285, SLG: 0.371 (1, 4)										4	1	1	2	0	1	1					
Rich Dauer, R OBP: 0.311, SLG: 0.366 (1, 5)										3	0	0	0	0	0	0					
Rick Dempsey, R OBP: 0.336, SLG: 0.380 (1, 2)										3	0	0	0	0	0	0					
Inning Stats	R: 0 E: 0 K: 1 S: 4	H: 0 LOB: 0 BB: 1 P: 8	R: 0 E: 0 K: 0 S: 4	H: 1 LOB: 1 BB: 0 P: 4	R: 0 E: 0 K: 0 S: 4	H: 1 LOB: 1 BB: 0 P: 4	R: 0 E: 0 K: 0 S: 3	H: 0 LOB: 0 BB: 0 P: 3	R: 0 E: 0 K: 0 S: 3	H: 0 LOB: 0 BB: 0 P: 3	R: 3 E: 0 K: 0 S: 6	H: 3 LOB: 0 BB: 0 P: 6	R: 0 E: 0 K: 0 S: 4	H: 1 LOB: 1 BB: 0 P: 4	R: 0 E: 0 K: 2 S: 7	H: 0 LOB: 0 BB: 0 P: 7	1B: 4 2B: 1 3B: 0 HR: 2	SF: 0 SAC: 0 DP: 0 HBP: 0	WP: 0 PB: 0 SB: 0 CS: 1	PA: 34	
PITCHER	IP	WLS	BF	H	R	ER	SO	BB	IBB	HBP	BLK	WP	HR	S	P	ERA	WHIP				
Don Aase, R ERA: 3.88 (1, 1)	7.0	L	27	6	3	3	1	1	0	0	0	0	2	28	32	3.86	1.000				
Dave LaRoche, L ERA: 6.39 (8, 1)	2.0		7	1	0	0	2	0	0	0	0	0	0	11	11	0.00	0.500				

Batter	1	2	3	4	5	6	7	8	9	AB	R	H	RBI	BB	SO	LOB	BOTTOM				
Bobby Grich, R OBP: 0.380, SLG: 0.576 (1, 4)										2	0	0	0	0	0	0	Baltimore Orioles @ California Angels Anaheim Stadium, Anaheim, CA Sun Jul 08 1979, 6:33 AM EDT Att: 29,062 - Unknown				
Camey Lansford, R OBP: 0.362, SLG: 0.470 (1, 5)										4	0	0	1	0	1	3					
Dan Ford, R OBP: 0.349, SLG: 0.448 (1, 8)										3	0	1	1	0	1	1					
Don Baylor, R OBP: 0.376, SLG: 0.544 (1, 7)										4	0	0	0	0	1	2					
Brian Downing, R OBP: 0.420, SLG: 0.509 (1, 10)										4	0	1	0	0	0	0					
Joe Rudi, R OBP: 0.300, SLG: 0.365 (1, 9)										3	0	1	0	1	1	0					
Larry Harlow, L OBP: 0.325, SLG: 0.239 (8, FR)										0	0	0	0	0	0	0					
Willie Aikens, L OBP: 0.376, SLG: 0.513 (1, 3)										3	0	0	0	1	1	1					
Ike Hampton, S OBP: 0.400, SLG: 0.400 (8, PR)										0	0	0	0	0	0	0					
Tom Donohue, R OBP: 0.276, SLG: 0.384 (1, 2)										3	1	1	0	0	0	1					
Willie Davis, L OBP: 0.244, SLG: 0.256 (8, PH)										1	0	0	0	0	0	3					
Jim Anderson, R OBP: 0.338, SLG: 0.391 (1, 6)										3	1	1	0	0	0	1					
Inning Stats	R: 0 E: 0 K: 1 S: 5	H: 0 LOB: 0 BB: 0 P: 5	R: 0 E: 0 K: 1 S: 5	H: 0 LOB: 0 BB: 0 P: 5	R: 0 E: 0 K: 0 S: 4	H: 1 LOB: 1 BB: 0 P: 4	R: 0 E: 0 K: 0 S: 5	H: 0 LOB: 0 BB: 0 P: 5	R: 2 E: 2 K: 0 S: 6	H: 1 LOB: 1 BB: 0 P: 6	R: 0 E: 0 K: 0 S: 4	H: 1 LOB: 1 BB: 0 P: 4	R: 0 E: 0 K: 1 S: 6	H: 1 LOB: 1 BB: 0 P: 6	R: 0 E: 0 K: 0 S: 3	H: 1 LOB: 2 BB: 2 P: 11	1B: 4 2B: 2 3B: 0 HR: 0	SF: 1 SAC: 2 DP: 1 HBP: 0	WP: 0 PB: 0 SB: 0 CS: 0	PA: 35	
PITCHER	IP	WLS	BF	H	R	ER	SO	BB	IBB	HBP	BLK	WP	HR	S	P	ERA	WHIP				
Scott McGregor, L ERA: 3.65 (1, 1)	7.2	W	29	4	2	0	4	0	0	0	0	0	0	37	37	0.00	0.522				
Sammy Stewart, R ERA: 2.74 (8, 1)	0.2		4	1	0	0	1	1	0	0	0	0	0	5	9	0.00	3.000				
Don Stanhouse, R ERA: 2.72 (8, 1)	0.2	S	2	0	0	0	0	1	0	0	0	0	0	1	5	0.00	1.500				

AB	33
R	3
H	7
RBI	3
BB	1
SO	3
LOB	6




AB	30
R	2
H	5
RBI	2
BB	2
SO	5
LOB	12




Batter	1	2	3	4	5	6	7	8	9	AB	R	H	RBI	BB	SO	LOB	TOP										
Al Bumby, L OBP: 0.322, SLG: 0.352 (1, 8)										4	0	0	1	0	2	1	Baltimore Orioles @ Oakland Athletics Oakland-Alameda County Coliseum, Oakland, CA Mon Jul 09 1979, 7:05 PM PDT Att: 7,469 - Unknown										
Kiko Garcia, R OBP: 0.332, SLG: 0.396 (1, 6)										4	0	1	1	1	0	2											
Ken Singleton, S OBP: 0.415, SLG: 0.533 Gary Roenicke, R OBP: 0.412, SLG: 0.519 (1, 9) (9, 7)										5	1	2	1	0	2	2											
Eddie Murray, S OBP: 0.352, SLG: 0.405 (1, 3)										4	0	1	0	1	1	1											
Lee May, R OBP: 0.321, SLG: 0.474 Pat Kelly, L OBP: 0.446, SLG: 0.580 Benny Ayala, R OBP: 0.276, SLG: 0.655 (1, 10) (3, PH) (9, PH)										1	0	0	0	0	1	2											
John Lowenstein, L OBP: 0.395, SLG: 0.562 (1, 7) (9, 9)										4	2	1	0	0	1	1											
Doug DeCinces, R OBP: 0.340, SLG: 0.441 (1, 5)										2	2	0	0	2	0	1											
Rich Dauer, R OBP: 0.313, SLG: 0.368 (1, 4)										4	1	2	1	0	1	2											
Rick Dempsey, R OBP: 0.339, SLG: 0.387 (1, 2)										4	1	2	2	0	0	2											
Inning Stats	R: 0 E: 0 K: 2 S: 9	H: 2 LOB: 2 BB: 0 P: 9	R: 4 E: 0 K: 1 S: 9	H: 4 LOB: 1 BB: 1 P: 13	R: 2 E: 2 K: 1 S: 9	H: 2 LOB: 0 BB: 0 P: 9	R: 0 E: 0 K: 1 S: 5	H: 0 LOB: 0 BB: 1 P: 5	R: 0 E: 0 K: 1 S: 2	H: 0 LOB: 0 BB: 1 P: 6	R: 0 E: 0 K: 1 S: 5	H: 0 LOB: 0 BB: 0 P: 5	R: 0 E: 0 K: 0 S: 3	H: 0 LOB: 0 BB: 0 P: 3	R: 1 E: 0 K: 1 S: 6	H: 1 LOB: 1 BB: 1 P: 10		1B: 8 2B: 1 3B: 0 HR: 1	SF: 1 SAC: 0 DP: 2 HBP: 0	WP: 2 PB: 0 SB: 2 CS: 0	PA: 41						
PITCHER	IP	WLS	BF	H	R	ER	SO	BB	IBB	HBP	BLK	WP	HR	S	P	ERA	WHIP										
Matt Keough, R ERA: 5.64 (1, 1)	1.0	L	9	5	4	4	2	1	0	0	0	2	0	12	16	36.00	6.000										
Jim Todd, R ERA: 6.02 (2, 1)	4.0		18	4	2	0	4	1	0	0	0	0	0	25	29	0.00	1.250										
Craig Minetto, L ERA: 5.71 (6, 1)	4.0		14	1	1	1	2	2	0	0	0	0	1	16	24	2.25	0.750										

Batter	1	2	3	4	5	6	7	8	9	AB	R	H	RBI	BB	SO	LOB	BOTTOM										
Rickey Henderson, R OBP: 0.325, SLG: 0.292 Larry Murray, S OBP: 0.294, SLG: 0.289 (1, 8) (7, PH) (8, 8)										3	0	1	0	0	1	0	Baltimore Orioles @ Oakland Athletics Oakland-Alameda County Coliseum, Oakland, CA Mon Jul 09 1979, 7:05 PM PDT Att: 7,469 - Unknown										
Dave Chalk, R OBP: 0.386, SLG: 0.324 (1, 5) (9, 6)										4	0	1	0	1	0	2											
Mike Edwards, R OBP: 0.289, SLG: 0.309 (1, 4)										5	0	1	0	0	1	5											
Jeff Newman, R OBP: 0.258, SLG: 0.399 (1, 3)										5	0	0	0	0	2	3											
Mike Heath, R OBP: 0.345, SLG: 0.416 (1, 7)										5	1	1	0	0	2	2											
Jim Essian, R OBP: 0.331, SLG: 0.457 (1, 2)										3	2	2	1	1	0	1											
Mitchell Page, L OBP: 0.317, SLG: 0.360 (1, 10)										4	0	1	0	0	1	3											
Tony Armas, R OBP: 0.301, SLG: 0.410 (1, 9)										3	0	1	2	1	2	2											
Rob Picciolo, R OBP: 0.234, SLG: 0.299 Wayne Gross, L OBP: 0.334, SLG: 0.380 (1, 6) (8, PH) (9, 5)										3	0	1	0	0	1	2											
Inning Stats	R: 0 E: 0 K: 0 S: 4	H: 1 LOB: 1 BB: 0 P: 4	R: 0 E: 0 K: 2 S: 8	H: 1 LOB: 2 BB: 1 P: 12	R: 0 E: 0 K: 1 S: 5	H: 0 LOB: 0 BB: 0 P: 5	R: 0 E: 1 K: 2 S: 9	H: 1 LOB: 2 BB: 0 P: 9	R: 0 E: 0 K: 1 S: 6	H: 2 LOB: 1 BB: 0 P: 6	R: 1 E: 0 K: 1 S: 6	H: 1 LOB: 0 BB: 0 P: 6	R: 0 E: 0 K: 1 S: 6	H: 1 LOB: 2 BB: 1 P: 10	R: 2 E: 0 K: 0 S: 5	H: 2 LOB: 1 BB: 1 P: 9		R: 0 E: 0 K: 2 S: 7	H: 0 LOB: 2 BB: 2 P: 15	1B: 7 2B: 0 3B: 1 HR: 1	SF: 0 SAC: 0 DP: 1 HBP: 0	WP: 0 PB: 0 SB: 0 CS: 0	PA: 41				
PITCHER	IP	WLS	BF	H	R	ER	SO	BB	IBB	HBP	BLK	WP	HR	S	P	ERA	WHIP										
Mike Flanagan, L ERA: 4.02 (1, 1)	7.2	W	35	9	3	3	8	3	0	0	0	0	1	48	60	3.52	1.565										
Don Stanhouse, R ERA: 2.64 (8, 1)	1.1	S	6	0	0	0	2	2	0	0	0	0	0	8	16	0.00	1.500										



Batter	1	2	3	4	5	6	7	8	9	AB	R	H	RBI	BB	SO	LOB	TOP									
Al Bumby, L OBP: 0.324, SLG: 0.353 (1, 8)	0-3 K			0-3 K	0-0 1-2 2-H 1B		0-0 4-3		0-0 1-2 1B	5	0	2	1	0	2	0	Baltimore Orioles @ Oakland Athletics Oakland-Alameda County Coliseum, Oakland, CA Tue Jul 10 1979, 7:05 PM PDT Att: 1,880 - Unknown AB 37 R 6 H 12 RBI 6 BB 1 SO 5 LOB 16 									
Kiko Garcia, R OBP: 0.330, SLG: 0.396 (1, 6)	0-3 K			0-0 6-3	0-3 K		0-0 2B		0-0 P4	5	0	1	0	0	2	4										
Ken Singleton, S OBP: 0.412, SLG: 0.531 (1, 10)	0-0 F8			0-0 G3		0-0 2B		0-0 4-3	5	1	1	0	0	1	3											
Eddie Murray, S OBP: 0.357, SLG: 0.412 (1, 3)		0-0 F7			0-0 BB 1B	0-0 2-H HR 2B		0-0 1B	4	2	3	1	0	0	0											
John Lowenstein, L OBP: 0.406, SLG: 0.593 (1, 9)		0-0 F9			4-0 FC5 1-2 BB 1B	0-0 2-H HR		0-0 G5-4-3 1B	3	1	2	2	1	0	0											
Doug DeCinces, R OBP: 0.338, SLG: 0.437 Billy Smith, S OBP: 0.285, SLG: 0.371 (1, 5) (8, 4)		0-0 5-3			0-0 E FC5 SF9 1-2 2-H 1B	0-0 4-3		0-0 P6	4	1	1	1	0	0	2											
Gary Roenicke, R OBP: 0.409, SLG: 0.514 (1, 7)			0-0 F7		0-0 FC5 1-2 2-3F 1B	0-0 CS 1B		0-0 G5-4-3 1-2	4	1	1	0	0	0	4											
Rich Dauer, R OBP: 0.310, SLG: 0.364 (1, 4) (8, 5)			0-0 F8		0-0 E6 1-2 2-3 1B	0-0 6-3		0-0 F7	3	0	0	0	0	0	3											
Pat Kelly, L OBP: 0.440, SLG: 0.571 (9, FH)					0-0 SF9 1-2 2-3 3-H			0-0 1B	1	0	0	0	0	0	0											
Rick Dempsey, R OBP: 0.335, SLG: 0.383 Terry Crowley, L OBP: 0.351, SLG: 0.433 Wayne Krenchicki, L OBP: 0.167, SLG: 0.250 (1, 2) (9, PH) (9, PR)			0-0 F9				0-0 P3	0-0 1B	2	0	0	1	0	0	0											
Inning Stats	R: 0 E: 0 K: 2 S: 7	H: 0 LOB: 0 BB: 0 P: 7	R: 0 E: 0 K: 0 S: 3	H: 0 LOB: 0 BB: 0 P: 3	R: 0 E: 0 K: 0 S: 3	H: 0 LOB: 0 BB: 0 P: 3	R: 0 E: 0 K: 1 S: 5	H: 0 LOB: 0 BB: 0 P: 5	R: 3 E: 1 K: 1 S: 9	H: 3 LOB: 2 BB: 1 P: 13	R: 3 E: 0 K: 0 S: 6	H: 4 LOB: 0 BB: 0 P: 6	R: 0 E: 0 K: 0 S: 4	H: 1 LOB: 1 BB: 0 P: 4	R: 0 E: 0 K: 0 S: 4	H: 2 LOB: 1 BB: 0 P: 4	R: 0 E: 0 K: 1 S: 7	H: 2 LOB: 2 BB: 0 P: 7	1B: 8 2B: 3 3B: 0 HR: 1	SF: 1 SAC: 0 DP: 1 HBP: 0	WP: 0 PB: 0 SB: 0 CS: 1	PA: 39				
PITCHER	IP	WLS	BF	H	R	ER	SO	BB	IBB	HBP	BLK	WP	HR	S	P	ERA	WHIP									
Rick Langford, R ERA: 5.45 Dave Heaverlo, R ERA: 3.9	(1, 1)	8.1	W	37	12	6	4	4	1	0	0	0	0	1	44	48	4.32	1.560								
(9, 1)	0.2	S	2	0	0	0	1	0	0	0	0	0	0	4	4	0.00	0.000									

Batter	1	2	3	4	5	6	7	8	9	AB	R	H	RBI	BB	SO	LOB	BOTTOM									
Rickey Henderson, R OBP: 0.305, SLG: 0.276 (1, 8)	0-0 6-3	0-0 F9		0-0 G1-4-3			0-0 5-3	0-0 SF9-3-4		4	0	0	1	0	0	2	Baltimore Orioles @ Oakland Athletics Oakland-Alameda County Coliseum, Oakland, CA Tue Jul 10 1979, 7:05 PM PDT Att: 1,880 - Unknown AB 31 R 7 H 11 RBI 7 BB 3 SO 2 LOB 12 									
Dave Chalk, R OBP: 0.380, SLG: 0.311 (1, 4) (8, 6)	0-0 5-3	0-0 F9			0-0 1-3		4-0 BB BB		3	0	0	0	1	0	1											
Wayne Gross, L OBP: 0.340, SLG: 0.381 (1, 5)	0-0 1B 1B		0-0 F8		4-0 G4-6-3 BB		4-0 1-2 BB		2	1	1	0	2	0	0											
Mitchell Page, L OBP: 0.317, SLG: 0.359 (1, 10)	0-0 1B 1B		0-0 1-3		0-0 G4-6-3		0-0 L7		4	1	1	0	0	0	3											
Jim Essian, R OBP: 0.342, SLG: 0.483 (1, 3)	0-0 1B 1B		0-0 HR			0-3 K		1-0 5-3 2B HBP	3	2	2	2	0	1	0											
Mike Heath, R OBP: 0.352, SLG: 0.420 (1, 7) (9, 2)	0-0 1-2 2-H 1B		0-0 1B			0-0 6-3		0-0 5-3	4	0	2	1	0	0	1											
Jeff Newman, R OBP: 0.281, SLG: 0.409 Larry Murray, S OBP: 0.284, SLG: 0.269 (1, 2) (6, PR) (9, 7)	0-0 6-3		0-0 F7			0-0 HR		1-0 2B 1B HBP	3	1	1	1	0	0	3											
Tony Armas, R OBP: 0.307, SLG: 0.420 (1, 9)		0-0 1B		0-0 E6 FC1-5		0-3 K		0-0 1B 2B	4	1	2	1	0	1	0											
Rob Picciolo, R OBP: 0.231, SLG: 0.295 Mike Edwards, R OBP: 0.294, SLG: 0.314 (1, 6) (7, PH) (8, 4)		0-0 L6		0-0 FC1-5			0-0 1B	0-0 2-3 3-H 1B	2	0	0	0	0	0	2											
Inning Stats	R: 2 E: 0 K: 0 S: 7	H: 4 LOB: 2 BB: 0 P: 7	R: 0 E: 0 K: 0 S: 4	H: 1 LOB: 1 BB: 0 P: 4	R: 1 E: 0 K: 0 S: 5	H: 2 LOB: 1 BB: 0 P: 5	R: 0 E: 1 K: 0 S: 3	H: 0 LOB: 0 BB: 0 P: 3	R: 0 E: 0 K: 2 S: 8	H: 1 LOB: 0 BB: 0 P: 8	R: 0 E: 0 K: 0 S: 3	H: 1 LOB: 2 BB: 2 P: 11	R: 3 E: 0 K: 0 S: 4	H: 2 LOB: 1 BB: 0 P: 6	R: 0 E: 0 K: 0 S: 4	H: 2 LOB: 1 BB: 0 P: 6		1B: 8 2B: 2 3B: 0 HR: 2	SF: 1 SAC: 0 DP: 3 HBP: 2	WP: 0 PB: 0 SB: 0 CS: 0	PA: 37					
PITCHER	IP	WLS	BF	H	R	ER	SO	BB	IBB	HBP	BLK	WP	HR	S	P	ERA	WHIP									
Steve Stone, R ERA: 4.4 Sammy Stewart, R ERA: 3.07 Tippy Martinez, L ERA: 3.53	(1, 1)	6.1	L	27	9	4	4	2	1	0	0	0	0	2	30	34	5.68	1.579								
(7, 1)	1.0	L	8	1	3	3	0	2	0	2	0	0	0	4	14	27.00	3.000									
(8, 1)	0.2		2	1	0	0	0	0	0	0	0	0	0	2	2	0.00	1.500									

Batter	1	2	3	4	5	6	7	8	9	AB	R	H	RBI	BB	SO	LOB	TOP		
Al Bumby, L OBP: 0.323, SLG: 0.351 (1, 8)	F8		G5-4-3 1B		FC4-6		F8			4	0	1	0	0	0	2	Baltimore Orioles @ Oakland Athletics Oakland-Alameda County Coliseum, Oakland, CA Wed Jul 11 1979, 3:33 AM PDT Att: 2,586 - Unknown		
Kiko Garcia, R OBP: 0.325, SLG: 0.389 (1, 6)	F8		G5-4-3		F8			5-3		4	0	0	0	0	0	3			
Ken Singleton, S OBP: 0.410, SLG: 0.528 (1, 10)	1B				F7		4-3	6-3		4	0	1	0	0	0	0			
Eddie Murray, S OBP: 0.361, SLG: 0.429 (1, 3)	K			4-3 1B 2B		HR		1B		4	2	3	1	0	1	1			
John Lowenstein, L OBP: 0.402, SLG: 0.580 (1, 9)		F8 BB F9 1B		4-3		F8		F9		4	0	1	0	0	0	2			
Doug DeCinces, R OBP: 0.341, SLG: 0.435 (1, 5)		4-0 BB 1-2 BB		2-3 CS 1B		5-3		5-3		3	0	1	1	1	0	0			
Gary Roenicke, R OBP: 0.407, SLG: 0.523 (1, 7)	F8			CS 1-2	E5 FC4-6 BB		HR	F7		4	1	1	1	0	0	2			
Billy Smith, S OBP: 0.284, SLG: 0.362 (1, 4)	F9				K		P3		3	0	0	0	0	0	1	3			
Rich Dauer, R OBP: 0.310, SLG: 0.364 (9, 4)								HBP		0	0	0	0	0	0	0			
Dave Skaggs, R OBP: 0.308, SLG: 0.271 (1, 2)			1-3				F8	P3		3	0	0	0	1	0	1			
Inning Stats	R: 0 E: 0 K: 1 S: 6	H: 1 LOB: 1 BB: 0 P: 6	R: 0 E: 0 K: 0 S: 3	H: 1 LOB: 1 BB: 1 P: 7	R: 0 E: 0 K: 0 S: 3	H: 1 LOB: 0 BB: 0 P: 3	R: 1 E: 0 K: 0 S: 4	H: 2 LOB: 0 BB: 0 P: 4	R: 0 E: 1 K: 1 S: 6	H: 0 LOB: 2 BB: 1 P: 10	R: 1 E: 0 K: 0 S: 4	H: 1 LOB: 0 BB: 0 P: 4	R: 1 E: 0 K: 0 S: 4	H: 1 LOB: 1 BB: 0 P: 4	R: 0 E: 0 K: 0 S: 4	H: 0 LOB: 1 BB: 0 P: 4	1B: 5 2B: 1 3B: 0 HR: 2	SF: 0 SAC: 0 DP: 1 HBP: 1	WP: 0 PA: 37 PB: 0 SB: 0 CS: 1
PITCHER Steve McCatty, R ERA: 3.5 (1, 1)	IP: 9.0 WLS: L BF: 36 H: 8 R: 3 ER: 3 SO: 2 BB: 2 IBB: 0 HBP: 1 BLK: 0 WP: 0 HR: 2 S: 37 P: 46 ERA: 3.00 WHIP: 1.111																		

AB	33
R	3
H	8
RBI	3
BB	2
SO	2
LOB	14



Batter	1	2	3	4	5	6	7	8	9	AB	R	H	RBI	BB	SO	LOB	BOTTOM		
Rickey Henderson, R OBP: 0.322, SLG: 0.288 (1, 8)	F9		F8		F8 SH FC3-2 1B		WP 1B 6-3		FC3-6 BB	4	1	2	0	1	0	0	Baltimore Orioles @ Oakland Athletics Oakland-Alameda County Coliseum, Oakland, CA Wed Jul 11 1979, 3:33 AM PDT Att: 2,586 - Unknown		
Dave Chalk, R OBP: 0.385, SLG: 0.321 (1, 4) (9, 6)	F3				SH BB FC3-2		WP 1B	F8		4	0	2	0	0	0	1			
Wayne Gross, L OBP: 0.337, SLG: 0.375 (1, 5)	BB BB		F9		F8		K	FC3-6		4	0	0	0	1	1	6			
Mitchell Page, L OBP: 0.315, SLG: 0.354 (1, 10)	BB BB		4-3		FC3-2 BB		6-3	4-3		4	0	0	1	1	0	5			
Jim Essian, R OBP: 0.340, SLG: 0.473 (1, 2)	6-3				6-3 FC6-4 BB		P4			3	0	0	0	1	0	3			
Mike Heath, R OBP: 0.356, SLG: 0.417 (1, 7)		6-3		1B BB	FC6-4			FC9-6 1B		3	0	1	0	1	0	3			
Jeff Newman, R OBP: 0.261, SLG: 0.407 (1, 3)				K		L5		FC9-6		4	0	1	0	0	1	2			
Tony Armas, R OBP: 0.305, SLG: 0.415 (1, 9)		F9			F9		K			4	0	1	0	0	1	2			
Rob Picciolo, R OBP: 0.226, SLG: 0.288 (1, 6)		F9			F9			F9		3	0	0	0	0	1	3			
Mike Edwards, R (8, PH) OBP: 0.293, SLG: 0.313 (9, 4)		F9		4-3		K		F9		1	0	0	0	0	0	1			
Inning Stats	R: 0 E: 0 K: 0 S: 3	H: 0 LOB: 2 BB: 2 P: 11	R: 0 E: 0 K: 0 S: 4	H: 1 LOB: 1 BB: 0 P: 4	R: 0 E: 0 K: 0 S: 4	H: 1 LOB: 1 BB: 0 P: 4	R: 0 E: 0 K: 1 S: 6	H: 1 LOB: 2 BB: 1 P: 10	R: 0 E: 0 K: 0 S: 5	H: 0 LOB: 0 BB: 0 P: 5	R: 1 E: 0 K: 1 S: 7	H: 2 LOB: 1 BB: 0 P: 7	R: 0 E: 0 K: 1 S: 6	H: 1 LOB: 1 BB: 0 P: 6	R: 0 E: 0 K: 0 S: 3	H: 0 LOB: 1 BB: 1 P: 7	1B: 7 2B: 0 3B: 0 HR: 0	SF: 0 SAC: 1 DP: 0 HBP: 0	WP: 1 PA: 40 PB: 0 SB: 0 CS: 0
PITCHER Dennis Martinez, R ERA: 3.61 (1, 1)	IP: 9.0 WLS: W BF: 40 H: 7 R: 1 ER: 1 SO: 4 BB: 5 IBB: 0 HBP: 0 BLK: 0 WP: 1 HR: 0 S: 43 P: 63 ERA: 1.00 WHIP: 1.333																		

AB	34
R	1
H	7
RBI	1
BB	5
SO	4
LOB	26



Batter	1	2	3	4	5	6	7	8	9	AB	R	H	RBI	BB	SO	LOB	TOP					
Al Bumbry, L OBP: 0.324, SLG: 0.355 (1, 8)										5	1	2	1	0	1	3						
Kiko Garcia, R OBP: 0.320, SLG: 0.383 (1, 6) (8, 4)										4	0	0	0	0	0	2						
Terry Crowley, L OBP: 0.378, SLG: 0.452 (9, PH)										1	0	1	1	0	0	0						
Billy Smith, S OBP: 0.284, SLG: 0.362 (9, PR) (9, 4)										0	0	0	0	0	0	0						
Ken Singleton, S OBP: 0.407, SLG: 0.521 (1, 10)										4	0	0	0	1	1	1						
Eddie Murray, S OBP: 0.361, SLG: 0.426 (1, 3)										4	0	1	0	1	1	1						
John Lowenstein, L OBP: 0.394, SLG: 0.560 (1, 9)										4	0	0	0	1	1	2						
Doug DeCinces, R OBP: 0.349, SLG: 0.441 (1, 5)										2	2	1	0	2	1	0						
Mark Belanger, R OBP: 0.244, SLG: 0.195 (8, 6)										1	0	0	0	0	3							
Gary Roenicke, R OBP: 0.408, SLG: 0.521 (1, 7)										3	0	1	0	1	2	3						
Rich Dauer, R OBP: 0.309, SLG: 0.362 (1, 4) (8, 5)										4	0	1	1	0	0	2						
Rick Dempsey, R OBP: 0.339, SLG: 0.385 (1, 2)										2	0	1	0	1	0	0						
Pat Kelly, L OBP: 0.435, SLG: 0.563 (9, PH)										1	0	0	0	0	0	0						
Dave Skaggs, R OBP: 0.308, SLG: 0.271 (9, 2)										0	0	0	0	0	0	0						
Inning Stats	R: 0 E: 0 K: 0 S: 3	H: 0 LOB: 0 BB: 0 P: 3	R: 1 E: 1 K: 3 S: 11	H: 2 LOB: 3 BB: 2 P: 19	R: 0 E: 0 K: 0 S: 3	H: 0 LOB: 1 BB: 1 P: 7	R: 1 E: 0 K: 1 S: 7	H: 2 LOB: 2 BB: 1 P: 11	R: 0 E: 0 K: 1 S: 6	H: 1 LOB: 0 BB: 0 P: 10	R: 0 E: 0 K: 0 S: 3	H: 0 LOB: 0 BB: 0 P: 3	R: 0 E: 0 K: 0 S: 3	H: 0 LOB: 0 BB: 0 P: 3	R: 0 E: 0 K: 1 S: 6	H: 1 LOB: 1 BB: 0 P: 6	R: 1 E: 0 K: 1 S: 7	H: 2 LOB: 3 BB: 2 P: 15	1B: 6 2B: 2 3B: 0 HR: 0	SF: 0 SAC: 0 DP: 0 HBP: 0	WP: 0 PB: 0 SB: 1 CS: 0	PA: 42
PITCHER Odell Jones, R ERA: 5.68 (1, 1)	IP: 9.0 WLS: W BF: 42 H: 8 R: 3 ER: 3 SO: 7 BB: 7 IBB: 0 HBP: 0 BLK: 0 WP: 0 HR: 0 S: 49 P: 77 ERA: 3.00 WHIP: 1.667															PITCHER	IP: 9.0 WLS: W BF: 42 H: 8 R: 3 ER: 3 SO: 7 BB: 7 IBB: 0 HBP: 0 BLK: 0 WP: 0 HR: 0 S: 49 P: 77 ERA: 3.00 WHIP: 1.667					

Baltimore Orioles @ Seattle Mariners
The Kingdome, Seattle, WA
Fri Jul 13 1979, 10:05 PM EDT
Att: 10,033 - Unknown

AB 35
R 3
H 8
RBI 3
BB 7
SO 7
LOB 17



Batter	1	2	3	4	5	6	7	8	9	AB	R	H	RBI	BB	SO	LOB	BOTTOM					
Leon Roberts, R OBP: 0.361, SLG: 0.456 (1, 7)										4	0	0	0	0	0	2						
John Hale, L OBP: 0.381, SLG: 0.431 (9, 7)										1	0	1	1	0	0	0						
Ruppert Jones, L OBP: 0.353, SLG: 0.484 (1, 8)										4	1	2	0	0	1	1						
Bruce Bochte, L OBP: 0.399, SLG: 0.511 (1, 3)										3	1	1	2	0	0	0						
Willie Horton, R OBP: 0.332, SLG: 0.466 (1, 10)										4	0	0	0	0	1	2						
Tom Paciorek, R OBP: 0.385, SLG: 0.477 (1, 9)										4	0	1	0	0	2	2						
Joe Simpson, L OBP: 0.304, SLG: 0.373 (9, 9)										0	0	0	0	0	0	0						
Dan Meyer, L OBP: 0.360, SLG: 0.534 (1, 5)										4	2	2	0	0	0	1						
Bill Stein, R OBP: 0.295, SLG: 0.323 (1, 4)										3	0	0	0	0	2	1						
Larry Cox, R OBP: 0.281, SLG: 0.320 (1, 2)										3	0	1	0	0	1	1						
Bob Stinson, S OBP: 0.356, SLG: 0.362 (9, PH)										0	0	0	0	1	0	0						
Mario Mendoza, R OBP: 0.216, SLG: 0.254 (1, 6)										3	0	1	1	0	0	1						
Larry Milbourne, S OBP: 0.319, SLG: 0.361 (9, PH)										1	0	1	0	0	0	0						
Inning Stats	R: 0 E: 0 K: 2 S: 8	H: 1 LOB: 2 BB: 0 P: 9	R: 1 E: 0 K: 2 S: 9	H: 2 LOB: 1 BB: 0 P: 9	R: 0 E: 0 K: 0 S: 3	H: 0 LOB: 0 BB: 0 P: 3	R: 0 E: 0 K: 0 S: 3	H: 0 LOB: 0 BB: 0 P: 3	R: 0 E: 0 K: 1 S: 6	H: 1 LOB: 1 BB: 0 P: 6	R: 0 E: 0 K: 0 S: 4	H: 1 LOB: 1 BB: 0 P: 4	R: 0 E: 0 K: 1 S: 5	H: 0 LOB: 0 BB: 0 P: 5	R: 2 E: 0 K: 1 S: 7	H: 2 LOB: 0 BB: 0 P: 7	R: 1 E: 0 K: 0 S: 4	H: 3 LOB: 3 BB: 1 P: 8	1B: 8 2B: 1 3B: 0 HR: 1	SF: 0 SAC: 1 DP: 0 HBP: 1	WP: 0 PB: 0 SB: 2 CS: 0	PA: 37
PITCHER Scott McGregor, L ERA: 3.72 (1, 1)	IP: 8.1 WLS: L BF: 34 H: 8 R: 4 ER: 4 SO: 7 BB: 0 IBB: 1 HBP: 0 BLK: 0 WP: 0 HR: 1 S: 47 P: 48 ERA: 4.32 WHIP: 0.960															PITCHER	IP: 8.1 WLS: L BF: 34 H: 8 R: 4 ER: 4 SO: 7 BB: 0 IBB: 1 HBP: 0 BLK: 0 WP: 0 HR: 1 S: 47 P: 48 ERA: 4.32 WHIP: 0.960					
Don Stanhouse, R ERA: 2.64 (9, 1)	IP: 0.0 WLS: 3 BF: 2 H: 0 R: 0 ER: 0 SO: 0 BB: 1 IBB: 0 HBP: 0 BLK: 0 WP: 0 HR: 0 S: 2 P: 6 ERA: 2.64															PITCHER	IP: 0.0 WLS: 3 BF: 2 H: 0 R: 0 ER: 0 SO: 0 BB: 1 IBB: 0 HBP: 0 BLK: 0 WP: 0 HR: 0 S: 2 P: 6 ERA: 2.64					

Baltimore Orioles @ Seattle Mariners
The Kingdome, Seattle, WA
Fri Jul 13 1979, 10:05 PM EDT
Att: 10,033 - Unknown

AB 34
R 4
H 10
RBI 4
BB 1
SO 7
LOB 11

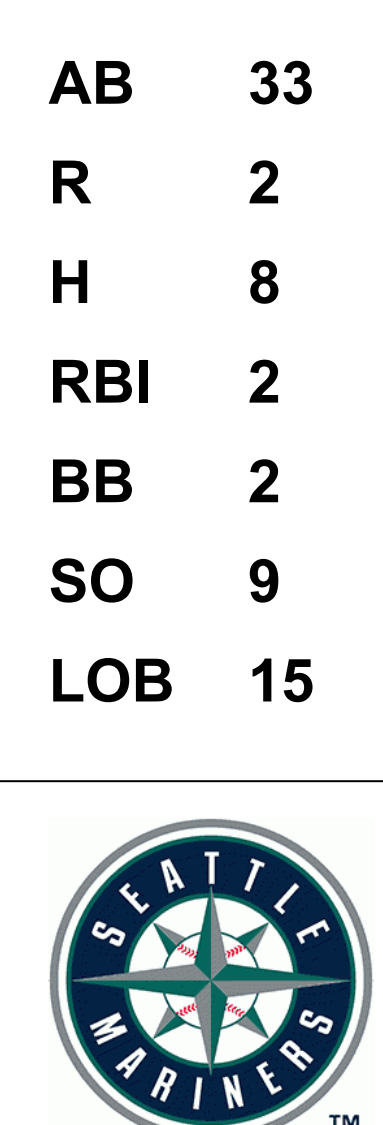


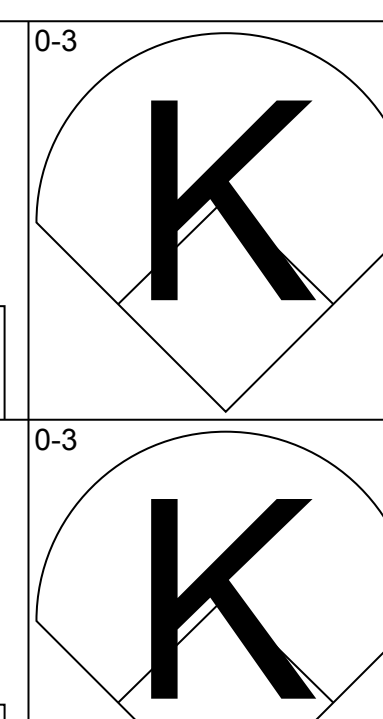
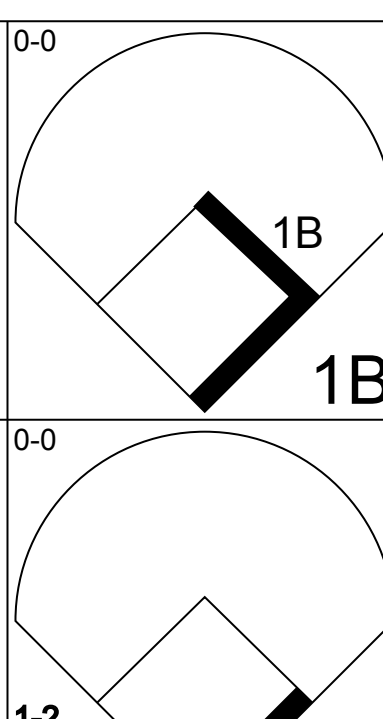
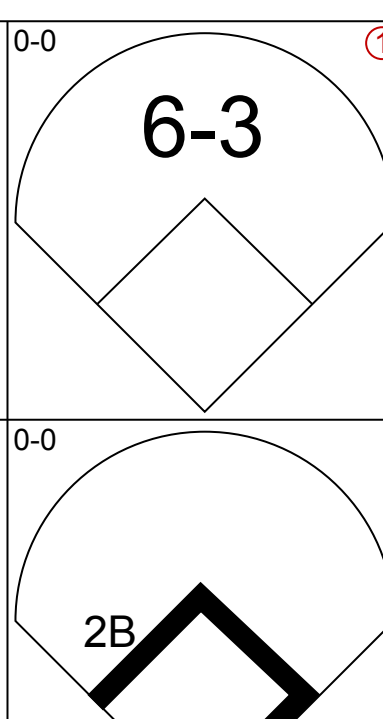
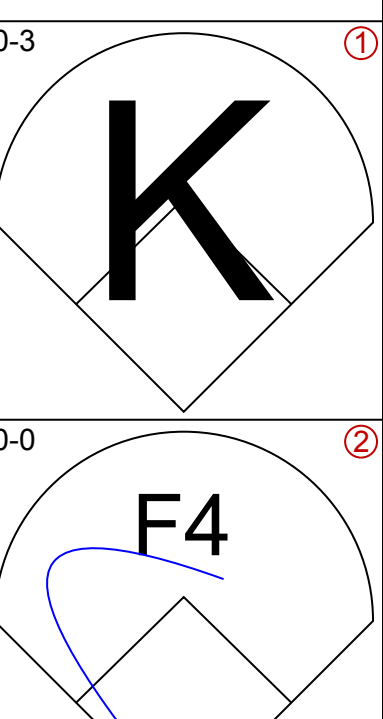
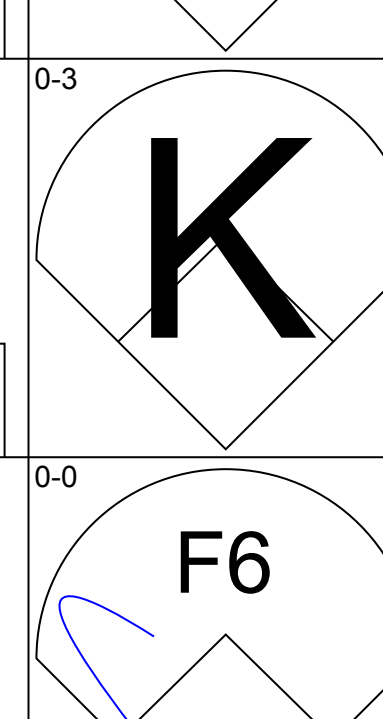
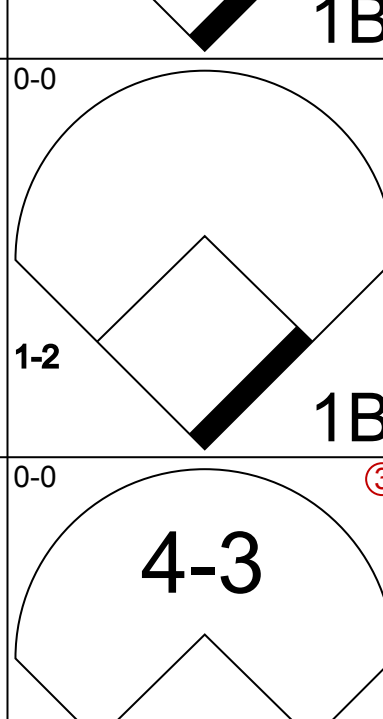
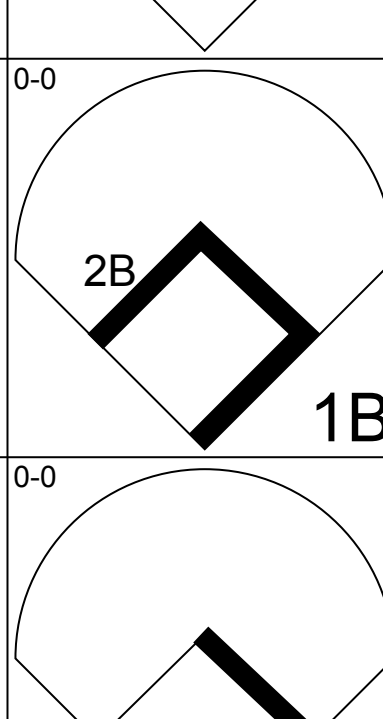
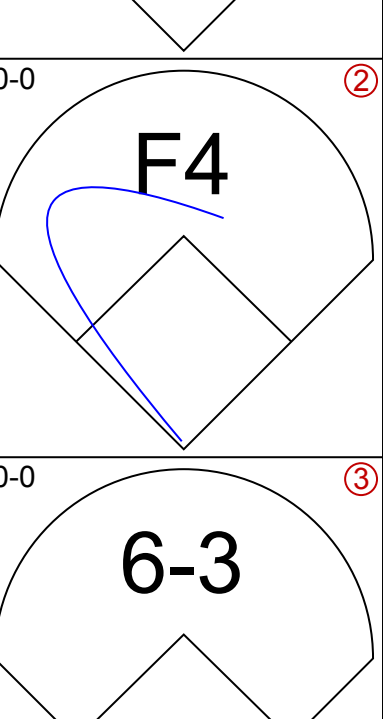
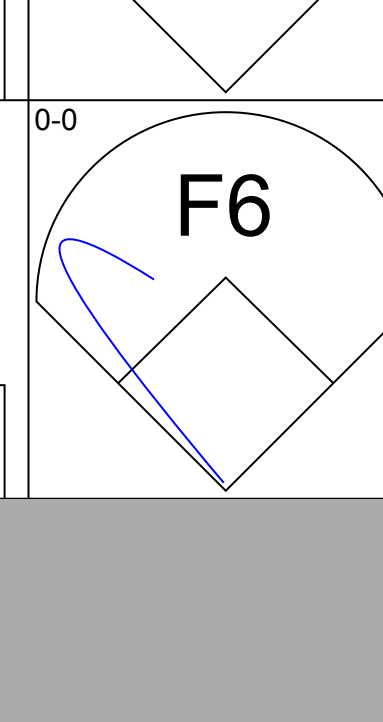
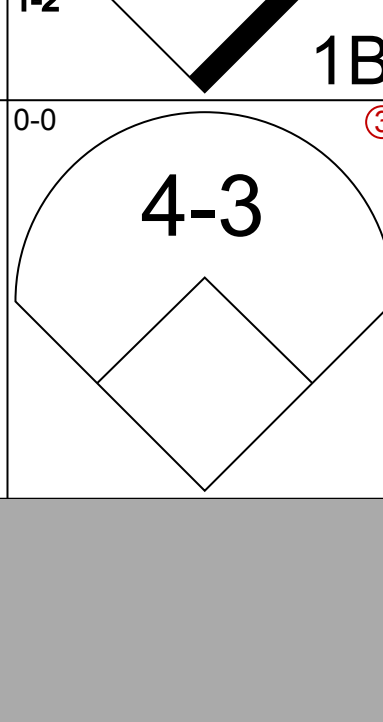
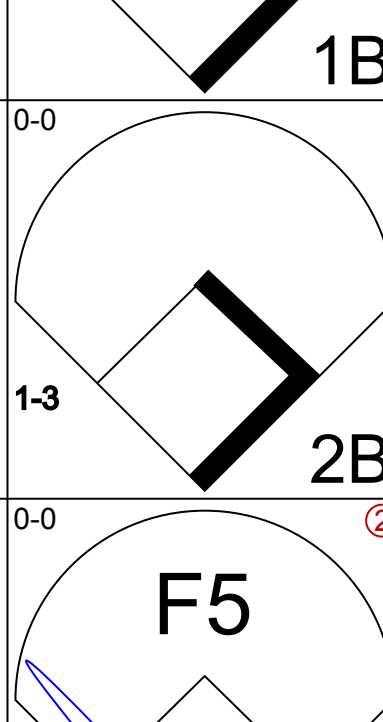
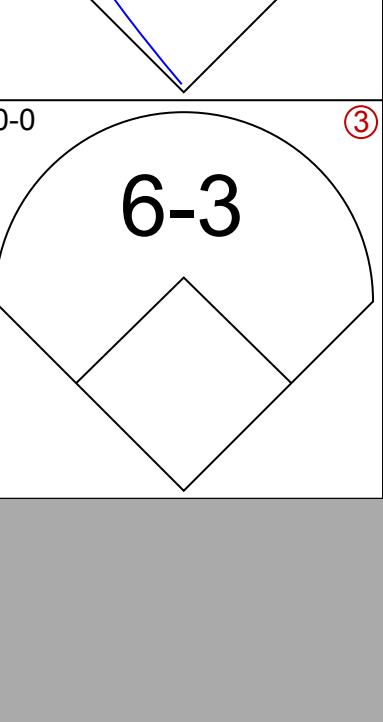
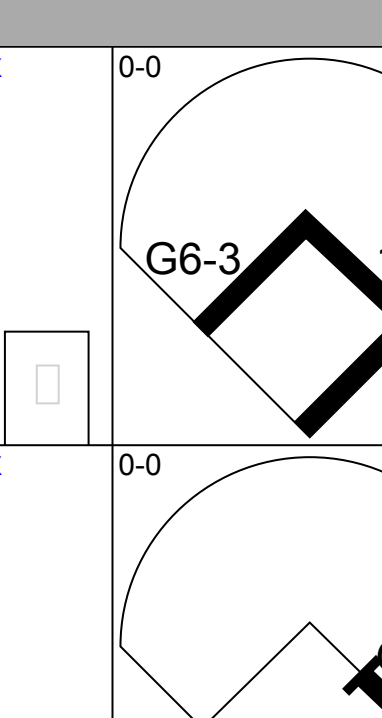
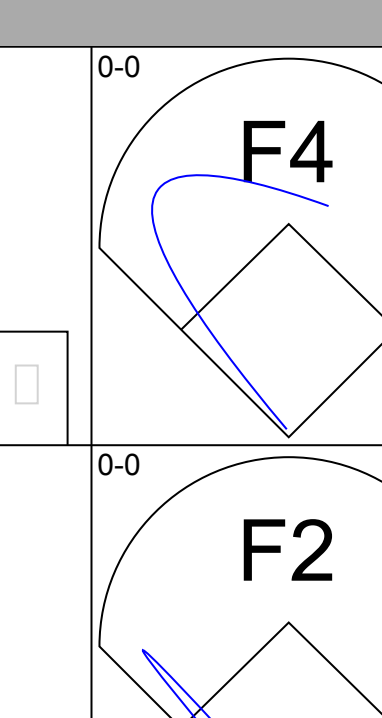
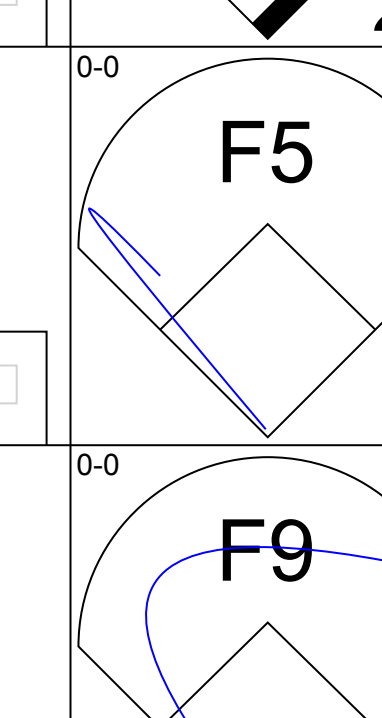

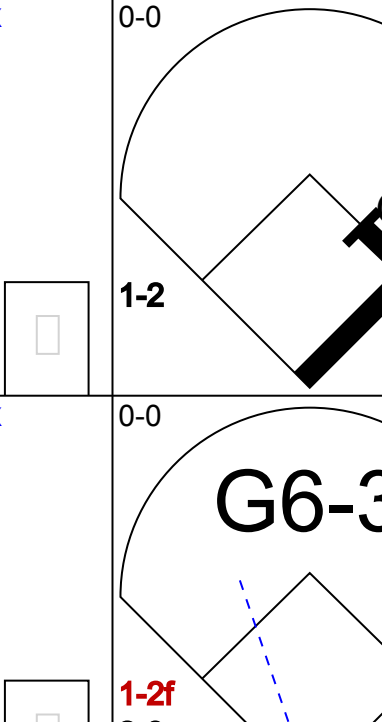
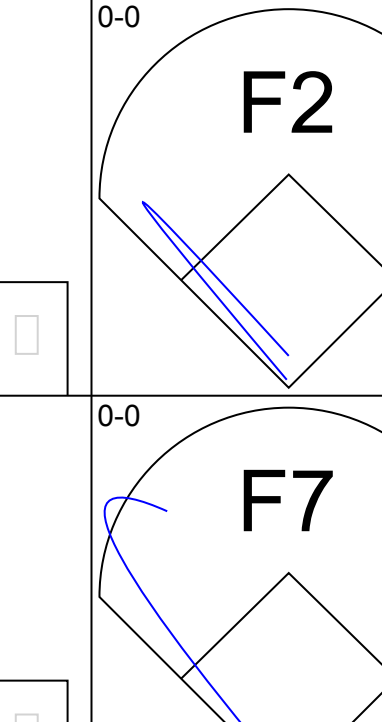
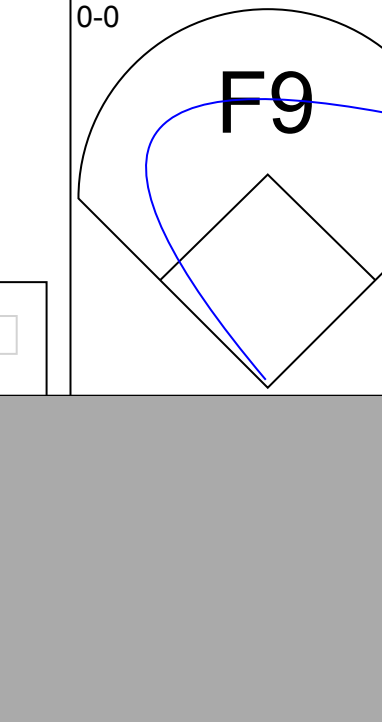

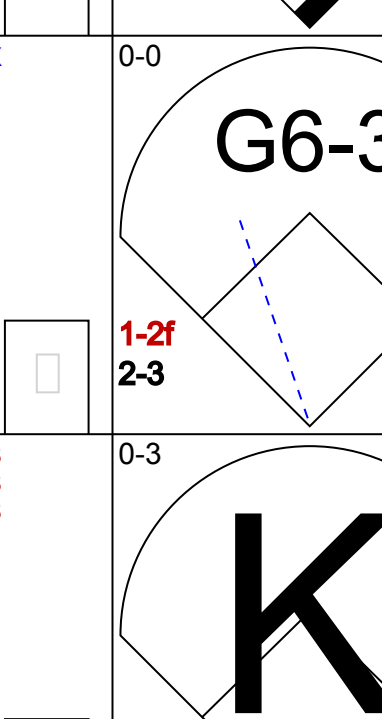
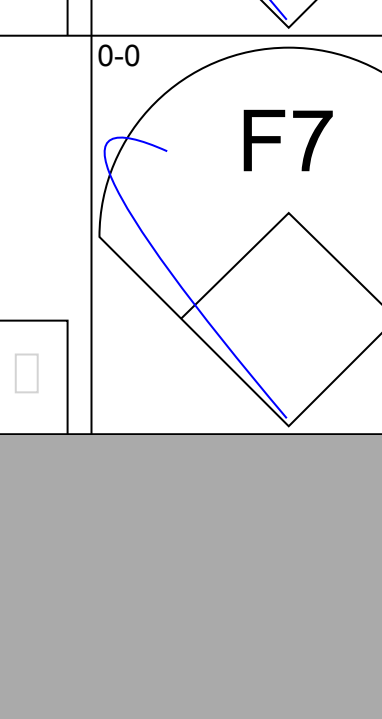


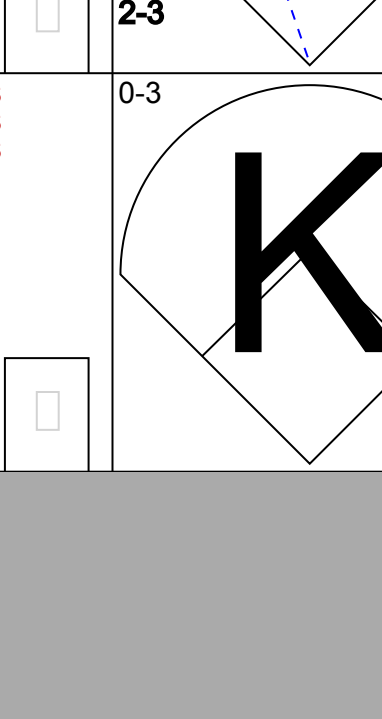



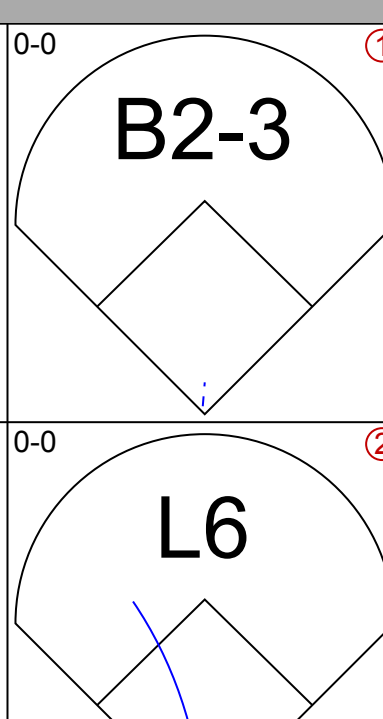
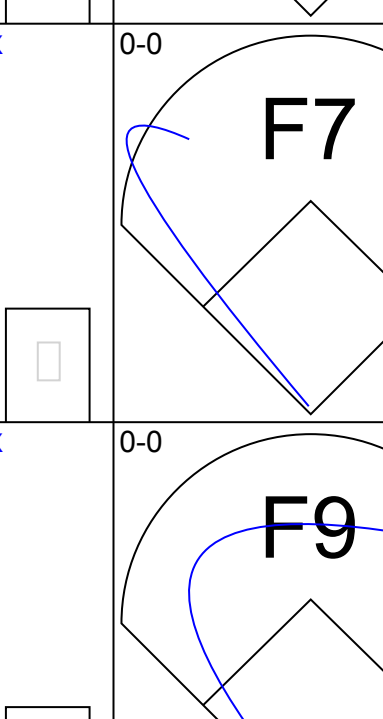
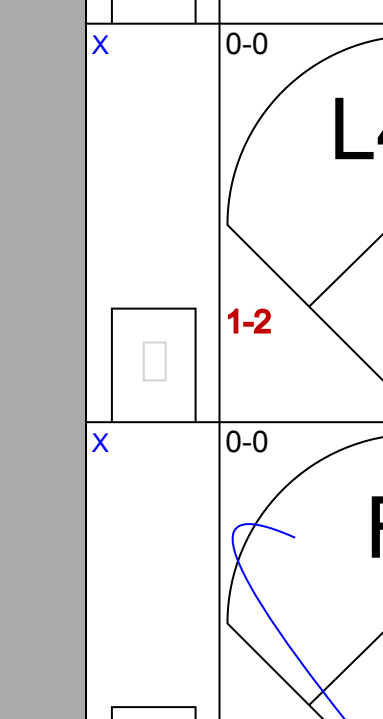

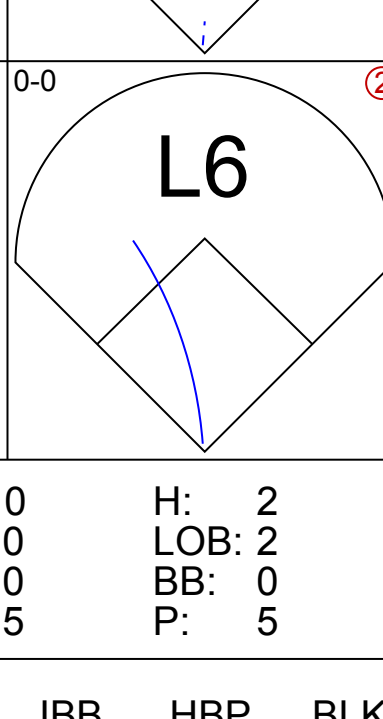
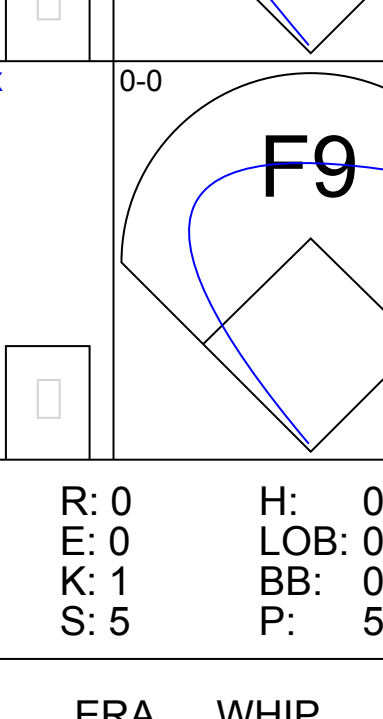
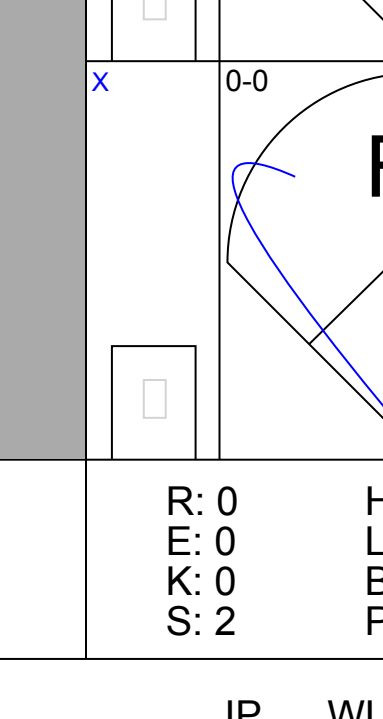
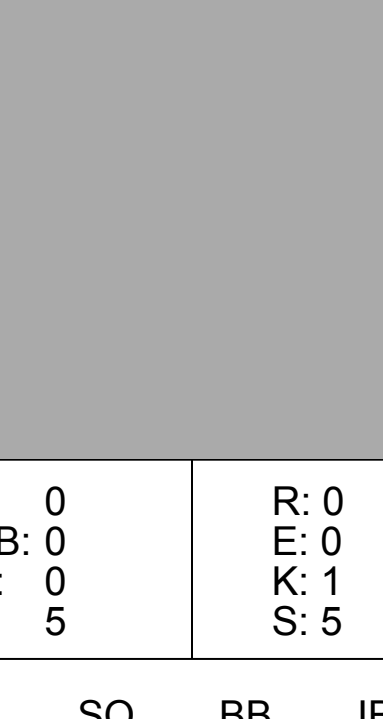
Batter	1	2	3	4	5	6	7	8	9	AB	R	H	RBI	BB	SO	LOB	TOP			
Al Bumby, L OBP: 0.323, SLG: 0.354 (1, 8)	0-3 K	0-0 FC2-6			0-0 G4-6-3 1B			0-0 1-3		4	0	1	0	0	1	1	Baltimore Orioles @ Seattle Mariners The Kingdome, Seattle, WA Sat Jul 14 1979, 10:05 PM EDT Att: 15,106 - Unknown			
Kiko Garcia, R OBP: 0.319, SLG: 0.381 (1, 6)	0-3 K		0-3 K		0-0 G4-6-3			0-0 HR 1B		4	1	1	0	0	2	1				
Ken Singleton, S OBP: 0.406, SLG: 0.527 Gary Roenicke, R OBP: 0.408, SLG: 0.521 (1, 9) (8, 7)	0-0 HR		0-3 K		0-0 4-3			0-0 L7		4	1	1	1	0	1	1				
Eddie Murray, S OBP: 0.363, SLG: 0.435 (1, 3)	0-3 K		0-0 4-3		1-0 HBP			0-0 HR		3	1	1	2	0	1	0				
John Lowenstein, L OBP: 0.390, SLG: 0.546 (1, 7) (8, 9)		4-0 2B 1B BB		0-0 G3				0-0 F7		3	1	0	0	1	0	1				
Doug DeCinces, R OBP: 0.347, SLG: 0.443 (1, 5)		0-0 1B SF9 2B		0-3 K				0-0 F3		4	1	1	0	0	2	1				
Pat Kelly, L OBP: 0.438, SLG: 0.554 (1, 10)		0-0 CS 1B		4-0 BB				0-3 K		3	0	1	1	1	1	0				
Rich Dauer, R OBP: 0.305, SLG: 0.358 (1, 4)		2-3 3-H SF9		0-0 6-3				0-3 K		3	0	0	1	0	1	1				
Rick Dempsey, R OBP: 0.339, SLG: 0.381 (1, 2)		4-0 FC2-6 BB		0-0 4-3				0-0 4-3		2	0	0	0	1	0	0				
Inning Stats	R: 1 E: 0 K: 3 S: 10	H: 1 LOB: 0 BB: 0 P: 10	R: 2 E: 0 K: 0 S: 4	H: 2 LOB: 1 BB: 2 P: 12	R: 0 E: 0 K: 2 S: 7	H: 0 LOB: 0 BB: 0 P: 7	R: 0 E: 0 K: 1 S: 5	H: 0 LOB: 1 BB: 1 P: 9	R: 0 E: 0 K: 0 S: 3	H: 0 LOB: 0 BB: 0 P: 4	R: 0 E: 0 K: 2 S: 7	H: 0 LOB: 0 BB: 0 P: 7	R: 2 E: 0 K: 1 S: 5	H: 2 LOB: 2 BB: 0 P: 5	R: 0 E: 0 K: 1 S: 5	H: 0 LOB: 0 BB: 0 P: 5	1B: 3 2B: 1 3B: 0 HR: 2	SF: 1 SAC: 0 DP: 1 HBP: 1	WP: 0 PB: 0 SB: 0 CS: 1	PA: 35
PITCHER Mike Parrott, R ERA: 3.95 (1, 1)	IP: 9.0 WLS: L BF: 35 H: 6 R: 5 ER: 5 SO: 9 BB: 3 IBB: 0 HBP: 1 BLK: 0 WP: 0 HR: 2 S: 49 P: 62 ERA: 5.00 WHIP: 1.000															PITCHER IP: WLS: BF: H: R: ER: SO: BB: IBB: HBP: BLK: WP: HR: S: P: ERA: WHIP				

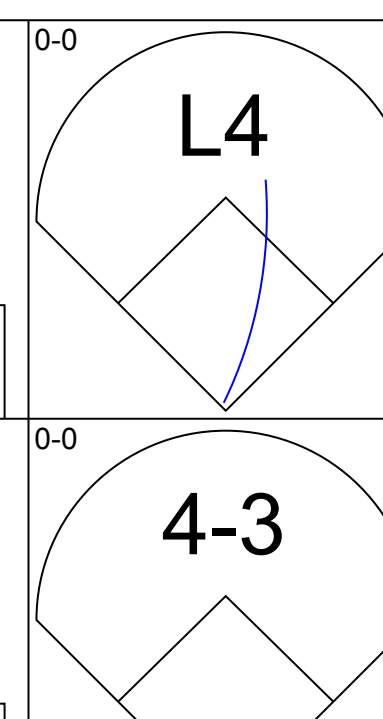
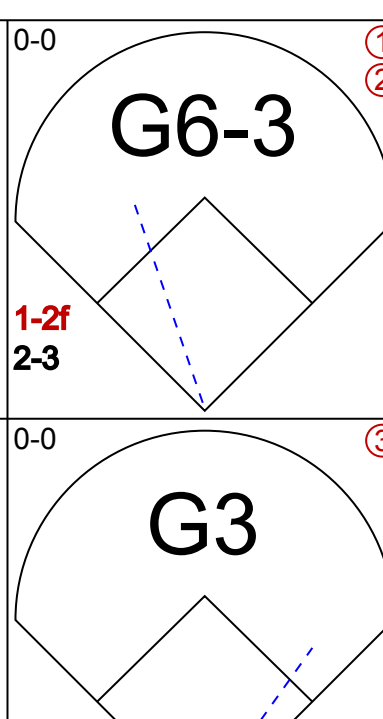


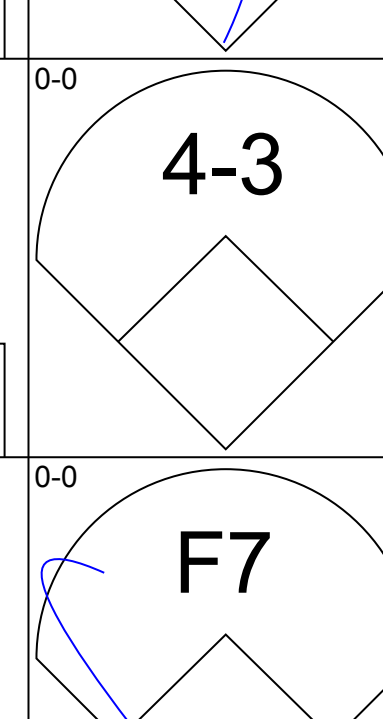
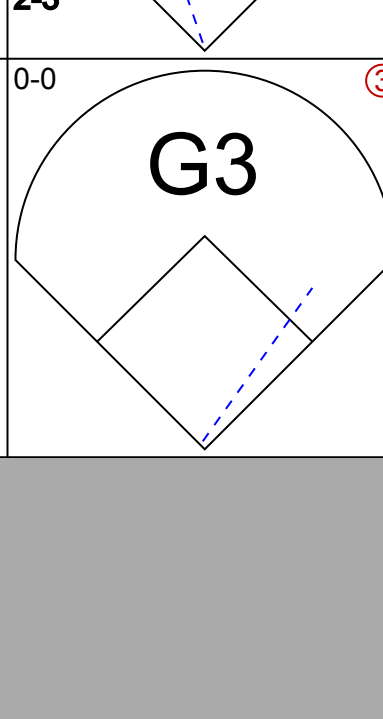
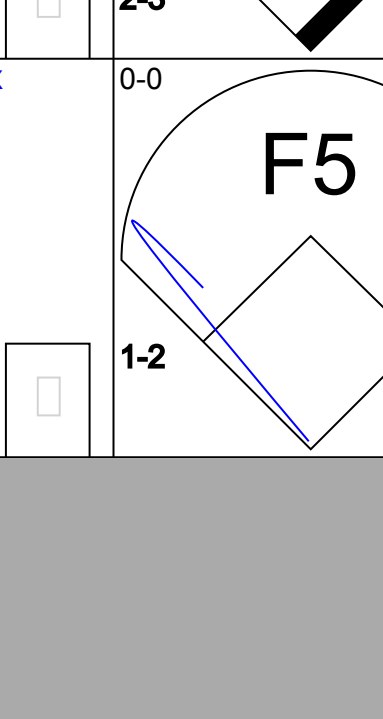
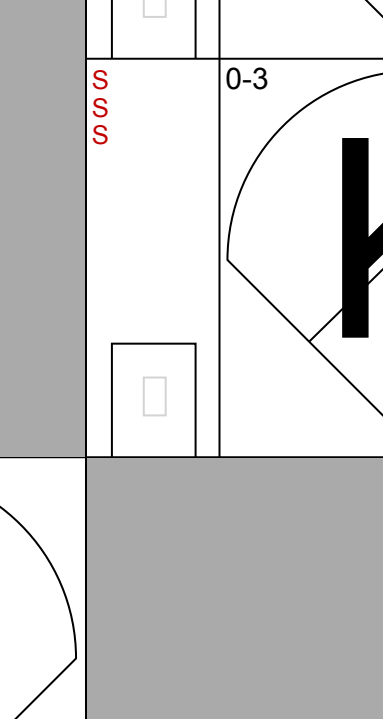
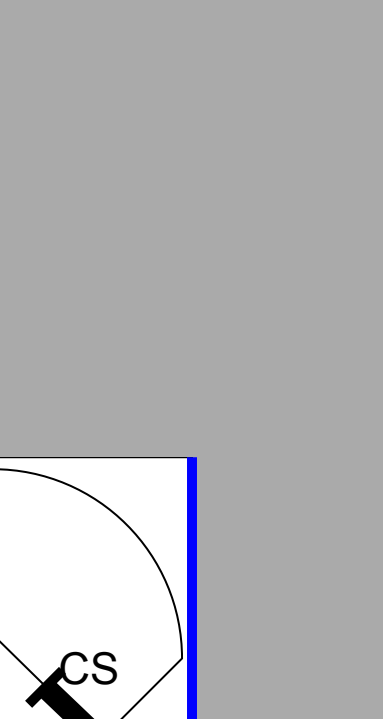
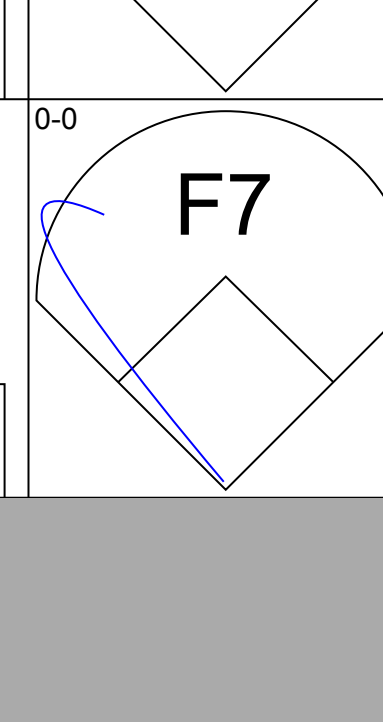


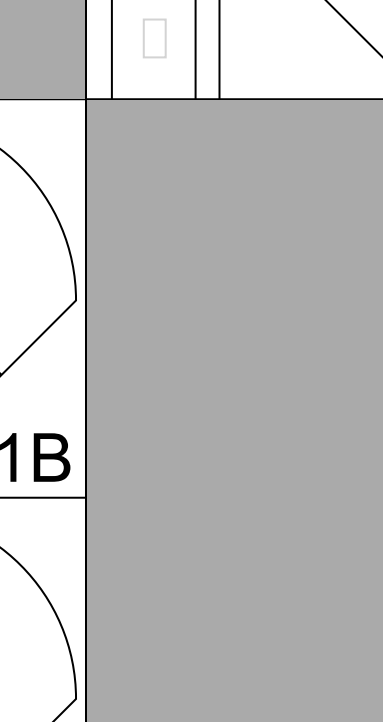
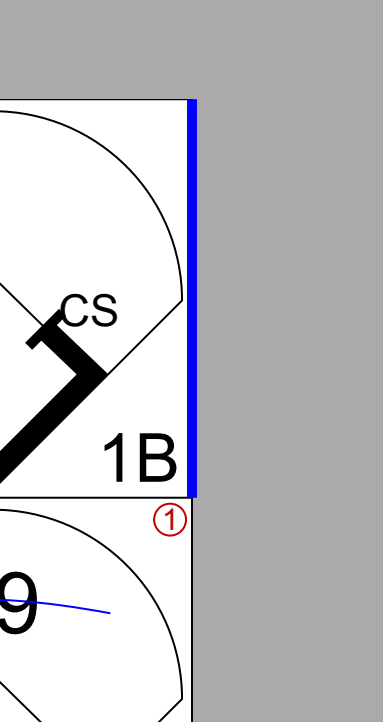
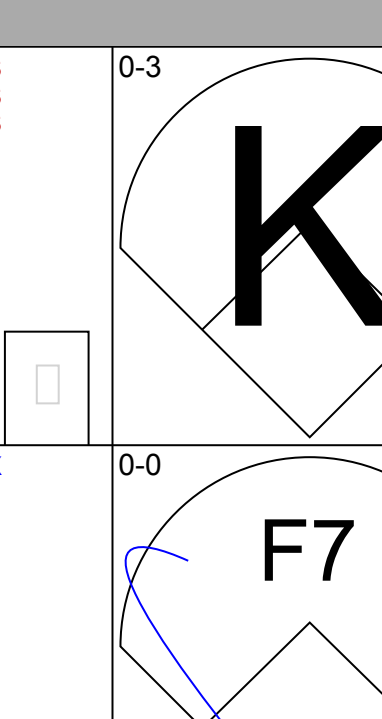
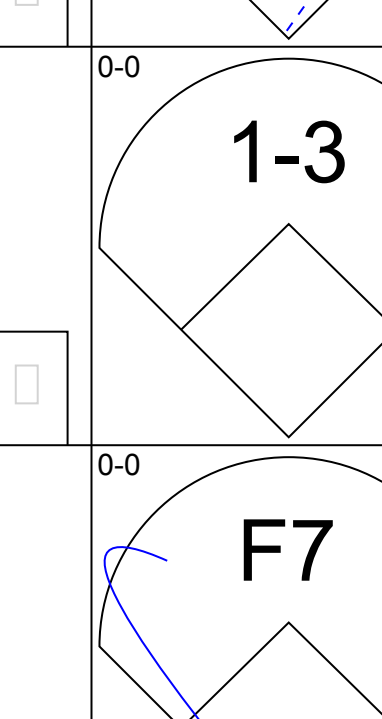
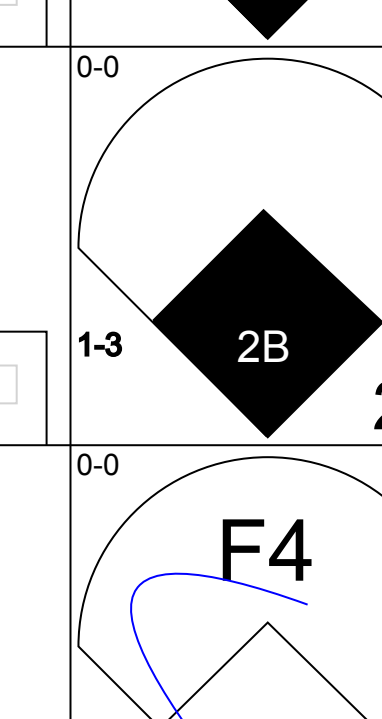
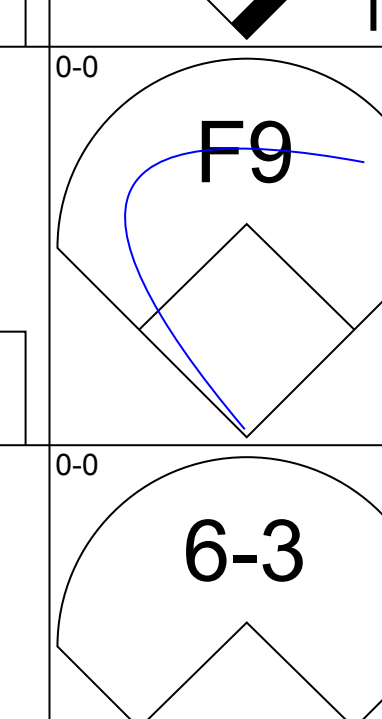
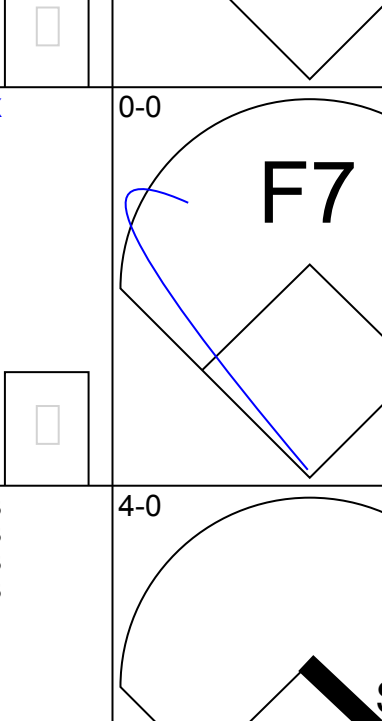
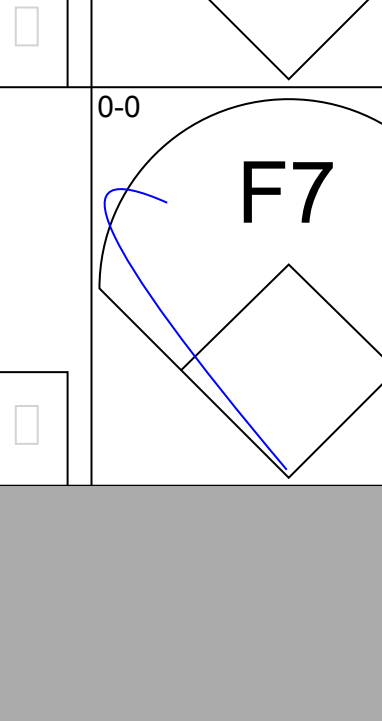
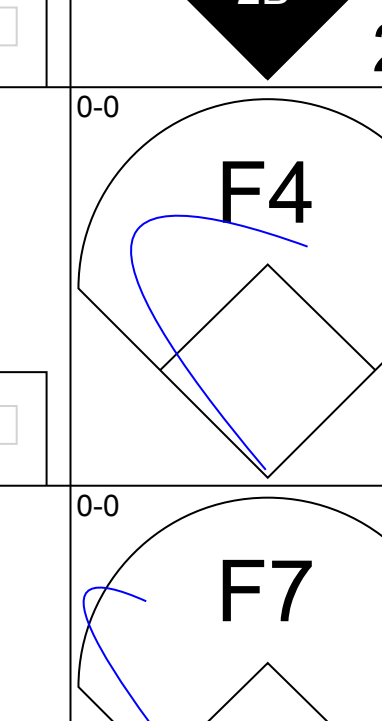
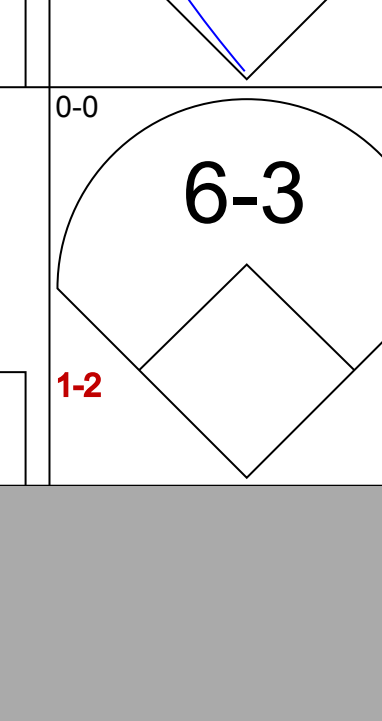
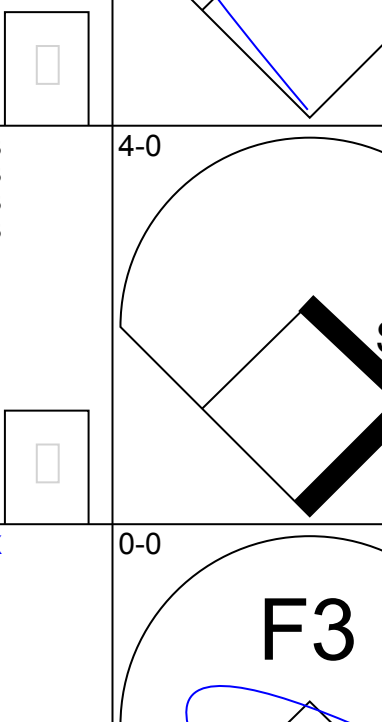

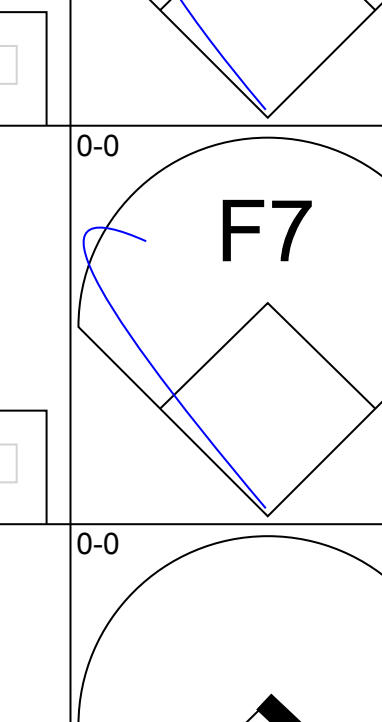

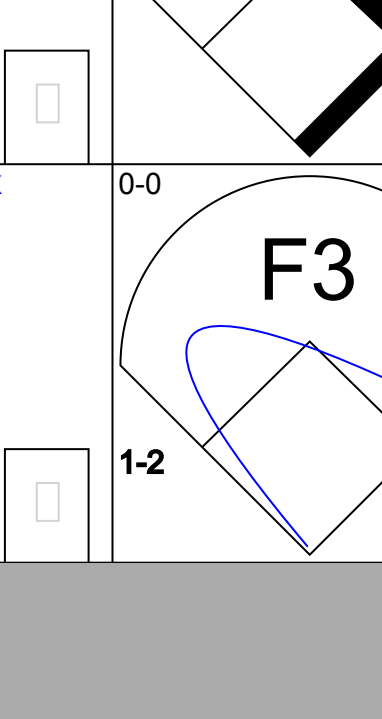

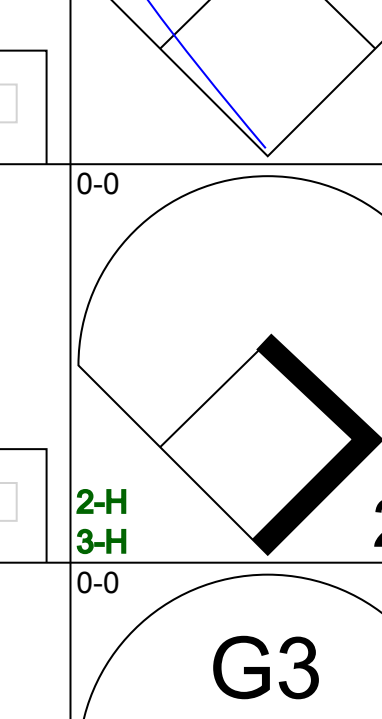

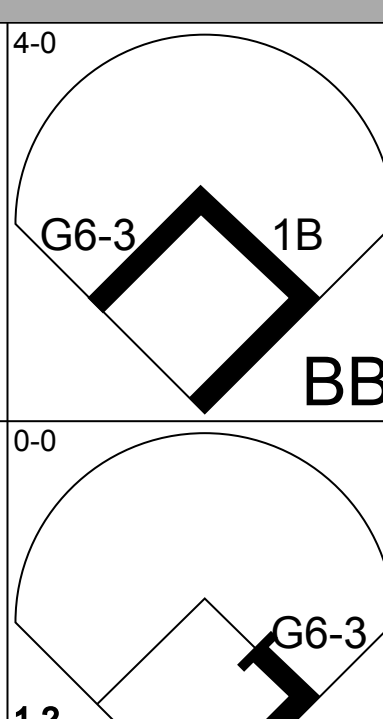
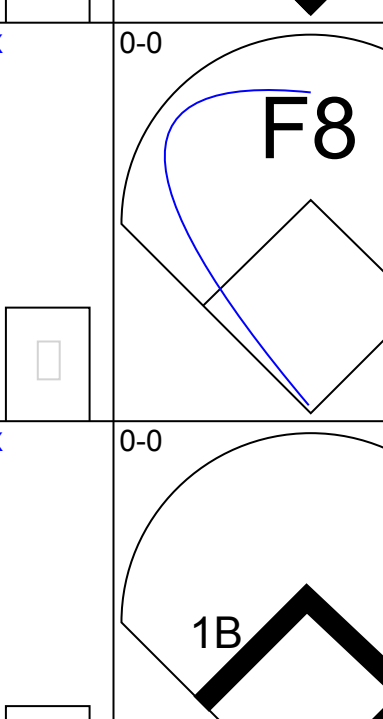
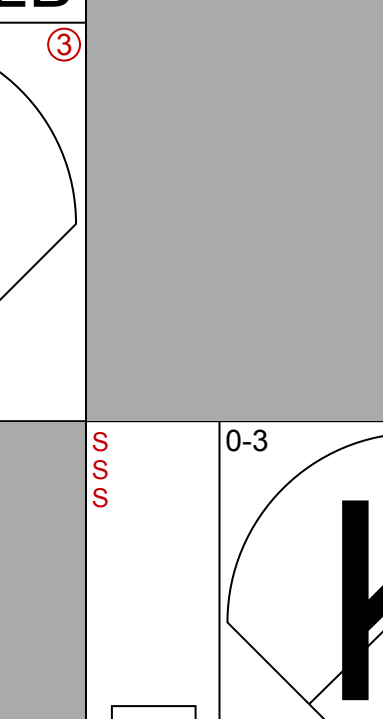

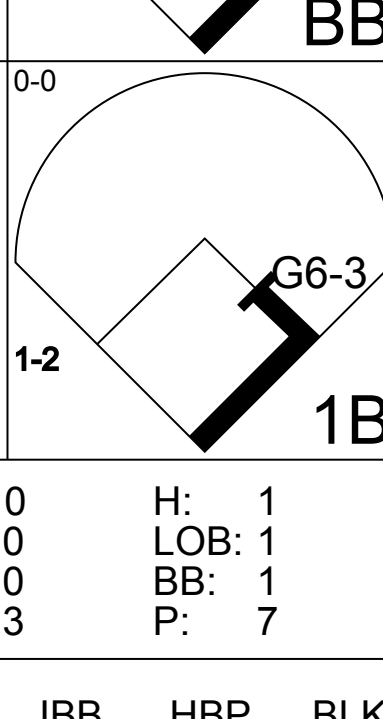
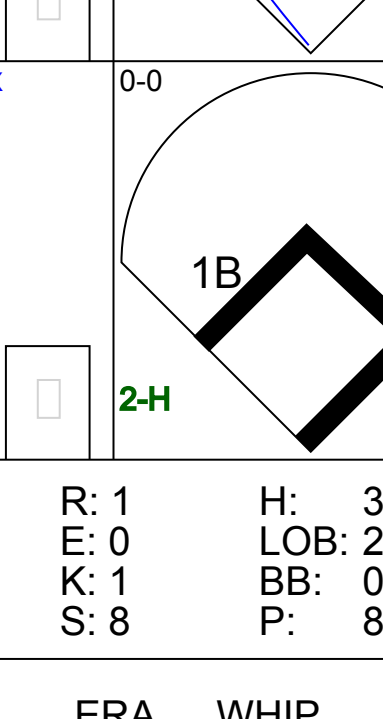
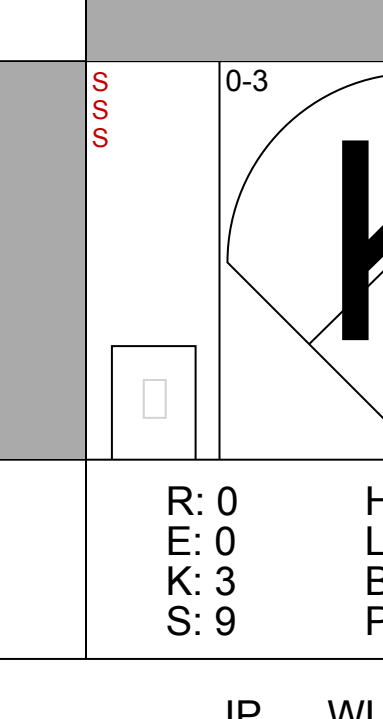

AB 30
R 5
H 6
RBI 5
BB 3
SO 9
LOB 6



Batter	1	2	3	4	5	6	7	8	9	AB	R	H	RBI	BB	SO	LOB	BOTTOM			
Leon Roberts, R OBP: 0.357, SLG: 0.450 (1, 7)	0-0 5-3		0-3 K		0-0 6-3			0-3 K		4	0	0	0	0	2	1	Baltimore Orioles @ Seattle Mariners The Kingdome, Seattle, WA Sat Jul 14 1979, 10:05 PM EDT Att: 15,106 - Unknown			
Ruppert Jones, L OBP: 0.357, SLG: 0.496 (1, 8)	0-0 4-3		0-0 L3 1B		0-0 S 1B			0-0 HR		4	1	3	1	0	0	0				
Bruce Bochte, L OBP: 0.395, SLG: 0.505 (1, 3)	0-0 4-3		0-0 L3		0-0 F9			0-3 K		4	0	0	0	0	1	2				
Willie Horton, R OBP: 0.331, SLG: 0.463 (1, 10)		0-3 K		0-0 6-3		0-0 5-3		0-0 E FC SF7 1B		4	1	1	1	0	0	1				
Tom Paciorek, R OBP: 0.388, SLG: 0.478 (1, 9)		0-0 2B 1B		0-0 G6-3 1B		0-3 K		0-0 F9		4	0	2	0	0	1	2				
Dan Meyer, L OBP: 0.356, SLG: 0.527 (1, 5)		0-3 K		0-0 G6-3				0-0 FC WP		4	0	0	0	0	1	3				
Bill Stein, R OBP: 0.294, SLG: 0.329 (1, 4)		0-0 2B		0-0 4-3		0-3 K		0-0 SF7		3	0	1	1	0	1	0				
Larry Cox, R OBP: 0.291, SLG: 0.328 (1, 2)		4-0 BB		0-0 4-3		0-3 K		1-2 3-H 4-0 BB		2	0	1	0	2	1	0				
Mario Mendoza, R OBP: 0.214, SLG: 0.252 Bobby Valentine, R OBP: 0.368, SLG: 0.333 (1, 6) (8, PH) (9, 6)		0-0 1-3		0-3 K		0-0 4-3		0-0 5-3		2	0	0	0	0	1	4				
Inning Stats	R: 0 E: 0 K: 0 S: 3	H: 0 LOB: 0 BB: 0 P: 3	R: 0 E: 0 K: 2 S: 9	H: 2 LOB: 3 BB: 1 P: 13	R: 0 E: 0 K: 1 S: 5	H: 1 LOB: 0 BB: 0 P: 5	R: 0 E: 0 K: 0 S: 3	H: 1 LOB: 0 BB: 0 P: 3	R: 0 E: 0 K: 1 S: 6	H: 1 LOB: 1 BB: 0 P: 6	R: 0 E: 0 K: 2 S: 7	H: 0 LOB: 0 BB: 0 P: 7	R: 1 E: 0 K: 2 S: 8	H: 1 LOB: 2 BB: 0 P: 8	R: 1 E: 1 K: 0 S: 5	H: 1 LOB: 2 BB: 1 P: 9	1B: 5 2B: 3 3B: 0 HR: 1	SF: 1 SAC: 0 DP: 2 HBP: 0	WP: 1 PB: 0 SB: 1 CS: 0	PA: 36
PITCHER Mike Flanagan, L ERA: 3.83 (1, 1)	IP: 9.0 WLS: W BF: 36 H: 8 R: 2 ER: 1 SO: 9 BB: 2 IBB: 0 HBP: 0 BLK: 0 WP: 1 HR: 1 S: 52 P: 60 ERA: 1.00 WHIP: 1.111															PITCHER IP: WLS: BF: H: R: ER: SO: BB: IBB: HBP: BLK: WP: HR: S: P: ERA: WHIP				



Batter	1	2	3	4	5	6	7	8	9	AB	R	H	RBI	BB	SO	LOB	TOP					
Bert Campaneris, R OBP: 0.276, SLG: 0.241 (1, 6)										4	0	1	0	0	2	0	California Angels @ Baltimore Orioles Memorial Stadium, Baltimore, MD Thu Jul 19 1979, 7:05 PM EDT Att: 33,603 - Unknown					
Carney Lansford, R OBP: 0.354, SLG: 0.450 (1, 5)										4	0	2	0	0	1	0						
Dan Ford, R OBP: 0.349, SLG: 0.449 (1, 9)										4	0	1	0	0	0	2						
Don Baylor, R OBP: 0.377, SLG: 0.542 (1, 7)										4	0	1	0	0	0	2						
Joe Rudi, R OBP: 0.288, SLG: 0.365 (1, 3)										4	0	1	0	0	1	2						
Bobby Grich, R OBP: 0.375, SLG: 0.568 Jim Anderson, R OBP: 0.316, SLG: 0.352 (8, 4)										2	0	0	0	1	0	2						
Merv Rettenmund, R OBP: 0.364, SLG: 0.351 (1, 10)										2	0	0	0	1	2	1						
Rick Miller, L OBP: 0.390, SLG: 0.392 (1, 8)											3	0	0	0	0	2						
Tom Donohue, R OBP: 0.277, SLG: 0.367 (1, 2)											3	0	0	0	0	1						
Inning Stats	R: 0 E: 0 K: 2 S: 7	H: 0 LOB: 0 BB: 0 P: 7	R: 0 E: 0 K: 1 S: 6	H: 2 LOB: 1 BB: 0 P: 6	R: 0 E: 0 K: 0 S: 5	H: 2 LOB: 2 BB: 0 P: 5	R: 0 E: 0 K: 0 S: 3	H: 0 LOB: 0 BB: 0 P: 3	R: 0 E: 0 K: 1 S: 5	H: 0 LOB: 0 BB: 0 P: 5	R: 0 E: 0 K: 0 S: 5	H: 0 LOB: 2 BB: 0 P: 5	R: 0 E: 0 K: 0 S: 2	H: 0 LOB: 1 BB: 2 P: 10	R: 0 E: 0 K: 1 S: 5	H: 0 LOB: 0 BB: 0 P: 5	R: 0 E: 0 K: 1 S: 5	H: 0 LOB: 0 BB: 0 P: 5	1B: 5 2B: 2 3B: 0 HR: 0	SF: 0 SAC: 0 DP: 2 HBP: 0	WP: 0 PB: 0 SB: 0 CS: 0	PA: 33
PITCHER Mike Flanagan, L ERA: 3.6 (1, 1)	IP: 9.0 WLS: W BF: 33 H: 6 R: 0 ER: 0 SO: 6 BB: 2 IBB: 0 HBP: 0 BLK: 0 WP: 0 HR: 0 S: 43 P: 51 ERA: 0.00 WHIP: 0.889															PITCHER IP: WLS: BF: H: R: ER: SO: BB: IBB: HBP: BLK: WP: HR: S: P: ERA: WHIP:						

Batter	1	2	3	4	5	6	7	8	9	AB	R	H	RBI	BB	SO	LOB	BOTTOM					
Kiko Garcia, R OBP: 0.314, SLG: 0.373 (8, 4)										4	0	1	0	0	1	2	California Angels @ Baltimore Orioles Memorial Stadium, Baltimore, MD Thu Jul 19 1979, 7:05 PM EDT Att: 33,603 - Unknown					
Pat Kelly, L OBP: 0.415, SLG: 0.519 (1, 10)											4	0	0	0	0	1		3				
Ken Singleton, S OBP: 0.405, SLG: 0.533 Al Bumbry, L OBP: 0.319, SLG: 0.348 (8, PR) (9, 8)											4	1	2	0	0	0		0				
Eddie Murray, S OBP: 0.360, SLG: 0.434 (1, 3)										4	1	1	0	0	1	1						
Doug DeCinces, R OBP: 0.339, SLG: 0.429 (1, 5)										4	0	0	0	0	0	3						
John Lowenstein, L OBP: 0.389, SLG: 0.524 (9, 9)										2	0	0	0	1	1	2						
Gary Roenicke, R OBP: 0.411, SLG: 0.525 (9, 7)										3	1	2	2	0	0	1						
Billy Smith, S OBP: 0.297, SLG: 0.364 Mark Belanger, R OBP: 0.235, SLG: 0.190 (8, 6)											2	0	0	0	1	0		2				
Rick Dempsey, R OBP: 0.342, SLG: 0.388 (1, 2)											3	0	2	1	0	1	0					
Inning Stats	R: 0 E: 0 K: 0 S: 3	H: 0 LOB: 0 BB: 0 P: 3	R: 0 E: 0 K: 1 S: 5	H: 0 LOB: 1 BB: 1 P: 9	R: 0 E: 0 K: 0 S: 3	H: 0 LOB: 0 BB: 0 P: 3	R: 0 E: 0 K: 0 S: 3	H: 0 LOB: 0 BB: 0 P: 3	R: 1 E: 0 K: 1 S: 8	H: 3 LOB: 2 BB: 0 P: 8	R: 2 E: 0 K: 0 S: 6	H: 3 LOB: 1 BB: 0 P: 6	R: 0 E: 0 K: 3 S: 9	H: 0 LOB: 0 BB: 0 P: 9	R: 0 E: 0 K: 0 S: 3	H: 1 LOB: 1 BB: 0 P: 3	R: 0 E: 0 K: 0 S: 3	H: 1 LOB: 1 BB: 0 P: 3	1B: 4 2B: 4 3B: 0 HR: 0	SF: 0 SAC: 0 DP: 1 HBP: 0	WP: 1 PB: 0 SB: 1 CS: 1	PA: 32
PITCHER Dave Frost, R ERA: 4.22 (1, 1)	IP: 8.0 WLS: L BF: 32 H: 8 R: 3 ER: 3 SO: 5 BB: 2 IBB: 0 HBP: 0 BLK: 0 WP: 1 HR: 0 S: 40 P: 48 ERA: 3.38 WHIP: 1.250															PITCHER IP: WLS: BF: H: R: ER: SO: BB: IBB: HBP: BLK: WP: HR: S: P: ERA: WHIP:						

Batter	1	2	3	4	5	6	7	8	9	AB	R	H	RBI	BB	SO	LOB	TOP			
Rick Miller, L OBP: 0.384, SLG: 0.384 (1, 8)										4	0	0	0	0	1	1	California Angels @ Baltimore Orioles Memorial Stadium, Baltimore, MD Fri Jul 20 1979, 7:05 PM EDT Att: 25,682 - Unknown			
Carney Lansford, R OBP: 0.353, SLG: 0.456 (1, 5)										4	1	1	1	0	1	0				
Dan Ford, R OBP: 0.346, SLG: 0.444 (1, 9)										4	0	0	0	0	1	0				
Don Baylor, R OBP: 0.374, SLG: 0.536 (1, 10)										4	0	0	0	0	1	0				
Brian Downing, R OBP: 0.419, SLG: 0.503 (1, 2)										4	0	1	0	0	0	0				
Joe Rudi, R OBP: 0.289, SLG: 0.364 (1, 7)										3	0	1	0	0	1	0				
Willie Aikens, L OBP: 0.370, SLG: 0.496 (1, 3)										3	0	1	0	0	1	2				
Jim Anderson, R OBP: 0.307, SLG: 0.341 (1, 6)										3	0	0	0	0	0	1				
Dickie Thon, R OBP: 0.333, SLG: 0.345 (1, 4)										3	0	1	0	0	0	0				
Inning Stats	R: 0 E: 0 K: 1 S: 5	H: 0 LOB: 0 BB: 0 P: 5	R: 0 E: 0 K: 1 S: 5	H: 0 LOB: 0 BB: 0 P: 5	R: 0 E: 0 K: 0 S: 4	H: 1 LOB: 1 BB: 0 P: 4	R: 1 E: 0 K: 1 S: 8	H: 3 LOB: 2 BB: 0 P: 8	R: 0 E: 0 K: 0 S: 3	H: 0 LOB: 0 BB: 0 P: 3	R: 0 E: 0 K: 0 S: 4	H: 1 LOB: 1 BB: 0 P: 4	R: 0 E: 0 K: 1 S: 5	H: 0 LOB: 0 BB: 0 P: 5	R: 0 E: 0 K: 1 S: 5	H: 0 LOB: 0 BB: 0 P: 5	1B: 3 2B: 1 3B: 0 HR: 1	SF: 0 SAC: 0 DP: 0 HBP: 0	WP: 0 PB: 0 SB: 0 CS: 0	PA: 32
PITCHER Scott McGregor, L ERA: 3.44 (1, 1)	IP: 9.0 WLS: W BF: 32 H: 5 R: 1 ER: 1 SO: 6 BB: 0 IBB: 0 HBP: 0 BLK: 0 WP: 0 HR: 1 S: 44 P: 44 ERA: 1.00 WHIP: 0.556															PITCHER				

Batter	1	2	3	4	5	6	7	8	9	AB	R	H	RBI	BB	SO	LOB	BOTTOM			
Al Bumbry, L OBP: 0.315, SLG: 0.344 (1, 8)										4	0	0	0	0	0	0	California Angels @ Baltimore Orioles Memorial Stadium, Baltimore, MD Fri Jul 20 1979, 7:05 PM EDT Att: 25,682 - Unknown			
Kiko Garcia, R OBP: 0.315, SLG: 0.374 (1, 6)										2	0	1	0	0	0	0				
Mark Belanger, R OBP: 0.235, SLG: 0.186 (5, 6)										2	0	0	0	0	0	0				
Ken Singleton, S OBP: 0.403, SLG: 0.539 (1, 9)										4	1	1	1	0	1	1				
John Lowenstein, L OBP: 0.389, SLG: 0.524 (9, 9)										0	0	0	0	0	0	0				
Eddie Murray, S OBP: 0.363, SLG: 0.435 (1, 3)										2	0	1	0	1	0	0				
Doug DeCinces, R OBP: 0.335, SLG: 0.423 (1, 5)										3	0	0	0	0	0	2				
Gary Roenicke, R OBP: 0.410, SLG: 0.522 (1, 7)										3	1	1	0	0	0	2				
Lee May, R OBP: 0.320, SLG: 0.467 (1, 10)										2	0	0	0	1	0	1				
Rich Dauer, R OBP: 0.304, SLG: 0.354 (1, 4)										3	0	1	1	0	0	0				
Rick Dempsey, R OBP: 0.337, SLG: 0.382 (1, 2)										3	0	0	0	0	0	2				
Inning Stats	R: 0 E: 0 K: 0 S: 3	H: 1 LOB: 0 BB: 0 P: 3	R: 0 E: 0 K: 0 S: 3	H: 0 LOB: 1 BB: 1 P: 7	R: 0 E: 0 K: 0 S: 3	H: 0 LOB: 0 BB: 0 P: 3	R: 1 E: 0 K: 0 S: 5	H: 2 LOB: 1 BB: 0 P: 5	R: 0 E: 0 K: 0 S: 3	H: 0 LOB: 0 BB: 0 P: 3	R: 0 E: 0 K: 1 S: 5	H: 0 LOB: 0 BB: 0 P: 5	R: 1 E: 0 K: 0 S: 5	H: 2 LOB: 2 BB: 1 P: 9	R: 0 E: 0 K: 0 S: 3	H: 0 LOB: 0 BB: 0 P: 3	1B: 4 2B: 0 3B: 0 HR: 1	SF: 0 SAC: 0 DP: 1 HBP: 0	WP: 0 PB: 0 SB: 1 CS: 0	PA: 30
PITCHER Jim Barr, R ERA: 4.06 (1, 1)	IP: 8.0 WLS: L BF: 30 H: 5 R: 2 ER: 2 SO: 1 BB: 2 IBB: 0 HBP: 0 BLK: 0 WP: 0 HR: 1 S: 30 P: 38 ERA: 2.25 WHIP: 0.875															PITCHER				

Batter	1	2	3	4	5	6	7	8	9	AB	R	H	RBI	BB	SO	LOB	TOP											
Rick Miller, L OBP: 0.385, SLG: 0.385 Larry Harlow, L OBP: 0.331, SLG: 0.237 (5, FH) (5, 8)	0-0 BB 1B	0-3 K	0-3 K		0-3 K		4-0 BB	4-0 BB	4-0 BB	2	0	1	0	0	1	3	California Angels @ Baltimore Orioles Memorial Stadium, Baltimore, MD Sat Jul 21 1979, 7:05 PM EDT Att: 51,381 - Unknown livebaseballscorecards.com											
Carney Lansford, R OBP: 0.348, SLG: 0.451 (1, 5)	0-3 K	0-3 K			5-3		0-0 SF9	0-0 F9	0-0 F9	4	0	0	1	0	2	6												
Rod Carew, L OBP: 0.456, SLG: 0.439 (1, 3)	4-0 BB			0-0 F7		0-3 K	0-0 F7	4-0 BB	4-0 BB	3	0	0	0	2	1	2												
Don Baylor, R OBP: 0.369, SLG: 0.529 (1, 7)	0-0 F9			0-0 F8			0-0 E5	0-0 5-3	0-3 K	5	0	0	0	0	1	5												
Willie Aikens, L OBP: 0.368, SLG: 0.504 (1, 10)	0-0 4-3			0-0 6-3			0-0 F9		0-0 HR	4	1	1	1	0	0	3												
Dan Ford, R OBP: 0.347, SLG: 0.443 (1, 9)		4-0 BB			0-0 F3		0-0 G4-6-3		0-0 1B	3	0	1	0	1	0	1												
Brian Downing, R OBP: 0.420, SLG: 0.502 (1, 2)		0-0 BB 1B			4-0 BB			0-0 F8	0-0 G1-4-3	3	0	1	0	1	0	1												
Jim Anderson, R OBP: 0.305, SLG: 0.337 (1, 6)		0-3 K			0-0 F8			0-0 BB SF9 1B	0-0 F3	4	1	1	0	0	1	3												
Dickie Thon, R OBP: 0.382, SLG: 0.355 (1, 4)		4-0 BB			0-0 1-3			0-0 SF9 BB 1B	4-0 BB BB	2	0	1	0	2	0	1												
Inning Stats	R: 0 E: 0 K: 1 S: 6	H: 1 LOB: 2 BB: 1 P: 10	R: 0 E: 0 K: 3 S: 10	H: 1 LOB: 3 BB: 2 P: 18	R: 0 E: 0 K: 0 S: 3	H: 0 LOB: 0 BB: 0 P: 3	R: 0 E: 0 K: 0 S: 3	H: 0 LOB: 1 BB: 1 P: 7	R: 0 E: 0 K: 0 S: 7	H: 0 LOB: 0 BB: 0 P: 3	R: 1 E: 0 K: 0 S: 5	H: 2 LOB: 2 BB: 1 P: 9	R: 1 E: 0 K: 0 S: 4	H: 2 LOB: 0 BB: 0 P: 4	R: 0 E: 0 K: 1 S: 5	H: 0 LOB: 3 BB: 3 P: 17	1B: 5 2B: 0 3B: 0 HR: 1	SF: 1 SAC: 0 DP: 2 HBP: 0	WP: 0 PB: 0 SB: 0 CS: 0	PA: 40								
PITCHER	IP	WLS	BF	H	R	ER	SO	BB	IBB	HBP	BLK	WP	HR	S	P	ERA	WHIP											
Sammy Stewart, R ERA: 2.99 Tim Stoddard, R ERA: 1.65 Don Stanhouse, R ERA: 2.54	(1, 1)	8.0	W	34	6	2	2	6	5	0	0	0	0	1	41	61	2.25	1.375										
	(9, 1)	0.1		2	0	0	0	0	1	0	0	0	0	0	1	5	0.00	3.000										
	(9, 1)	0.2		4	0	0	0	1	2	0	0	0	0	0	4	12	0.00	3.000										

Batter	1	2	3	4	5	6	7	8	9	AB	R	H	RBI	BB	SO	LOB	BOTTOM											
Mark Belanger, R OBP: 0.248, SLG: 0.203 (1, 6)	0-3 K		0-0 S E 1B	0-3 K		0-0 E 1B		0-0 2B 3B 1B		5	2	3	0	0	2	1	California Angels @ Baltimore Orioles Memorial Stadium, Baltimore, MD Sat Jul 21 1979, 7:05 PM EDT Att: 51,381 - Unknown livebaseballscorecards.com											
Pat Kelly, L OBP: 0.408, SLG: 0.518 Al Bumbry, L OBP: 0.317, SLG: 0.349 (7, 8)	0-3 K		0-0 E4 S E		0-0 1B 2B	0-0 FC4 G4-6-3		0-0 3B 2B		4	2	1	0	0	1	2												
Ken Singleton, S OBP: 0.401, SLG: 0.534 Gary Roenicke, R OBP: 0.410, SLG: 0.522 (9, 7)	0-3 K		0-3 K		0-0 BB 1B	0-0 G4-6-3		0-3 K		5	1	1	0	0	3	6												
Eddie Murray, S OBP: 0.368, SLG: 0.447 (1, 3)		0-0 F6	0-0 E4 G5-3		0-0 BB 1B	0-0 G6-4-3		4-0 3B IBB		4	2	3	3	1	0	0												
John Lowenstein, L OBP: 0.403, SLG: 0.540 (7, 7) (9, 9)		4-0 S BB	4-0 BB		4-0 BB	4-0 G6-4-3		0-3 K	0-0 3B	2	1	1	3	3	1	0												
Lee May, R OBP: 0.318, SLG: 0.462 (1, 10)		0-0 G1 1B	0-0 G5-3		0-0 G6-4-3	0-0 G6-4-3		0-3 K		5	1	1	1	0	1	5												
Doug DeCinces, R OBP: 0.338, SLG: 0.421 (1, 5)		0-0 G1		0-3 K	0-0 FC6 BB			0-0 1B		3	0	1	0	1	1	1												
Rich Dauer, R OBP: 0.307, SLG: 0.354 (1, 4)		0-0 1B		4-0 FC6	0-0 FC6			0-0 F9		3	0	1	1	1	0	3												
Rick Dempsey, R OBP: 0.332, SLG: 0.376 (1, 2)		0-0 1-3		0-0 F8		0-0 F7		0-0 F7		4	0	0	0	0	0	2												
Inning Stats	R: 0 E: 0 K: 3 S: 9	H: 0 LOB: 0 BB: 0 P: 9	R: 2 E: 0 K: 0 S: 5	H: 2 LOB: 1 BB: 1 P: 9	R: 2 E: 0 K: 1 S: 7	H: 2 LOB: 1 BB: 1 P: 11	R: 0 E: 0 K: 2 S: 7	H: 0 LOB: 1 BB: 1 P: 11	R: 2 E: 0 K: 0 S: 5	H: 3 LOB: 2 BB: 2 P: 13	R: 0 E: 1 K: 0 S: 4	H: 1 LOB: 1 BB: 0 P: 4	R: 1 E: 0 K: 1 S: 7	H: 2 LOB: 1 BB: 0 P: 7	R: 3 E: 0 K: 2 S: 10	H: 3 LOB: 1 BB: 1 P: 14	1B: 9 2B: 2 3B: 1 HR: 1	SF: 0 SAC: 0 DP: 3 HBP: 0	WP: 0 PB: 0 SB: 3 CS: 0	PA: 42								
PITCHER	IP	WLS	BF	H	R	ER	SO	BB	IBB	HBP	BLK	WP	HR	S	P	ERA	WHIP											
Nolan Ryan, R ERA: 2.71 Mike Barlow, R ERA: 4.79 Ralph Botting, L ERA: 21.21	(1, 1)	4.0	L	23	7	6	4	6	4	0	0	0	0	0	31	47	9.00	2.750										
	(5, 1)	2.0		7	1	0	0	0	1	0	0	0	0	0	6	10	0.00	1.000										
	(7, 1)	2.0		12	5	4	4	3	0	1	0	0	0	1	17	21	18.00	2.500										

Batter	1	2	3	4	5	6	7	8	9	AB	R	H	RBI	BB	SO	LOB	TOP			
Rickey Henderson, R OBP: 0.328, SLG: 0.286 (1, 7)	B5-3		K			K			F9 1B 1B	4	0	1	0	0	2	0	Oakland Athletics @ Baltimore Orioles Memorial Stadium, Baltimore, MD Sun Jul 22 1979, 3:33 AM EDT Att: 26,761 - Unknown livebaseballscorecards.com			
Dwayne Murphy, L OBP: 0.417, SLG: 0.376 (1, 8)	2B			K		K			K	4	0	1	0	0	3	1				
Mike Heath, R OBP: 0.377, SLG: 0.423 (1, 5)	F3			K			1-3		F9 1B	4	0	1	0	0	1	1				
Dave Revering, L OBP: 0.314, SLG: 0.430 (1, 3)	K				HR		4-3		F9 1-2 2-3	4	1	1	1	0	1	3				
Jeff Newman, R OBP: 0.260, SLG: 0.424 (1, 2)		G3-6-1 1B			F4				K	4	0	2	0	0	1	2				
Mitchell Page, L OBP: 0.311, SLG: 0.335 (1, 10)		G3-6-1 1-2			F7		F8			3	0	0	0	0	0	2				
Tony Armas, R OBP: 0.289, SLG: 0.395 (1, 9)		F7			K				F7	3	0	0	0	0	1	0				
Dave Chalk, R OBP: 0.328, SLG: 0.264 (1, 4)			K		5-3				G6-3 1B	3	0	1	0	0	1	0				
Rob Picciolo, R OBP: 0.229, SLG: 0.287 (8, PH)			F7						G6-3 1-2	2	0	0	0	0	0	0				
Wayne Gross, L OBP: 0.335, SLG: 0.372 (8, 6)						F8				1	0	0	0	0	0	1				
Mitt Ramirez, R OBP: 0.190, SLG: 0.167 (8, 6)										0	0	0	0	0	0	0				
Inning Stats	R: 0 E: 0 K: 1 S: 6	H: 1 LOB: 1 BB: 0 P: 6	R: 0 E: 0 K: 0 S: 3	H: 1 LOB: 0 BB: 0 P: 3	R: 0 E: 0 K: 2 S: 7	H: 0 LOB: 0 BB: 0 P: 7	R: 1 E: 0 K: 2 S: 8	H: 1 LOB: 0 BB: 0 P: 8	R: 0 E: 0 K: 1 S: 5	H: 0 LOB: 0 BB: 0 P: 5	R: 0 E: 0 K: 0 S: 4	H: 1 LOB: 1 BB: 0 P: 4	R: 0 E: 0 K: 0 S: 3	H: 1 LOB: 0 BB: 0 P: 3	R: 0 E: 0 K: 2 S: 9	H: 2 LOB: 2 BB: 0 P: 9	1B: 5 2B: 1 3B: 0 HR: 1	SF: 0 SAC: 0 DP: 2 HBP: 0	WP: 0 PB: 0 SB: 0 CS: 0	PA: 32
PITCHER Steve Stone, R ERA: 4.14 (1, 1)	IP: 9.0 WLS: W BF: 32 H: 7 R: 1 ER: 1 SO: 10 BB: 0 IBB: 0 HBP: 0 BLK: 0 WP: 0 HR: 1 S: 52 P: 52 ERA: 1.00 WHIP: 0.778															PITCHER				

Batter	1	2	3	4	5	6	7	8	9	AB	R	H	RBI	BB	SO	LOB	BOTTOM	
Al Bumbry, L OBP: 0.316, SLG: 0.348 (1, 8)	4-3		F8		1B 1B		F8			4	0	1	0	0	0	0	Oakland Athletics @ Baltimore Orioles Memorial Stadium, Baltimore, MD Sun Jul 22 1979, 3:33 AM EDT Att: 26,761 - Unknown livebaseballscorecards.com	
Mark Belanger, R OBP: 0.295, SLG: 0.213 (1, 6)	6-3		4-3		1B 1-2 1B		1B			4	0	2	0	0	0	0		
Ken Singleton, S OBP: 0.400, SLG: 0.531 (1, 10)	1B			F9	F7		G3			4	0	1	0	0	0	3		
Eddie Murray, S OBP: 0.367, SLG: 0.453 (1, 3)	K			3-1	4-3			HR		4	1	1	1	0	1	3		
John Lowenstein, L OBP: 0.405, SLG: 0.535 (1, 9)		3-1		E4 2B 1B		F7		HR S 1B BB		3	2	1	0	1	0	0		
Doug DeCinces, R OBP: 0.345, SLG: 0.433 (1, 5)		FC4-6 1B			2H 2B	K		F9 SF8 1B		4	1	3	2	0	1	0		
Gary Roenicke, R OBP: 0.411, SLG: 0.520 (1, 7)		K			HBP			F9		3	0	1	0	0	1	2		
Rich Dauer, R OBP: 0.303, SLG: 0.350 (1, 4)		FC4-6 1-2			F7			SF8		3	0	0	1	0	1	4		
Rick Dempsey, R OBP: 0.327, SLG: 0.369 (1, 2)			5-3		5-3		K	F8		4	0	0	0	0	1	0		
Inning Stats	R: 0 E: 0 K: 1 S: 6	H: 1 LOB: 1 BB: 0 P: 6	R: 0 E: 0 K: 1 S: 6	H: 1 LOB: 1 BB: 0 P: 6	R: 0 E: 0 K: 0 S: 3	H: 0 LOB: 0 BB: 0 P: 3	R: 1 E: 1 K: 0 S: 5	H: 2 LOB: 2 BB: 0 P: 6	R: 0 E: 0 K: 2 S: 8	H: 1 LOB: 1 BB: 0 P: 8	R: 0 E: 0 K: 1 S: 6	H: 1 LOB: 1 BB: 0 P: 6	R: 3 E: 0 K: 0 S: 5	H: 2 LOB: 0 BB: 1 P: 9	1B: 8 2B: 1 3B: 0 HR: 1	SF: 1 SAC: 0 DP: 0 HBP: 1		WP: 0 PB: 0 SB: 1 CS: 0
PITCHER Rick Langford, R ERA: 5.03 Steve McCatty, R ERA: 3.77 (8, 1)	IP: 7.0 WLS: L BF: 32 H: 9 R: 3 ER: 3 SO: 3 BB: 1 IBB: 0 HBP: 1 BLK: 0 WP: 0 HR: 1 S: 40 P: 45 ERA: 3.86 WHIP: 1.429															PITCHER		

Batter	1	2	3	4	5	6	7	8	9	AB	R	H	RBI	BB	SO	LOB	TOP										
Rickey Henderson, R OBP: 0.325, SLG: 0.294	F3	2H 2B		1-3			3-1			4	0	1	1	0	0	0											
Dave Chalk, R OBP: 0.333, SLG: 0.275		2B			B1-3			F7		3	0	1	0	1	0	0											
Mike Heath, R OBP: 0.364, SLG: 0.407 Larry Murray, S OBP: 0.284, SLG: 0.269	5-3	L9			F7			L7		4	0	0	0	0	0	3											
Jeff Newman, R OBP: 0.257, SLG: 0.419	K	1-3			F8			K		4	0	0	0	0	2	3											
Jim Essian, R OBP: 0.326, SLG: 0.476		1B 2B		F7			6-3		1-3	4	1	1	0	0	0	0											
Tony Armas, R OBP: 0.283, SLG: 0.386		K		6-3			F9		K	4	0	0	0	0	2	1											
Dave Revering, L OBP: 0.313, SLG: 0.427		2B 1B		3-1			K		F5	4	1	1	0	0	1	0											
Mike Edwards, R OBP: 0.286, SLG: 0.305 Milt Ramirez, R OBP: 0.190, SLG: 0.167		2B			K			G2		3	1	1	1	0	1	0											
Rob Picciolo, R OBP: 0.231, SLG: 0.295		2B		6-3				G3		3	1	1	2	0	0	0											
Inning Stats	R: 0 E: 0 K: 1 S: 6	H: 1 LOB: 1 BB: 0 P: 6	R: 4 E: 0 K: 1 S: 10	H: 5 LOB: 2 BB: 1 P: 14	R: 0 E: 0 K: 0 S: 3	H: 0 LOB: 0 BB: 0 P: 3	R: 0 E: 0 K: 1 S: 5	H: 0 LOB: 0 BB: 0 P: 5	R: 0 E: 0 K: 0 S: 3	H: 0 LOB: 0 BB: 0 P: 3	R: 0 E: 0 K: 1 S: 5	H: 0 LOB: 0 BB: 0 P: 5	R: 0 E: 0 K: 1 S: 5	H: 0 LOB: 0 BB: 0 P: 5	R: 0 E: 0 K: 1 S: 5	H: 0 LOB: 0 BB: 0 P: 5	1B: 1 2B: 5 3B: 0 HR: 0	SF: 0 SAC: 0 DP: 0 HBP: 0	WP: 0 PB: 0 SB: 0 CS: 0	PA: 34							
PITCHER	IP	WLS	BF	H	R	ER	SO	BB	IBB	HBP	BLK	WP	HR	S	P	ERA	WHIP										
Mike Flanagan, L ERA: 3.81	(1, 1)	1.1	10	6	4	4	2	0	0	0	0	0	0	14	14	27.00	4.500										
Tippy Martinez, L ERA: 2.91	(2, 1)	7.2	W	24	0	0	0	4	1	0	0	0	0	31	35	0.00	0.130										

Oakland Athletics @ Baltimore Orioles
Memorial Stadium, Baltimore, MD
Mon Jul 23 1979, 7:05 PM EDT
Att: 13,132 - Unknown

AB	33
R	4
H	6
RBI	4
BB	1
SO	6
LOB	7

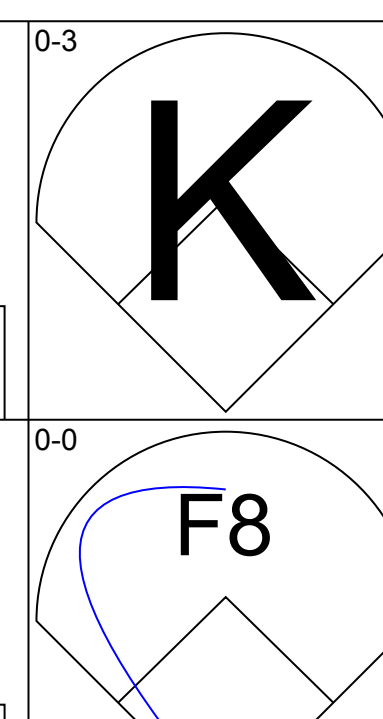
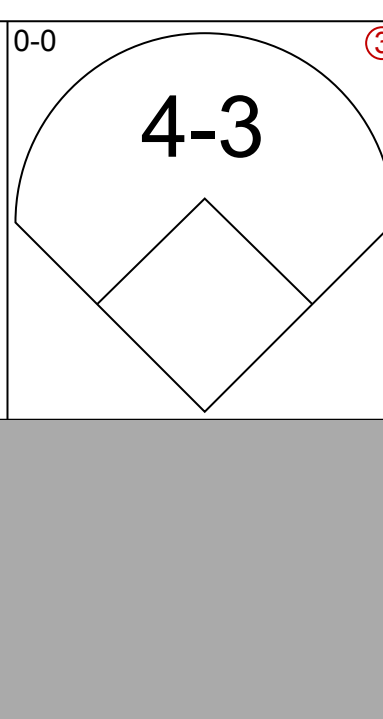
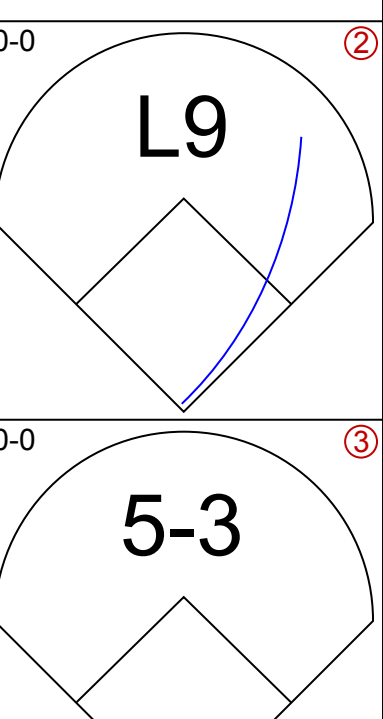
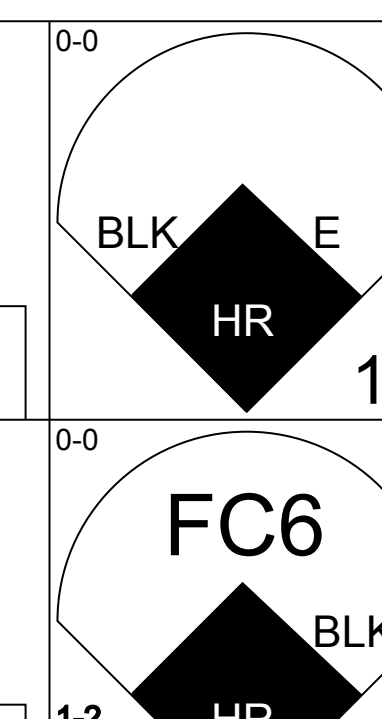
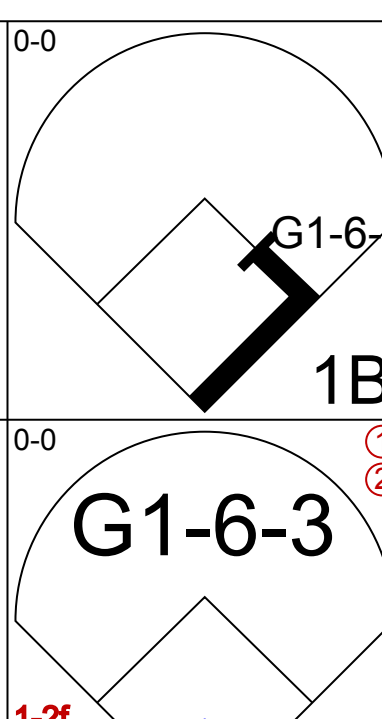
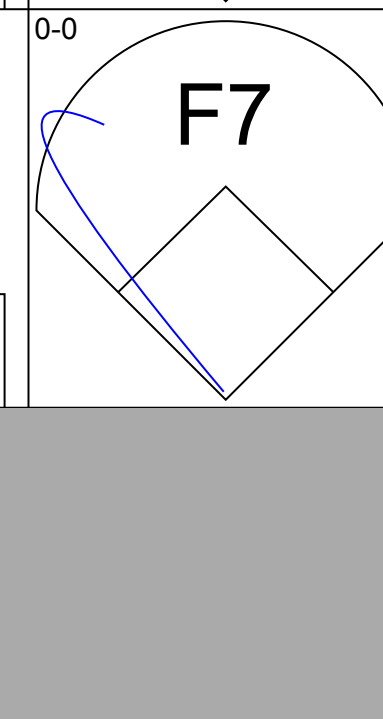
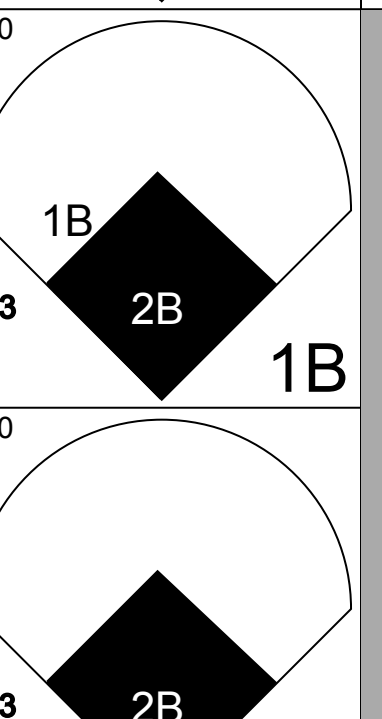
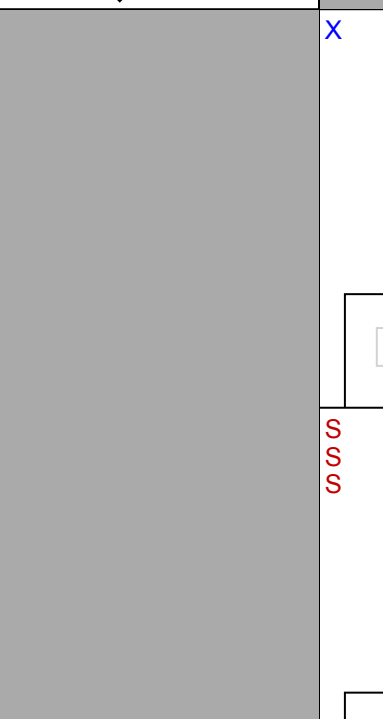
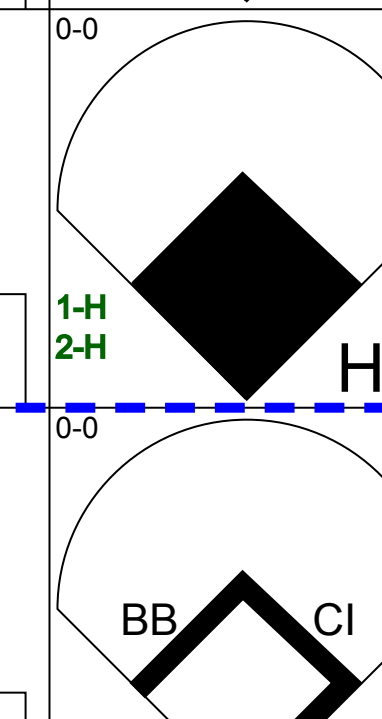
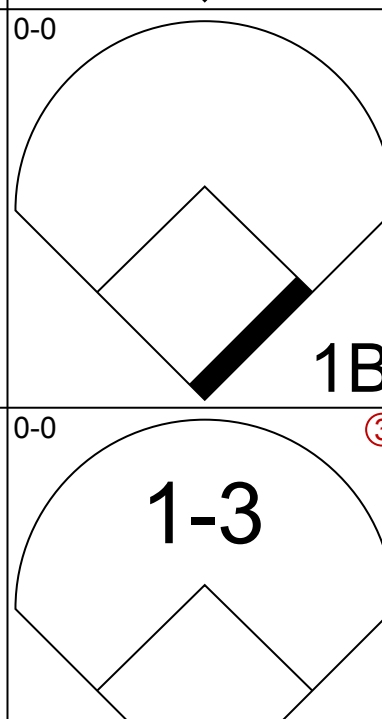

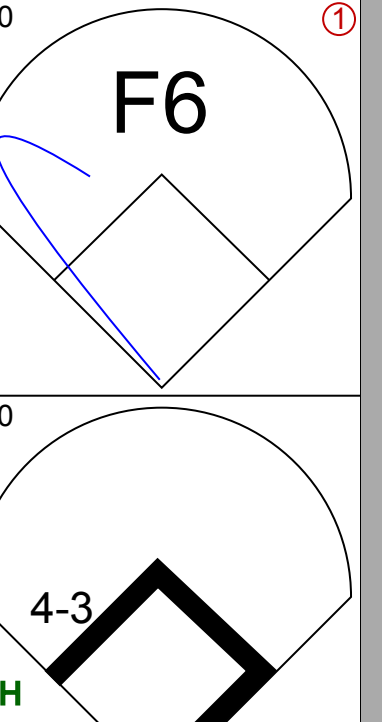
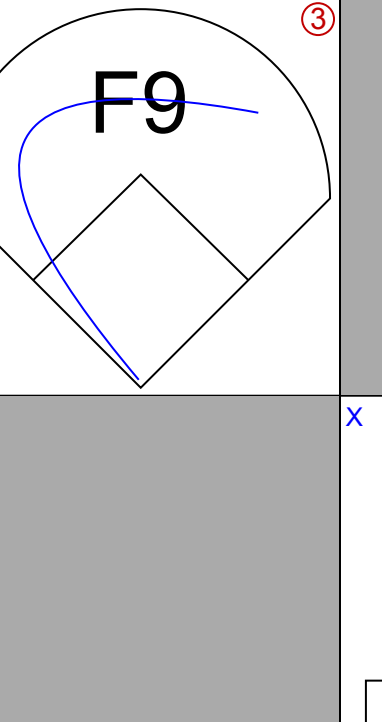
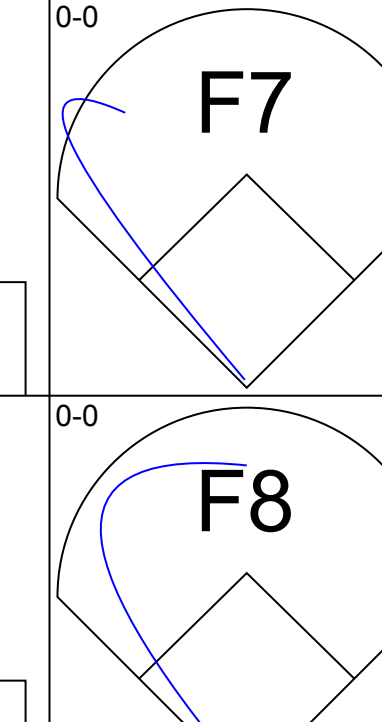

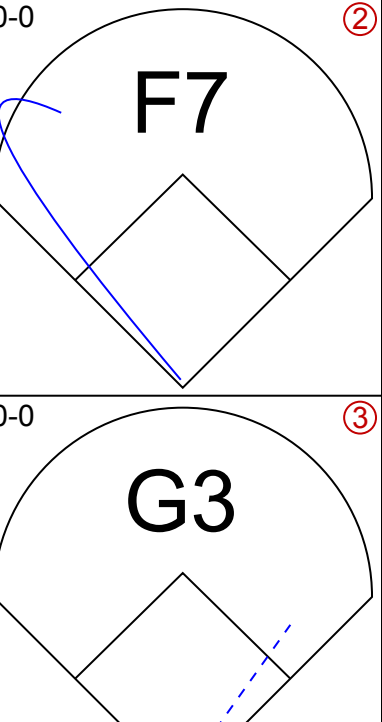
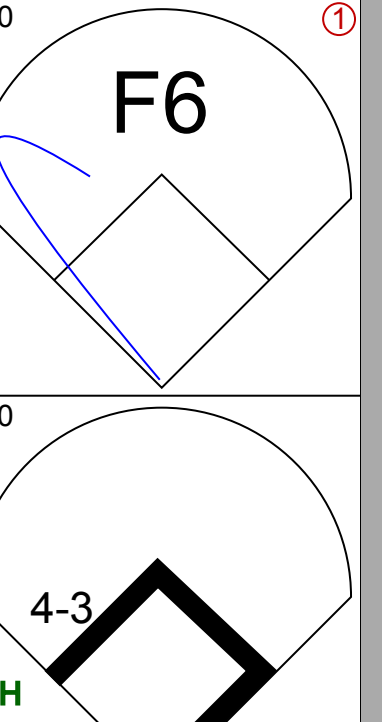
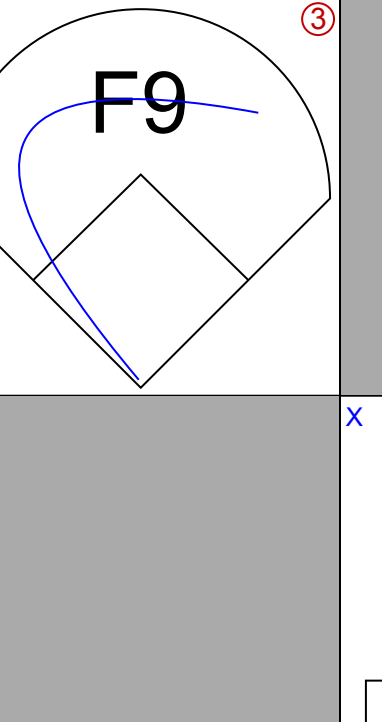
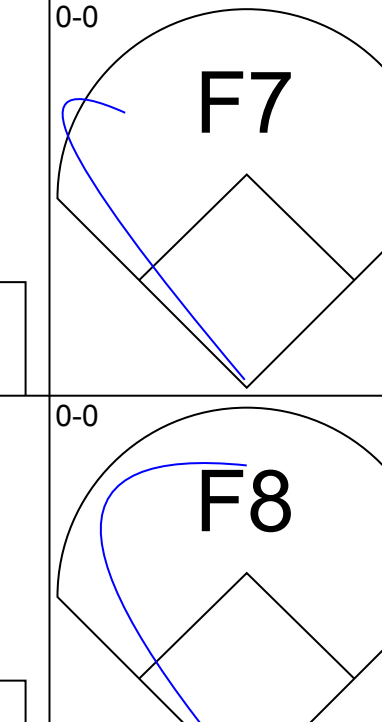


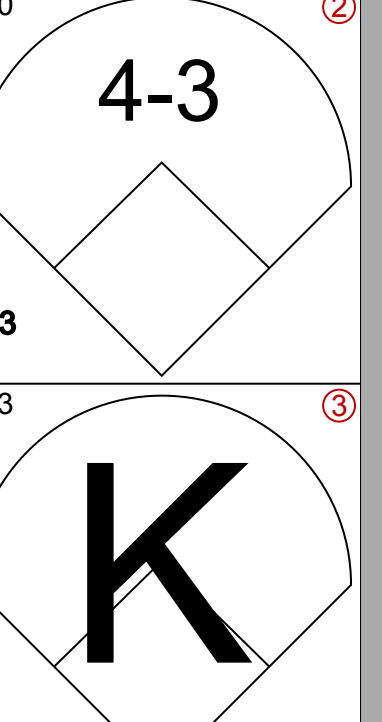
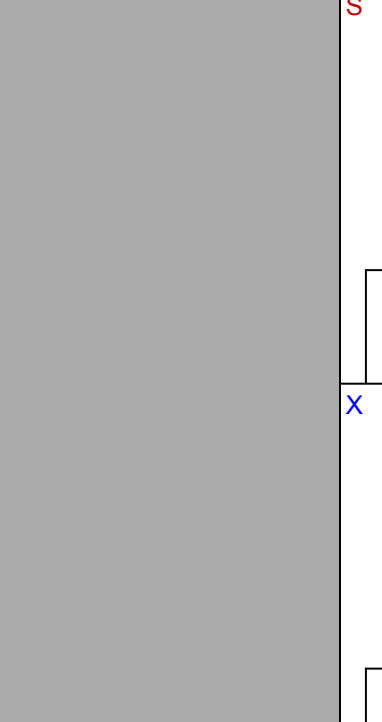
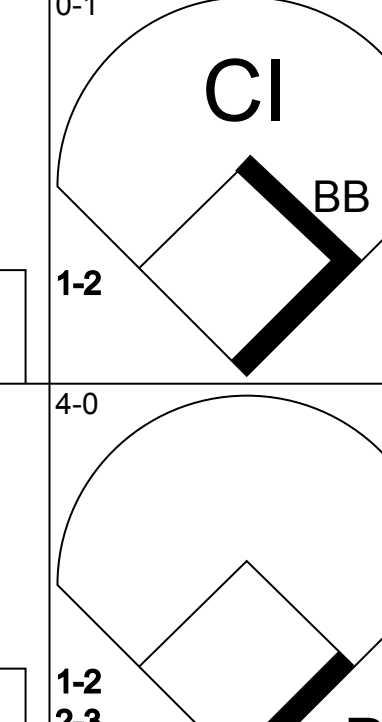

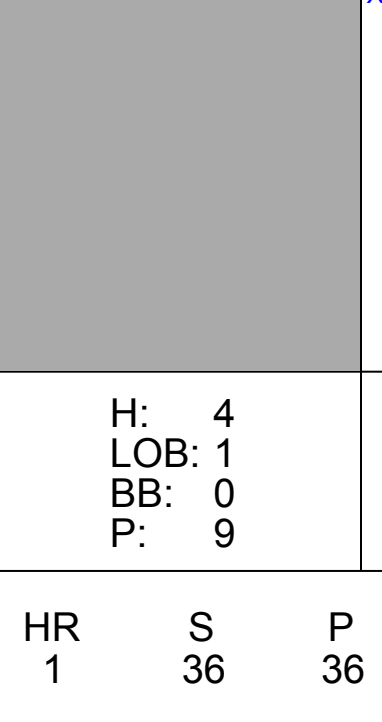
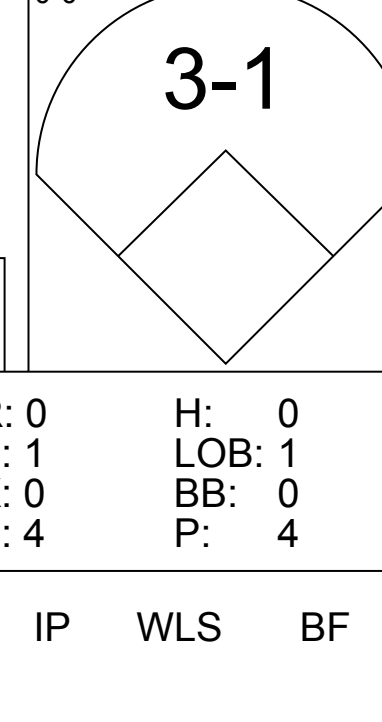
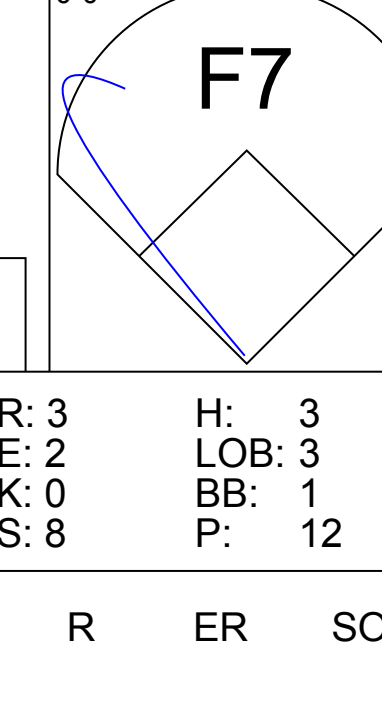
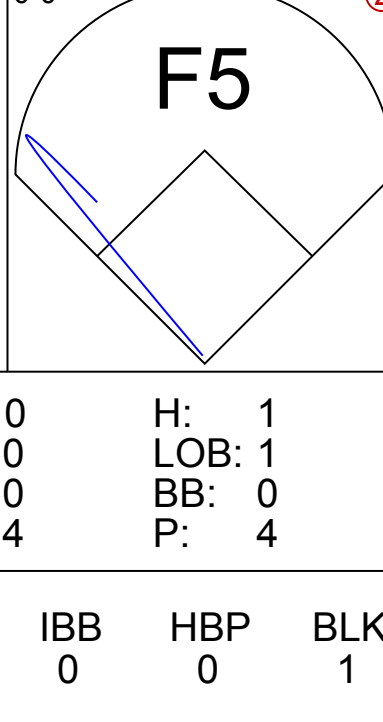
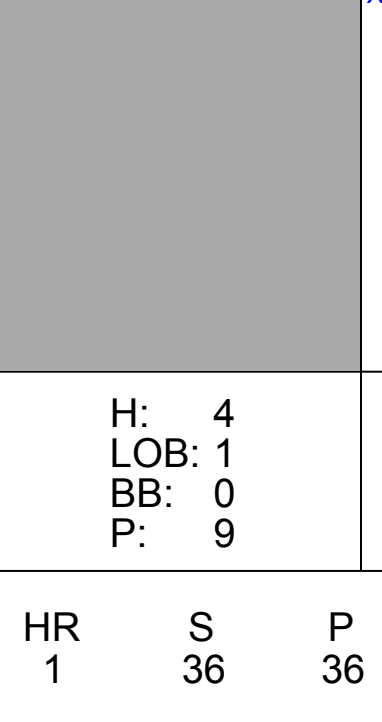
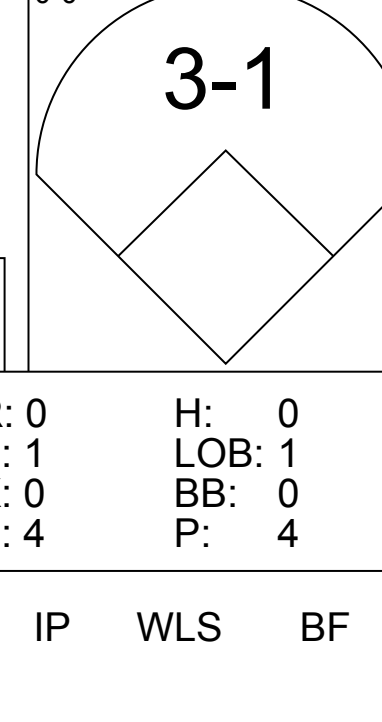
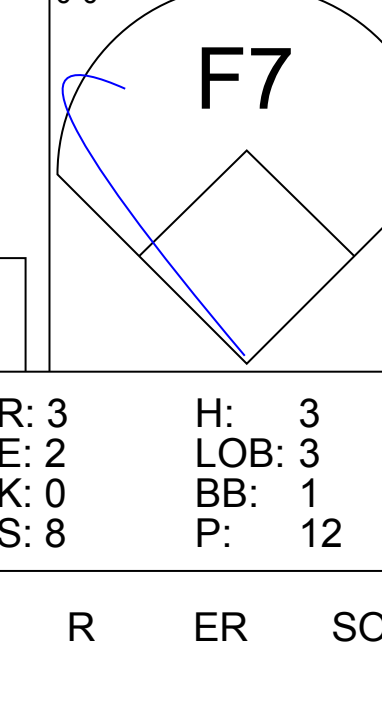
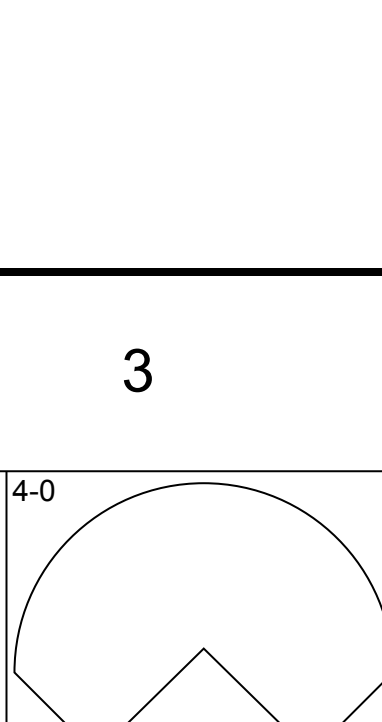
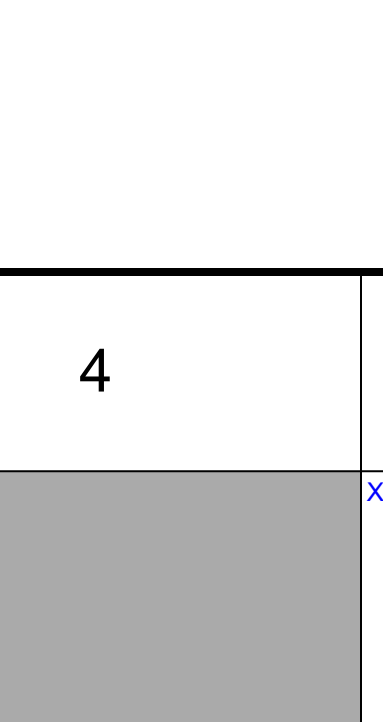
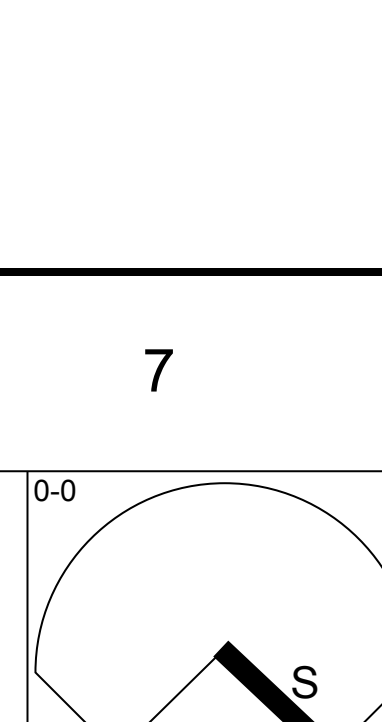
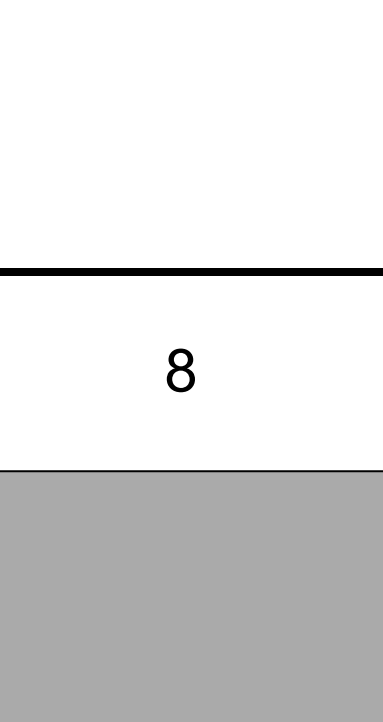
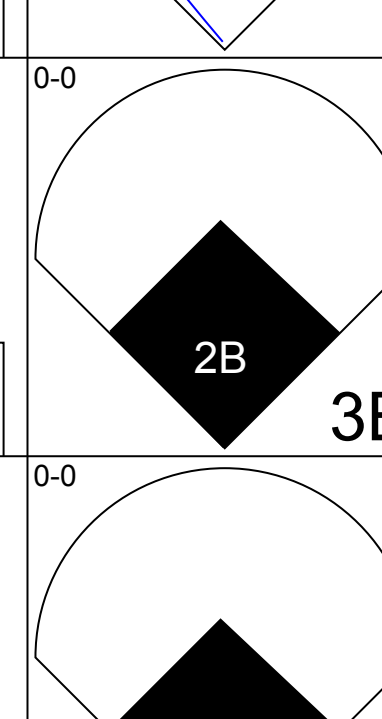
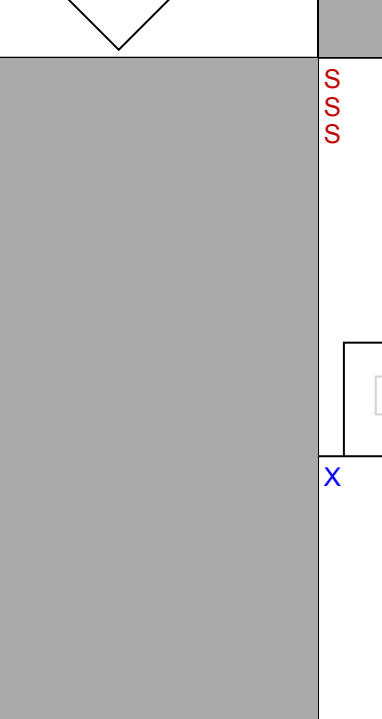
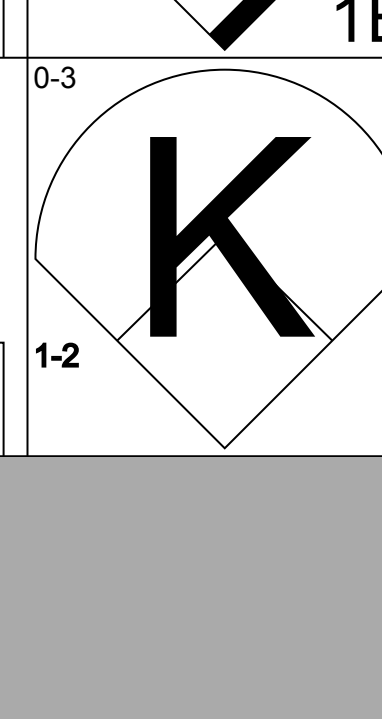
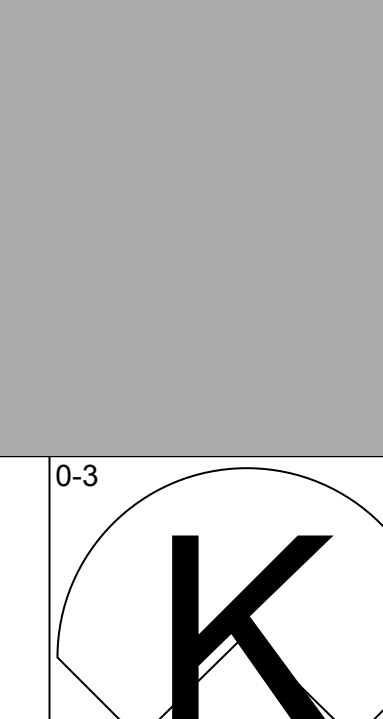


Batter	1	2	3	4	5	6	7	8	9	AB	R	H	RBI	BB	SO	LOB	BOTTOM											
Al Bumbry, L OBP: 0.318, SLG: 0.348	FC6-4 1B	K			G3 1B BB		K			3	2	1	0	1	2	2												
Mark Belanger, R OBP: 0.297, SLG: 0.209 Terry Crowley, L OBP: 0.390, SLG: 0.471 Kiko Garcia, R OBP: 0.315, SLG: 0.374	FC6-4 BB			F8	G3		F8			2	0	0	0	1	0	1												
Ken Singleton, S OBP: 0.400, SLG: 0.529	FC6-4 1B SF8			3-1				SH1-3 1B BB		3	2	1	1	1	0	2												
Eddie Murray, S OBP: 0.368, SLG: 0.453	E9 1B			4-3	F7			SH1-3 1B		4	1	2	1	0	0	1												
John Lowenstein, L OBP: 0.398, SLG: 0.527	SF8				F8		F8	SH1-3		2	0	0	1	0	0	0												
Doug DeCinces, R OBP: 0.343, SLG: 0.426	F6				G1		F7	HR IBB		3	1	0	0	1	0	1												
Gary Roenicke, R OBP: 0.409, SLG: 0.515					1-3		K	F3		4	0	1	0	0	1	3												
Rich Dauer, R OBP: 0.303, SLG: 0.350 Pat Kelly, L OBP: 0.414, SLG: 0.560 Billy Smith, S OBP: 0.297, SLG: 0.364					4-3		K	HR		3	0	1	0	0	1	1												
Rick Dempsey, R OBP: 0.326, SLG: 0.367	FC5-4				1-3			K		4	0	1	0	0	1	1												
Inning Stats	R: 2 E: 1 K: 0 S: 5	H: 2 LOB: 1 BB: 1 P: 9	R: 0 E: 0 K: 1 S: 6	H: 1 LOB: 1 BB: 0 P: 6	R: 0 E: 0 K: 0 S: 3	H: 0 LOB: 0 BB: 0 P: 3	R: 0 E: 0 K: 0 S: 4	H: 1 LOB: 1 BB: 0 P: 4	R: 1 E: 0 K: 0 S: 4	H: 1 LOB: 1 BB: 1 P: 8	R: 0 E: 0 K: 1 S: 5	H: 0 LOB: 0 BB: 0 P: 5	R: 0 E: 0 K: 2 S: 8	H: 1 LOB: 1 BB: 0 P: 8	R: 0 E: 0 K: 1 S: 7	H: 2 LOB: 2 BB: 2 P: 15	1B: 7 2B: 0 3B: 0 HR: 1	SF: 1 SAC: 1 DP: 0 HBP: 0	WP: 1 PB: 0 SB: 1 CS: 0	PA: 36								
PITCHER	IP	WLS	BF	H	R	ER	SO	BB	IBB	HBP	BLK	WP	HR	S	P	ERA	WHIP											
Matt Keough, R ERA: 5.89	(1, 1)	7.0	L	31	7	5	5	4	3	0	0	0	0	36	48	6.43	1.429											
Dave Hamilton, L ERA: 4.01	(8, 1)	0.1		1	0	0	0	0	0	0	0	0	0	1	1	0.00	0.000											
Dave Heaverlo, R ERA: 4.28	(8, 1)	0.2		4	1	2	2	1	0	1	0	0	0	1	5	9	27.00	1.500										

Oakland Athletics @ Baltimore Orioles
Memorial Stadium, Baltimore, MD
Mon Jul 23 1979, 7:05 PM EDT
Att: 13,132 - Unknown

AB	30
R	7
H	8
RBI	7
BB	4
SO	5
LOB	13

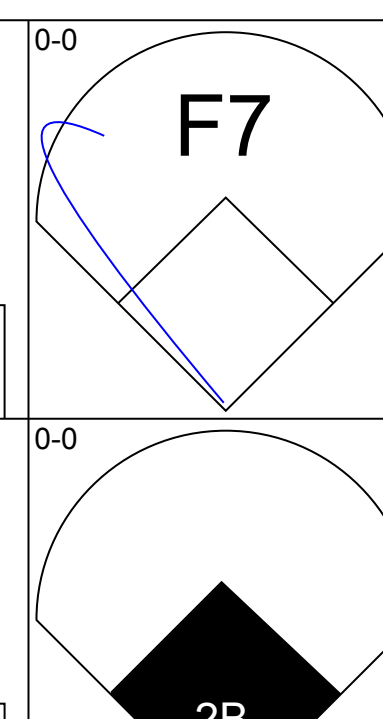
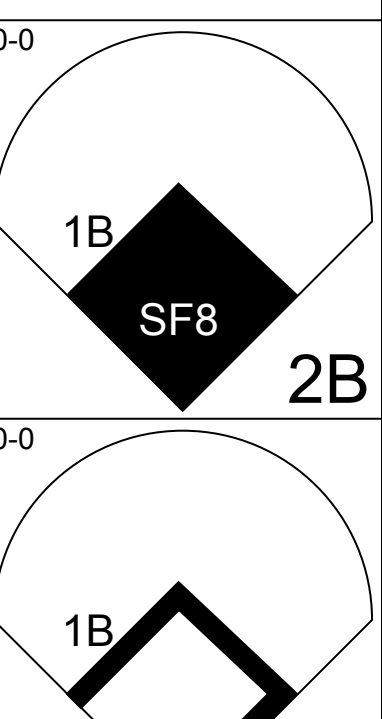
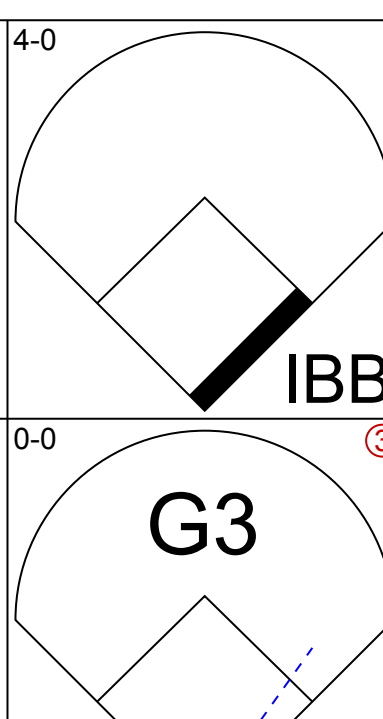
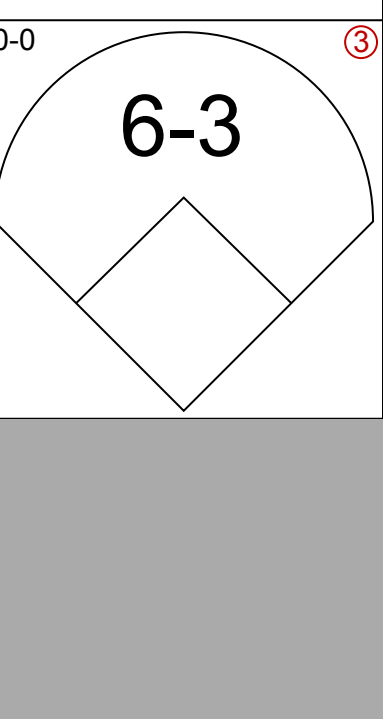
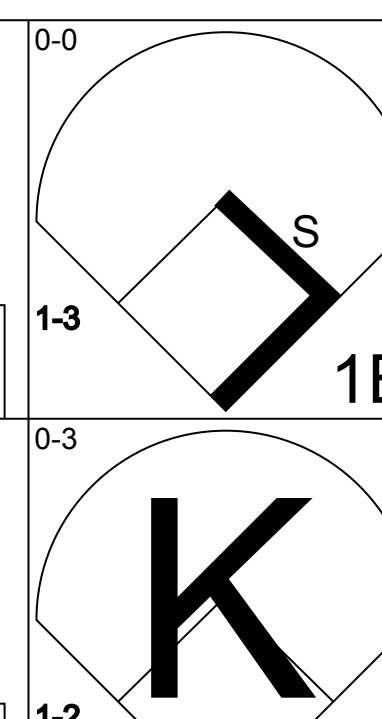
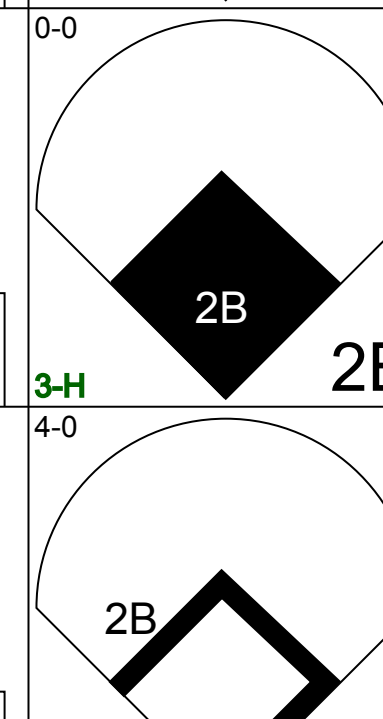
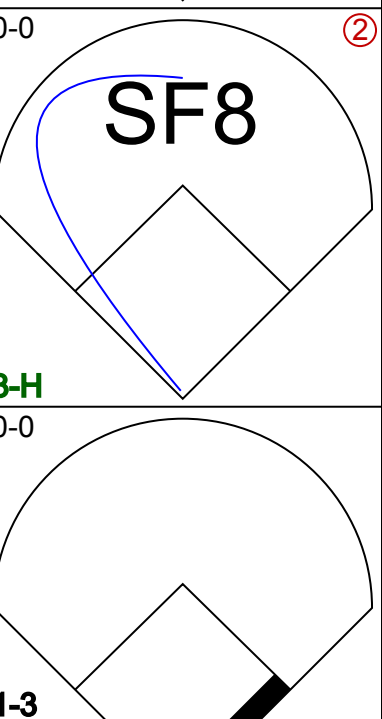

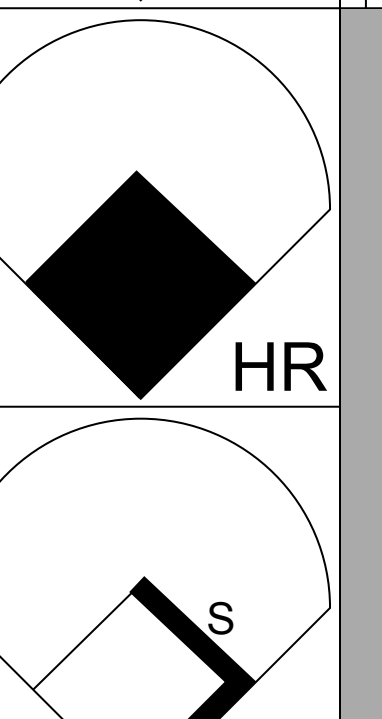

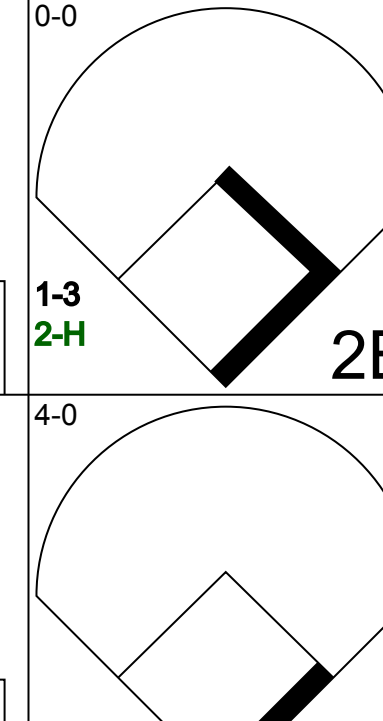
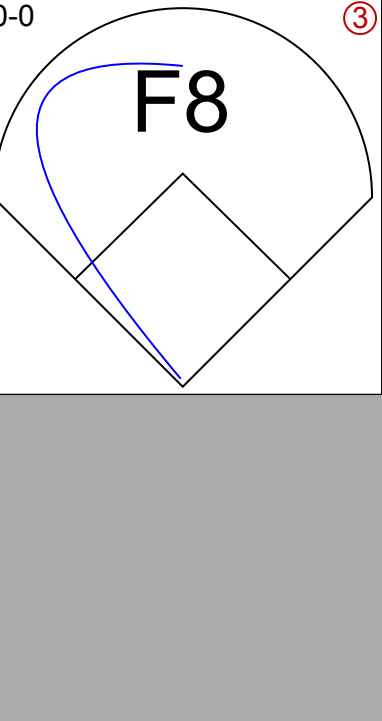
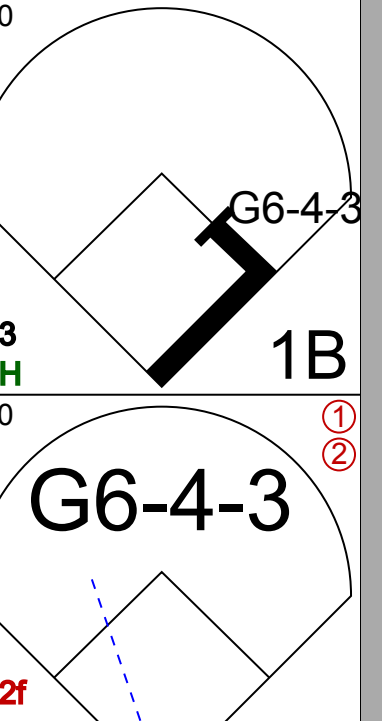

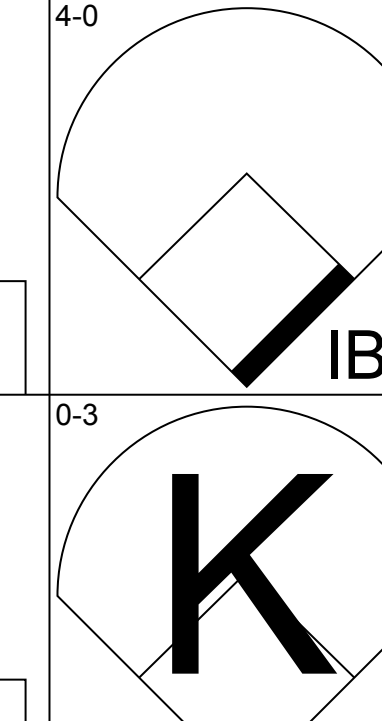
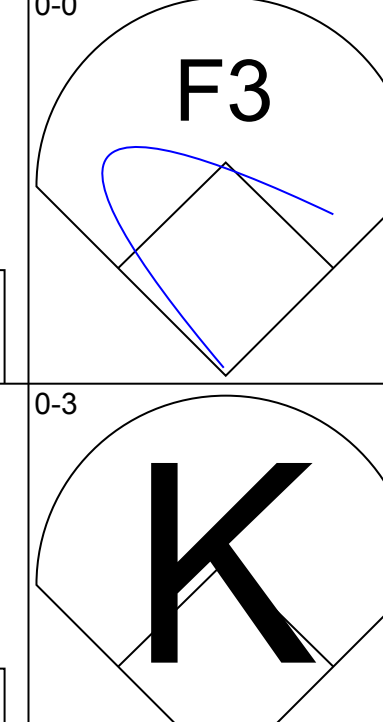

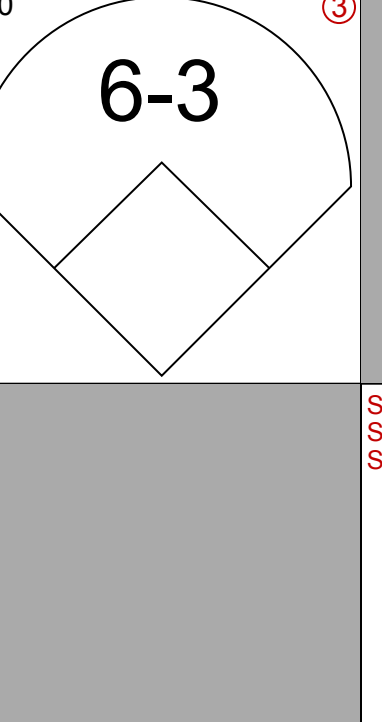
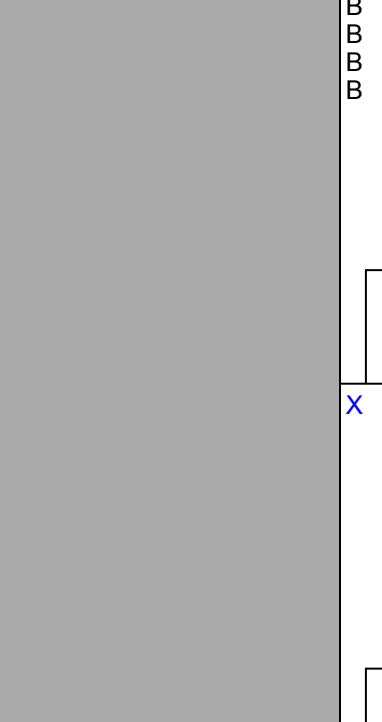


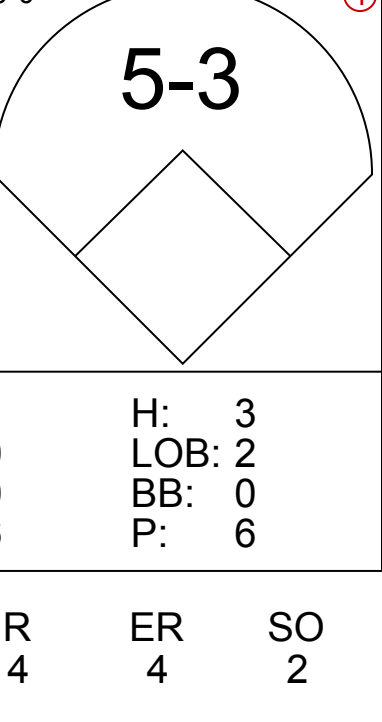
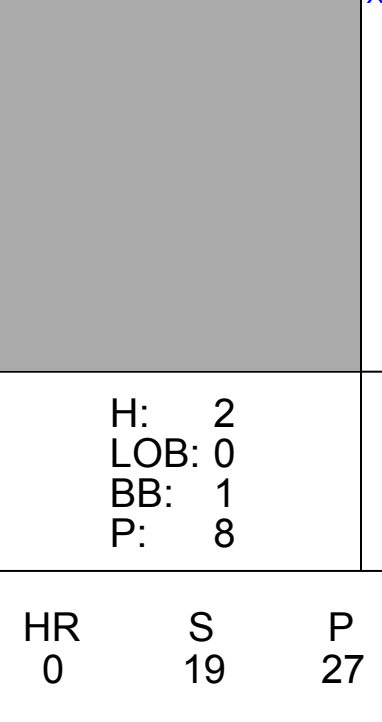
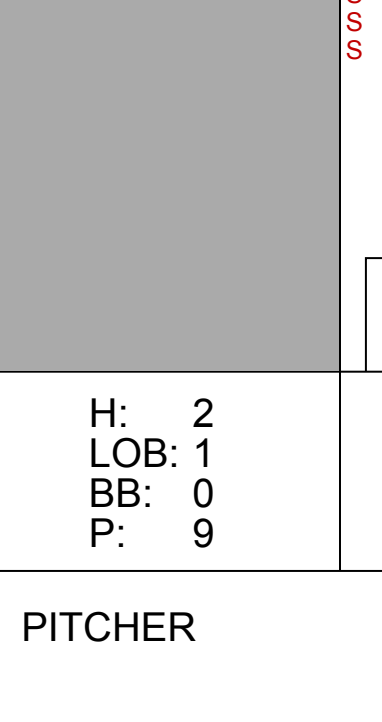


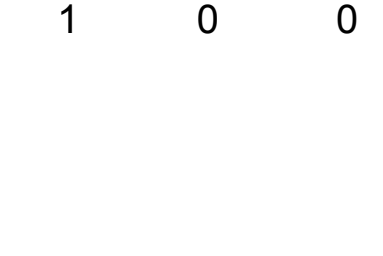





Batter	1	2	3	4	5	6	7	8	9	AB	R	H	RBI	BB	SO	LOB	TOP			
Larry Milbourne, S OBP: 0.325, SLG: 0.368 (1, 4)										5	1	2	0	0	1	1				
Ruppert Jones, L OBP: 0.349, SLG: 0.477 (1, 8)										5	2	1	1	0	0	2				
Bruce Bochte, L Leon Roberts, R OBP: 0.399, SLG: 0.516 (9, PR) OBP: 0.354, SLG: 0.450 (1, 3)										5	2	3	3	0	0	0				
Willie Horton, R OBP: 0.325, SLG: 0.460 (1, 10)										5	1	2	1	0	1	1				
Dan Meyer, L OBP: 0.350, SLG: 0.515 (1, 5)										4	0	0	0	0	0	3				
Joe Simpson, L OBP: 0.295, SLG: 0.360 (1, 9)										4	0	1	2	0	0	1				
Bob Stinson, S OBP: 0.353, SLG: 0.365 (1, 2)										2	0	0	0	0	0	1				
John Hale, L OBP: 0.366, SLG: 0.397 (1, 7)										3	0	1	0	1	1	2				
Mario Mendoza, R OBP: 0.218, SLG: 0.254 Charlie Beamon, L OBP: 0.125, SLG: 0.188 Bobby Valentine, R OBP: 0.367, SLG: 0.320 (7, PH) (7, 6)										2	0	0	0	0	0	1				
Inning Stats	R: 0 E: 0 K: 1 S: 5	H: 0 LOB: 0 BB: 0 P: 5	R: 0 E: 0 K: 0 S: 3	H: 0 LOB: 0 BB: 0 P: 3	R: 0 E: 0 K: 0 S: 4	H: 1 LOB: 1 BB: 0 P: 4	R: 3 E: 0 K: 1 S: 9	H: 4 LOB: 1 BB: 0 P: 9	R: 0 E: 0 K: 0 S: 3	H: 0 LOB: 0 BB: 0 P: 3	R: 0 E: 0 K: 0 S: 4	H: 0 LOB: 1 BB: 0 P: 4	R: 3 E: 2 K: 0 S: 8	H: 3 LOB: 3 BB: 1 P: 12	R: 0 E: 0 K: 0 S: 4	H: 2 LOB: 1 BB: 0 P: 4	1B: 8 2B: 1 3B: 0 HR: 1	SF: 0 SAC: 0 DP: 1 HBP: 0	WP: 0 PB: 0 SB: 0 CS: 0	PA: 40
PITCHER	IP	WLS	BF	H	R	ER	SO	BB	IBB	HBP	BLK	WP	HR	S	P	ERA	WHIP			
Dennis Martinez, R ERA: 3.55 (1, 1)	7.0	W	30	7	6	5	3	0	0	0	1	0	1	36	36	6.43	1.000			
Don Stanhouse, R ERA: 2.44 (8, 1)	2.0	S	10	3	0	0	0	1	0	0	0	0	0	9	13	0.00	2.000			

Seattle Mariners @ Baltimore Orioles
Memorial Stadium, Baltimore, MD
Tue Jul 24 1979, 7:05 PM EDT
Unknown

AB	37
R	6
H	10
RBI	6
BB	1
SO	3
LOB	16



Batter	1	2	3	4	5	6	7	8	9	AB	R	H	RBI	BB	SO	LOB	BOTTOM			
Al Bumbry, L OBP: 0.322, SLG: 0.352 (1, 8)										4	1	2	0	1	0	0				
Kiko Garcia, R OBP: 0.316, SLG: 0.381 (8, 4)										5	1	2	0	0	2	4				
Ken Singleton, S John Lowenstein, L OBP: 0.542 OBP: 0.398, SLG: 0.527 (1, 9) (9, 9)										3	3	2	3	1	1	0				
Eddie Murray, S OBP: 0.376, SLG: 0.465 (1, 3)										4	1	4	0	1	0	0				
Doug DeCinces, R OBP: 0.349, SLG: 0.433 (1, 5)										4	0	2	2	1	1	3				
Gary Roenicke, R OBP: 0.405, SLG: 0.506 (1, 7)										4	0	0	0	1	2	4				
Benny Ayala, R Terry Crowley, L OBP: 0.324, SLG: 0.588 OBP: 0.381, SLG: 0.457 (1, 10) (6, PH)										3	1	1	0	1	0	3				
Billy Smith, S Mark Belanger, R OBP: 0.296, SLG: 0.368 OBP: 0.257, SLG: 0.209 (1, 4) (8, 6)										4	0	1	1	0	2	4				
Dave Skaggs, R OBP: 0.295, SLG: 0.253 (1, 2)										4	0	0	0	0	1	2				
Inning Stats	R: 2 E: 0 K: 1 S: 8	H: 3 LOB: 3 BB: 2 P: 16	R: 1 E: 0 K: 0 S: 6	H: 3 LOB: 2 BB: 0 P: 6	R: 1 E: 0 K: 1 S: 7	H: 2 LOB: 2 BB: 1 P: 11	R: 2 E: 0 K: 0 S: 4	H: 2 LOB: 0 BB: 1 P: 8	R: 0 E: 0 K: 1 S: 5	H: 0 LOB: 0 BB: 0 P: 5	R: 1 E: 0 K: 2 S: 9	H: 2 LOB: 1 BB: 0 P: 9	R: 0 E: 0 K: 2 S: 8	H: 1 LOB: 2 BB: 1 P: 12	R: 0 E: 0 K: 3 S: 10	H: 1 LOB: 2 BB: 1 P: 14	1B: 6 2B: 6 3B: 1 HR: 1	SF: 1 SAC: 0 DP: 1 HBP: 0	WP: 0 PB: 0 SB: 2 CS: 0	PA: 43
PITCHER	IP	WLS	BF	H	R	ER	SO	BB	IBB	HBP	BLK	WP	HR	S	P	ERA	WHIP			
Floyd Bannister, L ERA: 4.59 (1, 1)	2.1	L	17	8	4	4	2	1	1	0	0	0	1	16	24	9.00	1.667			
John Montague, R ERA: 5.04 (3, 1)	3.0		14	4	3	3	2	1	1	0	0	0	0	22	30	0.00	1.125			
Randy Stein, R ERA: 3.97 (6, 1)	2.2		12	2	0	0	6	1	1	0	0	0	0	22	30	0.00	1.125			


Seattle Mariners @ Baltimore Orioles
Memorial Stadium, Baltimore, MD
Tue Jul 24 1979, 7:05 PM EDT
Unknown


AB	36
R	7
H	14
RBI	6
BB	6
SO	10
LOB	22



Batter	1	2	3	4	5	6	7	8	9	AB	R	H	RBI	BB	SO	LOB	TOP				
Bobby Valentine, R OBP: 0.359, SLG: 0.315										4	1	1	1	0	0	1	Seattle Mariners @ Baltimore Orioles Memorial Stadium, Baltimore, MD Tue Jul 24 1979, 7:05 PM EDT Att: 17,694 - Unknown				
Ruppert Jones, L OBP: 0.348, SLG: 0.475										4	0	1	0	0	0	1					
Tom Paciorek, R OBP: 0.384, SLG: 0.473										4	1	1	1	0	2	0					
Willie Horton, R OBP: 0.323, SLG: 0.455										4	0	0	0	0	1	2					
Leon Roberts, R OBP: 0.356, SLG: 0.452										3	0	1	0	1	0	0					
Bill Stein, R OBP: 0.289, SLG: 0.324										3	0	0	1	0	0	1					
Larry Milbourne, S OBP: 0.320, SLG: 0.362										4	0	0	0	0	1	3					
Larry Cox, R OBP: 0.279, SLG: 0.314										3	0	0	0	0	2	0					
Mario Mendoza, R OBP: 0.222, SLG: 0.265										3	1	2	0	0	0	0					
Inning Stats	R: 0 E: 0 K: 1 S: 5	H: 0 LOB: 0 BB: 0 P: 5	R: 0 E: 0 K: 2 S: 8	H: 1 LOB: 1 BB: 0 P: 8	R: 0 E: 0 K: 0 S: 4	H: 1 LOB: 1 BB: 0 P: 4	R: 0 E: 0 K: 1 S: 5	H: 0 LOB: 0 BB: 0 P: 5	R: 0 E: 0 K: 1 S: 5	H: 0 LOB: 0 BB: 0 P: 5	R: 0 E: 0 K: 0 S: 3	H: 0 LOB: 0 BB: 0 P: 3	R: 0 E: 0 K: 1 S: 5	H: 0 LOB: 0 BB: 0 P: 5	R: 3 E: 0 K: 0 S: 7	H: 4 LOB: 2 BB: 1 P: 11	1B: 4 2B: 1 3B: 1 HR: 0	SF: 1 SAC: 0 DP: 0 HBP: 0	WP: 0 PB: 0 SB: 0 CS: 0	PA: 34	
PITCHER	IP	WLS	BF	H	R	ER	SO	BB	IBB	HBP	BLK	WP	HR	S	P	ERA	WHIP				
Scott McGregor, L ERA: 3.43	(1, 1)	8.0	W	30	6	3	3	6	0	0	0	0	0	42	42	3.38	0.750				
John Flinn, R ERA:	(9, 1)	1.0		4	0	0	0	0	1	0	0	0	0	3	7	0.00	1.000				

Batter	1	2	3	4	5	6	7	8	9	AB	R	H	RBI	BB	SO	LOB	BOTTOM					
Al Bumbry, L OBP: 0.326, SLG: 0.354										4	3	2	0	1	0	2	Seattle Mariners @ Baltimore Orioles Memorial Stadium, Baltimore, MD Tue Jul 24 1979, 7:05 PM EDT Att: 17,694 - Unknown					
Mark Belanger, R OBP: 0.293, SLG: 0.218										4	2	2	0	0	0	1						
Ken Singleton, S OBP: 0.406, SLG: 0.544										2	2	1	2	2	1	1						
Terry Crowley, L OBP: 0.372, SLG: 0.444										1	0	0	0	0	0	1						
Eddie Murray, S OBP: 0.374, SLG: 0.460										4	1	0	0	1	0	3						
John Lowenstein, L OBP: 0.404, SLG: 0.551										5	1	3	6	0	0	2						
Doug DeCinces, R OBP: 0.351, SLG: 0.436										3	1	1	0	1	1	1						
Kiko Garcia, R OBP: 0.315, SLG: 0.380										1	0	0	0	0	0	1						
Pat Kelly, L OBP: 0.408, SLG: 0.545										4	0	1	0	0	0	1						
Billy Smith, S OBP: 0.295, SLG: 0.364										4	0	1	1	0	1	2						
Rick Dempsey, R OBP: 0.324, SLG: 0.365										4	1	1	0	0	1	2						
Inning Stats	R: 1 E: 2 K: 1 S: 6	H: 0 LOB: 1 BB: 1 P: 10	R: 0 E: 0 K: 1 S: 5	H: 0 LOB: 0 BB: 0 P: 5	R: 5 E: 0 K: 0 S: 6	H: 3 LOB: 1 BB: 3 P: 18	R: 3 E: 0 K: 1 S: 9	H: 4 LOB: 1 BB: 0 P: 9	R: 0 E: 0 K: 0 S: 4	H: 1 LOB: 1 BB: 0 P: 4	R: 0 E: 0 K: 0 S: 3	H: 0 LOB: 1 BB: 1 P: 7	R: 1 E: 0 K: 1 S: 7	H: 2 LOB: 1 BB: 0 P: 7	R: 1 E: 0 K: 0 S: 5	H: 2 LOB: 1 BB: 0 P: 5		1B: 9 2B: 2 3B: 0 HR: 1	SF: 0 SAC: 1 DP: 0 HBP: 0	WP: 1 PB: 0 SB: 1 CS: 0	PA: 42	
PITCHER	IP	WLS	BF	H	R	ER	SO	BB	IBB	HBP	BLK	WP	HR	S	P	ERA		WHIP				
Odell Jones, R ERA: 6.16	(1, 1)	2.1	L	15	3	6	5	2	2	0	0	0	0	15	31	19.29		2.143				
Rob Dressler, R ERA: 6.44	(3, 1)	5.2		27	9	5	5	2	1	0	0	0	0	30	34	7.94		1.765				

Batter	1	2	3	4	5	6	7	8	9	AB	R	H	RBI	BB	SO	LOB	TOP			
Larry Milbourne, S OBP: 0.319, SLG: 0.357 (1, 4)	L7		BB 1B		4-3		3-1		1-2 2-3 1B	5	0	2	0	0	0	2	Seattle Mariners @ Baltimore Orioles Memorial Stadium, Baltimore, MD Thu Jul 26 1979, 7:05 PM EDT Att: 17,473 - Unknown			
Ruppert Jones, L OBP: 0.349, SLG: 0.475 (1, 8)	1B BB		F5		5-3		4-3		F7	4	0	0	1	1	0	4				
Bruce Bochte, L OBP: 0.406, SLG: 0.517 Charlie Beamon, L OBP: 0.118, SLG: 0.176 (5, PR) (5, 3)	1-3 1B		1-2 BB		BB BB BB BB		4-3 BB			1	0	1	0	2	0	0				
Willie Horton, R OBP: 0.317, SLG: 0.446 (1, 10)	K		F3		F4				F8	4	0	0	0	0	1	5				
Dan Meyer, L OBP: 0.346, SLG: 0.507 Bill Stein, R OBP: 0.287, SLG: 0.322 (1, 5) (7, 5)	F8				F7		5-3		F8	3	0	0	0	0	0	2				
Joe Simpson, L OBP: 0.279, SLG: 0.340 (1, 9)			4-3		4-3		4-3		F7	4	0	0	0	0	0	0				
Leon Roberts, R OBP: 0.351, SLG: 0.444 (1, 7)			F4		E5 1B		5-3		K	4	0	0	0	0	1	0				
Bob Stinson, S OBP: 0.359, SLG: 0.364 (1, 2)	4-3				2-3 1B		3-1 1B 4-3 BB		1B BB	2	1	1	0	2	0	0				
Mario Mendoza, R OBP: 0.221, SLG: 0.263 Bobby Valentine, R OBP: 0.364, SLG: 0.321 (1, 6) (6, 6)			F7		4-3		4-3 1-2 1B		F8	2	0	0	0	0	0	2				
										2	0	1	0	0	0	1				
Inning Stats	R: 0 E: 0 K: 1 S: 6	H: 1 LOB: 2 BB: 1 P: 10	R: 0 E: 0 K: 0 S: 3	H: 0 LOB: 0 BB: 0 P: 3	R: 0 E: 0 K: 0 S: 4	H: 1 LOB: 2 BB: 1 P: 8	R: 0 E: 0 K: 0 S: 5	H: 1 LOB: 1 BB: 0 P: 5	R: 0 E: 0 K: 0 S: 3	H: 0 LOB: 0 BB: 0 P: 3	R: 1 E: 0 K: 0 S: 4	H: 1 LOB: 1 BB: 1 P: 8	R: 0 E: 0 K: 1 S: 6	H: 0 LOB: 0 BB: 0 P: 3	R: 0 E: 0 K: 1 S: 6	H: 1 LOB: 2 BB: 1 P: 10		1B: 5 2B: 0 3B: 0 HR: 0	SF: 0 SAC: 0 DP: 0 HBP: 0	WP: 0 PB: 0 SB: 0 CS: 0
PITCHER Steve Stone, R ERA: 3.91 (1, 1)	IP: 9.0 WLS: W BF: 38 H: 5 R: 1 ER: 1 SO: 2 BB: 5 IBB: 0 HBP: 0 BLK: 0 WP: 0 HR: 0 S: 37 P: 57 ERA: 1.00 WHIP: 1.111															PITCHER				

Batter	1	2	3	4	5	6	7	8	9	AB	R	H	RBI	BB	SO	LOB	BOTTOM			
Al Bumby, L OBP: 0.327, SLG: 0.356 (1, 8)	F8		FC1-5 HR 1B	1B IBB	G3				K	4	2	1	0	1	1	0	Seattle Mariners @ Baltimore Orioles Memorial Stadium, Baltimore, MD Thu Jul 26 1979, 7:05 PM EDT Att: 17,473 - Unknown			
Kiko Garcia, R OBP: 0.313, SLG: 0.375 (1, 6)	K		FC1-5 HR	1-3 2-H 1B	5-3			6-3	5	2	1	1	0	1	2					
Ken Singleton, S OBP: 0.407, SLG: 0.549 Gary Roenicke, R OBP: 0.405, SLG: 0.506 (1, 9) (9, 7)	4-0 BB		1-H 2-H HR	2-H 3-H 1B 1B				6-3	4	2	2	5	1	0	0					
Eddie Murray, S OBP: 0.374, SLG: 0.459 (1, 3)	E5		4-3	1B HR 1B					4	1	2	0	0	0	1					
John Lowenstein, L OBP: 0.397, SLG: 0.542 (1, 7) (9, 9)	F8		F9	1-3 2-H HR 1B			L8		4	1	1	1	0	0	3					
Doug DeCinces, R OBP: 0.356, SLG: 0.442 (1, 5)			F9	F2			K		3	1	0	0	1	1	1					
Lee May, R OBP: 0.317, SLG: 0.470 (1, 10)			F9	K			F9		4	1	1	4	0	1	0					
Rich Dauer, R OBP: 0.302, SLG: 0.352 (1, 4)	F8			2B			F5		4	1	1	0	0	0	0					
Rick Dempsey, R OBP: 0.323, SLG: 0.367 (1, 2)			E6 FC1-5 1B	2-H 1B 2B	L7		F6		4	1	1	1	0	0	0					
										4	1	1	0	0	0					
Inning Stats	R: 0 E: 1 K: 1 S: 6	H: 0 LOB: 2 BB: 1 P: 10	R: 0 E: 0 K: 0 S: 3	H: 0 LOB: 0 BB: 0 P: 3	R: 3 E: 1 K: 0 S: 6	H: 2 LOB: 0 BB: 0 P: 6	R: 9 E: 0 K: 1 S: 12	H: 7 LOB: 0 BB: 2 P: 20	R: 0 E: 0 K: 0 S: 3	H: 0 LOB: 0 BB: 0 P: 3	R: 0 E: 0 K: 1 S: 6	H: 1 LOB: 1 BB: 0 P: 6	R: 0 E: 0 K: 0 S: 3	H: 0 LOB: 0 BB: 0 P: 3	R: 0 E: 0 K: 1 S: 5		H: 0 LOB: 0 BB: 0 P: 5	1B: 5 2B: 3 3B: 0 HR: 2	SF: 0 SAC: 0 DP: 0 HBP: 0	WP: 0 PB: 0 SB: 0 CS: 0
PITCHER Randy Stein, R ERA: 6.0 John Montague, R ERA: 5.59 Rob Dressler, R ERA: 6.05 Rich Hinton, L ERA: 6.23 (1, 1) (4, 1) (4, 1) (7, 1)	IP: 3.2 WLS: L BF: 19 H: 4 R: 6 ER: 5 SO: 2 BB: 1 IBB: 0 HBP: 0 BLK: 0 WP: 1 HR: 1 S: 21 P: 29 ERA: 12.27 WHIP: 1.364															PITCHER				

Batter	1	2	3	4	5	6	7	8	9	AB	R	H	RBI	BB	SO	LOB	TOP			
Al Bumby, L OBP: 0.330, SLG: 0.358 (1, 8)										6	1	3	0	0	1	2				
Kiko Garcia, R OBP: 0.312, SLG: 0.377 (1, 6)										4	1	1	0	0	0	1				
Gary Roenicke, R OBP: 0.405, SLG: 0.506 (8, 7)										0	0	0	0	0	0	0				
Ken Singleton, S OBP: 0.409, SLG: 0.556 (1, 9)										4	1	2	3	1	0	0				
Mark Belanger, R OBP: 0.263, SLG: 0.218 (8, 6)										0	0	0	0	0	0	0				
Eddie Murray, S OBP: 0.374, SLG: 0.457 (1, 3)										4	0	1	0	1	1	4				
John Lowenstein, L OBP: 0.385, SLG: 0.523 (1, 7)										5	0	0	0	0	2	5				
Doug DeCinces, R OBP: 0.360, SLG: 0.438 (1, 5)										2	3	0	0	3	1	1				
Lee May, R OBP: 0.325, SLG: 0.485 (1, 10)										4	2	3	2	1	0	1				
Rich Dauer, R OBP: 0.304, SLG: 0.353 (1, 4)										5	0	2	1	0	1	3				
Rick Dempsey, R OBP: 0.325, SLG: 0.371 (1, 2)										5	0	2	1	0	1	3				
Inning Stats	R: 3 E: 0 K: 2 S: 12	H: 5 LOB: 2 BB: 0 P: 12	R: 0 E: 0 K: 2 S: 9	H: 2 LOB: 3 BB: 1 P: 13	R: 2 E: 0 K: 0 S: 4	H: 1 LOB: 0 BB: 1 P: 8	R: 0 E: 0 K: 0 S: 3	H: 0 LOB: 1 BB: 1 P: 7	R: 0 E: 0 K: 1 S: 5	H: 1 LOB: 1 BB: 1 P: 9	R: 1 E: 0 K: 1 S: 5	H: 1 LOB: 1 BB: 2 P: 13	R: 0 E: 0 K: 0 S: 3	H: 1 LOB: 0 BB: 0 P: 3	R: 2 E: 2 K: 0 S: 7	H: 3 LOB: 2 BB: 0 P: 7	1B: 10 2B: 2 3B: 0 HR: 2	SF: 0 SAC: 1 DP: 1 HBP: 0	WP: 0 PB: 0 SB: 0 CS: 1	PA: 46
PITCHER	IP	WLS	BF	H	R	ER	SO	BB	IBB	HBP	BLK	WP	HR	S	P	ERA	WHIP			
Dennis Leonard, R ERA: 4.53 (1, 1)	2.0	L	16	8	5	5	4	1	1	0	0	0	2	22	30	22.50	4.500			
Eduardo Rodriguez, R ERA: 4.58 (3, 1)	7.0		30	6	3	1	3	4	0	0	0	0	0	32	48	1.29	1.429			

Baltimore Orioles @ Kansas City Royals
Royals Stadium, Kansas City, MO
Fri Jul 27 1979, 8:05 PM EDT
Att: 33,629 - Unknown

AB 39
R 8
H 14
RBI 7
BB 6
SO 7
LOB 20



Batter	1	2	3	4	5	6	7	8	9	AB	R	H	RBI	BB	SO	LOB	BOTTOM			
Frank White, R OBP: 0.287, SLG: 0.391 (1, 4)										4	0	0	0	0	2	1				
John Wathan, R OBP: 0.248, SLG: 0.331 (1, 10)										4	0	0	0	0	1	1				
Amos Otis, R OBP: 0.376, SLG: 0.450 (1, 8)										4	0	2	0	0	0	0				
George Brett, L OBP: 0.374, SLG: 0.525 (1, 5)										4	0	0	0	0	0	2				
Al Cowens, R OBP: 0.356, SLG: 0.427 (1, 9)										3	0	0	0	0	0	0				
Darrell Porter, L OBP: 0.423, SLG: 0.478 (1, 2)										2	0	0	0	1	1	0				
George Scott, R OBP: 0.316, SLG: 0.365 (1, 3)										3	0	0	0	0	3	1				
Freddie Patek, R OBP: 0.281, SLG: 0.306 (1, 6)										3	0	1	0	0	0	1				
Willie Wilson, S OBP: 0.341, SLG: 0.415 (1, 7)										3	0	0	0	0	1	2				
Inning Stats	R: 0 E: 0 K: 2 S: 8	H: 1 LOB: 1 BB: 0 P: 8	R: 0 E: 0 K: 2 S: 7	H: 0 LOB: 0 BB: 0 P: 7	R: 0 E: 0 K: 0 S: 4	H: 1 LOB: 1 BB: 0 P: 4	R: 0 E: 0 K: 0 S: 3	H: 0 LOB: 0 BB: 0 P: 3	R: 0 E: 0 K: 1 S: 5	H: 0 LOB: 0 BB: 0 P: 5	R: 0 E: 0 K: 0 S: 3	H: 0 LOB: 0 BB: 0 P: 3	R: 0 E: 0 K: 1 S: 5	H: 0 LOB: 0 BB: 0 P: 5	R: 0 E: 0 K: 0 S: 4	H: 1 LOB: 1 BB: 0 P: 4	1B: 2 2B: 1 3B: 0 HR: 0	SF: 0 SAC: 0 DP: 0 HBP: 0	WP: 0 PB: 0 SB: 0 CS: 0	PA: 31
PITCHER	IP	WLS	BF	H	R	ER	SO	BB	IBB	HBP	BLK	WP	HR	S	P	ERA	WHIP			
Mike Flanagan, L ERA: 3.59 (1, 1)	9.0	W	31	3	0	0	8	1	0	0	0	0	0	46	50	0.00	0.444			

Baltimore Orioles @ Kansas City Royals
Royals Stadium, Kansas City, MO
Fri Jul 27 1979, 8:05 PM EDT
Att: 33,629 - Unknown

AB 30
R 0
H 3
RBI 0
BB 1
SO 8
LOB 8



Batter	1	2	3	4	5	6	7	8	9	AB	R	H	RBI	BB	SO	LOB	TOP								
Al Bumbry, L OBP: 0.328, SLG: 0.356 (1, 8)	F7		S 1B		F7		6-3		4-3	5	0	1	0	0	0	2									
Kiko Garcia, R OBP: 0.311, SLG: 0.373 (1, 6)	K		P4 1-2			K		2B BB		3	1	0	0	1	2	1									
Ken Singleton, S OBP: 0.410, SLG: 0.557 (1, 9)	E BB			6-3		FC6 2B		L6		3	0	1	0	1	0	1									
Eddie Murray, S OBP: 0.375, SLG: 0.459 (1, 3)	F7 1-2			4-3		FC6 BB		WP 1-H 1B 2B		3	1	1	1	1	0	1									
Doug DeCinces, R OBP: 0.355, SLG: 0.430 (1, 5)		5-3		F7		FC6 1-2 2-3		6-3		4	0	0	0	0	0	3									
Lee May, R OBP: 0.324, SLG: 0.482 (1, 10)	K				F8	F9				4	0	1	1	0	1	2									
Gary Roenicke, R OBP: 0.301, SLG: 0.594 (1, 7)																									
John Lowenstein, L OBP: 0.387, SLG: 0.536 (6, 7)	K					1B HBP		5-3 3B		1	0	0	0	0	1	0									
Rich Dauer, R OBP: 0.301, SLG: 0.350 (1, 4)			5-3		F9					3	0	0	1	0	0	1									
Pat Kelly, L OBP: 0.407, SLG: 0.538 (9, PH)								E4 G1-6-3		1	0	0	0	0	0	0									
Dave Skaggs, R OBP: 0.297, SLG: 0.256 (1, 2)			F2							3	0	1	0	0	1	0									
Terry Crowley, L OBP: 0.378, SLG: 0.432 (9, PH)						1B		G1-6-3 1-2		1	0	0	0	0	0	1									
Inning Stats	R: 0 E: 1 K: 1 S: 5	H: 0 LOB: 1 BB: 1 P: 9	R: 0 E: 0 K: 2 S: 7	H: 0 LOB: 0 BB: 0 P: 7	R: 0 E: 0 K: 0 S: 4	H: 1 LOB: 1 BB: 0 P: 4	R: 0 E: 0 K: 0 S: 3	H: 0 LOB: 0 BB: 0 P: 3	R: 0 E: 0 K: 0 S: 4	H: 1 LOB: 2 BB: 0 P: 5	R: 0 E: 0 K: 1 S: 6	H: 1 LOB: 2 BB: 1 P: 10	R: 1 E: 0 K: 1 S: 6	H: 1 LOB: 0 BB: 0 P: 6	R: 2 E: 0 K: 0 S: 5	H: 2 LOB: 1 BB: 1 P: 9	R: 0 E: 1 K: 0 S: 3	H: 0 LOB: 0 BB: 0 P: 3	1B: 3 2B: 2 3B: 1 HR: 0	SF: 0 SAC: 0 DP: 1 HBP: 1	WP: 1 PB: 0 SB: 1 CS: 0	PA: 37			
PITCHER	IP	WLS	BF	H	R	ER	SO	BB	IBB	HBP	BLK	WP	HR	S	P	ERA	WHIP								
Rich Gale, R ERA: 5.32 (1, 1)	7.1	W	31	5	3	3	5	3	0	1	0	0	0	37	50	3.68	1.091								
Dan Quisenberry, R ERA: 2.13 (8, 1)	1.2		6	1	0	0	0	0	0	0	0	1	0	6	6	0.00	0.600								

Baltimore Orioles @ Kansas City Royals
Royals Stadium, Kansas City, MO
Sat Jul 28 1979, 8:05 PM EDT
Att: 40,448 - Unknown

AB 33
R 3
H 6
RBI 3
BB 3
SO 5
LOB 13



Batter	1	2	3	4	5	6	7	8	9	AB	R	H	RBI	BB	SO	LOB	BOTTOM								
Willie Wilson, S OBP: 0.342, SLG: 0.414 (1, 7)	1-3		S 1B		HR 1B	F7		K		5	1	2	0	0	1	3									
Steve Braun, L OBP: 0.377, SLG: 0.385 (1, 10)	4-0		F7		HR BB			6-3		2	2	1	1	2	0	1									
Jerry Terrell, R OBP: 0.385, SLG: 0.538 (6, FR)	1B SF7 BB		1-2		HR BB	1-2 2-H 1B				0	0	0	0	0	0	0									
Jamie Quirk, L OBP: 0.308, SLG: 0.395 (6, PH)										1	0	0	0	0	0	1									
George Brett, L OBP: 0.376, SLG: 0.532 (1, 5)	S 1B		P6 2-3		HR	K				4	1	2	3	0	1	3									
Darrell Porter, L OBP: 0.419, SLG: 0.473 (1, 2)	SF7 1-2 3-H			E8 1B	F7			F7		3	1	0	1	0	0	0									
Ralph LaCock, L OBP: 0.349, SLG: 0.386 (1, 3)	K			F7		1B		BB		3	0	1	0	1	1	2									
Amos Otis, R OBP: 0.375, SLG: 0.448 (1, 8)		6-3		5-3 1B	F9			P4		4	0	1	1	0	0	2									
Al Cowens, R OBP: 0.351, SLG: 0.421 (1, 9)		4-3		5-3		6-3		F7		4	0	0	0	0	0	2									
U L Washington, S OBP: 0.307, SLG: 0.336 (1, 4)		4-3		G3						3	1	1	0	1	0	1									
Frank White, R OBP: 0.287, SLG: 0.391 (9, 4)						S 1B		SH1 BB		0	0	0	0	0	0	0									
Freddie Patek, R OBP: 0.285, SLG: 0.312 (1, 6)			F9			1B 2B		SH1		2	0	1	0	1	0	0									
Inning Stats	R: 1 E: 0 K: 1 S: 6	H: 1 LOB: 1 BB: 1 P: 10	R: 0 E: 0 K: 0 S: 3	H: 0 LOB: 0 BB: 0 P: 3	R: 0 E: 0 K: 0 S: 4	H: 1 LOB: 1 BB: 0 P: 4	R: 1 E: 1 K: 0 S: 5	H: 1 LOB: 1 BB: 0 P: 5	R: 3 E: 0 K: 0 S: 6	H: 4 LOB: 1 BB: 1 P: 10	R: 1 E: 0 K: 1 S: 7	H: 2 LOB: 2 BB: 1 P: 11	R: 0 E: 0 K: 0 S: 3	H: 0 LOB: 1 BB: 1 P: 7	R: 0 E: 0 K: 1 S: 5	H: 0 LOB: 1 BB: 1 P: 9	1B: 7 2B: 1 3B: 0 HR: 1	SF: 1 SAC: 1 DP: 0 HBP: 0	WP: 0 PB: 0 SB: 4 CS: 0	PA: 38					
PITCHER	IP	WLS	BF	H	R	ER	SO	BB	IBB	HBP	BLK	WP	HR	S	P	ERA	WHIP								
Dennis Martinez, R ERA: 3.85 (1, 1)	4.2	L	23	7	5	4	1	2	0	0	0	0	1	23	31	7.71	1.929								
Sammy Stewart, R ERA: 3.28 (5, 1)	3.1		15	2	1	1	2	3	0	0	0	0	0	16	28	2.70	1.500								

Baltimore Orioles @ Kansas City Royals
Royals Stadium, Kansas City, MO
Sat Jul 28 1979, 8:05 PM EDT
Att: 40,448 - Unknown

AB 31
R 6
H 9
RBI 6
BB 5
SO 3
LOB 15



Batter	1	2	3	4	5	6	7	8	9	AB	R	H	RBI	BB	SO	LOB	TOP			
Mark Belanger, R (1, 6) OBP: 0.263, SLG: 0.219	6-3	L1			SH5-3				5-3	4	0	1	0	0	0	1	Baltimore Orioles @ Kansas City Royals Royals Stadium, Kansas City, MO Sun Jul 29 1979, 4:33 AM EDT Att: 30,193 - Unknown livebaseballscorecards.com			
Rich Dauer, R (1, 4) OBP: 0.303, SLG: 0.354			6-3		K		6-3			5	0	2	0	0	1	2				
Ken Singleton, S (1, 9) John Lowenstein, L (9, PR) OBP: 0.387, SLG: 0.536	G6-4-3		K		6-3			6-3		4	0	0	0	1	1	2				
Lee May, R (1, 10) OBP: 0.322, SLG: 0.480			4-3			E4		K		5	1	1	0	0	1	2				
Eddie Murray, S (1, 3) OBP: 0.376, SLG: 0.458		P4				L5				3	2	1	0	1	0	2				
Benny Ayala, R (1, 7) Al Bumbry, L (7, 8) OBP: 0.300, SLG: 0.541		E4			K					3	1	0	0	0	1	3				
Doug DeCinces, R (1, 5) OBP: 0.353, SLG: 0.429		P4			SF3					1	0	1	0	0	0	0				
Gary Roenicke, R (1, 8) OBP: 0.407, SLG: 0.529					4-3					4	2	2	4	0	0	2				
Rick Dempsey, R (1, 2) OBP: 0.327, SLG: 0.371							F7		5-3	3	0	1	0	1	0	0				
Inning Stats	R: 0 E: 0 K: 0 S: 3	H: 1 LOB: 0 BB: 0 P: 3	R: 3 E: 1 K: 0 S: 6	H: 2 LOB: 1 BB: 1 P: 10	R: 0 E: 0 K: 1 S: 5	H: 0 LOB: 0 BB: 0 P: 5	R: 1 E: 1 K: 1 S: 6	H: 1 LOB: 0 BB: 0 P: 6	R: 0 E: 0 K: 0 S: 4	H: 0 LOB: 1 BB: 0 P: 4	R: 1 E: 0 K: 0 S: 4	H: 2 LOB: 0 BB: 0 P: 4	R: 1 E: 0 K: 1 S: 7	H: 2 LOB: 2 BB: 1 P: 11	R: 0 E: 0 K: 0 S: 4	H: 1 LOB: 2 BB: 1 P: 8	1B: 6 2B: 2 3B: 0 HR: 2	SF: 1 SAC: 1 DP: 1 HBP: 0	WP: 0 PB: 0 SB: 0 CS: 1	PA: 40
PITCHER	IP	WLS	BF	H	R	ER	SO	BB	IBB	HBP	BLK	WP	HR	S	P	ERA	WHIP			
Paul Spittorff, L (1, 1) ERA: 3.9	7.2	L	33	8	6	2	4	2	0	0	0	0	2	39	47	2.35	1.304			
Dan Quisenberry, R (8, 1) ERA: 1.93	1.1		7	2	0	0	0	0	1	0	0	0	0	6	10	0.00	1.500			

Batter	1	2	3	4	5	6	7	8	9	AB	R	H	RBI	BB	SO	LOB	BOTTOM					
Freddie Patek, R (1, 6) OBP: 0.285, SLG: 0.315	K			5-3		F8				4	0	1	1	0	1	0	Baltimore Orioles @ Kansas City Royals Royals Stadium, Kansas City, MO Sun Jul 29 1979, 4:33 AM EDT Att: 30,193 - Unknown livebaseballscorecards.com					
U L Washington, S (1, 4) OBP: 0.305, SLG: 0.333	P4			F8				4-3		4	1	1	0	0	0	1						
Amos Otis, R (1, 8) OBP: 0.374, SLG: 0.445	F7					1-3				3	0	0	0	1	1	2						
George Brett, L (1, 5) OBP: 0.377, SLG: 0.534		F9				E7		G3		4	0	2	1	0	0	0						
Al Cowens, R (1, 9) OBP: 0.347, SLG: 0.416		4-3								4	0	0	0	0	1	3						
Darrell Porter, L (1, 10) OBP: 0.420, SLG: 0.477		F7						4-3		4	1	2	0	0	0	0						
George Scott, R (1, 3) OBP: 0.315, SLG: 0.371				F3		F8			L4	4	1	1	1	0	0	1						
John Wathan, R (1, 2) OBP: 0.243, SLG: 0.323				F9		F7			F8	3	0	0	0	0	0	2						
Jamie Quirk, L (9, PH) OBP: 0.300, SLG: 0.385									F8	1	0	0	0	0	0	0						
Willie Wilson, S (1, 7) OBP: 0.341, SLG: 0.412				F7					F8	4	1	1	1	0	1	1						
Inning Stats	R: 0 E: 0 K: 1 S: 5	H: 0 LOB: 0 BB: 0 P: 5	R: 0 E: 0 K: 0 S: 3	H: 0 LOB: 0 BB: 0 P: 3	R: 0 E: 0 K: 1 S: 6	H: 0 LOB: 0 BB: 0 P: 3	R: 0 E: 0 K: 1 S: 6	H: 1 LOB: 2 BB: 1 P: 10	R: 0 E: 0 K: 1 S: 6	H: 1 LOB: 1 BB: 0 P: 6	R: 1 E: 1 K: 0 S: 5	H: 2 LOB: 1 BB: 0 P: 5	R: 3 E: 0 K: 1 S: 9	H: 4 LOB: 1 BB: 0 P: 9	R: 0 E: 0 K: 0 S: 3	H: 0 LOB: 0 BB: 0 P: 3	R: 0 E: 0 K: 0 S: 3	H: 0 LOB: 0 BB: 0 P: 3	1B: 4 2B: 3 3B: 1 HR: 0	SF: 0 SAC: 0 DP: 0 HBP: 0	WP: 0 PB: 0 SB: 0 CS: 0	PA: 36
PITCHER	IP	WLS	BF	H	R	ER	SO	BB	IBB	HBP	BLK	WP	HR	S	P	ERA	WHIP					
Scott McGregor, L (1, 1) ERA: 3.58	6.1	W	28	8	4	4	3	1	0	0	0	0	0	10	33	37	5.68	1.421				
Dave Ford, R (7, 1) ERA: 2.08	2.2	S	8	0	0	0	1	0	0	0	0	0	0	10	10	0.00	0.000					

Batter	1	2	3	4	5	6	7	8	9	AB	R	H	RBI	BB	SO	LOB	TOP					
Al Bumby, L OBP: 0.334, SLG: 0.368 (1, 8)	F7			3-1 E 1B		1-H HR		S BB		3	1	2	2	1	0	0	Baltimore Orioles @ Milwaukee Brewers Milwaukee County Stadium, Milwaukee, WI Mon Jul 30 1979, 8:05 PM EDT Att: 30,160 - Unknown					
Rich Dauer, R OBP: 0.299, SLG: 0.349 (1, 4)	1-3			1-3		6-3		F8		4	0	0	0	0	0	2						
Ken Singleton, S OBP: 0.408, SLG: 0.550 (1, 9)				3-1						3	0	1	0	1	1	1						
Gary Roenicke, R OBP: 0.407, SLG: 0.529 (8, PR) (8, 7)	K			2-3				1-2 BB		0	0	0	0	0	0	0						
Eddie Murray, S OBP: 0.373, SLG: 0.453 (1, 3)		K		L4		4-3		K		4	0	0	0	0	2	4						
John Lowenstein, L OBP: 0.384, SLG: 0.529 (1, 7) (8, 9)		G3				4-3		G6-4-3 1B		4	0	1	0	0	0	0						
Doug DeCinces, R OBP: 0.348, SLG: 0.422 (1, 5)		1-6-3				L5		F7		4	0	0	0	0	0	1						
Lee May, R OBP: 0.321, SLG: 0.477 (1, 10)				4-3		F7		FC5-4 1B		4	0	1	0	0	1	0						
Kiko Garcia, R OBP: 0.311, SLG: 0.372 (1, 6)				K				HR		3	1	1	0	0	1	1						
Mark Belanger, R OBP: 0.265, SLG: 0.219 (9, 6)				K				FC5-4 1-2		0	0	0	0	0	0	0						
Rick Dempsey, R OBP: 0.324, SLG: 0.367 (1, 2)				F7		F8		6-3		3	0	0	0	0	0	1						
Inning Stats	R: 0 E: 0 K: 1 S: 5	H: 0 LOB: 0 BB: 0 P: 5	R: 0 E: 0 K: 1 S: 5	H: 0 LOB: 0 BB: 0 P: 5	R: 0 E: 0 K: 1 S: 5	H: 0 LOB: 0 BB: 0 P: 5	R: 0 E: 1 K: 0 S: 4	H: 1 LOB: 1 BB: 0 P: 4	R: 0 E: 0 K: 0 S: 3	H: 0 LOB: 0 BB: 0 P: 3	R: 2 E: 0 K: 0 S: 6	H: 3 LOB: 1 BB: 0 P: 6	R: 0 E: 0 K: 0 S: 4	H: 1 LOB: 1 BB: 0 P: 4	R: 0 E: 0 K: 1 S: 5	H: 0 LOB: 2 BB: 2 P: 13	R: 0 E: 0 K: 1 S: 5	H: 1 LOB: 1 BB: 0 P: 5	1B: 5 2B: 0 3B: 0 HR: 1	SF: 0 SAC: 0 DP: 1 HBP: 0	WP: 0 PB: 0 SB: 1 CS: 0	PA: 34
PITCHER Jim Slaton, R ERA: 2.78 (1, 1)	IP: 9.0 WLS: L BF: 34 H: 6 R: 2 ER: 2 SO: 5 BB: 2 IBB: 0 HBP: 0 BLK: 0 WP: 0 HR: 1 S: 42 P: 50 ERA: 2.00 WHIP: 0.889															PITCHER						

Batter	1	2	3	4	5	6	7	8	9	AB	R	H	RBI	BB	SO	LOB	BOTTOM					
Paul Moltzer, R OBP: 0.363, SLG: 0.461 (1, 4)	6-3			5-3		F7			6-3	4	0	0	0	0	0	0	Baltimore Orioles @ Milwaukee Brewers Milwaukee County Stadium, Milwaukee, WI Mon Jul 30 1979, 8:05 PM EDT Att: 30,160 - Unknown					
Don Money, R OBP: 0.332, SLG: 0.364 (1, 10)				5-3		5-3			4-0 BB	2	0	0	0	2	0	0						
Jim Wohlford, R OBP: 0.297, SLG: 0.364 (9, PR)									BB	0	0	0	0	0	0	0						
Cecil Cooper, L OBP: 0.380, SLG: 0.512 (1, 3)						F8			F7	4	0	0	0	0	1	2						
Sixto Lezcano, R OBP: 0.423, SLG: 0.544 (1, 9)				5-3		L5				3	0	0	0	0	1	1						
Ben Oglivie, L OBP: 0.330, SLG: 0.509 (1, 7)				3-1		F9				3	0	0	0	0	0	0						
Gorman Thomas, R OBP: 0.345, SLG: 0.482 (1, 8)						F7			K	3	0	0	0	0	1	0						
Sal Bando, R OBP: 0.330, SLG: 0.342 (1, 5)						F8			5-3	3	0	0	0	0	1	0						
Robin Yount, R OBP: 0.308, SLG: 0.385 (1, 6)				5-3		F9			6-3	3	0	0	0	0	0	0						
Charlie Moore, R OBP: 0.408, SLG: 0.484 (1, 2)				HR		K			P3	3	1	1	1	0	1	0						
Inning Stats	R: 0 E: 0 K: 1 S: 5	H: 0 LOB: 1 BB: 1 P: 9	R: 0 E: 0 K: 1 S: 5	H: 0 LOB: 0 BB: 0 P: 5	R: 1 E: 0 K: 0 S: 4	H: 1 LOB: 0 BB: 0 P: 4	R: 0 E: 0 K: 1 S: 5	H: 0 LOB: 0 BB: 0 P: 5	R: 0 E: 0 K: 0 S: 3	H: 0 LOB: 0 BB: 0 P: 3	R: 0 E: 0 K: 1 S: 5	H: 0 LOB: 0 BB: 0 P: 5	R: 0 E: 0 K: 1 S: 5	H: 0 LOB: 1 BB: 1 P: 7	R: 0 E: 0 K: 0 S: 3	H: 0 LOB: 1 BB: 1 P: 5	R: 0 E: 0 K: 0 S: 3	H: 0 LOB: 1 BB: 1 P: 7	1B: 0 2B: 0 3B: 0 HR: 1	SF: 0 SAC: 0 DP: 0 HBP: 0	WP: 0 PB: 0 SB: 0 CS: 0	PA: 30
PITCHER Steve Stone, R ERA: 3.72 (1, 1)	IP: 8.2 WLS: W BF: 29 H: 1 R: 1 ER: 1 SO: 5 BB: 2 IBB: 0 HBP: 0 BLK: 0 WP: 0 HR: 1 S: 37 P: 45 ERA: 1.04 WHIP: 0.346															PITCHER						
Tippy Martinez, L ERA: 2.72 (9, 1)	0.1 S: 1															0.00 0.000						

Batter	1	2	3	4	5	6	7	8	9	AB	R	H	RBI	BB	SO	LOB	TOP								
Al Bumby, L OBP: 0.333, SLG: 0.366 (1, 8)	F3		F7		F5		4-3		2B HR 1B	5	1	1	0	0	0	1	Baltimore Orioles @ Milwaukee Brewers Milwaukee County Stadium, Milwaukee, WI Tue Jul 31 1979, 8:05 PM EDT Att: 36,105 - Unknown livebaseballscorecards.com								
Rich Dauer, R OBP: 0.306, SLG: 0.362 (1, 4)	5-3		HR 2B		1B		PB BB 1B		HR 2B	5	2	4	1	0	0	0									
Ken Singleton, S OBP: 0.410, SLG: 0.556 (1, 9)	G3		HR		F8		PB BB 1-2		HR IBB	3	2	1	2	2	0	1									
Eddie Murray, S OBP: 0.375, SLG: 0.465 (1, 3)		K			1-2 1B		G3		HR	5	1	3	4	0	1	2									
Lee May, R OBP: 0.316, SLG: 0.469 (1, 10)	L6		6-3		F9		F8		5-3	5	0	0	0	0	0	5									
Doug DeCinces, R OBP: 0.345, SLG: 0.417 (1, 5)	5-3				6-3		G1-6-3 E 1B		F7	5	0	1	0	0	0	0									
Gary Roenicke, R OBP: 0.407, SLG: 0.529 (3, PH)			E S 1B		L3		E3 G1-6-3		K	0	0	0	0	0	0	0									
John Lowenstein, L OBP: 0.384, SLG: 0.531 (3, 7)							1-2 G1-6-3		2B	5	1	2	0	0	1	1									
Kiko Garcia, R OBP: 0.310, SLG: 0.371 (1, 6)			K				G1-6-3		L1	4	0	1	0	0	1	4									
Mark Belanger, R OBP: 0.295, SLG: 0.219 (8, 6)			1-3 K		CS 1B		1-2 2-3		6-3	0	0	0	0	0	0	0									
Rick Dempsey, R OBP: 0.326, SLG: 0.380 (1, 2)			2B 1B		CS		K			4	2	2	2	0	1	2									
Inning Stats	R: 0 E: 0 K: 0 S: 3	H: 0 LOB: 0 BB: 0 P: 3	R: 0 E: 0 K: 1 S: 5	H: 0 LOB: 0 BB: 0 P: 5	R: 4 E: 0 K: 1 S: 10	H: 5 LOB: 1 BB: 0 P: 10	R: 0 E: 0 K: 0 S: 3	H: 1 LOB: 0 BB: 0 P: 3	R: 1 E: 0 K: 0 S: 6	H: 3 LOB: 2 BB: 0 P: 6	R: 0 E: 1 K: 1 S: 6	H: 1 LOB: 1 BB: 0 P: 6	R: 0 E: 0 K: 0 S: 4	H: 1 LOB: 2 BB: 0 P: 8	R: 0 E: 0 K: 0 S: 4	H: 1 LOB: 1 BB: 0 P: 4	R: 4 E: 1 K: 1 S: 8	H: 3 LOB: 0 BB: 1 P: 12	1B: 8 2B: 4 3B: 0 HR: 3	SF: 0 SAC: 0 DP: 1 HBP: 0	WP: 0 PB: 1 CS: 1	PA: 44			
PITCHER	IP	WLS	BF	H	R	ER	SO	BB	IBB	HBP	BLK	WP	HR	S	P	ERA	WHIP								
Paul Mitchell, R ERA: 5.24 (1, 1)	2.2	L	13	5	4	4	2	0	0	0	0	0	1	17	17	13.50	1.875								
Reggie Cleveland, R ERA: 4.89 (3, 1)	6.1		30	10	5	5	2	1	1	0	0	0	2	32	40	7.11	1.737								

Batter	1	2	3	4	5	6	7	8	9	AB	R	H	RBI	BB	SO	LOB	BOTTOM								
Paul Moltitor, R OBP: 0.361, SLG: 0.458 (1, 4)	6-3		4-3	G6-4-3			5-3		1B	5	0	1	1	0	0	2	Baltimore Orioles @ Milwaukee Brewers Milwaukee County Stadium, Milwaukee, WI Tue Jul 31 1979, 8:05 PM EDT Att: 36,105 - Unknown livebaseballscorecards.com								
Don Money, R OBP: 0.333, SLG: 0.382 (1, 10)	F8		1B		HR		K		F8	5	1	2	1	0	1	1									
Dick Davis, R OBP: 0.300, SLG: 0.438 (1, 7)			F8		1-3					3	0	0	0	0	0	1									
Ben Oglivie, L OBP: 0.329, SLG: 0.508 (6, PH)	P6								K	1	0	0	0	0	1	0									
Gorman Thomas, R OBP: 0.342, SLG: 0.476 (1, 8)		L5	F7		K		5-3			4	0	0	0	0	1	1									
Sixto Lezcano, R OBP: 0.426, SLG: 0.553 (1, 9)		HR		FC4-6 BB	F9				BB	2	1	1	1	2	0	0									
Cecil Cooper, L OBP: 0.376, SLG: 0.506 (1, 3)		K		FC4-6 HR		F7		P5		4	1	0	0	0	1	2									
Sal Bando, R OBP: 0.332, SLG: 0.351 (1, 5)		1B BB		HR		K		5-3		3	1	1	2	1	1	0									
Robin Yount, R OBP: 0.310, SLG: 0.386 (1, 6)					1B		5-3		F8	4	0	2	0	0	0	0									
Buck Martinez, R OBP: 0.250, SLG: 0.362 (1, 2)					1B					2	0	1	0	0	1	2									
Charlie Moore, R OBP: 0.409, SLG: 0.484 (7, PH)		K		G6-4-3 1B			5-3		WP 1B	2	1	1	0	0	0	0									
Inning Stats	R: 0 E: 0 K: 0 S: 3	H: 2 LOB: 2 BB: 1 P: 13	R: 1 E: 0 K: 2 S: 9	H: 2 LOB: 1 BB: 0 P: 13	R: 0 E: 0 K: 0 S: 4	H: 1 LOB: 1 BB: 0 P: 4	R: 2 E: 0 K: 0 S: 5	H: 3 LOB: 1 BB: 1 P: 9	R: 1 E: 0 K: 1 S: 6	H: 1 LOB: 0 BB: 0 P: 6	R: 0 E: 0 K: 1 S: 5	H: 0 LOB: 0 BB: 0 P: 5	R: 0 E: 0 K: 1 S: 5	H: 0 LOB: 0 BB: 0 P: 5	R: 0 E: 0 K: 1 S: 5	H: 0 LOB: 1 BB: 1 P: 9	R: 1 E: 0 K: 0 S: 5	H: 2 LOB: 1 BB: 0 P: 5	1B: 6 2B: 0 3B: 0 HR: 3	SF: 0 SAC: 0 DP: 1 HBP: 0	WP: 1 PB: 0 CS: 0	PA: 38			
PITCHER	IP	WLS	BF	H	R	ER	SO	BB	IBB	HBP	BLK	WP	HR	S	P	ERA	WHIP								
Mike Flanagan, L ERA: 3.68 (1, 1)	3.1		18	6	3	3	2	2	0	0	0	0	1	20	28	8.10	2.400								
Sammy Stewart, R ERA: 3.29 (4, 1)	5.2	W	20	3	2	2	4	1	0	0	0	1	1	27	31	3.18	0.706								

Batter	1	2	3	4	5	6	7	8	9	AB	R	H	RBI	BB	SO	LOB	TOP					
Al Bumby, L OBP: 0.336, SLG: 0.372 (1, 8)	0-0 1B		0-0 2B		0-0 F7		0-0 2B		0-0 6-3	5	2	3	0	0	0	1	Baltimore Orioles @ Milwaukee Brewers Milwaukee County Stadium, Milwaukee, WI Wed Aug 01 1979, 8:05 PM EDT Att: 30,383 - Unknown livebaseballscores.com					
Rich Dauer, R OBP: 0.310, SLG: 0.375 (1, 4)	0-0 1B		0-3 K		0-0 1B		0-0 5-3		0-0 HR	5	2	3	1	0	1	2						
Ken Singleton, S OBP: 0.410, SLG: 0.556 (1, 9)	0-0 L4		0-0 2B		0-0 1B		0-3 K		0-0 6-3	5	0	2	1	0	1	3						
Eddie Murray, S OBP: 0.374, SLG: 0.463 (1, 3)	0-0 1B		0-0 P4		0-0 G1-2-3				0-0 P4	4	1	1	1	0	0	4						
John Lowenstein, L OBP: 0.387, SLG: 0.528 (1, 7)	0-0 1B		0-0 L9						4-0 1B	3	0	1	1	1	0	1						
Doug DeCinces, R OBP: 0.348, SLG: 0.418 (1, 5)	0-0 SF7								0-0 P3	2	0	1	1	1	0	1						
Lee May, R OBP: 0.318, SLG: 0.469 (1, 10)	0-0 PO								0-0 1B	4	0	2	0	0	1	1						
Kiko Garcia, R OBP: 0.310, SLG: 0.369 (1, 6)									0-0 F3	4	0	1	0	0	1	4						
Dave Skaggs, R OBP: 0.295, SLG: 0.256 (1, 2)									0-0 F9	4	0	1	0	0	0	1						
Inning Stats	R: 3 E: 0 K: 0 S: 6	H: 4 LOB: 0 BB: 0 P: 6	R: 0 E: 0 K: 1 S: 5	H: 1 LOB: 0 BB: 0 P: 5	R: 1 E: 0 K: 1 S: 7	H: 2 LOB: 1 BB: 0 P: 7	R: 0 E: 0 K: 1 S: 5	H: 1 LOB: 0 BB: 0 P: 5	R: 0 E: 0 K: 0 S: 3	H: 1 LOB: 1 BB: 1 P: 7	R: 0 E: 0 K: 1 S: 6	H: 1 LOB: 1 BB: 0 P: 6	R: 0 E: 0 K: 0 S: 4	H: 1 LOB: 2 BB: 1 P: 8	R: 1 E: 0 K: 0 S: 4	H: 1 LOB: 0 BB: 0 P: 4		1B: 12 2B: 2 3B: 0 HR: 1	SF: 1 SAC: 0 DP: 3 HBP: 0	WP: 0 PB: 0 SB: 1 CS: 1	PA: 40	
PITCHER	IP	WLS	BF	H	R	ER	SO	BB	IBB	HBP	BLK	WP	HR	S	P	ERA	WHIP					
Lary Sorensen, R ERA: 3.6 (1, 1)	4.1	L	20	10	4	4	3	0	0	0	0	0	0	26	26	8.31	2.308					
Jerry Augustine, L ERA: 3.26 (5, 1)	4.2		19	5	1	1	1	2	0	0	0	0	1	19	27	1.93	1.500					

Batter	1	2	3	4	5	6	7	8	9	AB	R	H	RBI	BB	SO	LOB	BOTTOM					
Paul Moltzer, R OBP: 0.358, SLG: 0.453 (1, 4)	0-0 5-3		0-0 F9		0-0 L1		0-3 K			4	0	0	0	0	1	5	Baltimore Orioles @ Milwaukee Brewers Milwaukee County Stadium, Milwaukee, WI Wed Aug 01 1979, 8:05 PM EDT Att: 30,383 - Unknown livebaseballscores.com					
Don Money, R OBP: 0.327, SLG: 0.374 (1, 10)	0-0 P6		0-0 G6-4-3		0-0 G6-4-3				0-0 P4	4	0	0	0	0	0	4						
Cecil Cooper, L OBP: 0.375, SLG: 0.503 (1, 3)	4-0 BB								0-0 1-3	3	0	0	0	1	1	0						
Gorman Thomas, R OBP: 0.341, SLG: 0.482 (1, 8)	0-0 F9								0-0 P4	4	1	1	1	0	0	1						
Ben Oglivie, L OBP: 0.328, SLG: 0.507 (1, 7)									0-0 F5	4	0	1	0	0	0	0						
Sixto Lezcano, R OBP: 0.422, SLG: 0.546 (1, 9)									0-0 4-3	4	0	0	0	0	0	1						
Sal Bando, R OBP: 0.331, SLG: 0.350 (1, 5)									0-0 F9	4	1	1	0	0	0	0						
Robin Yount, R OBP: 0.312, SLG: 0.388 (1, 6)									0-0 F9	3	0	2	0	0	0	0						
Buck Martinez, R OBP: 0.266, SLG: 0.376 (1, 2)									0-0 1B	3	0	3	1	0	0	0						
Inning Stats	R: 0 E: 0 K: 0 S: 3	H: 0 LOB: 1 BB: 1 P: 7	R: 0 E: 0 K: 0 S: 3	H: 0 LOB: 0 BB: 0 P: 3	R: 0 E: 0 K: 0 S: 4	H: 2 LOB: 1 BB: 0 P: 4	R: 0 E: 0 K: 1 S: 6	H: 1 LOB: 1 BB: 0 P: 6	R: 1 E: 0 K: 0 S: 4	H: 1 LOB: 0 BB: 0 P: 4	R: 0 E: 0 K: 1 S: 6	H: 1 LOB: 1 BB: 0 P: 6	R: 0 E: 0 K: 0 S: 3	H: 0 LOB: 0 BB: 0 P: 3	R: 0 E: 0 K: 0 S: 3	H: 0 LOB: 0 BB: 0 P: 3		1B: 6 2B: 1 3B: 0 HR: 1	SF: 0 SAC: 0 DP: 2 HBP: 0	WP: 0 PB: 0 SB: 0 CS: 0	PA: 34	
PITCHER	IP	WLS	BF	H	R	ER	SO	BB	IBB	HBP	BLK	WP	HR	S	P	ERA	WHIP					
Dennis Martinez, R ERA: 3.57 (1, 1)	9.0	W	34	8	2	2	2	1	0	0	0	0	1	37	41	2.00	1.000					

Batter	1	2	3	4	5	6	7	8	9	AB	R	H	RBI	BB	SO	LOB	TOP				
Al Bumbry, L OBP: 0.335, SLG: 0.371 (1, 8)										4	0	1	0	0	0	1	Baltimore Orioles @ New York Yankees Yankee Stadium, Bronx, NY Fri Aug 03 1979, 7:05 PM EDT Att: 51,151 - Unknown				
Mark Belanger, R OBP: 0.263, SLG: 0.214 (1, 6)										3	0	0	0	1	1						
Ken Singleton, S OBP: 0.407, SLG: 0.551 (1, 9)										4	0	0	0	0	3						
Eddie Murray, S OBP: 0.371, SLG: 0.458 (1, 3)										4	0	0	0	1	2						
John Lowenstein, L OBP: 0.384, SLG: 0.539 (1, 7)										4	1	1	1	0	2						
Doug DeCinces, R OBP: 0.346, SLG: 0.413 (1, 5)										3	0	0	0	1	0						
Pat Kelly, L OBP: 0.396, SLG: 0.521 (1, 10)										3	0	0	0	1	1						
Rich Dauer, R OBP: 0.310, SLG: 0.373 (1, 4)										2	0	0	0	1	0						
Rick Dempsey, R OBP: 0.326, SLG: 0.377 (1, 2)										2	0	0	0	1	2						
Inning Stats	R: 0 E: 0 K: 0 S: 3	H: 0 LOB: 0 BB: 0 P: 3	R: 1 E: 0 K: 0 S: 4	H: 1 LOB: 2 BB: 2 P: 12	R: 0 E: 0 K: 0 S: 3	H: 0 LOB: 0 BB: 0 P: 3	R: 0 E: 0 K: 0 S: 3	H: 0 LOB: 0 BB: 0 P: 3	R: 0 E: 0 K: 1 S: 6	H: 1 LOB: 2 BB: 1 P: 10	R: 0 E: 0 K: 1 S: 5	H: 0 LOB: 0 BB: 0 P: 5	R: 0 E: 0 K: 1 S: 5	H: 0 LOB: 1 BB: 1 P: 9	R: 0 E: 0 K: 0 S: 3	H: 0 LOB: 0 BB: 0 P: 3	1B: 1 2B: 0 3B: 0 HR: 1	SF: 0 SAC: 0 DP: 0 HBP: 0	WP: 0 PB: 0 SB: 2 CS: 0	PA: 33	
PITCHER	IP	WLS	BF	H	R	ER	SO	BB	IBB	HBP	BLK	WP	HR	S	P	ERA	WHIP				
Luis Tiant, R ERA: 3.79 (1, 1)	8.0	L	30	2	1	1	3	4	0	0	0	0	1	32	48	1.12	0.750				
Rich Gossage, R ERA: 4.5 (9, 1)	1.0	S	3	0	0	0	0	0	0	0	0	0	0	3	3	0.00	0.000				

AB 29
R 1
H 2
RBI 1
BB 4
SO 3
LOB 12



Batter	1	2	3	4	5	6	7	8	9	AB	R	H	RBI	BB	SO	LOB	BOTTOM				
Willie Randolph, R OBP: 0.374, SLG: 0.378 (1, 4)										4	0	1	0	0	0	0	Baltimore Orioles @ New York Yankees Yankee Stadium, Bronx, NY Fri Aug 03 1979, 7:05 PM EDT Att: 51,151 - Unknown				
Bobby Brown, S OBP: 0.500, SLG: 0.298 (1, 8)										4	0	1	0	0	2						
Reggie Jackson, L OBP: 0.381, SLG: 0.547 (1, 9)										3	0	0	0	1	3						
Lou Piniella, R OBP: 0.338, SLG: 0.446 (1, 7)										4	0	1	0	0	2						
Graig Nettles, L OBP: 0.329, SLG: 0.386 (1, 5)										4	0	0	0	0	1						
Roy White, S OBP: 0.287, SLG: 0.246 (1, 10)										4	0	1	0	0	0						
Jim Spencer, L OBP: 0.355, SLG: 0.547 (1, 3)										3	0	1	0	0	1						
Jerry Narron, L OBP: 0.270, SLG: 0.318 (1, 2)										2	0	0	0	0	2						
Oscar Gamble, L OBP: 0.455, SLG: 0.519 (9, PH)										1	0	0	0	0	1						
Brad Gulden, L (9, 2)										0	0	0	0	0	0						
Bucky Dent, R OBP: 0.291, SLG: 0.292 (1, 6)										3	0	1	0	0	0						
Inning Stats	R: 0 E: 0 K: 1 S: 5	H: 0 LOB: 1 BB: 1 P: 9	R: 0 E: 0 K: 1 S: 6	H: 1 LOB: 1 BB: 0 P: 6	R: 0 E: 0 K: 1 S: 6	H: 1 LOB: 1 BB: 0 P: 6	R: 0 E: 0 K: 1 S: 5	H: 0 LOB: 0 BB: 0 P: 5	R: 0 E: 0 K: 1 S: 3	H: 0 LOB: 0 BB: 0 P: 3	R: 0 E: 0 K: 0 S: 4	H: 1 LOB: 1 BB: 0 P: 4	R: 0 E: 0 K: 1 S: 7	H: 2 LOB: 2 BB: 0 P: 7	R: 0 E: 0 K: 1 S: 5	H: 1 LOB: 0 BB: 0 P: 5	1B: 5 2B: 2 3B: 0 HR: 0	SF: 0 SAC: 0 DP: 1 HBP: 0	WP: 0 PB: 0 SB: 1 CS: 1	PA: 33	
PITCHER	IP	WLS	BF	H	R	ER	SO	BB	IBB	HBP	BLK	WP	HR	S	P	ERA	WHIP				
Scott McGregor, L ERA: 3.31 (1, 1)	8.0	W	31	6	0	0	6	1	0	0	1	0	0	42	46	0.00	0.875				
Tippy Martinez, L ERA: 2.66 (9, 1)	1.0	S	2	0	0	0	1	0	0	0	0	0	0	4	4	0.00	0.000				

AB 32
R 0
H 6
RBI 0
BB 1
SO 7
LOB 9



Batter	1	2	3	4	5	6	7	8	9	AB	R	H	RBI	BB	SO	LOB	TOP								
Al Bumby, L OBP: 0.333, SLG: 0.371 (1, 8)	6-3		F8			K		1B	B2-3	5	1	1	2	0	1	0	Baltimore Orioles @ New York Yankees Yankee Stadium, Bronx, NY Sat Aug 04 1979, 7:05 PM EDT Att: 46,407 - Unknown								
Rich Dauer, R OBP: 0.309, SLG: 0.370 (1, 5)	F7			5-3		1B		P4	F7	5	0	1	0	0	0	1									
Ken Singleton, S OBP: 0.409, SLG: 0.550 (1, 9)	K				BB	6-3		1B	BB	4	1	2	1	1	1	1									
Eddie Murray, S OBP: 0.369, SLG: 0.455 (1, 3)		P4		F8		4-3		1B	1B	3	0	0	0	0	0	2									
Terry Crowley, L OBP: 0.404, SLG: 0.447 (6, 3)								1B	BB	1	1	1	0	1	0	0									
John Lowenstein, L OBP: 0.374, SLG: 0.526 (1, 7)		F9		K			3-1	SF7	4-3	4	0	0	1	0	1	3									
Lee May, R OBP: 0.321, SLG: 0.469 (1, 10)					6-3		F8	1B		4	0	2	0	0	0	0									
Billy Smith, S OBP: 0.293, SLG: 0.365 (1, 4)						WP	6-3	1B		4	0	2	1	0	0	1									
Kiko Garcia, R OBP: 0.310, SLG: 0.369 (1, 6)			P3		6-3			1B		3	1	1	0	0	0	1									
Pat Kelly, L OBP: 0.402, SLG: 0.521 (8, PH)								BB		0	0	0	0	1	0	0									
Mark Belanger, R OBP: 0.263, SLG: 0.214 (8, 6)								BB		0	0	0	0	0	0	0									
Rick Dempsey, R OBP: 0.325, SLG: 0.379 (1, 2)			F7		6-3			2B		4	1	1	0	0	0	4									
Inning Stats	R: 0 E: 0 K: 1 S: 5	H: 0 LOB: 0 BB: 0 P: 5	R: 0 E: 0 K: 0 S: 4	H: 1 LOB: 1 BB: 0 P: 4	R: 0 E: 0 K: 0 S: 3	H: 0 LOB: 0 BB: 0 P: 3	R: 0 E: 0 K: 1 S: 5	H: 0 LOB: 1 BB: 1 P: 9	R: 0 E: 0 K: 0 S: 4	H: 1 LOB: 1 BB: 0 P: 4	R: 0 E: 0 K: 1 S: 6	H: 1 LOB: 1 BB: 0 P: 6	R: 0 E: 0 K: 0 S: 3	H: 0 LOB: 0 BB: 0 P: 3	R: 5 E: 0 K: 0 S: 10	H: 7 LOB: 3 BB: 1 P: 14	R: 0 E: 0 K: 0 S: 4	H: 1 LOB: 2 BB: 1 P: 8	1B: 8 2B: 3 3B: 0 HR: 0	SF: 1 SAC: 0 DP: 0 HBP: 0	WP: 1 PB: 0 SB: 0 CS: 0	PA: 41			
PITCHER	IP	WLS	BF	H	R	ER	SO	BB	IBB	HBP	BLK	WP	HR	S	P	ERA	WHIP								
Catfish Hunter, R ERA: 4.87 (1, 1)	6.0		22	3	0	0	3	1	0	0	0	1	0	27	31	0.00	0.667								
Jim Kaat, L ERA: 3.39 (7, 1)	1.2	L	10	5	5	5	0	0	0	0	0	0	0	10	10	27.00	3.000								
Rich Gossage, R ERA: 4.22 (8, 1)	1.1		9	3	0	0	0	2	0	0	0	0	0	7	15	0.00	3.750								

Batter	1	2	3	4	5	6	7	8	9	AB	R	H	RBI	BB	SO	LOB	BOTTOM								
Willie Randolph, R OBP: 0.374, SLG: 0.375 (1, 4)	FC1		1-3		BB	1-3			6-3	3	1	0	0	2	0	2	Baltimore Orioles @ New York Yankees Yankee Stadium, Bronx, NY Sat Aug 04 1979, 7:05 PM EDT Att: 46,407 - Unknown								
Graig Nettles, L OBP: 0.332, SLG: 0.384 (1, 5)	F7			CS	BB	BB		G4-6-3	K	2	1	0	0	3	1	2									
Oscar Gamble, L OBP: 0.449, SLG: 0.506 (1, 10)	FC1		CS	L3	1B	F9			K	4	0	0	1	1	1	3									
Reggie Jackson, L OBP: 0.380, SLG: 0.548 (1, 9)	K			2B	SF7	G4-6-3				3	1	1	1	0	1	2									
Lou Piniella, R OBP: 0.340, SLG: 0.449 (1, 7)		F9		G3	2B	4-3				4	0	2	2	0	0	0									
Jim Spencer, L OBP: 0.353, SLG: 0.546 (1, 3)				G3	1B					4	0	1	0	0	0	3									
Lenny Randle, S OBP: 0.265, SLG: 0.245 (8, PR)		F8		G3	F7					0	0	0	0	0	0	0									
Chris Chambliss, L OBP: 0.317, SLG: 0.445 (9, 3)									2B	0	0	0	0	0	0	0									
Bobby Brown, S OBP: 0.296, SLG: 0.280 (1, 8)				3-1		P6			K	3	0	0	0	1	1	2									
Brad Gulden, L OBP: 0.333, SLG: 0.667 (1, 2)										3	1	1	0	0	0	1									
Roy White, S OBP: 0.265, SLG: 0.245 (8, PH)		4-3			SH1-3	P6			L9	1	0	0	0	0	0	1									
Jerry Narron, L OBP: 0.270, SLG: 0.318 (9, 2)					BB					0	0	0	0	0	0	0									
Bucky Dent, R OBP: 0.291, SLG: 0.295 (1, 6)										3	0	1	0	0	0	0									
Bobby Murcer, L OBP: 0.344, SLG: 0.348 (8, PR)					SH1-3	E5				0	0	0	0	0	0	0									
Inning Stats	R: 0 E: 0 K: 1 S: 5	H: 0 LOB: 1 BB: 1 P: 9	R: 0 E: 0 K: 0 S: 3	H: 0 LOB: 1 BB: 1 P: 7	R: 0 E: 0 K: 0 S: 2	H: 0 LOB: 0 BB: 1 P: 6	R: 1 E: 0 K: 0 S: 5	H: 2 LOB: 1 BB: 0 P: 5	R: 3 E: 0 K: 0 S: 5	H: 2 LOB: 2 BB: 3 P: 17	R: 0 E: 1 K: 0 S: 4	H: 0 LOB: 1 BB: 0 P: 4	R: 0 E: 0 K: 0 S: 2	H: 0 LOB: 0 BB: 1 P: 6	R: 0 E: 0 K: 1 S: 6	H: 1 LOB: 1 BB: 0 P: 6	R: 0 E: 0 K: 2 S: 8	H: 1 LOB: 1 BB: 0 P: 8	1B: 1 2B: 5 3B: 0 HR: 0	SF: 1 SAC: 1 DP: 1 HBP: 0	WP: 0 PB: 0 SB: 1 CS: 1	PA: 40			
PITCHER	IP	WLS	BF	H	R	ER	SO	BB	IBB	HBP	BLK	WP	HR	S	P	ERA	WHIP								
Steve Stone, R ERA: 3.87 (1, 1)	21		31	3	4	4	1	6	0	0	0	0	0	17	41	8.31	2.077								
Dave Ford, R ERA: 1.54 (5, 1)	3.0	W	12	2	0	0	0	1	0	0	0	0	0	11	15	0.00	1.000								
Tippy Martinez, L ERA: 2.57 (8, 1)	1.2	S	6	1	0	0	3	0	0	0	0	0	0	12	12	0.00	0.600								

AB 37
R 5
H 11
RBI 5
BB 3
SO 3
LOB 13



AB 30
R 4
H 6
RBI 4
BB 7
SO 4
LOB 16



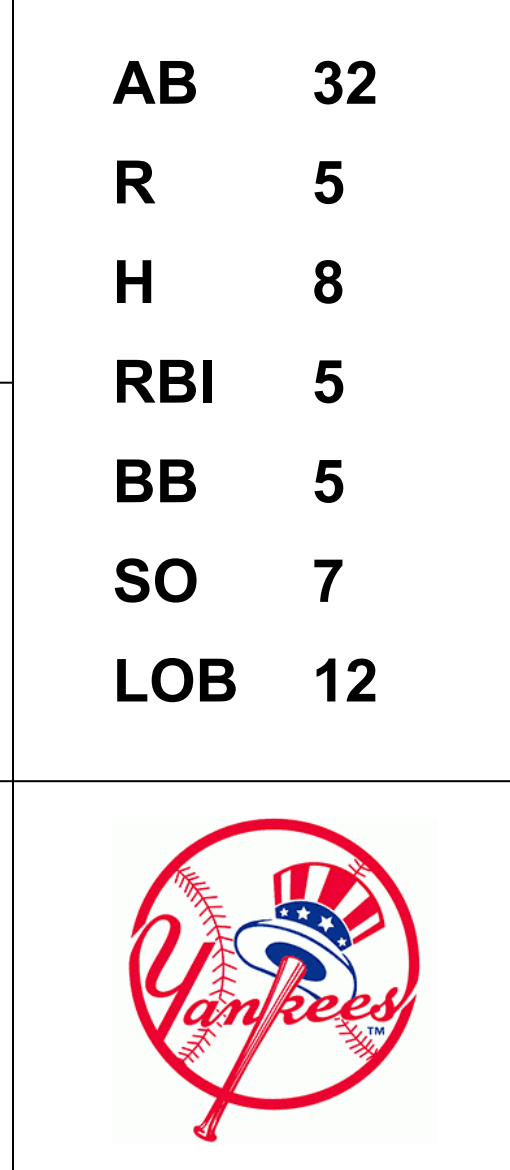
Batter	1	2	3	4	5	6	7	8	9	AB	R	H	RBI	BB	SO	LOB	TOP			
Al Bumbry, L OBP: 0.330, SLG: 0.367 (1, 8)	4-3	6-3			4-3		6-3			4	0	0	0	0	0	3	Baltimore Orioles @ New York Yankees Yankee Stadium, Bronx, NY Sun Aug 05 1979, 3:33 AM EDT Att: 54,478 - Unknown livebaseballscores.com			
Rich Dauer, R OBP: 0.308, SLG: 0.369 (1, 4)	G3 BB 1B		1-3		5-3		5-3			4	0	1	0	0	0	1				
Ken Singleton, S OBP: 0.412, SLG: 0.558 (1, 9)	G3 BB 1-2				6-3					2	1	1	1	2	0	0				
Eddie Murray, S OBP: 0.368, SLG: 0.460 (1, 3)	G3 1-2 2-3				HR		F9		G6-4-3 BB 1-2	4	1	1	1	0	0	3				
Doug DeCinces, R OBP: 0.348, SLG: 0.416 (1, 5)	1-4-3				K 2B		FC5-4 BB		5-3	3	0	1	0	1	0	2				
Lee May, R OBP: 0.317, SLG: 0.463 (1, 10)		K	K				K			4	0	0	0	0	4	2				
Gary Roenicke, R OBP: 0.407, SLG: 0.527 (1, 7)					F8				F9	3	0	1	0	0	0	1				
Benny Ayala, R OBP: 0.293, SLG: 0.526 (6, 7)	SH1-3 1B				FC5-4 1-2					1	0	0	0	0	0	0				
Rick Dempsey, R OBP: 0.324, SLG: 0.377 (1, 2)					F7		L6			4	0	1	0	0	1	0				
Kiko Garcia, R OBP: 0.311, SLG: 0.370 (1, 6)		SH1-3 1-2 2-3			F9					2	0	1	0	0	0	0				
Inning Stats	R: 0 E: 0 K: 0 S: 4	H: 1 LOB: 2 BB: 1 P: 8	R: 0 E: 0 K: 1 S: 7	H: 2 LOB: 2 BB: 0 P: 7	R: 2 E: 0 K: 1 S: 7	H: 3 LOB: 0 BB: 0 P: 7	R: 0 E: 0 K: 0 S: 3	H: 0 LOB: 0 BB: 0 P: 3	R: 0 E: 0 K: 1 S: 5	H: 0 LOB: 1 BB: 1 P: 9	R: 0 E: 0 K: 0 S: 4	H: 1 LOB: 0 BB: 0 P: 4	R: 0 E: 0 K: 2 S: 2	H: 0 LOB: 0 BB: 1 P: 6	R: 0 E: 0 K: 2 S: 7	H: 0 LOB: 0 BB: 0 P: 7	1B: 4 2B: 1 3B: 0 HR: 2	SF: 0 SAC: 1 DP: 1 HBP: 0	WP: 0 PB: 0 SB: 0 CS: 0	PA: 35
PITCHER Tommy John, L ERA: 2.71 (1, 1)	IP: 9.0 WLS: W BF: 35 H: 7 R: 2 ER: 2 SO: 5 BB: 3 IBB: 0 HBP: 0 BLK: 0 WP: 0 HR: 2 S: 42 P: 54 ERA: 2.00 WHIP: 1.111																			

Batter	1	2	3	4	5	6	7	8	9	AB	R	H	RBI	BB	SO	LOB	BOTTOM			
Willie Randolph, R OBP: 0.373, SLG: 0.373 (1, 4)	4-3		F9				F9			4	0	1	0	0	0	1	Baltimore Orioles @ New York Yankees Yankee Stadium, Bronx, NY Sun Aug 05 1979, 3:33 AM EDT Att: 54,478 - Unknown livebaseballscores.com			
Roy White, S OBP: 0.259, SLG: 0.238 (1, 10)	6-3			F7	K		G3			4	0	0	0	0	1	3				
Lou Piniella, R OBP: 0.336, SLG: 0.444 (1, 7)	F9			F8		K			F9	4	0	0	0	0	1	0				
Reggie Jackson, L OBP: 0.378, SLG: 0.544 (1, 9)		K				K			F7	4	1	1	0	0	2	0				
Chris Chambliss, L OBP: 0.321, SLG: 0.454 (1, 3)									K	4	1	3	1	0	1	0				
Graig Nettles, L OBP: 0.334, SLG: 0.392 (1, 5)		G3 1-2								2	1	1	2	1	0	1				
Bobby Brown, S OBP: 0.298, SLG: 0.283 (1, 8)		K							FC5	3	0	1	0	0	1	3				
Brad Gulden, L OBP: 0.167, SLG: 0.333 (1, 2)				G3	CS		K			3	0	0	0	0	2	0				
Bucky Dent, R OBP: 0.294, SLG: 0.297 (1, 6)			K						WP BB	2	0	1	0	1	1	0				
Inning Stats	R: 0 E: 0 K: 0 S: 3	H: 0 LOB: 0 BB: 0 P: 3	R: 0 E: 0 K: 2 S: 8	H: 1 LOB: 1 BB: 0 P: 8	R: 0 E: 0 K: 1 S: 5	H: 0 LOB: 0 BB: 0 P: 5	R: 3 E: 0 K: 0 S: 6	H: 4 LOB: 0 BB: 0 P: 6	R: 0 E: 0 K: 2 S: 7	H: 1 LOB: 1 BB: 1 P: 11	R: 0 E: 0 K: 2 S: 8	H: 1 LOB: 2 BB: 1 P: 12	R: 0 E: 0 K: 1 S: 6	H: 0 LOB: 0 BB: 0 P: 6	R: 0 E: 0 K: 1 S: 5	H: 0 LOB: 0 BB: 0 P: 5		1B: 5 2B: 2 3B: 0 HR: 1	SF: 0 SAC: 0 DP: 0 HBP: 0	WP: 2 PB: 0 SB: 1 CS: 1
PITCHER Mike Flanagan, L ERA: 3.67 (1, 1)	IP: 8.0 WLS: L BF: 32 H: 8 R: 3 ER: 3 SO: 9 BB: 2 IBB: 0 HBP: 0 BLK: 0 WP: 2 HR: 1 S: 48 P: 56 ERA: 3.38 WHIP: 1.250																			

Batter	1	2	3	4	5	6	7	8	9	AB	R	H	RBI	BB	SO	LOB	TOP					
Al Bumby, L OBP: 0.330, SLG: 0.369 (1, 8)	G3		FC1-6			FC1-5		K		4	0	1	0	0	1	1	Baltimore Orioles @ New York Yankees Yankee Stadium, Bronx, NY Mon Aug 06 1979, 7:05 PM EDT Att: 36,314 - Unknown					
Kiko Garcia, R OBP: 0.307, SLG: 0.365 Mark Belanger, R OBP: 0.263, SLG: 0.214 (8, 6)	K		K			FC1-5		3-1		4	1	0	0	0	2	2						
Ken Singleton, S OBP: 0.410, SLG: 0.562 (1, 9)	1-3					HR		K		4	1	1	2	0	2	0						
Eddie Murray, S OBP: 0.369, SLG: 0.460 (1, 3)		F3				HR				4	0	2	0	0	1	0						
Doug DeCinces, R OBP: 0.344, SLG: 0.409 (1, 5)	K					1B		FC5-6-4		4	0	0	0	0	1	2						
Lee May, R OBP: 0.319, SLG: 0.477 (1, 10)						2B		K		4	2	2	1	0	1	1						
Benny Ayala, R OBP: 0.318, SLG: 0.561 John Lowenstein, L OBP: 0.374, SLG: 0.526 (7, PR)						2B		CS		3	0	2	0	0	0	1						
Rich Dauer, R OBP: 0.306, SLG: 0.367 (1, 4)						2B				2	0	0	1	0	1	2						
Dave Skaggs, R OBP: 0.296, SLG: 0.258 (1, 2)						1B				3	0	1	0	0	0	2						
Inning Stats	R: 0 E: 0 K: 1 S: 5	H: 0 LOB: 0 BB: 0 P: 5	R: 1 E: 0 K: 2 S: 9	H: 2 LOB: 1 BB: 0 P: 9	R: 0 E: 0 K: 1 S: 5	H: 1 LOB: 0 BB: 0 P: 5	R: 0 E: 0 K: 2 S: 7	H: 0 LOB: 0 BB: 0 P: 7	R: 1 E: 0 K: 0 S: 4	H: 1 LOB: 0 BB: 0 P: 4	R: 2 E: 0 K: 0 S: 5	H: 3 LOB: 0 BB: 0 P: 5	R: 0 E: 0 K: 0 S: 4	H: 1 LOB: 2 BB: 0 P: 4	R: 0 E: 0 K: 1 S: 5	H: 0 LOB: 0 BB: 0 P: 7		R: 0 E: 0 K: 1 S: 5	H: 1 LOB: 0 BB: 0 P: 5	1B: 4 2B: 4 3B: 0 HR: 2	SF: 1 SAC: 0 DP: 1 HBP: 0	WP: 1 PB: 0 SB: 0 CS: 2
PITCHER Ron Guidry, L ERA: 2.63 (1, 1)	IP: 9.0 WLS: W BF: 33 H: 9 R: 4 ER: 4 SO: 9 BB: 0 IBB: 0 HBP: 0 BLK: 0 WP: 1 HR: 2 S: 51 P: 51 ERA: 4.00 WHIP: 1.000															PITCHER						

Batter	1	2	3	4	5	6	7	8	9	AB	R	H	RBI	BB	SO	LOB	BOTTOM			
Willie Randolph, R OBP: 0.374, SLG: 0.377 (1, 4)	1B		5-3			HR		SH		4	2	2	0	0	0	1	Baltimore Orioles @ New York Yankees Yankee Stadium, Bronx, NY Mon Aug 06 1979, 7:05 PM EDT Att: 36,314 - Unknown			
Bobby Murcer, L OBP: 0.345, SLG: 0.359 (1, 7)	K		F9			HR		1B		5	1	2	5	0	1	1				
Chris Chambliss, L OBP: 0.321, SLG: 0.452 (1, 3)	K					HR				4	0	1	0	0	1	1				
Reggie Jackson, L OBP: 0.380, SLG: 0.541 (1, 9)	K					1B		1B		2	0	0	0	2	1	2				
Graig Nettles, L OBP: 0.336, SLG: 0.392 (1, 5)		F8				1B		K		3	0	1	0	1	1	2				
Jim Spencer, L OBP: 0.348, SLG: 0.538 Lou Piniella, R OBP: 0.335, SLG: 0.443 (8, PH)		F8				1B		6-3		3	0	0	0	0	1	3				
Bobby Brown, S OBP: 0.300, SLG: 0.304 Lenny Randle, S OBP: 0.257, SLG: 0.236 (8, PH)						1B				1	0	0	0	0	0	0				
Brad Gulden, L OBP: 0.222, SLG: 0.333 Roy White, S OBP: 0.277, SLG: 0.236 Jerry Narron, L OBP: 0.270, SLG: 0.318 (9, 2)						1B		K		3	0	1	0	0	0	1				
Bucky Dent, R OBP: 0.297, SLG: 0.295 (1, 6)			K			HR		SH		2	2	0	0	2	1	1				
Inning Stats	R: 0 E: 0 K: 3 S: 10	H: 1 LOB: 1 BB: 0 P: 10	R: 0 E: 0 K: 0 S: 4	H: 1 LOB: 1 BB: 0 P: 4	R: 0 E: 0 K: 1 S: 5	H: 0 LOB: 0 BB: 0 P: 5	R: 0 E: 0 K: 0 S: 2	H: 0 LOB: 1 BB: 2 P: 10	R: 0 E: 0 K: 1 S: 4	H: 1 LOB: 1 BB: 0 P: 4	R: 3 E: 1 K: 1 S: 9	H: 3 LOB: 2 BB: 1 P: 13	R: 0 E: 0 K: 1 S: 5	H: 0 LOB: 0 BB: 0 P: 5	R: 2 E: 1 K: 0 S: 2	H: 1 LOB: 1 BB: 1 P: 6		1B: 5 2B: 2 3B: 0 HR: 1	SF: 0 SAC: 1 DP: 0 HBP: 0	WP: 0 PB: 0 SB: 1 CS: 1
PITCHER Dennis Martinez, R ERA: 3.59 (1, 1) Tippy Martinez, L ERA: 2.69 (7, 1)	IP: 6.2 WLS: L BF: 30 H: 7 R: 3 ER: 3 SO: 3 BB: 4 IBB: 0 HBP: 0 BLK: 0 WP: 0 HR: 1 S: 36 P: 52 ERA: 4.05 WHIP: 1.650															PITCHER				

AB	32
R	4
H	9
RBI	4
BB	0
SO	9
LOB	11



Batter	1	2	3	4	5	6	7	8	9	AB	R	H	RBI	BB	SO	LOB	TOP								
Paul Moltis, R OBP: 0.359, SLG: 0.458 (1, 4)	F8		F9	5-3		CS	G3 S BB	G5-3		4	0	0	0	1	0	3									
Don Money, R OBP: 0.352, SLG: 0.352 (1, 10)	L6		1B		HR BB		6-3		F3	4	1	1	0	1	0	1									
Cecil Cooper, L OBP: 0.376, SLG: 0.512 (1, 3)	1B		G3		F7		G3		K	5	0	1	0	0	1	3									
Gorman Thomas, R OBP: 0.342, SLG: 0.501 (1, 8)	F3			HR 1B	HR		1-3		K	5	2	2	2	0	1	2									
Sixto Lezcano, R OBP: 0.419, SLG: 0.554 (1, 9)				HR 1B	6-3				HR 1B	4	2	3	2	0	0	0									
Dick Davis, R OBP: 0.298, SLG: 0.449 Jim Wohlford, R OBP: 0.299, SLG: 0.386 (1, 7) (8, 7)	5-3		HR	2B	F9				HR	4	2	2	2	0	0	1									
Sal Bando, R OBP: 0.337, SLG: 0.364 Jim Gantner, L OBP: 0.331, SLG: 0.353 (8, PR) (8, 5)	L5		5-3		F9			G5-3	2B	4	0	1	0	0	0	2									
Robin Yount, R OBP: 0.305, SLG: 0.384 (1, 6)	L8			2B	F9			F8		4	0	1	1	0	0	2									
Charlie Moore, R OBP: 0.401, SLG: 0.470 (1, 2)			F5	4-3	E3 CS				BB	3	0	0	0	1	0	1									
Inning Stats	R: 0 E: 0 K: 0 S: 4	H: 1 LOB: 1 BB: 0 P: 4	R: 0 E: 0 K: 0 S: 4	H: 1 LOB: 1 BB: 0 P: 4	R: 0 E: 0 K: 0 S: 4	H: 1 LOB: 1 BB: 0 P: 4	R: 3 E: 0 K: 0 S: 7	H: 4 LOB: 1 BB: 0 P: 7	R: 2 E: 0 K: 0 S: 4	H: 1 LOB: 0 BB: 1 P: 8	R: 0 E: 1 K: 0 S: 3	H: 0 LOB: 0 BB: 0 P: 3	R: 0 E: 0 K: 0 S: 3	H: 0 LOB: 1 BB: 1 P: 7	R: 2 E: 0 K: 0 S: 5	H: 3 LOB: 2 BB: 1 P: 9	R: 0 E: 0 K: 0 S: 7	H: 0 LOB: 0 BB: 0 P: 7	1B: 4 2B: 4 3B: 0 HR: 3	SF: 0 SAC: 0 DP: 1 HBP: 0	WP: 0 PB: 0 SB: 1 CS: 1	PA: 41			
PITCHER	IP	WLS	BF	H	R	ER	SO	BB	IBB	HBP	BLK	WP	HR	S	P	ERA	WHIP								
Scott McGregor, L ERA: 3.46 (1, 1)	3.1		17	7	3	3	0	0	0	0	0	0	1	17	17	8.10	2.100								
Sammy Stewart, R ERA: 3.53 (4, 1)	3.2	L	16	3	4	4	0	2	0	0	0	0	2	14	22	9.82	1.364								
Don Stanhouse, R ERA: 2.34 (8, 1)	2.0		7	1	0	0	2	1	0	0	0	0	0	10	14	0.00	1.000								

Milwaukee Brewers @ Baltimore Orioles
Memorial Stadium, Baltimore, MD
Tue Aug 07 1979, 7:05 PM EDT
Att: 39,524 - Unknown

AB 37
R 7
H 11
RBI 7
BB 3
SO 2
LOB 15



Batter	1	2	3	4	5	6	7	8	9	AB	R	H	RBI	BB	SO	LOB	BOTTOM								
Al Bumbry, L OBP: 0.335, SLG: 0.375 (1, 8)	1B 2B	FC5-2 BB		S 1B		K		WP 1B		4	1	3	0	1	1	0									
Mark Belanger, R OBP: 0.294, SLG: 0.213 Pat Kelly, L OBP: 0.407, SLG: 0.557 Kiko Garcia, R OBP: 0.306, SLG: 0.364 (1, 6) (7, PH) (8, 6)	1B SF8 BB	FC5-2		SF7			HR	5-3		1	1	0	1	1	0	3									
Ken Singleton, S OBP: 0.408, SLG: 0.558 (1, 9)	WP 1B	F7		K			4-3	L4		1	1	1	0	0	2										
Eddie Murray, S OBP: 0.367, SLG: 0.458 (1, 10)	SF8		K		F5		1B 1B		4-3	4	0	1	1	0	1	0									
Lee May, R OBP: 0.320, SLG: 0.485 (1, 3)	6-3		HR		K		1B	F7		5	1	2	1	0	1	1									
Doug DeCinces, R OBP: 0.341, SLG: 0.402 (1, 5)	F8		6-3		FC6-4 BB		K	6-3		4	0	0	0	1	1	3									
Benny Ayala, R OBP: 0.294, SLG: 0.545 John Lowenstein, L OBP: 0.373, SLG: 0.523 (7, PH) (8, 7)		BB 1B FC5-2 1B	6-3		FC6-4		K			3	0	1	0	0	0	1									
Rich Dauer, R OBP: 0.305, SLG: 0.365 (1, 4)	F8			5-3		F7		WP 1B 1B		4	0	1	0	0	0	1									
Rick Dempsey, R OBP: 0.327, SLG: 0.377 (1, 2)	FC5-2 BB 1B			1B SF7 BB		K		F8		3	1	1	0	1	1	1									
Inning Stats	R: 2 E: 0 K: 0 S: 5	H: 2 LOB: 3 BB: 1 P: 9	R: 0 E: 0 K: 0 S: 5	H: 2 LOB: 1 BB: 1 P: 9	R: 1 E: 0 K: 1 S: 6	H: 1 LOB: 0 BB: 0 P: 6	R: 1 E: 0 K: 1 S: 6	H: 1 LOB: 1 BB: 1 P: 10	R: 0 E: 0 K: 1 S: 5	H: 0 LOB: 0 BB: 1 P: 9	R: 0 E: 0 K: 2 S: 7	H: 0 LOB: 0 BB: 0 P: 7	R: 1 E: 0 K: 2 S: 10	H: 3 LOB: 2 BB: 0 P: 10	R: 0 E: 0 K: 0 S: 5	H: 2 LOB: 2 BB: 0 P: 5	R: 0 E: 0 K: 0 S: 3	H: 0 LOB: 0 BB: 0 P: 3	1B: 8 2B: 1 3B: 0 HR: 2	SF: 2 SAC: 0 DP: 0 HBP: 0	WP: 2 PB: 0 SB: 1 CS: 0	PA: 42			
PITCHER	IP	WLS	BF	H	R	ER	SO	BB	IBB	HBP	BLK	WP	HR	S	P	ERA	WHIP								
Mike Caldwell, L ERA: 3.46 (1, 1)	0.0		25	6	4	4	3	4	0	0	0	1	1	27	43	7.20	2.000								
Jim Staton, R ERA: 2.89 (6, 1)	1.1		7	3	1	1	2	0	0	0	0	0	1	11	11	6.75	2.250								
Bill Castro, R ERA: 1.77 Jerry Augustine, L ERA: 4.0 (7, 1) (7, 1)	0.1	W	1	0	0	0	1	0	0	0	0	0	0	3	3	0.00	0.000								
	2.1		9	2	0	0	1	0	0	0	0	1	0	11	11	0.00	0.857								

Milwaukee Brewers @ Baltimore Orioles
Memorial Stadium, Baltimore, MD
Tue Aug 07 1979, 7:05 PM EDT
Att: 39,524 - Unknown

AB 36
R 5
H 11
RBI 5
BB 4
SO 7
LOB 20



Batter	1	2	3	4	5	6	7	8	9	AB	R	H	RBI	BB	SO	LOB	TOP										
Paul Moltor, R OBP: 0.360, SLG: 0.458 (1, 4)										4	1	2	1	0	0	2	Milwaukee Brewers @ Baltimore Orioles Memorial Stadium, Baltimore, MD Wed Aug 08 1979, 7:05 PM EDT Att: 25,260 - Unknown										
Don Money, R OBP: 0.332, SLG: 0.366 (1, 5)										3	1	3	1	1	0	0											
Cecil Cooper, L OBP: 0.377, SLG: 0.514 (1, 3)										4	1	2	1	0	0	2											
Gorman Thomas, R OBP: 0.338, SLG: 0.496 (1, 8)										4	0	0	1	0	2	4											
Ben Oglvie, L OBP: 0.319, SLG: 0.492 (1, 7)									4	2	1	1	1	0	3												
Sixto Lezcano, R OBP: 0.419, SLG: 0.553 (1, 9)										4	1	1	2	1	0	2											
Sal Bando, R OBP: 0.340, SLG: 0.367 (1, 10)										5	0	3	1	0	0	1											
Robin Yount, R OBP: 0.304, SLG: 0.381 (1, 6)									5	1	1	0	0	0	3												
Buck Martinez, R OBP: 0.259, SLG: 0.365 Charlie Moore, R OBP: 0.402, SLG: 0.475 (7, PH) (7, 2)										2	0	0	0	0	0	3											
Inning Stats	R: 1 E: 0 K: 0 S: 5	H: 2 LOB: 1 BB: 0 P: 5	R: 0 E: 0 K: 0 S: 5	H: 2 LOB: 2 BB: 0 P: 5	R: 0 E: 1 K: 1 S: 7	H: 1 LOB: 2 BB: 0 P: 7	R: 1 E: 1 K: 0 S: 4	H: 1 LOB: 1 BB: 0 P: 4	R: 0 E: 0 K: 0 S: 4	H: 0 LOB: 0 BB: 1 P: 8	R: 0 E: 0 K: 0 S: 3	H: 0 LOB: 1 BB: 1 P: 7	R: 1 E: 0 K: 0 S: 5	H: 2 LOB: 1 BB: 0 P: 5	R: 1 E: 0 K: 0 S: 5	H: 2 LOB: 1 BB: 0 P: 5		R: 4 E: 0 K: 0 S: 7	H: 4 LOB: 1 BB: 1 P: 11	1B: 9 2B: 4 3B: 0 HR: 1	SF: 1 SAC: 3 DP: 1 HBP: 0	WP: 1 PB: 0 CS: 1 PA: 44					
PITCHER	IP	WLS	BF	H	R	ER	SO	BB	IBB	HBP	BLK	WP	HR	S	P	ERA	WHIP										
Steve Stone, R ERA: 3.79 (1, 1)	5.0		22	6	2	1	2	1	0	0	0	0	0	25	29	1.80	1.400										
Dave Ford, R ERA: 2.45 (6, 1)	3.0		14	4	2	2	0	1	0	0	0	0	1	13	17	6.00	1.667										
Don Stanhouse, R ERA: 3.02 (9, 1)	0.2	L	6	3	4	4	0	1	0	0	0	1	0	5	9	54.00	6.000										
John Flinn, R ERA: (9, 1)	0.1		2	1	0	0	0	0	0	0	0	0	0	2	2	0.00	3.000										

Batter	1	2	3	4	5	6	7	8	9	AB	R	H	RBI	BB	SO	LOB	BOTTOM										
Kiko Garcia, R OBP: 0.309, SLG: 0.365 (1, 6)										4	1	2	0	0	0	0	Milwaukee Brewers @ Baltimore Orioles Memorial Stadium, Baltimore, MD Wed Aug 08 1979, 7:05 PM EDT Att: 25,260 - Unknown										
Benny Avila, R OBP: 0.314, SLG: 0.583 (1, 7)										4	1	1	2	0	1	1											
Ken Singleton, S OBP: 0.409, SLG: 0.564 (1, 9)										4	2	2	1	0	0	0											
Eddie Murray, S OBP: 0.366, SLG: 0.455 (1, 10)										3	0	0	0	1	0	0											
Lee May, R OBP: 0.319, SLG: 0.482 (1, 3)										4	0	1	0	0	1	2											
Doug DeCinces, R OBP: 0.340, SLG: 0.402 (1, 5)										3	0	1	1	0	0	1											
Gary Roenicke, R OBP: 0.403, SLG: 0.520 Al Bumbry, L OBP: 0.336, SLG: 0.375 (9, PH) (9, PH)										3	0	0	0	0	0	2											
Rich Dauer, R OBP: 0.305, SLG: 0.365 John Lowenstein, L OBP: 0.371, SLG: 0.520 (9, PH) (9, PH)										3	0	1	0	0	1	0											
Rick Dempsey, R OBP: 0.323, SLG: 0.373 Pat Kelly, L OBP: 0.404, SLG: 0.551 (9, PH) (9, PH)										3	0	0	0	0	1	2											
Inning Stats	R: 3 E: 0 K: 0 S: 6	H: 3 LOB: 1 BB: 1 P: 10	R: 0 E: 0 K: 0 S: 3	H: 0 LOB: 0 BB: 0 P: 3	R: 0 E: 0 K: 2 S: 9	H: 2 LOB: 2 BB: 0 P: 9	R: 0 E: 0 K: 1 S: 5	H: 0 LOB: 0 BB: 0 P: 5	R: 0 E: 0 K: 0 S: 3	H: 0 LOB: 0 BB: 0 P: 3	R: 0 E: 0 K: 1 S: 5	H: 0 LOB: 0 BB: 0 P: 5	R: 1 E: 0 K: 0 S: 4	H: 2 LOB: 0 BB: 0 P: 4	R: 0 E: 0 K: 0 S: 4	H: 1 LOB: 2 BB: 1 P: 8		1B: 6 2B: 0 3B: 0 HR: 2	SF: 1 SAC: 0 DP: 1 HBP: 0	WP: 1 PB: 0 CS: 0 PA: 36							
PITCHER	IP	WLS	BF	H	R	ER	SO	BB	IBB	HBP	BLK	WP	HR	S	P	ERA	WHIP										
Bill Travers, L ERA: 3.59 (1, 1)	8.0	W	31	7	4	4	4	1	0	0	0	0	2	38	42	4.50	1.000										
Bill Castro, R ERA: 1.72 (9, 1)	1.0		5	1	0	0	0	1	0	0	0	0	0	4	8	0.00	2.000										

Batter	1	2	3	4	5	6	7	8	9	AB	R	H	RBI	BB	SO	LOB	TOP					
Robin Yount, R OBP: 0.302, SLG: 0.379 (1, 6)										5	1	1	0	0	1	3	Milwaukee Brewers @ Baltimore Orioles Memorial Stadium, Baltimore, MD Thu Aug 09 1979, 7:05 PM EDT Att: 23,504 - Unknown					
Don Money, R OBP: 0.335, SLG: 0.374 (1, 4)										4	1	2	0	0	0	1						
Cecil Cooper, L OBP: 0.376, SLG: 0.515 (1, 3)										3	0	1	2	0	1	1						
Gorman Thomas, R OBP: 0.335, SLG: 0.491 (1, 8)										4	0	0	0	0	3	1						
Sixto Lezcano, R OBP: 0.418, SLG: 0.548 (1, 9)										3	0	0	0	1	2	0						
Dick Davis, R OBP: 0.293, SLG: 0.441 (1, 10)										4	0	0	0	0	2	1						
Sal Bando, R OBP: 0.344, SLG: 0.372 Jim Gantner, L OBP: 0.331, SLG: 0.353 (8, PR)										3	0	2	0	1	0	1						
Jim Wohlford, R OBP: 0.300, SLG: 0.380 (1, 7)										2	0	0	0	1	0	3						
Charlie Moore, R OBP: 0.396, SLG: 0.467 (1, 2)										4	0	0	0	0	1	3						
Inning Stats	R: 0 E: 0 K: 1 S: 5	H: 0 LOB: 0 BB: 0 P: 5	R: 0 E: 0 K: 0 S: 4	H: 1 LOB: 2 BB: 1 P: 8	R: 1 E: 0 K: 1 S: 7	H: 2 LOB: 1 BB: 0 P: 7	R: 0 E: 0 K: 2 S: 7	H: 0 LOB: 1 BB: 1 P: 11	R: 0 E: 0 K: 0 S: 4	H: 1 LOB: 1 BB: 0 P: 4	R: 0 E: 0 K: 3 S: 9	H: 0 LOB: 0 BB: 0 P: 9	R: 0 E: 0 K: 0 S: 4	H: 1 LOB: 1 BB: 0 P: 4	R: 1 E: 1 K: 2 S: 6	H: 1 LOB: 2 BB: 1 P: 12		R: 0 E: 1 K: 2 S: 8	H: 0 LOB: 0 BB: 0 P: 12	1B: 3 2B: 3 3B: 0 HR: 0	SF: 1 SAC: 1 DP: 0 HBP: 0	WP: 0 PB: 0 SB: 0 CS: 0
PITCHER Mike Flanagan, L ERA: 3.54 (1, 1)	IP: 9.0 WLS: W BF: 37 H: 6 R: 2 ER: 1 SO: 10 BB: 3 IBB: 0 HBP: 0 BLK: 0 WP: 0 HR: 0 S: 54 P: 66 ERA: 1.00 WHIP: 1.000																					

Batter	1	2	3	4	5	6	7	8	9	AB	R	H	RBI	BB	SO	LOB	BOTTOM					
Al Bumbry, L OBP: 0.336, SLG: 0.373 (1, 8)										4	1	1	0	0	1	2	Milwaukee Brewers @ Baltimore Orioles Memorial Stadium, Baltimore, MD Thu Aug 09 1979, 7:05 PM EDT Att: 23,504 - Unknown					
Rich Dauer, R OBP: 0.305, SLG: 0.366 (1, 4)										4	0	1	2	0	0	2						
Ken Singleton, S OBP: 0.406, SLG: 0.559 (1, 9)										4	0	0	0	0	0	3						
Eddie Murray, S OBP: 0.367, SLG: 0.461 (1, 3)										3	1	1	1	1	0	0						
John Lowenstein, L OBP: 0.365, SLG: 0.511 Gary Roenicke, R OBP: 0.401, SLG: 0.518 (8, 7)										3	0	0	0	0	1	0						
Lee May, R OBP: 0.316, SLG: 0.478 (1, 10)										1	0	0	0	0	0	2						
Doug DeCinces, R OBP: 0.337, SLG: 0.397 (1, 5)										3	0	0	0	0	1	1						
Rick Dempsey, R OBP: 0.321, SLG: 0.370 Pat Kelly, L OBP: 0.400, SLG: 0.545 Dave Skaggs, R OBP: 0.296, SLG: 0.258 (8, PH) (9, 2)										2	0	0	0	0	0	0						
Kiko Garcia, R OBP: 0.311, SLG: 0.367 Mark Belanger, R OBP: 0.266, SLG: 0.218 Terry Crowley, L OBP: 0.417, SLG: 0.487 Billy Smith, S OBP: 0.293, SLG: 0.365 (8, PR) (9, 6)										1	0	1	0	0	0	0						
Inning Stats	R: 0 E: 0 K: 0 S: 3	H: 0 LOB: 0 BB: 0 P: 3	R: 0 E: 1 K: 0 S: 4	H: 0 LOB: 1 BB: 0 P: 4	R: 0 E: 0 K: 1 S: 6	H: 1 LOB: 0 BB: 0 P: 6	R: 0 E: 0 K: 0 S: 3	H: 0 LOB: 0 BB: 0 P: 3	R: 0 E: 0 K: 1 S: 5	H: 0 LOB: 0 BB: 0 P: 5	R: 0 E: 0 K: 0 S: 4	H: 1 LOB: 1 BB: 0 P: 4	R: 1 E: 0 K: 2 S: 8	H: 1 LOB: 0 BB: 0 P: 8	R: 2 E: 0 K: 1 S: 8	H: 3 LOB: 2 BB: 1 P: 12		R: 0 E: 1 K: 1 S: 8	H: 0 LOB: 0 BB: 0 P: 12	1B: 3 2B: 2 3B: 0 HR: 1	SF: 0 SAC: 0 DP: 1 HBP: 0	WP: 0 PB: 0 SB: 2 CS: 0
PITCHER Paul Mitchell, R ERA: 4.98 Bob Galasso, R ERA: 4.73 Jerry Augustine, L ERA: 4.17 Bill Castro, R ERA: 1.69 (1, 1) (8, 1) (8, 1) (8, 1)	IP: 7.0 WLS: L BF: 25 H: 3 R: 1 ER: 1 SO: 4 BB: 0 IBB: 0 HBP: 0 BLK: 0 WP: 0 HR: 0 S: 33 P: 33 ERA: 27.00 WHIP: 3.000																					

Batter	1	2	3	4	5	6	7	8	9	AB	R	H	RBI	BB	SO	LOB	TOP					
Bobby Brown, S (1, 8) OBP: 0.297, SLG: 0.300 Lenny Randle, S (9, PH) OBP: 0.167, SLG: 0.167	0-0 FC4-6 1B		0-3 K		0-0 3-1		0-3 K		0-0 4-3	4	0	1	0	0	2	0	New York Yankees @ Baltimore Orioles Memorial Stadium, Baltimore, MD Fri Aug 10 1979, 7:05 PM EDT Att: 44,646 - Unknown					
Willie Randolph, R (1, 4) OBP: 0.377, SLG: 0.378	0-0 FC4-6 HR		0-0 1-3		0-0 4-3		4-0 2B		0-0 F9	4	2	0	0	1	0	1						
Oscar Gamble, L (1, 7) OBP: 0.455, SLG: 0.529	0-0 HR			0-0 FC6-4 1B		0-0 2B		0-0 2B	0-0 4-3	5	2	4	2	0	0	0						
Reggie Jackson, L (1, 9) OBP: 0.381, SLG: 0.542	0-0 F7			0-0 FC6-4 HR		0-0 1B		0-3 K		4	1	1	0	0	1	3						
Chris Chambliss, L (1, 3) OBP: 0.323, SLG: 0.465	0-0 6-3			0-0 HR		1-0 FC5		0-0 HBP		3	1	2	3	0	0	0						
Graig Nettles, L (1, 5) OBP: 0.331, SLG: 0.384		0-0 G3		4-0 4-3 BB		0-0 SF8		0-0 G3		2	0	0	1	1	0	2						
Jim Spencer, L (1, 10) Lou Piniella, R (6, PH) OBP: 0.333, SLG: 0.445	0-0 F8			0-0 4-3		0-0 3-H		0-0 F7		2	0	0	0	0	0	1						
Brad Gulden, L (1, 2) OBP: 0.176, SLG: 0.188 Roy White, S (8, PH) OBP: 0.256, SLG: 0.242 Jerry Narron, L (8, 2) OBP: 0.256, SLG: 0.300	0-0 6-3			0-0 L7		0-3 K		0-0 1-3		3	0	0	0	0	1	4						
Bucky Dent, R (1, 6) OBP: 0.293, SLG: 0.290			0-3 K		0-3 K		0-0 FC5		0-0 F8	4	0	0	0	0	2	3						
Inning Stats	R: 2 E: 0 K: 0 S: 5	H: 2 LOB: 0 BB: 0 P: 5	R: 0 E: 0 K: 0 S: 3	H: 0 LOB: 0 BB: 0 P: 3	R: 0 E: 0 K: 2 S: 7	H: 0 LOB: 0 BB: 0 P: 7	R: 2 E: 0 K: 0 S: 5	H: 2 LOB: 1 BB: 0 P: 9	R: 0 E: 0 K: 1 S: 5	H: 0 LOB: 0 BB: 0 P: 5	R: 1 E: 0 K: 1 S: 8	H: 3 LOB: 3 BB: 0 P: 9	R: 1 E: 0 K: 2 S: 9	H: 2 LOB: 2 BB: 1 P: 13	R: 0 E: 0 K: 0 S: 3	H: 0 LOB: 0 BB: 0 P: 3		R: 0 E: 0 K: 0 S: 3	H: 0 LOB: 0 BB: 0 P: 3	1B: 5 2B: 2 3B: 0 HR: 2	SF: 1 SAC: 0 DP: 0 HBP: 1	WP: 0 PB: 0 SB: 1 CS: 0
PITCHER	IP	WLS	BF	H	R	ER	SO	BB	IBB	HBP	BLK	WP	HR	S	P	ERA	WHIP					
Dennis Martinez, R (1, 1) ERA: 3.71	5.0		22	6	5	5	3	1	0	0	0	0	2	27	31	9.00	1.400					
Tippy Martinez, L (6, 1) ERA: 2.65	4.0	W	17	3	1	1	3	1	0	1	0	0	0	21	26	2.25	1.000					

Batter	1	2	3	4	5	6	7	8	9	AB	R	H	RBI	BB	SO	LOB	BOTTOM				
Mark Belanger, R (1, 6) OBP: 0.278, SLG: 0.226	0-0 HR			4-0 WP		0-3 K		0-0 2B		4	2	2	0	1	2	2	New York Yankees @ Baltimore Orioles Memorial Stadium, Baltimore, MD Fri Aug 10 1979, 7:05 PM EDT Att: 44,646 - Unknown				
Benny Ayala, R (1, 7) OBP: 0.327, SLG: 0.635 Al Bumbry, L (8, PH) OBP: 0.337, SLG: 0.377	0-0 HR	0-0 FC6-4 1B		0-0 5-3		0-0 F9		0-0 E8		4	1	2	3	0	0	1					
Ken Singleton, S (1, 9) OBP: 0.406, SLG: 0.556	0-3 K	0-0 FC6-4		0-3 K		0-0 E		4-0 G5-4-3 IBB		4	1	1	0	1	2	3					
Doug DeCinces, R (1, 5) OBP: 0.334, SLG: 0.391	0-0 4-3		4-0 F9		0-0 5-3		0-0 F7		0-0 G5-4-3	4	0	0	0	1	0	3					
Gary Roenicke, R (1, 8) OBP: 0.406, SLG: 0.520	0-3 K		4-0 WP		0-0 5-3		0-0 E7		0-0 E7	3	1	2	0	1	1	0					
Eddie Murray, S (1, 3) OBP: 0.388, SLG: 0.464		0-0 1B		0-0 F9		0-0 5-3		0-0 1B		4	2	2	2	0	0	3					
Lee May, R (1, 10) OBP: 0.316, SLG: 0.475	0-0 F8		0-0 6-3		0-0 6-3		0-0 1B		0-0 1B	4	0	1	1	0	0	4					
Rich Dauer, R (1, 4) OBP: 0.304, SLG: 0.365	0-0 1B		0-0 5-3		0-0 4-3		0-0 5-3		0-0 5-3	4	1	1	0	0	0	3					
Dave Skaggs, R (1, 2) OBP: 0.294, SLG: 0.258	0-0 1B		0-0 6-3		0-0 6-3		0-0 5-3		0-0 5-3	4	0	1	1	0	0	0					
Inning Stats	R: 2 E: 0 K: 2 S: 9	H: 4 LOB: 2 BB: 0 P: 9	R: 0 E: 0 K: 1 S: 9	H: 0 LOB: 2 BB: 0 P: 9	R: 0 E: 0 K: 0 S: 3	H: 0 LOB: 2 BB: 2 P: 11	R: 0 E: 0 K: 1 S: 5	H: 0 LOB: 1 BB: 1 P: 9	R: 0 E: 0 K: 0 S: 4	H: 1 LOB: 1 BB: 0 P: 4	R: 0 E: 0 K: 1 S: 5	H: 0 LOB: 0 BB: 0 P: 5	R: 3 E: 1 K: 0 S: 7	H: 4 LOB: 1 BB: 0 P: 7	R: 1 E: 1 K: 0 S: 4	H: 2 LOB: 1 BB: 1 P: 8		1B: 10 2B: 2 3B: 0 HR: 1	SF: 0 SAC: 0 DP: 1 HBP: 0	WP: 3 PB: 0 SB: 0 CS: 0	PA: 40
PITCHER	IP	WLS	BF	H	R	ER	SO	BB	IBB	HBP	BLK	WP	HR	S	P	ERA	WHIP				
Tommy John, L (1, 1) ERA: 2.89	6.2		32	9	6	6	5	3	0	0	0	0	1	39	51	8.10	1.800				
Ron Davis, R (7, 1) ERA: 2.62	1.1	L	8	4	2	1	0	0	1	0	0	0	0	7	11	6.75	3.000				

Batter	1	2	3	4	5	6	7	8	9	AB	R	H	RBI	BB	SO	LOB	TOP				
Jim Morrison, R OBP: 0.276, SLG: 0.418 (1, 4)										4	1	1	0	1	0	2	Chicago White Sox @ Baltimore Orioles Memorial Stadium, Baltimore, MD Mon Aug 13 1979, 7:05 PM EDT Att: 15,252 - Unknown				
Greg Pryor, R OBP: 0.327, SLG: 0.358 (1, 6)										5	1	1	1	0	1	2					
Alan Bannister, R OBP: 0.357, SLG: 0.400 (1, 7)										5	0	1	0	0	0	1					
Lamar Johnson, R OBP: 0.368, SLG: 0.451 (1, 3)										4	1	2	1	0	0	0					
Mike Squires, L OBP: 0.324, SLG: 0.319 (7, 3)										0	0	0	0	0	0	0					
Chet Lemon, R OBP: 0.387, SLG: 0.491 (1, 8)										3	2	2	1	1	0	2					
Wayne Nordhagen, R OBP: 0.323, SLG: 0.444 (1, 10)										4	0	1	1	0	2	2					
Junior Moore, R OBP: 0.315, SLG: 0.350 (1, 9)										4	1	1	0	0	2	2					
Milt May, L OBP: 0.333, SLG: 0.463 (1, 2)										4	1	1	1	0	0	2					
Kevin Bell, R OBP: 0.271, SLG: 0.303 (1, 5)										4	0	1	1	0	1	0					
Inning Stats	R: 0 E: 0 K: 0 S: 3	H: 1 LOB: 0 BB: 0 P: 3	R: 1 E: 0 K: 1 S: 6	H: 1 LOB: 1 BB: 1 P: 10	R: 0 E: 1 K: 0 S: 3	H: 0 LOB: 0 BB: 0 P: 3	R: 4 E: 1 K: 1 S: 10	H: 5 LOB: 1 BB: 0 P: 10	R: 0 E: 0 K: 1 S: 6	H: 1 LOB: 0 BB: 0 P: 6	R: 1 E: 0 K: 2 S: 9	H: 2 LOB: 2 BB: 1 P: 13	R: 0 E: 0 K: 1 S: 5	H: 0 LOB: 0 BB: 0 P: 5	R: 1 E: 0 K: 0 S: 4	H: 1 LOB: 0 BB: 0 P: 4	1B: 6 2B: 5 3B: 0 HR: 1	SF: 0 SAC: 0 DP: 2 HBP: 0	WP: 0 PB: 1 CS: 0	PA: 39	
PITCHER	IP	WLS	BF	H	R	ER	SO	BB	IBB	HBP	BLK	WP	HR	S	P	ERA	WHIP				
Scott McGregor, L ERA: 3.66 (1, 1)	3.2	L	17	6	5	4	2	1	0	0	0	0	0	20	24	9.82	1.909				
Sammy Stewart, R ERA: 3.5 (4, 1)	3.1		15	4	1	1	3	1	0	0	0	0	0	20	24	2.70	1.500				
Jim Palmer, R ERA: 3.22 (8, 1)	2.0		7	1	1	1	1	0	0	0	0	0	1	9	9	4.50	0.500				

AB	37
R	7
H	11
RBI	6
BB	2
SO	6
LOB	13



Batter	1	2	3	4	5	6	7	8	9	AB	R	H	RBI	BB	SO	LOB	BOTTOM				
Al Bumbry, L OBP: 0.336, SLG: 0.376 (1, 8)										4	0	1	0	0	0	1	Chicago White Sox @ Baltimore Orioles Memorial Stadium, Baltimore, MD Mon Aug 13 1979, 7:05 PM EDT Att: 15,252 - Unknown				
Kiko Garcia, R OBP: 0.310, SLG: 0.366 (1, 6)										4	0	1	0	0	1	0					
Ken Singleton, S OBP: 0.404, SLG: 0.552 (1, 9)										3	0	0	0	1	2	2					
Eddie Murray, S OBP: 0.365, SLG: 0.460 (1, 3)										4	0	0	0	0	0	1					
Lee May, R OBP: 0.315, SLG: 0.472 (1, 10)										4	0	1	0	0	1	0					
Doug DeCinces, R OBP: 0.333, SLG: 0.389 (1, 5)										4	0	1	0	0	1	0					
Gary Roenicke, R OBP: 0.402, SLG: 0.514 (1, 7)										3	0	0	0	0	1	2					
Rich Dauer, R OBP: 0.302, SLG: 0.362 (1, 4)										3	0	0	0	0	0	2					
Rick Dempsey, R OBP: 0.321, SLG: 0.370 (1, 2)										3	0	1	0	0	1	2					
Inning Stats	R: 0 E: 0 K: 1 S: 5	H: 0 LOB: 0 BB: 0 P: 5	R: 0 E: 0 K: 1 S: 5	H: 0 LOB: 0 BB: 0 P: 5	R: 0 E: 0 K: 1 S: 6	H: 1 LOB: 1 BB: 0 P: 6	R: 0 E: 0 K: 1 S: 5	H: 0 LOB: 0 BB: 0 P: 5	R: 0 E: 0 K: 1 S: 5	H: 2 LOB: 2 BB: 0 P: 5	R: 0 E: 0 K: 1 S: 3	H: 0 LOB: 0 BB: 0 P: 3	R: 0 E: 0 K: 1 S: 7	H: 2 LOB: 2 BB: 0 P: 7	R: 0 E: 0 K: 1 S: 5	H: 0 LOB: 0 BB: 0 P: 5		1B: 5 2B: 0 3B: 0 HR: 0	SF: 0 SAC: 0 DP: 0 HBP: 0	WP: 0 PB: 0 CS: 0	PA: 33
PITCHER	IP	WLS	BF	H	R	ER	SO	BB	IBB	HBP	BLK	WP	HR	S	P	ERA	WHIP				
Steve Trout, L ERA: 3.44 (1, 1)	9.0	W	33	5	0	0	7	1	0	0	0	0	0	46	50	0.00	0.667				

AB	32
R	0
H	5
RBI	0
BB	1
SO	7
LOB	10



Batter	1	2	3	4	5	6	7	8	9	10	11	12	AB	R	H	RBI	BB	SO	LOB	TOP				
Jim Morrison, R OBP: 0.283, SLG: 0.452 (1, 4)													5	1	2	1	0	3	2					
Alan Bannister, R OBP: 0.357, SLG: 0.400 Ed Farmer, R (11, 1)													5	0	2	0	0	1	2					
Jorge Orta, L OBP: 0.348, SLG: 0.431 Junior Moore, R OBP: 0.313, SLG: 0.348 (11, PH) (11, 7)													4	0	0	0	0	1	3					
Lamar Johnson, R OBP: 0.387, SLG: 0.448 Mike Squires, L OBP: 0.328, SLG: 0.323 (9, PH) (9, 3)													4	0	1	0	0	1	3					
Chet Lemon, R OBP: 0.385, SLG: 0.488 (1, 8)													5	0	1	0	0	0	4					
Claudell Washington, L OBP: 0.300, SLG: 0.422 Rusty Torres, S OBP: 0.344, SLG: 0.412 (11, PH) (11, 9)													4	0	1	0	0	2	1					
Greg Pryor, R OBP: 0.326, SLG: 0.356 (1, 6)													5	0	1	0	0	0	1					
Milt May, L OBP: 0.335, SLG: 0.467 (1, 2)													5	0	2	0	0	1	0					
Kevin Bell, R OBP: 0.253, SLG: 0.282 (1, 5)													5	0	0	0	0	1	3					
Inning Stats	R: 0 E: 0 K: 1 S: 7	H: 2 LOB: 2 BB: 0 P: 7	R: 0 E: 0 K: 1 S: 5	H: 0 LOB: 0 BB: 0 P: 5	R: 0 E: 0 K: 1 S: 5	H: 0 LOB: 0 BB: 0 P: 5	R: 0 E: 0 K: 0 S: 6	H: 2 LOB: 1 BB: 0 P: 5	R: 0 E: 0 K: 2 S: 7	H: 0 LOB: 0 BB: 0 P: 7	R: 0 E: 0 K: 1 S: 5	H: 1 LOB: 1 BB: 0 P: 6	R: 0 E: 0 K: 2 S: 9	H: 2 LOB: 2 BB: 0 P: 9	R: 0 E: 0 K: 1 S: 6	H: 2 LOB: 1 BB: 0 P: 6	R: 0 E: 0 K: 0 S: 3	H: 0 LOB: 0 BB: 0 P: 3	1B: 9 2B: 1 3B: 0 HR: 1	SF: 0 SAC: 0 DP: 0 HBP: 0	WP: 0 PB: 0 SB: 2 CS: 1	PA: 45		
PITCHER	IP WLS BF H R ER SO BB IBB HBP BLK WP HR S P ERA WHIP	Steve Stone, R ERA: 3.6 (1, 1)	10.0 7 38 9 1 1 10 0 0 0 0 0 1 9 9 0.00 1.000	Tippy Martinez, L ERA: 2.56 (11, 1)	2.0 W 7 2 0 0 1 0 0 0 0 0 0 9 9 0.00 1.000	PITCHER	IP WLS BF H R ER SO BB IBB HBP BLK WP HR S P ERA WHIP																	

Chicago White Sox @ Baltimore Orioles
Memorial Stadium, Baltimore, MD
Tue Aug 14 1979, 7:05 PM EDT
Att. 15,518 - Unknown

AB 45
R 1
H 11
RBI 1
BB 0
SO 11
LOB 20



Batter	1	2	3	4	5	6	7	8	9	10	11	12	AB	R	H	RBI	BB	SO	LOB	BOTTOM			
Kiko Garcia, R OBP: 0.308, SLG: 0.361 (1, 6)													4	0	0	0	1	1	0				
Gary Roenicke, R OBP: 0.397, SLG: 0.506 (11, 7)													4	0	0	0	0	0	0				
Terry Crowley, L OBP: 0.408, SLG: 0.475 (12, PH)													1	0	0	0	0	0	2				
Ken Singleton, S OBP: 0.402, SLG: 0.547 (1, 9)													4	0	0	0	1	1	0				
Lee May, R OBP: 0.313, SLG: 0.468 (1, 10)													5	0	1	0	0	1	3				
Benny Ayala, R OBP: 0.310, SLG: 0.600 Al Bumby, L OBP: 0.337, SLG: 0.377 (10, PH) (11, 8)													3	0	0	0	0	1	1				
Eddie Murray, S OBP: 0.366, SLG: 0.466 (1, 3)													3	1	1	1	1	0	1				
Doug DeCinces, R OBP: 0.329, SLG: 0.383 (1, 5)													4	0	0	0	0	1	1				
Rich Dauer, R OBP: 0.259, SLG: 0.358 (1, 4)													4	0	0	0	0	1	0				
Rick Dempsey, R OBP: 0.454, SLG: 0.366 Pat Kelly, L OBP: 0.405, SLG: 0.545 (12, PH) (11, 8)													3	0	0	0	0	1	0				
Inning Stats	R: 0 E: 0 K: 1 S: 5	H: 0 LOB: 0 BB: 0 P: 5	R: 0 E: 0 K: 1 S: 5	H: 1 LOB: 0 BB: 0 P: 5	R: 0 E: 0 K: 1 S: 5	H: 0 LOB: 0 BB: 0 P: 5	R: 0 E: 0 K: 0 S: 3	H: 0 LOB: 0 BB: 0 P: 3	R: 0 E: 0 K: 0 S: 3	H: 0 LOB: 0 BB: 0 P: 3	R: 0 E: 0 K: 0 S: 3	H: 0 LOB: 0 BB: 0 P: 3	R: 0 E: 0 K: 1 S: 5	H: 1 LOB: 3 BB: 3 P: 17	R: 1 E: 0 K: 1 S: 5	H: 1 LOB: 3 BB: 3 P: 17	1B: 2 2B: 0 3B: 0 HR: 1	SF: 0 SAC: 0 DP: 0 HBP: 0	WP: 0 PB: 0 SB: 0 CS: 1	PA: 42			
PITCHER	IP WLS BF H R ER SO BB IBB HBP BLK WP HR S P ERA WHIP	Rich Wortham, L ERA: 4.54 (1, 1)	9.0 L 29 2 1 1 5 2 1 0 0 0 1 38 42 1.00 0.333	Ed Farmer, R ERA: 3.62 (10, 1)	2.2 L 12 1 1 1 2 2 1 0 0 0 0 13 25 3.38 1.125	Ed Farmer, R ERA: 3.62 (11, 1)	2.2 L 12 1 1 1 2 2 1 0 0 0 0 13 25 3.38 1.125	PITCHER	IP WLS BF H R ER SO BB IBB HBP BLK WP HR S P ERA WHIP														

Chicago White Sox @ Baltimore Orioles
Memorial Stadium, Baltimore, MD
Tue Aug 14 1979, 7:05 PM EDT
Att. 15,518 - Unknown

AB 37
R 2
H 3
RBI 2
BB 4
SO 7
LOB 8



Batter	1	2	3	4	5	6	7	8	9	10	11	12	AB	R	H	RBI	BB	SO	LOB	TOP		
Jim Morrison, R OBP: 0.278, SLG: 0.472 (1.4)													5	1	1	1	0	3	1			
Greg Pryor, R OBP: 0.324, SLG: 0.353 (1.6)													5	0	1	0	0	1	1			
Alan Bannister, R OBP: 0.358, SLG: 0.397 (1.7) (8.9) (9.7) (12.9)													5	0	1	0	0	1	1			
Lamar Johnson, R OBP: 0.365, SLG: 0.445 (1.3)													5	0	1	0	0	1	2			
Chet Lemon, R OBP: 0.381, SLG: 0.482 (1.10)													5	0	0	0	0	1	1			
Junior Moore, R OBP: 0.311, SLG: 0.345 (1.9) (8.7) (9.9) (12.7)													4	0	1	0	0	2	0			
Rusty Torres, S OBP: 0.338, SLG: 0.403 (1.8)													3	0	0	0	0	2	0			
Milt May, L OBP: 0.330, SLG: 0.458 (1.2) Bill Nahodny, R OBP: 0.330, SLG: 0.431 (11, PH) (11.2)													3	0	0	0	0	0	2			
Kevin Bell, R OBP: 0.253, SLG: 0.270 (1.5)													3	0	0	0	1	0	1			
Inning Stats	R: 1 E: 0 K: 1 S: 6	H: 2 LOB: 1 BB: 0 P: 6	R: 0 E: 0 K: 2 S: 7	H: 0 LOB: 0 BB: 0 P: 7	R: 0 E: 0 K: 2 S: 7	H: 0 LOB: 1 BB: 1 P: 11	R: 0 E: 0 K: 1 S: 5	H: 0 LOB: 0 BB: 0 P: 5	R: 0 E: 0 K: 1 S: 5	H: 0 LOB: 0 BB: 0 P: 5	R: 0 E: 0 K: 0 S: 4	H: 1 LOB: 1 BB: 0 P: 4	R: 0 E: 0 K: 1 S: 5	H: 0 LOB: 0 BB: 0 P: 5	R: 0 E: 0 K: 2 S: 7	H: 1 LOB: 1 BB: 0 P: 4	R: 0 E: 0 K: 0 S: 4	H: 1 LOB: 1 BB: 0 P: 4	1B: 4 2B: 1 3B: 0 HR: 1	SF: 0 SAC: 1 DP: 2 HBP: 0	WP: 1 PB: 0 SB: 1 CS: 0	PA: 41
PITCHER Mike Flanagan, L ERA: 3.36 (1.1)	IP: 12.0 WLS: 7 BF: 41 H: 5 R: 1 ER: 1 SO: 12 BB: 1 IBB: 0 HBP: 0 BLK: 0 WP: 1 HR: 1 S: 64 P: 68 ERA: 0.75 WHIP: 0.500																					

Chicago White Sox @ Baltimore Orioles
Memorial Stadium, Baltimore, MD

Wed Aug 15 1979, 7:05 PM EDT
Alt. 14, 170 - Unknown

livebaseballscorecards.com

AB 39
R 1
H 5
RBI 1
BB 1
SO 12
LOB 9



Batter	1	2	3	4	5	6	7	8	9	10	11	12	AB	R	H	RBI	BB	SO	LOB	BOTTOM		
Al Bumbry, L OBP: 0.335, SLG: 0.375 (1.8)													5	0	1	0	0	1	3			
Rich Dauer, R OBP: 0.286, SLG: 0.353 (1.4)													5	0	0	0	0	0	3			
Ken Singleton, S OBP: 0.398, SLG: 0.540 (1.9)													5	0	0	0	0	1	1			
Eddie Murray, S OBP: 0.365, SLG: 0.463 (1.3)													5	1	1	0	0	1	1			
Lee May, R OBP: 0.310, SLG: 0.462 (1.10)													4	0	0	0	0	1	0			
Doug DeCinces, R OBP: 0.333, SLG: 0.382 (1.5)													3	1	1	0	2	1	0			
Gary Roenicke, R OBP: 0.395, SLG: 0.506 (1.7)													4	0	1	0	0	0	2			
Rick Dempsey, R OBP: 0.317, SLG: 0.363 (1.2) Benny Ayala, R OBP: 0.310, SLG: 0.600 (12, PH)													2	0	0	1	1	0	1			
Mark Belanger, R OBP: 0.276, SLG: 0.223 (1.6)													2	0	0	0	1	0	2			
Inning Stats	R: 0 E: 0 K: 1 S: 6	H: 1 LOB: 1 BB: 0 P: 6	R: 0 E: 0 K: 1 S: 5	H: 0 LOB: 0 BB: 0 P: 5	R: 0 E: 0 K: 1 S: 5	H: 0 LOB: 1 BB: 1 P: 9	R: 0 E: 0 K: 0 S: 3	H: 0 LOB: 0 BB: 0 P: 3	R: 0 E: 0 K: 1 S: 5	H: 0 LOB: 1 BB: 1 P: 5	R: 0 E: 0 K: 0 S: 3	H: 0 LOB: 1 BB: 0 P: 4	R: 0 E: 0 K: 0 S: 5	H: 0 LOB: 0 BB: 0 P: 5	R: 0 E: 0 K: 1 S: 5	H: 1 LOB: 1 BB: 0 P: 7	R: 1 E: 0 K: 0 S: 3	H: 1 LOB: 1 BB: 1 P: 7	1B: 3 2B: 1 3B: 0 HR: 0	SF: 1 SAC: 3 DP: 0 HBP: 0	WP: 0 PB: 0 SB: 1 CS: 0	PA: 44
PITCHER Ken Kravec, L ERA: 3.85 (1.1)	IP: 10.0 WLS: 3 BF: 36 H: 3 R: 1 ER: 1 SO: 4 BB: 3 IBB: 0 HBP: 0 BLK: 0 WP: 0 HR: 0 S: 41 P: 53 ERA: 0.90 WHIP: 0.600																					
Guy Hoffman, L ERA: 4.71 (11.1)	IP: 1.2 WLS: 0 BF: 8 H: 1 R: 1 ER: 1 SO: 1 BB: 0 IBB: 1 HBP: 0 BLK: 0 WP: 0 HR: 0 S: 8 P: 12 ERA: 5.40 WHIP: 0.600																					

Chicago White Sox @ Baltimore Orioles
Memorial Stadium, Baltimore, MD

Wed Aug 15 1979, 7:05 PM EDT
Alt. 14, 170 - Unknown

AB 36
R 2
H 4
RBI 1
BB 4
SO 5
LOB 14




Batter	1	2	3	4	5	6	7	8	9	AB	R	H	RBI	BB	SO	LOB	TOP	
Willie Wilson, S OBP: 0.331, SLG: 0.397 (1, 7)										5	1	1	0	0	1	1	Kansas City Royals @ Baltimore Orioles Memorial Stadium, Baltimore, MD Thu Aug 16 1979, 7:05 PM EDT Att: 18,932 - Unknown livebaseballscorecards.com	
Al Cowens, R OBP: 0.351, SLG: 0.422 (1, 9)										5	0	2	0	0	1	2		
George Brett, L OBP: 0.379, SLG: 0.550 (1, 5)										5	0	1	1	0	0	2		
Darrell Porter, L OBP: 0.416, SLG: 0.476 (1, 2)										2	0	0	0	2	0	1		
Ralph LaCock, L OBP: 0.347, SLG: 0.376 (1, 3)										3	0	1	0	1	0	2		
Amos Otis, R OBP: 0.366, SLG: 0.446 (1, 8)										4	1	1	0	0	1	4		
Jamie Quirk, L OBP: 0.339, SLG: 0.389 (1, 10)										4	0	1	0	0	2	1		
Frank White, R OBP: 0.294, SLG: 0.398 (1, 4)										4	1	1	0	0	0	1		
Todd Cruz, R OBP: 0.232, SLG: 0.341 (1, 6)										3	1	1	2	0	1	1		
Inning Stats	R: 1 E: 0 K: 2 S: 9	H: 1 LOB: 1 BB: 0 P: 9	R: 2 E: 1 K: 1 S: 8	H: 3 LOB: 1 BB: 0 P: 8	R: 0 E: 0 K: 1 S: 6	H: 1 LOB: 1 BB: 0 P: 6	R: 0 E: 0 K: 1 S: 6	H: 1 LOB: 2 BB: 0 P: 6	R: 0 E: 0 K: 0 S: 3	H: 0 LOB: 1 BB: 1 P: 7	R: 0 E: 0 K: 0 S: 3	H: 0 LOB: 0 BB: 0 P: 3	R: 0 E: 0 K: 0 S: 4	H: 1 LOB: 1 BB: 0 P: 4	1B: 7 2B: 1 3B: 0 HR: 1	SF: 1 SAC: 0 DP: 1 HBP: 0	WP: 0 PB: 1 SB: 2 CS: 0	PA: 39
PITCHER Dennis Martinez, R ERA: 3.69 (1, 1)	IP: 9.0 WLS: L BF: 39	H: 9 R: 4 ER: 3 SO: 6	BB: 3 IBB: 0 HBP: 0 BLK: 1	WP: 0 HR: 1 S: 48 P: 60	ERA: 3.00 WHIP: 1.333											ERA: 3.00 WHIP: 1.333		

Batter	1	2	3	4	5	6	7	8	9	AB	R	H	RBI	BB	SO	LOB	BOTTOM			
Mark Belanger, R OBP: 0.284, SLG: 0.220 (1, 6)										2	1	0	0	2	0	0	Kansas City Royals @ Baltimore Orioles Memorial Stadium, Baltimore, MD Thu Aug 16 1979, 7:05 PM EDT Att: 18,932 - Unknown livebaseballscorecards.com			
Benny Avila, R OBP: 0.306, SLG: 0.576 (1, 7)										4	0	1	0	0	0	1				
Ken Singleton, S OBP: 0.395, SLG: 0.535 (1, 9)										4	0	0	0	0	2	3				
Lee May, R OBP: 0.309, SLG: 0.460 (1, 10)										4	0	1	1	0	1	0				
Eddie Murray, S OBP: 0.362, SLG: 0.459 (1, 3)										4	0	0	0	0	0	1				
Gary Roenicke, R OBP: 0.394, SLG: 0.515 (1, 8)										3	1	1	1	0	0	0				
Doug DeCinces, R OBP: 0.330, SLG: 0.378 (1, 5)										3	0	0	0	0	0	0				
Rich Dauer, R OBP: 0.296, SLG: 0.353 (1, 4)										3	0	1	0	0	0	0				
Dave Skaggs, R OBP: 0.288, SLG: 0.253 (1, 2)										2	0	0	0	0	0	1				
Rick Dempsey, R OBP: 0.316, SLG: 0.362 (8, PH) (9, 2)										1	0	0	0	0	0	0				
Inning Stats	R: 0 E: 0 K: 1 S: 5	H: 0 LOB: 0 BB: 0 P: 5	R: 1 E: 0 K: 1 S: 6	H: 1 LOB: 0 BB: 0 P: 6	R: 0 E: 0 K: 0 S: 4	H: 2 LOB: 2 BB: 1 P: 8	R: 0 E: 0 K: 0 S: 3	H: 0 LOB: 0 BB: 0 P: 3	R: 0 E: 0 K: 0 S: 4	H: 1 LOB: 1 BB: 1 P: 8	R: 0 E: 0 K: 0 S: 3	H: 0 LOB: 0 BB: 0 P: 3	R: 0 E: 0 K: 0 S: 3	H: 0 LOB: 0 BB: 0 P: 3	R: 0 E: 0 K: 1 S: 5	H: 0 LOB: 0 BB: 0 P: 5	1B: 3 2B: 0 3B: 0 HR: 1	SF: 0 SAC: 0 DP: 1 HBP: 0	WP: 0 PB: 0 SB: 0 CS: 0	PA: 32
PITCHER Paul Splittorf, L ERA: 3.82 (1, 1)	IP: 9.0 WLS: W BF: 32	H: 4 R: 2 ER: 2 SO: 3	BB: 2 IBB: 0 HBP: 0 BLK: 0	WP: 0 HR: 1 S: 36 P: 44	ERA: 2.00 WHIP: 0.667											ERA: 2.00 WHIP: 0.667				

Batter	1	2	3	4	5	6	7	8	9	AB	R	H	RBI	BB	SO	LOB	TOP								
Willie Wilson, S (1, 8) OBP: 0.329, SLG: 0.395	K			K		F7			E4 HR	5	1	1	0	0	2	2									
Al Cowens, R (1, 9) OBP: 0.349, SLG: 0.420	K		L6				F8		F9	5	0	1	0	0	1	2									
George Brett, L (1, 5) OBP: 0.381, SLG: 0.551	F7				BB E 2B		4-3		HR IBB	4	2	2	0	1	0	0									
Darrell Porter, L (1, 2) OBP: 0.419, SLG: 0.491		G3 3B		F5	SH1-3				HR	4	2	3	3	0	0	1									
Ralph LaCock, L (1, 3) OBP: 0.391, SLG: 0.376	F2			BB E BB					4-3	3	1	1	0	2	0	1									
Clint Hurdle, L (1, 7) OBP: 0.340, SLG: 0.388	G3			BB E BB					4-3	4	1	0	1	1	1	5									
Amos Otis, R (9, 8) OBP: 0.368, SLG: 0.446				E SF9 BB	K		F5		4-3	0	0	0	0	0	0	0									
Jamie Quirk, L (1, 10) OBP: 0.317, SLG: 0.362	F9			E3 SF9	K				5-3	4	0	0	0	0	1	4									
Frank White, R (1, 4) OBP: 0.290, SLG: 0.394			F2	SF9		1-3		F5		3	0	0	1	0	0	0									
Todd Cruz, R (1, 6) OBP: 0.232, SLG: 0.330	F8			2-3 3-H BB		K		5-3		3	0	0	0	1	1	0									
Inning Stats	R: 0 E: 0 K: 2 S: 7	H: 0 LOB: 0 BB: 0 P: 7	R: 1 E: 0 K: 0 S: 4	H: 1 LOB: 0 BB: 0 P: 4	R: 0 E: 0 K: 0 S: 4	H: 1 LOB: 1 BB: 0 P: 4	R: 3 E: 1 K: 1 S: 7	H: 1 LOB: 2 BB: 3 P: 19	R: 0 E: 0 K: 2 S: 9	H: 2 LOB: 3 BB: 1 P: 13	R: 0 E: 0 K: 1 S: 5	H: 0 LOB: 0 BB: 0 P: 5	R: 0 E: 0 K: 0 S: 5	H: 2 LOB: 2 BB: 0 P: 5	R: 0 E: 0 K: 0 S: 3	H: 0 LOB: 0 BB: 0 P: 3	R: 3 E: 1 K: 0 S: 5	H: 1 LOB: 0 BB: 1 P: 9	1B: 5 2B: 1 3B: 1 HR: 1	SF: 1 SAC: 1 DP: 0 HBP: 0	WP: 0 PB: 0 SB: 1 CS: 0	PA: 42			
PITCHER	IP	WLS	BF	H	R	ER	SO	BB	IBB	HBP	BLK	WP	HR	S	P	ERA	WHIP								
Jim Palmer, R (1, 1) ERA: 3.2	3.2	L	18	3	4	1	2	3	0	0	0	0	0	19	31	2.46	1.636								
Sammy Stewart, R (4, 1) ERA: 3.5	5.1		24	5	3	2	4	0	2	0	0	0	1	30	38	3.38	0.938								

Kansas City Royals @ Baltimore Orioles
 Memorial Stadium, Baltimore, MD
 Fri Aug 17 1979, 7:05 PM EDT
 Att: 29,348 - Unknown
livebaseballscores.com

AB	35
R	7
H	8
RBI	5
BB	5
SO	6
LOB	15



Batter	1	2	3	4	5	6	7	8	9	AB	R	H	RBI	BB	SO	LOB	BOTTOM								
Al Bumbry, L (1, 8) OBP: 0.335, SLG: 0.374	K		4-3			F5				4	0	1	0	0	1	0									
Billy Smith, S (1, 4) OBP: 0.286, SLG: 0.355	F2				F9	G3		F8		4	0	0	0	0	0	1									
Ken Singleton, S (1, 9) OBP: 0.396, SLG: 0.541						K			K	3	1	1	1	1	2	0									
Eddie Murray, S (1, 3) OBP: 0.359, SLG: 0.455	F5				F8			F9	G3	4	0	0	0	0	0	1									
Pat Kelly, L (1, 7) OBP: 0.408, SLG: 0.549		6-3				F9		F9	FC6-4 BB	3	0	1	0	1	0	0									
Lee May, R (1, 10) OBP: 0.308, SLG: 0.456	F3				F6			HBP	FC6-4	3	0	0	0	0	0	2									
Doug DeCinces, R (1, 5) OBP: 0.327, SLG: 0.374	F2					F8		F8		3	0	0	0	0	0	1									
Rick Dempsey, R (1, 2) OBP: 0.314, SLG: 0.359										2	0	0	0	0	0	0									
Benny Ayala, R (8, PH) OBP: 0.302, SLG: 0.567									3-1	1	0	0	0	0	0	0									
Mark Belanger, R (9, 6) OBP: 0.284, SLG: 0.220										0	0	0	0	0	0	0									
Kiko Garcia, R (1, 6) OBP: 0.307, SLG: 0.359										2	0	0	0	0	1	0									
Terry Crowley, L (8, PH) OBP: 0.400, SLG: 0.463										1	0	0	0	0	0	0									
Dave Skaggs, R (9, 2) OBP: 0.288, SLG: 0.253										0	0	0	0	0	0	0									
Inning Stats	R: 0 E: 0 K: 1 S: 5	H: 0 LOB: 1 BB: 1 P: 9	R: 0 E: 0 K: 0 S: 3	H: 0 LOB: 0 BB: 0 P: 3	R: 0 E: 0 K: 1 S: 5	H: 0 LOB: 0 BB: 0 P: 5	R: 1 E: 0 K: 0 S: 5	H: 2 LOB: 1 BB: 0 P: 5	R: 0 E: 0 K: 0 S: 3	H: 0 LOB: 0 BB: 0 P: 3	R: 0 E: 0 K: 1 S: 5	H: 0 LOB: 0 BB: 0 P: 5	R: 0 E: 0 K: 0 S: 3	H: 0 LOB: 1 BB: 0 P: 4	R: 0 E: 0 K: 0 S: 4	H: 1 LOB: 1 BB: 0 P: 4	R: 0 E: 0 K: 1 S: 5	H: 0 LOB: 1 BB: 1 P: 9	1B: 1 2B: 1 3B: 0 HR: 1	SF: 0 SAC: 0 DP: 0 HBP: 1	WP: 0 PB: 0 SB: 0 CS: 0	PA: 33			
PITCHER	IP	WLS	BF	H	R	ER	SO	BB	IBB	HBP	BLK	WP	HR	S	P	ERA	WHIP								
Craig Chamberlain, R (1, 1) ERA: 1.0	9.0	W	33	3	1	1	4	2	0	1	0	0	1	38	47	1.00	0.556								

Kansas City Royals @ Baltimore Orioles
 Memorial Stadium, Baltimore, MD
 Fri Aug 17 1979, 7:05 PM EDT
 Att: 29,348 - Unknown
livebaseballscores.com

AB	30
R	1
H	3
RBI	1
BB	2
SO	4
LOB	5




Table with columns for Batter, Inning (1-10), AB, R, H, RBI, BB, SO, LOB, and a PITCHER section at the bottom. Includes individual player stats and box scores for the Kansas City Royals vs Baltimore Orioles game.

Summary statistics for the top half of the game: AB 39, R 11, H 13, RBI 10, BB 9, SO 3, LOB 17.



Summary statistics for the bottom half of the game: AB 38, R 7, H 10, RBI 7, BB 5, SO 4, LOB 18.



Top half of the baseball scorecard showing batting order 1-9, pitcher stats, and team statistics for the Minnesota Twins.

Minnesota Twins @ Baltimore Orioles
Memorial Stadium, Baltimore, MD
Thu Aug 30 1979, 7:05 PM EDT
Att: 24,461 - Unknown

- AB 37
R 4
H 14
RBI 4
BB 2
SO 8
LOB 17



Inning Stats and Pitcher stats for the top half of the game.

Bottom half of the baseball scorecard showing batting order 1-9, pitcher stats, and team statistics for the Baltimore Orioles.

Minnesota Twins @ Baltimore Orioles
Memorial Stadium, Baltimore, MD
Thu Aug 30 1979, 7:05 PM EDT
Att: 24,461 - Unknown

- AB 32
R 5
H 11
RBI 5
BB 2
SO 4
LOB 10



Inning Stats and Pitcher stats for the bottom half of the game.

Batter	1	2	3	4	5	6	7	8	9	AB	R	H	RBI	BB	SO	LOB				
Roy Smalley, S (1.6) OBP: 0.378, SLG: 0.481	F2		SH2-3		5-3			F3		3	0	0	0	0	0	0				
John Castino, R (1.5) OBP: 0.337, SLG: 0.387	1B		F8			K		1B		4	0	2	0	0	1	1				
Ron Jackson, R (1.3) OBP: 0.326, SLG: 0.416	F4		1B			K		G6-4-3		4	0	1	1	0	1	2				
Jose Morales, R (1.10) OBP: 0.322, SLG: 0.329	4-3		F8			K		F8		4	0	0	0	0	1	2				
Dave Edwards, R (1.8) OBP: 0.378, SLG: 0.446		6-3		6-3				6-3		3	0	0	0	0	0	0				
Willie Norwood, R (1.9) OBP: 0.300, SLG: 0.391		5-3		K				F9		3	0	0	0	0	1	0				
Bombo Rivera, R (1.7) OBP: 0.330, SLG: 0.399		1B		5-3				G3		3	0	1	0	0	0	0				
Bob Randall, R (1.4) OBP: 0.327, SLG: 0.310		L8				K		K		3	0	0	0	0	2	1				
Butch Wynegar, S (1.2) OBP: 0.357, SLG: 0.341			SH2-3 1B			F7		6-3		3	1	1	0	0	0	0				
Inning Stats	R: 0 E: 0 K: 0 S: 4	H: 1 LOB: 1 BB: 0 P: 4	R: 0 E: 0 K: 0 S: 4	H: 1 LOB: 1 BB: 0 P: 4	R: 1 E: 0 K: 0 S: 5	H: 2 LOB: 1 BB: 0 P: 5	R: 0 E: 0 K: 1 S: 5	H: 0 LOB: 0 BB: 0 P: 5	R: 0 E: 0 K: 3 S: 9	H: 0 LOB: 0 BB: 0 P: 9	R: 0 E: 0 K: 0 S: 3	H: 0 LOB: 0 BB: 0 P: 3	R: 0 E: 0 K: 1 S: 5	H: 0 LOB: 0 BB: 0 P: 5	R: 0 E: 0 K: 0 S: 3	H: 1 LOB: 0 BB: 0 P: 3	1B: 5 2B: 0 3B: 0 HR: 0	SF: 0 SAC: 1 DP: 1 HBP: 0	WP: 0 PB: 0 SB: 0 CS: 0	PA: 31
PITCHER Scott McGregor, L (1.1) ERA: 3.39	IP: 9.0 WLS: W BF: 31	H: 5 R: 1 ER: 1 SO: 6	BB: 0 IBB: 0 HBP: 0 BLK: 0	WP: 0 HR: 0 S: 43 P: 43	ERA: 1.00 WHIP: 0.556	PITCHER	IP: WLS: BF: H: R: ER: SO: BB: IBB: HBP: BLK: WP: HR: S: P: ERA: WHIP:													

Minnesota Twins @ Baltimore Orioles
Memorial Stadium, Baltimore, MD
Sun Sep 02 1979, 3:33 AM EDT
Att: 18,074 - Unknown


AB 30
R 1
H 5
RBI 1
BB 0
SO 6
LOB 6



Batter	1	2	3	4	5	6	7	8	9	AB	R	H	RBI	BB	SO	LOB				
Al Bumby, L (1.8) OBP: 0.324, SLG: 0.352	L6 1B		F7		K		F7			4	0	1	0	0	1	1				
Rich Dauer, R (1.4) OBP: 0.300, SLG: 0.355	L6		4-3		F6		K			4	0	0	0	0	1	2				
Ken Singleton, S (1.9) OBP: 0.408, SLG: 0.544	BB			1B	G6-4-3 1B		G3 1B		WP HR BB	2	2	2	0	2	0	0				
Eddie Murray, S (1.3) OBP: 0.364, SLG: 0.470	BB				G6-4-3 1B		G3 1B		K	3	0	2	0	1	1	1				
Gary Roenicke, R (1.7) OBP: 0.392, SLG: 0.539	F7		G6-4-3		L9		L9		HR	4	1	1	2	0	0	5				
Doug DeCinces, R (1.5) OBP: 0.332, SLG: 0.398		1-3			G3		G3		F8	4	0	1	0	0	0	2				
Lee May, R (1.10) OBP: 0.305, SLG: 0.435		5-3			F3		1B		1B	3	0	1	0	1	0	1				
Kiko Garcia, R (1.6) OBP: 0.302, SLG: 0.367					5-3					2	0	0	0	0	0	0				
John Lowenstein, L (6, PH) OBP: 0.365, SLG: 0.508										1	0	0	0	0	0	3				
Mark Belanger, R (7.6) OBP: 0.284, SLG: 0.237										1	0	0	0	0	0	1				
Rick Dempsey, R (1.2) OBP: 0.316, SLG: 0.360									F2	2	0	0	0	1	0	0				
Inning Stats	R: 0 E: 0 K: 0 S: 3	H: 1 LOB: 2 BB: 2 P: 11	R: 0 E: 0 K: 0 S: 3	H: 0 LOB: 0 BB: 0 P: 3	R: 0 E: 0 K: 0 S: 3	H: 0 LOB: 0 BB: 0 P: 3	R: 1 E: 0 K: 0 S: 5	H: 3 LOB: 1 BB: 0 P: 5	R: 0 E: 0 K: 1 S: 5	H: 0 LOB: 1 BB: 1 P: 9	R: 0 E: 0 K: 0 S: 5	H: 2 LOB: 2 BB: 1 P: 9	R: 0 E: 0 K: 1 S: 7	H: 0 LOB: 0 BB: 0 P: 5	R: 2 E: 0 K: 1 S: 7	H: 2 LOB: 1 BB: 1 P: 11	1B: 7 2B: 1 3B: 0 HR: 1	SF: 0 SAC: 0 DP: 2 HBP: 0	WP: 1 PB: 0 SB: 0 CS: 0	PA: 35
PITCHER Roger Erickson, R (1.1) ERA: 5.83	IP: 7.1 WLS: L	H: 7 R: 3 ER: 3 SO: 3	BB: 4 IBB: 1 HBP: 0 BLK: 0	WP: 1 HR: 1 S: 33 P: 53	ERA: 3.68 WHIP: 1.500	PITCHER	IP: WLS: BF: H: R: ER: SO: BB: IBB: HBP: BLK: WP: HR: S: P: ERA: WHIP:													
Mike Bacsik, R (8.1) ERA: 5.09	0.2	3	1	0	0	0	0	0	3	3	0.00	1.500								

Minnesota Twins @ Baltimore Orioles
Memorial Stadium, Baltimore, MD
Sun Sep 02 1979, 3:33 AM EDT
Att: 18,074 - Unknown

AB 30
R 3
H 8
RBI 2
BB 5
SO 3
LOB 16



Batter	1	2	3	4	5	6	7	8	9	AB	R	H	RBI	BB	SO	LOB	TOP					
Alfredo Griffin, S OBP: 0.326, SLG: 0.344	F7		FC6-5 1B		G6-3 1B		4-3			4	0	1	0	0	0	3	Toronto Blue Jays @ Baltimore Orioles Memorial Stadium, Baltimore, MD Mon Sep 03 1979, 7:05 PM EDT Att: 20,432 - Unknown					
Bob Bailor, R OBP: 0.297, SLG: 0.277	E4		F6		G6-3			F8		4	0	0	0	0	0	3						
Otto Velez, R OBP: 0.412, SLG: 0.579	K							K		4	0	1	1	0	2	1						
Rico Carty, R OBP: 0.323, SLG: 0.370	F8		F7					F8		4	0	0	0	0	0	3						
Craig Kusick, R OBP: 0.307, SLG: 0.462		4-3								3	0	1	0	1	1	0						
Rick Bosetti, R OBP: 0.291, SLG: 0.358	K									4	0	1	0	0	1	1						
Roy Howell, L OBP: 0.313, SLG: 0.402	K									3	0	1	0	1	2	2						
Bob Davis, R OBP: 0.189, SLG: 0.190										3	0	0	0	1	0	4						
Luis Gomez, R OBP: 0.257, SLG: 0.259										3	1	2	0	0	0	0						
Inning Stats	R: 0 E: 1 K: 1 S: 6	H: 0 LOB: 1 BB: 0 P: 6	R: 0 E: 0 K: 2 S: 7	H: 0 LOB: 0 BB: 0 P: 7	R: 1 E: 0 K: 0 S: 5	H: 2 LOB: 2 BB: 1 P: 9	R: 0 E: 0 K: 1 S: 5	H: 0 LOB: 1 BB: 1 P: 9	R: 0 E: 0 K: 0 S: 3	H: 1 LOB: 0 BB: 0 P: 3	R: 0 E: 0 K: 0 S: 4	H: 1 LOB: 1 BB: 0 P: 4	R: 0 E: 0 K: 0 S: 4	H: 2 LOB: 1 BB: 0 P: 4	R: 0 E: 0 K: 1 S: 5	H: 0 LOB: 0 BB: 0 P: 5	R: 0 E: 0 K: 1 S: 5	H: 1 LOB: 1 BB: 1 P: 9	1B: 5 2B: 2 3B: 0 HR: 0	SF: 0 SAC: 0 DP: 3 HBP: 0	WP: 0 PB: 0 SB: 1 CS: 0	PA: 35
PITCHER Mike Flanagan, L ERA: 3.29	IP: 9.0 WLS: W BF: 35 H: 7 R: 1 ER: 1 SO: 6 BB: 3 IBB: 0 HBP: 0 BLK: 0 WP: 0 HR: 0 S: 44 P: 56 ERA: 1.00 WHIP: 1.111															PITCHER						

Batter	1	2	3	4	5	6	7	8	9	AB	R	H	RBI	BB	SO	LOB	BOTTOM			
Al Bumbry, L OBP: 0.326, SLG: 0.352	6-3									3	0	1	0	1	0	0	Toronto Blue Jays @ Baltimore Orioles Memorial Stadium, Baltimore, MD Mon Sep 03 1979, 7:05 PM EDT Att: 20,432 - Unknown			
Kiko Garcia, R OBP: 0.301, SLG: 0.366										3	0	1	1	0	0	1				
Mark Belanger, R OBP: 0.280, SLG: 0.233	1-3	SF8								0	0	0	0	0	0	0				
Ken Singleton, S OBP: 0.408, SLG: 0.546										3	0	0	0	1	1	2				
Eddie Murray, S OBP: 0.363, SLG: 0.468	F7									4	0	0	0	0	0	2				
Pat Kelly, L OBP: 0.388, SLG: 0.516										2	1	1	1	1	0	0				
Rich Dauer, R OBP: 0.303, SLG: 0.360										1	1	1	0	0	0	0				
Doug DeCinces, R OBP: 0.330, SLG: 0.400										4	1	2	1	0	0	1				
Lee May, R OBP: 0.299, SLG: 0.426										4	0	0	0	0	1	3				
Billy Smith, S OBP: 0.297, SLG: 0.376										2	1	1	1	0	0	0				
Gary Roenicke, R OBP: 0.392, SLG: 0.534										0	0	0	0	1	0	0				
Dave Skaggs, R OBP: 0.287, SLG: 0.254										3	1	1	1	0	0	1				
Inning Stats	R: 0 E: 0 K: 0 S: 3	H: 0 LOB: 1 BB: 1 P: 7	R: 4 E: 0 K: 0 S: 8	H: 5 LOB: 1 BB: 0 P: 8	R: 0 E: 0 K: 1 S: 5	H: 0 LOB: 1 BB: 1 P: 9	R: 0 E: 0 K: 0 S: 3	H: 0 LOB: 0 BB: 0 P: 3	R: 0 E: 0 K: 0 S: 3	H: 1 LOB: 0 BB: 0 P: 3	R: 0 E: 0 K: 0 S: 3	H: 0 LOB: 0 BB: 0 P: 3	R: 0 E: 0 K: 0 S: 2	H: 0 LOB: 1 BB: 2 P: 10	R: 1 E: 0 K: 1 S: 7	H: 2 LOB: 1 BB: 0 P: 7	1B: 3 2B: 4 3B: 0 HR: 1	SF: 1 SAC: 0 DP: 2 HBP: 0	WP: 0 PB: 0 SB: 0 CS: 0	PA: 34
PITCHER Dave Lemanczyk, R ERA: 3.71	IP: 1.1 WLS: L BF: 10 H: 5 R: 4 ER: 4 SO: 4 BB: 1 IBB: 0 HBP: 0 BLK: 0 WP: 1 HR: 1 S: 9 P: 13 ERA: 27.00 WHIP: 4.500															PITCHER				
Balor Moore, L ERA: 4.47	IP: 6.2 WLS: 24 BF: 3 H: 1 R: 1 ER: 1 SO: 2 BB: 3 IBB: 0 HBP: 0 BLK: 0 WP: 0 HR: 0 S: 25 P: 37 ERA: 1.35 WHIP: 0.900															PITCHER				

AB	32
R	1
H	7
RBI	1
BB	3
SO	6
LOB	17




AB	29
R	5
H	8
RBI	5
BB	4
SO	2
LOB	10



Batter	1	2	3	4	5	6	7	8	9	AB	R	H	RBI	BB	SO	LOB	TOP			
Alfredo Griffin, S OBP: 0.327, SLG: 0.345	0-3 K		0-0 1B			0-3 K			0-0 1B	4	0	2	0	0	2	0				
Bob Bailor, R OBP: 0.297, SLG: 0.277	0-0 1B		0-0 F9			0-0 L5			0-0 G6-4-3	4	0	1	0	0	0	2				
Roy Howell, L OBP: 0.315, SLG: 0.401	0-3 K			0-0 G4-6-3					4-3	3	0	1	0	1	1	1				
John Mayberry, L OBP: 0.382, SLG: 0.479	0-0 F8			0-0 F5					0-0 G3	4	0	1	0	0	0	3				
Otto Velez, R OBP: 0.407, SLG: 0.571		0-0 G3		0-0 G4-6-3					0-3 K	3	0	0	0	0	1	2				
Rick Rosetti, R OBP: 0.289, SLG: 0.356		0-0 4-3			0-0 4-3				0-3 K	3	0	0	0	0	1	1				
Al Woods, L OBP: 0.336, SLG: 0.374		0-0 5-3			0-0 3-1				0-0 F9	3	0	0	0	0	0	0				
Rick Cerone, R OBP: 0.292, SLG: 0.339			0-0 F7		0-0 5-3				0-0 F4	3	0	0	0	0	0	0				
Tim Johnson, L OBP: 0.227, SLG: 0.153			0-0 4-3			0-3 K			0-0 4-3	3	0	0	0	0	1	0				
Inning Stats	R: 0 E: 0 K: 2 S: 8	H: 1 LOB: 1 BB: 0 P: 8	R: 0 E: 0 K: 0 S: 3	H: 0 LOB: 2 BB: 0 P: 3	R: 0 E: 0 K: 0 S: 4	H: 1 LOB: 1 BB: 0 P: 4	R: 0 E: 0 K: 0 S: 3	H: 0 LOB: 0 BB: 0 P: 3	R: 0 E: 0 K: 2 S: 7	H: 0 LOB: 0 BB: 0 P: 7	R: 0 E: 0 K: 2 S: 8	H: 1 LOB: 1 BB: 0 P: 8	R: 0 E: 0 K: 0 S: 3	H: 0 LOB: 0 BB: 0 P: 3	R: 0 E: 0 K: 0 S: 3	H: 1 LOB: 1 BB: 1 P: 7	1B: 4 2B: 1 3B: 0 HR: 0	SF: 0 SAC: 0 DP: 2 HBP: 0	WP: 0 PB: 0 SB: 1 CS: 0	PA: 31
PITCHER Dennis Martinez, R ERA: 3.49	IP: 9.0 WLS: W BF: 31 H: 5 R: 0 ER: 0 SO: 6 BB: 1 IBB: 0 HBP: 0 BLK: 0 WP: 0 HR: 0 S: 42 P: 46 ERA: 0.00 WHIP: 0.667															PITCHER				

Toronto Blue Jays @ Baltimore Orioles
Memorial Stadium, Baltimore, MD
Thu Sep 06 1979, 7:05 PM EDT
Att: 7,053 - Unknown


AB	30
R	0
H	5
RBI	0
BB	1
SO	6
LOB	9



Batter	1	2	3	4	5	6	7	8	9	AB	R	H	RBI	BB	SO	LOB	BOTTOM			
Al Bumbry, L OBP: 0.327, SLG: 0.352	4-0 1B	0-0 1B		0-0 F7		0-0 1-3				3	0	1	0	1	0	2				
Kiko Garcia, R OBP: 0.303, SLG: 0.368	0-0 1B	0-0 F4			0-0 1B				0-0 4-3	4	2	2	0	0	0	2				
Mark Belanger, R OBP: 0.280, SLG: 0.233	0-0 1B	0-0 F4			0-0 1B				0-0 4-3	0	0	0	0	0	0	0				
Ken Singleton, S OBP: 0.409, SLG: 0.546	0-0 1B		0-0 F7		0-0 1B				0-0 L3	4	0	2	0	0	0	0				
Eddie Murray, S OBP: 0.363, SLG: 0.467	0-0 FC4-6		0-0 FC6-4		0-0 1B				0-0 6-3	3	0	1	2	0	0	1				
Lee May, R OBP: 0.299, SLG: 0.424	0-0 F8		0-0 FC6-4		0-0 1-3				0-0 HR	4	1	1	0	0	0	3				
Doug DeCinces, R OBP: 0.332, SLG: 0.418		0-0 HR		0-0 F7		0-0 6-3			0-0 HR	4	2	2	3	0	0	2				
Gary Roenicke, R OBP: 0.390, SLG: 0.531		0-0 1B		0-0 5-3		0-0 6-3			0-3 K	4	0	1	0	0	1	0				
Rich Dauer, R OBP: 0.302, SLG: 0.359		0-0 G6-4-3		0-3 K		0-0 1B			0-0 5-3	4	0	1	0	0	1	1				
Dave Skaggs, R OBP: 0.293, SLG: 0.256		0-0 1B		4-0 BB		0-0 F8			0-0 F9	3	0	1	0	1	0	1				
Inning Stats	R: 1 E: 0 K: 0 S: 4	H: 2 LOB: 1 BB: 1 P: 8	R: 1 E: 0 K: 0 S: 6	H: 4 LOB: 2 BB: 0 P: 6	R: 0 E: 0 K: 0 S: 4	H: 1 LOB: 1 BB: 0 P: 4	R: 0 E: 0 K: 1 S: 5	H: 0 LOB: 1 BB: 1 P: 9	R: 1 E: 0 K: 0 S: 5	H: 2 LOB: 1 BB: 0 P: 5	R: 0 E: 0 K: 0 S: 4	H: 1 LOB: 0 BB: 0 P: 4	R: 0 E: 0 K: 0 S: 3	H: 0 LOB: 0 BB: 0 P: 3	R: 2 E: 0 K: 1 S: 7	H: 2 LOB: 0 BB: 0 P: 7	1B: 10 2B: 0 3B: 0 HR: 2	SF: 1 SAC: 0 DP: 1 HBP: 0	WP: 0 PB: 0 SB: 0 CS: 0	PA: 36
PITCHER Butch Edge, R ERA: 5.4	IP: 1.2 WLS: L BF: 10 H: 6 R: 2 ER: 2 SO: 2 BB: 1 IBB: 0 HBP: 0 BLK: 0 WP: 0 HR: 1 S: 9 P: 13 ERA: 10.80 WHIP: 4.200															PITCHER				
Dave Freisleben, R ERA: 4.79	IP: 5.1 WLS: L BF: 21 H: 4 R: 1 ER: 1 SO: 1 BB: 0 IBB: 0 HBP: 0 BLK: 0 WP: 0 HR: 0 S: 22 P: 26 ERA: 1.69 WHIP: 0.938															PITCHER				
Tom Buskey, R ERA: 2.42	IP: 1.0 WLS: L BF: 5 H: 2 R: 2 ER: 2 SO: 1 BB: 0 IBB: 0 HBP: 0 BLK: 0 WP: 0 HR: 1 S: 7 P: 7 ERA: 18.00 WHIP: 2.000															PITCHER				

Toronto Blue Jays @ Baltimore Orioles
Memorial Stadium, Baltimore, MD
Thu Sep 06 1979, 7:05 PM EDT
Att: 7,053 - Unknown

AB	33
R	5
H	12
RBI	5
BB	2
SO	2
LOB	12



Batter	1	2	3	4	5	6	7	8	9	AB	R	H	RBI	BB	SO	LOB	TOP										
Al Bumby, L OBP: 0.330, SLG: 0.357 (1, 8)	0-0 5-3 1B		0-0 1B 2B		0-0 L4-3 1B		0-0 FC6-4 1-2			4	0	3	0	0	0	1											
Kiko Garcia, R OBP: 0.303, SLG: 0.368 (1, 6)	0-0 5-3		0-0		0-0 L4-3			0-0 F7		3	0	1	0	0	0	3											
John Lowenstein, L OBP: 0.363, SLG: 0.506 (8, PH)	0-0 5-3		0-0 G6-4-3 1B		0-0 L4-3			0-0 F7		1	0	0	0	0	0	0											
Mark Belanger, R OBP: 0.280, SLG: 0.233 (8, 6)	0-0 1-2		0-0 G6-4-3 1B		0-0 L4-3			0-0 F7		0	0	0	0	0	0	0											
Ken Singleton, S OBP: 0.406, SLG: 0.541 (1, 7)	0-0 3-1		0-0 G6-4-3		0-0 1-3			0-3 K		4	0	0	0	0	1	3											
Eddie Murray, S OBP: 0.362, SLG: 0.471 (1, 3)	0-0 6-3			0-0 HR				0-0 3-1		4	1	1	1	0	0	1											
Doug DeCinces, R OBP: 0.328, SLG: 0.414 (1, 5)		0-0 1-3		0-0 F7				0-0 6-3		4	0	0	0	0	1	0											
Gary Roenicke, R OBP: 0.389, SLG: 0.537 (1, 9)		0-0 5-3		0-3 K				0-0 6-3		4	1	1	1	0	1	0											
Lee May, R OBP: 0.300, SLG: 0.426 (1, 10)		0-0 2B		0-0 6-3				0-0 5-3		3	0	1	0	1	0	0											
Rich Dauer, R OBP: 0.302, SLG: 0.358 (1, 4)		0-0 6-3			0-0 F8			0-0 6-3		4	0	1	0	0	0	1											
Rick Dempsey, R OBP: 0.317, SLG: 0.360 (1, 2)			0-0 1-3		0-0 1B 2B			0-0 K		3	0	1	0	1	1	2											
Inning Stats	R: 0 E: 0 K: 0 S: 4	H: 1 LOB: 1 BB: 0 P: 4	R: 0 E: 0 K: 0 S: 4	H: 1 LOB: 1 BB: 0 P: 4	R: 0 E: 0 K: 0 S: 4	H: 2 LOB: 1 BB: 0 P: 4	R: 1 E: 0 K: 1 S: 6	H: 1 LOB: 0 BB: 0 P: 6	R: 0 E: 0 K: 0 S: 4	H: 2 LOB: 1 BB: 0 P: 4	R: 0 E: 0 K: 0 S: 3	H: 0 LOB: 0 BB: 0 P: 3	R: 1 E: 0 K: 0 S: 4	H: 1 LOB: 1 BB: 1 P: 8	R: 0 E: 0 K: 1 S: 5	H: 0 LOB: 0 BB: 0 P: 5	R: 0 E: 0 K: 2 S: 8	H: 1 LOB: 2 BB: 1 P: 12	1B: 4 2B: 4 3B: 0 HR: 2	SF: 0 SAC: 0 DP: 2 HBP: 0	WP: 0 PB: 0 SB: 0 CS: 0	PA: 36					
PITCHER	IP	WLS	BF	H	R	ER	SO	BB	IBB	HBP	BLK	WP	HR	S	P	ERA	WHIP										
Chuck Rainey, R ERA: 4.1 (1, 1)	8.2	L	35	9	2	2	3	2	0	0	0	0	2	39	47	2.08	1.269										
Dick Drago, R ERA: 2.91 (9, 1)	0.1		1	0	0	0	1	0	0	0	0	0	0	3	3	0.00	0.000										

Baltimore Orioles @ Boston Red Sox
Fenway Park, Boston, MA
Fri Sep 07 1979, 7:05 PM EDT
Att: 33,222 - Unknown

AB 34
R 2
H 9
RBI 2
BB 2
SO 4
LOB 11



Batter	1	2	3	4	5	6	7	8	9	AB	R	H	RBI	BB	SO	LOB	BOTTOM										
Rick Burleson, R OBP: 0.318, SLG: 0.371 (1, 6)	0-0 F8		0-0 5-3		0-0 1-2 1B		0-0 F8			4	0	1	0	0	0	2											
Ted Sizemore, R OBP: 0.318, SLG: 0.323 (1, 4)	0-0		0-0		0-0 1B		0-0 F8			3	0	1	0	0	0	2											
Carlton Fisk, R OBP: 0.299, SLG: 0.446 (8, PH)	0-0		0-0		0-0 FC1-5			0-0 1-3		1	0	0	0	0	0	0											
Stan Papi, R OBP: 0.215, SLG: 0.282 (9, 4)	0-0 1B		0-0		0-0 2-3			0-0 1-3		0	0	0	0	0	0	0											
Fred Lynn, L OBP: 0.432, SLG: 0.649 (1, 8)	0-3 K		0-0		0-0 F7		0-0 P4	4-0 G6-4-3 BB		3	0	0	0	1	1	1											
Jim Rice, R OBP: 0.382, SLG: 0.598 (1, 10)	0-0 F8		0-0		0-0 HR		0-0 4-3	0-0 G6-4-3		4	1	1	1	0	0	2											
Carl Yastrzemski, L OBP: 0.348, SLG: 0.468 (1, 7)		0-0 G4-6-3 1B		0-0	0-0 1B		0-0 6-3		0-0 1B	4	0	3	0	0	0	0											
Bob Watson, R OBP: 0.373, SLG: 0.466 (1, 3)		0-0 G4-6-3		0-0	0-0 F8		0-0 F8		0-0 2B	4	0	1	0	0	0	2											
Jerry Remy, L OBP: 0.352, SLG: 0.352 (9, FR)		0-0 1-2		0-0	0-0 F8		0-0 F8		0-0 2B	0	0	0	0	0	0	0											
Butch Hobson, R OBP: 0.299, SLG: 0.508 (1, 5)		0-0 F8		0-0	0-0 F9		4-0 BLK HBP BB	0-0 F7		3	0	0	0	1	0	1											
Dwight Evans, R OBP: 0.363, SLG: 0.465 (1, 9)			0-3 K		0-3 K		1-0 BLK HBP	0-3 K		3	0	0	0	0	3	1											
Gary Allenson, R OBP: 0.264, SLG: 0.305 (1, 2)			0-0		0-0 F7		0-3 K			1	0	0	0	1	0	0											
Tom Poquette, L OBP: 0.321, SLG: 0.357 (7, PH)			0-0		0-0 FC1-5 1B		0-0 K			1	0	0	0	0	1	2											
Mike O'Berry, R OBP: 0.280, SLG: 0.318 (8, 2)			0-0		0-0 FC1-5 BB		1-2 2-3 K			0	0	0	0	0	0	0											
Inning Stats	R: 0 E: 0 K: 1 S: 6	H: 1 LOB: 1 BB: 0 P: 6	R: 0 E: 0 K: 0 S: 3	H: 1 LOB: 0 BB: 0 P: 3	R: 0 E: 0 K: 1 S: 5	H: 0 LOB: 0 BB: 0 P: 5	R: 1 E: 0 K: 0 S: 5	H: 2 LOB: 1 BB: 0 P: 5	R: 0 E: 0 K: 1 S: 6	H: 1 LOB: 2 BB: 1 P: 10	R: 0 E: 0 K: 0 S: 3	H: 0 LOB: 0 BB: 0 P: 3	R: 0 E: 0 K: 1 S: 5	H: 0 LOB: 2 BB: 1 P: 10	R: 0 E: 0 K: 0 S: 2	H: 0 LOB: 0 BB: 1 P: 6	R: 0 E: 0 K: 1 S: 6	H: 2 LOB: 1 BB: 0 P: 6	1B: 5 2B: 1 3B: 0 HR: 1	SF: 0 SAC: 0 DP: 2 HBP: 1	WP: 0 PB: 0 SB: 0 CS: 0	PA: 35					
PITCHER	IP	WLS	BF	H	R	ER	SO	BB	IBB	HBP	BLK	WP	HR	S	P	ERA	WHIP										
Jim Palmer, R ERA: 2.99 (1, 1)	5.0		20	5	1	1	3	1	0	0	0	0	1	25	29	1.80	1.200										
Sammy Stewart, R ERA: 3.39 (6, 1)	3.1	W	13	2	0	0	1	2	0	1	1	0	0	12	21	0.00	1.200										
Don Stanhouse, R ERA: 3.05 (9, 1)	0.2	S	2	0	0	0	1	0	0	0	0	0	0	4	4	0.00	0.000										

Baltimore Orioles @ Boston Red Sox
Fenway Park, Boston, MA
Fri Sep 07 1979, 7:05 PM EDT
Att: 33,222 - Unknown

AB 31
R 1
H 7
RBI 1
BB 3
SO 5
LOB 13



Batter	1	2	3	4	5	6	7	8	9	AB	R	H	RBI	BB	SO	LOB	TOP			
Al Bumbry, L OBP: 0.327, SLG: 0.354 (1, 8)	6-3		P6		3-1		4-3		F8	5	0	0	0	0	0	2				
Billy Smith, S OBP: 0.301, SLG: 0.379 (1, 4)	F8		FC4-6			1B		1B		4	2	2	0	0	0	2				
Rich Dauer, R OBP: 0.302, SLG: 0.358 (8, 4)			1B			2B		1B		0	0	0	0	0	0	0				
Ken Singleton, S OBP: 0.410, SLG: 0.545 (1, 7)			1B			2B		1B		4	0	4	1	0	0	0				
Eddie Murray, S OBP: 0.361, SLG: 0.470 (1, 3)	F9		F7			K		1B		4	0	1	1	0	1	5				
Lee May, R OBP: 0.298, SLG: 0.421 (1, 10)		K			F7		F5		K	4	0	0	0	0	2	4				
Gary Roenicke, R OBP: 0.386, SLG: 0.536 (1, 9)		K			K				K	4	0	1	1	0	3	2				
Doug DeCinces, R OBP: 0.325, SLG: 0.409 (1, 5)		4-3			F5		P4		6-3	4	0	0	0	0	0	4				
Kiko Garcia, R OBP: 0.304, SLG: 0.368 (1, 6)			E5		5-3		4-1		K	2	1	1	0	0	0	0				
John Lowenstein, L OBP: 0.362, SLG: 0.593 (7, PH)			FC4-6							1	0	0	0	0	0	0				
Mark Belanger, R OBP: 0.276, SLG: 0.231 (7, 6)			1B							1	0	0	0	0	1	0				
Rick Dempsey, R OBP: 0.317, SLG: 0.356 (1, 2)			BB		K		F8		P4	3	0	0	0	1	1	0				
Inning Stats	R: 0 E: 0 K: 0 S: 4	H: 1 LOB: 1 BB: 0 P: 4	R: 0 E: 0 K: 2 S: 7	H: 0 LOB: 0 BB: 0 P: 7	R: 1 E: 1 K: 0 S: 5	H: 2 LOB: 2 BB: 1 P: 9	R: 0 E: 0 K: 1 S: 5	H: 0 LOB: 0 BB: 0 P: 5	R: 0 E: 0 K: 1 S: 5	H: 3 LOB: 2 BB: 0 P: 8	R: 0 E: 0 K: 0 S: 3	H: 0 LOB: 0 BB: 0 P: 3	R: 1 E: 0 K: 2 S: 10	H: 3 LOB: 2 BB: 0 P: 10	R: 0 E: 0 K: 1 S: 5	H: 0 LOB: 0 BB: 0 P: 5	1B: 8 2B: 1 3B: 0 HR: 0	SF: 0 SAC: 0 DP: 0 HBP: 0	WP: 0 PB: 0 SB: 1 CS: 0	PA: 37
PITCHER Dennis Eckersley, R ERA: 3.08 (1, 1)	IP: 9.0 WLS: L BF: 37	H: 9 R: 3 ER: 3 SO: 8	BB: 1 IBB: 0 HBP: 0 BLK: 0	WP: 0 HR: 0 S: 52 P: 56	ERA: 3.00 WHIP: 1.11															

Baltimore Orioles @ Boston Red Sox
Fenway Park, Boston, MA
Sat Sep 08 1979, 3:33 AM EDT
Att: 33,819 - Unknown

AB 36
R 3
H 9
RBI 3
BB 1
SO 8
LOB 19



Batter	1	2	3	4	5	6	7	8	9	AB	R	H	RBI	BB	SO	LOB	BOTTOM										
Rick Burleson, R OBP: 0.320, SLG: 0.378 (1, 6)	G5-4-3			E4	K					4	1	2	1	0	1	2											
Ted Sizemore, R OBP: 0.318, SLG: 0.323 (1, 4)	G5-4-3						P6			3	0	1	0	0	0	1											
Tom Poquette, L OBP: 0.319, SLG: 0.354 (8, PH)								F8		1	0	0	0	0	0	0											
Stan Papi, R OBP: 0.215, SLG: 0.282 (9, 4)										0	0	0	0	0	0	0											
Fred Lynn, L OBP: 0.429, SLG: 0.644 (1, 8)	P4			K			K			4	0	0	0	0	3	2											
Jim Rice, R OBP: 0.381, SLG: 0.595 (1, 7)				F8			1-3			4	0	1	0	0	0	2											
Carlton Fisk, R OBP: 0.302, SLG: 0.454 (1, 10)		G4-3		P3						4	0	2	0	0	0	3											
Carl Yastrzemski, L OBP: 0.345, SLG: 0.464 (1, 3)					G3		F8			4	0	0	0	0	0	2											
Butch Hobson, R OBP: 0.298, SLG: 0.504 (1, 5)				P4						3	1	0	0	1	0	2											
Dwight Evans, R OBP: 0.365, SLG: 0.467 (1, 9)										3	0	2	0	0	0	1											
Gary Allenson, R OBP: 0.266, SLG: 0.311 (1, 2)										2	0	1	1	0	1	1											
Bob Watson, R OBP: 0.372, SLG: 0.465 (8, PH)										1	0	0	0	0	0	0											
Mike O'Berry, R OBP: 0.280, SLG: 0.318 (9, 2)										0	0	0	0	0	0	0											
Inning Stats	R: 0 E: 0 K: 0 S: 3	H: 1 LOB: 0 BB: 0 P: 3	R: 0 E: 0 K: 0 S: 3	H: 1 LOB: 0 BB: 0 P: 3	R: 0 E: 0 K: 1 S: 5	H: 1 LOB: 0 BB: 0 P: 5	R: 0 E: 1 K: 1 S: 7	H: 1 LOB: 2 BB: 0 P: 7	R: 1 E: 0 K: 1 S: 6	H: 2 LOB: 1 BB: 1 P: 10	R: 0 E: 0 K: 1 S: 5	H: 0 LOB: 0 BB: 0 P: 5	R: 0 E: 0 K: 0 S: 4	H: 1 LOB: 1 BB: 0 P: 4	R: 1 E: 0 K: 1 S: 6	H: 1 LOB: 0 BB: 0 P: 6	R: 0 E: 0 K: 0 S: 4	H: 1 LOB: 1 BB: 0 P: 4	1B: 5 2B: 3 3B: 0 HR: 1	SF: 0 SAC: 0 DP: 2 HBP: 0	WP: 0 PB: 0 SB: 0 CS: 1	PA: 34					
PITCHER Mike Flanagan, L ERA: 3.26 (1, 1)	IP: 7.1 WLS: W BF: 28	H: 8 R: 2 ER: 2 SO: 4	BB: 1 IBB: 0 HBP: 0 BLK: 0	WP: 0 HR: 1 S: 35 P: 39	ERA: 2.46 WHIP: 1.227																						
Tim Stoddard, R ERA: 1.64 (8, 1)	0.1	1	0	0	0	0	0	0	0	1	1	0.00	0.000														
Tippy Martinez, L ERA: 2.79 (8, 1)	0.1	1	0	0	0	1	0	0	0	3	3	0.00	0.000														
Don Stanhouse, R ERA: 3.0 (9, 1)	1.0	S	4	1	0	0	0	0	0	4	4	0.00	1.000														

Baltimore Orioles @ Boston Red Sox
Fenway Park, Boston, MA
Sat Sep 08 1979, 3:33 AM EDT
Att: 33,819 - Unknown

AB 33
R 2
H 9
RBI 2
BB 1
SO 5
LOB 16



Batter	1	2	3	4	5	6	7	8	9	AB	R	H	RBI	BB	SO	LOB	TOP					
Al Bumbry, L OBP: 0.331, SLG: 0.363 (1, 8)										4	3	2	1	1	0	0	Baltimore Orioles @ Boston Red Sox Fenway Park, Boston, MA Sun Sep 09 1979, 3:33 AM EDT Att: 34,419 - Unknown					
Rich Dauer, R OBP: 0.304, SLG: 0.359 (1, 4)										5	3	2	1	1	0	1						
Ken Singleton, S OBP: 0.411, SLG: 0.544 Mark Corey, R (9, 9)										5	1	2	1	1	1	3						
Eddie Murray, S OBP: 0.361, SLG: 0.469 (1, 3)										5	1	1	1	1	1	4						
Doug DeCinces, R OBP: 0.325, SLG: 0.410 (1, 5)										6	2	2	1	0	2	3						
Terry Crowley, L OBP: 0.431, SLG: 0.491 (1, 10)										4	2	3	2	2	1	1						
Gary Roenicke, R OBP: 0.390, SLG: 0.545 (9, 7)										4	2	2	4	1	0	3						
Rick Dempsey, R OBP: 0.315, SLG: 0.363 (1, 2)										5	1	1	4	0	0	5						
Mark Belanger, R OBP: 0.277, SLG: 0.230 (1, 6)									5	1	1	0	0	0	4							
Inning Stats	R: 0 E: 0 K: 1 S: 5	H: 0 LOB: 1 BB: 1 P: 9	R: 2 E: 0 K: 1 S: 6	H: 1 LOB: 0 BB: 1 P: 10	R: 0 E: 0 K: 0 S: 3	H: 0 LOB: 1 BB: 1 P: 7	R: 0 E: 0 K: 0 S: 4	H: 1 LOB: 1 BB: 0 P: 4	R: 5 E: 3 K: 0 S: 9	H: 5 LOB: 2 BB: 1 P: 13	R: 6 E: 0 K: 0 S: 7	H: 4 LOB: 0 BB: 2 P: 15	R: 0 E: 1 K: 1 S: 6	H: 0 LOB: 1 BB: 0 P: 6	R: 1 E: 0 K: 0 S: 5	H: 3 LOB: 1 BB: 0 P: 5	R: 2 E: 0 K: 2 S: 8	H: 2 LOB: 1 BB: 1 P: 13	1B: 9 2B: 4 3B: 0 HR: 3	SF: 0 SAC: 0 DP: 1 HBP: 1	WP: 0 PB: 1 SB: 1 CS: 0	PA: 51
PITCHER	IP WLS BF H R ER SO BB IBB HBP BLK WP HR S P ERA WHIP																					
Mike Torrez, R ERA: 4.81 (1, 1)	4.0 L 21 6 6 6 2 3 0 0 0 0 0 1 22 34 13.50 2.250																					
Allen Ripley, R ERA: 4.75 (5, 1)	1.2 11 4 4 3 0 0 1 0 0 0 0 1 10 14 16.20 2.400																					
Joel Finch, R ERA: 5.98 (6, 1)	1.1 11 4 4 4 1 1 1 0 0 0 0 1 11 19 27.00 3.750																					
Win Remmerswaal, R ERA: 9.53 (8, 1)	2.0 8 2 2 2 2 1 0 1 0 0 0 0 10 15 9.00 1.500																					

AB	43
R	16
H	16
RBI	15
BB	7
SO	5
LOB	24



Batter	1	2	3	4	5	6	7	8	9	AB	R	H	RBI	BB	SO	LOB	BOTTOM					
Jerry Remy, L OBP: 0.352, SLG: 0.350 Stan Papi, R OBP: 0.220, SLG: 0.279 (7, 4)										2	0	0	0	1	0	2	Baltimore Orioles @ Boston Red Sox Fenway Park, Boston, MA Sun Sep 09 1979, 3:33 AM EDT Att: 34,419 - Unknown					
Rick Burleson, R OBP: 0.321, SLG: 0.377 (1, 6)										3	0	1	1	1	0	3						
Fred Lynn, L OBP: 0.427, SLG: 0.640 (1, 8)										4	0	1	2	0	1	2						
Jim Rice, R OBP: 0.382, SLG: 0.602 (1, 7)										4	1	2	1	0	1	4						
Carl Yastrzemski, L OBP: 0.344, SLG: 0.462 (1, 3)										4	0	1	0	0	1	3						
Carlton Fisk, R OBP: 0.296, SLG: 0.448 (1, 10)										4	0	0	0	0	0	2						
Butch Hobson, R OBP: 0.298, SLG: 0.501 (1, 5)										3	0	0	0	1	1	1						
Dwight Evans, R OBP: 0.366, SLG: 0.466 (1, 9)										3	1	1	0	1	0	1						
Gary Allenson, R OBP: 0.269, SLG: 0.311 Jim Dwyer, L OBP: 0.360, SLG: 0.417 Bob Montgomery, R OBP: 0.374, SLG: 0.419 (6, 2)										0	0	0	0	1	0	0						
Inning Stats	R: 0 E: 0 K: 2 S: 8	H: 1 LOB: 2 BB: 1 P: 12	R: 0 E: 0 K: 1 S: 5	H: 0 LOB: 0 BB: 0 P: 5	R: 0 E: 0 K: 0 S: 2	H: 0 LOB: 0 BB: 1 P: 6	R: 1 E: 0 K: 0 S: 4	H: 1 LOB: 0 BB: 0 P: 4	R: 0 E: 1 K: 0 S: 4	H: 0 LOB: 2 BB: 1 P: 8	R: 0 E: 0 K: 1 S: 6	H: 1 LOB: 1 BB: 0 P: 6	R: 3 E: 0 K: 0 S: 4	H: 2 LOB: 1 BB: 3 P: 16	R: 0 E: 0 K: 0 S: 3	H: 1 LOB: 0 BB: 0 P: 3	R: 0 E: 0 K: 0 S: 3	H: 1 LOB: 0 BB: 0 P: 3	1B: 5 2B: 1 3B: 0 HR: 1	SF: 0 SAC: 0 DP: 4 HBP: 0	WP: 1 PB: 0 SB: 0 CS: 0	PA: 37
PITCHER	IP WLS BF H R ER SO BB IBB HBP BLK WP HR S P ERA WHIP																					
Steve Stone, R ERA: 3.69 (7, 1)	6.1 W 28 4 4 4 4 5 0 0 0 0 0 0 31 51 5.68 1.421																					
Tim Stoddard, R ERA: 1.96 (7, 1)	2.2 9 3 0 0 0 1 0 0 0 0 0 0 8 12 0.00 1.500																					

AB	31
R	4
H	7
RBI	4
BB	6
SO	4
LOB	20



Batter	1	2	3	4	5	6	7	8	9	AB	R	H	RBI	BB	SO	LOB	TOP					
Al Bumbry, L OBP: 0.332, SLG: 0.363 (1, 8)	3-1			1B G4-6-3		S BB		K		3	1	1	0	1	1	1						
Kiko Garcia, R OBP: 0.304, SLG: 0.368 (1, 6)	1-3			1B G4-6-3		F8				3	0	1	0	0	0	1						
Terry Crowley, L OBP: 0.439, SLG: 0.491 (9, PH)				1B						0	0	0	0	1	0	0						
Mark Belanger, R OBP: 0.277, SLG: 0.230 (9, PR)				1B						0	0	0	0	0	0	0						
Ken Singleton, S OBP: 0.408, SLG: 0.539 (1, 7)	3-1			G4-6-3		4-3				4	0	0	0	0	0	3						
Eddie Murray, S OBP: 0.360, SLG: 0.466 (1, 3)		L3		F9						3	0	0	0	1	1	1						
Lee May, R OBP: 0.298, SLG: 0.419 (1, 10)		P6								2	1	0	0	1	0	1						
Gary Roenicke, R OBP: 0.390, SLG: 0.543 (1, 9)		5-3								3	0	1	0	0	1	0						
Doug DeCinces, R OBP: 0.323, SLG: 0.407 (1, 5)				6-3		G6-4-3		F8		3	0	0	0	0	0	1						
Rich Dauer, R OBP: 0.303, SLG: 0.357 (1, 4)				5-3		6-3		4-3		2	0	0	0	0	0	0						
Pat Kelly, L OBP: 0.395, SLG: 0.512 (8, PH)				5-3		6-3				1	0	0	0	0	0	0						
Rick Dempsey, R OBP: 0.315, SLG: 0.363 (8, 2)										0	0	0	0	0	0	0						
Dave Skaggs, R OBP: 0.289, SLG: 0.252 (1, 2)				6-3		4-3				2	0	0	0	0	0	0						
John Lowenstein, L OBP: 0.364, SLG: 0.505 (8, PH)				6-3						1	0	1	0	0	0	0						
Bob Molinaro, L (8, PR)										0	0	0	0	0	0	0						
Billy Smith, S OBP: 0.301, SLG: 0.379 (8, 4)								S 1B		0	0	0	0	0	0	0						
Inning Stats	R: 0 E: 0 K: 0 S: 3	H: 0 LOB: 0 BB: 0 P: 3	R: 0 E: 0 K: 0 S: 3	H: 0 LOB: 0 BB: 0 P: 3	R: 0 E: 0 K: 0 S: 3	H: 0 LOB: 0 BB: 0 P: 3	R: 1 E: 0 K: 0 S: 4	H: 2 LOB: 0 BB: 0 P: 4	R: 1 E: 0 K: 0 S: 3	H: 1 LOB: 0 BB: 1 P: 7	R: 0 E: 0 K: 0 S: 3	H: 0 LOB: 1 BB: 1 P: 7	R: 0 E: 0 K: 1 S: 4	H: 0 LOB: 0 BB: 1 P: 8	R: 0 E: 0 K: 1 S: 6	H: 1 LOB: 2 BB: 0 P: 6	R: 0 E: 0 K: 1 S: 4	H: 0 LOB: 1 BB: 1 P: 8	1B: 4 2B: 0 3B: 0 HR: 0	SF: 0 SAC: 0 DP: 4 HBP: 0	WP: 0 PB: 0 SB: 2 CS: 0	PA: 31
PITCHER	IP	WLS	BF	H	R	ER	SO	BB	IBB	HBP	BLK	WP	HR	S	P	ERA	WHIP					
Bob Stanley, R ERA: 3.96 (1, 1)	8.0	W	29	4	2	2	2	4	0	0	0	0	0	29	45	2.25	1.000					
Dick Drago, R ERA: 2.87 (9, 1)	1.0	S	2	0	0	0	1	0	0	0	0	0	0	4	4	0.00	0.000					

Baltimore Orioles @ Boston Red Sox
Fenway Park, Boston, MA
Mon Sep 10 1979, 7:05 PM EDT
Att: 30,618 - Unknown

AB 27
R 2
H 4
RBI 0
BB 4
SO 3
LOB 8



Batter	1	2	3	4	5	6	7	8	9	AB	R	H	RBI	BB	SO	LOB	BOTTOM				
Jerry Remy, L OBP: 0.352, SLG: 0.348 (1, 4)	1B 2B BB	1-3			F8		5-3			2	1	0	0	1	0	1					
Ted Sizemore, R OBP: 0.318, SLG: 0.322 (6, 4)										1	0	0	0	0	0	0					
Rick Burleson, R OBP: 0.322, SLG: 0.378 (1, 6)	2B SF9 1B		F9		4-3			1B		4	1	2	0	0	0	0					
Fred Lynn, L OBP: 0.430, SLG: 0.646 (1, 8)	SF9 1-3 2-H		3B 2B		1B		1-3			4	1	3	1	0	0	1					
Jim Rice, R OBP: 0.383, SLG: 0.606 (1, 7)	SF9		3B		1B			L6		3	0	2	2	0	0	0					
Carl Yastrzemski, L OBP: 0.342, SLG: 0.459 (1, 3)	2-3 3-H		3B		1B			4-3		4	0	0	0	0	1	4					
Carlton Fisk, R OBP: 0.297, SLG: 0.443 (1, 10)	G3		G3		K			4-3		4	0	0	0	0	1	4					
Carlton Fisk, R OBP: 0.297, SLG: 0.443 (1, 10)	5-3		6-3			G6-3 BB		5-3		3	0	0	0	1	0	2					
Butch Hobson, R OBP: 0.296, SLG: 0.498 (1, 5)		F9		F9		G6-3				3	0	0	0	0	0	1					
Dwight Evans, R OBP: 0.366, SLG: 0.465 (1, 9)		K			G4-6-3 1B		F9			3	0	1	0	0	1	0					
Gary Allenson, R OBP: 0.266, SLG: 0.307 (1, 2)		E6		G4-6-3			F9			3	0	0	0	0	0	1					
Inning Stats	R: 2 E: 0 K: 0 S: 5	H: 2 LOB: 1 BB: 1 P: 9	R: 0 E: 1 K: 1 S: 6	H: 0 LOB: 1 BB: 0 P: 6	R: 1 E: 0 K: 0 S: 5	H: 2 LOB: 1 BB: 0 P: 5	R: 0 E: 0 K: 0 S: 3	H: 1 LOB: 0 BB: 0 P: 3	R: 0 E: 0 K: 0 S: 7	H: 2 LOB: 2 BB: 0 P: 7	R: 0 E: 0 K: 0 S: 2	H: 0 LOB: 0 BB: 1 P: 6	R: 0 E: 0 K: 0 S: 4	H: 1 LOB: 1 BB: 0 P: 4	R: 0 E: 0 K: 0 S: 3	H: 0 LOB: 0 BB: 0 P: 3	1B: 5 2B: 2 3B: 1 HR: 0	SF: 1 SAC: 0 DP: 2 HBP: 0	WP: 0 PB: 0 SB: 0 CS: 0	PA: 33	
PITCHER	IP	WLS	BF	H	R	ER	SO	BB	IBB	HBP	BLK	WP	HR	S	P	ERA	WHIP				
Dennis Martinez, R ERA: 3.48 (1, 1)	8.0	L	33	8	3	3	2	2	0	0	0	0	0	35	43	3.38	1.250				

Baltimore Orioles @ Boston Red Sox
Fenway Park, Boston, MA
Mon Sep 10 1979, 7:05 PM EDT
Att: 30,618 - Unknown

AB 30
R 3
H 8
RBI 3
BB 2
SO 2
LOB 10



Batter	1	2	3	4	5	6	7	8	9	AB	R	H	RBI	BB	SO	LOB	TOP			
Al Bumbry, L OBP: 0.333, SLG: 0.363 (1, 8)	0-3 K		0-0 5-3		0-0 1-3		0-0 F8 1B		0-0 1-2 1B	5	0	2	0	0	1	0	Baltimore Orioles @ Toronto Blue Jays Exhibition Stadium, Toronto, ON Tue Sep 11 1979, 7:05 PM EDT Att: 12,092 - Unknown			
Rich Dauer, R OBP: 0.304, SLG: 0.356 (1, 4)	4-0 WP BB		0-0 BB 1B		0-0 6-3		0-0 F8 1-2		0-0 F7	4	1	1	0	1	0	3				
Ken Singleton, S OBP: 0.409, SLG: 0.538 (1, 9)	0-3 K		4-0 1B BB		0-0 1B BB		0-0 1B 1B		0-0 G3	3	0	1	0	1	1	1				
Eddie Murray, S OBP: 0.363, SLG: 0.469 (1, 3)	0-0 1-3		0-0 FC5-4 1-3 2H 1B		0-0 1B 1B		0-0 1B 1B		0-0 1B	4	0	3	1	0	0	1				
Lee May, R OBP: 0.297, SLG: 0.418 (1, 10)		0-0 F9	0-0 FC5-4 1-2		0-0 1-2 2-3 1B		0-0 1B 1B		0-0 F8	4	0	1	0	0	0	3				
Doug DeCinces, R OBP: 0.320, SLG: 0.403 (1, 5)	0-3 K		0-0 5-3		0-3 K		0-0 K		0-0 F7	4	0	0	0	0	2	4				
Gary Roenicke, R OBP: 0.388, SLG: 0.539 (1, 7)	0-0 1B		0-3 K		0-0 P4		0-0 5-3		0-0 5-3	4	0	1	0	0	1	3				
Kiko Garcia, R OBP: 0.302, SLG: 0.365 (9, PH) Mark Corey, R (9, PH)	0-0 F9		0-3 K2-3		0-0 F3		0-3 K		0-3 K	3	0	0	0	0	1	4				
Rick Dempsey, R OBP: 0.313, SLG: 0.360 (1, 2) Benny Ayala, R OBP: 0.292, SLG: 0.500 (9, PH) Mark Belanger, R OBP: 0.277, SLG: 0.230 (9, PR)			0-0 5-3		0-0 F8		0-0 P6		4-0 1B BB	3	0	0	0	0	0	0				
Inning Stats	R: 0 E: 0 K: 2 S: 7	H: 0 LOB: 1 BB: 1 P: 11	R: 0 E: 0 K: 1 S: 6	H: 1 LOB: 1 BB: 0 P: 6	R: 1 E: 0 K: 0 S: 5	H: 2 LOB: 2 BB: 1 P: 9	R: 0 E: 0 K: 2 S: 7	H: 0 LOB: 0 BB: 0 P: 7	R: 0 E: 0 K: 0 S: 3	H: 3 LOB: 3 BB: 0 P: 8	R: 0 E: 0 K: 0 S: 3	H: 1 LOB: 1 BB: 0 P: 3	R: 0 E: 0 K: 0 S: 4	H: 1 LOB: 1 BB: 0 P: 4	R: 0 E: 0 K: 1 S: 6	H: 1 LOB: 2 BB: 1 P: 10		1B: 9 2B: 0 3B: 0 HR: 0	SF: 0 SAC: 0 DP: 0 HBP: 0	WP: 1 PB: 0 SB: 0 CS: 0
PITCHER Tom Underwood, L ERA: 3.77 (1, 1)	IP: 9.0 WLS: W BF: 38 H: 9 R: 1 ER: 1 SO: 7 BB: 3 IBB: 0 HBP: 0 BLK: 0 WP: 1 HR: 0 S: 49 P: 61 ERA: 1.00 WHIP: 1.333															PITCHER				


AB 35
R 1
H 9
RBI 1
BB 3
SO 7
LOB 19




Batter	1	2	3	4	5	6	7	8	9	AB	R	H	RBI	BB	SO	LOB	BOTTOM	
Alfredo Griffin, S OBP: 0.328, SLG: 0.349 (1, 6)	0-0 3B 2B		0-0 1B			0-0 E5 4-3 L5 1B		0-3 K		4	1	3	0	0	1	0	Baltimore Orioles @ Toronto Blue Jays Exhibition Stadium, Toronto, ON Tue Sep 11 1979, 7:05 PM EDT Att: 12,092 - Unknown	
Bob Bailor, R OBP: 0.297, SLG: 0.281 (1, 9)	0-0 2H 5-3 3B		0-0 F8		0-0 4-3		0-0 2-3 L5			3	1	1	1	0	0	2		
Otto Velez, R OBP: 0.401, SLG: 0.557 (1, 7) Joe Cannon, L OBP: 0.214, SLG: 0.256 (8, 7)	0-0 5-3		0-3 K		0-0 L5					3	0	0	1	0	1	2		
Rico Carty, R OBP: 0.325, SLG: 0.384 (1, 10)	0-0 F9		0-0 6-3		0-0 3H L5		0-0 HR			3	1	1	1	0	0	0		
Craig Kusick, R OBP: 0.292, SLG: 0.438 (1, 3)	0-0 F9		0-0 F7		0-0 6-3		0-0 4-3			3	0	0	0	0	0	0		
Rick Bosetti, R OBP: 0.292, SLG: 0.362 (1, 8)		0-0 F7		0-0 6-3		0-0 6-3				3	0	0	0	0	0	0		
Rick Cerone, R OBP: 0.287, SLG: 0.335 (1, 2)		0-3 K			0-0 P4		0-0 P4			3	0	0	0	0	1	0		
Roy Howell, L OBP: 0.319, SLG: 0.405 (1, 5)		0-0 1-3-1			0-0 F8			0-0 F8		3	0	0	0	0	0	0		
Luis Gomez, R OBP: 0.258, SLG: 0.267 (1, 4)			0-0 B3-1		0-0 F7			0-0 F2		3	0	0	0	0	0	0		
Inning Stats	R: 2 E: 0 K: 0 S: 5	H: 2 LOB: 0 BB: 0 P: 5	R: 0 E: 0 K: 1 S: 5	H: 0 LOB: 0 BB: 0 P: 5	R: 0 E: 0 K: 1 S: 6	H: 1 LOB: 1 BB: 0 P: 6	R: 0 E: 0 K: 0 S: 3	H: 0 LOB: 0 BB: 0 P: 3	R: 0 E: 1 K: 0 S: 3	H: 1 LOB: 0 BB: 0 P: 3	R: 1 E: 0 K: 0 S: 4	H: 1 LOB: 0 BB: 0 P: 4	R: 0 E: 0 K: 1 S: 5	H: 0 LOB: 0 BB: 0 P: 5	1B: 2 2B: 2 3B: 1 HR: 1	SF: 0 SAC: 0 DP: 1 HBP: 0		WP: 0 PB: 0 SB: 0 CS: 0
PITCHER Scott McGregor, L ERA: 3.39 (1, 1)	IP: 8.0 WLS: L BF: 28 H: 5 R: 3 ER: 3 SO: 3 BB: 0 IBB: 0 HBP: 0 BLK: 0 WP: 0 HR: 1 S: 34 P: 34 ERA: 3.38 WHIP: 0.625															PITCHER		

AB 28
R 3
H 5
RBI 3
BB 0
SO 3
LOB 4



Batter	1	2	3	4	5	6	7	8	9	AB	R	H	RBI	BB	SO	LOB	TOP				
Al Bumbry, L OBP: 0.332, SLG: 0.362 (1, 8)	0-0 4-3 S 1B		0-0 1-3		0-0 F7			0-3 K		4	0	1	0	0	1	0	Baltimore Orioles @ Toronto Blue Jays Exhibition Stadium, Toronto, ON Wed Sep 12 1979, 7:05 PM EDT Att: 21,213 - Unknown AB 34 R 2 H 6 RBI 2 BB 1 SO 3 LOB 10 				
Kiko Garcia, R OBP: 0.300, SLG: 0.362 (1, 6)	0-0 F8		0-0 F9		0-0 6-3			0-0 F8		3	0	0	0	0	0	1					
Pat Kelly, L OBP: 0.383, SLG: 0.508 (8, PH)	1-2									1	0	0	0	0	0	0					
Mark Belanger, R OBP: 0.277, SLG: 0.230 (8, 6)										0	0	0	0	0	0	0					
Ken Singleton, S OBP: 0.411, SLG: 0.545 (1, 9)	4-0 4-3 BB		0-0 2B 1B		0-0 4-3			0-0 HR K		3	2	2	1	1	0	0					
Eddie Murray, S OBP: 0.364, SLG: 0.471 (1, 3)	0-0 4-3		0-0 1B 2B		0-0 1B			0-3 K		4	0	2	1	0	1	2					
Gary Roenicke, R OBP: 0.385, SLG: 0.533 (1, 7)	0-0 5-3		0-0 6-3		0-0 F2			0-0 P4		4	0	0	0	0	0	4					
Doug DeCinces, R OBP: 0.317, SLG: 0.398 (1, 5)		0-0 6-3		0-0 P1		0-0 F7		0-0 F8		4	0	0	0	0	0	1					
Lee May, R OBP: 0.297, SLG: 0.416 (1, 10)		0-0 F9		0-0 6-3			0-0 F8		0-0 1B	4	0	1	0	0	0	0					
Bob Molinaro, L (9, PR)										0	0	0	0	0	0	0					
Rich Dauer, R OBP: 0.302, SLG: 0.354 (1, 4)		0-0 E6		0-0 F9		0-0 6-3		0-0 F8		3	0	0	0	0	0	0					
Terry Crowley, L OBP: 0.433, SLG: 0.481 (9, PH)								0-0 F8		1	0	0	0	0	0	1					
Rick Dempsey, R OBP: 0.310, SLG: 0.356 (1, 2)		0-3 K		0-0 6-3		0-0 5-3				3	0	0	0	0	1	1					
Inning Stats	R: 0 E: 0 K: 0 S: 4	H: 1 LOB: 2 BB: 1 P: 8	R: 0 E: 1 K: 1 S: 6	H: 0 LOB: 1 BB: 0 P: 6	R: 1 E: 0 K: 0 S: 5	H: 2 LOB: 1 BB: 0 P: 5	R: 0 E: 0 K: 0 S: 3	H: 0 LOB: 0 BB: 0 P: 3	R: 0 E: 0 K: 0 S: 3	H: 1 LOB: 1 BB: 0 P: 4	R: 0 E: 0 K: 0 S: 3	H: 0 LOB: 0 BB: 0 P: 3	R: 1 E: 0 K: 2 S: 8	H: 1 LOB: 0 BB: 0 P: 8	R: 0 E: 0 K: 0 S: 4	H: 1 LOB: 1 BB: 0 P: 4		1B: 4 2B: 1 3B: 0 HR: 1	SF: 0 SAC: 0 DP: 0 HBP: 0	WP: 0 PB: 0 SB: 1 CS: 0	PA: 35
PITCHER Butch Edge, R ERA: 4.54 (1, 1)	IP: 9.0 WLS: W BF: 35 H: 6 R: 2 ER: 2 SO: 3 BB: 1 IBB: 0 HBP: 0 BLK: 0 WP: 0 HR: 1 S: 40 P: 44 ERA: 2.00 WHIP: 0.778																				

Batter	1	2	3	4	5	6	7	8	9	AB	R	H	RBI	BB	SO	LOB	BOTTOM		
Alfredo Griffin, S OBP: 0.329, SLG: 0.349 (1, 6)	0-0 1B		0-0 FC1-6 S 1-2		4-0 FC6-4 BB		0-0 4-3			3	0	1	0	1	0	1	Baltimore Orioles @ Toronto Blue Jays Exhibition Stadium, Toronto, ON Wed Sep 12 1979, 7:05 PM EDT Att: 21,213 - Unknown AB 31 R 3 H 8 RBI 3 BB 3 SO 3 LOB 15 		
Bob Bailor, R OBP: 0.296, SLG: 0.279 (1, 9)	0-0 F7		0-0 P4 1-2		0-0 FC6-4 1-2		4-0 G4-6-3 BB			3	0	0	0	1	0	4			
Roy Howell, L OBP: 0.316, SLG: 0.402 (1, 5)	0-0 F6			0-0 F7		0-0 4-3		0-0 G4-6-3 1-2		4	0	0	0	0	0	2			
Tony Solaita, L OBP: 0.422, SLG: 0.406 (1, 10)	0-0 4-3			0-0 G3		0-0 BB 1B 1B		0-3 K		3	0	1	0	0	0	1			
Pedro Hernandez, R (6, PR)										0	1	0	0	0	0	0			
Rico Carty, R OBP: 0.324, SLG: 0.383 (8, PH)										1	0	0	0	0	1	0			
John Mayberry, L OBP: 0.377, SLG: 0.471 (1, 3)		0-0 F9		0-0 1B		0-0 F8		0-0 F7		4	0	1	0	0	0	1			
Rick Rosetti, R OBP: 0.293, SLG: 0.369 (1, 8)		0-3 K		0-0 P6		0-0 BB 1B 1B		0-0 HR		4	2	2	1	0	1	1			
Al Woods, L OBP: 0.341, SLG: 0.387 (1, 7)		0-0 5-3			0-0 F8 2B		4-0 1B 2-3 BB		0-0 L3	3	0	1	0	1	0	0			
Joe Cannon, L OBP: 0.214, SLG: 0.256 (9, 7)										0	0	0	0	0	0	0			
Rick Cerone, R OBP: 0.287, SLG: 0.335 (1, 2)			0-0 F7		0-0 F9		0-0 1B			3	0	1	2	0	0	1			
Tim Johnson, L OBP: 0.247, SLG: 0.212 (1, 4)			0-0 FC1-6 1B		0-0 F8 2-3		0-3 K			3	0	1	0	0	1	4			
Inning Stats	R: 0 E: 0 K: 0 S: 4	H: 1 LOB: 1 BB: 0 P: 4	R: 0 E: 0 K: 1 S: 5	H: 0 LOB: 0 BB: 0 P: 5	R: 0 E: 0 K: 0 S: 4	H: 1 LOB: 1 BB: 0 P: 4	R: 0 E: 0 K: 0 S: 4	H: 1 LOB: 2 BB: 1 P: 8	R: 2 E: 0 K: 1 S: 8	H: 3 LOB: 3 BB: 1 P: 12	R: 0 E: 0 K: 0 S: 2	H: 0 LOB: 0 BB: 1 P: 6	R: 1 E: 0 K: 1 S: 6	H: 1 LOB: 0 BB: 0 P: 6	1B: 6 2B: 1 3B: 0 HR: 1	SF: 0 SAC: 0 DP: 1 HBP: 0		WP: 0 PB: 0 SB: 1 CS: 0	PA: 34
PITCHER Jim Palmer, R ERA: 3.01 (1, 1)	IP: 8.0 WLS: L BF: 34 H: 8 R: 3 ER: 3 SO: 3 BB: 3 IBB: 0 HBP: 0 BLK: 0 WP: 0 HR: 1 S: 37 P: 49 ERA: 3.38 WHIP: 1.375																		

Batter	1	2	3	4	5	6	7	8	9	AB	R	H	RBI	BB	SO	LOB	TOP								
Al Bumbry, L OBP: 0.335, SLG: 0.365 (1, 8)										5	1	3	0	0	0	1	Baltimore Orioles @ Toronto Blue Jays Exhibition Stadium, Toronto, ON Thu Sep 13 1979, 7:05 PM EDT Att: 11,060 - Unknown								
Tom Chism, L (1, 6)										1	0	0	0	0	0	1									
Kiko Garcia, R OBP: 0.302, SLG: 0.366 (1, 6)										4	1	2	1	0	0	1									
Ken Singleton, S OBP: 0.409, SLG: 0.543 (1, 9)										5	1	1	0	0	0	3									
Eddie Murray, S OBP: 0.364, SLG: 0.474 (1, 3)										4	2	1	3	0	0	1									
Pat Kelly, L OBP: 0.388, SLG: 0.542 Gary Roenicke, R OBP: 0.383, SLG: 0.530 (5, 7)										3	1	2	1	0	1	1									
Terry Crowley, L OBP: 0.443, SLG: 0.482 Mark Corey, R (7, PH)										2	2	1	0	1	0	1									
Doug DeCinces, R OBP: 0.319, SLG: 0.410 (1, 5)										4	2	2	4	0	1	1									
Rich Dauer, R OBP: 0.302, SLG: 0.353 (1, 4)										4	0	1	1	0	0	1									
Dave Skaggs, R OBP: 0.288, SLG: 0.252 (1, 2)										4	0	1	0	0	0	1									
Inning Stats	R: 0 E: 0 K: 0 S: 4	H: 1 LOB: 1 BB: 0 P: 4	R: 3 E: 0 K: 0 S: 6	H: 3 LOB: 0 BB: 0 P: 6	R: 3 E: 0 K: 0 S: 7	H: 4 LOB: 1 BB: 0 P: 7	R: 0 E: 0 K: 0 S: 3	H: 1 LOB: 0 BB: 0 P: 3	R: 3 E: 1 K: 1 S: 8	H: 2 LOB: 1 BB: 1 P: 12	R: 1 E: 0 K: 0 S: 4	H: 2 LOB: 1 BB: 0 P: 5	R: 0 E: 0 K: 2 S: 7	H: 0 LOB: 0 BB: 0 P: 7	R: 0 E: 0 K: 0 S: 4	H: 1 LOB: 1 BB: 0 P: 4	R: 0 E: 0 K: 1 S: 5	H: 0 LOB: 0 BB: 0 P: 5	1B: 7 2B: 4 3B: 0 HR: 3	SF: 0 SAC: 0 DP: 2 HBP: 1	WP: 0 PB: 0 SB: 1 CS: 0	PA: 42			
PITCHER	IP	WLS	BF	H	R	ER	SO	BB	IBB	HBP	BLK	WP	HR	S	P	ERA	WHIP								
Phil Huffman, R ERA: 5.46 (1, 1)	2.0	L	13	7	6	6	0	0	0	0	0	0	3	13	13	27.00	3.500								
Jackson Todd, R ERA: 5.74 (3, 1)	2.2		13	4	3	0	1	1	0	0	0	0	0	14	18	0.00	1.875								
Jerry Garvin, L ERA: 4.22 (5, 1)	2.1		9	2	1	1	2	0	0	1	0	0	0	12	13	3.86	0.857								
Dave Freisleben, R ERA: 4.71 (8, 1)	1.0		4	1	0	0	0	0	0	0	0	0	0	4	4	0.00	1.000								
Tom Buskey, R ERA: 3.21 (9, 1)	1.0		3	0	0	0	1	0	0	0	0	0	0	5	5	0.00	0.000								

Batter	1	2	3	4	5	6	7	8	9	AB	R	H	RBI	BB	SO	LOB	BOTTOM								
Alfredo Griffin, S OBP: 0.327, SLG: 0.346 (1, 6)										4	0	0	0	0	0	3	Baltimore Orioles @ Toronto Blue Jays Exhibition Stadium, Toronto, ON Thu Sep 13 1979, 7:05 PM EDT Att: 11,060 - Unknown								
Bob Bailor, R OBP: 0.293, SLG: 0.276 (1, 9) (6, 8)										4	0	0	0	0	1	2									
Rick Bosetti, R OBP: 0.292, SLG: 0.367 Al Woods, L OBP: 0.339, SLG: 0.385 (1, 8) (6, 7)										2	0	0	0	0	0	0									
Rico Carty, R OBP: 0.324, SLG: 0.388 (1, 10)										4	1	1	2	0	0	0									
Otto Velez, R OBP: 0.399, SLG: 0.550 (6, 9)										3	0	0	0	1	0	0									
Craig Kusick, R OBP: 0.284, SLG: 0.424 Tony Solaita, L OBP: 0.419, SLG: 0.402 (1, 3) (9, PH)										3	0	0	0	0	0	1									
Rick Cerone, R OBP: 0.287, SLG: 0.333 (1, 2)										3	2	0	0	1	0	0									
Roy Howell, L OBP: 0.318, SLG: 0.404 (1, 5)										3	0	2	0	0	1	0									
Luis Gomez, R OBP: 0.260, SLG: 0.268 (1, 4)										3	0	1	0	0	0	1									
Inning Stats	R: 0 E: 0 K: 1 S: 5	H: 0 LOB: 0 BB: 0 P: 5	R: 0 E: 0 K: 0 S: 3	H: 0 LOB: 0 BB: 0 P: 3	R: 1 E: 1 K: 0 S: 4	H: 1 LOB: 1 BB: 1 P: 8	R: 0 E: 0 K: 0 S: 3	H: 0 LOB: 1 BB: 1 P: 7	R: 0 E: 0 K: 1 S: 5	H: 0 LOB: 0 BB: 0 P: 5	R: 0 E: 0 K: 0 S: 3	H: 0 LOB: 0 BB: 0 P: 3	R: 0 E: 0 K: 0 S: 3	H: 0 LOB: 0 BB: 0 P: 3	R: 1 E: 1 K: 0 S: 5	H: 2 LOB: 1 BB: 0 P: 5	R: 2 E: 1 K: 0 S: 5	H: 1 LOB: 0 BB: 0 P: 5	1B: 3 2B: 0 3B: 0 HR: 1	SF: 0 SAC: 0 DP: 1 HBP: 0	WP: 0 PB: 0 SB: 0 CS: 0	PA: 34			
PITCHER	IP	WLS	BF	H	R	ER	SO	BB	IBB	HBP	BLK	WP	HR	S	P	ERA	WHIP								
Mike Flanagan, L ERA: 3.19 (1, 1)	8.0	W	31	4	4	1	2	2	0	0	0	0	1	33	41	1.12	0.750								
Don Stanhouse, R ERA: 2.95 (9, 1)	1.0		3	0	0	0	0	0	0	0	0	0	0	3	3	0.00	0.000								

AB	40
R	10
H	14
RBI	10
BB	1
SO	4
LOB	14



AB	32
R	4
H	4
RBI	2
BB	2
SO	2
LOB	7



Batter	1	2	3	4	5	6	7	8	9	AB	R	H	RBI	BB	SO	LOB	TOP								
Rick Burleson, R OBP: 0.319, SLG: 0.372 (1, 6)	0-0 2B 4-3 1B	4-0 1B BB		0-0 B2-3			0-0 5-3		0-0 6-3	4	1	1	0	1	0	1									
Ted Sizemore, R OBP: 0.313, SLG: 0.320 (1, 4)	0-0 4-3 SF8 2B	0-0 1-2 2-3 1B			0-0 5-3		0-0 F3		0-0 1B	4	1	2	0	0	0	0									
Tom Poquette, L OBP: 0.329, SLG: 0.364 (9, PH)										1	0	1	0	0	0	0									
Fred Lynn, L OBP: 0.426, SLG: 0.646 (1, 8)	0-0 4-3 2-3 3-H	0-3 K			0-3 K			0-0 F4	0-3 K	5	0	0	1	0	3	5									
Jim Rice, R OBP: 0.387, SLG: 0.610 (1, 7)	4-0 BB		0-0 CS 1B		4-0 BB			0-0 1B 2B		2	1	2	0	2	0	0									
Carl Yastrzemski, L OBP: 0.341, SLG: 0.452 (1, 10)	0-0 SF8		0-0 F8 1-2		0-0 G3			4-0 1B BB		2	0	0	1	1	0	2									
Bob Watson, R OBP: 0.371, SLG: 0.463 (1, 3)	0-0 F8 3-H		0-0 K		0-0 5-3			0-0 1-3 2-H 1B		4	0	1	1	0	1	1									
Butch Hobson, R OBP: 0.296, SLG: 0.496 (1, 5)		0-0 1B S 1B		0-0 L8			0-0 F7	0-3 K		4	0	1	0	0	1	2									
Dwight Evans, R OBP: 0.371, SLG: 0.463 (1, 9)		0-0 F4 1-2		0-0 CS 1B			0-0 F4	0-0 1-3		4	0	1	0	0	0	3									
Mike O'Berry, R OBP: 0.343, SLG: 0.355 (1, 2)		0-3 K		0-0 1B				0-0 5-3		2	0	1	0	0	1	1									
Jerry Remy, L OBP: 0.350, SLG: 0.346 (7, PH)										1	0	0	0	0	0	0									
Gary Allenson, R OBP: 0.284, SLG: 0.304 (7, 2)										0	0	0	0	0	0	0									
Carlton Fisk, R OBP: 0.300, SLG: 0.446 (9, PH)				1-2 1B						1	0	0	0	0	0	0									
Inning Stats	R: 2 E: 0 K: 0 S: 5	H: 2 LOB: 1 BB: 1 P: 9	R: 0 E: 0 K: 2 S: 9	H: 2 LOB: 3 BB: 1 P: 13	R: 0 E: 0 K: 1 S: 5	H: 1 LOB: 0 BB: 0 P: 5	R: 0 E: 0 K: 0 S: 4	H: 2 LOB: 1 BB: 0 P: 4	R: 0 E: 0 K: 1 S: 5	H: 0 LOB: 0 BB: 1 P: 9	R: 0 E: 0 K: 0 S: 3	H: 0 LOB: 0 BB: 0 P: 3	R: 0 E: 0 K: 0 S: 3	H: 0 LOB: 0 BB: 0 P: 3	R: 1 E: 0 K: 1 S: 7	H: 2 LOB: 2 BB: 1 P: 11	R: 0 E: 0 K: 1 S: 6	H: 1 LOB: 1 BB: 0 P: 6	1B: 8 2B: 2 3B: 0 HR: 0	SF: 1 SAC: 0 DP: 0 HBP: 0	WP: 0 PB: 0 SB: 1 CS: 2	PA: 39			
PITCHER	IP	WLS	BF	H	R	ER	SO	BB	IBB	HBP	BLK	WP	HR	S	P	ERA	WHIP								
Steve Stone, R ERA: 3.69 (1, 1)	7.1	W	32	8	3	3	4	4	0	0	0	0	0	36	52	3.68	1.636								
Don Stanhouse, R ERA: 2.85 (8, 1)	1.2	S	7	2	0	0	2	0	0	0	0	0	0	11	11	0.00	1.200								

Boston Red Sox @ Baltimore Orioles
Memorial Stadium, Baltimore, MD
Fri Sep 14 1979, 7:05 PM EDT
Att: 43,025 - Unknown

AB 34
R 3
H 10
RBI 3
BB 4
SO 6
LOB 15



Batter	1	2	3	4	5	6	7	8	9	AB	R	H	RBI	BB	SO	LOB	BOTTOM								
Al Bumbry, L OBP: 0.336, SLG: 0.366 (1, 8)	0-0 BB SF7 HBP 1B		0-0 F7		0-0 1B 1B		0-0 1-3			4	2	2	0	0	0	0									
Kiko Garcia, R OBP: 0.304, SLG: 0.366 (1, 6)	1-0 1B BB HBP		0-0 5-3		0-0 1B 2B 1B		0-3 K			3	1	1	0	0	1	0									
Mark Belanger, R OBP: 0.277, SLG: 0.230 (8, 6)					1-2 2-3 1B					0	0	0	0	0	0	0									
Ken Singleton, S OBP: 0.411, SLG: 0.550 (1, 9)	4-0 1-2 2-3 BB		0-0 HR		0-0 2B 1B		0-3 K			3	1	2	3	1	1	0									
Eddie Murray, S OBP: 0.363, SLG: 0.475 (1, 3)	0-0 F5		0-0 F8		0-0 1-3 2-H 3-H 2B			0-0 4-3		4	0	1	1	0	0	3									
Pat Kelly, L OBP: 0.383, SLG: 0.538 (1, 7)	0-0 SF7			0-0 4-3	0-0 F8			0-0 2B		1	0	0	1	0	0	0									
Gary Roenicke, R OBP: 0.383, SLG: 0.533 (5, PH) (6, 7)										2	0	1	0	0	0	2									
Terry Crowley, L OBP: 0.444, SLG: 0.483 (1, 10)	0-0 3-H			0-0 6-3	0-0 5-3			0-0 L7		2	0	1	0	0	0	0									
Lee May, R OBP: 0.296, SLG: 0.414 (5, PH)	0-0 1-2 2-3 1B									2	0	0	0	0	0	3									
Doug DeCinces, R OBP: 0.316, SLG: 0.406 (1, 5)		0-3 K		0-0 F6		0-0 L8		0-3 K		4	0	0	0	0	2	1									
Billy Smith, S OBP: 0.302, SLG: 0.378 (1, 4)		0-0 F8			0-0 FC5-4 1B	0-3 K				3	0	1	0	0	1	0									
Rich Dauer, R OBP: 0.302, SLG: 0.353 (7, 4)										0	0	0	0	0	0	0									
Rick Dempsey, R OBP: 0.307, SLG: 0.353 (1, 2)		0-0 5-3			0-0 FC5-4 1B 1B	0-0 F8				3	1	0	0	0	0	1									
Inning Stats	R: 1 E: 0 K: 0 S: 4	H: 2 LOB: 2 BB: 1 P: 9	R: 0 E: 0 K: 1 S: 5	H: 0 LOB: 0 BB: 0 P: 5	R: 1 E: 0 K: 0 S: 4	H: 1 LOB: 0 BB: 0 P: 4	R: 0 E: 0 K: 0 S: 3	H: 0 LOB: 0 BB: 0 P: 3	R: 3 E: 0 K: 0 S: 8	H: 5 LOB: 2 BB: 0 P: 8	R: 0 E: 0 K: 1 S: 5	H: 0 LOB: 0 BB: 0 P: 5	R: 0 E: 0 K: 2 S: 7	H: 0 LOB: 0 BB: 0 P: 7	R: 0 E: 0 K: 1 S: 6	H: 1 LOB: 1 BB: 0 P: 6	1B: 6 2B: 2 3B: 0 HR: 1	SF: 1 SAC: 0 DP: 0 HBP: 1	WP: 0 PB: 0 SB: 0 CS: 0	PA: 34					
PITCHER	IP	WLS	BF	H	R	ER	SO	BB	IBB	HBP	BLK	WP	HR	S	P	ERA	WHIP								
Bob Stanley, R ERA: 4.1 (1, 1)	4.1	L	22	8	5	5	1	1	0	0	0	0	0	22	27	10.38	2.077								
Tom Burgmeier, L ERA: 2.46 (5, 1)	3.2		12	1	0	0	4	0	0	0	0	0	0	20	20	0.00	0.273								

Boston Red Sox @ Baltimore Orioles
Memorial Stadium, Baltimore, MD
Fri Sep 14 1979, 7:05 PM EDT
Att: 43,025 - Unknown

AB 31
R 5
H 9
RBI 5
BB 1
SO 5
LOB 10



Batter	1	2	3	4	5	6	7	8	9	AB	R	H	RBI	BB	SO	LOB	TOP					
Rick Burleson, R OBP: 0.320, SLG: 0.374 Stan Papi, R OBP: 0.223, SLG: 0.280	F6			F8		G6-4-3 1B	F3			1	0	0	0	0	0	0	Boston Red Sox @ Baltimore Orioles Memorial Stadium, Baltimore, MD Sun Sep 16 1979, 3:33 AM EDT Att: 42,869 - Unknown					
Ted Sizemore, R OBP: 0.311, SLG: 0.318	K			F9		G6-4-3 1-2	4-3			4	0	0	0	0	1	1						
Fred Lynn, L OBP: 0.425, SLG: 0.640	6-3			F6		BB 1B	K			4	1	1	0	0	1	0						
Jim Rice, R OBP: 0.386, SLG: 0.607		6-3			F8	1B	K			3	0	0	0	1	1	0						
Carl Yastrzemski, L OBP: 0.343, SLG: 0.454 Tom Poquette, L OBP: 0.335, SLG: 0.399	F8			F6		1-2 2-H 1B	BB FC5-2 1B			1	0	0	0	0	0	0						
Bob Watson, R OBP: 0.375, SLG: 0.478 Jim Dwyer, L OBP: 0.351, SLG: 0.413	F7				E 1B 2B	3-1	F9			1	0	0	0	0	0	0						
Butch Hobson, R Jack Brohamer, L OBP: 0.319, SLG: 0.335			5-3		E9 1-3 2B	1B	FC5-2 BB 1B			1	0	0	0	0	0	0						
Dwight Evans, R OBP: 0.370, SLG: 0.461			F7			1-3 2B	K			3	0	1	2	1	1	1						
Mike O'Berry, R OBP: 0.275, SLG: 0.289	F4				1-H 3-H K	1-2	FC5-2 BB			4	0	0	0	0	1	5						
Inning Stats	R: 0 E: 0 K: 1 S: 5	H: 0 LOB: 0 BB: 0 P: 5	R: 0 E: 0 K: 0 S: 3	H: 0 LOB: 0 BB: 0 P: 3	R: 0 E: 0 K: 0 S: 3	H: 0 LOB: 0 BB: 0 P: 3	R: 2 E: 1 K: 1 S: 8	H: 3 LOB: 1 BB: 0 P: 8	R: 1 E: 0 K: 0 S: 5	H: 3 LOB: 2 BB: 1 P: 9	R: 0 E: 0 K: 2 S: 7	H: 1 LOB: 1 BB: 0 P: 6	R: 0 E: 0 K: 2 S: 7	H: 0 LOB: 0 BB: 0 P: 7	R: 0 E: 0 K: 0 S: 4	H: 2 LOB: 2 BB: 1 P: 8		1B: 8 2B: 1 3B: 0 HR: 0	SF: 0 SAC: 0 DP: 2 HBP: 0	WP: 0 PB: 0 SB: 0 CS: 0	PA: 36	
PITCHER	IP	WLS	BF	H	R	ER	SO	BB	IBB	HBP	BLK	WP	HR	S	P	ERA		WHIP				
Jim Palmer, R ERA: 3.05 Dave Ford, R ERA: 2.03	(1, 1)	7.0	W	28	7	3	3	3	1	0	0	0	0	0	33	37		3.86	1.143			

Batter	1	2	3	4	5	6	7	8	9	AB	R	H	RBI	BB	SO	LOB	BOTTOM					
Mark Belanger, R OBP: 0.280, SLG: 0.234	FC5-2 1B			2B		6-3				3	0	2	3	0	0	0	Boston Red Sox @ Baltimore Orioles Memorial Stadium, Baltimore, MD Sun Sep 16 1979, 3:33 AM EDT Att: 42,869 - Unknown					
Benny Ayala, R OBP: 0.291, SLG: 0.506 Al Bumbry, L OBP: 0.338, SLG: 0.370	FC5-2 1B			1-2 3-H 1B		K				1	1	1	0	0	0	0						
Ken Singleton, S OBP: 0.412, SLG: 0.551 Mark Corey, R	FC5-2 1B			G5-4-3 1B		L6				5	1	3	1	0	0	4						
Eddie Murray, S OBP: 0.364, SLG: 0.473 Tom Chism, L	FC5-2 1B			F8		L3				5	1	2	0	0	0	3						
Gary Roenicke, R OBP: 0.384, SLG: 0.530	FC5-2 1B			G5-4-3		6-3				4	1	1	2	1	1	4						
Lee May, R OBP: 0.299, SLG: 0.415	2B BB 1B			K		K				5	2	2	1	0	3	3						
Doug DeCinces, R OBP: 0.316, SLG: 0.408	BB HBP 2B			F6 BB 1B		K				4	3	2	2	1	1	2						
Rich Dauer, R OBP: 0.302, SLG: 0.349	HBP FC6-4 IBB			L7		K				3	2	0	0	2	1	3						
Rick Dempsey, R OBP: 0.309, SLG: 0.352	FC6-4 2B BB			F8		5-3				4	1	1	1	1	0	2						
Inning Stats	R: 9 E: 1 K: 1 S: 13	H: 7 LOB: 2 BB: 2 P: 22	R: 2 E: 0 K: 0 S: 6	H: 3 LOB: 1 BB: 0 P: 6	R: 0 E: 0 K: 0 S: 3	H: 1 LOB: 0 BB: 0 P: 3	R: 2 E: 0 K: 1 S: 7	H: 2 LOB: 2 BB: 2 P: 15	R: 0 E: 0 K: 3 S: 10	H: 1 LOB: 2 BB: 1 P: 14	R: 0 E: 0 K: 1 S: 5	H: 0 LOB: 0 BB: 0 P: 5	R: 0 E: 0 K: 1 S: 6	H: 1 LOB: 1 BB: 0 P: 6	R: 0 E: 0 K: 0 S: 3	H: 0 LOB: 0 BB: 0 P: 3		1B: 10 2B: 5 3B: 0 HR: 0	SF: 1 SAC: 0 DP: 1 HBP: 1	WP: 0 PB: 0 SB: 0 CS: 0	PA: 45	
PITCHER	IP	WLS	BF	H	R	ER	SO	BB	IBB	HBP	BLK	WP	HR	S	P	ERA		WHIP				
John Tudor, L ERA: 8.57 Allen Ripley, R ERA: 5.15 Win Remmerswaal, R ERA: 10.05 Joel Finch, R ERA: 5.44	(1, 1)	0.1	L	7	6	6	0	0	0	0	0	0	0	1	10	27.00		3.000				

Batter	1	2	3	4	5	6	7	8	9	AB	R	H	RBI	BB	SO	LOB	TOP									
Al Bumbry, L OBP: 0.337, SLG: 0.375 (1, 8)										4	1	1	1	0	0	1	Baltimore Orioles @ Detroit Tigers Tiger Stadium, Detroit, MI Mon Sep 17 1979, 7:05 PM EDT Att: 12,918 - Unknown									
Billy Smith, S OBP: 0.301, SLG: 0.386 (1, 4)										3	0	1	0	0	1	0										
Rich Dauer, R OBP: 0.301, SLG: 0.348 (6, 4)										4	1	2	1	0	1	1										
Ken Singleton, S OBP: 0.412, SLG: 0.556 (1, 9)										4	0	0	0	0	1	2										
Eddie Murray, S OBP: 0.362, SLG: 0.470 (1, 3)										4	0	0	0	0	1	2										
Pat Kelly, L OBP: 0.370, SLG: 0.521 (1, 10)										4	0	0	0	0	1	1										
Gary Roenicke, R OBP: 0.385, SLG: 0.527 (1, 7)										2	0	0	0	1	1	0										
Doug DeCinces, R OBP: 0.316, SLG: 0.405 (1, 5)										3	0	0	0	1	1	2										
Kiko Garcia, R OBP: 0.304, SLG: 0.368 (1, 6)										3	0	1	0	0	0	1										
Dave Skaggs, R OBP: 0.294, SLG: 0.248 (8, 2)										0	0	0	0	0	0	0										
Rick Dempsey, R OBP: 0.307, SLG: 0.350 (1, 2)										2	0	0	0	0	0	2										
John Lowenstein, L OBP: 0.366, SLG: 0.511 (8, PH)										1	0	0	0	0	1	0										
Mark Belanger, R OBP: 0.280, SLG: 0.234 (8, 6)										0	0	0	0	0	0	0										
Inning Stats	R: 0 E: 0 K: 2 S: 7	H: 0 LOB: 0 BB: 0 P: 7	R: 0 E: 0 K: 1 S: 5	H: 0 LOB: 0 BB: 0 P: 5	R: 0 E: 0 K: 0 S: 3	H: 0 LOB: 1 BB: 1 P: 7	R: 0 E: 0 K: 1 S: 6	H: 1 LOB: 1 BB: 0 P: 6	R: 0 E: 0 K: 0 S: 3	H: 1 LOB: 1 BB: 1 P: 7	R: 0 E: 0 K: 1 S: 4	H: 0 LOB: 0 BB: 0 P: 4	R: 0 E: 0 K: 1 S: 5	H: 0 LOB: 0 BB: 0 P: 5	R: 1 E: 0 K: 1 S: 6	H: 1 LOB: 0 BB: 0 P: 6	R: 1 E: 0 K: 1 S: 6	H: 1 LOB: 1 BB: 0 P: 7	1B: 1 2B: 1 3B: 1 HR: 2	SF: 0 SAC: 0 DP: 1 HBP: 1	WP: 0 PA: 34 PB: 0 SB: 1 CS: 0					
PITCHER Milt Wilcox, R ERA: 4.28 (1, 1)	IP: 9.0 WLS: L BF: 34	H: 5 R: 2 ER: 2 SO: 7	BB: 2 IBB: 0 HBP: 1 BLK: 0	WP: 0 HR: 2 S: 45 P: 54	ERA: 2.00 WHIP: 0.778											ERA: 2.00 WHIP: 0.778										

Batter	1	2	3	4	5	6	7	8	9	AB	R	H	RBI	BB	SO	LOB	BOTTOM									
Ron LeFlore, R OBP: 0.355, SLG: 0.397 (1, 10)										4	0	1	0	0	0	1	Baltimore Orioles @ Detroit Tigers Tiger Stadium, Detroit, MI Mon Sep 17 1979, 7:05 PM EDT Att: 12,918 - Unknown									
Alan Trammell, R OBP: 0.335, SLG: 0.365 (1, 6)										4	0	3	0	0	0	1										
Jerry Morales, R OBP: 0.262, SLG: 0.373 (1, 9)										3	0	0	0	1	0	2										
John Wockenfuss, R OBP: 0.316, SLG: 0.521 (1, 3)										4	0	1	0	0	0	4										
Kirk Gibson, L (9, PR)										0	1	0	0	0	0	0										
Lance Parrish, R OBP: 0.341, SLG: 0.450 (1, 2)										4	0	1	0	0	1	1										
Rick Peters, S OBP: 0.545, SLG: 0.286 (9, PR)										0	0	0	0	0	0	0										
Lynn Jones, R OBP: 0.349, SLG: 0.395 (1, 7)										3	0	2	1	0	0	0										
Tom Brookens, R OBP: 0.305, SLG: 0.366 (1, 4)										2	0	0	0	0	1	1										
Aurelio Rodriguez, R OBP: 0.275, SLG: 0.352 (1, 5)										4	0	0	0	0	2	3										
Dave Stegman, R OBP: 0.190, SLG: 0.450 (1, 8)										3	0	0	0	0	0	1										
Inning Stats	R: 0 E: 0 K: 0 S: 4	H: 1 LOB: 1 BB: 0 P: 4	R: 0 E: 0 K: 1 S: 6	H: 1 LOB: 0 BB: 0 P: 6	R: 0 E: 0 K: 0 S: 4	H: 1 LOB: 2 BB: 1 P: 8	R: 0 E: 0 K: 0 S: 3	H: 0 LOB: 0 BB: 0 P: 3	R: 0 E: 0 K: 1 S: 6	H: 1 LOB: 0 BB: 0 P: 6	R: 0 E: 0 K: 0 S: 4	H: 1 LOB: 1 BB: 0 P: 4	R: 0 E: 0 K: 0 S: 3	H: 1 LOB: 0 BB: 0 P: 3	R: 1 E: 0 K: 2 S: 9	H: 2 LOB: 1 BB: 0 P: 9	1B: 7 2B: 0 3B: 1 HR: 0	SF: 1 SAC: 2 DP: 1 HBP: 0	WP: 0 PA: 35 PB: 0 SB: 1 CS: 1							
PITCHER Scott McGregor, L ERA: 3.26 (1, 1)	IP: 9.0 WLS: W BF: 35	H: 8 R: 1 ER: 1 SO: 4	BB: 1 IBB: 0 HBP: 0 BLK: 0	WP: 0 HR: 0 S: 42 P: 46	ERA: 1.00 WHIP: 1.000											ERA: 1.00 WHIP: 1.000										



Batter	1	2	3	4	5	6	7	8	9	AB	R	H	RBI	BB	SO	LOB	TOP										
Al Bumby, L OBP: 0.335, SLG: 0.372 (1, 8)	0-0 5-3		0-3 K			0-0 6-3		0-0 G3		4	0	0	0	0	1	1	Baltimore Orioles @ Detroit Tigers Tiger Stadium, Detroit, MI Tue Sep 18 1979, 7:05 PM EDT Att: 13,586 - Unknown										
Kiko Garcia, R OBP: 0.306, SLG: 0.375 (1, 6)	0-0 3-1		0-0 3B			0-0 1B		0-0 F9		4	0	2	0	0	0	2											
Ken Singleton, S OBP: 0.411, SLG: 0.553 (1, 9)	4-0 BB		0-0 6-3			0-0 1-3			0-0 6-3	3	0	0	0	1	0	2											
Eddie Murray, S OBP: 0.360, SLG: 0.467 (1, 3)	0-0 6-3			0-0 1-3			0-0 F9		0-0 F8	4	0	0	0	0	0	1											
John Lowenstein, L OBP: 0.364, SLG: 0.503 (1, 10)		4-0 FC6-4 BB		0-0 4-3			0-0 F8		0-0 F6	3	0	0	0	1	0	0											
Pat Kelly, L OBP: 0.364, SLG: 0.510 (1, 7)		0-0 F7		0-0 5-3			0-0 F8			3	0	0	0	0	0	1											
Doug DeCinces, R OBP: 0.316, SLG: 0.412 (1, 5)		0-0 F6			0-0 F8					3	1	1	1	0	0	1											
Rich Dauer, R OBP: 0.300, SLG: 0.347 (8, PH)		0-0 FC6-4			0-0 F9			0-3 K		2	0	0	0	0	0	1											
Bob Molinaro, L OBP: 0.284, SLG: 0.248 (8, 2)		0-0 1-2			0-0 F9			0-0 K		1	0	0	0	0	0	0											
Wayne Krenchicki, L OBP: 0.167, SLG: 0.250 (8, 4)			0-0 F8			0-0 6-3			0-0 G3 1B	0	0	0	0	0	0	0											
Inning Stats	R: 0 E: 0 K: 0 S: 3	H: 0 LOB: 1 BB: 1 P: 7	R: 0 E: 0 K: 0 S: 3	H: 0 LOB: 1 BB: 1 P: 7	R: 0 E: 0 K: 1 S: 6	H: 1 LOB: 1 BB: 0 P: 6	R: 0 E: 0 K: 0 S: 3	H: 0 LOB: 0 BB: 0 P: 3	R: 0 E: 0 K: 0 S: 3	H: 0 LOB: 0 BB: 0 P: 3	R: 0 E: 0 K: 0 S: 3	H: 0 LOB: 0 BB: 0 P: 3	R: 1 E: 0 K: 1 S: 7	H: 2 LOB: 2 BB: 0 P: 7	R: 0 E: 0 K: 0 S: 3	H: 0 LOB: 0 BB: 0 P: 3	1B: 2 2B: 0 3B: 1 HR: 1	SF: 0 SAC: 0 DP: 0 HBP: 0	WP: 0 PB: 1 SB: 0 CS: 1	PA: 32							
PITCHER	IP	WLS	BF	H	R	ER	SO	BB	IBB	HBP	BLK	WP	HR	S	P	ERA	WHIP										
Dan Petry, R ERA: 4.06 (1, 1)	7.1	W	27	4	1	1	2	2	0	0	0	0	1	29	37	1.23	0.818										
Aurelio Lopez, R ERA: 2.23 (8, 1)	1.2	S	5	0	0	0	0	0	0	0	0	0	0	5	5	0.00	0.000										

AB	30
R	1
H	4
RBI	1
BB	2
SO	2
LOB	9



Batter	1	2	3	4	5	6	7	8	9	AB	R	H	RBI	BB	SO	LOB	BOTTOM										
Ron LeFlore, R OBP: 0.355, SLG: 0.402 (1, 8)	0-3 K		0-0 HR		0-0 G6-4-3		0-0 FC6-4 BB			4	1	1	2	0	1	3	Baltimore Orioles @ Detroit Tigers Tiger Stadium, Detroit, MI Tue Sep 18 1979, 7:05 PM EDT Att: 13,586 - Unknown										
Alan Trammell, R OBP: 0.335, SLG: 0.363 (1, 6)	0-3 K		0-0 F9		0-0 P6		0-0 BB			3	0	0	0	1	1	1											
Jerry Morales, R OBP: 0.262, SLG: 0.370 (1, 10)	4-0 BB			0-0 6-3		0-0 P6		0-0 F7		3	0	0	0	1	0	2											
John Wockenfuss, R OBP: 0.319, SLG: 0.519 (1, 3)		0-0 F8			4-0 BB					3	0	1	0	1	0	1											
Jason Thompson, L OBP: 0.343, SLG: 0.408 (9, 3)					0-0 BB		0-0 2B 1B		0-0 6-3	0	0	0	0	0	0	0											
Lance Parrish, R OBP: 0.341, SLG: 0.450 (1, 2)		0-3 K			0-0 F9		0-0 2B		0-0 5-3	4	0	1	0	0	1	1											
Lynn Jones, R OBP: 0.347, SLG: 0.389 (1, 7)		0-0 P4			4-0 BB		0-0 1-3		0-3 K	3	0	0	0	1	1	1											
Tom Brookens, R OBP: 0.306, SLG: 0.365 (1, 4)					0-0 BB					3	1	1	0	0	1	2											
Lou Whitaker, L OBP: 0.390, SLG: 0.377 (9, 4)		0-0 6-3			0-3 K			0-0 SH3-4 E FC6-4 1B		0	0	0	0	0	0	0											
Aurelio Rodriguez, R OBP: 0.276, SLG: 0.353 (1, 5)			0-0 P5			0-0 G6-4-3 1B		0-0 SH3-4		2	0	1	0	0	0	0											
Dave Stegman, R OBP: 0.292, SLG: 0.500 (1, 9)					0-0 CS 1B		0-0 G6-4-3 1B		4-0 FC6-4 BB	2	0	2	0	1	0	0											
Inning Stats	R: 0 E: 0 K: 2 S: 7	H: 0 LOB: 1 BB: 1 P: 11	R: 0 E: 0 K: 1 S: 5	H: 0 LOB: 0 BB: 0 P: 5	R: 1 E: 0 K: 0 S: 4	H: 2 LOB: 0 BB: 0 P: 4	R: 0 E: 0 K: 1 S: 5	H: 0 LOB: 2 BB: 2 P: 13	R: 0 E: 0 K: 0 S: 4	H: 2 LOB: 1 BB: 0 P: 4	R: 0 E: 0 K: 0 S: 4	H: 1 LOB: 2 BB: 2 P: 12	R: 0 E: 0 K: 1 S: 5	H: 0 LOB: 0 BB: 0 P: 5	R: 0 E: 0 K: 0 S: 5	H: 0 LOB: 0 BB: 0 P: 5	1B: 5 2B: 1 3B: 0 HR: 1	SF: 0 SAC: 1 DP: 1 HBP: 0	WP: 0 PB: 0 SB: 0 CS: 1	PA: 33							
PITCHER	IP	WLS	BF	H	R	ER	SO	BB	IBB	HBP	BLK	WP	HR	S	P	ERA	WHIP										
Mike Flanagan, L ERA: 3.12 (1, 1)	8.0	L	33	7	2	1	5	5	0	0	0	0	1	38	58	1.12	1.500										

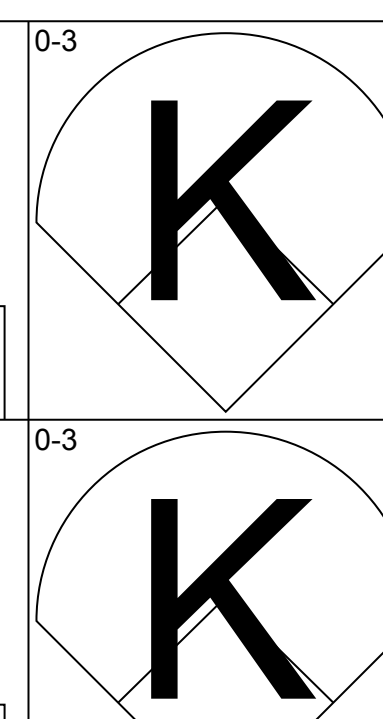
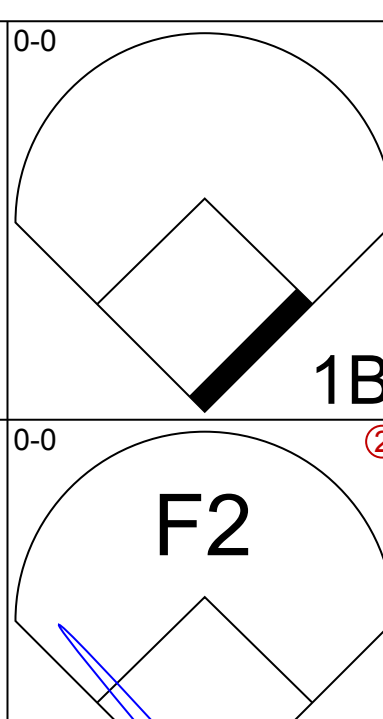
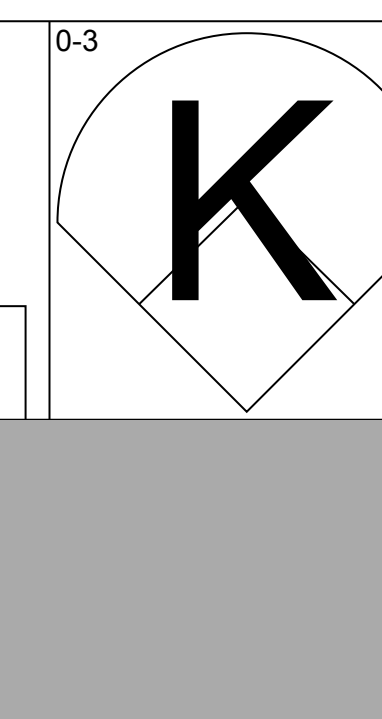
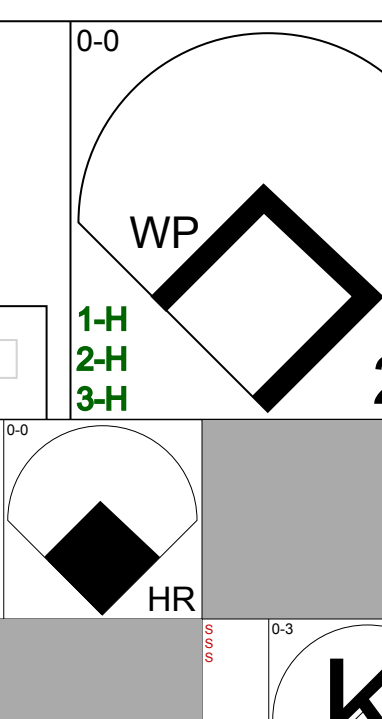
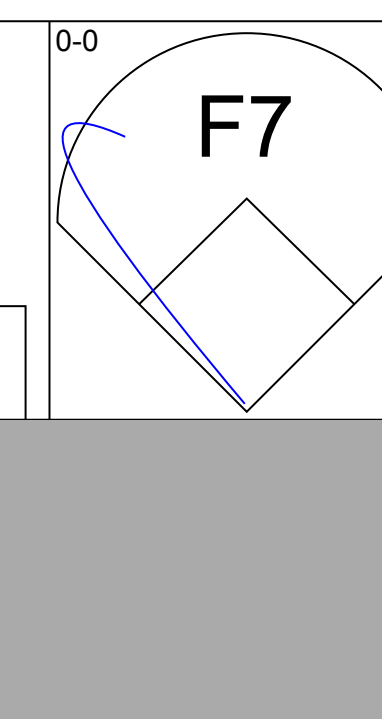
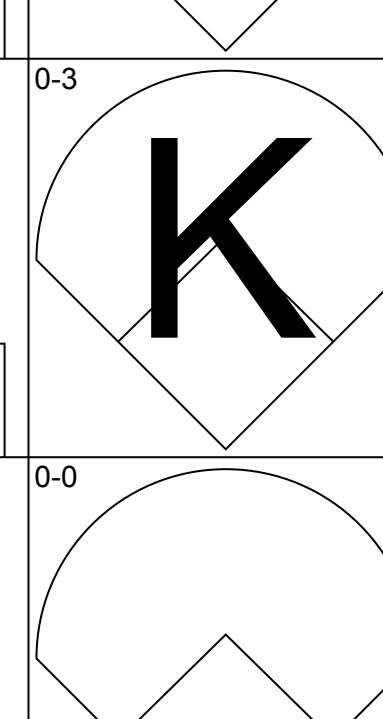
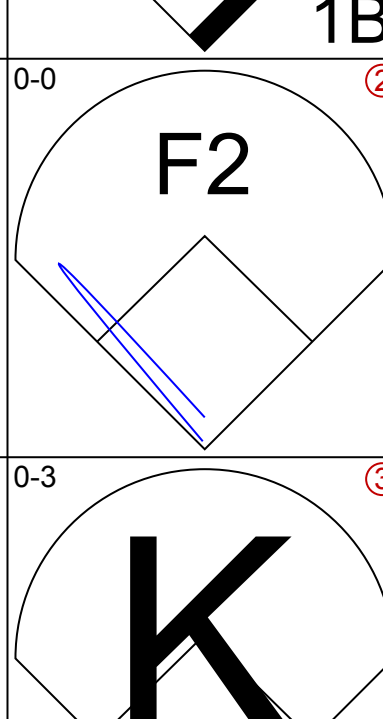
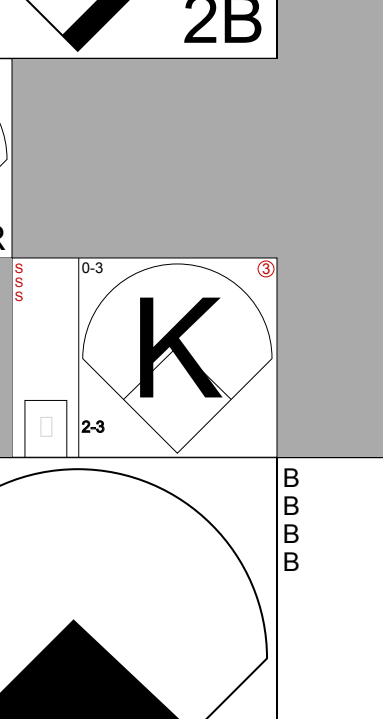
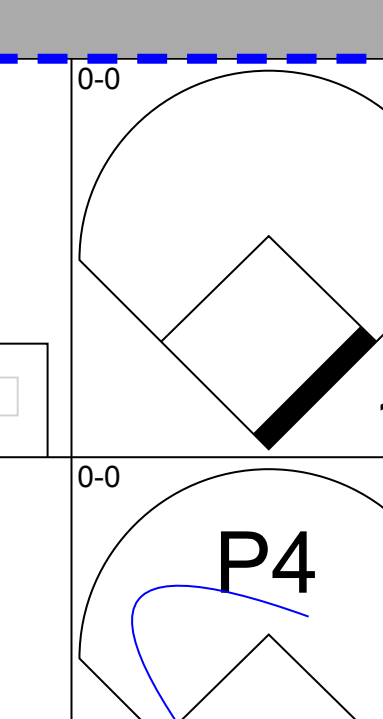
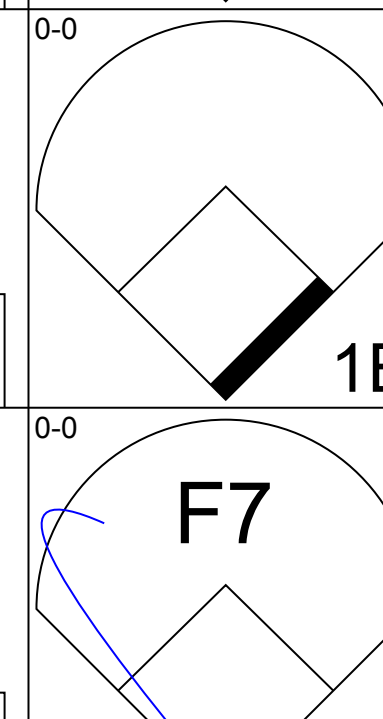

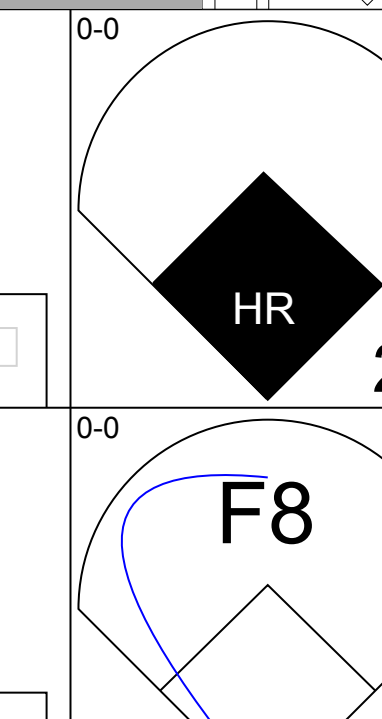
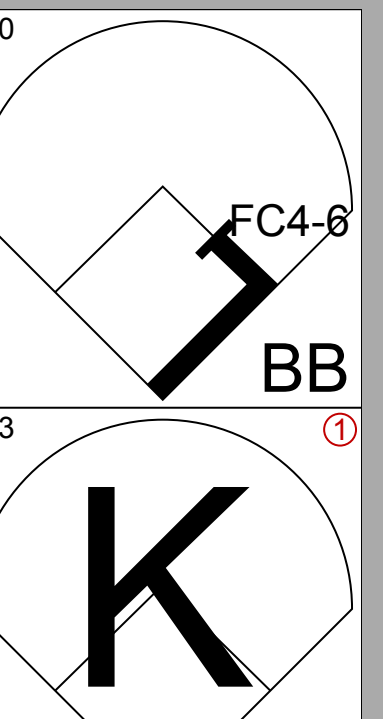
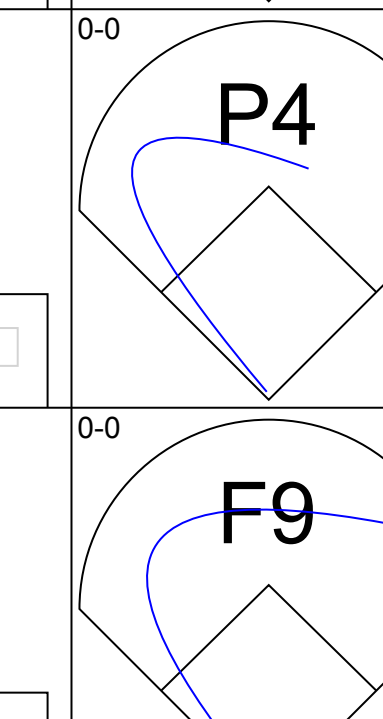
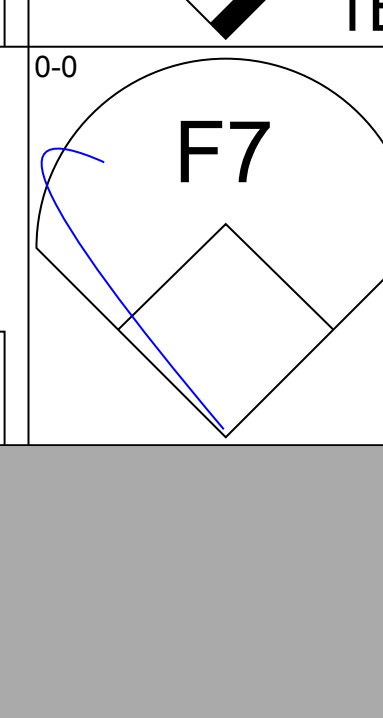
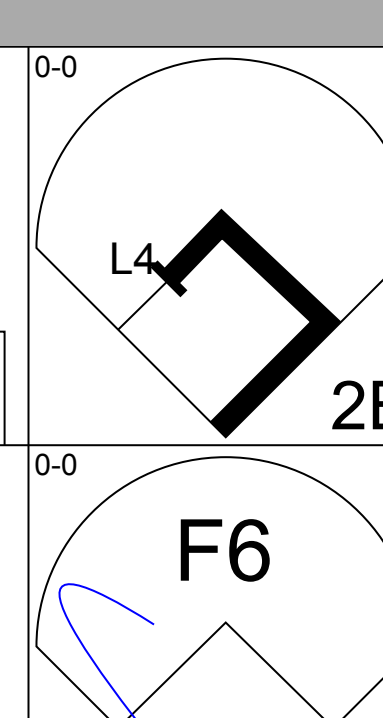
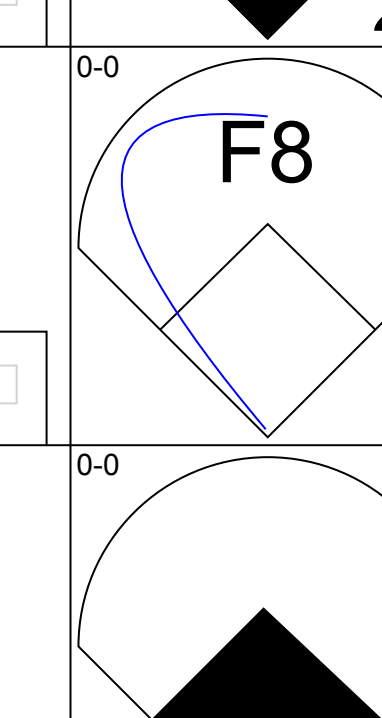
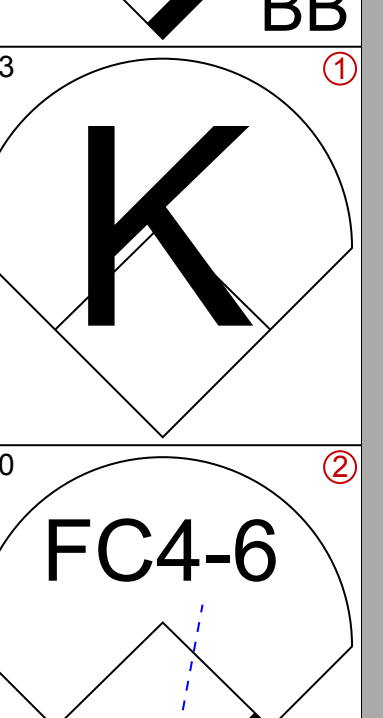
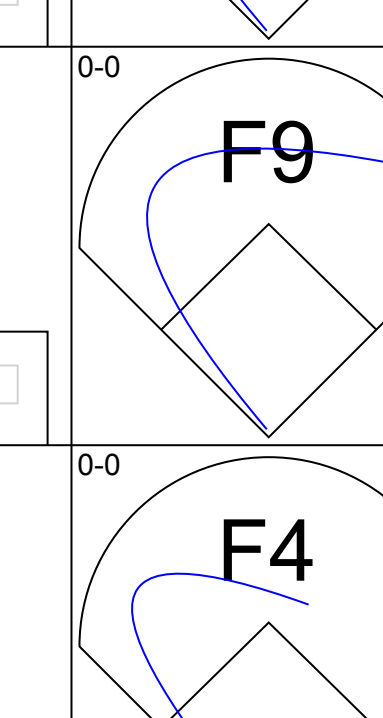
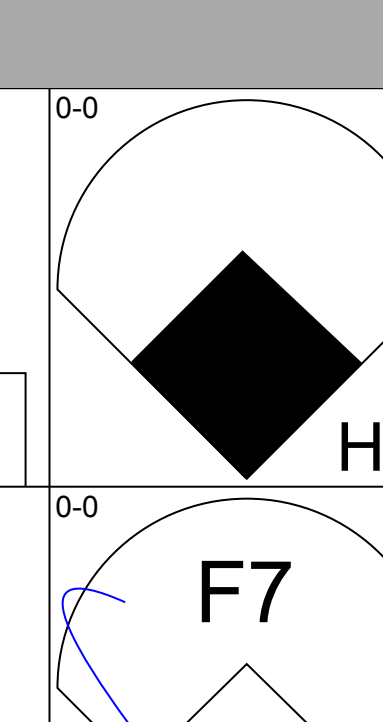
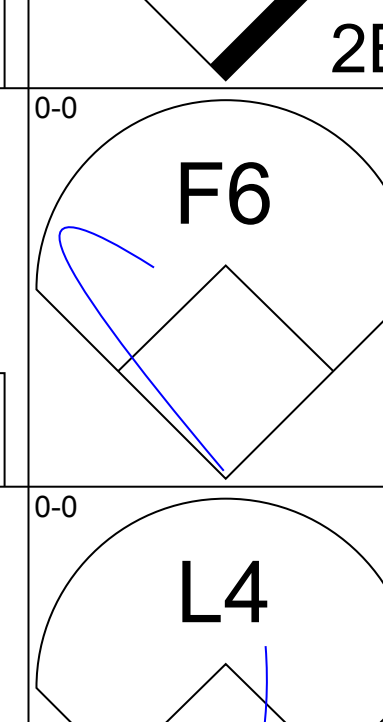
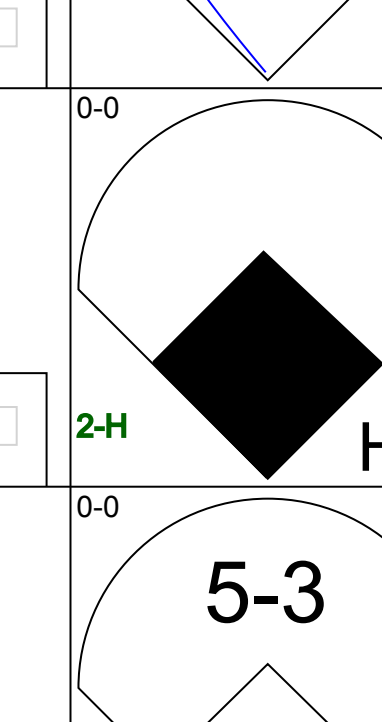
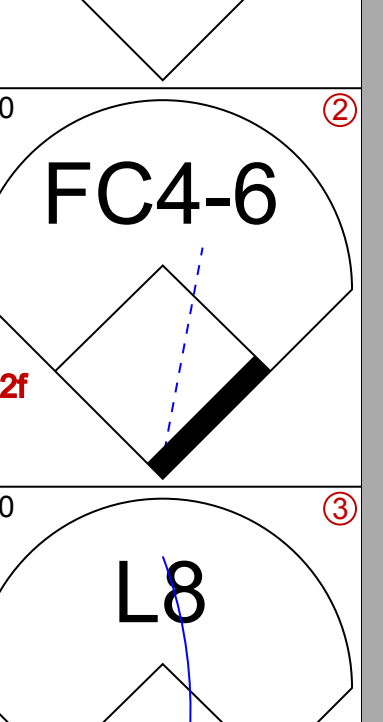
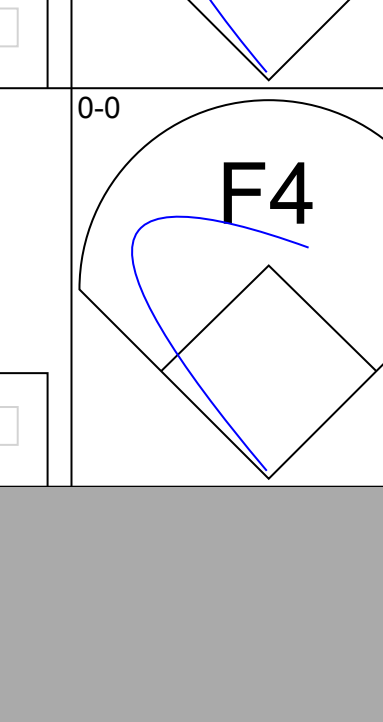

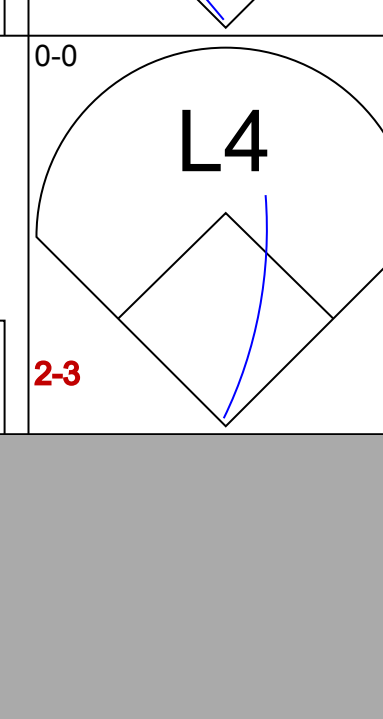
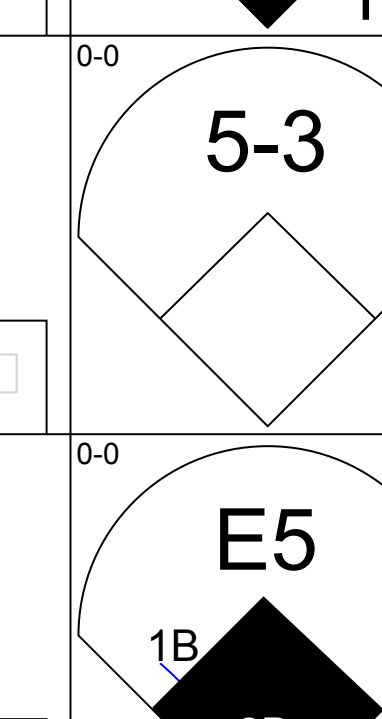
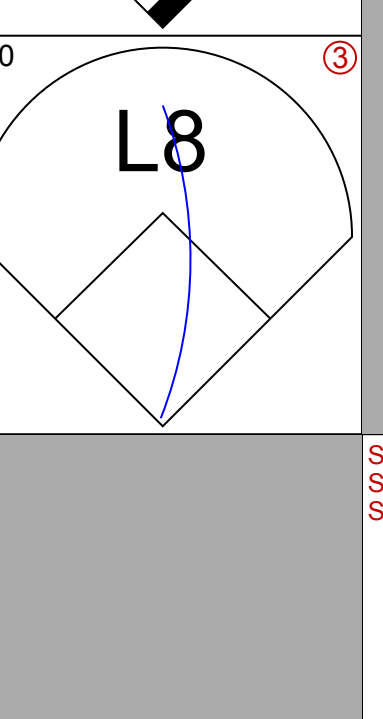
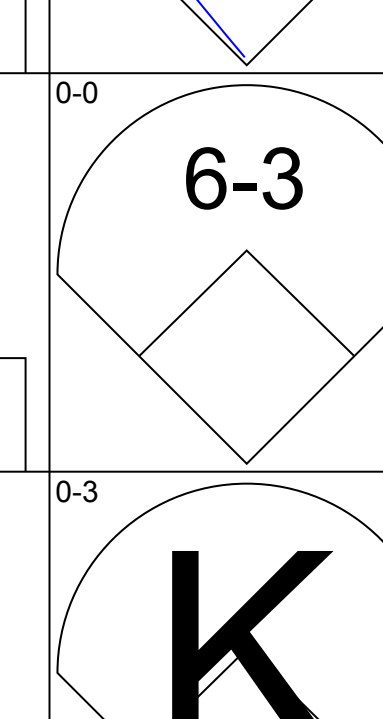
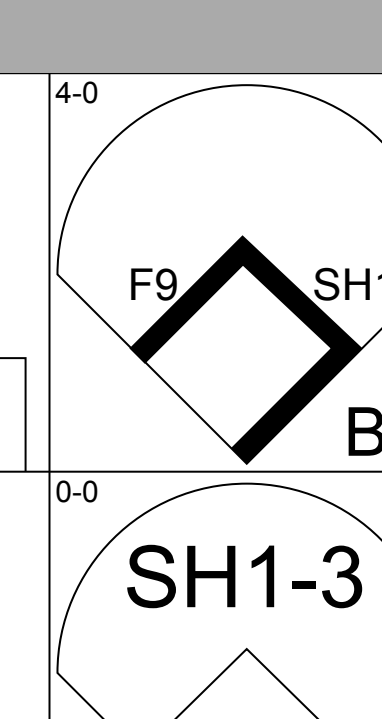
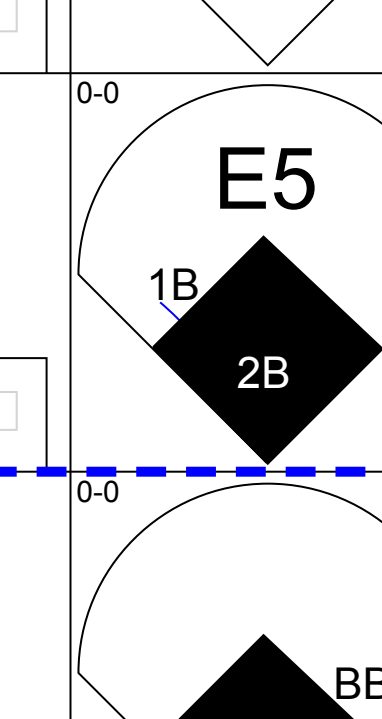
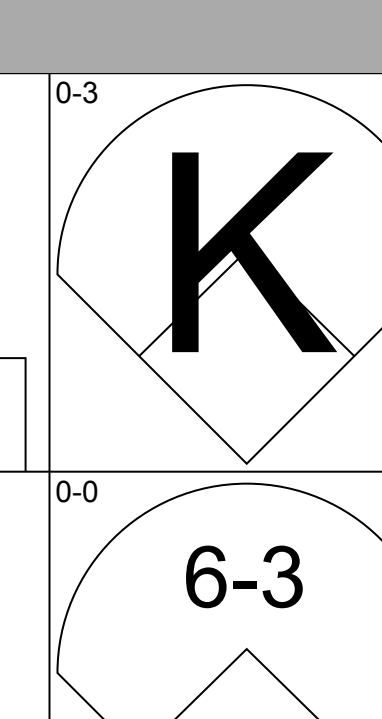
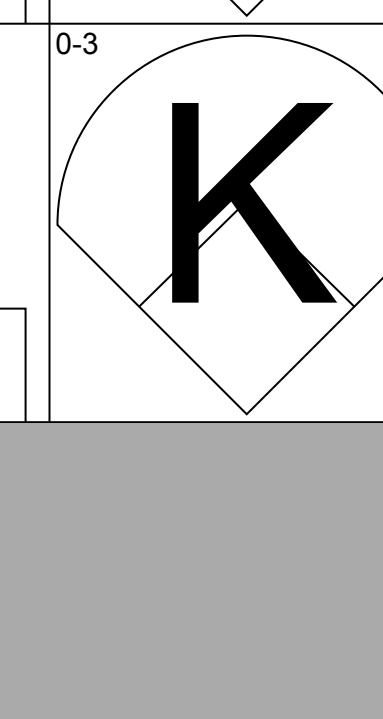
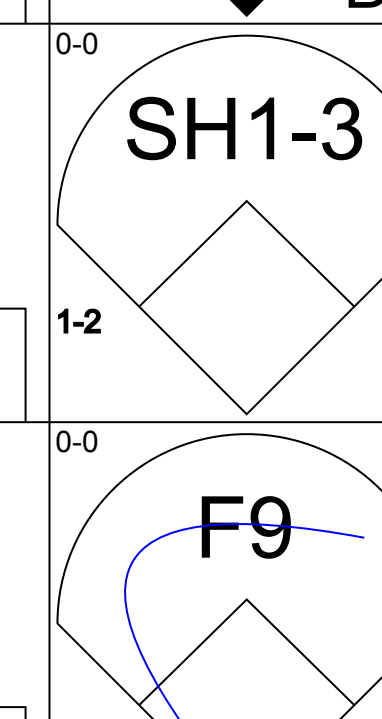
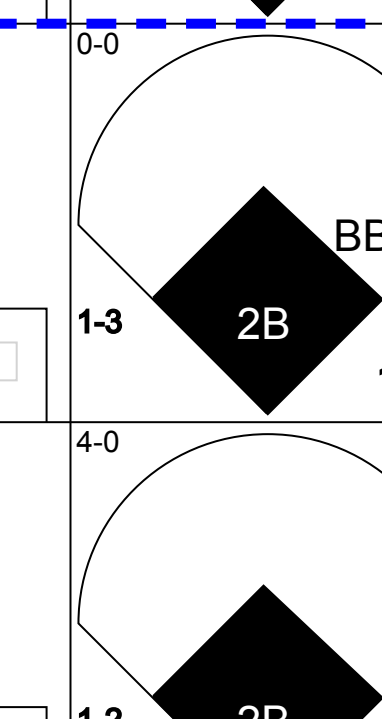
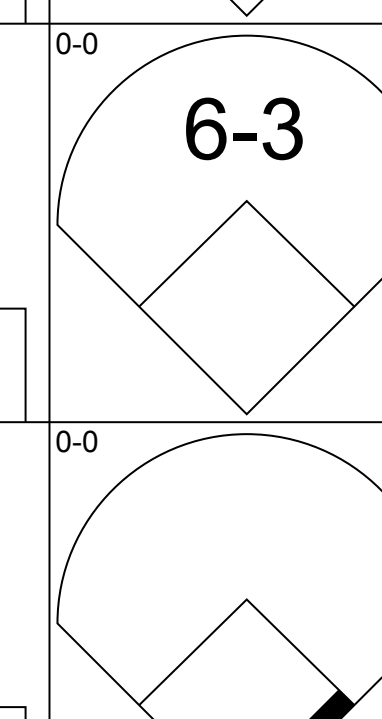
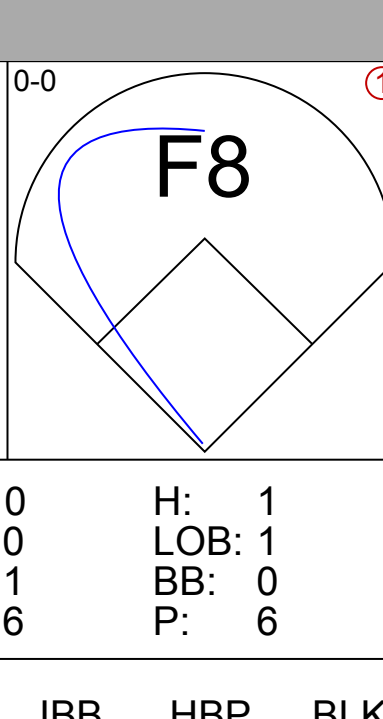
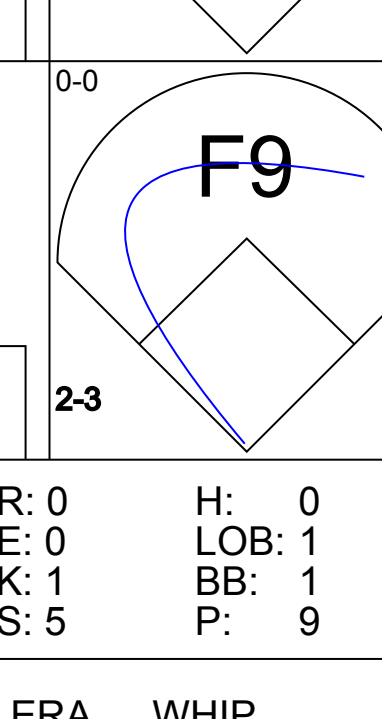
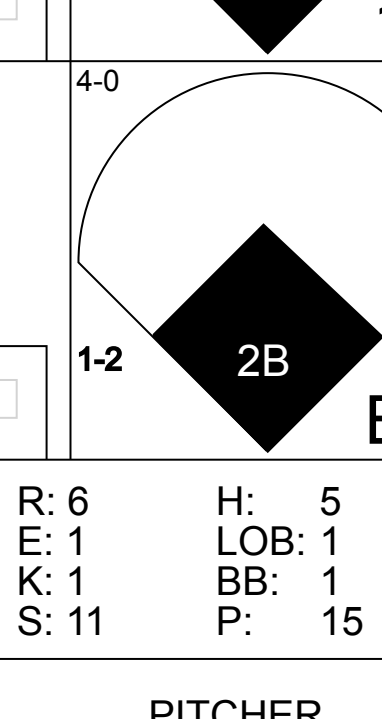
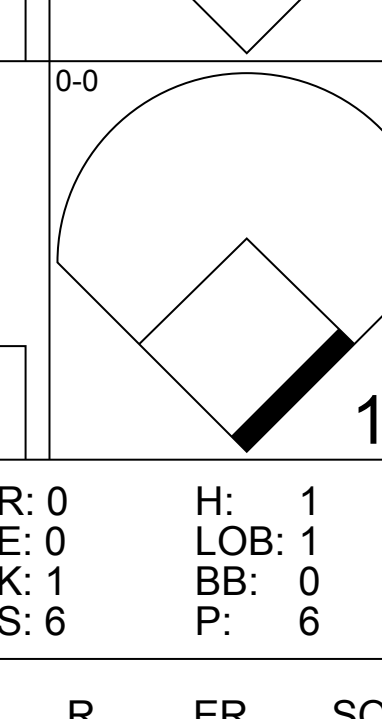


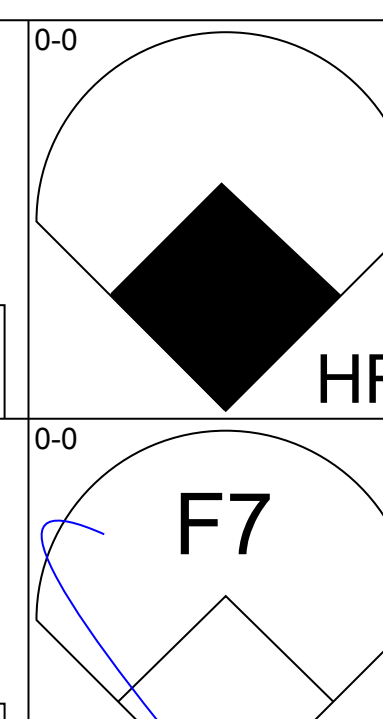
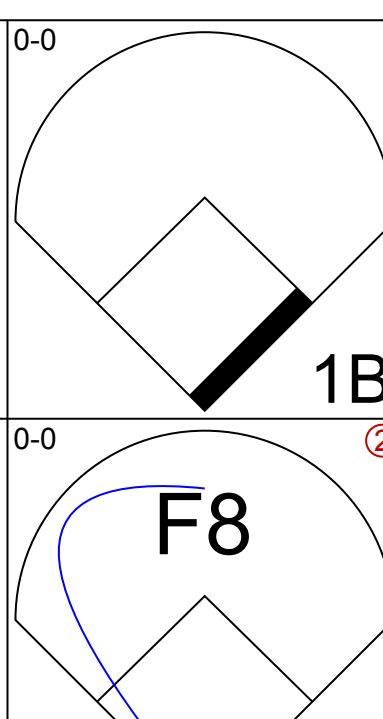
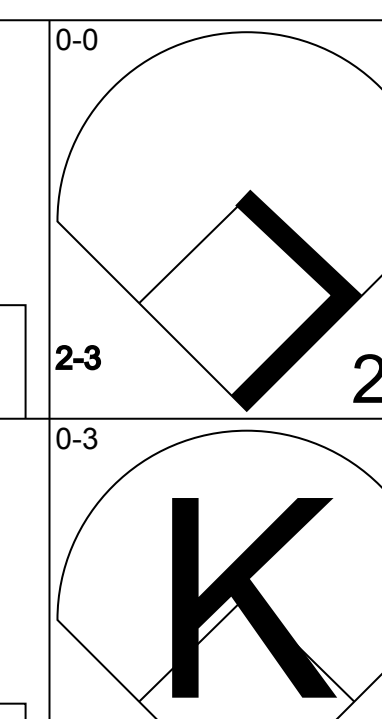
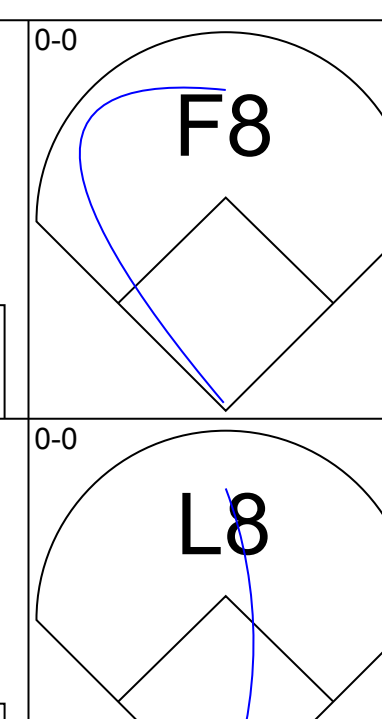
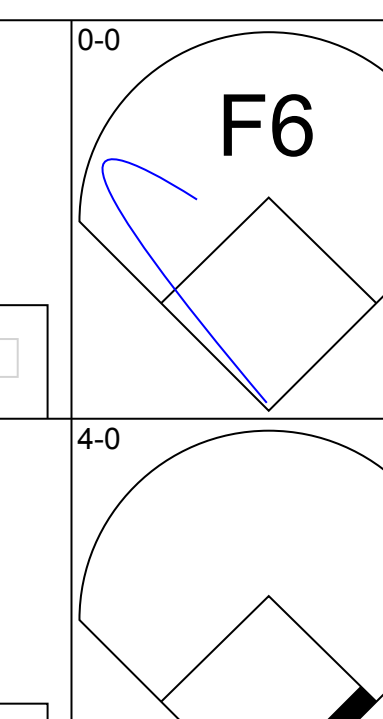
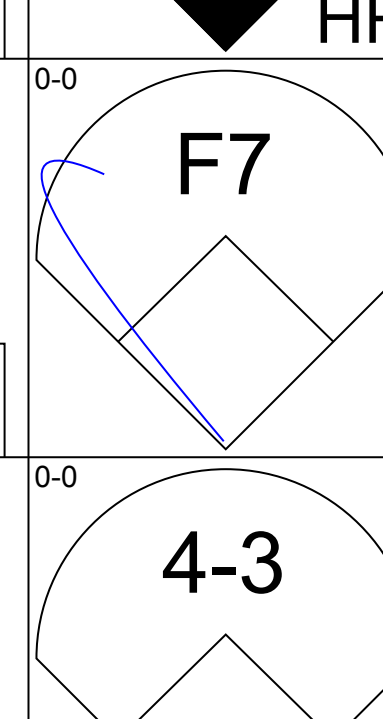
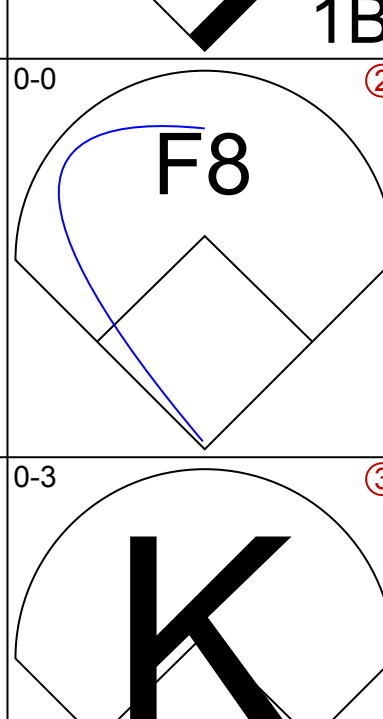
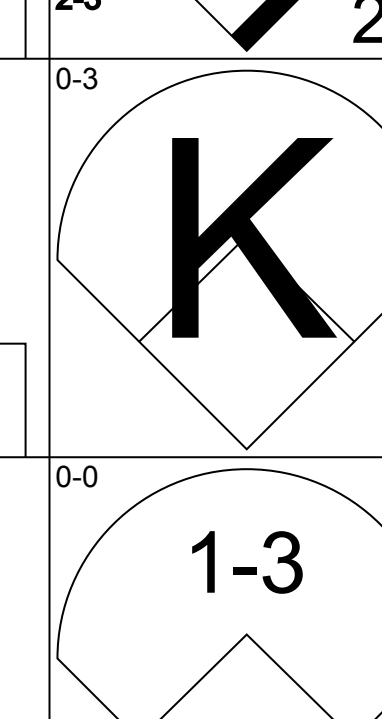
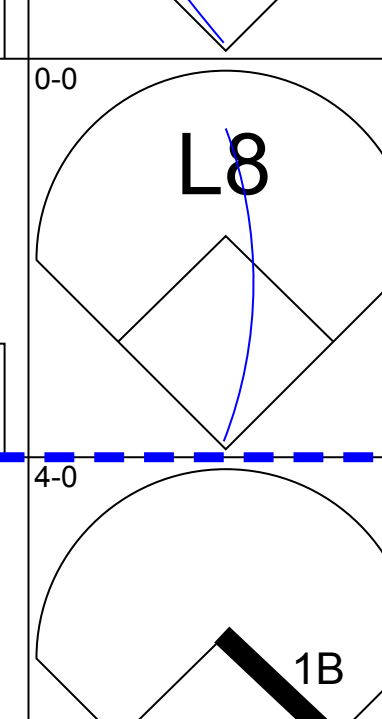
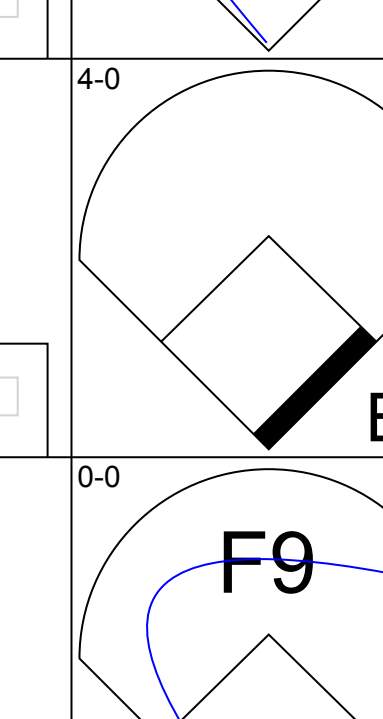
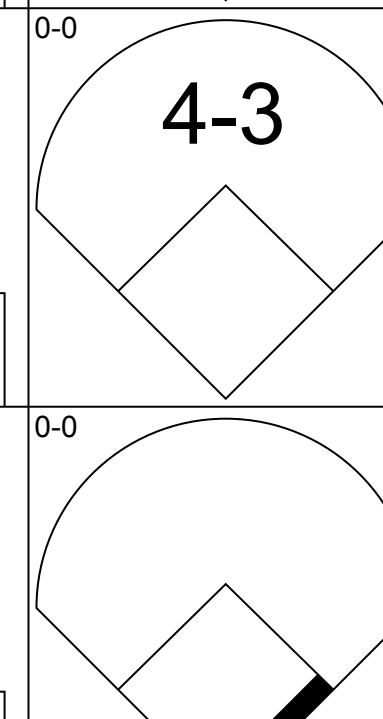

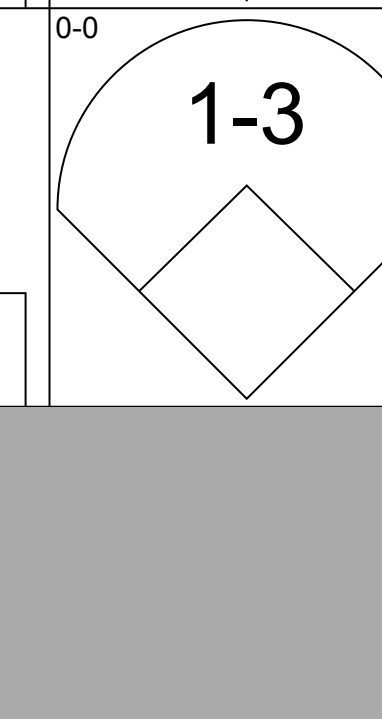
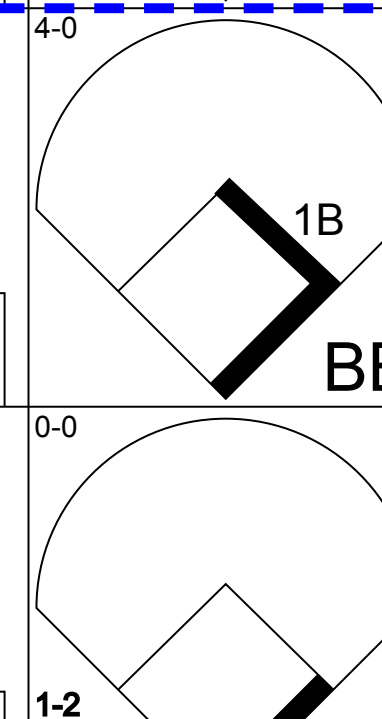
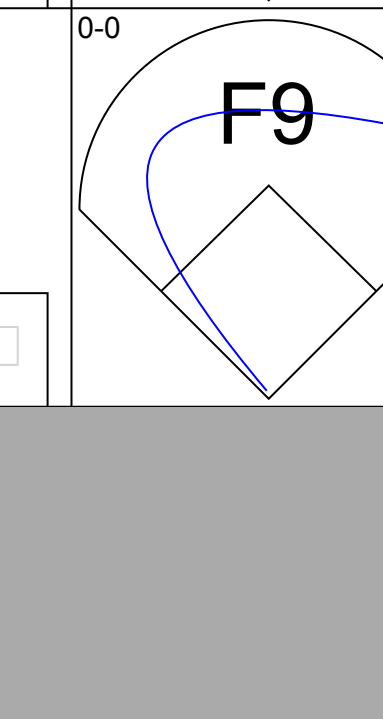
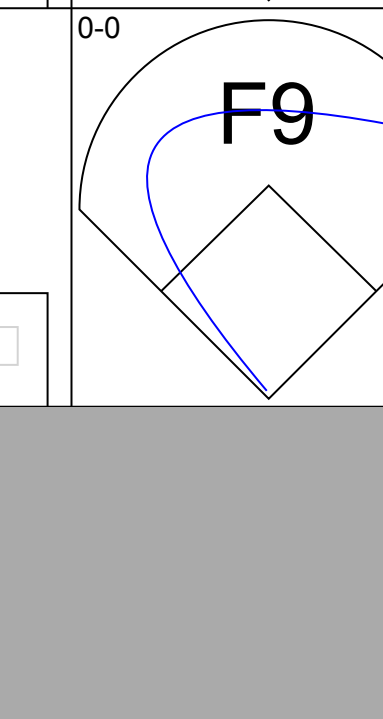
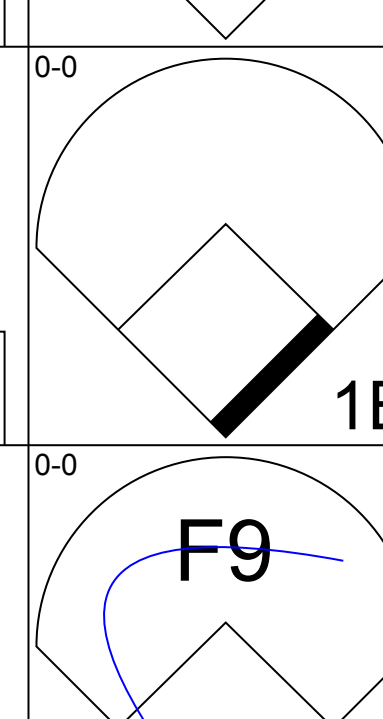
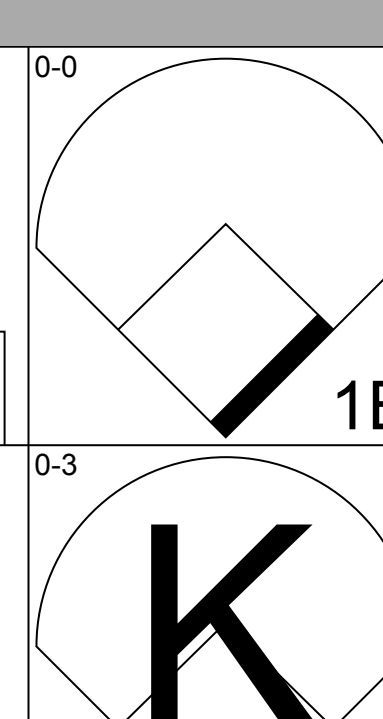
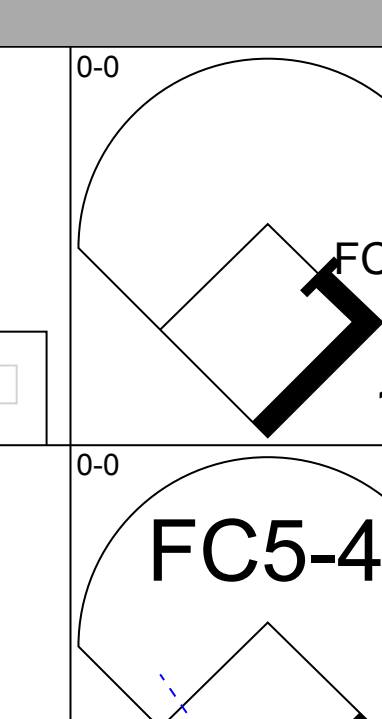
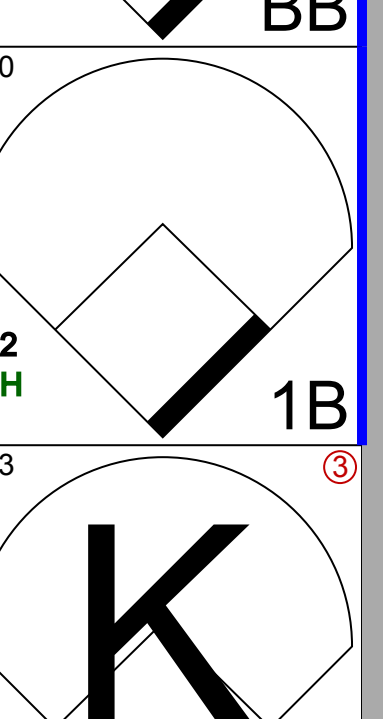

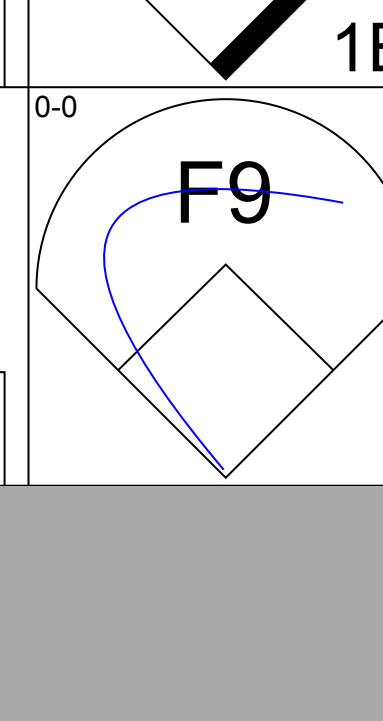
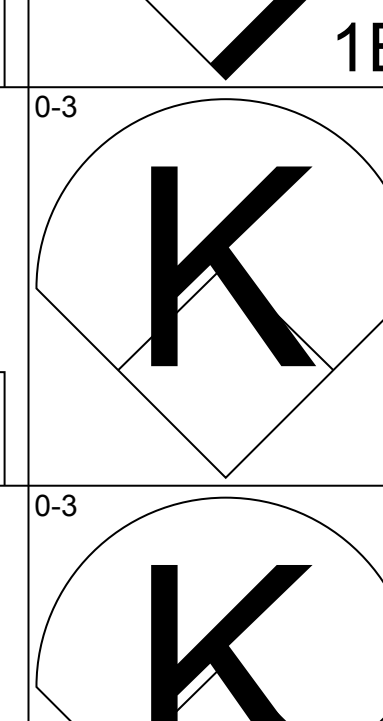
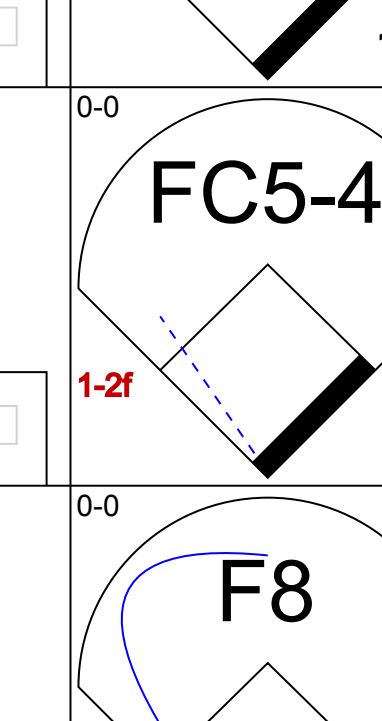
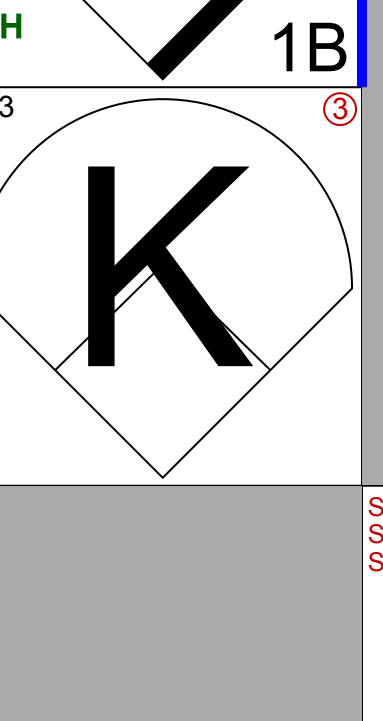
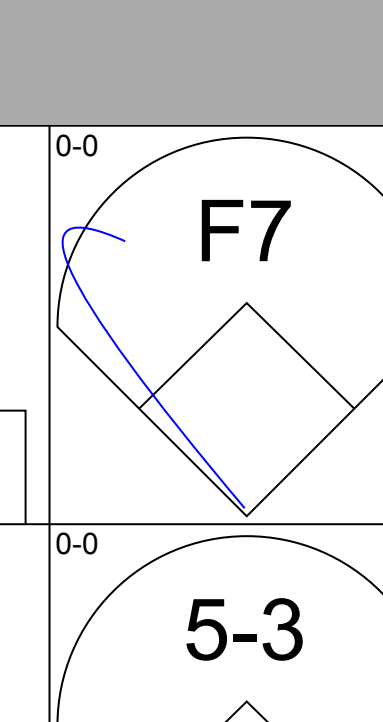
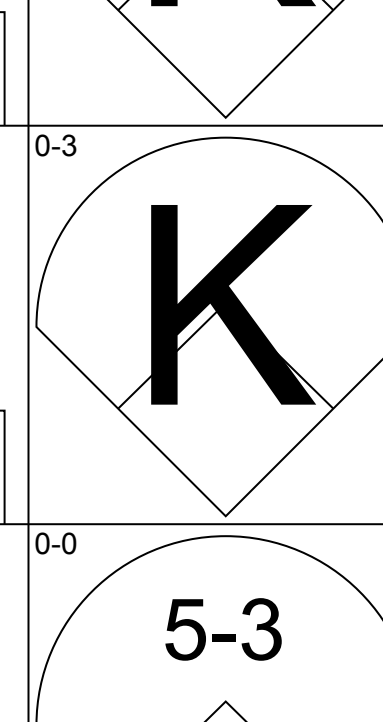
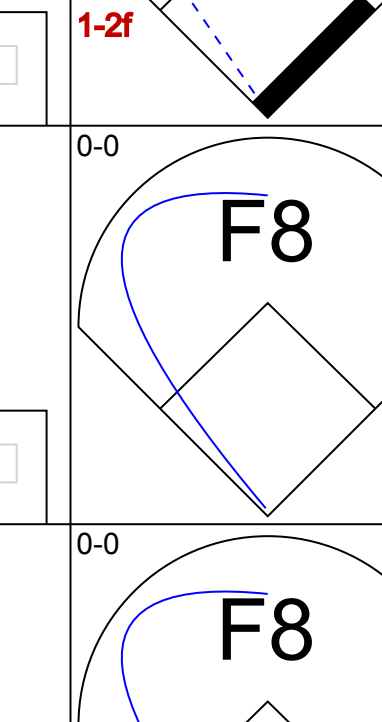
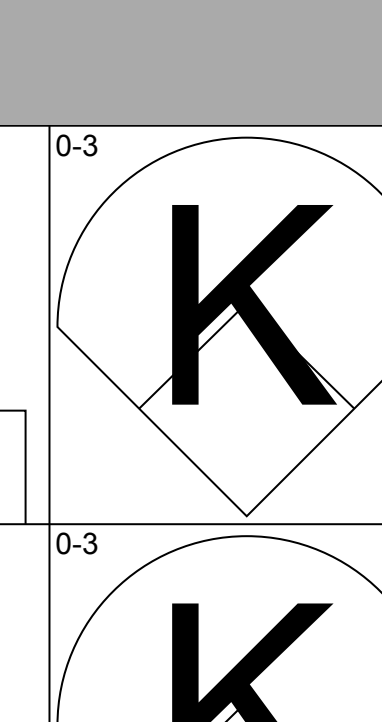
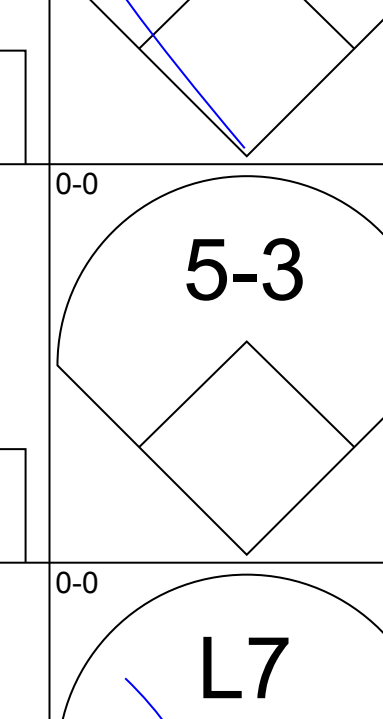
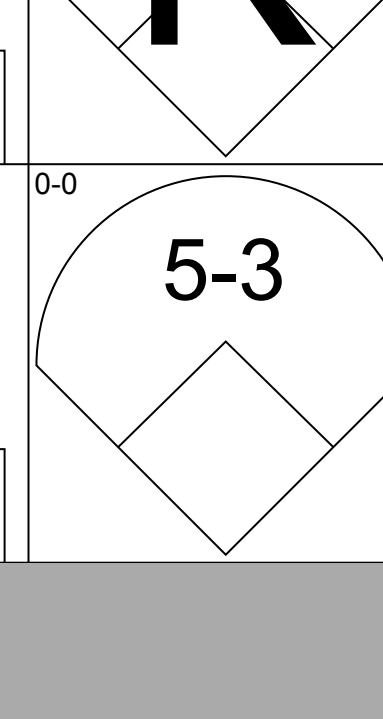
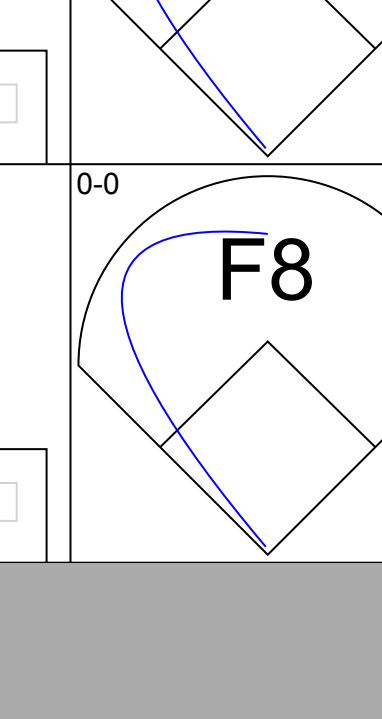
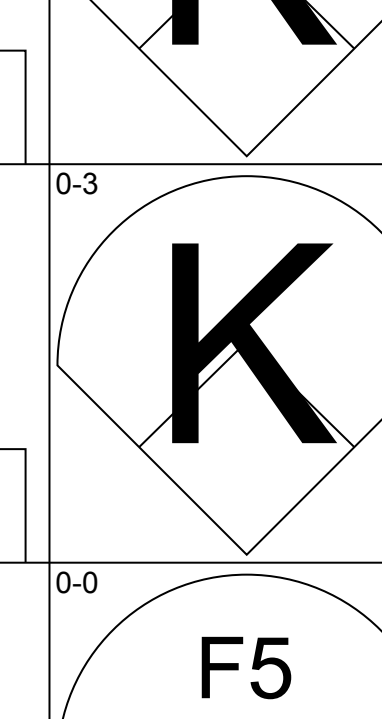
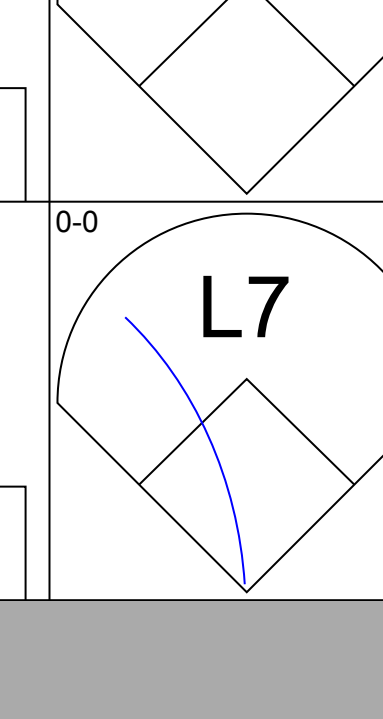
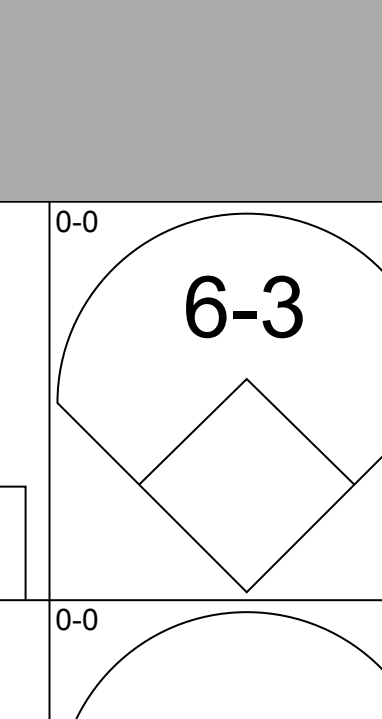
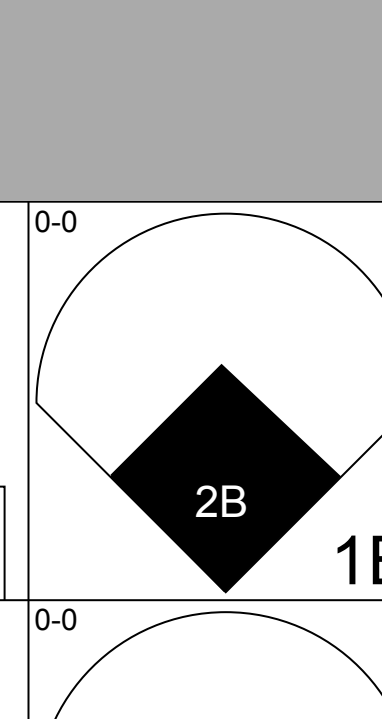


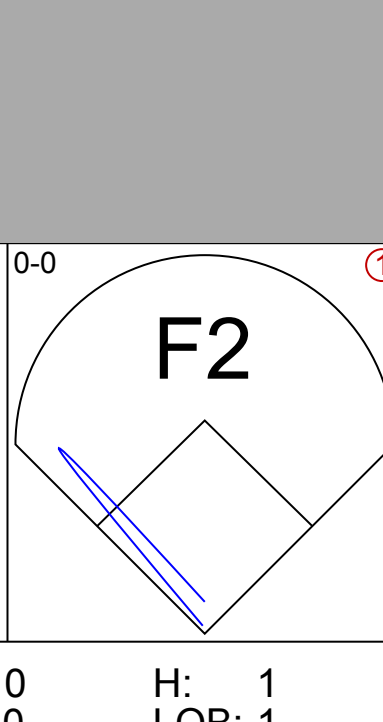
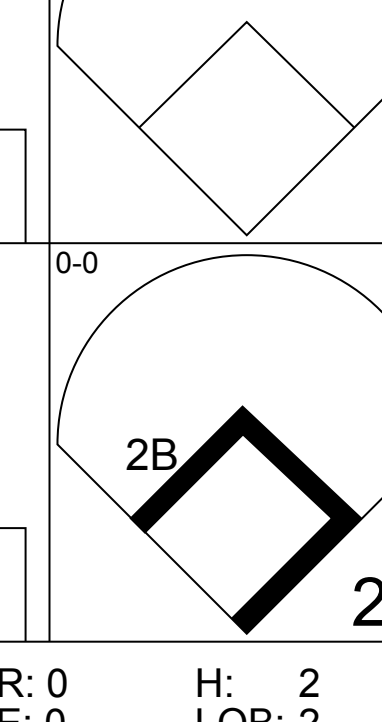
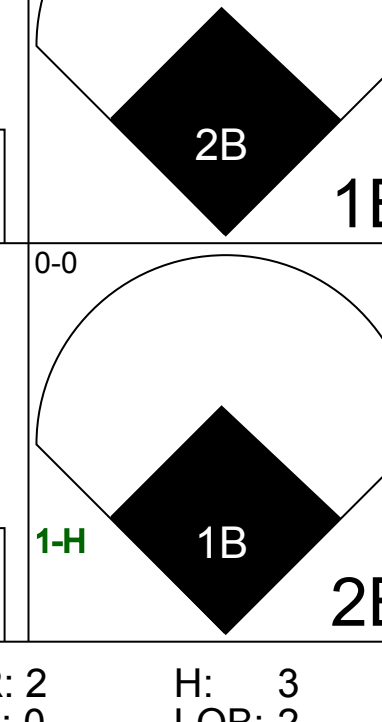
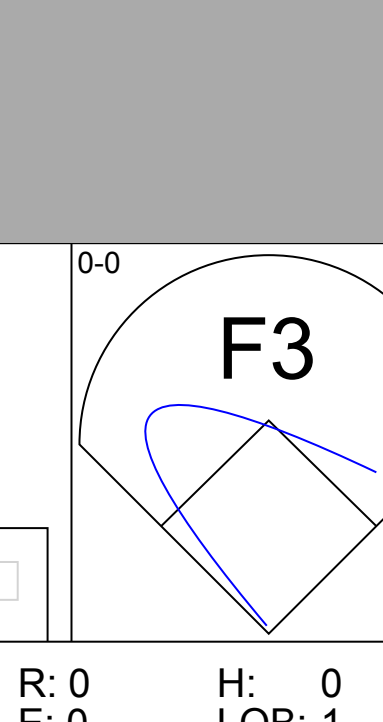
Batter	1	2	3	4	5	6	7	8	9	AB	R	H	RBI	BB	SO	LOB	TOP										
Mark Belanger, R (1, 6) OBP: 0.283, SLG: 0.230	0-3 K	4-0 BB		0-0 E5 1B		0-0 F8		4-0 2B BB		3	2	0	0	2	1	0	Baltimore Orioles @ Detroit Tigers Tiger Stadium, Detroit, MI Thu Sep 20 1979, 7:05 PM EDT Att: 10,024 - Unknown										
Benny Ayala, R (1, 7) OBP: 0.287, SLG: 0.500	0-3 K	0-0 L1-6		0-0 E5 1B		0-0 F7		0-0 2B		1	0	0	0	0	1	0											
Al Bumbry, L (2, PH) OBP: 0.337, SLG: 0.376	0-3 K	0-3 L1-6		0-0 E5 1B		0-0 F7		0-0 2B		4	0	2	1	0	0	2											
Ken Singleton, S (1, 9) OBP: 0.409, SLG: 0.547	0-3 K	0-3 K		0-0 4-3		0-0 F7		0-0 F8		5	0	0	0	0	2	3											
Eddie Murray, S (1, 3) OBP: 0.363, SLG: 0.471		0-0 2B 1B	0-0 1-3		0-3 K		0-0 HR		0-3 K	5	2	2	1	0	2	0											
Gary Roenicke, R (1, 8) OBP: 0.384, SLG: 0.523		0-0 2B 1B	4-0 BB		4-0 WP BB		0-0 F7		0-0 P4	3	1	1	0	2	0	0											
Doug DeCinces, R (1, 5) OBP: 0.319, SLG: 0.415		0-0 HR 2B	0-0 F8		4-0 FC5 WP BB		0-0 G6-4-3 1B		0-3 K	4	1	2	2	1	1	1											
Lee May, R (1, 10) OBP: 0.296, SLG: 0.416		2H 3H HR	0-3 K		0-3 K		0-0 G6-4-3 1-2			4	1	1	2	0	2	4											
Rich Dauer, R (1, 4) OBP: 0.300, SLG: 0.351		0-0 HR		0-0 F8		4-0 1-2 2-3 IBB		0-0 P3		3	1	1	1	1	0	0											
Rick Dempsey, R (1, 2) OBP: 0.305, SLG: 0.347		0-0 L1-6 BB 1B		0-0 B1		0-0 FC5 2-3		0-0 4-3		4	0	1	0	0	0	3											
Inning Stats	R: 0 E: 0 K: 3 S: 9	H: 0 LOB: 0 BB: 0 P: 9	R: 5 E: 0 K: 1 S: 10	H: 6 LOB: 1 BB: 1 P: 14	R: 0 E: 0 K: 1 S: 5	H: 0 LOB: 1 BB: 1 P: 9	R: 1 E: 2 K: 0 S: 5	H: 1 LOB: 1 BB: 0 P: 5	R: 0 E: 0 K: 2 S: 7	H: 0 LOB: 3 BB: 3 P: 19	R: 0 E: 0 K: 0 S: 3	H: 0 LOB: 0 BB: 0 P: 3	R: 1 E: 0 K: 0 S: 4	H: 2 LOB: 0 BB: 0 P: 4	R: 1 E: 0 K: 0 S: 4	H: 1 LOB: 1 BB: 1 P: 8	R: 0 E: 0 K: 2 S: 7	H: 0 LOB: 0 BB: 0 P: 7	1B: 4 2B: 4 3B: 0 HR: 3	SF: 0 SAC: 0 DP: 2 HBP: 0	WP: 1 PB: 0 SB: 0 CS: 0	PA: 42					
PITCHER	IP	WLS	BF	H	R	ER	SO	BB	IBB	HBP	BLK	WP	HR	S	P	ERA	WHIP										
Mike Chris, L (1, 1) ERA: 6.08	1.0		7	4	4	4	3	0	0	0	0	0	1	13	13	36.00	4.000										
Dave Tobik, R (2, 1) ERA: 4.05	2.0		9	2	1	1	2	2	0	0	0	0	1	11	19	4.50	2.000										
Jack Billingham, R (4, 1) ERA: 3.35	4.2	L	21	3	2	2	2	3	1	0	0	1	1	21	37	3.86	1.286										
Pat Underwood, L (8, 1) ERA: 4.63	0.1		2	1	0	0	0	0	0	0	0	0	0	2	2	0.00	3.000										
Aurelio Lopez, R (9, 1) ERA: 2.21	1.0		3	0	0	0	2	0	0	0	0	0	0	7	7	0.00	0.000										

Batter	1	2	3	4	5	6	7	8	9	AB	R	H	RBI	BB	SO	LOB	BOTTOM										
Ron LeFlore, R (1, 8) OBP: 0.353, SLG: 0.404	0-0 HR	0-0 L1-6		0-3 K	0-0 6-3			0-3 K		5	1	1	1	0	2	4	Baltimore Orioles @ Detroit Tigers Tiger Stadium, Detroit, MI Thu Sep 20 1979, 7:05 PM EDT Att: 10,024 - Unknown										
Lou Whitaker, L (1, 4) OBP: 0.400, SLG: 0.388	4-0 HR	4-0 BB		0-0 BB 1B G3		4-0 FC6-5 BB		4-0 FC4-6 BB		1	2	1	0	4	0	0											
Steve Kemp, L (1, 10) OBP: 0.398, SLG: 0.543	0-0 1H HR	4-0 BB		0-0 G3 BB 1B		0-3 K		0-0 FC4-6 BB		4	2	2	2	1	1	3											
Champ Summers, L (1, 9) OBP: 0.402, SLG: 0.546	0-3 K	0-3 K		4-0 1B G3 BB		0-0 FC6-5		4-0 BB		2	0	0	0	0	2	3											
Jerry Morales, R (4, PH) OBP: 0.265, SLG: 0.369	0-3 K	0-3 K		1-2 2-3 3-H		1-3 BB		1-2 BB		1	0	0	1	2	0	1											
Jason Thompson, L (1, 3) OBP: 0.339, SLG: 0.402	4-0 L6-4 BB			0-0 G3		0-0 4-3		4-0 BB		3	0	0	1	1	0	3											
John Wockenfuss, R (8, PH) OBP: 0.322, SLG: 0.519				1-2 2-3 3-H				1-2 2-3 3-H		0	0	0	1	1	0	0											
Kirk Gibson, L (1, 7) OBP: 0.357, SLG: 0.429	0-0 1-2 1B			0-0 CS		0-3 K		0-0 F7		5	0	3	1	0	1	3											
Lance Parrish, R (1, 2) OBP: 0.337, SLG: 0.443	0-0 L6-4			0-0 2B		0-0 5-3		0-0 6-3		4	0	0	0	1	0	4											
Rick Peters, S (1, 5) OBP: 0.500, SLG: 0.273		0-0 L1-6 1B		0-0 F8		0-3 K		0-3 K		2	0	1	0	0	0	1											
Tom Brookens, R (5, 5) OBP: 0.302, SLG: 0.361										2	0	0	0	0	1	0											
Al Greene, L (9, PH) OBP: 0.279, SLG: 0.280										1	0	0	0	0	1	0											
Alan Trammell, R (1, 6) OBP: 0.337, SLG: 0.364		0-0 BB BB 1B		0-0 1B BB 1B		0-3 K2-3		0-0 FC4-6 BB 1B		5	2	3	0	0	1	0											
Inning Stats	R: 3 E: 0 K: 1 S: 7	H: 3 LOB: 1 BB: 2 P: 15	R: 0 E: 0 K: 1 S: 6	H: 2 LOB: 3 BB: 2 P: 14	R: 0 E: 0 K: 0 S: 3	H: 1 LOB: 1 BB: 1 P: 7	R: 3 E: 0 K: 1 S: 9	H: 4 LOB: 2 BB: 1 P: 13	R: 0 E: 0 K: 2 S: 7	H: 0 LOB: 0 BB: 0 P: 7	R: 0 E: 0 K: 1 S: 5	H: 0 LOB: 0 BB: 1 P: 9	R: 0 E: 0 K: 1 S: 5	H: 0 LOB: 0 BB: 0 P: 5	R: 1 E: 0 K: 1 S: 6	H: 1 LOB: 3 BB: 3 P: 18	R: 0 E: 0 K: 1 S: 5	H: 0 LOB: 0 BB: 0 P: 5	1B: 8 2B: 3 3B: 0 HR: 2	SF: 0 SAC: 0 DP: 2 HBP: 0	WP: 0 PB: 0 SB: 1 CS: 1	PA: 45					
PITCHER	IP	WLS	BF	H	R	ER	SO	BB	IBB	HBP	BLK	WP	HR	S	P	ERA	WHIP										
Steve Stone, R (1, 1) ERA: 3.83	0.1		6	7	3	3	1	2	0	0	0	0	0	17	29	9.00	3.333										
Sammy Stewart, R (1, 1) ERA: 3.53	3.0		16	7	3	3	2	3	0	0	0	0	0	17	29	9.00	3.333										
Tippy Martinez, L (4, 1) ERA: 3.04	4.1	W	19	2	1	1	5	4	0	0	0	0	0	25	41	2.08	1.385										
Don Stanhouse, R (8, 1) ERA: 2.93	1.1	S	5	0	0	0	1	1	0	0	0	0	0	6	10	0.00	0.750										

AB	36
R	8
H	10
RBI	7
BB	6
SO	9
LOB	13



Batter	1	2	3	4	5	6	7	8	9	AB	R	H	RBI	BB	SO	LOB	TOP					
Mike Hargrove, L OBP: 0.410, SLG: 0.438 (1, 7)										5	0	2	3	0	2	2	Cleveland Indians @ Baltimore Orioles Memorial Stadium, Baltimore, MD Sat Sep 22 1979, 7:05 PM EDT Att: 29,470 - Unknown					
Rick Manning, L OBP: 0.324, SLG: 0.305 (1, 8)										5	1	2	1	0	2	2						
Toby Harrah, R OBP: 0.395, SLG: 0.451 (1, 5)										4	1	2	0	1	1	2						
Andre Thornton, R OBP: 0.347, SLG: 0.449 Wayne Cage, L OBP: 0.314, SLG: 0.326 (1, 3) (9, 3)										5	0	1	0	0	1	4						
Cliff Johnson, R OBP: 0.342, SLG: 0.502 (1, 10)										5	2	3	0	0	3							
Ron Pruitt, R OBP: 0.357, SLG: 0.355 Jim Norris, L OBP: 0.326, SLG: 0.354 (1, 9) (6, 9)										3	0	0	0	0	0	1						
Gary Alexander, R OBP: 0.310, SLG: 0.394 (1, 2)										3	1	0	0	1	1	0						
Dave Rosello, R OBP: 0.365, SLG: 0.476 (1, 4)										3	1	1	0	0	1	0						
Tom Verzyer, R OBP: 0.282, SLG: 0.251 (1, 6)										3	1	1	0	1	0	1						
Inning Stats	R: 0 E: 0 K: 2 S: 8	H: 1 LOB: 1 BB: 0 P: 8	R: 1 E: 0 K: 1 S: 6	H: 1 LOB: 0 BB: 0 P: 6	R: 0 E: 0 K: 1 S: 6	H: 1 LOB: 0 BB: 0 P: 6	R: 0 E: 0 K: 0 S: 3	H: 0 LOB: 0 BB: 0 P: 3	R: 0 E: 0 K: 1 S: 5	H: 0 LOB: 1 BB: 1 P: 9	R: 6 E: 1 K: 1 S: 11	H: 5 LOB: 1 BB: 1 P: 15	R: 0 E: 0 K: 1 S: 5	H: 0 LOB: 1 BB: 1 P: 9	R: 0 E: 0 K: 1 S: 6	H: 1 LOB: 1 BB: 0 P: 6		R: 0 E: 0 K: 0 S: 4	H: 1 LOB: 1 BB: 0 P: 4	1B: 5 2B: 4 3B: 0 HR: 3	SF: 0 SAC: 1 DP: 1 HBP: 0	WP: 1 PB: 0 SB: 0 CS: 0
PITCHER	IP	WLS	BF	H	R	ER	SO	BB	IBB	HBP	BLK	WP	HR	S	P	ERA	WHIP					
Scott McGregor, L ERA: 3.36 (1, 1)	5.2	L	25	7	5	5	5	1	0	0	0	0	3	34	38	7.94	1.412					
Tim Stoddard, R ERA: 1.79 (6, 1)	2.1		12	3	2	1	3	2	0	0	0	1	0	16	24	3.86	2.143					
John Flinn, R ERA: (9, 1)	1.0		4	1	0	0	0	0	0	0	0	0	0	4	4	0.00	1.000					

Batter	1	2	3	4	5	6	7	8	9	AB	R	H	RBI	BB	SO	LOB	BOTTOM					
Al Bumby, L OBP: 0.340, SLG: 0.385 (1, 8)										5	1	3	1	0	0	1	Cleveland Indians @ Baltimore Orioles Memorial Stadium, Baltimore, MD Sat Sep 22 1979, 7:05 PM EDT Att: 29,470 - Unknown					
Mark Belanger, R OBP: 0.281, SLG: 0.225 (1, 6)										4	0	0	0	1	1	4						
Ken Singleton, S OBP: 0.408, SLG: 0.544 Mark Corey, R (7, PR) (8, 9)										3	0	0	0	1	1	3						
Eddie Murray, S OBP: 0.366, SLG: 0.475 Tom Chism, L (8, 3)										4	0	4	1	0	0	0						
Gary Roenicke, R OBP: 0.381, SLG: 0.518 (1, 7)										4	0	0	0	0	2	5						
Doug DeCinces, R OBP: 0.316, SLG: 0.411 (1, 5)										4	0	0	0	0	2	2						
Lee May, R OBP: 0.293, SLG: 0.412 (1, 10)										4	0	0	0	0	1	2						
Rich Dauer, R OBP: 0.299, SLG: 0.350 (1, 4)										4	1	1	0	0	0	0						
Rick Dempsey, R OBP: 0.307, SLG: 0.354 (1, 2)										4	1	2	1	0	0	0						
Inning Stats	R: 1 E: 0 K: 0 S: 5	H: 2 LOB: 1 BB: 0 P: 5	R: 0 E: 0 K: 0 S: 3	H: 0 LOB: 0 BB: 0 P: 3	R: 0 E: 0 K: 1 S: 6	H: 1 LOB: 1 BB: 0 P: 6	R: 0 E: 0 K: 2 S: 8	H: 1 LOB: 1 BB: 0 P: 8	R: 0 E: 0 K: 1 S: 7	H: 2 LOB: 2 BB: 0 P: 7	R: 0 E: 0 K: 0 S: 4	H: 1 LOB: 1 BB: 0 P: 4	R: 2 E: 0 K: 1 S: 8	H: 3 LOB: 2 BB: 1 P: 12	R: 0 E: 0 K: 2 S: 7	H: 0 LOB: 0 BB: 0 P: 7		R: 0 E: 0 K: 0 S: 3	H: 0 LOB: 1 BB: 1 P: 7	1B: 6 2B: 3 3B: 0 HR: 1	SF: 0 SAC: 0 DP: 0 HBP: 0	WP: 0 PB: 0 SB: 0 CS: 0
PITCHER	IP	WLS	BF	H	R	ER	SO	BB	IBB	HBP	BLK	WP	HR	S	P	ERA	WHIP					
Rick Waits, L ERA: 4.52 (1, 1)	6.2	W	29	9	3	3	4	0	0	0	0	0	1	37	37	4.05	1.350					
Sid Monge, L ERA: 2.39 (7, 1)	2.1		10	1	0	0	3	2	0	0	0	0	0	14	22	0.00	1.286					

Batter	1	2	3	4	5	6	7	8	9	AB	R	H	RBI	BB	SO	LOB	TOP											
Mike Hargrove, L OBP: 0.308, SLG: 0.437 (1, 7)	0-0 3-1		0-0 F8	0-0 G3			0-0 HR 2B	0-0 4-3		5	1	1	0	0	0	5	Cleveland Indians @ Baltimore Orioles Memorial Stadium, Baltimore, MD Sun Sep 23 1979, 3:33 AM EDT Unknown											
Rick Manning, L OBP: 0.327, SLG: 0.307 (1, 8)	0-0 1B		4-0 1-2 BB		0-0 1B		0-0 F5	0-0 6-3		4	0	2	0	1	0	1												
Toby Harrah, R OBP: 0.392, SLG: 0.446 (1, 5)	0-3 K		0-0 F4		0-0 F8		0-0 5-3	0-0 5-3		5	0	0	0	0	1	6												
Cliff Johnson, R OBP: 0.343, SLG: 0.509 (1, 10)	0-0 F9		0-0 F4		4-0 1-2 BB G6-4-3		0-0 HR	0-3 K		4	1	1	2	1	1	4												
Ron Hassey, L OBP: 0.338, SLG: 0.390 (1, 2)		0-0 F5		0-0 FC5-4 1B	0-0 G6-4-3		0-0 G1			4	0	1	0	0	0	2												
Wayne Cage, L OBP: 0.327, SLG: 0.360 (1, 3)		0-0 F2		0-0 FC5-4 1B		0-0 E4 FC4-6		0-0 4-3 2B		4	1	2	0	0	0	0												
Jim Norris, L OBP: 0.323, SLG: 0.350 (1, 9)		0-0 F8		0-0 FC5-4 1B	0-0 FC4-6		0-0 4-3			4	1	0	0	0	0	4												
Dave Rosello, R OBP: 0.380, SLG: 0.494 (1, 4)			0-0 F8 1B	4-0 1-2 BB	0-3 K		0-0 2B			3	0	2	1	1	1	1												
Tom Verzyer, R OBP: 0.284, SLG: 0.253 (1, 6)			0-0 BB 1B	0-0 1-2 2-H	0-0 K		0-0 L8			4	0	2	1	0	1	2												
Inning Stats	R: 0 E: 0 K: 1 S: 6	H: 1 LOB: 1 BB: 0 P: 6	R: 0 E: 0 K: 0 S: 3	H: 0 LOB: 0 BB: 0 P: 3	R: 0 E: 0 K: 0 S: 5	H: 2 LOB: 3 BB: 1 P: 9	R: 1 E: 0 K: 0 S: 5	H: 3 LOB: 2 BB: 1 P: 9	R: 0 E: 0 K: 2 S: 8	H: 0 LOB: 1 BB: 0 P: 8	R: 2 E: 0 K: 0 S: 5	H: 2 LOB: 0 BB: 0 P: 5	R: 1 E: 0 K: 0 S: 5	H: 2 LOB: 1 BB: 0 P: 5	R: 0 E: 0 K: 1 S: 5	H: 0 LOB: 0 BB: 0 P: 5	1B: 7 2B: 3 3B: 0 HR: 1	SF: 0 SAC: 0 DP: 2 HBP: 0	WP: 0 PB: 0 SB: 3 CS: 0	PA: 40								
PITCHER	IP	WLS	BF	H	R	ER	SO	BB	IBB	HBP	BLK	WP	HR	S	P	ERA	WHIP											
Dennis Martinez, R ERA: 3.63 Don Stanhouse, R ERA: 2.89	(1, 1)	8.0	L	37	11	4	4	3	3	0	0	0	0	1	40	52	4.50	1.750										
PITCHER	IP	WLS	BF	H	R	ER	SO	BB	IBB	HBP	BLK	WP	HR	S	P	ERA	WHIP											

Batter	1	2	3	4	5	6	7	8	9	AB	R	H	RBI	BB	SO	LOB	BOTTOM										
Al Bumby, L OBP: 0.342, SLG: 0.386 (1, 8)	0-0 S 1B		0-0 F8		0-0 2-H 1B		4-0 BB BB		0-0 6-3	4	0	2	1	1	0	1	Cleveland Indians @ Baltimore Orioles Memorial Stadium, Baltimore, MD Sun Sep 23 1979, 3:33 AM EDT Unknown										
Kiko Garcia, R OBP: 0.306, SLG: 0.370 (1, 6)	0-3 K		0-0 1-3		0-0 F8		4-0 1-2 2-3 BB			3	0	0	0	1	1	3											
Ken Singleton, S OBP: 0.405, SLG: 0.540 Mark Corey, R (8, 9)	0-3 K			0-0 F7	0-0 G3		0-0 6-3			4	0	0	0	0	1	5											
Eddie Murray, S OBP: 0.367, SLG: 0.474 (1, 3)	0-0 5-3			0-0 HR 1B		0-0 F5		4-0 FC5-4 BB		3	1	1	0	1	0	1											
John Lowenstein, L OBP: 0.357, SLG: 0.492 Benny Ayala, R OBP: 0.284, SLG: 0.494 (8, PH)		0-0 F7		0-3 K	0-0 F8		0-0 FC5-4	0-0 1-2		3	0	0	0	0	1	1											
Pat Kelly, L OBP: 0.383, SLG: 0.527 Gary Roenicke, R OBP: 0.380, SLG: 0.516 (8, 7)		0-0 F9		0-0 HR	0-3 K		0-3 K			3	1	1	2	0	1	0											
Doug DeCinces, R OBP: 0.313, SLG: 0.407 (1, 5)		0-3 K		0-3 K			0-0 F9	0-3 K		4	0	0	0	0	3	1											
Rich Dauer, R OBP: 0.299, SLG: 0.349 (1, 4)			0-0 4-3		0-0 SH3-4 1B		0-0 F3		0-0 F9	4	1	1	0	0	0	0											
Dave Skaggs, R OBP: 0.292, SLG: 0.265 Lee May, R OBP: 0.292, SLG: 0.411 (8, PH)			0-0 1B		0-0 SH3-4		0-0 BB 2B		0-3 K	2	0	2	0	0	0	0											
Inning Stats	R: 0 E: 0 K: 2 S: 8	H: 1 LOB: 1 BB: 0 P: 8	R: 0 E: 0 K: 1 S: 5	H: 0 LOB: 0 BB: 0 P: 5	R: 0 E: 0 K: 0 S: 4	H: 1 LOB: 1 BB: 0 P: 4	R: 2 E: 0 K: 2 S: 9	H: 2 LOB: 0 BB: 0 P: 9	R: 1 E: 0 K: 0 S: 5	H: 2 LOB: 1 BB: 0 P: 5	R: 0 E: 0 K: 1 S: 5	H: 0 LOB: 0 BB: 0 P: 5	R: 0 E: 0 K: 0 S: 4	H: 1 LOB: 3 BB: 2 P: 12	R: 0 E: 0 K: 2 S: 7	H: 0 LOB: 1 BB: 1 P: 11	R: 0 E: 0 K: 1 S: 5	H: 0 LOB: 0 BB: 0 P: 5	1B: 5 2B: 1 3B: 0 HR: 1	SF: 0 SAC: 1 DP: 0 HBP: 0	WP: 0 PB: 0 SB: 3 CS: 0	PA: 37					
PITCHER	IP	WLS	BF	H	R	ER	SO	BB	IBB	HBP	BLK	WP	HR	S	P	ERA	WHIP										
Len Barker, R ERA: 4.47 Victor Cruz, R ERA: 4.34 Sid Monge, L ERA: 2.34	(1, 1)	6.1		25	6	3	3	6	0	0	0	0	0	2	10	0.00	9.000										
PITCHER	IP	WLS	BF	H	R	ER	SO	BB	IBB	HBP	BLK	WP	HR	S	P	ERA	WHIP										




Batter	1	2	3	4	5	6	7	8	9	AB	R	H	RBI	BB	SO	LOB	TOP				
Mike Hargrove, L (1, 3) OBP: 0.306, SLG: 0.434	F8		4-3		FC3-6			CS BB		3	0	0	0	1	0	1	Cleveland Indians @ Baltimore Orioles Memorial Stadium, Baltimore, MD Sun Sep 23 1979, 7:05 PM EDT Att: 26,117 - Unknown				
Rick Manning, L (1, 8) OBP: 0.324, SLG: 0.305	G3			1-3		5-3		F5		4	0	0	0	0	0	1					
Toby Harrah, R (1, 5) OBP: 0.391, SLG: 0.444	BB			K		F7		K		3	0	0	0	1	2	1					
Cliff Johnson, R (1, 10) OBP: 0.341, SLG: 0.503	F7			BB BB		F8			F6	3	0	0	0	1	0	1					
Ron Pruitt, R (1, 9) OBP: 0.363, SLG: 0.364 Dell Alston, L (9, PH) OBP: 0.368, SLG: 0.407		5-3								2	1	1	0	1	0	0					
Gary Alexander, R (1, 2) OBP: 0.307, SLG: 0.389		K			BB	4-3				4	0	0	0	0	2	4					
Ted Cox, R (1, 7) Wayne Cage, L (9, PH) OBP: 0.321, SLG: 0.353							L8			3	0	0	1	0	0	0					
Dave Rosello, R (1, 4) OBP: 0.369, SLG: 0.477			K			F8		E5 FC6-4		3	0	0	0	0	1	0					
Tom Verzyer, R (1, 6) OBP: 0.284, SLG: 0.253			F2					FC6-4		3	0	1	0	0	0	1					
Inning Stats	R: 0 E: 0 K: 0 S: 3	H: 0 LOB: 1 BB: 1 P: 7	R: 0 E: 0 K: 1 S: 5	H: 0 LOB: 0 BB: 0 P: 5	R: 0 E: 0 K: 1 S: 5	H: 0 LOB: 0 BB: 0 P: 5	R: 0 E: 0 K: 1 S: 5	H: 1 LOB: 2 BB: 0 P: 13	R: 0 E: 0 K: 0 S: 3	H: 0 LOB: 0 BB: 0 P: 3	R: 1 E: 1 K: 0 S: 5	H: 1 LOB: 1 BB: 0 P: 5	R: 0 E: 0 K: 1 S: 4	H: 0 LOB: 1 BB: 1 P: 8	R: 0 E: 0 K: 1 S: 5	H: 0 LOB: 1 BB: 1 P: 9		1B: 1 2B: 2 3B: 0 HR: 0	SF: 0 SAC: 0 DP: 1 HBP: 0	WP: 0 PB: 0 SB: 0 CS: 1	PA: 34
PITCHER	IP	WLS	BF	H	R	ER	SO	BB	IBB	HBP	BLK	WP	HR	S	P	ERA	WHIP				
Mike Flanagan, L (1, 1) ERA: 3.06	8.0	W	30	2	1	1	4	4	0	0	0	0	0	34	50	1.12	0.750				
Don Stanhouse, R (9, 1) ERA: 2.64	1.0	S	4	0	0	0	1	1	0	0	0	0	0	5	9	0.00	1.000				

Batter	1	2	3	4	5	6	7	8	9	AB	R	H	RBI	BB	SO	LOB	BOTTOM				
Al Bumbry, L (1, 8) OBP: 0.343, SLG: 0.386	1B S BB FC5-2-5-1				F8					3	0	1	1	1	0	2	Cleveland Indians @ Baltimore Orioles Memorial Stadium, Baltimore, MD Sun Sep 23 1979, 7:05 PM EDT Att: 26,117 - Unknown				
Mark Belanger, R (1, 6) OBP: 0.276, SLG: 0.221	F8	F3				F7		K		4	0	0	0	0	1	5					
Ken Singleton, S (1, 9) OBP: 0.407, SLG: 0.542 Mark Corey, R (6, 9)										3	1	2	0	0	0	0					
Eddie Murray, S (1, 3) OBP: 0.369, SLG: 0.477 Tom Chism, L (6, 3)										3	0	2	0	0	0	2					
Gary Roenicke, R (1, 7) OBP: 0.377, SLG: 0.511	F7									4	0	0	0	0	1	5					
Lee May, R (1, 10) OBP: 0.294, SLG: 0.413										3	2	2	1	0	1	0					
Billy Smith, S (1, 4) OBP: 0.299, SLG: 0.380 Rich Dauer, R (9, 4) OBP: 0.299, SLG: 0.349										3	0	0	0	1	0	2					
Wayne Krenchicki, L (1, 5) OBP: 0.167, SLG: 0.222										3	0	1	0	0	0	1					
Rick Dempsey, R (1, 2) OBP: 0.309, SLG: 0.356										4	0	2	1	0	0	1					
Inning Stats	R: 0 E: 0 K: 0 S: 4	H: 1 LOB: 2 BB: 1 P: 8	R: 1 E: 0 K: 0 S: 6	H: 3 LOB: 0 BB: 0 P: 6	R: 1 E: 0 K: 0 S: 5	H: 2 LOB: 1 BB: 0 P: 5	R: 0 E: 0 K: 0 S: 3	H: 0 LOB: 0 BB: 0 P: 3	R: 0 E: 0 K: 1 S: 6	H: 1 LOB: 1 BB: 0 P: 6	R: 1 E: 0 K: 1 S: 7	H: 2 LOB: 2 BB: 1 P: 11	R: 0 E: 0 K: 0 S: 3	H: 0 LOB: 0 BB: 0 P: 3	R: 0 E: 0 K: 1 S: 6	H: 1 LOB: 1 BB: 0 P: 6		1B: 8 2B: 2 3B: 0 HR: 0	SF: 1 SAC: 1 DP: 0 HBP: 0	WP: 0 PB: 0 SB: 1 CS: 0	PA: 36
PITCHER	IP	WLS	BF	H	R	ER	SO	BB	IBB	HBP	BLK	WP	HR	S	P	ERA	WHIP				
Dan Spillner, R (1, 1) ERA: 4.82	8.0	L	36	10	3	3	3	2	0	0	0	0	0	40	48	3.38	1.500				

Batter	1	2	3	4	5	6	7	8	9	AB	R	H	RBI	BB	SO	LOB	TOP					
Ron LeFlore, R OBP: 0.352, SLG: 0.401 (1, 10)	L9		5-3		F8		K		K	5	0	0	0	0	2	2						
Alan Trammell, R OBP: 0.334, SLG: 0.359 Mark Wagner, R OBP: 0.341, SLG: 0.315 (1, 6) (6, 6)	1B		1B	G6-4-3	5-3		K			3	0	2	0	0	0	0						
Lynn Jones, R OBP: 0.348, SLG: 0.389 (1, 7)	1B		G6-4-3		FC6-4				6-3	4	0	2	0	0	0	2						
Jerry Morales, R OBP: 0.260, SLG: 0.364 (1, 9)	G6-4-3			E	FC6-4				1-3	4	1	1	0	0	0	3						
John Wockenfuss, R OBP: 0.321, SLG: 0.509 (1, 3)		5-3		E8						4	0	3	1	0	0	0						
Lance Parrish, R OBP: 0.343, SLG: 0.451 Ed Putman, R OBP: 0.302, SLG: 0.462 (6, PH) (6, 2)	1B			2H	G6-4-3				F4	1	0	1	0	1	0	0						
Dave Stegman, R OBP: 0.258, SLG: 0.517 (1, 8)	K			FC6-4	F7				F9	4	1	1	1	0	1	3						
Aurelio Rodriguez, R OBP: 0.280, SLG: 0.355 (1, 5)	F5			FC6-4	FC6-4					4	0	1	0	0	0	3						
Tom Brookens, R OBP: 0.296, SLG: 0.346 (1, 4)				1B	FC6-4				K	4	0	1	0	0	1	3						
Inning Stats	R: 0 E: 0 K: 0 S: 4	H: 2 LOB: 1 BB: 0 P: 4	R: 0 E: 0 K: 1 S: 6	H: 1 LOB: 1 BB: 0 P: 6	R: 0 E: 0 K: 0 S: 4	H: 2 LOB: 0 BB: 0 P: 4	R: 1 E: 1 K: 0 S: 5	H: 2 LOB: 2 BB: 1 P: 9	R: 0 E: 0 K: 0 S: 4	H: 1 LOB: 0 BB: 0 P: 4	R: 1 E: 0 K: 0 S: 7	H: 2 LOB: 0 BB: 0 P: 4	R: 0 E: 0 K: 2 S: 7	H: 0 LOB: 0 BB: 0 P: 7	R: 0 E: 0 K: 0 S: 4	H: 1 LOB: 1 BB: 0 P: 4	R: 0 E: 0 K: 2 S: 8	H: 1 LOB: 1 BB: 0 P: 8	1B: 9 2B: 2 3B: 0 HR: 1	SF: 0 SAC: 0 DP: 3 HBP: 0	WP: 0 PB: 0 SB: 1 CS: 0	PA: 37
PITCHER	IP	WLS	BF	H	R	ER	SO	BB	IBB	HBP	BLK	WP	HR	S	P	ERA	WHIP					
Scott McGregor, L ERA: 3.35 (1, 1)	6.0	W	26	10	2	2	1	1	0	0	0	0	1	27	31	3.00	1.833					
Tim Stoddard, R ERA: 1.73 (7, 1)	1.0		3	0	0	0	2	0	0	0	0	0	0	7	7	0.00	0.000					
Dave Ford, R ERA: 1.88 (8, 1)	2.0		8	2	0	0	2	0	0	0	0	0	0	12	12	0.00	1.000					

Detroit Tigers @ Baltimore Orioles
Memorial Stadium, Baltimore, MD
 Wed Sep 26 1979, 7:05 PM EDT
 Att: 17,205 - Unknown

AB 36
R 2
H 12
RBI 2
BB 1
SO 5
LOB 18





Batter	1	2	3	4	5	6	7	8	9	AB	R	H	RBI	BB	SO	LOB	BOTTOM					
Mark Belanger, R OBP: 0.273, SLG: 0.217 Kiko Garcia, R OBP: 0.306, SLG: 0.366 (1, 6) (5, PH) (6, 6)	L6	G5-4-3	F4		HR		K			3	0	0	0	0	0	4						
Benny Avila, R OBP: 0.283, SLG: 0.524 Bob Molinaro, L (1, 7) (6, 7)	6-3				BB		K			3	2	1	2	1	0	2						
Ken Singleton, S OBP: 0.405, SLG: 0.538 Mark Corey, R (1, 9) (6, 9)	K				2B		4-3		L8	3	1	0	0	1	1	0						
Eddie Murray, S OBP: 0.370, SLG: 0.481 Tom Chism, L (8, PR) (9, 3)					E3		2-3		F9	4	2	1	1	1	0	2						
Lee May, R OBP: 0.295, SLG: 0.416 (1, 10)					2B				FC6-4	0	0	0	0	0	0	0						
Gary Roenicke, R OBP: 0.379, SLG: 0.509 (1, 8)					1B				FC6-4	5	2	2	2	0	1	1						
Doug DeCinces, R OBP: 0.317, SLG: 0.418 Wayne Krenchicki, L OBP: 0.167, SLG: 0.222 (1, 5) (7, 5)					1B				F8	3	3	1	1	1	0	1						
Rich Dauer, R OBP: 0.303, SLG: 0.352 (1, 4)					1B				F8	3	3	1	1	1	0	1						
Rick Dempsey, R OBP: 0.308, SLG: 0.355 (1, 2)					1B				F8	4	0	1	1	0	1	2						
Inning Stats	R: 0 E: 0 K: 1 S: 5	H: 0 LOB: 0 BB: 0 P: 5	R: 3 E: 0 K: 0 S: 6	H: 4 LOB: 1 BB: 1 P: 10	R: 5 E: 1 K: 0 S: 6	H: 2 LOB: 2 BB: 3 P: 19	R: 2 E: 0 K: 0 S: 6	H: 3 LOB: 1 BB: 0 P: 6	R: 2 E: 0 K: 0 S: 4	H: 1 LOB: 0 BB: 1 P: 8	R: 1 E: 0 K: 1 S: 6	H: 1 LOB: 0 BB: 0 P: 6	R: 0 E: 0 K: 3 S: 9	H: 0 LOB: 0 BB: 0 P: 9	R: 0 E: 0 K: 0 S: 3	H: 0 LOB: 1 BB: 1 P: 7	1B: 5 2B: 3 3B: 0 HR: 3	SF: 0 SAC: 0 DP: 1 HBP: 1	WP: 0 PB: 0 SB: 0 CS: 0	PA: 42		
PITCHER	IP	WLS	BF	H	R	ER	SO	BB	IBB	HBP	BLK	WP	HR	S	P	ERA	WHIP					
Mike Chris, L ERA: 6.92 (1, 1)	2.0	L	12	4	5	5	1	3	0	0	0	0	1	11	23	22.50	3.500					
Kip Young, R ERA: 6.39 (3, 1)	0.0		5	2	3	2	0	1	0	1	0	0	0	3	8	∞	∞					
Dave Tobik, R ERA: 4.41 (3, 1)	3.0		14	4	4	4	0	1	0	0	0	0	1	13	17	12.00	1.667					
Pat Underwood, L ERA: 4.59 (6, 1)	3.0		11	1	1	1	4	1	0	0	0	0	1	18	22	3.00	0.667					


Detroit Tigers @ Baltimore Orioles
Memorial Stadium, Baltimore, MD
 Wed Sep 26 1979, 7:05 PM EDT
 Att: 17,205 - Unknown


AB 35
R 13
H 11
RBI 13
BB 6
SO 5
LOB 13





Batter	1	2	3	4	5	6	7	8	9	AB	R	H	RBI	BB	SO	LOB	TOP										
Al Bumbry, L OBP: 0.341, SLG: 0.382 Gary Roenicke, R OBP: 0.378, SLG: 0.508	4-3	K	2B 1B BB		F5		3B 1B	5-3		4	2	1	0	1	1	3	Baltimore Orioles @ Cleveland Indians Cleveland Municipal Stadium, Cleveland, OH Fri Sep 28 1979, 7:05 PM EDT Att: 6,462 - Unknown AB 42 R 14 H 15 RBI 14 BB 7 SO 9 LOB 17 										
Billy Smith, S OBP: 0.305, SLG: 0.416	K	HR	1B 2B		4-3		1B 3B	4-3	6	3	3	6	0	1	0												
Ken Singleton, S OBP: 0.404, SLG: 0.535 Mark Corey, R OBP: 0.091, SLG: 0.091	G1	5-3	1B		K		BB 1B	K	4	0	1	1	0	1	0												
Eddie Murray, S OBP: 0.369, SLG: 0.479		1B 1B	G3		K		F5	4-3	6	1	2	1	0	1	1												
Pat Kelly, L OBP: 0.364, SLG: 0.543 Bob Molinaro, L OBP: 0.200, SLG: 0.250		BB 1B	HR		K		1-2 BB		4	2	2	1	0	1	2												
Doug DeCinces, R OBP: 0.319, SLG: 0.417 Wayne Krenchicki, L OBP: 0.200, SLG: 0.250		BB 1B HR	2B 1B BB		6-3		FC5 BB 1B	P6	1	2	0	0	2	0	0												
Lee May, R OBP: 0.319, SLG: 0.416 Terry Crowley, L OBP: 0.434, SLG: 0.468		HR 1B	K		FC5-4 BB		BB	F9	2	1	1	2	2	1	1												
Kiko Garcia, R OBP: 0.307, SLG: 0.368		HR BB	1B 2B		K		FC5	P4	4	2	1	0	1	1	3												
Rick Dempsey, R OBP: 0.308, SLG: 0.353 Dave Skaggs, R OBP: 0.297, SLG: 0.278		K	2B 1B		FC5-4		6-3	2B	4	1	1	2	0	1	4												
Inning Stats	R: 0 E: 0 K: 1 S: 5	H: 0 LOB: 0 BB: 0 P: 5	R: 6 E: 0 K: 2 S: 11	H: 4 LOB: 0 BB: 2 P: 19	R: 6 E: 0 K: 1 S: 11	H: 6 LOB: 2 BB: 2 P: 19	R: 0 E: 0 K: 1 S: 5	H: 0 LOB: 1 BB: 1 P: 9	R: 0 E: 0 K: 1 S: 5	H: 1 LOB: 2 BB: 1 P: 12	R: 2 E: 0 K: 0 S: 6	H: 3 LOB: 2 BB: 1 P: 10	R: 0 E: 0 K: 0 S: 4	H: 1 LOB: 1 BB: 0 P: 4	R: 0 E: 0 K: 1 S: 5	H: 0 LOB: 0 BB: 0 P: 5		1B: 9 2B: 3 3B: 1 HR: 2	SF: 0 SAC: 0 DP: 0 HBP: 0	WP: 0 PB: 0 SB: 0 CS: 0	PA: 49						
PITCHER	IP	WLS	BF	H	R	ER	SO	BB	IBB	HBP	BLK	WP	HR	S	P	ERA	WHIP										
Len Barker, R ERA: 4.92	2.1	L	15	5	8	8	3	3	0	0	0	0	2	18	30	30.86	3.429										
Paul Reuschel, R ERA: 7.94	0.1		7	5	4	4	1	1	0	0	0	0	0	8	12	108.00	18.000										
Sandy Wittol, R ERA: 3.38	3.1		13	1	0	0	4	2	0	0	0	0	0	19	27	0.00	0.900										
Larry Andersen, R ERA: 7.56	2.0		11	4	2	2	0	1	0	0	0	0	0	10	14	9.00	2.500										
Victor Cruz, R ERA: 4.23	1.0		3	0	0	0	1	0	0	0	0	0	0	5	5	0.00	0.000										

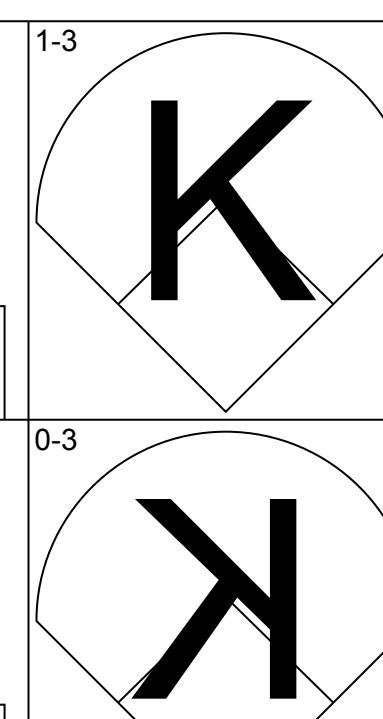
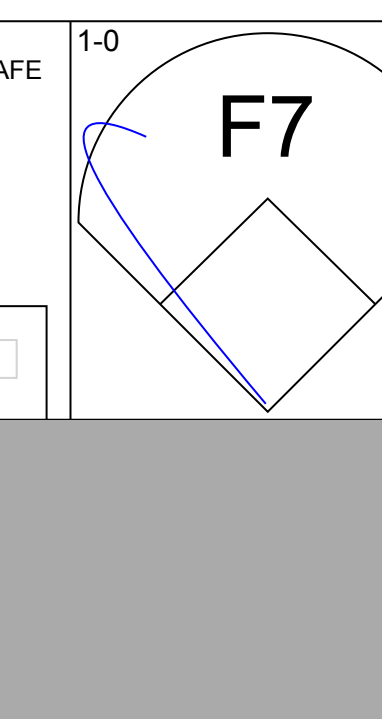
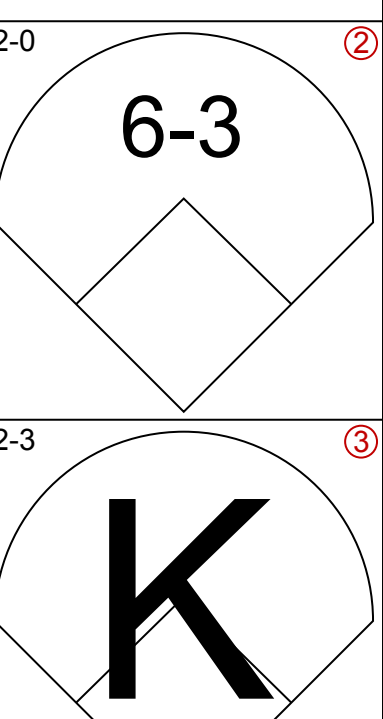
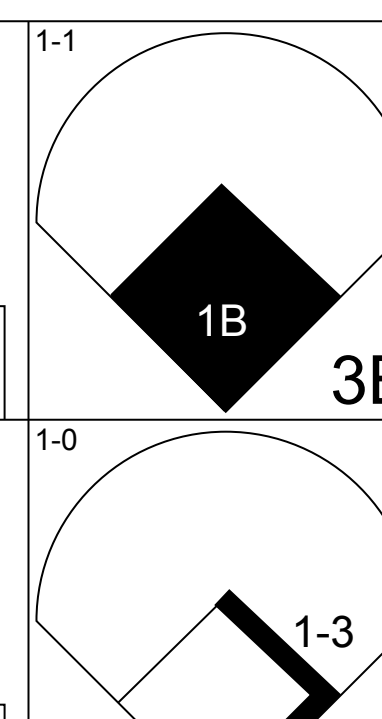
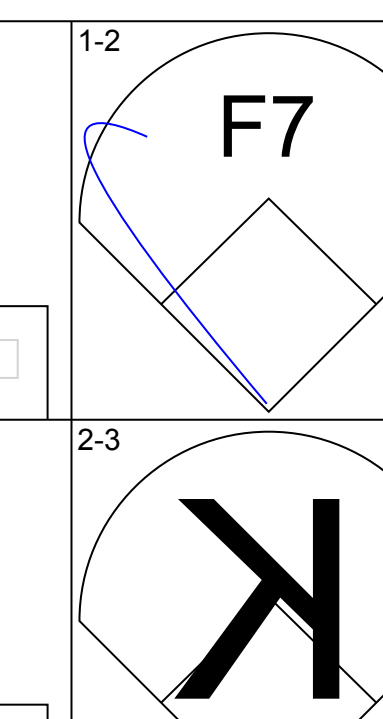
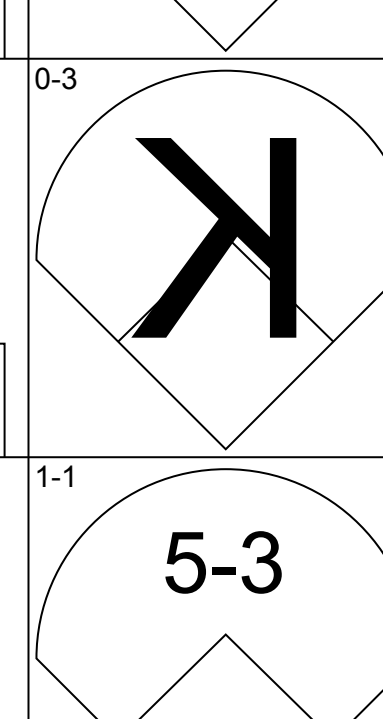
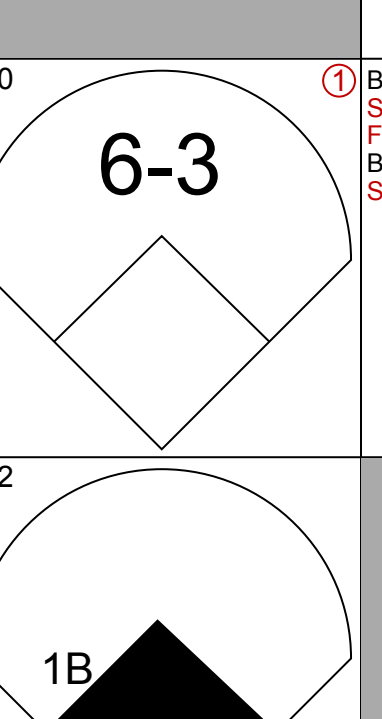
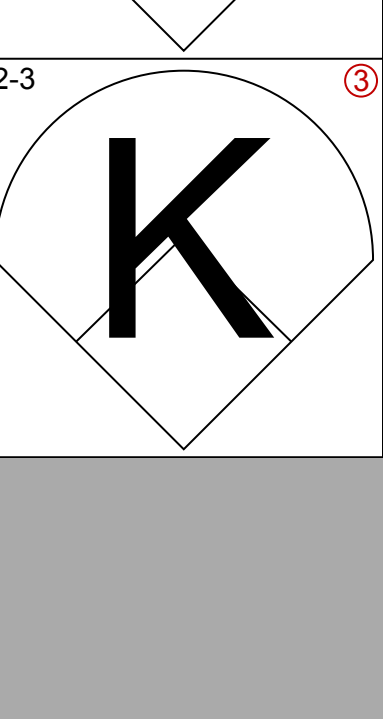
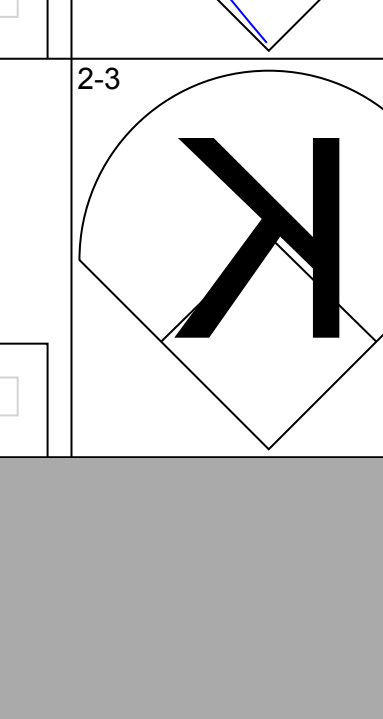
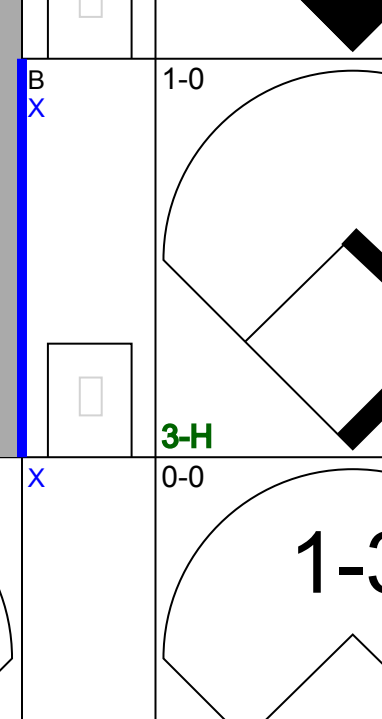
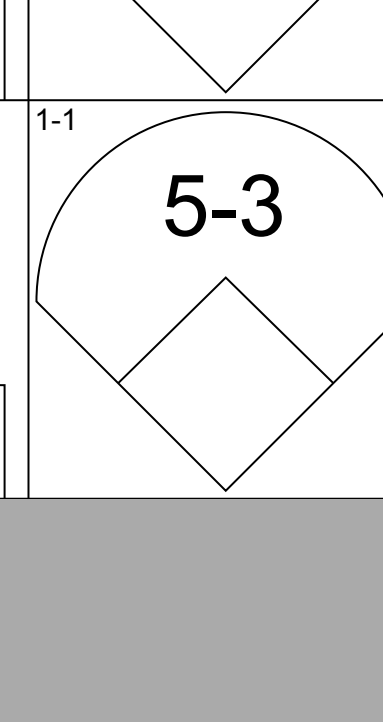
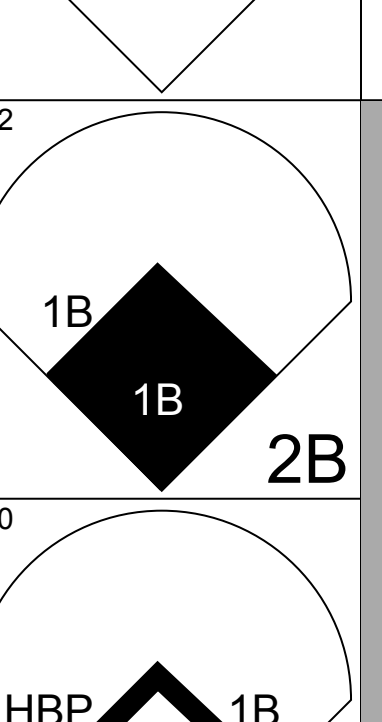
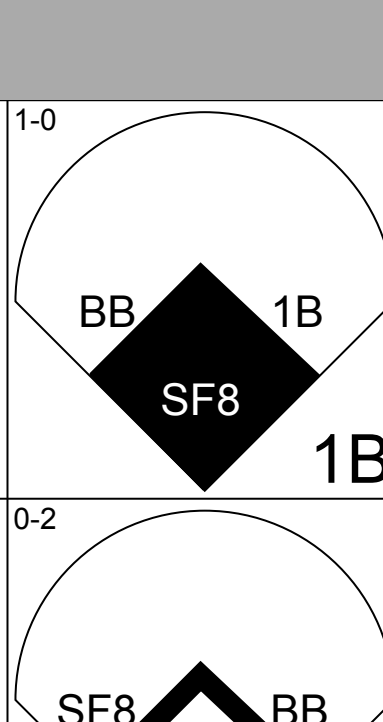
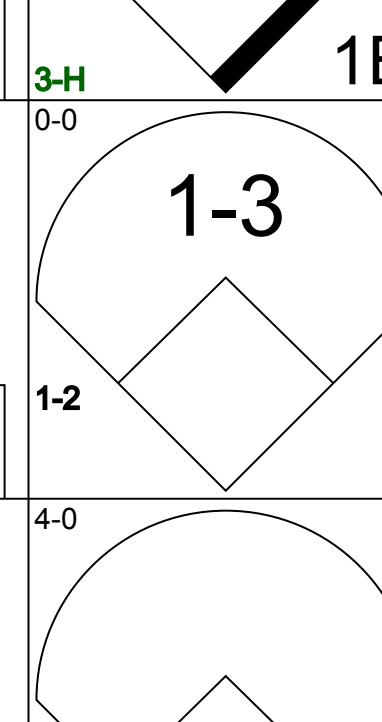
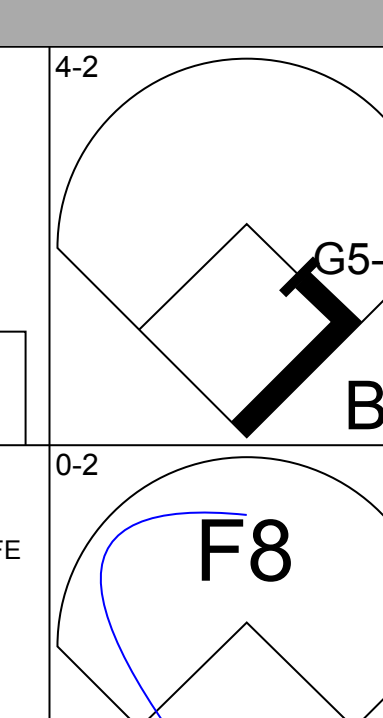
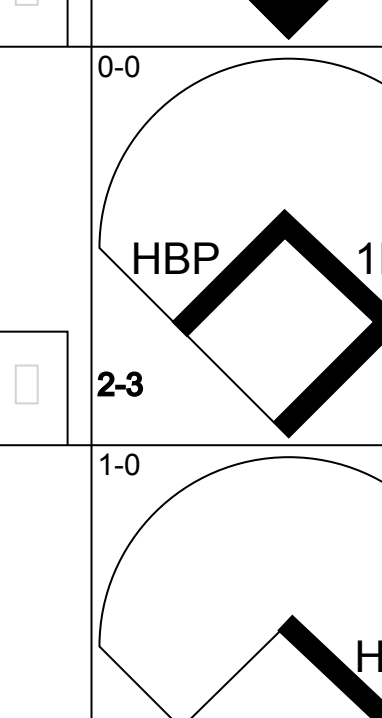
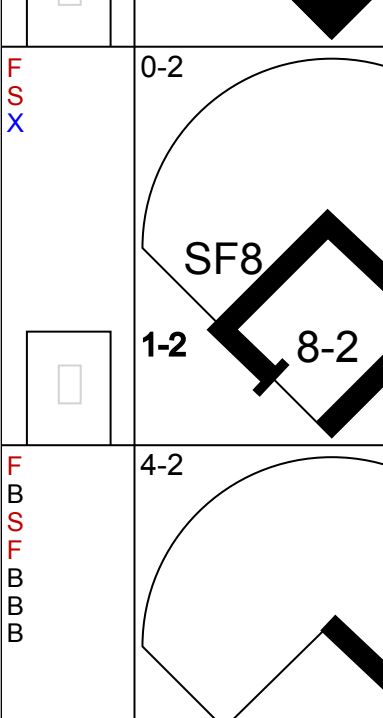

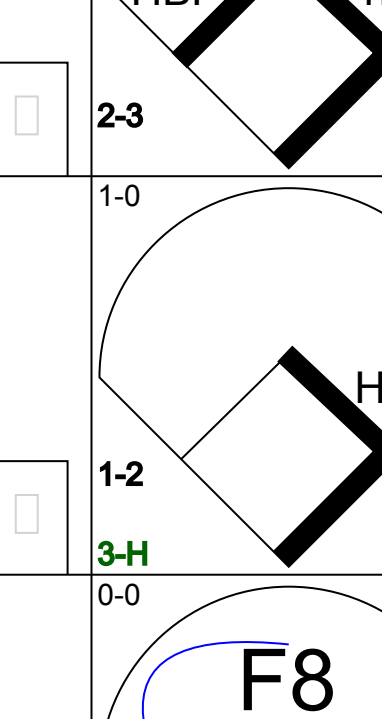
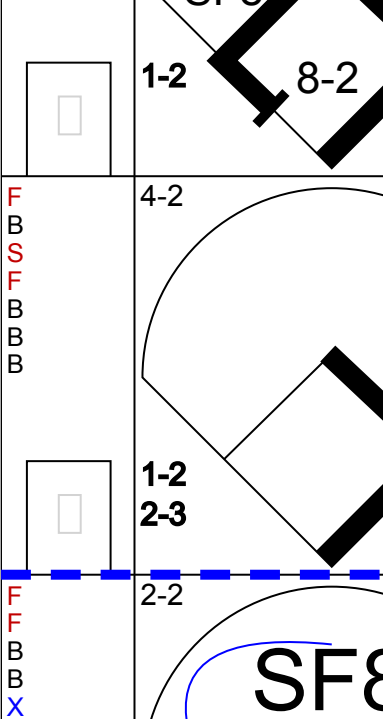
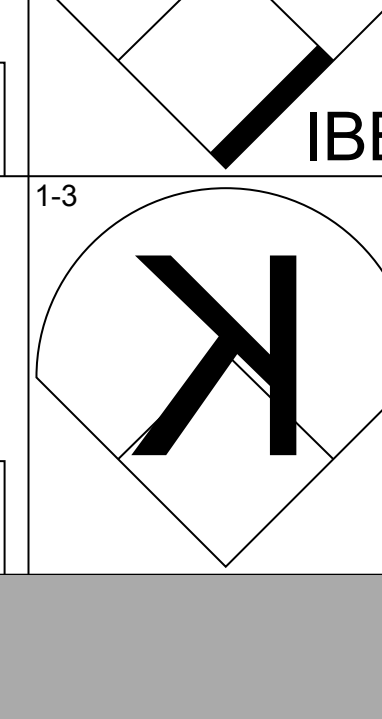

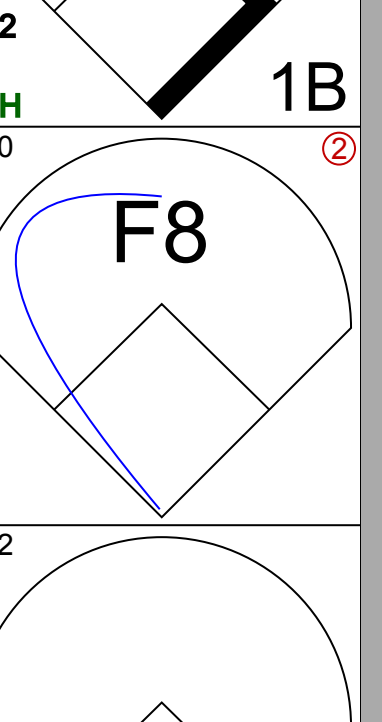
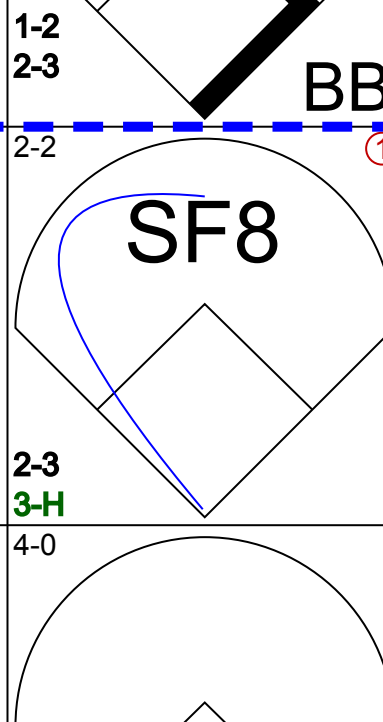
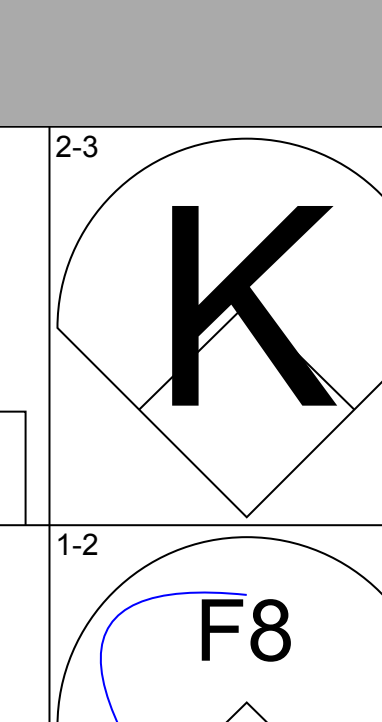
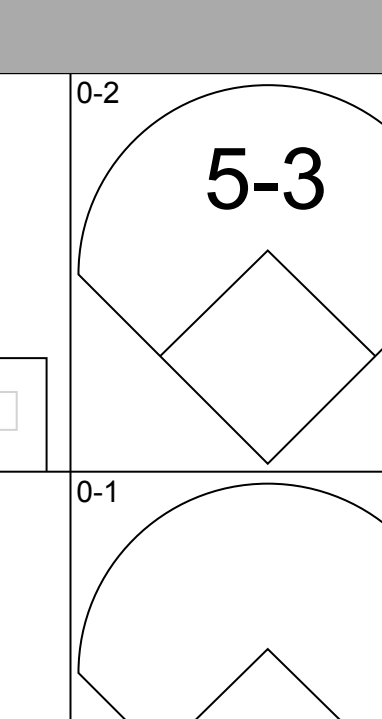
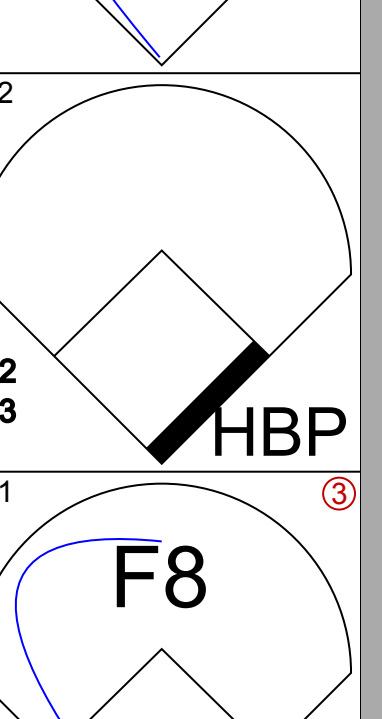
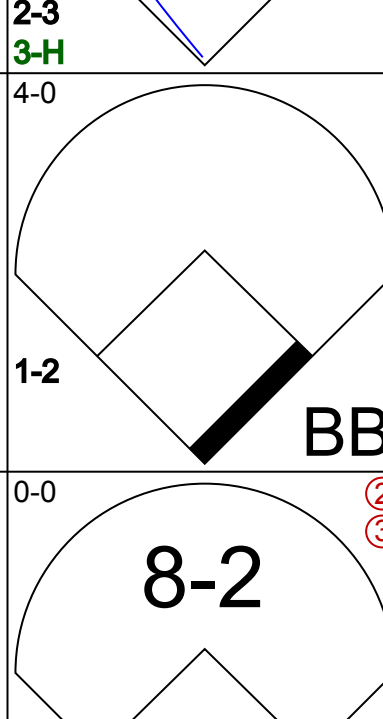
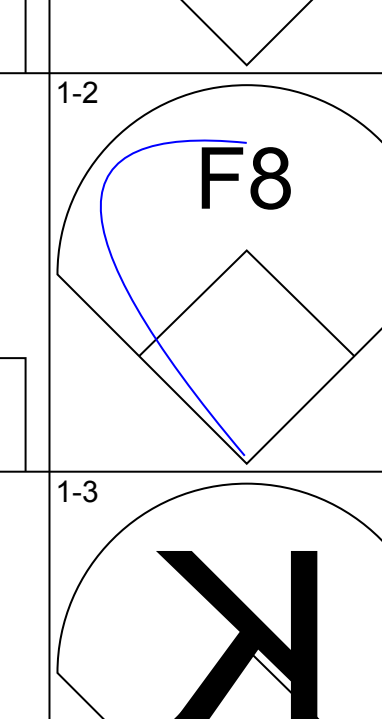
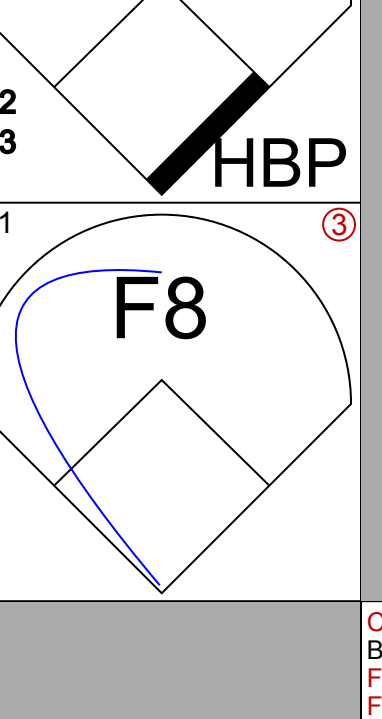
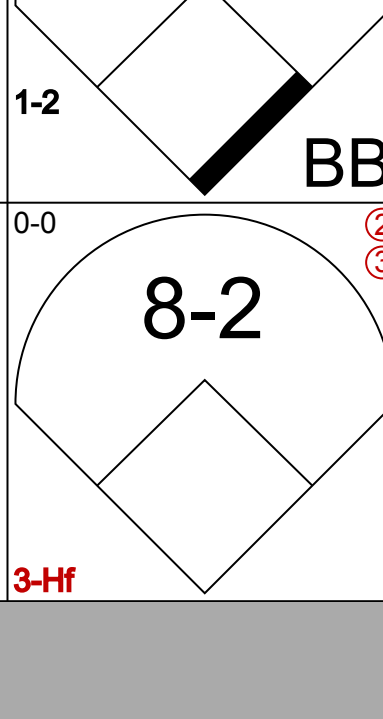
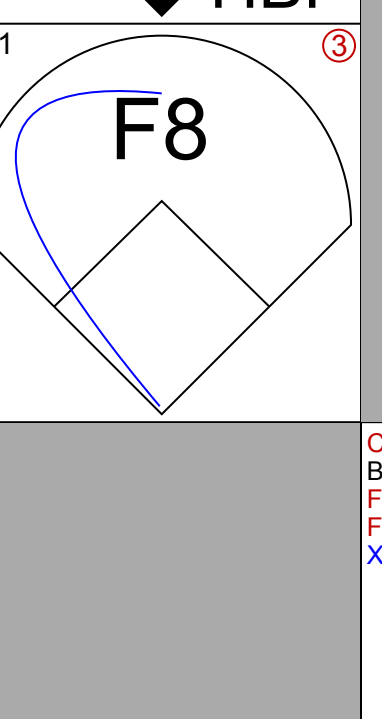
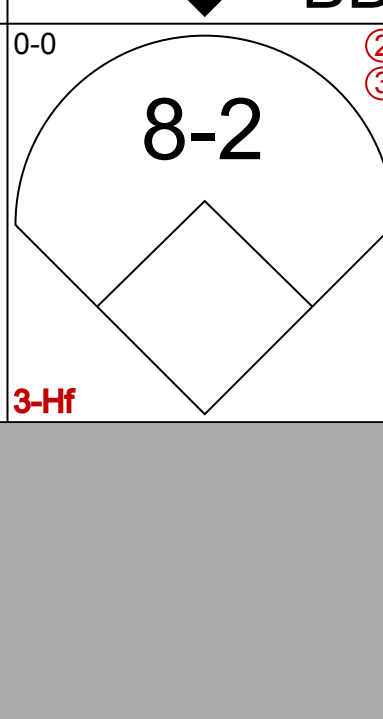
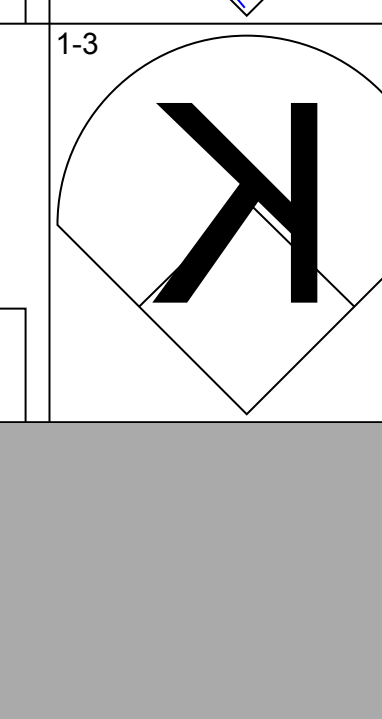

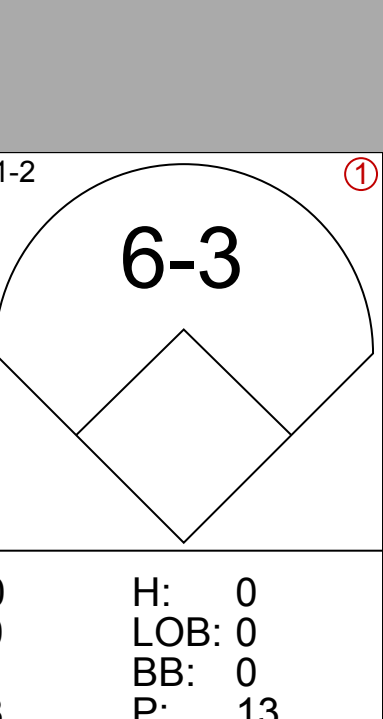
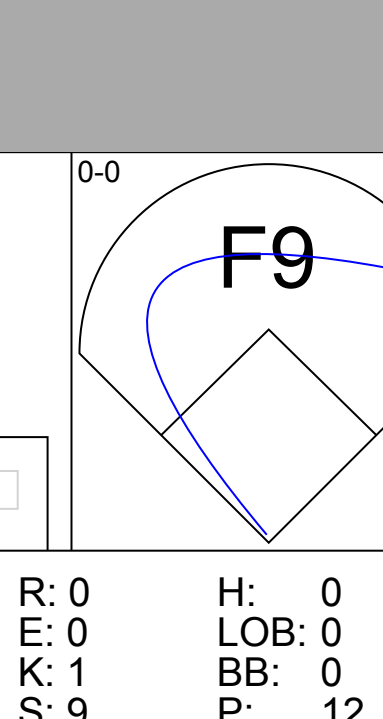

Batter	1	2	3	4	5	6	7	8	9	AB	R	H	RBI	BB	SO	LOB	BOTTOM										
Mike Hargrove, L OBP: 0.303, SLG: 0.430	L6		FC6-4 1B		F7	F9			F7	5	0	1	0	0	0	1	Baltimore Orioles @ Cleveland Indians Cleveland Municipal Stadium, Cleveland, OH Fri Sep 28 1979, 7:05 PM EDT Att: 6,462 - Unknown AB 34 R 6 H 8 RBI 6 BB 4 SO 6 LOB 11 										
Rick Manning, L OBP: 0.318, SLG: 0.298	G3		FC6-4 G5-4-3		5-3		4-3		1-3	5	0	0	0	0	0	1											
Bobby Bonds, R OBP: 0.369, SLG: 0.462 Dell Alston, L OBP: 0.375, SLG: 0.393	6-3		G5-4-3		3-1		F7			2	0	0	0	0	0	1											
Toby Harrah, R OBP: 0.389, SLG: 0.449 Ted Cox, R OBP: 0.272, SLG: 0.307		HR 1B			HR	2B 1B	PB BB			3	3	3	1	0	0	0											
Cliff Johnson, R OBP: 0.347, SLG: 0.503 Wayne Cage, L OBP: 0.300, SLG: 0.327	5-3				F8	K	K			2	0	0	0	0	0	1											
Ron Hassey, L OBP: 0.343, SLG: 0.410 Bo Diaz, R OBP: 0.219, SLG: 0.233		HR			K	1B 2B		6-3		3	2	2	3	0	1	0											
Jim Norris, L OBP: 0.327, SLG: 0.350 Gary Alexander, R OBP: 0.311, SLG: 0.392						BB BB	BB BB	1-3		1	1	1	1	2	0	0											
Dave Rosello, R OBP: 0.336, SLG: 0.422							BB	K		3	0	0	0	1	3	2											
Tom Verzyer, R OBP: 0.280, SLG: 0.255									G3	4	0	1	1	0	0	3											
Inning Stats	R: 0 E: 0 K: 0 S: 3	H: 0 LOB: 0 BB: 0 P: 3	R: 2 E: 0 K: 1 S: 7	H: 2 LOB: 1 BB: 1 P: 11	R: 0 E: 0 K: 0 S: 3	H: 1 LOB: 0 BB: 0 P: 3	R: 1 E: 0 K: 1 S: 6	H: 1 LOB: 2 BB: 2 P: 14	R: 0 E: 0 K: 0 S: 3	H: 0 LOB: 0 BB: 0 P: 3	R: 3 E: 0 K: 2 S: 11	H: 4 LOB: 1 BB: 0 P: 11	R: 0 E: 0 K: 1 S: 5	H: 0 LOB: 0 BB: 0 P: 5	R: 0 E: 0 K: 0 S: 3	H: 0 LOB: 0 BB: 0 P: 3		1B: 4 2B: 1 3B: 1 HR: 2	SF: 0 SAC: 0 DP: 1 HBP: 0	WP: 0 PB: 1 SB: 0 CS: 0	PA: 38						
PITCHER	IP	WLS	BF	H	R	ER	SO	BB	IBB	HBP	BLK	WP	HR	S	P	ERA	WHIP										
Jim Palmer, R ERA: 3.3	5.1	W	25	7	0	0	1	0	0	0	0	0	0	5	5	0.00	1.500										
Tim Stoddard, R ERA: 1.71	0.2		3	1	0	0	1	0	0	0	0	0	0	5	5	0.00	1.500										
Tippy Martinez, L ERA: 2.92	2.0		7	0	0	0	2	1	0	0	0	0	0	10	14	0.00	0.500										
Don Stanhouse, R ERA: 2.8	1.0		3	0	0	0	0	0	0	0	0	0	0	3	3	0.00	0.000										

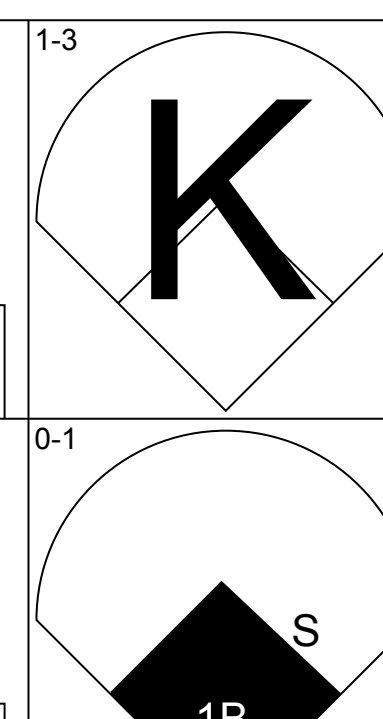
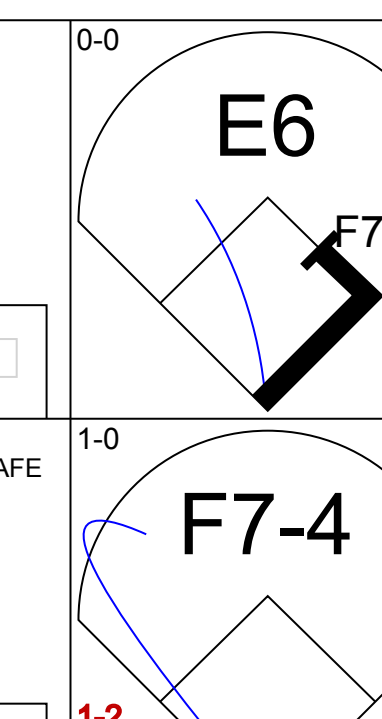
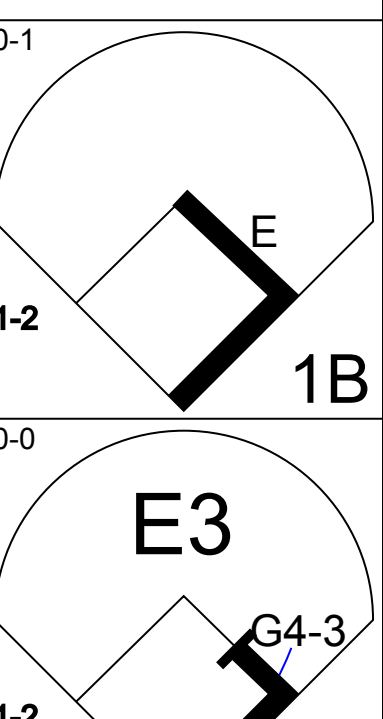
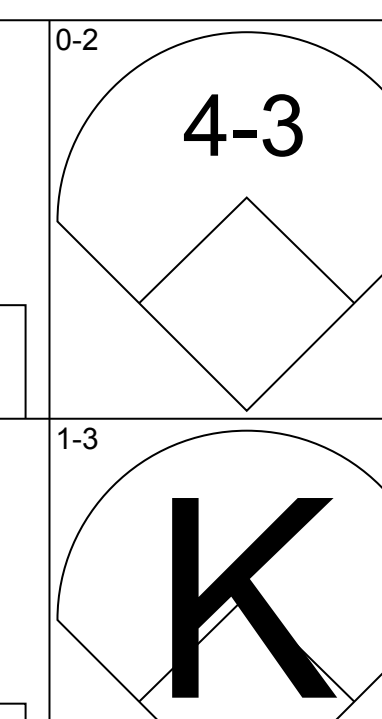
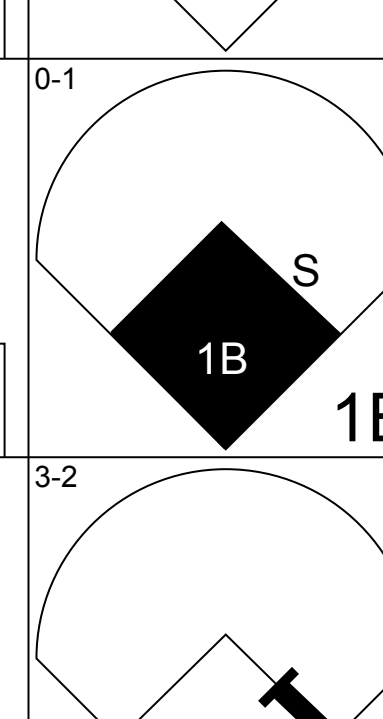
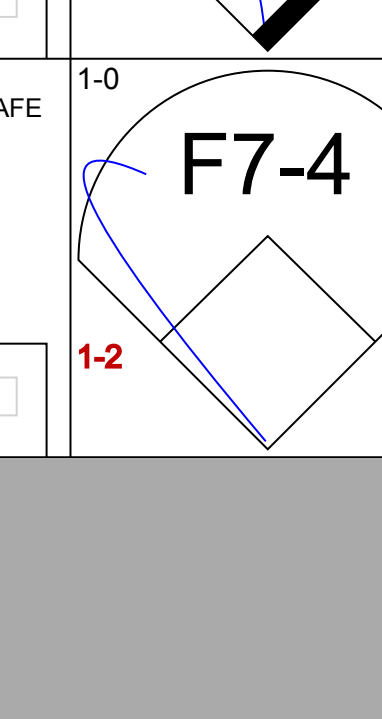
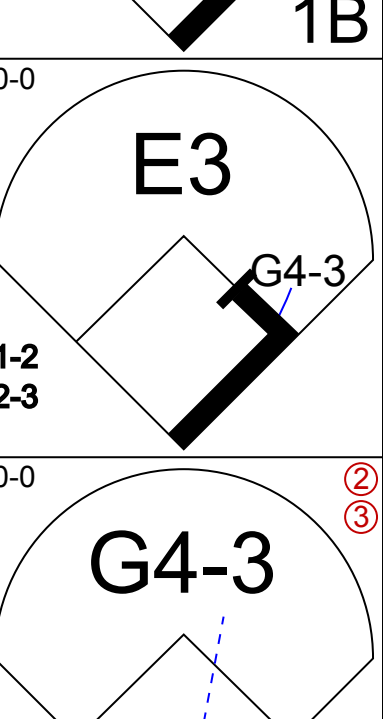
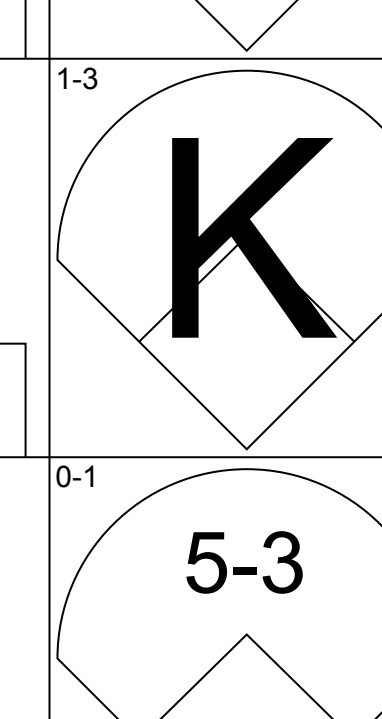
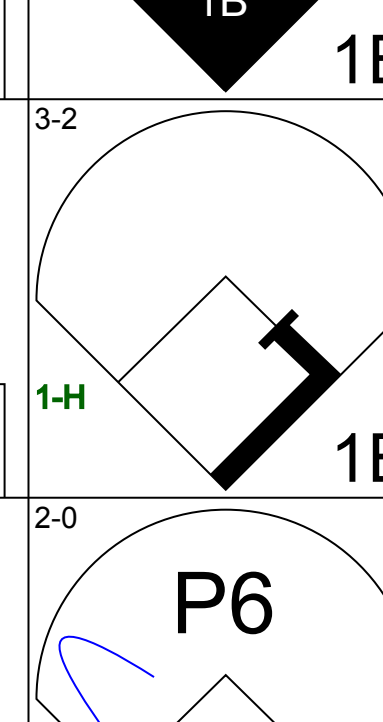
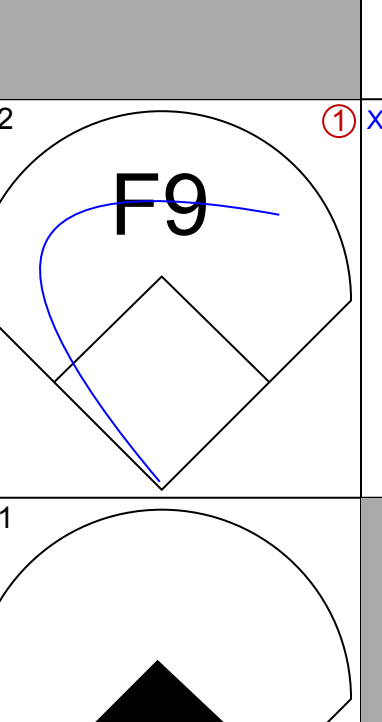
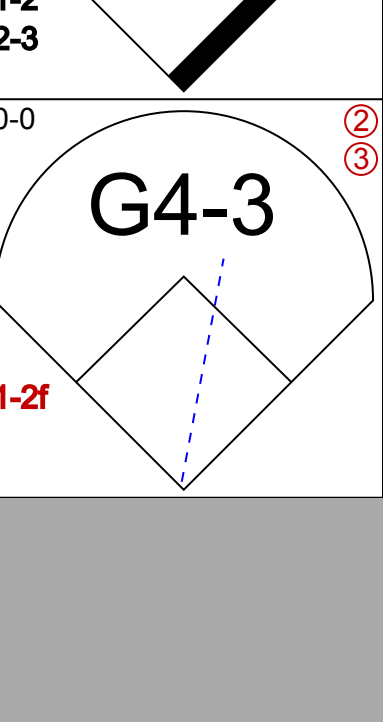
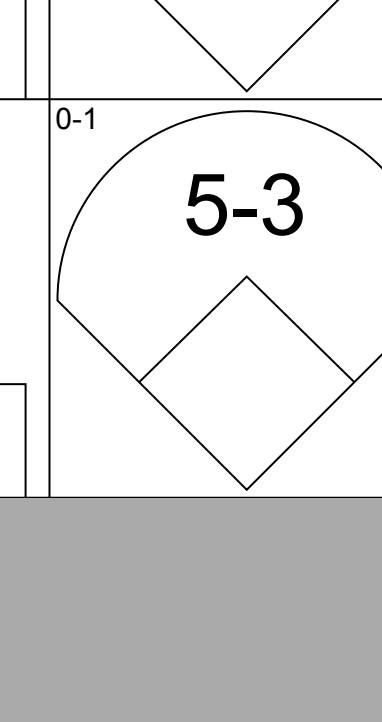
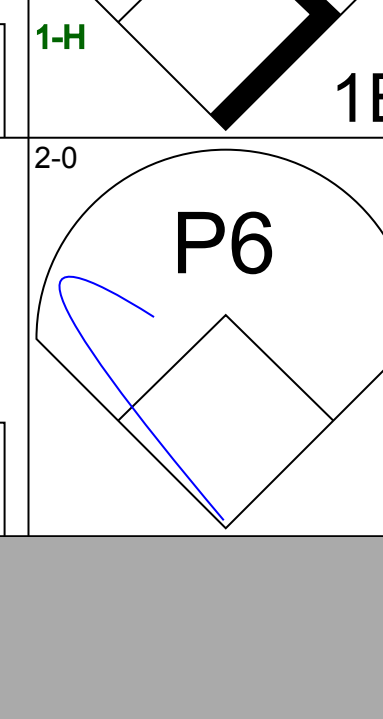
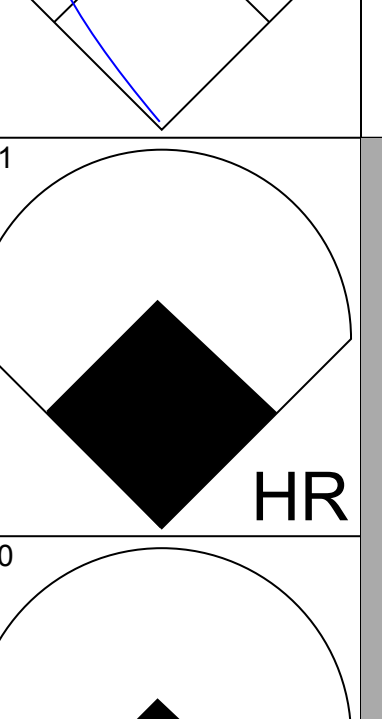
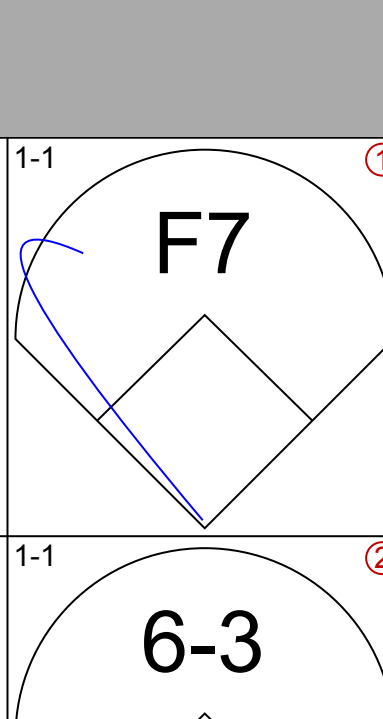
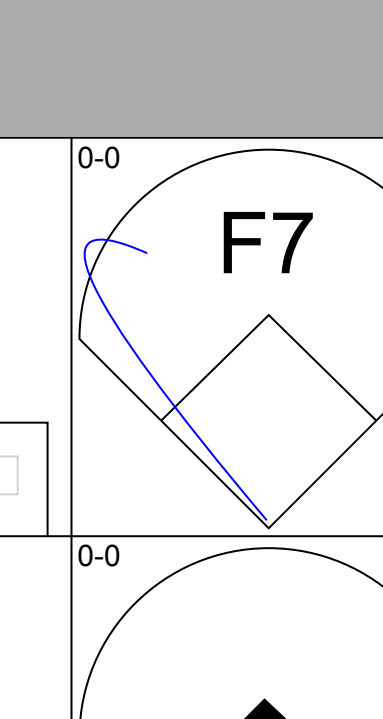
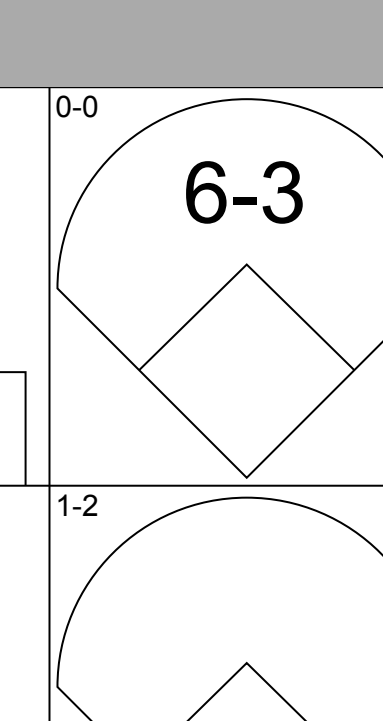
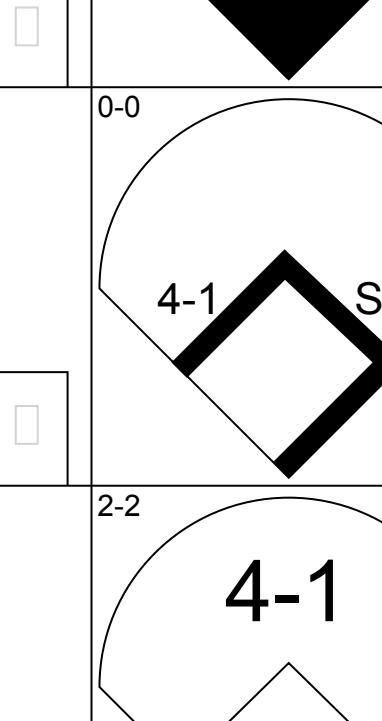
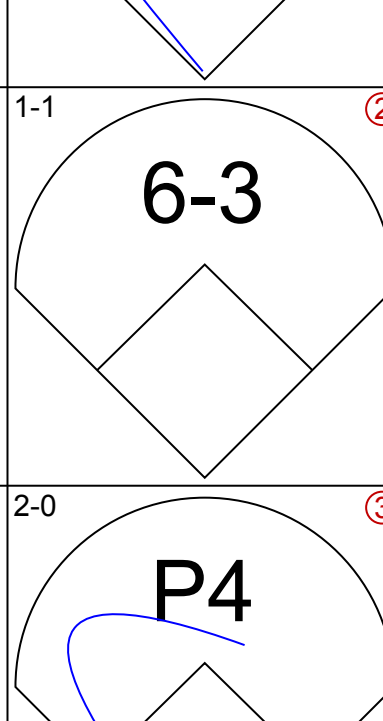
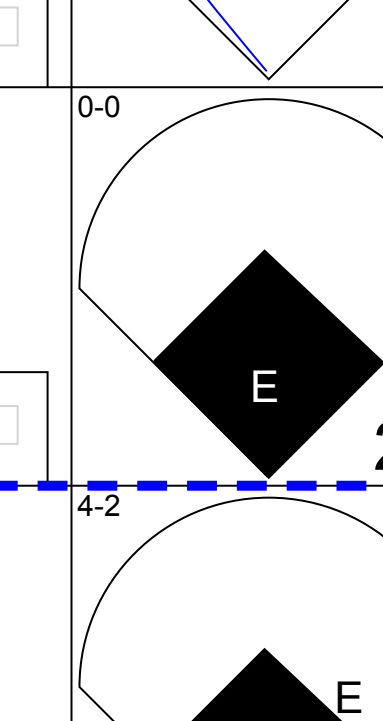
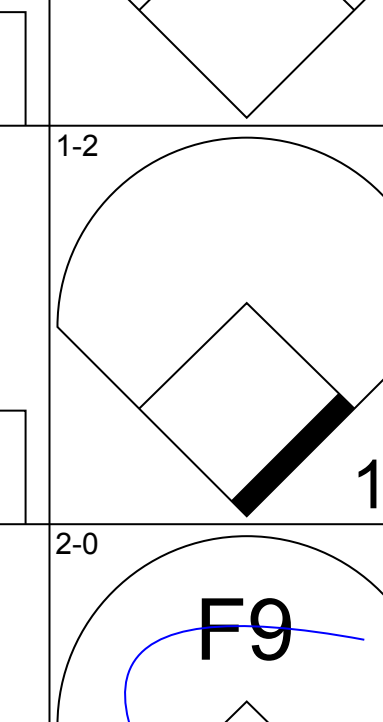
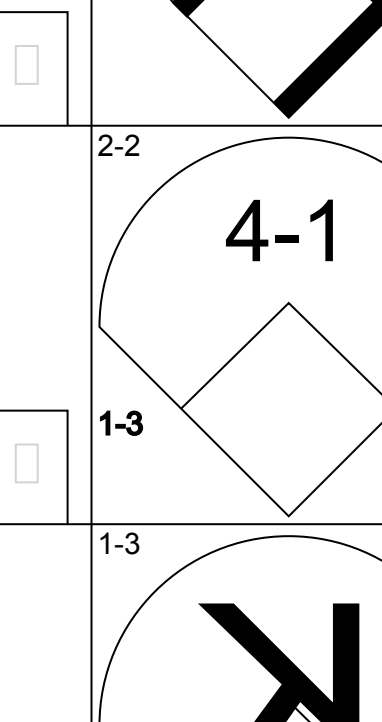
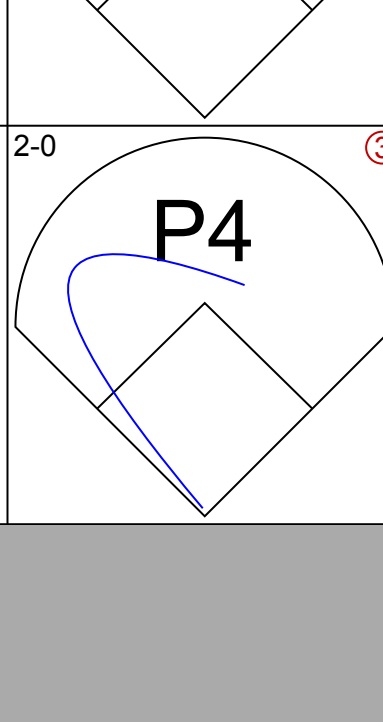
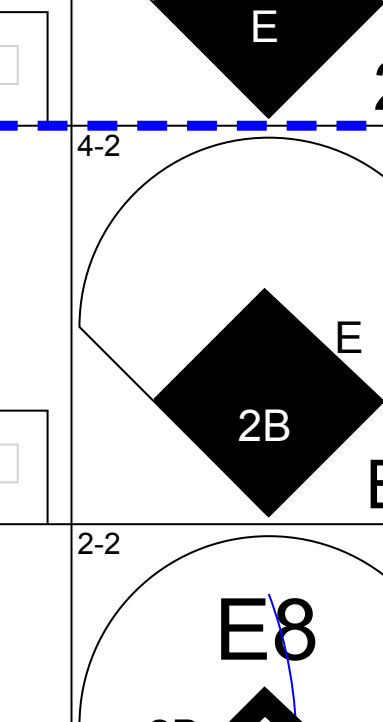

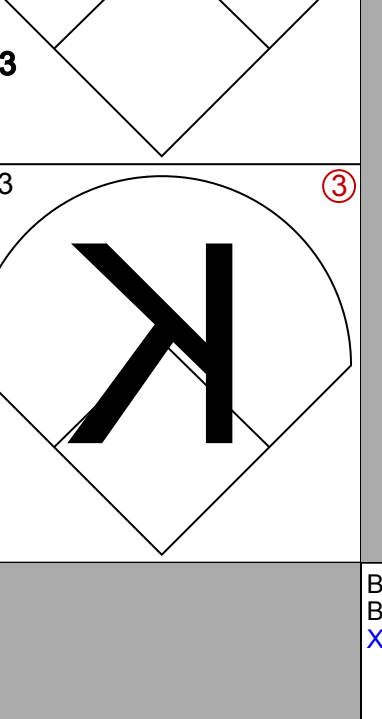
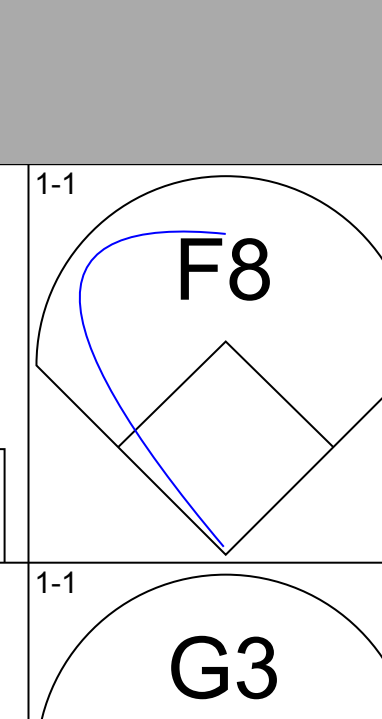
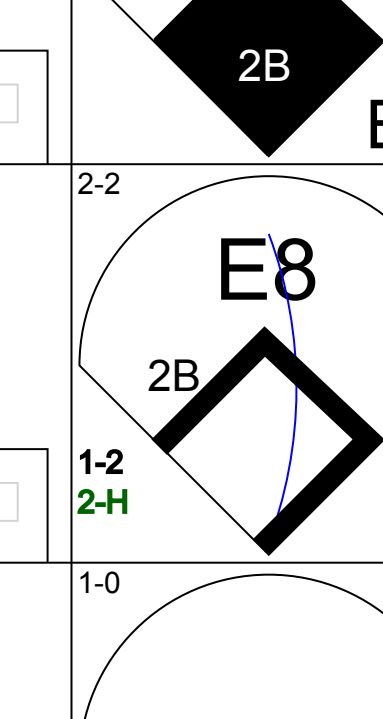

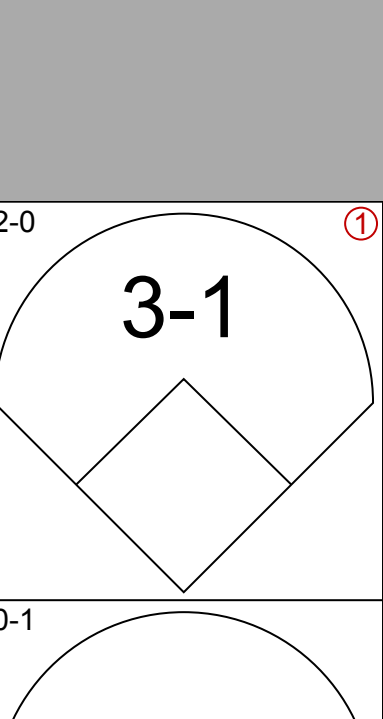
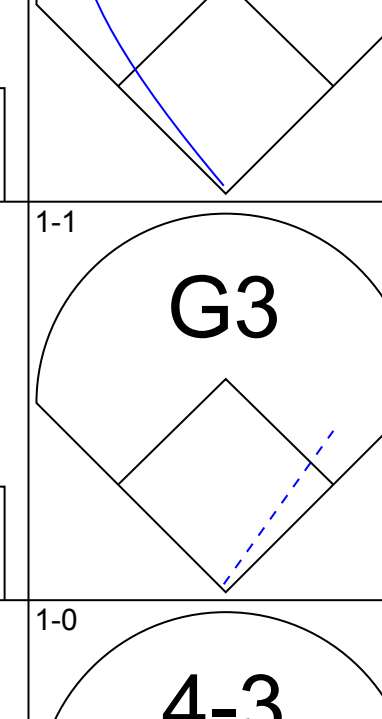
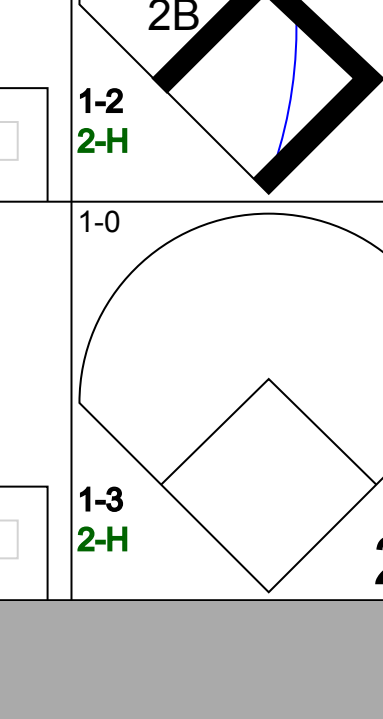
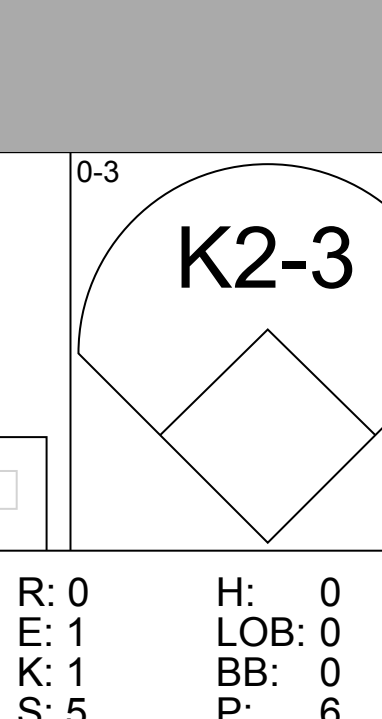
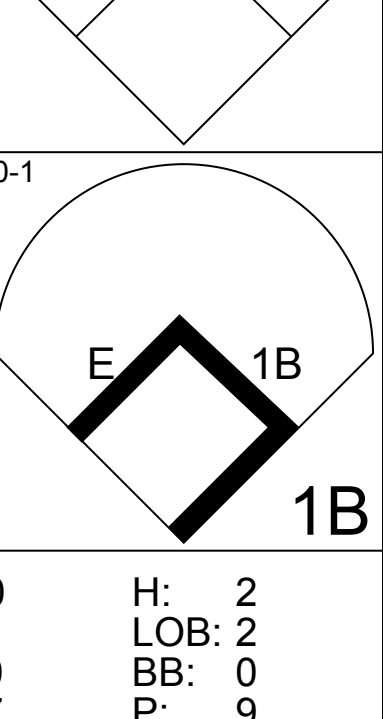
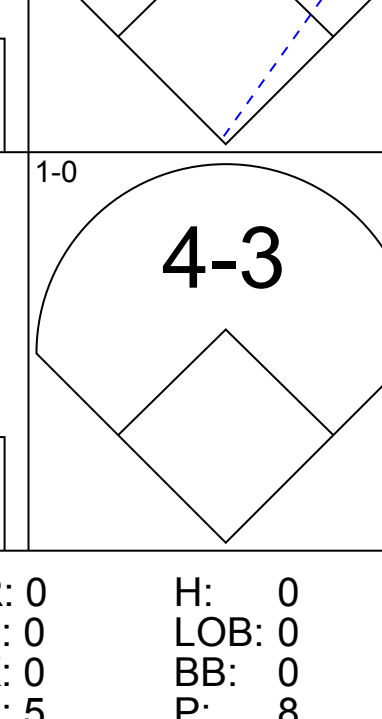
Batter	1	2	3	4	5	6	7	8	9	AB	R	H	RBI	BB	SO	LOB	TOP											
Lee May, R OBP: 0.298, SLG: 0.415 Terry Crowley, L OBP: 0.449, SLG: 0.476 Benny Ayala, R OBP: 0.290, SLG: 0.518	0-3 K		0-3 K		4-0 BB		0-0 1B		0-3 K	2	0	0	0	2	1		<p>Baltimore Orioles @ Cleveland Indians Cleveland Municipal Stadium, Cleveland, OH</p> <p>Sat Sep 29 1979, 3:33 AM EDT Att: 16,590 - Unknown</p> <p>livebaseballscores.com</p> <p>AB 31 R 1 H 4 RBI 1 BB 6 SO 9 LOB 19</p> 											
John Lowenstein, L OBP: 0.354, SLG: 0.487 Bob Molinaro, L	0-3 K		0-0 P4		0-3 K		0-0 G3			2	0	0	0	1	1													
Ken Singleton, S OBP: 0.404, SLG: 0.534 Mark Corey, R OBP: 0.083, SLG: 0.083	0-0 F8		0-0 1B		0-0 4-3			0-0 P6		3	0	1	0	0	0	1												
Eddie Murray, S OBP: 0.370, SLG: 0.478		4-0 BB	4-3		4-0 S			0-0 5-3		2	0	0	0	2	0	2												
Al Bumby, L OBP: 0.339, SLG: 0.379	0-0 F8				0-0 G3		0-3 K		0-0 4-3		4	0	0	0	1	2												
Doug DeCinces, R OBP: 0.319, SLG: 0.415 Wayne Krenchicki, L OBP: 0.190, SLG: 0.238	4-0 BB	1-2 BB			0-0 5-3		0-0 F8		0-0 1-3	2	0	0	0	1	0	1												
Billy Smith, S OBP: 0.309, SLG: 0.434	0-0 F7				0-0 HR		0-0 P3		0-0 BB	4	1	2	1	0	0	3												
Kiko Garcia, R OBP: 0.305, SLG: 0.365 Pat Kelly, L OBP: 0.368, SLG: 0.543	0-3 K		0-3 K		0-3 K		0-0 5-3		4-0 BB	3	0	0	0	0	2	2												
Rick Dempsey, R OBP: 0.307, SLG: 0.351			4-0 1B		0-0 6-3		0-0 L6		0-3 K	3	0	0	0	1	1	2												
Inning Stats	R: 0 E: 0 K: 2 S: 7	H: 0 LOB: 0 BB: 7	R: 0 E: 0 K: 1 S: 5	H: 0 LOB: 2 BB: 13	R: 0 E: 0 K: 1 S: 6	H: 1 LOB: 2 BB: 1 P: 10	R: 1 E: 0 K: 1 S: 6	H: 1 LOB: 0 BB: 6	R: 0 E: 0 K: 1 S: 5	H: 0 LOB: 1 BB: 1 P: 9	R: 0 E: 0 K: 0 S: 4	H: 1 LOB: 1 BB: 0 P: 4	R: 0 E: 0 K: 0 S: 3	H: 0 LOB: 0 BB: 3	R: 0 E: 0 K: 2 S: 8	H: 1 LOB: 2 BB: 1 P: 12		1B: 3 2B: 0 3B: 0 HR: 1	SF: 0 SAC: 0 DP: 0 HBP: 0	WP: 0 PB: 0 SB: 1 CS: 0	PA: 37							
PITCHER	IP	WLS	BF	H	R	ER	SO	BB	IBB	HBP	BLK	WP	HR	S	P	ERA	WHIP											
Dan Spillner, R ERA: 4.62	(1, 1)	8.1	W	35	4	1	7	6	0	0	0	0	0	1	43	67	1.08	1.200										
Sid Monge, L ERA: 2.5	(9, 1)	0.2	S	2	0	0	0	2	0	0	0	0	0	6	6	0.00	0.000											

Batter	1	2	3	4	5	6	7	8	9	AB	R	H	RBI	BB	SO	LOB	BOTTOM											
Mike Hargrove, L OBP: 0.302, SLG: 0.427	0-3 K		0-0 F7			0-0 F8		4-0 FC6-5		3	0	0	0	1	1	0	<p>Baltimore Orioles @ Cleveland Indians Cleveland Municipal Stadium, Cleveland, OH</p> <p>Sat Sep 29 1979, 3:33 AM EDT Att: 16,590 - Unknown</p> <p>livebaseballscores.com</p> <p>AB 28 R 4 H 4 RBI 4 BB 6 SO 11 LOB 14</p> 											
Rick Manning, L OBP: 0.319, SLG: 0.299	0-0 FC6-4				0-0 FC6-4		0-3 K		0-0 1-3	4	0	2	0	0	1	1												
Bobby Bonds, R OBP: 0.367, SLG: 0.459	0-3 K		0-0 FC6-4		0-0 FC6-4		0-3 K		0-0 FC6-5	4	1	0	0	0	2	3												
Toby Harrah, R OBP: 0.392, SLG: 0.448	0-0 FC6-4				4-0 BB		4-0 HR		4-0 BB	1	1	0	0	3	0	1												
Gary Alexander, R OBP: 0.311, SLG: 0.391 Jim Norris, L OBP: 0.329, SLG: 0.350		0-0 5-3			0-0 F7		0-0 HR		4-0 BB	3	1	1	0	0	0	2												
Ron Pruitt, R OBP: 0.355, SLG: 0.366	0-3 K				0-0 3-1		0-3 K		4-0 BB	3	0	0	1	1	2	4												
Bo Diaz, R OBP: 0.206, SLG: 0.219 Cliff Johnson, R OBP: 0.349, SLG: 0.515 Ron Hassey, L OBP: 0.342, SLG: 0.408	0-0 5-3				0-0 F8		0-0 HR		0-0 4-3	2	0	0	0	0	0	0												
Dave Rosello, R OBP: 0.328, SLG: 0.410			0-3 K		0-3 K		0-0 L6			3	0	0	0	0	2	0												
Tom Verzyer, R OBP: 0.279, SLG: 0.253			0-3 K		0-3 K		0-3 K			3	0	0	0	0	3	0												
Inning Stats	R: 0 E: 0 K: 2 S: 8	H: 1 LOB: 1 BB: 0 P: 8	R: 0 E: 0 K: 1 S: 5	H: 0 LOB: 0 BB: 0 P: 5	R: 0 E: 0 K: 2 S: 7	H: 0 LOB: 0 BB: 0 P: 7	R: 0 E: 0 K: 0 S: 4	H: 1 LOB: 2 BB: 1 P: 8	R: 0 E: 0 K: 2 S: 7	H: 0 LOB: 0 BB: 0 P: 7	R: 3 E: 0 K: 2 S: 9	H: 2 LOB: 0 BB: 1 P: 13	R: 1 E: 1 K: 0 S: 3	H: 0 LOB: 3 BB: 4 P: 19	1B: 3 2B: 0 3B: 0 HR: 1	SF: 0 SAC: 0 DP: 0 HBP: 0		WP: 0 PB: 0 SB: 0 CS: 0	PA: 34									
PITCHER	IP	WLS	BF	H	R	ER	SO	BB	IBB	HBP	BLK	WP	HR	S	P	ERA	WHIP											
Mike Flanagan, L ERA: 3.08	(1, 1)	7.0	L	27	4	3	3	11	2	0	0	0	0	1	47	55	3.86	0.857										
Sammy Stewart, R ERA: 3.52	(8, 1)	1.0		7	0	1	1	0	4	0	0	0	0	3	19	9.00	4.000											

Batter	1	2	3	4	5	6	7	8	9	AB	R	H	RBI	BB	SO	LOB	TOP						
Rod Carew, L (1, 3) OBP: 0.444, SLG: 0.667	6-3		4-3					E3	4-3	5	2	1	1	0	0	2	California Angels @ Baltimore Orioles Memorial Stadium, Baltimore, MD Thu Oct 04 1979, 3:33 AM EDT Att: 52,108 - Unknown AB 36 R 8 H 10 RBI 8 BB 2 SO 2 LOB 12 						
Carney Lansford, R (1, 5) OBP: 0.400, SLG: 0.333	4-3				5-3			1B	1B	5	1	3	3	0	0	0							
Dan Ford, R (1, 9) OBP: 0.444, SLG: 1.222	HR				6-3			L4	1B	5	1	2	1	0	0	3							
Don Baylor, R (1, 10) OBP: 0.333, SLG: 0.250	F8				6-3			1B	1B	4	1	2	1	1	0	0							
Brian Downing, R (1, 2)		6-3				F7		SF7	FC5	4	0	1	1	0	0	3							
Bobby Grich, R (1, 4) OBP: 0.250, SLG: 0.333		6-3				F8		4-3		3	0	0	1	0	0	1							
Bobby Clark, R (1, 7) Larry Harlow, L (9, PH)			K			K		FC6-4		3	0	0	0	0	0	2							
Rick Miller, L (1, 8) OBP: 0.111, SLG: 0.111					6-3			FC6-4	FC4-6	4	1	0	0	0	0	2							
Jim Anderson, R (1, 6) Merv Rettenmund, R (8, PH) Dickie Thon, R (8, PH) Willie Davis, L (9, PH)					6-3			F6	E	2	0	0	0	0	0	0							
Inning Stats	R: 1 E: 0 K: 0 S: 11	H: 1 LOB: 0 BB: 0 P: 21	R: 0 E: 0 K: 1 S: 8	H: 0 LOB: 0 BB: 0 P: 12	R: 0 E: 0 K: 1 S: 8	H: 0 LOB: 0 BB: 0 P: 11	R: 0 E: 0 K: 1 S: 4	H: 0 LOB: 0 BB: 0 P: 5	R: 0 E: 0 K: 1 S: 8	H: 0 LOB: 0 BB: 0 P: 13	R: 1 E: 0 K: 0 S: 12	H: 2 LOB: 1 BB: 0 P: 16	R: 1 E: 0 K: 0 S: 7	H: 2 LOB: 1 BB: 0 P: 12	R: 3 E: 1 K: 0 S: 14	H: 2 LOB: 1 BB: 1 P: 24		R: 2 E: 0 K: 0 S: 10	H: 3 LOB: 3 BB: 2 P: 23	1B: 7 2B: 2 3B: 0 HR: 1	SF: 2 SAC: 0 DP: 0 HBP: 0	WP: 0 PB: 0 SB: 0 CS: 0	PA: 41
PITCHER	IP	WLS	BF	H	R	ER	SO	BB	IBB	HBP	BLK	WP	HR	S	P	ERA		WHIP					
Mike Flanagan, L (1, 1) ERA: 5.14	7.0	W	29	6	6	4	2	1	0	0	0	0	1	66	104	5.14		1.000					
Don Stanhouse, R (8, 1) ERA: 6.0	2.0		12	4	2	2	0	1	1	0	0	0	0	16	33	9.00		2.500					

Batter	1	2	3	4	5	6	7	8	9	AB	R	H	RBI	BB	SO	LOB	BOTTOM					
Al Bumbry, L (1, 8) OBP: 0.500, SLG: 0.375	G6-4-3		1B			6-3				4	2	3	0	1	0	0	California Angels @ Baltimore Orioles Memorial Stadium, Baltimore, MD Thu Oct 04 1979, 3:33 AM EDT Att: 52,108 - Unknown AB 34 R 9 H 11 RBI 8 BB 5 SO 5 LOB 13 					
Kiko Garcia, R (1, 6) OBP: 0.900, SLG: 0.667	G6-4-3		1B			4-3		K		3	1	2	2	2	1	2						
Ken Singleton, S (1, 9) OBP: 0.222, SLG: 0.125	G6-4-3		F7			4-3		K		5	1	1	0	0	1	7						
Eddie Murray, S (1, 3) OBP: 0.500, SLG: 0.833	1B				F7			G3		4	2	2	4	0	0	1						
John Lowenstein, L (1, 7) OBP: 0.400, SLG: 1.000	1B		K			K		G3		3	1	0	0	1	2	0						
Pat Kelly, L (1, 10) OBP: 0.375, SLG: 0.286	1B		K			F8		4-3		4	1	1	1	0	1	0						
Doug DeCinces, R (1, 5) OBP: 0.375, SLG: 0.333	E9					6-3		F8		3	1	1	1	1	0	0						
Rich Dauer, R (1, 4) OBP: 0.143, SLG: 0.143	5-3					F7		G3		4	0	0	0	0	0	2						
Rick Dempsey, R (1, 2) OBP: 0.286, SLG: 0.429		G3				F6		1B		4	0	1	0	0	0	1						
Inning Stats	R: 4 E: 1 K: 0 S: 13	H: 4 LOB: 1 BB: 2 P: 27	R: 4 E: 0 K: 2 S: 14	H: 3 LOB: 0 BB: 1 P: 27	R: 1 E: 0 K: 0 S: 9	H: 2 LOB: 2 BB: 1 P: 18	R: 0 E: 0 K: 1 S: 6	H: 0 LOB: 0 BB: 0 P: 7	R: 0 E: 0 K: 0 S: 6	H: 0 LOB: 0 BB: 0 P: 10	R: 0 E: 0 K: 0 S: 9	H: 0 LOB: 1 BB: 1 P: 19	R: 0 E: 0 K: 0 S: 4	H: 0 LOB: 0 BB: 0 P: 6	R: 0 E: 0 K: 2 S: 12	H: 2 LOB: 2 BB: 0 P: 18		1B: 10 2B: 0 3B: 0 HR: 1	SF: 0 SAC: 0 DP: 1 HBP: 0	WP: 1 PB: 0 SB: 2 CS: 0	PA: 39	
PITCHER	IP	WLS	BF	H	R	ER	SO	BB	IBB	HBP	BLK	WP	HR	S	P	ERA		WHIP				
Dave Frost, R (1, 1) ERA: 33.75	1.1	L	11	5	6	5	0	3	0	0	0	0	1	17	38	33.75		6.000				
Mark Clear, R (2, 1) ERA: 4.75	5.2		23	4	3	3	3	2	0	0	0	1	1	44	76	4.76		1.059				
Don Aase, R (8, 1) ERA:	1.0		5	2	0	0	2	0	0	0	0	0	0	12	18	0.00		2.000				

Batter	1	2	3	4	5	6	7	8	9	AB	R	H	RBI	BB	SO	LOB	TOP										
Al Bumbry, L OBP: 0.400, SLG: 0.462 (1, 8)										5	1	1	0	0	1	1	Baltimore Orioles @ California Angels Anaheim Stadium, Anaheim, CA Fri Oct 05 1979, 6:33 AM EDT Att: 43,199 - Unknown										
Kiko Garcia, R OBP: 0.500, SLG: 0.333 (1, 6)										3	0	0	0	0	2	0											
Terry Crowley, L OBP: 0.500, SLG: 0.500 (7, PH)										1	0	1	1	0	0	0											
Mark Belanger, R OBP: 0.200, SLG: 0.200 (7, PR)										1	0	0	0	0	1	0											
Ken Singleton, S OBP: 0.308, SLG: 0.333 (1, 9)										4	2	2	0	0	0	1											
Eddie Murray, S OBP: 0.667, SLG: 0.875 (1, 3)										2	0	2	0	2	0	0											
Lee May, R OBP: 0.250, SLG: 0.143 (1, 10)										3	0	1	1	1	1	3											
Doug DeCinces, R OBP: 0.250, SLG: 0.222 (1, 5)										3	0	0	1	0	1	3											
Gary Roenicke, R OBP: 0.429, SLG: 0.800 (6, PH)										1	0	0	0	0	0	0											
John Lowenstein, L OBP: 0.429, SLG: 0.800 (6, PH)										1	0	0	0	1	0	0											
Rich Dauer, R OBP: 0.182, SLG: 0.182 (1, 4)										4	0	1	0	0	1	6											
Dave Skaggs, R (1, 2)										4	0	0	0	0	0	1											
Inning Stats	R: 0 E: 0 K: 2 S: 8	H: 0 LOB: 0 BB: 0 P: 10	R: 0 E: 0 K: 0 S: 11	H: 0 LOB: 0 BB: 1 P: 15	R: 0 E: 0 K: 0 S: 9	H: 1 LOB: 1 BB: 0 P: 10	R: 1 E: 0 K: 0 S: 12	H: 3 LOB: 3 BB: 0 P: 15	R: 0 E: 0 K: 1 S: 8	H: 0 LOB: 0 BB: 0 P: 13	R: 1 E: 0 K: 0 S: 11	H: 2 LOB: 2 BB: 2 P: 22	R: 1 E: 0 K: 1 S: 11	H: 2 LOB: 2 BB: 1 P: 21	R: 0 E: 0 K: 2 S: 12	H: 0 LOB: 0 BB: 0 P: 16		R: 0 E: 0 K: 1 S: 9	H: 0 LOB: 0 BB: 0 P: 12	1B: 6 2B: 2 3B: 1 HR: 0	SF: 1 SAC: 0 DP: 2 HBP: 1	WP: 0 PB: 0 SB: 0 CS: 0	PA: 38				
PITCHER	IP	WLS	BF	H	R	ER	SO	BB	IBB	HBP	BLK	WP	HR	S	P	ERA	WHIP										
Frank Tanana, L ERA: 3.6 (1, 1)	5.0		23	6	2	2	3	2	0	1	0	0	0	55	75	3.60	1.600										
Don Aase, R ERA: 1.6 (6, 1)	4.0	W	15	2	1	1	4	1	1	0	0	0	0	36	59	2.25	0.750										

Batter	1	2	3	4	5	6	7	8	9	AB	R	H	RBI	BB	SO	LOB	BOTTOM										
Rick Miller, L OBP: 0.154, SLG: 0.154 (1, 8)										4	0	1	0	0	1	0	Baltimore Orioles @ California Angels Anaheim Stadium, Anaheim, CA Fri Oct 05 1979, 6:33 AM EDT Att: 43,199 - Unknown										
Carney Lansford, R OBP: 0.357, SLG: 0.308 (1, 5)										4	1	1	0	0	1	3											
Dan Ford, R OBP: 0.385, SLG: 0.923 (1, 9)										4	0	1	1	0	0	3											
Don Baylor, R OBP: 0.308, SLG: 0.500 (1, 10)										4	1	1	1	0	0	0											
Rod Carew, L OBP: 0.462, SLG: 0.692 (1, 3)										4	1	2	0	0	0	0											
Brian Downing, R OBP: 0.231, SLG: 0.182 (1, 2)										3	1	1	0	1	0	1											
Bobby Grich, R OBP: 0.167, SLG: 0.200 (1, 4)										4	0	0	0	0	1	3											
Larry Harlow, L OBP: 0.222, SLG: 0.250 (1, 7)										4	0	1	1	0	0	1											
Jim Anderson, R OBP: 0.125, SLG: 0.125 (1, 6)										3	0	1	0	0	1	0											
Inning Stats	R: 1 E: 0 K: 1 S: 9	H: 2 LOB: 0 BB: 0 P: 15	R: 0 E: 0 K: 0 S: 6	H: 1 LOB: 1 BB: 0 P: 11	R: 0 E: 1 K: 1 S: 5	H: 0 LOB: 0 BB: 0 P: 6	R: 1 E: 0 K: 1 S: 12	H: 2 LOB: 1 BB: 0 P: 18	R: 0 E: 1 K: 0 S: 7	H: 2 LOB: 2 BB: 0 P: 9	R: 0 E: 0 K: 0 S: 5	H: 0 LOB: 0 BB: 0 P: 9	R: 0 E: 0 K: 0 S: 5	H: 0 LOB: 0 BB: 0 P: 8	R: 0 E: 0 K: 1 S: 8	H: 0 LOB: 0 BB: 0 P: 9		R: 2 E: 1 K: 0 S: 10	H: 2 LOB: 2 BB: 1 P: 17	1B: 6 2B: 3 3B: 0 HR: 1	SF: 0 SAC: 0 DP: 2 HBP: 0	WP: 0 PB: 0 SB: 0 CS: 0	PA: 35				
PITCHER	IP	WLS	BF	H	R	ER	SO	BB	IBB	HBP	BLK	WP	HR	S	P	ERA	WHIP										
Dennis Martinez, R ERA: 3.24 (1, 1)			32	8	3	3	4	0	0	0	0	0	0	59	87	3.24	0.960										
Don Stanhouse, R ERA: 6.0 (9, 1)	0.0	L	3	1	1	0	0	1	0	0	0	0	0	8	15	∞	∞										

Batter	1	2	3	4	5	6	7	8	9	AB	R	H	RBI	BB	SO	LOB	TOP		
Al Bumbry, L OBP: 0.400, SLG: 0.375 (1, 8)	4-3		1B	FC4-6			P3	1-3		3	1	0	0	2	0	1	Baltimore Orioles @ California Angels Anaheim Stadium, Anaheim, CA Sat Oct 06 1979, 6:33 AM EDT Att: 43,199 - Unknown		
Kiko Garcia, R OBP: 0.385, SLG: 0.273 (1, 6)	F9		1B	FC4-6			K	6-3		5	0	1	0	0	1	3			
Mark Belanger, R OBP: 0.200, SLG: 0.200 (8, 6)			1B	FC4-6						0	0	0	0	0	0	0			
Ken Singleton, S OBP: 0.389, SLG: 0.500 (1, 9)	1B		SF7				1B		4-3	4	1	3	2	0	0	0			
Eddie Murray, S OBP: 0.588, SLG: 0.667 (1, 3)	P5		1B				2B		L5	4	1	1	1	1	0	2			
John Lowenstein, L OBP: 0.375, SLG: 0.667 (3, PH)			G6-4-3				HR		4-3	1	0	0	0	0	0	0			
Gary Roenicke, R OBP: 0.333, SLG: 0.200 (3, 7)			G6-4-3				HR		4-3	4	1	1	1	0	0	3			
Pat Kelly, L OBP: 0.417, SLG: 0.636 (1, 10)	F8			K			F7			4	1	2	3	0	1	0			
Doug DeCinces, R OBP: 0.313, SLG: 0.385 (1, 5)	F8			2B			6-3			4	1	2	0	0	0	1			
Billy Smith, S OBP: 0.182, SLG: 0.182 (7, 4)	F2			F8			F7			4	0	0	0	0	1	3			
Rich Dauer, R OBP: 0.182, SLG: 0.182 (7, 4)							K			0	0	0	0	0	0	0			
Rick Dempsey, R OBP: 0.455, SLG: 0.600 (1, 2)			1B				WP		F8	3	2	2	1	1	0	0			
Inning Stats	R: 0 E: 0 K: 0 S: 10	H: 1 LOB: 1 BB: 0 P: 19	R: 0 E: 0 K: 0 S: 17	H: 1 LOB: 1 BB: 0 P: 24	R: 2 E: 0 K: 0 S: 13	H: 3 LOB: 1 BB: 1 P: 23	R: 1 E: 0 K: 1 S: 13	H: 2 LOB: 2 BB: 1 P: 22	R: 0 E: 0 K: 0 S: 7	H: 0 LOB: 0 BB: 0 P: 10	R: 5 E: 0 K: 2 S: 20	H: 4 LOB: 1 BB: 2 P: 41	R: 0 E: 0 K: 0 S: 7	H: 0 LOB: 0 BB: 0 P: 10	R: 0 E: 0 K: 0 S: 6	H: 0 LOB: 0 BB: 0 P: 8	1B: 8 2B: 4 3B: 0 HR: 1	SF: 1 SAC: 0 DP: 2 HBP: 0	WP: 1 PA: 41 PB: 0 SB: 2 CS: 0
PITCHER	IP WLS BF H R ER SO BB IBB HBP BLK WP HR S P ERA WHIP																		
Chris Knapp, R ERA: 7.71 (1, 1)	2.1 L 13 5 2 2 0 1 0 0 0 0 0 0 38 62 7.71 2.571																		
Dave LaRoche, L ERA: 6.75 (3, 1)	1.1 6 2 1 1 1 1 0 0 0 0 0 0 12 21 6.75 2.250																		
Dave Frost, R ERA: 18.69 (4, 1)	3.0 13 3 4 4 1 1 0 0 0 0 1 0 30 59 12.00 1.333																		
John Montague, R ERA: 9.0 (7, 1)	1.1 6 2 1 1 1 0 0 0 0 0 1 14 22 6.75 1.500																		
Mike Barlow, R ERA: (9, 1)	1.0 3 0 0 0 0 0 0 0 0 0 0 0 6 8 0.00 0.000																		

AB	36
R	8
H	12
RBI	8
BB	4
SO	3
LOB	13



Batter	1	2	3	4	5	6	7	8	9	AB	R	H	RBI	BB	SO	LOB	BOTTOM		
Rod Carew, L OBP: 0.412, SLG: 0.588 (1, 3)	L6		6-3					FC6-4		4	0	1	0	0	0	1	Baltimore Orioles @ California Angels Anaheim Stadium, Anaheim, CA Sat Oct 06 1979, 6:33 AM EDT Att: 43,199 - Unknown		
Carney Lansford, R OBP: 0.333, SLG: 0.294 (1, 5)	5-3			G3			G6-4-3			4	0	1	0	0	0	1			
Dan Ford, R OBP: 0.294, SLG: 0.706 (1, 9)	F9			F9			F3		L5	4	0	0	0	0	0	1			
Don Baylor, R OBP: 0.235, SLG: 0.375 (1, 7)			P3				K		F8	4	0	0	0	0	2	1			
Brian Downing, R OBP: 0.235, SLG: 0.200 (1, 2)			E6				F8		K	4	0	1	0	0	1	1			
Bobby Grich, R OBP: 0.200, SLG: 0.231 (1, 4)			6-3				6-3			3	0	1	0	0	0	1			
Merv Rettenmund, R OBP: 0.200, SLG: 0.231 (1, 4)			F7							2	0	0	0	1	1	1			
Rick Miller, L OBP: 0.250, SLG: 0.250 (1, 8)							F7		FC6-4	3	0	2	0	0	0	3			
Jim Anderson, R OBP: 0.091, SLG: 0.091 (1, 6)			G4-6-3				G5-3		F8	3	0	0	0	0	0	5			
Inning Stats	R: 0 E: 0 K: 0 S: 7	H: 0 LOB: 0 BB: 0 P: 10	R: 0 E: 1 K: 0 S: 11	H: 0 LOB: 1 BB: 0 P: 21	R: 0 E: 0 K: 0 S: 4	H: 1 LOB: 0 BB: 0 P: 9	R: 0 E: 0 K: 1 S: 8	H: 0 LOB: 0 BB: 0 P: 11	R: 0 E: 0 K: 0 S: 10	H: 2 LOB: 2 BB: 1 P: 16	R: 0 E: 0 K: 0 S: 6	H: 1 LOB: 0 BB: 0 P: 8	R: 0 E: 0 K: 1 S: 12	H: 1 LOB: 1 BB: 0 P: 18	R: 0 E: 0 K: 1 S: 13	H: 1 LOB: 1 BB: 0 P: 17		1B: 6 2B: 0 3B: 0 HR: 0	SF: 0 SAC: 0 DP: 3 HBP: 0
PITCHER	IP WLS BF H R ER SO BB IBB HBP BLK WP HR S P ERA WHIP																		
Scott McGregor, L ERA: (1, 1)	9.0 W 32 6 0 0 4 1 0 0 0 0 0 77 119 0.00 0.778																		

AB	31
R	0
H	6
RBI	0
BB	1
SO	4
LOB	15



Batter	1	2	3	4	5	6	7	8	9	AB	R	H	RBI	BB	SO	LOB	TOP					
Omar Moreno, L OBP: 0.263, SLG: 0.294 (1, 8)	G4-3		F8			K		F8									5 0 0 0 0 2 6					
Tim Foli, R OBP: 0.263, SLG: 0.353 (1, 6)	F7					5-3		G6-3									5 1 1 0 0 0 1					
Dave Parker, L OBP: 0.500, SLG: 0.529 (1, 9)								G5-3									5 1 4 0 0 0 0					
Bill Robinson, R OBP: 0.125, SLG: 0.125 (1, 7)	K					G5-3		F9									5 1 1 0 0 1 4					
Willie Stargell, L OBP: 0.474, SLG: 1.063 (1, 3)						G4-3		K									5 1 1 2 0 2 4					
Bill Madlock, R OBP: 0.333, SLG: 0.400 (1, 5)	G5-3							F9									3 0 0 0 1 0 2					
Steve Nicosia, R (1, 2)	G4-3					FC6-4		E5									4 0 0 0 0 1 4					
Phil Garner, R OBP: 0.529, SLG: 0.875 (1, 4)						K											4 0 3 2 0 1 0					
Bruce Kison, R Jim Rooker, R Manny Sanguillen, R Enrique Romo, R Lee Lacy, R Don Robinson, R Rennie Stennett, R Grant Jackson, S (1, 1) (1, 1) (5, PH) (5, 1) (5, PH) (5, 1) (5, PH) (5, 1)						B1-3		G6-3									0 0 0 0 0 0 0 1 0 0 0 0 0 0 1 0 0 0 0 0 0 0 0 0 0 0 0 0 1 0 0 0 0 0 0 0 0 0 0 0 0 0 1 0 0 1 0 0 0 0 0 0 0 0 0 0					
Inning Stats	R: 0 E: 0 K: 1 S: 10	H: 1 LOB: 1 BB: 0 P: 15	R: 0 E: 0 K: 1 S: 7	H: 0 LOB: 0 BB: 0 P: 10	R: 0 E: 0 K: 1 S: 6	H: 0 LOB: 0 BB: 0 P: 8	R: 1 E: 0 K: 0 S: 15	H: 2 LOB: 2 BB: 1 P: 23	R: 0 E: 0 K: 1 S: 12	H: 1 LOB: 1 BB: 0 P: 16	R: 2 E: 2 K: 1 S: 23	H: 3 LOB: 3 BB: 0 P: 29	R: 0 E: 0 K: 0 S: 4	H: 0 LOB: 0 BB: 0 P: 4	R: 1 E: 0 K: 2 S: 16	H: 3 LOB: 2 BB: 0 P: 21	R: 0 E: 0 K: 0 S: 7	H: 1 LOB: 1 BB: 0 P: 11	1B: 8 2B: 2 3B: 0 HR: 1	SF: 0 SAC: 0 DP: 0 HBP: 0	WP: 0 PB: 0 SB: 0 CS: 1	PA: 41
PITCHER Mike Flanagan, L ERA: 3.38 (1, 1)	IP: 9.0 WLS: W BF: 41 H: 11 R: 4 ER: 2 SO: 7 BB: 1 IBB: 0 HBP: 0 BLK: 0 WP: 0 HR: 1 S: 100 P: 137 ERA: 2.00 WHIP: 1.333											PITCHER	IP: 9.0 WLS: W BF: 41 H: 11 R: 4 ER: 2 SO: 7 BB: 1 IBB: 0 HBP: 0 BLK: 0 WP: 0 HR: 1 S: 100 P: 137 ERA: 2.00 WHIP: 1.333									

Pittsburgh Pirates @ Baltimore Orioles
Memorial Stadium, Baltimore, MD
Wed Oct 10 1979, 7:05 PM EDT
Att: 53,735 - Unknown - 41 F

AB	40
R	4
H	11
RBI	4
BB	1
SO	7
LOB	24



Batter	1	2	3	4	5	6	7	8	9	AB	R	H	RBI	BB	SO	LOB	BOTTOM			
Al Bumby, L OBP: 0.375, SLG: 0.350 (1, 8)	G1-3					G6-3		FC6-4									4 1 1 0 0 0 1			
Mark Belanger, R OBP: 0.222, SLG: 0.125 (1, 6)	G1-3					G6-3											3 1 0 0 1 1 1			
Ken Singleton, S OBP: 0.409, SLG: 0.474 (1, 9)	G1-3					F9											3 0 1 0 1 0 3			
Eddie Murray, S OBP: 0.619, SLG: 0.643 (1, 3)								F8									2 1 1 0 2 0 1			
John Lowenstein, L OBP: 0.250, SLG: 0.400 Gary Roenicke, R OBP: 0.333, SLG: 0.200 (1, 7) (8, 7)	E4					F8		F7									4 1 0 1 0 1 5 0 0 0 0 0 0 0			
Doug DeCinces, R OBP: 0.350, SLG: 0.563 (1, 5)						F9		F9									3 1 1 2 1 0 2			
Billy Smith, S OBP: 0.286, SLG: 0.167 Rich Dauer, R OBP: 0.250, SLG: 0.250 (1, 4) (5, PH) (9, 4)						G5-4-3											2 0 1 0 1 0 1 1 0 1 0 0 0 0			
Rick Dempsey, R OBP: 0.333, SLG: 0.429 (1, 2)	L6					G4-3		F8									4 0 0 0 0 0 4			
Mike Flanagan, L (1, 1)	G2-3					E3		K									4 0 0 0 0 2 2			
Inning Stats	R: 5 E: 2 K: 0 S: 16	H: 3 LOB: 1 BB: 2 P: 34	R: 0 E: 0 K: 2 S: 12	H: 2 LOB: 2 BB: 0 P: 20	R: 0 E: 0 K: 0 S: 6	H: 0 LOB: 0 BB: 1 P: 13	R: 0 E: 1 K: 0 S: 8	H: 0 LOB: 1 BB: 0 P: 16	R: 0 E: 0 K: 1 S: 8	H: 0 LOB: 0 BB: 0 P: 14	R: 0 E: 0 K: 0 S: 11	H: 0 LOB: 1 BB: 1 P: 20	R: 0 E: 0 K: 1 S: 9	H: 1 LOB: 1 BB: 0 P: 15	R: 0 E: 0 K: 1 S: 9	H: 1 LOB: 1 BB: 0 P: 15	1B: 5 2B: 0 3B: 0 HR: 1	SF: 0 SAC: 1 DP: 1 HBP: 0	WP: 1 PB: 0 SB: 1 CS: 0	PA: 37
PITCHER Bruce Kison, R ERA: 108.0 Jim Rooker, L ERA: Enrique Romo, R ERA: Don Robinson, R ERA: Grant Jackson, L ERA: (1, 1) (1, 1) (5, 1) (6, 1) (8, 1)	IP: 0.1 WLS: L BF: 7 H: 3 R: 5 ER: 4 SO: 0 BB: 2 IBB: 0 HBP: 0 BLK: 0 WP: 1 HR: 1 S: 11 P: 27 ERA: 108.00 WHIP: 15.000											PITCHER	IP: 0.1 WLS: L BF: 7 H: 3 R: 5 ER: 4 SO: 0 BB: 2 IBB: 0 HBP: 0 BLK: 0 WP: 1 HR: 1 S: 11 P: 27 ERA: 108.00 WHIP: 15.000							

Pittsburgh Pirates @ Baltimore Orioles
Memorial Stadium, Baltimore, MD
Wed Oct 10 1979, 7:05 PM EDT
Att: 53,735 - Unknown - 41 F

AB	30
R	5
H	6
RBI	3
BB	6
SO	4
LOB	20



Batter	1	2	3	4	5	6	7	8	9	AB	R	H	RBI	BB	SO	LOB	TOP								
Omar Moreno, L (1, 8) OBP: 0.250, SLG: 0.273	2-2 P3-1 1B		0-3 K			0-0 5-3	0-3 K		0-0 L4	5	0	1	0	0	2	5	Pittsburgh Pirates @ Baltimore Orioles Memorial Stadium, Baltimore, MD Thu Oct 11 1979, 7:05 PM EDT Att: 53,739 - Unknown								
Tim Foli, R (1, 6) OBP: 0.281, SLG: 0.333	2-0 P3-1 1-2		0-1 WP 1B			1-0 F8		1-1 F9		4	0	1	0	0	0	1									
Dave Parker, L (1, 9) OBP: 0.458, SLG: 0.476	2-1 5-3		1-2 5-3			1-2 1B		2-1 5-3		4	0	1	0	0	0	1									
Willie Stargell, L (1, 3) OBP: 0.435, SLG: 0.900		2-2 1B 1B		1-2 F7		2-2 5-3		1-3 K		4	1	1	0	0	1	1									
John Milner, L (1, 7) OBP: 0.214, SLG: 0.083 Bill Robinson, R (9, PH) OBP: 0.222, SLG: 0.222 Matt Alexander, S (9, PR) (9, 7)		0-1 1B SF8 1B		2-0 P3		1-0 F8		2-2 CS 1B		3	1	1	0	0	0	0									
Bill Madlock, R (1, 5) OBP: 0.394, SLG: 0.421		2-1 CS 1B		1-0 5-3		0-2 E5 BB 1B		1-2 F8		4	0	2	1	0	0	1									
Ed Ott, L (1, 2) OBP: 0.235, SLG: 0.250		1-1 SF8		0-1 B1-3		2-3 K		2-2 BB 1B		3	1	1	1	0	1	1									
Phil Garner, R (1, 4) OBP: 0.571, SLG: 0.833		2-2 6-3		0-0 B3-6-4 1B		4-0 BB IBB		4-0 1B BB		2	0	1	0	2	0	1									
Bert Blyleven, R (1, 1) OBP: 0.200, SLG: 0.200 Mike Easler, L (7, PH) Don Robinson, R (7, 1) Manny Sanguillen, R (9, PH) Kent Tekulve, R (9, 1)			1-1 L8		0-0 B3-6-4 1-2		4-2 BB		1-2 1-3 2-H 1B		2	0	0	0	0	0		1							
Inning Stats	R: 0 E: 0 K: 0 S: 7	H: 1 LOB: 0 BB: 0 P: 13	R: 2 E: 0 K: 0 S: 12	H: 3 LOB: 0 BB: 0 P: 19	R: 0 E: 0 K: 1 S: 10	H: 1 LOB: 1 BB: 0 P: 12	R: 0 E: 0 K: 0 S: 6	H: 0 LOB: 0 BB: 0 P: 10	R: 0 E: 0 K: 0 S: 4	H: 1 LOB: 1 BB: 0 P: 4	R: 0 E: 0 K: 0 S: 9	H: 1 LOB: 1 BB: 0 P: 13	R: 0 E: 0 K: 2 S: 14	H: 1 LOB: 3 BB: 2 P: 25	R: 0 E: 0 K: 1 S: 7	H: 0 LOB: 0 BB: 0 P: 11		R: 1 E: 0 K: 0 S: 15	H: 3 LOB: 2 BB: 1 P: 26	1B: 11 2B: 1 3B: 0 HR: 0	SF: 1 SAC: 0 DP: 2 HBP: 0	WP: 1 PB: 0 SB: 0 CS: 2	PA: 37		
PITCHER	IP	WLS	BF	H	R	ER	SO	BB	IBB	HBP	BLK	WP	HR	S	P	ERA	WHIP								
Jim Palmer, R (1, 1) ERA: 2.81	7.0		28	8	2	2	3	1	1	0	0	1	0	62	96	2.57	1.286								
Tippy Martinez, L (8, 1) ERA:	1.0		4	1	1	1	1	0	0	0	0	0	0	12	18	9.00	1.000								
Don Stanhouse, R (9, 1) ERA: 6.75	1.0	L	5	2	0	0	0	1	0	0	0	0	0	10	19	0.00	3.000								

Batter	1	2	3	4	5	6	7	8	9	AB	R	H	RBI	BB	SO	LOB	BOTTOM								
Al Bumbry, L (1, 8) OBP: 0.310, SLG: 0.280	1-2 4-3		0-1 F7		0-1 5-3		1-3 K		2-2 6-3	5	0	0	0	0	1	2	Pittsburgh Pirates @ Baltimore Orioles Memorial Stadium, Baltimore, MD Thu Oct 11 1979, 7:05 PM EDT Att: 53,739 - Unknown								
Mark Belanger, R (1, 6) OBP: 0.167, SLG: 0.091 Terry Crowley, L (7, PH) OBP: 0.667, SLG: 0.500 Tippy Martinez, L (8, 1) Don Stanhouse, R (9, 1)	3-1 F7		1-0 E9 4-3		2-0 F8		4-2 BB			3	0	0	0	0	0	0									
Ken Singleton, S (1, 9) OBP: 0.385, SLG: 0.435	1-2 4-3		0-1 4-3		0-2 2B 1B		0-3 K			4	1	1	0	0	1	4									
Eddie Murray, S (1, 3) OBP: 0.680, SLG: 0.941		1-1 HR	4-0 BB		0-0 6-3 1B		1-1 E 1B			3	1	3	2	1	0	0									
Doug DeCinces, R (1, 5) OBP: 0.292, SLG: 0.450		0-2 5-3	2-0 6-3		1-1 6-3		1-2 FC1			4	0	0	0	0	0	4									
John Lowenstein, L (1, 7) OBP: 0.313, SLG: 0.385		4-2 1B BB		1-1 G5-4-3 1B		0-2 L9-2		0-0 FC6-4-5-4		3	0	1	0	1	0	3									
Billy Smith, S (1, 4) OBP: 0.182, SLG: 0.100		1-2 L4		0-1 G5-4-3 1-2		0-1 P3		0-2 4-3		4	0	0	0	0	0	3									
Rick Dempsey, R (1, 2) OBP: 0.368, SLG: 0.412		2-1 1B		2-2 6-3		4-2 BB BB		0-3 K		3	0	1	0	1	1	0									
Jim Palmer, R (1, 1) Pat Kelly, L (7, PH) OBP: 0.636 Kiko Garcia, R (8, 6) OBP: 0.357, SLG: 0.250		0-3 K		2-2 F7		4-2 BB BB		1-3 K		2	0	0	0	0	1	2									
Inning Stats	R: 0 E: 0 K: 0 S: 11	H: 0 LOB: 0 BB: 0 P: 16	R: 1 E: 0 K: 1 S: 17	H: 2 LOB: 1 BB: 1 P: 25	R: 0 E: 1 K: 0 S: 6	H: 0 LOB: 2 BB: 1 P: 13	R: 0 E: 0 K: 0 S: 7	H: 1 LOB: 0 BB: 0 P: 10	R: 0 E: 0 K: 0 S: 6	H: 0 LOB: 0 BB: 0 P: 10	R: 1 E: 0 K: 0 S: 10	H: 2 LOB: 0 BB: 0 P: 11	R: 0 E: 0 K: 2 S: 18	H: 0 LOB: 3 BB: 3 P: 31	R: 0 E: 1 K: 0 S: 8	H: 1 LOB: 1 BB: 0 P: 9		R: 0 E: 0 K: 2 S: 10	H: 0 LOB: 0 BB: 0 P: 13	1B: 4 2B: 3 3B: 0 HR: 1	SF: 0 SAC: 0 DP: 3 HBP: 0	WP: 0 PB: 0 SB: 0 CS: 0	PA: 37		
PITCHER	IP	WLS	BF	H	R	ER	SO	BB	IBB	HBP	BLK	WP	HR	S	P	ERA	WHIP								
Bert Blyleven, R (1, 1) ERA: 1.8	6.0		24	5	2	2	1	2	0	0	0	0	0	57	85	3.00	1.167								
Don Robinson, R (7, 1) ERA:	2.0	W	10	1	0	0	2	3	0	0	0	0	0	26	40	0.00	2.000								
Kent Tekulve, R (9, 1) ERA: 2.45	1.0	S	3	0	0	0	2	0	0	0	0	0	0	10	13	0.00	0.000								

AB	33
R	3
H	11
RBI	3
BB	3
SO	4
LOB	12

AB	32
R	2
H	6
RBI	2
BB	5
SO	5
LOB	18



Batter	1	2	3	4	5	6	7	8	9	AB	R	H	RBI	BB	SO	LOB	TOP				
Kiko Garcia, R OBP: 0.526, SLG: 0.625 (1, 6)	0-1 1B 2B		4-2 HR BB	1-2 1B 3B	0-1 1B		1-1 E3 1B			4	2	4	4	1	0	0	Baltimore Orioles @ Pittsburgh Pirates Three Rivers Stadium, Pittsburgh, PA Fri Oct 12 1979, 7:05 PM EDT Att: 50,848 - Unknown				
Benny Ayala, R OBP: 1.000, SLG: 2.500 (1, 7)	2-2 1B		3-2 HR	1-0 1B FC6-4 HBP	2-2 1B		1-1 F7			2	1	2	2	0	0	0					
Al Bumbry, L OBP: 0.344, SLG: 0.296 (4, 8)	2-3 1B		1-0 HR	1-0 FC6-4 HBP	1-2 1B					2	1	1	0	0	0	1					
Ken Singleton, S OBP: 0.387, SLG: 0.429 (1, 9)	0-3 K		0-1 1B 1B	1-0 FC6-4 1B	1-0 F8					5	0	2	1	0	1	5					
Eddie Murray, S OBP: 0.600, SLG: 0.762 (1, 3)	1-1 L4		4-2 1B BB	0-0 F9		0-2 F7				4	0	0	0	1	0	4					
Doug DeCinces, R OBP: 0.241, SLG: 0.360 (1, 5)	2-3 K		0-2 F7	2-1 FC6-4 WP		0-1 G1-3				5	0	0	1	0	1	5					
Gary Roenicke, R OBP: 0.273, SLG: 0.200 (1, 8)		0-1 6-3	0-1 1B	3-3 K		3-0 F7				5	0	1	0	0	2	1					
Rich Dauer, R OBP: 0.235, SLG: 0.294 (1, 4)		0-0 6-3		1-0 1B 3B 2B		1-3 K				5	1	1	0	0	1	0					
Rick Dempsey, R OBP: 0.375, SLG: 0.455 (1, 2)		1-2 6-3		2-2 E 3B 1B		1-3 K				5	2	2	0	0	1	0					
Scott McGregor, S (1, 1)			2-2 F3	1-0 E6 3B	4-2 1B 1B BB		3-3 K			3	1	0	0	1	1	3					
Inning Stats	R: 0 E: 0 K: 2 S: 14	H: 2 LOB: 2 BB: 0 P: 19	R: 0 E: 0 K: 0 S: 7	H: 0 LOB: 0 BB: 0 P: 8	R: 2 E: 0 K: 0 S: 20	H: 3 LOB: 2 BB: 2 P: 33	R: 5 E: 1 K: 1 S: 18	H: 4 LOB: 1 BB: 0 P: 30	R: 0 E: 0 K: 2 S: 15	H: 2 LOB: 3 BB: 1 P: 24	R: 1 E: 1 K: 1 S: 10	H: 2 LOB: 1 BB: 0 P: 16	R: 0 E: 0 K: 0 S: 5	H: 0 LOB: 0 BB: 0 P: 8	R: 0 E: 0 K: 1 S: 5	H: 0 LOB: 0 BB: 0 P: 5	1B: 8 2B: 3 3B: 1 HR: 1	SF: 0 SAC: 0 DP: 0 HBP: 1	WP: 1 PB: 0 SB: 0 CS: 0	PA: 44	
PITCHER	IP WLS BF H R ER SO	IP WLS BF H R ER SO	IP WLS BF H R ER SO	IP WLS BF H R ER SO	IP WLS BF H R ER SO	IP WLS BF H R ER SO	IP WLS BF H R ER SO	IP WLS BF H R ER SO	IP WLS BF H R ER SO	IP WLS BF H R ER SO	IP WLS BF H R ER SO	IP WLS BF H R ER SO	IP WLS BF H R ER SO	IP WLS BF H R ER SO	IP WLS BF H R ER SO	IP WLS BF H R ER SO	ERA WHIP	ERA WHIP			
John Candelaria, L ERA: 6.3 (1, 1)	3.0	3.0	3.0	3.0	3.0	3.0	3.0	3.0	3.0	15.00	3.333										
Enrique Romo, R ERA: 3.5 (4, 1)	3.2	3.2	3.2	3.2	3.2	3.2	3.2	3.2	3.2	4.91	1.636										
Grant Jackson, L ERA: (7, 1)	0.1	0.1	0.1	0.1	0.1	0.1	0.1	0.1	0.1	0.00	0.000										
Kent Tekulve, R ERA: 1.59 (8, 1)	2.0	2.0	2.0	2.0	2.0	2.0	2.0	2.0	2.0	0.00	0.000										

Batter	1	2	3	4	5	6	7	8	9	AB	R	H	RBI	BB	SO	LOB	BOTTOM					
Omar Moreno, L OBP: 0.286, SLG: 0.385 (1, 8)	2-1 BLK SF8 2B	0-2 4-3								4	1	2	0	0	1	1	Baltimore Orioles @ Pittsburgh Pirates Three Rivers Stadium, Pittsburgh, PA Fri Oct 12 1979, 7:05 PM EDT Att: 50,848 - Unknown					
Tim Foli, R OBP: 0.222, SLG: 0.280 (1, 6)	0-0 F2		0-1 F8		1-2 F7		0-0 F7			4	0	0	0	0	0	2						
Dave Parker, L OBP: 0.393, SLG: 0.417 (1, 9)	1-0 SF8		1-3 K		0-0 F9					3	0	0	1	0	1	1						
Bill Robinson, R OBP: 0.231, SLG: 0.231 (1, 7)	0-3 K		0-2 1B			1-3 K				4	0	1	0	0	2	0						
Willie Stargell, L OBP: 0.444, SLG: 0.875 (1, 3)		1-1 1B 2B 1B	1-0 SAFE K			0-0 1B 2B				4	2	2	0	0	1	1						
Bill Madlock, R OBP: 0.346, SLG: 0.391 (1, 5)		1-3 K		0-0 F9		0-0 2B				4	0	1	1	0	1	1						
Steve Nicosia, R OBP: 0.125, SLG: 0.125 (1, 2)		0-2 2B 1B		0-0 F9		1-1 F8				4	1	1	0	0	0	1						
Phil Garner, R OBP: 0.520, SLG: 0.773 (1, 4)		0-2 2B		1-1 6-3		0-1 F7				4	0	1	2	0	0	1						
John Candelaria, L OBP: 0.250, SLG: 0.250 (1, 1)					0-1 F9		2-1 L4			1	0	1	0	0	0	0						
Enrique Romo, R (4, 1)										1	0	0	0	0	0	0						
Grant Jackson, S (7, 1)										0	0	0	0	0	0	0						
Lee Lacy, R (7, FH)										1	0	0	0	0	0	0						
Kent Tekulve, R (8, 1)										0	0	0	0	0	0	0						
Inning Stats	R: 1 E: 0 K: 1 S: 7	H: 1 LOB: 0 BB: 0 P: 10	R: 2 E: 0 K: 1 S: 18	H: 4 LOB: 1 BB: 0 P: 20	R: 0 E: 0 K: 2 S: 11	H: 1 LOB: 1 BB: 0 P: 12	R: 0 E: 0 K: 0 S: 4	H: 0 LOB: 0 BB: 0 P: 5	R: 0 E: 0 K: 0 S: 8	H: 1 LOB: 1 BB: 0 P: 9	R: 1 E: 0 K: 1 S: 9	H: 2 LOB: 1 BB: 0 P: 11	R: 0 E: 0 K: 1 S: 6	H: 0 LOB: 0 BB: 0 P: 9	R: 0 E: 0 K: 0 S: 10	H: 0 LOB: 0 BB: 0 P: 11	R: 0 E: 0 K: 0 S: 3	H: 0 LOB: 0 BB: 0 P: 3	1B: 5 2B: 4 3B: 0 HR: 0	SF: 1 SAC: 0 DP: 0 HBP: 0	WP: 0 PB: 0 SB: 0 CS: 0	PA: 35
PITCHER	IP WLS BF H R ER SO	IP WLS BF H R ER SO	IP WLS BF H R ER SO	IP WLS BF H R ER SO	IP WLS BF H R ER SO	IP WLS BF H R ER SO	IP WLS BF H R ER SO	IP WLS BF H R ER SO	IP WLS BF H R ER SO	IP WLS BF H R ER SO	IP WLS BF H R ER SO	IP WLS BF H R ER SO	IP WLS BF H R ER SO	IP WLS BF H R ER SO	IP WLS BF H R ER SO	IP WLS BF H R ER SO	ERA WHIP	ERA WHIP				
Scott McGregor, L ERA: 2.0 (1, 1)	9.0	9.0	9.0	9.0	9.0	9.0	9.0	9.0	9.0	4.00	1.000											



Batter	1	2	3	4	5	6	7	8	9	AB	R	H	RBI	BB	SO	LOB	TOP				
Kiko Garcia, R (1, 6) OBP: 0.429, SLG: 0.520	L1			6-3	FC6-4			6-3		4	0	0	0	0	0	2	Baltimore Orioles @ Pittsburgh Pirates Three Rivers Stadium, Pittsburgh, PA Sun Oct 14 1979, 3:33 AM EDT Att: 50,920 - Unknown				
Benny Ayala, R (1, 7) OBP: 0.750, SLG: 1.667 Al Bumbry, L (6, PH) OBP: 0.333, SLG: 0.273	6-3			BB		F7		BB		1	0	0	0	1	0	0					
Ken Singleton, S (1, 9) OBP: 0.375, SLG: 0.432	F8			BB		4-3		G1-4-6-3		4	0	0	0	0	1	2					
Eddie Murray, S (1, 3) OBP: 0.462, SLG: 0.533		F9		P4		E4			F8	4	0	0	0	0	1						
Gary Roenicke, R (1, 8) OBP: 0.222, SLG: 0.235	P3				1B	K			P6	4	1	1	0	0	1	1					
Doug DeCinces, R (1, 5) OBP: 0.342, SLG: 0.367	K				1B				1B	4	0	2	0	0	2	0					
Rich Dauer, R (1, 4) OBP: 0.217, SLG: 0.261 John Lowenstein, L (9, PH) OBP: 0.368, SLG: 0.500			P3		G4-6-3		6-3		1B	3	0	0	0	0	0	1					
Rick Dempsey, R (1, 2) OBP: 0.407, SLG: 0.520 Terry Crowley, L (9, PH) OBP: 0.600, SLG: 0.750			5-3		BB				F7	3	0	2	0	0	0	0					
Mike Flanagan, L (1, 1) Pat Kelly, L (7, PH) Tim Stoddard, R (7, 1) Tippy Martinez, L (7, 1) Don Stanhouse, R (8, 1)			F8		BB		K			1	0	0	0	1	0	0					
Inning Stats	R: 0 E: 0 K: 0 S: 11	H: 0 LOB: 0 BB: 0 P: 16	R: 0 E: 0 K: 1 S: 5	H: 0 LOB: 0 BB: 0 P: 9	R: 0 E: 0 K: 0 S: 5	H: 0 LOB: 0 BB: 0 P: 8	R: 0 E: 0 K: 1 S: 9	H: 0 LOB: 1 BB: 1 P: 15	R: 1 E: 0 K: 0 S: 13	H: 3 LOB: 2 BB: 1 P: 26	R: 0 E: 1 K: 1 S: 8	H: 0 LOB: 1 BB: 0 P: 12	R: 0 E: 0 K: 2 S: 12	H: 1 LOB: 1 BB: 0 P: 14	R: 0 E: 0 K: 0 S: 6	H: 0 LOB: 0 BB: 0 P: 13		R: 0 E: 0 K: 0 S: 11	H: 2 LOB: 2 BB: 0 P: 14	1B: 4 2B: 2 3B: 0 HR: 0	SF: 0 SAC: 0 DP: 2 HBP: 0
PITCHER	IP	WLS	BF	H	R	ER	SO	BB	IBB	HBP	BLK	WP	HR	S	P	ERA	WHIP				
Jim Rooker, L (1, 1) ERA: 1.04	5.0		19	3	1	1	2	2	0	0	0	0	0	43	74	1.80	1.000				
Bert Blyleven, R (6, 1) ERA: 1.42	4.0	W	16	3	0	0	3	1	0	0	0	0	0	37	53	0.00	1.000				

Batter	1	2	3	4	5	6	7	8	9	AB	R	H	RBI	BB	SO	LOB	BOTTOM		
Omar Moreno, L (1, 8) OBP: 0.289, SLG: 0.343	K		F6		K			FC6-4		4	1	0	0	1	2	3	Baltimore Orioles @ Pittsburgh Pirates Three Rivers Stadium, Pittsburgh, PA Sun Oct 14 1979, 3:33 AM EDT Att: 50,920 - Unknown		
Tim Foli, R (1, 6) OBP: 0.351, SLG: 0.424	F8			5-3		SH1-3	BB	BB	2B	4	2	2	3	1	0	0			
Dave Parker, L (1, 9) OBP: 0.421, SLG: 0.485	K			K		SF8	SH1-3	1B	2B	4	1	2	1	1	2	0			
Bill Robinson, R (1, 7) OBP: 0.222, SLG: 0.278		5-3				SH1-3		5-3	P5	4	0	1	0	0	0	4			
Willie Stargell, L (1, 3) OBP: 0.444, SLG: 0.906		F8		4-3		SF8			1B	3	1	1	1	0	0	1			
Bill Madlock, R (1, 5) OBP: 0.486, SLG: 0.533						1B			SH3-4	4	1	4	1	0	0	0			
Steve Nicosia, R (1, 2) OBP: 0.083, SLG: 0.083			F7		K		5-3		F2	4	0	0	0	0	1	5			
Phil Garner, R (1, 4) OBP: 0.515, SLG: 0.700			B1-3		F7			FC1-6	SH3-4	4	1	2	1	0	0	1			
Jim Rooker, R (1, 1) Lee Lacy, R (5, PH) Bert Blyleven, R (6, 1)								FC1-6	SH3-4	1	0	0	0	0	1	0			
Inning Stats	R: 0 E: 0 K: 2 S: 10	H: 0 LOB: 0 BB: 0 P: 14	R: 0 E: 0 K: 0 S: 4	H: 1 LOB: 1 BB: 0 P: 5	R: 0 E: 0 K: 1 S: 6	H: 0 LOB: 0 BB: 0 P: 9	R: 0 E: 0 K: 1 S: 9	H: 1 LOB: 1 BB: 0 P: 12	R: 0 E: 0 K: 2 S: 13	H: 2 LOB: 2 BB: 0 P: 16	R: 2 E: 0 K: 0 S: 8	H: 2 LOB: 1 BB: 1 P: 16	R: 2 E: 1 K: 0 S: 14	H: 3 LOB: 1 BB: 0 P: 23	R: 3 E: 1 K: 0 S: 16	H: 4 LOB: 3 BB: 2 P: 31		1B: 10 2B: 2 3B: 1 HR: 0	SF: 1 SAC: 2 DP: 0 HBP: 0
PITCHER	IP	WLS	BF	H	R	ER	SO	BB	IBB	HBP	BLK	WP	HR	S	P	ERA	WHIP		
Mike Flanagan, L (1, 1) ERA: 3.27	6.0	L	25	6	2	2	6	1	0	0	0	0	0	11	17	27.00	3.000		
Tim Stoddard, R (7, 1) ERA: 4.91	0.2		4	2	2	2	0	0	0	0	0	0	0	5	9	27.00	6.000		
Tippy Martinez, L (7, 1) ERA: 6.75	0.1		3	2	1	1	0	0	0	0	0	0	0	5	9	27.00	6.000		
Don Stanhouse, R (8, 1) ERA: 9.0	1.0		8	3	2	2	0	0	2	0	0	0	0	14	28	18.00	3.000		

Batter	1	2	3	4	5	6	7	8	9	AB	R	H	RBI	BB	SO	LOB	TOP				
Omar Moreno, L (1, 8) OBP: 0.354, SLG: 0.400	SH1-3 1B		L9		L7		FC5-4 1B		1B HBP	5	1	3	1	0	0	0					
Tim Foli, R (1, 6) OBP: 0.348, SLG: 0.429	SH1-3		6-3		L7		FC5-4		HBP HBP	4	0	1	0	0	0	1					
Dave Parker, L (1, 9) OBP: 0.396, SLG: 0.415	P5		K			4-3		K	HBP HBP	4	0	0	0	0	2	1					
Bill Robinson, R (1, 7) OBP: 0.250, SLG: 0.273	P5			F2		1B HR		F7	HBP G6-3 HBP	4	1	1	1	0	0	1					
Willie Stargell, L (1, 3) OBP: 0.435, SLG: 0.927		E7 1B		E 2B		HR		2B	G6-3	5	1	4	2	0	0	3					
Bill Madlock, R (1, 5) OBP: 0.442, SLG: 0.444	6-3			FC6		5-3		FC6-4 IBB		3	0	0	0	1	0	2					
Steve Nicosia, R (1, 2) OBP: 0.063, SLG: 0.063	F5			L4		6-3		FC6-4		4	0	0	0	0	0	5					
Phil Garner, R (1, 4) OBP: 0.537, SLG: 0.722				P3			5-3		1B 2B	3	1	1	0	1	0	2					
Jim Bibby, R (1, 1) Manny Sanguillen, R (5, PH) Don Robinson, R (5, 1) Grant Jackson, S (5, 1) Kent Tekulve, R (8, 1)	4-1			G1-3			6-3		B1-4	1	0	0	0	0	0	2					
										1	0	0	0	0	0	0					
										1	0	0	0	0	0	0					
										1	0	0	0	0	0	1					
										1	0	0	0	0	0	1					
Inning Stats	R: 0 E: 0 K: 0 S: 8	H: 1 LOB: 1 BB: 0 P: 14	R: 0 E: 1 K: 0 S: 9	H: 1 LOB: 2 BB: 1 P: 15	R: 0 E: 0 K: 1 S: 7	H: 0 LOB: 0 BB: 0 P: 9	R: 0 E: 1 K: 0 S: 8	H: 1 LOB: 0 BB: 0 P: 10	R: 0 E: 0 K: 0 S: 7	H: 0 LOB: 0 BB: 0 P: 7	R: 2 E: 0 K: 0 S: 9	H: 2 LOB: 1 BB: 0 P: 9	R: 0 E: 0 K: 0 S: 7	H: 1 LOB: 1 BB: 0 P: 9	R: 0 E: 0 K: 1 S: 14	H: 1 LOB: 2 BB: 0 P: 22	R: 0 E: 0 K: 0 S: 14	H: 3 LOB: 2 BB: 0 P: 18	1B: 6 2B: 3 3B: 0 HR: 1	SF: 0 SAC: 1 DP: 1 HBP: 2	WP: 0 PA: 41 PB: 0 SB: 0 CS: 0
PITCHER	IP WLS BF H R ER SO BB IBB HBP BLK WP HR S P ERA WHIP	8.0 L 34 7 2 2 2 0 2 0 0 0 1 69 95 2.25 0.875	0.2 1 2 1 1 0 0 0 0 0 0 0 0 0 3 3 27.00 3.000	0.0 1 1 0 0 0 0 0 0 0 0 0 0 0 2 3 ∞ ∞	0.0 1 1 0 0 0 0 0 0 0 0 0 0 0 3 4 ∞ ∞	0.0 1 0 0 0 0 0 0 1 0 0 0 0 2 3 ∞ ∞	0.2 2 2 0 1 1 0 0 0 0 1 0 0 0 0 5 13.50 0.000														

Pittsburgh Pirates @ Baltimore Orioles
Memorial Stadium, Baltimore, MD
Wed Oct 17 1979, 7:05 PM EDT
Att: 53,733 - Unknown

AB 36
R 4
H 10
RBI 4
BB 2
SO 2
LOB 18



Batter	1	2	3	4	5	6	7	8	9	AB	R	H	RBI	BB	SO	LOB	BOTTOM				
Al Bumbry, L (1, 8) OBP: 0.318, SLG: 0.243	G3		P6		F5			4-3 BB		3	0	0	0	1	0	2					
Kiko Garcia, R (1, 6) Don Robinson, R (5, PH) Terry Crowley, L (8, PH) Tim Stoddard, R (8, PH) Mike Flanagan, L (9, 1) Don Stanhouse, R (9, 1) Tippy Martinez, L (9, 1) Dennis Martinez, R (9, 1)	4-3		CS		CS		P4	4-3		3	0	1	0	0	0	0					
Ken Singleton, S (1, 9) OBP: 0.396, SLG: 0.432	3-1		CS		F7		F8		4-3	0	0	0	0	0	0	0					
Eddie Murray, S (1, 3) OBP: 0.383, SLG: 0.421		K		K		F3		F9		4	0	0	0	0	2	3					
John Lowenstein, L (1, 7) Gary Roenicke, R (7, PH) OBP: 0.182, SLG: 0.190		K		F5			K		K	2	0	0	0	0	1	0					
Doug DeCinces, R (1, 5) OBP: 0.326, SLG: 0.342						BB 1B		F8		4	0	2	0	0	1	0					
Rick Dempsey, R (1, 2) Pat Kelly, L (8, PH) OBP: 0.412, SLG: 0.533						F9		F7		3	0	0	0	0	0	2					
Rich Dauer, R (1, 4) OBP: 0.250, SLG: 0.393								F8		3	1	1	1	0	0	1					
Scott McGregor, S (1, 1) Lee May, R (8, PH) Mark Belanger, R (8, PR) OBP: 0.167, SLG: 0.091								P6		1	0	0	0	1	0	0					
								4-3 BB		0	0	0	0	1	0	0					
								BB		0	0	0	0	0	0	0					
										0	0	0	0	0	0	0					
Inning Stats	R: 0 E: 0 K: 0 S: 10	H: 0 LOB: 0 BB: 0 P: 10	R: 0 E: 2 K: 2 S: 9	H: 1 LOB: 1 BB: 0 P: 12	R: 1 E: 0 K: 0 S: 7	H: 2 LOB: 0 BB: 0 P: 12	R: 0 E: 0 K: 1 S: 7	H: 0 LOB: 0 BB: 0 P: 10	R: 0 E: 0 K: 0 S: 17	H: 1 LOB: 2 BB: 1 P: 25	R: 0 E: 0 K: 0 S: 6	H: 0 LOB: 0 BB: 0 P: 8	R: 0 E: 0 K: 1 S: 5	H: 0 LOB: 0 BB: 0 P: 8	R: 0 E: 0 K: 0 S: 12	H: 0 LOB: 3 BB: 3 P: 29	R: 0 E: 0 K: 2 S: 7	H: 0 LOB: 0 BB: 0 P: 8	1B: 3 2B: 0 3B: 0 HR: 1	SF: 0 SAC: 0 DP: 0 HBP: 0	WP: 0 PA: 35 PB: 0 SB: 0 CS: 1
PITCHER	IP WLS BF H R ER SO BB IBB HBP BLK WP HR S P ERA WHIP	4.0 14 3 1 1 3 1 0 0 0 0 0 0 14 20 0.00 3.000	0.2 4 1 0 0 0 1 0 0 0 0 0 0 14 20 0.00 3.000	2.2 W 10 0 0 0 1 2 0 0 0 0 0 21 37 0.00 0.750	1.2 S 6 0 0 0 2 0 1 0 0 0 0 12 21 0.00 0.000																

Pittsburgh Pirates @ Baltimore Orioles
Memorial Stadium, Baltimore, MD
Wed Oct 17 1979, 7:05 PM EDT
Att: 53,733 - Unknown

AB 30
R 1
H 4
RBI 1
BB 4
SO 6
LOB 10

