


**Baltimore Orioles - 1980**





Batter	1	2	3	4	5	6	7	8	9	AB R H RBI BB SO LOB	TOP	
Al Bumbry, L (1, 8) OBP: 0.333, SLG: 0.429	0-0 3-1	0-3 K		0-0 1-3			4-0 L7-4-3 BB		0-0 5-3	4 0 0 0 1 1 1		
Mark Belanger, R (1, 6) OBP: 0.143, SLG: 0.143 Terry Crowley, L (9, PH)	0-0 HR 1B	0-0 P6			0-3 K		0-0 L7-4-3 1-2		0-0 1-3	4 1 1 0 0 1 1 1 0 0 0 0 0 0		
Ken Singleton, S (1, 9) OBP: 0.500, SLG: 0.833	0-0 HR 1B		0-3 K		0-0 G6-4-3 1B		4-0 BB			3 1 2 2 1 1 0		
Eddie Murray, S (1, 3) OBP: 0.250, SLG: 0.375	0-0 F7		0-0 P4		0-0 G6-4-3 1-2f		0-0 P6			4 0 0 0 0 0 2		
Doug DeCinces, R (1, 5) OBP: 0.500, SLG: 0.500	0-0 1B		0-0 1B			0-0 L7		0-0 FC5-4 1B		4 0 3 0 0 0 0		
Lee May, R (1, 10) OBP: 0.250, SLG: 0.500	0-3 K		0-0 5-3			0-0 FC3-6 1B		0-0 FC5-4 FC3-6 1-2f		4 0 1 0 0 1 3		
Benny Ayala, R (1, 7) OBP: 1.000, SLG: 1.000 John Lowenstein, L (6, PH) (6, 7)		0-0 HR 1B		4-0 BB		0-0 FC3-6 BB 1-2f 1B		0-0 FC3-6		1 1 1 0 1 0 0 2 0 0 0 0 0 2	AB 34 R 4 H 10 RBI 4 BB 4 SO 4 LOB 12	
Rick Dempsey, R (1, 2) OBP: 0.571, SLG: 1.400		0-0 HR 1B		0-0 F8		4-0 1B BB		0-0 F7		3 1 1 2 1 0 2		
Rich Dauer, R (1, 4) OBP: 0.143, SLG: 0.143 Pat Kelly, L (9, PH)		0-0 F7		0-0 P3		0-0 1B		0-0 F8		3 0 1 0 0 0 1 1 0 0 0 0 0 0		
<b>Inning Stats</b>	R: 2 E: 0 K: 1 S: 8 H: 3 LOB: 1 BB: 0 P: 8	R: 2 E: 0 K: 1 S: 7 H: 2 LOB: 0 BB: 0 P: 7	R: 0 E: 0 K: 1 S: 6 H: 1 LOB: 1 BB: 0 P: 6	R: 0 E: 0 K: 0 S: 3 H: 0 LOB: 1 BB: 1 P: 7	R: 0 E: 0 K: 1 S: 5 H: 1 LOB: 0 BB: 0 P: 5	R: 0 E: 0 K: 0 S: 4 H: 2 LOB: 2 BB: 1 P: 8	R: 0 E: 0 K: 0 S: 2 H: 0 LOB: 1 BB: 2 P: 10	R: 0 E: 0 K: 0 S: 4 H: 1 LOB: 1 BB: 0 P: 4	R: 0 E: 0 K: 0 S: 3 H: 0 LOB: 0 BB: 0 P: 3	1B: 8 2B: 1 3B: 0 HR: 2 SF: 0 SAC: 0 DP: 2 HBP: 0	WP: 0 PB: 0 SB: 0 CS: 0 PA: 38	
<b>PITCHER</b>	IP WLS BF H R ER SO BB IBB HBP BLK WP HR S P ERA WHIP											
Ken Kravec, L (1, 1) ERA: 6.75	5.1 W 24 8 4 4 4 1 0 0 0 0 2 31 35 6.75 1.688											
Mike Proly, R (6, 1) ERA:	1.1 6 1 0 0 0 3 0 0 0 0 0 3 15 0.00 3.000											
Ed Farmer, R (7, 1) ERA:	2.1 S 8 1 0 0 0 0 0 0 0 0 0 8 8 0.00 0.429											

Baltimore Orioles @ Chicago White Sox  
Comiskey Park, Chicago, IL

Fri Apr 11 1980, 4:33 AM EST  
Att: 3,902 - Unknown - 36 F

livebaseballscorecards.com

Batter	1	2	3	4	5	6	7	8	9	AB	R	H	RBI	BB	SO	LOB
Harry Chappas, S OBP: 0.167, SLG: 0.167 (1, 10)	0-0 F7	0-0 E5		0-0 P4		0-0 1B		0-0 P6		5	0	1	1	0	0	0
Alan Bannister, R OBP: 0.444, SLG: 0.500 (1, 5)	4-0 BB HR BB	0-0 1-3			0-0 6-3	0-0 F8				3	1	0	0	1	0	3
Jim Morrison, R OBP: 0.375, SLG: 0.333 (1, 4)	4-0 1-2 HR BB		0-0 F8		0-0 2B		4-0 1B SF7 BB			2	2	1	0	2	0	0
Lamar Johnson, R OBP: 0.571, SLG: 1.000 Mike Squires, L (7, 3)	0-0 1-H 2-H HR		4-0 FC4-6 BB		0-0 5-3		4-0 1-2 1B BB			2	1	1	3	1	0	1
Chet Lemon, R OBP: 0.286, SLG: 0.167 (1, 8)	0-0 F8		0-0 FC4-6 HR 1-2f		0-0 6-3		0-0 1-2 2-3 1B			4	1	1	0	0	0	2
Wayne Nordhagen, R OBP: 1.000, SLG: 2.667 Harold Baines, L (6, PR) (7, 9)	0-0 3B		0-0 1-H HR		0-0 FC2-6 1B		0-0 3-H SF7			3	1	3	2	0	0	0
Greg Pryor, R (1, 6)	0-3 K		0-0 6-3		0-0 FC2-6 4-3 2B 1-2f		0-0 1-2f G6-4-3			4	1	0	0	0	1	4
Bruce Kimm, R OBP: 0.250, SLG: 0.250 (1, 2)		0-0 6-3		0-0 1-3		0-0 4-3		0-0 G6-4-3 1B		4	0	1	0	0	0	1
Rusty Kuntz, R OBP: 0.250, SLG: 0.500 (1, 7)		0-3 K		0-3 K		0-0 2-H 1B 2B		0-0 1-2f G6-4-3		4	1	1	1	0	2	1

Inning Stats	R: 3	H: 2	E: 0	K: 1	S: 7	LOB: 1	BB: 2	P: 15	R: 0	H: 0	E: 1	K: 1	S: 6	LOB: 1	BB: 0	P: 6	R: 2	H: 1	E: 0	K: 0	S: 4	LOB: 0	BB: 1	P: 8	R: 0	H: 0	E: 0	K: 1	S: 5	LOB: 0	BB: 0	P: 5	R: 0	H: 3	E: 0	K: 0	S: 6	LOB: 2	BB: 0	P: 6	R: 1	H: 1	E: 0	K: 0	S: 3	LOB: 1	BB: 2	P: 11	R: 0	H: 1	E: 0	K: 0	S: 3	LOB: 0	BB: 0	P: 3
<b>PITCHER</b>	IP	WLS	BF	H	R	ER	SO	BB	IBB	HBP	BLK	WP	HR	S	P	ERA	WHIP																																							
Mike Flanagan, L ERA: 11.12 Sammy Stewart, R ERA: 3.86	(1, 1) (6, 1)	5.2 2.1	L 9	28 9	7 2	7 1	3 0	3 2	0 0	0 0	0 0	0 0	2 0	31 7	43 15	11.12 3.86	1.765 1.714																																							
<b>PITCHER</b>	IP	WLS	BF	H	R	ER	SO	BB	IBB	HBP	BLK	WP	HR	S	P	ERA	WHIP	1B: 4	SF: 1	2B: 2	SAC: 0	3B: 1	DP: 2	HR: 2	HBP: 0	WP: 0	PA: 37																													

**BOTTOM**

**Baltimore Orioles @ Chicago White Sox**  
Comiskey Park, Chicago, IL

Fri Apr 11 1980, 4:33 AM EST  
Att. 3,902 - Unknown - 36 F

livebaseballscorecards.com

AB	31
R	8
H	9
RBI	8
BB	5
SO	3
LOB	12



Batter	1	2	3	4	5	6	7	8	9	AB R H RBI BB SO LOB	TOP	
Al Bumbry, L (1, 8) OBP: 0.385, SLG: 0.500	0-0 2B		0-0 L4			4-0 BB		0-3 K		3 0 1 0 1 1 0		
Mark Belanger, R (1, 6) OBP: 0.100, SLG: 0.100 Pat Kelly, L (9, PH)	0-0 F7			0-0 4-3		0-0 4-3		0-3 K		3 0 0 0 0 0 2 1 0 0 0 0 1 0		
Ken Singleton, S (1, 9) OBP: 0.417, SLG: 0.600	0-0 F7			0-0 P3		0-0 F7		0-0 FC5-4 1B		4 0 1 0 0 0 2		
Eddie Murray, S (1, 3) OBP: 0.167, SLG: 0.250	0-0 F8			0-3 K		0-3 K		0-0 FC5-4 1B 2B		4 1 0 0 0 2 2		
John Lowenstein, L (1, 7) OBP: 0.167, SLG: 0.167		0-3 K			0-0 G3		0-0 F7		0-0 2B 1B	4 1 1 0 0 1 0		
Doug DeCinces, R (1, 5) OBP: 0.583, SLG: 0.636		0-0 F7			0-0 5-3 1B		4-0 BB		0-0 2B	3 0 2 2 1 0 0		
Lee May, R (1, 10) OBP: 0.167, SLG: 0.333		0-0 5-3			0-0 5-3		0-0 P6		0-3 K	4 0 0 0 0 1 3		
Rick Dempsey, R (1, 2) OBP: 0.400, SLG: 0.875			0-0 6-3		0-0 F7			0-0 5-3		3 0 0 0 0 0 1		
Rich Dauer, R (1, 4) OBP: 0.100, SLG: 0.100			0-0 L5			0-0 1-3		0-3 K		3 0 0 0 0 1 0		
<b>Inning Stats</b>	R: 0 E: 0 K: 0 S: 4 H: 1 LOB: 1 BB: 0 P: 4	R: 0 E: 0 K: 1 S: 5 H: 0 LOB: 0 BB: 0 P: 5	R: 0 E: 0 K: 0 S: 3 H: 0 LOB: 0 BB: 0 P: 3	R: 0 E: 0 K: 1 S: 5 H: 0 LOB: 0 BB: 0 P: 5	R: 0 E: 0 K: 0 S: 4 H: 1 LOB: 1 BB: 0 P: 4	R: 0 E: 0 K: 0 S: 3 H: 0 LOB: 1 BB: 1 P: 7	R: 0 E: 0 K: 1 S: 5 H: 0 LOB: 1 BB: 1 P: 9	R: 0 E: 0 K: 2 S: 7 H: 0 LOB: 0 BB: 0 P: 7	R: 2 E: 0 K: 2 S: 10 H: 3 LOB: 1 BB: 0 P: 10	1B: 3 2B: 2 3B: 0 HR: 0 SF: 0 SAC: 0 DP: 0 HBP: 0	WP: 0 PB: 0 SB: 0 CS: 0 PA: 34	
<b>PITCHER</b> Richard Dotson, R (1, 1) ERA: 2.0	IP: 9.0 WLS: W BF: 34 H: 5 R: 2 ER: 2 SO: 7 BB: 2 IBB: 0 HBP: 0 BLK: 0 WP: 0 HR: 0 S: 46 P: 54 ERA: 2.00 WHIP: 0.778											<b>PITCHER</b> IP: WLS: BF: H: R: ER: SO: BB: IBB: HBP: BLK: WP: HR: S: P: ERA: WHIP

Baltimore Orioles @ Chicago White Sox  
Comiskey Park, Chicago, IL  
Sat Apr 12 1980, 4:33 AM EST  
Att: 15,060 - Unknown

AB	32
R	2
H	5
RBI	2
BB	2
SO	7
LOB	10



Batter	1	2	3	4	5	6	7	8	9	AB	R	H	RBI	BB	SO	LOB
Mike Squires, L (1, 3)	F7		L6		SH1-4	WP 1B BB	4-3			3	1	0	0	1	0	1
Alan Bannister, R (1, 5) OBP: 0.357, SLG: 0.333	F7		L4		6-3	1B IBB		6-3		4	1	0	1	1	0	1
Bob Molinaro, L (1, 7) Wayne Nordhagen, R (6, PH) Thad Bosley, L (6, PH)	F8			F8	F8	1B 1B		K		3	0	0	0	0	0	1
Lamar Johnson, R (1, 10) OBP: 0.667, SLG: 1.182		1B 1B		FC6-4 1B		HR 1B		L5		5	1	4	2	0	0	0
Chet Lemon, R (1, 8) OBP: 0.364, SLG: 0.300		F9		FC6-4 BB		1B				4	0	2	1	0	0	2
Harold Baines, L (1, 9)		F7		BB BB BB 1-2 BB		FC3-6 BB				3	1	0	0	1	0	4
Jim Morrison, R (1, 4) OBP: 0.417, SLG: 0.333		FC4-6 1B		K		BB BB BB 4-0 BB		E9 F8		3	1	1	0	1	1	2
Bruce Kimm, R (1, 2) OBP: 0.375, SLG: 0.625		FC4-6				SH1-4 1B 6-3 1B		F8		4	1	2	2	0	0	3
Greg Pryor, R (1, 6) OBP: 0.182, SLG: 0.100			L4			6-3 SH1-4 1B		1-3		4	1	1	0	0	0	2

Inning Stats	R: 0	H: 0	E: 0	K: 0	S: 3	R: 0	H: 2	E: 0	K: 0	S: 5	R: 0	H: 0	E: 0	K: 0	S: 3	R: 0	H: 1	E: 0	K: 1	S: 6	R: 1	H: 2	E: 0	K: 0	S: 5	R: 7	H: 6	E: 0	K: 0	S: 9	R: 0	H: 0	E: 1	K: 0	S: 4	R: 0	H: 0	E: 0	K: 1	S: 5
	LOB: 0	BB: 0	P: 3	LOB: 2	BB: 0	P: 5	LOB: 0	BB: 0	P: 3	LOB: 2	BB: 1	P: 10	LOB: 1	BB: 0	P: 5	LOB: 2	BB: 3	P: 21	LOB: 1	BB: 0	P: 4	LOB: 0	BB: 0	P: 5	LOB: 0	SAC: 1	DP: 0	HBP: 0	WP: 1	PA: 40	ERA	WHIP	ERA	WHIP						

PITCHER	IP	WLS	BF	H	R	ER	SO	BB	IBB	HBP	BLK	WP	HR	S	P	ERA	WHIP
Steve Stone, R (1, 1) ERA: 5.4	5.0	L	23	7	3	3	1	1	0	0	0	0	1	24	28	5.40	1.600
Tippy Martinez, L (6, 1) ERA: 54.0	0.2		6	1	1	1	0	2	1	0	0	1	0	3	15	13.50	4.500
Joe Kerrigan, R (6, 1) ERA: 3.86	2.1		11	3	4	4	1	0	0	0	0	0	0	13	13	15.43	1.286

BOTTOM

**Baltimore Orioles @ Chicago White Sox**  
Comiskey Park, Chicago, IL  
Sat Apr 12 1980, 4:33 AM EST  
Att. 15,060 - Unknown

livebaseballscorecards.com

AB	35
R	8
H	11
RBI	8
BB	4
SO	2
LOB	16



Batter	1	2	3	4	5	6	7	8	9	AB R H RBI BB SO LOB	TOP
Al Bumbry, L (1, 8) OBP: 0.313, SLG: 0.385	0-0 F8		0-3 K2-3		0-0 SH1-4		0-0 G3			3 0 0 0 0 1 1	
Rich Dauer, R (1, 4) OBP: 0.214, SLG: 0.083	4-0 WP 1B BB		4-0 G6-4-3 BB		0-0 6-3		0-0 6-3			2 1 0 0 2 0 1	
Ken Singleton, S (1, 9) OBP: 0.313, SLG: 0.429	0-3 K		0-0 G6-4-3		0-3 K		0-3 K			4 0 0 0 0 3 3	
Eddie Murray, S (1, 3) OBP: 0.250, SLG: 0.267	0-0 1B 1B			4-0 1B BB		0-0 L5		0-0 F9		3 1 1 1 1 0 0	
Lee May, R (1, 10) OBP: 0.188, SLG: 0.313	0-0 1-2 1B			0-0 P3		0-0 P4			0-3 K	4 0 1 0 0 1 1	
Doug DeCinces, R (1, 5) OBP: 0.500, SLG: 0.533	0-0 5-3			0-0 1B 1-2 1B		0-0 F7			0-3 K	4 0 1 0 0 1 2	
Gary Roenicke, R (1, 7) OBP: 0.250, SLG: 0.250		0-0 P3		0-0 1B G5-4-3		0-0 F7			0-0 E5	4 0 1 1 0 0 0	
Rick Dempsey, R (1, 2) OBP: 0.357, SLG: 0.636		0-0 1-3		0-0 G5-4-3		4-0 FC6-4 BB			0-3 K	3 0 0 0 1 1 3	
Mark Belanger, R (1, 6) OBP: 0.154, SLG: 0.154		0-0 P3			0-0 SH1-4 1B		0-0 FC6-4			3 0 1 0 0 0 1	
<b>Inning Stats</b>	R: 1 H: 2 E: 0 LOB: 2 K: 1 BB: 1 S: 7 P: 11	R: 0 H: 0 E: 0 LOB: 0 K: 0 BB: 0 S: 3 P: 3	R: 0 H: 0 E: 0 LOB: 0 K: 1 BB: 1 S: 4 P: 8	R: 1 H: 2 E: 0 LOB: 1 K: 0 BB: 1 S: 4 P: 8	R: 0 H: 1 E: 0 LOB: 1 K: 1 BB: 0 S: 6 P: 6	R: 0 H: 0 E: 0 LOB: 0 K: 0 BB: 0 S: 3 P: 3	R: 0 H: 0 E: 0 LOB: 1 K: 0 BB: 1 S: 3 P: 7	R: 0 H: 0 E: 0 LOB: 0 K: 1 BB: 0 S: 5 P: 5	R: 0 H: 0 E: 1 LOB: 1 K: 3 BB: 0 S: 10 P: 10	1B: 5 SF: 0 2B: 0 SAC: 1 3B: 0 DP: 2 HR: 0 HBP: 0	WP: 1 PA: 35 PB: 0 SB: 1 CS: 0
<b>PITCHER</b> Ross Baumgarten, L (1, 1) ERA: 2.57 Ed Farmer, R (8, 1) ERA:	IP WLS BF H R ER SO BB IBB HBP BLK WP HR S P ERA WHIP										
	7.0 W 28 5 2 2 3 4 0 0 0 1 0 30 46 2.57 1.286										
	2.0 S 7 0 0 0 4 0 0 0 0 0 0 15 15 0.00 0.000										

Baltimore Orioles @ Chicago White Sox  
 Comiskey Park, Chicago, IL  
 Sun Apr 13 1980, 4:33 AM EST  
 Att. 16,279 - Unknown

livebaseballscores.com

AB	30
R	2
H	5
RBI	2
BB	4
SO	7
LOB	12





Batter	1	2	3	4	5	6	7	8	9	AB	R	H	RBI	BB	SO	LOB
Thad Bosley, L (1, 7) OBP: 0.429, SLG: 0.333	0-0 L5		0-0 WP 1B 1-2 1B		4-0 HBP BB 1-2 BB		0-3 K			3	0	1	0	1	1	3
Alan Bannister, R (1, 5) OBP: 0.444, SLG: 0.357	0-0 1-3		0-0 WP 1-2 2-3 1B		4-0 HBP 1-2 2-3 BB		4-0 2B IBB			2	1	1	0	2	0	0
Jim Morrison, R (1, 4) OBP: 0.375, SLG: 0.273	0-0 5-3		0-0 6-3		1-0 HBP 1-2 2-3 3-H HBP		0-0 SF8			2	0	0	2	0	0	2
Lamar Johnson, R (1, 3) OBP: 0.625, SLG: 1.067 Mike Squires, L (8, 3)		0-0 5-3		0-0 CS 1B		0-0 P4		0-0 1-H 2-H 2B		4	0	2	2	0	0	3
Chet Lemon, R (1, 8) OBP: 0.400, SLG: 0.308		0-0 G5-4-3 1B		4-0 1-2 G5-4-3 BB		0-0 P4		0-3 K		3	0	1	0	1	1	2
Wayne Nordhagen, R (1, 10) OBP: 0.571, SLG: 1.286 Harry Chappas, S (8, PR) Marv Foley, L (8, 2)		0-0 G5-4-3 1-2f		0-0 G5-4-3 1-2f		0-3 K		0-0 FC1-6 1B		4	0	1	0	0	1	2
Harold Baines, L (1, 9)			0-0 3-1		0-0 5-3		0-0 P5		0-0 FC1-6 CS 1-2f	4	0	0	0	0	0	1
Bruce Kimm, R (1, 2) OBP: 0.455, SLG: 0.636 Claudell Washington, L (7, PR) Marv Foley, L (8, 2)			0-0 1B WP 1B		0-3 K		0-0 2B SF8 1B		4-0 FC6-4 1-2 BB	3	1	2	0	0	1	0
Greg Pryor, R (1, 6) OBP: 0.267, SLG: 0.231			0-0 P3		4-0 BB HBP BB		0-0 2B 2B		0-0 FC6-4 1-2f	3	2	1	0	1	0	2

Inning Stats	R: 0	H: 0	E: 0	K: 0	S: 3	P: 3	R: 0	H: 1	E: 0	K: 0	S: 3	R: 0	H: 3	E: 0	K: 0	S: 6	R: 0	H: 1	E: 0	K: 0	S: 2	R: 1	H: 0	E: 0	K: 1	S: 5	R: 0	H: 0	E: 0	K: 1	S: 5	R: 3	H: 3	E: 0	K: 2	S: 10	R: 0	H: 1	E: 0	K: 0	S: 3	1B: 7	2B: 2	3B: 0	HR: 0	SF: 1	SAC: 0	DP: 2	HBP: 1	WP: 1	PA: 36
--------------	------	------	------	------	------	------	------	------	------	------	------	------	------	------	------	------	------	------	------	------	------	------	------	------	------	------	------	------	------	------	------	------	------	------	------	-------	------	------	------	------	------	-------	-------	-------	-------	-------	--------	-------	--------	-------	--------


PITCHER	IP	WLS	BF	H	R	ER	SO	BB	IBB	HBP	BLK	WP	HR	S	P	ERA	WHIP
Dave Ford, R (1, 1) ERA: 3.86	4.2		21	5	2	2	1	4	0	1	0	1	0	18	35	3.86	1.929
Sammy Stewart, R (5, 1) ERA: 6.35	3.1	L	15	4	3	3	3	1	1	0	0	0	0	19	27	8.10	1.500

**BOTTOM**

**Baltimore Orioles @ Chicago White Sox**  
Comiskey Park, Chicago, IL

Sun Apr 13 1980, 4:33 AM EST  
Att. 16,279 - Unknown

AB	28
R	5
H	9
RBI	4
BB	6
SO	4
LOB	15



PITCHER	IP	WLS	BF	H	R	ER	SO	BB	IBB	HBP	BLK	WP	HR	S	P	ERA	WHIP
---------	----	-----	----	---	---	----	----	----	-----	-----	-----	----	----	---	---	-----	------

Batter	1	2	3	4	5	6	7	8	9	AB R H RBI BB SO LOB	TOP									
Willie Wilson, S (1, 8) OBP: 0.286, SLG: 0.400	0-0 6-3		0-3 K			0-0 L1		0-0 F2		4 0 0 0 0 1 1										
Steve Braun, L (1, 9) OBP: 0.350, SLG: 0.444	0-0 F8		0-3 K			0-0 F8		0-0 1-3		4 0 0 0 0 1 1										
George Brett, L (1, 5) OBP: 0.350, SLG: 0.444	0-0 5-3				0-0 1-3		0-0 F8		HR	4 1 1 1 0 0 0										
Hal McRae, R (1, 10) OBP: 0.400, SLG: 0.500		0-0 F8			0-0 E5 FC5-4		0-0 1B FC6-4 1B		5-3	4 1 1 0 0 0 0										
Willie Aikens, L (1, 3) OBP: 0.158, SLG: 0.111		0-3 K			0-3 K		0-0 1-3 FC6-4 1B		0-3 K	4 0 1 0 0 3 1										
Ralph LaCock, L (1, 7) OBP: 0.211, SLG: 0.263		0-0 1B			0-0 FC5-4 1-2f		0-0 1B FC6-4 1-2f 3-H		6-3	4 0 1 1 0 0 2										
Jamie Quirk, L (1, 2) OBP: 0.267, SLG: 0.267		0-0 F6			0-0 G3		0-3 K		0-0 4-3	4 0 0 0 0 1 2										
Frank White, R (1, 4) OBP: 0.316, SLG: 0.412					0-0 1-3 1B		0-0 1-3 FC6-4 1B			3 0 2 0 0 0 0										
U L Washington, S (1, 6) OBP: 0.313, SLG: 0.333					0-0 F6		0-0 F5			3 0 0 0 0 0 3										
<b>Inning Stats</b>	R: 0 E: 0 K: 0 S: 3	H: 0 LOB: 0 BB: 0 P: 3	R: 0 E: 0 K: 1 S: 6	H: 1 LOB: 1 BB: 0 P: 6	R: 0 E: 0 K: 2 S: 8	H: 1 LOB: 1 BB: 0 P: 8	R: 0 E: 1 K: 1 S: 6	H: 0 LOB: 1 BB: 0 P: 6	R: 0 E: 0 K: 0 S: 3	H: 0 LOB: 0 BB: 0 P: 3	R: 1 E: 0 K: 1 S: 8	H: 3 LOB: 2 BB: 0 P: 8	R: 1 E: 0 K: 0 S: 4	H: 1 LOB: 0 BB: 0 P: 4	R: 0 E: 0 K: 1 S: 5	H: 0 LOB: 0 BB: 0 P: 5	1B: 5 2B: 0 3B: 0 HR: 1	SF: 0 SAC: 0 DP: 0 HBP: 0	WP: 0 PB: 0 SB: 0 CS: 0	PA: 34
<b>PITCHER</b>	IP WLS BF H R ER SO BB IBB HBP BLK WP HR S P ERA WHIP																			
Jim Palmer, R (1, 1) ERA: 1.8	8.0 W 31 6 2 2 5 0 0 0 0 0 0 1 41 41 2.25 0.750																			
Tim Stoddard, R (9, 1) ERA:	1.0 3 0 0 0 1 0 0 0 0 0 0 0 5 5 0.00 0.000																			

**Kansas City Royals @ Baltimore Orioles**  
**Memorial Stadium, Baltimore, MD**

Tue Apr 15 1980, 3:33 AM EST  
 Att. 50,199 - Unknown - 58 F

AB	34
R	2
H	6
RBI	2
BB	0
SO	6
LOB	10



WP: 0	PA: 34
-------	--------

Batter	1	2	3	4	5	6	7	8	9	AB	R	H	RBI	BB	SO	LOB
<b>Al Bumbry, L</b> OBP: 0.333, SLG: 0.313 (1, 8)	0-0 G3	4-0 FC4 BB		0-3 K		4-0 BB 1B BB		0-3 K		3	1	0	0	2	2	1
<b>Kiko Garcia, R</b> (1, 4)	0-0 1-3	0-0 FC4 BB			0-0 5-3	0-0 F4		4-0 HR BB		4	1	0	1	1	0	3
<b>Ken Singleton, S</b> OBP: 0.429, SLG: 0.647 (1, 9)	4-0 2B WP BB	0-0 4-3			0-0 1B SF9 1B	4-0 1B BB		0-0 HR		3	4	2	2	2	0	1
<b>John Lowenstein, L</b> OBP: 0.167, SLG: 0.167 (9, 7)										0	0	0	0	0	0	0
<b>Eddie Murray, S</b> OBP: 0.333, SLG: 0.368 (1, 3)	0-0 WP 1-3 2B		0-0 F7		0-0 1B	4-0 1B BB		0-0 4-3		4	0	2	1	1	0	0
<b>Lee May, R</b> OBP: 0.236, SLG: 0.400 (1, 10)	0-3 K 2-3 3-H		0-0 5-3		0-0 SF9	0-0 1B G6-4-3		0-0 2B		4	0	2	3	0	1	1
<b>Doug DeCinces, R</b> OBP: 0.381, SLG: 0.400 (1, 5)		0-0 1-3	0-0 6-3		0-0 F7	0-0 G6-4-3		0-0 F4		5	0	0	0	0	0	4
<b>Gary Roenicke, R</b> OBP: 0.333, SLG: 0.273 (1, 7)		4-0 1B BB		0-3 K		0-0 HR 1B		0-0 F4		3	2	1	0	1	1	0
<b>Rick Dempsey, R</b> OBP: 0.444, SLG: 0.933 (1, 2)		0-0 BB FC4 1B		0-0 2B		0-0 HR		0-3 K		4	2	3	2	0	1	0
<b>Mark Belanger, R</b> OBP: 0.235, SLG: 0.235 (1, 6)		0-0 BB E 1B		0-0 F4		0-0 BB BB 1B		0-3 K		4	2	2	1	0	1	1

Inning Stats	R: 1	H: 1	E: 0	K: 1	S: 6	H: 1	LOB: 1	BB: 1	P: 10	R: 3	H: 2	E: 1	K: 0	S: 5	H: 0	LOB: 0	BB: 0	P: 3	R: 0	H: 0	E: 0	K: 0	S: 3	R: 0	H: 1	E: 0	K: 2	S: 8	H: 2	LOB: 1	BB: 0	P: 5	R: 5	H: 4	E: 0	K: 0	S: 6	H: 0	LOB: 0	BB: 0	P: 7	R: 0	H: 2	E: 0	K: 1	S: 7	H: 2	LOB: 1	BB: 1	P: 11
1B: 7	2B: 3	3B: 0	HR: 2	SF: 1	SAC: 0	DP: 1	HBP: 0	WP: 1	PA: 42																																									

PITCHER	IP	WLS	BF	H	R	ER	SO	BB	IBB	HBP	BLK	WP	HR	S	P	ERA	WHIP
<b>Dennis Leonard, R</b> ERA: 6.57 (1, 1)	5.0	L	26	8	7	6	3	3	0	0	0	1	1	29	41	10.80	2.200
<b>Steve Busby, R</b> ERA: 81.0 (6, 1)	0.1		6	2	3	3	0	3	0	0	0	0	0	3	15	81.00	15.000
<b>Renie Martin, R</b> ERA: 6.75 (6, 1)	2.2		10	2	2	2	3	1	0	0	0	0	1	15	19	6.75	1.125

BOTTOM

**Kansas City Royals @ Baltimore Orioles**  
Memorial Stadium, Baltimore, MD

Tue Apr 15 1980, 3:33 AM EST  
Att: 50,199 - Unknown - 58 F

AB	34
R	12
H	12
RBI	10
BB	7
SO	6
LOB	11



WP	HR	S	P	ERA	WHIP
1	2	11	11	6.75	1.125

Batter	1	2	3	4	5	6	7	8	9	AB R H RBI BB SO LOB	TOP
Willie Wilson, S (1, 8) x OBP: 0.280, SLG: 0.375	0-0 5-3 ①		0-0 6-3 ②			0-3 K ①		0-0 1B 1B		4 0 1 0 0 1 0	<b>Kansas City Royals @ Baltimore Orioles</b> Memorial Stadium, Baltimore, MD Wed Apr 16 1980, 6:05 PM EST Att: 7,473 - Unknown - 44 F
Frank White, R (1, 4) x OBP: 0.391, SLG: 0.476	0-0 6-3 ②		0-0 1B			0-0 1B 1B		0-0 1B		4 1 3 0 0 0 0	
George Brett, L (1, 5) x OBP: 0.292, SLG: 0.364	0-0 G3		0-0 4-3 ③			0-0 F8 ②		0-0 F8 ②		4 0 0 0 0 0 4	
Hal McRae, R (1, 10) x OBP: 0.375, SLG: 0.455		0-0 F7 ①			0-0 F8 ①	0-0 1B ①-H		0-0 5-3 ③		4 0 1 1 0 0 2	
Willie Aikens, L (1, 3) x OBP: 0.130, SLG: 0.091		0-0 F9 ②		0-0 1-3 ②		0-3 K ③		0-0 F6 ①		4 0 0 0 0 1 1	
John Wathan, R (1, 2) x OBP: 0.500, SLG: 0.667		0-0 BB 1B		0-0 4-3 ③		0-0 L7 ①		0-0 F9 ②		4 0 1 0 0 0 0	
Ralph LaCock, L (1, 7) x OBP: 0.217, SLG: 0.227		4-0 BB 1B			0-0 F8 ①	0-0 F8 ②		0-0 6-3 ③		3 0 0 0 1 0 0	
Bob Dethelage, R (1, 9) x OBP: 0.333, SLG: 0.333		0-3 K ③			0-0 G5-4-3 1B	0-0 F9 ③				3 0 1 0 0 1 2	
U L Washington, S (1, 6) x OBP: 0.263, SLG: 0.278			0-3 K ①			0-0 G5-4-3 ② ③		0-0 F7 ①		3 0 0 0 0 1 1	
<b>Inning Stats</b>	R: 0 H: 0 E: 0 LOB: 0 K: 0 BB: 0 S: 3 P: 3	R: 0 H: 1 E: 0 LOB: 2 K: 1 BB: 1 S: 6 P: 10	R: 0 H: 1 E: 0 LOB: 1 K: 1 BB: 0 S: 6 P: 6	R: 0 H: 0 E: 0 LOB: 0 K: 0 BB: 0 S: 3 P: 3	R: 0 H: 1 E: 0 LOB: 0 K: 0 BB: 0 S: 3 P: 3	R: 1 H: 2 E: 0 LOB: 1 K: 2 BB: 0 S: 9 P: 9	R: 0 H: 0 E: 0 LOB: 0 K: 0 BB: 0 S: 3 P: 3	R: 0 H: 2 E: 0 LOB: 2 K: 0 BB: 0 S: 5 P: 5	R: 0 H: 0 E: 0 LOB: 0 K: 0 BB: 0 S: 3 P: 3	1B: 7 SF: 0 2B: 0 SAC: 0 3B: 0 DP: 1 HR: 0 HBP: 0	WP: 0 PA: 34 PB: 0 SB: 1 CS: 0
<b>PITCHER</b> Mike Flanagan, L (1, 1) ERA: 4.91	IP WLS BF H R ER SO BB IBB HBP BLK WP HR S P ERA WHIP										

<b>AB</b>	33
<b>R</b>	1
<b>H</b>	7
<b>RBI</b>	1
<b>BB</b>	1
<b>SO</b>	4
<b>LOB</b>	10



Batter	1	2	3	4	5	6	7	8	9	AB	R	H	RBI	BB	SO	LOB
Al Bumbry, L OBP: 0.360, SLG: 0.316 (1, 8)	0-0 6-3		0-0 1-3		4-0 FC6-4 BB		0-0 F9 1B			3	0	1	0	1	0	0
Rich Dauer, R OBP: 0.222, SLG: 0.125 (1, 4)	0-0 F8		0-0 F6		0-0 FC6-4 1-2f		0-0 1B			4	0	1	1	0	0	1
Ken Singleton, S OBP: 0.440, SLG: 0.750 (1, 9)	4-0 BB FC5 BB		0-0 HR			0-0 1-6-3	0-0 F9			3	1	1	1	1	0	2
Eddie Murray, S OBP: 0.360, SLG: 0.391 (1, 3)	0-0 BB 1-2 1B		0-0 CS 1B			0-0 L7	0-0 F7			4	0	2	0	0	0	2
Doug DeCinces, R OBP: 0.400, SLG: 0.391 (1, 5)	4-0 BB 1-2 2-3 BB		0-0 CS 1-2	0-0 6-3		0-0 BB 1B		0-0 F6		3	0	1	0	1	0	0
Gary Roenicke, R OBP: 0.313, SLG: 0.214 (1, 7)	0-0 FC5 3-Hf			0-0 F4		0-0 BB 1-2 BB		0-0 F4		3	0	0	0	1	0	3
Lee May, R OBP: 0.200, SLG: 0.333 (1, 10)		0-0 F8		0-0 6-3		0-3 K		0-0 6-3		4	0	0	0	0	1	2
Rick Dempsey, R OBP: 0.429, SLG: 0.833 (1, 2)		0-0 L7			0-0 L8		0-0 SH5-4 1B			3	1	1	0	0	0	0
Mark Belanger, R OBP: 0.211, SLG: 0.211 (1, 6)		0-0 F6			0-0 F5		0-0 SH5-4 1-2			2	0	0	0	0	0	0

Inning Stats	R: 0	H: 1	E: 0	K: 0	S: 4	LOB: 3	BB: 2	P: 12	R: 0	H: 0	E: 0	K: 0	S: 3	LOB: 0	BB: 0	P: 3	R: 1	H: 2	E: 0	K: 0	S: 4	LOB: 0	BB: 0	P: 4	R: 0	H: 0	E: 0	K: 0	S: 3	LOB: 0	BB: 0	P: 3	R: 0	H: 1	E: 0	K: 1	S: 6	LOB: 2	BB: 1	P: 10	R: 1	H: 3	E: 0	K: 0	S: 6	LOB: 2	BB: 0	P: 6	R: 0	H: 0	E: 0	K: 0	S: 3	LOB: 0	BB: 0	P: 3
PITCHER Larry Gura, L ERA: 1.06 (1, 1)	IP	WLS	BF	H	R	ER	SO	BB	IBB	HBP	BLK	WP	HR	S	P	ERA	WHIP	IP	WLS	BF	H	R	ER	SO	BB	IBB	HBP	BLK	WP	HR	S	P	ERA	WHIP	IP	WLS	BF	H	R	ER	SO	BB	IBB	HBP	BLK	WP	HR	S	P	ERA	WHIP					


**BOTTOM**

**Kansas City Royals @ Baltimore Orioles**  
**Memorial Stadium, Baltimore, MD**


Wed Apr 16 1980, 6:05 PM EST  
 Att. 7,473 - Unknown - 44 F

AB	29
R	2
H	7
RBI	2
BB	4
SO	1
LOB	10

livebaseballscorecards.com



1B: 6	SF: 0	WP: 0	PA: 35
2B: 0	SAC: 1	PB: 0	
3B: 0	DP: 0	SB: 0	
HR: 1	HBP: 0	CS: 1	

Batter	1	2	3	4	5	6	7	8	9	AB R H RBI BB SO LOB	TOP													
Willie Wilson, S (1, 8) OBP: 0.276, SLG: 0.333	0-0 1-3		0-0 6-3		0-0 F7			1-0 1B 3B HBP		3 1 0 0 0 0 1														
Frank White, R (1, 4) OBP: 0.407, SLG: 0.480	0-0 CS 1B			0-0 6-3		0-3 K		0-0 1-3 3B 1B		4 1 2 0 0 1 0														
George Brett, L (1, 5) OBP: 0.357, SLG: 0.520	0-0 1-2 2B			4-0 1B BB		0-0 F9		0-0 1-H 3B		3 0 2 2 1 0 0														
Hal McRae, R (1, 10) OBP: 0.321, SLG: 0.385	0-3 K			0-3 K		0-0 F5		0-0 F2		4 0 0 0 0 2 3														
Willie Aikens, L (1, 3) OBP: 0.222, SLG: 0.160		0-0 G6-4-3 1B		0-0 1-3 1B			0-0 4-3	4-0 BB		3 0 2 0 1 0 0														
Ralph LaCock, L (1, 7) OBP: 0.185, SLG: 0.192		0-0 G6-4-3 1-2f		0-0 1-3			0-0 L7	0-0 F8		4 0 0 0 0 0 5														
Jamie Quirk, L (1, 2) OBP: 0.263, SLG: 0.263		0-0 G3			0-0 4-3		0-0 1B	0-3 K		4 0 1 0 0 1 0	AB 33 R 2 H 8 RBI 2 BB 2 SO 4 LOB 11													
Clint Hurdle, L (1, 9) OBP: 0.267, SLG: 0.467			0-0 5-3		0-0 2B		0-0 4-3	0-0 6-3		4 0 1 0 0 0 1														
U L Washington, S (1, 6) OBP: 0.227, SLG: 0.238 Steve Braun, L (9, PH)			0-0 4-3		0-0 F7			0-0 4-3	0-0 4-3	3 0 0 0 0 0 1 1 0 0 0 0 0 0														
<b>Inning Stats</b>	R: 0 E: 0 K: 1 S: 6	H: 2 LOB: 1 BB: 0 P: 6	R: 0 E: 0 K: 0 S: 3	H: 1 LOB: 0 BB: 0 P: 3	R: 0 E: 0 K: 0 S: 3	H: 0 LOB: 0 BB: 0 P: 3	R: 0 E: 0 K: 1 S: 6	H: 1 LOB: 2 BB: 1 P: 10	R: 0 E: 0 K: 1 S: 5	H: 0 LOB: 0 BB: 0 P: 5	R: 0 E: 0 K: 0 S: 4	H: 1 LOB: 1 BB: 0 P: 4	R: 0 E: 0 K: 1 S: 5	H: 0 LOB: 0 BB: 0 P: 5	R: 0 E: 0 K: 1 S: 5	H: 0 LOB: 0 BB: 0 P: 5	R: 2 E: 0 K: 0 S: 5	H: 2 LOB: 2 BB: 1 P: 10	R: 0 E: 0 K: 1 S: 5	H: 0 LOB: 0 BB: 0 P: 5	1B: 5 2B: 2 3B: 1 HR: 0	SF: 0 SAC: 0 DP: 1 HBP: 1	WP: 0 PB: 0 SB: 0 CS: 1	PA: 36
<b>PITCHER</b>	IP WLS BF H R ER SO BB IBB HBP BLK WP HR S P ERA WHIP																				ERA WHIP			
Steve Stone, R (1, 1) ERA: 3.65	7.1 W 30 8 2 2 3 1 0 1 0 0 0 0 34 39 2.46 1.227																							
Tim Stoddard, R (8, 1) ERA:	1.2 S 6 0 0 0 1 1 0 0 0 0 0 0 7 11 0.00 0.600																							

**Kansas City Royals @ Baltimore Orioles**  
**Memorial Stadium, Baltimore, MD**

Thu Apr 17 1980, 6:05 PM EST  
 Att: 7,166 - Unknown - 51 F

[livebaseballscorecards.com](http://livebaseballscorecards.com)

Batter	1	2	3	4	5	6	7	8	9	AB	R	H	RBI	BB	SO	LOB
Al Bumbry, L OBP: 0.379, SLG: 0.478 (1, 8)	0-0 4-3 ①		0-0 4-3 ②		0-0 HR ③		0-0 1-2 1B ④			4	1	2	1	0	0	0
Kiko Garcia, R (1, 6) (8, 4)	4-0 HR BB ⑤		0-0 F9 ⑥		0-3 K ⑦		0-0 F3 ⑧			3	1	0	0	1	1	2
Ken Singleton, S OBP: 0.414, SLG: 0.667 Gary Roenicke, R OBP: 0.313, SLG: 0.214 (1, 9) (8, PR) (9, 9)	0-0 F8 1-2 ⑨		0-0 F9 ⑩		0-0 4-3 ⑪		0-0 PB 5-3 1B ⑫			4	0	1	0	0	0	1
Eddie Murray, S OBP: 0.414, SLG: 0.538 (1, 3)	0-0 HR 2-H ⑬		0-0 3B 1B ⑭		4-0 BB ⑮		0-0 F8 ⑯			3	2	2	2	1	0	1
Pat Kelly, L OBP: 0.200, SLG: 0.600 Lee May, R OBP: 0.192, SLG: 0.320 (1, 10) (8, PH)	0-0 4-3 ⑰		0-0 1-H 1B 3B ⑱		0-0 F5 ⑲		0-0 5-3 1-2 ⑳			3	1	1	1	0	0	1
John Lowenstein, L OBP: 0.300, SLG: 0.222 (1, 7)		0-0 F8 ⑳		0-0 CS 1B ⑲		0-0 F4 ㉑		4-0 PB BB ㉒		3	0	1	1	1	0	1
Floyd Rayford, R Mark Belanger, R OBP: 0.200, SLG: 0.200 (1, 5) (8, 6)		0-0 6-3 ㉓		0-3 K 1-2 ㉔		0-0 F4 ㉕		0-0 1-3 1-2 2-3 ㉖		3	0	0	0	0	1	1
Rick Dempsey, R OBP: 0.417, SLG: 0.762 (1, 2)		0-0 PO 1B ㉗		0-0 K ㉘		0-0 5-3 ㉙		0-0 F2 ㉚		3	0	1	0	0	0	0
Rich Dauer, R OBP: 0.238, SLG: 0.111 (1, 4) (8, 5)		0-0 PO 1-2 ㉛	0-0 6-3 ①		0-0 F8 ②		4-0 1B BB ㉜			2	0	0	0	1	0	0
<b>Inning Stats</b>	R: 2 E: 0 K: 0 S: 4	H: 1 LOB: 0 BB: 1 P: 8	R: 0 E: 0 K: 0 S: 3	H: 1 LOB: 0 BB: 0 P: 3	R: 0 E: 0 K: 0 S: 3	H: 0 LOB: 0 BB: 0 P: 3	R: 2 E: 0 K: 1 S: 7	H: 3 LOB: 0 BB: 0 P: 7	R: 1 E: 0 K: 1 S: 6	H: 1 LOB: 0 BB: 0 P: 6	R: 0 E: 0 K: 0 S: 3	H: 0 LOB: 1 BB: 1 P: 7	R: 0 E: 0 K: 0 S: 4	H: 1 LOB: 3 BB: 1 P: 8	R: 0 E: 0 K: 0 S: 4	H: 1 LOB: 0 BB: 1 P: 8

**BOTTOM**

**Kansas City Royals @ Baltimore Orioles**  
**Memorial Stadium, Baltimore, MD**  
 Thu Apr 17 1980, 6:05 PM EST  
 Att. 7,166 - Unknown - 51 F

[livebaseballscorecards.com](http://livebaseballscorecards.com)

<b>AB</b>	<b>30</b>
<b>R</b>	<b>5</b>
<b>H</b>	<b>8</b>
<b>RBI</b>	<b>5</b>
<b>BB</b>	<b>4</b>
<b>SO</b>	<b>2</b>
<b>LOB</b>	<b>10</b>



PITCHER																
IP	WLS	BF	H	R	ER	SO	BB	IBB	HBP	BLK	WP	HR	S	P	ERA	WHIP
Rich Gale, R ERA: 7.15 (1, 1)	7.0	L	30	8	5	5	2	3	0	0	0	2	31	43	6.43	1.571
Gary Christenson, L ERA: 3.0 (8, 1)	1.0		4	0	0	0	1	0	0	0	0	0	3	7	0.00	1.000

WP: 0	PA: 35
PB: 1	
SB: 1	
CS: 1	

Batter	1	2	3	4	5	6	7	8	9	AB R H RBI BB SO LOB	TOP											
Mike Squires, L (1, 3) OBP: 0.357, SLG: 0.200	0-0 4-3		0-0 F8			0-0 6-3		0-0 F8		4 0 0 0 0 0 0												
Alan Bannister, R (1, 5) OBP: 0.351, SLG: 0.313	0-0 F9			0-0 1-3		0-0 F3		0-0 F9		4 0 0 0 0 0 0												
Bob Molinaro, L (1, 7) OBP: 0.364, SLG: 0.368	0-0 5-3			0-0 2B		0-0 F9		0-0 F2		4 1 1 0 0 0 0												
Lamar Johnson, R (1, 10) OBP: 0.412, SLG: 0.621		0-0 G3		0-0 2B		0-0 6-3		0-0 L8		4 0 1 1 0 0 0												
Chet Lemon, R (1, 8) OBP: 0.375, SLG: 0.429		0-0 F9		0-0 5-3		0-0 HR				3 1 1 1 0 0 1												
Jim Morrison, R (1, 4) OBP: 0.303, SLG: 0.286		0-0 1B		0-0 F7		0-0 L8				3 0 1 0 0 0 1												
Harold Baines, L (1, 9) OBP: 0.080, SLG: 0.087		0-0 F8			0-3 K		0-3 K			3 0 0 0 0 2 1												
Bruce Kimm, R (1, 2) OBP: 0.318, SLG: 0.455			0-0 6-3		0-0 5-3			0-3 K		2 0 0 0 0 0 0												
Harry Chappas, S (8, PH) OBP: 0.154, SLG: 0.083								0-3 K		1 0 0 0 0 1 0												
Greg Pryor, R (1, 6) OBP: 0.267, SLG: 0.259			0-0 5-3		0-0 F9					2 0 0 0 0 0 0												
Claudell Washington, L (8, PH)										1 0 0 0 0 1 0												
Mary Foley, L (8, 2) OBP: 0.222, SLG: 0.250										0 0 0 0 0 0 0												
<b>Inning Stats</b>	R: 0 E: 0 K: 0 S: 3	H: 0 LOB: 0 BB: 0 P: 3	R: 0 E: 0 K: 0 S: 4	H: 1 LOB: 1 BB: 0 P: 4	R: 0 E: 0 K: 0 S: 3	H: 0 LOB: 0 BB: 0 P: 3	R: 1 E: 0 K: 0 S: 5	H: 2 LOB: 1 BB: 0 P: 5	R: 0 E: 0 K: 1 S: 5	H: 0 LOB: 0 BB: 0 P: 5	R: 0 E: 0 K: 0 S: 3	H: 0 LOB: 0 BB: 0 P: 3	R: 1 E: 0 K: 1 S: 6	H: 1 LOB: 0 BB: 0 P: 6	R: 0 E: 0 K: 2 S: 7	H: 0 LOB: 0 BB: 0 P: 7	R: 0 E: 0 K: 0 S: 3	H: 0 LOB: 0 BB: 0 P: 3	1B: 1 2B: 2 3B: 0 HR: 1	SF: 0 SAC: 0 DP: 0 HBP: 0	WP: 0 PB: 0 SB: 0 CS: 0	PA: 31
<b>PITCHER</b> Dave Ford, R (1, 1) ERA: 2.63	IP: 9.0 WLS: W BF: 31 H: 4 R: 2 ER: 2 SO: 4 BB: 0 IBB: 0 HBP: 0 BLK: 0 WP: 0 HR: 1 S: 39 P: 39 ERA: 2.00 WHIP: 0.444																				<b>PITCHER</b> IP: WLS: BF: H: R: ER: SO: BB: IBB: HBP: BLK: WP: HR: S: P: ERA: WHIP	

Chicago White Sox @ Baltimore Orioles  
 Memorial Stadium, Baltimore, MD  
 Fri Apr 18 1980, 6:05 PM EST  
 Att. 13,112 - Unknown - 59 F

livebaseballscorecards.com

AB	31
R	2
H	4
RBI	2
BB	0
SO	4
LOB	3





Batter	1	2	3	4	5	6	7	8	9	AB R H RBI BB SO LOB
Al Bumbry, L OBP: 0.424, SLG: 0.600 (1, 8)	4-0 S HR BB		4-0 S 2B BB		0-0 HR	0-0 6-3 1-2				2 3 1 1 2 0 1
Rich Dauer, R OBP: 0.240, SLG: 0.182 (1, 5)	0-0 6-3 1-2		0-0 4-3 1-H 2B		0-0 1-3		0-0 4-3			4 0 1 1 0 0 1
Ken Singleton, S OBP: 0.394, SLG: 0.714 (1, 9)	0-0 F8		0-0 4-3 2-3		0-0 HR		0-0 L9			4 1 1 1 0 0 2
Eddie Murray, S OBP: 0.424, SLG: 0.621 (1, 3)	0-0 HR 2-H		0-0 F7		4-0 BLK BB		0-0 4-3			3 1 1 2 1 0 1
Terry Crowley, L (1, 10)	0-3 K		0-0 G3		4-0 BB 1-2		0-0 4-3			3 0 0 0 1 1 1
Gary Roenicke, R OBP: 0.250, SLG: 0.167 (1, 7)		0-0 F3		0-0 6-3	0-3 K		0-0 5-3			4 0 0 0 0 1 2
Rick Dempsey, R OBP: 0.429, SLG: 0.750 (1, 2)		0-0 2B		0-0 5-3		4-0 S BB		0-3 K		3 0 1 0 1 1 0
Kiko Garcia, R (1, 4)		0-3 K		0-0 6-3		0-3 K				3 0 0 0 0 2 2
Mark Belanger, R OBP: 0.174, SLG: 0.174 (1, 6)		0-0 F2			0-3 K	0-0 F7				3 0 0 0 0 1 2

Inning Stats		R: 2	H: 1	E: 0	LOB: 0	K: 1	P: 10	R: 0	H: 1	E: 0	LOB: 1	K: 1	P: 6	R: 1	H: 1	E: 0	LOB: 1	K: 0	P: 8	R: 0	H: 0	E: 0	LOB: 0	K: 0	P: 3	R: 2	H: 2	E: 0	LOB: 2	K: 2	P: 17	R: 0	H: 0	E: 0	LOB: 1	K: 1	P: 9	R: 0	H: 0	E: 0	LOB: 0	K: 0	P: 3	R: 0	H: 0	E: 0	LOB: 0	K: 1	P: 5																			
PITCHER	IP	WLS	BF	H	R	ER	SO	BB	IBB	HBP	BLK	WP	HR	S	P	ERA	WHIP																			PITCHER	IP	WLS	BF	H	R	ER	SO	BB	IBB	HBP	BLK	WP	HR	S	P	ERA	WHIP															
Richard Dotson, R ERA: 4.61	4.2	L	22	5	5	5	3	3	0	0	0	0	3	25	37	9.64	1.714																																																			
Mike Proly, R ERA:	3.1		12	0	0	0	3	2	0	0	1	0	0	16	24	0.00	0.600																																																			

**Chicago White Sox @ Baltimore Orioles**  
**Memorial Stadium, Baltimore, MD**  
 Fri Apr 18 1980, 6:05 PM EST  
 Att: 13,112 - Unknown - 59 F

<b>AB</b>	<b>29</b>
<b>R</b>	<b>5</b>
<b>H</b>	<b>5</b>
<b>RBI</b>	<b>5</b>
<b>BB</b>	<b>5</b>
<b>SO</b>	<b>6</b>
<b>LOB</b>	<b>12</b>



1B: 0	SF: 0	WP: 0	PA: 34
2B: 2	SAC: 0	PB: 0	
3B: 0	DP: 0	SB: 3	
HR: 3	HBP: 0	CS: 0	

Batter	1	2	3	4	5	6	7	8	9	10	11	12	AB	R	H	RBI	BB	SO	LOB									
<b>Bob Molinaro, L</b> (1, 7) <small>OBP: 0.385, SLG: 0.391</small> <b>Rusty Kuntz, R</b> (9, PH) <small>OBP: 0.222, SLG: 0.333</small> <b>Marv Foley, L</b> (9, 2) <small>OBP: 0.300, SLG: 0.667</small>	G3		CS 1B			1B 1B	FC5-4		K			HR	4	1	2	0	0	0	1									
<b>Alan Bannister, R</b> (1, 5) <small>OBP: 0.326, SLG: 0.289</small> <small>(12, 7)</small>	5-3		CS 1-2	K		1B 1B	4-1			L9		F8	6	0	1	0	0	1	1									
<b>Wayne Nordhagen, R</b> (1, 10) <small>OBP: 0.556, SLG: 0.813</small>	1B			L9		F8		4-3		1B		G1-4-3 1B	5	0	2	0	0	0	2									
<b>Lamar Johnson, R</b> (1, 3) <small>OBP: 0.395, SLG: 0.559</small>	P8			F8		FC4-6 1B		F6		G1-4-3 1-2f			5	0	1	1	0	0	2									
<b>Chet Lemon, R</b> (1, 8) <small>OBP: 0.324, SLG: 0.364</small>		5-3				F8	FC4-6 1-2f	F8				5-3	5	0	0	0	0	0	2									
<b>Jim Morrison, R</b> (1, 4) <small>OBP: 0.316, SLG: 0.424</small>		F7				2B		HR		5-3		5-3	5	1	2	1	0	0	0									
<b>Harold Baines, L</b> (1, 9) <small>OBP: 0.133, SLG: 0.250</small>		L8				F9		HR		1B 1B		K	5	2	2	1	0	1	1									
<b>Bruce Kimm, R</b> (1, 2) <small>OBP: 0.280, SLG: 0.400</small> <b>Thad Bosley, L</b> (9, PH) <small>OBP: 0.500, SLG: 0.429</small> <small>(9, 7)</small> <b>Kevin Bell, R</b> (12, PH) <small>(12, 5)</small>			F7			F8		F9		CS 1B 1-2 1B		P4	3	0	0	0	0	0	1									
<b>Greg Pryor, R</b> (1, 6) <small>OBP: 0.273, SLG: 0.267</small> <b>Mike Squires, L</b> (9, PH) <small>OBP: 0.400, SLG: 0.273</small> <b>Harry Chappas, S</b> (9, 6) <small>OBP: 0.143, SLG: 0.077</small>			K			5-3		FC5-4 1B		1-2 2-H 1B		F3	1	0	1	0	0	0	0									
<b>Inning Stats</b>	R: 0 E: 0 K: 4	H: 1 LOB: 1 BB: 0 P: 4	R: 0 E: 0 K: 3	H: 0 LOB: 0 BB: 0 P: 3	R: 0 E: 0 K: 1	H: 1 LOB: 0 BB: 0 P: 5	R: 0 E: 0 K: 1	H: 0 LOB: 0 BB: 0 P: 5	R: 0 E: 0 K: 4	H: 1 LOB: 1 BB: 0 P: 4	R: 1 E: 0 K: 6	H: 3 LOB: 2 BB: 0 P: 6	R: 2 E: 0 K: 6	H: 3 LOB: 1 BB: 0 P: 6	R: 0 E: 0 K: 3	H: 0 LOB: 0 BB: 0 P: 3	R: 1 E: 0 K: 7	H: 3 LOB: 2 BB: 0 P: 7	R: 0 E: 0 K: 3	H: 1 LOB: 0 BB: 0 P: 3	R: 0 E: 0 K: 5	H: 0 LOB: 0 BB: 0 P: 5	R: 1 E: 0 K: 4	H: 1 LOB: 0 BB: 0 P: 4	1B: 10 2B: 2 3B: 0 HR: 3	SF: 0 SAC: 0 DP: 2 HBP: 0	WP: 0 PB: 0 SB: 1 CS: 2	PA: 48
<b>PITCHER</b>	IP	WLS	BF	H	R	ER	SO	BB	IBB	HBP	BLK	WP	HR	S	P	ERA	WHIP											
<b>Jim Palmer, R</b> (1, 1) ERA: 2.57	6.0		25	8	3	3	2	0	0	0	0	0	2	29	29	4.50	1.333											
<b>Tim Stoddard, R</b> (7, 1) ERA: 1.29	2.1		11	4	1	1	0	0	0	0	0	0	0	11	11	3.86	1.714											
<b>Tippy Martinez, L</b> (9, 1) ERA: 10.38	3.2	L	11	2	1	1	2	0	0	0	0	0	1	15	15	2.46	0.545											

**Chicago White Sox @ Baltimore Orioles**  
**Memorial Stadium, Baltimore, MD**  
 Sat Apr 19 1980, 6:05 PM EST  
 Att. 25,239 - Unknown

<b>AB</b>	<b>47</b>
<b>R</b>	<b>5</b>
<b>H</b>	<b>14</b>
<b>RBI</b>	<b>5</b>
<b>BB</b>	<b>0</b>
<b>SO</b>	<b>4</b>
<b>LOB</b>	<b>12</b>


Batter	1	2	3	4	5	6	7	8	9	10	11	12	AB R H RBI BB SO LOB
<b>Al Bumbry, L</b> (1, 8) OBP: 0.436, SLG: 0.600	0-0 4-3		0-0 4-3		4-0 E 1B BB		0-0 3-1			0-0 6-3 2B		0-0 E S 1B	5 1 2 0 1 0 0
<b>Rich Dauer, R</b> (1, 4) OBP: 0.226, SLG: 0.179	0-0 1-3			0-0 L8	0-0 1B		0-0 5-3			0-0 6-3 2-3		0-0 L8 1-2	6 0 1 1 0 0 2
<b>Ken Singleton, S</b> (1, 9) OBP: 0.351, SLG: 0.625	0-0 4-3			0-0 F8	0-3 K2-3			0-3 K		0-3 K		4-0 E BB	4 0 0 0 0 2 1
<b>John Lowenstein, L</b> (9, 7) OBP: 0.300, SLG: 0.222													0 0 0 0 0 0 0
<b>Floyd Rayford, R</b> (10, PH) <b>Pat Kelly, L</b> (11, 7) OBP: 0.333, SLG: 0.600													1 0 0 0 0 1 1
<b>Eddie Murray, S</b> (1, 3) OBP: 0.436, SLG: 0.563		4-0 WP BB		4-0 HR BB		4-0 WP HBP BB		0-0 6-3			0-0 L4	0-0 E6 1-2 2-3	3 1 0 0 3 0 2
<b>Doug DeCinces, R</b> (1, 5) OBP: 0.355, SLG: 0.448		0-3 K 1-2		0-0 HR		0-3 K		0-0 F5			0-0 E9 FC1-2	0-0 6-3	6 1 1 2 0 2 5
<b>Gary Roenicke, R</b> (1, 7) OBP: 0.360, SLG: 0.350		4-0 G1-4-3 BB		0-0 HR		1-0 WP HBP			0-3 K		4-0 DI IBB		2 1 1 1 2 1 0
<b>Lee May, R</b> (1, 10) OBP: 0.161, SLG: 0.267		0-0 G1-4-3 1-2		0-0 F4		0-3 K 1-2 2-3			0-0 F8		0-0 FC1-2		5 0 0 0 0 1 6
<b>Rick Dempsey, R</b> (1, 2) OBP: 0.364, SLG: 0.621			0-3 K		0-0 5-3	0-0 G3			0-0 F8		0-0 1-6-3		5 0 0 0 0 1 4
<b>Mark Belanger, R</b> (1, 6) OBP: 0.148, SLG: 0.148			0-0 6-3		0-0 F7		0-3 K			0-0 F7		0-0 L9	4 0 0 0 0 1 0
<b>Terry Crowley, L</b> (12, PH)													1 0 0 0 0 0 0

Inning Stats	R: 0	H: 0	E: 0	K: 0	S: 3	R: 0	H: 0	E: 0	K: 1	S: 4	R: 0	H: 0	E: 0	K: 1	S: 5	R: 3	H: 2	E: 0	K: 0	S: 5	R: 1	H: 1	E: 1	K: 1	S: 6	R: 0	H: 0	E: 0	K: 2	S: 7	R: 0	H: 0	E: 0	K: 1	S: 5	R: 0	H: 0	E: 0	K: 1	S: 5	R: 0	H: 0	E: 0	K: 1	S: 6	R: 0	H: 0	E: 1	K: 0	S: 4	R: 0	H: 1	E: 1	K: 0	S: 5	1B: 2	2B: 1	3B: 0	HR: 2	SF: 0	SAC: 0	DP: 1	HBP: 1	WP: 2	PA: 50				
	0	0	0	0	3	0	0	0	2	4	0	0	0	1	5	3	2	0	0	5	1	1	0	6	0	0	0	1	9	0	0	0	2	7	0	0	0	1	5	0	0	0	1	5	0	0	0	1	6	0	0	0	1	8	0	0	0	1	9	2	1	0	2	0	0	1	1	2	50

PITCHER	IP	WLS	BF	H	R	ER	SO	BB	IBB	HBP	BLK	WP	HR	S	P	ERA	WHIP
<b>Ross Baumgarten, L</b> (1, 1) ERA: 3.75	5.0		21	3	4	3	3	4	0	0	0	1	2	23	39	5.40	1.400
<b>Randy Scarbery, R</b> (6, 1) ERA: 7.36	1.1		6	0	0	0	3	1	0	1	0	1	0	10	15	0.00	0.750
<b>Rich Wortham, L</b> (7, 1) ERA:	4.0		14	1	0	0	3	0	0	0	0	0	0	20	20	0.00	0.250
<b>Ed Farmer, R</b> (11, 1) ERA: 2.45	1.2	W	9	1	0	0	0	1	1	0	0	0	0	7	15	0.00	1.200

**Chicago White Sox @ Baltimore Orioles**  
**Memorial Stadium, Baltimore, MD**  
 Sat Apr 19 1980, 6:05 PM EST  
 Att: 25,239 - Unknown

**AB 42**  
**R 4**  
**H 5**  
**RBI 4**  
**BB 7**  
**SO 9**  
**LOB 21**



Batter	1	2	3	4	5	6	7	8	9	AB R H RBI BB SO LOB	TOP												
Claudell Washington, L OBP: 0.250, SLG: 0.100 (1, 7) BB	4-0 1B 2B BB	0-0 F6		0-3 K		0-3 K		0-0 FC4-6 1B	0-0 F7	5 1 1 0 1 2 2													
Harry Chappas, S OBP: 0.300, SLG: 0.263 (1, 6) (5, 4)	0-0 2B 1B	0-0 CS 1B		4-3		0-0 1B 1B		0-0 FC4-6 WP 1-2f	0-0 E8 1B 1-H	6 2 4 0 0 0 1													
Bob Molinaro, L OBP: 0.387, SLG: 0.464 (1, 10)	0-0 F7	0-0 2B		0-0 HR 2B		0-0 F5		0-0 F6 1-2		5 1 2 0 0 0 4													
Lamar Johnson, R OBP: 0.432, SLG: 0.658 Bruce Kimm, R OBP: 0.280, SLG: 0.400 (1, 3) (9, 2) SS	0-3 K	0-0 1B		0-0 HR 2-H		0-0 1B 1B		4-0 BB		4 1 3 2 1 1 2 0 0 0 0 0 0 0													
Chet Lemon, R OBP: 0.333, SLG: 0.395 (1, 8)	0-0 1B 2B 1-H 2-H	0-0 F8		0-0 6-3		0-0 1B		0-0 F8		5 1 2 3 0 0 4													
Jim Morrison, R OBP: 0.317, SLG: 0.417 Greg Pryor, R OBP: 0.257, SLG: 0.250 (1, 4) (5, 6)	0-0 2B 1B 2-H		0-0 F7		0-3 K	0-0 6-3			0-0 4-3	3 0 1 1 0 1 0 2 0 0 0 0 0 2													
Harold Baines, L OBP: 0.229, SLG: 0.424 (1, 9)	0-0 2B		0-0 1B		0-0 2B		0-0 F8		0-0 1B 2B	5 1 4 0 0 0 0													
Mary Foley, L OBP: 0.333, SLG: 0.538 Alan Bannister, R OBP: 0.326, SLG: 0.289 (1, 2) (9, PR) (9, 5)	4-0 IBB		0-3 K		0-0 F5		0-0 F6		0-0 1B 1B 2-H	4 0 1 1 1 1 2 0 1 0 0 0 0 0													
Kevin Bell, R Mike Squires, L OBP: 0.438, SLG: 0.333 (1, 5) (9, PH) (9, 3)	0-0 F9		0-0 1-3		0-0 1-3		0-0 1-3		0-0 1B 1B 2-H	4 0 0 0 0 0 5 1 1 1 1 0 0 0													
Inning Stats	R: 3 E: 0 K: 1 S: 9	H: 4 LOB: 3 BB: 2 P: 17	R: 0 E: 0 K: 0 S: 5	H: 3 LOB: 2 BB: 0 P: 5	R: 0 E: 0 K: 1 S: 6	H: 1 LOB: 1 BB: 0 P: 6	R: 2 E: 0 K: 1 S: 7	H: 2 LOB: 0 BB: 0 P: 7	R: 0 E: 0 K: 1 S: 6	H: 1 LOB: 1 BB: 0 P: 6	R: 1 E: 0 K: 1 S: 8	H: 3 LOB: 2 BB: 0 P: 8	R: 0 E: 0 K: 0 S: 3	H: 0 LOB: 0 BB: 0 P: 3	R: 0 E: 0 K: 0 S: 4	H: 1 LOB: 2 BB: 1 P: 8	R: 3 E: 1 K: 0 S: 6	H: 4 LOB: 2 BB: 0 P: 6	1B: 12 2B: 6 3B: 0 HR: 1	SF: 0 SAC: 0 DP: 0 HBP: 0	WP: 1 PB: 0 SB: 0 CS: 1	PA: 47	
PITCHER Dennis Martinez, R ERA: 16.2 Sammy Stewart, R ERA: 6.57 Tim Stoddard, R ERA: 1.17	IP WLS BF H R ER SO BB IBB HBP BLK WP HR S P ERA WHIP	(1, 1) 6.2 L 32 11 5 5 4 1 0 0 0 1 1 39 43 6.75 1.800	(9, 1) 0.2 3 2 1 0 0 0 0 0 0 0 0 0 3 3 0.00 3.000	PITCHER IP WLS BF H R ER SO BB IBB HBP BLK WP HR S P ERA WHIP	(1, 1) 6.2 L 32 11 5 5 4 1 0 0 0 1 1 39 43 6.75 1.800	(9, 1) 0.2 3 2 1 0 0 0 0 0 0 0 0 0 3 3 0.00 3.000																	

Chicago White Sox @ Baltimore Orioles  
 Memorial Stadium, Baltimore, MD  
 Sun Apr 20 1980, 3:33 AM EST  
 Att. 21,617 - Unknown - 76 F

AB	44
R	9
H	19
RBI	8
BB	3
SO	5
LOB	22



Batter	1	2	3	4	5	6	7	8	9	AB	R	H	RBI	BB	SO	LOB
Al Bumbry, L OBP: 0.409, SLG: 0.571 (1, 8)	0-0 5-3		0-0 5-3	0-3 K		0-0 E 1B 2B		0-0 F8		5	1	1	0	0	1	3
Kiko Garcia, R OBP: 0.235, SLG: 0.133 (1, 6)	0-0 E 1B		0-0 2-H 1B		0-0 6-3	0-0 E6 1B 3B		0-3 K		5	1	2	1	0	1	1
Ken Singleton, S OBP: 0.342, SLG: 0.606 Benny Ayala, R OBP: 0.667, SLG: 0.500 (3, PH) John Lowenstein, L OBP: 0.385, SLG: 0.333 (4, 7) (5, 7)	0-0 E5 G5-4-3 1-2		0-0 5-3		0-0 FC5-4 1B	0-0 1-2 3B 1B		0-3 K		1	0	0	0	0	0	1
Eddie Murray, S OBP: 0.477, SLG: 0.629 (1, 3)	0-0 G5-4-3 1-2f			0-0 HR 1B	4-0 1-2 BB	0-0 1-H 2-H 3B		4-0 G6-4-3 BB		3	1	2	2	2	0	2
Doug DeCinces, R OBP: 0.371, SLG: 0.531 Floyd Rayford, R (6, PR) (7, 5)		0-0 6-3		0-0 1-H HR	0-0 1-2f 2-3	1-0 HBP		0-0 G6-4-3 1-2f		3	1	1	2	0	0	2
Gary Roenicke, R OBP: 0.400, SLG: 0.348 (1, 7) (4, 9)		0-0 5-3		0-0 FC5-4 1B	4-0 1-2 BB	0-0 1-3		4-0 1B BB		3	0	1	0	2	0	2
Lee May, R OBP: 0.167, SLG: 0.257 (1, 10)		0-0 6-3		0-0 FC5-4 1B 1-2f	0-0 F7		0-0 F7		0-0 1B	5	0	1	0	0	0	4
Rick Dempsey, R OBP: 0.378, SLG: 0.594 Pat Kelly, L OBP: 0.286, SLG: 0.500 (1, 2) (9, PH)			4-0 BB 1B BB	0-0 1-2 1B		0-0 5-3	0-3 K	0-0 F7		3	1	1	0	1	1	0
Rich Dauer, R OBP: 0.200, SLG: 0.156 (1, 4)			0-0 1-3 1B	0-0 F4		0-0 F7	0-0 L4			1	0	0	0	0	0	3

Inning Stats	R: 0	H: 1	E: 1	K: 0	S: 4	LOB: 1	BB: 0	P: 4	R: 0	H: 0	E: 0	K: 0	S: 3	LOB: 0	BB: 0	P: 3	R: 1	H: 1	E: 0	K: 0	S: 4	LOB: 1	BB: 1	P: 8	R: 2	H: 4	E: 0	K: 1	S: 9	LOB: 2	BB: 0	P: 9	R: 0	H: 1	E: 0	K: 0	S: 4	LOB: 3	BB: 2	P: 12	R: 3	H: 3	E: 1	K: 0	S: 7	LOB: 2	BB: 0	P: 8	R: 0	H: 0	E: 0	K: 1	S: 5	LOB: 0	BB: 0	P: 5	R: 0	H: 0	E: 0	K: 2	S: 7	LOB: 0	BB: 0	P: 7	R: 0	H: 0	E: 0	K: 0	S: 3	LOB: 2	BB: 2	P: 11	1B: 8	SF: 0	2B: 1	SAC: 0	3B: 1	DP: 2	HR: 1	HBP: 1	WP: 0	PA: 44
PITCHER	IP	WLS	BF	H	R	ER	SO	BB	IBB	HBP	BLK	WP	HR	S	P	ERA	WHIP																																																																	
Steve Trout, L ERA: 5.87 (1, 1)	3.1		17	6	3	3	0	1	0	0	0	0	0	16	20	8.10	2.100																																																																	
Mike Proly, R ERA: (4, 1)	3.2		19	4	3	0	2	2	0	1	0	0	0	20	29	0.00	1.636																																																																	
Rich Wortham, L ERA: (8, 1)	1.0	W	3	0	0	0	2	0	0	0	0	0	0	7	7	0.00	0.000																																																																	
Ed Farmer, R ERA: 2.16 (9, 1)	1.0	S	5	1	0	0	0	2	0	0	0	0	0	3	11	0.00	3.000																																																																	

BOTTOM

Chicago White Sox @ Baltimore Orioles  
Memorial Stadium, Baltimore, MD

Sun Apr 20 1980, 3:33 AM EST  
Att: 21,617 - Unknown - 76 F

livebaseballscorecards.com

AB	38
R	6
H	11
RBI	6
BB	5
SO	4
LOB	22



Batter	1	2	3	4	5	6	7	8	9	AB R H RBI BB SO LOB	TOP	
<b>Al Bumbry, L</b> (1, 8) <small>OBP: 0.375, SLG: 0.513</small>	0-3 			0-0 		0-0 		0-0 		4 0 0 0 0 1 0	<b>Baltimore Orioles @ New York Yankees</b> Yankee Stadium, Bronx, NY Mon Apr 21 1980, 6:05 PM EST Att. 21,419 - Unknown	
<b>Rick Dempsey, R</b> (1, 2) <small>OBP: 0.366, SLG: 0.543</small>	0-0 			0-0 		4-0 		0-0 		3 1 0 0 1 0 0		
<b>Ken Singleton, S</b> (1, 10) <b>Pat Kelly, L</b> (9, PR) <small>OBP: 0.357, SLG: 0.583</small> <small>OBP: 0.286, SLG: 0.500</small>	0-0 			0-0 		0-0 		4-0 	3 0 1 0 1 0 0 0 0 0 0 0 0 0			
<b>Eddie Murray, S</b> (1, 3) <small>OBP: 0.458, SLG: 0.590</small>		0-0 			0-0 	0-0 		0-0 	4 1 1 1 0 0 2			
<b>Gary Roenicke, R</b> (1, 7) <small>OBP: 0.382, SLG: 0.333</small>		0-0 			0-0 	0-0 		0-0 	4 0 1 0 0 0 4			
<b>Doug DeCinces, R</b> (1, 5) <small>OBP: 0.359, SLG: 0.486</small>		4-0 			0-0 		0-0 	0-0 	3 0 0 1 1 0 3			
<b>Benny Ayala, R</b> (1, 9) <small>OBP: 0.333, SLG: 0.200</small>	0-0 	0-0 	0-0 		0-0 		0-0 		3 0 0 0 0 0 1			
<b>Kiko Garcia, R</b> (1, 6) <small>OBP: 0.250, SLG: 0.118</small>			0-0 		4-0 		0-0 		2 0 0 0 1 0 0			
<b>Rich Dauer, R</b> (1, 4) <small>OBP: 0.184, SLG: 0.143</small>			0-0 		0-0 		0-0 		3 0 0 0 0 0 2			
<b>Inning Stats</b>	R: 0 H: 0 E: 0 LOB: 0 K: 1 BB: 0 S: 5 P: 5	R: 0 H: 0 E: 0 LOB: 0 K: 0 BB: 1 S: 2 P: 6	R: 0 H: 0 E: 0 LOB: 0 K: 0 BB: 0 S: 3 P: 3	R: 0 H: 0 E: 0 LOB: 0 K: 0 BB: 0 S: 3 P: 3	R: 1 H: 2 E: 1 LOB: 2 K: 0 BB: 1 S: 5 P: 9	R: 1 H: 1 E: 1 LOB: 1 K: 0 BB: 1 S: 4 P: 8	R: 0 H: 0 E: 0 LOB: 0 K: 0 BB: 0 S: 3 P: 3	R: 0 H: 0 E: 0 LOB: 0 K: 0 BB: 0 S: 3 P: 3	R: 0 H: 0 E: 0 LOB: 2 K: 0 BB: 1 S: 3 P: 7	1B: 3 SF: 0 2B: 0 SAC: 0 3B: 0 DP: 1 HR: 0 HBP: 0	WP: 0 PA: 34 PB: 0 SB: 0 CS: 1	
<b>PITCHER</b> <b>Tommy John, L</b> (1, 1) <small>ERA: 2.86</small> <b>Rich Gossage, R</b> (9, 1) <small>ERA:</small>	IP WLS BF H R ER SO BB IBB HBP BLK WP HR S P ERA WHIP 8.2 W 32 3 2 1 1 4 0 0 0 0 0 0 30 46 1.04 0.808 0.1 S 1 0 0 0 0 0 0 0 0 0 0 0 1 1 0.00 0.000											<b>PITCHER</b> IP WLS BF H R ER SO BB IBB HBP BLK WP HR S P ERA WHIP

<b>AB</b>	29
<b>R</b>	2
<b>H</b>	3
<b>RBI</b>	2
<b>BB</b>	4
<b>SO</b>	1
<b>LOB</b>	12



livebaseballscores.com

Batter	1	2	3	4	5	6	7	8	9
Willie Randolph, R OBP: 0.302, SLG: 0.283 (1, 4)	0-0 F9		0-0 1B			4-0 1B G5-4-3 BB		0-0 F7	
Ruppert Jones, L OBP: 0.365, SLG: 0.400 (1, 8)	0-0 1-3		0-0 1-3			0-0 1-3 1B G5-4-3		0-0 1B 2-H	
Bob Watson, R OBP: 0.438, SLG: 0.476 (1, 3)	0-3 K				0-0 1B	0-0 G5-4-3 1-2f 3-H		0-0 F7	
Reggie Jackson, L OBP: 0.280, SLG: 0.370 (1, 9)		0-0 4-3		0-0 F8		0-0 4-3			
Lou Piniella, R OBP: 0.222, SLG: 0.160 (1, 7)		0-0 9-4 1B		0-0 F2			0-0 F8		
Eric Soderholm, R OBP: 0.269, SLG: 0.348 (1, 10)		0-0 9-4 1-2f		0-0 F7			0-0 P6		
Graig Nettles, L OBP: 0.306, SLG: 0.300 (1, 5)			0-0 HR		0-0 P5		0-0 G3		
Rick Cerone, R OBP: 0.209, SLG: 0.333 (1, 2)			0-0 5-3		0-0 F7		0-0 SH3-4 1B		
Bucky Dent, R OBP: 0.302, SLG: 0.308 (1, 6)			0-0 5-3		0-0 F7		0-0 SH3-4 1-2		


AB	R	H	RBI	BB	SO	LOB
3	1	1	0	1	0	1
4	0	2	1	0	0	1
4	0	1	0	0	1	2
3	0	0	0	0	0	1
3	0	1	0	0	0	1
3	0	0	0	0	0	2
3	1	1	1	0	0	0
3	1	1	0	0	0	0
2	0	0	0	0	0	0

**BOTTOM**

**Baltimore Orioles @ New York Yankees**  
 Yankee Stadium, Bronx, NY

Mon Apr 21 1980, 6:05 PM EST  
 Att. 21,419 - Unknown

<b>AB</b>	<b>28</b>
<b>R</b>	<b>3</b>
<b>H</b>	<b>7</b>
<b>RBI</b>	<b>2</b>
<b>BB</b>	<b>1</b>
<b>SO</b>	<b>1</b>
<b>LOB</b>	<b>8</b>



Inning Stats	R: 0	H: 0	E: 0	K: 1	S: 5	R: 0	H: 1	E: 0	K: 0	S: 3	R: 1	H: 2	E: 0	K: 0	S: 5	R: 0	H: 1	E: 0	K: 0	S: 4	R: 0	H: 0	E: 0	K: 0	S: 3	R: 1	H: 1	E: 0	K: 0	S: 3	R: 0	H: 0	E: 0	K: 0	S: 3	R: 1	H: 2	E: 0	K: 0	S: 5																											
<b>IP</b>	8.0	<b>WLS</b>	L	<b>BF</b>	30	<b>H</b>	7	<b>R</b>	3	<b>ER</b>	3	<b>SO</b>	1	<b>BB</b>	1	<b>IBB</b>	0	<b>HBP</b>	0	<b>BLK</b>	0	<b>WP</b>	0	<b>HR</b>	1	<b>S</b>	31	<b>P</b>	35	<b>ERA</b>	3.38	<b>WHIP</b>	1.000	<b>IP</b>		<b>WLS</b>		<b>BF</b>		<b>H</b>		<b>R</b>		<b>ER</b>		<b>SO</b>		<b>BB</b>		<b>IBB</b>		<b>HBP</b>		<b>BLK</b>		<b>WP</b>		<b>HR</b>		<b>S</b>		<b>P</b>		<b>ERA</b>		<b>WHIP</b>	

<b>WP:</b> 0	<b>PA:</b> 30
<b>PB:</b> 0	
<b>SB:</b> 0	
<b>CS:</b> 0	

Batter	1	2	3	4	5	6	7	8	9	AB R H RBI BB SO LOB	TOP																									
<b>Al Bumbry, L</b> (1, 8) OBP: 0.377, SLG: 0.558	0-0 HR		0-3 K		4-0 S BB	0-0 F7			0-3 K	4 1 1 1 1 2 1																										
<b>Kiko Garcia, R</b> (1, 4) OBP: 0.292, SLG: 0.105	4-0 3-4-1 BB		0-0 F9		4-0 1-2 BB			0-0 F9		2 0 0 0 2 0 0																										
<b>Ken Singleton, S</b> (1, 10) OBP: 0.326, SLG: 0.525	0-3 K		0-0 F7		0-3 K			0-0 F8		4 0 0 0 0 2 3																										
<b>Eddie Murray, S</b> (1, 3) OBP: 0.423, SLG: 0.535	0-0 3-4-1 1-2			0-0 4-3		0-0 F8		0-0 F7		4 0 0 0 0 0 1																										
<b>John Lowenstein, L</b> (1, 9) OBP: 0.467, SLG: 0.385	4-0 BB			0-0 F7 1B		4-0 BB FC5-2 BB		0-0 F2		1 0 1 0 1 0 0																										
<b>Benny Ayala, R</b> (6, PH) OBP: 0.375, SLG: 0.167	4-0 BB									1 0 0 0 1 0 0																										
<b>Doug DeCinces, R</b> (1, 5) OBP: 0.349, SLG: 0.462	0-3 K			0-0 F7 1-2		0-0 FC5-2 BB 1-2 2B 1B		0-0 F7		4 1 1 0 0 1 3																										
<b>Gary Roenicke, R</b> (1, 7) OBP: 0.395, SLG: 0.310		4-0 BB G5-4-3 BB		0-0 F2		4-0 BB FC5-2 1-2 2-3 2B BB		0-0 F7		2 1 0 0 2 0 1																										
<b>Rick Dempsey, R</b> (1, 2) OBP: 0.333, SLG: 0.487		0-0 G5-4-3 1-2			0-0 6-3	0-0 FC5-2 2B			0-0 F7	4 1 0 0 0 0 4																										
<b>Mark Belanger, R</b> (1, 6) OBP: 0.138, SLG: 0.138		0-0 F8			0-0 F8	0-0 2B			0-0 6-3	2 0 0 0 0 0 0																										
<b>Lee May, R</b> (6, PH) OBP: 0.189, SLG: 0.306										1 0 1 3 0 0 0																										
<b>Rich Dauer, R</b> (6, 4) OBP: 0.179, SLG: 0.139										1 0 0 0 0 0 0																										
<b>Inning Stats</b>	R: 1 E: 0 K: 2 S: 8	H: 1 LOB: 2 BB: 2 P: 16	R: 0 E: 0 K: 0 S: 2	H: 0 LOB: 0 BB: 1 P: 6	R: 0 E: 0 K: 1 S: 5	H: 0 LOB: 0 BB: 0 P: 5	R: 0 E: 0 K: 0 S: 4	H: 1 LOB: 1 BB: 0 P: 4	R: 0 E: 0 K: 1 S: 5	H: 0 LOB: 2 BB: 2 P: 13	R: 3 E: 0 K: 0 S: 5	H: 2 LOB: 1 BB: 2 P: 13	R: 0 E: 0 K: 0 S: 3	H: 0 LOB: 0 BB: 0 P: 3	R: 0 E: 0 K: 0 S: 3	H: 0 LOB: 0 BB: 0 P: 3	R: 0 E: 0 K: 1 S: 5	H: 0 LOB: 0 BB: 0 P: 5	1B: 2 2B: 1 3B: 0 HR: 1	SF: 0 SAC: 0 DP: 1 HBP: 0	WP: 0 PB: 0 SB: 1 CS: 0	PA: 37														
<b>PITCHER</b>	IP WLS BF H R ER SO BB IBB HBP BLK WP HR S P ERA WHIP																				<b>PITCHER</b>	IP WLS BF H R ER SO BB IBB HBP BLK WP HR S P ERA WHIP														
<b>Mike Griffin, R</b> (1, 1) ERA: 5.59	5.0	21	2	1	1	4	5	0	0	0	0	0	1	24	44	1.80	1.400																			
<b>Tom Underwood, L</b> (6, 1) ERA: 2.6	4.0	W	16	2	3	3	1	2	0	0	0	0	0	16	24	6.75	1.000																			

**Baltimore Orioles @ New York Yankees**  
**Yankee Stadium, Bronx, NY**  
 Tue Apr 22 1980, 6:05 PM EST  
 Att. 16,812 - Unknown

AB	30
R	4
H	4
RBI	4
BB	7
SO	5
LOB	13







Batter	1	2	3	4	5	6	7	8	9	AB R H RBI BB SO LOB	TOP														
Al Bumby, L (1, 8) OBP: 0.368, SLG: 0.574	0-0 SF9 3B	0-0 4-3			0-0 L6			0-0 4-3		4 1 1 0 0 0 0															
Rich Dauer, R (1, 4) OBP: 0.186, SLG: 0.154	0-0 SF9		0-0 6-3			0-0 G6-4-3 1B		0-0 F9		3 0 1 1 0 0 0															
Ken Singleton, S (1, 10) OBP: 0.320, SLG: 0.500 Floyd Rayford, R (9, PR)	0-0 L3		0-0 F7			0-0 G6-4-3 1-2f		0-0 G3-6 1B		4 0 1 0 0 0 1 0 0 0 0 0 0 0															
Eddie Murray, S (1, 3) OBP: 0.429, SLG: 0.660	0-0 HR		0-3 K			0-0 HR		0-0 G3-6 1-2f		4 2 2 2 0 1 1															
John Lowenstein, L (1, 9) OBP: 0.421, SLG: 0.313	0-0 4-3			4-0 BB CS		0-0 4-3		0-0 F9		3 0 0 0 1 0 1															
Doug DeCinces, R (1, 5) OBP: 0.326, SLG: 0.429		0-0 F8		0-0 F7 1-2			0-0 F8			3 0 0 0 0 0 1															
Gary Roenicke, R (1, 7) OBP: 0.390, SLG: 0.290		4-0 3B BB		0-3 K			0-3 K			2 1 0 0 1 2 0															
Rick Dempsey, R (1, 2) OBP: 0.333, SLG: 0.524		0-0 SF9 3B			0-3 K		0-0 F9			3 1 1 1 0 1 0															
Kiko Garcia, R (1, 6) OBP: 0.259, SLG: 0.095		0-0 SF9			0-3 K			0-0 5-3		2 0 0 1 0 1 0															
<b>Inning Stats</b>	R: 2 E: 0 K: 0 S: 5	H: 2 LOB: 0 BB: 0 P: 5	R: 2 E: 0 K: 0 S: 4	H: 1 LOB: 0 BB: 1 P: 8	R: 0 E: 0 K: 1 S: 5	H: 0 LOB: 0 BB: 0 P: 5	R: 0 E: 0 K: 1 S: 4	H: 0 LOB: 0 BB: 1 P: 8	R: 0 E: 0 K: 2 S: 7	H: 0 LOB: 0 BB: 0 P: 7	R: 1 E: 0 K: 0 S: 4	H: 2 LOB: 0 BB: 0 P: 4	R: 0 E: 0 K: 1 S: 5	H: 0 LOB: 0 BB: 0 P: 5	R: 0 E: 0 K: 0 S: 3	H: 0 LOB: 0 BB: 0 P: 3	R: 0 E: 0 K: 0 S: 3	H: 1 LOB: 1 BB: 0 P: 3	1B: 2 2B: 0 3B: 2 HR: 2	SF: 2 SAC: 0 DP: 2 HBP: 0	WP: 0 PB: 0 SB: 0 CS: 1	PA: 32			
<b>PITCHER</b>	IP WLS BF H R ER SO BB IBB HBP BLK WP HR S P ERA WHIP																								
Luis Tiant, R (1, 1) ERA: 5.82	4.0		16	3	4	4	2	2	0	0	0	0	1	18	26	9.00	1.250								
Ron Davis, R (5, 1) ERA: 3.65	2.0	W	7	2	1	1	2	0	0	0	0	0	1	11	11	4.50	1.000								
Rich Gossage, R (7, 1) ERA:	3.0	S	9	1	0	0	1	0	0	0	0	0	0	11	11	0.00	0.333								

Baltimore Orioles @ New York Yankees  
 Yankee Stadium, Bronx, NY  
 Wed Apr 23 1980, 6:05 PM EST  
 Att. 24,302 - Unknown

livebaseballscorecards.com

AB 28  
 R 5  
 H 6  
 RBI 5  
 BB 2  
 SO 5  
 LOB 4



Batter	1	2	3	4	5	6	7	8	9	AB	R	H	RBI	BB	SO	LOB
Willie Randolph, R (1, 4) OBP: 0.339, SLG: 0.352	0-0 6-3		0-0 G3 1B 2B		0-0 P6		0-0 2B			4	1	2	0	0	0	0
Ruppert Jones, L (1, 8) OBP: 0.361, SLG: 0.444	0-0 HR 3B		0-0 G3 2-3		0-0 4-3		0-0 B2-3			4	1	1	0	0	0	2
Oscar Gamble, L (1, 7) OBP: 0.577, SLG: 1.105 Lou Piniella, R (7, PH) OBP: 0.194, SLG: 0.138 Bobby Brown, S (8, 7) OBP: 0.500, SLG: 0.500	0-0 HR		0-0 1B		4-0 HR BB		0-0 5-3			2	2	2	3	1	0	0
Reggie Jackson, L (1, 9) OBP: 0.288, SLG: 0.396	0-0 4-3		0-0 F8		0-0 HR		0-3 K			1	0	0	0	0	0	1
Bob Watson, R (1, 10) OBP: 0.474, SLG: 0.490	4-0 BB			0-0 6-3		0-0 5-3		0-0 G4-6-3 1B		3	0	1	0	1	0	0
Jim Spencer, L (1, 3) OBP: 0.357, SLG: 0.520	0-3 K			0-0 HR		4-0 BB		0-3 K		3	1	1	1	1	2	2
Graig Nettles, L (1, 5) OBP: 0.318, SLG: 0.278		4-0 G5-4-3 BB		0-0 F8		0-3 K		0-0 G4-6-3		3	0	0	0	1	1	2
Rick Cerone, R (1, 2) OBP: 0.204, SLG: 0.333		0-3 K		0-0 2B		0-0 F8		0-0 F8		3	0	1	0	0	1	2
Bucky Dent, R (1, 6) OBP: 0.300, SLG: 0.304		0-0 G5-4-3		0-3 K		0-0 F8				3	0	0	0	0	1	3

Inning Stats	R: 2	H: 2	E: 0	LOB: 1	K: 1	S: 7	R: 0	H: 0	E: 0	LOB: 0	K: 1	S: 4	R: 1	H: 2	E: 0	LOB: 0	K: 0	S: 4	R: 1	H: 2	E: 0	LOB: 1	K: 1	S: 7	R: 2	H: 1	E: 0	LOB: 0	K: 0	S: 4	R: 0	H: 1	E: 0	LOB: 1	K: 1	S: 6	R: 0	H: 1	E: 0	LOB: 0	K: 1	S: 5	R: 0	H: 1	E: 0	LOB: 0	K: 1	S: 5
	1B: 2	2B: 3	3B: 1	HR: 3	SF: 0	SAC: 0	DP: 2	HBP: 0	WP: 0	PA: 34																																						

PITCHER	IP	WLS	BF	H	R	ER	SO	BB	IBB	HBP	BLK	WP	HR	S	P	ERA	WHIP
Jim Palmer, R (1, 1) ERA: 4.15	5.0	L	24	7	6	6	3	4	0	0	0	0	3	26	42	10.80	2.200
Tippy Martinez, L (6, 1) ERA: 5.87	3.0		10	2	0	0	3	0	0	0	0	0	0	16	16	0.00	0.667

BOTTOM

Baltimore Orioles @ New York Yankees  
 Yankee Stadium, Bronx, NY  
 Wed Apr 23 1980, 6:05 PM EST  
 Att. 24,302 - Unknown

livebaseballscores.com

AB	30
R	6
H	9
RBI	6
BB	4
SO	6
LOB	13



Batter	1	2	3	4	5	6	7	8	9	AB R H RBI BB SO LOB	TOP	
Al Bumbry, L (1, 8) OBP: 0.377, SLG: 0.569	0-0 CS 1B		0-0 1B			0-0 1-3		0-0 F8		4 0 2 0 0 0 1		
Rich Dauer, R (1, 4) OBP: 0.234, SLG: 0.171	4-0 1-2 BB		0-0 F8			4-0 BB		0-0 1-2 BB 1B		2 0 1 0 2 0 1		
Ken Singleton, S (1, 9) OBP: 0.315, SLG: 0.468	0-3 K				0-0 F9		0-0 L5	4-0 1-2 2-3 BB		3 0 0 0 1 1 2		
Eddie Murray, S (1, 3) OBP: 0.400, SLG: 0.608	0-0 F7				0-0 P6		0-0 F9	0-0 F8		4 0 0 0 0 0 5		
Doug DeCinces, R (1, 5) OBP: 0.300, SLG: 0.391		0-0 P6			0-3 K		0-0 B2-3		0-0 5-3	4 0 0 0 0 1 0		
Gary Roenicke, R (1, 7) OBP: 0.356, SLG: 0.257		0-0 5-3				0-0 F3		0-0 6-3	0-0 F7	4 0 0 0 0 0 0		
Lee May, R (1, 10) OBP: 0.171, SLG: 0.275		0-0 F2				0-0 L6		0-0 F7	0-0 F8	4 0 0 0 0 0 0		
Rick Dempsey, R (1, 2) OBP: 0.333, SLG: 0.500			0-0 5-3			4-0 BB		0-0 5-3		2 0 0 0 1 0 0		
Kiko Garcia, R (1, 6) OBP: 0.267, SLG: 0.125			0-0 P3			0-0 G3		0-0 BB 1B 1B		3 0 1 0 0 0 1		
<b>Inning Stats</b>	R: 0 H: 1 E: 0 LOB: 1 K: 1 BB: 1 S: 5 P: 9	R: 0 H: 0 E: 0 LOB: 0 K: 0 BB: 0 S: 3 P: 3	R: 0 H: 1 E: 0 LOB: 1 K: 0 BB: 0 S: 4 P: 4	R: 0 H: 0 E: 0 LOB: 0 K: 1 BB: 0 S: 5 P: 5	R: 0 H: 0 E: 0 LOB: 1 K: 0 BB: 1 S: 3 P: 7	R: 0 H: 0 E: 0 LOB: 1 K: 0 BB: 1 S: 3 P: 7	R: 0 H: 0 E: 0 LOB: 0 K: 0 BB: 0 S: 3 P: 3	R: 0 H: 2 E: 0 LOB: 3 K: 0 BB: 1 S: 5 P: 9	R: 0 H: 0 E: 0 LOB: 0 K: 0 BB: 0 S: 3 P: 3	1B: 4 SF: 0 2B: 0 SAC: 0 3B: 0 DP: 0 HR: 0 HBP: 0	WP: 0 PA: 34 PB: 0 SB: 0 CS: 1	
<b>PITCHER</b> Larry Gura, L (1, 1) ERA: 2.3	IP WLS BF H R ER SO BB IBB HBP BLK WP HR S P ERA WHIP	9.0 W 34 4 0 0 2 4 0 0 0 0 0 0 34 50 0.00 0.889										

Baltimore Orioles @ Kansas City Royals  
 Royals Stadium, Kansas City, MO  
 Fri Apr 25 1980, 7:05 PM EST  
 Att. 20,436 - Unknown

livebaseballscorecards.com

AB 30  
 R 0  
 H 4  
 RBI 0  
 BB 4  
 SO 2  
 LOB 10



Batter	1	2	3	4	5	6	7	8	9
Willie Wilson, S OBP: 0.317, SLG: 0.417 (1, 8)	0-0 1B 2B	0-0 4-3		0-0 F9			0-0 E3 2B	0-0 6-3	
Frank White, R OBP: 0.316, SLG: 0.364 (1, 4)	0-0 2B 3B 1B	0-0 BB 1B			0-3 K		0-0 P4		
George Brett, L OBP: 0.379, SLG: 0.571 Dave Chalk, R OBP: 0.222, SLG: 0.375 (1, 5) (4, 5)	0-0 1B 2B 3B	4-0 BB BB BB G4-6-3 1B			0-0 E5 F8		0-0 2B		
Willie Aikens, L OBP: 0.339, SLG: 0.367 Bob Dethlefsen, R OBP: 0.364, SLG: 0.455 (1, 3) (8, 7)	0-0 G3	0-0 G4-6-3 BB 1-2f			0-0 F8		4-0 BB		
Hal McRae, R OBP: 0.356, SLG: 0.500 (1, 10)	0-0 E HR 2B			0-0 F2			0-0 F7		
John Wathan, R OBP: 0.536, SLG: 0.625 (1, 2)	0-3 K			0-3 K			0-0 G6-4-3 1B	0-0 6-3	
Ralph LaCock, L OBP: 0.220, SLG: 0.239 (1, 7) (8, 3)	0-0 E4 HR 2-3			0-0 6-3			0-0 G6-4-3 1-2f	0-0 6-3	
Clint Hurdle, L OBP: 0.273, SLG: 0.469 (1, 9)	0-0 1B HR			0-0 6-3			0-0 1B	0-0 6-3	
Rance Mulliniks, L OBP: 0.286, SLG: 0.167 (1, 6)	0-3 K			0-0 G3			0-3 K	4-0 BB	

AB R H RBI BB SO LOB

**BOTTOM**

**Baltimore Orioles @ Kansas City Royals**  
Royals Stadium, Kansas City, MO

Fri Apr 25 1980, 7:05 PM EST  
Att. 20,436 - Unknown

[livebaseballscorecards.com](http://livebaseballscorecards.com)

<b>AB</b>	<b>34</b>
<b>R</b>	<b>7</b>
<b>H</b>	<b>9</b>
<b>RBI</b>	<b>7</b>
<b>BB</b>	<b>3</b>
<b>SO</b>	<b>5</b>
<b>LOB</b>	<b>15</b>



**Inning Stats**


R: 6 E: 1 K: 2 S: 13	H: 5 LOB: 0 BB: 0 P: 13	R: 0 E: 0 K: 0 S: 3	H: 1 LOB: 1 BB: 1 P: 7	R: 0 E: 0 K: 1 S: 5	H: 0 LOB: 0 BB: 0 P: 5	R: 0 E: 0 K: 0 S: 3	H: 0 LOB: 0 BB: 0 P: 3	R: 0 E: 1 K: 1 S: 6	H: 0 LOB: 1 BB: 0 P: 6	R: 0 E: 0 K: 1 S: 6	H: 2 LOB: 1 BB: 0 P: 6	R: 1 E: 2 K: 0 S: 5	H: 1 LOB: 2 BB: 1 P: 9	R: 0 E: 0 K: 0 S: 3	H: 0 LOB: 1 BB: 1 P: 7
-------------------------------	----------------------------------	------------------------------	---------------------------------	------------------------------	---------------------------------	------------------------------	---------------------------------	------------------------------	---------------------------------	------------------------------	---------------------------------	------------------------------	---------------------------------	------------------------------	---------------------------------

1B: 4	SF: 0	WP: 0	PA: 37
2B: 3	SAC: 0	PB: 0	
3B: 1	DP: 2	SB: 0	
HR: 1	HBP: 0	CS: 0	

WP: 0	PA: 37
PB: 0	
SB: 0	
CS: 0	

<b>PITCHER</b> Steve Stone, R ERA: 5.27 Sammy Stewart, R ERA: 4.26 (1, 1) (2, 1)	IP 1.1 6.2	WLS L 25	BF 12 25	H 6 3	R 6 1	ER 3 0	SO 2 3	BB 1 2	IBB 0 0	HBP 0 0	BLK 0 0	WP 0 0	HR 1 0	S 15 29	P 19 37	ERA 20.25 0.00	WHIP 5.250 0.750
--	------------------	----------------	----------------	-------------	-------------	--------------	--------------	--------------	---------------	---------------	---------------	--------------	--------------	---------------	---------------	----------------------	------------------------

WP: 0	PA: 37
PB: 0	
SB: 0	
CS: 0	

Batter	1	2	3	4	5	6	7	8	9	AB R H RBI BB SO LOB	TOP														
Al Bumbry, L (1, 8) OBP: 0.394, SLG: 0.607	0-0 4-3		0-0 E S 1B		0-0 1-H SF8 3B		0-0 F7		0-0 E 1B	5 1 3 1 0 0 0	<p><b>Baltimore Orioles @ Kansas City Royals</b>  <b>Royals Stadium, Kansas City, MO</b>  Sat Apr 26 1980, 4:33 AM EST  Att: 25,925 - Unknown</p> <p>livebaseballscorecards.com</p> <table border="1"> <tr><td>AB</td><td>33</td></tr> <tr><td>R</td><td>4</td></tr> <tr><td>H</td><td>8</td></tr> <tr><td>RBI</td><td>4</td></tr> <tr><td>BB</td><td>4</td></tr> <tr><td>SO</td><td>7</td></tr> <tr><td>LOB</td><td>14</td></tr> </table> 	AB	33	R	4	H	8	RBI	4	BB	4	SO	7	LOB	14
AB	33																								
R	4																								
H	8																								
RBI	4																								
BB	4																								
SO	7																								
LOB	14																								
Rich Dauer, R (1, 4) OBP: 0.250, SLG: 0.159	0-0 6-3		1-0 1-3 HBP		0-0 5-3		4-0 BB		0-0 F8 1-2	3 0 0 0 1 0 2															
Pat Kelly, L (1, 10) OBP: 0.250, SLG: 0.333	4-0 1B BB		0-3 K		0-0 SF8		0-3 K		0-0 4-3	3 0 0 1 1 2 4															
Ken Singleton, S (1, 9) OBP: 0.328, SLG: 0.460 Gary Roenicke, R (8, 9) OBP: 0.356, SLG: 0.257	0-0 1-3 1B		0-3 K		4-0 CS BB			0-0 F7		3 0 1 0 1 1 2 0 0 0 0 0 0 0															
Eddie Murray, S (1, 3) OBP: 0.391, SLG: 0.582	0-0 F8			0-0 FC5-4 1B	0-0 CS	0-0 4-3		0-0 4-3		4 0 1 0 0 0 2															
John Lowenstein, L (1, 7) OBP: 0.391, SLG: 0.263		0-0 F8		0-0 F9		0-0 F7		4-0 HR BB		3 1 0 0 1 0 1															
Doug DeCinces, R (1, 5) OBP: 0.315, SLG: 0.480		0-0 P3		0-0 FC5-4 1-2f		0-0 2B		0-0 1-H HR		4 1 2 2 0 0 1															
Rick Dempsey, R (1, 2) OBP: 0.309, SLG: 0.458		0-0 P4		0-3 K		0-3 K		0-3 K		4 0 0 0 0 3 2															
Kiko Garcia, R (1, 6) OBP: 0.273, SLG: 0.148 Mark Belanger, R (7, 6) OBP: 0.133, SLG: 0.133			0-3 K		0-0 3B 1B		0-0 F5		0-0 F8	3 1 1 0 0 1 0 1 0 0 0 0 0 0															
<b>Inning Stats</b>	R: 0 E: 0 K: 0 S: 4	H: 1 LOB: 2 BB: 1 P: 8	R: 0 E: 0 K: 0 S: 3	H: 0 LOB: 0 BB: 0 P: 3	R: 0 E: 0 K: 3 S: 10	H: 1 LOB: 2 BB: 0 P: 11	R: 0 E: 0 K: 1 S: 6	H: 1 LOB: 1 BB: 0 P: 6	R: 2 E: 0 K: 0 S: 4	H: 2 LOB: 0 BB: 1 P: 8	R: 0 E: 0 K: 1 S: 6	H: 1 LOB: 1 BB: 0 P: 6	R: 0 E: 0 K: 1 S: 5	H: 0 LOB: 1 BB: 1 P: 9	R: 2 E: 0 K: 1 S: 6	H: 1 LOB: 0 BB: 1 P: 10	R: 0 E: 1 K: 0 S: 4	H: 1 LOB: 1 BB: 0 P: 4	1B: 5 2B: 1 3B: 1 HR: 1	SF: 1 SAC: 0 DP: 0 HBP: 1	WP: 0 PB: 0 SB: 1 CS: 1	PA: 40			
<b>PITCHER</b>	IP WLS BF H R ER SO BB IBB HBP BLK WP HR S P ERA WHIP																								
Rich Gale, R (1, 1) ERA: 5.27	8.0 L 35 7 4 4 7 4 0 1 0 0 0 1 44 61 4.50 1.375																								
Dan Quisenberry, R (9, 1) ERA: 2.25	1.0 4 1 0 0 0 0 0 0 0 0 0 0 4 4 0.00 1.000																								

Batter	1	2	3	4	5	6	7	8	9	AB R H RBI BB SO LOB
Willie Wilson, S OBP: 0.313, SLG: 0.406 (1, 8)	0-3 K		0-0 P4		0-0 SH1-4 1B		0-0 G3			4 0 1 0 0 1 1
Frank White, R OBP: 0.333, SLG: 0.379 (1, 4)	0-0 1B		0-0 1B		0-0 SH1-4		0-0 5-3			3 0 2 0 0 0 1
Dave Chalk, R OBP: 0.231, SLG: 0.333 (1, 5)	0-0 1B		0-0 F7		0-0 FC1-5-2		0-0 5-3			4 0 1 0 0 0 3
Hal McRae, R OBP: 0.333, SLG: 0.466 (1, 10)	0-0 L4		0-0 F8		0-0 K		0-0 6-3			4 0 0 0 0 1 5
John Wathan, R OBP: 0.500, SLG: 0.571 (1, 2)	0-0 L4			0-0 6-3		0-0 G4-6-3 1B		0-0 4-3		4 0 1 0 0 0 2
Willie Aikens, L OBP: 0.333, SLG: 0.346 (1, 3)		0-0 F8		4-0 FC6-4 BB		0-0 G4-6-3		0-3 K		3 0 0 0 1 1 1
Jerry Terrell, R (1, 7)		0-0 E2		0-0 FC6-4		0-0 F8		0-0 P4		4 0 0 0 0 0 1
Bob Detherage, R OBP: 0.286, SLG: 0.357 (1, 9)		0-3 K		0-0 FC6-4		0-0 F7		0-0 F9		3 0 0 0 0 1 2
George Brett, L OBP: 0.373, SLG: 0.560 (9, PH)										1 0 0 0 0 0 0
U L Washington, S OBP: 0.326, SLG: 0.425 (1, 6)		0-0 5-3			0-0 SH1-4 1B		0-0 2B			3 0 2 0 0 0 1

Inning Stats	R: 0	H: 2	E: 0	K: 1	S: 7	R: 0	H: 0	E: 1	K: 1	S: 6	R: 0	H: 1	E: 0	K: 0	S: 4	R: 0	H: 0	E: 0	K: 0	S: 3	R: 0	H: 2	E: 0	K: 1	S: 7	R: 0	H: 1	E: 0	K: 0	S: 3	R: 0	H: 0	E: 0	K: 0	S: 3	R: 0	H: 0	E: 0	K: 1	S: 5	R: 0	H: 0	E: 0	K: 0	S: 5	1B: 6	2B: 1	3B: 0	HR: 0	SF: 0	SAC: 1	DP: 1	HBP: 0	WP: 0	PB: 0	SB: 0	CS: 0	PA: 35
PITCHER Mike Flanagan, L ERA: 3.13 (1, 1)	IP	WLS	BF	H	R	ER	SO	BB	IBB	HBP	BLK	WP	HR	S	P	ERA	WHIP																																									

**BOTTOM**

**Baltimore Orioles @ Kansas City Royals**  
 Royals Stadium, Kansas City, MO

Sat Apr 26 1980, 4:33 AM EST  
 Att. 25,925 - Unknown

livebaseballscorecards.com

AB	33
R	0
H	7
RBI	0
BB	1
SO	4
LOB	17



Batter	1	2	3	4	5	6	7	8	9	AB R H RBI BB SO LOB	TOP											
<b>Al Bumbry, L</b> (1, 8) OBP: 0.386, SLG: 0.583	0-0 F8		0-0 SH5-3 1B		0-0 F7		0-0 6-3			4 0 1 0 0 0 0	<b>Baltimore Orioles @ Kansas City Royals</b> Royals Stadium, Kansas City, MO Sun Apr 27 1980, 4:33 AM EDT Att. 20,496 - Unknown <a href="http://livebaseballscorecards.com">livebaseballscorecards.com</a>											
<b>Mark Belanger, R</b> (1, 6) OBP: 0.152, SLG: 0.152	0-0 5-3		0-0 SH5-3 1-2		0-0 BB 1B		0-0 F7			3 0 1 0 0 0 0												
<b>Ken Singleton, S</b> (1, 9) OBP: 0.306, SLG: 0.426	0-0 F9		0-0 F9		0-0 F7		0-0 5-3			4 0 0 0 0 0 2												
<b>Eddie Murray, S</b> (1, 3) OBP: 0.382, SLG: 0.559		0-0 1-3	0-0 5-3		0-0 BB 1B		0-3 K			4 0 1 0 0 1 1												
<b>Gary Roenicke, R</b> (1, 7) OBP: 0.388, SLG: 0.316		0-0 FC5-4 E 2B		0-0 1B BB G6-4-3 1B	4-0 BB BB BB BB		0-0 5-3			3 2 2 0 1 0 0												
<b>Lee May, R</b> (1, 10) OBP: 0.200, SLG: 0.262		4-0 FC5-4 BB		4-0 G6-4-3 1-2 BB	0-0 1-2 2-3		0-0 F9			2 0 0 0 2 0 3												
<b>Floyd Rayford, R</b> (1, 5) OBP: 0.111, SLG: 0.111		0-0 FC5-4 E 1-2f 2-3		0-0 G6-4-3 1-2 2-3 1B		0-0 1-3		0-3 K		4 0 1 0 0 1 2												
<b>Rich Dauer, R</b> (1, 4) OBP: 0.236, SLG: 0.149 <b>Benny Ayala, R</b> (9, PH) OBP: 0.444, SLG: 0.167 <b>Kiko Garcia, R</b> (9, PR) OBP: 0.273, SLG: 0.148		0-0 E5		0-0 G6-4-3 1-2f 2-3 3-H		0-0 6-3		4-0 G1-4-3 BB		3 0 0 0 0 0 3 0 0 0 0 1 0 0 0 0 0 0 0 0 0												
<b>Dave Skaggs, R</b> (1, 2) <b>Doug DeCinces, R</b> (9, PH) OBP: 0.309, SLG: 0.471		0-0 F8		0-0 6-3		0-0 5-3		0-0 G1-4-3 1-2f		3 0 0 0 0 0 3 1 0 0 0 0 0 1												
<b>Inning Stats</b>	R: 0 E: 0 K: 0 S: 3	H: 0 LOB: 0 BB: 0 P: 3	R: 1 E: 1 K: 0 S: 5	H: 1 LOB: 2 BB: 1 P: 9	R: 0 E: 0 K: 0 S: 4	H: 1 LOB: 1 BB: 0 P: 4	R: 1 E: 0 K: 0 S: 4	H: 2 LOB: 1 BB: 1 P: 8	R: 0 E: 0 K: 0 S: 5	H: 2 LOB: 3 BB: 1 P: 9	R: 0 E: 0 K: 0 S: 3	H: 0 LOB: 0 BB: 0 P: 3	R: 0 E: 0 K: 0 S: 3	H: 0 LOB: 0 BB: 0 P: 3	R: 0 E: 0 K: 1 S: 5	H: 0 LOB: 0 BB: 0 P: 5	R: 0 E: 0 K: 1 S: 4	H: 0 LOB: 1 BB: 1 P: 8	1B: 5 2B: 1 3B: 0 HR: 0	SF: 0 SAC: 1 DP: 2 HBP: 0	WP: 0 PB: 0 SB: 0 CS: 0	PA: 36
<b>PITCHER</b> <b>Paul Splittorff, L</b> (1, 1) ERA: 2.63	IP: 9.0 WLS: W BF: 36 H: 6 R: 2 ER: 1 SO: 2 BB: 4 IBB: 0 HBP: 0 BLK: 0 WP: 0 HR: 0 S: 36 P: 52 ERA: 1.00 WHIP: 1.111											<b>PITCHER</b>	IP: WLS: BF: H: R: ER: SO: BB: IBB: HBP: BLK: WP: HR: S: P: ERA: WHIP:									





Batter	1	2	3	4	5	6	7	8	9
Willie Wilson, S (1, 8) OBP: 0.296, SLG: 0.382	0-0 G3			0-0 5-3		0-0 F7		0-3 K	
Frank White, R (1, 4) OBP: 0.328, SLG: 0.371	0-0 F9			0-0 5-3		0-0 S		0-0 5-3	
Hal McRae, R (1, 10) OBP: 0.318, SLG: 0.443	0-3 K			0-0 4-3		0-0 3-1			
Willie Aikens, L (1, 3) OBP: 0.318, SLG: 0.327		0-0 4-3			0-0 4-3			0-0 4-3	
John Wathan, R (1, 2) OBP: 0.486, SLG: 0.613		0-0 1-4-3			0-0 1-3			1B 3B	
Jamie Quirk, L (1, 5) OBP: 0.242, SLG: 0.250		0-0 F8			0-0 F9			3-H 1B	
Ralph LaCock, L (1, 7) OBP: 0.208, SLG: 0.224			0-0 F7			0-0 4-3		0-0 F8	
Clint Hurdle, L (1, 9) OBP: 0.306, SLG: 0.559			4-0 BB			0-0 HR		0-0 F8	
U L Washington, S (1, 6) OBP: 0.326, SLG: 0.419			0-0 G6-4-3			0-0 1B		0-0 P5	

Inning Stats	R: 0	H: 0	E: 0	K: 1	S: 5	LOB: 0	BB: 0	P: 5
	R: 0	H: 0	E: 0	K: 0	S: 3 <td>LOB: 0</td> <td>BB: 0</td> <td>P: 3 </td>	LOB: 0	BB: 0	P: 3
	R: 0	H: 0	E: 0	K: 0	S: 2 <td>LOB: 0</td> <td>BB: 1</td> <td>P: 6 </td>	LOB: 0	BB: 1	P: 6
	R: 0	H: 0	E: 0	K: 0	S: 3 <td>LOB: 0</td> <td>BB: 0</td> <td>P: 3 </td>	LOB: 0	BB: 0	P: 3
	R: 0	H: 0	E: 0	K: 0	S: 3 <td>LOB: 0</td> <td>BB: 0</td> <td>P: 3 </td>	LOB: 0	BB: 0	P: 3
	R: 2	H: 3	E: 0	K: 0	S: 6 <td>LOB: 1</td> <td>BB: 0</td> <td>P: 6 </td>	LOB: 1	BB: 0	P: 6
	R: 1	H: 2	E: 0	K: 0	S: 5 <td>LOB: 1</td> <td>BB: 0</td> <td>P: 5 </td>	LOB: 1	BB: 0	P: 5
	R: 0	H: 0	E: 0	K: 1	S: 5 <td>LOB: 0</td> <td>BB: 0</td> <td>P: 5 </td>	LOB: 0	BB: 0	P: 5

PITCHER	IP	WLS	BF	H	R	ER	SO	BB	IBB	HBP	BLK	WP	HR	S	P	ERA	WHIP
Dennis Martinez, R (1, 1) ERA: 5.4	5.2		20	3	2	2	1	1	0	0	0	0	1	21	25	3.18	0.706
Dave Ford, R (6, 1) ERA: 3.38	2.1	L	9	2	1	1	1	0	0	0	0	0	0	11	11	3.86	0.857

**BOTTOM**

AB	R	H	RBI	BB	SO	LOB
4	0	0	0	0	1	1
4	0	1	1	0	0	0
3	0	0	0	0	1	1
3	0	0	0	0	0	0
3	1	1	0	0	0	0
3	0	1	1	0	0	0
3	0	0	0	0	0	1
2	1	1	1	1	0	1
3	1	1	0	0	0	1

<b>AB</b>	<b>28</b>
<b>R</b>	<b>3</b>
<b>H</b>	<b>5</b>
<b>RBI</b>	<b>3</b>
<b>BB</b>	<b>1</b>
<b>SO</b>	<b>2</b>
<b>LOB</b>	<b>5</b>



WP	PA	ERA	WHIP
0	29		
0			
2			
0			

**Baltimore Orioles @ Kansas City Royals**  
**Royals Stadium, Kansas City, MO**  
 Sun Apr 27 1980, 4:33 AM EDT  
 Att. 20,496 - Unknown

livebaseballscorecards.com



Batter	1	2	3	4	5	6	7	8	9	AB	R	H	RBI	BB	SO	LOB
<b>Al Bumbry, L</b> OBP: 0.392, SLG: 0.571 (1, 8) BBB	4-0 HR BB		X 0-0 E5 CS			X 0-0 BB 1B		X 0-0 1-3		3	1	1	0	1	0	0
<b>Rick Dempsey, R</b> OBP: 0.339, SLG: 0.588 (1, 2) X	0-0 HR 1-H		S S S 0-3 K			B B B 4-0 1-2 BB		X 0-0 HR		3	2	2	3	1	1	1
<b>John Lowenstein, L</b> OBP: 0.346, SLG: 0.227 (1, 10) <b>Lee May, R</b> OBP: 0.196, SLG: 0.256 (8, PH) X	0-0 F8			X 0-0 F6		S S S 0-3 K		S S S 0-3 K		3	0	0	0	0	1	2
<b>Ken Singleton, S</b> OBP: 0.288, SLG: 0.397 (1, 9) X	0-0 3-1			X 0-0 F4		X 0-0 F4		X 0-0 5-3		4	0	0	0	0	0	2
<b>Eddie Murray, S</b> OBP: 0.361, SLG: 0.524 (1, 3) X	0-0 F5			X 0-0 F8		S S S 0-3 K			X 0-0 F8	4	0	0	0	0	1	2
<b>Gary Roenicke, R</b> OBP: 0.358, SLG: 0.286 (1, 7) X		X 0-0 L8			X 0-0 F7		S S S 0-3 K		X 0-0 F7	4	0	0	0	0	1	0
<b>Doug DeCinces, R</b> OBP: 0.288, SLG: 0.436 (1, 5) X		X 0-0 F7			S S S 0-3 K		X 0-0 5-3		X 0-0 F8	4	0	0	0	0	1	0
<b>Rich Dauer, R</b> OBP: 0.259, SLG: 0.180 (1, 4) X		X 0-0 F8			X 0-0 FC6-4 1B		X 0-0 1B			3	0	2	0	0	0	0
<b>Mark Belanger, R</b> OBP: 0.143, SLG: 0.143 (1, 6) <b>Benny Ayala, R</b> OBP: 0.400, SLG: 0.143 (7, PH) <b>Kiko Garcia, R</b> OBP: 0.273, SLG: 0.148 (8, 6) S S S			S S S 0-3 K		X 0-0 FC6-4 1-2f		S S S 0-3 K			2	0	0	0	0	1	1
										1	0	0	0	0	1	1
										0	0	0	0	0	0	0

BOTTOM

New York Yankees @ Baltimore Orioles  
Memorial Stadium, Baltimore, MD

Tue Apr 29 1980, 7:05 PM EDT  
Att. 21,440 - Unknown

livebaseballscorecards.com

AB	32
R	3
H	5
RBI	3
BB	2
SO	8
LOB	9



Inning Stats		R: 2	H: 1	E: 0	K: 0	S: 4	H: 1	LOB: 0	BB: 1	P: 8	R: 0	H: 0	E: 0	K: 0	S: 3	R: 0	H: 0	E: 1	K: 2	S: 7	R: 0	H: 0	E: 0	K: 0	S: 3	R: 0	H: 1	E: 0	K: 1	S: 6	R: 0	H: 1	E: 0	K: 2	S: 8	R: 0	H: 1	E: 0	K: 1	S: 8	R: 1	H: 1	E: 0	K: 1	S: 6	R: 0	H: 0	E: 0	K: 0	S: 3	1B: 3	SF: 0	2B: 0	3B: 0	HR: 2	WP: 0	PB: 0	SB: 0	CS: 1	PA: 34
<b>Luis Tiant, R</b> ERA: 5.32 (1, 1)	IP	WLS	BF	H	R	ER	SO	BB	IBB	HBP	BLK	WP	HR	S	P	ERA	WHIP																																											
<b>Rudy May, L</b> ERA: 3.86 (6, 1)	4.0	S	14	2	1	1	5	0	0	0	0	0	1	24	24	2.25	0.500																																											

ERA WHIP

Batter	1	2	3	4	5	6	7	8	9	AB R H RBI BB SO LOB	TOP									
Willie Randolph, R (1, 4) OBP: 0.402, SLG: 0.472	0-0 1-3		0-0 6-3		4-0 FC4-6 BB		4-0 BB BB		4-0 BB 1B BB	2 0 0 0 3 0 0										
Ruppert Jones, L (1, 8) OBP: 0.321, SLG: 0.360	0-0 6-3		0-0 4-3		0-0 FC4-6 1-2f		4-0 BB BB		0-0 BB 1B 1-2 2-H	4 0 1 1 1 0 2										
Oscar Gamble, L (1, 7) OBP: 0.516, SLG: 0.955	4-0 PB 2B BB		0-0 F4		4-0 G5-4-3 BB		0-0 F4		4-0 BB BB	2 1 0 0 1 0 0										
Lou Piniella, R (7, PH) OBP: 0.200, SLG: 0.146										0 0 0 0 0 0 0										
Bobby Murcer, L (7, PH) OBP: 0.300, SLG: 0.222										1 0 0 0 0 1 3										
Bobby Brown, S (7, 7) OBP: 0.600, SLG: 0.500										0 0 0 0 1 0 0										
Reggie Jackson, L (1, 9) OBP: 0.296, SLG: 0.394	0-0 1-H 2B				4-0 G5-4-3 BB		4-0 G5-4-3 BB		0-0 6-3	3 0 1 1 2 0 3										
Bob Watson, R (1, 10) OBP: 0.388, SLG: 0.389	0-0 5-3				0-0 G5-4-3 1-2f		0-0 G5-4-3 1-2f		0-0 G3	4 0 0 0 0 0 3										
Jim Spencer, L (1, 3) OBP: 0.278, SLG: 0.394			0-0 F7		0-0 F9				0-0 6-3	4 0 0 0 0 0 0										
Graig Nettles, L (1, 5) OBP: 0.354, SLG: 0.352			0-0 4-3						0-0 F8	3 1 0 0 1 0 0										
Rick Cerone, R (1, 2) OBP: 0.258, SLG: 0.344			0-0 1B						0-0 F2	4 0 2 1 0 0 0										
Bucky Dent, R (1, 6) OBP: 0.328, SLG: 0.393			0-0 HR						0-0 F7 BB 1B	4 2 3 1 0 0 1										
<b>Inning Stats</b>	R: 1 E: 0 K: 0 S: 4	H: 1 LOB: 1 BB: 1 P: 8	R: 0 E: 0 K: 0 S: 3	H: 1 LOB: 1 BB: 0 P: 3	R: 1 E: 0 K: 0 S: 4	H: 1 LOB: 0 BB: 0 P: 4	R: 0 E: 0 K: 0 S: 2	H: 0 LOB: 0 BB: 1 P: 6	R: 0 E: 0 K: 0 S: 2	H: 0 LOB: 0 BB: 1 P: 6	R: 1 E: 0 K: 1 S: 6	H: 1 LOB: 3 BB: 3 P: 18	R: 0 E: 0 K: 0 S: 3	H: 0 LOB: 0 BB: 0 P: 3	R: 1 E: 0 K: 0 S: 5	H: 2 LOB: 3 BB: 2 P: 13	1B: 4 2B: 2 3B: 0 HR: 1	SF: 0 SAC: 0 DP: 2 HBP: 0	WP: 1 PB: 1 SB: 0 CS: 0	PA: 40
<b>PITCHER</b>	IP WLS BF H R ER SO BB IBB HBP BLK WP HR S P ERA WHIP																			
Steve Stone, R (1, 1) ERA: 4.5	6.1 W 26 5 3 2 0 5 0 0 0 1 1 21 41 2.84 1.579																			
Dave Ford, R (7, 1) ERA: 3.32	0.1 2 0 0 0 0 1 0 0 0 0 0 1 5 0.00 3.000																			
Tippy Martinez, L (7, 1) ERA: 5.87	0.0 1 0 0 0 0 1 0 0 0 0 0 0 4 ∞ ∞																			
Tim Stoddard, R (7, 1) ERA: 3.18	2.1 S 11 2 1 1 1 2 0 0 0 0 0 11 19 3.86 1.714																			

**New York Yankees @ Baltimore Orioles**  
 Memorial Stadium, Baltimore, MD  
 Wed Apr 30 1980, 7:05 PM EDT  
 Att. 17,166 - Unknown - 53 F

[livebaseballscorecards.com](http://livebaseballscorecards.com)

<b>AB</b>	31
<b>R</b>	4
<b>H</b>	7
<b>RBI</b>	4
<b>BB</b>	9
<b>SO</b>	1
<b>LOB</b>	12



Batter	1	2	3	4	5	6	7	8	9
<b>Al Bumbry, L</b> OBP: 0.380, SLG: 0.544 (1, 8) X	0-0 6-3	0-0 FC6-4 1B		0-0 F7		0-3 K		0-0 2-3	
<b>Rich Dauer, R</b> OBP: 0.254, SLG: 0.167 (1, 4) S S S	0-3 K	0-0 FC6-4 1B		0-0 6-3		0-0 F7		4-0 BB	
<b>Ken Singleton, S</b> OBP: 0.310, SLG: 0.393 (1, 9) X	0-0 6-3	4-0 1B BB			4-0 BB		0-0 FC5 1B	0-0 G4-3 1B	
<b>Eddie Murray, S</b> OBP: 0.368, SLG: 0.515 (1, 3)		FC6-4 BB			0-0 4-3		0-0 L8		
<b>Lee May, R</b> OBP: 0.200, SLG: 0.255 (1, 10)		FC6-4 HR			0-0 5-3		0-0 FC5 1B		
<b>Doug DeCinces, R</b> OBP: 0.286, SLG: 0.475 (1, 5)		0-0 HR	0-3 K		0-0 F4		0-0 FC5		
<b>Gary Roenicke, R</b> OBP: 0.368, SLG: 0.348 (1, 7)		0-0 FC 2B	0-3 K			0-0 2B	0-3 K		
<b>Rick Dempsey, R</b> OBP: 0.333, SLG: 0.582 (1, 2)		0-0 FC 1B	0-0 6-3			0-0 5-3		0-0 SH 2B	
<b>Mark Belanger, R</b> OBP: 0.184, SLG: 0.139 (1, 6)		0-0 FC3 1B		4-0 CS BB		4-0 BB		0-0 SH 2-3	

Inning Stats	R: 0	H: 0	E: 0	K: 1	S: 5	R: 6	H: 4	E: 2	K: 0	S: 9	R: 0	H: 0	E: 0	K: 2	S: 7	R: 0	H: 0	E: 2	K: 0	S: 2	R: 0	H: 0	E: 0	K: 1	S: 6	R: 0	H: 2	E: 0	K: 1	S: 7	R: 1	H: 1	E: 1	K: 0	S: 4
	LOB: 0	BB: 0	P: 5	ER: 3	SO: 1	BB: 1	LOB: 2	BB: 2	P: 17	LOB: 0	BB: 0	P: 7	LOB: 2	BB: 1	P: 10	LOB: 1	BB: 1	P: 8	SF: 0	SAC: 1	DP: 1	HBP: 0	WP: 1	HR: 1	S: 1	P: 39	ERA: 20.25	WHIP: 3.000	ERA: 0.00	WHIP: 1.125	ERA: 0.00	WHIP: 1.667	ERA: 9.00	WHIP: 2.000	

PITCHER	IP	WLS	BF	H	R	ER	SO	BB	IBB	HBP	BLK	WP	HR	S	P	ERA	WHIP
<b>Tom Underwood, L</b> ERA: 4.15 (1, 1)	1.1	L	10	3	6	3	1	1	0	0	0	0	1	11	15	20.25	3.000
<b>Ron Davis, R</b> ERA: 2.65 (2, 1)	2.2		10	1	0	0	2	2	0	0	0	0	0	12	20	0.00	1.125
<b>Ed Figueroa, R</b> ERA: 4.8 (5, 1)	3.0		14	3	0	0	2	2	0	0	0	0	0	16	24	0.00	1.667
<b>Rich Gossage, R</b> ERA: 2.61 (8, 1)	1.0		5	1	1	1	0	1	0	0	0	1	0	4	8	9.00	2.000

**BOTTOM**

**New York Yankees @ Baltimore Orioles**  
**Memorial Stadium, Baltimore, MD**  
 Wed Apr 30 1980, 7:05 PM EDT  
 Att: 17,166 - Unknown - 53 F

livebaseballscorecards.com

<b>AB</b>	<b>32</b>
<b>R</b>	<b>7</b>
<b>H</b>	<b>8</b>
<b>RBI</b>	<b>4</b>
<b>BB</b>	<b>6</b>
<b>SO</b>	<b>5</b>
<b>LOB</b>	<b>24</b>



1B: 4	SF: 0	WP: 1	PA: 39
2B: 3	SAC: 1	PB: 0	
3B: 0	DP: 1	SB: 0	
HR: 1	HBP: 0	CS: 1	

Batter	1	2	3	4	5	6	7	8	9	AB R H RBI BB SO LOB	TOP											
Kiko Garcia, R (1, 6) OBP: 0.237, SLG: 0.125 Mark Belanger, R (8, 6) OBP: 0.184, SLG: 0.139	0-0 5-3		0-3 K		0-0 5-3		0-0 6-3	0-0 G5-4-3		5 0 0 0 0 1 3 0 0 0 0 0 0 0	<p><b>Baltimore Orioles @ Texas Rangers</b> Arlington Stadium, Arlington, TX</p> <p>Fri May 02 1980, 8:05 PM EDT Att. 21,962 - Unknown</p> <p>livebaseballscorecards.com</p>											
Rick Dempsey, R (1, 2) OBP: 0.324, SLG: 0.550	0-0 F7		0-0 4-3		0-3 K		0-0 5-3	0-0 1B		5 0 1 0 0 1 1												
Ken Singleton, S (1, 9) OBP: 0.303, SLG: 0.379	0-0 1B 1B			0-0 4-3		0-0 F8	0-0 6-3	0-0 F8		5 0 1 0 0 0 2												
Eddie Murray, S (1, 3) OBP: 0.395, SLG: 0.535	0-0 1-2 1B		0-3 K		0-0 FC4-6 1B			0-0 2B 1B	0-0 SH5-3 1B	5 1 4 0 0 1 0												
Benny Ayala, R (1, 7) OBP: 0.367, SLG: 0.273 Al Bumbry, L (8, PR) OBP: 0.380, SLG: 0.544	0-0 F2		0-0 E3		0-0 FC4-6 1B 1B			0-0 2B 2B	0-0 SH5-3	4 1 1 0 0 0 3 0 1 0 0 0 0 0												
Gary Roenicke, R (1, 8) OBP: 0.367, SLG: 0.333 Pat Kelly, L (8, PH) OBP: 0.308, SLG: 0.333 John Lowenstein, L (8, 7) OBP: 0.333, SLG: 0.217		0-0 P4		0-0 F7		4-0 1B 1B BB		4-0 2B BB	0-3 K	2 0 0 0 1 0 1 0 1 0 0 1 0 0 1 0 0 0 0 1 1												
Doug DeCinces, R (1, 5) OBP: 0.309, SLG: 0.516		0-0 P6			0-0 S 4-3 2B	0-0 FC5 1B		0-0 2B 2B	0-0 F8	5 2 3 2 0 0 1												
Lee May, R (1, 10) OBP: 0.241, SLG: 0.300		0-3 K			4-0 4-3 S BB	0-0 1-2 2-3 3-H 1B		0-0 2B 1B 2B		3 1 2 3 1 1 0												
Rich Dauer, R (1, 4) OBP: 0.254, SLG: 0.172			0-0 P6		0-0 4-3	0-0 FC5		0-0 G5-4-3 1B		4 0 1 2 0 0 4												
<b>Inning Stats</b>	R: 0 E: 0 K: 0 S: 5	H: 2 LOB: 2 BB: 0 P: 5	R: 0 E: 0 K: 1 S: 5	H: 0 LOB: 0 BB: 0 P: 5	R: 0 E: 1 K: 1 S: 6	H: 0 LOB: 1 BB: 0 P: 6	R: 1 E: 0 K: 1 S: 6	H: 1 LOB: 1 BB: 1 P: 10	R: 1 E: 0 K: 0 S: 6	H: 3 LOB: 3 BB: 1 P: 10		R: 0 E: 0 K: 0 S: 3	H: 0 LOB: 0 BB: 0 P: 3	R: 5 E: 0 K: 0 S: 8	H: 6 LOB: 2 BB: 1 P: 12	R: 0 E: 0 K: 1 S: 6	H: 1 LOB: 1 BB: 0 P: 6	1B: 9 2B: 4 3B: 0 HR: 0	SF: 0 SAC: 1 DP: 1 HBP: 0	WP: 1 PB: 0 SB: 2 CS: 0	PA: 43	
<b>PITCHER</b>	IP WLS BF H R ER SO BB IBB HBP BLK WP HR S P ERA WHIP	IP WLS BF H R ER SO BB IBB HBP BLK WP HR S P ERA WHIP	IP WLS BF H R ER SO BB IBB HBP BLK WP HR S P ERA WHIP	IP WLS BF H R ER SO BB IBB HBP BLK WP HR S P ERA WHIP	IP WLS BF H R ER SO BB IBB HBP BLK WP HR S P ERA WHIP	IP WLS BF H R ER SO BB IBB HBP BLK WP HR S P ERA WHIP	IP WLS BF H R ER SO BB IBB HBP BLK WP HR S P ERA WHIP	IP WLS BF H R ER SO BB IBB HBP BLK WP HR S P ERA WHIP	IP WLS BF H R ER SO BB IBB HBP BLK WP HR S P ERA WHIP	IP WLS BF H R ER SO BB IBB HBP BLK WP HR S P ERA WHIP	IP WLS BF H R ER SO BB IBB HBP BLK WP HR S P ERA WHIP	IP WLS BF H R ER SO BB IBB HBP BLK WP HR S P ERA WHIP	IP WLS BF H R ER SO BB IBB HBP BLK WP HR S P ERA WHIP	IP WLS BF H R ER SO BB IBB HBP BLK WP HR S P ERA WHIP	IP WLS BF H R ER SO BB IBB HBP BLK WP HR S P ERA WHIP	IP WLS BF H R ER SO BB IBB HBP BLK WP HR S P ERA WHIP	IP WLS BF H R ER SO BB IBB HBP BLK WP HR S P ERA WHIP	IP WLS BF H R ER SO BB IBB HBP BLK WP HR S P ERA WHIP	IP WLS BF H R ER SO BB IBB HBP BLK WP HR S P ERA WHIP	IP WLS BF H R ER SO BB IBB HBP BLK WP HR S P ERA WHIP	IP WLS BF H R ER SO BB IBB HBP BLK WP HR S P ERA WHIP	
Jon Mattack, L (1, 1) ERA: 2.11 Jim Kern, R (8, 1) ERA: 5.25 Sparky Lyle, L (8, 1) ERA: 2.57	7.0 L 3 2 2 0 1 0 0 0 0 0 0 2 6 ∞ ∞	0.0 L 3 2 2 0 1 0 0 0 0 0 0 2 6 ∞ ∞	2.0 8 3 1 1 1 0 0 0 0 0 0 10 10 4.50 1.500																			



Batter	1	2	3	4	5	6	7	8	9	AB	R	H	RBI	BB	SO	LOB
Mickey Rivers, L OBP: 0.404, SLG: 0.463 (1, 8)	F8	4-3			P5		F8			4	0	0	0	0	0	3
Bump Wills, S OBP: 0.326, SLG: 0.351 (1, 4)	HR 1B		5-3		5-3			G3 6-3 2B		4	2	2	0	0	0	1
Al Oliver, L OBP: 0.306, SLG: 0.455 (1, 7) Jim Norris, L OBP: 0.316, SLG: 0.278 (5, 7)	HR 1-H		5-3			4-3		G3 2-3		2	1	1	2	0	0	0
Buddy Bell, R OBP: 0.400, SLG: 0.500 (1, 5)	2B		K			5-3		6-3		4	0	1	1	0	1	0
John Ellis, R OBP: 0.353, SLG: 0.267 (1, 3) Pat Putnam, L OBP: 0.345, SLG: 0.327 (8, 3)	G4-3 BB				5-3		4-3	P6		2	0	0	0	1	0	0
Richie Zisk, R OBP: 0.241, SLG: 0.315 (1, 10) Dave Roberts, R OBP: 0.211, SLG: 0.125 (7, PR) Johnny Grubb, L OBP: 0.167, SLG: 0.100 (9, PH)	G4-3 1-2f				G6-4-3 1B		5-3 HR 1B		3-1	3	0	2	0	0	0	2
Bill Sample, R OBP: 0.323, SLG: 0.240 (1, 9)		H 1-0			G6-4-3 1-2f		5-3		5-3	3	0	0	0	0	0	2
Jim Sundberg, R OBP: 0.397, SLG: 0.577 (1, 2)		X 0-0			G6-4-3 1-2f		FC5-6 1B		1-3	4	1	2	2	0	0	1
Pepe Frias, R OBP: 0.250, SLG: 0.273 (1, 6)		BB BB BB 4-0			FC5-6 1-2f		5-3			2	0	0	0	1	0	2

Inning Stats	R: 2	H: 3	E: 0	LOB: 1	K: 0	BB: 1	S: 5	P: 9	R: 0	H: 0	E: 0	LOB: 1	K: 0	BB: 1	S: 2	P: 7	R: 0	H: 0	E: 0	LOB: 0	K: 1	BB: 0	S: 5	P: 5	R: 0	H: 1	E: 0	LOB: 0	K: 0	BB: 0	S: 3	P: 3	R: 0	H: 1	E: 0	LOB: 1	K: 0	BB: 0	S: 4	P: 4	R: 0	H: 0	E: 0	LOB: 0	K: 0	BB: 0	S: 3	P: 3	R: 2	H: 2	E: 0	LOB: 1	K: 0	BB: 0	S: 5	P: 5	R: 1	H: 1	E: 0	LOB: 0	K: 0	BB: 0	S: 4	P: 4	R: 0	H: 0	E: 0	LOB: 0	K: 0	BB: 0	S: 3	P: 3	1B: 4	SF: 0	2B: 2	SAC: 0	3B: 0	DP: 3	HR: 2	HBP: 1	WP: 0	PA: 35
--------------	------	------	------	--------	------	-------	------	------	------	------	------	--------	------	-------	------	------	------	------	------	--------	------	-------	------	------	------	------	------	--------	------	-------	------	------	------	------	------	--------	------	-------	------	------	------	------	------	--------	------	-------	------	------	------	------	------	--------	------	-------	------	------	------	------	------	--------	------	-------	------	------	------	------	------	--------	------	-------	------	------	-------	-------	-------	--------	-------	-------	-------	--------	-------	--------

PITCHER	IP	WLS	BF	H	R	ER	SO	BB	IBB	HBP	BLK	WP	HR	S	P	ERA	WHIP
Mike Flanagan, L ERA: 3.69 (1, 1)	7.1	W	30	8	5	5	1	2	0	1	0	0	2	29	38	6.14	1.364
Tim Stoddard, R ERA: 2.77 (8, 1)	1.2	S	5	0	0	0	0	0	0	0	0	0	0	5	5	0.00	0.000


**BOTTOM**

**Baltimore Orioles @ Texas Rangers**  
Arlington Stadium, Arlington, TX

Fri May 02 1980, 8:05 PM EDT  
Att. 21,962 - Unknown

livebaseballscorecards.com

<b>AB</b>	<b>32</b>
<b>R</b>	<b>5</b>
<b>H</b>	<b>8</b>
<b>RBI</b>	<b>5</b>
<b>BB</b>	<b>2</b>
<b>SO</b>	<b>1</b>
<b>LOB</b>	<b>12</b>



Batter	1	2	3	4	5	6	7	8	9	AB R H RBI BB SO LOB	TOP
Al Bumbry, L (1, 8) OBP: 0.386, SLG: 0.542	0-0 1B		0-0 G3-6-3			0-0 F7		0-0 1B		4 0 2 0 0 0 1	<p><b>Baltimore Orioles @ Texas Rangers</b> Arlington Stadium, Arlington, TX</p> <p>Sat May 03 1980, 8:05 PM EDT Att: 25,402 - Unknown</p>
Kiko Garcia, R (1, 6) OBP: 0.238, SLG: 0.139	0-0 3-1 1B			0-0 F8		0-3 K		0-0 6-3		4 0 1 0 0 1 2	
Ken Singleton, S (1, 9) OBP: 0.313, SLG: 0.386	0-0 3-1			0-0 G6-4-3 1B		0-0 G3 1B		0-0 F7		4 0 2 0 0 0 1	
Eddie Murray, S (1, 3) OBP: 0.376, SLG: 0.507	0-0 P5			0-0 G6-4-3		0-0 G3		0-0 4-3		4 0 0 0 0 0 3	
John Lowenstein, L (1, 10) OBP: 0.290, SLG: 0.185		0-3 K			0-3 K		0-0 G3		0-0 4-3	4 0 0 0 0 2 1	
Gary Roenicke, R (1, 7) OBP: 0.349, SLG: 0.314		0-0 F5			0-0 6-3			0-3 K		3 0 0 0 0 1 0	
Doug DeCinces, R (1, 5) OBP: 0.296, SLG: 0.493		0-3 K			0-3 K			0-3 K		3 0 0 0 0 3 0	
Rich Dauer, R (1, 4) OBP: 0.246, SLG: 0.167			0-0 F9			0-0 F3		0-0 HR 2B		2 0 0 0 0 0 0	
Terry Crowley, L (8, PH) OBP: 0.286, SLG: 0.333										1 0 1 0 0 0 0	
Mark Belanger, R (8, PR) OBP: 0.184, SLG: 0.139										0 1 0 0 0 0 0	
Dave Skaggs, R (1, 2) OBP: 0.200, SLG: 0.200			0-0 G3-6-3 1B			0-3 K		0-0 2-H HR		2 0 1 0 0 1 0	
Pat Kelly, L (8, PH) OBP: 0.357, SLG: 0.700										1 1 1 2 0 0 0	
Rick Dempsey, R (8, 2) OBP: 0.324, SLG: 0.550										0 0 0 0 0 0 0	
<b>Inning Stats</b>	R: 0 H: 2 E: 0 LOB: 1 K: 0 BB: 0 S: 4 P: 4	R: 0 H: 0 E: 0 LOB: 0 K: 2 BB: 0 S: 7 P: 7	R: 0 H: 1 E: 0 LOB: 0 K: 0 BB: 0 S: 3 P: 3	R: 0 H: 1 E: 0 LOB: 0 K: 0 BB: 0 S: 3 P: 3	R: 0 H: 0 E: 0 LOB: 0 K: 2 BB: 0 S: 7 P: 7	R: 0 H: 0 E: 0 LOB: 0 K: 1 BB: 0 S: 5 P: 5	R: 0 H: 1 E: 0 LOB: 1 K: 1 BB: 0 S: 6 P: 6	R: 2 H: 3 E: 0 LOB: 2 K: 2 BB: 0 S: 10 P: 10	R: 0 H: 0 E: 0 LOB: 0 K: 0 BB: 0 S: 3 P: 3	1B: 6 SF: 0 2B: 1 SAC: 0 3B: 0 DP: 2 HR: 1 HBP: 0	WP: 0 PA: 32 PB: 0 SB: 0 CS: 0
<b>PITCHER</b> Fergie Jenkins, R (1, 1) ERA: 5.34	IP WLS BF H R ER SO BB IBB HBP BLK WP HR S P ERA WHIP										

livebaseballscorecards.com

<b>AB</b>	32
<b>R</b>	2
<b>H</b>	8
<b>RBI</b>	2
<b>BB</b>	0
<b>SO</b>	8
<b>LOB</b>	8





Batter	1	2	3	4	5	6	7	8	9	AB	R	H	RBI	BB	SO	LOB
Mickey Rivers, L (1, 8) OBP: 0.387, SLG: 0.442	0-0 4-3	0-0 G1-2-3			0-0 F8		0-0 F7			4	0	0	0	0	0	3
Bump Wills, S (1, 4) OBP: 0.311, SLG: 0.333	0-0 6-3		0-3 K		0-0 6-3			0-0 4-3		4	0	0	0	0	1	0
Al Oliver, L (1, 7) OBP: 0.315, SLG: 0.494	0-0 HR		0-0 4-3			0-0 E 1B E 1B		0-0 F9		4	2	2	1	0	0	0
Buddy Bell, R (1, 5) OBP: 0.393, SLG: 0.487	0-0 5-3		0-0 F8			0-0 1-2 E 1B		0-0 5-3		4	0	1	0	0	0	0
Pat Putnam, L (1, 3) OBP: 0.328, SLG: 0.308		0-0 6-3		0-3 K		0-0 G3				3	0	0	0	0	1	1
Richie Zisk, R (1, 10) OBP: 0.246, SLG: 0.316		0-0 BB 1B 1B 1B		0-0 4-3		0-3 K				3	1	1	0	0	1	1
Johnny Grubb, L (1, 9) OBP: 0.222, SLG: 0.174		0-0 1B BB 1-2 G1-2-3 1B		0-0 1B		0-0 F7				3	0	2	0	0	0	1
Jim Sundberg, R (1, 2) OBP: 0.393, SLG: 0.556		4-0 1-2 2-3 1B BB		0-3 K		0-3 K				2	0	0	0	1	2	1
Pepe Frias, R (1, 6) OBP: 0.259, SLG: 0.280		0-0 1-2 2-3 3-H 1B			0-0 B3		0-0 6-3			3	0	1	1	0	0	0

Inning Stats	R: 1	H: 1	E: 0	LOB: 0	K: 0	BB: 0	S: 4	P: 4	R: 1	H: 3	E: 0	LOB: 2	K: 0	BB: 1	S: 5	P: 9	R: 0	H: 0	E: 0	LOB: 0	K: 1	BB: 0	S: 5	P: 5	R: 0	H: 1	E: 0	LOB: 1	K: 2	BB: 0	S: 8	P: 8	R: 0	H: 0	E: 0	LOB: 0	K: 0	BB: 0	S: 3	P: 3	R: 1	H: 2	E: 2	LOB: 1	K: 1	BB: 0	S: 7	P: 7	R: 0	H: 0	E: 0	LOB: 0	K: 1	BB: 0	S: 5	P: 5	R: 0	H: 0	E: 0	LOB: 0	K: 0	BB: 0	S: 3	P: 3
--------------	------	------	------	--------	------	-------	------	------	------	------	------	--------	------	-------	------	------	------	------	------	--------	------	-------	------	------	------	------	------	--------	------	-------	------	------	------	------	------	--------	------	-------	------	------	------	------	------	--------	------	-------	------	------	------	------	------	--------	------	-------	------	------	------	------	------	--------	------	-------	------	------

PITCHER	IP	WLS	BF	H	R	ER	SO	BB	IBB	HBP	BLK	WP	HR	S	P	ERA	WHIP
Jim Palmer, R (1, 1) ERA: 4.61	1.1	L	8	3	2	2	0	1	0	0	0	0	1	7	11	13.50	3.000
Sammy Stewart, R (2, 1) ERA: 2.76	6.2		23	4	1	0	5	0	0	0	0	0	0	33	33	0.00	0.600


**BOTTOM**

**Baltimore Orioles @ Texas Rangers**  
Arlington Stadium, Arlington, TX  
Sat May 03 1980, 8:05 PM EDT  
Att. 25,402 - Unknown

AB	30
R	3
H	7
RBI	2
BB	1
SO	5
LOB	7



WP	PA	3B	SF	SAC	DP	HBP
0	31	0	0	0	1	0

Batter	1	2	3	4	5	6	7	8	9	AB R H RBI BB SO LOB	TOP											
Al Bumbry, L (1, 8) OBP: 0.382, SLG: 0.526	0-0 4-3	0-0 BB 1B 1-2 2B 1B	0-0 F7		0-0 1B		0-3 K		0-0 F8	6 1 2 0 0 1 3												
Pat Kelly, L (1, 7) OBP: 0.400, SLG: 0.727 Gary Roenicke, R (2, PH) OBP: 0.343, SLG: 0.309	0-0 HR 1B	0-0 BB 1-2 2B 1B	0-0 F8		0-3 K			0-0 P6		1 1 1 0 0 0 0 4 1 1 0 0 1 2												
Ken Singleton, S (1, 9) OBP: 0.318, SLG: 0.419 John Lowenstein, L (8, 7) OBP: 0.290, SLG: 0.185	0-0 HR	4-0 BB 1-2 2B 1B	0-0 F8			0-0 F8		0-3 K		4 2 1 3 1 1 1 0 0 0 0 0 0 0												
Eddie Murray, S (1, 3) OBP: 0.400, SLG: 0.544	1-0 BB 1B HBP	0-0 BB 1-3 2B 1B		0-0 G5-3 BB 1B		0-0 1B 2B		0-0 F5		4 2 3 2 0 0 0												
Terry Crowley, L (1, 10) OBP: 0.545, SLG: 0.556 Floyd Rayford, R (9, PH) OBP: 0.200, SLG: 0.200	0-0 BB 1-2 1B	0-0 G5-3 E 1B		4-0 BB 1-2 BB		0-0 1B		0-0 BB 1B		3 0 3 3 1 0 0 1 1 1 0 0 0 0												
Doug DeCinces, R (1, 5) OBP: 0.289, SLG: 0.465	4-0 BB 1-2 2-3	0-0 E5 G5-3		0-0 P4		0-0 F3		0-3 K		4 0 0 0 1 1 5												
Rick Dempsey, R (1, 2) OBP: 0.315, SLG: 0.516	0-3 K	0-0 G5-3		0-0 G5-3		0-0 F7		4-0 BB 1-2 2B		4 0 0 0 1 1 8	AB 41 R 9 H 15 RBI 9 BB 4 SO 7 LOB 25											
Kiko Garcia, R (1, 4) OBP: 0.213, SLG: 0.122	0-3 K	0-0 F8			0-0 4-3		0-0 1-3		0-0 F7	5 0 0 0 0 1 6												
Mark Belanger, R (1, 6) OBP: 0.233, SLG: 0.220		0-0 BB 1B 1B			0-3 K		0-0 4-3		0-0 BB 1-3 2-H	5 1 3 1 0 1 0												
Inning Stats	R: 2 E: 0 K: 2 S: 10	H: 3 LOB: 3 BB: 1 P: 15	R: 5 E: 1 K: 0 S: 8	H: 5 LOB: 1 BB: 1 P: 12	R: 0 E: 0 K: 0 S: 4	H: 1 LOB: 1 BB: 0 P: 4	R: 0 E: 1 K: 0 S: 3	H: 1 LOB: 1 BB: 1 P: 7	R: 0 E: 0 K: 2 S: 8	H: 1 LOB: 1 BB: 0 P: 8	R: 1 E: 0 K: 0 S: 5	H: 2 LOB: 1 BB: 0 P: 5	R: 0 E: 0 K: 1 S: 5	H: 0 LOB: 0 BB: 0 P: 5	R: 0 E: 0 K: 1 S: 5	H: 0 LOB: 0 BB: 0 P: 5	R: 1 E: 0 K: 1 S: 7	H: 2 LOB: 2 BB: 1 P: 11	1B: 11 2B: 3 3B: 0 HR: 1	SF: 0 SAC: 0 DP: 2 HBP: 1	WP: 0 PB: 0 SB: 0 CS: 0	PA: 46
PITCHER	IP WLS BF H R ER SO BB IBB HBP BLK WP HR S P ERA WHIP																					
Steve Comer, R (1, 1) ERA: 9.82	0.1 L 5 3 2 2 0 0 0 0 1 0 0 1 4 5 54.00 9.000																					
Dave Rajsich, L (1, 1) ERA: 6.28	0.2 9 5 5 5 2 2 0 0 0 0 0 0 11 19 67.50 10.500																					
Adrian Devine, R (2, 1) ERA: 1.98	6.0 23 5 1 1 3 1 0 0 0 0 0 0 28 32 1.50 1.000																					
Doc Medich, R (8, 1) ERA: 7.2	1.0 3 0 0 0 1 0 0 0 0 0 0 0 5 5 0.00 0.000																					
Sparky Lyle, L (9, 1) ERA: 3.0	1.0 6 2 1 1 1 1 0 0 0 0 0 0 7 11 9.00 3.000																					

Baltimore Orioles @ Texas Rangers  
Arlington Stadium, Arlington, TX  
Sun May 04 1980, 8:05 PM EDT  
Att. 14,653 - Unknown

livebaseballscorecards.com

Batter	1	2	3	4	5	6	7	8	9	AB	R	H	RBI	BB	SO	LOB
Mickey Rivers, L OBP: 0.375, SLG: 0.427 Bill Sample, R OBP: 0.303, SLG: 0.222 Dave Roberts, R OBP: 0.211, SLG: 0.125	0-0 4-3		0-0 P6		0-0 F5	0-0 F8		0-0 G6-4-3		3	0	0	0	0	0	2
Bump Wills, S OBP: 0.305, SLG: 0.318	0-0 F8			4-0 1B FC6-4 BB	0-3 K		0-0 F8		0-0 E4 1B	4	2	0	0	1	1	2
Al Oliver, L OBP: 0.309, SLG: 0.477	0-0 4-3			0-0 1B FC6-4		0-0 4-3	0-0 F9		0-0 F7	5	0	1	0	0	0	1
Buddy Bell, R OBP: 0.404, SLG: 0.494		0-0 5-3		0-0 1B FC6-4		0-0 1B 1B	0-0 1B		0-0 1B FC6-4	5	1	3	2	0	0	1
Pat Putnam, L OBP: 0.365, SLG: 0.404		0-0 HR		0-0 1B G6-4-3		0-0 1B 1B	0-0 1B		0-0 F8	5	2	4	1	0	0	1
Richie Zisk, R OBP: 0.242, SLG: 0.306		0-3 K		0-0 1B G6-4-3		0-0 1B 1B	0-0 4-3		0-0 FC6-4	5	0	1	1	0	1	5
Johnny Grubb, L OBP: 0.290, SLG: 0.259		0-0 F9			0-0 2B 1B	0-0 1B E		0-0 BB 1B		4	0	3	1	0	0	0
Jim Sundberg, R OBP: 0.385, SLG: 0.526			0-0 F7		0-0 F7	0-0 E6		4-0 BB 1B		3	0	0	0	1	0	3
Pepe Frias, R OBP: 0.276, SLG: 0.333 John Ellis, R OBP: 0.333, SLG: 0.250 Nelson Norman, S OBP: 0.242, SLG: 0.219 Jim Norris, L OBP: 0.300, SLG: 0.263		0-0 5-3			0-0 2B	0-0 P6		0-0 F9		2	0	1	0	0	0	0
					1-3 2B					1	0	0	0	0	0	3
										0	0	0	0	0	0	0
										1	0	0	0	0	0	2

Inning Stats	R: 0	H: 0	E: 0	K: 0	S: 3	R: 1	H: 1	E: 0	K: 1	S: 6	R: 0	H: 0	E: 0	K: 0	S: 3	R: 1	H: 2	E: 0	K: 0	S: 4	R: 0	H: 2	E: 0	K: 1	S: 7	R: 2	H: 4	E: 1	K: 0	S: 8	R: 0	H: 2	E: 0	K: 0	S: 5	R: 0	H: 1	E: 0	K: 0	S: 3	R: 1	H: 1	E: 1	K: 0	S: 5	1B: 11	SF: 0	2B: 1	SAC: 0	3B: 0	DP: 2	HR: 1	HBP: 0	WP: 0	PA: 42
PITCHER	IP	WLS	BF	H	R	ER	SO	BB	IBB	HBP	BLK	WP	HR	S	P	ERA	WHIP																																						
Dennis Martinez, R ERA: 5.93	(1, 1)	5.1	W	25	9	4	4	2	1	0	0	0	0	28	32	6.75	1.875																																						
Dave Ford, R ERA: 2.78	(6, 1)	3.2	S	17	4	1	0	0	1	0	0	0	0	16	20	0.00	1.364																																						

BOTTOM

Baltimore Orioles @ Texas Rangers  
Arlington Stadium, Arlington, TX  
Sun May 04 1980, 8:05 PM EDT  
Att. 14,653 - Unknown

livebaseballscorecards.com

AB	40
R	5
H	13
RBI	5
BB	2
SO	2
LOB	25



Batter	1	2	3	4	5	6	7	8	9	AB R H RBI BB SO LOB	TOP											
Hosken Powell, L (1, 9) OBP: 0.377, SLG: 0.426	0-0 3-1	0-0 4-3			0-0 4-3	0-0 G1			0-0 G3	5 0 0 0 0 0 3												
Rob Wilfong, L (1, 4) OBP: 0.309, SLG: 0.480	0-0 HR		0-3 K		4-0 E S 1B BB		0-0 F2		0-3 K	4 2 1 1 1 2 0												
Roy Smalley, S (1, 6) OBP: 0.389, SLG: 0.482	0-0 L3		4-0 CS 1B BB		0-0 F7		4-0 2B BB		0-0 F8	3 0 0 0 2 0 1												
Ken Landreaux, L (1, 7) OBP: 0.390, SLG: 0.485	0-0 L3		0-0 1B		0-0 E4 1B		0-0 F5			4 0 1 0 0 0 2												
Mike Cabbage, L (1, 3) OBP: 0.426, SLG: 0.452 Ron Jackson, R (7, PH) OBP: 0.228, SLG: 0.315		0-0 SH1-3 SF8 2B	0-3 K		0-0 FC5-4 1B		0-0 2B			3 1 2 1 0 1 2 1 0 1 0 0 0 0												
Glenn Adams, L (1, 10) OBP: 0.324, SLG: 0.387 Jesus Vega, R (5, PH) OBP: 0.250, SLG: 0.182		4-0 SH1-3 BB		0-0 HR	0-0 FC5-4		0-3 K			1 1 1 1 1 0 0 2 0 0 0 0 1 4												
Butch Wynegar, S (1, 2) OBP: 0.289, SLG: 0.304		0-0 SH1-3		0-0 G3		4-0 SH2-3 BB		0-0 5-3		2 0 0 0 1 0 0												
Rick Sofield, L (1, 8) OBP: 0.174, SLG: 0.292		0-0 SF8		0-0 4-3		0-0 SH2-3		0-3 K		2 0 0 1 0 1 0												
John Castino, R (1, 5) OBP: 0.300, SLG: 0.366		4-0 BB		0-0 4-1		0-0 1-3		0-0 L6		3 0 0 0 1 0 1												
<b>Inning Stats</b>	R: 1 E: 0 K: 0 S: 4	H: 1 LOB: 0 BB: 0 P: 4	R: 1 E: 0 K: 0 S: 4	H: 1 LOB: 2 BB: 2 P: 12	R: 0 E: 0 K: 2 S: 7	H: 1 LOB: 2 BB: 1 P: 11	R: 1 E: 0 K: 0 S: 4	H: 1 LOB: 0 BB: 0 P: 4	R: 1 E: 1 K: 0 S: 5	H: 1 LOB: 2 BB: 1 P: 9	R: 0 E: 0 K: 0 S: 3	H: 0 LOB: 1 BB: 1 P: 7	R: 0 E: 0 K: 1 S: 6	H: 1 LOB: 2 BB: 1 P: 10	R: 0 E: 0 K: 1 S: 5	H: 0 LOB: 0 BB: 0 P: 5	R: 0 E: 0 K: 1 S: 5	H: 0 LOB: 0 BB: 0 P: 5	1B: 2 2B: 3 3B: 0 HR: 2	SF: 1 SAC: 2 DP: 1 HBP: 0	WP: 0 PB: 0 SB: 1 CS: 1	PA: 39
<b>PITCHER</b>	IP WLS BF H R ER SO BB IBB HBP BLK WP HR S P ERA WHIP												<b>PITCHER</b>	IP WLS BF H R ER SO BB IBB HBP BLK WP HR S P ERA WHIP								
Steve Stone, R (1, 1) ERA: 4.74	4.2 L 23 5 4 3 2 4 0 0 0 0 0 2 23 39 5.79 1.929																					
Tippy Martinez, L (5, 1) ERA: 3.75	4.1 16 1 0 0 3 2 0 0 0 0 0 0 20 28 0.00 0.692																					

Minnesota Twins @ Baltimore Orioles  
 Memorial Stadium, Baltimore, MD  
 Mon May 05 1980, 7:05 PM EDT  
 Att. 12,418 - Unknown - 82 F

AB	30
R	4
H	6
RBI	4
BB	6
SO	5
LOB	13



WP: 0	PA: 39
PB: 0	
SB: 1	
CS: 1	


Batter	1	2	3	4	5	6	7	8	9	AB	R	H	RBI	BB	SO	LOB
<b>Al Bumbry, L</b> (1, 8) OBP: 0.383, SLG: 0.518	0-3 K		0-0 1B		0-0 1-3		0-0 1-3		0-0 1B	5	0	2	0	0	1	0
<b>Floyd Rayford, R</b> (1, 4) OBP: 0.143, SLG: 0.143 <b>Lee May, R</b> (9, PH) OBP: 0.236, SLG: 0.294	0-0 6-3		0-3 K		0-0 F8		0-0 5-3		0-3 K	4	0	0	0	0	1	1
<b>Ken Singleton, S</b> (1, 9) OBP: 0.315, SLG: 0.423	0-3 K				0-0 1B 2B		0-0 F8		0-0 4-3	4	1	1	0	0	1	0
<b>Eddie Murray, S</b> (1, 3) OBP: 0.404, SLG: 0.537		0-0 F8		0-0 1B 1B		4-0 1B BB		0-3 K		3	1	1	1	1	1	0
<b>John Lowenstein, L</b> (1, 7) OBP: 0.257, SLG: 0.161		0-0 F9		0-0 F7		0-0 3-4-3		0-0 1-4-3		4	0	0	0	0	0	2
<b>Terry Crowley, L</b> (1, 10) OBP: 0.600, SLG: 0.615		0-0 1B		0-0 F9		0-0 BB 1B		0-0 FC3-5 1B		4	0	3	1	0	0	1
<b>Doug DeCinces, R</b> (1, 5) OBP: 0.313, SLG: 0.473		0-3 K		0-0 1B		4-0 BB 1B		0-0 1B FC3-5		3	0	2	0	1	1	1
<b>Rick Dempsey, R</b> (1, 2) OBP: 0.299, SLG: 0.485 <b>Kiko Garcia, R</b> (9, PR) OBP: 0.213, SLG: 0.122			0-0 L6	0-0 F5		0-0 1-3		0-0 FC3-5 1B		4	0	0	0	0	0	6
<b>Mark Belanger, R</b> (1, 6) OBP: 0.217, SLG: 0.205 <b>Pat Kelly, L</b> (9, PH) OBP: 0.375, SLG: 0.667			0-0 F4		0-0 B5-3		0-0 5-3		0-3 K	3	0	0	0	0	0	0


Inning Stats	R: 0	H: 0	E: 0	K: 2	S: 7	LOB: 0	BB: 0	P: 7	R: 0	H: 1	E: 0	K: 1	S: 6	LOB: 1	BB: 0	P: 6	R: 0	H: 1	E: 0	K: 1	S: 6	LOB: 1	BB: 0	P: 6	R: 1	H: 3	E: 0	K: 0	S: 6	LOB: 2	BB: 0	P: 6	R: 0	H: 0	E: 0	K: 0	S: 3	LOB: 0	BB: 0	P: 3	R: 1	H: 1	E: 0	K: 0	S: 4	LOB: 2	BB: 2	P: 12	R: 0	H: 0	E: 0	K: 0	S: 3	LOB: 0	BB: 0	P: 3	R: 0	H: 0	E: 0	K: 1	S: 5	LOB: 0	BB: 0	P: 5	R: 0	H: 3	E: 0	K: 2	S: 10	LOB: 3	BB: 0	P: 10	1B: 8	SF: 0	2B: 1	SAC: 0	3B: 0	DP: 0	HR: 0	HBP: 0	WP: 0	PA: 38
--------------	------	------	------	------	------	--------	-------	------	------	------	------	------	------	--------	-------	------	------	------	------	------	------	--------	-------	------	------	------	------	------	------	--------	-------	------	------	------	------	------	------	--------	-------	------	------	------	------	------	------	--------	-------	-------	------	------	------	------	------	--------	-------	------	------	------	------	------	------	--------	-------	------	------	------	------	------	-------	--------	-------	-------	-------	-------	-------	--------	-------	-------	-------	--------	-------	--------

PITCHER	IP	WLS	BF	H	R	ER	SO	BB	IBB	HBP	BLK	WP	HR	S	P	ERA	WHIP
<b>Pete Redfern, R</b> (1, 1) ERA: 1.69	5.2	W	24	6	2	2	4	1	0	0	0	0	0	31	35	3.18	1.235
<b>Doug Corbett, R</b> (6, 1) ERA: 2.7	3.1	S	14	3	0	0	3	1	0	0	0	0	0	19	23	0.00	1.200

**MINNESOTA TWINS @ BALTIMORE ORIOLES**  
**Memorial Stadium, Baltimore, MD**  
 Mon May 05 1980, 7:05 PM EDT  
 Att: 12,418 - Unknown - 82 F

<b>AB</b>	<b>36</b>
<b>R</b>	<b>2</b>
<b>H</b>	<b>9</b>
<b>RBI</b>	<b>2</b>
<b>BB</b>	<b>2</b>
<b>SO</b>	<b>7</b>
<b>LOB</b>	<b>16</b>



Batter	1	2	3	4	5	6	7	8	9	AB R H RBI BB SO LOB	TOP											
<b>Dave Edwards, R</b> (1, 7) OBP: 0.313, SLG: 0.313 <b>Danny Gooden, L</b> (9, PH) OBP: 0.261, SLG: 0.286	0-3 K		0-0 FC5-4 2-H 1B		0-0 E 1B		0-0 F7		0-3 K	4 0 2 1 0 1 0 1 0 0 0 0 1 0												
<b>John Castino, R</b> (1, 5) OBP: 0.298, SLG: 0.360	0-0 F9		0-0 F9		0-0 E4 1-2			0-0 1B 2B 1B		4 1 1 0 0 0 2												
<b>Roy Smalley, S</b> (1, 6) OBP: 0.384, SLG: 0.471	0-0 F8		0-0 FC5-4 1-2f		0-0 F7			0-0 2B 1-3 6-3 1B		4 1 1 0 0 0 3												
<b>Ron Jackson, R</b> (1, 3) OBP: 0.230, SLG: 0.328		0-0 F9		0-0 F6		0-0 F2		0-0 2B 1-3 3-H		4 0 1 1 0 0 0												
<b>Pete Mackanin, R</b> (1, 4) OBP: 0.289, SLG: 0.257		0-0 F9		0-0 1B		0-0 F8		0-0 F7		4 0 1 0 0 0 2												
<b>Jesus Vega, R</b> (1, 10) OBP: 0.313, SLG: 0.214		0-0 FC5-4 1B		0-0 F8 BB		4-0 BB		0-0 6-3 3-H		3 0 1 1 1 0 2												
<b>Butch Wynegar, S</b> (1, 2) OBP: 0.286, SLG: 0.289		0-0 FC5-4 1-2f		0-0 F8		0-0 F7		0-0 F8		4 0 0 0 0 0 4												
<b>Willie Norwood, R</b> (1, 9) OBP: 0.212, SLG: 0.194 <b>Hosken Powell, L</b> (9, PH) OBP: 0.372, SLG: 0.420			0-3 K		0-0 F9		0-0 F8		0-0 6-3	3 0 0 0 0 1 0 1 0 0 0 0 0 0												
<b>Rick Sofield, L</b> (1, 8) OBP: 0.178, SLG: 0.304			0-0 1B 2B		0-0 F6		0-3 K		0-0 F7	4 1 1 0 0 1 0												
<b>Inning Stats</b>	R: 0 E: 0 K: 1 S: 5	H: 0 LOB: 0 BB: 0 P: 5	R: 0 E: 0 K: 0 S: 4	H: 1 LOB: 1 BB: 0 P: 4	R: 1 E: 0 K: 1 S: 7	H: 2 LOB: 1 BB: 0 P: 7	R: 0 E: 0 K: 0 S: 4	H: 1 LOB: 1 BB: 0 P: 4	R: 0 E: 1 K: 0 S: 5	H: 1 LOB: 2 BB: 0 P: 5	R: 0 E: 0 K: 0 S: 3	H: 0 LOB: 1 BB: 1 P: 7	R: 0 E: 0 K: 1 S: 5	H: 0 LOB: 0 BB: 0 P: 5	R: 2 E: 0 K: 0 S: 6	H: 3 LOB: 1 BB: 0 P: 6	R: 0 E: 0 K: 1 S: 5	H: 0 LOB: 0 BB: 0 P: 5	1B: 6 2B: 2 3B: 0 HR: 0	SF: 0 SAC: 0 DP: 0 HBP: 0	WP: 0 PB: 0 SB: 0 CS: 0	PA: 37
<b>SCOTT MCGREGOR, L</b> (1, 1) ERA: 4.41 <b>TIM STODDARD, R</b> (9, 1) ERA: 2.57	IP: 8.0 WLS: W BF: 34 H: 8 R: 3 ER: 3 SO: 3 BB: 1 IBB: 0 HBP: 0 BLK: 0 WP: 0 HR: 0 S: 39 P: 43 ERA: 3.38 WHIP: 1.125	IP: 1.0 WLS: 3 BF: 0 H: 0 R: 0 ER: 0 SO: 1 BB: 0 IBB: 0 HBP: 0 BLK: 0 WP: 0 HR: 0 S: 5 P: 5 ERA: 0.00 WHIP: 0.000											<b>PITCHER</b> IP WLS BF H R ER SO BB IBB HBP BLK WP HR S P ERA WHIP	<b>AB</b> 36 <b>R</b> 3 <b>H</b> 8 <b>RBI</b> 3 <b>BB</b> 1 <b>SO</b> 4 <b>LOB</b> 13								

Minnesota Twins @ Baltimore Orioles  
 Memorial Stadium, Baltimore, MD  
 Tue May 06 1980, 7:05 PM EDT  
 Att. 10,720 - Unknown - 76 F

livebaseballscorecards.com

Batter	1	2	3	4	5	6	7	8	9
<b>Al Bumbry, L</b> OBP: 0.404, SLG: 0.529 (1, 8)	0-0 FC5-4 1B	0-0 S E E 1-3 3-H 1B	0-0 L7			0-0 E7 2-3 1B		1-0 BB HBP G6-4-3 HBP	
<b>Rich Dauer, R</b> OBP: 0.257, SLG: 0.172 (1, 4)	0-0 FC5-4 E 1-2f 1B	0-0 E6 S 1-2 3-H 2B	0-0 G5-4-3 1-2f			0-0 1B		1-0 G6-4-3 BB 1-2 HBP	
<b>Ken Singleton, S</b> OBP: 0.319, SLG: 0.415 (1, 9)	0-0 E4 BB 2-3 1B	0-0 1-3			0-0 G5-4-3 1B		0-0 6-3	4-0 BB 1-2 2-3 BB	
<b>John Lowenstein, L</b> OBP: 0.257, SLG: 0.161 (9, 7)									
<b>Eddie Murray, S</b> OBP: 0.394, SLG: 0.512 (1, 3)	0-3 K	4-0 F3 2B BB			0-0 L8		0-0 G3	0-0 G6-4-3 1-2f 2-3 3-H	
<b>Gary Roenicke, R</b> OBP: 0.347, SLG: 0.333 (1, 7) (9, 9)	0-0 BB 1-2 3-H 1B	0-0 F3			0-0 G5-4-3 1-2f		0-0 1B 2B	0-3 K	
<b>Doug DeCinces, R</b> OBP: 0.345, SLG: 0.506 (1, 5)	4-0 1-2 2-3 BB	0-0 HR 2B			0-0 G6-4-3 1B		0-0 2B 1B		
<b>Benny Ayala, R</b> OBP: 0.389, SLG: 0.600 (1, 10)	0-3 K	0-0 HR			0-0 G6-4-3 1-2f		0-0 1-3 3-H 2B		
<b>Rick Dempsey, R</b> OBP: 0.296, SLG: 0.486 (1, 2)					0-0 5-3		0-0 5-3		
<b>Kiko Garcia, R</b> OBP: 0.255, SLG: 0.182 (1, 6)									
<b>Mark Belanger, R</b> OBP: 0.217, SLG: 0.205 (8, 6)									

Inning Stats	R: 1	H: 2	E: 2	K: 2	S: 10	LOB: 3	BB: 1	P: 14
	R: 7	H: 5	E: 1	K: 1	S: 11	LOB: 0	BB: 1	P: 15
	R: 0	H: 0	E: 0	K: 0	S: 2	LOB: 0	BB: 1	P: 6
	R: 0	H: 1	E: 0	K: 0	S: 3	LOB: 0	BB: 0	P: 3
	R: 0	H: 1	E: 0	K: 0	S: 3	LOB: 0	BB: 0	P: 3
	R: 0	H: 3	E: 1	K: 0	S: 4	LOB: 1	BB: 0	P: 4
	R: 1	H: 3	E: 0	K: 0	S: 6	LOB: 2	BB: 0	P: 6
	R: 1	H: 0	E: 0	K: 1	S: 4	LOB: 1	BB: 1	P: 10

PITCHER	IP	WLS	BF	H	R	ER	SO	BB	IBB	HBP	BLK	WP	HR	S	P	ERA	WHIP
<b>Geoff Zahn, L</b> ERA: 3.64 (1, 1)	6.0	L	30	12	8	2	3	3	0	0	0	0	1	33	45	3.00	2.500
<b>Mike Marshall, R</b> ERA: 8.53 (7, 1)	2.0		11	3	2	2	1	1	0	2	0	0	0	10	16	9.00	2.000

AB R H RBI BB SO LOB

4	2	3	1	0	0	1
4	2	1	1	0	0	3
4	0	1	0	1	0	3
0	0	0	0	0	0	0
4	1	0	0	1	1	5
5	1	2	1	0	1	4
3	1	3	2	1	0	0
4	1	2	3	0	1	4
4	1	1	0	0	1	2
3	1	2	0	1	0	2
0	0	0	0	0	0	0

1B: 9	SF: 0	WP: 0	PA: 41
2B: 5	SAC: 0	PB: 0	
3B: 0	DP: 4	SB: 3	
HR: 1	HBP: 2	CS: 0	
WP: 0	PA: 41	ERA	WHIP

**Minnesota Twins @ Baltimore Orioles**  
**Memorial Stadium, Baltimore, MD**  
 Tue May 06 1980, 7:05 PM EDT  
 Att: 10,720 - Unknown - 76 F

livebaseballscorecards.com

<b>AB</b>	<b>35</b>
<b>R</b>	<b>10</b>
<b>H</b>	<b>15</b>
<b>RBI</b>	<b>8</b>
<b>BB</b>	<b>4</b>
<b>SO</b>	<b>4</b>
<b>LOB</b>	<b>24</b>



Batter	1	2	3	4	5	6	7	8	9	AB R H RBI BB SO LOB	TOP																
<b>Dave Edwards, R</b> (1, 7) <small>OBP: 0.350, SLG: 0.400</small> <b>Ken Landreaux, L</b> (8, PH) <small>OBP: 0.396, SLG: 0.485</small> (8, 7)	0-0 6-3		0-3 K		0-0 BB 1B		0-0 WP FC5-2 2B	4-0 FC6-5 WP BB		4 0 2 1 0 1 1 0 0 0 0 1 0 0	<b>Minnesota Twins @ Baltimore Orioles</b> Memorial Stadium, Baltimore, MD Wed May 07 1980, 7:05 PM EDT Att. 11,357 - Unknown - 70 F																
<b>John Castino, R</b> (1, 5) <small>OBP: 0.283, SLG: 0.341</small>	0-0 L4		0-0 L9		0-3 K		0-0 F3	0-0 FC6-5		5 0 0 0 0 1 3																	
<b>Roy Smalley, S</b> (1, 6) <small>OBP: 0.376, SLG: 0.457</small>	0-0 F4				0-0 FC6-4 1B		0-0 FC5-2 1B WP 2B	0-0 F6		5 1 1 0 0 0 3																	
<b>Ron Jackson, R</b> (1, 3) <small>OBP: 0.246, SLG: 0.328</small> <b>Mike Cabbage, L</b> (9, PH) <small>OBP: 0.417, SLG: 0.442</small>		0-3 K		0-0 FC6-4 1B	4-0 BB		0-0 2B 1B	0-0 P6		3 2 1 0 1 1 1 1 0 0 0 0 0 0																	
<b>Pete Mackanin, R</b> (1, 4) <small>OBP: 0.310, SLG: 0.308</small> <b>Rob Wilfong, L</b> (9, PH) <small>OBP: 0.317, SLG: 0.480</small>		0-3 K		0-0 BB 1B 1B	0-0 F7		0-0 2B	1-0 G5-4-3 HBP		4 0 2 2 0 1 2 0 0 0 0 0 0 0																	
<b>Jesus Vega, R</b> (1, 10) <small>OBP: 0.316, SLG: 0.235</small> <b>Glenn Adams, L</b> (7, PH) <small>OBP: 0.314, SLG: 0.375</small> <b>Sal Butera, R</b> (9, PH) <small>OBP: 0.300, SLG: 0.222</small>		0-0 E 1B		0-0 F6		0-0 6-3	0-0 F6	0-0 G5-4-3		3 0 1 0 0 0 2 1 0 0 0 0 0 1 1 0 0 0 0 0 1																	
<b>Willie Norwood, R</b> (1, 9) <small>OBP: 0.222, SLG: 0.206</small> <b>Hosken Powell, L</b> (8, PH) <small>OBP: 0.380, SLG: 0.429</small> (8, 9)		0-0 E5 FC5-4		0-0 BB 1B	1-2 2-H		0-0 F9	0-0 HR 1B		3 0 1 1 0 0 1 1 1 1 0 0 0 0																	
<b>Butch Wynegar, S</b> (1, 2) <small>OBP: 0.285, SLG: 0.326</small>		0-0 FC5-4		4-0 BB BB BB BB	1-2 2-3 BB		0-0 5-3	0-0 HR		3 1 1 2 1 0 2																	
<b>Rick Sofield, L</b> (1, 8) <small>OBP: 0.195, SLG: 0.329</small>			0-0 CS 1B		0-0 F5		0-0 2B 2B	0-0 4-3		4 1 2 0 0 0 3																	
<b>Inning Stats</b>	R: 0 E: 0 K: 0 S: 3	H: 0 LOB: 0 BB: 0 P: 3	R: 0 E: 1 K: 2 S: 9	H: 1 LOB: 2 BB: 0 P: 9	R: 0 E: 0 K: 1 S: 5	H: 1 LOB: 0 BB: 0 P: 5	R: 1 E: 0 K: 0 S: 6	H: 3 LOB: 3 BB: 1 P: 10	R: 0 E: 0 K: 1 S: 6	H: 1 LOB: 2 BB: 1 P: 10		R: 0 E: 0 K: 0 S: 3	H: 0 LOB: 0 BB: 0 P: 3	R: 3 E: 0 K: 0 S: 7	H: 4 LOB: 1 BB: 0 P: 7	R: 2 E: 0 K: 0 S: 5	H: 2 LOB: 1 BB: 1 P: 9	R: 0 E: 0 K: 0 S: 2	H: 0 LOB: 0 BB: 0 P: 3	1B: 8 2B: 3 3B: 0 HR: 1	SF: 0 SAC: 0 DP: 1 HBP: 1	WP: 3 PB: 0 SB: 0 CS: 1	PA: 42				
<b>PITCHER</b>	IP WLS BF H R ER SO BB IBB HBP BLK WP HR S P ERA WHIP																										
<b>Mike Flanagan, L</b> (1, 1) <small>ERA: 3.94</small>	6.2		32	10	4	4	4	2	0	0	0	2	0	38	46	5.40	1.800										
<b>Sammy Stewart, R</b> (7, 1) <small>ERA: 3.19</small>	1.2	W	9	2	2	2	0	1	0	1	0	1	1	7	12	10.80	1.800										
<b>Tippy Martinez, L</b> (9, 1) <small>ERA: 3.55</small>	0.2	S	1	0	0	0	0	0	0	0	0	0	0	1	1	0.00	0.000										

livebaseballscorecards.com

<b>AB</b>	<b>38</b>
<b>R</b>	<b>6</b>
<b>H</b>	<b>12</b>
<b>RBI</b>	<b>6</b>
<b>BB</b>	<b>3</b>
<b>SO</b>	<b>4</b>
<b>LOB</b>	<b>20</b>





BOTTOM

Minnesota Twins @ Baltimore Orioles  
Memorial Stadium, Baltimore, MD

Wed May 07 1980, 7:05 PM EDT  
Att. 11,357 - Unknown - 70 F

livebaseballscorecards.com

AB	33
R	8
H	11
RBI	8
BB	9
SO	5
LOB	23



WP	2	PA	43
PB	0		
SB	2		
CS	2		

AB R H RBI BB SO LOB

2	2	1	0	3	0	0
5	2	3	1	0	0	3
3	0	1	2	2	0	2
0	0	0	0	0	0	0
5	0	0	0	0	1	7
3	2	1	2	1	1	2
3	2	2	0	2	0	0
4	0	0	0	1	2	4
4	0	2	3	0	0	1
4	0	1	0	0	1	4
1B: 7	SF: 1					
2B: 4	SAC: 0					
3B: 0	DP: 1					
HR: 1	HBP: 0					

Batter	1	2	3	4	5	6	7	8	9
Al Bumbry, L (1, 8) OBP: 0.423, SLG: 0.528	0-0 L3 1B		0-0 2B 1B 1-2	4-0 IBB		4-0 BB BB		4-0 E 1B FC5 BB	
Mark Belanger, R (1, 6) OBP: 0.255, SLG: 0.265	0-0 1-3 WP 1B		0-0 2B 2B 1-H	0-0 F9		0-0 F5		0-0 E5 WP FC5 SF8 1B 1-3	
Ken Singleton, S (1, 9) OBP: 0.333, SLG: 0.424 Gary Roenicke, R (8, PR) OBP: 0.347, SLG: 0.333 (9, 9)	0-0 1-3 1-3		0-0 2B 2-H		4-0 CS BB	4-0 BB		0-0 FC5 WP 1-2	
Eddie Murray, S (1, 3) OBP: 0.375, SLG: 0.484	0-0 6-3		0-0 F7		0-3 K 1-2	0-0 F8		0-0 F4 1-2 2-3	
Terry Crowley, L (1, 10) OBP: 0.550, SLG: 0.750		0-3 K		0-0 HR	4-0 BB BB 1B BB	0-0 L7		0-0 SF8 3-H	
John Lowenstein, L (1, 7) OBP: 0.325, SLG: 0.206		0-0 L4		0-0 6-3 2B 1B	4-0 BB BB 1B BB		0-0 S 1B	4-0 BB	
Doug DeCinces, R (1, 5) OBP: 0.337, SLG: 0.481		0-3 K		0-0 6-3 1-2	4-0 1B BB 1-2 2-3		0-0 F8	0-3 K	
Rick Dempsey, R (1, 2) OBP: 0.306, SLG: 0.500			0-0 L7	0-0 2B 2-H	0-0 1B 1-3 2-H 3-H		0-0 F7		
Kiko Garcia, R (1, 4) OBP: 0.255, SLG: 0.188			0-0 CS 1B	0-0 5-3	0-3 K		0-0 6-3 1-2		
Inning Stats	R: 0 H: 1 E: 0 K: 4 S: 4	R: 0 H: 0 E: 0 K: 2 S: 7	R: 2 H: 4 E: 0 K: 0 S: 6	R: 2 H: 3 E: 0 K: 0 S: 6	R: 2 H: 1 E: 0 K: 2 S: 7	R: 0 H: 0 E: 0 K: 0 S: 3	R: 0 H: 1 E: 0 K: 0 S: 4	R: 2 H: 1 E: 1 K: 1 S: 7	

PITCHER	IP	WLS	BF	H	R	ER	SO	BB	IBB	HBP	BLK	WP	HR	S	P	ERA	WHIP
Albert Williams, R (1, 1) ERA: 12.0	3.0		15	7	4	4	2	0	0	0	0	1	1	19	19	12.00	2.333
John Verhoeven, R (4, 1) ERA: 3.77	1.0		5	1	0	0	0	0	1	0	0	0	0	4	8	0.00	1.000
Roger Erickson, R (5, 1) ERA: 3.38	2.0		12	1	2	2	2	6	0	0	0	0	0	10	34	9.00	3.500
Mike Marshall, R (7, 1) ERA: 8.16	1.2	L	9	2	2	1	0	1	0	0	0	1	0	8	12	5.40	1.800
Darrell Jackson, L (8, 1) ERA: 2.76	0.0		1	0	0	0	0	1	0	0	0	0	0	0	4	∞	∞

PITCHER	IP	WLS	BF	H	R	ER	SO	BB	IBB	HBP	BLK	WP	HR	S	P	ERA	WHIP
Doug Corbett, R (8, 1) ERA: 2.66	0.1		1	0	0	0	1	0	0	0	0	0	0	3	3	0.00	0.000

Batter	1	2	3	4	5	6	7	8	9	AB R H RBI BB SO LOB	TOP
Al Bumbry, L (1, 8) OBP: 0.417, SLG: 0.516	0-3 K		0-0 1-2 1B		0-3 K			0-0 4-3		4 0 1 0 0 2 1	
Mark Belanger, R (1, 6) OBP: 0.236, SLG: 0.245	0-0 F8		0-3 K			0-0 B1-3		0-0 F8		4 0 0 0 0 1 2	
Ken Singleton, S (1, 9) OBP: 0.330, SLG: 0.416	0-3 K			0-0 F8		0-0 G4-6-3 1B			0-3 K	4 0 1 0 0 2 0	
Eddie Murray, S (1, 3) OBP: 0.361, SLG: 0.463		0-0 4-3		0-0 F8		0-0 G4-6-3 1-2f			0-0 P6	4 0 0 0 0 0 1	
John Lowenstein, L (1, 7) OBP: 0.302, SLG: 0.189 Gary Roenicke, R (9, PH) OBP: 0.356, SLG: 0.361		0-0 F9		0-0 G3			0-0 P6		0-0 2B	3 0 0 0 0 0 0 1 0 1 0 0 0 0	
Doug DeCinces, R (1, 5) OBP: 0.326, SLG: 0.464 Dan Graham, L (7, PR) (7, 5) Benny Ayala, R (9, PH) OBP: 0.368, SLG: 0.563		0-3 K		0-0 F7			0-0 E5 FC5-4		0-3 K	3 0 0 0 0 1 0 0 0 0 0 0 0 0 1 0 0 0 0 1 1	
Lee May, R (1, 10) OBP: 0.259, SLG: 0.358			4-0 1B BB		0-0 HR		0-0 F7			2 1 1 1 1 0 1	
Rick Dempsey, R (1, 2) OBP: 0.295, SLG: 0.481			0-0 F7		0-3 K		0-0 FC5-4 1-2f			3 0 0 0 0 1 2	
Kiko Garcia, R (1, 4) OBP: 0.259, SLG: 0.180			0-0 F9		4-0 BB			0-3 K		2 0 0 0 1 1 1	
<b>Inning Stats</b>	R: 0 E: 0 K: 2 S: 7 H: 0 LOB: 0 BB: 0 P: 7	R: 0 E: 0 K: 1 S: 5 H: 0 LOB: 0 BB: 0 P: 5	R: 0 E: 0 K: 1 S: 6 H: 1 LOB: 2 BB: 1 P: 10	R: 0 E: 0 K: 0 S: 3 H: 0 LOB: 0 BB: 0 P: 3	R: 1 E: 0 K: 2 S: 8 H: 1 LOB: 1 BB: 1 P: 12	R: 0 E: 0 K: 0 S: 3 H: 1 LOB: 0 BB: 0 P: 3	R: 0 E: 1 K: 0 S: 4 H: 0 LOB: 1 BB: 0 P: 4	R: 0 E: 0 K: 1 S: 5 H: 0 LOB: 0 BB: 0 P: 5	R: 0 E: 0 K: 2 S: 8 H: 1 LOB: 1 BB: 0 P: 8	1B: 2 2B: 1 3B: 0 HR: 1 SF: 0 SAC: 0 DP: 1 HBP: 0	WP: 0 PB: 0 SB: 0 CS: 0 PA: 33
<b>PITCHER</b>	IP WLS BF H R ER SO BB IBB HBP BLK WP HR S P ERA WHIP										
Moose Haas, R (1, 1) ERA: 3.82	7.0 W 26 3 1 1 6 2 0 0 0 0 0 1 36 44 1.29 0.714										
Bob McClure, L (8, 1) ERA: 1.8	2.0 7 1 0 0 3 0 0 0 0 0 0 0 13 13 0.00 0.500										

Baltimore Orioles @ Milwaukee Brewers  
Milwaukee County Stadium, Milwaukee, WI

Thu May 08 1980, 8:05 PM EDT  
Att. 10,455 - Unknown

AB	31
R	1
H	4
RBI	1
BB	2
SO	9
LOB	9



WP	0	PA	33
PB	0		
SB	0		
CS	0		

PITCHER	IP	WLS	BF	H	R	ER	SO	BB	IBB	HBP	BLK	WP	HR	S	P	ERA	WHIP
---------	----	-----	----	---	---	----	----	----	-----	-----	-----	----	----	---	---	-----	------

Batter	1	2	3	4	5	6	7	8	9
<b>Paul Molitor, R</b> OBP: 0.437, SLG: 0.472 (1, 6)	0-0 F8	0-0 PB 1B	0-0 4-3			0-0 1B		0-0 F8	
<b>Robin Yount, R</b> OBP: 0.358, SLG: 0.556 (1, 10)	0-0 S 1B	0-0 F2		0-0 E5 4-3 1B		0-0 F8		0-0 BB 1B	
<b>Cecil Cooper, L</b> OBP: 0.414, SLG: 0.506 (1, 3)	4-0 1B 1-2 HR BB	4-0 G5-4-3 1B 1-2 2-3 IBB		0-0 4-3		0-3 K		4-0 FC5-4 BB 1-2 2-3	
<b>Dick Davis, R</b> OBP: 0.239, SLG: 0.304 (1, 7) (8, 9)	0-0 HR 1B	0-0 G5-4-3		0-0 WP S 1B		0-0 6-3		0-0 FC5-4	
<b>Don Money, R</b> OBP: 0.370, SLG: 0.600 (1, 5)	0-0 1-H 2-H HR		0-0 2B 3B	0-3 K		0-0 F2			
<b>Sixto Lezcano, R</b> OBP: 0.270, SLG: 0.416 (1, 9) <b>Mark Brouhard, R</b> (8, 7)	0-0 HR		0-0 HR 2B	0-0 6-3		0-0 5-3			
<b>Jim Gantner, L</b> OBP: 0.276, SLG: 0.379 (1, 4)	0-0 F5		0-0 5-3		0-0 4-3		0-0 4-3		
<b>Gorman Thomas, R</b> OBP: 0.302, SLG: 0.366 (1, 8)	0-0 5-3		0-0 HR BB	4-0 G6-4-3 BB		4-0 BB 1B BB		4-0 BB 1B BB	
<b>Buck Martinez, R</b> OBP: 0.313, SLG: 0.300 (1, 2)		0-0 PB 1B 1B	0-3 K	0-0 G6-4-3		0-0 L5			

Inning Stats		R: 5	H: 4	E: 0	LOB: 0	K: 0	BB: 1	S: 7	R: 0	H: 2	E: 0	LOB: 2	K: 0	BB: 1	S: 4	R: 3	H: 3	E: 0	LOB: 0	K: 1	BB: 0	S: 8	R: 1	H: 1	E: 1	LOB: 1	K: 1	BB: 0	S: 7	R: 0	H: 0	E: 0	LOB: 0	K: 0	BB: 1	S: 2	R: 0	H: 1	E: 0	LOB: 1	K: 1	BB: 0	S: 6	R: 0	H: 0	E: 0	LOB: 0	K: 0	BB: 0	S: 3	R: 0	H: 1	E: 0	LOB: 3	K: 0	BB: 2	S: 4	R: 0	H: 1	E: 0	LOB: 0	K: 0	BB: 2	S: 4
<b>PITCHER</b>	IP	WLS	BF	H	R	ER	SO	BB	IBB	HBP	BLK	WP	HR	S	P	ERA	WHIP																																															
<b>Dennis Martinez, R</b> ERA: 9.0 (1, 1)	0.1	L	6	4	5	5	0	1	0	0	0	0	2	5	9	135.00	15.000																																															
<b>Paul Hartzell, R</b> ERA: 3.52 (1, 1)	7.2		34	8	4	3	3	3	1	0	0	1	1	36	52	3.52	1.435																																															

**BOTTOM**

**Baltimore Orioles @ Milwaukee Brewers**  
Milwaukee County Stadium, Milwaukee, WI

Thu May 08 1980, 8:05 PM EDT  
Att. 10,455 - Unknown

AB	R	H	RBI	BB	SO	LOB
5	0	2	0	0	0	1
5	2	2	0	0	0	3
2	1	0	0	3	1	2
5	1	2	2	0	0	7
4	2	2	3	0	1	1
4	2	2	2	0	0	1
0	0	0	0	0	0	0
4	0	0	0	0	0	1
2	1	1	2	2	0	0
4	0	1	0	0	1	2

<b>AB</b>	<b>35</b>
<b>R</b>	<b>9</b>
<b>H</b>	<b>12</b>
<b>RBI</b>	<b>9</b>
<b>BB</b>	<b>5</b>
<b>SO</b>	<b>3</b>
<b>LOB</b>	<b>18</b>

WP: 1 PA: 40  
PB: 1  
SB: 2  
CS: 0



Batter	1	2	3	4	5	6	7	8	9	AB R H RBI BB SO LOB
<b>Al Bumbry, L</b> (1, 8) OBP: 0.416, SLG: 0.510	0-0 FC4 1B	0-0 F5		0-0 1B		0-0 5-3 1-2			0-0 6-3	5 1 2 0 0 0 4
<b>Mark Belanger, R</b> (1, 6) OBP: 0.250, SLG: 0.259	0-0 F8	0-0 1B		0-3 K 1-2		0-0 6-3			0-0 G4-6-3 1B	5 0 2 2 0 1 3
<b>Ken Singleton, S</b> (1, 9) OBP: 0.315, SLG: 0.394 <b>John Lowenstein, L</b> (9, 7) OBP: 0.302, SLG: 0.189	0-0 E6 FC4 1-3	0-0 F8		0-0 G3			0-0 L3		0-0 G4-6-3 1-2f	5 0 0 0 0 0 5 0 0 0 0 0 0 0
<b>Eddie Murray, S</b> (1, 3) OBP: 0.348, SLG: 0.444	0-0 FC4 1-2f 3-H		0-0 F6		0-0 4-3		0-0 6-3			4 0 0 1 0 0 1
<b>Gary Roenicke, R</b> (1, 7) OBP: 0.351, SLG: 0.354	0-0 F7		0-0 F9		0-0 L5-3 1B		0-3 K			4 0 1 0 0 1 1
<b>Doug DeCinces, R</b> (1, 5) OBP: 0.333, SLG: 0.466		0-0 1B SF7 1B	0-0 1B	0-0 1B	0-0 L5-3 1-2			0-0 F7		4 1 2 0 0 0 1
<b>Lee May, R</b> (1, 10) OBP: 0.274, SLG: 0.368		0-0 1B 1B	0-0 1B	0-0 1B		0-3 K		0-0 5-3		4 1 2 0 0 1 0
<b>Rick Dempsey, R</b> (1, 2) OBP: 0.304, SLG: 0.494		0-0 1B 1B	0-0 F8			0-0 PB 1B 2B		0-0 F5		4 1 2 0 0 0 2
<b>Rich Dauer, R</b> (1, 4) OBP: 0.269, SLG: 0.209		0-0 SF7		0-0 6-3		0-0 5-3 1B		0-0 6-3 1B 2B		3 1 2 2 0 0 0

Inning Stats	R: 1 E: 1 K: 0 S: 5	H: 1 LOB: 1 BB: 0 P: 5	R: 2 E: 0 K: 0 S: 7	H: 4 LOB: 2 BB: 0 P: 7	R: 0 E: 0 K: 0 S: 5	H: 2 LOB: 2 BB: 0 P: 5	R: 0 E: 0 K: 1 S: 6	H: 1 LOB: 1 BB: 0 P: 6	R: 0 E: 0 K: 0 S: 3	H: 1 LOB: 0 BB: 0 P: 3	R: 1 E: 0 K: 1 S: 7	H: 2 LOB: 1 BB: 0 P: 7	R: 0 E: 0 K: 1 S: 5	H: 0 LOB: 0 BB: 0 P: 5	R: 0 E: 0 K: 0 S: 3	H: 0 LOB: 0 BB: 0 P: 3	R: 1 E: 0 K: 0 S: 4	H: 2 LOB: 0 BB: 0 P: 4	1B: 11 2B: 3 3B: 0 HR: 0	SF: 1 SAC: 0 DP: 2 HBP: 0	WP: 0 PB: 1 SB: 2 CS: 0	PA: 39
--------------	------------------------------	---------------------------------	------------------------------	---------------------------------	------------------------------	---------------------------------	------------------------------	---------------------------------	------------------------------	---------------------------------	------------------------------	---------------------------------	------------------------------	---------------------------------	------------------------------	---------------------------------	------------------------------	---------------------------------	-----------------------------------	------------------------------------	----------------------------------	--------

PITCHER	IP	WLS	BF	H	R	ER	SO	BB	IBB	HBP	BLK	WP	HR	S	P	ERA	WHIP
<b>Jerry Augustine, L</b> (1, 1) ERA: 6.28	2.2	L	16	7	3	2	0	0	0	0	0	0	0	16	16	6.75	2.625
<b>Bill Castro, R</b> (3, 1) ERA: 0.75	3.1		13	4	1	0	2	0	0	0	0	0	0	17	17	0.00	1.200
<b>Dan Boitano, R</b> (7, 1) ERA: 6.17	2.1		8	1	1	1	1	0	0	0	0	0	0	10	10	3.86	0.429
<b>Reggie Cleveland, R</b> (9, 1) ERA: 3.24	0.2		2	1	0	0	0	0	0	0	0	0	0	2	2	0.00	1.500

**TOP**

**Baltimore Orioles @ Milwaukee Brewers**  
Milwaukee County Stadium, Milwaukee, WI

Fri May 09 1980, 8:05 PM EDT  
Att. 34,784 - Unknown

<b>AB</b>	<b>38</b>
<b>R</b>	<b>5</b>
<b>H</b>	<b>13</b>
<b>RBI</b>	<b>5</b>
<b>BB</b>	<b>0</b>
<b>SO</b>	<b>3</b>
<b>LOB</b>	<b>17</b>



livebaseballscorecards.com

Batter	1	2	3	4	5	6	7	8	9	AB R H RBI BB SO LOB
Paul Molitor, R OBP: 0.426, SLG: 0.457 (1, 6)	0-0 F7	0-0 L5-3			0-3 K		0-0 1B		0-0 5-3	5 0 1 0 0 1 2
Robin Yount, R OBP: 0.364, SLG: 0.564 (1, 10)	0-0 WP 1B 2B		0-0 4-3		0-0 G5-4-3		0-0 1B			4 1 2 0 0 0 1
Cecil Cooper, L OBP: 0.396, SLG: 0.481 (1, 3)	0-0 F8		0-0 4-3			0-0 F9	0-0 4-3			4 0 0 0 0 0 4
Dick Davis, R OBP: 0.260, SLG: 0.327 (1, 7)	4-0 BB 1B BB		0-0 F9			0-0 P3		0-0 1B 2B		3 1 1 0 1 0 0
Don Money, R OBP: 0.397, SLG: 0.596 (1, 5)	4-0 1B BB			0-0 E5 1B		4-0 BB		0-0 1B		2 0 1 0 2 0 0
Sixto Lezcano, R OBP: 0.280, SLG: 0.420 (1, 9)	0-0 1B		0-0 G5-4-3 1B		0-0 F7		0-0 FC1-2-5 G6-3			4 0 2 2 0 0 3
Jim Gantner, L OBP: 0.242, SLG: 0.333 (1, 4)	0-0 F7		0-0 F7		0-0 G3		0-0 G6-3			4 0 0 0 0 0 6
Gorman Thomas, R OBP: 0.290, SLG: 0.349 (1, 8)		0-0 B1-3		0-0 G5-4-3		0-3 K		0-0 F2		4 0 0 0 0 1 2
Charlie Moore, R OBP: 0.364, SLG: 0.306 (1, 2)		0-0 L5-3 1B			0-0 G5-4-3 1B		0-0 1B 1B		0-0 1-3	4 0 3 0 0 0 0

**BOTTOM**

**Baltimore Orioles @ Milwaukee Brewers**  
**Milwaukee County Stadium, Milwaukee, WI**  
 Fri May 09 1980, 8:05 PM EDT  
 Att. 34,784 - Unknown

[livebaseballscores.com](http://livebaseballscores.com)

<b>AB</b>	<b>34</b>
<b>R</b>	<b>2</b>
<b>H</b>	<b>10</b>
<b>RBI</b>	<b>2</b>
<b>BB</b>	<b>3</b>
<b>SO</b>	<b>2</b>
<b>LOB</b>	<b>18</b>



Inning Stats	R: 2	H: 2	E: 0	K: 0	S: 5	WLS	BF	H	R	ER	SO	BB	IBB	HBP	BLK	WP	HR	S	P	ERA	WHIP
	0	0	0	0	3	0	28	7	2	2	2	3	0	0	0	1	0	29	41	2.70	1.500

PITCHER	IP	WLS	BF	H	R	ER	SO	BB	IBB	HBP	BLK	WP	HR	S	P	ERA	WHIP
Steve Stone, R ERA: 4.31 (1, 1)	6.2		28	7	2	2	2	3	0	0	0	1	0	29	41	2.70	1.500
Dave Ford, R ERA: 2.78 (7, 1)	0.0		1	1	0	0	0	0	0	0	0	0	0	1	1	∞	∞
Tippy Martinez, L ERA: 3.46 (7, 1)	0.1		2	1	0	0	0	0	0	0	0	0	0	2	2	0.00	3.000
Tim Stoddard, R ERA: 2.25 (8, 1)	2.0	S	6	1	0	0	0	0	0	0	0	0	0	6	6	0.00	0.500

<b>WP</b> : 1	<b>PA</b> : 37
<b>PB</b> : 0	<b>SB</b> : 0
<b>CS</b> : 0	

Batter	1	2	3	4	5	6	7	8	9	AB R H RBI BB SO LOB	TOP		
Al Bumbry, L (1, 8) OBP: 0.410, SLG: 0.500	0-0 6-3		0-3 K		0-0 4-3			0-0 1B SF7 1B		4 1 1 0 0 1 2			
John Lowenstein, L (1, 7) OBP: 0.298, SLG: 0.195	0-0 4-3		0-0 F9		0-0 4-3			0-0 1-3 1B SF7 1B		4 1 1 0 0 0 1			
Ken Singleton, S (1, 9) OBP: 0.304, SLG: 0.381	0-0 4-3			0-0 F7		0-3 K		0-0 1-2 SF7		3 0 0 1 0 1 0			
Lee May, R (1, 10) OBP: 0.273, SLG: 0.361		0-3 K		0-0 6-3		0-0 F9		0-0 1B 3-H 1B		4 0 1 1 0 1 0			
Eddie Murray, S (1, 3) OBP: 0.362, SLG: 0.456		0-0 E 1B		0-0 1B		0-0 F8		0-0 1-3 1B		4 0 3 0 0 0 0			
Doug DeCinces, R (1, 5) OBP: 0.320, SLG: 0.446		0-0 F7		0-0 L5			0-0 5-3	0-0 P6		4 0 0 0 0 0 4			
Dan Graham, L (1, 2) OBP: 0.250, SLG: 1.000		0-0 E4 FC4-6			0-0 HR		0-3 K		0-0 F7	4 1 1 1 0 1 1	AB 34 R 3 H 8 RBI 3 BB 1 SO 6 LOB 10		
Mark Belanger, R (1, 6) OBP: 0.238, SLG: 0.246 Pat Kelly, L (9, PH) OBP: 0.353, SLG: 0.615		0-0 FC4-6			0-0 6-3		0-0 4-3		0-3 K	3 0 0 0 0 0 2 1 0 0 0 0 1 0			
Rich Dauer, R (1, 4) OBP: 0.284, SLG: 0.217 Terry Crowley, L (9, PH) OBP: 0.524, SLG: 0.706			4-0 BB CS		0-0 4-3 1B			0-0 F7	0-3 K	2 0 1 0 1 0 0 1 0 0 0 0 1 0			
<b>Inning Stats</b>	R: 0 H: 0 E: 0 LOB: 0 K: 0 BB: 0 S: 3 P: 3	R: 0 H: 1 E: 1 LOB: 2 K: 1 BB: 0 S: 7 P: 7	R: 0 H: 0 E: 0 LOB: 0 K: 1 BB: 1 S: 4 P: 8	R: 0 H: 1 E: 0 LOB: 1 K: 0 BB: 0 S: 4 P: 4	R: 1 H: 2 E: 0 LOB: 1 K: 0 BB: 0 S: 5 P: 5	R: 0 H: 0 E: 0 LOB: 0 K: 1 BB: 0 S: 5 P: 5	R: 0 H: 0 E: 0 LOB: 0 K: 1 BB: 0 S: 5 P: 5	R: 2 H: 4 E: 0 LOB: 2 K: 2 BB: 0 S: 7 P: 7	R: 0 H: 0 E: 0 LOB: 0 K: 2 BB: 0 S: 7 P: 7	1B: 7 SF: 1 2B: 1 SAC: 0 3B: 0 DP: 1 HR: 1 HBP: 0	WP: 0 PA: 36 PB: 0 SB: 0 CS: 1		
<b>PITCHER</b>	IP WLS BF H R ER SO BB IBB HBP BLK WP HR S P ERA WHIP											<b>PITCHER</b>	IP WLS BF H R ER SO BB IBB HBP BLK WP HR S P ERA WHIP
Lary Sorensen, R (1, 1) ERA: 3.5	7.2 W 31 7 3 3 4 1 0 0 0 0 1 38 42 3.52 1.043												
Reggie Cleveland, R (8, 1) ERA: 3.0	1.1 S 5 1 0 0 2 0 0 0 0 0 0 9 9 0.00 0.750												

Baltimore Orioles @ Milwaukee Brewers  
Milwaukee County Stadium, Milwaukee, WI

Sat May 10 1980, 4:33 AM EDT  
Att: 31,494 - Unknown

livebaseballscorecards.com



Batter	1	2	3	4	5	6	7	8	9	AB	R	H	RBI	BB	SO	LOB
Paul Molitor, R OBP: 0.420, SLG: 0.454 (1, 4)	0-3 K		0-0 4-3		0-0 SF8		0-0 1B 1B			3	1	1	2	0	1	0
Robin Yount, R OBP: 0.369, SLG: 0.557 (1, 6)	0-3 K		4-0 BB		0-0 F9		0-0 1B 1B			3	0	1	1	1	1	1
Cecil Cooper, L OBP: 0.369, SLG: 0.471 (1, 3)	0-0 F5		0-0 L3			0-0 1-3	0-0 1B			4	0	1	1	0	0	1
Larry Hisle, R OBP: 0.400, SLG: 0.333 (1, 10)		0-3 K		0-3 K		0-0 F7	0-0 F2			4	0	0	0	0	2	2
Don Money, R OBP: 0.387, SLG: 0.560 (1, 5)		4-0 FC5-4 BB		0-0 5-3		0-0 L5		0-0 P6		3	0	0	0	1	0	0
Sixto Lezcano, R OBP: 0.268, SLG: 0.400 (1, 9)		0-0 FC5-4 2B		0-0 5-3			0-0 F9	0-3 K		4	1	0	0	0	1	1
Dick Davis, R OBP: 0.296, SLG: 0.365 (1, 7)		0-0 2B			0-0 2B SF8 1B		0-0 F9	4-0 BB		3	1	2	1	1	0	0
Gorman Thomas, R OBP: 0.298, SLG: 0.360 (1, 8)		0-0 F7			0-0 SF8 2B		4-0 1B BB	0-0 5-3		3	1	1	0	1	0	2
Buck Martinez, R OBP: 0.314, SLG: 0.303 (1, 2)			0-0 P4		0-0 5-3		0-0 1B 1B			3	1	1	0	0	0	2

Inning Stats	R: 0	H: 0	E: 0	K: 2	S: 7	R: 1	H: 1	E: 0	K: 1	S: 6	R: 0	H: 0	E: 0	K: 0	S: 3	R: 0	H: 0	E: 0	K: 1	S: 5	R: 1	H: 2	E: 0	K: 0	S: 5	R: 0	H: 0	E: 0	K: 0	S: 3	R: 3	H: 4	E: 0	K: 0	S: 7	R: 0	H: 0	E: 0	K: 1	S: 5									
	0	0	0	2	7	1	1	0	1	6	0	0	0	0	3	0	0	0	0	1	5	1	2	0	0	5	0	0	0	0	3	4	2	0	11	0	0	0	1	9									
PITCHER	IP	WLS	BF	H	R	ER	SO	BB	IBB	HBP	BLK	WP	HR	S	P	ERA	WHIP													IP	WLS	BF	H	R	ER	SO	BB	IBB	HBP	BLK	WP	HR	S	P	ERA	WHIP			
Scott McGregor, L ERA: 5.09 (1, 1)	6.2	L	30	7	5	5	4	3	0	0	0	0	0	35	47	6.75	1.500																																
Dennis Martinez, R ERA: 8.22 (7, 1)	1.1		5	0	0	0	1	1	0	0	0	0	0	6	10	0.00	0.750																																

**BOTTOM**

**Baltimore Orioles @ Milwaukee Brewers**  
**Milwaukee County Stadium, Milwaukee, WI**

Sat May 10 1980, 4:33 AM EDT  
 Att. 31,494 - Unknown

livebaseballscorecards.com

AB	30
R	5
H	7
RBI	5
BB	4
SO	5
LOB	9

WP: 0 PA: 35  
 PB: 0  
 SB: 0  
 CS: 0



Batter	1	2	3	4	5	6	7	8	9	AB R H RBI BB SO LOB	TOP					
Al Bumbry, L (1, 8) OBP: 0.402, SLG: 0.486	0-0 BB 3B BB 1B	0-0 FC6-4 FC5-4 1-2f		0-3 K		0-0 1-3			0-3 K	5 1 1 0 0 2 4						
Mark Belanger, R (1, 6) OBP: 0.224, SLG: 0.231 Benny Ayala, R (9, PH) OBP: 0.350, SLG: 0.529	0-0 B2	0-0 FC5-4 1-2f		0-0 6-3			0-0 F6		0-0 F9	4 0 0 0 0 0 4 1 0 0 0 0 0 0						
Gary Roenicke, R (1, 7) OBP: 0.346, SLG: 0.362	0-0 F7		0-0 2B		0-0 G3		0-3 K			4 0 1 0 0 1 1						
Eddie Murray, S (1, 3) OBP: 0.367, SLG: 0.448	4-0 BB 3B BB 1-2		0-0 F8		0-0 5-3		4-0 BB			2 1 0 0 2 0 1						
Doug DeCinces, R (1, 5) OBP: 0.317, SLG: 0.432	4-0 BB 3B BB 1-2 2-3		0-0 5-3		0-0 5-3		0-3 K			3 1 0 0 1 1 2						
Lee May, R (1, 10) OBP: 0.286, SLG: 0.400	0-0 3B 1-H 2-H 3-H		0-0 P5			0-0 2B FC6-2 1B		0-0 5-3		4 0 2 3 0 0 1						
Ken Singleton, S (1, 9) OBP: 0.302, SLG: 0.386	0-0 F8			0-0 F8		0-0 1B 2B		0-0 4-3		4 1 1 0 0 0 1						
Rick Dempsey, R (1, 2) OBP: 0.313, SLG: 0.494		0-0 FC6-4 1B		0-0 E 1B		0-0 FC6-2 1B		0-0 P6		4 0 2 0 0 0 2						
Rich Dauer, R (1, 4) OBP: 0.282, SLG: 0.219		0-0 L6		0-0 E3 1-3		0-0 1B 1-3 2-H		0-0 F2		4 0 1 1 0 0 2						
<b>Inning Stats</b>	R: 3 H: 2 E: 0 LOB: 1 K: 0 BB: 2 S: 5 P: 13	R: 0 H: 1 E: 0 LOB: 1 K: 0 BB: 0 S: 4 P: 4	R: 0 H: 1 E: 0 LOB: 1 K: 0 BB: 0 S: 4 P: 4	R: 0 H: 1 E: 1 LOB: 2 K: 1 BB: 0 S: 7 P: 7	R: 0 H: 0 E: 0 LOB: 0 K: 0 BB: 0 S: 3 P: 3	R: 1 H: 3 E: 0 LOB: 1 K: 0 BB: 0 S: 5 P: 5	R: 0 H: 0 E: 0 LOB: 1 K: 2 BB: 1 S: 7 P: 11	R: 0 H: 0 E: 0 LOB: 0 K: 0 BB: 0 S: 3 P: 3	R: 0 H: 0 E: 0 LOB: 0 K: 1 BB: 0 S: 5 P: 5	1B: 5 SF: 0 2B: 2 SAC: 0 3B: 1 DP: 0 HR: 0 HBP: 0	WP: 0 PA: 38 PB: 0 SB: 0 CS: 0					
<b>PITCHER</b>	IP WLS BF H R ER SO BB IBB HBP BLK WP HR S P ERA WHIP															
Mike Caldwell, L (1, 1) ERA: 3.12	5.0	25	7	4	4	1	2	0	0	0	0	0	25	33	7.20	1.800
Reggie Cleveland, R (6, 1) ERA: 2.57	3.0	W	10	1	0	0	2	1	0	0	0	0	13	17	0.00	0.667
Bob McClure, L (9, 1) ERA: 1.69	1.0	S	3	0	0	0	1	0	0	0	0	0	5	5	0.00	0.000

Baltimore Orioles @ Milwaukee Brewers  
Milwaukee County Stadium, Milwaukee, WI

Sun May 11 1980, 4:33 AM EDT  
Att. 19,635 - Unknown

livebaseballscorecards.com

AB 35  
R 4  
H 8  
RBI 4  
BB 3  
SO 4  
LOB 18





Batter	1	2	3	4	5	6	7	8	9
<b>Paul Molitor, R</b> OBP: 0.436, SLG: 0.480 (1, 4)	0-0 HR 2B		0-0 F8		0-0 2B	4-0 BB		4-0 IBB	
<b>Robin Yount, R</b> OBP: 0.361, SLG: 0.549 (1, 6)	0-3 K 2-3		0-0 F8		0-0 FC6-4 2B	0-3 K		0-0 F9	
<b>Dick Davis, R</b> OBP: 0.310, SLG: 0.364 (1, 7)	0-3 K		0-0 4-3		4-0 FC6-4 BB		0-0 1B FC4-6		
<b>Larry Hisle, R</b> OBP: 0.408, SLG: 0.425 (1, 10)	0-0 HR			0-3 K	0-0 FC6-4 CS		0-0 1B FC4-6		
<b>Sal Bando, R</b> OBP: 0.333, SLG: 0.429 (1, 5)	4-0 HR			4-0 1B	0-0 F7		0-0 FC4-6		
<b>Jim Gantner, L</b> OBP: 0.242, SLG: 0.333 (8, 5)	BB			BB	1-2		1-2f		
<b>Sixto Lezcano, R</b> OBP: 0.277, SLG: 0.398 (1, 9)	0-3 K 1-2			0-0 1B		4-0 FC2-6 BB	0-0 FC6-4 WP		
<b>Don Money, R</b> OBP: 0.364, SLG: 0.519 (1, 3)		0-3 K		0-0 P4		0-0 FC2-6 1B	0-0 5-3		
<b>Gorman Thomas, R</b> OBP: 0.315, SLG: 0.370 (1, 8)		4-0 CS BB		0-0 1B		0-3 K		0-0 IBB SH3-4 1B	
<b>Charlie Moore, R</b> OBP: 0.362, SLG: 0.308 (1, 2)		0-0 F8		0-0 5-3		0-0 BB 1B		0-0 SH3-4	


Inning Stats	R: 2	H: 2	E: 0	LOB: 1	K: 3	S: 11	R: 0	H: 0	E: 0	LOB: 0	K: 1	S: 4	R: 0	H: 0	E: 0	LOB: 0	K: 0	S: 3	R: 1	H: 2	E: 0	LOB: 2	K: 1	S: 7	R: 1	H: 2	E: 0	LOB: 1	K: 0	S: 4	R: 0	H: 1	E: 0	LOB: 3	K: 2	S: 8	R: 1	H: 2	E: 0	LOB: 1	K: 0	S: 5	R: 0	H: 1	E: 0	LOB: 1	K: 0	S: 3			

PITCHER	IP	WLS	BF	H	R	ER	SO	BB	IBB	HBP	BLK	WP	HR	S	P	ERA	WHIP
<b>Mike Flanagan, L</b> ERA: 4.35 (1, 1)	4.0		20	6	4	4	5	3	0	0	0	0	1	27	39	9.00	2.250
<b>Sammy Stewart, R</b> ERA: 3.09 (5, 1)	4.0	L	18	4	1	1	2	3	1	0	0	1	0	18	34	2.25	1.750

AB R H RBI BB SO LOB

3	2	2	0	2	0	0
5	0	1	1	0	2	5
3	1	1	0	1	1	1
4	1	2	2	0	1	2
2	1	0	1	2	0	3
0	0	0	0	0	0	0
3	0	1	0	1	1	2
4	0	0	0	0	1	4
3	0	2	1	1	1	1
3	0	1	0	0	0	3

<b>AB</b>	<b>30</b>
<b>R</b>	<b>5</b>
<b>H</b>	<b>10</b>
<b>RBI</b>	<b>5</b>
<b>BB</b>	<b>7</b>
<b>SO</b>	<b>7</b>
<b>LOB</b>	<b>21</b>



WP	HR	S	P	ERA	WHIP
2	0	0	38		
0	0	0			
2	0	0			
2	0	0			

**Baltimore Orioles @ Milwaukee Brewers**  
**Milwaukee County Stadium, Milwaukee, WI**  
 Sun May 11 1980, 4:33 AM EDT  
 Att. 19,635 - Unknown

livebaseballscorecards.com

Batter	1	2	3	4	5	6	7	8	9	AB R H RBI BB SO LOB	TOP									
Mickey Rivers, L (1, 8) OBP: 0.344, SLG: 0.388	0-0 3-1 1B	0-0 F8			0-0 G1-4-3 1B			0-0 6-3		4 1 2 0 0 0 0										
Bump Wills, S (1, 4) OBP: 0.325, SLG: 0.318	0-0 3-1 1-2		0-0 F8		0-0 G1-4-3 1-2f			0-0 6-3		4 0 0 0 0 0 2										
Al Oliver, L (1, 10) OBP: 0.341, SLG: 0.483	0-0 2B 1-6-3 2-H 1B		0-0 4-3		4-0 G5-4-3 BB			0-3 K		3 1 1 1 1 1 0										
Buddy Bell, R (1, 5) OBP: 0.424, SLG: 0.536	0-0 1-3 HR 2B		0-0 E5		0-0 G5-4-3 1-2f			0-0 G4-6-3 1B		4 1 2 0 0 0 1										
Pat Putnam, L (1, 3) OBP: 0.318, SLG: 0.350	0-0 1-6-3 3-H		0-0 4-3		0-0 L9			0-3 K		4 0 0 1 0 1 3										
Richie Zisk, R (1, 9) OBP: 0.297, SLG: 0.476	0-0 2-H HR		0-0 F9				0-0 5-3		0-0 G4-6-3 1-2f	3 1 1 2 0 0 0 1 0 0 0 0 0 1										
Jim Norris, L (7, 9) OBP: 0.286, SLG: 0.308																				
Johnny Grubb, L (1, 7) OBP: 0.283, SLG: 0.225	0-3 K		0-3 K		0-3 K		0-3 K			3 0 0 0 0 3 0										
Jim Sundberg, R (1, 2) OBP: 0.366, SLG: 0.488		0-0 F8		0-0 F8			0-0 HR			3 1 1 1 0 0 0										
Pepe Frias, R (1, 6) OBP: 0.255, SLG: 0.311		0-0 1-3			0-0 6-3		0-3 K			3 0 0 0 0 1 0										
<b>Inning Stats</b>	R: 4 E: 0 K: 1 S: 9	H: 4 LOB: 0 BB: 0 P: 9	R: 0 E: 0 K: 0 S: 3	H: 0 LOB: 0 BB: 0 P: 3	R: 0 E: 1 K: 0 S: 4	H: 0 LOB: 1 BB: 0 P: 4	R: 0 E: 0 K: 1 S: 5	H: 0 LOB: 0 BB: 0 P: 5	R: 0 E: 0 K: 0 S: 2	H: 0 LOB: 0 BB: 1 P: 6	R: 1 E: 0 K: 2 S: 8	H: 1 LOB: 0 BB: 0 P: 8	R: 0 E: 0 K: 1 S: 5	H: 0 LOB: 0 BB: 0 P: 5	R: 0 E: 0 K: 1 S: 5	H: 1 LOB: 0 BB: 0 P: 5	1B: 4 2B: 1 3B: 0 HR: 2	SF: 0 SAC: 0 DP: 3 HBP: 0	WP: 0 PB: 0 SB: 0 CS: 0	PA: 33
<b>PITCHER</b>	IP WLS BF H R ER SO BB IBB HBP BLK WP HR S P ERA WHIP																			
Dave Ford, R (1, 1) ERA: 4.24	0.2 L 6 4 4 4 0 0 0 0 0 0 0 1 6 6 54.00 6.000																			
Tippy Martinez, L (1, 1) ERA: 2.53	8.1 27 3 1 1 6 1 0 0 0 0 0 1 38 42 1.08 0.480																			

Texas Rangers @ Baltimore Orioles  
 Memorial Stadium, Baltimore, MD  
 Mon May 12 1980, 7:05 PM EDT  
 Att. 13,184 - Unknown

livebaseballscorecards.com

AB 32  
 R 5  
 H 7  
 RBI 5  
 BB 1  
 SO 6  
 LOB 7



Batter	1	2	3	4	5	6	7	8	9	AB	R	H	RBI	BB	SO	LOB
<b>Mark Belanger, R</b> OBP: 0.211, SLG: 0.217 (1, 6) X	0-0 F4 ①		0-0 F8-3 ②			0-0 F4 ①		0-0 F3 ②		4	0	0	0	0	0	2
<b>Benny Ayala, R</b> OBP: 0.333, SLG: 0.476 (1, 7) X	0-0 G5-4-3 1B		0-0 F9 ③			0-0 5-3 ②		0-0 L8 ③		4	0	1	0	0	0	1
<b>Gary Roenicke, R</b> OBP: 0.341, SLG: 0.356 (1, 8) X	0-0 G5-4-3 1-2f				0-0 F7 ①			0-0 F2 ③		4	1	1	0	0	0	1
<b>Eddie Murray, S</b> OBP: 0.363, SLG: 0.450 (1, 3) X		0-0 F8 ①		0-3 K ②		0-0 5-3 ①		0-0 2B SF8 1B		4	0	1	0	0	1	0
<b>Lee May, R</b> OBP: 0.284, SLG: 0.406 (1, 10) X		0-0 2B		0-3 K ③		0-3 K ②		0-0 2B F6 ①		4	0	1	0	0	2	2
<b>Doug DeCinces, R</b> OBP: 0.333, SLG: 0.454 (1, 5) X		4-0 FC6-4 BB			0-0 1B 1B		0-0 2B	0-0 SF8 ②		2	0	2	1	1	0	0
<b>Ken Singleton, S</b> OBP: 0.300, SLG: 0.381 (1, 9) X		0-3 K ②			0-0 1B L5-3 1B		0-0 F9 ③	0-0 F8 ③		4	0	1	0	0	1	4
<b>Rick Dempsey, R</b> OBP: 0.303, SLG: 0.478 (1, 2) X		0-0 FC6-4 1-2f			0-0 L5-3 ① ②			0-0 L5 ①		3	0	0	0	0	0	4
<b>Rich Dauer, R</b> OBP: 0.295, SLG: 0.237 (1, 4) X			0-0 F8-3 1B			0-0 F4 ③		0-0 1B		3	0	2	0	0	0	1

Inning Stats	R: 0	H: 1	E: 0	LOB: 0	K: 0	S: 3	P: 3	R: 0	H: 1	E: 0	LOB: 2	K: 1	S: 6	P: 10	R: 0	H: 0	E: 0	LOB: 0	K: 2	S: 7	R: 0	H: 2	E: 0	LOB: 1	K: 0	S: 4	P: 4	R: 0	H: 0	E: 0	LOB: 0	K: 0	S: 3	R: 0	H: 1	E: 0	LOB: 1	K: 1	S: 6	R: 0	H: 1	E: 0	LOB: 1	K: 0	S: 4	P: 4	R: 1	H: 2	E: 0	LOB: 1	K: 0	S: 5	P: 5	1B: 6	SF: 1	2B: 5	SAC: 0	3B: 0	DP: 3	HR: 0	HBP: 0	WP: 0	PA: 34
<b>PITCHER</b> <b>Jon Mattack, L</b> ERA: 2.29 (1, 1)	IP	WLS	BF	H	R	ER	SO	BB	IBB	HBP	BLK	WP	HR	S	P	ERA	WHIP	IP	WLS	BF	H	R	ER	SO	BB	IBB	HBP	BLK	WP	HR	S	P	ERA	WHIP																													

**BOTTOM**

**Texas Rangers @ Baltimore Orioles**  
Memorial Stadium, Baltimore, MD

Mon May 12 1980, 7:05 PM EDT  
Att. 13,184 - Unknown

livebaseballscorecards.com

AB	32
R	1
H	9
RBI	1
BB	1
SO	4
LOB	15



Texas Rangers @ Baltimore Orioles  
 Memorial Stadium, Baltimore, MD

Tue May 13 1980, 7:05 PM EDT  
 Att. 12,707 - Unknown - 80 F

livebaseballscorecards.com

AB	33
R	2
H	7
RBI	2
BB	1
SO	4
LOB	11



Batter	1	2	3	4	5	6	7	8	9	AB R H RBI BB SO LOB												
Mickey Rivers, L (1, 8) OBP: 0.341, SLG: 0.392	0-0 G3		0-0 4-3		0-0 1-H 2B		0-0 F3			4 0 1 1 0 0 1												
Bump Wills, S (1, 4) OBP: 0.331, SLG: 0.319	0-0 L9 1B		0-0 F8		4-0 BB			0-0 1-3		3 0 1 0 1 0 0												
Al Oliver, L (1, 7) OBP: 0.338, SLG: 0.471	0-0 L9 1-2			1-0 CS HBP	0-0 F8			0-3 K		3 0 0 0 0 1 3												
Buddy Bell, R (1, 5) OBP: 0.419, SLG: 0.526		0-0 FC4-6 1B		0-0 F8 1-2		0-0 F7		0-0 6-3		4 0 1 0 0 0 1												
Pat Putnam, L (1, 3) OBP: 0.315, SLG: 0.345		0-0 FC4-6 1-2f		0-0 FC6-4 1B		0-0 F9		0-0 F9		4 0 1 0 0 0 1												
Richie Zisk, R (1, 10) OBP: 0.295, SLG: 0.466		0-3 K		0-0 FC6-4 1-2f		0-0 F8		0-0 1B		4 0 1 0 0 1 2 0 0 0 0 0 0 0												
Bill Sample, R (9, PR) OBP: 0.333, SLG: 0.265																						
Jim Norris, L (1, 9) OBP: 0.258, SLG: 0.276		0-0 L6			0-0 L8		0-0 F7		0-3 K	3 0 0 0 0 0 1 1 0 0 0 0 1 1												
Danny Walton, R (9, PH) OBP: 0.500, SLG: 0.500																						
Jim Sundberg, R (1, 2) OBP: 0.361, SLG: 0.512			0-0 HR		0-0 F8		0-0 F3		0-0 6-3	4 1 1 1 0 0 1												
Pepe Frias, R (1, 6) OBP: 0.260, SLG: 0.313			0-3 K		0-0 WP 2B 1B		0-0 E5			3 1 1 0 0 1 0												
<b>Inning Stats</b>	R: 0 E: 0 K: 0 S: 3	H: 1 LOB: 0 BB: 0 P: 3	R: 0 E: 0 K: 1 S: 6	H: 1 LOB: 1 BB: 0 P: 6	R: 1 E: 0 K: 1 S: 6	H: 1 LOB: 0 BB: 0 P: 6	R: 0 E: 0 K: 0 S: 3	H: 1 LOB: 1 BB: 0 P: 4	R: 1 E: 0 K: 0 S: 5	H: 2 LOB: 2 BB: 1 P: 9	R: 0 E: 0 K: 0 S: 3	H: 0 LOB: 0 BB: 0 P: 3	R: 0 E: 1 K: 0 S: 4	H: 0 LOB: 1 BB: 0 P: 4	R: 0 E: 0 K: 1 S: 5	H: 0 LOB: 0 BB: 0 P: 5	R: 0 E: 0 K: 1 S: 6	H: 1 LOB: 1 BB: 0 P: 6	1B: 5 2B: 1 3B: 0 HR: 1	SF: 0 SAC: 0 DP: 0 HBP: 1	WP: 1 PB: 0 SB: 0 CS: 1	PA: 35
<b>PITCHER</b>	IP WLS BF H R ER SO BB IBB HBP BLK WP HR S P ERA WHIP																					
Steve Stone, R (1, 1) ERA: 3.86	8.1 W 33 7 2 2 3 1 0 1 0 1 1 37 42 2.16 0.960																					
Tim Stoddard, R (9, 1) ERA: 2.16	0.2 S 2 0 0 0 1 0 0 0 0 0 0 4 4 0.00 0.000																					

Batter	1	2	3	4	5	6	7	8	9	AB	R	H	RBI	BB	SO	LOB
<b>Al Bumbry, L</b> OBP: 0.397, SLG: 0.477 (1, 8)	0-0 1B SF7 1B		0-0 F7		0-0 4-3		0-0 4-3			4	1	1	0	0	0	0
<b>Pat Kelly, L</b> OBP: 0.381, SLG: 0.588 (1, 7) <b>Gary Roenicke, R</b> OBP: 0.341, SLG: 0.356 (9, 7)	0-0 1-3 S 1B		0-0 4-3		0-0 G3			0-0 F8 S 1B 1B		4	1	2	0	0	0	0
<b>Terry Crowley, L</b> OBP: 0.480, SLG: 0.600 (1, 10)	0-0 F8		4-0 2B BB		0-0 F5			0-0 F8 1-3		3	0	0	0	1	0	3
<b>Ken Singleton, S</b> OBP: 0.298, SLG: 0.389 (1, 9)	0-0 1-2 SF7		0-0 1-3 2B		0-0 L3			0-3 K		3	0	1	1	0	1	1
<b>Eddie Murray, S</b> OBP: 0.359, SLG: 0.438 (1, 3)	0-3 K		0-3 K		0-0 5-3			1-0 1B E HBP		3	1	0	0	0	2	3
<b>Dan Graham, L</b> OBP: 0.500, SLG: 1.250 (1, 2)		0-0 4-3 1B		0-3 K		0-0 HR		0-0 E8 1B BB		4	1	3	2	0	1	0
<b>Doug DeCinces, R</b> OBP: 0.339, SLG: 0.460 (1, 5)		0-0 1-2 4-3 2B		0-0 2B		0-0 F4		4-0 BB BB BB 1-2 BB		3	0	1	0	1	0	1
<b>Rich Dauer, R</b> OBP: 0.286, SLG: 0.228 (1, 4) <b>Mark Belanger, R</b> OBP: 0.208, SLG: 0.214 (8, PH) (9, 6)		0-0 5-3		0-0 F3			0-0 F8	0-0 1-3		3	0	0	0	0	0	2
<b>Kiko Garcia, R</b> OBP: 0.246, SLG: 0.170 (1, 6) (9, 4)		0-0 F9		0-0 F9			0-0 F9			1	0	0	0	0	0	2

Inning Stats	R: 1	H: 2	E: 0	K: 1	S: 7	H: 2	LOB: 1	BB: 0	P: 7	R: 0	H: 1	E: 0	K: 0	S: 4	R: 0	H: 1	E: 0	K: 1	S: 6	R: 0	H: 0	E: 0	K: 0	S: 3	R: 1	H: 1	E: 0	K: 0	S: 4	R: 0	H: 0	E: 0	K: 0	S: 3	R: 0	H: 1	E: 0	K: 0	S: 3	R: 2	H: 2	E: 1	K: 1	S: 7	H: 2	LOB: 2	BB: 1	P: 12
<b>Fergie Jenkins, R</b> ERA: 4.08 (1, 1)	IP	WLS	BF	H	R	ER	SO	BB	IBB	HBP	BLK	WP	HR	S	P	ERA	WHIP																															
<b>Jim Kern, R</b> ERA: 4.73 (8, 1)	0.2		5	1	1	0	1	1	0	1	0	0	0	5	10	0.00	3.000																															
<b>PITCHER</b>	IP	WLS	BF	H	R	ER	SO	BB	IBB	HBP	BLK	WP	HR	S	P	ERA	WHIP	<b>PITCHER</b>	IP	WLS	BF	H	R	ER	SO	BB	IBB	HBP	BLK	WP	HR	S	P	ERA	WHIP													


**BOTTOM**

**Texas Rangers @ Baltimore Orioles**  
Memorial Stadium, Baltimore, MD

Tue May 13 1980, 7:05 PM EDT  
Att: 12,707 - Unknown - 80 F

AB	31
R	4
H	8
RBI	3
BB	2
SO	4
LOB	14

livebaseballscorecards.com



1B: 5	SF: 1	WP: 0	PA: 35
2B: 2	SAC: 0	PB: 0	
3B: 0	DP: 0	SB: 2	
HR: 1	HBP: 1	CS: 0	

Batter	1	2	3	4	5	6	7	8	9	AB R H RBI BB SO LOB	TOP																				
Mickey Rivers, L (1, 8) OBP: 0.343, SLG: 0.415	0-0 5-3		0-0 L9	0-0 HR	0-0 4-3			0-0 4-3 G3 1B		5 1 2 1 0 0 3																					
Bump Wills, S (1, 4) OBP: 0.333, SLG: 0.316	0-0 5-3		4-0 2B 1-3 BB	0-0 3-1		0-0 F8-3 1B		0-0 G3 1-2		4 0 1 0 1 0 1																					
Al Oliver, L (1, 7) OBP: 0.341, SLG: 0.476	0-0 F6		0-0 2B 1-3	0-0 1B		0-0 L8		0-0 4-3 2-3		5 0 2 0 0 0 2																					
John Ellis, R (1, 3) OBP: 0.357, SLG: 0.292 Pat Putnam, L (4, PH) OBP: 0.316, SLG: 0.337 (4, 3)		0-0 1B BB	0-0 F3	4-0 1-2 BB		0-0 F8-3 1-2		0-0 F9		2 0 1 0 0 0 2 2 0 0 0 1 0 2																					
Richie Zisk, R (1, 9) OBP: 0.303, SLG: 0.500 Jim Norris, L (7, 9) OBP: 0.250, SLG: 0.267		0-3 K		1B HR 1B			0-0 HR		0-0 F7	4 2 2 1 0 2 3 1 0 0 0 0 0 0																					
Danny Walton, R (1, 10) OBP: 0.333, SLG: 0.200 Johnny Grubb, L (9, PH) OBP: 0.277, SLG: 0.220		0-3 K		4-0 1B 1-2 HR BB		0-0 L3		0-0 F7		3 1 0 0 1 2 1 1 0 0 0 0 0 0																					
Jim Sundberg, R (1, 2) OBP: 0.392, SLG: 0.545		4-0 1-2 BB		0-0 1B 1-2 2-3 HR		0-0 SH1-3 2B		0-0 S 1B		4 1 4 0 1 0 0																					
Dave Roberts, R (1, 5) OBP: 0.320, SLG: 0.350		0-3 K		0-0 HR		4-0 SH1-3 BB		4-0 G6-4-3 BB		3 1 1 4 2 1 3																					
Pepe Frias, R (1, 6) OBP: 0.264, SLG: 0.314			0-0 BB S 1B	0-0 6-3		0-0 SH1-3		0-0 G6-4-3		3 0 1 0 0 0 2																					
<b>Inning Stats</b>	R: 0 E: 0 K: 0 S: 3	H: 0 LOB: 0 BB: 0 P: 3	R: 0 E: 0 K: 3 S: 10	H: 1 LOB: 2 BB: 1 P: 14	R: 0 E: 0 K: 0 S: 4	H: 2 LOB: 2 BB: 1 P: 8	R: 5 E: 0 K: 1 S: 10	H: 5 LOB: 2 BB: 2 P: 18	R: 0 E: 0 K: 0 S: 4	H: 1 LOB: 2 BB: 1 P: 8	R: 0 E: 0 K: 0 S: 3	H: 1 LOB: 0 BB: 0 P: 3	R: 1 E: 0 K: 1 S: 6	H: 2 LOB: 1 BB: 1 P: 10	R: 0 E: 0 K: 0 S: 4	H: 1 LOB: 1 BB: 0 P: 4	R: 0 E: 0 K: 0 S: 4	H: 1 LOB: 1 BB: 0 P: 4	1B: 9 2B: 3 3B: 0 HR: 3	SF: 0 SAC: 1 DP: 2 HBP: 0	WP: 0 PB: 0 SB: 2 CS: 0	PA: 44									
<b>PITCHER</b>	IP WLS BF H R ER SO BB IBB HBP BLK WP HR S P ERA WHIP																														
Scott McGregor, L (1, 1) ERA: 4.5	3.0		13	3	0	0	3	2	0	0	0	0	0	17	25	0.00	1.667														
Paul Hartzell, R (4, 1) ERA: 8.22	0.0	L	4	3	4	4	0	1	0	0	0	0	1	3	7	∞	∞														
Jim Palmer, R (4, 1) ERA: 4.7	3.1		18	6	2	2	2	3	0	0	0	0	2	19	31	5.40	2.700														
Dave Ford, R (7, 1) ERA: 3.81	2.2		9	2	0	0	0	0	0	0	0	0	0	9	9	0.00	0.750														

Texas Rangers @ Baltimore Orioles  
 Memorial Stadium, Baltimore, MD  
 Wed May 14 1980, 7:05 PM EDT  
 Att. 16,762 - Unknown - 61 F

livebaseballscorecards.com

AB	37
R	6
H	14
RBI	6
BB	6
SO	5
LOB	19



Batter	1	2	3	4	5	6	7	8	9	AB	R	H	RBI	BB	SO	LOB
<b>Al Bumbry, L</b> OBP: 0.405, SLG: 0.469 (1, 8) BBB	4-0 E SF7 BB	0-3 K		4-0 BB		0-0 F8		4-0 BB 1-2 2-3 3-H		2	1	0	1	3	1	1
<b>Pat Kelly, L</b> OBP: 0.360, SLG: 0.524 (1, 7) <b>Benny Ayala, R</b> OBP: 0.320, SLG: 0.455 (8, PH) (9, 7)	0-0 E6 CS 1-3		0-0 1B 1B	0-0 F9			0-0 F8	0-0 6-3		4	1	1	0	0	0	2
<b>John Lowenstein, L</b> OBP: 0.280, SLG: 0.186 (1, 9) <b>Gary Roenicke, R</b> OBP: 0.345, SLG: 0.351 (7, 9)	0-0 SF7 3-H		0-0 F7		0-0 G3		0-3 K		4-0 G4-3 E BB	2	0	0	1	0	0	1
<b>Eddie Murray, S</b> OBP: 0.361, SLG: 0.436 (1, 3)	0-0 1B 1-2		0-0 1B 1-3		0-0 L6		0-0 F7		0-0 E6 G4-3 1-2	5	0	2	0	0	0	1
<b>Dan Graham, L</b> OBP: 0.615, SLG: 1.077 (1, 2)	0-0 1B 1-2		0-0 1B 3-H		0-0 1B				0-0 1B 1B BB 1B	5	1	4	1	0	0	2
<b>Terry Crowley, L</b> OBP: 0.448, SLG: 0.542 (1, 10) <b>Rick Dempsey, R</b> OBP: 0.300, SLG: 0.473 (9, PH)	0-0 5-3		0-0 F8		0-0 1B 1-2				0-0 F5	4	0	1	0	0	0	5
<b>Doug DeCinces, R</b> OBP: 0.336, SLG: 0.452 (1, 5)		0-3 K	0-0 4-3		0-0 F5				0-0 BB 1B 1-2 1B	4	0	1	0	0	1	4
<b>Kiko Garcia, R</b> OBP: 0.234, SLG: 0.161 (1, 6) <b>Lee May, R</b> OBP: 0.293, SLG: 0.414 (8, PH) <b>Mark Belanger, R</b> OBP: 0.208, SLG: 0.214 (8, PR) (9, 6)		0-0 F4		0-0 B1-3		0-0 5-3			0-0 BB 1B 1-2 2-3 1B	3	0	0	0	0	0	0
<b>Rich Dauer, R</b> OBP: 0.284, SLG: 0.220 (1, 4)		4-0 BB		0-0 6-3		0-0 F4			0-3 K	3	0	0	0	1	1	3

Inning Stats		R: 1	H: 2	E: 1	LOB: 2	K: 0	BB: 1	S: 5	R: 0	H: 0	E: 0	LOB: 1	K: 2	BB: 1	S: 7	R: 0	H: 3	E: 0	LOB: 2	K: 0	BB: 0	S: 6	R: 0	H: 2	E: 0	LOB: 2	K: 0	BB: 2	S: 5	R: 0	H: 0	E: 0	LOB: 0	K: 1	BB: 0	S: 5	R: 1	H: 3	E: 0	LOB: 3	K: 1	BB: 1	S: 8	R: 0	H: 0	E: 1	LOB: 1	K: 0	BB: 1	S: 3	H: 0	LOB: 1	K: 0	BB: 1	S: 7	1B: 10	SF: 1	2B: 0	SAC: 0	3B: 0	DP: 1	HR: 0	HBP: 0	WP: 0	PA: 42
--------------	--	------	------	------	--------	------	-------	------	------	------	------	--------	------	-------	------	------	------	------	--------	------	-------	------	------	------	------	--------	------	-------	------	------	------	------	--------	------	-------	------	------	------	------	--------	------	-------	------	------	------	------	--------	------	-------	------	------	--------	------	-------	------	--------	-------	-------	--------	-------	-------	-------	--------	-------	--------

PITCHER																	IP	WLS	BF	H	R	ER	SO	BB	IBB	HBP	BLK	WP	HR	S	P	ERA	WHIP
<b>Gaylord Perry, R</b> ERA: 3.2 (1, 1)	7.2	W	37	10	3	2	4	4	0	0	0	0	0	41	57	2.35	1.826																
<b>Sparky Lyle, L</b> ERA: 3.54 (8, 1)	1.1	S	5	0	0	0	0	1	0	0	0	0	0	4	8	0.00	0.750																

**TEXAS RANGERS @ BALTIMORE ORIOLES**  
Memorial Stadium, Baltimore, MD

Wed May 14 1980, 7:05 PM EDT  
Att: 16,762 - Unknown - 61 F

<b>AB</b>	<b>36</b>
<b>R</b>	<b>3</b>
<b>H</b>	<b>10</b>
<b>RBI</b>	<b>3</b>
<b>BB</b>	<b>5</b>
<b>SO</b>	<b>4</b>
<b>LOB</b>	<b>23</b>





Batter	1	2	3	4	5	6	7	8	9	AB R H RBI BB SO LOB
Lou Whitaker, L (1, 4) OBP: 0.396, SLG: 0.260	0-0 4-3		0-0 G3		0-3 K			0-0 FC6-4 1B		4 0 1 0 0 1 1
Alan Trammell, R (1, 6) OBP: 0.439, SLG: 0.448	0-0 1-3			0-0 5-3		0-0 CS 2B		0-0 FC6-4		4 0 1 0 0 0 1
Steve Kemp, L (1, 10) OBP: 0.362, SLG: 0.484	0-0 1B			0-3 K		0-3 K		0-0 2-3		4 0 1 0 0 2 2
Lance Parrish, R (1, 9) OBP: 0.320, SLG: 0.449	0-0 F7			4-0 S BB		0-0 5-3			0-0 6-3	3 0 0 0 1 0 1
John Wockenfuss, R (1, 7) OBP: 0.345, SLG: 0.388		0-0 F9		4-0 1-2 BB			0-0 E1		0-3 K	2 0 0 0 1 0 0
Kirk Gibson, L (7, PR) OBP: 0.299, SLG: 0.461 (8, 8)										1 0 0 0 0 1 0
Jason Thompson, L (1, 3) OBP: 0.314, SLG: 0.400		0-0 4-3		0-3 K		0-3 K		0-0 4-3		4 0 0 0 0 2 3
Dave Stegman, R (1, 8) OBP: 0.308, SLG: 0.333 (8, 7)		0-0 F7			0-0 F5		0-0 F8			3 0 0 0 0 0 1
Tom Brookens, R (1, 5) OBP: 0.260, SLG: 0.313			0-0 F8		0-0 E9 1B 2B		0-0 F8			3 1 1 0 0 0 1
Duffy Dyer, R (1, 2) OBP: 0.143, SLG: 0.190			0-3 K		0-0 3-H 1B			0-0 F3		3 0 1 1 0 1 0


Inning Stats	R: 0	H: 1	E: 0	LOB: 1	K: 0	BB: 0	S: 4	P: 4	R: 0	H: 0	E: 0	LOB: 0	K: 0	BB: 0	S: 3	P: 3	R: 0	H: 0	E: 0	LOB: 0	K: 1	BB: 0	S: 5	P: 5	R: 0	H: 0	E: 0	LOB: 2	K: 2	BB: 2	S: 7	P: 15	R: 1	H: 2	E: 1	LOB: 0	K: 1	BB: 0	S: 6	P: 6	R: 0	H: 1	E: 0	LOB: 0	K: 1	BB: 0	S: 5	P: 5	R: 0	H: 0	E: 1	LOB: 1	K: 1	BB: 0	S: 6	P: 6	R: 0	H: 1	E: 0	LOB: 1	K: 0	BB: 0	S: 4	P: 4	R: 0	H: 0	E: 0	LOB: 0	K: 1	BB: 0	S: 5	P: 5	1B: 3	SF: 0	2B: 2	SAC: 0	3B: 0	DP: 0	HR: 0	HBP: 0	WP: 0	PA: 33
PITCHER Mike Flanagan, L (1, 1) ERA: 3.68	IP	WLS	BF	H	R	ER	SO	BB	IBB	HBP	BLK	WP	HR	S	P	ERA	WHIP	IP	WLS	BF	H	R	ER	SO	BB	IBB	HBP	BLK	WP	HR	S	P	ERA	WHIP																																																

**BOTTOM**

**Baltimore Orioles @ Detroit Tigers**  
Tiger Stadium, Detroit, MI  
Fri May 16 1980, 7:05 PM EDT  
Att. 34,243 - Unknown

livebaseballscorecards.com

AB	31
R	1
H	5
RBI	1
BB	2
SO	7
LOB	10



Batter	1	2	3	4	5	6	7	8	9	AB R H RBI BB SO LOB	TOP							
<b>Al Bumby, L</b> (1, 8) OBP: 0.414, SLG: 0.479	0-0 G3		0-0 1B			0-0 F5		0-0 2B		4 0 2 2 0 0 0								
<b>Pat Kelly, L</b> (1, 7) OBP: 0.303, SLG: 0.429 <b>Kiko Garcia, R</b> (8, 6) OBP: 0.239, SLG: 0.169	0-0 4-3		0-0 SF9			0-0 4-3		0-0 F5		3 0 0 1 0 0 1 0 0 0 0 0 0 0								
<b>Ken Singleton, S</b> (1, 9) OBP: 0.288, SLG: 0.379	0-3 K		0-0 4-3			0-0 4-3		0-3 K		4 0 0 0 0 2 2								
<b>Eddie Murray, S</b> (1, 3) OBP: 0.362, SLG: 0.452		0-0 HR		0-3 K		0-0 P4		0-0 F7		4 1 1 1 0 1 0								
<b>Dan Graham, L</b> (1, 2) OBP: 0.524, SLG: 0.789		0-0 L1		0-0 F8		0-0 3-1		4-0 BB		3 0 0 0 1 0 0								
<b>Terry Crowley, L</b> (1, 10) OBP: 0.382, SLG: 0.448		0-0 G3		0-3 K		0-0 4-3		0-3 K		4 0 0 0 0 2 1								
<b>Doug DeCinces, R</b> (1, 5) OBP: 0.333, SLG: 0.436		0-0 F8			0-0 1-3			0-0 1B 2B 1B	0-3 K	4 1 1 0 0 1 1								
<b>Rich Dauer, R</b> (1, 4) OBP: 0.284, SLG: 0.225			0-0 1B SF9 5-3 1B		0-0 F8			0-0 F7		3 1 1 0 0 0 1								
<b>Mark Belanger, R</b> (1, 6) OBP: 0.203, SLG: 0.208 <b>Gary Roenicke, R</b> (8, PH) OBP: 0.348, SLG: 0.355			0-0 5-3		0-0 F7			0-0 2B 1B		2 0 0 0 0 0 1 1 1 1 0 0 0 0								
<b>Inning Stats</b>	R: 0 E: 0 K: 1 S: 5 H: 0 LOB: 0 BB: 0 P: 5	R: 1 E: 0 K: 0 S: 4 H: 1 LOB: 0 BB: 0 P: 4	R: 1 E: 0 K: 0 S: 5 H: 2 LOB: 1 BB: 0 P: 5	R: 0 E: 0 K: 2 S: 7 H: 0 LOB: 0 BB: 0 P: 7	R: 0 E: 0 K: 0 S: 3 H: 0 LOB: 0 BB: 0 P: 3	R: 0 E: 0 K: 0 S: 3 H: 0 LOB: 0 BB: 0 P: 3	R: 0 E: 0 K: 0 S: 3 H: 0 LOB: 0 BB: 0 P: 3	R: 2 E: 0 K: 1 S: 8 H: 3 LOB: 1 BB: 0 P: 8	R: 0 E: 0 K: 2 S: 7 H: 0 LOB: 1 BB: 1 P: 11	1B: 4 2B: 1 3B: 0 HR: 1 SF: 1 SAC: 0 DP: 0 HBP: 0	WP: 0 PB: 0 SB: 0 CS: 0 PA: 34							
<b>PITCHER</b>	IP WLS BF H R ER SO BB IBB HBP BLK WP HR S P ERA WHIP											<b>PITCHER</b>	IP WLS BF H R ER SO BB IBB HBP BLK WP HR S P ERA WHIP					
<b>Jack Morris, R</b> (1, 1) ERA: 4.75	7.1	28	6	4	4	3	0	0	0	0	0	1	34	34	4.91	0.818		
<b>Aurelio Lopez, R</b> (8, 1) ERA: 5.06	1.2	W	6	0	0	0	3	1	0	0	0	0	11	15	0.00	0.600		

Baltimore Orioles @ Detroit Tigers  
Tiger Stadium, Detroit, MI  
Sun May 18 1980, 3:33 AM EDT  
Att: 24,485 - Unknown

livebaseballscorecards.com

AB 32  
R 4  
H 6  
RBI 4  
BB 1  
SO 6  
LOB 7



Batter	1	2	3	4	5	6	7	8	9
<b>Lou Whitaker, L</b> OBP: 0.381, SLG: 0.248 (1, 4)	0-0 G3	0-3 K2-3			0-0 F8		0-3 K	0-3 K	
<b>Alan Trammell, R</b> OBP: 0.449, SLG: 0.455 (1, 6)	0-0 1B HR 1B		0-0 P1		0-0 FC5 HBP 1B		4-0 BB		
<b>Steve Kemp, L</b> OBP: 0.376, SLG: 0.500 (1, 10)	0-0 1-3 HR 1B		0-0		1-0 HBP		0-0 F8		
<b>Lance Parrish, R</b> OBP: 0.318, SLG: 0.459 (1, 9) (9, 2)	0-3 K		0-0 6-3		0-0 FC5 2-3f			0-0 SF8 3B	
<b>John Wockenfuss, R</b> OBP: 0.344, SLG: 0.442 (1, 7) <b>Champ Summers, L</b> OBP: 0.381, SLG: 0.438 (8, PH) (9, 9)	0-0 1-H 3-H HR		0-0 L5		0-0 6-3		0-3 K		
<b>Jason Thompson, L</b> OBP: 0.303, SLG: 0.389 (1, 3)	0-3 K			0-3 K		0-3 K		0-0 SF8	
<b>Tom Brookens, R</b> OBP: 0.264, SLG: 0.314 (1, 5) <b>Richie Hebner, L</b> OBP: 0.367, SLG: 0.402 (8, PH) (9, 5)		0-0 G5-4-3 BB 1B		0-0 6-3		0-0 F8		4-0 1B WP BB	
<b>Dave Stegman, R</b> OBP: 0.321, SLG: 0.333 (1, 8) (9, 7)		4-0 G5-4-3 1-2 BB		0-0 6-3		0-0 E6 SH1-4		0-0 1-3 1B 1B	
<b>Duffy Dyer, R</b> OBP: 0.130, SLG: 0.174 (1, 2) <b>Kirk Gibson, L</b> OBP: 0.306, SLG: 0.466 (8, PH) (9, 8)		0-0 G5-4-3 1-2f 2-3			0-3 K		0-0 SH1-4 1-2	0-0 1-H 3-H 1B	

Inning Stats	R: 3 E: 0 K: 2 S: 10	H: 3 LOB: 0 BB: 0 P: 10	R: 0 E: 0 K: 1 S: 5	H: 1 LOB: 1 BB: 1 P: 9	R: 0 E: 0 K: 0 S: 4	H: 1 LOB: 1 BB: 0 P: 4	R: 0 E: 0 K: 1 S: 5	H: 0 LOB: 0 BB: 0 P: 5	R: 0 E: 0 K: 1 S: 6	H: 1 LOB: 2 BB: 0 P: 7	R: 0 E: 0 K: 1 S: 5	H: 0 LOB: 0 BB: 0 P: 5	R: 0 E: 1 K: 1 S: 6	H: 0 LOB: 2 BB: 1 P: 10	R: 3 E: 0 K: 2 S: 10	H: 3 LOB: 1 BB: 1 P: 14
--------------	-------------------------------	----------------------------------	------------------------------	---------------------------------	------------------------------	---------------------------------	------------------------------	---------------------------------	------------------------------	---------------------------------	------------------------------	---------------------------------	------------------------------	----------------------------------	-------------------------------	----------------------------------

PITCHER	IP	WLS	BF	H	R	ER	SO	BB	IBB	HBP	BLK	WP	HR	S	P	ERA	WHIP
<b>Scott McGregor, L</b> ERA: 4.64 (1, 1)	7.0		31	7	4	4	7	2	0	1	0	0	1	42	51	5.14	1.286
<b>Tim Stoddard, R</b> ERA: 3.12 (8, 1)	0.2	L	4	1	0	0	1	1	0	0	0	0	0	5	9	0.00	3.000
<b>Tippy Martinez, L</b> ERA: 2.49 (8, 1)	0.1		2	1	2	2	1	0	0	0	0	1	0	4	4	54.00	3.000

**BOTTOM**


**Baltimore Orioles @ Detroit Tigers**  
Tiger Stadium, Detroit, MI  
Sun May 18 1980, 3:33 AM EDT  
Att. 24,485 - Unknown

AB	R	H	RBI	BB	SO	LOB
5	0	0	0	0	3	3
3	1	2	0	1	0	0
3	1	2	0	0	0	2
4	1	1	0	0	1	5
3	1	1	3	0	0	1
1	0	0	0	0	1	1
3	0	0	1	0	3	0
3	0	1	0	0	0	0
0	1	0	0	1	0	0
3	1	1	0	1	0	0
2	0	0	0	0	1	2
1	0	1	1	0	0	0

AB	31
R	6
H	9
RBI	5
BB	3
SO	9
LOB	14

livebaseballscores.com

WP	PA
1	37
PB	0
SB	0
CS	0



Batter	1	2	3	4	5	6	7	8	9	AB	R	H	RBI	BB	SO	LOB	TOP								
<b>Al Bumbry, L</b> (1, 8) <small>OBP: 0.421, SLG: 0.480</small>	0-0 1-3	0-0 FC6-4 1B			4-0 FC5-4 1B BB	0-0 1B		0-0 G3		4	1	2	1	1	0	0									
<b>Rick Dempsey, R</b> (1, 2) <small>OBP: 0.314, SLG: 0.479</small> <b>Dan Graham, L</b> (9, 2) <small>OBP: 0.524, SLG: 0.789</small>	0-0 1B	0-0 FC6-4 1B			0-0 FC5-4 1B	0-0 BB 1B		0-0 4-3		5	0	3	1	0	0	2									
<b>Gary Roenicke, R</b> (1, 7) <small>OBP: 0.340, SLG: 0.338</small>	0-3 K				0-0 FC5-4 1B S	4-0 BB 1B		0-0 F7		4	1	0	0	1	2	3									
<b>Eddie Murray, S</b> (1, 3) <small>OBP: 0.370, SLG: 0.457</small>	0-0 1B				0-0 S 1B	0-0 F7			0-0 FC6-4 1B	5	1	3	0	0	0	2									
<b>Doug DeCinces, R</b> (1, 5) <small>OBP: 0.336, SLG: 0.430</small>	0-3 K				4-0 1B BB			0-0 P3		4	0	1	0	1	2	3									
<b>Lee May, R</b> (1, 10) <small>OBP: 0.298, SLG: 0.390</small>					0-0 BB			0-0 FC6-4		5	0	1	1	0	2	2									
<b>Ken Singleton, S</b> (1, 9) <small>OBP: 0.299, SLG: 0.388</small>					0-0 G5-4-3 1B			0-0 K		5	1	3	0	0	2	3									
<b>Kiko Garcia, R</b> (1, 6) <small>OBP: 0.254, SLG: 0.190</small> <b>Mark Belanger, R</b> (7, 6) <small>OBP: 0.203, SLG: 0.208</small>					0-0 K			0-0 1B FC5		4	0	2	0	0	1	2									
<b>Rich Dauer, R</b> (1, 4) <small>OBP: 0.283, SLG: 0.217</small>					0-0 G5-4-3 1B BB			0-0 K FC5		3	0	0	0	1	1	4									
<b>Inning Stats</b>	R: 0 E: 0 K: 2 S: 9	H: 2 LOB: 2 BB: 0 P: 9	R: 1 E: 1 K: 1 S: 7	H: 2 LOB: 2 BB: 1 P: 11	R: 0 E: 0 K: 1 S: 6	H: 1 LOB: 1 BB: 0 P: 6	R: 0 E: 0 K: 1 S: 5	H: 1 LOB: 0 BB: 0 P: 5	R: 2 E: 0 K: 1 S: 7	H: 3 LOB: 2 BB: 2 P: 15	R: 1 E: 0 K: 1 S: 7	H: 3 LOB: 2 BB: 1 P: 11	R: 0 E: 0 K: 2 S: 9	H: 2 LOB: 2 BB: 0 P: 9	R: 0 E: 0 K: 0 S: 3	H: 0 LOB: 0 BB: 0 P: 3	R: 0 E: 0 K: 1 S: 6	H: 1 LOB: 1 BB: 0 P: 6	1B: 15 2B: 0 3B: 0 HR: 0	SF: 0 SAC: 0 DP: 2 HBP: 0	WP: 0 PB: 0 SB: 2 CS: 0	PA: 43			
<b>PITCHER</b>	IP	WLS	BF	H	R	ER	SO	BB	IBB	HBP	BLK	WP	HR	S	P	ERA	WHIP								
<b>Rick Waits, L</b> (1, 1) <small>ERA: 4.41</small>	5.2	L	29	12	4	4	7	3	0	0	0	0	0	40	52	6.35	2.647								
<b>Sid Monge, L</b> (6, 1) <small>ERA: 3.52</small>	2.1		10	2	0	0	2	1	0	0	0	0	0	13	17	0.00	1.286								
<b>Victor Cruz, R</b> (9, 1) <small>ERA: 5.84</small>	1.0		4	1	0	0	1	0	0	0	0	0	0	6	6	0.00	1.000								

**Baltimore Orioles @ Cleveland Indians**  
**Cleveland Municipal Stadium, Cleveland, OH**  
 Mon May 19 1980, 7:05 PM EDT  
 Att. 5,409 - Unknown

[livebaseballscorecards.com](http://livebaseballscorecards.com)

<b>AB</b>	39
<b>R</b>	4
<b>H</b>	15
<b>RBI</b>	3
<b>BB</b>	4
<b>SO</b>	10
<b>LOB</b>	21



Batter	1	2	3	4	5	6	7	8	9	AB R H RBI BB SO LOB
Miguel Dilone, S (1, 8) OBP: 0.381, SLG: 0.488	0-0 6-3		0-0 G3			0-0 1B			0-0 1B 1B	4 1 2 0 0 0 1
Duane Kuiper, L (1, 4) OBP: 0.359, SLG: 0.345	0-0 G4-6-3 1B			0-0 L6		0-0 F8			0-3 K	4 0 1 0 0 1 2
Mike Hargrove, L (1, 3) OBP: 0.445, SLG: 0.439	0-0 G4-6-3 1-2f			0-0 P4		0-0 P6			0-0 1B 1-2	4 0 1 0 0 0 2
Cliff Johnson, R (1, 10) OBP: 0.269, SLG: 0.258		0-3 K		4-0 BB			0-0 6-3		0-0 F7	3 0 0 0 1 1 2
Ron Hassey, L (1, 2) OBP: 0.386, SLG: 0.449		0-0 F7		0-3 K			0-0 P5		0-0 FC5-4 1-2 2-H 1B	4 0 1 1 0 1 1
Toby Harrah, R (1, 5) OBP: 0.298, SLG: 0.285		0-3 K		0-3 K			0-0 5-3		0-0 FC5-4 1-2f	4 0 0 0 0 2 2
Ron Pruitt, R (1, 9) OBP: 0.333, SLG: 0.250			0-3 K		0-0 5-3			0-0 F2		3 0 0 0 0 1 0
Dell Alston, L (1, 7) OBP: 0.269, SLG: 0.174			0-0 F9 S 1B		0-0 4-3			0-0 G3		3 0 1 0 0 0 0
Tom Verzyer, R (1, 6) OBP: 0.351, SLG: 0.389			0-0 F9 1-3			0-0 6-3		0-0 P4		3 0 0 0 0 0 1

Inning Stats	R: 0 E: 0 K: 0 S: 3	H: 1 LOB: 0 BB: 0 P: 3	R: 0 E: 0 K: 2 S: 7	H: 0 LOB: 0 BB: 0 P: 7	R: 0 E: 0 K: 1 S: 6	H: 1 LOB: 1 BB: 0 P: 6	R: 0 E: 0 K: 1 S: 5	H: 0 LOB: 1 BB: 1 P: 9	R: 0 E: 0 K: 1 S: 5	H: 0 LOB: 0 BB: 0 P: 5	R: 0 E: 0 K: 0 S: 4	H: 1 LOB: 1 BB: 0 P: 4	R: 0 E: 0 K: 0 S: 3	H: 0 LOB: 0 BB: 0 P: 3	R: 0 E: 0 K: 0 S: 3	H: 0 LOB: 0 BB: 0 P: 3	R: 1 E: 0 K: 1 S: 8	H: 3 LOB: 2 BB: 0 P: 8	1B: 6 2B: 0 3B: 0 HR: 0	SF: 0 SAC: 0 DP: 1 HBP: 0
WP: 0 PB: 0 SB: 1 CS: 0	PA: 33																			

PITCHER	IP	WLS	BF	H	R	ER	SO	BB	IBB	HBP	BLK	WP	HR	S	P	ERA	WHIP
Steve Stone, R (1, 1) ERA: 3.35	8.2	W	32	6	1	1	6	1	0	0	0	0	0	43	47	1.04	0.808
Tim Stoddard, R (9, 1) ERA: 3.06	0.1	S	1	0	0	0	0	0	0	0	0	0	0	1	1	0.00	0.000

**BOTTOM**

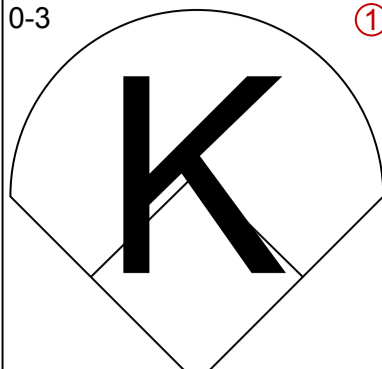
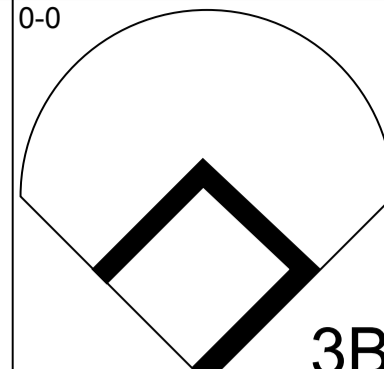
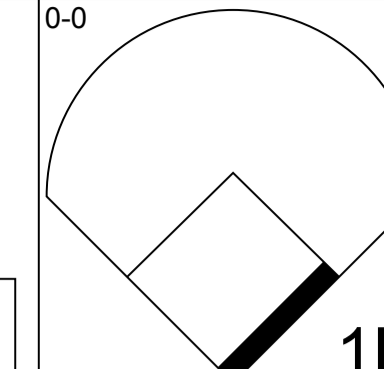
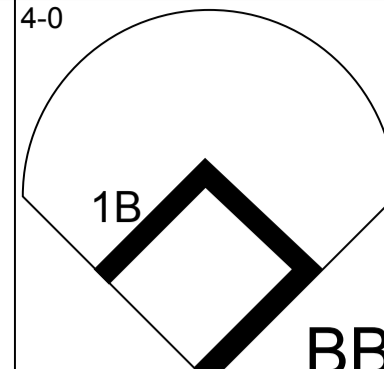

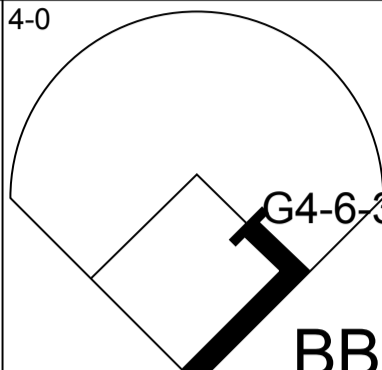
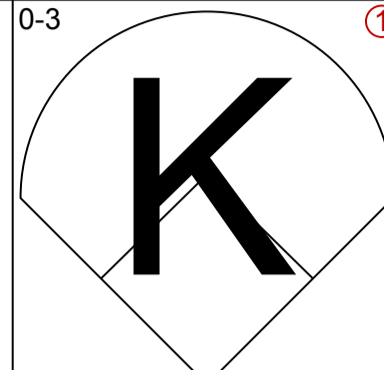
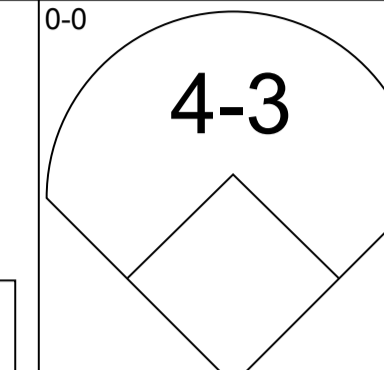
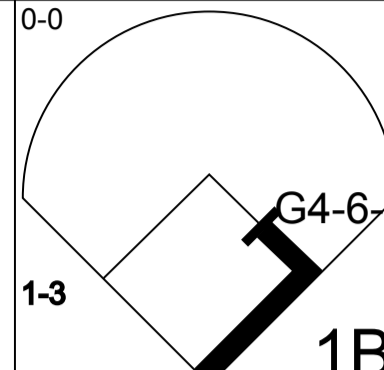
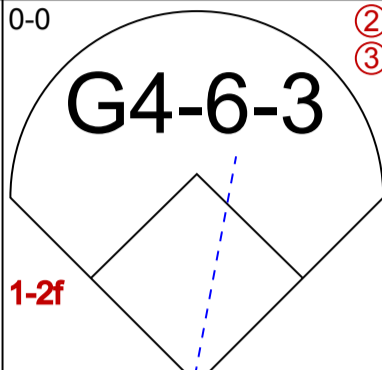
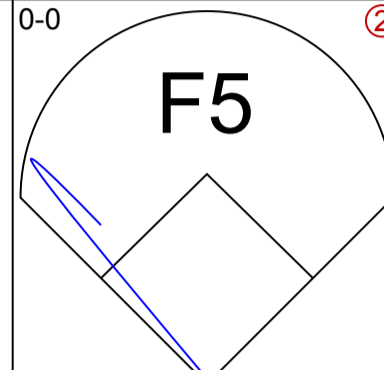

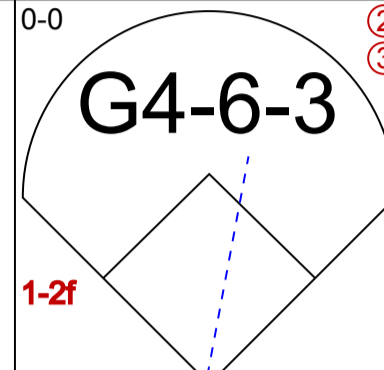
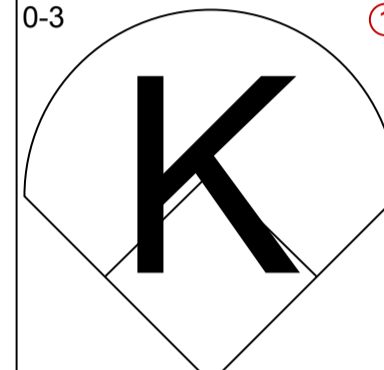
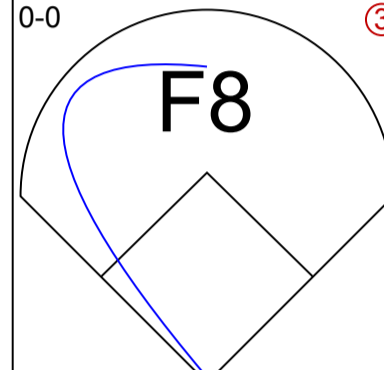

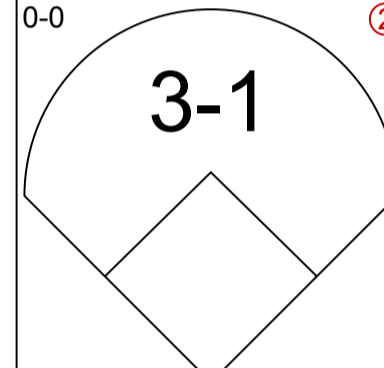
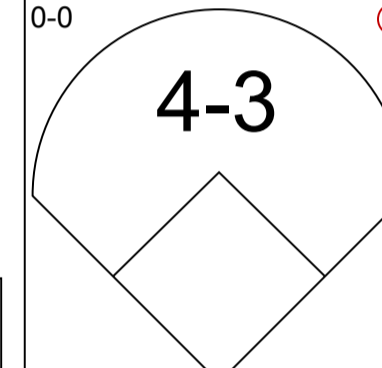

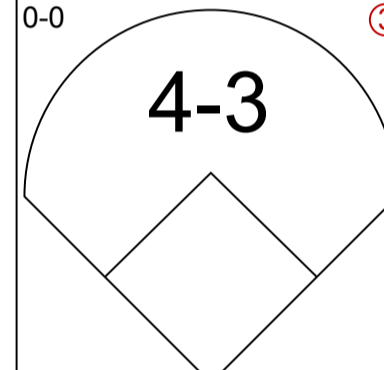
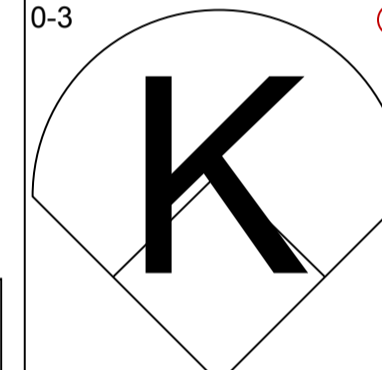
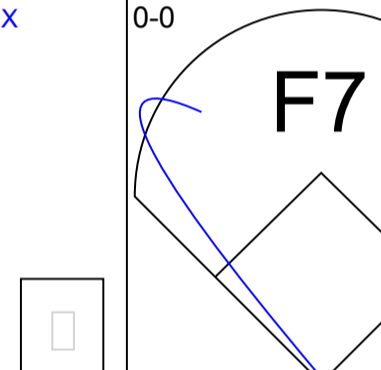
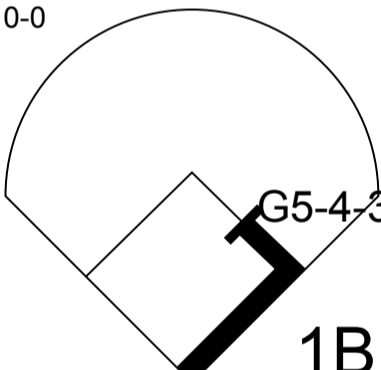
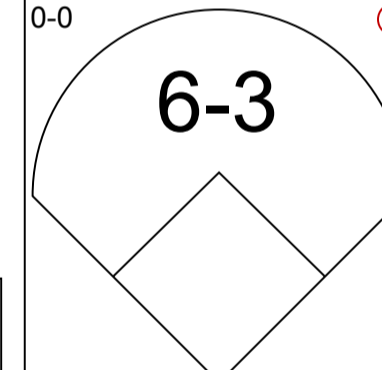
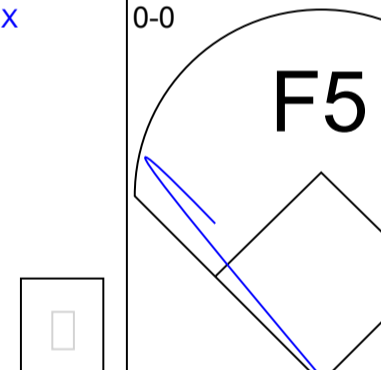
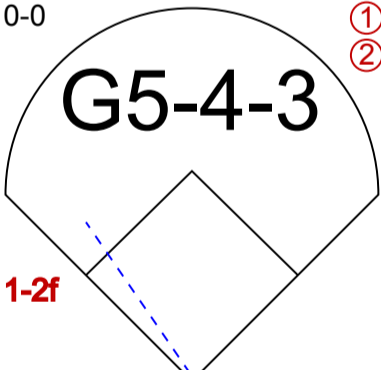
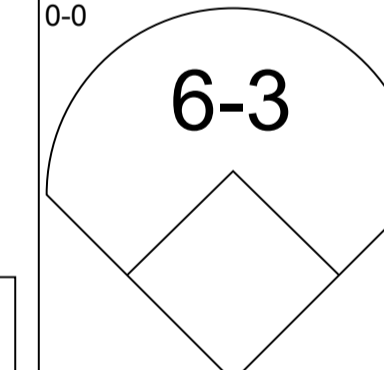
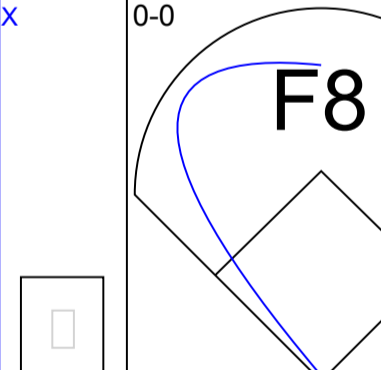
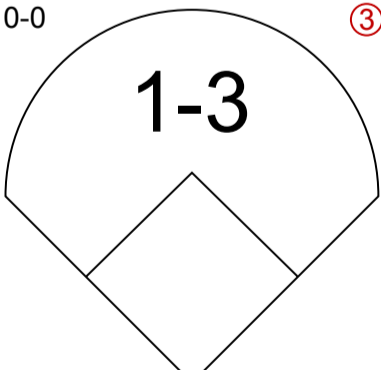
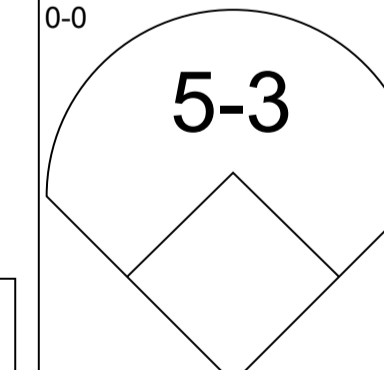
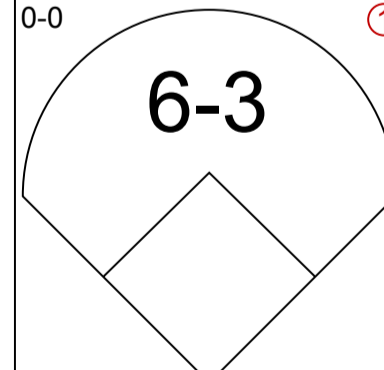
**Baltimore Orioles @ Cleveland Indians**  
Cleveland Municipal Stadium, Cleveland, OH

Mon May 19 1980, 7:05 PM EDT  
Att. 5,409 - Unknown

AB	32
R	1
H	6
RBI	1
BB	1
SO	6
LOB	11



[livebaseballscorecards.com](http://livebaseballscorecards.com)

Batter	1	2	3	4	5	6	7	8	9	AB R H RBI BB SO LOB	TOP																								
<b>Al Bumby, L</b> (1, 8) OBP: 0.430, SLG: 0.500	0-3 			0-0 		0-0 			4-0 	3 0 2 0 1 1 0	<b>Baltimore Orioles @ Cleveland Indians</b> Cleveland Municipal Stadium, Cleveland, OH Tue May 20 1980, 7:05 PM EDT Unknown  <a href="http://livebaseballscorecards.com">livebaseballscorecards.com</a>  <b>AB 28</b> <b>R 0</b> <b>H 4</b> <b>RBI 0</b> <b>BB 2</b> <b>SO 5</b> <b>LOB 8</b>  																								
<b>Pat Kelly, L</b> (1, 7) OBP: 0.324, SLG: 0.419	4-0 			0-3 		0-0 		0-0 	3 0 1 0 1 1 2																										
<b>Ken Singleton, S</b> (1, 9) OBP: 0.291, SLG: 0.376	0-0 			0-0 		0-0 		0-0 	4 0 0 0 0 0 4																										
<b>Eddie Murray, S</b> (1, 3) OBP: 0.362, SLG: 0.447		0-3 		0-0 		0-0 			3 0 0 0 0 1 1																										
<b>Dan Graham, L</b> (1, 2) OBP: 0.458, SLG: 0.682		0-0 		0-0 		0-3 			3 0 0 0 0 1 0																										
<b>Terry Crowley, L</b> (1, 10) OBP: 0.351, SLG: 0.406		0-0 		0-0 		0-0 			3 0 0 0 0 1 0																										
<b>Doug DeCinces, R</b> (1, 5) OBP: 0.336, SLG: 0.427			0-0 		0-0 		0-0 		3 0 1 0 0 0 0																										
<b>Kiko Garcia, R</b> (1, 6) OBP: 0.247, SLG: 0.185 <b>Gary Roenicke, R</b> (8, PH) OBP: 0.337, SLG: 0.333 <b>Mark Belanger, R</b> (8, 6) OBP: 0.203, SLG: 0.208			0-0 		0-0 		0-0 		2 0 0 0 0 0 1 1 0 0 0 0 0 0 0 0 0 0 0 0 0																										
<b>Rich Dauer, R</b> (1, 4) OBP: 0.278, SLG: 0.213 <b>Benny Ayala, R</b> (9, PH) OBP: 0.308, SLG: 0.435			0-0 		0-0 		0-0 		2 0 0 0 0 0 0 1 0 0 0 0 0 0																										
<b>Inning Stats</b>	R: 0 E: 0 K: 1 S: 4	H: 0 LOB: 0 BB: 1 P: 8	R: 0 E: 0 K: 1 S: 5	H: 0 LOB: 0 BB: 0 P: 5	R: 0 E: 0 K: 0 S: 3	H: 1 LOB: 0 BB: 0 P: 3	R: 0 E: 0 K: 1 S: 6	H: 1 LOB: 1 BB: 0 P: 6	R: 0 E: 0 K: 1 S: 5	H: 0 LOB: 0 BB: 0 P: 5	R: 0 E: 0 K: 1 S: 4	H: 1 LOB: 1 BB: 0 P: 4	R: 0 E: 0 K: 1 S: 5	H: 0 LOB: 0 BB: 0 P: 5	R: 0 E: 0 K: 0 S: 3	H: 0 LOB: 0 BB: 0 P: 3	R: 0 E: 0 K: 0 S: 3	H: 1 LOB: 1 BB: 1 P: 7	1B: 3 2B: 0 3B: 1 HR: 0	SF: 0 SAC: 0 DP: 3 HBP: 0	WP: 0 PB: 0 SB: 0 CS: 0	PA: 30													
<b>PITCHER</b> <b>John Denny, R</b> (1, 1) ERA: 4.3	IP 9.0	WLS W	BF 30	H 4	R 0	ER 0	SO 5	BB 2	IBB 0	HBP 0	BLK 0	WP 0	HR 0	S 38	P 46	ERA 0.00	WHIP 0.667	<b>PITCHER</b>	IP 9.0	WLS W	BF 30	H 4	R 0	ER 0	SO 5	BB 2	IBB 0	HBP 0	BLK 0	WP 0	HR 0	S 38	P 46	ERA 0.00	WHIP 0.667

Batter	1	2	3	4	5	6	7	8	9	AB	R	H	RBI	BB	SO	LOB
Miguel Dilone, S OBP: 0.391, SLG: 0.489 (1, 8)	0-0 6-3 3-1 1B	0-0 F8			0-0 P5-3 1B	0-0 F8				4	1	2	0	0	0	3
Duane Kuiper, L OBP: 0.348, SLG: 0.333 (1, 4)	0-0 3-1 1-2		0-3 K		0-0 P5-3 1-2		0-0 F7			4	0	0	0	0	1	2
Mike Hargrove, L OBP: 0.433, SLG: 0.424 (1, 3)	0-0 6-3 2-3		0-0 4-3		0-0 F9		0-0 F9			4	0	0	0	0	0	1
Cliff Johnson, R OBP: 0.269, SLG: 0.250 (1, 10)	4-0 1B BB		0-0 G3		0-3 K	0-3 K				3	0	0	0	1	2	0
Jorge Orta, L OBP: 0.380, SLG: 0.348 (1, 9)	0-0 1-2 3-H 1B			0-0 3-1 1B		4-0 1B BB		0-0 P5		2	2	2	1	1	0	0
Dell Alston, L OBP: 0.259, SLG: 0.167 (8, 9)										1	0	0	0	0	0	0
Ron Hassey, L OBP: 0.371, SLG: 0.430 (1, 2)	0-0 1-3			0-0 3-1 1-2		0-0 F7		0-0 B5-3		4	0	0	0	0	0	4
Toby Harrah, R OBP: 0.303, SLG: 0.286 (1, 5)		4-0 6-3 BB		0-0 6-3		0-0 1B 1-2 1B		0-0 5-3		3	1	1	0	1	0	1
Joe Charboneau, R OBP: 0.367, SLG: 0.447 (1, 7)			0-0 P5		0-0 1B 2-H		0-0 1B 1-3 2-H 1B			3	0	2	2	0	0	1
Tom Verzyer, R OBP: 0.350, SLG: 0.387 (1, 6)		0-0 6-3 1-2		0-0 P6		0-0 1B 1-2 3-H 1B				3	0	1	1	0	0	2

Inning Stats	R: 1	H: 2	E: 0	K: 0	S: 5	H: 2	LOB: 2	BB: 1	P: 9	R: 0	H: 0	E: 0	K: 0	S: 3	H: 0	LOB: 1	BB: 1	P: 7	R: 0	H: 0	E: 0	K: 1	S: 5	H: 0	LOB: 0	BB: 0	P: 5	R: 1	H: 2	E: 0	K: 0	S: 5	H: 1	LOB: 0	BB: 0	P: 3	R: 0	H: 3	E: 0	K: 1	S: 8	H: 3	LOB: 2	BB: 1	P: 12	R: 0	H: 0	E: 0	K: 1	S: 5	H: 0	LOB: 0	BB: 0	P: 5	R: 0	H: 0	E: 0	K: 0	S: 3	H: 0	LOB: 0	BB: 0	P: 3
--------------	------	------	------	------	------	------	--------	-------	------	------	------	------	------	------	------	--------	-------	------	------	------	------	------	------	------	--------	-------	------	------	------	------	------	------	------	--------	-------	------	------	------	------	------	------	------	--------	-------	-------	------	------	------	------	------	------	--------	-------	------	------	------	------	------	------	------	--------	-------	------

PITCHER	IP	WLS	BF	H	R	ER	SO	BB	IBB	HBP	BLK	WP	HR	S	P	ERA	WHIP
Sammy Stewart, R ERA: 3.54 (1, 1)	5.2	L	27	8	4	4	2	3	0	0	0	0	0	28	40	6.35	1.941
Dave Ford, R ERA: 3.49 (6, 1)	2.1		7	0	0	0	1	0	0	0	0	0	0	9	9	0.00	0.000

**BOTTOM**

**Baltimore Orioles @ Cleveland Indians**  
**Cleveland Municipal Stadium, Cleveland, OH**  
 Tue May 20 1980, 7:05 PM EDT  
 Unknown

AB	31
R	4
H	8
RBI	4
BB	3
SO	3
LOB	14



1B:	8	SF:	0	WP:	0	PA:	34
2B:	1	SAC:	0	PB:	0		
3B:	0	DP:	1	SB:	0		
HR:	0	HBP:	0	CS:	0		

[livebaseballscorecards.com](http://livebaseballscorecards.com)

Batter	1	2	3	4	5	6	7	8	9	AB R H RBI BB SO LOB	TOP									
Al Bumbry, L (1, 8) OBP: 0.425, SLG: 0.489	0-0 1-3		0-0 F7		0-0 1-3		0-0 SH5-4	4-0 BB		3 0 0 1 1 0 1										
Mark Belanger, R (1, 6) OBP: 0.215, SLG: 0.221	0-3 K		0-0 F8			0-0 1B	0-0 1B	0-0 F5		5 2 2 1 0 1 3										
Ken Singleton, S (1, 9) OBP: 0.295, SLG: 0.377	0-0 F9		0-3 K			0-0 1B	0-0 1B	0-0 F7		5 1 2 2 0 1 3										
Eddie Murray, S (1, 3) OBP: 0.357, SLG: 0.438		0-0 F7		0-0 G6-4-3		0-0 P4	0-0 P5		0-3 K	5 0 1 0 0 1 3										
Doug DeCinces, R (1, 5) OBP: 0.338, SLG: 0.451		0-0 HR		0-0 G6-4-3		0-0 1-3	0-0 P4		0-0 5-3	5 1 2 2 0 0 2										
Gary Roenicke, R (1, 7) OBP: 0.340, SLG: 0.337		0-0 1B		0-0 F7		0-0 1-3		0-0 FC6-4	0-0 F8	5 1 2 1 0 0 1										
Lee May, R (1, 10) OBP: 0.295, SLG: 0.383		0-0 SF7			0-3 K	0-0 F5		0-0 FC6-4		4 1 1 0 0 1 2	AB 38									
Dan Graham, L (1, 2) OBP: 0.464, SLG: 0.680		0-0 SF7			0-0 F8		0-0 SH5-4	0-0 BB	0-0 BB	3 1 2 1 0 0 0	R 8									
Rich Dauer, R (1, 4) OBP: 0.295, SLG: 0.227		0-0 6-3			0-0 1B		4-0 1B	0-0 BB	0-0 1B	3 1 2 0 1 0 1	H 14									
<b>Inning Stats</b>	R: 0 E: 0 K: 1 S: 5	H: 0 LOB: 0 BB: 0 P: 5	R: 2 E: 0 K: 0 S: 6	H: 3 LOB: 1 BB: 0 P: 6	R: 0 E: 0 K: 1 S: 5	H: 0 LOB: 0 BB: 0 P: 5	R: 0 E: 0 K: 1 S: 6	H: 1 LOB: 1 BB: 0 P: 6	R: 2 E: 0 K: 0 S: 6	H: 3 LOB: 1 BB: 0 P: 6	R: 3 E: 0 K: 0 S: 6	H: 3 LOB: 1 BB: 1 P: 10	R: 1 E: 0 K: 0 S: 6	H: 3 LOB: 3 BB: 1 P: 10	R: 0 E: 0 K: 1 S: 5	H: 0 LOB: 0 BB: 0 P: 5	1B: 13 2B: 0 3B: 0 HR: 1	SF: 1 SAC: 1 DP: 1 HBP: 0	WP: 0 PB: 0 SB: 1 CS: 0	PA: 42
<b>PITCHER</b>	IP WLS BF H R ER SO BB IBB HBP BLK WP HR S P ERA WHIP																			
Bob Owchinko, L (1, 1) ERA: 5.97	5.1 L 22 7 4 4 3 0 0 0 0 0 1 28 28 6.75 1.312																			
Mike Stanton, R (6, 1) ERA: 4.66	1.0 8 4 3 3 0 1 0 0 0 0 0 7 11 27.00 5.000																			
Victor Cruz, R (7, 1) ERA: 5.4	2.2 12 3 1 1 1 1 0 0 0 0 0 13 17 3.38 1.500																			

Baltimore Orioles @ Cleveland Indians  
Cleveland Municipal Stadium, Cleveland, OH  
Tue May 20 1980, 7:05 PM EDT  
Att: 11,856 - Unknown

livebaseballscorecards.com

AB 38  
R 8  
H 14  
RBI 8  
BB 2  
SO 4  
LOB 16







Batter	1	2	3	4	5	6	7	8	9	AB R H RBI BB SO LOB	TOP											
<b>Al Bumby, L</b> (1, 8) OBP: 0.433, SLG: 0.493	0-0 G3 S 1B		0-0 6-3		4-0 1B S BB			0-0 FC4-6 1B		3 0 2 0 1 0 0	<b>Baltimore Orioles @ Cleveland Indians</b> <b>Cleveland Municipal Stadium, Cleveland, OH</b> Wed May 21 1980, 7:05 PM EDT Att. 6,739 - Unknown											
<b>Pat Kelly, L</b> (1, 7) OBP: 0.366, SLG: 0.424	4-0 G3 1-2 BB		4-0 1B BB		0-0 1-3 1B			0-0 FC4-6 1-2f HR		2 1 1 0 2 0 1												
<b>Ken Singleton, S</b> (1, 9) OBP: 0.300, SLG: 0.403	0-0 G3 1-2 2-3		0-0 1-3 1B		0-0 F5			0-0 1-H HR		4 1 2 2 0 0 2												
<b>Eddie Murray, S</b> (1, 3) OBP: 0.354, SLG: 0.433	0-0 F7		0-3 K		0-0 1-3			0-0 E8 1B		4 0 1 0 0 1 4												
<b>Dan Graham, L</b> (1, 2) OBP: 0.406, SLG: 0.586	0-0 6-3		0-3 K		0-0 3-1			0-0 F5		4 0 0 0 0 1 3												
<b>Doug DeCinces, R</b> (1, 5) OBP: 0.336, SLG: 0.444		0-0 P3		0-0 F9			0-0 1B	0-0 L6		4 0 1 0 0 0 1												
<b>Lee May, R</b> (1, 10) OBP: 0.283, SLG: 0.365		0-0 P4		0-0 F8			0-3 K	0-0 F8		4 0 0 0 0 1 1												
<b>Mark Belanger, R</b> (1, 6) OBP: 0.207, SLG: 0.213 <b>Benny Ayala, R</b> (9, PH) OBP: 0.296, SLG: 0.417		0-0 F8			0-0 F7		0-0 F8	0-3 K		3 0 0 0 0 0 1 1 0 0 0 0 1 0												
<b>Rich Dauer, R</b> (1, 4) OBP: 0.287, SLG: 0.220 <b>Gary Roenicke, R</b> (9, PH) OBP: 0.337, SLG: 0.333			0-0 5-3		0-0 5-3		0-0 F8	0-3 K		3 0 0 0 0 0 1 1 0 0 0 0 1 0												
<b>Inning Stats</b>	R: 0 E: 0 K: 0 S: 4	H: 1 LOB: 2 BB: 1 P: 8	R: 0 E: 0 K: 0 S: 3	H: 0 LOB: 0 BB: 0 P: 3	R: 0 E: 0 K: 1 S: 6	H: 1 LOB: 2 BB: 1 P: 10	R: 0 E: 0 K: 1 S: 5	H: 0 LOB: 0 BB: 0 P: 5	R: 0 E: 0 K: 0 S: 3	H: 1 LOB: 2 BB: 1 P: 7		R: 0 E: 0 K: 0 S: 3	H: 0 LOB: 0 BB: 0 P: 3	R: 0 E: 0 K: 1 S: 6	H: 1 LOB: 1 BB: 0 P: 6	R: 2 E: 1 K: 0 S: 6	H: 3 LOB: 1 BB: 0 P: 6	R: 0 E: 0 K: 2 S: 7	H: 0 LOB: 0 BB: 0 P: 7	1B: 6 2B: 0 3B: 0 HR: 1	SF: 0 SAC: 0 DP: 0 HBP: 0	WP: 0 PB: 0 SB: 2 CS: 0
<b>PITCHER</b>	IP WLS BF H R ER SO BB IBB HBP BLK WP HR S P ERA WHIP																					
<b>Len Barker, R</b> (1, 1) ERA: 4.14	7.1 W 31 7 2 2 3 3 0 0 0 0 0 1 34 46 2.46 1.364																					
<b>Sid Monge, L</b> (8, 1) ERA: 3.18	1.2 S 5 0 0 0 2 0 0 0 0 0 0 0 9 9 0.00 0.000																					

livebaseballscorecards.com

<b>AB</b>	33
<b>R</b>	2
<b>H</b>	7
<b>RBI</b>	2
<b>BB</b>	3
<b>SO</b>	5
<b>LOB</b>	14



Batter	1	2	3	4	5	6	7	8	9	AB	R	H	RBI	BB	SO	LOB	BOTTOM	
Miguel Dilone, S OBP: 0.352, SLG: 0.434 (1, 8) X	0-0 F9 ① SUS	0-3 K ③		0-0 1B 1-3 2-H		0-0 FC3-5 ②				4	0	1	1	0	1	2	<b>Baltimore Orioles @ Cleveland Indians</b> <b>Cleveland Municipal Stadium, Cleveland, OH</b> Wed May 21 1980, 7:05 PM EDT Att. 6,739 - Unknown	
Toby Harrah, R OBP: 0.307, SLG: 0.299 (1, 5) X	0-0 WP 2B		0-0 F8 ① X	0-0 F8 ③		0-0 CS ③ X	0-0 FC4-6 1B			4	1	2	0	0	0	2		
Mike Hargrove, L OBP: 0.418, SLG: 0.405 (1, 3) S S	0-3 K ②		0-0 F7 ②		0-0 4-3 ①		0-0 FC4-6 1B ①			4	0	0	0	0	1	2		
Cliff Johnson, R OBP: 0.276, SLG: 0.245 (1, 10) B B B B	4-0 WP 1B BB		4-0 BB		0-0 F7 ②		0-0 G6-4-3 1B ①			2	1	1	0	2	0	0		
Joe Charboneau, R OBP: 0.368, SLG: 0.471 (1, 7) X	0-0 E 1B 1-H 3-H		0-0 F8 ③		0-0 HR		0-0 G6-4-3 ② ③			4	1	2	2	0	0	3		
Gary Alexander, R OBP: 0.262, SLG: 0.270 (1, 2) X	0-0 E6 1B 1-3		0-0 F8 ① X	0-0 F8 ③				0-0 F9 ①		4	0	1	0	0	0	0		
Ron Pruitt, R OBP: 0.351, SLG: 0.281 (1, 9) X	0-0 F8 ③		0-0 FC5-4 1B	0-0 FC5-4 1B 1-2f		0-0 FC5-4 1B FC3-5 1B		0-0 5-3 ②		4	0	2	0	0	0	2		
Duane Kuiper, L OBP: 0.345, SLG: 0.325 (1, 4) X		0-0 L5 ①		0-0 FC5-4 1B 1-2f		0-0 FC5-4 1B 1-2		0-0 5-3 ③		4	1	1	0	0	0	1		
Tom Verzyer, R OBP: 0.340, SLG: 0.374 (1, 6) X		0-0 6-3 ②		0-0 1B 1B 1-2		0-0 FC5-4 WP CS 1-2f 2-3				3	0	1	0	0	0	2		
<b>Inning Stats</b>	R: 2 H: 3 E: 1 K: 1 S: 8	H: 3 LOB: 2 BB: 1 P: 12	R: 0 H: 0 E: 0 K: 1 S: 5	H: 0 LOB: 0 BB: 0 P: 5	R: 0 H: 0 E: 0 K: 0 S: 3	H: 0 LOB: 1 BB: 1 P: 7	R: 1 H: 1 E: 0 K: 0 S: 4	H: 1 LOB: 0 BB: 0 P: 4	R: 0 H: 2 E: 0 K: 0 S: 4	H: 2 LOB: 1 BB: 0 P: 4	R: 0 H: 2 E: 0 K: 0 S: 4	H: 0 LOB: 1 BB: 0 P: 3	R: 0 H: 0 E: 0 K: 0 S: 3	1B: 9 SF: 0 2B: 1 SAC: 0 3B: 0 DP: 1 HR: 1 HBP: 0	WP: 2 PA: 36 PB: 0 SB: 1 CS: 1			
<b>PITCHER</b>	IP WLS BF H R ER SO BB IBB HBP BLK WP HR S P ERA WHIP																	
Mike Flanagan, L ERA: 3.88 (1, 1)	6.1 L	31	11	4	4	2	2	0	0	0	0	2	1	33	41	5.68	2.053	
Paul Hartzell, R ERA: 6.75 (7, 1)	1.2	4	0	0	0	0	0	0	0	0	0	0	0	4	4	0.00	0.000	

livebaseballscores.com

AB	33
R	4
H	11
RBI	3
BB	2
SO	2
LOB	14



Batter	1	2	3	4	5	6	7	8	9	AB R H RBI BB SO LOB	TOP									
Lou Whitaker, L (1, 4) OBP: 0.377, SLG: 0.260	0-0 F8		0-0 F9		0-0 F8			0-0 4-3		4 0 0 0 0 0 1										
Alan Trammell, R (1, 6) OBP: 0.434, SLG: 0.426	0-0 L4		0-0 L4			0-0 P3			0-0 F8	4 0 0 0 0 0 1										
Steve Kemp, L (1, 10) OBP: 0.362, SLG: 0.509	0-0 HR			0-0 P5		0-0 F7			0-0 F8	4 1 1 1 0 0 0										
Lance Parrish, R (1, 2) OBP: 0.313, SLG: 0.446	0-0 5-3			0-0 2B		0-0 1-3			0-0 6-3	4 0 1 0 0 0 0										
John Wockenfuss, R (1, 7) OBP: 0.375, SLG: 0.475		0-0 5-3		4-0 BB			0-0 P4			2 0 0 0 1 0 0										
Richie Hebner, L (1, 5) OBP: 0.351, SLG: 0.440		0-0 L3		0-3 K			0-0 F2			3 0 0 0 0 1 2										
Jason Thompson, L (1, 3) OBP: 0.299, SLG: 0.370		0-0 F8		0-0 P6			0-0 F9			3 0 0 0 0 0 2										
Kirk Gibson, L (1, 8) OBP: 0.289, SLG: 0.426			0-3 K		0-0 P6			0-3 K		3 0 0 0 0 2 0										
Dave Stegman, R (1, 9) OBP: 0.304, SLG: 0.288			4-0 BB		0-0 F7			0-0 F8		2 0 0 0 1 0 0										
<b>Inning Stats</b>	R: 1 E: 0 K: 0 S: 4	H: 1 LOB: 0 BB: 0 P: 4	R: 0 E: 0 K: 0 S: 3	H: 0 LOB: 0 BB: 0 P: 3	R: 0 E: 0 K: 1 S: 5	H: 0 LOB: 1 BB: 1 P: 9	R: 0 E: 0 K: 1 S: 6	H: 1 LOB: 2 BB: 1 P: 10	R: 0 E: 0 K: 0 S: 3	H: 0 LOB: 0 BB: 0 P: 3	R: 0 E: 0 K: 0 S: 3	H: 0 LOB: 0 BB: 0 P: 3	R: 0 E: 0 K: 0 S: 5	H: 0 LOB: 0 BB: 0 P: 5	R: 0 E: 0 K: 0 S: 3	H: 0 LOB: 0 BB: 0 P: 3	1B: 0 2B: 1 3B: 0 HR: 1	SF: 0 SAC: 0 DP: 0 HBP: 0	WP: 0 PB: 0 SB: 0 CS: 0	PA: 31
<b>PITCHER</b> Scott McGregor, L (1, 1) ERA: 3.86	IP: 9.0 WLS: W BF: 31 H: 2 R: 1 ER: 1 SO: 3 BB: 2 IBB: 0 HBP: 0 BLK: 0 WP: 0 HR: 1 S: 35 P: 43 ERA: 1.00 WHIP: 0.444																			
<b>PITCHER</b>	IP	WLS	BF	H	R	ER	SO	BB	IBB	HBP	BLK	WP	HR	S	P	ERA	WHIP			

**Detroit Tigers @ Baltimore Orioles**  
 Memorial Stadium, Baltimore, MD  
 Thu May 22 1980, 7:05 PM EDT  
 Att. 15,835 - Unknown

[livebaseballscorecards.com](http://livebaseballscorecards.com)

**AB** 29  
**R** 1  
**H** 2  
**RBI** 1  
**BB** 2  
**SO** 3  
**LOB** 6



Batter	1	2	3	4	5	6	7	8	9
<b>Al Bumbry, L</b> OBP: 0.438, SLG: 0.496 (1, 8) X	0-0 FC3-6 1B	0-0 BB 1B		0-0 4-3			0-3 K	0-0 1-3 2-H 1B	
<b>Kiko Garcia, R</b> OBP: 0.247, SLG: 0.176 (1, 6) X	0-0 FC3-6 4-3 1-2f	4-0 BB 1B			0-0 2-3		0-0 6-3	0-0 F7	
<b>Mark Belanger, R</b> OBP: 0.205, SLG: 0.210 (8, 6)		1-2 2-3 BB							
<b>Ken Singleton, S</b> OBP: 0.292, SLG: 0.391 (1, 9) X	0-0 4-3 1-2	0-0 6-3			0-0 L3		0-0 4-3		
<b>Eddie Murray, S</b> OBP: 0.346, SLG: 0.421 (1, 3) X	0-0 4-3		0-0 L6		0-0 P6			0-0 4-3	
<b>Dan Graham, L</b> OBP: 0.444, SLG: 0.594 (1, 2) X		0-0 SH5-3 FC6-4 BB 1B	0-0 4-3		4-0 SH1-4 BB 1B		0-0 1B 1B		
<b>Terry Crowley, L</b> OBP: 0.390, SLG: 0.429 (1, 10)		4-0 FC6-4 SH5-3 1B BB	0-0 1-3		0-0 SH1-4 1B		0-0 1B 1B		
<b>Doug DeCinces, R</b> OBP: 0.338, SLG: 0.445 (1, 5) X		0-0 SH5-3 1-2 2-3		0-0 5-3		0-0 SH1-4 1-2 2-3	0-0 1B 1B		
<b>Gary Roenicke, R</b> OBP: 0.352, SLG: 0.337 (1, 7)		4-0 FC6-4 IBB		0-0 F7		4-0 G6-4-3 IBB	0-0 1B 1B		
<b>Rich Dauer, R</b> OBP: 0.286, SLG: 0.221 (1, 4) X		0-0 FC6-4 BB 1B 1-2f 2-3 3-H		0-0 1B		0-0 G6-4-3 1-2f	0-0 F8		

AB	R	H	RBI	BB	SO	LOB
5	0	3	2	0	1	1
3	0	0	0	1	0	1
1	0	0	0	0	0	2
4	0	0	0	0	0	4
4	0	0	0	0	0	1
3	2	2	0	1	0	0
3	2	2	0	1	0	0
2	1	1	1	0	0	0
2	0	1	1	2	0	0
4	0	1	1	0	0	7

**BOTTOM**

**Detroit Tigers @ Baltimore Orioles**  
**Memorial Stadium, Baltimore, MD**  
 Thu May 22 1980, 7:05 PM EDT  
 Att. 15,835 - Unknown

<b>AB</b>	<b>31</b>
<b>R</b>	<b>5</b>
<b>H</b>	<b>10</b>
<b>RBI</b>	<b>5</b>
<b>BB</b>	<b>5</b>
<b>SO</b>	<b>1</b>
<b>LOB</b>	<b>16</b>



1B: 10	SF: 0
2B: 0	SAC: 2
3B: 0	DP: 1
HR: 0	HBP: 0

WP: 0	PA: 38
PB: 0	
SB: 0	
CS: 0	

Inning Stats	R: 0	H: 1	E: 0	LOB: 1	K: 0	BB: 0	S: 4	P: 4									
<b>Dan Petry, R</b> ERA: 3.06 (1, 1)	7.1	WLS: L	BF: 34	H: 8	R: 5	ER: 5	SO: 1	BB: 3	IBB: 2	HBP: 0	BLK: 0	WP: 0	HR: 0	S: 31	P: 51	ERA: 6.14	WHIP: 1.500
<b>John Hiller, L</b> ERA: 3.47 (8, 1)	0.2		4	2	0	0	0	0	0	0	0	0	0	4	4	0.00	3.000

PITCHER	IP	WLS	BF	H	R	ER	SO	BB	IBB	HBP	BLK	WP	HR	S	P	ERA	WHIP
<b>Dan Petry, R</b>	7.1	L	34	8	5	5	1	3	2	0	0	0	0	31	51	6.14	1.500
<b>John Hiller, L</b>	0.2		4	2	0	0	0	0	0	0	0	0	0	4	4	0.00	3.000

Batter	1	2	3	4	5	6	7	8	9	AB R H RBI BB SO LOB	TOP
<b>Kirk Gibson, L</b> (1, 8) OBP: 0.296, SLG: 0.419	4-0 FC4-6 BB			x 0-0 1-3		B B B B 4-0 FC3 SH1-4 E BB		0-3 K		2 1 0 0 2 1 0	
<b>Alan Trammell, R</b> (1, 6) OBP: 0.424, SLG: 0.415	0-0 FC4-6 G4-6-3 1-2f		x 0-0 F8		x 0-0 SH1-4		0-3 K			3 0 0 0 0 1 1	
<b>Steve Kemp, L</b> (1, 10) OBP: 0.359, SLG: 0.496	0-0 G4-6-3 1-2f		x 0-0 F8		B B B B 4-0 E BB		0-0 4-3			3 0 0 0 1 0 1	
<b>Richie Hebner, L</b> (1, 5) OBP: 0.339, SLG: 0.423		x 0-0 4-1		x 0-0 G3		0-0 FC3 G4-6-3		0-3 K		4 0 0 1 0 1 1	
<b>Champ Summers, L</b> (1, 9) OBP: 0.394, SLG: 0.453		x 0-0 F7		x 0-0 1B 2B		0-0 G4-6-3 1-2f		0-0 4-3		4 1 1 0 0 0 2	
<b>Jason Thompson, L</b> (1, 3) OBP: 0.292, SLG: 0.361		0-3 K		x 0-0 F9		0-3 K				3 0 0 0 0 2 1	
<b>Lance Parrish, R</b> (1, 2) OBP: 0.313, SLG: 0.444		0-3 K		x 0-0 1B		0-3 K				3 0 1 1 0 2 0	
<b>Tim Corcoran, L</b> (1, 7) OBP: 0.324, SLG: 0.179		x 0-0 G3		x 0-0 F8		0-0 6-3				3 0 0 0 0 0 1	
<b>Tom Brookens, R</b> (1, 4) OBP: 0.273, SLG: 0.317		x 0-0 F7		x 0-0 SH1-4 FC3 1B		0-0 P4				3 1 1 0 0 0 0	
<b>Inning Stats</b>	R: 0 H: 0 E: 0 LOB: 0 K: 0 BB: 1 S: 2 P: 6	R: 0 H: 0 E: 0 LOB: 0 K: 1 BB: 0 S: 5 P: 5	R: 0 H: 0 E: 0 LOB: 0 K: 1 BB: 0 S: 5 P: 5	R: 0 H: 0 E: 0 LOB: 0 K: 0 BB: 0 S: 3 P: 3	R: 1 H: 2 E: 0 LOB: 1 K: 0 BB: 0 S: 5 P: 5	R: 2 H: 1 E: 1 LOB: 1 K: 0 BB: 2 S: 4 P: 12	R: 0 H: 0 E: 0 LOB: 0 K: 2 BB: 0 S: 7 P: 7	R: 0 H: 0 E: 0 LOB: 0 K: 1 BB: 0 S: 5 P: 5	1B: 2 SF: 0 2B: 1 SAC: 1 3B: 0 DP: 2 HR: 0 HBP: 0	WP: 0 PA: 32 PB: 0 SB: 0 CS: 0	
<b>PITCHER</b>	IP WLS BF H R ER SO BB IBB HBP BLK WP HR S P ERA WHIP										
<b>Steve Stone, R</b> (1, 1) ERA: 3.2	8.0 W 29 3 3 2 6 3 0 0 0 0 0 0 38 50 2.25 0.750										
<b>Tippy Martinez, L</b> (9, 1) ERA: 2.19	1.0 S 3 0 0 0 1 0 0 0 0 0 0 0 5 5 0.00 0.000										

**Detroit Tigers @ Baltimore Orioles**  
**Memorial Stadium, Baltimore, MD**  
 Fri May 23 1980, 7:05 PM EDT  
 Att: 16,274 - Unknown

[livebaseballscorecards.com](http://livebaseballscorecards.com)

**AB 28**  
**R 3**  
**H 3**  
**RBI 2**  
**BB 3**  
**SO 7**  
**LOB 7**





Batter	1	2	3	4	5	6	7	8	9	AB R H RBI BB SO LOB
<b>Rick Peters, S</b> (1, 10) OBP: 0.286, SLG: 0.222	0-3 K		0-0 F8 1B 2B		0-0 4-3		0-0 5-3		0-3 K	5 1 1 0 0 2 2
<b>Alan Trammell, R</b> (1, 6) OBP: 0.413, SLG: 0.402	0-0 F8		0-0 F8 2-3		0-3 K2-3			0-0 4-3		4 0 0 0 0 1 1
<b>Kirk Gibson, L</b> (1, 8) OBP: 0.302, SLG: 0.421	0-0 4-3		0-0 CS 1B		0-3 K			0-0 1B		4 0 2 1 0 1 0
<b>Richie Hebner, L</b> (1, 5) OBP: 0.345, SLG: 0.415		4-0 1B E BB	4-0 BB 1-2		0-3 K			0-0 P6		2 0 0 0 2 1 1
<b>Champ Summers, L</b> (1, 9) OBP: 0.398, SLG: 0.449		0-0 E3 1B	4-0 BB 1-2		0-0 1B			0-3 K		3 0 1 0 1 1 2
<b>Jason Thompson, L</b> (1, 3) OBP: 0.284, SLG: 0.349		0-0 F7	0-0 4-3		0-0 F7			0-0 F7		4 0 0 0 0 0 5
<b>Lance Parrish, R</b> (1, 2) OBP: 0.318, SLG: 0.452		0-0 1-2 2-3 1B		0-3 K		0-3 K		0-0 1B 2B		4 0 2 0 0 2 1
<b>Tim Corcoran, L</b> (1, 7) OBP: 0.289, SLG: 0.156		0-0 P6		0-0 F8		0-0 F8		0-0 L6		4 0 0 0 0 0 4
<b>Tom Brookens, R</b> (1, 4) OBP: 0.271, SLG: 0.313		0-0 P6		0-0 F8		0-0 4-3		0-0 2-3 1B		4 0 1 0 0 0 3

**Detroit Tigers @ Baltimore Orioles**  
**Memorial Stadium, Baltimore, MD**  
 Sat May 24 1980, 7:05 PM EDT  
 Att. 29,384 - Unknown - 68 F

<b>AB</b>	34
<b>R</b>	1
<b>H</b>	7
<b>RBI</b>	1
<b>BB</b>	3
<b>SO</b>	8
<b>LOB</b>	19



<b>Inning Stats</b>	R: 0 E: 0 K: 1 S: 5	H: 0 LOB: 0 BB: 0 P: 5	R: 0 E: 1 K: 0 S: 5	H: 1 LOB: 3 BB: 1 P: 9	R: 1 E: 0 K: 0 S: 4	H: 2 LOB: 2 BB: 2 P: 12	R: 0 E: 0 K: 1 S: 5	H: 0 LOB: 0 BB: 0 P: 5	R: 0 E: 0 K: 2 S: 8	H: 1 LOB: 1 BB: 0 P: 8	R: 0 E: 0 K: 0 S: 3	H: 0 LOB: 0 BB: 0 P: 3	R: 0 E: 0 K: 1 S: 6	H: 1 LOB: 1 BB: 0 P: 6	R: 0 E: 0 K: 1 S: 7	H: 2 LOB: 2 BB: 0 P: 7	1B: 5 2B: 2 3B: 0 HR: 0	SF: 0 SAC: 0 DP: 0 HBP: 0	WP: 0 PB: 0 SB: 0 CS: 1	PA: 37
---------------------	------------------------------	---------------------------------	------------------------------	---------------------------------	------------------------------	----------------------------------	------------------------------	---------------------------------	------------------------------	---------------------------------	------------------------------	---------------------------------	------------------------------	---------------------------------	------------------------------	---------------------------------	----------------------------------	------------------------------------	----------------------------------	--------

<b>PITCHER</b> <b>Jim Palmer, R</b> (1, 1) ERA: 3.28	IP: 9.0 WLS: W BF: 37 H: 7 R: 1 ER: 1 SO: 8 BB: 3 IBB: 0 HBP: 0 BLK: 0 WP: 0 HR: 0 S: 50 P: 62 ERA: 1.00 WHIP: 1.111
--	--

<b>PITCHER</b>	IP	WLS	BF	H	R	ER	SO	BB	IBB	HBP	BLK	WP	HR	S	P	ERA	WHIP
----------------	----	-----	----	---	---	----	----	----	-----	-----	-----	----	----	---	---	-----	------

livebaseballscorecards.com



Batter	1	2	3	4	5	6	7	8	9
<b>Al Bumbry, L</b> <small>OBP: 0.450, SLG: 0.507</small> <b>Rick Dempsey, R</b> <small>OBP: 0.308, SLG: 0.469</small> <small>(1, 8) (7, PH) (8, 7)</small>	4-0  BB		0-0  1B		0-0  3-1		0-3  K	0-0  F7	
<b>Rich Dauer, R</b> <small>OBP: 0.307, SLG: 0.229</small> <small>(1, 4) (3, 5)</small>	0-0  1B		0-0  P5		1-0  1B HR HBP		0-0  F9		
<b>Ken Singleton, S</b> <small>OBP: 0.302, SLG: 0.421</small> <small>(1, 9)</small>	0-0  G4-6-3			0-3  K	0-0  1B HR		0-0  5-3		
<b>Eddie Murray, S</b> <small>OBP: 0.341, SLG: 0.441</small> <small>(1, 3)</small>	0-0  4-3			0-0  F8	0-0  HR			0-0  PB 1B 2B	
<b>Dan Graham, L</b> <small>OBP: 0.386, SLG: 0.487</small> <small>(1, 2)</small>		0-3  K		0-3  K	0-0  P6			4-0  PB 1B BB	
<b>Doug DeCinces, R</b> <small>OBP: 0.327, SLG: 0.429</small> <b>Lenn Sakata, R</b> <small>OBP: 0.333, SLG: 0.667</small> <small>(1, 5) (3, 4)</small>		0-0  1-3			0-0  1B 2B	0-0  5-3		0-3  K	
<b>Lee May, R</b> <small>OBP: 0.302, SLG: 0.386</small> <small>(1, 10)</small>		0-3  K			0-0  3-1 1B 1B	0-0  2B		4-0  1B BB	
<b>Gary Roenicke, R</b> <small>OBP: 0.348, SLG: 0.326</small> <small>(1, 7) (8, 8)</small>			0-0  4-3		0-0  E5 1B	0-0  6-3		0-0  1B	
<b>Mark Belanger, R</b> <small>OBP: 0.189, SLG: 0.193</small> <small>(1, 6)</small>			0-0  P4		0-0  F7	0-0  F7		0-0  P6	

Inning Stats	R: 1	H: 1	E: 0	K: 0	S: 3	LOB: 0	BB: 1	P: 7	R: 0	H: 0	E: 0	K: 2	S: 7	LOB: 0	BB: 0	P: 7	R: 0	H: 0	E: 0	K: 2	S: 7	LOB: 0	BB: 0	P: 7	R: 6	H: 4	E: 1	K: 0	S: 8	LOB: 0	BB: 0	P: 9	R: 0	H: 1	E: 0	K: 1	S: 4	LOB: 1	BB: 0	P: 4	R: 0	H: 0	E: 0	K: 1	S: 5	LOB: 0	BB: 0	P: 5	R: 2	H: 2	E: 0	K: 1	S: 7	LOB: 2	BB: 2	P: 15
--------------	------	------	------	------	------	--------	-------	------	------	------	------	------	------	--------	-------	------	------	------	------	------	------	--------	-------	------	------	------	------	------	------	--------	-------	------	------	------	------	------	------	--------	-------	------	------	------	------	------	------	--------	-------	------	------	------	------	------	------	--------	-------	-------

PITCHER	IP	WLS	BF	H	R	ER	SO	BB	IBB	HBP	BLK	WP	HR	S	P	ERA	WHIP
<b>Milt Wilcox, R</b> <small>ERA: 4.92</small>	(1, 1)	4.2	L	22	6	7	2	4	1	0	0	0	1	28	33	3.86	1.500
<b>John Hiller, L</b> <small>ERA: 3.71</small>	(5, 1)	3.1		15	3	2	2	2	0	0	0	0	0	17	25	5.40	1.500

**BOTTOM**

AB	R	H	RBI	BB	SO	LOB
2	1	1	0	1	0	2
2	0	0	0	0	1	2
3	1	1	0	0	0	1
4	1	1	2	0	1	1
4	2	2	3	0	0	0
3	1	0	0	1	2	0
1	0	0	0	0	0	0
3	1	1	0	0	1	2
3	1	2	1	1	1	0
4	1	1	2	0	0	2
4	0	0	0	0	0	5

**AB 33**  
**R 9**  
**H 9**  
**RBI 8**  
**BB 3**  
**SO 6**  
**LOB 15**

**WP: 0 PA: 37**  
**PB: 1**  
**SB: 0**  
**CS: 0**

**livebaseballscores.com**

**Detroit Tigers @ Baltimore Orioles**  
**Memorial Stadium, Baltimore, MD**  
 Sat May 24 1980, 7:05 PM EDT  
 Att. 29,384 - Unknown - 68 F

Batter	1	2	3	4	5	6	7	8	9	10	11	AB	R	H	RBI	BB	SO	LOB	TOP	
Kirk Gibson, L (1, 8) OBP: 0.289, SLG: 0.402	0-3 K ①		x 0-0 F7 ②		x 0-0 P6 ②		x 0-0 F5 ③		x 0-3 K ②		x 0-0 FC1-3 ② 1B 1-2 2-3 3-H	6	0	0	0	0	2	5		
Alan Trammell, R (1, 6) OBP: 0.409, SLG: 0.422	0-0 6-3 ②		x 0-0 1-3 ③		x 0-0 F8 ③			x 0-0 HR	x 0-0 P4 ③		x 0-0 1B 1-2 2-H 3-H	6	1	2	3	0	0	1		
Lance Parrish, R (1, 3) OBP: 0.331, SLG: 0.477 (8, 2)	0-0 HR			x 0-0 F8 ①		B B B B 4-0 S BB		x 0-0 SH5-3 1B 1B		x 0-0 FC4-6 1B	x 0-0 6-3 ③	5	1	3	1	1	0	2		
John Wockenfuss, R (1, 7) OBP: 0.373, SLG: 0.516 Champ Summers, L (8, PH) OBP: 0.400, SLG: 0.450 (8, 9)	0-0 F9 ③		x 0-0 HR		x 0-0 HR		x 0-0 K ① 1-2	x 0-0 SH5-3 1B 1B		x 0-0 FC4-6 CS ① 1-2		3	1	1	1	0	1	1		
Richie Hebner, L (1, 5) OBP: 0.350, SLG: 0.413 (11, 3)		B B B B 4-0 G5-4-3 BB		x 0-0 1B		x 0-0 F7 ②		x 0-0 SH5-3 ① 1-2 2-3		x 0-0 L4 ② ③		3	0	1	0	1	0	2		
Tom Brookens, R (1, 4) OBP: 0.280, SLG: 0.310 (11, 5)		x 0-0 G5-4-3 ① ② 1-2		x 0-0 F9 ②		x 0-0 6-3 ③					x 0-0 HBP WP FC4-2 1B	4	0	1	0	1	0	3		
Dave Stegman, R (1, 9) OBP: 0.297, SLG: 0.270 (8, 7)		x 0-0 F9 ③		x 0-0 4-3 ③			x 0-0 F8 ① ②	x 0-3 K ②		B B B B 4-0 FC4-2 HBP FC1-3 BB	4	0	0	0	1	1	4			
Duffy Dyer, R (1, 2) OBP: 0.242, SLG: 0.419 Jason Thompson, L (8, 3) OBP: 0.284, SLG: 0.349 Tim Corcoran, L (11, PH) OBP: 0.308, SLG: 0.156 Mark Wagner, R (11, 4) OBP: 0.250, SLG: 0.200			x 0-0 HR		x 0-0 5-3 ①		B B B B 4-0	x 0-0 4-3 ③		H 1-0 FC1-3 FC4-2 1B HBP	3	1	1	1	1	0	3			
Rick Peters, S (1, 10) OBP: 0.284, SLG: 0.224 Steve Kemp, L (11, PH) OBP: 0.356, SLG: 0.491			x 0-0 G3 ①		x 0-0 1B		x 0-3 K ②		x 0-0 6-3 ①		x 0-0 FC4-2 1B 1-2 2-3 3-H	4	0	1	0	0	1	1		
<b>Inning Stats</b>	R: 1 H: 1 E: 0 LOB: 0 K: 1 BB: 0 S: 6 P: 6	R: 0 H: 0 E: 0 LOB: 0 K: 0 BB: 1 P: 6 S: 2	R: 1 H: 1 E: 0 LOB: 0 K: 0 BB: 0 S: 4 P: 4	R: 1 H: 2 E: 0 LOB: 1 K: 0 BB: 0 P: 5 S: 5	R: 0 H: 1 E: 0 LOB: 1 K: 0 BB: 0 P: 4 S: 4	R: 0 H: 0 E: 0 LOB: 1 K: 1 BB: 1 P: 9 S: 5	R: 0 H: 0 E: 0 LOB: 1 K: 1 BB: 1 P: 9 S: 5	R: 1 H: 3 E: 0 LOB: 3 K: 1 BB: 1 P: 12 S: 8	R: 0 H: 0 E: 0 LOB: 0 K: 1 BB: 0 P: 5 S: 5	R: 0 H: 1 E: 0 LOB: 0 K: 0 BB: 0 P: 3 S: 3	R: 2 H: 2 E: 0 LOB: 2 K: 0 BB: 1 P: 10 S: 5	1B: 7 SF: 0 2B: 0 SAC: 1 3B: 0 DP: 1 HR: 4 HBP: 1	WP: 1 PA: 48							
<b>PITCHER</b>	IP WLS BF H R ER SO BB IBB HBP BLK WP HR S P ERA WHIP																			
Mike Flanagan, L (1, 1) ERA: 4.0	7.0																			
Tim Stoddard, R (8, 1) ERA: 3.06	0.0	2	2	0	0	0	0	0	0	0	0									
Tippy Martinez, L (8, 1) ERA: 2.6	3.0	L	13	2	2	2	2	1	1	1	0	1	0	14	23	6.00	1.000			
Sammy Stewart, R (11, 1) ERA: 3.46	1.0		4	1	0	0	0	0	0	0	0	0	0	4	4	0.00	1.000			

Detroit Tigers @ Baltimore Orioles  
 Memorial Stadium, Baltimore, MD  
 Sun May 25 1980, 3:33 AM EDT  
 Att. 24,558 - Unknown

livebaseballscorecards.com

AB	41
R	6
H	11
RBI	6
BB	5
SO	5
LOB	26



Batter	1	2	3	4	5	6	7	8	9	10	11	AB R H RBI BB SO LOB
Mark Belanger, R OBP: 0.191, SLG: 0.196 (1, 6)	0-0 1B 1B		0-0 F8		0-0 F7		0-0 SH1-3		0-0 F7			4 1 1 1 0 0 1
Lenn Sakata, R OBP: 0.250, SLG: 0.375 (1, 4)	0-0 P4-5 1B 1B		0-0 L8		0-0 G5-4-3		0-0 F9		0-3 K			5 0 1 0 0 1 1
Ken Singleton, S OBP: 0.311, SLG: 0.443 (1, 9)	0-0 L9		0-0 HR			0-0 G6-4-3 1B		0-0 F9		4-0 BB		4 1 2 1 1 0 2
Eddie Murray, S OBP: 0.343, SLG: 0.439 (1, 3)	0-0 P4-5 1B		0-0 5-3			0-0 G6-4-3		0-0 1B		0-0 4-3		5 0 2 1 0 0 2
Lee May, R OBP: 0.297, SLG: 0.376 (1, 10)	0-0 P4-5			0-0 6-3		0-0 1B		0-3 K				5 0 1 0 0 2 3
Gary Roenicke, R OBP: 0.339, SLG: 0.316 Pat Kelly, L OBP: 0.326, SLG: 0.368 (8, PH) (9, 7)			0-0 F7		0-0 6-3		0-0 F7		0-3 K			3 0 0 0 0 0 1 2 0 0 0 0 2 1
Benny Ayala, R OBP: 0.367, SLG: 0.481 Al Bumbry, L OBP: 0.444, SLG: 0.500 (1, 7) (9, 8)							0-0 2B 1B		0-0 P5			3 1 3 0 0 0 0 2 0 0 0 0 0 0
Rick Dempsey, R OBP: 0.306, SLG: 0.471 (1, 2)			0-0 F8		0-0 P6		0-0 F9 SH1-3 2B		0-0 F8			4 1 1 1 0 0 2
Rich Dauer, R OBP: 0.305, SLG: 0.230 (1, 5)			0-0 F8			0-0 G5-4-3 1B		0-0 F9		0-0 F7		4 0 1 0 0 0 2

Inning Stats	R: 1	H: 3	E: 0	LOB: 1	K: 0	BB: 0	S: 5	P: 5	R: 0	H: 1	E: 0	LOB: 1	K: 0	BB: 0	S: 4	P: 4	R: 1	H: 1	E: 0	LOB: 0	K: 0	BB: 0	S: 4	P: 4	R: 0	H: 1	E: 0	LOB: 0	K: 0	BB: 0	S: 3	P: 3	R: 0	H: 2	E: 0	LOB: 1	K: 0	BB: 0	S: 4	P: 4	R: 2	H: 2	E: 0	LOB: 0	K: 0	BB: 0	S: 5	P: 5	R: 0	H: 1	E: 0	LOB: 1	K: 2	BB: 0	S: 8	P: 8	R: 0	H: 0	E: 0	LOB: 0	K: 0	BB: 0	S: 3	P: 3	R: 0	H: 0	E: 0	LOB: 1	K: 1	BB: 1	S: 5	P: 9	R: 0	H: 0	E: 0	LOB: 0	K: 2	BB: 0	S: 7	P: 7									
PITCHER	IP	WLS	BF	H	R	ER	SO	BB	IBB	HBP	BLK	WP	HR	S	P	ERA	WHIP																			PITCHER																		IP	WLS	BF	H	R	ER	SO	BB	IBB	HBP	BLK	WP	HR	S	P	ERA	WHIP																			
Pat Underwood, L ERA: 5.4 Aurelio Lopez, R ERA: 4.97	(1, 1)	7.0	29	11	4	4	0	0	0	0	0	0	1	29	29	5.14	1.571																																					(8, 1)	4.0	W	14	1	0	0	5	1	0	0	0	0	0	23	27	0.00	0.500																		

BOTTOM

Detroit Tigers @ Baltimore Orioles  
Memorial Stadium, Baltimore, MD  
Sun May 25 1980, 3:33 AM EDT  
Att. 24,558 - Unknown

livebaseballscores.com

AB	41
R	4
H	12
RBI	4
BB	1
SO	5
LOB	15



1B:	10	SF:	0	WP:	0	PA:	43
2B:	2	SAC:	1	PB:	0		
3B:	0	DP:	3	SB:	1		
HR:	1	HBP:	0	CS:	0		

Batter	1	2	3	4	5	6	7	8	9	AB R H RBI BB SO LOB	TOP											
Jorge Orta, L (1, 9) OBP: 0.381, SLG: 0.359	0-0 6-3		0-0 1B		0-0 FC6-4 1B		0-0 SF8		0-0 FC6-4 1B	4 0 3 1 0 0 0												
Toby Harrah, R (1, 5) OBP: 0.300, SLG: 0.272	4-0 G5-3 BB		0-0 P6		0-0 FC6-4		4-0 3-H 1-2 BB		0-0 FC6-4 2B	3 1 0 1 2 0 3												
Mike Hargrove, L (1, 3) OBP: 0.415, SLG: 0.397	4-0 1-2 BB		0-0 1-3 1B		0-0 L8		0-0 F5		0-0 1-H 2B	4 0 2 1 1 0 3												
Cliff Johnson, R (1, 10) OBP: 0.285, SLG: 0.280	0-0 G5-3 2-3f		0-0 L5		0-0 F8		0-0 BB 1B		4-0 FC5-4 BB	4 0 1 0 1 0 4												
Joe Charboneau, R (1, 7) OBP: 0.358, SLG: 0.479		0-0 1B		0-3 K		0-0 P3		0-0 F7	0-0 FC5-4	5 0 1 0 0 1 3												
Gary Alexander, R (1, 2) OBP: 0.261, SLG: 0.268		0-0 F4		0-3 K		0-3 K		0-3 K		3 0 0 0 0 2 1												
Ron Hassey, L (8, PH) OBP: 0.364, SLG: 0.422										1 0 0 0 0 1 1												
Rick Manning, L (1, 8) OBP: 0.344, SLG: 0.263		0-3 K		0-0 1B		0-0 FC4-6 SF8 1B		4-0 1-2 BB		3 1 2 0 1 1 1												
Dave Rosello, R (1, 4) OBP: 0.333, SLG: 0.333		0-0 F9			0-0 1-3		0-0 FC4-6 1B		0-0 F8	3 0 1 0 0 0 1												
Ron Pruitt, R (8, PH) OBP: 0.342, SLG: 0.273										1 0 0 0 0 0 2												
Jerry Dybzinski, R (8, 4) OBP: 0.300, SLG: 0.474										0 0 0 0 0 0 0												
Tom Verzyer, R (1, 6) OBP: 0.339, SLG: 0.382			0-0 5-3		0-0 1B FC6-4 2B		0-0 FC4-6 BB		0-0 4-3	3 1 1 0 0 0 2												
Miguel Dilone, S (9, PH) OBP: 0.353, SLG: 0.431										1 0 0 0 0 0 0												
Inning Stats	R: 0 E: 0 K: 0 S: 2	H: 0 LOB: 1 BB: 2 P: 10	R: 0 E: 0 K: 1 S: 6	H: 1 LOB: 1 BB: 0 P: 6	R: 0 E: 0 K: 0 S: 5	H: 2 LOB: 2 BB: 0 P: 5	R: 0 E: 0 K: 2 S: 7	H: 1 LOB: 1 BB: 0 P: 7	R: 1 E: 0 K: 0 S: 5	H: 2 LOB: 1 BB: 0 P: 5	R: 0 E: 0 K: 1 S: 5	H: 0 LOB: 0 BB: 0 P: 5	R: 1 E: 0 K: 0 S: 5	H: 2 LOB: 2 BB: 1 P: 9	R: 0 E: 0 K: 1 S: 6	H: 1 LOB: 2 BB: 1 P: 10	R: 1 E: 0 K: 0 S: 5	H: 2 LOB: 2 BB: 1 P: 9	1B: 9 2B: 2 3B: 0 HR: 0	SF: 1 SAC: 0 DP: 1 HBP: 0	WP: 0 PB: 0 SB: 0 CS: 0	PA: 41
PITCHER	IP WLS BF H R ER SO BB IBB HBP BLK WP HR S P ERA WHIP																					
Scott McGregor, L (1, 1) ERA: 3.7	6.2 W 29 8 2 2 4 3 0 0 0 0 0 0 34 46 2.70 1.650																					
Tim Stoddard, R (7, 1) ERA: 3.15	2.1 S 12 3 1 1 1 2 0 0 0 0 0 0 12 20 3.86 2.143																					

Cleveland Indians @ Baltimore Orioles  
 Memorial Stadium, Baltimore, MD  
 Mon May 26 1980, 7:05 PM EDT  
 Att. 14,298 - Unknown

livebaseballscorecards.com

AB	35
R	3
H	11
RBI	3
BB	5
SO	5
LOB	21



Batter	1	2	3	4	5	6	7	8	9
<b>Al Bumbry, L</b> OBP: 0.438, SLG: 0.490 (1, 8)	0-0 6-3		0-0 F7		0-0 P2 1B	0-0 5-3		0-0 4-3	
<b>Wayne Krenchicki, L</b> OBP: 0.250, SLG: 0.250 (1, 6) <b>Mark Belanger, R</b> OBP: 0.191, SLG: 0.196 (7, PR) (8, 6)	0-0 P6		0-0 F7		0-0 P2		0-0 CS 1B		
<b>Ken Singleton, S</b> OBP: 0.322, SLG: 0.440 (1, 9)	4-0 BB			0-0 F8	4-0 BB 1B BB		4-0 HR BB		
<b>Eddie Murray, S</b> OBP: 0.346, SLG: 0.460 (1, 3)	0-0 4-3			0-3 K	0-0 BB 1B		0-0 HR		
<b>Dan Graham, L</b> OBP: 0.375, SLG: 0.452 (1, 2)		0-0 P6		0-0 4-3	4-0 BB		0-0 F8		
<b>Pat Kelly, L</b> OBP: 0.333, SLG: 0.375 (1, 7) <b>Gary Roenicke, R</b> OBP: 0.333, SLG: 0.310 (5, PH) (6, 7)		0-0 4-3			0-0 K 1B		0-0 P4		
<b>Lee May, R</b> OBP: 0.295, SLG: 0.402 (1, 10)		0-0 HR			0-3 K	0-0 5-3		0-0 F7	
<b>Lenn Sakata, R</b> OBP: 0.250, SLG: 0.273 (1, 4)		0-0 5-3			4-0 S 1B BB	0-0 F9		0-0 F9	
<b>Rich Dauer, R</b> OBP: 0.319, SLG: 0.256 (1, 5)			0-0 F8		0-0 P2 1B 1B	0-0 WP 2B		0-0 1B	

Inning Stats	R: 0 E: 0 K: 3 S: 3	H: 0 LOB: 1 BB: 1 P: 7	R: 1 E: 0 K: 0 S: 4	H: 1 LOB: 0 BB: 0 P: 4	R: 0 E: 0 K: 0 S: 3	H: 0 LOB: 0 BB: 0 P: 3	R: 0 E: 0 K: 1 S: 5	H: 0 LOB: 0 BB: 0 P: 5	R: 4 E: 0 K: 2 S: 11	H: 4 LOB: 3 BB: 3 P: 23	R: 0 E: 0 K: 0 S: 4	H: 1 LOB: 1 BB: 0 P: 4	R: 2 E: 0 K: 0 S: 4	H: 2 LOB: 1 BB: 1 P: 8	R: 0 E: 0 K: 0 S: 4	H: 1 LOB: 1 BB: 0 P: 4
<b>1B:</b> 6 <b>2B:</b> 1 <b>3B:</b> 0 <b>HR:</b> 2	<b>SF:</b> 0 <b>SAC:</b> 0 <b>DP:</b> 0 <b>HBP:</b> 0	<b>WP:</b> 1 <b>PA:</b> 37														


PITCHER	IP	WLS	BF	H	R	ER	SO	BB	IBB	HBP	BLK	WP	HR	S	P	ERA	WHIP
<b>Len Barker, R</b> ERA: 4.55 (1, 1)	4.2	L	21	4	5	5	2	3	0	0	0	0	1	22	34	9.64	1.500
<b>Bob Owchinko, L</b> ERA: 5.97 (5, 1)	0.0		2	1	0	0	0	1	0	0	0	0	0	1	5	∞	∞
<b>Mike Stanton, R</b> ERA: 4.71 (5, 1)	1.2		7	2	1	1	1	1	0	0	0	1	0	8	12	5.40	1.800
<b>Sid Monge, L</b> ERA: 3.38 (7, 1)	1.2		7	2	1	1	0	0	0	0	0	0	1	7	7	5.40	1.200

**BOTTOM**

**Cleveland Indians @ Baltimore Orioles**  
Memorial Stadium, Baltimore, MD

Mon May 26 1980, 7:05 PM EDT  
Att. 14,298 - Unknown

AB 32  
R 7  
H 9  
RBI 7  
BB 5  
SO 3  
LOB 11



Batter	1	2	3	4	5	6	7	8	9	AB R H RBI BB SO LOB	TOP																
Miguel Dilone, S (1, 7) OBP: 0.361, SLG: 0.435 Dell Alston, L (9, 7) OBP: 0.290, SLG: 0.321	0-0 F7		0-0 CS 1-2 1B			0-0 E3 2B HR		0-0 SH1-3 S 1B		4 1 2 0 0 0 0 0 0 0 0 0 0 0	<b>Cleveland Indians @ Baltimore Orioles</b> Memorial Stadium, Baltimore, MD Tue May 27 1980, 7:05 PM EDT Att: 10,092 - Unknown																
Rick Manning, L (1, 8) OBP: 0.343, SLG: 0.277	0-0 3-1		0-3 K 1-2 2-3			0-0 HR 2B		0-0 SH1-3 1-3		3 1 1 0 0 1 2																	
Mike Hargrove, L (1, 3) OBP: 0.411, SLG: 0.414	0-0 L7		0-0 3-1			0-0 HR 2H 3-H		0-0 F8		4 1 1 3 0 0 2																	
Jorge Orta, L (1, 9) OBP: 0.377, SLG: 0.351		0-0 P2		0-0 F7		4-0 G6-3 BB		0-3 K		3 0 0 0 1 1 1																	
Ron Hassey, L (1, 2) OBP: 0.352, SLG: 0.407		0-0 4-3		0-0 F8		0-0 F5		0-0 G3		4 0 0 0 0 0 1																	
Toby Harrah, R (1, 5) OBP: 0.305, SLG: 0.293		4-0 HR BB		0-0 F3		0-0 G6-3 1-2f		0-0 HR		3 2 1 1 1 0 1																	
Joe Charboneau, R (1, 10) OBP: 0.362, SLG: 0.512		0-0 HR 1-H		0-0 L6		0-0 4-3		0-0 1B 2B		4 2 2 2 0 0 0																	
Dave Rosello, R (1, 4) OBP: 0.250, SLG: 0.250 Cliff Johnson, R (9, PH) OBP: 0.282, SLG: 0.278 Jerry Dybzinski, R (9, 4) OBP: 0.300, SLG: 0.474		0-3 K		0-3 K		0-0 F8		0-0 1-3		3 0 0 0 0 2 0 1 0 0 0 0 0 1 0 0 0 0 0 0 0																	
Tom Veryzer, R (1, 6) OBP: 0.345, SLG: 0.387			0-0 CS 1B 1B		0-0 F9		0-0 6-3		0-0 1B 2-H	4 0 2 1 0 0 0																	
<b>Inning Stats</b>	R: 0 E: 0 K: 0 S: 3	H: 0 LOB: 0 BB: 0 P: 3	R: 2 E: 0 K: 1 S: 6	H: 1 LOB: 0 BB: 1 P: 10	R: 0 E: 0 K: 1 S: 6	H: 2 LOB: 1 BB: 0 P: 6	R: 0 E: 0 K: 0 S: 3	H: 0 LOB: 0 BB: 0 P: 3	R: 0 E: 0 K: 1 S: 5	H: 0 LOB: 0 BB: 0 P: 5		R: 3 E: 1 K: 0 S: 5	H: 2 LOB: 0 BB: 1 P: 9	R: 0 E: 0 K: 0 S: 3	H: 0 LOB: 0 BB: 0 P: 3	R: 0 E: 0 K: 1 S: 6	H: 1 LOB: 1 BB: 0 P: 6	R: 2 E: 0 K: 0 S: 5	H: 3 LOB: 1 BB: 0 P: 5	1B: 4 2B: 3 3B: 0 HR: 3	SF: 0 SAC: 1 DP: 2 HBP: 0	WP: 0 PB: 0 SB: 1 CS: 2	PA: 36				
<b>PITCHER</b>	IP WLS BF H R ER SO BB IBB HBP BLK WP HR S P ERA WHIP																										
Steve Stone, R (1, 1) ERA: 3.52	5.0		22	5	5	4	3	2	0	0	0	0	2	26	34	7.20	1.400										
Dave Ford, R (6, 1) ERA: 3.69	3.1	L	12	3	2	2	1	0	0	0	0	0	1	14	14	5.40	0.900										
Tim Stoddard, R (9, 1) ERA: 3.05	0.2		2	1	0	0	0	0	0	0	0	0	0	2	2	0.00	1.500										

AB	33
R	7
H	9
RBI	7
BB	2
SO	4
LOB	8



Batter	1	2	3	4	5	6	7	8	9	AB	R	H	RBI	BB	SO	LOB
<b>Al Bumbry, L</b> OBP: 0.442, SLG: 0.487 (1, 8) BBB	4-0 HR BB	0-0 CS 1-2 1B		0-0 FC4-6 1-2f		4-0 1B 1-2 BB		0-3 K		3	1	1	0	2	1	1
<b>Rich Dauer, R</b> OBP: 0.329, SLG: 0.270 (1, 4) (8, 5) X	0-0 HR 1B	0-0 CS 1-2 2-3	0-0 FC4 1B	0-0 6-3		0-0 1-3 2-H 1B			0-0 F9	5	1	3	1	0	0	1
<b>Ken Singleton, S</b> OBP: 0.318, SLG: 0.439 (1, 9) SSS	0-3 K		0-0 L9		0-0 2B	0-0 4-3			0-3 K	5	0	1	0	0	2	5
<b>Eddie Murray, S</b> OBP: 0.342, SLG: 0.458 (1, 3) SSS	0-3 K		0-0 FC4 1B 1-2f		0-0 P6		0-0 E1 FC1-6		0-0 2B	5	0	1	0	0	1	4
<b>Pat Kelly, L</b> OBP: 0.360, SLG: 0.476 (1, 7) X	0-0 HR 1-H 2-H		0-0 S 1B		0-0 L7		0-0 FC1-6 S 1-2f		0-0 F2	2	1	2	3	0	0	0
<b>Gary Roenicke, R</b> OBP: 0.325, SLG: 0.301 (5, 7) X			1-3 1B							3	0	0	0	0	0	3
<b>Dan Graham, L</b> OBP: 0.365, SLG: 0.500 (1, 5) X	0-0 HR		0-0 F9		0-0 P6		0-3 K			4	1	1	1	0	1	4
<b>Lenn Sakata, R</b> OBP: 0.250, SLG: 0.273 (8, 4) X			1-2							0	0	0	0	0	0	0
<b>Terry Crowley, L</b> OBP: 0.395, SLG: 0.514 (1, 10) X	0-0 4-3			0-0 HR		0-0 FC6-4 1B		0-3 K		2	1	1	1	0	0	0
<b>Lee May, R</b> OBP: 0.299, SLG: 0.404 (6, PH) X										2	0	1	0	0	1	1
<b>Rick Dempsey, R</b> OBP: 0.304, SLG: 0.462 (1, 2) X		0-0 CS 1B 1B		0-0 4-3		0-0 FC6-4 FC5-4 1-2f		0-0 F8		4	0	1	0	0	0	1
<b>Wayne Krenchicki, L</b> OBP: 0.250, SLG: 0.143 (1, 6) X		0-0 F7		4-0 FC4-6 BB		0-0 FC5-4 BB 1-2f 1B		0-0 1-3		3	1	0	0	1	0	2

Inning Stats	R: 4	H: 3	E: 0	K: 2	S: 10	LOB: 0	BB: 1	P: 14	R: 0	H: 2	E: 0	K: 0	S: 3	LOB: 0	BB: 0	P: 3	R: 0	H: 2	E: 0	K: 0	S: 5	LOB: 2	BB: 0	P: 5	R: 1	H: 1	E: 0	K: 0	S: 4	LOB: 1	BB: 1	P: 8	R: 0	H: 1	E: 0	K: 0	S: 4	LOB: 1	BB: 0	P: 4	R: 1	H: 2	E: 0	K: 0	S: 5	LOB: 2	BB: 1	P: 9	R: 0	H: 0	E: 1	K: 2	S: 8	LOB: 1	BB: 0	P: 8	R: 0	H: 0	E: 0	K: 1	S: 5	LOB: 0	BB: 0	P: 5	R: 0	H: 1	E: 0	K: 1	S: 6	LOB: 1	BB: 0	P: 6	1B: 7	2B: 2	3B: 0	HR: 3	SF: 0	SAC: 0	DP: 0	HBP: 0	WP: 0	PB: 0	SB: 2	CS: 1	PA: 42
--------------	------	------	------	------	-------	--------	-------	-------	------	------	------	------	------	--------	-------	------	------	------	------	------	------	--------	-------	------	------	------	------	------	------	--------	-------	------	------	------	------	------	------	--------	-------	------	------	------	------	------	------	--------	-------	------	------	------	------	------	------	--------	-------	------	------	------	------	------	------	--------	-------	------	------	------	------	------	------	--------	-------	------	-------	-------	-------	-------	-------	--------	-------	--------	-------	-------	-------	-------	--------

PITCHER	IP	WLS	BF	H	R	ER	SO	BB	IBB	HBP	BLK	WP	HR	S	P	ERA	WHIP
<b>Dan Spillner, R</b> ERA: 5.66 (1, 1)	3.1		18	8	5	5	2	2	0	0	0	0	3	20	28	13.50	3.000
<b>Bob Owchinko, L</b> ERA: 5.82 (4, 1)	2.1		11	3	1	1	0	1	0	0	0	0	0	10	14	3.86	1.714
<b>Victor Cruz, R</b> ERA: 4.19 (6, 1)	3.1	W	12	1	0	0	4	0	0	0	0	0	0	20	20	0.00	0.300

BOTTOM

**Cleveland Indians @ Baltimore Orioles**  
Memorial Stadium, Baltimore, MD

Tue May 27 1980, 7:05 PM EDT  
Att. 10,092 - Unknown

AB	38
R	6
H	12
RBI	6
BB	3
SO	6
LOB	22



WP	HR	S	P	ERA	WHIP
0	0	0	0	0	0

livebaseballscorecards.com

Batter	1	2	3	4	5	6	7	8	9	AB R H RBI BB SO LOB	TOP											
<b>Rick Manning, L</b> (1, 8) OBP: 0.337, SLG: 0.273	0-0 1B		0-0 F8		0-3 K	4-3	0-0 FC4-6			5 0 1 0 0 1 5												
<b>Jorge Orta, L</b> (1, 9) OBP: 0.372, SLG: 0.345	0-0 L8		0-0 F7		0-0 S 1B	4-3		0-0 P5		5 1 1 2 0 0 2												
<b>Mike Hargrove, L</b> (1, 3) OBP: 0.411, SLG: 0.409	0-3 K			0-0 G3	0-0 BB 1B	0-0 F8		4-0 BB BB BB		4 1 1 1 1 1 1												
<b>Ron Hassey, L</b> (1, 2) OBP: 0.354, SLG: 0.407	0-0 F7			0-0 4-3	0-0 BB 1B		0-0 5-3 1B	0-0 G4-6-3 BB		5 2 2 0 0 0 2												
<b>Toby Harrah, R</b> (1, 5) OBP: 0.307, SLG: 0.288		0-0 L7		0-0 F7	4-0 1B BB		4-0 1-2 1B BB		0-0 5-3	3 2 0 0 2 0 0												
<b>Joe Charboneau, R</b> (1, 7) OBP: 0.364, SLG: 0.528		0-0 P4			HR		0-0 5-3		0-3 K	4 2 1 2 1 1 2												
<b>Miguel Dilone, S</b> (9, 7) OBP: 0.361, SLG: 0.435					1B BB		1-2 2-3		0-0 K	0 0 0 0 0 0 0												
<b>Cliff Johnson, R</b> (1, 10) OBP: 0.295, SLG: 0.286		0-3 K			SH5-3 1B		4-0 1B IBB		0-3 K	4 1 2 1 1 2 0												
<b>Jerry Dybzinski, R</b> (1, 4) OBP: 0.333, SLG: 0.455			0-0 E1		4-0 SH5-3 1B BB		0-0 P6			3 1 1 2 1 0 3												
<b>Tom Veryzer, R</b> (1, 6) OBP: 0.345, SLG: 0.385			0-3 K		0-0 SH5-3		0-0 FC4-6 1B			3 0 1 2 0 1 3												
<b>Inning Stats</b>	R: 0 E: 0 K: 1 S: 6	H: 1 LOB: 1 BB: 0 P: 6	R: 0 E: 0 K: 1 S: 5	H: 0 LOB: 0 BB: 0 P: 5	R: 0 E: 1 K: 1 S: 6	H: 0 LOB: 0 BB: 0 P: 6	R: 0 E: 0 K: 0 S: 3	H: 0 LOB: 0 BB: 0 P: 3	R: 8 E: 0 K: 1 S: 12	H: 7 LOB: 2 BB: 3 P: 24	R: 0 E: 0 K: 0 S: 3	H: 0 LOB: 0 BB: 0 P: 3	R: 2 E: 0 K: 0 S: 5	H: 2 LOB: 2 BB: 2 P: 13	R: 0 E: 0 K: 0 S: 2	H: 0 LOB: 0 BB: 1 P: 6	R: 0 E: 0 K: 2 S: 7	H: 0 LOB: 0 BB: 0 P: 7	1B: 9 2B: 0 3B: 0 HR: 1	SF: 0 SAC: 1 DP: 1 HBP: 0	WP: 0 PB: 0 SB: 2 CS: 0	PA: 43
<b>PITCHER</b>	IP WLS BF H R ER SO BB IBB HBP BLK WP HR S P ERA WHIP																					
<b>Jim Palmer, R</b> (1, 1) ERA: 3.86	4.2 L 21 5 5 5 4 1 0 0 0 0 0 1 28 32 9.64 1.286																					
<b>Sammy Stewart, R</b> (5, 1) ERA: 4.1	0.0 3 1 0 0 0 2 0 0 0 0 0 0 1 9 ∞ ∞																					
<b>Paul Hartzell, R</b> (5, 1) ERA: 5.93	4.1 19 4 5 5 2 2 1 0 0 0 0 0 20 32 10.38 1.385																					

**Cleveland Indians @ Baltimore Orioles**  
**Memorial Stadium, Baltimore, MD**  
 Wed May 28 1980, 7:05 PM EDT  
 Att. 12,178 - Unknown - 79 F

[livebaseballscorecards.com](http://livebaseballscorecards.com)

<b>AB</b>	36
<b>R</b>	10
<b>H</b>	10
<b>RBI</b>	10
<b>BB</b>	6
<b>SO</b>	6
<b>LOB</b>	18





Batter	1	2	3	4	5	6	7	8	9	AB	R	H	RBI	BB	SO	LOB
<b>Al Bumbry, L</b> (1, 8) OBP: 0.452, SLG: 0.490	0-0 1-3		4-0 1B 3B BB		0-0 FC6 1B		0-0 1B 1B	4-0 BB BB		3	1	2	0	2	0	0
<b>Rich Dauer, R</b> (1, 5) OBP: 0.324, SLG: 0.262	0-0 6-3		0-0 F8		0-0 FC6 FC5-4		0-0 P5	4-0 1-2 BB		4	0	0	0	1	0	3
<b>Ken Singleton, S</b> (1, 9) OBP: 0.320, SLG: 0.438	0-3 K		0-0 1-3 3B 1B		0-3 K		0-0 1-2 1B	0-0 4-3		5	1	2	0	0	2	3
<b>Eddie Murray, S</b> (1, 3) OBP: 0.344, SLG: 0.468		0-0 6-3	0-0 1-H 3-H 3B		0-0 FC5-4		0-0 F9		0-0 BB 1B 1B	5	0	2	2	0	0	3
<b>Lee May, R</b> (1, 10) OBP: 0.295, SLG: 0.404		0-0 2B	0-3 K			0-0 6-3		0-3 K	0-3 K	5	1	1	0	0	3	2
<b>Gary Roenicke, R</b> (1, 7) OBP: 0.331, SLG: 0.311		0-3 K		4-0 SH1-3 BB		0-0 2B		0-0 F7	0-0 1-2 BB 1B	3	0	1	0	1	1	1
<b>Pat Kelly, L</b> (9, PH) OBP: 0.373, SLG: 0.488										1	0	1	0	0	0	0
<b>Rick Dempsey, R</b> (1, 2) OBP: 0.311, SLG: 0.473		0-0 2-H 2B		0-0 SH1-3 1-2		0-0 F9		0-0 1B HR 1B	0-3 K	4	1	2	1	0	1	3
<b>Lenn Sakata, R</b> (1, 4) OBP: 0.294, SLG: 0.267		0-0 4-3		0-0 5-3		0-0 4-3		0-0 1-2 HR 1B	4-0 1-2 2-3 BB	4	1	1	0	1	0	3
<b>Wayne Krenchicki, L</b> (1, 6) OBP: 0.182, SLG: 0.100			0-3 K		0-0 P4			0-0 1-H 2-H HR	0-3 K	3	0	0	0	0	2	1
<b>Benny Ayala, R</b> (8, PH) OBP: 0.387, SLG: 0.607										1	1	1	3	0	0	0
<b>Dan Graham, L</b> (9, 5) OBP: 0.365, SLG: 0.500										0	0	0	0	0	0	0
<b>Doug DeCinces, R</b> (9, PH) OBP: 0.324, SLG: 0.425										1	0	0	0	0	1	3

Inning Stats	R: 0	H: 0	E: 0	K: 1	S: 5	R: 1	H: 2	E: 0	K: 1	S: 7	R: 2	H: 2	E: 0	K: 2	S: 9	R: 0	H: 0	E: 0	K: 0	S: 3	R: 0	H: 1	E: 0	K: 1	S: 6	R: 0	H: 1	E: 0	K: 0	S: 4	R: 0	H: 2	E: 0	K: 1	S: 7	R: 3	H: 3	E: 0	K: 1	S: 8	R: 0	H: 2	E: 0	K: 3	S: 11	R: 0	H: 2	E: 0	K: 0	S: 0	1B: 8	2B: 3	3B: 1	HR: 1	SF: 0	SAC: 1	DP: 0	HBP: 0	WP: 0	PA: 45
--------------	------	------	------	------	------	------	------	------	------	------	------	------	------	------	------	------	------	------	------	------	------	------	------	------	------	------	------	------	------	------	------	------	------	------	------	------	------	------	------	------	------	------	------	------	-------	------	------	------	------	------	-------	-------	-------	-------	-------	--------	-------	--------	-------	--------

PITCHER	IP	WLS	BF	H	R	ER	SO	BB	IBB	HBP	BLK	WP	HR	S	P	ERA	WHIP
<b>Rick Waits, L</b> (1, 1) ERA: 4.39	7.2	W	37	11	6	6	7	3	0	0	0	0	1	48	60	7.04	1.826
<b>Mike Stanton, R</b> (8, 1) ERA: 4.5	1.0		7	2	0	0	2	2	0	0	0	0	0	9	17	0.00	4.000
<b>Sid Monge, L</b> (9, 1) ERA: 3.32	0.1	S	1	0	0	0	1	0	0	0	0	0	0	3	3	0.00	0.000

**BOTTOM**

**Cleveland Indians @ Baltimore Orioles**  
**Memorial Stadium, Baltimore, MD**

Wed May 28 1980, 7:05 PM EDT  
 Att: 12,178 - Unknown - 79 F

livebaseballscorecards.com

<b>AB</b>	<b>39</b>
<b>R</b>	<b>6</b>
<b>H</b>	<b>13</b>
<b>RBI</b>	<b>6</b>
<b>BB</b>	<b>5</b>
<b>SO</b>	<b>10</b>
<b>LOB</b>	<b>22</b>



Batter	1	2	3	4	5	6	7	8	9	10	AB	R	H	RBI	BB	SO	LOB	TOP							
Al Bumbry, L (1, 8) OBP: 0.445, SLG: 0.481	0-0 F8		0-0 4-3			0-0 CS 1B	0-0 FC6			0-0 F7	5	0	1	0	0	0	2								
Rich Dauer, R (1, 4) OBP: 0.320, SLG: 0.260	0-0 F8		0-0 5-3			0-0 1B		0-0 6-3		0-0 F7	5	0	1	0	0	0	0								
Ken Singleton, S (1, 9) OBP: 0.323, SLG: 0.429	4-0 BB			0-0 4-3		4-0 BB		0-0 F7		0-0 F7	3	0	0	0	2	0	0								
Eddie Murray, S (1, 3) OBP: 0.337, SLG: 0.457	0-0 4-3			0-0 F3		0-0 G5-4-3		0-0 F8			4	0	0	0	0	0	3								
Pat Kelly, L (1, 10) OBP: 0.364, SLG: 0.457		0-3 K		0-0 4-3			0-0 E4 1B		4-0 BB	4-0 4-3 BB	3	1	0	0	1	1	0								
Dan Graham, L (1, 2) OBP: 0.357, SLG: 0.480		0-3 K		0-0 F5			0-0 FC1-4 1B		0-0 4-3	0-0 4-3	4	0	1	0	0	1	1								
Doug DeCinces, R (1, 5) OBP: 0.322, SLG: 0.420		0-0 1B		0-0 5-3			0-3 K		0-3 K	0-3 K	4	0	1	0	0	2	3								
Gary Roenicke, R (1, 7) OBP: 0.336, SLG: 0.345		0-0 F7		0-0 HR			0-0 FC1-4 1B		0-3 K	0-3 K	4	1	2	2	0	1	2								
Mark Belanger, R (1, 6) OBP: 0.186, SLG: 0.189			0-0 P3			0-3 K		0-0 FC1-4 FC6		0-0 HR	3	0	0	0	0	1	2								
Terry Crowley, L (10, PH) OBP: 0.409, SLG: 0.605											1	1	1	1	0	0	0								
Wayne Krenchicki, L (10, 6) OBP: 0.182, SLG: 0.100											0	0	0	0	0	0	0								
<b>Inning Stats</b>	R: 0 E: 0 K: 0 S: 3	H: 0 LOB: 1 BB: 1 P: 7	R: 0 E: 0 K: 2 S: 8	H: 1 LOB: 1 BB: 0 P: 8	R: 0 E: 0 K: 0 S: 3	H: 0 LOB: 0 BB: 0 P: 3	R: 0 E: 0 K: 0 S: 3	H: 0 LOB: 0 BB: 0 P: 3	R: 1 E: 0 K: 1 S: 6	H: 1 LOB: 0 BB: 0 P: 6	R: 0 E: 0 K: 0 S: 3	H: 2 LOB: 1 BB: 1 P: 7	R: 1 E: 1 K: 1 S: 8	H: 2 LOB: 2 BB: 0 P: 8	R: 0 E: 0 K: 0 S: 3	H: 0 LOB: 0 BB: 0 P: 3	R: 0 E: 0 K: 2 S: 7	H: 0 LOB: 1 BB: 1 P: 11	R: 1 E: 0 K: 0 S: 4	H: 1 LOB: 0 BB: 0 P: 4	1B: 5 2B: 0 3B: 0 HR: 2	SF: 0 SAC: 0 DP: 1 HBP: 0	WP: 0 PB: 0 SB: 0 CS: 1	PA: 39	
<b>PITCHER</b>	IP	WLS	BF	H	R	ER	SO	BB	IBB	HBP	BLK	WP	HR	S	P	ERA	WHIP								
Roger Erickson, R (1, 1) ERA: 2.54	6.0		24	5	2	1	3	2	0	0	0	0	1	28	36	1.50	1.167								
Doug Corbett, R (7, 1) ERA: 2.14	4.0	L	15	2	1	1	3	1	0	0	0	0	1	20	24	2.25	0.750								

Baltimore Orioles @ Minnesota Twins  
 Metropolitan Stadium, Bloomington, MI  
 Fri May 30 1980, 8:05 PM EDT  
 Att: 4,889 - Unknown

livebaseballscorecards.com

AB 36  
 R 3  
 H 7  
 RBI 3  
 BB 3  
 SO 6  
 LOB 13





Batter	1	2	3	4	5	6	7	8	9	AB R H RBI BB SO LOB	TOP											
<b>Al Bumbry, L</b> (1, 8) OBP: 0.444, SLG: 0.476	0-3 K E	0-0 E9 1B		4-0 S BB 1-2 BB		0-0 E4 E S 1B		0-0 F7		4 3 1 0 1 1 0												
<b>Rich Dauer, R</b> (1, 4) OBP: 0.329, SLG: 0.281	0-0 E5 E	0-0 1B		0-0 SF8		0-0 G3 4-3 1H 1B		0-0 2B		4 3 3 4 0 0 1												
<b>Ken Singleton, S</b> (1, 9) OBP: 0.319, SLG: 0.429	0-0 E2 1B	0-3 K 2B		0-0 P6		0-0 4-3		0-0 4-3		5 1 1 2 0 1 4												
<b>Eddie Murray, S</b> (1, 3) OBP: 0.333, SLG: 0.456	0-3 K		0-3 K	0-0 4-3		0-0 G3		0-0 2B		5 0 1 1 0 2 4												
<b>Doug DeCinces, R</b> (1, 5) OBP: 0.325, SLG: 0.420	0-0 1B		0-0 L7		0-0 F8	0-0 FC4-6 1B		0-0 6-3		5 0 2 2 0 0 1												
<b>Gary Roenicke, R</b> (1, 7) OBP: 0.344, SLG: 0.354	0-0 1B		0-0 1B		0-0 6-3	0-0 FC4-6			4-0 L5-3 BB	3 0 2 0 0 0 0												
<b>Pat Kelly, L</b> (6, PH) OBP: 0.368, SLG: 0.447	0-0 G6-4-3 1B		0-0 1B			0-0 1-2				1 0 0 0 1 0 1												
<b>Lee May, R</b> (1, 10) OBP: 0.299, SLG: 0.431	0-0 G6-4-3			0-0 HR	0-0 2B	0-0 1B		0-0 F8	0-0 F8	5 2 2 1 0 0 3												
<b>Rick Dempsey, R</b> (1, 2) OBP: 0.323, SLG: 0.487		0-0 E 1B		0-0 1B	0-0 1B	0-0 2B		0-3 K	0-0 L5-3	5 2 3 1 0 1 1												
<b>Mark Belanger, R</b> (1, 6) OBP: 0.188, SLG: 0.192		0-0 F7		0-0 SF8 BB 1B	0-0 4-3		0-0 F8			4 0 1 0 0 0 2												
<b>Inning Stats</b>	R: 3 E: 2 K: 2 S: 11	H: 3 LOB: 1 BB: 0 P: 11	R: 2 E: 1 K: 1 S: 7	H: 3 LOB: 0 BB: 0 P: 7	R: 0 E: 0 K: 1 S: 5	H: 1 LOB: 1 BB: 0 P: 5	R: 2 E: 0 K: 0 S: 6	H: 3 LOB: 2 BB: 1 P: 10	R: 1 E: 0 K: 0 S: 5	H: 2 LOB: 1 BB: 0 P: 5	R: 2 E: 1 K: 0 S: 6	H: 2 LOB: 1 BB: 0 P: 6	R: 0 E: 0 K: 1 S: 5	H: 0 LOB: 0 BB: 0 P: 5	R: 1 E: 0 K: 0 S: 5	H: 2 LOB: 1 BB: 0 P: 5	R: 0 E: 0 K: 0 S: 2	H: 0 LOB: 0 BB: 1 P: 6	1B: 11 2B: 5 3B: 0 HR: 1	SF: 1 SAC: 0 DP: 2 HBP: 0	WP: 1 PB: 0 SB: 2 CS: 0	PA: 44
<b>PITCHER</b>	IP WLS BF H R ER SO BB IBB HBP BLK WP HR S P ERA WHIP																					
<b>Geoff Zahn, L</b> (1, 1) ERA: 5.16	3.0 L 19 10 7 5 4 1 0 0 0 0 1 1 26 30 15.00 3.667																					
<b>John Verhoeven, R</b> (4, 1) ERA: 3.9	4.0 17 4 3 1 1 0 0 0 0 0 0 0 19 19 2.25 1.000																					
<b>Mike Marshall, R</b> (8, 1) ERA: 6.46	2.0 8 2 1 1 0 1 0 0 0 0 0 0 7 11 4.50 1.500																					

**Baltimore Orioles @ Minnesota Twins**  
**Metropolitan Stadium, Bloomington, MI**  
 Sat May 31 1980, 4:33 AM EDT  
 Att. 8,288 - Unknown

[livebaseballscorecards.com](http://livebaseballscorecards.com)

**AB 41**  
**R 11**  
**H 16**  
**RBI 11**  
**BB 2**  
**SO 5**  
**LOB 17**





Batter	1	2	3	4	5	6	7	8	9	10	11	AB R H RBI BB SO LOB	TOP														
Paul Molitor, R (1, 10) OBP: 0.448, SLG: 0.500	0-0 E4 S 1B		0-0 CS 1B		0-3 K		0-0 FC6-4 1B	0-3 K			0-0 FC6-4 BB S	6 0 3 0 0 2 3	<b>Milwaukee Brewers @ Baltimore Orioles</b> <b>Memorial Stadium, Baltimore, MD</b> Mon Jun 02 1980, 7:05 PM EDT Att: 14,525 - Unknown - 83 F														
Robin Yount, R (1, 6) OBP: 0.378, SLG: 0.596	4-0 L6-3 BB		0-0 CS	0-0 HR 2B	0-0 5-3		0-0 FC6-4 1B		0-3 K		0-0 F9	5 1 1 1 1 1 3															
Cecil Cooper, L (1, 3) OBP: 0.386, SLG: 0.532	0-0 P6			0-0 HR	0-0 HR		0-0 FC6-4 1B		0-0 P6		4-0 BB IBB	5 3 2 4 1 0 3															
Sal Bando, R (1, 5) OBP: 0.327, SLG: 0.347	0-0 L6-3			0-0 P4	0-3 K		0-0 1B		0-3 K		4-0 BB	5 0 1 1 1 2 2															
Ben Oglivie, L (1, 7) OBP: 0.399, SLG: 0.641		0-0 CS 1B		0-0 F8 BB 1B		0-0 HR	0-0 F8		0-3 K		0-3 K	6 1 3 1 0 2 4															
Sixto Lezcano, R (1, 9) OBP: 0.304, SLG: 0.411		0-0 F9		4-0 BB		0-0 5-3		0-0 F8		4-0 BB		3 0 0 0 2 0 1															
Gorman Thomas, R (1, 8) OBP: 0.302, SLG: 0.423		0-0 F3		0-0 F8		0-0 F7		0-0 HR		0-0 F8		5 1 1 1 0 0 4															
Jim Gantner, L (1, 4) OBP: 0.233, SLG: 0.271		0-0 CS	0-0 6-3	0-0 P5		0-0 F7		0-0 G3		0-0 4-3		5 0 0 0 0 0 3															
Charlie Moore, R (1, 2) OBP: 0.343, SLG: 0.341			0-0 6-3		0-0 HR 1B		0-0 1B FC6-4 2B				4-0 FC6-4 BB	3 2 2 0 2 0 0															
<b>Inning Stats</b>	R: 0 E: 1 K: 0 S: 3	H: 1 LOB: 1 BB: 1 P: 7	R: 0 E: 0 K: 0 S: 3	H: 1 LOB: 0 BB: 0 P: 3	R: 0 E: 0 K: 0 S: 3	H: 1 LOB: 0 BB: 0 P: 3	R: 2 E: 0 K: 0 S: 6	H: 3 LOB: 2 BB: 1 P: 10	R: 2 E: 0 K: 2 S: 9	H: 2 LOB: 0 BB: 0 P: 9	R: 1 E: 0 K: 0 S: 4	H: 1 LOB: 0 BB: 0 P: 4		R: 2 E: 0 K: 0 S: 6	H: 3 LOB: 1 BB: 0 P: 6	R: 1 E: 0 K: 1 S: 6	H: 1 LOB: 1 BB: 1 P: 10	R: 0 E: 0 K: 2 S: 7	H: 0 LOB: 0 BB: 0 P: 7	R: 0 E: 0 K: 1 S: 5	H: 0 LOB: 1 BB: 1 P: 9	R: 0 E: 0 K: 1 S: 5	H: 0 LOB: 3 BB: 3 P: 17	1B: 7 2B: 3 3B: 0 HR: 4	SF: 0 SAC: 0 DP: 1 HBP: 0	WP: 0 PB: 0 SB: 2 CS: 2	PA: 52
<b>PITCHER</b>	IP WLS BF H R ER SO BB IBB HBP BLK WP HR S P ERA WHIP															IP WLS BF H R ER SO BB IBB HBP BLK WP HR S P ERA WHIP											
Steve Stone, R (1, 1) ERA: 3.93	5.0 23 9 5 5 2 2 2 0 0 0 0 0 3 25 33 9.00 2.200																										
Dave Ford, R (6, 1) ERA: 4.01	2.0 9 3 2 2 0 0 0 0 0 0 0 0 9 9 9.00 1.500																										
Dennis Martinez, R (8, 1) ERA: 8.44	0.2 4 1 1 1 0 1 0 0 0 0 0 1 3 7 13.50 3.000																										
Tim Stoddard, R (8, 1) ERA: 2.66	3.0 13 0 0 0 4 3 1 0 0 0 0 0 17 33 0.00 1.000																										
Tippy Martinez, L (11, 1) ERA: 2.48	0.1 W 1 0 0 0 1 0 0 0 0 0 0 0 3 3 0.00 0.000																										

livebaseballscorecards.com

AB	43
R	8
H	13
RBI	8
BB	7
SO	7
LOB	23



Batter	1	2	3	4	5	6	7	8	9	10	11	AB	R	H	RBI	BB	SO	LOB	BOTTOM								
<b>Al Bumbry, L</b> OBP: 0.446, SLG: 0.485 (1, 8) BB	4-0 F8 BB		x 0-0 FC1-2 1-3 3-H	x 0-0 1B 2-H 3-H			x 0-0 F7	x 0-0 3B 1-H 2-H		x 0-3 K		5	0	2	3	1	1	5									
<b>Mark Belanger, R</b> OBP: 0.183, SLG: 0.186 (1, 6) <b>Terry Crowley, L</b> OBP: 0.422, SLG: 0.615 (7, PH) <b>Wayne Krenchicki, L</b> OBP: 0.167, SLG: 0.091 (8, 6) <b>Lenn Sakata, R</b> OBP: 0.333, SLG: 0.500 (11, PH)	x 0-0 P6		x 0-0 F7		x 0-0 F3		x 0-0 2B 1-2 1B	x 0-0 F8		x 0-0 HR		3	0	0	0	0	0	3									
<b>Doug DeCinces, R</b> OBP: 0.333, SLG: 0.429 (1, 5) 1-2	x 0-0 F8			x 0-0 3B 1B	x 0-0 F8		x 0-0 2B 1-3 2-H		x 4-0 G6-4-3 BB			4	1	2	1	1	0	1									
<b>Eddie Murray, S</b> OBP: 0.330, SLG: 0.446 (1, 3)		x 0-0 4-3		x 0-0 3B 1-2 E6	x 0-0 5-3		x 4-0 IBB G5-4-3		x 0-0 G6-4-3 1-2f			4	1	0	0	1	0	2									
<b>Lee May, R</b> OBP: 0.295, SLG: 0.447 (1, 10)		x 0-0 F3		x 0-0 F9		x 0-0 HR	x 0-0 G5-4-3 1-2f		x 0-0 F8			5	1	1	1	0	0	5									
<b>Gary Roenicke, R</b> OBP: 0.336, SLG: 0.345 (1, 9) <b>Dan Graham, L</b> OBP: 0.345, SLG: 0.462 (8, PH) (9, 2)		x 0-0 F8		x 0-3 K		x 0-0 6-3	x 0-3 K		x 0-0 G3			3	0	0	0	0	1	2									
<b>Benny Ayala, R</b> OBP: 0.424, SLG: 0.690 (1, 7) <b>Pat Kelly, L</b> OBP: 0.367, SLG: 0.440 (6, PH) (7, 7)			x 4-0 1B FC1-2 BB	x 0-0 1B 3B 1-H 2-H		x 0-0 1-3	x 0-0 6-3 3B 1B		x 0-0 F8			1	1	1	2	1	0	0									
<b>Rick Dempsey, R</b> OBP: 0.326, SLG: 0.475 (1, 2) (9, 9)			x 0-0 P6	x 4-0 1B 1B BB		x 0-0 F7		x 0-0 6-3		x 4-0 1B BB		3	1	0	0	2	0	2									
<b>Rich Dauer, R</b> OBP: 0.350, SLG: 0.307 (1, 4)			x 0-0 FC1-2 1-3 1B	x 0-0 1B 1B 1-3 3-H			x 0-0 2B 1B	x 0-0 3B 1B		x 0-0 1B		5	2	5	1	0	0	0									
<b>Inning Stats</b>	R: 0 E: 0 K: 0 S: 2	H: 0 LOB: 0 BB: 1 P: 6	R: 0 E: 0 K: 0 S: 3	H: 0 LOB: 0 BB: 0 P: 3	R: 0 E: 0 K: 0 S: 4	H: 1 LOB: 2 BB: 1 P: 8	R: 4 E: 1 K: 1 S: 9	H: 4 LOB: 2 BB: 1 P: 13	R: 0 E: 0 K: 0 S: 3	H: 0 LOB: 0 BB: 0 P: 3	R: 1 E: 0 K: 0 S: 4	H: 1 LOB: 0 BB: 0 P: 4	R: 1 E: 0 K: 0 S: 5	H: 3 LOB: 3 BB: 1 P: 9	R: 2 E: 0 K: 1 S: 8	H: 3 LOB: 1 BB: 0 P: 8	R: 0 E: 0 K: 0 S: 2	H: 0 LOB: 0 BB: 1 P: 6	R: 0 E: 0 K: 1 S: 6	H: 1 LOB: 2 BB: 1 P: 10	R: 1 E: 0 K: 0 S: 1	H: 1 LOB: 0 BB: 0 P: 1	1B: 9 2B: 1 3B: 2 HR: 2	SF: 0 SAC: 0 DP: 2 HBP: 0	WP: 0 PA: 47 PB: 0 SB: 0 CS: 0		
<b>PITCHER</b>	IP	WLS	BF	H	R	ER	SO	BB	IBB	HBP	BLK	WP	HR	S	P	ERA	WHIP										
<b>Bill Travers, L</b> ERA: 2.9 (1, 1)	5.0		22	5	4	0	1	3	0	0	0	0	0	21	33	0.00	1.600										
<b>Reggie Cleveland, R</b> ERA: 4.71 (6, 1)	1.1		7	3	2	2	0	0	0	0	0	0	1	7	7	13.50	2.250										
<b>Bill Castro, R</b> ERA: 1.21 (7, 1)	2.2		12	4	2	2	1	1	1	0	0	0	0	12	20	6.75	1.875										
<b>Bob McClure, L</b> ERA: 2.7 (10, 1)	1.0	L	6	2	1	1	1	1	0	0	0	0	1	7	11	9.00	3.000										

Milwaukee Brewers @ Baltimore Orioles  
Memorial Stadium, Baltimore, MD

Mon Jun 02 1980, 7:05 PM EDT  
Att. 14,525 - Unknown - 83 F

livebaseballscores.com

AB	41
R	9
H	14
RBI	9
BB	6
SO	3
LOB	21



Batter	1	2	3	4	5	6	7	8	9	AB R H RBI BB SO LOB	TOP																				
Paul Molitor, R (1, 4) OBP: 0.440, SLG: 0.489	0-3 K		0-0 6-3		0-0 F3			0-0 F9		4 0 0 0 0 1 0																					
Robin Yount, R (1, 6) OBP: 0.370, SLG: 0.583	0-0 5-3		0-0 5-3			0-0 5-3		0-0 F9		4 0 0 0 0 0 0																					
Cecil Cooper, L (1, 3) OBP: 0.394, SLG: 0.552	0-0 4-3		0-0 1B			4-0 FC6 BB			0-0 HR	3 1 2 1 1 0 0																					
Dick Davis, R (1, 10) OBP: 0.308, SLG: 0.386		0-0 F9	0-3 K			0-0 FC6 1-2f			0-0 6-3	4 0 0 0 0 1 2																					
Ben Oglivie, L (1, 7) OBP: 0.396, SLG: 0.631		0-0 2B 1B 1B		0-0 F7		0-0 4-3			0-0 P6	4 1 1 0 0 0 1																					
Sixto Lezcano, R (1, 9) OBP: 0.302, SLG: 0.413		0-0 1B 2B		0-0 F8			0-0 4-3		0-3 K	4 1 1 0 0 1 0																					
Gorman Thomas, R (1, 8) OBP: 0.297, SLG: 0.415		0-3 K		0-3 K			0-0 F8			3 0 0 0 0 2 2																					
Jim Gantner, L (1, 5) OBP: 0.237, SLG: 0.274		0-0 2-H 3-H 1B			0-0 F7		0-0 F7			3 0 1 2 0 0 0																					
Buck Martinez, R (1, 2) OBP: 0.271, SLG: 0.269		0-0 P4				0-0 P6		0-0 F9		3 0 0 0 0 0 1																					
<b>Inning Stats</b>	R: 0 E: 0 K: 1 S: 5	H: 0 LOB: 0 BB: 0 P: 5	R: 2 E: 0 K: 1 S: 8	H: 3 LOB: 1 BB: 0 P: 8	R: 0 E: 0 K: 1 S: 6	H: 1 LOB: 1 BB: 0 P: 6	R: 0 E: 0 K: 1 S: 5	H: 0 LOB: 0 BB: 0 P: 5	R: 0 E: 0 K: 0 S: 3	H: 0 LOB: 1 BB: 1 P: 7	R: 0 E: 0 K: 0 S: 3	H: 0 LOB: 0 BB: 0 P: 3	R: 0 E: 0 K: 0 S: 3	H: 0 LOB: 0 BB: 0 P: 3	R: 1 E: 0 K: 1 S: 6	H: 1 LOB: 0 BB: 0 P: 6	1B: 3 2B: 1 3B: 0 HR: 1	SF: 0 SAC: 0 DP: 0 HBP: 0	WP: 0 PB: 0 SB: 0 CS: 0	PA: 33											
<b>PITCHER</b> Sammy Stewart, R (1, 1) ERA: 3.91	IP 9.0	WLS L	BF 33	H 5	R 3	ER 3	SO 5	BB 1	IBB 0	HBP 0	BLK 0	WP 0	HR 1	S 42	P 46	ERA 3.00	WHIP 0.667														
<b>PITCHER</b>											IP	WLS	BF	H	R	ER	SO	BB	IBB	HBP	BLK	WP	HR	S	P	ERA	WHIP				

Milwaukee Brewers @ Baltimore Orioles  
 Memorial Stadium, Baltimore, MD  
 Tue Jun 03 1980, 7:05 PM EDT  
 Att. 16,143 - Unknown - 72 F

AB	32
R	3
H	5
RBI	3
BB	1
SO	5
LOB	6





Batter	1	2	3	4	5	6	7	8	9	AB R H RBI BB SO LOB
<b>Al Bumbry, L</b> OBP: 0.442, SLG: 0.480 (1, 8) S S S	0-3 K		0-0 PO 1B			0-3 K		0-3 K		4 0 1 0 0 3 1
<b>Rich Dauer, R</b> OBP: 0.341, SLG: 0.299 (1, 4) X	0-0 E6 4-3		0-0 PO 1-2	0-0 4-3		0-0 P5			0-0 4-3	4 0 0 0 0 0 0
<b>Pat Kelly, L</b> OBP: 0.375, SLG: 0.423 (1, 7) X	0-0 4-3 2-3			4-0 1B BB		0-3 K			4-0 1B BB	2 0 0 0 2 1 1
<b>Eddie Murray, S</b> OBP: 0.333, SLG: 0.447 (1, 3) X	0-0 F7			0-0 G6-4-3 1-2 1B		0-0 L4			0-0 1-2 1B	4 0 2 0 0 0 1
<b>Lee May, R</b> OBP: 0.286, SLG: 0.432 (1, 10) X		0-0 P4		0-0 G6-4-3 1-2f		0-0 F8			0-3 K	4 0 0 0 0 1 4
<b>Dan Graham, L</b> OBP: 0.323, SLG: 0.429 (1, 2) X		0-0 4-3			0-0 F7		0-0 F9		0-0 4-3	4 0 0 0 0 0 2
<b>Doug DeCinces, R</b> OBP: 0.327, SLG: 0.420 (1, 5) S S S		0-3 K			0-0 B5-3				0-0 F3	3 0 0 0 0 1 0
<b>Gary Roenicke, R</b> OBP: 0.336, SLG: 0.345 (1, 9) X			0-0 F5		0-0 1B				0-0 F7	3 0 1 0 0 0 0
<b>Mark Belanger, R</b> OBP: 0.179, SLG: 0.183 (1, 6) <b>Terry Crowley, L</b> OBP: 0.435, SLG: 0.625 (8, PH) <b>Wayne Krenchicki, L</b> OBP: 0.167, SLG: 0.091 (9, 6)			0-0 F8		0-0 F9			0-0 1B		2 0 0 0 0 0 1 1 0 1 0 0 0 0 0 0 0 0 0 0 0

Inning Stats	R: 0	H: 0	E: 1	LOB: 1	K: 1	BB: 0	S: 6	P: 6	R: 0	H: 0	E: 0	LOB: 0	K: 1	BB: 0	S: 5	P: 5	R: 0	H: 1	E: 0	LOB: 0	K: 0	BB: 0	S: 3	P: 3	R: 0	H: 1	E: 0	LOB: 1	K: 0	BB: 0	S: 4	P: 4	R: 0	H: 0	E: 0	LOB: 0	K: 2	BB: 0	S: 7	P: 7	R: 0	H: 0	E: 0	LOB: 0	K: 0	BB: 0	S: 3	P: 3	R: 0	H: 1	E: 0	LOB: 1	K: 1	BB: 0	S: 6	P: 6	R: 0	H: 1	E: 0	LOB: 2	K: 1	BB: 1	S: 6	P: 10	1B: 5	SF: 0	2B: 0	SAC: 0	3B: 0	DP: 1	HR: 0	HBP: 0	WP: 0	PA: 34
<b>PITCHER</b> <b>Moose Haas, R</b> ERA: 2.96 (1, 1)	IP	WLS	BF	H	R	ER	SO	BB	IBB	HBP	BLK	WP	HR	S	P	ERA	WHIP	IP	WLS	BF	H	R	ER	SO	BB	IBB	HBP	BLK	WP	HR	S	P	ERA	WHIP	IP	WLS	BF	H	R	ER	SO	BB	IBB	HBP	BLK	WP	HR	S	P	ERA	WHIP																							

**BOTTOM**

**Milwaukee Brewers @ Baltimore Orioles**  
Memorial Stadium, Baltimore, MD

Tue Jun 03 1980, 7:05 PM EDT  
Att: 16,143 - Unknown - 72 F

livebaseballscorecards.com

<b>AB</b>	<b>31</b>
<b>R</b>	<b>0</b>
<b>H</b>	<b>5</b>
<b>RBI</b>	<b>0</b>
<b>BB</b>	<b>2</b>
<b>SO</b>	<b>6</b>
<b>LOB</b>	<b>10</b>



Batter	1	2	3	4	5	6	7	8	9	AB R H RBI BB SO LOB	TOP	
Paul Molitor, R (1, 4) OBP: 0.436, SLG: 0.481	0-0 L3		0-0 FC5-4		0-0 F9			4-0 SH BB		3 1 0 0 1 0 2		
Robin Yount, R (1, 6) OBP: 0.365, SLG: 0.574	0-0 F8		0-0 F8		0-0 F9			0-0 SH		3 0 0 1 0 0 2		
Sal Bando, R (1, 5) (9, 3) OBP: 0.325, SLG: 0.343	0-0 5-3			0-0 HR 1B		0-0 F7		0-3 K		4 1 1 0 0 1 1		
Ben Oglivie, L (1, 7) OBP: 0.398, SLG: 0.644		4-0 L6-4 BB BB		0-0 HR 1-H		0-3 K		0-0 F8		3 1 1 2 1 1 1		
Gorman Thomas, R (1, 8) OBP: 0.291, SLG: 0.406		0-0 F7		0-3 K		0-0 F7			0-0 5-3	4 0 0 0 0 1 1		
Sixto Lezcano, R (1, 9) OBP: 0.307, SLG: 0.412		4-0 1-2 BB		0-0 F8		0-0 F9			0-0 1B	3 0 1 0 1 0 0		
Dick Davis, R (1, 10) OBP: 0.306, SLG: 0.381		0-0 L6-4 2-3		0-0 F8		0-0 1B			0-0 L6	4 0 1 0 0 0 3		
Mark Brouhard, R (1, 3) OBP: 0.241, SLG: 0.393			0-0 FC5-4 1B		0-0 F7		0-0 F7		0-0 1-3	4 0 1 0 0 0 1		
Jim Gantner, L (9, 5) OBP: 0.237, SLG: 0.274										0 0 0 0 0 0 0		
Buck Martinez, R (1, 2) OBP: 0.278, SLG: 0.275			0-0 F8		0-0 1B			0-0 P4		2 0 1 0 0 0 1		
Charlie Moore, R (8, PH) (8, 2) OBP: 0.340, SLG: 0.337										1 0 0 0 0 0 0		
<b>Inning Stats</b>	R: 0 E: 0 K: 0 S: 3 H: 0 LOB: 0 BB: 0 P: 3	R: 0 E: 0 K: 0 S: 2 H: 0 LOB: 1 BB: 2 P: 10	R: 0 E: 0 K: 0 S: 4 H: 1 LOB: 1 BB: 0 P: 4	R: 2 E: 0 K: 1 S: 7 H: 2 LOB: 0 BB: 0 P: 7	R: 0 E: 0 K: 0 S: 4 H: 1 LOB: 1 BB: 0 P: 4	R: 0 E: 0 K: 1 S: 5 H: 0 LOB: 0 BB: 0 P: 5	R: 0 E: 0 K: 0 S: 3 H: 1 LOB: 0 BB: 0 P: 3	R: 1 E: 0 K: 1 S: 6 H: 0 LOB: 1 BB: 1 P: 10	R: 0 E: 0 K: 0 S: 4 H: 1 LOB: 1 BB: 0 P: 4	1B: 5 2B: 1 3B: 0 HR: 1 SF: 0 SAC: 1 DP: 1 HBP: 0	WP: 0 PB: 0 SB: 2 CS: 0 PA: 35	
<b>PITCHER</b> Mike Flanagan, L (1, 1) ERA: 3.6	IP 9.0 WLS L BF 35 H 6 R 3 ER 2 SO 3 BB 3 IBB 0 HBP 0 BLK 0 WP 0 HR 1 S 38 P 50 ERA 2.00 WHIP 1.000											<b>PITCHER</b> IP WLS BF H R ER SO BB IBB HBP BLK WP HR S P ERA WHIP

Milwaukee Brewers @ Baltimore Orioles  
 Memorial Stadium, Baltimore, MD  
 Wed Jun 04 1980, 7:05 PM EDT  
 Att. 20,831 - Unknown - 72 F

livebaseballscorecards.com

AB	31
R	3
H	6
RBI	3
BB	3
SO	3
LOB	12



Batter	1	2	3	4	5	6	7	8	9	AB	R	H	RBI	BB	SO	LOB
Al Bumbry, L (1, 8) OBP: 0.443, SLG: 0.480 Benny Ayala, R (9, PH) OBP: 0.412, SLG: 0.667	0-0 2B 1B	0-0 1-2 1B			0-0 F8		0-0 6-3		0-0 F8	4	1	2	0	0	0	0
Rich Dauer, R (1, 4) OBP: 0.345, SLG: 0.306	0-0 6-3 1B 2B	4-0 1-2 2-3 BB			0-0 F7			0-0 5-3		3	1	1	1	1	0	0
Pat Kelly, L (1, 7) OBP: 0.353, SLG: 0.393	0-0 6-3 2-3	0-0 3-1			0-0 F8			0-3 K		4	0	0	0	0	1	4
Eddie Murray, S (1, 3) OBP: 0.341, SLG: 0.453	0-0 FC4-6 1B		0-0 FC4-6 1B		0-0 F5			0-0 1B		4	0	3	1	0	0	0
Dan Graham, L (1, 2) OBP: 0.318, SLG: 0.417	0-0 FC4-6 1-2f		0-0 FC4-6 G6-4-3 1-2f		0-0 FC6-4 1B			0-0 L7		4	0	1	0	0	0	3
Lee May, R (1, 10) OBP: 0.277, SLG: 0.418	0-0 L5		0-0 G6-4-3 1-2f		0-3 K			0-0 1-3		4	0	0	0	0	1	3
Doug DeCinces, R (1, 5) OBP: 0.325, SLG: 0.416		0-0 6-3		0-0 5-3		0-0 FC6-4 1-2f		0-0 E 1B		4	0	1	0	0	0	1
Gary Roenicke, R (1, 9) OBP: 0.329, SLG: 0.336 Terry Crowley, L (9, PH) OBP: 0.426, SLG: 0.610 Rick Dempsey, R (9, PR) OBP: 0.326, SLG: 0.475		0-0 4-3		0-0 6-3			0-3 K	0-0 E4 1-2		3	0	0	0	0	1	0
Mark Belanger, R (1, 6) OBP: 0.183, SLG: 0.187 Wayne Krenchicki, L (9, PH) OBP: 0.154, SLG: 0.083		0-0 BB 1B 1B		0-0 4-3			0-0 4-3	0-3 K		1	0	0	0	0	1	2

Inning Stats	R: 2	H: 3	E: 0	K: 0	S: 6	LOB: 1	BB: 0	P: 6	R: 0	H: 2	E: 0	K: 0	S: 5	LOB: 3	BB: 1	P: 9	R: 0	H: 1	E: 0	K: 0	S: 3	LOB: 0	BB: 0	P: 3	R: 0	H: 0	E: 0	K: 0	S: 3	LOB: 0	BB: 0	P: 3	R: 0	H: 1	E: 0	K: 1	S: 6	LOB: 1	BB: 0	P: 6	R: 0	H: 0	E: 0	K: 1	S: 5	LOB: 0	BB: 0	P: 5	R: 0	H: 1	E: 0	K: 1	S: 7	LOB: 2	BB: 0	P: 7	1B: 8	2B: 1	3B: 0	HR: 0	SF: 0	SAC: 0	DP: 1	HBP: 0	WP: 0	PB: 0	SB: 0	CS: 0	PA: 37
--------------	------	------	------	------	------	--------	-------	------	------	------	------	------	------	--------	-------	------	------	------	------	------	------	--------	-------	------	------	------	------	------	------	--------	-------	------	------	------	------	------	------	--------	-------	------	------	------	------	------	------	--------	-------	------	------	------	------	------	------	--------	-------	------	-------	-------	-------	-------	-------	--------	-------	--------	-------	-------	-------	-------	--------

PITCHER	IP	WLS	BF	H	R	ER	SO	BB	IBB	HBP	BLK	WP	HR	S	P	ERA	WHIP
Lary Sorensen, R (1, 1) ERA: 4.2	8.0	W	32	8	2	2	3	1	0	0	0	0	0	37	41	2.25	1.125
Bill Castro, R (9, 1) ERA: 1.19	0.2		4	1	0	0	1	0	0	0	0	0	0	6	6	0.00	1.500
Bob McClure, L (9, 1) ERA: 2.66	0.1	S	1	0	0	0	0	0	0	0	0	0	0	1	1	0.00	0.000

BOTTOM

Milwaukee Brewers @ Baltimore Orioles  
Memorial Stadium, Baltimore, MD

Wed Jun 04 1980, 7:05 PM EDT  
Att: 20,831 - Unknown - 72 F

livebaseballscorecards.com

AB 36  
R 2  
H 9  
RBI 2  
BB 1  
SO 4  
LOB 16



Batter	1	2	3	4	5	6	7	8	9	AB R H RBI BB SO LOB	TOP
Al Bumbry, L (1, 8) OBP: 0.433, SLG: 0.467	0-0 4-3	0-0 6-3			0-0 1-3		0-0 6-3	0-0 P5		5 0 0 0 0 0 2	
Pat Kelly, L (1, 7) OBP: 0.370, SLG: 0.400	0-0 2B 1B		0-0 1-3		0-0 1-3		4-0 1B 1B BB		0-0 G5-4-3 1B	4 2 2 0 1 0 0	
Ken Singleton, S (1, 9) OBP: 0.323, SLG: 0.436 Gary Roenicke, R (7, PR) OBP: 0.326, SLG: 0.333	0-0 4-3 1B 2B		0-0 F8		0-0 G3		0-0 1B 1B		0-0 G5-4-3 1-2f	4 1 2 1 0 0 0 1 0 0 0 0 0 1	
Eddie Murray, S (1, 3) OBP: 0.347, SLG: 0.457	0-0 4-3 2-3		0-0 F5			0-0 1B	0-0 1-2 3-H 1B		0-0 1B 1B	5 0 3 1 0 0 1	
Terry Crowley, L (1, 10) OBP: 0.462, SLG: 0.622	0-0 1B 3-H			4-0 1B E BB		0-0 1B 1B 1B	0-0 F9		0-0 1B 1-2	4 2 3 1 1 0 2	
Dan Graham, L (1, 2) OBP: 0.324, SLG: 0.415	0-0 F8		0-0 E9 L6-4 1B 1-H		0-0 1B 1B		0-0 F8		0-0 3-1	5 1 2 0 0 0 5	
Doug DeCinces, R (1, 5) OBP: 0.324, SLG: 0.411		0-3 K		0-0 L6-4 1-3		0-0 1B 1-2 2-3 1B		0-0 F8		4 0 1 0 0 1 1	
Mark Belanger, R (1, 6) OBP: 0.195, SLG: 0.191		0-0 4-3		4-0 BB BB BB BB		0-0 1B 1-3 2-H 3-H 1B		0-0 F9		3 0 1 2 1 0 0	
Rich Dauer, R (1, 4) OBP: 0.349, SLG: 0.313		4-0 BB BB BB		0-0 6-3		0-0 F5		0-0 2B		3 0 1 0 1 0 2	
<b>Inning Stats</b>	R: 2 H: 3 E: 0 LOB: 1 K: 0 BB: 0 S: 6 P: 6	R: 0 H: 0 E: 0 LOB: 1 K: 1 BB: 1 S: 5 P: 9	R: 0 H: 0 E: 0 LOB: 0 K: 0 BB: 0 S: 3 P: 3	R: 1 H: 1 E: 2 LOB: 1 K: 0 BB: 2 S: 3 P: 11	R: 0 H: 0 E: 0 LOB: 0 K: 0 BB: 0 S: 3 P: 3	R: 2 H: 5 E: 0 LOB: 1 K: 0 BB: 0 S: 6 P: 6	R: 1 H: 2 E: 0 LOB: 2 K: 0 BB: 1 S: 5 P: 9	R: 0 H: 1 E: 0 LOB: 1 K: 0 BB: 0 S: 4 P: 4	R: 0 H: 3 E: 0 LOB: 2 K: 0 BB: 0 S: 5 P: 5	1B: 13 SF: 0 2B: 3 SAC: 0 3B: 0 DP: 2 HR: 0 HBP: 0	WP: 0 PA: 42 PB: 0 SB: 0 CS: 0
<b>PITCHER</b> Bruce Kison, R (1, 1) ERA: 4.09 John Montague, R (6, 1) ERA: 3.86	IP WLS BF H R ER SO BB IBB HBP BLK WP HR S P ERA WHIP										
	5.1 L 25 8 5 5 1 3 0 0 0 0 0 0 24 36 8.44 2.062										
	3.2 17 7 1 1 0 1 0 0 0 0 0 0 16 20 2.46 2.182										

Baltimore Orioles @ California Angels  
Anaheim Stadium, Anaheim, CA  
Fri Jun 06 1980, 10:05 PM EDT  
Att: 28,985 - Unknown

AB	38
R	6
H	15
RBI	5
BB	4
SO	1
LOB	14



livebaseballscorecards.com

Batter	1	2	3	4	5	6	7	8	9	AB	R	H	RBI	BB	SO	LOB
Freddie Patek, R OBP: 0.313, SLG: 0.368 (1, 6)	4-0 S 1B BB		0-0 F9			0-0 6-3		0-0 F7		3	1	0	0	1	0	0
Dickie Thon, R OBP: 0.520, SLG: 0.636 (1, 10)	0-0 FC6-4 1B		0-0 F8			0-0 1B			0-0 2B	4	0	3	1	0	0	0
Rod Carew, L OBP: 0.398, SLG: 0.377 (1, 3)	0-0 F8		0-0 4-3			0-0 F9			0-0 F8	4	0	0	0	0	0	3
Carney Lansford, R OBP: 0.335, SLG: 0.418 (1, 5)	0-0 FC6-4 1-2f			0-0 F7		0-0 F7			0-3 K	4	0	0	0	0	1	3
Joe Rudi, R OBP: 0.294, SLG: 0.503 (1, 7)	0-3 K			0-3 K			0-0 F9		0-0 L5	4	0	0	0	0	2	2
Bobby Grich, R OBP: 0.372, SLG: 0.389 (1, 4)		0-3 K		0-3 K			0-3 K			3	0	0	0	0	3	0
Bobby Clark, R (1, 8)						0-0 6-3			0-0 P4	3	0	0	0	0	0	0
Rick Miller, L OBP: 0.355, SLG: 0.301 (1, 9)						0-0 F8			0-0 F8	3	0	1	0	0	0	0
Tom Donohue, R OBP: 0.197, SLG: 0.234 (1, 2)						0-0 F8			0-3 K	3	0	0	0	0	1	1

Inning Stats	R: 1	H: 1	E: 0	LOB: 1	K: 1	S: 6	R: 0	H: 1	E: 0	LOB: 1	K: 1	S: 6	R: 0	H: 0	E: 0	LOB: 0	K: 0	S: 3	R: 0	H: 0	E: 0	LOB: 0	K: 2	S: 7	R: 0	H: 0	E: 0	LOB: 0	K: 0	S: 3	R: 0	H: 1	E: 0	LOB: 1	K: 1	S: 5	R: 0	H: 0	E: 0	LOB: 0	K: 1	S: 5	R: 0	H: 0	E: 0	LOB: 0	K: 1	S: 5	R: 0	H: 1	E: 0	LOB: 1	K: 1	S: 6	1B: 3	SF: 0	2B: 1	SAC: 0	3B: 0	DP: 0	HR: 0	HBP: 0	WP: 0	PA: 32
--------------	------	------	------	--------	------	------	------	------	------	--------	------	------	------	------	------	--------	------	------	------	------	------	--------	------	------	------	------	------	--------	------	------	------	------	------	--------	------	------	------	------	------	--------	------	------	------	------	------	--------	------	------	------	------	------	--------	------	------	-------	-------	-------	--------	-------	-------	-------	--------	-------	--------


PITCHER	IP	WLS	BF	H	R	ER	SO	BB	IBB	HBP	BLK	WP	HR	S	P	ERA	WHIP
Scott McGregor, L ERA: 2.84 (1, 1)	9.0	W	32	4	1	1	7	1	0	0	0	0	0	45	49	1.00	0.556

**BOTTOM**

**Baltimore Orioles @ California Angels**  
**Anaheim Stadium, Anaheim, CA**  
 Fri Jun 06 1980, 10:05 PM EDT  
 Att. 28,985 - Unknown

[livebaseballscorecards.com](http://livebaseballscorecards.com)

<b>AB</b>	<b>31</b>
<b>R</b>	<b>1</b>
<b>H</b>	<b>4</b>
<b>RBI</b>	<b>1</b>
<b>BB</b>	<b>1</b>
<b>SO</b>	<b>7</b>
<b>LOB</b>	<b>9</b>



Batter	1	2	3	4	5	6	7	8	9	AB R H RBI BB SO LOB	TOP		
<b>Al Bumbry, L</b> (1, 8) OBP: 0.432, SLG: 0.463	0-3 K2-3		0-0 1-3		0-0 E 1B 1B	0-0 F5		4-0 BB		4 1 1 0 1 1 1			
<b>Rich Dauer, R</b> (1, 4) OBP: 0.350, SLG: 0.323	0-0 2B		0-0 F8		0-0 1-2 E 1B 1B	0-0 F9		0-0 F9		5 1 2 0 0 0 2			
<b>Ken Singleton, S</b> (1, 9) OBP: 0.315, SLG: 0.424	0-3 K		0-0 F7		0-3 K	0-0 3-1			0-0 6-3	5 0 0 0 0 2 4			
<b>Eddie Murray, S</b> (1, 3) OBP: 0.344, SLG: 0.450	0-0 F7			0-0 1B 1B FC6-4 1B	0-0 E6 1B		0-0 P5		0-3 K	5 2 1 0 0 1 3			
<b>Terry Crowley, L</b> (1, 10) OBP: 0.482, SLG: 0.625 <b>Lee May, R</b> (9, PH) OBP: 0.275, SLG: 0.415		0-0 L6 1B 1B		0-0 FC6-4 1B 1-2 1B	0-3 K		4-0 2B BB		0-0 G3	3 1 2 0 1 1 3 1 0 0 0 0 0 0			
<b>Doug DeCinces, R</b> (1, 5) OBP: 0.328, SLG: 0.420		0-0 F5		0-0 F2	0-0 WP 1B E 1B		0-0 2B BB			4 1 2 3 0 0 3			
<b>Gary Roenicke, R</b> (1, 7) OBP: 0.338, SLG: 0.346		0-0 1-2 1B		0-0 FC6-4 1-2 2-3 1B	0-0 E WP 1B		0-0 F8			4 0 3 1 0 0 0			
<b>Rick Dempsey, R</b> (1, 2) OBP: 0.316, SLG: 0.459		0-0 L6		0-0 FC6-4 1-2 2-3 3-H	0-0 E5 S			0-0 P1		4 0 0 1 0 0 5			
<b>Mark Belanger, R</b> (1, 6) OBP: 0.197, SLG: 0.193			0-0 1-3 1B		0-0 F7	0-0 F9		0-0 F9		4 0 1 0 0 0 4			
<b>Inning Stats</b>	R: 0 E: 0 K: 2 S: 8 H: 1 LOB: 1 BB: 0 P: 8	R: 0 E: 0 K: 0 S: 4 H: 2 LOB: 1 BB: 0 P: 4	R: 0 E: 0 K: 0 S: 4 H: 1 LOB: 1 BB: 0 P: 4	R: 1 E: 0 K: 0 S: 6 H: 3 LOB: 2 BB: 0 P: 6	R: 4 E: 2 K: 0 S: 13 H: 4 LOB: 2 BB: 1 P: 13	R: 0 E: 0 K: 0 S: 3 H: 0 LOB: 0 BB: 0 P: 3	R: 1 E: 0 K: 0 S: 3 H: 1 LOB: 0 BB: 1 P: 7	R: 0 E: 0 K: 0 S: 3 H: 0 LOB: 1 BB: 1 P: 7	R: 0 E: 0 K: 1 S: 5 H: 0 LOB: 0 BB: 0 P: 5	1B: 10 2B: 3 3B: 0 HR: 0 SF: 0 SAC: 0 DP: 1 HBP: 0	WP: 1 PB: 0 SB: 1 CS: 0 PA: 41		
<b>PITCHER</b>	IP WLS BF H R ER SO BB IBB HBP BLK WP HR S P ERA WHIP											<b>PITCHER</b>	IP WLS BF H R ER SO BB IBB HBP BLK WP HR S P ERA WHIP
<b>Dave Frost, R</b> (1, 1) ERA: 4.07	4.2 L 24 10 5 1 4 0 0 0 0 0 0 32 32 1.93 2.143												
<b>Dave Lemanczyk, R</b> (5, 1) ERA: 5.32	2.1 10 2 1 1 0 1 0 0 0 1 0 9 13 3.86 1.286												
<b>Dave LaRoche, L</b> (8, 1) ERA: 2.2	2.0 7 0 0 0 0 1 1 0 0 0 0 8 12 0.00 0.500												

**Baltimore Orioles @ California Angels**  
**Anaheim Stadium, Anaheim, CA**  
 Sat Jun 07 1980, 10:05 PM EDT  
 Att: 37,266 - Unknown

[livebaseballscorecards.com](http://livebaseballscorecards.com)

<b>AB</b>	<b>39</b>
<b>R</b>	<b>6</b>
<b>H</b>	<b>12</b>
<b>RBI</b>	<b>5</b>
<b>BB</b>	<b>2</b>
<b>SO</b>	<b>5</b>
<b>LOB</b>	<b>25</b>



BOTTOM

Baltimore Orioles @ California Angels  
Anaheim Stadium, Anaheim, CA  
Sat Jun 07 1980, 10:05 PM EDT  
Att. 37,266 - Unknown

livebaseballscorecards.com

AB 37  
R 5  
H 10  
RBI 5  
BB 3  
SO 3  
LOB 18



WP: 0 PA: 40  
PB: 0  
SB: 2  
CS: 0

AB R H RBI BB SO LOB

4	1	1	1	1	0	4
5	2	2	0	0	0	1
5	1	2	1	0	1	1
5	0	2	2	0	0	1
4	0	1	1	0	1	3
4	0	0	0	0	0	4
4	0	0	0	0	1	2
3	0	1	0	1	0	0
3	1	1	0	0	0	2
0	0	0	0	1	0	0
0	0	0	0	0	0	0

Batter	1	2	3	4	5	6	7	8	9
Rick Miller, L OBP: 0.357, SLG: 0.320 (1, 8)	4-0 1B BB	0-0 FC1-5 3B		4-3		6-3		6-3	
Dickie Thon, R OBP: 0.500, SLG: 0.593 (1, 4)	0-0 1B 1B	0-0 FC1-5 3-H			5-3		0-0 4-3 1B		0-0 4-3
Rod Carew, L OBP: 0.398, SLG: 0.383 (1, 3)	0-0 1B 1B		0-0 F7		0-0 1B 2B		0-3 K		0-0 L5
Jason Thompson, L OBP: 0.309, SLG: 0.388 (1, 10)	0-0 1B		0-0 2B		0-0 F7		0-0 4-3		0-0 L4
Carney Lansford, R OBP: 0.333, SLG: 0.414 (1, 5)	0-3 K		0-0 F8		0-0 FC6-4 1B		0-0 P4		
Joe Rudi, R OBP: 0.287, SLG: 0.491 (1, 7)	0-0 F7		0-0 5-3		0-0 FC6-4			0-0 5-3	
Larry Harlow, L OBP: 0.343, SLG: 0.455 (1, 9)	0-3 K			0-0 4-3		0-0 6-3		0-0 6-3	
Freddie Patek, R OBP: 0.319, SLG: 0.367 (1, 6)		0-0 E6 FC1-6		4-0 6-4-3 BB		0-0 4-3		0-0 BB 1B	
Tom Donohue, R OBP: 0.200, SLG: 0.254 (1, 2)		0-0 FC1-6		0-0 6-4-3		0-0		4-0 BB	
Bobby Grich, R OBP: 0.376, SLG: 0.389 (8, PH)				1-2				1-2	
Stan Cliburn, R OBP: 0.286, SLG: 0.286 (9, 2)		1-2 3B							

Inning Stats	R: 2	H: 3	E: 0	K: 2	S: 10	LOB: 2	BB: 1	P: 14	R: 1	H: 1	E: 1	K: 0	S: 4	LOB: 0	BB: 0	P: 4	R: 0	H: 1	E: 0	K: 0	S: 4	LOB: 1	BB: 0	P: 4	R: 0	H: 0	E: 0	K: 0	S: 3	LOB: 1	BB: 1	P: 7	R: 1	H: 2	E: 0	K: 0	S: 5	LOB: 1	BB: 0	P: 5	R: 0	H: 1	E: 0	K: 0	S: 4	LOB: 1	BB: 0	P: 4	R: 1	H: 1	E: 0	K: 1	S: 6	LOB: 0	BB: 0	P: 6	R: 0	H: 1	E: 0	K: 0	S: 4	LOB: 2	BB: 1	P: 8	R: 0	H: 0	E: 0	K: 0	S: 3	LOB: 0	BB: 0	P: 3	1B: 6	SF: 0	2B: 3	SAC: 0	3B: 2	DP: 1	HR: 0	HBP: 0	WP: 0	PA: 40
--------------	------	------	------	------	-------	--------	-------	-------	------	------	------	------	------	--------	-------	------	------	------	------	------	------	--------	-------	------	------	------	------	------	------	--------	-------	------	------	------	------	------	------	--------	-------	------	------	------	------	------	------	--------	-------	------	------	------	------	------	------	--------	-------	------	------	------	------	------	------	--------	-------	------	------	------	------	------	------	--------	-------	------	-------	-------	-------	--------	-------	-------	-------	--------	-------	--------

PITCHER	IP	WLS	BF	H	R	ER	SO	BB	IBB	HBP	BLK	WP	HR	S	P	ERA	WHIP
Jim Palmer, R ERA: 3.92 (1, 1)	6.0	W	29	9	5	3	2	2	0	0	0	0	0	31	39	4.50	1.833
Tim Stoddard, R ERA: 2.36 (7, 1)	3.0	S	11	1	0	0	1	1	0	0	0	0	0	12	16	0.00	0.667

Batter	1	2	3	4	5	6	7	8	9	AB	R	H	RBI	BB	SO	LOB	TOP																															
Al Bumbry, L OBP: 0.438, SLG: 0.474 (1, 8)	0-0 G9-4-6 1B	0-0 1-3 2-H 3-H 1B		0-0 F7	0-0 1-2 3-H 1B	0-0 2-H 3-H 2B			0-0 L6	6	0	4	5	0	0	2																																
Rich Dauer, R OBP: 0.344, SLG: 0.317 (1, 4) (7, 5)	0-0 G9-4-6 1-2f	0-0 P3			0-0 F7	0-0 F8			0-0 F8	6	0	1	1	0	0	5																																
Ken Singleton, S OBP: 0.317, SLG: 0.420 Dan Graham, L OBP: 0.319, SLG: 0.409 (1, 9) (7, 2)	0-0 2B 1B	0-0 F5			0-0 FC4-6 BB	0-0 6-3			0-0 F8	4	1	1	0	1	0	4																																
Eddie Murray, S OBP: 0.345, SLG: 0.454 (1, 3)	0-0 1-H 2B		0-0 P5		0-0 FC4-6 BB 1-2f	0-0 G3			0-0 G4-6-3 1B	5	1	2	1	0	0	1																																
Pat Kelly, L OBP: 0.372, SLG: 0.381 Gary Roenicke, R OBP: 0.338, SLG: 0.346 (1, 7) (7, 7)	0-0 G3		0-3 K		4-0 BB 1-2	4-0 E S 1B			0-0 G4-6-3 1-2f	3	2	0	0	2	1	2																																
Terry Crowley, L OBP: 0.475, SLG: 0.588 (1, 10)		0-0 L5	0-0 F7		4-0 BB 1-2 2-3 1B	4-0 1-3 1B			0-0 6-3	3	2	0	0	2	0	0																																
Doug DeCinces, R OBP: 0.331, SLG: 0.415 Lenn Sakata, R OBP: 0.316, SLG: 0.471 (1, 5) (7, 4)		4-0 BB 1B BB		0-0 F7	4-0 1-2 2-3 3-H 1B	0-3 K			0-0 F9	2	2	0	1	2	1	2																																
Rick Dempsey, R OBP: 0.333, SLG: 0.455 (1, 2) (7, 9)		4-0 1-2 1B BB		1-0 HBP	4-0 1-2 2-3 3-H 1B	4-0 1-2 2B BB			0-0 F7	1	3	0	1	3	0	0																																
Kiko Garcia, R OBP: 0.280, SLG: 0.222 (1, 6)		4-0 1-2 2-3 1B BB		0-0 P6	0-0 1-3 2-H 3-H 1B	0-0 1-3 2-H 3-H 2B 1B			0-0 2B	4	2	3	4	1	0	1																																
Inning Stats	R: 1 E: 0 K: 0 S: 5	H: 3 LOB: 1 BB: 0 P: 5	R: 2 E: 0 K: 0 S: 4	H: 1 LOB: 2 BB: 3 P: 16	R: 0 E: 0 K: 1 S: 5	H: 0 LOB: 0 BB: 0 P: 5	R: 0 E: 0 K: 0 S: 3	H: 0 LOB: 1 BB: 0 P: 4	R: 6 E: 0 K: 0 S: 6	H: 3 LOB: 2 BB: 5 P: 26	R: 4 E: 0 K: 1 S: 7	H: 2 LOB: 1 BB: 3 P: 19	R: 0 E: 0 K: 0 S: 3	H: 1 LOB: 0 BB: 0 P: 3	R: 0 E: 0 K: 0 S: 3	H: 0 LOB: 0 BB: 0 P: 3	R: 0 E: 0 K: 0 S: 4	H: 1 LOB: 1 BB: 0 P: 4	1B: 8 2B: 3 3B: 0 HR: 0	SF: 0 SAC: 0 DP: 1 HBP: 1	WP: 0 PB: 0 SB: 1 CS: 0	PA: 48																										
PITCHER	IP	WLS	BF	H	R	ER	SO	BB	IBB	HBP	BLK	WP	HR	S	P	ERA	WHIP	PITCHER										IP	WLS	BF	H	R	ER	SO	BB	IBB	HBP	BLK	WP	HR	S	P	ERA	WHIP				
Don Aase, R ERA: 3.71 (1, 1)	1.1		10	4	3	3	0	3	0	0	0	0	0	7	19	20.25	5.250																															
Chris Knapp, R ERA: 5.85 (2, 1)	3.1	L	15	0	4	4	1	4	0	1	0	0	0	12	29	10.80	1.200																															
Mark Clear, R ERA: 5.19 (5, 1)	1.0		11	4	6	6	1	4	0	0	0	0	0	9	25	54.00	8.000																															
Jim Barr, R ERA: 5.06 (6, 1)	3.1		12	3	0	0	0	0	0	0	0	0	0	12	12	0.00	0.900																															

**Baltimore Orioles @ California Angels**  
 Anaheim Stadium, Anaheim, CA  
 Sun Jun 08 1980, 6:33 AM EDT  
 Att. 34,163 - Unknown

[livebaseballscorecards.com](http://livebaseballscorecards.com)

AB	36
R	13
H	11
RBI	13
BB	11
SO	2
LOB	18







Batter	1	2	3	4	5	6	7	8	9	AB R H RBI BB SO LOB	TOP
<b>Al Bumbry, L</b> (1, 8) <small>OBP: 0.430, SLG: 0.465</small>	0-0 4-3		0-0 F7			0-0 F7			0-0 F8	4 0 0 0 0 0 0	<b>Baltimore Orioles @ Oakland Athletics</b> <b>Oakland-Alameda County Coliseum, Oakland, CA</b> <small>Mon Jun 09 1980, 7:05 PM PDT</small> <small>Att. 20,162 - Unknown</small>
<b>Lenn Sakata, R</b> (1, 4) <small>OBP: 0.273, SLG: 0.400</small> <b>Pat Kelly, L</b> (9, PH) <small>OBP: 0.380, SLG: 0.381</small> <b>Rich Dauer, R</b> (9, 4) <small>OBP: 0.344, SLG: 0.317</small>	0-0 F3		0-3 K			0-0 6-3		BB 4-0 1B SF9 BB	3 0 0 0 0 1 0 0 1 0 0 1 0 0 0 0 0 0 0 0 0		
<b>Ken Singleton, S</b> (1, 9) <small>OBP: 0.316, SLG: 0.416</small> <b>Rick Dempsey, R</b> (9, PR) <small>OBP: 0.333, SLG: 0.455</small>	0-0 F7		0-0 F3			0-0 4-3		0-0 E 1-3 1B	4 0 1 0 0 0 0 0 0 0 0 0 0 0		
<b>Eddie Murray, S</b> (1, 3) <small>OBP: 0.343, SLG: 0.452</small>		0-0 HR 1B		0-0 G3		0-0 4-3		0-0 SF9 1-3 3-H	3 1 1 1 0 0 0		
<b>Terry Crowley, L</b> (1, 10) <small>OBP: 0.477, SLG: 0.630</small>		0-0 1-H HR		0-0 4-3		0-0 F8		4-0 IBB	3 1 1 2 1 0 0		
<b>Dan Graham, L</b> (1, 2) <small>OBP: 0.329, SLG: 0.414</small>		0-0 1B		0-0 4-3		0-0 1B		0-0 L6	4 0 2 0 0 0 2		
<b>Doug DeCinces, R</b> (1, 5) <small>OBP: 0.326, SLG: 0.407</small>		0-3 K		0-0 P4			0-0 P6		3 0 0 0 0 1 1		
<b>Gary Roenicke, R</b> (1, 7) <small>OBP: 0.338, SLG: 0.346</small>		0-0 F5		0-0 F8			0-0 G4-6-3 1B		3 0 1 0 0 0 1		
<b>Kiko Garcia, R</b> (1, 6) <small>OBP: 0.271, SLG: 0.213</small>		0-0 F9		0-0 1-3			0-0 G4-6-3 1-2f		3 0 0 0 0 0 2		
<b>Inning Stats</b>	R: 0 H: 0 E: 0 LOB: 0 K: 0 BB: 0 S: 3 P: 3	R: 2 H: 3 E: 0 LOB: 1 K: 1 BB: 0 S: 8 P: 8	R: 0 H: 0 E: 0 LOB: 0 K: 1 BB: 0 S: 5 P: 5	R: 0 H: 0 E: 0 LOB: 0 K: 0 BB: 0 S: 3 P: 3	R: 0 H: 0 E: 0 LOB: 0 K: 0 BB: 0 S: 3 P: 3	R: 0 H: 0 E: 0 LOB: 0 K: 0 BB: 0 S: 3 P: 3	R: 0 H: 1 E: 0 LOB: 1 K: 0 BB: 0 S: 3 P: 3	R: 0 H: 1 E: 0 LOB: 0 K: 0 BB: 0 S: 3 P: 3	R: 1 H: 1 E: 1 LOB: 2 K: 0 BB: 2 S: 4 P: 12	1B: 5 SF: 1 2B: 0 SAC: 0 3B: 0 DP: 1 HR: 1 HBP: 0	WP: 0 PA: 33 PB: 0 SB: 0 CS: 0
<b>PITCHER</b> <b>Rick Langford, R</b> (1, 1) <small>ERA: 3.54</small>	IP WLS BF H R ER SO BB IBB HBP BLK WP HR S P ERA WHIP 9.0 L 33 6 3 3 2 1 1 0 0 0 1 35 43 3.00 0.778	<b>PITCHER</b> IP WLS BF H R ER SO BB IBB HBP BLK WP HR S P ERA WHIP									

AB	30
R	3
H	6
RBI	3
BB	2
SO	2
LOB	6



Batter	1	2	3	4	5	6	7	8	9	AB	R	H	RBI	BB	SO	LOB
Rickey Henderson, R OBP: 0.412, SLG: 0.367 (1, 7)	0-0 6-3 SF7 2B	0-0 1-3 1B			4-0 K BB		0-0 4-3			3	1	2	0	1	0	1
Dwayne Murphy, L OBP: 0.418, SLG: 0.439 (1, 8)	0-0 6-3 2-3	0-0 G3			0-3 K 1-2			0-0 4-3 SH1-3 1B		4	0	1	0	0	1	4
Tony Armas, R OBP: 0.320, SLG: 0.453 (1, 9)	0-0 SF7 3-H		0-0 6-3		0-0 F9			0-0 SH1-3 1-2		2	0	0	1	0	0	0
Jeff Newman, R OBP: 0.281, SLG: 0.397 (1, 3)	0-0 2B		0-3 K		0-0 F7			0-0 4-3 2-3		4	0	1	0	0	1	1
Randy Elliott, R OBP: 0.154, SLG: 0.154 (1, 10)	0-0 F8		0-0 FC5-4 1B		0-3 K			0-0 F3		4	0	1	0	0	1	2
Mickey Klutts, R OBP: 0.261, SLG: 0.292 (1, 5)		0-0 G4-6-3 1B	0-0 FC5-4		0-3 K			0-0 6-3		4	1	1	0	0	1	1
Jim Essian, R OBP: 0.288, SLG: 0.259 (1, 2)		4-0 G4-6-3 1-2 BB		0-0 F7			0-0 P5	0-3 K		3	0	0	0	1	1	0
Mario Guerrero, R OBP: 0.253, SLG: 0.284 (1, 6)		0-0 G4-6-3 1-2f 2-3		0-0 5-3			0-0 1B	0-0 P6		4	0	1	0	0	0	2
Dave McKay, S OBP: 0.222, SLG: 0.324 (1, 4)		0-0 1B 3-H		0-0 F8			0-3 K			3	0	1	1	0	1	1

<b>Inning Stats</b>	R: 1 E: 0 K: 0 S: 5	H: 2 LOB: 1 BB: 0 P: 5	R: 1 E: 0 K: 0 S: 5	H: 3 LOB: 2 BB: 1 P: 9	R: 0 E: 0 K: 1 S: 6	H: 1 LOB: 1 BB: 0 P: 6	R: 0 E: 0 K: 0 S: 3	H: 0 LOB: 0 BB: 0 P: 3	R: 0 E: 0 K: 1 S: 4	H: 0 LOB: 0 BB: 1 P: 8	R: 0 E: 0 K: 2 S: 7	H: 0 LOB: 0 BB: 0 P: 7	R: 0 E: 0 K: 1 S: 6	H: 1 LOB: 1 BB: 0 P: 6	R: 0 E: 0 K: 0 S: 4	H: 1 LOB: 1 BB: 0 P: 4	R: 0 E: 0 K: 1 S: 5	H: 0 LOB: 0 BB: 0 P: 5	1B: 6 2B: 2 3B: 0 HR: 0	SF: 1 SAC: 1 DP: 1 HBP: 0	WP: 0 PB: 0 SB: 1 CS: 0	PA: 35
<b>PITCHER</b> Mike Flanagan, L ERA: 3.45 (1, 1)	IP 9.0	WLS W	BF 35	H 8	R 2	ER 2	SO 6	BB 2	IBB 0	HBP 0	BLK 0	WP 0	HR 0	S 45	P 53	ERA 2.00	WHIP 1.111					

**BOTTOM**

**Baltimore Orioles @ Oakland Athletics**  
Oakland-Alameda County Coliseum, Oakland, CA

Mon Jun 09 1980, 7:05 PM PDT  
Att. 20,162 - Unknown

livebaseballscorecards.com

<b>AB</b>	<b>31</b>
<b>R</b>	<b>2</b>
<b>H</b>	<b>8</b>
<b>RBI</b>	<b>2</b>
<b>BB</b>	<b>2</b>
<b>SO</b>	<b>6</b>
<b>LOB</b>	<b>12</b>



Batter	1	2	3	4	5	6	7	8	9	AB R H RBI BB SO LOB	TOP														
Al Bumbry, L (1, 8) OBP: 0.426, SLG: 0.463	0-3 K	0-0 6-3		0-0 6-3			0-0 6-3		0-0 PB 2B	5 1 1 0 0 1 2	<p><b>Baltimore Orioles @ Oakland Athletics</b> Oakland-Alameda County Coliseum, Oakland, CA</p> <p>Tue Jun 10 1980, 7:05 PM PDT Att. 3,873 - Unknown</p> <p>livebaseballscorecards.com</p> <table border="1"> <tr><td>AB</td><td>36</td></tr> <tr><td>R</td><td>4</td></tr> <tr><td>H</td><td>10</td></tr> <tr><td>RBI</td><td>4</td></tr> <tr><td>BB</td><td>3</td></tr> <tr><td>SO</td><td>5</td></tr> <tr><td>LOB</td><td>15</td></tr> </table>	AB	36	R	4	H	10	RBI	4	BB	3	SO	5	LOB	15
AB	36																								
R	4																								
H	10																								
RBI	4																								
BB	3																								
SO	5																								
LOB	15																								
Rich Dauer, R (1, 4) (7, 5) OBP: 0.351, SLG: 0.331	0-0 F8		0-0 G1-4-3 1B		0-0 1B		0-0 5-3		0-0 2B	5 0 3 1 0 0 0															
Ken Singleton, S (1, 9) OBP: 0.318, SLG: 0.432	0-0 HR		0-0 G1-4-3 1-2f		0-0 F8			0-0 2B 1B	0-3 K	5 2 2 1 0 1 3															
Eddie Murray, S (1, 3) OBP: 0.346, SLG: 0.465	0-0 HR		4-0 BB		0-3 K			0-0 F7		3 1 1 1 1 1 2															
Pat Kelly, L (1, 7) Benny Ayala, R (8, PH) OBP: 0.378, SLG: 0.369 OBP: 0.400, SLG: 0.645	4-0 S BB		0-0 4-3		0-0 4-3			0-0 F8		2 0 0 0 1 0 2 1 0 0 0 0 0 1															
Doug DeCinces, R (1, 5) Wayne Krenchicki, L (7, 4) Lenn Sakata, R (8, PH) OBP: 0.328, SLG: 0.402 OBP: 0.154, SLG: 0.083 OBP: 0.304, SLG: 0.476	4-0 1-2 BB			0-0 F7		0-0 F8		0-0 1-H 2B		2 0 0 0 1 0 0 0 0 0 0 0 0 0 1 0 1 1 0 0 0															
Lee May, R (1, 10) OBP: 0.274, SLG: 0.409	0-0 F3			0-0 FC6-4 1B		0-0 F8		0-0 F7		4 0 1 0 0 0 3															
Rick Dempsey, R (1, 2) OBP: 0.331, SLG: 0.449		0-0 F8		0-0 FC6-4 1-2 1B		0-0 F8		0-0 F7		4 0 1 0 0 0 0															
Kiko Garcia, R (1, 6) OBP: 0.258, SLG: 0.203		0-3 K		0-0 FC6-4 S 1-2f 2-3			0-0 6-3		0-3 K	4 0 0 0 0 2 2															
<b>Inning Stats</b>	R: 2 E: 0 K: 1 S: 7	H: 2 LOB: 2 BB: 2 P: 15	R: 0 E: 0 K: 1 S: 5	H: 0 LOB: 0 BB: 0 P: 5	R: 0 E: 0 K: 0 S: 3	H: 1 LOB: 1 BB: 1 P: 7	R: 0 E: 0 K: 0 S: 5	H: 2 LOB: 2 BB: 0 P: 5	R: 0 E: 0 K: 1 S: 6	H: 1 LOB: 1 BB: 0 P: 6	R: 0 E: 0 K: 0 S: 3	H: 0 LOB: 0 BB: 0 P: 3	R: 0 E: 0 K: 0 S: 3	H: 0 LOB: 0 BB: 0 P: 3	R: 1 E: 0 K: 0 S: 5	H: 2 LOB: 1 BB: 0 P: 5	R: 1 E: 0 K: 2 S: 9	H: 2 LOB: 1 BB: 0 P: 9	1B: 5 2B: 3 3B: 0 HR: 2	SF: 0 SAC: 0 DP: 1 HBP: 0	WP: 0 PB: 1 SB: 2 CS: 0	PA: 39			
<b>PITCHER</b>	IP WLS BF H R ER SO BB IBB HBP BLK WP HR S P ERA WHIP																								
Steve McCatty, R (1, 1) ERA: 4.71	7.0 W 30 7 3 3 3 3 0 0 0 0 0 2 33 45 3.86 1.429																								
Bob Lacey, L (8, 1) ERA: 2.43	2.0 9 3 1 1 2 0 0 0 0 0 0 0 13 13 4.50 1.500																								

Batter	1	2	3	4	5	6	7	8	9
Rickey Henderson, R (1, 7) OBP: 0.417, SLG: 0.383	0-0 1B SF7 1B		0-0 CS 1B		0-0 B1-3	0-0 2B 3B			
Dwayne Murphy, L (1, 8) OBP: 0.429, SLG: 0.455	0-0 1-3 1B		0-0 1-2 1B		0-0 2B 1B	0-0 3-H 2B			
Jeff Newman, R (1, 3) OBP: 0.280, SLG: 0.403	0-0 SF7		0-3 K		0-0 1-H 2B	0-0 4-3			
Randy Elliott, R (1, 10) OBP: 0.188, SLG: 0.250 Mitchell Page, L (5, PR) OBP: 0.359, SLG: 0.377	0-3 K		0-3 K		0-0 2-H 1B 2B		0-0 4-3		
Tony Armas, R (1, 9) OBP: 0.319, SLG: 0.448	0-0 6-3			0-0 2B 1B	0-0 6-4-3		0-0 F9		
Mike Heath, R (1, 2) OBP: 0.277, SLG: 0.317		0-0 E5 SF8 1B		0-3 K	0-0 2-H 1B		0-0 G3		
Mickey Klutts, R (1, 5) OBP: 0.271, SLG: 0.293		4-0 CS BB		0-3 K	0-0 L4		0-0 G5-4-3 1B		
Mario Guerrero, R (1, 6) OBP: 0.253, SLG: 0.291		0-0 SF8		0-0 1-H 2B		0-0 6-3	0-0 G5-4-3		
Dave McKay, S (1, 4) OBP: 0.200, SLG: 0.289		0-3 K		0-0 F7		0-0 1-3	0-0 4-3		

Inning Stats	R: 1	H: 2	E: 0	K: 1	S: 7	R: 1	H: 1	E: 1	K: 1	S: 5	R: 0	H: 2	E: 0	K: 2	S: 8	R: 1	H: 2	E: 0	K: 2	S: 9	R: 3	H: 4	E: 0	K: 0	S: 7	R: 1	H: 2	E: 0	K: 0	S: 5	R: 0	H: 0	E: 0	K: 0	S: 3	R: 0	H: 1	E: 0	K: 0	S: 3
	LOB: 1	BB: 0	P: 7	LOB: 0	BB: 1	P: 9	LOB: 1	BB: 0	P: 8	LOB: 1	BB: 0	P: 9	LOB: 2	BB: 0	P: 7	LOB: 1	BB: 0	P: 5	LOB: 0	BB: 0	P: 3	LOB: 0	BB: 0	P: 3	LOB: 0	BB: 0	P: 3	LOB: 0	BB: 0	P: 3	LOB: 0	BB: 0	P: 3	LOB: 0	BB: 0	P: 3	LOB: 0	BB: 0	P: 3	

PITCHER	IP	WLS	BF	H	R	ER	SO	BB	IBB	HBP	BLK	WP	HR	S	P	ERA	WHIP
Scott McGregor, L (1, 1) ERA: 3.3	4.1	L	22	10	6	5	6	1	0	0	0	0	0	33	37	10.38	2.538
Paul Hartzell, R (5, 1) ERA: 5.19	3.2		14	4	1	1	0	0	0	0	0	0	0	14	14	2.46	1.091

AB R H RBI BB SO LOB

4	2	3	0	0	0	0
4	1	4	1	0	0	0
3	1	1	2	0	1	2
3	0	1	1	0	2	2
1	1	0	0	0	0	0
4	1	1	0	0	0	2
4	1	2	1	0	1	1
3	0	1	0	1	1	3
3	0	1	2	0	0	1
4	0	0	0	0	1	2

AB	33
R	7
H	14
RBI	7
BB	1
SO	6
LOB	13



WP	HR	S	P	ERA	WHIP
0	0	0	0	0	0

WP: 0 PA: 36  
PB: 0  
SB: 0  
CS: 2

**Baltimore Orioles @ Oakland Athletics**  
Oakland-Alameda County Coliseum, Oakland, CA  
Tue Jun 10 1980, 7:05 PM PDT  
Att. 3,873 - Unknown

livebaseballscorecards.com

Batter	1	2	3	4	5	6	7	8	9	10	11	12	13	14	AB	R	H	RBI	BB	SO	LOB
<b>Al Bumbry, L</b> OBP: 0.423, SLG: 0.459 (1, 8) X	0-0 3-1		0-0 FC6-4 1-2 1B			0-0 1B 1B		0-0 F8		0-0 4-3			0-0 F9		6	0	2	0	0	0	1
<b>Rich Dauer, R</b> OBP: 0.345, SLG: 0.326 (1, 5) X	0-3 K		0-0 FC6-4 1-2f			0-0 G4-6-3 1-2 1B		0-0 F9			0-0 6-3		0-0 F8		6	0	1	0	0	1	2
<b>Ken Singleton, S</b> OBP: 0.314, SLG: 0.421 (1, 9) X	0-0 4-3			0-3 K		0-0 G4-6-3 1-2f		0-0 G3			4-0 1B BB		0-0 1-3		5	0	0	0	1	1	2
<b>Eddie Murray, S</b> OBP: 0.350, SLG: 0.479 (1, 3) X		0-0 4-3		0-0 G6-4-3 1B			0-0 HR		0-0 FC2-6 1B		0-0 P6		0-0 4-3		6	1	3	1	0	0	1
<b>Terry Crowley, L</b> OBP: 0.449, SLG: 0.586 (1, 10) X		0-0 4-3		0-0 G6-4-3 1-2f			0-0 1-3		0-0 FC2-6 G4-6-3 1-2f		0-0 P4		0-0 P4		4	0	0	0	0	0	2
<b>Wayne Krenchicki, L</b> OBP: 0.200, SLG: 0.143 (9, PR) X											1-2 1B				2	0	1	0	0	0	0
<b>Dan Graham, L</b> OBP: 0.305, SLG: 0.382 (1, 2) X	0-0 F7			0-3 K			0-0 1-3		0-0 G4-6-3 1-2f		0-0 P5		0-0 4-3		6	0	0	0	0	1	3
<b>Pat Kelly, L</b> OBP: 0.379, SLG: 0.386 (1, 7) X			0-0 G5-4-3 1B		0-0 4-3		0-0 1B 2B			0-0 4-3		0-0 L3			5	1	2	0	0	0	0
<b>Kiko Garcia, R</b> OBP: 0.277, SLG: 0.226 (1, 4) X			0-0 G5-4-3 1-2f		0-0 F8		0-0 1B			0-0 S 1B		0-0 CS 1B			5	0	3	1	0	0	1
<b>Mark Belanger, R</b> OBP: 0.200, SLG: 0.190 (1, 6) X			4-0 1B BB			0-3 K		0-0 1-3		0-3 K		0-0 F9 1-2			2	0	0	0	1	1	1
<b>John Lowenstein, L</b> OBP: 0.275, SLG: 0.182 (10, PH) X															1	0	0	0	0	1	1
<b>Lenn Sakata, R</b> OBP: 0.292, SLG: 0.455 (10, 4) X															1	0	0	0	0	0	1

Inning Stats	R: 0	H: 0	E: 0	K: 1	S: 5	LOB: 0	BB: 0	P: 5	R: 0	H: 0	E: 0	K: 0	S: 3	LOB: 0	BB: 0	P: 3	R: 0	H: 2	E: 0	K: 1	S: 4	LOB: 2	BB: 1	P: 8	R: 0	H: 1	E: 0	K: 1	S: 5	LOB: 0	BB: 0	P: 5	R: 0	H: 0	E: 0	K: 1	S: 5	LOB: 0	BB: 0	P: 5	R: 0	H: 2	E: 0	K: 0	S: 6	LOB: 1	BB: 0	P: 6	R: 2	H: 3	E: 0	K: 0	S: 6	LOB: 1	BB: 0	P: 6	R: 0	H: 0	E: 0	K: 0	S: 3	LOB: 0	BB: 0	P: 3	R: 0	H: 1	E: 0	K: 1	S: 6	LOB: 1	BB: 0	P: 6	R: 0	H: 1	E: 0	K: 0	S: 4	LOB: 2	BB: 1	P: 8	R: 0	H: 1	E: 0	K: 0	S: 3	LOB: 0	BB: 0	P: 3	R: 0	H: 0	E: 0	K: 0	S: 3	LOB: 0	BB: 0	P: 3	R: 0	H: 1	E: 0	K: 0	S: 3	LOB: 0	BB: 0	P: 3	R: 0	H: 1	E: 0	K: 0	S: 3	LOB: 0	BB: 0	P: 3	R: 0	H: 0	E: 0	K: 0	S: 3	LOB: 0	BB: 0	P: 3	R: 0	H: 1	E: 0	K: 0	S: 4	LOB: 0	BB: 0	P: 3	R: 0	H: 1	E: 0	K: 0	S: 3	LOB: 0	BB: 0	P: 3	R: 0	H: 1	E: 0	K: 0	S: 3	LOB: 0	BB: 0	P: 3	R: 0	H: 1	E: 0	K: 0	S: 3	LOB: 0	BB: 0	P: 3
--------------	------	------	------	------	------	--------	-------	------	------	------	------	------	------	--------	-------	------	------	------	------	------	------	--------	-------	------	------	------	------	------	------	--------	-------	------	------	------	------	------	------	--------	-------	------	------	------	------	------	------	--------	-------	------	------	------	------	------	------	--------	-------	------	------	------	------	------	------	--------	-------	------	------	------	------	------	------	--------	-------	------	------	------	------	------	------	--------	-------	------	------	------	------	------	------	--------	-------	------	------	------	------	------	------	--------	-------	------	------	------	------	------	------	--------	-------	------	------	------	------	------	------	--------	-------	------	------	------	------	------	------	--------	-------	------	------	------	------	------	------	--------	-------	------	------	------	------	------	------	--------	-------	------	------	------	------	------	------	--------	-------	------	------	------	------	------	------	--------	-------	------

PITCHER	IP	WLS	BF	H	R	ER	SO	BB	IBB	HBP	BLK	WP	HR	S	P	ERA	WHIP
<b>Mike Norris, R</b> ERA: 1.95 (1, 1) X	14.0	W	51	12	2	2	5	2	0	0	0	0	1	59	67	1.29	1.000

**TOP**

**Baltimore Orioles @ Oakland Athletics**  
Oakland-Alameda County Coliseum, Oakland, CA

Wed Jun 11 1980, 3:33 AM PDT  
Att: 5,635 - Unknown

AB	49
R	2
H	12
RBI	2
BB	2
SO	5
LOB	15

Batter	1	2	3	4	5	6	7	8	9	10	11	12	13	14
Rickey Henderson, R OBP: 0.429, SLG: 0.390 (1, 7)	4-0 S 1B BB	0-0 P6		0-0 1-2 1B			0-0 1B FC3-5-2 1B		4-0 1B BB		0-0 2-3 1B		4-0 BB 1B	
Dwayne Murphy, L OBP: 0.424, SLG: 0.449 (1, 8)	0-0 4-3 1-3		0-0 F8	0-3 K			0-0 1-3 1B FC3-5-2 1B		0-0 1-2 1B		0-0 L4 1-2		0-0 F9	
Dave Reevering, L OBP: 0.383, SLG: 0.553 Mike Edwards, R (14, PR) OBP: 0.229, SLG: 0.229	0-0 1B 1B 3-H		0-0 1B 1B		0-0 F8		0-0 FC3-5-2 1-3 3-H		0-0 F7			0-0 F9		0-0 HR 3B
Wayne Gross, L OBP: 0.368, SLG: 0.456 Mickey Klutts, R (8, PR) OBP: 0.283, SLG: 0.309 (9, 5)	0-0 1B 1B 1-2		0-0 F9		0-0 P6			0-0 2B		0-0 F8		0-0 2B		4-0 HR IBB
Mitchell Page, L OBP: 0.367, SLG: 0.378 (1, 10)	0-0 1B 1-2 2-H		0-0 S 1B 1-3		0-0 4-3			0-0 P3		0-3 K		4-0 G6-4-3 IBB		4-0 HR IBB 1-2
Tony Armas, R OBP: 0.313, SLG: 0.453 (1, 9)	0-3 K		0-0 4-3 1-2			0-3 K		0-0 L4		0-3 K		0-0 G6-4-3 1-2		0-0 HR 1-H 2-H 3-H
Jeff Newman, R OBP: 0.282, SLG: 0.396 (1, 2)	0-0 P3			4-0 1B BB		0-0 L9-3 1B		0-3 K			0-0 F3			0-0 P1
Mario Guerrero, R OBP: 0.255, SLG: 0.288 (1, 6)		0-0 F9		0-0 F3		0-0 L9-3 1-2			0-0 F9		4-0 1B SH5-3 BB		0-0 SH5-3 1B	
Dave McKay, S OBP: 0.182, SLG: 0.262 (1, 4)		0-0 4-3		0-0 F7			0-0 4-3		0-0 5-3		0-0 SH5-3		0-0 SH5-3	

AB	R	H	RBI	BB	SO	LOB
4	1	3	0	3	0	0
7	0	2	0	0	1	7
7	1	3	1	0	0	4
0	1	0	0	0	0	0
4	0	2	0	0	0	1
2	1	1	0	1	0	0
5	1	2	1	2	1	1
7	1	1	4	0	3	7
5	0	1	0	1	1	3
5	0	1	0	1	0	2
4	0	0	0	0	0	1

**BOTTOM**

**Baltimore Orioles @ Oakland Athletics**  
**Oakland-Alameda County Coliseum, Oakland, CA**  
 Wed Jun 11 1980, 3:33 AM PDT  
 Att: 5,635 - Unknown

livebaseballscorecards.com

AB	50
R	6
H	16
RBI	6
BB	8
SO	6
LOB	26



Inning Stats	R: 2	H: 3	E: 0	LOB: 2	K: 1	BB: 1	S: 8	P: 12	R: 0	H: 0	E: 0	LOB: 0	K: 0	BB: 0	S: 3	P: 3	R: 0	H: 2	E: 0	LOB: 2	K: 0	BB: 0	S: 5	P: 5	R: 0	H: 1	E: 0	LOB: 2	K: 1	BB: 1	S: 6	P: 10	R: 0	H: 0	E: 0	LOB: 0	K: 0	BB: 0	S: 3	P: 3	R: 0	H: 1	E: 0	LOB: 0	K: 1	BB: 0	S: 5	P: 5	R: 0	H: 2	E: 0	LOB: 1	K: 0	BB: 0	S: 4	P: 4	R: 0	H: 1	E: 0	LOB: 1	K: 1	BB: 0	S: 6	P: 6	R: 0	H: 1	E: 0	LOB: 2	K: 0	BB: 1	S: 4	P: 8	R: 0	H: 0	E: 0	LOB: 0	K: 2	BB: 0	S: 7	P: 7	R: 0	H: 1	E: 0	LOB: 2	K: 0	BB: 1	S: 4	P: 8	R: 0	H: 1	E: 0	LOB: 1	K: 0	BB: 1	S: 3	P: 7	R: 0	H: 1	E: 0	LOB: 2	K: 0	BB: 1	S: 4	P: 8	R: 4	H: 2	E: 0	LOB: 1	K: 0	BB: 2	S: 2	P: 10	1B: 12	SF: 0	2B: 4	SAC: 2	3B: 1	DP: 3	HR: 1	HBP: 0	WP: 0	PA: 60
<b>PITCHER</b>	IP	WLS	BF	H	R	ER	SO	BB	IBB	HBP	BLK	WP	HR	S	P	ERA	WHIP																																																																																																									
Jim Palmer, R (1, 1) ERA: 3.82	6.1		29	9	2	2	3	2	0	0	0	0	0	0	3	2.84	1.737																																																																																																									
Tippy Martinez, L (7, 1) ERA: 2.4	1.0		3	1	0	0	0	0	0	0	0	0	0	3	3	0.00	1.000																																																																																																									
Tim Stoddard, R (8, 1) ERA: 2.08	3.2		15	2	0	0	3	2	0	0	0	0	0	19	27	0.00	1.091																																																																																																									
Sammy Stewart, R (12, 1) ERA: 4.45	2.0	L	13	4	4	4	0	1	3	0	0	0	1	9	25	18.00	2.500																																																																																																									

Batter	1	2	3	4	5	6	7	8	9	AB R H RBI BB SO LOB	TOP	
<b>Al Bumbry, L</b> (1, 8) OBP: 0.424, SLG: 0.469	0-0 FC1-6 1B		0-0 4-3		0-0 4-3			0-0 FC5-2-5-1-6 3B		4 0 2 0 0 0 1		
<b>Kiko Garcia, R</b> (1, 6) OBP: 0.265, SLG: 0.216 (8, 4)	0-0 FC1-6 L4-3 1-2f			0-0 5-3		0-0 E6 G6-4-3		0-0 FC5-2-5-1-6 HR		4 1 0 0 0 0 2		
<b>Ken Singleton, S</b> (1, 9) OBP: 0.317, SLG: 0.437 <b>Mark Belanger, R</b> (8, 6) OBP: 0.200, SLG: 0.190	0-0 L4-3 1-2			0-0 HR 1B		0-0 G6-4-3 1-2f		0-0 HR		4 2 2 2 0 0 2 0 0 0 0 0 0 0		
<b>Eddie Murray, S</b> (1, 3) OBP: 0.348, SLG: 0.480		0-0 F9 2B		0-0 F7		0-0 4-3		0-0 5-3		4 0 1 0 0 0 1		
<b>Benny Ayala, R</b> (1, 10) OBP: 0.385, SLG: 0.686		0-0 6-3		0-0 HR		0-0 5-3		0-0 4-3		4 1 1 2 0 0 1		
<b>Doug DeCinces, R</b> (1, 5) OBP: 0.319, SLG: 0.393		0-0 F9 2-3		0-3 K		0-3 K		0-0 1-3		4 0 0 0 0 2 1		
<b>Rick Dempsey, R</b> (1, 2) OBP: 0.336, SLG: 0.458		0-3 K			0-0 5-3		0-0 FC6-4 1B		0-0 2B	4 0 2 0 0 1 1		
<b>Mark Corey, R</b> (1, 7) OBP: 0.250, SLG: 0.500 (8, 9)			0-0 F3		0-0 2B		0-0 FC6-4 1-2f		0-0 4-3	4 0 1 0 0 0 2		
<b>Rich Dauer, R</b> (1, 4) OBP: 0.340, SLG: 0.320 <b>John Lowenstein, L</b> (8, 7) OBP: 0.275, SLG: 0.182			0-0 5-3		0-0 6-3			0-0 5-3		3 0 0 0 0 0 1 0 0 0 0 0 0 0		
<b>Inning Stats</b>	R: 0 H: 1 E: 0 LOB: 0 K: 0 BB: 0 S: 3 P: 3	R: 0 H: 1 E: 0 LOB: 1 K: 1 BB: 0 S: 6 P: 6	R: 0 H: 0 E: 0 LOB: 0 K: 0 BB: 0 S: 3 P: 3	R: 2 H: 2 E: 0 LOB: 0 K: 1 BB: 0 S: 7 P: 7	R: 0 H: 1 E: 0 LOB: 1 K: 0 BB: 0 S: 4 P: 4	R: 0 H: 0 E: 1 LOB: 0 K: 0 BB: 0 S: 3 P: 3	R: 0 H: 1 E: 0 LOB: 1 K: 1 BB: 0 S: 6 P: 6	R: 2 H: 2 E: 0 LOB: 0 K: 0 BB: 0 S: 5 P: 5	R: 0 H: 1 E: 0 LOB: 1 K: 0 BB: 0 S: 4 P: 4	1B: 3 SF: 0 2B: 4 SAC: 0 3B: 1 DP: 2 HR: 2 HBP: 0	WP: 0 PA: 35 PB: 0 SB: 0 CS: 0	
<b>PITCHER</b> <b>Rick Honeycutt, L</b> (1, 1) ERA: 2.61	IP WLS BF H R ER SO BB IBB HBP BLK WP HR S P ERA WHIP	9.0 L 35 9 4 4 3 0 0 0 0 0 0 2 41 41 4.00 1.000										

**Baltimore Orioles @ Seattle Mariners**  
The Kingdome, Seattle, WA  
Thu Jun 12 1980, 10:05 PM EDT  
Att. 10,049 - Dome

[livebaseballscorecards.com](http://livebaseballscorecards.com)

<b>AB</b>	35
<b>R</b>	4
<b>H</b>	9
<b>RBI</b>	4
<b>BB</b>	0
<b>SO</b>	3
<b>LOB</b>	12





Batter	1	2	3	4	5	6	7	8	9	AB R H RBI BB SO LOB
Julio Cruz, S OBP: 0.314, SLG: 0.291 (1, 4)	0-0 4-3		4-0 1B G6-4-3 BB		4-0 1B BB		0-0 F7		0-3 K	3 1 0 0 2 1 1
Juan Beniquez, R OBP: 0.333, SLG: 0.423 (1, 8)	4-0 FC6-4 BB		0-0 1-3 1B G6-4-3		0-0 1-2 1B		0-0 P3			3 0 2 0 1 0 1
Dan Meyer, L OBP: 0.361, SLG: 0.437 (1, 7)	0-0 FC6-4 1B 1-2f		0-0 1-2f 3-H G6-4-3		0-0 F9			0-0 FC5 BB 1B		4 0 1 0 0 0 4
Tom Paciorek, R OBP: 0.374, SLG: 0.534 (1, 10)	0-0 1-2 1B		0-3 K		0-0 F9			0-0 F8		4 0 1 0 0 1 3
Bruce Bochte, L OBP: 0.363, SLG: 0.455 (1, 3)	0-0 P6			0-0 SH3 2B		0-3 K		4-0 1-2 BB		3 0 1 0 1 1 2
Joe Simpson, L OBP: 0.329, SLG: 0.359 (1, 9)		0-0 F9		0-0 SH3 2-3		0-3 K		0-0 F7		3 0 0 0 0 1 2
Jim Anderson, R OBP: 0.298, SLG: 0.335 (1, 5)		0-0 F7		0-0 P6		0-0 5-3		0-0 FC5 2-3f		4 0 0 0 0 0 3
Mario Mendoza, R OBP: 0.329, SLG: 0.406 (1, 6)		0-0 1B		0-3 K		4-0 FC3-6 BB			0-0 6-3	3 0 1 0 1 1 1
Larry Cox, R OBP: 0.230, SLG: 0.211 (1, 2) Larry Milbourne, S OBP: 0.190, SLG: 0.154 (9, PH)		0-3 K			0-0 1-3		0-0 FC3-6 1-2f		0-0 F8	3 0 0 0 0 1 2 1 0 0 0 0 0 0

Inning Stats	R: 0 E: 0 K: 0 S: 4	H: 1 LOB: 2 BB: 1 P: 8	R: 0 E: 0 K: 1 S: 6	H: 1 LOB: 1 BB: 0 P: 6	R: 1 E: 0 K: 1 S: 5	H: 1 LOB: 0 BB: 1 P: 9	R: 0 E: 0 K: 1 S: 6	H: 1 LOB: 1 BB: 0 P: 6	R: 0 E: 0 K: 0 S: 4	H: 0 LOB: 0 BB: 0 P: 7	R: 0 E: 0 K: 0 S: 3	H: 0 LOB: 1 BB: 1 P: 7	R: 0 E: 0 K: 0 S: 4	H: 1 LOB: 2 BB: 1 P: 8	R: 0 E: 0 K: 1 S: 5	H: 0 LOB: 0 BB: 0 P: 5	1B: 5 2B: 1 3B: 0 HR: 0	SF: 0 SAC: 1 DP: 1 HBP: 0	WP: 0 PB: 0 SB: 0 CS: 0	PA: 37
--------------	------------------------------	---------------------------------	------------------------------	---------------------------------	------------------------------	---------------------------------	------------------------------	---------------------------------	------------------------------	---------------------------------	------------------------------	---------------------------------	------------------------------	---------------------------------	------------------------------	---------------------------------	----------------------------------	------------------------------------	----------------------------------	--------

PITCHER	IP	WLS	BF	H	R	ER	SO	BB	IBB	HBP	BLK	WP	HR	S	P	ERA	WHIP	PITCHER	IP	WLS	BF	H	R	ER	SO	BB	IBB	HBP	BLK	WP	HR	S	P	ERA	WHIP		
Steve Stone, R ERA: 4.02 (1, 1)	9.0	W	37	6	1	1	6	5	0	0	0	0	0	44	64	1.00	1.222																				

BOTTOM

Baltimore Orioles @ Seattle Mariners  
The Kingdome, Seattle, WA  
Thu Jun 12 1980, 10:05 PM EDT  
Att. 10,049 - Dome

livebaseballscorecards.com

AB	31
R	1
H	6
RBI	0
BB	5
SO	6
LOB	19



Batter	1	2	3	4	5	6	7	8	9	AB R H RBI BB SO LOB	TOP		
<b>Al Bumbry, L</b> (1, 8) OBP: 0.424, SLG: 0.465	0-0 F8 S 2B 1B		0-3 K		0-0 G3		0-0 F8		1-0 1B 3-1 HBP	4 2 1 0 0 1 0			
<b>John Lowenstein, L</b> (1, 7) OBP: 0.309, SLG: 0.213 <b>Mark Corey, R</b> (9, PH) OBP: 0.200, SLG: 0.400	4-0 F8 1-2 2B BB		0-0 4-3		0-0 BB 1B			0-0 BB 1B	0-0 F5	3 2 2 0 1 0 0 1 0 0 0 0 0 3			
<b>Ken Singleton, S</b> (1, 9) OBP: 0.323, SLG: 0.436	0-0 F8 1-2 2-3		0-0 4-3		4-0 BB 1B			4-0 1B 1-2 BB	0-0 3-1 1B 1-2 2-3 3-H	3 0 1 1 2 0 2			
<b>Eddie Murray, S</b> (1, 3) OBP: 0.345, SLG: 0.474	0-3 K			0-3 K	0-0 L3			0-0 F9	0-0 3-1 1B 1-2 2-3 3-H	5 0 1 1 0 2 6			
<b>Pat Kelly, L</b> (1, 10) OBP: 0.389, SLG: 0.411 <b>Benny Ayala, R</b> (8, PH) OBP: 0.400, SLG: 0.694 <b>Terry Crowley, L</b> (9, PH) OBP: 0.443, SLG: 0.576	0-0 2B			0-0 E 1B		0-3 K		0-0 1B 1-2 2-H	0-0 3-1 1B 1-2 2-3 3-H	3 0 2 2 0 1 0 1 0 1 1 0 0 0 1 0 0 1 0 0 2			
<b>Dan Graham, L</b> (1, 2) OBP: 0.294, SLG: 0.367 <b>Rick Dempsey, R</b> (8, PH) OBP: 0.331, SLG: 0.451 (8, 2)	0-0 1-3			0-0 E7 1-2		0-0 4-3		0-0 F8	0-0 6-3	3 0 0 0 0 0 2 2 0 0 0 0 0 4			
<b>Doug DeCinces, R</b> (1, 5) OBP: 0.313, SLG: 0.384		0-0 6-3		0-0 F2		0-0 P4		0-0 F8		4 0 0 0 0 0 4			
<b>Kiko Garcia, R</b> (1, 6) OBP: 0.265, SLG: 0.217		0-0 F9		0-0 F7			0-0 P6		0-0 2B 1B 1B	4 1 1 0 0 0 2			
<b>Rich Dauer, R</b> (1, 4) OBP: 0.338, SLG: 0.324		0-0 6-3			0-0 L6		0-0 L5		0-0 1B 1-3 1B 2B	4 1 1 0 0 0 0			
<b>Inning Stats</b>	R: 2 H: 2 E: 0 LOB: 1 K: 1 BB: 1 S: 7 P: 11	R: 0 H: 0 E: 0 LOB: 0 K: 0 BB: 0 S: 3 P: 3	R: 0 H: 0 E: 0 LOB: 0 K: 1 BB: 0 S: 5 P: 5	R: 0 H: 1 E: 1 LOB: 2 K: 1 BB: 0 S: 7 P: 7	R: 0 H: 1 E: 0 LOB: 2 K: 0 BB: 1 S: 4 P: 8	R: 0 H: 0 E: 0 LOB: 0 K: 1 BB: 0 S: 5 P: 5	R: 0 H: 0 E: 0 LOB: 0 K: 0 BB: 0 S: 3 P: 3	R: 1 H: 2 E: 0 LOB: 2 K: 0 BB: 1 S: 5 P: 9	R: 3 H: 4 E: 0 LOB: 2 K: 0 BB: 0 S: 7 P: 8	1B: 8 SF: 0 2B: 2 SAC: 0 3B: 0 DP: 0 HR: 0 HBP: 1	WP: 0 PA: 42 PB: 0 SB: 1 CS: 0		
<b>PITCHER</b>	IP WLS BF H R ER SO BB IBB HBP BLK WP HR S P ERA WHIP											<b>PITCHER</b>	IP WLS BF H R ER SO BB IBB HBP BLK WP HR S P ERA WHIP
<b>Glenn Abbott, R</b> (1, 1) ERA: 2.82	7.0 W 30 5 3 3 4 3 0 0 0 0 0 0 35 47 3.86 1.143												
<b>Shane Rawley, L</b> (8, 1) ERA: 3.25	1.0 7 3 3 3 0 0 0 0 1 0 0 0 6 7 27.00 3.000												
<b>Dave Heaverlo, R</b> (9, 1) ERA: 3.62	1.0 S 5 2 0 0 0 0 0 0 0 0 0 0 5 5 0.00 2.000												

**Baltimore Orioles @ Seattle Mariners**  
The Kingdome, Seattle, WA  
Fri Jun 13 1980, 10:05 PM EDT  
Att. 10,048 - Dome

livebaseballscorecards.com

**AB 38**  
**R 6**  
**H 10**  
**RBI 6**  
**BB 3**  
**SO 4**  
**LOB 25**





Batter	1	2	3	4	5	6	7	8	9	AB R H RBI BB SO LOB	TOP											
Al Bumbry, L (1, 8) OBP: 0.424, SLG: 0.464	0-0 2B 1B	0-0 E6 SF8		0-3 K		0-0 E5 1B		0-3 K		5 2 2 0 0 2 3												
Rich Dauer, R (1, 4) OBP: 0.330, SLG: 0.315	0-0 F8	0-0 E5			0-0 1-3	0-0 6-3		0-0 1-4-3		5 0 0 0 0 0 4												
Ken Singleton, S (1, 9) OBP: 0.329, SLG: 0.461	0-0 2B FC5-2 2B	0-0 SF8			0-0 FC6-4 1B		0-0 HR		0-0 6-3	4 1 3 2 0 0 0												
Eddie Murray, S (1, 3) OBP: 0.346, SLG: 0.476	0-0 FC5-2 2B	0-0 6-3			0-0 FC6-4 HR		0-0 CS 1B		0-0 F9	5 1 2 1 0 0 2												
Benny Ayala, R (1, 10) OBP: 0.395, SLG: 0.744 Pat Kelly, L (7, PH) OBP: 0.380, SLG: 0.400	0-0 FC5-2		0-0 F2		0-0 HR		0-3 K		0-0 4-3	3 1 1 2 0 0 2 2 0 0 0 0 1 1												
Doug DeCinces, R (1, 5) OBP: 0.312, SLG: 0.378	0-0 F7		0-3 K		4-0 BB		0-3 K			3 0 0 0 1 2 2												
Rick Dempsey, R (1, 2) OBP: 0.322, SLG: 0.438		0-0 F7	0-0 F8		0-0 5-3			0-0 5-3		4 0 0 0 0 0 1												
Mark Corey, R (1, 7) OBP: 0.250, SLG: 0.375 John Lowenstein, L (8, PH) (8, 7) OBP: 0.321, SLG: 0.213		0-0 E 1B 1B		0-0 6-3		0-3 K		4-0 2B BB		3 1 1 0 0 1 0 0 1 0 0 1 0 0												
Kiko Garcia, R (1, 6) OBP: 0.267, SLG: 0.221 Terry Crowley, L (8, PH) OBP: 0.451, SLG: 0.600 Lenn Sakata, R (8, PR) (8, 6) OBP: 0.292, SLG: 0.455		0-0 E 1B		0-0 F8		0-0 F8		0-0 1-H 2B		3 1 1 0 0 0 0 1 0 1 1 0 0 0 0 0 0 0 0 0 0												
<b>Inning Stats</b>	R: 1 E: 0 K: 0 S: 6	H: 3 LOB: 2 BB: 0 P: 6	R: 3 E: 2 K: 0 S: 7	H: 2 LOB: 1 BB: 0 P: 7	R: 0 E: 0 K: 1 S: 5	H: 0 LOB: 0 BB: 0 P: 5	R: 0 E: 0 K: 1 S: 5	H: 0 LOB: 0 BB: 0 P: 5	R: 2 E: 0 K: 0 S: 5	H: 2 LOB: 1 BB: 1 P: 9	R: 0 E: 1 K: 1 S: 6	H: 1 LOB: 1 BB: 0 P: 6	R: 1 E: 0 K: 2 S: 8	H: 2 LOB: 0 BB: 0 P: 8	R: 1 E: 0 K: 1 S: 6	H: 1 LOB: 1 BB: 1 P: 10	R: 0 E: 0 K: 0 S: 3	H: 0 LOB: 0 BB: 0 P: 3	1B: 6 2B: 4 3B: 0 HR: 2	SF: 1 SAC: 0 DP: 1 HBP: 0	WP: 0 PB: 0 SB: 0 CS: 1	PA: 41
<b>PITCHER</b>	IP WLS BF H R ER SO BB IBB HBP BLK WP HR S P ERA WHIP																					
Dave Roberts, L (1, 1) ERA: 4.58	6.0 W 31 10 7 4 3 1 0 0 0 0 2 36 40 6.00 1.833																					
Byron McLaughlin, R (7, 1) ERA: 8.44	1.1 5 1 1 1 2 1 0 0 0 0 0 8 12 6.75 1.500																					
Shane Rawley, L (8, 1) ERA: 3.13	1.2 S 5 0 0 0 1 0 0 0 0 0 0 7 7 0.00 0.000																					

Baltimore Orioles @ Seattle Mariners  
The Kingdome, Seattle, WA  
Sat Jun 14 1980, 10:05 PM EDT  
Att. 15,856 - Dome

livebaseballscorecards.com

AB 38  
R 8  
H 11  
RBI 6  
BB 2  
SO 6  
LOB 15



Batter	1	2	3	4	5	6	7	8	9
Julio Cruz, S OBP: 0.320, SLG: 0.296 (1, 4)	F8		SF7 1B 2B	5-3	1B BB BB		SH1-3 BB		
Juan Beniquez, R OBP: 0.389, SLG: 0.406 (1, 8)	F8		1B		BB		SH1-3		
Leon Roberts, R OBP: 0.322, SLG: 0.449 (1, 9)	F3		SF7		BB		G4-6-3 IBB		
Tom Paciorek, R OBP: 0.353, SLG: 0.527 (1, 3)		K	F3		K		G4-6-3		
Willie Horton, R OBP: 0.330, SLG: 0.330 (1, 10)		F8		L6	HR	K		6-3	
Reggie Walton, R OBP: 0.400, SLG: 0.400 (1, 7)				6-3	L6	F9		F8	
Dan Meyer, L OBP: 0.356, SLG: 0.430 (5, PH)									
Joe Simpson, L OBP: 0.327, SLG: 0.356 (9, 7)		1B							
Jim Anderson, R OBP: 0.310, SLG: 0.357 (1, 5)		F2		BB 2B BB	1B HR 1B	BB BB BB		F9	
Mario Mendoza, R OBP: 0.358, SLG: 0.421 (1, 6)			F8	2B BB	1B HR 1B	BB BB BB			
Larry Cox, R OBP: 0.246, SLG: 0.256 (1, 2)			1B	1B	HR		SH1-3 BB		

Inning Stats	R: 0	H: 0	E: 0	K: 3	S: 3	R: 0	H: 1	E: 0	K: 1	S: 6	R: 2	H: 3	E: 0	K: 0	S: 6	R: 1	H: 1	E: 0	K: 0	S: 4	R: 6	H: 6	E: 0	K: 11	S: 11	R: 0	H: 0	E: 0	K: 2	S: 7	R: 0	H: 0	E: 0	K: 0	S: 2	R: 0	H: 0	E: 0	K: 0	S: 3
	LOB: 0	BB: 0	P: 3			LOB: 1	BB: 0	P: 6			LOB: 2	BB: 2	P: 12			LOB: 3	BB: 3	P: 23			LOB: 2	BB: 3	P: 14			LOB: 0	BB: 0	P: 3			LOB: 0	BB: 0	P: 3			LOB: 0	BB: 0	P: 3		

PITCHER	IP	WLS	BF	H	R	ER	SO	BB	IBB	HBP	BLK	WP	HR	S	P	ERA	WHIP
Scott McGregor, L ERA: 3.82 (1, 1)	4.1		23	7	6	6	2	3	0	0	0	0	1	24	36	12.46	2.308
Paul Hartzell, R ERA: 6.62 (5, 1)	0.1	L	5	3	3	3	0	1	0	0	0	0	1	4	8	81.00	12.000
Tippy Martinez, L ERA: 2.18 (5, 1)	1.2		11	1	0	0	2	4	1	0	0	0	0	10	30	0.00	3.000
Tim Stoddard, R ERA: 1.97 (7, 1)	1.2		4	0	0	0	0	0	0	0	0	0	0	4	4	0.00	0.000

**BOTTOM**

**Baltimore Orioles @ Seattle Mariners**  
The Kingdome, Seattle, WA

Sat Jun 14 1980, 10:05 PM EDT  
Att. 15,856 - Dome

AB	32
R	9
H	11
RBI	9
BB	9
SO	4
LOB	12



WP	HR	S	P	ERA	WHIP
0	0	0	0	0	0

Batter	1	2	3	4	5	6	7	8	9	AB R H RBI BB SO LOB	TOP		
Al Bumbry, L (1, 8) OBP: 0.418, SLG: 0.456	0-0 6-3		0-0 E7	0-0 L6-4-3		0-0 4-3		0-0 BB 1B S 1B	0-0 5-3	6 1 1 0 0 0 4	<p><b>Baltimore Orioles @ Seattle Mariners</b> The Kingdome, Seattle, WA</p> <p>Sun Jun 15 1980, 6:33 AM EDT Att. 23,674 - Dome</p> <p><a href="http://livebaseballscorecards.com">livebaseballscorecards.com</a></p>		
Rich Dauer, R (1, 4) OBP: 0.325, SLG: 0.311	0-0 F9		0-3 K		0-0 P4	0-0 S 1B		0-0 F8	0-0 L5	6 0 1 1 0 1 3			
Ken Singleton, S (1, 9) OBP: 0.331, SLG: 0.455	4-0 2B BB		0-3 K		0-0 6-3	0-3 K		4-0 BB 1B BB		3 1 0 0 2 2 3			
Eddie Murray, S (1, 3) OBP: 0.347, SLG: 0.477	0-0 1-3 2B		0-0 L4		0-0 P5	4-0 IBB		0-0 F7		4 0 1 0 1 0 3			
Benny Ayala, R (1, 10) OBP: 0.438, SLG: 0.810	4-0 BB			0-0 HR				4-0 1B BB 1-2 2-3		3 2 2 1 2 0 3			
Doug DeCinces, R (1, 5) OBP: 0.314, SLG: 0.378	0-0 F7		0-0 E 1B		0-0 E6 2B 2B 1-2	0-0 P6		0-0 1-3 2-H 3-H 1B		5 2 2 2 0 0 4			
Rick Dempsey, R (1, 2) OBP: 0.325, SLG: 0.451		0-0 F5		0-0 F8		0-0 2B 2B 1-3 2-H		0-0 4-3		5 1 2 1 0 0 3			
Mark Corey, R (1, 7) OBP: 0.200, SLG: 0.300		0-0 F8		0-0 E5 WP 1B 1-H		4-0 2B 1B IBB		0-3 K		2 1 0 0 0 0 0			
John Lowenstein, L (6, PH) OBP: 0.322, SLG: 0.204										2 1 0 0 1 2 1			
Dan Graham, L (9, 2) OBP: 0.294, SLG: 0.367										0 0 0 0 0 0 0			
Kiko Garcia, R (1, 6) OBP: 0.282, SLG: 0.260										0 0 0 0 0 0 0			
										5 0 3 3 0 1 1			
<b>Inning Stats</b>	R: 0 H: 1 E: 0 LOB: 3 K: 0 BB: 2 S: 4 P: 12	R: 0 H: 0 E: 0 LOB: 0 K: 0 BB: 0 S: 3 P: 3	R: 0 H: 0 E: 1 LOB: 1 K: 2 BB: 0 S: 8 P: 8	R: 3 H: 3 E: 1 LOB: 0 K: 0 BB: 0 S: 6 P: 6	R: 0 H: 0 E: 0 LOB: 0 K: 0 BB: 0 S: 3 P: 3	R: 4 H: 4 E: 1 LOB: 3 K: 1 BB: 2 S: 10 P: 18	R: 0 H: 1 E: 0 LOB: 1 K: 2 BB: 0 S: 8 P: 8	R: 2 H: 2 E: 0 LOB: 2 K: 0 BB: 2 S: 5 P: 13	R: 0 H: 1 E: 0 LOB: 1 K: 1 BB: 0 S: 6 P: 6	1B: 6 SF: 0 2B: 6 SAC: 0 3B: 0 DP: 1 HR: 1 HBP: 0	WP: 1 PA: 47 PB: 0 SB: 2 CS: 0		
<b>PITCHER</b>	IP WLS BF H R ER SO BB IBB HBP BLK WP HR S P ERA WHIP											<b>PITCHER</b>	IP WLS BF H R ER SO BB IBB HBP BLK WP HR S P ERA WHIP
Floyd Bannister, L (1, 1) ERA: 3.31	5.0 L 25 6 6 4 2 2 0 0 0 1 1 27 35 7.20 1.600												
Dave Heaverlo, R (6, 1) ERA: 3.86	0.1 4 2 1 0 0 0 1 0 0 0 0 3 7 0.00 6.000												
Mike Parrott, R (6, 1) ERA: 6.97	3.2 18 4 2 2 4 2 1 0 0 0 0 23 35 4.91 1.636												



Batter	1	2	3	4	5	6	7	8	9	AB R H RBI BB SO LOB
Julio Cruz, S OBP: 0.322, SLG: 0.295 (1, 4)	0-0 6-3		4-0 FC5-4 BB		0-0 6-3 1B	0-0 L6			0-0 F7	4 1 1 2 1 0 2
Juan Beniquez, R OBP: 0.341, SLG: 0.351 (1, 8)	0-0 5-3		0-0 FC5-4 1-2f		0-0 6-3			0-0 P5	0-0 F2	5 0 0 0 0 0 2
Dan Meyer, L OBP: 0.352, SLG: 0.424 (1, 7)	0-0 F8			0-0 P6	0-0 1B 1B			0-0 6-3	0-0 F8	5 0 1 1 0 0 0
Tom Paciorek, R OBP: 0.358, SLG: 0.526 (1, 10)		0-3 K		0-0 F7	0-0 1-2 1B			0-0 1B		4 0 2 0 0 1 0
Bruce Bochte, L OBP: 0.365, SLG: 0.450 (1, 3)		4-0 FC4-6 BB		4-0 BB	0-0 F8			0-3 K		2 0 0 0 2 1 3
Joe Simpson, L OBP: 0.331, SLG: 0.360 (1, 9)		0-0 FC4-6 1-2f		0-0 G3		0-0 1B FC1 1B		0-0 FC6-4 1B		4 0 2 0 0 0 2
Jim Anderson, R OBP: 0.314, SLG: 0.360 (1, 5)		0-3 K			0-0 SH3 1B 1B	0-0 FC1 1-3 1B		0-0 P3		4 1 2 0 0 1 2
Mario Mendoza, R OBP: 0.353, SLG: 0.413 (1, 6)			0-0 5-3		0-0 SH3 1-2 1B	0-0 P3		0-0 FC6-4 1-2f		4 1 1 0 0 0 3
Larry Cox, R OBP: 0.241, SLG: 0.250 (1, 2)			0-3 K		0-0 SH3 1-2 2-3	0-0 FC1 1-2 3-H		0-0 5-3		3 0 0 0 0 1 3

Inning Stats	R: 0 E: 0 K: 0 S: 3	H: 0 LOB: 0 BB: 0 P: 3	R: 0 E: 0 K: 2 S: 7	H: 0 LOB: 1 BB: 1 P: 11	R: 0 E: 0 K: 1 S: 5	H: 0 LOB: 1 BB: 1 P: 9	R: 0 E: 0 K: 0 S: 3	H: 0 LOB: 1 BB: 1 P: 7	R: 3 E: 0 K: 0 S: 8	H: 5 LOB: 2 BB: 0 P: 8	R: 0 E: 0 K: 0 S: 5	H: 2 LOB: 2 BB: 0 P: 5	R: 0 E: 0 K: 1 S: 6	H: 1 LOB: 1 BB: 0 P: 6	R: 0 E: 0 K: 0 S: 4	H: 1 LOB: 1 BB: 0 P: 4	R: 0 E: 0 K: 0 S: 3	H: 0 LOB: 0 BB: 0 P: 3	1B: 9 2B: 0 3B: 0 HR: 0	SF: 0 SAC: 1 DP: 0 HBP: 0
--------------	------------------------------	---------------------------------	------------------------------	----------------------------------	------------------------------	---------------------------------	------------------------------	---------------------------------	------------------------------	---------------------------------	------------------------------	---------------------------------	------------------------------	---------------------------------	------------------------------	---------------------------------	------------------------------	---------------------------------	----------------------------------	------------------------------------


PITCHER	IP	WLS	BF	H	R	ER	SO	BB	IBB	HBP	BLK	WP	HR	S	P	ERA	WHIP
Sammy Stewart, R ERA: 4.26 (1, 1)	9.0	W	39	9	3	3	4	3	0	0	0	0	0	44	56	3.00	1.333

**BOTTOM**

**Baltimore Orioles @ Seattle Mariners**  
The Kingdome, Seattle, WA

Sun Jun 15 1980, 6:33 AM EDT  
Att. 23,674 - Dome

AB	35
R	3
H	9
RBI	3
BB	3
SO	4
LOB	17



WP	PA	ERA	WHIP
0	39		

Batter	1	2	3	4	5	6	7	8	9	AB R H RBI BB SO LOB	TOP											
Rick Miller, L (1, 9) OBP: 0.351, SLG: 0.331	0-3 K		4-0 BB BB		0-3 K		0-0 F9		0-0 6-3	4 0 0 0 1 2 1												
Freddie Patek, R (1, 6) OBP: 0.316, SLG: 0.385	0-0 1-3		0-0 F9		0-0 1-3			0-0 F8		4 0 0 0 0 0 1												
Rod Carew, L (1, 10) OBP: 0.409, SLG: 0.426	0-0 6-3		4-0 BB 1-2		0-0 4-3			0-0 F9 BB 2B 1B		3 1 1 0 1 0 0												
Jason Thompson, L (1, 3) OBP: 0.346, SLG: 0.386		0-0 BB 1B	0-3 K		0-0 6-3			4-0 2B 1-2 BB		3 1 1 0 1 1 2												
Carney Lansford, R (1, 5) OBP: 0.321, SLG: 0.420		4-0 BB BB BB G4-6-3 1-2	0-0 P6		0-0 F8			0-0 F9 2-3		3 0 0 0 1 0 4												
Joe Rudi, R (1, 7) OBP: 0.293, SLG: 0.490		0-0 BB BB BB G4-6-3 1-2 2-H		0-0 F2		0-0 5-3		0-0 1-3 3-H 2B		4 0 2 2 0 0 0												
Bobby Grich, R (1, 4) OBP: 0.367, SLG: 0.366		0-0 BB BB BB G4-6-3 1-2 2-3		0-0 1B		0-0 6-3		0-0 6-3		4 0 1 0 0 0 4												
Bobby Clark, R (1, 8) OBP: 0.393, SLG: 0.583		4-0 BB BB BB BB		0-3 K		0-3 K			0-0 5-3	3 0 0 0 1 2 1												
Tom Donohue, R (1, 2) OBP: 0.197, SLG: 0.241 Larry Harlow, L (9, PH) OBP: 0.351, SLG: 0.438		0-3 K		0-0 F7		0-0 1B			0-3 K	3 0 1 0 0 1 3 1 0 0 0 0 1 0												
<b>Inning Stats</b>	R: 0 E: 0 K: 1 S: 5	H: 0 LOB: 0 BB: 0 P: 5	R: 1 E: 0 K: 1 S: 6	H: 2 LOB: 2 BB: 2 P: 14	R: 0 E: 0 K: 1 S: 5	H: 0 LOB: 2 BB: 2 P: 13	R: 0 E: 0 K: 1 S: 6	H: 1 LOB: 1 BB: 0 P: 6	R: 0 E: 0 K: 1 S: 5	H: 0 LOB: 0 BB: 0 P: 5	R: 0 E: 0 K: 1 S: 3	H: 0 LOB: 0 BB: 0 P: 3	R: 0 E: 0 K: 1 S: 6	H: 1 LOB: 1 BB: 0 P: 6	R: 1 E: 0 K: 0 S: 5	H: 2 LOB: 2 BB: 1 P: 9	R: 0 E: 0 K: 1 S: 5	H: 0 LOB: 0 BB: 0 P: 5	1B: 5 2B: 1 3B: 0 HR: 0	SF: 0 SAC: 0 DP: 1 HBP: 0	WP: 0 PB: 0 SB: 0 CS: 0	PA: 37
<b>PITCHER</b>	IP WLS BF H R ER SO BB IBB HBP BLK WP HR S P ERA WHIP												<b>PITCHER</b>	IP WLS BF H R ER SO BB IBB HBP BLK WP HR S P ERA WHIP								
Jim Palmer, R (1, 1) ERA: 3.66	7.2 W 32 5 2 2 6 5 0 0 0 0 0 0 39 59 2.35 1.304																					
Tim Stoddard, R (8, 1) ERA: 1.89	1.1 S 5 1 0 0 1 0 0 0 0 0 0 0 7 7 0.00 0.750																					

California Angels @ Baltimore Orioles  
 Memorial Stadium, Baltimore, MD  
 Mon Jun 16 1980, 7:05 PM EDT  
 Att. 18,683 - Unknown - 66 F

livebaseballscorecards.com

AB	32
R	2
H	6
RBI	2
BB	5
SO	7
LOB	16





Batter	1	2	3	4	5	6	7	8	9
<b>Al Bumbry, L</b> OBP: 0.410, SLG: 0.446 (1, 8)	0-3 K	0-3 K		0-0 4-3			0-0 6-3	0-3 K	
<b>Rich Dauer, R</b> OBP: 0.318, SLG: 0.303 (1, 4)	0-0 F9		0-3 K		0-3 K		0-0 6-3	0-0 F3	
<b>Ken Singleton, S</b> OBP: 0.342, SLG: 0.460 (1, 9)	4-0 1B 2B BB		0-0 1B 1B		4-0 BB		0-0 FC6-4 1B		
<b>Eddie Murray, S</b> OBP: 0.346, SLG: 0.473 (1, 3)	0-0 2B 1B 1B		0-3 K		0-0 F8		0-0 FC6-4		
<b>Pat Kelly, L</b> OBP: 0.389, SLG: 0.423 (1, 7)	0-0 1B 2B		0-0 1B		0-0 F7			4-0 BB 1B BB	
<b>Mark Corey, R</b> OBP: 0.273, SLG: 0.300 (8, 7)	1-3 2-H 1B 2B		1-2 1B						
<b>Terry Crowley, L</b> OBP: 0.446, SLG: 0.587 (1, 10)	0-0 1B		0-0 F8		0-0 F9		0-0 5-3	0-0 5-3	
<b>Benny Ayala, R</b> OBP: 0.428, SLG: 0.791 (8, PH)	2-H 3-H 1B							1-2 1B	
<b>Doug DeCinces, R</b> OBP: 0.317, SLG: 0.374 (1, 5)	0-0 P4			0-0 L7		4-0 5-3 BB		4-0 BB 1B IBB	
<b>Rick Dempsey, R</b> OBP: 0.329, SLG: 0.448 (1, 2)			0-0 F7		0-0 S 1B		0-0 5-3	4-0 1B BB	
<b>Kiko Garcia, R</b> OBP: 0.281, SLG: 0.260 (1, 6)			0-3 K		0-3 K		0-0 F9	0-0 1B	

Inning Stats	R: 3	H: 3	E: 0	K: 1	S: 8	LOB: 1	BB: 1	P: 12	R: 0	H: 0	E: 0	K: 2	S: 7	LOB: 0	BB: 0	P: 7	R: 0	H: 2	E: 0	K: 2	S: 9	LOB: 2	BB: 0	P: 9	R: 0	H: 1	E: 0	K: 1	S: 6	LOB: 1	BB: 0	P: 6	R: 0	H: 0	E: 0	K: 1	S: 5	LOB: 1	BB: 1	P: 9	R: 0	H: 0	E: 0	K: 0	S: 3	LOB: 1	BB: 1	P: 7	R: 0	H: 1	E: 0	K: 0	S: 4	LOB: 1	BB: 0	P: 4	R: 2	H: 1	E: 0	K: 1	S: 6	LOB: 2	BB: 3	P: 18
--------------	------	------	------	------	------	--------	-------	-------	------	------	------	------	------	--------	-------	------	------	------	------	------	------	--------	-------	------	------	------	------	------	------	--------	-------	------	------	------	------	------	------	--------	-------	------	------	------	------	------	------	--------	-------	------	------	------	------	------	------	--------	-------	------	------	------	------	------	------	--------	-------	-------

PITCHER	IP	WLS	BF	H	R	ER	SO	BB	IBB	HBP	BLK	WP	HR	S	P	ERA	WHIP
<b>Chris Knapp, R</b> ERA: 5.33 (1, 1)	6.0	L	27	6	3	3	7	3	0	0	0	0	0	38	50	4.50	1.500
<b>Andy Hassler, L</b> ERA: 6.89 (7, 1)	1.1		7	1	2	2	0	1	1	0	0	0	0	5	13	13.50	1.500
<b>Mark Clear, R</b> ERA: 5.03 (8, 1)	0.0		2	1	0	0	0	1	0	0	0	0	0	1	5	∞	∞
<b>Dave LaRoche, L</b> ERA: 2.98 (8, 1)	0.2		2	0	0	0	1	0	0	0	0	0	0	4	4	0.00	0.000

**BOTTOM**

**California Angels @ Baltimore Orioles**  
Memorial Stadium, Baltimore, MD


Mon Jun 16 1980, 7:05 PM EDT  
Att: 18,683 - Unknown - 66 F

AB	R	H	RBI	BB	SO	LOB
5	0	0	0	0	3	3
5	0	0	0	0	2	2
2	1	2	0	2	0	0
4	1	1	0	0	1	3
3	1	2	1	0	0	1
0	1	0	0	1	0	0
3	0	1	2	0	0	2
1	0	0	0	0	0	1
2	1	0	0	2	0	1
3	0	1	0	1	0	1
4	0	1	2	0	2	2

AB	32
R	5
H	8
RBI	5
BB	6
SO	8
LOB	16

livebaseballscorecards.com

WP	PA
0	38



Batter	1	2	3	4	5	6	7	8	9	AB R H RBI BB SO LOB	TOP
Rick Miller, L (1, 9) OBP: 0.348, SLG: 0.328	0-0 BB S SF8 1B		0-3 K	0-0 F7			0-0 F7			4 1 1 0 0 1 3	
Freddie Patek, R (1, 6) OBP: 0.314, SLG: 0.377	4-0 SF8 BB 1-2 BB		0-0 P6		0-0 6-3			0-0 5-3		3 0 0 0 1 0 0	
Rod Carew, L (1, 10) OBP: 0.410, SLG: 0.429	4-0 1-2 2-3 BB		0-0 4-3		0-0 F8			0-0 E9 4-3 2B		3 1 1 0 1 0 0	
Jason Thompson, L (1, 3) OBP: 0.340, SLG: 0.378	0-3 K		0-3 K		0-0 G3			0-0 4-3		4 0 0 1 0 2 3	
Carney Lansford, R (1, 5) OBP: 0.320, SLG: 0.415	0-0 SF8 2-3 3-H		4-0 BB 1B 1B BB		0-0 F7			0-3 K		2 1 0 1 1 1 0	
Joe Rudi, R (1, 7) OBP: 0.292, SLG: 0.485	0-0 F3		0-0 1B BB 1-2 1B		0-3 K			0-0 F8		4 0 1 0 0 1 2	
Bobby Grich, R (1, 4) OBP: 0.369, SLG: 0.365		0-0 G5-4-3 1B		4-0 1B BB 1-2 2-3		0-3 K		0-3 K		3 0 1 0 1 2 0	
Bobby Clark, R (1, 8) OBP: 0.344, SLG: 0.500		0-0 G5-4-3		0-3 K		0-3 K		0-3 K		4 0 0 0 0 3 4	
Tom Donohue, R (1, 2) OBP: 0.200, SLG: 0.243		0-3 K		0-0 1-2 2-3 3-H 1B		0-0 L5				3 0 1 1 0 1 0	
<b>Inning Stats</b>	R: 1 H: 1 E: 0 LOB: 2 K: 1 BB: 2 S: 6 P: 14	R: 0 H: 1 E: 0 LOB: 0 K: 1 BB: 0 S: 5 P: 5	R: 0 H: 0 E: 0 LOB: 0 K: 1 BB: 0 S: 5 P: 5	R: 1 H: 2 E: 0 LOB: 3 K: 2 BB: 2 S: 9 P: 17	R: 0 H: 0 E: 0 LOB: 0 K: 0 BB: 0 S: 3 P: 3	R: 0 H: 0 E: 0 LOB: 0 K: 2 BB: 0 S: 7 P: 7	R: 0 H: 0 E: 0 LOB: 0 K: 1 BB: 0 S: 5 P: 5	R: 1 H: 1 E: 1 LOB: 0 K: 1 BB: 0 S: 6 P: 6	R: 0 H: 0 E: 0 LOB: 0 K: 2 BB: 0 S: 7 P: 7	1B: 4 SF: 1 2B: 1 SAC: 0 3B: 0 DP: 1 HR: 0 HBP: 0	WP: 0 PA: 35 PB: 0 SB: 1 CS: 0
<b>PITCHER</b> Steve Stone, R (1, 1) ERA: 3.81	IP WLS BF H R ER SO BB IBB HBP BLK WP HR S P ERA WHIP										
	9.0 W 35 5 3 2 11 4 0 0 0 0 0 0 53 69 2.00 1.000										

California Angels @ Baltimore Orioles  
 Memorial Stadium, Baltimore, MD  
 Tue Jun 17 1980, 7:05 PM EDT  
 Att. 17,549 - Unknown - 71 F

livebaseballscorecards.com



Batter	1	2	3	4	5	6	7	8	9
<b>Al Bumbry, L</b> OBP: 0.411, SLG: 0.460 (1, 8) X	0-0 F9 ①		X 0-0 WP 1B ①		X 0-0 G4-6-3 ②		X 0-0 1-H HR		
<b>Kiko Garcia, R</b> OBP: 0.288, SLG: 0.262 (1, 6) X	0-0 4-3 ②		X 0-0 5-3 ①		X 0-0 1B		B 4-0 BB		
<b>Ken Singleton, S</b> OBP: 0.344, SLG: 0.460 (1, 9) X	0-0 1B		X 0-0 FC3-6 1B ②		X 0-0 6-3 ③		S 0-3 K ②		
<b>Eddie Murray, S</b> OBP: 0.345, SLG: 0.482 (1, 3) X	0-0 F8 ③		X 0-0 FC3-6 1B ②		X 0-0 HR		X 0-0 3-1 ③		
<b>Terry Crowley, L</b> OBP: 0.423, SLG: 0.552 (1, 10) X		X 0-0 G3 ①	X 0-0 4-3 ③		X 0-0 P6 ①		X 0-0 F9 ①		
<b>Pat Kelly, L</b> OBP: 0.384, SLG: 0.415 (1, 7) X		0-3 K ②		X 0-0 4-3 ①		X 0-0 G1-4-3 1B		X 0-0 1-3 ②	
<b>Mark Corey, R</b> OBP: 0.273, SLG: 0.300 (9, 7) X									
<b>Doug DeCinces, R</b> OBP: 0.321, SLG: 0.374 (1, 5) X		0-0 S 1B		B 4-0 CS BB		X 0-0 G1-4-3 ② ③		X 0-0 5-3 ③	
<b>Rick Dempsey, R</b> OBP: 0.323, SLG: 0.439 (1, 2) X		0-0 4-3 ③		S 0-3 K ②		X 0-0 F9 ①			
<b>Rich Dauer, R</b> OBP: 0.323, SLG: 0.305 (1, 4) X			X 0-0 E6 WP 1B ①	X 0-0 CS ③	X 0-0 G4-6-3 1B		B 4-0 HR BB		

Inning Stats	R: 0	H: 1	E: 0	LOB: 1	K: 0	BB: 0	S: 4	P: 4
	R: 0	H: 1	E: 0	LOB: 1	K: 1	BB: 0	S: 6	P: 6
	R: 2	H: 2	E: 1	LOB: 1	K: 0	BB: 0	S: 6	P: 6
	R: 0	H: 0	E: 0	LOB: 0	K: 1	BB: 1	S: 4	P: 8
	R: 0	H: 2	E: 0	LOB: 1	K: 0	BB: 0	S: 4	P: 4
	R: 1	H: 2	E: 0	LOB: 0	K: 0	BB: 0	S: 4	P: 4
	R: 2	H: 1	E: 0	LOB: 1	K: 1	BB: 2	S: 6	P: 14
	R: 0	H: 0	E: 0	LOB: 0	K: 0	BB: 0	S: 3	P: 3

PITCHER	IP	WLS	BF	H	R	ER	SO	BB	IBB	HBP	BLK	WP	HR	S	P	ERA	WHIP
<b>Dave Frost, R</b> ERA: 4.86 (1, 1)	6.1	L	27	8	4	3	2	2	0	0	0	1	1	29	37	4.26	1.579
<b>Jim Barr, R</b> ERA: 4.71 (7, 1)	1.2		7	1	1	1	1	1	0	0	0	0	1	8	12	5.40	1.200

AB R H RBI BB SO LOB

4	2	2	2	0	0	1
3	0	1	0	1	0	2
4	0	2	2	0	1	2
4	1	1	1	0	0	3
4	0	0	0	0	0	1
4	0	1	0	0	1	0
0	0	0	0	0	0	0
3	0	1	0	1	0	1
3	0	0	0	0	1	2
2	2	1	0	1	0	0

1B: 7	SF: 0	WP: 1	PA: 35
2B: 0	SAC: 0	PB: 0	
3B: 0	DP: 2	SB: 1	
HR: 2	HBP: 0	CS: 1	

**California Angels @ Baltimore Orioles**  
**Memorial Stadium, Baltimore, MD**  
 Tue Jun 17 1980, 7:05 PM EDT  
 Att: 17,549 - Unknown - 71 F

livebaseballscorecards.com

AB	31
R	5
H	9
RBI	5
BB	3
SO	3
LOB	12



Batter	1	2	3	4	5	6	7	8	9	AB R H RBI BB SO LOB	TOP	
Rickey Henderson, R OBP: 0.431, SLG: 0.389 (1, 7) X	0-0 F8 ①		0-0 5-3 ②		0-0 F8 ②			0-0 WP SH3 1B		4 0 1 0 0 0 2	<p>Oakland Athletics @ Baltimore Orioles</p> <p>Memorial Stadium, Baltimore, MD</p> <p>Wed Jun 18 1980, 7:05 PM EDT</p> <p>Att. 17,436 - Unknown - 74 F</p>	
Dwayne Murphy, L OBP: 0.421, SLG: 0.436 (1, 8) X	0-0 3-1 ②		4-0 BB		0-3 K ③			0-0 SH3 ①		2 0 0 0 1 1 1		
Jeff Newman, R OBP: 0.279, SLG: 0.419 (1, 3) X	0-0 F8 ③		0-0 F8 ③					0-3 K ②		4 0 0 0 0 1 3		
Randy Elliott, R OBP: 0.185, SLG: 0.296 (1, 10) X		0-0 1B 2B		0-0 F8 ①				0-3 K ③		4 1 1 0 0 1 1		
Tony Armas, R OBP: 0.309, SLG: 0.447 (1, 9) X		0-0 F3 ①		0-0 G3 ②				0-0 F8 ③		4 0 0 0 0 0 1		
Mike Heath, R OBP: 0.273, SLG: 0.319 (1, 2) X		0-0 G5-4-3 1B ②		0-0 2B				0-0 F8 ①		4 0 2 1 0 1 1		
Mario Guerrero, R OBP: 0.249, SLG: 0.296 (1, 6) X		0-0 G5-4-3 ③		0-0 5-3 ③				0-0 HR		4 1 1 1 0 0 3		
Rob Picciolo, R OBP: 0.271, SLG: 0.353 (1, 4) X			0-0 5-3 ①		0-0 1B			0-0 1-3 ②		3 0 1 0 0 0 0		
Dave McKay, S OBP: 0.156, SLG: 0.226 (1, 5) X			0-0 2B		0-3 K ①			0-0 5-3 ③		3 0 1 0 0 1 1		
<b>Inning Stats</b>	R: 0 H: 0 E: 0 LOB: 0 K: 0 BB: 0 S: 3 P: 3	R: 1 H: 2 E: 0 LOB: 0 K: 0 BB: 0 S: 4 P: 4	R: 0 H: 1 E: 0 LOB: 2 K: 0 BB: 1 S: 4 P: 8	R: 0 H: 1 E: 0 LOB: 1 K: 0 BB: 0 S: 4 P: 4	R: 0 H: 1 E: 0 LOB: 1 K: 2 BB: 0 S: 8 P: 8	R: 0 H: 0 E: 0 LOB: 0 K: 0 BB: 0 S: 3 P: 3	R: 1 H: 1 E: 0 LOB: 0 K: 0 BB: 0 S: 4 P: 4	R: 0 H: 1 E: 0 LOB: 1 K: 2 BB: 0 S: 8 P: 8	R: 0 H: 0 E: 1 LOB: 1 K: 1 BB: 0 S: 5 P: 5	1B: 3 SF: 0 2B: 3 SAC: 1 3B: 0 DP: 1 HR: 1 HBP: 0	WP: 1 PA: 34 PB: 0 SB: 0 CS: 0	
<b>PITCHER</b> Mike Flanagan, L (1, 1) ERA: 3.57	IP WLS BF H R ER SO BB IBB HBP BLK WP HR S P ERA WHIP	9.0 W 34 7 2 2 5 1 0 0 0 1 1 43 47 2.00 0.889										

livebaseballscorecards.com

AB	32
R	2
H	7
RBI	2
BB	1
SO	5
LOB	13



Batter	1	2	3	4	5	6	7	8	9	AB	R	H	RBI	BB	SO	LOB
<b>Al Bumbry, L</b> OBP: 0.411, SLG: 0.454 (1, 8) X	0-0 F8 1-2 BB	0-0 1-3 1-2 BB		4-0 BB BB BB BB		4-0 IBB		0-0 F7 1-2 BB		3	0	0	0	2	0	2
<b>Kiko Garcia, R</b> OBP: 0.285, SLG: 0.252 (1, 6) X	0-0 F2 1-2 BB	0-0 5-3 1-2 BB		4-0 BB BB BB BB		0-0 F8 1-2 BB		0-0 1-3 1-2 BB		4	0	0	0	1	0	4
<b>Ken Singleton, S</b> OBP: 0.349, SLG: 0.468 (1, 9) X	0-0 BB BB 1B		0-0 K 2B	0-3 K 1-2 BB		0-3 K 1-2 BB		0-0 F5 1-2 BB	0-0 FC1-6 WP 1B	5	1	3	0	0	1	2
<b>Eddie Murray, S</b> OBP: 0.349, SLG: 0.480 (1, 3) B	4-0 BB 1B BB		0-3 K 1-2 BB		0-0 4-3 1-2 BB		0-0 BB 1B	4-0 FC1-6 1B IBB		3	2	1	0	2	1	1
<b>Pat Kelly, L</b> OBP: 0.392, SLG: 0.410 (1, 7) B	4-0 1B 1-2 2-3 BB		4-0 FC6-4 BB		0-3 K 1-2 BB		4-0 FC5-4 BB	0-0 FC1-6 1B	0-0 1-2 2-3f	1	0	0	0	2	1	0
<b>Mark Corey, R</b> OBP: 0.308, SLG: 0.273 (7, PH) (8, 7) B										1	0	0	0	2	1	0
<b>Terry Crowley, L</b> OBP: 0.420, SLG: 0.543 (1, 10) X	0-0 1B		0-0 F7 1-2 2-H 3-H 1B	0-0 F7 1-2 BB		0-0 4-3 1-2 BB		0-3 K 1-2 2-H	0-0 1B	3	0	1	2	0	0	2
<b>Benny Ayala, R</b> OBP: 0.428, SLG: 0.791 (7, PH)										0	0	0	0	0	0	0
<b>Dan Graham, L</b> OBP: 0.291, SLG: 0.363 (7, PH)										1	0	0	0	0	1	2
<b>Lenn Sakata, R</b> OBP: 0.320, SLG: 0.478 (9, PH)										1	0	1	1	0	0	0
<b>Doug DeCinces, R</b> OBP: 0.319, SLG: 0.376 (1, 5) S	0-3 K 1-2f		0-0 FC6-4 1-2f		0-0 FC5-4 1-2f		0-0 2B	0-0 FC5-4 1-2f		4	0	1	0	0	1	6
<b>Rick Dempsey, R</b> OBP: 0.315, SLG: 0.428 (1, 2) X		0-0 F7 1-2 BB		0-0 F7 1-2 BB		0-0 5-3 1-2 BB		0-3 K 1-2 BB	0-3 K 1-2 BB	4	0	0	0	0	1	1
<b>Rich Dauer, R</b> OBP: 0.326, SLG: 0.305 (1, 4) X		0-0 1-3 1B		0-0 6-3 1-2 BB		0-0 F8 1-2 BB		4-0 BB BB BB BB		3	0	1	0	1	0	1

<b>Inning Stats</b>	R: 2 H: 2 E: 0 K: 7 S: 7	H: 2 LOB: 2 BB: 2 P: 15	R: 0 H: 1 E: 0 K: 0 S: 4	LOB: 1 LOB: 1 BB: 0 P: 4	R: 0 H: 1 E: 0 K: 1 S: 6	LOB: 2 BB: 1 P: 10	R: 0 H: 0 E: 0 K: 1 S: 5	LOB: 2 BB: 2 P: 13	R: 0 H: 0 E: 0 K: 1 S: 5	LOB: 0 BB: 0 P: 5	R: 0 H: 1 E: 0 K: 0 S: 4	LOB: 2 BB: 1 P: 8	R: 0 H: 1 E: 0 K: 1 S: 6	LOB: 2 BB: 1 P: 10	R: 0 H: 0 E: 0 K: 1 S: 5	LOB: 1 BB: 1 P: 9	R: 1 H: 2 E: 0 K: 0 S: 3	LOB: 2 BB: 1 P: 7	1B: 6 2B: 2 3B: 0 HR: 0	SF: 0 SAC: 0 DP: 0 HBP: 0	WP: 1 PB: 0 SB: 0 CS: 0	PA: 42
---------------------	--------------------------	-------------------------	--------------------------	--------------------------	--------------------------	--------------------	--------------------------	--------------------	--------------------------	-------------------	--------------------------	-------------------	--------------------------	--------------------	--------------------------	-------------------	--------------------------	-------------------	-------------------------	---------------------------	-------------------------	--------

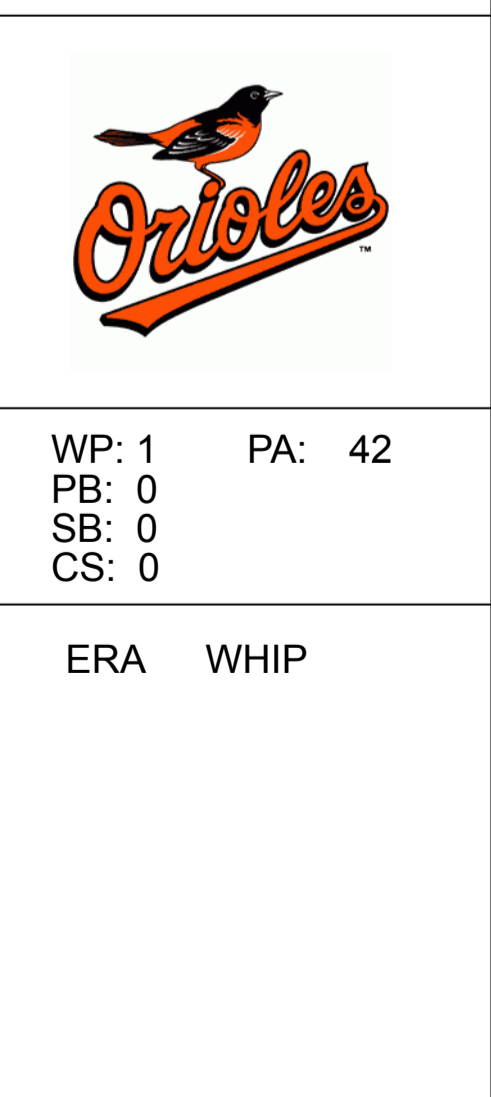
PITCHER	IP	WLS	BF	H	R	ER	SO	BB	IBB	HBP	BLK	WP	HR	S	P	ERA	WHIP
<b>Brian Kingman, R</b> ERA: 3.54 (1, 1)	6.1		31	6	2	2	4	5	1	0	0	0	0	33	57	2.84	1.737
<b>Dave Hamilton, L</b> ERA: 11.25 (7, 1)	0.0		1	0	0	0	0	1	0	0	0	0	0	4	4	∞	∞
<b>Jeff Jones, R</b> ERA: 2.45 (7, 1)	2.0	L	9	1	1	1	2	1	1	0	0	1	0	11	19	4.50	1.000
<b>Bob Lacey, L</b> ERA: 3.48 (9, 1)	0.0		1	1	0	0	0	0	0	0	0	0	0	1	1	∞	∞

**BOTTOM**

**Oakland Athletics @ Baltimore Orioles**  
Memorial Stadium, Baltimore, MD

Wed Jun 18 1980, 7:05 PM EDT  
Att: 17,436 - Unknown - 74 F

<b>AB</b>	<b>33</b>
<b>R</b>	<b>3</b>
<b>H</b>	<b>8</b>
<b>RBI</b>	<b>3</b>
<b>BB</b>	<b>9</b>
<b>SO</b>	<b>6</b>
<b>LOB</b>	<b>23</b>



Batter	1	2	3	4	5	6	7	8	9	AB R H RBI BB SO LOB	TOP	
Rickey Henderson, R OBP: 0.429, SLG: 0.399 (1, 7) X	0-0 HR		0-0 1-3		0-0 F8			0-0 G3		4 1 1 1 0 0 1		
Dwayne Murphy, L OBP: 0.418, SLG: 0.433 (1, 8) X	0-0 SH5-3 1B		0-3 K			0-3 K		0-0 4-3		4 0 1 0 0 2 0		
Mike Heath, R OBP: 0.282, SLG: 0.336 (1, 2) X	0-0 SH5-3 1-2			0-0 2B		0-0 HR 1B		0-0 3-1		3 1 2 0 0 0 0		
Tony Armas, R OBP: 0.308, SLG: 0.457 (1, 9) X	0-0 F9			0-0 1-3		0-0 HR 1-H		0-0 4-3		4 1 1 2 0 0 2		
Randy Elliott, R OBP: 0.161, SLG: 0.258 (1, 10) X	0-0 6-3			0-3 K		0-0 F9		0-0 F7		4 0 0 0 0 1 2		
Jeff Newman, R OBP: 0.273, SLG: 0.409 (1, 3) X		0-0 5-3		0-0 6-3		0-3 K		0-0 F8		4 0 0 0 0 1 1		
Mario Guerrero, R OBP: 0.245, SLG: 0.291 (1, 6) X		0-0 4-3			0-0 5-3		0-0 4-3			3 0 0 0 0 0 0		
Rob Picciolo, R OBP: 0.272, SLG: 0.353 (1, 4) X		0-0 F9			0-0 1B		0-3 K			3 0 1 0 0 1 0		
Dave McKay, S OBP: 0.149, SLG: 0.215 (1, 5) X			0-0 5-3		0-3 K		0-0 6-3			3 0 0 0 0 1 1		
<b>Inning Stats</b>	R: 1 H: 2 E: 0 LOB: 1 K: 0 BB: 0 S: 5 P: 5	R: 0 H: 0 E: 0 LOB: 0 K: 0 BB: 0 S: 3 P: 3	R: 0 H: 0 E: 0 LOB: 0 K: 1 BB: 0 S: 5 P: 5	R: 0 H: 1 E: 0 LOB: 1 K: 1 BB: 0 S: 6 P: 6	R: 0 H: 1 E: 0 LOB: 1 K: 1 BB: 0 S: 6 P: 6	R: 2 H: 2 E: 0 LOB: 0 K: 2 BB: 0 S: 9 P: 9	R: 0 H: 0 E: 0 LOB: 0 K: 1 BB: 0 S: 5 P: 5	R: 0 H: 0 E: 0 LOB: 0 K: 0 BB: 0 S: 3 P: 3	R: 0 H: 0 E: 0 LOB: 0 K: 0 BB: 0 S: 3 P: 3	1B: 3 SF: 0 2B: 1 SAC: 1 3B: 0 DP: 0 HR: 2 HBP: 0	WP: 0 PA: 33 PB: 0 SB: 0 CS: 0	
<b>PITCHER</b> Scott McGregor, L (1, 1) ERA: 3.74	IP WLS BF H R ER SO BB IBB HBP BLK WP HR S P ERA WHIP											<b>PITCHER</b> IP WLS BF H R ER SO BB IBB HBP BLK WP HR S P ERA WHIP
	9.0 W 33 6 3 3 6 0 0 0 0 0 0 2 45 45 3.00 0.667											

Oakland Athletics @ Baltimore Orioles  
 Memorial Stadium, Baltimore, MD  
 Thu Jun 19 1980, 7:05 PM EDT  
 Att. 15,491 - Unknown - 75 F

livebaseballscorecards.com

AB 32  
 R 3  
 H 6  
 RBI 3  
 BB 0  
 SO 6  
 LOB 7



Batter	1	2	3	4	5	6	7	8	9	AB	R	H	RBI	BB	SO	LOB
<b>Al Bumbry, L</b> OBP: 0.409, SLG: 0.451 (1, 8) X	0-0 F7 ①		0-0 4-3 ②		0-3 K ③		0-0 E 1B ②			4	1	1	0	0	1	0
<b>Lenn Sakata, R</b> OBP: 0.321, SLG: 0.440 (1, 4) B B B B	4-0 BB 1B		0-0 5-3 ③			0-3 K ① X	0-0 E3 1B ②			2	0	0	0	1	1	0
<b>John Lowenstein, L</b> OBP: 0.333, SLG: 0.220 (7, PH)							1-H 2-H			1	0	1	1	0	0	0
<b>Rich Dauer, R</b> OBP: 0.326, SLG: 0.305 (7, PR) (8, 4)										0	0	0	0	0	0	0
<b>Ken Singleton, S</b> OBP: 0.352, SLG: 0.469 (1, 9) X	0-0 1B ②			0-0 L9 BLK 1B ①		0-0 F7 ② X	0-0 F7 ③			4	1	2	0	0	0	1
<b>Eddie Murray, S</b> OBP: 0.348, SLG: 0.488 (1, 3) X	0-0 F9 ③			0-0 L9 ①		0-0 HR		0-0 1-4-3 ①		4	1	1	1	0	0	2
<b>Terry Crowley, L</b> OBP: 0.412, SLG: 0.527 (1, 10) X		0-0 3-1 ①		0-0 P3 ②		0-0 1B		0-0 F7 ②		4	0	1	0	0	0	1
<b>Dan Graham, L</b> OBP: 0.300, SLG: 0.369 (1, 2) X		0-0 1B		0-0 1B ③		0-0 F8 ③		0-0 3-1 ③		4	0	2	1	0	0	1
<b>Doug DeCinces, R</b> OBP: 0.320, SLG: 0.376 (1, 5) X		0-3 K ②		0-0 F8 ③			0-0 F8 1B 1B ②			3	0	1	0	0	1	2
<b>Mark Corey, R</b> OBP: 0.313, SLG: 0.286 (1, 7) X		0-0 F9 ③			0-0 5-3 ①		0-0 F8 1B ②			3	1	1	0	0	0	1
<b>Kiko Garcia, R</b> OBP: 0.278, SLG: 0.246 (1, 6) X			0-3 K ①		0-0 F9 ②		0-0 F8 ①			3	0	0	0	0	1	2
<b>Inning Stats</b>	R: 0 H: 1 E: 0 K: 0 S: 3	H: 1 LOB: 1 BB: 1 P: 7	R: 0 H: 1 E: 0 K: 1 S: 6	H: 1 LOB: 1 BB: 0 P: 6	R: 0 H: 0 E: 0 K: 1 S: 5	H: 0 LOB: 0 BB: 0 P: 5	R: 1 H: 2 E: 0 K: 0 S: 5	H: 2 LOB: 1 BB: 0 P: 5	R: 0 H: 0 E: 0 K: 1 S: 5	H: 0 LOB: 0 BB: 0 P: 5	R: 1 H: 2 E: 0 K: 1 S: 7	H: 2 LOB: 1 BB: 0 P: 7	R: 2 H: 4 E: 1 K: 0 S: 6	H: 1 LOB: 1 BB: 0 P: 6	R: 0 H: 0 E: 0 K: 0 S: 3	H: 0 LOB: 0 BB: 0 P: 3
<b>PITCHER</b> <b>Rick Langford, R</b> ERA: 3.39 (1, 1)	IP: 8.0 WLS: L BF: 33 H: 10 R: 4 ER: 3 SO: 4	BB: 1 IBB: 0 HBP: 0 BLK: 1	WP: 0 HR: 1 S: 40 P: 44	ERA: 3.38 WHIP: 1.375												

**BOTTOM**

**Oakland Athletics @ Baltimore Orioles**  
Memorial Stadium, Baltimore, MD

Thu Jun 19 1980, 7:05 PM EDT  
Att: 15,491 - Unknown - 75 F

[livebaseballscorecards.com](http://livebaseballscorecards.com)

<b>AB</b>	<b>32</b>
<b>R</b>	<b>4</b>
<b>H</b>	<b>10</b>
<b>RBI</b>	<b>3</b>
<b>BB</b>	<b>1</b>
<b>SO</b>	<b>4</b>
<b>LOB</b>	<b>10</b>



WP: 0	PA: 33
PB: 0	SB: 0
CS: 0	

Batter	1	2	3	4	5	6	7	8	9	AB R H RBI BB SO LOB	TOP	
Julio Cruz, S (1, 4) OBP: 0.320, SLG: 0.287	0-0 L5-3 1B		0-0 1-3 1-2		0-0 F6			0-0 SH2-4 1-2	0-0 F8	4 0 1 0 0 0 4		
Juan Beniquez, R (1, 8) OBP: 0.274, SLG: 0.276	0-0 L5-3 1-2		0-0 F8			0-0 5-3		0-0 5-3	0-0 F8	5 0 0 0 0 0 5		
Bruce Bochte, L (1, 3) OBP: 0.355, SLG: 0.436	0-0 F7			0-0 5-3		0-0 F7		0-0 F7		4 0 0 0 0 0 1		
Dan Meyer, L (1, 7) Joe Simpson, L (9, 7) OBP: 0.344, SLG: 0.425 OBP: 0.333, SLG: 0.358		0-0 F7		0-0 FC6-4 1B		0-0 P5			0-0 SH5-4 HR 2B	4 1 2 0 0 0 0 0 0 0 0 0 0 0		
Tom Paciorek, R (1, 10) OBP: 0.371, SLG: 0.530		0-0 F8		0-0 F7			0-0 F9 1-4-3 1B		4-0 SH5-4 HR BB	3 1 1 0 1 0 1		
Leon Roberts, R (1, 9) OBP: 0.332, SLG: 0.472		0-0 1B		0-0 FC6-4 1-2f			0-0 1-4-3 1-2		0-0 SH5-4 1-2 2-3	3 0 1 0 0 0 2		
Ted Cox, R (1, 5) OBP: 0.293, SLG: 0.294		0-0 F9			0-3 K		0-0 F9 2-3		0-0 HR 2-H 3-H	4 1 1 3 0 1 2		
Bob Stinson, S (1, 2) OBP: 0.194, SLG: 0.148			4-0 FC1-6 BB		4-0 BB		0-0 5-3		0-0 1B 1B	2 0 1 0 2 0 1		
Mario Mendoza, R (1, 6) Larry Milbourne, S (9, PH) OBP: 0.340, SLG: 0.389 OBP: 0.188, SLG: 0.158			0-0 FC1-6 1-3 1-2f		0-0 F8			0-0 SH2-4 1B	0-0 1B	3 0 1 0 0 0 2 1 0 1 0 0 0 0		
<b>Inning Stats</b>	R: 0 H: 1 E: 0 LOB: 0 K: 0 BB: 0 S: 3 P: 3	R: 0 H: 1 E: 0 LOB: 1 K: 0 BB: 0 S: 4 P: 4	R: 0 H: 0 E: 0 LOB: 1 K: 0 BB: 1 S: 3 P: 7	R: 0 H: 1 E: 0 LOB: 1 K: 0 BB: 0 S: 4 P: 4	R: 0 H: 0 E: 0 LOB: 1 K: 1 BB: 1 S: 5 P: 9	R: 0 H: 0 E: 0 LOB: 0 K: 0 BB: 0 S: 3 P: 3	R: 0 H: 1 E: 0 LOB: 1 K: 0 BB: 0 S: 4 P: 4	R: 0 H: 1 E: 0 LOB: 1 K: 0 BB: 0 S: 4 P: 4	R: 3 H: 4 E: 0 LOB: 2 K: 0 BB: 1 S: 7 P: 11	1B: 7 SF: 0 2B: 2 SAC: 2 3B: 0 DP: 1 HR: 1 HBP: 0	WP: 0 PA: 38 PB: 0 SB: 0 CS: 0	
<b>PITCHER</b>	IP WLS BF H R ER SO BB IBB HBP BLK WP HR S P ERA WHIP											
Jim Palmer, R (1, 1) ERA: 3.62	8.1 L 35 8 3 3 1 3 0 0 0 0 0 1 34 46 3.24 1.320											
Tim Stoddard, R (9, 1) ERA: 1.85	0.2 3 1 0 0 0 0 0 0 0 0 0 0 3 3 0.00 1.500											

**Seattle Mariners @ Baltimore Orioles**  
Memorial Stadium, Baltimore, MD

Fri Jun 20 1980, 7:05 PM EDT  
Att: 23,107 - Unknown

livebaseballscores.com

<b>AB</b>	<b>33</b>
<b>R</b>	<b>3</b>
<b>H</b>	<b>9</b>
<b>RBI</b>	<b>3</b>
<b>BB</b>	<b>3</b>
<b>SO</b>	<b>1</b>
<b>LOB</b>	<b>18</b>





Batter	1	2	3	4	5	6	7	8	9	AB	R	H	RBI	BB	SO	LOB
<b>Al Bumbry, L</b> OBP: 0.403, SLG: 0.444 (1, 8) S S	0-3 K		0-0 6-3			0-0 L6		0-0 F8		4	0	0	0	0	1	1
<b>Kiko Garcia, R</b> OBP: 0.269, SLG: 0.237 (1, 6) X	0-0 G3		0-0 4-3			0-3 K		0-0 F8		4	0	0	0	0	1	1
<b>Ken Singleton, S</b> OBP: 0.350, SLG: 0.463 (1, 9) B B B	4-0 BB			0-0 4-3		0-3 K			0-0 L8	3	0	0	0	1	1	0
<b>Eddie Murray, S</b> OBP: 0.343, SLG: 0.480 (1, 3) X	0-0 F7			0-0 P4			0-0 F8		0-0 6-3	4	0	0	0	0	0	1
<b>Benny Ayala, R</b> OBP: 0.415, SLG: 0.809 (1, 10) X		0-0 HR		0-0 F9			0-0 F9		0-0 F8	4	1	1	1	0	0	0
<b>Doug DeCinces, R</b> OBP: 0.320, SLG: 0.385 (1, 5) S S		0-3 K			0-0 P6		0-0 3B			3	0	1	0	0	1	0
<b>Rick Dempsey, R</b> OBP: 0.310, SLG: 0.419 (1, 2) X		0-0 P4			0-0 E5		0-0 5-3			3	0	0	0	0	0	1
<b>Mark Corey, R</b> OBP: 0.316, SLG: 0.294 (1, 7) S S		0-3 K			0-0 F3			0-0 SH1-4 1B		3	0	1	0	0	1	1
<b>Rich Dauer, R</b> OBP: 0.323, SLG: 0.302 (1, 4) X			0-0 F9		0-0 F3			0-0 SH1-4 1-2		2	0	0	0	0	0	1

Inning Stats	R: 0	H: 0	E: 0	K: 1	S: 5	LOB: 1	BB: 1	P: 9	R: 1	H: 1	E: 0	K: 2	S: 8	LOB: 0	BB: 0	P: 8	R: 0	H: 0	E: 0	K: 0	S: 3	LOB: 0	BB: 0	P: 3	R: 0	H: 0	E: 1	K: 0	S: 4	LOB: 1	BB: 0	P: 4	R: 0	H: 0	E: 0	K: 2	S: 7	LOB: 0	BB: 0	P: 7	R: 0	H: 1	E: 0	K: 0	S: 4	LOB: 1	BB: 0	P: 4	R: 0	H: 1	E: 0	K: 0	S: 4	LOB: 1	BB: 0	P: 4	R: 0	H: 0	E: 0	K: 0	S: 3	LOB: 0	BB: 0	P: 3	1B: 1	2B: 0	3B: 1	HR: 1	SF: 0	SAC: 1	DP: 0	HBP: 0	WP: 0	PA: 32	PB: 0	SB: 0	CS: 0	ERA	WHIP
<b>Floyd Bannister, L</b> ERA: 3.09 (1, 1)	9.0	WLS	W	BF	32	H	3	R	1	ER	1	SO	5	BB	1	IBB	0	HBP	0	BLK	0	WP	0	HR	1	S	41	P	45	ERA	1.00	WHIP	0.444																																														

**BOTTOM**

**Seattle Mariners @ Baltimore Orioles**  
Memorial Stadium, Baltimore, MD

Fri Jun 20 1980, 7:05 PM EDT  
Att. 23,107 - Unknown

livebaseballscorecards.com

<b>AB</b>	<b>30</b>
<b>R</b>	<b>1</b>
<b>H</b>	<b>3</b>
<b>RBI</b>	<b>1</b>
<b>BB</b>	<b>1</b>
<b>SO</b>	<b>5</b>
<b>LOB</b>	<b>6</b>



Batter	1	2	3	4	5	6	7	8	9	AB R H RBI BB SO LOB	TOP	
Julio Cruz, S (1, 4) OBP: 0.319, SLG: 0.287	0-0 4-3		0-0 5-3			0-0 6-3			0-0 1B	4 0 1 0 0 0 1		
Juan Beniquez, R (1, 8) OBP: 0.258, SLG: 0.258	0-0 P4		0-0 5-3			0-3 K			0-0 F8	4 0 0 0 0 1 1		
Bruce Bochte, L (1, 3) OBP: 0.358, SLG: 0.435	4-0 2B BB			0-3 K				0-0 FC4-6 1B	0-0 F7	3 0 1 0 1 1 1		
Dan Meyer, L (1, 7) OBP: 0.351, SLG: 0.433	0-0 1-3 2B			4-0 G5-4-3 BB				0-0 FC4-6 FC6-4 1-2f	0-0 1-3 1B	3 0 2 0 1 0 1		
Tom Paciorek, R (1, 10) OBP: 0.361, SLG: 0.514	0-3 K			0-0 G5-4-3 1-2f				0-0 FC6-4 1-2f	0-0 F7	4 0 0 0 0 1 6		
Leon Roberts, R (1, 9) OBP: 0.327, SLG: 0.464		0-0 5-3			0-0 6-3			0-3 K		3 0 0 0 0 1 1		
Ted Cox, R (1, 5) OBP: 0.288, SLG: 0.288		0-0 5-3			0-3 K			0-0 P6		3 0 0 0 0 1 0		
Bob Stinson, S (1, 2) OBP: 0.186, SLG: 0.141		0-3 K			0-0 4-3			0-0 1-3		3 0 0 0 0 1 0		
Mario Mendoza, R (1, 6) OBP: 0.340, SLG: 0.388			0-0 CS 1B			0-3 K		0-0 1-3		3 0 1 0 0 1 0		
<b>Inning Stats</b>	R: 0 H: 1 E: 0 LOB: 2 K: 1 BB: 1 S: 6 P: 10	R: 0 H: 0 E: 0 LOB: 0 K: 1 BB: 0 S: 5 P: 5	R: 0 H: 1 E: 0 LOB: 0 K: 0 BB: 0 S: 3 P: 3	R: 0 H: 0 E: 0 LOB: 0 K: 1 BB: 1 S: 4 P: 8	R: 0 H: 0 E: 0 LOB: 0 K: 1 BB: 0 S: 5 P: 5	R: 0 H: 0 E: 0 LOB: 0 K: 2 BB: 0 S: 7 P: 7	R: 0 H: 1 E: 0 LOB: 1 K: 1 BB: 0 S: 6 P: 6	R: 0 H: 0 E: 0 LOB: 0 K: 0 BB: 0 S: 3 P: 3	R: 0 H: 2 E: 0 LOB: 2 K: 0 BB: 0 S: 5 P: 5	1B: 4 SF: 0 2B: 1 SAC: 0 3B: 0 DP: 1 HR: 0 HBP: 0	WP: 0 PA: 32 PB: 0 SB: 0 CS: 1	
<b>PITCHER</b> Steve Stone, R (1, 1) ERA: 3.46	IP WLS BF H R ER SO BB IBB HBP BLK WP HR S P ERA WHIP	9.0 W 32 5 0 0 7 2 0 0 0 0 0 0 44 52 0.00 0.778										

Seattle Mariners @ Baltimore Orioles  
Memorial Stadium, Baltimore, MD

Sat Jun 21 1980, 7:05 PM EDT  
Att. 28,371 - Unknown - 78 F

livebaseballscorecards.com

AB	30
R	0
H	5
RBI	0
BB	2
SO	7
LOB	11



BOTTOM

Seattle Mariners @ Baltimore Orioles  
Memorial Stadium, Baltimore, MD  
Sat Jun 21 1980, 7:05 PM EDT  
Att: 28,371 - Unknown - 78 F

livebaseballscorecards.com

AB 33  
R 9  
H 11  
RBI 9  
BB 4  
SO 1  
LOB 14



WP: 0 PA: 38  
PB: 0  
SB: 1  
CS: 0

AB R H RBI BB SO LOB

5 1 2 1 0 0 2

5 1 2 1 0 0 5

3 1 2 2 1 0 1

4 1 2 4 0 0 2

3 0 0 1 0 0 0

4 0 0 0 0 0 3

4 1 1 0 0 1 0

2 0 1 0 0 0 0

1 2 1 0 1 0 0

2 2 0 0 2 0 1

1B: 9 SF: 1  
2B: 2 SAC: 0  
3B: 0 DP: 2  
HR: 1 HBP: 0

Batter	1	2	3	4	5	6	7	8	9
Al Bumbry, L OBP: 0.403, SLG: 0.443 (1, 8)	0-0 4-3		0-0 F8			0-0 1B BB SF9 1B		0-0 1-3	
Rich Dauer, R OBP: 0.325, SLG: 0.304 (1, 4)	0-0 1B			0-0 E 1B HR 1B		0-0 F9		0-0 FC5-4 1B	
Ken Singleton, S OBP: 0.356, SLG: 0.465 (1, 9)	0-0 F7			0-0 E9 HR 1B		4-0 SF9 1B BB		0-0 1B	
Eddie Murray, S OBP: 0.345, SLG: 0.492 (1, 3)	0-0 P4			0-0 HR		0-0 1B		0-0 F8	
Benny Ayala, R OBP: 0.386, SLG: 0.760 (1, 10)		0-0 P4		0-0 F8		0-0 SF9		0-0 E6 L6-3	
Doug DeCinces, R OBP: 0.314, SLG: 0.377 (1, 5)		0-0 F8		0-0 F7		0-0 P6		0-0 L6-3	
Rick Dempsey, R OBP: 0.309, SLG: 0.421 (1, 2)		0-0 F2		0-0 F7			0-0 BB 1-3 2B	0-3 K	
Mark Corey, R OBP: 0.333, SLG: 0.316 (1, 7)			0-0 6-3			0-0 1B S BB 1B		0-0 G6-3 1B	
Pat Kelly, L OBP: 0.404, SLG: 0.417 (5, PR) (6, 7)						4-0 BB 1B BB		0-0 G6-3 1B	
Kiko Garcia, R OBP: 0.276, SLG: 0.233 (1, 6)			0-0 F8			4-0 BB 1B BB		0-0 G6-3 1B	

Inning Stats	R: 0	H: 1	E: 0	K: 0	S: 4	LOB: 1	BB: 0	P: 4	R: 0	H: 0	E: 0	K: 0	S: 3	LOB: 0	BB: 0	P: 3	R: 0	H: 0	E: 0	K: 0	S: 3	LOB: 0	BB: 0	P: 3	R: 3	H: 3	E: 1	K: 0	S: 6	LOB: 0	BB: 0	P: 6	R: 3	H: 3	E: 0	K: 0	S: 6	LOB: 2	BB: 2	P: 14	R: 3	H: 2	E: 0	K: 0	S: 5	LOB: 1	BB: 2	P: 13	R: 0	H: 0	E: 1	K: 1	S: 5	LOB: 0	BB: 0	P: 5	R: 0	H: 2	E: 0	K: 0	S: 4	LOB: 1	BB: 0	P: 4
--------------	------	------	------	------	------	--------	-------	------	------	------	------	------	------	--------	-------	------	------	------	------	------	------	--------	-------	------	------	------	------	------	------	--------	-------	------	------	------	------	------	------	--------	-------	-------	------	------	------	------	------	--------	-------	-------	------	------	------	------	------	--------	-------	------	------	------	------	------	------	--------	-------	------

PITCHER	IP	WLS	BF	H	R	ER	SO	BB	IBB	HBP	BLK	WP	HR	S	P	ERA	WHIP
Dave Roberts, L ERA: 4.78 (1, 1)	4.0	L	16	4	3	3	0	0	0	0	0	0	0	16	16	6.75	1.000
Jim Beattie, R ERA: 6.08 (5, 1)	0.1		6	3	3	3	0	2	0	0	0	0	0	4	12	81.00	15.000
Rob Dressler, R ERA: 4.91 (5, 1)	3.2		16	4	3	3	1	2	0	0	0	0	0	16	24	7.36	1.636

PITCHER	IP	WLS	BF	H	R	ER	SO	BB	IBB	HBP	BLK	WP	HR	S	P	ERA	WHIP
---------	----	-----	----	---	---	----	----	----	-----	-----	-----	----	----	---	---	-----	------

Batter	1	2	3	4	5	6	7	8	9	AB	R	H	RBI	BB	SO	LOB	TOP			
Larry Milbourne, S (1, 4) OBP: 0.217, SLG: 0.226	0-3 K S S		0-0 CS 1B			0-3 K S S		0-0 FC6-4 1B 1-2	0-0 3B 2-H 3-H	5	0	3	2	0	2	0				
Juan Beniguez, R (1, 8) OBP: 0.254, SLG: 0.254	0-0 HR 1B		0-0 P4			0-0 L5		0-0 FC6-4 1B 1-2f 2-3	0-3 K S S	5	2	1	0	0	1	4				
Bruce Bochte, L (1, 3) OBP: 0.360, SLG: 0.436	0-3 K S S		0-0 CS 1-2		0-0 F7		0-0 WP 1B	0-0 1B 1B 1-3 3-H		4	1	2	1	0	1	1				
Tom Paciorek, R (1, 10) OBP: 0.372, SLG: 0.539	0-0 HR 1-H				0-0 L9		4-0 IBB	0-0 1B 1B 1-2 3-H		3	1	2	3	1	0	0				
Dan Meyer, L (1, 7) Joe Simpson, L (9, 7) OBP: 0.349, SLG: 0.429 OBP: 0.333, SLG: 0.358	0-0 1-3				0-3 K S S		0-0 P1	0-0 PO 1B 1-3 2-H		4	0	1	1	0	1	2				
										0	0	0	0	0	0	0				
Leon Roberts, R (1, 9) OBP: 0.320, SLG: 0.454		0-0 5-3			0-3 K S S		0-0 6-3	0-0 PO 1-2	0-0 L9	4	0	0	0	0	1	0				
Jim Anderson, R (1, 5) OBP: 0.316, SLG: 0.354		0-0 5-3			4-0 BB 1B		0-0 6-3		4-0 4-3 3B BB	2	1	0	0	2	0	0				
Mario Mendoza, R (1, 6) OBP: 0.346, SLG: 0.392		0-3 K S S			0-0 G1-6-3 1B 1-2		0-0 5-3		0-0 4-3 3B 1B 1-2	4	1	2	0	0	1	0				
Larry Cox, R (1, 2) Ted Cox, R (8, PH) Bob Stinson, S (8, 2) OBP: 0.227, SLG: 0.234 OBP: 0.292, SLG: 0.293 OBP: 0.183, SLG: 0.138			0-3 K		0-0 G1-6-3 1B 1-2f			0-0 FC6-4 1B 1B	0-0 4-3	2	0	0	0	0	1	2				
										1	1	1	0	0	0	0				
										1	0	0	0	0	0	2				
	R: 2 H: 2 E: 0 LOB: 0 K: 2 BB: 0 S: 9 P: 9	R: 0 H: 0 E: 0 LOB: 0 K: 1 BB: 0 S: 5 P: 5	R: 0 H: 1 E: 0 LOB: 0 K: 1 BB: 0 S: 5 P: 5	R: 0 H: 0 E: 0 LOB: 0 K: 1 BB: 0 S: 5 P: 5	R: 0 H: 1 E: 0 LOB: 1 K: 1 BB: 1 S: 5 P: 9	R: 0 H: 1 E: 0 LOB: 2 K: 1 BB: 1 S: 6 P: 10	R: 0 H: 0 E: 0 LOB: 0 K: 0 BB: 0 S: 3 P: 3	R: 3 H: 5 E: 0 LOB: 0 K: 0 BB: 0 S: 6 P: 6	R: 2 H: 2 E: 0 LOB: 1 K: 1 BB: 1 S: 7 P: 11	1B: 10 SF: 0 2B: 0 SAC: 0 3B: 1 DP: 1 HR: 1 HBP: 0	WP: 1 PA: 40 PB: 0 SB: 0 CS: 1									
PITCHER	IP	WLS	BF	H	R	ER	SO	BB	IBB	HBP	BLK	WP	HR	S	P	ERA	WHIP			
Mike Flanagan, L (1, 1) ERA: 3.73	7.1		30	8	5	5	7	1	1	0	0	1	1	42	50	6.14	1.227			
Tim Stoddard, R (8, 1) ERA: 2.31	1.0	L	5	3	2	2	0	1	0	0	0	0	0	4	8	18.00	4.000			
Tippy Martinez, L (9, 1) ERA: 2.14	0.2		3	1	0	0	1	0	0	0	0	0	0	5	5	0.00	1.500			

Seattle Mariners @ Baltimore Orioles  
Memorial Stadium, Baltimore, MD

Sun Jun 22 1980, 3:33 AM EDT  
Att. 42,497 - Unknown - 84 F

livebaseballscorecards.com

AB 35  
R 7  
H 12  
RBI 7  
BB 3  
SO 8  
LOB 11



**BOTTOM**

**Seattle Mariners @ Baltimore Orioles**  
**Memorial Stadium, Baltimore, MD**

Sun Jun 22 1980, 3:33 AM EDT  
 Att: 42,497 - Unknown - 84 F

[livebaseballscorecards.com](http://livebaseballscorecards.com)

<b>AB</b>	<b>35</b>
<b>R</b>	<b>5</b>
<b>H</b>	<b>11</b>
<b>RBI</b>	<b>4</b>
<b>BB</b>	<b>2</b>
<b>SO</b>	<b>1</b>
<b>LOB</b>	<b>15</b>



AB R H RBI BB SO LOB

3	1	1	0	2	0	0
5	1	1	2	0	0	2
4	0	3	1	0	0	2
4	0	1	0	0	0	4
0	0	0	0	0	0	0
4	2	2	0	0	0	2
4	0	1	0	0	0	2
3	0	0	1	0	0	2
4	0	1	0	0	1	0
4	1	1	0	0	0	1

Batter	1	2	3	4	5	6	7	8	9
<b>Al Bumbry, L</b> OBP: 0.406, SLG: 0.441 (1, 8) X	0-0 G5-4-3 1B		4-0 F9 E BB		0-0 6-3 ①		4-0 3B BB		0-0 4-3 ②
<b>Lenn Sakata, R</b> OBP: 0.303, SLG: 0.467 (1, 4) X	0-0 G5-4-3 1-2f		0-0 E6 1-2		0-0 5-3 ②		0-0 1B 3B 1-H 3-H		0-0 6-3 ③
<b>Ken Singleton, S</b> OBP: 0.362, SLG: 0.470 (1, 9) X	0-0 2B 1B		0-0 F9 2-3		0-0 1B		0-0 1B G4-6-3 3-H		
<b>Eddie Murray, S</b> OBP: 0.344, SLG: 0.492 (1, 3) X	0-0 1-3 2B		0-0 F8 ③		0-0 F8 ③		0-0 G4-6-3 ① ② 1-2f		
<b>Rich Dauer, R</b> OBP: 0.325, SLG: 0.304 (8, 5) X									
<b>Benny Ayala, R</b> OBP: 0.383, SLG: 0.759 (1, 7) X	0-0 P4 ③			0-0 1B E 1B		0-0 F8 SF9 2B		0-0 F9 ③	
<b>Rick Dempsey, R</b> OBP: 0.307, SLG: 0.417 (1, 2) X		0-0 G4-6-3 1B		0-0 F7 ①		0-0 F8 ① 2-3		0-0 6-3 ①	
<b>Doug DeCinces, R</b> OBP: 0.309, SLG: 0.372 (1, 5) X		0-0 G4-6-3 ① ② 1-2f		0-0 F2 ②		0-0 SF9 ② 3-H		0-0 6-3 ②	
<b>Lee May, R</b> OBP: 0.273, SLG: 0.405 (1, 10) X		0-3 K ③		0-0 E5 1-2 1B		0-0 F7 ③		0-0 F9 ③	
<b>Mark Belanger, R</b> OBP: 0.202, SLG: 0.208 (1, 6) X			0-0 F9 ① X	0-0 E5 ③ 1-3 2-H			0-0 3B 3B		0-0 1-3 ①

Inning Stats	R: 0	H: 3	E: 0	LOB: 2	K: 0	S: 5	P: 5	R: 0	H: 1	E: 0	LOB: 0	K: 1	S: 5	P: 5	R: 0	H: 0	E: 1	LOB: 2	K: 0	S: 4	P: 8	R: 1	H: 2	E: 1	LOB: 1	K: 0	S: 5	P: 5	R: 0	H: 1	E: 0	LOB: 1	K: 0	S: 4	P: 4	R: 1	H: 1	E: 0	LOB: 0	K: 0	S: 4	P: 4	R: 3	H: 3	E: 0	LOB: 0	K: 0	S: 5	P: 9	R: 0	H: 0	E: 0	LOB: 0	K: 0	S: 3	P: 3	R: 0	H: 0	E: 0	LOB: 0	K: 0	S: 3	P: 3	R: 0	H: 0	E: 0	LOB: 0	K: 0	S: 3	P: 3	1B: 7	SF: 1	2B: 2	SAC: 0	3B: 2	DP: 3	HR: 0	HBP: 0	WP: 0	PA: 38
--------------	------	------	------	--------	------	------	------	------	------	------	--------	------	------	------	------	------	------	--------	------	------	------	------	------	------	--------	------	------	------	------	------	------	--------	------	------	------	------	------	------	--------	------	------	------	------	------	------	--------	------	------	------	------	------	------	--------	------	------	------	------	------	------	--------	------	------	------	------	------	------	--------	------	------	------	-------	-------	-------	--------	-------	-------	-------	--------	-------	--------

PITCHER	IP	WLS	BF	H	R	ER	SO	BB	IBB	HBP	BLK	WP	HR	S	P	ERA	WHIP
<b>Rick Honeycutt, L</b> ERA: 2.89 (1, 1)	6.0		27	9	3	2	1	1	0	0	0	0	0	28	32	3.00	1.667
<b>Shane Rawley, L</b> ERA: 3.14 (7, 1)	3.0	W	11	2	2	2	0	1	0	0	0	0	0	10	14	6.00	1.000

PITCHER	IP	WLS	BF	H	R	ER	SO	BB	IBB	HBP	BLK	WP	HR	S	P	ERA	WHIP
---------	----	-----	----	---	---	----	----	----	-----	-----	-----	----	----	---	---	-----	------

Batter	1	2	3	4	5	6	7	8	9	AB R H RBI BB SO LOB	TOP									
Alfredo Griffin, S (1, 6) OBP: 0.279, SLG: 0.368	0-0 2B			0-0 F9			0-3 K		0-0 5-3	4 0 1 0 0 1 1										
Al Woods, L (1, 7) OBP: 0.356, SLG: 0.481 Garth Iorg, R (9, PH) OBP: 0.382, SLG: 0.548	0-0 F4			0-0 4-3			0-0 F8		0-3 K	3 0 0 0 0 0 0 1 0 0 0 0 1 2										
Damaso Garcia, R (1, 4) OBP: 0.291, SLG: 0.410	0-0 F8			0-0 L4			0-0 1B			3 0 1 0 0 0 0										
John Mayberry, L (1, 3) OBP: 0.347, SLG: 0.474		0-3 K			0-0 B5-3		0-0 L3			3 0 0 0 0 1 1										
Otto Velez, R (1, 10) OBP: 0.391, SLG: 0.534		0-3 K			0-0 F8			0-0 1-3		3 0 0 0 0 1 0										
Roy Howell, L (1, 5) OBP: 0.305, SLG: 0.351		0-3 K			0-0 4-6-3			0-0 3-1		3 0 0 0 0 1 0										
Barry Bonnell, R (1, 8) OBP: 0.300, SLG: 0.395			0-0 F9			0-0 F5		0-0 1-3		3 0 0 0 0 0 0										
Lloyd Moseby, L (1, 9) OBP: 0.301, SLG: 0.403			0-0 G6-3 1B			0-3 K			0-0 4-3	3 0 1 0 0 1 0										
Bob Davis, R (1, 2) OBP: 0.281, SLG: 0.376 Joe Cannon, L (9, PR) OBP: 0.050, SLG: 0.050			0-0 G6-3 1-2			0-0 F8			0-0 5-3 1B	3 0 1 0 0 0 1 0 0 0 0 0 0 0										
<b>Inning Stats</b>	R: 0 E: 0 K: 0 S: 3	H: 1 LOB: 0 BB: 0 P: 3	R: 0 E: 0 K: 3 S: 9	H: 0 LOB: 0 BB: 0 P: 9	R: 0 E: 0 K: 0 S: 3	H: 1 LOB: 0 BB: 0 P: 3	R: 0 E: 0 K: 0 S: 3	H: 0 LOB: 0 BB: 0 P: 3	R: 0 E: 0 K: 1 S: 5	H: 0 LOB: 0 BB: 0 P: 5	R: 0 E: 0 K: 1 S: 6	H: 1 LOB: 1 BB: 0 P: 6	R: 0 E: 0 K: 0 S: 3	H: 0 LOB: 0 BB: 0 P: 3	R: 0 E: 0 K: 1 S: 6	H: 1 LOB: 2 BB: 0 P: 6	1B: 3 2B: 1 3B: 0 HR: 0	SF: 0 SAC: 0 DP: 1 HBP: 0	WP: 0 PB: 0 SB: 0 CS: 0	PA: 29
<b>PITCHER</b> Scott McGregor, L (1, 1) ERA: 3.38	IP: 9.0 WLS: W BF: 29 H: 4 R: 0 ER: 0 SO: 6 BB: 0 IBB: 0 HBP: 0 BLK: 0 WP: 0 HR: 0 S: 41 P: 41 ERA: 0.00 WHIP: 0.444																			
<b>PITCHER</b>	IP	WLS	BF	H	R	ER	SO	BB	IBB	HBP	BLK	WP	HR	S	P	ERA	WHIP			

Toronto Blue Jays @ Baltimore Orioles  
 Memorial Stadium, Baltimore, MD  
 Tue Jun 24 1980, 7:05 PM EDT  
 Att. 14,884 - Unknown - 83 F

livebaseballscorecards.com

AB	29
R	0
H	4
RBI	0
BB	0
SO	6
LOB	5



Batter	1	2	3	4	5	6	7	8	9	AB	R	H	RBI	BB	SO	LOB
--------	---	---	---	---	---	---	---	---	---	----	---	---	-----	----	----	-----

<b>Al Bumbry, L</b> <small>OBP: 0.407, SLG: 0.444</small> (1, 8)										3	1	1	0	1	0	1
<b>Rich Dauer, R</b> <small>OBP: 0.323, SLG: 0.308</small> (1, 4)										4	0	1	1	0	0	3
<b>Ken Singleton, S</b> <small>OBP: 0.364, SLG: 0.468</small> (1, 9)										3	0	1	0	1	0	1
<b>Eddie Murray, S</b> <small>OBP: 0.342, SLG: 0.489</small> (1, 3)										4	0	1	0	0	1	3
<b>Pat Kelly, L</b> <small>OBP: 0.389, SLG: 0.398</small> (1, 7)										4	0	0	0	0	0	3
<b>Terry Crowley, L</b> <small>OBP: 0.398, SLG: 0.506</small> (1, 10)										3	0	0	0	0	0	0
<b>Doug DeCinces, R</b> <small>OBP: 0.305, SLG: 0.367</small> (1, 5)										3	0	0	0	0	0	0
<b>Dan Graham, L</b> <small>OBP: 0.301, SLG: 0.360</small> (1, 2)										2	0	0	0	1	0	0
<b>Kiko Garcia, R</b> <small>OBP: 0.277, SLG: 0.236</small> (1, 6)										3	0	1	0	0	1	1

Inning Stats	R: 1	H: 2	E: 0	LOB: 1	K: 0	P: 5	R: 0	H: 0	E: 0	LOB: 1	K: 0	P: 5	R: 0	H: 1	E: 1	LOB: 2	K: 0	P: 8	R: 0	H: 0	E: 0	LOB: 0	K: 0	P: 3	R: 0	H: 2	E: 0	LOB: 2	K: 0	P: 5	R: 0	H: 0	E: 0	LOB: 0	K: 0	P: 3	R: 0	H: 0	E: 0	LOB: 1	K: 1	P: 9	R: 0	H: 0	E: 0	LOB: 0	K: 1	P: 5
--------------	------	------	------	--------	------	------	------	------	------	--------	------	------	------	------	------	--------	------	------	------	------	------	--------	------	------	------	------	------	--------	------	------	------	------	------	--------	------	------	------	------	------	--------	------	------	------	------	------	--------	------	------

PITCHER	IP	WLS	BF	H	R	ER	SO	BB	IBB	HBP	BLK	WP	HR	S	P	ERA	WHIP
<b>Dave Stieb, R</b> <small>ERA: 3.26</small> (1, 1)	8.0	L	32	5	1	1	2	3	0	0	0	0	0	33	45	1.12	1.000

**BOTTOM**

**Toronto Blue Jays @ Baltimore Orioles**  
 Memorial Stadium, Baltimore, MD  
 Tue Jun 24 1980, 7:05 PM EDT  
 Att: 14,884 - Unknown - 83 F

AB	29
R	1
H	5
RBI	1
BB	3
SO	2
LOB	12



WP	PA	ERA	WHIP
0	32		

Batter	1	2	3	4	5	6	7	8	9	AB R H RBI BB SO LOB	TOP
Alfredo Griffin, S OBP: 0.274, SLG: 0.361 (1, 6) X	0-0 F8 ①		0-0 4-3 ②			0-0 F2 ① X	0-0 6-3 ③		0-0 F8 ③	5 0 0 0 0 0 3	
Al Woods, L OBP: 0.354, SLG: 0.475 (1, 7) X	0-0 G2-6-3 1B		0-0 P6 ③			0-0 F2 ②		0-0 3-1 ①		4 0 1 0 0 0 1	
Roy Howell, L OBP: 0.300, SLG: 0.345 (1, 5) X	0-0 G2-6-3 1-2f				0-0 F7 ①	0-0 F2 ③		0-3 K ②		4 0 0 0 0 1 2	
Otto Velez, R OBP: 0.397, SLG: 0.536 (1, 10) X		0-0 L6 ①		4-0 G3-6-3 BB			0-0 1B FC6 1B	0-0 1B		3 1 2 0 1 0 0	
John Mayberry, L OBP: 0.353, SLG: 0.477 (1, 3) X		4-0 1B 4-3 BB		0-0 G3-6-3 1-2f			0-0 FC6 HBP FC3-6 1B	0-0 1B		3 1 2 0 1 0 1	
Damaso Garcia, R OBP: 0.291, SLG: 0.405 (1, 4) X		0-0 4-3 1-2			0-0 4-3 ①		1-0 FC3-6 E SF7 HBP	0-0 F3 ③		3 1 0 0 0 0 3	
Lloyd Moseby, L OBP: 0.299, SLG: 0.395 (1, 9) X		0-0 2-3 1B			0-0 4-3 ②		0-0 FC6 FC3-6		0-0 1-3 ①	4 0 1 1 0 0 2	
Joe Cannon, L OBP: 0.083, SLG: 0.083 (1, 8) X		0-0 F8			0-3 K ③		0-0 FC3-6 1-2f 2-3 3-H		0-0 1B	4 0 1 1 0 1 4	
Ernie Whitt, L OBP: 0.274, SLG: 0.256 (1, 2) X			0-0 P4 ①			0-0 1B	0-0 SF7 ②		0-0 P2 ②	3 0 1 1 0 0 1	
<b>Inning Stats</b>	R: 0 H: 1 E: 0 LOB: 0 K: 0 BB: 0 S: 3 P: 3	R: 0 H: 1 E: 0 LOB: 2 K: 0 BB: 1 S: 4 P: 8	R: 0 H: 0 E: 0 LOB: 0 K: 0 BB: 0 S: 3 P: 3	R: 0 H: 0 E: 0 LOB: 0 K: 0 BB: 1 S: 2 P: 6	R: 0 H: 0 E: 0 LOB: 0 K: 1 BB: 0 S: 5 P: 5	R: 0 H: 1 E: 0 LOB: 1 K: 0 BB: 0 S: 4 P: 4	R: 3 H: 2 E: 1 LOB: 1 K: 0 BB: 0 S: 6 P: 7	R: 0 H: 2 E: 0 LOB: 2 K: 1 BB: 0 S: 7 P: 7	R: 0 H: 1 E: 0 LOB: 1 K: 0 BB: 0 S: 4 P: 4	1B: 8 SF: 1 2B: 0 SAC: 0 3B: 0 DP: 2 HR: 0 HBP: 1	WP: 0 PA: 37 PB: 0 SB: 0 CS: 0
<b>PITCHER</b> Jim Palmer, R (1, 1) ERA: 3.45	IP WLS BF H R ER SO BB IBB HBP BLK WP HR S P ERA WHIP										
	9.0 W 37 8 3 2 2 2 2 0 1 0 0 0 0 38 47 2.00 1.111										

Toronto Blue Jays @ Baltimore Orioles  
 Memorial Stadium, Baltimore, MD  
 Wed Jun 25 1980, 7:05 PM EDT  
 Att. 14,588 - Unknown - 81 F

livebaseballscorecards.com

AB	33
R	3
H	8
RBI	3
BB	2
SO	2
LOB	17





Batter	1	2	3	4	5	6	7	8	9	AB	R	H	RBI	BB	SO	LOB
<b>Al Bumbry, L</b> OBP: 0.407, SLG: 0.447 (1, 8)	0-0 4-3	0-0 F8			0-0 E 1B 2B	0-0 E1 1B		0-0 L7		5	1	2	0	0	0	2
<b>Pat Kelly, L</b> OBP: 0.378, SLG: 0.385 (1, 7) <b>Mark Corey, R</b> OBP: 0.391, SLG: 0.316 (6, PH) (7, 7)	0-3 K		0-0 4-3		0-0 FC1 1B 2-3	4-0 BB BB		4-0 BB BB		3	1	0	0	0	1	1
<b>Ken Singleton, S</b> OBP: 0.368, SLG: 0.469 (1, 9)	0-0 BB 1B		0-0 F9		0-0 G3 1B 1-H 3-H	0-3 K		4-0 BB BB		4	1	2	2	1	1	2
<b>Eddie Murray, S</b> OBP: 0.347, SLG: 0.485 (1, 3)	4-0 E 1B 1-2 BB		4-0 BB		0-0 G3 2-3		4-0 S 1B BB	0-3 K		2	1	0	0	3	1	4
<b>Terry Crowley, L</b> OBP: 0.396, SLG: 0.500 (1, 10) <b>Lee May, R</b> OBP: 0.271, SLG: 0.402 (7, PH)	0-0 E8 1-3 2-H 1B		0-0 F9		0-0 1-3		0-0 P5			3	0	1	1	0	0	2
<b>Dan Graham, L</b> OBP: 0.289, SLG: 0.344 (1, 2)	0-0 4-3			0-0 L9		0-0 G3	0-0 F7			4	0	0	0	0	0	3
<b>Doug DeCinces, R</b> OBP: 0.308, SLG: 0.366 (1, 5)		4-0 SH1-3 BB		0-0 6-3		0-0 6-3	0-0 CS 1B 1-H			3	0	1	1	1	0	0
<b>Kiko Garcia, R</b> OBP: 0.293, SLG: 0.248 (1, 6)		0-0 SH1-3 1-2		4-0 CS BB		0-0 1B BB E 1B	0-0 CS 1-2	0-0 BB SH1-4 1B		2	1	2	0	1	0	0
<b>Rich Dauer, R</b> OBP: 0.324, SLG: 0.305 (1, 4)		0-0 P5		0-0 CS 1-2	0-0 F9	4-0 E BB		0-0 SH1-4 1-2		2	1	0	0	1	0	1

Inning Stats	R: 1	H: 2	E: 1	K: 1	S: 7	LOB: 2	BB: 1	P: 11	R: 0	H: 0	E: 0	K: 0	S: 3	LOB: 1	BB: 1	P: 7	R: 0	H: 0	E: 0	K: 0	S: 3	LOB: 0	BB: 1	P: 6	R: 2	H: 2	E: 1	K: 0	S: 6	LOB: 1	BB: 0	P: 6	R: 2	H: 2	E: 1	K: 1	S: 7	LOB: 2	BB: 2	P: 15	R: 1	H: 1	E: 0	K: 0	S: 3	LOB: 0	BB: 1	P: 7	R: 0	H: 1	E: 0	K: 1	S: 6	LOB: 3	BB: 2	P: 14
--------------	------	------	------	------	------	--------	-------	-------	------	------	------	------	------	--------	-------	------	------	------	------	------	------	--------	-------	------	------	------	------	------	------	--------	-------	------	------	------	------	------	------	--------	-------	-------	------	------	------	------	------	--------	-------	------	------	------	------	------	------	--------	-------	-------


PITCHER	IP	WLS	BF	H	R	ER	SO	BB	IBB	HBP	BLK	WP	HR	S	P	ERA	WHIP
<b>Luis Leal, R</b> ERA: 5.79 (1, 1)	5.0	L	23	4	3	2	1	4	0	0	0	0	0	21	37	3.60	1.600
<b>Mike Barlow, R</b> ERA: 5.4 (6, 1)	0.2		5	2	2	1	0	1	0	0	0	0	0	4	8	13.50	4.500
<b>Balor Moore, L</b> ERA: 5.12 (6, 1)	1.0		6	1	1	1	1	2	0	0	0	0	0	6	14	9.00	3.000
<b>Joey McLaughlin, R</b> ERA: 4.17 (7, 1)	1.0		5	1	0	0	0	2	0	0	0	0	0	3	11	0.00	3.000
<b>Paul Mirabella, L</b> ERA: 4.34 (8, 1)	0.1		1	0	0	0	1	0	0	0	0	0	0	3	3	0.00	0.000

**BOTTOM**

**Toronto Blue Jays @ Baltimore Orioles**  
Memorial Stadium, Baltimore, MD

Wed Jun 25 1980, 7:05 PM EDT  
Att: 14,588 - Unknown - 81 F

AB	29
R	6
H	8
RBI	4
BB	9
SO	3
LOB	16



WP	PA	ERA	WHIP
0	42		

Batter	1	2	3	4	5	6	7	8	9	AB R H RBI BB SO LOB	TOP
<b>Al Woods, L</b> (1, 7) OBP: 0.352, SLG: 0.476	0-3 K		0-0 2B		0-0 F7		0-0 P6			4 0 1 0 0 1 0	
<b>Alfredo Griffin, S</b> (1, 6) OBP: 0.277, SLG: 0.363	0-0 S 1B		0-0 F7		0-0 S BB 1B			0-0 4-3		4 0 2 0 0 0 1	
<b>John Mayberry, L</b> (1, 3) OBP: 0.351, SLG: 0.471	0-0 F8		0-0 4-3		4-0 BB BB BB 1-2 BB			0-3 K		3 0 0 0 1 1 2	
<b>Otto Velez, R</b> (1, 10) OBP: 0.391, SLG: 0.525	0-0 5-3 1-2		0-0 F7		0-0 FC5-4 1-2 2-3			0-3 K		4 0 0 0 0 1 4	
<b>Roy Howell, L</b> (1, 5) OBP: 0.303, SLG: 0.348		0-0 BB 1B		0-0 F8		0-3 K		0-0 FC6-4 1B		4 0 2 0 0 1 0	
<b>Damaso Garcia, R</b> (1, 4) OBP: 0.286, SLG: 0.397		0-3 K		0-0 5-3		0-3 K		0-0 FC6-4 1-2		4 0 0 0 0 2 2	
<b>Barry Bonnell, R</b> (1, 8) OBP: 0.300, SLG: 0.388		4-0 BB BB BB 1-2 BB		0-0 6-3		0-0 F7		0-0 F7		3 0 0 0 1 0 1	
<b>Lloyd Moseby, L</b> (1, 9) OBP: 0.297, SLG: 0.424		0-0 FC6-4 1-2			0-0 HR		0-3 K		0-3 K	4 1 1 1 0 2 3	
<b>Bob Davis, R</b> (1, 2) OBP: 0.274, SLG: 0.366		0-0 6-3			0-3 K		0-0 5-3			3 0 0 0 0 1 2	
<b>Inning Stats</b>	R: 0 E: 0 K: 1 S: 6 H: 1 LOB: 1 BB: 0 P: 6	R: 0 E: 0 K: 1 S: 6 H: 1 LOB: 2 BB: 1 P: 10	R: 0 E: 0 K: 0 S: 4 H: 1 LOB: 1 BB: 0 P: 4	R: 0 E: 0 K: 0 S: 3 H: 0 LOB: 0 BB: 0 P: 3	R: 1 E: 0 K: 1 S: 7 H: 2 LOB: 2 BB: 1 P: 11	R: 0 E: 0 K: 2 S: 7 H: 0 LOB: 0 BB: 0 P: 7	R: 0 E: 0 K: 1 S: 5 H: 0 LOB: 0 BB: 0 P: 5	R: 0 E: 0 K: 2 S: 7 H: 0 LOB: 0 BB: 0 P: 7	R: 0 E: 0 K: 1 S: 6 H: 1 LOB: 1 BB: 0 P: 6	1B: 4 2B: 1 3B: 0 HR: 1 SF: 0 SAC: 0 DP: 0 HBP: 0	WP: 0 PB: 0 SB: 2 CS: 0 PA: 35
<b>PITCHER</b> <b>Steve Stone, R</b> (1, 1) ERA: 3.25	IP: 9.0 WLS: W BF: 35 H: 6 R: 1 ER: 1 SO: 9 BB: 2 IBB: 0 HBP: 0 BLK: 0 WP: 0 HR: 1 S: 51 P: 59 ERA: 1.00 WHIP: 0.889										

Toronto Blue Jays @ Baltimore Orioles  
 Memorial Stadium, Baltimore, MD  
 Thu Jun 26 1980, 7:05 PM EDT  
 Att. 13,023 - Unknown - 75 F

livebaseballscorecards.com

AB	33
R	1
H	6
RBI	1
BB	2
SO	9
LOB	15



Batter	1	2	3	4	5	6	7	8	9	AB	R	H	RBI	BB	SO	LOB
<b>Al Bumbry, L</b> OBP: 0.408, SLG: 0.448 (1, 8) X	0-0 WP 1B	0-0 L3		0-0 F7			0-0 1B			4	1	2	0	0	0	0
<b>Kiko Garcia, R</b> OBP: 0.299, SLG: 0.250 (1, 6) X	0-0 1B 1B	0-3 K				0-0 F9	4-0 BB			3	1	1	1	1	1	0
<b>Ken Singleton, S</b> OBP: 0.363, SLG: 0.461 (1, 9) X	0-0 F8		0-0 3-1			0-0 L8	0-0 F8			4	0	0	0	0	0	2
<b>Eddie Murray, S</b> OBP: 0.349, SLG: 0.489 (1, 3) X	0-0 1B 1B		0-0 1B 2B			0-0 4-3	0-3 K			4	2	2	0	0	1	1
<b>Terry Crowley, L</b> OBP: 0.394, SLG: 0.494 (1, 10) X <b>Lee May, R</b> OBP: 0.270, SLG: 0.398 (8, PH)	0-0 1B 1B		0-0 F8			0-3 K		0-0 6-3		3	0	1	1	0	1	1
<b>John Lowenstein, L</b> OBP: 0.355, SLG: 0.250 (1, 7) X <b>Mark Corey, R</b> OBP: 0.400, SLG: 0.300 (6, PH) (7, 7)	0-0 FC6-4 1B		0-0 1B			4-0 1B BB		0-3 K		2	0	2	2	0	0	0
<b>Doug DeCinces, R</b> OBP: 0.311, SLG: 0.366 (1, 5) X	0-0 F7		0-3 K			0-0 1B		4-0 BB		3	0	1	0	1	1	3
<b>Rick Dempsey, R</b> OBP: 0.301, SLG: 0.407 (1, 2) X	0-0 FC6-4			0-3 K		0-0 F8		0-3 K		4	0	0	0	0	2	5
<b>Lenn Sakata, R</b> OBP: 0.278, SLG: 0.424 (1, 4) X		0-0 F7		0-0 5-3		0-0 F2				3	0	0	0	0	0	2

Inning Stats	R: 3	H: 5	E: 0	K: 0	S: 8	LOB: 2	BB: 0	P: 8	R: 0	H: 0	E: 0	K: 1	S: 5	LOB: 0	BB: 0	P: 5	R: 1	H: 2	E: 0	K: 1	S: 7	LOB: 1	BB: 0	P: 7	R: 0	H: 0	E: 0	K: 1	S: 5	LOB: 0	BB: 0	P: 5	R: 0	H: 0	E: 0	K: 0	S: 3	LOB: 0	BB: 0	P: 3	R: 0	H: 1	E: 0	K: 1	S: 6	LOB: 2	BB: 1	P: 10	R: 0	H: 1	E: 0	K: 1	S: 5	LOB: 1	BB: 1	P: 9	R: 0	H: 0	E: 0	K: 2	S: 7	LOB: 1	BB: 1	P: 11
--------------	------	------	------	------	------	--------	-------	------	------	------	------	------	------	--------	-------	------	------	------	------	------	------	--------	-------	------	------	------	------	------	------	--------	-------	------	------	------	------	------	------	--------	-------	------	------	------	------	------	------	--------	-------	-------	------	------	------	------	------	--------	-------	------	------	------	------	------	------	--------	-------	-------

PITCHER	IP	WLS	BF	H	R	ER	SO	BB	IBB	HBP	BLK	WP	HR	S	P	ERA	WHIP
<b>Jim Clancy, R</b> ERA: 2.59 (1, 1)	0.1	L	6	5	3	3	0	0	0	0	0	1	0	6	6	81.00	15.000
<b>Tom Buskey, R</b> ERA: 4.01 (1, 1)	4.2		16	2	1	1	3	0	0	0	0	0	0	22	22	1.93	0.429
<b>Paul Mirabella, L</b> ERA: 4.17 (6, 1)	3.0		13	2	0	0	4	3	0	0	0	0	0	18	30	0.00	1.667

**BOTTOM**

**Toronto Blue Jays @ Baltimore Orioles**  
Memorial Stadium, Baltimore, MD  
Thu Jun 26 1980, 7:05 PM EDT  
Att: 13,023 - Unknown - 75 F

livebaseballscorecards.com

<b>AB</b>	<b>32</b>
<b>R</b>	<b>4</b>
<b>H</b>	<b>9</b>
<b>RBI</b>	<b>4</b>
<b>BB</b>	<b>3</b>
<b>SO</b>	<b>7</b>
<b>LOB</b>	<b>14</b>



<b>WP: 1</b>	<b>PA: 35</b>
<b>PB: 0</b>	<b>SB: 0</b>
<b>CS: 0</b>	

Batter	1	2	3	4	5	6	7	8	9	AB R H RBI BB SO LOB	TOP	
<b>Al Bumbry, L</b> (1, 8) <small>OBP: 0.410, SLG: 0.454</small>	0-0 		4-0 		0-0 			0-0 		3 1 1 0 1 0 1		
<b>Rich Dauer, R</b> (1, 4) <small>OBP: 0.324, SLG: 0.306</small> <b>Dan Graham, L</b> (8, PH) <small>OBP: 0.289, SLG: 0.344</small> <b>Benny Ayala, R</b> (8, PH) <small>OBP: 0.387, SLG: 0.745</small> <b>Mark Belanger, R</b> (8, 6) <small>OBP: 0.202, SLG: 0.208</small>	0-0 		0-0 		0-0 			0-0 		3 1 1 1 0 0 1 0 0 0 0 0 0 0 1 0 0 0 0 0 1 0 0 0 0 0 0 0		
<b>Ken Singleton, S</b> (1, 9) <small>OBP: 0.368, SLG: 0.468</small>	0-0 		0-0 		4-0 			0-0 		3 0 2 0 1 0 1		
<b>Eddie Murray, S</b> (1, 3) <small>OBP: 0.348, SLG: 0.484</small>	4-0 		0-0 		0-3 			0-0 		3 0 0 0 1 1 2		
<b>Terry Crowley, L</b> (1, 10) <small>OBP: 0.396, SLG: 0.494</small> <b>Lee May, R</b> (4, PR) <small>OBP: 0.266, SLG: 0.393</small>	0-0 		0-0 		0-0 			0-3 		2 0 1 0 0 0 2 2 0 0 0 0 1 1		
<b>John Lowenstein, L</b> (1, 7) <small>OBP: 0.338, SLG: 0.236</small> <b>Mark Corey, R</b> (9, PH) <small>OBP: 0.423, SLG: 0.381</small>	0-3 		0-0 		0-0 			0-0 		3 0 0 0 0 1 2 1 0 1 0 0 0 0		
<b>Doug DeCinces, R</b> (1, 5) <small>OBP: 0.310, SLG: 0.361</small>		4-0 		0-0 		0-0 		0-3 		3 0 0 0 1 1 2		
<b>Rick Dempsey, R</b> (1, 2) <small>OBP: 0.296, SLG: 0.400</small>		0-0 		0-0 		0-3 				3 0 0 0 0 1 3		
<b>Kiko Garcia, R</b> (1, 6) <small>OBP: 0.295, SLG: 0.246</small> <b>Pat Kelly, L</b> (8, PH) <small>OBP: 0.384, SLG: 0.391</small> <b>Lenn Sakata, R</b> (8, 4) <small>OBP: 0.278, SLG: 0.424</small>		0-0 		0-0 		0-0 				2 0 0 0 0 0 1 1 0 1 0 0 0 0 0 0 0 0 0 0 0		
<b>Inning Stats</b>	R: 2 H: 3 E: 0 LOB: 1 K: 1 BB: 1 S: 7 P: 11	R: 0 H: 0 E: 0 LOB: 0 K: 0 BB: 1 S: 2 P: 6	R: 0 H: 1 E: 0 LOB: 1 K: 0 BB: 1 S: 3 P: 7	R: 0 H: 1 E: 0 LOB: 2 K: 0 BB: 0 S: 4 P: 4	R: 0 H: 0 E: 0 LOB: 0 K: 0 BB: 0 S: 3 P: 3	R: 0 H: 0 E: 0 LOB: 0 K: 1 BB: 1 S: 4 P: 8	R: 0 H: 0 E: 0 LOB: 0 K: 1 BB: 0 S: 5 P: 5	R: 0 H: 1 E: 0 LOB: 1 K: 0 BB: 0 S: 4 P: 4	R: 0 H: 1 E: 0 LOB: 1 K: 2 BB: 0 S: 8 P: 8	1B: 4 SF: 0 2B: 2 SAC: 0 3B: 1 DP: 4 HR: 0 HBP: 0	WP: 0 PA: 34 PB: 0 SB: 0 CS: 0	
<b>PITCHER</b> <b>Chuck Rainey, R</b> (1, 1) <small>ERA: 4.76</small> <b>Tom Burgmeier, L</b> (8, 1) <small>ERA: 2.37</small>	IP WLS BF H R ER SO BB IBB HBP BLK WP HR S P ERA WHIP 7.1 W 28 6 2 2 3 4 0 0 0 0 0 0 30 46 2.46 1.364											<b>PITCHER</b> IP WLS BF H R ER SO BB IBB HBP BLK WP HR S P ERA WHIP 1.2 S 6 1 0 0 2 0 0 0 0 0 0 0 10 10 0.00 0.600

**Baltimore Orioles @ Boston Red Sox**  
 Fenway Park, Boston, MA  
 Fri Jun 27 1980, 7:05 PM EDT  
 Att: 31,607 - Unknown

livebaseballscorecards.com

**AB** 30  
**R** 2  
**H** 7  
**RBI** 1  
**BB** 4  
**SO** 5  
**LOB** 17



Batter	1	2	3	4	5	6	7	8	9
<b>Rick Burleson, R</b> OBP: 0.347, SLG: 0.404 (1, 6) X	0-0 5-3 ①		0-0 F2 ②		0-0 CS ③ 2-H 1B		0-0 1-2 1B		
<b>Dave Stapleton, R</b> OBP: 0.293, SLG: 0.526 (1, 4) X	0-0 6-3 ②		0-0 F3 ③		0-0 CS ③ 1-2	0-3 K ① X	0-0 1-3 ③		
<b>Fred Lynn, L</b> OBP: 0.382, SLG: 0.511 (1, 8) X	0-0 1B			0-0 F8 ①		0-0 S 1B		4-0 FC4-6 BB	
<b>Tony Perez, R</b> OBP: 0.334, SLG: 0.474 (1, 3) X	0-0 F8 ③			0-0 P6 ②		0-0 F9 ②		0-0 FC4-6 ① 1-2f G6-4-3	
<b>Butch Hobson, R</b> OBP: 0.319, SLG: 0.445 (1, 10) X		0-0 3-1 ①		0-0 F9 ③		0-0 1B		0-0 G6-4-3 ② ③ 1-2f	
<b>Carl Yastrzemski, L</b> OBP: 0.326, SLG: 0.435 (1, 7) X		0-3 K ②			4-0 2B SF8 BB	0-0 4-3 ③			
<b>Dwight Evans, R</b> OBP: 0.286, SLG: 0.354 (1, 9) X		0-0 P4 ③			0-0 1B 2B		0-0 F8 ①		
<b>Glenn Hoffman, R</b> OBP: 0.263, SLG: 0.380 (1, 5) X			0-0 F9 ①		0-3 K ①		0-0 6-3 ②		
<b>Gary Allenson, R</b> OBP: 0.370, SLG: 0.435 (1, 2) X			0-0 1B		0-0 SF8 ② 3-H		0-0 1B 1B		

Inning Stats	R: 0 E: 0 K: 0 S: 4	H: 1 LOB: 1 BB: 0 P: 4	R: 0 E: 0 K: 1 S: 5	H: 0 LOB: 0 BB: 0 P: 5	R: 0 E: 0 K: 0 S: 4	H: 1 LOB: 1 BB: 0 P: 4	R: 0 E: 0 K: 0 S: 3	H: 0 LOB: 0 BB: 0 P: 3	R: 2 E: 0 K: 1 S: 6	H: 2 LOB: 0 BB: 1 P: 10	R: 1 E: 0 K: 1 S: 7	H: 2 LOB: 1 BB: 0 P: 7	R: 0 E: 0 K: 0 S: 5	H: 2 LOB: 2 BB: 0 P: 5	R: 0 E: 0 K: 0 S: 2	H: 0 LOB: 0 BB: 1 P: 6
1B: 7 2B: 1 3B: 0 HR: 0	SF: 1 SAC: 0 DP: 1 HBP: 0	WP: 0 PB: 0 SB: 1 CS: 1	PA: 33													


PITCHER	IP	WLS	BF	H	R	ER	SO	BB	IBB	HBP	BLK	WP	HR	S	P	ERA	WHIP
<b>Mike Flanagan, L</b> ERA: 3.71 (1, 1)	8.0	L	32	8	3	3	3	2	0	0	0	0	0	36	44	3.38	1.250

**BOTTOM**

**Baltimore Orioles @ Boston Red Sox**  
Fenway Park, Boston, MA  
Fri Jun 27 1980, 7:05 PM EDT  
Att. 31,607 - Unknown

livebaseballscorecards.com

<b>AB</b>	<b>29</b>
<b>R</b>	<b>3</b>
<b>H</b>	<b>8</b>
<b>RBI</b>	<b>3</b>
<b>BB</b>	<b>2</b>
<b>SO</b>	<b>3</b>
<b>LOB</b>	<b>11</b>



Batter	1	2	3	4	5	6	7	8	9	AB R H RBI BB SO LOB	TOP
<b>Al Bumbry, L</b> (1, 8) OBP: 0.410, SLG: 0.457	0-0 2B		0-0 F7		0-0 4-3		0-0 BB 2B BB 1B	0-0 4-3		5 1 2 0 0 0 3	
<b>Pat Kelly, L</b> (1, 10) OBP: 0.385, SLG: 0.385	0-3 K		0-0 G3		0-0 P6		4-0 BB 2B BB		0-0 1B 1B	4 1 1 0 1 1 3	
<b>Ken Singleton, S</b> (1, 7) OBP: 0.369, SLG: 0.464	0-3 K			0-3 K	0-0 1-4-3		4-0 BB 2B BB		0-0 1B 1B	4 1 1 1 1 2 2	
<b>Eddie Murray, S</b> (1, 3) OBP: 0.352, SLG: 0.489	0-0 6-3			0-0 1B HR 1B		0-0 5-3	0-0 BB 2B		0-0 1B 1B	5 2 3 2 0 0 1	
<b>John Lowenstein, L</b> (1, 9) OBP: 0.357, SLG: 0.283		0-0 FC3-6 1B		0-0 1B HR 1B		0-0 4-3	0-0 2B		0-0 G4-6-3 1B	5 1 3 2 0 0 2	
<b>Dan Graham, L</b> (1, 2) OBP: 0.287, SLG: 0.372		0-0 FC3-6 1B		0-0 HR		0-0 F9	0-3 K			4 1 1 3 0 1 2	
<b>Doug DeCinces, R</b> (1, 5) OBP: 0.305, SLG: 0.354		0-0 G5-4-3 1B		0-0 F3			0-0 5-3	0-3 K		4 0 0 0 0 1 1	
<b>Mark Belanger, R</b> (1, 6) OBP: 0.203, SLG: 0.210			0-0 F7	0-0 F9			0-0 5-3	0-0 1B		4 0 1 0 0 0 0	
<b>Rich Dauer, R</b> (1, 4) OBP: 0.331, SLG: 0.314			0-0 1B		0-0 4-3 WP 1B		0-0 BB 1B BB 1B	0-3 K		4 1 3 0 0 1 1	
<b>Inning Stats</b>	R: 0 H: 1 E: 0 LOB: 1 K: 2 BB: 0 S: 8 P: 8	R: 0 H: 1 E: 0 LOB: 0 K: 0 BB: 0 S: 3 P: 3	R: 0 H: 1 E: 0 LOB: 1 K: 0 BB: 0 S: 4 P: 4	R: 3 H: 3 E: 0 LOB: 0 K: 1 BB: 0 S: 8 P: 8	R: 0 H: 1 E: 0 LOB: 1 K: 0 BB: 0 S: 4 P: 4	R: 0 H: 0 E: 0 LOB: 0 K: 0 BB: 0 S: 3 P: 3	R: 5 H: 4 E: 0 LOB: 1 K: 1 BB: 2 S: 9 P: 17	R: 0 H: 1 E: 0 LOB: 1 K: 2 BB: 0 S: 8 P: 8	R: 0 H: 3 E: 0 LOB: 1 K: 0 BB: 0 S: 4 P: 4	1B: 11 SF: 0 2B: 3 SAC: 0 3B: 0 DP: 2 HR: 1 HBP: 0	WP: 1 PA: 41 PB: 0 SB: 0 CS: 0
<b>PITCHER</b>	IP WLS BF H R ER SO BB IBB HBP BLK WP HR S P ERA WHIP										
<b>Mike Torrez, R</b> (1, 1) ERA: 4.47	6.2 L 30 9 7 7 3 2 0 0 0 0 1 1 34 42 9.45 1.650										
<b>Win Remmerswaal, R</b> (7, 1) ERA: 3.6	0.0 2 2 1 1 0 0 0 0 0 0 0 0 2 2 ∞ ∞										
<b>John Tudor, L</b> (7, 1) ERA: 6.23	1.1 5 1 0 0 3 0 0 0 0 0 0 0 11 11 0.00 0.750										
<b>Bill Campbell, R</b> (9, 1) ERA:	1.0 4 3 0 0 0 0 0 0 0 0 0 0 4 4 0.00 3.000										

**Baltimore Orioles @ Boston Red Sox**  
**Fenway Park, Boston, MA**  
 Sat Jun 28 1980, 3:33 AM EDT  
 Att: 30,914 - Unknown

[livebaseballscorecards.com](http://livebaseballscorecards.com)

<b>AB</b>	<b>39</b>
<b>R</b>	<b>8</b>
<b>H</b>	<b>15</b>
<b>RBI</b>	<b>8</b>
<b>BB</b>	<b>2</b>
<b>SO</b>	<b>6</b>
<b>LOB</b>	<b>15</b>



Batter	1	2	3	4	5	6	7	8	9	AB R H RBI BB SO LOB
Rick Burleson, R OBP: 0.345, SLG: 0.399 (1, 6)	0-0 6-3		0-0 G5-4-3			0-0 G5-4-3		4-0 1B BB	0-0 4-3	4 1 0 0 1 0 4
Dave Stapleton, R OBP: 0.317, SLG: 0.532 (1, 4)	0-0 6-3			0-0 4-3 1B		0-0 1B		0-0 1B 1B	0-0 P4	5 0 3 0 0 0 2
Fred Lynn, L OBP: 0.376, SLG: 0.502 (1, 8)	0-3 K			0-0 4-3 1-2		0-0 F8		0-0 F7		4 0 0 0 0 1 4
Tony Perez, R OBP: 0.337, SLG: 0.478 (1, 3)		0-0 2-3		0-3 K		0-0 HR 2B		0-0 1-3 2-H 1B		4 1 2 1 0 1 1
Butch Hobson, R OBP: 0.313, SLG: 0.437 (1, 10)		0-3 K		0-0 F9		0-0 5-3		0-0 G3		4 0 0 0 0 1 4
Dwight Evans, R OBP: 0.286, SLG: 0.353 (1, 9)		0-0 1B		0-0 6-3		0-0 L6			0-3 K	3 0 1 0 0 0 1 1 0 0 0 0 1 0
Carl Yastrzemski, L OBP: 0.325, SLG: 0.433 (9, PH)										
Jim Dwyer, L OBP: 0.368, SLG: 0.492 (1, 7)		0-0 F9		0-0 F9		0-0 HR			0-0 BB 1B	4 2 2 2 0 0 1
Glenn Hoffman, R OBP: 0.266, SLG: 0.378 (1, 5)			0-0 CS 1B		0-0 F8		0-0 6-3		4-0 4-3 1B BB	3 0 1 0 0 0 0 0 0 0 0 1 0 0
Jerry Remy, L OBP: 0.339, SLG: 0.370 (9, PH)										
Gary Allenson, R OBP: 0.400, SLG: 0.440 (1, 2)			0-0 G5-4-3 1B			4-0 G5-4-3 BB		0-0 F7	0-0 4-3 1B	2 0 1 0 1 0 0 1 0 1 1 0 0 0
Dave Rader, L OBP: 0.393, SLG: 0.534 (9, PH)										

Inning Stats	R: 0 E: 0 K: 1 S: 5	H: 0 LOB: 0 BB: 0 P: 5	R: 0 E: 0 K: 1 S: 6	H: 1 LOB: 1 BB: 0 P: 6	R: 0 E: 0 K: 0 S: 3	H: 2 LOB: 0 BB: 0 P: 3	R: 0 E: 0 K: 1 S: 6	H: 1 LOB: 1 BB: 0 P: 6	R: 0 E: 0 K: 0 S: 3	H: 0 LOB: 0 BB: 0 P: 3	R: 0 E: 0 K: 0 S: 3	H: 1 LOB: 1 BB: 1 P: 7	R: 2 E: 0 K: 0 S: 5	H: 2 LOB: 0 BB: 0 P: 5	R: 1 E: 0 K: 0 S: 5	H: 2 LOB: 2 BB: 1 P: 9	R: 1 E: 0 K: 1 S: 7	H: 2 LOB: 2 BB: 1 P: 11	1B: 9 2B: 1 3B: 0 HR: 1	SF: 0 SAC: 0 DP: 2 HBP: 0	WP: 0 PB: 0 SB: 0 CS: 1	PA: 38
--------------	------------------------------	---------------------------------	------------------------------	---------------------------------	------------------------------	---------------------------------	------------------------------	---------------------------------	------------------------------	---------------------------------	------------------------------	---------------------------------	------------------------------	---------------------------------	------------------------------	---------------------------------	------------------------------	----------------------------------	----------------------------------	------------------------------------	----------------------------------	--------


PITCHER	IP	WLS	BF	H	R	ER	SO	BB	IBB	HBP	BLK	WP	HR	S	P	ERA	WHIP
Scott McGregor, L ERA: 3.4 (1, 1)	7.1	W	29	8	3	3	3	2	0	0	0	0	1	33	41	3.68	1.364
Tim Stoddard, R ERA: 2.45 (8, 1)	1.2		9	3	1	1	1	1	0	0	0	0	0	10	14	5.40	2.400


**BOTTOM**

**Baltimore Orioles @ Boston Red Sox**  
 Fenway Park, Boston, MA  
 Sat Jun 28 1980, 3:33 AM EDT  
 Att. 30,914 - Unknown

livebaseballscorecards.com

<b>AB</b>	<b>35</b>
<b>R</b>	<b>4</b>
<b>H</b>	<b>11</b>
<b>RBI</b>	<b>4</b>
<b>BB</b>	<b>3</b>
<b>SO</b>	<b>4</b>
<b>LOB</b>	<b>17</b>



Batter	1	2	3	4	5	6	7	8	9	AB R H RBI BB SO LOB	TOP	
Al Bumbry, L (1, 8) OBP: 0.405, SLG: 0.457	0-0 F7		0-0 G3	0-0 FC5-4 BB	0-0 1-3			0-0 2B 3B	0-0 4-3	6 1 1 0 0 0 3		
Rich Dauer, R (1, 4) OBP: 0.344, SLG: 0.327	0-0 E FC6-4 1B		0-0 BB 2B 1B	4-0 1-2 BB		4-0 FC4-6 BB		0-0 F7 SF9 2B		3 3 3 2 2 0 0		
Ken Singleton, S (1, 9) OBP: 0.369, SLG: 0.459 Mark Corey, R (8, PR) OBP: 0.423, SLG: 0.381	0-0 E3 FC6-4 1-3		4-0 2B BB	0-0 F9		0-0 F7		4-0 1B BB		3 0 0 0 2 0 4 0 0 0 0 0 0 0		
Eddie Murray, S (1, 3) OBP: 0.349, SLG: 0.488	0-0 FC6-4 1-2f		0-0 1-3 2B		0-0 F7	0-0 FC4-6 1B		0-0 F7		5 0 1 2 0 0 4		
John Lowenstein, L (1, 7) OBP: 0.360, SLG: 0.297	0-0 G3		0-0 4-3		0-0 FC3-6 1B	0-0 1-2 1B		0-0 SF9		4 0 2 1 0 0 3		
Dan Graham, L (1, 2) OBP: 0.263, SLG: 0.364		0-0 F8	0-0 P6		0-0 FC3-6 1B	0-0 F7		0-0 1B		5 1 1 0 0 0 5		
Pat Kelly, L (1, 10) OBP: 0.378, SLG: 0.378 Lee May, R (5, PH) OBP: 0.274, SLG: 0.399		0-0 F8		0-3 K	0-0 1B E 1B		0-0 G6-3 1B	0-3 K		2 0 0 0 0 1 0 3 1 2 0 0 1 3	AB 41 R 9 H 15 RBI 8 BB 4 SO 2 LOB 23	
Doug DeCinces, R (1, 5) OBP: 0.307, SLG: 0.368		0-0 F8		0-0 HR	0-0 E8 1B		0-0 G6-3		0-0 6-3	5 2 2 2 0 0 1		
Kiko Garcia, R (1, 6) OBP: 0.305, SLG: 0.267			0-0 G3 1B 2B	0-0 FC5-4 1B	0-0 1B		0-0 F9		0-0 4-3	5 1 3 1 0 0 0		
<b>Inning Stats</b>	R: 1 E: 2 K: 0 S: 5 H: 1 LOB: 1 BB: 0 P: 5	R: 0 E: 0 K: 0 S: 3 H: 0 LOB: 0 BB: 0 P: 3	R: 2 E: 0 K: 0 S: 6 H: 3 LOB: 2 BB: 1 P: 10	R: 1 E: 0 K: 1 S: 7 H: 2 LOB: 2 BB: 1 P: 11	R: 3 E: 1 K: 0 S: 7 H: 4 LOB: 1 BB: 0 P: 7	R: 0 E: 0 K: 0 S: 4 H: 1 LOB: 2 BB: 1 P: 8	R: 0 E: 0 K: 0 S: 3 H: 1 LOB: 0 BB: 0 P: 3	R: 2 E: 0 K: 1 S: 8 H: 3 LOB: 3 BB: 1 P: 12	R: 0 E: 0 K: 0 S: 3 H: 0 LOB: 0 BB: 0 P: 3	1B: 10 2B: 3 3B: 1 HR: 1 SF: 1 SAC: 0 DP: 1 HBP: 0	WP: 0 PB: 0 SB: 0 CS: 0 PA: 46	
<b>PITCHER</b>	IP WLS BF H R ER SO BB IBB HBP BLK WP HR S P ERA WHIP											
Luis Leal, R (1, 1) ERA: 5.96	2.1 L 13 4 3 2 0 1 0 0 0 0 0 0 12 16 7.71 2.143											
Balor Moore, L (3, 1) ERA: 5.08	2.1 13 5 4 3 1 1 0 0 0 0 0 1 14 18 11.57 2.571											
Jesse Jefferson, R (5, 1) ERA: 5.15	2.1 13 5 2 2 0 2 0 0 0 0 0 0 11 19 7.71 3.000											
Mike Barlow, R (8, 1) ERA: 3.65	2.0 7 1 0 0 1 0 0 0 0 0 0 0 9 9 0.00 0.500											

**Baltimore Orioles @ Toronto Blue Jays**  
Exhibition Stadium, Toronto, ON  
Mon Jun 30 1980, 7:05 PM EDT  
Att. 18,399 - Unknown

[livebaseballscorecards.com](http://livebaseballscorecards.com)





Batter	1	2	3	4	5	6	7	8	9	AB	R	H	RBI	BB	SO	LOB
Alfredo Griffin, S (1, 6) OBP: 0.275, SLG: 0.354	0-0 4-3		0-0 P6			0-0 G4-6-3 1B	0-0 F7		0-0 F8	5	0	1	0	0	0	4
Damaso Garcia, R (1, 4) OBP: 0.289, SLG: 0.402	0-0 5-3			0-0 P6		0-0 G4-6-3 1B		4-0 2B BB	0-0 2B 1B	4	2	2	0	1	0	0
Al Woods, L (1, 7) OBP: 0.355, SLG: 0.461	0-0 G3			4-0 BB BB		0-0 G4-6-3 1-2f 2-3		0-0 2B 1B	0-0 2B 1B	4	2	2	0	1	0	2
John Mayberry, L (1, 3) OBP: 0.365, SLG: 0.468		4-0 BB BB		4-0 BB 1-2		0-0 4-3		0-3 K	0-0 2B 2B	3	1	1	1	2	1	3
Doug Ault, R (1, 10) OBP: 0.385, SLG: 0.391		0-0 G5-4-3 1-2f		0-0 P6			0-3 K	0-0 3-1 1B 2B	0-0 E 2B	5	2	2	4	0	1	3
Lloyd Moseby, L (1, 9) OBP: 0.299, SLG: 0.416		0-3 K		0-0 F7			0-0 BB 1B	0-0 3-1	0-0 E6 1B	5	0	2	0	0	1	3
Garth Iorg, R (1, 5) OBP: 0.318, SLG: 0.439			0-0 5-3		0-0 F8		0-0 F7	0-0 3-1 1B	0-3 K	5	0	1	1	0	1	2
Barry Bonnell, R (1, 8) OBP: 0.305, SLG: 0.384			0-0 1B		0-0 F7		0-0 BB 1B	0-0 F8		4	0	2	0	0	0	1
Ernie Whitt, L (1, 2) OBP: 0.277, SLG: 0.244 Bob Davis, R (9, PH) OBP: 0.264, SLG: 0.350			0-0 P3		0-0 4-3		4-0 BB 1-2 2-3		0-0 6-3	2	0	0	0	1	0	1

Inning Stats	R: 0	H: 0	E: 0	K: 0	S: 3	R: 0	H: 0	E: 0	K: 1	S: 4	R: 0	H: 1	E: 0	K: 0	S: 4	R: 0	H: 0	E: 0	K: 0	S: 3	R: 0	H: 2	E: 0	K: 1	S: 7	R: 3	H: 3	E: 0	K: 1	S: 8	R: 4	H: 5	E: 1	K: 1	S: 10	1B: 10	2B: 3	3B: 0	HR: 0	SF: 0	SAC: 0	DP: 2	HBP: 0	WP: 0	PB: 0	SB: 0	CS: 0	PA: 43
--------------	------	------	------	------	------	------	------	------	------	------	------	------	------	------	------	------	------	------	------	------	------	------	------	------	------	------	------	------	------	------	------	------	------	------	-------	--------	-------	-------	-------	-------	--------	-------	--------	-------	-------	-------	-------	--------

PITCHER	IP	WLS	BF	H	R	ER	SO	BB	IBB	HBP	BLK	WP	HR	S	P	ERA	WHIP
Steve Stone, R (1, 1) ERA: 3.04	7.0		28	5	0	0	2	4	0	0	0	0	0	28	44	0.00	1.286
Tippy Martinez, L (8, 1) ERA: 3.57	1.2		12	6	6	6	1	1	0	0	0	0	0	13	17	32.40	4.200
Tim Stoddard, R (9, 1) ERA: 2.43	0.1		3	2	1	0	1	0	0	0	0	0	0	5	5	0.00	6.000

BOTTOM

Baltimore Orioles @ Toronto Blue Jays  
Exhibition Stadium, Toronto, ON  
Mon Jun 30 1980, 7:05 PM EDT  
Att. 18,399 - Unknown

livebaseballscorecards.com

AB	38
R	7
H	13
RBI	6
BB	5
SO	4
LOB	19



Batter	1	2	3	4	5	6	7	8	9	AB R H RBI BB SO LOB	TOP											
<b>Al Bumbry, L</b> (1, 8) OBP: 0.400, SLG: 0.451	0-0 F5		0-0 L9			0-0 4-3		0-0 F7		4 0 0 0 0 0 1												
<b>Kiko Garcia, R</b> (1, 6) OBP: 0.303, SLG: 0.266	0-0 1B		0-0 6-3			0-0 F7		0-3 K		4 0 1 0 0 1 1												
<b>Ken Singleton, S</b> (1, 9) OBP: 0.371, SLG: 0.471	0-0 F8					0-0 1B		0-0 1-3		4 1 2 1 0 0 1												
<b>Mark Corey, R</b> (8, 9) OBP: 0.423, SLG: 0.381						0-0 1B				0 0 0 0 0 0 0												
<b>Eddie Murray, S</b> (1, 3) OBP: 0.348, SLG: 0.485	0-0 G3					0-0 1B				4 0 1 0 0 0 2												
<b>John Lowenstein, L</b> (1, 7) OBP: 0.342, SLG: 0.279						0-0 F8		0-3 K		4 0 0 0 0 1 1												
<b>Terry Crowley, L</b> (1, 10) OBP: 0.380, SLG: 0.472						0-0 G3-6		0-0 G3		4 0 0 0 0 0 1												
<b>Doug DeCinces, R</b> (1, 5) OBP: 0.307, SLG: 0.372						0-0 F5		0-0 1B		3 1 1 0 0 1 0												
<b>Rick Dempsey, R</b> (1, 2) OBP: 0.302, SLG: 0.401						0-0 F8		0-0 1B		2 0 1 1 1 0 0												
<b>Rich Dauer, R</b> (1, 4) OBP: 0.340, SLG: 0.323						0-0 5-3		0-0 5-3		3 0 0 0 0 0 2												
<b>Inning Stats</b>	R: 0 E: 0 K: 0 S: 4	H: 1 LOB: 1 BB: 0 P: 4	R: 0 E: 0 K: 1 S: 5	H: 0 LOB: 0 BB: 0 P: 5	R: 0 E: 0 K: 0 S: 3	H: 0 LOB: 1 BB: 1 P: 7	R: 1 E: 0 K: 0 S: 4	H: 2 LOB: 0 BB: 0 P: 4	R: 0 E: 0 K: 0 S: 3	H: 0 LOB: 0 BB: 0 P: 3	R: 0 E: 0 K: 1 S: 7	H: 1 LOB: 1 BB: 0 P: 4	R: 1 E: 0 K: 1 S: 7	H: 2 LOB: 1 BB: 0 P: 7	R: 0 E: 0 K: 1 S: 5	H: 0 LOB: 0 BB: 0 P: 5	R: 0 E: 0 K: 0 S: 3	H: 0 LOB: 0 BB: 0 P: 3	1B: 4 2B: 1 3B: 0 HR: 1	SF: 0 SAC: 0 DP: 1 HBP: 0	WP: 0 PB: 0 SB: 0 CS: 0	PA: 33
<b>PITCHER</b> <b>Jim Clancy, R</b> (1, 1) ERA: 2.54	IP: 9.0 WLS: L BF: 33 H: 6 R: 2 ER: 2 SO: 3 BB: 1 IBB: 0 HBP: 0 BLK: 0 WP: 0 HR: 1 S: 38 P: 42 ERA: 2.00 WHIP: 0.778											<b>PITCHER</b>	IP: 9.0 WLS: L BF: 33 H: 6 R: 2 ER: 2 SO: 3 BB: 1 IBB: 0 HBP: 0 BLK: 0 WP: 0 HR: 1 S: 38 P: 42 ERA: 2.00 WHIP: 0.778									

**Baltimore Orioles @ Toronto Blue Jays**  
Exhibition Stadium, Toronto, ON  
Tue Jul 01 1980, 3:33 AM EDT  
Att. 23,475 - Unknown - 73 F

[livebaseballscorecards.com](http://livebaseballscorecards.com)

<b>AB</b>	32
<b>R</b>	2
<b>H</b>	6
<b>RBI</b>	2
<b>BB</b>	1
<b>SO</b>	3
<b>LOB</b>	9





Batter	1	2	3	4	5	6	7	8	9	AB R H RBI BB SO LOB	TOP		
Al Bumbry, L (1, 8) OBP: 0.400, SLG: 0.446	4-0 BB G6-4-3		0-0 E6 G4-6-3	0-0 6-3		0-0 5-3			4-0 FC5-4 1B BB	3 0 0 0 2 0 2			
Rich Dauer, R (1, 4) OBP: 0.337, SLG: 0.325	0-0 G6-4-3 1-2f		0-0 G4-6-3 1-2f		0-0 1B 2B 2B	0-0 5-3			0-0 P4	5 1 1 0 0 0 3			
Ken Singleton, S (1, 9) OBP: 0.372, SLG: 0.470 Mark Corey, R (9, PR) OBP: 0.423, SLG: 0.381	0-0 F8			0-3 K	0-0 2B 1B 1B		0-0 F9		0-0 FC5-4 1B	5 1 2 0 0 1 0 0 0 0 0 0 0 0			
Eddie Murray, S (1, 3) OBP: 0.346, SLG: 0.478		0-3 K		4-0 1B 1B BB	0-0 F7		0-0 F9		0-0 FC5-4 1B 1-2f 2-3	4 1 0 0 1 1 4			
Benny Ayala, R (1, 7) OBP: 0.400, SLG: 0.759 John Lowenstein, L (5, 7) OBP: 0.333, SLG: 0.271		0-3 K		0-0 1B 1B BB	0-0 1B 2B		0-0 3-1		0-3 K	3 2 2 1 0 1 0 2 0 0 0 0 1 2			
Doug DeCinces, R (1, 5) OBP: 0.318, SLG: 0.378		0-0 1B 1B		4-0 1B 1B BB	4-0 1B IBB			0-0 1B		2 1 2 0 2 0 0			
Lee May, R (1, 10) OBP: 0.287, SLG: 0.408		0-0 FC6-4 1B		0-0 FC6 1B 1B	0-0 G5-4-3 1B			0-0 P6		4 0 3 4 0 0 1			
Rick Dempsey, R (1, 2) OBP: 0.301, SLG: 0.398		0-0 FC6-4		0-0 FC6 1B	0-0 G5-4-3			0-0 P4		4 0 1 1 0 0 5			
Kiko Garcia, R (1, 6) OBP: 0.296, SLG: 0.259			0-0 L5	0-0 FC6		0-3 K		0-3 K		4 0 0 0 0 2 3			
<b>Inning Stats</b>	R: 0 H: 0 E: 0 LOB: 0 K: 0 BB: 1 S: 2 P: 6	R: 0 H: 2 E: 0 LOB: 2 K: 2 BB: 0 S: 9 P: 9	R: 0 H: 0 E: 1 LOB: 0 K: 0 BB: 0 S: 3 P: 3	R: 3 H: 3 E: 0 LOB: 2 K: 1 BB: 2 S: 8 P: 16	R: 3 H: 4 E: 0 LOB: 1 K: 0 BB: 1 S: 6 P: 10	R: 0 H: 0 E: 0 LOB: 0 K: 1 BB: 0 S: 5 P: 5	R: 0 H: 0 E: 0 LOB: 0 K: 0 BB: 0 S: 3 P: 3	R: 0 H: 1 E: 0 LOB: 1 K: 1 BB: 0 S: 6 P: 6	R: 0 H: 1 E: 0 LOB: 2 K: 1 BB: 1 S: 6 P: 10	1B: 9 SF: 0 2B: 2 SAC: 0 3B: 0 DP: 3 HR: 0 HBP: 0	WP: 0 PA: 41 PB: 0 SB: 0 CS: 0		
<b>PITCHER</b>	IP WLS BF H R ER SO BB IBB HBP BLK WP HR S P ERA WHIP											<b>PITCHER</b>	IP WLS BF H R ER SO BB IBB HBP BLK WP HR S P ERA WHIP
Paul Mirabella, L (1, 1) ERA: 4.61	4.1 L 23 8 6 6 3 3 0 0 0 0 0 0 26 38 12.46 2.538												
Tom Buskey, R (5, 1) ERA: 3.77	2.2 9 1 0 0 1 0 1 0 0 0 0 0 10 14 0.00 0.375												
Joey McLaughlin, R (8, 1) ERA: 3.96	1.0 4 1 0 0 1 0 0 0 0 0 0 0 6 6 0.00 1.000												
Jerry Garvin, L (9, 1) ERA: 2.15	1.0 5 1 0 0 1 1 0 0 0 0 0 0 6 10 0.00 2.000												

Baltimore Orioles @ Toronto Blue Jays  
Exhibition Stadium, Toronto, ON  
Wed Jul 02 1980, 7:05 PM EDT  
Att. 18,461 - Unknown - 74 F

livebaseballscorecards.com

AB	36
R	6
H	11
RBI	6
BB	5
SO	6
LOB	20





**Boston Red Sox @ Baltimore Orioles**  
**Memorial Stadium, Baltimore, MD**

Thu Jul 03 1980, 7:05 PM EDT  
 Att. 29,502 - Unknown

[livebaseballscorecards.com](http://livebaseballscorecards.com)

<b>AB</b>	<b>36</b>
<b>R</b>	<b>5</b>
<b>H</b>	<b>12</b>
<b>RBI</b>	<b>5</b>
<b>BB</b>	<b>0</b>
<b>SO</b>	<b>5</b>
<b>LOB</b>	<b>11</b>



AB R H RBI BB SO LOB

4	0	1	0	0	1	2	
4	2	2	1	0	0	1	
4	0	3	1	0	0	1	
4	0	3	2	0	1	1	
4	0	0	0	0	2	6	
4	1	1	1	0	0	0	
4	0	0	0	0	1	0	
4	1	1	0	0	0	0	
4	1	1	0	0	0	0	
1B:	11	SF:	0	2B:	0	SAC:	0
3B:	0	DP:	2	HR:	1	HBP:	0
WP:	0	PA:	36	PB:	0	CS:	1
SB:	0						

Batter	1	2	3	4	5	6	7	8	9
<b>Rick Burleson, R</b> (1, 6) OBP: 0.339, SLG: 0.390	0-0 FC6-4 1B		0-0 3-1		0-0 P6		0-3 K		
<b>Dave Stapleton, R</b> (1, 4) OBP: 0.311, SLG: 0.507	0-0 FC6-4 1B 1-2f		0-0		0-0 1B 1-2 2-H		0-0 L6		
<b>Carlton Fisk, R</b> (1, 2) OBP: 0.374, SLG: 0.518	0-0 1B 1-2		0-0 P4		0-0 1B 1-2 2-H			0-0 CS 1B	
<b>Tony Perez, R</b> (1, 3) OBP: 0.338, SLG: 0.474	0-0 G6-4-3 1B 1-2 2-H			0-0 G6-4-3 1B	0-0 1B 1-3 2-H			0-3 K	
<b>Butch Hobson, R</b> (1, 10) OBP: 0.301, SLG: 0.419	0-0 G6-4-3 1-2f			0-0 G6-4-3 1-2f	0-3 K			0-3 K 1-2	
<b>Carl Yastrzemski, L</b> (1, 7) OBP: 0.328, SLG: 0.442		0-0 L3		0-0 F8		0-0 P6			0-0 HR
<b>Dwight Evans, R</b> (1, 9) OBP: 0.277, SLG: 0.337		0-0 6-3			0-0 P5	0-0 5-3		0-3 K	
<b>Glenn Hoffman, R</b> (1, 5) OBP: 0.256, SLG: 0.358		0-0 F9			0-0 1B 1B	0-0 1-3		0-0 6-3	
<b>Garry Hancock, L</b> (1, 8) OBP: 0.286, SLG: 0.286			0-0 F8		0-0 1B 1-2 1B		0-0 P6		0-0 F7

Inning Stats	R: 1 E: 0 K: 0 S: 5	H: 3 LOB: 1 BB: 0 P: 5	R: 0 E: 0 K: 0 S: 3	H: 0 LOB: 0 BB: 0 P: 3	R: 0 E: 0 K: 0 S: 4	H: 1 LOB: 1 BB: 0 P: 4	R: 0 E: 0 K: 0 S: 3	H: 1 LOB: 0 BB: 0 P: 3	R: 3 E: 0 K: 1 S: 10	H: 5 LOB: 2 BB: 0 P: 10	R: 0 E: 0 K: 0 S: 3	H: 0 LOB: 0 BB: 0 P: 3	R: 0 E: 0 K: 1 S: 5	H: 0 LOB: 0 BB: 0 P: 5	R: 0 E: 0 K: 2 S: 7	H: 1 LOB: 0 BB: 0 P: 7	R: 1 E: 0 K: 1 S: 6	H: 1 LOB: 0 BB: 0 P: 6	1B: 11 2B: 0 3B: 0 HR: 1	SF: 0 SAC: 0 DP: 2 HBP: 0	WP: 0 PB: 0 SB: 0 CS: 1	PA: 36
--------------	------------------------------	---------------------------------	------------------------------	---------------------------------	------------------------------	---------------------------------	------------------------------	---------------------------------	-------------------------------	----------------------------------	------------------------------	---------------------------------	------------------------------	---------------------------------	------------------------------	---------------------------------	------------------------------	---------------------------------	-----------------------------------	------------------------------------	----------------------------------	--------

PITCHER	IP	WLS	BF	H	R	ER	SO	BB	IBB	HBP	BLK	WP	HR	S	P	ERA	WHIP
<b>Scott McGregor, L</b> (1, 1) ERA: 3.59	4.2	L	21	9	4	4	0	0	0	0	0	0	0	21	21	7.71	1.929
<b>Sammy Stewart, R</b> (5, 1) ERA: 4.13	4.1		15	3	1	1	5	0	0	0	0	0	1	25	25	2.08	0.692

Batter	1	2	3	4	5	6	7	8	9	AB R H RBI BB SO LOB
<b>Al Bumbry, L</b> OBP: 0.401, SLG: 0.447 (1, 8) X	0-0 4-3 S SF7-5-6-4 1B		0-0 2-H CS 1B		0-0 F7			0-0 G1-6-3 1-2f		4 1 2 1 0 0 1
<b>Pat Kelly, L</b> OBP: 0.377, SLG: 0.370 (1, 10) B B B B	4-0 SF7-5-6-4 1-2 BB		0-3 K 1-2			0-3 K			0-0 G6-3 1B	2 0 0 0 1 2 1 1 0 1 0 0 0 0
<b>Ken Singleton, S</b> OBP: 0.370, SLG: 0.464 (1, 9) X	0-0 4-3 1-2 2-3		4-0 BB			0-0 F8			0-0 G6-3 1-2f	3 0 0 0 1 0 3
<b>Eddie Murray, S</b> OBP: 0.345, SLG: 0.473 (1, 3) B B B B	4-0 BB		0-0 4-3			0-3 K			0-0 F9	3 0 0 0 1 1 1
<b>John Lowenstein, L</b> OBP: 0.325, SLG: 0.268 (1, 7) X	0-0 SF7-5-6-4 2-3 3-H			0-0 F8			0-3 K			1 0 0 1 0 0 0 1 0 0 0 0 1 0
<b>Mark Corey, R</b> OBP: 0.407, SLG: 0.364 (7, PH) (8, 7)										
<b>Dan Graham, L</b> OBP: 0.275, SLG: 0.353 (1, 2) X		0-0 F7		0-0 4-3			0-0 2-3			3 0 0 0 0 0 0
<b>Doug DeCinces, R</b> OBP: 0.314, SLG: 0.373 (1, 5) B B B B		0-3 K		0-3 K			0-0 6-3			3 0 0 0 0 2 0
<b>Kiko Garcia, R</b> OBP: 0.290, SLG: 0.253 (1, 6) X		0-0 F8			0-0 6-3			0-0 6-3		3 0 0 0 0 0 0
<b>Rich Dauer, R</b> OBP: 0.341, SLG: 0.333 (1, 4) X			0-0 1B 2B		0-0 F7			0-0 G1-6-3 1B		3 1 2 0 0 0 0

Inning Stats	R: 1	H: 1	E: 0	K: 0	S: 3	LOB: 1	BB: 2	P: 11	R: 0	H: 0	E: 0	K: 1	S: 5	LOB: 0	BB: 0	P: 5	R: 0	H: 2	E: 0	K: 1	S: 6	LOB: 1	BB: 1	P: 10	R: 0	H: 0	E: 0	K: 1	S: 5	LOB: 0	BB: 0	P: 5	R: 0	H: 0	E: 0	K: 2	S: 7	LOB: 0	BB: 0	P: 7	R: 0	H: 0	E: 0	K: 1	S: 5	LOB: 0	BB: 0	P: 5	R: 0	H: 1	E: 0	K: 0	S: 3	LOB: 0	BB: 0	P: 3	R: 0	H: 1	E: 0	K: 0	S: 3	LOB: 0	BB: 0	P: 3	R: 0	H: 1	E: 0	K: 0	S: 3	LOB: 0	BB: 0	P: 3
<b>PITCHER</b>	IP	WLS	BF	H	R	ER	SO	BB	IBB	HBP	BLK	WP	HR	S	P	ERA	WHIP																																																							
<b>Chuck Rainey, R</b> ERA: 4.86 (1, 1)	0.0		1	1	1	1	0	0	0	0	0	0	0	1	1	∞	∞																																																							
<b>Win Remmerswaal, R</b> ERA: 2.25 (1, 1)	6.0	W	21	2	1	1	5	3	0	0	0	0	0	28	40	1.50	0.833																																																							
<b>Tom Burgmeier, L</b> ERA: 2.26 (7, 1)	3.0	S	9	2	0	0	1	0	0	0	0	0	0	11	11	0.00	0.667																																																							

**BOTTOM**


**Boston Red Sox @ Baltimore Orioles**  
Memorial Stadium, Baltimore, MD

Thu Jul 03 1980, 7:05 PM EDT  
Att. 29,502 - Unknown

livebaseballscorecards.com

<b>AB</b>	<b>27</b>
<b>R</b>	<b>2</b>
<b>H</b>	<b>5</b>
<b>RBI</b>	<b>2</b>
<b>BB</b>	<b>3</b>
<b>SO</b>	<b>6</b>
<b>LOB</b>	<b>6</b>

**WP: 0 PA: 31**  
**PB: 0 SB: 1 CS: 1**



Batter	1	2	3	4	5	6	7	8	9	AB R H RBI BB SO LOB	TOP		
<b>Rick Burleson, R</b> (1, 6) OBP: 0.343, SLG: 0.389	4-0 L6-3 BB		0-0 5-3		4-0 1-2 BB		0-3 K		0-0 1B	3 0 1 0 2 1 2			
<b>Jerry Remy, L</b> (1, 4) OBP: 0.333, SLG: 0.362	0-0 L6-3 1-2			0-0 4-3	0-0 G3		0-0 1-2 2-3 1B		0-0 5-3	5 0 1 0 0 0 4			
<b>Carlton Fisk, R</b> (1, 2) OBP: 0.367, SLG: 0.508	0-0 6-3			0-0 6-3		0-0 5-3	0-0 P6			4 0 0 0 0 0 3			
<b>Tony Perez, R</b> (1, 3) OBP: 0.336, SLG: 0.481		0-0 F7		0-0 4-3		0-0 HR		0-0 6-3		4 1 1 1 0 0 0			
<b>Carl Yastrzemski, L</b> (1, 7) OBP: 0.324, SLG: 0.439		0-0 5-3 1B			0-0 3-1	0-0 6-3		0-0 E4 FC5-4		4 0 1 0 0 0 0			
<b>Butch Hobson, R</b> (1, 5) OBP: 0.300, SLG: 0.416		0-0 5-3 1-2			0-0 WP 3B 1B	0-3 K		0-3 K		4 1 1 0 0 2 2			
<b>Dave Stapleton, R</b> (1, 10) OBP: 0.308, SLG: 0.519		0-0 P3			0-0 1B 3B		0-0 6-3	0-0 FC5-4 1-2f		4 1 1 1 0 0 2			
<b>Garry Hancock, L</b> (1, 8) OBP: 0.364, SLG: 0.364			0-0 L9		0-0 BB 1B		0-0 1B 1B 1B		0-0 F7	4 0 2 1 0 0 0			
<b>Dwight Evans, R</b> (1, 9) OBP: 0.276, SLG: 0.335			0-3 K		0-0 F7		0-0 1B 1B		0-3 K	4 0 1 0 0 2 1			
<b>Inning Stats</b>	R: 0 E: 0 K: 0 S: 2 H: 0 LOB: 0 BB: 1 P: 6	R: 0 E: 0 K: 0 S: 4 H: 1 LOB: 1 BB: 0 P: 4	R: 0 E: 0 K: 1 S: 5 H: 0 LOB: 0 BB: 0 P: 5	R: 0 E: 0 K: 0 S: 3 H: 0 LOB: 0 BB: 0 P: 3	R: 2 E: 0 K: 0 S: 6 H: 3 LOB: 2 BB: 1 P: 10	R: 1 E: 0 K: 1 S: 6 H: 1 LOB: 0 BB: 0 P: 6	R: 0 E: 0 K: 1 S: 8 H: 3 LOB: 3 BB: 0 P: 8	R: 0 E: 1 K: 1 S: 6 H: 0 LOB: 1 BB: 0 P: 6	R: 0 E: 0 K: 1 S: 6 H: 1 LOB: 1 BB: 0 P: 6	1B: 7 2B: 1 3B: 1 HR: 1 SF: 0 SAC: 0 DP: 1 HBP: 0	WP: 1 PB: 0 SB: 0 CS: 0 PA: 38		
<b>PITCHER</b>	IP WLS BF H R ER SO BB IBB HBP BLK WP HR S P ERA WHIP											<b>PITCHER</b>	IP WLS BF H R ER SO BB IBB HBP BLK WP HR S P ERA WHIP
<b>Steve Stone, R</b> (1, 1) ERA: 3.1	6.2 W 29 8 3 3 3 2 0 0 0 1 1 33 41 4.05 1.500												
<b>Tim Stoddard, R</b> (7, 1) ERA: 2.29	2.1 S 9 1 0 0 2 0 0 0 0 0 0 13 13 0.00 0.429												

**Boston Red Sox @ Baltimore Orioles**  
Memorial Stadium, Baltimore, MD

Fri Jul 04 1980, 7:05 PM EDT  
Att. 28,668 - Unknown - 83 F

livebaseballscorecards.com

AB	36
R	3
H	9
RBI	3
BB	2
SO	5
LOB	14





Batter	1	2	3	4	5	6	7	8	9
<b>Al Bumbry, L</b> OBP: 0.404, SLG: 0.446 (1, 8)	4-0 1B BB	0-0 4-3	0-0 6-3			0-0 1B 1-3		4-0 2B BB	
<b>Rich Dauer, R</b> OBP: 0.346, SLG: 0.339 (1, 4)	0-0 1B FC3-6	0-0 BB 1B		0-0 6-3		0-0 BB 1B		0-0 5-3	
<b>Ken Singleton, S</b> OBP: 0.377, SLG: 0.470 (1, 9)	0-0 FC3-6 1B	4-0 1-2 BB		0-0 6-3		4-0 1-2 BB		0-0 2B 2B	
<b>Mark Corey, R</b> OBP: 0.407, SLG: 0.364 (8, PR)	0-0 FC3-6 1B	0-0 1-2 BB		0-0 3-1		0-0 G4-6-3		0-0 F7	
<b>Eddie Murray, S</b> OBP: 0.342, SLG: 0.467 (1, 3)	4-0 1-2 BB	0-0 4-3		0-0 3-1		0-0 G4-6-3		0-0 F7	
<b>John Lowenstein, L</b> OBP: 0.330, SLG: 0.257 (1, 7)	0-0 FC3-6 1B		4-0 1B E		0-0 4-3		0-0 F9	4-0 2B BB	
<b>Terry Crowley, L</b> OBP: 0.390, SLG: 0.489 (1, 10)	0-0 1-2 1B		0-0 E9 2B 1B		0-0 5-3		0-0 4-3	0-0 2B	
<b>Lenn Sakata, R</b> OBP: 0.278, SLG: 0.424 (8, PR)	0-0 1-2 1B		0-0 E9 2B 1B		0-3 K		0-0 BB 1B	0-3 K	
<b>Doug DeCinces, R</b> OBP: 0.312, SLG: 0.369 (1, 5)	0-0 G6-4-3		0-0 P6		0-3 K		0-0 BB 1B	0-3 K	
<b>Rick Dempsey, R</b> OBP: 0.305, SLG: 0.397 (1, 2)		0-0 4-3 1B	0-3 K		0-0 F7		4-0 1-2 BB		
<b>Mark Belanger, R</b> OBP: 0.206, SLG: 0.220 (1, 6)		0-0 SH1-3 1B	0-0 K		0-0 E4 1B		0-3 K		

Inning Stats	R: 3	H: 3	E: 0	K: 0	S: 5	LOB: 1	BB: 2	P: 13	R: 1	H: 2	E: 0	K: 0	S: 5	LOB: 2	BB: 1	P: 9	R: 2	H: 2	E: 1	K: 1	S: 7	LOB: 1	BB: 1	P: 11	R: 0	H: 0	E: 0	K: 0	S: 3	LOB: 0	BB: 0	P: 3	R: 0	H: 0	E: 0	K: 1	S: 5	LOB: 0	BB: 0	P: 5	R: 1	H: 2	E: 1	K: 0	S: 5	LOB: 2	BB: 1	P: 9	R: 0	H: 1	E: 0	K: 1	S: 6	LOB: 2	BB: 1	P: 10	R: 3	H: 2	E: 0	K: 1	S: 7	LOB: 1	BB: 2	P: 15
--------------	------	------	------	------	------	--------	-------	-------	------	------	------	------	------	--------	-------	------	------	------	------	------	------	--------	-------	-------	------	------	------	------	------	--------	-------	------	------	------	------	------	------	--------	-------	------	------	------	------	------	------	--------	-------	------	------	------	------	------	------	--------	-------	-------	------	------	------	------	------	--------	-------	-------

PITCHER															PITCHER																																																				
IP	WLS	BF	H	R	ER	SO	BB	IBB	HBP	BLK	WP	HR	S	P	ERA	WHIP	IP	WLS	BF	H	R	ER	SO	BB	IBB	HBP	BLK	WP	HR	S	P	ERA	WHIP																																		
0.1	L	6	3	3	3	0	2	0	0	0	0	0	4	12	81.00	15.000	4.2		19	4	3	2	2	2	0	0	0	0	21	29	3.86	1.286	0.1		3	1	1	0	0	0	0	0	0	0	0	3	3	0.00	3.000	2.2		15	4	3	3	2	4	0	0	0	0	0	0	15	31	10.12	3.000
Mike Torrez, R (1, 1) ERA: 4.71															Dick Drago, R (1, 1) ERA: 5.01																																																				
Skip Lockwood, R (6, 1) ERA: 6.18															Bill Campbell, R (6, 1) ERA: 5.68																																																				

**BOTTOM**

AB	R	H	RBI	BB	SO	LOB
3	2	1	0	2	0	2
5	1	3	2	0	0	1
3	1	2	2	2	0	0
0	1	0	0	0	0	0
4	0	0	0	1	0	6
3	2	0	1	2	0	2
5	1	3	3	0	0	0
0	0	0	0	0	0	0
5	0	1	0	0	2	4
3	1	1	0	1	1	1
3	1	1	1	0	1	2

**AB 34**  
**R 10**  
**H 12**  
**RBI 9**  
**BB 8**  
**SO 4**  
**LOB 18**

**WP: 0** **PA: 43**  
**PB: 0**  
**SB: 2**  
**CS: 0**

**Orioles**

**Boston Red Sox @ Baltimore Orioles**  
**Memorial Stadium, Baltimore, MD**  
 Fri Jul 04 1980, 7:05 PM EDT  
 Att: 28,668 - Unknown - 83 F

livebaseballscorecards.com

Batter	1	2	3	4	5	6	7	8	9	AB R H RBI BB SO LOB	TOP	
Rick Burleson, R (1, 6) OBP: 0.343, SLG: 0.389	0-0 FC5-4 1B		0-0 SH2-3			0-0 5-3		0-0 1-3		3 0 1 0 0 0 1	<b>Boston Red Sox @ Baltimore Orioles</b> Memorial Stadium, Baltimore, MD Sat Jul 05 1980, 3:33 AM EDT Att. 28,251 - Unknown - 90 F	
Jerry Remy, L (1, 4) OBP: 0.328, SLG: 0.356	0-0 F8		0-3 K			0-0 F7		0-0 5-3		4 0 0 0 0 1 3		
Carlton Fisk, R (1, 2) OBP: 0.365, SLG: 0.503	0-0 FC5-4 1-2f		0-0 F8			0-0 F8			0-0 CS 1B	4 0 1 0 0 0 2		
Tony Perez, R (1, 3) OBP: 0.335, SLG: 0.481	0-0 G3			0-0 F9			0-0 2B		0-3 K 1-2	4 0 1 0 0 1 2		
Carl Yastrzemski, L (1, 7) OBP: 0.327, SLG: 0.444		0-0 4-3 SF8 2B		0-0 P4		0-0 P5		0-0 1B	0-0 1B	4 1 2 0 0 0 1		
Butch Hobson, R (1, 5) OBP: 0.295, SLG: 0.409		0-0 4-3		0-3 K		0-3 K		0-0 F9	0-0 F9	4 0 0 0 0 2 3		
Dave Stapleton, R (1, 10) OBP: 0.296, SLG: 0.506		0-0 2-3 SF8			0-3 K2-3		0-0 6-3			2 0 0 1 0 1 1		
Garry Hancock, L (1, 8) OBP: 0.357, SLG: 0.357		0-0 3-H K			0-3 K			0-0 SH3-4 1B		3 0 1 0 0 2 0		
Dwight Evans, R (1, 9) OBP: 0.278, SLG: 0.337			0-0 SH2-3 1B		0-0 P4			0-0 SH3-4		2 0 1 0 0 0 0		
<b>Inning Stats</b>	R: 0 H: 1 E: 0 LOB: 1 K: 0 BB: 0 S: 4 P: 4	R: 1 H: 1 E: 0 LOB: 0 K: 1 BB: 0 S: 6 P: 6	R: 0 H: 1 E: 0 LOB: 1 K: 1 BB: 0 S: 6 P: 6	R: 0 H: 0 E: 0 LOB: 0 K: 1 BB: 0 S: 5 P: 5	R: 0 H: 0 E: 0 LOB: 0 K: 2 BB: 0 S: 7 P: 7	R: 0 H: 0 E: 0 LOB: 0 K: 0 BB: 0 S: 3 P: 3	R: 0 H: 1 E: 0 LOB: 1 K: 1 BB: 0 S: 6 P: 6	R: 0 H: 1 E: 0 LOB: 1 K: 0 BB: 0 S: 4 P: 4	R: 0 H: 2 E: 0 LOB: 1 K: 1 BB: 0 S: 6 P: 6	1B: 5 SF: 1 2B: 3 SAC: 2 3B: 0 DP: 1 HR: 0 HBP: 0	WP: 0 PA: 33 PB: 0 SB: 0 CS: 1	
<b>PITCHER</b> Jim Palmer, R (1, 1) ERA: 2.96	IP WLS BF H R ER SO BB IBB HBP BLK WP HR S P ERA WHIP	9.0 L 33 7 1 1 7 0 0 0 0 0 0 0 47 47 1.00 0.778										

AB	30
R	1
H	7
RBI	1
BB	0
SO	7
LOB	13



Batter	1	2	3	4	5	6	7	8	9	AB R H RBI BB SO LOB
<b>Al Bumbry, L</b> (1, 8) OBP: 0.404, SLG: 0.443	4-0 FC4-6 S BB		0-0 5-3		0-3 K			0-0 SH1-4		2 0 0 0 1 1 1
<b>Rich Dauer, R</b> (1, 4) OBP: 0.342, SLG: 0.335	0-0 F9		0-0 5-3		0-0 F7			0-0 4-3		3 0 0 0 0 0 2
<b>Terry Crowley, L</b> (8, PH) OBP: 0.390, SLG: 0.489										0 0 0 0 0 0 0
<b>Lenn Sakata, R</b> (8, PH) OBP: 0.270, SLG: 0.412										1 0 0 0 0 0 1
<b>Ken Singleton, S</b> (1, 9) OBP: 0.375, SLG: 0.465	4-0 FC4-6 1-2 BB		0-0 5-3					0-0 5-3		3 0 0 0 1 0 1
<b>Eddie Murray, S</b> (1, 3) OBP: 0.338, SLG: 0.461	0-0 FC4-6 1-2 2-3			0-0 6-3				0-0 F9		4 0 0 0 0 0 2
<b>Benny Ayala, R</b> (1, 7) OBP: 0.406, SLG: 0.733		4-0 2B BB		4-0 5-3 BB				0-0 F8		2 0 0 0 2 0 0
<b>Lee May, R</b> (1, 10) OBP: 0.290, SLG: 0.415			0-3 K		0-0 5-3			0-0 5-3		4 0 1 0 0 1 2
<b>John Lowenstein, L</b> (9, PR) OBP: 0.330, SLG: 0.257					1-2					0 0 0 0 0 0 0
<b>Doug DeCinces, R</b> (1, 5) OBP: 0.311, SLG: 0.371			0-0 2B		0-0 F8			0-0 6-3		4 0 1 0 0 0 2
<b>Rick Dempsey, R</b> (1, 2) OBP: 0.305, SLG: 0.396			0-0 P3					0-0 6-3		3 0 1 0 0 0 2
<b>Kiko Garcia, R</b> (1, 6) OBP: 0.287, SLG: 0.250			0-0 L1					0-0 E8 1B		2 0 0 0 0 1 3
<b>Pat Kelly, L</b> (8, PH) OBP: 0.382, SLG: 0.386					0-3 K					1 0 1 0 0 0 0
<b>Mark Belanger, R</b> (9, 6) OBP: 0.206, SLG: 0.220								0-0 SH1-4 2B		0 0 0 0 0 0 0

Inning Stats	R: 0	H: 0	E: 0	K: 0	S: 2	R: 0	H: 1	E: 0	K: 1	S: 6	R: 0	H: 0	E: 0	K: 0	S: 3	R: 0	H: 0	E: 0	K: 0	S: 3	R: 0	H: 0	E: 0	K: 0	S: 3	R: 0	H: 0	E: 0	K: 0	S: 3	R: 0	H: 1	E: 0	K: 0	S: 4	R: 0	H: 1	E: 0	K: 0	S: 4	1B: 1	2B: 3	3B: 0	HR: 0	SF: 0	SAC: 1	DP: 0	HBP: 0	WP: 0	PB: 0	SB: 1	CS: 0	PA: 34
--------------	------	------	------	------	------	------	------	------	------	------	------	------	------	------	------	------	------	------	------	------	------	------	------	------	------	------	------	------	------	------	------	------	------	------	------	------	------	------	------	------	-------	-------	-------	-------	-------	--------	-------	--------	-------	-------	-------	-------	--------

PITCHER	IP	WLS	BF	H	R	ER	SO	BB	IBB	HBP	BLK	WP	HR	S	P	ERA	WHIP
<b>John Tudor, L</b> (1, 1) ERA: 2.31	6.0	W	23	2	0	0	3	4	0	0	0	0	0	25	41	0.00	1.000
<b>Bob Stanley, R</b> (7, 1) ERA: 4.34	1.1		5	1	0	0	0	0	0	0	0	0	0	5	5	0.00	0.750
<b>Tom Burgmeier, L</b> (8, 1) ERA: 2.2	1.2	S	6	1	0	0	0	0	0	0	0	0	0	6	6	0.00	0.600

**BOTTOM**

**Boston Red Sox @ Baltimore Orioles**  
**Memorial Stadium, Baltimore, MD**

Sat Jul 05 1980, 3:33 AM EDT  
 Att: 28,251 - Unknown - 90 F

<b>AB</b>	<b>29</b>
<b>R</b>	<b>0</b>
<b>H</b>	<b>4</b>
<b>RBI</b>	<b>0</b>
<b>BB</b>	<b>4</b>
<b>SO</b>	<b>3</b>
<b>LOB</b>	<b>16</b>



WP	HR	S	P	ERA	WHIP
0	0	0	0	0.00	1.000

Batter	1	2	3	4	5	6	7	8	9	AB R H RBI BB SO LOB	TOP		
<b>Rick Burleson, R</b> OBP: 0.347, SLG: 0.392 (1, 6) X	0-0 1B SF8 1B		0-0 2B 1B	0-0 CS 1B		0-0 6-3			0-0 P4	5 2 3 0 0 0 1			
<b>Dave Stapleton, R</b> OBP: 0.291, SLG: 0.500 (1, 7) X	0-0 F7		0-0 1B 2B	0-0 1-2				0-0 F8	0-0 6-3	5 1 1 0 0 0 2			
<b>Carlton Fisk, R</b> OBP: 0.367, SLG: 0.502 (1, 2) X	0-0 1B		0-0 WP 1B			0-0 6-3		0-0 6-3		4 1 2 2 0 0 0			
<b>Tony Perez, R</b> OBP: 0.337, SLG: 0.493 (1, 3) X	0-0 SF8		0-0 1B 1B			0-0 HR		0-3 K		3 2 2 3 0 1 0			
<b>Butch Hobson, R</b> OBP: 0.291, SLG: 0.402 (1, 10) S S S	0-3 K		0-0 F3			0-0 F8		0-0 F8		4 0 0 0 0 1 2			
<b>Dwight Evans, R</b> OBP: 0.278, SLG: 0.335 (1, 9) X		0-0 L6-3 1B	0-3 K			0-0 F8		0-0 5-3		4 0 1 0 0 1 1			
<b>Jerry Remy, L</b> OBP: 0.335, SLG: 0.362 (1, 4) X		0-0 L6-3 1-2	0-0 1B 1B			0-0 SH1-3 1B		0-0 1B		4 0 3 0 0 0 1			
<b>Glenn Hoffman, R</b> OBP: 0.270, SLG: 0.369 (1, 5) X		0-0 1B	0-0 1-3 2-H 1B			0-0 SH1-3 1-2		0-0 6-3		3 0 2 1 0 0 1			
<b>Garry Hancock, L</b> OBP: 0.278, SLG: 0.278 (1, 8) X		0-0 2-3		0-0 F8		0-0 F8		0-0 3-1		4 0 0 0 0 0 2			
<b>Inning Stats</b>	R: 1 E: 0 K: 1 S: 7 H: 2 LOB: 1 BB: 0 P: 7	R: 0 E: 0 K: 0 S: 4 H: 2 LOB: 1 BB: 0 P: 4	R: 4 E: 0 K: 1 S: 10 H: 6 LOB: 2 BB: 0 P: 10	R: 0 E: 0 K: 0 S: 3 H: 1 LOB: 0 BB: 0 P: 3	R: 1 E: 0 K: 0 S: 4 H: 1 LOB: 0 BB: 0 P: 4	R: 0 E: 0 K: 0 S: 4 H: 1 LOB: 1 BB: 0 P: 4	R: 0 E: 0 K: 1 S: 5 H: 0 LOB: 0 BB: 0 P: 5	R: 0 E: 0 K: 0 S: 4 H: 1 LOB: 1 BB: 0 P: 4	R: 0 E: 0 K: 0 S: 3 H: 0 LOB: 0 BB: 0 P: 3	1B: 12 2B: 2 3B: 0 HR: 1 SF: 1 SAC: 1 DP: 1 HBP: 0	WP: 1 PB: 0 SB: 0 CS: 1 PA: 38		
<b>PITCHER</b> <b>Mike Flanagan, L</b> (1, 1) ERA: 3.87 <b>Dave Ford, R</b> (3, 1) ERA: 3.51 <b>Tim Stoddard, R</b> (9, 1) ERA: 2.23	IP WLS BF H R ER SO BB IBB HBP BLK WP HR S P ERA WHIP												<b>PITCHER</b> IP WLS BF H R ER SO BB IBB HBP BLK WP HR S P ERA WHIP

**Boston Red Sox @ Baltimore Orioles**  
**Memorial Stadium, Baltimore, MD**  
 Sun Jul 06 1980, 3:33 AM EDT  
 Att: 31,085 - Unknown

[livebaseballscorecards.com](http://livebaseballscorecards.com)

**AB 36**  
**R 6**  
**H 14**  
**RBI 6**  
**BB 0**  
**SO 3**  
**LOB 10**



**BOTTOM**

**Boston Red Sox @ Baltimore Orioles**  
**Memorial Stadium, Baltimore, MD**  
 Sun Jul 06 1980, 3:33 AM EDT  
 Att. 31,085 - Unknown

livebaseballscorecards.com

<b>AB</b>	<b>34</b>
<b>R</b>	<b>4</b>
<b>H</b>	<b>8</b>
<b>RBI</b>	<b>4</b>
<b>BB</b>	<b>5</b>
<b>SO</b>	<b>4</b>
<b>LOB</b>	<b>13</b>



AB R H RBI BB SO LOB

4	1	2	0	1	1	0
4	1	2	2	0	1	0
0	0	0	0	0	0	0
0	0	0	0	1	0	0
0	0	0	0	0	0	0
3	1	1	1	2	0	2
4	0	0	0	0	0	5
3	0	1	1	0	0	1
1	0	0	0	0	0	0
3	0	1	0	0	1	2
1	0	0	0	0	0	0
3	0	0	0	0	0	1
1	0	0	0	0	0	0
3	1	1	0	1	1	0
4	0	0	0	0	0	2


Batter	1	2	3	4	5	6	7	8	9
<b>Al Bumbry, L</b> (1, 8) OBP: 0.406, SLG: 0.444	0-0 S HR 1B		0-3 K		0-0 P5		0-0 BB 1-2 1B		4-0 BB BB
<b>Kiko Garcia, R</b> (1, 6) OBP: 0.292, SLG: 0.276	0-0		0-3 K			0-0 1-3	0-0 BB 1-2 2-3 1B		4-0 BB BB
<b>Benny Ayala, R</b> (9, PH) OBP: 0.406, SLG: 0.733	0-0		0-3 K			0-0	0-0		4-0 BB BB
<b>Terry Crowley, L</b> (9, PH) OBP: 0.396, SLG: 0.489	1-H HR		0-0 L3			0-0 4-3 1B	4-0 1-2 2-3 3-H BB		0-0 6-3
<b>Mark Belanger, R</b> (9, PR) OBP: 0.206, SLG: 0.220	0-0		0-0 L3			0-0 4-3 1B	0-0		0-0
<b>Ken Singleton, S</b> (1, 9) OBP: 0.379, SLG: 0.464	4-0 FC3-6 BB		0-0 L3			0-0 4-3 1B	0-0 1-2 2-3 3-H BB		0-0
<b>Eddie Murray, S</b> (1, 3) OBP: 0.334, SLG: 0.455	0-0 FC3-6 G3 1-2f		0-0 L3		0-0 3-1	0-0 4-3	0-0 4-3		0-0
<b>John Lowenstein, L</b> (1, 7) OBP: 0.330, SLG: 0.260	0-0 G3		0-0 F7		0-0 3-1	0-0 4-3	0-0 4-3		0-0 F7
<b>Doug DeCinces, R</b> (8, 5) OBP: 0.310, SLG: 0.370	0-0 G3		0-0 F7		0-0 3-1	0-0 4-3	0-0 4-3		0-0 F7
<b>Pat Kelly, L</b> (1, 10) OBP: 0.381, SLG: 0.385	0-3 K		0-0 F7		0-0 3-1	0-0 4-3	0-0 4-3		0-0 F7
<b>Lee May, R</b> (8, PH) OBP: 0.288, SLG: 0.412	0-3 K		0-0 F7		0-0 3-1	0-0 4-3	0-0 4-3		0-0 F7
<b>Dan Graham, L</b> (1, 5) OBP: 0.268, SLG: 0.343		0-0 P6		0-0 F8		0-0 4-3	0-0 4-3		0-0 F8
<b>Mark Corey, R</b> (8, PH) OBP: 0.393, SLG: 0.348		0-0 P6		0-0 F8		0-0 4-3	0-0 4-3		0-0 F8
<b>Rick Dempsey, R</b> (1, 2) OBP: 0.309, SLG: 0.395		0-3 K		0-0 F8		0-0 5-3	0-0 1B BB 1B		4-0 G6-4-3 BB
<b>Rich Dauer, R</b> (1, 4) OBP: 0.337, SLG: 0.329		0-0 6-3		0-0 F8		0-0 F8	0-0 P6		0-0 G6-4-3 1-2f

Inning Stats	R: 2	H: 2	E: 0	K: 1	S: 7	LOB: 1	BB: 1	P: 11	R: 0	H: 0	E: 0	K: 1	S: 5	LOB: 0	BB: 0	P: 5	R: 0	H: 0	E: 0	K: 2	S: 7	LOB: 0	BB: 0	P: 7	R: 0	H: 1	E: 0	K: 0	S: 4	LOB: 1	BB: 0	P: 4	R: 0	H: 0	E: 0	K: 0	S: 3	LOB: 0	BB: 0	P: 3	R: 1	H: 2	E: 0	K: 0	S: 5	LOB: 1	BB: 0	P: 5	R: 1	H: 3	E: 0	K: 0	S: 6	LOB: 3	BB: 1	P: 10	R: 0	H: 0	E: 0	K: 0	S: 3	LOB: 0	BB: 0	P: 3	R: 0	H: 0	E: 0	K: 0	S: 2	LOB: 2	BB: 3	P: 14	1B: 7	2B: 0	3B: 0	HR: 1	SF: 0	SAC: 0	DP: 1	HBP: 0	WP: 0	PA: 39
--------------	------	------	------	------	------	--------	-------	-------	------	------	------	------	------	--------	-------	------	------	------	------	------	------	--------	-------	------	------	------	------	------	------	--------	-------	------	------	------	------	------	------	--------	-------	------	------	------	------	------	------	--------	-------	------	------	------	------	------	------	--------	-------	-------	------	------	------	------	------	--------	-------	------	------	------	------	------	------	--------	-------	-------	-------	-------	-------	-------	-------	--------	-------	--------	-------	--------

PITCHER	IP	WLS	BF	H	R	ER	SO	BB	IBB	HBP	BLK	WP	HR	S	P	ERA	WHIP
<b>Dennis Eckersley, R</b> (1, 1) ERA: 4.25	6.2	W	29	8	4	4	4	1	0	0	0	0	1	36	40	5.40	1.350
<b>Tom Burgmeier, L</b> (7, 1) ERA: 2.14	2.0		8	0	0	0	0	3	0	0	0	0	0	5	17	0.00	1.500
<b>Bob Stanley, R</b> (9, 1) ERA: 4.33	0.1	S	2	0	0	0	0	1	0	0	0	0	0	1	5	0.00	3.000

<b>WP: 0</b>	<b>PA: 39</b>
<b>PB: 0</b>	
<b>SB: 1</b>	
<b>CS: 0</b>	

WP	HR	S	P	ERA	WHIP
0	1	36	40	5.40	1.350
0	0	5	17	0.00	1.500
0	0	1	5	0.00	3.000

Batter	1	2	3	4	5	6	7	8	9	AB R H RBI BB SO LOB	TOP	
<b>Al Bumbry, L</b> OBP: 0.412, SLG: 0.446 (1, 8)	1-3		1B 1B BB					4-0 BB BB BB 1B BB		3 2 2 1 2 0 0		
<b>Rich Dauer, R</b> OBP: 0.338, SLG: 0.331 (1, 4) (2, 5)	0-0 3B 1B	0-0 F9	0-0 1B 1-3 1B			0-0 G6-4-3 1-2f		0-0 F7		5 1 2 0 0 0 2		
<b>Ken Singleton, S</b> OBP: 0.385, SLG: 0.475 <b>Mark Corey, R</b> OBP: 0.393, SLG: 0.348 (1, 9) (8, PR) (8, 9)	0-0 1-H 1B 3B	0-0 HR 1B	0-0 1-3 3-H 1B			0-0 6-3		4-0 1B 1-2 BB		4 2 3 2 1 0 0 0 0 0 0 0 0 0		
<b>Eddie Murray, S</b> OBP: 0.338, SLG: 0.467 (1, 3)	0-0 1B 1B	0-0 1-H HR	0-0 4-3			0-0 P6		0-0 1-3 2-H 1B		5 2 3 4 0 0 2		
<b>Benny Ayala, R</b> OBP: 0.397, SLG: 0.703 <b>John Lowenstein, L</b> OBP: 0.326, SLG: 0.256 (1, 7) (8, PH) (8, 7)	0-0 1-3 1B BB 1B	0-0 5-3			0-0 F8		0-0 F8	0-0 P5		4 1 1 0 0 0 0 1 0 0 0 0 0 2		
<b>Lee May, R</b> OBP: 0.292, SLG: 0.404 (1, 10)	4-0 1B 1-2 1B BB				0-0 F7		0-0 F2	0-3 K		3 1 0 0 2 1 2		
<b>Doug DeCinces, R</b> OBP: 0.312, SLG: 0.371 <b>Mark Belanger, R</b> OBP: 0.209, SLG: 0.217 (1, 5) (2, 6)	0-0 1-2 2-H 3-H 1B 1B 1B	0-3 K			4-0 BB		0-0 6-3		0-0 5-3	2 0 1 2 0 1 1 2 0 0 0 1 0 0	<b>AB 38</b> <b>R 9</b> <b>H 14</b> <b>RBI 9</b> <b>BB 7</b> <b>SO 2</b> <b>LOB 14</b>	
<b>Rick Dempsey, R</b> OBP: 0.311, SLG: 0.397 (1, 2)	0-0 F8		0-0 P4		0-0 P6		0-0 2B	4-0 G4-6-3 BB		4 0 1 0 1 0 3		
<b>Kiko Garcia, R</b> OBP: 0.289, SLG: 0.274 (1, 6) (2, 4)	0-0 1-2 2-3 1B		0-0 1-3		0-0 4-3		0-0 1-3	0-0 G4-6-3 1-2f		5 0 1 0 0 0 2		
<b>Inning Stats</b>	R: 5 E: 0 K: 0 S: 9 H: 7 LOB: 2 BB: 1 P: 13	R: 2 E: 0 K: 1 S: 7 H: 2 LOB: 1 BB: 1 P: 11	R: 1 E: 0 K: 0 S: 5 H: 2 LOB: 2 BB: 1 P: 9	R: 0 E: 0 K: 0 S: 3 H: 0 LOB: 1 BB: 1 P: 7	R: 0 E: 0 K: 0 S: 3 H: 1 LOB: 0 BB: 0 P: 3	R: 0 E: 0 K: 0 S: 3 H: 0 LOB: 0 BB: 0 P: 3	R: 0 E: 0 K: 0 S: 4 H: 1 LOB: 1 BB: 0 P: 4	R: 1 E: 0 K: 1 S: 6 H: 1 LOB: 2 BB: 2 P: 14	R: 0 E: 0 K: 0 S: 2 H: 0 LOB: 0 BB: 1 P: 6	1B: 11 2B: 1 3B: 1 HR: 1 SF: 0 SAC: 0 DP: 2 HBP: 0	WP: 0 PB: 0 SB: 0 CS: 0 PA: 45	
<b>PITCHER</b>	IP WLS BF H R ER SO BB IBB HBP BLK WP HR S P ERA WHIP											
<b>Britt Burns, L</b> ERA: 2.56 (1, 1)	1.1 L 13 9 7 7 0 1 0 0 0 0 1 12 16 47.25 7.500											
<b>Mike Proly, R</b> ERA: 2.54 (2, 1)	4.2 19 3 1 1 1 3 0 0 0 0 0 18 30 1.93 1.286											
<b>LaMarr Hoyt, R</b> ERA: 3.2 (7, 1)	3.0 13 2 1 1 1 3 0 0 0 0 0 12 24 3.00 1.667											

**Baltimore Orioles @ Chicago White Sox**  
Comiskey Park, Chicago, IL  
Thu Jul 10 1980, 8:05 PM EDT  
Att. 21,839 - Unknown

livebaseballscorecards.com



Batter	1	2	3	4	5	6	7	8	9	AB	R	H	RBI	BB	SO	LOB	BOTTOM										
Todd Cruz, R OBP: 0.298, SLG: 0.338 (1, 6)	0-0 E6 FC5-4		0-0 FC5-4 1-2f		0-0 P6		0-0 P6		0-0 G4-6-3 1-2f	5	0	0	0	0	0	4											
Ron Pruitt, R OBP: 0.291, SLG: 0.260 Thad Bosley, L OBP: 0.287, SLG: 0.310 (1, 10) (9, PH)	0-0 F8		0-0 FC5-4 1-2f			0-0 6-3	0-0 4-3		0-0 1B	4	0	0	0	0	0	4	1	0	1	0	0	0	0				
Chet Lemon, R OBP: 0.350, SLG: 0.417 (1, 8)	0-0 F6		0-0 F3			0-0 F9		0-0 F8	0-3 K	5	0	0	0	0	1	3											
Lamar Johnson, R OBP: 0.324, SLG: 0.460 (1, 3)	0-0 FC5-4 1-2f			0-0 5-3 1B		4-0 FC6-4 BB		0-0 HR		3	1	2	1	1	0	1											
Wayne Nordhagen, R OBP: 0.322, SLG: 0.540 (1, 7)		0-0 2B		0-0 5-3 1-2		0-0 FC6-4 1-2f		0-0 1B 1B		4	0	2	0	0	0	2											
Jim Morrison, R OBP: 0.302, SLG: 0.394 (1, 4)		0-0 5-3		0-0 F8			0-0 1B 1B	0-0 F8		4	1	1	0	0	0	3											
Bruce Kimm, R OBP: 0.330, SLG: 0.333 Mike Squires, L OBP: 0.348, SLG: 0.342 Ricky Seelheimer, L OBP: 0.333, SLG: 0.400 (1, 2) (8, PH) (9, 2)		0-0 F9		0-3 K			0-0 1B 1B	0-0 1B 1B		3	0	1	0	0	1	2	1	0	1	0	0	0	0	0			
Harold Baines, L OBP: 0.285, SLG: 0.394 (1, 9)		0-3 K				0-0 P6	0-0 P4	0-0 4-3		4	0	0	0	0	1	5											
Kevin Bell, R OBP: 0.280, SLG: 0.186 (1, 5)			0-0 FC5-4 1B		0-0 5-3				4-0 G4-6-3 BB	3	0	2	1	1	0	0											
<b>Inning Stats</b>	R: 0 E: 1 K: 0 S: 4	H: 0 LOB: 1 BB: 0 P: 4	R: 0 E: 0 K: 1 S: 6	H: 1 LOB: 1 BB: 0 P: 6	R: 0 E: 0 K: 0 S: 4	H: 1 LOB: 1 BB: 0 P: 4	R: 0 E: 0 K: 1 S: 6	H: 0 LOB: 0 BB: 0 P: 3	R: 0 E: 0 K: 0 S: 3	H: 0 LOB: 1 BB: 1 P: 7	R: 1 E: 0 K: 0 S: 6	H: 3 LOB: 2 BB: 0 P: 6	R: 1 E: 0 K: 0 S: 6	H: 3 LOB: 2 BB: 0 P: 6	R: 0 E: 0 K: 1 S: 5	H: 1 LOB: 1 BB: 1 P: 9	1B: 8 2B: 1 3B: 0 HR: 1	SF: 0 SAC: 0 DP: 1 HBP: 0	WP: 0 PB: 0 SB: 0 CS: 0	PA: 39							
<b>PITCHER</b> Scott McGregor, L ERA: 3.51 Tim Stoddard, R ERA: 2.14	IP 7.1	WLS W	BF 32	H 8	R 2	ER 2	SO 2	BB 1	IBB 0	HBP 0	BLK 0	WP 0	HR 1	S 35	P 39	ERA 2.46	WHIP 1.227										
	IP 1.2	WLS W	BF 7	H 2	R 0	ER 0	SO 1	BB 1	IBB 0	HBP 0	BLK 0	WP 0	HR 0	S 8	P 12	ERA 0.00	WHIP 1.800										

**Baltimore Orioles @ Chicago White Sox**  
Comiskey Park, Chicago, IL  
Thu Jul 10 1980, 8:05 PM EDT  
Att. 21,839 - Unknown

**AB 37**  
**R 2**  
**H 10**  
**RBI 2**  
**BB 2**  
**SO 3**  
**LOB 24**



Batter	1	2	3	4	5	6	7	8	9	AB R H RBI BB SO LOB	TOP																	
<b>Al Bumbry, L</b> (1, 8) OBP: 0.412, SLG: 0.442	0-0 G3	0-3 K		4-0 BB 1-2		0-0 P6		4-0 BB		3 0 0 0 2 1 2																		
<b>Pat Kelly, L</b> (1, 10) OBP: 0.374, SLG: 0.370	0-3 K		0-0 F8	4-0 BB 1-2 2-3		0-0 4-3		0-0 F8		4 0 0 0 1 1 1																		
<b>Ken Singleton, S</b> (1, 9) OBP: 0.389, SLG: 0.473	4-0 BB		4-0 E BB	0-0 F8		0-0 HR 1B		0-0 F8		3 1 1 0 2 0 4																		
<b>Eddie Murray, S</b> (1, 3) OBP: 0.339, SLG: 0.478	0-0 P6		0-0 E4 1-2		0-3 K	0-0 HR 1-H		0-0 2B		5 2 2 2 0 1 2																		
<b>John Lowenstein, L</b> (1, 7) OBP: 0.340, SLG: 0.289		0-0 BB 1B SF9 1B	0-0 F7		0-0 WP S 1B	0-0 3-1		0-0 2B 2-H		5 1 3 1 0 0 2																		
<b>Dan Graham, L</b> (1, 2) OBP: 0.256, SLG: 0.327		0-0 F7	0-0 1-3		0-3 K		0-0 F8	0-0 E6 G6-3		5 0 0 0 0 1 5 0 0 0 0 0 0 0																		
<b>Mark Belanger, R</b> (9, PR) OBP: 0.209, SLG: 0.217					1-2 K																							
<b>Doug DeCinces, R</b> (1, 5) OBP: 0.313, SLG: 0.369		0-0 SF9 BB 1-2 1B		0-0 F7	4-0 WP BB		0-0 P3	0-0 F7		4 0 1 0 1 0 2																		
<b>Rich Dauer, R</b> (1, 4) OBP: 0.340, SLG: 0.328		4-0 BB 1-2 2-3 BB		0-0 5-3	4-0 BB 1-2 2-3 BB		0-0 F9	0-0 G6-3		2 0 0 0 2 0 0 1 0 0 0 0 0 2																		
<b>Terry Crowley, L</b> (9, PH) OBP: 0.393, SLG: 0.484																												
<b>Kiko Garcia, R</b> (1, 6) OBP: 0.288, SLG: 0.270		0-0 SF9 2-3 3-H		4-0 BB S BB	0-3 K			0-0 6-3		2 0 0 1 1 1 3																		
<b>Inning Stats</b>	R: 0 E: 0 K: 1 S: 5 H: 0 LOB: 1 BB: 1 P: 9	R: 1 E: 0 K: 1 S: 7 H: 2 LOB: 2 BB: 1 P: 11	R: 0 E: 1 K: 0 S: 4 H: 0 LOB: 2 BB: 1 P: 8	R: 0 E: 0 K: 0 S: 3 H: 0 LOB: 3 BB: 3 P: 15	R: 0 E: 0 K: 3 S: 10 H: 1 LOB: 3 BB: 2 P: 18	R: 2 E: 0 K: 0 S: 5 H: 2 LOB: 0 BB: 0 P: 5	R: 0 E: 0 K: 0 S: 3 H: 0 LOB: 0 BB: 0 P: 3	R: 0 E: 0 K: 0 S: 3 H: 0 LOB: 1 BB: 1 P: 7	R: 1 E: 1 K: 0 S: 5 H: 2 LOB: 2 BB: 0 P: 5	1B: 4 2B: 2 3B: 0 HR: 1 SF: 1 SAC: 0 DP: 1 HBP: 0	WP: 1 PB: 0 SB: 2 CS: 0 PA: 44																	
<b>PITCHER</b>	IP WLS BF H R ER SO BB IBB HBP BLK WP HR S P ERA WHIP											<b>PITCHER</b>	IP WLS BF H R ER SO BB IBB HBP BLK WP HR S P ERA WHIP															
<b>Richard Dotson, R</b> (1, 1) ERA: 3.67	4.2	W	26	3	1	1	4	8	0	0	0	1	0	26	58	1.93	2.357											
<b>Mike Proly, R</b> (5, 1) ERA: 2.7	2.1	S	9	2	2	2	1	0	0	0	0	0	1	11	11	7.71	0.857											
<b>Ed Farmer, R</b> (8, 1) ERA: 3.05	2.0	S	9	2	1	1	0	1	0	0	0	0	0	8	12	4.50	1.500											

**Baltimore Orioles @ Chicago White Sox**  
Comiskey Park, Chicago, IL  
Fri Jul 11 1980, 8:05 PM EDT  
Att. 28,457 - Unknown

livebaseballscorecards.com

<b>AB</b>	34
<b>R</b>	4
<b>H</b>	7
<b>RBI</b>	4
<b>BB</b>	9
<b>SO</b>	5
<b>LOB</b>	23





Batter	1	2	3	4	5	6	7	8	9
Bob Molinaro, L (1, 10) OBP: 0.368, SLG: 0.424	0-0 SH5-3 2B 1B	0-0 2B 4-3 1B		0-0 F9		0-0 F8		4-0 IBB	
Jim Morrison, R (1, 4) OBP: 0.302, SLG: 0.395	0-0 SH5-3 1-2	0-0 1-3 2B		0-0 F9			0-0 6-3	0-0 5-3	
Wayne Nordhagen, R (1, 7) OBP: 0.325, SLG: 0.559	0-0 2-H 1B 2B	0-0 4-3 3-H			0-0 F9		0-0 HR		
Lamar Johnson, R (1, 3) OBP: 0.327, SLG: 0.461 Mike Squires, L (7, PR) OBP: 0.348, SLG: 0.342 (8, 3)	0-0 2-H 1B 1B	0-0 1-3			0-0 F8		0-0 CS 1B		
Chet Lemon, R (1, 8) OBP: 0.346, SLG: 0.411	0-0 F2		0-0 5-3		0-0 P5		0-3 FC 1-2		
Harold Baines, L (1, 9) OBP: 0.285, SLG: 0.392	0-0 1-2 1B		0-3 K			0-0 B1-3	0-3 K		
Kevin Bell, R (1, 5) OBP: 0.291, SLG: 0.203	0-0 F8		0-0 F7			0-0 1B 1B		0-0 FC5-4 1B	
Ricky Seilheimer, L (1, 2) OBP: 0.250, SLG: 0.286 Bruce Kimm, R (5, 2) OBP: 0.332, SLG: 0.335		0-3 K		0-0 P6		0-0 1B 1B		0-0 FC5-4 1-2f	
Todd Cruz, R (1, 6) OBP: 0.303, SLG: 0.346		0-0 1B 2B		1-0 HBP		0-3 K		0-0 P5	

Inning Stats	R: 2 E: 0 K: 0 S: 7	H: 4 LOB: 2 BB: 0 P: 7	R: 2 E: 0 K: 1 S: 8	H: 3 LOB: 1 BB: 0 P: 8	R: 0 E: 0 K: 1 S: 5	H: 0 LOB: 0 BB: 0 P: 5	R: 0 E: 0 K: 0 S: 3	H: 0 LOB: 1 BB: 0 P: 4	R: 0 E: 0 K: 1 S: 7	H: 2 LOB: 2 BB: 0 P: 7	R: 1 E: 0 K: 1 S: 9	H: 2 LOB: 1 BB: 0 P: 9	R: 0 E: 1 K: 0 S: 4	H: 1 LOB: 2 BB: 1 P: 8
1B: 8 2B: 3 3B: 0 HR: 1	SF: 0 SAC: 1 DP: 0 HBP: 1	WP: 0 PB: 1 SB: 0 CS: 1												

PITCHER	IP	WLS	BF	H	R	ER	SO	BB	IBB	HBP	BLK	WP	HR	S	P	ERA	WHIP
Jim Palmer, R (1, 1) ERA: 3.2	6.1	L	31	11	5	5	3	0	0	1	0	0	1	36	37	7.11	1.737
Sammy Stewart, R (7, 1) ERA: 4.03	1.2		7	1	0	0	2	0	1	0	0	0	0	10	14	0.00	0.600

AB R H RBI BB SO LOB

**BOTTOM**

4	2	2	1	1	0	3
4	0	1	0	0	0	3
4	2	2	3	0	0	1
4	0	2	1	0	0	1
0	0	0	0	0	0	0
4	0	0	0	0	0	2
4	0	1	0	0	2	1
4	0	2	0	0	0	2
2	0	0	0	0	1	0
2	0	1	0	0	0	1
3	1	1	0	0	1	3

AB	35
R	5
H	12
RBI	5
BB	1
SO	4
LOB	17



WP: 0	PA: 38
ERA	WHIP

**Baltimore Orioles @ Chicago White Sox**  
Comiskey Park, Chicago, IL  
Fri Jul 11 1980, 8:05 PM EDT  
Att. 28,457 - Unknown

livebaseballscorecards.com

Batter	1	2	3	4	5	6	7	8	9	AB R H RBI BB SO LOB	TOP	
Willie Wilson, S OBP: 0.345, SLG: 0.421 (1, 7) X	0-0 6-3		0-0 S 1B			0-0 G3	0-0 1-H 3B		0-0 1-2 2-3 1-3	5 0 2 1 0 0 2		
Hal McRae, R OBP: 0.314, SLG: 0.433 (1, 10) X	0-0 E5 G4-3		0-3 K 1-2			0-0 P4	0-0 6-3		0-0 4-3	5 0 0 0 0 1 4		
George Brett, L OBP: 0.416, SLG: 0.624 (1, 5) X	0-0 G4-3 1-2f		0-0 F7			4-0 BB BB		0-0 G4-3 1B		3 0 1 0 1 0 2		
Darrell Porter, L OBP: 0.364, SLG: 0.358 (1, 2)		0-3 K		0-3 K		4-0 BB 1-2 BB		0-0 G4-3 1-2f		3 0 0 0 1 2 1		
Willie Aikens, L OBP: 0.370, SLG: 0.441 (1, 3)		4-0 BB BB 1B BB		0-0 F8		4-0 BB 1-2 2-3 BB		4-0 BB		1 0 0 0 3 0 0		
Amos Otis, R OBP: 0.315, SLG: 0.404 (1, 8)		0-3 K		0-0 6-3		0-0 F7		0-0 F9		4 0 0 0 0 1 5		
Clint Hurdle, L OBP: 0.370, SLG: 0.495 (1, 9)		0-0 1-2 1B			4-0 BB BB B2-3 BB		4-0 BB BB 3B BB		4-0 FC1-6 BB	1 1 1 0 2 0 0 0 0 0 0 1 0 0		
John Wathan, R OBP: 0.380, SLG: 0.420 (9, PH)		0-3 K			0-0 B2-3 1-2f		0-0 F9		0-0 FC1-6 1-3 1B	4 0 0 0 0 1 5		
Frank White, R OBP: 0.278, SLG: 0.332 (1, 4)					0-0 F8				0-0 F9	4 0 1 0 0 1 1		
U L Washington, S OBP: 0.320, SLG: 0.370 (1, 6)			0-3 K						0-0 1-3 1B			
<b>Inning Stats</b>	R: 0 E: 1 K: 0 S: 3 H: 0 LOB: 0 BB: 0 P: 3	R: 0 E: 0 K: 3 S: 10 H: 1 LOB: 2 BB: 1 P: 14	R: 0 E: 0 K: 2 S: 8 H: 1 LOB: 1 BB: 0 P: 8	R: 0 E: 0 K: 1 S: 5 H: 0 LOB: 0 BB: 0 P: 5	R: 0 E: 0 K: 0 S: 2 H: 0 LOB: 0 BB: 1 P: 6	R: 0 E: 0 K: 0 S: 3 H: 0 LOB: 3 BB: 3 P: 15	R: 1 E: 0 K: 0 S: 4 H: 1 LOB: 1 BB: 1 P: 8	R: 0 E: 0 K: 0 S: 3 H: 1 LOB: 1 BB: 1 P: 7	R: 0 E: 0 K: 0 S: 4 H: 1 LOB: 2 BB: 1 P: 8	1B: 4 2B: 1 3B: 1 HR: 0 SF: 0 SAC: 0 DP: 3 HBP: 0	WP: 0 PB: 0 SB: 1 CS: 0 PA: 38	
<b>PITCHER</b>	IP WLS BF H R ER SO BB IBB HBP BLK WP HR S P ERA WHIP											
Steve Stone, R ERA: 3.0 (1, 1)	7.0 W 29 3 1 1 6 6 0 0 0 0 0 0 35 59 1.29 1.286											
Tippy Martinez, L ERA: 3.41 (8, 1)	1.1 7 2 0 0 0 2 0 0 0 0 0 0 5 13 0.00 3.000											
Tim Stoddard, R ERA: 2.11 (9, 1)	0.2 S 2 0 0 0 0 0 0 0 0 0 0 0 2 2 0.00 0.000											

Kansas City Royals @ Baltimore Orioles  
Memorial Stadium, Baltimore, MD

Sat Jul 12 1980, 7:05 PM EDT  
Att. 41,514 - Unknown

livebaseballscorecards.com

AB 30  
R 1  
H 5  
RBI 1  
BB 8  
SO 6  
LOB 20



Batter	1	2	3	4	5	6	7	8	9
<b>Al Bumbry, L</b> OBP: 0.413, SLG: 0.446 (1, 8) X	0-0 6-3		0-0 1-3			0-0 2B	0-0 1B		
<b>Rich Dauer, R</b> OBP: 0.343, SLG: 0.328 (1, 4) X (8, 5)	0-0 4-3			0-0 FC3-6 1B		4-0 2B BB	0-0 F9 1-2		
<b>Ken Singleton, S</b> OBP: 0.384, SLG: 0.467 (1, 9) X <b>Mark Corey, R</b> OBP: 0.393, SLG: 0.348 (9, 9)	0-0 4-3			0-0 F7		0-0 P6		0-3 K	
<b>Eddie Murray, S</b> OBP: 0.338, SLG: 0.478 (1, 3)		0-3 K		0-0 FC3-6 1-2f		0-0 F8 1-H 2-H 2B		0-0 F9	
<b>John Lowenstein, L</b> OBP: 0.347, SLG: 0.326 (1, 7)		0-0 HR		0-3 K 1-2		4-0 S BB		0-0 3-1	
<b>Dan Graham, L</b> OBP: 0.258, SLG: 0.327 (1, 2)		0-0 P6			0-0 WP 1B	0-0 F8 2-3			
<b>Lee May, R</b> OBP: 0.287, SLG: 0.396 (1, 10)		0-0 F7			0-3 K	0-3 K 1-2			
<b>Doug DeCinces, R</b> OBP: 0.310, SLG: 0.365 (1, 5) <b>Mark Belanger, R</b> OBP: 0.209, SLG: 0.217 (8, 6)			0-3 K		0-0 E5 G5-4-3 1-2		0-0 F8		
<b>Kiko Garcia, R</b> OBP: 0.283, SLG: 0.265 (1, 6) (8, 4)			0-0 F9		0-0 G5-4-3 1-2f		0-0 6-3		

AB	R	H	RBI	BB	SO	LOB
4	1	2	0	0	0	0
3	1	1	0	1	0	1
4	0	0	0	0	1	3
0	0	0	0	0	0	0
4	0	1	2	0	1	1
3	1	1	1	1	1	1
3	0	1	0	0	0	2
3	0	0	0	0	2	3
3	0	0	0	0	1	1
0	0	0	0	0	0	0
3	0	0	0	0	0	2

AB	R	H	RBI	BB	SO	LOB
30	3	6	3	2	6	14

Inning Stats		R: 0	H: 0	R: 1	H: 1	R: 0	H: 0	R: 0	H: 1	R: 2	H: 2	R: 0	H: 1	R: 0	H: 0
R: 0 H: 0 R: 1 H: 1 R: 0 H: 0 R: 0 H: 1 R: 0 H: 1 R: 2 H: 2 R: 0 H: 1 R: 0 H: 0		E: 0	LOB: 0	E: 0	LOB: 0	E: 0	LOB: 1	E: 1	LOB: 1	E: 0	LOB: 2	E: 0	LOB: 1	E: 0	LOB: 0
K: 0 BB: 0 K: 1 BB: 0 K: 1 BB: 0 K: 1 BB: 0 K: 1 BB: 0 K: 1 BB: 2 K: 0 BB: 0 K: 1 BB: 0		S: 3	P: 3	S: 6	P: 6	S: 5	P: 6	S: 6	P: 6	S: 7	P: 15	S: 4	P: 4	S: 5	P: 5

PITCHER	IP	WLS	BF	H	R	ER	SO	BB	IBB	HBP	BLK	WP	HR	S	P	ERA	WHIP
<b>Renie Martin, R</b> ERA: 4.22 (1, 1)	6.2	L	28	6	3	3	5	2	0	0	0	1	1	36	44	4.05	1.200
<b>Dan Quisenberry, R</b> ERA: 3.0 (7, 1)	1.1		4	0	0	0	1	0	0	0	0	0	0	6	6	0.00	0.000

WP	HR	S	P	ERA	WHIP
1	1	3	32		

**Kansas City Royals @ Baltimore Orioles**  
**Memorial Stadium, Baltimore, MD**  
 Sat Jul 12 1980, 7:05 PM EDT  
 Att. 41,514 - Unknown

livebaseballscorecards.com



Batter	1	2	3	4	5	6	7	8	9	AB R H RBI BB SO LOB	TOP
Willie Wilson, S (1, 7) OBP: 0.349, SLG: 0.424	0-0 4-3		0-0 F8 1B 2B 1B	0-0 1-2 1B		0-0 F2		0-0 S 2B 1B		5 2 3 0 0 0 0	
U L Washington, S (1, 6) OBP: 0.324, SLG: 0.372	0-0 1-3 1B		0-0 F9	0-0 1-3 1-2 2-3 1B		0-0 1B 1B		4-0 1-2 2B BB		4 0 2 0 1 0 3	
George Brett, L (1, 5) OBP: 0.425, SLG: 0.632	0-0 1-3		0-0 F8 2B 1B	4-0 IBB		0-0 1-3 1B		0-0 1-H 2-H 2B		4 1 3 1 1 0 1	
Amos Otis, R (1, 8) OBP: 0.306, SLG: 0.391	0-3 K		0-0 F8 1-2 2-3	0-0 P3		0-0 F3		0-0 F8		5 0 0 0 0 1 9	
Hal McRae, R (1, 10) OBP: 0.321, SLG: 0.447		0-0 S 1B 1B	0-0 2-H 3-H 2B		0-0 E5 BB		0-0 2B		0-0 F7	5 1 3 2 0 0 0	
John Wathan, R (1, 2) OBP: 0.373, SLG: 0.412		0-0 F7	0-0 5-3		0-3 K		0-0 6-3		0-0 4-3	5 0 0 0 0 1 4	
Willie Aikens, L (1, 3) OBP: 0.367, SLG: 0.434		0-3 K		0-0 F2	4-0 G6-4-3 BB		0-3 K		0-0 4-3	4 0 0 0 1 2 2 0 0 0 0 0 0 0	
Ralph LaCock, L (9, 3) OBP: 0.240, SLG: 0.222											
Frank White, R (1, 4) OBP: 0.281, SLG: 0.338		0-0 1-H 1B		0-0 1B 2B	0-0 G6-4-3		0-0 F9			4 1 2 1 0 0 3	
Rusty Torres, S (1, 9) OBP: 0.326, SLG: 0.171		0-0 5-3		0-0 1-3 1B 2-H 1B		0-0 F7		0-0 4-3		4 0 1 1 0 0 1	
<b>Inning Stats</b>	R: 0 H: 1 E: 0 LOB: 1 K: 1 BB: 0 S: 6 P: 6	R: 1 H: 2 E: 0 LOB: 1 K: 1 BB: 0 S: 7 P: 7	R: 2 H: 3 E: 0 LOB: 1 K: 0 BB: 0 S: 6 P: 6	R: 1 H: 3 E: 0 LOB: 3 K: 0 BB: 1 S: 6 P: 10	R: 0 H: 0 E: 1 LOB: 1 K: 1 BB: 1 S: 5 P: 9	R: 0 H: 2 E: 0 LOB: 2 K: 0 BB: 0 S: 5 P: 5	R: 0 H: 1 E: 0 LOB: 1 K: 1 BB: 0 S: 6 P: 6	R: 1 H: 2 E: 0 LOB: 1 K: 0 BB: 1 S: 4 P: 8	R: 0 H: 0 E: 0 LOB: 0 K: 0 BB: 0 S: 3 P: 3	1B: 10 SF: 0 2B: 4 SAC: 0 3B: 0 DP: 1 HR: 0 HBP: 0	WP: 0 PA: 43 PB: 0 SB: 2 CS: 0
<b>PITCHER</b> Mike Flanagan, L (1, 1) ERA: 4.03	IP WLS BF H R ER SO BB IBB HBP BLK WP HR S P ERA WHIP	3.1 L 19 9 4 4 2 0 0 0 0 0 0 0 23 23 10.80 2.700									
Dennis Martinez, R (4, 1) ERA: 6.65	IP WLS BF H R ER SO BB IBB HBP BLK WP HR S P ERA WHIP	5.2 24 5 1 1 2 2 1 0 0 0 0 0 25 37 1.59 1.235									

**Kansas City Royals @ Baltimore Orioles**  
**Memorial Stadium, Baltimore, MD**  
Sun Jul 13 1980, 3:33 AM EDT  
Att. 21,311 - Unknown

[livebaseballscorecards.com](http://livebaseballscorecards.com)

<b>AB</b>	<b>40</b>
<b>R</b>	<b>5</b>
<b>H</b>	<b>14</b>
<b>RBI</b>	<b>5</b>
<b>BB</b>	<b>3</b>
<b>SO</b>	<b>4</b>
<b>LOB</b>	<b>23</b>



Batter	1	2	3	4	5	6	7	8	9	AB R H RBI BB SO LOB
<b>Al Bumbry, L</b> OBP: 0.411, SLG: 0.443 (1, 8) X	0-0 G5-4-3 BB 1B		0-0 6-3		0-0 1-3		0-0 L6			4 0 1 0 0 0 1
<b>Rich Dauer, R</b> OBP: 0.341, SLG: 0.324 (1, 5) BBB	4-0 G5-4-3 BB 1-2		0-0 1-3		0-3 K			0-0 P4		3 0 0 0 1 1 0
<b>Ken Singleton, S</b> OBP: 0.385, SLG: 0.466 (1, 9) X	0-0 G5-4-3 1-2f 2-3			0-0 1B 1B SF9 1B		4-0 G5-4-3 1B BB		0-0 6-3		3 1 1 0 1 0 2
<b>Eddie Murray, S</b> OBP: 0.341, SLG: 0.480 (1, 3) X	0-0 F8			0-0 SF9 1B 1-2 1B		0-0 1-2 1B		0-0 6-3		3 0 2 0 0 0 1
<b>Terry Crowley, L</b> OBP: 0.389, SLG: 0.479 (8, 3)										1 0 0 0 0 0 0
<b>Benny Ayala, R</b> OBP: 0.403, SLG: 0.706 (1, 7) X		0-0 2B		0-0 1-2 2-3 1B		0-0 G5-4-3 1-2f 2-3		0-0 F9		4 0 2 0 0 0 2
<b>Lee May, R</b> OBP: 0.280, SLG: 0.386 (1, 10) X		0-0 6-3		0-3 K		0-0 5-3		0-0 F8		4 0 0 0 0 1 5
<b>Rick Dempsey, R</b> OBP: 0.310, SLG: 0.396 (1, 2) X		0-0 F7		0-0 SF9 2-3 3-H			0-0 FC6-4 1B		0-0 5-3	3 0 1 1 0 0 1
<b>Kiko Garcia, R</b> OBP: 0.283, SLG: 0.265 (1, 6) X		0-0 F8		0-0 F8			0-0 FC6-4 1-2f			0 0 0 0 0 0 0
<b>Mark Belanger, R</b> OBP: 0.204, SLG: 0.212 (2, PH) (3, 6)										3 0 0 0 0 0 4
<b>Lenn Sakata, R</b> OBP: 0.250, SLG: 0.378 (1, 4) X			0-0 5-3		0-0 5-3		0-0 F9			3 0 0 0 0 0 1

<b>Inning Stats</b>	R: 0 H: 1 E: 0 LOB: 1 K: 0 BB: 1 S: 3 P: 7	R: 0 H: 1 E: 0 LOB: 1 K: 0 BB: 0 S: 4 P: 4	R: 0 H: 0 E: 0 LOB: 0 K: 0 BB: 0 S: 3 P: 3	R: 1 H: 3 E: 0 LOB: 2 K: 1 BB: 0 S: 8 P: 8	R: 0 H: 0 E: 0 LOB: 0 K: 1 BB: 0 S: 5 P: 5	R: 0 H: 1 E: 0 LOB: 1 K: 0 BB: 1 S: 3 P: 7	R: 0 H: 1 E: 0 LOB: 1 K: 0 BB: 0 S: 4 P: 4	R: 0 H: 0 E: 0 LOB: 0 K: 0 BB: 0 S: 3 P: 3	R: 0 H: 0 E: 0 LOB: 0 K: 0 BB: 0 S: 3 P: 3	R: 0 H: 0 E: 0 LOB: 0 K: 0 BB: 0 S: 3 P: 3	1B: 6 SF: 1 2B: 1 SAC: 0 3B: 0 DP: 2 HR: 0 HBP: 0
---------------------	---	---	---	---	---	---	---	---	---	---	--

<b>PITCHER</b> <b>Larry Gura, L</b> ERA: 2.22 (1, 1)	IP 9.0 WLS W BF 34 H 7 R 1 ER 1 SO 2 BB 2 IBB 0 HBP 0 BLK 0 WP 0 HR 0 S 36 P 44 ERA 1.00 WHIP 1.000	<b>PITCHER</b>  (1, 1)	IP WLS BF H R ER SO BB IBB HBP BLK WP HR S P ERA WHIP
---	---	------------------------------	---

**BOTTOM**

**Kansas City Royals @ Baltimore Orioles**  
Memorial Stadium, Baltimore, MD

[livebaseballscorecards.com](http://livebaseballscorecards.com)

<b>AB</b>	<b>31</b>
<b>R</b>	<b>1</b>
<b>H</b>	<b>7</b>
<b>RBI</b>	<b>1</b>
<b>BB</b>	<b>2</b>
<b>SO</b>	<b>2</b>
<b>LOB</b>	<b>17</b>



WP: 0 PA: 34	ERA	WHIP
PB: 0		
SB: 0		
CS: 0		

Sun Jul 13 1980, 3:33 AM EDT  
Att. 21,311 - Unknown

Batter	1	2	3	4	5	6	7	8	9	AB R H RBI BB SO LOB	TOP		
Willie Wilson, S OBP: 0.351, SLG: 0.430 (1, 7) X	0-0 1-3 1B	0-0 G4-6-3 1-2f			0-0 E6 HR	0-0 E 3B	0-0 1B 1B		0-0 5-3	6 4 3 0 0 0 2			
U L Washington, S OBP: 0.328, SLG: 0.386 (1, 6) X	0-0 1-3 1-2		0-0 6-3		0-0 HR 1-H	0-0 E6 FC6-4 1B	0-0 1B 1B			5 2 3 2 0 0 1			
George Brett, L OBP: 0.429, SLG: 0.630 (1, 5) X	0-0 1-3		0-0 F8		0-0 E 2B 1B	4-0 FC6-4 IBB	0-0 FC6-4 1B			4 1 2 1 1 0 1			
Amos Otis, R OBP: 0.309, SLG: 0.391 (1, 8) X	0-0 1B 2-H		0-0 S 1B		0-0 F8	0-0 FC6-4 1B 1-2f 2-3	0-0 FC6-4			5 0 2 1 0 0 5			
Hal McRae, R OBP: 0.326, SLG: 0.452 (1, 10) X	0-0 1-2 1B		0-0 L7		0-0 1B 2B 1-H	4-0 1B BB		0-0 F9		4 1 2 1 1 0 1			
John Wathan, R OBP: 0.373, SLG: 0.409 (1, 2) X	0-0 F9			0-0 4-3	4-0 1B IBB	0-0 1B		0-0 1-3		4 0 1 1 1 0 2			
Willie Aikens, L OBP: 0.364, SLG: 0.430 (1, 3)		0-0 F2		0-0 F8	0-0 1B 1-2 2-H	0-3 K		0-0 4-3		5 0 1 1 0 1 3			
Ralph LaCock, L OBP: 0.240, SLG: 0.222 (8, 3)										0 0 0 0 0 0 0			
Frank White, R OBP: 0.283, SLG: 0.338 (1, 4) X		0-0 1B 1B		0-0 CS 1B	0-0 P4		0-0 6-3		0-0 5-3	5 0 2 0 0 0 2			
Rusty Torres, S OBP: 0.313, SLG: 0.175 (1, 9) X		0-0 G4-6-3 1-2 1B		0-0 CS	0-3 K	0-0 F9	0-0 F8		0-0 F8	5 0 1 0 0 1 0			
<b>Inning Stats</b>	R: 1 E: 0 K: 0 S: 6 H: 3 LOB: 2 BB: 0 P: 6	R: 0 E: 0 K: 0 S: 4 H: 2 LOB: 1 BB: 0 P: 4	R: 0 E: 0 K: 0 S: 4 H: 1 LOB: 1 BB: 0 P: 4	R: 0 E: 0 K: 0 S: 3 H: 1 LOB: 0 BB: 0 P: 3	R: 4 E: 2 K: 1 S: 10 H: 4 LOB: 2 BB: 1 P: 14	R: 2 E: 1 K: 1 S: 8 H: 3 LOB: 3 BB: 2 P: 16	R: 1 E: 0 K: 0 S: 6 H: 3 LOB: 2 BB: 0 P: 6	R: 0 E: 0 K: 0 S: 3 H: 0 LOB: 0 BB: 0 P: 3	R: 0 E: 0 K: 0 S: 3 H: 0 LOB: 0 BB: 0 P: 3	1B: 14 2B: 1 3B: 1 HR: 1 SF: 0 SAC: 0 DP: 1 HBP: 0	WP: 0 PB: 0 SB: 2 CS: 1 PA: 47		
<b>PITCHER</b> Scott McGregor, L ERA: 3.53 (1, 1)	IP: 4.2 WLS: L BF: 25 H: 11 R: 5 ER: 2 SO: 1 BB: 0 IBB: 1 HBP: 0 BLK: 0 WP: 0 HR: 1 S: 26 P: 30 ERA: 3.86 WHIP: 2.357											<b>PITCHER</b> Dave Ford, R ERA: 3.77 (5, 1)	IP: 4.1 WLS: L BF: 21 H: 6 R: 3 ER: 3 SO: 1 BB: 1 IBB: 1 HBP: 0 BLK: 0 WP: 0 HR: 0 S: 21 P: 29 ERA: 6.23 WHIP: 1.615

**Kansas City Royals @ Baltimore Orioles**  
**Memorial Stadium, Baltimore, MD**  
 Mon Jul 14 1980, 7:05 PM EDT  
 Att. 23,504 - Unknown - 85 F

[livebaseballscorecards.com](http://livebaseballscorecards.com)

**AB 43**  
**R 8**  
**H 17**  
**RBI 7**  
**BB 3**  
**SO 2**  
**LOB 17**



Batter	1	2	3	4	5	6	7	8	9	AB	R	H	RBI	BB	SO	LOB
<b>Al Bumbry, L</b> OBP: 0.411, SLG: 0.442 (1, 8)	0-3 K		0-0 F7		0-0 G6-4-3 1B			0-0 HR 1B	0-0 F8	5	1	2	0	0	1	1
<b>Rick Dempsey, R</b> OBP: 0.309, SLG: 0.393 (1, 2)	0-0 P4		0-0 1B 1B		0-0 G6-4-3 1-2f			0-0 4-3 1-2		4	0	1	0	0	0	2
<b>Mark Corey, R</b> OBP: 0.406, SLG: 0.481 (1, 7)	0-3 K		0-0 1B 2-3				0-0 6-3	0-0 HR 2-H		4	1	2	2	0	1	0
<b>Ken Singleton, S</b> OBP: 0.384, SLG: 0.463 (1, 9)		0-3 K	0-0 P6			0-3 K		0-0 BB 1B		4	0	1	0	0	2	3
<b>Benny Ayala, R</b> OBP: 0.388, SLG: 0.676 (1, 10)		0-0 F7		0-0 6-3		0-0 5-3		0-3 K		3	0	0	0	0	0	0
<b>Pat Kelly, L</b> OBP: 0.371, SLG: 0.367 (8, PH)										1	0	0	0	0	1	1
<b>Lee May, R</b> OBP: 0.285, SLG: 0.404 (1, 3)		0-0 5-3		0-0 HR			0-0 5-3	4-0 BB BB 1-2 BB		3	1	1	1	1	0	0
<b>Doug DeCinces, R</b> OBP: 0.309, SLG: 0.360 (1, 5)			4-0 SH5-3 1B BB		0-0 P4		0-0 F7	0-0 FC4-6 1-2f		3	1	0	0	1	0	2
<b>Mark Belanger, R</b> OBP: 0.209, SLG: 0.216 (1, 6)			0-0 SH5-3		0-0 F8		0-0 FC6-4 1B		0-0 G4-6-3 1B	2	0	1	0	0	0	0
<b>John Lowenstein, L</b> OBP: 0.353, SLG: 0.333 (9, PH)			1-2							1	0	1	0	0	0	0
<b>Rich Dauer, R</b> OBP: 0.340, SLG: 0.323 (1, 4)			0-0 1B 1B 2-H		0-0 5-3		0-0 FC6-4 1-2f		0-0 G4-6-3 1-2f	4	0	1	1	0	0	2

**BOTTOM**

**Kansas City Royals @ Baltimore Orioles**  
Memorial Stadium, Baltimore, MD

Mon Jul 14 1980, 7:05 PM EDT  
Att: 23,504 - Unknown - 85 F

AB	34
R	4
H	10
RBI	4
BB	2
SO	5
LOB	11



Inning Stats																	
R: 0		H: 0		E: 0		LOB: 0		K: 2		BB: 0		S: 7		P: 7			
R: 0		H: 0		E: 0		LOB: 0		K: 1		BB: 0		S: 5		P: 5			
R: 1		H: 3		E: 0		LOB: 3		K: 0		BB: 1		S: 6		P: 10			
R: 1		H: 1		E: 0		LOB: 0		K: 0		BB: 0		S: 4		P: 4			
R: 0		H: 1		E: 0		LOB: 0		K: 0		BB: 0		S: 3		P: 3			
R: 0		H: 0		E: 0		LOB: 0		K: 1		BB: 0		S: 5		P: 5			
R: 0		H: 1		E: 0		LOB: 1		K: 0		BB: 0		S: 4		P: 4			
R: 2		H: 3		E: 0		LOB: 2		K: 1		BB: 1		S: 8		P: 12			
R: 0		H: 1		E: 0		LOB: 0		K: 0		BB: 0		S: 3		P: 3			
1B: 8		SF: 0		2B: 0		SAC: 1		3B: 0		DP: 2		HR: 2		HBP: 0			
WP: 0	PA: 37																
PITCHER																	
IP	WLS	BF	H	R	ER	SO	BB	IBB	HBP	BLK	WP	HR	S	P	ERA	WHIP	
7.1	W	30	8	4	4	4	4	1	0	0	0	2	37	41	4.91	1.227	
0.1		3	1	0	0	1	1	0	0	0	0	0	4	8	0.00	6.000	
1.1	S	4	1	0	0	0	0	0	0	0	0	0	4	4	0.00	0.750	

WP: 0	PA: 37
PB: 0	
SB: 0	
CS: 0	

Batter	1	2	3	4	5	6	7	8	9	AB R H RBI BB SO LOB	TOP		
Al Bumbry, L (1, 8) OBP: 0.412, SLG: 0.442	0-0 4-3		0-0 F8	0-0 6-3		0-0 1B 1-2 2-3 1B		4-0 BB 1B BB	0-0	5 2 2 0 1 0 1			
Kiko Garcia, R (1, 6) OBP: 0.292, SLG: 0.271 Mark Belanger, R (8, PR) OBP: 0.207, SLG: 0.215	0-0 FC3-6 1B		0-0 BB 1B		0-0 P4	0-3 K		4-0 BB 1B BB	0-0 F9	4 0 2 0 1 1 3 1 1 0 0 0 0 1			
Terry Crowley, L (1, 10) OBP: 0.389, SLG: 0.470	0-0 FC3-6 BB 1-2f		0-0 F8		4-0 1B BB	0-0 1B 1B 1-3 2-H 3-H		0-0 F7		4 1 1 2 1 0 4			
Ken Singleton, S (1, 9) OBP: 0.390, SLG: 0.463	4-0 1-2 BB		4-0 1-2 BB		0-0 F7	0-0 1B 1B 1-2 3-H		4-0 1B 1-2 2-3 BB		2 0 1 1 3 0 1			
John Lowenstein, L (1, 7) OBP: 0.352, SLG: 0.333 Gary Roenicke, R (6, PH) OBP: 0.340, SLG: 0.348	0-0 F8		0-3 K		0-0 FC6-5 1B 1-2	0-0 1B 1-2 2-3		0-0 P6		3 0 1 0 0 1 4 2 0 1 0 0 0 3			
Dan Graham, L (1, 2) OBP: 0.264, SLG: 0.331		0-0 F9		0-0 P6		0-0 1-2 2-H 1B		0-0 1-3 2-H 3-H 1B		5 0 2 3 0 0 2			
Lee May, R (1, 3) OBP: 0.282, SLG: 0.416		0-0 F7		0-0 HR		0-0 FC6-5 2-3f		0-0 F8	0-3 K	5 1 1 1 0 1 4			
Doug DeCinces, R (1, 5) OBP: 0.311, SLG: 0.359		0-0 E5		0-0 3-1 S 1B		1-0 1B 1B HBP			0-0 F7	4 1 1 0 0 1 0			
Rich Dauer, R (1, 4) OBP: 0.338, SLG: 0.321		0-0 P5		0-0 3-1 1-3		0-0 1B 1B		0-0 F7	0-0 6-3	5 1 1 0 0 0 2			
<b>Inning Stats</b>	R: 0 H: 1 E: 0 LOB: 2 K: 0 BB: 1 S: 4 P: 8	R: 0 H: 0 E: 1 LOB: 1 K: 0 BB: 0 S: 4 P: 4	R: 0 H: 1 E: 0 LOB: 2 K: 1 BB: 1 S: 6 P: 10	R: 1 H: 2 E: 0 LOB: 1 K: 0 BB: 0 S: 5 P: 5	R: 1 H: 2 E: 0 LOB: 2 K: 0 BB: 1 S: 5 P: 9	R: 3 H: 5 E: 0 LOB: 2 K: 1 BB: 0 S: 9 P: 10	R: 0 H: 0 E: 0 LOB: 0 K: 1 BB: 0 S: 5 P: 5	R: 2 H: 1 E: 0 LOB: 2 K: 1 BB: 3 S: 6 P: 18	R: 0 H: 1 E: 0 LOB: 1 K: 0 BB: 0 S: 4 P: 4	1B: 12 SF: 0 2B: 0 SAC: 0 3B: 0 DP: 0 HR: 1 HBP: 1	WP: 0 PA: 47 PB: 0 SB: 1 CS: 0		
<b>PITCHER</b>	IP WLS BF H R ER SO BB IBB HBP BLK WP HR S P ERA WHIP											<b>PITCHER</b>	IP WLS BF H R ER SO BB IBB HBP BLK WP HR S P ERA WHIP
Reggie Cleveland, R (1, 1) ERA: 3.19	5.1 L 30 9 5 5 2 3 0 1 0 0 0 1 30 43 8.44 2.250												
Bob McClure, L (6, 1) ERA: 2.59	1.2 6 2 0 0 1 0 0 0 0 0 0 0 8 8 0.00 1.200												
John Flinn, R (8, 1) ERA: 3.38	2.0 11 2 2 2 1 3 0 0 0 0 0 0 10 22 9.00 2.500												

**Baltimore Orioles @ Milwaukee Brewers**  
Milwaukee County Stadium, Milwaukee, WI

Tue Jul 15 1980, 8:05 PM EDT  
Att: 26,042 - Unknown

[livebaseballscorecards.com](http://livebaseballscorecards.com)

AB	40
R	7
H	13
RBI	7
BB	6
SO	4
LOB	25





Batter	1	2	3	4	5	6	7	8	9	AB R H RBI BB SO LOB
--------	---	---	---	---	---	---	---	---	---	----------------------

<b>Charlie Moore, R</b> <small>OBP: 0.343, SLG: 0.357</small> 										4 0 1 0 0 0 0
<b>Robin Yount, R</b> <small>OBP: 0.331, SLG: 0.556</small> 										4 1 1 1 0 0 1
<b>Cecil Cooper, L</b> <small>OBP: 0.376, SLG: 0.514</small> 										4 1 3 1 0 1 0
<b>Gorman Thomas, R</b> <small>OBP: 0.296, SLG: 0.469</small> 										4 0 2 1 0 0 2
<b>Ben Oglivie, L</b> <small>OBP: 0.391, SLG: 0.603</small> 										4 0 0 0 0 0 5
<b>Sixto Lezcano, R</b> <small>OBP: 0.299, SLG: 0.416</small> 										4 0 0 0 0 0 1
<b>Don Money, R</b> <small>OBP: 0.351, SLG: 0.527</small> 										4 0 0 0 0 0 0
<b>Dick Davis, R</b> <small>OBP: 0.298, SLG: 0.371</small> 										4 0 0 0 0 0 0
<b>Jim Gantner, L</b> <small>OBP: 0.302, SLG: 0.327</small> 										3 1 1 0 0 1 0

Inning Stats	R: 2 E: 0 K: 0 S: 6	H: 3 LOB: 1 BB: 0 P: 6	R: 0 E: 0 K: 1 S: 5	H: 0 LOB: 0 BB: 0 P: 5	R: 0 E: 0 K: 0 S: 5	H: 2 LOB: 2 BB: 0 P: 5	R: 0 E: 0 K: 0 S: 3	H: 0 LOB: 0 BB: 0 P: 3	R: 0 E: 0 K: 1 S: 5	H: 0 LOB: 0 BB: 0 P: 3	R: 0 E: 0 K: 0 S: 3	H: 0 LOB: 0 BB: 0 P: 3	R: 0 E: 0 K: 0 S: 3	H: 0 LOB: 0 BB: 0 P: 3	R: 1 E: 0 K: 0 S: 6	H: 3 LOB: 2 BB: 0 P: 6	R: 0 E: 0 K: 0 S: 3	H: 0 LOB: 0 BB: 0 P: 3	1B: 6 2B: 2 3B: 0 HR: 0	SF: 0 SAC: 0 DP: 0 HBP: 0	WP: 0 PB: 1 SB: 1 CS: 0	PA: 35
--------------	------------------------------	---------------------------------	------------------------------	---------------------------------	------------------------------	---------------------------------	------------------------------	---------------------------------	------------------------------	---------------------------------	------------------------------	---------------------------------	------------------------------	---------------------------------	------------------------------	---------------------------------	------------------------------	---------------------------------	----------------------------------	------------------------------------	----------------------------------	--------

PITCHER	IP	WLS	BF	H	R	ER	SO	BB	IBB	HBP	BLK	WP	HR	S	P	ERA	WHIP
<b>Jim Palmer, R</b> <small>ERA: 3.16</small>	(1, 1)	7.0	28	7	3	2	2	0	0	0	0	0	0	32	32	2.57	1.000
<b>Tim Stoddard, R</b> <small>ERA: 2.01</small>	(8, 1)	2.0	7	1	0	0	0	0	0	0	0	0	0	7	7	0.00	0.500

**BOTTOM**

**Baltimore Orioles @ Milwaukee Brewers**  
**Milwaukee County Stadium, Milwaukee, WI**

Tue Jul 15 1980, 8:05 PM EDT  
 Att. 26,042 - Unknown

[livebaseballscorecards.com](http://livebaseballscorecards.com)

<b>AB</b>	<b>35</b>
<b>R</b>	<b>3</b>
<b>H</b>	<b>8</b>
<b>RBI</b>	<b>3</b>
<b>BB</b>	<b>0</b>
<b>SO</b>	<b>2</b>
<b>LOB</b>	<b>9</b>



Batter	1	2	3	4	5	6	7	8	9	AB R H RBI BB SO LOB	TOP											
<b>Al Bumbry, L</b> (1, 8) OBP: 0.409, SLG: 0.438	0-0 6-3	0-0 1-2 1B			0-0 F9	0-0 FC5-4		0-0 L4		5 0 1 0 0 0 1												
<b>Rich Dauer, R</b> (1, 4) OBP: 0.332, SLG: 0.315	0-0 5-3	0-0 4-3			0-0 F8	0-0 5-3		0-0 F7		5 0 0 0 0 0 3												
<b>Ken Singleton, S</b> (1, 9) OBP: 0.390, SLG: 0.462 <b>John Lowenstein, L</b> (9, PR) OBP: 0.352, SLG: 0.333	0-0 4-3		0-0 5-3		0-0 1B		0-0 6-3		0-0 S 2B 1B	5 0 2 0 0 0 0 0 1 0 0 0 0 0												
<b>Benny Ayala, R</b> (1, 10) OBP: 0.393, SLG: 0.680 <b>Pat Kelly, L</b> (9, PH) OBP: 0.368, SLG: 0.364		0-0 1B 2B	0-0 F7		0-0 F9		0-0 HR 1B		0-0 F8	4 2 2 0 0 0 1 1 0 0 0 0 0 1												
<b>Gary Roenicke, R</b> (1, 7) OBP: 0.348, SLG: 0.380		0-0 SH1-3 2B 1B	0-0 6-3			0-0 E8 WP HR 1B	0-0 1-H HR		0-0 F9	5 3 3 2 0 0 1												
<b>Lee May, R</b> (1, 3) OBP: 0.280, SLG: 0.406		0-3 K		0-0 6-3		0-0 5-3	0-3 K		4-0 2B BB	4 1 0 0 1 2 3												
<b>Doug DeCinces, R</b> (1, 5) OBP: 0.316, SLG: 0.364		0-0 SH1-3		0-0 5-3		4-0 HR BB	4-0 BB		0-0 1-H 2-H 2B	2 1 1 2 2 0 0												
<b>Rick Dempsey, R</b> (1, 2) OBP: 0.312, SLG: 0.415		0-0 1B 2B		0-0 E5		0-0 HR	0-0 F9			4 2 2 5 0 0 1												
<b>Kiko Garcia, R</b> (1, 6) OBP: 0.296, SLG: 0.276		0-0 1B 1B		0-0 F7		0-0 FC5-4 1B		0-0 P4		4 0 2 1 0 0 1												
<b>Inning Stats</b>	R: 0 E: 0 K: 0 S: 3	H: 0 LOB: 0 BB: 0 P: 3	R: 3 E: 0 K: 1 S: 10	H: 5 LOB: 2 BB: 0 P: 10	R: 0 E: 0 K: 0 S: 3	H: 0 LOB: 0 BB: 0 P: 3	R: 0 E: 1 K: 0 S: 4	H: 0 LOB: 1 BB: 0 P: 4	R: 0 E: 0 K: 0 S: 4	H: 1 LOB: 1 BB: 0 P: 4	R: 3 E: 1 K: 0 S: 6	H: 3 LOB: 1 BB: 1 P: 10	R: 2 E: 0 K: 1 S: 7	H: 2 LOB: 1 BB: 1 P: 11	R: 0 E: 0 K: 0 S: 3	H: 0 LOB: 0 BB: 0 P: 3	R: 2 E: 0 K: 0 S: 4	H: 2 LOB: 2 BB: 1 P: 8	1B: 8 2B: 3 3B: 0 HR: 2	SF: 0 SAC: 1 DP: 0 HBP: 0	WP: 1 PB: 0 SB: 1 CS: 0	PA: 43
<b>PITCHER</b>	IP WLS BF H R ER SO BB IBB HBP BLK WP HR S P ERA WHIP																					
<b>Mike Caldwell, L</b> (1, 1) ERA: 4.4	5.1 L 26 8 6 6 1 1 0 0 0 1 1 27 31 10.12 1.688																					
<b>Lary Sorensen, R</b> (6, 1) ERA: 4.01	2.2 12 3 2 2 1 1 0 0 0 0 1 13 17 6.75 1.500																					
<b>Bill Castro, R</b> (9, 1) ERA: 2.68	1.0 5 2 2 2 0 1 0 0 0 0 0 4 8 18.00 3.000																					

**Baltimore Orioles @ Milwaukee Brewers**  
**Milwaukee County Stadium, Milwaukee, WI**

AB	39
R	10
H	13
RBI	10
BB	3
SO	2
LOB	12



Wed Jul 16 1980, 8:05 PM EDT  
Att: 31,977 - Unknown

livebaseballscores.com

Batter	1	2	3	4	5	6	7	8	9	AB R H RBI BB SO LOB
Charlie Moore, R OBP: 0.340, SLG: 0.353 (1, 2) x	0-0 4-3 ①		0-3 K ③		0-0 F8 ③			0-0 FC5-4 1B ①	0-0 5-3 ③	5 0 1 0 0 1 1
Robin Yount, R OBP: 0.327, SLG: 0.549 (1, 6) x	0-0 6-3 ②			0-0 F7 ①		0-0 L6 ①		0-0 FC5-4 1B ①		4 1 0 0 0 0 1
Cecil Cooper, L OBP: 0.361, SLG: 0.529 (1, 3) x	0-0 4-3 ③			0-0 1B 2B		0-0 HR		0-0 1B 1B		4 3 3 1 0 0 0
Gorman Thomas, R OBP: 0.298, SLG: 0.468 (1, 8)		0-0 1-3 ①		4-0 1B BB		0-3 K ②		0-0 1B 1B		3 0 1 1 1 1 0
Ben Oglvie, L OBP: 0.392, SLG: 0.601 (1, 7)		0-0 6-3 ②		0-0 FC5-4 1B		0-0 F2 ③		0-0 1-3 1B		4 0 2 2 0 0 0
Sixto Lezcano, R OBP: 0.295, SLG: 0.410 (1, 9)		0-3 K ③		0-3 K ②			0-0 5-3 ①	0-0 1-3 1B ②		4 0 0 0 0 2 4
Don Money, R OBP: 0.349, SLG: 0.521 (1, 5)			0-0 F7 ①	0-0 FC5-4 1-2f			0-0 1B 1B	0-0 5-3 ③		4 0 1 0 0 0 4
Dick Davis, R OBP: 0.297, SLG: 0.368 (1, 10)			0-3 K ②		0-0 F8 ①		0-0 G4-6-3 1B		0-0 1-3 ①	4 0 1 0 0 1 0
Jim Gantner, L OBP: 0.301, SLG: 0.325 (1, 4)			0-0 1B		0-0 4-3 ②		0-0 G4-6-3 1-2f ② ③		0-0 4-3 ②	4 0 1 0 0 0 2

Inning Stats	R: 0	H: 0	E: 0	K: 0	S: 3	LOB: 0	BB: 0	P: 3	R: 0	H: 0	E: 0	K: 1	S: 5	LOB: 0	BB: 0	P: 5	R: 0	H: 1	E: 0	K: 2	S: 8	LOB: 1	BB: 0	P: 8	R: 1	H: 2	E: 0	K: 1	S: 7	LOB: 2	BB: 1	P: 11	R: 0	H: 0	E: 0	K: 0	S: 3	LOB: 0	BB: 0	P: 3	R: 1	H: 1	E: 0	K: 1	S: 6	LOB: 0	BB: 0	P: 6	R: 0	H: 2	E: 0	K: 0	S: 4	LOB: 1	BB: 0	P: 4	R: 2	H: 4	E: 0	K: 0	S: 7	LOB: 2	BB: 0	P: 7	R: 0	H: 0	E: 0	K: 0	S: 3	LOB: 0	BB: 0	P: 3	1B: 8	SF: 0	2B: 1	SAC: 0	3B: 0	DP: 1	HR: 1	HBP: 0	WP: 0	PA: 37
--------------	------	------	------	------	------	--------	-------	------	------	------	------	------	------	--------	-------	------	------	------	------	------	------	--------	-------	------	------	------	------	------	------	--------	-------	-------	------	------	------	------	------	--------	-------	------	------	------	------	------	------	--------	-------	------	------	------	------	------	------	--------	-------	------	------	------	------	------	------	--------	-------	------	------	------	------	------	------	--------	-------	------	-------	-------	-------	--------	-------	-------	-------	--------	-------	--------

PITCHER	IP	WLS	BF	H	R	ER	SO	BB	IBB	HBP	BLK	WP	HR	S	P	ERA	WHIP
Steve Stone, R ERA: 3.11 (1, 1)	7.1	W	31	9	4	4	5	1	0	0	0	0	1	40	44	4.91	1.364
Tippy Martinez, L ERA: 3.38 (8, 1)	0.1		2	1	0	0	0	0	0	0	0	0	0	2	2	0.00	3.000
Sammy Stewart, R ERA: 3.96 (8, 1)	1.1	S	4	0	0	0	0	0	0	0	0	0	0	4	4	0.00	0.000

BOTTOM

Baltimore Orioles @ Milwaukee Brewers  
Milwaukee County Stadium, Milwaukee, WI

Wed Jul 16 1980, 8:05 PM EDT  
Att. 31,977 - Unknown

livebaseballscorecards.com

AB	36
R	4
H	10
RBI	4
BB	1
SO	5
LOB	12



Batter	1	2	3	4	5	6	7	8	9	AB R H RBI BB SO LOB	TOP	
Al Bumby, L (1, 8) OBP: 0.405, SLG: 0.433	0-0 L5		0-0 F2		0-0 P6			0-3 K		4 0 0 0 0 1 2		
Rich Dauer, R (1, 4) OBP: 0.328, SLG: 0.310	0-0 F9			0-0 F9		0-0 F7		0-0 F8		4 0 0 0 0 0 0		
Ken Singleton, S (1, 9) OBP: 0.391, SLG: 0.459 John Lowenstein, L (9, PR) OBP: 0.352, SLG: 0.333	0-3 K			4-0 BB		0-0 6-3			4-0 BB	2 0 0 0 2 1 0 0 0 0 0 0 0 0		
Benny Ayala, R (1, 10) OBP: 0.375, SLG: 0.646		0-0 5-3		0-0 F7		0-0 F7			0-0 F3	4 0 0 0 0 0 2		
Lee May, R (1, 3) OBP: 0.274, SLG: 0.397		0-0 6-3		0-3 K			0-3 K		0-0 G5-4-3	4 0 0 0 0 2 2		
Doug DeCinces, R (1, 5) OBP: 0.320, SLG: 0.376 Mark Belanger, R (7, PR) OBP: 0.207, SLG: 0.215		0-0 HR			0-0 P6		1-0 HBP			2 1 1 1 0 0 0 0 0 0 0 0 0 0		
Gary Roenicke, R (1, 7) OBP: 0.342, SLG: 0.371		0-3 K			0-3 K		0-0 F9			3 0 0 0 0 2 1		
Rick Dempsey, R (1, 2) OBP: 0.313, SLG: 0.411			0-3 K		4-0 1B BB		0-0 F7			2 0 0 0 1 1 1		
Kiko Garcia, R (1, 6) OBP: 0.297, SLG: 0.277			0-0 6-3		0-0 1B			0-0 6-3		3 0 1 0 0 0 0		
<b>Inning Stats</b>	R: 0 H: 0 E: 0 LOB: 0 K: 1 BB: 0 S: 5 P: 5	R: 1 H: 1 E: 0 LOB: 0 K: 1 BB: 0 S: 6 P: 6	R: 0 H: 0 E: 0 LOB: 0 K: 1 BB: 0 S: 5 P: 5	R: 0 H: 0 E: 0 LOB: 1 K: 1 BB: 1 S: 5 P: 9	R: 0 H: 1 E: 0 LOB: 2 K: 1 BB: 1 S: 6 P: 10	R: 0 H: 0 E: 0 LOB: 0 K: 0 BB: 0 S: 3 P: 3	R: 0 H: 0 E: 0 LOB: 1 K: 1 BB: 0 S: 5 P: 6	R: 0 H: 0 E: 0 LOB: 0 K: 1 BB: 0 S: 5 P: 5	R: 0 H: 0 E: 0 LOB: 1 K: 0 BB: 1 S: 2 P: 6	1B: 1 SF: 0 2B: 0 SAC: 0 3B: 0 DP: 1 HR: 1 HBP: 1	WP: 0 PA: 32 PB: 0 SB: 1 CS: 0	
<b>PITCHER</b> Bill Travers, L (1, 1) ERA: 2.76	IP WLS BF H R ER SO BB IBB HBP BLK WP HR S P ERA WHIP	9.0 L 32 2 1 1 7 3 0 1 0 0 1 42 55 1.00 0.556										

Baltimore Orioles @ Milwaukee Brewers  
Milwaukee County Stadium, Milwaukee, WI

Thu Jul 17 1980, 4:33 AM EDT  
Att: 44,509 - Unknown

AB	28
R	1
H	2
RBI	1
BB	3
SO	7
LOB	8



livebaseballscorecards.com

Batter	1	2	3	4	5	6	7	8	9	AB R H RBI BB SO LOB
Robin Yount, R OBP: 0.323, SLG: 0.542 (1, 6)	0-0 F7			0-0 F7		0-0 P4			0-0 F9	4 0 0 0 0 0 0
Don Money, R OBP: 0.342, SLG: 0.509 (1, 5)	0-3 K			0-0 F9			0-0 6-3		0-0 F8	4 0 0 0 0 1 0
Cecil Cooper, L OBP: 0.362, SLG: 0.528 (1, 3)	0-0 F7			0-0 6-3			0-0 1B		4-0 1B	3 0 1 0 1 0 0
Gorman Thomas, R OBP: 0.303, SLG: 0.474 (1, 8)		0-0 F8			0-0 2B		0-0 1B		0-0 1B	4 0 3 0 0 0 0
Ben Oglivie, L OBP: 0.387, SLG: 0.593 (1, 7)		0-0 F8			0-0 F5		0-0 F8		0-0 4-3	4 0 0 0 0 0 5
Sixto Lezcano, R OBP: 0.292, SLG: 0.406 (1, 9)		0-3 K			0-0 5-3		0-3 K			3 0 0 0 0 2 3
Dick Davis, R OBP: 0.297, SLG: 0.368 (1, 10)				0-0 P3		0-3 K			G6-4-3 1B	3 0 1 0 0 1 1
Jim Gantner, L OBP: 0.297, SLG: 0.321 (1, 4)				0-0 3-1			0-0 4-3		0-0 B3	3 0 0 0 0 0 1
Charlie Moore, R OBP: 0.335, SLG: 0.347 (1, 2)				0-0 F9			0-0 6-3		G6-4-3 1-2f	3 0 0 0 0 0 1

Inning Stats	R: 0	H: 0	E: 0	K: 1	S: 5	LOB: 0	BB: 0	P: 5	R: 0	H: 0	E: 0	K: 1	S: 5	LOB: 0	BB: 0	P: 5	R: 0	H: 0	E: 0	K: 0	S: 3	LOB: 0	BB: 0	P: 3	R: 0	H: 1	E: 0	K: 1	S: 6	LOB: 1	BB: 0	P: 6	R: 0	H: 0	E: 0	K: 0	S: 3	LOB: 0	BB: 0	P: 3	R: 0	H: 2	E: 0	K: 1	S: 7	LOB: 2	BB: 0	P: 7	R: 0	H: 1	E: 0	K: 0	S: 3	LOB: 0	BB: 0	P: 3	R: 0	H: 1	E: 0	K: 0	S: 4	LOB: 2	BB: 1	P: 8	1B: 4	SF: 0	2B: 1	SAC: 0	3B: 0	DP: 1	HR: 0	HBP: 0	WP: 0	PA: 32
--------------	------	------	------	------	------	--------	-------	------	------	------	------	------	------	--------	-------	------	------	------	------	------	------	--------	-------	------	------	------	------	------	------	--------	-------	------	------	------	------	------	------	--------	-------	------	------	------	------	------	------	--------	-------	------	------	------	------	------	------	--------	-------	------	------	------	------	------	------	--------	-------	------	-------	-------	-------	--------	-------	-------	-------	--------	-------	--------

PITCHER	IP	WLS	BF	H	R	ER	SO	BB	IBB	HBP	BLK	WP	HR	S	P	ERA	WHIP
Dennis Martinez, R ERA: 4.75 (1, 1)	8.2	W	31	5	0	0	4	1	0	0	0	0	0	38	42	0.00	0.692
Tippy Martinez, L ERA: 3.35 (9, 1)	0.1	S	1	0	0	0	0	0	0	0	0	0	0	1	1	0.00	0.000


**BOTTOM**

**Baltimore Orioles @ Milwaukee Brewers**  
Milwaukee County Stadium, Milwaukee, WI

Thu Jul 17 1980, 4:33 AM EDT  
Att. 44,509 - Unknown

livebaseballscores.com

AB	31
R	0
H	5
RBI	0
BB	1
SO	4
LOB	11



Batter	1	2	3	4	5	6	7	8	9	AB R H RBI BB SO LOB	TOP											
Mickey Rivers, L (1, 8) OBP: 0.328, SLG: 0.389	0-0 BB 1B		0-0 F7		0-0 SH5-4 1B 1B		0-0 F7		0-0 2B 4-3 1B	5 2 3 0 0 0 1												
Bump Wills, S (1, 4) OBP: 0.312, SLG: 0.336	0-0 B2		0-0 P3		0-0 SH5-4		0-0 F9		0-0 4-3 6-3 2B	4 1 1 2 0 0 2												
Al Oliver, L (1, 7) OBP: 0.352, SLG: 0.440	0-0 F8		0-0 4-3		0-0 6-3 1B		0-3 K		0-0 4-3	5 0 1 3 0 1 3												
Buddy Bell, R (1, 5) OBP: 0.392, SLG: 0.533	4-0 1-2 BB				0-0 6-3		0-0 6-3		0-0 P4 6-3	4 0 0 1 1 0 1												
Richie Zisk, R (1, 9) OBP: 0.339, SLG: 0.472	0-3 K				4-0 1B BB		0-0 5-3		0-0 F8 K	4 0 0 0 1 2 3												
John Ellis, R (1, 10) OBP: 0.308, SLG: 0.295			0-0 L5		0-0 P6		0-0 P4		4-0 BB	3 0 0 0 1 0 1												
Rusty Staub, L (1, 3) OBP: 0.393, SLG: 0.476			0-0 E4 G4-6-3		0-0 FC5-4 1B		0-0 F8		0-0 4-1	4 0 1 0 0 0 1												
Jim Sundberg, R (1, 2) OBP: 0.321, SLG: 0.365			0-0 G4-6-3		0-0 FC5-4		0-0 HR		4-0 1B 2B BB	3 2 1 1 1 0 3												
Dave Roberts, R (1, 6) OBP: 0.352, SLG: 0.462			0-0 1B		0-0 SH5-4 1B 1B		0-0 F8		0-0 1B 2B 1B	3 1 2 0 0 0 0												
Johnny Grubb, L (9, PH) OBP: 0.381, SLG: 0.408									1-2 2B 1B	1 1 1 0 0 0 0												
<b>Inning Stats</b>	R: 0 E: 0 K: 1 S: 6	H: 1 LOB: 2 BB: 1 P: 10	R: 0 E: 1 K: 0 S: 3	H: 0 LOB: 0 BB: 0 P: 3	R: 0 E: 0 K: 0 S: 4	H: 1 LOB: 1 BB: 0 P: 4	R: 0 E: 1 K: 0 S: 4	H: 1 LOB: 2 BB: 1 P: 8	R: 2 E: 0 K: 0 S: 6	H: 3 LOB: 1 BB: 0 P: 6	R: 1 E: 0 K: 0 S: 4	H: 1 LOB: 0 BB: 0 P: 4	R: 0 E: 0 K: 1 S: 5	H: 0 LOB: 0 BB: 0 P: 5	R: 0 E: 0 K: 0 S: 3	H: 0 LOB: 1 BB: 1 P: 7	R: 4 E: 0 K: 1 S: 8	H: 3 LOB: 0 BB: 1 P: 12	1B: 8 2B: 1 3B: 0 HR: 1	SF: 0 SAC: 1 DP: 1 HBP: 0	WP: 0 PB: 0 SB: 0 CS: 0	PA: 41
<b>PITCHER</b>	IP WLS BF H R ER SO BB IBB HBP BLK WP HR S P ERA WHIP																					
Mike Flanagan, L (1, 1) ERA: 3.99	8.0 W 34 7 3 3 2 3 0 0 0 0 0 1 35 47 3.38 1.250																					
Tim Stoddard, R (9, 1) ERA: 2.62	0.0 3 2 3 3 0 1 0 0 0 0 0 0 2 6 ∞ ∞																					
Tippy Martinez, L (9, 1) ERA: 3.49	1.0 S 4 1 1 1 1 0 0 0 0 0 0 0 6 6 9.00 1.000																					

**Texas Rangers @ Baltimore Orioles**  
 Memorial Stadium, Baltimore, MD  
 Fri Jul 18 1980, 7:05 PM EDT  
 Att. 22,659 - Unknown - 88 F

[livebaseballscorecards.com](http://livebaseballscorecards.com)

AB	36
R	7
H	10
RBI	7
BB	4
SO	3
LOB	15





Texas Rangers @ Baltimore Orioles  
 Memorial Stadium, Baltimore, MD  
 Sat Jul 19 1980, 7:05 PM EDT  
 Att. 27,277 - Unknown

livebaseballscorecards.com

AB	42
R	11
H	14
RBI	11
BB	4
SO	3
LOB	17



WP:	0	PA:	48
PB:	0		
SB:	1		
CS:	0		

AB R H RBI BB SO LOB

5	1	2	3	1	0	2
6	1	1	4	0	1	5
6	0	2	1	0	0	0
5	0	0	0	0	1	5
3	1	0	0	1	0	0
1	0	0	0	0	0	0
3	0	1	1	0	0	0
1	1	1	1	1	0	0
4	0	2	0	0	0	0
0	2	0	0	0	0	0
4	3	3	1	1	1	2
2	1	2	0	0	0	0
1	0	0	0	0	0	0
1	1	0	0	0	0	3

Batter	1	2	3	4	5	6	7	8	9	10
Mickey Rivers, L OBP: 0.331, SLG: 0.389 (1, 8)	0-0 P4 1B		0-0 P4 1B 1-3 2-H		0-0 G4-6-3 1-2 2-3		0-0 L4		0-0 1B 3-H	4-0 HR 1-2 2-3 3-H
Bump Wills, S OBP: 0.310, SLG: 0.342 (1, 4)	0-0 F8		0-0 P4		0-0 F8		0-0 L6		0-3 K 3-H	0-0 HR 1-H 2-H 3-H
Al Oliver, L OBP: 0.351, SLG: 0.438 (1, 7)	0-0 P5		0-0 1B 1-2 3-H						0-0 1B 1-3	0-0 F7 3
Buddy Bell, R OBP: 0.386, SLG: 0.524 (1, 5)		0-0 4-3	0-0 F8						0-3 K 3	
Richie Zisk, R OBP: 0.338, SLG: 0.467 (8, 9)	0-0 F8			0-0 P4		4-0 BLK 1B BB				0-0 6-3
Jim Norris, L OBP: 0.323, SLG: 0.257 (9, 3)										
John Ellis, R OBP: 0.308, SLG: 0.296 (1, 10)	0-0 6-3			0-0 P6		0-0 1B 1-H			0-0 HR	4-0 BB HBP FC5-2 BB
Pat Putnam, L OBP: 0.329, SLG: 0.415 (9, PH)										
Rusty Staub, L OBP: 0.395, SLG: 0.483 (1, 3)			0-0 G3	0-0 3-1					0-0 1B 2B	1-0 FC5-2 BB
Bill Sample, R OBP: 0.323, SLG: 0.286 (9, PR)										
Jim Sundberg, R OBP: 0.329, SLG: 0.371 (1, 2)			0-0 1B 1B		0-0 G4-6-3 1B		0-3 K 3		0-0 SH2-4 2-H	4-0 BB FC5-2 HR BB
Pepe Frias, R OBP: 0.294, SLG: 0.323 (1, 6)			0-0 1B 1B		0-0 G4-6-3 1B				0-0 SH2-4 1-3	0-0 FC5-2 BB HR
Johnny Grubb, L OBP: 0.378, SLG: 0.404 (7, PH)										
Dave Roberts, R OBP: 0.349, SLG: 0.457 (7, 6)			1-2 1B 1B		1-2 G4-6-3 1B					

Inning Stats	R: 0	H: 0	R: 0	H: 0	R: 2	H: 4	R: 0	H: 0	R: 1	H: 2	R: 0	H: 0	R: 0	H: 5	R: 5	H: 1	1B: 11	SF: 0
	E: 0	LOB: 0	E: 0	LOB: 0	E: 0	LOB: 2	E: 0	LOB: 0	E: 0	LOB: 2	E: 0	LOB: 0	E: 0	LOB: 3	E: 0	LOB: 0	2B: 1	SAC: 1
	K: 0	BB: 0	K: 0	BB: 0	K: 0	BB: 0	K: 0	BB: 0	K: 1	BB: 1	K: 0	BB: 0	K: 0	BB: 0	K: 0	BB: 3	3B: 0	DP: 1
	S: 3	P: 3	S: 3	P: 3	S: 7	P: 7	S: 3	P: 3	S: 7	P: 11	S: 3	P: 3	S: 3	P: 3	S: 4	P: 17	HR: 2	HBP: 1

PITCHER	IP	WLS	BF	H	R	ER	SO	BB	IBB	HBP	BLK	WP	HR	S	P	ERA	WHIP
Scott McGregor, L ERA: 3.59 (1, 1)	5.2		25	8	3	3	0	1	0	0	1	0	0	24	28	4.76	1.588
Dave Ford, R ERA: 3.97 (6, 1)	2.1		9	2	2	2	1	0	0	0	0	0	1	11	11	7.71	0.857
Tim Stoddard, R ERA: 2.8 (9, 1)	0.1		2	1	0	0	0	0	0	0	0	0	0	2	2	0.00	3.000
Tippy Martinez, L ERA: 3.46 (9, 1)	0.1		3	2	1	1	1	0	0	0	0	0	0	5	5	27.00	6.000
Sammy Stewart, R ERA: 4.48 (9, 1)	1.1	L	9	1	5	5	1	3	0	1	0	0	1	7	20	33.75	3.000

PITCHER	IP	WLS	BF	H	R	ER	SO	BB	IBB	HBP	BLK	WP	HR	S	P	ERA	WHIP
---------	----	-----	----	---	---	----	----	----	-----	-----	-----	----	----	---	---	-----	------



Texas Rangers @ Baltimore Orioles  
 Memorial Stadium, Baltimore, MD

Sat Jul 19 1980, 7:05 PM EDT  
 Att: 27,277 - Unknown

livebaseballscorecards.com

AB	43
R	8
H	15
RBI	6
BB	7
SO	6
LOB	31



WP:	1	PA:	52
PB:	1		
SB:	1		
CS:	0		

Batter	1	2	3	4	5	6	7	8	9	10	AB	R	H	RBI	BB	SO	LOB
Al Bumbry, L OBP: 0.406, SLG: 0.434 (1, 8)	4-0 2B 4-3 BB	0-0 F8		0-0 2B 2B		0-3 K		0-0 1-2 1B		0-0 BB 1B FC6 1B	5	3	3	0	1	1	2
Mark Belanger, R OBP: 0.224, SLG: 0.248 (1, 6)	0-0 4-3 1-3 2B		0-0 6-3	0-3 K2-3		4-0 F9-3 BB		0-0 P4		0-0 FC6 1-2 1B 1B	5	1	2	0	1	1	3
Pat Kelly, L OBP: 0.374, SLG: 0.374 (1, 10)	0-0 4-3		0-0 L3	0-0 PB WP 2B		0-0 F9-3		0-0 1-3		4-0 1B 1-2 2-3 BB	4	1	1	2	0	0	2
Benny Ayala, R OBP: 0.374, SLG: 0.630 (8, PH)											1	0	0	0	1	0	2
Ken Singleton, S OBP: 0.401, SLG: 0.463 (1, 9)	0-0 F5		4-0 1B BB 1B BB	4-0 WP BB			0-0 SH2-3 1B		0-0 FC1-6 1B	0-3 K	3	1	2	0	2	0	1
Lenn Sakata, R OBP: 0.233, SLG: 0.350 (9, PR)											1	0	0	0	0	1	3
Terry Crowley, L OBP: 0.392, SLG: 0.462 (1, 3)	0-0 3-1		4-0 1B 1B BB	0-0 F2			0-0 SH2-3		0-0 FC1-6 3B	0-0 FC6 1B	2	1	0	0	1	0	2
Rick Dempsey, R OBP: 0.313, SLG: 0.409 (9, PH)											2	1	0	0	0	0	3
(10, 2)																	
John Lowenstein, L OBP: 0.366, SLG: 0.344 (1, 7)		0-0 SH3-4 1B 1B	0-0 1B 1B		0-3 K		0-0 F9		0-3 K	0-0 1B	4	0	2	0	0	1	1
Gary Roenicke, R OBP: 0.344, SLG: 0.369 (9, PH)											0	0	0	0	0	0	0
Eddie Murray, S OBP: 0.342, SLG: 0.480 (9, PH)											1	0	0	0	0	1	1
Lee May, R OBP: 0.277, SLG: 0.397 (10, 3)											1	0	1	1	0	0	0
Dan Graham, L OBP: 0.273, SLG: 0.352 (1, 2)		0-0 SH3-4 1-2 1B	0-0 1B 1-2 2-3 3-H 1B		0-0 F7		0-0 1-3		0-0 1-H 3B	0-0 F9	6	0	3	3	0	0	4
Kiko Garcia, R OBP: 0.300, SLG: 0.282 (1, 4)		0-0 SH3-4	0-0 F8		0-0 S 1B			0-0 F8	0-0 F9		4	0	1	0	0	0	4
(10, 7)																	
Rich Dauer, R OBP: 0.326, SLG: 0.306 (1, 5)		0-3 K		0-0 F8	0-0 L6			4-0 1B BB		0-0 F9	4	0	0	0	1	1	3

Inning Stats	R: 1	H: 1	E: 0	K: 0	S: 4	R: 0	H: 2	E: 0	K: 1	S: 7	R: 2	H: 2	E: 0	K: 0	S: 5	R: 2	H: 2	E: 0	K: 1	S: 7	R: 0	H: 1	E: 0	K: 1	S: 6	R: 0	H: 0	E: 0	K: 1	S: 4	R: 0	H: 1	E: 0	K: 0	S: 4	R: 0	H: 2	E: 0	K: 1	S: 7	R: 2	H: 3	E: 1	K: 1	S: 9	1B: 11	SF: 0	2B: 4	3B: 1	HR: 0	WP: 1	PA: 52
--------------	------	------	------	------	------	------	------	------	------	------	------	------	------	------	------	------	------	------	------	------	------	------	------	------	------	------	------	------	------	------	------	------	------	------	------	------	------	------	------	------	------	------	------	------	------	--------	-------	-------	-------	-------	-------	--------

PITCHER	IP	WLS	BF	H	R	ER	SO	BB	IBB	HBP	BLK	WP	HR	S	P	ERA	WHIP
Steve Comer, R ERA: 8.22 (1, 1)	2.2		16	5	3	3	1	3	0	0	0	0	0	15	27	10.12	3.000
Charlie Hough, R ERA: 4.85 (3, 1)	4.2		20	4	2	1	3	3	0	0	0	1	0	23	35	1.93	1.500
John Henry Johnson, L ERA: 2.08 (8, 1)	1.0		5	2	1	1	0	0	0	0	0	0	0	5	5	9.00	2.000
Danny Darwin, R ERA: 2.08 (9, 1)	1.2	W	11	4	2	1	2	1	0	0	0	0	0	14	18	5.40	3.000

Batter	1	2	3	4	5	6	7	8	9	AB R H RBI BB SO LOB	TOP	
Mickey Rivers, L OBP: 0.329, SLG: 0.387 (1, 8) X	0-0 6-3 ①		X 0-0 4-3 ②			X 0-0 2B 1B		X 0-0 3-1 ① X	X 0-0 4-3 ③	5 1 1 0 0 0 0		
Bump Wills, S OBP: 0.312, SLG: 0.344 (1, 4) X	0-0 G3 ②		X 0-0 3-1 ③			X 0-0 1B 2B 1-H		B B B B 4-0 BB		3 1 1 1 1 0 0		
Al Oliver, L OBP: 0.350, SLG: 0.436 (1, 7) X	0-0 4-3 ③			X 0-0 G3 ①		X 0-0 1B 1B 2-H		X 0-0 L8 ②		4 1 1 1 0 0 1		
Buddy Bell, R OBP: 0.384, SLG: 0.527 (1, 5)		X 0-0 SF9 3B		X 0-0 F8 ②		X 0-0 F9 ②		X 0-0 F8 ③		4 1 1 0 0 0 2		
Rusty Staub, L OBP: 0.392, SLG: 0.478 (1, 10)		S S S 0-3 K ①		S S S 0-3 K ③		X 0-0 1B 2-H			X 0-0 F9 ①	4 0 1 1 0 2 1		
Pat Putnam, L OBP: 0.332, SLG: 0.423 (1, 3)		X 0-0 SF9 ②			X 0-0 1-3 ①		X 0-0 3-1 2B		X 0-0 1B HR 1B	3 1 2 1 0 0 0		
Johnny Grubb, L OBP: 0.382, SLG: 0.402 (1, 9)		B B B B 4-0 3-H S BB			X 0-0 3-1 ②		X 0-0 3-1 ①		X 0-0 1-2 HR 1B	3 1 1 0 1 0 1		
Jim Sundberg, R OBP: 0.328, SLG: 0.380 (1, 2)		X 0-0 P3 ③			X 0-0 1-3 ③		X 0-0 1-3 ②		X 0-0 1-H 2-H HR	4 1 1 3 0 0 2		
Pepe Frias, R OBP: 0.283, SLG: 0.311 (1, 6)			X 0-0 F2 ①			X 0-0 F8 ① X		X 0-0 6-3 ③	X 0-0 P4 ②	4 0 0 0 0 0 1		
<b>Inning Stats</b>	R: 0 E: 0 K: 0 S: 3 H: 0 LOB: 0 BB: 0 P: 3	R: 1 E: 0 K: 1 S: 6 H: 1 LOB: 1 BB: 1 P: 10	R: 0 E: 0 K: 0 S: 3 H: 0 LOB: 0 BB: 0 P: 3	R: 0 E: 0 K: 1 S: 5 H: 0 LOB: 0 BB: 0 P: 5	R: 0 E: 0 K: 0 S: 3 H: 0 LOB: 0 BB: 0 P: 3	R: 3 E: 0 K: 0 S: 6 H: 4 LOB: 1 BB: 0 P: 6	R: 0 E: 0 K: 0 S: 4 H: 1 LOB: 1 BB: 0 P: 4	R: 0 E: 0 K: 0 S: 3 H: 0 LOB: 1 BB: 1 P: 7	R: 3 E: 0 K: 0 S: 6 H: 3 LOB: 0 BB: 0 P: 6	1B: 5 2B: 2 3B: 1 HR: 1 SF: 1 SAC: 0 DP: 0 HBP: 0	WP: 0 PB: 0 SB: 1 CS: 0 PA: 37	
<b>PITCHER</b> Jim Palmer, R ERA: 3.43 (1, 1)	IP 9.0 WLS L BF 37 H 9 R 7 ER 7 SO 2 BB 2 IBB 0 HBP 0 BLK 0 WP 0 HR 1 S 39 P 47 ERA 7.00 WHIP 1.222											<b>PITCHER</b> IP WLS BF H R ER SO BB IBB HBP BLK WP HR S P ERA WHIP

Texas Rangers @ Baltimore Orioles  
 Memorial Stadium, Baltimore, MD  
 Sun Jul 20 1980, 3:33 AM EDT  
 Att. 20,012 - Unknown - 100 F

livebaseballscorecards.com

AB 34  
 R 7  
 H 9  
 RBI 7  
 BB 2  
 SO 2  
 LOB 8



Batter	1	2	3	4	5	6	7	8	9	AB R H RBI BB SO LOB
Al Bumbry, L (1, 8) OBP: 0.409, SLG: 0.440	0-0 6-3		0-0 2B		0-0 1B		0-0 1B		0-0 4-3	5 0 3 0 0 0 0
Kiko Garcia, R (1, 6) OBP: 0.296, SLG: 0.277 Eddie Murray, S (7, PH) Mark Belanger, R (8, 6) OBP: 0.341, SLG: 0.479 OBP: 0.223, SLG: 0.246	0-3 K		0-3 K		0-0 P5		0-0 G3		0-0 F9	3 0 0 0 0 2 3 1 0 0 0 0 0 2 1 0 0 0 0 0 0
Ken Singleton, S (1, 9) OBP: 0.402, SLG: 0.471	4-0 BB		0-3 K		0-0 P2		0-0 G3		0-0 HR	3 1 1 1 1 1 1
Dan Graham, L (1, 2) OBP: 0.279, SLG: 0.372	0-0 F9				0-0 P2		0-0 2B		0-0 FC 2B	4 0 2 0 0 0 1
Pat Kelly, L (1, 10) OBP: 0.371, SLG: 0.370			0-0 S 1B		0-3 K		0-3 K		0-0 F8	4 0 1 0 0 2 2
Terry Crowley, L (1, 3) OBP: 0.379, SLG: 0.445			0-0 L5		0-0 4-3		0-0 G3		0-0 FC 2-3	4 0 0 0 0 0 3
Gary Roenicke, R (1, 7) OBP: 0.348, SLG: 0.368			0-0 L7		1-0 1B HBP		0-0 1B 1B		0-3 K	3 0 1 0 0 1 3
Rich Dauer, R (1, 5) OBP: 0.322, SLG: 0.302			0-0 P4		0-0 F9		0-0 F8		0-0 FC6-4	4 0 0 0 0 0 5
Lenn Sakata, R (1, 4) OBP: 0.222, SLG: 0.333 John Lowenstein, L (7, PH) Rick Dempsey, R (8, 2) OBP: 0.363, SLG: 0.340 OBP: 0.312, SLG: 0.407			0-0 F7		0-0 F7		0-3 K		0-0 6-3	2 0 0 0 0 0 1 1 0 0 0 0 1 1 1 0 0 0 0 0 0

<b>Inning Stats</b>	R: 0 H: 0 E: 0 LOB: 1 K: 1 BB: 1 S: 5 P: 9	R: 0 H: 1 E: 0 LOB: 1 K: 0 BB: 0 S: 4 P: 4	R: 0 H: 1 E: 0 LOB: 1 K: 2 BB: 0 S: 8 P: 8	R: 0 H: 0 E: 0 LOB: 0 K: 1 BB: 0 S: 5 P: 5	R: 0 H: 1 E: 0 LOB: 2 K: 0 BB: 0 S: 4 P: 5	R: 0 H: 1 E: 0 LOB: 1 K: 1 BB: 0 S: 6 P: 6	R: 0 H: 2 E: 0 LOB: 2 K: 1 BB: 0 S: 7 P: 7	R: 1 H: 2 E: 0 LOB: 2 K: 1 BB: 0 S: 8 P: 8	R: 0 H: 0 E: 0 LOB: 0 K: 0 BB: 0 S: 3 P: 3	1B: 4 SF: 0 2B: 3 SAC: 0 3B: 0 DP: 0 HR: 1 HBP: 1
<b>PITCHER</b> Fergie Jenkins, R (1, 1) ERA: 3.43	IP 9.0 WLS W BF 38 H 8 R 1 ER 1 SO 7 BB 1 IBB 0 HBP 1 BLK 0 WP 0 HR 1 S 50 P 55 ERA 1.00 WHIP 1.000									
<b>PITCHER</b>	IP WLS BF H R ER SO BB IBB HBP BLK WP HR S P ERA WHIP									

**BOTTOM**

**Texas Rangers @ Baltimore Orioles**  
Memorial Stadium, Baltimore, MD

Sun Jul 20 1980, 3:33 AM EDT  
Att. 20,012 - Unknown - 100 F

[livebaseballscorecards.com](http://livebaseballscorecards.com)

<b>AB</b>	<b>36</b>
<b>R</b>	<b>1</b>
<b>H</b>	<b>8</b>
<b>RBI</b>	<b>1</b>
<b>BB</b>	<b>1</b>
<b>SO</b>	<b>7</b>
<b>LOB</b>	<b>22</b>



Batter	1	2	3	4	5	6	7	8	9	10	11	AB	R	H	RBI	BB	SO	LOB	TOP
<b>Mark Belanger, R</b> (1, 6) OBP: 0.235, SLG: 0.253 <b>Terry Crowley, L</b> (10, PH) OBP: 0.376, SLG: 0.441 <b>Kiko Garcia, R</b> (10, 6) OBP: 0.296, SLG: 0.277	 1B 1B	 F8 2-3	 BB 1-2 2-3 3-H		 1B 1-2		 F8 1-2			 F9 2		4 1 2 1 1 0 2 1 0 0 0 0 0 0 0 0 0 0 0 0 0							
<b>Rich Dauer, R</b> (1, 5) OBP: 0.325, SLG: 0.304 (10, 4)	 1B 1B 1-2	 BB BB	 F9 2		 1B 1-2 2-H			 F9 1		 F7 3		5 1 2 1 1 0 3							
<b>Ken Singleton, S</b> (1, 9) OBP: 0.400, SLG: 0.467 <b>John Lowenstein, L</b> (5, 7) OBP: 0.357, SLG: 0.333	 K 1-2 BB	 BB BB	 4-3 3		 F7 3			 F8 2			 4-3 1	3 0 0 0 1 1 7 2 0 0 0 0 0 0							
<b>Eddie Murray, S</b> (1, 10) OBP: 0.343, SLG: 0.487	 1B 1B 1-3 2-H	 F7 3		 K 1-3 2-H		 HR 1		 P6 3			 FC3-6 BB BB	5 1 2 2 1 1 3							
<b>Benny Ayala, R</b> (1, 7) OBP: 0.376, SLG: 0.627 <b>Al Bumbry, L</b> (3, 8) OBP: 0.407, SLG: 0.438	 1B 1-2 3-H G6-4-3		 P6 1	 4-3 2		 F7 1			 SH5-3 1B 1-2		 FC3-6 E S 1-2f	2 0 1 1 0 0 0 4 0 1 0 0 0 1							
<b>Gary Roenicke, R</b> (1, 8) OBP: 0.343, SLG: 0.362 (3, 7) (5, 9)	 G6-4-3 1-2f		 BB 1B 1B	 F7 3		 6-3 2			 SH5-3 1-2		 F7 1-3	5 1 1 0 0 0 3							
<b>Lee May, R</b> (1, 3) OBP: 0.281, SLG: 0.397		 6-3 1	 BB 1B 1B		 FC1-6 1B 1-2		 F2 3			 6-3 2		5 1 2 0 0 0 1							
<b>Rick Dempsey, R</b> (1, 2) OBP: 0.318, SLG: 0.408		 2B 1B	 BB 1B BB 1-2 2-3		 K 1-2 2-3 BB		 FC4-6 1B			 F8 3		4 1 2 0 1 1 2							
<b>Lenn Sakata, R</b> (1, 4) OBP: 0.245, SLG: 0.370 <b>Pat Kelly, L</b> (10, PH) OBP: 0.368, SLG: 0.367 <b>Doug DeCinces, R</b> (10, 5) OBP: 0.320, SLG: 0.376		 F8 1-H 2B	 BB 1B 1-2 2-3 3-H		 FC1-6 1B 1-2f		 FC4-6 CS 1-2f			 F9 1		4 1 2 2 0 0 2 1 0 0 0 0 0 0 0 0 0 0 0 0 0							
<b>Inning Stats</b>	R: 2 H: 4 E: 0 LOB: 1 K: 1 BB: 0 S: 8 P: 8	R: 1 H: 2 E: 0 LOB: 3 K: 0 BB: 2 S: 5 P: 13	R: 2 H: 3 E: 0 LOB: 3 K: 0 BB: 2 S: 6 P: 14	R: 0 H: 0 E: 0 LOB: 0 K: 1 BB: 0 S: 5 P: 5	R: 1 H: 3 E: 0 LOB: 2 K: 1 BB: 0 S: 8 P: 8	R: 1 H: 1 E: 0 LOB: 0 K: 0 BB: 0 S: 4 P: 4	R: 0 H: 1 E: 0 LOB: 0 K: 0 BB: 0 S: 3 P: 3	R: 0 H: 0 E: 0 LOB: 0 K: 0 BB: 0 S: 3 P: 3	R: 0 H: 1 E: 0 LOB: 1 K: 0 BB: 0 S: 4 P: 4	R: 0 H: 0 E: 0 LOB: 0 K: 0 BB: 0 S: 3 P: 3	R: 0 H: 0 E: 0 LOB: 1 K: 0 BB: 1 S: 3 P: 7	1B: 13 SF: 0 2B: 1 SAC: 1 3B: 0 DP: 1 HR: 1 HBP: 0	WP: 0 PA: 51 PB: 0 SB: 1 CS: 1						
<b>PITCHER</b> <b>Darrell Jackson, L</b> (1, 1) ERA: 4.03 <b>John Verhoeven, R</b> (3, 1) ERA: 3.7	IP WLS BF H R ER SO BB IBB HBP BLK WP HR S P ERA WHIP 2.1 0 17 8 5 5 1 3 0 0 0 0 0 16 28 19.29 4.714 8.2 W 34 7 2 2 2 2 2 0 0 0 0 1 36 44 2.08 1.038	<b>PITCHER</b> IP WLS BF H R ER SO BB IBB HBP BLK WP HR S P ERA WHIP																	

Baltimore Orioles @ Minnesota Twins  
 Metropolitan Stadium, Bloomington, MI  
 Mon Jul 21 1980, 8:05 PM EDT  
 Unknown

AB	45
R	7
H	15
RBI	7
BB	5
SO	3
LOB	24



WP: 0	PA: 51
PB: 0	
SB: 1	
CS: 1	

1B: 13	SF: 0
2B: 1	SAC: 1
3B: 0	DP: 1
HR: 1	HBP: 0

Batter	1	2	3	4	5	6	7	8	9	10	11	AB R H RBI BB SO LOB	BOTTOM					
<b>Hosken Powell, L</b> (1, 9) OBP: 0.301, SLG: 0.336	0-0 F8		4-0 HR BB	0-0 HR		0-0 F8			0-0 4-3			4 2 1 3 1 0 1	<b>Baltimore Orioles @ Minnesota Twins</b> Metropolitan Stadium, Bloomington, MI Mon Jul 21 1980, 8:05 PM EDT Unknown					
<b>Rob Wilfong, L</b> (1, 4) OBP: 0.293, SLG: 0.324	0-0 F9		0-0 4-3	0-0 F9			0-3 K			0-0 F9		4 0 0 0 0 1 1						
<b>Jose Morales, R</b> (10, PH) OBP: 0.399, SLG: 0.524			1-2									1 0 0 0 0 0 0						
<b>Bombo Rivera, R</b> (11, 7) OBP: 0.292, SLG: 0.458												0 0 0 0 0 0 0						
<b>Ken Landreaux, L</b> (1, 10) OBP: 0.332, SLG: 0.404	0-3 K		0-0 HR	0-0 F9			0-0 F7		0-0 F8			5 1 1 2 0 1 0						
<b>Roy Smalley, S</b> (1, 3) OBP: 0.349, SLG: 0.418		0-0 F7	0-0 HR		0-0 6-3		0-0 6-3		0-0 5-3			5 1 1 1 0 0 0						
<b>Mike Cubbage, L</b> (1, 5) OBP: 0.315, SLG: 0.389		4-0 1B SF7 BB	0-0 5-3		0-0 L6			0-0 F9		0-0 1B 1B		0 1 0 0 1 0 0						
<b>John Castino, R</b> (3, 5) OBP: 0.339, SLG: 0.453												4 1 1 0 0 0 0						
<b>Rick Sofield, L</b> (1, 7) OBP: 0.304, SLG: 0.445		0-0 2B 1B	0-0 F7		0-3 K			0-0 F9		0-3 K		3 0 1 0 0 1 0						
<b>Ron Jackson, R</b> (8, PH) OBP: 0.277, SLG: 0.345												2 0 0 0 0 1 1						
<b>Butch Wynegar, S</b> (1, 2) OBP: 0.343, SLG: 0.362		0-0 SF7		4-0 SH3-4 1B HR BB		0-0 L4		0-3 K		0-0 1B 1B		3 1 1 1 1 1 0						
<b>Dave Edwards, R</b> (1, 8) OBP: 0.296, SLG: 0.354		0-0 2B		0-0 SH3-4 1B HR		0-0 5-3			0-3 K	0-0 F9		5 1 2 0 0 1 2						
<b>Pete Mackanin, R</b> (1, 6) OBP: 0.325, SLG: 0.363	0-3 K		0-0 SH3-4 1B		0-0 2B			0-0 4-3		0-0 1B		4 0 2 1 0 1 2						
<b>Inning Stats</b>	R: 0 H: 0 E: 0 K: 1 S: 5	R: 1 H: 2 E: 0 K: 1 S: 7	R: 3 H: 2 E: 0 K: 0 S: 5	R: 3 H: 2 E: 0 K: 0 S: 5	R: 0 H: 0 E: 0 K: 1 S: 5	R: 0 H: 1 E: 0 K: 0 S: 4	R: 0 H: 0 E: 0 K: 1 S: 5	R: 0 H: 0 E: 0 K: 1 S: 5	R: 0 H: 0 E: 0 K: 1 S: 5	R: 0 H: 0 E: 0 K: 1 S: 3	R: 1 H: 3 E: 0 K: 1 S: 7	1B: 5 2B: 2 3B: 0 HR: 3	SF: 1 SAC: 1 DP: 0 HBP: 0	WP: 0 PA: 45				
<b>PITCHER</b>	IP WLS BF H R ER SO BB IBB HBP BLK WP HR S P ERA WHIP																	
<b>Dennis Martinez, R</b> (1, 1) ERA: 5.94	3.0		17	5	6	6	2	3	0	0	0	0	0	2	18	30	18.00	2.667
<b>Dave Ford, R</b> (4, 1) ERA: 3.93	2.2		10	2	1	1	1	0	0	0	0	0	0	1	12	12	3.38	0.750
<b>Tippy Martinez, L</b> (6, 1) ERA: 3.27	5.0	L	18	3	1	1	4	0	0	0	0	0	0	0	26	26	1.80	0.600

livebaseballscores.com

AB	40
R	8
H	10
RBI	8
BB	3
SO	7
LOB	7



Batter	1	2	3	4	5	6	7	8	9	AB R H RBI BB SO LOB	TOP											
<b>Al Bumbry, L</b> (1, 8) OBP: 0.406, SLG: 0.433	0-0 6-3		4-0 1B BB	0-0 5-3		0-0 1B BB K		0-0 5-3		4 1 0 0 2 1 4												
<b>Kiko Garcia, R</b> (1, 6) OBP: 0.297, SLG: 0.279	0-0 F7		0-0 1B	0-3 K		0-0 F7	0-0 P6		0-0 BB 1B	6 0 2 0 0 1 1												
<b>Benny Ayala, R</b> (1, 7) OBP: 0.381, SLG: 0.621 <b>John Lowenstein, L</b> (6, 7) OBP: 0.359, SLG: 0.337	0-0 6-3		0-0 F9	0-0 1B		0-0 1B HR	0-0 BB 1B		0-0 F7	4 1 2 0 0 0 3 2 0 1 0 0 0 1												
<b>Eddie Murray, S</b> (1, 3) OBP: 0.343, SLG: 0.491		0-0 F8	0-0 F9	0-0 L6		0-0 HR	4-0 BB G5-4-3		0-0 L9	5 1 1 3 1 0 5												
<b>Gary Roenicke, R</b> (1, 9) OBP: 0.354, SLG: 0.370		0-0 1B		0-0 BB 2B 1B	0-0 6-3	0-0 BB 1B	0-0 BB 1B	0-0 G5-4-3	4-0 BB 1B	5 2 3 0 1 0 2												
<b>Lee May, R</b> (1, 10) OBP: 0.292, SLG: 0.420		0-3 K		4-0 2B HR BB	0-0 HR	4-0 1B BB			0-3 K	4 3 2 1 2 2 3												
<b>Doug DeCinces, R</b> (1, 5) OBP: 0.326, SLG: 0.383 <b>Mark Belanger, R</b> (6, PR) OBP: 0.234, SLG: 0.252		0-0 F8		0-0 HR 2B	0-0 G5-4-3 1B	4-0 1B BB		0-0 F9		3 1 2 1 1 0 1 1 1 0 0 0 0 1												
<b>Rich Dauer, R</b> (1, 4) OBP: 0.329, SLG: 0.304			0-0 L4	4-0 HR IBB	0-0 G5-4-3	0-0 1B BB		4-0 BB		3 1 1 1 2 0 1												
<b>Dan Graham, L</b> (1, 2) OBP: 0.291, SLG: 0.398			4-0 1B BB	0-0 HR		G3		0-0 F8		4 1 2 6 1 0 2												
<b>Inning Stats</b>	R: 0 E: 0 K: 0 S: 3	H: 0 LOB: 0 BB: 0 P: 3	R: 0 E: 0 K: 1 S: 6	H: 1 LOB: 1 BB: 0 P: 6	R: 0 E: 0 K: 0 S: 4	H: 1 LOB: 3 BB: 2 P: 12	R: 5 E: 0 K: 1 S: 9	H: 4 LOB: 1 BB: 2 P: 17	R: 1 E: 0 K: 0 S: 4	H: 2 LOB: 0 BB: 0 P: 4	R: 6 E: 0 K: 1 S: 10	H: 5 LOB: 2 BB: 3 P: 22	R: 0 E: 0 K: 0 S: 3	H: 1 LOB: 1 BB: 1 P: 7	R: 0 E: 0 K: 0 S: 4	H: 1 LOB: 2 BB: 1 P: 8	R: 0 E: 0 K: 1 S: 6	H: 1 LOB: 2 BB: 1 P: 10	1B: 11 2B: 2 3B: 0 HR: 3	SF: 0 SAC: 0 DP: 2 HBP: 0	WP: 0 PB: 0 SB: 0 CS: 0	PA: 51
<b>PITCHER</b>	IP WLS BF H R ER SO BB IBB HBP BLK WP HR S P ERA WHIP																					
<b>Geoff Zahn, L</b> (1, 1) ERA: 4.61	5.2 L 32 11 10 10 2 4 1 0 0 0 3 31 51 15.88 2.647																					
<b>Mike Bacsik, R</b> (6, 1) ERA: 4.5	3.1 19 5 2 2 2 5 0 0 0 0 0 18 38 5.40 3.000																					

**Baltimore Orioles @ Minnesota Twins**  
 Metropolitan Stadium, Bloomington, MI  
 Mon Jul 21 1980, 8:05 PM EDT  
 Att: 15,373 - Unknown

AB	41
R	12
H	16
RBI	12
BB	10
SO	4
LOB	24



WP	0	PA	51
PB	0		
SB	0		
CS	0		

Batter	1	2	3	4	5	6	7	8	9	AB	R	H	RBI	BB	SO	LOB
Hosken Powell, L (1, 9) OBP: 0.303, SLG: 0.335	0-0 4-3			0-0 4-3	0-3 K		4-0 1B BB	0-0 1B		4	0	1	1	1	1	2
Rob Wilfong, L (1, 4) OBP: 0.300, SLG: 0.328	0-1 CS			0-0 F9		4-0 1B BB	0-0 1B	0-0 1B		3	0	2	1	1	0	0
Ken Landreaux, L (1, 10) OBP: 0.333, SLG: 0.404	0-0 F8			0-0 BB 1B		0-0 1B		F9 K		5	0	2	0	0	1	3
Roy Smalley, S (1, 3) OBP: 0.350, SLG: 0.413		0-0 F9		4-0 1-2 BB		0-0 P5		4-0 FC4-6 2B BB	0-3 K	3	1	0	0	2	1	2
Rick Sofield, L (1, 8) OBP: 0.302, SLG: 0.438		0-3 K		0-3 K		0-3 K		4-0 FC4-6 BB	0-0 4-3	4	0	0	0	1	3	4
John Castino, R (1, 5) OBP: 0.337, SLG: 0.448		0-0 F8			0-0 1B 1B		0-0 4-3	0-0 FC4-6 2B BB	0-0 F9	5	1	1	0	0	0	4
Pete Mackanin, R (1, 6) OBP: 0.323, SLG: 0.357			0-3 K		0-0 F7		0-0 6-3	4-0 2B BB		3	1	0	0	1	1	1
Ron Jackson, R (1, 7) OBP: 0.281, SLG: 0.353			0-3 K		0-0 1B		0-0 F5	0-0 1B 2B		4	1	2	3	0	1	0
Sal Butera, R (1, 2) OBP: 0.250, SLG: 0.233			0-3 K		0-0 P5		0-0 BB 1B	4-0 1B BB		1	0	0	0	0	1	0
Jose Morales, R (5, PH) OBP: 0.404, SLG: 0.524										2	1	1	0	1	0	2

Inning Stats	R: 0	H: 0	E: 1	LOB: 0	K: 0	BB: 0	S: 3	P: 3	R: 0	H: 0	E: 0	LOB: 0	K: 1	BB: 0	S: 5	P: 5	R: 0	H: 0	E: 0	LOB: 0	K: 3	BB: 0	S: 9	P: 9	R: 0	H: 1	E: 0	LOB: 2	K: 1	BB: 1	S: 6	P: 10	R: 0	H: 2	E: 0	LOB: 2	K: 1	BB: 0	S: 7	P: 7	R: 0	H: 1	E: 0	LOB: 2	K: 1	BB: 1	S: 6	P: 10	R: 0	H: 2	E: 0	LOB: 2	K: 0	BB: 1	S: 4	P: 8	R: 5	H: 3	E: 0	LOB: 2	K: 1	BB: 4	S: 8	P: 24	R: 0	H: 0	E: 0	LOB: 0	K: 1	BB: 0	S: 5	P: 5	1B: 8	SF: 0	2B: 1	SAC: 0	3B: 0	DP: 0	HR: 0	HBP: 0	WP: 0	PA: 42
Steve Stone, R (1, 1) ERA: 3.19	7.2	WLS	W	BF	H	R	ER	SO	BB	IBB	HBP	BLK	WP	HR	S	P	ERA	WHIP																																																																
Tim Stoddard, R (8, 1) ERA: 2.91	1.1			7	2	1	1	2	1	0	0	0	0	0	10	14	6.75	2.250																																																																

BOTTOM

Baltimore Orioles @ Minnesota Twins  
 Metropolitan Stadium, Bloomington, MI  
 Mon Jul 21 1980, 8:05 PM EDT  
 Att. 15,373 - Unknown

AB	34
R	5
H	9
RBI	5
BB	7
SO	9
LOB	18



WP	HR	S	P	ERA	WHIP
0	0	0	0	4.70	1.696
0	0	0	0	6.75	2.250

Batter	1	2	3	4	5	6	7	8	9	AB R H RBI BB SO LOB	TOP	
Al Bumbry, L (1, 8) OBP: 0.406, SLG: 0.435	0-0 1B 2B	0-0 F7			0-0 1B BB G4-6-3 1B		0-0 P6		0-3 K	5 2 2 0 0 1 1		
John Lowenstein, L (1, 7) OBP: 0.369, SLG: 0.346	0-0 1-3		0-0 F8		4-0 G4-6-3 1B 1-2 2-3 2B BB		0-0 1B FC4-6 2B	4-0 G5-4-3 1-2 BB	3 2 1 0 2 0 1			
Ken Singleton, S (1, 10) OBP: 0.404, SLG: 0.470 Lee May, R (7, PR) OBP: 0.291, SLG: 0.418	0-0 BB HR 1B 2-H		0-0 4-3		0-0 G4-6-3 1-2 2-3 3-H 1B		0-0 FC4-6 1B	0-0 G5-4-3 1-2f	4 1 3 2 0 0 0 1 0 0 0 0 0 2			
Eddie Murray, S (1, 3) OBP: 0.342, SLG: 0.487	4-0 1-2 HR BB		0-0 F8		0-0 G4-6-3 1-2f 2-3 3-H		0-0 FC4-6 1-2f 3-H		3 1 0 1 1 0 3			
Dan Graham, L (1, 2) OBP: 0.303, SLG: 0.438	0-0 1-H 2-H HR				0-0 1B		0-0 2B		4 1 3 4 0 0 1			
Gary Roenicke, R (1, 9) OBP: 0.346, SLG: 0.361	0-0 5-3				0-0 P4		0-0 L7		4 0 0 0 0 0 2			
Doug DeCinces, R (1, 5) OBP: 0.321, SLG: 0.377	0-3 K				0-0 P3		0-3 K		4 0 0 0 0 3 1			
Kiko Garcia, R (1, 6) OBP: 0.291, SLG: 0.273		0-3 K			0-3 K		0-0 1-4-3		4 0 0 0 0 3 1			
Rich Dauer, R (1, 4) OBP: 0.331, SLG: 0.304		0-3 K			0-0 BB 1B 1B		0-0 F8		3 1 1 0 1 1 0			
<b>Inning Stats</b>	R: 4 E: 0 K: 1 S: 8 H: 3 LOB: 0 BB: 1 P: 12	R: 0 E: 0 K: 2 S: 7 H: 0 LOB: 0 BB: 0 P: 7	R: 0 E: 0 K: 0 S: 3 H: 0 LOB: 0 BB: 0 P: 3	R: 0 E: 0 K: 1 S: 6 H: 1 LOB: 1 BB: 0 P: 6	R: 3 E: 0 K: 0 S: 6 H: 4 LOB: 1 BB: 1 P: 10	R: 0 E: 0 K: 1 S: 5 H: 0 LOB: 0 BB: 0 P: 5	R: 1 E: 0 K: 0 S: 5 H: 2 LOB: 1 BB: 0 P: 5	R: 0 E: 0 K: 2 S: 7 H: 0 LOB: 0 BB: 0 P: 7	R: 0 E: 0 K: 1 S: 4 H: 0 LOB: 1 BB: 2 P: 12	1B: 6 2B: 3 3B: 0 HR: 1 SF: 0 SAC: 0 DP: 2 HBP: 0	WP: 0 PB: 0 SB: 0 CS: 0 PA: 39	
<b>PITCHER</b>	IP WLS BF H R ER SO BB IBB HBP BLK WP HR S P ERA WHIP											
Roger Erickson, R (1, 1) ERA: 3.49	4.2 L 23 8 7 7 4 2 0 0 0 0 0 1 29 37 13.50 2.143											
Doug Corbett, R (5, 1) ERA: 1.91	1.1 4 0 0 0 1 0 0 0 0 0 0 0 6 6 0.00 0.000											
Darrell Jackson, L (7, 1) ERA: 4.0	3.0 12 2 1 1 3 2 0 0 0 0 0 0 16 24 3.00 1.333											

Baltimore Orioles @ Minnesota Twins  
Metropolitan Stadium, Bloomington, MI

Tue Jul 22 1980, 8:05 PM EDT  
Att. 11,554 - Unknown

livebaseballscorecards.com

AB	35
R	8
H	10
RBI	7
BB	4
SO	8
LOB	12





Batter	1	2	3	4	5	6	7	8	9	AB	R	H	RBI	BB	SO	LOB
<b>Bombo Rivera, R</b> OBP: 0.321, SLG: 0.464 (1, 7) X	0-0 FC6-4 1B		0-0 5-3		0-3 K			0-0 FC5-4 1B		4	0	2	0	0	1	0
<b>John Castino, R</b> OBP: 0.335, SLG: 0.446 (1, 5) X	0-0 FC6-4 1-2f			0-0 FC9-6 1B HR		0-0 1-3		0-0 F8 2-3		4	1	1	0	0	0	3
<b>Roy Smalley, S</b> OBP: 0.349, SLG: 0.412 (1, 6) S S S	0-3 K			0-0 FC9-6 1-2 1B		0-3 K		0-0 SF8 3-H		3	0	1	1	0	2	1
<b>Jose Morales, R</b> OBP: 0.393, SLG: 0.508 (1, 10) X	0-0 6-3			0-0 FC9-6 1-2f 2-3 HR		0-0 6-3		0-0 FC5-4 1-2f		4	1	0	0	0	0	4
<b>Ron Jackson, R</b> OBP: 0.281, SLG: 0.348 (1, 3) B B B		4-0 CS BB		0-0 P6		0-0 5-3		0-0 P4		3	0	0	0	1	0	2
<b>Pete Mackanin, R</b> OBP: 0.322, SLG: 0.370 (1, 4) X		0-0 P3		0-0 1-H 3-H HR		0-0 F7		0-0 4-3		4	1	1	3	0	0	1
<b>Dave Edwards, R</b> OBP: 0.295, SLG: 0.351 (1, 8) S S S		0-3 K 1-2		0-0 5-3		0-0 FC5-4 1B		0-0 L8		4	0	1	0	0	1	1
<b>Butch Wynegar, S</b> OBP: 0.340, SLG: 0.359 (1, 2) X			0-0 G1		0-0 F9		0-0 FC5-4 1-2f			3	0	0	0	0	0	1
<b>Hosken Powell, L</b> OBP: 0.303, SLG: 0.335 (1, 9) X			0-0 P6		0-3 K			0-0 F8 1B SF8 1B		3	1	1	0	0	1	0

Inning Stats	R: 0	H: 1	E: 0	LOB: 1	K: 1	BB: 0	S: 6	P: 6	R: 0	H: 0	E: 0	LOB: 0	K: 1	BB: 1	S: 4	P: 8	R: 0	H: 0	E: 0	LOB: 0	K: 0	BB: 0	S: 3	P: 3	R: 3	H: 3	E: 0	LOB: 0	K: 0	BB: 0	S: 6	P: 6	R: 0	H: 0	E: 0	LOB: 0	K: 2	BB: 0	S: 7	P: 7	R: 0	H: 1	E: 0	LOB: 1	K: 0	BB: 0	S: 4	P: 4	R: 1	H: 2	E: 0	LOB: 1	K: 0	BB: 0	S: 5	P: 5	R: 0	H: 0	E: 0	LOB: 0	K: 0	BB: 0	S: 3	P: 3	1B: 6	SF: 1	2B: 0	SAC: 0	3B: 0	DP: 0	HR: 1	HBP: 0	WP: 0	PA: 34
--------------	------	------	------	--------	------	-------	------	------	------	------	------	--------	------	-------	------	------	------	------	------	--------	------	-------	------	------	------	------	------	--------	------	-------	------	------	------	------	------	--------	------	-------	------	------	------	------	------	--------	------	-------	------	------	------	------	------	--------	------	-------	------	------	------	------	------	--------	------	-------	------	------	-------	-------	-------	--------	-------	-------	-------	--------	-------	--------

PITCHER	IP	WLS	BF	H	R	ER	SO	BB	IBB	HBP	BLK	WP	HR	S	P	ERA	WHIP
<b>Mike Flanagan, L</b> ERA: 3.99 (1, 1)	9.0	W	34	7	4	4	5	1	0	0	0	0	1	43	47	4.00	0.889


**BOTTOM**

**Baltimore Orioles @ Minnesota Twins**  
Metropolitan Stadium, Bloomington, MI

Tue Jul 22 1980, 8:05 PM EDT  
Att. 11,554 - Unknown

livebaseballscores.com

<b>AB</b>	<b>32</b>
<b>R</b>	<b>4</b>
<b>H</b>	<b>7</b>
<b>RBI</b>	<b>4</b>
<b>BB</b>	<b>1</b>
<b>SO</b>	<b>5</b>
<b>LOB</b>	<b>13</b>



Batter	1	2	3	4	5	6	7	8	9	AB R H RBI BB SO LOB	TOP											
<b>Al Bumbry, L</b> (1, 8) OBP: 0.410, SLG: 0.438	4-0 1B BB E	4-0 S BB		0-0 1-2 E 1B		0-0 6-3		0-0 F9 1B 2B	0-0 6-3	4 3 2 0 2 0 1												
<b>John Lowenstein, L</b> (1, 9) OBP: 0.362, SLG: 0.333 (7, 7)	4-0 FC4-6 1-2 E SF9 BB	0-3 K		0-0 G3		0-0 G3		0-0 F9		4 1 0 0 1 1 4												
<b>Ken Singleton, S</b> (1, 10) OBP: 0.409, SLG: 0.475	0-0 E9 FC4-6 1-2 2-H 1B		0-3 K	0-0 E4 BLK 1B			0-0 BB SF7 1B	0-0 FC6-4 1B		5 1 4 2 0 1 0												
<b>Eddie Murray, S</b> (1, 3) OBP: 0.343, SLG: 0.489	0-0 FC4-6 1-2f 2-3 BB		0-0 3-1 1B 2B	0-3 K			0-0 1B BB 1B	0-0 FC6-4 1B 1-2f		5 2 2 0 0 1 4												
<b>Pat Kelly, L</b> (1, 7) OBP: 0.378, SLG: 0.364 <b>Gary Roenicke, R</b> (7, 9) OBP: 0.350, SLG: 0.365	4-0 1-2 BB		0-0 3-1		4-0 6-3 BB		4-0 BB 1B 1-2 2-3 BB	0-0 1-3 1B		1 0 0 0 3 0 1 1 0 1 0 0 0 0												
<b>Dan Graham, L</b> (1, 2) OBP: 0.300, SLG: 0.436	0-0 SF9 3-H		0-0 1B		0-3 K		0-0 SF7	0-0 G3		3 0 1 3 0 1 3												
<b>Doug DeCinces, R</b> (1, 5) OBP: 0.323, SLG: 0.378	0-3 K		0-3 K		0-0 6-3		0-0 BB 1B 1-2 2-3		0-0 G3 1B	5 0 2 0 0 2 4												
<b>Kiko Garcia, R</b> (1, 6) OBP: 0.287, SLG: 0.269 <b>Terry Crowley, L</b> (7, PH) OBP: 0.381, SLG: 0.441 <b>Mark Belanger, R</b> (7, PR) OBP: 0.232, SLG: 0.250 (7, 6)		0-0 4-3		0-0 6-3		0-0 1-3	4-0 BB 1B 1-2 2-3 3-H G6-4-3 BB		0-3 K	3 0 0 0 0 0 1 0 0 0 1 1 0 0 1 0 0 0 0 1 1												
<b>Rich Dauer, R</b> (1, 4) OBP: 0.329, SLG: 0.300		0-0 4-3		4-0 G3 1B E BB		0-0 6-3	0-0 6-3 G6-4-3		0-0 G3	4 1 0 0 1 0 4												
<b>Inning Stats</b>	R: 2 E: 1 K: 1 S: 6	H: 1 LOB: 2 BB: 3 P: 18	R: 0 E: 0 K: 1 S: 5	H: 0 LOB: 1 BB: 1 P: 9	R: 1 E: 0 K: 2 S: 9	H: 2 LOB: 1 BB: 1 P: 9	R: 2 E: 1 K: 1 S: 7	H: 2 LOB: 1 BB: 1 P: 11	R: 0 E: 0 K: 1 S: 5	H: 0 LOB: 1 BB: 1 P: 9	R: 0 E: 0 K: 0 S: 3	H: 0 LOB: 0 BB: 0 P: 3	R: 2 E: 0 K: 0 S: 5	H: 3 LOB: 3 BB: 2 P: 13	R: 1 E: 0 K: 0 S: 6	H: 3 LOB: 2 BB: 0 P: 6	R: 0 E: 0 K: 1 S: 6	H: 1 LOB: 1 BB: 0 P: 6	1B: 10 2B: 2 3B: 0 HR: 0	SF: 2 SAC: 0 DP: 1 HBP: 0	WP: 0 PB: 0 SB: 1 CS: 0	PA: 46
<b>PITCHER</b>	IP WLS BF H R ER SO BB IBB HBP BLK WP HR S P ERA WHIP																					
<b>Fernando Arroyo, R</b> (1, 1) ERA: 4.43	6.1 L 34 8 7 7 6 7 0 0 0 1 0 0 39 67 9.95 2.368																					
<b>John Verhoeven, R</b> (7, 1) ERA: 3.74	1.2 8 3 1 1 0 1 0 0 0 0 0 0 7 11 5.40 2.400																					
<b>Albert Williams, R</b> (9, 1) ERA: 9.95	0.2 3 1 0 0 1 0 0 0 0 0 0 0 5 5 0.00 1.500																					
<b>Mike Kinnunen, L</b> (9, 1) ERA: 5.54	0.1 1 0 0 0 0 0 0 0 0 0 0 0 1 1 0.00 0.000																					

**Baltimore Orioles @ Minnesota Twins**  
**Metropolitan Stadium, Bloomington, MI**  
 Wed Jul 23 1980, 8:05 PM EDT  
 Att: 10,793 - Unknown

[livebaseballscorecards.com](http://livebaseballscorecards.com)

<b>AB</b>	36
<b>R</b>	8
<b>H</b>	12
<b>RBI</b>	6
<b>BB</b>	8
<b>SO</b>	7
<b>LOB</b>	23



Batter	1	2	3	4	5	6	7	8	9	AB	R	H	RBI	BB	SO	LOB
<b>Bombo Rivera, R</b> (1, 7) OBP: 0.313, SLG: 0.469 <b>Danny Goodwin, L</b> (9, PH) OBP: 0.303, SLG: 0.289	0-0 1B G6-4-3 2B	0-0 5-3			0-0 F8		0-0 L7		4-0 1-2 BB	4	1	1	0	0	0	0
<b>John Castino, R</b> (1, 5) OBP: 0.340, SLG: 0.448	0-0 2-3 1B G6-4-3		0-0 6-3		0-0 1B		0-0 1B FC5-4		0-3 K	5	0	3	0	0	1	2
<b>Roy Smalley, S</b> (1, 6) OBP: 0.344, SLG: 0.406	0-0 1-2f 3-H G6-4-3		0-0 L6		0-3 K		0-0 1-2f 1B FC5-4		0-0 3-H SF8	4	1	0	1	0	1	3
<b>Jose Morales, R</b> (1, 10) OBP: 0.399, SLG: 0.515 <b>Ken Landreaux, L</b> (7, PH) OBP: 0.334, SLG: 0.404	4-0 2B 1B BB		0-0 5-3		0-0 2B		0-0 1-H 1B		0-0 4-3	2	2	1	0	1	0	0
<b>Ron Jackson, R</b> (1, 3) OBP: 0.284, SLG: 0.360	0-0 1-3 1B 2B			0-0 F8		0-0 2-H 2B F3		0-0 5-3		4	1	2	1	0	0	1
<b>Pete Mackanin, R</b> (1, 4) OBP: 0.322, SLG: 0.370 <b>Rob Wilfong, L</b> (8, PH) OBP: 0.299, SLG: 0.327	0-0 2-H 3-H 1B FC6-4		0-0 6-3		0-0 5-3			0-0 F9		3	0	1	2	0	0	1
<b>Dave Edwards, R</b> (1, 8) OBP: 0.296, SLG: 0.346 <b>Rick Sofield, L</b> (8, PH) OBP: 0.301, SLG: 0.436	0-0 1-2f FC6-4		4-0 BB BB BB BB F9		0-0 2-3 BB F3		0-3 S S S K		0-0 K	2	0	0	0	1	0	2
<b>Butch Wynegar, S</b> (1, 2) OBP: 0.336, SLG: 0.354		0-0 L5		0-0 F9		0-0 F7		0-0 4-3		4	0	0	0	0	0	2
<b>Hosken Powell, L</b> (1, 9) OBP: 0.306, SLG: 0.348		0-3 K			0-0 F8		0-0 HR		0-0 PB BB SF8 1B	4	2	2	1	0	1	0

**BOTTOM**

**Baltimore Orioles @ Minnesota Twins**  
Metropolitan Stadium, Bloomington, MI  
Wed Jul 23 1980, 8:05 PM EDT  
Att. 10,793 - Unknown

[livebaseballscorecards.com](http://livebaseballscorecards.com)

<b>AB</b>	<b>36</b>
<b>R</b>	<b>7</b>
<b>H</b>	<b>11</b>
<b>RBI</b>	<b>6</b>
<b>BB</b>	<b>3</b>
<b>SO</b>	<b>4</b>
<b>LOB</b>	<b>12</b>



Inning Stats	R: 3	H: 4	E: 0	K: 0	S: 6	H: 4	LOB: 1	BB: 1	P: 10	R: 0	H: 0	E: 0	K: 1	S: 5	H: 0	LOB: 0	BB: 0	P: 5	R: 0	H: 0	E: 0	K: 0	S: 3	H: 0	LOB: 1	BB: 1	P: 7	R: 0	H: 1	E: 0	K: 1	S: 6	H: 2	LOB: 1	BB: 0	P: 5	R: 2	H: 3	E: 0	K: 0	S: 6	H: 0	LOB: 0	BB: 0	P: 5	R: 0	H: 1	E: 0	K: 1	S: 6	H: 1	LOB: 1	BB: 1	P: 10	1B: 6	SF: 1	2B: 4	SAC: 0	3B: 0	DP: 1	HR: 1	HBP: 0	WP: 0	PA: 40
--------------	------	------	------	------	------	------	--------	-------	-------	------	------	------	------	------	------	--------	-------	------	------	------	------	------	------	------	--------	-------	------	------	------	------	------	------	------	--------	-------	------	------	------	------	------	------	------	--------	-------	------	------	------	------	------	------	------	--------	-------	-------	-------	-------	-------	--------	-------	-------	-------	--------	-------	--------

PITCHER	IP	WLS	BF	H	R	ER	SO	BB	IBB	HBP	BLK	WP	HR	S	P	ERA	WHIP
<b>Scott McGregor, L</b> (1, 1) ERA: 3.76	6.1	W	29	9	6	5	2	2	0	0	0	0	1	31	39	7.11	1.737
<b>Sammy Stewart, R</b> (7, 1) ERA: 4.37	2.0		9	2	1	0	2	1	0	0	0	0	0	12	16	0.00	1.500
<b>Tippy Martinez, L</b> (9, 1) ERA: 3.22	0.2	S	2	0	0	0	0	0	0	0	0	0	0	2	2	0.00	0.000


Batter	1	2	3	4	5	6	7	8	9	AB R H RBI BB SO LOB	TOP											
Paul Molitor, R (1, 4) OBP: 0.414, SLG: 0.451	0-0 F8		0-0 1B		0-0 G1-6-3 1B		0-3 K		0-3 K	5 0 2 0 0 2 2												
Robin Yount, R (1, 6) OBP: 0.332, SLG: 0.550	0-3 K		0-0 F3		0-0 G1-6-3 1B			0-0 5-3		4 0 1 2 0 1 1												
Cecil Cooper, L (1, 3) OBP: 0.372, SLG: 0.503	0-0 F5			0-0 F7	0-0 G1-6-3			0-0 4-3		4 0 0 0 0 0 2												
Gorman Thomas, R (1, 8) OBP: 0.300, SLG: 0.480		0-0 F7		0-0 HR	0-0 F2			0-0 HR		4 2 2 2 0 0 1												
Ben Oglivie, L (1, 7) OBP: 0.388, SLG: 0.592		0-0 P5		0-0 F9		0-0 G3		0-0 1B		4 0 1 0 0 0 0												
Dick Davis, R (1, 9) OBP: 0.297, SLG: 0.371		0-0 F2		0-0 2B		0-3 K		0-3 K		4 0 1 0 0 2 1												
Don Money, R (1, 10) OBP: 0.344, SLG: 0.531			0-0 HR	0-0 F8		0-0 F9			0-0 2B	4 1 2 1 0 0 1												
Jim Gantner, L (1, 5) OBP: 0.310, SLG: 0.328			0-0 6-3		4-0 1B 1B BB		0-0 4-3		0-0 F2	3 1 0 0 1 0 1												
Charlie Moore, R (1, 2) OBP: 0.351, SLG: 0.345			0-0 4-3		0-0 1B 1B		0-0 CS 1B		0-0 6-3	4 1 2 0 0 0 1												
<b>Inning Stats</b>	R: 0 E: 0 K: 1 S: 5	H: 0 LOB: 0 BB: 0 P: 5	R: 0 E: 0 K: 0 S: 3	H: 0 LOB: 0 BB: 0 P: 3	R: 1 E: 0 K: 0 S: 5	H: 2 LOB: 1 BB: 0 P: 5	R: 1 E: 0 K: 0 S: 5	H: 2 LOB: 1 BB: 0 P: 5	R: 2 E: 0 K: 1 S: 5	H: 3 LOB: 1 BB: 1 P: 9	R: 0 E: 0 K: 1 S: 5	H: 0 LOB: 0 BB: 0 P: 5	R: 0 E: 0 K: 1 S: 5	H: 1 LOB: 0 BB: 0 P: 5	R: 1 E: 0 K: 1 S: 7	H: 2 LOB: 1 BB: 0 P: 7	R: 0 E: 0 K: 1 S: 6	H: 1 LOB: 1 BB: 0 P: 6	1B: 6 2B: 2 3B: 0 HR: 3	SF: 0 SAC: 0 DP: 1 HBP: 0	WP: 0 PB: 0 SB: 0 CS: 1	PA: 37
<b>PITCHER</b>	IP WLS BF H R ER SO BB IBB HBP BLK WP HR S P ERA WHIP																					
Jim Palmer, R (1, 1) ERA: 3.56	8.0 L 33 10 5 5 4 1 0 0 0 0 3 40 44 5.62 1.375																					
Dennis Martinez, R (9, 1) ERA: 5.77	1.0 4 1 0 0 1 0 0 0 0 0 0 6 6 0.00 1.000																					

Milwaukee Brewers @ Baltimore Orioles  
 Memorial Stadium, Baltimore, MD  
 Fri Jul 25 1980, 7:05 PM EDT  
 Att. 29,716 - Unknown - 87 F

AB	36
R	5
H	11
RBI	5
BB	1
SO	5
LOB	10





Batter	1	2	3	4	5	6	7	8	9	AB R H RBI BB SO LOB	TOP		
Paul Molitor, R (1, 4) OBP: 0.414, SLG: 0.468	0-0 FC1-2-5 2B		0-0 F7			0-0 HR	0-0 CS	0-0 F7	0-0 L1	5 1 2 1 0 0 2			
Robin Yount, R (1, 6) OBP: 0.332, SLG: 0.551	0-0 5-3		0-0 F8			0-0 FC4-6 1B		0-0 1B 2B	0-0 F8	5 0 2 0 0 0 3			
Cecil Cooper, L (1, 3) OBP: 0.374, SLG: 0.501 Mark Brouhard, R (8, PR) OBP: 0.282, SLG: 0.410 Sal Bando, R (8, 3) OBP: 0.272, SLG: 0.265	0-0 FC1-2-5 2-H				0-0 2B 6-3 1B	0-0 F2		1-0 1B HBP		3 0 1 0 0 0 2 0 0 0 0 0 0 0 0 0 0 0 0 0 0			
Gorman Thomas, R (1, 8) OBP: 0.302, SLG: 0.482	0-0 F7				0-0 1-3 2B	0-0 E6 FC4-6		0-0 1-2 2-3 1B		4 0 2 0 0 0 2			
Ben Oglivie, L (1, 7) OBP: 0.384, SLG: 0.585		0-0 F8			0-0 6-3	0-0 FC4-6 1-2f 2-3		0-3 K		4 0 0 0 0 1 7			
Dick Davis, R (1, 9) OBP: 0.292, SLG: 0.364		0-0 P4			0-0 3-H F8	0-0 F9		0-0 4-3		4 0 0 0 0 0 6			
Don Money, R (1, 10) OBP: 0.342, SLG: 0.523		4-0 BB				0-3 K			0-0 6-3	3 0 0 0 1 1 0	AB 34 R 1 H 9 RBI 1 BB 3 SO 2 LOB 24		
Jim Gantner, L (1, 5) OBP: 0.313, SLG: 0.328		0-0 F9				0-0 CS 1B		0-0 L6	4-0 BB BB	3 0 1 0 1 0 1			
Charlie Moore, R (1, 2) OBP: 0.354, SLG: 0.344			0-0 6-3			0-0 1-2 F9		0-0 CS 1B	4-0 BB BB	3 0 1 0 1 0 1			
<b>Inning Stats</b>	R: 0 H: 1 E: 0 LOB: 1 K: 0 BB: 0 S: 4 P: 4	R: 0 H: 0 E: 0 LOB: 1 K: 0 BB: 1 S: 3 P: 7	R: 0 H: 0 E: 0 LOB: 0 K: 0 BB: 0 S: 3 P: 3	R: 0 H: 2 E: 0 LOB: 1 K: 0 BB: 0 S: 4 P: 4	R: 0 H: 1 E: 0 LOB: 0 K: 1 BB: 0 S: 5 P: 5	R: 1 H: 2 E: 1 LOB: 2 K: 0 BB: 0 S: 6 P: 6	R: 0 H: 1 E: 0 LOB: 0 K: 0 BB: 0 S: 3 P: 3	R: 0 H: 2 E: 0 LOB: 3 K: 1 BB: 0 S: 7 P: 8	R: 0 H: 0 E: 0 LOB: 2 K: 0 BB: 2 S: 3 P: 11	1B: 5 SF: 0 2B: 3 SAC: 0 3B: 0 DP: 0 HR: 1 HBP: 1	WP: 0 PA: 39 PB: 0 SB: 2 CS: 2		
<b>PITCHER</b>	IP WLS BF H R ER SO BB IBB HBP BLK WP HR S P ERA WHIP											<b>PITCHER</b>	IP WLS BF H R ER SO BB IBB HBP BLK WP HR S P ERA WHIP
Steve Stone, R (1, 1) ERA: 3.09	7.1 W 30 8 1 1 1 1 1 0 1 0 0 1 30 35 1.23 1.227												
Tim Stoddard, R (8, 1) ERA: 2.81	1.2 S 8 1 0 0 0 1 2 0 0 0 0 0 8 16 0.00 1.800												

Milwaukee Brewers @ Baltimore Orioles  
 Memorial Stadium, Baltimore, MD  
 Sat Jul 26 1980, 7:05 PM EDT  
 Att. 31,610 - Unknown - 89 F

livebaseballscorecards.com

Batter	1	2	3	4	5	6	7	8	9	AB	R	H	RBI	BB	SO	LOB
--------	---	---	---	---	---	---	---	---	---	----	---	---	-----	----	----	-----

<b>Al Bumbry, L</b> <small>OBP: 0.405, SLG: 0.431</small> (1, 8)	0-0 <b>6-3</b>		0-0 <b>F8</b>			0-0 <b>6-3</b>		0-0 <b>SH5-3</b> <small>1-2</small>		3	0	0	0	0	0	0
<b>Rick Dempsey, R</b> <small>OBP: 0.321, SLG: 0.421</small> (1, 2)	0-0 <b>HR</b>			0-0 <b>6-3</b>			0-0 <b>4-3</b>	4-0 <b>BB</b>		3	1	1	1	1	0	0
<b>Ken Singleton, S</b> <small>OBP: 0.406, SLG: 0.467</small> <b>Mark Belanger, R</b> <small>OBP: 0.232, SLG: 0.250</small> (9, 6)	0-0 <b>6-3</b>			0-3 <b>K</b>			0-0 <b>P4</b>	0-0 <b>F9</b>		4	0	0	0	0	1	2
<b>Eddie Murray, S</b> <small>OBP: 0.342, SLG: 0.487</small> (1, 3)	0-0 <b>P4</b>			0-0 <b>1B</b>			0-0 <b>HR</b> <b>2B</b>			3	1	2	0	0	0	0
<b>Benny Ayala, R</b> <small>OBP: 0.380, SLG: 0.644</small> (1, 10)		0-0 <b>P4</b>			0-0 <b>L5</b>		0-0 <b>HR</b> <small>2-H</small>			3	1	1	2	0	0	0
<b>Gary Roenicke, R</b> <small>OBP: 0.344, SLG: 0.358</small> (9, 9)		0-0 <b>4-3</b>			0-0 <b>P4</b>		0-0 <b>P6</b>			3	0	0	0	0	0	0
<b>Doug DeCinces, R</b> <small>OBP: 0.320, SLG: 0.384</small> (1, 5)		0-0 <b>F7</b>			0-0 <b>6-3</b>			0-0 <b>HR</b>		3	1	1	1	0	0	0
<b>Kiko Garcia, R</b> <small>OBP: 0.288, SLG: 0.276</small> <b>John Lowenstein, L</b> <small>OBP: 0.366, SLG: 0.339</small> (9, 7)			0-3 <b>K</b>			0-0 <b>1B</b> <small>G5-4-3</small>		0-0 <b>6-3</b>		3	0	1	0	0	1	0
<b>Rich Dauer, R</b> <small>OBP: 0.328, SLG: 0.299</small> (1, 4)			0-0 <b>4-3</b>			0-0 <b>G5-4-3</b> <small>1-2f</small>		0-0 <b>SH5-3</b> <b>1B</b>		0	0	0	0	0	0	1

**BOTTOM**

**Milwaukee Brewers @ Baltimore Orioles**  
 Memorial Stadium, Baltimore, MD  
 Sat Jul 26 1980, 7:05 PM EDT  
 Att: 31,610 - Unknown - 89 F

[livebaseballscores.com](http://livebaseballscores.com)

<b>AB</b>	<b>28</b>
<b>R</b>	<b>4</b>
<b>H</b>	<b>7</b>
<b>RBI</b>	<b>4</b>
<b>BB</b>	<b>1</b>
<b>SO</b>	<b>2</b>
<b>LOB</b>	<b>3</b>



Inning Stats	R: 1	H: 1	R: 0	H: 0	R: 0	H: 0	R: 0	H: 1	R: 0	H: 0	R: 0	H: 1	R: 2	H: 2	R: 1	H: 2
	E: 0	LOB: 0	E: 0	LOB: 0	E: 0	LOB: 0	E: 0	LOB: 1	E: 0	LOB: 0	E: 0	LOB: 0	E: 0	LOB: 0	E: 0	LOB: 2
	K: 0	BB: 0	K: 0	BB: 0	K: 1	BB: 0	K: 1	BB: 0	K: 0	BB: 0	K: 0	BB: 0	K: 0	BB: 0	K: 0	BB: 1
	S: 4	P: 4	S: 3	P: 3	S: 5	P: 5	S: 5	P: 5	S: 3	P: 3	S: 3	P: 3	S: 5	P: 5	S: 5	P: 9

1B: 3	SF: 0	WP: 0	PA: 30
2B: 1	SAC: 1	PB: 0	
3B: 0	DP: 1	SB: 0	
HR: 3	HBP: 0	CS: 0	

PITCHER	IP	WLS	BF	H	R	ER	SO	BB	IBB	HBP	BLK	WP	HR	S	P	ERA	WHIP
<b>Mike Caldwell, L</b> <small>ERA: 4.44</small>	8.0	L	30	7	4	4	2	1	0	0	0	0	3	33	37	4.50	1.000

Batter	1	2	3	4	5	6	7	8	9	10	11	12	AB R H RBI BB SO LOB	TOP																		
Paul Molitor, R OBP: 0.413, SLG: 0.484 (1, 4)	0-3 K		0-0 SH5-3	0-0 CS	0-0 FC1-5 2B		0-0 HR		0-0 F8			0-0 6-3	5 1 2 1 0 1 1																			
Robin Yount, R OBP: 0.328, SLG: 0.545 (1, 6)	0-0 F8		0-0 SF7		0-0 FC1-5 5-3 WP 2-3		0-0 F2			0-0 5-3			4 0 0 1 0 0 1																			
Don Money, R OBP: 0.343, SLG: 0.522 (1, 3)	0-0 F7		4-0 1B BB		0-0 5-3					0-3 K			4 1 1 0 1 1 1																			
Gorman Thomas, R OBP: 0.303, SLG: 0.481 (1, 8)		0-0 5-3	0-0 1B		0-3 K			0-0 G1-4-3 1B		0-3 K			5 0 2 1 0 2 1																			
Ben Oglivie, L OBP: 0.381, SLG: 0.579 (1, 7)		0-0 1B	0-3 K			0-0 F8		0-3 K			0-0 P5		5 0 1 0 0 2 3																			
Sixto Lezcano, R OBP: 0.284, SLG: 0.401 (1, 10)		0-0 1B		0-3 K		0-0 6-3		0-0 G1-4-3			0-0 1-3		5 0 1 0 0 1 1																			
Dick Davis, R OBP: 0.290, SLG: 0.360 (1, 9)		0-0 L9		0-0 1B S SF7		0-0 L6			0-0 4-3		0-3 K		5 1 1 0 0 1 2																			
Sal Bando, R OBP: 0.270, SLG: 0.263 (1, 5)		0-0 L5		0-0 CS 1B			0-0 F7		0-3 K		0-0 F8		5 0 1 0 0 1 2																			
Charlie Moore, R OBP: 0.355, SLG: 0.347 (1, 2)			0-0 PB SH5-3 SF7 1B		0-0 SF7		0-3 K		0-0 E8 1B		0-0 P6		4 1 2 1 0 1 0																			
<b>Inning Stats</b>	R: 0 E: 0 K: 1 S: 5	H: 0 LOB: 0 BB: 0 P: 5	R: 0 E: 0 K: 0 S: 5	H: 2 LOB: 2 BB: 0 P: 5	R: 1 E: 0 K: 1 S: 7	H: 2 LOB: 0 BB: 1 P: 11	R: 1 E: 0 K: 1 S: 6	H: 2 LOB: 0 BB: 0 P: 6	R: 0 E: 0 K: 0 S: 3	H: 0 LOB: 0 BB: 0 P: 3	R: 1 E: 0 K: 1 S: 6	H: 1 LOB: 0 BB: 0 P: 6	R: 1 E: 0 K: 1 S: 6	H: 2 LOB: 0 BB: 0 P: 6	R: 0 E: 1 K: 1 S: 6	H: 1 LOB: 1 BB: 0 P: 6	R: 0 E: 0 K: 2 S: 7	H: 0 LOB: 0 BB: 0 P: 7	R: 0 E: 0 K: 1 S: 5	H: 0 LOB: 0 BB: 0 P: 5	R: 0 E: 0 K: 0 S: 3	H: 0 LOB: 0 BB: 0 P: 3	1B: 8 2B: 2 3B: 0 HR: 1	SF: 2 SAC: 1 DP: 1 HBP: 0	WP: 1 PB: 1 SB: 1 CS: 1	PA: 47						
<b>PITCHER</b>	IP WLS BF H R ER SO BB IBB HBP BLK WP HR S P ERA WHIP																															
Mike Flanagan, L ERA: 4.02 (1, 1)	8.0	33	10	4	4	4	6	1	0	0	0	0	1	1	44	48	4.50	1.375														
Tim Stoddard, R ERA: 2.6 (9, 1)	4.0	13	1	0	0	0	4	0	0	0	0	0	0	0	21	21	0.00	0.250														

Milwaukee Brewers @ Baltimore Orioles  
 Memorial Stadium, Baltimore, MD  
 Sun Jul 27 1980, 3:33 AM EDT  
 Att. 22,571 - Unknown - 86 F

AB	42
R	4
H	11
RBI	4
BB	1
SO	10
LOB	12





Batter	1	2	3	4	5	6	7	8	9	10	11	12	AB	R	H	RBI	BB	SO	LOB
Al Bumbry, L OBP: 0.404, SLG: 0.428 (1, 8) X	0-0 1-3		0-0 E4 1B		4-0 1B 1-2 BB		0-0 5-3		0-3 K		0-0 4-3		5	0	1	0	1	1	0
Kiko Garcia, R OBP: 0.285, SLG: 0.273 (1, 4) X	0-0 4-3		0-0 F9		0-0 P4		0-0 5-3		0-0 1B			0-0 P3	6	0	1	0	0	0	3
Ken Singleton, S OBP: 0.405, SLG: 0.467 (1, 9) X	0-0 2B		0-3 K		0-0 1B 1-3 2-H			0-0 P4	0-0 F2			0-0 E6 1B 2B	6	1	2	1	0	1	2
Eddie Murray, S OBP: 0.342, SLG: 0.485 (1, 3) X	0-3 K		0-0 5-3			0-0 F8		0-0 HR 1B	0-0 F8			0-0 2B 1-2 1B	6	1	2	0	0	1	3
Benny Ayala, R OBP: 0.381, SLG: 0.660 John Lowenstein, L OBP: 0.371, SLG: 0.354 (1, 10) X		0-0 6-3		0-0 6-3		4-0 2B BB		0-0 HR		0-0 P6		0-0 1-3 2-H 2B	4	1	1	2	1	0	0
Doug DeCinces, R OBP: 0.318, SLG: 0.381 (1, 5) X		0-0 F5		0-3 K		0-0 F7		0-0 1B SF7 1B		0-0 6-3			5	1	1	0	0	1	1
Gary Roenicke, R OBP: 0.349, SLG: 0.370 Pat Kelly, L OBP: 0.377, SLG: 0.363 (1, 7) X		0-0 1B 1B		0-0 P6		0-0 2B		0-0 1-3 1B		0-3 K			3	0	2	0	0	0	0
Rick Dempsey, R OBP: 0.321, SLG: 0.420 Terry Crowley, L OBP: 0.378, SLG: 0.438 Lenn Sakata, R OBP: 0.240, SLG: 0.370 Dan Graham, L OBP: 0.297, SLG: 0.428 (1, 2) X		0-0 1B		0-0 P6		0-0 F7		0-0 P4		0-0 SF7		0-3 K	3	0	1	0	0	0	2
Mark Belanger, R OBP: 0.231, SLG: 0.248 (1, 6) X		0-0 F8		0-0 F8		0-0 BB 1B		0-0 6-3		0-0 6-3		0-0 F7	5	1	1	0	0	0	3

Inning Stats	R: 0	H: 1	E: 0	LOB: 1	K: 1	BB: 0	S: 6	R: 0	H: 2	E: 0	LOB: 2	K: 0	BB: 0	S: 5	R: 0	H: 1	E: 1	LOB: 1	K: 1	BB: 0	S: 6	R: 0	H: 0	E: 0	LOB: 0	K: 1	BB: 0	S: 5	R: 1	H: 2	E: 0	LOB: 2	K: 0	BB: 1	S: 4	R: 0	H: 0	E: 0	LOB: 0	K: 0	BB: 0	S: 3	R: 3	H: 4	E: 0	LOB: 1	K: 0	BB: 0	S: 7	R: 0	H: 1	E: 0	LOB: 1	K: 1	BB: 0	S: 6	R: 0	H: 0	E: 0	LOB: 0	K: 1	BB: 0	S: 5	R: 0	H: 0	E: 0	LOB: 0	K: 1	BB: 0	S: 5	R: 0	H: 0	E: 0	LOB: 0	K: 1	BB: 0	S: 5	R: 1	H: 2	E: 1	LOB: 2	K: 0	BB: 0	S: 4	1B: 10	SF: 1	2B: 3	3B: 0	HR: 1	WP: 0	PA: 50
--------------	------	------	------	--------	------	-------	------	------	------	------	--------	------	-------	------	------	------	------	--------	------	-------	------	------	------	------	--------	------	-------	------	------	------	------	--------	------	-------	------	------	------	------	--------	------	-------	------	------	------	------	--------	------	-------	------	------	------	------	--------	------	-------	------	------	------	------	--------	------	-------	------	------	------	------	--------	------	-------	------	------	------	------	--------	------	-------	------	------	------	------	--------	------	-------	------	--------	-------	-------	-------	-------	-------	--------

PITCHER	IP	WLS	BF	H	R	ER	SO	BB	IBB	HBP	BLK	WP	HR	S	P	ERA	WHIP
Bill Travers, L ERA: 2.79 (1, 1)	7.1		32	9	3	3	3	2	0	0	0	0	1	36	44	3.68	1.500
Bill Castro, R ERA: 3.11 (8, 1)	0.0		2	2	0	0	0	0	0	0	0	0	0	2	2	∞	∞
Bob McClure, L ERA: 2.68 (8, 1)	4.0	L	15	2	2	1	3	0	0	0	0	0	0	21	21	2.25	0.500
Lary Sorensen, R ERA: 4.09 (12, 1)	0.0		1	1	0	0	0	0	0	0	0	0	0	1	1	∞	∞

**Milwaukee Brewers @ Baltimore Orioles**  
**Memorial Stadium, Baltimore, MD**  
 Sun Jul 27 1980, 3:33 AM EDT  
 Att: 22,571 - Unknown - 86 F

AB	47
R	5
H	14
RBI	5
BB	2
SO	6
LOB	14



Batter	1	2	3	4	5	6	7	8	9	AB R H RBI BB SO LOB	TOP
<b>Al Bumbry, L</b> (1, 8) X OBP: 0.409, SLG: 0.430	0-0 	4-0 		0-3 			4-0 		0-0 	3 1 2 0 2 1 0	
<b>Rick Dempsey, R</b> (1, 2) S S S OBP: 0.320, SLG: 0.417	0-3 	0-3 			0-0 		0-0 		0-0 	4 0 1 0 0 2 4	
<b>Ken Singleton, S</b> (1, 9) S S S <b>John Lowenstein, L</b> (8, 7) S S S OBP: 0.403, SLG: 0.463 OBP: 0.371, SLG: 0.354	0-3 	4-0 			0-0 		0-0 			3 0 0 0 1 1 3 0 0 0 0 0 0 0	
<b>Eddie Murray, S</b> (1, 3) X OBP: 0.341, SLG: 0.482	0-0 	0-0 			0-0 		0-0 			4 0 1 0 0 0 4	
<b>Pat Kelly, L</b> (1, 10) X OBP: 0.374, SLG: 0.359	0-0 		0-3 		0-0 			0-0 		4 0 1 1 0 1 1	
<b>Gary Roenicke, R</b> (1, 7) X <b>(8, 9)</b> OBP: 0.353, SLG: 0.391	0-0 		0-0 		0-0 			0-0 		4 1 2 1 0 0 4	
<b>Doug DeCinces, R</b> (1, 5) OBP: 0.317, SLG: 0.377		4-0 	0-0 		0-3 			0-3 		3 1 0 0 1 2 1	
<b>Kiko Garcia, R</b> (1, 6) OBP: 0.280, SLG: 0.268		0-3 		0-0 		0-0 		0-0 		4 0 0 0 0 1 1	
<b>Rich Dauer, R</b> (1, 4) OBP: 0.327, SLG: 0.298		0-0 		0-0 		0-0 			0-0 	4 1 1 1 0 0 0	
<b>Inning Stats</b>	R: 1 H: 3 E: 0 LOB: 2 K: 2 BB: 0 S: 10 P: 10	R: 2 H: 1 E: 0 LOB: 2 K: 2 BB: 3 S: 8 P: 20	R: 0 H: 1 E: 0 LOB: 0 K: 1 BB: 0 S: 5 P: 5	R: 0 H: 0 E: 0 LOB: 0 K: 1 BB: 0 S: 5 P: 5	R: 0 H: 1 E: 1 LOB: 2 K: 0 BB: 0 S: 5 P: 5	R: 0 H: 0 E: 0 LOB: 0 K: 1 BB: 0 S: 5 P: 5	R: 0 H: 0 E: 0 LOB: 1 K: 0 BB: 1 S: 3 P: 7	R: 1 H: 1 E: 0 LOB: 0 K: 1 BB: 0 S: 6 P: 6	R: 0 H: 1 E: 0 LOB: 1 K: 0 BB: 0 S: 3 P: 3	1B: 7 SF: 0 2B: 1 SAC: 1 3B: 0 DP: 1 HR: 1 HBP: 0	WP: 1 PA: 38 PB: 1 SB: 3 CS: 0
<b>PITCHER</b> <b>Charlie Hough, R</b> (1, 1) ERA: 5.23	IP 9.0 WLS L BF 38 H 8 R 4 ER 3 SO 8 BB 4 IBB 0 HBP 0 BLK 0 WP 1 HR 1 S 50 P 66 ERA 3.00 WHIP 1.333						<b>PITCHER</b> IP WLS BF H R ER SO BB IBB HBP BLK WP HR S P ERA WHIP				

**Baltimore Orioles @ Texas Rangers**  
 Arlington Stadium, Arlington, TX  
 Tue Jul 29 1980, 8:05 PM EDT  
 Att. 15,808 - Unknown

[livebaseballscorecards.com](http://livebaseballscorecards.com)

<b>AB</b>	33
<b>R</b>	4
<b>H</b>	8
<b>RBI</b>	3
<b>BB</b>	4
<b>SO</b>	8
<b>LOB</b>	18





Batter	1	2	3	4	5	6	7	8	9	AB R H RBI BB SO LOB	TOP
<b>Al Bumbry, L</b> (1, 8) <small>OBP: 0.410, SLG: 0.432</small>	0-0 <b>6-3</b>		4-0 <b>BB</b>	0-0 <b>G3</b>			0-0 <b>2B</b>			3 0 1 1 1 0 2	
<b>John Lowenstein, L</b> (1, 7) <small>OBP: 0.375, SLG: 0.359</small>	0-0 <b>E3</b> <b>BB</b> <b>2B</b>		0-0 <b>2B</b> <b>1B</b>			0-0 <b>1B</b>	0-0 <b>G3</b>			4 2 2 0 0 0 0	
<b>Ken Singleton, S</b> (1, 9) <small>OBP: 0.401, SLG: 0.459</small> <b>Gary Roenicke, R</b> (9, 9) <small>OBP: 0.353, SLG: 0.391</small>	4-0 <b>2B</b> <b>1-2</b> <b>BB</b>		0-0 <b>F7</b>			0-0 <b>G3</b>	0-0 <b>4-3</b>			3 0 0 0 1 0 1 0 0 0 0 0 0 0	
<b>Eddie Murray, S</b> (1, 3) <small>OBP: 0.342, SLG: 0.485</small>	0-3 <b>K</b>		0-0 <b>2B</b>			0-0 <b>1B</b>	0-0 <b>G3</b>			4 0 2 1 0 1 2	
<b>Dan Graham, L</b> (1, 2) <small>OBP: 0.296, SLG: 0.430</small>	0-0 <b>2B</b>		0-0 <b>4-3</b>			0-0 <b>F8</b>	0-0 <b>4-3</b>			4 0 1 1 0 0 2	
<b>Terry Crowley, L</b> (1, 10) <small>OBP: 0.374, SLG: 0.426</small>	0-0 <b>F8</b>		4-0 <b>1B</b> <b>BB</b>			0-0 <b>P4</b>	0-3 <b>K</b>			3 0 0 0 1 1 2	
<b>Doug DeCinces, R</b> (1, 5) <small>OBP: 0.313, SLG: 0.372</small>		0-3 <b>K</b>	0-3 <b>K</b>			0-3 <b>K</b>	0-0 <b>4-3</b>			4 0 0 0 0 3 1	
<b>Kiko Garcia, R</b> (1, 6) <small>OBP: 0.275, SLG: 0.263</small>		0-3 <b>K</b>	0-0 <b>P5</b>			0-0 <b>4-3</b>	0-0 <b>F9</b>			4 0 0 0 0 1 1	
<b>Rich Dauer, R</b> (1, 4) <small>OBP: 0.329, SLG: 0.301</small>		0-0 <b>F9</b>	0-0 <b>1B</b>			0-0 <b>2B</b> <b>1B</b>	0-0 <b>F5</b>			4 1 2 0 0 0 0	
<b>Inning Stats</b>	R: 1 H: 1 E: 1 LOB: 2 K: 1 BB: 1 S: 7 P: 11	R: 0 H: 0 E: 0 LOB: 0 K: 2 BB: 0 S: 7 P: 7	R: 1 H: 2 E: 0 LOB: 1 K: 0 BB: 1 S: 4 P: 8	R: 0 H: 1 E: 0 LOB: 2 K: 1 BB: 1 S: 6 P: 10	R: 0 H: 2 E: 0 LOB: 1 K: 0 BB: 0 S: 4 P: 4	R: 0 H: 0 E: 0 LOB: 0 K: 1 BB: 0 S: 5 P: 5	R: 1 H: 2 E: 0 LOB: 0 K: 0 BB: 0 S: 4 P: 4	R: 0 H: 0 E: 0 LOB: 0 K: 1 BB: 0 S: 3 P: 3	R: 0 H: 0 E: 0 LOB: 0 K: 0 BB: 0 S: 3 P: 3	1B: 5 SF: 0 2B: 3 SAC: 0 3B: 0 DP: 0 HR: 0 HBP: 0	WP: 0 PA: 36 PB: 0 SB: 0 CS: 0
<b>PITCHER</b> <b>Gaylord Perry, R</b> (1, 1) <small>ERA: 3.26</small>	IP: 9.0 WLS: L BF: 36 H: 8 R: 3 ER: 2 SO: 6 BB: 3 IBB: 0 HBP: 0 BLK: 0 WP: 0 HR: 0 S: 45 P: 57 ERA: 2.00 WHIP: 1.222					<b>PITCHER</b> IP: WLS: BF: H: R: ER: SO: BB: IBB: HBP: BLK: WP: HR: S: P: ERA: WHIP					

**Baltimore Orioles @ Texas Rangers**  
 Arlington Stadium, Arlington, TX  
 Wed Jul 30 1980, 8:05 PM EDT  
 Att: 12,704 - Unknown

[livebaseballscorecards.com](http://livebaseballscorecards.com)

<b>AB</b>	<b>33</b>
<b>R</b>	<b>3</b>
<b>H</b>	<b>8</b>
<b>RBI</b>	<b>3</b>
<b>BB</b>	<b>3</b>
<b>SO</b>	<b>6</b>
<b>LOB</b>	<b>11</b>



Batter	1	2	3	4	5	6	7	8	9	AB	R	H	RBI	BB	SO	LOB
Mickey Rivers, L (1, 8) OBP: 0.335, SLG: 0.392	0-0 5-3		0-3 K	0-0 4-1		4-0 G6-4-3 BB		4-0 FC6-4 BB		3	0	0	0	2	1	2
Bump Wills, S (1, 4) OBP: 0.311, SLG: 0.345	0-0 4-3		0-0 B1-3		0-0 IHR	0-0 G6-4-3		0-0 FC6-4		5	1	1	1	0	0	5
Al Oliver, L (1, 7) OBP: 0.346, SLG: 0.430	0-0 FC5-4 1B		0-0 1B 1B		0-0 G6-3 1B		0-0 SH1-3 1B		0-0 6-3	5	0	4	0	0	0	0
Buddy Bell, R (1, 5) OBP: 0.380, SLG: 0.505	0-0 FC5-4		0-0 1B		0-0 L6		0-0 SH1-3		0-0 1B	4	0	2	0	0	0	2
Rusty Staub, L (1, 10) OBP: 0.393, SLG: 0.481		0-0 L1	0-0 4-3		0-0 G6-3		0-0 F8		0-3 K	4	0	0	0	0	0	4
Richie Zisk, R (9, PH) OBP: 0.338, SLG: 0.464										1	0	0	0	0	1	1
Pat Putnam, L (1, 3) OBP: 0.347, SLG: 0.443		0-0 2B 1B		0-0 FC4-6 1B		0-0 4-3	0-0 F7		0-0 L4	3	0	2	0	0	0	0
John Ellis, R (7, PH) OBP: 0.301, SLG: 0.309										2	0	0	0	0	0	2
Johnny Grubb, L (1, 9) OBP: 0.388, SLG: 0.417		0-0 2B		0-0 FC4-6 SH1-3 WP		0-0 2B 1B		0-0 F8		3	1	2	0	0	0	1
Bill Sample, R (8, PH) OBP: 0.310, SLG: 0.277		1-3 2B		1-2f		0-0 2B 1B		0-0 F8		1	0	0	0	0	0	0
Jim Sundberg, R (1, 2) OBP: 0.340, SLG: 0.383		0-0 P6		4-0 SH1-3 BB		0-0 BB 2B		0-0 WP 1B		3	0	2	1	1	0	2
Pepe Frias, R (1, 6) OBP: 0.262, SLG: 0.278		0-0 F8		0-0 SH1-3		4-0 BB BB		0-0 F8		1	0	0	0	0	0	2
Jim Norris, L (6, PH) OBP: 0.316, SLG: 0.250				1-2 2-3						0	0	0	0	1	0	0
Dave Roberts, R (7, 6) OBP: 0.317, SLG: 0.407										1	0	0	0	0	0	1

Inning Stats	R: 0	H: 1	E: 0	K: 0	S: 4	LOB: 1	BB: 0	P: 4	R: 0	H: 2	E: 0	K: 0	S: 5	LOB: 2	BB: 0	P: 5	R: 0	H: 2	E: 0	K: 1	S: 7	LOB: 2	BB: 0	P: 7	R: 0	H: 1	E: 0	K: 0	S: 4	LOB: 2	BB: 1	P: 8	R: 1	H: 2	E: 0	K: 0	S: 4	LOB: 0	BB: 0	P: 4	R: 1	H: 2	E: 0	K: 0	S: 4	LOB: 2	BB: 2	P: 12	R: 0	H: 1	E: 0	K: 0	S: 4	LOB: 1	BB: 0	P: 4	R: 0	H: 1	E: 0	K: 0	S: 4	LOB: 2	BB: 1	P: 8	R: 0	H: 1	E: 0	K: 1	S: 6	LOB: 1	BB: 0	P: 6
1B: 10	SF: 0	2B: 2	SAC: 2	3B: 0	DP: 2	HR: 1	HBP: 0	WP: 2	PA: 42	PB: 0	SB: 0	CS: 0																																																												


PITCHER	IP	WLS	BF	H	R	ER	SO	BB	IBB	HBP	BLK	WP	HR	S	P	ERA	WHIP
Jim Palmer, R (1, 1) ERA: 3.52	6.1	W	31	11	2	2	1	3	0	0	0	1	0	30	42	2.84	2.211
Tippy Martinez, L (7, 1) ERA: 3.06	2.0		9	2	0	0	0	1	0	0	0	1	0	8	12	0.00	1.500
Tim Stoddard, R (9, 1) ERA: 2.56	0.2	S	2	0	0	0	1	0	0	0	0	0	0	4	4	0.00	0.000

**BOTTOM**

**Baltimore Orioles @ Texas Rangers**  
Arlington Stadium, Arlington, TX

Wed Jul 30 1980, 8:05 PM EDT  
Att. 12,704 - Unknown

<b>AB</b>	<b>36</b>
<b>R</b>	<b>2</b>
<b>H</b>	<b>13</b>
<b>RBI</b>	<b>2</b>
<b>BB</b>	<b>4</b>
<b>SO</b>	<b>2</b>
<b>LOB</b>	<b>22</b>



Batter	1	2	3	4	5	6	7	8	9	AB R H RBI BB SO LOB	TOP												
<b>Al Bumby, L</b> (1, 8) OBP: 0.409, SLG: 0.430	0-3 		0-0 		0-0 		0-0 		4-0 	4 1 1 0 1 1 1													
<b>Lenn Sakata, R</b> (1, 4) OBP: 0.222, SLG: 0.340 <b>Benny Ayala, R</b> (9, PH) OBP: 0.387, SLG: 0.660	0-0 		0-0 			0-0 	0-0 		4-0 	4 0 0 0 0 0 2 0 0 0 0 1 0 0													
<b>Ken Singleton, S</b> (1, 9) OBP: 0.401, SLG: 0.457 <b>Mark Belanger, R</b> (9, PR) OBP: 0.231, SLG: 0.248	0-0 		0-0 			4-0 		0-0 	0-0 	4 1 1 2 1 0 1 0 0 0 0 0 0 0													
<b>Eddie Murray, S</b> (1, 3) OBP: 0.346, SLG: 0.488		0-0 		0-3 		0-0 		4-0 	0-0 	4 0 2 0 1 1 2													
<b>Pat Kelly, L</b> (1, 10) OBP: 0.371, SLG: 0.356		0-0 		0-0 		0-0 		0-3 		4 0 1 1 0 1 2													
<b>Dan Graham, L</b> (1, 2) OBP: 0.294, SLG: 0.421		4-0 		0-0 		0-0 		0-0 		3 0 0 0 1 0 3													
<b>Gary Roenicke, R</b> (1, 7) OBP: 0.351, SLG: 0.405		0-3 			0-0 		0-0 		0-3 	4 1 1 1 0 2 4													
<b>Kiko Garcia, R</b> (1, 6) OBP: 0.272, SLG: 0.259 <b>John Lowenstein, L</b> (9, PH) OBP: 0.372, SLG: 0.356		0-3 			0-0 		0-0 		0-3 	3 0 0 0 0 1 2 1 0 0 0 0 1 0													
<b>Rich Dauer, R</b> (1, 5) OBP: 0.329, SLG: 0.304 <b>Terry Crowley, L</b> (9, PH) OBP: 0.379, SLG: 0.431			0-0 		0-0 		0-0 		0-0 	3 0 1 0 0 0 0 1 1 1 0 0 0 0													
<b>Inning Stats</b>	R: 0 E: 0 K: 1 S: 5	H: 0 LOB: 0 BB: 0 P: 5	R: 0 E: 0 K: 2 S: 8	H: 1 LOB: 2 BB: 1 P: 12	R: 0 E: 0 K: 0 S: 4	H: 1 LOB: 1 BB: 0 P: 4	R: 0 E: 0 K: 1 S: 5	H: 0 LOB: 0 BB: 0 P: 5	R: 1 E: 0 K: 0 S: 4	H: 1 LOB: 0 BB: 0 P: 4	R: 1 E: 0 K: 0 S: 5	H: 2 LOB: 2 BB: 1 P: 9	R: 0 E: 0 K: 0 S: 4	H: 1 LOB: 1 BB: 0 P: 4	R: 0 E: 0 K: 1 S: 5	H: 0 LOB: 1 BB: 1 P: 9	R: 2 E: 0 K: 2 S: 9	H: 2 LOB: 2 BB: 2 P: 17	1B: 5 2B: 2 3B: 0 HR: 1	SF: 0 SAC: 0 DP: 0 HBP: 0	WP: 1 PB: 0 SB: 0 CS: 0	PA: 40	
<b>PITCHER</b> <b>Fergie Jenkins, R</b> (1, 1) ERA: 3.53 <b>Danny Darwin, R</b> (9, 1) ERA: 2.34	IP 8.2	WLS W	BF 39	H 8	R 4	ER 4	SO 7	BB 5	IBB 0	HBP 0	BLK 0	WP 1	HR 1	S 48	P 68	ERA 4.15	WHIP 1.500						<b>PITCHER</b> IP WLS BF H R ER SO BB IBB HBP BLK WP HR S P ERA WHIP

**Baltimore Orioles @ Texas Rangers**  
Arlington Stadium, Arlington, TX  
Thu Jul 31 1980, 8:05 PM EDT  
Att. 14,969 - Unknown

AB	35
R	4
H	8
RBI	4
BB	5
SO	7
LOB	17



Batter	1	2	3	4	5	6	7	8	9
Mickey Rivers, L OBP: 0.338, SLG: 0.399 (1, 8) X	0-0 1B CI 1B	0-0 G3		0-0 1B 2B		0-0 G6-4-3 2B		0-0 F8	
Bump Wills, S OBP: 0.313, SLG: 0.345 (1, 4) S	0-1 CI 1B 1-2	4-0 CS BB		0-0 1B G6-4-3 1B		0-0 E5 G6-4-3		0-0 F8	
Al Oliver, L OBP: 0.348, SLG: 0.432 (1, 7) X	0-0 1B 1-2 2-3	0-0 1B 1-2		0-0 1B G6-4-3		0-0 G6-4-3 1-2f 2-3		0-0 L6	
Buddy Bell, R OBP: 0.378, SLG: 0.502 (1, 5) X	0-0 1B 1-3 2-H 3-H	0-0 5-3		0-0 G6-4-3 1-2f 3-H		0-0 5-3			
Rusty Staub, L OBP: 0.391, SLG: 0.477 (1, 10) X	0-0 1-3 3-H E 1B		0-0 4-3	0-0 6-3			0-0 5-3		
Pat Putnam, L OBP: 0.342, SLG: 0.435 (1, 3) S	0-3 K		0-0 3-1		0-0 1-3		0-0 4-1		
Johnny Grubb, L OBP: 0.397, SLG: 0.423 (1, 9) S	0-3 K		0-0 E S 1B 1B		0-0 1B 1B		4-0 1B BB		
Jim Sundberg, R OBP: 0.345, SLG: 0.387 (1, 2) X	0-0 E6 FC6-4 1-2 3-H		0-0 1B 1-H		0-0 1B G4-6-3		0-0 1B 1-3		
Pepe Frias, R OBP: 0.254, SLG: 0.269 (1, 6) X	0-0 FC6-4 1-2f		0-3 K		0-0 G4-6-3 1-2f		0-0 F9		

AB R H RBI BB SO LOB

5	2	3	0	0	0	0
3	2	1	0	1	0	1
5	1	3	1	0	0	2
4	1	1	2	0	0	3
4	0	1	1	0	0	0
4	0	0	0	0	1	2
3	1	2	0	1	1	2
4	0	3	1	0	0	1
4	0	0	0	0	1	7

1B: 12	SF: 0	WP: 0	PA: 39
2B: 2	SAC: 0	PB: 0	
3B: 0	DP: 3	SB: 1	
HR: 0	HBP: 0	CS: 1	

PITCHER	IP	WLS	BF	H	R	ER	SO	BB	IBB	HBP	BLK	WP	HR	S	P	ERA	WHIP
Steve Stone, R ERA: 3.21 (1, 1)	3.0	L	19	8	6	3	3	1	0	0	0	0	0	24	28	9.00	3.000
Dennis Martinez, R ERA: 5.26 (4, 1)	5.0		20	6	1	1	0	1	0	0	0	0	0	19	23	1.80	1.400

**Baltimore Orioles @ Texas Rangers**  
Arlington Stadium, Arlington, TX  
Thu Jul 31 1980, 8:05 PM EDT  
Att. 14,969 - Unknown

[livebaseballscorecards.com](http://livebaseballscorecards.com)

AB	36
R	7
H	14
RBI	5
BB	2
SO	3
LOB	18



Batter	1	2	3	4	5	6	7	8	9	AB R H RBI BB SO LOB	TOP											
Roy Smalley, S (1, 6) OBP: 0.341, SLG: 0.405	0-0 4-3		0-0 G6-4-3		0-0 2B		0-0 F9			4 0 1 0 0 0 3												
Ken Landreaux, L (1, 8) OBP: 0.333, SLG: 0.419	0-3 K		0-0 1B 2B		0-0 F8			0-0 6-3		4 1 1 1 0 1 1												
Pete Mackanin, R (1, 5) OBP: 0.324, SLG: 0.366	0-0 4-3		0-0 WP 1B		0-0 5-3			0-0 F5		4 0 1 1 0 0 1												
Jose Morales, R (1, 10) OBP: 0.398, SLG: 0.507		0-0 6-3	0-0 4-3			0-0 F8		0-0 G3		4 0 0 0 0 0 1												
Ron Jackson, R (1, 3) OBP: 0.302, SLG: 0.379		0-0 4-3		0-0 WP 1B		4-0 G6-4-3 BB			0-0 2B	3 0 2 0 1 0 0												
Bombo Rivera, R (1, 9) OBP: 0.262, SLG: 0.366		4-0 BB		0-3 K		0-0 G6-4-3			0-0 L8	3 0 0 0 1 1 3												
Dave Edwards, R (1, 7) OBP: 0.296, SLG: 0.350		0-3 K		0-3 K			0-3 K		0-3 K	4 0 0 0 0 4 3												
Butch Wynegar, S (1, 2) OBP: 0.333, SLG: 0.347			4-0 G6-4-3 BB 2B BB		0-0 6-3		0-0 1-3		0-0 6-3	3 1 0 0 1 0 2												
Rob Wilfong, L (1, 4) OBP: 0.308, SLG: 0.345			4-0 G6-4-3 BB		0-0 5-3		4-0 BB			1 0 0 0 2 0 0												
<b>Inning Stats</b>	R: 0 E: 0 K: 1 S: 5	H: 0 LOB: 0 BB: 0 P: 5	R: 0 E: 0 K: 1 S: 5	H: 0 LOB: 1 BB: 1 P: 9	R: 2 E: 0 K: 0 S: 4	H: 2 LOB: 1 BB: 2 P: 12	R: 0 E: 0 K: 2 S: 8	H: 1 LOB: 1 BB: 0 P: 8	R: 0 E: 0 K: 0 S: 4	H: 1 LOB: 1 BB: 0 P: 4	R: 0 E: 0 K: 0 S: 2	H: 0 LOB: 0 BB: 1 P: 6	R: 0 E: 0 K: 1 S: 5	H: 0 LOB: 1 BB: 1 P: 9	R: 0 E: 0 K: 0 S: 3	H: 0 LOB: 0 BB: 0 P: 3	R: 0 E: 0 K: 1 S: 6	H: 1 LOB: 1 BB: 0 P: 6	1B: 2 2B: 3 3B: 0 HR: 0	SF: 0 SAC: 0 DP: 2 HBP: 0	WP: 2 PB: 0 SB: 0 CS: 0	PA: 35
<b>PITCHER</b> Mike Flanagan, L (1, 1) ERA: 3.92	IP: 9.0 WLS: W BF: 35 H: 5 R: 2 ER: 2 SO: 6 BB: 5 IBB: 0 HBP: 0 BLK: 0 WP: 2 HR: 0 S: 42 P: 62 ERA: 2.00 WHIP: 1.111											<b>PITCHER</b>	IP: 9.0 WLS: W BF: 35 H: 5 R: 2 ER: 2 SO: 6 BB: 5 IBB: 0 HBP: 0 BLK: 0 WP: 2 HR: 0 S: 42 P: 62 ERA: 2.00 WHIP: 1.111									

Minnesota Twins @ Baltimore Orioles  
 Memorial Stadium, Baltimore, MD  
 Fri Aug 01 1980, 7:05 PM EDT  
 Att. 21,839 - Unknown - 83 F

livebaseballscorecards.com

AB	30
R	2
H	5
RBI	2
BB	5
SO	6
LOB	14





Batter	1	2	3	4	5	6	7	8	9
<b>Al Bumbry, L</b> OBP: 0.408, SLG: 0.427 (1, 8) X	0-0 F7 ①		4-0 BB BB		0-0 F9 ①		0-0 G3 ②		
<b>Pat Kelly, L</b> OBP: 0.374, SLG: 0.356 (1, 10) X	0-0 1B 1B		4-0 G3-6-1 BB 1-2		0-3 K ②		0-3 K ③		
<b>Ken Singleton, S</b> OBP: 0.402, SLG: 0.456 (1, 9) X <b>Kiko Garcia, R</b> OBP: 0.272, SLG: 0.259 (8, PR) (9, 6)	0-0 G4-6-3 1B 1-3		0-0 G3-6-1 ② ③ 1-2f		0-3 K ③		4-0 L6-4 1B BB		
<b>Eddie Murray, S</b> OBP: 0.347, SLG: 0.488 (1, 3) X	0-0 G4-6-3 ② ③ 1-2f			0-0 L3 ①		0-0 FC5-4 1B		0-0 BB BB 1B 1B 1-2	
<b>Dan Graham, L</b> OBP: 0.287, SLG: 0.410 (1, 2) X		0-0 L9 ①		0-0 E3 FC5-4 1B 1B		0-0 F8 ①		0-0 L6-4 ① ② 2-3	
<b>Gary Roenicke, R</b> OBP: 0.354, SLG: 0.403 (1, 7) (9, 9) X		0-0 F7 ②		0-0 FC5-4 1B 1-2		0-0 FC5-4 1B 1-2f		4-0 BB BB 1B BB 1-2	
<b>Doug DeCinces, R</b> OBP: 0.313, SLG: 0.371 (1, 5) X <b>Terry Crowley, L</b> OBP: 0.383, SLG: 0.431 (8, PH) <b>Lenn Sakata, R</b> OBP: 0.222, SLG: 0.340 (9, 4)		0-0 E5		0-0 FC5-4 1B 1-2f 2-3		0-0 1B 1-2		4-0 1B BB 1-2 2-3	
<b>Mark Belanger, R</b> OBP: 0.233, SLG: 0.250 (1, 6) X <b>John Lowenstein, L</b> OBP: 0.377, SLG: 0.361 (8, PH) (9, 7)		0-0 P6 ③		0-0 1B 1B 1-3 3-H		0-0 P6 ③		0-0 1B 1-3 2-H 3-H	
<b>Rich Dauer, R</b> OBP: 0.328, SLG: 0.303 (1, 4) (9, 5) X			0-0 5-3 ①	0-0 1B 1-2			0-0 F7 ① S S	0-3 K ③	


Inning Stats	R: 0	H: 2	E: 0	LOB: 1	K: 0	BB: 0	S: 4	P: 4	R: 0	H: 0	E: 1	LOB: 1	K: 0	BB: 0	S: 4	P: 4	R: 0	H: 0	E: 0	LOB: 0	K: 2	BB: 0	S: 7	P: 7	R: 0	H: 2	E: 0	LOB: 2	K: 0	BB: 0	S: 5	P: 5	R: 0	H: 0	E: 0	LOB: 0	K: 1	BB: 0	S: 5	P: 5	R: 2	H: 2	E: 0	LOB: 2	K: 1	BB: 3	S: 6	P: 18	R: 0	H: 0	E: 0	LOB: 0	K: 1	BB: 0	S: 5	P: 5
--------------	------	------	------	--------	------	-------	------	------	------	------	------	--------	------	-------	------	------	------	------	------	--------	------	-------	------	------	------	------	------	--------	------	-------	------	------	------	------	------	--------	------	-------	------	------	------	------	------	--------	------	-------	------	-------	------	------	------	--------	------	-------	------	------

PITCHER	IP	WLS	BF	H	R	ER	SO	BB	IBB	HBP	BLK	WP	HR	S	P	ERA	WHIP
<b>Roger Erickson, R</b> ERA: 3.51 (1, 1)	7.0		31	8	3	2	3	3	0	0	0	0	0	34	46	2.57	1.571
<b>Doug Corbett, R</b> ERA: 2.15 (8, 1)	1.0	L	5	1	0	0	1	2	0	0	0	0	0	5	13	0.00	3.000

AB	R	H	RBI	BB	SO	LOB	
3	0	0	0	1	0	0	
3	0	1	0	1	2	0	
3	0	1	0	1	1	2	
0	0	0	0	0	0	0	
4	1	2	0	0	0	2	
4	1	0	0	0	0	3	
3	1	1	0	1	0	1	
3	0	1	0	0	0	2	
0	0	0	0	1	0	0	
0	0	0	0	0	0	0	
3	0	1	1	0	0	3	
1	0	1	2	0	0	0	
4	0	1	0	0	1	2	
1B: 9	SF: 0	2B: 1	SAC: 0	3B: 0	DP: 3	HR: 0	HBP: 0

**MINNESOTA TWINS @ BALTIMORE ORIOLES**  
**Memorial Stadium, Baltimore, MD**  
 Fri Aug 01 1980, 7:05 PM EDT  
 Att: 21,839 - Unknown - 83 F

AB	31
R	3
H	9
RBI	3
BB	5
SO	4
LOB	15



WP	PA
0	36
PB: 0	
SB: 0	
CS: 0	

Batter	1	2	3	4	5	6	7	8	9	AB R H RBI BB SO LOB	TOP
Roy Smalley, S OBP: 0.337, SLG: 0.400 (1, 6) X	0-0 F9		0-3 K		0-0 G6-4-3			0-0 G4-6-3		4 0 0 0 0 1 3	
Ken Landreaux, L OBP: 0.330, SLG: 0.414 (1, 8) X	0-0 F2		0-0 4-3		0-3 K			0-0 F7		4 0 0 1 0 1 0	
John Castino, R OBP: 0.343, SLG: 0.448 (1, 5) X	0-0 F8		0-0 2B				0-0 F9		0-0 1B	4 0 2 0 0 0 0	
Jose Morales, R OBP: 0.388, SLG: 0.493 (1, 10) X		0-0 1-3	0-0 4-3				0-0 G3		0-0 F9	4 0 0 0 0 0 2	
Ron Jackson, R OBP: 0.297, SLG: 0.372 (1, 3) X				0-0 F8			0-0 F7		0-0 F8	4 0 0 0 0 0 1	
Pete Mackanin, R OBP: 0.323, SLG: 0.364 (1, 4) X					0-3 K			0-0 F9	0-0 F8	4 0 1 0 0 1 1	
Hosken Powell, L OBP: 0.304, SLG: 0.343 (1, 9) X							0-0 4-3			3 0 1 0 0 0 0	
Rick Sofield, L OBP: 0.299, SLG: 0.423 (1, 7) X		0-3 K					0-0 P4			3 1 1 0 0 1 2	
Sal Butera, R OBP: 0.306, SLG: 0.277 (1, 2) X			0-0 E9					4-0 BB		2 1 2 0 1 0 0	
<b>Inning Stats</b>	R: 0 H: 0 E: 0 LOB: 0 K: 0 BB: 0 S: 3 P: 3	R: 0 H: 2 E: 0 LOB: 2 K: 1 BB: 0 S: 7 P: 7	R: 1 H: 2 E: 1 LOB: 1 K: 1 BB: 0 S: 7 P: 7	R: 0 H: 0 E: 0 LOB: 0 K: 1 BB: 0 S: 5 P: 5	R: 1 H: 2 E: 0 LOB: 0 K: 1 BB: 0 S: 6 P: 6	R: 0 H: 0 E: 0 LOB: 0 K: 0 BB: 0 S: 3 P: 3	R: 0 H: 0 E: 0 LOB: 0 K: 0 BB: 0 S: 3 P: 3	R: 0 H: 0 E: 0 LOB: 0 K: 0 BB: 0 S: 2 P: 6	R: 0 H: 1 E: 0 LOB: 1 K: 0 BB: 0 S: 4 P: 4	1B: 6 SF: 0 2B: 1 SAC: 0 3B: 0 DP: 2 HR: 0 HBP: 0	WP: 0 PA: 33 PB: 0 SB: 0 CS: 0
<b>PITCHER</b> Scott McGregor, L (1, 1) ERA: 3.61	IP WLS BF H R ER SO BB IBB HBP BLK WP HR S P ERA WHIP										
	9.0 W 33 7 2 2 4 1 0 0 0 0 0 0 40 44 2.00 0.889										

Minnesota Twins @ Baltimore Orioles  
 Memorial Stadium, Baltimore, MD  
 Sat Aug 02 1980, 7:05 PM EDT  
 Att. 21,981 - Unknown - 89 F

livebaseballscorecards.com

AB 32  
 R 2  
 H 7  
 RBI 1  
 BB 1  
 SO 4  
 LOB 9



BOTTOM

Minnesota Twins @ Baltimore Orioles  
Memorial Stadium, Baltimore, MD

Sat Aug 02 1980, 7:05 PM EDT  
Att: 21,981 - Unknown - 89 F

livebaseballscorecards.com

AB	33
R	9
H	10
RBI	5
BB	4
SO	4
LOB	15



WP:	1	PA:	39
PB:	0	SB:	1
CS:	0		

AB R H RBI BB SO LOB

4 2 0 0 1 0 2

2 0 0 0 1 1 1

1 1 0 0 1 0 0

5 1 2 1 0 0 0

3 1 0 0 1 0 2

3 1 1 1 0 1 1

1 0 1 0 0 0 0

4 1 2 0 0 1 1

3 1 0 1 0 1 3

4 1 3 0 0 0 2

3 0 1 2 0 0 3

1B: 5 SF: 2  
2B: 5 SAC: 0  
3B: 0 DP: 0  
HR: 0 HBP: 0

WP: 1 PA: 39  
PB: 0 SB: 1  
CS: 0

Batter	1	2	3	4	5	6	7	8	9
<b>Al Bumbry, L</b> OBP: 0.406, SLG: 0.422 (1, 8)	0-0 F7		0-0 6-3		4-0 2B BB	0-0 FC6-4 E		0-0 6-3	
<b>John Lowenstein, L</b> OBP: 0.376, SLG: 0.355 <b>Gary Roenicke, R</b> OBP: 0.355, SLG: 0.401 (6, PH) (7, 7)	0-3 K		0-0 G3		4-0 2B BB	4-0 E BB		0-0 5-3	
<b>Ken Singleton, S</b> OBP: 0.402, SLG: 0.458 (1, 9)	0-0 F7			0-0 2B 1B	0-0 G3 2B	0-0 E7		0-0 4-3	
<b>Eddie Murray, S</b> OBP: 0.346, SLG: 0.484 (1, 3)		0-0 F9		4-0 2B WP BB	0-0 G3	0-0 F9			
<b>Pat Kelly, L</b> OBP: 0.373, SLG: 0.362 <b>Lee May, R</b> OBP: 0.288, SLG: 0.412 (7, PH)		0-0 6-3		0-0 WP SF7 2B	0-3 K		0-0 2B 1B		
<b>Dan Graham, L</b> OBP: 0.292, SLG: 0.419 (1, 2)		0-3 K		0-0 G3		0-0 E FC3 BLK 1B	0-0 1-3 2B		
<b>Doug DeCinces, R</b> OBP: 0.310, SLG: 0.368 (1, 5)			0-0 F7	0-0 SF7		0-0 FC3 BLK SF8 1B	0-3 K		
<b>Mark Belanger, R</b> OBP: 0.246, SLG: 0.269 (1, 6)			0-0 2B	0-0 1B		0-0 FC6-4 1B	0-0 6-3		
<b>Rich Dauer, R</b> OBP: 0.327, SLG: 0.307 (1, 4)			0-0 6-3 2B	0-0 5-3		0-0 SF8	0-0 6-3		

Inning Stats	R: 0	H: 0	E: 0	K: 1	S: 5	LOB: 0	BB: 0	P: 5	R: 0	H: 0	E: 0	K: 1	S: 5	LOB: 0	BB: 0	P: 5	R: 1	H: 2	E: 0	K: 0	S: 5	LOB: 1	BB: 0	P: 5	R: 3	H: 3	E: 0	K: 0	S: 6	LOB: 1	BB: 1	P: 10	R: 1	H: 1	E: 0	K: 1	S: 5	LOB: 1	BB: 2	P: 13	R: 4	H: 2	E: 2	K: 0	S: 7	LOB: 1	BB: 1	P: 11	R: 0	H: 2	E: 0	K: 1	S: 7	LOB: 2	BB: 0	P: 7	R: 0	H: 0	E: 0	K: 0	S: 3	LOB: 0	BB: 0	P: 3
--------------	------	------	------	------	------	--------	-------	------	------	------	------	------	------	--------	-------	------	------	------	------	------	------	--------	-------	------	------	------	------	------	------	--------	-------	-------	------	------	------	------	------	--------	-------	-------	------	------	------	------	------	--------	-------	-------	------	------	------	------	------	--------	-------	------	------	------	------	------	------	--------	-------	------

PITCHER	IP	WLS	BF	H	R	ER	SO	BB	IBB	HBP	BLK	WP	HR	S	P	ERA	WHIP
<b>Fernando Arroyo, R</b> ERA: 5.44 (1, 1)	4.0	L	20	5	5	5	2	3	0	0	0	1	0	21	33	11.25	2.000
<b>John Verhoeven, R</b> ERA: 3.95 (5, 1)	1.1		7	3	3	1	1	0	0	0	1	0	0	9	9	6.75	2.250
<b>Mike Kinnunen, L</b> ERA: 5.02 (6, 1)	0.2		4	0	1	0	0	1	0	0	0	0	0	3	7	0.00	1.500
<b>Mike Bacsik, R</b> ERA: 3.6 (7, 1)	2.0		8	2	0	0	1	0	0	0	0	0	0	10	10	0.00	1.000

Batter	1	2	3	4	5	6	7	8	9	AB R H RBI BB SO LOB	TOP	
<b>Butch Wynegar, S</b> OBP: 0.332, SLG: 0.346 (1, 2) X	0-0 CS 1B 1B		0-0 ② F5		0-0 ③ L5		0-0 ② ③ G4-6-3 1-2f			4 0 1 0 0 0 3		
<b>Roy Smalley, S</b> OBP: 0.344, SLG: 0.406 (1, 6) X	0-0 1-2 1B		4-0 1B BB			0-0 G3-6-1 1B		0-0 FC6-4 1B		3 0 3 0 1 0 0		
<b>Rob Wilfong, L</b> OBP: 0.307, SLG: 0.344 (1, 4) S S S	0-3 ① ② K 2-3		0-0 1-2 1B			0-0 ① ② G3-6-1 1-2f		0-0 ① FC6-4 G5-4-3 1-2f		4 0 1 0 0 1 4		
<b>Rick Sofield, L</b> OBP: 0.295, SLG: 0.417 (1, 7) S S S	0-3 ③ K		0-0 ③ F9			0-0 ③ P6		0-0 ② ③ G5-4-3 1-2f		4 0 0 0 0 1 4		
<b>Hosken Powell, L</b> OBP: 0.309, SLG: 0.362 (1, 9) X		0-0 HR		0-0 ① F8			0-0 1B 2B		0-0 G6-4-3 1B	4 2 3 1 0 0 0		
<b>Danny Goodwin, L</b> OBP: 0.294, SLG: 0.273 (1, 10) S S S		0-3 ① K		0-0 ② F7			0-0 BB BB 2-H 1B		0-0 ① ② G6-4-3 1-2f	4 0 1 1 0 1 1		
<b>Ron Jackson, R</b> OBP: 0.296, SLG: 0.371 (1, 3) X		0-0 ② 4-3		0-0 ③ F8			0-3 ① K		0-0 1B	4 0 1 0 0 1 1		
<b>John Castino, R</b> OBP: 0.342, SLG: 0.444 (1, 5) X		0-0 ③ F9			0-0 ① 1-3		4-0 BB 1-2 BB		0-0 ③ 4-3	3 0 0 0 1 0 1		
<b>Dave Edwards, R</b> OBP: 0.292, SLG: 0.345 <b>Ken Landreaux, L</b> OBP: 0.332, SLG: 0.414 (7, PH) (7, 8) S S S			0-3 ① K		0-0 ② F8		4-0 BB 1-2 2-3 BB			2 0 0 0 0 1 0 0 0 0 0 1 0 0		
<b>Inning Stats</b>	R: 0 E: 0 K: 2 S: 8 H: 2 LOB: 1 BB: 0 P: 8	R: 1 E: 0 K: 1 S: 6 H: 1 LOB: 0 BB: 0 P: 6	R: 0 E: 0 K: 1 S: 6 H: 1 LOB: 2 BB: 1 P: 10	R: 0 E: 0 K: 0 S: 3 H: 0 LOB: 0 BB: 0 P: 3	R: 0 E: 0 K: 0 S: 3 H: 0 LOB: 0 BB: 0 P: 3	R: 0 E: 0 K: 0 S: 3 H: 1 LOB: 0 BB: 0 P: 3	R: 1 E: 0 K: 1 S: 6 H: 2 LOB: 2 BB: 2 P: 14	R: 0 E: 0 K: 0 S: 3 H: 1 LOB: 0 BB: 0 P: 3	R: 0 E: 0 K: 0 S: 4 H: 2 LOB: 1 BB: 0 P: 4	1B: 8 2B: 1 3B: 0 HR: 1 SF: 0 SAC: 0 DP: 4 HBP: 0	WP: 0 PB: 0 SB: 0 CS: 1 PA: 35	
<b>PITCHER</b> <b>Jim Palmer, R</b> ERA: 3.5 <b>Tim Stoddard, R</b> ERA: 2.43	IP WLS BF H R ER SO BB IBB HBP BLK WP HR S P ERA WHIP	6.0 W 24 7 2 2 4 1 0 0 0 0 1 31 35 3.00 1.333	3.0 S 11 3 0 0 1 2 0 0 0 0 0 0 11 19 0.00 1.667	<b>PITCHER</b> IP WLS BF H R ER SO BB IBB HBP BLK WP HR S P ERA WHIP								ERA WHIP

Minnesota Twins @ Baltimore Orioles  
 Memorial Stadium, Baltimore, MD  
 Sun Aug 03 1980, 3:33 AM EDT  
 Att. 16,526 - Unknown - 91 F

livebaseballscorecards.com

AB	32
R	2
H	10
RBI	2
BB	3
SO	5
LOB	14



BOTTOM

Minnesota Twins @ Baltimore Orioles  
 Memorial Stadium, Baltimore, MD

Sun Aug 03 1980, 3:33 AM EDT  
 Att: 16,526 - Unknown - 91 F

livebaseballscorecards.com

AB 32  
 R 7  
 H 9  
 RBI 7  
 BB 4  
 SO 3  
 LOB 14



WP: 0 PA: 37  
 PB: 0  
 SB: 0  
 CS: 0

AB	R	H	RBI	BB	SO	LOB
5	1	1	0	0	0	1
3	2	2	0	1	0	0
3	2	1	0	1	0	2
0	0	0	0	0	0	0
4	1	3	4	0	1	3
1	0	0	1	0	0	0
2	0	1	2	0	0	2
3	0	0	0	1	0	1
3	0	0	0	1	1	3
4	0	0	0	0	1	1
4	1	1	0	0	0	1
1B: 7	SF: 1	2B: 1	SAC: 0	3B: 0	DP: 1	HR: 1
HR: 1	HBP: 0					

Batter	1	2	3	4	5	6	7	8	9
<b>Mark Belanger, R</b> (1, 6) OBP: 0.244, SLG: 0.267	0-0 F8		0-0 F9		0-0 F9 1B		0-0 F8	0-0 1-3	
<b>Rick Dempsey, R</b> (1, 2) OBP: 0.327, SLG: 0.420	0-0 L5		0-0 BB 1B		0-0 1B 1B		4-0 BB 1B		
<b>Ken Singleton, S</b> (1, 9) <b>John Lowenstein, L</b> (7, PR) OBP: 0.376, SLG: 0.355	0-0 E6 HR		4-0 BB 1B SF9		0-0 F9		0-0 BB 1B		
<b>Eddie Murray, S</b> (1, 3) OBP: 0.350, SLG: 0.495	0-0 1-H HR		0-0 1B		0-0 G4-6-3 1B		0-3 K		
<b>Benny Ayala, R</b> (1, 7) <b>Al Bumbry, L</b> (5, PH) OBP: 0.406, SLG: 0.423	0-0 1-3		0-0 SF9		0-0 G4-6-3		0-0 BB 1B		
<b>Gary Roenicke, R</b> (1, 8) OBP: 0.353, SLG: 0.394		0-0 6-3	0-0 6-3			0-0 F7	4-0 BB		
<b>Lee May, R</b> (1, 10) OBP: 0.288, SLG: 0.406		4-0 BB		0-0 4-3		0-0 5-3	0-3 K		
<b>Doug DeCinces, R</b> (1, 5) OBP: 0.306, SLG: 0.363		0-3 K		0-0 6-3		0-0 F9		0-0 F7	
<b>Rich Dauer, R</b> (1, 4) OBP: 0.326, SLG: 0.309		0-0 6-3		0-0 P6			0-0 1B 2B	0-0 L4	

Inning Stats	R	H	E	K	S	P	BB	SO	LOB
1	2	1	1	0	5				
2	0	0	0	1	5				
3	2	2	0	0	5				
4	0	0	0	0	3				
5	1	3	0	0	5				
6	0	0	0	0	3				
7	2	3	0	2	10				
8	0	0	0	0	3				
9	0	0	0	0	3				

PITCHER	IP	WLS	BF	H	R	ER	SO	BB	IBB	HBP	BLK	WP	HR	S	P	ERA	WHIP
<b>Darrell Jackson, L</b> (1, 1) ERA: 4.07	4.1	L	22	6	5	3	1	2	0	0	0	0	1	22	30	6.23	1.846
<b>Albert Williams, R</b> (5, 1) ERA: 4.5	2.2		12	3	2	2	2	2	0	0	0	0	0	14	22	6.75	1.875
<b>Doug Corbett, R</b> (8, 1) ERA: 2.12	1.0		3	0	0	0	0	0	0	0	0	0	0	3	3	0.00	0.000

Batter	1	2	3	4	5	6	7	8	9	AB R H RBI BB SO LOB	TOP													
<b>Bob Molinaro, L</b> (1, 10) OBP: 0.365, SLG: 0.416	0-0 L9		0-0 2B		0-0 1B			0-0 F8		4 0 2 0 0 0 0														
<b>Jim Morrison, R</b> (1, 4) OBP: 0.320, SLG: 0.419	0-0 4-3 HR 2B		0-0 F7			0-0 5-3		0-0 5-3		4 1 1 0 0 0 1														
<b>Harold Baines, L</b> (1, 9) OBP: 0.281, SLG: 0.405	0-0 4-3 2-3		4-0 BB			0-0 P6		0-0 FC6-4 1B		3 0 1 0 1 0 1														
<b>Lamar Johnson, R</b> (1, 3) OBP: 0.316, SLG: 0.423	0-0 HR		0-0 5-3			0-0 1B 1B		0-0 FC6-4 1-2f		4 1 2 2 0 0 3														
<b>Wayne Nordhagen, R</b> (1, 7) OBP: 0.306, SLG: 0.521	0-0 F8			0-0 6-3		0-0 1B 1-2		0-0 6-3		4 0 1 0 0 0 0														
<b>Thad Bosley, L</b> (1, 8) OBP: 0.277, SLG: 0.285		0-3 K		0-0 F9		0-0 F9		0-3 K		4 0 0 0 0 2 2														
<b>Greg Pryor, R</b> (1, 5) OBP: 0.291, SLG: 0.371 <b>Mike Squires, L</b> (9, PH) OBP: 0.337, SLG: 0.346		0-0 5-3		0-0 5-3			0-0 3-1		0-0 4-3	3 0 0 0 0 0 0 1 0 0 0 0 0 0	<b>AB 33</b> <b>R 2</b> <b>H 7</b> <b>RBI 2</b> <b>BB 1</b> <b>SO 2</b> <b>LOB 7</b>													
<b>Bruce Kimm, R</b> (1, 2) OBP: 0.303, SLG: 0.307		0-0 P5			0-0 F9		0-0 P3			3 0 0 0 0 0 0														
<b>Todd Cruz, R</b> (1, 6) OBP: 0.291, SLG: 0.326			0-0 L7		0-0 L9		0-0 1-3			3 0 0 0 0 0 0														
<b>Inning Stats</b>	R: 2 E: 0 K: 0 S: 5	H: 2 LOB: 0 BB: 0 P: 5	R: 0 E: 0 K: 1 S: 5	H: 0 LOB: 0 BB: 0 P: 5	R: 0 E: 0 K: 0 S: 4	H: 1 LOB: 2 BB: 1 P: 8	R: 0 E: 0 K: 0 S: 3	H: 0 LOB: 0 BB: 0 P: 3	R: 0 E: 0 K: 0 S: 3	H: 1 LOB: 1 BB: 0 P: 3	R: 0 E: 0 K: 0 S: 5	H: 2 LOB: 2 BB: 0 P: 5	R: 0 E: 0 K: 0 S: 3	H: 0 LOB: 0 BB: 0 P: 3	R: 0 E: 0 K: 1 S: 4	H: 1 LOB: 1 BB: 0 P: 4	R: 0 E: 0 K: 1 S: 5	H: 0 LOB: 0 BB: 0 P: 5	1B: 4 2B: 2 3B: 0 HR: 1	SF: 0 SAC: 0 DP: 0 HBP: 0	WP: 0 PB: 0 SB: 0 CS: 0	PA: 34		
<b>PITCHER</b> <b>Steve Stone, R</b> (1, 1) ERA: 3.18 <b>Dennis Martinez, R</b> (8, 1) ERA: 5.01	IP WLS BF H R ER SO BB IBB HBP BLK WP HR S P ERA WHIP	7.0 W 27 6 2 2 1 1 0 0 0 0 1 28 32 2.57 1.000	2.0 7 1 0 0 1 0 0 0 0 0 0 9 9 0.00 0.500																					

**Chicago White Sox @ Baltimore Orioles**  
**Memorial Stadium, Baltimore, MD**

Tue Aug 05 1980, 7:05 PM EDT  
Att: 14,303 - Unknown

livebaseballscorecards.com



Batter	1	2	3	4	5	6	7	8	9
<b>Al Bumbry, L</b> OBP: 0.408, SLG: 0.424 (1, 8)	0-0 4-3		0-0 1B		0-0 1B	4-0 1B		0-0 1-3	
<b>Rich Dauer, R</b> OBP: 0.330, SLG: 0.313 (1, 4) (9, 5)	0-0 F7		0-0 1B		0-0 1-2	0-0 1B		0-0 1B	
<b>Ken Singleton, S</b> OBP: 0.401, SLG: 0.452 (1, 9) <b>Mark Belanger, R</b> OBP: 0.244, SLG: 0.267 (9, 6)	4-0 BB		0-3 K		0-0 1B	0-0 HR		0-3 K	
<b>Eddie Murray, S</b> OBP: 0.351, SLG: 0.494 (1, 3)	0-0 4-3		0-0 1B		4-0 1B	0-0 BB		0-0 F8	
<b>John Lowenstein, L</b> OBP: 0.379, SLG: 0.360 (1, 7)		0-0 G3	0-0 G3		0-0 HR		0-0 1B		
<b>Terry Crowley, L</b> OBP: 0.382, SLG: 0.454 (1, 10) <b>Lee May, R</b> OBP: 0.286, SLG: 0.404 (7, PH)		0-0 4-3		0-3 K	0-0 HR		0-0 G6-4-3		
<b>Dan Graham, L</b> OBP: 0.291, SLG: 0.411 (1, 2)		0-0 4-3		4-0 BB	0-3 K		0-0 G3		
<b>Doug DeCinces, R</b> OBP: 0.305, SLG: 0.371 (1, 5) <b>Gary Roenicke, R</b> OBP: 0.353, SLG: 0.394 (9, 9)			0-0 6-3	0-0 FC5-4	0-0 P6		0-0 HR		
<b>Kiko Garcia, R</b> OBP: 0.272, SLG: 0.259 (1, 6) (9, 4)			0-0 1B	0-3 K		0-3 K		0-3 K	

Inning Stats	R: 0	H: 0	E: 0	K: 0	S: 3	LOB: 1	BB: 1	P: 7	R: 0	H: 0	E: 0	K: 0	S: 3	LOB: 0	BB: 0	P: 3	R: 1	H: 4	E: 0	K: 1	S: 9	LOB: 3	BB: 0	P: 9	R: 0	H: 0	E: 0	K: 2	S: 7	LOB: 1	BB: 1	P: 11	R: 5	H: 3	E: 2	K: 1	S: 9	LOB: 0	BB: 1	P: 13	R: 1	H: 1	E: 0	K: 1	S: 6	LOB: 1	BB: 1	P: 10	R: 0	H: 1	E: 0	K: 0	S: 3	LOB: 0	BB: 0	P: 3	R: 1	H: 2	E: 0	K: 2	S: 9	LOB: 1	BB: 0	P: 9
--------------	------	------	------	------	------	--------	-------	------	------	------	------	------	------	--------	-------	------	------	------	------	------	------	--------	-------	------	------	------	------	------	------	--------	-------	-------	------	------	------	------	------	--------	-------	-------	------	------	------	------	------	--------	-------	-------	------	------	------	------	------	--------	-------	------	------	------	------	------	------	--------	-------	------

PITCHER	IP	WLS	BF	H	R	ER	SO	BB	IBB	HBP	BLK	WP	HR	S	P	ERA	WHIP
<b>LaMarr Hoyt, R</b> ERA: 4.47 (1, 1)	5.0	L	26	7	6	5	4	3	0	0	0	0	1	31	43	9.00	2.000
<b>Rich Wortham, L</b> ERA: 5.7 (6, 1)	2.0		8	2	1	1	1	1	0	0	0	1	0	9	13	4.50	1.500
<b>Dewey Robinson, R</b> ERA: 2.25 (8, 1)	1.0		5	2	1	1	2	0	0	0	0	0	1	9	9	9.00	2.000

**BOTTOM**

**Chicago White Sox @ Baltimore Orioles**  
Memorial Stadium, Baltimore, MD

Tue Aug 05 1980, 7:05 PM EDT  
Att. 14,303 - Unknown


AB	R	H	RBI	BB	SO	LOB
4	2	2	0	1	0	0
5	0	3	2	0	0	1
4	1	0	0	1	2	5
0	0	0	0	0	0	0
3	1	1	0	1	0	2
4	1	2	1	0	0	3
3	1	1	4	0	1	0
1	0	0	0	0	0	1
3	0	0	0	1	1	0
4	1	1	1	0	0	1
0	0	0	0	0	0	0
4	1	1	0	0	3	1

AB	35
R	8
H	11
RBI	8
BB	4
SO	7
LOB	14

livebaseballscorecards.com

**AB 35**  
**R 8**  
**H 11**  
**RBI 8**  
**BB 4**  
**SO 7**  
**LOB 14**

**WP: 1** **PA: 39**  
**PB: 0**  
**SB: 1**  
**CS: 0**



Batter	1	2	3	4	5	6	7	8	9	AB R H RBI BB SO LOB	TOP
<b>Bob Molinaro, L</b> (1, 10) OBP: 0.361, SLG: 0.410 <b>Kevin Bell, R</b> (8, PH) OBP: 0.293, SLG: 0.233	0-3 		0-3 			0-3 		0-0 		3 0 0 0 0 3 0 1 0 1 0 0 0 0	
<b>Greg Pryor, R</b> (1, 5) OBP: 0.294, SLG: 0.376	0-0 			0-0 		0-0 		0-0 		4 1 2 0 0 0 2	
<b>Jim Morrison, R</b> (1, 4) OBP: 0.320, SLG: 0.418	0-0 			0-3 		0-0 		0-0 		4 0 1 0 0 1 2	
<b>Lamar Johnson, R</b> (1, 3) OBP: 0.318, SLG: 0.425		4-0 		0-0 		0-0 		0-0 		3 0 1 1 1 0 1	
<b>Wayne Nordhagen, R</b> (1, 9) OBP: 0.301, SLG: 0.514		0-0 		0-0 		0-0 		0-0 		4 0 0 0 0 0 3	
<b>Ron Pruitt, R</b> (1, 7) OBP: 0.305, SLG: 0.320		0-3 		0-0 		0-0 		0-0 		3 0 0 0 0 1 3	
<b>Bruce Kimm, R</b> (1, 2) OBP: 0.300, SLG: 0.303		0-0 		0-0 		0-0 		0-0 		3 0 0 0 0 0 1	
<b>Thad Bosley, L</b> (1, 8) OBP: 0.272, SLG: 0.279			0-0 		0-3 			0-3 		3 0 0 0 0 2 0	
<b>Todd Cruz, R</b> (1, 6) OBP: 0.292, SLG: 0.326			0-3 		0-0 			0-0 		3 0 1 0 0 1 0	
<b>Inning Stats</b>	R: 0 H: 1 E: 0 LOB: 0 K: 1 BB: 0 S: 5 P: 5	R: 0 H: 0 E: 0 LOB: 1 K: 1 BB: 1 S: 5 P: 9	R: 0 H: 0 E: 0 LOB: 0 K: 2 BB: 0 S: 7 P: 7	R: 1 H: 2 E: 1 LOB: 1 K: 1 BB: 0 S: 7 P: 7	R: 0 H: 0 E: 0 LOB: 0 K: 1 BB: 0 S: 5 P: 5	R: 0 H: 0 E: 0 LOB: 0 K: 1 BB: 0 S: 5 P: 5	R: 0 H: 0 E: 0 LOB: 0 K: 0 BB: 0 S: 3 P: 3	R: 0 H: 2 E: 0 LOB: 2 K: 1 BB: 0 S: 7 P: 7	R: 0 H: 1 E: 0 LOB: 0 K: 0 BB: 0 S: 3 P: 3	1B: 4 SF: 0 2B: 2 SAC: 0 3B: 0 DP: 3 HR: 0 HBP: 0	WP: 0 PA: 32 PB: 0 SB: 0 CS: 0
<b>PITCHER</b> <b>Mike Flanagan, L</b> (1, 1) ERA: 3.79 <b>Tim Stoddard, R</b> (9, 1) ERA: 2.38	IP WLS BF H R ER SO BB IBB HBP BLK WP HR S P ERA WHIP 8.0 W 29 5 1 1 8 1 0 0 0 0 0 0 44 48 1.12 0.750										

**Chicago White Sox @ Baltimore Orioles**  
 Memorial Stadium, Baltimore, MD  
 Wed Aug 06 1980, 7:05 PM EDT  
 Att: 21,538 - Unknown

<b>AB</b>	<b>31</b>
<b>R</b>	<b>1</b>
<b>H</b>	<b>6</b>
<b>RBI</b>	<b>1</b>
<b>BB</b>	<b>1</b>
<b>SO</b>	<b>8</b>
<b>LOB</b>	<b>12</b>



livebaseballscorecards.com





Batter	1	2	3	4	5	6	7	8	9	AB R H RBI BB SO LOB	TOP									
<b>Bruce Kimm, R</b> OBP: 0.295, SLG: 0.298 (1, 2) X	0-0 F8 ①		0-0 F9 ②		0-0 P3 ①		0-3 K ③			4 0 0 0 0 1 2										
<b>Greg Pryor, R</b> OBP: 0.289, SLG: 0.371 (1, 5) X	0-0 F9 ②		0-0 P5 ③		0-0 F9 ②			0-0 F9 ①		4 0 0 0 0 0 1										
<b>Jim Morrison, R</b> OBP: 0.317, SLG: 0.413 (1, 4) X	0-0 4-3 ③			0-0 P3 ①	0-0 FC4 ③			0-0 L5 ②		4 0 0 0 0 0 1										
<b>Lamar Johnson, R</b> OBP: 0.318, SLG: 0.423 (1, 3) X		0-0 F8 ①		0-0 FC8-4 1B		0-0 P4 ①		0-3 K ③		4 0 1 0 0 1 0										
<b>Wayne Nordhagen, R</b> OBP: 0.297, SLG: 0.507 (1, 7) X		0-0 F3 ②		0-0 FC8-4 2B 1-2f		0-3 K ②		0-0 5-3 ①		4 0 0 0 0 1 1										
<b>Ron Pruitt, R</b> OBP: 0.326, SLG: 0.354 (1, 8) X		0-0 1B		0-0 2B 1-3		0-0 1B		0-0 F8 ②		4 0 3 0 0 0 0										
<b>Kevin Bell, R</b> OBP: 0.298, SLG: 0.230 (1, 10) X		0-0 L5 ③		4-0 BB		0-0 2-3 ①		4-0 BB		2 0 0 0 2 0 1										
<b>Harold Baines, L</b> OBP: 0.281, SLG: 0.412 (1, 9) X			0-0 HR	0-0 4-3 ③		0-0 4-3 ②		0-3 K ③		4 1 1 1 0 1 4										
<b>Todd Cruz, R</b> OBP: 0.297, SLG: 0.332 (1, 6) X			0-0 6-3 ①		0-0 FC4 1B		0-0 1B			3 0 2 0 0 0 0										
<b>Inning Stats</b>	R: 0 E: 0 K: 0 S: 3	H: 0 LOB: 0 BB: 0 P: 3	R: 0 E: 0 K: 0 S: 4	H: 1 LOB: 1 BB: 0 P: 4	R: 1 E: 0 K: 0 S: 4	H: 1 LOB: 0 BB: 0 P: 4	R: 0 E: 0 K: 0 S: 5	H: 2 LOB: 3 BB: 1 P: 9	R: 0 E: 0 K: 1 S: 5	H: 1 LOB: 1 BB: 0 P: 5	R: 0 E: 0 K: 1 S: 6	H: 1 LOB: 1 BB: 0 P: 6	R: 0 E: 0 K: 1 S: 5	H: 0 LOB: 0 BB: 0 P: 5	R: 0 E: 0 K: 1 S: 5	H: 0 LOB: 1 BB: 1 P: 9	1B: 5 2B: 1 3B: 0 HR: 1	SF: 0 SAC: 0 DP: 0 HBP: 0	WP: 0 PB: 0 SB: 0 CS: 0	PA: 35
<b>PITCHER</b> <b>Scott McGregor, L</b> ERA: 3.46 (1, 1)	IP: 9.0 WLS: W BF: 35 H: 7 R: 1 ER: 1 SO: 4 BB: 2 IBB: 0 HBP: 0 BLK: 0 WP: 0 HR: 1 S: 41 P: 49 ERA: 1.00 WHIP: 1.000																			

**Chicago White Sox @ Baltimore Orioles**  
**Memorial Stadium, Baltimore, MD**  
 Thu Aug 07 1980, 7:05 PM EDT  
 Att: 21,750 - Unknown

[livebaseballscorecards.com](http://livebaseballscorecards.com)

<b>AB</b>	<b>33</b>
<b>R</b>	<b>1</b>
<b>H</b>	<b>7</b>
<b>RBI</b>	<b>1</b>
<b>BB</b>	<b>2</b>
<b>SO</b>	<b>4</b>
<b>LOB</b>	<b>10</b>





Batter	1	2	3	4	5	6	7	8	9	AB R H RBI BB SO LOB	TOP									
<b>Al Bumbry, L</b> (1, 8) OBP: 0.402, SLG: 0.415	0-0 5-3		0-0 F7		0-0 P4		0-0 1-3		0-0 SH1-3	4 0 0 0 0 0 0										
<b>Rick Dempsey, R</b> (1, 2) OBP: 0.316, SLG: 0.403	0-0 5-3		0-0 6-3			0-0 F8		0-3 K	0-3 K	5 0 0 0 0 2 1										
<b>Ken Singleton, S</b> (1, 9) OBP: 0.398, SLG: 0.460	0-0 6-3			0-0 6-3		0-0 5-3		0-0 F9	0-0 1B	5 0 1 1 0 0 0										
<b>Eddie Murray, S</b> (1, 3) OBP: 0.353, SLG: 0.509		0-0 5-3		0-0 BB		0-0 2B		0-0 HR	0-0 1B	5 2 4 1 0 0 0										
<b>Benny Ayala, R</b> (1, 10) OBP: 0.392, SLG: 0.635		4-0 BB		0-0 F8		0-0 2B		0-0 E	0-0 G3	4 1 2 1 1 0 3										
<b>Doug DeCinces, R</b> (1, 5) OBP: 0.311, SLG: 0.372		0-0 F9		4-0 BB		4-0 BB		0-0 E		2 1 1 0 2 0 1										
<b>Gary Roenicke, R</b> (1, 7) OBP: 0.355, SLG: 0.388		4-0 BB		0-3 K		0-0 F8		0-0 E8		2 0 0 0 1 1 4										
<b>John Lowenstein, L</b> (8, PH) OBP: 0.384, SLG: 0.365		1-2 BB						0-0 1B		1 0 1 2 0 0 0	<b>AB 36</b>									
<b>Kiko Garcia, R</b> (1, 6) OBP: 0.267, SLG: 0.251		0-0 F2		0-0 K		0-3 K		0-0 5-3		3 0 0 0 0 1 2	<b>R 5</b>									
<b>Terry Crowley, L</b> (8, PH) OBP: 0.380, SLG: 0.450										1 0 0 0 0 0 1	<b>H 10</b>									
<b>Mark Belanger, R</b> (8, 6) OBP: 0.244, SLG: 0.267										0 0 0 0 0 0 0	<b>RBI 5</b>									
<b>Lenn Sakata, R</b> (1, 4) OBP: 0.224, SLG: 0.333			0-0 5-3		0-3 K		0-0 F9		0-0 SH1-3	4 1 1 0 0 1 0	<b>BB 4</b>									
<b>Inning Stats</b>	R: 0 E: 0 K: 0 S: 3	H: 0 LOB: 0 BB: 0 P: 3	R: 0 E: 0 K: 0 S: 3	H: 0 LOB: 2 BB: 2 P: 11	R: 0 E: 0 K: 0 S: 3	H: 1 LOB: 2 BB: 1 P: 10	R: 0 E: 0 K: 2 S: 7	H: 0 LOB: 0 BB: 0 P: 7	R: 1 E: 0 K: 0 S: 5	H: 2 LOB: 2 BB: 1 P: 9	R: 0 E: 0 K: 0 S: 3	H: 0 LOB: 0 BB: 0 P: 3	R: 3 E: 1 K: 1 S: 9	H: 4 LOB: 1 BB: 0 P: 9	R: 1 E: 0 K: 1 S: 8	H: 3 LOB: 2 BB: 0 P: 8	1B: 6 2B: 3 3B: 0 HR: 1	SF: 0 SAC: 1 DP: 0 HBP: 0	WP: 0 PB: 0 SB: 0 CS: 0	PA: 41
<b>PITCHER</b>	IP WLS BF H R ER SO BB IBB HBP BLK WP HR S P ERA WHIP																			
<b>Ron Guidry, L</b> (1, 1) ERA: 3.7	7.2 L 32 5 3 3 4 4 0 0 0 0 0 1 36 52 3.52 1.174																			
<b>Rich Gossage, R</b> (8, 1) ERA: 2.61	1.1 9 5 2 2 1 0 0 0 0 0 0 0 11 11 13.50 3.750																			

**Baltimore Orioles @ New York Yankees**  
**Yankee Stadium, Bronx, NY**  
 Fri Aug 08 1980, 7:05 PM EDT  
 Att: 54,130 - Unknown

<b>AB</b>	36
<b>R</b>	5
<b>H</b>	10
<b>RBI</b>	5
<b>BB</b>	4
<b>SO</b>	5
<b>LOB</b>	12



Batter	1	2	3	4	5	6	7	8	9	AB R H RBI BB SO LOB
Willie Randolph, R (1, 4) OBP: 0.414, SLG: 0.395	0-0 4-3		4-0 1B 1-2 BB		0-0 1-3			0-0 F9	0-0 4-3	4 0 0 0 1 0 2
Bobby Murcer, L (1, 7) OBP: 0.362, SLG: 0.503	0-0 1B		0-0 1B 1-2 2-H		0-0 G3			0-0 F8		4 0 2 1 0 0 0
Oscar Gamble, L (1, 10) OBP: 0.291, SLG: 0.412	0-3 K		0-0 F8			0-0 F2		0-0 BB 1B		4 0 1 0 0 1 3
Reggie Jackson, L (1, 9) OBP: 0.388, SLG: 0.615	0-0 6-3		0-3 K			0-3 K		4-0 BB		3 0 0 0 1 2 3
Jim Spencer, L (1, 3) OBP: 0.310, SLG: 0.411		0-0 F9	0-0 F8			0-0 P6		0-0 5-3		3 0 0 0 0 0 2
Bob Watson, R (8, PH) OBP: 0.358, SLG: 0.426										1 0 0 0 0 0 2
Eric Soderholm, R (1, 5) OBP: 0.377, SLG: 0.481		0-0 2B		0-0 6-3			0-0 6-3		0-3 K	4 0 1 0 0 1 0
Rick Cerone, R (1, 2) OBP: 0.320, SLG: 0.455		0-0 5-3		0-0 4-3			0-0 F9		0-0 2B	4 0 1 0 0 0 1
Ruppert Jones, L (1, 8) OBP: 0.298, SLG: 0.367		0-0 F7		0-0 4-3			0-0 HR		4-0 BB	3 1 1 1 1 0 1
Bucky Dent, R (1, 6) OBP: 0.317, SLG: 0.342			0-0 BB 1B 1B			0-0 F7			0-3 K	3 1 1 0 0 0 0
Bobby Brown, S (9, PH) OBP: 0.314, SLG: 0.422							0-0 4-3			1 0 0 0 0 1 2

Inning Stats	R: 0 E: 0 K: 1 S: 6	H: 1 LOB: 1 BB: 0 P: 6	R: 0 E: 0 K: 0 S: 4	H: 1 LOB: 1 BB: 0 P: 4	R: 1 E: 0 K: 1 S: 7	H: 2 LOB: 2 BB: 1 P: 11	R: 0 E: 0 K: 0 S: 3	H: 0 LOB: 0 BB: 0 P: 3	R: 0 E: 0 K: 0 S: 3	H: 0 LOB: 0 BB: 0 P: 3	R: 0 E: 0 K: 1 S: 5	H: 0 LOB: 0 BB: 0 P: 5	R: 1 E: 0 K: 0 S: 4	H: 1 LOB: 0 BB: 0 P: 4	R: 0 E: 0 K: 0 S: 4	H: 1 LOB: 2 BB: 1 P: 8	R: 0 E: 0 K: 2 S: 8	H: 1 LOB: 2 BB: 1 P: 12	1B: 4 2B: 2 3B: 0 HR: 1	SF: 0 SAC: 0 DP: 0 HBP: 0	WP: 0 PB: 0 SB: 0 CS: 0	PA: 37
--------------	------------------------------	---------------------------------	------------------------------	---------------------------------	------------------------------	----------------------------------	------------------------------	---------------------------------	------------------------------	---------------------------------	------------------------------	---------------------------------	------------------------------	---------------------------------	------------------------------	---------------------------------	------------------------------	----------------------------------	----------------------------------	------------------------------------	----------------------------------	--------

PITCHER	IP	WLS	BF	H	R	ER	SO	BB	IBB	HBP	BLK	WP	HR	S	P	ERA	WHIP
Jim Palmer, R (1, 1) ERA: 3.45	7.2	W	30	6	2	2	3	1	0	0	0	0	1	35	39	2.35	0.913
Tippy Martinez, L (8, 1) ERA: 3.06	0.0		1	0	0	0	0	1	0	0	0	0	0	0	4	∞	∞
Tim Stoddard, R (8, 1) ERA: 2.33	1.1	S	6	1	0	0	2	1	0	0	0	0	0	9	13	0.00	1.500

**BOTTOM**

**Baltimore Orioles @ New York Yankees**  
 Yankee Stadium, Bronx, NY  
 Fri Aug 08 1980, 7:05 PM EDT  
 Att. 54,130 - Unknown

[livebaseballscorecards.com](http://livebaseballscorecards.com)

<b>AB</b>	<b>34</b>
<b>R</b>	<b>2</b>
<b>H</b>	<b>7</b>
<b>RBI</b>	<b>2</b>
<b>BB</b>	<b>3</b>
<b>SO</b>	<b>5</b>
<b>LOB</b>	<b>16</b>



Batter	1	2	3	4	5	6	7	8	9	AB R H RBI BB SO LOB	TOP	
<b>Al Bumby, L</b> (1, 8) OBP: 0.402, SLG: 0.422	0-0 1B		0-0 HR		0-0 F7			0-0 5-3	0-0 FC4	5 1 2 2 0 0 1		
<b>Rich Dauer, R</b> (1, 4) OBP: 0.331, SLG: 0.321	0-0 F8		0-0 L7		0-0 5-3			0-0 3B 2B		4 1 1 0 0 0 1		
<b>Ken Singleton, S</b> (1, 9) OBP: 0.399, SLG: 0.468 <b>John Lowenstein, L</b> (8, PR) OBP: 0.384, SLG: 0.365	0-0 L6		0-0 2B					0-0 1B 3B		4 0 2 1 0 0 1 0 1 0 0 0 0 0		
<b>Eddie Murray, S</b> (1, 3) OBP: 0.350, SLG: 0.504	0-0 1-3		0-3 K					0-0 6-3		4 0 0 0 0 1 3		
<b>Benny Ayala, R</b> (1, 10) OBP: 0.390, SLG: 0.626 <b>Terry Crowley, L</b> (8, PH) OBP: 0.384, SLG: 0.455		0-0 SH5-3 1B	0-0 F7					0-0 3-H 1B		3 0 1 0 0 0 1 1 0 1 1 0 0 0		
<b>Gary Roenicke, R</b> (1, 7) OBP: 0.355, SLG: 0.387		0-0 SH5-3		0-0 5-3				0-0 1B	0-0 5-3	3 0 1 0 0 0 2		
<b>Doug DeCinces, R</b> (1, 5) OBP: 0.310, SLG: 0.371		0-3 K		0-0 F7				0-0 F7	0-0 FC4 1B	4 0 1 0 0 1 2		
<b>Mark Belanger, R</b> (1, 6) OBP: 0.239, SLG: 0.260		0-0 F9		0-0 F7				0-0 P5	0-0 B1	4 0 0 0 0 0 3		
<b>Rick Dempsey, R</b> (1, 2) OBP: 0.315, SLG: 0.405			0-0 HR 2B		0-0 F5			0-0 1-3	0-0 P6	4 1 1 0 0 0 2		
<b>Inning Stats</b>	R: 0 E: 0 K: 0 S: 4 H: 1 LOB: 1 BB: 0 P: 4	R: 0 E: 0 K: 1 S: 6 H: 1 LOB: 1 BB: 0 P: 6	R: 2 E: 0 K: 1 S: 8 H: 3 LOB: 1 BB: 0 P: 8	R: 0 E: 0 K: 0 S: 3 H: 0 LOB: 0 BB: 0 P: 3	R: 0 E: 0 K: 0 S: 3 H: 0 LOB: 0 BB: 0 P: 3	R: 0 E: 0 K: 0 S: 3 H: 0 LOB: 0 BB: 0 P: 3	R: 0 E: 0 K: 0 S: 4 H: 1 LOB: 1 BB: 0 P: 4	R: 2 E: 0 K: 0 S: 6 H: 3 LOB: 2 BB: 0 P: 6	R: 0 E: 0 K: 0 S: 4 H: 1 LOB: 1 BB: 0 P: 4	1B: 5 2B: 3 3B: 1 HR: 1 SF: 0 SAC: 1 DP: 0 HBP: 0	WP: 0 PB: 0 SB: 1 CS: 0 PA: 37	
<b>PITCHER</b>	IP WLS BF H R ER SO BB IBB HBP BLK WP HR S P ERA WHIP											
<b>Tom Underwood, L</b> (1, 1) ERA: 4.26	7.1 L 30 8 4 4 2 0 0 0 0 0 0 1 34 34 4.91 1.091											
<b>Rich Gossage, R</b> (8, 1) ERA: 2.59	0.2 3 1 0 0 0 0 0 0 0 0 0 0 3 3 0.00 1.500											
<b>Rudy May, L</b> (9, 1) ERA: 2.66	1.0 4 1 0 0 0 0 0 0 0 0 0 0 4 4 0.00 1.000											

**Baltimore Orioles @ New York Yankees**  
**Yankee Stadium, Bronx, NY**  
 Sat Aug 09 1980, 7:05 PM EDT  
 Att: 48,109 - Unknown

livebaseballscorecards.com

<b>AB</b>	36
<b>R</b>	4
<b>H</b>	10
<b>RBI</b>	4
<b>BB</b>	0
<b>SO</b>	2
<b>LOB</b>	16



Batter	1	2	3	4	5	6	7	8	9	AB	R	H	RBI	BB	SO	LOB
Willie Randolph, R OBP: 0.412, SLG: 0.393 (1, 4)	0-0 P4		0-0 1B	0-0 5-3			0-3 K		0-0 6-3	5	0	1	0	0	1	1
Bobby Murcer, L OBP: 0.363, SLG: 0.500 (1, 10)	0-0 HR 1B		0-0 1B			0-0 4-3	0-0 G3		0-0 6-3	5	1	2	0	0	0	0
Oscar Gamble, L OBP: 0.298, SLG: 0.455 (1, 7)	0-0 HR		0-0 P6			0-3 K	0-0 2B			4	1	2	2	0	1	2
Reggie Jackson, L OBP: 0.392, SLG: 0.614 (1, 9)	0-0 F8		4-0 BB			4-0 BB	4-0 IBB			1	0	0	0	3	0	0
Jim Spencer, L OBP: 0.305, SLG: 0.402 (1, 3)	0-3 K		0-0 P5			0-0 4-3	0-0 F7			4	0	0	0	0	1	6
Eric Soderholm, R OBP: 0.375, SLG: 0.476 (1, 5)		0-0 5-3	0-3 K			0-0 P6		0-0 FC3-6 1B		4	0	1	0	0	1	3
Rick Cerone, R OBP: 0.317, SLG: 0.450 (1, 2)		0-0 L8		0-3 K		0-0 6-3		0-0 FC3-6 FC4-6 1-2f		4	0	0	0	0	1	1
Ruppert Jones, L OBP: 0.300, SLG: 0.367 (1, 8)		0-0 E1		4-0 BB		0-0 1B		0-0 FC4-6 CS 1-2f		3	0	1	0	1	0	1
Bucky Dent, R OBP: 0.315, SLG: 0.339 (1, 6)		0-0 P4		0-0 L9		0-0 P4		0-0 CS 1-2f	0-0 G3	3	0	0	0	0	0	3
Bob Watson, R OBP: 0.358, SLG: 0.426 (8, PH)										0	0	0	0	0	0	0
Fred Stanley, R OBP: 0.254, SLG: 0.258 (9, 6)										0	0	0	0	0	0	0
Bobby Brown, S OBP: 0.313, SLG: 0.421 (9, PH)										1	0	0	0	0	0	0

BOTTOM																								
<b>Baltimore Orioles @ New York Yankees</b> Yankee Stadium, Bronx, NY Sat Aug 09 1980, 7:05 PM EDT Att. 48,109 - Unknown																								
<b>AB 34</b> <b>R 2</b> <b>H 7</b> <b>RBI 2</b> <b>BB 4</b> <b>SO 5</b> <b>LOB 17</b>																								
																								
<table border="0" style="width: 100%;"> <tr> <td>WP: 0</td> <td>PA: 39</td> </tr> <tr> <td>PB: 0</td> <td></td> </tr> <tr> <td>SB: 2</td> <td></td> </tr> <tr> <td>CS: 1</td> <td></td> </tr> </table>																	WP: 0	PA: 39	PB: 0		SB: 2		CS: 1	
WP: 0	PA: 39																							
PB: 0																								
SB: 2																								
CS: 1																								

Inning Stats	R: 2	H: 2	E: 0	K: 1	S: 7	R: 0	H: 0	E: 1	K: 0	S: 4	R: 0	H: 2	E: 0	K: 1	S: 7	R: 0	H: 0	E: 0	K: 1	S: 5	R: 0	H: 0	E: 0	K: 1	S: 5	R: 0	H: 1	E: 0	K: 0	S: 4	R: 0	H: 1	E: 0	K: 1	S: 6	R: 0	H: 1	E: 0	K: 0	S: 3	R: 0	H: 0	E: 0	K: 0	S: 3	R: 0	H: 0	E: 0	K: 0	S: 3	1B: 5	SF: 0	2B: 1	SAC: 0	3B: 0	DP: 0	HR: 1	HBP: 0	WP: 0	PA: 39
PITCHER Steve Stone, R ERA: 3.12 (1, 1)	IP	WLS	BF	H	R	ER	SO	BB	IBB	HBP	BLK	WP	HR	S	P	ERA	WHIP																																											
																	PITCHER	IP	WLS	BF	H	R	ER	SO	BB	IBB	HBP	BLK	WP	HR	S	P	ERA	WHIP																										

Batter	1	2	3	4	5	6	7	8	9	AB R H RBI BB SO LOB	TOP											
<b>Al Bumbry, L</b> (1, 8) OBP: 0.399, SLG: 0.418 <b>Rich Dauer, R</b> (9, PH) OBP: 0.330, SLG: 0.320 <b>Dan Graham, L</b> (9, 2) OBP: 0.291, SLG: 0.411	0-0 G3	0-0 4-3		0-0 1-3		0-0 5-3			0-0 F8	4 0 0 0 0 0 2 1 0 0 0 0 0 1 0 0 0 0 0 0 0												
<b>Rick Dempsey, R</b> (1, 2) OBP: 0.320, SLG: 0.421 <b>Kiko Garcia, R</b> (9, PR) OBP: 0.267, SLG: 0.251 (9, 6)	0-0 G3 1B 1B		0-0 HR	0-0 F7		0-0 F8		0-0 F8	0-0 BB 2B 1B	5 1 3 2 0 0 0 0 1 0 0 0 0 0												
<b>Ken Singleton, S</b> (1, 9) OBP: 0.399, SLG: 0.466	0-0 G3 1-2 1B		0-0 4-3	0-0 F8		0-0 1-3		0-0 1-3	4-0 BB BB BB BB 2B 1-2 BB	4 0 1 0 1 0 0												
<b>Eddie Murray, S</b> (1, 3) OBP: 0.353, SLG: 0.510	0-0 G3 1-2 2-3		0-0 5-3 2B 1B		0-0 F8 1B 2B		0-0 6-3	0-0 1-3 2B	5 2 3 1 0 0 2													
<b>Benny Ayala, R</b> (1, 10) OBP: 0.375, SLG: 0.598	0-0 P4		0-0 5-3		0-0 F8			0-0 P4	0-0 4-3	5 0 0 0 0 0 7												
<b>Gary Roenicke, R</b> (1, 7) OBP: 0.362, SLG: 0.397 (9, 8)		4-0 FC6-4 BB	0-0 1B 2B		0-0 L3 1B			0-0 F9		3 1 2 2 1 0 0												
<b>Doug DeCinces, R</b> (1, 5) OBP: 0.310, SLG: 0.367		0-3 K	4-0 1B BB		0-0 L3			0-0 F8		3 0 0 0 1 1 2												
<b>Lenn Sakata, R</b> (1, 4) OBP: 0.242, SLG: 0.379		0-0 FC6-4 WP 1-2	0-0 1-3 2-H 1B		0-0 6-3			0-0 1B 3B		4 1 2 1 0 0 1												
<b>Mark Belanger, R</b> (1, 6) OBP: 0.240, SLG: 0.257 <b>Lee May, R</b> (9, PH) OBP: 0.284, SLG: 0.400 <b>John Lowenstein, L</b> (9, 7) OBP: 0.384, SLG: 0.365		4-0 BB	0-3 K		0-0 G3			0-0 L6		2 0 0 0 1 1 2 1 0 0 0 0 0 1 0 0 0 0 0 0 0												
<b>Inning Stats</b>	R: 0 E: 0 K: 0 S: 5	H: 2 LOB: 2 BB: 0 P: 5	R: 0 E: 0 K: 1 S: 5	H: 0 LOB: 2 BB: 2 P: 13	R: 3 E: 0 K: 1 S: 9	H: 4 LOB: 2 BB: 1 P: 13	R: 0 E: 0 K: 0 S: 3	H: 0 LOB: 0 BB: 0 P: 3	R: 1 E: 0 K: 0 S: 4	H: 2 LOB: 0 BB: 0 P: 4	R: 0 E: 0 K: 0 S: 3	H: 0 LOB: 0 BB: 0 P: 3	R: 0 E: 0 K: 0 S: 3	H: 0 LOB: 0 BB: 0 P: 3	R: 0 E: 0 K: 0 S: 3	H: 0 LOB: 0 BB: 0 P: 3	R: 2 E: 0 K: 0 S: 6	H: 3 LOB: 3 BB: 1 P: 10	1B: 6 2B: 4 3B: 1 HR: 1	SF: 0 SAC: 0 DP: 1 HBP: 0	WP: 1 PB: 0 SB: 0 CS: 0	PA: 41
<b>PITCHER</b> <b>Tommy John, L</b> (1, 1) ERA: 3.52	IP 9.0	WLS L	BF 41	H 11	R 6	ER 6	SO 2	BB 4	IBB 0	HBP 0	BLK 0	WP 1	HR 1	S 41	P 57	ERA 6.00	WHIP 1.667					
											<b>PITCHER</b> IP WLS BF H R ER SO BB IBB HBP BLK WP HR S P ERA WHIP											

**Baltimore Orioles @ New York Yankees**  
 Yankee Stadium, Bronx, NY  
 Sun Aug 10 1980, 3:33 AM EDT  
 Att: 54,123 - Unknown

[livebaseballscorecards.com](http://livebaseballscorecards.com)

<b>AB</b>	<b>37</b>
<b>R</b>	<b>6</b>
<b>H</b>	<b>11</b>
<b>RBI</b>	<b>6</b>
<b>BB</b>	<b>4</b>
<b>SO</b>	<b>2</b>
<b>LOB</b>	<b>18</b>





Batter	1	2	3	4	5	6	7	8	9	AB	R	H	RBI	BB	SO	LOB	BOTTOM					
<b>Willie Randolph, R</b> <small>(1, 4)            OBP: 0.414, SLG: 0.396</small>	0-0 FC5-4 1B	4-0 1-2 BB		0-0 F8		0-0 SF8 1B 2B	0-0 FC4			4	1	2	0	1	0	2	<b>Baltimore Orioles @ New York Yankees</b> Yankee Stadium, Bronx, NY Sun Aug 10 1980, 3:33 AM EDT Att. 54,123 - Unknown  <small>livebaseballscorecards.com</small>					
<b>Lou Piniella, R</b> <small>(1, 7)            OBP: 0.312, SLG: 0.306</small> <b>Oscar Gamble, L</b> <small>(8, PH)            OBP: 0.304, SLG: 0.455</small> <b>Bobby Brown, S</b> <small>(8, PR)            OBP: 0.313, SLG: 0.421</small> <small>(9, 7)</small>	0-0 FC5-4 BB E 1-2f	0-0 F7			0-0 P3	0-0 E5 1B		4-0 F8 1B BB		4	0	0	0	0	0	5						
<b>Bob Watson, R</b> <small>(1, 3)            OBP: 0.359, SLG: 0.430</small>	0-0 E5 BB 1-2		0-3 K		0-0 2B	0-0 SF8 2-3 3-H		0-0 1-2 1B		4	0	2	1	0	1	1						
<b>Reggie Jackson, L</b> <small>(1, 9)            OBP: 0.392, SLG: 0.609</small>	4-0 1-2 2-3 BB FC4		0-3 K		0-0 F7	0-0 1-3 1B 3-H		0-0 F8 2-3		4	0	1	1	1	1	3						
<b>Eric Soderholm, R</b> <small>(1, 10)            OBP: 0.374, SLG: 0.471</small> <b>Bobby Murcer, L</b> <small>(6, PH)            OBP: 0.359, SLG: 0.494</small>	0-3 K		4-0 BB		0-0 F8	0-0 F7		0-3 K		2	0	0	0	1	1	4						
<b>Rick Cerone, R</b> <small>(1, 2)            OBP: 0.318, SLG: 0.449</small>	0-0 FC4 1-2f		0-0 F2			0-0 2B SF8 1B	0-0 FC1-6 1B	0-0 F9		5	1	2	0	0	0	6						
<b>Aurelio Rodriguez, R</b> <small>(1, 5)            OBP: 0.225, SLG: 0.298</small>		0-0 F2		0-0 5-3		0-0 SF8 1B 2B	0-0 FC1-6 1B FC4-6	0-0 6-3		5	2	1	0	0	0	1						
<b>Ruppert Jones, L</b> <small>(1, 8)            OBP: 0.299, SLG: 0.365</small>		0-0 F7		0-3 K		0-0 SF8 2-3 3-H	0-0 FC4-6 1B	0-3 K		4	0	1	1	0	2	0						
<b>Bucky Dent, R</b> <small>(1, 6)            OBP: 0.320, SLG: 0.344</small> <b>Jim Spencer, L</b> <small>(9, PH)            OBP: 0.303, SLG: 0.400</small>		0-0 BB 1B		0-0 1B		0-0 2B SF8 1B 3-H	0-0 FC4-6 FC4	0-0 F8		4	1	3	2	0	0	1						
<b>Inning Stats</b>	R: 0 E: 1 K: 1 S: 7	H: 1 LOB: 3 BB: 1 P: 11	R: 0 E: 0 K: 0 S: 4	H: 1 LOB: 2 BB: 1 P: 8	R: 0 E: 0 K: 1 S: 7	H: 0 LOB: 1 BB: 1 P: 11	R: 0 E: 0 K: 1 S: 6	H: 1 LOB: 1 BB: 0 P: 6	R: 0 E: 0 K: 0 S: 4	H: 1 LOB: 1 BB: 0 P: 4	R: 4 E: 1 K: 0 S: 9	H: 5 LOB: 2 BB: 0 P: 9	R: 1 E: 0 K: 0 S: 5	H: 2 LOB: 1 BB: 0 P: 5	R: 0 E: 0 K: 1 S: 6	H: 1 LOB: 2 BB: 1 P: 10	R: 0 E: 0 K: 1 S: 5	H: 0 LOB: 0 BB: 0 P: 5	1B: 9 2B: 3 3B: 0 HR: 0	SF: 2 SAC: 0 DP: 0 HBP: 0	WP: 0 PB: 0 SB: 0 CS: 0	PA: 45 ERA WHIP
<b>PITCHER</b> <b>Mike Flanagan, L</b> <small>(1, 1)            ERA: 3.78</small> <b>Sammy Stewart, R</b> <small>(6, 1)            ERA: 4.41</small> <b>Tippy Martinez, L</b> <small>(8, 1)            ERA: 3.02</small> <b>Tim Stoddard, R</b> <small>(8, 1)            ERA: 2.28</small>	IP 5.2 1.1 0.2 1.1	WLS 3 8 2 4	BF 31 8 2 4	H 9 3 0 0	R 4 1 0 0	ER 2 1 0 0	SO 4 0 1 1	BB 3 1 0 0	IBB 0 0 0 0	HBP 0 0 0 0	BLK 0 0 0 0	WP 0 0 0 0	HR 0 7 4 6	S 36 11 4 6	P 48 11 4 6	ERA 3.18 6.75 0.00 0.00	WHIP 2.118 3.000 0.000 0.000					



Batter	1	2	3	4	5	6	7	8	9	AB R H RBI BB SO LOB	TOP
<b>Al Bumbry, L</b> (1, 8) <small>OBP: 0.398, SLG: 0.416</small>	0-0 	0-0 F7			0-0 1-3		0-0 5-3			4 1 1 0 0 0 0	<b>Baltimore Orioles @ Kansas City Royals</b> Royals Stadium, Kansas City, MO Mon Aug 11 1980, 8:05 PM EDT Att: 41,334 - Unknown
<b>Rich Dauer, R</b> (1, 4) <small>OBP: 0.332, SLG: 0.322</small>	0-0 		0-0 		0-0 F9		0-0 6-3			4 0 2 0 0 0 0	
<b>Ken Singleton, S</b> (1, 9) <small>OBP: 0.398, SLG: 0.466</small> <b>John Lowenstein, L</b> (8, 7) <small>OBP: 0.384, SLG: 0.365</small>	0-0 		0-0 F9		0-0 F8		0-0 4-3			4 0 1 1 0 0 1 0 0 0 0 0 0 0	
<b>Eddie Murray, S</b> (1, 3) <small>OBP: 0.352, SLG: 0.515</small>	0-3 K		0-0 F8		0-0 		0-0 6-3			4 1 1 1 0 1 3	
<b>Benny Ayala, R</b> (1, 10) <small>OBP: 0.371, SLG: 0.583</small>	4-0 		0-0 5-3		0-0 F7		0-3 K			3 0 0 0 1 1 1	
<b>Doug DeCinces, R</b> (1, 5) <small>OBP: 0.309, SLG: 0.366</small>	0-3 K			0-0 		0-0 5-3		0-0 F7		4 0 1 0 0 1 3	
<b>Rick Dempsey, R</b> (1, 2) <small>OBP: 0.315, SLG: 0.414</small>	0-0 F7			0-0 P4		0-0 6-3		0-0 F7		4 0 0 0 0 0 4	
<b>Gary Roenicke, R</b> (1, 7) <small>OBP: 0.357, SLG: 0.391</small> (8, 9)		0-0 F9		0-3 K		0-0 F7				3 0 0 0 0 1 1	
<b>Kiko Garcia, R</b> (1, 6) <small>OBP: 0.264, SLG: 0.248</small>		0-0 6-3		0-0 F2		0-0 F8				3 0 0 0 0 0 1	
<b>Inning Stats</b>	R: 1 H: 3 E: 0 LOB: 3 K: 2 BB: 1 S: 10 P: 14	R: 0 H: 0 E: 0 LOB: 0 K: 0 BB: 0 S: 3 P: 3	R: 0 H: 1 E: 0 LOB: 1 K: 0 BB: 0 S: 4 P: 4	R: 0 H: 1 E: 0 LOB: 1 K: 1 BB: 0 S: 6 P: 6	R: 0 H: 0 E: 0 LOB: 0 K: 0 BB: 0 S: 3 P: 3	R: 1 H: 1 E: 0 LOB: 0 K: 0 BB: 0 S: 4 P: 4	R: 0 H: 0 E: 0 LOB: 0 K: 0 BB: 0 S: 3 P: 3	R: 0 H: 0 E: 0 LOB: 0 K: 1 BB: 0 S: 5 P: 5	1B: 4 SF: 0 2B: 1 SAC: 0 3B: 0 DP: 0 HR: 1 HBP: 0	WP: 0 PA: 34 PB: 0 SB: 0 CS: 0	
<b>PITCHER</b> <b>Larry Gura, L</b> (1, 1) <small>ERA: 2.16</small>	IP 9.0 WLS L BF 34 H 6 R 2 ER 2 SO 4 BB 0 IBB 1 HBP 0 BLK 0 WP 0 HR 1 S 41 P 45 ERA 2.00 WHIP 0.667										

AB	33
R	2
H	6
RBI	2
BB	1
SO	4
LOB	14



livebaseballscorecards.com

Batter	1	2	3	4	5	6	7	8	9	AB R H RBI BB SO LOB
Willie Wilson, S OBP: 0.366, SLG: 0.441 (1, 7)	0-3 K (1) X	0-0 G3 (3)		0-3 K (3)			0-0 6-3 (2) X		0-0 6-3 (3) X	5 0 1 0 0 2 3
John Wathan, R OBP: 0.375, SLG: 0.399 (1, 3)	0-0 F9 (2) X		4-0 FC4-6 S BB (1)		0-0 F7 (1) X		4-0 6-3 BB (1) X		0-0 6-3 (3) X	3 0 0 0 2 0 1
George Brett, L OBP: 0.448, SLG: 0.659 (1, 5)	0-0 S 1B (1) X		0-0 F8 (1) X		0-0 G3 (2) X		0-0 F8 (3) X			4 0 1 0 0 0 2
Darrell Porter, L OBP: 0.381, SLG: 0.400 (1, 2)	0-0 P5 (3) X		4-0 FC4-6 BB (1) X		0-0 F7 (3) X			0-0 1B 1B (1) X		3 0 1 0 1 0 1
Willie Aikens, L OBP: 0.381, SLG: 0.445 (1, 10)		0-0 FC4-6 HBP 1B (1) X	0-0 FC4-6 1-2f 2-3 (2) X		0-0 F7 (1) X			0-0 F7 (1) X		4 0 1 0 0 0 3
Amos Otis, R OBP: 0.320, SLG: 0.403 (1, 8)		1-0 FC4-6 HBP (1) X	0-0 F9 (3) X		0-0 F8 (2) X			0-0 G6-3 1B (1) X		3 0 1 0 0 0 2
Clint Hurdle, L OBP: 0.367, SLG: 0.480 (1, 9)		0-0 FC4-6 1B 1-2f 2-3 (1) X		4-0 BB BB BB (1) X		0-0 BB (1) X		0-0 G6-3 1-2f (2) X		3 1 1 0 1 0 4
U L Washington, S OBP: 0.320, SLG: 0.370 (1, 6)		0-0 1B 1-2 3-H (2) X		0-3 K (1) X		0-0 6-3 (3) X			0-0 P2 (1) X	4 0 1 0 0 1 2
Frank White, R OBP: 0.286, SLG: 0.346 (1, 4)		0-0 1B 1-2 2-H (2) X		0-0 P5 (2) X			0-0 5-3 (1) X		0-0 F8 (2) X	3 0 1 1 0 0 1
Jamie Quirk, L OBP: 0.276, SLG: 0.397 (9, PH)										1 0 0 0 0 0 0

<b>Inning Stats</b>	R: 0 E: 0 K: 1 S: 6	H: 1 LOB: 1 BB: 0 P: 6	R: 1 E: 0 K: 0 S: 5	H: 3 LOB: 2 BB: 0 P: 6	R: 0 E: 0 K: 0 S: 3	H: 0 LOB: 2 BB: 2 P: 11	R: 0 E: 0 K: 2 S: 7	H: 0 LOB: 1 BB: 1 P: 11	R: 0 E: 0 K: 0 S: 3	H: 0 LOB: 0 BB: 0 P: 3	R: 0 E: 0 K: 0 S: 4	H: 1 LOB: 1 BB: 0 P: 4	R: 0 E: 0 K: 0 S: 3	H: 0 LOB: 1 BB: 1 P: 7	R: 0 E: 0 K: 0 S: 4	H: 2 LOB: 1 BB: 0 P: 4	R: 0 E: 0 K: 0 S: 4	H: 1 LOB: 1 BB: 0 P: 4	1B: 7 2B: 1 3B: 0 HR: 0	SF: 0 SAC: 0 DP: 1 HBP: 1	WP: 0 PB: 0 SB: 3 CS: 0	PA: 38
<b>PITCHER</b> Dennis Martinez, R ERA: 4.29 (1, 1)	IP 9.0 WLS W BF 38 H 8 R 1 ER 1 SO 3 BB 4 IBB 0 HBP 1 BLK 0 WP 0 HR 0 S 39 P 56 ERA 1.00 WHIP 1.333																					

**BOTTOM**

**Baltimore Orioles @ Kansas City Royals**  
Royals Stadium, Kansas City, MO

Mon Aug 11 1980, 8:05 PM EDT  
Att. 41,334 - Unknown

livebaseballscorecards.com

<b>AB</b>	<b>33</b>
<b>R</b>	<b>1</b>
<b>H</b>	<b>8</b>
<b>RBI</b>	<b>1</b>
<b>BB</b>	<b>4</b>
<b>SO</b>	<b>3</b>
<b>LOB</b>	<b>19</b>



Batter	1	2	3	4	5	6	7	8	9	AB R H RBI BB SO LOB	TOP																								
Mark Belanger, R (1, 6) OBP: 0.246, SLG: 0.263	0-0 F8		0-0 1B		0-0 1B			0-0 F8		4 1 2 1 0 0 0	<b>Baltimore Orioles @ Kansas City Royals</b> Royals Stadium, Kansas City, MO Tue Aug 12 1980, 8:05 PM EDT Att. 34,913 - Unknown - 92 F																								
Rich Dauer, R (1, 5) OBP: 0.328, SLG: 0.318	0-0 P3		0-0 E5		0-0 G5-4-3			0-0 5-3		4 0 0 0 0 0 3																									
Ken Singleton, S (1, 9)	0-0 6-3		0-0 1B		0-0 5-3			0-3 K		4 0 1 2 0 1 0																									
Eddie Murray, S (1, 3)		0-0 P4	0-0 1-3		0-0 1B			0-0 F9		4 0 1 0 0 0 1																									
Gary Roenicke, R (1, 8) OBP: 0.360, SLG: 0.393		0-0 1B	0-0 L7		0-0 G1-4-3			0-0 FC3-6		4 0 2 0 0 0 2																									
Benny Ayala, R (1, 7) OBP: 0.363, SLG: 0.568		0-0 P4		0-0 G3		0-3 K		0-0 FC3-6		3 0 0 0 0 1 1																									
Al Bumbry, L (6, 8) OBP: 0.399, SLG: 0.417								1-2 1B		1 0 1 0 0 0 0																									
Lee May, R (1, 10) OBP: 0.284, SLG: 0.399		0-0 FC6-4		0-0 1B			0-0 F7	0-0 FC3-6		3 0 1 0 0 0 1																									
Terry Crowley, L (9, PH) OBP: 0.381, SLG: 0.451								1-2 2-3		1 0 0 0 0 0 2																									
Rick Dempsey, R (1, 2) OBP: 0.319, SLG: 0.421			0-0 1B		0-0 F9			0-3 K		3 1 2 0 0 0 1																									
Pat Kelly, L (9, PH) OBP: 0.371, SLG: 0.360										1 0 0 0 0 1 2																									
Doug DeCinces, R (9, 5) OBP: 0.309, SLG: 0.366			1B							0 0 0 0 0 0 0																									
Lenn Sakata, R (1, 4) OBP: 0.246, SLG: 0.377			0-0 1B		0-0 F8					3 1 1 0 0 0 2																									
Dan Graham, L (9, 2) OBP: 0.291, SLG: 0.411			2-3 1B					1-2 G6-4-3		0 0 0 0 0 0 0																									
<b>Inning Stats</b>	R: 0 E: 0 K: 0 S: 3	H: 0 LOB: 0 BB: 0 P: 3	R: 0 E: 0 K: 0 S: 4	H: 1 LOB: 1 BB: 0 P: 4	R: 3 E: 1 K: 0 S: 7	H: 4 LOB: 1 BB: 0 P: 7	R: 0 E: 0 K: 0 S: 4	H: 1 LOB: 1 BB: 0 P: 4	R: 0 E: 0 K: 1 S: 5	H: 1 LOB: 0 BB: 0 P: 5	R: 0 E: 0 K: 0 S: 3	H: 1 LOB: 0 BB: 0 P: 3	R: 0 E: 0 K: 1 S: 5	H: 0 LOB: 0 BB: 0 P: 5	R: 0 E: 0 K: 1 S: 7	H: 2 LOB: 2 BB: 0 P: 7	1B: 10 2B: 1 3B: 0 HR: 0	SF: 0 SAC: 0 DP: 3 HBP: 0	WP: 0 PB: 0 SB: 2 CS: 0	PA: 35															
<b>PITCHER</b>	IP WLS BF H R ER SO BB IBB HBP BLK WP HR S P ERA WHIP																			<b>PITCHER</b>	IP WLS BF H R ER SO BB IBB HBP BLK WP HR S P ERA WHIP														
Paul Splittorff, L (1, 1) ERA: 4.64	8.1	33	11	3	3	2	0	0	0	0	0	0	0	37	37	3.24	1.320																		
Dan Quisenberry, R (9, 1) ERA: 2.86	0.2	W	2	0	0	0	1	0	0	0	0	0	0	4	4	0.00	0.000																		

livebaseballscorecards.com

<b>AB</b>	35
<b>R</b>	3
<b>H</b>	11
<b>RBI</b>	3
<b>BB</b>	0
<b>SO</b>	3
<b>LOB</b>	15



Batter	1	2	3	4	5	6	7	8	9	AB	R	H	RBI	BB	SO	LOB
Willie Wilson, S OBP: 0.367, SLG: 0.440 (1, 7)	0-0 4-3	0-0 FC6-4			0-0 3B		0-0 5-3		0-0 F9	5	1	2	1	0	0	1
U L Washington, S OBP: 0.318, SLG: 0.368 (1, 6)	0-0 4-3	0-0 FC6-4			0-0 F9		0-0 F2		0-0 BB	5	0	1	0	0	0	2
George Brett, L OBP: 0.450, SLG: 0.663 (1, 5)	0-0 2B		0-0 F8		0-0 3B		0-0 L3		4-0 BB	4	1	2	1	1	0	0
Amos Otis, R OBP: 0.325, SLG: 0.409 (1, 8)	0-0 2B		0-0 F8		0-3 K			0-0 SH1-4	4-0 BB	4	0	2	2	1	1	1
John Wathan, R OBP: 0.377, SLG: 0.400 (1, 3)	4-0 BB		0-0 1B		0-0 6-3			0-0 SH1-4		2	0	1	0	1	0	1
Darrell Porter, L OBP: 0.377, SLG: 0.395 (1, 2)	0-0 L3		0-0 1-3			0-0 6-3		0-0 1-3		4	0	0	0	0	0	4
Willie Aikens, L OBP: 0.380, SLG: 0.443 (1, 10)		0-0 F8		0-3 K		0-0 1B		0-0 P6		4	0	1	0	0	1	1
Frank White, R OBP: 0.288, SLG: 0.349 (1, 4)		0-0 1B		0-0 P6		0-0 F7		1-0 IBB	1-0 BB	3	2	1	0	0	0	1
Rusty Torres, S OBP: 0.270, SLG: 0.182 (1, 9)		0-0 F9		0-0 F8		0-0 F8			0-0 F8	3	0	0	0	0	0	2
Dave Chalk, R OBP: 0.353, SLG: 0.389 (9, PH)										1	0	0	0	0	0	1

Inning Stats	R: 1	H: 2	E: 0	LOB: 2	K: 0	BB: 1	S: 5	R: 2	H: 2	E: 0	LOB: 1	K: 0	BB: 0	S: 5	R: 0	H: 1	E: 0	LOB: 1	K: 0	BB: 0	S: 4	R: 0	H: 0	E: 0	LOB: 0	K: 1	BB: 0	S: 5	R: 1	H: 2	E: 0	LOB: 1	K: 1	BB: 0	S: 7	R: 0	H: 1	E: 0	LOB: 1	K: 0	BB: 0	S: 4	R: 0	H: 0	E: 0	LOB: 0	K: 0	BB: 0	S: 3	R: 0	H: 1	E: 0	LOB: 1	K: 0	BB: 0	S: 4	R: 1	H: 1	E: 0	LOB: 3	K: 0	BB: 2	S: 3	1B: 7	SF: 0	2B: 2	SAC: 1	3B: 1	DP: 0	HR: 0	HBP: 1	WP: 0	PA: 40
--------------	------	------	------	--------	------	-------	------	------	------	------	--------	------	-------	------	------	------	------	--------	------	-------	------	------	------	------	--------	------	-------	------	------	------	------	--------	------	-------	------	------	------	------	--------	------	-------	------	------	------	------	--------	------	-------	------	------	------	------	--------	------	-------	------	------	------	------	--------	------	-------	------	-------	-------	-------	--------	-------	-------	-------	--------	-------	--------

PITCHER	IP	WLS	BF	H	R	ER	SO	BB	IBB	HBP	BLK	WP	HR	S	P	ERA	WHIP
Scott McGregor, L ERA: 3.5 (1, 1)	8.2	L	38	10	4	4	2	1	0	1	0	0	0	40	45	4.15	1.269
Tim Stoddard, R ERA: 2.28 (9, 1)	0.0		2	0	0	0	0	1	1	0	0	0	0	0	8	∞	∞

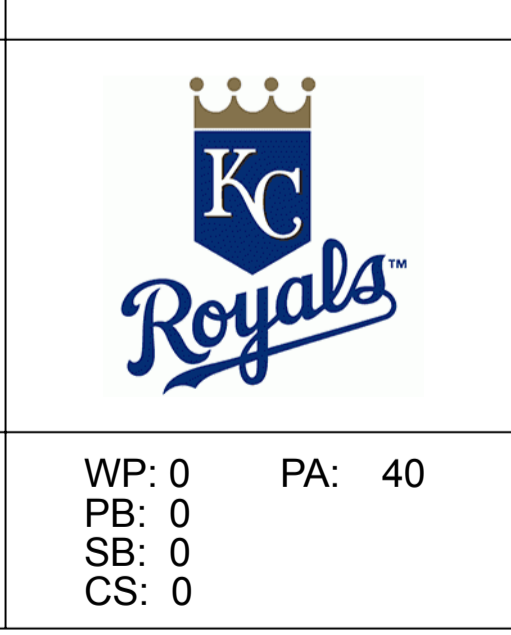
**BOTTOM**

**Baltimore Orioles @ Kansas City Royals**  
**Royals Stadium, Kansas City, MO**

Tue Aug 12 1980, 8:05 PM EDT  
Att: 34,913 - Unknown - 92 F

livebaseballscorecards.com

<b>AB</b>	<b>35</b>
<b>R</b>	<b>4</b>
<b>H</b>	<b>10</b>
<b>RBI</b>	<b>4</b>
<b>BB</b>	<b>3</b>
<b>SO</b>	<b>2</b>
<b>LOB</b>	<b>14</b>



Batter	1	2	3	4	5	6	7	8	9	AB R H RBI BB SO LOB	TOP	
<b>Al Bumby, L</b> (1, 8) OBP: 0.396, SLG: 0.414	0-0 4-3		0-0 5-3		0-3 K			0-0 F7		4 0 0 0 0 1 2		
<b>Pat Kelly, L</b> (1, 10) OBP: 0.368, SLG: 0.352	4-0 BB CS BB		0-3 K		0-0 F8			0-0 4-3		3 0 0 0 1 1 2		
<b>Ken Singleton, S</b> (1, 9) OBP: 0.393, SLG: 0.459	0-0 6-3 1-2		0-0 F7		0-0 6-3			0-0 F7		4 0 0 0 0 0 2		
<b>Eddie Murray, S</b> (1, 3) OBP: 0.350, SLG: 0.512		0-0 2B		0-0 G3		0-0 4-3		0-0 P3		4 0 1 0 0 0 0		
<b>John Lowenstein, L</b> (1, 7) OBP: 0.373, SLG: 0.354		0-0 4-3		0-0 F7		0-0 F5		0-0 F8		4 0 0 0 0 0 1		
<b>Dan Graham, L</b> (1, 2) OBP: 0.296, SLG: 0.413		0-0 P6		0-0 1B			0-0 FC6-4 1B		0-0 F9	4 0 2 0 0 0 1		
<b>Doug DeCinces, R</b> (1, 5) OBP: 0.308, SLG: 0.365		0-0 F3		0-3 K			0-0 F7		0-0 F7	1 0 0 0 0 0 1		
<b>Lenn Sakata, R</b> (3, 4) OBP: 0.239, SLG: 0.365									0-0 F7	2 0 0 0 0 1 2	<b>AB 32</b>	
<b>Rich Dauer, R</b> (1, 4) OBP: 0.331, SLG: 0.321			0-0 WP 2B 1B		0-0 1B			0-0 F9		3 1 2 0 0 0 1	<b>R 1</b>	
<b>Kiko Garcia, R</b> (1, 6) OBP: 0.265, SLG: 0.253			0-0 1-H 2B		0-0 F8			0-0 FC6-4 1-2f		3 0 1 1 0 0 2	<b>H 6</b>	
<b>Inning Stats</b>	R: 0 E: 0 K: 0 S: 2 H: 0 LOB: 0 BB: 1 P: 6	R: 0 E: 0 K: 0 S: 4 H: 1 LOB: 1 BB: 0 P: 4	R: 1 E: 0 K: 1 S: 7 H: 2 LOB: 1 BB: 0 P: 7	R: 0 E: 0 K: 1 S: 6 H: 1 LOB: 1 BB: 0 P: 6	R: 0 E: 0 K: 1 S: 6 H: 1 LOB: 1 BB: 0 P: 6	R: 0 E: 0 K: 0 S: 3 H: 0 LOB: 0 BB: 0 P: 3	R: 0 E: 0 K: 0 S: 4 H: 1 LOB: 1 BB: 0 P: 4	R: 0 E: 0 K: 0 S: 3 H: 0 LOB: 0 BB: 0 P: 3	R: 0 E: 0 K: 0 S: 3 H: 0 LOB: 0 BB: 0 P: 3	1B: 4 2B: 2 3B: 0 HR: 0 SF: 0 SAC: 0 DP: 0 HBP: 0	<b>SO 3</b>	<b>LOB 14</b>
<b>PITCHER</b> <b>Rich Gale, R</b> (1, 1) ERA: 3.55	IP: 9.0 WLS: W BF: 33 H: 6 R: 1 ER: 1 SO: 3 BB: 1 IBB: 0 HBP: 0 BLK: 0 WP: 1 HR: 0 S: 38 P: 42 ERA: 1.00 WHIP: 0.778											<b>PITCHER</b> IP: WLS: BF: H: R: ER: SO: BB: IBB: HBP: BLK: WP: HR: S: P: ERA: WHIP

**Baltimore Orioles @ Kansas City Royals**  
**Royals Stadium, Kansas City, MO**  
 Wed Aug 13 1980, 8:05 PM EDT  
 Att. 35,600 - Unknown - 96 F

livebaseballscorecards.com



Batter	1	2	3	4	5	6	7	8	9	AB	R	H	RBI	BB	SO	LOB
--------	---	---	---	---	---	---	---	---	---	----	---	---	-----	----	----	-----

<b>Willie Wilson, S</b> <small>OBP: 0.366, SLG: 0.443</small> (1, 7)										4	1	1	0	0	0	5
<b>Frank White, R</b> <small>OBP: 0.288, SLG: 0.346</small> (1, 4)										3	1	0	0	1	0	1
<b>George Brett, L</b> <small>OBP: 0.451, SLG: 0.661</small> (1, 5)										4	1	2	1	0	0	0
<b>Darrell Porter, L</b> <small>OBP: 0.375, SLG: 0.391</small> (1, 2)										3	1	0	0	1	0	1
<b>Willie Aikens, L</b> <small>OBP: 0.379, SLG: 0.449</small> (1, 10)										4	1	1	3	0	0	0
<b>Amos Otis, R</b> <small>OBP: 0.331, SLG: 0.417</small> (1, 8)										3	1	2	0	1	0	0
<b>John Wathan, R</b> <small>OBP: 0.378, SLG: 0.399</small> (1, 9)										3	0	1	0	1	0	1
<b>Ralph LaCock, L</b> <small>OBP: 0.255, SLG: 0.229</small> (1, 3)										3	0	0	1	1	0	3
<b>U L Washington, S</b> <small>OBP: 0.321, SLG: 0.370</small> (1, 6)										3	0	2	0	0	1	2

Inning Stats	R: 4	H: 4	E: 0	LOB: 1	K: 0	P: 14	R: 0	H: 1	E: 0	LOB: 0	K: 0	P: 3	R: 0	H: 0	E: 0	LOB: 0	K: 0	P: 3	R: 0	H: 1	E: 0	LOB: 2	K: 1	P: 11	R: 1	H: 1	E: 0	LOB: 0	K: 0	P: 7	R: 0	H: 1	E: 0	LOB: 0	K: 0	P: 3
--------------	------	------	------	--------	------	-------	------	------	------	--------	------	------	------	------	------	--------	------	------	------	------	------	--------	------	-------	------	------	------	--------	------	------	------	------	------	--------	------	------

PITCHER	IP	WLS	BF	H	R	ER	SO	BB	IBB	HBP	BLK	WP	HR	S	P	ERA	WHIP
Jim Palmer, R	(1, 1)	7.0	L	32	8	6	6	1	5	0	0	0	1	29	49	7.71	1.857
Dave Ford, R	(8, 1)	1.0		3	1	0	0	0	0	0	0	0	0	3	3	0.00	1.000


**BOTTOM**

**Baltimore Orioles @ Kansas City Royals**  
 Royals Stadium, Kansas City, MO  
 Wed Aug 13 1980, 8:05 PM EDT  
 Att: 35,600 - Unknown - 96 F

AB	30
R	6
H	9
RBI	5
BB	5
SO	1
LOB	13



WP	PA	ERA	WHIP
0	35		

Batter	1	2	3	4	5	6	7	8	9	AB R H RBI BB SO LOB	TOP							
Willie Randolph, R (1, 4) OBP: 0.415, SLG: 0.399	0-0 5-3		0-0 F9		0-0 5-3			0-0 F3		4 0 0 0 0 0 1								
Ruppert Jones, L (1, 8) OBP: 0.290, SLG: 0.359	0-0 F8		4-0 BB BB		0-0 G3			0-0 4-3		3 0 0 0 1 0 1								
Oscar Gamble, L (1, 10) OBP: 0.304, SLG: 0.459	0-0 F2		4-0 BB 1-2					0-0 F5		3 0 0 0 1 0 0								
Reggie Jackson, L (1, 9) OBP: 0.395, SLG: 0.618		0-0 HR	0-0 F8					4-0 BB	0-0 G3	3 1 1 1 1 0 2								
Bob Watson, R (1, 3) OBP: 0.353, SLG: 0.417		0-0 5-3		0-0 4-3				0-0 F5	4-0 BB	3 0 0 0 1 0 1								
Joe Lefebvre, L (1, 7) OBP: 0.366, SLG: 0.467		4-0 BB		0-0 F7				0-3 K	0-0 F7	3 0 0 0 1 1 2								
Rick Cerone, R (1, 2) OBP: 0.315, SLG: 0.441		0-0 F7		0-0 6-3				0-0 F8	0-3 K	4 0 0 0 0 1 2	AB 29 R 1 H 2 RBI 1 BB 5 SO 3 LOB 10							
Aurelio Rodriguez, R (1, 5) OBP: 0.234, SLG: 0.316		0-3 K						0-0 F3	0-0 F8	3 0 0 0 0 1 1								
Bucky Dent, R (1, 6) OBP: 0.316, SLG: 0.340			0-0 6-3		0-0 5-3 1B			0-0 F4		3 0 1 0 0 0 0								
<b>Inning Stats</b>	R: 0 E: 0 K: 0 S: 3	H: 0 LOB: 0 BB: 0 P: 3	R: 1 E: 0 K: 1 S: 6	H: 1 LOB: 1 BB: 1 P: 10	R: 0 E: 0 K: 0 S: 3	H: 0 LOB: 2 BB: 2 P: 11	R: 0 E: 0 K: 0 S: 3	H: 0 LOB: 0 BB: 0 P: 3	R: 0 E: 0 K: 1 S: 5	H: 0 LOB: 1 BB: 1 P: 9	R: 0 E: 0 K: 0 S: 3	H: 0 LOB: 0 BB: 0 P: 3	R: 0 E: 0 K: 1 S: 5	H: 0 LOB: 1 BB: 1 P: 9	1B: 1 2B: 0 3B: 0 HR: 1	SF: 0 SAC: 0 DP: 0 HBP: 0	WP: 0 PB: 0 SB: 0 CS: 0	PA: 34
<b>PITCHER</b> Steve Stone, R (1, 1) ERA: 3.01	IP 9.0 WLS W BF 34 H 2 R 1 ER 1 SO 3 BB 5 IBB 0 HBP 0 BLK 0 WP 0 HR 1 S 35 P 55 ERA 1.00 WHIP 0.778											<b>PITCHER</b>	IP WLS BF H R ER SO BB IBB HBP BLK WP HR S P ERA WHIP					

**New York Yankees @ Baltimore Orioles**  
**Memorial Stadium, Baltimore, MD**  
 Thu Aug 14 1980, 7:05 PM EDT  
 Att. 49,952 - Unknown - 87 F

livebaseballscorecards.com



Batter	1	2	3	4	5	6	7	8	9
<b>Al Bumbry, L</b> OBP: 0.396, SLG: 0.412 (1, 8) BBB	4-0 2B BB	0-0 L6			4-0 6-3 BB		0-0 4-3		
<b>Rich Dauer, R</b> OBP: 0.333, SLG: 0.334 (1, 5) X	0-0 1B 2B	0-0 6-3			0-0 6-3 1-2		0-0 HR		
<b>Ken Singleton, S</b> OBP: 0.392, SLG: 0.465 (1, 9) <b>John Lowenstein, L</b> OBP: 0.373, SLG: 0.354 (8, 7) X	0-0 6-3		0-0 6-3		0-0 F9		0-0 HR		
<b>Eddie Murray, S</b> OBP: 0.351, SLG: 0.511 (1, 3) BBB	4-0 1B BB		0-0 F4			0-0 6-3	0-0 BLK 1B		
<b>Benny Ayala, R</b> OBP: 0.367, SLG: 0.566 (1, 10) X	0-0 1-2 2-H 1B		0-0 4-3			0-0 HR 1B	0-3 K		
<b>Gary Roenicke, R</b> OBP: 0.362, SLG: 0.410 (1, 7) (8, 9) X	0-0 F4			0-0 G5-4-3 1B		0-0 HR 1B	0-3 K		
<b>Rick Dempsey, R</b> OBP: 0.314, SLG: 0.415 (1, 2) X	0-0 F8			0-0 G5-4-3 1-2f		0-0 F3		0-0 F8	
<b>Kiko Garcia, R</b> OBP: 0.268, SLG: 0.254 (1, 4) BBB		4-0 SH5-3 BB		0-0 F8		0-0 1B		0-0 5-3	
<b>Mark Belanger, R</b> OBP: 0.242, SLG: 0.258 (1, 6) X		0-0 SH5-3 1-2			0-0 F7	0-0 F7		0-3 K	

Inning Stats	R: 2 E: 0 K: 0 S: 5	H: 2 LOB: 2 BB: 2 P: 13	R: 0 E: 0 K: 0 S: 3	H: 0 LOB: 1 BB: 1 P: 7	R: 0 E: 0 K: 0 S: 3	H: 0 LOB: 0 BB: 0 P: 3	R: 0 E: 0 K: 0 S: 3	H: 1 LOB: 0 BB: 0 P: 3	R: 0 E: 0 K: 0 S: 3	H: 0 LOB: 1 BB: 1 P: 7	R: 2 E: 0 K: 0 S: 6	H: 3 LOB: 1 BB: 0 P: 6	R: 2 E: 0 K: 2 S: 10	H: 3 LOB: 1 BB: 0 P: 10	R: 0 E: 0 K: 1 S: 5	H: 0 LOB: 0 BB: 0 P: 5
1B: 5 2B: 1 3B: 0 HR: 3	SF: 0 SAC: 1 DP: 1 HBP: 0	WP: 0 PB: 0 SB: 0 CS: 0														

PITCHER	IP	WLS	BF	H	R	ER	SO	BB	IBB	HBP	BLK	WP	HR	S	P	ERA	WHIP
<b>Tom Underwood, L</b> ERA: 4.35 (1, 1)	5.1	L	24	5	4	4	0	4	0	0	0	0	1	20	36	6.75	1.688
<b>Ron Davis, R</b> ERA: 3.36 (6, 1)	2.2		12	4	2	2	3	0	0	0	1	0	2	18	18	6.75	1.500

**BOTTOM**

**New York Yankees @ Baltimore Orioles**  
Memorial Stadium, Baltimore, MD

Thu Aug 14 1980, 7:05 PM EDT  
Att: 49,952 - Unknown - 87 F

AB	R	H	RBI	BB	SO	LOB
2	1	0	0	2	0	1
4	2	2	2	0	0	2
4	1	1	1	0	0	2
0	0	0	0	0	0	0
3	0	1	0	1	0	0
4	1	2	1	0	1	1
4	1	2	2	0	1	3
4	0	0	0	0	0	3
3	0	1	0	1	0	0
3	0	0	0	0	1	1

AB	31
R	6
H	9
RBI	6
BB	4
SO	3
LOB	13

[livebaseballscorecards.com](http://livebaseballscorecards.com)

Batter	1	2	3	4	5	6	7	8	9	AB R H RBI BB SO LOB	TOP											
<b>Willie Randolph, R</b> (1, 4) <small>OBP: 0.415, SLG: 0.407</small> <b>Fred Stanley, R</b> (6, 4) <small>OBP: 0.250, SLG: 0.254</small>	0-0 HR		0-0 4-3		0-0 SH1-3		0-3 K			2 1 1 1 0 0 0 1 0 0 0 0 1 1												
<b>Rick Cerone, R</b> (1, 2) <small>OBP: 0.314, SLG: 0.439</small>	0-0 1-3			0-0 F8	0-0 FC5-4 1B		0-3 K			4 0 1 1 0 1 1												
<b>Lou Piniella, R</b> (1, 7) <small>OBP: 0.319, SLG: 0.319</small>	0-0 6-3			0-0 HR 1B	0-0 FC5-4 1-2f			0-0 F3		4 1 1 0 0 0 1												
<b>Reggie Jackson, L</b> (1, 9) <small>OBP: 0.394, SLG: 0.623</small>	0-3 K			0-0 HR 1-H	0-0 4-3			0-3 K		4 1 1 2 0 2 1												
<b>Bob Watson, R</b> (1, 3) <small>OBP: 0.352, SLG: 0.418</small>		0-3 K		0-0 2B		0-0 4-3		0-0 6-3		4 0 1 0 0 1 0												
<b>Eric Soderholm, R</b> (1, 10) <small>OBP: 0.367, SLG: 0.454</small>		0-0 G6-4-3 1B		4-0 BB		0-0 L6		0-0 F9		3 0 1 0 1 0 0												
<b>Aurelio Rodriguez, R</b> (1, 5) <small>OBP: 0.234, SLG: 0.311</small>		0-0 G6-4-3 1-2f		0-0 F3		4-0 BB		0-0 6-3		3 0 0 0 1 0 3												
<b>Bucky Dent, R</b> (1, 6) <small>OBP: 0.313, SLG: 0.335</small>			0-3 K	0-3 K		0-0 F3		0-0 F8		4 0 0 0 0 2 3												
<b>Bobby Brown, S</b> (1, 8) <small>OBP: 0.317, SLG: 0.421</small>			0-3 K		0-0 SH1-3 1B		4-0 CS BB			2 1 1 0 1 1 0												
<b>Inning Stats</b>	R: 1 E: 0 K: 1 S: 6	H: 1 LOB: 0 BB: 0 P: 6	R: 0 E: 0 K: 1 S: 5	H: 1 LOB: 0 BB: 0 P: 5	R: 0 E: 0 K: 2 S: 7	H: 0 LOB: 0 BB: 0 P: 7	R: 2 E: 0 K: 1 S: 8	H: 3 LOB: 2 BB: 1 P: 12	R: 1 E: 0 K: 0 S: 5	H: 2 LOB: 1 BB: 0 P: 5	R: 0 E: 0 K: 0 S: 3	H: 0 LOB: 1 BB: 1 P: 7	R: 0 E: 0 K: 2 S: 6	H: 0 LOB: 0 BB: 1 P: 10	R: 0 E: 0 K: 1 S: 5	H: 0 LOB: 0 BB: 0 P: 5	R: 0 E: 0 K: 0 S: 3	H: 0 LOB: 0 BB: 0 P: 3	1B: 4 2B: 1 3B: 0 HR: 2	SF: 0 SAC: 1 DP: 1 HBP: 0	WP: 0 PB: 0 SB: 1 CS: 1	PA: 35
<b>PITCHER</b> <b>Mike Flanagan, L</b> (1, 1) <small>ERA: 3.88</small> <b>Sammy Stewart, R</b> (5, 1) <small>ERA: 4.16</small>	IP 4.1	WLS L	BF 20	H 7	R 4	ER 4	SO 5	BB 1	IBB 0	HBP 0	BLK 0	WP 0	HR 2	S 29	P 33	ERA 8.31	WHIP 1.846					
											<b>PITCHER</b> IP WLS BF H R ER SO BB IBB HBP BLK WP HR S P ERA WHIP											

**New York Yankees @ Baltimore Orioles**  
**Memorial Stadium, Baltimore, MD**  
 Fri Aug 15 1980, 7:05 PM EDT  
 Att. 50,434 - Unknown - 77 F

[livebaseballscorecards.com](http://livebaseballscorecards.com)

<b>AB</b>	31
<b>R</b>	4
<b>H</b>	7
<b>RBI</b>	4
<b>BB</b>	3
<b>SO</b>	8
<b>LOB</b>	10



Batter	1	2	3	4	5	6	7	8	9	AB	R	H	RBI	BB	SO	LOB
<b>Al Bumbry, L</b> (1, 8) OBP: 0.398, SLG: 0.423	0-0 HR		0-0 4-3		0-0 1B		0-0 1B SF7 2B	0-3 K		5	2	3	1	0	1	0
<b>Rick Dempsey, R</b> (1, 2) OBP: 0.319, SLG: 0.416	0-3 K		0-0 F7		0-0 1B FC4		0-0 1B BB BB E	4-0 BB		4	1	2	0	1	1	0
<b>Ken Singleton, S</b> (1, 9) OBP: 0.392, SLG: 0.464	0-0 1B G1-4-3		4-0 1B BB		0-0 L6		0-0 1B SF7	0-3 K		3	0	1	1	1	1	3
<b>Eddie Murray, S</b> (1, 3) OBP: 0.350, SLG: 0.507	0-0 1B G1-4-3		0-0 1B		0-0 1B FC4		0-3 K		0-3 K	5	0	1	0	0	2	4
<b>Gary Roenicke, R</b> (1, 7) OBP: 0.360, SLG: 0.404 <b>John Lowenstein, L</b> (9, PH) OBP: 0.371, SLG: 0.351		0-0 6-3	0-3 K		0-0 F7		4-0 1B E BB BB		0-0 F7	3	0	0	0	1	1	2
<b>Benny Ayala, R</b> (1, 10) OBP: 0.373, SLG: 0.568 <b>Terry Crowley, L</b> (7, PH) OBP: 0.383, SLG: 0.447		0-0 1B BB		0-0 1B FC6-4		0-0 F8	4-0 1B E BB		0-3 K	3	0	2	0	0	0	0
<b>Doug DeCinces, R</b> (1, 5) OBP: 0.311, SLG: 0.364 <b>Pat Kelly, L</b> (7, PH) OBP: 0.366, SLG: 0.350 <b>Kiko Garcia, R</b> (8, 4) OBP: 0.268, SLG: 0.254		4-0 1B BB		0-0 1B F7		4-0 1B BB	0-0 1B E3			1	0	0	0	2	0	1
<b>Mark Belanger, R</b> (1, 6) OBP: 0.242, SLG: 0.258		0-0 F2		0-0 1B FC6-4		0-0 1B	0-0 6-3			1	0	0	0	0	0	2
<b>Rich Dauer, R</b> (1, 4) OBP: 0.329, SLG: 0.331		0-0 4-3		0-0 1B CS		0-0 6-3	0-0 F7		0-3 K	4	0	0	0	0	1	4

Inning Stats	R: 1	H: 2	E: 0	K: 1	S: 6	H: 2	LOB: 0	BB: 0	P: 6	R: 0	H: 1	E: 0	K: 0	S: 4	H: 1	LOB: 2	BB: 1	P: 8	R: 0	H: 1	E: 0	K: 1	S: 3	R: 0	H: 2	E: 0	K: 0	S: 5	H: 1	LOB: 2	BB: 1	P: 8	R: 2	H: 2	E: 1	K: 1	S: 8	H: 0	LOB: 1	BB: 1	P: 13	R: 0	H: 0	E: 0	K: 2	S: 7	H: 0	LOB: 0	BB: 0	P: 7	1B: 8	SF: 1	2B: 1	3B: 0	HR: 1	SAC: 0	DP: 1	HBP: 0	WP: 0	PB: 0	SB: 0	CS: 1	PA: 43
--------------	------	------	------	------	------	------	--------	-------	------	------	------	------	------	------	------	--------	-------	------	------	------	------	------	------	------	------	------	------	------	------	--------	-------	------	------	------	------	------	------	------	--------	-------	-------	------	------	------	------	------	------	--------	-------	------	-------	-------	-------	-------	-------	--------	-------	--------	-------	-------	-------	-------	--------

PITCHER	IP	WLS	BF	H	R	ER	SO	BB	IBB	HBP	BLK	WP	HR	S	P	ERA	WHIP
<b>Tommy John, L</b> (1, 1) ERA: 3.51	6.0		28	9	2	2	2	3	0	0	0	0	1	29	41	3.00	2.000
<b>Doug Bird, R</b> (7, 1) ERA: 1.75	0.2		5	1	0	0	1	2	0	0	0	0	0	5	13	0.00	4.500
<b>Rich Gossage, R</b> (7, 1) ERA: 2.49	2.1	S	9	0	1	0	5	1	0	0	0	0	0	18	22	0.00	0.429

**BOTTOM**

**New York Yankees @ Baltimore Orioles**  
Memorial Stadium, Baltimore, MD

Fri Aug 15 1980, 7:05 PM EDT  
Att: 50,434 - Unknown - 77 F

livebaseballscorecards.com

<b>AB</b>	<b>35</b>
<b>R</b>	<b>3</b>
<b>H</b>	<b>10</b>
<b>RBI</b>	<b>2</b>
<b>BB</b>	<b>6</b>
<b>SO</b>	<b>8</b>
<b>LOB</b>	<b>22</b>



**New York Yankees @ Baltimore Orioles**  
**Memorial Stadium, Baltimore, MD**

Sat Aug 16 1980, 7:05 PM EDT  
 Att. 51,649 - Unknown - 71 F

[livebaseballscorecards.com](http://livebaseballscorecards.com)



WP: 0 PA: 40  
 PB: 0  
 SB: 1  
 CS: 0

AB 34  
 R 4  
 H 7  
 RBI 4  
 BB 6  
 SO 7  
 LOB 12

AB R H RBI BB SO LOB

5	1	1	0	0	0	1
5	1	2	1	0	0	0
2	1	1	2	2	0	1
1	0	0	0	0	1	0
2	0	0	0	3	1	1
4	0	1	0	0	2	5
4	1	1	1	0	2	2
0	0	0	0	0	0	0
4	0	0	0	0	1	0
3	0	1	0	1	0	0
4	0	0	0	0	0	2

Batter	1	2	3	4	5	6	7	8	9
<b>Ruppert Jones, L</b> (1, 8) OBP: 0.288, SLG: 0.356	0-0 S 1B		0-0 F7		0-0 4-3		0-0 L6	0-0 6-3	
<b>Bobby Murcer, L</b> (1, 10) OBP: 0.357, SLG: 0.486	0-0 1-H 1B		0-0 F7		0-0 HR 1B		0-0 3-1	0-0 F8	
<b>Oscar Gamble, L</b> (1, 7) OBP: 0.318, SLG: 0.486	0-0 F9		4-0 BB BB		0-0 HR 1B		4-0 BLK BB	0-3 K	
<b>Joe Lefebvre, L</b> (7, PR) OBP: 0.363, SLG: 0.463					1-H HR				
<b>Reggie Jackson, L</b> (1, 9) OBP: 0.396, SLG: 0.619	0-3 K		4-0 BB		4-0 2B BB		4-0 1-2 IBB	0-0 F4	
<b>Jim Spencer, L</b> (1, 3) OBP: 0.305, SLG: 0.405	0-3 K		0-0 4-3		0-0 1-3 2B		0-3 K		
<b>Eric Soderholm, R</b> (1, 5) OBP: 0.365, SLG: 0.464		0-0 L6		0-3 K	0-3 K		0-0 HR		
<b>Aurelio Rodriguez, R</b> (8, 5) OBP: 0.234, SLG: 0.311									
<b>Rick Cerone, R</b> (1, 2) OBP: 0.311, SLG: 0.434		0-0 F4		0-0 5-3		0-3 K	0-0 F7		
<b>Bucky Dent, R</b> (1, 6) OBP: 0.315, SLG: 0.335		0-0 1B		0-0 F5		0-0 F7	4-0 1-3 BB		
<b>Fred Stanley, R</b> (1, 4) OBP: 0.236, SLG: 0.239	0-0 1-3				0-0 F7	0-0 L8	0-0 1-3		

Inning Stats	R: 1	H: 2	E: 0	K: 2	S: 9	LOB: 1	BB: 0	P: 9	R: 0	H: 1	E: 0	K: 0	S: 4	LOB: 1	BB: 0	P: 4	R: 0	H: 0	E: 0	K: 0	S: 3	LOB: 2	BB: 2	P: 11	R: 0	H: 0	E: 0	K: 1	S: 5	LOB: 0	BB: 0	P: 5	R: 2	H: 3	E: 0	K: 1	S: 8	LOB: 2	BB: 1	P: 12	R: 0	H: 0	E: 0	K: 1	S: 5	LOB: 0	BB: 0	P: 5	R: 0	H: 0	E: 0	K: 1	S: 5	LOB: 2	BB: 2	P: 13	R: 1	H: 1	E: 0	K: 0	S: 4	LOB: 1	BB: 1	P: 8	R: 0	H: 0	E: 0	K: 1	S: 5	LOB: 0	BB: 0	P: 5	1B: 4	SF: 0	2B: 1	SAC: 0	3B: 0	DP: 0	HR: 2	HBP: 0
--------------	------	------	------	------	------	--------	-------	------	------	------	------	------	------	--------	-------	------	------	------	------	------	------	--------	-------	-------	------	------	------	------	------	--------	-------	------	------	------	------	------	------	--------	-------	-------	------	------	------	------	------	--------	-------	------	------	------	------	------	------	--------	-------	-------	------	------	------	------	------	--------	-------	------	------	------	------	------	------	--------	-------	------	-------	-------	-------	--------	-------	-------	-------	--------

PITCHER	IP	WLS	BF	H	R	ER	SO	BB	IBB	HBP	BLK	WP	HR	S	P	ERA	WHIP
<b>Dennis Martinez, R</b> (1, 1) ERA: 4.34	7.2	L	36	7	4	4	6	5	1	0	1	0	2	42	66	4.70	1.565
<b>Tippy Martinez, L</b> (8, 1) ERA: 2.94	1.1		4	0	0	0	1	0	0	0	0	0	0	6	6	0.00	0.000

PITCHER	IP	WLS	BF	H	R	ER	SO	BB	IBB	HBP	BLK	WP	HR	S	P	ERA	WHIP
---------	----	-----	----	---	---	----	----	----	-----	-----	-----	----	----	---	---	-----	------

BOTTOM

New York Yankees @ Baltimore Orioles  
Memorial Stadium, Baltimore, MD

Sat Aug 16 1980, 7:05 PM EDT  
Att: 51,649 - Unknown - 71 F

livebaseballscores.com

AB	32
R	1
H	5
RBI	1
BB	2
SO	6
LOB	12



WP:	0	PA:	34
PB:	0		
SB:	0		
CS:	0		

AB R H RBI BB SO LOB

4	0	1	0	0	0	2
4	0	1	0	0	0	1
4	0	0	0	0	2	2
4	0	0	0	0	0	2
3	0	0	0	1	0	0
4	0	0	0	0	3	1
4	1	2	1	0	0	0
3	0	1	0	0	0	2
1	0	0	0	1	0	0
1	0	0	0	0	1	2
0	0	0	0	0	0	0

Batter	1	2	3	4	5	6	7	8	9
<b>Al Bumbry, L</b> (1, 8) OBP: 0.397, SLG: 0.421	0-0 1-3			0-0 F7	0-0 F8			0-0 FC4 1B	
<b>Rich Dauer, R</b> (1, 4) OBP: 0.328, SLG: 0.330	0-0 F7			0-0 1B		0-0 6-3		0-0 F9	
<b>Ken Singleton, S</b> (1, 9) OBP: 0.389, SLG: 0.459	0-0 6-3			0-3 K		0-3 K2-3		0-0 FC4 1-2f	
<b>Eddie Murray, S</b> (1, 3) OBP: 0.347, SLG: 0.502		0-0 F8		0-0 4-3		0-0 F9		0-0 F6	
<b>John Lowenstein, L</b> (1, 7) OBP: 0.368, SLG: 0.343		0-0 6-3			0-0 3-4-1		4-0 1B BB	0-0 L4	
<b>Dan Graham, L</b> (1, 2) OBP: 0.290, SLG: 0.404		0-3 K		0-3 K		0-3 K		0-0 F8	
<b>Terry Crowley, L</b> (1, 10) OBP: 0.386, SLG: 0.472			0-0 3-1		0-0 HR		0-0 1-3 1B	0-0 1-3	
<b>Doug DeCinces, R</b> (1, 5) OBP: 0.311, SLG: 0.366			0-0 F6		0-0 2B		0-0 F3		
<b>Kiko Garcia, R</b> (1, 6) OBP: 0.270, SLG: 0.253			0-0 6-3		4-0 BB		0-3 K		
<b>Pat Kelly, L</b> (7, PH) OBP: 0.364, SLG: 0.347									
<b>Mark Belanger, R</b> (8, 6) OBP: 0.242, SLG: 0.258									

Inning Stats	R: 0	H: 0	E: 0	K: 0	S: 3	R: 0	H: 0	E: 0	K: 1	S: 5	R: 0	H: 0	E: 0	K: 0	S: 3	R: 0	H: 1	E: 0	K: 1	S: 6	R: 1	H: 2	E: 0	K: 1	S: 7	R: 0	H: 0	E: 0	K: 1	S: 5	R: 0	H: 1	E: 0	K: 2	S: 8	R: 0	H: 1	E: 0	K: 0	S: 4	R: 0	H: 0	E: 0	K: 0	S: 3	1B: 3	SF: 0	2B: 1	SAC: 0	3B: 0	DP: 0	HR: 1	HBP: 0	WP: 0	PA: 34
--------------	------	------	------	------	------	------	------	------	------	------	------	------	------	------	------	------	------	------	------	------	------	------	------	------	------	------	------	------	------	------	------	------	------	------	------	------	------	------	------	------	------	------	------	------	------	-------	-------	-------	--------	-------	-------	-------	--------	-------	--------

PITCHER	IP	WLS	BF	H	R	ER	SO	BB	IBB	HBP	BLK	WP	HR	S	P	ERA	WHIP
<b>Gaylord Perry, R</b> (1, 1) ERA: 3.33	7.0	W	28	5	1	1	6	2	0	0	0	0	1	38	46	1.29	1.000
<b>Rich Gossage, R</b> (8, 1) ERA: 2.42	2.0	S	6	0	0	0	0	0	0	0	0	0	0	6	6	0.00	0.000

Batter	1	2	3	4	5	6	7	8	9	AB R H RBI BB SO LOB	TOP											
<b>Bucky Dent, R</b> OBP: 0.315, SLG: 0.335 (1, 6) X	0-0 F9 ①		0-0 E5 ①			0-0 SH3-4 ①		0-0 FC6-4 1B ①		3 0 1 0 0 0 1												
<b>Rick Cerone, R</b> OBP: 0.308, SLG: 0.430 (1, 2) X	0-0 6-3 ②		0-0 5-3 ③			0-3 K ②		0-0 F3 ②		4 0 0 0 0 1 5												
<b>Lou Piniella, R</b> OBP: 0.322, SLG: 0.319 (1, 7) S S S	0-3 K ③					4-0 BB ③		0-0 FC6-4 ③		3 0 1 0 1 1 2												
<b>Reggie Jackson, L</b> OBP: 0.393, SLG: 0.612 (1, 9) X		0-0 6-3 ①				0-3 K ①			0-3 K ①	4 0 0 0 0 3 3												
<b>Bob Watson, R</b> OBP: 0.351, SLG: 0.416 (1, 3) X		0-0 F8 ②				0-0 G5-4-3 ② ③			0-0 G5-4-3 1B ②	4 0 1 0 0 0 1												
<b>Ruppert Jones, L</b> OBP: 0.288, SLG: 0.356 (9, PR) X						1-2f				0 0 0 0 0 0 0												
<b>Eric Soderholm, R</b> OBP: 0.359, SLG: 0.455 (1, 10) X		0-0 4-3 ③				0-0 6-3 ①		0-0 5-3 ②	0-0 G5-4-3 ② ③	4 0 0 0 0 0 1												
<b>Aurelio Rodriguez, R</b> OBP: 0.235, SLG: 0.316 (1, 5) X			0-0 E 2B ①			0-0 6-3 ②		0-0 F2 ③		3 0 1 0 0 0 0												
<b>Bobby Brown, S</b> OBP: 0.314, SLG: 0.417 (1, 8) X			0-0 F8 ①			0-0 6-3 ③		0-0 F8 ①		3 0 0 0 0 0 1												
<b>Fred Stanley, R</b> OBP: 0.253, SLG: 0.257 (1, 4) X			0-0 5-3 ②			0-0 SH3-4 1B ①		0-0 1B ①		3 0 2 0 0 0 1												
<b>Inning Stats</b>	R: 0 E: 0 K: 1 S: 5	H: 0 LOB: 0 BB: 0 P: 5	R: 0 E: 0 K: 0 S: 3	H: 0 LOB: 0 BB: 0 P: 3	R: 0 E: 1 K: 0 S: 5	H: 1 LOB: 2 BB: 0 P: 5	R: 0 E: 0 K: 1 S: 5	H: 1 LOB: 0 BB: 0 P: 5	R: 0 E: 0 K: 0 S: 3	H: 0 LOB: 0 BB: 0 P: 3	R: 0 E: 0 K: 2 S: 8	H: 1 LOB: 2 BB: 1 P: 12	R: 0 E: 0 K: 0 S: 3	H: 0 LOB: 0 BB: 0 P: 3	R: 0 E: 0 K: 0 S: 5	H: 2 LOB: 2 BB: 0 P: 5	R: 0 E: 0 K: 1 S: 5	H: 1 LOB: 1 BB: 0 P: 5	1B: 5 2B: 1 3B: 0 HR: 0	SF: 0 SAC: 1 DP: 2 HBP: 0	WP: 0 PB: 0 SB: 0 CS: 0	PA: 33
<b>PITCHER</b> <b>Scott McGregor, L</b> ERA: 3.32 (1, 1)	IP: 9.0 WLS: W BF: 33 H: 6 R: 0 ER: 0 SO: 5 BB: 1 IBB: 0 HBP: 0 BLK: 0 WP: 0 HR: 0 S: 42 P: 46 ERA: 0.00 WHIP: 0.778											<b>PITCHER</b>	IP: 9.0 WLS: W BF: 33 H: 6 R: 0 ER: 0 SO: 5 BB: 1 IBB: 0 HBP: 0 BLK: 0 WP: 0 HR: 0 S: 42 P: 46 ERA: 0.00 WHIP: 0.778									

**New York Yankees @ Baltimore Orioles**  
**Memorial Stadium, Baltimore, MD**  
 Sun Aug 17 1980, 3:33 AM EDT  
 Att. 50,073 - Unknown - 78 F

[livebaseballscorecards.com](http://livebaseballscorecards.com)

<b>AB</b>	<b>31</b>
<b>R</b>	<b>0</b>
<b>H</b>	<b>6</b>
<b>RBI</b>	<b>0</b>
<b>BB</b>	<b>1</b>
<b>SO</b>	<b>5</b>
<b>LOB</b>	<b>15</b>



Batter	1	2	3	4	5	6	7	8	9	AB R H RBI BB SO LOB
Al Bumbry, L OBP: 0.397, SLG: 0.421 (1, 8)	0-3 K		0-0 SH5-3		0-0 F7			0-0 SH3-4 1B		3 0 1 0 0 1 0
Rich Dauer, R OBP: 0.328, SLG: 0.332 (1, 4)	0-0 F9		0-0 L3			0-0 4-3 2B		0-0 SH3-4		3 1 1 0 0 0 1
Ken Singleton, S OBP: 0.388, SLG: 0.456 (1, 9)	4-0 BB		0-3 K			0-0 4-3		0-0 F9		3 0 0 0 1 1 3
John Lowenstein, L OBP: 0.368, SLG: 0.343 (9, 7)						2-3				0 0 0 0 0 0 0
Eddie Murray, S OBP: 0.348, SLG: 0.501 (1, 3)	0-0 F9			0-0 S 1B		0-0 G3		4-0 IBB		3 0 1 0 1 0 2
Terry Crowley, L OBP: 0.392, SLG: 0.485 (1, 10)		0-0 G1-4-3 BB 1B		0-3 K		0-0 2B		0-3 K		3 0 2 1 0 1 1
Benny Ayala, R OBP: 0.371, SLG: 0.563 (8, PH)						3-H				1 0 0 0 0 1 2
Rick Dempsey, R OBP: 0.320, SLG: 0.413 (1, 2)		4-0 G1-4-3 BB		0-0 6-3		0-0 F3				2 0 0 0 1 0 2
Doug DeCinces, R OBP: 0.309, SLG: 0.363 (1, 5)		0-0 G1-4-3		0-0 F9			0-0 F7			3 0 0 0 0 0 3
Gary Roenicke, R OBP: 0.356, SLG: 0.398 (1, 7)		0-3 K			0-3 K		0-0 F5			3 0 0 0 0 2 1
Mark Belanger, R OBP: 0.244, SLG: 0.259 (1, 6)			0-0 SH5-3 1B		0-0 F5		0-0 F6			3 0 1 0 0 0 0

**BOTTOM**

**New York Yankees @ Baltimore Orioles**  
**Memorial Stadium, Baltimore, MD**

Sun Aug 17 1980, 3:33 AM EDT  
 Att: 50,073 - Unknown - 78 F

[livebaseballscorecards.com](http://livebaseballscorecards.com)

<b>AB</b>	<b>27</b>
<b>R</b>	<b>1</b>
<b>H</b>	<b>6</b>
<b>RBI</b>	<b>1</b>
<b>BB</b>	<b>3</b>
<b>SO</b>	<b>6</b>
<b>LOB</b>	<b>15</b>



Inning Stats	R: 0 E: 0 K: 1 S: 5	H: 0 LOB: 1 BB: 1 P: 9	R: 0 E: 0 K: 1 S: 5	H: 1 LOB: 1 BB: 1 P: 9	R: 0 E: 0 K: 1 S: 6	H: 1 LOB: 1 BB: 0 P: 6	R: 0 E: 0 K: 1 S: 6	H: 1 LOB: 1 BB: 0 P: 6	R: 0 E: 0 K: 1 S: 5	H: 0 LOB: 0 BB: 0 P: 5	R: 1 E: 0 K: 0 S: 5	H: 2 LOB: 1 BB: 0 P: 5	R: 0 E: 0 K: 0 S: 3	H: 0 LOB: 0 BB: 0 P: 3	R: 0 E: 0 K: 1 S: 6	H: 1 LOB: 2 BB: 1 P: 10
--------------	------------------------------	---------------------------------	------------------------------	---------------------------------	------------------------------	---------------------------------	------------------------------	---------------------------------	------------------------------	---------------------------------	------------------------------	---------------------------------	------------------------------	---------------------------------	------------------------------	----------------------------------

PITCHER	IP	WLS	BF	H	R	ER	SO	BB	IBB	HBP	BLK	WP	HR	S	P	ERA	WHIP
Luis Tiant, R ERA: 4.81 (1, 1)	7.2	L	31	6	1	1	5	2	1	0	0	0	0	38	50	1.17	1.043
Rudy May, L ERA: 2.53 (8, 1)	0.1		1	0	0	0	1	0	0	0	0	0	0	3	3	0.00	0.000

WP: 0	PA: 32
PB: 0	SB: 1
CS: 0	CS: 0
1B: 4	SF: 0
2B: 2	SAC: 2
3B: 0	DP: 1
HR: 0	HBP: 0
1B: 4	SF: 0
2B: 2	SAC: 2
3B: 0	DP: 1
HR: 0	HBP: 0

Batter	1	2	3	4	5	6	7	8	9	AB R H RBI BB SO LOB	TOP											
<b>Willie Randolph, R</b> (1, 4) <small>OBP: 0.416, SLG: 0.406</small> <b>Fred Stanley, R</b> (8, PR) <small>OBP: 0.253, SLG: 0.257</small> (8, 4)	0-0 F8			0-0 1-4-3		4-0 BB		0-0 3B 1B		3 0 1 1 1 0 0 0 1 0 0 0 0 0												
<b>Bobby Murcer, L</b> (1, 10) <small>OBP: 0.359, SLG: 0.495</small>	0-3 K			4-0 HR BB		0-0 F8		0-0 6-3 3B		3 2 1 1 1 1 1												
<b>Oscar Gamble, L</b> (1, 7) <small>OBP: 0.318, SLG: 0.509</small> <b>Lou Piniella, R</b> (8, PH) <small>OBP: 0.321, SLG: 0.318</small> (8, 7)	0-0 F9			0-0 1-H HR		0-0 F8		0-0 6-3		3 1 1 2 0 0 1 1 0 0 1 0 0 1												
<b>Reggie Jackson, L</b> (1, 9) <small>OBP: 0.389, SLG: 0.606</small>			0-0 1-3	0-0 1-3		0-3 K		0-0 4-3		4 0 0 0 0 1 2												
<b>Jim Spencer, L</b> (1, 3) <small>OBP: 0.306, SLG: 0.404</small> <b>Bob Watson, R</b> (9, PH) <small>OBP: 0.353, SLG: 0.418</small> <b>Bobby Brown, S</b> (9, PR) <small>OBP: 0.314, SLG: 0.417</small>			0-0 6-3	0-0 F8			0-0 G4-3 1B		0-0 1B 1B	3 0 1 0 0 0 0 1 0 1 0 0 0 0 0 0 0 0 0 0 0												
<b>Eric Soderholm, R</b> (1, 5) <small>OBP: 0.353, SLG: 0.447</small>			0-0 F9		0-0 L4		0-0 G4-3 1-2f		0-3 K	4 0 0 0 0 1 2												
<b>Rick Cerone, R</b> (1, 2) <small>OBP: 0.308, SLG: 0.430</small>			0-0 F9		0-0 4-3 2B		0-0 F3		0-0 F8	4 0 1 0 0 0 1												
<b>Ruppert Jones, L</b> (1, 8) <small>OBP: 0.291, SLG: 0.361</small>			0-0 F5		0-0 4-3 2-3			0-0 1B 2B	0-0 S 1B	4 1 2 0 0 0 1												
<b>Bucky Dent, R</b> (1, 6) <small>OBP: 0.312, SLG: 0.331</small>			0-0 F5		0-0 F2			0-0 F3	0-3 K 1-2	4 0 0 0 0 1 4												
<b>Inning Stats</b>	R: 0 E: 0 K: 1 S: 5	H: 0 LOB: 0 BB: 0 P: 5	R: 0 E: 0 K: 0 S: 3	H: 0 LOB: 0 BB: 0 P: 3	R: 0 E: 0 K: 0 S: 3	H: 0 LOB: 0 BB: 0 P: 3	R: 2 E: 0 K: 0 S: 4	H: 1 LOB: 0 BB: 1 P: 8	R: 0 E: 0 K: 0 S: 4	H: 1 LOB: 1 BB: 0 P: 4	R: 0 E: 0 K: 1 S: 5	H: 0 LOB: 1 BB: 1 P: 9	R: 0 E: 0 K: 0 S: 3	H: 1 LOB: 0 BB: 0 P: 3	R: 3 E: 0 K: 0 S: 6	H: 3 LOB: 1 BB: 0 P: 6	R: 0 E: 0 K: 2 S: 9	H: 2 LOB: 3 BB: 0 P: 9	1B: 4 2B: 2 3B: 1 HR: 1	SF: 0 SAC: 0 DP: 1 HBP: 0	WP: 0 PB: 0 SB: 1 CS: 0	PA: 36
<b>PITCHER</b>	IP WLS BF H R ER SO BB IBB HBP BLK WP HR S P ERA WHIP																					
<b>Jim Palmer, R</b> (1, 1) <small>ERA: 3.74</small>	7.1 W 29 6 5 5 2 2 0 0 0 0 0 1 31 39 6.14 1.091																					
<b>Tippy Martinez, L</b> (8, 1) <small>ERA: 2.9</small>	0.2 2 0 0 0 0 0 0 0 0 0 0 0 2 2 0.00 0.000																					
<b>Tim Stoddard, R</b> (9, 1) <small>ERA: 2.24</small>	1.0 S 5 2 0 0 0 2 0 0 0 0 0 0 9 9 0.00 2.000																					

**New York Yankees @ Baltimore Orioles**  
 Memorial Stadium, Baltimore, MD  
 Mon Aug 18 1980, 7:05 PM EDT  
 Att. 51,528 - Overcast - 74 F

[livebaseballscorecards.com](http://livebaseballscorecards.com)

<b>AB</b>	34
<b>R</b>	5
<b>H</b>	8
<b>RBI</b>	5
<b>BB</b>	2
<b>SO</b>	4
<b>LOB</b>	13





Batter	1	2	3	4	5	6	7	8	9	AB	R	H	RBI	BB	SO	LOB
<b>Al Bumbry, L</b> OBP: 0.399, SLG: 0.425 (1, 8)	0-0 F7	0-3 K		0-0 SF8 1-3 2-H 2B	0-0 6-3 2-3 3-H 1B		0-0 CS 2-3 1B			5	0	3	2	0	1	2
<b>Rich Dauer, R</b> OBP: 0.327, SLG: 0.332 (1, 4) (6, 5)	0-0 1B		0-0 6-3	0-0 SF8 2-3 3-H	0-0 6-3 1-2 3-H		0-0 CS 1-2	0-0 F2		4	0	1	2	0	0	1
<b>Ken Singleton, S</b> OBP: 0.390, SLG: 0.455 (1, 9) <b>John Lowenstein, L</b> OBP: 0.368, SLG: 0.343 (9, 7)	0-0 FC5-4 1-3 1B		4-0 BB	4-0 BB	0-0 F9			0-3 K		3	0	1	0	2	1	1
<b>Eddie Murray, S</b> OBP: 0.347, SLG: 0.497 (1, 3)	0-3 K		0-0 L7	4-0 1-2 BB		0-0 F9		0-0 F5		4	0	0	0	1	1	3
<b>Benny Ayala, R</b> OBP: 0.361, SLG: 0.546 (1, 10)	0-0 FC5-4 1-2f		0-0 F7	0-3 K		0-3 K				4	0	0	0	0	2	6
<b>Doug DeCinces, R</b> OBP: 0.309, SLG: 0.366 (1, 5) <b>Kiko Garcia, R</b> OBP: 0.269, SLG: 0.252 (6, 4)		0-0 F8		0-0 F8 1B 2B	0-0 E1 BB 2B	0-0 6-3				3	2	1	0	0	0	0
<b>Gary Roenicke, R</b> OBP: 0.358, SLG: 0.394 (1, 7) (9, 9)		0-0 L8		0-0 F8 2-3 1B BB	4-0 2B 1B BB		4-0 1B SH3-4 BB			2	1	0	0	2	0	1
<b>Rick Dempsey, R</b> OBP: 0.323, SLG: 0.421 (1, 2)		0-0 3B		4-0 1B 2B BB	0-3 K		0-0 SH3-4 1-2			2	1	1	0	1	1	2
<b>Mark Belanger, R</b> OBP: 0.254, SLG: 0.271 (1, 6)		4-0 BB		0-0 2B SF8 1-2 3-H 1B	0-0 1B 6-3 2B		0-0 6-3			3	2	2	2	1	0	1

Inning Stats	R: 0	H: 2	E: 0	LOB: 2	K: 1	BB: 0	S: 7	R: 0	H: 1	E: 0	LOB: 2	K: 1	BB: 1	S: 6	R: 0	H: 0	E: 0	LOB: 1	K: 0	BB: 1	S: 3	R: 3	H: 3	E: 0	LOB: 3	K: 1	BB: 3	S: 8	R: 3	H: 2	E: 0	LOB: 1	K: 1	BB: 1	S: 8	R: 0	H: 0	E: 0	LOB: 0	K: 1	BB: 0	S: 5	R: 0	H: 1	E: 0	LOB: 1	K: 0	BB: 1	S: 3	R: 0	H: 0	E: 0	LOB: 0	K: 1	BB: 0	S: 5
	1B: 5	SF: 1	2B: 3	SAC: 1	3B: 1	DP: 0	HR: 0	WP: 0	PA: 41	1B: 5	SF: 1	2B: 3	SAC: 1	3B: 1	DP: 0	HR: 0	WP: 0	PA: 41	1B: 5	SF: 1	2B: 3	SAC: 1	3B: 1	DP: 0	HR: 0	WP: 0	PA: 41	1B: 5	SF: 1	2B: 3	SAC: 1	3B: 1	DP: 0	HR: 0	WP: 0	PA: 41	1B: 5	SF: 1	2B: 3	SAC: 1	3B: 1	DP: 0	HR: 0	WP: 0	PA: 41											

PITCHER	IP	WLS	BF	H	R	ER	SO	BB	IBB	HBP	BLK	WP	HR	S	P	ERA	WHIP
<b>Ron Guidry, L</b> ERA: 3.71 (1, 1)	3.2	L	22	6	3	3	2	5	0	0	0	0	0	21	41	7.36	3.000
<b>Rudy May, L</b> ERA: 2.57 (4, 1)	1.1		8	2	3	1	2	1	0	0	0	0	0	11	15	6.75	2.250
<b>Ron Davis, R</b> ERA: 3.26 (6, 1)	3.0		10	1	0	0	2	1	0	0	0	0	0	13	17	0.00	0.667

**BOTTOM**

**New York Yankees @ Baltimore Orioles**  
Memorial Stadium, Baltimore, MD

Mon Aug 18 1980, 7:05 PM EDT  
Att: 51,528 - Overcast - 74 F

[livebaseballscorecards.com](http://livebaseballscorecards.com)

<b>AB</b>	<b>31</b>
<b>R</b>	<b>6</b>
<b>H</b>	<b>9</b>
<b>RBI</b>	<b>6</b>
<b>BB</b>	<b>7</b>
<b>SO</b>	<b>6</b>
<b>LOB</b>	<b>17</b>



Batter	1	2	3	4	5	6	7	8	9	AB R H RBI BB SO LOB	TOP											
Al Bumbry, L (1, 8) OBP: 0.399, SLG: 0.425	0-0 F7		0-3 K		0-0 BB E 1B		0-0 6-3 1B	0-0 4-3		5 1 2 0 0 1 2												
Rich Dauer, R (1, 4) OBP: 0.328, SLG: 0.331	0-0 F7		0-0 G4-6-3		4-0 E 1-2 BB		0-0 6-3 1B		0-0 5-3	4 0 1 0 1 0 1												
Ken Singleton, S (1, 9) OBP: 0.388, SLG: 0.452 John Lowenstein, L (9, PR) OBP: 0.368, SLG: 0.343	0-0 G1				0-0 F8		0-0 E9		0-0 G5-3 1B	5 0 1 0 0 0 3 0 0 0 0 0 0 0												
Eddie Murray, S (1, 3) OBP: 0.351, SLG: 0.506		0-0 HR			0-0 1B S 4-3 1B		0-0 4-3		0-0 1-2	4 2 3 1 1 0 2												
Terry Crowley, L (1, 10) OBP: 0.391, SLG: 0.481 Lee May, R (7, PH) OBP: 0.282, SLG: 0.395		0-0 4-3			0-0 1-3 4-3 1B		0-3 K		0-0 G5-3	3 0 1 0 0 1 0 2 0 0 0 0 0 5												
Dan Graham, L (1, 2) OBP: 0.294, SLG: 0.420		4-0 FC6-4 BB			0-0 4-3		0-3 K		0-0 HR	3 1 1 2 1 1 1												
Gary Roenicke, R (1, 7) OBP: 0.356, SLG: 0.389		0-0 F7			0-0 P7		0-0 5-3		4-0 BB	3 0 0 0 1 0 2												
Doug DeCinces, R (1, 5) OBP: 0.308, SLG: 0.373		0-0 FC6-4			0-0 F8		0-0 HR		0-0 F8	4 1 1 1 0 0 2												
Mark Belanger, R (1, 6) OBP: 0.254, SLG: 0.271			0-0 G4-6-3 1B		0-0 F7		0-0 4-3		0-0 F8	4 0 1 0 0 0 1												
<b>Inning Stats</b>	R: 0 E: 0 K: 0 S: 3	H: 0 LOB: 0 BB: 0 P: 3	R: 1 E: 0 K: 0 S: 4	H: 1 LOB: 1 BB: 1 P: 8	R: 0 E: 0 K: 1 S: 5	H: 1 LOB: 0 BB: 0 P: 5	R: 1 E: 0 K: 0 S: 5	H: 2 LOB: 1 BB: 0 P: 5	R: 1 E: 1 K: 0 S: 5	H: 1 LOB: 2 BB: 1 P: 9	R: 0 E: 0 K: 2 S: 7	H: 0 LOB: 0 BB: 0 P: 7	R: 1 E: 0 K: 0 S: 6	H: 3 LOB: 3 BB: 1 P: 10	R: 1 E: 0 K: 0 S: 4	H: 1 LOB: 1 BB: 1 P: 8	R: 0 E: 0 K: 0 S: 4	H: 2 LOB: 1 BB: 0 P: 4	1B: 8 2B: 0 3B: 0 HR: 3	SF: 0 SAC: 0 DP: 2 HBP: 0	WP: 0 PB: 0 SB: 1 CS: 0	PA: 41
<b>PITCHER</b>	IP WLS BF H R ER SO BB IBB HBP BLK WP HR S P ERA WHIP																					
Freddie Martinez, R (1, 1) ERA: 5.0	5.0 L 22 5 3 2 1 2 0 0 0 0 0 1 22 30 3.60 1.400																					
Andy Hassler, L (6, 1) ERA: 3.27	2.0 12 4 2 2 2 1 1 0 0 0 2 14 22 9.00 2.500																					
Dave Lemanczyk, R (8, 1) ERA: 5.29	2.0 7 2 0 0 0 0 0 0 0 0 0 7 7 0.00 1.000																					

Baltimore Orioles @ California Angels  
Anaheim Stadium, Anaheim, CA  
Tue Aug 19 1980, 10:05 PM EDT  
Att: 34,116 - Unknown

livebaseballscorecards.com

AB	37
R	5
H	11
RBI	4
BB	4
SO	3
LOB	19



Batter	1	2	3	4	5	6	7	8	9
Rick Miller, L OBP: 0.351, SLG: 0.324 Bobby Clark, R OBP: 0.257, SLG: 0.319 (1, 8) (8, PH) (9, 8)	0-3 K			0-3 K		0-0 L7		0-3 K	
Rod Carew, L OBP: 0.400, SLG: 0.425 (1, 10)	0-0 6-3			4-0 G6-4-3 BB			0-0 F8	0-3 K	
Carney Lansford, R OBP: 0.322, SLG: 0.438 (1, 5)	0-0 5-3			0-0 G6-4-3 1-2f			0-3 K		0-0 1-3
Don Baylor, R OBP: 0.317, SLG: 0.343 (1, 7)		0-0 5-3			0-0 5-3		0-0 6-3		0-0 5-3
Jason Thompson, L OBP: 0.396, SLG: 0.463 (1, 3)		0-3 K			0-0 4-3			0-0 3-1	0-0 F7
Bobby Grich, R OBP: 0.397, SLG: 0.451 (1, 4)		0-3 K			4-0 BB			4-0 BB 1B	
Larry Harlow, L OBP: 0.379, SLG: 0.393 (1, 9)			0-0 F9		0-3 K			4-0 BB E 1B	
Bert Campaneris, R OBP: 0.310, SLG: 0.370 (1, 6)			0-0 6-3			0-0 1-6-3		0-0 E8 1B	
Dan Whitmer, R OBP: 0.244, SLG: 0.236 Dan Ford, R OBP: 0.323, SLG: 0.396 Dave LaRoche, L OBP: 0.220, SLG: 0.327 (1, 2) (8, PH) (8, PR) (9, 2)			0-0 6-3			0-0 5-3		0-0 1B 1-2 3-H	

AB	R	H	RBI	BB	SO	LOB
3	0	0	0	0	2	0
1	0	0	0	0	1	2
3	0	0	0	1	1	2
4	0	0	0	0	1	1
4	0	0	0	0	0	0
4	0	0	0	0	1	0
1	1	0	0	2	1	0
2	1	0	0	1	1	1
3	0	1	1	0	0	0
2	0	0	0	0	0	0
1	0	1	1	0	0	0
0	0	0	0	0	0	0
0	0	0	0	0	0	0


**BOTTOM**

**Baltimore Orioles @ California Angels**  
Anaheim Stadium, Anaheim, CA

Tue Aug 19 1980, 10:05 PM EDT  
Att. 34,116 - Unknown

livebaseballscorecards.com

AB	28
R	2
H	2
RBI	2
BB	4
SO	8
LOB	6



Inning Stats	R: 0	H: 0	E: 0	LOB: 0	K: 1	BB: 0	S: 5	P: 5
	0	0	0	0	2	0	7	7
	0	0	0	0	2	0	7	7
	0	0	0	0	3	0	3	3
	0	0	0	0	1	0	8	8
	0	0	0	0	1	1	9	9
	0	0	0	0	0	0	3	3
	0	0	0	0	1	2	17	17
	0	0	0	0	0	0	3	3

1B	2B	3B	HR	SF	SAC	DP	HBP
2	0	0	0	0	0	1	0
0	0	0	0	0	0	0	0
0	0	0	0	0	0	0	0
0	0	0	0	0	0	0	0

PITCHER	IP	WLS	BF	H	R	ER	SO	BB	IBB	HBP	BLK	WP	HR	S	P	ERA	WHIP
Steve Stone, R ERA: 2.94 (1, 1)	7.1	W	27	2	2	1	6	4	0	0	0	0	0	35	51	1.23	0.818
Tippy Martinez, L ERA: 2.81 (8, 1)	1.2	S	5	0	0	0	2	0	0	0	0	0	0	9	9	0.00	0.000

PITCHER	IP	WLS	BF	H	R	ER	SO	BB	IBB	HBP	BLK	WP	HR	S	P	ERA	WHIP

WP	PA
0	32
0	
0	

Batter	1	2	3	4	5	6	7	8	9	10	AB R H RBI BB SO LOB	TOP												
Al Bumbry, L (1, 8) OBP: 0.395, SLG: 0.420	0-0 4-3	0-3 K			0-0 1-3		0-3 K		0-0 6-3		5 0 0 0 0 2 2	<p>Baltimore Orioles @ California Angels</p> <p>Anaheim Stadium, Anaheim, CA</p> <p>Wed Aug 20 1980, 10:05 PM EDT</p> <p>Att. 27,013 - Unknown</p>												
Rich Dauer, R (1, 4) OBP: 0.326, SLG: 0.332	0-0 4-3		0-0 1-3		0-0 6-3		0-0 2B		0-0 P6		5 0 1 0 0 0 0													
Ken Singleton, S (1, 9) OBP: 0.387, SLG: 0.457	0-3 K		0-3 K		0-0 HR		0-3 K		4-0 F7 S 1B BB	4 1 1 1 0 3 1	0 1 0 0 1 0 0													
John Lowenstein, L (9, 9) OBP: 0.372, SLG: 0.343									0-0 F8	4 1 1 0 1 1 1														
Eddie Murray, S (1, 3) OBP: 0.352, SLG: 0.503		0-3 K	0-0 6-3		0-0 HR		4-0 1B IBB		4-0 F8	3 1 1 2 0 0 0	1 0 0 0 1 1 2													
Benny Ayala, R (1, 10) OBP: 0.360, SLG: 0.564		0-0 F8		0-0 4-3		0-0 HR	0-3 K		4-0 1B BB	3 1 1 2 0 0 0	1 0 0 0 1 1 2													
Terry Crowley, L (7, PH) OBP: 0.392, SLG: 0.478									0-0 1-2	3 1 0 0 1 0 0	1 0 0 0 0 0 2													
Gary Roenicke, R (1, 7) OBP: 0.355, SLG: 0.384		4-0 3B BB		0-0 6-3		0-0 P5		0-0 F8	0-0 F7	3 1 0 0 1 0 0	1 0 0 0 0 0 2													
Dan Graham, L (10, PH) OBP: 0.293, SLG: 0.417									2-3	0 0 0 0 0 0 0														
Pat Kelly, L (10, 7) OBP: 0.364, SLG: 0.347										5 1 3 2 0 1 0														
Doug DeCinces, R (1, 5) OBP: 0.312, SLG: 0.382		0-0 1B 3B		0-0 1B		0-3 K		0-0 F7	0-0 F7	5 1 3 2 0 1 0														
Rick Dempsey, R (1, 2) OBP: 0.324, SLG: 0.421		0-0 1B 1B		0-0 3-1		0-0 FC6 1B		0-0 F7	0-0 P6	5 0 2 1 0 0 3														
Mark Belanger, R (1, 6) OBP: 0.254, SLG: 0.270		0-0 1B			0-0 B3	0-0 FC6			0-0 L9	4 0 1 0 0 0 1														
<b>Inning Stats</b>	R: 0 E: 0 K: 1 S: 5	H: 0 LOB: 0 BB: 0 P: 5	R: 2 E: 0 K: 2 S: 10	H: 3 LOB: 2 BB: 1 P: 14	R: 0 E: 0 K: 1 S: 5	H: 0 LOB: 0 BB: 0 P: 5	R: 0 E: 0 K: 0 S: 4	H: 1 LOB: 1 BB: 0 P: 4	R: 0 E: 0 K: 0 S: 3	H: 0 LOB: 0 BB: 0 P: 3	R: 3 E: 0 K: 1 S: 9	H: 4 LOB: 1 BB: 0 P: 9	R: 0 E: 0 K: 3 S: 10	H: 1 LOB: 2 BB: 1 P: 14	R: 0 E: 0 K: 0 S: 3	H: 0 LOB: 0 BB: 0 P: 3	R: 0 E: 0 K: 0 S: 3	H: 0 LOB: 0 BB: 0 P: 3	R: 1 E: 0 K: 0 S: 4	H: 1 LOB: 2 BB: 2 P: 12	1B: 6 2B: 1 3B: 1 HR: 2	SF: 0 SAC: 0 DP: 0 HBP: 0	WP: 0 PB: 0 SB: 1 CS: 0	PA: 44
<b>PITCHER</b>	IP WLS BF H R ER SO BB IBB HBP BLK WP HR S P ERA WHIP																							
Frank Tanana, L (1, 1) ERA: 4.39	5.0		23	7	5	5	4	1	0	0	0	0	0	0	0	9.00	1.600							
Don Aase, R (6, 1) ERA: 4.43	4.0		15	2	0	0	4	0	1	0	0	0	0	0	22	0.00	0.500							
Mark Clear, R (10, 1) ERA: 3.43	1.0	L	6	1	1	1	0	2	0	0	0	0	0	4	12	9.00	3.000							

livebaseballscorecards.com

AB	40
R	6
H	10
RBI	6
BB	4
SO	8
LOB	12



**BOTTOM**

**Baltimore Orioles @ California Angels**  
**Anaheim Stadium, Anaheim, CA**

Wed Aug 20 1980, 10:05 PM EDT  
 Att: 27,013 - Unknown

[livebaseballscorecards.com](http://livebaseballscorecards.com)

**AB 38**  
**R 5**  
**H 10**  
**RBI 5**  
**BB 3**  
**SO 4**  
**LOB 18**



WP: 0 PA: 41  
 PB: 0  
 SB: 0  
 CS: 1

AB R H RBI BB SO LOB

4 1 1 0 1 0 3

4 1 0 0 1 2 3

4 0 1 0 1 2 1

5 0 1 2 0 0 2

5 1 1 0 0 0 2

4 1 2 1 0 0 1

4 0 1 2 0 0 2

2 0 1 0 0 0 0

1 0 0 0 0 0 1

1 0 0 0 0 0 1

1B: 8 SF: 0  
 2B: 2 2B: 2 SAC: 0  
 3B: 0 DP: 1  
 HR: 0 HBP: 0

Batter	1	2	3	4	5	6	7	8	9	10
Dickie Thon, R (1, 4) OBP: 0.278, SLG: 0.310	0-0 BB 1B 2B		4-0 BB FC5-4 BB		0-0 1-2 4-3		0-0 1-2f FC6-4		0-0 1-3	
Carney Lansford, R (1, 5) OBP: 0.321, SLG: 0.434	4-0 BB 1B BB		0-0 1-2f FC5-4 1B		0-0 F7		0-3 K	0-3 K	0-3 K	
Dan Ford, R (1, 10) OBP: 0.325, SLG: 0.392	4-0 1B 1-2 2-3 BB		0-0 1-3 CS 1B		0-0 F9		0-3 K		0-3 K	
Don Baylor, R (1, 7) OBP: 0.315, SLG: 0.340	0-0 1-2 2-H 3-H 1B		0-0 1-2 F7		0-0 F7		0-0 5-3		0-0 6-3	
Bobby Grich, R (1, 3) OBP: 0.394, SLG: 0.447	0-0 F7		0-0 F9		0-0 F7				0-0 1B 2B 1B	0-0 6-3
Bobby Clark, R (1, 8) OBP: 0.264, SLG: 0.324	0-0 G5-4-3 1-2f		0-0 FC6-4 1B		0-0 6-3				0-0 2B 1-2 1B 1B	
Rick Miller, L (1, 9) OBP: 0.353, SLG: 0.330		0-0 4-3		0-0 FC6-4 1-2f 1B		0-0 FC6-4 1B		0-0 1-3 2-H 2B		
Bert Campaneris, R (1, 6) OBP: 0.309, SLG: 0.367		0-0 6-3		0-0 6-3		0-0 F5		0-0 2-H 3-H 1B		
Dan Whitmer, R (1, 2) OBP: 0.250, SLG: 0.243		0-0 L8			0-0 4-3 1B		0-0 F8		0-0 6-3	
Freddie Patek, R (7, PH) OBP: 0.304, SLG: 0.398										
Stan Cliburn, R (8, 2) OBP: 0.217, SLG: 0.321										

Inning Stats	R: 2	H: 2	E: 0	K: 0	S: 4	P: 12	R: 0	H: 0	E: 0	K: 0	S: 3	P: 3	R: 0	H: 1	E: 0	K: 0	S: 3	P: 7	R: 0	H: 1	E: 0	K: 0	S: 4	P: 4	R: 0	H: 0	E: 0	K: 0	S: 3	P: 3	R: 0	H: 1	E: 0	K: 0	S: 4	P: 4	R: 0	H: 0	E: 0	K: 2	S: 7	P: 7	R: 3	H: 4	E: 0	K: 1	S: 9	P: 9	R: 0	H: 0	E: 0	K: 1	S: 5	P: 5	1B: 8	SF: 0	2B: 2	SAC: 0	3B: 0	DP: 1	HR: 0	HBP: 0
--------------	------	------	------	------	------	-------	------	------	------	------	------	------	------	------	------	------	------	------	------	------	------	------	------	------	------	------	------	------	------	------	------	------	------	------	------	------	------	------	------	------	------	------	------	------	------	------	------	------	------	------	------	------	------	------	-------	-------	-------	--------	-------	-------	-------	--------

PITCHER	IP	WLS	BF	H	R	ER	SO	BB	IBB	HBP	BLK	WP	HR	S	P	ERA	WHIP
Mike Flanagan, L (1, 1) ERA: 3.95	8.0		34	9	5	5	2	3	0	0	0	0	0	35	47	5.62	1.500
Tippy Martinez, L (9, 1) ERA: 2.77	0.2		3	1	0	0	0	0	0	0	0	0	0	3	3	0.00	1.500
Tim Stoddard, R (9, 1) ERA: 2.19	1.1	W	4	0	0	0	2	0	0	0	0	0	0	8	8	0.00	0.000

Batter	1	2	3	4	5	6	7	8	9	AB R H RBI BB SO LOB	TOP										
<b>Al Bumbry, L</b> (1, 8) OBP: 0.393, SLG: 0.419	0-3 K		0-3 K		0-0 SF7		0-0 2B		0-0 F8	4 1 1 1 0 2 2											
<b>Rick Dempsey, R</b> (1, 2) OBP: 0.329, SLG: 0.429	0-0 4-3 2B		0-0 FC6		4-0 BB		0-0 1B		0-3 K	4 1 2 2 1 1 2											
<b>Ken Singleton, S</b> (1, 9) OBP: 0.386, SLG: 0.455	0-0 4-3			0-0 F7	0-0 G5-4-3		0-0 1B		0-0 E5	4 0 1 0 0 0 3											
<b>Gary Roenicke, R</b> (7, PR) OBP: 0.353, SLG: 0.382	2-3			1-2f	1-2f		2-3 1B		2-3	1 0 0 0 0 0 1											
<b>Eddie Murray, S</b> (1, 3) OBP: 0.348, SLG: 0.499	0-0 4-3			0-0 4-3		0-3 K	0-0 SF7		0-0 F8	4 0 0 1 0 1 3											
<b>Pat Kelly, L</b> (1, 10) OBP: 0.356, SLG: 0.338		0-0 6-3		0-3 K		0-0 4-3	0-0 F9			4 0 0 0 0 1 1											
<b>John Lowenstein, L</b> (1, 7) OBP: 0.375, SLG: 0.370		0-0 F8			0-0 SH	0-0 HR		0-0 4-3		4 2 2 1 0 0 0											
<b>Doug DeCinces, R</b> (1, 5) OBP: 0.314, SLG: 0.382		0-0 CS			4-0 SH	0-3 K		0-0 5-3		3 1 1 0 1 1 0											
<b>Mark Belanger, R</b> (1, 6) OBP: 0.250, SLG: 0.266		0-0 CS	0-0 B1		0-0 SH		0-0 G3	0-0 F8		3 1 0 0 0 0 0											
<b>Rich Dauer, R</b> (1, 4) OBP: 0.333, SLG: 0.344			0-0 FC6		0-0 1B		0-0 1B		0-0 E	4 1 4 2 0 0 0											
<b>Inning Stats</b>	R: 0 E: 0 K: 1 S: 6	H: 1 LOB: 1 BB: 0 P: 6	R: 0 E: 0 K: 0 S: 3	H: 1 LOB: 0 BB: 0 P: 3	R: 0 E: 0 K: 1 S: 6	H: 1 LOB: 1 BB: 0 P: 6	R: 0 E: 0 K: 1 S: 5	H: 0 LOB: 0 BB: 0 P: 5	R: 3 E: 1 K: 0 S: 5	H: 2 LOB: 1 BB: 2 P: 13	R: 1 E: 0 K: 2 S: 8	H: 1 LOB: 0 BB: 0 P: 8	R: 3 E: 0 K: 0 S: 7	H: 4 LOB: 1 BB: 0 P: 7	R: 0 E: 0 K: 0 S: 3	H: 0 LOB: 0 BB: 0 P: 3	R: 0 E: 1 K: 1 S: 7	H: 1 LOB: 2 BB: 0 P: 7	1B: 6 2B: 4 3B: 0 HR: 1	SF: 2 SAC: 1 DP: 1 HBP: 0	WP: 0 PA: 41 PB: 0 SB: 0 CS: 1
<b>PITCHER</b>	IP WLS BF H R ER SO BB IBB HBP BLK WP HR S P ERA WHIP																				
<b>Chris Knapp, R</b> (1, 1) ERA: 6.5	4.1 L 20 5 3 2 3 2 0 0 0 0 0 0 24 32 4.15 1.615																				
<b>John Montague, R</b> (5, 1) ERA: 4.52	2.0 10 5 4 4 2 0 0 0 0 0 1 14 14 18.00 2.500																				
<b>Dave Lemanczyk, R</b> (7, 1) ERA: 5.15	2.2 10 1 0 0 1 0 0 0 0 0 0 0 12 12 0.00 0.375																				

**Baltimore Orioles @ California Angels**  
**Anaheim Stadium, Anaheim, CA**  
 Thu Aug 21 1980, 10:05 PM EDT  
 Att: 26,189 - Unknown

[livebaseballscorecards.com](http://livebaseballscorecards.com)

<b>AB</b>	35
<b>R</b>	7
<b>H</b>	11
<b>RBI</b>	7
<b>BB</b>	2
<b>SO</b>	6
<b>LOB</b>	12



BOTTOM

Baltimore Orioles @ California Angels  
Anaheim Stadium, Anaheim, CA  
Thu Aug 21 1980, 10:05 PM EDT  
Att. 26,189 - Unknown

livebaseballscorecards.com

AB	32
R	1
H	7
RBI	1
BB	1
SO	5
LOB	15



WP:	0	PA:	34
PB:	0	SB:	1
CS:	0		

AB R H RBI BB SO LOB

4	0	0	0	0	0	2
4	0	0	0	0	0	2
4	1	1	0	0	0	1
4	0	2	1	0	0	0
4	0	1	0	0	1	2
4	0	0	0	0	1	3
4	0	1	0	0	2	2
2	0	2	0	1	0	0
1	0	0	0	0	1	1
1	0	0	0	0	0	2
0	0	0	0	0	0	0

Batter	1	2	3	4	5	6	7	8	9
Rick Miller, L (1, 9) OBP: 0.348, SLG: 0.325	0-0 L8		0-0 F7		0-0 F8			0-0 E3	
Carney Lansford, R (1, 5) OBP: 0.318, SLG: 0.430	0-0 F9		0-0 6-3			0-0 5-3		0-0 L9	
Dan Ford, R (1, 10) OBP: 0.324, SLG: 0.395	0-0 5-3			0-0 1B 2B		0-0 6-3		0-0 G6-4-3	
Don Baylor, R (1, 7) OBP: 0.317, SLG: 0.342		0-0 L6		0-0 FC1-6 1B		0-0 F8		0-0 FC5-4 1B	
Bobby Grich, R (1, 4) OBP: 0.393, SLG: 0.445				0-0 FC1-6 1B			0-3 K	0-0 FC5-4	
Bobby Clark, R (1, 8) OBP: 0.257, SLG: 0.315				0-0 G4-6-3			0-0 F2	0-0 F7	
Jason Thompson, L (1, 3) OBP: 0.395, SLG: 0.461					0-3 K			0-0 P3	
Bert Campaneris, R (1, 6) OBP: 0.322, SLG: 0.376					4-0 S BB				
Dan Whitmer, R (1, 2) OBP: 0.247, SLG: 0.240					0-0 SH3-4 1B				
Dickie Thon, R (7, PH) OBP: 0.276, SLG: 0.308					0-0 SH3-4				
Tom Donohue, R (8, 2) OBP: 0.212, SLG: 0.242					1-2 K				

Inning Stats	R: 0	H: 0	E: 0	K: 0	S: 3	R: 0	H: 1	E: 0	K: 2	S: 8	R: 0	H: 1	E: 0	K: 0	S: 4	R: 1	H: 2	E: 0	K: 0	S: 4	R: 0	H: 0	E: 0	K: 2	S: 7	R: 0	H: 0	E: 0	K: 0	S: 3	R: 0	H: 2	E: 0	K: 1	S: 7	R: 0	H: 0	E: 1	K: 0	S: 3	R: 0	H: 1	E: 0	K: 0	S: 4	R: 0	H: 0	E: 0	K: 0	S: 3	1B: 6	SF: 0	2B: 1	SAC: 1	3B: 0	DP: 2	HR: 0	HBP: 0
--------------	------	------	------	------	------	------	------	------	------	------	------	------	------	------	------	------	------	------	------	------	------	------	------	------	------	------	------	------	------	------	------	------	------	------	------	------	------	------	------	------	------	------	------	------	------	------	------	------	------	------	-------	-------	-------	--------	-------	-------	-------	--------

PITCHER	IP	WLS	BF	H	R	ER	SO	BB	IBB	HBP	BLK	WP	HR	S	P	ERA	WHIP
Scott McGregor, L (1, 1) ERA: 3.2	9.0	W	34	7	1	1	5	1	0	0	0	0	0	43	47	1.00	0.889

Batter	1	2	3	4	5	6	7	8	9	AB R H RBI BB SO LOB	TOP
<b>Al Bumbry, L</b> (1, 8) <small>OBP: 0.392, SLG: 0.417</small>	0-0 4-3	0-0 F7			0-0 6-3 S 4-3 1B		0-0 F7			4 1 1 0 0 0 2	<b>Baltimore Orioles @ Oakland Athletics</b> Oakland-Alameda County Coliseum, Oakland, CA Fri Aug 22 1980, 7:05 PM PDT Att. 11,115 - Unknown
<b>Rich Dauer, R</b> (1, 4) <small>OBP: 0.334, SLG: 0.348</small>	0-0 F9		0-0 4-3 2B		0-0 6-3 1-3 1B		0-0 G3-6-3 1B			4 0 2 0 0 0 1	
<b>Ken Singleton, S</b> (1, 9) <small>OBP: 0.384, SLG: 0.452</small> <b>John Lowenstein, L</b> (9, 7) <small>OBP: 0.375, SLG: 0.370</small>	4-0 BB		0-3 K		0-0 4-3		0-0 F8		3 0 0 1 1 1 2 0 0 0 0 0 0 0		
<b>Eddie Murray, S</b> (1, 3) <small>OBP: 0.345, SLG: 0.495</small>	0-3 K		0-0 4-3 2-3		0-0 F5 3-H		0-0 G3-6-3 1-2f			4 0 0 0 0 1 3	
<b>Terry Crowley, L</b> (1, 10) <small>OBP: 0.395, SLG: 0.482</small> <b>Lenn Sakata, R</b> (9, PR) <small>OBP: 0.239, SLG: 0.365</small>		0-0 1B SF9 2B	0-0 6-3		0-0 1-3		4-0 G6-4-3 BB		3 1 1 0 1 0 1 0 0 0 0 0 0 0		
<b>Doug DeCinces, R</b> (1, 5) <small>OBP: 0.316, SLG: 0.383</small>		0-0 1B 2-3 1B		0-0 CS 1B	0-0 5-3		0-0 G6-4-3 1-2f			4 0 2 0 0 0 1	
<b>Gary Roenicke, R</b> (1, 7) <small>OBP: 0.352, SLG: 0.395</small>		0-0 SF9 3-H		0-0 F6 1-2	0-0 F7		0-0 HR			3 1 1 2 0 0 1	
<b>Rick Dempsey, R</b> (1, 2) <small>OBP: 0.328, SLG: 0.424</small>		0-0 F7 3-H		4-0 BB	0-0 5-3		0-0 F9			3 0 0 0 1 0 2	
<b>Mark Belanger, R</b> (1, 6) <small>OBP: 0.251, SLG: 0.267</small>		0-0 1-2 1B		0-0 F4	0-0 F4					3 0 1 0 0 0 1	
<b>Inning Stats</b>	R: 0 H: 0 E: 0 LOB: 1 K: 1 BB: 1 S: 5 P: 9	R: 1 H: 3 E: 0 LOB: 2 K: 0 BB: 0 S: 6 P: 6	R: 0 H: 1 E: 0 LOB: 1 K: 1 BB: 0 S: 6 P: 6	R: 0 H: 1 E: 0 LOB: 1 K: 0 BB: 1 S: 3 P: 7	R: 1 H: 1 E: 0 LOB: 0 K: 0 BB: 0 S: 4 P: 4	R: 0 H: 0 E: 0 LOB: 0 K: 0 BB: 0 S: 3 P: 3	R: 0 H: 0 E: 0 LOB: 0 K: 0 BB: 0 S: 3 P: 3	R: 0 H: 1 E: 0 LOB: 0 K: 0 BB: 0 S: 3 P: 3	R: 1 H: 1 E: 0 LOB: 1 K: 0 BB: 1 S: 3 P: 7	1B: 5 SF: 1 2B: 2 SAC: 0 3B: 0 DP: 2 HR: 1 HBP: 0	
<b>PITCHER</b> <b>Steve McCatty, R</b> (1, 1) <small>ERA: 4.02</small>	IP 9.0 WLS L BF 35 H 8 R 3 ER 3 SO 2 BB 3 IBB 0 HBP 0 BLK 0 WP 0 HR 1 S 36 P 48 ERA 3.00 WHIP 1.222										

livebaseballscorecards.com

<b>AB</b>	31
<b>R</b>	3
<b>H</b>	8
<b>RBI</b>	3
<b>BB</b>	3
<b>SO</b>	2
<b>LOB</b>	14





Batter	1	2	3	4	5	6	7	8	9	AB R H RBI BB SO LOB	BOTTOM																	
Rickey Henderson, R (1, 7) OBP: 0.416, SLG: 0.415	4-0 G5-4-3 BB		0-0 G4-6-3 1B		4-0 BB		0-0 SH3-4 1-2		0-3 K	2 0 1 0 2 1 1	<b>Baltimore Orioles @ Oakland Athletics</b> Oakland-Alameda County Coliseum, Oakland, CA Fri Aug 22 1980, 7:05 PM PDT Att. 11,115 - Unknown																	
Dwayne Murphy, L (1, 8) OBP: 0.372, SLG: 0.368	0-0 G5-4-3 1-2f		0-0 G4-6-3 1-2f		4-0 BB		0-3 K		0-0 4-3	4 0 0 0 1 1 4																		
Mitchell Page, L (1, 10) OBP: 0.325, SLG: 0.380	0-0 5-3			0-0 4-3	0-0 F5		0-3 K			4 0 0 0 0 1 4																		
Dave Revering, L (1, 3) OBP: 0.357, SLG: 0.527		0-0 F7		0-0 4-3		0-0 2B		0-0 F8		4 0 1 0 0 0 0																		
Wayne Gross, L (1, 5) OBP: 0.351, SLG: 0.471		0-0 PB 1B		0-0 G3		0-0 F6		0-3 K		4 1 1 0 0 1 1																		
Tony Armas, R (1, 9) OBP: 0.291, SLG: 0.470		0-3 K			0-0 SH1-3 2B	0-3 K		0-0 2B		4 1 2 0 0 2 2																		
Jim Essian, R (1, 2) OBP: 0.315, SLG: 0.378		0-0 2-H 1B			0-0 SH1-3 2-3	4-0 FC6-4 BB		0-0 F8		2 0 1 1 1 0 1																		
Mario Guerrero, R (1, 6) OBP: 0.286, SLG: 0.321		0-3 K			0-0 BB 2B	0-0 FC6-4		0-0 3B		3 0 1 1 0 1 3																		
Rob Picciolo, R (9, 6) OBP: 0.253, SLG: 0.333					0-0 BB 2B	0-0 FC6-4 1-2f				0 0 0 0 0 0 0																		
Mike Davis, L (9, PH) OBP: 0.253, SLG: 0.286					0-0 K					1 0 1 0 0 0 0																		
Jeff Cox, R (1, 4) OBP: 0.301, SLG: 0.255			0-0 F4		0-3 K		0-0 SH3-4 1B		0-3 K	3 0 1 0 0 1 1																		
Orlando Gonzalez, L (9, PH) OBP: 0.296, SLG: 0.174										1 0 0 0 0 1 1																		
<b>Inning Stats</b>	R: 0 E: 0 K: 0 S: 2	H: 0 LOB: 0 BB: 1 P: 6	R: 1 E: 0 K: 2 S: 9	H: 2 LOB: 1 BB: 0 P: 9	R: 0 E: 0 K: 0 S: 3	H: 1 LOB: 0 BB: 0 P: 3	R: 0 E: 0 K: 0 S: 3	H: 0 LOB: 0 BB: 0 P: 3	R: 1 E: 0 K: 1 S: 7	H: 2 LOB: 3 BB: 2 P: 15	R: 0 E: 0 K: 1 S: 6	H: 1 LOB: 2 BB: 1 P: 10	R: 0 E: 0 K: 2 S: 8	H: 1 LOB: 1 BB: 0 P: 8	R: 0 E: 0 K: 1 S: 6	H: 1 LOB: 1 BB: 0 P: 6	R: 0 E: 0 K: 2 S: 8	H: 1 LOB: 1 BB: 0 P: 8	1B: 4 2B: 4 3B: 1 HR: 0	SF: 0 SAC: 2 DP: 2 HBP: 0	WP: 0 PB: 1 SB: 0 CS: 0	PA: 38						
<b>PITCHER</b>	IP WLS BF H R ER SO BB IBB HBP BLK WP HR S P ERA WHIP																											
Jim Palmer, R (1, 1) ERA: 3.68	5.0	W	21	5	2	1	3	3	0	0	0	0	0	0	24	36	1.80	1.600										
Sammy Stewart, R (6, 1) ERA: 3.97	4.0	W	17	4	0	0	6	1	0	0	0	0	0	28	32	0.00	1.250											

livebaseballscorecards.com

AB	32
R	2
H	9
RBI	2
BB	4
SO	9
LOB	18



Batter	1	2	3	4	5	6	7	8	9	AB R H RBI BB SO LOB	TOP	
<b>Al Bumbry, L</b> (1, 8) OBP: 0.391, SLG: 0.416	0-0 CS 1B		0-0 6-3		0-0 4-3		0-0 F5			4 0 1 0 0 0 0		
<b>Rich Dauer, R</b> (1, 4) OBP: 0.336, SLG: 0.349	0-0 F4 1-2		0-0 5-3		0-0 1B			0-0 FC4-6 1B		4 0 2 0 0 0 1		
<b>Ken Singleton, S</b> (1, 9) OBP: 0.381, SLG: 0.448 <b>John Lowenstein, L</b> (8, PR) OBP: 0.375, SLG: 0.370 (8, 7)	0-3 K		0-0 E6		0-3 K			0-0 FC4-6 6-3 1-2f		4 0 0 0 0 2 2 0 0 0 0 0 0 0		
<b>Eddie Murray, S</b> (1, 3) OBP: 0.347, SLG: 0.492		4-0 1B HR BB	0-0 4-3			4-0 WP 4-3 BB		0-0 6-3 1-2		2 1 0 0 2 0 2		
<b>Terry Crowley, L</b> (1, 10) OBP: 0.391, SLG: 0.475				0-3 K		0-0 4-3 1-2		0-0 4-3		4 1 1 0 0 1 3		
<b>Dan Graham, L</b> (1, 2) OBP: 0.302, SLG: 0.455					4-0 BB		0-0 G3 2-3		0-0 HR	3 2 2 4 1 0 1		
<b>Doug DeCinces, R</b> (1, 5) OBP: 0.313, SLG: 0.379					0-3 K		0-0 F5		0-0 F4	4 0 0 0 0 1 2		
<b>Gary Roenicke, R</b> (1, 7) OBP: 0.350, SLG: 0.392 (8, 9)		0-3 K			0-3 K			0-0 1B		4 0 1 0 0 2 1		
<b>Kiko Garcia, R</b> (1, 6) OBP: 0.266, SLG: 0.249 <b>Pat Kelly, L</b> (9, PH) OBP: 0.354, SLG: 0.336 <b>Mark Belanger, R</b> (9, 6) OBP: 0.251, SLG: 0.267							0-0 F9		0-0 F9	3 0 0 0 0 0 0 1 0 0 0 0 1 0 0 0 0 0 0 0 0		
<b>Inning Stats</b>	R: 0 H: 1 E: 0 LOB: 0 K: 1 BB: 0 S: 5 P: 5	R: 3 H: 2 E: 0 LOB: 0 K: 1 BB: 1 S: 7 P: 11	R: 0 H: 0 E: 1 LOB: 1 K: 0 BB: 0 S: 4 P: 4	R: 0 H: 0 E: 0 LOB: 1 K: 3 BB: 1 S: 9 P: 13	R: 0 H: 1 E: 0 LOB: 1 K: 1 BB: 0 S: 6 P: 6	R: 0 H: 0 E: 0 LOB: 1 K: 0 BB: 1 S: 3 P: 7	R: 0 H: 1 E: 0 LOB: 0 K: 0 BB: 0 S: 3 P: 3	R: 0 H: 1 E: 0 LOB: 2 K: 0 BB: 0 S: 4 P: 4	R: 1 H: 1 E: 0 LOB: 0 K: 1 BB: 0 S: 6 P: 6	1B: 5 SF: 0 2B: 0 SAC: 0 3B: 0 DP: 0 HR: 2 HBP: 0	WP: 1 PA: 36 PB: 0 SB: 0 CS: 1	
<b>PITCHER</b> <b>Brian Kingman, R</b> (1, 1) ERA: 3.38	IP WLS BF H R ER SO BB IBB HBP BLK WP HR S P ERA WHIP	9.0 L 36 7 4 4 7 3 0 0 0 1 2 47 59 4.00 1.111										

**Baltimore Orioles @ Oakland Athletics**  
**Oakland-Alameda County Coliseum, Oakland, CA**  
 Sat Aug 23 1980, 3:33 AM PDT  
 Att: 10,578 - Unknown

[livebaseballscorecards.com](http://livebaseballscorecards.com)

<b>AB</b>	<b>33</b>
<b>R</b>	<b>4</b>
<b>H</b>	<b>7</b>
<b>RBI</b>	<b>4</b>
<b>BB</b>	<b>3</b>
<b>SO</b>	<b>7</b>
<b>LOB</b>	<b>12</b>



BOTTOM

Baltimore Orioles @ Oakland Athletics  
Oakland-Alameda County Coliseum, Oakland, CA

Sat Aug 23 1980, 3:33 AM PDT  
Att. 10,578 - Unknown

livebaseballscorecards.com

AB	31
R	2
H	4
RBI	1
BB	4
SO	12
LOB	11



WP:	1	PA:	37
PB:	0		
SB:	2		
CS:	0		

AB R H RBI BB SO LOB

2 0 0 0 2 1 0

4 0 0 0 0 2 1

4 0 0 0 0 0 1

4 0 0 0 0 3 1

4 1 2 1 0 1 1

4 1 1 0 0 2 1

2 0 1 0 1 0 0

2 0 0 0 0 0 2

0 0 0 0 0 0 0

2 0 0 0 0 2 3

2 0 0 0 0 0 0

0 0 0 0 1 0 0

0 0 0 0 0 0 0

1 0 0 0 0 1 1

1B: 3 SF: 0

2B: 0 SAC: 0

3B: 0 DP: 0

HR: 1 HBP: 1

Batter	1	2	3	4	5	6	7	8	9
Rickey Henderson, R (1, 7) OBP: 0.417, SLG: 0.413	0-3 K ①		0-0 6-3 ②			4-0 BB S	4-0 PO IBB		
Dwayne Murphy, L (1, 8) OBP: 0.369, SLG: 0.365	0-3 K ②		0-3 K ③			0-0 G3 ②	0-0 PO ③	0-0 4-3 ①	
Dave Revering, L (1, 3) OBP: 0.353, SLG: 0.520	0-0 F4 ③			0-0 4-3 ①		0-0 3-1 ③		0-0 E8	
Tony Armas, R (1, 9) OBP: 0.289, SLG: 0.466		0-3 K ①		0-3 K ②			0-0 F2 ①	0-3 K ②	
Mitchell Page, L (1, 10) OBP: 0.327, SLG: 0.393		0-0 FC5 S 1B		0-0 4-3 ③			0-0 HR	0-3 K ③	
Jim Essian, R (1, 2) OBP: 0.314, SLG: 0.375		0-3 K ②			0-0 F7 ①		0-0 BB HBP WP 1B	0-3 K ①	
Dave McKay, S (1, 5) OBP: 0.280, SLG: 0.301 (8, 4)		4-0 BB			0-0 F8 ②		1-0 WP BB HBP 1B	0-0	
Mario Guerrero, R (1, 6) OBP: 0.284, SLG: 0.319		0-0 FC5 ③			0-0 F7 ③		0-3 K ②	0-3 K ②	
Wayne Gross, L (7, PH) OBP: 0.351, SLG: 0.471									
Jeff Newman, R (7, PH) OBP: 0.275, SLG: 0.416 (8, 5)									
Jeff Cox, R (1, 4) OBP: 0.297, SLG: 0.252			0-0 5-3 ①						
Mike Heath, R (7, PH) OBP: 0.247, SLG: 0.271									
Rob Picciolo, R (8, 6) OBP: 0.253, SLG: 0.333									
Mike Davis, L (9, PH) OBP: 0.250, SLG: 0.282									

Inning Stats	R: 0	H: 0	E: 0	K: 2	S: 7	H: 0	LOB: 0	BB: 0	P: 7	R: 0	H: 1	E: 0	K: 2	S: 8	R: 0	H: 0	E: 0	K: 1	S: 5	R: 0	H: 0	E: 0	K: 1	S: 5	R: 0	H: 0	E: 0	K: 0	S: 3	R: 0	H: 0	E: 0	K: 0	S: 3	R: 2	H: 2	E: 0	K: 1	S: 6	R: 0	H: 0	E: 1	K: 2	S: 8	R: 0	H: 1	E: 0	K: 3	S: 10	R: 0	H: 0	E: 0	K: 0	S: 10	1B: 3	SF: 0	2B: 0	SAC: 0	3B: 0	DP: 0	HR: 1	HBP: 1	WP: 1	PA: 37
--------------	------	------	------	------	------	------	--------	-------	------	------	------	------	------	------	------	------	------	------	------	------	------	------	------	------	------	------	------	------	------	------	------	------	------	------	------	------	------	------	------	------	------	------	------	------	------	------	------	------	-------	------	------	------	------	-------	-------	-------	-------	--------	-------	-------	-------	--------	-------	--------

PITCHER	IP	WLS	BF	H	R	ER	SO	BB	IBB	HBP	BLK	WP	HR	S	P	ERA	WHIP
Steve Stone, R (1, 1) ERA: 2.94	6.1	W	25	3	2	2	6	2	0	1	0	0	1	34	43	2.84	0.789
Tippy Martinez, L (7, 1) ERA: 2.72	1.0		5	0	0	0	1	1	1	0	0	1	0	5	13	0.00	1.000
Tim Stoddard, R (8, 1) ERA: 2.13	1.2	S	6	1	0	0	5	0	0	0	0	0	0	16	16	0.00	0.600

Batter	1	2	3	4	5	6	7	8	9	AB R H RBI BB SO LOB	TOP											
Al Bumbry, L (1, 8) OBP: 0.393, SLG: 0.418	0-0 2B SF8 1B		0-0 FC5 1B	0-0 1-2 2-3 1B		0-0 5-3			0-0 4-3	5 1 3 0 0 0 2												
Rich Dauer, R (1, 4) OBP: 0.334, SLG: 0.347 Mark Belanger, R (9, 6) OBP: 0.251, SLG: 0.267	0-0 F8		0-0 1-2 1B	0-0 G1-2-3			0-0 F7		0-0 F8	5 0 1 0 0 0 4 0 0 0 0 0 0 0												
Ken Singleton, S (1, 9) OBP: 0.380, SLG: 0.448 John Lowenstein, L (9, 7) OBP: 0.375, SLG: 0.370	0-0 1-3 2B		0-3 K		0-0 F8		0-0 5-3			4 0 1 0 0 1 2 0 0 0 0 0 0 0												
Eddie Murray, S (1, 3) OBP: 0.344, SLG: 0.489	0-0 SF8		0-0 FC5		0-0 F8		0-3 K			3 0 0 1 0 1 2												
Terry Crowley, L (1, 10) OBP: 0.384, SLG: 0.465 Lee May, R (8, PH) OBP: 0.285, SLG: 0.398	0-0 F7			0-0 3-4-1	0-3 K			0-0 SH 1B		3 0 0 0 0 1 1 1 0 1 0 0 0 0												
Dan Graham, L (1, 2) OBP: 0.308, SLG: 0.456		0-0 F3		4-0 2B 1B BB		0-0 BB 1B		0-0 SH G5-4-3		2 1 1 0 1 0 0												
Gary Roenicke, R (1, 7) OBP: 0.352, SLG: 0.396		0-0 5-3		0-0 1-3 1B 2B		4-0 1-2 BB		0-0 F9		3 1 1 0 1 0 2												
Doug DeCinces, R (1, 5) OBP: 0.312, SLG: 0.377		0-0 5-3		0-0 1B 1B G1-2-3 1B		0-0 F9		0-0 G5-4-3		4 0 1 2 0 0 4												
Kiko Garcia, R (1, 6) OBP: 0.266, SLG: 0.249			0-0 6-3	0-0 1-2 1B 1B		0-0 F8			0-0 3-1	4 0 1 0 0 0 2												
<b>Inning Stats</b>	R: 1 E: 0 K: 0 S: 5	H: 2 LOB: 1 BB: 0 P: 5	R: 0 E: 0 K: 1 S: 3	H: 0 LOB: 0 BB: 0 P: 3	R: 0 E: 0 K: 1 S: 7	H: 2 LOB: 2 BB: 0 P: 7	R: 2 E: 0 K: 0 S: 6	H: 4 LOB: 2 BB: 1 P: 10	R: 0 E: 0 K: 1 S: 5	H: 0 LOB: 0 BB: 0 P: 5	R: 0 E: 0 K: 1 S: 4	H: 1 LOB: 2 BB: 1 P: 8	R: 0 E: 0 K: 1 S: 5	H: 0 LOB: 0 BB: 0 P: 5	R: 0 E: 1 K: 0 S: 4	H: 1 LOB: 1 BB: 0 P: 4	R: 0 E: 0 K: 0 S: 3	H: 0 LOB: 0 BB: 0 P: 3	1B: 8 2B: 2 3B: 0 HR: 0	SF: 1 SAC: 1 DP: 2 HBP: 0	WP: 0 PB: 0 SB: 0 CS: 0	PA: 38
<b>PITCHER</b>	IP WLS BF H R ER SO BB IBB HBP BLK WP HR S P ERA WHIP																					
Matt Keough, R (1, 1) ERA: 3.08	5.0 L 25 9 3 3 2 2 0 0 0 0 0 0 27 35 5.40 2.200																					
Dave Beard, R (6, 1) ERA:	0.2 2 0 0 0 0 0 0 0 0 0 0 0 2 2 0.00 0.000																					
Craig Minetto, L (6, 1) ERA: 9.0	1.1 4 0 0 0 1 0 0 0 0 0 0 0 6 6 0.00 0.000																					
Bob Lacey, L (8, 1) ERA: 2.95	2.0 7 1 0 0 0 0 0 0 0 0 0 0 7 7 0.00 0.500																					

Baltimore Orioles @ Oakland Athletics  
Oakland-Alameda County Coliseum, Oakland, CA  
Sun Aug 24 1980, 3:33 AM PDT  
Att. 18,160 - Sunny

AB	34
R	3
H	10
RBI	3
BB	2
SO	3
LOB	19



WP: 0	PA: 38
PB: 0	
SB: 0	
CS: 0	

Batter	1	2	3	4	5	6	7	8	9	AB R H RBI BB SO LOB
Rickey Henderson, R (1, 7) OBP: 0.416, SLG: 0.411	0-0 5-6-3		0-0 F8			0-0 1B 1B			0-0 F3	4 0 1 0 0 0 0
Dwayne Murphy, L (1, 8) OBP: 0.372, SLG: 0.368	0-0 F9			0-0 1B 1B		0-0 1B G6-4-3			0-0 1B BB	4 0 3 0 0 0 0
Jim Essian, R (1, 2) OBP: 0.318, SLG: 0.371	4-0 BB			0-0 F7		0-0 G6-4-3			4-0 BB FC5-4	2 0 0 0 2 0 3
Tony Armas, R (1, 9) OBP: 0.288, SLG: 0.464	0-0 F9			0-0 1B G5-4-3		0-3 K			0-0 F5	4 0 1 0 0 1 3
Jeff Newman, R (1, 3) OBP: 0.272, SLG: 0.410		0-0 F9		0-0 G5-4-3		0-0 5-3			0-0 FC5-4	4 0 0 0 0 0 4
Mike Heath, R (1, 10) OBP: 0.252, SLG: 0.276		0-0 CS 1B		0-0 1B G5-4-3		0-0 F3				3 0 2 0 0 0 0
Dave McKay, S (1, 5) OBP: 0.275, SLG: 0.295		0-3 K		0-3 K					0-0 F9	3 0 0 0 0 2 2
Mario Guerrero, R (1, 6) OBP: 0.282, SLG: 0.316			0-0 6-3		0-0 G5-4-3				0-0 F3	3 0 0 0 0 0 1
Jeff Cox, R (1, 4) OBP: 0.292, SLG: 0.247			0-0 F9			0-0 B5-3			0-0 6-3	3 0 0 0 0 0 0

Inning Stats	R: 0 E: 0 K: 0 S: 3	H: 0 LOB: 1 BB: 1 P: 7	R: 0 E: 0 K: 1 S: 5	H: 1 LOB: 0 BB: 0 P: 5	R: 0 E: 0 K: 0 S: 3	H: 0 LOB: 0 BB: 0 P: 3	R: 0 E: 0 K: 0 S: 4	H: 2 LOB: 1 BB: 0 P: 4	R: 0 E: 0 K: 1 S: 5	H: 1 LOB: 0 BB: 0 P: 5	R: 0 E: 0 K: 0 S: 4	H: 2 LOB: 1 BB: 0 P: 4	R: 0 E: 0 K: 1 S: 5	H: 0 LOB: 0 BB: 0 P: 5	R: 0 E: 0 K: 0 S: 3	H: 0 LOB: 0 BB: 0 P: 3	R: 0 E: 0 K: 0 S: 4	H: 1 LOB: 2 BB: 1 P: 8	1B: 7 2B: 0 3B: 0 HR: 0	SF: 0 SAC: 0 DP: 3 HBP: 0	WP: 0 PB: 0 SB: 0 CS: 1	PA: 32
--------------	------------------------------	---------------------------------	------------------------------	---------------------------------	------------------------------	---------------------------------	------------------------------	---------------------------------	------------------------------	---------------------------------	------------------------------	---------------------------------	------------------------------	---------------------------------	------------------------------	---------------------------------	------------------------------	---------------------------------	----------------------------------	------------------------------------	----------------------------------	--------

PITCHER	IP	WLS	BF	H	R	ER	SO	BB	IBB	HBP	BLK	WP	HR	S	P	ERA	WHIP
Mike Flanagan, L (1, 1) ERA: 3.78	9.0	W	32	7	0	0	3	2	0	0	0	0	0	36	44	0.00	1.000


**BOTTOM**

**Baltimore Orioles @ Oakland Athletics**  
Oakland-Alameda County Coliseum, Oakland, CA

Sun Aug 24 1980, 3:33 AM PDT  
Att. 18,160 - Sunny

livebaseballscorecards.com

AB	30
R	0
H	7
RBI	0
BB	2
SO	3
LOB	13



Batter	1	2	3	4	5	6	7	8	9	AB R H RBI BB SO LOB	TOP	
Al Bumbry, L (1, 8) OBP: 0.395, SLG: 0.422	0-0 BLK 1B 2B		0-0 FC6-4 1B		0-0 FC1-6 1B		0-0 6-3		0-0 F8	5 1 3 0 0 0 0		
Rich Dauer, R (1, 5) OBP: 0.337, SLG: 0.347	0-0 G6-4-3 2-H 1B		0-0 FC6-4 1-2f		0-0 FC1-6 4-3 1-2f			4-0 HR BB	4-0 BB	3 1 1 1 2 0 2		
Ken Singleton, S (1, 9) OBP: 0.381, SLG: 0.455	0-0 G6-4-3 1-2f			0-0 HR 1B	0-0 4-3 2-3			0-0 HR 1-H	0-0 F8	5 2 2 2 0 0 3		
Eddie Murray, S (1, 3) OBP: 0.345, SLG: 0.498	0-0 F9			0-0 HR 1-H	0-0 1-3			0-0 2B		4 1 2 2 0 0 1		
John Lowenstein, L (1, 7) OBP: 0.368, SLG: 0.362 Gary Roenicke, R (8, PH) OBP: 0.355, SLG: 0.398		0-0 3-1		0-0 3-1		0-0 1-3		0-0 1B 1B		3 0 0 0 0 0 0 1 0 1 0 0 0 0		
Pat Kelly, L (1, 10) OBP: 0.354, SLG: 0.336 Benny Ayala, R (8, PH) OBP: 0.358, SLG: 0.560		0-0 3-1		0-0 FC6-4 1B 1B		0-0 G3		0-0 L9		3 0 1 0 0 0 0 1 0 0 0 0 0 1		
Dan Graham, L (1, 2) OBP: 0.308, SLG: 0.454 Rick Dempsey, R (8, PH) OBP: 0.330, SLG: 0.427		0-0 2-3		0-0 FC6-4 1-2 1B		0-0 4-3		0-0 1-2 1B		3 0 1 0 0 0 0 1 0 1 0 0 0 0		
Lenn Sakata, R (1, 4) OBP: 0.225, SLG: 0.343			0-0 6-3	0-0 FC6-4 1-2f 2-3			0-0 F9	0-0 4-3		4 0 0 0 0 0 4		
Kiko Garcia, R (1, 6) OBP: 0.262, SLG: 0.245			0-0 F8	0-0 F8			0-3 K		0-3 K	4 0 0 0 0 2 2		
<b>Inning Stats</b>	R: 1 H: 2 E: 0 LOB: 0 K: 0 BB: 0 S: 4 P: 4	R: 0 H: 0 E: 0 LOB: 0 K: 0 BB: 0 S: 3 P: 3	R: 0 H: 1 E: 0 LOB: 1 K: 0 BB: 0 S: 4 P: 4	R: 2 H: 4 E: 0 LOB: 2 K: 0 BB: 0 S: 7 P: 7	R: 0 H: 1 E: 1 LOB: 1 K: 0 BB: 0 S: 4 P: 4	R: 0 H: 0 E: 0 LOB: 0 K: 0 BB: 0 S: 3 P: 3	R: 0 H: 0 E: 0 LOB: 0 K: 1 BB: 0 S: 5 P: 5	R: 2 H: 4 E: 0 LOB: 2 K: 0 BB: 1 S: 6 P: 10	R: 0 H: 0 E: 0 LOB: 1 K: 1 BB: 1 S: 5 P: 9	1B: 8 SF: 0 2B: 2 SAC: 0 3B: 0 DP: 1 HR: 2 HBP: 0	WP: 0 PA: 39 PB: 0 SB: 0 CS: 0	
<b>PITCHER</b> Glenn Abbott, R (1, 1) ERA: 4.06 Shane Rawley, L (8, 1) ERA: 3.48	IP WLS BF H R ER SO BB IBB HBP BLK WP HR S P ERA WHIP	7.1 W 31 10 5 5 1 1 0 0 0 0 2 32 36 6.14 1.500	1.2 S 8 2 0 0 1 1 0 0 0 0 0 0 9 13 0.00 1.800	<b>PITCHER</b> IP WLS BF H R ER SO BB IBB HBP BLK WP HR S P ERA WHIP								

Baltimore Orioles @ Seattle Mariners  
The Kingdome, Seattle, WA  
Mon Aug 25 1980, 10:05 PM EDT  
Att. 6,478 - Unknown

livebaseballscorecards.com

AB 37  
R 5  
H 12  
RBI 5  
BB 2  
SO 2  
LOB 13



Batter	1	2	3	4	5	6	7	8	9
<b>Julio Cruz, S</b> OBP: 0.320, SLG: 0.257 (1, 4)				0-0 6-3			0-0 G3	0-0 L3-6	
<b>Joe Simpson, L</b> OBP: 0.306, SLG: 0.337 (1, 7)				0-0 F9			0-0 P6		
<b>Dan Meyer, L</b> OBP: 0.320, SLG: 0.422 (1, 10)	0-0 1B 2B 1-H	0-0 IHR		0-0 F9			0-0 3B 1B		
<b>Bruce Bochte, L</b> OBP: 0.376, SLG: 0.455 (1, 3)	0-0 2B 1B 2-3	0-3 K			0-3 K		0-0 3B 1-H		
<b>Tom Paciorek, R</b> OBP: 0.318, SLG: 0.477 (1, 9)	0-0 1B FC 1-3 3-H	0-0 F4			0-3 K		0-0 F9		
<b>Juan Beniquez, R</b> OBP: 0.267, SLG: 0.353 (1, 8)	0-0 G3 FC 1B 2-3 3-H	0-0 5-3			0-0 CS 1B		0-0 6-3		
<b>Larry Milbourne, S</b> OBP: 0.286, SLG: 0.319 (1, 6)	0-0 FC 1B 1-2		0-0 L6		0-0 CS	0-0 L6	4-0 HR BB		
<b>Leon Roberts, R</b> OBP: 0.335, SLG: 0.425 (8, PH)									
<b>Ted Cox, R</b> OBP: 0.297, SLG: 0.313 (9, 5)									
<b>Jerry Narron, L</b> OBP: 0.188, SLG: 0.200 (1, 2)	0-0 G3		0-3 K			0-0 F4	0-0 HR		
<b>Reggie Walton, R</b> OBP: 0.308, SLG: 0.615 (8, PH)									
<b>Larry Cox, R</b> OBP: 0.259, SLG: 0.290 (9, 2)	0-0 1-2 2-3						1-H HR		
<b>Jim Anderson, R</b> OBP: 0.292, SLG: 0.322 (1, 5)	0-0 BB 1B 2-H 3-H		0-0 6-3			0-0 5-3	0-0 L3-6 S 1B		
<b>Mario Mendoza, R</b> OBP: 0.289, SLG: 0.298 (9, 6)									

AB	R	H	RBI	BB	SO	LOB
3	1	0	0	2	0	1
4	0	0	0	0	0	3
4	3	3	2	0	0	0
4	1	2	1	0	2	0
4	1	1	1	0	1	1
4	1	2	1	0	0	0
3	1	0	1	0	0	1
0	1	0	0	1	0	0
0	0	0	0	0	0	0
3	0	0	0	0	1	2
1	1	1	2	0	0	0
0	0	0	0	0	0	0
4	0	2	2	0	0	0
0	0	0	0	0	0	0

WP	HR	S	P	ERA	WHIP
0	0	5	9	135.00	15.000
0	0	33	37	4.05	0.900
0	1	4	8	18.00	3.000

Inning Stats	R	H	E	K	S	LOB	BB	P	R	H	E	K	S	LOB	BB	P
1	6	5	0	9	17	2	1	5	1	1	0	1	5	0	2	6
2	0	0	0	1	6	0	0	6	0	0	0	0	0	0	0	6
3	0	0	0	1	5	0	0	5	0	0	0	0	0	0	0	5
4	0	0	0	3	3	0	0	3	0	0	0	0	3	0	0	3
5	0	1	0	2	7	0	0	7	0	0	0	0	0	0	0	7
6	0	0	0	2	3	0	0	3	0	0	0	0	0	0	0	3
7	1	2	0	0	5	1	0	5	1	2	0	0	0	0	0	5
8	2	2	0	0	4	0	0	4	2	0	0	0	0	1	0	4
9	0	0	0	0	0	0	0	0	0	0	0	0	0	0	0	0

WP	HR	S	P	ERA	WHIP
0	0	5	9	135.00	15.000
0	0	33	37	4.05	0.900
0	1	4	8	18.00	3.000

**BOTTOM**

**Baltimore Orioles @ Seattle Mariners**  
The Kingdome, Seattle, WA  
Mon Aug 25 1980, 10:05 PM EDT  
Att. 6,478 - Unknown

livebaseballscores.com

AB	34
R	10
H	11
RBI	10
BB	3
SO	4
LOB	8



Batter	1	2	3	4	5	6	7	8	9	AB R H RBI BB SO LOB	TOP									
Al Bumbry, L (1, 8) OBP: 0.394, SLG: 0.420	0-0 L5		0-0 1-3		0-0 1-2 1B			0-0 1-3		4 0 1 0 0 0 0	<b>Baltimore Orioles @ Seattle Mariners</b> The Kingdome, Seattle, WA Tue Aug 26 1980, 10:05 PM EDT Att. 7,767 - Unknown									
Rich Dauer, R (1, 5) OBP: 0.334, SLG: 0.344	0-0 4-3		0-0 F2		0-0 F7			0-0 F8		4 0 0 0 0 0 2										
Ken Singleton, S (1, 9) OBP: 0.380, SLG: 0.451	0-0 E5 BB			4-0 F3 BB	0-0 F8			0-0 5-3		3 0 0 0 1 0 2										
Eddie Murray, S (1, 3) OBP: 0.346, SLG: 0.499	4-0 FC5-4 1-2 BB			0-0 F3 1-2		0-0 5-3		0-0 FC5-4 2B		3 0 1 0 1 0 1										
Benny Ayala, R (1, 10) OBP: 0.348, SLG: 0.543	0-0 FC5-4 1-2f			0-3 K	0-0 5-3			0-0 L5		4 0 0 0 0 1 4										
Gary Roenicke, R (1, 7) OBP: 0.353, SLG: 0.393		0-3 K		0-3 K	0-0 F7			4-0 FC5-4-6 IBB		3 0 0 0 1 2 1										
Rick Dempsey, R (1, 2) OBP: 0.329, SLG: 0.428		0-0 F6			0-0 4-3 1B 2B		0-0 F7	0-0 FC5-4-6 1-2f 2-3		4 1 1 0 0 0 2										
Kiko Garcia, R (1, 4) OBP: 0.259, SLG: 0.242		0-0 F4			0-0 4-3 2-3		0-0 6-3			3 0 0 0 0 0 1										
Mark Belanger, R (1, 6) OBP: 0.252, SLG: 0.268			0-0 F4		0-0 3-H 1B 1B		0-0 F8			3 0 1 1 0 0 0										
<b>Inning Stats</b>	R: 0 E: 1 K: 0 S: 4	H: 0 LOB: 2 BB: 1 P: 8	R: 0 E: 0 K: 1 S: 5	H: 0 LOB: 0 BB: 0 P: 5	R: 0 E: 0 K: 0 S: 3	H: 0 LOB: 0 BB: 0 P: 3	R: 0 E: 0 K: 2 S: 7	H: 0 LOB: 1 BB: 1 P: 11	R: 1 E: 0 K: 0 S: 6	H: 3 LOB: 2 BB: 0 P: 6	R: 0 E: 0 K: 0 S: 3	H: 0 LOB: 0 BB: 0 P: 3	R: 0 E: 0 K: 0 S: 3	H: 0 LOB: 0 BB: 0 P: 3	R: 0 E: 0 K: 0 S: 3	H: 1 LOB: 2 BB: 1 P: 7	1B: 2 2B: 2 3B: 0 HR: 0	SF: 0 SAC: 0 DP: 0 HBP: 0	WP: 0 PB: 0 SB: 0 CS: 0	PA: 34
PITCHER Floyd Bannister, L (1, 1) ERA: 3.53	IP: 9.0 WLS: W BF: 34 H: 4 R: 1 ER: 1 SO: 3 BB: 2 IBB: 1 HBP: 0 BLK: 0 WP: 0 HR: 0 S: 37 P: 49 ERA: 1.00 WHIP: 0.667																			

livebaseballscores.com

AB	31
R	1
H	4
RBI	1
BB	3
SO	3
LOB	13





Batter	1	2	3	4	5	6	7	8	9	AB	R	H	RBI	BB	SO	LOB
Julio Cruz, S OBP: 0.322, SLG: 0.265 (1, 4)	0-0 CS 1B		0-0 E6 FC6-4			0-0 SF7 3B		0-0 FC3-6 1-2f		4	1	2	0	0	0	1
Bill Stein, R OBP: 0.333, SLG: 0.396 (1, 10)	0-0 1-2 1B		0-0 FC6-4 1-2f			0-0 F9		0-0 F8		4	0	1	0	0	0	3
Bruce Bochte, L OBP: 0.374, SLG: 0.462 (1, 3)	0-0 F7				0-0 F9		0-0 SF7 3-H		0-0 HR	3	1	1	2	0	0	1
Tom Paciorek, R OBP: 0.315, SLG: 0.472 (1, 9)	0-0 F4				0-3 K		0-3 K			3	0	0	0	0	2	1
Juan Beniquez, R OBP: 0.288, SLG: 0.349 (1, 8)		0-0 F4			0-0 4-3		4-0 CS BB			2	0	0	0	1	0	0
Leon Roberts, R OBP: 0.335, SLG: 0.424 (1, 7)		0-0 F8			0-0 SH1-4 1B		0-3 K 1-2			3	0	1	0	0	1	1
Larry Milbourne, S OBP: 0.288, SLG: 0.321 (1, 6)		0-0 5-3			0-0 SH1-4 1-2		0-0 CS 1B			2	0	1	0	0	0	0
Jim Anderson, R OBP: 0.289, SLG: 0.319 (1, 5)			0-0 F8		0-0 4-3		0-0 CS 1-2	0-3 K		3	0	0	0	0	1	1
Larry Cox, R OBP: 0.260, SLG: 0.291 (1, 2)			0-0 F8		0-0 F6			0-0 FC3-6 1B		3	0	1	0	0	0	1

<b>Inning Stats</b>	R: 0 E: 0 K: 0 S: 4	H: 2 LOB: 1 BB: 0 P: 4	R: 0 E: 0 K: 0 S: 3	H: 0 LOB: 0 BB: 0 P: 3	R: 0 E: 1 K: 0 S: 4	H: 0 LOB: 1 BB: 0 P: 4	R: 0 E: 0 K: 1 S: 5	H: 0 LOB: 0 BB: 0 P: 5	R: 0 E: 0 K: 0 S: 4	H: 1 LOB: 1 BB: 0 P: 4	R: 1 E: 0 K: 1 S: 6	H: 1 LOB: 0 BB: 0 P: 6	R: 0 E: 0 K: 1 S: 4	H: 1 LOB: 0 BB: 1 P: 8	R: 0 E: 0 K: 1 S: 6	H: 1 LOB: 1 BB: 0 P: 6	R: 1 E: 0 K: 0 S: 1	H: 1 LOB: 0 BB: 0 P: 1	1B: 5 2B: 1 3B: 1 HR: 1	SF: 1 SAC: 1 DP: 1 HBP: 0	WP: 0 PB: 0 SB: 0 CS: 3	PA: 31
<b>PITCHER</b> Scott McGregor, L ERA: 3.16 (1, 1)	IP	WLS	BF	H	R	ER	SO	BB	IBB	HBP	BLK	WP	HR	S	P	ERA	WHIP					
	8.0	L	30	7	2	2	4	1	0	0	0	0	1	37	41	2.25	1.000					

**BOTTOM**

**Baltimore Orioles @ Seattle Mariners**  
The Kingdome, Seattle, WA  
Tue Aug 26 1980, 10:05 PM EDT  
Att. 7,767 - Unknown

[livebaseballscorecards.com](http://livebaseballscorecards.com)

<b>AB</b>	27
<b>R</b>	2
<b>H</b>	7
<b>RBI</b>	2
<b>BB</b>	1
<b>SO</b>	4
<b>LOB</b>	9



Batter	1	2	3	4	5	6	7	8	9	AB R H RBI BB SO LOB	TOP
<b>Rick Miller, L</b> OBP: 0.351, SLG: 0.318 (1, 8) (6, 9)	0-3 K	0-0 1B			0-3 K		0-0 1B 2B	0-0 4-3		5 1 2 0 0 2 0	
<b>Rod Carew, L</b> OBP: 0.400, SLG: 0.428 (1, 3)	0-0 HBP 1B BB 1B	0-0 FC6-4 1B			0-0 6-3		0-0 1B 1B 2-H	0-0 L6		5 2 3 2 0 0 0	
<b>Dan Ford, R</b> OBP: 0.335, SLG: 0.419 <b>Bobby Clark, R</b> OBP: 0.247, SLG: 0.291 (1, 9) (6, 8)	0-0 BB HBP 1-2 1B	0-0 FC6-4 1-2f			0-0 HR		0-3 K		BB BB BB BB	3 1 2 1 0 0 2 1 1 0 0 1 1 1	
<b>Don Baylor, R</b> OBP: 0.318, SLG: 0.335 (1, 7)	1-0 BB 1-2 2-3 HBP		0-3 K		0-0 F7		0-0 1B 3B 1-3 1B	0-0 FC3-6 1B		4 1 2 0 0 1 0	
<b>Jason Thompson, L</b> OBP: 0.392, SLG: 0.452 (1, 10)	4-0 G4-6-3 1-2 2-3 3-H BB		0-0 F7			4-0 FC6-4 1B BB	0-0 1-3 3B 3-H 1B	0-0 FC3-6 FC6-5 1-2f 2-H		3 1 1 2 2 0 1	
<b>Carney Lansford, R</b> OBP: 0.317, SLG: 0.423 (1, 5)	0-0 G4-6-3 1-2f		0-0 F8			0-0 FC6-4 1B 1-2	0-3 K	0-0 FC6-5-4		5 0 1 0 0 1 6	
<b>Bobby Grich, R</b> OBP: 0.381, SLG: 0.430 <b>Dickie Thon, R</b> OBP: 0.289, SLG: 0.317 (1, 4) (6, 4)		0-3 K		0-0 5-3		0-0 FC6-4 1-2f 2-3	0-0 K 3B 1-H	0-0 L1		3 0 0 0 0 1 2 2 0 1 2 0 0 1	
<b>Bert Campaneris, R</b> OBP: 0.305, SLG: 0.348 (1, 6)		0-3 K		0-0 G1-4-3 1B		0-3 K	0-0 6-3			4 0 1 0 0 2 3	
<b>Dan Whitmer, R</b> OBP: 0.253, SLG: 0.247 <b>Larry Harlow, L</b> OBP: 0.374, SLG: 0.395 <b>Stan Cliburn, R</b> OBP: 0.217, SLG: 0.321 (1, 2) (8, PH) (8, 2)		0-0 1B 1B		0-0 G1-4-3 1-2f		0-0 FC6-4 1-2f		0-0 F7		3 1 1 0 0 0 3 1 0 0 0 0 0 0 0 0 0 0 0 0 0	
<b>Inning Stats</b>	R: 1 H: 2 E: 0 LOB: 2 K: 1 BB: 1 S: 6 P: 11	R: 1 H: 3 E: 0 LOB: 2 K: 2 BB: 0 S: 10 P: 10	R: 0 H: 0 E: 0 LOB: 0 K: 1 BB: 0 S: 5 P: 5	R: 0 H: 1 E: 0 LOB: 0 K: 0 BB: 0 S: 3 P: 3	R: 1 H: 1 E: 0 LOB: 0 K: 1 BB: 0 S: 6 P: 6	R: 0 H: 1 E: 0 LOB: 2 K: 1 BB: 1 S: 6 P: 10	R: 4 H: 5 E: 0 LOB: 1 K: 2 BB: 0 S: 12 P: 12	R: 0 H: 0 E: 0 LOB: 0 K: 0 BB: 0 S: 3 P: 3	R: 1 H: 1 E: 1 LOB: 1 K: 0 BB: 1 S: 4 P: 8	1B: 11 SF: 0 2B: 1 SAC: 0 3B: 1 DP: 2 HR: 1 HBP: 1	WP: 0 PA: 43 PB: 0 SB: 0 CS: 0
<b>PITCHER</b> <b>Jim Palmer, R</b> ERA: 3.85 <b>Sammy Stewart, R</b> ERA: 4.05 (1, 1) (7, 1)	IP WLS BF H R ER SO BB IBB HBP BLK WP HR S P ERA WHIP	6.1 W 31 11 6 6 7 2 0 1 0 0 1 42 51 8.53 2.053	2.2 12 3 2 2 1 1 0 0 0 0 0 0 13 17 6.75 1.500								

California Angels @ Baltimore Orioles  
 Memorial Stadium, Baltimore, MD  
 Thu Aug 28 1980, 7:05 PM EDT  
 Att. 30,968 - Unknown - 86 F

AB	39
R	8
H	14
RBI	7
BB	3
SO	8
LOB	19



WP: 0	PA: 43
PB: 0	
SB: 0	
CS: 0	

BOTTOM

California Angels @ Baltimore Orioles  
Memorial Stadium, Baltimore, MD

Thu Aug 28 1980, 7:05 PM EDT  
Att: 30,968 - Unknown - 86 F

livebaseballscorecards.com

AB	48
R	13
H	26
RBI	12
BB	2
SO	2
LOB	31



WP:	0	PA:	51
PB:	0	SB:	0
CS:	0		

AB	R	H	RBI	BB	SO	LOB	
6	2	3	1	0	1	2	
6	2	4	1	0	0	5	
3	0	2	2	0	0	1	
3	0	0	0	0	1	2	
6	2	4	2	0	0	2	
1	0	1	0	0	0	0	
5	2	3	1	0	0	4	
5	1	4	2	0	0	2	
4	1	2	2	1	0	3	
5	2	2	0	0	0	5	
4	1	1	1	1	0	5	
1B:	18	SF:	0	WP:	0	PA:	51
2B:	9	SAC:	0	PB:	0	SB:	0
3B:	0	DP:	2	CS:	0		
HR:	0	HBP:	1				

Batter	1	2	3	4	5	6	7	8	9
<b>Al Bumbry, L</b> OBP: 0.395, SLG: 0.421 (1, 8)	0-3 K	0-0 1B 1B		0-0 1B 1B		0-0 6-3	0-0 F9		
<b>Rich Dauer, R</b> OBP: 0.338, SLG: 0.351 (1, 5)	0-0 2B 1B	0-0 L4		0-0 2B P4		0-0 1B 1B		0-0 FC3-6 1B	
<b>Ken Singleton, S</b> OBP: 0.361, SLG: 0.453 <b>John Lowenstein, L</b> OBP: 0.361, SLG: 0.354 (1, 9) (5, 7)	0-0 4-3	0-0 1B 1B		0-0 G4-6-3 1B	0-0 F7	0-0 F7		0-3 K	
<b>Eddie Murray, S</b> OBP: 0.350, SLG: 0.505 (1, 3)	0-0 1B 2B	0-0 1B		0-0 G4-6-3 1-2f 3-H	0-0 1B 2B	0-0 1B		0-0 FC3-6 1-2f 1B	
<b>Benny Ayala, R</b> OBP: 0.353, SLG: 0.547 <b>Terry Crowley, L</b> OBP: 0.391, SLG: 0.477 (1, 10) (2, PH)	0-0 1B	0-0 L1-5		0-0 2B	0-0 2B HBP	0-0 F8		0-0 1B	
<b>Gary Roenicke, R</b> OBP: 0.364, SLG: 0.414 (1, 7) (5, 9)	0-0 1B		0-0 2B	0-0 1B 2B	1-0 2B HBP		0-0 5-3 2B	0-0 P2	
<b>Rick Dempsey, R</b> OBP: 0.333, SLG: 0.432 (1, 2)	0-0 F8		0-0 F9	0-0 1B 1B	0-0 1B 2B		4-0 5-3 BB		
<b>Lenn Sakata, R</b> OBP: 0.237, SLG: 0.347 (1, 4)		0-0 1B BB 1B	0-0 F7	0-0 1B 1B	0-0 L5		0-0 L4		
<b>Kiko Garcia, R</b> OBP: 0.261, SLG: 0.242 (1, 6)		4-0 1B BB	0-0 6-3	0-0 1B	0-0 1-3		0-0 5-3		

Inning	R	H	E	K	S	P	IP	WLS	BF	H	R	ER	SO	BB	IBB	HBP	BLK	WP	HR	S	P	ERA	WHIP
1	2	4	0	1	9	3	1.0	L	10	6	5	5	1	1	0	0	0	0	0	11	15	45.00	7.000
2	0	0	0	0	0	0	2.0		11	6	3	3	0	0	0	0	0	0	0	11	11	13.50	3.000
3	0	0	0	0	0	0	2.0		15	9	5	5	0	0	0	1	0	0	0	14	15	22.50	4.500
4	0	0	0	0	0	0	3.0		15	5	0	0	1	1	0	0	0	0	0	16	20	0.00	2.000

PITCHER	IP	WLS	BF	H	R	ER	SO	BB	IBB	HBP	BLK	WP	HR	S	P	ERA	WHIP
<b>Dave LaRoche, L</b> ERA: 4.47 (1, 1)	1.0	L	10	6	5	5	1	1	0	0	0	0	0	11	15	45.00	7.000
<b>Don Aase, R</b> ERA: 4.47 (2, 1)	2.0		11	6	3	3	0	0	0	0	0	0	0	11	11	13.50	3.000
<b>John Montague, R</b> ERA: 5.13 (4, 1)	2.0		15	9	5	5	0	0	0	1	0	0	0	14	15	22.50	4.500
<b>Dave Lemanczyk, R</b> ERA: 5.0 (6, 1)	3.0		15	5	0	0	1	1	0	0	0	0	0	16	20	0.00	2.000

Batter	1	2	3	4	5	6	7	8	9	AB R H RBI BB SO LOB	TOP											
<b>Rick Miller, L</b> (1, 8) OBP: 0.352, SLG: 0.326	0-3 K	0-0 G3-6-3		0-0 3B		0-0 6-3			0-0 6-3	5 0 2 2 0 1 2												
<b>Carney Lansford, R</b> (1, 5) OBP: 0.314, SLG: 0.419	0-0 F9		0-0 6-3	0-0 F3			0-0 F8		0-0 6-3	5 0 0 0 0 0 2												
<b>Rod Carew, L</b> (1, 3) OBP: 0.398, SLG: 0.426	0-0 BB 2B 1B		0-0 F8		0-0 4-3		0-0 6-3		0-0 F7	5 1 1 0 0 0 1												
<b>Jason Thompson, L</b> (1, 10) OBP: 0.393, SLG: 0.449	4-0 2B 1-2 BB		0-3 K		4-0 S E BB		0-0 F8			2 1 0 0 2 1 0												
<b>Don Baylor, R</b> (1, 7) OBP: 0.320, SLG: 0.341	0-0 2B		0-0 5-3	0-3 K			0-0 1B			4 0 2 1 0 1 1												
<b>Bobby Clark, R</b> (8, 7) OBP: 0.247, SLG: 0.291	1-3 2-H 2B		0-0 E7 1B	0-0 E1 1B			0-0 F9			0 0 0 0 0 0 0												
<b>Bobby Grich, R</b> (1, 4) OBP: 0.382, SLG: 0.431	0-0 3-1		0-0 1B	0-0 1B			0-0 F7		0-0 F9	4 1 2 0 0 0 3												
<b>Larry Harlow, L</b> (1, 9) OBP: 0.375, SLG: 0.392		4-0 1B SH1-3 BB	4-0 1B 3B BB	0-0 4-3			0-0 F7			2 1 0 0 2 0 2												
<b>Bert Campaneris, R</b> (1, 6) OBP: 0.306, SLG: 0.347		0-0 SH1-3	0-0 3B 1B		0-3 K		0-0 F7			3 1 1 1 0 1 1												
<b>Tom Donohue, R</b> (1, 2) OBP: 0.219, SLG: 0.248		0-0 G3-6-3 1B	0-0 F5		0-3 K			0-0 L7		4 0 1 0 0 1 2												
<b>Inning Stats</b>	R: 1 E: 0 K: 1 S: 7	H: 2 LOB: 2 BB: 1 P: 11	R: 0 E: 0 K: 0 S: 3	H: 1 LOB: 1 BB: 1 P: 7	R: 0 E: 0 K: 1 S: 5	H: 0 LOB: 0 BB: 0 P: 5	R: 3 E: 1 K: 0 S: 6	H: 3 LOB: 1 BB: 1 P: 10	R: 1 E: 1 K: 1 S: 6	H: 1 LOB: 1 BB: 1 P: 10	R: 0 E: 0 K: 2 S: 7	H: 0 LOB: 0 BB: 0 P: 7	R: 0 E: 0 K: 0 S: 3	H: 0 LOB: 0 BB: 0 P: 3	R: 0 E: 0 K: 0 S: 4	H: 1 LOB: 1 BB: 0 P: 4	R: 0 E: 0 K: 0 S: 4	H: 1 LOB: 1 BB: 0 P: 4	1B: 7 2B: 1 3B: 1 HR: 0	SF: 0 SAC: 1 DP: 1 HBP: 0	WP: 0 PB: 0 SB: 1 CS: 0	PA: 39
<b>PITCHER</b>	IP WLS BF H R ER SO BB IBB HBP BLK WP HR S P ERA WHIP																					
<b>Steve Stone, R</b> (1, 1) ERA: 3.05	4.2 L 24 7 5 4 3 4 0 0 0 0 0 0 26 42 7.71 2.357																					
<b>Dave Ford, R</b> (5, 1) ERA: 3.61	4.1 15 2 0 0 2 0 0 0 0 0 0 0 19 19 0.00 0.462																					

**California Angels @ Baltimore Orioles**  
**Memorial Stadium, Baltimore, MD**  
 Fri Aug 29 1980, 7:05 PM EDT  
 Att: 33,542 - Unknown

<b>AB</b>	<b>34</b>
<b>R</b>	<b>5</b>
<b>H</b>	<b>9</b>
<b>RBI</b>	<b>4</b>
<b>BB</b>	<b>4</b>
<b>SO</b>	<b>5</b>
<b>LOB</b>	<b>14</b>



Batter	1	2	3	4	5	6	7	8	9	AB	R	H	RBI	BB	SO	LOB	BOTTOM	
<b>Al Bumbry, L</b> OBP: 0.396, SLG: 0.421 (1, 8) x	0-0 6-3 ①		x 0-0 F9 ②			BBB 4-0 1B BB			x 0-0 G6-3 1B	3	0	1	0	1	0	1	<b>California Angels @ Baltimore Orioles</b> <b>Memorial Stadium, Baltimore, MD</b> Fri Aug 29 1980, 7:05 PM EDT Att. 33,542 - Unknown <a href="http://livebaseballscorecards.com">livebaseballscorecards.com</a>	
<b>Rich Dauer, R</b> OBP: 0.338, SLG: 0.350 (1, 4) x	0-0 G3 ②		0-0 CS ③ x	0-0 L6 ①		x 0-0 FC6 1B		x 0-0 G6-3 ① ②	4	0	1	0	0	0	1			
<b>Ken Singleton, S</b> OBP: 0.380, SLG: 0.451 (1, 9) x	0-0 4-3 ③		SSS 0-3 K ②			x 0-0 FC6 ③		x 0-0 1B 1B	4	0	1	0	0	1	2			
<b>Eddie Murray, S</b> OBP: 0.349, SLG: 0.503 (1, 3) x		x 0-0 F5 ①		x 0-0 P4 ③			x 0-0 4-3 ①	x 0-0 1B 1B	4	0	1	0	0	0	0			
<b>Terry Crowley, L</b> OBP: 0.382, SLG: 0.464 (1, 10) x		x 0-0 4-3 ②			x 0-0 F9 ①		x 0-0 P5 ②	x 0-0 G3 ③	4	0	0	0	0	0	2			
<b>John Lowenstein, L</b> OBP: 0.361, SLG: 0.354 (1, 7) x		x 0-0 1B			x 0-0 F2 ②		x 0-0 G3 ③			3	0	1	0	0	0			
<b>Dan Graham, L</b> OBP: 0.303, SLG: 0.446 (1, 5) x		x 0-0 F2 ③			x 0-0 F7 ③			x 0-0 G3 ①		3	0	0	0	0	1			
<b>Rick Dempsey, R</b> OBP: 0.330, SLG: 0.428 (1, 2) x			x 0-0 F9 ①			x 0-0 F7 ①		x 0-0 L8 ②		3	0	0	0	0	0			
<b>Kiko Garcia, R</b> OBP: 0.262, SLG: 0.243 (1, 6) x			x 0-0 CS 1B			x 0-0 L4 ②		x 0-0 4-3 ③		3	0	1	0	0	0			
<b>Inning Stats</b>	R: 0 E: 0 K: 0 S: 3	H: 0 LOB: 0 BB: 0 P: 3	R: 0 E: 0 K: 0 S: 4	H: 1 LOB: 1 BB: 0 P: 4	R: 0 E: 0 K: 0 S: 3	H: 1 LOB: 0 BB: 0 P: 3	R: 0 E: 0 K: 1 S: 5	H: 0 LOB: 0 BB: 0 P: 5	R: 0 E: 0 K: 0 S: 3	H: 0 LOB: 0 BB: 0 P: 3	R: 0 E: 0 K: 0 S: 5	H: 3 LOB: 2 BB: 0 P: 5	1B: 6 2B: 0 3B: 0 HR: 0	SF: 0 SAC: 0 DP: 1 HBP: 0	WP: 0 PB: 0 SB: 0 CS: 1	PA: 33 ERA WHIP		
<b>PITCHER</b> <b>Freddie Martinez, R</b> ERA: 4.53 (1, 1)	IP 9.0	WLS W	BF 32	H 6	R 0	ER 0	SO 1	BB 1	IBB 0	HBP 0	BLK 0	WP 0	HR 0	S 33	P 37	ERA 0.00	WHIP 0.778	

**California Angels @ Baltimore Orioles**  
**Memorial Stadium, Baltimore, MD**  
 Fri Aug 29 1980, 7:05 PM EDT  
 Att. 33,542 - Unknown

**AB 31**  
**R 0**  
**H 6**  
**RBI 0**  
**BB 1**  
**SO 1**  
**LOB 7**



Batter	1	2	3	4	5	6	7	8	9	AB R H RBI BB SO LOB	TOP									
Rod Carew, L (1, 3) OBP: 0.399, SLG: 0.436	0-0 1B 3B	0-0 SH1-3 1B 2B		0-0 2B 2B		0-0 F7 1B	0-3 K		0-0 4-3	6 3 3 0 0 1 1										
Bert Campaneris, R (1, 6) OBP: 0.314, SLG: 0.357	0-0 FC4-6 1B SF9	0-0 SH1-3		0-0 2B		0-0 E6 1B		4-0 1B HR BB	0-0 F8	4 2 2 2 1 0 0										
Dan Ford, R (1, 9) OBP: 0.347, SLG: 0.430 Larry Harlow, L (8, PR) OBP: 0.375, SLG: 0.392	0-0 FC4-6 1B	0-0 1B		0-3 K		0-0 1B		0-0 HR 1B		5 0 4 1 0 1 1 0 1 0 0 0 0 0										
Don Baylor, R (1, 10) OBP: 0.319, SLG: 0.339 Dickie Thon, R (4, PH) OBP: 0.266, SLG: 0.313 Jason Thompson, L (8, PH) OBP: 0.394, SLG: 0.459	0-0 FC4-6 1B BB 1B	0-3 K		0-3 K		0-0 F9		0-0 HR		2 1 0 0 0 1 3 2 0 0 0 0 1 3 1 1 1 3 0 0 0										
Carney Lansford, R (1, 5) OBP: 0.315, SLG: 0.418	0-0 SF9	0-0 4-3			4-0 FC6-4 BB		0-0 4-3 PB 2B 1B	0-0 5-3		3 1 1 1 1 0 2										
Bobby Grich, R (1, 4) OBP: 0.382, SLG: 0.427	4-0 1B 1B BB		0-0 F9		0-3 K		4-0 4-3 2B BB	0-3 K		3 2 0 0 2 2 2										
Bobby Clark, R (1, 7) OBP: 0.251, SLG: 0.313	0-0 1B 1B		0-3 K		0-0 FC6-4		0-0 4-3	0-0 HR		5 1 2 1 0 1 3										
Rick Miller, L (1, 8) OBP: 0.352, SLG: 0.330	0-0 1B		0-3 K		0-3 K		0-0 2B	0-3 K		5 0 2 4 0 3 2										
Tom Donohue, R (1, 2) OBP: 0.214, SLG: 0.242	0-0 F3		0-0 L8		0-3 K		0-0 F8		0-0 F8	5 0 0 0 0 1 3										
<b>Inning Stats</b>	R: 4 E: 0 K: 0 S: 8	H: 5 LOB: 2 BB: 1 P: 12	R: 1 E: 0 K: 1 S: 7	H: 2 LOB: 1 BB: 0 P: 7	R: 0 E: 0 K: 2 S: 7	H: 0 LOB: 0 BB: 0 P: 7	R: 1 E: 0 K: 2 S: 9	H: 2 LOB: 1 BB: 0 P: 9	R: 0 E: 0 K: 2 S: 7	H: 1 LOB: 2 BB: 0 P: 7	R: 2 E: 0 K: 1 S: 7	H: 2 LOB: 1 BB: 1 P: 11	R: 4 E: 0 K: 2 S: 10	H: 3 LOB: 1 BB: 1 P: 14	R: 0 E: 0 K: 0 S: 3	H: 0 LOB: 0 BB: 0 P: 3	1B: 8 2B: 4 3B: 1 HR: 2	SF: 1 SAC: 1 DP: 0 HBP: 0	WP: 0 PB: 1 SB: 0 CS: 0	PA: 47
<b>PITCHER</b>	IP WLS BF H R ER SO BB IBB HBP BLK WP HR S P ERA WHIP																			
Mike Flanagan, L (1, 1) ERA: 3.94	0.2 L 8 5 4 4 0 1 0 0 0 0 0 0 7 11 54.00 9.000																			
Tippy Martinez, L (1, 1) ERA: 3.28	6.1 29 7 4 4 9 2 0 0 0 0 0 0 45 53 5.68 1.421																			
Tim Stoddard, R (8, 1) ERA: 2.62	2.0 10 3 4 4 2 1 0 0 0 0 0 2 13 17 18.00 2.000																			

California Angels @ Baltimore Orioles  
 Memorial Stadium, Baltimore, MD  
 Sat Aug 30 1980, 7:05 PM EDT  
 Att: 38,234 - Unknown

livebaseballscores.com

AB	41
R	12
H	15
RBI	12
BB	4
SO	11
LOB	20



Batter	1	2	3	4	5	6	7	8	9	AB R H RBI BB SO LOB
<b>Al Bumbry, L</b> (1, 8) OBP: 0.392, SLG: 0.416	0-3 K		0-0 G3	0-3 K			0-0 F8		0-0 4-3	5 0 0 0 0 2 1
<b>Rich Dauer, R</b> (1, 4) OBP: 0.337, SLG: 0.349	0-0 5-3		0-0 1B HR 1B			0-0 5-3	0-0 1-3			4 1 1 1 0 0 0
<b>Ken Singleton, S</b> (1, 9) OBP: 0.379, SLG: 0.449	0-3 K		0-0 1-3 HR 1B			0-0 F7	0-0 4-3			4 1 1 0 0 1 0
<b>Eddie Murray, S</b> (1, 3) OBP: 0.348, SLG: 0.507		0-0 6-3	0-0 1-H 3-H HR			0-0 F9		0-0 F9		4 1 1 3 0 0 0
<b>Benny Ayala, R</b> (1, 10) OBP: 0.354, SLG: 0.543		4-0 BB BB	0-0 6-3			0-0 F9		0-0 HR		1 0 0 0 1 0 0
<b>Terry Crowley, L</b> (6, PH) OBP: 0.383, SLG: 0.484										2 1 1 1 0 0 0
<b>Gary Roenicke, R</b> (1, 7) OBP: 0.362, SLG: 0.409		4-0 1-2 BB	0-0 P6			0-0 F7		0-0 5-3		3 0 0 0 1 0 0
<b>Doug DeCinces, R</b> (1, 5) OBP: 0.311, SLG: 0.376	0-3 K					0-0 F7	0-0 BB 1B		0-0 L7	4 0 1 0 0 1 2
<b>Rick Dempsey, R</b> (1, 2) OBP: 0.335, SLG: 0.438	0-3 K					0-0 HR	4-0 1-2 BB		4-0 G6-4-3 BB	2 1 1 1 2 1 2
<b>Kiko Garcia, R</b> (1, 6) OBP: 0.262, SLG: 0.243			0-0 G3 1B 1B			0-3 K	0-0 F3		0-0 G6-4-3 1-2f	4 1 1 0 0 1 3

Inning Stats	R: 0	H: 0	E: 0	LOB: 0	K: 2	BB: 0	S: 7	R: 0	H: 0	E: 0	LOB: 2	K: 2	BB: 2	S: 7	R: 4	H: 4	E: 0	LOB: 0	K: 0	BB: 0	S: 7	R: 1	H: 1	E: 0	LOB: 0	K: 2	BB: 0	S: 8	R: 0	H: 0	E: 0	LOB: 0	K: 0	BB: 0	S: 3	R: 0	H: 1	E: 0	LOB: 2	K: 0	BB: 1	S: 4	R: 0	H: 0	E: 0	LOB: 0	K: 0	BB: 0	S: 3	R: 1	H: 1	E: 0	LOB: 0	K: 0	BB: 0	S: 4	R: 0	H: 0	E: 0	LOB: 0	K: 0	BB: 1	S: 2	R: 0	H: 0	E: 0	LOB: 0	K: 0	BB: 1	S: 2	1B: 4	SF: 0	2B: 0	SAC: 0	3B: 0	DP: 1	HR: 3	HBP: 0	WP: 0	PA: 37
<b>Frank Tanana, L</b> (1, 1) ERA: 4.43	IP	WLS	BF	H	R	ER	SO	BB	IBB	HBP	BLK	WP	HR	S	P	ERA	WHIP																																																															
<b>Mark Clear, R</b> (5, 1) ERA: 3.46	5.0	W	18	2	1	1	0	2	0	0	0	0	1	16	24	1.80	0.800																																																															

**BOTTOM**

**California Angels @ Baltimore Orioles**  
**Memorial Stadium, Baltimore, MD**  
 Sat Aug 30 1980, 7:05 PM EDT  
 Att. 38,234 - Unknown

[livebaseballscorecards.com](http://livebaseballscorecards.com)

<b>AB</b>	<b>33</b>
<b>R</b>	<b>6</b>
<b>H</b>	<b>7</b>
<b>RBI</b>	<b>6</b>
<b>BB</b>	<b>4</b>
<b>SO</b>	<b>6</b>
<b>LOB</b>	<b>8</b>



Batter	1	2	3	4	5	6	7	8	9	AB R H RBI BB SO LOB	TOP									
Rod Carew, L (1, 3) OBP: 0.396, SLG: 0.433	0-0 4-3		0-0 SH5-3		0-0 P6			0-0 F7		3 0 0 0 0 0 0	<b>California Angels @ Baltimore Orioles</b> <b>Memorial Stadium, Baltimore, MD</b> Sun Aug 31 1980, 3:33 AM EDT Att: 23,746 - Unknown									
Bert Campaneris, R (1, 6) OBP: 0.312, SLG: 0.351	0-0 L6		0-0 FC1-2		0-0 F9			4-0 1B BB		3 0 0 0 1 0 2										
Dan Ford, R (1, 9) OBP: 0.345, SLG: 0.426	0-3 K		0-3 K				0-0 F7	0-0 1-2 1B		4 0 1 0 0 2 2										
Don Baylor, R (1, 10) OBP: 0.318, SLG: 0.335		4-0 BB		0-0 F2		0-0 L7		0-0 P5		3 0 0 0 1 0 2										
Carney Lansford, R (1, 5) OBP: 0.314, SLG: 0.417		0-0 L7		0-0 L3		0-0 6-3		0-0 G6-4-3 1B		4 0 1 0 0 0 1										
Bobby Grich, R (1, 4) OBP: 0.381, SLG: 0.424		0-0 F7		4-0 2B BB		0-0 F9		0-0 G6-4-3 1-2		3 0 0 0 1 0 2										
Bobby Clark, R (1, 7) OBP: 0.251, SLG: 0.317		0-0 F9		0-0 2B		0-0 P4		0-0 F7		4 0 1 0 0 0 1										
Rick Miller, L (1, 8) OBP: 0.352, SLG: 0.328			4-0 SH5-3 FC1-2 SH BB		0-0 F8		0-0 F7			2 0 0 0 1 0 2										
Tom Donohue, R (1, 2) OBP: 0.213, SLG: 0.241			0-0 SH		0-0 F8			0-0 5-3		1 0 0 0 0 0 0										
Dickie Thon, R (8, PH) OBP: 0.265, SLG: 0.311			FC1-2 SH5-3							1 0 0 0 0 0 0										
Stan Cliburn, R (8, 2) OBP: 0.217, SLG: 0.321			1-2							0 0 0 0 0 0 0										
<b>Inning Stats</b>	R: 0 E: 0 K: 1 S: 5	H: 0 LOB: 0 BB: 0 P: 5	R: 0 E: 0 K: 0 S: 3	H: 0 LOB: 1 BB: 1 P: 7	R: 0 E: 0 K: 1 S: 6	H: 0 LOB: 2 BB: 1 P: 10	R: 0 E: 0 K: 0 S: 4	H: 1 LOB: 2 BB: 1 P: 8	R: 0 E: 0 K: 0 S: 3	H: 0 LOB: 0 BB: 0 P: 3	R: 0 E: 0 K: 0 S: 3	H: 0 LOB: 0 BB: 0 P: 3	R: 0 E: 0 K: 0 S: 4	H: 1 LOB: 2 BB: 1 P: 8	R: 0 E: 0 K: 0 S: 3	H: 1 LOB: 0 BB: 0 P: 3	1B: 2 2B: 1 3B: 0 HR: 0	SF: 0 SAC: 2 DP: 1 HBP: 0	WP: 0 PB: 0 SB: 0 CS: 0	PA: 34
<b>PITCHER</b> Scott McGregor, L (1, 1) ERA: 3.02	IP: 9.0 WLS: W BF: 34 H: 3 R: 0 ER: 0 SO: 2 BB: 4 IBB: 0 HBP: 0 BLK: 0 WP: 0 HR: 0 S: 34 P: 50 ERA: 0.00 WHIP: 0.778																			

livebaseballscorecards.com

<b>AB</b>	28
<b>R</b>	0
<b>H</b>	3
<b>RBI</b>	0
<b>BB</b>	4
<b>SO</b>	2
<b>LOB</b>	12





**California Angels @ Baltimore Orioles**  
**Memorial Stadium, Baltimore, MD**

Sun Aug 31 1980, 3:33 AM EDT  
 Att. 23,746 - Unknown

[livebaseballscorecards.com](http://livebaseballscorecards.com)

<b>AB</b>	<b>28</b>
<b>R</b>	<b>5</b>
<b>H</b>	<b>9</b>
<b>RBI</b>	<b>2</b>
<b>BB</b>	<b>4</b>
<b>SO</b>	<b>1</b>
<b>LOB</b>	<b>14</b>




1B: 7	SF: 0	WP: 1	PA: 34
2B: 2	SAC: 2	PB: 1	
3B: 0	DP: 3	SB: 1	
HR: 1	HBP: 0	CS: 0	

Batter	1	2	3	4	5	6	7	8	9	AB	R	H	RBI	BB	SO	LOB
<b>Al Bumbry, L</b> OBP: 0.393, SLG: 0.416 (1, 8) X	0-0 4-3 ①		0-0 4-3 ②		0-0 F8 S 7-5-6-2 1B		4-0 4-3 SH3-4 PB BB			3	1	1	0	1	0	0
<b>Rich Dauer, R</b> OBP: 0.337, SLG: 0.349 (1, 4) X	0-0 6-3 WP 1B		0-0 P5		0-0 F8 1-3		0-0 SH3-4 1-2			3	0	1	0	0	0	1
<b>Ken Singleton, S</b> OBP: 0.380, SLG: 0.455 (1, 9) X	0-0 6-3 ②				0-0 HR		0-0 4-3			3	1	1	1	1	0	2
<b>Gary Roenicke, R</b> OBP: 0.362, SLG: 0.409 (8, 9)	1-3				BB BB BB		BB BB			0	0	0	0	0	0	0
<b>Eddie Murray, S</b> OBP: 0.348, SLG: 0.504 (1, 3) X	0-0 P6				0-0 SH5-3 BB 1B BB		0-0 7-5-6-2 ② ③			3	1	0	0	1	1	3
					3-H		3-H									
<b>John Lowenstein, L</b> OBP: 0.370, SLG: 0.367 (1, 7) X		0-0 4-3 ①			0-0 SH5-3 E BB		0-0 E9 BLK 2B			3	2	2	0	1	0	0
					1-2											
<b>Terry Crowley, L</b> OBP: 0.382, SLG: 0.481 (1, 10) X		0-0 1B 1B			0-0 SH5-3 1-2 2-3		0-0 G3			3	0	1	0	0	0	2
<b>Rick Dempsey, R</b> OBP: 0.337, SLG: 0.439 (1, 2) X		0-0 1B G5-4-3 1B			0-0 E9 2-H 3-H 1B		0-0 6-3 3-H			4	0	2	1	0	0	1
<b>Doug DeCinces, R</b> OBP: 0.312, SLG: 0.376 (1, 5) X		0-0 G5-4-3 ② ③			0-0 F7 1-2f		0-0 1B			3	0	1	0	0	0	3
<b>Kiko Garcia, R</b> OBP: 0.259, SLG: 0.241 (1, 6) X			0-0 F8 ①		0-0 L9 ③		0-0 F3 ③			3	0	0	0	0	0	2

Inning Stats	R: 0	H: 1	E: 0	LOB: 1	K: 0	BB: 0	S: 4	P: 4
	R: 0	H: 2	E: 0	LOB: 1	K: 0	BB: 0	S: 4	P: 4
	R: 0	H: 0	E: 0	LOB: 0	K: 0	BB: 0	S: 3	P: 3
	R: 3	H: 2	E: 1	LOB: 1	K: 0	BB: 2	S: 5	P: 13
	R: 0	H: 1	E: 0	LOB: 1	K: 0	BB: 1	S: 3	P: 7
	R: 1	H: 2	E: 1	LOB: 1	K: 0	BB: 0	S: 5	P: 5
	R: 1	H: 0	E: 0	LOB: 0	K: 1	BB: 1	S: 5	P: 9
	R: 0	H: 1	E: 0	LOB: 0	K: 0	BB: 0	S: 3	P: 3

PITCHER	IP	WLS	BF	H	R	ER	SO	BB	IBB	HBP	BLK	WP	HR	S	P	ERA	WHIP
<b>Chris Knapp, R</b> ERA: 6.42 (1, 1)	3.1	L	16	5	3	3	0	2	0	0	0	1	1	14	22	8.10	2.100
<b>Jim Barr, R</b> ERA: 5.5 (4, 1)	1.2		6	1	0	0	0	1	0	0	0	0	0	5	9	0.00	1.200
<b>Dave LaRoche, L</b> ERA: 4.54 (6, 1)	0.1		2	1	1	1	0	0	0	0	0	0	0	2	2	27.00	3.000
<b>Dave Lemanczyk, R</b> ERA: 4.87 (6, 1)	2.2		10	2	1	0	1	1	0	0	1	0	0	11	15	0.00	1.125

WP: 1	PA: 34
PB: 1	
SB: 1	
CS: 0	

Batter	1	2	3	4	5	6	7	8	9	AB R H RBI BB SO LOB	TOP											
Larry Milbourne, S (1, 4) OBP: 0.301, SLG: 0.342	0-0 G4-6-3 1B		0-0 2B		0-0 FC7-6-2 3-H		0-0 F8		0-0 2B	5 0 3 2 0 0 2												
Joe Simpson, L (1, 8) OBP: 0.304, SLG: 0.331 Bill Stein, R (9, PH) OBP: 0.332, SLG: 0.394	0-3 K		0-0 4-3			0-0 4-3		0-0 1B 1B	0-0 6-3	4 0 1 0 0 1 2 1 0 0 0 0 0 1												
Dan Meyer, L (1, 7) OBP: 0.323, SLG: 0.422	0-0 G4-6-3 1-2f			4-0 1B SF9 BB		0-0 1B 2B		0-3 K	0-0 F9	4 1 1 0 1 1 3												
Bruce Bochte, L (1, 3) OBP: 0.379, SLG: 0.459		4-0 PB 1B BB		0-0 S 1B		0-0 2-3 1B		0-0 G4-3 1B		3 0 3 0 1 0 0												
Tom Paciorek, R (1, 9) OBP: 0.309, SLG: 0.457		0-0 F9		0-0 SF9		0-0 F7		0-0 G4-3		3 0 0 1 0 0 5												
Jerry Narron, L (1, 2) OBP: 0.183, SLG: 0.200		0-0 F9		0-3 K 1-2		0-0 L7			0-0 F8	4 0 0 0 0 1 4												
Reggie Walton, R (1, 10) OBP: 0.294, SLG: 0.455		0-0 1B 1-H		0-0 2-3			0-0 5-3		0-0 WP 2B 1B	4 1 2 0 0 0 1	AB 35 R 4 H 13 RBI 4 BB 3 SO 3 LOB 19											
Ted Cox, R (1, 5) OBP: 0.298, SLG: 0.308			0-0 F9		0-0 F7		0-0 1B		4-0 2B 2B BB	3 1 1 0 1 0 0												
Mario Mendoza, R (1, 6) OBP: 0.289, SLG: 0.310 Leon Roberts, R (9, PH) OBP: 0.332, SLG: 0.422			0-0 5-3		0-0 FC7-6-2 3B		0-0 F8		0-0 2B 2B	3 0 1 0 0 0 1 1 1 1 1 0 0 0												
<b>Inning Stats</b>	R: 0 E: 0 K: 1 S: 5	H: 1 LOB: 0 BB: 0 P: 5	R: 0 E: 0 K: 0 S: 3	H: 1 LOB: 2 BB: 1 P: 7	R: 0 E: 0 K: 0 S: 4	H: 1 LOB: 1 BB: 0 P: 4	R: 1 E: 0 K: 1 S: 6	H: 1 LOB: 1 BB: 1 P: 10	R: 0 E: 0 K: 0 S: 3	H: 1 LOB: 0 BB: 0 P: 3	R: 0 E: 0 K: 0 S: 5	H: 2 LOB: 2 BB: 0 P: 5	R: 0 E: 0 K: 0 S: 4	H: 1 LOB: 1 BB: 0 P: 4	R: 0 E: 0 K: 1 S: 6	H: 2 LOB: 1 BB: 0 P: 6	R: 3 E: 0 K: 0 S: 6	H: 3 LOB: 1 BB: 1 P: 10	1B: 8 2B: 5 3B: 1 HR: 0	SF: 1 SAC: 0 DP: 3 HBP: 0	WP: 1 PB: 1 SB: 1 CS: 0	PA: 39
<b>PITCHER</b>	IP WLS BF H R ER SO BB IBB HBP BLK WP HR S P ERA WHIP																					
Dennis Martinez, R (1, 1) ERA: 4.66	7.1 W 31 10 1 1 3 2 0 0 0 0 0 0 35 43 1.23 1.636																					
Tim Stoddard, R (8, 1) ERA: 2.98	1.0 6 3 3 3 0 1 0 0 0 1 0 5 9 27.00 4.000																					
Tippy Martinez, L (9, 1) ERA: 3.25	0.2 S 2 0 0 0 0 0 0 0 0 0 0 0 2 2 0.00 0.000																					

Seattle Mariners @ Baltimore Orioles  
 Memorial Stadium, Baltimore, MD  
 Mon Sep 01 1980, 7:05 PM EDT  
 Att: 40,304 - Unknown

livebaseballscorecards.com

Batter	1	2	3	4	5	6	7	8	9	AB	R	H	RBI	BB	SO	LOB				
<b>Al Bumbry, L</b> OBP: 0.395, SLG: 0.419 (1, 8)	0-0 L6 1B	0-0 S 1B			0-0 6-3 HR 1B		0-0 1B			4	1	3	0	0	0	0				
<b>Rich Dauer, R</b> OBP: 0.334, SLG: 0.346 (1, 4)	0-0 F8	0-0 L6 1-2			0-0 6-3 1-3		0-0 6-3			4	0	0	0	0	0	2				
<b>Ken Singleton, S</b> OBP: 0.383, SLG: 0.470 <b>John Lowenstein, L</b> (7, PR) OBP: 0.370, SLG: 0.367 (8, 7)	0-0 HR		0-3 K		0-0 HR		4-0 BB BB			3	2	2	3	1	1	0				
<b>Eddie Murray, S</b> OBP: 0.349, SLG: 0.503 (1, 3)	0-0 S 1B		0-0 F8		0-0 4-3		4-0 BB BB			3	1	1	0	1	0	0				
<b>Terry Crowley, L</b> OBP: 0.379, SLG: 0.472 (1, 10)	4-0 1B BB BB		0-0 G3		0-0 F9		0-0 1-3			3	0	0	0	1	0	2				
<b>Doug DeCinces, R</b> OBP: 0.311, SLG: 0.374 (1, 5)	0-0 1-2 2-H 1B			0-0 L1		0-3 K		0-0 4-3		4	0	1	1	0	1	0				
<b>Gary Roenicke, R</b> OBP: 0.360, SLG: 0.419 (1, 7) (8, 9)	0-3 K		0-3 K		0-0 HR		0-0 5-3			4	1	1	1	0	2	2				
<b>Rick Dempsey, R</b> OBP: 0.336, SLG: 0.435 (1, 2)		0-0 L9		1-0 FC6-4 HBP		0-0 4-3		0-0 5-3		3	0	0	0	0	0	0				
<b>Kiko Garcia, R</b> OBP: 0.257, SLG: 0.238 (1, 6)		0-0 L8		0-0 FC6-4 1-2f		0-0 6-3				3	0	0	0	0	0	1				
<b>Inning Stats</b>	R: 2 E: 0 K: 1 S: 8	H: 3 LOB: 2 BB: 1 P: 12	R: 0 E: 0 K: 0 S: 4	H: 1 LOB: 1 BB: 0 P: 4	R: 0 E: 0 K: 1 S: 5	H: 0 LOB: 0 BB: 0 P: 5	R: 0 E: 0 K: 1 S: 5	H: 0 LOB: 1 BB: 0 P: 6	R: 2 E: 0 K: 0 S: 5	H: 2 LOB: 0 BB: 0 P: 5	R: 1 E: 0 K: 1 S: 6	H: 1 LOB: 0 BB: 0 P: 6	R: 0 E: 0 K: 0 S: 3	H: 1 LOB: 2 BB: 2 P: 11	R: 0 E: 0 K: 0 S: 3	H: 0 LOB: 0 BB: 0 P: 3	1B: 5 2B: 0 3B: 0 HR: 3	SF: 0 SAC: 0 DP: 0 HBP: 1	WP: 0 PB: 0 SB: 3 CS: 0	PA: 35
<b>PITCHER</b>	IP WLS BF H R ER SO	WLS L 32	H R ER SO	H R ER SO	BB IBB HBP BLK WP HR S P	ERA WHIP	IP WLS BF H R ER SO	BB IBB HBP BLK WP HR S P	ERA WHIP											
<b>Mike Parrott, R</b> ERA: 7.9 (1, 1)	7.0		8	5	5	4	6.43	1.571												
<b>Byron McLaughlin, R</b> ERA: 7.04 (8, 1)	1.0		0	0	0	0	0.00	0.000												

BOTTOM

Seattle Mariners @ Baltimore Orioles  
Memorial Stadium, Baltimore, MD  
Mon Sep 01 1980, 7:05 PM EDT  
Att. 40,304 - Unknown

livebaseballscorecards.com

AB	31
R	5
H	8
RBI	5
BB	3
SO	4
LOB	7



Batter	1	2	3	4	5	6	7	8	9	AB R H RBI BB SO LOB	TOP										
<b>Julio Cruz, S</b> (1, 4) <small>OBP: 0.319, SLG: 0.263</small> <b>Mario Mendoza, R</b> (7, 6) <small>OBP: 0.290, SLG: 0.312</small>	0-3 K		0-3 K			0-0 5-3		0-0 BB 1B 1B	0-0 F8	3 0 0 0 0 2 1 2 0 1 0 0 0 2											
<b>Joe Simpson, L</b> (1, 8) <small>OBP: 0.305, SLG: 0.332</small> (7, 3)	0-3 K			0-0 F9			0-0 P4	0-0 BB 1B	0-0 1B	5 0 2 1 0 1 0											
<b>Dan Meyer, L</b> (1, 7) <small>OBP: 0.322, SLG: 0.420</small>	0-0 4-3			0-0 4-3			0-0 1B 1B	0-0 F9	0-0 F8	5 1 1 0 0 0 4											
<b>Bruce Bochte, L</b> (1, 10) <small>OBP: 0.380, SLG: 0.458</small> <b>Jim Anderson, R</b> (8, PR) <small>OBP: 0.289, SLG: 0.318</small>		0-0 F7		0-0 4-3			0-0 FC3-6 1B 1B	4-0 1B BB		3 1 1 0 1 0 0 0 0 0 0 0 0 0											
<b>Tom Paciorek, R</b> (1, 3) <small>OBP: 0.312, SLG: 0.459</small> <b>Reggie Walton, R</b> (7, 9) <small>OBP: 0.286, SLG: 0.441</small>		0-0 G1-4-3 1B		0-0 F9			0-0 FC3-6 1B	0-0 F2		3 0 2 1 0 0 0 1 0 0 0 0 0 3											
<b>Larry Milbourne, S</b> (1, 6) <small>OBP: 0.297, SLG: 0.337</small> <b>Kim Allen, R</b> (7, PR) <small>OBP: 0.297, SLG: 0.337</small> (7, 4)		0-0 G1-4-3 1-2f		0-0 F7			0-0 FC3-6 1B		0-0 5-3	3 0 0 0 0 0 3 1 0 0 0 0 0 0											
<b>Leon Roberts, R</b> (1, 9) <small>OBP: 0.334, SLG: 0.421</small> (7, 8)			0-0 6-3		0-0 F7		0-0 1B		4-0 BB 1B	3 1 1 1 1 0 0											
<b>Ted Cox, R</b> (1, 5) <small>OBP: 0.298, SLG: 0.307</small>			0-0 1-3			0-0 6-3	0-0 5-3		0-0 BB 1B	4 1 1 0 0 0 2											
<b>Larry Cox, R</b> (1, 2) <small>OBP: 0.264, SLG: 0.303</small>			0-0 1B		0-0 F7			0-0 6-3	0-0 1B	4 0 2 1 0 0 0											
<b>Inning Stats</b>	R: 0 E: 0 K: 2 S: 7	H: 0 LOB: 0 BB: 0 P: 7	R: 0 E: 0 K: 3 S: 3	H: 1 LOB: 0 BB: 0 P: 3	R: 0 E: 0 K: 1 S: 6	H: 1 LOB: 1 BB: 0 P: 6	R: 0 E: 0 K: 0 S: 3	H: 0 LOB: 0 BB: 0 P: 3	R: 0 E: 0 K: 0 S: 3	H: 0 LOB: 0 BB: 0 P: 3	R: 2 E: 0 K: 0 S: 7	H: 4 LOB: 2 BB: 0 P: 7	R: 0 E: 0 K: 0 S: 5	H: 2 LOB: 3 BB: 1 P: 9	R: 2 E: 0 K: 0 S: 6	H: 3 LOB: 2 BB: 1 P: 10	1B: 11 2B: 0 3B: 0 HR: 0	SF: 0 SAC: 0 DP: 1 HBP: 0	WP: 0 PB: 0 SB: 0 CS: 0	PA: 39	
<b>PITCHER</b>	IP WLS BF H R ER SO BB IBB HBP BLK WP HR S P ERA WHIP	IP WLS BF H R ER SO BB IBB HBP BLK WP HR S P ERA WHIP	IP WLS BF H R ER SO BB IBB HBP BLK WP HR S P ERA WHIP	IP WLS BF H R ER SO BB IBB HBP BLK WP HR S P ERA WHIP	IP WLS BF H R ER SO BB IBB HBP BLK WP HR S P ERA WHIP	IP WLS BF H R ER SO BB IBB HBP BLK WP HR S P ERA WHIP	IP WLS BF H R ER SO BB IBB HBP BLK WP HR S P ERA WHIP	IP WLS BF H R ER SO BB IBB HBP BLK WP HR S P ERA WHIP	IP WLS BF H R ER SO BB IBB HBP BLK WP HR S P ERA WHIP	IP WLS BF H R ER SO BB IBB HBP BLK WP HR S P ERA WHIP	IP WLS BF H R ER SO BB IBB HBP BLK WP HR S P ERA WHIP	IP WLS BF H R ER SO BB IBB HBP BLK WP HR S P ERA WHIP	IP WLS BF H R ER SO BB IBB HBP BLK WP HR S P ERA WHIP	IP WLS BF H R ER SO BB IBB HBP BLK WP HR S P ERA WHIP	IP WLS BF H R ER SO BB IBB HBP BLK WP HR S P ERA WHIP	IP WLS BF H R ER SO BB IBB HBP BLK WP HR S P ERA WHIP	IP WLS BF H R ER SO BB IBB HBP BLK WP HR S P ERA WHIP	IP WLS BF H R ER SO BB IBB HBP BLK WP HR S P ERA WHIP	IP WLS BF H R ER SO BB IBB HBP BLK WP HR S P ERA WHIP	IP WLS BF H R ER SO BB IBB HBP BLK WP HR S P ERA WHIP	IP WLS BF H R ER SO BB IBB HBP BLK WP HR S P ERA WHIP
<b>Jim Palmer, R</b> (1, 1) <small>ERA: 3.87</small> <b>Dave Ford, R</b> (9, 1) <small>ERA: 3.57</small>	8.1 W 36 10 4 4 3 2 0 0 0 0 0 40 48 4.32 1.440	0.2 3 1 0 0 0 0 0 0 0 0 0 0 3 3 0.00 1.500																			

**Seattle Mariners @ Baltimore Orioles**  
**Memorial Stadium, Baltimore, MD**

<b>AB</b>	<b>37</b>
<b>R</b>	<b>4</b>
<b>H</b>	<b>11</b>
<b>RBI</b>	<b>4</b>
<b>BB</b>	<b>2</b>
<b>SO</b>	<b>3</b>
<b>LOB</b>	<b>15</b>



Tue Sep 02 1980, 7:05 PM EDT  
 Att: 7,658 - Unknown - 89 F

livebaseballscorecards.com

BOTTOM

Seattle Mariners @ Baltimore Orioles  
Memorial Stadium, Baltimore, MD  
Tue Sep 02 1980, 7:05 PM EDT  
Att. 7,658 - Unknown - 89 F

livebaseballscorecards.com

AB 34  
R 10  
H 12  
RBI 10  
BB 4  
SO 6  
LOB 17



WP: 0 PA: 38  
PB: 0  
SB: 1  
CS: 0

AB	R	H	RBI	BB	SO	LOB
5	1	2	0	0	0	1
5	1	2	0	0	2	2
4	0	1	1	0	1	2
0	1	0	0	0	0	0
3	1	0	0	1	1	1
1	3	1	3	3	0	0
4	2	3	2	0	0	1
4	0	0	0	0	1	6
4	1	2	2	0	0	2
4	0	1	2	0	1	2
1B: 8	SF: 0					
2B: 2	SAC: 0					
3B: 0	DP: 3					
HR: 2	HBP: 0					

R	H	ER	SO	BB	IBB	HBP	BLK	WP	HR	S	P	ERA	WHIP
0	0	0	4	3	2	1	0	0	2	32	44	7.94	1.941
0	0	0	0	1	0	0	1	0	0	5	9	27.00	6.000
0	0	0	2	0	0	0	0	0	0	9	9	0.00	0.000

R	H	ER	SO	BB	IBB	HBP	BLK	WP	HR	S	P	ERA	WHIP
3	2	1	6	2	1	0	0	0	1	10	10		
0	0	0	0	2	0	0	0	0	0	10	10		
0	0	0	0	0	0	0	0	0	0	9	9		

R	H	ER	SO	BB	IBB	HBP	BLK	WP	HR	S	P	ERA	WHIP
2	3	2	7	2	1	0	0	0	0	10	10		
0	0	0	0	0	0	0	0	0	0	7	7		

R	H	ER	SO	BB	IBB	HBP	BLK	WP	HR	S	P	ERA	WHIP
0	1	0	3	0	0	0	0	0	0	10	10		
0	0	0	0	0	0	0	0	0	0	10	10		

R	H	ER	SO	BB	IBB	HBP	BLK	WP	HR	S	P	ERA	WHIP
0	2	1	6	1	0	0	0	0	0	10	10		
0	0	0	0	0	0	0	0	0	0	10	10		

R	H	ER	SO	BB	IBB	HBP	BLK	WP	HR	S	P	ERA	WHIP
0	1	0	3	0	0	0	0	0	0	10	10		
0	0	0	0	0	0	0	0	0	0	10	10		

R	H	ER	SO	BB	IBB	HBP	BLK	WP	HR	S	P	ERA	WHIP
0	0	0	4	3	2	1	0	0	0	10	10		
0	0	0	0	0	0	0	0	0	0	10	10		

R	H	ER	SO	BB	IBB	HBP	BLK	WP	HR	S	P	ERA	WHIP
4	3	0	14	1	0	0	0	0	0	14	14		
0	0	0	3	0	0	0	0	0	0	14	14		

R	H	ER	SO	BB	IBB	HBP	BLK	WP	HR	S	P	ERA	WHIP
0	0	0	0	0	0	0	0	0	0	14	14		
0	0	0	0	0	0	0	0	0	0	14	14		

R	H	ER	SO	BB	IBB	HBP	BLK	WP	HR	S	P	ERA	WHIP
0	0	0	0	0	0	0	0	0	0	14	14		
0	0	0	0	0	0	0	0	0	0	14	14		

Batter	1	2	3	4	5	6	7	8	9	AB	R	H	RBI	BB	SO	LOB				
Al Bumbry, L OBP: 0.396, SLG: 0.418 (1, 8)	0-0 S HR 1B	0-0 L4			0-0 G3-6 1B	0-0 4-3 1-2 1B		0-0 3-1		5	1	2	0	0	0	1				
Pat Kelly, L OBP: 0.355, SLG: 0.338 (1, 10)	0-3 K		0-0 G6-4-3 1B		0-0 G3-6 1-2f		0-0 2B 1B	0-3 K		5	1	2	0	0	2	2				
Ken Singleton, S OBP: 0.382, SLG: 0.470 Gary Roenicke, R OBP: 0.360, SLG: 0.419 (7, PR) (8, 9)	0-3 K 1-2		0-0 G6-4-3 1-2f		0-0 F8		0-0 1B 2B			4	0	1	1	0	1	2				
Eddie Murray, S OBP: 0.348, SLG: 0.500 (1, 3)	4-0 HR IBB		0-3 K				0-0 P6 F8			0	1	0	0	0	0	0				
John Lowenstein, L OBP: 0.384, SLG: 0.391 (1, 7)	0-0 1-H 2-H HR			4-0 1B BB		4-0 2B BB	4-0 1B BB			1	3	1	3	3	0	0				
Dan Graham, L OBP: 0.312, SLG: 0.468 (1, 2)	0-0 HR			0-0 1B 1-2 1B		0-0 E3 2B 1B	0-0 1-2 2-H 1B			4	2	3	2	0	0	1				
Doug DeCinces, R OBP: 0.308, SLG: 0.370 (1, 5)	0-0 5-3			0-3 K		0-0 L6	0-0 P6			4	0	0	0	0	1	6				
Rich Dauer, R OBP: 0.335, SLG: 0.349 (1, 4)		0-0 F8		0-0 G6-4-3 1-3 2-H 1B		0-0 1-3 2-H 1B 2B	0-0 3-4-1			4	1	2	2	0	0	2				
Kiko Garcia, R OBP: 0.257, SLG: 0.238 (1, 6)		0-0 6-3		0-0 G6-4-3 1-2f		0-0 BLK 1B 2-H 3-H		0-3 K		4	0	1	2	0	1	2				
Inning Stats	R: 4 E: 0 K: 2 S: 10	H: 3 LOB: 0 BB: 1 P: 14	R: 0 E: 0 K: 0 S: 3	H: 0 LOB: 0 BB: 0 P: 3	R: 0 E: 0 K: 1 S: 5	H: 1 LOB: 0 BB: 0 P: 5	R: 1 E: 0 K: 1 S: 6	H: 2 LOB: 1 BB: 1 P: 10	R: 0 E: 0 K: 0 S: 3	H: 1 LOB: 0 BB: 0 P: 3	R: 3 E: 1 K: 0 S: 6	H: 2 LOB: 1 BB: 1 P: 10	R: 2 E: 0 K: 0 S: 6	H: 3 LOB: 2 BB: 1 P: 10	R: 0 E: 0 K: 2 S: 7	H: 0 LOB: 0 BB: 0 P: 7	1B: 8 2B: 2 3B: 0 HR: 2	SF: 0 SAC: 0 DP: 3 HBP: 0	WP: 0 PB: 0 SB: 1 CS: 0	PA: 38
PITCHER	IP WLS BF	H R ER SO	BB IBB HBP BLK	WP HR S P	ERA WHIP	PITCHER	IP WLS BF	H R ER SO	BB IBB HBP BLK	WP HR S P	ERA WHIP									
Jim Beattie, R ERA: 5.09 (1, 1)	5.2 L 27	9 8 5 4	2 1 0 0	0 2 32 44	7.94 1.941	Byron McLaughlin, R ERA: 7.22 (6, 1)	0.2 6 3 2	2 2 0 0	1 0 0 1	0 0 5 9	27.00 6.000									
Dave Heaverlo, R ERA: 3.3 (7, 1)	1.2 5 0 0	0 0 0 2	0 0 0 0	0 0 9 9	0.00 0.000															

Batter	1	2	3	4	5	6	7	8	9	AB R H RBI BB SO LOB	TOP									
Julio Cruz, S (1, 4) OBP: 0.318, SLG: 0.263	0-0 F7		0-0 5-3			0-0 1-3 1B		0-0 FC1-4 2B		4 1 1 0 0 0 1										
Joe Simpson, L (1, 8) OBP: 0.308, SLG: 0.338	0-0 BB 1B		0-0 F8			0-0 P4		0-0 1-H 2B		4 0 2 1 0 0 2										
Dan Meyer, L (1, 7) OBP: 0.319, SLG: 0.416	0-0 F8				0-0 1-3		0-0 F9		0-0 1-3	4 0 0 0 0 0 4										
Mario Mendoza, R (8, 6) OBP: 0.290, SLG: 0.312										0 0 0 0 0 0 0										
Bruce Bochte, L (1, 10) OBP: 0.379, SLG: 0.455	4-0 1-2 BB				0-0 L7		0-0 F7		0-0 F8	3 0 0 0 1 0 2										
Tom Paciorek, R (1, 3) OBP: 0.308, SLG: 0.454	0-3 K				0-3 K		0-0 P5		0-0 F7	4 0 0 0 0 2 2										
Larry Milbourne, S (1, 6) OBP: 0.291, SLG: 0.330		0-0 6-3			0-0 G3		0-0 F9		0-0 6-3	4 0 0 0 0 0 0										
Leon Roberts, R (1, 9) OBP: 0.331, SLG: 0.417		0-3 K			0-0 5-3		0-0 6-3			3 0 0 0 0 1 0										
Ted Cox, R (1, 5) OBP: 0.295, SLG: 0.305		0-0 F7			0-0 F2			0-0 F8		2 0 0 0 0 0 0										
Jerry Narron, L (8, PH) OBP: 0.180, SLG: 0.196										1 0 0 0 0 0 0										
Larry Cox, R (1, 2) OBP: 0.266, SLG: 0.302			0-0 6-3			4-0 1B BB		0-0 FC1-4 1B		1 0 0 0 1 0 0										
Reggie Walton, R (8, PH) OBP: 0.306, SLG: 0.457										1 0 1 0 0 0 0										
<b>Inning Stats</b>	R: 0 E: 0 K: 1 S: 6	H: 1 LOB: 2 BB: 1 P: 10	R: 0 E: 0 K: 1 S: 5	H: 0 LOB: 0 BB: 0 P: 5	R: 0 E: 0 K: 0 S: 3	H: 0 LOB: 0 BB: 0 P: 3	R: 0 E: 0 K: 1 S: 5	H: 0 LOB: 0 BB: 0 P: 5	R: 0 E: 0 K: 0 S: 3	H: 0 LOB: 0 BB: 0 P: 3	R: 0 E: 0 K: 0 S: 3	H: 0 LOB: 0 BB: 0 P: 3	R: 1 E: 0 K: 0 S: 5	H: 2 LOB: 1 BB: 0 P: 5	R: 0 E: 0 K: 0 S: 3	H: 0 LOB: 0 BB: 0 P: 3	1B: 3 2B: 1 3B: 0 HR: 0	SF: 0 SAC: 0 DP: 0 HBP: 0	WP: 0 PB: 0 SB: 0 CS: 0	PA: 33
<b>PITCHER</b> Steve Stone, R (1, 1) ERA: 2.96	IP: 9.0 WLS: W BF: 33 H: 4 R: 1 ER: 1 SO: 3 BB: 2 IBB: 0 HBP: 0 BLK: 0 WP: 0 HR: 0 S: 37 P: 45 ERA: 1.00 WHIP: 0.667																			
<b>PITCHER</b>	IP	WLS	BF	H	R	ER	SO	BB	IBB	HBP	BLK	WP	HR	S	P	ERA	WHIP			

Seattle Mariners @ Baltimore Orioles  
 Memorial Stadium, Baltimore, MD  
 Wed Sep 03 1980, 7:05 PM EDT  
 Att: 12,110 - Unknown

livebaseballscorecards.com

AB	31
R	1
H	4
RBI	1
BB	2
SO	3
LOB	11



Batter	1	2	3	4	5	6	7	8	9
<b>Al Bumbry, L</b> (1, 8) OBP: 0.396, SLG: 0.419	0-0 G3			0-0 4-3 1B	0-0 E1		0-0 E6	4-0 BB	
<b>Pat Kelly, L</b> (1, 10) OBP: 0.349, SLG: 0.331 <b>Lee May, R</b> (7, PH) OBP: 0.283, SLG: 0.394	0-0 L9			0-0 4-3	0-0 G4-3		0-0 F3	0-0 L3	
<b>Ken Singleton, S</b> (1, 9) OBP: 0.385, SLG: 0.471	0-0 4-3			4-0 FC4-6 1B IBB		0-0 FC4-6 1B	0-0 CS	0-0 2B SF8 1B	
<b>Eddie Murray, S</b> (1, 3) OBP: 0.349, SLG: 0.502		0-0 4-3		0-0 FC4-6 1B		0-0 FC4-6 1B HBP		0-0 2B	
<b>John Lowenstein, L</b> (1, 7) OBP: 0.383, SLG: 0.390 <b>Gary Roenicke, R</b> (8, PH) OBP: 0.359, SLG: 0.419		0-3 K		0-0 FC4-6 1B		0-0 HBP 1B		0-0 SF8	
<b>Dan Graham, L</b> (1, 2) OBP: 0.309, SLG: 0.464 <b>Rick Dempsey, R</b> (6, PH) OBP: 0.340, SLG: 0.440		0-0 1-3		0-0 P4		1-0 1B HBP		0-0 6-3 1B 2B	
<b>Doug DeCinces, R</b> (1, 5) OBP: 0.308, SLG: 0.369			0-0 FC5-4 1B		0-0 4-3	0-0 F2		0-0 6-3	
<b>Rich Dauer, R</b> (1, 4) OBP: 0.339, SLG: 0.354 <b>Lenn Sakata, R</b> (9, 4) OBP: 0.237, SLG: 0.347			0-0 FC5-4 G1-6-3		0-0 E 2B	0-0 1B		4-0 1B BB	
<b>Kiko Garcia, R</b> (1, 6) OBP: 0.260, SLG: 0.239			0-0 G1-6-3		4-0 E BB		0-3 K	0-0 BB 1B	

AB	R	H	RBI	BB	SO	LOB
4	1	1	0	1	0	2
3	0	0	0	0	0	4
2	0	0	0	0	0	4
3	1	2	0	1	0	0
4	2	2	1	0	0	1
3	0	1	0	0	1	2
0	0	0	1	0	0	0
2	0	0	0	0	0	2
1	1	1	1	0	0	0
4	0	1	0	0	0	4
3	0	2	1	1	0	1
0	0	0	0	0	0	0
3	0	1	1	1	1	1

WP	PA
0	39

Inning Stats	R	H	E	K	S	R	H	E	K	S	R	H	E	K	S	R	H	E	K	S	R	H	E	K	S	R	H	E	K	S	R	H	E	K	S	R	H	E	K	S	
	0	0	0	3	3	0	0	0	1	3	0	0	0	5	5	1	1	0	3	3	0	0	0	1	3	0	0	0	5	5	3	3	0	3	3	0	3	3	0	3	3

PITCHER	IP	WLS	BF	H	R	ER	SO	BB	IBB	HBP	BLK	WP	HR	S	P	ERA	WHIP
<b>Rob Dressler, R</b> (1, 1) ERA: 4.35	5.1	L	23	6	2	2	1	1	1	0	0	0	0	23	31	3.38	1.312
<b>Shane Rawley, L</b> (6, 1) ERA: 3.46	2.0		10	4	3	3	1	0	0	1	0	0	0	11	12	13.50	2.000
<b>Dave Heaverlo, R</b> (8, 1) ERA: 3.27	0.2		5	1	0	0	0	2	0	0	0	0	0	3	11	0.00	4.500

PITCHER	IP	WLS	BF	H	R	ER	SO	BB	IBB	HBP	BLK	WP	HR	S	P	ERA	WHIP

**Seattle Mariners @ Baltimore Orioles**  
**Memorial Stadium, Baltimore, MD**  
 Wed Sep 03 1980, 7:05 PM EDT  
 Att. 12,110 - Unknown

livebaseballscorecards.com

<b>AB</b>	<b>32</b>
<b>R</b>	<b>5</b>
<b>H</b>	<b>11</b>
<b>RBI</b>	<b>5</b>
<b>BB</b>	<b>4</b>
<b>SO</b>	<b>2</b>
<b>LOB</b>	<b>21</b>



Batter	1	2	3	4	5	6	7	8	9	AB R H RBI BB SO LOB	TOP
Rickey Henderson, R OBP: 0.418, SLG: 0.408 (1, 7)	0-3 K		4-0 S 1B BB	0-0 F9		0-0 FC4-6 E S 1-2f		4-0 S BB		3 1 0 0 2 1 4	
Dwayne Murphy, L OBP: 0.372, SLG: 0.375 (1, 8)	0-0 HR		0-0 FC4 1B 1-H		4-0 1B BB	0-0 F5 1-3		4-0 G5-4-3 BB 1-2		3 2 2 2 2 0 1	
Jim Essian, R OBP: 0.305, SLG: 0.342 (1, 2)	0-0 G4-3 1B		0-0 FC4 1-2f		0-0 1B CS 1B 1-2	0-3 K		0-0 G5-4-3 1-2f		5 0 2 0 0 1 4	
Tony Armas, R OBP: 0.294, SLG: 0.486 (1, 9)	0-0 G4-3 1-2f			0-0 4-3		0-0 1B CS 1B 1-3 2-H		0-0 HR		5 2 2 2 0 0 1	
Jeff Newman, R OBP: 0.268, SLG: 0.401 (1, 3)		0-0 F8		0-0 1B 1B 1B		0-0 P4 1-2 3-H		0-0 1B		5 1 2 0 0 0 2	
Mike Heath, R OBP: 0.260, SLG: 0.281 (1, 10)		0-0 K 1B		0-0 1B 1B 1-2		0-0 1B IBB		0-3 K		2 0 2 0 0 0 0	
Mitchell Page, L OBP: 0.322, SLG: 0.419 (5, PH)									0-0 1-3	2 1 0 0 1 1 1	
Dave McKay, S OBP: 0.279, SLG: 0.307 (1, 5)		0-3 K 1-2		0-0 1B 1B 1-2 2-3		0-0 PO 1B 1-3 2-H		0-0 F8		4 0 2 1 0 1 2	
Mike Edwards, R OBP: 0.255, SLG: 0.241 (1, 4)			0-0 6-3		0-0 1B 1-2 2-3 3-H		0-0 1B		0-0 G3	4 0 2 2 0 0 1	
Rob Picciolo, R OBP: 0.244, SLG: 0.324 (1, 6)			0-0 F8		0-3 K		0-0 PO 2-3		0-0 6-3	4 0 1 0 0 1 3	

Oakland Athletics @ Baltimore Orioles  
Memorial Stadium, Baltimore, MD  
Thu Sep 04 1980, 7:05 PM EDT  
Att. 12,249 - Unknown - 83 F

AB	37
R	7
H	15
RBI	7
BB	5
SO	5
LOB	19



<b>Inning Stats</b>	R: 1 H: 2 E: 0 K: 1 S: 6	H: 2 LOB: 0 BB: 0 P: 6	R: 0 H: 1 E: 0 K: 1 S: 5	H: 1 LOB: 0 BB: 0 P: 5	R: 1 H: 1 E: 0 K: 0 S: 4	H: 1 LOB: 1 BB: 1 P: 8	R: 1 H: 4 E: 0 K: 1 S: 9	H: 4 LOB: 3 BB: 0 P: 9	R: 3 H: 4 E: 0 K: 0 S: 5	H: 4 LOB: 1 BB: 2 P: 13	R: 0 H: 1 E: 0 K: 1 S: 6	H: 1 LOB: 1 BB: 0 P: 6	R: 1 H: 2 E: 0 K: 1 S: 7	H: 2 LOB: 1 BB: 0 P: 7	R: 0 H: 0 E: 0 K: 0 S: 2	H: 0 LOB: 1 BB: 2 P: 10	R: 0 H: 0 E: 0 K: 0 S: 3	H: 0 LOB: 0 BB: 0 P: 3	1B: 13 SF: 0 2B: 0 SAC: 0 3B: 0 DP: 2 HR: 2 HBP: 0	WP: 0 PA: 43 PB: 0 SB: 3 CS: 2
---------------------	--------------------------	------------------------	--------------------------	------------------------	--------------------------	------------------------	--------------------------	------------------------	--------------------------	-------------------------	--------------------------	------------------------	--------------------------	------------------------	--------------------------	-------------------------	--------------------------	------------------------	---	---

PITCHER	IP	WLS	BF	H	R	ER	SO	BB	IBB	HBP	BLK	WP	HR	S	P	ERA	WHIP
Mike Flanagan, L ERA: 4.03 (1, 1)	4.0	L	21	9	5	5	3	2	0	0	0	0	1	25	33	11.25	2.750
Sammy Stewart, R ERA: 4.13 (5, 1)	5.0		21	6	2	2	2	2	1	0	0	0	1	22	34	3.60	1.600

WP: 0	PA: 43
PB: 0	
SB: 3	
CS: 2	



Batter	1	2	3	4	5	6	7	8	9	AB	R	H	RBI	BB	SO	LOB
Al Bumbry, L OBP: 0.395, SLG: 0.420 (1, 8) x	0-0 F7 ①		0-0 4-3 ③			0-0 1B 2B		0-0 F8 ③		4	1	1	0	0	0	1
Rich Dauer, R OBP: 0.338, SLG: 0.353 (1, 4) x	0-0 F9 ②			0-0 4-3 ①		0-0 1B 2H			0-0 6-3 ①	4	0	1	1	0	0	0
Ken Singleton, S OBP: 0.384, SLG: 0.469 (1, 9) x	0-0 1B			0-0 F7 ②		0-3 K ③			0-0 4-3 ②	4	0	1	0	0	1	1
Eddie Murray, S OBP: 0.349, SLG: 0.500 (1, 3) x	0-0 P2 ③			0-0 L7 ③			0-0 6-3 ①		0-0 1B	4	0	1	0	0	0	1
Terry Crowley, L OBP: 0.371, SLG: 0.461 (1, 10) x		0-0 4-3 ①			0-0 F9 ①		0-0 F8 ②		0-0 3-1 ③	4	0	0	0	0	0	1
Dan Graham, L OBP: 0.305, SLG: 0.456 (1, 5) x		0-0 P4 ②			0-0 F5 ②		0-0 6-3 ③			3	0	0	0	0	0	0
Gary Roenicke, R OBP: 0.359, SLG: 0.418 (1, 7) x		0-0 1B			0-0 5-3 ③			0-0 F7 ①		3	0	1	0	0	0	0
Rick Dempsey, R OBP: 0.337, SLG: 0.436 (1, 2) x			0-0 6-3 ①			0-0 F7 ①		0-0 5-3 ②		3	0	0	0	0	0	0
Kiko Garcia, R OBP: 0.258, SLG: 0.238 (1, 6) x			0-0 L9 ②			0-0 F9 ②		0-0 1B		2	0	0	0	0	0	0
Pat Kelly, L OBP: 0.353, SLG: 0.335 (8, PH)										1	0	1	0	0	0	0
Lenn Sakata, R OBP: 0.237, SLG: 0.347 (9, 6)										0	0	0	0	0	0	0

**BOTTOM**

**Oakland Athletics @ Baltimore Orioles**  
**Memorial Stadium, Baltimore, MD**

Thu Sep 04 1980, 7:05 PM EDT  
 Att: 12,249 - Unknown - 83 F

livebaseballscorecards.com

<b>AB</b>	<b>32</b>
<b>R</b>	<b>1</b>
<b>H</b>	<b>6</b>
<b>RBI</b>	<b>1</b>
<b>BB</b>	<b>0</b>
<b>SO</b>	<b>1</b>
<b>LOB</b>	<b>4</b>



Inning Stats	R: 0	H: 1	E: 0	LOB: 1	K: 0	BB: 0	S: 4	P: 4	R: 0	H: 1	E: 0	LOB: 1	K: 0	BB: 0	S: 3	P: 3	R: 0	H: 0	E: 0	LOB: 0	K: 0	BB: 0	S: 3	P: 3	R: 0	H: 0	E: 0	LOB: 0	K: 0	BB: 0	S: 3	P: 3	R: 1	H: 2	E: 0	LOB: 1	K: 1	BB: 0	S: 7	P: 7	R: 0	H: 0	E: 0	LOB: 0	K: 0	BB: 0	S: 3	P: 3	R: 0	H: 1	E: 0	LOB: 1	K: 0	BB: 0	S: 4	P: 4	R: 0	H: 1	E: 0	LOB: 1	K: 0	BB: 0	S: 4	P: 4
--------------	------	------	------	--------	------	-------	------	------	------	------	------	--------	------	-------	------	------	------	------	------	--------	------	-------	------	------	------	------	------	--------	------	-------	------	------	------	------	------	--------	------	-------	------	------	------	------	------	--------	------	-------	------	------	------	------	------	--------	------	-------	------	------	------	------	------	--------	------	-------	------	------

PITCHER	IP	WLS	BF	H	R	ER	SO	BB	IBB	HBP	BLK	WP	HR	S	P	ERA	WHIP
Matt Keough, R ERA: 3.08 (1, 1)	9.0	W	32	6	1	1	1	0	0	0	0	0	0	34	34	1.00	0.667

WP	PA	ERA	WHIP
0	32		

Batter	1	2	3	4	5	6	7	8	9	AB R H RBI BB SO LOB	TOP					
Rickey Henderson, R OBP: 0.418, SLG: 0.407 (1, 7) X	0-0 1B S G3 1B		4-0 1B BB		0-0 F8		0-0 FC5 E		0-3 K	4 1 1 0 1 1 1						
Dwayne Murphy, L OBP: 0.374, SLG: 0.374 (1, 8) X	0-0 G3 BB 1B 1B		0-0 F5		0-0 4-3		4-0 1B IBB		4-0 S 1B BB	3 2 1 0 2 0 1						
Jim Essian, R OBP: 0.307, SLG: 0.341 (1, 2) B B B	4-0 1B G3 BB		0-0 F7		0-0 6-3		0-0 L5		0-0 1B	4 1 1 1 1 0 4						
Tony Armas, R OBP: 0.297, SLG: 0.493 (1, 9) X	0-0 G3		0-0 FC6-4 1B		0-0 HR		0-0 SH3-4 2B 1B		0-3 K	5 2 3 2 0 1 3						
Jeff Newman, R OBP: 0.266, SLG: 0.397 (1, 3) S S S	0-3 K		0-0 FC6-4		0-0 6-3		0-0 SH3-4			3 0 0 0 0 1 4						
Mike Heath, R OBP: 0.260, SLG: 0.280 (1, 10) X	0-0 1B		0-0 6-3		0-3 K		0-0 5-3			4 0 1 2 0 1 1						
Dave McKay, S OBP: 0.284, SLG: 0.316 (1, 5) S S S		0-3 K		0-0 1-3		0-0 1B WP E 1B		0-0 2B		4 1 2 1 0 1 0						
Mike Edwards, R OBP: 0.254, SLG: 0.241 (1, 4) X		0-0 F8		0-0 6-3		0-0 E E L5 1B		0-0 4-3		4 0 1 0 0 0 1						
Rob Picciolo, R OBP: 0.240, SLG: 0.318 (1, 6) S S S		0-3 K		0-0 2-3		0-0 P4		0-3 K		4 0 0 0 0 2 2						
<b>Inning Stats</b>	R: 3 H: 3 E: 0 LOB: 1 K: 1 BB: 1 S: 7 P: 11	R: 0 H: 0 E: 0 LOB: 0 K: 2 BB: 0 S: 7 P: 7	R: 0 H: 1 E: 0 LOB: 2 K: 0 BB: 1 S: 4 P: 8	R: 0 H: 0 E: 0 LOB: 0 K: 0 BB: 0 S: 3 P: 3	R: 0 H: 0 E: 0 LOB: 0 K: 0 BB: 0 S: 3 P: 3	R: 1 H: 1 E: 0 LOB: 0 K: 1 BB: 0 S: 6 P: 6	R: 1 H: 2 E: 2 LOB: 2 K: 0 BB: 1 S: 5 P: 9	R: 1 H: 2 E: 0 LOB: 1 K: 0 BB: 0 S: 5 P: 5	R: 1 H: 1 E: 0 LOB: 1 K: 3 BB: 1 S: 10 P: 14	1B: 8 SF: 0 2B: 2 SAC: 1 3B: 0 DP: 1 HR: 1 HBP: 0	WP: 1 PA: 40 PB: 0 SB: 2 CS: 0					
<b>PITCHER</b>	IP WLS BF H R ER SO BB IBB HBP BLK WP HR S P ERA WHIP															
Scott McGregor, L ERA: 3.13 (1, 1)	7.2	34	9	6	5	4	2	1	0	0	1	1	39	51	5.87	1.435
Tim Stoddard, R ERA: 3.06 (8, 1)	1.1	W 6	1	1	1	3	1	0	0	0	0	0	11	15	6.75	1.500

Oakland Athletics @ Baltimore Orioles  
 Memorial Stadium, Baltimore, MD  
 Fri Sep 05 1980, 7:05 PM EDT  
 Att. 24,587 - Unknown

livebaseballscorecards.com

AB 35  
 R 7  
 H 10  
 RBI 6  
 BB 4  
 SO 7  
 LOB 17



BOTTOM

Oakland Athletics @ Baltimore Orioles  
Memorial Stadium, Baltimore, MD

Fri Sep 05 1980, 7:05 PM EDT  
Att. 24,587 - Unknown

livebaseballscorecards.com

AB	32
R	8
H	5
RBI	7
BB	6
SO	7
LOB	11



WP:	0	PA:	39
PB:	0		
SB:	0		
CS:	0		

AB R H RBI BB SO LOB

4 2 0 0 1 0 2

4 2 1 1 0 0 0

4 1 2 3 1 1 2

4 0 0 0 0 0 3

2 0 0 0 1 2 1

1 1 1 3 0 0 0

3 0 0 0 0 2 1

1 0 0 0 0 0 0

4 1 1 0 0 1 0

3 0 0 0 1 1 1

1 0 0 0 1 0 0

1 0 0 0 0 0 1

0 0 0 0 0 0 0

0 1 0 0 1 0 0

1B:	1	SF:	1
2B:	2	SAC:	0
3B:	0	DP:	0
HR:	2	HBP:	0

Batter	1	2	3	4	5	6	7	8	9
<b>Al Bumbry, L</b> OBP: 0.393, SLG: 0.417 (1, 8)	0-0 4-3 1			0-0 6-3 1	0-0 4-3 3			4-0 2B HR BB	0-0 E4 2B
<b>Rich Dauer, R</b> OBP: 0.337, SLG: 0.354 (1, 4)	0-0 6-3 2			0-0 E5 HR		0-0 5-3 1		0-0 1-3 HR 2B	0-0 SF7 2B
<b>Ken Singleton, S</b> OBP: 0.386, SLG: 0.478 (1, 9)	0-0 1-4-3 3			0-0 1-H HR		4-0 E3 BB		0-3 K 1	0-0 1-H 2B
<b>Eddie Murray, S</b> OBP: 0.346, SLG: 0.496 (1, 3)		0-0 1-3 1		0-0 L3 2		0-0 E3 1-3 2		0-0 P2 2	
<b>Pat Kelly, L</b> OBP: 0.352, SLG: 0.331 (1, 10)		0-3 K 2		4-0 E BB		0-3 K 3		0-0 2-H 3-H HR	
<b>Benny Ayala, R</b> OBP: 0.358, SLG: 0.567 (8, PH)									
<b>Dan Graham, L</b> OBP: 0.300, SLG: 0.449 (1, 2)									
<b>Rick Dempsey, R</b> OBP: 0.336, SLG: 0.434 (8, PH)									
<b>John Lowenstein, L</b> OBP: 0.387, SLG: 0.390 (9, PH)									
<b>Doug DeCinces, R</b> OBP: 0.307, SLG: 0.368 (1, 5)			0-3 K 1		0-0 6-3 1		0-0 P6 2		0-0 BB E 1B 1
<b>Gary Roenicke, R</b> OBP: 0.357, SLG: 0.413 (1, 7)			0-0 5-3 2		0-0 P5 2		4-0 BB BB		0-3 K 1
<b>Kiko Garcia, R</b> OBP: 0.260, SLG: 0.237 (1, 6)			0-0 5-3 3		4-0 E BB 3		0-0 L7 3		4-0 E SF7 BB 1-2

Inning Stats	R: 0	H: 0	E: 0	LOB: 0	K: 0	BB: 0	S: 3	P: 3	R: 0	H: 0	E: 0	LOB: 0	K: 2	BB: 0	S: 7	R: 0	H: 0	E: 0	LOB: 0	K: 1	BB: 0	S: 5	R: 2	H: 1	E: 2	LOB: 1	K: 0	BB: 1	S: 5	R: 0	H: 0	E: 1	LOB: 1	K: 0	BB: 1	S: 3	R: 0	H: 0	E: 1	LOB: 1	K: 1	BB: 1	S: 5	R: 0	H: 0	E: 0	LOB: 0	K: 1	BB: 1	S: 5	R: 3	H: 2	E: 0	LOB: 0	K: 1	BB: 1	S: 7	R: 3	H: 2	E: 1	LOB: 1	K: 1	BB: 1	S: 7	R: 3	H: 2	E: 1	LOB: 1	K: 1	BB: 1	S: 7	1B: 1	SF: 1	2B: 2	SAC: 0	3B: 0	DP: 0	HR: 2	HBP: 0	WP: 0	PA: 39
--------------	------	------	------	--------	------	-------	------	------	------	------	------	--------	------	-------	------	------	------	------	--------	------	-------	------	------	------	------	--------	------	-------	------	------	------	------	--------	------	-------	------	------	------	------	--------	------	-------	------	------	------	------	--------	------	-------	------	------	------	------	--------	------	-------	------	------	------	------	--------	------	-------	------	------	------	------	--------	------	-------	------	-------	-------	-------	--------	-------	-------	-------	--------	-------	--------

PITCHER	IP	WLS	BF	H	R	ER	SO	BB	IBB	HBP	BLK	WP	HR	S	P	ERA	WHIP
<b>Mike Norris, R</b> ERA: 2.31 (1, 1)	7.0		27	1	2	1	5	4	0	0	0	0	1	33	49	1.29	0.714
<b>Bob Lacey, L</b> ERA: 3.27 (8, 1)	1.0		7	3	4	3	1	1	0	0	0	0	1	8	12	27.00	4.000
<b>Jeff Jones, R</b> ERA: 2.08 (9, 1)	0.2	L	5	1	2	0	1	1	0	0	0	0	0	6	10	0.00	3.000

Batter	1	2	3	4	5	6	7	8	9	AB R H RBI BB SO LOB	TOP		
Rickey Henderson, R OBP: 0.418, SLG: 0.406 (1, 7) X	0-0 F7 1B SF7 1B		0-0 F9		4-0 4-3 S BB			0-0 F9		3 1 1 0 1 0 0			
Dwayne Murphy, L OBP: 0.377, SLG: 0.380 (1, 8) X	0-0 FC6-4 1-2 1B		0-0 S 1B		0-0 4-3			0-0 1B 2B		4 1 3 0 0 0 1			
Mitchell Page, L OBP: 0.318, SLG: 0.414 (1, 10) X	0-0 F7 2-3		0-3 K 1-2		0-0 F5			0-0 F7		4 0 0 0 0 1 5			
Dave Revering, L OBP: 0.341, SLG: 0.496 (1, 3) X	0-0 SF7 3-H		0-0 F8		0-0 F8			0-0 2-H 1B		3 0 1 2 0 0 1			
Tony Armas, R OBP: 0.297, SLG: 0.491 (1, 9) X	0-0 FC6-4 1-2f			0-0 S 1B				0-3 K		4 0 1 0 0 1 2			
Wayne Gross, L OBP: 0.347, SLG: 0.453 (1, 5)		0-0 F8		0-0 P4				0-0 FC3-6 1B		4 0 1 0 0 0 1			
Mike Edwards, R OBP: 0.254, SLG: 0.241 (9, PR)										0 0 0 0 0 0 0			
Mickey Klutts, R OBP: 0.280, SLG: 0.343 (9, 5)										0 0 0 0 0 0 0			
Jeff Newman, R OBP: 0.266, SLG: 0.404 (1, 2) X		0-0 HR		0-0 F8				0-3 K		4 1 1 1 0 1 2			
Dave McKay, S OBP: 0.283, SLG: 0.320 (1, 4) X		0-0 4-3		0-3 K2-3 1-2				0-3 K		4 0 1 0 0 2 1			
Rob Picciolo, R OBP: 0.235, SLG: 0.312 (1, 6) X		0-0 F7			0-0 F8			0-0 B1-3		4 0 0 0 0 1 3			
<b>Inning Stats</b>	R: 1 H: 2 E: 0 LOB: 1 K: 0 BB: 0 S: 5 P: 5	R: 1 H: 1 E: 0 LOB: 0 K: 0 BB: 0 S: 4 P: 4	R: 0 H: 1 E: 0 LOB: 1 K: 1 BB: 0 S: 6 P: 6	R: 0 H: 1 E: 0 LOB: 1 K: 1 BB: 0 S: 6 P: 6	R: 0 H: 0 E: 0 LOB: 1 K: 0 BB: 1 S: 3 P: 7	R: 0 H: 0 E: 0 LOB: 0 K: 2 BB: 0 S: 7 P: 3	R: 0 H: 0 E: 0 LOB: 0 K: 2 BB: 0 S: 7 P: 7	R: 1 H: 2 E: 0 LOB: 1 K: 1 BB: 0 S: 7 P: 7	R: 0 H: 2 E: 0 LOB: 2 K: 1 BB: 0 S: 6 P: 6	1B: 6 SF: 1 2B: 2 SAC: 0 3B: 0 DP: 0 HR: 1 HBP: 0	WP: 0 PA: 36 PB: 0 SB: 3 CS: 2		
<b>PITCHER</b>	IP WLS BF H R ER SO BB IBB HBP BLK WP HR S P ERA WHIP											<b>PITCHER</b>	IP WLS BF H R ER SO BB IBB HBP BLK WP HR S P ERA WHIP
Jim Palmer, R ERA: 3.84 (1, 1)	8.1 L 35 9 3 3 5 1 0 0 0 0 0 1 44 48 3.24 1.200												
Tim Stoddard, R ERA: 3.03 (9, 1)	0.2 1 0 0 0 1 0 0 0 0 0 0 0 3 3 0.00 0.000												

Oakland Athletics @ Baltimore Orioles  
 Memorial Stadium, Baltimore, MD  
 Sat Sep 06 1980, 7:05 PM EDT  
 Att: 33,472 - Unknown

AB	34
R	3
H	9
RBI	3
BB	1
SO	6
LOB	16



WP: 0	PA: 36
PB: 0	
SB: 3	
CS: 2	

ERA	WHIP
-----	------

Batter	1	2	3	4	5	6	7	8	9	AB	R	H	RBI	BB	SO	LOB
<b>Al Bumbry, L</b> (1, 8) OBP: 0.392, SLG: 0.415	0-0 6-3		0-0 4-3		0-0 L7			0-0 F7 1B		4	0	1	0	0	0	2
<b>John Lowenstein, L</b> (1, 7) OBP: 0.384, SLG: 0.386	0-0 L3		0-0 3-1			0-0 3-1		0-0 F7 1B		4	0	1	0	0	0	0
<b>Ken Singleton, S</b> (1, 9) OBP: 0.386, SLG: 0.477	0-0 1B			0-0 F7		4-0 L4-3 BB		0-0 F7		3	0	1	0	1	0	2
<b>Eddie Murray, S</b> (1, 3) OBP: 0.345, SLG: 0.493	0-0 L3			0-3 K		0-0 L4-3		4-0 FC4-6 BB		3	0	0	0	1	1	2
<b>Terry Crowley, L</b> (1, 10) OBP: 0.372, SLG: 0.476		0-0 G3-6-3 1B		0-0 4-3			0-0 HR	0-0 FC4-6		4	1	2	1	0	0	3
<b>Dan Graham, L</b> (1, 2) OBP: 0.295, SLG: 0.441		0-0 G3-6-3			0-0 F9		0-0 L3		0-0 L3	4	0	0	0	0	0	1
<b>Doug DeCinces, R</b> (1, 5) OBP: 0.306, SLG: 0.369		0-0 2B			0-0 F7		0-0 F8		0-0 1-3	4	0	1	0	0	0	0
<b>Rich Dauer, R</b> (1, 4) OBP: 0.337, SLG: 0.353 <b>Pat Kelly, L</b> (9, PH) OBP: 0.356, SLG: 0.341		0-0 F8			4-0 BB		0-0 6-3		0-0 1B 2B	2	0	0	0	1	0	1
<b>Kiko Garcia, R</b> (1, 6) OBP: 0.260, SLG: 0.235 <b>Benny Ayala, R</b> (9, PH) OBP: 0.363, SLG: 0.570			0-0 1-3		4-0 BB		0-0 6-3		0-0 2-H 1B	1	1	1	0	0	0	0

Inning Stats	R: 0	H: 1	E: 0	K: 0	S: 4	R: 0	H: 2	E: 0	K: 0	S: 4	R: 0	H: 0	E: 0	K: 1	S: 5	R: 0	H: 0	E: 0	K: 0	S: 3	R: 0	H: 0	E: 0	K: 0	S: 2	R: 1	H: 1	E: 0	K: 0	S: 4	R: 0	H: 2	E: 0	K: 0	S: 5	R: 1	H: 2	E: 0	K: 0	S: 4	R: 1	H: 2	E: 0	K: 0	S: 4	1B: 5	2B: 3	3B: 0	HR: 1	SF: 0	SAC: 0	DP: 2	HBP: 0	WP: 0	PA: 36
<b>PITCHER</b> <b>Rick Langford, R</b> (1, 1) ERA: 2.93	IP	WLS	BF	H	R	ER	SO	BB	IBB	HBP	BLK	WP	HR	S	P	ERA	WHIP																			IP	WLS	BF	H	R	ER	SO	BB	IBB	HBP	BLK	WP	HR	S	P	ERA	WHIP			

**BOTTOM**

**Oakland Athletics @ Baltimore Orioles**  
Memorial Stadium, Baltimore, MD

Sat Sep 06 1980, 7:05 PM EDT  
Att. 33,472 - Unknown

livebaseballscorecards.com

<b>AB</b>	<b>32</b>
<b>R</b>	<b>2</b>
<b>H</b>	<b>8</b>
<b>RBI</b>	<b>2</b>
<b>BB</b>	<b>4</b>
<b>SO</b>	<b>1</b>
<b>LOB</b>	<b>11</b>



Batter	1	2	3	4	5	6	7	8	9	AB	R	H	RBI	BB	SO	LOB	TOP			
Rickey Henderson, R OBP: 0.417, SLG: 0.404 (1, 7) BB	4-0 S 1B BB	0-0 F8 ③		0-3 K ②			0-0 P6 ①			3	1	0	0	1	1	2				
Dwayne Murphy, L OBP: 0.378, SLG: 0.381 (1, 8) X	0-0 4-3 1-H 2B 1B		0-0 G1-6-3 1B	0-0 P4 ③			0-0 4-3 ②			4	1	2	1	0	0	2				
Mitchell Page, L OBP: 0.315, SLG: 0.408 (1, 10) X	0-0 4-3 ① 2-3		0-0 G1-6-3 ① ② 1-2f				0-0 F8 ①			4	0	0	0	0	0	2				
Dave Revering, L OBP: 0.343, SLG: 0.499 (1, 3) X	0-0 1B 2B 3-H		0-0 4-3 ③				0-0 2-5 E 1B			4	1	2	1	0	0	0				
Tony Armas, R OBP: 0.296, SLG: 0.489 (1, 9) X	0-0 5-3 ②			4-0 2B E BB	0-3 K ②			0-0 F5 ①		3	1	0	0	1	2	2				
Wayne Gross, L OBP: 0.348, SLG: 0.456 (1, 5) X	0-0			0-0 E6 1B SH2-3 2B	0-0 E3 1-2			0-0 G3 ③		4	1	2	1	0	0	1				
Mickey Klutts, R OBP: 0.280, SLG: 0.343 (8, 5)	2-H 1B									0	0	0	0	0	0	0				
Jeff Newman, R OBP: 0.266, SLG: 0.402 (1, 2) X	0-0 5-3 ③			0-0 1B SH2-3 1B 2-3	0-0 2-5 ③ 2-3	0-0 6-3 ①				4	0	1	0	0	0	1				
Dave McKay, S OBP: 0.279, SLG: 0.315 (1, 4) X		0-0 4-3 ①		0-0 SH2-3 ① 1-2 3-H		0-3 K ②				3	0	0	1	0	1	0				
Rob Picciolo, R OBP: 0.236, SLG: 0.311 (1, 6) X			0-3 K ②	0-0 K ② 2-3 1B		0-0 6-3 ③				4	0	1	0	0	1	0				
Inning Stats	R: 3 E: 0 K: 0 S: 6	H: 3 LOB: 1 BB: 1 P: 10	R: 0 E: 0 K: 1 S: 5	H: 0 LOB: 0 BB: 0 P: 5	R: 0 E: 0 K: 0 S: 3	H: 1 LOB: 0 BB: 0 P: 3	R: 2 E: 1 K: 1 S: 8	H: 3 LOB: 2 BB: 1 P: 12	R: 0 E: 1 K: 1 S: 6	H: 1 LOB: 2 BB: 0 P: 6	R: 0 E: 0 K: 1 S: 5	H: 0 LOB: 0 BB: 0 P: 5	R: 0 E: 0 K: 0 S: 3	H: 0 LOB: 0 BB: 0 P: 5	R: 0 E: 0 K: 0 S: 3	H: 0 LOB: 0 BB: 0 P: 3	1B: 6 2B: 2 3B: 0 HR: 0	SF: 0 SAC: 1 DP: 1 HBP: 0	WP: 0 PA: 36 PB: 0 SB: 1 CS: 0	
PITCHER Steve Stone, R ERA: 3.05 (1, 1)	IP 9.0	WLS L	BF 37	H 8	R 5	ER 5	SO 5	BB 2	IBB 0	HBP 0	BLK 0	WP 0	HR 0	S 44	P 52	ERA 5.00	WHIP 1.111			

Oakland Athletics @ Baltimore Orioles  
Memorial Stadium, Baltimore, MD  
Sun Sep 07 1980, 3:33 AM EDT  
Att. 22,529 - Sunny - 78 F

livebaseballscorecards.com

AB	33
R	5
H	8
RBI	4
BB	2
SO	5
LOB	10



Batter	1	2	3	4	5	6	7	8	9	AB R H RBI BB SO LOB
Al Bumbry, L (1, 8) OBP: 0.390, SLG: 0.413	L8		E BB SF7 1B	K			P6		1-3	5 1 1 0 0 1 1
Rich Dauer, R (1, 4) OBP: 0.338, SLG: 0.353	G6-4-3 1B		E BB		1-3		F8			3 0 1 0 1 0 0
Ken Singleton, S (1, 9) OBP: 0.384, SLG: 0.473	G6-4-3 1-2f		E4		1-3		K			4 0 0 1 0 1 3
Eddie Murray, S (1, 3) OBP: 0.345, SLG: 0.492		K	SF7		K			G3 1B		3 0 1 1 0 2 0
Terry Crowley, L (1, 10) OBP: 0.369, SLG: 0.471		E8 FC6-4	P5			FC4-6 1B		G3		4 0 1 0 0 0 3
Dan Graham, L (1, 2) OBP: 0.294, SLG: 0.434		FC6-4 BB	G3			F9		G3		3 0 0 0 1 0 4
Doug DeCinces, R (1, 5) OBP: 0.304, SLG: 0.365		FC6-4 1-2f 2-3		4-3		FC4-6 BB		G3		4 0 0 0 0 0 4
Gary Roenicke, R (1, 7) OBP: 0.357, SLG: 0.409		FC6-4		P4		BB		F8	2 0 0 0 1 0 2	
Pat Kelly, L (9, PH) OBP: 0.354, SLG: 0.339		1-2f							1 0 0 0 0 0 0	
Kiko Garcia, R (1, 6) OBP: 0.264, SLG: 0.243			BB E 1B			F8			3 1 2 0 0 0 2	
John Lowenstein, L (9, PH) OBP: 0.382, SLG: 0.384			E 1B	2B				K	1 0 0 0 0 1 0	

Inning Stats	R: 0 H: 1 E: 0 LOB: 0 K: 0 BB: 0 S: 3 P: 3	R: 0 H: 0 E: 1 LOB: 2 K: 1 BB: 1 S: 6 P: 10	R: 2 H: 2 E: 1 LOB: 2 K: 0 BB: 1 S: 6 P: 10	R: 0 H: 1 E: 0 LOB: 1 K: 1 BB: 0 S: 6 P: 6	R: 0 H: 0 E: 0 LOB: 0 K: 1 BB: 0 S: 5 P: 5	R: 0 H: 1 E: 0 LOB: 2 K: 0 BB: 1 S: 4 P: 8	R: 0 H: 0 E: 0 LOB: 0 K: 1 BB: 0 S: 5 P: 5	R: 0 H: 1 E: 0 LOB: 1 K: 0 BB: 0 S: 4 P: 4	R: 0 H: 0 E: 0 LOB: 0 K: 1 BB: 0 S: 5 P: 5	R: 0 H: 0 E: 0 LOB: 0 K: 1 BB: 0 S: 5 P: 5	1B: 5 SF: 1 2B: 1 SAC: 0 3B: 0 DP: 1 HR: 0 HBP: 0
--------------	---	--	--	---	---	---	---	---	---	---	--

PITCHER	IP	WLS	BF	H	R	ER	SO	BB	IBB	HBP	BLK	WP	HR	S	P	ERA	WHIP
Steve McCatty, R (1, 1) ERA: 4.02	9.0	W	37	6	2	2	5	3	0	0	0	0	0	44	56	2.00	1.000

**BOTTOM**

**Oakland Athletics @ Baltimore Orioles**  
**Memorial Stadium, Baltimore, MD**

Sun Sep 07 1980, 3:33 AM EDT  
Att: 22,529 - Sunny - 78 F

<b>AB</b>	<b>33</b>
<b>R</b>	<b>2</b>
<b>H</b>	<b>6</b>
<b>RBI</b>	<b>2</b>
<b>BB</b>	<b>3</b>
<b>SO</b>	<b>5</b>
<b>LOB</b>	<b>19</b>



Batter	1	2	3	4	5	6	7	8	9	AB R H RBI BB SO LOB	TOP																
<b>Al Bumbry, L</b> (1, 8) OBP: 0.392, SLG: 0.421	0-0 1B 2B	0-0 FC6-5		4-0 IBB			0-0 HR	0-0 4-3		4 2 2 1 1 0 1																	
<b>Lenn Sakata, R</b> (1, 4) OBP: 0.235, SLG: 0.329	4-0 1B HR BB	0-0 F9		0-3 K			0-0 F8	0-0 5-3		4 1 0 0 1 1 3																	
<b>Ken Singleton, S</b> (1, 9) OBP: 0.384, SLG: 0.473	0-0 1B HR		0-0 FC6 1B		0-0 3-1		0-0 4-3		0-0 P5	4 1 2 1 0 0 0 1 0 0 0 0 0 0																	
<b>Gary Roenicke, R</b> (7, 9) OBP: 0.356, SLG: 0.408	1-3 2-H		1-3 2-H		0-0 4-3		0-0 BB 2B		0-0 F8	5 2 2 3 0 0 1																	
<b>Eddie Murray, S</b> (1, 3) OBP: 0.345, SLG: 0.499	0-0 HR		0-0 FC6		0-0 4-3		0-0 BB 2B		0-0 F8																		
<b>John Lowenstein, L</b> (1, 7) OBP: 0.387, SLG: 0.399	0-3 K		0-3 K		0-0 2B		4-0 BB 2B BB		0-0 HR 2B	4 2 2 0 1 2 1																	
<b>Dan Graham, L</b> (1, 5) OBP: 0.293, SLG: 0.428	0-0 G3		0-3 K		0-3 K		4-0 2B BB		0-0 HR	3 0 0 0 1 2 2 1 1 1 2 0 0 0																	
<b>Doug DeCinces, R</b> (7, PR) OBP: 0.305, SLG: 0.375							1-2 2-3 BB		2-H HR																		
<b>Lee May, R</b> (1, 10) OBP: 0.281, SLG: 0.394	0-0 5-3			0-3 K		0-3 K	0-0 2B		0-0 P6	5 0 1 2 0 2 0																	
<b>Rick Dempsey, R</b> (1, 2) OBP: 0.338, SLG: 0.436		4-0 FC6-5 SH1-3 BB		0-0 2B		0-0 4-3	0-0 F2			3 0 1 0 1 0 3																	
<b>Kiko Garcia, R</b> (1, 6) OBP: 0.262, SLG: 0.241		0-0 SH1-3		0-3 K		0-3 K		0-0 6-3		3 0 0 0 0 2 1																	
<b>Inning Stats</b>	R: 4 E: 0 K: 1 S: 8	H: 3 LOB: 0 BB: 1 P: 12	R: 0 E: 0 K: 0 S: 3	H: 0 LOB: 1 BB: 1 P: 7	R: 0 E: 1 K: 2 S: 8	H: 1 LOB: 1 BB: 0 P: 8	R: 0 E: 0 K: 3 S: 10	H: 1 LOB: 2 BB: 1 P: 14	R: 0 E: 0 K: 1 S: 6	H: 1 LOB: 1 BB: 0 P: 6	R: 0 E: 0 K: 2 S: 7	H: 0 LOB: 0 BB: 0 P: 7	R: 3 E: 0 K: 0 S: 6	H: 3 LOB: 3 BB: 2 P: 14	R: 0 E: 0 K: 0 S: 3	H: 0 LOB: 0 BB: 0 P: 3	R: 2 E: 0 K: 0 S: 5	H: 2 LOB: 0 BB: 0 P: 5	1B: 2 2B: 6 3B: 0 HR: 3	SF: 0 SAC: 1 DP: 0 HBP: 0	WP: 0 PB: 0 SB: 0 CS: 0	PA: 43					
<b>PITCHER</b>	IP	WLS	BF	H	R	ER	SO	BB	IBB	HBP	BLK	WP	HR	S	P	ERA	WHIP										
<b>Milt Wilcox, R</b> (1, 1) ERA: 4.18	0.0	L	4	3	4	4	0	1	0	0	0	0	1	3	7	∞	∞										
<b>Roger Weaver, R</b> (1, 1) ERA: 2.23	4.0		16	2	0	0	6	1	1	0	0	0	0	26	34	0.00	0.750										
<b>Dave Rozema, R</b> (5, 1) ERA: 4.25	2.2		14	4	3	3	3	2	0	0	0	0	1	18	26	10.12	2.250										
<b>Jerry Ujdr, R</b> (7, 1) ERA: 7.13	2.1		9	2	2	2	0	0	0	0	0	0	1	9	9	7.71	0.857										

**Baltimore Orioles @ Detroit Tigers**  
**Tiger Stadium, Detroit, MI**  
 Mon Sep 08 1980, 7:05 PM EDT  
 Unknown

livebaseballscorecards.com

AB	37
R	9
H	11
RBI	9
BB	5
SO	9
LOB	12





Batter	1	2	3	4	5	6	7	8	9	AB R H RBI BB SO LOB
Rick Peters, S (1, 8) OBP: 0.377, SLG: 0.380	0-0 1B 2B		0-0 FC1-4 1-2f			4-0 1B SF7 BB		0-3 K		3 2 1 0 1 1 1
Alan Trammell, R (1, 6) OBP: 0.372, SLG: 0.396	0-3 K		0-0 F7 1-2			0-0 BB 1B		4-0 BB BB		3 0 1 0 1 1 2
Tim Corcoran, L (1, 3) OBP: 0.336, SLG: 0.356	0-0 G4-3 2-H 1B				0-0 F8			4-0 FC6-5 BB		2 0 1 2 1 0 0
Champ Summers, L (1, 7) OBP: 0.382, SLG: 0.492	0-0 G4-3 1-2f				0-3 K			0-3 K		3 0 0 0 1 2 3
Lance Parrish, R (1, 2) OBP: 0.322, SLG: 0.503		1-0 G6-4-3 HBP			0-3 K			0-0 FC6-5 1-2f		3 0 0 0 0 2 4
John Wockenfuss, R (1, 10) OBP: 0.379, SLG: 0.444		0-0 F3			0-0 6-3			0-0 F8		4 0 0 0 0 1 3
Al Cowens, R (1, 9) OBP: 0.333, SLG: 0.341		0-0 G6-4-3 1-2f			0-0 1B			0-3 K		4 0 1 0 0 1 1
Tom Brookens, R (1, 5) OBP: 0.328, SLG: 0.413			0-3 K2-3			0-3 K		0-0 P4		4 0 1 0 0 2 1
Lou Whitaker, L (1, 4) OBP: 0.330, SLG: 0.266			4-0 FC1-4 BB			0-0 F9		0-3 K		3 0 0 0 1 1 2

Inning Stats	R: 1	H: 2	E: 0	K: 1	S: 6	R: 0	H: 0	E: 0	K: 0	S: 2	R: 0	H: 0	E: 0	K: 1	S: 5	R: 0	H: 0	E: 0	K: 2	S: 7	R: 0	H: 1	E: 0	K: 1	S: 6	R: 1	H: 1	E: 0	K: 2	S: 8	R: 0	H: 0	E: 0	K: 1	S: 5	R: 0	H: 0	E: 0	K: 2	S: 7	R: 0	H: 1	E: 0	K: 1	S: 6	1B: 4	SF: 1	2B: 1	3B: 0	HR: 0
	LOB: 0	BB: 0	P: 6	BB: 0	P: 3	LOB: 1	BB: 1	P: 9	LOB: 0	P: 7	LOB: 1	BB: 0	P: 6	LOB: 2	BB: 2	LOB: 0	BB: 0	P: 5	LOB: 2	BB: 2	LOB: 1	BB: 0	P: 6	LOB: 1	BB: 0	P: 6	LOB: 2	BB: 2	LOB: 0	BB: 0	P: 15	LOB: 1	BB: 0	P: 6	LOB: 2	BB: 2	LOB: 1	BB: 0	P: 6	1B: 4 <td>SF: 1 <td>SAC: 0 <td>DP: 2 <td>HBP: 1 </td></td></td></td>	SF: 1 <td>SAC: 0 <td>DP: 2 <td>HBP: 1 </td></td></td>	SAC: 0 <td>DP: 2 <td>HBP: 1 </td></td>	DP: 2 <td>HBP: 1 </td>	HBP: 1						


PITCHER	IP	WLS	BF	H	R	ER	SO	BB	IBB	HBP	BLK	WP	HR	S	P	ERA	WHIP
Dennis Martinez, R (1, 1) ERA: 4.56	5.1	W	22	4	2	2	5	3	0	1	0	0	0	28	41	3.38	1.312
Sammy Stewart, R (6, 1) ERA: 3.97	3.2	S	14	1	0	0	6	2	0	0	0	0	0	24	32	0.00	0.818

**BOTTOM**

**Baltimore Orioles @ Detroit Tigers**  
Tiger Stadium, Detroit, MI  
Mon Sep 08 1980, 7:05 PM EDT  
Unknown

livebaseballscorecards.com

AB	29
R	2
H	5
RBI	2
BB	5
SO	11
LOB	17



WP: 0	PA: 36
PB: 0	
SB: 1	
CS: 0	

Batter	1	2	3	4	5	6	7	8	9	AB R H RBI BB SO LOB	TOP	
<b>Al Bumbry, L</b> (1, 8) OBP: 0.392, SLG: 0.421	0-0 WP 1B	0-0 BB 1B	0-0 F7		0-0 4-3		0-0 6-3			5 2 2 0 0 0 0		
<b>Rich Dauer, R</b> (1, 4) OBP: 0.341, SLG: 0.352	4-0 1B 1B 1-H	4-0 1B BB	0-0 F8		0-0 1B 1B			0-0 5-3		3 2 1 0 2 0 0		
<b>Ken Singleton, S</b> (1, 9) OBP: 0.385, SLG: 0.471	0-3 K	4-0 1B 1B 1-2 2-3		0-0 1-3	0-0 1B			0-0 F7		4 1 1 0 1 1 1 0 0 0 0 0 0 0		
<b>John Lowenstein, L</b> (9, 7) OBP: 0.387, SLG: 0.399												
<b>Eddie Murray, S</b> (1, 3) OBP: 0.347, SLG: 0.499	0-0 1B 1B 1-3 SF9	0-0 E 1B 1B 1-2 2-3 2-H 3-H		4-0 1B BB	0-0 K			0-3 K		4 2 2 2 1 2 2		
<b>Terry Crowley, L</b> (1, 10) OBP: 0.375, SLG: 0.469	4-0 1B BB 1-2	0-0 E 1B 1B 1-2 2-3		4-0 1B BB 1-2		0-0 4-3			0-0 6-3	3 0 1 0 2 0 0		
<b>Dan Graham, L</b> (1, 2) OBP: 0.296, SLG: 0.427	0-0 1B	0-0 FC		0-0 1B BB 1-2 2-H	0-3 K		0-3 K		0-3 K	5 0 2 2 0 2 2 0 0 0 0 0 0 0		
<b>Rick Dempsey, R</b> (9, 2) OBP: 0.338, SLG: 0.436												
<b>Doug DeCinces, R</b> (1, 5) OBP: 0.302, SLG: 0.371	0-0 SF9	0-3 K		0-0 G6-4-3 1B 1-2 2-H	0-3 K		0-3 K		0-0 F8	4 0 0 1 0 2 5		
<b>Gary Roenicke, R</b> (1, 7) OBP: 0.355, SLG: 0.417	0-0 F7	0-0 P4			0-0 HR			0-0 F7		4 1 1 1 0 0 5		
<b>Kiko Garcia, R</b> (1, 6) OBP: 0.259, SLG: 0.237		0-3 K	0-3 K		0-3 K		0-3 K			4 0 0 0 0 4 0		
<b>Inning Stats</b>	R: 3 E: 0 K: 1 S: 8 H: 3 LOB: 2 BB: 2 P: 16	R: 3 E: 1 K: 2 S: 11 H: 3 LOB: 3 BB: 2 P: 19	R: 0 E: 0 K: 1 S: 5 H: 0 LOB: 0 BB: 0 P: 5	R: 1 E: 0 K: 0 S: 3 H: 1 LOB: 1 BB: 2 P: 11	R: 1 E: 0 K: 2 S: 10 H: 3 LOB: 2 BB: 0 P: 10	R: 0 E: 0 K: 2 S: 7 H: 0 LOB: 0 BB: 0 P: 7	R: 0 E: 0 K: 1 S: 5 H: 0 LOB: 0 BB: 0 P: 5	R: 0 E: 0 K: 1 S: 5 H: 0 LOB: 0 BB: 0 P: 5	R: 0 E: 0 K: 1 S: 5 H: 0 LOB: 0 BB: 0 P: 5	1B: 9 2B: 0 3B: 0 HR: 1 SF: 1 SAC: 0 DP: 1 HBP: 0	WP: 1 PB: 0 SB: 2 CS: 0 PA: 43	
<b>PITCHER</b>	IP WLS BF H R ER SO BB IBB HBP BLK WP HR S P ERA WHIP											
<b>Dan Petry, R</b> (1, 1) ERA: 3.94	1.1 L 12 4 6 5 2 4 0 0 0 1 0 12 28 33.75 6.000											
<b>Aurelio Lopez, R</b> (2, 1) ERA: 3.84	2.2 13 3 1 1 2 2 0 0 0 0 0 15 23 3.38 1.875											
<b>Dave Tobik, R</b> (5, 1) ERA: 5.45	5.0 18 3 1 1 7 0 0 0 0 0 1 32 32 1.80 0.600											

**Baltimore Orioles @ Detroit Tigers**  
**Tiger Stadium, Detroit, MI**  
 Mon Sep 08 1980, 7:05 PM EDT  
 Att. 19,445 - Unknown

livebaseballscorecards.com

**AB 36**  
**R 8**  
**H 10**  
**RBI 6**  
**BB 6**  
**SO 11**  
**LOB 15**



Batter	1	2	3	4	5	6	7	8	9	AB	R	H	RBI	BB	SO	LOB
Lynn Jones, R OBP: 0.290, SLG: 0.310 (1, 7)	0-0 F7		0-0 F9		0-3 K		0-0 6-3		0-3 K	5	0	0	0	0	2	2
Alan Trammell, R OBP: 0.372, SLG: 0.394 (1, 6)	0-3 K			0-0 F9		0-0 BB 1B BB 1B	0-0 4-3		4-0 BB BB	4	1	1	0	1	1	0
Tom Brookens, R OBP: 0.327, SLG: 0.411 (1, 5)	0-3 K			0-3 K		0-0 BB BB 1B	0-3 K		0-3 K	2	0	0	0	0	2	0
Mark Wagner, R OBP: 0.314, SLG: 0.277 (5, 4)										2	1	1	0	0	1	0
Rick Peters, S OBP: 0.376, SLG: 0.379 (9, PH)										1	0	0	0	0	1	1
John Wockenfuss, R OBP: 0.380, SLG: 0.441 (1, 3)		0-0 F9		0-3 K2-3		4-0 BB BB BB		4-0 BB BB	4-0 BB BB	2	0	0	0	2	1	0
Richie Hebner, L OBP: 0.359, SLG: 0.471 (9, PH)						1-2 2-3 BB			1-2 BB	0	0	0	0	1	0	0
Jack Morris, R (9, PR)										0	0	0	0	0	0	0
Al Cowens, R OBP: 0.334, SLG: 0.347 (1, 9)		0-0 P3			0-0 HR	4-0 BB BB		0-0 G1-4-3	0-0 F9	4	1	1	2	1	0	3
Lance Parrish, R OBP: 0.321, SLG: 0.502 (1, 10)		0-0 F9			0-0 E6 SF9	0-0 SF8		0-0 1B		3	1	1	1	0	0	0
Duffy Dyer, R OBP: 0.272, SLG: 0.326 (1, 2)			0-0 F8		0-0 1B	4-0 1B		0-3 K		3	0	1	0	1	1	1
Dave Stegman, R OBP: 0.250, SLG: 0.268 (1, 8)			0-3 K2-3		0-3 K	0-3 K			0-0 HR 1B	4	1	1	0	0	3	5
Stan Papi, R OBP: 0.293, SLG: 0.473 (5, 5)			0-0 1B		0-0 SF9	0-3 K			0-0 HR	3	1	2	3	0	1	3

Inning Stats	R: 0	H: 0	E: 0	K: 2	S: 7	H: 0	LOB: 0	BB: 0	P: 7	R: 0	H: 0	E: 0	K: 1	S: 6	H: 1	LOB: 1	BB: 0	P: 6	R: 0	H: 0	E: 0	K: 2	S: 7	H: 0	LOB: 0	BB: 0	P: 7	R: 2	H: 2	E: 1	K: 2	S: 10	H: 2	LOB: 3	BB: 3	P: 21	R: 0	H: 0	E: 0	K: 1	S: 5	H: 1	LOB: 1	BB: 1	P: 9	R: 2	H: 2	E: 0	K: 2	S: 9	H: 2	LOB: 2	BB: 2	P: 17	1B: 6	SF: 2	2B: 0	SAC: 0	3B: 0	DP: 1	HR: 2	HBP: 0	WP: 0	PA: 41
--------------	------	------	------	------	------	------	--------	-------	------	------	------	------	------	------	------	--------	-------	------	------	------	------	------	------	------	--------	-------	------	------	------	------	------	-------	------	--------	-------	-------	------	------	------	------	------	------	--------	-------	------	------	------	------	------	------	------	--------	-------	-------	-------	-------	-------	--------	-------	-------	-------	--------	-------	--------

PITCHER	IP	WLS	BF	H	R	ER	SO	BB	IBB	HBP	BLK	WP	HR	S	P	ERA	WHIP
Mike Flanagan, L ERA: 4.05 (1, 1)	5.1	W	25	5	4	3	7	3	0	0	0	0	1	36	48	5.06	1.500
Tippy Martinez, L ERA: 3.36 (6, 1)	3.1		14	3	2	2	6	2	0	0	0	0	1	24	32	5.40	1.500
Tim Stoddard, R ERA: 3.01 (9, 1)	0.1	S	2	0	0	0	0	1	0	0	0	0	0	1	5	0.00	3.000

BOTTOM

Baltimore Orioles @ Detroit Tigers  
Tiger Stadium, Detroit, MI  
Mon Sep 08 1980, 7:05 PM EDT  
Att. 19,445 - Unknown

livebaseballscorecards.com

AB	33
R	6
H	8
RBI	6
BB	6
SO	13
LOB	15



Batter	1	2	3	4	5	6	7	8	9	AB R H RBI BB SO LOB	TOP																								
<b>Al Bumby, L</b> (1, 8) OBP: 0.393, SLG: 0.422	0-3 K		0-0 FC4 1-2 1B		0-0 1B		0-3 K			4 0 2 0 0 2 1																									
<b>Rich Dauer, R</b> (1, 4) OBP: 0.338, SLG: 0.349	0-3 K		0-0 FC4 1-2f		0-0 F7			0-0 F9		4 0 0 0 0 1 3																									
<b>Ken Singleton, S</b> (1, 9) OBP: 0.384, SLG: 0.470 <b>John Lowenstein, L</b> (8, PR) OBP: 0.387, SLG: 0.399 (8, 7)	0-3 K			0-0 F3		0-0 F9		0-0 WP 1B		4 0 1 0 0 1 0 0 0 0 0 0 0 0																									
<b>Eddie Murray, S</b> (1, 3) OBP: 0.347, SLG: 0.496		0-0 6-3		0-0 F7		0-0 F2		4-0 G1-4-3 1-2 IBB		3 0 0 0 1 0 0																									
<b>Benny Ayala, R</b> (1, 10) OBP: 0.360, SLG: 0.559		0-0 5-3		4-0 BB		0-0 P4		0-0 G1-4-3 1-2f		3 0 0 0 1 0 2																									
<b>Gary Roenicke, R</b> (1, 7) OBP: 0.350, SLG: 0.411 (8, 9)		0-0 5-3		0-0 4-3			0-3 K		0-0 F8	4 0 0 0 0 1 1																									
<b>Doug DeCinces, R</b> (1, 5) OBP: 0.304, SLG: 0.382			0-3 K		0-0 HR		0-0 1B SF7 2B		0-0 P5	4 2 2 1 0 1 0																									
<b>Rick Dempsey, R</b> (1, 2) OBP: 0.340, SLG: 0.437			0-0 1B 1B		0-0 F7		0-0 1B		0-3 K	4 0 2 0 0 1 0																									
<b>Kiko Garcia, R</b> (1, 6) OBP: 0.257, SLG: 0.236 <b>Lee May, R</b> (7, PH) OBP: 0.279, SLG: 0.394 <b>Mark Belanger, R</b> (7, 6) OBP: 0.252, SLG: 0.268			0-0 F8		0-0 5-3		0-0 SF7 3-H			2 0 0 0 0 0 1 0 0 0 1 0 0 0 0 0 0 0 0 0 0																									
<b>Inning Stats</b>	R: 0 E: 0 K: 3 S: 9	H: 0 LOB: 0 BB: 0 P: 9	R: 0 E: 0 K: 0 S: 3	H: 0 LOB: 0 BB: 0 P: 3	R: 0 E: 0 K: 1 S: 7	H: 2 LOB: 2 BB: 0 P: 7	R: 0 E: 0 K: 0 S: 3	H: 0 LOB: 1 BB: 1 P: 7	R: 1 E: 0 K: 0 S: 5	H: 2 LOB: 1 BB: 0 P: 5	R: 0 E: 0 K: 0 S: 3	H: 0 LOB: 0 BB: 0 P: 3	R: 1 E: 0 K: 2 S: 9	H: 2 LOB: 1 BB: 0 P: 9	R: 0 E: 0 K: 0 S: 3	H: 1 LOB: 2 BB: 1 P: 7	R: 0 E: 0 K: 1 S: 5	H: 0 LOB: 0 BB: 0 P: 5	1B: 5 2B: 1 3B: 0 HR: 1	SF: 1 SAC: 0 DP: 1 HBP: 0	WP: 1 PB: 0 SB: 0 CS: 0	PA: 35													
<b>PITCHER</b> <b>Dan Schatzeder, L</b> (1, 1) ERA: 3.92	IP 9.0	WLS L	BF 35	H 7	R 2	ER 2	SO 7	BB 1	IBB 1	HBP 0	BLK 0	WP 1	HR 1	S 47	P 55	ERA 2.00	WHIP 0.889	<b>PITCHER</b>	IP 9.0	WLS L	BF 35	H 7	R 2	ER 2	SO 7	BB 1	IBB 1	HBP 0	BLK 0	WP 1	HR 1	S 47	P 55	ERA 2.00	WHIP 0.889

**Baltimore Orioles @ Detroit Tigers**  
**Tiger Stadium, Detroit, MI**  
 Tue Sep 09 1980, 7:05 PM EDT  
 Att: 13,450 - Unknown

livebaseballscorecards.com

**AB 32**  
**R 2**  
**H 7**  
**RBI 2**  
**BB 2**  
**SO 7**  
**LOB 8**



Batter	1	2	3	4	5	6	7	8	9	AB	R	H	RBI	BB	SO	LOB
<b>Jim Lentine, R</b> OBP: 0.333, SLG: 0.311 (1, 7) BBB	4-0 FC1-6 BB		0-3 K2-3			0-0 FC5-4 1-2 1B		0-0 F3		3	0	1	0	1	1	1
<b>Alan Trammell, R</b> OBP: 0.369, SLG: 0.391 (1, 6) X	0-0 FC1-6 1-2f			0-0 F8		0-0 F7		0-0 5-3		4	0	0	0	0	0	3
<b>Al Cowens, R</b> OBP: 0.331, SLG: 0.344 (1, 9) SSS	0-3 K			0-0 P6		0-0 FC5-4 1-2f		0-0 F8		4	0	0	0	0	1	3
<b>John Wockenfuss, R</b> OBP: 0.379, SLG: 0.438 (1, 3) X	0-0 P4			0-0 F7			0-3 K	0-0 1B		4	0	1	0	0	1	1
<b>Lance Parrish, R</b> OBP: 0.319, SLG: 0.498 (1, 2) X		0-0 F9			0-0 F9		0-3 K	0-0 F7		4	0	0	0	0	1	1
<b>Tom Brookens, R</b> OBP: 0.324, SLG: 0.408 (1, 5) X		0-0 L6			0-3 K		0-0 G3			3	0	0	0	0	1	0
<b>Lynn Jones, R</b> OBP: 0.265, SLG: 0.281 (1, 10) X		0-0 F8			0-0 F8			0-0 F3		3	0	0	0	0	0	0
<b>Dave Stegman, R</b> OBP: 0.259, SLG: 0.272 (1, 8) X			0-0 5-3			0-0 1B 1B		4-0 BB BB		2	0	1	0	1	0	0
<b>Lou Whitaker, L</b> OBP: 0.329, SLG: 0.265 (1, 4) <b>Stan Papi, R</b> OBP: 0.290, SLG: 0.468 (8, PH) (9, 4) X			0-0 F7			0-0 F5		0-3 K		2	0	0	0	0	0	1
										1	0	0	0	0	1	1

Inning Stats	R: 0	H: 0	E: 0	LOB: 1	K: 1	S: 5	P: 9	R: 0	H: 0	E: 0	LOB: 0	K: 0	S: 3	P: 3	R: 0	H: 0	E: 0	LOB: 0	K: 1	S: 5	P: 5	R: 0	H: 0	E: 0	LOB: 0	K: 1	S: 5	P: 5	R: 0	H: 2	E: 0	LOB: 2	K: 0	S: 5	P: 5	R: 0	H: 0	E: 0	LOB: 0	K: 2	S: 7	P: 7	R: 0	H: 0	E: 0	LOB: 1	K: 1	S: 5	P: 9	R: 0	H: 1	E: 0	LOB: 1	K: 0	S: 4	P: 4	1B: 3	SF: 0	2B: 0	SAC: 0	3B: 0	DP: 0	HR: 0	HBP: 0	WP: 0	PA: 32
<b>PITCHER</b> <b>Scott McGregor, L</b> ERA: 3.0 (1, 1)	IP	WLS	BF	H	R	ER	SO	BB	IBB	HBP	BLK	WP	HR	S	P	ERA	WHIP																			IP	WLS	BF	H	R	ER	SO	BB	IBB	HBP	BLK	WP	HR	S	P	ERA	WHIP														
	9.0	W	32	3	0	0	6	2	0	0	0	0	0	42	50	0.00	0.556																																																	

**BOTTOM**

**Baltimore Orioles @ Detroit Tigers**  
Tiger Stadium, Detroit, MI

Tue Sep 09 1980, 7:05 PM EDT  
Att. 13,450 - Unknown

[livebaseballscorecards.com](http://livebaseballscorecards.com)

<b>AB</b>	<b>30</b>
<b>R</b>	<b>0</b>
<b>H</b>	<b>3</b>
<b>RBI</b>	<b>0</b>
<b>BB</b>	<b>2</b>
<b>SO</b>	<b>6</b>
<b>LOB</b>	<b>11</b>



Batter	1	2	3	4	5	6	7	8	9	AB R H RBI BB SO LOB	TOP																																			
Al Bumbry, L (1, 8) OBP: 0.393, SLG: 0.420	0-0 4-3		0-3 K		0-0 G5-4-3 1B	4-0 IBB		0-0 F7		4 0 1 0 1 1 3																																				
Rich Dauer, R (1, 4) OBP: 0.335, SLG: 0.346	0-0 4-3		0-0 G5-4-3		0-0 G5-4-3	0-0 L6		0-0 P6		5 0 0 0 0 0 6																																				
Ken Singleton, S (1, 9) OBP: 0.384, SLG: 0.469	0-0 F7			0-3 K		0-0 BB 1B HR 1B	0-0 BB BB BB 1B	0-0 6-3		5 2 2 0 0 1 0 0 0 0 0 0 0 0																																				
Mark Corey, R (9, 9) OBP: 0.406, SLG: 0.481																																														
Eddie Murray, S (1, 3) OBP: 0.349, SLG: 0.496		0-3 K2-3		0-0 1B HR 1B		0-0 1B HR 1B	0-0 BB 1-2 HR 1B	4-0 BB BB 1-2 FC1-2 BB	0-0 F8	4 2 2 0 1 1 0																																				
John Lowenstein, L (1, 7) OBP: 0.394, SLG: 0.406		0-0 CS 1B		0-0 1B HR 1B		4-0 1-2 HR BB	4-0 FC1-2 BB	0-0 P3		2 1 2 0 0 0 0 1 1 0 0 2 0 0																																				
Gary Roenicke, R (6, PH) OBP: 0.353, SLG: 0.409																																														
Steve Stone, R (1, 10)		0-3 K		0-0 1B HR		0-0 1-2 HR BB	4-0 1-2 HR BB	0-3 K		0 0 0 0 0 0 0 2 1 1 3 0 1 1 0 0 0 0 0 0 0 2 1 1 5 1 1 0																																				
Terry Crowley, L (2, PH) OBP: 0.376, SLG: 0.486																																														
Benny Ayala, R (6, PH) OBP: 0.360, SLG: 0.559																																														
Pat Kelly, L (6, PH) OBP: 0.359, SLG: 0.359																																														
Doug DeCinces, R (1, 5) OBP: 0.305, SLG: 0.383			0-0 1B 1B 1B	0-0 G6-3 1B		0-3 K	0-3 K			4 0 2 0 0 2 3																																				
Rick Dempsey, R (1, 2) OBP: 0.342, SLG: 0.441			0-0 1B 1B	0-0 G6-3		0-0 2B	0-0 FC1-2			4 0 2 0 0 0 4																																				
Mark Belanger, R (1, 6) OBP: 0.252, SLG: 0.268			0-0 G5-4-3 1B		0-0 6-3	0-0 6-3	0-0 P5			4 0 1 0 0 0 4																																				
Inning Stats	R: 0 E: 0 K: 0 S: 3	H: 0 LOB: 0 BB: 0 P: 3	R: 0 E: 0 K: 2 S: 7	H: 1 LOB: 1 BB: 0 P: 7	R: 0 E: 0 K: 1 S: 7	H: 3 LOB: 2 BB: 0 P: 7	R: 3 E: 0 K: 1 S: 8	H: 4 LOB: 0 BB: 0 P: 8	R: 0 E: 0 K: 0 S: 3	H: 1 LOB: 0 BB: 0 P: 3	R: 4 E: 0 K: 1 S: 9	H: 4 LOB: 2 BB: 2 P: 17	R: 1 E: 0 K: 1 S: 6	H: 1 LOB: 3 BB: 3 P: 18	R: 0 E: 0 K: 0 S: 3	H: 0 LOB: 0 BB: 0 P: 3	R: 0 E: 0 K: 1 S: 5	H: 0 LOB: 0 BB: 0 P: 5	1B: 11 2B: 2 3B: 0 HR: 2	SF: 0 SAC: 0 DP: 4 HBP: 0	WP: 0 PB: 0 SB: 0 CS: 1	PA: 42																								
PITCHER	IP	WLS	BF	H	R	ER	SO	BB	IBB	HBP	BLK	WP	HR	S	P	ERA	WHIP	PITCHER								IP	WLS	BF	H	R	ER	SO	BB	IBB	HBP	BLK	WP	HR	S	P	ERA	WHIP				
Jack Morris, R (1, 1) ERA: 4.45	5.0	L	22	11	5	5	4	0	0	0	0	0	1	30	30	9.00	2.200																													
Pat Underwood, L (6, 1) ERA: 3.82	0.0		1	0	0	0	0	1	0	0	0	0	0	0	4	∞	∞																													
Dave Rozema, R (6, 1) ERA: 4.29	1.0		6	2	2	2	1	0	1	0	0	0	1	7	11	18.00	2.000																													
Jerry Ujdur, R (7, 1) ERA: 7.64	0.0		3	1	1	1	0	2	0	0	0	0	0	1	9	∞	∞																													
Aurelio Lopez, R (7, 1) ERA: 3.74	3.0		10	0	0	0	2	1	0	0	0	0	0	13	17	0.00	0.333																													

Baltimore Orioles @ Detroit Tigers  
Tiger Stadium, Detroit, MI  
Wed Sep 10 1980, 7:05 PM EDT  
Att. 14,155 - Unknown

AB	37
R	8
H	14
RBI	8
BB	5
SO	7
LOB	21



1B	11	SF	0
2B	2	SAC	0
3B	0	DP	4
HR	2	HBP	0



Batter	1	2	3	4	5	6	7	8	9	AB R H RBI BB SO LOB	TOP									
<b>Al Bumbry, L</b> (1, 8) OBP: 0.396, SLG: 0.423	0-0 1B	0-0 S E 1B	0-0 FC6-4		0-0 L6		0-0 6-3 S 1B		0-0 1B	6 1 4 1 0 0 3										
<b>Rich Dauer, R</b> (1, 4) OBP: 0.335, SLG: 0.348	0-0 1B	0-0 E5 BB 1B		0-0 F8		0-0 3-1 1B 2B	0-0 6-3		0-0 5-3	6 2 2 0 0 0 2										
<b>Ken Singleton, S</b> (1, 9) OBP: 0.384, SLG: 0.466	0-3 K	4-0 1B		4-0 BB BB		0-0 3-1	0-0 G3			3 0 0 0 2 1 4										
<b>Mark Corey, R</b> (7, 9) OBP: 0.406, SLG: 0.481		1-2 BB		1-2 BB		2-3				0 0 0 0 0 0 0										
<b>Eddie Murray, S</b> (1, 3) OBP: 0.351, SLG: 0.496	0-0 F8	0-0 FC5-4 1B		4-0 BB		0-0 2B 4-3 1B	0-0 F8			4 1 2 2 1 0 3										
<b>Tippy Martinez, L</b> (1, 10) <b>Benny Ayala, R</b> (1, PH) <b>Pat Kelly, L</b> (4, PH) OBP: 0.358, SLG: 0.365	0-0 F9	0-0 FC5-4		0-3 K		0-0 4-3 2B		0-0 4-3		0 0 0 0 0 0 0										
<b>Doug DeCinces, R</b> (1, 5) OBP: 0.309, SLG: 0.383		0-0 1B G3 S 1B		4-0 FC6-4 BB		4-0 4-3 IBB		0-3 K		2 0 0 0 0 0 4										
<b>Gary Roenicke, R</b> (1, 7) OBP: 0.350, SLG: 0.403		0-0 P6		0-0 FC6-4 BB		4-0 4-3		0-0 F8		3 0 1 0 0 0 12										
<b>Rick Dempsey, R</b> (1, 2) OBP: 0.343, SLG: 0.437		0-0 G3		4-0 FC6-4 BB		0-0 F9		0-0 F7		3 1 1 0 2 1 2										
<b>Mark Belanger, R</b> (1, 6) OBP: 0.251, SLG: 0.266		0-0 S 1B		0-3 K		0-0 FC6-4		0-0 L3		4 0 0 1 1 0 4										
<b>Inning Stats</b>	R: 0 E: 0 K: 1 S: 7	H: 2 LOB: 2 BB: 0 P: 7	R: 4 E: 1 K: 0 S: 8	H: 4 LOB: 2 BB: 1 P: 12	R: 0 E: 0 K: 1 S: 5	H: 0 LOB: 2 BB: 2 P: 13	R: 0 E: 0 K: 0 S: 3	H: 0 LOB: 1 BB: 1 P: 7	R: 2 E: 0 K: 0 S: 6	H: 3 LOB: 3 BB: 2 P: 14	R: 0 E: 0 K: 0 S: 4	H: 1 LOB: 1 BB: 0 P: 4	R: 0 E: 0 K: 1 S: 5	H: 0 LOB: 0 BB: 0 P: 5	R: 0 E: 0 K: 0 S: 4	H: 1 LOB: 1 BB: 0 P: 4	1B: 9 2B: 2 3B: 0 HR: 0	SF: 0 SAC: 0 DP: 0 HBP: 0	WP: 0 PB: 0 SB: 4 CS: 0	PA: 47
<b>PITCHER</b>	IP WLS BF H R ER SO BB IBB HBP BLK WP HR S P ERA WHIP																			
<b>Paul Mirabella, L</b> (1, 1) ERA: 4.67	1.2 L 13 6 4 2 1 1 0 0 0 0 0 0 14 18 10.80 4.200																			
<b>Ken Schrom, R</b> (2, 1) ERA: 5.31	6.1 30 4 2 2 3 5 2 0 0 0 0 0 29 57 2.84 1.421																			
<b>Jack Kucek, R</b> (9, 1) ERA: 7.42	1.0 4 1 0 0 0 0 0 0 0 0 0 0 4 4 0.00 1.000																			

**Baltimore Orioles @ Toronto Blue Jays**  
Exhibition Stadium, Toronto, ON  
Thu Sep 11 1980, 7:05 PM EDT  
Att. 14,025 - Unknown - 73 F

livebaseballscores.com

AB	39
R	6
H	11
RBI	4
BB	8
SO	4
LOB	32





Batter	1	2	3	4	5	6	7	8	9	AB R H RBI BB SO LOB
Bob Bailor, R OBP: 0.316, SLG: 0.302 (1, 6) (9, 7)	0-0 1-3		0-0 6-3		0-3 K		0-0 1B		0-0 5-3	5 0 1 0 0 1 1
Damaso Garcia, R OBP: 0.301, SLG: 0.399 (1, 4)	0-0 P6		0-0 P6		0-0 FC6-4		0-3 K		0-0 2B	5 0 1 0 0 1 2
Lloyd Moseby, L OBP: 0.284, SLG: 0.368 (1, 9)	0-0 6-3			0-0 FC6-4 BB 1B		0-3 K		0-0 4-3	0-0 P6	5 0 1 0 0 1 1
John Mayberry, L OBP: 0.349, SLG: 0.456 Paul Hodgson, R OBP: 0.231, SLG: 0.167 Doug Ault, R OBP: 0.273, SLG: 0.295 (1, 3) (8, PR) (9, 3)		0-0 P5		4-0 FC6-4 BB 1-2		0-0 F7		0-0 BB 1B 1B		3 0 1 0 1 0 0 0 0 0 0 0 0 0 0 0 0 0 0 0 0
Roy Howell, L OBP: 0.319, SLG: 0.385 (1, 5)		0-3 K		0-3 K		0-0 1B WP 2B		0-0 1B BB 1B		4 1 2 0 0 2 2
Barry Bonnell, R OBP: 0.319, SLG: 0.421 (1, 8)		4-0 BB BB BB		0-0 FC6-4 1-2f 2-3		0-0 WP 1B		0-0 P4		3 0 1 0 1 0 4
Willie Upshaw, L OBP: 0.262, SLG: 0.263 (1, 10)		4-0 FC5-4 BB 1-2		0-0 F7		0-3 K 1-2 3-H		4-0 BB 1-2 2-3		2 0 0 0 2 1 3
Garth Iorg, R OBP: 0.302, SLG: 0.370 Steve Braun, L OBP: 0.297, SLG: 0.246 Joe Cannon, L OBP: 0.064, SLG: 0.043 Al Woods, L OBP: 0.364, SLG: 0.491 Alfredo Griffin, S OBP: 0.281, SLG: 0.361 (1, 7) (7, PH) (8, 7) (8, PH) (9, 6)		0-0 FC5-4 1-2f			0-0 F8		0-0 4-3	0-3 K		2 0 0 0 0 0 2 1 0 0 0 0 0 0 0 0 0 0 0 0 0 1 0 0 0 0 1 3 0 0 0 0 0 0 0
Ernie Whitt, L OBP: 0.297, SLG: 0.366 (1, 2)			0-0 L3		0-0 FC6-4 1B		0-0 F7		0-0 4-3	4 0 1 0 0 0 0

Inning Stats	R: 0 E: 0 K: 0 S: 3	H: 0 LOB: 0 BB: 0 P: 3	R: 0 E: 0 K: 1 S: 5	H: 0 LOB: 2 BB: 2 P: 13	R: 0 E: 0 K: 0 S: 3	H: 0 LOB: 0 BB: 0 P: 3	R: 0 E: 0 K: 1 S: 6	H: 1 LOB: 2 BB: 1 P: 10	R: 0 E: 0 K: 1 S: 6	H: 1 LOB: 1 BB: 0 P: 6	R: 1 E: 0 K: 2 S: 9	H: 2 LOB: 1 BB: 0 P: 9	R: 0 E: 0 K: 1 S: 6	H: 1 LOB: 1 BB: 0 P: 6	R: 0 E: 0 K: 1 S: 7	H: 2 LOB: 3 BB: 1 P: 11	R: 0 E: 0 K: 0 S: 4	H: 1 LOB: 1 BB: 0 P: 4	1B: 6 2B: 2 3B: 0 HR: 0	SF: 0 SAC: 0 DP: 0 HBP: 0
--------------	------------------------------	---------------------------------	------------------------------	----------------------------------	------------------------------	---------------------------------	------------------------------	----------------------------------	------------------------------	---------------------------------	------------------------------	---------------------------------	------------------------------	---------------------------------	------------------------------	----------------------------------	------------------------------	---------------------------------	----------------------------------	------------------------------------

PITCHER	IP	WLS	BF	H	R	ER	SO	BB	IBB	HBP	BLK	WP	HR	S	P	ERA	WHIP	PITCHER	IP	WLS	BF	H	R	ER	SO	BB	IBB	HBP	BLK	WP	HR	S	P	ERA	WHIP	
Steve Stone, R ERA: 2.96 (1, 1)	9.0	W	39	8	1	1	7	4	0	0	0	1	0	49	65	1.00	1.333																			

**BOTTOM**

**Baltimore Orioles @ Toronto Blue Jays**  
Exhibition Stadium, Toronto, ON  
Thu Sep 11 1980, 7:05 PM EDT  
Att: 14,025 - Unknown - 73 F

livebaseballscorecards.com

<b>AB</b>	<b>35</b>
<b>R</b>	<b>1</b>
<b>H</b>	<b>8</b>
<b>RBI</b>	<b>0</b>
<b>BB</b>	<b>4</b>
<b>SO</b>	<b>7</b>
<b>LOB</b>	<b>18</b>



WP: 1	PA: 39
PB: 0	SB: 0
CS: 0	

Batter	1	2	3	4	5	6	7	8	9	AB R H RBI BB SO LOB	TOP
Al Bumbry, L (1, 8) OBP: 0.395, SLG: 0.422 Gary Roenicke, R (9, PH) OBP: 0.349, SLG: 0.401	0-0 F8	0-0 1-3			0-0 6-3		0-0 S 1B		0-0 E5	4 0 1 0 0 0 1 1 0 0 0 0 0 1	<b>Baltimore Orioles @ Toronto Blue Jays</b> Exhibition Stadium, Toronto, ON Fri Sep 12 1980, 7:05 PM EDT Att. 15,632 - Unknown - 58 F <a href="http://livebaseballscorecards.com">livebaseballscorecards.com</a>
Rich Dauer, R (1, 4) OBP: 0.331, SLG: 0.344	0-0 P4		0-0 6-3		0-0 L3		0-0 6-3		0-0 P2	5 0 0 0 0 0 3	
Ken Singleton, S (1, 9) OBP: 0.382, SLG: 0.469	0-0 F8		0-0 G3			0-0 G3		0-0 HR	0-0 F9	5 1 1 1 0 0 2	
Eddie Murray, S (1, 3) OBP: 0.352, SLG: 0.504		0-0 HR	0-0 2B			0-0 F9		0-0 F8		4 1 2 1 0 0 0	
John Lowenstein, L (1, 7) OBP: 0.401, SLG: 0.429		0-0 FC5-4 1B	0-0 4-3		0-0 1B BB		0-0 HR			3 1 2 1 1 0 1	
Steve Stone, R (1, 10) Terry Crowley, L (2, PH) Benny Ayala, R (8, PH) OBP: 0.376, SLG: 0.484 OBP: 0.353, SLG: 0.547		0-0 F7		0-0 F7		0-0 1B		0-0 L5		0 0 0 0 0 0 0 3 0 1 0 0 0 1 1 0 0 0 0 0 0	
Doug DeCinces, R (1, 5) OBP: 0.308, SLG: 0.382		0-0 FC5-4 2B	0-0 G5-4-3 1B		0-0 P4		0-0 F8			4 1 1 0 0 0 3	
Rick Dempsey, R (1, 2) OBP: 0.342, SLG: 0.438		0-0 1B 2B	0-0 G5-4-3		0-0 K		0-0 P4			4 1 1 1 0 1 1	
Mark Belanger, R (1, 6) Pat Kelly, L (7, PH) Kiko Garcia, R (7, 6) Lee May, R (9, PH) Bobby Bonner, R (9, PR) OBP: 0.253, SLG: 0.269 OBP: 0.356, SLG: 0.363 OBP: 0.257, SLG: 0.236 OBP: 0.283, SLG: 0.397		0-0 1B		0-0 6-3		0-0 3-1		0-0 E 1B		2 0 1 1 0 0 0 1 0 0 0 0 0 0 0 0 0 0 0 0 0 1 0 1 0 0 0 0 0 0 0 0 0 0 0	
<b>Inning Stats</b>	R: 0 H: 0 E: 0 LOB: 0 K: 0 BB: 0 S: 3 P: 3	R: 3 H: 4 E: 0 LOB: 1 K: 0 BB: 0 S: 7 P: 7	R: 0 H: 1 E: 0 LOB: 1 K: 0 BB: 0 S: 4 P: 4	R: 0 H: 1 E: 0 LOB: 0 K: 0 BB: 0 S: 3 P: 3	R: 0 H: 0 E: 0 LOB: 0 K: 0 BB: 0 S: 3 P: 3	R: 0 H: 1 E: 0 LOB: 2 K: 0 BB: 1 S: 4 P: 8	R: 0 H: 1 E: 0 LOB: 1 K: 1 BB: 0 S: 6 P: 6	R: 2 H: 2 E: 0 LOB: 0 K: 0 BB: 0 S: 5 P: 5	R: 0 H: 1 E: 1 LOB: 2 K: 0 BB: 0 S: 5 P: 5	1B: 6 SF: 0 2B: 2 SAC: 0 3B: 0 DP: 1 HR: 3 HBP: 0	
<b>PITCHER</b> Joey McLaughlin, R (1, 1) ERA: 4.08 Mike Willis, L (8, 1) ERA: 1.04	IP WLS BF H R ER SO BB IBB HBP BLK WP HR S P ERA WHIP	7.1 W 32 10 5 5 1 1 0 0 0 0 0 3 33 37 6.14 1.500	1.2 S 7 1 0 0 0 0 0 0 0 0 0 0 7 7 0.00 0.600	<b>PITCHER</b> IP WLS BF H R ER SO BB IBB HBP BLK WP HR S P ERA WHIP							

AB	38
R	5
H	11
RBI	5
BB	1
SO	1
LOB	13



Batter	1	2	3	4	5	6	7	8	9
Alfredo Griffin, S (1, 6) OBP: 0.284, SLG: 0.365	0-0 BB 1B		0-0 2B	0-0 P4		0-0 1B 1B		0-0 F9	
Damaso Garcia, R (1, 4) OBP: 0.302, SLG: 0.399	0-0 P6		0-0 F7		0-0 G3	0-0 1B CS 1B		0-0 1B 1B	
Roy Howell, L (1, 5) OBP: 0.321, SLG: 0.386	4-0 G6-4-3 1-2 BB		0-0 F9		0-0 1-3 BB 1B	0-0 1-3 BB 1B		0-0 F8	
Barry Bonnell, R (1, 8) OBP: 0.325, SLG: 0.426	0-0 G6-4-3 1-2f			0-0 1B 2B	4-0 1B 1-3 BB	4-0 BB 1B		0-0 1B 1B	
Doug Ault, R (1, 10) OBP: 0.285, SLG: 0.325		0-0 6-3 3B		0-0 FC1-6 2B 1B	0-0 1-3	4-0 1-2 BB		0-0 1-3 1B	
Steve Braun, L (5, PH) OBP: 0.313, SLG: 0.254									
John Mayberry, L (1, 3) OBP: 0.349, SLG: 0.454		0-0 6-3		0-0 FC1-6 1B	4-0 1B IBB	0-0 CS	0-0 G3	0-0 F8	
Bob Bailor, R (1, 7) OBP: 0.318, SLG: 0.304		3-H 0-0 CS 1B		0-0 FC1-6 2B 1-2f 2-3	0-0 1-2 2-3 1B		0-0 F8		
Lloyd Moseby, L (1, 9) OBP: 0.287, SLG: 0.383		0-0 G3		0-0 1-3 3-H 2B	0-0 F5		0-0 HR		
Bob Davis, R (1, 2) OBP: 0.259, SLG: 0.324			0-0 P4	0-3 K		0-3 K	0-3 K		

Inning Stats	R: 0 E: 0 K: 3	H: 1 LOB: 1 BB: 1 P: 7	R: 1 E: 0 K: 4 S: 4	H: 2 LOB: 0 BB: 0 P: 4	R: 0 E: 0 K: 4 S: 4	H: 1 LOB: 1 BB: 0 P: 4	R: 2 E: 0 K: 1 S: 9	H: 4 LOB: 2 BB: 0 P: 9	R: 1 E: 0 K: 5 S: 5	H: 2 LOB: 3 BB: 2 P: 13	R: 1 E: 0 K: 1 S: 6	H: 3 LOB: 2 BB: 2 P: 14	R: 1 E: 0 K: 1 S: 6	H: 1 LOB: 0 BB: 0 P: 6	R: 1 E: 0 K: 0 S: 6	H: 3 LOB: 2 BB: 0 P: 6
--------------	----------------------	---------------------------------	------------------------------	---------------------------------	------------------------------	---------------------------------	------------------------------	---------------------------------	------------------------------	----------------------------------	------------------------------	----------------------------------	------------------------------	---------------------------------	------------------------------	---------------------------------

PITCHER	IP	WLS	BF	H	R	ER	SO	BB	IBB	HBP	BLK	WP	HR	S	P	ERA	WHIP
Mike Flanagan, L (1, 1) ERA: 4.14	4.1	L	22	9	4	4	1	2	0	0	0	0	0	22	30	8.31	2.538
Dennis Martinez, R (5, 1) ERA: 4.6	1.1		10	4	1	1	1	2	1	0	0	0	0	9	21	6.75	4.500
Dave Ford, R (6, 1) ERA: 3.76	1.2		6	2	2	2	1	0	0	0	0	0	1	8	8	10.80	1.200
Tim Stoddard, R (8, 1) ERA: 2.88	0.2		4	2	0	0	0	0	0	0	0	0	0	4	4	0.00	3.000


**BOTTOM**

**Baltimore Orioles @ Toronto Blue Jays**  
Exhibition Stadium, Toronto, ON

Fri Sep 12 1980, 7:05 PM EDT  
Att: 15,632 - Unknown - 58 F

AB	R	H	RBI	BB	SO	LOB
5	1	3	0	0	0	2
5	1	2	0	0	0	2
4	1	2	1	1	0	2
3	1	2	0	2	0	2
2	2	2	0	0	0	0
2	0	1	1	1	0	2
4	0	1	2	1	0	2
4	0	2	1	0	0	2
4	1	2	2	0	0	4
4	0	0	0	0	3	2

AB	37
R	7
H	17
RBI	7
BB	5
SO	3
LOB	20



1B:	12	SF:	0	WP:	0	PA:	43
2B:	3	SAC:	0	PB:	0		
3B:	1	DP:	1	SB:	0		
HR:	1	HBP:	0	CS:	2		

livebaseballscores.com

Batter	1	2	3	4	5	6	7	8	9	AB R H RBI BB SO LOB	TOP		
<b>Al Bumbry, L</b> (1, 8) OBP: 0.393, SLG: 0.420	0-0 P6		0-0 G1-6-3		0-0 1-3	0-0 FC4-6 1B			0-0 SH1-3 1B	5 0 1 1 0 0 2			
<b>Rich Dauer, R</b> (1, 4) OBP: 0.333, SLG: 0.345	0-0 4-3 1B			0-0 4-3	0-0 F9	0-0 1B			0-0 SH1-3	4 0 2 0 0 0 0			
<b>Ken Singleton, S</b> (1, 9) OBP: 0.383, SLG: 0.470 <b>Gary Roenicke, R</b> (9, 9) OBP: 0.349, SLG: 0.401	0-0 4-3			4-0 2B 1B BB	0-0 HR 2B	0-0 F7			0-0 F7	4 2 1 0 1 0 4 0 0 0 0 0 0 0			
<b>Eddie Murray, S</b> (1, 3) OBP: 0.352, SLG: 0.510	0-0 4-3			0-0 1B 2B	0-0 HR				0-0 G3	5 2 2 2 0 0 2			
<b>John Lowenstein, L</b> (1, 7) OBP: 0.398, SLG: 0.421		0-0 F8		0-0 L4	4-0 BB				0-0 F7	3 0 0 0 1 0 2			
<b>Mike Flanagan, L</b> (1, 10) <b>Terry Crowley, L</b> (2, PH) OBP: 0.373, SLG: 0.476		0-0 5-3		4-0 1B 2B BB	0-0 4-3				0-3 K	0 0 0 0 0 0 0 3 1 0 0 1 1 1			
<b>Dan Graham, L</b> (1, 2) OBP: 0.299, SLG: 0.433 <b>Rick Dempsey, R</b> (9, 2) OBP: 0.342, SLG: 0.438		0-0 F9		0-0 2B 1B 1-2 2-H 3-H	0-0 1B FC4-6 2B				0-3 K	4 1 2 2 0 1 0 0 0 0 0 0 0 0			
<b>Doug DeCinces, R</b> (1, 5) OBP: 0.312, SLG: 0.388			0-0 G1-6-3 1B	0-0 1-3 2-H	0-0 2B FC4-6 1B				0-0 P4	4 0 3 1 0 0 0			
<b>Mark Belanger, R</b> (1, 6) OBP: 0.249, SLG: 0.264			0-0 F7	0-0 5-3	0-3 K				0-3 K	4 0 0 0 0 2 5			
<b>Inning Stats</b>	R: 0 E: 0 K: 0 S: 4 H: 1 LOB: 1 BB: 0 P: 4	R: 0 E: 0 K: 0 S: 3 H: 0 LOB: 0 BB: 0 P: 3	R: 0 E: 0 K: 0 S: 3 H: 1 LOB: 0 BB: 0 P: 3	R: 3 E: 0 K: 0 S: 6 H: 3 LOB: 2 BB: 2 P: 14	R: 2 E: 0 K: 0 S: 5 H: 2 LOB: 1 BB: 1 P: 9	R: 1 E: 0 K: 1 S: 8 H: 3 LOB: 2 BB: 0 P: 8	R: 0 E: 0 K: 1 S: 5 H: 0 LOB: 0 BB: 0 P: 5	R: 0 E: 0 K: 2 S: 7 H: 0 LOB: 0 BB: 0 P: 7	R: 0 E: 0 K: 0 S: 4 H: 1 LOB: 1 BB: 0 P: 4	1B: 6 2B: 4 3B: 0 HR: 1 SF: 0 SAC: 1 DP: 1 HBP: 0	WP: 0 PB: 0 SB: 0 CS: 0 PA: 40		
<b>PITCHER</b>	IP WLS BF H R ER SO BB IBB HBP BLK WP HR S P ERA WHIP											<b>PITCHER</b>	IP WLS BF H R ER SO BB IBB HBP BLK WP HR S P ERA WHIP
<b>Dave Stieb, R</b> (1, 1) ERA: 3.33	5.0 L 24 7 5 5 0 3 0 0 0 0 0 1 21 33 9.00 2.000												
<b>Jack Kucek, R</b> (6, 1) ERA: 7.08	4.0 16 4 1 1 4 0 0 0 0 0 0 0 24 24 2.25 1.000												

**Baltimore Orioles @ Toronto Blue Jays**  
Exhibition Stadium, Toronto, ON  
Sat Sep 13 1980, 3:33 AM EDT  
Att. 18,043 - Unknown - 59 F

livebaseballscorecards.com

<b>AB</b>	36
<b>R</b>	6
<b>H</b>	11
<b>RBI</b>	6
<b>BB</b>	3
<b>SO</b>	4
<b>LOB</b>	16



Batter	1	2	3	4	5	6	7	8	9	AB	R	H	RBI	BB	SO	LOB
Alfredo Griffin, S OBP: 0.284, SLG: 0.365 (1, 6)	0-0 P4		0-0 F7		0-0	0-0	0-3 K2-3		0-0	5	0	2	2	0	1	1
Damaso Garcia, R OBP: 0.299, SLG: 0.395 (1, 4)	0-0 P6		0-0 FC6-4		0-0	0-0	0-0 6-3		0-0	5	0	0	0	0	0	3
Roy Howell, L OBP: 0.322, SLG: 0.388 (1, 5)	0-0 3-1			0-0		0-0	0-0		0-0	5	1	2	0	0	0	0
Barry Bonnell, R OBP: 0.326, SLG: 0.426 (1, 8)		0-0		4-0		0-0		0-0	0-0	4	1	1	0	1	0	3
Doug Ault, R OBP: 0.293, SLG: 0.333 (1, 10)		0-0		0-0		0-0		0-0		3	0	2	0	0	0	1
Paul Hodgson, R OBP: 0.231, SLG: 0.167 (6, PR)		0-0		0-0		0-0		0-0		0	0	0	0	0	0	0
Willie Upshaw, L OBP: 0.256, SLG: 0.256 (8, PH)		0-0		1-2		0-0		0-0		1	0	0	0	0	0	0
John Mayberry, L OBP: 0.349, SLG: 0.452 (1, 3)		0-0		0-0		0-0		0-0		4	0	1	0	0	0	4
Garth Iorg, R OBP: 0.302, SLG: 0.370 (8, PR)		0-0		0-0		0-0		0-0		0	0	0	0	0	0	0
(9, 3)		0-0		0-0		0-0		0-0		4	1	2	1	0	0	1
Bob Bailor, R OBP: 0.320, SLG: 0.314 (1, 7)		0-0		0-0		0-0		0-0		4	1	2	1	0	0	1
Lloyd Moseby, L OBP: 0.289, SLG: 0.382 (1, 9)		0-0		0-0		0-0		0-0		3	1	1	0	1	0	1
Ernie Whitt, L OBP: 0.297, SLG: 0.366 (1, 2)		0-0		0-0		0-3		0-0		3	0	1	0	0	1	4
Steve Braun, L OBP: 0.309, SLG: 0.250 (9, PH)		0-0		0-0		0-0		0-0		1	0	0	0	0	0	1

Inning Stats	R: 0	H: 0	E: 0	K: 0	S: 3	R: 1	H: 1	E: 0	K: 0	S: 4	R: 0	H: 1	E: 0	K: 0	S: 4	R: 1	H: 2	E: 0	K: 1	S: 7	R: 1	H: 3	E: 0	K: 0	S: 6	R: 0	H: 0	E: 0	K: 1	S: 5	R: 0	H: 1	E: 0	K: 0	S: 4	R: 1	H: 3	E: 0	K: 0	S: 6	1B: 9	2B: 2	3B: 1	HR: 0	SF: 0	SAC: 0	DP: 1	HBP: 0	WP: 1	PB: 2	SB: 0	CS: 0	PA: 40
--------------	------	------	------	------	------	------	------	------	------	------	------	------	------	------	------	------	------	------	------	------	------	------	------	------	------	------	------	------	------	------	------	------	------	------	------	------	------	------	------	------	-------	-------	-------	-------	-------	--------	-------	--------	-------	-------	-------	-------	--------

PITCHER	IP	WLS	BF	H	R	ER	SO	BB	IBB	HBP	BLK	WP	HR	S	P	ERA	WHIP
Scott McGregor, L ERA: 3.04 (1, 1)	6.0	W	27	8	3	3	1	2	0	0	1	0	0	27	35	4.50	1.667
Sammy Stewart, R ERA: 3.87 (7, 1)	2.2		11	3	1	0	1	0	0	0	0	1	0	13	13	0.00	1.125
Tippy Martinez, L ERA: 3.26 (9, 1)	0.0		1	1	0	0	0	0	0	0	0	0	0	1	1	∞	∞
Tim Stoddard, R ERA: 2.86 (9, 1)	0.1	S	1	0	0	0	0	0	0	0	0	0	0	1	1	0.00	0.000

**BOTTOM**

**Baltimore Orioles @ Toronto Blue Jays**  
 Exhibition Stadium, Toronto, ON  
 Sat Sep 13 1980, 3:33 AM EDT  
 Att: 18,043 - Unknown - 59 F

livebaseballscorecards.com

<b>AB</b>	<b>38</b>
<b>R</b>	<b>4</b>
<b>H</b>	<b>12</b>
<b>RBI</b>	<b>3</b>
<b>BB</b>	<b>2</b>
<b>SO</b>	<b>2</b>
<b>LOB</b>	<b>19</b>



Batter	1	2	3	4	5	6	7	8	9	10	11	12	13	AB R H RBI BB SO LOB	TOP									
Al Bumbry, L OBP: 0.391, SLG: 0.416 (1, 8)	L4		1-3		CS BB			6-3		6-3		4-3		5 0 0 0 1 0 0	<p><b>Baltimore Orioles @ Toronto Blue Jays</b> Exhibition Stadium, Toronto, ON</p> <p>Sun Sep 14 1980, 3:33 AM EDT Att. 19,117 - Unknown - 68 F</p> <p>livebaseballscorecards.com</p>									
Rich Dauer, R OBP: 0.329, SLG: 0.341 (1, 4)	F8		6-3		CS 1-2			1-3		5-3		5-3		6 0 0 0 0 0 0										
Ken Singleton, S OBP: 0.379, SLG: 0.465 (1, 9)	6-3		4-3						F7			4-3		5 0 0 0 0 1 0										
Gary Roenicke, R OBP: 0.348, SLG: 0.400 (11, 9)										K				1 0 0 0 0 0 0										
Eddie Murray, S OBP: 0.326, SLG: 0.529 (1, 3)		F9											4-3	6 3 4 3 0 0 0										
John Lowenstein, L OBP: 0.401, SLG: 0.423 (1, 7)		F7			HR					HR			HR	4 0 1 0 2 1 1										
Mike Flanagan, L (1, 10)													WP BB	0 0 0 0 0 0 0										
Terry Crowley, L (2, PH) OBP: 0.373, SLG: 0.473		2B 1B								BB IBB			BB	3 0 1 0 0 0 0										
Benny Ayala, R (9, PH) OBP: 0.359, SLG: 0.544													K G5-4-3 IBB	1 0 0 0 2 1 1										
Dan Graham, L (1, 2) OBP: 0.300, SLG: 0.436													F9	3 0 1 0 0 0 0										
Rick Dempsey, R (9, PH) OBP: 0.339, SLG: 0.434 (9, 2)				4-3						K			G5-4-3	3 0 0 0 0 1 5										
Doug DeCinces, R (1, 5) OBP: 0.315, SLG: 0.386													IBB	2 0 0 0 3 2 0										
Mark Belanger, R (1, 6) OBP: 0.247, SLG: 0.261														2 0 0 0 0 0 3										
Pat Kelly, L (8, PH) OBP: 0.355, SLG: 0.360														1 0 0 0 0 1 0										
Kiko Garcia, R (8, 6) OBP: 0.257, SLG: 0.236														0 0 0 0 0 0 0										
Lee May, R (9, PH) OBP: 0.281, SLG: 0.395														1 0 0 0 0 1 3										
Bobby Bonner, R (9, 6)														1 0 0 0 0 0 2										
<b>Inning Stats</b>	R: 0 E: 0 K: 0 S: 3	H: 0 LOB: 0 BB: 0 P: 3	R: 0 E: 0 K: 0 S: 5	H: 2 LOB: 3 BB: 1 P: 9	R: 0 E: 0 K: 0 S: 3	H: 0 LOB: 0 BB: 0 P: 3	R: 1 E: 0 K: 1 S: 6	H: 1 LOB: 0 BB: 0 P: 6	R: 0 E: 0 K: 1 S: 4	H: 0 LOB: 1 BB: 0 P: 4	R: 0 E: 0 K: 1 S: 5	H: 0 LOB: 0 BB: 0 P: 5	R: 0 E: 0 K: 1 S: 5	H: 0 LOB: 0 BB: 0 P: 5	R: 1 E: 0 K: 1 S: 6	H: 1 LOB: 2 BB: 2 P: 14	R: 0 E: 0 K: 0 S: 3	H: 0 LOB: 0 BB: 0 P: 3	R: 0 E: 0 K: 0 S: 2	H: 0 LOB: 1 BB: 2 P: 10	1B: 2 2B: 2 3B: 0 HR: 3	SF: 0 SAC: 0 DP: 1 HBP: 0	WP: 2 PB: 0 SB: 2 CS: 1	PA: 53
<b>PITCHER</b>	IP WLS BF H R ER SO BB IBB HBP BLK WP HR S P ERA WHIP																							
Jackson Todd, R (1, 1) ERA: 3.36	8.1		32	6	2	2	4	1	1	0	0	0	0	0	0	2.16	0.840							
Mike Willis, L (9, 1) ERA: 1.02	0.1		3	0	0	0	1	1	1	0	0	0	0	0	0.00	3.000								
Mike Barlow, R (9, 1) ERA: 3.25	4.1	W	17	1	1	1	3	2	2	0	0	1	1	19	2.08	0.692								



Batter	1	2	3	4	5	6	7	8	9	10	11	12	13	AB R H RBI BB SO LOB
Alfredo Griffin, S OBP: 0.285, SLG: 0.363 (1, 6)	F8		4-3					BB S 1B		4-3		FC3-6 1-2f		5 0 1 0 1 0 1
Damaso Garcia, R OBP: 0.300, SLG: 0.394 Al Woods, L OBP: 0.363, SLG: 0.490 Garth Iorg, R OBP: 0.302, SLG: 0.370 (1, 4)	G3			K	CS	F2		BB 1-2 BB				K 1-2		4 0 1 0 1 1 10 1 0 0 0 0 1 1 0 0 0 0 0 0 0
Roy Howell, L OBP: 0.324, SLG: 0.386 (1, 5)	F7			BB BB		G3		BB 1-2 2-3 BB		1-3		BB		3 0 0 0 3 0 1
John Mayberry, L OBP: 0.347, SLG: 0.455 (1, 3)		HR		K		G3		K			F9	F8		6 1 1 1 0 2 6
Lloyd Moseby, L OBP: 0.296, SLG: 0.389 (1, 9)		1-3		BB				G1-4-3 1B		4-3		E 2B	SH5-4 1B	5 2 3 0 1 0 0
Barry Bonnell, R OBP: 0.324, SLG: 0.424 (1, 8)		G3		F7		G1-4-3 1-2f		FC5-4 1B			E6 2-H		SH5-4 1-2	5 0 1 0 0 0 3
Willie Upshaw, L OBP: 0.239, SLG: 0.238 Doug Ault, R OBP: 0.291, SLG: 0.331 Steve Braun, L OBP: 0.314, SLG: 0.246 (1, 10)		6-3						F7		FC5-4 1-2f		F8		3 0 0 0 0 0 0 1 0 0 0 0 0 1 1 0 0 0 1 0 1
Bob Bailor, R OBP: 0.320, SLG: 0.312 (1, 7)			K		E S SF9 BB			F8		F7		F7		5 1 1 1 1 1 2
Ernie Whitt, L OBP: 0.295, SLG: 0.361 Paul Hodgson, R OBP: 0.231, SLG: 0.167 Bob Davis, R OBP: 0.259, SLG: 0.324 (1, 2)			F1		SF9			F8		4-3		FC3-6 BB		3 0 0 1 1 0 0 0 0 0 0 0 0 0 0 0 0 0 0 0 0

Inning Stats	R: 0	H: 0	R: 1	H: 1	R: 0	H: 0	R: 0	H: 0	R: 1	H: 0	R: 0	H: 1	R: 0	H: 1	R: 0	H: 1	R: 1	H: 1	R: 0	H: 0	R: 1	H: 2	R: 0	H: 0	R: 1	H: 2	1B: 6	SF: 1	WP: 0	PA: 54					
E: 0	LOB: 0	E: 0	LOB: 0	E: 0	LOB: 0	E: 0	LOB: 2	E: 0	LOB: 0	E: 0	LOB: 0	E: 0	LOB: 1	E: 0	LOB: 1	E: 1	LOB: 1	E: 0	LOB: 2	E: 0	LOB: 2	E: 0	LOB: 1	E: 0	LOB: 0	E: 0	LOB: 2	2B: 1	SAC: 1	PB: 0					
K: 0	BB: 0	K: 0	BB: 0	K: 1	BB: 0	K: 2	BB: 2	K: 0	BB: 2	K: 0	BB: 0	K: 0	BB: 0	K: 0	BB: 0	K: 0	BB: 0	K: 0	BB: 1	K: 1	BB: 2	K: 0	BB: 1	K: 0	BB: 0	K: 0	BB: 0	3B: 0	DP: 1	SB: 3					
S: 3	P: 3	S: 4	P: 4	S: 5	P: 5	S: 7	P: 15	S: 2	P: 10	S: 3	P: 3	S: 3	P: 3	S: 4	P: 4	S: 5	P: 5	S: 5	P: 7	S: 5	P: 13	S: 3	P: 7	S: 3	P: 7	HR: 1	HBP: 0	CS: 1							
PITCHER	IP	WLS	BF	H	R	ER	SO	BB	IBB	HBP	BLK	WP	HR	S	P	ERA	WHIP																		
Jim Palmer, R ERA: 3.84 (1, 1)	7.2		30	3	2	1	3	6	0	0	0	0	1	30	54	1.17	1.174																		
Tippy Martinez, L ERA: 3.13 (8, 1)	2.2		11	3	1	0	1	0	0	0	0	0	0	13	13	0.00	1.125																		
Tim Stoddard, R ERA: 2.84 (11, 1)	0.2		3	0	0	0	0	0	0	0	0	0	0	3	3	0.00	0.000																		
Dennis Martinez, R ERA: 4.64 (12, 1)	1.1	L	9	2	1	1	1	2	1	0	0	0	0	8	20	6.75	3.000																		


**BOTTOM**

**Baltimore Orioles @ Toronto Blue Jays**  
Exhibition Stadium, Toronto, ON

Sun Sep 14 1980, 3:33 AM EDT  
Att: 19,117 - Unknown - 68 F

livebaseballscorecards.com

AB	42
R	4
H	8
RBI	3
BB	9
SO	5
LOB	16



Batter	1	2	3	4	5	6	7	8	9	AB R H RBI BB SO LOB	TOP											
<b>Rick Peters, S</b> (1, 8) OBP: 0.372, SLG: 0.372	0-0 4-3		4-0 CS BB			0-0 HR 1B	4-0 BB 1B IBB		0-0 5-3	3 2 1 0 2 0 0												
<b>Alan Trammell, R</b> (1, 6) OBP: 0.365, SLG: 0.388	0-0 CS 2B		0-0 CS 1-2	0-3 K		0-3 K	4-0 1B BB		0-0 2B 1B	4 1 2 1 1 2 1												
<b>Steve Kemp, L</b> (1, 7) OBP: 0.393, SLG: 0.484	4-0 BB			0-0 WP 1B		0-0 HR 1-H	0-0 1B		0-3 K	4 1 3 4 1 1 1												
<b>Mark Fidrych, R</b> (1, 10) <b>Champ Summers, L</b> (1, PH) <b>John Wockenfuss, R</b> (7, PH)	0-3 K 2-3			0-0 F8		4-0 FC6 BB	0-0 F8		0-0 2B 1-H	0 0 0 0 0 0 0 2 0 0 0 1 1 3 2 0 1 1 0 0 2												
<b>Tim Corcoran, L</b> (1, 3) OBP: 0.356, SLG: 0.394		0-0 G3		0-0 G3 1-2		0-0 FC6 1-2f	0-0 4-1		0-0 3-1	5 0 0 0 0 0 5												
<b>Lance Parrish, R</b> (1, 2) OBP: 0.318, SLG: 0.494		0-3 K			0-0 6-3		0-0 5-3			4 1 1 1 0 1 0												
<b>Al Cowens, R</b> (1, 9) OBP: 0.325, SLG: 0.334		0-3 K			0-0 F2		0-0 1B 2B 1B		0-0 FC5-4 1B	4 1 2 0 0 1 0												
<b>Tom Brookens, R</b> (1, 5) OBP: 0.316, SLG: 0.396			0-0 F8		0-0 6-3		0-0 2B BB 1B		0-0 FC5-4 G6-3	4 1 1 0 0 0 1												
<b>Lou Whitaker, L</b> (1, 4) OBP: 0.331, SLG: 0.268			0-0 2-3			0-0 L8	0-0 BB 1B 2B		0-0 G6-3	4 1 1 1 0 0 1												
<b>Inning Stats</b>	R: 0 E: 0 K: 1 S: 5	H: 1 LOB: 2 BB: 1 P: 9	R: 0 E: 0 K: 2 S: 7	H: 0 LOB: 0 BB: 0 P: 7	R: 0 E: 0 K: 0 S: 2	H: 0 LOB: 0 BB: 1 P: 6	R: 0 E: 0 K: 1 S: 6	H: 1 LOB: 1 BB: 0 P: 6	R: 0 E: 0 K: 0 S: 3	H: 0 LOB: 0 BB: 0 P: 3	R: 2 E: 0 K: 1 S: 7	H: 2 LOB: 1 BB: 1 P: 11	R: 4 E: 0 K: 0 S: 7	H: 4 LOB: 2 BB: 2 P: 15	R: 1 E: 0 K: 0 S: 4	H: 2 LOB: 0 BB: 0 P: 4	R: 1 E: 0 K: 1 S: 7	H: 2 LOB: 1 BB: 0 P: 7	1B: 7 2B: 4 3B: 0 HR: 2	SF: 0 SAC: 0 DP: 2 HBP: 0	WP: 1 PB: 0 SB: 0 CS: 2	PA: 42
<b>PITCHER</b>	IP WLS BF H R ER SO BB IBB HBP BLK WP HR S P ERA WHIP																					
<b>Steve Stone, R</b> (1, 1) ERA: 3.12	6.1 L 29 7 6 6 5 4 1 0 0 1 1 34 54 8.53 1.737																					
<b>Tippy Martinez, L</b> (7, 1) ERA: 3.27	2.2 12 5 2 2 1 0 0 0 0 0 1 14 14 6.75 1.875																					

**Detroit Tigers @ Baltimore Orioles**  
**Memorial Stadium, Baltimore, MD**  
 Tue Sep 16 1980, 7:05 PM EDT  
 Att: 10,992 - Unknown

[livebaseballscorecards.com](http://livebaseballscorecards.com)

**AB 36**  
**R 8**  
**H 12**  
**RBI 8**  
**BB 5**  
**SO 6**  
**LOB 14**







Batter	1	2	3	4	5	6	7	8	9	AB R H RBI BB SO LOB	TOP																								
Rick Peters, S OBP: 0.368, SLG: 0.367 (1, 8) X	0-0 1-3		0-0 6-3		0-0 F7		0-0 F7		0-3 K	5 0 0 0 0 1 4																									
Alan Trammell, R OBP: 0.367, SLG: 0.390 (1, 6) X	0-0 BLK 1B		0-0 HR 1B		0-0 4-3		0-0 4-3	0-0 BB 1B	0-3 K	5 1 3 0 0 1 3																									
Al Cowens, R OBP: 0.324, SLG: 0.331 (1, 9) B B B	4-0 G4-6-3 1-2 BB		0-0 L7		0-0 P6		0-0 P6	0-0 F7	0-0 F8	4 0 0 0 1 0 5																									
John Wockenfuss, R OBP: 0.380, SLG: 0.439 (1, 3) X	0-0 G4-6-3 1-2f		0-0 HR		0-0 F7		0-0 F7	4-0 BB		3 1 1 2 1 0 2																									
Lance Parrish, R OBP: 0.318, SLG: 0.492 (1, 2) X		0-0 P4	0-0 FC5-4 1B		0-3 K		0-0 P6			4 0 1 0 0 1 2																									
Tom Brookens, R OBP: 0.313, SLG: 0.393 (1, 5) X		0-0 4-3	0-0 FC5-4 1-2f		0-3 K		0-0 5-3			4 0 0 0 0 1 3																									
Lynn Jones, R OBP: 0.349, SLG: 0.342 (1, 7) X		0-0 WP 1B 1B		0-0 F9		4-0 G4-6-3 BB BB		0-0 1B 2B		3 1 2 0 1 0 0																									
Milt Wilcox, R (1, 10) X	0-0			0-0 5-3		4-0 BB BB		4-0 1B BB		0 0 0 0 0 0 0																									
Jim Lentine, R (2, PH) X	1-H			1-H 1B		1-2 BB BB		1-2 BB BB		2 0 1 1 2 0 0																									
Lou Whitaker, L (1, 4) X	0-0 4-3			0-0 F7		0-0 G4-6-3 1-2f 2-3		0-0 1B		4 0 1 0 0 0 3																									
<b>Inning Stats</b>	R: 0 E: 0 K: 0 S: 3	H: 1 LOB: 1 BB: 1 P: 7	R: 1 E: 0 K: 0 S: 5	H: 2 LOB: 1 BB: 0 P: 5	R: 2 E: 0 K: 0 S: 6	H: 3 LOB: 1 BB: 0 P: 6	R: 0 E: 0 K: 0 S: 3	H: 0 LOB: 0 BB: 0 P: 3	R: 0 E: 0 K: 2 S: 7	H: 0 LOB: 0 BB: 0 P: 7	R: 0 E: 0 K: 0 S: 2	H: 0 LOB: 1 BB: 2 P: 10	R: 0 E: 0 K: 0 S: 4	H: 1 LOB: 2 BB: 1 P: 8	R: 0 E: 0 K: 2 S: 9	H: 2 LOB: 3 BB: 1 P: 13	1B: 7 2B: 1 3B: 0 HR: 1	SF: 0 SAC: 0 DP: 2 HBP: 0	WP: 1 PB: 0 SB: 0 CS: 0	PA: 39															
<b>PITCHER</b>	IP WLS BF H R ER SO BB IBB HBP BLK WP HR S P ERA WHIP																																		
Mike Flanagan, L (1, 1) ERA: 4.21	2.2		14	6	3	3	0	1	0	0	1	1	13	17	10.12	2.625																			
Sammy Stewart, R (3, 1) ERA: 3.68	5.1	W	22	3	0	0	2	4	0	0	0	0	22	38	0.00	1.312																			
Tim Stoddard, R (9, 1) ERA: 2.8	1.0		3	0	0	0	2	0	0	0	0	0	7	7	0.00	0.000																			

**Detroit Tigers @ Baltimore Orioles**  
 Memorial Stadium, Baltimore, MD  
 Wed Sep 17 1980, 7:05 PM EDT  
 Att. 9,915 - Unknown

AB	34
R	3
H	9
RBI	3
BB	5
SO	4
LOB	22



livebaseballscorecards.com

Batter	1	2	3	4	5	6	7	8	9	AB R H RBI BB SO LOB
<b>Al Bumbry, L</b> OBP: 0.387, SLG: 0.417 (1, 8)	0-3 <b>K</b>		0-0 <b>E3</b> F7 1B SF7		0-3 <b>K</b>	0-0 <b>SH2-3</b>	0-0 <b>FC3-2</b> 1B			4 1 0 0 0 2 3
<b>Rich Dauer, R</b> OBP: 0.336, SLG: 0.346 (1, 4)	0-0 <b>P4</b>		0-0 <b>BB</b> 1-2 1B		4-0 <b>E</b> 1B BB	0-0 <b>1B</b> 2-3 1B	0-0 <b>1B</b> 1-2 2-H 3-H			4 1 3 2 1 0 0
<b>Ken Singleton, S</b> OBP: 0.379, SLG: 0.462 (1, 9)	4-0 <b>BB</b>		0-0 <b>F7</b> 2-3		0-0 <b>E8</b> 1-3 1B	0-0 <b>FC6-4</b> 1-2 3-H 1B	0-0 <b>F3</b>			4 1 2 1 1 0 4 0 0 0 0 0 0 0
<b>John Lowenstein, L</b> OBP: 0.398, SLG: 0.419 (9, 7)										
<b>Eddie Murray, S</b> OBP: 0.357, SLG: 0.529 (1, 3)	0-0 <b>4-3</b>		0-0 <b>SF7</b> 3-H		4-0 <b>1B</b> 1B IBB	0-3 <b>K</b>		0-0 <b>F8</b>		3 1 0 1 1 1 3
<b>Steve Stone, R</b> OBP: 0.303, SLG: 0.451 (1, 10)		4-0 <b>HR</b> BB	4-0 <b>BB</b> 1-2 BB		0-0 <b>1B</b> 1B	0-0 <b>FC6-4</b> 1-2 1-2f		0-3 <b>K</b>		0 0 0 0 0 0 0 1 1 1 2 2 0 0 2 0 0 0 0 1 2
<b>Terry Crowley, L</b> OBP: 0.384, SLG: 0.482 (2, PH)										
<b>Lee May, R</b> OBP: 0.279, SLG: 0.392 (6, PH)										
<b>Dan Graham, L</b> OBP: 0.303, SLG: 0.451 (1, 2)		0-0 <b>HR</b> 1-H	0-0 <b>G3</b>		0-0 <b>1B</b> 1-2 3-H 1B		4-0 <b>1B</b> WP FC3-2 BB	0-0 <b>5-3</b>		3 1 2 3 0 0 2 1 0 0 0 1 0 0
<b>Rick Dempsey, R</b> OBP: 0.341, SLG: 0.432 (7, 2)										
<b>Doug DeCinces, R</b> OBP: 0.314, SLG: 0.382 (1, 5)		0-3 <b>K</b>			0-0 <b>F7</b>	0-3 <b>K</b>	0-0 <b>FC3-2</b> 1-3 1B HBP 1B			4 1 1 0 0 2 2
<b>Gary Roenicke, R</b> OBP: 0.347, SLG: 0.396 (1, 7)		0-3 <b>K</b>			0-3 <b>K</b>	0-0 <b>F5</b>	1-0 <b>FC3-2</b> 1-2 1B HBP			3 1 0 0 0 2 2
<b>Mark Belanger, R</b> OBP: 0.245, SLG: 0.259 (1, 6)		0-0 <b>F8</b>			0-3 <b>K</b>		0-0 <b>1B</b> SH2-3 1B	0-0 <b>P4</b>		4 1 1 0 0 1 3

Inning Stats	R: 0	H: 0	E: 0	K: 1	S: 5	H: 0	LOB: 1	BB: 1	P: 9	R: 2	H: 1	E: 0	K: 2	S: 8	R: 1	H: 1	E: 1	K: 0	S: 5	R: 0	H: 0	E: 0	K: 2	S: 7	R: 3	H: 3	E: 1	K: 2	S: 10	R: 1	H: 3	E: 0	K: 1	S: 8	R: 2	H: 2	E: 0	K: 0	S: 5	R: 0	H: 0	E: 0	K: 1	S: 5	1B: 9	2B: 0	3B: 0	HR: 1	SF: 1	SAC: 1	DP: 0	HBP: 1	WP: 1	PB: 0	SB: 0	CS: 0	PA: 42
--------------	------	------	------	------	------	------	--------	-------	------	------	------	------	------	------	------	------	------	------	------	------	------	------	------	------	------	------	------	------	-------	------	------	------	------	------	------	------	------	------	------	------	------	------	------	------	-------	-------	-------	-------	-------	--------	-------	--------	-------	-------	-------	-------	--------

PITCHER	IP	WLS	BF	H	R	ER	SO	BB	IBB	HBP	BLK	WP	HR	S	P	ERA	WHIP
<b>Roger Weaver, R</b> ERA: 3.15 (1, 1)	4.1	L	22	3	6	5	6	4	1	0	0	0	1	29	49	10.38	1.615
<b>Dave Rozema, R</b> ERA: 4.22 (5, 1)	1.0		7	4	1	1	1	0	0	0	0	0	0	9	9	9.00	4.000
<b>Pat Underwood, L</b> ERA: 3.81 (6, 1)	1.2		10	3	2	2	1	1	0	1	0	1	0	10	15	10.80	2.400
<b>Dave Tobik, R</b> ERA: 4.67 (8, 1)	1.0		3	0	0	0	1	0	0	0	0	0	0	5	5	0.00	0.000

**DETROIT TIGERS @ BALTIMORE ORIOLES**  
**Memorial Stadium, Baltimore, MD**  
 Wed Sep 17 1980, 7:05 PM EDT  
 Att. 9,915 - Unknown

<b>AB</b>	<b>33</b>
<b>R</b>	<b>9</b>
<b>H</b>	<b>10</b>
<b>RBI</b>	<b>9</b>
<b>BB</b>	<b>6</b>
<b>SO</b>	<b>9</b>
<b>LOB</b>	<b>21</b>



PITCHER	IP	WLS	BF	H	R	ER	SO	BB	IBB	HBP	BLK	WP	HR	S	P	ERA	WHIP
<b>Roger Weaver, R</b> ERA: 3.15 (1, 1)	4.1	L	22	3	6	5	6	4	1	0	0	0	1	29	49	10.38	1.615
<b>Dave Rozema, R</b> ERA: 4.22 (5, 1)	1.0		7	4	1	1	1	0	0	0	0	0	0	9	9	9.00	4.000
<b>Pat Underwood, L</b> ERA: 3.81 (6, 1)	1.2		10	3	2	2	1	1	0	1	0	1	0	10	15	10.80	2.400
<b>Dave Tobik, R</b> ERA: 4.67 (8, 1)	1.0		3	0	0	0	1	0	0	0	0	0	0	5	5	0.00	0.000

Batter	1	2	3	4	5	6	7	8	9	AB R H RBI BB SO LOB	TOP											
<b>Rick Peters, S</b> (1, 8) OBP: 0.370, SLG: 0.376	0-0 1B SF9 2B	0-0 F9			0-0 1B 3B		0-3 K		4-0 1-2 BB	4 2 2 0 1 1 2												
<b>Alan Trammell, R</b> (1, 6) OBP: 0.368, SLG: 0.390	0-0 2B 1B		0-0 F3		0-0 CS 1B			0-0 5-3	0-3 K	5 1 2 1 0 1 2												
<b>Steve Kemp, L</b> (1, 7) OBP: 0.391, SLG: 0.483	0-0 SF9		0-0 F7		0-0 1-2 1B			0-0 F8		3 0 1 1 0 0 0												
<b>John Wockenfuss, R</b> (1, 3) OBP: 0.378, SLG: 0.437	0-0 F8		0-0 5-3		0-0 P6			0-0 1B 1B		4 0 1 0 0 0 2												
<b>Lance Parrish, R</b> (1, 2) OBP: 0.319, SLG: 0.494	0-0 2-5 1-H 2B				0-3 K		0-3 K	0-0 1-2 1B		4 0 2 1 0 2 0												
<b>Al Cowens, R</b> (1, 9) OBP: 0.324, SLG: 0.331	0-0 2-5	0-0			0-0 5-3		0-0 4-3	0-3 K		3 0 1 0 0 0 0												
<b>Champ Summers, L</b> (8, PH) OBP: 0.395, SLG: 0.503	2-3 1B 1B									1 0 0 0 0 1 2												
<b>Tom Brookens, R</b> (1, 5) OBP: 0.317, SLG: 0.395			0-0 1-3 1B		0-0 1B		0-0 F9		4-0 FC3-6 BB	3 0 2 0 1 0 0												
<b>Lynn Jones, R</b> (1, 10) OBP: 0.319, SLG: 0.310		0-0 P4			0-0 4-3		0-0 F8		0-0 FC3-6 FC1-6	4 0 0 0 0 0 4												
<b>Lou Whitaker, L</b> (1, 4) OBP: 0.328, SLG: 0.266		0-0 F7			0-3 K		0-0 4-3		0-0 FC1-6 BB	4 0 0 0 0 1 3												
<b>Inning Stats</b>	R: 2 E: 0 K: 0 S: 5	H: 3 LOB: 1 BB: 0 P: 5	R: 0 E: 0 K: 0 S: 5	H: 2 LOB: 2 BB: 0 P: 5	R: 0 E: 0 K: 0 S: 3	H: 0 LOB: 0 BB: 0 P: 3	R: 0 E: 0 K: 1 S: 6	H: 1 LOB: 1 BB: 0 P: 6	R: 1 E: 0 K: 1 S: 7	H: 3 LOB: 1 BB: 0 P: 7	R: 0 E: 0 K: 1 S: 5	H: 0 LOB: 0 BB: 0 P: 5	R: 0 E: 0 K: 1 S: 5	H: 0 LOB: 0 BB: 0 P: 5	R: 0 E: 0 K: 1 S: 7	H: 2 LOB: 2 BB: 0 P: 7	R: 0 E: 0 K: 1 S: 5	H: 0 LOB: 2 BB: 2 P: 13	1B: 8 2B: 2 3B: 1 HR: 0	SF: 1 SAC: 0 DP: 0 HBP: 0	WP: 0 PB: 0 SB: 0 CS: 1	PA: 38
<b>PITCHER</b>	IP WLS BF H R ER SO BB IBB HBP BLK WP HR S P ERA WHIP																					
<b>Scott McGregor, L</b> (1, 1) ERA: 3.05	7.2 W 33 11 3 3 4 0 0 0 0 0 0 0 40 40 3.52 1.435																					
<b>Tim Stoddard, R</b> (8, 1) ERA: 2.75	1.1 S 6 0 0 0 2 2 0 0 0 0 0 0 8 16 0.00 1.500																					

**Detroit Tigers @ Baltimore Orioles**  
**Memorial Stadium, Baltimore, MD**  
 Thu Sep 18 1980, 7:05 PM EDT  
 Att: 10,272 - Unknown

livebaseballscorecards.com

**AB 35**  
**R 3**  
**H 11**  
**RBI 3**  
**BB 2**  
**SO 6**  
**LOB 15**





Batter	1	2	3	4	5	6	7	8	9	10	11	12	AB	R	H	RBI	BB	SO	LOB	TOP
Alfredo Griffin, S OBP: 0.282, SLG: 0.357 (1, 6)	F8	FC1-5		K		F7			P6		BB		5	0	0	0	1	1	3	<b>Toronto Blue Jays @ Baltimore Orioles</b> <b>Memorial Stadium, Baltimore, MD</b> Fri Sep 19 1980, 7:05 PM EDT Att. 12,706 - Unknown
Damaso Garcia, R OBP: 0.297, SLG: 0.388 (1, 4)	E	K			6-3		6-3		5-3		BB		6	1	1	0	0	1	3	
Roy Howell, L OBP: 0.320, SLG: 0.384 (1, 5)	6-3	K			BB		F8			F8		4-3	6	0	1	0	0	1	3	
John Mayberry, L OBP: 0.349, SLG: 0.464 Willie Upshaw, L OBP: 0.240, SLG: 0.222 (10, PH) (10, 3)	E		P5		K		P5			P5		K	3	1	0	0	1	1	1	
Steve Braun, L OBP: 0.329, SLG: 0.303 (1, 10)	E8		K				F7				HR	4-3	5	2	2	2	1	1	0	
Lloyd Moseby, L OBP: 0.294, SLG: 0.383 (1, 9)			F8		1-3						HR		4	0	2	2	1	0	2	
Bob Bailor, R OBP: 0.319, SLG: 0.309 (1, 8)	6-3			S			P6		P4		F7		5	1	1	0	0	0	3	
Paul Hodgson, R OBP: 0.273, SLG: 0.381 (1, 7)		FC1-5		K					6-3			K	5	1	2	1	0	2	2	
Ernie Whitt, L OBP: 0.297, SLG: 0.357 (1, 2)							F8			F8		6-3	4	0	1	1	1	0	0	
<b>Inning Stats</b>	R: 3 E: 1 K: 0 S: 6	H: 3 LOB: 1 BB: 1 P: 10	R: 0 E: 0 K: 2 S: 8	H: 1 LOB: 2 BB: 1 P: 12	R: 0 E: 0 K: 1 S: 5	H: 0 LOB: 0 BB: 0 P: 5	R: 1 E: 0 K: 2 S: 8	H: 2 LOB: 0 BB: 0 P: 8	R: 0 E: 0 K: 1 S: 6	H: 1 LOB: 2 BB: 1 P: 10	R: 1 E: 0 K: 0 S: 3	H: 2 LOB: 1 BB: 0 P: 5	R: 0 E: 0 K: 1 S: 5	H: 0 LOB: 1 BB: 1 P: 9	R: 0 E: 0 K: 1 S: 5	H: 0 LOB: 0 BB: 0 P: 5	1B: 7 2B: 1 3B: 0 HR: 2	SF: 0 SAC: 0 DP: 0 HBP: 0	WP: 0 PB: 0 SB: 2 CS: 1	PA: 50
<b>PITCHER</b>	IP	WLS	BF	H	R	ER	SO	BB	IBB	HBP	BLK	WP	HR	S	P	ERA	WHIP			
Jim Palmer, R ERA: 3.95 (1, 1)	3.1		18	6	4	4	4	2	0	0	0	0	0	24	32	10.80	2.400			
Dennis Martinez, R ERA: 4.43 (4, 1)	7.2		29	4	2	2	3	3	0	0	0	0	2	32	44	2.35	0.913			
Tippy Martinez, L ERA: 3.22 (12, 1)	1.0	W	3	0	0	0	1	0	0	0	0	0	0	5	5	0.00	0.000			

AB	45
R	6
H	10
RBI	6
BB	5
SO	8
LOB	17



Batter	1	2	3	4	5	6	7	8	9	10	11	12	AB	R	H	RBI	BB	SO	LOB	BOTTOM										
<b>Al Bumbry, L</b> (1, 8) OBP: 0.390, SLG: 0.426	0-0 6-3 4-3 1B		0-0 1-H HR	4-0 1-2 1B BB		0-0 3-1		0-0 4-3		4-0 IBB			4	3	2	2	2	0	0											
<b>Rich Dauer, R</b> (1, 4) OBP: 0.339, SLG: 0.348	0-0 6-3		0-0 F8	0-0 1B BB		0-0		0-0	0-0 G5-4-3 BB	0-3 K2			5	0	3	1	0	0	1											
<b>Drungo Hazewood, R</b> (9, PR)	0-0 6-3		0-0 F8	0-0 1B BB		0-0		0-0	0-0 G5-4-3 BB	0-3 K2			0	0	0	0	0	0	0											
<b>Kiko Garcia, R</b> (10, 4) OBP: 0.256, SLG: 0.235	1-3		0-0 F8	1-2 2-H 1B		0-0 1B		0-0 1B	0-0 G5-4-3 BB	0-3 K2			1	0	0	0	0	1	3											
<b>Ken Singleton, S</b> (1, 9) OBP: 0.383, SLG: 0.466	0-0 4-3		0-0 1B BB	0-0 1B BB		0-3 K		0-3 K	4-0 G5-4-3 BB	0-0 L3			4	0	2	2	1	1	1											
<b>Mark Corey, R</b> (9, PR) OBP: 0.394, SLG: 0.464	0-0 4-3		0-0 1B BB	0-0 1B BB		0-3 K		0-3 K	4-0 G5-4-3 BB	0-0 L3			1	0	0	0	0	0	0											
<b>Eddie Murray, S</b> (1, 3) OBP: 0.358, SLG: 0.526	0-0 F7		0-3 K	0-0 K		0-0 HBP 1B		4-0 BB	0-0 G5-4-3	0-0 1B			5	0	2	0	1	1	3											
<b>John Lowenstein, L</b> (1, 7) OBP: 0.396, SLG: 0.413		0-0 4-3	0-0 1B	0-0 1B		1-0 HBP		0-0 L8	0-0 F8	0-0 G5-4-3			2	0	1	0	0	0	0											
<b>Gary Roenicke, R</b> (5, PH) OBP: 0.346, SLG: 0.391		0-0 4-3	0-0 1B	1-2 HBP		1-2 HBP		0-0 L8	0-0 F8	0-0 G5-4-3			3	0	0	0	0	0	4											
<b>Steve Stone, R</b> (1, 10)		0-0 4-3	0-0 F7	0-3 K		0-3 K		0-0 L9		0-0 P6			0	0	0	0	0	0	0											
<b>Terry Crowley, L</b> (2, PH) OBP: 0.373, SLG: 0.467		0-0 4-3	0-0 F7	0-3 K		0-3 K		0-0 L9		0-0 P6			2	0	0	0	0	0	2											
<b>Benny Ayala, R</b> (5, PH) OBP: 0.351, SLG: 0.529		0-0 4-3	0-0 F7	0-3 K		0-3 K		0-0 L9		0-0 P6			4	0	0	0	0	1	3											
<b>Dan Graham, L</b> (1, 2) OBP: 0.304, SLG: 0.461		0-0 FC6-4 1B	0-0 F9	0-3 K		0-3 K		0-0 F5		0-0 P6			2	0	1	0	0	0	0											
<b>Rick Dempsey, R</b> (5, PH) OBP: 0.343, SLG: 0.432		0-0 FC6-4 1B	0-0 F9	0-3 K		0-3 K		0-0 F5		0-0 P6			4	2	2	0	0	1	3											
<b>Doug DeCinces, R</b> (1, 5) OBP: 0.316, SLG: 0.391		0-0 FC6-4	0-0 FC5-4 1B	0-0 4-3		0-0 4-3		0-0 5-3		0-0 E6 2B K2			6	1	2	2	0	0	4											
<b>Mark Belanger, R</b> (1, 6) OBP: 0.253, SLG: 0.264		0-0 FC6-4	0-0 FC5-4 1B	0-0 4-3		0-0 4-3		0-0 5-3		0-0 E6 2B K2			3	2	0	0	1	0	1											
<b>Lee May, R</b> (10, PH) OBP: 0.282, SLG: 0.399		0-0 FC6-4	0-0 FC5-4 1B	0-0 4-3		0-0 4-3		0-0 5-3		0-0 E6 2B K2			1	0	1	1	0	0	0											
<b>Lenn Sakata, R</b> (11, 4) OBP: 0.235, SLG: 0.329		0-0 FC6-4	0-0 FC5-4 1B	0-0 4-3		0-0 4-3		0-0 5-3		0-0 E6 2B K2			0	0	0	0	0	0	0											
<b>Inning Stats</b>	R: 1 E: 0 K: 0 S: 4	H: 1 LOB: 0 BB: 0 P: 4	R: 0 E: 0 K: 0 S: 4	H: 1 LOB: 1 BB: 0 P: 4	R: 2 E: 0 K: 1 S: 8	H: 3 LOB: 2 BB: 1 P: 12	R: 2 E: 0 K: 0 S: 5	H: 3 LOB: 2 BB: 1 P: 9	R: 0 E: 0 K: 2 S: 8	H: 1 LOB: 2 BB: 0 P: 9	R: 0 E: 0 K: 1 S: 6	H: 1 LOB: 1 BB: 0 P: 6	R: 0 E: 0 K: 0 S: 3	H: 0 LOB: 1 BB: 1 P: 7	R: 0 E: 0 K: 0 S: 3	H: 0 LOB: 0 BB: 0 P: 3	R: 0 E: 0 K: 0 S: 3	H: 1 LOB: 2 BB: 1 P: 7	R: 1 E: 1 K: 1 S: 7	H: 2 LOB: 3 BB: 1 P: 11	R: 0 E: 0 K: 0 S: 3	H: 1 LOB: 0 BB: 0 P: 3	R: 2 E: 0 K: 0 S: 3	H: 2 LOB: 0 BB: 0 P: 3	R: 0 E: 0 K: 0 S: 3	H: 2 LOB: 0 BB: 0 P: 3	1B: 13 2B: 2 3B: 0 HR: 2	SF: 0 DP: 3 HBP: 1	WP: 0 PB: 0 SB: 2 CS: 0	PA: 53
<b>PITCHER</b>	IP	WLS	BF	H	R	ER	SO	BB	IBB	HBP	BLK	WP	HR	S	P	ERA	WHIP													
<b>Jackson Todd, R</b> (1, 1) ERA: 3.86	4.0		21	8	5	5	1	2	0	0	0	0	1	21	29	11.25	2.500													
<b>Paul Mirabella, L</b> (5, 1) ERA: 4.5	4.0		18	3	0	0	3	2	0	1	0	0	0	21	30	0.00	1.250													
<b>Mike Willis, L</b> (9, 1) ERA: 1.59	3.1	L	14	5	3	2	1	0	1	0	0	0	1	15	19	5.40	1.500													

Toronto Blue Jays @ Baltimore Orioles  
Memorial Stadium, Baltimore, MD  
Fri Sep 19 1980, 7:05 PM EDT  
Att: 12,706 - Unknown

livebaseballscorecards.com

<b>AB</b>	47
<b>R</b>	8
<b>H</b>	16
<b>RBI</b>	8
<b>BB</b>	5
<b>SO</b>	5
<b>LOB</b>	25



Batter	1	2	3	4	5	6	7	8	9	AB R H RBI BB SO LOB	TOP												
Alfredo Griffin, S (1, 6) OBP: 0.282, SLG: 0.356	0-0 4-3		0-0 FC5-4 1B		0-0 FC4-6			0-0 4-3		4 0 1 0 0 0 2													
Garth Iorg, R (1, 4) OBP: 0.303, SLG: 0.374	0-0 1B		0-0 FC5-4		0-0 F9			0-0 F7		4 0 1 0 0 0 3													
Roy Howell, L (1, 5) OBP: 0.317, SLG: 0.381	0-0 F8		0-3 K					0-0 P6		4 0 0 0 0 1 2													
John Mayberry, L (1, 3) OBP: 0.350, SLG: 0.470	0-3 K			0-0 L9				0-0 BB		3 1 1 1 1 1 1													
Steve Braun, L (1, 10) OBP: 0.325, SLG: 0.300 Joe Cannon, L (9, PR) OBP: 0.061, SLG: 0.042		0-0 4-3		0-0 3-1				0-0 P8		4 0 1 0 0 0 1 0 0 0 0 0 0 0													
Lloyd Moseby, L (1, 9) OBP: 0.294, SLG: 0.380		4-0 WP BB		0-0 1-3				0-0 F7		3 0 0 0 1 0 2													
Bob Bailor, R (1, 8) OBP: 0.318, SLG: 0.308		0-3 K			0-0 6-3			0-0 K		4 0 1 0 0 2 1													
Paul Hodgson, R (1, 7) OBP: 0.308, SLG: 0.375		0-3 K			4-0 FC4-6 1B BB			0-0 L4-3 1B		3 0 1 0 1 2 3													
Ernie Whitt, L (1, 2) OBP: 0.297, SLG: 0.357 Barry Bonnell, R (9, PH) OBP: 0.320, SLG: 0.419			0-0 G3		0-0 FC4-6 1B			0-0 L4-3		3 0 1 0 0 0 1 1 0 0 0 0 0 2													
<b>Inning Stats</b>	R: 0 E: 0 K: 1 S: 6	H: 1 LOB: 1 BB: 0 P: 6	R: 0 E: 0 K: 2 S: 7	H: 0 LOB: 1 BB: 1 P: 11	R: 0 E: 0 K: 1 S: 6	H: 1 LOB: 1 BB: 0 P: 6	R: 0 E: 0 K: 0 S: 3	H: 0 LOB: 0 BB: 0 P: 3	R: 0 E: 0 K: 0 S: 4	H: 1 LOB: 2 BB: 1 P: 8	R: 0 E: 0 K: 0 S: 3	H: 0 LOB: 1 BB: 1 P: 7	R: 0 E: 0 K: 1 S: 5	H: 1 LOB: 0 BB: 0 P: 5	R: 0 E: 0 K: 0 S: 3	H: 0 LOB: 0 BB: 0 P: 3	R: 1 E: 0 K: 1 S: 8	H: 3 LOB: 2 BB: 0 P: 8	1B: 6 2B: 1 3B: 0 HR: 1	SF: 0 SAC: 0 DP: 1 HBP: 0	WP: 1 PB: 0 SB: 0 CS: 0	PA: 36	
<b>PITCHER</b> Steve Stone, R (1, 1) ERA: 3.05 Tippy Martinez, L (9, 1) ERA: 3.18	IP 8.0	WLS W	BF 32	H 6	R 1	ER 1	SO 5	BB 3	IBB 0	HBP 0	BLK 0	WP 1	HR 1	S 39	P 51	ERA 1.12	WHIP 1.125						
<b>PITCHER</b>	IP	WLS	BF	H	R	ER	SO	BB	IBB	HBP	BLK	WP	HR	S	P	ERA	WHIP						

Toronto Blue Jays @ Baltimore Orioles  
 Memorial Stadium, Baltimore, MD  
 Sat Sep 20 1980, 7:05 PM EDT  
 Att: 16,269 - Unknown

livebaseballscorecards.com

AB	33
R	1
H	7
RBI	1
BB	3
SO	6
LOB	18





Batter	1	2	3	4	5	6	7	8	9
<b>Al Bumbry, L</b> OBP: 0.392, SLG: 0.427 (1, 8)	0-0 G4-6-3 BB 1B		0-0 G5-4-3 1B		4-0 E 1B IBB		0-0 1-4-3		
<b>Rich Dauer, R</b> OBP: 0.342, SLG: 0.350 (1, 4) (8, 5)	4-0 G4-6-3 1-2 BB		0-0 G5-4-3 1-2f		0-0 E8 1B		0-0 1B		
<b>Ken Singleton, S</b> OBP: 0.382, SLG: 0.465 (1, 9) <b>Mark Corey, R</b> OBP: 0.394, SLG: 0.464 (8, 9)	0-0 G4-6-3 1-2f 2-3			0-0 G3	0-0 BB 1B		0-3 K		
<b>Eddie Murray, S</b> OBP: 0.359, SLG: 0.525 (1, 3)	0-0 1B			0-0 6-3	4-0 1-2 BB		0-3 K		
<b>John Lowenstein, L</b> OBP: 0.393, SLG: 0.409 (1, 7) <b>Gary Roenicke, R</b> OBP: 0.344, SLG: 0.388 (5, PH) (6, 7)	0-0 G3			0-0 4-3	0-0 F9		0-0 5-3		
<b>Jim Palmer, R</b> (1, 10) <b>Terry Crowley, L</b> (2, PH) <b>Lee May, R</b> (5, PH) OBP: 0.284, SLG: 0.397		0-3 K			0-0 F9 K		4-0 BB BB BB FC6-4 BB		
<b>Dan Graham, L</b> (1, 2) OBP: 0.305, SLG: 0.461 <b>Rick Dempsey, R</b> (6, PH) OBP: 0.341, SLG: 0.430 (7, 2)		0-3 K			0-0 E 2B 1B	0-0 F7	0-0 F9		
<b>Doug DeCinces, R</b> OBP: 0.316, SLG: 0.391 (1, 5) <b>Lenn Sakata, R</b> OBP: 0.232, SLG: 0.325 (8, 4)		0-0 5-3			0-0 E8 1-3 2B 1B	0-0 5-3	0-0 FC6-4 1-2f		
<b>Mark Belanger, R</b> OBP: 0.254, SLG: 0.269 (1, 6)			0-0 P6		0-0 E 2B	0-0 F8			

Inning Stats	R: 1	H: 2	E: 0	LOB: 1	K: 0	S: 4	P: 8	R: 0	H: 0	E: 0	LOB: 0	K: 2	S: 7	R: 0	H: 1	E: 0	LOB: 0	K: 0	S: 3	R: 0	H: 0	E: 0	LOB: 0	K: 0	S: 3	R: 5	H: 5	E: 2	LOB: 2	K: 1	S: 10	R: 0	H: 0	E: 0	LOB: 0	K: 0	S: 3	R: 0	H: 1	E: 0	LOB: 1	K: 2	S: 8	R: 0	H: 0	E: 0	LOB: 1	K: 0	S: 3
--------------	------	------	------	--------	------	------	------	------	------	------	--------	------	------	------	------	------	--------	------	------	------	------	------	--------	------	------	------	------	------	--------	------	-------	------	------	------	--------	------	------	------	------	------	--------	------	------	------	------	------	--------	------	------

PITCHER	IP	WLS	BF	H	R	ER	SO	BB	IBB	HBP	BLK	WP	HR	S	P	ERA	WHIP
<b>Dave Stieb, R</b> ERA: 3.61 (1, 1)	4.1	L	22	8	6	5	2	2	1	0	0	0	0	23	35	10.38	2.308
<b>Paul Mirabella, L</b> ERA: 4.43 (5, 1)	1.2		5	0	0	0	1	0	0	0	0	0	0	7	7	0.00	0.000
<b>Ken Schrom, R</b> ERA: 4.76 (7, 1)	2.0		8	1	0	0	2	1	0	0	0	0	0	11	15	0.00	1.000

AB R H RBI BB SO LOB

3	2	2	0	1	0	0
3	1	2	1	1	0	1
4	0	1	2	0	1	3
0	0	0	0	0	0	0
3	0	1	1	1	1	1
2	0	0	0	0	0	1
2	0	0	0	0	0	2
0	0	0	0	0	0	0
2	0	0	0	0	1	0
1	0	0	0	1	1	2
2	1	1	0	0	1	0
2	0	0	0	0	0	1
3	1	1	0	0	0	0
1	0	0	0	0	0	1
3	1	1	2	0	0	0

AB	R	H	RBI	BB	SO	LOB
31	6	9	6	4	5	12



**Toronto Blue Jays @ Baltimore Orioles**  
Memorial Stadium, Baltimore, MD  
Sat Sep 20 1980, 7:05 PM EDT  
Att. 16,269 - Unknown

livebaseballscores.com

WP	PA
0	35

WP	HR	S	P	ERA	WHIP
0	0	0	0	0	0

Batter	1	2	3	4	5	6	7	8	9	AB R H RBI BB SO LOB	TOP									
Alfredo Griffin, S (1, 6) OBP: 0.280, SLG: 0.354	0-0 6-3		0-0 5-3		0-0 4-3			0-0 F7		4 0 0 0 0 0 2										
Garth Iorg, R (1, 4) OBP: 0.297, SLG: 0.366	0-0 4-3		0-0 4-3			0-0 6-3		0-0 4-3		4 0 0 0 0 0 2										
Roy Howell, L (1, 5) OBP: 0.317, SLG: 0.382	0-0 2B			0-3 K		0-0 F5			0-3 K	4 0 1 0 0 2 0										
Barry Bonnell, R (1, 9) OBP: 0.317, SLG: 0.415	0-0 6-3			0-0 F4		0-0 F7			0-0 1-3	4 0 0 0 0 0 1										
John Mayberry, L (1, 3) OBP: 0.351, SLG: 0.479 Lloyd Moseby, L (9, PR) OBP: 0.294, SLG: 0.380		0-0 F7		0-0 HR			0-0 P8		0-0 PO 2B	4 1 2 1 0 0 0 0 0 0 0 0 0 0										
Bob Bailor, R (1, 8) OBP: 0.318, SLG: 0.308 Steve Braun, L (9, PH) OBP: 0.325, SLG: 0.300		0-0 6-3		0-0 1B			0-0 5-3		0-0 PO 2-3	3 0 1 0 0 0 0 0 0 0 0 0 0 0										
Doug Ault, R (1, 10) OBP: 0.270, SLG: 0.303		0-0 4-3		0-0 F4			0-0 F8			3 0 0 0 0 0 1										
Paul Hodgson, R (1, 7) OBP: 0.310, SLG: 0.346			4-0 SH1-4 BB		0-0 6-3			0-3 K		2 0 0 0 1 1 0										
Bob Davis, R (1, 2) OBP: 0.262, SLG: 0.327 Joe Cannon, L (8, PR) OBP: 0.061, SLG: 0.042 Ernie Whitt, L (8, 2) OBP: 0.297, SLG: 0.357			0-0 SH1-4		0-0 F6			0-0 2B		2 0 1 0 0 0 0 0 0 0 0 0 0 0 0 0 0 0 0 0 0										
<b>Inning Stats</b>	R: 0 E: 0 K: 0 S: 4	H: 1 LOB: 1 BB: 0 P: 4	R: 0 E: 0 K: 0 S: 3	H: 0 LOB: 0 BB: 0 P: 3	R: 0 E: 0 K: 0 S: 3	H: 0 LOB: 1 BB: 1 P: 7	R: 1 E: 0 K: 1 S: 7	H: 2 LOB: 1 BB: 0 P: 7	R: 0 E: 0 K: 0 S: 3	H: 0 LOB: 0 BB: 0 P: 3	R: 0 E: 0 K: 0 S: 3	H: 0 LOB: 0 BB: 0 P: 3	R: 0 E: 0 K: 0 S: 6	H: 1 LOB: 1 BB: 0 P: 6	R: 0 E: 0 K: 1 S: 5	H: 1 LOB: 1 BB: 0 P: 5	1B: 1 2B: 3 3B: 0 HR: 1	SF: 0 SAC: 1 DP: 0 HBP: 0	WP: 0 PB: 0 SB: 0 CS: 0	PA: 33
<b>PITCHER</b>	IP WLS BF H R ER SO BB IBB HBP BLK WP HR S P ERA WHIP																			
Mike Flanagan, L (1, 1) ERA: 4.1	8.0 W 29 4 1 1 2 1 0 0 0 0 0 1 32 36 1.12 0.625																			
Tippy Martinez, L (9, 1) ERA: 3.15	0.2 3 1 0 0 1 0 0 0 0 0 0 0 5 5 0.00 1.500																			
Tim Stoddard, R (9, 1) ERA: 2.74	0.1 S 0 0 0 0 0 0 0 0 0 0 0 0 0 0 0.00 0.000																			

Toronto Blue Jays @ Baltimore Orioles  
 Memorial Stadium, Baltimore, MD  
 Sun Sep 21 1980, 3:33 AM EDT  
 Att: 14,251 - Unknown

livebaseballscorecards.com

AB	30
R	1
H	5
RBI	1
BB	1
SO	3
LOB	6





Batter	1	2	3	4	5	6	7	8	9	AB R H RBI BB SO LOB	TOP
Rick Burleson, R OBP: 0.347, SLG: 0.366 (1, 6) X	0-0 E5 WP 1B		0-0 4-3			0-0 1B	0-0 BB 1B		0-3 K	5 1 2 0 0 1 0	
Dave Stapleton, R OBP: 0.342, SLG: 0.481 (1, 4) X	0-0 5-3		0-0 F7			0-3 K	0-0 BB 1B		0-0 F8	5 0 1 1 0 1 2	
Carlton Fisk, R OBP: 0.355, SLG: 0.475 (1, 2) X	0-0 P5 2-3			0-0 F2		0-0 F7	4-0 BB		0-0 F5	4 0 0 0 1 0 2	
Jim Rice, R OBP: 0.333, SLG: 0.485 (1, 7) X	0-0 1B 3-H			0-0 F9		0-3 K	0-3 K			4 0 1 1 0 2 4	
Tony Perez, R OBP: 0.310, SLG: 0.451 (1, 3) X	0-0 P4			0-0 1B 2B			0-0 HR	0-0 E S FC5-2 1B		4 2 3 1 0 0 1	
Dwight Evans, R OBP: 0.351, SLG: 0.482 (1, 9) X		0-0 5-3		0-0 1B 2-H			0-0 HR	0-0 F5		4 1 2 2 0 0 1	
Chico Walker, S OBP: 0.444, SLG: 0.600 (1, 10) X		0-3 K			0-0 F7		0-3 K	4-0 FC5-2 IBB		3 0 0 0 1 2 0	
Glenn Hoffman, R OBP: 0.324, SLG: 0.402 (1, 5) X		0-0 F9			0-0 6-3		0-0 5-3	0-0 FC5-2		4 0 0 0 0 0 2	
Reid Nichols, R OBP: 0.273, SLG: 0.200 (1, 8) X			0-0 F9		0-3 K		0-0 1B 1B	0-0 4-3		4 1 1 0 0 1 2	
<b>Inning Stats</b>	R: 1 E: 1 K: 0 S: 5 H: 1 LOB: 1 BB: 0 P: 5	R: 0 E: 0 K: 1 S: 5 H: 0 LOB: 0 BB: 0 P: 5	R: 0 E: 0 K: 0 S: 3 H: 0 LOB: 0 BB: 0 P: 3	R: 1 E: 0 K: 0 S: 4 H: 2 LOB: 1 BB: 0 P: 4	R: 0 E: 0 K: 1 S: 5 H: 0 LOB: 0 BB: 0 P: 5	R: 0 E: 0 K: 2 S: 8 H: 1 LOB: 1 BB: 0 P: 8	R: 3 E: 0 K: 2 S: 12 H: 5 LOB: 3 BB: 1 P: 16	R: 0 E: 0 K: 0 S: 4 H: 1 LOB: 2 BB: 1 P: 8	R: 0 E: 0 K: 1 S: 5 H: 0 LOB: 0 BB: 0 P: 5	1B: 7 2B: 1 3B: 0 HR: 2 SF: 0 SAC: 0 DP: 0 HBP: 0	WP: 1 PB: 0 SB: 1 CS: 0 PA: 39
<b>PITCHER</b> Scott McGregor, L ERA: 3.12 Sammy Stewart, R ERA: 3.6	IP 6.2 WLS L BF 27 H 7 R 5 ER 4 SO 5 BB 0 IBB 0 HBP 0 BLK 0 WP 1 HR 2 S 37 P 37 ERA 5.40 WHIP 1.050	IP 2.1 WLS L BF 12 H 3 R 0 ER 0 SO 2 BB 1 IBB 1 HBP 0 BLK 0 WP 0 HR 0 S 14 P 22 ERA 0.00 WHIP 1.714	<b>PITCHER</b> IP WLS BF H R ER SO BB IBB HBP BLK WP HR S P ERA WHIP								

**Boston Red Sox @ Baltimore Orioles**  
Memorial Stadium, Baltimore, MD

Mon Sep 22 1980, 7:05 PM EDT  
Att: 23,260 - Unknown

livebaseballscorecards.com

AB	37
R	5
H	10
RBI	5
BB	2
SO	7
LOB	14



Batter	1	2	3	4	5	6	7	8	9	AB R H RBI BB SO LOB
Al Bumbry, L OBP: 0.388, SLG: 0.421 (1, 8)	0-0 4-3		0-0 G4-6-3		0-0 G3		0-0 G6-3		0-0 4-3	5 0 0 1 0 0 3
Rich Dauer, R OBP: 0.342, SLG: 0.350 (1, 4)	0-0 F9			0-0 4-3	0-0 F8		0-0 1B		0-0 F9	5 0 1 0 0 0 1
Ken Singleton, S OBP: 0.385, SLG: 0.464 (1, 9)	4-0 BB			0-0 1-3	4-0 BB		0-0 1B		0-0 1B	2 0 1 0 2 0 0
Drungo Hazewood, R (7, PR)										0 0 0 0 0 0 0
Lenn Sakata, R OBP: 0.241, SLG: 0.333 (9, PH)							1-3 1B			1 0 1 0 0 0 0
Eddie Murray, S OBP: 0.358, SLG: 0.521 (1, 3)	0-3 K			0-0 1B	0-3 K		0-0 P5		0-0 3-1	5 1 1 0 0 2 6
John Lowenstein, L OBP: 0.403, SLG: 0.414 (1, 7)		4-0 BB		0-0 1B		0-0 FC4-6		0-0 1B		2 0 2 1 1 0 0
Gary Roenicke, R OBP: 0.346, SLG: 0.391 (8, PH)				1-H 1B						1 0 1 0 0 0 0
Steve Stone, R (1, 10)	0-0 G6-3			0-0 F8		0-0 FC4-6		0-0 1B		0 0 0 0 0 0 0
Terry Crowley, L OBP: 0.365, SLG: 0.456 (2, PH)						1-2f		1-2 1B		3 0 0 0 0 0 3
Lee May, R OBP: 0.287, SLG: 0.400 (8, PH)										1 0 1 0 0 0 0
Rick Dempsey, R OBP: 0.338, SLG: 0.424 (1, 2)		0-0 5-3			0-0 1B		0-0 F8		0-0 F2	4 1 1 0 0 0 3
Doug DeCinces, R OBP: 0.313, SLG: 0.387 (1, 5)			0-0 F7		0-0 1B		0-0 F7		0-0 F7	4 1 1 0 0 0 3
Mark Belanger, R OBP: 0.259, SLG: 0.274 (1, 6)			0-0 1B		0-0 E4		0-0 G6-3		0-0 F8	3 0 2 1 0 0 1
Benny Ayala, R OBP: 0.349, SLG: 0.526 (8, PH)					1-3 G3					1 0 0 0 0 0 2
Kiko Garcia, R OBP: 0.254, SLG: 0.233 (9, 6)										0 0 0 0 0 0 0

Inning Stats	R: 0	H: 0	R: 0	H: 0	R: 0	H: 1	R: 1	H: 2	R: 2	H: 2	R: 0	H: 1	R: 0	H: 2	R: 0	H: 1	R: 0	H: 1	1B: 12	SF: 0	WP: 0	PA: 40	
E: 0	LOB: 1	E: 0	LOB: 0	E: 0	LOB: 0	E: 0	LOB: 1	E: 0	LOB: 1	E: 1	LOB: 2	E: 0	LOB: 1	E: 0	LOB: 2	E: 0	LOB: 1	E: 0	LOB: 1	2B: 0	SAC: 0	PB: 0	
K: 1	BB: 1	K: 0	BB: 1	K: 0	BB: 0	K: 0	BB: 0	K: 0	BB: 0	K: 1	BB: 1	K: 0	BB: 0	K: 0	BB: 0	K: 0	BB: 0	K: 0	BB: 0	3B: 0	DP: 3	SB: 1	
S: 5	P: 9	S: 2	P: 6	S: 3	P: 3	S: 5	P: 5	S: 8	P: 12	S: 4	P: 4	S: 5	P: 5	S: 5	P: 5	S: 4	P: 4	S: 4	P: 4	HR: 0	HBP: 0	CS: 0	

PITCHER	IP	WLS	BF	H	R	ER	SO	BB	IBB	HBP	BLK	WP	HR	S	P	ERA	WHIP
Dick Drago, R ERA: 4.21 (1, 1)	6.0	W	26	6	3	2	2	3	0	0	0	0	0	27	39	3.00	1.500
Tom Burgmeier, L ERA: 2.06 (7, 1)	3.0	S	14	6	0	0	0	0	0	0	0	0	0	14	14	0.00	2.000

BOTTOM

Boston Red Sox @ Baltimore Orioles  
Memorial Stadium, Baltimore, MD  
Mon Sep 22 1980, 7:05 PM EDT  
Att. 23,260 - Unknown

AB	37
R	3
H	12
RBI	3
BB	3
SO	2
LOB	22



WP	PA	ERA	WHIP
0	40		

livebaseballscorecards.com

Batter	1	2	3	4	5	6	7	8	9	AB R H RBI BB SO LOB	TOP																									
<b>Rick Burleson, R</b> (1, 6) OBP: 0.346, SLG: 0.365	0-0 1B HR 1B	0-3 K		0-0 L8			0-0 F8		0-0 6-3	5 1 1 0 0 1 1																										
<b>Dave Stapleton, R</b> (1, 4) OBP: 0.345, SLG: 0.482	0-0 1-3 HR 1B		0-0 P6 1B 1B		0-0 1-3		0-0 1-2 1B		0-0 5-3	5 1 3 0 0 0 0																										
<b>Carlton Fisk, R</b> (1, 2) OBP: 0.354, SLG: 0.473 (8, 3)	0-3 K		0-0 1-2 1B S E 1B		0-0 F7		0-0 F3			4 1 1 0 0 1 4																										
<b>Jim Rice, R</b> (1, 7) OBP: 0.334, SLG: 0.490	0-0 1-H 3-H HR		0-0 P6 1-2 2-3		0-0 3-1			4-0 1B 1B BB		3 2 1 3 1 0 2																										
<b>Tony Perez, R</b> (1, 3) OBP: 0.313, SLG: 0.452 <b>Reid Nichols, R</b> (8, PR) OBP: 0.273, SLG: 0.200 <b>Gary Allenson, R</b> (8, 2) OBP: 0.453, SLG: 0.460	0-0 1B		4-0 E BB		0-0 6-3			0-0 1-3 1B SF9 1B		3 0 2 0 1 0 0 0 1 0 0 0 0 0 0 0 0 0 0 0 0																										
<b>Garry Hancock, L</b> (1, 8) OBP: 0.256, SLG: 0.408	0-0 P6		0-0 E6 1-3 2-H 1B		0-0 P4			0-0 1-3 3-H 1B CS 1B		4 0 2 1 0 0 1																										
<b>Dwight Evans, R</b> (1, 9) OBP: 0.348, SLG: 0.479	0-3 K		0-0 L3		0-3 K			0-0 1-2 3-H SF9		3 0 0 1 0 2 3																										
<b>Chico Walker, S</b> (1, 10) OBP: 0.364, SLG: 0.474		0-3 K		0-0 4-3			0-0 3-1	0-3 K		4 0 0 0 0 2 1																										
<b>Glenn Hoffman, R</b> (1, 5) OBP: 0.324, SLG: 0.401 <b>Dave Rader, L</b> (9, PH) OBP: 0.368, SLG: 0.474		0-0 F7		0-0 F7			0-0 1B 1B	0-0 L5		3 0 1 0 0 0 0 1 0 0 0 0 0 0																										
<b>Inning Stats</b>	R: 3 E: 0 K: 2 S: 11	H: 4 LOB: 1 BB: 0 P: 11	R: 0 E: 0 K: 2 S: 7	H: 0 LOB: 0 BB: 0 P: 7	R: 1 E: 1 K: 0 S: 5	H: 3 LOB: 2 BB: 1 P: 9	R: 0 E: 0 K: 0 S: 3	H: 0 LOB: 0 BB: 0 P: 3	R: 0 E: 0 K: 1 S: 5	H: 0 LOB: 0 BB: 0 P: 5	R: 0 E: 0 K: 0 S: 5	H: 2 LOB: 2 BB: 0 P: 5	R: 2 E: 0 K: 1 S: 6	H: 2 LOB: 1 BB: 1 P: 10	R: 0 E: 0 K: 0 S: 3	H: 0 LOB: 0 BB: 0 P: 3	1B: 10 2B: 0 3B: 0 HR: 1	SF: 1 SAC: 0 DP: 0 HBP: 0	WP: 0 PB: 0 SB: 1 CS: 1	PA: 38																
<b>PITCHER</b>	IP WLS BF H R ER SO BB IBB HBP BLK WP HR S P ERA WHIP																																			
<b>Jim Palmer, R</b> (1, 1) ERA: 4.02	3.0		16	7	4	3	4	1	0	0	0	0	1	23	27	9.00	2.667																			
<b>Dennis Martinez, R</b> (4, 1) ERA: 4.43	4.0		17	4	2	2	1	1	0	0	0	0	0	18	22	4.50	1.250																			
<b>Tim Stoddard, R</b> (8, 1) ERA: 2.67	2.0	W	5	0	0	0	1	0	0	0	0	0	0	7	7	0.00	0.000																			

**Boston Red Sox @ Baltimore Orioles**  
Memorial Stadium, Baltimore, MD

Tue Sep 23 1980, 7:05 PM EDT  
Att: 20,798 - Unknown

livebaseballscorecards.com

AB	35
R	6
H	11
RBI	5
BB	2
SO	6
LOB	12



BOTTOM

Boston Red Sox @ Baltimore Orioles  
Memorial Stadium, Baltimore, MD

AB	32
R	8
H	8
RBI	5
BB	5
SO	4
LOB	17



WP	1	PA	38
PB	0		
SB	2		
CS	1		

ERA	WHIP

Tue Sep 23 1980, 7:05 PM EDT  
Att. 20,798 - Unknown

livebaseballscorecards.com

AB	R	H	RBI	BB	SO	LOB
4	1	2	2	0	1	2
5	1	1	0	0	1	3
2	0	1	0	2	0	0
0	0	0	0	0	0	0
4	1	1	2	0	1	2
4	2	2	0	0	0	1
4	0	0	0	0	0	4
3	2	1	0	1	0	0
3	1	0	1	1	0	2
2	0	0	0	1	1	1
1	0	0	0	0	0	2
0	0	0	0	0	0	0
1B	7	SF	0			
2B	2	SAC	0			
3B	0	DP	2			
HR	0	HBP	1			

Batter	1	2	3	4	5	6	7	8	9
Al Bumbry, L OBP: 0.390, SLG: 0.422 (1, 8)									
Pat Kelly, L OBP: 0.354, SLG: 0.356 (1, 10)									
Ken Singleton, S OBP: 0.387, SLG: 0.466 Mark Corey, R OBP: 0.394, SLG: 0.464 (7, PR) (8, 9)									
Eddie Murray, S OBP: 0.357, SLG: 0.519 (1, 3)									
John Lowenstein, L OBP: 0.404, SLG: 0.415 (1, 7)									
Dan Graham, L OBP: 0.297, SLG: 0.448 (1, 2)									
Doug DeCinces, R OBP: 0.315, SLG: 0.387 (1, 5)									
Rich Dauer, R OBP: 0.342, SLG: 0.348 (1, 4)									
Mark Belanger, R OBP: 0.260, SLG: 0.272 Terry Crowley, L OBP: 0.364, SLG: 0.454 Kiko Garcia, R OBP: 0.254, SLG: 0.233 (8, PH) (9, 6)									

Inning Stats	R: 5	H: 4	E: 0	LOB: 2	K: 0	BB: 4	S: 6	R: 0	H: 1	E: 0	LOB: 1	K: 0	BB: 0	S: 4	R: 0	H: 0	E: 1	LOB: 1	K: 0	BB: 0	S: 4	R: 0	H: 0	E: 0	LOB: 0	K: 0	BB: 0	S: 2	R: 0	H: 0	E: 0	LOB: 0	K: 1	BB: 0	S: 5	R: 0	H: 0	E: 0	LOB: 0	K: 1	BB: 0	S: 5	R: 0	H: 0	E: 0	LOB: 1	K: 1	BB: 1	S: 5	R: 3	H: 3	E: 2	LOB: 1	K: 1	BB: 0	S: 9	R: 0	H: 0	E: 0	LOB: 0	K: 1	BB: 0	S: 9	1B: 7	SF: 0	2B: 2	SAC: 0	3B: 0	DP: 2	HR: 0	HBP: 1	WP: 1	PA: 38
--------------	------	------	------	--------	------	-------	------	------	------	------	--------	------	-------	------	------	------	------	--------	------	-------	------	------	------	------	--------	------	-------	------	------	------	------	--------	------	-------	------	------	------	------	--------	------	-------	------	------	------	------	--------	------	-------	------	------	------	------	--------	------	-------	------	------	------	------	--------	------	-------	------	-------	-------	-------	--------	-------	-------	-------	--------	-------	--------

PITCHER	IP	WLS	BF	H	R	ER	SO	BB	IBB	HBP	BLK	WP	HR	S	P	ERA	WHIP
Steve Crawford, R ERA: 4.02 (1, 1)	0.0		5	4	5	5	0	1	0	0	0	0	0	4	8		
Bruce Hurst, L ERA: 9.4 (1, 1)	0.2		3	0	0	0	0	2	0	0	1	1	0	1	9	0.00	3.000
Keith MacWhorter, R ERA: 5.93 (1, 1)	6.1		24	2	1	1	3	2	0	1	0	0	0	27	36	1.42	0.632
Bob Stanley, R ERA: 3.62 (8, 1)	0.1	L	5	2	2	0	0	0	0	0	0	0	0	5	5	0.00	6.000
Bill Campbell, R ERA: 3.89 (8, 1)	0.2		1	0	0	0	1	0	0	0	0	0	0	3	3	0.00	0.000

Batter	1	2	3	4	5	6	7	8	9	AB R H RBI BB SO LOB	TOP										
Rick Burleson, R OBP: 0.346, SLG: 0.364 (1, 6) X	0-0 5-3 1B	0-0 F9	0-0 6-3		0-0 G6-4-3			4-0 1-2 BB		4 1 1 0 1 0 2											
Dave Stapleton, R OBP: 0.341, SLG: 0.476 (1, 4) X	0-0 5-3	0-0 5-3	0-0 F7		0-0 F8			0-0 F8		5 0 0 0 0 0 4											
Carlton Fisk, R OBP: 0.357, SLG: 0.473 (1, 2) X	0-0 2B BB 1B	0-0 1B HR 1B		4-0 HR BB		0-0 F3		0-0 G6-4-3		4 3 2 1 1 0 2											
Jim Rice, R OBP: 0.337, SLG: 0.494 (1, 7) X	0-0 BB HBP 2B	0-0 HR 1B		0-0 L8		0-0 G5-4-3 1B		0-0 P4		5 2 3 0 0 0 1											
Tony Perez, R OBP: 0.315, SLG: 0.463 (1, 3) X	4-0 HBP BB IBB	0-0 HR		0-0 HR		0-0 G5-4-3		0-0 4-3		4 2 2 5 1 0 1											
Garry Hancock, L OBP: 0.265, SLG: 0.400 (1, 8) B B B B	4-0 HBP BB	0-0 F7		0-0 HR		0-3 K		0-0 4-3		4 0 1 1 1 1 0											
Dwight Evans, R OBP: 0.349, SLG: 0.477 (1, 9) X	0-0 F3		4-0 G3 1B BB	4-0 BB 1B		0-0 5-3				2 1 0 0 2 0 3											
Chico Walker, S OBP: 0.385, SLG: 0.429 (1, 10) H	1-0 HBP		0-0 G3	0-0 G5-3		4-0 PO BB				2 0 0 1 1 0 3											
Glenn Hoffman, R OBP: 0.330, SLG: 0.407 (1, 5) X	0-0 P5		0-0 1B		0-0 1B		0-0 PO	0-0 F8 BB 1B		4 0 3 1 0 0 3											
<b>Inning Stats</b>	R: 3 E: 0 K: 0 S: 6	H: 3 LOB: 3 BB: 2 P: 15	R: 3 E: 0 K: 0 S: 6	H: 3 LOB: 0 BB: 0 P: 6	R: 1 E: 0 K: 0 S: 4	H: 1 LOB: 1 BB: 1 P: 8	R: 2 E: 0 K: 0 S: 4	H: 2 LOB: 1 BB: 2 P: 12	R: 0 E: 0 K: 0 S: 3	H: 1 LOB: 0 BB: 0 P: 3	R: 0 E: 0 K: 1 S: 4	H: 0 LOB: 0 BB: 1 P: 8	R: 0 E: 0 K: 0 S: 3	H: 1 LOB: 1 BB: 1 P: 7	R: 0 E: 0 K: 0 S: 3	H: 0 LOB: 0 BB: 0 P: 3	1B: 9 2B: 1 3B: 0 HR: 2	SF: 0 SAC: 0 DP: 4 HBP: 1	WP: 0 PB: 0 SB: 0 CS: 0	PA: 43	
<b>PITCHER</b>	IP WLS BF H R ER SO BB IBB HBP BLK WP HR S P ERA WHIP																				
Steve Stone, R ERA: 3.26 (1, 1)	1.2		14	6	6	6	0	1	1	1	0	0	1	11	20	32.40	4.200				
Dave Ford, R ERA: 4.07 (2, 1)	1.2		9	2	3	3	0	2	0	0	0	0	1	7	15	16.20	2.400				
Tippy Martinez, L ERA: 3.0 (4, 1)	3.2	W	13	4	0	0	1	2	0	0	0	0	0	13	21	0.00	1.636				
Tim Stoddard, R ERA: 2.6 (8, 1)	2.0	S	6	0	0	0	0	1	0	0	0	0	0	5	9	0.00	0.500				

**Boston Red Sox @ Baltimore Orioles**  
**Memorial Stadium, Baltimore, MD**  
 Wed Sep 24 1980, 7:05 PM EDT  
 Att: 21,436 - Unknown

[livebaseballscorecards.com](http://livebaseballscorecards.com)

AB	34
R	9
H	12
RBI	9
BB	7
SO	1
LOB	19





Batter	1	2	3	4	5	6	7	8	9	AB	R	H	RBI	BB	SO	LOB
Al Bumbry, L OBP: 0.390, SLG: 0.422 (1, 8)	0-0 BB 1B		F7 SF8		0-0 CS 1B		0-0 1-3			4	1	2	1	0	0	0
Rich Dauer, R OBP: 0.340, SLG: 0.348 (1, 4)	0-0 F8		1B 2B 5-3		0-0 CS 1-2	0-0 6-3		0-0 6-3		5	1	1	0	0	0	3
Ken Singleton, S OBP: 0.369, SLG: 0.466 (1, 9) Drungo Hazewood, R (9, 9)	4-0 1B 1-2 BB		0-0 1B 1B 2-H	0-0 FC5-4 1B		0-0 F8		0-0 L8		4	1	2	1	1	0	0
Eddie Murray, S OBP: 0.358, SLG: 0.518 (1, 3)	0-0 1-2 2-H 1B		0-0 1-2 HR 1B	0-0 F7		0-0 F8		0-0 4-3		5	1	2	1	0	0	1
John Lowenstein, L OBP: 0.403, SLG: 0.413 (1, 7) Pat Kelly, L OBP: 0.354, SLG: 0.356 (3, 7) Mark Corey, R OBP: 0.394, SLG: 0.464 (8, 7)	0-3 K		0-0 1-2 2-H HR 1B	0-0 FC5-4 HR S		0-3 K				1	0	0	0	0	1	2
Jim Palmer, R OBP: 0.370, SLG: 0.488 (1, 10) Terry Crowley, L OBP: 0.370, SLG: 0.488 (1, PH)	0-0 G3		0-0 1-H 2-H HR	0-0 1-H HR		0-0 1B HR 1B				0	0	0	0	0	0	0
Dan Graham, L OBP: 0.300, SLG: 0.449 (1, 2) Rick Dempsey, R OBP: 0.338, SLG: 0.424 (9, 2)		0-0 P4	0-0 1B BB SF8 1B	0-0 F7		0-0 1-3 HR 1B				4	2	2	0	0	0	0
Doug DeCinces, R OBP: 0.316, SLG: 0.393 (1, 5)		0-3 K	4-0 SF8 1B 1-2 BB		0-3 K		0-0 1-H 3-H HR			3	1	1	3	1	2	0
Mark Belanger, R OBP: 0.260, SLG: 0.271 (1, 6)		0-0 6-3	0-0 1-2 2-3 1B		0-0 6-3		0-0 6-3			4	0	1	0	0	0	0

Inning Stats	R: 1	H: 2	E: 0	K: 1	S: 7	LOB: 2	BB: 1	P: 11	R: 0	H: 0	E: 0	K: 1	S: 5	LOB: 0	BB: 0	P: 5	R: 6	H: 7	E: 0	K: 0	S: 10	LOB: 2	BB: 1	P: 14	R: 2	H: 2	E: 0	K: 0	S: 5	LOB: 0	BB: 0	P: 5	R: 0	H: 1	E: 0	K: 1	S: 5	LOB: 0	BB: 0	P: 5	R: 3	H: 3	E: 0	K: 1	S: 8	LOB: 0	BB: 0	P: 8	R: 0	H: 0	E: 0	K: 0	S: 3	LOB: 0	BB: 0	P: 3	R: 0	H: 0	E: 0	K: 0	S: 3	LOB: 0	BB: 0	P: 3
--------------	------	------	------	------	------	--------	-------	-------	------	------	------	------	------	--------	-------	------	------	------	------	------	-------	--------	-------	-------	------	------	------	------	------	--------	-------	------	------	------	------	------	------	--------	-------	------	------	------	------	------	------	--------	-------	------	------	------	------	------	------	--------	-------	------	------	------	------	------	------	--------	-------	------


PITCHER	IP	WLS	BF	H	R	ER	SO	BB	IBB	HBP	BLK	WP	HR	S	P	ERA	WHIP
Steve Renko, R ERA: 3.95 (1, 1)	2.1		15	7	6	6	2	1	0	0	0	0	1	18	22	23.14	3.429
Mike Torrez, R ERA: 4.97 (3, 1)	4.2	L	22	8	6	6	2	1	0	0	0	0	2	25	29	11.57	1.929
Luis Aponte, R ERA: (8, 1)	1.0		3	0	0	0	0	0	0	0	0	0	0	3	3	0.00	0.000

**BOTTOM**

**Boston Red Sox @ Baltimore Orioles**  
**Memorial Stadium, Baltimore, MD**  
 Wed Sep 24 1980, 7:05 PM EDT  
 Att. 21,436 - Unknown

AB	37
R	12
H	15
RBI	12
BB	2
SO	4
LOB	9

livebaseballscorecards.com



WP: 0	PA: 41
PB: 0	SB: 1
CS: 1	

Batter	1	2	3	4	5	6	7	8	9	AB R H RBI BB SO LOB	TOP		
Al Bumbry, L (1, 8) OBP: 0.391, SLG: 0.428	0-0 1B 3B		0-0 F8		0-3 K		0-0 2B		4-0 FC6-4 BB	4 1 2 0 1 1 1			
Rich Dauer, R (1, 4) OBP: 0.339, SLG: 0.347 Kiko Garcia, R (9, PR) OBP: 0.254, SLG: 0.233	0-0 CS 1B		0-3 K		0-0 F8		0-0 4-3		0-0 FC6-4 1B 1-2f	5 0 1 1 0 1 3 0 1 0 0 0 0 0			
Ken Singleton, S (1, 9) OBP: 0.391, SLG: 0.469 Drungo Hazewood, R (9, PR)	0-3 K 1-2				0-0 E7 G3 1B 1B		0-0 FC6-4 2B		0-0 4-3 1B 1-2 1B	5 1 3 0 0 1 1 0 1 0 0 0 0 0			
Eddie Murray, S (1, 3) OBP: 0.360, SLG: 0.518	4-0 BB				0-0 G3		0-0 FC6-4 1B		0-0 F7 1B 1-3 2-H 1B	4 0 2 1 1 0 1			
Pat Kelly, L (1, 7) OBP: 0.359, SLG: 0.368	0-3 K				0-0 FC5-4 1B 3-H		0-0 P5		0-0 WP 2B 1-3 1B	5 0 3 2 0 1 3			
Steve Stone, R (1, 10) Terry Crowley, L (2, PH) OBP: 0.368, SLG: 0.481 Benny Ayala, R (9, PH) OBP: 0.347, SLG: 0.523			0-3 K		0-0 L4		0-0 FC6-4 1-2f 2-3		0-0 1-3 3-H 1B	0 0 0 0 0 0 0 3 0 0 0 1 1 3 1 0 0 0 0 0 2			
Doug DeCinces, R (1, 5) OBP: 0.316, SLG: 0.390			0-0 F8		0-0 FC5-4 1-2f		0-0 P4		4-0 BB 1-2 BB	3 0 0 0 1 0 3			
Rick Dempsey, R (1, 2) OBP: 0.337, SLG: 0.422			0-0 F9				0-0 SH1-4 1B		0-0 F7 F7	4 0 1 0 0 0 3			
Mark Belanger, R (1, 6) OBP: 0.258, SLG: 0.269 Dan Graham, L (9, PH) OBP: 0.299, SLG: 0.447			0-3 K				0-0 SH1-4 1-2		0-3 K	2 0 0 0 0 2 0 1 0 0 0 0 1 0			
<b>Inning Stats</b>	R: 1 H: 2 E: 0 LOB: 1 K: 2 BB: 1 S: 8 P: 12	R: 0 H: 0 E: 0 LOB: 0 K: 1 BB: 0 S: 5 P: 5	R: 0 H: 0 E: 0 LOB: 0 K: 2 BB: 0 S: 7 P: 7	R: 1 H: 2 E: 1 LOB: 1 K: 0 BB: 0 S: 5 P: 5	R: 0 H: 1 E: 0 LOB: 1 K: 1 BB: 0 S: 6 P: 6	R: 0 H: 2 E: 0 LOB: 2 K: 0 BB: 0 S: 5 P: 5	R: 0 H: 1 E: 0 LOB: 1 K: 1 BB: 0 S: 6 P: 6	R: 0 H: 1 E: 0 LOB: 3 K: 0 BB: 2 S: 4 P: 12	R: 2 H: 3 E: 0 LOB: 2 K: 1 BB: 1 S: 8 P: 12	1B: 8 SF: 0 2B: 4 SAC: 1 3B: 1 DP: 1 HR: 0 HBP: 0	WP: 1 PA: 42 PB: 0 SB: 0 CS: 1		
<b>PITCHER</b>	IP WLS BF H R ER SO BB IBB HBP BLK WP HR S P ERA WHIP											<b>PITCHER</b>	IP WLS BF H R ER SO BB IBB HBP BLK WP HR S P ERA WHIP
Dan Spillner, R (1, 1) ERA: 5.24	8.2 W 39 10 4 4 8 3 1 0 0 1 0 51 67 4.15 1.500												
Victor Cruz, R (9, 1) ERA: 3.47	0.0 2 2 0 0 0 0 0 0 0 0 0 0 2 2 ∞ ∞												
Sid Monge, L (9, 1) ERA: 3.62	0.1 S 1 0 0 0 0 0 0 0 0 0 0 0 1 1 0.00 0.000												

Baltimore Orioles @ Cleveland Indians  
Cleveland Municipal Stadium, Cleveland, OH

Fri Sep 26 1980, 7:05 PM EDT  
Att. 6,362 - Unknown

livebaseballscorecards.com

AB	37
R	4
H	12
RBI	4
BB	4
SO	8
LOB	20



Batter	1	2	3	4	5	6	7	8	9	AB	R	H	RBI	BB	SO	LOB
Miguel Dilone, S OBP: 0.373, SLG: 0.430 (1, 7)	0-0 CS 1B		0-0 FC6-4 1B		0-0 4-3		0-0 FC5-4 1-2f			4	0	2	0	0	0	1
Alan Bannister, R OBP: 0.342, SLG: 0.369 (1, 9) (8, 8)	0-0 F8 1-2		0-0 FC6-4 1-2f			0-0 F8		0-0 6-3		4	0	0	0	0	0	2
Mike Hargrove, L OBP: 0.408, SLG: 0.399 (1, 3) BBB	4-0 BB			0-3 K		0-0 F2		0-0 2B 2B 1B		3	1	1	0	1	1	0
Gary Alexander, R OBP: 0.276, SLG: 0.368 (1, 10)	0-0 F9			0-0 5-3		0-0 2-3		0-0 2B 2B		4	1	1	0	0	0	1
Toby Harrah, R OBP: 0.378, SLG: 0.382 (1, 5)		0-0 5-3		4-0 1B BB		0-0 FC5-4 1B		4-0 2B 1B IBB		2	1	1	0	2	0	0
Bo Diaz, R OBP: 0.256, SLG: 0.348 (1, 2)		0-3 K		0-0 1-3 1B		0-0 FC5-4 HR		0-0 1B 2B		4	1	2	2	0	1	1
Rick Manning, L OBP: 0.327, SLG: 0.302 (1, 8) Joe Charboneau, R OBP: 0.354, SLG: 0.483 (7, PH) Dell Alston, L OBP: 0.321, SLG: 0.362 (8, 9)		0-3 K		0-3 K		0-0 HR		0-0 G6-4-3 1B		2	0	0	0	0	2	2
Dave Rosello, R OBP: 0.295, SLG: 0.320 (1, 4) Ron Hassey, L OBP: 0.386, SLG: 0.423 (8, PH) Jerry Dybzinski, R OBP: 0.278, SLG: 0.301 (9, 4)		0-0 G4-6-3 1B		0-3 K		0-0 5-3		0-0 G6-4-3		3	0	1	0	0	1	0
Tom Verzyer, R OBP: 0.301, SLG: 0.325 (1, 6)		0-0 G4-6-3		0-0 F7		0-0 FC5-4 1B				3	0	1	0	0	0	1

Inning Stats	R: 0	H: 1	R: 0	H: 0	R: 0	H: 2	R: 0	H: 0	R: 0	H: 0	R: 2	H: 3	R: 3	H: 4
	E: 0	LOB: 1	E: 0	LOB: 0	E: 0	LOB: 1	E: 0	LOB: 0	E: 0	LOB: 0	E: 0	LOB: 1	E: 0	LOB: 1
	K: 0	BB: 1	K: 2	BB: 0	K: 0	BB: 0	K: 1	BB: 0	K: 0	BB: 0	K: 0	BB: 0	K: 0	BB: 1
	S: 3	P: 7	S: 7	P: 7	S: 4	P: 4	S: 8	P: 12	S: 5	P: 5	S: 3	P: 3	S: 6	P: 10

PITCHER	IP	WLS	BF	H	R	ER	SO	BB	IBB	HBP	BLK	WP	HR	S	P	ERA	WHIP
Mike Flanagan, L ERA: 4.16 (1, 1)	7.1	L	33	10	5	5	5	2	1	0	0	0	1	40	52	6.14	1.636
Tippy Martinez, L ERA: 3.0 (8, 1)	0.0		1	1	0	0	0	0	0	0	0	0	0	1	1	∞	∞
Tim Stoddard, R ERA: 2.58 (8, 1)	0.2		1	0	0	0	0	0	0	0	0	0	0	1	1	0.00	0.000

**BOTTOM**

**Baltimore Orioles @ Cleveland Indians**  
**Cleveland Municipal Stadium, Cleveland, OH**  
 Fri Sep 26 1980, 7:05 PM EDT  
 Att. 6,362 - Unknown

livebaseballscores.com

AB	32
R	5
H	11
RBI	5
BB	3
SO	5
LOB	10



WP: 0	PA: 35
PB: 0	
SB: 0	
CS: 1	

WP	HR	S	P	ERA	WHIP
0	0	0	0	0	0

Batter	1	2	3	4	5	6	7	8	9	AB R H RBI BB SO LOB	TOP
<b>Al Bumbry, L</b> (1, 8) <small>OBP: 0.393, SLG: 0.429</small>	0-0 		0-0 		0-0 	0-0 4-3 		0-3 	5 1 3 0 0 1 2		
<b>Pat Kelly, L</b> (1, 7) <small>OBP: 0.357, SLG: 0.362</small> <b>Benny Ayala, R</b> (9, PH) <small>OBP: 0.345, SLG: 0.519</small>	0-0 4-3 		0-3 		4-0 	0-3 		0-0 	3 1 0 0 1 2 4 1 0 0 0 0 0 1		
<b>Ken Singleton, S</b> (1, 9) <small>OBP: 0.389, SLG: 0.467</small>	0-3 		0-0 1-3 		0-0 		0-0 	0-3 	5 1 1 1 0 2 4		
<b>Eddie Murray, S</b> (1, 3) <small>OBP: 0.359, SLG: 0.516</small>	0-3 			0-0 	0-0 		0-0 		4 0 1 2 0 1 1		
<b>Mike Flanagan, L</b> (1, 10) <b>Terry Crowley, L</b> (2, PH) <small>OBP: 0.366, SLG: 0.477</small>		0-0 		0-0 3-1 	0-0 		0-0 6-3 		0 0 0 0 0 0 0 4 0 1 0 0 0 0		
<b>Dan Graham, L</b> (1, 2) <small>OBP: 0.298, SLG: 0.444</small>		0-0 		0-0 2-3 	0-0 		0-0 		4 0 1 0 0 0 2		
<b>Doug DeCinces, R</b> (1, 5) <small>OBP: 0.317, SLG: 0.391</small>		0-0 			0-0 	0-0 		0-0 	4 2 2 0 0 0 1		
<b>Rich Dauer, R</b> (1, 4) <small>OBP: 0.338, SLG: 0.346</small>			0-0 		0-0 6-3 	0-0 		0-0 	4 0 1 0 0 0 2		
<b>Kiko Garcia, R</b> (1, 6) <small>OBP: 0.255, SLG: 0.234</small> <b>Lee May, R</b> (9, PH) <small>OBP: 0.290, SLG: 0.403</small> <b>Mark Belanger, R</b> (9, PR) <small>OBP: 0.258, SLG: 0.269</small>			0-0 4-3 		0-0 5-3 	0-0 		0-0 	3 0 1 1 0 0 1 1 0 1 0 0 0 0 0 0 0 0 0 0 0		
<b>Inning Stats</b>	R: 0 H: 1 E: 0 LOB: 1 K: 2 BB: 0 S: 8 P: 8	R: 0 H: 1 E: 0 LOB: 0 K: 0 BB: 0 S: 3 P: 3	R: 0 H: 2 E: 0 LOB: 2 K: 1 BB: 0 S: 7 P: 7	R: 0 H: 0 E: 0 LOB: 0 K: 0 BB: 0 S: 3 P: 3	R: 4 H: 5 E: 0 LOB: 2 K: 0 BB: 1 S: 8 P: 12	R: 1 H: 2 E: 0 LOB: 1 K: 1 BB: 0 S: 7 P: 7	R: 0 H: 0 E: 0 LOB: 0 K: 0 BB: 0 S: 3 P: 3	R: 0 H: 0 E: 0 LOB: 0 K: 0 BB: 0 S: 3 P: 3	R: 0 H: 1 E: 0 LOB: 1 K: 2 BB: 0 S: 8 P: 8	1B: 12 SF: 0 2B: 0 SAC: 0 3B: 0 DP: 1 HR: 0 HBP: 0	WP: 2 PA: 39 PB: 0 SB: 5 CS: 0
<b>PITCHER</b> <b>Len Barker, R</b> (1, 1) <small>ERA: 3.83</small> <b>Sid Monge, L</b> (9, 1) <small>ERA: 3.58</small>	IP WLS BF H R ER SO BB IBB HBP BLK WP HR S P ERA WHIP 8.0 W 36 12 5 5 4 1 0 0 0 2 0 0 7 7 0.00 0.000										

**Baltimore Orioles @ Cleveland Indians**  
 Cleveland Municipal Stadium, Cleveland, OH  
 Sat Sep 27 1980, 3:33 AM EDT  
 Att. 9,989 - Unknown

[livebaseballscorecards.com](http://livebaseballscorecards.com)

<b>AB</b>	<b>38</b>
<b>R</b>	<b>5</b>
<b>H</b>	<b>12</b>
<b>RBI</b>	<b>4</b>
<b>BB</b>	<b>1</b>
<b>SO</b>	<b>6</b>
<b>LOB</b>	<b>18</b>



Batter	1	2	3	4	5	6	7	8	9
Miguel Dilone, S (1, 7) OBP: 0.373, SLG: 0.429	4-0 S BB		X 0-0 1B 1B		X 0-0 6-3	0-0 6-3		X 0-0 F7	
Alan Bannister, R (1, 9) OBP: 0.348, SLG: 0.373	0-0 F8		X 0-0 1B 1-2		X 4-0 1B BB		X 0-0 1B SF8	X 0-0 1B 1-2	
Mike Hargrove, L (1, 3) OBP: 0.411, SLG: 0.401	4-0 G4-6-3 1-3 BB		X 0-0 G3		X 0-0 BB 2B		X 0-0 CI 1-3	X 0-0 1-3 2-H	
Gary Alexander, R (1, 10) OBP: 0.283, SLG: 0.370	0-0 G4-6-3			X 0-0 FC2-5 1B	X 4-0 1-2 2B		X 0-0 SF8		
Jorge Orta, L (7, PH) OBP: 0.380, SLG: 0.405	1-2f								
Toby Harrah, R (1, 5) OBP: 0.380, SLG: 0.383		X 0-0 F7		X 0-0 S FC2-5 1B	X 4-0 1-2 2-3 3-H 2B		X 4-0 CI BB		
Bo Diaz, R (1, 2) OBP: 0.257, SLG: 0.353		0-3 K		X 0-0 FC2-5 S	X 0-0 1-H 2-H 3-H 2B		X 0-1 CI G6-4-3		
Rick Manning, L (1, 8) OBP: 0.326, SLG: 0.300		0-0 4-3		0-3 K	0-0 4-3		X 0-0 G6-4-3		
Joe Charboneau, R (7, PH) OBP: 0.353, SLG: 0.482				1-2 2-3					
Dell Alston, L (8, 9) OBP: 0.321, SLG: 0.362									
Dave Rosello, R (1, 4) OBP: 0.293, SLG: 0.317			X 0-0 L1	X 0-3 K		X 0-0 L3		X 0-0 1B 1B	
Tom Verzyer, R (1, 6) OBP: 0.298, SLG: 0.322			X 0-0 6-3		X 0-0 5-3	X 0-0 F8		X 0-3 K	

Inning Stats		R: 0	H: 0	E: 0	K: 0	S: 2	R: 0	H: 0	E: 0	K: 1	S: 5	R: 0	H: 2	E: 0	K: 0	S: 5	R: 0	H: 2	E: 0	K: 2	S: 9	R: 4	H: 2	E: 0	K: 0	S: 5	R: 0	H: 0	E: 0	K: 0	S: 3	R: 1	H: 2	E: 1	K: 0	S: 5	R: 1	H: 3	E: 0	K: 1	S: 7
IP		6.0	0.1	1.2	PITCHER		IP		6.0	0.1	1.2	PITCHER		IP		6.0	0.1	1.2	PITCHER		IP		6.0	0.1	1.2	PITCHER		IP		6.0	0.1	1.2	PITCHER		IP		6.0	0.1	1.2		
WLS			L		WLS		WLS					WLS		WLS					WLS		WLS					WLS		WLS					WLS		WLS						
BF		30	3	6	BF		BF		30	3	6	BF		BF		30	3	6	BF		BF		30	3	6	BF		BF		30	3	6	BF		BF		30	3	6		
H		8	0	3	H		H		8	0	3	H		H		8	0	3	H		H		8	0	3	H		H		8	0	3	H		H		8	0	3		
R		5	0	1	R		R		5	0	1	R		R		5	0	1	R		R		5	0	1	R		R		5	0	1	R		R		5	0	1		
ER		5	0	1	ER		ER		5	0	1	ER		ER		5	0	1	ER		ER		5	0	1	ER		ER		5	0	1	ER		ER		5	0	1		
SO		3	0	1	SO		SO		3	0	1	SO		SO		3	0	1	SO		SO		3	0	1	SO		SO		3	0	1	SO		SO		3	0	1		
BB		0	0	0	BB		BB		0	0	0	BB		BB		0	0	0	BB		BB		0	0	0	BB		BB		0	0	0	BB		BB		0	0	0		
P		10	2	5	P		P		10	2	5	P		P		10	2	5	P		P		10	2	5	P		P		10	2	5	P		P		10	2	5		

BOTTOM

Baltimore Orioles @ Cleveland Indians  
 Cleveland Municipal Stadium, Cleveland, OH  
 Sat Sep 27 1980, 3:33 AM EDT  
 Att. 9,989 - Unknown

livebaseballscorecards.com

AB	31
R	6
H	11
RBI	6
BB	6
SO	4
LOB	17



WP: 0	PA: 39
PB: 0	SB: 4
CS: 0	

Batter	1	2	3	4	5	6	7	8	9	AB R H RBI BB SO LOB	TOP											
Al Bumbry, L (1, 8) OBP: 0.393, SLG: 0.430	0-0 6-3		0-3 K		0-0 G3		0-0 1B		0-0 2B	5 0 2 0 0 1 0												
Rich Dauer, R (1, 4) OBP: 0.341, SLG: 0.347	0-0 6-3		0-0 1B			0-0 P5	0-0 1B		4-0 BB	4 0 2 1 1 0 0												
Ken Singleton, S (1, 9) OBP: 0.391, SLG: 0.474 Mark Corey, R (8, 9) OBP: 0.382, SLG: 0.448	0-0 HR		0-0 1B			0-0 1B	0-3 K		0-0 F3	4 2 3 1 0 1 2 1 0 0 0 0 0 2												
Eddie Murray, S (1, 3) OBP: 0.357, SLG: 0.513	0-0 E9		0-0 1B			0-3 K	0-0 FC6-4			4 0 0 0 0 1 5												
Steve Stone, R (1, 10) Benny Ayala, R (1, PH) Pat Kelly, L (8, PH) OBP: 0.356, SLG: 0.360	0-3 K			0-0 5-3		0-0 1B		0-3 K		0 0 0 0 0 0 0 3 1 1 1 0 1 1 1 0 0 0 0 0 1 0												
Doug DeCinces, R (1, 5) OBP: 0.317, SLG: 0.397		0-0 F8		0-0 F7		0-0 HR		0-0 6-3		4 1 1 2 0 0 0												
Gary Roenicke, R (1, 7) OBP: 0.341, SLG: 0.385		0-0 F7		0-0 5-3		0-0 5-3		0-0 5-3		4 0 0 0 0 0 0												
Rick Dempsey, R (1, 2) OBP: 0.333, SLG: 0.417		0-0 F8			0-3 K		0-0 F7		0-0 F8	4 0 0 0 0 1 0												
Mark Belanger, R (1, 6) OBP: 0.258, SLG: 0.269			0-0 6-3		0-0 F8		0-0 1B		0-3 K	4 1 1 0 0 1 0												
<b>Inning Stats</b>	R: 1 E: 1 K: 1 S: 7	H: 1 LOB: 1 BB: 0 P: 7	R: 0 E: 0 K: 0 S: 3	H: 0 LOB: 0 BB: 0 P: 3	R: 0 E: 0 K: 1 S: 7	H: 2 LOB: 2 BB: 0 P: 7	R: 0 E: 0 K: 0 S: 3	H: 0 LOB: 0 BB: 0 P: 3	R: 0 E: 0 K: 1 S: 5	H: 0 LOB: 0 BB: 0 P: 5	R: 3 E: 0 K: 1 S: 8	H: 3 LOB: 0 BB: 0 P: 8	R: 1 E: 0 K: 1 S: 8	H: 3 LOB: 2 BB: 0 P: 8	R: 0 E: 0 K: 1 S: 5	H: 0 LOB: 0 BB: 0 P: 5	R: 0 E: 0 K: 1 S: 6	H: 1 LOB: 2 BB: 1 P: 10	1B: 7 2B: 1 3B: 0 HR: 2	SF: 0 SAC: 0 DP: 0 HBP: 0	WP: 1 PB: 0 SB: 0 CS: 0	PA: 39
<b>PITCHER</b>	IP WLS BF H R ER SO BB IBB HBP BLK WP HR S P ERA WHIP																					
Bob Owchinko, L (1, 1) ERA: 5.66	6.1 L 28 8 5 5 4 0 0 0 0 1 2 36 36 7.11 1.263																					
Sandy Wihtol, R (7, 1) ERA: 3.67	2.2 11 2 0 0 3 1 0 0 0 0 0 16 20 0.00 1.125																					

**Baltimore Orioles @ Cleveland Indians**  
**Cleveland Municipal Stadium, Cleveland, OH**

livebaseballscorecards.com

<b>AB</b>	<b>38</b>
<b>R</b>	<b>5</b>
<b>H</b>	<b>10</b>
<b>RBI</b>	<b>5</b>
<b>BB</b>	<b>1</b>
<b>SO</b>	<b>7</b>
<b>LOB</b>	<b>10</b>



Sun Sep 28 1980, 3:33 AM EDT  
Att: 10,631 - Unknown

Batter	1	2	3	4	5	6	7	8	9	AB	R	H	RBI	BB	SO	LOB
Miguel Dilone, S (1, 7) Gary Gray, R (9, 7) OBP: 0.374, SLG: 0.432 OBP: 0.188, SLG: 0.304	0-0 SH5-3 S 6-3 1B		0-0 FC6 S 1-2f		0-0 1B 3B		0-0 1-3	0-3 K		5	2	2	0	0	1	3
Rick Manning, L (1, 8) OBP: 0.327, SLG: 0.306	0-0 SH5-3 1-3		0-0 F7 1-2		0-0 4-3		0-0 BB 2B		0-0 FC1-5 2B	4	0	2	0	0	0	2
Mike Hargrove, L (1, 3) OBP: 0.413, SLG: 0.400	0-0 6-3 3-H			0-0 E6 BB 1B		4-0 1B BB	4-0 BB BB		4-0 WP FC1-5 BB	2	1	0	1	3	0	0
Ron Hassey, L (1, 2) Joe Charboneau, R (7, PH) Dell Alston, L (7, PR) Bo Diaz, R (8, 2) Dave Rosello, R (9, PR) OBP: 0.386, SLG: 0.422 OBP: 0.354, SLG: 0.482 OBP: 0.321, SLG: 0.362 OBP: 0.256, SLG: 0.351 OBP: 0.293, SLG: 0.317	0-0 4-3		0-0 F7		0-0 1-2 1B		4-0 FC4 BB		0-0 FC1-5 WP	3	0	1	1	0	0	1
Toby Harrah, R (1, 5) OBP: 0.379, SLG: 0.380		0-0 F2		4-0 1B BB		0-0 F7		0-0 FC4 1-2f	0-3 K	4	0	0	0	1	1	7
Alan Bannister, R (1, 9) OBP: 0.351, SLG: 0.375		4-0 CS BB		0-0 1-2 2-H 1B		0-0 F9		0-0 2B 1B	0-0 4-3	4	0	2	1	1	0	2
Jack Brohamer, L (1, 4) OBP: 0.311, SLG: 0.327		0-0 P4 1-2		0-0 F8		0-3 K		0-0 1-3 2B		4	0	1	0	0	1	3
Gary Alexander, R (1, 10) OBP: 0.282, SLG: 0.367			0-0 CS 1B		0-0 F8		0-3 K		0-3 K	4	0	1	0	0	2	4
Tom Verzyer, R (1, 6) Jorge Orta, L (8, PH) Jerry Dyzinski, R (9, 6) OBP: 0.298, SLG: 0.322 OBP: 0.380, SLG: 0.404 OBP: 0.278, SLG: 0.301			0-0 FC6 1B		0-0 F7		0-0 F3		0-3 K	3	0	1	0	0	0	0

Inning Stats	R: 1	H: 1	E: 0	K: 0	S: 4	LOB: 0	BB: 0	P: 4	R: 0	H: 0	E: 0	K: 0	S: 2	LOB: 0	BB: 1	P: 6	R: 0	H: 2	E: 0	K: 0	S: 4	LOB: 1	BB: 0	P: 4	R: 1	H: 1	E: 1	K: 0	S: 5	LOB: 2	BB: 1	P: 9	R: 1	H: 2	E: 0	K: 0	S: 5	LOB: 2	BB: 1	P: 9	R: 0	H: 0	E: 0	K: 2	S: 7	LOB: 0	BB: 0	P: 7	R: 0	H: 1	E: 0	K: 0	S: 4	LOB: 3	BB: 2	P: 12	R: 0	H: 2	E: 0	K: 3	S: 11	LOB: 2	BB: 0	P: 11	R: 0	H: 1	E: 0	K: 1	S: 6	LOB: 3	BB: 1	P: 10	1B: 6	2B: 3	3B: 1	HR: 0	SF: 0	SAC: 1	DP: 0	HBP: 0	WP: 1	PB: 0	SB: 2	CS: 2	PA: 42
--------------	------	------	------	------	------	--------	-------	------	------	------	------	------	------	--------	-------	------	------	------	------	------	------	--------	-------	------	------	------	------	------	------	--------	-------	------	------	------	------	------	------	--------	-------	------	------	------	------	------	------	--------	-------	------	------	------	------	------	------	--------	-------	-------	------	------	------	------	-------	--------	-------	-------	------	------	------	------	------	--------	-------	-------	-------	-------	-------	-------	-------	--------	-------	--------	-------	-------	-------	-------	--------

PITCHER	IP	WLS	BF	H	R	ER	SO	BB	IBB	HBP	BLK	WP	HR	S	P	ERA	WHIP
Jim Palmer, R (1, 1) ERA: 3.98	6.2	W	29	7	3	2	2	3	0	0	0	0	0	30	42	2.70	1.500
Tippy Martinez, L (7, 1) ERA: 3.05	0.0		1	0	0	0	0	1	0	0	0	0	0	4	4	∞	∞
Tim Stoddard, R (7, 1) ERA: 2.5	2.1	S	12	3	0	0	4	2	0	0	0	1	0	18	26	0.00	2.143

BOTTOM

Baltimore Orioles @ Cleveland Indians  
Cleveland Municipal Stadium, Cleveland, OH

Sun Sep 28 1980, 3:33 AM EDT  
Att. 10,631 - Unknown

livebaseballscorecards.com

AB	35
R	3
H	10
RBI	3
BB	6
SO	6
LOB	26



Batter	1	2	3	4	5	6	7	8	9	AB R H RBI BB SO LOB	TOP			
Al Bumbry, L (1, 8) OBP: 0.393, SLG: 0.431	4-0 BB G6-4-3		0-0 6-3		0-0 F8		0-0 L6		0-0 2B	4 0 1 0 1 0 0				
Rich Dauer, R (1, 4) OBP: 0.341, SLG: 0.351	0-0 G6-4-3 1-2f		0-0 4-3 2B		0-0 2B		0-0 F8		0-0 1-3	5 0 2 0 0 0 2				
Ken Singleton, S (1, 9) OBP: 0.391, SLG: 0.472	4-0 BB		0-0 4-3		0-0 1-3		0-0 4-3			3 0 0 0 1 0 2				
Gary Roenicke, R (7, 9) OBP: 0.341, SLG: 0.385	BB		2-3							0 0 0 0 0 0 0				
Eddie Murray, S (1, 3) OBP: 0.355, SLG: 0.509	0-0 F5		0-0 F8		0-0 4-3			0-0 3-1		4 0 0 0 0 0 3				
Pat Kelly, L (1, 7) OBP: 0.358, SLG: 0.363		0-0 E3 2B 6-3		0-0 F6		0-0 F8 2B S 1B		0-0 WP SF9 S 1B		4 3 2 0 0 0 0				
Mark Corey, R (8, 9) OBP: 0.382, SLG: 0.448										0 0 0 0 0 0 0				
Steve Stone, R (1, 10)		0-0	0-0 6-3		0-0 6-3		0-0 F8		0-0 SF9	0 0 0 0 0 0 0				
Terry Crowley, L (2, PH) OBP: 0.364, SLG: 0.479		1-3 2B				1-3		1-H		3 0 1 1 0 0 1				
Doug DeCinces, R (1, 5) OBP: 0.316, SLG: 0.402		0-0 6-3		0-0 HR		0-0 P5		0-0 1-3		4 1 1 2 0 0 2				
Rick Dempsey, R (1, 2) OBP: 0.335, SLG: 0.429		0-0 5-3		0-0 HR		0-0 1B 2B				4 1 2 2 0 0 1				
Mark Belanger, R (1, 6) OBP: 0.257, SLG: 0.268		0-0 4-3		0-0 F9		0-0 1B			0-0 4-3	4 0 1 0 0 0 1				
<b>Inning Stats</b>	R: 0 H: 0 E: 0 LOB: 1 K: 0 BB: 2 S: 2 P: 10	R: 1 H: 1 E: 1 LOB: 1 K: 0 BB: 0 S: 5 P: 5	R: 0 H: 1 E: 0 LOB: 1 K: 0 BB: 0 S: 4 P: 4	R: 2 H: 2 E: 0 LOB: 0 K: 0 BB: 0 S: 5 P: 5	R: 0 H: 1 E: 0 LOB: 1 K: 0 BB: 0 S: 4 P: 4	R: 1 H: 3 E: 0 LOB: 1 K: 0 BB: 0 S: 5 P: 5	R: 0 H: 0 E: 0 LOB: 0 K: 0 BB: 0 S: 3 P: 3	R: 1 H: 1 E: 0 LOB: 0 K: 0 BB: 0 S: 4 P: 4	R: 0 H: 1 E: 0 LOB: 1 K: 0 BB: 0 S: 4 P: 4	1B: 3 SF: 1 2B: 5 SAC: 0 3B: 0 DP: 1 HR: 2 HBP: 0	WP: 1 PA: 38 PB: 0 SB: 2 CS: 0			
<b>PITCHER</b>	IP WLS BF H R ER SO BB IBB HBP BLK WP HR S P ERA WHIP												<b>PITCHER</b>	IP WLS BF H R ER SO BB IBB HBP BLK WP HR S P ERA WHIP
Dick Drago, R (1, 1) ERA: 4.22	4.0 L 18 4 3 2 0 2 0 0 0 0 0 2 16 24 4.50 1.500													
Bill Campbell, R (5, 1) ERA: 3.95	4.0 16 5 2 2 0 0 0 0 0 0 1 0 16 16 4.50 1.250													
Luis Aponte, R (9, 1) ERA:	1.0 4 1 0 0 0 0 0 0 0 0 0 0 4 4 0.00 1.000													

**Baltimore Orioles @ Boston Red Sox**  
 Fenway Park, Boston, MA  
 Mon Sep 29 1980, 7:05 PM EDT  
 Unknown - 53 F

[livebaseballscorecards.com](http://livebaseballscorecards.com)

**AB 35**  
**R 5**  
**H 10**  
**RBI 5**  
**BB 2**  
**SO 0**  
**LOB 12**





Batter	1	2	3	4	5	6	7	8	9	AB	R	H	RBI	BB	SO	LOB
<b>Rick Burleson, R</b> OBP: 0.343, SLG: 0.367 (1, 6) X	0-0 1-3 ①			X 0-0 6-3 ① X	0-0 L4 ③			X 0-0 5-3 ①		4	0	0	0	0	0	1
<b>Dave Stapleton, R</b> OBP: 0.339, SLG: 0.468 (1, 4) S S S	0-3 K ②			X 0-0 BB 2B 1B		X 0-0 B5-3 ①		X 0-0 F9 ②		4	1	1	0	0	1	0
<b>Carlton Fisk, R</b> OBP: 0.356, SLG: 0.470 (1, 2) X	0-0 P4 ③			B B B B 4-0 2B 1-2 BB		X 0-0 L5 ②		X 0-0 F7 ③		3	0	0	0	1	0	0
<b>Jim Rice, R</b> OBP: 0.335, SLG: 0.499 (1, 7)		X 0-0 L4 ①		X 0-0 L9 ②		X 0-0 1B ③		X 0-0 HR		4	1	2	1	0	0	2
<b>Tony Perez, R</b> OBP: 0.315, SLG: 0.463 (1, 3)		X 0-0 F9 ②		X 0-0 1-3 2-H 2B		X 0-0 1-3 ③		S S S 0-3 K ①		4	0	1	1	0	1	1
<b>Garry Hancock, L</b> OBP: 0.270, SLG: 0.406 (1, 8)		X 0-0 F8 ③		X 0-0 P4 ③		X 0-0 2B		X 0-0 6-3 ②		4	0	1	0	0	0	2
<b>Dwight Evans, R</b> OBP: 0.350, SLG: 0.467 (1, 9)			X 0-0 B1-3 ①	B B B B 4-0 S BB		X 0-0 F3 ①		X 0-0 6-3 ③		3	0	0	0	1	0	1
<b>Chico Walker, S</b> OBP: 0.350, SLG: 0.353 (1, 10)			X 0-0 1-3 ②	X 0-0 B1-3 ①		X 0-0 6-3 ②		X 0-0 6-3 ②		3	0	0	0	0	0	2
<b>Glenn Hoffman, R</b> OBP: 0.330, SLG: 0.402 (1, 5)			X 0-0 P4 ③	X 0-0 F7 ②		X 0-0 P3 ③				3	0	0	0	0	0	2

<b>Inning Stats</b>	R: 0 E: 0 K: 1 S: 5	H: 0 LOB: 0 BB: 0 P: 5	R: 0 E: 0 K: 0 S: 3	H: 0 LOB: 0 BB: 0 P: 3	R: 0 E: 0 K: 0 S: 3	H: 0 LOB: 0 BB: 0 P: 3	R: 1 E: 0 K: 0 S: 5	H: 2 LOB: 2 BB: 1 P: 9	R: 0 E: 0 K: 0 S: 3	H: 0 LOB: 1 BB: 1 P: 7	R: 0 E: 0 K: 0 S: 4	H: 1 LOB: 1 BB: 0 P: 4	R: 0 E: 0 K: 0 S: 4	H: 1 LOB: 1 BB: 0 P: 4	R: 0 E: 0 K: 0 S: 3	H: 0 LOB: 0 BB: 0 P: 3	R: 1 E: 0 K: 1 S: 6	H: 1 LOB: 0 BB: 0 P: 6	1B: 2 2B: 2 3B: 0 HR: 1	SF: 0 SAC: 0 DP: 0 HBP: 0	WP: 0 PB: 0 SB: 1 CS: 0	PA: 34
---------------------	------------------------------	---------------------------------	------------------------------	---------------------------------	------------------------------	---------------------------------	------------------------------	---------------------------------	------------------------------	---------------------------------	------------------------------	---------------------------------	------------------------------	---------------------------------	------------------------------	---------------------------------	------------------------------	---------------------------------	----------------------------------	------------------------------------	----------------------------------	--------

<b>PITCHER</b> <b>Dennis Martinez, R</b> ERA: 4.2 (1, 1)	IP 9.0	WLS W	BF 34	H 5	R 2	ER 2	SO 2	BB 2	IBB 0	HBP 0	BLK 0	WP 0	HR 1	S 36	P 44	ERA 2.00	WHIP 0.778	<b>PITCHER</b>	IP 9.0	WLS W	BF 34	H 5	R 2	ER 2	SO 2	BB 2	IBB 0	HBP 0	BLK 0	WP 0	HR 1	S 36	P 44	ERA 2.00	WHIP 0.778
---	-----------	----------	----------	--------	--------	---------	---------	---------	----------	----------	----------	---------	---------	---------	---------	-------------	---------------	----------------	-----------	----------	----------	--------	--------	---------	---------	---------	----------	----------	----------	---------	---------	---------	---------	-------------	---------------

**BOTTOM**

**Baltimore Orioles @ Boston Red Sox**  
Fenway Park, Boston, MA  
Mon Sep 29 1980, 7:05 PM EDT  
Unknown - 53 F

AB	32
R	2
H	5
RBI	2
BB	2
SO	2
LOB	11



WP: 0	PA: 34
PB: 0	
SB: 1	
CS: 0	

livebaseballscorecards.com

Batter	1	2	3	4	5	6	7	8	9	AB	R	H	RBI	BB	SO	LOB	TOP										
<b>Al Bumbry, L</b> (1, 8) OBP: 0.392, SLG: 0.431	0-0 5-3	0-0 3-1			0-0 4-3		0-0 2B			4	0	1	0	0	0	0											
<b>Pat Kelly, L</b> (1, 7) OBP: 0.358, SLG: 0.359 <b>Gary Roenicke, R</b> (7, PH) OBP: 0.340, SLG: 0.384 (7, 7)	4-0 1B BB		0-0 4-3		0-0 F7	0-0 F9				2	1	0	0	1	0	0											
<b>Ken Singleton, S</b> (1, 9) OBP: 0.391, SLG: 0.475 <b>Mark Corey, R</b> (8, 9) OBP: 0.382, SLG: 0.448	0-0 1B 1B SF7 1B		0-3 K		0-0 HR	0-0 3B		0-0 6-3		4	2	2	1	0	1	0											
<b>Eddie Murray, S</b> (1, 3) OBP: 0.356, SLG: 0.514	0-0 1B 1-2 1B		0-0 F8		0-0 HR		0-0 4-3			4	1	2	2	0	0	0											
<b>Dennis Martinez, R</b> (1, 10) <b>Terry Crowley, L</b> (1, PH) <b>Lee May, R</b> (8, PH) OBP: 0.289, SLG: 0.401	0-0 1B 1-2 2-3 1B		0-0 F8		0-0 F8		0-3 K			0	0	0	0	0	0	0											
<b>Dan Graham, L</b> (1, 2) OBP: 0.300, SLG: 0.446 <b>Rick Dempsey, R</b> (7, 2) OBP: 0.334, SLG: 0.428	0-0 SF7		0-0 G6-3 1B		0-1 CI		0-0 6-3			1	0	1	1	0	0	0											
<b>Doug DeCinces, R</b> (1, 5) OBP: 0.314, SLG: 0.399 <b>Rich Dauer, R</b> (7, 5) OBP: 0.342, SLG: 0.353	0-0 F7		0-0 G6-3 1-2f		0-0 5-3		0-0 G1-6-3 1B			3	0	0	0	0	0	4											
<b>Lenn Sakata, R</b> (1, 4) OBP: 0.233, SLG: 0.321 <b>Benny Ayala, R</b> (9, PH) OBP: 0.343, SLG: 0.513 <b>Mark Belanger, R</b> (9, 6) OBP: 0.257, SLG: 0.268		0-0 6-3		0-0 5-3		0-3 K		0-0 G1-6-3 1-2f		3	0	0	0	0	1	0											
<b>Kiko Garcia, R</b> (1, 6) OBP: 0.252, SLG: 0.231 (9, 4)		0-0 6-3		0-0 6-3		0-3 K				1	0	0	0	0	0	0											
<b>Inning Stats</b>	R: 2 E: 0 K: 0 S: 6	H: 3 LOB: 2 BB: 1 P: 10	R: 0 E: 0 K: 0 S: 3	H: 0 LOB: 0 BB: 0 P: 3	R: 0 E: 0 K: 1 S: 5	H: 0 LOB: 0 BB: 0 P: 5	R: 0 E: 0 K: 0 S: 3	H: 1 LOB: 0 BB: 0 P: 3	R: 0 E: 1 K: 0 S: 6	H: 2 LOB: 1 BB: 0 P: 6	R: 0 E: 0 K: 2 S: 8	H: 1 LOB: 1 BB: 0 P: 8	R: 0 E: 0 K: 1 S: 5	H: 0 LOB: 0 BB: 0 P: 5	R: 0 E: 0 K: 0 S: 3	H: 1 LOB: 0 BB: 0 P: 3	1B: 5 2B: 1 3B: 1 HR: 1	SF: 1 SAC: 0 DP: 2 HBP: 0	WP: 0 PB: 0 SB: 1 CS: 0	PA: 35							
<b>PITCHER</b>	IP	WLS	BF	H	R	ER	SO	BB	IBB	HBP	BLK	WP	HR	S	P	ERA	WHIP										
<b>Keith MacWhorter, R</b> (1, 1) ERA: 5.82	6.2	L	28	7	4	4	3	1	0	0	0	0	1	33	37	5.40	1.200										
<b>Tom Burgmeier, L</b> (7, 1) ERA: 2.0	2.1		7	1	0	0	1	0	0	0	0	0	0	9	9	0.00	0.429										

**Baltimore Orioles @ Boston Red Sox**  
**Fenway Park, Boston, MA**  
 Mon Sep 29 1980, 7:05 PM EDT  
 Att. 23,002 - Unknown - 53 F

livebaseballscorecards.com

<b>AB</b>	<b>32</b>
<b>R</b>	<b>4</b>
<b>H</b>	<b>8</b>
<b>RBI</b>	<b>4</b>
<b>BB</b>	<b>1</b>
<b>SO</b>	<b>4</b>
<b>LOB</b>	<b>6</b>



Batter	1	2	3	4	5	6	7	8	9	AB	R	H	RBI	BB	SO	LOB
Rick Burleson, R OBP: 0.342, SLG: 0.367 (1, 6)	0-0 F7	0-0 F9			0-0 2B		0-0 4-3		0-0 4-3	5	1	1	0	0	0	3
Dave Stapleton, R OBP: 0.340, SLG: 0.470 (1, 3)	0-0 1B	0-0 G5-3			0-0 2B			0-0 6-3		4	1	2	1	0	0	2
Garry Hancock, L OBP: 0.269, SLG: 0.394 (1, 8)	4-0 1B				0-0 F8			0-0 6-3		3	0	0	0	1	0	1
Jim Rice, R OBP: 0.337, SLG: 0.501 (1, 7)	0-0 1B				0-0 6-3			0-0 2B		4	0	2	1	0	1	1
Dave Rader, L OBP: 0.390, SLG: 0.488 (1, 10)	0-0 F9				0-3 K			4-0 BB		3	0	0	0	1	1	2
Reid Nichols, R OBP: 0.267, SLG: 0.154 (8, PR)					0-3 K			0-0 BB		0	0	0	0	0	0	0
Dwight Evans, R OBP: 0.347, SLG: 0.463 (1, 9)	0-0 F9				0-0 4-3			0-0 F9		4	0	0	0	0	1	4
Chico Walker, S OBP: 0.386, SLG: 0.361 (1, 4)					0-3 K			4-0 BB		2	1	1	0	2	1	0
Rich Gedman, L OBP: 0.263, SLG: 0.263 (1, 2)					0-3 K			0-0 CS		4	0	1	0	0	2	1
Sam Bowen, R OBP: 0.300, SLG: 0.125 (9, PR)					0-3 K			0-3 K		0	0	0	0	0	0	0
Glenn Hoffman, R OBP: 0.330, SLG: 0.401 (1, 5)					0-0 5-3			0-0 G3		3	0	1	1	0	0	0
Carlton Fisk, R OBP: 0.355, SLG: 0.469 (9, PH)								0-3 K		1	0	0	0	0	1	1

Inning Stats	R: 1	H: 2	E: 0	K: 0	S: 5	H: 2	LOB: 2	BB: 1	P: 9	R: 1	H: 3	E: 0	K: 0	S: 5	H: 0	LOB: 1	BB: 0	P: 5	R: 0	H: 0	E: 0	K: 2	S: 7	H: 0	LOB: 0	BB: 0	P: 7	R: 0	H: 0	E: 0	K: 2	S: 7	R: 1	H: 2	E: 0	K: 0	S: 5	R: 0	H: 0	E: 0	K: 1	S: 5	H: 0	LOB: 0	BB: 1	P: 6	R: 0	H: 0	E: 0	K: 1	S: 5	H: 0	LOB: 0	BB: 0	P: 5	R: 0	H: 1	E: 0	K: 1	S: 6	H: 1	LOB: 2	BB: 1	P: 10	R: 0	H: 0	E: 0	K: 1	S: 5	H: 0	LOB: 1	BB: 1	P: 9	1B: 5	2B: 3	3B: 0	HR: 0	SF: 0	SAC: 0	DP: 1	HBP: 0	WP: 0	PB: 0	SB: 0	CS: 1	PA: 38
--------------	------	------	------	------	------	------	--------	-------	------	------	------	------	------	------	------	--------	-------	------	------	------	------	------	------	------	--------	-------	------	------	------	------	------	------	------	------	------	------	------	------	------	------	------	------	------	--------	-------	------	------	------	------	------	------	------	--------	-------	------	------	------	------	------	------	------	--------	-------	-------	------	------	------	------	------	------	--------	-------	------	-------	-------	-------	-------	-------	--------	-------	--------	-------	-------	-------	-------	--------

PITCHER	IP	WLS	BF	H	R	ER	SO	BB	IBB	HBP	BLK	WP	HR	S	P	ERA	WHIP
Steve Stone, R ERA: 3.29 (1, 1)	6.0	W	25	7	3	3	4	2	0	0	0	0	0	31	39	4.50	1.500
Sammy Stewart, R ERA: 3.49 (7, 1)	3.0	S	12	1	0	0	3	2	0	0	0	0	0	16	24	0.00	1.000

**BOTTOM**

**Baltimore Orioles @ Boston Red Sox**  
 Fenway Park, Boston, MA  
 Mon Sep 29 1980, 7:05 PM EDT  
 Att: 23,002 - Unknown - 53 F

<b>AB</b>	<b>33</b>
<b>R</b>	<b>3</b>
<b>H</b>	<b>8</b>
<b>RBI</b>	<b>3</b>
<b>BB</b>	<b>4</b>
<b>SO</b>	<b>7</b>
<b>LOB</b>	<b>15</b>



[livebaseballscorecards.com](http://livebaseballscorecards.com)

Batter	1	2	3	4	5	6	7	8	9	AB	R	H	RBI	BB	SO	LOB	TOP										
<b>Al Bumbry, L</b> (1, 8) OBP: 0.392, SLG: 0.431	0-0 4-3		0-0 F7	0-0 1B	0-0 1B			0-0 4-3		5	1	2	2	0	0	1											
<b>Rich Dauer, R</b> (1, 4) OBP: 0.343, SLG: 0.353	0-0 F3		0-0 FC3-6	0-0 1B	0-0 K			0-0 6-3		5	1	2	1	0	1	1											
<b>Ken Singleton, S</b> (1, 7) OBP: 0.393, SLG: 0.482	0-0 HR		0-0 FC3-6	0-0 1B				0-3 K		5	2	3	2	0	1	1											
<b>Mark Corey, R</b> (8, 9) OBP: 0.382, SLG: 0.448			1-2f 2-H	1-3 2-H						0	0	0	0	0	0	0											
<b>Eddie Murray, S</b> (1, 3) OBP: 0.357, SLG: 0.522	0-3 K		0-0 1B	0-0 HR				0-0 G3		5	2	3	3	0	1	1											
<b>Steve Stone, R</b> (1, 10) OBP: 0.365, SLG: 0.471		4-0 2B	4-0 BB	0-0 4-3				0-0 F8		0	0	0	0	0	0	0											
<b>Terry Crowley, L</b> (2, PH)									0-0 3-1	3	0	0	0	2	0	1											
<b>Dan Graham, L</b> (1, 2) OBP: 0.301, SLG: 0.457		0-3 K	0-3 K						0-0 1B	5	1	2	2	0	3	3											
<b>Rick Dempsey, R</b> (9, 2) OBP: 0.334, SLG: 0.428									3-H	0	0	0	0	0	0	0											
<b>Doug DeCinces, R</b> (1, 5) OBP: 0.317, SLG: 0.404		0-0 1-H		4-0 1B	0-0 6-3			0-0 5-3		4	2	2	0	1	0	1											
<b>Gary Roenicke, R</b> (1, 9) OBP: 0.338, SLG: 0.378		0-3 K		0-0 F7	0-3 K			4-0 BB		4	0	0	0	1	3	4											
<b>Mark Belanger, R</b> (1, 6) OBP: 0.261, SLG: 0.269			4-0 1B	0-0 1B	0-0 6-3			0-3 K		3	2	1	0	1	1	2											
<b>Inning Stats</b>	R: 1 E: 0 K: 1 S: 6	H: 1 LOB: 0 BB: 0 P: 6	R: 0 E: 0 K: 2 S: 7	H: 1 LOB: 1 BB: 1 P: 11	R: 2 E: 1 K: 1 S: 7	H: 2 LOB: 2 BB: 2 P: 15	R: 5 E: 0 K: 0 S: 7	H: 5 LOB: 0 BB: 1 P: 11	R: 2 E: 0 K: 2 S: 10	H: 3 LOB: 1 BB: 0 P: 10	R: 0 E: 0 K: 0 S: 3	H: 1 LOB: 0 BB: 0 P: 3	R: 0 E: 0 K: 2 S: 7	H: 0 LOB: 1 BB: 1 P: 11	R: 0 E: 0 K: 1 S: 5	H: 0 LOB: 0 BB: 0 P: 5	R: 1 E: 0 K: 1 S: 7	H: 2 LOB: 1 BB: 0 P: 7	1B: 9 2B: 3 3B: 0 HR: 3	SF: 0 SAC: 0 DP: 1 HBP: 0	WP: 0 PB: 0 SB: 0 CS: 0	PA: 44					
<b>PITCHER</b>	IP	WLS	BF	H	R	ER	SO	BB	IBB	HBP	BLK	WP	HR	S	P	ERA	WHIP										
<b>Steve Renko, R</b> (1, 1) ERA: 4.19	3.2	L	21	8	7	6	4	4	0	0	0	0	1	25	41	14.73	3.273										
<b>Mike Torrez, R</b> (4, 1) ERA: 5.08	1.0		7	4	3	3	1	0	0	0	0	0	2	9	9	27.00	4.000										
<b>Win Remmerswaal, R</b> (5, 1) ERA: 4.67	4.1		16	3	1	1	5	1	0	0	0	0	0	25	29	2.08	0.923										

**Baltimore Orioles @ Boston Red Sox**  
**Fenway Park, Boston, MA**  
 Tue Sep 30 1980, 7:05 PM EDT  
 Att. 18,393 - Unknown - 66 F

livebaseballscorecards.com

<b>AB</b>	39
<b>R</b>	11
<b>H</b>	15
<b>RBI</b>	10
<b>BB</b>	5
<b>SO</b>	10
<b>LOB</b>	15



Batter	1	2	3	4	5	6	7	8	9	AB	R	H	RBI	BB	SO	LOB
Rick Burleson, R OBP: 0.342, SLG: 0.369 (1, 6)	0-0 5-3		0-0 4-3		0-0 6-3		0-0 2B		0-0 HR	5	1	2	0	0	0	0
Dave Stapleton, R OBP: 0.341, SLG: 0.470 (1, 4)	0-0 E5 1B		0-0 FC1-5-4 1B		0-0 F8		0-0 6-3		0-0 F8	5	0	2	0	0	0	2
Carlton Fisk, R OBP: 0.355, SLG: 0.475 (1, 2)	0-0 E5 PO 1-2		0-0 F9		0-3 K2-3		0-0 HR	1B	0-0 HR	5	2	2	2	0	1	2
Jim Rice, R OBP: 0.337, SLG: 0.508 (1, 7)	0-0 PO 1-2	0-0 E5 1B	0-0 FC1-5-4		0-0 F9		0-0 HR	1B	0-0 2B	5	2	2	2	0	0	1
Tony Perez, R OBP: 0.317, SLG: 0.464 (1, 3)		0-0 FC3-5 2-H 1B		0-0 G6-4-3 1B		0-0 1B		0-0 6-3	0-0 4-3	5	0	3	1	0	0	1
Dwight Evans, R OBP: 0.350, SLG: 0.471 (1, 9)		4-0 FC3-5 1-2 BB		0-0 G6-4-3 1-2f		0-0 FC6-4 1B		0-0 HR		3	1	2	1	1	0	1
Chico Walker, S OBP: 0.375, SLG: 0.350 (1, 10)		0-0 FC3-5 1-2 2-3f		0-0 FC5-4 1B		0-0 FC6-4 1-2f		0-0 G3		4	0	1	0	0	0	4
Glenn Hoffman, R OBP: 0.326, SLG: 0.396 (1, 5)		0-0 F7		0-0 FC5-4 1-2f		0-0 5-3		0-0 6-3		4	0	0	0	0	0	3
Reid Nichols, R OBP: 0.222, SLG: 0.125 (1, 8)		0-0 1-3		0-0 F9		0-0 P6		0-3 K		3	0	0	0	0	0	2
Garry Hancock, L OBP: 0.267, SLG: 0.390 (9, PH)										1	0	0	0	0	1	0


Inning Stats	R: 0	H: 1	E: 1	K: 0	S: 3	LOB: 0	BB: 0	P: 3	R: 1	H: 1	E: 1	K: 0	S: 5	LOB: 2	BB: 1	P: 9	R: 0	H: 1	E: 0	K: 0	S: 4	LOB: 1	BB: 0	P: 4	R: 0	H: 2	E: 0	K: 0	S: 4	LOB: 1	BB: 0	P: 4	R: 0	H: 0	E: 0	K: 1	S: 7	LOB: 2	BB: 0	P: 7	R: 0	H: 1	E: 0	K: 0	S: 4	LOB: 1	BB: 0	P: 4	R: 3	H: 3	E: 0	K: 0	S: 6	LOB: 0	BB: 0	P: 6	R: 2	H: 3	E: 0	K: 1	S: 8	LOB: 1	BB: 0	P: 8	1B: 9	SF: 0	2B: 2	SAC: 0	3B: 0	DP: 1	HR: 3	HBP: 0	WP: 0	PA: 42
--------------	------	------	------	------	------	--------	-------	------	------	------	------	------	------	--------	-------	------	------	------	------	------	------	--------	-------	------	------	------	------	------	------	--------	-------	------	------	------	------	------	------	--------	-------	------	------	------	------	------	------	--------	-------	------	------	------	------	------	------	--------	-------	------	------	------	------	------	------	--------	-------	------	-------	-------	-------	--------	-------	-------	-------	--------	-------	--------

PITCHER	IP	WLS	BF	H	R	ER	SO	BB	IBB	HBP	BLK	WP	HR	S	P	ERA	WHIP
Mike Flanagan, L ERA: 4.12 (1, 1)	7.0		31	10	3	2	1	1	0	0	0	0	1	32	36	2.57	1.571
Dave Ford, R ERA: 4.37 (8, 1)	1.2		9	4	3	3	1	0	0	0	0	0	2	11	11	16.20	2.400
Tim Stoddard, R ERA: 2.49 (9, 1)	0.1		1	0	0	0	0	0	0	0	0	0	0	1	1	0.00	0.000

**BOTTOM**

**Baltimore Orioles @ Boston Red Sox**  
 Fenway Park, Boston, MA  
 Tue Sep 30 1980, 7:05 PM EDT  
 Att: 18,393 - Unknown - 66 F

AB 40  
 R 6  
 H 14  
 RBI 6  
 BB 1  
 SO 2  
 LOB 16



PITCHER	IP	WLS	BF	H	R	ER	SO	BB	IBB	HBP	BLK	WP	HR	S	P	ERA	WHIP
---------	----	-----	----	---	---	----	----	----	-----	-----	-----	----	----	---	---	-----	------

Batter	1	2	3	4	5	6	7	8	9	AB R H RBI BB SO LOB	TOP											
Al Bumbry, L OBP: 0.393, SLG: 0.432 (1, 8) X	0-0 G3 1B 2B	0-0 F8		0-0 L4	4-0 2B IBB		0-0 SH1-3 1-2			3 2 1 0 1 0 0	<p><b>Baltimore Orioles @ Boston Red Sox</b></p> <p>Fenway Park, Boston, MA</p> <p>Wed Oct 01 1980, 7:05 PM EDT</p> <p>Att. 16,781 - Unknown - 60 F</p>											
Rich Dauer, R OBP: 0.342, SLG: 0.357 (1, 4) X (8, 5)	0-0 G3 2-3		0-0 P4	0-0 HR	0-0 P4		0-0 5-3			5 1 1 1 0 0 5												
Ken Singleton, S OBP: 0.396, SLG: 0.488 Mark Corey, R OBP: 0.382, SLG: 0.448 (1, 9) X (8, 9)	0-0 HR 1B		0-0 HR 2B	0-0 1B	0-0 2B			0-0 4-3		5 2 4 4 0 0 0 0 0 0 0 0 0 0												
Eddie Murray, S OBP: 0.358, SLG: 0.525 (1, 3) X	0-0 1-H HR		0-0 1-3	0-0 P4	0-0 G3			0-0 1B 1B		5 1 2 2 0 0 3												
Pat Kelly, L OBP: 0.368, SLG: 0.369 Kiko Garcia, R OBP: 0.252, SLG: 0.231 (1, 7) B (8, 4) B	4-0 S BB		4-0 HR BB		0-0 1B 2B	0-0 F9		0-0 G4-6-3 1B		3 2 2 0 2 0 0 0 0 0 0 0 0 0												
Steve Stone, R (1, 10) X	0-0 F7		0-0 1-H 2-H HR		4-0 1B 1B BB	0-3 K		0-0 G4-6-3 1-2f		0 0 0 0 0 0 0 4 2 1 3 1 1 3												
Dan Graham, L OBP: 0.304, SLG: 0.457 Rick Dempsey, R OBP: 0.333, SLG: 0.427 (1, 2) S (9, PH) S (9, 2)	0-3 K 1-2		0-0 1B		0-0 SH2-4 1B 1B	0-0 4-3		0-3 K		4 1 2 1 0 1 1 1 0 0 0 0 1 0												
Doug DeCinces, R OBP: 0.316, SLG: 0.403 Gary Roenicke, R OBP: 0.340, SLG: 0.378 (1, 5) X (8, 7)		0-0 5-3	0-0 5-3		0-0 SH2-4 2B 1B		0-0 5-3		4-0 G4-6-3 BB	4 1 1 1 0 0 1 0 0 0 0 1 0 0												
Mark Belanger, R OBP: 0.261, SLG: 0.269 (1, 6) X		0-0 4-3		0-0 L6	0-0 SH2-4		0-0 SH1-3 1B		0-0 G4-6-3 1-2f	4 0 1 0 0 0 1												
<b>Inning Stats</b>	R: 3 E: 0 K: 1 S: 8	H: 3 LOB: 1 BB: 1 P: 12	R: 0 E: 0 K: 0 S: 3	H: 0 LOB: 0 BB: 0 P: 3	R: 3 E: 0 K: 0 S: 6	H: 3 LOB: 1 BB: 1 P: 10	R: 1 E: 0 K: 0 S: 5	H: 2 LOB: 1 BB: 0 P: 5	R: 5 E: 0 K: 0 S: 7	H: 4 LOB: 1 BB: 2 P: 15		R: 0 E: 0 K: 1 S: 5	H: 0 LOB: 0 BB: 0 P: 5	R: 0 E: 0 K: 0 S: 4	H: 1 LOB: 1 BB: 0 P: 4	R: 0 E: 0 K: 0 S: 4	H: 2 LOB: 1 BB: 0 P: 4	R: 0 E: 0 K: 1 S: 4	H: 0 LOB: 0 BB: 1 P: 8	1B: 8 2B: 4 3B: 0 HR: 3	SF: 0 SAC: 2 DP: 2 HBP: 0	WP: 0 PB: 0 SB: 1 CS: 0
<b>PITCHER</b>	IP WLS BF H R ER SO BB IBB HBP BLK WP HR S P ERA WHIP											<b>PITCHER</b>	IP WLS BF H R ER SO BB IBB HBP BLK WP HR S P ERA WHIP									
Dennis Eckersley, R ERA: 4.28 (1, 1)	3.2 L 21 8 7 7 1 2 0 0 0 0 3 21 29 17.18 2.727																					
Bill Campbell, R ERA: 4.79 (4, 1)	0.1 5 3 4 4 0 1 0 0 0 0 0 4 8 108.00 12.000																					
Luis Aponte, R ERA: 1.29 (5, 1)	4.0 16 4 1 1 1 0 1 0 0 0 0 17 21 2.25 1.000																					
Bruce Hurst, L ERA: 9.1 (9, 1)	1.0 3 0 0 0 0 1 1 0 0 0 0 4 8 0.00 1.000																					

livebaseballscorecards.com

<b>AB</b>	38
<b>R</b>	12
<b>H</b>	15
<b>RBI</b>	12
<b>BB</b>	5
<b>SO</b>	3
<b>LOB</b>	14



Batter	1	2	3	4	5	6	7	8	9	AB	R	H	RBI	BB	SO	LOB
<b>Rick Burleson, R</b> OBP: 0.341, SLG: 0.366 (1, 6)	0-0 6-3	4-0 2B 1-2 2-3 BB	0-0 6-3		0-0 6-3		0-0 G4-3			4	0	0	1	1	0	2
<b>Dave Stapleton, R</b> OBP: 0.337, SLG: 0.465 (1, 4)	0-0 6-3	0-0 SF7	0-0 F9			0-0 6-3	0-0 F8			4	0	0	1	0	0	1
<b>Jim Rice, R</b> OBP: 0.340, SLG: 0.510 (1, 7)	4-0 1B 1B BB	0-0 2B			0-3 K	0-0 HR 1B		0-0 4-3		4	2	2	1	1	1	0
<b>Tony Perez, R</b> OBP: 0.321, SLG: 0.471 (1, 3)	0-0 1B 1-3 1B	4-0 IBB			4-0 BB BB	0-0 HR		0-0 F9		3	1	2	2	2	0	0
<b>Carlton Fisk, R</b> OBP: 0.356, SLG: 0.474 (1, 2)	0-0 1-2 3-H 1B	0-0 F9			0-0 F7	0-0 6-3 1B 1B		0-0 5-3		5	1	2	1	0	0	4
<b>Dwight Evans, R</b> OBP: 0.351, SLG: 0.471 (1, 9)	0-0 F2				0-0 F8 2B 2B	4-0 1-2 BB	0-0 6-3		0-0 5-3	4	1	1	0	1	0	3
<b>Gary Allenson, R</b> OBP: 0.444, SLG: 0.449 (1, 10)		0-0 BB SF7 1B 1B			0-0 F8	0-3 K	0-0 FC6-4 1B		0-0 G1-4-3 1B	2	1	1	0	0	0	1
<b>Garry Hancock, L</b> OBP: 0.278, SLG: 0.398 (4, PH)					2-3		2-H 1B			3	0	2	1	0	1	2
<b>Glenn Hoffman, R</b> OBP: 0.324, SLG: 0.396 (1, 5)		0-0 F8	0-0 1B 6-3 2B		0-0 6-3	0-0 FC6-4	0-0 1-2f 1B		0-0 G1-4-3	5	1	1	1	0	0	3
<b>Reid Nichols, R</b> OBP: 0.318, SLG: 0.250 (1, 8)		0-0 BB 2B 1B	0-0 1B		0-0 B1-3		0-0 G4-3 1B			4	1	3	0	0	0	0

Inning Stats	R: 1	H: 2	E: 0	K: 0	S: 5	H: 2	LOB: 2	BB: 1	P: 9	R: 2	H: 3	E: 0	K: 0	S: 6	H: 3	LOB: 3	BB: 2	P: 14	R: 2	H: 3	E: 0	K: 0	S: 6	H: 0	LOB: 1	BB: 0	P: 6	R: 0	H: 0	E: 0	K: 2	S: 7	H: 0	LOB: 2	BB: 2	P: 15	R: 0	H: 0	E: 0	K: 0	S: 3	H: 0	LOB: 0	BB: 0	P: 3	R: 3	H: 4	E: 0	K: 0	S: 7	H: 4	LOB: 1	BB: 0	P: 7	R: 0	H: 1	E: 0	K: 0	S: 3	H: 0	LOB: 0	BB: 0	P: 3	R: 0	H: 0	E: 0	K: 0	S: 3	H: 0	LOB: 0	BB: 0	P: 3	R: 0	H: 1	E: 0	K: 0	S: 3	H: 1	LOB: 0	BB: 0	P: 3	1B: 10	2B: 3	3B: 0	HR: 1	SF: 1	SAC: 0	DP: 2	HBP: 0	WP: 0	PB: 0	SB: 0	CS: 0	PA: 44
--------------	------	------	------	------	------	------	--------	-------	------	------	------	------	------	------	------	--------	-------	-------	------	------	------	------	------	------	--------	-------	------	------	------	------	------	------	------	--------	-------	-------	------	------	------	------	------	------	--------	-------	------	------	------	------	------	------	------	--------	-------	------	------	------	------	------	------	------	--------	-------	------	------	------	------	------	------	------	--------	-------	------	------	------	------	------	------	------	--------	-------	------	--------	-------	-------	-------	-------	--------	-------	--------	-------	-------	-------	-------	--------

PITCHER	IP	WLS	BF	H	R	ER	SO	BB	IBB	HBP	BLK	WP	HR	S	P	ERA	WHIP
<b>Scott McGregor, L</b> ERA: 3.38 (1, 1)	2.1		17	7	5	5	0	2	1	0	0	0	0	14	26	19.29	3.857
<b>Sammy Stewart, R</b> ERA: 3.63 (3, 1)	3.1	W	17	5	3	3	2	2	0	0	0	0	1	19	27	8.10	2.100
<b>Dennis Martinez, R</b> ERA: 4.05 (6, 1)	3.1	S	10	2	0	0	0	0	0	0	0	0	0	10	10	0.00	0.600

**BOTTOM**

**Baltimore Orioles @ Boston Red Sox**  
Fenway Park, Boston, MA  
Wed Oct 01 1980, 7:05 PM EDT  
Att: 16,781 - Unknown - 60 F

livebaseballscorecards.com

<b>AB</b>	<b>38</b>
<b>R</b>	<b>8</b>
<b>H</b>	<b>14</b>
<b>RBI</b>	<b>8</b>
<b>BB</b>	<b>5</b>
<b>SO</b>	<b>2</b>
<b>LOB</b>	<b>16</b>







Batter	1	2	3	4	5	6	7	8	9	10	11	12	13
Al Bumbry, L OBP: 0.392, SLG: 0.431 (1, 8)	0-3 K	0-0 4-3			0-0 6-3 1B		0-0 WP E 1B 1B		0-0 F7		0-0 F8		
Rich Dauer, R OBP: 0.340, SLG: 0.354 (1, 4)	4-0 1B FC5-2 BB		0-0 P4		0-0 L8		0-0 5-3 1-2		0-0 P6		0-0 F8		
Ken Singleton, S OBP: 0.396, SLG: 0.487 Mark Corey, R OBP: 0.361, SLG: 0.419 (1, 9) (8, 9)	0-0 1-3 FC5-2 1B		4-0 FC5-4 BB		0-0 6-3 1-2		0-3 K		0-0 4-3		0-0 1-3		
Eddie Murray, S OBP: 0.356, SLG: 0.522 (1, 3)	0-0 1-2 FC5-2		0-0 1-2 FC5-4 1B		0-0 L3		0-0 2-H BB 1B		0-0 4-3		0-0 F3		
Doug DeCinces, R OBP: 0.317, SLG: 0.401 (1, 5)	0-0 3-H F7		0-0 1-2 1B		0-0 P2		4-0 1-2 BB		0-0 6-3		0-3 K		
Jim Palmer, R Benny Ayala, R OBP: 0.337, SLG: 0.506 (1, 10) (2, PH)		0-0 3B 2B	0-3 K		0-0 F9		0-3 K		0-3 K		0-0 F8		
Gary Roenicke, R OBP: 0.343, SLG: 0.387 (1, 7)		0-0 F9		0-0 6-3		4-0 1B BB		0-0 5-3		4-0 SH3-4 BB		0-0 HR	
Rick Dempsey, R OBP: 0.333, SLG: 0.425 (1, 2)		0-0 6-3		0-0 P5		0-0 1-2 FC6-4 1B		0-0 5-3		0-0 SH3-4		0-0 1-2	
Mark Belanger, R OBP: 0.261, SLG: 0.276 Drungo Hazewood, R (11, PH) Bobby Bonner, R (12, 6)		0-0 2-H 3B		0-0 F8		0-0 1-2 FC6-4		0-0 6-3		0-0 F8			

Inning Stats	R: 0	H: 1	E: 0	LOB: 2	K: 1	S: 6	P: 10	R: 1	H: 2	E: 0	LOB: 1	K: 0	S: 5	P: 5	R: 0	H: 1	E: 0	LOB: 2	K: 1	S: 6	P: 10	R: 0	H: 0	E: 0	LOB: 0	K: 0	S: 3	P: 3	R: 0	H: 1	E: 0	LOB: 2	K: 0	S: 4	P: 4	R: 1	H: 2	E: 0	LOB: 2	K: 2	S: 9	P: 13	R: 0	H: 0	E: 0	LOB: 0	K: 0	S: 3	P: 3	R: 0	H: 0	E: 0	LOB: 0	K: 0	S: 3	P: 3	R: 0	H: 0	E: 0	LOB: 1	K: 0	S: 3	P: 7	R: 0	H: 0	E: 0	LOB: 0	K: 0	S: 3	P: 3	R: 1	H: 1	E: 0	LOB: 0	K: 1	S: 5	P: 5	1B: 6	2B: 1	3B: 1	SF: 0	SAC: 1	DP: 0	HBP: 0	WP: 1	PA: 52
--------------	------	------	------	--------	------	------	-------	------	------	------	--------	------	------	------	------	------	------	--------	------	------	-------	------	------	------	--------	------	------	------	------	------	------	--------	------	------	------	------	------	------	--------	------	------	-------	------	------	------	--------	------	------	------	------	------	------	--------	------	------	------	------	------	------	--------	------	------	------	------	------	------	--------	------	------	------	------	------	------	--------	------	------	------	-------	-------	-------	-------	--------	-------	--------	-------	--------

PITCHER	IP	WLS	BF	H	R	ER	SO	BB	IBB	HBP	BLK	WP	HR	S	P	ERA	WHIP
Bob Owchinko, L ERA: 5.27 (1, 1)	11.0		46	8	2	2	5	5	0	0	0	1	0	51	71	1.64	1.182
Bob Owchinko, L ERA: 5.27 (9, 1)	11.0		46	8	2	2	5	5	0	0	0	1	0	51	71	1.64	1.182
Sid Monge, L ERA: 3.65 (12, 1)	1.2	L	6	1	1	1	1	0	0	0	0	0	1	8	8	5.40	0.600

AB	R	H	RBI	BB	SO	LOB
6	1	2	0	0	1	2
5	0	0	0	1	0	2
3	0	1	0	1	1	2
2	0	0	0	0	0	0
6	0	1	1	0	0	4
5	0	1	0	1	1	2
0	0	0	0	0	0	0
6	1	1	0	0	3	4
4	1	1	1	2	0	1
4	0	1	0	0	0	1
4	0	1	1	0	0	2
1	0	0	0	0	0	1
0	0	0	0	0	0	0

AB	46
R	3
H	9
RBI	3
BB	5
SO	6
LOB	21



**Cleveland Indians @ Baltimore Orioles**  
**Memorial Stadium, Baltimore, MD**  
 Sat Oct 04 1980, 7:05 PM EDT  
 Unknown

livebaseballscorecards.com

Batter	1	2	3	4	5	6	7	8	9	AB R H RBI BB SO LOB	TOP									
<b>Dell Alston, L</b> (1, 7) OBP: 0.302, SLG: 0.315	0-3 K		4-0 E BB		0-0 4-3		0-0 F8		1-0 E S HBP	3 1 0 0 1 1 0										
<b>Rick Manning, L</b> (1, 8) OBP: 0.322, SLG: 0.302	0-3 K		0-0 E5 1-H		0-0 4-3		0-3 K		0-3 K 1-3	5 0 0 0 0 3 1										
<b>Mike Hargrove, L</b> (1, 3) OBP: 0.415, SLG: 0.401	4-0 BB		0-0 F8		4-0 HR BB		0-0 G3		0-0 6-3	3 1 0 0 2 0 2										
<b>Ron Hassey, L</b> (1, 2) OBP: 0.389, SLG: 0.446	0-0 4-3			0-0 2B	0-0 HR			0-0 G3		4 2 2 2 0 0 1										
<b>Toby Harrah, R</b> (1, 5) OBP: 0.380, SLG: 0.381		0-0 6-3		0-0 F9	0-0 6-3			4-0 2B 1B BB		3 1 0 0 1 0 1										
<b>Alan Bannister, R</b> (1, 9) OBP: 0.346, SLG: 0.371		0-0 6-3		0-0 P4		0-0 5-3		0-0 1B 2B G3-6-3-6		4 1 1 0 0 0 1										
<b>Gary Alexander, R</b> (1, 10) OBP: 0.294, SLG: 0.368		0-3 K		4-0 2B BB		0-0 5-3		0-0 1B 2-3 3-H G3-6-3-6		3 0 1 1 1 1 0										
<b>Dave Rosello, R</b> (1, 4) OBP: 0.295, SLG: 0.325			0-0 5-3	0-0 2B		0-0 1B		0-0 G3-6-3-6 1-2f 3-H		3 0 2 1 0 0 0										
<b>Jerry Dybzinski, R</b> (6, 4) OBP: 0.277, SLG: 0.299				1-3 2-H 2B						1 0 0 0 0 0 1										
<b>Tom Veryzer, R</b> (1, 6) OBP: 0.301, SLG: 0.318			0-0 F8	0-0 F8		0-0 F8		0-0 F7		4 0 0 0 0 0 3										
<b>Inning Stats</b>	R: 0 E: 0 K: 2 S: 7	H: 0 LOB: 1 BB: 1 P: 11	R: 0 E: 0 K: 1 S: 5	H: 0 LOB: 0 BB: 0 P: 5	R: 1 E: 2 K: 0 S: 4	H: 0 LOB: 1 BB: 1 P: 8	R: 1 E: 0 K: 0 S: 5	H: 2 LOB: 2 BB: 1 P: 9	R: 2 E: 0 K: 0 S: 4	H: 1 LOB: 0 BB: 1 P: 8	R: 0 E: 0 K: 1 S: 5	H: 0 LOB: 0 BB: 0 P: 5	R: 2 E: 0 K: 0 S: 4	H: 2 LOB: 0 BB: 1 P: 8	R: 0 E: 0 K: 1 S: 5	H: 0 LOB: 1 BB: 0 P: 6	1B: 2 2B: 4 3B: 0 HR: 1	SF: 0 SAC: 0 DP: 1 HBP: 1	WP: 0 PB: 0 SB: 1 CS: 0	PA: 39
<b>PITCHER</b>	IP WLS BF H R ER SO BB IBB HBP BLK WP HR S P ERA WHIP																			
<b>Mike Boddicker, R</b> (1, 1) ERA: 6.14	7.1 L 34 6 6 5 4 5 0 0 0 0 0 1 37 57 6.14 1.500																			
<b>Dave Ford, R</b> (8, 1) ERA: 4.26	1.2 5 0 0 0 1 0 0 1 0 0 0 0 6 7 0.00 0.000																			

**Cleveland Indians @ Baltimore Orioles**  
**Memorial Stadium, Baltimore, MD**  
 Sat Oct 04 1980, 7:05 PM EDT  
 Att. 15,755 - Unknown - 54 F

[livebaseballscorecards.com](http://livebaseballscorecards.com)

<b>AB</b>	<b>33</b>
<b>R</b>	<b>6</b>
<b>H</b>	<b>6</b>
<b>RBI</b>	<b>4</b>
<b>BB</b>	<b>5</b>
<b>SO</b>	<b>5</b>
<b>LOB</b>	<b>10</b>



Batter	1	2	3	4	5	6	7	8	9	AB	R	H	RBI	BB	SO	LOB
Lenn Sakata, R OBP: 0.244, SLG: 0.313 (1, 4)	4-0 FC6 BB	4-0 1B 1-2 BB			0-0 5-3		0-0 P4			2	0	0	0	2	0	0
Floyd Rayford, R OBP: 0.222, SLG: 0.222 (1, 5)	0-3 K	0-0 1-3 2-H 1B			0-0 5-3			0-0 FC4-6 1B		4	0	2	1	0	1	1
Gary Roenicke, R OBP: 0.342, SLG: 0.385 (1, 8)	0-3 K		0-0 F7			0-0 1B 1B		0-0 FC4-6 WP 1-2f		4	0	1	0	0	1	2
Eddie Murray, S OBP: 0.355, SLG: 0.520 (1, 3)	0-0 FC6		0-0 5-3			0-0 1-2 1B		0-0 F8		2	0	0	0	0	0	1
Rick Dempsey, R OBP: 0.333, SLG: 0.425 (4, 3)	1-2f					1-2 1B		1-2		2	0	1	0	0	0	1
Benny Ayala, R OBP: 0.335, SLG: 0.500 (1, 10)		0-0 1B 1B	0-0 6-3			0-3 K		0-3 K		4	1	1	0	0	2	3
Mark Corey, R OBP: 0.375, SLG: 0.429 (1, 7)		0-0 1B 1-2 FC6-4 1B		0-0 CS 1B		0-3 K		0-0 4-3		4	1	2	0	0	1	2
Drungo Hazewood, R (1, 9)		0-3 K		0-3 K		0-3 K		0-3 K		4	0	0	0	0	4	5
Dan Graham, L OBP: 0.307, SLG: 0.469 (1, 2)		0-0 FC6-4 1-3 2-H 1B		0-3 K		0-3 K		0-3 K		4	1	2	2	0	2	1
Bobby Bonner, R (1, 6)		0-0 FC6-4 BB 1B		0-0 CS		0-0 F8		0-0 4-3		3	1	0	1	0	0	1
Doug DeCinces, R (9, PH)		1-2f 1B 3-H		1-2					0-0 F3	1	0	0	0	0	0	0

<b>Inning Stats</b>	R: 0 E: 0 K: 2 S: 7	H: 0 LOB: 1 BB: 1 P: 11	R: 3 E: 0 K: 1 S: 8	H: 4 LOB: 2 BB: 1 P: 12	R: 0 E: 0 K: 0 S: 3	H: 0 LOB: 0 BB: 0 P: 3	R: 0 E: 0 K: 2 S: 7	H: 1 LOB: 0 BB: 0 P: 7	R: 0 E: 0 K: 0 S: 3	H: 0 LOB: 0 BB: 0 P: 3	R: 0 E: 0 K: 3 S: 11	H: 2 LOB: 2 BB: 0 P: 11	R: 0 E: 0 K: 1 S: 5	H: 0 LOB: 0 BB: 0 P: 5	R: 0 E: 0 K: 1 S: 6	H: 1 LOB: 1 BB: 0 P: 6	R: 1 E: 0 K: 1 S: 6	H: 1 LOB: 0 BB: 0 P: 6	1B: 8 2B: 0 3B: 0 HR: 1	SF: 0 SAC: 0 DP: 0 HBP: 0	WP: 1 PB: 0 SB: 0 CS: 1	PA: 37												
<b>PITCHER</b> Rick Waits, L ERA: 4.45 (1, 1)	IP 9.0	WLS W	BF 36	H 9	R 4	ER 4	SO 11	BB 2	IBB 0	HBP 0	BLK 0	WP 1	HR 1	S 56	P 64	ERA 4.00	WHIP 1.222																	
																	<b>PITCHER</b>	IP	WLS	BF	H	R	ER	SO	BB	IBB	HBP	BLK	WP	HR	S	P	ERA	WHIP

**BOTTOM**

**Cleveland Indians @ Baltimore Orioles**  
Memorial Stadium, Baltimore, MD

Sat Oct 04 1980, 7:05 PM EDT  
Att: 15,755 - Unknown - 54 F

[livebaseballscorecards.com](http://livebaseballscorecards.com)

<b>AB</b>	34
<b>R</b>	4
<b>H</b>	9
<b>RBI</b>	4
<b>BB</b>	2
<b>SO</b>	11
<b>LOB</b>	17



Batter	1	2	3	4	5	6	7	8	9	AB R H RBI BB SO LOB	TOP									
Alan Bannister, R (1, 9) OBP: 0.346, SLG: 0.370	0-3 K		0-0 6-3		0-0 F9			0-0 2B 1B		4 0 1 0 0 1 3										
Rick Manning, L (1, 8) OBP: 0.321, SLG: 0.306	0-0 SF8 3B		0-0 F8		0-0 F8			0-3 K		4 1 1 0 0 1 2										
Mike Hargrove, L (1, 3) OBP: 0.415, SLG: 0.404	0-0 SF8			0-0 3-1		0-0 G6-4-3 1B		0-0 1-3 2B		3 0 2 1 0 0 0										
Gary Alexander, R (1, 10) OBP: 0.288, SLG: 0.360	0-0 F3			0-0 5-3		0-0 G6-4-3 1-2f		0-3 K		4 0 0 0 0 1 3										
Toby Harrah, R (1, 5) OBP: 0.379, SLG: 0.380		0-0 6-3		0-0 F7			0-0 FC6-4 1B 1B	0-0 L8		4 0 1 0 0 0 2										
Ron Hassey, L (1, 2) OBP: 0.390, SLG: 0.446		0-0 F5			0-0 FC6-4 1B		0-0 F8		0-0 G6-4-3 1B	4 0 2 0 0 0 1										
Gary Gray, R (1, 7) OBP: 0.193, SLG: 0.278		0-3 K			0-0 F2		0-0 FC6-4 1-2 1B		0-0 F9	4 0 1 0 0 1 2										
Jerry Dybzinski, R (1, 4) OBP: 0.273, SLG: 0.294			0-0 6-3		0-0 FC6-4 1B 1-2f		0-0 FC6-4 1-2f 2-3 FC4		0-0 G6-4-3 1-2f	4 0 0 0 0 0 4										
Tom Verzyer, R (1, 6) OBP: 0.303, SLG: 0.321			0-0 WP 1B		0-0 FC4 1-3 1B		0-0 FC4 1-2f			3 0 2 0 0 0 2										
<b>Inning Stats</b>	R: 1 E: 0 K: 1 S: 6	H: 1 LOB: 0 BB: 0 P: 6	R: 0 E: 0 K: 1 S: 5	H: 0 LOB: 0 BB: 0 P: 5	R: 0 E: 0 K: 0 S: 4	H: 1 LOB: 1 BB: 0 P: 4	R: 0 E: 0 K: 0 S: 3	H: 0 LOB: 0 BB: 0 P: 3	R: 0 E: 0 K: 0 S: 5	H: 2 LOB: 2 BB: 0 P: 5	R: 0 E: 0 K: 0 S: 3	H: 1 LOB: 0 BB: 0 P: 3	R: 0 E: 0 K: 0 S: 9	H: 2 LOB: 2 BB: 0 P: 9	R: 0 E: 0 K: 0 S: 3	H: 1 LOB: 0 BB: 0 P: 3	1B: 8 2B: 1 3B: 1 HR: 0	SF: 1 SAC: 0 DP: 2 HBP: 0	WP: 1 PB: 0 SB: 0 CS: 0	PA: 35
<b>PITCHER</b>	IP WLS BF H R ER SO BB IBB HBP BLK WP HR S P ERA WHIP																			
Scott McGregor, L (1, 1) ERA: 3.32	7.0 W 27 7 1 1 2 0 0 0 0 1 0 31 31 1.29 1.000																			
Dennis Martinez, R (8, 1) ERA: 3.97	2.0 8 3 0 0 2 0 0 0 0 0 0 12 12 0.00 1.500																			

Cleveland Indians @ Baltimore Orioles  
 Memorial Stadium, Baltimore, MD  
 Sun Oct 05 1980, 3:33 AM EDT  
 Att: 20,407 - Unknown

livebaseballscorecards.com

AB	34
R	1
H	10
RBI	1
BB	0
SO	4
LOB	19



Batter	1	2	3	4	5	6	7	8	9
Al Bumbry, L (1, 8) OBP: 0.392, SLG: 0.433	0-3 K		0-0 4-3		0-0 SF7 1B	0-0 FC6-4		0-0 FC6-4	
Pat Kelly, L (1, 7) Gary Roenicke, R (6, PH) OBP: 0.363, SLG: 0.365 OBP: 0.340, SLG: 0.384	0-3 K		0-0 F8		0-0 SF7	0-0 SF7		0-0 F8	
Ken Singleton, S (1, 9) Mark Corey, R (6, PR) OBP: 0.397, SLG: 0.485 OBP: 0.366, SLG: 0.417	0-0 6-3				0-3 K	4-0 BB		0-3 K	
Eddie Murray, S (1, 3) Rick Dempsey, R (8, 3) OBP: 0.354, SLG: 0.519 OBP: 0.333, SLG: 0.425		0-3 K			0-0 1B	0-0 F9		0-3 K	
Terry Crowley, L (1, 10) OBP: 0.364, SLG: 0.476		0-0 4-3			0-0 1B	0-0 L6		0-0 3-1	
Dan Graham, L (1, 2) OBP: 0.310, SLG: 0.481		0-0 HR			0-3 K		0-0 SH 1B	0-0 G3	
Doug DeCinces, R (1, 5) OBP: 0.319, SLG: 0.403		0-0 1B			0-0 S 1B		0-0 E SH 2B 1B	0-0 F9	
Rich Dauer, R (1, 4) OBP: 0.338, SLG: 0.352		0-0 F9			0-3 K		0-0 SH 2B	0-0 P6	
Kiko Garcia, R (1, 6) OBP: 0.255, SLG: 0.235			0-0 4-3			0-0 1B		0-0 E4	

Inning Stats	R: 0	H: 0	E: 0	K: 2	S: 7	R: 1	H: 2	E: 0	K: 1	S: 7	R: 0	H: 0	E: 0	K: 0	S: 3	R: 1	H: 3	E: 0	K: 3	S: 12	R: 1	H: 2	E: 0	K: 0	S: 5	R: 4	H: 3	E: 1	K: 1	S: 10	R: 0	H: 0	E: 0	K: 0	S: 3	R: 0	H: 1	E: 0	K: 1	S: 6
	LOB: 0	BB: 0	BB: 0	BB: 0	BB: 7	LOB: 1	BB: 0	LOB: 0	BB: 0	BB: 7	LOB: 0	BB: 0	LOB: 0	BB: 0	BB: 3	LOB: 2	BB: 0	LOB: 2	BB: 0	BB: 12	LOB: 2	BB: 1	LOB: 2	BB: 1	LOB: 2	LOB: 0	LOB: 0	LOB: 2	LOB: 2	LOB: 1	LOB: 0	LOB: 0	LOB: 0	LOB: 0	LOB: 0	LOB: 1	LOB: 1	LOB: 0	LOB: 6	

AB	R	H	RBI	BB	SO	LOB	WP	HR	S	P	ERA	WHIP
5	0	2	2	0	1	1						
2	0	0	1	0	1	0						
1	0	0	1	0	0	1						
2	0	0	0	2	1	0						
1	0	0	0	0	1	1						
4	1	1	0	0	2	4						
0	0	0	0	0	0	0						
4	0	1	0	0	0	4						
4	2	2	1	0	1	2						
4	1	3	1	0	0	0						
3	1	0	0	0	1	3						
4	2	2	1	0	0	2						

**BOTTOM**

**Cleveland Indians @ Baltimore Orioles**  
**Memorial Stadium, Baltimore, MD**  
 Sun Oct 05 1980, 3:33 AM EDT  
 Att. 20,407 - Unknown

livebaseballscorecards.com

<b>AB</b>	<b>34</b>
<b>R</b>	<b>7</b>
<b>H</b>	<b>11</b>
<b>RBI</b>	<b>7</b>
<b>BB</b>	<b>2</b>
<b>SO</b>	<b>8</b>
<b>LOB</b>	<b>18</b>



1B: 9	SF: 2	WP: 0	PA: 39
2B: 1	SAC: 1	PB: 0	
3B: 0	DP: 0	SB: 1	
HR: 1	HBP: 0	CS: 0	

PITCHER	IP	WLS	BF	H	R	ER	SO	BB	IBB	HBP	BLK	WP	HR	S	P	ERA	WHIP
Len Barker, R (1, 1) ERA: 4.17	5.0	L	27	9	7	6	6	1	0	0	0	0	0	38	42	10.80	2.000
Sid Monge, L (6, 1) ERA: 3.53	3.0		12	2	0	0	2	1	0	0	0	0	0	15	19	0.00	1.000