

Baltimore Orioles - 1980

Batter	1	2	3	4	5	6	7	8	9	AB	R	H	RBI	BB	SO	LOB	TOP				
Al Bumby, L OBP: 0.500, SLG: 1.000 (1, 8)										3	1	2	1	0	0	1	Baltimore Orioles @ Chicago White Sox Comiskey Park, Chicago, IL Thu Apr 10 1980, 4:33 AM EST Att: 35,539 - Unknown - 40 F				
Mark Belanger, R (1, 6)										3	1	0	0	0	0	1					
Ken Singleton, S (1, 9)										3	1	0	0	0	0	1					
Eddie Murray, S OBP: 0.500, SLG: 0.750 (1, 3)										4	1	2	2	0	1	1					
Doug DeCinces, R OBP: 0.250, SLG: 0.250 (1, 5)										4	0	1	1	0	1	1					
Lee May, R OBP: 0.250, SLG: 0.750 (1, 10)										4	0	1	0	0	2	1					
Gary Roenicke, R OBP: 0.250, SLG: 0.250 (1, 7)										4	0	1	0	0	2	1					
Rich Dauer, R (1, 4)										4	0	0	0	0	0	2					
Rick Dempsey, R OBP: 0.667, SLG: 1.500 (1, 2)										2	1	1	0	1	0	1					
Inning Stats	R: 4 E: 1 K: 2 S: 10	H: 2 LOB: 0 BB: 0 P: 11	R: 1 E: 0 K: 0 S: 4	H: 1 LOB: 0 BB: 0 P: 4	R: 0 E: 0 K: 2 S: 7	H: 0 LOB: 0 BB: 0 P: 7	R: 0 E: 0 K: 0 S: 4	H: 1 LOB: 1 BB: 0 P: 4	R: 0 E: 0 K: 0 S: 4	H: 2 LOB: 1 BB: 0 P: 4	R: 0 E: 0 K: 0 S: 2	H: 0 LOB: 0 BB: 1 P: 6	R: 0 E: 0 K: 2 S: 3	H: 1 LOB: 0 BB: 0 P: 3	R: 0 E: 0 K: 2 S: 7	H: 0 LOB: 0 BB: 0 P: 7	1B: 4 2B: 2 3B: 2 HR: 0	SF: 1 SAC: 1 DP: 2 HBP: 1	WP: 0 PB: 0 CS: 1	PA: 35	
PITCHER	IP	WLS	BF	H	R	ER	SO	BB	IBB	HBP	BLK	WP	HR	S	P	ERA	WHIP				
Steve Trout, L ERA: 7.2 (1, 1)	5.0	L	22	5	5	4	4	0	0	1	1	0	0	29	30	7.20	1.000				
Rich Wortham, L ERA: (6, 1)	4.0		13	3	0	0	2	1	0	0	0	0	0	16	20	0.00	1.000				

Batter	1	2	3	4	5	6	7	8	9	AB	R	H	RBI	BB	SO	LOB	BOTTOM				
Bob Molinaro, L OBP: 0.800, SLG: 0.667 (1, 10)										3	1	2	0	2	0	0	Baltimore Orioles @ Chicago White Sox Comiskey Park, Chicago, IL Thu Apr 10 1980, 4:33 AM EST Att: 35,539 - Unknown - 40 F				
Alan Bannister, R OBP: 0.600, SLG: 0.800 (1, 5)										5	0	3	1	0	0	1					
Claudell Washington, L (1, 7)										4	0	0	0	1	3	4					
Lamar Johnson, R OBP: 0.500, SLG: 0.500 (1, 3)										4	1	2	0	0	0	2					
Chet Lemon, R Rusty Kuntz, R Thad Bosley, L (8, PH) (9, B)										2	0	0	0	1	0	2					
Harold Baines, L (1, 9)										0	0	0	0	0	0	0					
Jim Morrison, R (1, 4)										4	0	0	0	0	0	3					
Marv Foley, L (1, 2)										4	0	0	0	0	1	1					
Greg Pryor, R Harry Chappas, S (9, PH)										2	1	0	0	1	1	0					
Inning Stats	R: 0 E: 0 K: 0 S: 3	H: 1 LOB: 2 BB: 2 P: 11	R: 0 E: 0 K: 0 S: 3	H: 0 LOB: 0 BB: 0 P: 3	R: 0 E: 0 K: 1 S: 5	H: 0 LOB: 0 BB: 0 P: 5	R: 0 E: 0 K: 1 S: 6	H: 1 LOB: 2 BB: 1 P: 10	R: 0 E: 0 K: 0 S: 5	H: 0 LOB: 0 BB: 0 P: 5	R: 2 E: 0 K: 1 S: 7	H: 2 LOB: 1 BB: 1 P: 11	R: 1 E: 1 K: 1 S: 7	H: 1 LOB: 1 BB: 0 P: 7	R: 0 E: 0 K: 1 S: 5	H: 0 LOB: 1 BB: 1 P: 9	1B: 6 2B: 1 3B: 0 HR: 0	SF: 0 SAC: 0 DP: 0 HBP: 0	WP: 0 PB: 0 CS: 0	PA: 39	
PITCHER	IP	WLS	BF	H	R	ER	SO	BB	IBB	HBP	BLK	WP	HR	S	P	ERA	WHIP				
Jim Palmer, R ERA: 1.29 (1, 1)	7.0	W	30	6	2	1	4	4	0	0	0	0	0	34	50	1.29	1.429				
Tim Stoddard, R ERA: (8, 1)	2.0	S	9	1	1	0	2	1	0	0	0	0	0	12	16	0.00	1.000				

Batter	1	2	3	4	5	6	7	8	9	AB	R	H	RBI	BB	SO	LOB	TOP				
Al Bumbry, L OBP: 0.333, SLG: 0.429 (1, 8)	3-1	K		1-3			L7-4-3 BB		5-3	4	0	0	0	1	1	1	Baltimore Orioles @ Chicago White Sox Comiskey Park, Chicago, IL Fri Apr 11 1980, 4:33 AM EST Att: 3,902 - Unknown - 36 F				
Mark Belanger, R OBP: 0.145, SLG: 0.143 Terry Crowley, L (9, PH)	HR	P6		K			L7-4-3 1-2		1-3	4	1	1	0	0	1	1					
Ken Singleton, S OBP: 0.500, SLG: 0.833 (1, 9)	HR		K				G6-4-3 1B			3	1	2	2	1	1	0					
Eddie Murray, S OBP: 0.250, SLG: 0.375 (1, 3)	F7		P4				G6-4-3 1-2		P6	4	0	0	0	0	0	2					
Doug DeCinces, R OBP: 0.500, SLG: 0.500 (1, 5)	1B			1B			L7			4	0	3	0	0	0	0					
Lee May, R OBP: 0.250, SLG: 0.500 (1, 10)	K		5-3				L7 FC3-6 1B		FC5-4 1B	4	0	1	0	0	1	3					
Benny Ayala, R OBP: 1.000, SLG: 1.000 John Lowenstein, L (6, PH)		HR					FC3-6 1B		FC3-6	1	1	1	0	1	0	0					
Rick Dempsey, R OBP: 0.571, SLG: 1.400 (1, 2)		HR					F8 1-2		F7	3	1	1	2	1	0	2					
Rich Dauer, R OBP: 0.143, SLG: 0.143 Pat Kelly, L (9, PH)		F7		P3			1-2 2-H 1B		F8	3	0	1	0	0	0	1					
Inning Stats	R: 2 E: 0 K: 1 S: 8	H: 3 LOB: 1 BB: 0 P: 8	R: 2 E: 0 K: 1 S: 7	H: 2 LOB: 0 BB: 0 P: 7	R: 0 E: 0 K: 1 S: 6	H: 1 LOB: 1 BB: 0 P: 6	R: 0 E: 0 K: 0 S: 3	H: 0 LOB: 1 BB: 0 P: 7	R: 0 E: 0 K: 0 S: 4	H: 2 LOB: 2 BB: 1 P: 8	R: 0 E: 0 K: 0 S: 2	H: 0 LOB: 1 BB: 2 P: 10	R: 0 E: 0 K: 0 S: 4	H: 1 LOB: 1 BB: 0 P: 4	R: 0 E: 0 K: 0 S: 3	H: 0 LOB: 0 BB: 0 P: 3	1B: 8 2B: 1 3B: 0 HR: 2	SF: 0 SAC: 0 DP: 2 HBP: 0	WP: 0 PB: 0 CS: 0	PA: 38	
PITCHER	IP	WLS	BF	H	R	ER	SO	BB	IBB	HBP	BLK	WP	HR	S	P	ERA	WHIP				
Ken Kravec, L ERA: 6.75 (1, 1)	5.1	W	24	8	4	4	4	1	0	0	0	0	2	31	35	6.75	1.688				
Mike Proby, R ERA (6, 1)	1.1		6	1	0	0	0	3	0	0	0	0	0	3	15	0.00	3.000				
Ed Farmer, R ERA (7, 1)	2.1	S	8	1	0	0	0	0	0	0	0	0	0	8	8	0.00	0.429				

Batter	1	2	3	4	5	6	7	8	9	AB	R	H	RBI	BB	SO	LOB	BOTTOM				
Harry Chappas, S OBP: 0.167, SLG: 0.167 (1, 10)	F7	E5		P4				P6		5	0	1	1	0	0	0	Baltimore Orioles @ Chicago White Sox Comiskey Park, Chicago, IL Fri Apr 11 1980, 4:33 AM EST Att: 3,902 - Unknown - 36 F				
Alan Bannister, R OBP: 0.444, SLG: 0.500 (1, 5)	HR	1-3					F8			3	1	0	0	1	0	3					
Jim Morrison, R OBP: 0.375, SLG: 0.333 (1, 4)	HR			F8			1B			2	2	1	0	2	0	0					
Lamar Johnson, R OBP: 0.571, SLG: 1.000 Mike Squires, L (7, 3)	HR			FC4-6 BB			5-3			2	1	1	3	1	0	1					
Chet Lemon, R OBP: 0.286, SLG: 0.167 (1, 8)	F8			FC4-6 HR			6-3			4	1	1	0	0	0	2					
Wayne Nordhagen, R OBP: 1.000, SLG: 2.667 Harold Baines, L (6, PR)				HR			6-3			3	1	3	2	0	0	0					
Greg Pryor, R (1, 6)	K			HR			FC2-6 1B		SF7	0	0	0	1	0	0	0					
Greg Pryor, R (1, 6)	K			6-3			FC2-6 2B		G6-4-3	4	1	0	0	0	1	4					
Bruce Kimm, R OBP: 0.250, SLG: 0.250 (1, 2)		6-3					4-3			4	0	1	0	0	0	1					
Rusty Kuntz, R OBP: 0.250, SLG: 0.500 (1, 7)	K			K			1B		G6-4-3	4	1	1	1	0	2	1					
Inning Stats	R: 3 E: 0 K: 1 S: 7	H: 2 LOB: 1 BB: 2 P: 15	R: 0 E: 1 K: 1 S: 6	H: 0 LOB: 0 BB: 0 P: 6	R: 2 E: 0 K: 0 S: 4	H: 1 LOB: 0 BB: 1 P: 8	R: 0 E: 0 K: 1 S: 5	H: 0 LOB: 0 BB: 0 P: 5	R: 0 E: 0 K: 0 S: 4	H: 1 LOB: 1 BB: 0 P: 4	R: 2 E: 0 K: 0 S: 6	H: 3 LOB: 2 BB: 0 P: 6	R: 1 E: 0 K: 0 S: 3	H: 1 LOB: 1 BB: 2 P: 11	R: 0 E: 0 K: 0 S: 3	H: 1 LOB: 0 BB: 0 P: 3	1B: 4 2B: 2 3B: 1 HR: 2	SF: 1 SAC: 0 DP: 2 HBP: 0	WP: 0 PB: 0 CS: 0	PA: 37	
PITCHER	IP	WLS	BF	H	R	ER	SO	BB	IBB	HBP	BLK	WP	HR	S	P	ERA	WHIP				
Mike Flanagan, L ERA: 11.12 (1, 1)	5.2	L	28	7	7	7	3	3	0	0	0	0	2	31	43	11.12	1.765				
Sammy Stewart, R ERA: 3.86 (6, 1)	2.1		9	2	1	1	0	2	0	0	0	0	0	7	15	3.86	1.714				

Batter	1	2	3	4	5	6	7	8	9	AB	R	H	RBI	BB	SO	LOB	TOP					
Al Bumby, L OBP: 0.385, SLG: 0.500 (1, 8)										3	0	1	0	1	1	0						
Mark Belanger, R OBP: 0.100, SLG: 0.100 (1, 6) Pat Kelly, L (9, FH)										3	0	0	0	0	0	2						
Ken Singleton, S OBP: 0.417, SLG: 0.600 (1, 9)										4	0	1	0	0	0	2						
Eddie Murray, S OBP: 0.167, SLG: 0.250 (1, 3)										4	1	0	0	0	2	2						
John Lowenstein, L OBP: 0.167, SLG: 0.167 (1, 7)										4	1	1	0	0	1	0						
Doug DeCinces, R OBP: 0.583, SLG: 0.636 (1, 5)										3	0	2	2	1	0	0						
Lee May, R OBP: 0.167, SLG: 0.333 (1, 10)										4	0	0	0	0	1	3						
Rick Dempsey, R OBP: 0.400, SLG: 0.875 (1, 2)										3	0	0	0	0	0	1						
Rich Dauer, R OBP: 0.100, SLG: 0.100 (1, 4)										3	0	0	0	0	1	0						
Inning Stats	R: 0 E: 0 K: 0 S: 4	H: 1 LOB: 1 BB: 0 P: 4	R: 0 E: 0 K: 1 S: 5	H: 0 LOB: 0 BB: 0 P: 5	R: 0 E: 0 K: 1 S: 3	H: 0 LOB: 0 BB: 0 P: 3	R: 0 E: 0 K: 1 S: 5	H: 0 LOB: 0 BB: 0 P: 5	R: 0 E: 0 K: 0 S: 4	H: 1 LOB: 1 BB: 0 P: 4	R: 0 E: 0 K: 0 S: 3	H: 0 LOB: 1 BB: 1 P: 7	R: 0 E: 0 K: 1 S: 5	H: 0 LOB: 1 BB: 1 P: 9	R: 0 E: 0 K: 2 S: 7	H: 0 LOB: 0 BB: 0 P: 7	R: 2 E: 0 K: 2 S: 10	H: 3 LOB: 1 BB: 0 P: 10	1B: 3 2B: 2 3B: 0 HR: 0	SF: 0 SAC: 0 DP: 0 HBP: 0	WP: 0 PB: 0 CS: 0	PA: 34
PITCHER Richard Dotson, R ERA: 2.0 (1, 1)	IP: 9.0 WLS: W BF: 34 H: 5 R: 2 ER: 2 SO: 7 BB: 2 IBB: 0 HBP: 0 BLK: 0 WP: 0 HR: 0 S: 46 P: 54 ERA: 2.00 WHIP: 0.778															PITCHER						

Baltimore Orioles @ Chicago White Sox
Comiskey Park, Chicago, IL
Sat Apr 12 1980, 4:33 AM EST
Att: 15,060 - Unknown

AB 32
R 2
H 5
RBI 2
BB 2
SO 7
LOB 10



Batter	1	2	3	4	5	6	7	8	9	AB	R	H	RBI	BB	SO	LOB	BOTTOM			
Mike Squires, L (1, 3)										3	1	0	0	1	0	1				
Alan Bannister, R OBP: 0.357, SLG: 0.333 (1, 5)										4	1	0	1	1	0	1				
Bob Molinaro, L OBP: 0.500, SLG: 0.333 (1, 7) Wayne Nordhagen, R OBP: 1.000, SLG: 2.667 (6, FH) Thad Bosley, L OBP: 0.333, SLG: 0.333 (7, 7)										3	0	0	0	0	0	1				
Lamar Johnson, R OBP: 0.667, SLG: 1.182 (1, 10)										5	1	4	2	0	0	0				
Chet Lemon, R OBP: 0.364, SLG: 0.300 (1, 8)										4	0	2	1	0	0	2				
Harold Baines, L (1, 9)										3	1	0	0	1	0	4				
Jim Morrison, R OBP: 0.417, SLG: 0.333 (1, 4)										3	1	1	0	1	1	2				
Bruce Kimm, R OBP: 0.375, SLG: 0.625 (1, 2)										4	1	2	2	0	0	3				
Greg Pryor, R OBP: 0.182, SLG: 0.100 (1, 6)										4	1	1	0	0	0	2				
Inning Stats	R: 0 E: 0 K: 0 S: 3	H: 0 LOB: 0 BB: 0 P: 3	R: 0 E: 0 K: 0 S: 5	H: 2 LOB: 2 BB: 0 P: 5	R: 0 E: 0 K: 0 S: 3	H: 0 LOB: 0 BB: 0 P: 3	R: 0 E: 0 K: 1 S: 6	H: 1 LOB: 2 BB: 1 P: 10	R: 1 E: 0 K: 0 S: 5	H: 2 LOB: 1 BB: 0 P: 5	R: 7 E: 0 K: 0 S: 9	H: 6 LOB: 2 BB: 3 P: 21	R: 0 E: 1 K: 0 S: 4	H: 0 LOB: 1 BB: 0 P: 4	R: 0 E: 0 K: 1 S: 5	H: 0 LOB: 0 BB: 0 P: 5	1B: 9 2B: 0 3B: 1 HR: 1	SF: 0 SAC: 1 DP: 0 HBP: 0	WP: 1 PB: 0 CS: 0	PA: 40
PITCHER Steve Stone, R ERA: 5.4 (1, 1) Tippy Martinez, L ERA: 54.0 (6, 1) Joe Kerrigan, R ERA: 3.86 (6, 1)	IP: 5.0 WLS: L BF: 23 H: 7 R: 3 ER: 3 SO: 3 BB: 1 IBB: 0 HBP: 0 BLK: 0 WP: 1 HR: 1 S: 24 P: 28 ERA: 5.40 WHIP: 1.600															PITCHER				

Baltimore Orioles @ Chicago White Sox
Comiskey Park, Chicago, IL
Sat Apr 12 1980, 4:33 AM EST
Att: 15,060 - Unknown

AB 35
R 8
H 11
RBI 8
BB 4
SO 2
LOB 16




Batter	1	2	3	4	5	6	7	8	9	AB	R	H	RBI	BB	SO	LOB	TOP			
Al Bumbry, L OBP: 0.313, SLG: 0.385 (1, 8)	F8		K2-3		SH1-4		G3			3	0	0	0	0	1	1	Baltimore Orioles @ Chicago White Sox Comiskey Park, Chicago, IL Sun Apr 13 1980, 4:33 AM EST Att: 16,279 - Unknown			
Rich Dauer, R OBP: 0.214, SLG: 0.083 (1, 4)	WP 1B BB		G6-4-3 BB		6-3		6-3			2	1	0	0	2	0	1				
Ken Singleton, S OBP: 0.313, SLG: 0.429 (1, 9)	K		G6-4-3		K		K			4	0	0	0	0	3	3				
Eddie Murray, S OBP: 0.250, SLG: 0.267 (1, 3)	1B 1B			1B BB		L5		F9		3	1	1	1	1	0	0				
Lee May, R OBP: 0.188, SLG: 0.313 (1, 10)	1-2 1B		P3		P4				K	4	0	1	0	0	1	1				
Doug DeCinces, R OBP: 0.500, SLG: 0.533 (1, 5)	5-3		1B 1-2 1B		F7				K	4	0	1	0	0	1	2				
Gary Roenicke, R OBP: 0.250, SLG: 0.250 (1, 7)		P3		G5-4-3 1B		F7		E5		4	0	1	1	0	0	0				
Rick Dempsey, R OBP: 0.357, SLG: 0.636 (1, 2)	1-3		G5-4-3		FC6-4 BB			K		3	0	0	0	1	1	3				
Mark Belanger, R OBP: 0.154, SLG: 0.154 (1, 6)	P3			SH1-4 1B		FC6-4 S				3	0	1	0	0	0	1				
Inning Stats	R: 1 E: 0 K: 1 S: 7	H: 2 LOB: 2 BB: 1 P: 11	R: 0 E: 0 K: 0 S: 3	H: 0 LOB: 0 BB: 0 P: 3	R: 0 E: 0 K: 1 S: 4	H: 0 LOB: 0 BB: 1 P: 8	R: 1 E: 0 K: 0 S: 4	H: 2 LOB: 1 BB: 1 P: 8	R: 0 E: 0 K: 1 S: 6	H: 1 LOB: 1 BB: 0 P: 6	R: 0 E: 0 K: 0 S: 3	H: 0 LOB: 0 BB: 0 P: 3	R: 0 E: 0 K: 1 S: 5	H: 0 LOB: 0 BB: 1 P: 7	R: 0 E: 0 K: 3 S: 10	H: 0 LOB: 1 BB: 0 P: 10	1B: 5 2B: 0 3B: 0 HR: 0	SF: 0 SAC: 1 DP: 2 HBP: 0	WP: 1 PB: 0 SB: 1 CS: 0	PA: 35
PITCHER	IP	WLS	BF	H	R	ER	SO	BB	IBB	HBP	BLK	WP	HR	S	P	ERA	WHIP			
Ross Baumgarten, L ERA: 2.57 (1, 1)	7.0	W	28	5	2	2	3	4	0	0	0	1	0	30	46	2.57	1.286			
Ed Farmer, R ERA: (8, 1)	2.0	S	7	0	0	0	4	0	0	0	0	0	0	15	15	0.00	0.000			

Batter	1	2	3	4	5	6	7	8	9	AB	R	H	RBI	BB	SO	LOB	BOTTOM			
Thad Bosley, L OBP: 0.428, SLG: 0.333 (1, 7)	L5		WP 1B 1B		HBP BB BB		K			3	0	1	0	1	1	3	Baltimore Orioles @ Chicago White Sox Comiskey Park, Chicago, IL Sun Apr 13 1980, 4:33 AM EST Att: 16,279 - Unknown			
Alan Bannister, R OBP: 0.444, SLG: 0.357 (1, 5)	1-3		WP 1B 1-2 2-3		HBP BB BB		2B IBB			2	1	1	0	2	0	0				
Jim Morrison, R OBP: 0.375, SLG: 0.273 (1, 4)	5-3		6-3		HBP		SF8			2	0	0	2	0	0	2				
Lamar Johnson, R OBP: 0.625, SLG: 1.067 (1, 3)		5-3			P4					4	0	2	2	0	0	3				
Mike Squires, L (8, 3)				CS 1B			2B			0	0	0	0	0	0	0				
Chet Lemon, R OBP: 0.400, SLG: 0.308 (1, 8)		G5-4-3 1B		G5-4-3 BB		P4		K		3	0	1	0	1	1	2				
Wayne Nordhagen, R OBP: 0.571, SLG: 1.286 (1, 10)		G5-4-3		G5-4-3		K				4	0	1	0	0	1	2				
Harry Chappas, S OBP: 0.167, SLG: 0.167 (8, PR)		G5-4-3		G5-4-3		K		FC1-6 1B		0	0	0	0	0	0	0				
Harold Baines, L (1, 9)			3-1		5-3		P5		FC1-6 CS	4	0	0	0	0	0	1				
Bruce Kimm, R OBP: 0.485, SLG: 0.636 (1, 2)										3	1	2	0	0	1	0				
Claudell Washington, L (7, PR)										0	1	0	0	0	0	0				
Marv Foley, L (8, 2)			1B WP 1B		K		2B SF8 1B		FC6-4 BB	0	0	0	0	1	0	0				
Greg Pryor, R OBP: 0.267, SLG: 0.231 (1, 6)			P3		BB HBP BB		2B 2B		FC6-4	3	2	1	0	1	0	2				
Inning Stats	R: 0 E: 0 K: 0 S: 3	H: 0 LOB: 0 BB: 0 P: 3	R: 0 E: 0 K: 0 S: 3	H: 1 LOB: 0 BB: 0 P: 3	R: 1 E: 0 K: 0 S: 6	H: 3 LOB: 2 BB: 0 P: 6	R: 0 E: 0 K: 0 S: 2	H: 1 LOB: 0 BB: 1 P: 6	R: 1 E: 0 K: 1 S: 5	H: 0 LOB: 3 BB: 3 P: 18	R: 0 E: 0 K: 1 S: 5	H: 0 LOB: 0 BB: 0 P: 5	R: 3 E: 0 K: 2 S: 10	H: 3 LOB: 2 BB: 1 P: 14	R: 0 E: 0 K: 0 S: 3	H: 1 LOB: 1 BB: 1 P: 7	1B: 7 2B: 2 3B: 0 HR: 0	SF: 1 SAC: 0 DP: 2 HBP: 1	WP: 1 PB: 0 SB: 0 CS: 2	PA: 36
PITCHER	IP	WLS	BF	H	R	ER	SO	BB	IBB	HBP	BLK	WP	HR	S	P	ERA	WHIP			
Dave Ford, R ERA: 3.86 (1, 1)	4.2	L	15	4	2	2	2	1	1	0	0	0	0	19	27	8.10	1.500			
Sammy Stewart, R ERA: 6.35 (5, 1)	3.1	L	15	4	3	3	3	1	1	0	0	0	0	19	27	8.10	1.500			

AB	30
R	2
H	5
RBI	2
BB	4
SO	7
LOB	12



AB	28
R	5
H	9
RBI	4
BB	6
SO	4
LOB	15



Batter	1	2	3	4	5	6	7	8	9	AB	R	H	RBI	BB	SO	LOB	TOP
Willie Wilson, S OBP: 0.280, SLG: 0.375 (1, 8)	0-0 5-3		0-0 6-3			0-3 K		0-0 1B		4	0	1	0	0	1	0	Kansas City Royals @ Baltimore Orioles Memorial Stadium, Baltimore, MD Wed Apr 16 1980, 6:05 PM EST Att: 7,473 - Unknown - 44 F
Frank White, R OBP: 0.391, SLG: 0.476 (1, 4)	0-0 6-3		0-0 1B			0-0 1B		0-0 1-2 1B		4	1	3	0	0	0	0	
George Brett, L OBP: 0.292, SLG: 0.364 (1, 5)	0-0 G3		0-0 4-3			0-0 F8		0-0 F8		4	0	0	0	0	0	4	
Hal McRae, R OBP: 0.375, SLG: 0.455 (1, 10)		0-0 F7		0-0 F8		0-0 1B		0-0 5-3		4	0	1	1	0	0	2	
Willie Aikens, L OBP: 0.130, SLG: 0.091 (1, 3)		0-0 F9		0-0 1-3		0-3 K		0-0 F6		4	0	0	0	0	1	1	
John Wathan, R OBP: 0.500, SLG: 0.667 (1, 2)		0-0 BB 1B		0-0 4-3			0-0 L7		0-0 F9	4	0	1	0	0	0	0	
Ralph LaCock, L OBP: 0.217, SLG: 0.227 (1, 7)		4-0 1-2 BB		0-0 F8		0-0 F8		0-0 6-3		3	0	0	0	1	0	0	
Bob Deterage, R OBP: 0.333, SLG: 0.333 (1, 9)		0-3 K		0-0 G5-4-3 1B		0-0 F9				3	0	1	0	0	1	2	
U L Washington, S OBP: 0.263, SLG: 0.278 (1, 6)			0-3 K		0-0 G5-4-3 1-2			0-0 F7		3	0	0	0	0	1	1	
Inning Stats	R: 0 E: 0 K: 0 S: 3	H: 0 LOB: 0 BB: 0 P: 3	R: 0 E: 0 K: 1 S: 6	H: 1 LOB: 2 BB: 1 P: 10	R: 0 E: 0 K: 1 S: 6	H: 1 LOB: 1 BB: 0 P: 6	R: 0 E: 0 K: 0 S: 3	H: 0 LOB: 0 BB: 0 P: 3	R: 0 E: 0 K: 0 S: 3	H: 0 LOB: 0 BB: 0 P: 3	R: 0 E: 0 K: 0 S: 5	H: 2 LOB: 2 BB: 0 P: 5	R: 0 E: 0 K: 0 S: 3	H: 0 LOB: 0 BB: 0 P: 3	1B: 7 2B: 0 3B: 0 HR: 0	SF: 0 SAC: 0 DP: 1 HBP: 0	WP: 0 PA: 34 PB: 0 SB: 1 CS: 0
PITCHER Mike Flanagan, L ERA: 4.91 (1, 1)	IP: 9.0 WLS: W BF: 34 H: 7 R: 1 ER: 1 SO: 4 BB: 1 IBB: 0 HBP: 0 BLK: 0 WP: 0 HR: 0 S: 41 P: 45 ERA: 1.00 WHIP: 0.889											PITCHER	IP: 9.0 WLS: W BF: 34 H: 7 R: 1 ER: 1 SO: 4 BB: 1 IBB: 0 HBP: 0 BLK: 0 WP: 0 HR: 0 S: 41 P: 45 ERA: 1.00 WHIP: 0.889				

Batter	1	2	3	4	5	6	7	8	9	AB	R	H	RBI	BB	SO	LOB	BOTTOM
Al Bumbry, L OBP: 0.360, SLG: 0.316 (1, 8)	0-0 6-3		0-0 1-3		4-0 FC6-4 BB		0-0 F9 1B			3	0	1	0	1	0	0	Kansas City Royals @ Baltimore Orioles Memorial Stadium, Baltimore, MD Wed Apr 16 1980, 6:05 PM EST Att: 7,473 - Unknown - 44 F
Rich Dauer, R OBP: 0.222, SLG: 0.125 (1, 4)	0-0 F8		0-0 F6		0-0 FC6-4 1-2		0-0 1-2 2-H 1B			4	0	1	1	0	0	1	
Ken Singleton, S OBP: 0.440, SLG: 0.750 (1, 9)	4-0 BB FC5 BB		0-0 HR			0-0 1-6-3		0-0 F9		3	1	1	1	1	0	2	
Eddie Murray, S OBP: 0.360, SLG: 0.391 (1, 3)	0-0 BB 1-2 1B		0-0 CS 1B			0-0 L7		0-0 F7		4	0	2	0	0	0	2	
Doug DeCinces, R OBP: 0.400, SLG: 0.391 (1, 5)	4-0 1-2 2-3 BB		0-0 CS 1-2		0-0 6-3		0-0 BB 1B		0-0 F6	3	0	1	0	1	0	0	
Gary Roenicke, R OBP: 0.313, SLG: 0.214 (1, 7)	0-0 FC5 3-H		0-0 F4		0-0 F4		4-0 1-2 BB		0-0 F4	3	0	0	0	1	0	3	
Lee May, R OBP: 0.200, SLG: 0.333 (1, 10)		0-0 F8		0-0 6-3		0-3 K		0-0 6-3		4	0	0	0	0	1	2	
Rick Dempsey, R OBP: 0.429, SLG: 0.833 (1, 2)		0-0 L7		0-0 L8			0-0 SH5-4 1B			3	1	1	0	0	0	0	
Mark Belanger, R OBP: 0.211, SLG: 0.211 (1, 6)		0-0 F6		0-0 F5			0-0 SH5-4 1-2			2	0	0	0	0	0	0	
Inning Stats	R: 0 E: 0 K: 0 S: 4	H: 1 LOB: 3 BB: 2 P: 12	R: 0 E: 0 K: 0 S: 3	H: 0 LOB: 0 BB: 0 P: 3	R: 1 E: 0 K: 0 S: 4	H: 2 LOB: 0 BB: 0 P: 4	R: 0 E: 0 K: 0 S: 3	H: 0 LOB: 0 BB: 0 P: 3	R: 0 E: 0 K: 1 S: 6	H: 1 LOB: 1 BB: 1 P: 10	R: 1 E: 0 K: 0 S: 6	H: 3 LOB: 2 BB: 0 P: 6	R: 0 E: 0 K: 0 S: 3	H: 0 LOB: 0 BB: 0 P: 3	1B: 6 2B: 0 3B: 0 HR: 1	SF: 0 SAC: 1 DP: 0 HBP: 0	WP: 0 PA: 35 PB: 0 SB: 0 CS: 1
PITCHER Larry Gura, L ERA: 1.06 (1, 1)	IP: 8.0 WLS: L BF: 34 H: 7 R: 2 ER: 2 SO: 1 BB: 4 IBB: 0 HBP: 0 BLK: 0 WP: 0 HR: 1 S: 32 P: 48 ERA: 2.25 WHIP: 1.375											PITCHER	IP: 8.0 WLS: L BF: 34 H: 7 R: 2 ER: 2 SO: 1 BB: 4 IBB: 0 HBP: 0 BLK: 0 WP: 0 HR: 1 S: 32 P: 48 ERA: 2.25 WHIP: 1.375				

Batter	1	2	3	4	5	6	7	8	9	AB	R	H	RBI	BB	SO	LOB	TOP					
Mike Squires, L (1, 3) OBP: 0.397, SLG: 0.200	4-3 		F8 			6-3 		F8 		4	0	0	0	0	0	0						
Alan Bannister, R (1, 5) OBP: 0.351, SLG: 0.313	F9 			1-3 		F3 		F9 		4	0	0	0	0	0	0						
Bob Molinaro, L (1, 7) OBP: 0.364, SLG: 0.368	5-3 			2B 		F9 		F2 		4	1	1	0	0	0	0						
Lamar Johnson, R (1, 10) OBP: 0.412, SLG: 0.621		G3 		2B 		6-3 		L8 		4	0	1	1	0	0	0						
Chet Lemon, R (1, 8) OBP: 0.375, SLG: 0.429	F9 			5-3 		HR 				3	1	1	1	0	0	1						
Jim Morrison, R (1, 4) OBP: 0.303, SLG: 0.286		1B 		F7 		L8 				3	0	1	0	0	0	1						
Harold Baines, L (1, 9) OBP: 0.080, SLG: 0.087	F8 					K 		K 		3	0	0	0	0	2	1						
Bruce Kimm, R (1, 2) OBP: 0.318, SLG: 0.455			6-3 		5-3 			K 		2	0	0	0	0	0	0						
Harry Chappas, S (8, PH) OBP: 0.154, SLG: 0.083								K 		1	0	0	0	0	1	0						
Greg Pryor, R (1, 6) OBP: 0.267, SLG: 0.259			5-3 					K 		2	0	0	0	0	0	0						
Claudell Washington, L (8, PH) OBP: 0.222, SLG: 0.250										1	0	0	0	0	1	0						
Mary Foley, L (8, 2) OBP: 0.222, SLG: 0.250										0	0	0	0	0	0	0						
Inning Stats	R: 0 E: 0 K: 0 S: 3	H: 0 LOB: 0 BB: 0 P: 3	R: 0 E: 0 K: 0 S: 4	H: 1 LOB: 1 BB: 0 P: 4	R: 0 E: 0 K: 0 S: 3	H: 0 LOB: 0 BB: 0 P: 3	R: 1 E: 0 K: 0 S: 5	H: 2 LOB: 1 BB: 0 P: 5	R: 0 E: 0 K: 1 S: 5	H: 0 LOB: 0 BB: 0 P: 5	R: 0 E: 0 K: 0 S: 3	H: 0 LOB: 0 BB: 0 P: 3	R: 1 E: 0 K: 1 S: 6	H: 1 LOB: 0 BB: 0 P: 6	R: 0 E: 0 K: 2 S: 7	H: 0 LOB: 0 BB: 0 P: 7	R: 0 E: 0 K: 0 S: 3	H: 0 LOB: 0 BB: 0 P: 3	1B: 1 2B: 2 3B: 0 HR: 1	SF: 0 SAC: 0 DP: 0 HBP: 0	WP: 0 PB: 0 SB: 0 CS: 0	PA: 31
PITCHER Dave Ford, R (1, 1) ERA: 2.63	IP: 9.0 WLS: W BF: 31 H: 4 R: 2 ER: 2 SO: 4 BB: 0 IBB: 0 HBP: 0 BLK: 0 WP: 0 HR: 1 S: 39 P: 39 ERA: 2.00 WHIP: 0.444															PITCHER	IP: 9.0 WLS: W BF: 31 H: 4 R: 2 ER: 2 SO: 4 BB: 0 IBB: 0 HBP: 0 BLK: 0 WP: 0 HR: 1 S: 39 P: 39 ERA: 2.00 WHIP: 0.444					

Chicago White Sox @ Baltimore Orioles
 Memorial Stadium, Baltimore, MD
 Fri Apr 18 1980, 6:05 PM EST
 Att: 13,112 - Unknown - 59 F

AB 31
 R 2
 H 4
 RBI 2
 BB 0
 SO 4
 LOB 3

Batter	1	2	3	4	5	6	7	8	9	AB	R	H	RBI	BB	SO	LOB	BOTTOM			
Al Bumbry, L (1, 8) OBP: 0.424, SLG: 0.600	HR 		2B 		HR 	6-3 				2	3	1	1	2	0	1				
Rich Dauer, R (1, 5) OBP: 0.240, SLG: 0.182	6-3 		2B 		1-3 		4-3 			4	0	1	1	0	0	1				
Ken Singleton, S (1, 9) OBP: 0.394, SLG: 0.714	F8 		4-3 		HR 		L9 			4	1	1	1	0	0	2				
Eddie Murray, S (1, 3) OBP: 0.424, SLG: 0.621	HR 		F7 		BLK 		4-3 			3	1	1	2	1	0	1				
Terry Crowley, L (1, 10) OBP: 0.394, SLG: 0.714	K 		G3 		BB 		4-3 			3	0	0	0	1	1	1				
Gary Roenicke, R (1, 7) OBP: 0.250, SLG: 0.167		F3 		6-3 		K 		5-3 		4	0	0	0	0	1	2				
Rick Dempsey, R (1, 2) OBP: 0.429, SLG: 0.750		2B 		5-3 		BB 		K 		3	0	1	0	1	1	0				
Kiko Garcia, R (1, 4) OBP: 0.394, SLG: 0.714		K 		6-3 		K 				3	0	0	0	0	2	2				
Mark Belanger, R (1, 6) OBP: 0.174, SLG: 0.174		F2 				K 		F7 		3	0	0	0	0	1	2				
Inning Stats	R: 2 E: 0 K: 1 S: 6	H: 1 LOB: 0 BB: 1 P: 10	R: 0 E: 0 K: 1 S: 6	H: 1 LOB: 0 BB: 0 P: 6	R: 1 E: 0 K: 0 S: 4	H: 1 LOB: 1 BB: 1 P: 8	R: 0 E: 0 K: 0 S: 3	H: 0 LOB: 0 BB: 0 P: 3	R: 2 E: 0 K: 2 S: 9	H: 2 LOB: 2 BB: 2 P: 17	R: 0 E: 0 K: 1 S: 5	H: 0 LOB: 1 BB: 1 P: 9	R: 0 E: 0 K: 0 S: 3	H: 0 LOB: 0 BB: 0 P: 3	R: 0 E: 0 K: 1 S: 5	H: 0 LOB: 0 BB: 0 P: 5	1B: 0 2B: 2 3B: 0 HR: 3	SF: 0 SAC: 0 DP: 0 HBP: 0	WP: 0 PB: 0 SB: 0 CS: 0	PA: 34
PITCHER Richard Dotson, R (1, 1) ERA: 4.61	IP: 4.2 WLS: L BF: 22 H: 5 R: 5 ER: 5 SO: 3 BB: 3 IBB: 0 HBP: 0 BLK: 0 WP: 0 HR: 3 S: 25 P: 37 ERA: 9.64 WHIP: 1.714															PITCHER	IP: 4.2 WLS: L BF: 22 H: 5 R: 5 ER: 5 SO: 3 BB: 3 IBB: 0 HBP: 0 BLK: 0 WP: 0 HR: 3 S: 25 P: 37 ERA: 9.64 WHIP: 1.714			
PITCHER Mike Proby, R (5, 1) ERA:	IP: 3.1 WLS: L BF: 12 H: 0 R: 0 ER: 0 SO: 3 BB: 2 IBB: 0 HBP: 0 BLK: 1 WP: 0 HR: 0 S: 16 P: 24 ERA: 0.00 WHIP: 0.600															PITCHER	IP: 3.1 WLS: L BF: 12 H: 0 R: 0 ER: 0 SO: 3 BB: 2 IBB: 0 HBP: 0 BLK: 1 WP: 0 HR: 0 S: 16 P: 24 ERA: 0.00 WHIP: 0.600			

Chicago White Sox @ Baltimore Orioles
 Memorial Stadium, Baltimore, MD
 Fri Apr 18 1980, 6:05 PM EST
 Att: 13,112 - Unknown - 59 F

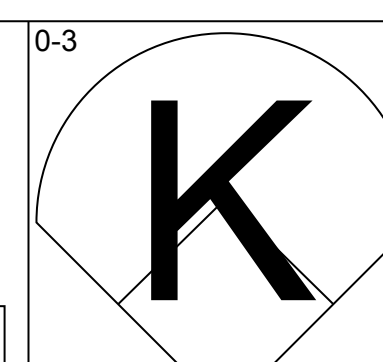
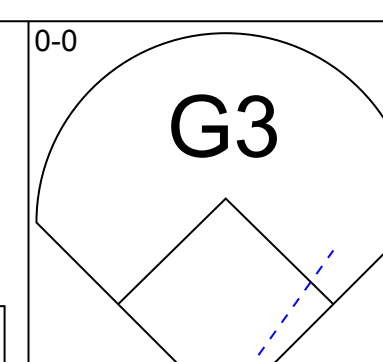
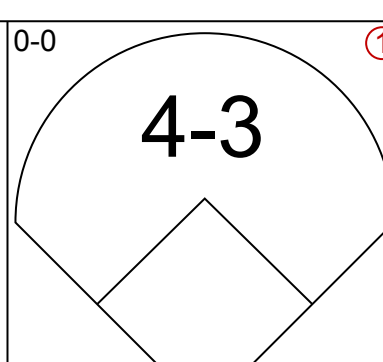
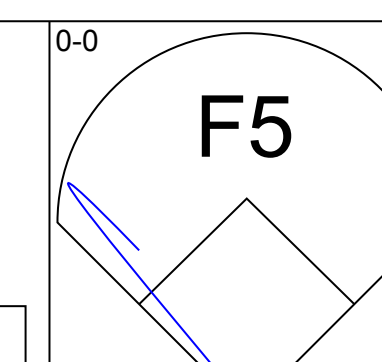
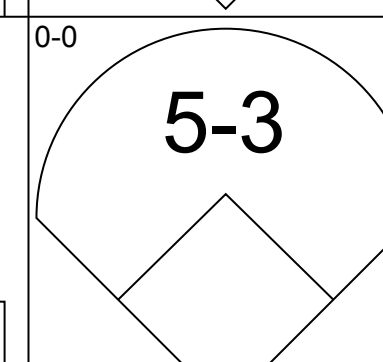
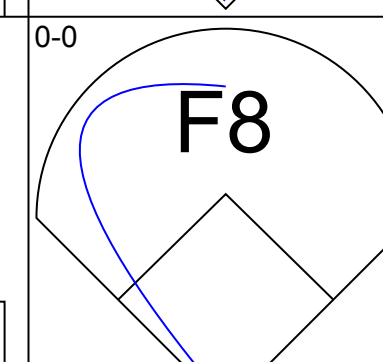
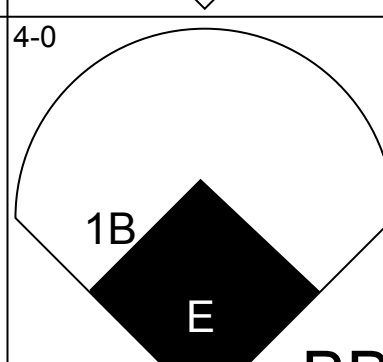
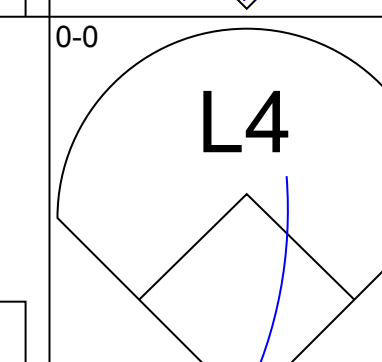
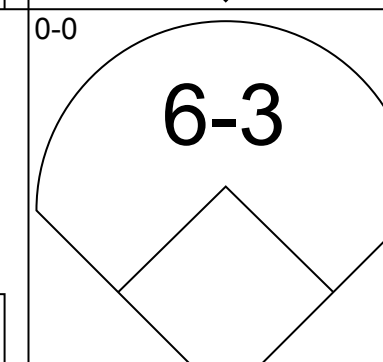
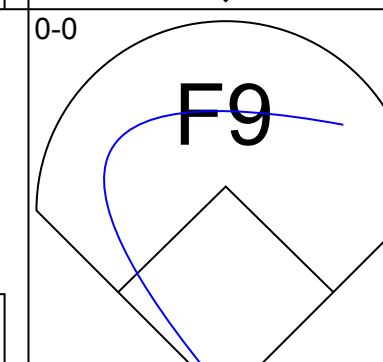
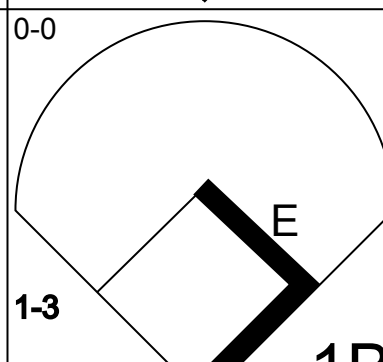
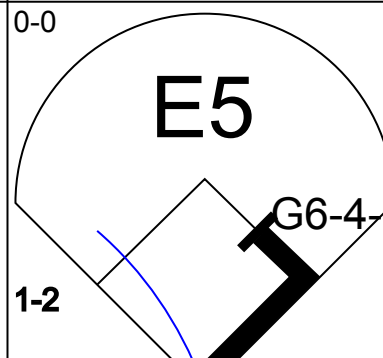
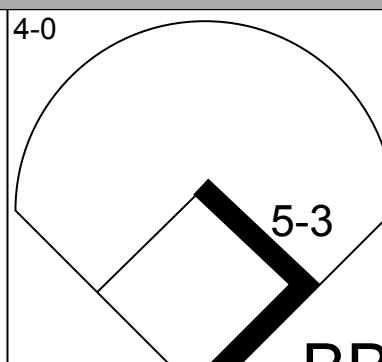
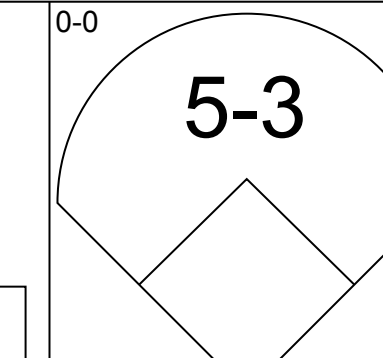
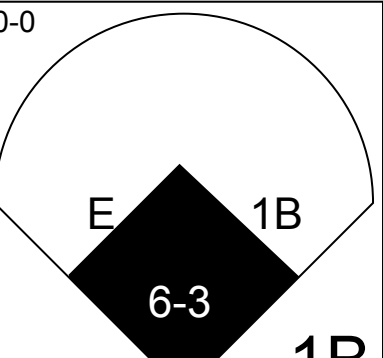
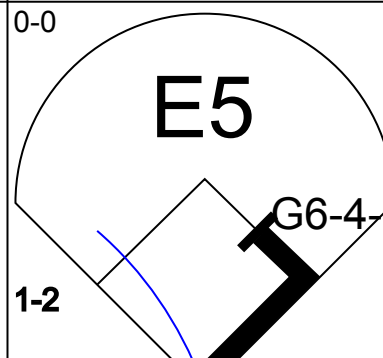
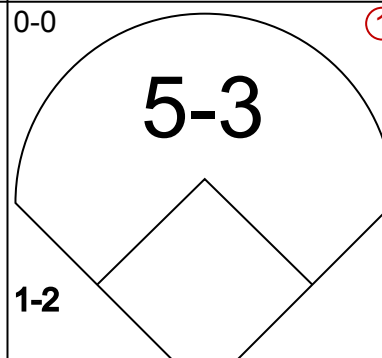
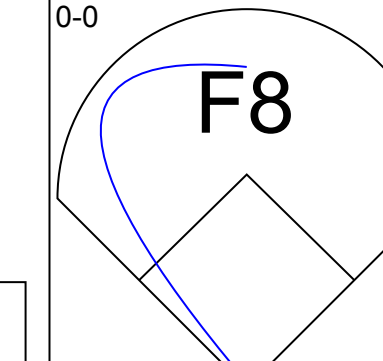
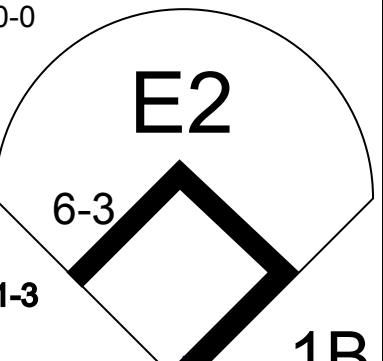
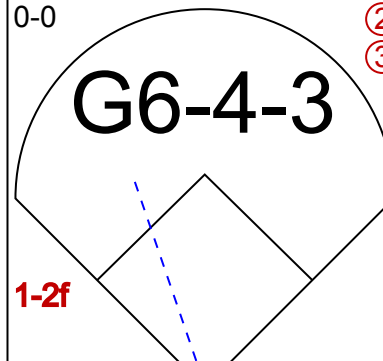
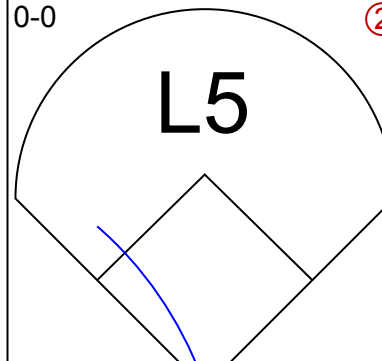
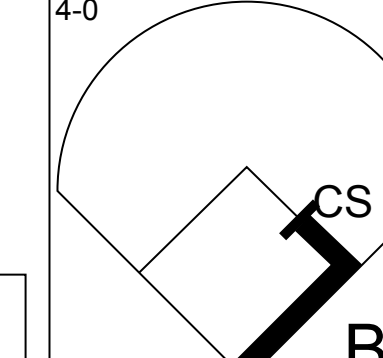
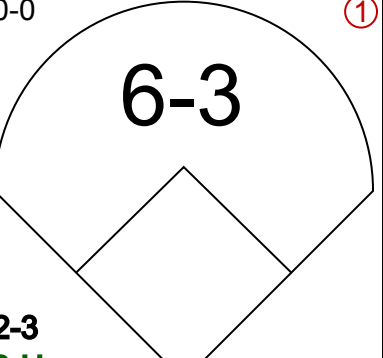
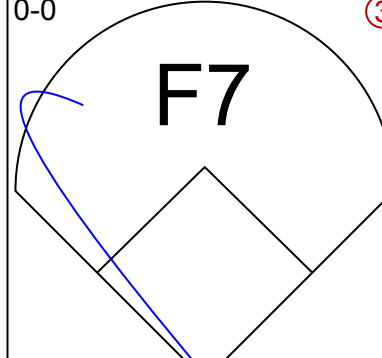
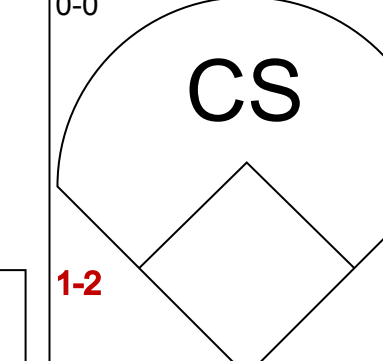
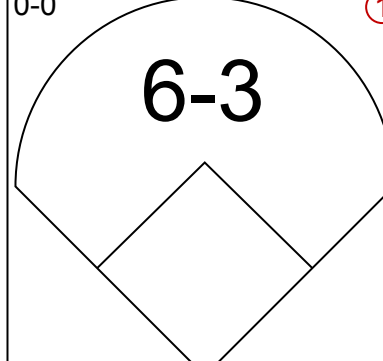
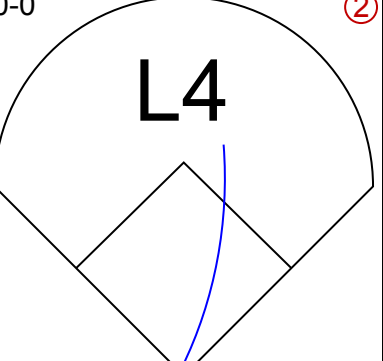
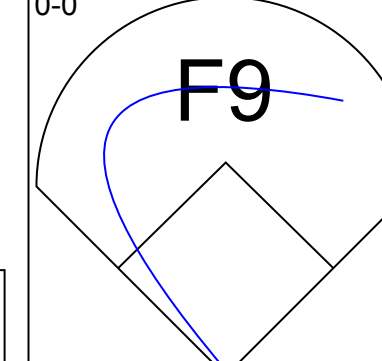
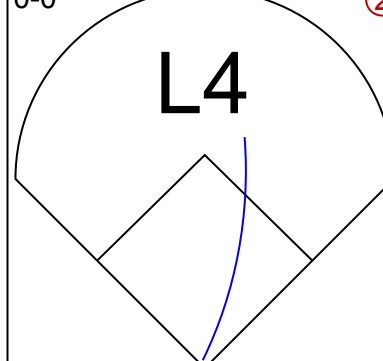
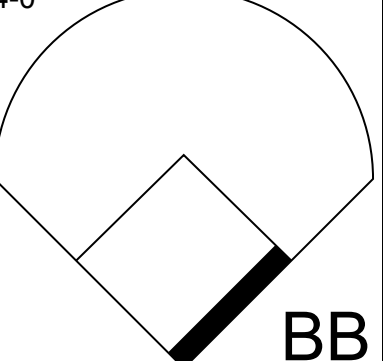
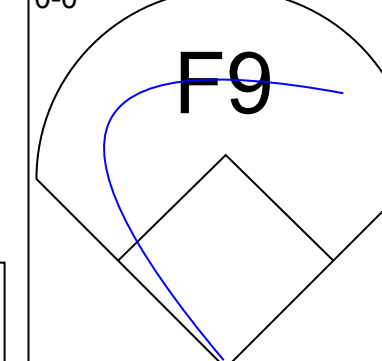
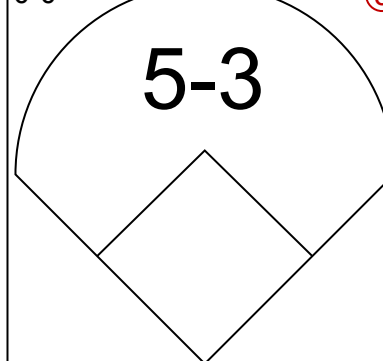
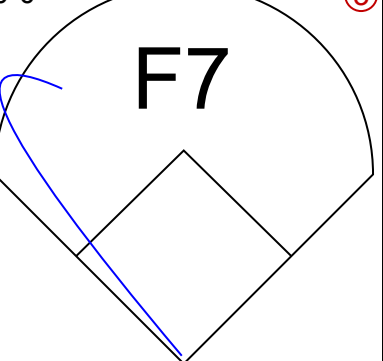
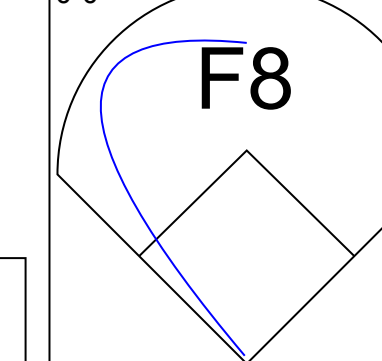
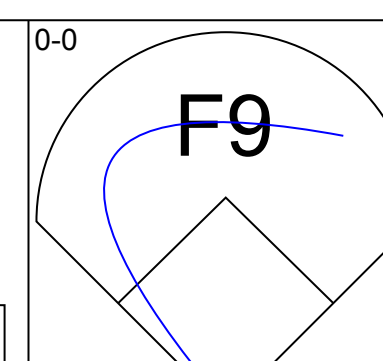
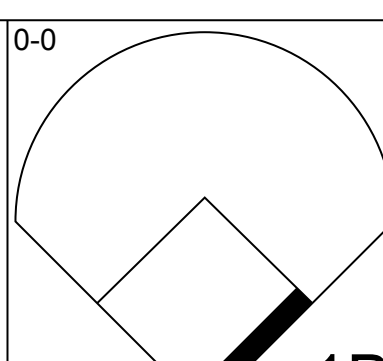
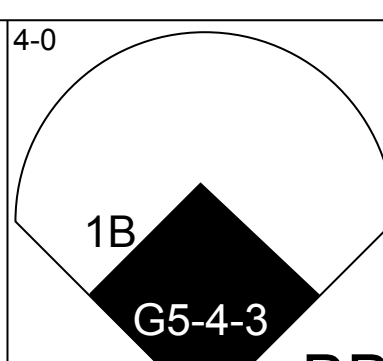
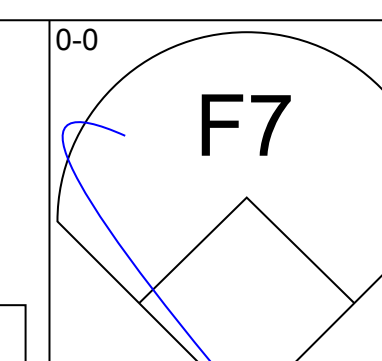
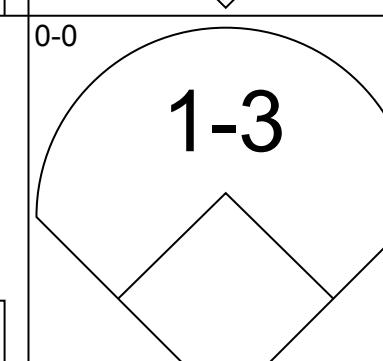
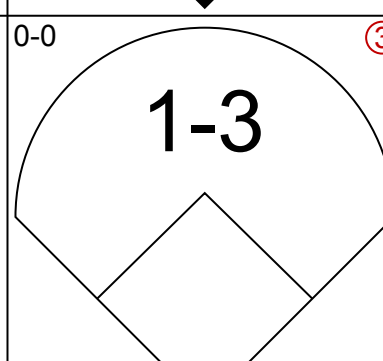
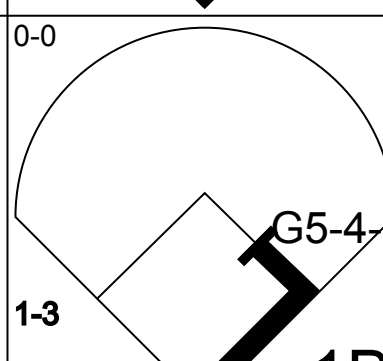
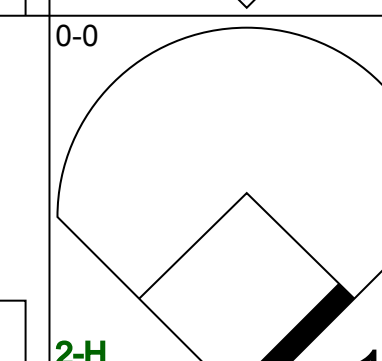
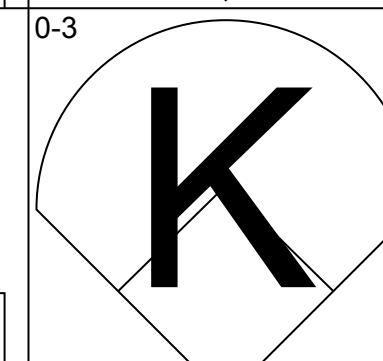
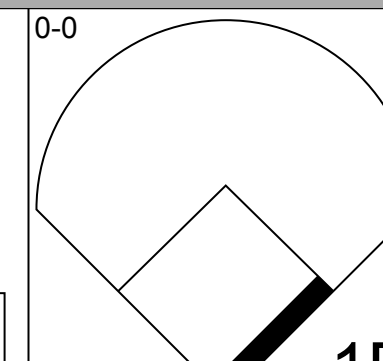
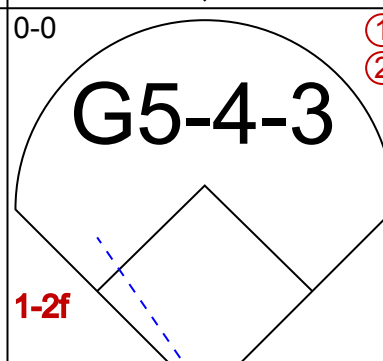
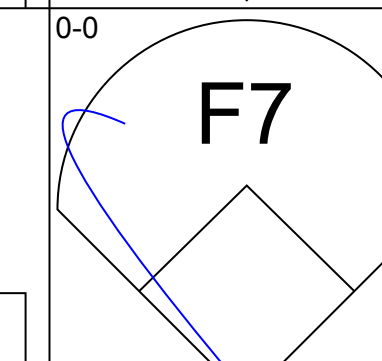
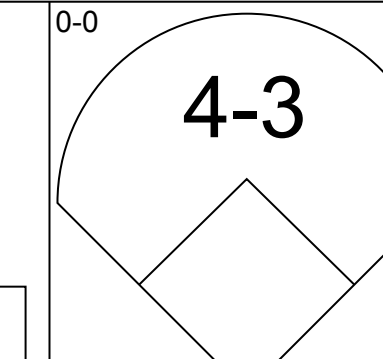
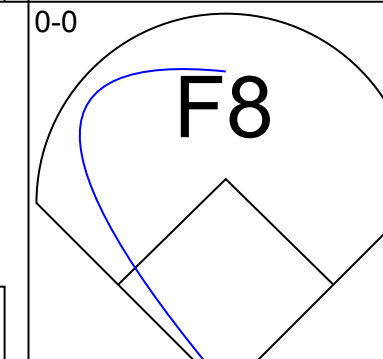
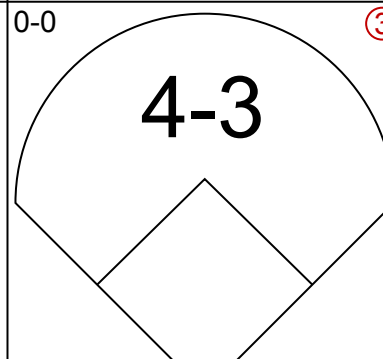
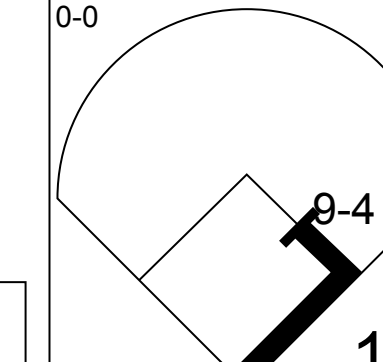
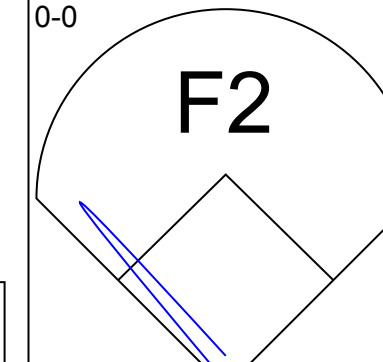
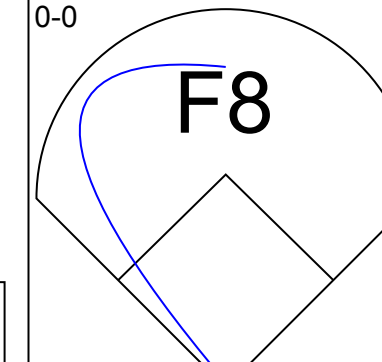
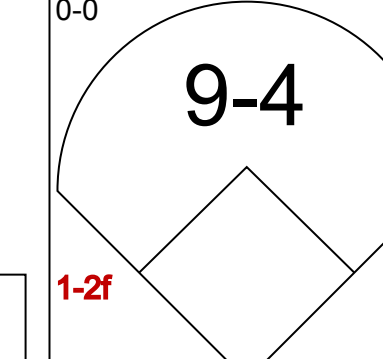
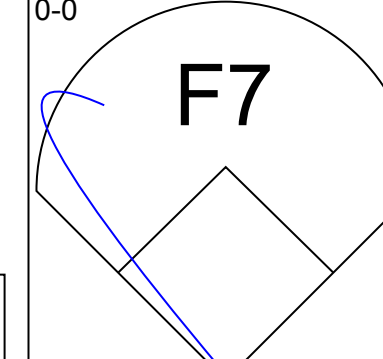
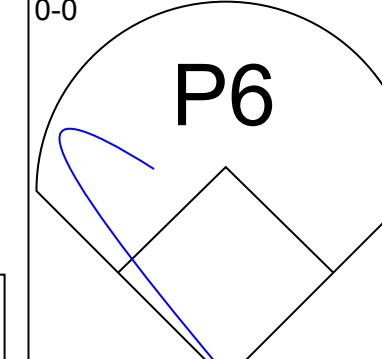
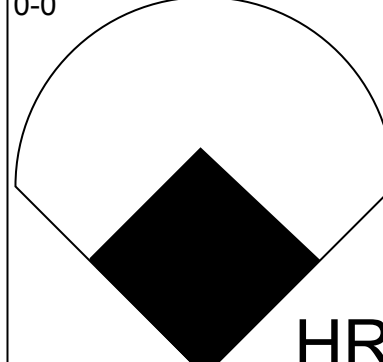
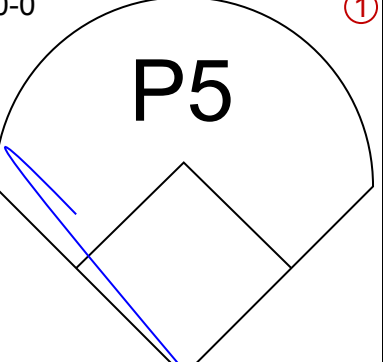
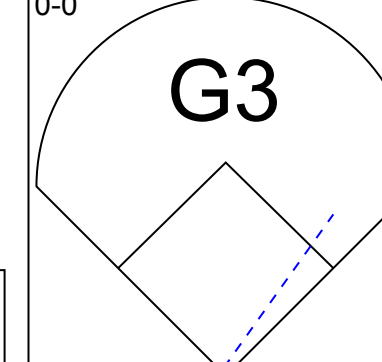
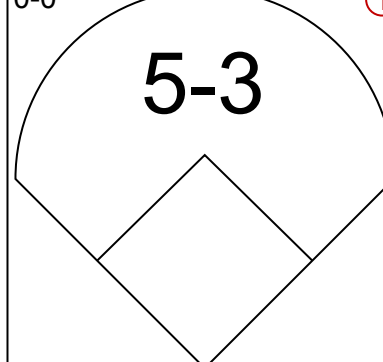
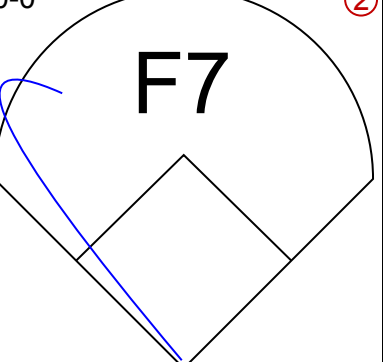
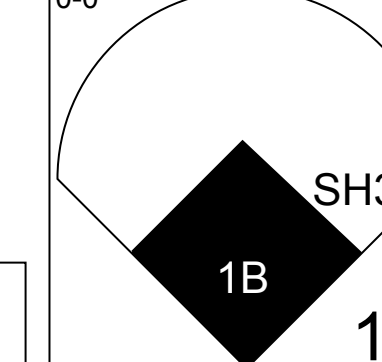
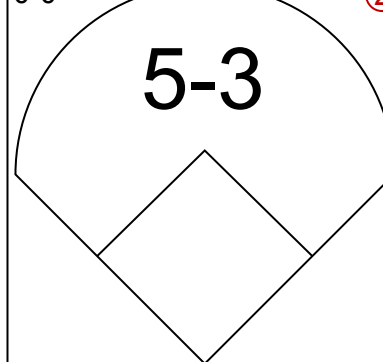
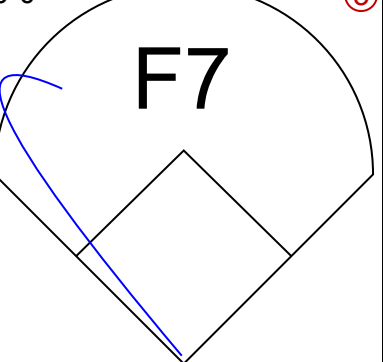
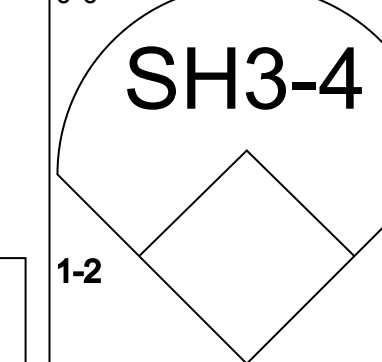
AB 29
 R 5
 H 5
 RBI 5
 BB 5
 SO 6
 LOB 12

Batter	1	2	3	4	5	6	7	8	9	AB	R	H	RBI	BB	SO	LOB	TOP										
Claudell Washington, L OBP: 0.250, SLG: 0.100 (1, 7)										5	1	1	0	1	2	2	Chicago White Sox @ Baltimore Orioles Memorial Stadium, Baltimore, MD Sun Apr 20 1980, 3:33 AM EST Att: 21,617 - Unknown - 76 F										
Harry Chappas, S OBP: 0.300, SLG: 0.263 (1, 6) (5, 4)										6	2	4	0	0	0	1											
Bob Molinaro, L OBP: 0.387, SLG: 0.464 (1, 10)										5	1	2	0	0	0	4											
Lamar Johnson, R OBP: 0.432, SLG: 0.658 Bruce Kimm, R OBP: 0.290, SLG: 0.400 (9, 2)										4	1	3	2	1	1	2											
Chet Lemon, R OBP: 0.333, SLG: 0.395 (1, 8)										0	0	0	0	0	0	0											
Jim Morrison, R OBP: 0.317, SLG: 0.417 Greg Pryor, R OBP: 0.257, SLG: 0.250 (5, 6)										3	0	1	1	0	1	0											
Harold Baines, L OBP: 0.229, SLG: 0.424 (1, 9)										5	1	4	0	0	0	0											
Mary Foley, L OBP: 0.333, SLG: 0.538 Alan Bannister, R OBP: 0.326, SLG: 0.289 (9, PR) (9, 5)										4	0	1	1	1	1	2											
Kevin Bell, R (1, 5) Mike Squires, L OBP: 0.438, SLG: 0.333 (9, PH) (9, 3)										4	0	0	0	0	0	5											
Inning Stats	R: 3 E: 0 K: 1 S: 9	H: 4 LOB: 3 BB: 2 P: 17	R: 0 E: 0 K: 0 S: 5	H: 3 LOB: 2 BB: 0 P: 5	R: 0 E: 0 K: 1 S: 6	H: 1 LOB: 1 BB: 0 P: 6	R: 2 E: 0 K: 1 S: 7	H: 2 LOB: 0 BB: 0 P: 7	R: 0 E: 0 K: 1 S: 6	H: 1 LOB: 1 BB: 0 P: 6	R: 0 E: 0 K: 1 S: 8	H: 3 LOB: 2 BB: 0 P: 8	R: 0 E: 0 K: 0 S: 3	H: 0 LOB: 0 BB: 0 P: 3	R: 0 E: 0 K: 0 S: 4	H: 1 LOB: 2 BB: 1 P: 8		R: 3 E: 1 K: 0 S: 6	H: 4 LOB: 2 BB: 0 P: 6	1B: 12 2B: 6 3B: 0 HR: 1	SF: 0 SAC: 0 DP: 0 HBP: 0	WP: 1 PB: 0 SB: 0 CS: 1	PA: 47				
PITCHER	IP	WLS	BF	H	R	ER	SO	BB	IBB	HBP	BLK	WP	HR	S	P	ERA	WHIP										
Dennis Martinez, R ERA: 16.2	1.2		12	6	3	3	1	1	1	0	0	0	0	12	20	16.20	4.200										
Sammy Stewart, R ERA: 6.57	6.2	L	32	11	5	5	4	1	0	0	0	1	1	39	43	6.75	1.800										
Tim Stoddard, R ERA: 1.17	0.2		3	2	1	0	0	0	0	0	0	0	0	3	3	0.00	3.000										

Batter	1	2	3	4	5	6	7	8	9	AB	R	H	RBI	BB	SO	LOB	BOTTOM										
Al Bumby, L OBP: 0.409, SLG: 0.571 (1, 8)										5	1	1	0	0	1	3	Chicago White Sox @ Baltimore Orioles Memorial Stadium, Baltimore, MD Sun Apr 20 1980, 3:33 AM EST Att: 21,617 - Unknown - 76 F										
Kiko Garcia, R OBP: 0.235, SLG: 0.133 (1, 6)										5	1	2	1	0	1	1											
Ken Singleton, S OBP: 0.342, SLG: 0.606 Benny Ayala, R OBP: 0.667, SLG: 0.500 (3, PH) (4, 7)										1	0	0	0	0	0	1											
John Lowenstein, L OBP: 0.385, SLG: 0.333 (5, 7)										1	0	0	0	0	0	1											
Eddie Murray, S OBP: 0.477, SLG: 0.629 (1, 3)										3	1	2	2	2	0	2											
Doug DeCinces, R OBP: 0.371, SLG: 0.531 Floyd Rayford, R (6, PR) (7, 5)										3	1	1	2	0	0	2											
Gary Roenicke, R OBP: 0.400, SLG: 0.348 (1, 7) (4, 9)										3	0	1	0	2	0	2											
Lee May, R OBP: 0.167, SLG: 0.257 (1, 10)										5	0	1	0	0	0	4											
Rick Dempsey, R OBP: 0.378, SLG: 0.594 Pat Kelly, L OBP: 0.286, SLG: 0.500 (9, PH)										3	1	1	0	1	1	0											
Rich Dauer, R OBP: 0.200, SLG: 0.156 (1, 4)										4	0	0	0	0	0	3											
Inning Stats	R: 0 E: 1 K: 0 S: 4	H: 1 LOB: 1 BB: 0 P: 4	R: 0 E: 0 K: 0 S: 3	H: 0 LOB: 0 BB: 0 P: 3	R: 1 E: 0 K: 0 S: 4	H: 1 LOB: 1 BB: 1 P: 8	R: 2 E: 0 K: 1 S: 9	H: 4 LOB: 2 BB: 0 P: 9	R: 0 E: 1 K: 0 S: 7	H: 3 LOB: 2 BB: 0 P: 8	R: 0 E: 0 K: 1 S: 5	H: 0 LOB: 0 BB: 0 P: 5	R: 0 E: 0 K: 2 S: 7	H: 0 LOB: 0 BB: 0 P: 7	R: 0 E: 0 K: 0 S: 3	H: 1 LOB: 2 BB: 2 P: 11	1B: 8 2B: 1 3B: 1 HR: 1	SF: 0 SAC: 0 DP: 2 HBP: 1	WP: 0 PB: 0 SB: 0 CS: 0	PA: 44							
PITCHER	IP	WLS	BF	H	R	ER	SO	BB	IBB	HBP	BLK	WP	HR	S	P	ERA	WHIP										
Steve Trout, L ERA: 5.87	3.1		17	6	3	3	0	1	0	0	0	0	0	16	20	8.10	2.100										
Mike Proby, R ERA	3.2		19	4	3	0	2	2	0	1	0	0	0	20	29	0.00	1.636										
Rich Wortham, L ERA	1.0	W	3	0	0	0	2	0	0	0	0	0	0	7	7	0.00	0.000										
Ed Farmer, R ERA: 2.16	1.0	S	5	1	0	0	0	2	0	0	0	0	0	3	11	0.00	3.000										

AB	44
R	9
H	19
RBI	8
BB	3
SO	5
LOB	22



Batter	1	2	3	4	5	6	7	8	9	AB	R	H	RBI	BB	SO	LOB	TOP		
Al Bumbry, L OBP: 0.375, SLG: 0.513 (1, 8)										4	0	0	0	0	1	0	Baltimore Orioles @ New York Yankees Yankee Stadium, Bronx, NY Mon Apr 21 1980, 6:05 PM EST Att: 21,419 - Unknown		
Rick Dempsey, R OBP: 0.366, SLG: 0.543 (1, 2)										3	1	0	0	1	0	0			
Ken Singleton, S OBP: 0.357, SLG: 0.583 (1, 10)										3	0	1	0	1	0	0			
Pat Kelly, L OBP: 0.286, SLG: 0.500 (9, PR)										0	0	0	0	0	0	0			
Eddie Murray, S OBP: 0.458, SLG: 0.590 (1, 3)										4	1	1	1	0	0	2			
Gary Roenicke, R OBP: 0.382, SLG: 0.333 (1, 7)										4	0	1	0	0	0	4			
Doug DeCinces, R OBP: 0.359, SLG: 0.486 (1, 5)										3	0	0	1	1	0	3			
Benny Ayala, R OBP: 0.333, SLG: 0.200 (1, 9)										3	0	0	0	0	0	1			
Kiko Garcia, R OBP: 0.250, SLG: 0.118 (1, 6)										2	0	0	0	1	0	0			
Rich Dauer, R OBP: 0.184, SLG: 0.143 (1, 4)										3	0	0	0	0	0	2			
Inning Stats	R: 0 E: 0 K: 1 S: 5	H: 0 LOB: 0 BB: 0 P: 5	R: 0 E: 0 K: 0 S: 2	H: 0 LOB: 0 BB: 1 P: 6	R: 0 E: 0 K: 0 S: 3	H: 0 LOB: 0 BB: 0 P: 3	R: 0 E: 0 K: 0 S: 3	H: 0 LOB: 0 BB: 0 P: 3	R: 1 E: 1 K: 0 S: 4	H: 2 LOB: 2 BB: 1 P: 9	R: 0 E: 0 K: 0 S: 3	H: 0 LOB: 0 BB: 0 P: 3	R: 0 E: 0 K: 0 S: 3	H: 0 LOB: 0 BB: 1 P: 7	R: 0 E: 0 K: 0 S: 3	H: 0 LOB: 2 BB: 1 P: 7	1B: 3 2B: 0 3B: 0 HR: 0	SF: 0 SAC: 0 DP: 1 HBP: 0	WP: 0 PA: 34 PB: 0 SB: 0 CS: 1
PITCHER	IP	WLS	BF	H	R	ER	SO	BB	IBB	HBP	BLK	WP	HR	S	P	ERA	WHIP		
Tommy John, L ERA: 2.86	8.2	W	32	3	2	1	1	4	0	0	0	0	0	30	46	1.04	0.808		
Rich Gossage, R ERA:	0.1	S	1	0	0	0	0	0	0	0	0	0	0	1	1	0.00	0.000		
Batter	1	2	3	4	5	6	7	8	9	AB	R	H	RBI	BB	SO	LOB	BOTTOM		
Willie Randolph, R OBP: 0.302, SLG: 0.283 (1, 4)										3	1	1	0	1	0	1	Baltimore Orioles @ New York Yankees Yankee Stadium, Bronx, NY Mon Apr 21 1980, 6:05 PM EST Att: 21,419 - Unknown		
Ruppert Jones, L OBP: 0.395, SLG: 0.400 (1, 8)										4	0	2	1	0	0	1			
Bob Watson, R OBP: 0.438, SLG: 0.476 (1, 3)										4	0	1	0	0	1	2			
Reggie Jackson, L OBP: 0.280, SLG: 0.370 (1, 9)										3	0	0	0	0	0	1			
Lou Piniella, R OBP: 0.222, SLG: 0.160 (1, 7)										3	0	1	0	0	0	1			
Eric Soderholm, R OBP: 0.269, SLG: 0.348 (1, 10)										3	0	0	0	0	0	2			
Graig Nettles, L OBP: 0.306, SLG: 0.300 (1, 5)										3	1	1	1	0	0	0			
Rick Cerone, R OBP: 0.209, SLG: 0.333 (1, 2)										3	1	1	0	0	0	0			
Bucky Dent, R OBP: 0.302, SLG: 0.308 (1, 6)										2	0	0	0	0	0	0			
Inning Stats	R: 0 E: 0 K: 1 S: 5	H: 0 LOB: 0 BB: 0 P: 5	R: 0 E: 0 K: 0 S: 3	H: 1 LOB: 0 BB: 0 P: 3	R: 1 E: 0 K: 0 S: 5	H: 2 LOB: 1 BB: 0 P: 5	R: 0 E: 0 K: 0 S: 4	H: 1 LOB: 0 BB: 0 P: 4	R: 0 E: 0 K: 0 S: 3	H: 0 LOB: 0 BB: 0 P: 3	R: 1 E: 0 K: 0 S: 3	H: 2 LOB: 1 BB: 1 P: 7	R: 0 E: 0 K: 0 S: 3	H: 0 LOB: 1 BB: 0 P: 3	R: 1 E: 0 K: 0 S: 5	H: 2 LOB: 1 BB: 0 P: 5	1B: 6 2B: 1 3B: 0 HR: 1	SF: 0 SAC: 1 DP: 2 HBP: 0	WP: 0 PA: 30 PB: 0 SB: 0 CS: 0
PITCHER	IP	WLS	BF	H	R	ER	SO	BB	IBB	HBP	BLK	WP	HR	S	P	ERA	WHIP		
Mike Flanagan, L ERA: 4.37	8.0	L	30	7	3	3	1	1	0	0	0	0	1	31	35	3.38	1.000		

Batter	1	2	3	4	5	6	7	8	9	AB	R	H	RBI	BB	SO	LOB	TOP										
Al Bumby, L OBP: 0.377, SLG: 0.558 (1, 8)										4	1	1	1	1	2	1	Baltimore Orioles @ New York Yankees Yankee Stadium, Bronx, NY Tue Apr 22 1980, 6:05 PM EST Att: 16,812 - Unknown										
Kiko Garcia, R OBP: 0.292, SLG: 0.105 (1, 4) (6, 6)										2	0	0	0	2	0												
Ken Singleton, S OBP: 0.326, SLG: 0.525 (1, 10)										4	0	0	0	0	2	3											
Eddie Murray, S OBP: 0.423, SLG: 0.535 (1, 3)										4	0	0	0	0	0	1											
John Lowenstein, L OBP: 0.467, SLG: 0.385 (1, 9)										1	0	1	0	1	0	0											
Benny Ayala, R OBP: 0.375, SLG: 0.167 (6, 9)										1	0	0	0	1	0	0											
Doug DeCinces, R OBP: 0.349, SLG: 0.462 (1, 5)										4	1	1	0	0	1	3											
Gary Roenicke, R OBP: 0.395, SLG: 0.310 (1, 7)										2	1	0	0	2	0	1											
Rick Dempsey, R OBP: 0.333, SLG: 0.487 (1, 2)										4	1	0	0	0	0	4											
Mark Belanger, R OBP: 0.138, SLG: 0.138 (1, 6)										2	0	0	0	0	0	0											
Lee May, R OBP: 0.169, SLG: 0.306 (6, PH)										1	0	1	3	0	0	0											
Rich Dauer, R OBP: 0.179, SLG: 0.139 (6, 4)										1	0	0	0	0	0	0											
Inning Stats	R: 1 E: 0 K: 2 S: 8	H: 1 LOB: 2 BB: 2 P: 16	R: 0 E: 0 K: 0 S: 2	H: 0 LOB: 0 BB: 1 P: 6	R: 0 E: 0 K: 1 S: 5	H: 0 LOB: 0 BB: 0 P: 5	R: 0 E: 0 K: 0 S: 4	H: 1 LOB: 1 BB: 0 P: 4	R: 0 E: 0 K: 1 S: 5	H: 0 LOB: 2 BB: 2 P: 13	R: 0 E: 0 K: 0 S: 3	H: 0 LOB: 0 BB: 0 P: 3	R: 0 E: 0 K: 0 S: 3	H: 0 LOB: 0 BB: 0 P: 3	R: 0 E: 0 K: 1 S: 5	H: 0 LOB: 0 BB: 0 P: 5	1B: 2 2B: 1 3B: 0 HR: 1	SF: 0 SAC: 0 DP: 1 HBP: 0	WP: 0 PB: 0 SB: 1 CS: 0	PA: 37							
PITCHER	IP	WLS	BF	H	R	ER	SO	BB	IBB	HBP	BLK	WP	HR	S	P	ERA	WHIP										
Mike Griffin, R ERA: 5.99 (1, 1)	5.0		21	2	1	1	4	5	0	0	0	0	1	24	44	1.80	1.400										
Tom Underwood, L ERA: 2.6 (6, 1)	4.0	W	16	2	3	3	1	2	0	0	0	0	0	16	24	6.75	1.000										

Batter	1	2	3	4	5	6	7	8	9	AB	R	H	RBI	BB	SO	LOB	BOTTOM										
Willie Randolph, R OBP: 0.328, SLG: 0.300 (1, 4)										4	1	2	1	1	0	2	Baltimore Orioles @ New York Yankees Yankee Stadium, Bronx, NY Tue Apr 22 1980, 6:05 PM EST Att: 16,812 - Unknown										
Ruppert Jones, L OBP: 0.368, SLG: 0.420 (1, 8)										5	1	2	0	0	1	3											
Bob Watson, R OBP: 0.472, SLG: 0.500 (1, 3)										4	1	3	2	1	0	2											
Reggie Jackson, L OBP: 0.291, SLG: 0.347 (1, 9)										3	0	0	0	2	0	4											
Lou Piniella, R OBP: 0.200, SLG: 0.143 (1, 7)										3	0	0	0	0	0	4											
Oscar Gamble, L OBP: 0.522, SLG: 0.941 (7, PH) (8, 7)										1	0	0	0	1	0	2											
Eric Soderholm, R OBP: 0.286, SLG: 0.333 (1, 10)										1	0	0	0	1	0	0											
Bobby Murcer, L OBP: 0.429, SLG: 0.333 (6, PH)										3	0	1	1	0	0	3											
Graig Nettles, L OBP: 0.325, SLG: 0.303 (1, 5)										3	1	1	0	1	0	1											
Rick Cerone, R OBP: 0.196, SLG: 0.310 (1, 2)										3	1	0	0	0	0	3											
Jim Spencer, L ERA: 3.51 (8, PH)										1	0	1	0	0	0	0											
Johnny Oates, L ERA: 9.64 (9, 2)										0	0	0	0	0	0	0											
Bucky Dent, R OBP: 0.319, SLG: 0.326 (1, 6)										4	0	2	1	0	0	2											
Inning Stats	R: 0 E: 0 K: 0 S: 4	H: 1 LOB: 2 BB: 1 P: 8	R: 1 E: 0 K: 0 S: 5	H: 2 LOB: 1 BB: 1 P: 9	R: 0 E: 0 K: 0 S: 3	H: 1 LOB: 0 BB: 0 P: 3	R: 0 E: 0 K: 0 S: 3	H: 0 LOB: 1 BB: 1 P: 7	R: 1 E: 0 K: 0 S: 5	H: 2 LOB: 1 BB: 0 P: 5	R: 1 E: 0 K: 0 S: 5	H: 2 LOB: 1 BB: 0 P: 5	R: 0 E: 0 K: 1 S: 4	H: 0 LOB: 2 BB: 3 P: 16	R: 0 E: 0 K: 0 S: 4	H: 1 LOB: 1 BB: 0 P: 4	R: 2 E: 0 K: 0 S: 4	H: 3 LOB: 2 BB: 1 P: 8	1B: 11 2B: 1 3B: 0 HR: 0	SF: 0 SAC: 0 DP: 2 HBP: 0	WP: 4 PB: 0 SB: 0 CS: 0	PA: 42					
PITCHER	IP	WLS	BF	H	R	ER	SO	BB	IBB	HBP	BLK	WP	HR	S	P	ERA	WHIP										
Scott McGregor, L ERA: 2.7 (1, 1)	3.1		16	4	1	1	0	3	0	0	0	0	0	13	25	2.70	2.100										
Dave Ford, R ERA: 3.51 (4, 1)	2.2		12	4	2	2	0	0	0	0	0	3	0	12	12	6.75	1.500										
Tippy Martinez, L ERA: 9.64 (7, 1)	0.1		3	0	0	0	1	2	0	0	0	0	0	3	11	0.00	6.000										
Dennis Martinez, R ERA: 10.13 (7, 1)	1.0		3	0	0	0	0	1	0	0	0	0	0	2	6	0.00	1.000										
Tim Stoddard, R ERA: 3.12 (8, 1)	1.0	L	8	4	2	2	0	1	0	0	0	1	0	7	11	18.00	5.000										

AB 30
R 4
H 4
RBI 4
BB 7
SO 5
LOB 13



AB 35
R 5
H 12
RBI 5
BB 7
SO 1
LOB 26



Batter	1	2	3	4	5	6	7	8	9	AB	R	H	RBI	BB	SO	LOB	TOP				
Al Bumbry, L OBP: 0.368, SLG: 0.574 (1, 8)										4	1	1	0	0	0	0	Baltimore Orioles @ New York Yankees Yankee Stadium, Bronx, NY Wed Apr 23 1980, 6:05 PM EST Att: 24,302 - Unknown				
Rich Dauer, R OBP: 0.186, SLG: 0.154 (1, 4)										3	0	1	1	0	0						
Ken Singleton, S OBP: 0.320, SLG: 0.500 (1, 10) Floyd Rayford, R (9, PR)										4	0	1	0	0	0	1					
Eddie Murray, S OBP: 0.429, SLG: 0.660 (1, 3)										4	2	2	2	0	1	1					
John Lowenstein, L OBP: 0.421, SLG: 0.313 (1, 9)										3	0	0	0	1	0	1					
Doug DeCinces, R OBP: 0.326, SLG: 0.429 (1, 5)										3	0	0	0	0	0	1					
Gary Roenicke, R OBP: 0.390, SLG: 0.290 (1, 7)										2	1	0	0	1	2	0					
Rick Dempsey, R OBP: 0.333, SLG: 0.524 (1, 2)										3	1	1	1	0	1	0					
Kiko Garcia, R OBP: 0.259, SLG: 0.095 (1, 6)										2	0	0	1	0	1	0					
Inning Stats	R: 2 E: 0 K: 0 S: 5	H: 2 LOB: 0 BB: 0 P: 5	R: 2 E: 0 K: 0 S: 4	H: 1 LOB: 0 BB: 1 P: 8	R: 0 E: 0 K: 1 S: 5	H: 0 LOB: 0 BB: 0 P: 5	R: 0 E: 0 K: 1 S: 4	H: 0 LOB: 0 BB: 1 P: 8	R: 0 E: 0 K: 2 S: 7	H: 0 LOB: 0 BB: 0 P: 7	R: 1 E: 0 K: 0 S: 4	H: 2 LOB: 0 BB: 0 P: 4	R: 0 E: 0 K: 1 S: 5	H: 0 LOB: 0 BB: 0 P: 5	R: 0 E: 0 K: 0 S: 3	H: 1 LOB: 1 BB: 0 P: 3	1B: 2 2B: 0 3B: 2 HR: 2	SF: 2 SAC: 0 DP: 2 HBP: 0	WP: 0 PB: 0 SB: 0 CS: 1	PA: 32	
PITCHER	IP	WLS	BF	H	R	ER	SO	BB	IBB	HBP	BLK	WP	HR	S	P	ERA	WHIP				
Luis Tiant, R ERA: 5.82 (1, 1)	4.0		16	3	4	4	2	2	0	0	0	0	1	18	26	9.00	1.250				
Ron Davis, R ERA: 3.65 (5, 1)	2.0	W	7	2	1	1	2	0	0	0	0	0	1	11	11	4.50	1.000				
Rich Gossage, R ERA: (7, 1)	3.0	S	9	1	0	0	1	0	0	0	0	0	0	11	11	0.00	0.333				

Batter	1	2	3	4	5	6	7	8	9	AB	R	H	RBI	BB	SO	LOB	BOTTOM				
Willie Randolph, R OBP: 0.339, SLG: 0.352 (1, 4)										4	1	2	0	0	0	0	Baltimore Orioles @ New York Yankees Yankee Stadium, Bronx, NY Wed Apr 23 1980, 6:05 PM EST Att: 24,302 - Unknown				
Ruppert Jones, L OBP: 0.361, SLG: 0.444 (1, 8)										4	1	1	0	0	0	2					
Oscar Gamble, L OBP: 0.577, SLG: 1.105 (1, 7) Lou Piniella, R OBP: 0.194, SLG: 0.138 (7, PH) Bobby Brown, S OBP: 0.500, SLG: 0.500 (8, 7)										2	2	2	3	1	0	0					
Reggie Jackson, L OBP: 0.288, SLG: 0.396 (1, 9)										4	1	1	2	0	1	1					
Bob Watson, R OBP: 0.474, SLG: 0.490 (1, 10)										3	0	1	0	1	0	0					
Jim Spencer, L OBP: 0.357, SLG: 0.520 (1, 3)										3	1	1	1	1	2	2					
Graig Nettles, L OBP: 0.318, SLG: 0.278 (1, 5)										3	0	0	0	1	1	2					
Rick Cerone, R OBP: 0.204, SLG: 0.333 (1, 2)										3	0	1	0	0	1	2					
Bucky Dent, R OBP: 0.300, SLG: 0.304 (1, 6)										3	0	0	0	0	1	3					
Inning Stats	R: 2 E: 0 K: 1 S: 7	H: 2 LOB: 1 BB: 1 P: 11	R: 0 E: 0 K: 1 S: 4	H: 0 LOB: 0 BB: 1 P: 8	R: 1 E: 0 K: 0 S: 4	H: 2 LOB: 0 BB: 0 P: 4	R: 1 E: 0 K: 1 S: 7	H: 2 LOB: 1 BB: 0 P: 7	R: 2 E: 0 K: 0 S: 4	H: 1 LOB: 0 BB: 1 P: 8	R: 0 E: 0 K: 1 S: 5	H: 0 LOB: 1 BB: 1 P: 9	R: 0 E: 0 K: 1 S: 6	H: 1 LOB: 0 BB: 0 P: 6	R: 0 E: 0 K: 1 S: 5	H: 1 LOB: 0 BB: 0 P: 5	1B: 2 2B: 3 3B: 1 HR: 3	SF: 0 SAC: 0 DP: 2 HBP: 0	WP: 0 PB: 0 SB: 0 CS: 0	PA: 34	
PITCHER	IP	WLS	BF	H	R	ER	SO	BB	IBB	HBP	BLK	WP	HR	S	P	ERA	WHIP				
Jim Palmer, R ERA: 4.15 (1, 1)	5.0	L	24	7	6	6	3	4	0	0	0	0	3	26	42	10.80	2.200				
Tippy Martinez, L ERA: 5.67 (6, 1)	3.0		10	2	0	0	3	0	0	0	0	0	0	16	16	0.00	0.667				

Batter	1	2	3	4	5	6	7	8	9	AB	R	H	RBI	BB	SO	LOB	TOP			
Al Bumbry, L OBP: 0.377, SLG: 0.569 (1, 8)	0-0 CS 1B		0-0 1B			0-0 1-3		0-0 F8		4	0	2	0	0	0	1	Baltimore Orioles @ Kansas City Royals Royals Stadium, Kansas City, MO Fri Apr 25 1980, 7:05 PM EST Att: 20,436 - Unknown livebaseballscorecards.com			
Rich Dauer, R OBP: 0.234, SLG: 0.171 (1, 4)	4-0 1-2 BB		0-0 F8			4-0 BB		0-0 BB 1B		2	0	1	0	2	0	1				
Ken Singleton, S OBP: 0.315, SLG: 0.468 (1, 9)	0-3 K			0-0 F9		0-0 L5		4-0 BB 1B		3	0	0	0	1	1	2				
Eddie Murray, S OBP: 0.400, SLG: 0.608 (1, 3)	0-0 F7			0-0 P6		0-0 F9		0-0 F8		4	0	0	0	0	0	5				
Doug DeCinces, R OBP: 0.300, SLG: 0.391 (1, 5)		0-0 P6		0-0 K			0-0 B2-3		0-0 5-3	4	0	0	0	0	1	0				
Gary Roenicke, R OBP: 0.356, SLG: 0.257 (1, 7)		0-0 5-3			0-0 F3		0-0 6-3		0-0 F7	4	0	0	0	0	0	0				
Lee May, R OBP: 0.171, SLG: 0.275 (1, 10)		0-0 F2			0-0 L6		0-0 F7		0-0 F8	4	0	0	0	0	0	0				
Rick Dempsey, R OBP: 0.333, SLG: 0.500 (1, 2)			0-0 5-3		4-0 BB			0-0 5-3		2	0	0	0	1	0	0				
Kiko Garcia, R OBP: 0.267, SLG: 0.125 (1, 6)			0-0 P3		0-0 G3			0-0 BB 1B 1B		3	0	1	0	0	0	1				
Inning Stats	R: 0 E: 0 K: 1 S: 5	H: 1 LOB: 1 BB: 1 P: 9	R: 0 E: 0 K: 0 S: 3	H: 0 LOB: 0 BB: 0 P: 3	R: 0 E: 0 K: 0 S: 4	H: 1 LOB: 1 BB: 0 P: 4	R: 0 E: 0 K: 1 S: 5	H: 0 LOB: 0 BB: 0 P: 5	R: 0 E: 0 K: 0 S: 3	H: 0 LOB: 1 BB: 1 P: 7	R: 0 E: 0 K: 0 S: 3	H: 0 LOB: 0 BB: 0 P: 3	R: 0 E: 0 K: 0 S: 5	H: 2 LOB: 3 BB: 1 P: 9	R: 0 E: 0 K: 0 S: 3	H: 0 LOB: 0 BB: 0 P: 3	1B: 4 2B: 0 3B: 0 HR: 0	SF: 0 SAC: 0 DP: 0 HBP: 0	WP: 0 PB: 0 SB: 0 CS: 1	PA: 34
PITCHER Larry Gura, L ERA: 2.3 (1, 1)	IP: 9.0 WLS: W BF: 34 H: 4 R: 0 ER: 0 SO: 2 BB: 4 IBB: 0 HBP: 0 BLK: 0 WP: 0 HR: 0 S: 34 P: 50 ERA: 0.00 WHIP: 0.889																			

Batter	1	2	3	4	5	6	7	8	9	AB	R	H	RBI	BB	SO	LOB	BOTTOM			
Willie Wilson, S OBP: 0.317, SLG: 0.417 (1, 8)	0-0 1B 2B	0-0 4-3		0-0 F9			0-0 E3 2B	0-0 6-3		5	2	1	0	0	0	1	Baltimore Orioles @ Kansas City Royals Royals Stadium, Kansas City, MO Fri Apr 25 1980, 7:05 PM EST Att: 20,436 - Unknown livebaseballscorecards.com			
Frank White, R OBP: 0.316, SLG: 0.364 (1, 4)	0-0 3B 2H	0-0 BB 1B			0-3 K		0-0 P4			4	1	2	1	0	1	1				
George Brett, L OBP: 0.379, SLG: 0.571 (1, 5)	0-0 2B	4-0 BB 1B			0-0 E5 F8		0-0 E 2B			1	1	1	1	1	0	0				
Dave Chalk, R OBP: 0.222, SLG: 0.375 (4, 5)	1-0 2B 3B	4-0 G4-6-3 BB			0-0 F8		4-0 2B			2	0	1	1	0	0	0				
Willie Aikens, L OBP: 0.339, SLG: 0.367 (1, 3)	0-0 G3	0-0 G4-6-3			0-0 F8		4-0 BB			3	0	0	0	1	0	4				
Bob Deterage, R OBP: 0.364, SLG: 0.455 (8, 7)		1-2 BB			1-2 F8		2-3 BB			0	0	0	0	0	0	0				
Hal McRae, R OBP: 0.356, SLG: 0.500 (1, 10)	0-0 E HR 2B		0-0 F2		0-0 F9		0-0 F7			4	1	1	1	0	0	3				
John Wathan, R OBP: 0.536, SLG: 0.625 (1, 2)	0-3 K		0-3 K			0-0 G6-4-3 1B	0-0 6-3			4	0	1	0	0	2	3				
Ralph LaCock, L OBP: 0.220, SLG: 0.239 (1, 7)	0-0 E4 HR		0-0 6-3			0-0 G6-4-3		0-0 6-3		4	1	0	0	0	2					
Clint Hurdle, L OBP: 0.273, SLG: 0.469 (1, 9)	0-0 1H 3H HR			0-0 6-3		0-0 1B		0-0 6-3		4	1	2	3	0	0	0				
Rance Mulliniks, L OBP: 0.286, SLG: 0.167 (1, 6)	0-3 K		0-3 G3			0-3 K		4-0 BB		3	0	0	0	1	2	1				
Inning Stats	R: 6 E: 1 K: 2 S: 13	H: 5 LOB: 0 BB: 0 P: 13	R: 0 E: 0 K: 0 S: 3	H: 1 LOB: 1 BB: 1 P: 7	R: 0 E: 0 K: 1 S: 5	H: 0 LOB: 0 BB: 0 P: 5	R: 0 E: 0 K: 0 S: 3	H: 0 LOB: 0 BB: 0 P: 3	R: 0 E: 1 K: 1 S: 6	H: 0 LOB: 1 BB: 0 P: 6	R: 0 E: 0 K: 1 S: 6	H: 2 LOB: 1 BB: 0 P: 6	R: 1 E: 2 K: 0 S: 5	H: 1 LOB: 2 BB: 1 P: 9	R: 0 E: 0 K: 0 S: 3	H: 0 LOB: 1 BB: 1 P: 7	1B: 4 2B: 3 3B: 1 HR: 1	SF: 0 SAC: 0 DP: 2 HBP: 0	WP: 0 PB: 0 SB: 0 CS: 0	PA: 37
PITCHER Steve Stone, R ERA: 5.27 (1, 1)	IP: 1.1 WLS: L BF: 12 H: 6 R: 6 ER: 3 SO: 2 BB: 1 IBB: 0 HBP: 0 BLK: 0 WP: 0 HR: 1 S: 15 P: 19 ERA: 20.25 WHIP: 5.250																			
Sammy Stewart, R ERA: 4.25 (2, 1)	IP: 6.2 WLS: 25 BF: 3 H: 1 R: 1 ER: 0 SO: 3 BB: 2 IBB: 0 HBP: 0 BLK: 0 WP: 0 HR: 0 S: 29 P: 37 ERA: 0.00 WHIP: 0.750																			

Batter	1	2	3	4	5	6	7	8	9	AB	R	H	RBI	BB	SO	LOB	TOP			
Al Bumby, L OBP: 0.386, SLG: 0.583 (1, 8)										4	0	1	0	0	0	0	Baltimore Orioles @ Kansas City Royals Royals Stadium, Kansas City, MO Sun Apr 27 1980, 4:33 AM EDT Att: 20,496 - Unknown livebaseballscorecards.com			
Mark Belanger, R OBP: 0.152, SLG: 0.152 (1, 6)										3	0	1	0	0	0	0				
Ken Singleton, S OBP: 0.306, SLG: 0.426 (1, 9)										4	0	0	0	0	0	2				
Eddie Murray, S OBP: 0.382, SLG: 0.559 (1, 3)										4	0	1	0	0	1	1				
Gary Roenicke, R OBP: 0.388, SLG: 0.316 (1, 7)										3	2	2	0	1	0	0				
Lee May, R OBP: 0.200, SLG: 0.262 (1, 10)										2	0	0	0	2	0	3				
Floyd Rayford, R OBP: 0.111, SLG: 0.111 (1, 5)										4	0	1	0	0	1	2				
Rich Dauer, R OBP: 0.236, SLG: 0.149 (9, PH)										3	0	0	0	0	0	3				
Benny Ayala, R OBP: 0.444, SLG: 0.167 (9, FR)										0	0	0	0	1	0	0				
Kiko Garcia, R OBP: 0.273, SLG: 0.148 (9, FR)										3	0	0	0	0	0	3				
Dave Skaggs, R OBP: 0.309, SLG: 0.471 (9, PH)										1	0	0	0	0	0	1				
Inning Stats	R: 0 E: 0 K: 0 S: 3	H: 0 LOB: 0 BB: 0 P: 3	R: 1 E: 1 K: 0 S: 3	H: 1 LOB: 2 BB: 1 P: 9	R: 0 E: 0 K: 0 S: 4	H: 1 LOB: 1 BB: 0 P: 4	R: 1 E: 0 K: 0 S: 4	H: 2 LOB: 1 BB: 1 P: 8	R: 0 E: 0 K: 0 S: 5	H: 0 LOB: 0 BB: 0 P: 3	R: 0 E: 0 K: 0 S: 3	H: 0 LOB: 0 BB: 0 P: 3	R: 0 E: 0 K: 1 S: 5	H: 0 LOB: 0 BB: 0 P: 5	R: 0 E: 0 K: 1 S: 4	H: 0 LOB: 1 BB: 1 P: 8	1B: 5 2B: 1 3B: 0 HR: 0	SF: 0 SAC: 1 DP: 2 HBP: 0	WP: 0 PB: 0 SB: 0 CS: 0	PA: 36
PITCHER Paul Spittorf, L ERA: 2.63 (1, 1)	IP: 9.0 WLS: W BF: 36 H: 6 R: 2 ER: 1 SO: 2 BB: 4 IBB: 0 HBP: 0 BLK: 0 WP: 0 HR: 0 S: 36 P: 52 ERA: 1.00 WHIP: 1.111															PITCHER				

Batter	1	2	3	4	5	6	7	8	9	AB	R	H	RBI	BB	SO	LOB	BOTTOM			
Willie Wilson, S OBP: 0.296, SLG: 0.382 (1, 8)										4	0	0	0	0	1	1	Baltimore Orioles @ Kansas City Royals Royals Stadium, Kansas City, MO Sun Apr 27 1980, 4:33 AM EDT Att: 20,496 - Unknown livebaseballscorecards.com			
Frank White, R OBP: 0.328, SLG: 0.371 (1, 4)										4	0	1	1	0	0	0				
Hal McRae, R OBP: 0.318, SLG: 0.443 (1, 10)										3	0	0	0	0	1	1				
Willie Aikens, L OBP: 0.318, SLG: 0.327 (1, 3)										3	0	0	0	0	0	0				
John Wathan, R OBP: 0.486, SLG: 0.613 (1, 2)										3	1	1	0	0	0	0				
Jamie Quirk, L OBP: 0.242, SLG: 0.250 (1, 5)										3	0	1	1	0	0	0				
Ralph LaCock, L OBP: 0.208, SLG: 0.224 (1, 7)										3	0	0	0	0	0	1				
Clint Hurdle, L OBP: 0.306, SLG: 0.559 (1, 9)										2	1	1	1	1	0	1				
U L Washington, S OBP: 0.326, SLG: 0.419 (1, 6)										3	1	1	0	0	0	1				
Inning Stats	R: 0 E: 0 K: 1 S: 5	H: 0 LOB: 0 BB: 0 P: 5	R: 0 E: 0 K: 0 S: 3	H: 0 LOB: 0 BB: 0 P: 3	R: 0 E: 0 K: 0 S: 2	H: 0 LOB: 0 BB: 1 P: 6	R: 0 E: 0 K: 0 S: 3	H: 0 LOB: 0 BB: 0 P: 3	R: 0 E: 0 K: 0 S: 6	H: 3 LOB: 1 BB: 0 P: 6	R: 1 E: 0 K: 0 S: 5	H: 2 LOB: 1 BB: 0 P: 5	R: 0 E: 0 K: 1 S: 5	H: 0 LOB: 0 BB: 0 P: 5	R: 0 E: 0 K: 1 S: 5	H: 0 LOB: 0 BB: 0 P: 5		1B: 3 2B: 0 3B: 1 HR: 1	SF: 0 SAC: 0 DP: 1 HBP: 0	WP: 0 PB: 0 SB: 2 CS: 0
PITCHER Dennis Martinez, R ERA: 5.4 (1, 1)	IP: 5.2 WLS: L BF: 20 H: 3 R: 2 ER: 2 SO: 1 BB: 1 IBB: 0 HBP: 0 BLK: 0 WP: 0 HR: 1 S: 21 P: 25 ERA: 3.18 WHIP: 0.706															PITCHER Dave Ford, R ERA: 3.35 (6, 1)				

Batter	1	2	3	4	5	6	7	8	9	AB	R	H	RBI	BB	SO	LOB	TOP
Kiko Garcia, R OBP: 0.237, SLG: 0.125 Mark Belanger, R OBP: 0.184, SLG: 0.139	5-3		K		5-3		6-3	G5-4-3		5	0	0	0	0	1	3	
Rick Dempsey, R OBP: 0.324, SLG: 0.550	F7		4-3		K		5-3	1B		5	0	1	0	0	1	1	
Ken Singleton, S OBP: 0.303, SLG: 0.379	1B			4-3		F8	6-3	F8		5	0	1	0	0	0	2	
Eddie Murray, S OBP: 0.395, SLG: 0.535	1B		K		FC4-6 1B			2B 1B	SH5-3 1B	5	1	4	0	0	1	0	
Benny Ayala, R OBP: 0.357, SLG: 0.273 Al Bumbry, L OBP: 0.380, SLG: 0.544	F2		E3		FC4-6 1B WP			2B 1B	SH5-3	4	1	1	0	0	0	3	
Gary Roenicke, R OBP: 0.367, SLG: 0.333 Pat Kelly, L OBP: 0.308, SLG: 0.333 John Lowenstein, L OBP: 0.333, SLG: 0.217		P4		F7		1B 1B BB		2B BB	K	2	0	0	0	1	0	1	
Doug DeCinces, R OBP: 0.309, SLG: 0.516		P6			S 4-3 2B	FC5 1B		2B	F8	5	2	3	2	0	0	1	
Lee May, R OBP: 0.241, SLG: 0.300		K			4-3 S BB			1B		3	1	2	3	1	1	0	
Rich Dauer, R OBP: 0.254, SLG: 0.172			P6		4-3	FC5		G5-4-3 1B		4	0	1	2	0	0	4	
Inning Stats	R: 0 E: 0 K: 0 S: 5	H: 2 LOB: 2 BB: 0 P: 5	R: 0 E: 0 K: 1 S: 5	H: 0 LOB: 0 BB: 0 P: 5	R: 0 E: 1 K: 1 S: 6	H: 0 LOB: 1 BB: 0 P: 6	R: 1 E: 0 K: 1 S: 6	H: 1 LOB: 3 BB: 1 P: 10	R: 0 E: 0 K: 0 S: 3	H: 0 LOB: 0 BB: 0 P: 3	R: 5 E: 0 K: 0 S: 8	H: 6 LOB: 2 BB: 1 P: 12	R: 0 E: 0 K: 1 S: 6	H: 1 LOB: 1 BB: 0 P: 6	1B: 9 2B: 4 3B: 0 HR: 0	SF: 0 SAC: 1 DP: 1 HBP: 0	WP: 1 PA: 43 PB: 0 SB: 2 CS: 0
PITCHER	IP	WLS	BF	H	R	ER	SO	BB	IBB	HBP	BLK	WP	HR	S	P	ERA	WHIP
Jon Matlack, L ERA: 2.11	7.0		32	8	4	4	4	2	0	0	0	1	0	38	46	5.14	1.429
Jim Kern, R ERA: 5.25	0.0	L	3	2	2	2	0	1	0	0	0	0	0	2	6	∞	∞
Sparky Lyle, L ERA: 2.57	2.0		8	3	1	1	1	0	0	0	0	0	0	10	10	4.50	1.500

Baltimore Orioles @ Texas Rangers
Arlington Stadium, Arlington, TX
Fri May 02 1980, 8:05 PM EDT
Att: 21,962 - Unknown

AB 39
R 7
H 13
RBI 7
BB 3
SO 5
LOB 16



Batter	1	2	3	4	5	6	7	8	9	AB	R	H	RBI	BB	SO	LOB	BOTTOM				
Mickey Rivers, L OBP: 0.404, SLG: 0.463	F8	4-3			P5		F8			4	0	0	0	0	0	3					
Bump Willis, S OBP: 0.326, SLG: 0.351	HR 1B		5-3		5-3			G3 2B		4	2	2	0	0	0	1					
Al Oliver, L OBP: 0.306, SLG: 0.455 Jim Norris, L OBP: 0.316, SLG: 0.278	1H HR		5-3			4-3		G3		2	1	1	2	0	0	0					
Buddy Bell, R OBP: 0.400, SLG: 0.500			K			5-3		6-3		4	0	1	1	0	1	0					
John Ellis, R OBP: 0.353, SLG: 0.267 Pat Putnam, L OBP: 0.345, SLG: 0.327	G4-3 BB			5-3		4-3		P6		2	0	0	0	1	0	0					
Richie Zisk, R OBP: 0.241, SLG: 0.315 Dave Roberts, R OBP: 0.211, SLG: 0.125 Johnny Grubb, L OBP: 0.187, SLG: 0.100	G4-3				G6-4-3 1B		HR 1B		3-1	3	0	2	0	0	0	2					
Bill Sample, R OBP: 0.323, SLG: 0.240		G6-4-3 HBP			G6-4-3		5-3		5-3	3	0	0	0	0	2						
Jim Sundberg, R OBP: 0.397, SLG: 0.577		G6-4-3			FC5-6 1B		HR		1-3	4	1	2	2	0	0	1					
Pepe Frias, R OBP: 0.250, SLG: 0.273					FC5-6		5-3			2	0	0	0	1	0	2					
Inning Stats	R: 2 E: 0 K: 0 S: 5	H: 3 LOB: 1 BB: 1 P: 9	R: 0 E: 0 K: 0 S: 2	H: 0 LOB: 1 BB: 1 P: 7	R: 0 E: 0 K: 1 S: 5	H: 0 LOB: 0 BB: 0 P: 5	R: 0 E: 0 K: 0 S: 3	H: 1 LOB: 0 BB: 0 P: 3	R: 0 E: 0 K: 0 S: 4	H: 1 LOB: 1 BB: 0 P: 4	R: 0 E: 0 K: 0 S: 3	H: 0 LOB: 0 BB: 0 P: 3	R: 2 E: 0 K: 0 S: 5	H: 2 LOB: 1 BB: 0 P: 5	R: 1 E: 0 K: 0 S: 4	H: 1 LOB: 0 BB: 0 P: 4	R: 0 E: 0 K: 0 S: 3	H: 0 LOB: 0 BB: 0 P: 3	1B: 4 2B: 2 3B: 0 HR: 2	SF: 0 SAC: 0 DP: 3 HBP: 1	WP: 0 PA: 35 PB: 0 SB: 0 CS: 0
PITCHER	IP	WLS	BF	H	R	ER	SO	BB	IBB	HBP	BLK	WP	HR	S	P	ERA	WHIP				
Mike Flanagan, L ERA: 3.69	7.1		30	8	5	5	1	2	0	1	0	0	0	29	38	6.14	1.364				
Tim Stoddard, R ERA: 2.77	1.2	S	5	0	0	0	0	0	0	0	0	0	0	5	5	0.00	0.000				

Baltimore Orioles @ Texas Rangers
Arlington Stadium, Arlington, TX
Fri May 02 1980, 8:05 PM EDT
Att: 21,962 - Unknown

AB 32
R 5
H 8
RBI 5
BB 2
SO 1
LOB 12



Batter	1	2	3	4	5	6	7	8	9	AB	R	H	RBI	BB	SO	LOB	TOP					
Al Bumbry, L OBP: 0.386, SLG: 0.542 (1, 8)	0-0 1B		0-0 G3-6-3			0-0 F7		0-0 1B		4	0	2	0	0	0	1						
Kiko Garcia, R OBP: 0.238, SLG: 0.139 (1, 6) (8, 4)	0-0 3-1 1B			0-0 F8			0-3 K	0-0 6-3		4	0	1	0	0	1	2						
Ken Singleton, S OBP: 0.313, SLG: 0.386 (1, 9)	0-0 3-1			0-0 G6-4-3 1B			0-0 G3 1B		0-0 F7	4	0	2	0	0	0	1						
Eddie Murray, S OBP: 0.376, SLG: 0.507 (1, 3)	0-0 P5			0-0 G6-4-3			0-0 G3		0-0 4-3	4	0	0	0	0	0	3						
John Lowenstein, L OBP: 0.290, SLG: 0.185 (1, 10)		0-3 K			0-3 K				0-0 4-3	4	0	0	0	0	2	1						
Gary Roenicke, R OBP: 0.349, SLG: 0.314 (1, 7)		0-0 F5			0-0 6-3				0-3 K	3	0	0	0	0	1	0						
Doug DeCinces, R OBP: 0.296, SLG: 0.493 (1, 5)		0-3 K			0-3 K				0-3 K	3	0	0	0	0	3	0						
Rich Dauer, R OBP: 0.246, SLG: 0.167 (1, 4)			0-0 F9			0-0 F3		0-0 HR 2B		2	0	0	0	0	0	0						
Terry Crowley, L OBP: 0.266, SLG: 0.333 (8, PH)										1	0	1	0	0	0	0						
Mark Belanger, R OBP: 0.184, SLG: 0.139 (8, 6)										0	1	0	0	0	0	0						
Dave Skaggs, R OBP: 0.200, SLG: 0.200 (1, 2)								0-0 HR		2	0	1	0	0	1	0						
Pat Kelly, L OBP: 0.357, SLG: 0.700 (8, PH)								0-0 HR		1	1	1	2	0	0	0						
Rick Dempsey, R OBP: 0.324, SLG: 0.550 (8, 2)				0-0 G3-6-3 1B						0	0	0	0	0	0	0						
Inning Stats	R: 0 E: 0 K: 0 S: 4	H: 2 LOB: 1 BB: 0 P: 4	R: 0 E: 0 K: 2 S: 7	H: 0 LOB: 0 BB: 0 P: 7	R: 0 E: 0 K: 0 S: 3	H: 1 LOB: 0 BB: 0 P: 3	R: 0 E: 0 K: 0 S: 3	H: 1 LOB: 0 BB: 0 P: 3	R: 0 E: 0 K: 2 S: 7	H: 0 LOB: 0 BB: 0 P: 7	R: 0 E: 0 K: 1 S: 5	H: 0 LOB: 0 BB: 0 P: 5	R: 0 E: 0 K: 1 S: 6	H: 1 LOB: 1 BB: 0 P: 6	R: 2 E: 0 K: 2 S: 10	H: 3 LOB: 2 BB: 0 P: 10	R: 0 E: 0 K: 0 S: 3	H: 0 LOB: 0 BB: 0 P: 3	1B: 6 2B: 1 3B: 0 HR: 1	SF: 0 SAC: 0 DP: 2 HBP: 0	WP: 0 PB: 0 SB: 0 CS: 0	PA: 32
PITCHER Fergie Jenkins, R ERA: 5.34 (1, 1)	IP: 9.0 WLS: W BF: 32 H: 8 R: 2 ER: 2 SO: 8 BB: 0 IBB: 0 HBP: 0 BLK: 0 WP: 0 HR: 1 S: 48 P: 48 ERA: 2.00 WHIP: 0.889																					

Baltimore Orioles @ Texas Rangers
Arlington Stadium, Arlington, TX
Sat May 03 1980, 8:05 PM EDT
Att: 25,402 - Unknown

AB 32
R 2
H 8
RBI 2
BB 0
SO 8
LOB 8



Batter	1	2	3	4	5	6	7	8	9	AB	R	H	RBI	BB	SO	LOB	BOTTOM			
Mickey Rivers, L OBP: 0.387, SLG: 0.442 (1, 8)	0-0 4-3	0-0 G1-2-3			0-0 F8		0-0 F7			4	0	0	0	0	0	3				
Bump Wills, S OBP: 0.311, SLG: 0.333 (1, 4)	0-0 6-3		0-3 K		0-0 6-3			0-0 4-3		4	0	0	0	0	1	0				
Al Oliver, L OBP: 0.315, SLG: 0.494 (1, 7)	0-0 HR		0-0 4-3		0-0 E 1B		0-0 F9			4	2	2	1	0	0	0				
Buddy Bell, R OBP: 0.393, SLG: 0.487 (1, 5)	0-0 5-3		0-0 F8		0-0 E 1B		0-0 5-3			4	0	1	0	0	0	0				
Pat Putnam, L OBP: 0.328, SLG: 0.308 (1, 3)		0-0 6-3		0-3 K		0-0 G3		0-0 1-2 2H		3	0	0	0	0	1	1				
Richie Zisk, R OBP: 0.246, SLG: 0.316 (1, 10)		0-0 BB 1B		0-0 4-3		0-3 K		0-0 K		3	1	1	0	0	1	1				
Johnny Grubb, L OBP: 0.222, SLG: 0.174 (1, 9)		0-0 1B BB		0-0 1B		0-0 F7				3	0	2	0	0	0	1				
Jim Sundberg, R OBP: 0.393, SLG: 0.556 (1, 2)		0-0 1B BB		0-3 K			0-3 K			2	0	0	0	1	2	1				
Pepe Frias, R OBP: 0.259, SLG: 0.280 (1, 6)		0-0 1-2 2-3 3H 1B			0-0 B3		0-0 6-3			3	0	1	1	0	0	0				
Inning Stats	R: 1 E: 0 K: 0 S: 4	H: 1 LOB: 0 BB: 0 P: 4	R: 1 E: 0 K: 0 S: 5	H: 3 LOB: 2 BB: 1 P: 9	R: 0 E: 0 K: 1 S: 5	H: 0 LOB: 0 BB: 0 P: 5	R: 0 E: 0 K: 2 S: 8	H: 1 LOB: 1 BB: 0 P: 8	R: 0 E: 0 K: 1 S: 3	H: 0 LOB: 0 BB: 0 P: 3	R: 1 E: 2 K: 1 S: 7	H: 2 LOB: 1 BB: 0 P: 7	R: 0 E: 0 K: 1 S: 5	H: 0 LOB: 0 BB: 0 P: 5	R: 0 E: 0 K: 0 S: 3	H: 0 LOB: 0 BB: 0 P: 3	1B: 6 2B: 0 3B: 0 HR: 1	SF: 0 SAC: 0 DP: 1 HBP: 0	WP: 0 PB: 0 SB: 0 CS: 0	PA: 31
PITCHER Jim Palmer, R ERA: 4.61 (1, 1)	IP: 1.1 WLS: L BF: 8 H: 3 R: 2 ER: 2 SO: 2 BB: 1 IBB: 0 HBP: 0 BLK: 0 WP: 0 HR: 1 S: 11 P: 11 ERA: 13.50 WHIP: 3.000																			
Sammy Stewart, R ERA: 2.76 (2, 1)	IP: 6.2 WLS: L BF: 23 H: 4 R: 1 ER: 0 SO: 5 BB: 0 IBB: 0 HBP: 0 BLK: 0 WP: 0 HR: 0 S: 33 P: 33 ERA: 0.00 WHIP: 0.600																			

Baltimore Orioles @ Texas Rangers
Arlington Stadium, Arlington, TX
Sat May 03 1980, 8:05 PM EDT
Att: 25,402 - Unknown

AB 30
R 3
H 7
RBI 2
BB 1
SO 5
LOB 7



Batter	1	2	3	4	5	6	7	8	9	AB	R	H	RBI	BB	SO	LOB	TOP											
Al Bumby, L OBP: 0.382, SLG: 0.526 (1, 8)	0-0 4-3	0-0 BB 1B 1-2 2B 1B	0-0 F7		0-0 1B		0-3 K		0-0 F8	6	1	2	0	0	1	3												
Pat Kelly, L OBP: 0.400, SLG: 0.727 Gary Roenicke, R OBP: 0.343, SLG: 0.309 (2, PH) (2, 7) (8, 9)	0-0 HR	0-0 BB 1-2 2B 1B	0-0 F8		0-3 K			0-0 P6		1	1	1	0	0	0	0												
Ken Singleton, S OBP: 0.318, SLG: 0.419 John Lowenstein, L OBP: 0.290, SLG: 0.185 (1, 9) (8, 7)	0-0 HR	4-0 2B 1B 1-2 2-3 3-H	0-0 F8		0-0 F8			0-3 K		4	2	1	3	1	1	1												
Eddie Murray, S OBP: 0.400, SLG: 0.544 (1, 3)	1-0 BB 1B HBP	0-0 1B 2B		0-0 G5-3 1B		0-0 1B 2B		0-0 F5		4	2	3	2	0	0	0												
Terry Crowley, L OBP: 0.545, SLG: 0.556 Floyd Rayford, R OBP: 0.200, SLG: 0.200 (1, 10) (9, PH)	0-0 BB	0-0 G5-3 E 1B		4-0 1B		0-0 1B			0-0 BB 2B 1B	3	0	3	3	1	0	0												
Doug DeCinces, R OBP: 0.289, SLG: 0.465 (1, 5)	1-0 BB	0-0 E5 G5-3 1B		0-0 P4		0-0 F3			0-3 K	4	0	0	0	1	1	5												
Rick Dempsey, R OBP: 0.315, SLG: 0.516 (1, 2)	0-3 K	0-0 G5-3		0-0 G5-3		0-0 F7			4-0 2B BB	4	0	0	0	1	1	8												
Kiko Garcia, R OBP: 0.213, SLG: 0.122 (1, 4)	0-3 K	0-0 F8			0-0 4-3				0-0 F7	5	0	0	0	0	1	6												
Mark Belanger, R OBP: 0.233, SLG: 0.220 (1, 6)		0-0 1B 1B BB 1B			0-3 K				0-0 1-3 2-H 2B	5	1	3	1	0	1	0												
Inning Stats	R: 2 E: 0 K: 2 S: 10	H: 3 LOB: 3 BB: 1 P: 15	R: 5 E: 1 K: 0 S: 8	H: 5 LOB: 1 BB: 1 P: 12	R: 0 E: 0 K: 0 S: 4	H: 1 LOB: 1 BB: 0 P: 4	R: 0 E: 0 K: 0 S: 3	H: 1 LOB: 1 BB: 0 P: 7	R: 0 E: 0 K: 1 S: 5	H: 2 LOB: 1 BB: 0 P: 5	R: 0 E: 0 K: 1 S: 5	H: 0 LOB: 0 BB: 0 P: 5	R: 0 E: 0 K: 1 S: 7	H: 0 LOB: 0 BB: 1 P: 11	R: 1 E: 0 K: 1 S: 7	H: 2 LOB: 2 BB: 1 P: 11	1B: 11 2B: 3 3B: 0 HR: 1	SF: 0 SAC: 0 DP: 2 HBP: 1	WP: 0 PB: 0 SB: 0 CS: 0	PA: 46								
PITCHER	IP	WLS	BF	H	R	ER	SO	BB	IBB	HBP	BLK	WP	HR	S	P	ERA	WHIP											
Steve Comer, R ERA: 9.82 (1, 1)	0.1	L	5	3	2	2	0	0	0	0	0	0	0	1	4	5	54.00	9.000										
Dave Rajsich, L ERA: 6.29 (2, 1)	6.0		23	5	1	1	3	1	0	0	0	0	0	11	28	32	1.50	1.000										
Adrian Devine, R ERA: 1.98 (8, 1)	1.0		3	0	0	0	1	0	0	0	0	0	0	5	5	0.00	0.000											
Doc Medich, R ERA: 7.2 (9, 1)	1.0		6	2	1	1	1	1	0	0	0	0	0	7	11	9.00	3.000											

Baltimore Orioles @ Texas Rangers
Arlington Stadium, Arlington, TX
Sun May 04 1980, 8:05 PM EDT
Att: 14,653 - Unknown

AB 41
R 9
H 15
RBI 9
BB 4
SO 7
LOB 25



Batter	1	2	3	4	5	6	7	8	9	AB	R	H	RBI	BB	SO	LOB	BOTTOM										
Mickey Rivers, L OBP: 0.375, SLG: 0.427 Bill Sample, R OBP: 0.303, SLG: 0.222 Dave Roberts, R OBP: 0.211, SLG: 0.125 (1, 8) (6, 8) (9, 6)	0-0 4-3		0-0 P6		0-0 F5	0-0 F8		0-0 G6-4-3		3	0	0	0	0	0	2											
Bump Wills, S OBP: 0.305, SLG: 0.318 (1, 4)	0-0 F8			4-0 1B FC6-4 BB	0-3 K		0-0 F8		0-0 E4 E S 1B	4	2	0	0	1	1	2											
Al Oliver, L OBP: 0.309, SLG: 0.477 (1, 7)	0-0 4-3			0-0 FC6-4 1B		0-0 4-3	0-0 F9		0-0 F7	5	0	1	0	0	0	1											
Buddy Bell, R OBP: 0.404, SLG: 0.494 (1, 5)		0-0 5-3		0-0 FC6-4 1B		0-0 1B 1B	0-0 1B		0-0 FC6-4 1B	5	1	3	2	0	0	1											
Pat Putnam, L OBP: 0.365, SLG: 0.404 (1, 3)		0-0 HR		0-0 G6-4-3 1B		0-0 1B 1B	0-0 1B		0-0 F8	5	2	4	1	0	0	1											
Richie Zisk, R OBP: 0.242, SLG: 0.306 (1, 10)		0-3 K		0-0 G6-4-3		0-0 1B	0-0 4-3		0-0 FC6-4	5	0	1	1	0	1	5											
Johnny Grubb, L OBP: 0.290, SLG: 0.259 (1, 9)		0-0 F9			0-0 2B 1B	0-0 E 1-2 2-H 1B		0-0 BB 1B		4	0	3	1	0	0	0											
Jim Sundberg, R OBP: 0.385, SLG: 0.526 (1, 2)			0-0 F7		0-0 F7	0-0 E6		4-0 G6-4-3 BB		3	0	0	0	1	0	3											
Pepe Frias, R OBP: 0.276, SLG: 0.333 John Ellis, R OBP: 0.333, SLG: 0.250 Nelson Norman, S OBP: 0.242, SLG: 0.219 Jim Norris, L OBP: 0.300, SLG: 0.263 (1, 6) (6, PH) (7, 6) (8, PH) (9, 8)		0-0 5-3			0-0 5-3	0-0 P6		0-0 F9		2	0	1	0	0	0	0											
Inning Stats	R: 0 E: 0 K: 0 S: 3	H: 0 LOB: 0 BB: 0 P: 3	R: 1 E: 0 K: 1 S: 6	H: 1 LOB: 0 BB: 0 P: 6	R: 0 E: 0 K: 0 S: 3	H: 0 LOB: 0 BB: 0 P: 3	R: 1 E: 0 K: 0 S: 4	H: 2 LOB: 1 BB: 1 P: 8	R: 0 E: 0 K: 1 S: 7	H: 2 LOB: 2 BB: 0 P: 7	R: 2 E: 1 K: 0 S: 8	H: 4 LOB: 3 BB: 0 P: 8	R: 0 E: 0 K: 0 S: 5	H: 2 LOB: 2 BB: 0 P: 5	R: 0 E: 0 K: 0 S: 3	H: 1 LOB: 1 BB: 1 P: 7	R: 1 E: 1 K: 0 S: 5	H: 1 LOB: 1 BB: 0 P: 5	1B: 11 2B: 1 3B: 0 HR: 1	SF: 0 SAC: 0 DP: 2 HBP: 0	WP: 0 PB: 0 SB: 1 CS: 0	PA: 42					
PITCHER	IP	WLS	BF	H	R	ER	SO	BB	IBB	HBP	BLK	WP	HR	S	P	ERA	WHIP										
Dennis Martinez, R ERA: 5.93 (1, 1)	5.1	W	25	9	4	4	2	1	0	0	0	0	0	16	20	6.75	1.875										
Dave Ford, R ERA: 2.79 (6, 1)	3.2	S	17	4	1	0	0	1	0	0	0	0	0	0	0	0.00	1.364										

Baltimore Orioles @ Texas Rangers
Arlington Stadium, Arlington, TX
Sun May 04 1980, 8:05 PM EDT
Att: 14,653 - Unknown

AB 40
R 5
H 13
RBI 5
BB 2
SO 2
LOB 25



Batter	1	2	3	4	5	6	7	8	9	AB	R	H	RBI	BB	SO	LOB	TOP		
Hosken Powell, L (1, 9) OBP: 0.377, SLG: 0.426	3-1	4-3			4-3	G1			G3	5	0	0	0	0	0	3	Minnesota Twins @ Baltimore Orioles Memorial Stadium, Baltimore, MD Mon May 05 1980, 7:05 PM EDT Att: 12,418 - Unknown - 82 F		
Rob Wilford, L (1, 4) OBP: 0.305, SLG: 0.480	HR		K		F S 1B BB			F2	K	4	2	1	1	1	2	0			
Roy Smalley, S (1, 6) OBP: 0.389, SLG: 0.482	L3		CS 1B BB		F7			2B BB	F8	3	0	0	0	2	0	1			
Ken Landreaux, L (1, 7) OBP: 0.390, SLG: 0.485	L3		1-2 1B		E4			F5		4	0	1	0	0	0	2			
Mike Cabbage, L (1, 3) OBP: 0.426, SLG: 0.452 Ron Jackson, R (7, PH) OBP: 0.228, SLG: 0.315		SH1-3 SF8 2B	K		FC5-4 1B					3	1	2	1	0	1	2			
Glenn Adams, L (1, 10) OBP: 0.324, SLG: 0.387 Jesus Vega, R (5, PH) OBP: 0.250, SLG: 0.182		SH1-3 BB		HR	FC5-4 1B					1	1	1	1	1	0	0			
Butch Wynegar, S (1, 2) OBP: 0.299, SLG: 0.304		SH1-3 1-2 2-3		G3		SH2-3 BB			5-3	2	0	0	0	1	0	0			
Rick Sofield, L (1, 8) OBP: 0.174, SLG: 0.292		SF8		4-3		SH2-3			K	2	0	0	1	0	1	0			
John Castino, R (1, 5) OBP: 0.300, SLG: 0.366				4-1		1-3			L6	3	0	0	0	1	0	1			
Inning Stats	R: 1 E: 0 K: 0 S: 4	H: 1 LOB: 0 BB: 0 P: 4	R: 1 E: 0 K: 0 S: 4	H: 1 LOB: 2 BB: 2 P: 12	R: 0 E: 0 K: 2 S: 7	H: 1 LOB: 1 BB: 1 P: 11	R: 1 E: 0 K: 0 S: 4	H: 1 LOB: 0 BB: 0 P: 4	R: 1 E: 1 K: 0 S: 5	H: 1 LOB: 2 BB: 1 P: 9	R: 0 E: 0 K: 1 S: 6	H: 1 LOB: 1 BB: 1 P: 10	R: 0 E: 0 K: 1 S: 5	H: 0 LOB: 0 BB: 0 P: 5	R: 0 E: 0 K: 1 S: 5	H: 0 LOB: 0 BB: 0 P: 5		1B: 2 2B: 3 3B: 0 HR: 2	SF: 1 SAC: 2 DP: 1 HBP: 0
PITCHER	IP WLS BF H R ER SO BB IBB HBP BLK WP HR S P ERA WHIP																		
Steve Stone, R (1, 1) ERA: 4.74	4.2 L 23 5 4 3 2 4 0 0 0 0 2 23 39 5.79 1.929																		
Tippy Martinez, L (5, 1) ERA: 3.75	4.1 16 1 0 0 3 2 0 0 0 0 0 0 20 28 0.00 0.692																		

Batter	1	2	3	4	5	6	7	8	9	AB	R	H	RBI	BB	SO	LOB	BOTTOM		
Al Bumbry, L (1, 8) OBP: 0.383, SLG: 0.518	K		1B		1-3				1-2 2-3 1B	5	0	2	0	0	1	0	Minnesota Twins @ Baltimore Orioles Memorial Stadium, Baltimore, MD Mon May 05 1980, 7:05 PM EDT Att: 12,418 - Unknown - 82 F		
Floyd Rayford, R (1, 4) OBP: 0.143, SLG: 0.143 Lee May, R (9, PH) OBP: 0.236, SLG: 0.294	6-3		K		F8				K	4	0	0	0	0	1	1			
Ken Singleton, S (1, 9) OBP: 0.315, SLG: 0.423	K			1B 2B		F8			4-3	4	1	1	0	0	1	0			
Eddie Murray, S (1, 3) OBP: 0.404, SLG: 0.537		F8		1B 1B		3-4-3 1B BB			K	3	1	1	1	1	1	0			
John Lowenstein, L (1, 7) OBP: 0.257, SLG: 0.161		F9		F7		3-4-3			1-4-3	4	0	0	0	0	0	2			
Terry Crowley, L (1, 10) OBP: 0.600, SLG: 0.615		1B		F9		BB 1B			FC3-5 1B 1B	4	0	3	1	0	0	1			
Doug DeCinces, R (1, 5) OBP: 0.313, SLG: 0.473	K			1-2 1B		1-2 BB			1B FC3-5 1B	3	0	2	0	1	1	1			
Rick Dempsey, R (1, 2) OBP: 0.299, SLG: 0.485 Kiko Garcia, R (9, PR) OBP: 0.213, SLG: 0.122			L6	F5		1-3			FC3-5 1B	4	0	0	0	0	0	6			
Mark Belanger, R (1, 6) OBP: 0.217, SLG: 0.205 Pat Kelly, L (9, PH) OBP: 0.375, SLG: 0.667			F4		B5-3				K	0	0	0	0	0	0	0			
Inning Stats	R: 0 E: 0 K: 2 S: 7	H: 0 LOB: 0 BB: 0 P: 7	R: 0 E: 0 K: 1 S: 6	H: 1 LOB: 1 BB: 0 P: 6	R: 0 E: 0 K: 1 S: 6	H: 1 LOB: 0 BB: 0 P: 6	R: 1 E: 0 K: 0 S: 6	H: 3 LOB: 2 BB: 0 P: 6	R: 0 E: 0 K: 0 S: 3	H: 0 LOB: 0 BB: 0 P: 3	R: 1 E: 0 K: 0 S: 4	H: 1 LOB: 2 BB: 2 P: 12	R: 0 E: 0 K: 1 S: 5	H: 0 LOB: 0 BB: 0 P: 5	R: 0 E: 0 K: 2 S: 10	H: 3 LOB: 3 BB: 0 P: 10		1B: 8 2B: 1 3B: 0 HR: 0	SF: 0 SAC: 0 DP: 0 HBP: 0
PITCHER	IP WLS BF H R ER SO BB IBB HBP BLK WP HR S P ERA WHIP																		
Pete Redfern, R (1, 1) ERA: 1.69	5.2 W 24 6 2 2 4 1 0 0 0 0 0 31 35 3.18 1.235																		
Doug Corbett, R (6, 1) ERA: 2.7	3.1 S 14 3 0 0 3 1 0 0 0 0 0 0 19 23 0.00 1.200																		

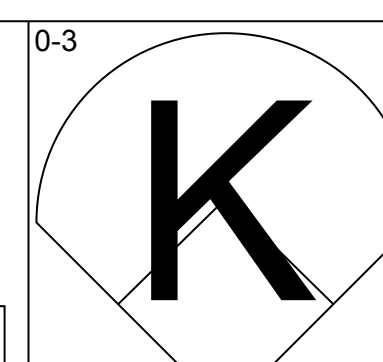
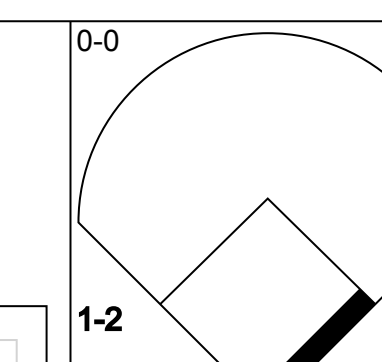
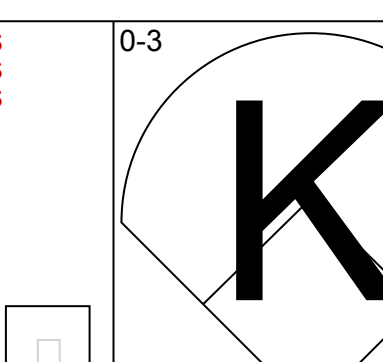
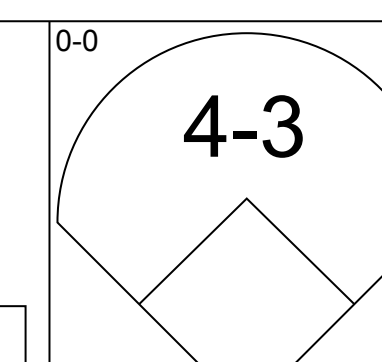
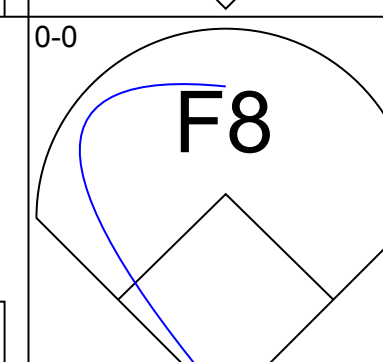
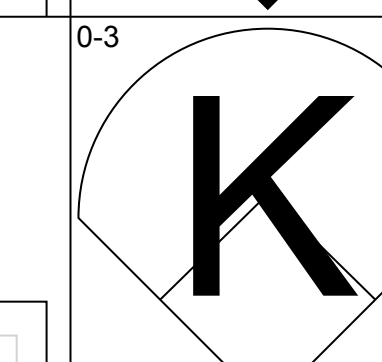
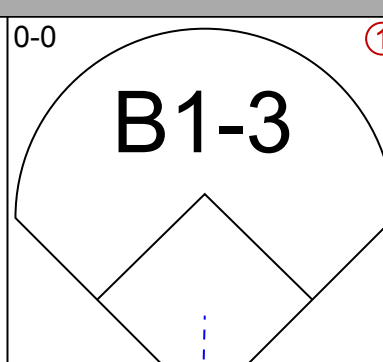
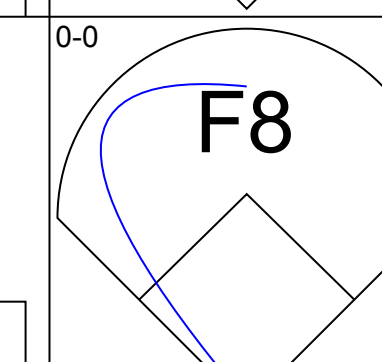
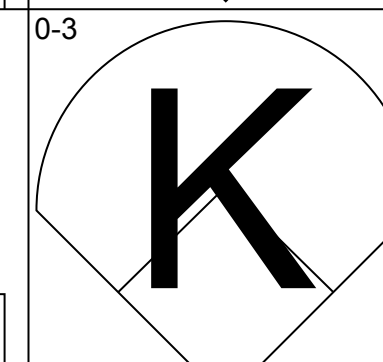
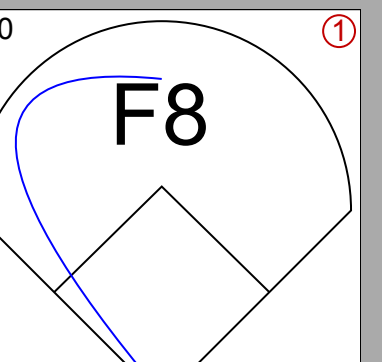
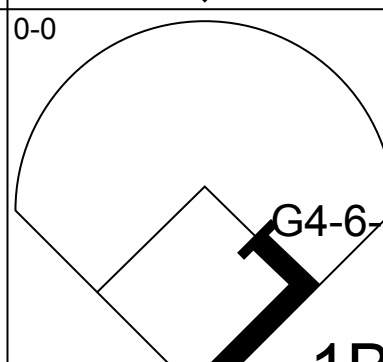
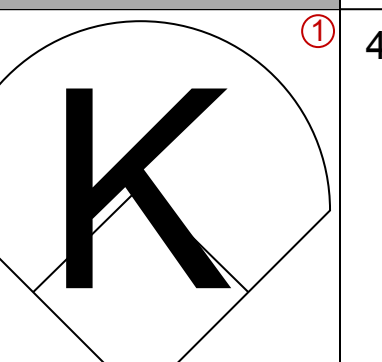
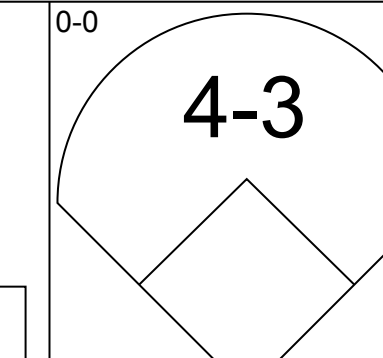
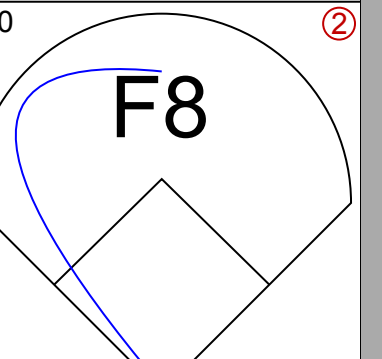
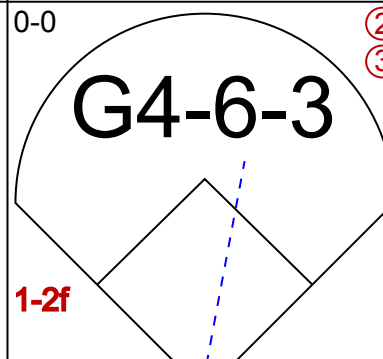
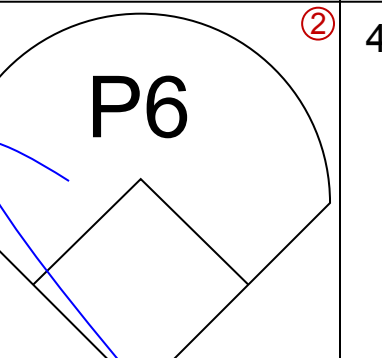

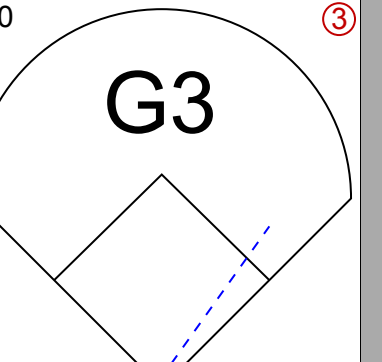
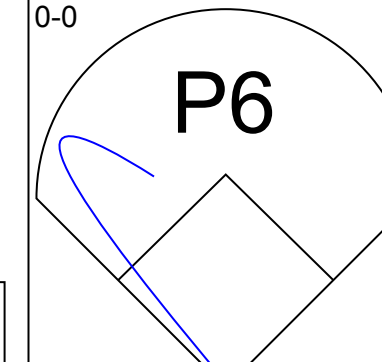
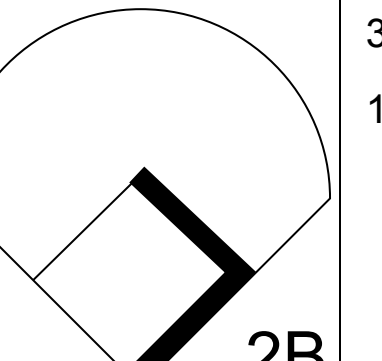

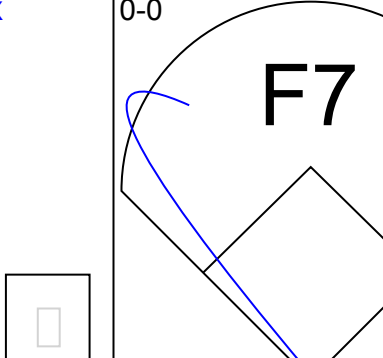
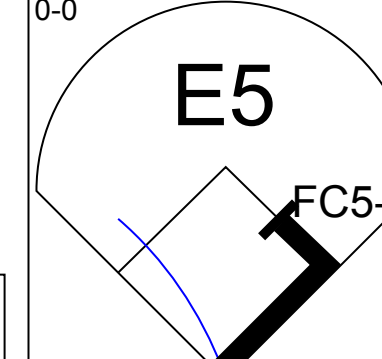
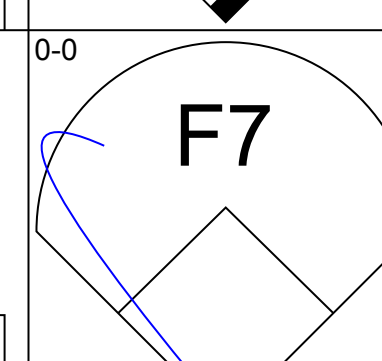
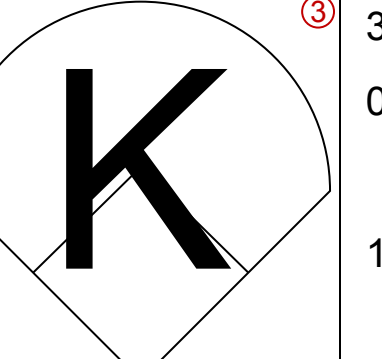
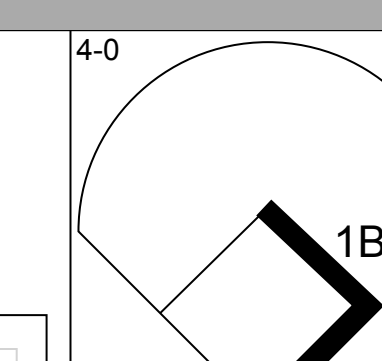
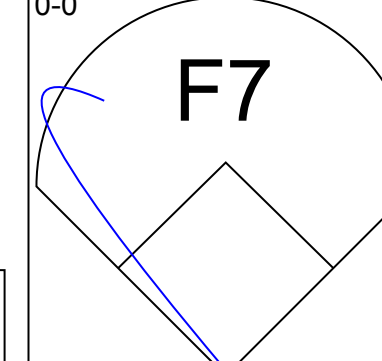
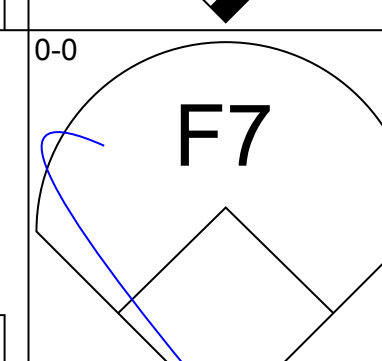
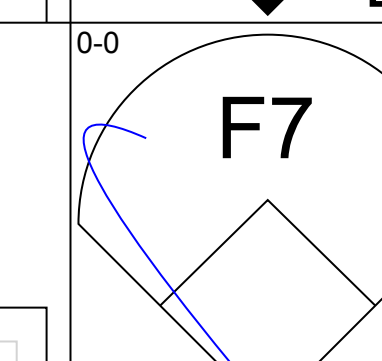
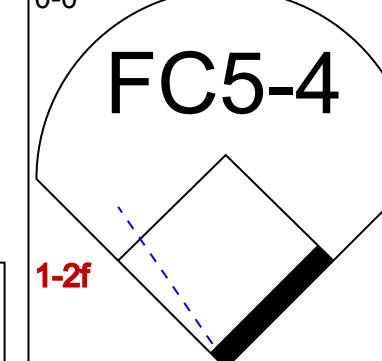
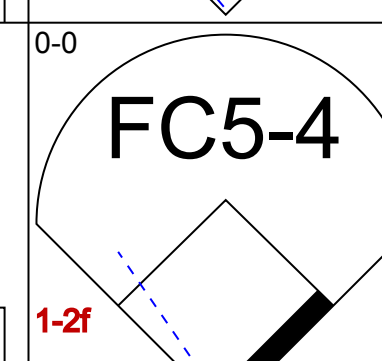
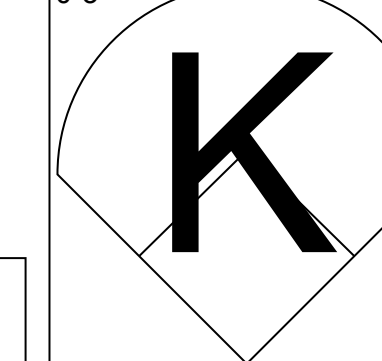
Batter	1	2	3	4	5	6	7	8	9	AB	R	H	RBI	BB	SO	LOB	TOP										
Dave Edwards, R (1, 7) OBP: 0.313, SLG: 0.313 Danny Goodwin, L (9, FH) OBP: 0.261, SLG: 0.286										4	0	2	1	0	1	0	Minnesota Twins @ Baltimore Orioles Memorial Stadium, Baltimore, MD Tue May 06 1980, 7:05 PM EDT Att: 10,720 - Unknown - 76 F										
John Castino, R (1, 5) OBP: 0.298, SLG: 0.360										4	1	1	0	0	0	2											
Roy Smalley, S (1, 6) OBP: 0.384, SLG: 0.471										4	1	1	0	0	0	3											
Ron Jackson, R (1, 3) OBP: 0.230, SLG: 0.328										4	0	1	1	0	0	0											
Pete Mackanin, R (1, 4) OBP: 0.289, SLG: 0.257										4	0	1	0	0	0	2											
Jesus Vega, R (1, 10) OBP: 0.313, SLG: 0.214										3	0	1	1	1	0	2											
Butch Wynegar, S (1, 2) OBP: 0.286, SLG: 0.289										4	0	0	0	0	0	4											
Willie Norwood, R (1, 9) OBP: 0.212, SLG: 0.194 Hosken Powell, L (9, FH) OBP: 0.372, SLG: 0.420										3	0	0	0	0	1	0											
Rick Sofield, L (1, 8) OBP: 0.178, SLG: 0.304										4	1	1	0	0	1	0											
Inning Stats	R: 0 E: 0 K: 1 S: 5	H: 0 LOB: 0 BB: 0 P: 5	R: 0 E: 0 K: 0 S: 4	H: 1 LOB: 1 BB: 0 P: 4	R: 1 E: 0 K: 1 S: 7	H: 2 LOB: 1 BB: 0 P: 7	R: 0 E: 0 K: 0 S: 4	H: 1 LOB: 1 BB: 0 P: 4	R: 0 E: 1 K: 0 S: 5	H: 0 LOB: 1 BB: 1 P: 7	R: 0 E: 0 K: 1 S: 5	H: 0 LOB: 0 BB: 0 P: 5	R: 0 E: 0 K: 0 S: 6	H: 3 LOB: 1 BB: 0 P: 6	R: 0 E: 0 K: 1 S: 5	H: 0 LOB: 0 BB: 0 P: 5		1B: 6 2B: 2 3B: 0 HR: 0	SF: 0 SAC: 0 DP: 0 HBP: 0	WP: 0 PB: 0 SB: 0 CS: 0	PA: 37						
PITCHER	IP	WLS	BF	H	R	ER	SO	BB	IBB	HBP	BLK	WP	HR	S	P	ERA	WHIP										
Scott McGregor, L (1, 1) ERA: 4.41	8.0	W	34	8	3	3	3	1	0	0	0	0	0	39	43	3.38	1.125										
Tim Stoddard, R (9, 1) ERA: 2.57	1.0		3	0	0	0	1	0	0	0	0	0	0	5	5	0.00	0.000										

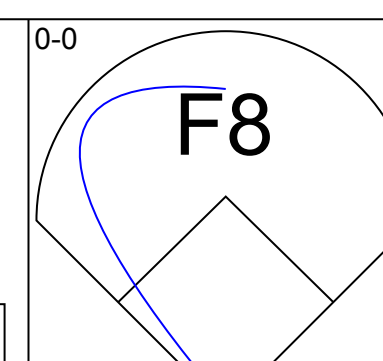
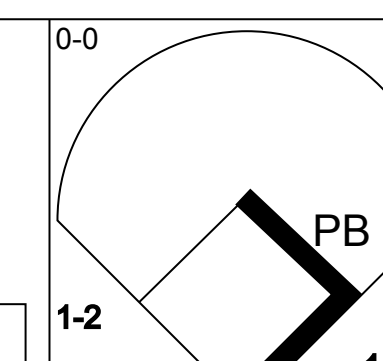
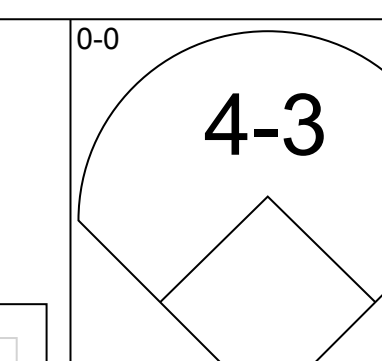
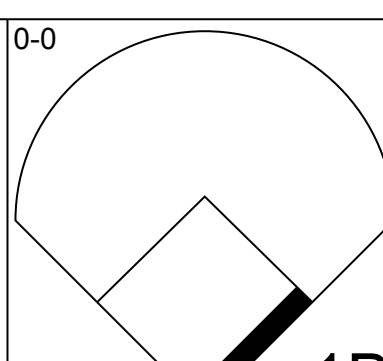
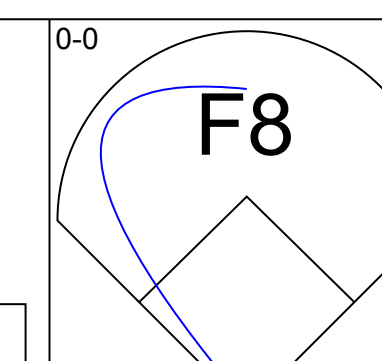
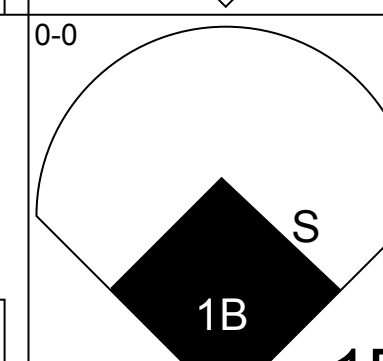
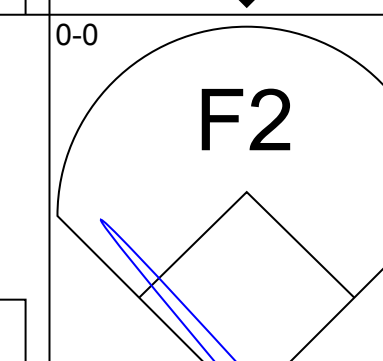
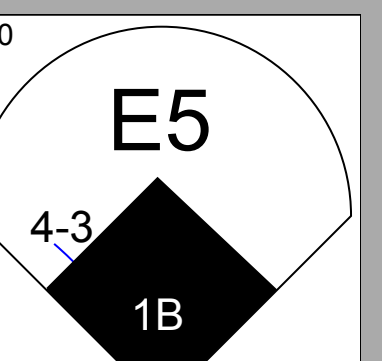
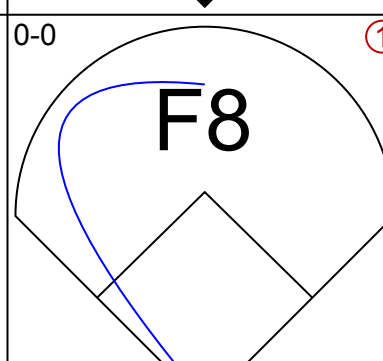
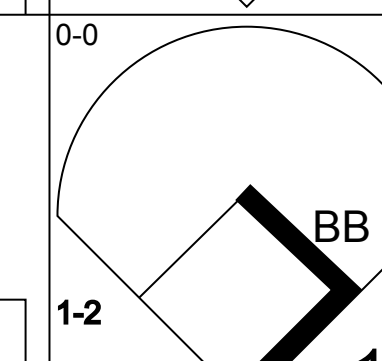
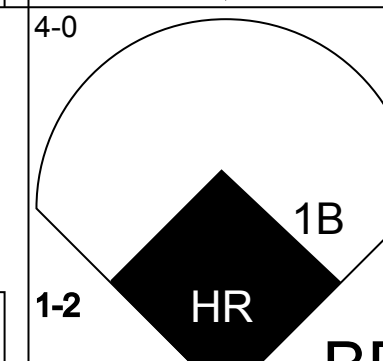
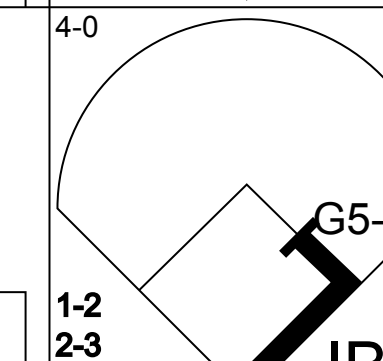

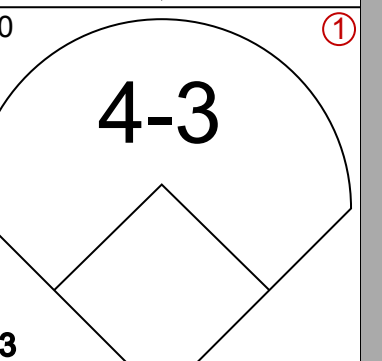
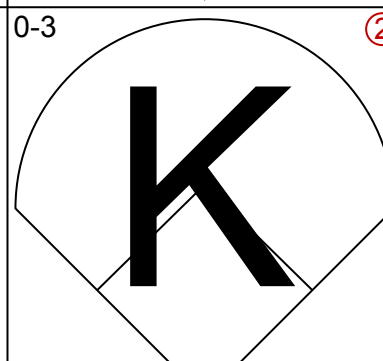
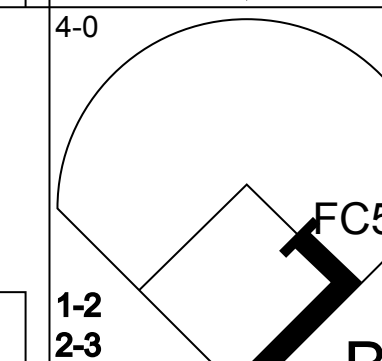
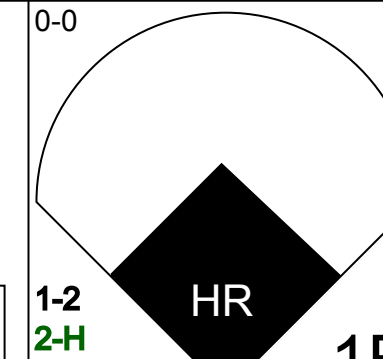
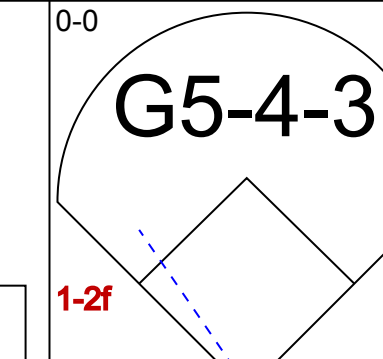
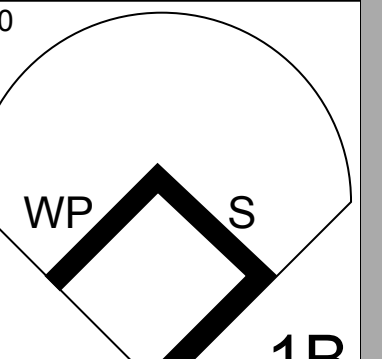
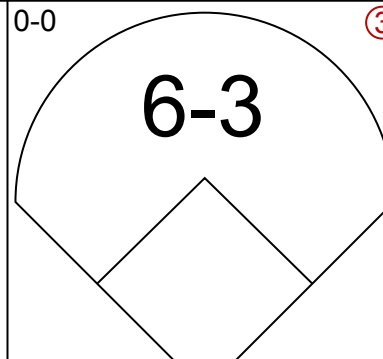
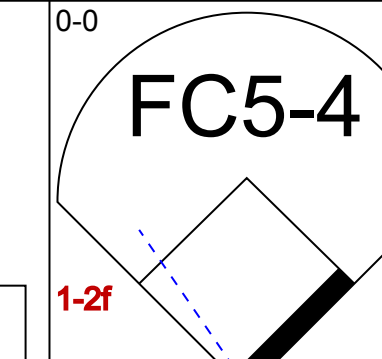
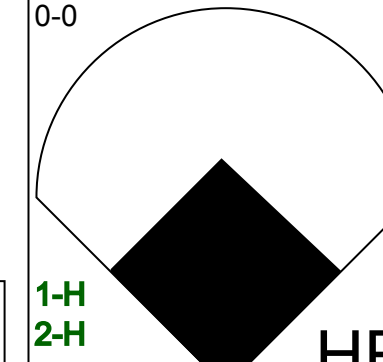
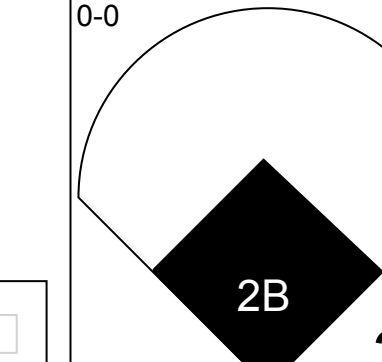

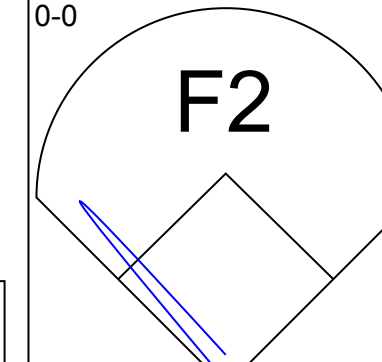
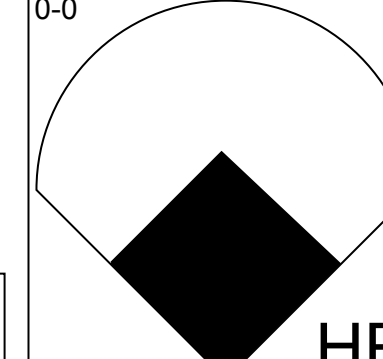
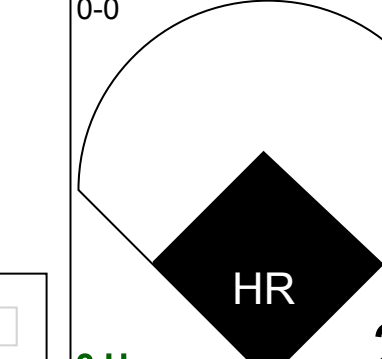
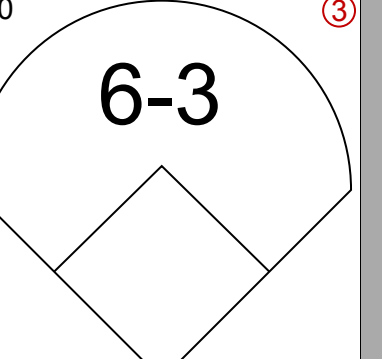
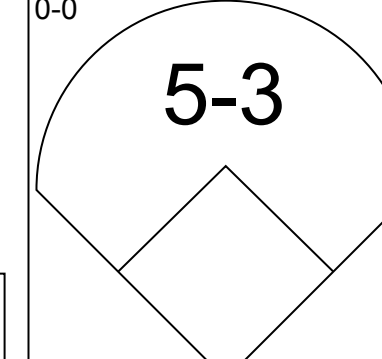
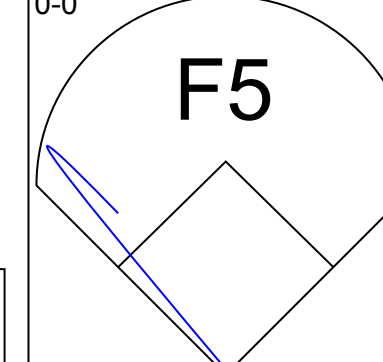
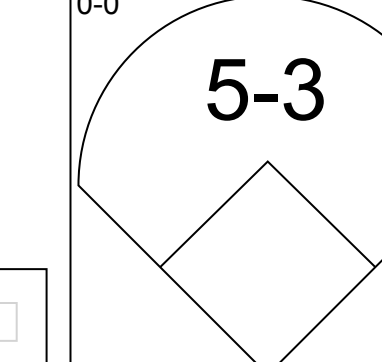
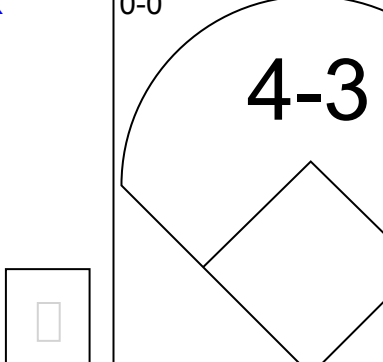
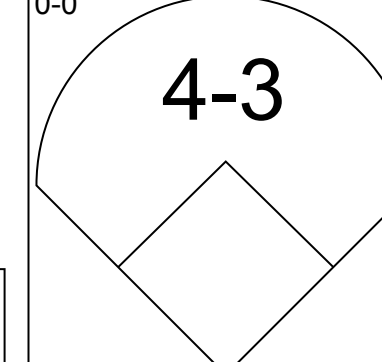
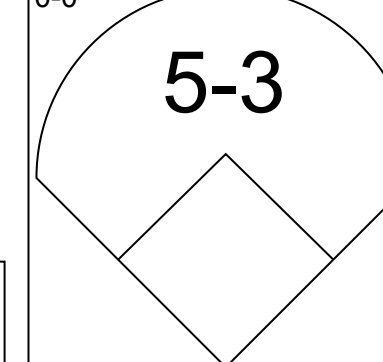
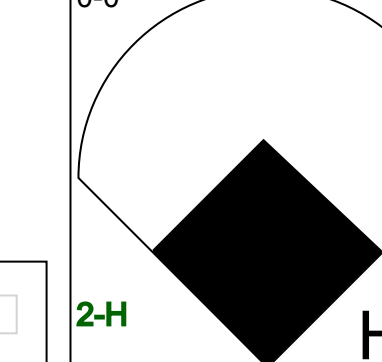
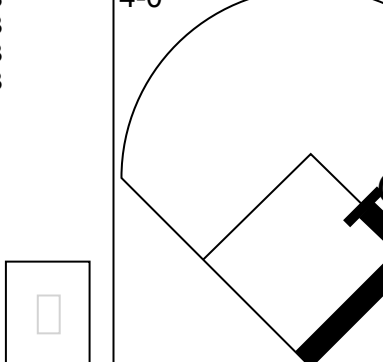


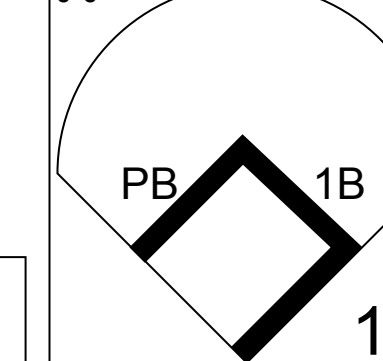
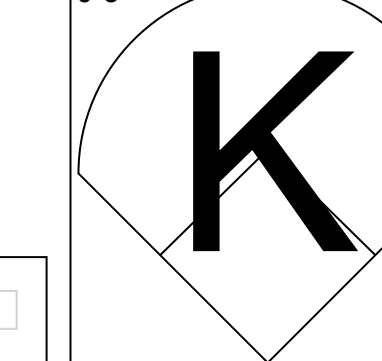
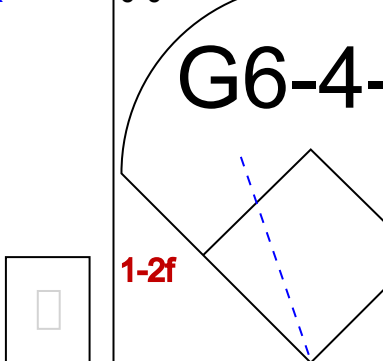
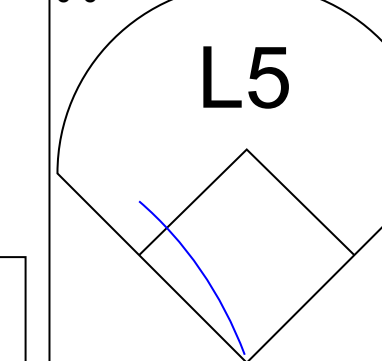
AB	36
R	3
H	8
RBI	3
BB	1
SO	4
LOB	13



Batter	1	2	3	4	5	6	7	8	9	AB	R	H	RBI	BB	SO	LOB	BOTTOM										
Al Bumby, L (1, 8) OBP: 0.304, SLG: 0.529										4	2	3	1	0	0	1	Minnesota Twins @ Baltimore Orioles Memorial Stadium, Baltimore, MD Tue May 06 1980, 7:05 PM EDT Att: 10,720 - Unknown - 76 F										
Rich Dauer, R (1, 4) OBP: 0.257, SLG: 0.172										4	2	1	1	0	0	3											
Ken Singleton, S (1, 9) OBP: 0.319, SLG: 0.415 John Lowenstein, L (9, 7) OBP: 0.257, SLG: 0.161										4	0	1	0	1	0	3											
Eddie Murray, S (1, 3) OBP: 0.394, SLG: 0.512										4	1	0	0	1	1	5											
Gary Roenicke, R (1, 7) OBP: 0.347, SLG: 0.333										5	1	2	1	0	1	4											
Doug DeCinces, R (1, 5) OBP: 0.345, SLG: 0.506										3	1	3	2	1	0	0											
Benny Ayala, R (1, 10) OBP: 0.389, SLG: 0.600										4	1	2	3	0	1	4											
Rick Dempsey, R (1, 2) OBP: 0.296, SLG: 0.486										4	1	1	0	0	1	2											
Kiko Garcia, R (1, 6) OBP: 0.255, SLG: 0.182 Mark Belanger, R (8, 6) OBP: 0.217, SLG: 0.205										3	1	2	0	1	0	2											
Inning Stats	R: 1 E: 2 K: 2 S: 10	H: 2 LOB: 3 BB: 1 P: 14	R: 7 E: 1 K: 1 S: 11	H: 5 LOB: 0 BB: 1 P: 15	R: 0 E: 0 K: 0 S: 2	H: 0 LOB: 0 BB: 1 P: 6	R: 0 E: 0 K: 0 S: 3	H: 1 LOB: 0 BB: 0 P: 3	R: 0 E: 1 K: 0 S: 4	H: 3 LOB: 1 BB: 0 P: 4	R: 1 E: 0 K: 0 S: 6	H: 3 LOB: 2 BB: 0 P: 6	R: 1 E: 0 K: 1 S: 4	H: 0 LOB: 1 BB: 1 P: 10	1B: 9 2B: 5 3B: 0 HR: 1	SF: 0 SAC: 0 DP: 4 HBP: 2		WP: 0 PB: 0 SB: 3 CS: 0	PA: 41								
PITCHER	IP	WLS	BF	H	R	ER	SO	BB	IBB	HBP	BLK	WP	HR	S	P	ERA	WHIP										
Geoff Zahn, L (1, 1) ERA: 3.64	6.0	L	30	12	8	2	3	3	0	0	0	0	0	33	45	3.00	2.500										
Mike Marshall, R (7, 1) ERA: 8.53	2.0		11	3	2	2	1	1	0	2	0	0	0	10	16	9.00	2.000										



Batter	1	2	3	4	5	6	7	8	9	AB	R	H	RBI	BB	SO	LOB	TOP					
Al Bumby, L OBP: 0.417, SLG: 0.516 (1, 8)										4	0	1	0	0	2	1	Baltimore Orioles @ Milwaukee Brewers Milwaukee County Stadium, Milwaukee, WI Thu May 08 1980, 8:05 PM EDT Att: 10,455 - Unknown					
Mark Belanger, R OBP: 0.235, SLG: 0.245 (1, 6)										4	0	0	0	0	1	2						
Ken Singleton, S OBP: 0.330, SLG: 0.416 (1, 9)										4	0	1	0	0	2	0						
Eddie Murray, S OBP: 0.361, SLG: 0.463 (1, 3)										4	0	0	0	0	0	1						
John Lowenstein, L OBP: 0.302, SLG: 0.189 (7, PR) Gary Roenicke, R OBP: 0.356, SLG: 0.361 (9, PH)										3	0	0	0	0	0	0						
Doug DeCinces, R OBP: 0.326, SLG: 0.464 (7, PR) Dan Graham, L (7, 5)										3	0	0	0	0	1	0						
Benny Ayala, R OBP: 0.368, SLG: 0.563 (9, PH)										1	0	0	0	0	1	1						
Lee May, R OBP: 0.259, SLG: 0.358 (1, 10)			 BB							2	1	1	1	1	0	1						
Rick Dempsey, R OBP: 0.295, SLG: 0.481 (1, 2)										3	0	0	0	0	1	2						
Kiko Garcia, R OBP: 0.259, SLG: 0.180 (1, 4)										2	0	0	0	1	1	1						
Inning Stats	R: 0 E: 0 K: 2 S: 7	H: 0 LOB: 0 BB: 7	R: 0 E: 1 K: 1 S: 5	H: 0 LOB: 0 BB: 5	R: 0 E: 0 K: 1 S: 6	H: 1 LOB: 2 BB: 1 P: 10	R: 0 E: 0 K: 0 S: 3	H: 0 LOB: 0 BB: 0 P: 3	R: 1 E: 0 K: 2 S: 8	H: 1 LOB: 1 BB: 1 P: 12	R: 0 E: 0 K: 0 S: 3	H: 1 LOB: 1 BB: 0 P: 3	R: 0 E: 1 K: 0 S: 4	H: 0 LOB: 1 BB: 0 P: 4	R: 0 E: 0 K: 1 S: 5	H: 0 LOB: 0 BB: 0 P: 5	R: 0 E: 0 K: 2 S: 8	H: 1 LOB: 1 BB: 0 P: 8	1B: 2 2B: 1 3B: 0 HR: 1	SF: 0 SAC: 0 DP: 1 HBP: 0	WP: 0 PB: 0 SB: 0 CS: 0	PA: 33
PITCHER	IP	WLS	BF	H	R	ER	SO	BB	IBB	HBP	BLK	WP	HR	S	P	ERA	WHIP					
Moose Haas, R ERA: 3.82 (1, 1)	7.0	W	26	3	1	1	6	2	0	0	0	0	1	36	44	1.29	0.714					
Bob McClure, L ERA: 1.6 (8, 1)	2.0		7	1	0	0	3	0	0	0	0	0	0	13	13	0.00	0.500					

Batter	1	2	3	4	5	6	7	8	9	AB	R	H	RBI	BB	SO	LOB	BOTTOM				
Paul Molitor, R OBP: 0.437, SLG: 0.472 (1, 6)										5	0	2	0	0	0	1	Baltimore Orioles @ Milwaukee Brewers Milwaukee County Stadium, Milwaukee, WI Thu May 08 1980, 8:05 PM EDT Att: 10,455 - Unknown				
Robin Yount, R OBP: 0.356, SLG: 0.556 (1, 10)										5	2	2	0	0	0	3					
Cecil Cooper, L OBP: 0.414, SLG: 0.506 (1, 3)										2	1	0	0	3	1	2					
Dick Davis, R OBP: 0.239, SLG: 0.304 (1, 7) (8, 9)										5	1	2	2	0	0	7					
Don Money, R OBP: 0.370, SLG: 0.600 (1, 5)										4	2	2	3	0	1	1					
Sixto Lezcano, R OBP: 0.270, SLG: 0.416 (1, 9) Mark Brouhard, R (8, 7)										4	2	2	2	0	0	1					
Jim Gantner, L OBP: 0.276, SLG: 0.379 (1, 4)										4	0	0	0	0	0	1					
Gorman Thomas, R OBP: 0.302, SLG: 0.366 (1, 8)										2	1	1	2	2	0	0					
Buck Martinez, R OBP: 0.313, SLG: 0.300 (1, 2)										4	0	1	0	0	1	2					
Inning Stats	R: 5 E: 0 K: 0 S: 7	H: 4 LOB: 0 BB: 1 P: 11	R: 0 E: 0 K: 0 S: 4	H: 2 LOB: 2 BB: 1 P: 8	R: 3 E: 0 K: 1 S: 8	H: 3 LOB: 0 BB: 0 P: 8	R: 1 E: 1 K: 1 S: 7	H: 1 LOB: 1 BB: 0 P: 7	R: 0 E: 0 K: 0 S: 2	H: 0 LOB: 0 BB: 1 P: 6	R: 0 E: 0 K: 1 S: 6	H: 1 LOB: 1 BB: 0 P: 6	R: 0 E: 0 K: 0 S: 3	H: 0 LOB: 0 BB: 0 P: 3	R: 0 E: 0 K: 0 S: 4	H: 1 LOB: 3 BB: 2 P: 12		1B: 7 2B: 1 3B: 1 HR: 3	SF: 0 SAC: 0 DP: 2 HBP: 0	WP: 1 PB: 1 SB: 2 CS: 0	PA: 40
PITCHER	IP	WLS	BF	H	R	ER	SO	BB	IBB	HBP	BLK	WP	HR	S	P	ERA	WHIP				
Dennis Martinez, R ERA: 9.0 (1, 1)	0.1	L	6	4	5	5	0	1	0	0	0	1	1	36	52	3.52	1.435				
Paul Hartzell, R ERA: 3.52 (1, 1)	7.2		34	8	4	3	3	3	1	0	0	1	1	36	52	3.52	1.435				

Batter	1	2	3	4	5	6	7	8	9	AB	R	H	RBI	BB	SO	LOB	TOP								
Al Bumby, L OBP: 0.416, SLG: 0.510 (1, 8)										5	1	2	0	0	0	4	Baltimore Orioles @ Milwaukee Brewers Milwaukee County Stadium, Milwaukee, WI Fri May 09 1980, 8:05 PM EDT Att: 34,784 - Unknown								
Mark Belanger, R OBP: 0.250, SLG: 0.259 (1, 6)										5	0	2	2	0	1	3									
Ken Singleton, S OBP: 0.315, SLG: 0.394 (1, 9)										5	0	0	0	0	0	5									
John Lowenstein, L OBP: 0.302, SLG: 0.189 (9, 7)										0	0	0	0	0	0	0									
Eddie Murray, S OBP: 0.348, SLG: 0.444 (1, 3)										4	0	0	1	0	0	1									
Gary Roenicke, R OBP: 0.351, SLG: 0.354 (1, 7)										4	0	1	0	0	1	1									
Doug DeCinces, R OBP: 0.333, SLG: 0.466 (1, 5)										4	1	2	0	0	0	1									
Lee May, R OBP: 0.274, SLG: 0.368 (1, 10)										4	1	2	0	0	1	0									
Rick Dempsey, R OBP: 0.304, SLG: 0.494 (1, 2)										4	1	2	0	0	0	2									
Rich Dauer, R OBP: 0.269, SLG: 0.209 (1, 4)										3	1	2	2	0	0	0									
Inning Stats	R: 1 E: 1 K: 0 S: 5	H: 1 LOB: 1 BB: 0 P: 5	R: 2 E: 0 K: 0 S: 7	H: 4 LOB: 2 BB: 0 P: 7	R: 0 E: 0 K: 0 S: 5	H: 2 LOB: 2 BB: 0 P: 5	R: 0 E: 0 K: 1 S: 6	H: 1 LOB: 1 BB: 0 P: 6	R: 0 E: 0 K: 0 S: 3	H: 1 LOB: 0 BB: 0 P: 3	R: 1 E: 0 K: 1 S: 7	H: 2 LOB: 1 BB: 0 P: 7	R: 0 E: 0 K: 1 S: 5	H: 0 LOB: 0 BB: 0 P: 5	R: 0 E: 0 K: 0 S: 3	H: 0 LOB: 0 BB: 0 P: 3	R: 1 E: 0 K: 0 S: 4	H: 2 LOB: 0 BB: 0 P: 4	1B: 11 2B: 3 HR: 0	SF: 1 SAC: 0 DP: 2 HBP: 0	WP: 0 PB: 1 SB: 2 CS: 0	PA: 39			
PITCHER	IP	WLS	BF	H	R	ER	SO	BB	IBB	HBP	BLK	WP	HR	S	P	ERA	WHIP								
Jerry Augustine, L ERA: 8.28 (1, 1)	2.2	L	16	7	3	2	0	0	0	0	0	0	0	16	16	6.75	2.625								
Bill Castro, R ERA: 0.75 (3, 1)	3.1		13	4	1	0	2	0	0	0	0	0	0	17	17	0.00	1.200								
Dan Boitano, R ERA: 6.17 (7, 1)	2.1		8	1	1	1	1	0	0	0	0	0	0	10	10	3.86	0.429								
Reggie Cleveland, R ERA: 3.24 (9, 1)	0.2		2	1	0	0	0	0	0	0	0	0	0	2	2	0.00	1.500								

Batter	1	2	3	4	5	6	7	8	9	AB	R	H	RBI	BB	SO	LOB	BOTTOM								
Paul Moltzer, R OBP: 0.426, SLG: 0.457 (1, 6)										5	0	1	0	0	1	2	Baltimore Orioles @ Milwaukee Brewers Milwaukee County Stadium, Milwaukee, WI Fri May 09 1980, 8:05 PM EDT Att: 34,784 - Unknown								
Robin Yount, R OBP: 0.364, SLG: 0.564 (1, 10)										4	1	2	0	0	0	1									
Cecil Cooper, L OBP: 0.396, SLG: 0.481 (1, 3)										4	0	0	0	0	0	4									
Dick Davis, R OBP: 0.260, SLG: 0.327 (1, 7)										3	1	1	0	1	0	0									
Don Money, R OBP: 0.397, SLG: 0.596 (1, 5)										2	0	1	0	2	0	0									
Sixto Lezcano, R OBP: 0.280, SLG: 0.420 (1, 9)										4	0	2	2	0	0	3									
Jim Gantner, L OBP: 0.242, SLG: 0.333 (1, 4)										4	0	0	0	0	0	6									
Gorman Thomas, R OBP: 0.290, SLG: 0.349 (1, 8)										4	0	0	0	0	1	2									
Charlie Moore, R OBP: 0.364, SLG: 0.306 (1, 2)										4	0	3	0	0	0	0									
Inning Stats	R: 2 E: 0 K: 0 S: 5	H: 2 LOB: 2 BB: 2 P: 13	R: 0 E: 0 K: 0 S: 3	H: 1 LOB: 0 BB: 0 P: 3	R: 0 E: 0 K: 0 S: 3	H: 0 LOB: 0 BB: 0 P: 3	R: 0 E: 1 K: 0 S: 4	H: 1 LOB: 1 BB: 0 P: 4	R: 0 E: 0 K: 1 S: 5	H: 1 LOB: 0 BB: 0 P: 5	R: 0 E: 0 K: 0 S: 3	H: 0 LOB: 1 BB: 1 P: 7	R: 0 E: 0 K: 1 S: 8	H: 3 LOB: 3 BB: 0 P: 8	R: 0 E: 0 K: 0 S: 4	H: 2 LOB: 1 BB: 0 P: 4	R: 0 E: 0 K: 0 S: 3	H: 0 LOB: 0 BB: 0 P: 3	1B: 8 2B: 3 3B: 0 HR: 0	SF: 0 SAC: 0 DP: 4 HBP: 0	WP: 1 PB: 0 SB: 0 CS: 0	PA: 37			
PITCHER	IP	WLS	BF	H	R	ER	SO	BB	IBB	HBP	BLK	WP	HR	S	P	ERA	WHIP								
Steve Stone, R ERA: 4.31 (1, 1)	6.2	W	28	7	2	2	2	3	0	0	0	0	0	29	41	2.70	1.500								
Dave Ford, R ERA: 2.79 (7, 1)	0.0		1	1	0	0	0	0	0	0	0	0	0	1	1	∞	∞								
Tippy Martinez, L ERA: 3.46 (7, 1)	0.1		2	1	0	0	0	0	0	0	0	0	0	2	2	0.00	3.000								
Tim Stoddard, R ERA: 2.25 (8, 1)	2.0	S	6	1	0	0	0	0	0	0	0	0	0	6	6	0.00	0.500								

Batter	1	2	3	4	5	6	7	8	9	AB	R	H	RBI	BB	SO	LOB	TOP								
Al Bumby, L OBP: 0.410, SLG: 0.500 (1, 8)	0-0 6-3		0-3 K		0-0 4-3			0-0 1B SF7 1B		4	1	1	0	0	1	2	Baltimore Orioles @ Milwaukee Brewers Milwaukee County Stadium, Milwaukee, WI Sat May 10 1980, 4:33 AM EDT Att: 31,494 - Unknown livebaseballscorecards.com								
John Lowenstein, L OBP: 0.295, SLG: 0.195 (1, 7)	0-0 4-3		0-0 F9		0-0 4-3			0-0 1B SF7 1B		4	1	1	0	0	0	1									
Ken Singleton, S OBP: 0.304, SLG: 0.381 (1, 9)	0-0 4-3			0-0 F7		0-3 K		0-0 SF7		3	0	0	1	0	1	0									
Lee May, R OBP: 0.273, SLG: 0.361 (1, 10)		0-3 K		0-0 6-3		0-0 F9		0-0 1B 2H 1B		4	0	1	1	0	1	0									
Eddie Murray, S OBP: 0.362, SLG: 0.456 (1, 3)		0-0 E 1B		0-0 1B		0-0 F8		0-0 1B		4	0	3	0	0	0	0									
Doug DeCinces, R OBP: 0.320, SLG: 0.446 (1, 5)		0-0 F7		0-0 L5			0-0 5-3	0-0 P6		4	0	0	0	0	0	4									
Dan Graham, L OBP: 0.250, SLG: 1.000 (1, 2)		0-0 E4 FC4-6			0-0 HR		0-3 K		0-0 F7	4	1	1	1	0	1	1									
Mark Belanger, R OBP: 0.238, SLG: 0.246 (9, PH)		0-0 FC4-6			0-0 6-3		0-0 4-3		0-3 K	3	0	0	0	0	0	2									
Pat Kelly, L OBP: 0.353, SLG: 0.615 (9, PH)		0-0 FC4-6							0-3 K	1	0	0	0	0	1	0									
Rich Dauer, R OBP: 0.284, SLG: 0.217 (1, 4)			4-0 BB		0-0 4-3 1B			0-0 F7	0-3 K	2	0	1	0	1	0	0									
Terry Crowley, L OBP: 0.524, SLG: 0.706 (9, PH)								0-0 F7	0-3 K	1	0	0	0	0	1	0									
Inning Stats	R: 0 E: 0 K: 0 S: 3	H: 0 LOB: 0 BB: 0 P: 3	R: 0 E: 1 K: 1 S: 7	H: 1 LOB: 2 BB: 0 P: 7	R: 0 E: 0 K: 1 S: 4	H: 0 LOB: 0 BB: 1 P: 8	R: 0 E: 0 K: 0 S: 4	H: 1 LOB: 1 BB: 0 P: 4	R: 1 E: 0 K: 0 S: 5	H: 2 LOB: 1 BB: 0 P: 5	R: 0 E: 0 K: 1 S: 5	H: 0 LOB: 0 BB: 0 P: 5	R: 0 E: 0 K: 1 S: 5	H: 0 LOB: 0 BB: 0 P: 5	R: 2 E: 0 K: 0 S: 7	H: 4 LOB: 2 BB: 0 P: 7	R: 0 E: 0 K: 2 S: 7	H: 0 LOB: 0 BB: 0 P: 7	1B: 7 2B: 1 3B: 0 HR: 1	SF: 1 SAC: 0 DP: 1 HBP: 0	WP: 0 PB: 0 SB: 0 CS: 1	PA: 36			
PITCHER	IP	WLS	BF	H	R	ER	SO	BB	IBB	HBP	BLK	WP	HR	S	P	ERA	WHIP								
Lary Sorensen, R ERA: 3.5 (1, 1)	7.2	W	31	7	3	3	4	1	0	0	0	0	1	38	42	3.52	1.043								
Reggie Cleveland, R ERA: 3.0 (8, 1)	1.1	S	5	1	0	0	2	0	0	0	0	0	0	9	9	0.00	0.750								

Batter	1	2	3	4	5	6	7	8	9	AB	R	H	RBI	BB	SO	LOB	BOTTOM								
Paul Molitor, R OBP: 0.420, SLG: 0.454 (1, 4)	0-3 K		0-0 4-3		0-0 SF8		0-0 1B 1B			3	1	1	2	0	1	0	Baltimore Orioles @ Milwaukee Brewers Milwaukee County Stadium, Milwaukee, WI Sat May 10 1980, 4:33 AM EDT Att: 31,494 - Unknown livebaseballscorecards.com								
Robin Yount, R OBP: 0.365, SLG: 0.557 (1, 6)	0-3 K		4-0 BB		0-0 F9		0-0 1B 2H 1B			3	0	1	1	1	1	1									
Cecil Cooper, L OBP: 0.389, SLG: 0.471 (1, 3)	0-0 F5		0-0 L3			0-0 1-3	0-0 1B			4	0	1	1	0	0	1									
Larry Hise, R OBP: 0.400, SLG: 0.333 (1, 10)		0-3 K		0-3 K		0-0 F7	0-0 F2			4	0	0	0	0	2	2									
Don Money, R OBP: 0.387, SLG: 0.560 (1, 5)		4-0 FC5-4 BB		0-0 5-3		0-0 L5		0-0 P6		3	0	0	0	1	0	0									
Sixto Lezcano, R OBP: 0.288, SLG: 0.400 (1, 9)		0-0 FC5-4 2B		0-0 5-3			0-0 F9	0-3 K		4	1	0	0	0	1	1									
Dick Davis, R OBP: 0.296, SLG: 0.365 (1, 7)		0-0 2B			0-0 2B SF8 1B		0-0 F9	4-0 BB		3	1	2	1	1	0	0									
Gorman Thomas, R OBP: 0.298, SLG: 0.360 (1, 8)		0-0 F7			0-0 SF8 2B		4-0 1B 1B BB	0-0 5-3		3	1	1	0	1	0	2									
Buck Martinez, R OBP: 0.314, SLG: 0.303 (1, 2)			0-0 P4		0-0 5-3		0-0 1B 1B			3	1	1	0	0	0	2									
Inning Stats	R: 0 E: 0 K: 2 S: 7	H: 0 LOB: 0 BB: 0 P: 7	R: 1 E: 0 K: 1 S: 6	H: 1 LOB: 1 BB: 1 P: 10	R: 0 E: 0 K: 0 S: 3	H: 0 LOB: 1 BB: 1 P: 7	R: 0 E: 0 K: 1 S: 5	H: 0 LOB: 0 BB: 0 P: 5	R: 1 E: 0 K: 0 S: 5	H: 2 LOB: 1 BB: 0 P: 5	R: 0 E: 0 K: 0 S: 3	H: 0 LOB: 0 BB: 0 P: 3	R: 3 E: 0 K: 0 S: 7	H: 4 LOB: 2 BB: 1 P: 11	R: 0 E: 0 K: 1 S: 5	H: 0 LOB: 1 BB: 1 P: 9		1B: 5 2B: 2 3B: 0 HR: 0	SF: 1 SAC: 0 DP: 0 HBP: 0	WP: 0 PB: 0 SB: 0 CS: 0	PA: 35				
PITCHER	IP	WLS	BF	H	R	ER	SO	BB	IBB	HBP	BLK	WP	HR	S	P	ERA	WHIP								
Scott McGregor, L ERA: 5.09 (1, 1)	6.2	L	30	7	5	5	4	3	0	0	0	0	0	35	47	6.75	1.500								
Dennis Martinez, R ERA: 8.22 (7, 1)	1.1		5	0	0	0	1	1	0	0	0	0	0	6	10	0.00	0.750								

Batter	1	2	3	4	5	6	7	8	9	AB	R	H	RBI	BB	SO	LOB	TOP			
Al Bumby, L OBP: 0.402, SLG: 0.486 (1, 8)										5	1	1	0	0	2	4	Baltimore Orioles @ Milwaukee Brewers Milwaukee County Stadium, Milwaukee, WI Sun May 11 1980, 4:33 AM EDT Att: 19,635 - Unknown			
Mark Belanger, R OBP: 0.224, SLG: 0.231 (1, 6) Benny Ayala, R OBP: 0.350, SLG: 0.529 (9, FH)										4	0	0	0	0	0	4				
Gary Roenicke, R OBP: 0.346, SLG: 0.362 (1, 7)										4	0	1	0	0	1	1				
Eddie Murray, S OBP: 0.367, SLG: 0.448 (1, 3)										2	1	0	0	2	0	1				
Doug DeCinces, R OBP: 0.317, SLG: 0.432 (1, 5)										3	1	0	0	1	1	2				
Lee May, R OBP: 0.286, SLG: 0.400 (1, 10)										4	0	2	3	0	0	1				
Ken Singleton, S OBP: 0.302, SLG: 0.386 (1, 9)										4	1	1	0	0	0	1				
Rick Dempsey, R OBP: 0.313, SLG: 0.494 (1, 2)										4	0	2	0	0	0	2				
Rich Dauer, R OBP: 0.282, SLG: 0.219 (1, 4)										4	0	1	1	0	0	2				
Inning Stats	R: 3 E: 0 K: 0 S: 5	H: 2 LOB: 1 BB: 13	R: 0 E: 0 K: 0 S: 4	H: 1 LOB: 1 BB: 4	R: 0 E: 0 K: 0 S: 4	H: 1 LOB: 2 BB: 7	R: 0 E: 0 K: 0 S: 3	H: 0 LOB: 0 BB: 3	R: 1 E: 0 K: 0 S: 5	H: 3 LOB: 1 BB: 5	R: 0 E: 0 K: 0 S: 7	H: 0 LOB: 1 BB: 11	R: 0 E: 0 K: 0 S: 3	H: 0 LOB: 0 BB: 3	R: 0 E: 0 K: 1 S: 5	H: 0 LOB: 0 BB: 5		1B: 5 2B: 2 3B: 1 HR: 0	SF: 0 SAC: 0 DP: 0 HBP: 0	WP: 0 PB: 0 SB: 0 CS: 0
PITCHER	IP WLS BF H R ER SO BB IBB HBP BLK WP HR S P ERA WHIP																			
Mike Caldwell, L ERA: 3.12 (1, 1)	5.0 25 7 4 4 1 2 0 0 0 0 0 0 25 33 7.20 1.800																			
Reggie Cleveland, R ERA: 2.57 (6, 1)	3.0 10 1 0 0 2 1 0 0 0 0 0 0 13 17 0.00 0.667																			
Bob McClure, L ERA: 1.69 (9, 1)	1.0 3 0 0 0 1 0 0 0 0 0 0 0 5 5 0.00 0.000																			

Batter	1	2	3	4	5	6	7	8	9	AB	R	H	RBI	BB	SO	LOB	BOTTOM			
Paul Molitor, R OBP: 0.436, SLG: 0.480 (1, 4)										3	2	2	0	2	0	0	Baltimore Orioles @ Milwaukee Brewers Milwaukee County Stadium, Milwaukee, WI Sun May 11 1980, 4:33 AM EDT Att: 19,635 - Unknown			
Robin Yount, R OBP: 0.361, SLG: 0.549 (1, 6)										5	0	1	1	0	2	5				
Dick Davis, R OBP: 0.310, SLG: 0.364 (1, 7)										3	1	1	0	1	1	1				
Larry Hisle, R OBP: 0.408, SLG: 0.425 (1, 10)										4	1	2	2	0	1	2				
Sal Bando, R OBP: 0.333, SLG: 0.429 (1, 5) Jim Gantner, L OBP: 0.242, SLG: 0.333 (8, 5)										2	1	0	1	2	0	3				
Sixto Lezcano, R OBP: 0.277, SLG: 0.398 (1, 9)										3	0	1	0	1	1	2				
Don Money, R OBP: 0.364, SLG: 0.519 (1, 3)										4	0	0	0	0	1	4				
Gorman Thomas, R OBP: 0.315, SLG: 0.370 (1, 8)										3	0	2	1	1	1	1				
Charlie Moore, R OBP: 0.362, SLG: 0.308 (1, 2)										3	0	1	0	0	0	3				
Inning Stats	R: 2 E: 0 K: 3 S: 11	H: 2 LOB: 1 BB: 1 P: 15	R: 0 E: 0 K: 1 S: 4	H: 0 LOB: 0 BB: 1 P: 8	R: 0 E: 0 K: 0 S: 3	H: 0 LOB: 0 BB: 0 P: 3	R: 1 E: 0 K: 1 S: 7	H: 2 LOB: 1 BB: 1 P: 11	R: 1 E: 0 K: 0 S: 4	H: 2 LOB: 1 BB: 1 P: 8	R: 0 E: 0 K: 2 S: 8	H: 1 LOB: 2 BB: 2 P: 16	R: 1 E: 0 K: 0 S: 5	H: 2 LOB: 1 BB: 0 P: 5	R: 0 E: 0 K: 0 S: 3	H: 1 LOB: 1 BB: 1 P: 7		1B: 6 2B: 3 3B: 0 HR: 1	SF: 0 SAC: 1 DP: 0 HBP: 0	WP: 2 PB: 0 SB: 0 CS: 2
PITCHER	IP WLS BF H R ER SO BB IBB HBP BLK WP HR S P ERA WHIP																			
Mike Flanagan, L ERA: 4.35 (1, 1)	4.0 20 4 1 1 2 3 1 0 0 1 0 18 34 2.25 1.750																			
Sammy Stewart, R ERA: 3.09 (5, 1)	4.0 18 4 1 1 2 3 1 0 0 1 0 18 34 2.25 1.750																			

Batter	1	2	3	4	5	6	7	8	9	AB	R	H	RBI	BB	SO	LOB	TOP			
Mickey Rivers, L OBP: 0.344, SLG: 0.388 (1, 8)										4	1	2	0	0	0	0	Texas Rangers @ Baltimore Orioles Memorial Stadium, Baltimore, MD Mon May 12 1980, 7:05 PM EDT Att: 13,184 - Unknown			
Bump Willis, S OBP: 0.325, SLG: 0.318 (1, 4)										4	0	0	0	0	0	2				
Al Oliver, L OBP: 0.341, SLG: 0.483 (1, 10)										3	1	1	1	1	1	0				
Buddy Bell, R OBP: 0.424, SLG: 0.536 (1, 5)										4	1	2	0	0	0	1				
Pat Putnam, L OBP: 0.318, SLG: 0.350 (1, 3)										4	0	0	1	0	1	3				
Richie Zisk, R OBP: 0.297, SLG: 0.476 Jim Norris, L OBP: 0.286, SLG: 0.308 (1, 9) (7, 9)										3	1	1	2	0	0	0				
Johnny Grubb, L OBP: 0.283, SLG: 0.225 (1, 7)										3	0	0	0	0	3	0				
Jim Sundberg, R OBP: 0.366, SLG: 0.488 (1, 2)										3	1	1	1	0	0	0				
Pepe Frias, R OBP: 0.255, SLG: 0.311 (1, 6)										3	0	0	0	0	1	0				
Inning Stats	R: 4 E: 0 K: 1 S: 9	H: 4 LOB: 0 BB: 0 P: 9	R: 0 E: 0 K: 0 S: 3	H: 0 LOB: 0 BB: 0 P: 3	R: 0 E: 1 K: 0 S: 4	H: 0 LOB: 1 BB: 0 P: 4	R: 0 E: 0 K: 1 S: 5	H: 0 LOB: 0 BB: 0 P: 5	R: 0 E: 0 K: 0 S: 2	H: 0 LOB: 0 BB: 1 P: 6	R: 1 E: 0 K: 2 S: 8	H: 1 LOB: 0 BB: 0 P: 8	R: 0 E: 0 K: 1 S: 5	H: 0 LOB: 0 BB: 0 P: 5	R: 0 E: 0 K: 1 S: 5	H: 1 LOB: 0 BB: 0 P: 5		1B: 4 2B: 1 3B: 0 HR: 2	SF: 0 SAC: 0 DP: 3 HBP: 0	WP: 0 PB: 0 SB: 0 CS: 0
PITCHER	IP WLS BF H R ER SO BB IBB HBP BLK WP HR S P ERA WHIP																			
Dave Ford, R ERA: 4.24 (1, 1)	0.2 L 6 4 4 4 0 0 0 0 0 0 1 6 6 54.00 6.000																			
Tippy Martinez, L ERA: 2.53 (1, 1)	8.1 27 3 1 1 6 1 0 0 0 0 1 38 42 1.08 0.480																			

AB	32
R	5
H	7
RBI	5
BB	1
SO	6
LOB	7



Batter	1	2	3	4	5	6	7	8	9	AB	R	H	RBI	BB	SO	LOB	BOTTOM					
Mark Belanger, R OBP: 0.211, SLG: 0.217 (1, 6)										4	0	0	0	0	0	2	Texas Rangers @ Baltimore Orioles Memorial Stadium, Baltimore, MD Mon May 12 1980, 7:05 PM EDT Att: 13,184 - Unknown					
Benny Avila, R OBP: 0.333, SLG: 0.476 (1, 7)										4	0	1	0	0	0	1						
Gary Roenicke, R OBP: 0.341, SLG: 0.356 (1, 8)										4	1	1	0	0	0	1						
Eddie Murray, S OBP: 0.363, SLG: 0.450 (1, 3)										4	0	1	0	0	1	0						
Lee May, R OBP: 0.284, SLG: 0.406 (1, 10)										4	0	1	0	0	2	2						
Doug DeCinces, R OBP: 0.333, SLG: 0.454 (1, 5)										2	0	2	1	1	0	0						
Ken Singleton, S OBP: 0.300, SLG: 0.381 (1, 9)										4	0	1	0	0	1	4						
Rick Dempsey, R OBP: 0.303, SLG: 0.478 (1, 2)										3	0	0	0	0	0	4						
Rich Dauer, R OBP: 0.295, SLG: 0.237 (1, 4)										3	0	2	0	0	0	1						
Inning Stats	R: 0 E: 0 K: 0 S: 3	H: 1 LOB: 0 BB: 0 P: 3	R: 0 E: 0 K: 1 S: 6	H: 1 LOB: 2 BB: 1 P: 10	R: 0 E: 0 K: 0 S: 3	H: 1 LOB: 0 BB: 0 P: 3	R: 0 E: 0 K: 2 S: 7	H: 0 LOB: 0 BB: 0 P: 7	R: 0 E: 0 K: 0 S: 4	H: 2 LOB: 1 BB: 0 P: 4	R: 0 E: 0 K: 0 S: 3	H: 0 LOB: 0 BB: 0 P: 3	R: 0 E: 0 K: 1 S: 6	H: 1 LOB: 1 BB: 0 P: 6	R: 0 E: 0 K: 0 S: 4	H: 1 LOB: 1 BB: 0 P: 4		R: 1 E: 0 K: 0 S: 5	H: 2 LOB: 1 BB: 0 P: 5	1B: 6 2B: 5 3B: 0 HR: 0	SF: 1 SAC: 0 DP: 3 HBP: 0	WP: 0 PB: 0 SB: 0 CS: 0
PITCHER	IP WLS BF H R ER SO BB IBB HBP BLK WP HR S P ERA WHIP																					
Jon Matlack, L ERA: 2.29 (1, 1)	9.0 W 34 9 1 1 4 1 0 0 0 0 0 41 45 1.00 1.111																					

AB	32
R	1
H	9
RBI	1
BB	1
SO	4
LOB	15



Batter	1	2	3	4	5	6	7	8	9	AB	R	H	RBI	BB	SO	LOB	TOP									
Mickey Rivers, L OBP: 0.341, SLG: 0.392	G3		4-3		1-H 2B		F3			4	0	1	1	0	0	1	Texas Rangers @ Baltimore Orioles Memorial Stadium, Baltimore, MD Tue May 13 1980, 7:05 PM EDT Att: 12,707 - Unknown - 80 F									
Bump Wills, S OBP: 0.331, SLG: 0.319			F8		BB			1-3		3	0	1	0	1	0	0										
Al Oliver, L OBP: 0.338, SLG: 0.471	L9			CS HBP		F8		K		3	0	0	0	0	1	3										
Buddy Bell, R OBP: 0.419, SLG: 0.526						F8		6-3		4	0	1	0	0	0	1										
Pat Putnam, L OBP: 0.315, SLG: 0.345		FC4-6 1B				F9			F9		4	0	1	0	0	0		1								
Richie Zisk, R OBP: 0.295, SLG: 0.466																										
Bill Sample, R OBP: 0.333, SLG: 0.265																										
Jim Norris, L OBP: 0.276, SLG: 0.276																										
Danny Walton, R OBP: 0.500, SLG: 0.500																										
Jim Sundberg, R OBP: 0.361, SLG: 0.512																										
Pepe Frias, R OBP: 0.260, SLG: 0.313																										
Inning Stats	R: 0 E: 0 K: 0 S: 3	H: 1 LOB: 0 BB: 0 P: 3	R: 0 E: 0 K: 1 S: 6	H: 1 LOB: 1 BB: 0 P: 6	R: 1 E: 0 K: 1 S: 6	H: 1 LOB: 0 BB: 0 P: 6	R: 0 E: 0 K: 0 S: 3	H: 1 LOB: 1 BB: 0 P: 4	R: 1 E: 0 K: 0 S: 5	H: 2 LOB: 2 BB: 1 P: 9	R: 0 E: 0 K: 0 S: 3	H: 0 LOB: 0 BB: 0 P: 3	R: 0 E: 1 K: 0 S: 4	H: 0 LOB: 1 BB: 0 P: 4	R: 0 E: 0 K: 1 S: 5	H: 0 LOB: 0 BB: 0 P: 5	R: 0 E: 0 K: 1 S: 6	H: 1 LOB: 1 BB: 0 P: 6	1B: 5 2B: 1 3B: 0 HR: 1	SF: 0 SAC: 0 DP: 0 HBP: 1	WP: 1 PB: 0 SB: 0 CS: 1	PA: 35				
PITCHER	IP	WLS	BF	H	R	ER	SO	BB	IBB	HBP	BLK	WP	HR	S	P	ERA	WHIP									
Steve Stone, R ERA: 3.86	(1, 1)	8.1	W	33	7	2	2	3	1	0	1	0	1	1	37	42	2.16	0.960								
Tim Stoddard, R ERA: 2.16	(9, 1)	0.2	S	2	0	0	0	1	0	0	0	0	0	0	4	4	0.00	0.000								

Batter	1	2	3	4	5	6	7	8	9	AB	R	H	RBI	BB	SO	LOB	BOTTOM								
Al Bumbry, L OBP: 0.397, SLG: 0.477	1B SF7		F7		4-3		4-3			4	1	1	0	0	0	0	Texas Rangers @ Baltimore Orioles Memorial Stadium, Baltimore, MD Tue May 13 1980, 7:05 PM EDT Att: 12,707 - Unknown - 80 F								
Pat Kelly, L OBP: 0.381, SLG: 0.588			4-3		G3			F8 S 1B		4	1	2	0	0	0	0									
Gary Roenicke, R OBP: 0.341, SLG: 0.356										0	0	0	0	0	0	0									
Terry Crowley, L OBP: 0.480, SLG: 0.600	F8				F5			F8		3	0	0	0	1	0	3									
Ken Singleton, S OBP: 0.298, SLG: 0.389	SF7									3	0	1	1	0	1	1									
Eddie Murray, S OBP: 0.359, SLG: 0.438	K									3	1	0	0	0	2	3									
Dan Graham, L OBP: 0.500, SLG: 1.250										4	1	3	2	0	1	0									
Doug DeCinces, R OBP: 0.339, SLG: 0.460										3	0	1	0	1	0	1									
Rich Dauer, R OBP: 0.286, SLG: 0.228										3	0	0	0	0	0	2									
Mark Belanger, R OBP: 0.205, SLG: 0.214										1	0	0	0	0	0	2									
Kiko Garcia, R OBP: 0.246, SLG: 0.170										3	0	0	0	0	0	2									
Inning Stats	R: 1 E: 0 K: 1 S: 7	H: 2 LOB: 1 BB: 0 P: 7	R: 0 E: 0 K: 0 S: 4	H: 1 LOB: 1 BB: 0 P: 4	R: 0 E: 0 K: 1 S: 6	H: 1 LOB: 2 BB: 1 P: 10	R: 0 E: 0 K: 1 S: 6	H: 1 LOB: 1 BB: 0 P: 6	R: 0 E: 0 K: 0 S: 3	H: 0 LOB: 0 BB: 0 P: 3	R: 1 E: 0 K: 0 S: 4	H: 1 LOB: 0 BB: 0 P: 4	R: 0 E: 0 K: 0 S: 3	H: 0 LOB: 0 BB: 0 P: 3	R: 2 E: 1 K: 1 S: 7	H: 2 LOB: 2 BB: 1 P: 12	1B: 5 2B: 2 3B: 0 HR: 1	SF: 1 SAC: 0 DP: 0 HBP: 1	WP: 0 PB: 0 SB: 2 CS: 0	PA: 35					
PITCHER	IP	WLS	BF	H	R	ER	SO	BB	IBB	HBP	BLK	WP	HR	S	P	ERA	WHIP								
Fergie Jenkins, R ERA: 4.08	(1, 1)	7.1	L	30	7	3	3	3	1	0	0	0	1	35	39	3.68	1.091								
Jim Kern, R ERA: 4.73	(8, 1)	0.2		5	1	1	0	1	1	0	1	0	0	5	10	0.00	3.000								

AB 33
R 2
H 7
RBI 2
BB 1
SO 4
LOB 11




AB 31
R 4
H 8
RBI 3
BB 2
SO 4
LOB 14




Batter	1	2	3	4	5	6	7	8	9	AB	R	H	RBI	BB	SO	LOB	TOP					
Mickey Rivers, L OBP: 0.343, SLG: 0.415	5-3		L9	HR	4-3			4-3 G3 1B		5	1	2	1	0	0	3	Texas Rangers @ Baltimore Orioles Memorial Stadium, Baltimore, MD Wed May 14 1980, 7:05 PM EDT Att: 16,762 - Unknown - 61 F					
Bump Willis, S OBP: 0.333, SLG: 0.316	5-3		2B BB	3-1		F8-3 1B		G3 1-2		4	0	1	0	1	0	1						
Al Oliver, L OBP: 0.341, SLG: 0.476	F6		1-3 2B	BB 1B		L8		4-3 2-3		5	0	2	0	0	0	2						
John Ellis, R OBP: 0.357, SLG: 0.292 Pat Putnam, L OBP: 0.316, SLG: 0.337		BB 1B	F3	1-2 BB		F8-3 1-2		F9		2	0	1	0	0	0	2						
Richie Zisk, R OBP: 0.303, SLG: 0.500 Jim Norris, L OBP: 0.250, SLG: 0.267		K		HR 1B			HR	F7		4	2	2	1	0	0	2						
Danny Walton, R OBP: 0.333, SLG: 0.200 Johnny Grubb, L OBP: 0.277, SLG: 0.220		K		HR BB	L3		K	F7		3	1	0	0	1	2	1						
Jim Sundberg, R OBP: 0.392, SLG: 0.545		BB		HR 1B	SH1-3 2B		S 1B	FC5-4 1B		4	1	4	0	1	0	0						
Dave Roberts, R OBP: 0.320, SLG: 0.350		K		HR BB	SH1-3 BB		G6-4-3 BB	FC5-4 1-2		3	1	1	4	2	1	3						
Pepe Frias, R OBP: 0.264, SLG: 0.314			BB S 1B	6-3	SH1-3		G6-4-3 1-2			3	0	1	0	0	0	2						
Inning Stats	R: 0 E: 0 K: 0 S: 3	H: 0 LOB: 0 BB: 0 P: 3	R: 0 E: 0 K: 3 S: 10	H: 1 LOB: 2 BB: 1 P: 14	R: 0 E: 0 K: 0 S: 4	H: 2 LOB: 2 BB: 1 P: 8	R: 5 E: 0 K: 1 S: 10	H: 5 LOB: 2 BB: 2 P: 18	R: 0 E: 0 K: 0 S: 4	H: 1 LOB: 2 BB: 1 P: 8	R: 0 E: 0 K: 0 S: 3	H: 1 LOB: 0 BB: 0 P: 3	R: 1 E: 0 K: 1 S: 6	H: 2 LOB: 1 BB: 1 P: 10	R: 0 E: 0 K: 0 S: 4	H: 1 LOB: 1 BB: 0 P: 4		R: 0 E: 0 K: 0 S: 4	H: 1 LOB: 1 BB: 0 P: 4	1B: 9 2B: 3 3B: 0 HR: 3	SF: 0 SAC: 1 DP: 2 HBP: 0	WP: 0 PB: 0 SB: 2 CS: 0
PITCHER	IP	WLS	BF	H	R	ER	SO	BB	IBB	HBP	BLK	WP	HR	S	P	ERA	WHIP					
Scott McGregor, L ERA: 4.5	3.0		13	3	0	0	3	2	0	0	0	0	0	17	25	0.00	1.667					
Paul Hartzell, R ERA: 9.22	0.0	L	4	3	4	4	0	1	0	0	0	0	1	3	7	∞	∞					
Jim Palmer, R ERA: 4.7	3.1		18	6	2	2	2	3	0	0	0	0	2	19	31	5.40	2.700					
Dave Ford, R ERA: 3.81	2.2		9	2	0	0	0	0	0	0	0	0	0	9	9	0.00	0.750					

Batter	1	2	3	4	5	6	7	8	9	AB	R	H	RBI	BB	SO	LOB	BOTTOM				
Al Bumbry, L OBP: 0.405, SLG: 0.469	F SF7 BB	K		BB		F8		1-2 2-3 3-4 BB		2	1	0	1	3	1	1	Texas Rangers @ Baltimore Orioles Memorial Stadium, Baltimore, MD Wed May 14 1980, 7:05 PM EDT Att: 16,762 - Unknown - 61 F				
Pat Kelly, L OBP: 0.360, SLG: 0.524 Benny Ayala, R OBP: 0.320, SLG: 0.455	E6 CS		1B 1B	F9		F8		6-3		4	1	1	0	0	0	2					
John Lowenstein, L OBP: 0.280, SLG: 0.186 Gary Roenicke, R OBP: 0.345, SLG: 0.351	SF7		F7		G3		K	G4-3 E BB		2	0	0	1	0	0	1					
Eddie Murray, S OBP: 0.361, SLG: 0.436	1B 1-2		1B 1-3		L6		F7	E6 G4-3		5	0	2	0	0	0	1					
Dan Graham, L OBP: 0.615, SLG: 1.077	1-2 1B		1-3 3-H 1B		1B		1B	G4-3 BB 1B	1-2 2-3	5	1	4	1	0	0	2					
Terry Crowley, L OBP: 0.448, SLG: 0.542 Rick Dempsey, R OBP: 0.300, SLG: 0.473	5-3		F8		1B		1B	F5	5-3	4	0	1	0	0	0	5					
Doug DeCinces, R OBP: 0.336, SLG: 0.452		K	4-3		F5			BB 1B 1-2		4	0	1	0	0	1	4					
Kiko Garcia, R OBP: 0.234, SLG: 0.161 Lee May, R OBP: 0.293, SLG: 0.414 Mark Belanger, R OBP: 0.208, SLG: 0.214	F4		B1-3		5-3			BB 1B 1-2 2-3		3	0	0	0	0	0	0					
Rich Dauer, R OBP: 0.284, SLG: 0.220		BB	6-3		F4			K		3	0	0	0	1	1	3					
Inning Stats	R: 1 E: 1 K: 0 S: 5	H: 2 LOB: 2 BB: 1 P: 9	R: 0 E: 0 K: 2 S: 7	H: 0 LOB: 1 BB: 1 P: 11	R: 1 E: 0 K: 0 S: 6	H: 3 LOB: 2 BB: 0 P: 6	R: 0 E: 0 K: 0 S: 3	H: 0 LOB: 1 BB: 1 P: 7	R: 0 E: 0 K: 0 S: 5	H: 2 LOB: 2 BB: 0 P: 5	R: 0 E: 0 K: 1 S: 5	H: 0 LOB: 0 BB: 0 P: 5	R: 0 E: 0 K: 1 S: 8	H: 3 LOB: 3 BB: 1 P: 12	R: 0 E: 1 K: 0 S: 3	H: 0 LOB: 1 BB: 1 P: 7		1B: 10 2B: 0 3B: 0 HR: 0	SF: 1 SAC: 0 DP: 1 HBP: 0	WP: 0 PB: 0 SB: 0 CS: 1	PA: 42
PITCHER	IP	WLS	BF	H	R	ER	SO	BB	IBB	HBP	BLK	WP	HR	S	P	ERA	WHIP				
Gaylord Perry, R ERA: 3.2	7.2		37	10	3	2	4	4	0	0	0	0	0	41	57	2.35	1.826				
Sparky Lyle, L ERA: 3.54	1.1	S	5	0	0	0	0	1	0	0	0	0	0	4	8	0.00	0.750				

AB 37
R 6
H 14
RBI 6
BB 6
SO 5
LOB 19



AB 36
R 3
H 10
RBI 3
BB 5
SO 4
LOB 23



Batter	1	2	3	4	5	6	7	8	9	AB	R	H	RBI	BB	SO	LOB	TOP								
Al Bumby, L OBP: 0.312, SLG: 0.470 (1, 8)										4	0	2	0	1	0	2	Baltimore Orioles @ Detroit Tigers Tiger Stadium, Detroit, MI Fri May 16 1980, 7:05 PM EDT Att: 34,243 - Unknown								
Pat Kelly, L OBP: 0.345, SLG: 0.480 Gary Roenicke, R OBP: 0.341, SLG: 0.347 (8, 7)										4	0	1	0	0	1	3									
Ken Singleton, S OBP: 0.297, SLG: 0.393 (1, 9)									4	1	1	0	0	1	3										
Eddie Murray, S OBP: 0.365, SLG: 0.433 (1, 3)									3	0	1	0	1	0	0										
Dan Graham, L OBP: 0.588, SLG: 0.938 (1, 2)									3	0	1	1	1	0	2										
Doug DeCinces, R OBP: 0.336, SLG: 0.443 (1, 5)									2	1	0	0	1	0	1										
Lee May, R OBP: 0.304, SLG: 0.403 (1, 10)									2	0	0	0	2	1	1										
Kiko Garcia, R OBP: 0.239, SLG: 0.169 Terry Crowley, L OBP: 0.433, SLG: 0.520 Mark Belanger, R OBP: 0.208, SLG: 0.214 (8, 6)									3	0	1	0	0	0	1										
Rich Dauer, R OBP: 0.283, SLG: 0.221 (1, 4)									4	0	1	1	0	0	1										
Inning Stats	R: 0 E: 0 K: 2 S: 8	H: 1 LOB: 2 BB: 1 P: 12	R: 1 E: 0 K: 0 S: 4	H: 2 LOB: 1 BB: 1 P: 8	R: 0 E: 0 K: 1 S: 3	H: 0 LOB: 0 BB: 0 P: 3	R: 0 E: 0 K: 1 S: 4	H: 0 LOB: 0 BB: 1 P: 8	R: 0 E: 0 K: 0 S: 5	H: 2 LOB: 2 BB: 0 P: 5	R: 0 E: 0 K: 0 S: 3	H: 0 LOB: 0 BB: 0 P: 3	R: 0 E: 0 K: 0 S: 3	H: 0 LOB: 2 BB: 2 P: 11	R: 1 E: 0 K: 0 S: 5	H: 3 LOB: 2 BB: 1 P: 9		R: 0 E: 0 K: 0 S: 3	H: 0 LOB: 0 BB: 0 P: 3	1B: 7 2B: 2 3B: 0 HR: 0	SF: 0 SAC: 1 DP: 3 HBP: 0	WP: 0 PB: 0 SB: 3 CS: 0	PA: 38		
PITCHER	IP	WLS	BF	H	R	ER	SO	BB	IBB	HBP	BLK	WP	HR	S	P	ERA	WHIP								
Dan Petry, R ERA: 2.16 (1, 1)	7.0	L	32	8	2	2	3	3	2	0	1	0	0	33	53	2.57	1.571								
Dave Rozema, R ERA: 5.05 (8, 1)	2.0		6	0	0	0	0	0	1	0	0	0	0	5	9	0.00	0.000								

Batter	1	2	3	4	5	6	7	8	9	AB	R	H	RBI	BB	SO	LOB	BOTTOM								
Lou Whitaker, L OBP: 0.396, SLG: 0.260 (1, 4)									4	0	1	0	0	1	1	Baltimore Orioles @ Detroit Tigers Tiger Stadium, Detroit, MI Fri May 16 1980, 7:05 PM EDT Att: 34,243 - Unknown									
Alan Trammell, R OBP: 0.439, SLG: 0.448 (1, 6)									4	0	1	0	0	1											
Steve Kemp, L OBP: 0.362, SLG: 0.484 (1, 10)									4	0	1	0	0	2											
Lance Parrish, R OBP: 0.320, SLG: 0.449 (1, 9)									3	0	0	0	1	0											
John Wockenfuss, R OBP: 0.345, SLG: 0.388 Kirk Gibson, L OBP: 0.299, SLG: 0.461 (7, PR) (8, 8)									2	0	0	0	1	0											
Jason Thompson, L OBP: 0.314, SLG: 0.400 (1, 3)									4	0	0	0	0	2											
Dave Stegman, R OBP: 0.308, SLG: 0.333 (8, 7)										3	0	0	0	0	1										
Tom Brookens, R OBP: 0.260, SLG: 0.313 (1, 5)										3	1	1	0	0	1										
Duffy Dyer, R OBP: 0.143, SLG: 0.190 (1, 2)										3	0	1	1	0	1										
Inning Stats	R: 0 E: 0 K: 0 S: 4	H: 1 LOB: 1 BB: 0 P: 4	R: 0 E: 0 K: 0 S: 3	H: 0 LOB: 0 BB: 0 P: 3	R: 0 E: 0 K: 1 S: 5	H: 0 LOB: 0 BB: 0 P: 5	R: 0 E: 0 K: 2 S: 7	H: 0 LOB: 2 BB: 2 P: 15	R: 1 E: 1 K: 1 S: 6	H: 2 LOB: 0 BB: 0 P: 6	R: 0 E: 0 K: 1 S: 5	H: 1 LOB: 1 BB: 0 P: 5	R: 0 E: 0 K: 1 S: 6	H: 0 LOB: 1 BB: 0 P: 6	R: 0 E: 0 K: 0 S: 4		H: 1 LOB: 1 BB: 0 P: 4	R: 0 E: 0 K: 1 S: 5	H: 0 LOB: 0 BB: 0 P: 5	1B: 3 2B: 2 3B: 0 HR: 0	SF: 0 SAC: 0 DP: 0 HBP: 0	WP: 0 PB: 0 SB: 1 CS: 1	PA: 33		
PITCHER	IP	WLS	BF	H	R	ER	SO	BB	IBB	HBP	BLK	WP	HR	S	P	ERA	WHIP								
Mike Flanagan, L ERA: 3.88 (1, 1)	9.0	W	33	5	1	0	7	2	0	0	0	0	0	45	53	0.00	0.778								

Batter	1	2	3	4	5	6	7	8	9	AB	R	H	RBI	BB	SO	LOB	TOP			
Al Bumby, L OBP: 0.414, SLG: 0.479 (1, 8)	G3		2-3 1B			F5		1-H 2-H 2B		4	0	2	2	0	0	0	Baltimore Orioles @ Detroit Tigers Tiger Stadium, Detroit, MI Sun May 18 1980, 3:33 AM EDT Att: 24,485 - Unknown			
Pat Kelly, L OBP: 0.303, SLG: 0.429 Kiko Garcia, R OBP: 0.239, SLG: 0.169 (1, 7) (8, 6)	4-3		SF9			4-3		F5		3	0	0	1	0	0	1				
Ken Singleton, S OBP: 0.288, SLG: 0.379 (1, 9)	K		4-3			4-3		K		4	0	0	0	0	2	2				
Eddie Murray, S OBP: 0.362, SLG: 0.452 (1, 3)		HR				K		P4		4	1	1	1	0	1	0				
Dan Graham, L OBP: 0.524, SLG: 0.789 (1, 2)	L1					F8		3-1		3	0	0	0	1	0	0				
Terry Crowley, L OBP: 0.382, SLG: 0.448 (1, 10)	G3					K		4-3		4	0	0	0	0	2	1				
Doug DeCinces, R OBP: 0.333, SLG: 0.436 (1, 5)	F8					1-3		1B 2B		4	1	1	0	0	1	1				
Rich Dauer, R OBP: 0.284, SLG: 0.225 (1, 4)			1B SF9 1B			F8		F7		3	1	1	0	0	0	1				
Mark Belanger, R OBP: 0.203, SLG: 0.208 Gary Roenicke, R OBP: 0.348, SLG: 0.355 (1, 6) (8, PH) (8, 7)			5-3			F7		1-2 2B 1B		2	0	0	0	0	0	1				
Inning Stats	R: 0 E: 0 K: 1 S: 5	H: 0 LOB: 0 BB: 0 P: 5	R: 1 E: 0 K: 0 S: 4	H: 1 LOB: 0 BB: 0 P: 4	R: 1 E: 0 K: 0 S: 5	H: 2 LOB: 1 BB: 0 P: 5	R: 0 E: 0 K: 2 S: 7	H: 0 LOB: 0 BB: 0 P: 7	R: 0 E: 0 K: 0 S: 3	H: 0 LOB: 0 BB: 0 P: 3	R: 0 E: 0 K: 0 S: 3	H: 0 LOB: 0 BB: 0 P: 3	R: 0 E: 0 K: 1 S: 8	H: 3 LOB: 1 BB: 0 P: 8	R: 0 E: 0 K: 2 S: 7	H: 0 LOB: 1 BB: 1 P: 11		1B: 4 2B: 1 3B: 0 HR: 1	SF: 1 SAC: 0 DP: 0 HBP: 0	WP: 0 PB: 0 SB: 0 CS: 0
PITCHER	IP	WLS	BF	H	R	ER	SO	BB	IBB	HBP	BLK	WP	HR	S	P	ERA	WHIP			
Jack Morris, R ERA: 4.75 Aurelio Lopez, R ERA: 5.05 (1, 1) (8, 1)	7.1		28	6	4	4	3	0	0	0	0	0	1	34	34	4.91	0.818			
	1.2	W	6	0	0	0	3	1	0	0	0	0	0	11	15	0.00	0.600			

Batter	1	2	3	4	5	6	7	8	9	AB	R	H	RBI	BB	SO	LOB	BOTTOM			
Lou Whitaker, L OBP: 0.381, SLG: 0.248 (1, 4)	G3	K2-3				F8		K	K	5	0	0	0	0	3	3	Baltimore Orioles @ Detroit Tigers Tiger Stadium, Detroit, MI Sun May 18 1980, 3:33 AM EDT Att: 24,485 - Unknown			
Alan Trammell, R OBP: 0.448, SLG: 0.455 (1, 6)	1B HR		P1			FC5 HBP		1B		3	1	2	0	1	0	0				
Steve Kemp, L OBP: 0.376, SLG: 0.500 (1, 10)	1-3 1B					1-2 HBP		F8		3	1	2	0	0	0	2				
Lance Parrish, R OBP: 0.318, SLG: 0.459 (1, 9) (9, 2)	K		6-3			FC5		SF8 3B		4	1	1	0	0	1	5				
John Wockenfuss, R OBP: 0.344, SLG: 0.442 Champ Summers, L OBP: 0.381, SLG: 0.438 (1, 7) (8, PH) (9, 9)	1-H 3-H HR		L5			6-3		K		3	1	1	3	0	0	1				
Jason Thompson, L OBP: 0.303, SLG: 0.389 (1, 3)	K					6-3		K		3	0	0	1	0	3	0				
Tom Brookens, R OBP: 0.254, SLG: 0.314 Richie Hebner, L OBP: 0.367, SLG: 0.402 (1, 5) (8, PH) (9, 5)		G5-4-3 BB				6-3		F8		3	0	1	0	0	0	0				
Dave Stegman, R OBP: 0.321, SLG: 0.333 (1, 8) (9, 7)		G5-4-3 BB				6-3		E6 SH1-4		3	1	1	0	1	0	0				
Duffy Dyer, R OBP: 0.130, SLG: 0.174 Kirk Gibson, L OBP: 0.306, SLG: 0.466 (1, 2) (8, PH) (8, 8)		G5-4-3				K		SH1-4		2	0	0	0	0	1	2				
Inning Stats	R: 3 E: 0 K: 2 S: 10	H: 3 LOB: 0 BB: 0 P: 10	R: 0 E: 0 K: 1 S: 5	H: 1 LOB: 1 BB: 1 P: 9	R: 0 E: 0 K: 0 S: 4	H: 1 LOB: 1 BB: 0 P: 4	R: 0 E: 0 K: 1 S: 5	H: 0 LOB: 0 BB: 0 P: 5	R: 0 E: 0 K: 1 S: 6	H: 1 LOB: 2 BB: 0 P: 7	R: 0 E: 0 K: 1 S: 5	H: 0 LOB: 0 BB: 0 P: 5	R: 0 E: 1 K: 1 S: 6	H: 0 LOB: 2 BB: 1 P: 10	R: 3 E: 0 K: 2 S: 10	H: 3 LOB: 1 BB: 1 P: 14		1B: 6 2B: 1 3B: 1 HR: 1	SF: 1 SAC: 1 DP: 1 HBP: 1	WP: 1 PB: 0 SB: 0 CS: 0
PITCHER	IP	WLS	BF	H	R	ER	SO	BB	IBB	HBP	BLK	WP	HR	S	P	ERA	WHIP			
Scott McGregor, L ERA: 4.64 Tim Stoddard, R ERA: 3.12 Tippy Martinez, L ERA: 2.49 (1, 1) (8, 1) (8, 1)	7.0	L	31	7	4	4	7	2	0	1	0	0	0	42	51	5.14	1.286			
	0.2		4	1	0	0	1	1	0	0	0	0	0	5	9	0.00	3.000			
	0.1		2	1	2	2	1	0	0	0	0	1	0	4	4	54.00	3.000			

AB	32
R	4
H	6
RBI	4
BB	1
SO	6
LOB	7



Batter	1	2	3	4	5	6	7	8	9	AB	R	H	RBI	BB	SO	LOB	TOP						
Al Bumbry, L OBP: 0.321, SLG: 0.480 (1, 8)	0-0 1-3	0-0 FC6-4 1B			4-0 FC5-4 1B BB	0-0 1B 1B		0-0 G3		4	1	2	1	1	0	0	Baltimore Orioles @ Cleveland Indians Cleveland Municipal Stadium, Cleveland, OH Mon May 19 1980, 7:05 PM EDT Att: 5,409 - Unknown						
Rick Dempsey, R OBP: 0.314, SLG: 0.479 Dan Graham, L OBP: 0.524, SLG: 0.789 (1, 2) (9, 2)	0-0 1B	0-0 FC6-4 1-2			0-0 FC5-4 1B	0-0 BB 1B		0-0 4-3		5	0	3	1	0	0	2							
Gary Roenicke, R OBP: 0.340, SLG: 0.338 (1, 7)	0-3 K		0-3 K		0-0 FC5-4 1B S	4-0 BB		0-0 F7		4	1	0	0	1	2	3							
Eddie Murray, S OBP: 0.370, SLG: 0.457 (1, 3)	0-0 1-3 1B		0-0 L6		0-0 S 1B	0-0 F7		0-0 FC6-4 1B		5	1	3	0	0	0	2							
Doug DeCinces, R OBP: 0.336, SLG: 0.430 (1, 5)	0-3 K		0-0 1B		4-0 1B BB		0-3 K		0-0 P3	4	0	1	0	1	2	3							
Lee May, R OBP: 0.298, SLG: 0.390 (1, 10)		0-3 K	0-0 F9		0-0 1-3 2-H 1B		0-3 K		0-0 FC6-4 1-2	5	0	1	1	0	2	2							
Ken Singleton, S OBP: 0.299, SLG: 0.388 (1, 9)		0-0 E7 4-3 1B		0-0 G5-4-3 1B	0-3 K		0-0 FC5 1B		0-3 K	5	1	3	0	0	2	3							
Kiko Garcia, R OBP: 0.254, SLG: 0.190 Mark Belanger, R OBP: 0.205, SLG: 0.208 (1, 6) (7, 6)		0-0 4-3		0-3 K		0-0 1B 1B	0-0 FC5 1B			4	0	2	0	0	1	2							
Rich Dauer, R OBP: 0.283, SLG: 0.217 (1, 4)		4-0 1B BB		0-0 G5-4-3 1-2	0-3 K		0-0 FC5			3	0	0	0	1	4								
Inning Stats	R: 0 E: 0 K: 2 S: 9	H: 2 LOB: 2 BB: 0 P: 9	R: 1 E: 1 K: 1 S: 7	H: 2 LOB: 2 BB: 1 P: 11	R: 0 E: 0 K: 1 S: 6	H: 1 LOB: 1 BB: 0 P: 6	R: 0 E: 0 K: 1 S: 5	H: 1 LOB: 0 BB: 0 P: 5	R: 2 E: 0 K: 1 S: 7	H: 3 LOB: 2 BB: 2 P: 15	R: 1 E: 0 K: 1 S: 7	H: 3 LOB: 2 BB: 1 P: 11	R: 0 E: 0 K: 2 S: 9	H: 2 LOB: 0 BB: 0 P: 9	R: 0 E: 0 K: 0 S: 3	H: 0 LOB: 0 BB: 0 P: 3		R: 0 E: 0 K: 1 S: 6	H: 1 LOB: 1 BB: 0 P: 6	1B: 15 2B: 0 3B: 0 HR: 0	SF: 0 SAC: 0 DP: 2 HBP: 0	WP: 0 PB: 0 SB: 2 CS: 0	PA: 43
PITCHER	IP WLS BF H R ER SO BB IBB HBP BLK WP HR S P ERA WHIP	5.2 L 29 12 4 4 7 3 0 0 0 0 0 40 52 6.35 2.647	2.1 10 2 0 0 2 1 0 0 0 0 0 13 17 0.00 1.286	1.0 4 1 0 0 1 0 0 0 0 0 0 6 6 0.00 1.000					PITCHER	IP WLS BF H R ER SO BB IBB HBP BLK WP HR S P ERA WHIP													

AB 39
R 4
H 15
RBI 3
BB 4
SO 10
LOB 21



Batter	1	2	3	4	5	6	7	8	9	AB	R	H	RBI	BB	SO	LOB	BOTTOM					
Miguel Dilone, S OBP: 0.381, SLG: 0.488 (1, 8)	0-0 6-3		0-0 G3			0-0 1B			0-0 1B 1B	4	1	2	0	0	0	1	Baltimore Orioles @ Cleveland Indians Cleveland Municipal Stadium, Cleveland, OH Mon May 19 1980, 7:05 PM EDT Att: 5,409 - Unknown					
Duane Kuiper, L OBP: 0.350, SLG: 0.345 (1, 4)	0-0 G4-6-3 1B		0-0 L6		0-0 F8			0-3 K		4	0	1	0	0	1	2						
Mike Hargrove, L OBP: 0.345, SLG: 0.439 (1, 3)	0-0 G4-6-3 1-2		0-0 P4		0-0 P6			0-0 1B 1B		4	0	1	0	0	0	2						
Cliff Johnson, R OBP: 0.269, SLG: 0.258 (1, 10)		0-3 K		4-0 BB		0-0 6-3		0-0 F7		3	0	0	0	1	1	2						
Ron Hassey, L OBP: 0.386, SLG: 0.449 (1, 2)		0-0 F7		0-3 K		0-0 P5		0-0 FC5-4 1B		4	0	1	1	0	1	1						
Toby Harrah, R OBP: 0.298, SLG: 0.285 (1, 5)		0-3 K		0-3 K		0-0 5-3		0-0 FC5-4 1-2		4	0	0	0	0	2	2						
Ron Pruitt, R OBP: 0.333, SLG: 0.250 (1, 9)			0-3 K		0-0 5-3			0-0 F2		3	0	0	0	0	1	0						
Dell Alston, L OBP: 0.269, SLG: 0.174 (1, 7)			0-0 F9 S 1B		0-0 4-3			0-0 G3		3	0	1	0	0	0	0						
Tom Verzyer, R OBP: 0.351, SLG: 0.389 (1, 6)			0-0 F9		0-0 6-3			0-0 P4		3	0	0	0	0	0	1						
Inning Stats	R: 0 E: 0 K: 0 S: 3	H: 1 LOB: 0 BB: 0 P: 3	R: 0 E: 0 K: 2 S: 7	H: 0 LOB: 0 BB: 0 P: 7	R: 0 E: 0 K: 1 S: 6	H: 1 LOB: 1 BB: 0 P: 6	R: 0 E: 0 K: 1 S: 5	H: 0 LOB: 1 BB: 1 P: 9	R: 0 E: 0 K: 1 S: 4	H: 0 LOB: 0 BB: 0 P: 4	R: 0 E: 0 K: 0 S: 3	H: 0 LOB: 0 BB: 0 P: 3	R: 0 E: 0 K: 0 S: 3	H: 0 LOB: 0 BB: 0 P: 3	R: 1 E: 0 K: 1 S: 8	H: 3 LOB: 2 BB: 0 P: 8		1B: 6 2B: 0 3B: 0 HR: 0	SF: 0 SAC: 0 DP: 1 HBP: 0	WP: 0 PB: 0 SB: 1 CS: 0	PA: 33	
PITCHER	IP WLS BF H R ER SO BB IBB HBP BLK WP HR S P ERA WHIP	8.2 W 32 6 1 1 6 1 0 0 0 0 0 43 47 1.04 0.808	0.1 S 1 0 0 0 0 0 0 0 0 0 0 1 1 0.00 0.000					PITCHER	IP WLS BF H R ER SO BB IBB HBP BLK WP HR S P ERA WHIP													

AB 32
R 1
H 6
RBI 1
BB 1
SO 6
LOB 11



Batter	1	2	3	4	5	6	7	8	9	AB	R	H	RBI	BB	SO	LOB	TOP					
Al Bumby, L OBP: 0.330, SLG: 0.500 (1, 8)										3	0	2	0	1	1	0	Baltimore Orioles @ Cleveland Indians Cleveland Municipal Stadium, Cleveland, OH Tue May 20 1980, 7:05 PM EDT Unknown					
Pat Kelly, L OBP: 0.324, SLG: 0.419 (1, 7)										3	0	1	0	1	1	2						
Ken Singleton, S OBP: 0.291, SLG: 0.376 (1, 9)										4	0	0	0	0	0	4						
Eddie Murray, S OBP: 0.362, SLG: 0.447 (1, 3)										3	0	0	0	0	1	1						
Dan Graham, L OBP: 0.458, SLG: 0.682 (1, 2)										3	0	0	0	0	1	0						
Terry Crowley, L OBP: 0.351, SLG: 0.406 (1, 10)										3	0	0	0	0	1	0						
Doug DeCinces, R OBP: 0.336, SLG: 0.427 (1, 5)										3	0	1	0	0	0	0						
Kiko Garcia, R OBP: 0.247, SLG: 0.185 (1, 6)										2	0	0	0	0	0	1						
Gary Roenicke, R OBP: 0.337, SLG: 0.333 (8, PH)										1	0	0	0	0	0	0						
Mark Belanger, R OBP: 0.203, SLG: 0.208 (8, 6)										0	0	0	0	0	0	0						
Rich Dauer, R OBP: 0.278, SLG: 0.213 (1, 4)										2	0	0	0	0	0	0						
Benny Ayala, R OBP: 0.308, SLG: 0.435 (9, PH)										1	0	0	0	0	0	0						
Inning Stats	R: 0 E: 0 K: 1 S: 4	H: 0 LOB: 0 BB: 1 P: 8	R: 0 E: 0 K: 1 S: 5	H: 0 LOB: 0 BB: 0 P: 5	R: 0 E: 0 K: 0 S: 3	H: 1 LOB: 0 BB: 0 P: 3	R: 0 E: 0 K: 1 S: 6	H: 1 LOB: 1 BB: 0 P: 6	R: 0 E: 0 K: 1 S: 5	H: 0 LOB: 0 BB: 0 P: 5	R: 0 E: 0 K: 0 S: 4	H: 1 LOB: 1 BB: 0 P: 4	R: 0 E: 0 K: 1 S: 5	H: 0 LOB: 0 BB: 0 P: 5	R: 0 E: 0 K: 0 S: 3	H: 0 LOB: 0 BB: 1 P: 3	R: 0 E: 0 K: 0 S: 3	H: 1 LOB: 1 BB: 1 P: 7	1B: 3 2B: 0 3B: 1 HR: 0	SF: 0 SAC: 0 DP: 3 HBP: 0	WP: 0 PB: 0 SB: 0 CS: 0	PA: 30
PITCHER John Denny, R ERA: 4.3 (1, 1)	IP: 9.0 WLS: W BF: 30 H: 4 R: 0 ER: 0 SO: 5 BB: 2 IBB: 0 HBP: 0 BLK: 0 WP: 0 HR: 0 S: 38 P: 46 ERA: 0.00 WHIP: 0.667															ERA: 0.00 WHIP: 0.667						

AB 28
R 0
H 4
RBI 0
BB 2
SO 5
LOB 8



Batter	1	2	3	4	5	6	7	8	9	AB	R	H	RBI	BB	SO	LOB	BOTTOM			
Miguel Dilone, S OBP: 0.391, SLG: 0.489 (1, 8)										4	1	2	0	0	0	3	Baltimore Orioles @ Cleveland Indians Cleveland Municipal Stadium, Cleveland, OH Tue May 20 1980, 7:05 PM EDT Unknown			
Duane Kuiper, L OBP: 0.348, SLG: 0.333 (1, 4)										4	0	0	0	0	1	2				
Mike Hargrove, L OBP: 0.333, SLG: 0.424 (1, 3)										4	0	0	0	0	0	1				
Cliff Johnson, R OBP: 0.269, SLG: 0.250 (1, 10)										3	0	0	0	1	2	0				
Jorge Orta, L OBP: 0.380, SLG: 0.348 (1, 9)										2	2	2	1	1	0	0				
Dell Alston, L OBP: 0.259, SLG: 0.167 (8, 9)										1	0	0	0	0	0	0				
Ron Hassey, L OBP: 0.371, SLG: 0.430 (1, 2)										4	0	0	0	0	0	4				
Toby Harrah, R OBP: 0.303, SLG: 0.286 (1, 5)										3	1	1	0	1	0	1				
Joe Charboneau, R OBP: 0.367, SLG: 0.447 (1, 7)										3	0	2	2	0	0	1				
Tom Verzyr, R OBP: 0.350, SLG: 0.387 (1, 6)										3	0	1	1	0	0	2				
Inning Stats	R: 1 E: 0 K: 0 S: 5	H: 2 LOB: 2 BB: 1 P: 9	R: 0 E: 0 K: 0 S: 3	H: 0 LOB: 1 BB: 1 P: 7	R: 0 E: 0 K: 1 S: 5	H: 0 LOB: 0 BB: 0 P: 5	R: 1 E: 0 K: 0 S: 5	H: 2 LOB: 1 BB: 0 P: 5	R: 0 E: 0 K: 0 S: 3	H: 1 LOB: 0 BB: 0 P: 3	R: 2 E: 0 K: 1 S: 8	H: 3 LOB: 2 BB: 1 P: 12	R: 0 E: 0 K: 1 S: 5	H: 0 LOB: 0 BB: 0 P: 5	R: 0 E: 0 K: 0 S: 3	H: 0 LOB: 0 BB: 0 P: 3	1B: 8 2B: 1 3B: 0 HR: 0	SF: 0 SAC: 0 DP: 1 HBP: 0	WP: 0 PB: 0 SB: 0 CS: 0	PA: 34
PITCHER Sammy Stewart, R ERA: 3.54 (1, 1)	IP: 5.2 WLS: L BF: 27 H: 8 R: 4 ER: 4 SO: 2 BB: 3 IBB: 0 HBP: 0 BLK: 0 WP: 0 HR: 0 S: 28 P: 40 ERA: 6.35 WHIP: 1.941															ERA: 6.35 WHIP: 1.941				
Dave Ford, R ERA: 3.49 (6, 1)	IP: 2.1 WLS: L BF: 7 H: 0 R: 0 ER: 0 SO: 1 BB: 0 IBB: 0 HBP: 0 BLK: 0 WP: 0 HR: 0 S: 9 P: 9 ERA: 0.00 WHIP: 0.000															ERA: 0.00 WHIP: 0.000				



Batter	1	2	3	4	5	6	7	8	9	AB	R	H	RBI	BB	SO	LOB	TOP		
Al Bumby, L OBP: 0.325, SLG: 0.489 (1, 8)	1-3		F7		1-3		SH5-4	BB		3	0	1	1	0	1		Baltimore Orioles @ Cleveland Indians Cleveland Municipal Stadium, Cleveland, OH Tue May 20 1980, 7:05 PM EDT Att: 11,866 - Unknown		
Mark Belanger, R OBP: 0.215, SLG: 0.221 (1, 6)	K		F8			1B	S	F5		5	2	1	0	1	3				
Ken Singleton, S OBP: 0.295, SLG: 0.377 (1, 9)	F9		K			1B	1B	F7		5	1	2	2	0	1	3			
Eddie Murray, S OBP: 0.357, SLG: 0.438 (1, 3)		F7		G6-4-3 1B		P4	P5		K	5	0	1	0	0	1	3			
Doug DeCinces, R OBP: 0.338, SLG: 0.451 (1, 5)		HR		G6-4-3 1-2		1-3 2-H 1B	P4		5-3	5	1	2	2	0	2				
Gary Roenicke, R OBP: 0.340, SLG: 0.337 (1, 7)		1B SF7 1B		F7		1-3 2		FC6-4 1B	F8	5	1	2	1	0	0	1			
Lee May, R OBP: 0.295, SLG: 0.383 (1, 10)		SF7 1B			K	F5		FC6-4 1B BB		4	1	1	0	0	1	2			
Dan Graham, L OBP: 0.464, SLG: 0.680 (1, 2)		SF7		F8			SH5-4 1B 1B	BB 1B		3	1	2	1	0	0	0			
Rich Dauer, R OBP: 0.295, SLG: 0.227 (1, 4)		6-3					1B SH5-4 BB	BB 1B		3	1	2	0	1	0	1			
Inning Stats	R: 0 E: 0 K: 1 S: 5	H: 0 LOB: 0 BB: 0 P: 5	R: 2 E: 0 K: 0 S: 6	H: 3 LOB: 1 BB: 0 P: 6	R: 0 E: 0 K: 0 S: 3	H: 1 LOB: 0 BB: 0 P: 3	R: 0 E: 0 K: 1 S: 6	H: 1 LOB: 1 BB: 0 P: 6	R: 2 E: 0 K: 0 S: 6	H: 3 LOB: 1 BB: 0 P: 6	R: 3 E: 0 K: 0 S: 6	H: 3 LOB: 1 BB: 1 P: 10	R: 1 E: 0 K: 0 S: 6	H: 3 LOB: 3 BB: 1 P: 10	R: 0 E: 0 K: 1 S: 5	H: 0 LOB: 0 BB: 0 P: 5	1B: 13 2B: 0 3B: 0 HR: 1	SF: 1 SAC: 1 DP: 1 HBP: 0	WP: 0 PA: 42 PB: 0 SB: 1 CS: 0
PITCHER	IP	WLS	BF	H	R	ER	SO	BB	IBB	HBP	BLK	WP	HR	S	P	ERA	WHIP		
Bob Ovchinko, L ERA: 5.97 (1, 1)	5.1	L	22	7	4	4	3	0	0	0	0	0	1	28	28	6.75	1.312		
Mike Stanton, R ERA: 4.69 (6, 1)	1.0		8	4	3	3	0	1	0	0	0	0	0	7	11	27.00	5.000		
Victor Cruz, R ERA: 5.4 (7, 1)	2.2		12	3	1	1	1	1	0	0	0	0	0	13	17	3.38	1.500		

Batter	1	2	3	4	5	6	7	8	9	AB	R	H	RBI	BB	SO	LOB	BOTTOM		
Miguel Dilone, S OBP: 0.360, SLG: 0.449 (1, 8)	4-3		F8		6-3			K		4	0	0	0	0	1	1	Baltimore Orioles @ Cleveland Indians Cleveland Municipal Stadium, Cleveland, OH Tue May 20 1980, 7:05 PM EDT Att: 11,866 - Unknown		
Duane Kuiper, L OBP: 0.348, SLG: 0.328 (1, 4)	E6		P5			BB		K		2	0	0	0	1	0	0			
Dave Rosello, R OBP: 0.400, SLG: 0.400 (8, PH) (9, 4)	1B							K		1	0	0	0	0	1	0			
Mike Hargrove, L OBP: 0.329, SLG: 0.418 (1, 3)	1B				F9		F9	F8		4	0	1	0	0	0	1			
Cliff Johnson, R OBP: 0.259, SLG: 0.240 (1, 10)	P6				F8		F7		F7	4	0	0	0	0	3				
Ron Hassey, L OBP: 0.370, SLG: 0.438 (1, 2)	F8						L3		K	3	0	1	0	0	0	3			
Gary Alexander, R OBP: 0.263, SLG: 0.273 (9, PH)									K	1	0	0	0	0	1	0			
Toby Harrah, R OBP: 0.302, SLG: 0.285 (1, 5)		F8			F9		P6			4	0	1	0	0	0	1			
Joe Charboneau, R OBP: 0.363, SLG: 0.439 (1, 7)		F7					F8		4-3	4	0	1	0	0	0	1			
Dell Alston, L OBP: 0.267, SLG: 0.222 (1, 9)		3-1					P5			3	0	1	0	0	0	1			
Tom Veryzer, R OBP: 0.340, SLG: 0.375 (1, 6)								WP		3	0	0	0	0	1	2			
Jerry Dybzinski, R OBP: 0.385, SLG: 0.583 (8, 6)		F8					F9		K	0	0	0	0	0	0	0			
Inning Stats	R: 0 E: 1 K: 0 S: 5	H: 1 LOB: 2 BB: 0 P: 5	R: 0 E: 0 K: 0 S: 3	H: 0 LOB: 0 BB: 0 P: 3	R: 0 E: 0 K: 0 S: 4	H: 1 LOB: 1 BB: 0 P: 4	R: 0 E: 0 K: 0 S: 4	H: 1 LOB: 1 BB: 0 P: 4	R: 0 E: 0 K: 2 S: 7	H: 0 LOB: 0 BB: 0 P: 7	R: 0 E: 0 K: 1 S: 6	H: 1 LOB: 1 BB: 0 P: 6	R: 0 E: 0 K: 2 S: 7	H: 0 LOB: 0 BB: 0 P: 7	R: 0 E: 0 K: 1 S: 6	H: 1 LOB: 1 BB: 0 P: 6	1B: 3 2B: 2 3B: 0 HR: 0	SF: 0 SAC: 0 DP: 0 HBP: 0	WP: 1 PA: 34 PB: 0 SB: 0 CS: 0
PITCHER	IP	WLS	BF	H	R	ER	SO	BB	IBB	HBP	BLK	WP	HR	S	P	ERA	WHIP		
Jim Palmer, R ERA: 3.82 (1, 1)	7.0	W	27	4	0	0	1	1	0	0	0	0	0	28	32	0.00	0.714		
Tippy Martinez, L ERA: 2.29 (8, 1)	2.0		7	1	0	0	3	0	0	0	0	0	0	13	13	0.00	0.500		

Batter	1	2	3	4	5	6	7	8	9	AB	R	H	RBI	BB	SO	LOB	TOP								
Al Bumby, L OBP: 0.333, SLG: 0.493 (1, 8)										3	0	2	0	1	0	0	Baltimore Orioles @ Cleveland Indians Cleveland Municipal Stadium, Cleveland, OH Wed May 21, 1980, 7:05 PM EDT Att: 6,739 - Unknown								
Pat Kelly, L OBP: 0.366, SLG: 0.424 (1, 7)										2	1	1	0	2	0	1									
Ken Singleton, S OBP: 0.300, SLG: 0.403 (1, 9)										4	1	2	2	0	0	2									
Eddie Murray, S OBP: 0.354, SLG: 0.433 (1, 3)										4	0	1	0	0	1	4									
Dan Graham, L OBP: 0.406, SLG: 0.586 (1, 2)										4	0	0	0	0	1	3									
Doug DeCinces, R OBP: 0.336, SLG: 0.444 (1, 5)										4	0	1	0	0	0	1									
Lee May, R OBP: 0.283, SLG: 0.365 (1, 10)										4	0	0	0	0	1	1									
Mark Belanger, R OBP: 0.207, SLG: 0.213 (9, PH)										3	0	0	0	0	0	1									
Benny Ayala, R OBP: 0.236, SLG: 0.417 (9, PH)										1	0	0	0	0	1	0									
Rich Dauer, R OBP: 0.287, SLG: 0.220 (9, PH)										3	0	0	0	0	0	1									
Gary Roenicke, R OBP: 0.337, SLG: 0.333 (9, PH)										1	0	0	0	0	1	0									
Inning Stats	R: 0 E: 0 K: 0 S: 4	H: 1 LOB: 2 BB: 1 P: 8	R: 0 E: 0 K: 0 S: 3	H: 0 LOB: 0 BB: 0 P: 3	R: 0 E: 0 K: 1 S: 6	H: 1 LOB: 2 BB: 1 P: 10	R: 0 E: 0 K: 1 S: 5	H: 0 LOB: 0 BB: 0 P: 5	R: 0 E: 0 K: 0 S: 3	H: 1 LOB: 2 BB: 1 P: 7	R: 0 E: 0 K: 0 S: 3	H: 0 LOB: 0 BB: 0 P: 3	R: 0 E: 0 K: 1 S: 6	H: 1 LOB: 1 BB: 0 P: 6	R: 2 E: 1 K: 0 S: 6	H: 3 LOB: 1 BB: 0 P: 6	R: 0 E: 0 K: 2 S: 7	H: 0 LOB: 0 BB: 0 P: 7	1B: 6 2B: 0 3B: 0 HR: 1	SF: 0 SAC: 0 DP: 0 HBP: 0	WP: 0 PB: 0 SB: 2 CS: 0	PA: 36			
PITCHER	IP	WLS	BF	H	R	ER	SO	BB	IBB	HBP	BLK	WP	HR	S	P	ERA	WHIP								
Len Barker, R ERA: 4.14 (1, 1)	7.1	W	31	7	2	2	3	3	0	0	0	0	1	34	46	2.46	1.364								
Sid Monge, L ERA: 3.18 (8, 1)	1.2	S	5	0	0	0	2	0	0	0	0	0	0	9	9	0.00	0.000								

Batter	1	2	3	4	5	6	7	8	9	AB	R	H	RBI	BB	SO	LOB	BOTTOM								
Miguel Dilone, S OBP: 0.352, SLG: 0.434 (1, 8)										4	0	1	1	0	1	2	Baltimore Orioles @ Cleveland Indians Cleveland Municipal Stadium, Cleveland, OH Wed May 21, 1980, 7:05 PM EDT Att: 6,739 - Unknown								
Toby Harrah, R OBP: 0.307, SLG: 0.299 (1, 5)										4	1	2	0	0	0	2									
Mike Hargrove, L OBP: 0.318, SLG: 0.405 (1, 3)										4	0	0	0	0	1	2									
Cliff Johnson, R OBP: 0.276, SLG: 0.245 (1, 10)										2	1	1	0	2	0	0									
Joe Charboneau, R OBP: 0.368, SLG: 0.471 (1, 7)										4	1	2	2	0	0	3									
Gary Alexander, R OBP: 0.282, SLG: 0.270 (1, 2)										4	0	1	0	0	0	0									
Ron Pruitt, R OBP: 0.351, SLG: 0.281 (1, 9)										4	0	2	0	0	0	2									
Duane Kuiper, L OBP: 0.345, SLG: 0.325 (1, 4)										4	1	1	0	0	0	1									
Tom Verzyer, R OBP: 0.340, SLG: 0.374 (1, 6)										3	0	1	0	0	0	2									
Inning Stats	R: 2 E: 1 K: 1 S: 8	H: 3 LOB: 2 BB: 1 P: 12	R: 0 E: 0 K: 1 S: 5	H: 0 LOB: 0 BB: 0 P: 5	R: 0 E: 0 K: 0 S: 3	H: 0 LOB: 1 BB: 1 P: 7	R: 1 E: 0 K: 0 S: 6	H: 3 LOB: 2 BB: 0 P: 6	R: 1 E: 0 K: 0 S: 4	H: 1 LOB: 0 BB: 0 P: 4	R: 0 E: 0 K: 0 S: 4	H: 2 LOB: 1 BB: 0 P: 4	R: 0 E: 0 K: 0 S: 4	H: 2 LOB: 1 BB: 0 P: 4	R: 0 E: 0 K: 0 S: 3	H: 0 LOB: 0 BB: 0 P: 3		1B: 9 2B: 1 3B: 0 HR: 1	SF: 0 SAC: 0 DP: 1 HBP: 0	WP: 2 PB: 0 SB: 1 CS: 1	PA: 36				
PITCHER	IP	WLS	BF	H	R	ER	SO	BB	IBB	HBP	BLK	WP	HR	S	P	ERA	WHIP								
Mike Flanagan, L ERA: 3.88 (1, 1)	6.1	L	31	11	4	4	2	2	0	0	0	0	1	33	41	5.68	2.053								
Paul Hartzell, R ERA: 6.75 (7, 1)	1.2		4	0	0	0	0	0	0	0	0	0	0	4	4	0.00	0.000								

Batter	1	2	3	4	5	6	7	8	9	AB	R	H	RBI	BB	SO	LOB	TOP			
Lou Whitaker, L (1, 4) OBP: 0.377, SLG: 0.260	F8		F9		F8			4-3		4	0	0	0	0	0	1				
Alan Trammell, R (1, 6) OBP: 0.434, SLG: 0.426	L4		L4			P3			F8	4	0	0	0	0	0	1				
Steve Kemp, L (1, 10) OBP: 0.362, SLG: 0.509	HR			P5		F7			F8	4	1	1	1	1	0	0				
Lance Parrish, R (1, 2) OBP: 0.313, SLG: 0.446	5-3			2B		1-3			6-3	4	0	1	0	0	0	0				
John Wockenfuss, R (1, 7) OBP: 0.375, SLG: 0.475		5-3		BB			P4			2	0	0	0	1	0	0				
Richie Hebner, L (1, 5) OBP: 0.351, SLG: 0.440		L3		K			F2			3	0	0	0	0	1	2				
Jason Thompson, L (1, 3) OBP: 0.299, SLG: 0.370		F8		P6			F9			3	0	0	0	0	0	2				
Kirk Gibson, L (1, 8) OBP: 0.289, SLG: 0.426			K		P6				K	3	0	0	0	0	2	0				
Dave Stegman, R (1, 9) OBP: 0.304, SLG: 0.288			BB		F7				F8	2	0	0	0	1	0	0				
Inning Stats	R: 1 E: 0 K: 0 S: 4	H: 1 LOB: 0 BB: 0 P: 4	R: 0 E: 0 K: 0 S: 3	H: 0 LOB: 3 BB: 0 P: 3	R: 0 E: 0 K: 1 S: 5	H: 0 LOB: 1 BB: 1 P: 9	R: 0 E: 0 K: 1 S: 6	H: 1 LOB: 2 BB: 1 P: 10	R: 0 E: 0 K: 0 S: 3	H: 0 LOB: 0 BB: 0 P: 3	R: 0 E: 0 K: 0 S: 3	H: 0 LOB: 0 BB: 0 P: 3	R: 0 E: 0 K: 1 S: 5	H: 0 LOB: 0 BB: 0 P: 5	R: 0 E: 0 K: 0 S: 3	H: 0 LOB: 0 BB: 0 P: 3	1B: 0 2B: 1 3B: 0 HR: 1	SF: 0 SAC: 0 DP: 0 HBP: 0	WP: 0 PB: 0 SB: 0 CS: 0	PA: 31
PITCHER Scott McGregor, L (1, 1) ERA: 3.86	IP: 9.0 WLS: W BF: 31 H: 2 R: 1 ER: 1 SO: 3 BB: 2 IBB: 0 HBP: 0 BLK: 0 WP: 0 HR: 1 S: 35 P: 43 ERA: 1.00 WHIP: 0.444															PITCHER				

Detroit Tigers @ Baltimore Orioles
 Memorial Stadium, Baltimore, MD
 Thu May 22 1980, 7:05 PM EDT
 Att: 15,835 - Unknown

AB	29
R	1
H	2
RBI	1
BB	2
SO	3
LOB	6



Batter	1	2	3	4	5	6	7	8	9	AB	R	H	RBI	BB	SO	LOB	BOTTOM			
Al Bumbry, L (1, 8) OBP: 0.438, SLG: 0.496	FC3-6 1B	BB 1B		4-3			K			5	0	3	2	0	1	1				
Kiko Garcia, R (1, 6) OBP: 0.247, SLG: 0.176	FC3-6 1-2	3H 1B				2-3		1-3 2H 1B		3	0	0	0	1	0	1				
Mark Belanger, R (8, 6) OBP: 0.205, SLG: 0.210	FC3-6 1-2	4-3 1-2 2-3 BB				6-3		F7		1	0	0	0	0	0	2				
Ken Singleton, S (1, 9) OBP: 0.292, SLG: 0.391	4-3 1-2	6-3			L3		4-3			4	0	0	0	0	0	4				
Eddie Murray, S (1, 3) OBP: 0.346, SLG: 0.421	4-3				L6		P6		4-3	4	0	0	0	0	0	1				
Dan Graham, L (1, 2) OBP: 0.444, SLG: 0.594		SH5-3 FC6-4 BB 1B		4-3		SH1-4 BB 1B		1B 1B		3	2	2	0	1	0	0				
Terry Crowley, L (1, 10) OBP: 0.390, SLG: 0.429		FC6-4 SH5-3 1B BB		1-3		SH1-4 1B		1B 1B		3	2	2	0	1	0	0				
Doug DeCinces, R (1, 5) OBP: 0.338, SLG: 0.445		SH5-3 1-2 2-3		5-3		SH1-4 1-2 2-3		1B 1B		2	1	1	1	0	0	0				
Gary Roenicke, R (1, 7) OBP: 0.352, SLG: 0.337		FC6-4 IBB		F7		G6-4-3 IBB		1B 1B		2	0	1	1	2	0	0				
Rich Dauer, R (1, 4) OBP: 0.286, SLG: 0.221		FC6-4 BB 1B				G6-4-3 1-2		F8		4	0	1	1	0	0	7				
Inning Stats	R: 0 E: 0 K: 0 S: 4	H: 1 LOB: 1 BB: 0 P: 4	R: 2 E: 0 K: 0 S: 5	H: 2 LOB: 3 BB: 3 P: 17	R: 0 E: 0 K: 0 S: 3	H: 0 LOB: 0 BB: 0 P: 3	R: 0 E: 0 K: 0 S: 4	H: 1 LOB: 1 BB: 0 P: 4	R: 0 E: 0 K: 0 S: 3	H: 0 LOB: 2 BB: 2 P: 3	R: 0 E: 0 K: 1 S: 5	H: 0 LOB: 0 BB: 0 P: 5	R: 3 E: 0 K: 0 S: 8	H: 5 LOB: 2 BB: 0 P: 8	R: 0 E: 0 K: 0 S: 3	H: 0 LOB: 0 BB: 0 P: 3	1B: 10 2B: 0 3B: 0 HR: 0	SF: 0 SAC: 2 DP: 1 HBP: 0	WP: 0 PB: 0 SB: 0 CS: 0	PA: 38
PITCHER Dan Petry, R (1, 1) ERA: 3.06 John Hillier, L (8, 1) ERA: 3.47	IP: 7.1 WLS: L BF: 34 H: 8 R: 5 ER: 5 SO: 1 BB: 3 IBB: 2 HBP: 0 BLK: 0 WP: 0 HR: 0 S: 31 P: 51 ERA: 6.14 WHIP: 1.500															PITCHER				

Detroit Tigers @ Baltimore Orioles
 Memorial Stadium, Baltimore, MD
 Thu May 22 1980, 7:05 PM EDT
 Att: 15,835 - Unknown

AB	31
R	5
H	10
RBI	5
BB	5
SO	1
LOB	16



Batter	1	2	3	4	5	6	7	8	9	AB	R	H	RBI	BB	SO	LOB	TOP										
Kirk Gibson, L OBP: 0.296, SLG: 0.419 (1, 8)	4-0 FC4-6 BB			1-3		4-0 FC3 SH1-4 E BB		0-3 K		2	1	0	0	2	1	0	Detroit Tigers @ Baltimore Orioles Memorial Stadium, Baltimore, MD Fri May 23 1980, 7:05 PM EDT Att: 16,274 - Unknown										
Alan Trammell, R OBP: 0.424, SLG: 0.415 (1, 6)	0-0 FC4-6 G4-6-3 1-2			F8		0-0 SH1-4		0-3 K		3	0	0	0	0	1	1											
Steve Kemp, L OBP: 0.359, SLG: 0.496 (1, 10)	0-0 G4-6-3 1-2			F8		4-0 E BB			0-0 4-3	3	0	0	0	1	0	1											
Richie Hebner, L OBP: 0.339, SLG: 0.423 (1, 5)		0-0 4-1			0-0 G3	0-0 FC3 G4-6-3		0-3 K		4	0	0	1	0	1	1											
Champ Summers, L OBP: 0.394, SLG: 0.453 (1, 9)		0-0 F7			0-0 1B 2B	0-0 G4-6-3 1-2			0-0 4-3	4	1	1	0	0	0	2											
Jason Thompson, L OBP: 0.292, SLG: 0.361 (1, 3)		0-3 K			0-0 F9			0-3 K		3	0	0	0	0	2	1											
Lance Parrish, R OBP: 0.313, SLG: 0.444 (1, 2)			0-3 K		0-0 2H 1B			0-3 K		3	0	1	1	0	2	0											
Tim Corcoran, L OBP: 0.324, SLG: 0.179 (1, 7)			0-0 G3		0-0 F8			0-0 6-3		3	0	0	0	0	0	1											
Tom Brookens, R OBP: 0.273, SLG: 0.317 (1, 4)			0-0 F7			0-0 SH1-4 FC3 1B		0-0 P4		3	1	1	0	0	0	0											
Inning Stats	R: 0 E: 0 K: 0 S: 2	H: 0 LOB: 0 BB: 1 P: 6	R: 0 E: 0 K: 1 S: 5	H: 0 LOB: 0 BB: 0 P: 5	R: 0 E: 0 K: 1 S: 5	H: 0 LOB: 0 BB: 0 P: 5	R: 0 E: 0 K: 0 S: 3	H: 0 LOB: 0 BB: 0 P: 3	R: 1 E: 0 K: 0 S: 5	H: 2 LOB: 1 BB: 0 P: 5	R: 2 E: 1 K: 0 S: 4	H: 1 LOB: 1 BB: 2 P: 12	R: 0 E: 0 K: 2 S: 7	H: 0 LOB: 0 BB: 0 P: 7	R: 0 E: 0 K: 2 S: 7	H: 0 LOB: 0 BB: 0 P: 7	R: 0 E: 0 K: 1 S: 5	H: 0 LOB: 0 BB: 0 P: 5	1B: 2 2B: 1 3B: 0 HR: 0	SF: 0 SAC: 1 DP: 2 HBP: 0	WP: 0 PB: 0 SB: 0 CS: 0	PA: 32					
PITCHER	IP	WLS	BF	H	R	ER	SO	BB	IBB	HBP	BLK	WP	HR	S	P	ERA	WHIP										
Steve Stone, R ERA: 3.2 (1, 1)	8.0	W	29	3	3	2	6	3	0	0	0	0	0	38	50	2.25	0.750										
Tippy Martinez, L ERA: 2.19 (9, 1)	1.0	S	3	0	0	0	1	0	0	0	0	0	0	5	5	0.00	0.000										

Batter	1	2	3	4	5	6	7	8	9	AB	R	H	RBI	BB	SO	LOB	BOTTOM										
Al Bumbry, L OBP: 0.446, SLG: 0.507 (1, 8)	0-0 BB SF7 1B		0-0 F7		4-0 S BB			0-0 1B 2B		3	2	2	0	1	0	0	Detroit Tigers @ Baltimore Orioles Memorial Stadium, Baltimore, MD Fri May 23 1980, 7:05 PM EDT Att: 16,274 - Unknown										
Rich Dauer, R OBP: 0.301, SLG: 0.226 (1, 4)	4-0 BB 1-2 BB		4-0 E BB		0-0 5-3 1-2			0-0 2H 1B HR		2	2	1	1	2	0	1											
Ken Singleton, S OBP: 0.304, SLG: 0.426 (1, 9)	4-0 G4-6-3 1-2 2-3 BB		0-0 E9 1H 2B		0-0 6-3			0-0 1H HR		3	1	2	3	1	0	0											
Eddie Murray, S OBP: 0.337, SLG: 0.412 (1, 3)	0-0 SF7		0-0 F8		0-0 P4			0-0 F7		3	0	0	1	0	0	1											
Dan Graham, L OBP: 0.400, SLG: 0.528 (1, 2)	0-0 G4-6-3 1-2		0-0 L7		0-0 F7			0-0 2-3		4	0	0	0	0	0	2											
Doug DeCinces, R OBP: 0.329, SLG: 0.432 (1, 5)		0-0 5-3		0-0 F8		0-0 L8		0-0 6-3		4	0	0	0	0	0	0											
Pat Kelly, L OBP: 0.341, SLG: 0.389 (1, 10)		0-3 K		0-3 K		0-0 4-3				3	0	0	0	0	2	0											
Gary Roenicke, R OBP: 0.352, SLG: 0.330 (1, 7)		0-0 F7			0-0 2-3			4-0 FC6-4 BB		2	0	0	0	1	0	0											
Mark Belanger, R OBP: 0.198, SLG: 0.202 (1, 6)			0-0 5-3		0-0 6-3			0-0 FC6-4 1-2		3	0	0	0	0	0	1											
Inning Stats	R: 1 E: 0 K: 0 S: 3	H: 1 LOB: 1 BB: 2 P: 11	R: 0 E: 0 K: 1 S: 5	H: 0 LOB: 0 BB: 0 P: 5	R: 1 E: 1 K: 0 S: 4	H: 1 LOB: 1 BB: 1 P: 8	R: 0 E: 0 K: 1 S: 5	H: 0 LOB: 0 BB: 0 P: 5	R: 0 E: 0 K: 0 S: 3	H: 0 LOB: 1 BB: 1 P: 7	R: 0 E: 0 K: 0 S: 3	H: 0 LOB: 0 BB: 0 P: 3	R: 0 E: 0 K: 0 S: 3	H: 0 LOB: 1 BB: 1 P: 7	R: 3 E: 0 K: 0 S: 6	H: 3 LOB: 0 BB: 0 P: 6	R: 0 E: 0 K: 0 S: 3	H: 0 LOB: 0 BB: 0 P: 5	1B: 2 2B: 2 3B: 0 HR: 1	SF: 1 SAC: 0 DP: 1 HBP: 0	WP: 0 PB: 0 SB: 2 CS: 0	PA: 33					
PITCHER	IP	WLS	BF	H	R	ER	SO	BB	IBB	HBP	BLK	WP	HR	S	P	ERA	WHIP										
Jack Morris, R ERA: 4.79 (1, 1)	7.0	L	29	4	4	4	2	5	0	0	0	0	0	28	48	5.14	1.286										
Dave Rozema, R ERA: 4.81 (8, 1)	1.0		4	1	1	1	0	0	0	0	0	0	1	4	4	9.00	1.000										

Batter	1	2	3	4	5	6	7	8	9	AB	R	H	RBI	BB	SO	LOB	TOP		
Rick Peters, S OBP: 0.286, SLG: 0.222 (1, 10)										5	1	1	0	0	2	2			
Alan Trammell, R OBP: 0.413, SLG: 0.402 (1, 6)										4	0	0	0	0	1	1			
Kirk Gibson, L OBP: 0.302, SLG: 0.421 (1, 8)										4	0	2	1	0	1	0			
Richie Hebner, L OBP: 0.345, SLG: 0.415 (1, 5)										2	0	0	0	2	1	1			
Champ Summers, L OBP: 0.398, SLG: 0.449 (1, 9)										3	0	1	0	1	1	2			
Jason Thompson, L OBP: 0.284, SLG: 0.349 (1, 3)										4	0	0	0	0	0	5			
Lance Parrish, R OBP: 0.318, SLG: 0.452 (1, 2)										4	0	2	0	0	2	1			
Tim Corcoran, L OBP: 0.289, SLG: 0.156 (1, 7)										4	0	0	0	0	0	4			
Tom Brookens, R OBP: 0.271, SLG: 0.313 (1, 4)										4	0	1	0	0	0	3			
Inning Stats	R: 0 E: 0 K: 1 S: 5	H: 0 LOB: 0 BB: 0 P: 5	R: 0 E: 1 K: 0 S: 5	H: 1 LOB: 3 BB: 1 P: 9	R: 1 E: 0 K: 0 S: 4	H: 2 LOB: 2 BB: 2 P: 12	R: 0 E: 0 K: 1 S: 5	H: 0 LOB: 0 BB: 0 P: 5	R: 0 E: 0 K: 2 S: 7	H: 1 LOB: 1 BB: 0 P: 7	R: 0 E: 0 K: 0 S: 3	H: 0 LOB: 0 BB: 0 P: 3	R: 0 E: 0 K: 1 S: 6	H: 1 LOB: 1 BB: 0 P: 6	R: 0 E: 0 K: 1 S: 7	H: 2 LOB: 2 BB: 0 P: 7	1B: 5 2B: 2 3B: 0 HR: 0	SF: 0 SAC: 0 DP: 0 HBP: 0	WP: 0 PA: 37 PB: 0 SB: 0 CS: 1
PITCHER Jim Palmer, R ERA: 3.28 (1, 1)	IP: 9.0 WLS: W BF: 37 H: 7 R: 1 ER: 1 SO: 8 BB: 3 IBB: 0 HBP: 0 BLK: 0 WP: 0 HR: 0 S: 50 P: 62 ERA: 1.00 WHIP: 1.111															PITCHER IP: WLS: BF: H: R: ER: SO: BB: IBB: HBP: BLK: WP: HR: S: P: ERA: WHIP:			

Detroit Tigers @ Baltimore Orioles
Memorial Stadium, Baltimore, MD
 Sat May 24 1980, 7:05 PM EDT
 Att: 29,384 - Unknown - 68 F

AB 34
 R 1
 H 7
 RBI 1
 BB 3
 SO 8
 LOB 19



Batter	1	2	3	4	5	6	7	8	9	AB	R	H	RBI	BB	SO	LOB	BOTTOM
Al Bumbry, L OBP: 0.450, SLG: 0.507 (1, 8)										2	1	1	0	1	0	2	
Rick Dempsey, R OBP: 0.308, SLG: 0.469 (7, FH)										2	0	0	0	0	1	2	
Rich Dauer, R OBP: 0.307, SLG: 0.229 (1, 4)										3	1	1	0	0	0	1	
Ken Singleton, S OBP: 0.302, SLG: 0.421 (1, 9)										4	1	1	2	0	1	1	
Eddie Murray, S OBP: 0.341, SLG: 0.441 (1, 3)										4	2	2	3	0	0	0	
Dan Graham, L OBP: 0.386, SLG: 0.487 (1, 2)										3	1	0	0	1	2	0	
Doug DeCinces, R OBP: 0.327, SLG: 0.429 (1, 5)										1	0	0	0	0	0	0	
Lenn Sakata, R OBP: 0.333, SLG: 0.667 (3, 4)										3	1	1	0	0	1	2	
Lee May, R OBP: 0.302, SLG: 0.386 (1, 10)										3	1	2	1	1	1	0	
Gary Roenicke, R OBP: 0.348, SLG: 0.326 (8, 8)										4	1	1	2	0	0	2	
Mark Belanger, R OBP: 0.189, SLG: 0.193 (1, 6)										4	0	0	0	0	0	5	
Inning Stats	R: 1 E: 0 K: 0 S: 3	H: 1 LOB: 0 BB: 1 P: 7	R: 0 E: 0 K: 2 S: 7	H: 0 LOB: 0 BB: 0 P: 7	R: 0 E: 0 K: 2 S: 7	H: 0 LOB: 0 BB: 0 P: 7	R: 0 E: 0 K: 0 S: 4	H: 1 LOB: 1 BB: 0 P: 4	R: 0 E: 0 K: 1 S: 5	H: 0 LOB: 0 BB: 0 P: 5	R: 2 E: 0 K: 1 S: 7	H: 2 LOB: 2 BB: 2 P: 15	1B: 5 2B: 3 3B: 0 HR: 1	SF: 0 SAC: 0 DP: 1 HBP: 1	WP: 0 PA: 37 PB: 1 SB: 0 CS: 0		
PITCHER Milt Wilcox, R ERA: 4.92 (5, 1)	IP: 3.1 WLS: L BF: 15 H: 3 R: 2 ER: 2 SO: 2 BB: 2 IBB: 0 HBP: 0 BLK: 0 WP: 0 HR: 0 S: 17 P: 25 ERA: 5.40 WHIP: 1.500															PITCHER IP: WLS: BF: H: R: ER: SO: BB: IBB: HBP: BLK: WP: HR: S: P: ERA: WHIP:	

Detroit Tigers @ Baltimore Orioles
Memorial Stadium, Baltimore, MD
 Sat May 24 1980, 7:05 PM EDT
 Att: 29,384 - Unknown - 68 F

AB 33
 R 9
 H 9
 RBI 8
 BB 3
 SO 6
 LOB 15



Batter	1	2	3	4	5	6	7	8	9	10	11	AB	R	H	RBI	BB	SO	LOB	TOP							
Kirk Gibson, L OBP: 0.289, SLG: 0.402 (1, 8)												6	0	0	0	0	2	5								
Alan Trammell, R OBP: 0.409, SLG: 0.422 (1, 6)												6	1	2	3	0	0	1								
Lance Parrish, R OBP: 0.331, SLG: 0.477 (1, 3) (8, 2)												5	1	3	1	1	0	2								
John Wockenfuss, R OBP: 0.373, SLG: 0.516 Champ Summers, L OBP: 0.400, SLG: 0.450 (1, 7) (8, 9) (8, 9)												3	1	1	1	0	1	1								
Richie Hebner, L OBP: 0.350, SLG: 0.413 (1, 5) (11, 3)													3	0	1	0	1	0	2							
Tom Brookens, R OBP: 0.290, SLG: 0.310 (1, 4) (11, 5)												4	0	1	0	1	0	3								
Dave Stegman, R OBP: 0.297, SLG: 0.270 (1, 9) (8, 7)												4	0	0	0	1	1	4								
Duffy Dyer, R OBP: 0.242, SLG: 0.419 Jason Thompson, L OBP: 0.284, SLG: 0.349 Tim Corcoran, L OBP: 0.308, SLG: 0.156 Mark Wagner, R OBP: 0.250, SLG: 0.200 (1, 2) (8, 3) (11, PH) (11, 4)												3	1	1	1	1	0	3								
Rick Peters, S OBP: 0.284, SLG: 0.224 Steve Kemp, L OBP: 0.356, SLG: 0.491 (1, 10) (11, PH)												4	0	1	0	0	1	1								
Inning Stats	R: 1 E: 0 K: 1 S: 6	H: 1 LOB: 0 BB: 0 P: 6	R: 0 E: 0 K: 0 S: 2	H: 0 LOB: 0 BB: 1 P: 6	R: 1 E: 0 K: 0 S: 4	H: 1 LOB: 0 BB: 0 P: 4	R: 1 E: 0 K: 0 S: 5	H: 2 LOB: 1 BB: 0 P: 5	R: 0 E: 0 K: 0 S: 4	H: 1 LOB: 1 BB: 0 P: 4	R: 0 E: 0 K: 1 S: 5	H: 0 LOB: 1 BB: 1 P: 9	R: 0 E: 0 K: 1 S: 5	H: 0 LOB: 1 BB: 1 P: 9	R: 1 E: 0 K: 1 S: 8	H: 3 LOB: 3 BB: 1 P: 12	R: 0 E: 0 K: 1 S: 5	H: 0 LOB: 0 BB: 0 P: 5	R: 0 E: 0 K: 0 S: 3	H: 1 LOB: 0 BB: 0 P: 3	R: 2 E: 0 K: 0 S: 5	H: 2 LOB: 2 BB: 1 P: 10	1B: 7 2B: 0 3B: 0 HR: 4	SF: 0 SAC: 1 DP: 1 HBP: 1	WP: 1 PB: 0 SB: 1 CS: 1	PA: 48
PITCHER	IP ERA WLS BF H R ER SO BB IBB HBP BLK WP HR S P ERA WHIP	7.0 4.0 0.0 2 2 0 0 0 0 0 0 0 0 0 0 2 2 ∞ ∞	3.0 3.06 3.0 13 2 2 2 2 1 1 1 0 1 0 14 23 6.00 1.000	1.0 3.46 1.0 4 1 0 0 0 0 0 0 0 0 0 0 4 4 0.00 1.000	PITCHER												IP WLS BF H R ER SO BB IBB HBP BLK WP HR S P ERA WHIP									

Detroit Tigers @ Baltimore Orioles
Memorial Stadium, Baltimore, MD
Sun May 25 1980, 3:33 AM EDT
Att. 24,568 - Unknown


AB 41
R 6
H 11
RBI 6
BB 5
SO 5
LOB 26



Batter	1	2	3	4	5	6	7	8	9	10	11	AB	R	H	RBI	BB	SO	LOB	BOTTOM	
Mark Belanger, R OBP: 0.197, SLG: 0.196 (1, 6)												4	1	1	1	0	0	1		
Lenn Sakata, R OBP: 0.290, SLG: 0.375 (1, 4)												5	0	1	0	0	1	1		
Ken Singleton, S OBP: 0.311, SLG: 0.443 (1, 9)												4	1	2	1	1	0	2		
Eddie Murray, S OBP: 0.343, SLG: 0.439 (1, 3)												5	0	2	1	0	0	2		
Lee May, R OBP: 0.297, SLG: 0.376 (1, 10)												5	0	1	0	0	2	3		
Gary Roenicke, R OBP: 0.339, SLG: 0.316 Pat Kelly, L OBP: 0.326, SLG: 0.368 (1, 8) (8, PH) (9, 7)												3	0	0	0	0	0	1		
Benny Ayala, R OBP: 0.367, SLG: 0.481 Al Bumbry, L OBP: 0.444, SLG: 0.500 (1, 7) (9, 8)												2	0	0	0	0	0	0		
Rick Dempsey, R OBP: 0.306, SLG: 0.471 (1, 2)												4	1	1	1	0	0	2		
Rich Dauer, R OBP: 0.305, SLG: 0.230 (1, 5)												4	0	1	0	0	0	2		
Inning Stats	R: 1 E: 0 K: 0 S: 5	H: 3 LOB: 1 BB: 0 P: 5	R: 0 E: 0 K: 0 S: 4	H: 1 LOB: 1 BB: 0 P: 4	R: 1 E: 0 K: 0 S: 4	H: 1 LOB: 0 BB: 0 P: 4	R: 0 E: 0 K: 0 S: 3	H: 2 LOB: 0 BB: 0 P: 5	R: 0 E: 0 K: 2 S: 8	H: 1 LOB: 1 BB: 0 P: 8	R: 0 E: 0 K: 0 S: 3	H: 0 LOB: 0 BB: 0 P: 3	R: 0 E: 0 K: 1 S: 5	H: 0 LOB: 1 BB: 1 P: 9	R: 0 E: 0 K: 2 S: 7	H: 0 LOB: 0 BB: 0 P: 7	1B: 10 2B: 2 3B: 0 HR: 1	SF: 0 SAC: 1 DP: 3 HBP: 0	WP: 0 PB: 0 SB: 1 CS: 0	PA: 43
PITCHER	IP ERA WLS BF H R ER SO BB IBB HBP BLK WP HR S P ERA WHIP	5.4 4.97 4.0 14 1 0 0 5 1 0 0 0 0 0 0 23 27 0.00 0.500	PITCHER												IP WLS BF H R ER SO BB IBB HBP BLK WP HR S P ERA WHIP					

Detroit Tigers @ Baltimore Orioles
Memorial Stadium, Baltimore, MD
Sun May 25 1980, 3:33 AM EDT
Att. 24,568 - Unknown

AB 41
R 4
H 12
RBI 4
BB 1
SO 5
LOB 15



Batter	1	2	3	4	5	6	7	8	9	AB	R	H	RBI	BB	SO	LOB	TOP					
Rick Manning, L OBP: 0.337, SLG: 0.273 (1, 8)										5	0	1	0	0	1	5	Cleveland Indians @ Baltimore Orioles Memorial Stadium, Baltimore, MD Wed May 28 1980, 7:05 PM EDT Att: 12,178 - Unknown - 79 F					
Jorge Orta, L OBP: 0.372, SLG: 0.345 (1, 9)										5	1	1	2	0	0	2						
Mike Hargrove, L OBP: 0.411, SLG: 0.409 (1, 3)										4	1	1	1	1	1	1						
Ron Hassey, L OBP: 0.354, SLG: 0.407 (1, 2)										5	2	2	0	0	0	2						
Toby Harrah, R OBP: 0.307, SLG: 0.288 (1, 5)										3	2	0	0	2	0	0						
Joe Charboneau, R OBP: 0.394, SLG: 0.528 Miguel Dilone, S OBP: 0.361, SLG: 0.435 (9, 7)										4	2	1	2	1	1	2						
Cliff Johnson, R OBP: 0.295, SLG: 0.286 (1, 10)										4	1	2	1	1	2	0						
Jerry Dybzinski, R OBP: 0.333, SLG: 0.455 (1, 4)										3	1	1	2	1	0	3						
Tom Verzyer, R OBP: 0.345, SLG: 0.385 (1, 6)										3	0	1	2	0	1	3						
Inning Stats	R: 0 E: 0 K: 1 S: 6	H: 1 LOB: 1 BB: 0 P: 6	R: 0 E: 0 K: 1 S: 5	H: 0 LOB: 0 BB: 0 P: 5	R: 0 E: 1 K: 1 S: 6	H: 0 LOB: 1 BB: 0 P: 6	R: 0 E: 0 K: 0 S: 3	H: 0 LOB: 0 BB: 0 P: 3	R: 8 E: 0 K: 1 S: 12	H: 7 LOB: 2 BB: 3 P: 24	R: 0 E: 0 K: 0 S: 3	H: 0 LOB: 0 BB: 0 P: 3	R: 2 E: 0 K: 0 S: 5	H: 2 LOB: 2 BB: 2 P: 13	R: 0 E: 0 K: 0 S: 2	H: 0 LOB: 0 BB: 1 P: 6		R: 0 E: 0 K: 2 S: 7	H: 0 LOB: 0 BB: 0 P: 7	1B: 9 2B: 0 3B: 0 HR: 1	SF: 0 SAC: 1 DP: 1 HBP: 0	WP: 0 PB: 0 SB: 2 CS: 0
PITCHER	IP	WLS	BF	H	R	ER	SO	BB	IBB	HBP	BLK	WP	HR	S	P	ERA	WHIP					
Jim Palmer, R ERA: 3.86 Sammy Stewart, R ERA: 4.1 Paul Hartzell, R ERA: 5.93	(1, 1)	4.2	L	21	5	5	4	1	0	0	0	0	1	28	32	9.64	1.286					
	(5, 1)	0.0		3	1	0	0	2	0	0	0	0	0	1	9	∞	∞					
	(5, 1)	4.1		19	4	5	2	2	1	0	0	0	0	20	32	10.38	1.385					

Batter	1	2	3	4	5	6	7	8	9	AB	R	H	RBI	BB	SO	LOB	BOTTOM				
Al Bumbry, L OBP: 0.452, SLG: 0.490 (1, 8)										3	1	2	0	2	0	0	Cleveland Indians @ Baltimore Orioles Memorial Stadium, Baltimore, MD Wed May 28 1980, 7:05 PM EDT Att: 12,178 - Unknown - 79 F				
Rich Dauer, R OBP: 0.324, SLG: 0.262 (9, 4)										4	0	0	0	1	0	3					
Ken Singleton, S OBP: 0.320, SLG: 0.438 (1, 9)										5	1	2	0	0	2	3					
Eddie Murray, S OBP: 0.344, SLG: 0.468 (1, 3)										5	0	2	2	0	0	3					
Lee May, R OBP: 0.295, SLG: 0.404 (1, 10)										5	1	1	0	0	3	2					
Gary Roenicke, R OBP: 0.331, SLG: 0.311 Pat Kelly, L OBP: 0.373, SLG: 0.488 (9, FH)										3	0	1	0	1	1	1					
Rick Dempsey, R OBP: 0.311, SLG: 0.473 (1, 2)										4	1	2	1	0	1	3					
Lenn Sakata, R OBP: 0.294, SLG: 0.267 (9, 6)										4	1	1	0	1	0	3					
Wayne Krenchicki, L OBP: 0.182, SLG: 0.100 Benny Ayala, R OBP: 0.337, SLG: 0.607 Dan Graham, L OBP: 0.363, SLG: 0.500 Doug DeCinces, R OBP: 0.324, SLG: 0.425 (9, PH)										1	1	1	3	0	0	0					
Inning Stats	R: 0 E: 0 K: 1 S: 5	H: 2 LOB: 1 BB: 0 P: 7	R: 1 E: 0 K: 1 S: 7	H: 2 LOB: 1 BB: 0 P: 7	R: 2 E: 0 K: 2 S: 9	H: 2 LOB: 1 BB: 1 P: 13	R: 0 E: 0 K: 0 S: 3	H: 0 LOB: 1 BB: 1 P: 7	R: 0 E: 0 K: 0 S: 4	H: 1 LOB: 1 BB: 0 P: 4	R: 0 E: 0 K: 1 S: 7	H: 2 LOB: 2 BB: 0 P: 7	R: 3 E: 0 K: 1 S: 8	H: 3 LOB: 3 BB: 2 P: 16	R: 0 E: 0 K: 3 S: 11	H: 2 LOB: 3 BB: 1 P: 15		1B: 8 2B: 3 3B: 1 HR: 1	SF: 0 SAC: 1 DP: 0 HBP: 0	WP: 0 PB: 0 SB: 0 CS: 0	PA: 45
PITCHER	IP	WLS	BF	H	R	ER	SO	BB	IBB	HBP	BLK	WP	HR	S	P	ERA	WHIP				
Rick Waits, L ERA: 4.39 Mike Stanton, R ERA: 4.5 Sid Monge, L ERA: 3.32	(1, 1)	7.2	W	37	11	6	6	7	3	0	0	0	1	48	60	7.04	1.826				
	(8, 1)	1.0		7	2	0	0	2	2	0	0	0	0	9	17	0.00	4.000				
	(9, 1)	0.1	S	1	0	0	0	1	0	0	0	0	0	3	3	0.00	0.000				



Batter	1	2	3	4	5	6	7	8	9	10	AB	R	H	RBI	BB	SO	LOB	TOP	
Al Bumbry, L OBP: 0.445, SLG: 0.481 (1, 8)											5	0	1	0	0	0	2	Baltimore Orioles @ Minnesota Twins Metropolitan Stadium, Bloomington, MI Fri May 30 1980, 8:05 PM EDT Att: 4,889 - Unknown	
Rich Dauer, R OBP: 0.320, SLG: 0.260 (1, 4)											5	0	1	0	0	0	0		
Ken Singleton, S OBP: 0.323, SLG: 0.429 (1, 9)											3	0	0	0	2	0	0		
Eddie Murray, S OBP: 0.337, SLG: 0.457 (1, 3)											4	0	0	0	0	0	3		
Pat Kelly, L OBP: 0.354, SLG: 0.457 (1, 10)											3	1	0	0	1	1	0		
Dan Graham, L OBP: 0.357, SLG: 0.480 (1, 2)											4	0	1	0	0	1	1		
Doug DeCinces, R OBP: 0.322, SLG: 0.420 (1, 5)											4	0	1	0	0	2	3		
Gary Roenicke, R OBP: 0.336, SLG: 0.345 (1, 7)											4	1	2	2	0	1	2		
Mark Belanger, R OBP: 0.186, SLG: 0.189 (10, PH)											3	0	0	0	0	1	2		
Terry Crowley, L OBP: 0.408, SLG: 0.605 (10, 6)											1	1	1	1	0	0	0		
Wayne Krenchicki, L OBP: 0.182, SLG: 0.100 (10, 6)											0	0	0	0	0	0	0		
Inning Stats	R: 0 E: 0 K: 0 S: 3	H: 0 LOB: 1 BB: 1 P: 7	R: 0 E: 0 K: 2 S: 8	H: 1 LOB: 1 BB: 0 P: 8	R: 0 E: 0 K: 0 S: 3	H: 0 LOB: 0 BB: 0 P: 3	R: 0 E: 0 K: 0 S: 3	H: 2 LOB: 1 BB: 1 P: 7	R: 1 E: 0 K: 1 S: 6	H: 1 LOB: 0 BB: 0 P: 6	R: 0 E: 0 K: 0 S: 3	H: 0 LOB: 0 BB: 0 P: 3	R: 0 E: 0 K: 2 S: 7	H: 0 LOB: 1 BB: 1 P: 11	R: 0 E: 0 K: 0 S: 4	H: 0 LOB: 0 BB: 0 P: 4	1B: 5 2B: 0 3B: 0 HR: 2	SF: 0 SAC: 0 DP: 1 HBP: 0	WP: 0 PA: 39 PB: 0 SB: 0 CS: 1
PITCHER	IP WLS BF H R ER SO	IP WLS BF H R ER SO	IP WLS BF H R ER SO	IP WLS BF H R ER SO	IP WLS BF H R ER SO	IP WLS BF H R ER SO	IP WLS BF H R ER SO	IP WLS BF H R ER SO	IP WLS BF H R ER SO	IP WLS BF H R ER SO	IP WLS BF H R ER SO	IP WLS BF H R ER SO	IP WLS BF H R ER SO	IP WLS BF H R ER SO	IP WLS BF H R ER SO	IP WLS BF H R ER SO	ERA WHIP	ERA WHIP	
Roger Erickson, R ERA: 2.54 (1, 1)	6.0	24	5	2	1	3	2	0	0	0	0	0	0	0	0	0	0	1.50	1.167
Doug Corbett, R ERA: 2.14 (7, 1)	4.0	15	2	1	1	3	1	0	0	0	0	0	1	20	24	2.25	0.750		

Batter	1	2	3	4	5	6	7	8	9	10	AB	R	H	RBI	BB	SO	LOB	BOTTOM			
Roy Smalley, S OBP: 0.343, SLG: 0.408 (1, 6)											5	1	2	0	0	0	2	Baltimore Orioles @ Minnesota Twins Metropolitan Stadium, Bloomington, MI Fri May 30 1980, 8:05 PM EDT Att: 4,889 - Unknown			
Ken Landreaux, L OBP: 0.409, SLG: 0.475 (1, 7)											5	0	1	0	0	0	3				
Ron Jackson, R OBP: 0.278, SLG: 0.356 (1, 3)											4	0	0	0	1	0	4				
Jose Morales, R OBP: 0.377, SLG: 0.500 (1, 10)											4	0	1	1	1	1	1				
Pete Mackanin, R OBP: 0.289, SLG: 0.310 (1, 4)											5	1	1	0	0	0	3				
John Castillo, R OBP: 0.347, SLG: 0.423 (1, 5)											4	0	2	1	1	0	0				
Dave Edwards, R OBP: 0.324, SLG: 0.328 (1, 8)											3	0	1	0	2	1	1				
Hosken Powell, L OBP: 0.328, SLG: 0.360 (1, 9)											4	0	1	0	0	0	4				
Sal Butera, R OBP: 0.240, SLG: 0.208 (1, 2)											4	0	1	0	0	0	6				
Inning Stats	R: 0 E: 0 K: 0 S: 3	H: 0 LOB: 0 BB: 0 P: 3	R: 0 E: 0 K: 1 S: 5	H: 0 LOB: 1 BB: 1 P: 9	R: 0 E: 0 K: 0 S: 5	H: 2 LOB: 2 BB: 0 P: 5	R: 1 E: 0 K: 0 S: 5	H: 2 LOB: 2 BB: 1 P: 9	R: 1 E: 0 K: 0 S: 5	H: 2 LOB: 1 BB: 0 P: 5	R: 0 E: 0 K: 0 S: 3	H: 1 LOB: 1 BB: 1 P: 7	R: 0 E: 0 K: 0 S: 4	H: 1 LOB: 2 BB: 1 P: 8	R: 0 E: 0 K: 1 S: 4	H: 0 LOB: 0 BB: 1 P: 8	R: 0 E: 0 K: 0 S: 3		H: 0 LOB: 0 BB: 0 P: 3	1B: 7 2B: 3 3B: 0 HR: 0	SF: 0 SAC: 0 DP: 1 HBP: 0
PITCHER	IP WLS BF H R ER SO	IP WLS BF H R ER SO	IP WLS BF H R ER SO	IP WLS BF H R ER SO	IP WLS BF H R ER SO	IP WLS BF H R ER SO	IP WLS BF H R ER SO	IP WLS BF H R ER SO	IP WLS BF H R ER SO	IP WLS BF H R ER SO	IP WLS BF H R ER SO	IP WLS BF H R ER SO	IP WLS BF H R ER SO	IP WLS BF H R ER SO	IP WLS BF H R ER SO	IP WLS BF H R ER SO	ERA WHIP	ERA WHIP			
Mike Flanagan, L ERA: 3.78 (1, 1)	9.0	40	10	2	2	2	4	1	0	39	59	2.00	1.556								
Tippy Martinez, L ERA: 2.51 (10, 1)	1.0	3	0	0	0	0	0	0	0	3	3	0.00	0.000								



Batter	1	2	3	4	5	6	7	8	9	AB	R	H	RBI	BB	SO	LOB	TOP					
Al Bumbry, L OBP: 0.344, SLG: 0.476 (1, 8)										4	3	1	0	1	1	0	Baltimore Orioles @ Minnesota Twins Metropolitan Stadium, Bloomington, MI Sat May 31 1980, 4:33 AM EDT Att: 8,288 - Unknown livebaseballscorecards.com					
Rich Dauer, R OBP: 0.329, SLG: 0.281 (1, 4)										4	3	3	4	0	0	1						
Ken Singleton, S OBP: 0.319, SLG: 0.429 (1, 9)										5	1	1	2	0	1	4						
Eddie Murray, S OBP: 0.333, SLG: 0.456 (1, 3)										5	0	1	1	0	2	4						
Doug DeCinces, R OBP: 0.325, SLG: 0.420 (1, 5)										5	0	2	2	0	0	1						
Gary Roenicke, R OBP: 0.344, SLG: 0.354 (6, PH)										3	0	2	0	0	0	0						
Pat Kelly, L OBP: 0.368, SLG: 0.447 (6, 7)										1	0	0	0	1	0	1						
Lee May, R OBP: 0.299, SLG: 0.431 (1, 10)										5	2	2	1	0	0	3						
Rick Dempsey, R OBP: 0.323, SLG: 0.487 (1, 2)										5	2	3	1	0	1	1						
Mark Belanger, R OBP: 0.188, SLG: 0.192 (1, 6)										4	0	1	0	0	0	2						
Inning Stats	R: 3 E: 2 K: 2 S: 11	H: 3 LOB: 1 BB: 0 P: 11	R: 2 E: 1 K: 1 S: 7	H: 3 LOB: 0 BB: 7	R: 0 E: 0 K: 1 S: 5	H: 1 LOB: 1 BB: 0 P: 5	R: 2 E: 0 K: 0 S: 6	H: 3 LOB: 2 BB: 1 P: 10	R: 1 E: 0 K: 0 S: 5	H: 2 LOB: 1 BB: 0 P: 5	R: 2 E: 1 K: 0 S: 6	H: 2 LOB: 1 BB: 0 P: 6	R: 0 E: 0 K: 1 S: 5	H: 0 LOB: 0 BB: 0 P: 5	R: 1 E: 0 K: 0 S: 5	H: 2 LOB: 1 BB: 1 P: 6	R: 0 E: 0 K: 0 S: 2	H: 0 LOB: 0 BB: 1 P: 6	1B: 11 2B: 5 3B: 0 HR: 1	SF: 1 SAC: 0 DP: 2 HBP: 0	WP: 1 PB: 0 SB: 2 CS: 0	PA: 44
PITCHER	IP WLS BF H R ER SO BB IBB HBP BLK WP HR S P ERA WHIP																					
Geoff Zahn, L ERA: 5.16 (1, 1)	3.0 L 19 10 7 5 4 1 0 0 0 0 1 1 26 30 15.00 3.667																					
John Verhoeven, R ERA: 3.9 (4, 1)	4.0 17 4 3 1 1 0 0 0 0 0 0 0 19 19 2.25 1.000																					
Mike Marshall, R ERA: 6.46 (8, 1)	2.0 8 2 1 1 0 1 0 0 0 0 0 0 7 11 4.50 1.500																					

Batter	1	2	3	4	5	6	7	8	9	AB	R	H	RBI	BB	SO	LOB	BOTTOM					
Roy Smalley, S OBP: 0.348, SLG: 0.409 (1, 6)										2	0	1	0	1	0	2	Baltimore Orioles @ Minnesota Twins Metropolitan Stadium, Bloomington, MI Sat May 31 1980, 4:33 AM EDT Att: 8,288 - Unknown livebaseballscorecards.com					
Bob Randall, R OBP: 0.250, SLG: 0.267 (7, 4)										1	0	0	0	0	0	0						
Ken Landreaux, L OBP: 0.401, SLG: 0.464 (1, 7)										4	0	0	0	0	0	2						
Ron Jackson, R OBP: 0.268, SLG: 0.343 (1, 3)										4	0	0	0	0	0	2						
Jose Morales, R OBP: 0.404, SLG: 0.509 (1, 10)										3	1	2	0	1	0	0						
Pete Mackanin, R OBP: 0.287, SLG: 0.307 (7, 6)										4	0	1	0	0	0	1						
John Castino, R OBP: 0.345, SLG: 0.418 (1, 5)										4	0	1	0	0	0	1						
Dave Edwards, R OBP: 0.306, SLG: 0.309 (1, 8)										4	0	0	0	0	2	5						
Hosken Powell, L OBP: 0.336, SLG: 0.376 (1, 9)										3	0	2	1	0	1	0						
Sal Butera, R OBP: 0.250, SLG: 0.222 (1, 2)										3	0	1	0	0	0	2						
Inning Stats	R: 0 E: 0 K: 0 S: 2	H: 0 LOB: 0 BB: 1 P: 6	R: 1 E: 1 K: 1 S: 7	H: 1 LOB: 2 BB: 1 P: 11	R: 0 E: 0 K: 0 S: 3	H: 1 LOB: 0 BB: 0 P: 3	R: 0 E: 0 K: 0 S: 3	H: 0 LOB: 0 BB: 0 P: 3	R: 0 E: 0 K: 1 S: 6	H: 2 LOB: 1 BB: 0 P: 6	R: 0 E: 0 K: 0 S: 6	H: 3 LOB: 3 BB: 0 P: 6	R: 0 E: 0 K: 1 S: 5	H: 0 LOB: 0 BB: 0 P: 5	R: 0 E: 0 K: 0 S: 3	H: 1 LOB: 1 BB: 0 P: 3	R: 0 E: 0 K: 0 S: 3	H: 0 LOB: 0 BB: 0 P: 3	1B: 7 2B: 1 3B: 0 HR: 0	SF: 0 SAC: 0 DP: 3 HBP: 0	WP: 0 PB: 0 SB: 0 CS: 0	PA: 34
PITCHER	IP WLS BF H R ER SO BB IBB HBP BLK WP HR S P ERA WHIP																					
Scott McGregor, L ERA: 3.12 (1, 1)	9.0 W 34 8 1 0 3 2 0 0 0 0 0 0 38 46 0.00 1.111																					

Batter	1	2	3	4	5	6	7	8	9	10	11	AB	R	H	RBI	BB	SO	LOB	TOP			
Paul Molitor, R OBP: 0.448, SLG: 0.500 (1, 10)	E4 1B		CS 1B		K		FC6-4 1B	K		FC6-4 1B	FC6-4 1B	6	0	3	0	0	2	3				
Robin Yount, R OBP: 0.378, SLG: 0.596 (1, 6)	L6-3 BB		CS	HR 2B	5-3		FC6-4 1B		K		F9	5	1	1	1	1	1	3				
Cecil Cooper, L OBP: 0.386, SLG: 0.532 (1, 3)	P6			HR	HR		FC6-4 1B		P6		BB IBB	5	3	2	4	1	0	3				
Sal Bando, R OBP: 0.327, SLG: 0.347 (1, 5)	L6-3			HR	K		1B		K		BB	5	0	1	1	1	2	2				
Ben Oglivie, L OBP: 0.399, SLG: 0.641 (1, 7)		CS 1B		F8 BB 1B		HR	F8		K		K	6	1	3	1	0	2	4				
Sixto Lezcano, R OBP: 0.374, SLG: 0.411 (1, 9)	F9			BB		5-3		F8		BB		3	0	0	0	2	0	1				
Gorman Thomas, R OBP: 0.302, SLG: 0.423 (1, 8)	F3			F8		F7		HR		F8		5	1	1	1	0	0	4				
Jim Gantner, L OBP: 0.233, SLG: 0.271 (1, 4)	CS		6-3	P5		F7		G3		4-3		5	0	0	0	0	0	3				
Charlie Moore, R OBP: 0.343, SLG: 0.341 (1, 2)			6-3		5-3 HR		1B FC6-4 2B		BB		FC6-4 BB	3	2	2	0	2	0	0				
Inning Stats	R: 0 E: 1 K: 0 S: 3	H: 1 LOB: 1 BB: 1 P: 7	R: 0 E: 0 K: 0 S: 3	H: 1 LOB: 0 BB: 0 P: 3	R: 0 E: 0 K: 0 S: 3	H: 1 LOB: 0 BB: 0 P: 3	R: 2 E: 0 K: 2 S: 6	H: 3 LOB: 2 BB: 1 P: 10	R: 2 E: 0 K: 2 S: 6	H: 3 LOB: 1 BB: 0 P: 6	R: 1 E: 0 K: 1 S: 6	H: 1 LOB: 1 BB: 1 P: 10	R: 0 E: 0 K: 2 S: 7	H: 0 LOB: 0 BB: 0 P: 7	R: 0 E: 0 K: 1 S: 5	H: 0 LOB: 1 BB: 1 P: 9	R: 0 E: 0 K: 1 S: 5	H: 0 LOB: 3 BB: 3 P: 17	1B: 7 2B: 3 3B: 0 HR: 4	SF: 0 SAC: 0 DP: 1 HBP: 0	WP: 0 PB: 0 SB: 2 CS: 2	PA: 52
PITCHER	IP 5.0	WLS 23	BF 9	H 3	R 2	ER 2	SO 2	BB 2	IBB 0	HBP 0	BLK 0	WP 0	HR 0	S 25	P 33	ERA 9.00	WHIP 2.200					
Steve Stone, R ERA: 3.93 (1, 1)																						
Dave Ford, R ERA: 4.01 (6, 1)																						
Dennis Martinez, R ERA: 8.44 (8, 1)																						
Tim Stoddard, R ERA: 2.66 (8, 1)																						
Tippy Martinez, L ERA: 2.48 (11, 1)																						

Milwaukee Brewers @ Baltimore Orioles
Memorial Stadium, Baltimore, MD

Mon Jun 02 1980, 7:05 PM EDT
Att. 14,525 - Unknown - 83 F

AB 43
R 8
H 13
RBI 8
BB 7
SO 7
LOB 23



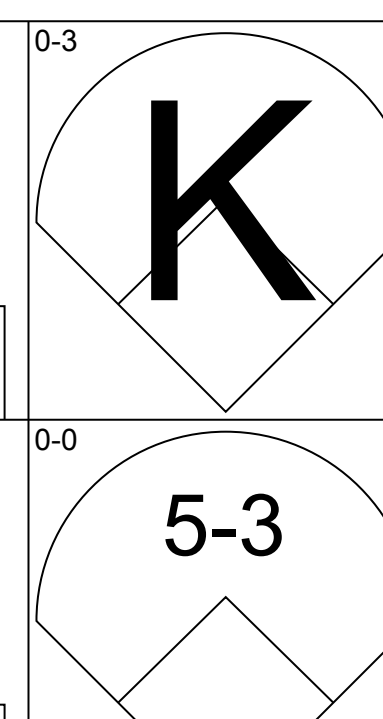
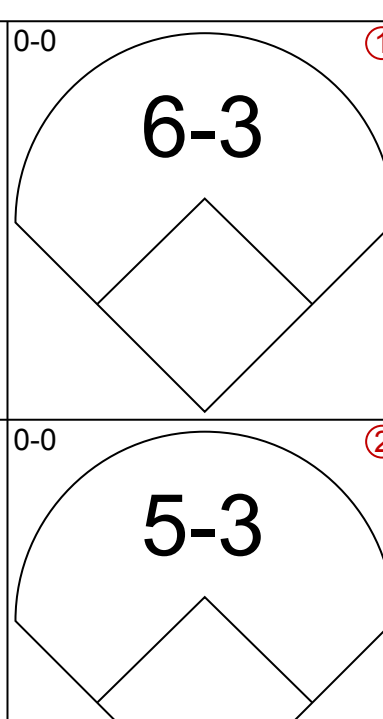
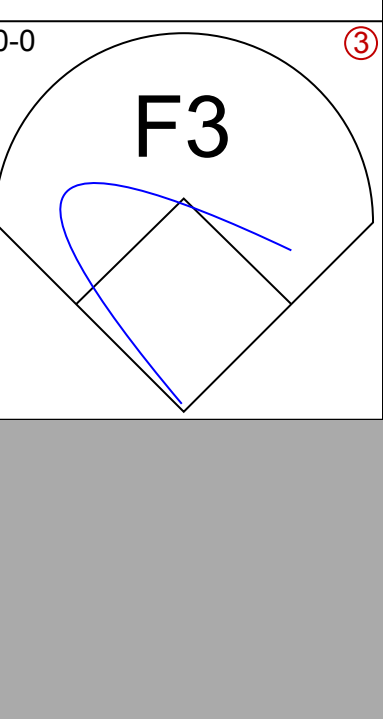
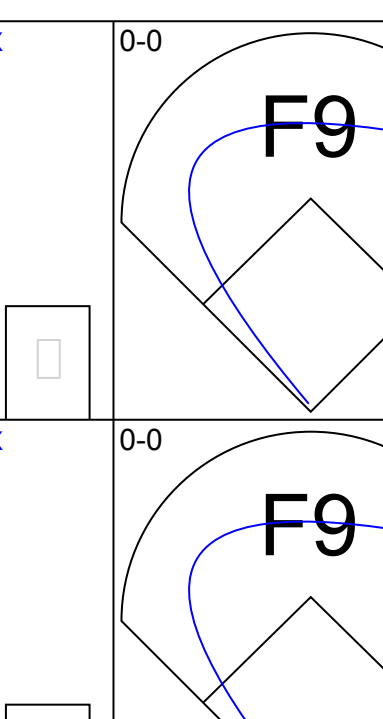
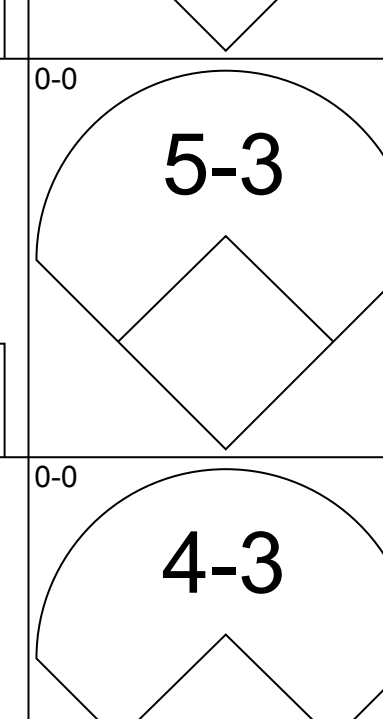
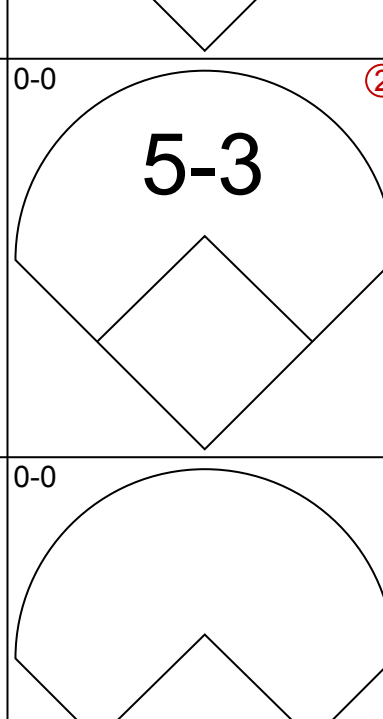
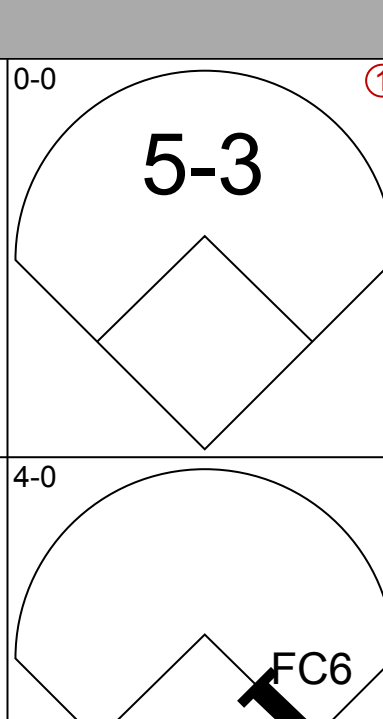
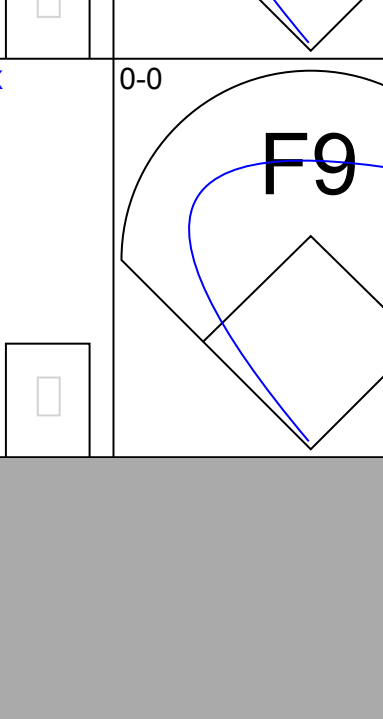
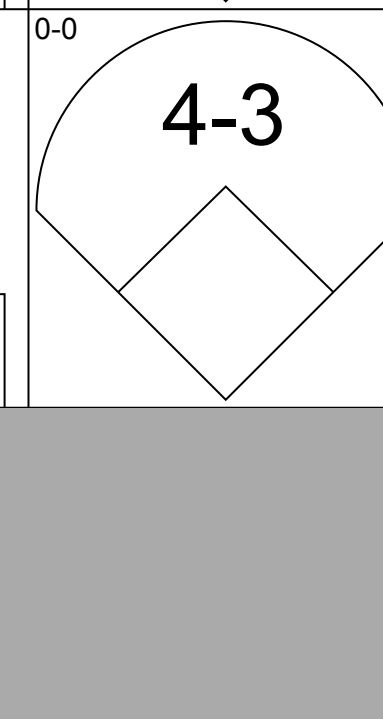
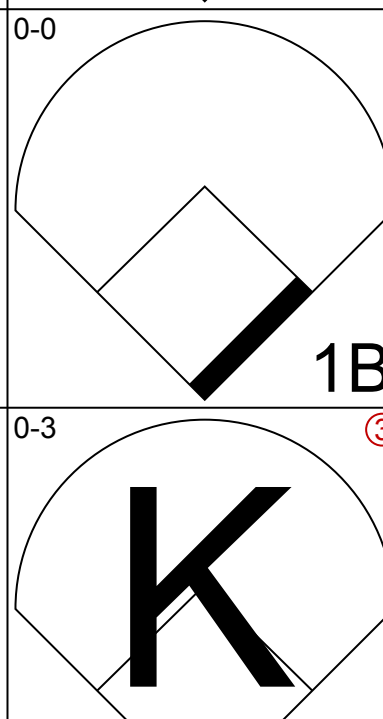
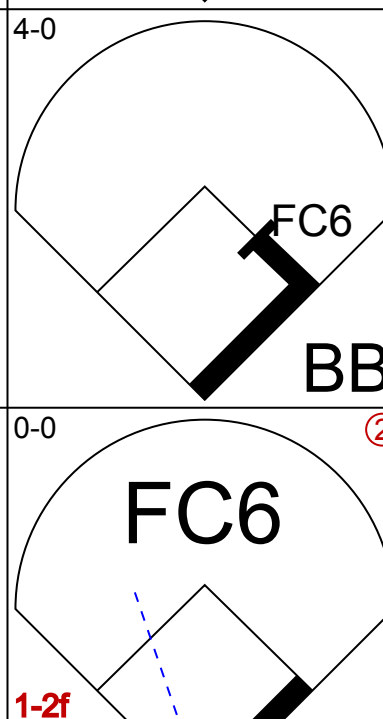
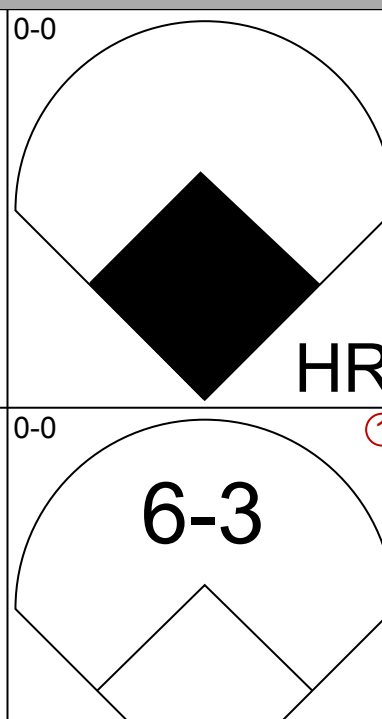
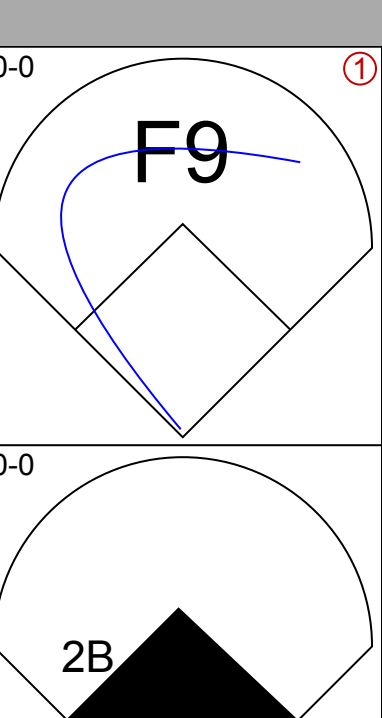

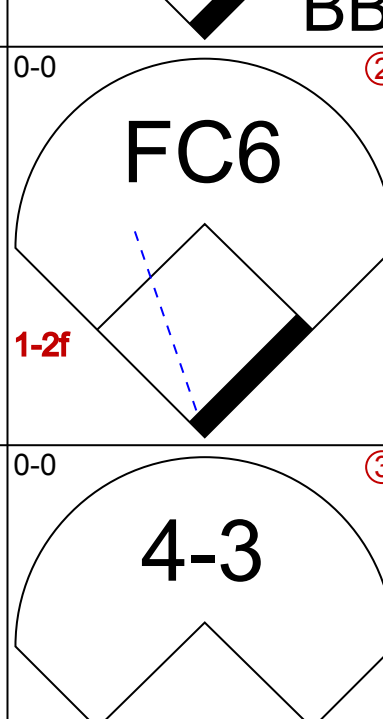
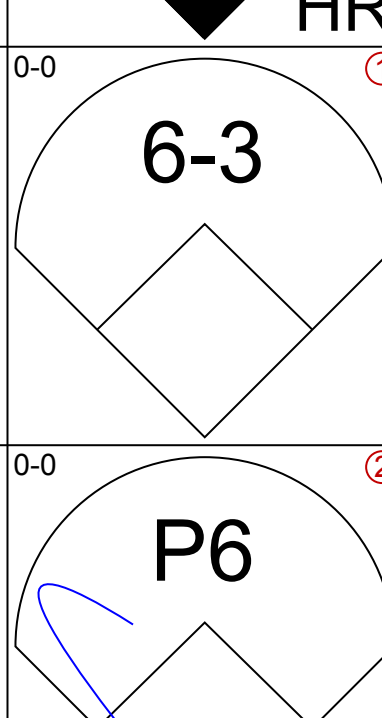
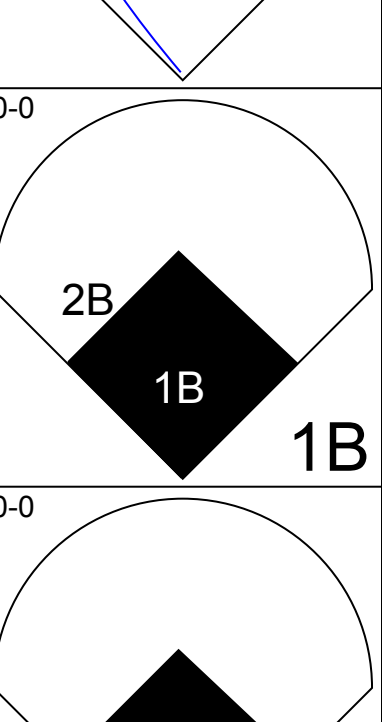
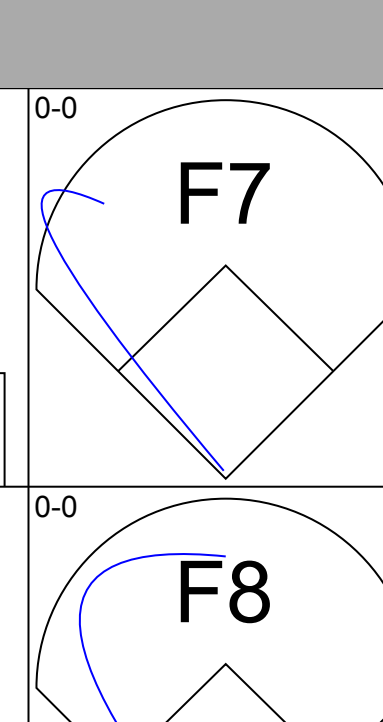
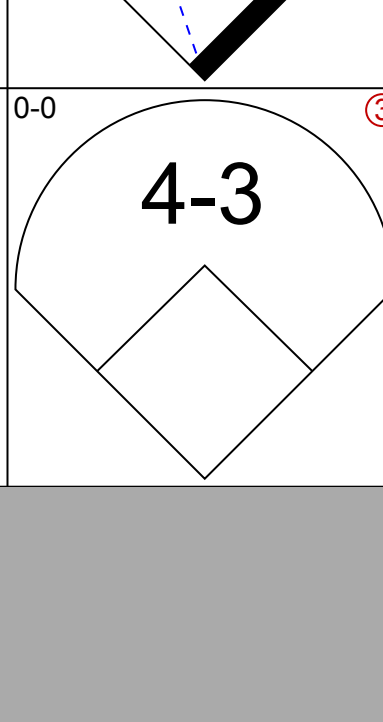
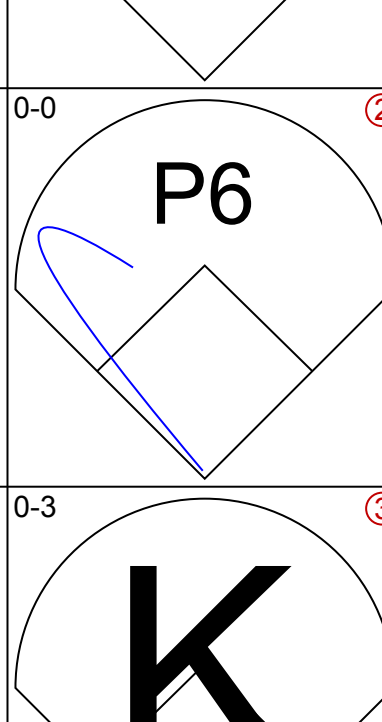
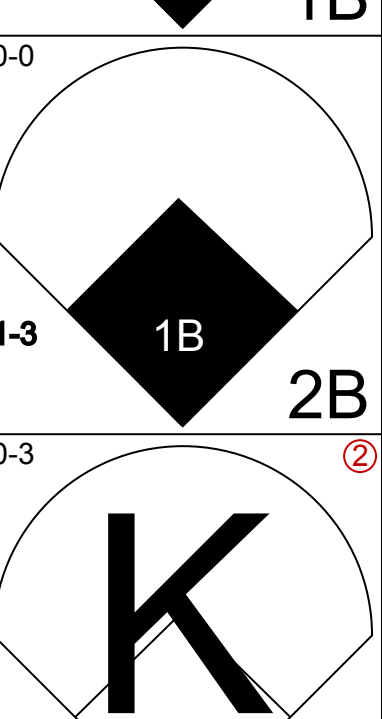
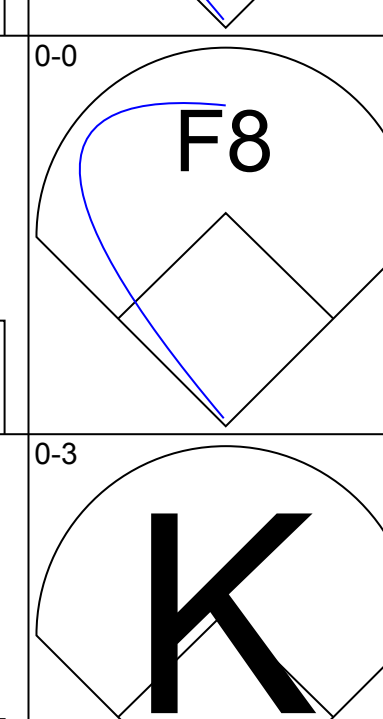
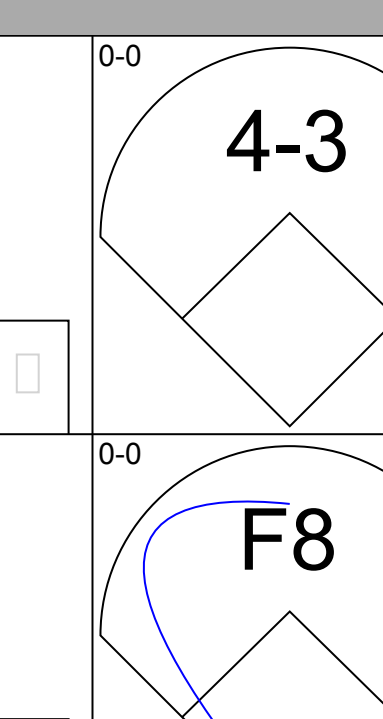

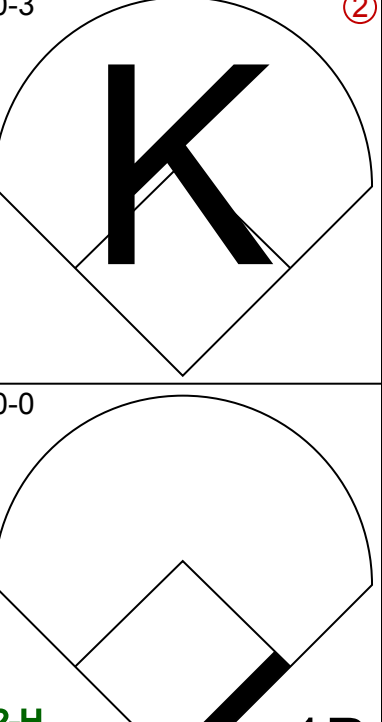

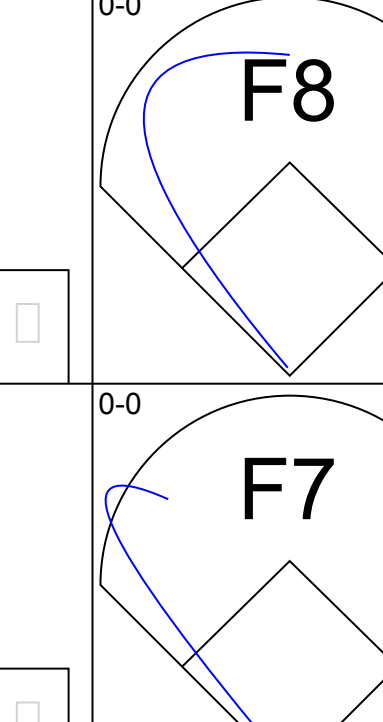
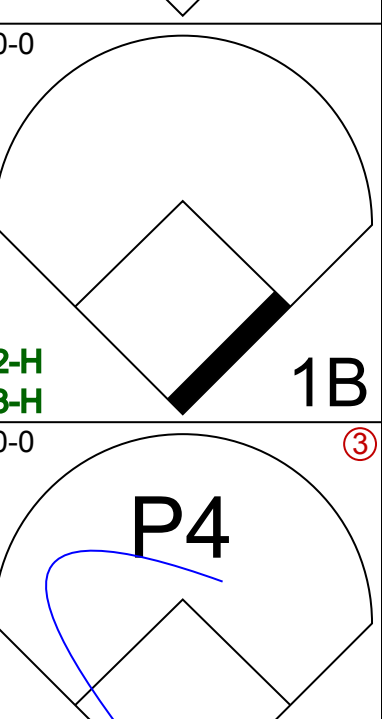
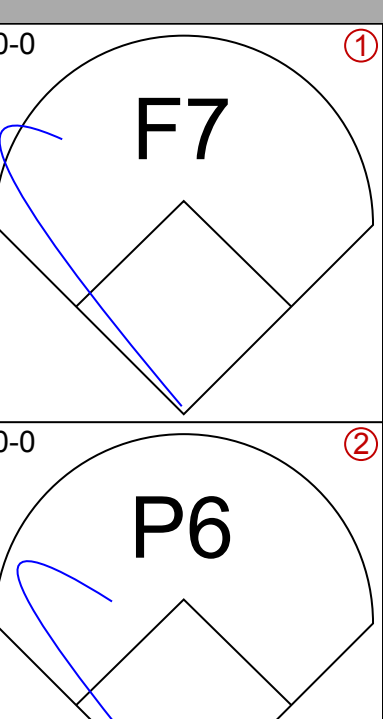
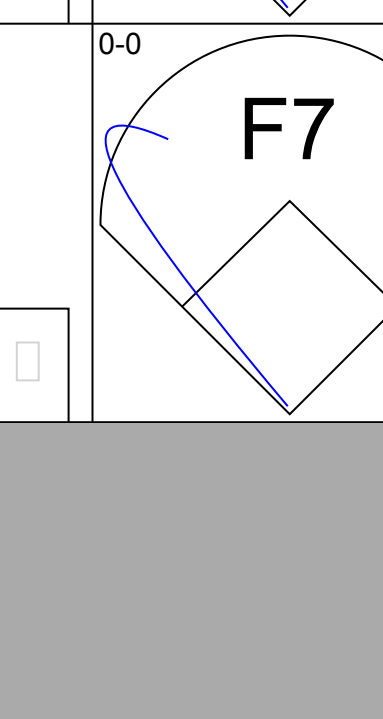
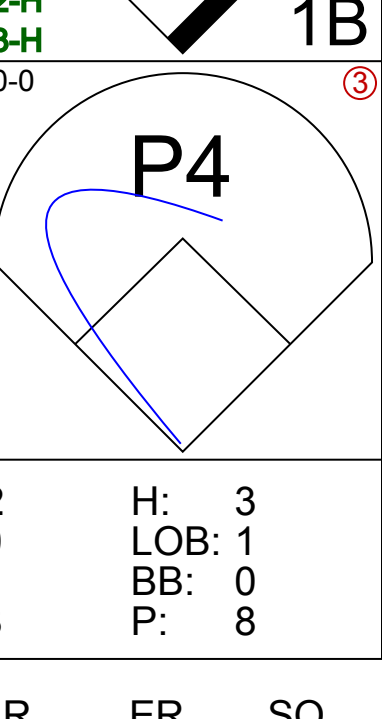
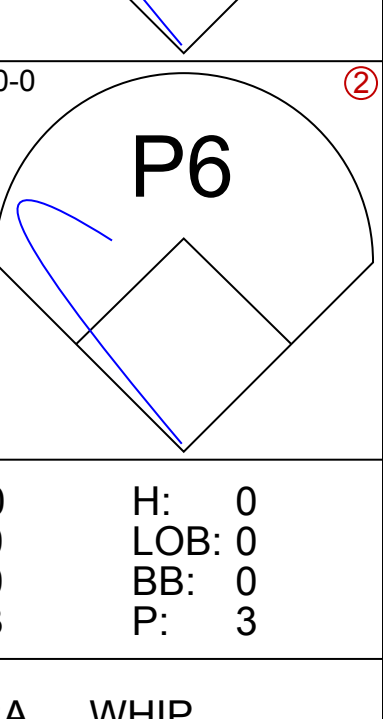
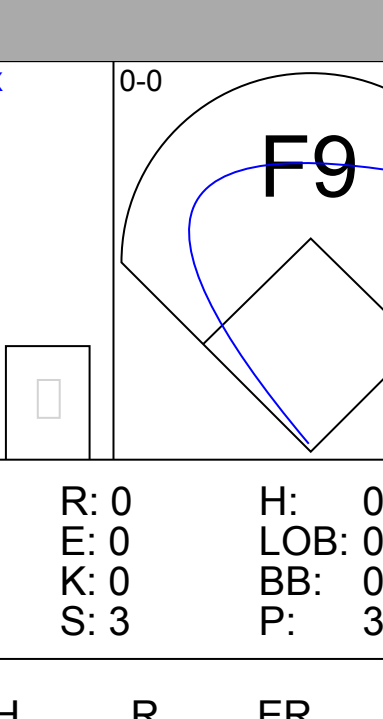
Batter	1	2	3	4	5	6	7	8	9	10	11	AB	R	H	RBI	BB	SO	LOB	BOTTOM					
Al Bumbry, L OBP: 0.446, SLG: 0.485 (1, 8)	F8 BB		FC1-2	1B			F7			K		5	0	2	3	1	1	5						
Mark Belanger, R OBP: 0.165, SLG: 0.186 (7, PH)	P6		F7		F3		2B 1B				HR	3	0	0	0	0	0	3						
Terry Crowley, G OBP: 0.422, SLG: 0.615 (7, PR)												1	0	1	0	0	0	0						
Wayne Krenchicki, L OBP: 0.167, SLG: 0.091 (8, 6)												1	0	0	0	0	0	1						
Lenn Sakata, R OBP: 0.333, SLG: 0.500 (11, PH)												1	1	1	1	0	0	0						
Doug DeCinces, R OBP: 0.333, SLG: 0.429 (1, 5)	F8			3B 1B	F8		2B			G6-4-3 BB		4	1	2	1	1	0	1						
Eddie Murray, S OBP: 0.330, SLG: 0.446 (1, 3)		4-3		E6 3B	5-3		G5-4-3 IBB			G6-4-3		4	1	0	0	1	0	2						
Lee May, R OBP: 0.295, SLG: 0.447 (1, 10)		F3		F9		HR	G5-4-3			F8		5	1	1	1	0	0	5						
Gary Roenicke, R OBP: 0.336, SLG: 0.345 (8, PH)												3	0	0	0	0	1	2						
Dan Graham, L OBP: 0.345, SLG: 0.462 (9, 2)												2	0	0	0	0	1	0						
Benny Ayala, R OBP: 0.424, SLG: 0.690 (6, PH)				1B FC1-2 BB	1B 3B		1-3			F8		1	1	1	2	1	0	0						
Pat Kelly, L OBP: 0.367, SLG: 0.440 (7, 7)				1B 3B								3	1	1	0	0	0	0						
Rick Dempsey, R OBP: 0.326, SLG: 0.475 (9, 9)				P6	1B BB		F7			1B BB		3	1	0	0	2	0	2						
Rich Dauer, R OBP: 0.350, SLG: 0.307 (1, 4)				FC1-2 1B	1B 1B		2B 1B			3B 1B		5	2	5	1	0	0	0						
Inning Stats	R: 0 E: 0 K: 0 S: 2	H: 0 LOB: 0 BB: 0 P: 6	R: 0 E: 0 K: 0 S: 3	H: 0 LOB: 0 BB: 0 P: 3	R: 0 E: 0 K: 0 S: 4	H: 1 LOB: 2 BB: 1 P: 8	R: 4 E: 1 K: 1 S: 9	H: 4 LOB: 2 BB: 1 P: 13	R: 0 E: 0 K: 0 S: 3	H: 0 LOB: 0 BB: 0 P: 3	R: 1 E: 0 K: 0 S: 4	H: 3 LOB: 3 BB: 1 P: 9	R: 2 E: 0 K: 1 S: 8	H: 3 LOB: 1 BB: 0 P: 8	R: 0 E: 0 K: 0 S: 2	H: 0 LOB: 0 BB: 1 P: 6	R: 0 E: 0 K: 1 S: 6	H: 1 LOB: 2 BB: 1 P: 10	R: 1 E: 0 K: 0 S: 1	H: 1 LOB: 0 BB: 0 P: 1	1B: 9 2B: 1 3B: 2 HR: 2	SF: 0 SAC: 0 DP: 2 HBP: 0	WP: 0 PB: 0 SB: 0 CS: 0	PA: 47
PITCHER	IP 5.0	WLS 7	BF 22	H 3	R 4	ER 2	SO 1	BB 3	IBB 0	HBP 0	BLK 0	WP 0	HR 0	S 21	P 33	ERA 0.00	WHIP 1.600							
Reggie Cleveland, R ERA: 4.71 (6, 1)																								
Bill Castro, R ERA: 1.21 (7, 1)																								
Bob McClure, L ERA: 2.7 (10, 1)																								

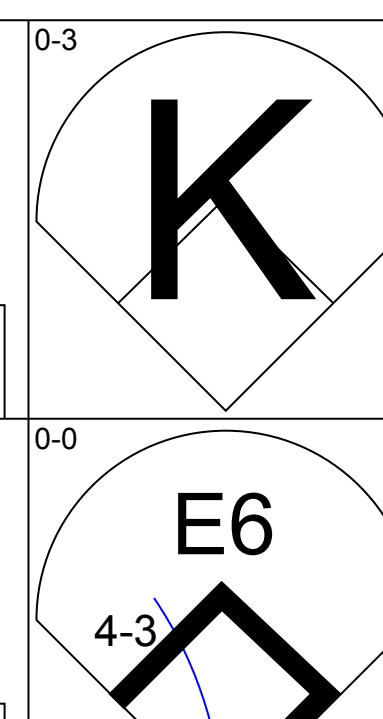
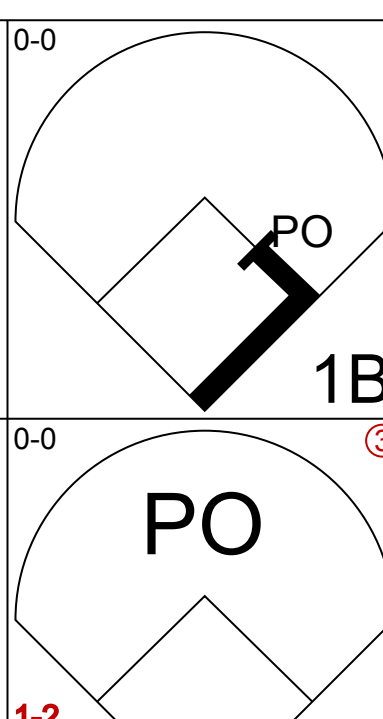
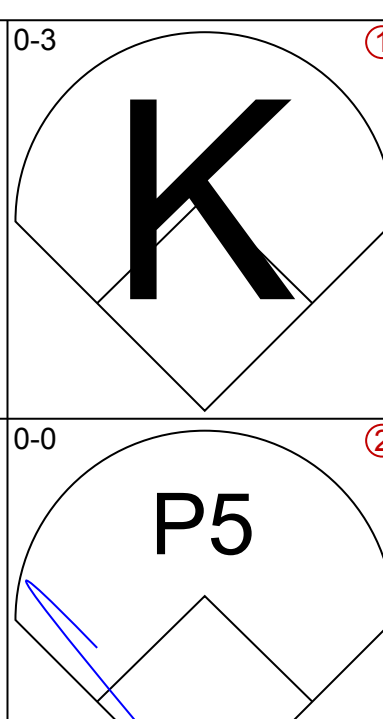
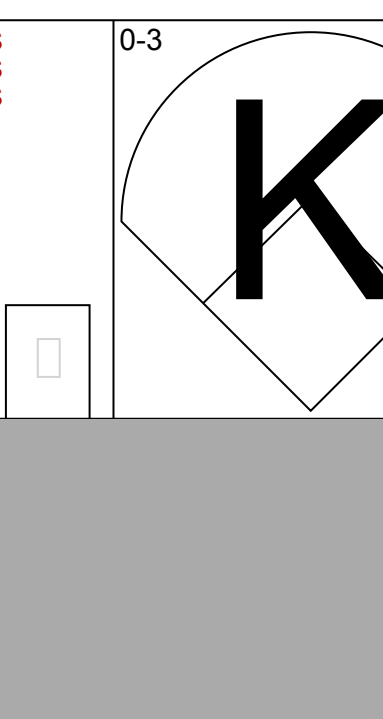
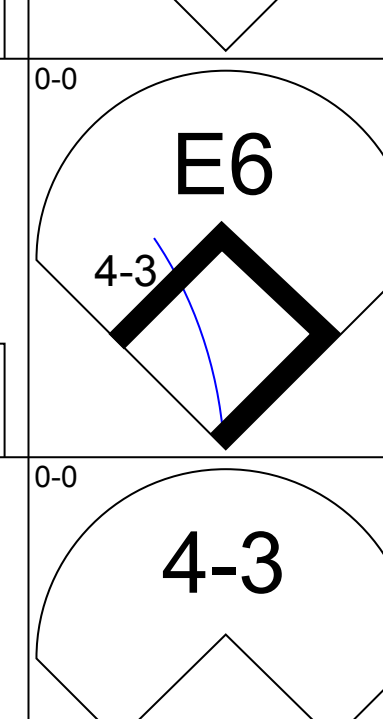
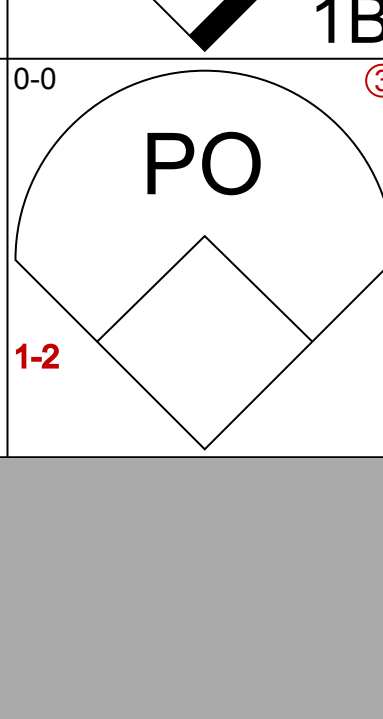
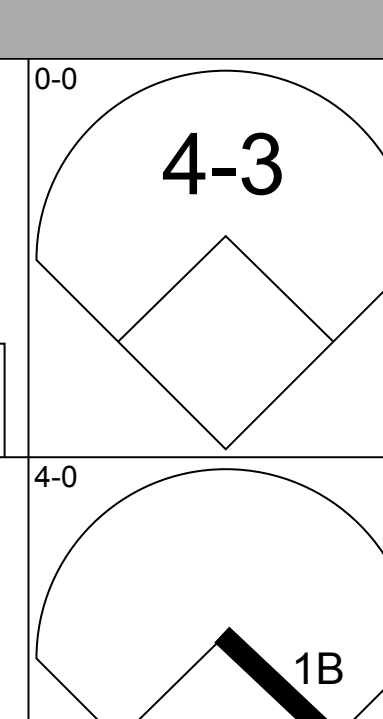
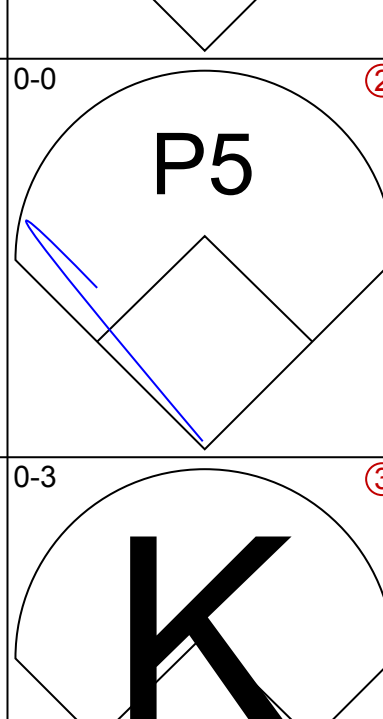
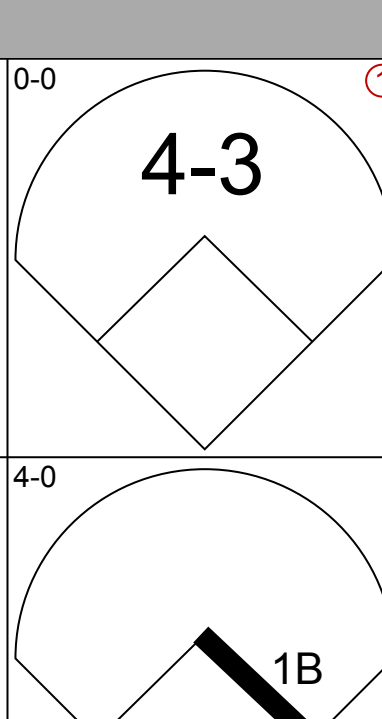
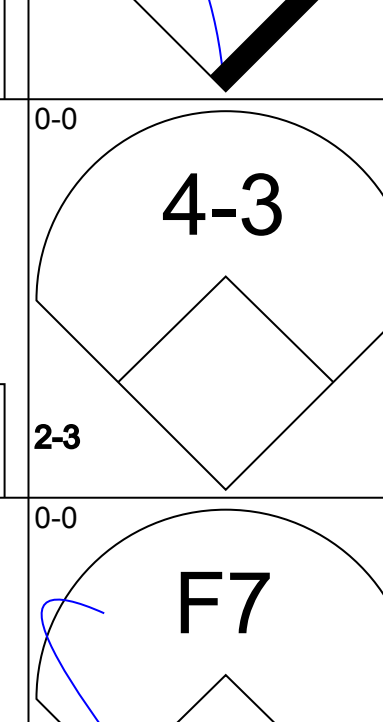
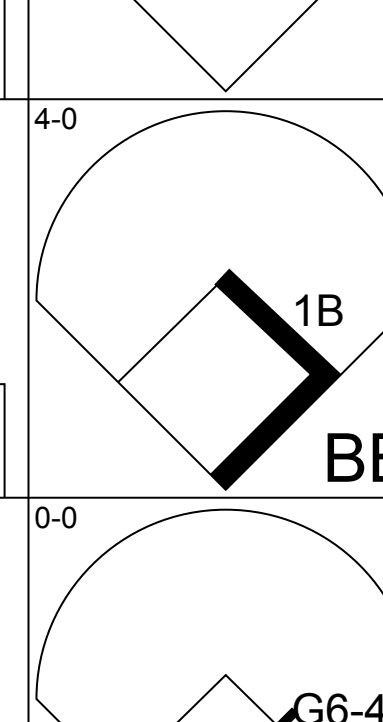
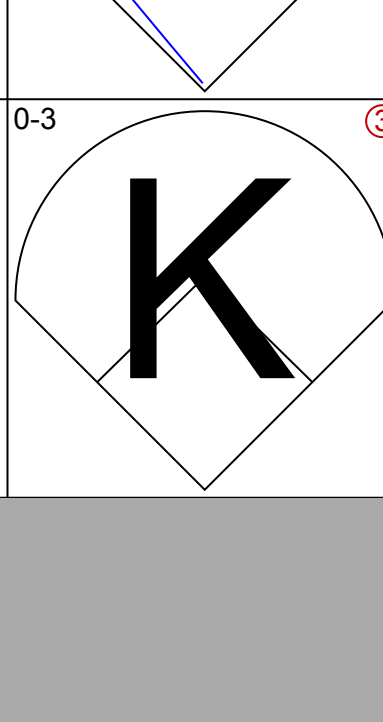
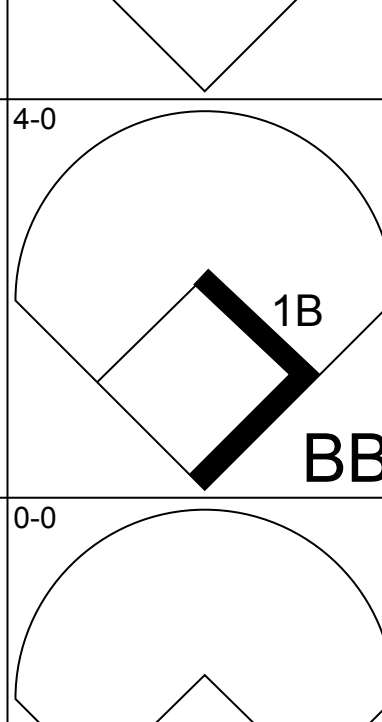
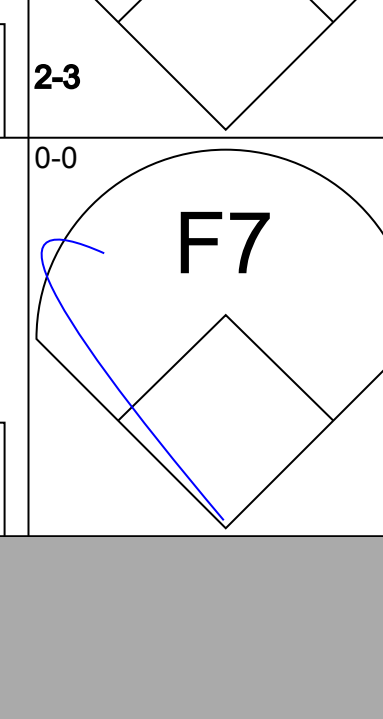
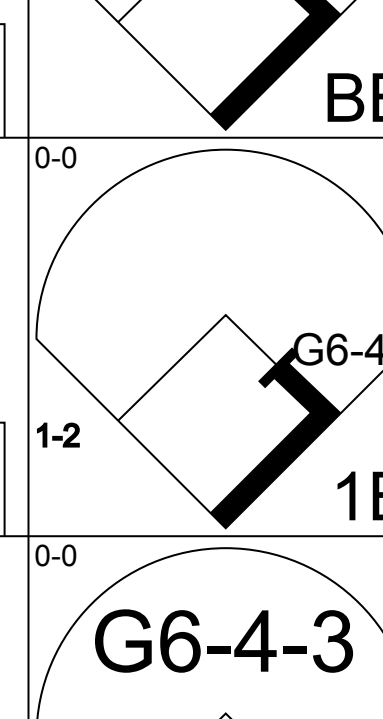
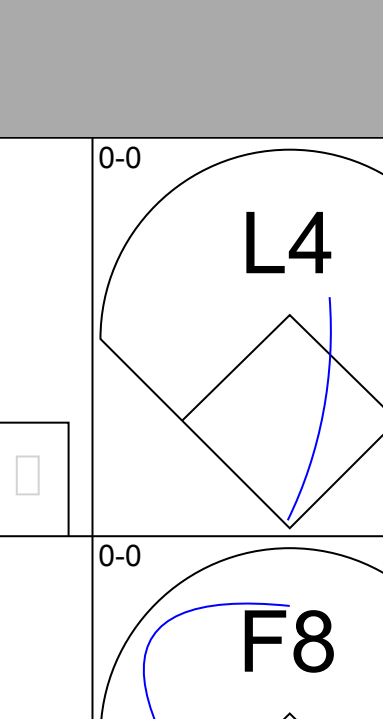
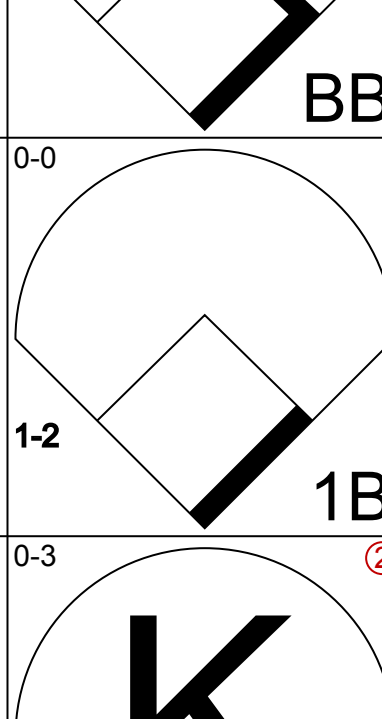
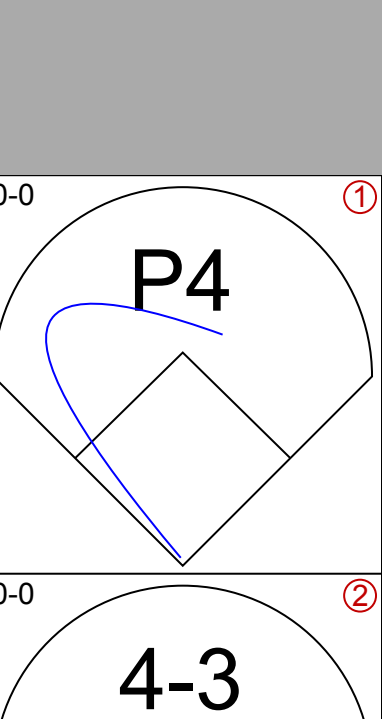
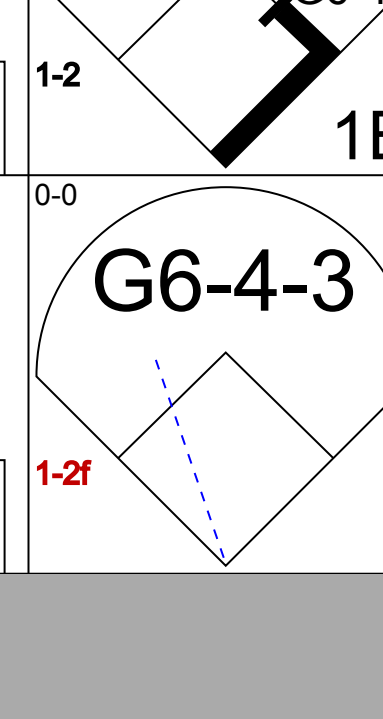
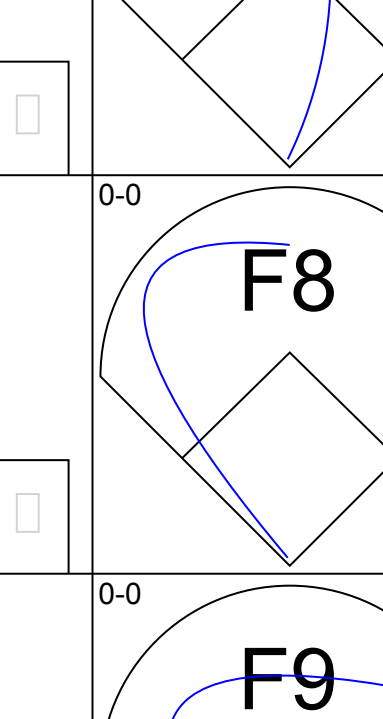
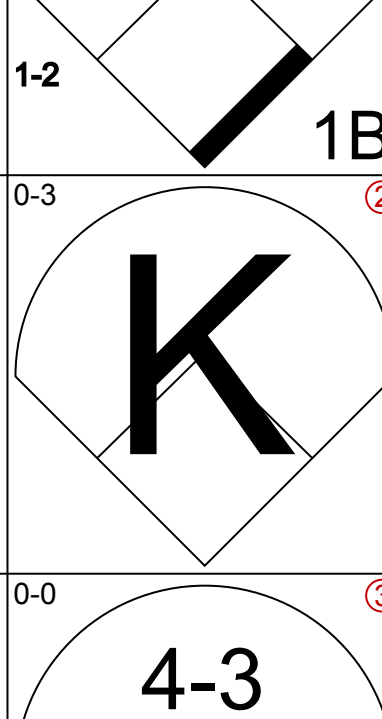
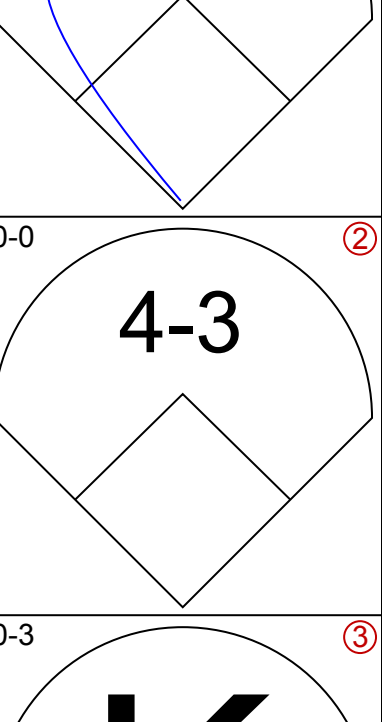
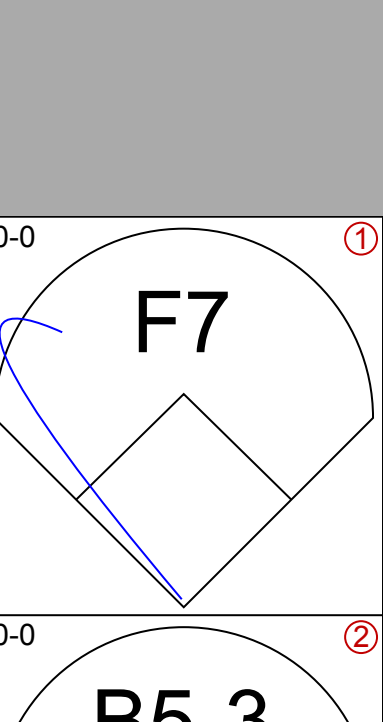
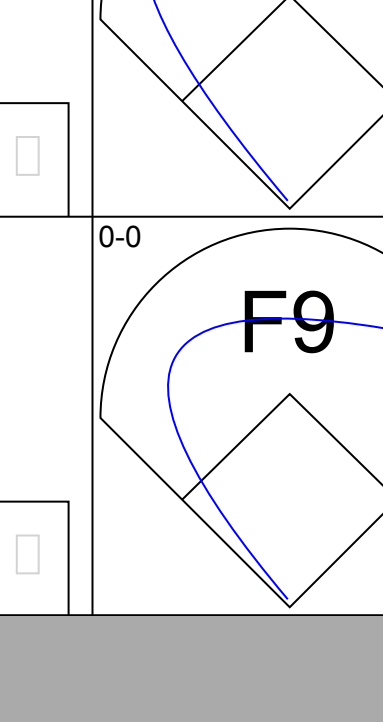
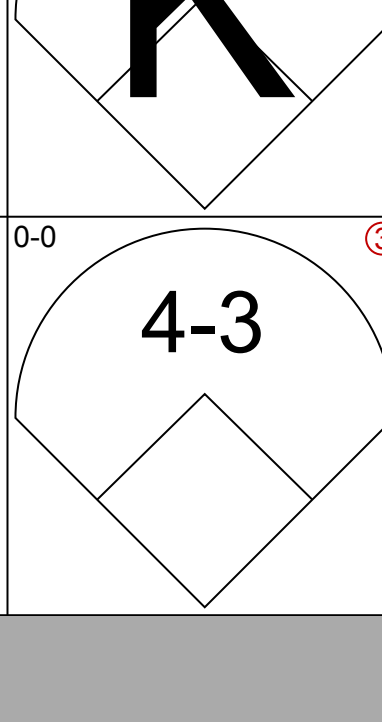
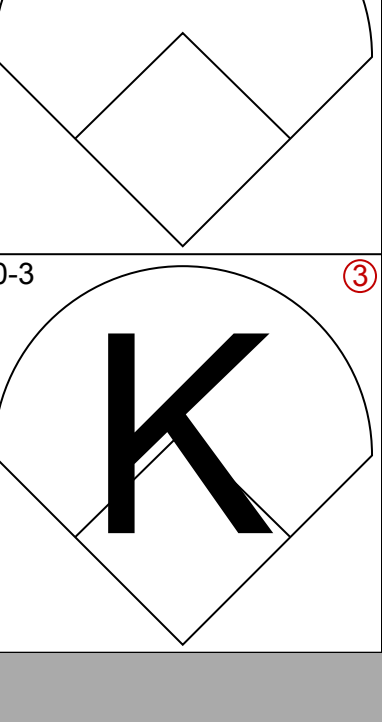
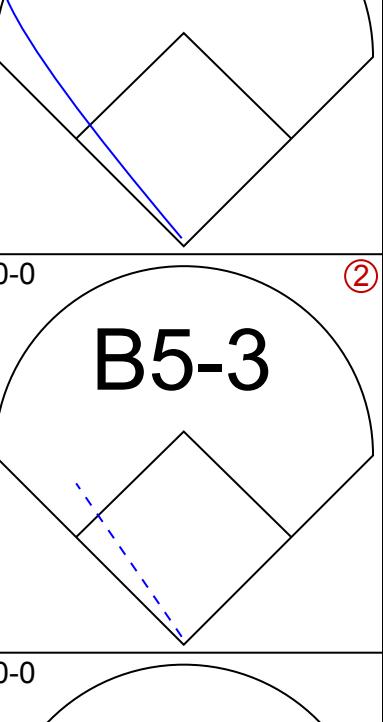
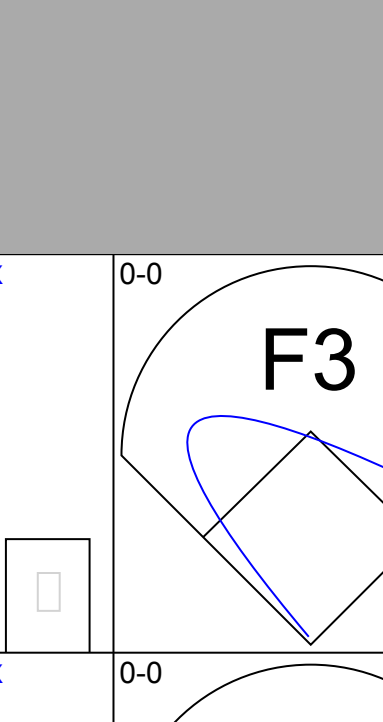
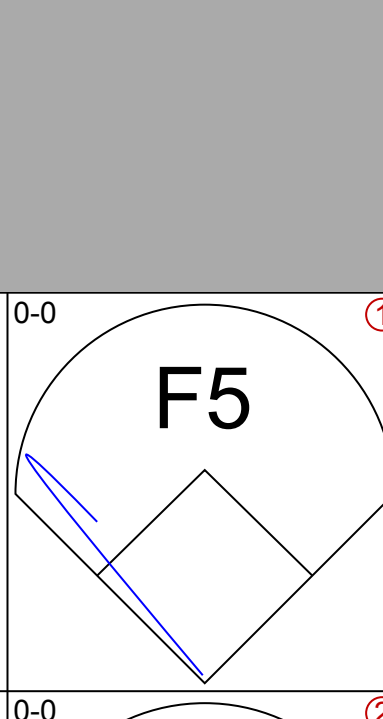
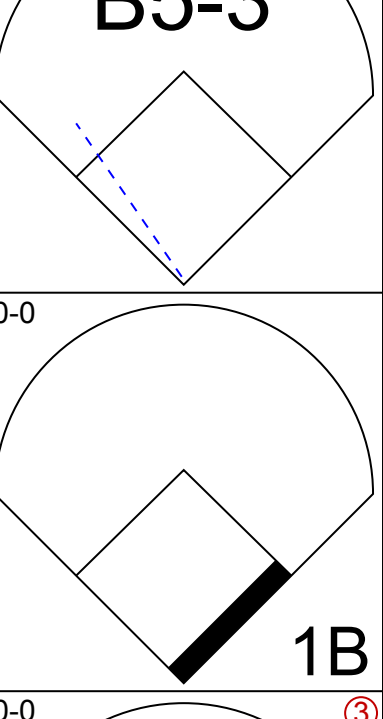
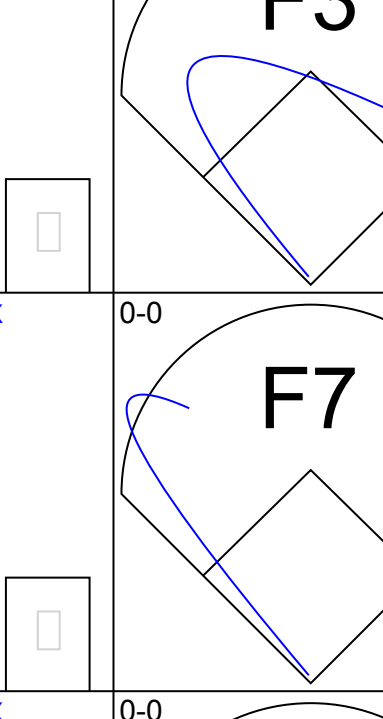
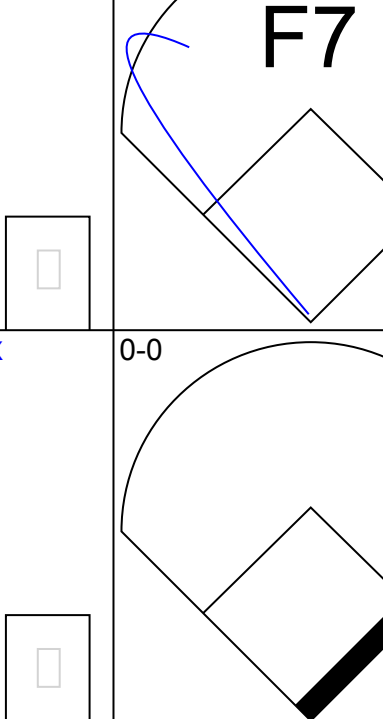
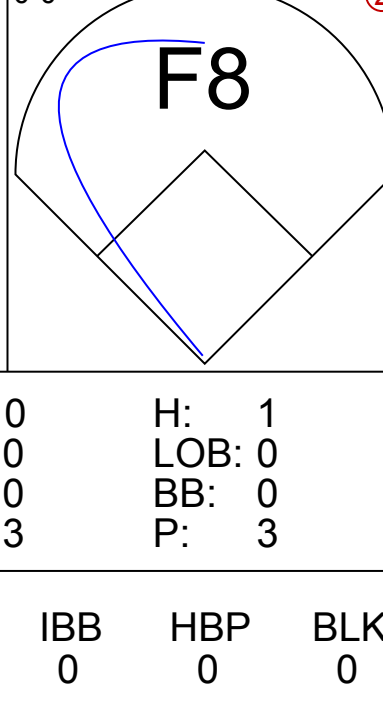
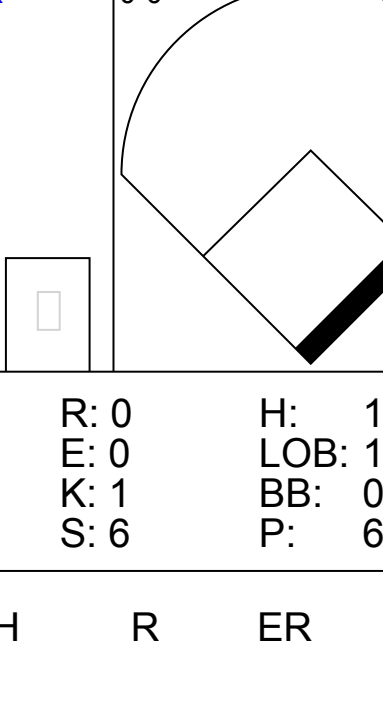
Milwaukee Brewers @ Baltimore Orioles
Memorial Stadium, Baltimore, MD

Mon Jun 02 1980, 7:05 PM EDT
Att. 14,525 - Unknown - 83 F

AB 41
R 9
H 14
RBI 9
BB 6
SO 3
LOB 21



Batter	1	2	3	4	5	6	7	8	9	AB	R	H	RBI	BB	SO	LOB	TOP			
Paul Moltitor, R OBP: 0.440, SLG: 0.489 (1, 4)										4	0	0	0	0	1	0	Milwaukee Brewers @ Baltimore Orioles Memorial Stadium, Baltimore, MD Tue Jun 03 1980, 7:05 PM EDT Att: 16,143 - Unknown - 72 F			
Robin Yount, R OBP: 0.370, SLG: 0.583 (1, 6)										4	0	0	0	0	0	0				
Cecil Cooper, L OBP: 0.394, SLG: 0.552 (1, 3)										3	1	2	1	1	0	0				
Dick Davis, R OBP: 0.308, SLG: 0.386 (1, 10)										4	0	0	0	0	1	2				
Ben Oglivie, L OBP: 0.396, SLG: 0.631 (1, 7)										4	1	1	0	0	0	1				
Sixto Lezcano, R OBP: 0.302, SLG: 0.413 (1, 9)										4	1	1	0	0	1	0				
Gorman Thomas, R OBP: 0.297, SLG: 0.415 (1, 8)										3	0	0	0	0	2	2				
Jim Gantner, L OBP: 0.237, SLG: 0.274 (1, 5)										3	0	1	2	0	0	0				
Buck Martinez, R OBP: 0.271, SLG: 0.269 (1, 2)										3	0	0	0	0	0	1				
Inning Stats	R: 0 E: 0 K: 1 S: 5	H: 0 LOB: 0 BB: 0 P: 5	R: 2 E: 0 K: 1 S: 8	H: 3 LOB: 1 BB: 0 P: 8	R: 0 E: 0 K: 1 S: 6	H: 1 LOB: 1 BB: 0 P: 6	R: 0 E: 0 K: 1 S: 5	H: 0 LOB: 0 BB: 0 P: 5	R: 0 E: 0 K: 0 S: 3	H: 0 LOB: 0 BB: 0 P: 3	R: 0 E: 0 K: 0 S: 3	H: 0 LOB: 0 BB: 0 P: 3	R: 0 E: 0 K: 0 S: 3	H: 0 LOB: 0 BB: 0 P: 3	R: 1 E: 0 K: 1 S: 6	H: 1 LOB: 0 BB: 0 P: 6		1B: 3 2B: 1 3B: 0 HR: 1	SF: 0 SAC: 0 DP: 0 HBP: 0	WP: 0 PB: 0 SB: 0 CS: 0
PITCHER Sammy Stewart, R ERA: 3.91 (1, 1)	IP: 9.0 WLS: L BF: 33	H: 5 R: 3 ER: 3 SO: 5	BB: 1 IBB: 0 HBP: 0 BLK: 0	WP: 0 HR: 1 S: 42 P: 46	ERA: 3.00 WHIP: 0.667															

Batter	1	2	3	4	5	6	7	8	9	AB	R	H	RBI	BB	SO	LOB	BOTTOM			
Al Bumby, L OBP: 0.442, SLG: 0.480 (1, 8)										4	0	1	0	0	3	1	Milwaukee Brewers @ Baltimore Orioles Memorial Stadium, Baltimore, MD Tue Jun 03 1980, 7:05 PM EDT Att: 16,143 - Unknown - 72 F			
Rich Dauer, R OBP: 0.341, SLG: 0.299 (1, 4)										4	0	0	0	0	0	0				
Pat Kelly, L OBP: 0.375, SLG: 0.423 (1, 7)										2	0	0	0	2	1	1				
Eddie Murray, S OBP: 0.333, SLG: 0.447 (1, 3)										4	0	2	0	0	0	1				
Lee May, R OBP: 0.286, SLG: 0.432 (1, 10)										4	0	0	0	0	1	4				
Dan Graham, L OBP: 0.323, SLG: 0.429 (1, 2)										4	0	0	0	0	0	2				
Doug DeCinces, R OBP: 0.327, SLG: 0.420 (1, 5)										3	0	0	0	0	1	0				
Gary Roenicke, R OBP: 0.336, SLG: 0.345 (1, 9)										3	0	1	0	0	0	0				
Mark Belanger, R OBP: 0.178, SLG: 0.183 (1, 6)										2	0	0	0	0	0	1				
Terry Crowley, L OBP: 0.435, SLG: 0.625 (8, PH)										1	0	1	0	0	0	0				
Wayne Krenchicki, L OBP: 0.167, SLG: 0.091 (9, 6)										0	0	0	0	0	0	0				
Inning Stats	R: 0 E: 1 K: 1 S: 6	H: 0 LOB: 1 BB: 0 P: 6	R: 0 E: 0 K: 1 S: 5	H: 0 LOB: 0 BB: 0 P: 5	R: 0 E: 0 K: 0 S: 3	H: 1 LOB: 1 BB: 0 P: 3	R: 0 E: 0 K: 0 S: 3	H: 1 LOB: 1 BB: 0 P: 7	R: 0 E: 0 K: 2 S: 7	H: 0 LOB: 0 BB: 0 P: 7	R: 0 E: 0 K: 0 S: 3	H: 0 LOB: 0 BB: 0 P: 3	R: 0 E: 0 K: 1 S: 6	H: 1 LOB: 1 BB: 0 P: 6	R: 0 E: 0 K: 1 S: 6	H: 1 LOB: 2 BB: 1 P: 10	1B: 5 2B: 0 3B: 0 HR: 0	SF: 0 SAC: 0 DP: 1 HBP: 0	WP: 0 PB: 0 SB: 0 CS: 0	PA: 34
PITCHER Moose Haas, R ERA: 2.96 (1, 1)	IP: 9.0 WLS: W BF: 33	H: 5 R: 0 ER: 0 SO: 6	BB: 2 IBB: 0 HBP: 0 BLK: 0	WP: 0 HR: 0 S: 43 P: 51	ERA: 0.00 WHIP: 0.778															

Batter	1	2	3	4	5	6	7	8	9	AB	R	H	RBI	BB	SO	LOB	TOP					
Paul Mollitor, R OBP: 0.436, SLG: 0.481 (1, 4)	L3		FC5-4		F9			SH		3	1	0	0	1	0	2	Milwaukee Brewers @ Baltimore Orioles Memorial Stadium, Baltimore, MD Wed Jun 04 1980, 7:05 PM EDT Att: 20,831 - Unknown - 72 F					
Robin Yount, R OBP: 0.365, SLG: 0.574 (1, 6)	F8		F8		F9			SH		3	0	0	1	0	0	2						
Sal Bando, R OBP: 0.325, SLG: 0.343 (1, 5) (9, 3)	5-3			HR		F7		K		4	1	1	0	0	1	1						
Ben Oglivie, L OBP: 0.398, SLG: 0.644 (1, 7)		L6-4		HR		K		F8		3	1	1	2	1	1	1						
Gorman Thomas, R OBP: 0.291, SLG: 0.406 (1, 8)		F7		K		F7			5-3	4	0	0	0	0	1	1						
Sixto Lezcano, R OBP: 0.307, SLG: 0.412 (1, 9)					F8		F9			3	0	1	0	1	0	0						
Dick Davis, R OBP: 0.306, SLG: 0.381 (1, 10)		L6-4		F8				L6		4	0	1	0	0	0	3						
Mark Brouhard, R OBP: 0.241, SLG: 0.393 Jim Ganter, L OBP: 0.237, SLG: 0.274 (1, 3) (9, 5)					F7		F7		1-3	4	0	1	0	0	0	1						
Buck Martinez, R OBP: 0.278, SLG: 0.275 Charlie Moore, R OBP: 0.340, SLG: 0.337 (1, 2) (8, PH) (8, 2)					F8			P4		2	0	1	0	0	0	1						
										1	0	0	0	0	0	0						
Inning Stats	R: 0 E: 0 K: 0 S: 3	H: 0 LOB: 0 BB: 0 P: 3	R: 0 E: 0 K: 0 S: 2	H: 0 LOB: 1 BB: 2 P: 10	R: 0 E: 0 K: 0 S: 4	H: 1 LOB: 1 BB: 0 P: 4	R: 2 E: 0 K: 1 S: 7	H: 2 LOB: 0 BB: 0 P: 7	R: 0 E: 0 K: 0 S: 4	H: 1 LOB: 1 BB: 0 P: 4	R: 0 E: 0 K: 1 S: 5	H: 0 LOB: 0 BB: 0 P: 5	R: 0 E: 0 K: 0 S: 3	H: 1 LOB: 0 BB: 0 P: 3	R: 1 E: 0 K: 1 S: 6	H: 0 LOB: 1 BB: 1 P: 10	R: 0 E: 0 K: 0 S: 4	H: 1 LOB: 0 BB: 0 P: 4	1B: 5 2B: 1 3B: 0 HR: 1	SF: 0 SAC: 1 DP: 1 HBP: 0	WP: 0 PB: 0 SB: 2 CS: 0	PA: 35
PITCHER Mike Flanagan, L ERA: 3.6 (1, 1)	IP: 9.0 WLS: L BF: 35 H: 6 R: 3 ER: 2 SO: 3 BB: 3 IBB: 0 HBP: 0 BLK: 0 WP: 0 HR: 1 S: 38 P: 50 ERA: 2.00 WHIP: 1.000															PITCHER						

Batter	1	2	3	4	5	6	7	8	9	AB	R	H	RBI	BB	SO	LOB	BOTTOM			
Al Bumbry, L OBP: 0.443, SLG: 0.480 Benny Ayala, R OBP: 0.412, SLG: 0.667 (1, 8) (9, PH)	2B	1B			F8		6-3		F8	4	1	2	0	0	0	0	Milwaukee Brewers @ Baltimore Orioles Memorial Stadium, Baltimore, MD Wed Jun 04 1980, 7:05 PM EDT Att: 20,831 - Unknown - 72 F			
Rich Dauer, R OBP: 0.345, SLG: 0.306 (1, 4)	1B	1B			F7			5-3		3	1	1	1	1	0	0				
Pat Kelly, L OBP: 0.353, SLG: 0.393 (1, 7)	6-3	3-1			F8			K		4	0	0	0	0	1	4				
Eddie Murray, S OBP: 0.341, SLG: 0.453 (1, 3)	1B				F5			1B		4	0	3	1	0	0	0				
Dan Graham, L OBP: 0.318, SLG: 0.417 (1, 2)	FC4-6				FC4-6		FC6-4	L7		4	0	1	0	0	0	3				
Lee May, R OBP: 0.277, SLG: 0.418 (1, 10)	L5				G6-4-3		K		1-3	4	0	0	0	0	1	3				
Doug DeCinces, R OBP: 0.325, SLG: 0.416 (1, 5)		6-3			5-3		FC6-4			4	0	1	0	0	0	1				
Gary Roenicke, R OBP: 0.329, SLG: 0.336 Terry Crowley, L OBP: 0.426, SLG: 0.610 Rick Dempsey, R OBP: 0.326, SLG: 0.475 (1, 9) (9, PH) (9, FR)		4-3			6-3		K		E4	3	0	0	0	0	1	0				
Mark Belanger, R OBP: 0.183, SLG: 0.187 Wayne Krenchicki, L OBP: 0.154, SLG: 0.063 (1, 6) (9, PH)		1B			4-3		4-3		K	3	0	1	0	0	0	0				
										1	0	0	0	0	1	2				
Inning Stats	R: 2 E: 0 K: 0 S: 6	H: 3 LOB: 1 BB: 0 P: 6	R: 0 E: 0 K: 0 S: 5	H: 2 LOB: 3 BB: 1 P: 9	R: 0 E: 0 K: 0 S: 3	H: 1 LOB: 0 BB: 0 P: 3	R: 0 E: 0 K: 0 S: 3	H: 0 LOB: 0 BB: 0 P: 3	R: 0 E: 0 K: 1 S: 6	H: 1 LOB: 1 BB: 0 P: 6	R: 0 E: 0 K: 1 S: 5	H: 0 LOB: 0 BB: 0 P: 5	R: 0 E: 0 K: 1 S: 6	H: 1 LOB: 1 BB: 0 P: 6	R: 0 E: 1 K: 1 S: 7	H: 1 LOB: 2 BB: 0 P: 7	1B: 8 2B: 1 3B: 0 HR: 0	SF: 0 SAC: 0 DP: 1 HBP: 0	WP: 0 PB: 0 SB: 0 CS: 0	PA: 37
PITCHER Lary Sorensen, R ERA: 4.2 Bill Castro, R ERA: 1.19 Bob McClure, L ERA: 2.66 (1, 1) (9, 1) (9, 1)	IP: 8.0 WLS: W BF: 32 H: 8 R: 2 ER: 2 SO: 3 BB: 1 IBB: 0 HBP: 0 BLK: 0 WP: 0 HR: 0 S: 37 P: 41 ERA: 2.25 WHIP: 1.125															PITCHER				

Batter	1	2	3	4	5	6	7	8	9	AB	R	H	RBI	BB	SO	LOB	TOP								
Al Bumby, L OBP: 0.333, SLG: 0.467 (1, 8)	0-0 4-3	0-0 6-3			0-0 1-3		0-0 6-3	0-0 P5		5	0	0	0	0	0	2									
Pat Kelly, L OBP: 0.370, SLG: 0.400 (1, 7)	0-0 2B		0-0 1-3		0-0 1-3		4-0 1B		0-0 1B	4	2	2	0	1	0	0									
Ken Singleton, S OBP: 0.323, SLG: 0.436 (7, PR)	0-0 1B		0-0 F8		0-0 G3		0-0 1B		0-0 G5-4-3	4	1	2	1	0	0	0									
Gary Roenicke, R OBP: 0.326, SLG: 0.333 (7, 9)	0-0 1B		0-0 F5				0-0 1B		0-0 1B	1	0	0	0	0	0	1									
Eddie Murray, S OBP: 0.347, SLG: 0.457 (1, 3)	0-0 4-3						0-0 1B		0-0 1B	5	0	3	1	0	0	1									
Terry Crowley, L OBP: 0.462, SLG: 0.622 (1, 10)	0-0 1B			4-0 1B		0-0 1B	0-0 1B		0-0 F9	4	2	3	1	1	0	2									
Dan Graham, L OBP: 0.324, SLG: 0.415 (1, 2)	0-0 F8			0-0 E9		0-0 1B	0-0 1B		0-0 F8	5	1	2	0	0	0	5									
Doug DeCinces, R OBP: 0.324, SLG: 0.411 (1, 5)		0-3 K		0-0 L6-4		0-0 1B			0-0 F8	4	0	1	0	0	1	1									
Mark Belanger, R OBP: 0.195, SLG: 0.191 (1, 6)	0-0 4-3			4-0 BB		0-0 1B			0-0 F9	3	0	1	2	1	0	0									
Rich Dauer, R OBP: 0.349, SLG: 0.313 (1, 4)		4-0 BB		0-0 6-3		0-0 F5			0-0 2B	3	0	1	0	1	0	2									
Inning Stats	R: 2 E: 0 K: 0 S: 6	H: 3 LOB: 1 BB: 0 P: 6	R: 0 E: 0 K: 1 S: 5	H: 0 LOB: 1 BB: 1 P: 9	R: 0 E: 0 K: 0 S: 3	H: 0 LOB: 0 BB: 0 P: 3	R: 1 E: 2 K: 0 S: 3	H: 1 LOB: 1 BB: 2 P: 11	R: 0 E: 0 K: 0 S: 3	H: 0 LOB: 0 BB: 0 P: 3	R: 2 E: 0 K: 0 S: 6	H: 5 LOB: 1 BB: 0 P: 6	R: 1 E: 0 K: 0 S: 5	H: 2 LOB: 2 BB: 1 P: 9	R: 0 E: 0 K: 0 S: 4	H: 1 LOB: 0 BB: 0 P: 4	R: 0 E: 0 K: 0 S: 5	H: 3 LOB: 2 BB: 0 P: 5	1B: 13 2B: 3 3B: 0 HR: 0	SF: 0 SAC: 0 DP: 2 HBP: 0	WP: 0 PB: 0 SB: 0 CS: 0	PA: 42			
PITCHER	IP	WLS	BF	H	R	ER	SO	BB	IBB	HBP	BLK	WP	HR	S	P	ERA	WHIP								
Bruce Kison, R ERA: 4.09 (1, 1)	5.1	L	25	8	5	5	1	3	0	0	0	0	0	24	36	8.44	2.062								
John Montague, R ERA: 3.85 (6, 1)	3.2		17	7	1	1	0	1	0	0	0	0	0	16	20	2.46	2.182								

Baltimore Orioles @ California Angels
Anaheim Stadium, Anaheim, CA
Fri Jun 06 1980, 10:05 PM EDT
Att: 28,985 - Unknown

AB 38
R 6
H 15
RBI 5
BB 4
SO 1
LOB 14



Batter	1	2	3	4	5	6	7	8	9	AB	R	H	RBI	BB	SO	LOB	BOTTOM								
Freddie Patek, R OBP: 0.313, SLG: 0.368 (1, 6)	4-0 1B		0-0 F9			0-0 6-3		0-0 F7		3	1	0	0	1	0	0									
Dickie Thon, R OBP: 0.520, SLG: 0.636 (1, 10)	0-0 1B		0-0 F8			0-0 1B			0-0 2B	4	0	3	1	0	0	0									
Rod Carew, L OBP: 0.398, SLG: 0.377 (1, 3)	0-0 F8		0-0 4-3			0-0 F9			0-0 F8	4	0	0	0	0	0	3									
Carney Lansford, R OBP: 0.335, SLG: 0.418 (1, 5)	0-0 FC6-4			0-0 F7		0-0 F7			0-3 K	4	0	0	0	0	1	3									
Joe Rudi, R OBP: 0.294, SLG: 0.503 (1, 7)	0-3 K			0-3 K		0-0 F9			0-0 L5	4	0	0	0	0	2	2									
Bobby Grich, R OBP: 0.372, SLG: 0.389 (1, 4)		0-3 K		0-3 K			0-3 K			3	0	0	0	0	3	0									
Bobby Clark, R (1, 8)		0-0 F9			0-0 6-3		0-0 P4			3	0	0	0	0	0	0									
Rick Miller, L OBP: 0.355, SLG: 0.301 (1, 9)		0-0 1B			0-0 F8			0-0 F8		3	0	1	0	0	0	0									
Tom Donohue, R OBP: 0.197, SLG: 0.234 (1, 2)		0-0 F7			0-0 F8			0-3 K		3	0	0	0	0	1	1									
Inning Stats	R: 1 E: 0 K: 1 S: 6	H: 1 LOB: 1 BB: 1 P: 10	R: 0 E: 0 K: 1 S: 6	H: 1 LOB: 0 BB: 0 P: 6	R: 0 E: 0 K: 2 S: 7	H: 0 LOB: 0 BB: 0 P: 7	R: 0 E: 0 K: 0 S: 3	H: 0 LOB: 0 BB: 0 P: 3	R: 0 E: 0 K: 0 S: 4	H: 1 LOB: 1 BB: 0 P: 4	R: 0 E: 0 K: 1 S: 5	H: 0 LOB: 0 BB: 0 P: 5	R: 0 E: 0 K: 1 S: 5	H: 0 LOB: 0 BB: 0 P: 5	R: 0 E: 0 K: 1 S: 6	H: 1 LOB: 1 BB: 0 P: 6	1B: 3 2B: 1 3B: 0 HR: 0	SF: 0 SAC: 0 DP: 0 HBP: 0	WP: 0 PB: 0 SB: 1 CS: 0	PA: 32					
PITCHER	IP	WLS	BF	H	R	ER	SO	BB	IBB	HBP	BLK	WP	HR	S	P	ERA	WHIP								
Scott McGregor, L ERA: 2.84 (1, 1)	9.0	W	32	4	1	1	7	1	0	0	0	0	0	45	49	1.00	0.556								

Baltimore Orioles @ California Angels
Anaheim Stadium, Anaheim, CA
Fri Jun 06 1980, 10:05 PM EDT
Att: 28,985 - Unknown

AB 31
R 1
H 4
RBI 1
BB 1
SO 7
LOB 9





Batter	1	2	3	4	5	6	7	8	9	AB	R	H	RBI	BB	SO	LOB	TOP								
Al Bumbry, L OBP: 0.332, SLG: 0.463 (1, 8)	K2-3		1-3		E 1B 1B	F5		BB		4	1	1	0	1	1	1	Baltimore Orioles @ California Angels Anaheim Stadium, Anaheim, CA Sat Jun 07 1980, 10:05 PM EDT Att: 37,266 - Unknown								
Rich Dauer, R OBP: 0.350, SLG: 0.323 (1, 4)	2B		F8		E 1B 1B	F9		F9		5	1	2	0	0	0	2									
Ken Singleton, S OBP: 0.315, SLG: 0.424 (1, 9)	K		F7		K	3-1				5	0	0	0	0	2	4									
Eddie Murray, S OBP: 0.344, SLG: 0.450 (1, 3)	F7			1B FC6-4 1B	E6 1B		P5		K	5	2	1	0	0	1	3									
Terry Crowley, L OBP: 0.482, SLG: 0.625 (1, 10)		L6 1B		FC6-4 1B	K				G3	3	1	2	0	1	1	3									
Lee May, R OBP: 0.275, SLG: 0.415 (9, PH)										1	0	0	0	0	0	0									
Doug DeCinces, R OBP: 0.328, SLG: 0.420 (1, 5)	F5			F2	WP E 1B			2B		4	1	2	3	0	0	3									
Gary Roenicke, R OBP: 0.338, SLG: 0.346 (1, 7)				FC6-4 1B	E WP 1B			F8		4	0	3	1	0	0	0									
Rick Dempsey, R OBP: 0.316, SLG: 0.459 (1, 2)	L6			FC6-4 1B	E5 S			P1		4	0	0	1	0	0	5									
Mark Belanger, R OBP: 0.197, SLG: 0.193 (1, 6)			1-3 1B	F7	F9			F9		4	0	1	0	0	0	4									
Inning Stats	R: 0 E: 0 K: 2 S: 8	H: 1 LOB: 1 BB: 0 P: 8	R: 0 E: 0 K: 0 S: 4	H: 2 LOB: 1 BB: 0 P: 4	R: 0 E: 0 K: 0 S: 4	H: 1 LOB: 1 BB: 0 P: 4	R: 1 E: 0 K: 0 S: 6	H: 3 LOB: 2 BB: 0 P: 6	R: 4 E: 2 K: 2 S: 13	H: 4 LOB: 0 BB: 0 P: 13	R: 0 E: 0 K: 0 S: 3	H: 0 LOB: 0 BB: 0 P: 3	R: 1 E: 0 K: 0 S: 3	H: 1 LOB: 0 BB: 1 P: 7	R: 0 E: 0 K: 0 S: 3	H: 0 LOB: 1 BB: 1 P: 7	R: 0 E: 0 K: 1 S: 5	H: 0 LOB: 0 BB: 0 P: 5	1B: 10 2B: 3 3B: 0 HR: 0	SF: 0 SAC: 0 DP: 1 HBP: 0	WP: 1 PB: 0 SB: 1 CS: 0	PA: 41			
PITCHER	IP	WLS	BF	H	R	ER	SO	BB	IBB	HBP	BLK	WP	HR	S	P	ERA	WHIP								
Dave Frost, R ERA: 4.07 (1, 1)	4.2	L	24	10	5	1	4	0	0	0	0	0	0	32	32	1.93	2.143								
Dave Lemanczyk, R ERA: 5.32 (5, 1)	2.1		10	2	1	1	0	1	0	0	0	1	0	9	13	3.86	1.286								
Dave LaRoche, L ERA: 2.2 (8, 1)	2.0		7	0	0	0	1	1	0	0	0	0	0	8	12	0.00	0.500								


AB	39
R	6
H	12
RBI	5
BB	2
SO	5
LOB	25



Batter	1	2	3	4	5	6	7	8	9	AB	R	H	RBI	BB	SO	LOB	BOTTOM								
Rick Miller, L OBP: 0.357, SLG: 0.320 (1, 8)	1B BB	FC1-5 3B		4-3		6-3		6-3		4	1	1	1	1	0	4	Baltimore Orioles @ California Angels Anaheim Stadium, Anaheim, CA Sat Jun 07 1980, 10:05 PM EDT Att: 37,266 - Unknown								
Dickie Thon, R OBP: 0.500, SLG: 0.593 (1, 4)	1B	FC1-5			5-3		E S 4-3 1B		4-3	5	2	2	0	0	0	1									
Rod Carew, L OBP: 0.398, SLG: 0.383 (1, 3)	1B			F7	1B 2B		K		L5	5	1	2	1	0	1	1									
Jason Thompson, L OBP: 0.309, SLG: 0.388 (1, 10)	1B				F7		4-3		L4	5	0	2	2	0	0	1									
Carney Lansford, R OBP: 0.333, SLG: 0.414 (1, 5)	K			F8	FC6-4 1B		P4			4	0	1	1	0	1	3									
Joe Rudi, R OBP: 0.287, SLG: 0.491 (1, 7)	F7			5-3	FC6-4				5-3	4	0	0	0	0	0	4									
Larry Harlow, L OBP: 0.343, SLG: 0.455 (1, 9)	K			4-3					6-3	4	0	0	0	0	1	2									
Freddie Patek, R OBP: 0.319, SLG: 0.367 (1, 6)		E6 FC1-5			6-4-3 BB				4-3	3	0	1	0	1	0	0									
Tom Donohue, R OBP: 0.200, SLG: 0.254 (1, 2)		FC1-6			6-4-3					3	1	1	0	0	0	2									
Bobby Grich, R OBP: 0.376, SLG: 0.389 (8, PH)										0	0	0	0	1	0	0									
Stan Cliburn, R OBP: 0.286, SLG: 0.286 (9, 2)										0	0	0	0	0	0	0									
Inning Stats	R: 2 E: 0 K: 2 S: 10	H: 3 LOB: 2 BB: 1 P: 14	R: 1 E: 1 K: 0 S: 4	H: 1 LOB: 0 BB: 0 P: 4	R: 0 E: 0 K: 0 S: 4	H: 1 LOB: 1 BB: 0 P: 4	R: 0 E: 0 K: 0 S: 3	H: 0 LOB: 1 BB: 1 P: 7	R: 1 E: 0 K: 0 S: 5	H: 2 LOB: 1 BB: 0 P: 5	R: 0 E: 0 K: 0 S: 4	H: 1 LOB: 1 BB: 0 P: 4	R: 1 E: 0 K: 1 S: 6	H: 1 LOB: 0 BB: 0 P: 6	R: 0 E: 0 K: 0 S: 4	H: 1 LOB: 2 BB: 1 P: 8	R: 0 E: 0 K: 0 S: 3	H: 0 LOB: 0 BB: 0 P: 3	1B: 6 2B: 3 3B: 2 HR: 0	SF: 0 SAC: 0 DP: 1 HBP: 0	WP: 0 PB: 0 SB: 2 CS: 0	PA: 40			
PITCHER	IP	WLS	BF	H	R	ER	SO	BB	IBB	HBP	BLK	WP	HR	S	P	ERA	WHIP								
Jim Palmer, R ERA: 3.92 (1, 1)	6.0	W	29	9	5	3	2	2	0	0	0	0	0	31	39	4.50	1.833								
Tim Stoddard, R ERA: 2.36 (7, 1)	3.0	S	11	1	0	0	1	1	0	0	0	0	0	12	16	0.00	0.667								



Batter	1	2	3	4	5	6	7	8	9	AB	R	H	RBI	BB	SO	LOB	TOP										
Al Bumby, L OBP: 0.338, SLG: 0.474 (1, 8)	0-0 G9-4-6 1B	0-0 1-3 2-H 3-H 1B		0-0 F7	0-0 1-2 2-H 3-H 1B	0-0 2-H 3-H 2B			0-0 L6	6	0	4	5	0	0	2	Baltimore Orioles @ California Angels Anaheim Stadium, Anaheim, CA Sun Jun 08 1980, 6:33 AM EDT Att: 34,163 - Unknown AB 36 R 13 H 11 RBI 13 BB 11 SO 2 LOB 18 										
Rich Dauer, R OBP: 0.344, SLG: 0.317 (1, 4) (7, 5)	0-0 G9-4-6 1-2	0-0 P3			0-0 F7	0-0 F8			0-0 F8	6	0	1	1	0	0	5											
Ken Singleton, S OBP: 0.317, SLG: 0.420 Dan Graham, L OBP: 0.319, SLG: 0.409 (1, 9) (7, 2)	0-0 2B 1B	0-0 F5							0-0 F8	4	1	1	0	1	0	4											
Eddie Murray, S OBP: 0.345, SLG: 0.454 (1, 3)	0-0 1-H 2B		0-0 P5		0-0 FC4-6 BB BB	0-0 G3			0-0 G4-6-3 1B	5	1	2	1	0	0	1											
Pat Kelly, L OBP: 0.372, SLG: 0.381 Gary Roenicke, R OBP: 0.338, SLG: 0.346 (1, 7) (7, 7)	0-0 G3		0-3 K		4-0 BB BB	4-0 E S 1B BB			0-0 G4-6-3 1-2	3	2	0	0	2	1	2											
Terry Crowley, L OBP: 0.475, SLG: 0.588 (1, 10)		0-0 L5	0-0 F7		4-0 BB BB	4-0 BB BB			0-0 6-3	3	2	0	0	2	0	0											
Doug DeCinces, R Lenn Sakata, R OBP: 0.316, SLG: 0.471 (1, 5) (7, 4)		4-0 BB BB 1B BB		0-0 F7	4-0 1-2 2-3 3-H BB	0-3 K			0-0 F9	2	2	0	1	2	1	2											
Rick Dempsey, R OBP: 0.333, SLG: 0.455 (1, 2) (7, 9)		4-0 BB BB 1B BB		1-0 HBP	4-0 1B BB	4-0 1B 2B BB			0-0 F7	1	3	0	1	3	0	0											
Kiko Garcia, R OBP: 0.280, SLG: 0.222 (1, 6)		4-0 1B BB		0-0 P6	0-0 1-3 2-H 3-H 1B 1B	0-0 1-3 2-H 3-H 2B 1B			0-0 2B	4	2	3	4	1	0	1											
Inning Stats	R: 1 E: 0 K: 0 S: 5	H: 3 LOB: 1 BB: 0 P: 5	R: 2 E: 0 K: 0 S: 4	H: 1 LOB: 2 BB: 3 P: 16	R: 0 E: 0 K: 1 S: 5	H: 0 LOB: 0 BB: 0 P: 5	R: 0 E: 0 K: 0 S: 3	H: 0 LOB: 1 BB: 0 P: 4	R: 6 E: 0 K: 0 S: 6	H: 3 LOB: 2 BB: 5 P: 26	R: 4 E: 0 K: 1 S: 7	H: 2 LOB: 1 BB: 3 P: 19	R: 0 E: 0 K: 0 S: 3	H: 1 LOB: 0 BB: 0 P: 3	R: 0 E: 0 K: 0 S: 3	H: 0 LOB: 0 BB: 0 P: 3		R: 0 E: 0 K: 0 S: 4	H: 1 LOB: 1 BB: 0 P: 4	1B: 8 2B: 3 3B: 0 HR: 0	SF: 0 SAC: 0 DP: 1 HBP: 1	WP: 0 PB: 0 SB: 1 CS: 0	PA: 48				
PITCHER	IP	WLS	BF	H	R	ER	SO	BB	IBB	HBP	BLK	WP	HR	S	P	ERA	WHIP										
Don Aase, R ERA: 3.71 (1, 1)	1.1		10	4	3	3	0	3	0	0	0	0	0	7	19	20.25	5.250										
Chris Knapp, R ERA: 5.95 (2, 1)	3.1	L	15	0	4	4	1	4	0	1	0	0	0	12	29	10.80	1.200										
Mark Clear, R ERA: 5.19 (5, 1)	1.0		11	4	6	6	1	4	0	0	0	0	0	9	25	54.00	8.000										
Jim Barr, R ERA: 5.06 (6, 1)	3.1		12	3	0	0	0	0	0	0	0	0	0	12	12	0.00	0.900										

Batter	1	2	3	4	5	6	7	8	9	AB	R	H	RBI	BB	SO	LOB	BOTTOM										
Rick Miller, L OBP: 0.359, SLG: 0.353 (1, 8)	0-0 2B 2B	0-0 G3		0-0 2-H 3B		0-3 K			0-0 F8	5	1	2	1	0	1	1	Baltimore Orioles @ California Angels Anaheim Stadium, Anaheim, CA Sun Jun 08 1980, 6:33 AM EDT Att: 34,163 - Unknown AB 34 R 8 H 9 RBI 8 BB 8 SO 6 LOB 17 										
Dickie Thon, R OBP: 0.429, SLG: 0.500 (1, 4)	0-0 6-3		0-0 6-3	0-0 F8		0-0 F8			0-0 F7	5	0	0	0	0	0	2											
Rod Carew, L OBP: 0.393, SLG: 0.375 (1, 10)	0-0 P6		4-0 1B SF8 BB	0-0 F8					0-0 4-3	4	1	0	0	1	0	2											
Jason Thompson, L OBP: 0.324, SLG: 0.400 (1, 3)	0-0 2-H 1B 2B		0-0 1-3 1B		4-0 F7 1B BB				0-0 F9	3	2	2	1	2	0	0											
Carney Lansford, R OBP: 0.338, SLG: 0.421 Todd Cruz, R OBP: 0.356, SLG: 0.425 (1, 5) (6, 5)	0-0 S 1B		0-0 SF8		0-0 F8 BB 1B				4-0 BB HR BB	2	0	2	2	0	0	0											
Bobby Clark, R OBP: 0.250, SLG: 0.571 (1, 7)	0-3 K		0-3 K		0-0 F7				0-0 HR BB	4	1	1	3	1	2	4											
Larry Harlow, L OBP: 0.355, SLG: 0.451 (1, 9)		0-0 FC5-4 1B		4-0 2B BB	4-0 1-2 BB				0-3 K	3	1	1	0	2	1	2											
Freddie Patek, R OBP: 0.317, SLG: 0.372 (1, 6)		0-0 F9		0-0 1-H 3B 2B	0-0 F8				0-0 F9	4	1	1	1	0	0	4											
Tom Donohue, R OBP: 0.195, SLG: 0.248 Stan Cliburn, R OBP: 0.250, SLG: 0.250 (8, PH) (9, 2)		0-0 FC5-4 1-2		0-3 K		0-3 K			0-0 5-3	3	0	0	0	0	2	2											
Inning Stats	R: 2 E: 0 K: 1 S: 8	H: 3 LOB: 1 BB: 0 P: 8	R: 0 E: 0 K: 0 S: 4	H: 1 LOB: 1 BB: 0 P: 4	R: 1 E: 0 K: 1 S: 6	H: 1 LOB: 1 BB: 1 P: 10	R: 2 E: 0 K: 1 S: 7	H: 2 LOB: 1 BB: 1 P: 11	R: 0 E: 0 K: 2 S: 7	H: 0 LOB: 0 BB: 0 P: 7	R: 0 E: 0 K: 1 S: 5	H: 0 LOB: 2 BB: 2 P: 13	R: 0 E: 0 K: 0 S: 3	H: 0 LOB: 0 BB: 0 P: 3	R: 3 E: 0 K: 0 S: 4	H: 1 LOB: 2 BB: 2 P: 12		1B: 4 2B: 3 3B: 1 HR: 1	SF: 1 SAC: 0 DP: 0 HBP: 0	WP: 0 PB: 0 SB: 1 CS: 0	PA: 43						
PITCHER	IP	WLS	BF	H	R	ER	SO	BB	IBB	HBP	BLK	WP	HR	S	P	ERA	WHIP										
Steve Stone, R ERA: 4.41 (1, 1)	3.0		17	6	5	5	2	2	0	0	0	0	0	19	27	15.00	2.667										
Sammy Stewart, R ERA: 3.97 (4, 1)	6.0	W	26	3	3	3	4	6	0	0	0	0	1	28	52	4.50	1.500										

Batter	1	2	3	4	5	6	7	8	9	AB	R	H	RBI	BB	SO	LOB	TOP			
Al Bumby, L OBP: 0.430, SLG: 0.465 (1, 8)	0-0 4-3		0-0 F7			0-0 F7		0-0 F8	0-0 F8	4	0	0	0	0	0	0				
Lenn Sakata, R OBP: 0.273, SLG: 0.400 (1, 4)	0-0 F3		0-3 K			0-0 6-3		4-0 1B SF9 BB	4-0 1B SF9 BB	3	0	0	0	0	1	0				
Pat Kelly, L OBP: 0.380, SLG: 0.381 (9, PH)										0	1	0	0	1	0	0				
Rich Dauer, R OBP: 0.344, SLG: 0.317 (9, 4)										0	0	0	0	0	0	0				
Ken Singleton, S OBP: 0.316, SLG: 0.416 (9, PR)	0-0 F7		0-0 F3			0-0 4-3		0-0 1-3 1B	0-0 1-3 1B	4	0	1	0	0	0	0				
Rick Dempsey, R OBP: 0.333, SLG: 0.455 (9, 9)										0	0	0	0	0	0	0				
Eddie Murray, S OBP: 0.343, SLG: 0.452 (1, 3)		0-0 HR 1B		0-0 G3		0-0 4-3		0-0 4-3	0-0 SF9	3	1	1	1	0	0	0				
Terry Crowley, L OBP: 0.477, SLG: 0.630 (1, 10)		0-0 1-H HR		0-0 4-3		0-0 4-3		0-0 F8	0-0 3-H 4-0	3	1	1	2	1	0	0				
Dan Graham, L OBP: 0.329, SLG: 0.414 (1, 2)		0-0 1B		0-0 4-3		0-0 4-3		0-0 1B	0-0 1B	4	0	2	0	0	0	2				
Doug DeCinces, R OBP: 0.326, SLG: 0.407 (1, 5)		0-3 K		0-0 P4		0-0 P6		0-0 P6	0-0 P6	3	0	0	0	0	1	1				
Gary Roenicke, R OBP: 0.338, SLG: 0.346 (1, 7)		0-0 F5		0-0 F8		0-0 F8		0-0 G4-6-3 1B	0-0 G4-6-3 1B	3	0	1	0	0	0	1				
Kiko Garcia, R OBP: 0.271, SLG: 0.213 (1, 6)		0-0 F9		0-0 1-3		0-0 1-3		0-0 G4-6-3 1-2	0-0 G4-6-3 1-2	3	0	0	0	0	0	2				
Inning Stats	R: 0 E: 0 K: 0 S: 3	H: 0 LOB: 0 BB: 0 P: 3	R: 2 E: 0 K: 1 S: 8	H: 3 LOB: 1 BB: 0 P: 8	R: 0 E: 0 K: 1 S: 5	H: 0 LOB: 0 BB: 0 P: 5	R: 0 E: 0 K: 0 S: 3	H: 0 LOB: 0 BB: 0 P: 3	R: 0 E: 0 K: 0 S: 3	H: 1 LOB: 1 BB: 0 P: 3	R: 0 E: 0 K: 0 S: 3	H: 1 LOB: 0 BB: 0 P: 3	R: 0 E: 0 K: 0 S: 3	H: 1 LOB: 2 BB: 2 P: 12	R: 1 E: 1 K: 0 S: 4	H: 1 LOB: 2 BB: 2 P: 12	1B: 5 2B: 0 3B: 0 HR: 1	SF: 1 SAC: 0 DP: 1 HBP: 0	WP: 0 PB: 0 SB: 0 CS: 0	PA: 33
PITCHER Rick Langford, R ERA: 3.54 (1, 1)	IP: 9.0 WLS: L BF: 33	H: 6 R: 3 ER: 3 SO: 2	BB: 1 IBB: 1 HBP: 0 BLK: 0	WP: 0 HR: 1 S: 35 P: 43	ERA: 3.00 WHIP: 0.778															

Baltimore Orioles @ Oakland Athletics
Oakland-Alameda County Coliseum, Oakland, CA
Mon Jun 09 1980, 7:05 PM PDT
Att: 20,162 - Unknown

AB	30
R	3
H	6
RBI	3
BB	2
SO	2
LOB	6



Batter	1	2	3	4	5	6	7	8	9	AB	R	H	RBI	BB	SO	LOB	BOTTOM					
Rickey Henderson, R OBP: 0.412, SLG: 0.387 (1, 7)	0-0 6-3 SF7 2B	0-0 1-3 1B			4-0 K BB		0-0 4-3			3	1	2	0	1	0	1						
Dwayne Murphy, L OBP: 0.418, SLG: 0.439 (1, 8)	0-0 6-3	0-0 G3			0-3 K 1-2			0-0 4-3 SH1-3 1B		4	0	1	0	0	1	4						
Tony Armas, R OBP: 0.320, SLG: 0.453 (1, 9)	0-0 SF7		0-0 6-3		0-0 F9			0-0 SH1-3		2	0	0	1	0	0	0						
Jeff Newman, R OBP: 0.281, SLG: 0.397 (1, 3)	0-0 2B		0-3 K		0-0 F7			0-0 4-3		4	0	1	0	0	1	1						
Randy Elliott, R OBP: 0.154, SLG: 0.154 (1, 10)	0-0 F8		0-0 FC5-4 1B		0-3 K			0-0 F3		4	0	1	0	0	1	2						
Mickey Klutts, R OBP: 0.261, SLG: 0.292 (1, 5)		0-0 G4-6-3 1B	0-0 FC5-4		0-3 K			0-0 6-3		4	1	1	0	0	1	1						
Jim Essian, R OBP: 0.288, SLG: 0.259 (1, 2)		4-0 G4-6-3 BB		0-0 F7		0-0 P5		0-3 K		3	0	0	0	1	1	0						
Mario Guerrero, R OBP: 0.253, SLG: 0.284 (1, 6)		0-0 G4-6-3		0-0 5-3		0-0 K		0-0 P6		4	0	1	0	0	0	2						
Dave McKay, S OBP: 0.222, SLG: 0.324 (1, 4)		0-0 1B		0-0 F8		0-3 K				3	0	1	1	0	1	1						
Inning Stats	R: 1 E: 0 K: 0 S: 5	H: 2 LOB: 1 BB: 0 P: 5	R: 1 E: 0 K: 0 S: 5	H: 3 LOB: 2 BB: 1 P: 9	R: 0 E: 0 K: 1 S: 6	H: 1 LOB: 1 BB: 0 P: 6	R: 0 E: 0 K: 0 S: 3	H: 0 LOB: 0 BB: 0 P: 3	R: 0 E: 0 K: 1 S: 4	H: 0 LOB: 0 BB: 1 P: 8	R: 0 E: 0 K: 2 S: 7	H: 0 LOB: 0 BB: 0 P: 7	R: 0 E: 0 K: 1 S: 6	H: 1 LOB: 1 BB: 0 P: 6	R: 0 E: 0 K: 0 S: 4	H: 1 LOB: 1 BB: 0 P: 4	R: 0 E: 0 K: 1 S: 5	H: 0 LOB: 0 BB: 0 P: 5	1B: 6 2B: 2 3B: 0 HR: 0	SF: 1 SAC: 1 DP: 1 HBP: 0	WP: 0 PB: 0 SB: 1 CS: 0	PA: 35
PITCHER Mike Flanagan, L ERA: 3.45 (1, 1)	IP: 9.0 WLS: W BF: 35	H: 8 R: 2 ER: 2 SO: 6	BB: 2 IBB: 0 HBP: 0 BLK: 0	WP: 0 HR: 0 S: 45 P: 53	ERA: 2.00 WHIP: 1.111																	

Baltimore Orioles @ Oakland Athletics
Oakland-Alameda County Coliseum, Oakland, CA
Mon Jun 09 1980, 7:05 PM PDT
Att: 20,162 - Unknown

AB	31
R	2
H	8
RBI	2
BB	2
SO	6
LOB	12



Batter	1	2	3	4	5	6	7	8	9	AB	R	H	RBI	BB	SO	LOB	TOP										
Al Bumby, L OBP: 0.326, SLG: 0.463 (1, 8)	0-3 K	0-0 6-3		0-0 6-3			0-0 6-3		0-0 PB 2B	5	1	1	0	0	1	2	Baltimore Orioles @ Oakland Athletics Oakland-Alameda County Coliseum, Oakland, CA Tue Jun 10 1980, 7:05 PM PDT Att: 3,873 - Unknown livebaseballscorecards.com										
Rich Dauer, R OBP: 0.351, SLG: 0.331 (1, 4) (7, 5)	0-0 F8		0-0 G1-4-3 1B		0-0 1B		0-0 5-3		0-0 2B	5	0	3	1	0	0	0											
Ken Singleton, S OBP: 0.318, SLG: 0.432 (1, 9)	0-0 HR		0-0 G1-4-3 1-2		0-0 F8			0-0 2B	0-3 K	5	2	2	1	0	1	3											
Eddie Murray, S OBP: 0.346, SLG: 0.465 (1, 3)	0-0 HR		4-0 BB		0-3 K			0-0 F7		3	1	1	1	1	1	2											
Pat Kelly, L OBP: 0.378, SLG: 0.369 (1, 7) Benny Ayala, R OBP: 0.400, SLG: 0.645 (8, PH) (8, 7)	4-0 S BB		0-0 4-3		0-0 4-3			0-0 F8		2	0	0	0	1	0	2											
Doug DeCinces, R OBP: 0.328, SLG: 0.402 (1, 5) Wayne Krenchicki, L OBP: 0.154, SLG: 0.083 (7, 4) Lenn Sakata, R OBP: 0.304, SLG: 0.476 (8, PH) (8, 4)	4-0 BB BB BB		0-0 1-2 BB		0-0 F7		0-0 F8		0-0 1-H 2B	2	0	0	0	1	0	0											
Lee May, R OBP: 0.274, SLG: 0.409 (1, 10)	0-0 F3			0-0 FC6-4 1B		0-0 F8		0-0 F7		4	0	1	0	0	0	3											
Rick Dempsey, R OBP: 0.331, SLG: 0.449 (1, 2)		0-0 F8		0-0 FC6-4 1-2 1B		0-0 F8			0-0 F7	4	0	1	0	0	0	0											
Kiko Garcia, R OBP: 0.258, SLG: 0.203 (1, 6)	0-3 K		0-0 FC6-4 1-2 2-3				0-0 6-3		0-3 K	4	0	0	0	0	2	2											
Inning Stats	R: 2 E: 0 K: 1 S: 7	H: 2 LOB: 2 BB: 2 P: 15	R: 0 E: 0 K: 1 S: 5	H: 0 LOB: 0 BB: 0 P: 5	R: 0 E: 0 K: 0 S: 3	H: 1 LOB: 1 BB: 1 P: 7	R: 0 E: 0 K: 0 S: 5	H: 2 LOB: 2 BB: 0 P: 5	R: 0 E: 0 K: 1 S: 6	H: 1 LOB: 1 BB: 0 P: 6	R: 0 E: 0 K: 0 S: 3	H: 0 LOB: 0 BB: 0 P: 3	R: 0 E: 0 K: 0 S: 3	H: 0 LOB: 0 BB: 0 P: 3	R: 1 E: 0 K: 2 S: 5	H: 2 LOB: 1 BB: 0 P: 5		R: 1 E: 0 K: 2 S: 9	H: 2 LOB: 1 BB: 0 P: 9	1B: 5 2B: 3 3B: 0 HR: 2	SF: 0 SAC: 0 DP: 1 HBP: 0	WP: 0 PB: 1 SB: 2 CS: 0	PA: 39				
PITCHER	IP	WLS	BF	H	R	ER	SO	BB	IBB	HBP	BLK	WP	HR	S	P	ERA	WHIP										
Steve McCatty, R ERA: 4.71	(1, 1)	7.0	W	30	7	3	3	3	0	0	0	0	2	33	45	3.86	1.429										
Bob Lacey, L ERA: 2.43	(8, 1)	2.0		9	3	1	1	2	0	0	0	0	0	13	13	4.50	1.500										



Batter	1	2	3	4	5	6	7	8	9	AB	R	H	RBI	BB	SO	LOB	BOTTOM										
Rickey Henderson, R OBP: 0.417, SLG: 0.383 (1, 7)	0-0 1B SF7		0-0 CS 1B		0-0 B1-3	0-0 2B				4	2	3	0	0	0	0	Baltimore Orioles @ Oakland Athletics Oakland-Alameda County Coliseum, Oakland, CA Tue Jun 10 1980, 7:05 PM PDT Att: 3,873 - Unknown livebaseballscorecards.com										
Dwayne Murphy, L OBP: 0.426, SLG: 0.455 (1, 8)	0-0 1B		0-0 1-2 1B		0-0 2B	0-0 3B				4	1	4	1	0	0	0											
Jeff Newman, R OBP: 0.280, SLG: 0.403 (1, 3)	0-0 SF7		0-3 K		0-0 2B	0-0 4-3				3	1	1	2	0	1	2											
Randy Elliott, R OBP: 0.188, SLG: 0.250 (1, 10) Mitchell Page, L OBP: 0.305, SLG: 0.377 (6, PR)	0-3 K		0-3 K		0-0 2B	0-0 1B		0-0 4-3		3	0	1	1	0	2	2											
Tony Armas, R OBP: 0.319, SLG: 0.448 (1, 9)	0-0 6-3			0-0 2B	0-0 6-4-3			0-0 F9		4	1	1	0	0	0	2											
Mike Heath, R OBP: 0.277, SLG: 0.317 (1, 2)		0-0 E5 SF8		0-3 K	0-0 K	0-0 2B		0-0 G3		4	1	2	1	0	1	1											
Mickey Klutts, R OBP: 0.271, SLG: 0.293 (1, 5)		4-0 CS BB		0-3 K	0-0 L4			0-0 G5-4-3		3	0	1	0	1	1	3											
Mario Guerrero, R OBP: 0.253, SLG: 0.291 (1, 6)		0-0 SF8		0-0 1-H	0-0 2B		0-0 6-3	0-0 G5-4-3		3	0	1	2	0	0	1											
Dave McKay, S OBP: 0.200, SLG: 0.289 (1, 4)	0-3 K		0-3 1-2		0-0 F7		0-0 1-3	0-0 4-3		4	0	0	0	0	1	2											
Inning Stats	R: 1 E: 0 K: 1 S: 7	H: 2 LOB: 1 BB: 0 P: 7	R: 1 E: 1 K: 1 S: 5	H: 1 LOB: 0 BB: 1 P: 9	R: 0 E: 0 K: 2 S: 8	H: 2 LOB: 1 BB: 0 P: 8	R: 1 E: 0 K: 2 S: 9	H: 2 LOB: 1 BB: 0 P: 9	R: 3 E: 0 K: 0 S: 7	H: 4 LOB: 2 BB: 0 P: 7	R: 1 E: 0 K: 0 S: 5	H: 2 LOB: 0 BB: 0 P: 5	R: 0 E: 0 K: 0 S: 3	H: 0 LOB: 0 BB: 0 P: 3	R: 0 E: 0 K: 0 S: 3	H: 1 LOB: 0 BB: 0 P: 3		1B: 9 2B: 4 3B: 1 HR: 0	SF: 2 SAC: 0 DP: 1 HBP: 0	WP: 0 PB: 0 SB: 0 CS: 2	PA: 36						
PITCHER	IP	WLS	BF	H	R	ER	SO	BB	IBB	HBP	BLK	WP	HR	S	P	ERA	WHIP										
Scott McGregor, L ERA: 3.3	(1, 1)	4.1	L	22	10	6	5	6	1	0	0	0	0	33	37	10.38	2.538										
Paul Hartzell, R ERA: 5.19	(5, 1)	3.2		14	4	1	1	0	0	0	0	0	0	14	14	2.46	1.091										



Batter	1	2	3	4	5	6	7	8	9	10	11	12	13	14	AB	R	H	RBI	BB	SO	LOB	TOP								
Al Bumbry, L OBP: 0.423, SLG: 0.459 (1, 8)	3-1		FC6-4 1B			1B		F8		4-3			F9		6	0	2	0	0	0	1									
Rich Dauer, R OBP: 0.345, SLG: 0.326 (1, 5)	K		FC6-4			1B		F9			6-3		F8		6	0	1	0	0	1	2									
Ken Singleton, S OBP: 0.314, SLG: 0.421 (1, 9)	4-3			K		G4-6-3 1B		G3			1B BB		1-3		5	0	0	0	1	1	2									
Eddie Murray, S OBP: 0.350, SLG: 0.479 (1, 3)		4-3		G6-4-3 1B			HR			FC2-6 1B			4-3		6	1	3	1	0	0	1									
Terry Crowley, L OBP: 0.449, SLG: 0.566 Wayne Krschenschek, L OBP: 0.200, SLG: 0.143 (8, PR)	4-3		G6-4-3			1-3		1-3		FC2-6 G4-6-3			P4		4	0	0	0	0	0	2									
Dan Graham, L OBP: 0.305, SLG: 0.382 (1, 2)	F7					1-3		1-3		G4-6-3		1-2 1B	P5		6	0	0	0	0	1	3									
Pat Kelly, L OBP: 0.379, SLG: 0.386 (1, 7)			G5-4-3 1B			4-3		1B 2B			4-3		L3		5	1	2	0	0	0	0									
Kiko Garcia, R OBP: 0.277, SLG: 0.226 (10, 6)			G5-4-3			F8		1B					CS 1B		5	0	3	1	0	0	1									
Mark Belanger, R OBP: 0.200, SLG: 0.190 John Lowenstein, L OBP: 0.275, SLG: 0.182 Lenn Sakata, R OBP: 0.292, SLG: 0.455 (10, 4)			1B BB			K		1-3			1-2 K		F9		2	0	0	0	1	1										
Inning Stats	R: 0 E: 0 K: 1 S: 5	H: 0 LOB: 0 BB: 0 P: 5	R: 0 E: 0 K: 0 S: 3	H: 0 LOB: 0 BB: 0 P: 3	R: 0 E: 0 K: 0 S: 4	H: 2 LOB: 2 K: 0 BB: 1 P: 8	R: 0 E: 0 K: 1 S: 5	H: 1 LOB: 0 BB: 0 P: 5	R: 0 E: 0 K: 1 S: 6	H: 2 LOB: 1 BB: 0 P: 6	R: 2 E: 0 K: 0 S: 6	H: 3 LOB: 1 BB: 0 P: 6	R: 0 E: 0 K: 0 S: 3	H: 0 LOB: 0 BB: 0 P: 3	R: 0 E: 0 K: 1 S: 6	H: 1 LOB: 1 BB: 0 P: 6	R: 0 E: 0 K: 0 S: 4	H: 1 LOB: 2 BB: 1 P: 8	R: 0 E: 0 K: 0 S: 3	H: 0 LOB: 0 BB: 0 P: 3	R: 0 E: 0 K: 0 S: 3	H: 0 LOB: 0 BB: 0 P: 3	R: 0 E: 0 K: 0 S: 3	H: 0 LOB: 0 BB: 0 P: 3	R: 0 E: 0 K: 0 S: 3	H: 0 LOB: 0 BB: 0 P: 3	1B: 10 2B: 1 3B: 0 HR: 1	SF: 0 SAC: 0 DP: 4 HBP: 0	WP: 0 PB: 0 SB: 1 CS: 1	PA: 51
PITCHER Mike Norris, R ERA: 1.95 (1, 1)	IP	WLS	BF	H	R	ER	SO	BB	IBB	HBP	BLK	WP	HR	S	P	ERA	WHIP													

Baltimore Orioles @ Oakland Athletics
Oakland-Alameda County Coliseum, Oakland, CA
Wed Jun 11 1980, 3:33 AM PDT
Att. 5,635 - Unknown

AB 49
R 12
H 12
RBI 2
BB 2
SO 5
LOB 15



Batter	1	2	3	4	5	6	7	8	9	10	11	12	13	14	AB	R	H	RBI	BB	SO	LOB	BOTTOM					
Rickey Henderson, R OBP: 0.429, SLG: 0.500 (1, 7)	4-3 1B BB		P6				1B FC3-4 1B			1B BB			2-3 1B		4	1	3	0	3	0	0						
Dwayne Murphy, L OBP: 0.424, SLG: 0.449 (1, 8)	4-3		F8			K		1B FC3-4 1B			1-2 1B		L4		7	0	2	0	0	1	7						
Dave Revering, L OBP: 0.383, SLG: 0.553 Mike Edwards, R OBP: 0.220, SLG: 0.229 (14, PR)	1B 1B		1B			F8		FC3-5-2 1-3 3H		F7			F9		7	1	3	1	0	0	4						
Wayne Gross, L OBP: 0.368, SLG: 0.456 Mickey Kluttz, R OBP: 0.293, SLG: 0.309 (9, 5)	1B 1B		F9			P6		2B		F8			2B		4	0	2	0	0	0	1						
Mitchell Page, L OBP: 0.367, SLG: 0.378 (1, 10)	1-2 2H 1B		1B			4-3		P3		K			G6-4-3 1B		5	1	2	1	2	1	1						
Tony Armas, R OBP: 0.313, SLG: 0.453 (1, 9)	K		4-3			K		L4		K			G6-4-3		7	1	1	4	0	3	7						
Jeff Newman, R OBP: 0.282, SLG: 0.396 (1, 2)	P3					L9-3 1B BB		K		K			F3		5	0	1	0	1	1	3						
Mario Guerrero, R OBP: 0.295, SLG: 0.288 (1, 6)			F9			F3		L9-3		F9			1B SH5-3 BB		5	0	1	0	1	0	2						
Dave McKay, S OBP: 0.182, SLG: 0.262 (1, 4)			4-3			F7		4-3		5-3			SH5-3		4	0	0	0	0	0	1						
Inning Stats	R: 2 E: 0 K: 1 S: 8	H: 3 LOB: 2 BB: 1 P: 12	R: 0 E: 0 K: 0 S: 3	H: 0 LOB: 0 BB: 0 P: 3	R: 0 E: 0 K: 0 S: 5	H: 2 LOB: 2 K: 0 BB: 0 P: 5	R: 0 E: 0 K: 1 S: 5	H: 1 LOB: 2 K: 1 BB: 1 P: 10	R: 0 E: 0 K: 0 S: 3	H: 2 LOB: 1 BB: 0 P: 4	R: 0 E: 0 K: 0 S: 6	H: 1 LOB: 1 K: 1 BB: 0 P: 6	R: 0 E: 0 K: 2 S: 7	H: 0 LOB: 0 BB: 0 P: 7	R: 0 E: 0 K: 0 S: 4	H: 1 LOB: 2 BB: 1 P: 8	R: 0 E: 0 K: 0 S: 3	H: 1 LOB: 1 BB: 1 P: 7	R: 0 E: 0 K: 0 S: 4	H: 1 LOB: 2 BB: 1 P: 8	R: 0 E: 0 K: 0 S: 2	H: 2 LOB: 1 BB: 2 P: 10	1B: 12 2B: 4 3B: 1 HR: 1	SF: 0 SAC: 2 DP: 3 HBP: 0	WP: 0 PB: 0 SB: 3 CS: 0	PA: 60	
PITCHER Jim Palmer, R ERA: 3.82 (7, 1)	IP	WLS	BF	H	R	ER	SO	BB	IBB	HBP	BLK	WP	HR	S	P	ERA	WHIP										

Baltimore Orioles @ Oakland Athletics
Oakland-Alameda County Coliseum, Oakland, CA
Wed Jun 11 1980, 3:33 AM PDT
Att. 5,635 - Unknown

AB 50
R 6
H 16
RBI 6
BB 8
SO 6
LOB 26



Batter	1	2	3	4	5	6	7	8	9	AB	R	H	RBI	BB	SO	LOB	TOP					
Al Bumby, L OBP: 0.324, SLG: 0.469 (1, 8)	FC1-6 1B		4-3		4-3			FC2-5-1-6 3B		4	0	2	0	0	0	1						
Kiko Garcia, R OBP: 0.265, SLG: 0.216 (1, 6) (8, 4)	FC1-6 L4-3 1-2			5-3		E6 G6-4-3		FC5-2-5-1-6 HR		4	1	0	0	0	0	2						
Ken Singleton, S OBP: 0.437, SLG: 0.437 (1, 9)	L4-3							3-H		4	2	2	2	0	0	2						
Mark Belanger, R OBP: 0.200, SLG: 0.190 (8, 6)	L4-3 1-2			HR		G6-4-3 1-2		HR		0	0	0	0	0	0	0						
Eddie Murray, S OBP: 0.348, SLG: 0.480 (1, 3)		F9 2B		F7		4-3		5-3		4	0	1	0	0	0	1						
Benny Ayala, R OBP: 0.385, SLG: 0.686 (1, 10)		6-3		HR				5-3		4	1	1	2	0	0	1						
Doug DeCinces, R OBP: 0.319, SLG: 0.393 (1, 5)		F9 2-3		K				K		4	0	0	0	0	2	1						
Rick Dempsey, R OBP: 0.336, SLG: 0.458 (1, 2)		K						FC6-4 1B		4	0	2	0	0	1	1						
Mark Corey, R OBP: 0.250, SLG: 0.500 (1, 7) (8, 9)			F3					FC6-4 1-2		4	0	1	0	0	0	2						
Rich Dauer, R OBP: 0.340, SLG: 0.320 (1, 4)			5-3					5-3		3	0	0	0	0	0	1						
John Lowenstein, L OBP: 0.275, SLG: 0.162 (8, 7)			5-3		6-3			5-3		0	0	0	0	0	0	0						
Inning Stats	R: 0 E: 0 K: 0 S: 3	H: 1 LOB: 0 BB: 0 P: 3	R: 0 E: 0 K: 1 S: 6	H: 1 LOB: 1 BB: 0 P: 6	R: 0 E: 0 K: 0 S: 3	H: 0 LOB: 0 BB: 0 P: 3	R: 2 E: 0 K: 1 S: 7	H: 2 LOB: 0 BB: 0 P: 7	R: 0 E: 0 K: 0 S: 4	H: 1 LOB: 1 BB: 0 P: 4	R: 0 E: 1 K: 0 S: 3	H: 0 LOB: 0 BB: 0 P: 3	R: 0 E: 0 K: 1 S: 6	H: 1 LOB: 0 BB: 0 P: 6	R: 2 E: 0 K: 0 S: 5	H: 2 LOB: 0 BB: 0 P: 5	R: 0 E: 0 K: 0 S: 4	H: 1 LOB: 1 BB: 0 P: 4	1B: 3 2B: 4 3B: 1 HR: 2	SF: 0 SAC: 0 DP: 2 HBP: 0	WP: 0 PB: 0 SB: 0 CS: 0	PA: 35
PITCHER Rick Honeycutt, L ERA: 2.61 (1, 1)	IP: 9.0 WLS: L BF: 35	H: 9 R: 4 ER: 4 SO: 3	BB: 0 IBB: 0 HBP: 0 BLK: 0	WP: 0 HR: 2 S: 41 P: 41	ERA: 4.00 WHIP: 1.000																	

Baltimore Orioles @ Seattle Mariners
The Kingdome, Seattle, WA
Thu Jun 12 1980, 10:05 PM EDT
Att: 10,049 - Dome

AB 35
R 4
H 9
RBI 4
BB 0
SO 3
LOB 12



Batter	1	2	3	4	5	6	7	8	9	AB	R	H	RBI	BB	SO	LOB	BOTTOM					
Julio Cruz, S OBP: 0.314, SLG: 0.291 (1, 4)	4-3		1B G6-4-3 BB		1B BB		F7		K	3	1	0	0	2	1	1						
Juan Beniquez, R OBP: 0.333, SLG: 0.423 (1, 8)	FC6-4 BB		G6-4-3 1B		1-2 1B		P3			3	0	2	0	1	0	1						
Dan Meyer, L OBP: 0.361, SLG: 0.437 (1, 7)	FC6-4 1-2 1B		G6-4-3 1-2 3-H K		F9 1B		F9		FC5 BB 1B	4	0	1	0	0	0	4						
Tom Paciorek, R OBP: 0.374, SLG: 0.534 (1, 10)	1-2 1B		K		F9		F9		F8	4	0	1	0	0	1	3						
Bruce Bochte, L OBP: 0.363, SLG: 0.455 (1, 3)	P6			SH3 2B		K		1-2 BB		3	0	1	0	1	1	2						
Joe Simpson, L OBP: 0.329, SLG: 0.359 (1, 9)		F9		SH3 2-3		K		F7		3	0	0	0	0	1	2						
Jim Anderson, R OBP: 0.298, SLG: 0.335 (1, 5)		F7		P6		5-3		FC5 2-3f		4	0	0	0	0	0	3						
Mario Mendoza, R OBP: 0.329, SLG: 0.406 (1, 6)				K				FC3-6 BB		3	0	1	0	1	1	1						
Larry Cox, R OBP: 0.230, SLG: 0.211 (1, 2)								FC3-6 1-2		3	0	0	0	0	1	2						
Larry Milbourne, S (8, PH) OBP: 0.190, SLG: 0.154		K						FC3-6 1-2		1	0	0	0	0	0	0						
Inning Stats	R: 0 E: 0 K: 0 S: 4	H: 1 LOB: 2 BB: 1 P: 8	R: 0 E: 0 K: 1 S: 6	H: 1 LOB: 1 BB: 0 P: 6	R: 1 E: 0 K: 1 S: 5	H: 1 LOB: 0 BB: 1 P: 9	R: 0 E: 0 K: 1 S: 6	H: 1 LOB: 1 BB: 0 P: 6	R: 0 E: 0 K: 0 S: 4	H: 1 LOB: 2 BB: 1 P: 8	R: 0 E: 0 K: 2 S: 7	H: 0 LOB: 0 BB: 0 P: 7	R: 0 E: 0 K: 0 S: 3	H: 0 LOB: 1 BB: 1 P: 7	R: 0 E: 0 K: 0 S: 4	H: 1 LOB: 2 BB: 1 P: 8	R: 0 E: 0 K: 1 S: 5	H: 0 LOB: 0 BB: 0 P: 5	1B: 5 2B: 1 3B: 0 HR: 0	SF: 0 SAC: 1 DP: 1 HBP: 0	WP: 0 PB: 0 SB: 0 CS: 0	PA: 37
PITCHER Steve Stone, R ERA: 4.02 (1, 1)	IP: 9.0 WLS: W BF: 37	H: 6 R: 1 ER: 1 SO: 6	BB: 5 IBB: 0 HBP: 0 BLK: 0	WP: 0 HR: 0 S: 44 P: 64	ERA: 1.00 WHIP: 1.222																	

Baltimore Orioles @ Seattle Mariners
The Kingdome, Seattle, WA
Thu Jun 12 1980, 10:05 PM EDT
Att: 10,049 - Dome

AB 31
R 1
H 6
RBI 0
BB 5
SO 6
LOB 19



Batter	1	2	3	4	5	6	7	8	9	AB	R	H	RBI	BB	SO	LOB	TOP			
Al Bumby, L OBP: 0.324, SLG: 0.465 (1, 8)										4	2	1	0	0	1	0				
John Lowenstein, L OBP: 0.309, SLG: 0.213 (1, 7)										3	2	2	0	1	0	0				
Mark Corey, R OBP: 0.200, SLG: 0.400 (9, PH)										1	0	0	0	0	0	3				
Ken Singleton, S OBP: 0.323, SLG: 0.436 (1, 9)										3	0	1	1	2	0	2				
Eddie Murray, S OBP: 0.345, SLG: 0.474 (1, 3)										5	0	1	1	0	2	6				
Pat Kelly, L OBP: 0.389, SLG: 0.411 (1, 10)										3	0	2	2	0	1	0				
Benny Ayala, R OBP: 0.400, SLG: 0.694 (8, PH)										1	0	1	1	0	0	0				
Terry Crowley, L OBP: 0.443, SLG: 0.576 (9, PH)										1	0	0	1	0	0	2				
Dan Graham, L OBP: 0.294, SLG: 0.367 (1, 2)										3	0	0	0	0	0	2				
Rick Dempsey, R OBP: 0.331, SLG: 0.451 (8, 2)										2	0	0	0	0	0	4				
Doug DeCinces, R OBP: 0.313, SLG: 0.384 (1, 5)										4	0	0	0	0	0	4				
Kiko Garcia, R OBP: 0.265, SLG: 0.217 (1, 6)										4	1	1	0	0	0	2				
Rich Dauer, R OBP: 0.338, SLG: 0.324 (1, 4)										4	1	1	0	0	0					
Inning Stats	R: 2 E: 0 K: 1 S: 7	H: 2 LOB: 1 BB: 1 P: 11	R: 0 E: 0 K: 0 S: 3	H: 0 LOB: 0 BB: 0 P: 3	R: 0 E: 0 K: 1 S: 5	H: 0 LOB: 0 BB: 0 P: 5	R: 0 E: 1 K: 1 S: 7	H: 1 LOB: 2 BB: 0 P: 7	R: 0 E: 0 K: 0 S: 4	H: 0 LOB: 0 BB: 0 P: 5	R: 0 E: 0 K: 1 S: 5	H: 0 LOB: 0 BB: 0 P: 3	R: 1 E: 0 K: 0 S: 5	H: 2 LOB: 2 BB: 1 P: 9	R: 3 E: 0 K: 0 S: 7	H: 4 LOB: 2 BB: 0 P: 8	1B: 8 2B: 2 3B: 0 HR: 0	SF: 0 SAC: 0 DP: 0 HBP: 1	WP: 0 PB: 0 SB: 1 CS: 0	PA: 42
PITCHER	IP	WLS	BF	H	R	ER	SO	BB	IBB	HBP	BLK	WP	HR	S	P	ERA	WHIP			
Glenn Abbott, R ERA: 2.82 (1, 1)	7.0	W	30	5	3	3	4	3	0	0	0	0	0	35	47	3.86	1.143			
Shane Rawley, L ERA: 3.25 (8, 1)	1.0		7	3	3	3	0	0	0	1	0	0	0	6	7	27.00	3.000			
Dave Heaverlo, R ERA: 3.62 (9, 1)	1.0	S	5	2	0	0	0	0	0	0	0	0	0	5	5	0.00	2.000			

Baltimore Orioles @ Seattle Mariners
The Kingdome, Seattle, WA
Fri Jun 13 1980, 10:05 PM EDT
Att: 10,048 - Dome

AB 38
R 6
H 10
RBI 6
BB 3
SO 4
LOB 25



Batter	1	2	3	4	5	6	7	8	9	AB	R	H	RBI	BB	SO	LOB	BOTTOM			
Julio Cruz, S OBP: 0.312, SLG: 0.289 (1, 4)										1	0	0	0	0	0	0				
Larry Milbourne, S OBP: 0.177, SLG: 0.145 (3, 4)										3	1	0	1	0	0	1				
Juan Beniquez, R OBP: 0.344, SLG: 0.400 (1, 8)										4	0	1	1	1	1	0				
Leon Roberts, R OBP: 0.314, SLG: 0.432 (1, 9)										3	0	2	1	1	1	0				
Tom Paciorek, R OBP: 0.369, SLG: 0.551 (1, 3)										4	1	1	1	0	1	5				
Willie Horton, R OBP: 0.333, SLG: 0.316 (1, 10)										2	1	1	0	2	0	2				
Reggie Walton, R OBP: 0.333, SLG: 0.333 (1, 7)										3	0	1	1	0	0	1				
Joe Simpson, L OBP: 0.327, SLG: 0.356 (7, 7)										1	0	0	0	0	1	3				
Jim Anderson, R OBP: 0.302, SLG: 0.357 (1, 5)										4	2	2	1	0	0	2				
Mario Mendoza, R OBP: 0.351, SLG: 0.425 (1, 6)										4	2	3	0	0	0	0				
Larry Cox, R OBP: 0.225, SLG: 0.206 (1, 2)										3	0	0	0	0	0	2				
Inning Stats	R: 0 E: 0 K: 1 S: 5	H: 0 LOB: 1 BB: 1 P: 9	R: 1 E: 0 K: 0 S: 5	H: 3 LOB: 1 BB: 0 P: 5	R: 0 E: 0 K: 1 S: 5	H: 0 LOB: 0 BB: 0 P: 5	R: 1 E: 0 K: 0 S: 3	H: 1 LOB: 0 BB: 1 P: 7	R: 2 E: 0 K: 0 S: 7	H: 3 LOB: 2 BB: 0 P: 7	R: 1 E: 0 K: 0 S: 4	H: 1 LOB: 0 BB: 0 P: 4	R: 0 E: 0 K: 1 S: 6	H: 1 LOB: 3 BB: 2 P: 14	R: 2 E: 0 K: 1 S: 7	H: 2 LOB: 0 BB: 0 P: 7	1B: 8 2B: 1 3B: 0 HR: 2	SF: 1 SAC: 1 DP: 1 HBP: 0	WP: 0 PB: 0 SB: 0 CS: 3	PA: 38
PITCHER	IP	WLS	BF	H	R	ER	SO	BB	IBB	HBP	BLK	WP	HR	S	P	ERA	WHIP			
Mike Flanagan, L ERA: 3.71 (1, 1)	5.1	L	25	8	5	5	2	2	0	0	0	0	0	27	35	8.44	1.875			
Dave Ford, R ERA: 3.66 (6, 1)	1.1		7	1	0	0	0	1	1	0	0	0	0	5	13	0.00	1.500			
Tippy Martinez, L ERA: 2.3 (7, 1)	1.1		6	2	2	0	2	0	0	0	0	0	0	10	10	0.00	1.500			

Baltimore Orioles @ Seattle Mariners
The Kingdome, Seattle, WA
Fri Jun 13 1980, 10:05 PM EDT
Att: 10,048 - Dome

AB 32
R 7
H 11
RBI 6
BB 4
SO 4
LOB 16



Batter	1	2	3	4	5	6	7	8	9	AB	R	H	RBI	BB	SO	LOB	TOP					
Al Bumbry, L OBP: 0.324, SLG: 0.464 (1, 8)										5	2	2	0	0	2	3						
Rich Dauer, R OBP: 0.330, SLG: 0.315 (1, 4)										5	0	0	0	0	0	4						
Ken Singleton, S OBP: 0.329, SLG: 0.461 (1, 9)										4	1	3	2	0	0	0						
Eddie Murray, S OBP: 0.346, SLG: 0.476 (1, 3)										5	1	2	1	0	0	2						
Benny Ayala, R OBP: 0.395, SLG: 0.744 (7, PH)										3	1	1	2	0	0	2						
Pat Kelly, L OBP: 0.380, SLG: 0.400 (7, PH)										2	0	0	0	0	1	1						
Doug DeCinces, R OBP: 0.312, SLG: 0.378 (1, 5)										3	0	0	0	1	2	2						
Rick Dempsey, R OBP: 0.322, SLG: 0.438 (1, 2)										4	0	0	0	0	0	1						
Mark Corey, R OBP: 0.250, SLG: 0.375 (8, PH)										3	1	1	0	0	1	0						
John Lowenstein, L OBP: 0.313, SLG: 0.213 (8, 7)										0	1	0	0	1	0	0						
Kiko Garcia, R OBP: 0.267, SLG: 0.221 (8, PH)										3	1	1	0	0	0	0						
Terry Crowley, L OBP: 0.451, SLG: 0.600 (8, PH)										1	0	1	1	0	0	0						
Lenn Sakata, R OBP: 0.292, SLG: 0.455 (8, 6)										0	0	0	0	0	0	0						
Inning Stats	R: 1 E: 0 K: 0 S: 6	H: 3 LOB: 2 BB: 0 P: 6	R: 3 E: 2 K: 0 S: 7	H: 2 LOB: 1 BB: 0 P: 7	R: 0 E: 0 K: 1 S: 5	H: 0 LOB: 0 BB: 0 P: 5	R: 0 E: 0 K: 1 S: 5	H: 0 LOB: 0 BB: 0 P: 5	R: 2 E: 0 K: 0 S: 5	H: 2 LOB: 1 BB: 1 P: 9	R: 0 E: 1 K: 1 S: 6	H: 1 LOB: 1 BB: 0 P: 6	R: 1 E: 0 K: 2 S: 8	H: 2 LOB: 0 BB: 0 P: 8	R: 1 E: 0 K: 1 S: 6	H: 1 LOB: 1 BB: 1 P: 10	R: 0 E: 0 K: 0 S: 3	H: 0 LOB: 0 BB: 0 P: 3	1B: 6 2B: 4 3B: 0 HR: 2	SF: 1 SAC: 0 DP: 1 HBP: 0	WP: 0 PB: 0 SB: 0 CS: 1	PA: 41
PITCHER	IP	WLS	BF	H	R	ER	SO	BB	IBB	HBP	BLK	WP	HR	S	P	ERA	WHIP					
Dave Roberts, L ERA: 4.58 (1, 1)	6.0	W	31	10	7	4	3	1	0	0	0	0	2	36	40	6.00	1.833					
Byron McLaughlin, R ERA: 8.44 (7, 1)	1.1	L	5	1	1	1	2	1	0	0	0	0	0	8	12	6.75	1.500					
Shane Rawley, L ERA: 3.13 (8, 1)	1.2	S	5	0	0	0	1	0	0	0	0	0	0	7	7	0.00	0.000					

Baltimore Orioles @ Seattle Mariners
The Kingdome, Seattle, WA
Sat Jun 14 1980, 10:05 PM EDT
Att: 15,856 - Dome

AB 38
R 8
H 11
RBI 6
BB 2
SO 6
LOB 15



Batter	1	2	3	4	5	6	7	8	9	AB	R	H	RBI	BB	SO	LOB	BOTTOM				
Julio Cruz, S OBP: 0.320, SLG: 0.296 (1, 4)										3	1	1	0	2	0	2					
Juan Beniquez, R OBP: 0.388, SLG: 0.406 (1, 8)										2	1	1	1	2	0	0					
Leon Roberts, R OBP: 0.322, SLG: 0.449 (1, 9)										3	1	2	2	1	0	0					
Tom Paciorek, R OBP: 0.353, SLG: 0.527 (1, 3)										5	0	0	0	0	2	8					
Willie Horton, R OBP: 0.330, SLG: 0.330 (1, 10)										5	1	1	2	0	1	0					
Reggie Walton, R OBP: 0.400, SLG: 0.400 (1, 7)										2	0	1	0	0	0	0					
Dan Meyer, L OBP: 0.356, SLG: 0.430 (5, PH)										3	0	0	0	0	0	0					
Joe Simpson, L OBP: 0.327, SLG: 0.356 (9, 7)										0	0	0	0	0	0	0					
Jim Anderson, R OBP: 0.310, SLG: 0.357 (1, 5)										3	2	1	0	2	0	1					
Mario Mendoza, R OBP: 0.358, SLG: 0.421 (1, 6)										3	1	1	0	1	1	1					
Larry Cox, R OBP: 0.246, SLG: 0.256 (1, 2)										3	2	3	4	1	0	0					
Inning Stats	R: 0 E: 0 K: 0 S: 3	H: 0 LOB: 0 BB: 0 P: 3	R: 0 E: 0 K: 1 S: 6	H: 1 LOB: 1 BB: 0 P: 6	R: 2 E: 0 K: 0 S: 6	H: 3 LOB: 1 BB: 0 P: 6	R: 1 E: 0 K: 0 S: 4	H: 1 LOB: 2 BB: 2 P: 12	R: 6 E: 0 K: 1 S: 11	H: 6 LOB: 3 BB: 3 P: 23	R: 0 E: 0 K: 2 S: 7	H: 0 LOB: 1 BB: 1 P: 11	R: 0 E: 0 K: 0 S: 2	H: 0 LOB: 2 BB: 3 P: 14	R: 0 E: 0 K: 0 S: 3	H: 0 LOB: 0 BB: 0 P: 3	1B: 6 2B: 2 3B: 1 HR: 2	SF: 1 SAC: 1 DP: 1 HBP: 0	WP: 0 PB: 0 SB: 0 CS: 0	PA: 43	
PITCHER	IP	WLS	BF	H	R	ER	SO	BB	IBB	HBP	BLK	WP	HR	S	P	ERA	WHIP				
Scott McGregor, L ERA: 3.82 (1, 1)	4.1	L	23	7	6	6	2	3	0	0	0	0	1	24	36	12.46	2.308				
Paul Hartzell, R ERA: 6.62 (5, 1)	0.1	L	5	3	3	3	0	1	0	0	0	0	1	4	8	81.00	12.000				
Tippy Martinez, L ERA: 2.18 (5, 1)	1.2		11	1	0	0	2	4	1	0	0	0	0	10	30	0.00	3.000				
Tim Stoddard, R ERA: 1.97 (7, 1)	1.2		4	0	0	0	0	0	0	0	0	0	0	4	4	0.00	0.000				

Baltimore Orioles @ Seattle Mariners
The Kingdome, Seattle, WA
Sat Jun 14 1980, 10:05 PM EDT
Att: 15,856 - Dome

AB 32
R 9
H 11
RBI 9
BB 9
SO 4
LOB 12



Batter	1	2	3	4	5	6	7	8	9	AB	R	H	RBI	BB	SO	LOB	TOP	
Al Bumby, L OBP: 0.318, SLG: 0.456 (1.8)	6-3		E7	L6-4-3		4-3		BB 1B	5-3	6	1	1	0	0	0	4	Baltimore Orioles @ Seattle Mariners The Kingdome, Seattle, WA Sun Jun 15 1980, 6:33 AM EDT Att: 23,674 - Dome	
Rich Dauer, R OBP: 0.325, SLG: 0.311 (1.4)	F9		K		P4			F8	L5	6	0	1	1	0	1	3		
Ken Singleton, S OBP: 0.331, SLG: 0.455 (1.9)	2B		K		6-3			BB 1B		3	1	0	0	2	2	3		
Eddie Murray, S OBP: 0.347, SLG: 0.477 (1.3)	2B		L4		P5			F7		4	0	1	0	1	0	3		
Benny Ayala, R OBP: 0.438, SLG: 0.810 (1.10)	BB			HR				1B	BB	3	2	2	1	2	0	3		
Doug DeCinces, R OBP: 0.314, SLG: 0.378 (1.5)	F7			E		E6		2B	P6	5	2	2	2	0	0	4		
Rick Dempsey, R OBP: 0.325, SLG: 0.451 (1.2)			F5		F8			2B		5	1	2	1	0	0	3		
Mark Corey, R OBP: 0.200, SLG: 0.300 (1.7)			F8		E5			2B		2	1	0	0	0	0	0		
John Lowenstein, L OBP: 0.322, SLG: 0.294 (6, PH)			F8		WP 1B			2B	K	2	1	0	0	1	2	1		
Dan Graham, L OBP: 0.294, SLG: 0.367 (9.2)					1B			1B	K	0	0	0	0	0	0	0		
Kiko Garcia, R OBP: 0.282, SLG: 0.260 (1.6)			F9		L6-4-3			1B	K	5	0	3	3	0	1	1		
Inning Stats	R: 0 E: 0 K: 0 S: 4	H: 1 LOB: 3 BB: 2 P: 12	R: 0 E: 0 K: 0 S: 3	H: 0 LOB: 0 BB: 0 P: 3	R: 0 E: 1 K: 2 S: 8	H: 0 LOB: 1 BB: 0 P: 8	R: 3 E: 1 K: 0 S: 6	H: 3 LOB: 0 BB: 0 P: 6	R: 0 E: 0 K: 2 S: 3	H: 1 LOB: 1 BB: 0 P: 8	R: 2 E: 0 K: 0 S: 5	H: 2 LOB: 2 BB: 2 P: 13	R: 0 E: 0 K: 1 S: 6	H: 1 LOB: 1 BB: 0 P: 6	1B: 6 2B: 6 3B: 0 HR: 1	SF: 0 SAC: 0 DP: 1 HBP: 0	WP: 1 PA: 47 PB: 0 SB: 2 CS: 0	
PITCHER	IP	WLS	BF	H	R	ER	SO	BB	IBB	HBP	BLK	WP	HR	S	P	ERA	WHIP	
Floyd Bannister, L ERA: 3.31 (1.1)	5.0	L	25	6	6	4	2	2	0	0	0	1	1	27	35	7.20	1.600	
Dave Heaverlo, R ERA: 3.95 (6.1)	0.1		4	2	1	0	0	0	1	0	0	0	0	3	7	0.00	6.000	
Mike Parrott, R ERA: 6.97 (6.1)	3.2		18	4	2	2	4	2	1	0	0	0	0	23	35	4.91	1.636	

AB	41
R	9
H	12
RBI	8
BB	6
SO	6
LOB	25



Batter	1	2	3	4	5	6	7	8	9	AB	R	H	RBI	BB	SO	LOB	BOTTOM				
Julio Cruz, S OBP: 0.322, SLG: 0.295 (1.4)	6-3		FC5-4		6-3	L6			F7	4	1	1	2	1	0	2	Baltimore Orioles @ Seattle Mariners The Kingdome, Seattle, WA Sun Jun 15 1980, 6:33 AM EDT Att: 23,674 - Dome				
Juan Beniquez, R OBP: 0.341, SLG: 0.351 (1.8)	5-3		FC5-4		6-3			P5	F2	5	0	0	0	0	0	2					
Dan Meyer, L OBP: 0.352, SLG: 0.424 (1.7)	F8				P6			6-3	F8	5	0	1	1	0	0	0					
Tom Paciorek, R OBP: 0.358, SLG: 0.526 (1.10)			K		F7					4	0	2	0	0	1	0					
Bruce Bochte, L OBP: 0.365, SLG: 0.450 (1.3)					F7					2	0	0	0	2	1	3					
Joe Simpson, L OBP: 0.331, SLG: 0.360 (1.9)			FC4-6		G3					4	0	2	0	0	0	2					
Jim Anderson, R OBP: 0.314, SLG: 0.360 (1.5)			K						P3	4	1	2	0	0	1	2					
Mario Mendoza, R OBP: 0.353, SLG: 0.413 (1.6)			5-3						FC6-4	4	1	1	0	0	0	3					
Larry Cox, R OBP: 0.241, SLG: 0.250 (1.2)			K		SH3				5-3	3	0	0	0	0	1	3					
Inning Stats	R: 0 E: 0 K: 0 S: 3	H: 0 LOB: 0 BB: 0 P: 3	R: 0 E: 0 K: 2 S: 7	H: 0 LOB: 1 BB: 1 P: 11	R: 0 E: 0 K: 1 S: 5	H: 0 LOB: 1 BB: 1 P: 9	R: 0 E: 0 K: 0 S: 3	H: 0 LOB: 1 BB: 1 P: 7	R: 3 E: 0 K: 0 S: 8	H: 5 LOB: 2 BB: 0 P: 8	R: 0 E: 0 K: 0 S: 5	H: 2 LOB: 2 BB: 0 P: 5	R: 0 E: 0 K: 1 S: 6	H: 1 LOB: 1 BB: 0 P: 6	R: 0 E: 0 K: 0 S: 4	H: 1 LOB: 1 BB: 0 P: 4		R: 0 E: 0 K: 0 S: 3	H: 0 LOB: 0 BB: 0 P: 3	1B: 9 2B: 0 3B: 0 HR: 0	SF: 0 SAC: 1 DP: 0 HBP: 0
PITCHER	IP	WLS	BF	H	R	ER	SO	BB	IBB	HBP	BLK	WP	HR	S	P	ERA	WHIP				
Sammy Stewart, R ERA: 4.26 (1.1)	9.0	W	39	9	3	3	4	3	0	0	0	0	0	44	56	3.00	1.333				

AB	35
R	3
H	9
RBI	3
BB	3
SO	4
LOB	17



Batter	1	2	3	4	5	6	7	8	9	AB	R	H	RBI	BB	SO	LOB	TOP											
Rick Miller, L OBP: 0.351, SLG: 0.331 (1, 9)	0-3 K		4-0 BB BB		0-3 K		0-0 F9		0-0 6-3	4	0	0	0	1	2	1												
Freddie Patek, R OBP: 0.316, SLG: 0.385 (1, 6)	0-0 1-3		0-0 F9		0-0 1-3			0-0 F8		4	0	0	0	0	0	1												
Rod Carew, L OBP: 0.409, SLG: 0.426 (1, 10)	0-0 6-3		4-0 1-2 BB		0-0 4-3			0-0 F9 BB 2B 1B		3	1	1	0	1	0	0												
Jason Thompson, L OBP: 0.346, SLG: 0.386 (1, 3)		0-0 BB 1B 1B	0-3 K		0-0 6-3			4-0 2B 1-2 BB		3	1	1	0	1	1	2												
Carney Lansford, R OBP: 0.321, SLG: 0.420 (1, 5)		4-0 G4-6-3 1-2 BB	0-0 P6		0-0 F8			0-0 F9 2-3		3	0	0	0	1	0	4												
Joe Rudi, R OBP: 0.293, SLG: 0.490 (1, 7)		0-0 G4-6-3 1-2 2-H 1B		0-0 F2		0-0 5-3		0-0 1-3 3-H 2B		4	0	2	2	0	0	0												
Bobby Grich, R OBP: 0.367, SLG: 0.366 (1, 4)		0-0 G4-6-3 1-2 2-3 1B		0-0			0-0 6-3	0-0 6-3		4	0	1	0	0	0	4												
Bobby Clark, R OBP: 0.393, SLG: 0.583 (1, 8)		4-0 BB	0-3 K		0-3 K			0-0 5-3		3	0	0	0	1	2	1												
Tom Donohue, R OBP: 0.197, SLG: 0.241 Larry Harlow, L OBP: 0.351, SLG: 0.438 (9, PH)	0-3 K		0-0 F7		0-0 F7			0-3 K		3	0	1	0	0	1	3												
Inning Stats	R: 0 E: 0 K: 1 S: 5	H: 0 LOB: 0 BB: 0 P: 5	R: 1 E: 0 K: 1 S: 6	H: 2 LOB: 2 BB: 2 P: 14	R: 0 E: 0 K: 1 S: 5	H: 0 LOB: 2 BB: 2 P: 13	R: 0 E: 0 K: 1 S: 6	H: 1 LOB: 1 BB: 0 P: 6	R: 0 E: 0 K: 0 S: 3	H: 0 LOB: 0 BB: 0 P: 3	R: 0 E: 0 K: 0 S: 6	H: 1 LOB: 1 BB: 0 P: 6	R: 1 E: 0 K: 0 S: 5	H: 2 LOB: 2 BB: 1 P: 9	R: 0 E: 0 K: 1 S: 5	H: 0 LOB: 0 BB: 0 P: 5	1B: 5 2B: 1 3B: 0 HR: 0	SF: 0 SAC: 0 DP: 1 HBP: 0	WP: 0 PA: 37 PB: 0 SB: 0 CS: 0									
PITCHER	IP	WLS	BF	H	R	ER	SO	BB	IBB	HBP	BLK	WP	HR	S	P	ERA	WHIP											
Jim Palmer, R ERA: 3.66 Tim Stoddard, R ERA: 1.89	(1, 1)	7.2	W	32	5	2	2	6	5	0	0	0	0	0	39	59	2.35	1.304										
	(8, 1)	1.1	S	5	1	0	0	1	0	0	0	0	0	0	7	7	0.00	0.750										

California Angels @ Baltimore Orioles
Memorial Stadium, Baltimore, MD
Mon Jun 16 1980, 7:05 PM EDT
Att: 18,683 - Unknown - 66 F

livebaseballscorecards.com

AB 32
R 2
H 6
RBI 2
BB 5
SO 7
LOB 16



Batter	1	2	3	4	5	6	7	8	9	AB	R	H	RBI	BB	SO	LOB	BOTTOM											
Al Bumbry, L OBP: 0.410, SLG: 0.446 (1, 8)	0-3 K	0-3 K		0-0 4-3 1-2			0-0 6-3	0-3 K		5	0	0	0	0	3	3												
Rich Dauer, R OBP: 0.318, SLG: 0.303 (1, 4)	0-0 F9		0-3 K		0-3 K		0-0 6-3	0-0 F3		5	0	0	0	0	2	2												
Ken Singleton, S OBP: 0.342, SLG: 0.460 (1, 9)	4-0 BB 2B		0-0 1B		4-0 BB		0-0 FC6-4 1B			2	1	2	0	2	0	0												
Eddie Murray, S OBP: 0.346, SLG: 0.473 (1, 3)	0-0 2B 1-2 1B 1B		0-3 K		0-0 F8		0-0 FC6-4 1-2			4	1	1	0	0	1	3												
Pat Kelly, L OBP: 0.389, SLG: 0.423 Mark Corey, R OBP: 0.273, SLG: 0.300 (8, 7)	0-0 1B 1-3 2-H 2B		0-0 1B		0-0 F7			4-0 BB 5-3 1B BB		3	1	2	1	0	0	1												
Terry Crowley, L OBP: 0.446, SLG: 0.587 Benny Ayala, R OBP: 0.429, SLG: 0.791 (8, PH)	0-0 1B 2-H 3-H		0-0 F8		0-0 F9		0-0 5-3			3	0	1	2	0	0	2												
Doug DeCinces, R OBP: 0.317, SLG: 0.374 (1, 5)	0-0 P4			0-0 L7		4-0 5-3 BB		4-0 BB 1B IBB		2	1	0	0	2	0	1												
Rick Dempsey, R OBP: 0.329, SLG: 0.448 (1, 2)		0-0 F7		0-0 S 1B		0-0 5-3		4-0 1-2 2-3 BB		3	0	1	0	1	0	1												
Kiko Garcia, R OBP: 0.281, SLG: 0.260 (1, 6)	0-3 K		0-3 K		0-0 F9			0-0 1-2 2-H 3-H 1B		4	0	1	2	0	2	2												
Inning Stats	R: 3 E: 0 K: 1 S: 8	H: 3 LOB: 1 BB: 1 P: 12	R: 0 E: 0 K: 2 S: 7	H: 0 LOB: 0 BB: 0 P: 7	R: 0 E: 0 K: 2 S: 9	H: 2 LOB: 2 BB: 0 P: 9	R: 0 E: 0 K: 1 S: 6	H: 1 LOB: 1 BB: 0 P: 6	R: 0 E: 0 K: 0 S: 3	H: 0 LOB: 1 BB: 1 P: 7	R: 0 E: 0 K: 0 S: 4	H: 1 LOB: 1 BB: 0 P: 4	R: 2 E: 0 K: 1 S: 6	H: 1 LOB: 2 BB: 3 P: 18	R: 0 E: 0 K: 1 S: 5	H: 0 LOB: 0 BB: 0 P: 5	1B: 7 2B: 1 3B: 0 HR: 0	SF: 0 SAC: 0 DP: 0 HBP: 0	WP: 0 PA: 38 PB: 0 SB: 1 CS: 0									
PITCHER	IP	WLS	BF	H	R	ER	SO	BB	IBB	HBP	BLK	WP	HR	S	P	ERA	WHIP											
Chris Knapp, R ERA: 5.33 Andy Hassler, L ERA: 6.89 Mark Clear, R ERA: 5.03 Dave LaRoche, L ERA: 2.98	(1, 1)	6.0	L	27	6	3	3	7	3	0	0	0	0	0	38	50	4.50	1.500										
	(7, 1)	1.1		7	1	2	2	0	1	1	0	0	0	0	5	13	13.50	1.500										
	(8, 1)	0.0		2	1	0	0	0	1	0	0	0	0	1	5	∞	∞											
	(8, 1)	0.2		2	0	0	0	1	0	0	0	0	0	4	4	0.00	0.000											

California Angels @ Baltimore Orioles
Memorial Stadium, Baltimore, MD
Mon Jun 16 1980, 7:05 PM EDT
Att: 18,683 - Unknown - 66 F

livebaseballscorecards.com

AB 32
R 5
H 8
RBI 5
BB 6
SO 8
LOB 16



Batter	1	2	3	4	5	6	7	8	9	AB	R	H	RBI	BB	SO	LOB	TOP									
Rick Miller, L OBP: 0.348, SLG: 0.328 (1, 9)										4	1	1	0	0	1	3	California Angels @ Baltimore Orioles Memorial Stadium, Baltimore, MD Tue Jun 17 1980, 7:05 PM EDT Att: 17,549 - Unknown - 71 F									
Freddie Patek, R OBP: 0.314, SLG: 0.377 (1, 6)										3	0	0	0	1	0	0										
Rod Carew, L OBP: 0.410, SLG: 0.429 (1, 10)										3	1	1	0	1	0	0										
Jason Thompson, L OBP: 0.340, SLG: 0.378 (1, 3)										4	0	0	1	0	2	3										
Carney Lansford, R OBP: 0.320, SLG: 0.415 (1, 5)										2	1	0	1	1	1	0										
Joe Rudi, R OBP: 0.292, SLG: 0.485 (1, 7)										4	0	1	0	0	1	2										
Bobby Grich, R OBP: 0.369, SLG: 0.365 (1, 4)										3	0	1	0	1	2	0										
Bobby Clark, R OBP: 0.344, SLG: 0.500 (1, 8)										4	0	0	0	0	3	4										
Tom Donohue, R OBP: 0.200, SLG: 0.243 (1, 2)										3	0	1	1	0	1	0										
Inning Stats	R: 1 E: 0 K: 1 S: 6	H: 1 LOB: 2 BB: 2 P: 14	R: 0 E: 0 K: 1 S: 5	H: 1 LOB: 0 BB: 0 P: 5	R: 0 E: 0 K: 1 S: 5	H: 0 LOB: 0 BB: 0 P: 5	R: 1 E: 0 K: 2 S: 9	H: 2 LOB: 3 BB: 2 P: 17	R: 0 E: 0 K: 0 S: 3	H: 0 LOB: 0 BB: 0 P: 3	R: 0 E: 0 K: 2 S: 7	H: 0 LOB: 0 BB: 0 P: 7	R: 0 E: 0 K: 1 S: 5	H: 0 LOB: 0 BB: 0 P: 5	R: 1 E: 1 K: 1 S: 6	H: 1 LOB: 0 BB: 0 P: 6	R: 0 E: 0 K: 2 S: 7	H: 0 LOB: 0 BB: 0 P: 7	1B: 4 2B: 1 3B: 0 HR: 0	SF: 1 SAC: 0 DP: 1 HBP: 0	WP: 0 PB: 0 SB: 1 CS: 0	PA: 35				
PITCHER Steve Stone, R ERA: 3.81 (1, 1)	IP: 9.0 WLS: W BF: 35	H: 5 R: 3 ER: 2 SO: 11	BB: 4 IBB: 0 HBP: 0 BLK: 0	WP: 0 HR: 0 S: 53 P: 69	ERA: 2.00 WHIP: 1.000											PITCHER Steve Stone, R ERA: 2.00 WHIP: 1.000										

Batter	1	2	3	4	5	6	7	8	9	AB	R	H	RBI	BB	SO	LOB	BOTTOM									
Al Bumbry, L OBP: 0.411, SLG: 0.460 (1, 8)										4	2	2	2	0	0	1	California Angels @ Baltimore Orioles Memorial Stadium, Baltimore, MD Tue Jun 17 1980, 7:05 PM EDT Att: 17,549 - Unknown - 71 F									
Kiko Garcia, R OBP: 0.288, SLG: 0.262 (1, 6)										3	0	1	0	1	0	2										
Ken Singleton, S OBP: 0.344, SLG: 0.460 (1, 9)										4	0	2	2	0	1	2										
Eddie Murray, S OBP: 0.345, SLG: 0.482 (1, 3)										4	1	1	1	0	0	3										
Terry Crowley, L OBP: 0.423, SLG: 0.552 (1, 10)										4	0	0	0	0	0	1										
Pat Kelly, L OBP: 0.384, SLG: 0.415 (1, 7)										4	0	1	0	0	1	0										
Mark Corey, R OBP: 0.273, SLG: 0.300 (9, 7)										0	0	0	0	0	0	0										
Doug DeCinces, R OBP: 0.321, SLG: 0.374 (1, 5)										3	0	1	0	1	0	1										
Rick Dempsey, R OBP: 0.323, SLG: 0.439 (1, 2)										3	0	0	0	0	1	2										
Rich Dauer, R OBP: 0.323, SLG: 0.305 (1, 4)										2	2	1	0	1	0	0										
Inning Stats	R: 0 E: 0 K: 0 S: 4	H: 1 LOB: 1 BB: 0 P: 4	R: 0 E: 0 K: 1 S: 6	H: 1 LOB: 0 BB: 0 P: 6	R: 2 E: 1 K: 0 S: 6	H: 2 LOB: 1 BB: 0 P: 6	R: 0 E: 0 K: 1 S: 4	H: 0 LOB: 0 BB: 1 P: 8	R: 0 E: 0 K: 0 S: 4	H: 2 LOB: 1 BB: 0 P: 4	R: 1 E: 0 K: 0 S: 4	H: 2 LOB: 0 BB: 0 P: 4	R: 2 E: 0 K: 1 S: 6	H: 1 LOB: 1 BB: 2 P: 14	R: 0 E: 0 K: 0 S: 3	H: 0 LOB: 0 BB: 0 P: 3	1B: 7 2B: 0 3B: 0 HR: 2	SF: 0 SAC: 0 DP: 2 HBP: 0	WP: 1 PB: 0 SB: 1 CS: 1	PA: 35						
PITCHER Dave Frost, R ERA: 4.86 (1, 1)	IP: 6.1 WLS: L BF: 27	H: 8 R: 4 ER: 3 SO: 2	BB: 2 IBB: 0 HBP: 0 BLK: 0	WP: 1 HR: 1 S: 29 P: 37	ERA: 4.26 WHIP: 1.579											PITCHER Jim Barr, R ERA: 4.71 (7, 1)										

Batter	1	2	3	4	5	6	7	8	9	AB	R	H	RBI	BB	SO	LOB	TOP			
Rickey Henderson, R OBP: 0.431, SLG: 0.389 (1.7)										4	0	1	0	0	0	2	Oakland Athletics @ Baltimore Orioles Memorial Stadium, Baltimore, MD Wed Jun 18 1980, 7:05 PM EDT Att: 17,436 - Unknown - 74 F			
Dwayne Murphy, L OBP: 0.421, SLG: 0.436 (1.8)										2	0	0	0	1	1					
Jeff Newman, R OBP: 0.279, SLG: 0.419 (1.3)										4	0	0	0	0	1	3				
Randy Elliott, R OBP: 0.185, SLG: 0.296 (1.10)										4	1	1	0	0	1	1				
Tony Armas, R OBP: 0.309, SLG: 0.447 (1.9)										4	0	0	0	0	0	1				
Mike Heath, R OBP: 0.273, SLG: 0.319 (1.2)										4	0	2	1	0	1	1				
Mario Guerrero, R OBP: 0.249, SLG: 0.296 (1.6)										4	1	1	1	0	0	3				
Rob Picciolo, R OBP: 0.271, SLG: 0.353 (1.4)										3	0	1	0	0	0	0				
Dave McKay, S OBP: 0.156, SLG: 0.226 (1.5)										3	0	1	0	0	1	1				
Inning Stats	R: 0 E: 0 K: 0 S: 3	H: 0 LOB: 0 BB: 0 P: 3	R: 1 E: 0 K: 0 S: 4	H: 2 LOB: 0 BB: 0 P: 4	R: 0 E: 0 K: 0 S: 4	H: 1 LOB: 2 BB: 1 P: 8	R: 0 E: 0 K: 0 S: 4	H: 1 LOB: 1 BB: 0 P: 4	R: 0 E: 0 K: 2 S: 8	H: 0 LOB: 0 BB: 0 P: 3	R: 1 E: 0 K: 0 S: 4	H: 1 LOB: 0 BB: 0 P: 4	R: 0 E: 0 K: 2 S: 8	H: 1 LOB: 1 BB: 0 P: 8	R: 0 E: 1 K: 1 S: 5	H: 0 LOB: 1 BB: 0 P: 5		1B: 3 2B: 3 3B: 0 HR: 1	SF: 0 SAC: 1 DP: 1 HBP: 0	WP: 1 PB: 0 SB: 0 CS: 0
PITCHER Mike Flanagan, L ERA: 3.57 (1.1)	IP: 9.0 WLS: W BF: 34 H: 7 R: 2 ER: 2 SO: 5 BB: 1 IBB: 0 HBP: 0 BLK: 0 WP: 1 HR: 1 S: 43 P: 47 ERA: 2.00 WHIP: 0.889															PITCHER				

AB	32
R	2
H	7
RBI	2
BB	1
SO	5
LOB	13



Batter	1	2	3	4	5	6	7	8	9	AB	R	H	RBI	BB	SO	LOB	BOTTOM					
Al Bumbry, L OBP: 0.411, SLG: 0.454 (1.8)										3	0	0	0	2	0	2	Oakland Athletics @ Baltimore Orioles Memorial Stadium, Baltimore, MD Wed Jun 18 1980, 7:05 PM EDT Att: 17,436 - Unknown - 74 F					
Kiko Garcia, R OBP: 0.285, SLG: 0.252 (1.6)										4	0	0	0	1	0	4						
Ken Singleton, S OBP: 0.349, SLG: 0.468 (1.9)										5	1	3	0	0	1	2						
Eddie Murray, S OBP: 0.349, SLG: 0.480 (1.3)										3	2	1	0	2	1	1						
Pat Kelly, L OBP: 0.392, SLG: 0.410 (7.7, PH)										1	0	0	0	2	1	0						
Mark Corey, R OBP: 0.308, SLG: 0.273 (8.7)										1	0	0	0	1	0	2						
Terry Crowley, L OBP: 0.420, SLG: 0.543 (1.10)										3	0	1	2	0	0	2						
Benny Ayala, R OBP: 0.429, SLG: 0.791 (7.7, PH)										0	0	0	0	0	0	0						
Dan Graham, L OBP: 0.291, SLG: 0.363 (7.7, PH)										1	0	0	0	0	1	2						
Lenn Sakata, R OBP: 0.320, SLG: 0.478 (9.7, PH)										1	0	1	1	0	0	0						
Doug DeCinces, R OBP: 0.319, SLG: 0.376 (1.5)										4	0	1	0	0	1	6						
Rick Dempsey, R OBP: 0.315, SLG: 0.428 (1.2)										4	0	0	0	0	1	1						
Rich Dauer, R OBP: 0.326, SLG: 0.305 (1.4)										3	0	1	0	1	0	1						
Inning Stats	R: 2 E: 0 K: 1 S: 7	H: 2 LOB: 2 BB: 2 P: 15	R: 0 E: 0 K: 0 S: 4	H: 1 LOB: 1 BB: 0 P: 4	R: 0 E: 0 K: 1 S: 6	H: 1 LOB: 2 BB: 1 P: 10	R: 0 E: 0 K: 1 S: 5	H: 0 LOB: 2 BB: 2 P: 13	R: 0 E: 0 K: 1 S: 5	H: 0 LOB: 0 BB: 0 P: 5	R: 0 E: 0 K: 0 S: 4	H: 1 LOB: 2 BB: 1 P: 8	R: 0 E: 0 K: 1 S: 6	H: 1 LOB: 2 BB: 1 P: 10	R: 0 E: 0 K: 1 S: 5	H: 0 LOB: 1 BB: 1 P: 9	R: 1 E: 0 K: 0 S: 3	H: 2 LOB: 2 BB: 1 P: 7	1B: 6 2B: 2 3B: 0 HR: 0	SF: 0 SAC: 0 DP: 0 HBP: 0	WP: 1 PB: 0 SB: 0 CS: 0	PA: 42
PITCHER Brian Kingman, R ERA: 3.54 (1.1)	IP: 6.1 WLS: 1 BF: 31 H: 6 R: 2 ER: 2 SO: 4 BB: 5 IBB: 1 HBP: 0 BLK: 0 WP: 0 HR: 0 S: 33 P: 57 ERA: 2.84 WHIP: 1.737															PITCHER						
Dave Hamilton, L ERA: 11.25 (7.1)	0.0	1	0	0	0	0	1	0	0	0	0	0	4									
Jeff Jones, R ERA: 2.45 (7.1)	2.0	L	9	1	1	1	2	1	1	0	11	19	4.50	1.000								
Bob Lacey, L ERA: 3.48 (9.1)	0.0	1	1	0	0	0	0	0	0	0	1	1										



Batter	1	2	3	4	5	6	7	8	9	AB	R	H	RBI	BB	SO	LOB	TOP					
Rickey Henderson, R OBP: 0.429, SLG: 0.399 (1, 7)	0-0 HR		0-0 1-3		0-0 F8			0-0 G3		4	1	1	1	0	0	1						
Dwayne Murphy, L OBP: 0.418, SLG: 0.433 (1, 8)	0-0 SH5-3 1B		0-3 K			0-3 K		0-0 4-3		4	0	1	0	0	2	0						
Mike Heath, R OBP: 0.282, SLG: 0.336 (1, 2)	0-0 SH5-3 1-2			0-0 2B		0-0 HR 1B		0-0 3-1		3	1	2	0	0	0	0						
Tony Armas, R OBP: 0.308, SLG: 0.457 (1, 9)	0-0 F9			0-0 1-3		0-0 HR 1B			0-0 4-3	4	1	1	2	0	0	2						
Randy Elliott, R OBP: 0.161, SLG: 0.258 (1, 10)	0-0 6-3			0-3 K		0-0 F9			0-0 F7	4	0	0	0	0	1	2						
Jeff Newman, R OBP: 0.273, SLG: 0.409 (1, 3)		0-0 5-3		0-0 6-3		0-3 K			0-0 F8	4	0	0	0	0	1	1						
Mario Guerrero, R OBP: 0.245, SLG: 0.291 (1, 6)		0-0 4-3			0-0 5-3				0-0 4-3	3	0	0	0	0	0	0						
Rob Picciolo, R OBP: 0.272, SLG: 0.353 (1, 4)		0-0 F9			0-0 1B			0-3 K		3	0	1	0	0	1	0						
Dave McKay, S OBP: 0.149, SLG: 0.215 (1, 5)			0-0 5-3		0-3 K				0-0 6-3	3	0	0	0	0	1	1						
Inning Stats	R: 1 E: 0 K: 0 S: 5	H: 2 LOB: 1 BB: 0 P: 5	R: 0 E: 0 K: 0 S: 3	H: 0 LOB: 0 BB: 0 P: 3	R: 0 E: 0 K: 1 S: 5	H: 0 LOB: 0 BB: 0 P: 5	R: 0 E: 0 K: 1 S: 6	H: 1 LOB: 1 BB: 0 P: 6	R: 0 E: 0 K: 1 S: 6	H: 1 LOB: 1 BB: 0 P: 6	R: 2 E: 0 K: 2 S: 9	H: 2 LOB: 0 BB: 0 P: 9	R: 0 E: 0 K: 1 S: 5	H: 0 LOB: 0 BB: 0 P: 5	R: 0 E: 0 K: 0 S: 3	H: 0 LOB: 0 BB: 0 P: 3	R: 0 E: 0 K: 0 S: 3	H: 0 LOB: 0 BB: 0 P: 3	1B: 3 2B: 1 3B: 0 HR: 2	SF: 0 SAC: 1 DP: 0 HBP: 0	WP: 0 PB: 0 SB: 0 CS: 0	PA: 33
PITCHER Scott McGregor, L ERA: 3.74 (1, 1)	IP: 9.0 WLS: W BF: 33 H: 6 R: 3 ER: 3 SO: 6 BB: 0 IBB: 0 HBP: 0 BLK: 0 WP: 0 HR: 2 S: 45 P: 45 ERA: 3.00 WHIP: 0.667															PITCHER						

Oakland Athletics @ Baltimore Orioles
Memorial Stadium, Baltimore, MD
Thu Jun 19 1980, 7:05 PM EDT
Att: 15,491 - Unknown - 75 F

AB 32
R 3
H 6
RBI 3
BB 0
SO 6
LOB 7



Batter	1	2	3	4	5	6	7	8	9	AB	R	H	RBI	BB	SO	LOB	BOTTOM					
Al Bumbry, L OBP: 0.309, SLG: 0.451 (1, 8)	0-0 F7		0-0 4-3		0-3 K		0-0 E 1B			4	1	1	0	0	1	0						
Lenn Sakata, R OBP: 0.321, SLG: 0.440 John Lowenstein, L (7, PH) OBP: 0.333, SLG: 0.220 Rich Dauer, R (7, PR) OBP: 0.326, SLG: 0.305 (8, 4)	4-0 1B BB		0-0 5-3			0-3 K	0-0 E3 1B			2	0	0	0	1	1	0						
Ken Singleton, S OBP: 0.352, SLG: 0.469 (1, 9)	0-0 1-2 1B			0-0 L9 BLK 1B		0-0 F7	0-0 F7			4	1	2	0	0	0	1						
Eddie Murray, S OBP: 0.348, SLG: 0.488 (1, 3)	0-0 F9			0-0 L9		0-0 HR		0-0 1-4-3		4	1	1	1	0	0	2						
Terry Crowley, L OBP: 0.412, SLG: 0.527 (1, 10)		0-0 3-1		0-0 P3		0-0 1B		0-0 F7		4	0	1	0	0	0	1						
Dan Graham, L OBP: 0.300, SLG: 0.369 (1, 2)		0-0 1B		0-0 1B		0-0 F8		0-0 3-1		4	0	2	1	0	0	1						
Doug DeCinces, R OBP: 0.320, SLG: 0.376 (1, 5)		0-3 K		0-0 F8			0-0 F8 1B 1B			3	0	1	0	0	1	2						
Mark Corey, R OBP: 0.313, SLG: 0.286 (1, 7)		0-0 F9			0-0 5-3		0-0 F8 E 1B			3	1	1	0	0	0	1						
Kiko Garcia, R OBP: 0.278, SLG: 0.246 (1, 6)			0-3 K		0-0 F9		0-0 F8			3	0	0	0	0	1	2						
Inning Stats	R: 0 E: 0 K: 0 S: 3	H: 1 LOB: 1 BB: 1 P: 7	R: 0 E: 0 K: 1 S: 6	H: 1 LOB: 0 BB: 0 P: 6	R: 0 E: 0 K: 1 S: 5	H: 0 LOB: 0 BB: 0 P: 5	R: 1 E: 0 K: 0 S: 5	H: 2 LOB: 1 BB: 0 P: 5	R: 0 E: 0 K: 1 S: 5	H: 0 LOB: 0 BB: 0 P: 5	R: 1 E: 0 K: 1 S: 7	H: 2 LOB: 1 BB: 0 P: 7	R: 2 E: 1 K: 0 S: 6	H: 4 LOB: 1 BB: 0 P: 6	R: 0 E: 0 K: 0 S: 3	H: 0 LOB: 0 BB: 0 P: 3	R: 0 E: 0 K: 0 S: 3	H: 0 LOB: 0 BB: 0 P: 3	1B: 9 2B: 0 3B: 0 HR: 1	SF: 0 SAC: 0 DP: 0 HBP: 0	WP: 0 PB: 0 SB: 0 CS: 0	PA: 33
PITCHER Rick Langford, R ERA: 3.39 (1, 1)	IP: 8.0 WLS: L BF: 33 H: 10 R: 4 ER: 3 SO: 4 BB: 1 IBB: 0 HBP: 0 BLK: 1 WP: 0 HR: 1 S: 40 P: 44 ERA: 3.38 WHIP: 1.375															PITCHER						

Oakland Athletics @ Baltimore Orioles
Memorial Stadium, Baltimore, MD
Thu Jun 19 1980, 7:05 PM EDT
Att: 15,491 - Unknown - 75 F

AB 32
R 4
H 10
RBI 3
BB 1
SO 4
LOB 10



Batter	1	2	3	4	5	6	7	8	9	AB	R	H	RBI	BB	SO	LOB	TOP								
Julio Cruz, S OBP: 0.320, SLG: 0.287 (1, 4)										4	0	1	0	0	0	4									
Juan Beniquez, R OBP: 0.274, SLG: 0.276 (1, 8)										5	0	0	0	0	0	5									
Bruce Bochte, L OBP: 0.355, SLG: 0.436 (1, 3)										4	0	0	0	0	0	1									
Dan Meyer, L OBP: 0.344, SLG: 0.425 Joe Simpson, L OBP: 0.333, SLG: 0.358 (9, 7)										4	1	2	0	0	0	0									
Tom Paciorek, R OBP: 0.371, SLG: 0.530 (1, 10)										3	1	1	0	1	0	1									
Leon Roberts, R OBP: 0.332, SLG: 0.472 (1, 9)										3	0	1	0	0	0	2									
Ted Cox, R OBP: 0.293, SLG: 0.294 (1, 5)										4	1	1	3	0	1	2									
Bob Stinson, S OBP: 0.194, SLG: 0.148 (1, 2)										2	0	1	0	2	0	1									
Mario Mendoza, R OBP: 0.340, SLG: 0.389 Larry Milbourne, S OBP: 0.188, SLG: 0.158 (9, PH)										3	0	1	0	0	0	2									
Inning Stats	R: 0 E: 0 K: 0 S: 3	H: 1 LOB: 0 BB: 0 P: 3	R: 0 E: 0 K: 0 S: 4	H: 1 LOB: 1 BB: 0 P: 4	R: 0 E: 0 K: 0 S: 3	H: 0 LOB: 1 BB: 1 P: 7	R: 0 E: 0 K: 0 S: 4	H: 1 LOB: 1 BB: 0 P: 4	R: 0 E: 0 K: 1 S: 5	H: 0 LOB: 1 BB: 1 P: 9	R: 0 E: 0 K: 0 S: 3	H: 0 LOB: 0 BB: 0 P: 3	R: 0 E: 0 K: 0 S: 4	H: 1 LOB: 1 BB: 0 P: 4	R: 0 E: 0 K: 0 S: 4	H: 1 LOB: 1 BB: 0 P: 4	R: 3 E: 0 K: 0 S: 7	H: 4 LOB: 2 BB: 1 P: 11	1B: 7 2B: 2 3B: 0 HR: 1	SF: 0 SAC: 2 DP: 1 HBP: 0	WP: 0 PB: 0 SB: 0 CS: 0	PA: 38			
PITCHER	IP	WLS	BF	H	R	ER	SO	BB	IBB	HBP	BLK	WP	HR	S	P	ERA	WHIP								
Jim Palmer, R ERA: 3.62 Tim Stoddard, R ERA: 1.85 (9, 1)	8.1	L	35	8	3	3	1	3	0	0	0	0	1	34	46	3.24	1.320								

Seattle Mariners @ Baltimore Orioles
Memorial Stadium, Baltimore, MD
Fri Jun 20 1980, 7:05 PM EDT
Att: 23,107 - Unknown

AB 33
R 3
H 9
RBI 3
BB 3
SO 1
LOB 18



Batter	1	2	3	4	5	6	7	8	9	AB	R	H	RBI	BB	SO	LOB	BOTTOM								
Al Bumby, L OBP: 0.303, SLG: 0.444 (1, 8)										4	0	0	0	0	1	1									
Kiko Garcia, R OBP: 0.289, SLG: 0.237 (1, 6)										4	0	0	0	0	1	1									
Ken Singleton, S OBP: 0.350, SLG: 0.463 (1, 9)										3	0	0	0	1	1	0									
Eddie Murray, S OBP: 0.343, SLG: 0.480 (1, 3)										4	0	0	0	0	0	1									
Benny Ayala, R OBP: 0.415, SLG: 0.809 (1, 10)										4	1	1	1	0	0	0									
Doug DeCinces, R OBP: 0.320, SLG: 0.385 (1, 5)										3	0	1	0	0	1	0									
Rick Dempsey, R OBP: 0.310, SLG: 0.419 (1, 2)										3	0	0	0	0	0	1									
Mark Corey, R OBP: 0.316, SLG: 0.294 (1, 7)										3	0	1	0	0	1	1									
Rich Dauer, R OBP: 0.323, SLG: 0.302 (1, 4)										2	0	0	0	0	0	1									
Inning Stats	R: 0 E: 0 K: 1 S: 5	H: 0 LOB: 1 BB: 1 P: 9	R: 1 E: 0 K: 2 S: 8	H: 1 LOB: 0 BB: 0 P: 8	R: 0 E: 0 K: 0 S: 3	H: 0 LOB: 0 BB: 0 P: 3	R: 0 E: 0 K: 0 S: 3	H: 0 LOB: 0 BB: 0 P: 3	R: 0 E: 1 K: 0 S: 4	H: 0 LOB: 1 BB: 0 P: 4	R: 0 E: 0 K: 2 S: 7	H: 0 LOB: 0 BB: 0 P: 7	R: 0 E: 0 K: 0 S: 4	H: 1 LOB: 1 BB: 0 P: 4	R: 0 E: 0 K: 0 S: 4	H: 1 LOB: 1 BB: 0 P: 4	R: 0 E: 0 K: 0 S: 3	H: 0 LOB: 0 BB: 0 P: 3	1B: 1 2B: 0 3B: 1 HR: 1	SF: 0 SAC: 1 DP: 0 HBP: 0	WP: 0 PB: 0 SB: 0 CS: 0	PA: 32			
PITCHER	IP	WLS	BF	H	R	ER	SO	BB	IBB	HBP	BLK	WP	HR	S	P	ERA	WHIP								
Floyd Bannister, L ERA: 3.09 (1, 1)	9.0	W	32	3	1	1	5	1	0	0	0	0	1	41	45	1.00	0.444								

Seattle Mariners @ Baltimore Orioles
Memorial Stadium, Baltimore, MD
Fri Jun 20 1980, 7:05 PM EDT
Att: 23,107 - Unknown

AB 30
R 1
H 3
RBI 1
BB 1
SO 5
LOB 6



Batter	1	2	3	4	5	6	7	8	9	AB	R	H	RBI	BB	SO	LOB	TOP					
Julio Cruz, S OBP: 0.319, SLG: 0.287	4-3		5-3			6-3			1B	4	0	1	0	0	0	1						
Juan Beniquez, R OBP: 0.258, SLG: 0.258	P4		5-3			K			F8	4	0	0	0	0	1	1						
Bruce Bochte, L OBP: 0.358, SLG: 0.435	2B				K				F7	3	0	1	0	1	1	1						
Dan Meyer, L OBP: 0.351, SLG: 0.433						FC4-6				3	0	2	0	1	0	1						
Tom Paciorek, R OBP: 0.361, SLG: 0.514	K				G5-4-3	FC6-4				4	0	0	0	0	1	6						
Leon Roberts, R OBP: 0.327, SLG: 0.464			5-3							3	0	0	0	0	1	1						
Ted Cox, R OBP: 0.288, SLG: 0.288			5-3			K			P6	3	0	0	0	0	1	0						
Bob Stinson, S OBP: 0.186, SLG: 0.141			K			4-3			1-3	3	0	0	0	0	1	0						
Mario Mendoza, R OBP: 0.340, SLG: 0.388									1-3	3	0	1	0	0	1	0						
Inning Stats	R: 0 E: 0 K: 1 S: 6	H: 1 LOB: 2 BB: 1 P: 10	R: 0 E: 0 K: 1 S: 5	H: 0 LOB: 0 BB: 0 P: 5	R: 0 E: 0 K: 0 S: 3	H: 1 LOB: 0 BB: 0 P: 3	R: 0 E: 0 K: 1 S: 4	H: 0 LOB: 0 BB: 1 P: 8	R: 0 E: 0 K: 1 S: 5	H: 0 LOB: 0 BB: 0 P: 5	R: 0 E: 0 K: 2 S: 7	H: 0 LOB: 0 BB: 0 P: 7	R: 0 E: 0 K: 1 S: 6	H: 1 LOB: 1 BB: 0 P: 6	R: 0 E: 0 K: 0 S: 3	H: 0 LOB: 0 BB: 0 P: 3	R: 0 E: 0 K: 0 S: 5	H: 2 LOB: 2 BB: 0 P: 5	1B: 4 2B: 1 3B: 0 HR: 0	SF: 0 SAC: 0 DP: 1 HBP: 0	WP: 0 PB: 0 SB: 0 CS: 1	PA: 32
PITCHER Steve Stone, R ERA: 3.46	IP: 9.0 WLS: W BF: 32 H: 5 R: 0 ER: 0 SO: 7 BB: 2 IBB: 0 HBP: 0 BLK: 0 WP: 0 HR: 0 S: 44 P: 52 ERA: 0.00 WHIP: 0.778															PITCHER						

Seattle Mariners @ Baltimore Orioles
Memorial Stadium, Baltimore, MD
Sat Jun 21 1980, 7:05 PM EDT
Att: 28,371 - Unknown - 78 F


AB 30
R 0
H 5
RBI 0
BB 2
SO 7
LOB 11



Batter	1	2	3	4	5	6	7	8	9	AB	R	H	RBI	BB	SO	LOB	BOTTOM			
Al Bumbry, L OBP: 0.403, SLG: 0.443	4-3		F8			1B				5	1	2	1	0	0	2				
Rich Dauer, R OBP: 0.325, SLG: 0.304						F9				5	1	2	1	0	0	5				
Ken Singleton, S OBP: 0.356, SLG: 0.465						E9				3	1	2	2	1	0	1				
Eddie Murray, S OBP: 0.345, SLG: 0.492	P4									4	1	2	4	0	0	2				
Benny Ayala, R OBP: 0.386, SLG: 0.760						F8				3	0	0	1	0	0	0				
Doug DeCinces, R OBP: 0.314, SLG: 0.377						F7				4	0	0	0	0	0	3				
Rick Dempsey, R OBP: 0.309, SLG: 0.421						F7				4	1	1	0	0	1	0				
Mark Corey, R OBP: 0.333, SLG: 0.316										2	0	1	0	0	0	0				
Pat Kelly, L OBP: 0.404, SLG: 0.417						6-3				1	2	1	0	1	0	0				
Kiko Garcia, R OBP: 0.276, SLG: 0.233										2	2	0	0	2	0	1				
Inning Stats	R: 0 E: 0 K: 0 S: 4	H: 1 LOB: 1 BB: 0 P: 4	R: 0 E: 0 K: 0 S: 3	H: 0 LOB: 0 BB: 0 P: 3	R: 0 E: 0 K: 0 S: 3	H: 0 LOB: 0 BB: 0 P: 3	R: 3 E: 1 K: 0 S: 6	H: 3 LOB: 0 BB: 0 P: 6	R: 3 E: 0 K: 0 S: 6	H: 3 LOB: 2 BB: 2 P: 14	R: 3 E: 0 K: 0 S: 5	H: 2 LOB: 1 BB: 2 P: 13	R: 0 E: 1 K: 1 S: 5	H: 0 LOB: 0 BB: 0 P: 5	R: 0 E: 0 K: 0 S: 4	H: 2 LOB: 1 BB: 0 P: 4	1B: 9 2B: 2 3B: 0 HR: 1	SF: 1 SAC: 0 DP: 2 HBP: 0	WP: 0 PB: 0 SB: 1 CS: 0	PA: 38
PITCHER Dave Roberts, L ERA: 4.78 Jim Beattie, R ERA: 6.09 Rob Dressler, R ERA: 4.91	IP: 4.0 WLS: L BF: 16 H: 4 R: 3 ER: 3 SO: 3 BB: 0 IBB: 0 HBP: 0 BLK: 0 WP: 0 HR: 1 S: 16 P: 16 ERA: 6.75 WHIP: 1.000															PITCHER				

Seattle Mariners @ Baltimore Orioles
Memorial Stadium, Baltimore, MD
Sat Jun 21 1980, 7:05 PM EDT
Att: 28,371 - Unknown - 78 F

AB 33
R 9
H 11
RBI 9
BB 4
SO 1
LOB 14



Batter	1	2	3	4	5	6	7	8	9	AB	R	H	RBI	BB	SO	LOB	TOP										
Larry Milbourne, S OBP: 0.217, SLG: 0.226 (1, 4)										5	0	3	2	0	2	0	Seattle Mariners @ Baltimore Orioles Memorial Stadium, Baltimore, MD Sun Jun 22 1980, 3:33 AM EDT Att: 42,497 - Unknown - 84 F										
Juan Beniquez, R OBP: 0.254, SLG: 0.254 (1, 8)										5	2	1	0	0	1	4											
Bruce Bochte, L OBP: 0.360, SLG: 0.436 (1, 3)										4	1	2	1	0	1	1											
Tom Paciorek, R OBP: 0.372, SLG: 0.539 (1, 10)										3	1	2	3	1	0	0											
Dan Meyer, L OBP: 0.349, SLG: 0.429 Joe Simpson, L OBP: 0.333, SLG: 0.358 (1, 7) (9, 7)										4	0	1	1	0	1	2											
Leon Roberts, R OBP: 0.320, SLG: 0.454 (1, 9)										4	0	0	0	0	1	0											
Jim Anderson, R OBP: 0.316, SLG: 0.354 (1, 5)										2	1	0	0	2	0	0											
Mario Mendoza, R OBP: 0.346, SLG: 0.392 (1, 6)										4	1	2	0	0	1	0											
Larry Cox, R OBP: 0.227, SLG: 0.234 Ted Cox, R OBP: 0.292, SLG: 0.293 Bob Stinson, S OBP: 0.183, SLG: 0.138 (1, 2) (8, PH) (8, 2)										2	0	0	0	0	1	2											
Inning Stats	R: 2 E: 0 K: 2 S: 9	H: 2 LOB: 0 BB: 0 P: 9	R: 0 E: 0 K: 1 S: 5	H: 0 LOB: 0 BB: 0 P: 5	R: 0 E: 0 K: 1 S: 5	H: 1 LOB: 0 BB: 0 P: 5	R: 0 E: 0 K: 1 S: 5	H: 0 LOB: 0 BB: 0 P: 5	R: 0 E: 0 K: 1 S: 6	H: 1 LOB: 2 BB: 1 P: 10	R: 0 E: 0 K: 0 S: 3	H: 0 LOB: 0 BB: 0 P: 3	R: 0 E: 0 K: 0 S: 6	H: 5 LOB: 0 BB: 0 P: 6	R: 2 E: 0 K: 1 S: 7	H: 2 LOB: 1 BB: 1 P: 11		1B: 10 2B: 0 3B: 1 HR: 1	SF: 0 SAC: 0 DP: 1 HBP: 0	WP: 1 PB: 0 SB: 0 CS: 1	PA: 40						
PITCHER	IP	WLS	BF	H	R	ER	SO	BB	IBB	HBP	BLK	WP	HR	S	P	ERA	WHIP										
Mike Flanagan, L ERA: 3.73 (1, 1)	7.1		30	8	5	5	7	1	1	0	0	1	1	42	50	6.14	1.227										
Tim Stoddard, R ERA: 2.31 (8, 1)	1.0	L	5	3	2	2	0	1	0	0	0	0	0	4	8	18.00	4.000										
Tippy Martinez, L ERA: 2.14 (9, 1)	0.2		3	1	0	0	1	0	0	0	0	0	0	5	5	0.00	1.500										

AB	35
R	7
H	12
RBI	7
BB	3
SO	8
LOB	11



Batter	1	2	3	4	5	6	7	8	9	AB	R	H	RBI	BB	SO	LOB	BOTTOM										
Al Bumbry, L OBP: 0.306, SLG: 0.441 (1, 8)										3	1	1	0	2	0	0	Seattle Mariners @ Baltimore Orioles Memorial Stadium, Baltimore, MD Sun Jun 22 1980, 3:33 AM EDT Att: 42,497 - Unknown - 84 F										
Lenn Sakata, R OBP: 0.303, SLG: 0.467 (1, 4)										5	1	1	2	0	0	2											
Ken Singleton, S OBP: 0.362, SLG: 0.470 (1, 9)										4	0	3	1	0	0	2											
Eddie Murray, S OBP: 0.344, SLG: 0.492 Rich Dauer, R OBP: 0.325, SLG: 0.304 (1, 3) (8, 5)										4	0	1	0	0	0	4											
Benny Ayala, R OBP: 0.393, SLG: 0.759 (1, 7)										4	2	2	0	0	0	2											
Rick Dempsey, R OBP: 0.307, SLG: 0.417 (1, 2)										4	0	1	0	0	0	2											
Doug DeCinces, R OBP: 0.309, SLG: 0.372 (8, 3)										3	0	0	1	0	0	2											
Lee May, R OBP: 0.273, SLG: 0.405 (1, 10)										4	0	1	0	0	1	0											
Mark Belanger, R OBP: 0.202, SLG: 0.208 (1, 6)										4	1	1	0	0	0	1											
Inning Stats	R: 0 E: 0 K: 0 S: 5	H: 3 LOB: 2 BB: 0 P: 5	R: 0 E: 0 K: 1 S: 5	H: 1 LOB: 0 BB: 0 P: 5	R: 0 E: 1 K: 0 S: 4	H: 0 LOB: 2 BB: 1 P: 8	R: 1 E: 1 K: 0 S: 5	H: 2 LOB: 1 BB: 0 P: 5	R: 0 E: 0 K: 0 S: 4	H: 1 LOB: 1 BB: 0 P: 4	R: 1 E: 0 K: 0 S: 4	H: 1 LOB: 0 BB: 0 P: 4	R: 3 E: 0 K: 0 S: 5	H: 3 LOB: 0 BB: 1 P: 9	R: 0 E: 0 K: 0 S: 3	H: 0 LOB: 0 BB: 0 P: 3		R: 0 E: 0 K: 0 S: 3	H: 0 LOB: 0 BB: 0 P: 3	1B: 7 2B: 2 3B: 2 HR: 0	SF: 1 SAC: 0 DP: 3 HBP: 0	WP: 0 PB: 0 SB: 0 CS: 0	PA: 38				
PITCHER	IP	WLS	BF	H	R	ER	SO	BB	IBB	HBP	BLK	WP	HR	S	P	ERA	WHIP										
Rick Honeycutt, L ERA: 2.89 (1, 1)	6.0		27	9	3	2	1	1	0	0	0	0	0	28	32	3.00	1.667										
Shane Rawley, L ERA: 3.14 (7, 1)	3.0	W	11	2	2	2	0	1	0	0	0	0	0	10	14	6.00	1.000										

AB	35
R	5
H	11
RBI	4
BB	2
SO	1
LOB	15



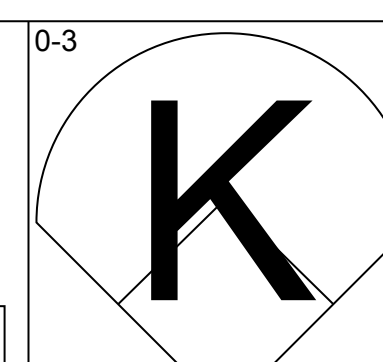
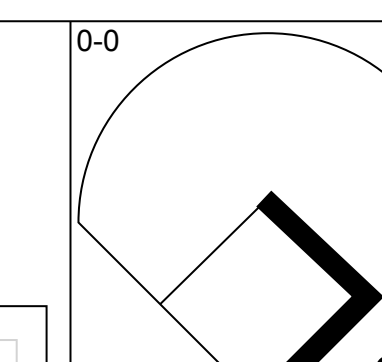
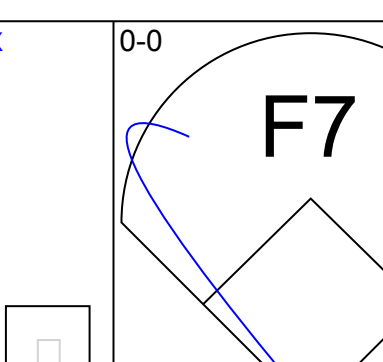
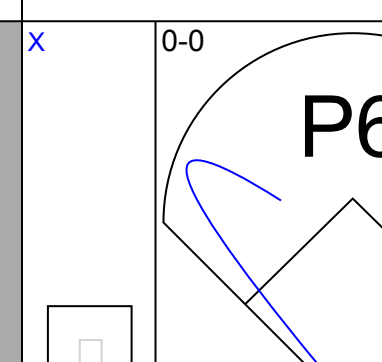
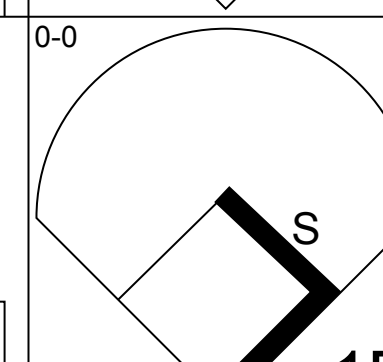
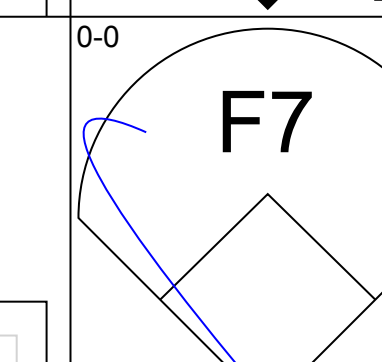
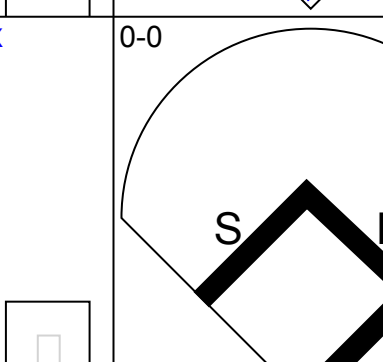
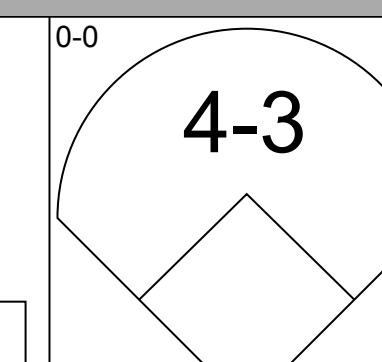
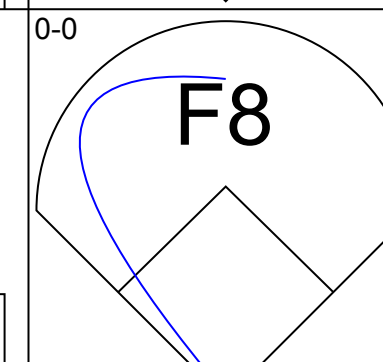
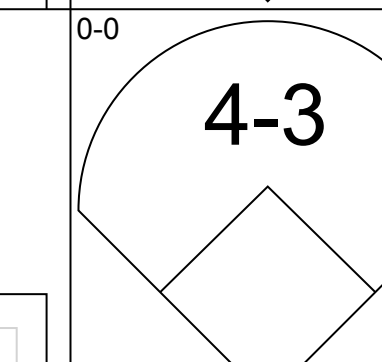
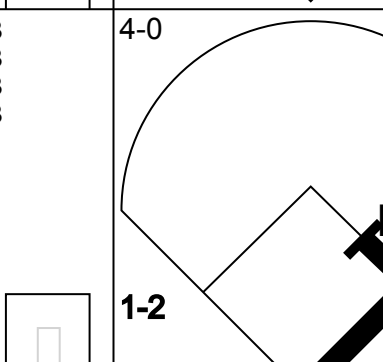
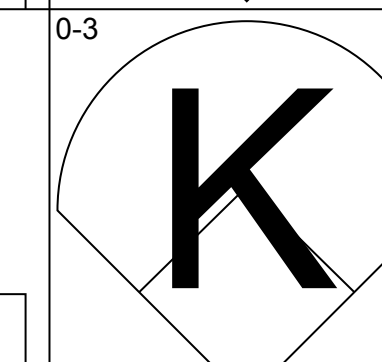
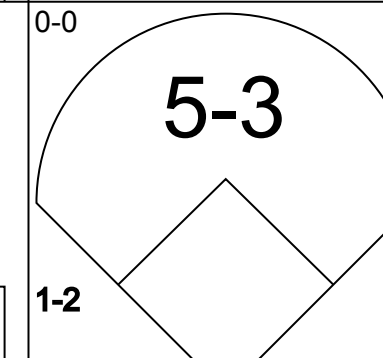
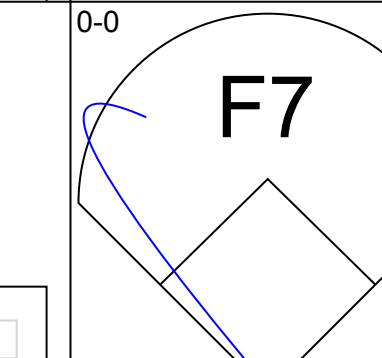
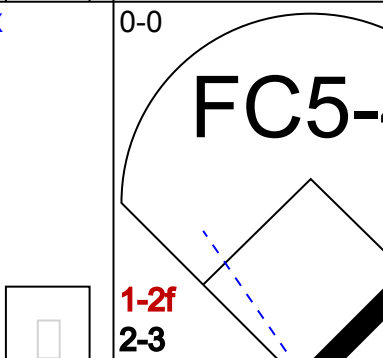
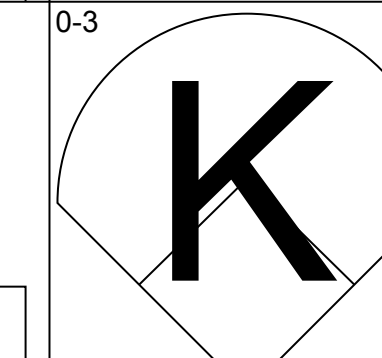
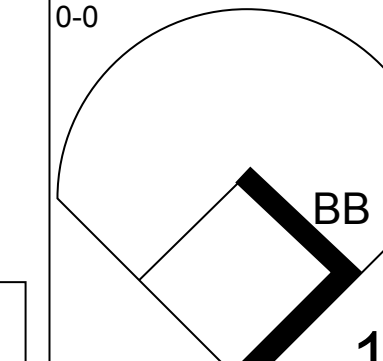
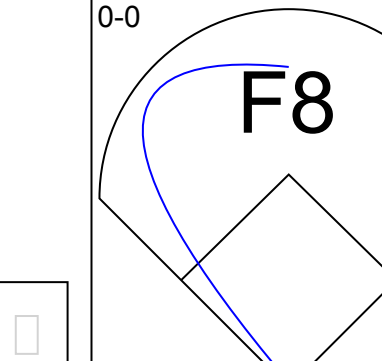
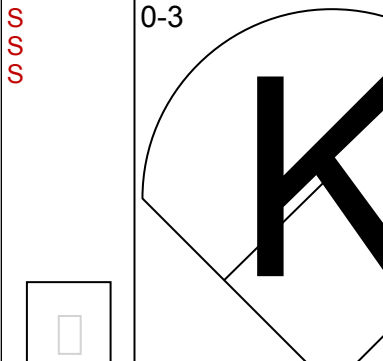
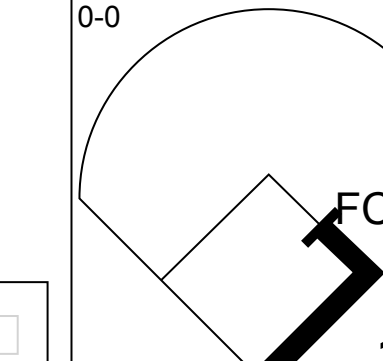

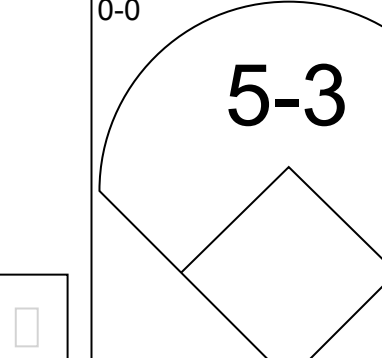
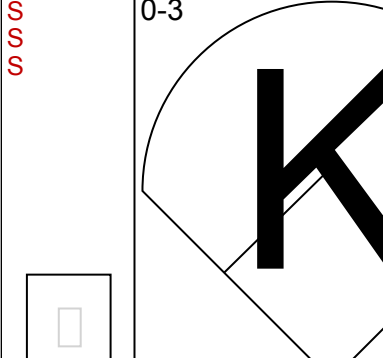
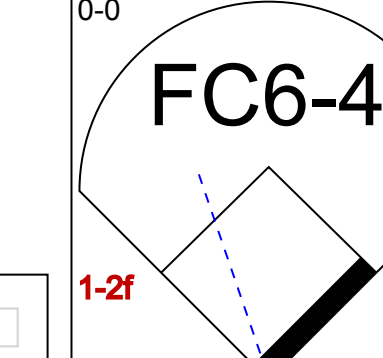
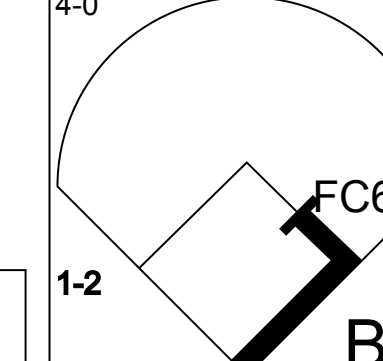
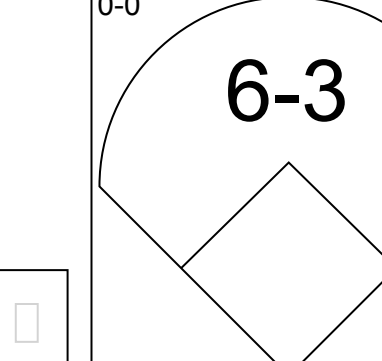
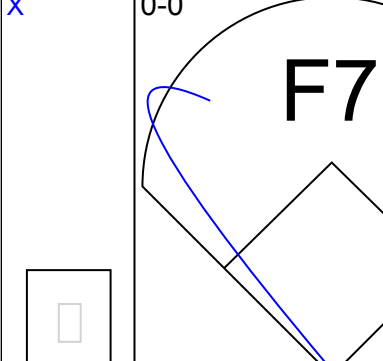
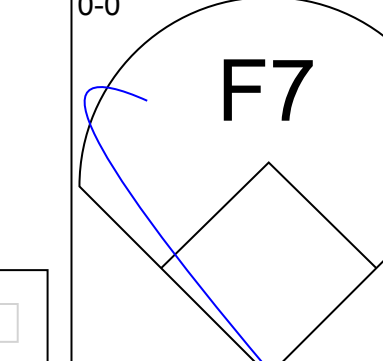
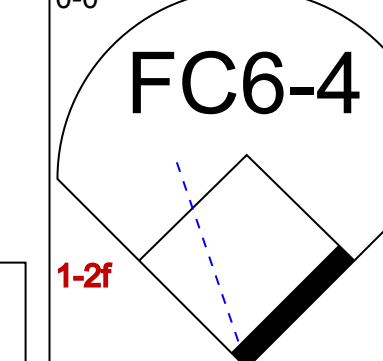
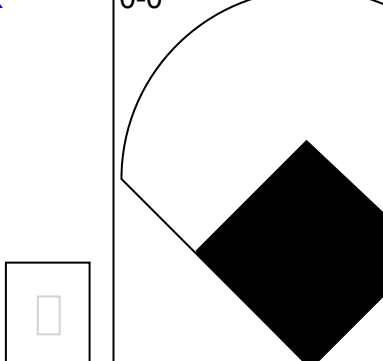
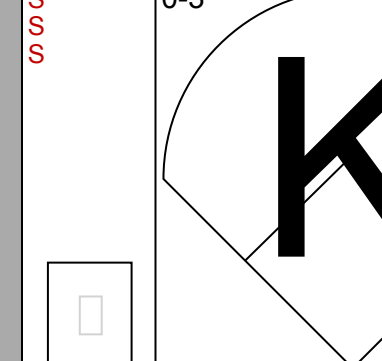
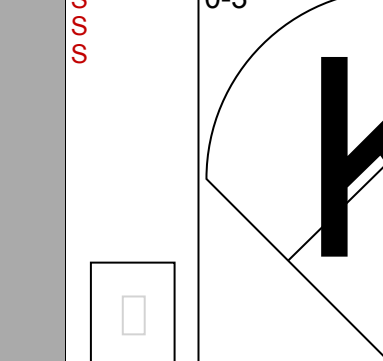
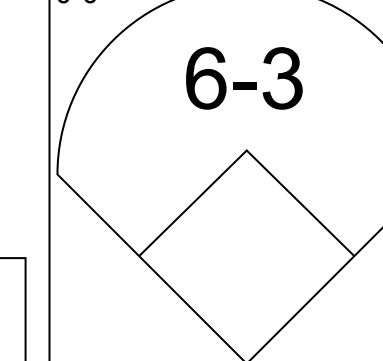
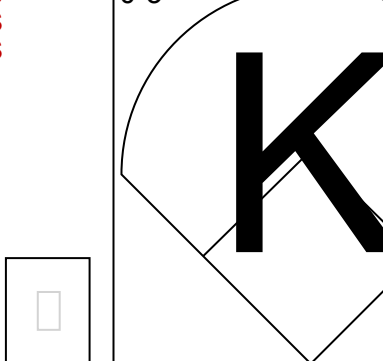
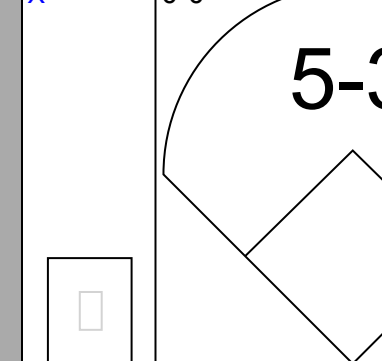
Batter	1	2	3	4	5	6	7	8	9	AB	R	H	RBI	BB	SO	LOB	TOP			
Alfredo Griffin, S (1, 6) OBP: 0.279, SLG: 0.368										4	0	1	0	0	1	1	Toronto Blue Jays @ Baltimore Orioles Memorial Stadium, Baltimore, MD Tue Jun 24 1980, 7:05 PM EDT Att: 14,884 - Unknown - 83 F			
Al Woods, L (1, 7) OBP: 0.356, SLG: 0.481 Garth Iorg, R (9, PH) OBP: 0.382, SLG: 0.548										3	0	0	0	0	0	0				
Damaso Garcia, R (1, 4) OBP: 0.291, SLG: 0.410										3	0	1	0	0	0	0				
John Mayberry, L (1, 3) OBP: 0.347, SLG: 0.474										3	0	0	0	0	1	1				
Otto Velez, R (1, 10) OBP: 0.391, SLG: 0.534										3	0	0	0	0	1	0				
Roy Howell, L (1, 5) OBP: 0.305, SLG: 0.351										3	0	0	0	0	1	0				
Barry Bonnell, R (1, 8) OBP: 0.300, SLG: 0.395										3	0	0	0	0	0	0				
Lloyd Moseby, L (1, 9) OBP: 0.301, SLG: 0.403										3	0	1	0	0	1	0				
Bob Davis, R (1, 2) OBP: 0.281, SLG: 0.376 Joe Cannon, L (9, PR) OBP: 0.050, SLG: 0.050										3	0	1	0	0	0	1				
Inning Stats	R: 0 E: 0 K: 0 S: 3	H: 1 LOB: 0 BB: 0 P: 3	R: 0 E: 0 K: 3 S: 9	H: 0 LOB: 0 BB: 0 P: 9	R: 0 E: 0 K: 0 S: 3	H: 1 LOB: 0 BB: 0 P: 3	R: 0 E: 0 K: 0 S: 3	H: 0 LOB: 0 BB: 0 P: 3	R: 0 E: 0 K: 1 S: 5	H: 0 LOB: 0 BB: 0 P: 5	R: 0 E: 0 K: 1 S: 6	H: 1 LOB: 1 BB: 0 P: 6	R: 0 E: 0 K: 0 S: 3	H: 0 LOB: 0 BB: 0 P: 3	R: 0 E: 0 K: 1 S: 6	H: 1 LOB: 2 BB: 0 P: 6	1B: 3 2B: 1 3B: 0 HR: 0	SF: 0 SAC: 0 DP: 1 HBP: 0	WP: 0 PB: 0 SB: 0 CS: 0	PA: 29
PITCHER Scott McGregor, L (1, 1) ERA: 3.38	IP: 9.0 WLS: W BF: 29 H: 4 R: 0 ER: 0 SO: 6 BB: 0 IBB: 0 HBP: 0 BLK: 0 WP: 0 HR: 0 S: 41 P: 41 ERA: 0.00 WHIP: 0.444															PITCHER				

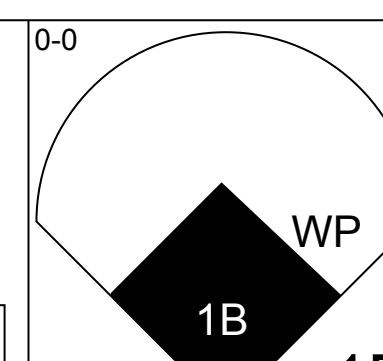
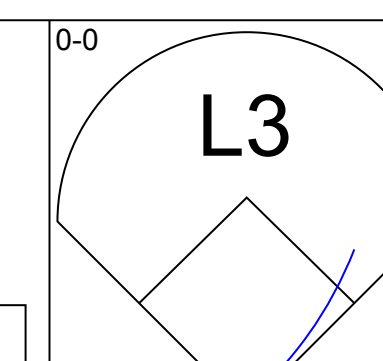
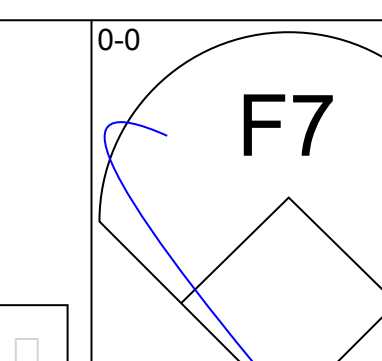
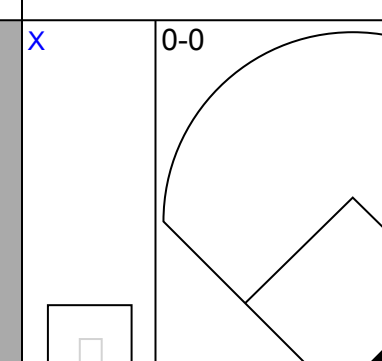
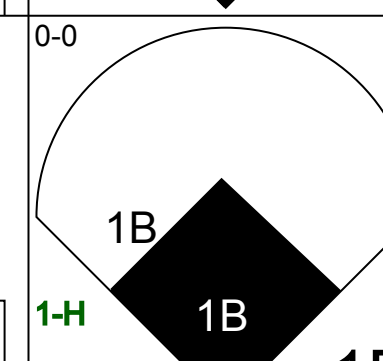
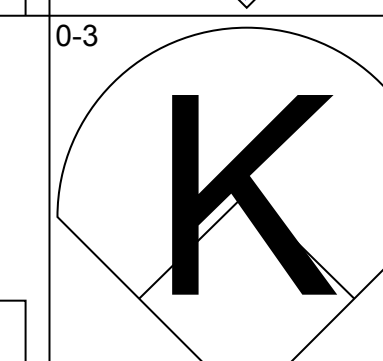
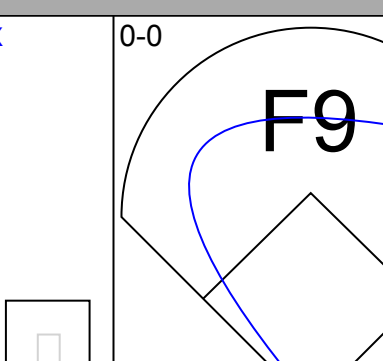
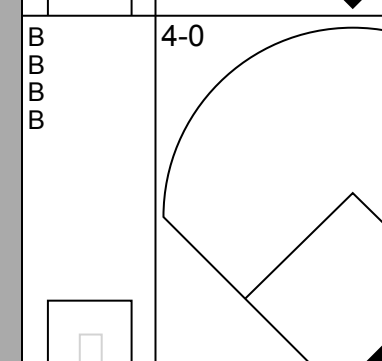
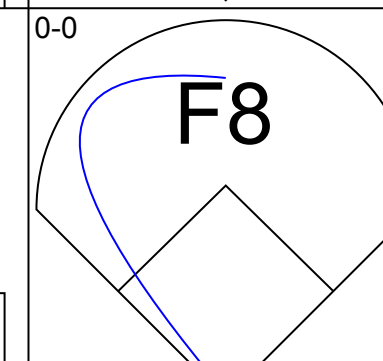
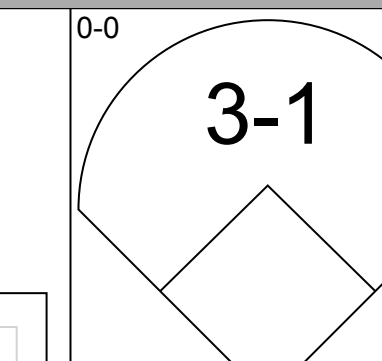
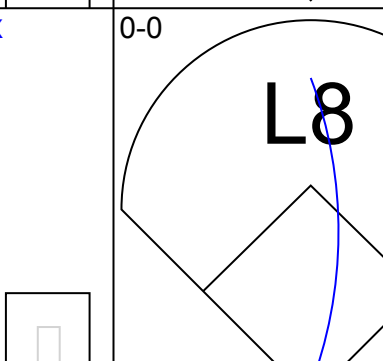
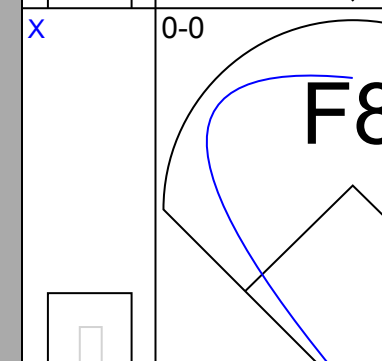
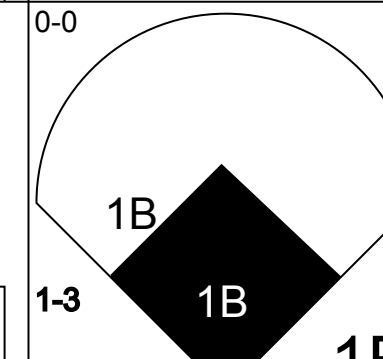


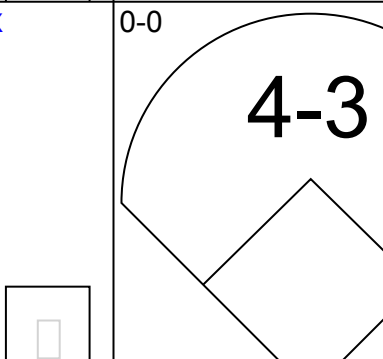
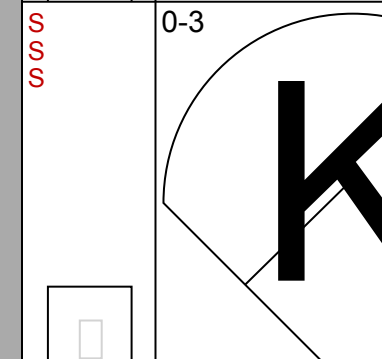
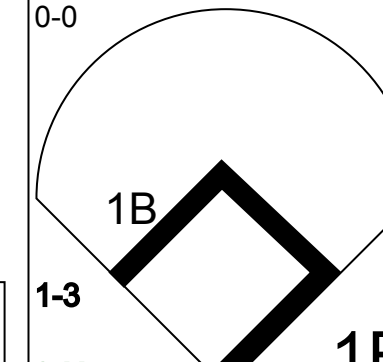
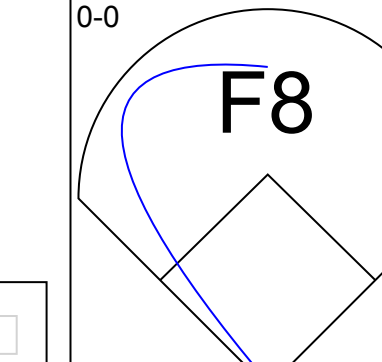
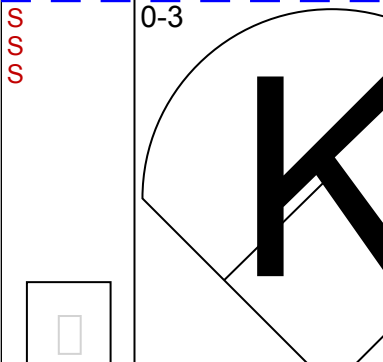
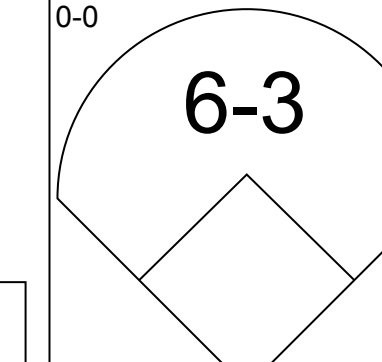
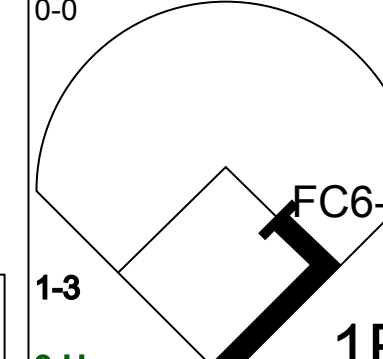
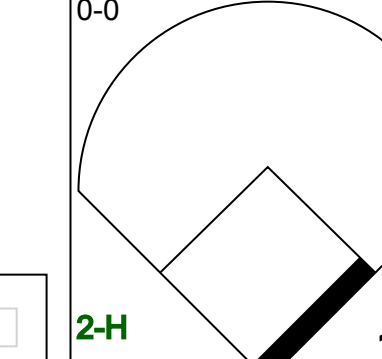
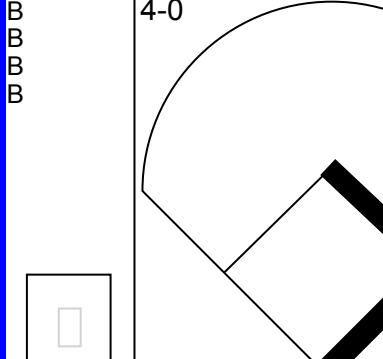
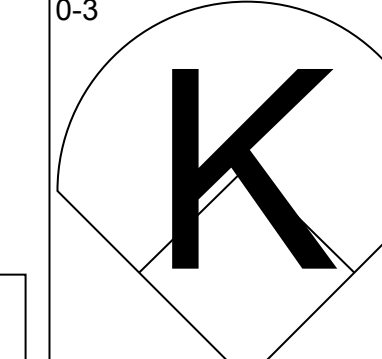
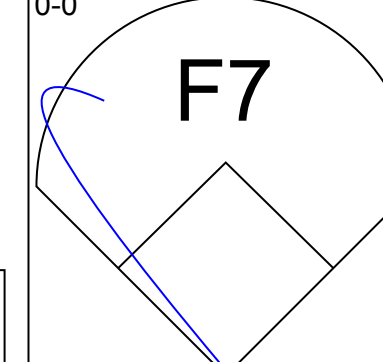
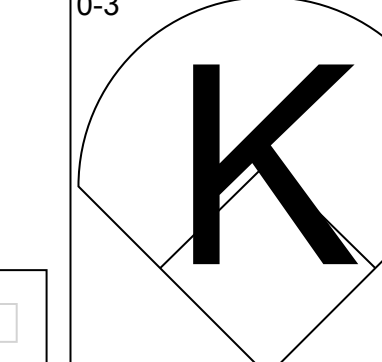
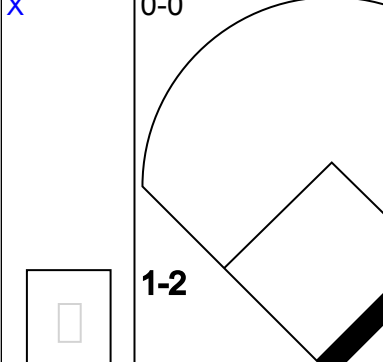
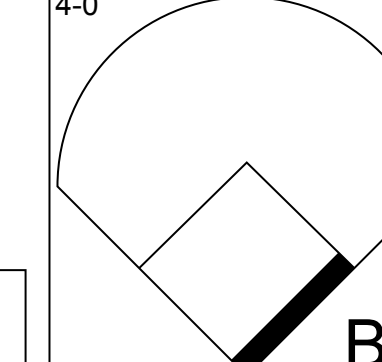
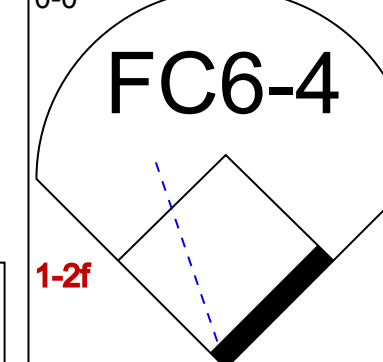
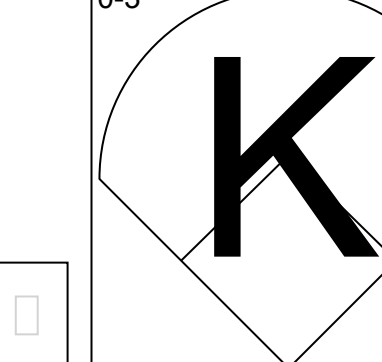
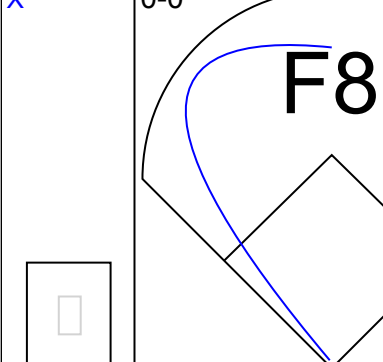
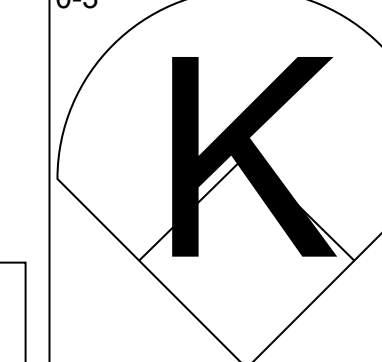
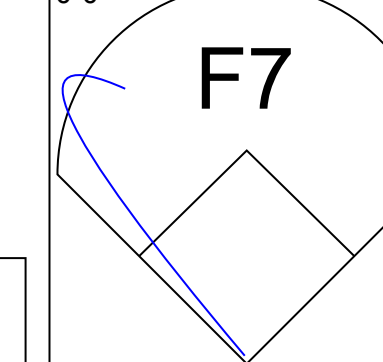
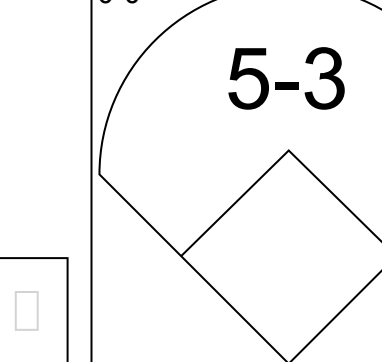
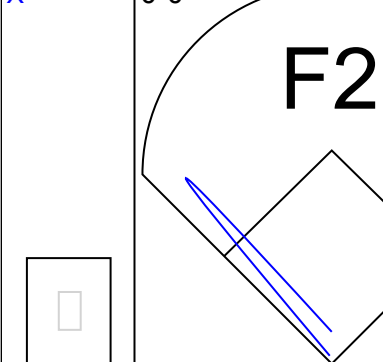
Batter	1	2	3	4	5	6	7	8	9	AB	R	H	RBI	BB	SO	LOB	BOTTOM	
Al Bumbry, L (1, 8) OBP: 0.407, SLG: 0.444										3	1	1	0	1	0	1	Toronto Blue Jays @ Baltimore Orioles Memorial Stadium, Baltimore, MD Tue Jun 24 1980, 7:05 PM EDT Att: 14,884 - Unknown - 83 F	
Rich Dauer, R (1, 4) OBP: 0.323, SLG: 0.308										4	0	1	1	0	0	3		
Ken Singleton, S (1, 9) OBP: 0.364, SLG: 0.468										3	0	1	0	1	0	1		
Eddie Murray, S (1, 3) OBP: 0.342, SLG: 0.489										4	0	1	0	0	1	3		
Pat Kelly, L (1, 7) OBP: 0.389, SLG: 0.398										4	0	0	0	0	0	3		
Terry Crowley, L (1, 10) OBP: 0.396, SLG: 0.506										3	0	0	0	0	0	0		
Doug DeCinces, R (1, 5) OBP: 0.305, SLG: 0.367										3	0	0	0	0	0	0		
Dan Graham, L (1, 2) OBP: 0.301, SLG: 0.360										2	0	0	0	1	0	0		
Kiko Garcia, R (1, 6) OBP: 0.277, SLG: 0.236										3	0	1	0	0	1	1		
Inning Stats	R: 1 E: 0 K: 0 S: 5	H: 2 LOB: 1 BB: 0 P: 5	R: 0 E: 0 K: 0 S: 3	H: 0 LOB: 1 BB: 1 P: 7	R: 0 E: 1 K: 0 S: 4	H: 1 LOB: 2 BB: 1 P: 8	R: 0 E: 0 K: 0 S: 3	H: 0 LOB: 0 BB: 0 P: 3	R: 0 E: 0 K: 1 S: 5	H: 0 LOB: 1 BB: 1 P: 9	R: 0 E: 0 K: 1 S: 5	H: 0 LOB: 0 BB: 0 P: 5	R: 0 E: 0 K: 1 S: 5	H: 0 LOB: 0 BB: 0 P: 5	1B: 3 2B: 2 3B: 0 HR: 0	SF: 0 SAC: 0 DP: 1 HBP: 0	WP: 0 PB: 0 SB: 1 CS: 0	PA: 32
PITCHER Dave Stieb, R (1, 1) ERA: 3.26	IP: 8.0 WLS: L BF: 32 H: 5 R: 1 ER: 1 SO: 2 BB: 3 IBB: 0 HBP: 0 BLK: 0 WP: 0 HR: 0 S: 33 P: 45 ERA: 1.12 WHIP: 1.000															PITCHER		

Batter	1	2	3	4	5	6	7	8	9	AB	R	H	RBI	BB	SO	LOB	TOP					
Alfredo Griffin, S OBP: 0.274, SLG: 0.361 (1,6)	F8		4-3			F2	6-3		F8	5	0	0	0	0	0	3	Toronto Blue Jays @ Baltimore Orioles Memorial Stadium, Baltimore, MD Wed Jun 25 1980, 7:05 PM EDT Att: 14,588 - Unknown - 81 F					
Al Woods, L OBP: 0.354, SLG: 0.475 (1,7)	G2-6-3 1B		P6			F2		3-1		4	0	1	0	0	0	1						
Roy Howell, L OBP: 0.300, SLG: 0.345 (1,5)	G2-6-3 1-2				F7	F2		K		4	0	0	0	0	1	2						
Otto Velez, R OBP: 0.397, SLG: 0.536 (1,10)		L6			G3-6-3 BB			1B FC6	1B	3	1	2	0	1	0	0						
John Mayberry, L OBP: 0.353, SLG: 0.477 (1,3)		1B 4-3 BB			G3-6-3 1-2			1B FC6 HBP	1B	3	1	2	0	1	0	1						
Damaso Garcia, R OBP: 0.291, SLG: 0.405 (1,4)		4-3						1B FC3-6 E SF7 HBP	1B	3	1	0	0	0	0	3						
Lloyd Moseby, L OBP: 0.299, SLG: 0.395 (1,9)					4-3			FC6 FC3-6	1-3	4	0	1	1	0	0	2						
Joe Cannon, L OBP: 0.083, SLG: 0.083 (1,8)					K			FC3-6		4	0	1	1	0	1	4						
Ernie Whitt, L OBP: 0.274, SLG: 0.256 (1,2)			P4					SF7	P2	3	0	1	1	0	0	1						
Inning Stats	R: 0 E: 0 K: 0 S: 3	H: 1 LOB: 0 BB: 0 P: 3	R: 0 E: 0 K: 0 S: 4	H: 1 LOB: 2 BB: 1 P: 8	R: 0 E: 0 K: 0 S: 3	H: 0 LOB: 0 BB: 0 P: 3	R: 0 E: 0 K: 1 S: 2	H: 0 LOB: 0 BB: 1 P: 6	R: 0 E: 0 K: 1 S: 5	H: 0 LOB: 0 BB: 0 P: 5	R: 0 E: 0 K: 0 S: 4	H: 1 LOB: 1 BB: 0 P: 4	R: 3 E: 1 K: 0 S: 6	H: 2 LOB: 1 BB: 0 P: 7	R: 0 E: 0 K: 1 S: 7	H: 2 LOB: 2 BB: 0 P: 7	R: 0 E: 0 K: 0 S: 4	H: 1 LOB: 1 BB: 0 P: 4	1B: 8 2B: 0 3B: 0 HR: 0	SF: 1 SAC: 0 DP: 2 HBP: 1	WP: 0 PB: 0 SB: 0 CS: 0	PA: 37
PITCHER Jim Palmer, R ERA: 3.45 (1,1)	IP: 9.0 WLS: W BF: 37 H: 8 R: 3 ER: 2 SO: 2 BB: 2 IBB: 0 HBP: 1 BLK: 0 WP: 0 HR: 0 S: 38 P: 47 ERA: 2.00 WHIP: 1.111																					

Batter	1	2	3	4	5	6	7	8	9	AB	R	H	RBI	BB	SO	LOB	BOTTOM					
Al Bumbry, L OBP: 0.307, SLG: 0.447 (1,8)	4-3	F8				E1 1B		L7		5	1	2	0	0	0	2	Toronto Blue Jays @ Baltimore Orioles Memorial Stadium, Baltimore, MD Wed Jun 25 1980, 7:05 PM EDT Att: 14,588 - Unknown - 81 F					
Pat Kelly, L OBP: 0.378, SLG: 0.385 (1,7)	K		4-3		FC1 1B			BB		3	1	0	0	0	1	1						
Mark Corey, R OBP: 0.391, SLG: 0.316 (6, PH) (7,7)					2-3 1B			BB		0	0	0	0	2	0	0						
Ken Singleton, S OBP: 0.368, SLG: 0.469 (1,9)	BB 1B		F9		G3 1B		K			4	1	2	2	1	1	2						
Eddie Murray, S OBP: 0.347, SLG: 0.485 (1,3)	E 1B BB				G3			BB		2	1	0	0	3	1	4						
Terry Crowley, L OBP: 0.396, SLG: 0.500 (1,10)	E8		F9		1-3					3	0	1	1	0	0	2						
Lee May, R OBP: 0.271, SLG: 0.402 (7, PH)	1-3 2-H 1B						P5			1	0	0	0	0	0	1						
Dan Graham, L OBP: 0.289, SLG: 0.344 (1,2)	4-3				L9			F7		4	0	0	0	0	0	3						
Doug DeCinces, R OBP: 0.308, SLG: 0.366 (1,5)					6-3			CS 1B		3	0	1	1	1	0	0						
Kiko Garcia, R OBP: 0.293, SLG: 0.248 (1,6)		SH1-3 BB						CS		2	1	2	0	1	0	0						
Rich Dauer, R OBP: 0.324, SLG: 0.305 (1,4)			P5		CS		F9		SH1-4	2	1	0	0	1	0	1						
Inning Stats	R: 1 E: 1 K: 1 S: 7	H: 2 LOB: 2 BB: 1 P: 11	R: 0 E: 0 K: 0 S: 3	H: 0 LOB: 1 BB: 1 P: 7	R: 0 E: 0 K: 0 S: 3	H: 0 LOB: 1 BB: 1 P: 7	R: 0 E: 0 K: 0 S: 2	H: 0 LOB: 0 BB: 1 P: 6	R: 2 E: 1 K: 1 S: 6	H: 2 LOB: 1 BB: 0 P: 6	R: 2 E: 1 K: 1 S: 7	H: 2 LOB: 2 BB: 2 P: 15	R: 1 E: 0 K: 0 S: 3	H: 1 LOB: 0 BB: 1 P: 7	R: 0 E: 0 K: 1 S: 6	H: 1 LOB: 3 BB: 2 P: 14	R: 0 E: 0 K: 1 S: 6	H: 1 LOB: 2 BB: 0 P: 14	1B: 7 2B: 1 3B: 0 HR: 0	SF: 0 SAC: 2 DP: 0 HBP: 0	WP: 0 PB: 0 SB: 2 CS: 2	PA: 42
PITCHER Luis Leal, R ERA: 5.79 (1,1)	IP: 5.0 WLS: L BF: 23 H: 4 R: 3 ER: 2 SO: 1 BB: 4 IBB: 0 HBP: 0 BLK: 0 WP: 0 HR: 0 S: 21 P: 37 ERA: 3.60 WHIP: 1.600																					
Mike Barlow, R ERA: 5.4 (6,1)	0.2	5	2	2	1	0	1	0	0	0	0	4	8	13.50	4.500							
Balor Moore, L ERA: 5.12 (6,1)	1.0	6	1	1	1	1	2	0	0	0	0	6	14	9.00	3.000							
Joey McLaughlin, R ERA: 4.17 (7,1)	1.0	5	1	0	0	0	2	0	0	0	0	3	11	0.00	3.000							
Paul Mirabella, L ERA: 4.34 (8,1)	0.1	1	0	0	0	1	0	0	0	0	0	3	3	0.00	0.000							



Batter	1	2	3	4	5	6	7	8	9	AB	R	H	RBI	BB	SO	LOB	TOP			
Al Woods, L OBP: 0.352, SLG: 0.476 (1, 7)										4	0	1	0	0	1	0	Toronto Blue Jays @ Baltimore Orioles Memorial Stadium, Baltimore, MD Thu Jun 26 1980, 7:05 PM EDT Att: 13,023 - Unknown - 75 F			
Alfredo Griffin, S OBP: 0.277, SLG: 0.363 (1, 6)										4	0	2	0	0	0	1				
John Mayberry, L OBP: 0.351, SLG: 0.471 (1, 3)										3	0	0	0	1	1	2				
Otto Velez, R OBP: 0.391, SLG: 0.525 (1, 10)										4	0	0	0	0	1	4				
Roy Howell, L OBP: 0.303, SLG: 0.348 (1, 5)											4	0	2	0	0	1		0		
Damaso Garcia, R OBP: 0.286, SLG: 0.397 (1, 4)											4	0	0	0	0	2		2		
Barry Bonnell, R OBP: 0.300, SLG: 0.388 (1, 8)											3	0	0	0	1	0		1		
Lloyd Moseby, L OBP: 0.297, SLG: 0.424 (1, 9)											4	1	1	1	0	2		3		
Bob Davis, R OBP: 0.274, SLG: 0.366 (1, 2)											3	0	0	0	0	1	2			
Inning Stats	R: 0 E: 0 K: 1 S: 6	H: 1 LOB: 1 BB: 0 P: 6	R: 0 E: 0 K: 1 S: 6	H: 1 LOB: 2 BB: 1 P: 10	R: 0 E: 0 K: 0 S: 4	H: 0 LOB: 0 BB: 0 P: 4	R: 0 E: 0 K: 0 S: 3	H: 0 LOB: 0 BB: 0 P: 3	R: 1 E: 0 K: 2 S: 7	H: 2 LOB: 2 BB: 1 P: 11	R: 0 E: 0 K: 2 S: 7	H: 0 LOB: 0 BB: 0 P: 7	R: 0 E: 0 K: 1 S: 5	H: 0 LOB: 0 BB: 0 P: 5	R: 0 E: 0 K: 2 S: 7	H: 1 LOB: 1 BB: 0 P: 6	1B: 4 2B: 1 3B: 0 HR: 1	SF: 0 SAC: 0 DP: 0 HBP: 0	WP: 0 PB: 0 SB: 2 CS: 0	PA: 35
PITCHER Steve Stone, R ERA: 3.25 (1, 1)	IP: 9.0 WLS: W BF: 35 H: 6 R: 1 ER: 1 SO: 9 BB: 2 IBB: 0 HBP: 0 BLK: 0 WP: 0 HR: 1 S: 51 P: 59 ERA: 1.00 WHIP: 0.889															PITCHER				

Batter	1	2	3	4	5	6	7	8	9	AB	R	H	RBI	BB	SO	LOB	BOTTOM			
Al Bumby, L OBP: 0.308, SLG: 0.448 (1, 8)										4	1	2	0	0	0	0	Toronto Blue Jays @ Baltimore Orioles Memorial Stadium, Baltimore, MD Thu Jun 26 1980, 7:05 PM EDT Att: 13,023 - Unknown - 75 F			
Kiko Garcia, R OBP: 0.299, SLG: 0.250 (1, 6)										3	1	1	1	1	1	0				
Ken Singleton, S OBP: 0.363, SLG: 0.461 (1, 9)										4	0	0	0	0	0	2				
Eddie Murray, S OBP: 0.349, SLG: 0.489 (1, 3)										4	2	2	0	0	1	1				
Terry Crowley, L OBP: 0.394, SLG: 0.494 Lee May, R OBP: 0.270, SLG: 0.398 (8, PH)										3	0	1	1	0	1	1				
John Lowenstein, L OBP: 0.395, SLG: 0.250 Mark Corey, R OBP: 0.400, SLG: 0.300 (6, PH)										2	0	2	2	0	0	0				
Doug DeCinces, R OBP: 0.311, SLG: 0.366 (1, 5)										3	0	1	0	1	1	3				
Rick Dempsey, R OBP: 0.301, SLG: 0.407 (1, 2)											4	0	0	0	2	5				
Lenn Sakata, R OBP: 0.278, SLG: 0.424 (1, 4)										3	0	0	0	0	0	2				
Inning Stats	R: 3 E: 0 K: 0 S: 8	H: 5 LOB: 2 BB: 0 P: 8	R: 0 E: 0 K: 1 S: 5	H: 0 LOB: 0 BB: 0 P: 5	R: 1 E: 0 K: 1 S: 7	H: 2 LOB: 1 BB: 0 P: 7	R: 0 E: 0 K: 1 S: 5	H: 0 LOB: 0 BB: 0 P: 5	R: 0 E: 0 K: 0 S: 3	H: 0 LOB: 0 BB: 0 P: 3	R: 0 E: 0 K: 1 S: 6	H: 1 LOB: 2 BB: 1 P: 10	R: 0 E: 0 K: 1 S: 5	H: 1 LOB: 1 BB: 1 P: 9	R: 0 E: 0 K: 2 S: 7	H: 0 LOB: 1 BB: 1 P: 11	1B: 8 2B: 1 3B: 0 HR: 0	SF: 0 SAC: 0 DP: 0 HBP: 0	WP: 1 PB: 0 SB: 0 CS: 0	PA: 35
PITCHER Jim Clancy, R ERA: 2.59 Tom Buskey, R ERA: 4.01 Paul Mirabella, L ERA: 4.17 (6, 1)	IP: 0.1 WLS: L BF: 6 H: 5 R: 3 ER: 3 SO: 0 BB: 0 IBB: 0 HBP: 0 BLK: 0 WP: 1 HR: 0 S: 6 P: 6 ERA: 81.00 WHIP: 15.000															PITCHER				

Batter	1	2	3	4	5	6	7	8	9	AB	R	H	RBI	BB	SO	LOB	TOP			
Al Bumbry, L OBP: 0.410, SLG: 0.454 (1, 8)										3	1	1	0	1	0	1	Baltimore Orioles @ Boston Red Sox Fenway Park, Boston, MA Fri Jun 27 1980, 7:05 PM EDT Att: 31,607 - Unknown			
Rich Dauer, R OBP: 0.324, SLG: 0.306 (1, 4)										3	1	1	1	0	0	1				
Dan Graham, L OBP: 0.289, SLG: 0.344 (8, PH)										0	0	0	0	0	0	0				
Benny Ayala, R OBP: 0.397, SLG: 0.745 (8, PH)										1	0	0	0	0	0	1				
Mark Belanger, R OBP: 0.202, SLG: 0.208 (8, 6)										0	0	0	0	0	0	0				
Ken Singleton, S OBP: 0.368, SLG: 0.468 (1, 9)										3	0	2	0	1	0	1				
Eddie Murray, S OBP: 0.348, SLG: 0.484 (1, 3)										3	0	0	0	1	1	2				
Terry Crowley, L OBP: 0.396, SLG: 0.494 (1, 10)										2	0	1	0	0	0	2				
Lee May, R OBP: 0.266, SLG: 0.393 (4, PR)										2	0	0	0	0	1	1				
John Lowenstein, L OBP: 0.338, SLG: 0.236 (1, 7)										3	0	0	0	0	1	2				
Mark Corey, R OBP: 0.423, SLG: 0.381 (9, PH)										1	0	1	0	0	0	0				
Doug DeCinces, R OBP: 0.310, SLG: 0.361 (1, 5)										3	0	0	0	1	1	2				
Rick Dempsey, R OBP: 0.296, SLG: 0.400 (1, 2)										3	0	0	0	0	1	3				
Kiko Garcia, R OBP: 0.295, SLG: 0.246 (1, 6)										2	0	0	0	0	0	1				
Pat Kelly, L OBP: 0.394, SLG: 0.391 (8, PH)										1	0	1	0	0	0	0				
Lenn Sakata, R OBP: 0.278, SLG: 0.424 (8, 4)										0	0	0	0	0	0	0				
Inning Stats	R: 2 E: 0 K: 1 S: 7	H: 3 LOB: 1 BB: 1 P: 11	R: 0 E: 0 K: 0 S: 2	H: 0 LOB: 0 BB: 1 P: 6	R: 0 E: 0 K: 0 S: 3	H: 1 LOB: 1 BB: 1 P: 7	R: 0 E: 0 K: 0 S: 4	H: 1 LOB: 2 BB: 0 P: 4	R: 0 E: 0 K: 1 S: 5	H: 0 LOB: 0 BB: 1 P: 8	R: 0 E: 0 K: 1 S: 5	H: 0 LOB: 0 BB: 0 P: 5	R: 0 E: 0 K: 0 S: 4	H: 1 LOB: 1 BB: 0 P: 4	R: 0 E: 0 K: 2 S: 8	H: 1 LOB: 1 BB: 0 P: 8	1B: 4 2B: 2 3B: 1 HR: 0	SF: 0 SAC: 0 DP: 4 HBP: 0	WP: 0 PB: 0 SB: 0 CS: 0	PA: 34
PITCHER	IP	WLS	BF	H	R	ER	SO	BB	IBB	HBP	BLK	WP	HR	S	P	ERA	WHIP			
Chuck Rainey, R ERA: 4.76 (1, 1)	7.1	W	28	6	2	2	3	4	0	0	0	0	0	30	46	2.46	1.364			
Tom Burgmeier, L ERA: 2.37 (8, 1)	1.2	S	6	1	0	0	2	0	0	0	0	0	0	10	10	0.00	0.600			

AB	30
R	2
H	7
RBI	1
BB	4
SO	5
LOB	17



Batter	1	2	3	4	5	6	7	8	9	AB	R	H	RBI	BB	SO	LOB	BOTTOM				
Rick Burleson, R OBP: 0.347, SLG: 0.404 (1, 6)										4	0	2	1	0	0	1	Baltimore Orioles @ Boston Red Sox Fenway Park, Boston, MA Fri Jun 27 1980, 7:05 PM EDT Att: 31,607 - Unknown				
Dave Stapleton, R OBP: 0.293, SLG: 0.526 (1, 4)										4	0	0	0	0	1	3					
Fred Lynn, L OBP: 0.382, SLG: 0.511 (1, 8)										3	1	2	0	1	0	0					
Tony Perez, R OBP: 0.334, SLG: 0.474 (1, 3)										4	0	0	0	0	0	3					
Butch Hobson, R OBP: 0.319, SLG: 0.445 (1, 10)										4	0	1	1	0	0	1					
Carl Yastrzemski, L OBP: 0.366, SLG: 0.435 (1, 7)										2	1	0	0	1	1	1					
Dwight Evans, R OBP: 0.286, SLG: 0.354 (1, 9)										3	1	1	0	0	0	0					
Glenn Hoffman, R OBP: 0.263, SLG: 0.380 (1, 5)										3	0	0	0	0	1	2					
Gary Allenson, R OBP: 0.370, SLG: 0.435 (1, 2)										2	0	2	1	0	0	0					
Inning Stats	R: 0 E: 0 K: 0 S: 4	H: 1 LOB: 1 BB: 0 P: 4	R: 0 E: 0 K: 1 S: 5	H: 0 LOB: 0 BB: 0 P: 5	R: 0 E: 0 K: 0 S: 4	H: 1 LOB: 1 BB: 0 P: 4	R: 0 E: 0 K: 0 S: 3	H: 0 LOB: 0 BB: 0 P: 3	R: 2 E: 0 K: 1 S: 6	H: 2 LOB: 0 BB: 1 P: 10	R: 1 E: 0 K: 1 S: 7	H: 2 LOB: 1 BB: 0 P: 7	R: 0 E: 0 K: 0 S: 5	H: 2 LOB: 2 BB: 0 P: 5	R: 0 E: 0 K: 0 S: 2	H: 0 LOB: 0 BB: 1 P: 6		1B: 7 2B: 1 3B: 0 HR: 0	SF: 1 SAC: 0 DP: 1 HBP: 0	WP: 0 PB: 0 SB: 1 CS: 1	PA: 33
PITCHER	IP	WLS	BF	H	R	ER	SO	BB	IBB	HBP	BLK	WP	HR	S	P	ERA		WHIP			
Mike Flanagan, L ERA: 3.71 (1, 1)	8.0	L	32	8	3	3	3	2	0	0	0	0	0	36	44	3.38		1.250			



Batter	1	2	3	4	5	6	7	8	9	AB	R	H	RBI	BB	SO	LOB	TOP								
Al Bumby, L OBP: 0.410, SLG: 0.457 (1, 8)	0-0 2B		0-0 F7		0-0 4-3		0-0 2B 1B	0-0 4-3		5	1	2	0	0	0	3									
Pat Kelly, L OBP: 0.385, SLG: 0.385 (1, 10)	0-3 K		0-0 G3		0-0 P6		4-0 2B BB		0-0 1B	4	1	1	0	1	1	3									
Ken Singleton, S OBP: 0.369, SLG: 0.464 (1, 7)	0-3 K			0-3 K	0-0 1-4-3		4-0 2B BB		0-0 1B	4	1	1	1	1	2	2									
Eddie Murray, S OBP: 0.352, SLG: 0.489 (1, 3)	0-0 6-3			0-0 1B HR		0-0 5-3	0-0 2B 2B		0-0 1B	5	2	3	2	2	0	1									
John Lowenstein, L OBP: 0.357, SLG: 0.283 (1, 9)		0-0 FC3-6 1B		0-0 1-3 HR		0-0 4-3	0-0 2B		0-0 1B	5	1	3	2	0	0	2									
Dan Graham, L OBP: 0.287, SLG: 0.372 (1, 2)		0-0 FC3-6 G5-4-3 1-2		0-0 1-H 3-H HR		0-0 F9	0-3 K			4	1	1	3	0	1	2									
Doug DeCinces, R OBP: 0.305, SLG: 0.354 (1, 5)		0-0 G5-4-3 1-2		0-0 F3			0-0 5-3	0-3 K		4	0	0	0	0	1	1									
Mark Belanger, R OBP: 0.203, SLG: 0.210 (1, 6)			0-0 F7	0-0 F9			0-0 5-3	0-0 1B		4	0	1	0	0	0	0									
Rich Dauer, R OBP: 0.331, SLG: 0.314 (1, 4)			0-0 1B		0-0 4-3 WP 1B		0-0 BB 1B BB	0-3 K		4	1	3	0	0	1	1									
Inning Stats	R: 0 E: 0 K: 2 S: 8	H: 1 LOB: 1 BB: 0 P: 8	R: 0 E: 0 K: 0 S: 3	H: 1 LOB: 0 BB: 0 P: 3	R: 0 E: 0 K: 0 S: 4	H: 1 LOB: 1 BB: 0 P: 4	R: 3 E: 0 K: 1 S: 8	H: 3 LOB: 0 BB: 0 P: 8	R: 0 E: 0 K: 0 S: 4	H: 1 LOB: 1 BB: 0 P: 4	R: 0 E: 0 K: 0 S: 3	H: 0 LOB: 0 BB: 0 P: 3	R: 5 E: 0 K: 1 S: 9	H: 4 LOB: 1 BB: 2 P: 17	R: 0 E: 0 K: 2 S: 8	H: 1 LOB: 1 BB: 0 P: 8	R: 0 E: 0 K: 0 S: 4	H: 3 LOB: 1 BB: 0 P: 4	1B: 11 2B: 3 3B: 0 HR: 1	SF: 0 SAC: 0 DP: 2 HBP: 0	WP: 1 PB: 0 SB: 0 CS: 0	PA: 41			
PITCHER	IP	WLS	BF	H	R	ER	SO	BB	IBB	HBP	BLK	WP	HR	S	P	ERA	WHIP								
Mike Torrez, R ERA: 4.47 (1, 1)	6.2	L	30	9	7	7	3	2	0	0	0	1	1	34	42	9.45	1.650								
Win Remmerswaal, R ERA: 3.6 (7, 1)	0.0		2	2	1	1	0	0	0	0	0	0	0	2	2	∞	∞								
John Tudor, L ERA: 6.23 (7, 1)	1.1		5	1	0	0	3	0	0	0	0	0	0	11	11	0.00	0.750								
Bill Campbell, R ERA: (9, 1)	1.0		4	3	0	0	0	0	0	0	0	0	0	4	4	0.00	3.000								

Baltimore Orioles @ Boston Red Sox
Fenway Park, Boston, MA
Sat Jun 28 1980, 3:33 AM EDT
Att: 30,914 - Unknown

AB	39
R	8
H	15
RBI	8
BB	2
SO	6
LOB	15



Batter	1	2	3	4	5	6	7	8	9	AB	R	H	RBI	BB	SO	LOB	BOTTOM								
Rick Burleson, R OBP: 0.345, SLG: 0.399 (1, 6)	0-0 6-3		0-0 G5-4-3 1-2			0-0 G5-4-3 1-2		4-0 1B BB	0-0 4-3	4	1	0	0	1	0	4									
Dave Stapleton, R OBP: 0.317, SLG: 0.532 (1, 4)	0-0 6-3			0-0 4-3 1B		0-0 1B		0-0 1B 1B	0-0 P4	5	0	3	0	0	0	2									
Fred Lynn, L OBP: 0.376, SLG: 0.502 (1, 8)	0-3 K			0-0 4-3 1-2		0-0 F8		0-0 F7		4	0	0	0	0	1	4									
Tony Perez, R OBP: 0.337, SLG: 0.478 (1, 3)		0-0 2-3		0-3 K			0-0 HR 2B	0-0 1-3 2-H 1B		4	1	2	1	0	1	1									
Butch Hobson, R OBP: 0.313, SLG: 0.437 (1, 10)		0-3 K		0-0 F9			0-0 5-3	0-0 G3		4	0	0	0	0	1	4									
Dwight Evans, R OBP: 0.296, SLG: 0.353 (1, 9)		0-0 1B			0-0 6-3		0-0 L6		0-3 K	3	0	1	0	0	0	1									
Carl Yastrzemski, L OBP: 0.325, SLG: 0.433 (9, PH)										1	0	0	0	0	1	0									
Jim Dwyer, L OBP: 0.368, SLG: 0.492 (1, 7)		0-0 F9			0-0 F9		0-0 HR		0-0 BB 1B	4	2	2	2	0	0	1									
Glenn Hoffman, R OBP: 0.266, SLG: 0.378 (1, 5)			0-0 CS 1B			0-0 F8		0-0 6-3		3	0	1	0	0	0	0									
Jerry Remy, L OBP: 0.339, SLG: 0.370 (9, PH)									4-0 4-3 1B BB	0	0	0	0	1	0	0									
Gary Allenson, R OBP: 0.400, SLG: 0.440 (1, 2)						4-0 G5-4-3 BB		0-0 F7		2	0	1	0	1	0	0									
Dave Rader, L OBP: 0.393, SLG: 0.534 (9, PH)									1-2 1B	1	0	1	1	0	0	0									
Inning Stats	R: 0 E: 0 K: 1 S: 5	H: 0 LOB: 0 BB: 0 P: 5	R: 0 E: 0 K: 1 S: 6	H: 1 LOB: 1 BB: 0 P: 6	R: 0 E: 0 K: 0 S: 3	H: 2 LOB: 0 BB: 0 P: 3	R: 0 E: 0 K: 1 S: 6	H: 1 LOB: 1 BB: 0 P: 6	R: 0 E: 0 K: 0 S: 3	H: 0 LOB: 0 BB: 0 P: 3	R: 0 E: 0 K: 0 S: 3	H: 1 LOB: 1 BB: 1 P: 7	R: 2 E: 0 K: 0 S: 5	H: 2 LOB: 0 BB: 0 P: 5	R: 1 E: 0 K: 0 S: 5	H: 2 LOB: 2 BB: 1 P: 9	R: 1 E: 0 K: 1 S: 7	H: 2 LOB: 2 BB: 1 P: 11	1B: 9 2B: 1 3B: 0 HR: 1	SF: 0 SAC: 0 DP: 2 HBP: 0	WP: 0 PB: 0 SB: 0 CS: 1	PA: 38			
PITCHER	IP	WLS	BF	H	R	ER	SO	BB	IBB	HBP	BLK	WP	HR	S	P	ERA	WHIP								
Scott McGregor, L ERA: 3.4 (1, 1)	7.1	W	29	8	3	3	3	2	0	0	0	0	0	33	41	3.68	1.364								
Tim Stoddard, R ERA: 2.45 (8, 1)	1.2		9	3	1	1	1	1	0	0	0	0	0	10	14	5.40	2.400								

Baltimore Orioles @ Boston Red Sox
Fenway Park, Boston, MA
Sat Jun 28 1980, 3:33 AM EDT
Att: 30,914 - Unknown

AB	35
R	4
H	11
RBI	4
BB	3
SO	4
LOB	17



Batter	1	2	3	4	5	6	7	8	9	AB	R	H	RBI	BB	SO	LOB	TOP				
Al Bumby, L OBP: 0.305, SLG: 0.457 (1, 8)										6	1	1	0	0	0	3	Baltimore Orioles @ Toronto Blue Jays Exhibition Stadium, Toronto, ON Mon Jun 30 1980, 7:05 PM EDT Att: 18,399 - Unknown				
Rich Dauer, R OBP: 0.344, SLG: 0.327 (1, 4)										3	3	3	2	2	0	0					
Ken Singleton, S OBP: 0.369, SLG: 0.459 (6, PR)										3	0	0	0	2	0	4					
Mark Corey, R OBP: 0.423, SLG: 0.381 (8, 9)										0	0	0	0	0	0	0					
Eddie Murray, S OBP: 0.349, SLG: 0.488 (1, 3)										5	0	1	2	0	0	4					
John Lowenstein, L OBP: 0.360, SLG: 0.297 (1, 7)										4	0	2	1	0	0	3					
Dan Graham, L OBP: 0.283, SLG: 0.364 (1, 2)										5	1	1	0	0	0	5					
Pat Kelly, L OBP: 0.378, SLG: 0.378 (1, 10)										2	0	0	0	0	1	0					
Lee May, R OBP: 0.274, SLG: 0.399 (5, PH)										3	1	2	0	0	1	3					
Doug DeCinces, R OBP: 0.307, SLG: 0.368 (1, 5)										5	2	2	2	0	0	1					
Kiko Garcia, R OBP: 0.305, SLG: 0.267 (1, 6)										5	1	3	1	0	0	0					
Inning Stats	R: 1 E: 2 K: 0 S: 5	H: 1 LOB: 1 BB: 0 P: 5	R: 0 E: 0 K: 0 S: 3	H: 0 LOB: 0 BB: 0 P: 3	R: 2 E: 0 K: 0 S: 6	H: 3 LOB: 2 BB: 1 P: 10	R: 1 E: 0 K: 1 S: 7	H: 2 LOB: 2 BB: 1 P: 11	R: 3 E: 1 K: 0 S: 7	H: 4 LOB: 1 BB: 0 P: 7	R: 0 E: 0 K: 0 S: 4	H: 1 LOB: 2 BB: 1 P: 8	R: 0 E: 0 K: 0 S: 3	H: 1 LOB: 0 BB: 0 P: 3	R: 2 E: 0 K: 1 S: 8	H: 3 LOB: 3 BB: 1 P: 12	R: 0 E: 0 K: 0 S: 3	H: 0 LOB: 0 BB: 0 P: 3	1B: 10 2B: 3 3B: 1 HR: 1	SF: 1 SAC: 0 DP: 1 HBP: 0	WP: 0 PA: 46 PB: 0 SB: 0 CS: 0
PITCHER	IP WLS BF H R ER SO BB IBB HBP BLK WP HR S P ERA WHIP																				
Luis Leal, R ERA: 5.96 (1, 1)	2.1 L 13 4 3 2 0 1 0 0 0 0 0 0 12 16 7.71 2.143																				
Balor Moore, L ERA: 5.09 (3, 1)	2.1 13 5 4 3 1 1 0 0 0 0 0 1 14 18 11.57 2.571																				
Jesse Jefferson, R ERA: 5.15 (5, 1)	2.1 13 5 2 2 0 2 0 0 0 0 0 0 11 19 7.71 3.000																				
Mike Barlow, R ERA: 3.85 (8, 1)	2.0 7 1 0 0 1 0 0 0 0 0 0 0 9 9 0.00 0.500																				

Batter	1	2	3	4	5	6	7	8	9	AB	R	H	RBI	BB	SO	LOB	BOTTOM				
Alfredo Griffin, S OBP: 0.275, SLG: 0.354 (1, 6)										5	0	1	0	0	0	4	Baltimore Orioles @ Toronto Blue Jays Exhibition Stadium, Toronto, ON Mon Jun 30 1980, 7:05 PM EDT Att: 18,399 - Unknown				
Damaso Garcia, R OBP: 0.293, SLG: 0.402 (1, 4)										4	2	2	0	1	0	0					
Al Woods, L OBP: 0.355, SLG: 0.461 (1, 7)										4	2	2	0	1	0	2					
John Mayberry, L OBP: 0.365, SLG: 0.468 (1, 3)										3	1	1	1	2	1	3					
Doug Ault, R OBP: 0.385, SLG: 0.391 (1, 10)										5	2	2	4	0	1	3					
Lloyd Moseby, L OBP: 0.299, SLG: 0.416 (1, 9)										5	0	2	0	0	1	3					
Garth Iorg, R OBP: 0.318, SLG: 0.439 (1, 5)										5	0	1	1	0	1	2					
Barry Bonnell, R OBP: 0.305, SLG: 0.384 (1, 8)										4	0	2	0	0	0	1					
Ernie Whitt, L OBP: 0.277, SLG: 0.244 (1, 2)										2	0	0	0	1	0	1					
Bob Davis, R OBP: 0.284, SLG: 0.350 (8, PH)										1	0	0	0	0	0	0					
Inning Stats	R: 0 E: 0 K: 0 S: 3	H: 0 LOB: 0 BB: 0 P: 3	R: 0 E: 0 K: 1 S: 4	H: 0 LOB: 0 BB: 1 P: 8	R: 0 E: 0 K: 0 S: 4	H: 1 LOB: 1 BB: 0 P: 4	R: 0 E: 0 K: 0 S: 3	H: 0 LOB: 2 BB: 2 P: 11	R: 0 E: 0 K: 0 S: 4	H: 2 LOB: 1 BB: 0 P: 4	R: 0 E: 0 K: 1 S: 7	H: 2 LOB: 3 BB: 1 P: 11	R: 0 E: 0 K: 1 S: 8	H: 2 LOB: 1 BB: 1 P: 12	R: 3 E: 0 K: 1 S: 10	H: 3 LOB: 1 BB: 0 P: 10	R: 4 E: 1 K: 1 S: 10	H: 5 LOB: 1 BB: 0 P: 10	1B: 10 2B: 3 3B: 0 HR: 0	SF: 0 SAC: 0 DP: 2 HBP: 0	WP: 0 PA: 43 PB: 0 SB: 0 CS: 0
PITCHER	IP WLS BF H R ER SO BB IBB HBP BLK WP HR S P ERA WHIP																				
Steve Stone, R ERA: 3.04 (1, 1)	7.0 W 28 5 0 0 2 4 0 0 0 0 0 0 28 44 0.00 1.286																				
Tippy Martinez, L ERA: 3.57 (8, 1)	1.2 12 6 6 6 1 1 0 0 0 0 0 0 13 17 32.40 4.200																				
Tim Stoddard, R ERA: 2.43 (9, 1)	0.1 3 2 1 0 1 0 0 0 0 0 0 0 5 5 0.00 6.000																				

Batter	1	2	3	4	5	6	7	8	9	AB	R	H	RBI	BB	SO	LOB	TOP			
Al Bumby, L OBP: 0.400, SLG: 0.451 (1, 8)	F5		L9			4-3		F7		4	0	0	0	0	0	1	Baltimore Orioles @ Toronto Blue Jays Exhibition Stadium, Toronto, ON Tue Jul 01 1980, 3:33 AM EDT Att: 23,475 - Unknown - 73 F			
Kiko Garcia, R OBP: 0.303, SLG: 0.266 (1, 6)	1B		6-3			F7		K		4	0	1	0	0	1	1				
Ken Singleton, S OBP: 0.371, SLG: 0.471 (1, 9) Mark Corey, R OBP: 0.423, SLG: 0.381 (8, 9)	F8							1-3		4	1	2	1	0	0	1				
Eddie Murray, S OBP: 0.348, SLG: 0.485 (1, 3)	G3									0	0	0	0	0	0	0				
John Lowenstein, L OBP: 0.342, SLG: 0.279 (1, 7)										4	0	1	0	0	1	1				
Terry Crowley, L OBP: 0.380, SLG: 0.472 (1, 10)										4	0	0	0	0	0	1				
Doug DeCinces, R OBP: 0.307, SLG: 0.372 (1, 5)										3	1	1	0	0	1	0				
Rick Dempsey, R OBP: 0.302, SLG: 0.401 (1, 2)										2	0	1	1	1	0	0				
Rich Dauer, R OBP: 0.340, SLG: 0.323 (1, 4)										3	0	0	0	0	0	2				
Inning Stats	R: 0 E: 0 K: 0 S: 4	H: 1 LOB: 1 BB: 0 P: 4	R: 0 E: 0 K: 1 S: 5	H: 0 LOB: 0 BB: 0 P: 5	R: 0 E: 0 K: 0 S: 3	H: 0 LOB: 1 BB: 1 P: 7	R: 1 E: 0 K: 0 S: 4	H: 2 LOB: 0 BB: 0 P: 4	R: 0 E: 0 K: 0 S: 3	H: 0 LOB: 0 BB: 0 P: 3	R: 0 E: 0 K: 1 S: 5	H: 1 LOB: 1 BB: 0 P: 4	R: 1 E: 0 K: 1 S: 7	H: 2 LOB: 1 BB: 0 P: 7	R: 0 E: 0 K: 0 S: 3	H: 0 LOB: 0 BB: 0 P: 3	1B: 4 2B: 1 3B: 0 HR: 1	SF: 0 SAC: 0 DP: 1 HBP: 0	WP: 0 PB: 0 SB: 0 CS: 0	PA: 33
PITCHER Jim Clancy, R ERA: 2.54 (1, 1)	IP: 9.0 WLS: L BF: 33	H: 6 R: 2 ER: 2 SO: 3	BB: 1 IBB: 0 HBP: 0 BLK: 0	WP: 0 HR: 1 S: 38 P: 42	ERA: 2.00 WHIP: 0.778											ERA: 2.00 WHIP: 0.778				

Batter	1	2	3	4	5	6	7	8	9	AB	R	H	RBI	BB	SO	LOB	BOTTOM			
Alfredo Griffin, S OBP: 0.271, SLG: 0.349 (1, 6)	G3		P4			P5			P6	4	0	0	0	0	0	0	Baltimore Orioles @ Toronto Blue Jays Exhibition Stadium, Toronto, ON Tue Jul 01 1980, 3:33 AM EDT Att: 23,475 - Unknown - 73 F			
Damaso Garcia, R OBP: 0.299, SLG: 0.408 (1, 4)	F8									4	0	1	0	0	0	0				
Al Woods, L OBP: 0.358, SLG: 0.467 (1, 7)	2B									4	0	2	0	0	0	1				
Roy Howell, L OBP: 0.302, SLG: 0.357 (1, 10)	4-3									3	0	0	0	0	0	2				
Doug Ault, R OBP: 0.379, SLG: 0.385 (1, 3)										3	0	1	0	0	0	1				
Lloyd Moseby, L OBP: 0.291, SLG: 0.404 (1, 9)										3	0	0	0	0	2	1				
Barry Bonnell, R OBP: 0.301, SLG: 0.379 (1, 8)										3	0	0	0	0	0	1				
Garth Iorg, R OBP: 0.298, SLG: 0.409 (1, 5)										3	0	0	0	0	2	0				
Bob Davis, R OBP: 0.260, SLG: 0.344 (1, 2) John Mayberry, L OBP: 0.363, SLG: 0.466 (8, PH)										2	0	0	0	0	0	0				
Inning Stats	R: 0 E: 0 K: 0 S: 4	H: 1 LOB: 1 BB: 0 P: 4	R: 0 E: 0 K: 1 S: 5	H: 0 LOB: 0 BB: 0 P: 5	R: 0 E: 0 K: 0 S: 3	H: 0 LOB: 0 BB: 0 P: 3	R: 0 E: 0 K: 0 S: 3	H: 0 LOB: 0 BB: 0 P: 3	R: 0 E: 0 K: 1 S: 5	H: 1 LOB: 1 BB: 0 P: 5	R: 0 E: 0 K: 1 S: 4	H: 1 LOB: 1 BB: 0 P: 4	R: 0 E: 0 K: 1 S: 5	H: 0 LOB: 0 BB: 0 P: 5	R: 0 E: 0 K: 0 S: 4	H: 1 LOB: 1 BB: 0 P: 4	1B: 2 2B: 1 3B: 1 HR: 0	SF: 0 SAC: 0 DP: 1 HBP: 0	WP: 0 PB: 0 SB: 0 CS: 0	PA: 30
PITCHER Jim Palmer, R ERA: 3.14 (1, 1) Tippy Martinez, L ERA: 3.53 (8, 1)	IP: 8.2 WLS: W BF: 29	H: 4 R: 0 ER: 0 SO: 4	BB: 0 IBB: 0 HBP: 0 BLK: 0	WP: 0 HR: 0 S: 37 P: 37	ERA: 0.00 WHIP: 0.462											ERA: 0.00 WHIP: 0.462				



Batter	1	2	3	4	5	6	7	8	9	AB	R	H	RBI	BB	SO	LOB	TOP					
Al Bumby, L OBP: 0.400, SLG: 0.446 (1, 8)										3	0	0	0	2	0	2						
Rich Dauer, R OBP: 0.337, SLG: 0.325 (1, 4)										5	1	1	0	0	0	3						
Ken Singleton, S OBP: 0.372, SLG: 0.470 (9, PR)										5	1	2	0	0	1	0						
Mark Corey, R OBP: 0.423, SLG: 0.381 (9, 9)										0	0	0	0	0	0	0						
Eddie Murray, S OBP: 0.346, SLG: 0.478 (1, 3)										4	1	0	0	1	1	4						
Benny Ayala, R OBP: 0.400, SLG: 0.759 (5, 7)										3	2	2	1	0	1	0						
John Lowenstein, L OBP: 0.333, SLG: 0.271 (5, 7)										2	0	0	0	0	1	2						
Doug DeCinces, R OBP: 0.318, SLG: 0.378 (1, 5)										2	1	2	0	2	0	0						
Lee May, R OBP: 0.287, SLG: 0.408 (1, 10)										4	0	3	4	0	0	1						
Rick Dempsey, R OBP: 0.301, SLG: 0.398 (1, 2)										4	0	1	1	0	0	5						
Kiko Garcia, R OBP: 0.296, SLG: 0.259 (1, 6)										4	0	0	0	0	2	3						
Inning Stats	R: 0 E: 0 K: 0 S: 2	H: 0 LOB: 0 BB: 1 P: 6	R: 0 E: 0 K: 2 S: 9	H: 2 LOB: 2 BB: 0 P: 9	R: 0 E: 1 K: 0 S: 3	H: 0 LOB: 0 BB: 0 P: 3	R: 3 E: 0 K: 1 S: 8	H: 3 LOB: 2 BB: 2 P: 16	R: 3 E: 0 K: 0 S: 6	H: 4 LOB: 1 BB: 1 P: 10	R: 0 E: 0 K: 1 S: 5	H: 0 LOB: 0 BB: 0 P: 5	R: 0 E: 0 K: 0 S: 3	H: 0 LOB: 0 BB: 0 P: 3	R: 0 E: 0 K: 1 S: 6	H: 1 LOB: 1 BB: 0 P: 6	R: 0 E: 0 K: 1 S: 6	H: 1 LOB: 2 BB: 1 P: 10	1B: 9 2B: 2 3B: 0 HR: 0	SF: 0 SAC: 0 DP: 3 HBP: 0	WP: 0 PB: 0 SB: 0 CS: 0	PA: 41
PITCHER	IP WLS BF H R ER SO BB IBB HBP BLK WP HR S P ERA WHIP																					
Paul Mirabella, L ERA: 4.61 (1, 1)	4.1 L 23 8 6 6 3 3 0 0 0 0 0 0 26 38 12.46 2.538																					
Tom Buskey, R ERA: 3.77 (5, 1)	2.2 9 1 0 0 1 0 1 0 0 0 0 0 10 14 0.00 0.375																					
Joey McLaughlin, R ERA: 3.96 (8, 1)	1.0 4 1 0 0 1 0 0 0 0 0 0 0 6 6 0.00 1.000																					
Jerry Garvin, L ERA: 2.15 (9, 1)	1.0 5 1 0 0 1 1 0 0 0 0 0 0 6 10 0.00 2.000																					

Baltimore Orioles @ Toronto Blue Jays
Exhibition Stadium, Toronto, ON
Wed Jul 02 1980, 7:05 PM EDT
Att: 18,461 - Unknown - 74 F

AB 36
R 6
H 11
RBI 6
BB 5
SO 6
LOB 20





Batter	1	2	3	4	5	6	7	8	9	AB	R	H	RBI	BB	SO	LOB	BOTTOM				
Damaso Garcia, R OBP: 0.288, SLG: 0.410 (1, 4)										4	1	1	0	0	0	0					
Domingo Ramos, R OBP: 0.222, SLG: 0.125 (1, 10)										4	0	0	0	0	2	2					
Doug Ault, R OBP: 0.333, SLG: 0.333 (1, 3)										4	0	0	0	0	0	2					
Al Woods, L OBP: 0.361, SLG: 0.468 (1, 7)										4	0	2	1	0	0	0					
Barry Bonnell, R OBP: 0.304, SLG: 0.388 (1, 8)										3	1	1	0	0	1	0					
Lloyd Moseby, L OBP: 0.281, SLG: 0.393 (1, 9)										3	0	0	1	0	0	2					
Alfredo Griffin, S OBP: 0.274, SLG: 0.351 (1, 6)										4	0	2	0	0	0	2					
Garth Iorg, R OBP: 0.294, SLG: 0.396 (1, 5)										4	0	1	0	0	0	3					
Bob Davis, R OBP: 0.262, SLG: 0.344 (1, 2)										3	0	1	0	0	0	2					
Inning Stats	R: 0 E: 0 K: 1 S: 5	H: 0 LOB: 0 BB: 0 P: 5	R: 0 E: 0 K: 0 S: 4	H: 1 LOB: 2 BB: 0 P: 5	R: 1 E: 0 K: 1 S: 7	H: 3 LOB: 1 BB: 0 P: 7	R: 0 E: 0 K: 0 S: 5	H: 2 LOB: 2 BB: 0 P: 5	R: 0 E: 0 K: 0 S: 3	H: 0 LOB: 0 BB: 0 P: 3	R: 0 E: 0 K: 1 S: 5	H: 0 LOB: 0 BB: 0 P: 5	R: 0 E: 0 K: 0 S: 3	H: 0 LOB: 0 BB: 0 P: 3	R: 0 E: 0 K: 0 S: 3	R: 1 E: 0 K: 0 S: 5	H: 2 LOB: 1 BB: 0 P: 5	1B: 6 2B: 1 3B: 1 HR: 0	SF: 1 SAC: 0 DP: 0 HBP: 1	WP: 0 PB: 0 SB: 0 CS: 1	PA: 36
PITCHER	IP WLS BF H R ER SO BB IBB HBP BLK WP HR S P ERA WHIP																				
Mike Flanagan, L ERA: 3.6 (1, 1)	9.0 W 35 8 2 2 3 0 0 0 0 0 0 0 40 41 2.00 0.889																				

Baltimore Orioles @ Toronto Blue Jays
Exhibition Stadium, Toronto, ON
Wed Jul 02 1980, 7:05 PM EDT
Att: 18,461 - Unknown - 74 F

AB 33
R 2
H 8
RBI 2
BB 0
SO 3
LOB 13



Batter	1	2	3	4	5	6	7	8	9	AB	R	H	RBI	BB	SO	LOB	TOP											
Rick Burtleson, R OBP: 0.343, SLG: 0.389	4-0 L6-3 BB		0-0 5-3				4-0 1-2 BB		0-0 1B	3	0	1	0	2	1	2	Boston Red Sox @ Baltimore Orioles Memorial Stadium, Baltimore, MD Fri Jul 04 1980, 7:05 PM EDT Att: 28,668 - Unknown - 83 F AB 36 R 3 H 9 RBI 3 BB 2 SO 5 LOB 14 											
Jerry Remy, L OBP: 0.333, SLG: 0.362	0-0 L6-3 1-2			0-0 4-3	0-0 G3		0-0 1B		0-0 5-3	5	0	1	0	0	0	4												
Carlton Fisk, R OBP: 0.367, SLG: 0.508	0-0 6-3			0-0 6-3		0-0 5-3	0-0 P6			4	0	0	0	0	0	3												
Tony Perez, R OBP: 0.336, SLG: 0.481		0-0 F7		0-0 4-3		0-0 HR		0-0 6-3		4	1	1	1	0	0	0												
Carl Yastrzemski, L OBP: 0.324, SLG: 0.439		0-0 5-3 1B			0-0 3-1	0-0 6-3		0-0 E4 FC5-4		4	0	1	0	0	0	0												
Butch Hobson, R OBP: 0.300, SLG: 0.416		0-0 5-3 1-2			0-0 WP 3B 1B	0-3 K		0-3 K		4	1	1	0	0	2	2												
Dave Stapleton, R OBP: 0.308, SLG: 0.519		0-0 P3			0-0 1B 3B		0-0 6-3	0-0 FC5-4 1-2		4	1	1	1	0	0	2												
Garry Hancock, L OBP: 0.364, SLG: 0.364			0-0 L9		0-0 BB 1B		0-0 1B 1B		0-0 F7	4	0	2	1	0	0	0												
Dwight Evans, R OBP: 0.276, SLG: 0.335			0-3 K		0-0 3-H 1B		0-0 F7		0-3 K	4	0	1	0	0	2	1												
Inning Stats	R: 0 E: 0 K: 0 S: 2	H: 0 LOB: 0 BB: 1 P: 6	R: 0 E: 0 K: 0 S: 4	H: 1 LOB: 0 BB: 0 P: 4	R: 0 E: 0 K: 1 S: 5	H: 0 LOB: 0 BB: 0 P: 5	R: 0 E: 0 K: 0 S: 3	H: 0 LOB: 0 BB: 0 P: 3	R: 2 E: 0 K: 0 S: 6	H: 3 LOB: 2 BB: 1 P: 10	R: 1 E: 0 K: 1 S: 6	H: 1 LOB: 0 BB: 0 P: 6	R: 0 E: 0 K: 1 S: 8	H: 3 LOB: 3 BB: 0 P: 8	R: 0 E: 1 K: 1 S: 6	H: 0 LOB: 1 BB: 0 P: 6	1B: 7 2B: 1 3B: 1 HR: 1	SF: 0 SAC: 0 DP: 1 HBP: 0	WP: 1 PB: 0 SB: 0 CS: 0	PA: 38								
PITCHER	IP	WLS	BF	H	R	ER	SO	BB	IBB	HBP	BLK	WP	HR	S	P	ERA	WHIP											
Steve Stone, R ERA: 3.1	(1, 1)	6.2	W	29	8	3	3	3	2	0	0	0	1	1	33	41	4.05	1.500										
Tim Stoddard, R ERA: 2.29	(7, 1)	2.1	S	9	1	0	0	2	0	0	0	0	0	0	13	13	0.00	0.429										

Batter	1	2	3	4	5	6	7	8	9	AB	R	H	RBI	BB	SO	LOB	BOTTOM											
Al Bumbry, L OBP: 0.304, SLG: 0.446	4-0 1B 1B BB	0-0 4-3 2-3	0-0 6-3			0-0 1B 1-3 1B		4-0 2B BB		3	2	1	0	2	0	2	Boston Red Sox @ Baltimore Orioles Memorial Stadium, Baltimore, MD Fri Jul 04 1980, 7:05 PM EDT Att: 28,668 - Unknown - 83 F AB 34 R 10 H 12 RBI 9 BB 8 SO 4 LOB 18 											
Rich Dauer, R OBP: 0.346, SLG: 0.339	0-0 1B 1-3 FC3-6 1B	0-0 BB 1B		0-0 6-3		0-0 1B 1-3 1B		0-0 5-3 1-2		5	1	3	2	0	0	1												
Ken Singleton, S OBP: 0.377, SLG: 0.470	0-0 FC3-6 BB 1B	0-0 BB 1B		0-0 6-3		0-0 1B 1-2 BB	G4-6-3 BB	0-0 2B 2B		3	1	2	2	2	0	0												
Mark Corey, R OBP: 0.407, SLG: 0.364	(6, PR) (9, 9)	0-0 1B 1-3 3-H 1B	0-0 BB 1B		0-0 3-1		0-0 G4-6-3 BB	0-0 F7		4	0	0	0	1	0	6												
Eddie Murray, S OBP: 0.342, SLG: 0.467	4-0 1B 1-2 FC3-6 BB	0-0 4-3		0-0 3-1		0-0 G4-6-3 1-2		0-0 F7		4	0	0	0	1	0	6												
John Lowenstein, L OBP: 0.330, SLG: 0.257	0-0 FC3-6 1B 1-2 2-3 3-H		0-0 1B E BB		0-0 4-3		0-0 F9	4-0 2B BB		3	2	0	1	2	0	2												
Terry Crowley, L OBP: 0.390, SLG: 0.489	(1, 10) (8, PR)	0-0 1B 1-2 G6-4-3 1B		0-0 E9 2B 1B		0-0 5-3		0-0 4-3	0-0 2B 1-1 2-H	5	1	3	3	0	0	0												
Lenn Sakata, R OBP: 0.278, SLG: 0.424	(8, PR)	0-0 1B 1-2 3-H		0-0 2B 1B		0-0 K		0-0 K		0	0	0	0	0	0	0												
Doug DeCinces, R OBP: 0.312, SLG: 0.369	(1, 5)	0-0 G6-4-3 1-2		0-0 P6		0-3 K		0-3 K		5	0	1	0	0	2	4												
Rick Dempsey, R OBP: 0.305, SLG: 0.397		0-0 4-3 SH1-3 1B 1B		0-3 K		0-0 F7		4-0 BB 1-2 BB		3	1	1	0	1	1	1												
Mark Belanger, R OBP: 0.206, SLG: 0.220	(1, 6)	0-0 SH1-3 1-2		0-0 2B		0-0 E4 1B 1B		0-3 K		3	1	1	1	0	1	2												
Inning Stats	R: 3 E: 0 K: 0 S: 5	H: 3 LOB: 1 BB: 2 P: 13	R: 1 E: 0 K: 0 S: 5	H: 2 LOB: 2 BB: 1 P: 9	R: 2 E: 1 K: 1 S: 7	H: 2 LOB: 1 BB: 1 P: 11	R: 0 E: 0 K: 0 S: 3	H: 0 LOB: 0 BB: 0 P: 3	R: 0 E: 0 K: 1 S: 5	H: 0 LOB: 0 BB: 0 P: 5	R: 1 E: 1 K: 0 S: 5	H: 2 LOB: 2 BB: 1 P: 9	R: 0 E: 0 K: 1 S: 6	H: 1 LOB: 2 BB: 1 P: 10	R: 3 E: 0 K: 1 S: 7	H: 2 LOB: 1 BB: 2 P: 15	1B: 9 2B: 3 3B: 0 HR: 0	SF: 0 SAC: 1 DP: 2 HBP: 0	WP: 0 PB: 0 SB: 0 CS: 0	PA: 43								
PITCHER	IP	WLS	BF	H	R	ER	SO	BB	IBB	HBP	BLK	WP	HR	S	P	ERA	WHIP											
Mike Torrez, R ERA: 4.71	(1, 1)	4.2	L	19	4	3	2	2	2	0	0	0	0	0	21	29	3.86	1.286										
Dick Drago, R ERA: 5.01	(1, 1)	0.1		3	1	1	0	0	0	0	0	0	0	0	3	3	0.00	3.000										
Skip Lockwood, R ERA: 6.18	(6, 1)	2.2		15	4	3	3	2	4	0	0	0	0	0	15	31	10.12	3.000										

Batter	1	2	3	4	5	6	7	8	9	AB	R	H	RBI	BB	SO	LOB	TOP				
Rick Burleson, R OBP: 0.347, SLG: 0.392	0-0 1B SF8 1B		0-0 2B 1B	0-0 CS 1B		0-0 6-3			0-0 P4	5	2	3	0	0	0	1					
Dave Stapleton, R OBP: 0.291, SLG: 0.500	0-0 F7		0-0 1B 2B	0-0 1-2			0-0 F8		0-0 6-3	5	1	1	0	0	0	2					
Carlton Fisk, R OBP: 0.367, SLG: 0.502	0-0 1B		0-0 WP 1B 2H 3H		0-0 6-3		0-0 6-3			4	1	2	2	0	0	0					
Tony Perez, R OBP: 0.337, SLG: 0.493	0-0 SF8		0-0 1B 2H		0-0 HR		0-3 K			3	2	2	3	0	1	0					
Butch Hobson, R OBP: 0.291, SLG: 0.402	0-3 K		0-3 F3		0-0 F8			0-0 F8		4	0	0	0	0	1	2					
Dwight Evans, R OBP: 0.278, SLG: 0.335		0-0 L6-3 1B		0-3 K		0-0 F8		0-0 5-3		4	0	1	0	0	1	1					
Jerry Remy, L OBP: 0.335, SLG: 0.362		0-0 L6-3 1-2		0-0 1B 1-2		0-0 SH1-3 1B		0-0 1B		4	0	3	0	0	0	1					
Glenn Hoffman, R OBP: 0.270, SLG: 0.369		0-0 1B		0-0 1-3 2H		0-0 SH1-3 1-2		0-0 6-3		3	0	2	1	0	0	1					
Garry Hancock, L OBP: 0.278, SLG: 0.278		0-0 2-3		0-0 F8		0-0 F8		0-0 3-1		4	0	0	0	0	0	2					
Inning Stats	R: 1 E: 0 K: 1 S: 7	H: 2 LOB: 1 BB: 0 P: 7	R: 0 E: 0 K: 0 S: 4	H: 2 LOB: 1 BB: 0 P: 4	R: 4 E: 0 K: 1 S: 10	H: 6 LOB: 2 BB: 0 P: 10	R: 0 E: 0 K: 0 S: 3	H: 1 LOB: 0 BB: 0 P: 3	R: 1 E: 0 K: 0 S: 4	H: 1 LOB: 0 BB: 0 P: 4	R: 0 E: 0 K: 1 S: 5	H: 0 LOB: 0 BB: 0 P: 5	R: 0 E: 0 K: 0 S: 4	H: 1 LOB: 1 BB: 0 P: 4	R: 0 E: 0 K: 0 S: 3	H: 0 LOB: 0 BB: 0 P: 3	1B: 12 2B: 2 3B: 0 HR: 1	SF: 1 SAC: 1 DP: 1 HBP: 0	WP: 1 PB: 0 SB: 0 CS: 1	PA: 38	
PITCHER	IP	WLS	BF	H	R	ER	SO	BB	IBB	HBP	BLK	WP	HR	S	P	ERA	WHIP				
Mike Flanagan, L ERA: 3.87	2.0	L	13	8	5	5	1	0	0	0	0	1	0	15	15	22.50	4.000				
Dave Ford, R ERA: 3.51	6.0		22	6	1	1	2	0	0	0	0	0	1	26	26	1.50	1.000				
Tim Stoddard, R ERA: 2.23	1.0		3	0	0	0	0	0	0	0	0	0	0	3	3	0.00	0.000				

Boston Red Sox @ Baltimore Orioles
Memorial Stadium, Baltimore, MD
Sun Jul 06 1980, 3:33 AM EDT
Att: 31,085 - Unknown

AB 36
R 6
H 14
RBI 6
BB 0
SO 3
LOB 10



Batter	1	2	3	4	5	6	7	8	9	AB	R	H	RBI	BB	SO	LOB	BOTTOM					
Al Bumbry, L OBP: 0.406, SLG: 0.444	0-0 S HR 1B		0-3 K		0-0 P5		0-0 BB 1B 1-2		4-0 BB BB	4	1	2	0	1	1	0						
Kiko Garcia, R OBP: 0.292, SLG: 0.276			0-3 K			0-0 1-3		0-0 BB 1B 1-2 2-3	4-0 BB BB	4	1	2	2	0	1	0						
Benny Ayala, R OBP: 0.406, SLG: 0.733			0-3 K			0-0 1-3		0-0 BB 1B 1-2 2-3	4-0 BB BB	0	0	0	0	0	0	0						
Terry Crowley, L OBP: 0.396, SLG: 0.489			0-3 K			0-0 1-3		0-0 BB 1B 1-2 2-3	4-0 BB BB	0	0	0	0	0	1	0						
Mark Belanger, R OBP: 0.205, SLG: 0.220			0-3 K			0-0 1-3		0-0 BB 1B 1-2 2-3	4-0 BB BB	0	0	0	0	0	0	0						
Ken Singleton, S OBP: 0.379, SLG: 0.464	4-0 BB BB		0-0 L3		0-0 4-3 1B		0-0 4-3 1B 1-2 2-3 3H		0-0 6-3	3	1	1	1	2	0	2						
Eddie Murray, S OBP: 0.334, SLG: 0.455	0-0 FC3-6 G3 1-2			0-0 3-1		0-0 4-3		0-0 4-3		4	0	0	0	0	0	5						
John Lowenstein, L OBP: 0.330, SLG: 0.260	0-0 G3			0-0 F7		0-0 F7		0-0 F7		3	0	1	1	0	0	1						
Doug DeCinces, R OBP: 0.310, SLG: 0.370	0-0 G3			0-0 F7		0-0 F7		0-0 F7		1	0	0	0	0	0	0						
Pat Kelly, L OBP: 0.381, SLG: 0.385	0-3 K			0-0 1B		0-0 F7		0-0 F7		3	0	1	0	0	1	2						
Lee May, R OBP: 0.288, SLG: 0.412	0-3 K			0-0 1B		0-0 F7		0-0 F7		1	0	0	0	0	0	0						
Dan Graham, L OBP: 0.268, SLG: 0.343			0-0 P6		0-0 F8		0-0 4-3		0-0 F8	3	0	0	0	0	0	1						
Mark Corey, R OBP: 0.393, SLG: 0.348			0-0 P6		0-0 F8		0-0 4-3		0-0 F8	1	0	0	0	0	0	0						
Rick Dempsey, R OBP: 0.309, SLG: 0.395		0-3 K		0-0 5-3		0-0 5-3		0-0 1B BB 1B	4-0 BB BB	3	1	1	0	1	1	0						
Rich Dauer, R OBP: 0.337, SLG: 0.329		0-0 6-3		0-0 F8		0-0 F8		0-0 P6	0-0 G6-4-3 BB	4	0	0	0	0	0	2						
Inning Stats	R: 2 E: 0 K: 1 S: 7	H: 2 LOB: 1 BB: 1 P: 11	R: 0 E: 0 K: 1 S: 5	H: 0 LOB: 0 BB: 0 P: 5	R: 0 E: 0 K: 2 S: 7	H: 0 LOB: 0 BB: 0 P: 7	R: 0 E: 0 K: 0 S: 4	H: 1 LOB: 1 BB: 0 P: 4	R: 0 E: 0 K: 0 S: 3	H: 0 LOB: 0 BB: 0 P: 3	R: 1 E: 0 K: 0 S: 5	H: 2 LOB: 1 BB: 0 P: 5	R: 1 E: 0 K: 0 S: 6	H: 3 LOB: 3 BB: 1 P: 10	R: 0 E: 0 K: 0 S: 3	H: 0 LOB: 0 BB: 0 P: 3	R: 0 E: 0 K: 0 S: 2	H: 0 LOB: 2 BB: 3 P: 14	1B: 7 2B: 0 3B: 0 HR: 1	SF: 0 SAC: 0 DP: 1 HBP: 0	WP: 0 PB: 0 SB: 1 CS: 0	PA: 39
PITCHER	IP	WLS	BF	H	R	ER	SO	BB	IBB	HBP	BLK	WP	HR	S	P	ERA	WHIP					
Dennis Eckersley, R ERA: 4.25	6.2	W	29	8	4	4	4	1	0	0	0	0	1	36	40	5.40	1.350					
Tom Burgmeier, L ERA: 2.14	2.0		8	0	0	0	0	3	0	0	0	0	0	5	17	0.00	1.500					
Bob Stanley, R ERA: 4.35	0.1	S	2	0	0	0	0	1	0	0	0	0	0	1	5	0.00	3.000					

Boston Red Sox @ Baltimore Orioles
Memorial Stadium, Baltimore, MD
Sun Jul 06 1980, 3:33 AM EDT
Att: 31,085 - Unknown

AB 34
R 4
H 8
RBI 4
BB 5
SO 4
LOB 13



Batter	1	2	3	4	5	6	7	8	9	AB	R	H	RBI	BB	SO	LOB	TOP								
Al Bumby, L OBP: 0.412, SLG: 0.446 (1, 8)	1-3		1B					BB		3	2	1	2	0	0		Baltimore Orioles @ Chicago White Sox Comiskey Park, Chicago, IL Thu Jul 10 1980, 8:05 PM EDT Att: 21,839 - Unknown								
Rich Dauer, R OBP: 0.338, SLG: 0.331 (1, 4) (2, 5)	3B	1B	1B					BB		5	1	2	0	0	0	2									
Ken Singleton, S OBP: 0.365, SLG: 0.475 (1, 9)										4	2	3	2	1	0	0									
Mark Corey, R OBP: 0.393, SLG: 0.348 (8, PR) (8, 9)	1B	3B	HR	1B				BB		0	0	0	0	0	0	0									
Eddie Murray, S OBP: 0.338, SLG: 0.467 (1, 3)	1B	1B	HR					BB		5	2	3	4	0	0	2									
Benny Ayala, R OBP: 0.397, SLG: 0.703 (1, 7)	BB									4	1	1	0	0	0	0									
John Lowenstein, L OBP: 0.326, SLG: 0.256 (8, PH) (8, 7)	1B									1	0	0	0	0	0	2									
Lee May, R OBP: 0.292, SLG: 0.404 (1, 10)	1B	1B								3	1	0	0	2	1	2									
Doug DeCinces, R OBP: 0.312, SLG: 0.371 (1, 5)	1B									2	0	1	2	0	1	1									
Mark Belanger, R OBP: 0.208, SLG: 0.217 (2, 6)	1B									2	0	0	0	1	0	0									
Rick Dempsey, R OBP: 0.311, SLG: 0.397 (1, 2)	F8									4	0	1	0	1	0	3									
Kiko Garcia, R OBP: 0.289, SLG: 0.274 (1, 6) (2, 4)	1B									5	0	1	0	0	0	2									
Inning Stats	R: 5 E: 0 K: 0 S: 9	H: 7 LOB: 2 BB: 1 P: 13	R: 2 E: 0 K: 1 S: 7	H: 2 LOB: 1 BB: 1 P: 11	R: 1 E: 0 K: 0 S: 5	H: 2 LOB: 2 BB: 1 P: 9	R: 0 E: 0 K: 0 S: 3	H: 0 LOB: 1 BB: 1 P: 7	R: 0 E: 0 K: 0 S: 3	H: 1 LOB: 0 BB: 0 P: 3	R: 0 E: 0 K: 0 S: 4	H: 1 LOB: 1 BB: 0 P: 4	R: 1 E: 0 K: 1 S: 6	H: 1 LOB: 2 BB: 2 P: 14	R: 0 E: 0 K: 0 S: 2	H: 0 LOB: 0 BB: 1 P: 6	1B: 11 2B: 1 3B: 1 HR: 1	SF: 0 SAC: 0 DP: 2 HBP: 0	WP: 0 PB: 0 SB: 0 CS: 0	PA: 45					
PITCHER	IP	WLS	BF	H	R	ER	SO	BB	IBB	HBP	BLK	WP	HR	S	P	ERA	WHIP								
Britt Burns, L ERA: 2.56 (1, 1)	1.1	L	13	9	7	7	0	1	0	0	0	0	1	12	16	47.25	7.500								
Mike Proby, R ERA: 2.54 (2, 1)	4.2		19	3	1	1	1	3	0	0	0	0	0	18	30	1.93	1.286								
LaMarr Hoyt, R ERA: 3.2 (7, 1)	3.0		13	2	1	1	1	3	0	0	0	0	0	12	24	3.00	1.667								

AB	38
R	9
H	14
RBI	9
BB	7
SO	2
LOB	14



Batter	1	2	3	4	5	6	7	8	9	AB	R	H	RBI	BB	SO	LOB	BOTTOM								
Todd Cruz, R OBP: 0.296, SLG: 0.338 (1, 6)	E6		FC5-4						G4-6-3	5	0	0	0	0	0	4	Baltimore Orioles @ Chicago White Sox Comiskey Park, Chicago, IL Thu Jul 10 1980, 8:05 PM EDT Att: 21,839 - Unknown								
Ron Pruitt, R OBP: 0.291, SLG: 0.260 (1, 10)	F8		FC5-4							4	0	0	0	0	0	4									
Thad Bosley, L OBP: 0.287, SLG: 0.310 (8, PH)										1	0	1	0	0	0	0									
Chet Lemon, R OBP: 0.350, SLG: 0.417 (1, 8)	F6		F3						K	5	0	0	0	0	1	3									
Lamar Johnson, R OBP: 0.324, SLG: 0.460 (1, 3)	FC5-4									3	1	2	1	1	0	1									
Wayne Nordhagen, R OBP: 0.322, SLG: 0.540 (1, 7)										4	0	2	0	0	0	2									
Jim Morrison, R OBP: 0.302, SLG: 0.394 (1, 4)										4	1	1	0	0	0	3									
Bruce Kimm, R OBP: 0.330, SLG: 0.333 (1, 2)										3	0	1	0	0	1	2									
Mike Squires, L OBP: 0.348, SLG: 0.342 (8, PH)										1	0	1	0	0	0	0									
Ricky Saitheimer, L OBP: 0.333, SLG: 0.400 (9, 2)										0	0	0	0	0	0	0									
Harold Baines, L OBP: 0.285, SLG: 0.394 (1, 9)										4	0	0	0	0	1	5									
Kevin Bell, R OBP: 0.280, SLG: 0.186 (1, 5)										3	0	2	1	1	0	0									
Inning Stats	R: 0 E: 1 K: 0 S: 4	H: 0 LOB: 1 BB: 0 P: 4	R: 0 E: 0 K: 1 S: 6	H: 1 LOB: 1 BB: 0 P: 6	R: 0 E: 0 K: 0 S: 4	H: 1 LOB: 1 BB: 0 P: 4	R: 0 E: 0 K: 1 S: 6	H: 1 LOB: 1 BB: 0 P: 6	R: 0 E: 0 K: 0 S: 3	H: 0 LOB: 0 BB: 0 P: 3	R: 0 E: 0 K: 0 S: 3	H: 0 LOB: 1 BB: 1 P: 7	R: 1 E: 0 K: 0 S: 6	H: 3 LOB: 2 BB: 0 P: 6	R: 0 E: 0 K: 1 S: 5	H: 1 LOB: 1 BB: 1 P: 9	1B: 8 2B: 1 3B: 0 HR: 1	SF: 0 SAC: 0 DP: 1 HBP: 0	WP: 0 PB: 0 SB: 0 CS: 0	PA: 39					
PITCHER	IP	WLS	BF	H	R	ER	SO	BB	IBB	HBP	BLK	WP	HR	S	P	ERA	WHIP								
Scott McGregor, L ERA: 3.51 (1, 1)	7.1	W	32	8	2	2	2	1	0	0	0	0	0	8	12	0.00	1.800								
Tim Stoddard, R ERA: 2.14 (8, 1)	1.2		7	2	0	0	1	1	0	0	0	0	0	8	12	0.00	1.800								

AB	37
R	2
H	10
RBI	2
BB	2
SO	3
LOB	24



Batter	1	2	3	4	5	6	7	8	9	AB	R	H	RBI	BB	SO	LOB	TOP										
Al Bumbry, L OBP: 0.412, SLG: 0.442 (1, 8)	G3	K		BB		P6		BB		3	0	0	0	2	1	2	Baltimore Orioles @ Chicago White Sox Comiskey Park, Chicago, IL Fri Jul 11 1980, 8:05 PM EDT Att: 28,457 - Unknown										
Pat Kelly, L OBP: 0.374, SLG: 0.370 (1, 10)	K		F8	BB		4-3		F8		4	0	0	0	1	1												
Ken Singleton, S OBP: 0.389, SLG: 0.473 (1, 9)	BB		BB	E		F8		F8		3	1	1	0	2	0	4											
Eddie Murray, S OBP: 0.339, SLG: 0.478 (1, 3)	P6		E4	BB		K		HR		5	2	2	2	0	1	2											
John Lowenstein, L OBP: 0.340, SLG: 0.289 (1, 7)		BB	F7	WP		3-1		2B		5	1	3	1	0	0	2											
Dan Graham, L OBP: 0.256, SLG: 0.327 (1, 2)		F7	1-3			K		2B		5	0	0	0	0	1	5											
Mark Belanger, R OBP: 0.209, SLG: 0.217 (9, PR)								E6		0	0	0	0	0	0	0											
Doug DeCinces, R OBP: 0.313, SLG: 0.369 (1, 5)		SF9	F7	WP		P3		F7		4	0	1	0	1	0	2											
Rich Dauer, R OBP: 0.340, SLG: 0.328 (1, 4)			5-3			F9		G6-3		2	0	0	0	2	0	0											
Terry Crowley, L OBP: 0.393, SLG: 0.484 (9, PH)								G6-3		1	0	0	0	0	0	2											
Kiko Garcia, R OBP: 0.288, SLG: 0.270 (1, 6)	SF9		BB	S		K		6-3		2	0	0	1	1	1	3											
Inning Stats	R: 0 E: 0 K: 1 S: 5	H: 0 LOB: 1 BB: 1 P: 9	R: 1 E: 0 K: 1 S: 7	H: 2 LOB: 2 BB: 1 P: 11	R: 0 E: 1 K: 0 S: 4	H: 0 LOB: 2 BB: 1 P: 8	R: 0 E: 0 K: 0 S: 3	H: 0 LOB: 3 BB: 3 P: 15	R: 0 E: 0 K: 3 S: 10	H: 1 LOB: 3 BB: 2 P: 18	R: 2 E: 0 K: 0 S: 5	H: 2 LOB: 0 BB: 0 P: 5	R: 0 E: 0 K: 0 S: 3	H: 0 LOB: 1 BB: 0 P: 7	R: 1 E: 1 K: 0 S: 5	H: 2 LOB: 2 BB: 0 P: 5	1B: 4 2B: 2 3B: 0 HR: 1	SF: 1 SAC: 0 DP: 1 HBP: 0	WP: 1 PB: 0 CS: 0	PA: 44							
PITCHER	IP	WLS	BF	H	R	ER	SO	BB	IBB	HBP	BLK	WP	HR	S	P	ERA	WHIP										
Richard Dotson, R ERA: 3.67 (1, 1)	4.2		26	3	1	1	4	8	0	0	0	1	0	26	58	1.93	2.357										
Mike Proby, R ERA: 2.7 (5, 1)	2.1	W	9	2	2	2	1	0	0	0	0	0	1	11	11	7.71	0.857										
Ed Farmer, R ERA: 3.05 (8, 1)	2.0	S	9	2	1	1	0	1	0	0	0	0	0	8	12	4.50	1.500										

AB	34
R	4
H	7
RBI	4
BB	9
SO	5
LOB	23



Batter	1	2	3	4	5	6	7	8	9	AB	R	H	RBI	BB	SO	LOB	BOTTOM										
Bob Molinaro, L OBP: 0.368, SLG: 0.424 (1, 10)	SH5-3	2B		F9		F8		IBB		4	2	2	1	1	0	3	Baltimore Orioles @ Chicago White Sox Comiskey Park, Chicago, IL Fri Jul 11 1980, 8:05 PM EDT Att: 28,457 - Unknown										
Jim Morrison, R OBP: 0.302, SLG: 0.395 (1, 4)	SH5-3			F9				5-3		4	0	1	0	0	0	3											
Wayne Nordhagen, R OBP: 0.325, SLG: 0.559 (1, 7)	2B	4-3				F9		HR		4	2	2	3	0	0	1											
Lamar Johnson, R OBP: 0.327, SLG: 0.461 (1, 3)		1-3				F8				4	0	2	1	0	0	1											
Mike Squires, L OBP: 0.348, SLG: 0.342 (7, PR)	1B							CS		0	0	0	0	0	0	0											
Chet Lemon, R OBP: 0.346, SLG: 0.411 (1, 8)	F2			5-3		P5		FC		4	0	0	0	0	0	2											
Harold Baines, L OBP: 0.285, SLG: 0.392 (1, 9)	1B			K		B1-3		K		4	0	1	0	0	2	1											
Kevin Bell, R OBP: 0.291, SLG: 0.203 (1, 5)	F8			F7		1B		FC5-4		4	0	2	0	0	0	2											
Ricky Seelheimer, L OBP: 0.250, SLG: 0.286 (1, 2)		K				P6		FC5-4		2	0	0	0	0	1	0											
Bruce Kimm, R OBP: 0.332, SLG: 0.335 (5, 2)								1-2		2	0	1	0	0	0	1											
Todd Cruz, R OBP: 0.303, SLG: 0.346 (1, 6)		1B				K		P5		3	1	1	0	0	1	3											
Inning Stats	R: 2 E: 0 K: 0 S: 7	H: 4 LOB: 2 BB: 0 P: 7	R: 2 E: 0 K: 1 S: 8	H: 3 LOB: 1 BB: 0 P: 8	R: 0 E: 0 K: 1 S: 5	H: 0 LOB: 0 BB: 0 P: 5	R: 0 E: 0 K: 0 S: 3	H: 0 LOB: 0 BB: 0 P: 4	R: 0 E: 0 K: 1 S: 7	H: 2 LOB: 2 BB: 0 P: 7	R: 1 E: 0 K: 1 S: 9	H: 2 LOB: 1 BB: 0 P: 9	R: 0 E: 1 K: 0 S: 4	H: 1 LOB: 2 BB: 1 P: 8	R: 0 E: 1 K: 0 S: 5	H: 2 LOB: 2 BB: 0 P: 5	1B: 8 2B: 3 3B: 0 HR: 1	SF: 0 SAC: 1 DP: 0 HBP: 1	WP: 0 PB: 1 CS: 1	PA: 38							
PITCHER	IP	WLS	BF	H	R	ER	SO	BB	IBB	HBP	BLK	WP	HR	S	P	ERA	WHIP										
Jim Palmer, R ERA: 3.2 (1, 1)	6.1	L	31	11	5	5	3	0	0	1	0	0	0	36	37	7.11	1.737										
Sammy Stewart, R ERA: 4.03 (7, 1)	1.2		7	1	0	0	2	0	1	0	0	0	0	10	14	0.00	0.600										

AB	35
R	5
H	12
RBI	5
BB	1
SO	4
LOB	17



Batter	1	2	3	4	5	6	7	8	9	AB	R	H	RBI	BB	SO	LOB	TOP								
Willie Wilson, S (1, 7) OBP: 0.345, SLG: 0.421	0-0 6-3		0-0 1B			0-0 G3	0-0 3B		0-0 1-3	5	0	2	1	0	0	2	Kansas City Royals @ Baltimore Orioles Memorial Stadium, Baltimore, MD Sat Jul 12 1980, 7:05 PM EDT Att: 41,514 - Unknown livebaseballscorecards.com								
Hal McRae, R (1, 10) OBP: 0.314, SLG: 0.433	0-0 E5		0-3 K			0-0 P4	0-0 6-3		0-0 4-3	5	0	0	0	0	1	4									
George Brett, L (1, 5) OBP: 0.416, SLG: 0.624	0-0 G4-3		0-0 F7			4-0 BB			0-0 G4-3	3	0	1	0	1	0	2									
Darrell Porter, L (1, 2) OBP: 0.364, SLG: 0.358		0-3 K		0-3 K		4-0 BB			0-0 G4-3	3	0	0	0	1	2	1									
Willie Aikens, L (1, 3) OBP: 0.370, SLG: 0.441		4-0 1B		0-0 F8		4-0 BB			4-0 BB	1	0	0	0	3	0	0									
Amos Otis, R (1, 8) OBP: 0.315, SLG: 0.404		0-3 K		0-0 6-3		0-0 F7			0-0 F9	4	0	0	0	0	1	5									
Clint Hurdle, L (1, 9) John Wathan, R (9, PH) OBP: 0.384, SLG: 0.495 OBP: 0.380, SLG: 0.420		0-0 1B		4-0 B2-3		4-0 3B			4-0 FC1-6	1	1	1	0	2	0	0									
Frank White, R (1, 4) OBP: 0.278, SLG: 0.332		0-3 K		0-0 B2-3		0-0 F9			0-0 FC1-6	4	0	0	0	0	1	5									
U L Washington, S (1, 6) OBP: 0.320, SLG: 0.370			0-3 K		0-0 F8				0-0 1-3	4	0	1	0	0	1	1									
Inning Stats	R: 0 E: 1 K: 0 S: 3	H: 0 LOB: 0 BB: 0 P: 3	R: 0 E: 0 K: 3 S: 10	H: 1 LOB: 2 BB: 1 P: 14	R: 0 E: 0 K: 2 S: 8	H: 1 LOB: 1 BB: 0 P: 8	R: 0 E: 0 K: 1 S: 5	H: 0 LOB: 0 BB: 0 P: 5	R: 0 E: 0 K: 0 S: 2	H: 0 LOB: 0 BB: 1 P: 6	R: 0 E: 0 K: 0 S: 3	H: 0 LOB: 3 BB: 3 P: 15	R: 1 E: 0 K: 0 S: 4	H: 1 LOB: 1 BB: 1 P: 8	R: 0 E: 0 K: 0 S: 3	H: 1 LOB: 1 BB: 1 P: 7	R: 0 E: 0 K: 0 S: 4	H: 1 LOB: 2 BB: 1 P: 8	1B: 4 2B: 1 3B: 1 HR: 0	SF: 0 SAC: 0 DP: 3 HBP: 0	WP: 0 PB: 0 SB: 1 CS: 0	PA: 38			
PITCHER	IP	WLS	BF	H	R	ER	SO	BB	IBB	HBP	BLK	WP	HR	S	P	ERA	WHIP								
Steve Stone, R (1, 1) ERA: 3.0	7.0	W	29	3	1	1	6	6	0	0	0	0	0	35	59	1.29	1.286								
Tippy Martinez, L (8, 1) ERA: 3.41	1.1		7	2	0	0	0	2	0	0	0	0	0	5	13	0.00	3.000								
Tim Stoddard, R (9, 1) ERA: 2.11	0.2	S	2	0	0	0	0	0	0	0	0	0	0	2	2	0.00	0.000								

Batter	1	2	3	4	5	6	7	8	9	AB	R	H	RBI	BB	SO	LOB	BOTTOM								
Al Bumbry, L (1, 8) OBP: 0.413, SLG: 0.446	0-0 6-3		0-0 1-3			0-0 2B	0-0 1B			4	1	2	0	0	0	0	Kansas City Royals @ Baltimore Orioles Memorial Stadium, Baltimore, MD Sat Jul 12 1980, 7:05 PM EDT Att: 41,514 - Unknown livebaseballscorecards.com								
Rich Dauer, R (1, 4) (8, 5) OBP: 0.343, SLG: 0.328	0-0 4-3			0-0 FC3-6		4-0 2B	0-0 F9			3	1	1	0	1	0	1									
Ken Singleton, S (1, 9) Mark Corey, R (9, 9) OBP: 0.393, SLG: 0.348	0-0 4-3			0-0 F7		0-0 P6			0-3 K	4	0	0	0	0	1	3									
Eddie Murray, S (1, 3) OBP: 0.338, SLG: 0.478		0-3 K		0-0 FC3-6		0-0 F8	0-0 2B		0-0 F9	4	0	1	2	0	1	1									
John Lowenstein, L (1, 7) OBP: 0.347, SLG: 0.326		0-0 HR		0-3 K		4-0 BB			0-0 3-1	3	1	1	1	1	1	1									
Dan Graham, L (1, 2) OBP: 0.258, SLG: 0.327		0-0 P6			0-0 WP	0-0 F8				3	0	1	0	0	0	2									
Lee May, R (1, 10) OBP: 0.287, SLG: 0.396		0-0 F7			0-3 K	0-3 K				3	0	0	0	0	2	3									
Doug DeCinces, R (1, 5) Mark Belanger, R (8, 6) OBP: 0.310, SLG: 0.365 OBP: 0.205, SLG: 0.217			0-3 K		0-0 E5		0-0 F8			3	0	0	0	0	1	1									
Kiko Garcia, R (1, 6) (8, 4) OBP: 0.283, SLG: 0.265			0-0 F9		0-0 G5-4-3		0-0 6-3			3	0	0	0	0	0	2									
Inning Stats	R: 0 E: 0 K: 0 S: 3	H: 0 LOB: 0 BB: 0 P: 3	R: 1 E: 0 K: 1 S: 6	H: 1 LOB: 0 BB: 0 P: 6	R: 0 E: 0 K: 1 S: 5	H: 0 LOB: 0 BB: 0 P: 5	R: 0 E: 0 K: 1 S: 6	H: 1 LOB: 1 BB: 0 P: 6	R: 0 E: 1 K: 1 S: 6	H: 1 LOB: 1 BB: 0 P: 6	R: 2 E: 0 K: 1 S: 7	H: 2 LOB: 2 BB: 2 P: 15	R: 0 E: 0 K: 0 S: 4	H: 1 LOB: 1 BB: 0 P: 4	R: 0 E: 0 K: 1 S: 5	H: 0 LOB: 0 BB: 0 P: 5	1B: 3 2B: 2 3B: 0 HR: 1	SF: 0 SAC: 0 DP: 1 HBP: 0	WP: 1 PB: 0 SB: 3 CS: 0	PA: 32					
PITCHER	IP	WLS	BF	H	R	ER	SO	BB	IBB	HBP	BLK	WP	HR	S	P	ERA	WHIP								
Renie Martin, R (1, 1) ERA: 4.22	6.2	L	28	6	3	3	5	2	0	0	0	0	0	36	44	4.05	1.200								
Dan Quisenberry, R (7, 1) ERA: 3.0	1.1		4	0	0	0	1	0	0	0	0	0	0	6	6	0.00	0.000								

Batter	1	2	3	4	5	6	7	8	9	AB	R	H	RBI	BB	SO	LOB	TOP					
Willie Wilson, S OBP: 0.391, SLG: 0.430	0-0 1-3 1B	0-0 G4-6-3				0-0 E6 HR	0-0 E 3B	0-0 1B 1B	0-0 5-3	6	4	3	0	0	0	2						
U L Washington, S OBP: 0.325, SLG: 0.386	0-0 1-3		0-0 6-3			0-0 HR	0-0 E6 FC6-4 1B	0-0 1B 1B		5	2	3	2	0	0	1						
George Brett, L OBP: 0.429, SLG: 0.630	0-0 1-3		0-0 F8			0-0 E 2B 1B	0-0 FC6-4 IBB	0-0 FC6-4 1B		4	1	2	1	1	0	1						
Amos Otis, R OBP: 0.309, SLG: 0.391	0-0 1B		0-0 S 1B			0-0 F8	0-0 FC6-4 1B S	0-0 FC6-4 1B		5	0	2	1	0	0	5						
Hal McRae, R OBP: 0.326, SLG: 0.452	0-0 1-2 1B		0-0 L7			0-0 1B 2B	0-0 1B BB	0-0 F9		4	1	2	1	1	0	1						
John Wathan, R OBP: 0.373, SLG: 0.409	0-0 F9			0-0 4-3		0-0 1B IBB	0-0 1-2 2-3 3-H 1B	0-0 1-3		4	0	1	1	1	0	2						
Willie Aikens, L OBP: 0.304, SLG: 0.430		0-0 F2		0-0 F8		0-0 1-2 2-H 1B	0-0 K	0-0 4-3		5	0	1	1	0	1	3						
Ralph LaCock, L OBP: 0.240, SLG: 0.222										0	0	0	0	0	0	0						
Frank White, R OBP: 0.283, SLG: 0.338		0-0 1B		0-0 CS 1B		0-0 P4		0-0 6-3	0-0 5-3	5	0	2	0	0	0	2						
Rusty Torres, S OBP: 0.313, SLG: 0.175		0-0 1-2 1B		0-0 CS		0-0 K	0-0 F9	0-0 F8	0-0 F8	5	0	1	0	0	1	0						
Inning Stats	R: 1 E: 0 K: 0 S: 6	H: 3 LOB: 2 BB: 0 P: 6	R: 0 E: 0 K: 0 S: 4	H: 2 LOB: 1 BB: 0 P: 4	R: 0 E: 0 K: 0 S: 4	H: 1 LOB: 0 BB: 0 P: 4	R: 0 E: 0 K: 0 S: 3	H: 1 LOB: 0 BB: 0 P: 3	R: 4 E: 2 K: 1 S: 10	H: 4 LOB: 2 BB: 1 P: 14	R: 2 E: 1 K: 1 S: 8	H: 3 LOB: 3 BB: 2 P: 16	R: 1 E: 0 K: 0 S: 6	H: 3 LOB: 2 BB: 0 P: 6	R: 0 E: 0 K: 0 S: 3	H: 0 LOB: 0 BB: 0 P: 3	R: 0 E: 0 K: 0 S: 3	H: 0 LOB: 0 BB: 0 P: 3	1B: 14 2B: 1 3B: 1 HR: 1	SF: 0 SAC: 0 DP: 1 HBP: 0	WP: 0 PB: 0 SB: 2 CS: 1	PA: 47
PITCHER	IP WLS BF H R ER SO BB IBB HBP BLK WP HR S P ERA WHIP	IP WLS BF H R ER SO BB IBB HBP BLK WP HR S P ERA WHIP																				
Scott McGregor, L ERA: 3.53	(1, 1)	4.2	L	25	11	5	2	1	0	1	0	0	0	0	1	26	30	3.86	2.357			
Dave Ford, R ERA: 3.77	(5, 1)	4.1		21	6	3	3	1	1	1	0	0	0	0	0	21	29	6.23	1.615			

Kansas City Royals @ Baltimore Orioles
Memorial Stadium, Baltimore, MD
 Mon Jul 14 1980, 7:05 PM EDT
 Att: 23,504 - Unknown - 85 F

AB	43
R	8
H	17
RBI	7
BB	3
SO	2
LOB	17



Batter	1	2	3	4	5	6	7	8	9	AB	R	H	RBI	BB	SO	LOB	BOTTOM			
Al Bumbry, L OBP: 0.411, SLG: 0.442	0-3 K		0-0 F7			0-0 G6-4-3 1B		0-0 4-3 HR 1B	0-0 F8	5	1	2	0	0	1	1				
Rick Dempsey, R OBP: 0.309, SLG: 0.393	0-0 P4		0-0 1B			0-0 G6-4-3		0-0 4-3		4	0	1	0	0	0	2				
Mark Corey, R OBP: 0.406, SLG: 0.481	0-3 K		0-0 1-2 2-3 1B			0-0 6-3		0-0 HR		4	1	2	2	0	1	0				
Ken Singleton, S OBP: 0.384, SLG: 0.463		0-3 K		0-0 P6		0-3 K		0-0 BB 1B		4	0	1	0	0	2	3				
Benny Ayala, R OBP: 0.388, SLG: 0.676		0-0 F7		0-0 6-3		0-0 5-3		0-3 K		3	0	0	0	0	0	0				
Pat Kelly, L OBP: 0.371, SLG: 0.367										1	0	0	0	0	1	1				
Lee May, R OBP: 0.285, SLG: 0.404		0-0 5-3		0-0 HR				0-0 5-3	0-0 FC4-6 BB	3	1	1	1	1	0	0				
Doug DeCinces, R OBP: 0.309, SLG: 0.360			0-0 SH5-3 1B BB		0-0 P4			0-0 F7	0-0 FC4-6	3	1	0	0	1	0	2				
Mark Belanger, R OBP: 0.209, SLG: 0.216										2	0	1	0	0	0	0				
John Lowenstein, L OBP: 0.353, SLG: 0.333			0-0 SH5-3		0-0 F8			0-0 FC6-4 1B	0-0 G4-6-3 1B	1	0	1	0	0	0	0				
Rich Dauer, R OBP: 0.340, SLG: 0.323			0-0 1B 1B			0-0 5-3		0-0 FC6-4	0-0 G4-6-3	4	0	1	1	0	0	2				
Inning Stats	R: 0 E: 0 K: 2 S: 7	H: 0 LOB: 0 BB: 0 P: 7	R: 0 E: 0 K: 1 S: 5	H: 0 LOB: 0 BB: 0 P: 5	R: 1 E: 0 K: 0 S: 6	H: 3 LOB: 3 BB: 1 P: 10	R: 1 E: 0 K: 0 S: 4	H: 1 LOB: 0 BB: 0 P: 4	R: 0 E: 0 K: 1 S: 5	H: 0 LOB: 0 BB: 0 P: 5	R: 0 E: 0 K: 0 S: 4	H: 1 LOB: 1 BB: 0 P: 4	R: 2 E: 0 K: 1 S: 8	H: 3 LOB: 2 BB: 1 P: 12	R: 0 E: 0 K: 0 S: 3	H: 1 LOB: 0 BB: 0 P: 3	1B: 8 2B: 0 3B: 0 HR: 2	SF: 0 SAC: 1 DP: 2 HBP: 0	WP: 0 PB: 0 SB: 0 CS: 0	PA: 37
PITCHER	IP WLS BF H R ER SO BB IBB HBP BLK WP HR S P ERA WHIP	IP WLS BF H R ER SO BB IBB HBP BLK WP HR S P ERA WHIP																		
Paul Spittorff, L ERA: 4.09	(1, 1)	7.1	W	30	8	4	4	4	1	0	0	0	0	0	0	4	8	0.00	6.000	
Rawly Eastwick, R ERA: 1.98	(8, 1)	0.1		3	1	0	0	1	1	0	0	0	0	0	0	4	8	0.00	6.000	
Dan Quisenberry, R ERA: 2.94	(8, 1)	1.1	S	4	1	0	0	0	0	0	0	0	0	0	4	4	0.00	0.750		

Kansas City Royals @ Baltimore Orioles
Memorial Stadium, Baltimore, MD
 Mon Jul 14 1980, 7:05 PM EDT
 Att: 23,504 - Unknown - 85 F

AB	34
R	4
H	10
RBI	4
BB	2
SO	5
LOB	11



Batter	1	2	3	4	5	6	7	8	9	AB	R	H	RBI	BB	SO	LOB	TOP										
Al Bumby, L OBP: 0.309, SLG: 0.438 (1, 8)	0-0 6-3	0-0 1-2 1B			0-0 F9	0-0 FC5-4		0-0 L4		5	0	1	0	0	0	1											
Rich Dauer, R OBP: 0.332, SLG: 0.315 (1, 4)	0-0 5-3	0-0 4-3			0-0 F8	0-0 5-3		0-0 F7		5	0	0	0	0	0	3											
Ken Singleton, S OBP: 0.390, SLG: 0.482 (9, PR)	0-0 4-3		0-0 5-3		0-0 1B		0-0 6-3		0-0 2B 1B	5	0	2	0	0	0	0											
John Lowenstein, L OBP: 0.352, SLG: 0.333 (9, 7)										0	1	0	0	0	0	0											
Benny Ayala, R OBP: 0.393, SLG: 0.680 (9, PH)		0-0 1B 2B		0-0 F7	0-0 F9		0-0 HR 1B		0-0 F8	4	2	2	0	0	0	1											
Pat Kelly, L OBP: 0.368, SLG: 0.364 (9, PH)										1	0	0	0	0	0	1											
Gary Roenicke, R OBP: 0.348, SLG: 0.380 (9, 9)		0-0 SH1-3 2B 1B		0-0 6-3		0-0 E8 WP HR 1B	0-0 1-H HR		0-0 F9	5	3	3	2	0	0	1											
Lee May, R OBP: 0.280, SLG: 0.406 (1, 3)	0-3 K			0-0 6-3		0-0 5-3	0-3 K		4-0 2B BB	4	1	0	0	1	2	3											
Doug DeCinces, R OBP: 0.316, SLG: 0.364 (1, 5)		0-0 SH1-3 1-2		0-0 5-3		4-0 HR BB	4-0 BB		0-0 2B	2	1	1	2	2	0	0											
Rick Dempsey, R OBP: 0.312, SLG: 0.415 (1, 2)		0-0 1B 2B		0-0 E5		0-0 HR	0-0 F9			4	2	2	5	0	0	1											
Kiko Garcia, R OBP: 0.296, SLG: 0.276 (1, 6)		0-0 2-H 3-H 1B 1B		0-0 F7		0-0 FC5-4 1B		0-0 P4		4	0	2	1	0	0	1											
Inning Stats	R: 0 E: 0 K: 0 S: 3	H: 0 LOB: 0 BB: 0 P: 3	R: 3 E: 0 K: 1 S: 10	H: 5 LOB: 2 BB: 0 P: 10	R: 0 E: 0 K: 0 S: 3	H: 0 LOB: 0 BB: 0 P: 3	R: 0 E: 1 K: 0 S: 4	H: 0 LOB: 1 BB: 0 P: 4	R: 0 E: 0 K: 0 S: 4	H: 1 LOB: 1 BB: 0 P: 4	R: 3 E: 1 K: 0 S: 6	H: 3 LOB: 1 BB: 1 P: 10	R: 2 E: 0 K: 1 S: 7	H: 2 LOB: 1 BB: 1 P: 11	R: 0 E: 0 K: 0 S: 3	H: 0 LOB: 2 BB: 1 P: 3	R: 2 E: 0 K: 0 S: 4	H: 2 LOB: 2 BB: 1 P: 8	1B: 8 2B: 3 3B: 0 HR: 2	SF: 0 SAC: 1 DP: 0 HBP: 0	WP: 1 PA: 43 PB: 0 SB: 1 CS: 0						
PITCHER	IP	WLS	BF	H	R	ER	SO	BB	IBB	HBP	BLK	WP	HR	S	P	ERA	WHIP										
Mike Caldwell, L ERA: 4.4 (1, 1)	5.1	L	26	8	6	6	1	1	0	0	0	1	1	27	31	10.12	1.688										
Lary Sorensen, R ERA: 4.91 (6, 1)	2.2		12	3	2	2	1	1	0	0	0	0	1	13	17	6.75	1.500										
Bill Castro, R ERA: 2.68 (9, 1)	1.0	S	5	2	2	2	0	1	0	0	0	0	0	4	8	18.00	3.000										

Baltimore Orioles @ Milwaukee Brewers
Milwaukee County Stadium, Milwaukee, WI
Wed Jul 16 1980, 8:05 PM EDT
Att: 31,977 - Unknown

AB 39
R 10
H 13
RBI 10
BB 3
SO 2
LOB 12



Batter	1	2	3	4	5	6	7	8	9	AB	R	H	RBI	BB	SO	LOB	BOTTOM										
Charlie Moore, R OBP: 0.340, SLG: 0.353 (1, 2)	0-0 4-3		0-3 K		0-0 F8			0-0 FC5-4 1B	0-0 5-3	5	0	1	0	0	1	1											
Robin Yount, R OBP: 0.327, SLG: 0.549 (1, 6)	0-0 6-3			0-0 F7		0-0 L6		0-0 FC5-4 1B		4	1	0	0	0	0	1											
Cecil Cooper, L OBP: 0.361, SLG: 0.529 (1, 3)	0-0 4-3			0-0 1B 2B		0-0 HR		0-0 1B 1B		4	3	3	1	0	0	0											
Gorman Thomas, R OBP: 0.298, SLG: 0.468 (1, 8)		0-0 1-3		4-0 1B BB		0-3 K		0-0 1B 1B		3	0	1	1	1	1	0											
Ben Oglivie, L OBP: 0.392, SLG: 0.601 (1, 7)		0-0 6-3		0-0 FC5-4 1B		0-0 F2		0-0 1-3 1B		4	0	2	2	0	0	0											
Sixto Lezcano, R OBP: 0.295, SLG: 0.410 (1, 9)		0-3 K		0-3 K			0-0 5-3	0-0 1-3		4	0	0	0	0	2	4											
Don Money, R OBP: 0.349, SLG: 0.521 (1, 5)			0-0 F7	0-0 FC5-4			0-0 1B	0-0 5-3		4	0	1	0	0	0	4											
Dick Davis, R OBP: 0.297, SLG: 0.368 (1, 10)			0-3 K		0-0 F8		0-0 G4-6-3 1B		0-0 1-3	4	0	1	0	0	1	0											
Jim Gantner, L OBP: 0.301, SLG: 0.325 (1, 4)				0-0 1B		0-0 4-3		0-0 G4-6-3		4	0	1	0	0	0	2											
Inning Stats	R: 0 E: 0 K: 0 S: 3	H: 0 LOB: 0 BB: 0 P: 3	R: 0 E: 0 K: 1 S: 5	H: 0 LOB: 0 BB: 0 P: 5	R: 0 E: 0 K: 2 S: 8	H: 1 LOB: 1 BB: 0 P: 8	R: 1 E: 0 K: 1 S: 7	H: 2 LOB: 2 BB: 1 P: 11	R: 0 E: 0 K: 0 S: 3	H: 0 LOB: 0 BB: 0 P: 3	R: 1 E: 0 K: 1 S: 6	H: 1 LOB: 0 BB: 0 P: 6	R: 0 E: 0 K: 0 S: 4	H: 2 LOB: 1 BB: 0 P: 4	R: 2 E: 0 K: 0 S: 7	H: 4 LOB: 2 BB: 0 P: 7	R: 0 E: 0 K: 0 S: 3	H: 0 LOB: 0 BB: 0 P: 3	1B: 8 2B: 1 3B: 0 HR: 1	SF: 0 SAC: 0 DP: 1 HBP: 0	WP: 0 PA: 37 PB: 0 SB: 0 CS: 0						
PITCHER	IP	WLS	BF	H	R	ER	SO	BB	IBB	HBP	BLK	WP	HR	S	P	ERA	WHIP										
Steve Stone, R ERA: 3.11 (1, 1)	7.1	W	31	9	4	4	5	1	0	0	0	0	0	2	2	0.00	3.000										
Tippy Martinez, L ERA: 3.99 (8, 1)	0.1		2	1	0	0	0	0	0	0	0	0	0	2	2	0.00	3.000										
Sammy Stewart, R ERA: 3.96 (8, 1)	1.1	S	4	0	0	0	0	0	0	0	0	0	0	4	4	0.00	0.000										

Baltimore Orioles @ Milwaukee Brewers
Milwaukee County Stadium, Milwaukee, WI
Wed Jul 16 1980, 8:05 PM EDT
Att: 31,977 - Unknown

AB 36
R 4
H 10
RBI 4
BB 1
SO 5
LOB 12



Batter	1	2	3	4	5	6	7	8	9	AB	R	H	RBI	BB	SO	LOB	TOP			
Al Bumby, L OBP: 0.305, SLG: 0.433 (1, 8)	L5		F2		P6			K		4	0	0	0	0	1	2	Baltimore Orioles @ Milwaukee Brewers Milwaukee County Stadium, Milwaukee, WI Thu Jul 17 1980, 4:33 AM EDT Att: 44,509 - Unknown livebaseballscorecards.com			
Rich Dauer, R OBP: 0.328, SLG: 0.310 (1, 4) (7, 5)	F9			F9		F7		F8		4	0	0	0	0	0	0				
Ken Singleton, S OBP: 0.391, SLG: 0.459 (1, 9) John Lowenstein, L OBP: 0.352, SLG: 0.333 (9, PR) (9, 7)	K				BB	6-3			BB	2	0	0	0	2	1	0				
Benny Ayala, R OBP: 0.375, SLG: 0.646 (1, 10)		5-3		F7		F7		F3		4	0	0	0	0	0	2				
Lee May, R OBP: 0.274, SLG: 0.397 (1, 3)		6-3						K		4	0	0	0	0	2	2				
Doug DeCinces, R OBP: 0.320, SLG: 0.376 (1, 5) Mark Belanger, R OBP: 0.207, SLG: 0.215 (7, PR) (7, 6)					P6					2	1	1	1	0	0	0				
Gary Roenicke, R OBP: 0.342, SLG: 0.371 (1, 7) (9, 9)										3	0	0	0	0	2	1				
Rick Dempsey, R OBP: 0.313, SLG: 0.411 (1, 2)										2	0	0	0	1	1	1				
Kiko Garcia, R OBP: 0.297, SLG: 0.277 (1, 6) (7, 4)										3	0	1	0	0	0	0				
Inning Stats	R: 0 E: 0 K: 1 S: 5	H: 0 LOB: 0 BB: 0 P: 5	R: 1 E: 0 K: 1 S: 6	H: 1 LOB: 0 BB: 0 P: 6	R: 0 E: 0 K: 1 S: 5	H: 0 LOB: 0 BB: 0 P: 5	R: 0 E: 0 K: 1 S: 5	H: 0 LOB: 1 BB: 1 P: 9	R: 0 E: 0 K: 1 S: 6	H: 1 LOB: 2 BB: 1 P: 10	R: 0 E: 0 K: 0 S: 3	H: 0 LOB: 0 BB: 0 P: 3	R: 0 E: 0 K: 1 S: 5	H: 0 LOB: 0 BB: 0 P: 5	R: 0 E: 0 K: 0 S: 2	H: 0 LOB: 1 BB: 1 P: 6		1B: 1 2B: 0 3B: 0 HR: 1	SF: 0 SAC: 0 DP: 1 HBP: 1	WP: 0 PB: 0 SB: 1 CS: 0
PITCHER Bill Travers, L ERA: 2.76 (1, 1)	IP: 9.0 WLS: L BF: 32	H: 2 R: 1 ER: 1 SO: 7	BB: 3 IBB: 0 HBP: 1 BLK: 0	WP: 0 HR: 1 S: 42 P: 55	ERA: 1.00 WHIP: 0.556											ERA: 1.00 WHIP: 0.556				

Batter	1	2	3	4	5	6	7	8	9	AB	R	H	RBI	BB	SO	LOB	BOTTOM	
Robin Yount, R OBP: 0.323, SLG: 0.542 (1, 6)	F7			F7		P4			F9	4	0	0	0	0	0	0	Baltimore Orioles @ Milwaukee Brewers Milwaukee County Stadium, Milwaukee, WI Thu Jul 17 1980, 4:33 AM EDT Att: 44,509 - Unknown livebaseballscorecards.com	
Don Money, R OBP: 0.342, SLG: 0.509 (1, 5)	K			F9		6-3			F8	4	0	0	0	0	1	0		
Cecil Cooper, L OBP: 0.382, SLG: 0.528 (1, 3)	F7			6-3						3	0	1	0	1	0	0		
Gorman Thomas, R OBP: 0.303, SLG: 0.474 (1, 8)										4	0	3	0	0	0	0		
Ben Oglivie, L OBP: 0.387, SLG: 0.593 (1, 7)										4	0	0	0	0	0	5		
Sixto Lezcano, R OBP: 0.292, SLG: 0.406 (1, 9)										3	0	0	0	0	2	3		
Dick Davis, R OBP: 0.297, SLG: 0.368 (1, 10)										3	0	1	0	0	1	1		
Jim Gantner, L OBP: 0.297, SLG: 0.321 (1, 4)										3	0	0	0	0	0	1		
Charlie Moore, R OBP: 0.335, SLG: 0.347 (1, 2)										3	0	0	0	0	0	1		
Inning Stats	R: 0 E: 0 K: 1 S: 5	H: 0 LOB: 0 BB: 0 P: 5	R: 0 E: 0 K: 1 S: 5	H: 0 LOB: 0 BB: 0 P: 5	R: 0 E: 0 K: 0 S: 3	H: 0 LOB: 0 BB: 0 P: 3	R: 0 E: 0 K: 0 S: 3	H: 0 LOB: 0 BB: 0 P: 3	R: 0 E: 0 K: 0 S: 7	H: 2 LOB: 2 BB: 0 P: 7	R: 0 E: 0 K: 0 S: 3	H: 1 LOB: 0 BB: 0 P: 3	R: 0 E: 0 K: 0 S: 4	H: 1 LOB: 2 BB: 1 P: 8	1B: 4 2B: 1 3B: 0 HR: 0	SF: 0 SAC: 0 DP: 1 HBP: 0		WP: 0 PB: 0 SB: 0 CS: 0
PITCHER Dennis Martinez, R ERA: 4.75 (1, 1) Tippy Martinez, L ERA: 3.35 (9, 1)	IP: 8.2 WLS: W BF: 31	H: 5 R: 0 ER: 0 SO: 4	BB: 1 IBB: 0 HBP: 0 BLK: 0	WP: 0 HR: 0 S: 38 P: 42	ERA: 0.00 WHIP: 0.692											ERA: 0.00 WHIP: 0.692		

Batter	1	2	3	4	5	6	7	8	9	AB	R	H	RBI	BB	SO	LOB	TOP				
Mickey Rivers, L (1, 8) OBP: 0.328, SLG: 0.389	0-0 BB 1B		0-0 F7 1B		0-0 SH5-4 1B		0-0 F7 1B		0-0 2B 4-3 1B	5	2	3	0	0	0	1	Texas Rangers @ Baltimore Orioles Memorial Stadium, Baltimore, MD Fri Jul 18, 1980, 7:05 PM EDT Att: 22,659 - Unknown - 88 F				
Bump Wills, S (1, 4) OBP: 0.312, SLG: 0.336	0-0 B2		0-0 P3		0-0 SH5-4		0-0 F9		0-0 4-3 6-3 2B	4	1	1	2	0	0	2					
Al Oliver, L (1, 7) OBP: 0.352, SLG: 0.440	0-0 F8		0-0 4-3		0-0 6-3 1B		0-3 K		0-0 4-3	5	0	1	3	0	1	3					
Buddy Bell, R (1, 5) OBP: 0.392, SLG: 0.533	4-0 1-2 BB				0-0 6-3		0-0 6-3		0-0 P4 6-3	4	0	0	1	1	0	1					
Richie Zisk, R (1, 9) OBP: 0.339, SLG: 0.472	0-3 K				4-0 1B BB		0-0 5-3		0-0 F8 K	4	0	0	0	1	2	3					
John Ellis, R (1, 10) OBP: 0.308, SLG: 0.295					0-0 L5 P6		0-0 P4		4-0 BB	3	0	0	0	1	0	1					
Rusty Staub, L (1, 3) OBP: 0.393, SLG: 0.476	0-0 E4 G4-6-3				0-0 FC5-4 1B		0-0 F8		0-0 4-1	4	0	1	0	0	0	1					
Jim Sundberg, R (1, 2) OBP: 0.321, SLG: 0.365	0-0 G4-6-3				0-0 FC5-4		0-0 HR		4-0 1B 2B BB	3	2	1	1	1	0	3					
Dave Roberts, R (1, 6) OBP: 0.352, SLG: 0.462					0-0 1B		0-0 F8		0-0 1B 2B 1B	3	1	2	0	0	0	0					
Johnny Grubb, L (9, PH) OBP: 0.381, SLG: 0.408					0-0 1B		0-0 SH5-4 1B		0-0 1-2 2B 1B	1	1	1	0	0	0	0					
Inning Stats	R: 0 E: 0 K: 1 S: 6	H: 1 LOB: 2 BB: 1 P: 10	R: 0 E: 1 K: 0 S: 3	H: 0 LOB: 0 BB: 0 P: 3	R: 0 E: 0 K: 0 S: 4	H: 1 LOB: 1 BB: 0 P: 4	R: 0 E: 0 K: 0 S: 4	H: 1 LOB: 2 BB: 1 P: 8	R: 2 E: 0 K: 0 S: 6	H: 3 LOB: 1 BB: 0 P: 6	R: 1 E: 0 K: 0 S: 4	H: 1 LOB: 0 BB: 0 P: 4	R: 0 E: 0 K: 1 S: 5	H: 0 LOB: 0 BB: 0 P: 5	R: 0 E: 0 K: 0 S: 3	H: 0 LOB: 1 BB: 1 P: 7	R: 4 E: 0 K: 1 S: 8	H: 3 LOB: 0 BB: 1 P: 12	1B: 8 2B: 1 3B: 0 HR: 1	SF: 0 SAC: 1 DP: 1 HBP: 0	WP: 0 PA: 41 PB: 0 SB: 0 CS: 0
PITCHER	IP WLS BF H R ER SO BB IBB HBP BLK WP HR S P ERA WHIP																				
Mike Flanagan, L (1, 1) ERA: 3.99	8.0 W 34 7 3 3 2 3 0 0 0 0 0 1 35 47 3.38 1.250																				
Tim Stoddard, R (9, 1) ERA: 2.52	0.0 3 2 3 3 0 1 0 0 0 0 0 0 2 6 ∞ ∞																				
Tippy Martinez, L (9, 1) ERA: 3.49	1.0 S 4 1 1 1 1 0 0 0 0 0 0 0 6 6 9.00 1.000																				

Batter	1	2	3	4	5	6	7	8	9	AB	R	H	RBI	BB	SO	LOB	BOTTOM		
Al Bumbry, L (1, 8) OBP: 0.402, SLG: 0.429	0-0 6-3				0-3 K		0-0 6-3		0-0 4-3	3	0	0	0	0	1	0	Texas Rangers @ Baltimore Orioles Memorial Stadium, Baltimore, MD Fri Jul 18, 1980, 7:05 PM EDT Att: 22,659 - Unknown - 88 F		
Gary Roenicke, R (7, PH) OBP: 0.344, SLG: 0.369							0-0 6-3 BB IBB			1	1	0	0	1	0	0			
Rich Dauer, R (1, 5) OBP: 0.328, SLG: 0.311	0-0 G4-6-3 1B				0-0 4-3		0-0 5-3		0-0 1B BB	3	0	1	0	0	0	0			
Pat Kelly, L (7, PH) OBP: 0.378, SLG: 0.369							0-0 1-2 2-3 3-H BB		0-0 1B	1	1	1	1	1	0	0			
John Lowenstein, L (1, 7) OBP: 0.361, SLG: 0.337	0-0 G4-6-3				0-0 1B		4-0 6-3		0-0 F8	2	0	1	0	1	0	1			
Benny Ayala, R (7, PH) OBP: 0.371, SLG: 0.638							0-0 1-2 2-3 3-H BB			1	0	0	1	0	0	2			
Dan Graham, L (8, 5) OBP: 0.262, SLG: 0.328					0-0 1-2 1B		0-0 1-3 BB			1	0	0	0	0	0	1			
Ken Singleton, S (1, 9) OBP: 0.395, SLG: 0.461					0-0 G4-6-3 BB		0-0 1-3 1B		0-0 2-H 3-H 1B	3	0	2	2	1	0	1			
Terry Crowley, L (1, 10) OBP: 0.393, SLG: 0.471					0-0 G4-6-3		0-0 G3			4	1	2	0	0	0	1			
Lee May, R (1, 3) OBP: 0.274, SLG: 0.393					0-0 F9		0-0 5-3			4	0	1	0	0	0	2			
Inning Stats	R: 0 E: 0 K: 0 S: 3	H: 1 LOB: 0 BB: 0 P: 3	R: 0 E: 0 K: 0 S: 2	H: 0 LOB: 0 BB: 1 P: 6	R: 0 E: 0 K: 1 S: 5	H: 0 LOB: 0 BB: 0 P: 5	R: 0 E: 0 K: 1 S: 6	H: 2 LOB: 0 BB: 0 P: 6	R: 0 E: 0 K: 0 S: 5	H: 2 LOB: 2 BB: 0 P: 5	R: 0 E: 0 K: 0 S: 3	H: 0 LOB: 1 BB: 1 P: 7	R: 6 E: 0 K: 0 S: 9	H: 6 LOB: 2 BB: 2 P: 17	R: 2 E: 1 K: 0 S: 6	H: 3 LOB: 1 BB: 0 P: 6	1B: 13 2B: 0 3B: 1 HR: 0	SF: 0 SAC: 0 DP: 2 HBP: 0	WP: 0 PA: 39 PB: 0 SB: 0 CS: 0
PITCHER	IP WLS BF H R ER SO BB IBB HBP BLK WP HR S P ERA WHIP																		
Doc Medich, R (1, 1) ERA: 3.65	6.0 24 2 2 2 2 2 0 0 0 0 0 0 3 3 0.00 6.000																		
Jim Kerr, R (7, 1) ERA: 5.75	0.1 L 3 2 0 0 0 0 0 0 0 0 0 0 0 3 3 ∞ ∞																		
John Henry Johnson, L (7, 1) ERA: 1.15	0.0 1 0 0 0 0 0 0 1 0 0 0 0 0 4 ∞ ∞																		
Danny Darwin, R (7, 1) ERA: 1.98	0.0 1 0 1 1 1 0 1 0 0 0 0 0 0 4 ∞ ∞																		
Sparky Lyle, L (7, 1) ERA: 4.37	1.2 10 5 5 4 0 0 0 0 0 0 0 0 10 10 21.60 3.000																		

AB	36
R	7
H	10
RBI	7
BB	4
SO	3
LOB	15



AB	35
R	8
H	14
RBI	7
BB	4
SO	2
LOB	13



Batter	1	2	3	4	5	6	7	8	9	10	AB	R	H	RBI	BB	SO	LOB										
Mickey Rivers, L OBP: 0.331, SLG: 0.389 (1, 8)	P4		1B		G4-6-3		L4		1B	HR	5	1	2	3	1	0	2										
Bump Wills, S OBP: 0.310, SLG: 0.342 (1, 4)	F8		P4		F8		L6		K	HR	6	1	1	4	0	1	5										
Al Oliver, L OBP: 0.351, SLG: 0.438 (1, 7)	P5						F2		F7	F7	6	0	2	1	0	0	0										
Buddy Bell, R OBP: 0.396, SLG: 0.524 (1, 5)		4-3	F8				F9		F9	K	5	0	0	0	0	1	5										
Richie Zisk, R OBP: 0.395, SLG: 0.467 Jim Norris, L OBP: 0.323, SLG: 0.257 (8, 9) (9, 3)	F8				P4		BLK		5-3	6-3	3	1	0	0	1	0	0										
John Ellis, R OBP: 0.308, SLG: 0.296 Pat Putnam, L OBP: 0.329, SLG: 0.415 (9, PH) (9, 9)	6-3				P6		1B			HR	3	0	1	1	0	0	0										
Rusty Staub, L OBP: 0.395, SLG: 0.483 Bill Sample, R OBP: 0.323, SLG: 0.286 (9, PR) (9, 9)			G3		3-1					HR	4	0	2	0	0	0	0										
Jim Sundberg, R OBP: 0.329, SLG: 0.371 (1, 2)										HR	4	3	3	1	1	1	2										
Pepe Frias, R OBP: 0.294, SLG: 0.323 Johnny Grubb, L OBP: 0.378, SLG: 0.404 Dave Roberts, R OBP: 0.349, SLG: 0.457 (7, PH) (7, 6)										HR	2	1	2	0	0	0	0										
Inning Stats	R: 0 E: 0 K: 0 S: 3	H: 0 LOB: 0 BB: 0 P: 3	R: 0 E: 0 K: 0 S: 3	H: 0 LOB: 0 BB: 0 P: 3	R: 2 E: 0 K: 0 S: 7	H: 4 LOB: 2 BB: 0 P: 7	R: 0 E: 0 K: 0 S: 3	H: 0 LOB: 1 BB: 0 P: 3	R: 0 E: 0 K: 0 S: 4	H: 2 LOB: 1 BB: 0 P: 4	R: 1 E: 0 K: 0 S: 7	H: 2 LOB: 2 BB: 1 P: 11	R: 0 E: 0 K: 0 S: 3	H: 0 LOB: 0 BB: 0 P: 3	R: 0 E: 0 K: 2 S: 12	H: 5 LOB: 3 BB: 0 P: 12	R: 5 E: 0 K: 0 S: 4	H: 1 LOB: 0 BB: 3 P: 17	1B: 11 2B: 1 3B: 0 HR: 2	SF: 0 SAC: 1 DP: 1 HBP: 1	WP: 0 PA: 48						
PITCHER	IP	WLS	BF	H	R	ER	SO	BB	IBB	HBP	BLK	WP	HR	S	P	ERA	WHIP										
Scott McGregor, L ERA: 3.59 (1, 1)	5.2		25	8	3	3	0	1	0	0	0	0	0	1	11	4.76	1.588										
Dave Ford, R ERA: 3.97 (6, 1)	2.1		9	2	2	2	1	0	0	0	0	0	0	1	11	7.71	0.857										
Tim Stoddard, R ERA: 2.8 (9, 1)	0.1		2	1	0	0	0	0	0	0	0	0	0	2	2	0.00	3.000										
Tippy Martinez, L ERA: 3.46 (9, 1)	0.1		3	2	1	1	1	0	0	0	0	0	0	5	5	27.00	6.000										
Sammy Stewart, R ERA: 4.48 (9, 1)	1.1	L	9	1	5	5	1	3	0	1	0	0	1	7	20	33.75	3.000										

TOP

Texas Rangers @ Baltimore Orioles
Memorial Stadium, Baltimore, MD

Sat Jul 19 1980, 7:05 PM EDT
Att: 27,277 - Unknown

AB	42
R	11
H	14
RBI	11
BB	4
SO	3
LOB	17

Batter	1	2	3	4	5	6	7	8	9	10	AB	R	H	RBI	BB	SO	LOB										
Al Bumbry, L OBP: 0.406, SLG: 0.434 (1, 8)	2B	F8		2B		K		1B		BB	5	3	3	0	1	1	2										
Mark Belanger, R OBP: 0.224, SLG: 0.248 (1, 6)	4-3		6-3	K2-3				P4		FC6	5	1	2	0	1	1	3										
Pat Kelly, L OBP: 0.374, SLG: 0.374 Benny Ayala, R OBP: 0.374, SLG: 0.630 (1, 10) (9, PH)	4-3		L3	PB		F9-3		1-3		1B	4	1	1	2	0	0	2										
Ken Singleton, S OBP: 0.401, SLG: 0.463 Lenn Sakata, R OBP: 0.233, SLG: 0.350 (1, 9) (9, PR) (10, 4)	F5		1B	WP				1-3		K	3	1	2	0	2	0	1										
Terry Crowley, L OBP: 0.392, SLG: 0.462 Rick Dempsey, R OBP: 0.313, SLG: 0.409 (1, 3) (9, PH) (10, 2)	3-1		1B	WP				1-3		FC1-6	2	1	0	0	1	0	2										
John Lowenstein, L OBP: 0.366, SLG: 0.344 Gary Roenicke, R OBP: 0.344, SLG: 0.369 Eddie Murray, S OBP: 0.342, SLG: 0.480 Lee May, R OBP: 0.277, SLG: 0.397 (1, 7) (9, PH) (9, PH) (10, 3)		SH3-4	1B			K		F9		K	4	0	2	0	0	1	1										
Dan Graham, L OBP: 0.273, SLG: 0.352 (1, 2) (10, 9)		1B						1-3		FC6	2	1	0	0	0	0	3										
Kiko Garcia, R OBP: 0.300, SLG: 0.282 (1, 4) (10, 7)	SH3-4		F8					F8		F9	4	0	1	0	0	0	4										
Rich Dauer, R OBP: 0.326, SLG: 0.306 (1, 5)	K							1B		F9	4	0	0	0	1	1	3										
Inning Stats	R: 1 E: 0 K: 0 S: 4	H: 1 LOB: 1 BB: 1 P: 8	R: 0 E: 0 K: 1 S: 7	H: 2 LOB: 2 BB: 0 P: 7	R: 2 E: 0 K: 0 S: 5	H: 2 LOB: 2 BB: 2 P: 13	R: 2 E: 0 K: 1 S: 7	H: 2 LOB: 1 BB: 1 P: 11	R: 0 E: 0 K: 1 S: 6	H: 1 LOB: 1 BB: 0 P: 6	R: 0 E: 0 K: 0 S: 4	H: 0 LOB: 0 BB: 1 P: 8	R: 0 E: 0 K: 0 S: 4	H: 1 LOB: 2 BB: 1 P: 8	R: 1 E: 0 K: 1 S: 7	H: 2 LOB: 2 BB: 0 P: 7	R: 2 E: 1 K: 1 S: 9	H: 3 LOB: 3 BB: 1 P: 13	1B: 11 2B: 4 3B: 1 HR: 0	SF: 0 SAC: 2 DP: 1 HBP: 0	WP: 1 PA: 52						
PITCHER	IP	WLS	BF	H	R	ER	SO	BB	IBB	HBP	BLK	WP	HR	S	P	ERA	WHIP										
Steve Comar, R ERA: 3.22 (1, 1)	2.2		16	5	3	3	1	3	0	0	0	1	0	15	27	10.12	3.000										
Charlie Hough, R ERA: 4.85 (8, 1)	4.2		20	4	2	1	3	3	0	0	0	0	0	23	35	1.93	1.500										
John Henry Johnson, L ERA: 2.06 (8, 1)	1.0		5	2	1	1	0	0	0	0	0	0	0	5	5	9.00	2.000										
Danny Darwin, R ERA: 2.08 (9, 1)	1.2	W	11	4	2	1	2	1	0	0	0	0	0	14	18	5.40	3.000										

BOTTOM

Texas Rangers @ Baltimore Orioles
Memorial Stadium, Baltimore, MD

Sat Jul 19 1980, 7:05 PM EDT
Att: 27,277 - Unknown

AB	43
R	8
H	15
RBI	6
BB	7
SO	6
LOB	31

Batter	1	2	3	4	5	6	7	8	9	AB	R	H	RBI	BB	SO	LOB	TOP
Mickey Rivers, L OBP: 0.329, SLG: 0.387	0-0 6-3		0-0 4-3			0-0 2B 1B		0-0 3-1	0-0 4-3	5	1	1	0	0	0	0	
Bump Wills, S OBP: 0.312, SLG: 0.344	0-0 G3		0-0 3-1			0-0 1-H 1B 2B		4-0 BB		3	1	1	1	1	0	0	
Al Oliver, L OBP: 0.350, SLG: 0.436	0-0 4-3			0-0 G3		0-0 2-H 1B 1B		0-0 L8		4	1	1	1	0	0	1	
Buddy Bell, R OBP: 0.384, SLG: 0.527		0-0 SF9 3B		0-0 F8		0-0 F9		0-0 F8		4	1	1	0	0	0	2	
Rusty Staub, L OBP: 0.392, SLG: 0.478		0-3 K		0-3 K		0-0 2-H 1B			0-0 F9	4	0	1	1	0	2	1	
Pat Putnam, L OBP: 0.332, SLG: 0.423		0-0 SF9			0-0 1-3			0-0 3-1 2B		3	1	2	1	0	0	0	
Johnny Grubb, L OBP: 0.382, SLG: 0.402		3-H 4-0 S BB			0-0 3-1			0-0 3-1 2-3		3	1	1	0	1	0	1	
Jim Sundberg, R OBP: 0.328, SLG: 0.380		0-0 P3			0-0 1-3			0-0 1-3		4	1	1	3	0	0	2	
Pepe Frias, R OBP: 0.283, SLG: 0.311			0-0 F2			0-0 F8		0-0 6-3		4	0	0	0	0	0	1	
Inning Stats	R: 0 E: 0 K: 0 S: 3	H: 0 LOB: 0 BB: 0 P: 3	R: 1 E: 0 K: 1 S: 6	H: 1 LOB: 1 BB: 1 P: 10	R: 0 E: 0 K: 0 S: 3	H: 0 LOB: 0 BB: 0 P: 3	R: 0 E: 0 K: 1 S: 5	H: 0 LOB: 0 BB: 0 P: 5	R: 0 E: 0 K: 0 S: 4	H: 1 LOB: 1 BB: 0 P: 4	R: 0 E: 0 K: 0 S: 3	H: 0 LOB: 1 BB: 1 P: 7	R: 3 E: 0 K: 0 S: 6	H: 3 LOB: 0 BB: 0 P: 6	1B: 5 2B: 2 3B: 1 HR: 1	SF: 1 SAC: 0 DP: 0 HBP: 0	WP: 0 PA: 37 PB: 0 SB: 1 CS: 0
PITCHER Jim Palmer, R ERA: 3.43	IP: 9.0 WLS: L BF: 37	H: 9 R: 7 ER: 7 SO: 2	BB: 2 IBB: 0 HBP: 0 BLK: 0	WP: 0 HR: 1 S: 39 P: 47	ERA: 7.00 WHIP: 1.222	PITCHER											

Texas Rangers @ Baltimore Orioles
Memorial Stadium, Baltimore, MD
Sun Jul 20 1980, 3:33 AM EDT
Att: 20,012 - Unknown - 100 F

AB 34
R 7
H 9
RBI 7
BB 2
SO 2
LOB 8



Batter	1	2	3	4	5	6	7	8	9	AB	R	H	RBI	BB	SO	LOB	BOTTOM		
Al Bumbry, L OBP: 0.309, SLG: 0.440	0-0 6-3		0-0 2B		0-0 1-3 1B		0-0 1-2 1B		0-0 4-3	5	0	3	0	0	0	0			
Kiko Garcia, R OBP: 0.296, SLG: 0.277	0-3 K		0-3 K		0-0 P5		0-0 G3		0-0 F9	3	0	0	0	0	2	3			
Eddie Murray, S OBP: 0.341, SLG: 0.479										1	0	0	0	0	0	2			
Mark Belanger, R OBP: 0.223, SLG: 0.246										1	0	0	0	0	0	0			
Ken Singleton, S OBP: 0.402, SLG: 0.471	4-0 BB		0-3 K			0-0 G3		0-0 HR		3	1	1	1	1	1	1			
Dan Graham, L OBP: 0.279, SLG: 0.372	0-0 F9			0-0 P2		0-0 2B		0-0 FC 2B		4	0	2	0	0	0	1			
Pat Kelly, L OBP: 0.371, SLG: 0.370		0-0 S 1B		0-3 K		0-3 K		0-0 F8		4	0	1	0	0	2	2			
Terry Crowley, L OBP: 0.376, SLG: 0.445		0-0 L5		0-0 4-3		0-0 G3		0-0 FC FC6-4		4	0	0	0	0	0	3			
Gary Roenicke, R OBP: 0.348, SLG: 0.368		0-0 L7			1-0 1B HBP		0-0 1B 1B	0-3 K		3	0	1	0	0	1	3			
Rich Dauer, R OBP: 0.322, SLG: 0.302		0-0 P4			0-0 F9		0-0 F8	0-0 FC6-4		4	0	0	0	0	0	5			
Lenn Sakata, R OBP: 0.222, SLG: 0.333			0-0 F7		0-0 F7		0-3 K		0-0 6-3	2	0	0	0	0	0	1			
John Lowenstein, L OBP: 0.363, SLG: 0.340										1	0	0	0	0	1	1			
Rick Dempsey, R OBP: 0.312, SLG: 0.407										1	0	0	0	0	0	0			
Inning Stats	R: 0 E: 0 K: 1 S: 5	H: 0 LOB: 1 BB: 1 P: 9	R: 0 E: 0 K: 0 S: 4	H: 1 LOB: 1 BB: 0 P: 4	R: 0 E: 0 K: 2 S: 8	H: 1 LOB: 1 BB: 0 P: 8	R: 0 E: 0 K: 1 S: 5	H: 0 LOB: 0 BB: 0 P: 5	R: 0 E: 0 K: 1 S: 6	H: 1 LOB: 1 BB: 0 P: 6	R: 0 E: 0 K: 1 S: 7	H: 2 LOB: 2 BB: 0 P: 7	R: 1 E: 0 K: 1 S: 8	H: 2 LOB: 2 BB: 0 P: 8	R: 0 E: 0 K: 0 S: 3	H: 0 LOB: 0 BB: 0 P: 3	1B: 4 2B: 3 3B: 0 HR: 1	SF: 0 SAC: 0 DP: 0 HBP: 1	WP: 0 PA: 38 PB: 0 SB: 1 CS: 0
PITCHER Fergie Jenkins, R ERA: 3.43	IP: 9.0 WLS: W BF: 38	H: 8 R: 1 ER: 1 SO: 7	BB: 1 IBB: 0 HBP: 1 BLK: 0	WP: 0 HR: 1 S: 50 P: 55	ERA: 1.00 WHIP: 1.000	PITCHER													

Texas Rangers @ Baltimore Orioles
Memorial Stadium, Baltimore, MD
Sun Jul 20 1980, 3:33 AM EDT
Att: 20,012 - Unknown - 100 F

AB 36
R 1
H 8
RBI 1
BB 1
SO 7
LOB 22



Batter	1	2	3	4	5	6	7	8	9	10	11	AB	R	H	RBI	BB	SO	LOB	TOP						
Mark Belanger, R OBP: 0.235, SLG: 0.253 Terry Crowley, L OBP: 0.376, SLG: 0.441 Kiko Garcia, R OBP: 0.296, SLG: 0.277	0-0 1B	0-0 F8	4-0 BB		0-0 1B		0-0 F8			0-0 F9		4	1	2	1	1	0	2							
Rich Dauer, R OBP: 0.325, SLG: 0.304	0-0 1B	4-0 BB	0-0 F9		0-0 1B		0-0 1B		0-0 F9	0-0 F7		5	1	2	1	1	0	3							
Ken Singleton, S OBP: 0.400, SLG: 0.467 John Lowenstein, L OBP: 0.357, SLG: 0.333	0-3 K	4-0 BB	0-0 4-3		0-0 F7		0-0 F7		0-0 F8		0-0 4-3	3	0	0	0	1	1	7							
Eddie Murray, S OBP: 0.343, SLG: 0.487	0-0 1B	0-0 F7		0-3 K		0-0 HR		0-0 P6		0-0 P6	4-0 FC3-6 BB	5	1	2	2	1	1	3							
Benny Ayala, R OBP: 0.245, SLG: 0.327 Al Bumbry, L OBP: 0.407, SLG: 0.438	0-0 1B		0-0 P6	0-0 4-3		0-0 F7		0-0 F7	0-0 SH5-3 1B	0-0 FC3-6 E S	2	2	0	1	1	0	0	0							
Gary Roenicke, R OBP: 0.343, SLG: 0.362	0-0 G6-4-3		0-0 BB 1B	0-0 F7		0-0 6-3		0-0 6-3	0-0 SH5-3 1B	0-0 F7	3	5	1	1	0	0	0	3							
Lee May, R OBP: 0.281, SLG: 0.397		0-0 6-3	0-0 1B BB 1B		0-0 FC1-6 1B		0-0 F2		0-0 6-3			5	1	2	0	0	0	1							
Rick Dempsey, R OBP: 0.318, SLG: 0.408		0-0 2B	4-0 BB 1B BB	0-3 K		0-0 FC4-6 1B		0-0 F8				4	1	2	0	1	1	2							
Lenn Sakata, R OBP: 0.368, SLG: 0.367 Pat Kelly, L OBP: 0.320, SLG: 0.376 Doug DeCinces, R OBP: 0.320, SLG: 0.376	0-0 F8	0-0 2B	0-0 BB 1B	0-0 FC1-6 1B		0-0 FC4-6 CS 1B		0-0 F9				4	1	2	2	0	0	2							
Inning Stats	R: 2 E: 0 K: 1 S: 8	H: 4 LOB: 1 BB: 0 P: 8	R: 1 E: 0 K: 0 S: 5	H: 2 LOB: 3 BB: 2 P: 13	R: 2 E: 0 K: 0 S: 6	H: 3 LOB: 3 BB: 2 P: 14	R: 0 E: 0 K: 1 S: 5	H: 0 LOB: 0 BB: 0 P: 5	R: 1 E: 0 K: 1 S: 8	H: 3 LOB: 2 BB: 0 P: 8	R: 0 E: 0 K: 0 S: 4	H: 1 LOB: 0 BB: 0 P: 4	R: 0 E: 0 K: 0 S: 3	H: 0 LOB: 0 BB: 0 P: 3	R: 0 E: 0 K: 0 S: 4	H: 1 LOB: 1 BB: 0 P: 4	R: 0 E: 0 K: 0 S: 3	H: 0 LOB: 0 BB: 0 P: 3	R: 0 E: 0 K: 0 S: 3	H: 0 LOB: 1 BB: 1 P: 7	1B: 13 2B: 1 3B: 0 HR: 1	SF: 0 SAC: 1 DP: 1 HBP: 0	WP: 0 PB: 0 SB: 1 CS: 1	PA: 51	
PITCHER	IP ERA WHIP	WLS BF H R ER SO	BF H R ER SO	H R ER SO	IP ERA WHIP	WLS BF H R ER SO	BF H R ER SO	BF H R ER SO	IP ERA WHIP	WLS BF H R ER SO	BF H R ER SO	BF H R ER SO	BF H R ER SO	BF H R ER SO	BF H R ER SO	BF H R ER SO	BF H R ER SO	BF H R ER SO	BF H R ER SO	BF H R ER SO	ERA WHIP				
Darrell Jackson, L ERA: 4.03	(1, 1)	2.1	W	34	7	2	2	2	2	2	0	0	0	0	0	1	36	44	2.08	1.038					
John Verhoeven, R ERA: 3.7	(3, 1)	8.2	W	34	7	2	2	2	2	2	0	0	0	0	0	1	36	44	2.08	1.038					

Baltimore Orioles @ Minnesota Twins
Metropolitan Stadium, Bloomington, MI
Mon Jul 21 1980, 8:05 PM EDT
Unknown

AB 45
R 7
H 15
RBI 7
BB 5
SO 3
LOB 24





Batter	1	2	3	4	5	6	7	8	9	10	11	AB	R	H	RBI	BB	SO	LOB	BOTTOM					
Hosken Powell, L OBP: 0.301, SLG: 0.336	0-0 F8		4-0 HR BB	0-0 HR		0-0 F8			0-0 4-3			4	2	1	3	1	0	1						
Rob Wilfong, L OBP: 0.293, SLG: 0.324 Jose Morales, R OBP: 0.399, SLG: 0.524 Bombo Rivera, R OBP: 0.292, SLG: 0.458	0-0 F9		0-0 4-3	0-0 F9		0-0 K			0-0 F9			4	0	0	0	0	1	1						
Ken Landreaux, L OBP: 0.332, SLG: 0.404	0-3 K		0-0 HR	0-0 F9		0-0 F7			0-0 F8			5	1	1	2	0	1	0						
Roy Smalley, S OBP: 0.345, SLG: 0.418		0-0 F7	0-0 HR		0-0 6-3		0-0 6-3		0-0 5-3			5	1	1	1	0	0	0						
Mike Cubbage, L OBP: 0.315, SLG: 0.389 John Castino, R OBP: 0.339, SLG: 0.453		4-0 1B SF7 BB	0-0 5-3	0-0 L6		0-0 F9			0-0 F9		0-0 1B 1B	0	1	0	0	1	0	0						
Rick Sofield, L OBP: 0.304, SLG: 0.445 Ron Jackson, R OBP: 0.277, SLG: 0.345		0-0 2B 1B	0-0 F7	0-3 K		0-0 F9			0-0 F9		0-3 K	3	0	1	0	0	1	0						
Butch Wynegar, S OBP: 0.343, SLG: 0.362		0-0 SF7		4-0 SH3-4 1B HR BB		0-0 L4			0-3 K		0-0 1B 1B	3	1	1	1	1	1	0						
Dave Edwards, R OBP: 0.296, SLG: 0.354		0-0 2B	0-0 HR	0-0 SH3-4 1B		0-0 5-3			0-3 K		0-0 F9	5	1	2	0	0	1	2						
Pete Mackanin, R OBP: 0.325, SLG: 0.363	0-3 K		0-0 SH3-4	0-0 SH3-4		0-0 2B			0-0 4-3		0-0 1B	4	0	2	1	0	1	2						
Inning Stats	R: 0 E: 0 K: 1 S: 5	H: 0 LOB: 0 BB: 0 P: 5	R: 1 E: 0 K: 1 S: 7	H: 2 LOB: 2 BB: 1 P: 11	R: 3 E: 0 K: 0 S: 5	H: 2 LOB: 0 BB: 1 P: 9	R: 0 E: 0 K: 0 S: 5	H: 0 LOB: 0 BB: 0 P: 5	R: 0 E: 0 K: 1 S: 5	H: 1 LOB: 1 BB: 0 P: 4	R: 0 E: 0 K: 0 S: 4	H: 0 LOB: 0 BB: 0 P: 5	R: 0 E: 0 K: 1 S: 5	H: 0 LOB: 0 BB: 0 P: 5	R: 0 E: 0 K: 0 S: 3	H: 0 LOB: 0 BB: 0 P: 3	R: 1 E: 0 K: 1 S: 7	H: 3 LOB: 2 BB: 0 P: 7	1B: 5 2B: 2 3B: 0 HR: 3	SF: 1 SAC: 1 DP: 0 HBP: 0	WP: 0 PB: 0 SB: 0 CS: 0	PA: 45		
PITCHER	IP ERA WHIP	WLS BF H R ER SO	BF H R ER SO	H R ER SO	IP ERA WHIP	WLS BF H R ER SO	BF H R ER SO	BF H R ER SO	IP ERA WHIP	WLS BF H R ER SO	BF H R ER SO	BF H R ER SO	BF H R ER SO	BF H R ER SO	BF H R ER SO	BF H R ER SO	BF H R ER SO	BF H R ER SO	BF H R ER SO	BF H R ER SO	ERA WHIP			
Dennis Martinez, R ERA: 5.94	(1, 1)	3.0	L	18	3	1	1	4	0	0	0	0	0	0	0	0	26	26	1.80	0.600				
Dave Ford, R ERA: 3.90	(4, 1)	2.2	L	18	3	1	1	4	0	0	0	0	0	0	0	0	26	26	1.80	0.600				
Tippy Martinez, L ERA: 3.27	(6, 1)	5.0	L	18	3	1	1	4	0	0	0	0	0	0	0	0	26	26	1.80	0.600				

Baltimore Orioles @ Minnesota Twins
Metropolitan Stadium, Bloomington, MI
Mon Jul 21 1980, 8:05 PM EDT
Unknown

AB 40
R 8
H 10
RBI 8
BB 3
SO 7
LOB 7



Batter	1	2	3	4	5	6	7	8	9	AB	R	H	RBI	BB	SO	LOB	TOP								
Al Bumby, L OBP: 0.306, SLG: 0.433 (1, 8)	6-3		1B BB	5-3		HR BB		5-3		4	1	0	0	2	1	4	Baltimore Orioles @ Minnesota Twins Metropolitan Stadium, Bloomington, MI Mon Jul 21 1980, 8:05 PM EDT Att: 15,373 - Unknown AB 41 R 12 H 16 RBI 12 BB 10 SO 4 LOB 24 								
Kiko Garcia, R OBP: 0.297, SLG: 0.279 (1, 6) (6, 4)	F7		1B BB	K		F7	P6		BB 1B	6	0	2	0	0	1										
Benny Ayala, R OBP: 0.381, SLG: 0.621 John Lowenstein, L OBP: 0.359, SLG: 0.337 (1, 7) (6, 7)	6-3		F9			HR 1B			F7	4	1	2	0	0	0	3									
Eddie Murray, S OBP: 0.343, SLG: 0.491 (1, 3)		F8	F9	L6		HR			L9	5	1	1	3	1	0	5									
Gary Roenicke, R OBP: 0.354, SLG: 0.370 (1, 9)				BB 2B 1B	6-3	BB BB 1B				5	2	3	0	1	0	2									
Lee May, R OBP: 0.292, SLG: 0.420 (1, 10)				HR BB		HR BB				4	3	2	1	2	2	3									
Doug DeCinces, R OBP: 0.326, SLG: 0.383 Mark Belanger, R OBP: 0.234, SLG: 0.252 (6, PR) (6, 6)				HR 2B		HR 1B			F9	3	1	2	1	1	0	1									
Rich Dauer, R OBP: 0.329, SLG: 0.304 (1, 4) (6, 5)			L4	HR IBB		G5-4-3				3	1	1	1	2	0	1									
Dan Graham, L OBP: 0.291, SLG: 0.398 (1, 2)			1B BB	HR		G3			F8	4	1	2	6	1	0	2									
Inning Stats	R: 0 E: 0 K: 0 S: 3	H: 0 LOB: 0 BB: 0 P: 3	R: 0 E: 0 K: 1 S: 6	H: 1 LOB: 1 BB: 0 P: 6	R: 0 E: 0 K: 0 S: 4	H: 1 LOB: 3 BB: 2 P: 12	R: 5 E: 0 K: 1 S: 9	H: 4 LOB: 1 BB: 2 P: 17	R: 1 E: 0 K: 0 S: 4	H: 2 LOB: 0 BB: 0 P: 4	R: 6 E: 0 K: 1 S: 10	H: 5 LOB: 2 BB: 3 P: 22	R: 0 E: 0 K: 0 S: 4	H: 1 LOB: 1 BB: 1 P: 7	R: 0 E: 0 K: 0 S: 4	H: 1 LOB: 2 BB: 1 P: 8		R: 0 E: 0 K: 1 S: 6	H: 1 LOB: 2 BB: 1 P: 10	1B: 11 2B: 2 3B: 0 HR: 3	SF: 0 SAC: 0 DP: 2 HBP: 0	WP: 0 PB: 0 SB: 0 CS: 0	PA: 51		
PITCHER	IP	WLS	BF	H	R	ER	SO	BB	IBB	HBP	BLK	WP	HR	S	P	ERA	WHIP								
Geoff Zahn, L ERA: 4.61 (1, 1)	5.2	L	32	11	10	10	2	4	1	0	0	0	3	31	51	15.88	2.647								
Mike Bacsik, R ERA: 4.5 (6, 1)	3.1		19	5	2	2	2	5	0	0	0	0	0	18	38	5.40	3.000								

Batter	1	2	3	4	5	6	7	8	9	AB	R	H	RBI	BB	SO	LOB	BOTTOM								
Hosken Powell, L OBP: 0.303, SLG: 0.335 (1, 9)	4-3			4-3	K					4	0	1	1	1	1	2	Baltimore Orioles @ Minnesota Twins Metropolitan Stadium, Bloomington, MI Mon Jul 21 1980, 8:05 PM EDT Att: 15,373 - Unknown AB 34 R 5 H 9 RBI 5 BB 7 SO 9 LOB 18 								
Rob Wilfong, L OBP: 0.300, SLG: 0.328 (1, 4)	CS			F9		1B BB				3	0	2	1	1	0	0									
Ken Landreaux, L OBP: 0.333, SLG: 0.404 (1, 10)	F8			BB 1B		1B				5	0	2	0	0	1	3									
Roy Smalley, S OBP: 0.350, SLG: 0.413 (1, 3)		F9		BB		P5			K	3	1	0	0	2	1	2									
Rick Sofield, L OBP: 0.302, SLG: 0.438 (1, 8)		K		K		K			4-3	4	0	0	0	1	3	4									
John Castino, R OBP: 0.337, SLG: 0.448 (1, 5)		F8				4-3			F9	5	1	1	0	0	0	4									
Pete Mackanin, R OBP: 0.323, SLG: 0.357 (1, 6)			K		F7					3	1	0	0	1	1	1									
Ron Jackson, R OBP: 0.281, SLG: 0.353 (1, 7)			K							4	1	2	3	0	1	0									
Sal Butera, R OBP: 0.250, SLG: 0.233 Jose Morales, R OBP: 0.404, SLG: 0.524 (5, PH) (6, 2)			K							1	0	0	0	0	1	0									
Inning Stats	R: 0 E: 1 K: 0 S: 3	H: 0 LOB: 0 BB: 0 P: 3	R: 0 E: 0 K: 1 S: 5	H: 0 LOB: 0 BB: 0 P: 5	R: 0 E: 0 K: 3 S: 9	H: 0 LOB: 0 BB: 0 P: 9	R: 0 E: 0 K: 1 S: 6	H: 1 LOB: 2 BB: 1 P: 10	R: 0 E: 0 K: 1 S: 7	H: 2 LOB: 2 BB: 0 P: 7	R: 0 E: 0 K: 1 S: 6	H: 1 LOB: 2 BB: 1 P: 10	R: 0 E: 0 K: 0 S: 4	H: 2 LOB: 2 BB: 1 P: 8	R: 5 E: 0 K: 1 S: 8	H: 3 LOB: 4 BB: 4 P: 24		R: 0 E: 0 K: 1 S: 5	H: 0 LOB: 0 BB: 0 P: 5	1B: 8 2B: 1 3B: 0 HR: 0	SF: 0 SAC: 0 DP: 0 HBP: 0	WP: 0 PB: 0 SB: 0 CS: 1	PA: 42		
PITCHER	IP	WLS	BF	H	R	ER	SO	BB	IBB	HBP	BLK	WP	HR	S	P	ERA	WHIP								
Steve Stone, R ERA: 3.19 (1, 1)	7.2	W	35	7	4	4	7	6	0	0	0	0	0	43	67	4.70	1.696								
Tim Stoddard, R ERA: 2.91 (8, 1)	1.1		7	2	1	1	2	1	0	0	0	0	0	10	14	6.75	2.250								

Batter	1	2	3	4	5	6	7	8	9	AB	R	H	RBI	BB	SO	LOB	TOP					
Al Bumby, L OBP: 0.306, SLG: 0.435 (1, 8)										5	2	2	0	0	1	1	Baltimore Orioles @ Minnesota Twins Metropolitan Stadium, Bloomington, MI Tue Jul 22 1980, 8:05 PM EDT Att: 11,554 - Unknown livebaseballscorecards.com					
John Lowenstein, L OBP: 0.369, SLG: 0.346 (1, 7)										3	2	1	0	2	0	1						
Ken Singleton, S OBP: 0.404, SLG: 0.470 (7, PR) Lee May, R OBP: 0.291, SLG: 0.418										4	1	3	2	0	0	0						
Eddie Murray, S OBP: 0.342, SLG: 0.487 (1, 3)										3	1	0	1	1	0	3						
Dan Graham, L OBP: 0.303, SLG: 0.438 (1, 2)										4	1	3	4	0	0	1						
Gary Roenicke, R OBP: 0.346, SLG: 0.361 (1, 9)										4	0	0	0	0	0	2						
Doug DeCinces, R OBP: 0.321, SLG: 0.377 (1, 5)									4	0	0	0	0	0	3	1						
Kiko Garcia, R OBP: 0.291, SLG: 0.273 (1, 6)									4	0	0	0	0	0	3	1						
Rich Dauer, R OBP: 0.331, SLG: 0.304 (1, 4)										3	1	1	0	1	1	0						
Inning Stats	R: 4 E: 0 K: 1 S: 8	H: 3 LOB: 0 BB: 1 P: 12	R: 0 E: 0 K: 2 S: 7	H: 0 LOB: 0 BB: 0 P: 7	R: 0 E: 0 K: 0 S: 3	H: 0 LOB: 0 BB: 0 P: 3	R: 0 E: 0 K: 1 S: 6	H: 1 LOB: 1 BB: 0 P: 6	R: 3 E: 0 K: 0 S: 6	H: 4 LOB: 1 BB: 1 P: 10	R: 0 E: 0 K: 1 S: 5	H: 0 LOB: 0 BB: 0 P: 5	R: 1 E: 0 K: 0 S: 5	H: 2 LOB: 1 BB: 0 P: 5	R: 0 E: 0 K: 2 S: 7	H: 0 LOB: 0 BB: 0 P: 7	R: 0 E: 0 K: 1 S: 4	H: 0 LOB: 1 BB: 2 P: 12	1B: 6 2B: 3 3B: 0 HR: 1	SF: 0 SAC: 0 DP: 2 HBP: 0	WP: 0 PB: 0 SB: 0 CS: 0	PA: 39
PITCHER	IP	WLS	BF	H	R	ER	SO	BB	IBB	HBP	BLK	WP	HR	S	P	ERA	WHIP					
Roger Erickson, R ERA: 3.49 (1, 1)	4.2	L	23	8	7	7	4	2	0	0	0	0	1	29	37	13.50	2.143					
Doug Corbett, R ERA: 1.91 (5, 1)	1.1		4	0	0	0	1	0	0	0	0	0	0	6	6	0.00	0.000					
Darrell Jackson, L ERA: 4.0 (7, 1)	3.0		12	2	1	1	3	2	0	0	0	0	0	16	24	3.00	1.333					

Batter	1	2	3	4	5	6	7	8	9	AB	R	H	RBI	BB	SO	LOB	BOTTOM					
Bombo Rivera, R OBP: 0.321, SLG: 0.464 (1, 7)										4	0	2	0	0	1	0	Baltimore Orioles @ Minnesota Twins Metropolitan Stadium, Bloomington, MI Tue Jul 22 1980, 8:05 PM EDT Att: 11,554 - Unknown livebaseballscorecards.com					
John Castino, R OBP: 0.335, SLG: 0.446 (1, 5)										4	1	1	0	0	0	3						
Roy Smalley, S OBP: 0.349, SLG: 0.412 (1, 6)										3	0	1	1	0	2	1						
Jose Morales, R OBP: 0.393, SLG: 0.508 (1, 10)										4	1	0	0	0	0	4						
Ron Jackson, R OBP: 0.281, SLG: 0.348 (1, 3)										3	0	0	0	1	0	2						
Pete Mackanin, R OBP: 0.322, SLG: 0.370 (1, 4)										4	1	1	3	0	0	1						
Dave Edwards, R OBP: 0.295, SLG: 0.351 (1, 8)										4	0	1	0	0	1	1						
Butch Wynegar, S OBP: 0.340, SLG: 0.359 (1, 2)										3	0	0	0	0	0	1						
Hosken Powell, L OBP: 0.303, SLG: 0.335 (1, 9)										3	1	1	0	0	1	0						
Inning Stats	R: 0 E: 0 K: 1 S: 6	H: 1 LOB: 1 BB: 0 P: 6	R: 0 E: 0 K: 1 S: 4	H: 0 LOB: 0 BB: 1 P: 8	R: 0 E: 0 K: 0 S: 3	H: 0 LOB: 0 BB: 0 P: 3	R: 3 E: 0 K: 0 S: 6	H: 3 LOB: 0 BB: 0 P: 6	R: 0 E: 0 K: 2 S: 7	H: 0 LOB: 0 BB: 0 P: 7	R: 0 E: 0 K: 1 S: 5	H: 0 LOB: 0 BB: 0 P: 5	R: 0 E: 0 K: 0 S: 4	H: 1 LOB: 1 BB: 0 P: 4	R: 1 E: 0 K: 0 S: 5	H: 2 LOB: 1 BB: 0 P: 5	R: 0 E: 0 K: 0 S: 3	H: 0 LOB: 0 BB: 0 P: 3	1B: 6 2B: 0 3B: 0 HR: 1	SF: 1 SAC: 0 DP: 0 HBP: 0	WP: 0 PB: 0 SB: 0 CS: 1	PA: 34
PITCHER	IP	WLS	BF	H	R	ER	SO	BB	IBB	HBP	BLK	WP	HR	S	P	ERA	WHIP					
Mike Flanagan, L ERA: 3.99 (1, 1)	9.0	W	34	7	4	4	5	1	0	0	0	0	1	43	47	4.00	0.889					

Batter	1	2	3	4	5	6	7	8	9	AB	R	H	RBI	BB	SO	LOB	TOP					
Al Bumby, L OBP: 0.410, SLG: 0.438 (1, 8)										4	3	2	0	2	0	1						
John Lowenstein, L OBP: 0.362, SLG: 0.333 (1, 9) (7, 7)										4	1	0	0	1	1	4						
Ken Singleton, S OBP: 0.409, SLG: 0.475 (1, 10)										5	1	4	2	0	1	0						
Eddie Murray, S OBP: 0.343, SLG: 0.489 (1, 3)										5	2	2	0	0	1	4						
Pat Kelly, L OBP: 0.378, SLG: 0.364 (1, 7)										1	0	0	0	3	0	1						
Gary Roenicke, R OBP: 0.350, SLG: 0.365 (7, 9)										1	0	1	0	0	0	0						
Dan Graham, L OBP: 0.300, SLG: 0.436 (1, 2)										3	0	1	3	0	1	3						
Doug DeCinces, R OBP: 0.323, SLG: 0.378 (1, 5)										5	0	2	0	0	2	4						
Kiko Garcia, R OBP: 0.287, SLG: 0.269 (1, 6)										3	0	0	0	0	0	1						
Terry Crowley, L OBP: 0.381, SLG: 0.441 (7, PH)										0	0	0	1	1	0	0						
Mark Belanger, R OBP: 0.232, SLG: 0.250 (7, 6)										1	0	0	0	0	1	1						
Rich Dauer, R OBP: 0.329, SLG: 0.300 (1, 4)										4	1	0	0	1	0	4						
Inning Stats	R: 2 E: 1 K: 1 S: 6	H: 1 LOB: 2 BB: 3 P: 18	R: 0 E: 0 K: 1 S: 5	H: 0 LOB: 1 BB: 1 P: 9	R: 1 E: 0 K: 2 S: 9	H: 2 LOB: 1 BB: 0 P: 9	R: 2 E: 1 K: 1 S: 7	H: 2 LOB: 1 BB: 1 P: 11	R: 0 E: 0 K: 0 S: 5	H: 0 LOB: 1 BB: 1 P: 9	R: 0 E: 0 K: 0 S: 3	H: 0 LOB: 0 BB: 0 P: 3	R: 2 E: 0 K: 0 S: 5	H: 3 LOB: 3 BB: 2 P: 13	R: 1 E: 0 K: 0 S: 6	H: 3 LOB: 2 BB: 0 P: 6	R: 0 E: 0 K: 1 S: 6	H: 1 LOB: 1 BB: 0 P: 6	1B: 10 2B: 2 3B: 0 HR: 0	SF: 2 SAC: 0 DP: 1 HBP: 0	WP: 0 PB: 0 SB: 1 CS: 0	PA: 46
PITCHER	IP	WLS	BF	H	R	ER	SO	BB	IBB	HBP	BLK	WP	HR	S	P	ERA	WHIP					
Fernando Arroyo, R ERA: 4.43 (1, 1)	6.1	L	34	8	7	7	6	7	0	0	1	0	0	39	67	9.95	2.368					
John Verhoeven, R ERA: 3.74 (7, 1)	1.2		8	3	1	1	0	1	0	0	0	0	0	7	11	5.40	2.400					
Albert Williams, R ERA: 9.95 (9, 1)	0.2		3	1	0	0	1	0	0	0	0	0	0	5	5	0.00	1.500					
Mike Kinnunen, L ERA: 5.54 (9, 1)	0.1		1	0	0	0	0	0	0	0	0	0	0	1	1	0.00	0.000					

Baltimore Orioles @ Minnesota Twins
Metropolitan Stadium, Bloomington, MI
Wed Jul 23 1980, 8:05 PM EDT
Att: 10,793 - Unknown

AB	36
R	8
H	12
RBI	6
BB	8
SO	7
LOB	23



Batter	1	2	3	4	5	6	7	8	9	AB	R	H	RBI	BB	SO	LOB	BOTTOM					
Bombo Rivera, R OBP: 0.313, SLG: 0.469 (1, 7)										4	1	1	0	0	0	0						
Danny Goodwin, L OBP: 0.303, SLG: 0.289 (9, PH)										0	0	0	0	1	0	0						
John Castino, R OBP: 0.340, SLG: 0.448 (1, 5)										5	0	3	0	0	1	2						
Roy Smalley, S OBP: 0.344, SLG: 0.406 (1, 6)										4	1	0	1	0	1	3						
Jose Morales, R OBP: 0.399, SLG: 0.515 (1, 10)										2	2	1	0	1	0	0						
Ken Landreaux, L OBP: 0.334, SLG: 0.404 (7, PH)										2	0	1	1	0	0	1						
Ron Jackson, R OBP: 0.284, SLG: 0.360 (1, 3)										4	1	2	1	0	0	1						
Pete Mackanin, R OBP: 0.322, SLG: 0.370 (1, 4)										3	0	1	2	0	0	1						
Rob Wilfong, L OBP: 0.299, SLG: 0.327 (8, PH) (9, 4)										1	0	0	0	0	0	0						
Dave Edwards, R OBP: 0.296, SLG: 0.346 (1, 8)										2	0	0	0	1	0	2						
Rick Sofield, L OBP: 0.301, SLG: 0.436 (8, PH) (9, 8)										1	0	0	0	0	1	0						
Butch Wynegar, S OBP: 0.336, SLG: 0.354 (1, 2)										4	0	0	0	0	0	2						
Hosken Powell, L OBP: 0.306, SLG: 0.348 (1, 9)										4	2	2	1	0	1	0						
Inning Stats	R: 3 E: 0 K: 0 S: 6	H: 4 LOB: 1 BB: 1 P: 10	R: 0 E: 0 K: 1 S: 5	H: 0 LOB: 0 BB: 0 P: 5	R: 0 E: 0 K: 0 S: 3	H: 0 LOB: 0 BB: 0 P: 3	R: 0 E: 0 K: 0 S: 3	H: 0 LOB: 1 BB: 1 P: 7	R: 0 E: 0 K: 1 S: 6	H: 1 LOB: 1 BB: 0 P: 6	R: 1 E: 0 K: 0 S: 5	H: 2 LOB: 1 BB: 0 P: 5	R: 2 E: 0 K: 0 S: 6	H: 3 LOB: 1 BB: 0 P: 6	R: 0 E: 0 K: 1 S: 5	H: 0 LOB: 0 BB: 0 P: 5	R: 1 E: 0 K: 1 S: 6	H: 1 LOB: 1 BB: 1 P: 10	1B: 6 2B: 4 3B: 0 HR: 1	SF: 1 SAC: 0 DP: 1 HBP: 0	WP: 0 PB: 2 SB: 0 CS: 0	PA: 40
PITCHER	IP	WLS	BF	H	R	ER	SO	BB	IBB	HBP	BLK	WP	HR	S	P	ERA	WHIP					
Scott McGregor, L ERA: 3.76 (1, 1)	6.1	W	29	9	6	5	2	2	0	0	0	0	1	31	39	7.11	1.737					
Sammy Stewart, R ERA: 4.37 (7, 1)	2.0		9	2	1	0	2	1	0	0	0	0	0	12	16	0.00	1.500					
Tippy Martinez, L ERA: 3.22 (9, 1)	0.2	S	2	0	0	0	0	0	0	0	0	0	0	2	2	0.00	0.000					

Baltimore Orioles @ Minnesota Twins
Metropolitan Stadium, Bloomington, MI
Wed Jul 23 1980, 8:05 PM EDT
Att: 10,793 - Unknown

AB	36
R	7
H	11
RBI	6
BB	3
SO	4
LOB	12

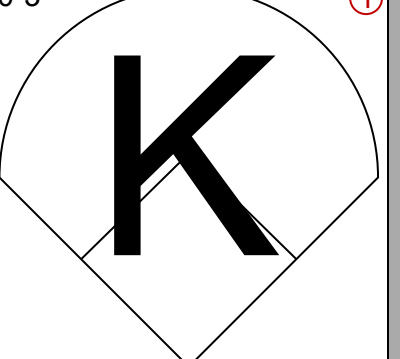
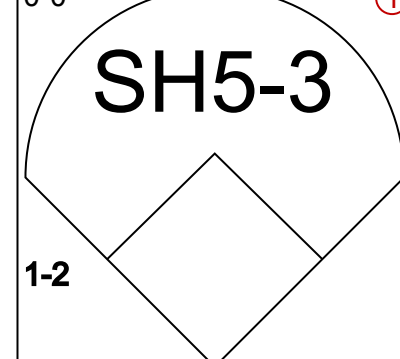
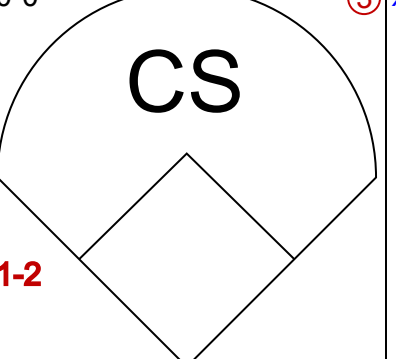
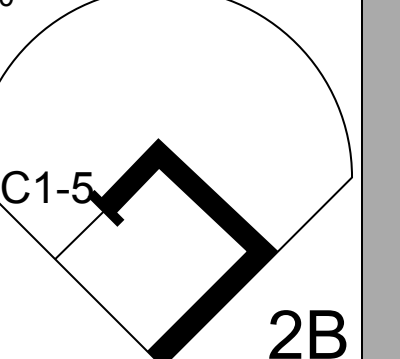
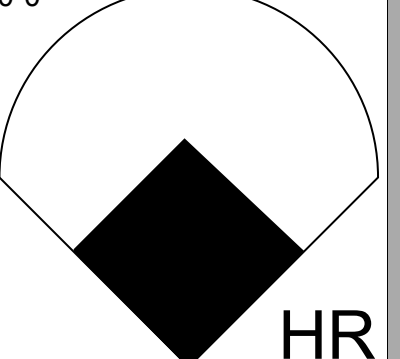
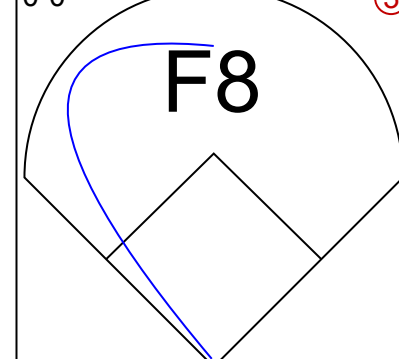
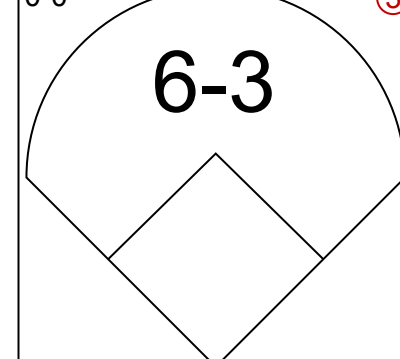
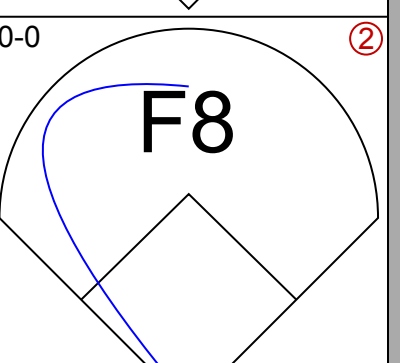
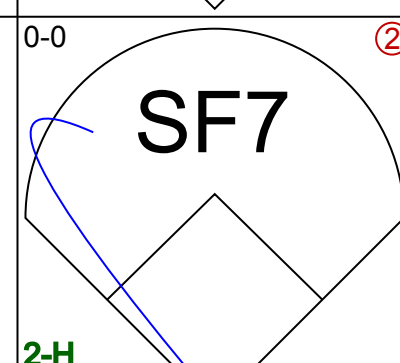
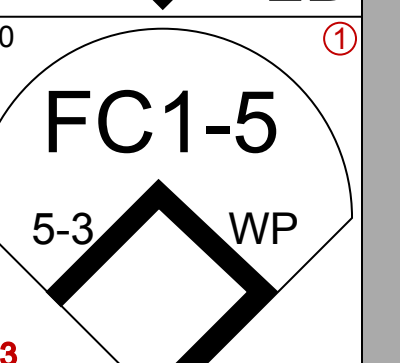
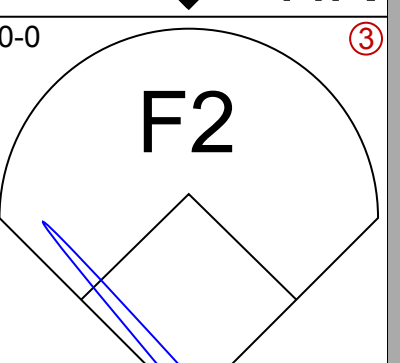
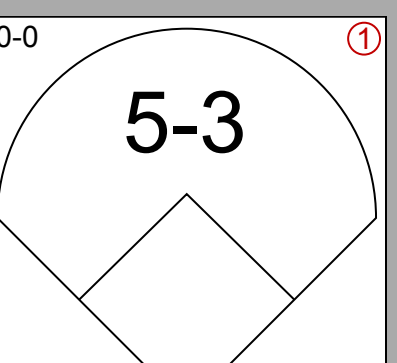
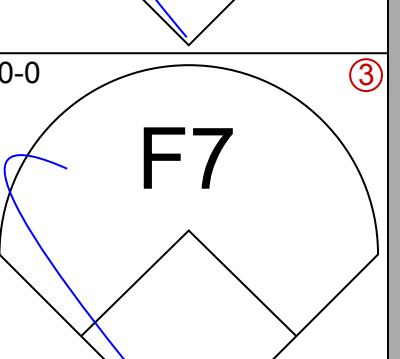
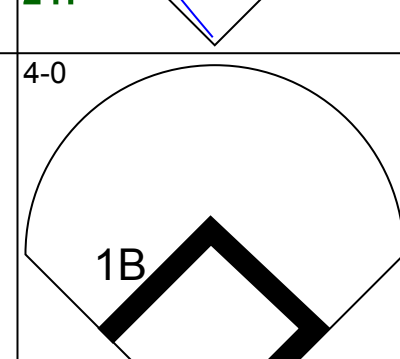
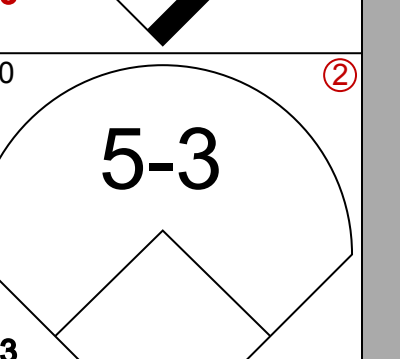
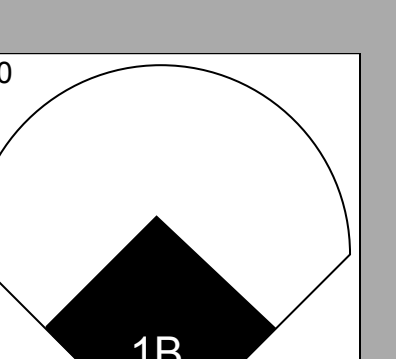
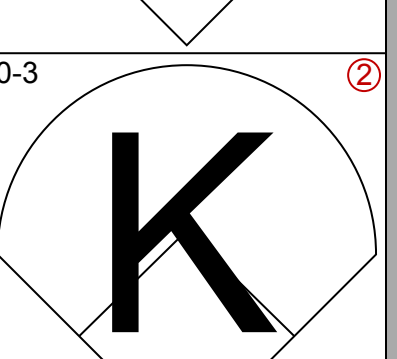
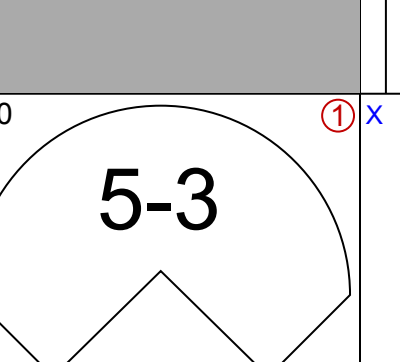
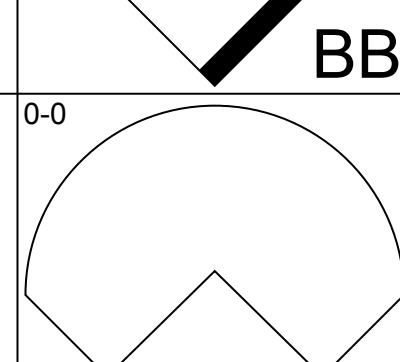
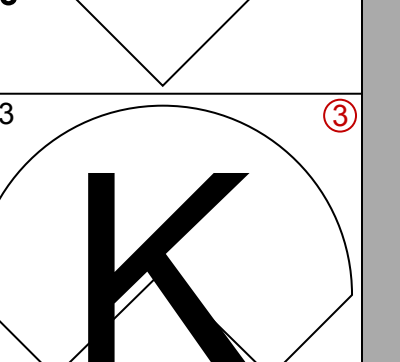
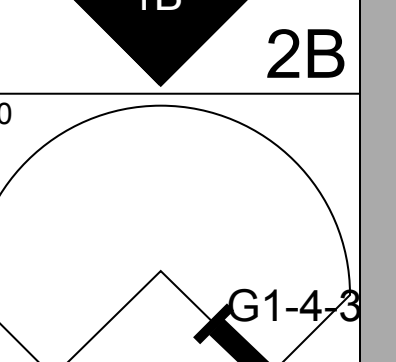
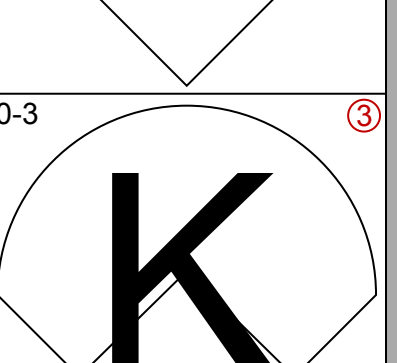
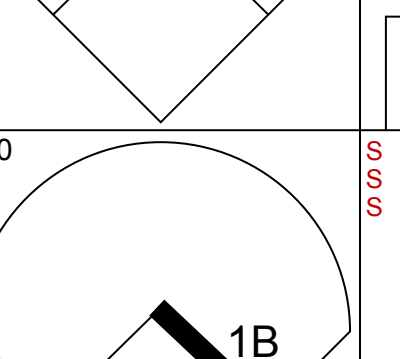
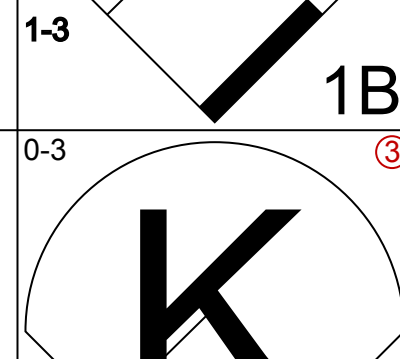
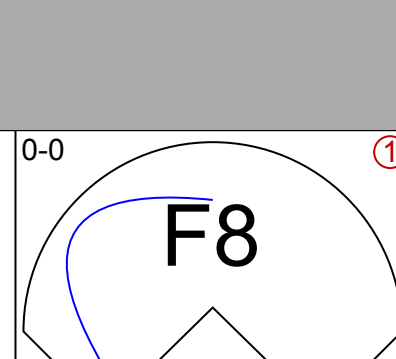
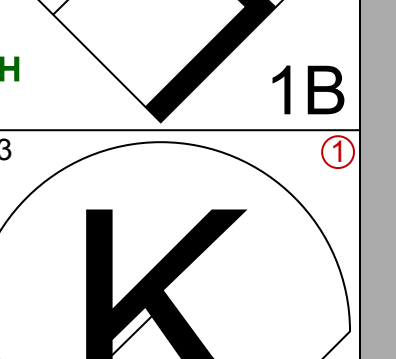
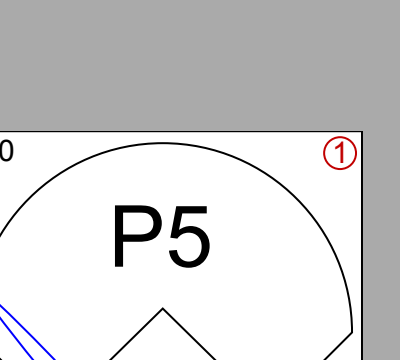
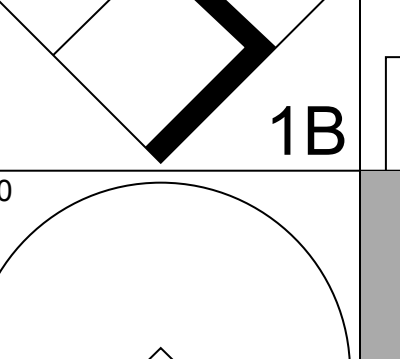
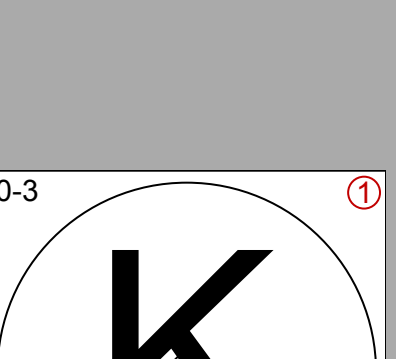
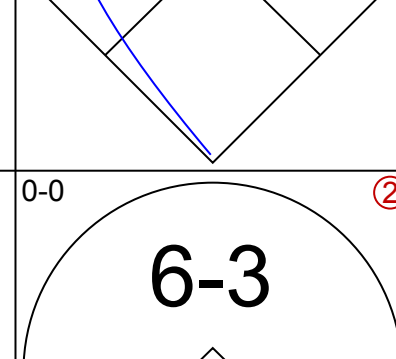
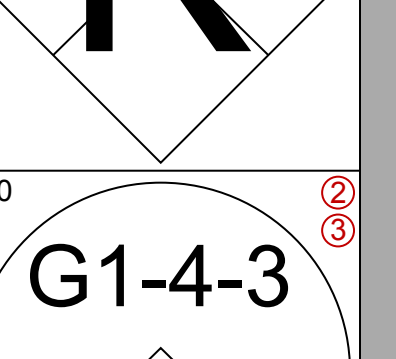
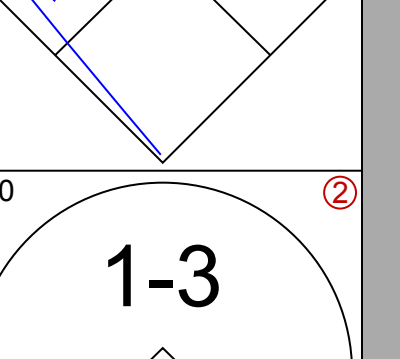
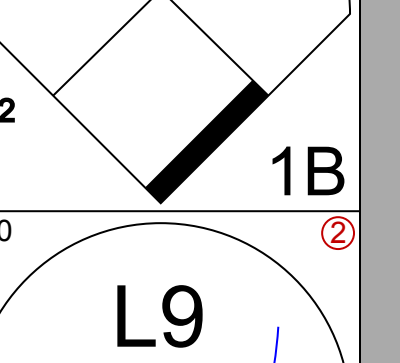
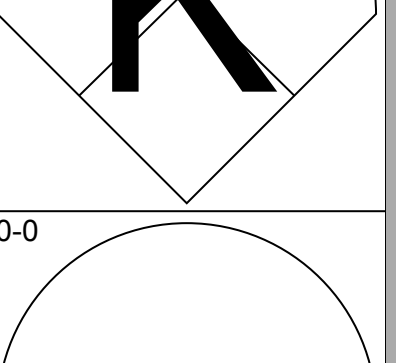
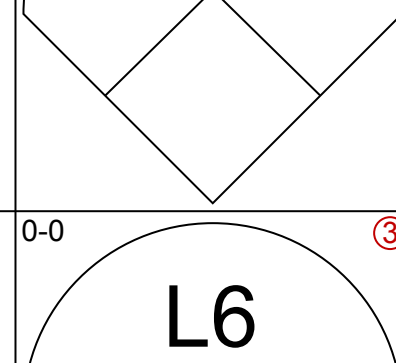
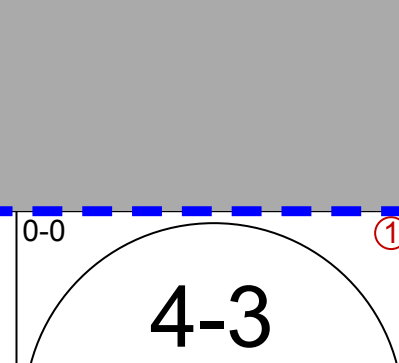
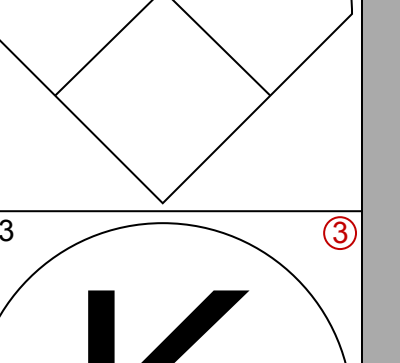
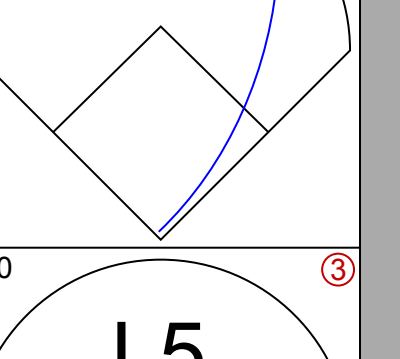
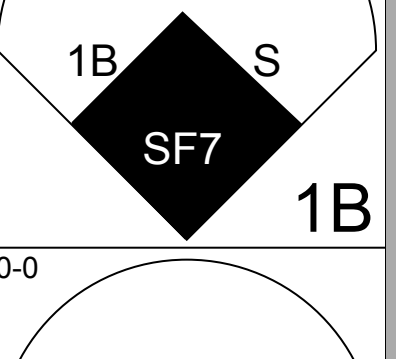
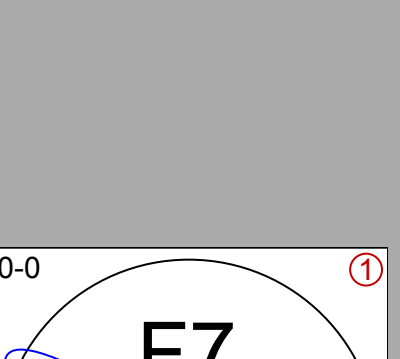
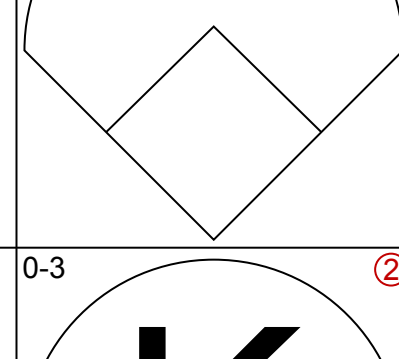
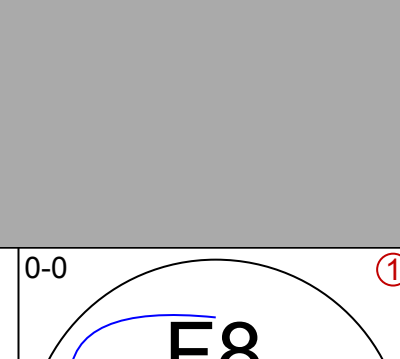
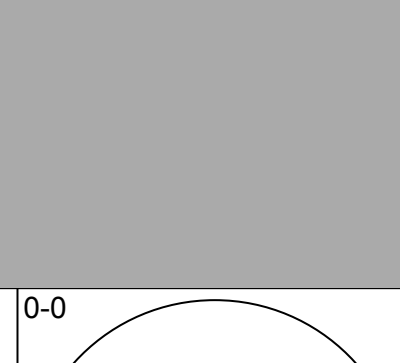
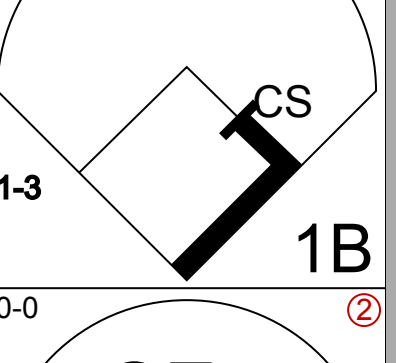
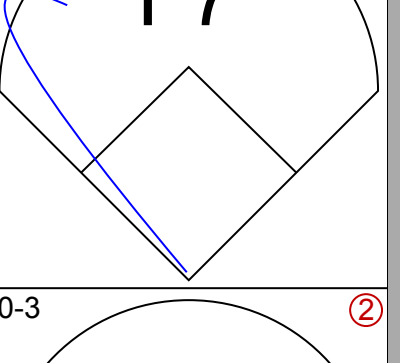
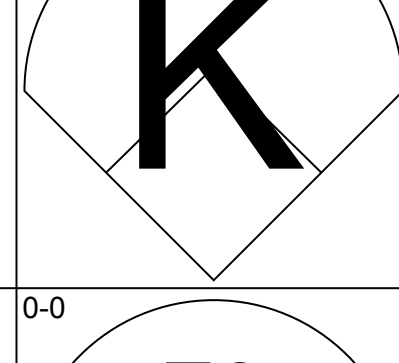
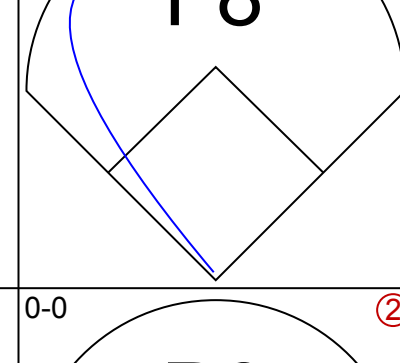


Batter	1	2	3	4	5	6	7	8	9	AB	R	H	RBI	BB	SO	LOB	TOP				
Paul Moltis, R OBP: 0.414, SLG: 0.451 (1, 4)										5	0	2	0	0	2	2	Milwaukee Brewers @ Baltimore Orioles Memorial Stadium, Baltimore, MD Fri Jul 25 1980, 7:05 PM EDT Att: 29,716 - Unknown - 87 F				
Robin Yount, R OBP: 0.332, SLG: 0.550 (1, 6)										4	0	1	2	0	1						
Cecil Cooper, L OBP: 0.372, SLG: 0.503 (1, 3)										4	0	0	0	0	2						
Gorman Thomas, R OBP: 0.300, SLG: 0.480 (1, 8)										4	2	2	2	0	0	1					
Ben Oglivie, L OBP: 0.388, SLG: 0.592 (1, 7)										4	0	1	0	0	0	0					
Dick Davis, R OBP: 0.297, SLG: 0.371 (1, 9)										4	0	1	0	0	2	1					
Don Money, R OBP: 0.344, SLG: 0.531 (1, 10)										4	1	2	1	0	0	1					
Jim Gantner, L OBP: 0.310, SLG: 0.328 (1, 5)										3	1	0	0	1	0	1					
Charlie Moore, R OBP: 0.351, SLG: 0.345 (1, 2)										4	1	2	0	0	0	1					
Inning Stats	R: 0 E: 0 K: 1 S: 5	H: 0 LOB: 0 BB: 0 P: 5	R: 0 E: 0 K: 0 S: 3	H: 0 LOB: 0 BB: 0 P: 3	R: 1 E: 0 K: 0 S: 5	H: 2 LOB: 1 BB: 0 P: 5	R: 1 E: 0 K: 0 S: 5	H: 2 LOB: 1 BB: 0 P: 5	R: 2 E: 0 K: 1 S: 5	H: 3 LOB: 1 BB: 0 P: 9	R: 0 E: 0 K: 1 S: 5	H: 0 LOB: 0 BB: 0 P: 5	R: 0 E: 0 K: 1 S: 5	H: 1 LOB: 0 BB: 0 P: 5	R: 1 E: 0 K: 1 S: 7	H: 2 LOB: 1 BB: 0 P: 7		R: 0 E: 0 K: 1 S: 6	H: 1 LOB: 1 BB: 0 P: 6	1B: 6 2B: 2 3B: 0 HR: 3	SF: 0 SAC: 0 DP: 1 HBP: 0
PITCHER	IP WLS BF H R ER SO BB IBB HBP BLK WP HR S P ERA WHIP																				
Jim Palmer, R ERA: 3.56 (1, 1)	8.0 L 33 10 5 5 4 1 0 0 0 0 0 3 40 44 5.62 1.375																				
Dennis Martinez, R ERA: 5.77 (9, 1)	1.0 4 1 0 0 1 0 0 0 0 0 0 0 6 6 0.00 1.000																				

Batter	1	2	3	4	5	6	7	8	9	AB	R	H	RBI	BB	SO	LOB	BOTTOM		
Al Bumbry, L OBP: 0.408, SLG: 0.435 (1, 8)										3	0	0	0	1	0	0	Milwaukee Brewers @ Baltimore Orioles Memorial Stadium, Baltimore, MD Fri Jul 25 1980, 7:05 PM EDT Att: 29,716 - Unknown - 87 F		
Kiko Garcia, R OBP: 0.288, SLG: 0.275 (1, 6)										3	0	1	0	0	1	0			
Terry Crowley, L OBP: 0.378, SLG: 0.438 (8, PH)										1	0	0	0	0	0	1			
Mark Belanger, R OBP: 0.232, SLG: 0.250 (9, 6)										0	0	0	0	0	0	0			
Ken Singleton, S OBP: 0.410, SLG: 0.472 (1, 9)										2	0	0	0	2	0	1			
Eddie Murray, S OBP: 0.339, SLG: 0.483 (1, 3)										4	0	0	0	0	0	3			
John Lowenstein, L OBP: 0.366, SLG: 0.339 (1, 7)										4	0	2	0	0	0	0			
Dan Graham, L OBP: 0.299, SLG: 0.431 (1, 2)										4	0	1	0	0	1	2			
Lee May, R OBP: 0.285, SLG: 0.409 (1, 10)										4	0	0	0	0	1	3			
Doug DeCinces, R OBP: 0.320, SLG: 0.374 (1, 5)										3	0	0	0	0	0	2			
Rich Dauer, R OBP: 0.327, SLG: 0.298 (1, 4)										2	0	0	0	0	0	0			
Pat Kelly, L OBP: 0.376, SLG: 0.361 (8, PH)										1	0	0	0	0	0	0			
Lenn Sakata, R OBP: 0.245, SLG: 0.370 (9, 4)										0	0	0	0	0	0	0			
Inning Stats	R: 0 E: 0 K: 0 S: 3	H: 0 LOB: 0 BB: 0 P: 3	R: 0 E: 0 K: 0 S: 3	H: 0 LOB: 0 BB: 0 P: 3	R: 0 E: 0 K: 1 S: 5	H: 0 LOB: 0 BB: 1 P: 9	R: 0 E: 0 K: 0 S: 4	H: 1 LOB: 1 BB: 0 P: 4	R: 0 E: 0 K: 0 S: 4	H: 1 LOB: 2 BB: 1 P: 8	R: 0 E: 0 K: 2 S: 8	H: 1 LOB: 1 BB: 0 P: 8	R: 0 E: 0 K: 0 S: 3	H: 0 LOB: 1 BB: 1 P: 7	R: 0 E: 0 K: 0 S: 4	H: 1 LOB: 1 BB: 0 P: 4	1B: 3 2B: 1 3B: 0 HR: 0	SF: 0 SAC: 0 DP: 0 HBP: 0	WP: 0 PA: 34 CS: 0
PITCHER	IP WLS BF H R ER SO BB IBB HBP BLK WP HR S P ERA WHIP																		
Reggie Cleveland, R ERA: 3.12 (1, 1)	9.0 W 34 4 0 0 3 3 0 0 0 0 0 0 37 49 0.00 0.778																		

Batter	1	2	3	4	5	6	7	8	9	AB	R	H	RBI	BB	SO	LOB	TOP					
Paul Moltitor, R OBP: 0.414, SLG: 0.468 (1, 4)										5	1	2	1	0	0	2	Milwaukee Brewers @ Baltimore Orioles Memorial Stadium, Baltimore, MD Sat Jul 26 1980, 7:05 PM EDT Att: 31,610 - Unknown - 89 F livebaseballscorecards.com					
Robin Yount, R OBP: 0.332, SLG: 0.551 (1, 6)										5	0	2	0	0	0	3						
Cecil Cooper, L OBP: 0.374, SLG: 0.501 (1, 3)										3	0	1	0	0	0	2						
Mark Brouhard, R OBP: 0.282, SLG: 0.410 (8, PR)										0	0	0	0	0	0	0						
Sal Bando, R OBP: 0.272, SLG: 0.265 (8, 3)											0	0	0	0	0	0		0				
Gorman Thomas, R OBP: 0.302, SLG: 0.482 (1, 8)										4	0	2	0	0	0	2						
Ben Oglivie, L OBP: 0.384, SLG: 0.585 (1, 7)										4	0	0	0	0	1	7						
Dick Davis, R OBP: 0.292, SLG: 0.364 (1, 9)										4	0	0	0	0	0	6						
Don Money, R OBP: 0.342, SLG: 0.523 (1, 10)										3	0	0	0	1	1	0						
Jim Gantner, L OBP: 0.313, SLG: 0.328 (1, 5)										3	0	1	0	1	0	1						
Charlie Moore, R OBP: 0.354, SLG: 0.344 (1, 2)										3	0	1	0	1	0	1						
Inning Stats	R: 0 E: 0 K: 0 S: 4	H: 1 LOB: 1 BB: 0 P: 4	R: 0 E: 0 K: 0 S: 3	H: 0 LOB: 1 BB: 1 P: 7	R: 0 E: 0 K: 0 S: 3	H: 0 LOB: 0 BB: 0 P: 3	R: 0 E: 0 K: 0 S: 4	H: 2 LOB: 1 BB: 0 P: 4	R: 0 E: 0 K: 1 S: 5	H: 1 LOB: 0 BB: 0 P: 5	R: 1 E: 1 K: 0 S: 6	H: 2 LOB: 2 BB: 0 P: 6	R: 0 E: 0 K: 0 S: 3	H: 1 LOB: 0 BB: 0 P: 3	R: 0 E: 0 K: 1 S: 7	H: 2 LOB: 2 BB: 0 P: 8	R: 0 E: 0 K: 0 S: 3	H: 0 LOB: 2 BB: 2 P: 11	1B: 5 2B: 3 3B: 0 HR: 1	SF: 0 SAC: 0 DP: 0 HBP: 1	WP: 0 PB: 0 SB: 2 CS: 2	PA: 39
PITCHER	IP WLS BF H R ER SO BB IBB HBP BLK WP HR S P ERA WHIP																					
Steve Stone, R ERA: 3.09 (1, 1)	7.1 W 30 8 1 1 1 1 1 0 0 0 0 1 30 35 1.23 1.227																					
Tim Stoddard, R ERA: 2.81 (8, 1)	1.2 S 8 1 0 0 1 2 0 0 0 0 0 0 8 16 0.00 1.800																					

Batter	1	2	3	4	5	6	7	8	9	AB	R	H	RBI	BB	SO	LOB	BOTTOM					
Al Bumbry, L OBP: 0.405, SLG: 0.431 (1, 8)										3	0	0	0	0	0	0	Milwaukee Brewers @ Baltimore Orioles Memorial Stadium, Baltimore, MD Sat Jul 26 1980, 7:05 PM EDT Att: 31,610 - Unknown - 89 F livebaseballscorecards.com					
Rick Dempsey, R OBP: 0.321, SLG: 0.421 (1, 2)										3	1	1	1	1	0	0						
Ken Singleton, S OBP: 0.406, SLG: 0.467 (1, 9)										4	0	0	0	0	1	2						
Mark Belanger, R OBP: 0.232, SLG: 0.250 (9, 6)										0	0	0	0	0	0	0						
Eddie Murray, S OBP: 0.342, SLG: 0.487 (1, 3)											3	1	2	0	0	0		0				
Benny Ayala, R OBP: 0.380, SLG: 0.644 (1, 10)										3	1	1	2	0	0	0						
Gary Roenicke, R OBP: 0.344, SLG: 0.358 (1, 7)										3	0	0	0	0	0	0						
Doug DeCinces, R OBP: 0.320, SLG: 0.384 (1, 5)										3	1	1	1	0	0	0						
Kiko Garcia, R OBP: 0.288, SLG: 0.276 (1, 6)										3	0	1	0	0	1	0						
John Lowenstein, L OBP: 0.366, SLG: 0.339 (9, 7)										0	0	0	0	0	0	0						
Rich Dauer, R OBP: 0.328, SLG: 0.299 (1, 4)										3	0	1	0	0	0	1						
Inning Stats	R: 1 E: 0 K: 0 S: 4	H: 1 LOB: 0 BB: 0 P: 4	R: 0 E: 0 K: 0 S: 3	H: 0 LOB: 0 BB: 0 P: 3	R: 0 E: 0 K: 1 S: 5	H: 0 LOB: 0 BB: 0 P: 5	R: 0 E: 0 K: 1 S: 5	H: 1 LOB: 1 BB: 0 P: 5	R: 0 E: 0 K: 0 S: 3	H: 0 LOB: 0 BB: 0 P: 3	R: 0 E: 0 K: 0 S: 3	H: 1 LOB: 0 BB: 0 P: 3	R: 2 E: 0 K: 0 S: 5	H: 2 LOB: 0 BB: 0 P: 5	R: 1 E: 0 K: 0 S: 5	H: 2 LOB: 2 BB: 1 P: 9	R: 0 E: 0 K: 0 S: 5	H: 0 LOB: 2 BB: 2 P: 11	1B: 3 2B: 1 3B: 0 HR: 3	SF: 0 SAC: 1 DP: 1 HBP: 0	WP: 0 PB: 0 SB: 0 CS: 0	PA: 30
PITCHER	IP WLS BF H R ER SO BB IBB HBP BLK WP HR S P ERA WHIP																					
Mike Caldwell, L ERA: 4.44 (1, 1)	8.0 L 30 7 4 4 2 1 0 0 0 0 0 3 33 37 4.50 1.000																					

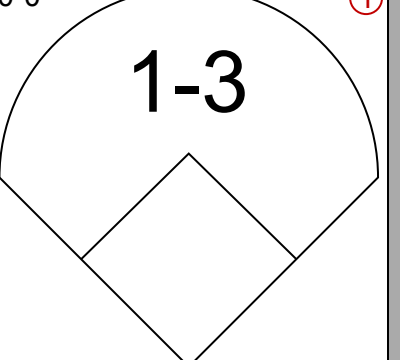
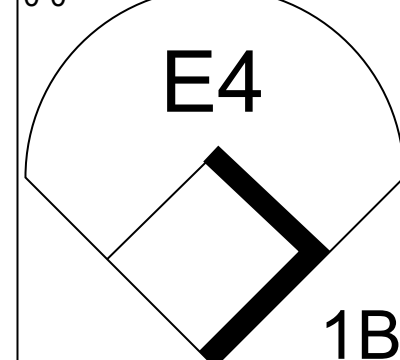
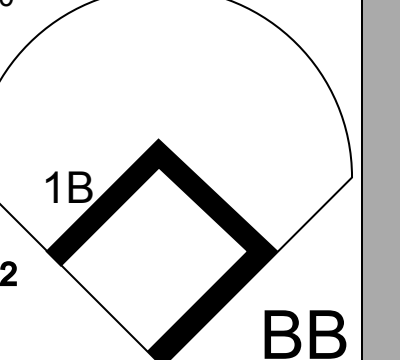
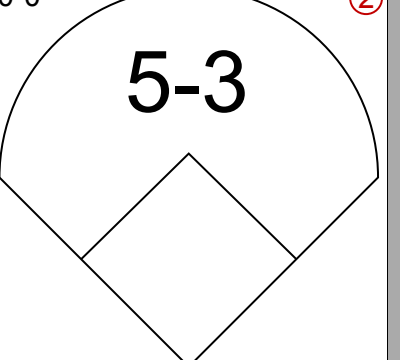
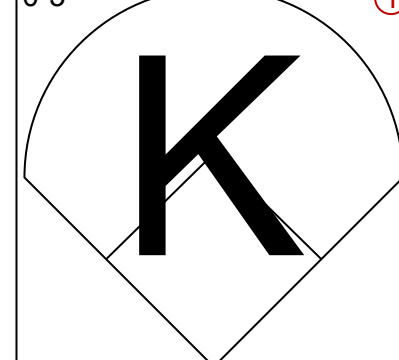
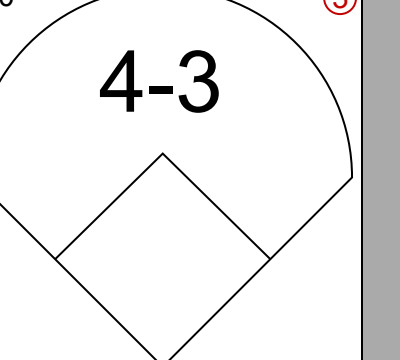
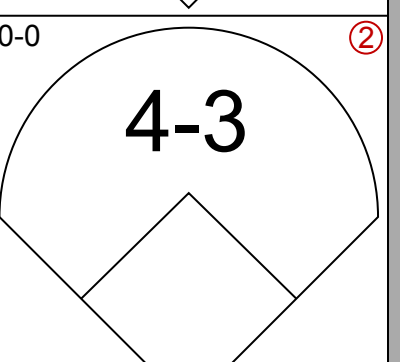
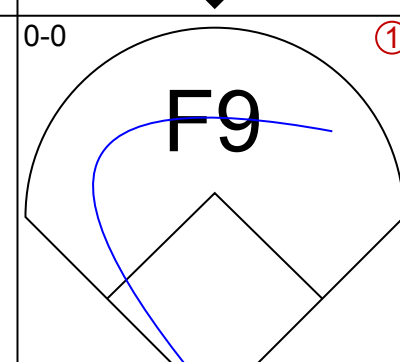
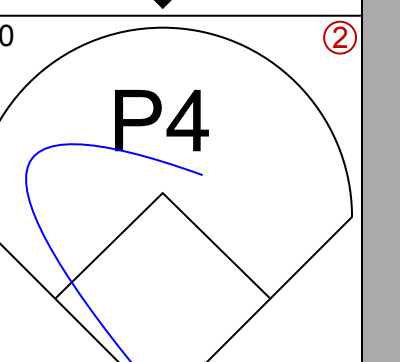
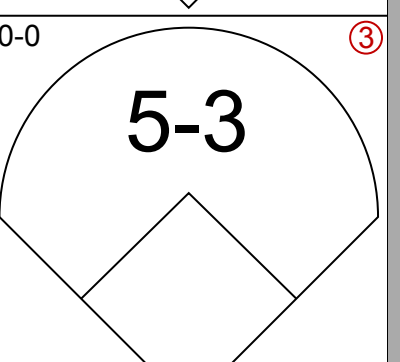
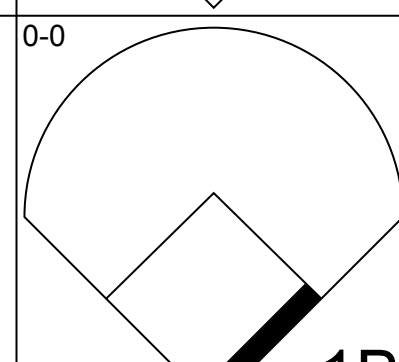
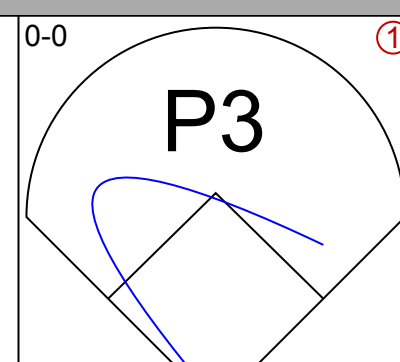
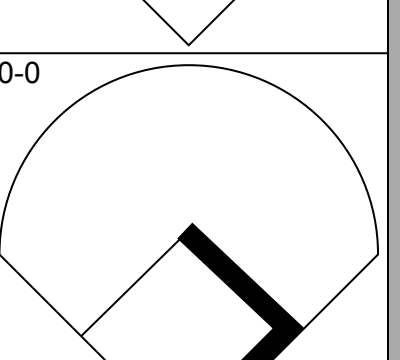
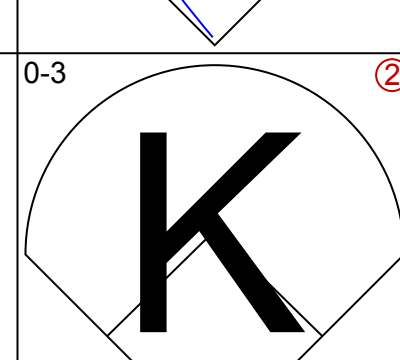
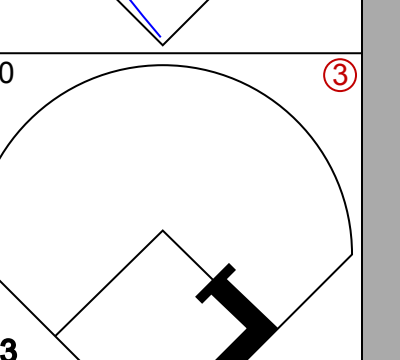
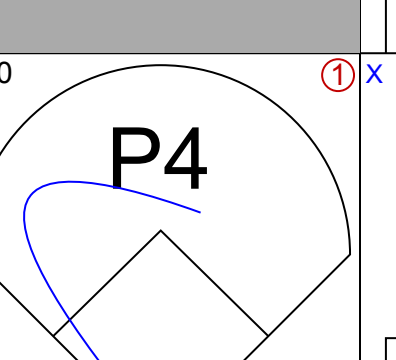
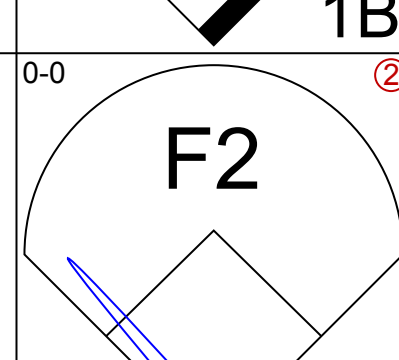
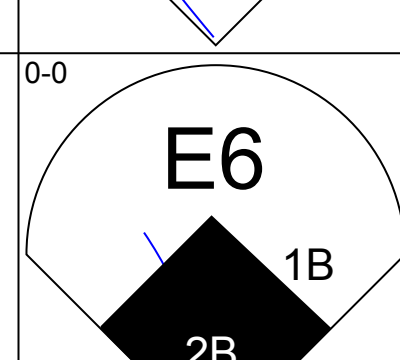
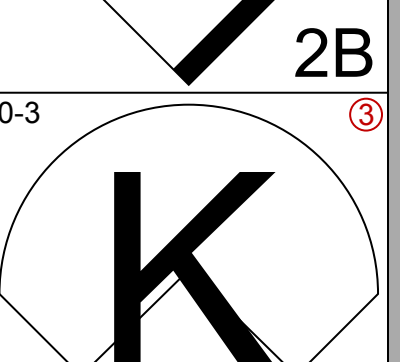
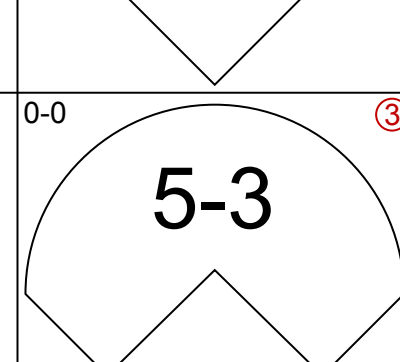
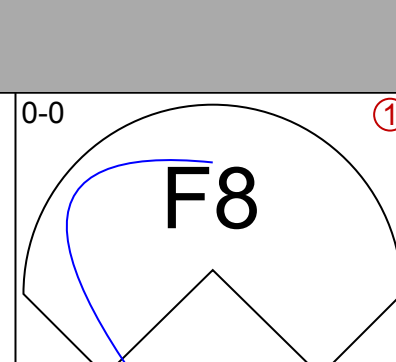
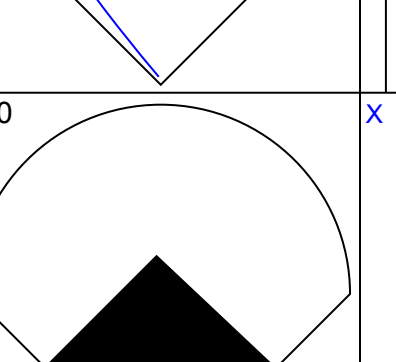
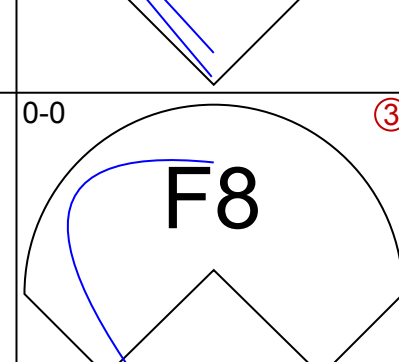
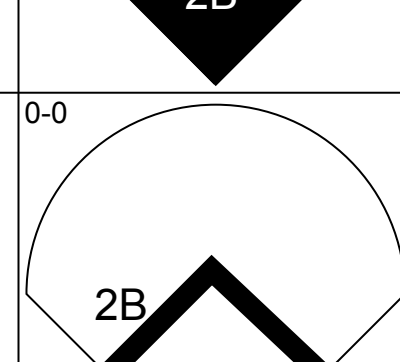
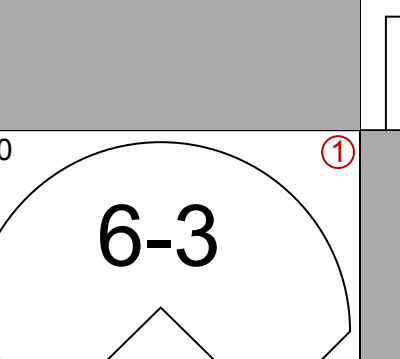
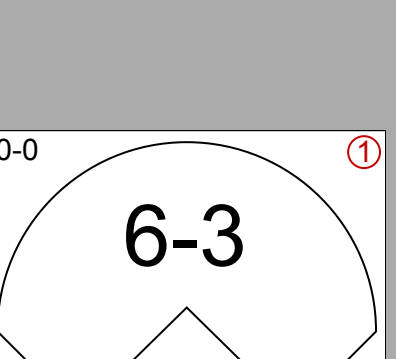
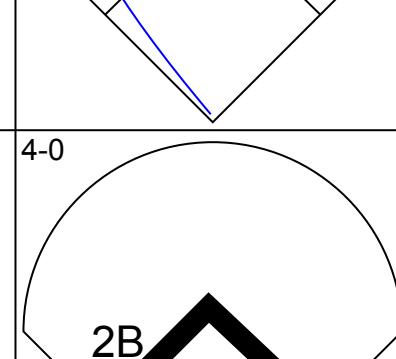
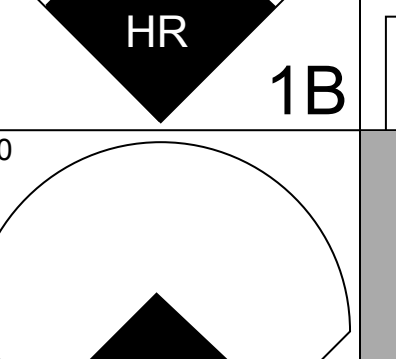
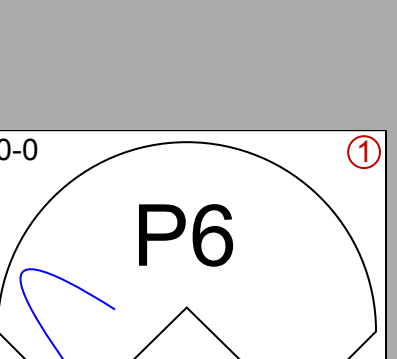
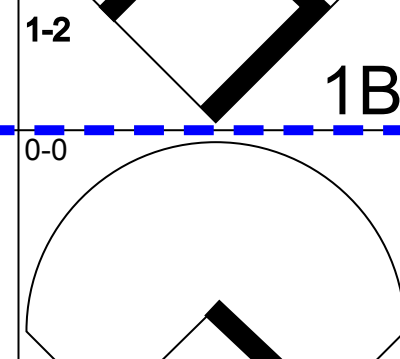
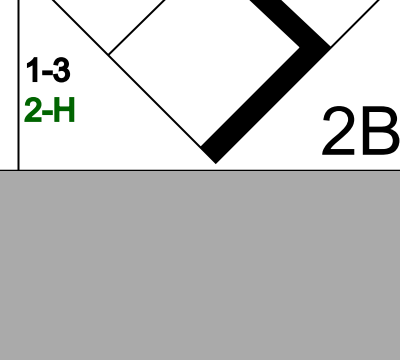
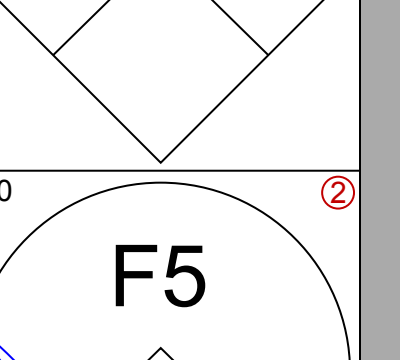
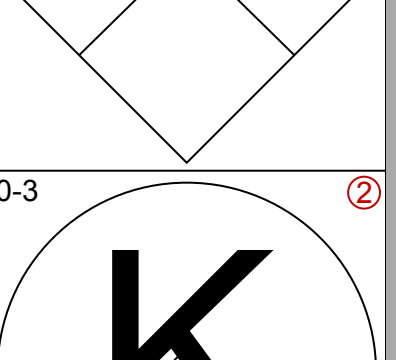
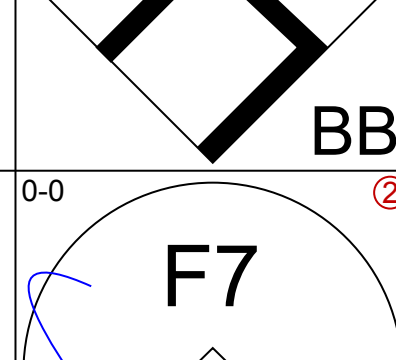
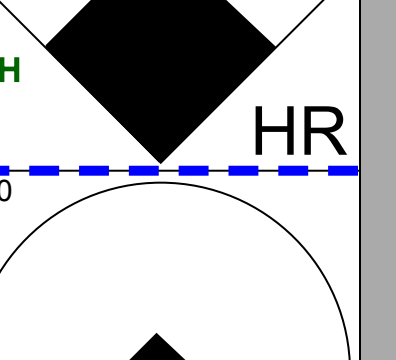
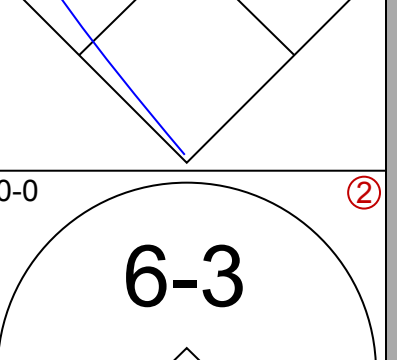
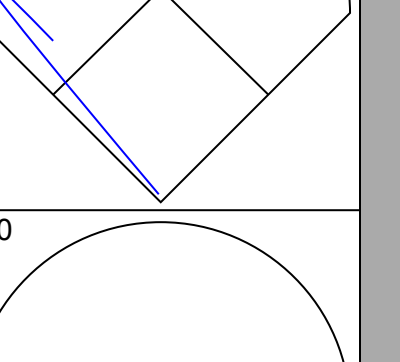
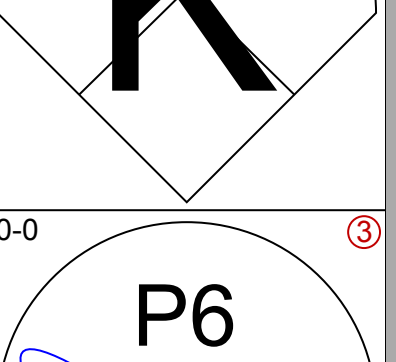
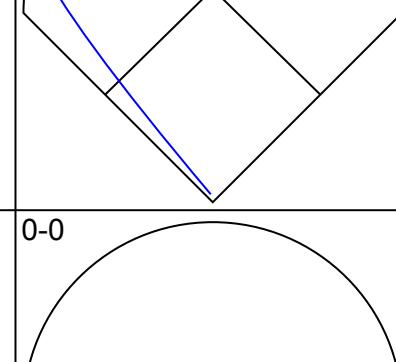
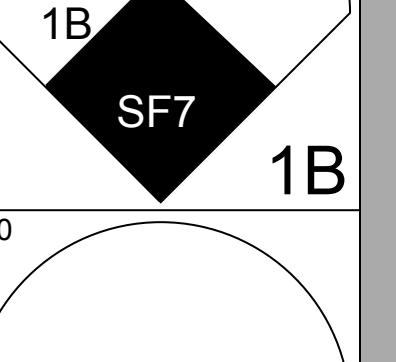
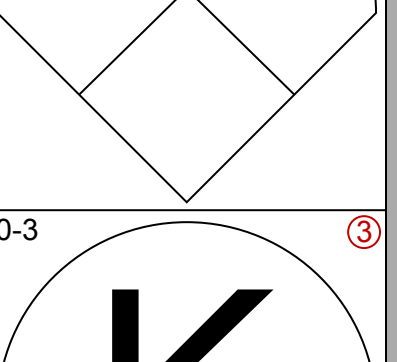
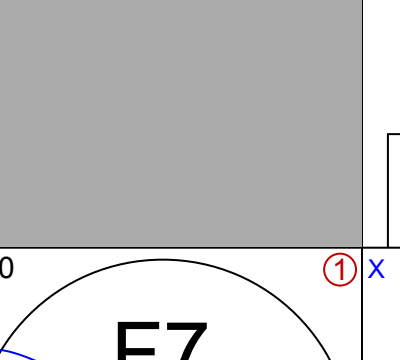
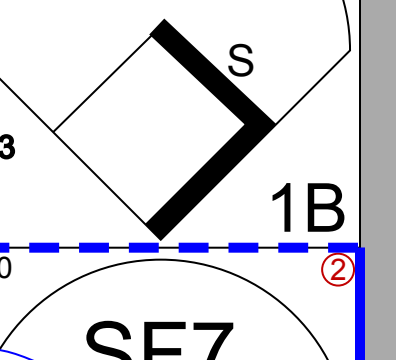

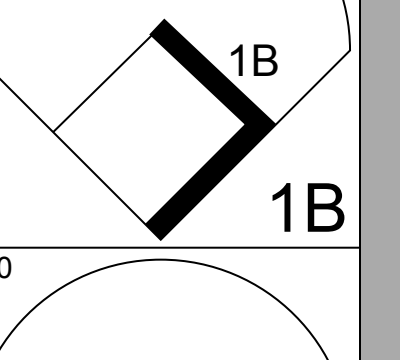
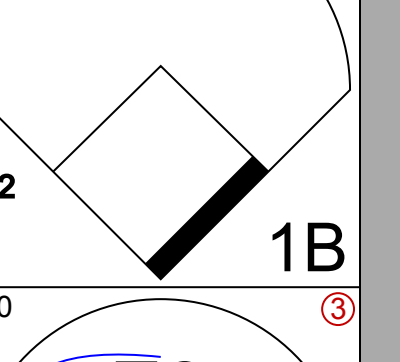
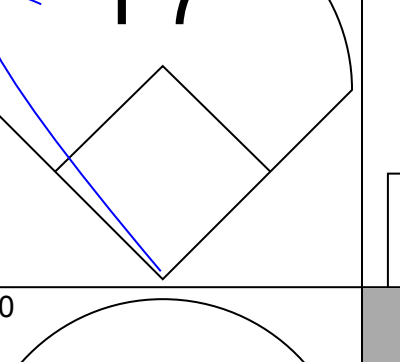
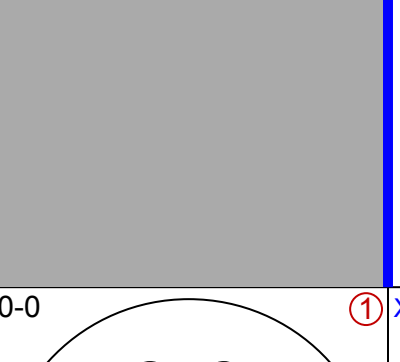
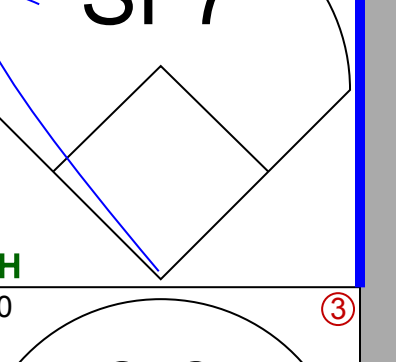
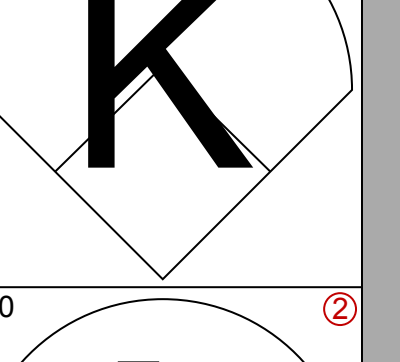
Batter	1	2	3	4	5	6	7	8	9	10	11	12	AB	R	H	RBI	BB	SO	LOB	TOP							
Paul Molitor, R OBP: 0.413, SLG: 0.484 (1.4)													5	1	2	1	0	1	1								
Robin Yount, R OBP: 0.328, SLG: 0.545 (1.6)													4	0	0	1	0	0	1								
Don Money, R OBP: 0.343, SLG: 0.522 (1.3)													4	1	1	0	1	1	1								
Gorman Thomas, R OBP: 0.303, SLG: 0.481 (1.8)													5	0	2	1	0	2	1								
Ben Oglivie, L OBP: 0.381, SLG: 0.579 (1.7)													5	0	1	0	0	2	3								
Sixto Lazzano, R OBP: 0.284, SLG: 0.401 (1.10)													5	0	1	0	0	1	1								
Dick Davis, R OBP: 0.290, SLG: 0.380 (1.9)													5	1	1	0	0	1	2								
Sal Bando, R OBP: 0.270, SLG: 0.263 (1.5)													5	0	1	0	0	1	2								
Charlie Moore, R OBP: 0.355, SLG: 0.347 (1.2)													4	1	2	1	0	1	0								
Inning Stats	R: 0 E: 0 K: 1 S: 5	H: 0 LOB: 0 BB: 0 P: 5	R: 0 E: 0 K: 5 S: 5	H: 2 LOB: 2 BB: 0 P: 5	R: 1 E: 0 K: 1 S: 7	H: 2 LOB: 2 BB: 1 P: 11	R: 1 E: 0 K: 1 S: 6	H: 2 LOB: 0 BB: 0 P: 6	R: 0 E: 0 K: 1 S: 6	H: 1 LOB: 1 BB: 0 P: 6	R: 0 E: 0 K: 0 S: 3	H: 0 LOB: 0 BB: 0 P: 3	R: 1 E: 0 K: 1 S: 6	H: 1 LOB: 0 BB: 0 P: 6	R: 1 E: 0 K: 1 S: 6	H: 2 LOB: 0 BB: 0 P: 6	R: 0 E: 0 K: 2 S: 7	H: 0 LOB: 0 BB: 0 P: 7	R: 0 E: 0 K: 1 S: 5	H: 0 LOB: 0 BB: 0 P: 5	R: 0 E: 0 K: 0 S: 3	H: 0 LOB: 0 BB: 0 P: 3	1B: 8 2B: 2 3B: 0 HR: 1	SF: 2 SAC: 1 DP: 1 HBP: 0	WP: 1 PB: 1 SB: 1 CS: 1	PA: 47	
PITCHER	IP	WLS	BF	H	R	ER	SO	BB	IBB	HBP	BLK	WP	HR	S	P	ERA	WHIP										
Mike Flanagan, L ERA: 4.02 (1.1)	8.0		33	10	4	4	6							44	48	4.50	1.375										
Tim Stoddard, R ERA: 2.6 (9.1)	4.0	W	13	1	0	0	4							21	21	0.00	0.250										

Milwaukee Brewers @ Baltimore Orioles
Memorial Stadium, Baltimore, MD

Sun Jul 27 1980, 3:33 AM EDT
Att: 22,571 - Unknown - 86 F

AB 42
R 4
H 11
RBI 4
BB 1
SO 10
LOB 12



Batter	1	2	3	4	5	6	7	8	9	10	11	12	AB	R	H	RBI	BB	SO	LOB	BOTTOM							
Al Bumbry, L OBP: 0.404, SLG: 0.428 (1.8)													5	0	1	0	1	1	0								
Kiko Garcia, R OBP: 0.285, SLG: 0.273 (1.4)													6	0	1	0	0	0	3								
Ken Singleton, S OBP: 0.405, SLG: 0.467 (1.9)													6	1	2	1	0	1	2								
Eddie Murray, S OBP: 0.342, SLG: 0.485 (1.3)													6	1	2	0	0	1	3								
Benny Ayala, R OBP: 0.381, SLG: 0.660 (1.10)													4	1	1	2	1	0	0								
John Lowenstein, L OBP: 0.371, SLG: 0.354 (12, PH)													1	0	1	1	0	0	0								
Doug DeCinces, R OBP: 0.318, SLG: 0.381 (1.5)													5	1	1	0	0	1	1								
Gary Roenicke, R OBP: 0.349, SLG: 0.370 (1.7)													3	0	2	0	0	0	0								
Pat Kelly, L OBP: 0.377, SLG: 0.363 (8, PH)													2	0	1	0	0	1	0								
Rick Dempsey, R OBP: 0.321, SLG: 0.420 (1.2)													3	0	1	0	0	0	2								
Terry Crowley, L OBP: 0.376, SLG: 0.438 (8, PH)													0	0	0	0	0	0	0								
Lenn Sakata, R OBP: 0.240, SLG: 0.370 (8, PH)													0	0	0	1	0	0	0								
Dan Graham, L OBP: 0.297, SLG: 0.428 (9.2)													1	0	0	0	0	1	0								
Mark Belanger, R OBP: 0.231, SLG: 0.248 (1.6)													5	1	1	0	0	0	3								
Inning Stats	R: 0 E: 0 K: 1 S: 6	H: 1 LOB: 1 BB: 0 P: 6	R: 0 E: 0 K: 5 S: 5	H: 2 LOB: 2 BB: 0 P: 5	R: 0 E: 1 K: 1 S: 5	H: 1 LOB: 1 BB: 0 P: 6	R: 0 E: 0 K: 1 S: 5	H: 0 LOB: 0 BB: 0 P: 6	R: 1 E: 0 K: 0 S: 4	H: 2 LOB: 2 BB: 1 P: 8	R: 0 E: 0 K: 0 S: 4	H: 0 LOB: 0 BB: 0 P: 8	R: 3 E: 0 K: 0 S: 7	H: 4 LOB: 1 BB: 0 P: 7	R: 0 E: 0 K: 1 S: 6	H: 1 LOB: 1 BB: 0 P: 6	R: 0 E: 0 K: 1 S: 5	H: 0 LOB: 0 BB: 0 P: 5	R: 0 E: 0 K: 1 S: 5	H: 0 LOB: 0 BB: 0 P: 5	R: 0 E: 0 K: 0 S: 4	H: 0 LOB: 0 BB: 0 P: 4	1B: 10 2B: 3 3B: 0 HR: 1	SF: 1 SAC: 0 DP: 0 HBP: 0	WP: 0 PB: 0 SB: 1 CS: 0	PA: 50	
PITCHER	IP	WLS	BF	H	R	ER	SO	BB	IBB	HBP	BLK	WP	HR	S	P	ERA	WHIP										
Bill Travers, L ERA: 2.79 (1.1)	7.1		32	9	3	3	3	2	0	0	0	0	1	36	44	3.68	1.500										
Bill Castro, R ERA: 3.11 (8.1)	0.0	2	2	2	0	0	0	0	0	0	0	0	0	2	2	∞	∞										
Bob McClure, L ERA: 3.68 (8.1)	4.0	L	15	2	2	1	3	0	0	0	0	0	0	21	21	2.25	0.500										
Lary Sorensen, R ERA: 4.09 (12.1)	0.0	1	1	0	0	0	0	0	0	0	0	0	0	1	1	∞	∞										

Milwaukee Brewers @ Baltimore Orioles
Memorial Stadium, Baltimore, MD

Sun Jul 27 1980, 3:33 AM EDT
Att: 22,571 - Unknown - 86 F

AB 47
R 5
H 14
RBI 5
BB 2
SO 6
LOB 14



Batter	1	2	3	4	5	6	7	8	9	AB	R	H	RBI	BB	SO	LOB	TOP			
Al Bumby, L OBP: 0.409, SLG: 0.430 (1, 8)										3	1	2	0	2	1	0	Baltimore Orioles @ Texas Rangers Arlington Stadium, Arlington, TX Tue Jul 29 1980, 8:05 PM EDT Att: 15,808 - Unknown			
Rick Dempsey, R OBP: 0.326, SLG: 0.417 (1, 2)										4	0	1	0	0	2	4				
Ken Singleton, S OBP: 0.403, SLG: 0.463 John Lowenstein, L OBP: 0.371, SLG: 0.354 (8, 7)										3	0	0	0	1	1	3				
Eddie Murray, S OBP: 0.341, SLG: 0.482 (1, 3)										4	0	1	0	0	0	4				
Pat Kelly, L OBP: 0.374, SLG: 0.359 (1, 10)										4	0	1	1	0	1	1				
Gary Roenicke, R OBP: 0.385, SLG: 0.391 (8, 9)										4	1	2	1	0	0	4				
Doug DeCinces, R OBP: 0.317, SLG: 0.377 (1, 5)										3	1	0	0	1	2	1				
Kiko Garcia, R OBP: 0.280, SLG: 0.268 (1, 6)										4	0	0	0	0	1	1				
Rich Dauer, R OBP: 0.327, SLG: 0.298 (1, 4)										4	1	1	1	0	0	0				
Inning Stats	R: 1 E: 0 K: 2 S: 10	H: 3 LOB: 2 BB: 0 P: 10	R: 2 E: 0 K: 2 S: 8	H: 1 LOB: 2 BB: 3 P: 20	R: 0 E: 0 K: 1 S: 5	H: 1 LOB: 0 BB: 0 P: 5	R: 0 E: 0 K: 1 S: 5	H: 0 LOB: 0 BB: 0 P: 5	R: 0 E: 1 K: 0 S: 5	H: 0 LOB: 1 BB: 1 P: 7	R: 1 E: 0 K: 1 S: 6	H: 1 LOB: 0 BB: 0 P: 6	R: 0 E: 0 K: 0 S: 3	H: 1 LOB: 1 BB: 0 P: 3	R: 0 E: 0 K: 0 S: 3	H: 1 LOB: 1 BB: 0 P: 3	1B: 7 2B: 1 3B: 0 HR: 1	SF: 0 SAC: 1 DP: 1 HBP: 0	WP: 1 PB: 1 SB: 3 CS: 0	PA: 38
PITCHER Charlie Hough, R ERA: 5.23 (1, 1)	IP: 9.0 WLS: L BF: 38	H: 8 R: 4 ER: 3 SO: 8	BB: 4 IBB: 0 HBP: 0 BLK: 0	WP: 1 HR: 1 S: 50 P: 66	ERA: 3.00 WHIP: 1.333	PITCHER										IP: WLS: BF: H: R: ER: SO: BB: IBB: HBP: BLK: WP: HR: S: P: ERA: WHIP				

AB	33
R	4
H	8
RBI	3
BB	4
SO	8
LOB	18



Batter	1	2	3	4	5	6	7	8	9	AB	R	H	RBI	BB	SO	LOB	BOTTOM			
Mickey Rivers, L OBP: 0.334, SLG: 0.395 (1, 8)										4	0	2	0	0	0	0	Baltimore Orioles @ Texas Rangers Arlington Stadium, Arlington, TX Tue Jul 29 1980, 8:05 PM EDT Att: 15,808 - Unknown			
Bump Willis, S OBP: 0.312, SLG: 0.339 (1, 4)										4	0	0	0	0	0	3				
Al Oliver, L OBP: 0.340, SLG: 0.425 (1, 7)										4	0	2	0	0	0	0				
Buddy Bell, R OBP: 0.378, SLG: 0.505 (1, 5)										4	1	1	0	0	0	2				
John Ellis, R OBP: 0.306, SLG: 0.314 (1, 10)										4	0	1	0	0	0	1				
Rusty Staub, L OBP: 0.400, SLG: 0.490 (1, 3)										4	1	2	1	0	0	1				
Bill Sample, R OBP: 0.313, SLG: 0.280 (1, 9)										4	1	1	1	0	0	1				
Jim Sundberg, R OBP: 0.335, SLG: 0.377 Pat Putnam, L OBP: 0.343, SLG: 0.440 (8, PH)										3	0	1	0	0	1	0				
Pepe Frias, R OBP: 0.264, SLG: 0.280 Dave Roberts, R OBP: 0.319, SLG: 0.411 (8, PH)										1	0	0	0	0	1	1				
Johnny Grubb, L OBP: 0.382, SLG: 0.403 Richie Zisk, R OBP: 0.339, SLG: 0.465 (8, PH)										0	0	0	0	0	0	0				
Inning Stats	R: 0 E: 0 K: 0 S: 4	H: 1 LOB: 1 BB: 0 P: 4	R: 0 E: 0 K: 0 S: 3	H: 0 LOB: 0 BB: 0 P: 3	R: 0 E: 0 K: 1 S: 5	H: 0 LOB: 0 BB: 0 P: 5	R: 0 E: 0 K: 0 S: 3	H: 1 LOB: 0 BB: 0 P: 3	R: 0 E: 0 K: 0 S: 6	H: 1 LOB: 1 BB: 0 P: 6	R: 0 E: 0 K: 0 S: 4	H: 1 LOB: 1 BB: 0 P: 4	R: 0 E: 0 K: 1 S: 7	H: 2 LOB: 2 BB: 0 P: 7	R: 3 E: 0 K: 0 S: 7	H: 4 LOB: 1 BB: 0 P: 7	1B: 7 2B: 4 3B: 0 HR: 0	SF: 0 SAC: 0 DP: 2 HBP: 0	WP: 0 PB: 0 SB: 0 CS: 0	PA: 36
PITCHER Scott McGregor, L ERA: 3.72 (1, 1)	IP: 8.2 WLS: W BF: 34	H: 10 R: 3 ER: 3 SO: 3	BB: 0 IBB: 0 HBP: 0 BLK: 0	WP: 0 HR: 0 S: 40 P: 40	ERA: 3.12 WHIP: 1.154	PITCHER										IP: WLS: BF: H: R: ER: SO: BB: IBB: HBP: BLK: WP: HR: S: P: ERA: WHIP				
Tim Stoddard, R ERA: 2.6 (8, 1)	0.0	1	1	0	0	0	0	0	0	0	0	1	1	∞	∞					
Tippy Martinez, L ERA: 3.2 (8, 1)	0.1	S	1	0	0	0	0	0	0	0	0	1	1	0.00	0.000					



Batter	1	2	3	4	5	6	7	8	9	AB	R	H	RBI	BB	SO	LOB	TOP				
Al Bumby, L OBP: 0.410, SLG: 0.432 (1, 8)	6-3		1B BB	G3			1-H 2B			3	0	1	1	1	0	2					
John Lowenstein, L OBP: 0.375, SLG: 0.359 (1, 7)	E3 2B		1-3 2B	1B			G3			4	2	2	0	0	0	0					
Ken Singleton, S OBP: 0.401, SLG: 0.459 (1, 9)			F7				4-3			3	0	0	0	1	0	1					
Gary Roenicke, R OBP: 0.353, SLG: 0.391 (9, 9)	2B 1-2			G3						0	0	0	0	0	0	0					
Eddie Murray, S OBP: 0.342, SLG: 0.485 (1, 3)	K									4	0	2	1	0	1	2					
Dan Graham, L OBP: 0.296, SLG: 0.430 (1, 2)			4-3				F8			4	0	1	1	0	0	2					
Terry Crowley, L OBP: 0.374, SLG: 0.426 (1, 10)	F8									3	0	0	0	1	1	2					
Doug DeCinces, R OBP: 0.313, SLG: 0.372 (1, 5)		K								4	0	0	0	0	3	1					
Kiko Garcia, R OBP: 0.275, SLG: 0.263 (1, 6)		K		P5			4-3			4	0	0	0	0	1	1					
Rich Dauer, R OBP: 0.329, SLG: 0.301 (1, 4)			F9							4	1	2	0	0	0	0					
Inning Stats	R: 1 E: 1 K: 1 S: 7	H: 1 LOB: 2 BB: 1 P: 11	R: 0 E: 0 K: 2 S: 7	H: 0 LOB: 0 BB: 0 P: 7	R: 1 E: 0 K: 0 S: 4	H: 2 LOB: 1 BB: 1 P: 8	R: 0 E: 0 K: 1 S: 6	H: 1 LOB: 2 BB: 1 P: 10	R: 0 E: 0 K: 0 S: 4	H: 2 LOB: 1 BB: 0 P: 4	R: 0 E: 0 K: 1 S: 5	H: 0 LOB: 0 BB: 0 P: 5	R: 1 E: 0 K: 0 S: 4	H: 2 LOB: 0 BB: 0 P: 4	R: 0 E: 0 K: 1 S: 5	H: 0 LOB: 0 BB: 0 P: 5	R: 0 E: 0 K: 0 S: 3	H: 0 LOB: 0 BB: 0 P: 3	1B: 5 2B: 3 3B: 0 HR: 0	SF: 0 SAC: 0 DP: 0 HBP: 0	WP: 0 PA: 36 PB: 0 SB: 0 CS: 0
PITCHER Gaylord Perry, R ERA: 3.26 (1, 1)	IP: 9.0 WLS: L BF: 36 H: 8 R: 3 ER: 2 SO: 6 BB: 3 IBB: 0 HBP: 0 BLK: 0 WP: 0 HR: 0 S: 45 P: 57 ERA: 2.00 WHIP: 1.222															PITCHER	IP: 9.0 WLS: L BF: 36 H: 8 R: 3 ER: 2 SO: 6 BB: 3 IBB: 0 HBP: 0 BLK: 0 WP: 0 HR: 0 S: 45 P: 57 ERA: 2.00 WHIP: 1.222				

Baltimore Orioles @ Texas Rangers
Arlington Stadium, Arlington, TX
Wed Jul 30 1980, 8:05 PM EDT
Att: 12,704 - Unknown

AB 33
R 3
H 8
RBI 3
BB 3
SO 6
LOB 11



Batter	1	2	3	4	5	6	7	8	9	AB	R	H	RBI	BB	SO	LOB	BOTTOM				
Mickey Rivers, L OBP: 0.335, SLG: 0.392 (1, 8)	5-3		K	4-1						3	0	0	0	2	1	2					
Bump Willis, S OBP: 0.311, SLG: 0.345 (1, 4)	4-3		B1-3							5	1	1	1	0	0	5					
Al Oliver, L OBP: 0.346, SLG: 0.430 (1, 7)				1B						5	0	4	0	0	0	0					
Buddy Bell, R OBP: 0.380, SLG: 0.505 (1, 5)	FC5-4			1B						4	0	2	0	0	0	2					
Rusty Staub, L OBP: 0.393, SLG: 0.481 (1, 10)			L1							4	0	0	0	0	0	4					
Richie Zisk, R OBP: 0.338, SLG: 0.464 (9, PH)			4-3							1	0	0	0	0	1	1					
Pat Putnam, L OBP: 0.347, SLG: 0.443 (1, 3)										3	0	2	0	0	0	0					
John Ellis, R OBP: 0.301, SLG: 0.309 (7, PH)										2	0	0	0	0	0	2					
Johnny Grubb, L OBP: 0.368, SLG: 0.417 (1, 9)										3	1	2	0	0	0	1					
Bill Sample, R OBP: 0.310, SLG: 0.277 (6, PH)										1	0	0	0	0	0	0					
Jim Sundberg, R OBP: 0.340, SLG: 0.383 (1, 2)										3	0	2	1	1	0	2					
Pepe Frias, R OBP: 0.262, SLG: 0.278 (1, 6)										1	0	0	0	0	0	2					
Jim Norris, L OBP: 0.316, SLG: 0.250 (6, PH)										0	0	0	0	1	0	0					
Dave Roberts, R OBP: 0.317, SLG: 0.407 (7, 6)										1	0	0	0	0	0	1					
Inning Stats	R: 0 E: 0 K: 0 S: 4	H: 1 LOB: 1 BB: 0 P: 4	R: 0 E: 0 K: 0 S: 5	H: 2 LOB: 2 BB: 0 P: 5	R: 0 E: 0 K: 1 S: 7	H: 2 LOB: 2 BB: 0 P: 7	R: 0 E: 0 K: 0 S: 4	H: 1 LOB: 2 BB: 1 P: 8	R: 1 E: 0 K: 0 S: 4	H: 2 LOB: 0 BB: 0 P: 4	R: 1 E: 0 K: 0 S: 4	H: 2 LOB: 2 BB: 2 P: 12	R: 0 E: 0 K: 0 S: 4	H: 1 LOB: 1 BB: 0 P: 4	R: 0 E: 0 K: 1 S: 4	H: 1 LOB: 2 BB: 1 P: 8	R: 0 E: 0 K: 0 S: 6	H: 1 LOB: 1 BB: 0 P: 6	1B: 10 2B: 2 3B: 0 HR: 1	SF: 0 SAC: 2 DP: 2 HBP: 0	WP: 2 PA: 42 PB: 0 SB: 0 CS: 0
PITCHER Jim Palmer, R ERA: 3.52 (1, 1)	IP: 6.1 WLS: W BF: 31 H: 11 R: 2 ER: 2 SO: 1 BB: 3 IBB: 0 HBP: 0 BLK: 0 WP: 1 HR: 0 S: 30 P: 42 ERA: 2.84 WHIP: 2.211															PITCHER	IP: 6.1 WLS: W BF: 31 H: 11 R: 2 ER: 2 SO: 1 BB: 3 IBB: 0 HBP: 0 BLK: 0 WP: 1 HR: 0 S: 30 P: 42 ERA: 2.84 WHIP: 2.211				
Tippy Martinez, L ERA: 3.06 (7, 1)	2.0 S	9	2	0	0	0	1	0	0	0	0	0	0	0	0	0					
Tim Stoddard, R ERA: 2.56 (9, 1)	0.2	2	0	0	0	1	0	0	0	0	0	0	0	0	0	0					

Baltimore Orioles @ Texas Rangers
Arlington Stadium, Arlington, TX
Wed Jul 30 1980, 8:05 PM EDT
Att: 12,704 - Unknown

AB 36
R 2
H 13
RBI 2
BB 4
SO 2
LOB 22



Batter	1	2	3	4	5	6	7	8	9	AB	R	H	RBI	BB	SO	LOB	TOP										
Al Bumby, L OBP: 0.409, SLG: 0.430 (1, 8)	0-3 K		0-0 1B		0-0 4-3		0-0 4-3		4-0 BB 1B BB	4	1	1	0	1	1	1	Baltimore Orioles @ Texas Rangers Arlington Stadium, Arlington, TX Thu Jul 31 1980, 8:05 PM EDT Att: 14,969 - Unknown										
Lenn Sakata, R OBP: 0.222, SLG: 0.340 (1, 4) Benny Ayala, R OBP: 0.387, SLG: 0.660 (9, PH)	0-0 F2		0-0 1-3		0-0 5-3		0-0 4-3		4-0 FC5 1B BB	4	0	0	0	0	0	2											
Ken Singleton, S OBP: 0.401, SLG: 0.457 (1, 9) Mark Belanger, R OBP: 0.231, SLG: 0.248 (9, PR)	0-0 G3		0-0 3-1			4-0 2B 1B BB		0-0 F7	0-0 1B	4	1	1	2	1	0	1											
Eddie Murray, S OBP: 0.346, SLG: 0.488 (1, 3)		0-0 BB 1B		0-3 K		0-0 1B 2B		4-0 WP BB	0-0 FC5 2B	4	0	2	0	1	1	2											
Pat Kelly, L OBP: 0.371, SLG: 0.356 (1, 10)	0-0 F7			0-0 F8		0-0 1B		0-3 K		4	0	1	1	0	1	2											
Dan Graham, L OBP: 0.294, SLG: 0.421 (1, 2)	4-0 BB			0-0 F5		0-0 F8		0-0 4-3		3	0	0	0	1	0	3											
Gary Roenicke, R OBP: 0.351, SLG: 0.405 (1, 7)	0-3 K			0-0 HR		0-0 F8			0-3 K	4	1	1	1	0	2	4											
Kiko Garcia, R OBP: 0.272, SLG: 0.259 (1, 6) John Lowenstein, L OBP: 0.372, SLG: 0.356 (9, PH)	0-3 K			0-0 F9		0-0 F8			0-3 K	3	0	0	0	0	1	2											
Rich Dauer, R OBP: 0.329, SLG: 0.304 (1, 5) Terry Crowley, L OBP: 0.379, SLG: 0.431 (9, PH)			0-0 5-3		0-0 F2		4-3 2B		BB BB 1B 1B	3	0	1	0	0	0	0											
Inning Stats	R: 0 E: 0 K: 1 S: 5	H: 0 LOB: 0 BB: 0 P: 5	R: 0 E: 0 K: 2 S: 8	H: 1 LOB: 2 BB: 1 P: 12	R: 0 E: 0 K: 0 S: 4	H: 1 LOB: 1 BB: 0 P: 4	R: 0 E: 0 K: 1 S: 5	H: 0 LOB: 0 BB: 0 P: 5	R: 1 E: 0 K: 0 S: 4	H: 1 LOB: 0 BB: 0 P: 4	R: 1 E: 0 K: 0 S: 5	H: 2 LOB: 2 BB: 1 P: 9	R: 0 E: 0 K: 1 S: 4	H: 1 LOB: 1 BB: 0 P: 4	R: 0 E: 0 K: 1 S: 5	H: 0 LOB: 1 BB: 1 P: 9		R: 2 E: 0 K: 2 S: 9	H: 2 LOB: 2 BB: 2 P: 17	1B: 5 2B: 2 3B: 0 HR: 1	SF: 0 SAC: 0 DP: 0 HBP: 0	WP: 1 PB: 0 SB: 0 CS: 0	PA: 40				
PITCHER	IP	WLS	BF	H	R	ER	SO	BB	IBB	HBP	BLK	WP	HR	S	P	ERA	WHIP										
Fergie Jenkins, R ERA: 3.53 (1, 1)	8.2	W	39	8	4	4	7	5	0	0	0	1	1	48	68	4.15	1.500										
Danny Darwin, R ERA: 2.34 (9, 1)	0.1	S	1	0	0	0	0	0	0	0	0	0	0	1	1	0.00	0.000										

Batter	1	2	3	4	5	6	7	8	9	AB	R	H	RBI	BB	SO	LOB	BOTTOM										
Mickey Rivers, L OBP: 0.338, SLG: 0.399 (1, 8)	0-0 1B CI 1B		0-0 G3		0-0 1B 2B		0-0 G6-4-3 2B		0-0 F8	5	2	3	0	0	0	0	Baltimore Orioles @ Texas Rangers Arlington Stadium, Arlington, TX Thu Jul 31 1980, 8:05 PM EDT Att: 14,969 - Unknown										
Bump Wills, S OBP: 0.313, SLG: 0.345 (1, 4)	0-1 CI 1B	4-0 CS BB		0-0 1B G6-4-3		0-0 E5 G6-4-3		0-0 F8	3	2	1	0	1	0	1												
Al Oliver, L OBP: 0.348, SLG: 0.432 (1, 7)	0-0 1B 1-2 2-3		0-0 1B		0-0 G6-4-3 1B		0-0 G6-4-3 1-2 2-3		0-0 L6	5	1	3	1	0	0	2											
Buddy Bell, R OBP: 0.378, SLG: 0.502 (1, 5)	0-0 1B E		0-0 5-3		0-0 G6-4-3		0-0 5-3			4	1	1	2	0	0	3											
Rusty Staub, L OBP: 0.391, SLG: 0.477 (1, 10)	0-0 E 1-3 3-H		0-0 4-3		0-0 6-3		0-0 5-3			4	0	1	1	0	0	0											
Pat Putnam, L OBP: 0.342, SLG: 0.435 (1, 3)	0-3 K		0-0 3-1		0-0 1-3		0-0 4-1			4	0	0	0	0	1	2											
Johnny Grubb, L OBP: 0.397, SLG: 0.423 (1, 9)	0-3 K		0-0 E S 1B		0-0 1B		4-0 1B BB			3	1	2	0	1	1	2											
Jim Sundberg, R OBP: 0.345, SLG: 0.387 (1, 2)	0-0 E6 FC6-4		0-0 1B		0-0 G4-6-3 1B		0-0 1B			4	0	3	1	0	0	1											
Pepe Frias, R OBP: 0.254, SLG: 0.269 (1, 6)	0-0 FC6-4		0-3 K		0-0 G4-6-3		0-0 F9			4	0	0	0	0	1	7											
Inning Stats	R: 4 E: 2 K: 2 S: 13	H: 4 LOB: 2 BB: 0 P: 13	R: 0 E: 0 K: 0 S: 3	H: 1 LOB: 1 BB: 1 P: 7	R: 1 E: 0 K: 1 S: 7	H: 2 LOB: 1 BB: 0 P: 7	R: 2 E: 0 K: 0 S: 5	H: 3 LOB: 0 BB: 0 P: 5	R: 0 E: 0 K: 0 S: 4	H: 2 LOB: 1 BB: 0 P: 4	R: 0 E: 1 K: 0 S: 4	H: 1 LOB: 1 BB: 0 P: 4	R: 0 E: 0 K: 0 S: 4	H: 1 LOB: 2 BB: 1 P: 8	R: 0 E: 0 K: 0 S: 3	H: 0 LOB: 0 BB: 0 P: 3		1B: 12 2B: 2 3B: 0 HR: 0	SF: 0 SAC: 0 DP: 3 HBP: 0	WP: 0 PB: 0 SB: 1 CS: 1	PA: 39						
PITCHER	IP	WLS	BF	H	R	ER	SO	BB	IBB	HBP	BLK	WP	HR	S	P	ERA	WHIP										
Steve Stone, R ERA: 3.21 (1, 1)	3.0	L	19	8	6	3	3	1	0	0	0	0	0	19	28	9.00	3.000										
Dennis Martinez, R ERA: 5.26 (4, 1)	5.0		20	6	1	1	0	1	0	0	0	0	0	19	23	1.80	1.400										

AB 35
R 4
H 8
RBI 4
BB 5
SO 7
LOB 17



AB 36
R 7
H 14
RBI 5
BB 2
SO 3
LOB 18



Batter	1	2	3	4	5	6	7	8	9	AB	R	H	RBI	BB	SO	LOB	TOP					
Roy Smalley, S OBP: 0.341, SLG: 0.405 (1, 6)	4-3		G6-4-3				F9			4	0	1	0	0	0	3	Minnesota Twins @ Baltimore Orioles Memorial Stadium, Baltimore, MD Fri Aug 01 1980, 7:05 PM EDT Att: 21,839 - Unknown - 83 F					
Ken Landreaux, L OBP: 0.333, SLG: 0.419 (1, 8)	K		1B 2B				F8		6-3	4	1	1	1	0	1	1						
Pete Mackanin, R OBP: 0.324, SLG: 0.366 (1, 5)	4-3		2B 1B				5-3		F5	4	0	1	1	0	0	1						
Jose Morales, R OBP: 0.398, SLG: 0.507 (1, 10)		6-3	4-3				F8		G3	4	0	0	0	0	0	1						
Ron Jackson, R OBP: 0.302, SLG: 0.379 (1, 3)	4-3			WP 1B			G6-4-3 BB		2B	3	0	2	0	1	0	0						
Bombo Rivera, R OBP: 0.262, SLG: 0.366 (1, 9)		BB		K			G6-4-3		L8	3	0	0	0	1	1	3						
Dave Edwards, R OBP: 0.296, SLG: 0.350 (1, 7)	K			K					K	4	0	0	0	0	4	3						
Butch Wynegar, S OBP: 0.333, SLG: 0.347 (1, 2)			G6-4-3 BB 2B BB	6-3			1-3		6-3	3	1	0	0	1	0	2						
Rob Wilfong, L OBP: 0.308, SLG: 0.345 (1, 4)			1-2 BB	5-3						1	0	0	0	2	0	0						
Inning Stats	R: 0 E: 0 K: 1 S: 5	H: 0 LOB: 0 BB: 0 P: 5	R: 0 E: 0 K: 1 S: 5	H: 0 LOB: 1 BB: 1 P: 9	R: 2 E: 0 K: 0 S: 4	H: 2 LOB: 1 BB: 2 P: 12	R: 0 E: 0 K: 2 S: 8	H: 1 LOB: 1 BB: 0 P: 8	R: 0 E: 0 K: 0 S: 4	H: 1 LOB: 1 BB: 0 P: 4	R: 0 E: 0 K: 0 S: 2	H: 0 LOB: 0 BB: 1 P: 6	R: 0 E: 0 K: 1 S: 5	H: 0 LOB: 1 BB: 1 P: 9	R: 0 E: 0 K: 0 S: 3	H: 0 LOB: 0 BB: 0 P: 3	R: 0 E: 0 K: 1 S: 6	H: 1 LOB: 1 BB: 0 P: 6	1B: 2 2B: 3 3B: 0 HR: 0	SF: 0 SAC: 0 DP: 2 HBP: 0	WP: 2 PB: 0 SB: 0 CS: 0	PA: 35
PITCHER Mike Flanagan, L ERA: 3.92 (1, 1)	IP: 9.0 WLS: W BF: 35 H: 5 R: 2 ER: 2 SO: 6 BB: 5 IBB: 0 HBP: 0 BLK: 0 WP: 2 HR: 0 S: 42 P: 62 ERA: 2.00 WHIP: 1.111															PITCHER						

Batter	1	2	3	4	5	6	7	8	9	AB	R	H	RBI	BB	SO	LOB	BOTTOM					
Al Bumby, L OBP: 0.308, SLG: 0.427 (1, 8)	F7		BB BB				F9		G3	3	0	0	0	1	0	0	Minnesota Twins @ Baltimore Orioles Memorial Stadium, Baltimore, MD Fri Aug 01 1980, 7:05 PM EDT Att: 21,839 - Unknown - 83 F					
Pat Kelly, L OBP: 0.374, SLG: 0.356 (1, 10)	1B		BB BB BB	G3-6-1 BB			K		K	3	0	1	0	1	2	0						
Ken Singleton, S OBP: 0.313, SLG: 0.456 (6, PR)				G3-6-1 BB			K			3	0	1	0	1	1	2						
Kiko Garcia, R OBP: 0.272, SLG: 0.259 (9, 6)	G4-6-3 1B		1-2				K		L6-4 1B BB	0	0	0	0	0	0	0						
Eddie Murray, S OBP: 0.347, SLG: 0.488 (1, 3)	G4-6-3			L3			FC5-4 1B		BB BB 1B 1B	4	1	2	0	0	0	2						
Dan Graham, L OBP: 0.287, SLG: 0.410 (1, 2)		L9		E3 FC5-4 1B 1B			F8		L6-4	4	1	0	0	0	0	3						
Gary Roenicke, R OBP: 0.354, SLG: 0.403 (9, 9)		F7		FC5-4 1B			FC5-4 1B		BB BB 1B	3	1	1	0	1	0	1						
Doug DeCinces, R OBP: 0.233, SLG: 0.371 (6, PH)		E5		FC5-4 1B					1B BB	3	0	1	0	0	0	2						
Terry Crowley, L OBP: 0.383, SLG: 0.431 (9, 4)		P6		1-2 2-3			1B		1B BB	0	0	0	0	1	0	0						
Lenn Sakata, R OBP: 0.222, SLG: 0.340 (9, 7)				1-3 3-H			P6		1B	3	0	1	1	0	0	3						
Mark Belanger, R OBP: 0.233, SLG: 0.250 (8, PH)				1-3 3-H						1	0	1	2	0	0	0						
John Lowenstein, L OBP: 0.377, SLG: 0.381 (9, 7)				1-2																		
Rich Dauer, R OBP: 0.328, SLG: 0.303 (9, 5)				5-3					F7	4	0	1	0	0	1	2						
Inning Stats	R: 0 E: 0 K: 0 S: 4	H: 2 LOB: 1 BB: 0 P: 4	R: 0 E: 1 K: 0 S: 4	H: 0 LOB: 1 BB: 0 P: 4	R: 0 E: 0 K: 0 S: 2	H: 0 LOB: 2 BB: 2 P: 10	R: 1 E: 1 K: 0 S: 6	H: 3 LOB: 2 BB: 0 P: 6	R: 0 E: 0 K: 2 S: 7	H: 0 LOB: 0 BB: 0 P: 7	R: 0 E: 0 K: 0 S: 5	H: 2 LOB: 2 BB: 0 P: 5	R: 0 E: 0 K: 1 S: 5	H: 0 LOB: 0 BB: 0 P: 5	R: 2 E: 0 K: 1 S: 6	H: 2 LOB: 2 BB: 3 P: 18	R: 0 E: 0 K: 1 S: 6	H: 0 LOB: 0 BB: 0 P: 18	1B: 9 2B: 1 3B: 0 HR: 0	SF: 0 SAC: 0 DP: 3 HBP: 0	WP: 0 PB: 0 SB: 0 CS: 0	PA: 36
PITCHER Roger Erickson, R ERA: 3.51 (1, 1)	IP: 7.0 WLS: L BF: 31 H: 8 R: 3 ER: 2 SO: 3 BB: 3 IBB: 0 HBP: 0 BLK: 0 WP: 0 HR: 0 S: 34 P: 46 ERA: 2.57 WHIP: 1.571															PITCHER						
Doug Corbett, R ERA: 2.15 (8, 1)	IP: 1.0 WLS: L BF: 5 H: 1 R: 0 ER: 0 SO: 1 BB: 2 IBB: 0 HBP: 0 BLK: 0 WP: 0 HR: 0 S: 5 P: 13 ERA: 0.00 WHIP: 3.000															PITCHER						


AB	30
R	2
H	5
RBI	2
BB	5
SO	6
LOB	14




Batter	1	2	3	4	5	6	7	8	9	AB	R	H	RBI	BB	SO	LOB	TOP					
Roy Smalley, S OBP: 0.337, SLG: 0.400	F9		K		G6-4-3			G4-6-3		4	0	0	0	0	1	3	Minnesota Twins @ Baltimore Orioles Memorial Stadium, Baltimore, MD Sat Aug 02 1980, 7:05 PM EDT Att: 21,981 - Unknown - 89 F					
Ken Landreaux, L OBP: 0.330, SLG: 0.414	F2		4-3		K			F7		4	0	0	1	0	1	0						
John Castino, R OBP: 0.343, SLG: 0.448	F8		2B					F9		4	0	2	0	0	0	0						
Jose Morales, R OBP: 0.388, SLG: 0.493		1-3	4-3					F9		4	0	0	0	0	0	2						
Ron Jackson, R OBP: 0.297, SLG: 0.372	F3				F8			F8		4	0	0	0	0	0	1						
Pete Mackanin, R OBP: 0.323, SLG: 0.364	1B				K			F9		4	0	1	0	0	1	1						
Hosken Powell, L OBP: 0.304, SLG: 0.343	1B				F8			4-3		3	0	1	0	0	0	0						
Rick Sofield, L OBP: 0.299, SLG: 0.423	K							P4		3	1	1	0	0	1	2						
Sal Butera, R OBP: 0.306, SLG: 0.277			E9					BB		2	1	2	0	1	0	0						
Inning Stats	R: 0 E: 0 K: 0 S: 3	H: 0 LOB: 0 BB: 0 P: 3	R: 0 E: 0 K: 1 S: 7	H: 2 LOB: 2 BB: 0 P: 7	R: 1 E: 1 K: 1 S: 7	H: 2 LOB: 1 BB: 0 P: 7	R: 0 E: 0 K: 1 S: 5	H: 0 LOB: 0 BB: 0 P: 5	R: 1 E: 0 K: 1 S: 6	H: 2 LOB: 0 BB: 0 P: 6	R: 0 E: 0 K: 0 S: 3	H: 0 LOB: 0 BB: 0 P: 3	R: 0 E: 0 K: 0 S: 3	H: 0 LOB: 0 BB: 0 P: 3	R: 0 E: 0 K: 0 S: 2	H: 0 LOB: 0 BB: 1 P: 6	R: 0 E: 0 K: 0 S: 4	H: 1 LOB: 1 BB: 0 P: 4	1B: 6 2B: 1 3B: 0 HR: 0	SF: 0 SAC: 0 DP: 2 HBP: 0	WP: 0 PB: 0 SB: 0 CS: 0	PA: 33
PITCHER Scott McGregor, L ERA: 3.61	IP: 9.0 WLS: W BF: 33 H: 7 R: 2 ER: 2 SO: 4 BB: 1 IBB: 0 HBP: 0 BLK: 0 WP: 0 HR: 0 S: 40 P: 44 ERA: 2.00 WHIP: 0.889																					

Batter	1	2	3	4	5	6	7	8	9	AB	R	H	RBI	BB	SO	LOB	BOTTOM											
Al Bumbry, L OBP: 0.306, SLG: 0.422	F7		6-3		2B	FC6-4		6-3		4	2	0	0	1	0	2	Minnesota Twins @ Baltimore Orioles Memorial Stadium, Baltimore, MD Sat Aug 02 1980, 7:05 PM EDT Att: 21,981 - Unknown - 89 F											
John Lowenstein, L OBP: 0.376, SLG: 0.355	K		G3		2B	E		5-3		2	0	0	0	1	1	1												
Gary Roenicke, R OBP: 0.355, SLG: 0.401					2B	E				1	1	0	0	1	0	0												
Ken Singleton, S OBP: 0.402, SLG: 0.458	F7				2B	E7		4-3		5	1	2	1	0	0	0												
Eddie Murray, S OBP: 0.346, SLG: 0.484		F9			G3	F9				3	1	0	0	1	0	2												
Pat Kelly, L OBP: 0.373, SLG: 0.362	6-3				2B					3	1	1	1	0	1	1												
Lee May, R OBP: 0.288, SLG: 0.412					SF7	2B		2B		1	0	1	0	0	0	0												
Dan Graham, L OBP: 0.292, SLG: 0.419	K				G3	E		2B		4	1	2	0	0	1	1												
Doug DeCinces, R OBP: 0.310, SLG: 0.368			F7		SF7	FC3		K		3	1	0	1	0	1	3												
Mark Belanger, R OBP: 0.246, SLG: 0.269			2B		1B	FC6-4		6-3		4	1	3	0	0	0	2												
Rich Dauer, R OBP: 0.327, SLG: 0.307			2B		5-3	SF8		6-3		3	0	1	2	0	0	3												
Inning Stats	R: 0 E: 0 K: 1 S: 5	H: 0 LOB: 0 BB: 0 P: 5	R: 0 E: 0 K: 1 S: 5	H: 0 LOB: 0 BB: 0 P: 5	R: 1 E: 0 K: 0 S: 5	H: 2 LOB: 1 BB: 0 P: 5	R: 3 E: 0 K: 0 S: 6	H: 3 LOB: 1 BB: 1 P: 10	R: 1 E: 0 K: 1 S: 5	H: 1 LOB: 1 BB: 2 P: 13	R: 4 E: 2 K: 0 S: 7	H: 2 LOB: 1 BB: 1 P: 11	R: 0 E: 0 K: 1 S: 7	H: 2 LOB: 2 BB: 0 P: 7	R: 0 E: 0 K: 0 S: 3	H: 0 LOB: 0 BB: 0 P: 3	1B: 5 2B: 5 3B: 0 HR: 0	SF: 2 SAC: 0 DP: 0 HBP: 0	WP: 1 PB: 0 SB: 1 CS: 0	PA: 39								
PITCHER Fernando Arroyo, R ERA: 5.44	IP: 4.0 WLS: L BF: 20 H: 5 R: 5 ER: 5 SO: 2 BB: 3 IBB: 0 HBP: 0 BLK: 0 WP: 1 HR: 0 S: 21 P: 33 ERA: 11.25 WHIP: 2.000																											
John Verhoeven, R ERA: 3.95	1.1	7	3	3	1	1	0	0	0	0	9	9	6.75	2.250														
Mike Kinnunen, L ERA: 5.02	0.2	4	0	1	0	0	1	0	0	0	3	7	0.00	1.500														
Mike Bacsik, R ERA: 3.6	2.0	8	2	0	0	1	0	0	0	0	10	10	0.00	1.000														

AB 32
R 2
H 7
RBI 1
BB 1
SO 4
LOB 9



AB 33
R 9
H 10
RBI 5
BB 4
SO 4
LOB 15



Batter	1	2	3	4	5	6	7	8	9	AB	R	H	RBI	BB	SO	LOB	TOP																			
Butch Wynegar, S OBP: 0.332, SLG: 0.346 (1, 2)										4	0	1	0	0	0	3	Minnesota Twins @ Baltimore Orioles Memorial Stadium, Baltimore, MD Sun Aug 03 1980, 3:33 AM EDT Att: 16,526 - Unknown - 91 F																			
Roy Smalley, S OBP: 0.344, SLG: 0.406 (1, 6)										3	0	3	0	1	0	0																				
Rob Wilfong, L OBP: 0.307, SLG: 0.344 (1, 4)										4	0	1	0	0	1	4																				
Rick Sofield, L OBP: 0.295, SLG: 0.417 (1, 7)										4	0	0	0	0	1	4																				
Hosken Powell, L OBP: 0.309, SLG: 0.362 (1, 9)										4	2	3	1	0	0	0																				
Danny Goodwin, L OBP: 0.294, SLG: 0.273 (1, 10)										4	0	1	1	0	1	1																				
Ron Jackson, R OBP: 0.296, SLG: 0.371 (1, 3)										4	0	1	0	0	1	1																				
John Castino, R OBP: 0.342, SLG: 0.444 (1, 5)										3	0	0	0	1	0	1																				
Dave Edwards, R OBP: 0.292, SLG: 0.345 (7, PH)										2	0	0	0	0	1	0																				
Ken Landreaux, L OBP: 0.332, SLG: 0.414 (7, 8)										0	0	0	0	1	0	0																				
Inning Stats	R: 0 E: 0 K: 2 S: 8	H: 2 LOB: 1 BB: 0 P: 8	R: 1 E: 0 K: 1 S: 6	H: 1 LOB: 0 BB: 0 P: 6	R: 0 E: 0 K: 1 S: 6	H: 1 LOB: 2 BB: 1 P: 10	R: 0 E: 0 K: 0 S: 3	H: 0 LOB: 0 BB: 0 P: 3	R: 0 E: 0 K: 0 S: 3	H: 1 LOB: 0 BB: 0 P: 3	R: 1 E: 0 K: 1 S: 6	H: 2 LOB: 2 BB: 2 P: 14	R: 0 E: 0 K: 0 S: 3	H: 1 LOB: 0 BB: 0 P: 3	R: 0 E: 0 K: 0 S: 4	H: 2 LOB: 1 BB: 0 P: 4	1B: 8 2B: 1 3B: 0 HR: 1	SF: 0 SAC: 0 DP: 4 HBP: 0	WP: 0 PA: 35 PB: 0 SB: 0 CS: 1																	
PITCHER	IP	WLS	BF	H	R	ER	SO	BB	IBB	HBP	BLK	WP	HR	S	P	ERA	WHIP	PITCHER		IP	WLS	BF	H	R	ER	SO	BB	IBB	HBP	BLK	WP	HR	S	P	ERA	WHIP
Jim Palmer, R ERA: 3.5 (1, 1)	6.0	W	24	7	2	2	4	1	0	0	0	0	1	31	35	3.00	1.333																			
Tim Stoddard, R ERA: 2.43 (7, 1)	3.0	S	11	3	0	0	1	2	0	0	0	0	0	11	19	0.00	1.667																			

AB	32
R	2
H	10
RBI	2
BB	3
SO	5
LOB	14



Batter	1	2	3	4	5	6	7	8	9	AB	R	H	RBI	BB	SO	LOB	BOTTOM																			
Mark Belanger, R OBP: 0.244, SLG: 0.267 (1, 6)										5	1	1	0	0	0	1	Minnesota Twins @ Baltimore Orioles Memorial Stadium, Baltimore, MD Sun Aug 03 1980, 3:33 AM EDT Att: 16,526 - Unknown - 91 F																			
Rick Dempsey, R OBP: 0.327, SLG: 0.420 (1, 2)										3	2	2	0	1	0	0																				
Ken Singleton, S OBP: 0.403, SLG: 0.457 (7, PR)										3	2	1	0	1	0	2																				
John Lowenstein, L OBP: 0.376, SLG: 0.355 (8, 7)										0	0	0	0	0	0	0																				
Eddie Murray, S OBP: 0.350, SLG: 0.495 (1, 3)										4	1	3	4	0	1	3																				
Benny Ayala, R OBP: 0.380, SLG: 0.653 (5, PH)										1	0	0	1	0	0	0																				
Al Bumbry, L OBP: 0.406, SLG: 0.423 (6, 8)										2	0	1	2	0	0	2																				
Gary Roenicke, R OBP: 0.353, SLG: 0.394 (6, 7)										3	0	0	0	1	0	1																				
Lee May, R OBP: 0.288, SLG: 0.406 (1, 10)										3	0	0	0	1	1	3																				
Doug DeCinces, R OBP: 0.306, SLG: 0.363 (1, 5)										4	0	0	0	0	1	1																				
Rich Dauer, R OBP: 0.326, SLG: 0.309 (1, 4)										4	1	1	0	0	0	1																				
Inning Stats	R: 2 E: 1 K: 0 S: 5	H: 1 LOB: 0 BB: 0 P: 5	R: 0 E: 0 K: 1 S: 5	H: 0 LOB: 1 BB: 1 P: 9	R: 2 E: 0 K: 0 S: 5	H: 2 LOB: 1 BB: 1 P: 9	R: 0 E: 0 K: 0 S: 3	H: 0 LOB: 0 BB: 0 P: 3	R: 1 E: 0 K: 0 S: 5	H: 3 LOB: 1 BB: 0 P: 5	R: 0 E: 0 K: 0 S: 3	H: 0 LOB: 0 BB: 0 P: 3	R: 2 E: 0 K: 2 S: 10	H: 3 LOB: 3 BB: 2 P: 18	R: 0 E: 0 K: 0 S: 3	H: 0 LOB: 0 BB: 0 P: 3	1B: 7 2B: 1 3B: 0 HR: 1	SF: 1 SAC: 0 DP: 1 HBP: 0	WP: 0 PA: 37 PB: 0 SB: 0 CS: 0																	
PITCHER	IP	WLS	BF	H	R	ER	SO	BB	IBB	HBP	BLK	WP	HR	S	P	ERA	WHIP	PITCHER		IP	WLS	BF	H	R	ER	SO	BB	IBB	HBP	BLK	WP	HR	S	P	ERA	WHIP
Darrell Jackson, L ERA: 4.07 (1, 1)	4.1	L	22	6	5	3	1	2	0	0	0	0	0	14	22	6.75	1.846																			
Albert Williams, R ERA: 4.5 (5, 1)	2.2		12	3	2	2	2	2	0	0	0	0	0	14	22	6.75	1.875																			
Doug Corbett, R ERA: 2.12 (8, 1)	1.0		3	0	0	0	0	0	0	0	0	0	0	3	3	0.00	0.000																			

AB	32
R	7
H	9
RBI	7
BB	4
SO	3
LOB	14



Batter	1	2	3	4	5	6	7	8	9	AB	R	H	RBI	BB	SO	LOB	TOP										
Bob Molinaro, L (1, 10) OBP: 0.365, SLG: 0.416	L9		2B		1B			F8		4	0	2	0	0	0	0	Chicago White Sox @ Baltimore Orioles Memorial Stadium, Baltimore, MD Tue Aug 05 1980, 7:05 PM EDT Att: 14,303 - Unknown										
Jim Morrison, R (1, 4) OBP: 0.320, SLG: 0.419	4-3 HR		F7			5-3		5-3		4	1	1	0	0	0	1											
Harold Baines, L (1, 9) OBP: 0.281, SLG: 0.405	4-3		BB			P6		FC6-4		3	0	1	0	1	0	1											
Lamar Johnson, R (1, 3) OBP: 0.316, SLG: 0.423	HR		5-3			1B		FC6-4		4	1	2	2	0	0	3											
Wayne Nordhagen, R (1, 7) OBP: 0.306, SLG: 0.521	F8				6-3			6-3		4	0	1	0	0	0	0											
Thad Bosley, L (1, 8) OBP: 0.277, SLG: 0.285		K			F9			F9		4	0	0	0	0	2	2											
Greg Pryor, R (1, 5) OBP: 0.401, SLG: 0.371		5-3			5-3			3-1		3	0	0	0	0	0	0											
Mike Squires, L (9, PH) OBP: 0.337, SLG: 0.346								4-3		1	0	0	0	0	0	0											
Bruce Kimm, R (1, 2) OBP: 0.303, SLG: 0.307		P5				F9		P3		3	0	0	0	0	0	0											
Todd Cruz, R (1, 6) OBP: 0.291, SLG: 0.326					L7			L9		3	0	0	0	0	0	0											
Inning Stats	R: 2 E: 0 K: 0 S: 5	H: 2 LOB: 0 BB: 0 P: 5	R: 0 E: 0 K: 1 S: 5	H: 0 LOB: 0 BB: 0 P: 5	R: 0 E: 0 K: 0 S: 4	H: 1 LOB: 2 BB: 1 P: 8	R: 0 E: 0 K: 0 S: 3	H: 0 LOB: 0 BB: 0 P: 3	R: 0 E: 0 K: 0 S: 3	H: 1 LOB: 1 BB: 0 P: 3	R: 0 E: 0 K: 0 S: 5	H: 2 LOB: 2 BB: 0 P: 5	R: 0 E: 0 K: 0 S: 3	H: 0 LOB: 0 BB: 0 P: 3	R: 0 E: 0 K: 1 S: 4	H: 1 LOB: 1 BB: 0 P: 4	R: 0 E: 0 K: 1 S: 5	H: 0 LOB: 0 BB: 0 P: 5	1B: 4 2B: 2 3B: 0 HR: 1	SF: 0 SAC: 0 DP: 0 HBP: 0	WP: 0 PB: 0 SB: 0 CS: 0	PA: 34					
PITCHER	IP	WLS	BF	H	R	ER	SO	BB	IBB	HBP	BLK	WP	HR	S	P	ERA	WHIP										
Steve Stone, R (1, 1) ERA: 3.18	7.0	W	27	6	2	2	1	1	0	0	0	0	1	28	32	2.57	1.000										
Dennis Martinez, R (8, 1) ERA: 5.01	2.0		7	1	0	0	1	0	0	0	0	0	0	9	9	0.00	0.500										

Batter	1	2	3	4	5	6	7	8	9	AB	R	H	RBI	BB	SO	LOB	BOTTOM										
Al Bumby, L (1, 8) OBP: 0.308, SLG: 0.424	4-3		1B		1B	WP		1-3		4	2	2	0	1	0	0	Chicago White Sox @ Baltimore Orioles Memorial Stadium, Baltimore, MD Tue Aug 05 1980, 7:05 PM EDT Att: 14,303 - Unknown										
Rich Dauer, R (1, 4) OBP: 0.330, SLG: 0.313	F7		1B		P6	FC6-4				5	0	3	2	0	0	1											
Ken Singleton, S (1, 9) OBP: 0.401, SLG: 0.452			1B		1B	1B		1B		4	1	0	0	1	2	5											
Mark Belanger, R (9, 6) OBP: 0.244, SLG: 0.267			K		E6	FC6-4		K		0	0	0	0	0	0	0											
Eddie Murray, S (1, 3) OBP: 0.351, SLG: 0.494	4-3		1B		1B	F8				3	1	1	0	1	0	2											
John Lowenstein, L (1, 7) OBP: 0.379, SLG: 0.360		G3	G3		HR	G6-4-3				4	1	2	1	0	0	3											
Terry Crowley, L (1, 10) OBP: 0.382, SLG: 0.454					HR	G6-4-3				3	1	1	4	0	1	0											
Lee May, R (7, PH) OBP: 0.286, SLG: 0.404		4-3		K	HR	G6-4-3				1	0	0	0	0	0	1											
Dan Graham, L (1, 2) OBP: 0.291, SLG: 0.411		4-3		FC5-4	K	G3				3	0	0	0	1	1	0											
Doug DeCinces, R (1, 5) OBP: 0.305, SLG: 0.371			6-3		FC5-4	P6		HR		4	1	1	1	0	0	1											
Gary Roenicke, R (9, 9) OBP: 0.353, SLG: 0.394					1-2					0	0	0	0	0	0	0											
Kiko Garcia, R (1, 6) OBP: 0.272, SLG: 0.259			1B		K			K		4	1	1	0	0	3	1											
Inning Stats	R: 0 E: 0 K: 0 S: 3	H: 0 LOB: 1 BB: 1 P: 7	R: 0 E: 0 K: 0 S: 3	H: 0 LOB: 0 BB: 0 P: 3	R: 1 E: 0 K: 1 S: 9	H: 4 LOB: 3 BB: 0 P: 9	R: 0 E: 0 K: 2 S: 7	H: 0 LOB: 1 BB: 1 P: 11	R: 5 E: 2 K: 1 S: 9	H: 3 LOB: 0 BB: 1 P: 13	R: 1 E: 0 K: 1 S: 6	H: 1 LOB: 1 BB: 1 P: 10	R: 0 E: 0 K: 0 S: 3	H: 1 LOB: 0 BB: 0 P: 3	R: 1 E: 0 K: 2 S: 9	H: 2 LOB: 1 BB: 0 P: 9	1B: 9 2B: 0 3B: 0 HR: 2	SF: 0 SAC: 0 DP: 1 HBP: 0	WP: 1 PB: 0 SB: 1 CS: 0	PA: 39							
PITCHER	IP	WLS	BF	H	R	ER	SO	BB	IBB	HBP	BLK	WP	HR	S	P	ERA	WHIP										
LaMarr Hoyt, R (1, 1) ERA: 4.47	5.0	L	26	7	6	5	4	3	0	0	0	0	1	31	43	9.00	2.000										
Rich Wortham, L (6, 1) ERA: 5.7	2.0		8	2	1	1	1	1	0	0	0	1	0	9	13	4.50	1.500										
Dewey Robinson, R (8, 1) ERA: 2.25	1.0		5	2	1	1	2	0	0	0	0	0	1	9	9	9.00	2.000										

Batter	1	2	3	4	5	6	7	8	9	AB	R	H	RBI	BB	SO	LOB	TOP				
Bob Molinaro, L (1, 10) OBP: 0.361, SLG: 0.410 Kevin Bell, R (8, FH) OBP: 0.293, SLG: 0.233	0-3 K		0-3 K			0-3 K		0-0 1B		3	0	0	0	0	3	0	Chicago White Sox @ Baltimore Orioles Memorial Stadium, Baltimore, MD Wed Aug 06 1980, 7:05 PM EDT Att: 21,538 - Unknown				
Greg Pryor, R (1, 5) OBP: 0.294, SLG: 0.376	0-0 G4-6-3 1B			0-0 2B		0-0 F9		0-0 F8		4	1	2	0	0	0	2					
Jim Morrison, R (1, 4) OBP: 0.320, SLG: 0.418	0-0 G4-6-3 1-2			0-3 K		0-0 F9			0-0 G5-4-3 1B	4	0	1	0	0	1	2					
Lamar Johnson, R (1, 3) OBP: 0.318, SLG: 0.425		4-0 FC6-4 BB		0-0 E		0-0 2B		0-0 6-3		3	0	1	1	1	0	1					
Wayne Nordhagen, R (1, 9) OBP: 0.301, SLG: 0.514		0-0 F8		0-0 E6		0-0 P3		0-0 G5-4-3		4	0	0	0	0	0	3					
Ron Pruitt, R (1, 7) OBP: 0.305, SLG: 0.320		0-3 K		0-0 G6-4-3		0-0 6-3				3	0	0	0	0	1	3					
Bruce Kimm, R (1, 2) OBP: 0.300, SLG: 0.303		0-0 FC6-4				0-0 P6		0-0 5-3		3	0	0	0	0	0	1					
Thad Bosley, L (1, 8) OBP: 0.272, SLG: 0.279			0-0 4-3		0-3 K		0-3 K			3	0	0	0	0	2	0					
Todd Cruz, R (1, 6) OBP: 0.292, SLG: 0.326			0-3 K		0-0 6-3			0-0 1B		3	0	1	0	0	1	0					
Inning Stats	R: 0 E: 0 K: 1 S: 5	H: 1 LOB: 0 BB: 0 P: 5	R: 0 E: 0 K: 1 S: 5	H: 0 LOB: 1 BB: 1 P: 9	R: 0 E: 0 K: 2 S: 7	H: 0 LOB: 0 BB: 0 P: 7	R: 1 E: 1 K: 1 S: 7	H: 2 LOB: 1 BB: 0 P: 7	R: 0 E: 0 K: 1 S: 5	H: 0 LOB: 0 BB: 0 P: 5	R: 0 E: 0 K: 0 S: 3	H: 0 LOB: 0 BB: 0 P: 3	R: 0 E: 0 K: 1 S: 7	H: 2 LOB: 2 BB: 0 P: 7	R: 0 E: 0 K: 0 S: 3	H: 1 LOB: 0 BB: 0 P: 3		1B: 4 2B: 2 3B: 0 HR: 0	SF: 0 SAC: 0 DP: 3 HBP: 0	WP: 0 PB: 0 SB: 0 CS: 0	PA: 32
PITCHER	IP	WLS	BF	H	R	ER	SO	BB	IBB	HBP	BLK	WP	HR	S	P	ERA	WHIP				
Mike Flanagan, L (1, 1) ERA: 3.79	8.0	W	29	5	1	1	8	1	0	0	0	0	0	44	48	1.12	0.750				
Tim Stoddard, R (9, 1) ERA: 2.38	1.0	S	3	1	0	0	0	0	0	0	0	0	0	3	3	0.00	1.000				

Batter	1	2	3	4	5	6	7	8	9	AB	R	H	RBI	BB	SO	LOB	BOTTOM				
Al Bumbry, L (1, 8) OBP: 0.409, SLG: 0.423	0-0 1B 2B	0-0 1-3		0-3 K			4-0 FC5-4 BB			3	1	1	0	1	1	2	Chicago White Sox @ Baltimore Orioles Memorial Stadium, Baltimore, MD Wed Aug 06 1980, 7:05 PM EDT Att: 21,538 - Unknown				
Rich Dauer, R (1, 4) OBP: 0.332, SLG: 0.319	0-0 1-2 2B		0-0 HR		0-0 F8		0-0 F7			4	1	2	0	0	0	1					
Ken Singleton, S (1, 9) OBP: 0.402, SLG: 0.463 John Lowenstein, L (9, 7) OBP: 0.379, SLG: 0.360	0-0 1-2 2B		0-0 HR		0-0 1-3		0-0 FC5-4			4	1	2	3	0	0	1					
Eddie Murray, S (1, 3) OBP: 0.350, SLG: 0.499	0-0 F7		0-0 F9		0-0 HR			0-0 P3		4	1	1	1	0	0	1					
Benny Ayala, R (1, 10) OBP: 0.375, SLG: 0.633	0-3 K		4-0 1B		0-0 F7			0-0 4-3		3	0	0	0	1	1	1					
Gary Roenicke, R (1, 7) OBP: 0.356, SLG: 0.393		1-0 G3 HBP	0-0 G6-4-3 1B		0-0 F2		0-0 F7			3	0	1	0	0	0	0					
Doug DeCinces, R (1, 5) OBP: 0.303, SLG: 0.367		0-0 P3	0-0 G6-4-3		0-0 5-3					3	0	0	0	0	0	3					
Rick Dempsey, R (1, 2) OBP: 0.323, SLG: 0.415		0-0 G3		0-0 F8		0-0 F7				3	0	0	0	0	0	1					
Kiko Garcia, R (1, 6) OBP: 0.272, SLG: 0.257		4-0 BB		0-0 P5			0-0 1-3			2	0	0	0	1	0	0					
Inning Stats	R: 1 E: 0 K: 1 S: 7	H: 3 LOB: 1 BB: 0 P: 7	R: 0 E: 0 K: 0 S: 3	H: 0 LOB: 2 BB: 1 P: 8	R: 2 E: 0 K: 0 S: 5	H: 3 LOB: 1 BB: 1 P: 9	R: 0 E: 0 K: 1 S: 5	H: 0 LOB: 0 BB: 0 P: 5	R: 1 E: 0 K: 0 S: 4	H: 1 LOB: 0 BB: 0 P: 4	R: 0 E: 0 K: 0 S: 3	H: 0 LOB: 1 BB: 1 P: 7	R: 0 E: 0 K: 0 S: 3	H: 0 LOB: 0 BB: 0 P: 3	R: 0 E: 0 K: 0 S: 3	H: 0 LOB: 0 BB: 0 P: 3		1B: 3 2B: 2 3B: 0 HR: 2	SF: 0 SAC: 0 DP: 1 HBP: 1	WP: 0 PB: 0 SB: 0 CS: 0	PA: 33
PITCHER	IP	WLS	BF	H	R	ER	SO	BB	IBB	HBP	BLK	WP	HR	S	P	ERA	WHIP				
Britt Burns, L (1, 1) ERA: 2.77	8.0	L	33	7	4	4	2	3	0	1	0	0	2	33	46	4.50	1.250				

Batter	1	2	3	4	5	6	7	8	9	AB	R	H	RBI	BB	SO	LOB	TOP			
Bruce Kimm, R OBP: 0.295, SLG: 0.298 (1, 2)										4	0	0	0	0	1	2	Chicago White Sox @ Baltimore Orioles Memorial Stadium, Baltimore, MD Thu Aug 07 1980, 7:05 PM EDT Att: 21,750 - Unknown			
Greg Pryor, R OBP: 0.289, SLG: 0.371 (1, 5)										4	0	0	0	0	0	1				
Jim Morrison, R OBP: 0.317, SLG: 0.413 (1, 4)										4	0	0	0	0	0	1				
Lamar Johnson, R OBP: 0.318, SLG: 0.423 (1, 3)										4	0	1	0	0	1	0				
Wayne Nordhagen, R OBP: 0.297, SLG: 0.507 (1, 7)										4	0	0	0	0	1	1				
Ron Pruitt, R OBP: 0.326, SLG: 0.354 (1, 8)										4	0	3	0	0	0	0				
Kevin Bell, R OBP: 0.298, SLG: 0.230 (1, 10)										2	0	0	0	2	0	1				
Harold Baines, L OBP: 0.281, SLG: 0.412 (1, 9)										4	1	1	1	0	1	4				
Todd Cruz, R OBP: 0.297, SLG: 0.332 (1, 6)										3	0	2	0	0	0	0				
Inning Stats	R: 0 E: 0 K: 0 S: 3	H: 0 LOB: 0 BB: 0 P: 3	R: 0 E: 0 K: 0 S: 4	H: 1 LOB: 1 BB: 0 P: 4	R: 1 E: 0 K: 0 S: 4	H: 1 LOB: 0 BB: 0 P: 4	R: 0 E: 0 K: 0 S: 5	H: 2 LOB: 3 BB: 1 P: 9	R: 0 E: 0 K: 1 S: 5	H: 1 LOB: 1 BB: 0 P: 4	R: 0 E: 0 K: 1 S: 6	H: 1 LOB: 1 BB: 0 P: 6	R: 0 E: 0 K: 1 S: 5	H: 0 LOB: 0 BB: 1 P: 5	R: 0 E: 0 K: 1 S: 5	H: 0 LOB: 1 BB: 1 P: 9	1B: 5 2B: 1 3B: 0 HR: 1	SF: 0 SAC: 0 DP: 0 HBP: 0	WP: 0 PB: 0 CS: 0	PA: 35
PITCHER Scott McGregor, L ERA: 3.46 (1, 1)	IP: 9.0 WLS: W BF: 35 H: 7 R: 1 ER: 1 SO: 4 BB: 2 IBB: 0 HBP: 0 BLK: 0 WP: 0 HR: 1 S: 41 P: 49 ERA: 1.00 WHIP: 1.000															PITCHER				

Batter	1	2	3	4	5	6	7	8	9	AB	R	H	RBI	BB	SO	LOB	BOTTOM			
Al Bumbry, L OBP: 0.306, SLG: 0.419 (1, 8)										4	0	0	0	0	0	2	Chicago White Sox @ Baltimore Orioles Memorial Stadium, Baltimore, MD Thu Aug 07 1980, 7:05 PM EDT Att: 21,750 - Unknown			
Rick Dempsey, R OBP: 0.322, SLG: 0.412 (1, 2)										4	1	1	0	0	1	0				
Ken Singleton, S OBP: 0.400, SLG: 0.483 John Lowenstein, L OBP: 0.379, SLG: 0.360 (1, 9) (9, 7)										4	0	1	1	0	2	0				
Eddie Murray, S OBP: 0.348, SLG: 0.495 (1, 3)										3	0	0	0	0	0	1				
Benny Ayala, R OBP: 0.383, SLG: 0.630 (1, 10)										2	0	1	0	1	0	0				
Doug DeCinces, R OBP: 0.306, SLG: 0.368 (1, 5)										2	0	1	0	1	0	1				
Gary Roenicke, R OBP: 0.355, SLG: 0.392 (1, 7) (9, 9)										3	0	1	0	0	0	3				
Kiko Garcia, R OBP: 0.270, SLG: 0.254 Lee May, R OBP: 0.285, SLG: 0.402 Mark Belanger, R OBP: 0.244, SLG: 0.267 (1, 6) (7, PH) (8, 6)										2	1	0	0	0	0	1				
Rich Dauer, R OBP: 0.332, SLG: 0.319 (1, 4)										3	0	1	0	0	0	3				
Inning Stats	R: 0 E: 0 K: 0 S: 3	H: 0 LOB: 0 BB: 1 P: 6	R: 0 E: 0 K: 0 S: 2	H: 0 LOB: 0 BB: 1 P: 6	R: 0 E: 0 K: 2 S: 7	H: 0 LOB: 0 BB: 0 P: 7	R: 0 E: 0 K: 0 S: 2	H: 0 LOB: 0 BB: 1 P: 6	R: 2 E: 1 K: 0 S: 6	H: 3 LOB: 1 BB: 0 P: 6	R: 0 E: 0 K: 0 S: 5	H: 2 LOB: 2 BB: 0 P: 5	R: 0 E: 0 K: 1 S: 5	H: 0 LOB: 0 BB: 0 P: 5	R: 0 E: 0 K: 0 S: 5	H: 0 LOB: 0 BB: 0 P: 5	1B: 5 2B: 1 3B: 0 HR: 0	SF: 0 SAC: 0 DP: 3 HBP: 0	WP: 0 PB: 0 CS: 0	PA: 30
PITCHER Steve Trout, L ERA: 3.49 (1, 1)	IP: 8.0 WLS: L BF: 30 H: 6 R: 2 ER: 0 SO: 3 BB: 2 IBB: 0 HBP: 0 BLK: 0 WP: 0 HR: 0 S: 34 P: 42 ERA: 0.00 WHIP: 1.000															PITCHER				

Batter	1	2	3	4	5	6	7	8	9	AB	R	H	RBI	BB	SO	LOB	TOP								
Al Bumbry, L OBP: 0.402, SLG: 0.415 (1, 8)	0-0 5-3		0-0 F7		0-0 P4		0-0 1-3		0-0 SH1-3	4	0	0	0	0	0	0									
Rick Dempsey, R OBP: 0.316, SLG: 0.403 (1, 2)	0-0 5-3		0-0 6-3			0-0 F8		0-3 K	0-3 K	5	0	0	0	0	2	1									
Ken Singleton, S OBP: 0.398, SLG: 0.460 (1, 9)	0-0 6-3			0-0 6-3		0-0 5-3		0-0 F9	0-0 1B	5	0	1	1	0	0	0									
Eddie Murray, S OBP: 0.353, SLG: 0.509 (1, 3)		0-0 5-3		0-0 BB 1B		0-0 2B		0-0 HR	0-0 1B	5	2	4	1	0	0	0									
Benny Ayala, R OBP: 0.392, SLG: 0.635 (1, 10)		4-0 BB BB		0-0 F8		0-0 2B		0-0 2B E	0-0 G3	4	1	2	1	1	0	3									
Doug DeCinces, R OBP: 0.311, SLG: 0.372 (1, 5)		0-0 F9		4-0 1-2 BB		4-0 BB		0-0 E		2	1	1	0	2	0	1									
Gary Roenicke, R OBP: 0.355, SLG: 0.388 (8, PH)		4-0 BB		0-3 K		0-0 F8		0-0 E8		2	0	0	0	1	1	4									
John Lowenstein, L OBP: 0.384, SLG: 0.365 (8, 7)		1-2 BB						0-0 1B		1	0	1	2	0	0	0									
Kiko Garcia, R OBP: 0.267, SLG: 0.251 (1, 6)		0-0 F2			0-3 K		0-0 F7	0-0 5-3		3	0	0	0	0	1	2									
Terry Crowley, L OBP: 0.380, SLG: 0.450 (8, PH)										1	0	0	0	0	0	1									
Mark Belanger, R OBP: 0.244, SLG: 0.267 (8, 6)										0	0	0	0	0	0	0									
Lenn Sakata, R OBP: 0.224, SLG: 0.333 (1, 4)			0-0 5-3		0-3 K		0-0 F9		0-0 SH1-3 1B	4	1	1	0	0	1	0									
Inning Stats	R: 0 E: 0 K: 0 S: 3	H: 0 LOB: 0 BB: 0 P: 3	R: 0 E: 0 K: 0 S: 3	H: 0 LOB: 2 BB: 2 P: 11	R: 0 E: 0 K: 1 S: 3	H: 0 LOB: 0 BB: 0 P: 3	R: 0 E: 0 K: 1 S: 6	H: 1 LOB: 2 BB: 1 P: 10	R: 0 E: 0 K: 2 S: 7	H: 0 LOB: 0 BB: 0 P: 7	R: 1 E: 0 K: 0 S: 5	H: 2 LOB: 2 BB: 1 P: 9	R: 0 E: 0 K: 0 S: 3	H: 0 LOB: 0 BB: 0 P: 3	R: 3 E: 1 K: 1 S: 9	H: 4 LOB: 1 BB: 0 P: 9	R: 1 E: 0 K: 1 S: 8	H: 3 LOB: 2 BB: 0 P: 8	1B: 6 2B: 3 HR: 1	SF: 0 SAC: 1 DP: 0 HBP: 0	WP: 0 PB: 0 SB: 0 CS: 0	PA: 41			
PITCHER	IP	WLS	BF	H	R	ER	SO	BB	IBB	HBP	BLK	WP	HR	S	P	ERA	WHIP								
Ron Guidry, L ERA: 3.7 (1, 1)	7.2	L	32	5	3	3	4	4	0	0	0	0	1	36	52	3.52	1.174								
Rich Gossage, R ERA: 2.61 (8, 1)	1.1		9	5	2	2	1	0	0	0	0	0	0	11	11	13.50	3.750								

Baltimore Orioles @ New York Yankees
Yankee Stadium, Bronx, NY
Fri Aug 08 1980, 7:05 PM EDT
Att: 54,130 - Unknown

AB 36
R 5
H 10
RBI 5
BB 4
SO 5
LOB 12



Batter	1	2	3	4	5	6	7	8	9	AB	R	H	RBI	BB	SO	LOB	BOTTOM								
Willie Randolph, R OBP: 0.414, SLG: 0.395 (1, 4)	0-0 4-3		4-0 1B BB		0-0 1-3			0-0 F9	0-0 4-3	4	0	0	0	1	0	2									
Bobby Murcer, L OBP: 0.382, SLG: 0.503 (1, 7)	0-0 1B		0-0 1-2 2H 1B		0-0 G3			0-0 F8		4	0	2	1	0	0	0									
Oscar Gamble, L OBP: 0.291, SLG: 0.412 (1, 10)	0-3 K		0-0 F8		0-0 F2			0-0 BB 1B		4	0	1	0	0	1	3									
Reggie Jackson, L OBP: 0.388, SLG: 0.615 (1, 9)	0-0 6-3		0-3 K		0-3 K			0-0 BB		3	0	0	0	1	2	3									
Jim Spencer, L OBP: 0.310, SLG: 0.411 (1, 3)		0-0 F9		0-0 F8				0-0 P6		3	0	0	0	0	0	2									
Bob Watson, R OBP: 0.358, SLG: 0.426 (8, PH) (9, 3)		0-0 F9		0-0 F8				0-0 5-3		1	0	0	0	0	0	2									
Eric Soderholm, R OBP: 0.377, SLG: 0.481 (1, 5)		0-0 2B		0-0 6-3				0-0 K		4	0	1	0	0	1	0									
Rick Cerone, R OBP: 0.320, SLG: 0.455 (1, 2)		0-0 5-3		0-0 4-3				0-0 F9		4	0	1	0	0	0	1									
Ruppert Jones, L OBP: 0.298, SLG: 0.367 (1, 8)		0-0 F7		0-0 4-3				0-0 HR		3	1	1	1	1	0	1									
Bucky Dent, R OBP: 0.317, SLG: 0.342 (1, 6)					0-0 F7					3	1	1	0	0	0	0									
Bobby Brown, S OBP: 0.314, SLG: 0.422 (8, PH)			0-0 BB 1B		0-0 F7			0-3 K		1	0	0	0	0	1	2									
Inning Stats	R: 0 E: 0 K: 1 S: 6	H: 1 LOB: 1 BB: 0 P: 6	R: 0 E: 0 K: 0 S: 4	H: 1 LOB: 0 BB: 0 P: 4	R: 1 E: 0 K: 1 S: 7	H: 2 LOB: 2 BB: 1 P: 11	R: 0 E: 0 K: 0 S: 3	H: 0 LOB: 0 BB: 0 P: 3	R: 0 E: 0 K: 1 S: 5	H: 0 LOB: 0 BB: 0 P: 5	R: 1 E: 0 K: 0 S: 4	H: 1 LOB: 0 BB: 0 P: 4	R: 0 E: 0 K: 0 S: 4	H: 1 LOB: 2 BB: 1 P: 8	R: 0 E: 0 K: 2 S: 8	H: 1 LOB: 2 BB: 1 P: 12	1B: 4 2B: 2 HR: 1	SF: 0 SAC: 0 DP: 0 HBP: 0	WP: 0 PB: 0 SB: 0 CS: 0	PA: 37					
PITCHER	IP	WLS	BF	H	R	ER	SO	BB	IBB	HBP	BLK	WP	HR	S	P	ERA	WHIP								
Jim Palmer, R ERA: 3.45 (1, 1)	7.2	W	30	6	2	2	3	1	0	0	0	0	1	35	39	2.35	0.913								
Tippy Martinez, L ERA: 3.05 (8, 1)	0.0		1	0	0	0	0	1	0	0	0	0	0	4	4	∞	∞								
Tim Stoddard, R ERA: 2.33 (8, 1)	1.1	S	6	1	0	0	2	1	0	0	0	0	0	9	13	0.00	1.500								

Baltimore Orioles @ New York Yankees
Yankee Stadium, Bronx, NY
Fri Aug 08 1980, 7:05 PM EDT
Att: 54,130 - Unknown

AB 34
R 2
H 7
RBI 2
BB 3
SO 5
LOB 16



Batter	1	2	3	4	5	6	7	8	9	AB	R	H	RBI	BB	SO	LOB	TOP										
Al Bumbry, L OBP: 0.402, SLG: 0.422 (1, 8)										5	1	2	2	0	0	1											
Rich Dauer, R OBP: 0.331, SLG: 0.321 (1, 4)										4	1	1	0	0	0	1											
Ken Singleton, S OBP: 0.399, SLG: 0.468 (1, 9)										4	0	2	1	0	0	1											
John Lowenstein, L OBP: 0.384, SLG: 0.365 (8, 7)										0	1	0	0	0	0	0											
Eddie Murray, S OBP: 0.350, SLG: 0.504 (1, 3)										4	0	0	0	0	1	3											
Benny Ayala, R OBP: 0.390, SLG: 0.626 (1, 10)										3	0	1	0	0	0	1											
Terry Crowley, L OBP: 0.384, SLG: 0.455 (8, PH)										1	0	1	1	0	0	0											
Gary Roenicke, R OBP: 0.385, SLG: 0.387 (1, 7)										3	0	1	0	0	0	2											
Doug DeCinces, R OBP: 0.310, SLG: 0.371 (1, 5)										4	0	1	0	0	1	2											
Mark Belanger, R OBP: 0.239, SLG: 0.260 (1, 6)										4	0	0	0	0	0	3											
Rick Dempsey, R OBP: 0.315, SLG: 0.405 (1, 2)										4	1	1	0	0	0	2											
Inning Stats	R: 0 E: 0 K: 0 S: 4	H: 1 LOB: 1 BB: 0 P: 4	R: 0 E: 0 K: 1 S: 6	H: 1 LOB: 1 BB: 0 P: 6	R: 2 E: 0 K: 1 S: 8	H: 3 LOB: 1 BB: 0 P: 8	R: 0 E: 0 K: 0 S: 3	H: 0 LOB: 0 BB: 0 P: 3	R: 0 E: 0 K: 0 S: 3	H: 0 LOB: 0 BB: 0 P: 3	R: 0 E: 0 K: 0 S: 4	H: 1 LOB: 1 BB: 0 P: 4	R: 2 E: 0 K: 0 S: 6	H: 3 LOB: 2 BB: 0 P: 6	R: 0 E: 0 K: 0 S: 4	H: 1 LOB: 1 BB: 0 P: 4	1B: 5 2B: 3 3B: 1 HR: 1	SF: 0 SAC: 1 DP: 0 HBP: 0	WP: 0 PA: 37 PB: 0 SB: 1 CS: 0								
PITCHER	IP	WLS	BF	H	R	ER	SO	BB	IBB	HBP	BLK	WP	HR	S	P	ERA	WHIP										
Tom Underwood, L ERA: 4.26 (1, 1)	7.1	L	30	8	4	4	2	0	0	0	0	0	1	34	34	4.91	1.091										
Rich Gossage, R ERA: 2.59 (8, 1)	0.2		3	1	0	0	0	0	0	0	0	0	0	3	3	0.00	1.500										
Rudy May, L ERA: 2.66 (9, 1)	1.0		4	1	0	0	0	0	0	0	0	0	0	4	4	0.00	1.000										

Baltimore Orioles @ New York Yankees
Yankee Stadium, Bronx, NY
Sat Aug 09 1980, 7:05 PM EDT
Att: 48,109 - Unknown

AB 36
R 4
H 10
RBI 4
BB 0
SO 2
LOB 16



Batter	1	2	3	4	5	6	7	8	9	AB	R	H	RBI	BB	SO	LOB	BOTTOM										
Willie Randolph, R OBP: 0.412, SLG: 0.393 (1, 4)										5	0	1	0	0	1	1											
Bobby Murcer, L OBP: 0.383, SLG: 0.500 (1, 10)										5	1	2	0	0	0	0											
Oscar Gamble, L OBP: 0.298, SLG: 0.455 (1, 7)										4	1	2	2	0	1	2											
Reggie Jackson, L OBP: 0.392, SLG: 0.614 (1, 9)										1	0	0	0	3	0	0											
Jim Spencer, L OBP: 0.305, SLG: 0.402 (1, 3)										4	0	0	0	0	1	6											
Eric Soderholm, R OBP: 0.375, SLG: 0.476 (1, 5)										4	0	1	0	0	1	3											
Rick Cerone, R OBP: 0.317, SLG: 0.450 (1, 2)										4	0	0	0	0	1	1											
Ruppert Jones, L OBP: 0.300, SLG: 0.367 (1, 8)										3	0	1	0	1	0	1											
Bucky Dent, R OBP: 0.315, SLG: 0.339 (1, 6)										3	0	0	0	0	0	3											
Bob Watson, R OBP: 0.358, SLG: 0.426 (8, PH)										0	0	0	0	0	0	0											
Fred Stanley, R OBP: 0.254, SLG: 0.258 (8, 6)										0	0	0	0	0	0	0											
Bobby Brown, S OBP: 0.313, SLG: 0.421 (9, PH)										1	0	0	0	0	0	0											
Inning Stats	R: 2 E: 0 K: 1 S: 7	H: 2 LOB: 0 BB: 0 P: 7	R: 0 E: 1 K: 0 S: 4	H: 0 LOB: 0 BB: 0 P: 4	R: 0 E: 0 K: 1 S: 7	H: 2 LOB: 3 BB: 1 P: 11	R: 0 E: 0 K: 1 S: 5	H: 0 LOB: 1 BB: 1 P: 9	R: 0 E: 0 K: 0 S: 4	H: 1 LOB: 1 BB: 0 P: 4	R: 0 E: 0 K: 1 S: 6	H: 1 LOB: 2 BB: 1 P: 10	R: 0 E: 0 K: 0 S: 3	H: 1 LOB: 0 BB: 0 P: 3	R: 0 E: 0 K: 0 S: 3	H: 0 LOB: 0 BB: 0 P: 3	1B: 5 2B: 1 3B: 0 HR: 1	SF: 0 SAC: 0 DP: 0 HBP: 0	WP: 0 PA: 39 PB: 0 SB: 2 CS: 1								
PITCHER	IP	WLS	BF	H	R	ER	SO	BB	IBB	HBP	BLK	WP	HR	S	P	ERA	WHIP										
Steve Stone, R ERA: 3.12 (1, 1)	9.0	W	38	7	2	2	5	3	1	0	0	0	1	44	60	2.00	1.111										

Baltimore Orioles @ New York Yankees
Yankee Stadium, Bronx, NY
Sat Aug 09 1980, 7:05 PM EDT
Att: 48,109 - Unknown

AB 34
R 2
H 7
RBI 2
BB 4
SO 5
LOB 17



Batter	1	2	3	4	5	6	7	8	9	AB	R	H	RBI	BB	SO	LOB	TOP			
Al Bumbry, L OBP: 0.399, SLG: 0.418 (1, 8)	G3	4-3		1-3		5-3			F8	4	0	0	0	0	0	2	Baltimore Orioles @ New York Yankees Yankee Stadium, Bronx, NY Sun Aug 10 1980, 3:33 AM EDT Att: 54,123 - Unknown			
Rich Dauer, R OBP: 0.330, SLG: 0.320 (9, PH)										1	0	0	0	0	0	1				
Dan Graham, L OBP: 0.291, SLG: 0.411 (9, 2)										0	0	0	0	0	0	0				
Rick Dempsey, R OBP: 0.421, SLG: 0.421 (1, 2)										5	1	3	2	0	0	0				
Kiko Garcia, R OBP: 0.267, SLG: 0.251 (9, PR)	G3 1B									0	1	0	0	0	0	0				
Ken Singleton, S OBP: 0.399, SLG: 0.466 (1, 9)	1B									4	0	1	0	1	0	0				
Eddie Murray, S OBP: 0.353, SLG: 0.510 (1, 3)										5	2	3	1	0	0	2				
Benny Ayala, R OBP: 0.375, SLG: 0.598 (1, 10)										5	0	0	0	0	0	7				
Gary Roenicke, R OBP: 0.362, SLG: 0.397 (9, 8)										3	1	2	2	1	0	0				
Doug DeCinces, R OBP: 0.310, SLG: 0.367 (1, 5)										3	0	0	0	1	1	2				
Lenn Sakata, R OBP: 0.242, SLG: 0.379 (1, 4)										4	1	2	1	0	0	1				
Mark Belanger, R OBP: 0.240, SLG: 0.257 (9, PH)										2	0	0	0	1	1	2				
Lee May, R OBP: 0.294, SLG: 0.490 (9, PH)										1	0	0	0	0	0	1				
John Lowenstein, L OBP: 0.384, SLG: 0.365 (9, 7)										0	0	0	0	0	0	0				
Inning Stats	R: 0 E: 0 K: 0 S: 5	H: 2 LOB: 2 BB: 0 P: 5	R: 0 E: 0 K: 1 S: 5	H: 0 LOB: 2 BB: 2 P: 13	R: 3 E: 0 K: 1 S: 9	H: 4 LOB: 2 BB: 1 P: 13	R: 0 E: 0 K: 0 S: 3	H: 0 LOB: 0 BB: 0 P: 3	R: 1 E: 0 K: 0 S: 4	H: 2 LOB: 0 BB: 0 P: 4	R: 0 E: 0 K: 0 S: 3	H: 0 LOB: 0 BB: 0 P: 3	R: 0 E: 0 K: 0 S: 3	H: 0 LOB: 0 BB: 0 P: 3	R: 2 E: 0 K: 0 S: 6	H: 3 LOB: 3 BB: 1 P: 10	1B: 6 2B: 4 3B: 1 HR: 1	SF: 0 SAC: 0 DP: 1 HBP: 0	WP: 1 PB: 0 SB: 0 CS: 0	PA: 41
PITCHER Tommy John, L ERA: 3.52 (1, 1)	IP: 9.0 WLS: L BF: 41 H: 11 R: 6 ER: 6 SO: 2 BB: 4 IBB: 0 HBP: 0 BLK: 0 WP: 1 HR: 1 S: 41 P: 57 ERA: 6.00 WHIP: 1.667																			

Batter	1	2	3	4	5	6	7	8	9	AB	R	H	RBI	BB	SO	LOB	BOTTOM					
Willie Randolph, R OBP: 0.414, SLG: 0.396 (1, 4)										4	1	2	0	1	0	2	Baltimore Orioles @ New York Yankees Yankee Stadium, Bronx, NY Sun Aug 10 1980, 3:33 AM EDT Att: 54,123 - Unknown					
Lou Piniella, R OBP: 0.312, SLG: 0.306 (1, 7)										4	0	0	0	0	0	5						
Oscar Gamble, L OBP: 0.304, SLG: 0.455 (8, PH)										0	0	0	0	1	0	0						
Bobby Brown, S OBP: 0.313, SLG: 0.421 (9, 7)										0	0	0	0	0	0	0						
Bob Watson, R OBP: 0.359, SLG: 0.430 (1, 3)										4	0	2	1	0	1	1						
Reggie Jackson, L OBP: 0.392, SLG: 0.609 (9, 9)										4	0	1	1	1	1	3						
Eric Soderholm, R OBP: 0.374, SLG: 0.471 (1, 10)										2	0	0	0	1	1	4						
Bobby Murcer, L OBP: 0.359, SLG: 0.494 (6, PH)										2	0	0	0	0	1	4						
Rick Cerone, R OBP: 0.318, SLG: 0.449 (1, 2)										5	1	2	0	0	0	6						
Aurelio Rodriguez, R OBP: 0.225, SLG: 0.296 (1, 5)										5	2	1	0	0	0	1						
Ruppert Jones, L OBP: 0.299, SLG: 0.365 (1, 8)										4	0	1	1	0	2	0						
Bucky Dent, R OBP: 0.320, SLG: 0.344 (1, 6)										4	1	3	2	0	0	1						
Jim Spencer, L OBP: 0.303, SLG: 0.400 (9, PH)										1	0	0	0	0	0	0						
Inning Stats	R: 0 E: 1 K: 1 S: 7	H: 1 LOB: 3 BB: 1 P: 11	R: 0 E: 0 K: 0 S: 4	H: 1 LOB: 2 BB: 1 P: 8	R: 0 E: 0 K: 2 S: 7	H: 0 LOB: 1 BB: 1 P: 11	R: 0 E: 0 K: 1 S: 6	H: 1 LOB: 1 BB: 0 P: 6	R: 0 E: 0 K: 0 S: 4	H: 1 LOB: 1 BB: 0 P: 4	R: 4 E: 1 K: 0 S: 9	H: 5 LOB: 2 BB: 0 P: 9	R: 1 E: 0 K: 0 S: 5	H: 2 LOB: 1 BB: 0 P: 5	R: 0 E: 0 K: 1 S: 6	H: 1 LOB: 2 BB: 1 P: 10	R: 0 E: 0 K: 1 S: 5	H: 0 LOB: 0 BB: 0 P: 5	1B: 9 2B: 3 3B: 0 HR: 0	SF: 2 SAC: 0 DP: 0 HBP: 0	WP: 0 PB: 0 SB: 0 CS: 0	PA: 45
PITCHER Mike Flanagan, L ERA: 3.78 (1, 1)	IP: 5.2 WLS: 31 BF: 31 H: 9 R: 4 ER: 2 SO: 4 BB: 3 IBB: 0 HBP: 0 BLK: 0 WP: 0 HR: 0 S: 36 P: 48 ERA: 3.18 WHIP: 2.118																					
Sammy Stewart, R ERA: 4.41 (6, 1)	IP: 1.1 WLS: 8 BF: 3 H: 1 R: 1 ER: 1 SO: 0 BB: 1 IBB: 0 HBP: 0 BLK: 0 WP: 0 HR: 7 S: 11 P: 11 ERA: 6.75 WHIP: 3.000																					
Tippy Martinez, L ERA: 3.02 (8, 1)	IP: 0.2 WLS: 2 BF: 0 H: 0 R: 0 ER: 0 SO: 1 BB: 0 IBB: 0 HBP: 0 BLK: 0 WP: 0 HR: 4 S: 4 P: 4 ERA: 0.00 WHIP: 0.000																					
Tim Stoddard, R ERA: 2.28 (8, 1)	IP: 1.1 WLS: W BF: 4 H: 0 R: 0 ER: 0 SO: 1 BB: 0 IBB: 0 HBP: 0 BLK: 0 WP: 0 HR: 6 S: 6 P: 6 ERA: 0.00 WHIP: 0.000																					

AB	37
R	6
H	11
RBI	6
BB	4
SO	2
LOB	18



Batter	1	2	3	4	5	6	7	8	9	AB	R	H	RBI	BB	SO	LOB	TOP			
Al Bumby, L OBP: 0.398, SLG: 0.416 (1, 8)										4	1	1	0	0	0	0				
Rich Dauer, R OBP: 0.332, SLG: 0.322 (1, 4)										4	0	2	0	0	0	0				
Ken Singleton, S OBP: 0.399, SLG: 0.466 (1, 9)										4	0	1	1	0	0	1				
John Lowenstein, L OBP: 0.384, SLG: 0.365 (8, 7)										0	0	0	0	0	0	0				
Eddie Murray, S OBP: 0.352, SLG: 0.515 (1, 3)										4	1	1	1	0	1	3				
Benny Ayala, R OBP: 0.371, SLG: 0.583 (1, 10)										3	0	0	0	1	1	1				
Doug DeCinces, R OBP: 0.309, SLG: 0.366 (1, 5)										4	0	1	0	0	1	3				
Rick Dempsey, R OBP: 0.315, SLG: 0.414 (1, 2)										4	0	0	0	0	0	4				
Gary Roenicke, R OBP: 0.357, SLG: 0.391 (8, 9)										3	0	0	0	0	1	1				
Kiko Garcia, R OBP: 0.264, SLG: 0.248 (1, 6)										3	0	0	0	0	0	1				
Inning Stats	R: 1 E: 0 K: 2 S: 10	H: 3 LOB: 3 BB: 1 P: 14	R: 0 E: 0 K: 0 S: 3	H: 0 LOB: 0 BB: 0 P: 3	R: 0 E: 0 K: 1 S: 4	H: 1 LOB: 1 BB: 0 P: 4	R: 0 E: 0 K: 1 S: 6	H: 1 LOB: 1 BB: 0 P: 6	R: 0 E: 0 K: 0 S: 3	H: 0 LOB: 0 BB: 0 P: 3	R: 1 E: 0 K: 0 S: 4	H: 1 LOB: 0 BB: 0 P: 4	R: 0 E: 0 K: 0 S: 3	H: 0 LOB: 0 BB: 0 P: 3	R: 0 E: 0 K: 1 S: 5	H: 0 LOB: 0 BB: 0 P: 5	1B: 4 2B: 1 3B: 0 HR: 1	SF: 0 SAC: 0 DP: 0 HBP: 0	WP: 0 PB: 0 SB: 0 CS: 0	PA: 34
PITCHER Larry Gura, L ERA: 2.16 (1, 1)	IP: 9.0 WLS: L BF: 34 H: 6 R: 2 ER: 2 SO: 4 BB: 0 IBB: 1 HBP: 0 BLK: 0 WP: 0 HR: 1 S: 41 P: 45 ERA: 2.00 WHIP: 0.667															PITCHER	IP: 9.0 WLS: W BF: 38 H: 8 R: 1 ER: 1 SO: 3 BB: 4 IBB: 0 HBP: 1 BLK: 0 WP: 0 HR: 0 S: 39 P: 56 ERA: 1.00 WHIP: 1.333			

Baltimore Orioles @ Kansas City Royals
Royals Stadium, Kansas City, MO
Mon Aug 11 1980, 8:05 PM EDT
Att: 41,334 - Unknown

AB 33
R 2
H 6
RBI 2
BB 1
SO 4
LOB 14





Batter	1	2	3	4	5	6	7	8	9	AB	R	H	RBI	BB	SO	LOB	BOTTOM					
Willie Wilson, S OBP: 0.366, SLG: 0.441 (1, 7)										5	0	1	0	0	2	3						
John Wathan, R OBP: 0.375, SLG: 0.399 (1, 3)										3	0	0	0	2	0	1						
George Brett, L OBP: 0.448, SLG: 0.659 (1, 5)										4	0	1	0	0	0	2						
Darrell Porter, L OBP: 0.381, SLG: 0.400 (1, 2)										3	0	1	0	1	0	1						
Willie Aikens, L OBP: 0.381, SLG: 0.445 (1, 10)										4	0	1	0	0	0	3						
Amos Otis, R OBP: 0.320, SLG: 0.403 (1, 8)										3	0	1	0	0	0	2						
Clint Hurdle, L OBP: 0.367, SLG: 0.480 (1, 9)										3	1	1	0	1	0	4						
U L Washington, S OBP: 0.320, SLG: 0.370 (1, 6)										4	0	1	0	0	1	2						
Frank White, R OBP: 0.286, SLG: 0.346 (1, 4)										3	0	1	1	0	0	1						
Jamie Quirk, L OBP: 0.276, SLG: 0.397 (8, PH)										1	0	0	0	0	0	0						
Inning Stats	R: 0 E: 0 K: 1 S: 6	H: 1 LOB: 1 BB: 0 P: 6	R: 1 E: 0 K: 0 S: 5	H: 3 LOB: 2 BB: 0 P: 6	R: 0 E: 0 K: 0 S: 3	H: 0 LOB: 2 BB: 2 P: 11	R: 0 E: 0 K: 2 S: 7	H: 0 LOB: 1 BB: 1 P: 11	R: 0 E: 0 K: 0 S: 3	H: 0 LOB: 0 BB: 0 P: 3	R: 0 E: 0 K: 0 S: 4	H: 1 LOB: 1 BB: 0 P: 4	R: 0 E: 0 K: 0 S: 3	H: 0 LOB: 1 BB: 1 P: 7	R: 0 E: 0 K: 0 S: 4	H: 2 LOB: 1 BB: 0 P: 4	R: 0 E: 0 K: 0 S: 4	H: 1 LOB: 1 BB: 0 P: 4	1B: 7 2B: 1 3B: 0 HR: 0	SF: 0 SAC: 0 DP: 1 HBP: 1	WP: 0 PB: 0 SB: 3 CS: 0	PA: 38
PITCHER Dennis Martinez, R ERA: 4.29 (1, 1)	IP: 9.0 WLS: W BF: 38 H: 8 R: 1 ER: 1 SO: 3 BB: 4 IBB: 0 HBP: 1 BLK: 0 WP: 0 HR: 0 S: 39 P: 56 ERA: 1.00 WHIP: 1.333															PITCHER	IP: 9.0 WLS: L BF: 34 H: 6 R: 2 ER: 2 SO: 4 BB: 0 IBB: 1 HBP: 0 BLK: 0 WP: 0 HR: 1 S: 41 P: 45 ERA: 2.00 WHIP: 0.667					

Baltimore Orioles @ Kansas City Royals
Royals Stadium, Kansas City, MO
Mon Aug 11 1980, 8:05 PM EDT
Att: 41,334 - Unknown

AB 33
R 1
H 8
RBI 1
BB 4
SO 3
LOB 19



Batter	1	2	3	4	5	6	7	8	9	AB	R	H	RBI	BB	SO	LOB	TOP			
Al Bumbry, L OBP: 0.396, SLG: 0.414 (1, 8)	0-0 4-3		0-0 5-3		0-3 K			0-0 F7		4	0	0	0	0	1	2	Baltimore Orioles @ Kansas City Royals Royals Stadium, Kansas City, MO Wed Aug 13 1980, 8:05 PM EDT Att: 35,600 - Unknown - 96 F AB 32 R 1 H 6 RBI 1 BB 1 SO 3 LOB 14 			
Pat Kelly, L OBP: 0.368, SLG: 0.352 (1, 10)	4-0 CS BB		0-3 K		0-0 F8			0-0 4-3		3	0	0	0	1	1	2				
Ken Singleton, S OBP: 0.393, SLG: 0.459 (1, 9)	0-0 6-3		0-0 F7		0-0 6-3			0-0 F7		4	0	0	0	0	0	2				
Eddie Murray, S OBP: 0.350, SLG: 0.512 (1, 3)		0-0 2B		0-0 G3		0-0 4-3		0-0 P3		4	0	1	0	0	0	0				
John Lowenstein, L OBP: 0.373, SLG: 0.354 (1, 7)	0-0 4-3		0-0 F7		0-0 F5			0-0 F8		4	0	0	0	0	0	1				
Dan Graham, L OBP: 0.296, SLG: 0.413 (1, 2)	0-0 P6		0-0 1B		0-0 1B		0-0 FC6-4 1B	0-0 F9		4	0	2	0	0	0	1				
Doug DeCinces, R OBP: 0.309, SLG: 0.365 (1, 5)	0-0 F3		0-3 K		0-0 F7			0-0 F7		1	0	0	0	0	0	1				
Lenn Sakata, R OBP: 0.239, SLG: 0.365 (3, 4)										2	0	0	0	0	1	2				
Rich Dauer, R OBP: 0.331, SLG: 0.321 (1, 4)			0-0 WP 2B 1B		0-0 1B		0-0 F9			3	1	2	0	0	0	1				
Kiko Garcia, R OBP: 0.265, SLG: 0.253 (1, 6)			0-0 1-H 2B		0-0 F8		0-0 FC6-4			3	0	1	1	0	0	2				
Inning Stats	R: 0 E: 0 K: 0 S: 2	H: 0 LOB: 0 BB: 1 P: 6	R: 0 E: 0 K: 0 S: 4	H: 1 LOB: 1 BB: 0 P: 4	R: 1 E: 0 K: 1 S: 7	H: 2 LOB: 1 BB: 0 P: 7	R: 0 E: 0 K: 1 S: 6	H: 1 LOB: 1 BB: 0 P: 6	R: 0 E: 0 K: 0 S: 3	H: 0 LOB: 0 BB: 0 P: 3	R: 0 E: 0 K: 0 S: 4	H: 1 LOB: 1 BB: 0 P: 4	R: 0 E: 0 K: 0 S: 3	H: 0 LOB: 0 BB: 0 P: 3	R: 0 E: 0 K: 0 S: 3	H: 0 LOB: 0 BB: 0 P: 3	1B: 4 2B: 2 3B: 0 HR: 0	SF: 0 SAC: 0 DP: 0 HBP: 0	WP: 1 PB: 0 SB: 0 CS: 1	PA: 33
PITCHER Rich Gale, R ERA: 3.55 (1, 1)	IP: 9.0 WLS: W BF: 33 H: 6 R: 1 ER: 1 SO: 3 BB: 1 IBB: 0 HBP: 0 BLK: 0 WP: 1 HR: 0 S: 38 P: 42 ERA: 1.00 WHIP: 0.778															PITCHER Rich Gale, R ERA: 3.55 (1, 1)	IP: 9.0 WLS: W BF: 33 H: 6 R: 1 ER: 1 SO: 3 BB: 1 IBB: 0 HBP: 0 BLK: 0 WP: 1 HR: 0 S: 38 P: 42 ERA: 1.00 WHIP: 0.778			

Batter	1	2	3	4	5	6	7	8	9	AB	R	H	RBI	BB	SO	LOB	BOTTOM			
Willie Wilson, S OBP: 0.366, SLG: 0.443 (1, 7)	0-0 1B 3B	0-0 F8		0-0 6-3		0-0 F2				4	1	1	0	0	0	5	Baltimore Orioles @ Kansas City Royals Royals Stadium, Kansas City, MO Wed Aug 13 1980, 8:05 PM EDT Att: 35,600 - Unknown - 96 F AB 30 R 6 H 9 RBI 5 BB 5 SO 1 LOB 13 			
Frank White, R OBP: 0.288, SLG: 0.346 (1, 4)	0-0 P4	0-0 5-3			0-0 6-3		4-0 1B G4-6-3 BB			3	1	0	0	1	0	1				
George Brett, L OBP: 0.451, SLG: 0.661 (1, 5)	0-0 HR 1B		0-0 3-1		0-0 F8		0-0 G4-6-3 1B			4	1	2	1	0	0	0				
Darrell Porter, L OBP: 0.375, SLG: 0.391 (1, 2)	4-0 HR BB		0-0 F7		0-0 L3		0-0 G4-6-3			3	1	0	0	1	0	1				
Willie Aikens, L OBP: 0.379, SLG: 0.449 (1, 10)	0-0 1-H 2-H HR		0-0 L6		0-0 4-3		0-0 F5			4	1	1	3	0	0	0				
Amos Otis, R OBP: 0.331, SLG: 0.417 (1, 8)	0-0 L4 2B		0-0 F8		4-0 1B E BB		0-0 G5-4-3 1B			3	1	2	0	1	0	0				
John Wathan, R OBP: 0.378, SLG: 0.399 (1, 9)	4-0 BB		0-0 F8		0-0 E 1B		0-0 G5-4-3 1B			3	0	1	0	1	0	1				
Ralph LaCock, L OBP: 0.255, SLG: 0.229 (1, 3)	0-0 L4		4-0 1B S BB		0-0 E4		0-0 F5			3	0	0	1	1	0	3				
U L Washington, S OBP: 0.321, SLG: 0.370 (1, 6)		0-0 CS 1B		0-0 1-3 1B		0-3 K				3	0	2	0	0	1	2				
Inning Stats	R: 4 E: 0 K: 0 S: 6	H: 4 LOB: 1 BB: 2 P: 14	R: 0 E: 0 K: 0 S: 3	H: 1 LOB: 0 BB: 0 P: 3	R: 0 E: 0 K: 0 S: 3	H: 0 LOB: 0 BB: 0 P: 3	R: 0 E: 0 K: 0 S: 4	H: 1 LOB: 2 BB: 1 P: 8	R: 0 E: 0 K: 0 S: 3	H: 0 LOB: 0 BB: 0 P: 3	R: 1 E: 1 K: 1 S: 7	H: 1 LOB: 2 BB: 1 P: 11	R: 1 E: 0 K: 0 S: 3	H: 1 LOB: 0 BB: 1 P: 7	R: 0 E: 0 K: 0 S: 3	H: 1 LOB: 0 BB: 0 P: 3		1B: 6 2B: 2 3B: 1 HR: 1	SF: 0 SAC: 0 DP: 3 HBP: 0	WP: 0 PB: 0 SB: 2 CS: 1
PITCHER Jim Palmer, R ERA: 3.63 (1, 1)	IP: 7.0 WLS: L BF: 32 H: 8 R: 6 ER: 6 SO: 1 BB: 5 IBB: 0 HBP: 0 BLK: 0 WP: 0 HR: 1 S: 29 P: 49 ERA: 7.71 WHIP: 1.857															PITCHER Jim Palmer, R ERA: 3.63 (1, 1)	IP: 7.0 WLS: L BF: 32 H: 8 R: 6 ER: 6 SO: 1 BB: 5 IBB: 0 HBP: 0 BLK: 0 WP: 0 HR: 1 S: 29 P: 49 ERA: 7.71 WHIP: 1.857			
PITCHER Dave Ford, R ERA: 3.66 (8, 1)	IP: 1.0 WLS: L BF: 3 H: 1 R: 0 ER: 0 SO: 0 BB: 0 IBB: 0 HBP: 0 BLK: 0 WP: 0 HR: 0 S: 3 P: 3 ERA: 0.00 WHIP: 1.000															PITCHER Dave Ford, R ERA: 3.66 (8, 1)	IP: 1.0 WLS: L BF: 3 H: 1 R: 0 ER: 0 SO: 0 BB: 0 IBB: 0 HBP: 0 BLK: 0 WP: 0 HR: 0 S: 3 P: 3 ERA: 0.00 WHIP: 1.000			

Batter	1	2	3	4	5	6	7	8	9	AB	R	H	RBI	BB	SO	LOB	TOP			
Willie Randolph, R (1.4) OBP: 0.415, SLG: 0.399	0-0 5-3		0-0 F9		0-0 5-3			0-0 F3		4	0	0	0	0	0	1	New York Yankees @ Baltimore Orioles Memorial Stadium, Baltimore, MD Thu Aug 14 1980, 7:05 PM EDT Att: 49,952 - Unknown - 87 F			
Ruppert Jones, L (1.8) OBP: 0.290, SLG: 0.359	0-0 F8		4-0 BB		0-0 G3			0-0 4-3		3	0	0	0	1	0	1				
Oscar Gamble, L (1.10) OBP: 0.304, SLG: 0.459	0-0 F2		4-0 BB		1-2 BB			0-0 F5		3	0	0	0	1	0	0				
Reggie Jackson, L (1.9) OBP: 0.395, SLG: 0.618		0-0 HR	0-0 F8		4-0 BB			0-0 G3		3	1	1	1	1	0	2				
Bob Watson, R (1.3) OBP: 0.353, SLG: 0.417	0-0 5-3			0-0 4-3				0-0 F5		3	0	0	0	1	0	1				
Joe Lefebvre, L (1.7) OBP: 0.366, SLG: 0.467		4-0 BB		0-0 F7				0-3 K		3	0	0	0	1	1	2				
Rick Cerone, R (1.2) OBP: 0.315, SLG: 0.441	0-0 F7			0-0 6-3				0-0 F8		4	0	0	0	0	1	2				
Aurelio Rodriguez, R (1.5) OBP: 0.234, SLG: 0.316	0-3 K				0-0 F3			0-0 F8		3	0	0	0	0	1	1				
Bucky Dent, R (1.6) OBP: 0.316, SLG: 0.340			0-0 6-3		0-0 5-3 1B			0-0 F4		3	0	1	0	0	0	0				
Inning Stats	R: 0 E: 0 K: 0 S: 3	H: 0 LOB: 0 BB: 0 P: 3	R: 1 E: 0 K: 1 S: 6	H: 1 LOB: 1 BB: 1 P: 10	R: 0 E: 0 K: 0 S: 3	H: 0 LOB: 2 BB: 2 P: 11	R: 0 E: 0 K: 0 S: 3	H: 0 LOB: 0 BB: 0 P: 3	R: 0 E: 0 K: 1 S: 4	H: 1 LOB: 1 BB: 0 P: 4	R: 0 E: 0 K: 1 S: 5	H: 0 LOB: 1 BB: 1 P: 9	R: 0 E: 0 K: 0 S: 3	H: 0 LOB: 0 BB: 0 P: 3	R: 0 E: 0 K: 1 S: 5	H: 0 LOB: 1 BB: 1 P: 9	1B: 1 2B: 0 3B: 0 HR: 1	SF: 0 SAC: 0 DP: 0 HBP: 0	WP: 0 PB: 0 SB: 0 CS: 0	PA: 34
PITCHER Steve Stone, R (1.1) ERA: 3.01	IP: 9.0 WLS: W BF: 34 H: 2 R: 1 ER: 1 SO: 3 BB: 5 IBB: 0 HBP: 0 BLK: 0 WP: 0 HR: 1 S: 35 P: 55 ERA: 1.00 WHIP: 0.778															PITCHER				

Batter	1	2	3	4	5	6	7	8	9	AB	R	H	RBI	BB	SO	LOB	BOTTOM			
Al Bumbry, L (1.8) OBP: 0.396, SLG: 0.412	4-0 2B	0-0 L6			4-0 6-3 BB			0-0 4-3		2	1	0	0	2	0	1	New York Yankees @ Baltimore Orioles Memorial Stadium, Baltimore, MD Thu Aug 14 1980, 7:05 PM EDT Att: 49,952 - Unknown - 87 F			
Rich Dauer, R (1.5) OBP: 0.333, SLG: 0.334	0-0 1B	0-0 6-3			0-0 6-3			0-0 HR		4	2	2	2	0	0	2				
Ken Singleton, S (1.9) OBP: 0.392, SLG: 0.465	0-0 6-3		0-0 6-3		0-0 F9			0-0 HR		4	1	1	1	0	0	2				
John Lowenstein, L (8.7) OBP: 0.373, SLG: 0.354								0-0 HR		0	0	0	0	0	0	0				
Eddie Murray, S (1.3) OBP: 0.351, SLG: 0.511	4-0 1B		0-0 F4		0-0 6-3			0-0 BLK		3	0	1	0	1	0	0				
Benny Ayala, R (1.10) OBP: 0.367, SLG: 0.566	0-0 1B		0-0 4-3					0-3 K		4	1	2	1	0	1	1				
Gary Roenicke, R (1.7) OBP: 0.382, SLG: 0.410	0-0 F4			0-0 G5-4-3 1B				0-3 K		4	1	2	2	0	1	3				
Rick Dempsey, R (1.2) OBP: 0.314, SLG: 0.415	0-0 F8			0-0 G5-4-3				0-0 F3		4	0	0	0	0	0	3				
Kiko Garcia, R (1.4) OBP: 0.268, SLG: 0.254		4-0 SH5-3 BB			0-0 F8			0-0 5-3		3	0	1	0	1	0	0				
Mark Belanger, R (1.6) OBP: 0.242, SLG: 0.258		0-0 SH5-3			0-0 F7			0-3 K		3	0	0	0	0	1	1				
Inning Stats	R: 2 E: 0 K: 0 S: 5	H: 2 LOB: 2 BB: 2 P: 13	R: 0 E: 0 K: 0 S: 3	H: 0 LOB: 1 BB: 1 P: 7	R: 0 E: 0 K: 0 S: 3	H: 0 LOB: 0 BB: 0 P: 3	R: 0 E: 0 K: 0 S: 3	H: 1 LOB: 0 BB: 0 P: 3	R: 0 E: 0 K: 0 S: 6	H: 0 LOB: 1 BB: 1 P: 7	R: 2 E: 0 K: 2 S: 10	H: 3 LOB: 1 BB: 0 P: 10	R: 0 E: 0 K: 1 S: 5	H: 0 LOB: 0 BB: 0 P: 5	R: 0 E: 0 K: 1 S: 5	H: 0 LOB: 0 BB: 0 P: 5	1B: 5 2B: 1 3B: 0 HR: 3	SF: 0 SAC: 1 DP: 1 HBP: 0	WP: 0 PB: 0 SB: 0 CS: 0	PA: 36
PITCHER Tom Underwood, L (1.1) ERA: 4.35	IP: 5.1 WLS: L BF: 24 H: 5 R: 4 ER: 4 SO: 4 BB: 4 IBB: 0 HBP: 0 BLK: 0 WP: 0 HR: 1 S: 20 P: 36 ERA: 6.75 WHIP: 1.688															PITCHER				
Ron Davis, R (6.1) ERA: 3.36	IP: 2.2 WLS: L BF: 12 H: 4 R: 2 ER: 2 SO: 3 BB: 0 IBB: 0 HBP: 0 BLK: 1 WP: 0 HR: 2 S: 18 P: 18 ERA: 6.75 WHIP: 1.500															PITCHER				



Batter	1	2	3	4	5	6	7	8	9	AB	R	H	RBI	BB	SO	LOB	TOP										
Ruppert Jones, L (1, 8) OBP: 0.288, SLG: 0.356	0-0 S 1B		0-0 F7		0-0 4-3		0-0 L6	0-0 6-3		5	1	1	0	0	0	1											
Bobby Murcer, L (1, 10) OBP: 0.357, SLG: 0.486	0-0 1B		0-0 F7		0-0 HR		0-0 3-1		0-0 F8	5	1	2	1	0	0	0											
Oscar Gamble, L (1, 7) OBP: 0.318, SLG: 0.486	0-0 F9		4-0 BB		0-0 HR		4-0 BLK		0-3 K	2	1	1	2	2	0	1											
Joe Lefebvre, L (7, PR) OBP: 0.363, SLG: 0.463										1	0	0	0	0	1	0											
Reggie Jackson, L (1, 9) OBP: 0.396, SLG: 0.619	0-3 K		4-0 BB		4-0 HR		4-0 BB		0-0 F4	2	0	0	0	3	1	1											
Jim Spencer, L (1, 3) OBP: 0.305, SLG: 0.405	0-3 K		0-0 BB		0-0 2B		0-3 IBB			4	0	1	0	0	2	5											
Eric Soderholm, R (1, 5) OBP: 0.355, SLG: 0.464		0-0 L6		0-3 K		0-3 K			0-0 HR	4	1	1	1	0	2	2											
Aurelio Rodriguez, R (8, 5) OBP: 0.234, SLG: 0.311										0	0	0	0	0	0	0											
Rick Cerone, R (1, 2) OBP: 0.311, SLG: 0.434		0-0 F4		0-0 5-3		0-3 K		0-0 F7		4	0	0	0	0	1	0											
Bucky Dent, R (1, 6) OBP: 0.315, SLG: 0.335		0-0 1B		0-0 F5		0-0 F7		4-0 1-3		3	0	1	0	1	0	0											
Fred Stanley, R (1, 4) OBP: 0.236, SLG: 0.239		0-0 1-3				0-0 F7		0-0 L8		4	0	0	0	0	0	2											
Inning Stats	R: 1 E: 0 K: 2 S: 9	H: 2 LOB: 1 BB: 0 P: 9	R: 0 E: 0 K: 0 S: 4	H: 1 LOB: 1 BB: 0 P: 4	R: 0 E: 0 K: 0 S: 3	H: 0 LOB: 2 BB: 2 P: 11	R: 0 E: 0 K: 1 S: 5	H: 0 LOB: 0 BB: 0 P: 5	R: 2 E: 0 K: 1 S: 8	H: 3 LOB: 2 BB: 1 P: 12	R: 0 E: 0 K: 0 S: 5	H: 0 LOB: 0 BB: 2 P: 13	R: 0 E: 0 K: 0 S: 4	H: 1 LOB: 1 BB: 1 P: 8	R: 0 E: 0 K: 1 S: 5	H: 0 LOB: 0 BB: 0 P: 5	1B: 4 2B: 1 3B: 0 HR: 2	SF: 0 SAC: 0 DP: 0 HBP: 0	WP: 0 PB: 0 SB: 1 CS: 0	PA: 40							
PITCHER	IP	WLS	BF	H	R	ER	SO	BB	IBB	HBP	BLK	WP	HR	S	P	ERA	WHIP										
Dennis Martinez, R (1, 1) ERA: 4.34	7.2	L	36	7	4	4	6	5	1	0	1	0	2	42	66	4.70	1.565										
Tippy Martinez, L (8, 1) ERA: 2.94	1.1		4	0	0	0	1	0	0	0	0	0	0	6	6	0.00	0.000										

New York Yankees @ Baltimore Orioles
Memorial Stadium, Baltimore, MD
Sat Aug 16 1980, 7:05 PM EDT
Att: 51,649 - Unknown - 71 F

AB 34
R 4
H 7
RBI 4
BB 6
SO 7
LOB 12



Batter	1	2	3	4	5	6	7	8	9	AB	R	H	RBI	BB	SO	LOB	BOTTOM										
Al Bumbry, L (1, 8) OBP: 0.397, SLG: 0.421	0-0 1-3			0-0 F7	0-0 F8			0-0 FC4		4	0	1	0	0	0	2											
Rich Dauer, R (1, 4) OBP: 0.328, SLG: 0.330	0-0 F7			0-0 1B		0-0 6-3		0-0 F9		4	0	1	0	0	0	1											
Ken Singleton, S (1, 9) OBP: 0.389, SLG: 0.459	0-0 6-3			0-3 K		0-3 K2-3		0-0 FC4		4	0	0	0	0	2	2											
Eddie Murray, S (1, 3) OBP: 0.347, SLG: 0.502		0-0 F8		0-0 4-3		0-0 F9		0-0 F6		4	0	0	0	0	0	2											
John Lowenstein, L (1, 7) OBP: 0.368, SLG: 0.343		0-0 6-3			0-0 3-4-1		4-0 1B		0-0 L4	3	0	0	0	1	0	0											
Dan Graham, L (1, 2) OBP: 0.290, SLG: 0.404		0-3 K			0-3 K		0-3 K		0-0 F8	4	0	0	0	0	3	1											
Terry Crowley, L (1, 10) OBP: 0.386, SLG: 0.472				0-0 3-1		0-0 HR		0-0 1B		4	1	2	1	0	0	0											
Doug DeCinces, R (1, 5) OBP: 0.311, SLG: 0.366				0-0 F6		0-0 2B		0-0 F3		3	0	1	0	0	0	2											
Kiko Garcia, R (1, 6) OBP: 0.270, SLG: 0.253				0-0 6-3		4-0 BB		0-3 K		1	0	0	0	1	0	0											
Pat Kelly, L (7, PH) OBP: 0.364, SLG: 0.347										1	0	0	0	0	1	2											
Mark Belanger, R (8, 6) OBP: 0.242, SLG: 0.258								0-3 K		0	0	0	0	0	0	0											
Inning Stats	R: 0 E: 0 K: 0 S: 3	H: 0 LOB: 0 BB: 0 P: 3	R: 0 E: 0 K: 1 S: 5	H: 0 LOB: 0 BB: 0 P: 5	R: 0 E: 0 K: 0 S: 3	H: 0 LOB: 0 BB: 0 P: 3	R: 0 E: 0 K: 1 S: 6	H: 1 LOB: 1 BB: 0 P: 6	R: 1 E: 0 K: 1 S: 7	H: 2 LOB: 2 BB: 1 P: 11	R: 0 E: 0 K: 1 S: 5	H: 0 LOB: 0 BB: 0 P: 5	R: 0 E: 0 K: 2 S: 8	H: 1 LOB: 2 BB: 1 P: 12	R: 0 E: 0 K: 0 S: 4	H: 1 LOB: 1 BB: 0 P: 4	R: 0 E: 0 K: 0 S: 3	H: 0 LOB: 0 BB: 0 P: 3	1B: 3 2B: 1 3B: 0 HR: 1	SF: 0 SAC: 0 DP: 0 HBP: 0	WP: 0 PB: 0 SB: 0 CS: 0	PA: 34					
PITCHER	IP	WLS	BF	H	R	ER	SO	BB	IBB	HBP	BLK	WP	HR	S	P	ERA	WHIP										
Gaylord Perry, R (1, 1) ERA: 3.33	7.0	W	28	5	1	1	6	2	0	0	0	0	1	38	46	1.29	1.000										
Rich Gossage, R (8, 1) ERA: 2.42	2.0	S	6	0	0	0	0	0	0	0	0	0	0	6	6	0.00	0.000										

New York Yankees @ Baltimore Orioles
Memorial Stadium, Baltimore, MD
Sat Aug 16 1980, 7:05 PM EDT
Att: 51,649 - Unknown - 71 F

AB 32
R 1
H 5
RBI 1
BB 2
SO 6
LOB 12



Batter	1	2	3	4	5	6	7	8	9	AB	R	H	RBI	BB	SO	LOB	TOP					
Bucky Dent, R OBP: 0.315, SLG: 0.335 (1, 6)										3	0	1	0	0	0	1	New York Yankees @ Baltimore Orioles Memorial Stadium, Baltimore, MD Sun Aug 17 1980, 3:33 AM EDT Att: 50,073 - Unknown - 78 F					
Rick Cerone, R OBP: 0.308, SLG: 0.430 (1, 2)										4	0	0	0	0	1	5						
Lou Piniella, R OBP: 0.322, SLG: 0.319 (1, 7)										3	0	1	0	1	1	2						
Reggie Jackson, L OBP: 0.393, SLG: 0.612 (1, 9)										4	0	0	0	0	3	3						
Bob Watson, R OBP: 0.351, SLG: 0.416 Ruppert Jones, L (9, PR) OBP: 0.288, SLG: 0.356										4	0	1	0	0	0	1						
Eric Soderholm, R OBP: 0.359, SLG: 0.455 (1, 10)										4	0	0	0	0	0	1						
Aurelio Rodriguez, R OBP: 0.235, SLG: 0.316 (1, 5)										3	0	1	0	0	0	0						
Bobby Brown, S OBP: 0.314, SLG: 0.417 (1, 8)										3	0	0	0	0	0	1						
Fred Stanley, R OBP: 0.253, SLG: 0.257 (1, 4)										3	0	2	0	0	0	1						
Inning Stats	R: 0 E: 0 K: 1 S: 5	H: 0 LOB: 0 BB: 0 P: 5	R: 0 E: 0 K: 0 S: 3	H: 0 LOB: 0 BB: 0 P: 3	R: 0 E: 1 K: 0 S: 5	H: 1 LOB: 2 BB: 0 P: 5	R: 0 E: 0 K: 1 S: 5	H: 1 LOB: 0 BB: 0 P: 5	R: 0 E: 0 K: 0 S: 3	H: 0 LOB: 0 BB: 0 P: 3	R: 0 E: 0 K: 0 S: 8	H: 1 LOB: 2 BB: 1 P: 12	R: 0 E: 0 K: 0 S: 3	H: 0 LOB: 0 BB: 0 P: 3	R: 0 E: 0 K: 0 S: 5	H: 2 LOB: 2 BB: 0 P: 5	R: 0 E: 0 K: 1 S: 5	H: 1 LOB: 1 BB: 0 P: 5	1B: 5 2B: 1 3B: 0 HR: 0	SF: 0 SAC: 1 DP: 2 HBP: 0	WP: 0 PB: 0 SB: 0 CS: 0	PA: 33
PITCHER Scott McGregor, L ERA: 3.32 (1, 1)	IP: 9.0 WLS: W BF: 33 H: 6 R: 0 ER: 0 SO: 5 BB: 1 IBB: 0 HBP: 0 BLK: 0 WP: 0 HR: 0 S: 42 P: 46 ERA: 0.00 WHIP: 0.778															PITCHER						

Batter	1	2	3	4	5	6	7	8	9	AB	R	H	RBI	BB	SO	LOB	BOTTOM			
Al Bumbry, L OBP: 0.397, SLG: 0.421 (1, 8)										3	0	1	0	0	1	0	New York Yankees @ Baltimore Orioles Memorial Stadium, Baltimore, MD Sun Aug 17 1980, 3:33 AM EDT Att: 50,073 - Unknown - 78 F			
Rich Dauer, R OBP: 0.328, SLG: 0.332 (1, 4)										3	1	1	0	0	0	1				
Ken Singleton, S OBP: 0.388, SLG: 0.456 John Lowenstein, L OBP: 0.368, SLG: 0.343 (9, 7)										3	0	0	0	1	1	3				
Eddie Murray, S OBP: 0.348, SLG: 0.501 (1, 3)										3	0	1	0	1	0	2				
Terry Crowley, L OBP: 0.392, SLG: 0.485 Benny Ayala, R (8, PH) OBP: 0.371, SLG: 0.563										3	0	2	1	0	1	1				
Rick Dempsey, R OBP: 0.320, SLG: 0.413 (1, 2)										2	0	0	0	1	0	2				
Doug DeCinces, R OBP: 0.309, SLG: 0.363 (1, 5)										3	0	0	0	0	0	3				
Gary Roenicke, R OBP: 0.356, SLG: 0.398 (9, 9)										3	0	0	0	0	2	1				
Mark Belanger, R OBP: 0.244, SLG: 0.259 (1, 6)										3	0	1	0	0	0	0				
Inning Stats	R: 0 E: 0 K: 1 S: 5	H: 0 LOB: 1 BB: 1 P: 9	R: 0 E: 0 K: 1 S: 5	H: 1 LOB: 1 BB: 1 P: 9	R: 0 E: 0 K: 1 S: 6	H: 1 LOB: 1 BB: 0 P: 6	R: 0 E: 0 K: 1 S: 6	H: 1 LOB: 1 BB: 0 P: 6	R: 0 E: 0 K: 0 S: 5	H: 2 LOB: 1 BB: 0 P: 5	R: 0 E: 0 K: 0 S: 3	H: 0 LOB: 0 BB: 0 P: 3	R: 0 E: 0 K: 1 S: 6	H: 1 LOB: 2 BB: 1 P: 10	R: 0 E: 0 K: 0 S: 5	H: 1 LOB: 2 BB: 1 P: 10	1B: 4 2B: 2 3B: 0 HR: 0	SF: 0 SAC: 2 DP: 1 HBP: 0	WP: 0 PB: 0 SB: 1 CS: 0	PA: 32
PITCHER Luis Tiant, R ERA: 4.81 Rudy May, L ERA: 2.53 (8, 1)	IP: 7.2 WLS: L BF: 31 H: 6 R: 1 ER: 1 SO: 5 BB: 2 IBB: 1 HBP: 0 BLK: 0 WP: 0 HR: 0 S: 38 P: 50 ERA: 1.17 WHIP: 1.043															PITCHER				

Batter	1	2	3	4	5	6	7	8	9	AB	R	H	RBI	BB	SO	LOB	TOP			
Willie Randolph, R (1, 4) <small>OBP: 0.416, SLG: 0.406</small> Fred Stanley, R (8, PR) <small>OBP: 0.253, SLG: 0.257</small> (8, 4)	F8			1-4-3		BB		3B 1B		3	0	1	1	1	0	0	New York Yankees @ Baltimore Orioles Memorial Stadium, Baltimore, MD Mon Aug 18 1980, 7:05 PM EDT Att: 51,528 - Overcast - 74 F			
Bobby Murcer, L (1, 10) <small>OBP: 0.355, SLG: 0.495</small>	K			HR		F8		1-H 3B		3	2	1	1	1	1					
Oscar Gamble, L (1, 7) <small>OBP: 0.318, SLG: 0.509</small> Lou Piniella, R (8, PH) <small>OBP: 0.321, SLG: 0.318</small> (8, 7)	F9			HR		F8		6-3		3	1	1	2	0	0					
Reggie Jackson, L (1, 9) <small>OBP: 0.389, SLG: 0.606</small>		1-3		1-3		K		4-3		4	0	0	0	0	1					
Jim Spencer, L (1, 3) <small>OBP: 0.306, SLG: 0.404</small> Bob Watson, R (9, PH) <small>OBP: 0.353, SLG: 0.418</small> Bobby Brown, S (9, PR) <small>OBP: 0.314, SLG: 0.417</small>		6-3		F8		G4-3 1B		1B		3	0	1	0	0	0					
Eric Soderholm, R (1, 5) <small>OBP: 0.353, SLG: 0.447</small>	F9				L4	G4-3 1B		K		4	0	0	0	0	1					
Rick Cerone, R (1, 2) <small>OBP: 0.308, SLG: 0.430</small>			F9		4-3 2B	F3		F8		4	0	1	0	0	0					
Ruppert Jones, L (1, 8) <small>OBP: 0.291, SLG: 0.361</small>			F5		4-3			1B		4	1	2	0	0	0					
Bucky Dent, R (1, 6) <small>OBP: 0.312, SLG: 0.331</small>	F5				F2			F3		4	0	0	0	0	1					
Inning Stats	R: 0 E: 0 K: 1 S: 5	H: 0 LOB: 0 BB: 0 P: 5	R: 0 E: 0 K: 0 S: 3	H: 0 LOB: 0 BB: 0 P: 3	R: 0 E: 0 K: 0 S: 3	H: 0 LOB: 0 BB: 1 P: 3	R: 2 E: 0 K: 0 S: 4	H: 1 LOB: 0 BB: 1 P: 8	R: 0 E: 0 K: 1 S: 5	H: 0 LOB: 1 BB: 1 P: 9	R: 0 E: 0 K: 0 S: 3	H: 1 LOB: 0 BB: 0 P: 3	R: 3 E: 0 K: 2 S: 6	H: 3 LOB: 1 BB: 0 P: 6	R: 0 E: 0 K: 2 S: 9	H: 2 LOB: 3 BB: 0 P: 9		1B: 4 2B: 2 3B: 1 HR: 1	SF: 0 SAC: 0 DP: 1 HBP: 0	WP: 0 PB: 0 SB: 1 CS: 0
PITCHER	IP WLS BF H R ER SO BB IBB HBP BLK WP HR S P ERA WHIP																			
Jim Palmer, R (1, 1) <small>ERA: 3.74</small>	7.1 W 29 6 5 5 2 2 0 0 0 0 1 31 39 6.14 1.091																			
Tippy Martinez, L (8, 1) <small>ERA: 2.9</small>	0.2 2 0 0 0 0 0 0 0 0 0 0 2 2 0.00 0.000																			
Tim Stoddard, R (9, 1) <small>ERA: 2.24</small>	1.0 S 5 2 0 0 2 0 0 0 0 0 0 9 9 0.00 2.000																			

Batter	1	2	3	4	5	6	7	8	9	AB	R	H	RBI	BB	SO	LOB	BOTTOM			
Al Bumbry, L (1, 8) <small>OBP: 0.399, SLG: 0.425</small>	F7	K		SF8 2B	6-3 1B		CS 1B			5	0	3	2	0	1	2	New York Yankees @ Baltimore Orioles Memorial Stadium, Baltimore, MD Mon Aug 18 1980, 7:05 PM EDT Att: 51,528 - Overcast - 74 F			
Rich Dauer, R (1, 4) <small>OBP: 0.327, SLG: 0.332</small> (6, 5)	1B		6-3	SF8	6-3	CS 1B		F2		4	0	1	2	0	0					
Ken Singleton, S (1, 9) <small>OBP: 0.390, SLG: 0.455</small> John Lowenstein, L (9, 7) <small>OBP: 0.368, SLG: 0.343</small>	FC5-4 1B		BB	BB	F9			K		3	0	1	0	2	1					
Eddie Murray, S (1, 3) <small>OBP: 0.347, SLG: 0.497</small>	K		L7	BB		F9		F5		4	0	0	0	1	1					
Benny Ayala, R (1, 10) <small>OBP: 0.361, SLG: 0.546</small>	FC5-4		F7	K		K				4	0	0	0	0	2					
Doug DeCinces, R (1, 5) <small>OBP: 0.309, SLG: 0.366</small> Kiko Garcia, R (6, 4) <small>OBP: 0.269, SLG: 0.252</small>	F8			F8 1B	E1 2B	6-3				3	2	1	0	0	0					
Gary Roenicke, R (1, 7) <small>OBP: 0.356, SLG: 0.394</small> (9, 9)	L8			F8	2B 1B			1B SH3-4 BB		2	1	0	0	2	0					
Rick Dempsey, R (1, 2) <small>OBP: 0.323, SLG: 0.421</small>				1B 2B	K			SH3-4		2	1	1	0	1	1					
Mark Belanger, R (1, 6) <small>OBP: 0.254, SLG: 0.271</small>				2B SF8 1B	1B 2B			6-3		3	2	2	1	0	1					
Inning Stats	R: 0 E: 0 K: 1 S: 7	H: 2 LOB: 2 BB: 0 P: 7	R: 0 E: 0 K: 1 S: 6	H: 1 LOB: 1 BB: 1 P: 10	R: 0 E: 0 K: 0 S: 3	H: 0 LOB: 1 BB: 1 P: 7	R: 3 E: 0 K: 1 S: 8	H: 3 LOB: 3 BB: 3 P: 20	R: 3 E: 1 K: 1 S: 8	H: 2 LOB: 1 BB: 1 P: 12	R: 0 E: 0 K: 1 S: 5	H: 0 LOB: 0 BB: 0 P: 5	R: 0 E: 0 K: 1 S: 3	H: 1 LOB: 1 BB: 1 P: 7	R: 0 E: 0 K: 1 S: 5	H: 0 LOB: 0 BB: 0 P: 5		1B: 5 2B: 3 3B: 1 HR: 0	SF: 1 SAC: 1 DP: 0 HBP: 0	WP: 0 PB: 0 SB: 0 CS: 1
PITCHER	IP WLS BF H R ER SO BB IBB HBP BLK WP HR S P ERA WHIP																			
Ron Guidry, L (1, 1) <small>ERA: 3.71</small>	3.2 L 22 6 3 3 2 5 0 0 0 0 0 0 21 41 7.36 3.000																			
Rudy May, L (4, 1) <small>ERA: 2.57</small>	1.1 8 2 3 1 2 1 0 0 0 0 0 0 11 15 6.75 2.250																			
Ron Davis, R (6, 1) <small>ERA: 3.26</small>	3.0 10 1 0 0 2 1 0 0 0 0 0 0 13 17 0.00 0.667																			

Batter	1	2	3	4	5	6	7	8	9	AB	R	H	RBI	BB	SO	LOB	TOP								
Al Bumby, L OBP: 0.399, SLG: 0.425 (1, 8)										5	1	2	0	0	1	2	Baltimore Orioles @ California Angels Anaheim Stadium, Anaheim, CA Tue Aug 19 1980, 10:05 PM EDT Att: 34,116 - Unknown								
Rich Dauer, R OBP: 0.328, SLG: 0.331 (1, 4)										4	0	1	0	1	0	1									
Ken Singleton, S OBP: 0.388, SLG: 0.452 (1, 9) John Lowenstein, L OBP: 0.368, SLG: 0.343 (9, PR) (9, 7)										5	0	1	0	0	0	3									
Eddie Murray, S OBP: 0.351, SLG: 0.506 (1, 3)										4	2	3	1	1	0	2									
Terry Crowley, L OBP: 0.391, SLG: 0.481 (1, 10) Lee May, R OBP: 0.282, SLG: 0.395 (7, PH)										3	0	1	0	0	1	0									
Dan Graham, L OBP: 0.294, SLG: 0.420 (1, 2)										3	1	1	2	1	1	1									
Gary Roenicke, R OBP: 0.356, SLG: 0.389 (1, 7) (9, 9)										3	0	0	0	1	0	2									
Doug DeCinces, R OBP: 0.308, SLG: 0.373 (1, 5)										4	1	1	1	0	0	2									
Mark Belanger, R OBP: 0.254, SLG: 0.271 (1, 6)										4	0	1	0	0	0	1									
Inning Stats	R: 0 E: 0 K: 0 S: 3	H: 0 LOB: 0 BB: 0 P: 3	R: 1 E: 0 K: 0 S: 4	H: 1 LOB: 1 BB: 1 P: 8	R: 0 E: 0 K: 1 S: 5	H: 1 LOB: 0 BB: 0 P: 5	R: 1 E: 0 K: 0 S: 5	H: 2 LOB: 1 BB: 0 P: 5	R: 1 E: 1 K: 0 S: 5	H: 1 LOB: 2 BB: 1 P: 9	R: 0 E: 0 K: 2 S: 7	H: 0 LOB: 0 BB: 0 P: 7	R: 1 E: 0 K: 0 S: 6	H: 3 LOB: 3 BB: 1 P: 10	R: 1 E: 0 K: 0 S: 4	H: 1 LOB: 1 BB: 1 P: 8		R: 0 E: 0 K: 0 S: 4	H: 2 LOB: 1 BB: 0 P: 4	1B: 8 2B: 0 3B: 0 HR: 3	SF: 0 SAC: 0 DP: 2 HBP: 0	WP: 0 PB: 0 SB: 1 CS: 0	PA: 41		
PITCHER	IP	WLS	BF	H	R	ER	SO	BB	IBB	HBP	BLK	WP	HR	S	P	ERA	WHIP								
Freddie Martinez, R ERA: 5.0 (1, 1)	5.0	L	22	5	3	2	1	2	0	0	0	0	1	22	30	3.60	1.400								
Andy Hassler, L ERA: 3.27 (6, 1)	2.0		12	4	2	2	2	1	1	0	0	0	2	14	22	9.00	2.500								
Dave Lemanczyk, R ERA: 5.29 (8, 1)	2.0		7	2	0	0	0	0	0	0	0	0	0	7	7	0.00	1.000								

livebaseballscores.com

AB	37
R	5
H	11
RBI	4
BB	4
SO	3
LOB	19



Batter	1	2	3	4	5	6	7	8	9	AB	R	H	RBI	BB	SO	LOB	BOTTOM								
Rick Miller, L OBP: 0.351, SLG: 0.324 (1, 8) Bobby Clark, R OBP: 0.257, SLG: 0.319 (8, PH) (9, 8)										3	0	0	0	0	2	0	Baltimore Orioles @ California Angels Anaheim Stadium, Anaheim, CA Tue Aug 19 1980, 10:05 PM EDT Att: 34,116 - Unknown								
Rod Carew, L OBP: 0.400, SLG: 0.425 (1, 10)										3	0	0	0	1	1	2									
Carney Lansford, R OBP: 0.322, SLG: 0.438 (1, 5)										4	0	0	0	0	1	1									
Don Baylor, R OBP: 0.317, SLG: 0.343 (1, 7)										4	0	0	0	0	0	0									
Jason Thompson, L OBP: 0.396, SLG: 0.463 (1, 3)										4	0	0	0	0	1	0									
Bobby Grich, R OBP: 0.397, SLG: 0.451 (1, 4)										1	1	0	0	2	1	0									
Larry Harlow, L OBP: 0.379, SLG: 0.393 (1, 9)										2	1	0	0	1	1	1									
Bert Campaneris, R OBP: 0.310, SLG: 0.370 (1, 6)										3	0	1	1	0	0	0									
Dan Whitmer, R OBP: 0.244, SLG: 0.236 (1, 2) Dan Ford, R OBP: 0.323, SLG: 0.396 (8, PH) Dave LaRoche, L OBP: 0.327 (6, PR) Stan Cliburn, R OBP: 0.220, SLG: 0.327 (9, 2)										2	0	0	0	0	0	0									
Inning Stats	R: 0 E: 0 K: 1 S: 5	H: 0 LOB: 0 BB: 0 P: 5	R: 0 E: 0 K: 2 S: 7	H: 0 LOB: 0 BB: 0 P: 7	R: 0 E: 0 K: 0 S: 3	H: 0 LOB: 0 BB: 0 P: 3	R: 0 E: 0 K: 1 S: 4	H: 0 LOB: 1 BB: 1 P: 8	R: 0 E: 0 K: 1 S: 5	H: 0 LOB: 0 BB: 0 P: 5	R: 0 E: 0 K: 2 S: 9	H: 2 LOB: 2 BB: 2 P: 17	R: 0 E: 0 K: 0 S: 3	H: 0 LOB: 0 BB: 0 P: 3	1B: 2 2B: 0 3B: 0 HR: 0	SF: 0 SAC: 0 DP: 1 HBP: 0		WP: 0 PB: 0 SB: 0 CS: 0	PA: 32						
PITCHER	IP	WLS	BF	H	R	ER	SO	BB	IBB	HBP	BLK	WP	HR	S	P	ERA	WHIP								
Steve Stone, R ERA: 2.94 (1, 1)	7.1	W	27	2	2	1	6	4	0	0	0	0	0	35	51	1.23	0.818								
Tippy Martinez, L ERA: 2.81 (8, 1)	1.2	S	5	0	0	0	2	0	0	0	0	0	0	9	9	0.00	0.000								

livebaseballscores.com

AB	28
R	2
H	2
RBI	2
BB	4
SO	8
LOB	6



Batter	1	2	3	4	5	6	7	8	9	10	AB	R	H	RBI	BB	SO	LOB	TOP									
Al Bumby, L OBP: 0.395, SLG: 0.420 (1, 8)	0-0 4-3	0-3 K			0-0 1-3		0-3 K		0-0 6-3		5	0	0	0	0	2	2	Baltimore Orioles @ California Angels Anaheim Stadium, Anaheim, CA Wed Aug 20 1980, 10:05 PM EDT Att: 27,013 - Unknown									
Rich Dauer, R OBP: 0.326, SLG: 0.332 (1, 4)	0-0 4-3		0-0 1-3		0-0 6-3		0-0 2B		0-0 P6		5	0	1	0	0	0	0										
Ken Singleton, S OBP: 0.397, SLG: 0.457 John Lowenstein, L OBP: 0.372, SLG: 0.343 (1, 9) (9, 9)	0-3 K		0-3 K			0-0 HR	0-3 K		4-0 F7 S 1B BB		4	1	1	1	0	3	1										
Eddie Murray, S OBP: 0.352, SLG: 0.503 (1, 3)		0-3 K	0-0 6-3			0-0 HR	4-0 1B IBB		0-0 F8		4	1	1	0	1	1	1										
Benny Ayala, R OBP: 0.390, SLG: 0.564 Terry Crowley, L OBP: 0.392, SLG: 0.478 (1, 10) (7, PH)		0-0 F8		0-0 4-3		0-0 1B	0-3 K		4-0 1B BB		3	1	1	2	0	0	0										
Gary Roenicke, R OBP: 0.355, SLG: 0.384 Dan Graham, L OBP: 0.293, SLG: 0.417 Pat Kelly, L OBP: 0.364, SLG: 0.347 (1, 7) (10, PH) (10, 7)		4-0 3B BB		0-0 6-3		0-0 P5		0-0 F8	0-0 F7		3	1	0	0	1	0	0										
Doug DeCinces, R OBP: 0.312, SLG: 0.382 (1, 5)		0-0 1B 3B		0-0 1B		0-3 K		0-0 F7	0-0 F7		5	1	3	2	0	1	0										
Rick Dempsey, R OBP: 0.324, SLG: 0.421 (1, 2)		0-0 1B 1B		0-0 3-1		0-0 FC6 1B		0-0 F7	0-0 F7		5	0	2	1	0	0	3										
Mark Belanger, R OBP: 0.254, SLG: 0.270 (1, 6)		0-0 1-2 1B		0-0 B3		0-0 FC6 1-2		0-0 L9			4	0	1	0	0	0	1										
Inning Stats	R: 0 E: 0 K: 1 S: 5	H: 0 LOB: 0 BB: 0 P: 5	R: 2 E: 0 K: 2 S: 10	H: 3 LOB: 2 BB: 1 P: 14	R: 0 E: 0 K: 1 S: 5	H: 0 LOB: 0 BB: 0 P: 5	R: 0 E: 0 K: 0 S: 4	H: 1 LOB: 1 BB: 0 P: 4	R: 0 E: 0 K: 0 S: 3	H: 0 LOB: 0 BB: 0 P: 3	R: 3 E: 0 K: 1 S: 9	H: 4 LOB: 1 BB: 0 P: 9	R: 0 E: 0 K: 3 S: 10	H: 1 LOB: 2 BB: 1 P: 14	R: 0 E: 0 K: 0 S: 3	H: 0 LOB: 0 BB: 0 P: 3	R: 0 E: 0 K: 0 S: 3		H: 0 LOB: 0 BB: 0 P: 3	R: 1 E: 0 K: 0 S: 4	H: 1 LOB: 2 BB: 2 P: 12	1B: 6 2B: 1 3B: 1 HR: 2	SF: 0 SAC: 0 DP: 0 HBP: 0	WP: 0 PB: 0 SB: 1 CS: 0	PA: 44		
PITCHER	IP 5.0	WLS 23	BF 7	H 5	R 5	ER 5	SO 4	BB 1	IBB 0	HBP 0	BLK 0	WP 0	HR 2	S 30	P 34	ERA 9.00	WHIP 1.600										
Frank Tanana, L ERA: 4.39 Don Aase, R ERA: 4.43 Mark Clear, R ERA: 3.43 (1, 1) (6, 1) (10, 1)	5.0 4.0 1.0	23 15 6	7 2 1	5 0 1	5 0 1	5 4 0	4 4 0	1 0 2	0 1 0	0 0 0	0 0 0	0 0 0	2 0 4	30 22 4	34 26 12	9.00 0.00 9.00	1.600 0.500 3.000										

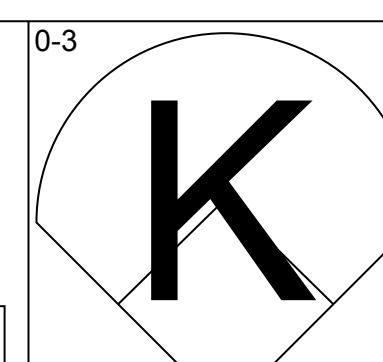
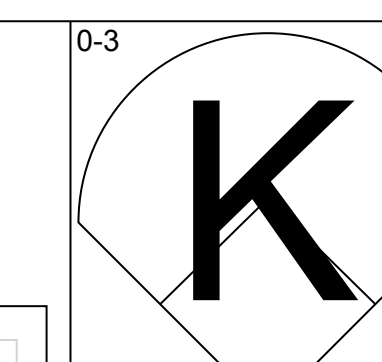
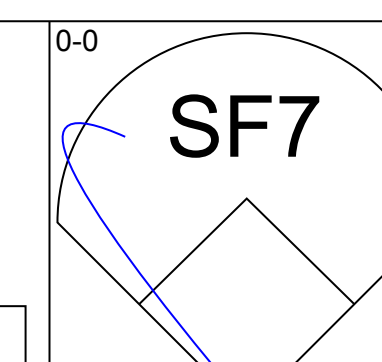
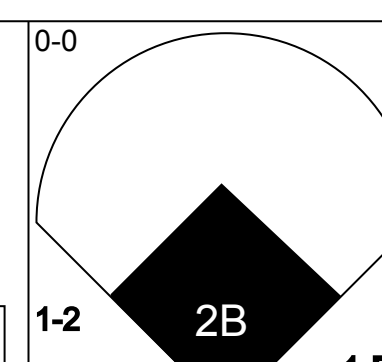
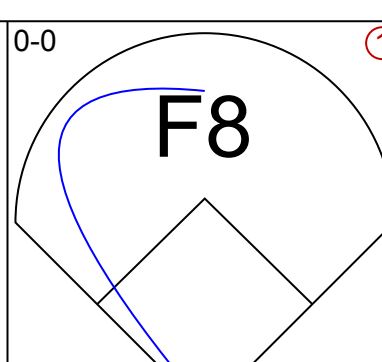

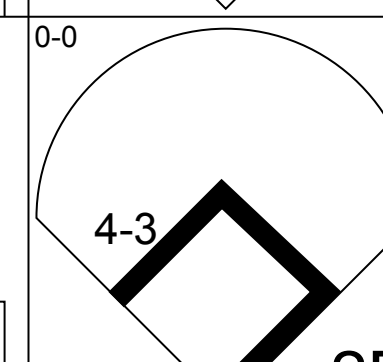
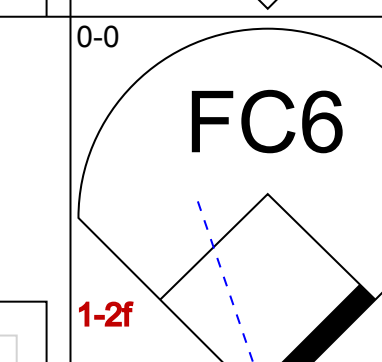
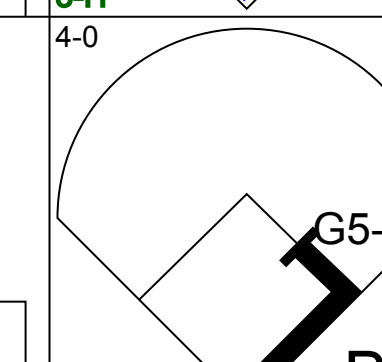
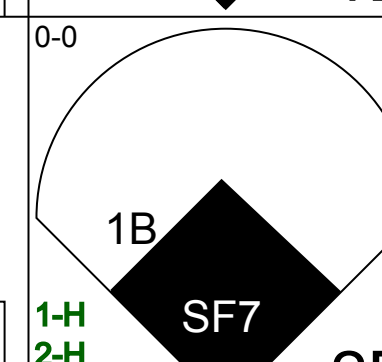
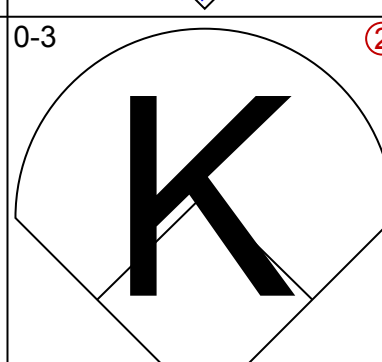
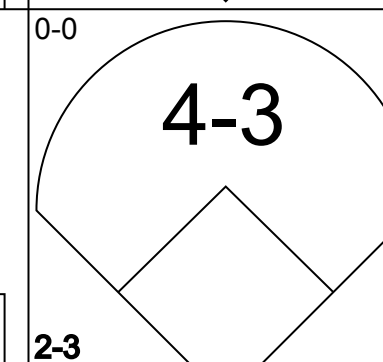
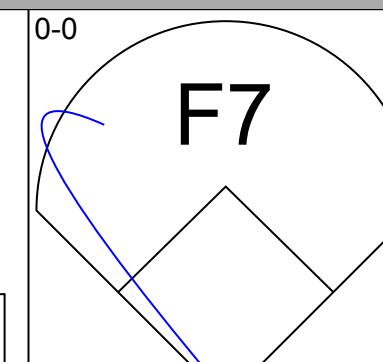
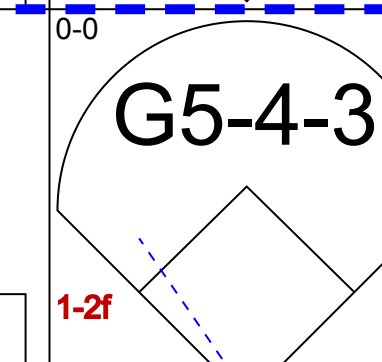
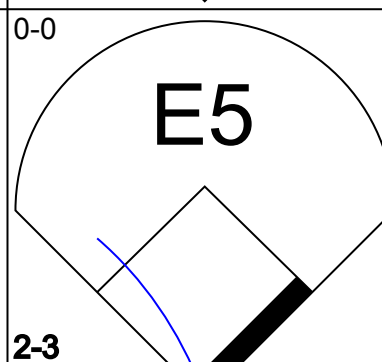
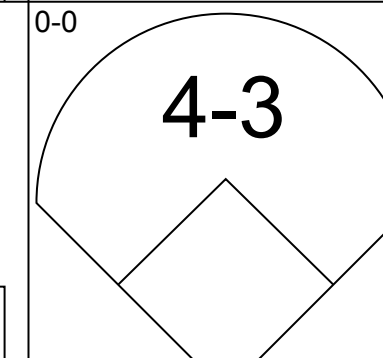

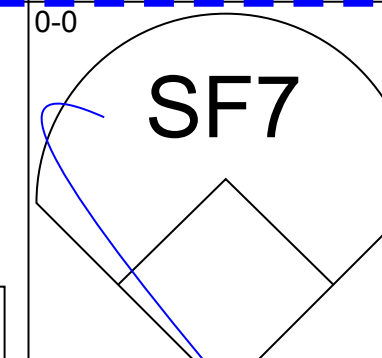
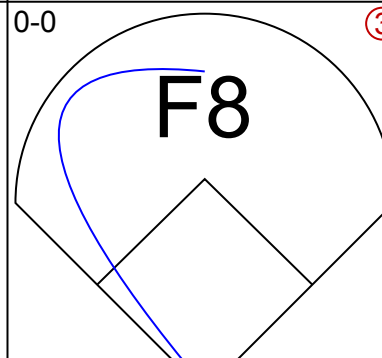

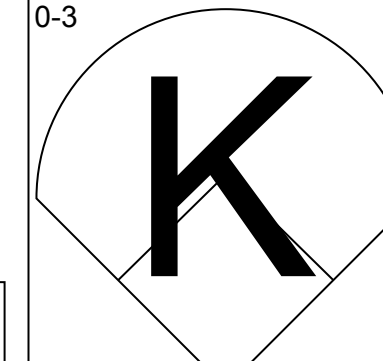
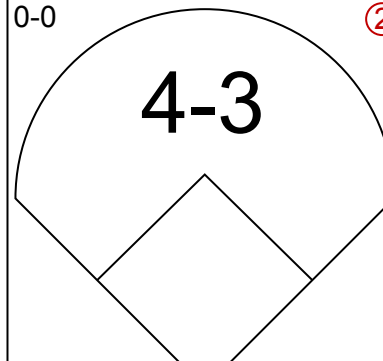
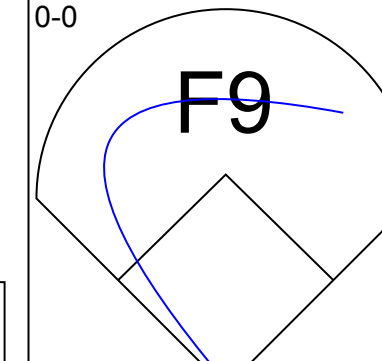

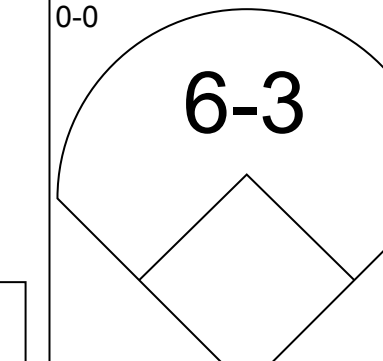
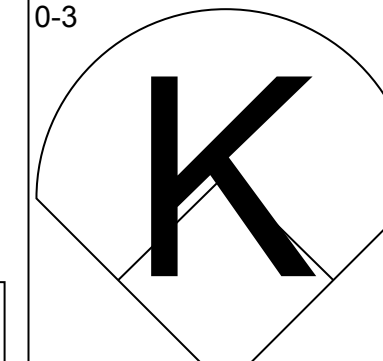
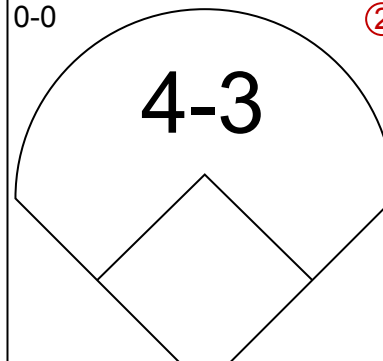
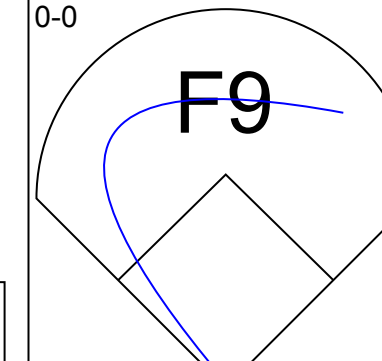
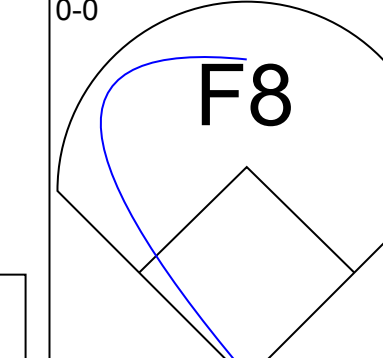
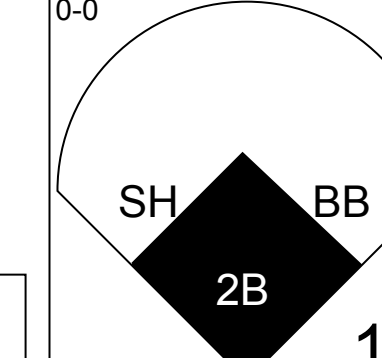
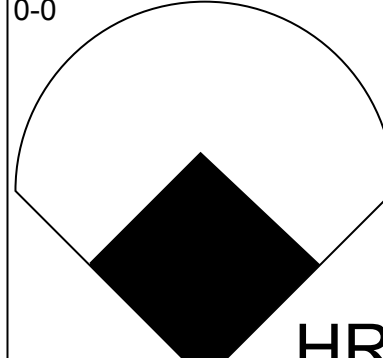
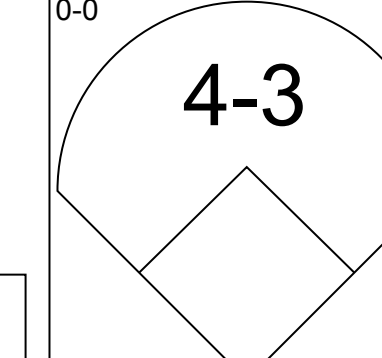
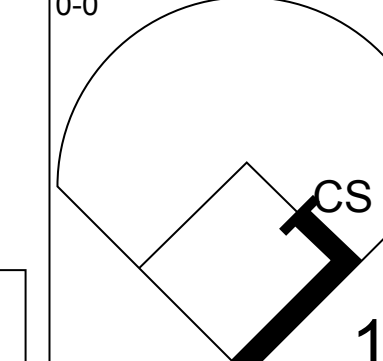
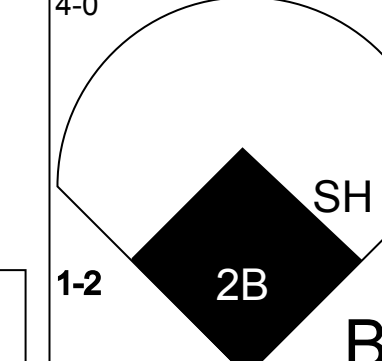
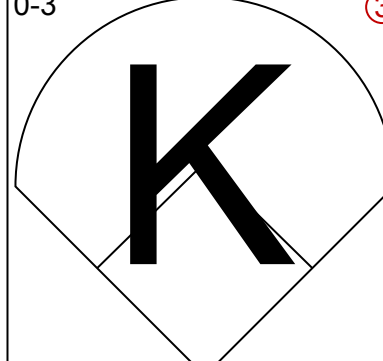
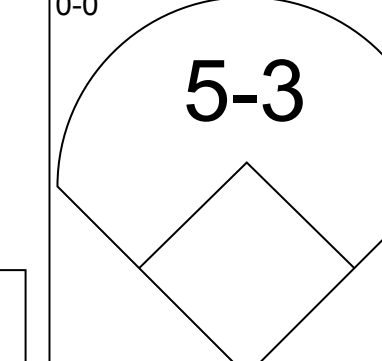
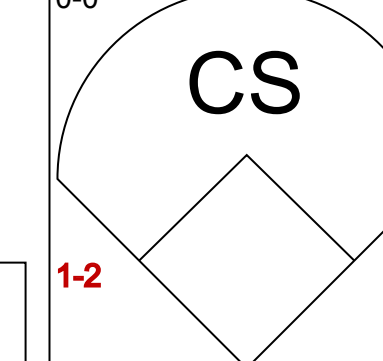
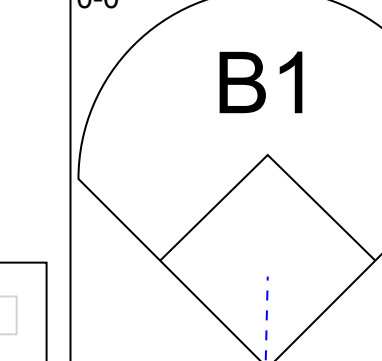
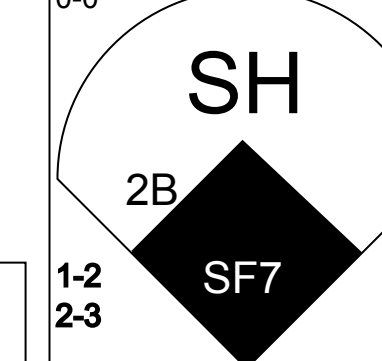
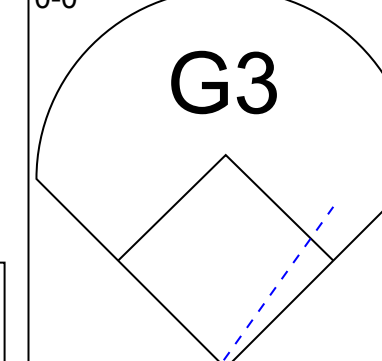
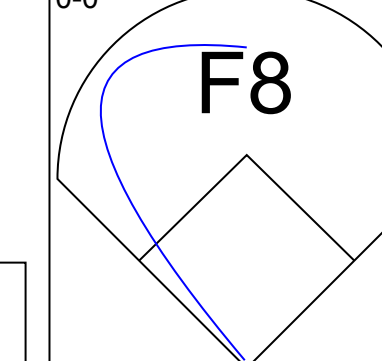
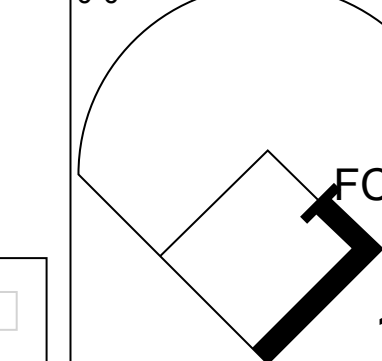
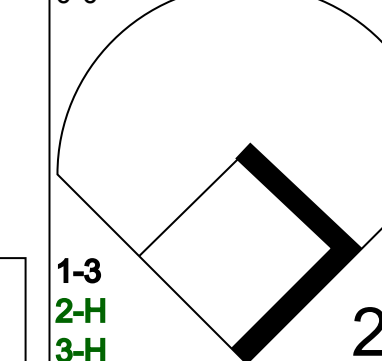
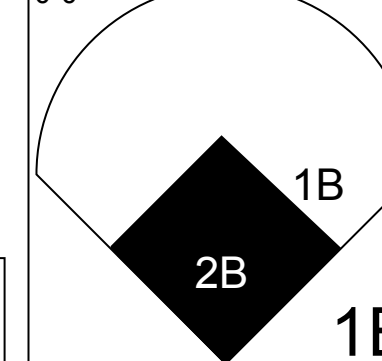
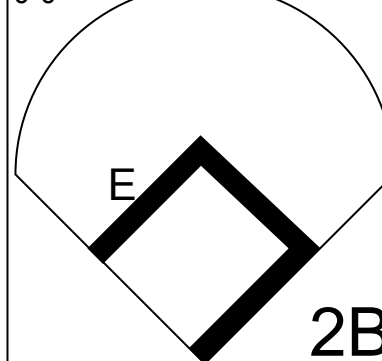
AB	40
R	6
H	10
RBI	6
BB	4
SO	8
LOB	12

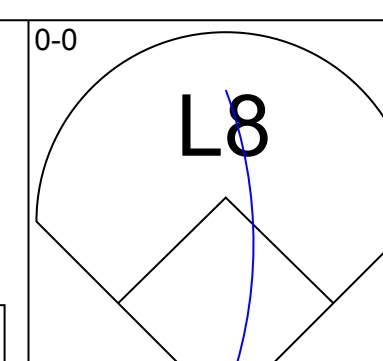
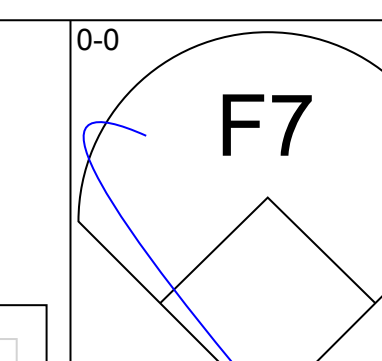
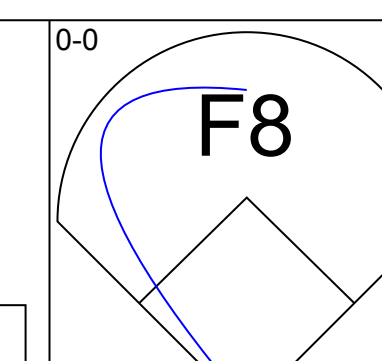
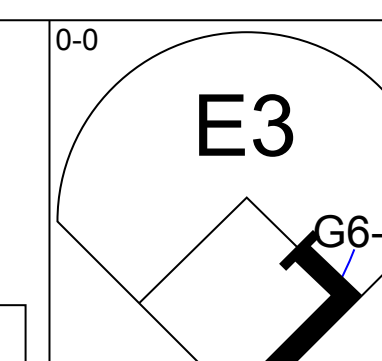

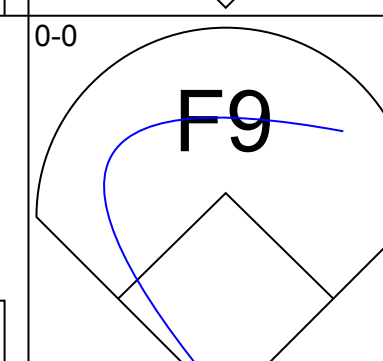
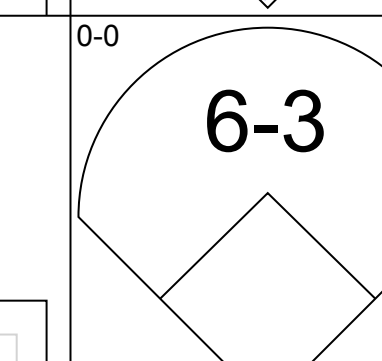
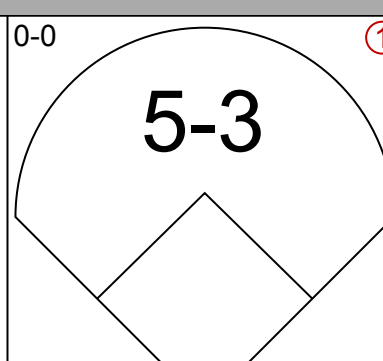
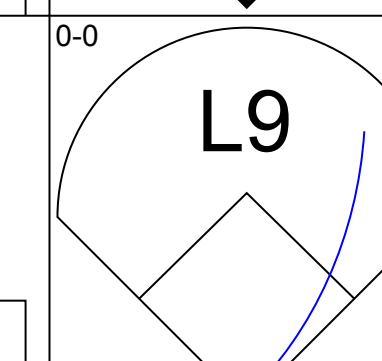
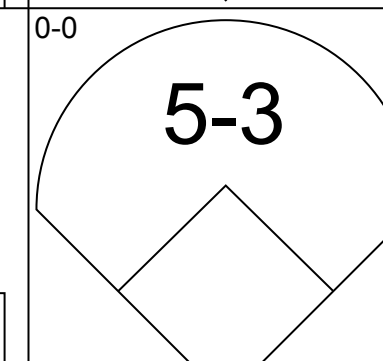
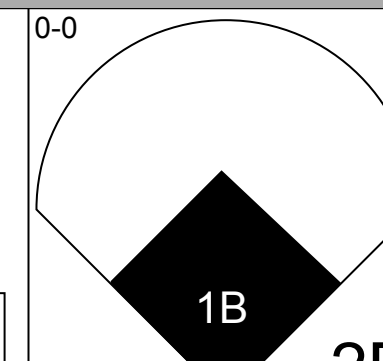
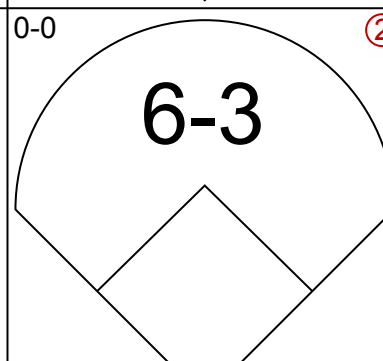
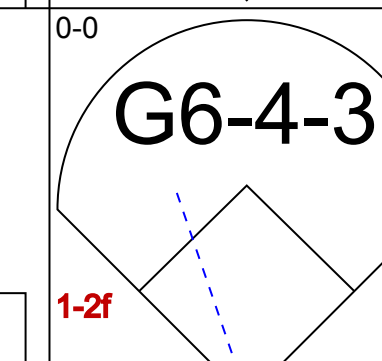
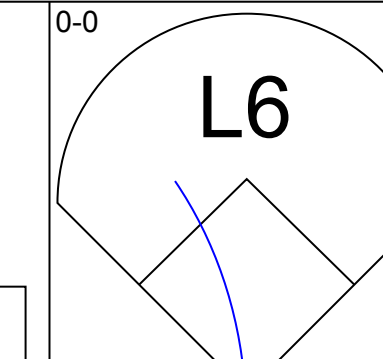
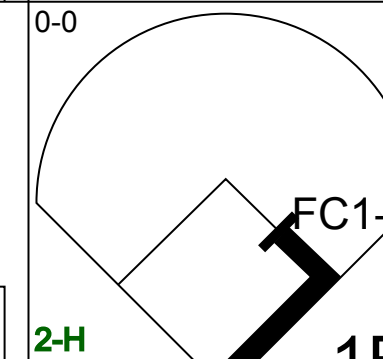
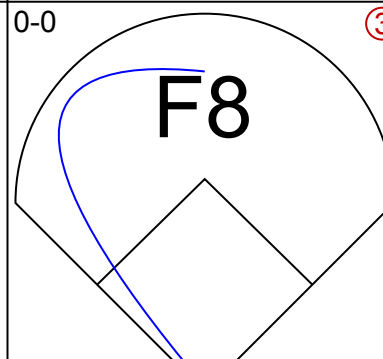

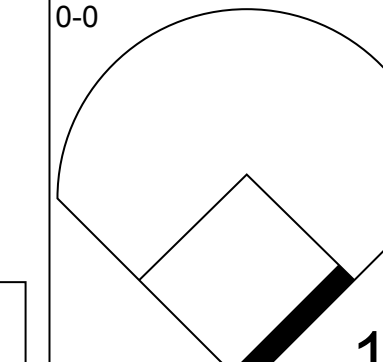
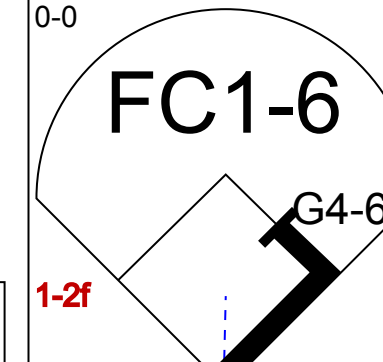
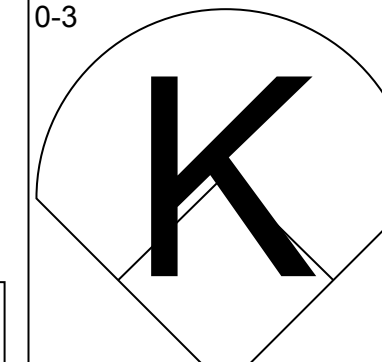
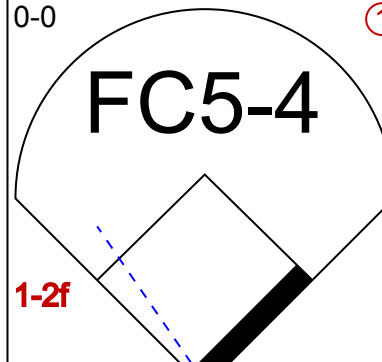
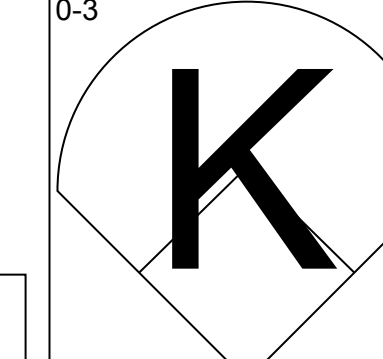
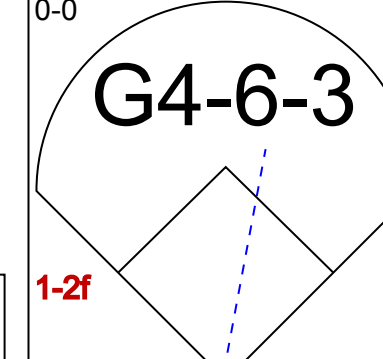
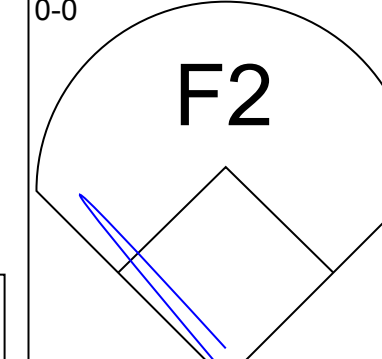
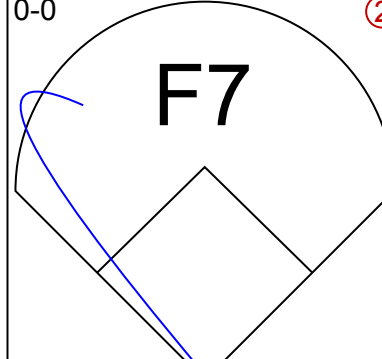
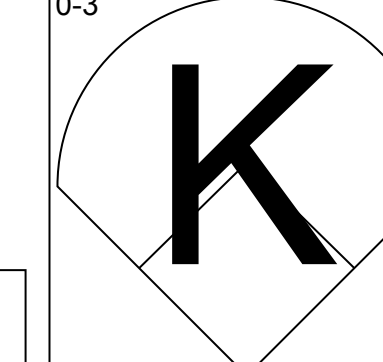
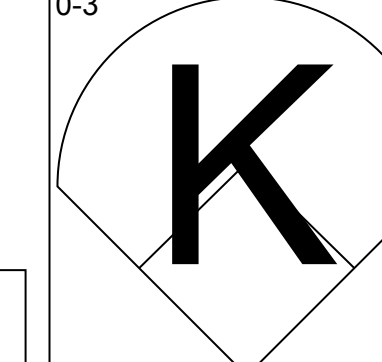
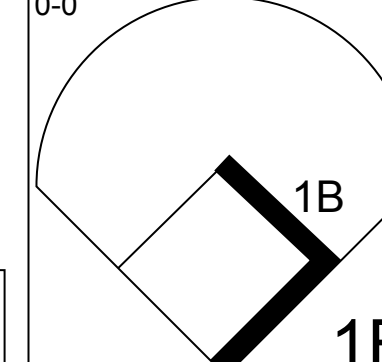
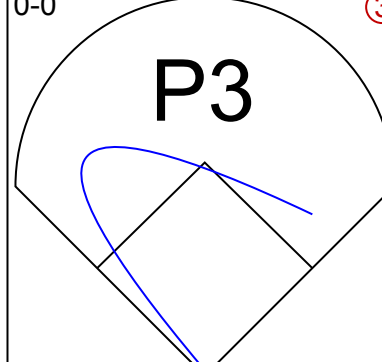
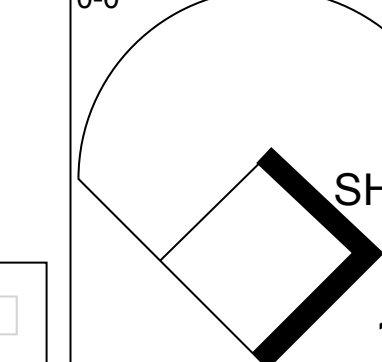
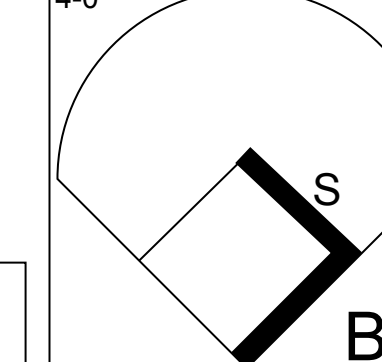
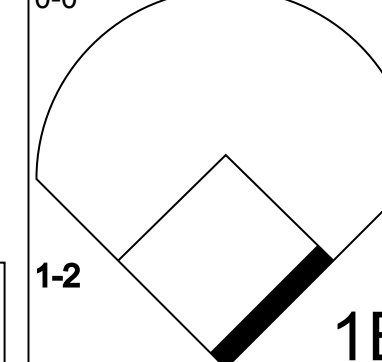
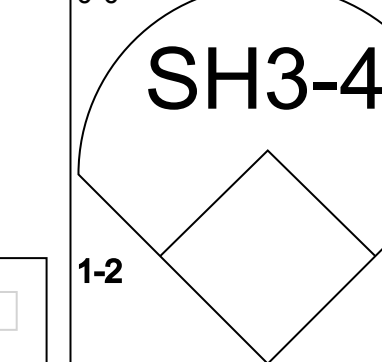
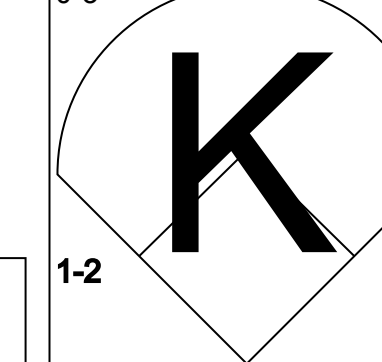
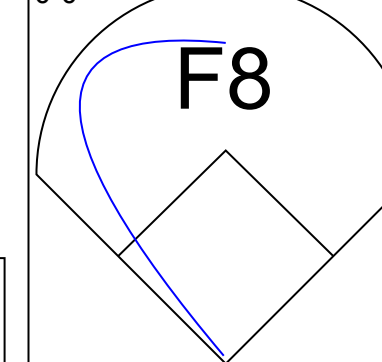


Batter	1	2	3	4	5	6	7	8	9	10	AB	R	H	RBI	BB	SO	LOB	BOTTOM									
Dickie Thon, R OBP: 0.278, SLG: 0.310 (1, 4)	0-0 BB 1B 2B		4-0 FC5-4 BB		0-0 1-2		0-0 FC6-4 1-2		0-0 1-3		4	1	1	0	1	0	3	Baltimore Orioles @ California Angels Anaheim Stadium, Anaheim, CA Wed Aug 20 1980, 10:05 PM EDT Att: 27,013 - Unknown									
Carney Lansford, R OBP: 0.321, SLG: 0.434 (1, 5)	4-0 BB 1B BB		0-0 FC5-4 1B 1-2		0-0 F7		0-3 K		0-3 K		4	1	0	0	1	2	3										
Dan Ford, R OBP: 0.325, SLG: 0.392 (1, 10)	4-0 1B BB		0-0 CS 1B		0-0 F9		0-3 K		0-3 K		4	0	1	0	1	2	1										
Don Baylor, R OBP: 0.315, SLG: 0.340 (1, 7)	0-0 G5-4-3 1B		0-0 F7 1-2		0-0 F7		0-0 5-3		0-0 6-3		5	0	1	2	0	0	2										
Bobby Grich, R OBP: 0.394, SLG: 0.447 (1, 3)	0-0 F7		0-0 F9		0-0 F7		0-0 F7		0-0 1B 2B 1B		5	1	1	0	0	0	2										
Bobby Clark, R OBP: 0.264, SLG: 0.324 (1, 8)	0-0 G5-4-3		0-0 FC6-4 1B		0-0 6-3		0-0 6-3		0-0 2B 1B 1B		4	1	2	0	0	0	2										
Rick Miller, L OBP: 0.353, SLG: 0.330 (1, 9)		0-0 4-3		0-0 FC6-4 1-2		0-0 FC6-4 1B		0-0 FC6-4 1B	0-0 1-3 2H 2B		4	1	2	1	0	0	1										
Bert Campaneris, R OBP: 0.309, SLG: 0.367 (1, 6)		0-0 6-3		0-0 6-3		0-0 F5		0-0 F5	0-0 2H 3H 1B		4	0	1	2	0	0	2										
Dan Whitmer, R OBP: 0.250, SLG: 0.243 Freddie Patek, R OBP: 0.304, SLG: 0.398 Stan Cliburn, R OBP: 0.217, SLG: 0.321 (1, 2) (7, PH) (8, 2)		0-0 L8		0-0 4-3 1B		0-0 F8		0-0 F8	0-0 6-3		2	0	1	0	0	0	0										
Inning Stats	R: 2 E: 0 K: 0 S: 4	H: 2 LOB: 1 BB: 2 P: 12	R: 0 E: 0 K: 0 S: 3	H: 0 LOB: 0 BB: 0 P: 3	R: 0 E: 0 K: 0 S: 3	H: 1 LOB: 1 BB: 1 P: 7	R: 0 E: 0 K: 0 S: 4	H: 1 LOB: 1 BB: 0 P: 4	R: 0 E: 0 K: 2 S: 7	H: 1 LOB: 1 BB: 0 P: 4	R: 0 E: 0 K: 2 S: 7	H: 0 LOB: 0 BB: 0 P: 7	R: 0 E: 0 K: 1 S: 9	H: 4 LOB: 1 BB: 0 P: 9	R: 0 E: 0 K: 1 S: 5	H: 0 LOB: 0 BB: 0 P: 5	1B: 8 2B: 2 3B: 0 HR: 0		SF: 0 SAC: 0 DP: 1 HBP: 0	WP: 0 PB: 0 SB: 0 CS: 1	PA: 41						
PITCHER	IP 8.0	WLS 34	BF 9	H 5	R 5	ER 5	SO 2	BB 3	IBB 0	HBP 0	BLK 0	WP 0	HR 0	S 35	P 47	ERA 5.62	WHIP 1.500										
Mike Flanagan, L ERA: 3.95 Tippy Martinez, L ERA: 2.77 Tim Stoddard, R ERA: 2.19 (1, 1) (9, 1) (9, 1)	8.0 0.2 1.1	34 3 4	9 1 0	5 0 0	5 0 0	5 2 2	2 0 0	3 0 0	0 0 0	0 0 0	0 0 0	0 0 0	0 0 8	35 3 8	47 3 8	5.62 0.00 0.000	1.500 1.500 0.000										

AB	38
R	5
H	10
RBI	5
BB	3
SO	4
LOB	18



Batter	1	2	3	4	5	6	7	8	9	AB R H RBI BB SO LOB	TOP											
Al Bumbry, L OBP: 0.393, SLG: 0.419 (1, 8)										4 1 1 1 0 2 2	<p>Baltimore Orioles @ California Angels Anaheim Stadium, Anaheim, CA</p> <p>Thu Aug 21 1980, 10:05 PM EDT Att: 26,189 - Unknown</p> <p>livebaseballscorecards.com</p> <p>AB 35 R 7 H 11 RBI 7 BB 2 SO 6 LOB 12</p> 											
Rick Dempsey, R OBP: 0.328, SLG: 0.429 (1, 2)										4 1 2 2 1 1 2												
Ken Singleton, S OBP: 0.386, SLG: 0.455 (7, PR)										4 0 1 0 0 0 3 1 0 0 0 0 0 1												
Gary Roenicke, R OBP: 0.353, SLG: 0.382 (7, 9)										4 0 0 1 0 1 3												
Eddie Murray, S OBP: 0.348, SLG: 0.499 (1, 3)										4 0 0 1 0 1 3												
Pat Kelly, L OBP: 0.356, SLG: 0.338 (1, 10)										4 0 0 0 0 1 1												
John Lowenstein, L OBP: 0.375, SLG: 0.370 (1, 7)										4 2 2 1 0 0 0												
Doug DeCinces, R OBP: 0.314, SLG: 0.382 (1, 5)										3 1 1 0 1 1 0												
Mark Belanger, R OBP: 0.250, SLG: 0.266 (1, 6)										3 1 0 0 0 0 0												
Rich Dauer, R OBP: 0.333, SLG: 0.344 (1, 4)										4 1 4 2 0 0 0												
Inning Stats	R: 0 E: 0 K: 1 S: 6	H: 1 LOB: 1 BB: 0 P: 6	R: 0 E: 0 K: 0 S: 3	H: 1 LOB: 0 BB: 0 P: 3	R: 0 E: 0 K: 1 S: 6	H: 1 LOB: 1 BB: 0 P: 6	R: 0 E: 0 K: 1 S: 5	H: 0 LOB: 0 BB: 0 P: 5	R: 3 E: 1 K: 0 S: 5	H: 2 LOB: 1 BB: 2 P: 13	R: 1 E: 0 K: 2 S: 8	H: 1 LOB: 0 BB: 0 P: 8	R: 3 E: 0 K: 0 S: 7	H: 4 LOB: 1 BB: 0 P: 7	R: 0 E: 0 K: 0 S: 3	H: 0 LOB: 0 BB: 0 P: 3	R: 0 E: 1 K: 1 S: 7	H: 1 LOB: 2 BB: 0 P: 7	1B: 6 2B: 4 3B: 0 HR: 1	SF: 2 SAC: 1 DP: 1 HBP: 0	WP: 0 PB: 0 SB: 0 CS: 1	PA: 41
PITCHER	IP WLS BF H R ER SO BB IBB HBP BLK WP HR S P ERA WHIP											PITCHER	IP WLS BF H R ER SO BB IBB HBP BLK WP HR S P ERA WHIP									
Chris Knapp, R ERA: 6.5 (1, 1)	4.1 L 20 5 3 2 3 2 0 0 0 0 0 0 24 32 4.15 1.615																					
John Montague, R ERA: 4.52 (5, 1)	2.0 10 5 4 4 2 0 0 0 0 0 0 1 14 14 18.00 2.500																					
Dave Lemanczyk, R ERA: 5.15 (7, 1)	2.2 10 1 0 0 1 0 0 0 0 0 0 0 12 12 0.00 0.375																					

Batter	1	2	3	4	5	6	7	8	9	AB R H RBI BB SO LOB	BOTTOM											
Rick Miller, L OBP: 0.348, SLG: 0.325 (1, 9)										4 0 0 0 0 0 2	<p>Baltimore Orioles @ California Angels Anaheim Stadium, Anaheim, CA</p> <p>Thu Aug 21 1980, 10:05 PM EDT Att: 26,189 - Unknown</p> <p>livebaseballscorecards.com</p> <p>AB 32 R 1 H 7 RBI 1 BB 1 SO 5 LOB 15</p> 											
Carney Lansford, R OBP: 0.318, SLG: 0.430 (1, 5)										4 0 0 0 0 0 2												
Dan Ford, R OBP: 0.324, SLG: 0.395 (1, 10)										4 1 1 0 0 0 1												
Don Baylor, R OBP: 0.317, SLG: 0.342 (1, 7)										4 0 2 1 0 0 0												
Bobby Grich, R OBP: 0.393, SLG: 0.445 (1, 4)										4 0 1 0 0 1 2												
Bobby Clark, R OBP: 0.257, SLG: 0.315 (1, 8)										4 0 0 0 0 1 3												
Jason Thompson, L OBP: 0.395, SLG: 0.461 (1, 3)										4 0 1 0 0 2 2												
Bert Campaneris, R OBP: 0.322, SLG: 0.376 (1, 6)										2 0 2 0 1 0 0												
Dan Whitmer, R OBP: 0.247, SLG: 0.240 (1, 2)										1 0 0 0 0 1 1												
Dickie Thon, R OBP: 0.276, SLG: 0.308 (7, PH)										1 0 0 0 0 0 2												
Tom Donohue, R OBP: 0.212, SLG: 0.242 (8, 2)										0 0 0 0 0 0 0												
Inning Stats	R: 0 E: 0 K: 0 S: 3	H: 0 LOB: 0 BB: 0 P: 3	R: 0 E: 0 K: 2 S: 8	H: 1 LOB: 1 BB: 0 P: 8	R: 0 E: 0 K: 0 S: 4	H: 1 LOB: 1 BB: 0 P: 4	R: 1 E: 0 K: 0 S: 4	H: 2 LOB: 0 BB: 0 P: 4	R: 0 E: 0 K: 2 S: 7	H: 0 LOB: 1 BB: 1 P: 11	R: 0 E: 0 K: 0 S: 3	H: 0 LOB: 0 BB: 0 P: 3	R: 0 E: 1 K: 1 S: 7	H: 2 LOB: 2 BB: 0 P: 7	R: 0 E: 0 K: 0 S: 3	H: 0 LOB: 0 BB: 0 P: 3	R: 0 E: 0 K: 0 S: 4	H: 1 LOB: 1 BB: 0 P: 4	1B: 6 2B: 1 3B: 0 HR: 0	SF: 0 SAC: 1 DP: 2 HBP: 0	WP: 0 PB: 0 SB: 1 CS: 0	PA: 34
PITCHER	IP WLS BF H R ER SO BB IBB HBP BLK WP HR S P ERA WHIP											PITCHER	IP WLS BF H R ER SO BB IBB HBP BLK WP HR S P ERA WHIP									
Scott McGregor, L ERA: 3.2 (1, 1)	9.0 W 34 7 1 1 5 1 0 0 0 0 0 0 43 47 1.00 0.889																					

Batter	1	2	3	4	5	6	7	8	9	AB	R	H	RBI	BB	SO	LOB	TOP			
Al Bumby, L OBP: 0.392, SLG: 0.417 (1, 8)	4-3	F7			6-3 S 4-3 1B		F7			4	1	1	0	0	0	2	Baltimore Orioles @ Oakland Athletics Oakland-Alameda County Coliseum, Oakland, CA Fri Aug 22 1980, 7:05 PM PDT Att: 11,115 - Unknown			
Rich Dauer, R OBP: 0.334, SLG: 0.348 (1, 4)	F9		4-3		6-3			G3-6-3 1B		4	0	2	0	0	0	1				
Ken Singleton, S OBP: 0.394, SLG: 0.452 John Lowenstein, L OBP: 0.375, SLG: 0.370 (9, 7)	BB		K		4-3			F8		3	0	0	1	1	1	2				
Eddie Murray, S OBP: 0.345, SLG: 0.495 (1, 3)	K		4-3		F5			G3-6-3 1-2		4	0	0	0	0	1	3				
Terry Crowley, L OBP: 0.395, SLG: 0.482 Lenn Sakata, R OBP: 0.239, SLG: 0.365 (9, PR)		1B SF9 2B	6-3		1-3			G6-4-3 BB		3	1	1	0	1	0	1				
Doug DeCinces, R OBP: 0.316, SLG: 0.383 (1, 5)	1B				5-3			G6-4-3 1-2		4	0	2	0	0	0	1				
Gary Roenicke, R OBP: 0.352, SLG: 0.395 (9, 9)	SF9				F7			HR		3	1	1	2	0	0	1				
Rick Dempsey, R OBP: 0.328, SLG: 0.424 (1, 2)	F7				5-3			F9		3	0	0	0	1	0	2				
Mark Belanger, R OBP: 0.251, SLG: 0.267 (1, 6)	1-2 1B				F4			F4		3	0	1	0	0	0	1				
Inning Stats	R: 0 E: 0 K: 1 S: 5	H: 0 LOB: 1 BB: 1 P: 9	R: 1 E: 0 K: 0 S: 6	H: 3 LOB: 2 BB: 0 P: 6	R: 0 E: 0 K: 1 S: 6	H: 1 LOB: 1 BB: 0 P: 6	R: 0 E: 0 K: 0 S: 3	H: 1 LOB: 0 BB: 0 P: 7	R: 1 E: 0 K: 0 S: 4	H: 1 LOB: 0 BB: 0 P: 4	R: 0 E: 0 K: 0 S: 3	H: 0 LOB: 0 BB: 0 P: 3	R: 0 E: 0 K: 0 S: 3	H: 1 LOB: 0 BB: 0 P: 3	R: 1 E: 0 K: 0 S: 3	H: 1 LOB: 1 BB: 7		1B: 5 2B: 2 3B: 0 HR: 1	SF: 1 SAC: 0 DP: 2 HBP: 0	WP: 0 PB: 0 SB: 1 CS: 1
PITCHER Steve McCatty, R ERA: 4.02 (1, 1)	IP: 9.0 WLS: L BF: 35	H: 8 R: 3 ER: 3 SO: 2	BB: 3 IBB: 0 HBP: 0 BLK: 0	WP: 0 HR: 1 S: 36 P: 48	ERA: 3.00 WHIP: 1.222											ERA: 3.00 WHIP: 1.222				

Batter	1	2	3	4	5	6	7	8	9	AB	R	H	RBI	BB	SO	LOB	BOTTOM			
Rickey Henderson, R OBP: 0.416, SLG: 0.415 (1, 7)	G5-4-3 BB		G4-6-3 1B		BB		SH3-4 1-2		K	2	0	1	0	2	1	1	Baltimore Orioles @ Oakland Athletics Oakland-Alameda County Coliseum, Oakland, CA Fri Aug 22 1980, 7:05 PM PDT Att: 11,115 - Unknown			
Dwayne Murphy, L OBP: 0.372, SLG: 0.368 (1, 8)	G5-4-3 1-2		G4-6-3 1-2		BB		K		4-3	4	0	0	0	1	1	4				
Mitchell Page, L OBP: 0.325, SLG: 0.380 (1, 10)	5-3				4-3		F5		K	4	0	0	0	0	1	4				
Dave Revering, L OBP: 0.357, SLG: 0.527 (1, 3)		F7			4-3			F8		4	0	1	0	0	0	0				
Wayne Gross, L OBP: 0.351, SLG: 0.471 (1, 5)		PB 1B			G3		F6		K	4	1	1	0	0	1	1				
Tony Armas, R OBP: 0.291, SLG: 0.470 (1, 9)		K			SH1-3 2B		K		2B	4	1	2	0	0	2	2				
Jim Essian, R OBP: 0.315, SLG: 0.378 (1, 2)					SH1-3		FC6-4 BB		F8	2	0	1	1	1	0	1				
Mario Guerrero, R OBP: 0.286, SLG: 0.321 Rob Piccolo, R OBP: 0.253, SLG: 0.333 Mike Davis, L OBP: 0.253, SLG: 0.286 (9, PH)		2H 1B			BB		FC6-4 1-2			3	0	1	1	0	1	3				
Jeff Cox, R OBP: 0.301, SLG: 0.255 Orlando Gonzalez, L OBP: 0.256, SLG: 0.174 (9, PH)			F4		K		SH3-4 1B		K	3	0	1	0	0	1	1				
Inning Stats	R: 0 E: 0 K: 0 S: 2	H: 2 LOB: 1 BB: 0 P: 9	R: 0 E: 0 K: 0 S: 3	H: 1 LOB: 0 BB: 0 P: 3	R: 0 E: 0 K: 0 S: 3	H: 0 LOB: 0 BB: 0 P: 3	R: 1 E: 0 K: 1 S: 7	H: 2 LOB: 3 BB: 2 P: 15	R: 0 E: 0 K: 1 S: 6	H: 1 LOB: 2 BB: 1 P: 10	R: 0 E: 0 K: 2 S: 8	H: 1 LOB: 1 BB: 0 P: 8	R: 0 E: 0 K: 1 S: 6	H: 1 LOB: 1 BB: 0 P: 6	R: 0 E: 0 K: 2 S: 8	H: 1 LOB: 1 BB: 0 P: 8		1B: 4 2B: 4 3B: 1 HR: 0	SF: 0 SAC: 2 DP: 2 HBP: 0	WP: 0 PB: 1 SB: 0 CS: 0
PITCHER Jim Palmer, R ERA: 3.68 (1, 1) Sammy Stewart, R ERA: 3.97 (6, 1)	IP: 5.0 WLS: W BF: 17	H: 5 R: 2 ER: 1 SO: 3	BB: 3 IBB: 0 HBP: 0 BLK: 0	WP: 0 HR: 0 S: 24 P: 36	ERA: 1.80 WHIP: 1.600											ERA: 1.80 WHIP: 1.600				



Batter	1	2	3	4	5	6	7	8	9	AB	R	H	RBI	BB	SO	LOB	TOP								
Al Bumby, L OBP: 0.391, SLG: 0.416 (1, 8)										4	0	1	0	0	0	0	Baltimore Orioles @ Oakland Athletics Oakland-Alameda County Coliseum, Oakland, CA Sat Aug 23 1980, 3:33 AM PDT Att: 10,578 - Unknown								
Rich Dauer, R OBP: 0.336, SLG: 0.349 (1, 4)										4	0	2	0	0	0	1									
Ken Singleton, S OBP: 0.448, SLG: 0.448 (8, PR)										4	0	0	0	0	2	2									
John Lowenstein, L OBP: 0.375, SLG: 0.370 (8, 7)										2	1	0	0	2	0	2									
Eddie Murray, S OBP: 0.347, SLG: 0.492 (1, 3)										4	1	1	0	0	1	3									
Terry Crowley, L OBP: 0.391, SLG: 0.475 (1, 10)										3	2	2	4	1	0	1									
Dan Graham, L OBP: 0.302, SLG: 0.455 (1, 2)										4	0	0	0	0	1	2									
Doug DeCinces, R OBP: 0.313, SLG: 0.379 (1, 5)										4	0	1	0	0	2	1									
Gary Roenicke, R OBP: 0.350, SLG: 0.392 (8, 9)										4	0	1	0	0	2	1									
Kiko Garcia, R OBP: 0.266, SLG: 0.249 (1, 6)										3	0	0	0	0	0	0									
Pat Kelly, L OBP: 0.354, SLG: 0.336 (9, PH)										1	0	0	0	0	1	0									
Mark Belanger, R OBP: 0.251, SLG: 0.267 (9, 6)										0	0	0	0	0	0	0									
Inning Stats	R: 0 E: 0 K: 1 S: 5	H: 1 LOB: 0 BB: 0 P: 5	R: 3 E: 0 K: 1 S: 7	H: 2 LOB: 0 BB: 1 P: 11	R: 0 E: 1 K: 0 S: 4	H: 0 LOB: 1 BB: 1 P: 4	R: 0 E: 0 K: 3 S: 9	H: 0 LOB: 1 BB: 1 P: 13	R: 0 E: 0 K: 1 S: 6	H: 1 LOB: 1 BB: 0 P: 6	R: 0 E: 0 K: 0 S: 3	H: 1 LOB: 0 BB: 1 P: 3	R: 0 E: 0 K: 0 S: 4	H: 1 LOB: 2 BB: 0 P: 4	R: 1 E: 0 K: 1 S: 6	H: 1 LOB: 0 BB: 0 P: 6	1B: 5 2B: 0 3B: 0 HR: 2	SF: 0 SAC: 0 DP: 0 HBP: 0	WP: 1 PB: 0 SB: 0 CS: 1	PA: 36					
PITCHER Brian Kingman, R ERA: 3.38 (1, 1)	IP: 9.0 WLS: L BF: 36	H: 7 R: 4 ER: 4 SO: 7	BB: 3 IBB: 0 HBP: 0 BLK: 0	WP: 1 HR: 2 S: 47 P: 59	ERA: 4.00 WHIP: 1.111																				

Batter	1	2	3	4	5	6	7	8	9	AB	R	H	RBI	BB	SO	LOB	BOTTOM								
Rickey Henderson, R OBP: 0.417, SLG: 0.413 (1, 7)										2	0	0	0	2	1	0	Baltimore Orioles @ Oakland Athletics Oakland-Alameda County Coliseum, Oakland, CA Sat Aug 23 1980, 3:33 AM PDT Att: 10,578 - Unknown								
Dwayne Murphy, L OBP: 0.365, SLG: 0.365 (1, 8)										4	0	0	0	0	2	1									
Dave Revering, L OBP: 0.353, SLG: 0.520 (1, 3)										4	0	0	0	0	0	1									
Tony Armas, R OBP: 0.289, SLG: 0.466 (1, 9)										4	0	0	0	0	3	1									
Mitchell Page, L OBP: 0.327, SLG: 0.393 (1, 10)										4	1	2	1	0	1	1									
Jim Essian, R OBP: 0.314, SLG: 0.375 (1, 2)										4	1	1	0	0	2	1									
Dave McKay, S OBP: 0.280, SLG: 0.301 (8, 4)										2	0	1	0	1	0	0									
Mario Guerrero, R OBP: 0.284, SLG: 0.319 (1, 6)										2	0	0	0	0	0	2									
Wayne Gross, L OBP: 0.351, SLG: 0.471 (7, PH)										0	0	0	0	0	0	0									
Jeff Newman, R OBP: 0.275, SLG: 0.416 (8, 5)										2	0	0	0	0	2	3									
Jeff Cox, R OBP: 0.297, SLG: 0.252 (1, 4)										2	0	0	0	0	0	0									
Mike Heath, R OBP: 0.247, SLG: 0.271 (7, PH)										0	0	0	0	1	0	0									
Rob Piccolo, R OBP: 0.253, SLG: 0.333 (8, 6)										0	0	0	0	0	0	0									
Mike Davis, L OBP: 0.250, SLG: 0.282 (9, PH)										1	0	0	0	0	1	1									
Inning Stats	R: 0 E: 0 K: 2 S: 7	H: 0 LOB: 0 BB: 0 P: 7	R: 0 E: 0 K: 2 S: 8	H: 1 LOB: 2 BB: 1 P: 12	R: 0 E: 0 K: 1 S: 5	H: 0 LOB: 0 BB: 0 P: 5	R: 0 E: 0 K: 1 S: 5	H: 0 LOB: 0 BB: 0 P: 5	R: 0 E: 0 K: 0 S: 3	H: 0 LOB: 0 BB: 0 P: 3	R: 0 E: 0 K: 0 S: 3	H: 0 LOB: 1 BB: 1 P: 7	R: 2 E: 0 K: 1 S: 6	H: 2 LOB: 2 BB: 2 P: 15	R: 0 E: 1 K: 2 S: 8	H: 0 LOB: 1 BB: 0 P: 8	R: 0 E: 0 K: 3 S: 10	H: 1 LOB: 1 BB: 0 P: 10	1B: 3 2B: 0 3B: 0 HR: 1	SF: 0 SAC: 0 DP: 0 HBP: 1	WP: 1 PB: 0 SB: 2 CS: 0	PA: 37			
PITCHER Steve Stone, R ERA: 2.94 (1, 1)	IP: 6.1 WLS: W BF: 25	H: 3 R: 2 ER: 2 SO: 6	BB: 2 IBB: 0 HBP: 1 BLK: 0	WP: 0 HR: 1 S: 34 P: 43	ERA: 2.84 WHIP: 0.789																				
Tippy Martinez, L ERA: 2.72 (7, 1)	IP: 1.0 WLS: S BF: 6	H: 0 R: 0 ER: 0 SO: 1	BB: 1 IBB: 0 HBP: 0 BLK: 0	WP: 0 HR: 0 S: 5 P: 13	ERA: 0.00 WHIP: 1.000																				
Tim Stoddard, R ERA: 2.13 (8, 1)	IP: 1.2 WLS: S BF: 6	H: 1 R: 0 ER: 0 SO: 5	BB: 0 IBB: 0 HBP: 0 BLK: 0	WP: 0 HR: 0 S: 16 P: 16	ERA: 0.00 WHIP: 0.600																				

AB 33
R 4
H 7
RBI 4
BB 3
SO 7
LOB 12

AB 31
R 2
H 4
RBI 1
BB 4
SO 12
LOB 11

Batter	1	2	3	4	5	6	7	8	9	AB	R	H	RBI	BB	SO	LOB	TOP			
Al Bumby, L OBP: 0.393, SLG: 0.418 (1, 8)										5	1	3	0	0	0	2	Baltimore Orioles @ Oakland Athletics Oakland-Alameda County Coliseum, Oakland, CA Sun Aug 24 1980, 3:33 AM PDT Att: 18,160 - Sunny			
Rich Dauer, R OBP: 0.334, SLG: 0.347 Mark Belanger, R OBP: 0.251, SLG: 0.267 (9, 6)										5	0	1	0	0	0	4				
Ken Singleton, S OBP: 0.380, SLG: 0.448 John Lowenstein, L OBP: 0.375, SLG: 0.370 (9, 7)			K							4	0	1	0	0	1	2				
Eddie Murray, S OBP: 0.344, SLG: 0.489 (1, 3)							K			3	0	0	1	0	1	2				
Terry Crowley, L OBP: 0.384, SLG: 0.465 Lee May, R OBP: 0.285, SLG: 0.398 (8, PH)					K					3	0	0	0	0	1	1				
Dan Graham, L OBP: 0.308, SLG: 0.456 (1, 2)										2	1	1	0	1	0	0				
Gary Roenicke, R OBP: 0.352, SLG: 0.396 (9, 9)										3	1	1	0	1	0	2				
Doug DeCinces, R OBP: 0.312, SLG: 0.377 (1, 5)										4	0	1	2	0	0	4				
Kiko Garcia, R OBP: 0.266, SLG: 0.249 (9, 4)										4	0	1	0	0	0	2				
Inning Stats	R: 1 E: 0 K: 0 S: 5	H: 2 LOB: 1 BB: 0 P: 5	R: 0 E: 0 K: 0 S: 3	H: 0 LOB: 0 BB: 0 P: 3	R: 0 E: 0 K: 1 S: 7	H: 2 LOB: 2 BB: 0 P: 7	R: 2 E: 0 K: 0 S: 6	H: 4 LOB: 2 BB: 1 P: 10	R: 0 E: 0 K: 1 S: 4	H: 1 LOB: 2 BB: 1 P: 8	R: 0 E: 0 K: 1 S: 5	H: 0 LOB: 0 BB: 0 P: 5	R: 0 E: 1 K: 0 S: 4	H: 1 LOB: 1 BB: 0 P: 4	R: 0 E: 0 K: 0 S: 3	H: 0 LOB: 0 BB: 0 P: 3		1B: 8 2B: 2 3B: 0 HR: 0	SF: 1 SAC: 1 DP: 2 HBP: 0	WP: 0 PB: 0 SB: 0 CS: 0
PITCHER	IP WLS BF H R ER SO BB IBB HBP BLK WP HR S P ERA WHIP																			
Matt Keough, R ERA: 3.08 (1, 1)	5.0 L 25 9 3 3 2 2 0 0 0 0 0 0 0 27 35 5.40 2.200																			
Dave Beard, R ERA: (6, 1)	0.2 2 0 0 0 0 0 0 0 0 0 0 0 0 2 2 0.00 0.000																			
Craig Minetto, L ERA: 9.0 (6, 1)	1.1 4 0 0 0 1 0 0 0 0 0 0 0 0 6 6 0.00 0.000																			
Bob Lacey, L ERA: 2.95 (8, 1)	2.0 7 1 0 0 0 0 0 0 0 0 0 0 0 7 7 0.00 0.500																			

AB	34
R	3
H	10
RBI	3
BB	2
SO	3
LOB	19



Batter	1	2	3	4	5	6	7	8	9	AB	R	H	RBI	BB	SO	LOB	BOTTOM			
Rickey Henderson, R OBP: 0.416, SLG: 0.411 (1, 7)										4	0	1	0	0	0	0	Baltimore Orioles @ Oakland Athletics Oakland-Alameda County Coliseum, Oakland, CA Sun Aug 24 1980, 3:33 AM PDT Att: 18,160 - Sunny			
Dwayne Murphy, L OBP: 0.372, SLG: 0.368 (1, 8)										4	0	3	0	0	0	0				
Jim Essian, R OBP: 0.318, SLG: 0.371 (1, 2)										2	0	0	0	2	0	3				
Tony Armas, R OBP: 0.288, SLG: 0.464 (1, 9)							K			4	0	1	0	0	1	3				
Jeff Newman, R OBP: 0.272, SLG: 0.410 (1, 3)										4	0	0	0	0	0	4				
Mike Heath, R OBP: 0.252, SLG: 0.276 (1, 10)										3	0	2	0	0	0	0				
Dave McKay, S OBP: 0.275, SLG: 0.295 (1, 5)										3	0	0	0	0	2	2				
Mario Guerrero, R OBP: 0.282, SLG: 0.316 (1, 6)										3	0	0	0	0	0	1				
Jeff Cox, R OBP: 0.292, SLG: 0.247 (1, 4)										3	0	0	0	0	0	0				
Inning Stats	R: 0 E: 0 K: 0 S: 3	H: 0 LOB: 1 BB: 1 P: 7	R: 0 E: 0 K: 1 S: 5	H: 1 LOB: 0 BB: 0 P: 5	R: 0 E: 0 K: 0 S: 3	H: 0 LOB: 0 BB: 0 P: 3	R: 0 E: 0 K: 0 S: 4	H: 2 LOB: 1 BB: 0 P: 4	R: 0 E: 0 K: 1 S: 5	H: 1 LOB: 1 BB: 0 P: 5	R: 0 E: 0 K: 0 S: 4	H: 0 LOB: 0 BB: 0 P: 5	R: 0 E: 0 K: 0 S: 3	H: 0 LOB: 0 BB: 0 P: 3	R: 0 E: 0 K: 0 S: 4	H: 1 LOB: 2 BB: 1 P: 8		1B: 7 2B: 0 3B: 0 HR: 0	SF: 0 SAC: 0 DP: 3 HBP: 0	WP: 0 PB: 0 SB: 0 CS: 1
PITCHER	IP WLS BF H R ER SO BB IBB HBP BLK WP HR S P ERA WHIP																			
Mike Flanagan, L ERA: 3.78 (1, 1)	9.0 W 32 7 0 0 3 2 0 0 0 0 0 0 0 36 44 0.00 1.000																			



Batter	1	2	3	4	5	6	7	8	9	AB	R	H	RBI	BB	SO	LOB	TOP				
Al Bumbry, L OBP: 0.395, SLG: 0.422 (1, 8)										5	1	3	0	0	0	0	Baltimore Orioles @ Seattle Mariners The Kingdome, Seattle, WA Mon Aug 25 1980, 10:05 PM EDT Att: 6,478 - Unknown				
Rich Dauer, R OBP: 0.337, SLG: 0.347 (1, 5)										3	1	1	1	2	0	2					
Ken Singleton, S OBP: 0.381, SLG: 0.455 (1, 9)										5	2	2	2	0	0	3					
Eddie Murray, S OBP: 0.345, SLG: 0.498 (1, 3)										4	1	2	2	0	0	1					
John Lowenstein, L OBP: 0.368, SLG: 0.362 (1, 7)										3	0	0	0	0	0	0					
Gary Roenicke, R OBP: 0.355, SLG: 0.398 (8, PH)										1	0	1	0	0	0	0					
Pat Kelly, L OBP: 0.354, SLG: 0.336 (1, 10)										3	0	1	0	0	0	0					
Benny Ayala, R OBP: 0.358, SLG: 0.560 (8, PH)										1	0	0	0	0	0	1					
Dan Graham, L OBP: 0.308, SLG: 0.454 (1, 2)										3	0	1	0	0	0	0					
Rick Dempsey, R OBP: 0.330, SLG: 0.427 (8, PH)										1	0	1	0	0	0	0					
Lenn Sakata, R OBP: 0.225, SLG: 0.343 (1, 4)										4	0	0	0	0	0	4					
Kiko Garcia, R OBP: 0.262, SLG: 0.245 (1, 6)										4	0	0	0	0	2	2					
Inning Stats	R: 1 E: 0 K: 0 S: 4	H: 2 LOB: 0 BB: 4	R: 0 E: 0 K: 0 S: 3	H: 0 LOB: 0 BB: 0 P: 3	R: 0 E: 0 K: 0 S: 4	H: 1 LOB: 1 BB: 0 P: 4	R: 2 E: 0 K: 0 S: 7	H: 4 LOB: 2 BB: 0 P: 7	R: 0 E: 1 K: 0 S: 4	H: 0 LOB: 0 BB: 0 P: 3	R: 0 E: 0 K: 1 S: 5	H: 0 LOB: 0 BB: 0 P: 5	R: 2 E: 0 K: 0 S: 6	H: 4 LOB: 2 BB: 1 P: 10	R: 0 E: 0 K: 1 S: 5	H: 0 LOB: 1 BB: 1 P: 9	1B: 8 2B: 2 3B: 0 HR: 2	SF: 0 SAC: 0 DP: 1 HBP: 0	WP: 0 PB: 0 SB: 0 CS: 0	PA: 39	
PITCHER	IP WLS BF H R ER SO BB IBB HBP BLK WP HR S P ERA WHIP																				
Glenn Abbott, R ERA: 4.06 (1, 1)	7.1 W 31	H 10 R 5 ER 5 SO 1	BB 1 IBB 0 HBP 0 BLK 1	WP 0 HR 2 S 32 P 36	ERA 6.14 WHIP 1.500																
Shane Rawley, L ERA: 3.45 (8, 1)	1.2 S 8	H 2 R 0 ER 0 SO 1	BB 1 IBB 0 HBP 0 BLK 0	WP 0 HR 0 S 9 P 13	ERA 0.00 WHIP 1.800																

Batter	1	2	3	4	5	6	7	8	9	AB	R	H	RBI	BB	SO	LOB	BOTTOM				
Julio Cruz, S OBP: 0.320, SLG: 0.257 (1, 4)										3	1	0	0	2	0	1	Baltimore Orioles @ Seattle Mariners The Kingdome, Seattle, WA Mon Aug 25 1980, 10:05 PM EDT Att: 6,478 - Unknown				
Joe Simpson, L OBP: 0.306, SLG: 0.337 (1, 7)										4	0	0	0	0	0	3					
Dan Meyer, L OBP: 0.320, SLG: 0.422 (1, 10)										4	3	3	2	0	0	0					
Bruce Bochte, L OBP: 0.376, SLG: 0.455 (1, 3)										4	1	2	1	0	2	0					
Tom Paciorek, R OBP: 0.318, SLG: 0.477 (1, 9)										4	1	1	1	0	1	1					
Juan Beniquez, R OBP: 0.297, SLG: 0.353 (1, 8)										4	1	2	1	0	0	0					
Larry Milbourne, S OBP: 0.286, SLG: 0.319 (1, 6)										3	1	0	1	0	0	1					
Leon Roberts, R OBP: 0.335, SLG: 0.425 (8, PH)										0	1	0	0	1	0	0					
Ted Cox, R OBP: 0.297, SLG: 0.313 (9, 5)										0	0	0	0	0	0	0					
Jerry Narron, L OBP: 0.188, SLG: 0.200 (1, 2)										3	0	0	0	0	1	2					
Reggie Walton, R OBP: 0.308, SLG: 0.615 (8, PH)										1	1	1	2	0	0	0					
Larry Cox, R OBP: 0.259, SLG: 0.290 (9, 2)										0	0	0	0	0	0	0					
Jim Anderson, R OBP: 0.292, SLG: 0.322 (1, 5)										4	0	2	2	0	0	0					
Mario Mendoza, R OBP: 0.289, SLG: 0.298 (9, 6)										0	0	0	0	0	0	0					
Inning Stats	R: 6 E: 0 K: 0 S: 9	H: 5 LOB: 2 BB: 2 P: 17	R: 1 E: 0 K: 1 S: 6	H: 1 LOB: 0 BB: 0 P: 6	R: 0 E: 0 K: 1 S: 5	H: 0 LOB: 0 BB: 0 P: 5	R: 0 E: 0 K: 0 S: 3	H: 0 LOB: 0 BB: 0 P: 3	R: 0 E: 0 K: 2 S: 7	H: 1 LOB: 0 BB: 0 P: 7	R: 0 E: 0 K: 0 S: 3	H: 0 LOB: 0 BB: 0 P: 3	R: 1 E: 0 K: 0 S: 5	H: 2 LOB: 1 BB: 0 P: 5	R: 2 E: 0 K: 0 S: 4	H: 2 LOB: 0 BB: 1 P: 8	1B: 6 2B: 3 3B: 1 HR: 2	SF: 0 SAC: 0 DP: 1 HBP: 0	WP: 0 PB: 0 SB: 2 CS: 1	PA: 38	
PITCHER	IP WLS BF H R ER SO BB IBB HBP BLK WP HR S P ERA WHIP																				
Dennis Martinez, R ERA: 5.09 (1, 1)	0.1 L 6	H 4 R 5 ER 5 SO 0	BB 1 IBB 0 HBP 0 BLK 0	WP 0 HR 0 S 5 P 9	ERA 135.00 WHIP 15.000																
Dave Ford, R ERA: 3.88 (1, 1)	6.2	H 5 R 3 ER 3 SO 4	BB 1 IBB 0 HBP 0 BLK 0	WP 0 HR 0 S 33 P 37	ERA 4.05 WHIP 0.900																
Tippy Martinez, L ERA: 3.0 (8, 1)	1.0	H 5 R 2 ER 2 SO 0	BB 1 IBB 0 HBP 0 BLK 0	WP 0 HR 1 S 4 P 8	ERA 18.00 WHIP 3.000																

AB	37
R	5
H	12
RBI	5
BB	2
SO	2
LOB	13



Batter	1	2	3	4	5	6	7	8	9	AB	R	H	RBI	BB	SO	LOB	TOP			
Al Bumby, L OBP: 0.394, SLG: 0.420 (1, 8)	L5		1-3					1-3		4	0	1	0	0	0	0	Baltimore Orioles @ Seattle Mariners The Kingdome, Seattle, WA Tue Aug 26 1980, 10:05 PM EDT Att: 7,767 - Unknown			
Rich Dauer, R OBP: 0.334, SLG: 0.344 (1, 5)	4-3		F2				F7	F8		4	0	0	0	0	0	2				
Ken Singleton, S OBP: 0.380, SLG: 0.451 (1, 9)	E5						F8	5-3		3	0	0	0	1	0	2				
Eddie Murray, S OBP: 0.346, SLG: 0.499 (1, 3)							F3			3	0	1	0	1	0	1				
Benny Ayala, R OBP: 0.348, SLG: 0.543 (1, 10)	FC5-4									4	0	0	0	0	1	4				
Gary Roenicke, R OBP: 0.353, SLG: 0.393 (1, 7)										3	0	0	0	1	2	1				
Rick Dempsey, R OBP: 0.329, SLG: 0.428 (1, 2)										4	1	1	0	0	0	2				
Kiko Garcia, R OBP: 0.259, SLG: 0.242 (1, 4)										3	0	0	0	0	0	1				
Mark Belanger, R OBP: 0.252, SLG: 0.268 (1, 6)										3	0	1	1	0	0	0				
Inning Stats	R: 0 E: 1 K: 0 S: 4	H: 0 LOB: 2 BB: 1 P: 8	R: 0 E: 0 K: 1 S: 5	H: 0 LOB: 0 BB: 0 P: 5	R: 0 E: 0 K: 2 S: 3	H: 0 LOB: 1 BB: 0 P: 3	R: 0 E: 0 K: 2 S: 7	H: 0 LOB: 1 BB: 0 P: 11	R: 1 E: 0 K: 0 S: 6	H: 3 LOB: 2 BB: 0 P: 6	R: 0 E: 0 K: 0 S: 3	H: 0 LOB: 0 BB: 0 P: 3	R: 0 E: 0 K: 0 S: 3	H: 0 LOB: 0 BB: 0 P: 3	R: 0 E: 0 K: 0 S: 3	H: 1 LOB: 2 BB: 1 P: 7	1B: 2 2B: 2 3B: 0 HR: 0	SF: 0 SAC: 0 DP: 0 HBP: 0	WP: 0 PB: 0 SB: 0 CS: 0	PA: 34
PITCHER Floyd Bannister, L ERA: 3.53 (1, 1)	IP: 9.0 WLS: W BF: 34 H: 4 R: 1 ER: 1 SO: 3 BB: 2 IBB: 1 HBP: 0 BLK: 0 WP: 0 HR: 0 S: 37 P: 49 ERA: 1.00 WHIP: 0.667															PITCHER				

Batter	1	2	3	4	5	6	7	8	9	AB	R	H	RBI	BB	SO	LOB	BOTTOM					
Julio Cruz, S OBP: 0.322, SLG: 0.265 (1, 4)			E6					FC3-6		4	1	2	0	0	0	1	Baltimore Orioles @ Seattle Mariners The Kingdome, Seattle, WA Tue Aug 26 1980, 10:05 PM EDT Att: 7,767 - Unknown					
Bill Stein, R OBP: 0.333, SLG: 0.396 (1, 10)			FC6-4					F8		4	0	1	0	0	0	3						
Bruce Bochte, L OBP: 0.374, SLG: 0.462 (1, 3)										3	1	1	2	0	0	1						
Tom Paciorek, R OBP: 0.315, SLG: 0.472 (1, 9)										3	0	0	0	0	2	1						
Juan Beniquez, R OBP: 0.268, SLG: 0.349 (1, 8)										2	0	0	0	1	0	0						
Leon Roberts, R OBP: 0.335, SLG: 0.424 (1, 7)										3	0	1	0	0	1	1						
Larry Milbourne, S OBP: 0.288, SLG: 0.321 (1, 6)										2	0	1	0	0	0	0						
Jim Anderson, R OBP: 0.289, SLG: 0.319 (1, 5)										3	0	0	0	0	1	1						
Larry Cox, R OBP: 0.260, SLG: 0.291 (1, 2)										3	0	1	0	0	0	1						
Inning Stats	R: 0 E: 0 K: 0 S: 4	H: 2 LOB: 1 BB: 0 P: 4	R: 0 E: 0 K: 0 S: 3	H: 0 LOB: 0 BB: 0 P: 3	R: 0 E: 1 K: 0 S: 4	H: 0 LOB: 1 BB: 0 P: 4	R: 0 E: 0 K: 1 S: 5	H: 0 LOB: 0 BB: 0 P: 5	R: 0 E: 0 K: 1 S: 4	H: 1 LOB: 1 BB: 0 P: 4	R: 1 E: 0 K: 1 S: 6	H: 1 LOB: 0 BB: 0 P: 6	R: 0 E: 0 K: 1 S: 4	H: 1 LOB: 1 BB: 0 P: 8	R: 0 E: 0 K: 1 S: 6	H: 1 LOB: 0 BB: 0 P: 6	R: 1 E: 0 K: 0 S: 1	H: 1 LOB: 0 BB: 0 P: 1	1B: 5 2B: 1 3B: 1 HR: 1	SF: 1 SAC: 1 DP: 1 HBP: 0	WP: 0 PB: 0 SB: 0 CS: 3	PA: 31
PITCHER Scott McGregor, L ERA: 3.16 (1, 1)	IP: 8.0 WLS: L BF: 30 H: 7 R: 2 ER: 2 SO: 4 BB: 1 IBB: 0 HBP: 0 BLK: 0 WP: 0 HR: 1 S: 37 P: 41 ERA: 2.25 WHIP: 1.000															PITCHER						

Batter	1	2	3	4	5	6	7	8	9	AB	R	H	RBI	BB	SO	LOB	TOP										
Rick Miller, L OBP: 0.351, SLG: 0.318 (1, 8)	0-3 K	0-0 1B			0-3 K		0-0 1B	4-3		5	1	2	0	0	2	0	California Angels @ Baltimore Orioles Memorial Stadium, Baltimore, MD Thu Aug 28 1980, 7:05 PM EDT Att: 30,968 - Unknown - 86 F										
Rod Carew, L OBP: 0.400, SLG: 0.428 (1, 3)	0-0 HBP BB 1B	0-0 FC6-4 1B			6-3		0-0 1B 2B	L6		5	2	3	2	0	0	0											
Dan Ford, R OBP: 0.335, SLG: 0.419 Bobby Clark, R OBP: 0.247, SLG: 0.291 (6, 8)	0-0 BB HBP 1B	0-0 FC6-4 1B					0-3 K		4-0 1B BB	3	1	2	1	0	0	2											
Don Baylor, R OBP: 0.318, SLG: 0.335 (1, 7)	1-0 BB HBP 1B		0-3 K			0-0 F7	0-0 1B 3B 1B		0-0 FC3-6 1B	4	1	2	0	0	1	0											
Jason Thompson, L OBP: 0.392, SLG: 0.452 (1, 10)	4-0 BB 1B		0-0 F7			4-0 FC6-4 1B BB	0-0 3B 1B		0-0 FC3-6 1B	3	1	1	2	2	0	1											
Camey Lansford, R OBP: 0.317, SLG: 0.423 (1, 5)	0-0 G4-6-3 1B		0-0 F8			0-0 FC6-4 1B	0-3 K		0-0 FC6-5-4	5	0	1	0	0	1	6											
Bobby Grich, R OBP: 0.381, SLG: 0.430 Dickie Thorn, R OBP: 0.269, SLG: 0.317 (6, 4)		0-3 K			0-0 5-3		0-0 FC6-4 1B		0-0 L1	3	0	0	0	0	1	2											
Bert Campaneris, R OBP: 0.305, SLG: 0.348 (1, 6)		0-3 K				0-3 K	0-0 6-3			4	0	1	0	0	2	3											
Dan Whitmer, R OBP: 0.253, SLG: 0.247 Larry Harlow, L OBP: 0.374, SLG: 0.395 Stan Cliburn, R OBP: 0.217, SLG: 0.321 (8, PH) (6, 2)		0-0 1B 1B			0-0 G1-4-3		0-0 FC6-4 1B		0-0 F7	3	1	1	0	0	0	3											
Inning Stats	R: 1 E: 0 K: 1 S: 6	H: 2 LOB: 2 BB: 1 P: 11	R: 1 E: 0 K: 2 S: 10	H: 3 LOB: 2 BB: 0 P: 10	R: 0 E: 0 K: 1 S: 5	H: 0 LOB: 0 BB: 0 P: 5	R: 0 E: 0 K: 0 S: 3	H: 1 LOB: 0 BB: 0 P: 3	R: 1 E: 0 K: 1 S: 6	H: 1 LOB: 0 BB: 0 P: 6	R: 4 E: 0 K: 2 S: 12	H: 5 LOB: 1 BB: 0 P: 12	R: 0 E: 0 K: 0 S: 3	H: 0 LOB: 0 BB: 0 P: 3	R: 1 E: 1 K: 0 S: 4	H: 1 LOB: 1 BB: 1 P: 8		1B: 11 2B: 1 3B: 1 HR: 1	SF: 0 SAC: 0 DP: 2 HBP: 1	WP: 0 PB: 0 SB: 0 CS: 0	PA: 43						
PITCHER	IP	WLS	BF	H	R	ER	SO	BB	IBB	HBP	BLK	WP	HR	S	P	ERA	WHIP										
Jim Palmer, R ERA: 3.85 Sammy Stewart, R ERA: 4.05	(1, 1) (7, 1)	6.1 12	31 12	11 3	6 2	6 2	7 1	2 1	0 0	1 0	0 0	0 0	1 0	42 13	51 17	8.53 6.75	2.053 1.500										

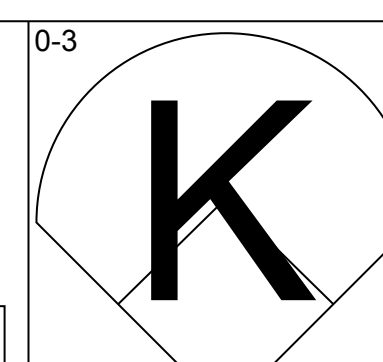
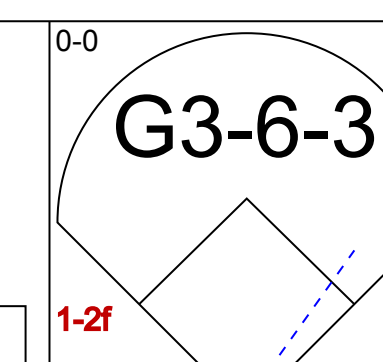
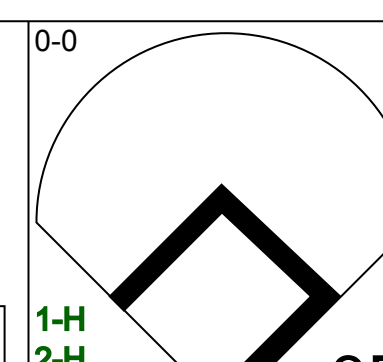
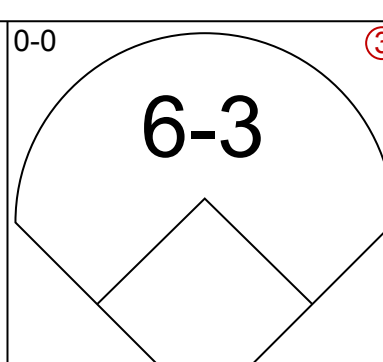
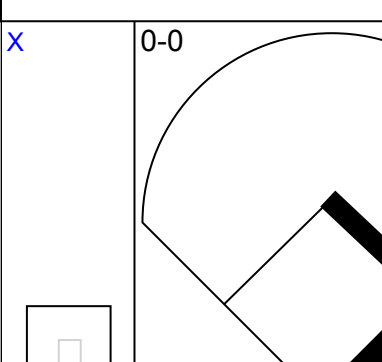
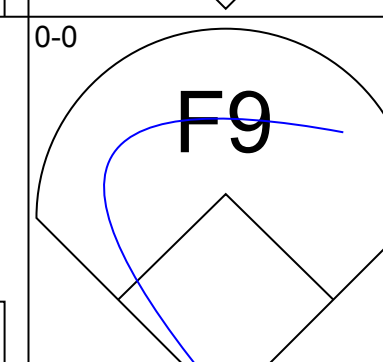
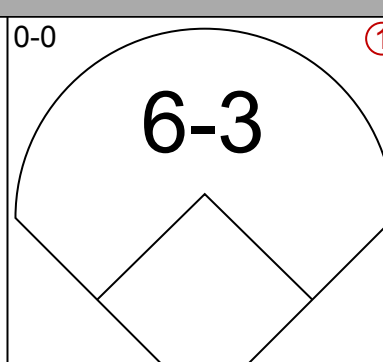
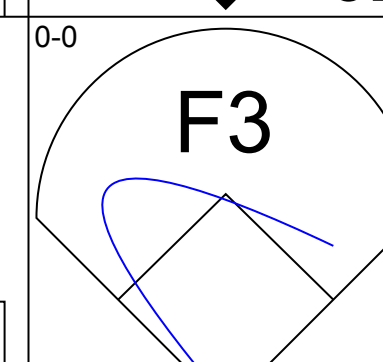
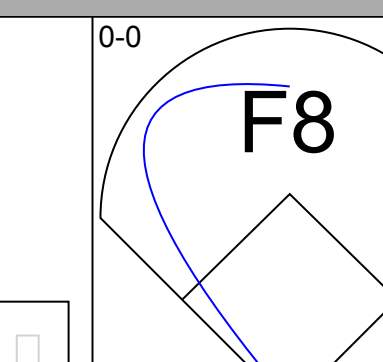
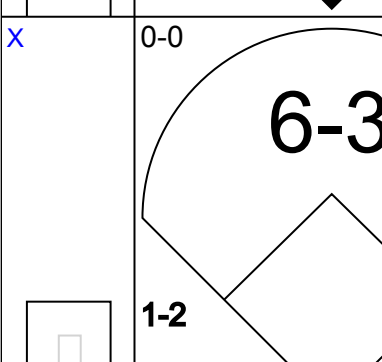
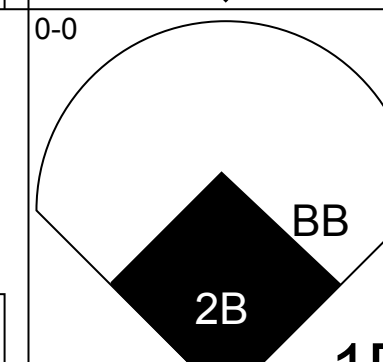
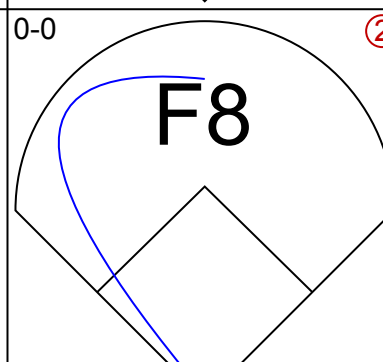
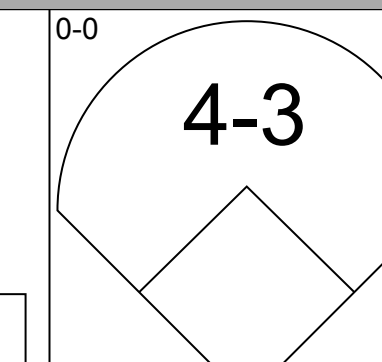
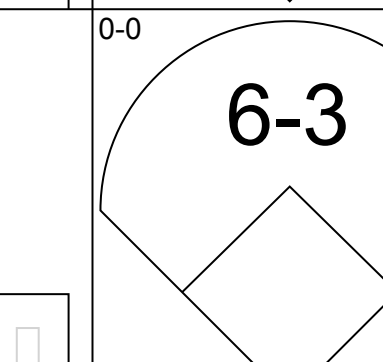
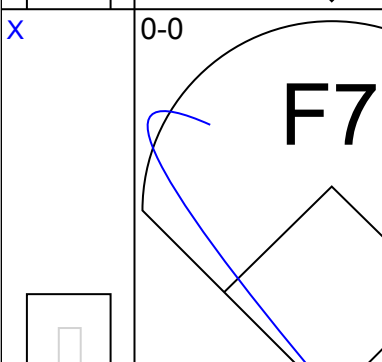
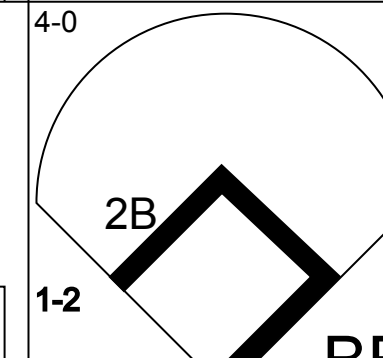
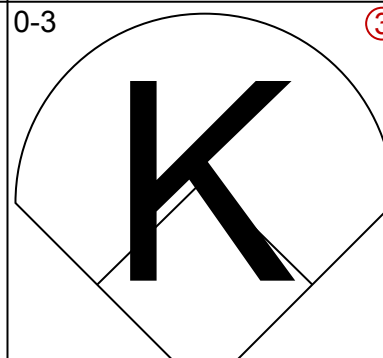
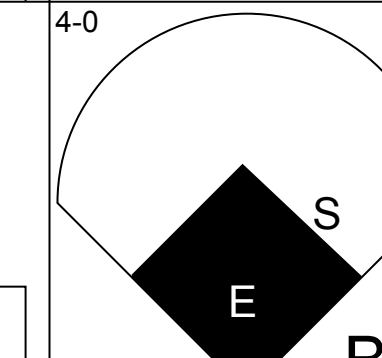
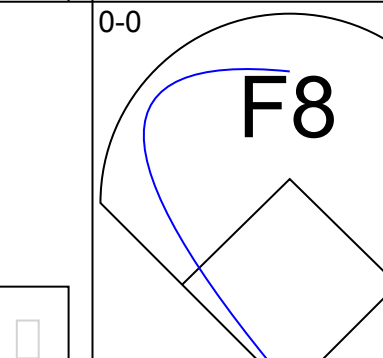
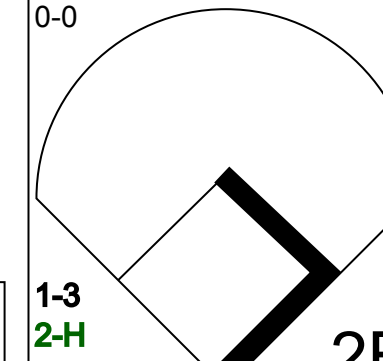
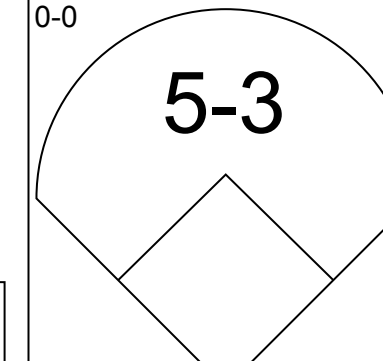
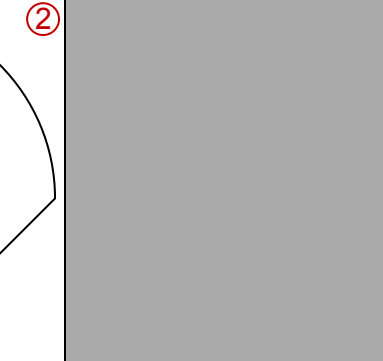
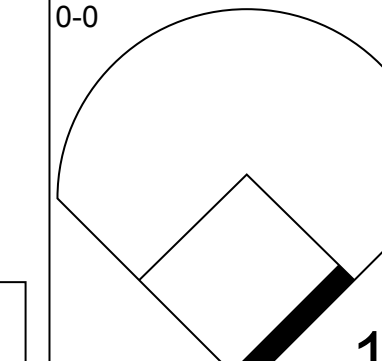
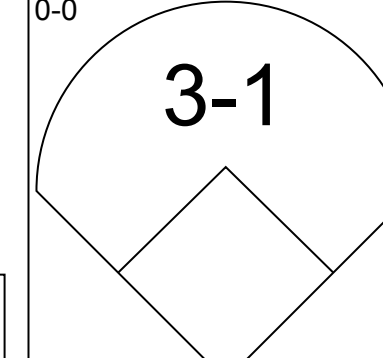
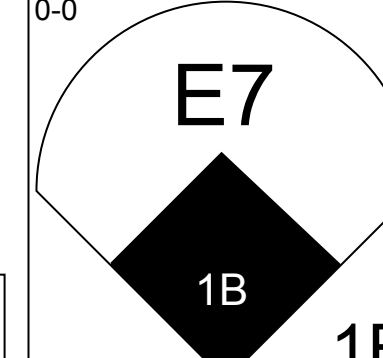
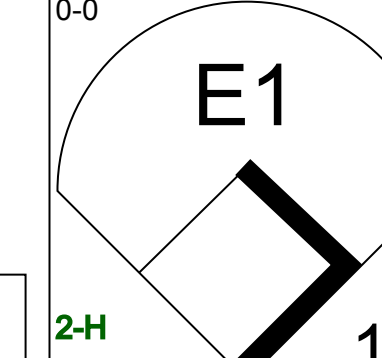
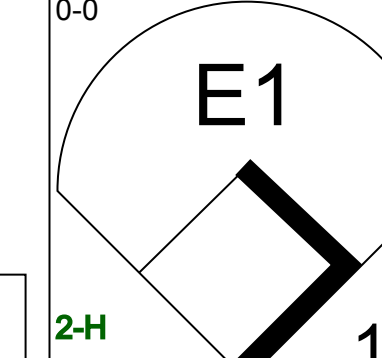
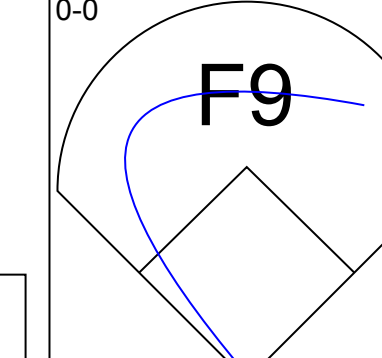
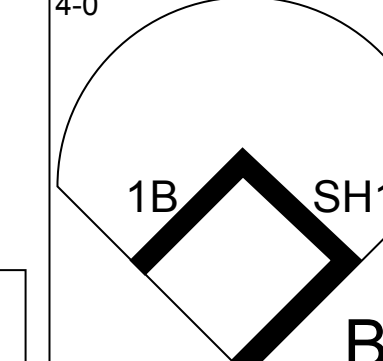
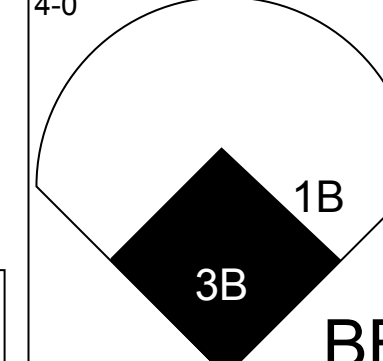
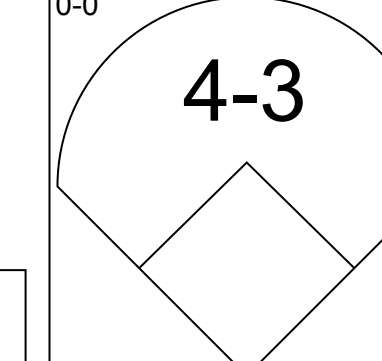
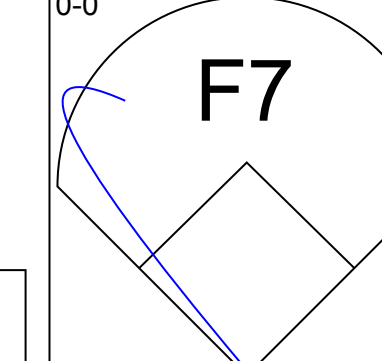
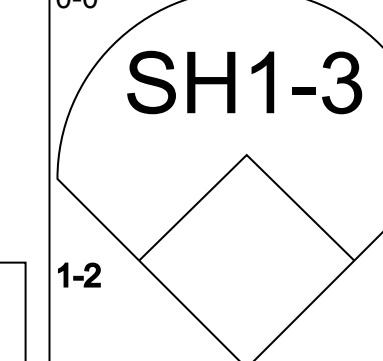
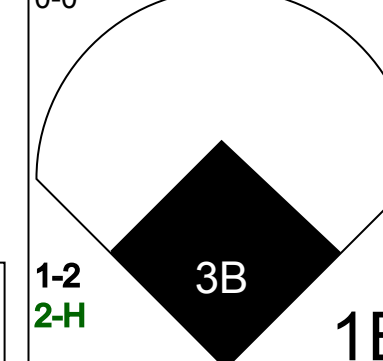
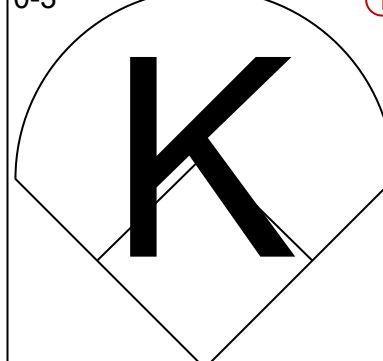
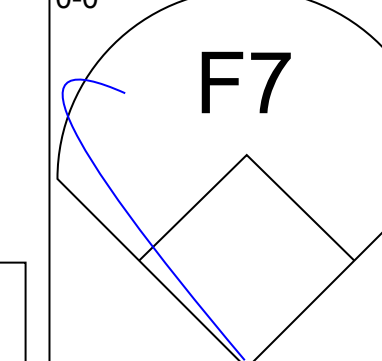
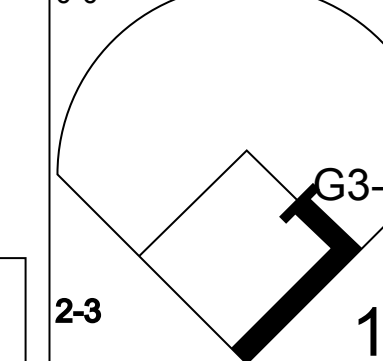
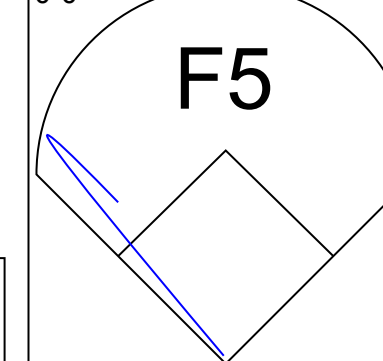

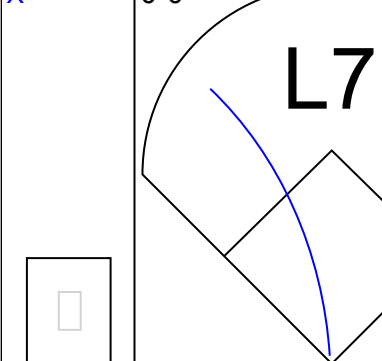
AB 39
R 8
H 14
RBI 7
BB 3
SO 8
LOB 19

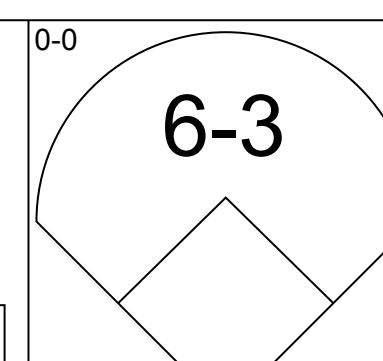
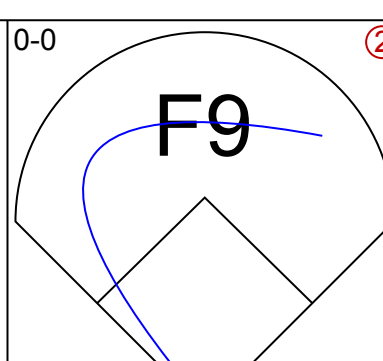
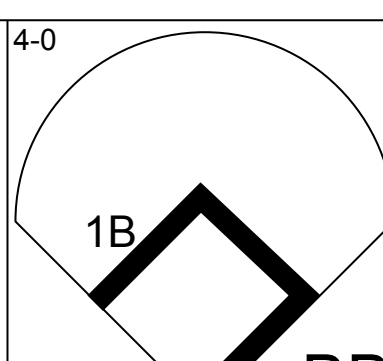
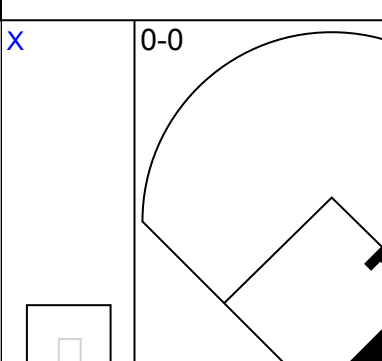
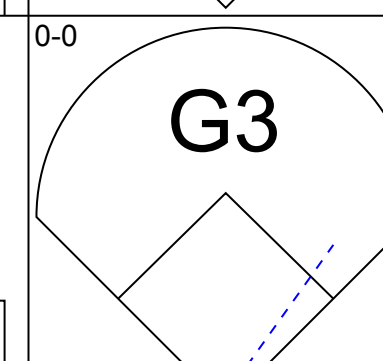
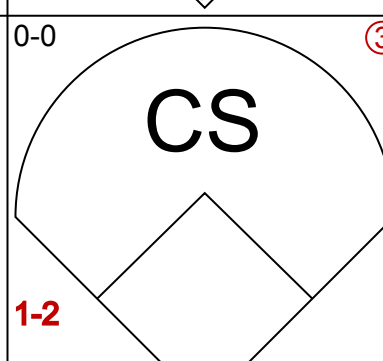
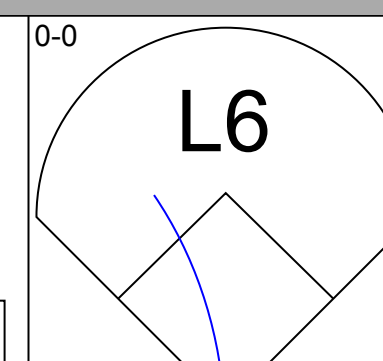
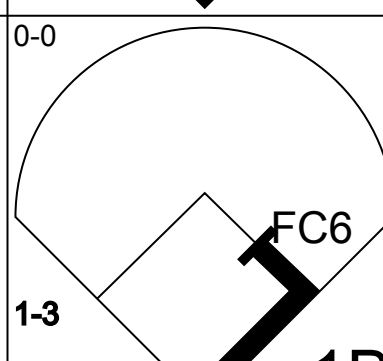
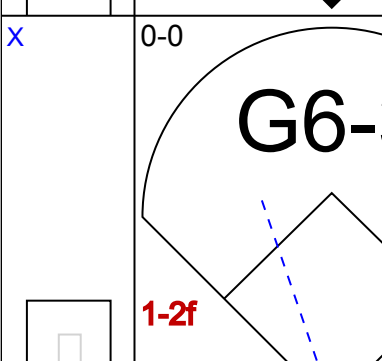
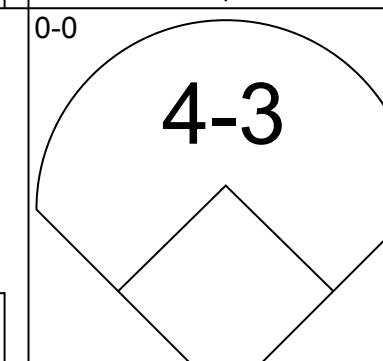
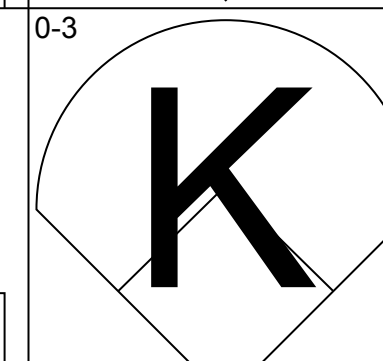
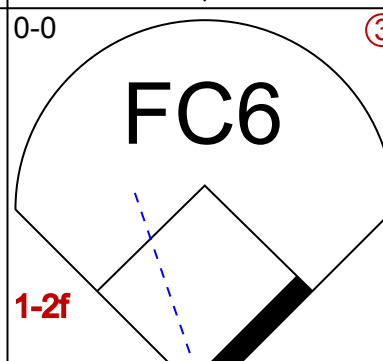
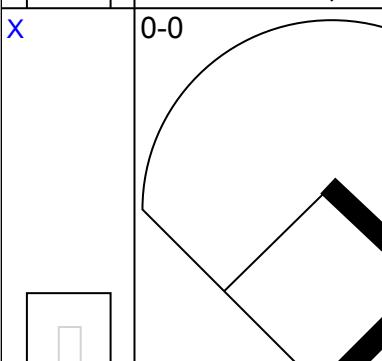
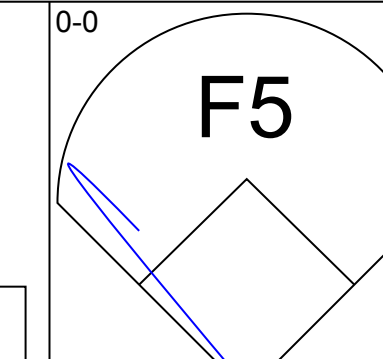
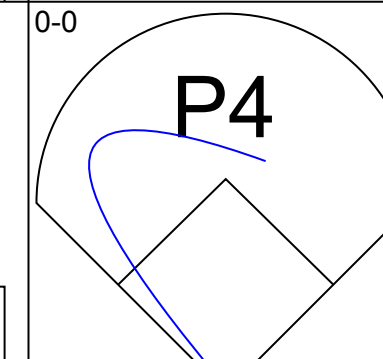
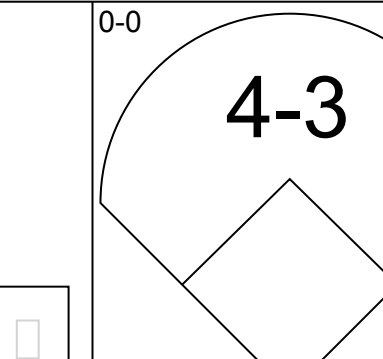
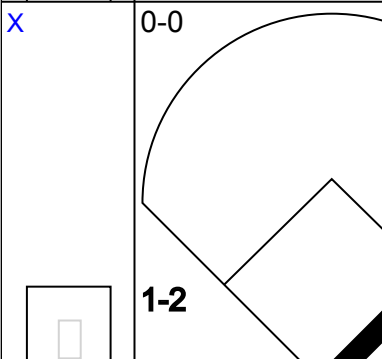
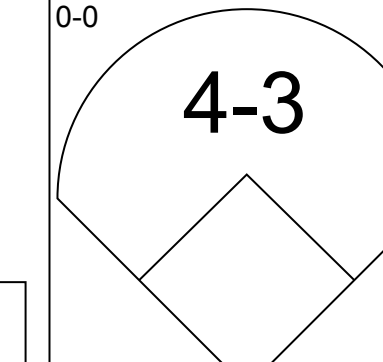
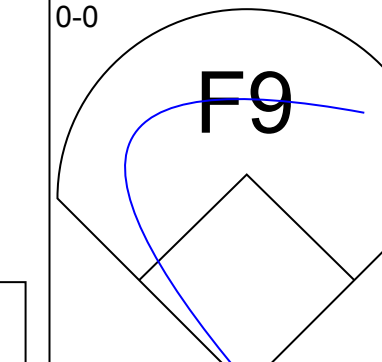
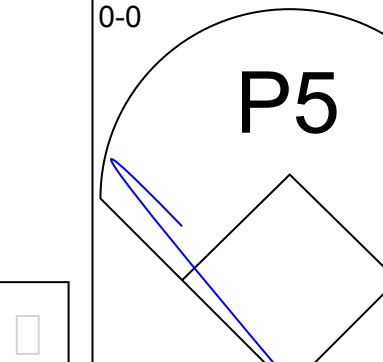
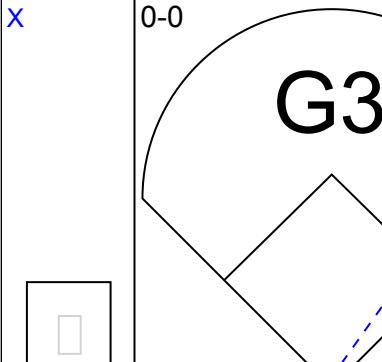
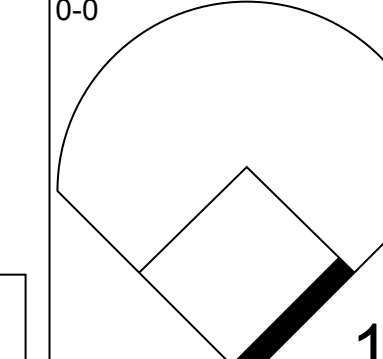
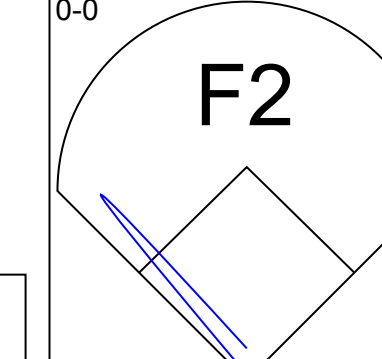
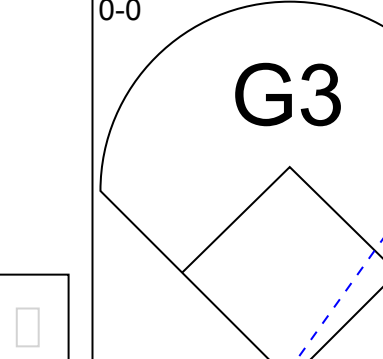

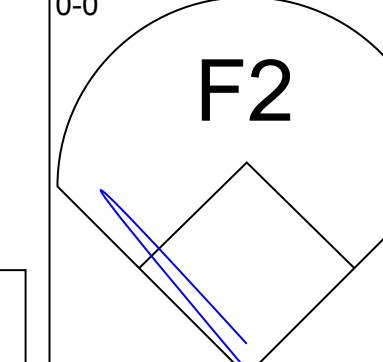
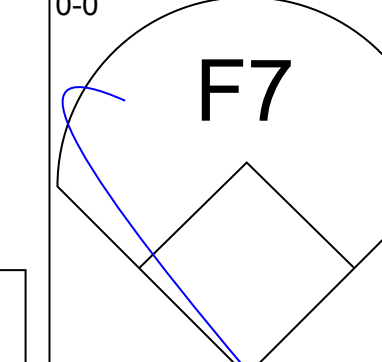
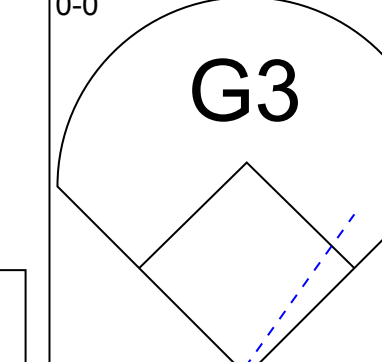

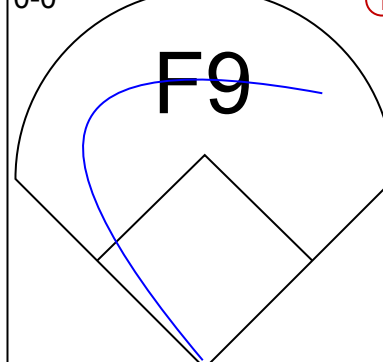
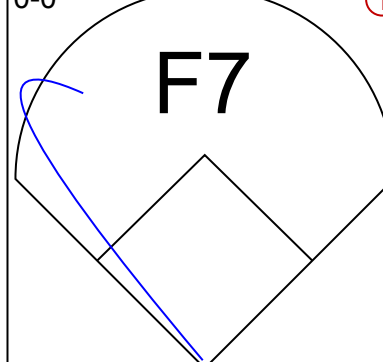
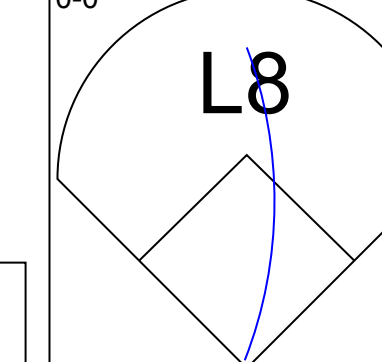
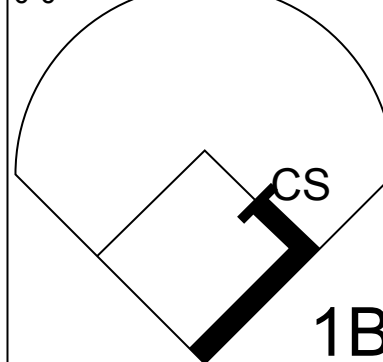
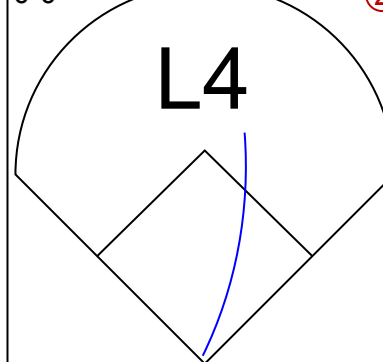
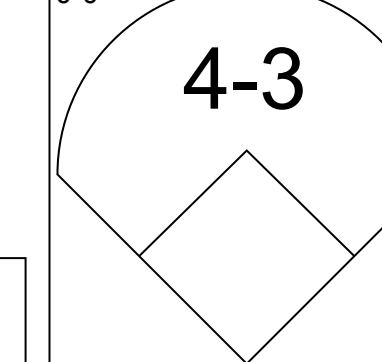


Batter	1	2	3	4	5	6	7	8	9	AB	R	H	RBI	BB	SO	LOB	BOTTOM										
Al Bumbry, L OBP: 0.395, SLG: 0.421 (1, 8)	0-3 K	0-0 1B				0-0 6-3	0-0 F9			6	2	3	1	0	1	2	California Angels @ Baltimore Orioles Memorial Stadium, Baltimore, MD Thu Aug 28 1980, 7:05 PM EDT Att: 30,968 - Unknown - 86 F										
Rich Dauer, R OBP: 0.338, SLG: 0.351 (1, 5)	0-0 4-3 2B	0-0 L4				0-0 1B			0-0 FC3-6 1B	6	2	4	1	0	0	5											
Ken Singleton, S OBP: 0.381, SLG: 0.453 John Lowenstein, L OBP: 0.361, SLG: 0.354 (5, 7)	0-0 4-3	0-0 1B			0-0 F7	0-0 F7		0-3 K		3	0	2	2	0	0	1											
Eddie Murray, S OBP: 0.350, SLG: 0.505 (1, 3)	0-0 1B	0-0 1B			0-0 G4-6-3 1B	0-0 1B		0-0 FC3-6 1B		6	2	4	2	0	0	2											
Benny Ayala, R OBP: 0.353, SLG: 0.547 Terry Crowley, L OBP: 0.391, SLG: 0.477 (2, PH)	0-0 1B	0-0 L1-5			0-0 2B	0-0 HBP 2B		0-0 F8		1	0	1	0	0	0	0											
Gary Roenicke, R OBP: 0.384, SLG: 0.414 (1, 7)	0-0 1B		0-0 2B		0-0 2B	1-0 2B		0-0 P2		5	1	4	2	0	0	2											
Rick Dempsey, R OBP: 0.333, SLG: 0.432 (1, 2)	0-0 F8		0-0 F9		0-0 1B	0-0 2B		4-0 5-3 BB		4	1	2	2	1	0	3											
Lenn Sakata, R OBP: 0.237, SLG: 0.347 (1, 4)		0-0 1B	0-0 F7		0-0 1B	0-0 L5		0-0 L4		5	2	2	0	0	0	5											
Kiko Garcia, R OBP: 0.261, SLG: 0.242 (1, 6)		4-0 1B	0-0 6-3		0-0 1B	0-0 1-3		0-0 5-3		4	1	1	1	1	0	5											
Inning Stats	R: 2 E: 0 K: 1 S: 9	H: 4 LOB: 2 BB: 0 P: 9	R: 3 E: 0 K: 0 S: 6	H: 4 LOB: 1 BB: 1 P: 10	R: 0 E: 0 K: 0 S: 4	H: 1 LOB: 0 BB: 0 P: 4	R: 6 E: 0 K: 0 S: 11	H: 9 LOB: 2 BB: 0 P: 11	R: 2 E: 0 K: 0 S: 6	H: 3 LOB: 2 BB: 0 P: 7	R: 0 E: 0 K: 0 S: 5	H: 2 LOB: 0 BB: 0 P: 5	R: 0 E: 0 K: 0 S: 4	H: 1 LOB: 2 BB: 1 P: 8	R: 0 E: 0 K: 1 S: 7	H: 2 LOB: 2 BB: 0 P: 7		1B: 18 2B: 9 3B: 0 HR: 0	SF: 0 SAC: 0 DP: 2 HBP: 1	WP: 0 PB: 0 SB: 0 CS: 0	PA: 51						
PITCHER	IP	WLS	BF	H	R	ER	SO	BB	IBB	HBP	BLK	WP	HR	S	P	ERA	WHIP										
Dave LaRoche, L ERA: 4.47 Don Aase, R ERA: 4.47 John Montague, R ERA: 5.13 Dave Lemanczyk, R ERA: 5.0	(1, 1) (2, 1) (4, 1) (6, 1)	1.0 2.0 2.0 3.0	10 11 15 15	6 3 9 5	5 3 5 0	5 3 5 0	0 0 0 1	0 0 0 1	1 0 0 0	0 0 1 0	0 0 0 0	0 0 0 0	0 0 0 0	11 14 16	11 15 20	13.50 22.50 0.00	3.000 4.500 2.000										

AB 48
R 13
H 26
RBI 12
BB 2
SO 2
LOB 31



Batter	1	2	3	4	5	6	7	8	9	AB	R	H	RBI	BB	SO	LOB	TOP								
Rick Miller, L OBP: 0.352, SLG: 0.326 (1, 8)										5	0	2	2	0	1	2	California Angels @ Baltimore Orioles Memorial Stadium, Baltimore, MD Fri Aug 29 1980, 7:05 PM EDT Att: 33,542 - Unknown								
Carney Lansford, R OBP: 0.314, SLG: 0.419 (1, 5)										5	0	0	0	0	0	2									
Rod Carew, L OBP: 0.398, SLG: 0.426 (1, 3)										5	1	1	0	0	0	1									
Jason Thompson, L OBP: 0.393, SLG: 0.449 (1, 10)										2	1	0	0	2	1	0									
Don Baylor, R OBP: 0.320, SLG: 0.341 Bobby Clark, R OBP: 0.247, SLG: 0.291 (1, 7) (8, 7)										4	0	2	1	0	1	1									
Bobby Grich, R OBP: 0.382, SLG: 0.431 (1, 4)										4	1	2	0	0	0	3									
Larry Harlow, L OBP: 0.375, SLG: 0.392 (1, 9)										2	1	0	0	2	0	2									
Bert Campaneris, R OBP: 0.306, SLG: 0.347 (1, 6)										3	1	1	1	0	1	1									
Tom Donohue, R OBP: 0.219, SLG: 0.248 (1, 2)										4	0	1	0	0	1	2									
Inning Stats	R: 1 E: 0 K: 1 S: 7	H: 2 LOB: 2 BB: 1 P: 11	R: 0 E: 0 K: 0 S: 3	H: 1 LOB: 1 BB: 1 P: 7	R: 0 E: 0 K: 1 S: 5	H: 0 LOB: 0 BB: 0 P: 5	R: 3 E: 1 K: 0 S: 6	H: 3 LOB: 1 BB: 1 P: 10	R: 1 E: 1 K: 1 S: 6	H: 1 LOB: 1 BB: 1 P: 10	R: 0 E: 0 K: 2 S: 7	H: 0 LOB: 0 BB: 0 P: 7	R: 0 E: 0 K: 0 S: 3	H: 0 LOB: 0 BB: 0 P: 3	R: 0 E: 0 K: 0 S: 4	H: 1 LOB: 1 BB: 0 P: 4		R: 0 E: 0 K: 0 S: 4	H: 1 LOB: 1 BB: 0 P: 4	R: 0 E: 0 K: 0 S: 4	H: 1 LOB: 1 BB: 0 P: 4	1B: 7 2B: 1 3B: 1 HR: 0	SF: 0 SAC: 1 DP: 1 HBP: 0	WP: 0 PB: 0 SB: 1 CS: 0	PA: 39
PITCHER	IP	WLS	BF	H	R	ER	SO	BB	IBB	HBP	BLK	WP	HR	S	P	ERA	WHIP								
Steve Stone, R ERA: 3.05 Dave Ford, R ERA: 3.61 (1, 1) (5, 1)	4.2	L	24	7	5	4	3	4	0	0	0	0	0	26	42	7.71	2.357								

Batter	1	2	3	4	5	6	7	8	9	AB	R	H	RBI	BB	SO	LOB	BOTTOM								
Al Bumbry, L OBP: 0.396, SLG: 0.421 (1, 8)										3	0	1	0	1	0	1	California Angels @ Baltimore Orioles Memorial Stadium, Baltimore, MD Fri Aug 29 1980, 7:05 PM EDT Att: 33,542 - Unknown								
Rich Dauer, R OBP: 0.338, SLG: 0.350 (1, 4)										4	0	1	0	0	0	1									
Ken Singleton, S OBP: 0.380, SLG: 0.451 (1, 9)										4	0	1	0	0	1	2									
Eddie Murray, S OBP: 0.349, SLG: 0.503 (1, 3)										4	0	1	0	0	0	0									
Terry Crowley, L OBP: 0.382, SLG: 0.464 (1, 10)										4	0	0	0	0	0	2									
John Lowenstein, L OBP: 0.381, SLG: 0.354 (1, 7)										3	0	1	0	0	0	0									
Dan Graham, L OBP: 0.303, SLG: 0.446 (1, 5)										3	0	0	0	0	0	1									
Rick Dempsey, R OBP: 0.330, SLG: 0.428 (1, 2)										3	0	0	0	0	0	0									
Kiko Garcia, R OBP: 0.262, SLG: 0.243 (1, 6)										3	0	1	0	0	0	0									
Inning Stats	R: 0 E: 0 K: 0 S: 3	H: 0 LOB: 0 BB: 0 P: 3	R: 0 E: 0 K: 0 S: 4	H: 1 LOB: 1 BB: 0 P: 4	R: 0 E: 0 K: 0 S: 3	H: 1 LOB: 0 BB: 0 P: 3	R: 0 E: 0 K: 1 S: 5	H: 0 LOB: 0 BB: 0 P: 5	R: 0 E: 0 K: 0 S: 3	H: 0 LOB: 0 BB: 0 P: 3	R: 0 E: 0 K: 0 S: 3	H: 0 LOB: 0 BB: 0 P: 3	R: 0 E: 0 K: 0 S: 3	H: 0 LOB: 0 BB: 0 P: 3	R: 0 E: 0 K: 0 S: 5	H: 3 LOB: 2 BB: 0 P: 5		1B: 6 2B: 0 3B: 0 HR: 0	SF: 0 SAC: 0 DP: 1 HBP: 0	WP: 0 PB: 0 SB: 0 CS: 1	PA: 33				
PITCHER	IP	WLS	BF	H	R	ER	SO	BB	IBB	HBP	BLK	WP	HR	S	P	ERA	WHIP								
Freddie Martinez, R ERA: 4.53 (1, 1)	9.0	W	32	6	0	0	1	1	0	0	0	0	0	33	37	0.00	0.778								

Batter	1	2	3	4	5	6	7	8	9	AB	R	H	RBI	BB	SO	LOB	TOP			
Rod Carew, L OBP: 0.396, SLG: 0.433 (1, 3)	4-3		SH5-3		P6			F7		3	0	0	0	0	0	0	California Angels @ Baltimore Orioles Memorial Stadium, Baltimore, MD Sun Aug 31 1980, 3:33 AM EDT Att: 23,746 - Unknown			
Bert Campaneris, R OBP: 0.312, SLG: 0.351 (1, 6)	L6		FC1-2		F9			1B BB		3	0	0	0	1	0	2				
Dan Ford, R OBP: 0.345, SLG: 0.426 (1, 9)	K		K		F7			1B		4	0	1	0	0	2	2				
Don Baylor, R OBP: 0.318, SLG: 0.335 (1, 10)		BB			F2			1B		3	0	0	0	1	0	2				
Carney Lansford, R OBP: 0.314, SLG: 0.417 (1, 5)	L7				L3			1B		4	0	1	0	0	0	1				
Bobby Grich, R OBP: 0.381, SLG: 0.424 (1, 4)	F7				2B BB			1B		3	0	0	0	1	0	2				
Bobby Clark, R OBP: 0.251, SLG: 0.317 (1, 7)	F9				2B			1B		4	0	1	0	0	0	1				
Rick Miller, L OBP: 0.352, SLG: 0.328 (1, 8)			SH5-3 FC1-2 BB		F8			1B		2	0	0	0	1	0	2				
Tom Donohue, R OBP: 0.213, SLG: 0.241 (1, 2)					F8			5-3		1	0	0	0	0	0	0				
Dickie Thon, R OBP: 0.265, SLG: 0.311 (8, PH)			SH FC1-2 SH5-3 1-2							1	0	0	0	0	0	0				
Stan Cliburn, R OBP: 0.217, SLG: 0.321 (8, 2)										0	0	0	0	0	0	0				
Inning Stats	R: 0 E: 0 K: 1 S: 5	H: 0 LOB: 0 BB: 0 P: 5	R: 0 E: 0 K: 0 S: 3	H: 0 LOB: 1 BB: 1 P: 7	R: 0 E: 0 K: 1 S: 6	H: 0 LOB: 2 BB: 1 P: 10	R: 0 E: 0 K: 0 S: 4	H: 1 LOB: 2 BB: 1 P: 8	R: 0 E: 0 K: 0 S: 3	H: 0 LOB: 0 BB: 0 P: 3	R: 0 E: 0 K: 0 S: 3	H: 0 LOB: 0 BB: 0 P: 3	R: 0 E: 0 K: 0 S: 4	H: 1 LOB: 2 BB: 1 P: 8	R: 0 E: 0 K: 0 S: 3	H: 1 LOB: 0 BB: 0 P: 3	1B: 2 2B: 1 3B: 0 HR: 0	SF: 0 SAC: 2 DP: 1 HBP: 0	WP: 0 PB: 0 SB: 0 CS: 0	PA: 34
PITCHER Scott McGregor, L ERA: 3.02 (1, 1)	IP: 9.0 WLS: W BF: 34 H: 3 R: 0 ER: 0 SO: 2 BB: 4 IBB: 0 HBP: 0 BLK: 0 WP: 0 HR: 0 S: 34 P: 50 ERA: 0.00 WHIP: 0.778																			

Batter	1	2	3	4	5	6	7	8	9	AB	R	H	RBI	BB	SO	LOB	BOTTOM			
Al Bumbry, L OBP: 0.393, SLG: 0.416 (1, 8)	4-3		4-3		F8 S 1B			4-3 SH3-4 PB BB		3	1	1	0	1	0	0	California Angels @ Baltimore Orioles Memorial Stadium, Baltimore, MD Sun Aug 31 1980, 3:33 AM EDT Att: 23,746 - Unknown			
Rich Dauer, R OBP: 0.337, SLG: 0.349 (1, 4)	6-3 WP 1B		P5		F8			SH3-4		3	0	1	0	0	0	1				
Ken Singleton, S OBP: 0.389, SLG: 0.455 (1, 9)	6-3							4-3		3	1	1	1	1	0	2				
Gary Roenicke, R OBP: 0.362, SLG: 0.409 (8, 9)	1-3				HR			2-3		0	0	0	0	0	0	0				
Eddie Murray, S OBP: 0.348, SLG: 0.504 (1, 3)	P6				SH5-3 BB 1B BB			7-5-6-2		3	1	0	0	1	1	3				
John Lowenstein, L OBP: 0.370, SLG: 0.367 (1, 7)	4-3				SH5-3 E BB			G5-4-3 1B		3	2	2	0	1	0	0				
Terry Crowley, L OBP: 0.382, SLG: 0.481 (1, 10)	1B 1B		SH5-3		SH5-3			F9		3	0	1	0	0	0	2				
Rick Dempsey, R OBP: 0.337, SLG: 0.439 (1, 2)	G5-4-3 1B				E9			G5-4-3		4	0	2	1	0	0	1				
Doug DeCinces, R OBP: 0.312, SLG: 0.376 (1, 5)	G5-4-3				F7			1B		3	0	1	0	0	0	3				
Kiko Garcia, R OBP: 0.259, SLG: 0.241 (1, 6)			F8		L9			F3		3	0	0	0	0	0	2				
Inning Stats	R: 0 E: 0 K: 0 S: 4	H: 1 LOB: 1 BB: 0 P: 4	R: 0 E: 0 K: 0 S: 4	H: 2 LOB: 0 BB: 0 P: 4	R: 0 E: 0 K: 0 S: 3	H: 0 LOB: 0 BB: 0 P: 3	R: 3 E: 1 K: 0 S: 5	H: 2 LOB: 1 BB: 2 P: 13	R: 0 E: 0 K: 0 S: 3	H: 1 LOB: 1 BB: 1 P: 7	R: 1 E: 1 K: 0 S: 5	H: 2 LOB: 1 BB: 0 P: 5	R: 1 E: 0 K: 1 S: 5	H: 0 LOB: 0 BB: 1 P: 9	R: 0 E: 0 K: 0 S: 3	H: 1 LOB: 0 BB: 0 P: 3	1B: 7 2B: 2 3B: 0 HR: 1	SF: 0 SAC: 2 DP: 3 HBP: 0	WP: 1 PB: 1 SB: 1 CS: 0	PA: 34
PITCHER Chris Knapp, R ERA: 6.42 (1, 1)	IP: 3.1 WLS: L BF: 16 H: 5 R: 3 ER: 3 SO: 3 BB: 2 IBB: 0 HBP: 0 BLK: 0 WP: 2 HR: 1 S: 14 P: 22 ERA: 8.10 WHIP: 2.100																			
Jim Barr, R ERA: 5.5 (4, 1)	1.2 6 1 0 0 0 1 0 0 0 0 0 5 9 0.00 1.200																			
Dave LaRoche, L ERA: 4.54 (6, 1)	0.1 2 1 1 1 0 0 0 0 0 0 0 2 2 27.00 3.000																			
Dave Lemanczyk, R ERA: 4.87 (6, 1)	2.2 10 2 1 0 1 1 0 0 1 0 0 11 15 0.00 1.125																			

Batter	1	2	3	4	5	6	7	8	9	AB	R	H	RBI	BB	SO	LOB	TOP										
Larry Milbourne, S OBP: 0.301, SLG: 0.342										5	0	3	2	0	0	2											
Joe Simpson, L OBP: 0.304, SLG: 0.331										4	0	1	0	0	1	2											
Bill Stein, R OBP: 0.332, SLG: 0.394										1	0	0	0	0	0	1											
Dan Meyer, L OBP: 0.323, SLG: 0.422										4	1	1	0	1	1	3											
Bruce Bochte, L OBP: 0.379, SLG: 0.459										3	0	3	0	1	0	0											
Tom Paciorek, R OBP: 0.309, SLG: 0.457										3	0	0	1	0	0	5											
Jerry Naron, L OBP: 0.183, SLG: 0.200										4	0	0	0	0	1	4											
Reggie Walton, R OBP: 0.294, SLG: 0.455										4	1	2	0	0	0	1											
Ted Cox, R OBP: 0.298, SLG: 0.308										3	1	1	0	1	0	0											
Mario Mendoza, R OBP: 0.289, SLG: 0.310										3	0	1	0	0	0	1											
Leon Roberts, R OBP: 0.332, SLG: 0.422										1	1	1	1	0	0	0											
Inning Stats	R: 0 E: 0 K: 1 S: 5	H: 1 LOB: 0 BB: 0 P: 5	R: 0 E: 0 K: 0 S: 3	H: 1 LOB: 2 BB: 1 P: 7	R: 0 E: 0 K: 0 S: 4	H: 1 LOB: 1 BB: 0 P: 4	R: 1 E: 0 K: 1 S: 6	H: 1 LOB: 1 BB: 1 P: 10	R: 0 E: 0 K: 0 S: 3	H: 1 LOB: 0 BB: 0 P: 3	R: 0 E: 0 K: 0 S: 5	H: 2 LOB: 2 BB: 0 P: 5	R: 0 E: 0 K: 0 S: 4	H: 1 LOB: 1 BB: 0 P: 4	R: 0 E: 0 K: 1 S: 6	H: 2 LOB: 1 BB: 0 P: 6	R: 3 E: 0 K: 0 S: 6	H: 3 LOB: 1 BB: 1 P: 10	1B: 8 2B: 5 3B: 1 HR: 0	SF: 1 SAC: 0 DP: 3 HBP: 0	WP: 1 PB: 1 SB: 1 CS: 0	PA: 39					
PITCHER	IP	WLS	BF	H	R	ER	SO	BB	IBB	HBP	BLK	WP	HR	S	P	ERA	WHIP										
Dennis Martinez, R ERA: 4.66	7.1	W	31	10	1	1	3	2	0	0	0	0	0	35	43	1.23	1.636										
Tim Stoddard, R ERA: 2.98	1.0		6	3	3	3	0	1	0	0	0	1	0	5	9	27.00	4.000										
Tippy Martinez, L ERA: 3.25	0.2	S	2	0	0	0	0	0	0	0	0	0	0	2	2	0.00	0.000										

Seattle Mariners @ Baltimore Orioles
Memorial Stadium, Baltimore, MD
Mon Sep 01 1980, 7:05 PM EDT
Att: 40,304 - Unknown

AB	35
R	4
H	13
RBI	4
BB	3
SO	3
LOB	19



Batter	1	2	3	4	5	6	7	8	9	AB	R	H	RBI	BB	SO	LOB	BOTTOM										
Al Bumbry, L OBP: 0.395, SLG: 0.419										4	1	3	0	0	0	0											
Rich Dauer, R OBP: 0.334, SLG: 0.346										4	0	0	0	0	0	2											
Ken Singleton, S OBP: 0.393, SLG: 0.470										3	2	2	3	1	1	0											
John Lowenstein, L OBP: 0.370, SLG: 0.367										0	0	0	0	0	0	0											
Eddie Murray, S OBP: 0.349, SLG: 0.503										3	1	1	0	1	0	0											
Terry Crowley, L OBP: 0.379, SLG: 0.472										3	0	0	0	1	0	2											
Doug DeCinces, R OBP: 0.311, SLG: 0.374										4	0	1	1	0	1	0											
Gary Roenicke, R OBP: 0.360, SLG: 0.419										4	1	1	1	0	2	2											
Rick Dempsey, R OBP: 0.336, SLG: 0.435										3	0	0	0	0	0	0											
Kiko Garcia, R OBP: 0.257, SLG: 0.238										3	0	0	0	0	0	1											
Inning Stats	R: 2 E: 0 K: 1 S: 8	H: 3 LOB: 2 BB: 1 P: 12	R: 0 E: 0 K: 0 S: 4	H: 1 LOB: 1 BB: 0 P: 4	R: 0 E: 0 K: 1 S: 5	H: 0 LOB: 0 BB: 0 P: 5	R: 0 E: 0 K: 1 S: 5	H: 0 LOB: 1 BB: 0 P: 6	R: 2 E: 0 K: 0 S: 5	H: 2 LOB: 0 BB: 0 P: 5	R: 1 E: 0 K: 1 S: 6	H: 1 LOB: 0 BB: 0 P: 6	R: 0 E: 0 K: 0 S: 3	H: 1 LOB: 2 BB: 2 P: 11	R: 0 E: 0 K: 0 S: 3	H: 0 LOB: 0 BB: 0 P: 3	1B: 5 2B: 0 3B: 0 HR: 3	SF: 0 SAC: 0 DP: 0 HBP: 1	WP: 0 PB: 0 SB: 3 CS: 0	PA: 35							
PITCHER	IP	WLS	BF	H	R	ER	SO	BB	IBB	HBP	BLK	WP	HR	S	P	ERA	WHIP										
Mike Parrott, R ERA: 7.9	7.0	L	32	8	5	5	4	3	0	1	0	0	0	36	49	6.43	1.571										
Byron McLoughlin, R ERA: 7.04	1.0		3	0	0	0	0	0	0	0	0	0	0	3	3	0.00	0.000										

Seattle Mariners @ Baltimore Orioles
Memorial Stadium, Baltimore, MD
Mon Sep 01 1980, 7:05 PM EDT
Att: 40,304 - Unknown

AB	31
R	5
H	8
RBI	5
BB	3
SO	4
LOB	7



Batter	1	2	3	4	5	6	7	8	9	AB	R	H	RBI	BB	SO	LOB	TOP		
Julio Cruz, S OBP: 0.319, SLG: 0.263 Mario Mendoza, R OBP: 0.290, SLG: 0.312	0-3 K		0-3 K			0-0 5-3		0-0 BB 1B	0-0 F8	3	0	0	0	0	2	1			
Joe Simpson, L OBP: 0.305, SLG: 0.332	0-3 K			0-0 F9			0-0 P4	0-0 BB 1B	0-0 1B	5	0	2	1	0	1	0			
Dan Meyer, L OBP: 0.322, SLG: 0.420	0-0 4-3			0-0 4-3			0-0 1B 1B	0-0 F9	0-0 F8	5	1	1	0	0	0	4			
Bruce Bochte, L OBP: 0.380, SLG: 0.458 Jim Anderson, R OBP: 0.299, SLG: 0.318		0-0 F7		0-0 4-3			0-0 FC3-6 1B	4-0 1B		3	1	1	0	1	0	0			
Tom Paciorek, R OBP: 0.312, SLG: 0.459 Reggie Walton, R OBP: 0.286, SLG: 0.441		0-0 G1-4-3 1B			0-0 F9		0-0 FC3-6 1B	0-0 BB		3	0	2	1	0	0	0			
Larry Milbourne, S OBP: 0.297, SLG: 0.337 Kim Allen, R OBP: 0.264, SLG: 0.303	0-0 G1-4-3 1B				0-0 F7		0-0 FC3-6 1B		0-0 5-3	3	0	0	0	0	0	3			
Leon Roberts, R OBP: 0.334, SLG: 0.421			0-0 6-3		0-0 F7		0-0 1B		4-0 1B BB	3	1	1	1	1	0	0			
Ted Cox, R OBP: 0.298, SLG: 0.307			0-0 1-3			0-0 6-3		0-0 5-3		4	1	1	0	0	0	2			
Larry Cox, R OBP: 0.264, SLG: 0.303					0-0 F7			0-0 6-3		4	0	2	1	0	0	0			
Inning Stats	R: 0 E: 0 K: 2 S: 7	H: 0 LOB: 0 BB: 0 P: 7	R: 0 E: 0 K: 0 S: 3	H: 1 LOB: 0 BB: 0 P: 3	R: 0 E: 0 K: 1 S: 6	H: 1 LOB: 1 BB: 0 P: 6	R: 0 E: 0 K: 0 S: 3	H: 0 LOB: 0 BB: 0 P: 3	R: 0 E: 0 K: 0 S: 3	H: 0 LOB: 0 BB: 0 P: 3	R: 2 E: 0 K: 0 S: 7	H: 4 LOB: 0 BB: 0 P: 7	R: 0 E: 0 K: 0 S: 5	H: 2 LOB: 3 BB: 1 P: 9	R: 2 E: 0 K: 0 S: 6	H: 3 LOB: 2 BB: 1 P: 10	1B: 11 2B: 0 3B: 0 HR: 0	SF: 0 SAC: 0 DP: 1 HBP: 0	WP: 0 PA: 39 PB: 0 SB: 0 CS: 0
PITCHER	IP WLS BF H R ER SO BB IBB HBP BLK WP HR S P ERA WHIP																		
Jim Palmer, R ERA: 3.87 Dave Ford, R ERA: 3.57	(1, 1) 8.1 W 36 10 4 4 3 2 0 0 0 0 0 0 40 48 4.32 1.440																		

Seattle Mariners @ Baltimore Orioles
Memorial Stadium, Baltimore, MD
Tue Sep 02 1980, 7:05 PM EDT
Att. 7,658 - Unknown - 89 F

AB 37
R 4
H 11
RBI 4
BB 2
SO 3
LOB 15



Batter	1	2	3	4	5	6	7	8	9	AB	R	H	RBI	BB	SO	LOB	BOTTOM		
Al Bumbry, L OBP: 0.396, SLG: 0.418	0-0 S HR 1B				0-0 G3-6 1B	0-0 4-3		0-0 3-1		5	1	2	0	0	0	1			
Pat Kelly, L OBP: 0.355, SLG: 0.338	0-3 K		0-0 G6-4-3 1B		0-0 G3-6 1B		0-0 2B 1B	0-3 K		5	1	2	0	0	2	2			
Ken Singleton, S OBP: 0.382, SLG: 0.470 Gary Roenicke, R OBP: 0.360, SLG: 0.419	0-3 K		0-0 G6-4-3 1B		0-0 F8		0-0 1B 2B			4	0	1	1	0	1	2			
Eddie Murray, S OBP: 0.348, SLG: 0.500	4-0 HR IBB		0-3 K			0-0 P6		0-0 F8		3	1	0	0	1	1	1			
John Lowenstein, L OBP: 0.384, SLG: 0.391	0-0 1H 2H HR			4-0 1B BB		4-0 2B BB		4-0 1B BB		1	3	1	3	3	0	0			
Dan Graham, L OBP: 0.312, SLG: 0.468	0-0 HR			0-0 1B 1B		0-0 E3 2B 1B		0-0 1B		4	2	3	2	0	0	1			
Doug DeCinces, R OBP: 0.308, SLG: 0.370	0-0 5-3			0-3 K		0-0 L6		0-0 P6		4	0	0	0	0	1	6			
Rich Dauer, R OBP: 0.335, SLG: 0.349		0-0 F8		0-0 G6-4-3 1B		0-0 1B 2B		0-0 3-4-1		4	1	2	2	0	0	2			
Kiko Garcia, R OBP: 0.257, SLG: 0.238		0-0 6-3		0-0 G6-4-3 1B		0-0 BLK 1B		0-3 K		4	0	1	2	0	1	2			
Inning Stats	R: 4 E: 0 K: 2 S: 10	H: 3 LOB: 0 BB: 1 P: 14	R: 0 E: 0 K: 0 S: 3	H: 0 LOB: 0 BB: 0 P: 3	R: 0 E: 0 K: 1 S: 5	H: 1 LOB: 0 BB: 0 P: 5	R: 1 E: 0 K: 1 S: 6	H: 2 LOB: 1 BB: 1 P: 10	R: 0 E: 0 K: 0 S: 3	H: 1 LOB: 0 BB: 0 P: 3	R: 3 E: 1 K: 0 S: 6	H: 2 LOB: 1 BB: 1 P: 10	R: 2 E: 0 K: 0 S: 6	H: 3 LOB: 2 BB: 1 P: 10	R: 0 E: 0 K: 2 S: 7	H: 0 LOB: 0 BB: 0 P: 7	1B: 8 2B: 2 3B: 0 HR: 2	SF: 0 SAC: 0 DP: 3 HBP: 0	WP: 0 PA: 38 PB: 0 SB: 1 CS: 0
PITCHER	IP WLS BF H R ER SO BB IBB HBP BLK WP HR S P ERA WHIP																		
Jim Beattie, R ERA: 5.09 Byron McLoughlin, R ERA: 7.22 Dave Heaverlo, R ERA: 3.3	(1, 1) 5.2 L 27 9 8 5 4 2 1 0 0 0 0 0 2 32 44 7.94 1.941																		
(6, 1) 0.2 6 3 2 2 0 1 0 0 0 1 0 0 5 9 27.00 6.000																			
(7, 1) 1.2 5 0 0 0 0 2 0 0 0 0 0 0 9 9 0.00 0.000																			

Seattle Mariners @ Baltimore Orioles
Memorial Stadium, Baltimore, MD
Tue Sep 02 1980, 7:05 PM EDT
Att. 7,658 - Unknown - 89 F

AB 34
R 10
H 12
RBI 10
BB 4
SO 6
LOB 17



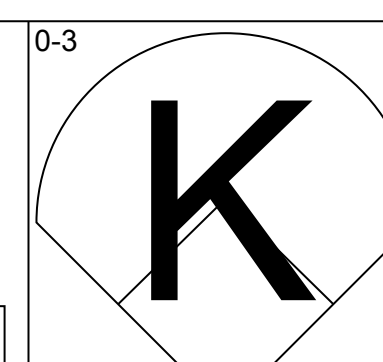
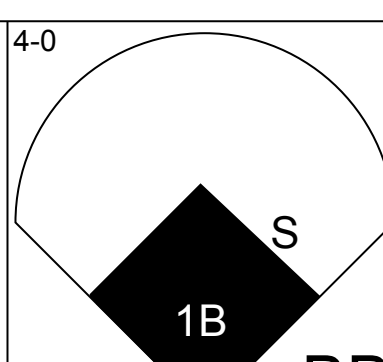
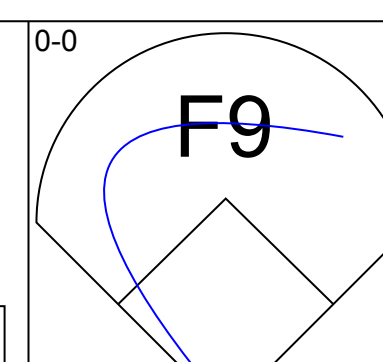
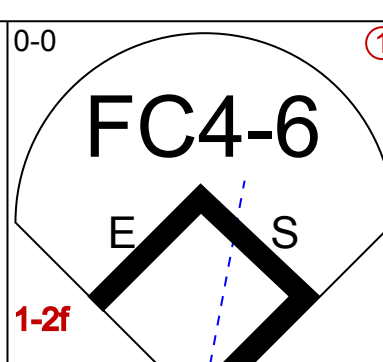
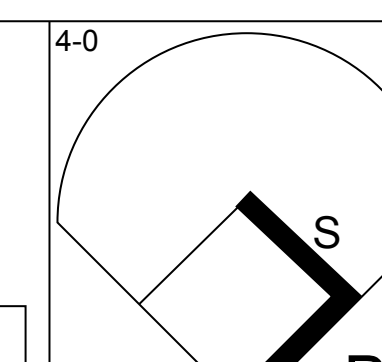
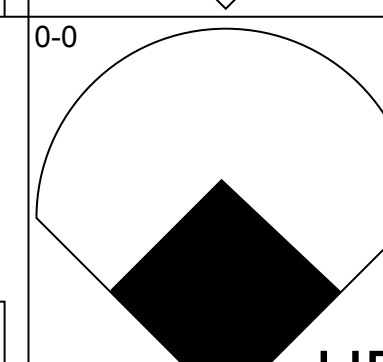
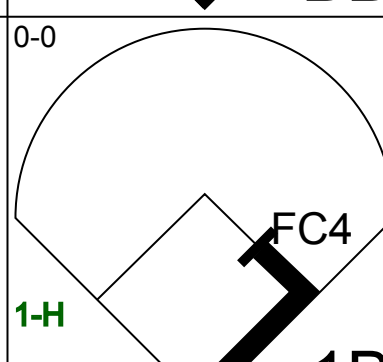
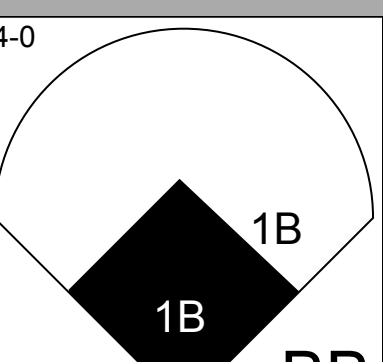
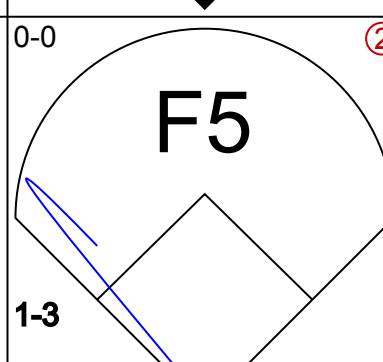
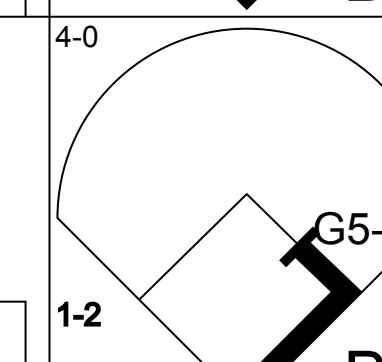
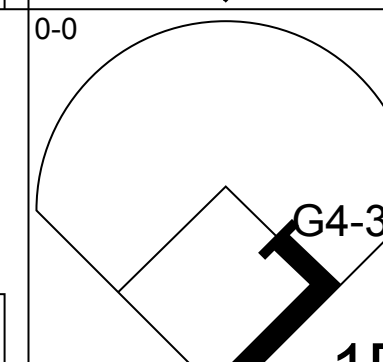
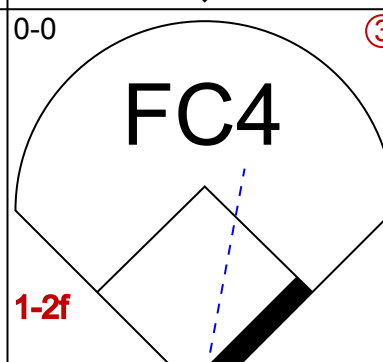
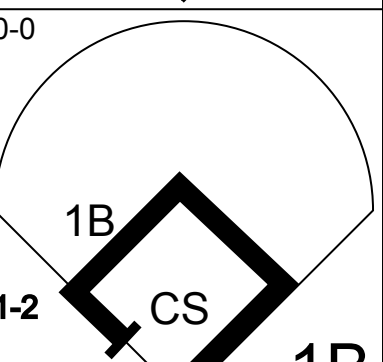
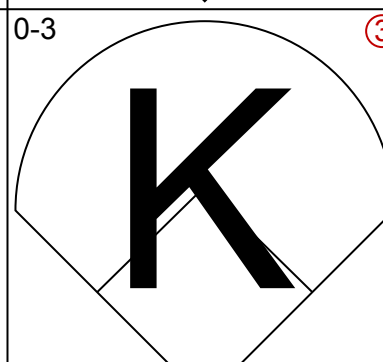
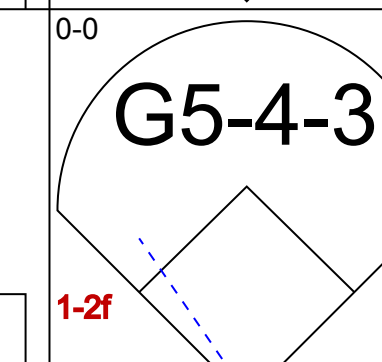
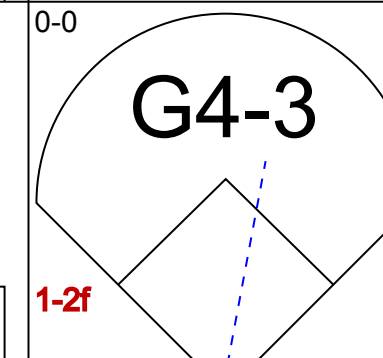
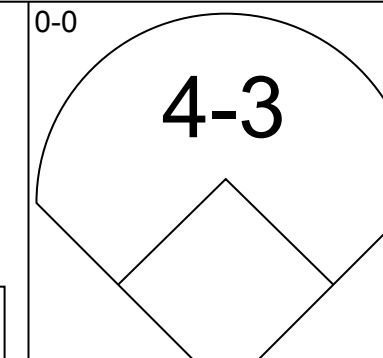
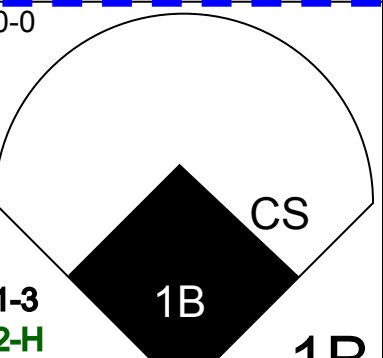
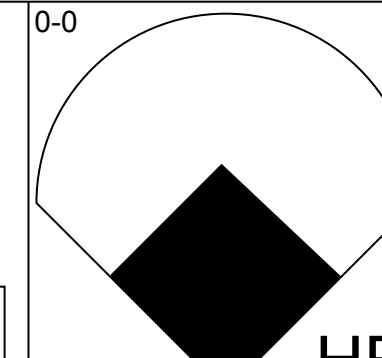
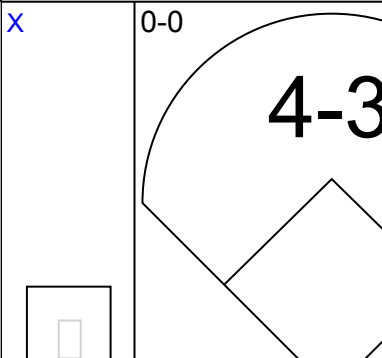
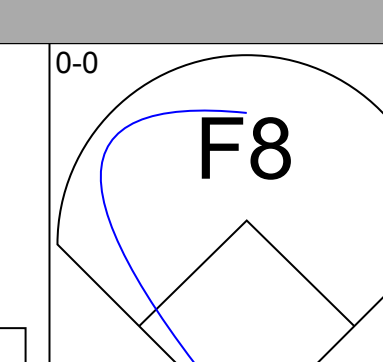
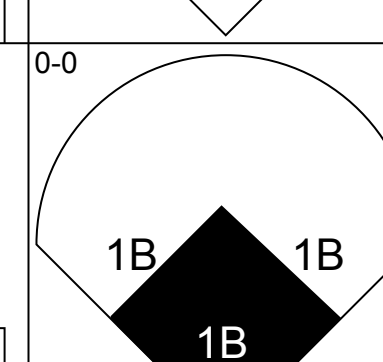
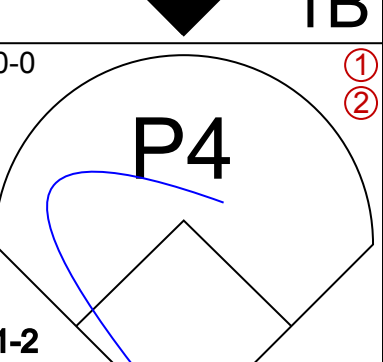
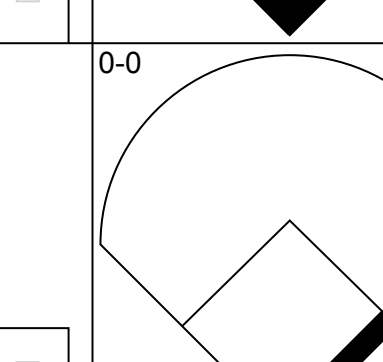
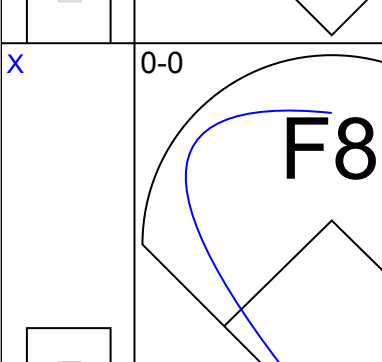
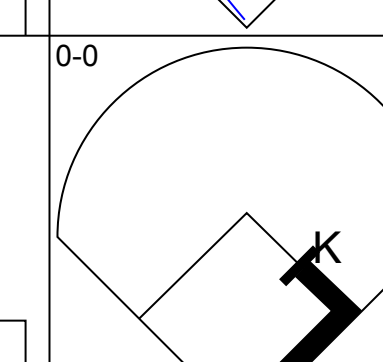
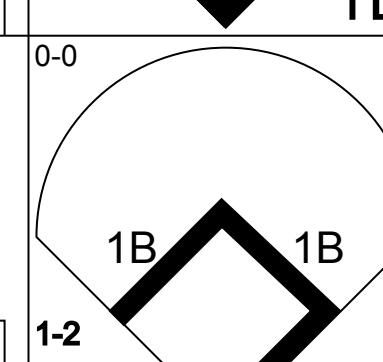
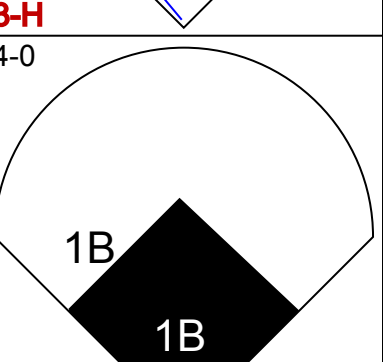
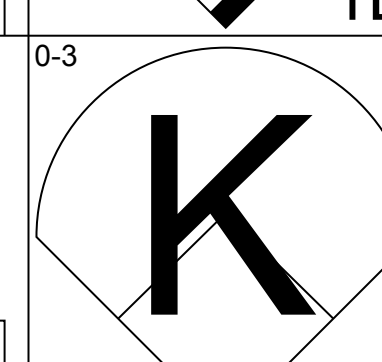
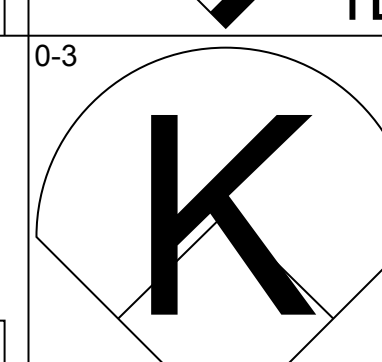
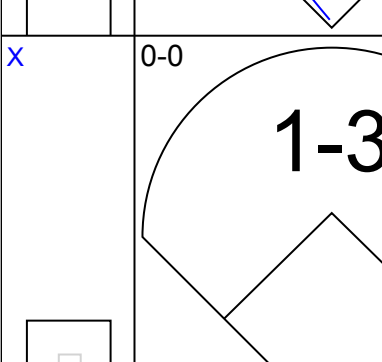
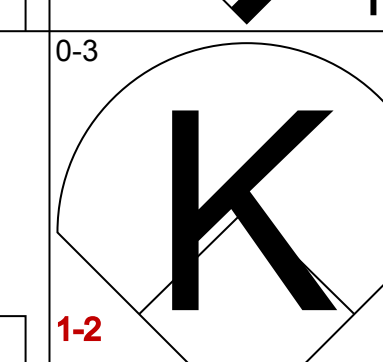
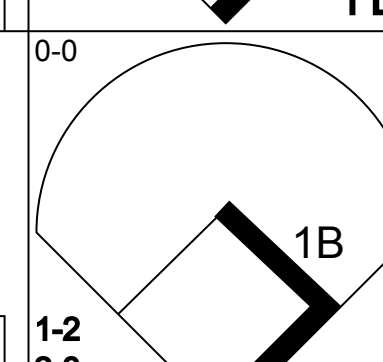
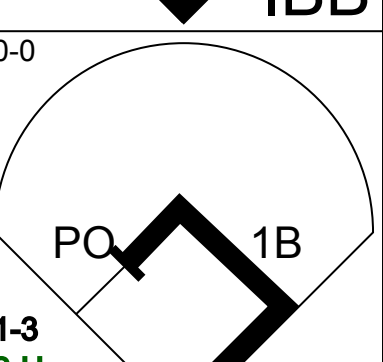
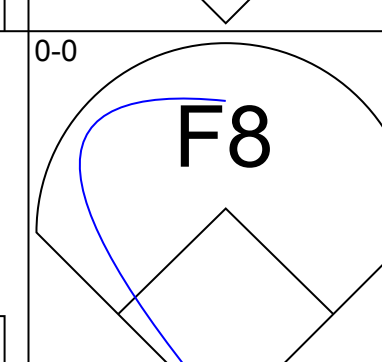
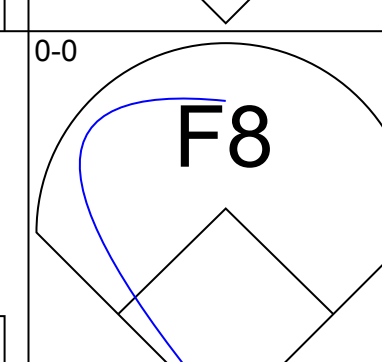
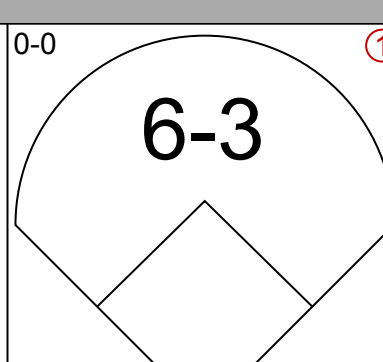

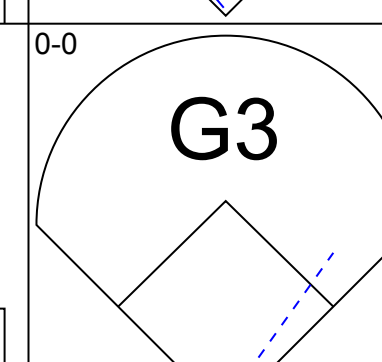
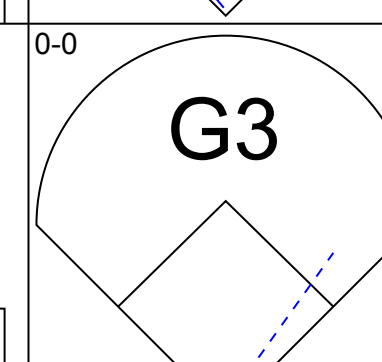
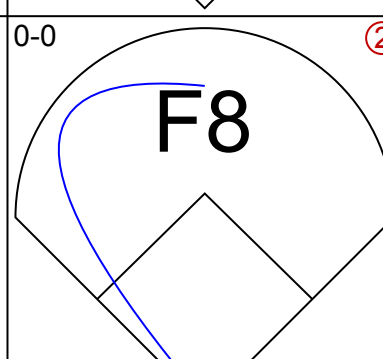
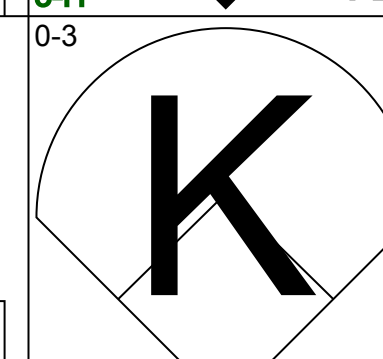
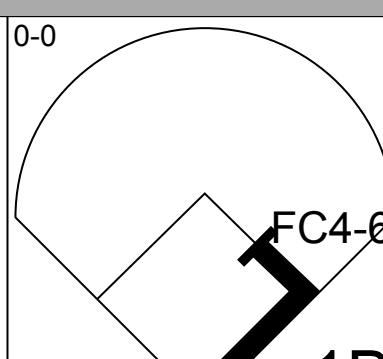
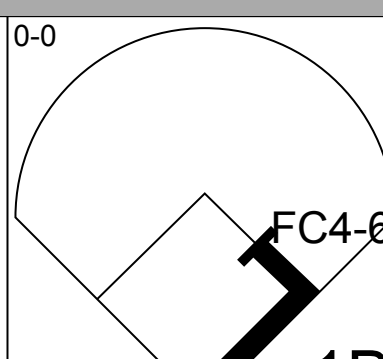
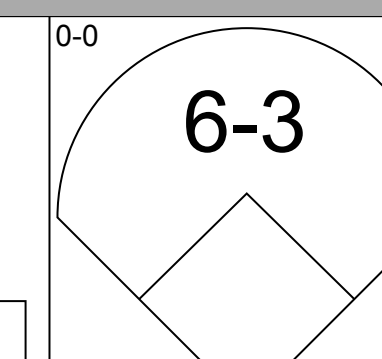
Batter	1	2	3	4	5	6	7	8	9	AB	R	H	RBI	BB	SO	LOB	TOP			
Julio Cruz, S OBP: 0.318, SLG: 0.263 (1,4)	F7		5-3			1B		FC1-4 2B		4	1	1	0	0	0	1	Seattle Mariners @ Baltimore Orioles Memorial Stadium, Baltimore, MD Wed Sep 03 1980, 7:05 PM EDT Att: 12,110 - Unknown			
Joe Simpson, L OBP: 0.308, SLG: 0.338 (1,8)	BB 1B		F8			P4		2B		4	0	2	1	0	0	2				
Dan Meyer, L OBP: 0.319, SLG: 0.416 (1,7)	F8			1-3		F9		1-3		4	0	0	0	0	0	4				
Mario Mendoza, R OBP: 0.290, SLG: 0.312 (8,6)										0	0	0	0	0	0	0				
Bruce Bochte, L OBP: 0.379, SLG: 0.455 (1,10)	BB 1-2			L7		F7			F8	3	0	0	0	1	0	2				
Tom Paciorek, R OBP: 0.308, SLG: 0.454 (1,3)	K			K			P5		F7	4	0	0	0	0	2	2				
Larry Milbourne, S OBP: 0.291, SLG: 0.330 (1,6) (8,5)						G3		F9		4	0	0	0	0	0	0				
Leon Roberts, R OBP: 0.331, SLG: 0.417 (1,9)				K		5-3			6-3	3	0	0	0	0	1	0				
Ted Cox, R OBP: 0.295, SLG: 0.305 (8, PH)						F2			F8	2	0	0	0	0	0	0				
Jerry Narron, L OBP: 0.190, SLG: 0.196 (8,2)										1	0	0	0	0	0	0				
Larry Cox, R OBP: 0.266, SLG: 0.302 (1,2)						6-3				1	0	0	0	1	0	0				
Reggie Walton, R OBP: 0.306, SLG: 0.457 (8,7)								BB 1B	FC1-4 1B	1	0	1	0	0	0	0				
Inning Stats	R: 0 E: 0 K: 1 S: 6	H: 1 LOB: 2 BB: 1 P: 10	R: 0 E: 0 K: 1 S: 5	H: 0 LOB: 0 BB: 0 P: 5	R: 0 E: 0 K: 0 S: 3	H: 0 LOB: 0 BB: 0 P: 3	R: 0 E: 0 K: 1 S: 5	H: 0 LOB: 0 BB: 0 P: 5	R: 0 E: 0 K: 0 S: 4	H: 1 LOB: 2 BB: 1 P: 8	R: 0 E: 0 K: 0 S: 3	H: 0 LOB: 0 BB: 0 P: 3	R: 1 E: 0 K: 0 S: 5	H: 2 LOB: 1 BB: 0 P: 5	R: 0 E: 0 K: 0 S: 3	H: 0 LOB: 0 BB: 0 P: 3	1B: 3 2B: 1 3B: 0 HR: 0	SF: 0 SAC: 0 DP: 0 HBP: 0	WP: 0 PB: 0 SB: 0 CS: 0	PA: 33
PITCHER Steve Stone, R ERA: 2.96 (1,1)	IP: 9.0 WLS: W BF: 33	H: 4 R: 1 ER: 1 SO: 3	BB: 2 IBB: 0 HBP: 0 BLK: 0	WP: 0 HR: 0 S: 37 P: 45	ERA: 1.00 WHIP: 0.667											IP: 9.0 WLS: W BF: 33	H: 4 R: 1 ER: 1 SO: 3	BB: 2 IBB: 0 HBP: 0 BLK: 0	WP: 0 HR: 0 S: 37 P: 45	ERA: 1.00 WHIP: 0.667

AB	31
R	1
H	4
RBI	1
BB	2
SO	3
LOB	11



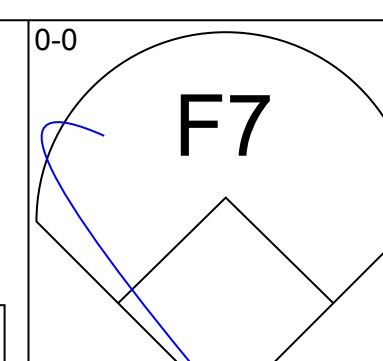
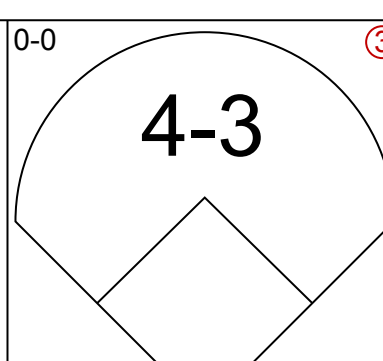
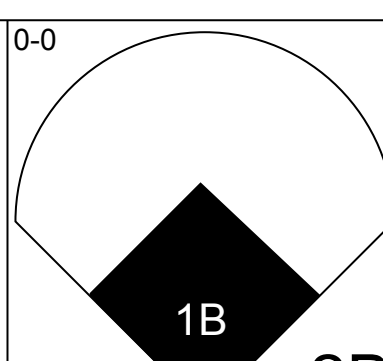
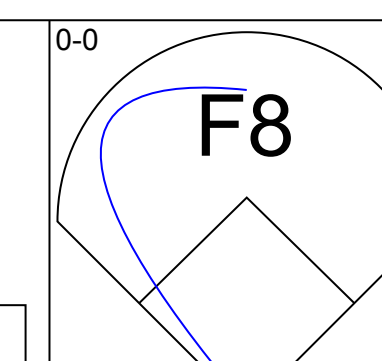
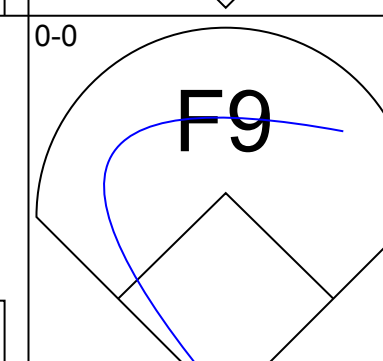
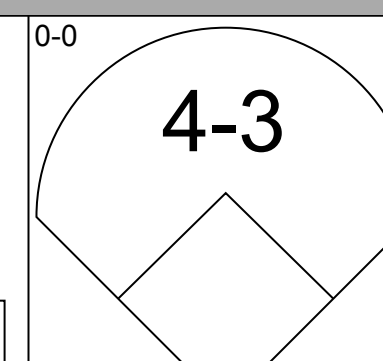
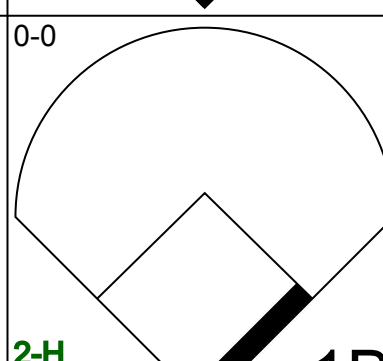
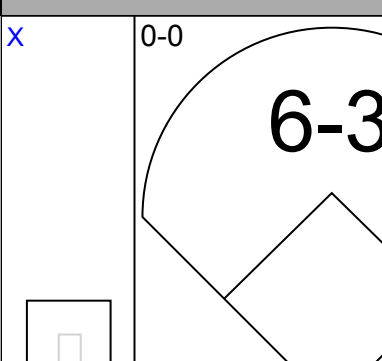
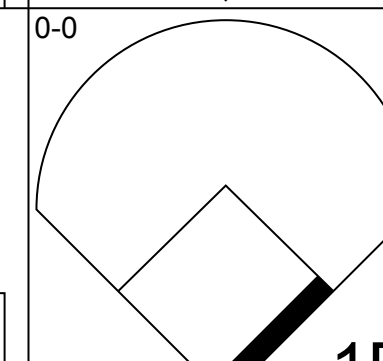
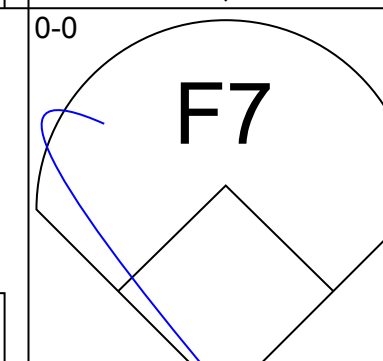
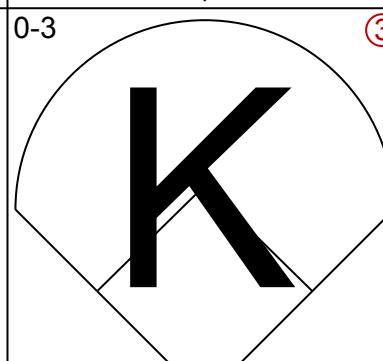
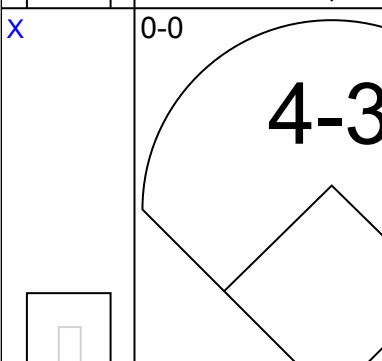
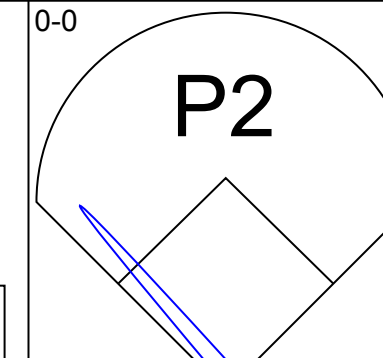
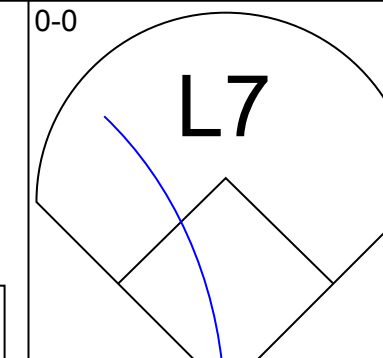
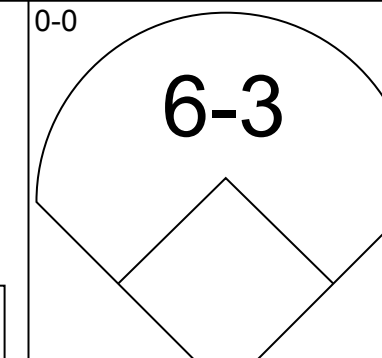
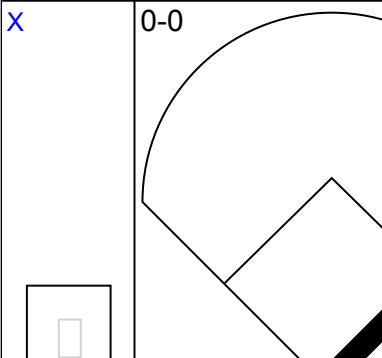
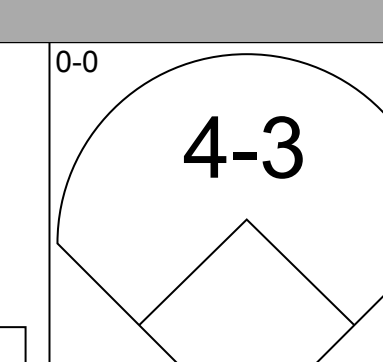
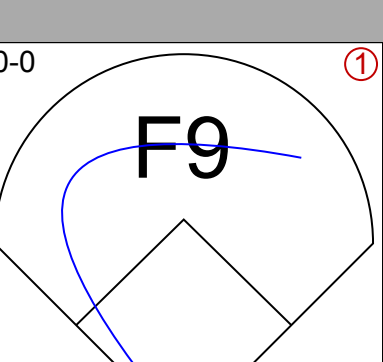
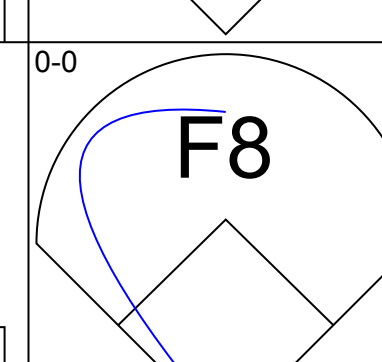
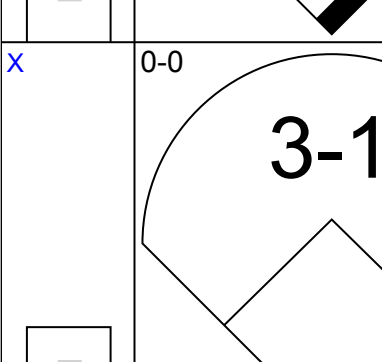
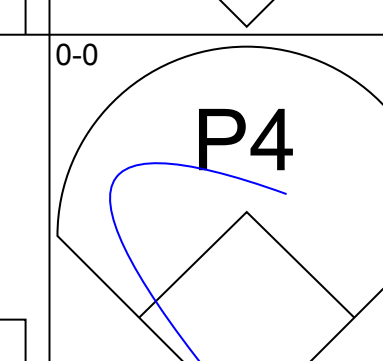
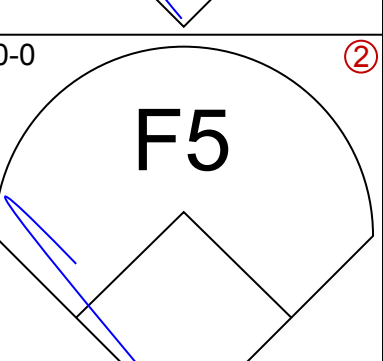
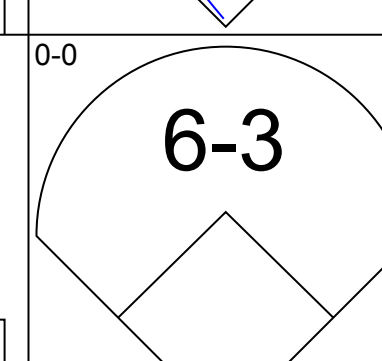
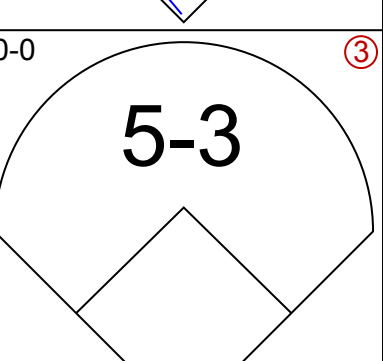
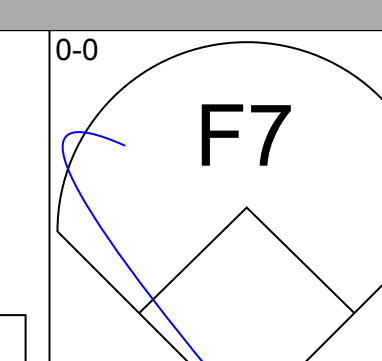
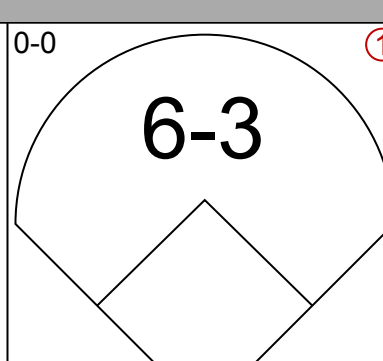
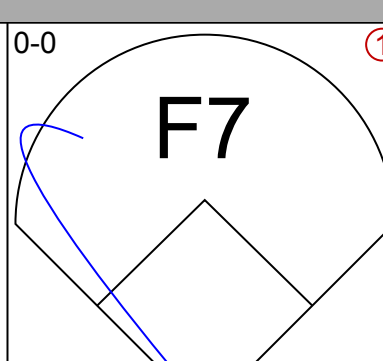
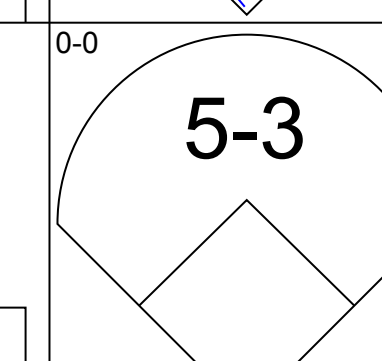
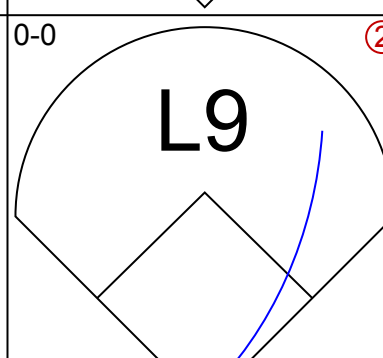
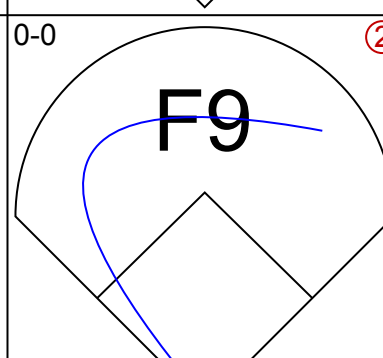
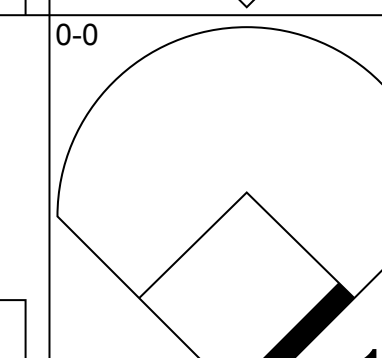
Batter	1	2	3	4	5	6	7	8	9	AB	R	H	RBI	BB	SO	LOB	BOTTOM					
Al Bumbry, L OBP: 0.396, SLG: 0.419 (1,8)	G3			4-3 1B 2B	E1 G4-3		E6 CS	4-0 BB		4	1	1	0	1	0	2	Seattle Mariners @ Baltimore Orioles Memorial Stadium, Baltimore, MD Wed Sep 03 1980, 7:05 PM EDT Att: 12,110 - Unknown					
Pat Kelly, L OBP: 0.349, SLG: 0.331 (1,10)	L9			4-3	G4-3		F3	L3		3	0	0	0	0	0	4						
Lee May, R OBP: 0.283, SLG: 0.394 (7, PH)										2	0	0	0	0	0	4						
Ken Singleton, S OBP: 0.385, SLG: 0.471 (1,9)	4-3			FC4-6 1B IBB		FC4-6 1B	CS	2B SF8 1B		3	1	2	0	1	0	0						
Eddie Murray, S OBP: 0.349, SLG: 0.502 (1,3)		4-3		FC4-6 1B		FC4-6 1B		2B 2B		4	2	2	1	0	0	1						
John Lowenstein, L OBP: 0.383, SLG: 0.390 (1,7)				FC4-6 1B		FC4-6 1B		2B 2B		3	0	1	0	0	1	2						
Gary Roenicke, R OBP: 0.359, SLG: 0.419 (8, PH) (9,7)		K		FC4-6 1B		HBP 1B 1B		SF8		0	0	0	1	0	0	0						
Dan Graham, L OBP: 0.309, SLG: 0.464 (1,2)					P4			6-3 1B 2B		2	0	0	0	0	0	2						
Rick Dempsey, R OBP: 0.340, SLG: 0.440 (6, PH) (7,2)		1-3				1-2 2-3 HBP		2B		1	1	1	1	0	0	0						
Doug DeCinces, R OBP: 0.308, SLG: 0.369 (1,5)				FC5-4 1B		4-3		6-3		4	0	1	0	0	0	4						
Rich Dauer, R OBP: 0.339, SLG: 0.354 (1,4)				FC5-4 1B				1B BB		3	0	2	1	1	0	1						
Lenn Sakata, R OBP: 0.237, SLG: 0.347 (9,4)				G1-6-3		E		1B BB		0	0	0	0	0	0	0						
Kiko Garcia, R OBP: 0.260, SLG: 0.239 (1,6)				G1-6-3		E		BB 1B		3	0	1	1	1	1	1						
Inning Stats	R: 0 E: 0 K: 0 S: 3	H: 0 LOB: 0 BB: 0 P: 3	R: 0 E: 0 K: 1 S: 5	H: 0 LOB: 0 BB: 0 P: 5	R: 0 E: 0 K: 0 S: 3	H: 1 LOB: 0 BB: 0 P: 3	R: 1 E: 0 K: 0 S: 5	H: 2 LOB: 2 BB: 1 P: 9	R: 0 E: 0 K: 0 S: 4	H: 1 LOB: 2 BB: 1 P: 8	R: 1 E: 0 K: 0 S: 5	H: 3 LOB: 2 BB: 0 P: 6	R: 0 E: 1 K: 1 S: 5	H: 0 LOB: 0 BB: 0 P: 5	R: 3 E: 0 K: 0 S: 7	H: 4 LOB: 3 BB: 2 P: 15	R: 0 E: 0 K: 0 S: 3	H: 0 LOB: 0 BB: 0 P: 3	1B: 7 2B: 4 3B: 0 HR: 0	SF: 1 SAC: 0 DP: 2 HBP: 1	WP: 0 PB: 0 SB: 0 CS: 1	PA: 39
PITCHER Rob Dressler, R ERA: 4.35 (1,1)	IP: 5.1 WLS: L BF: 23	H: 6 R: 2 ER: 2 SO: 1	BB: 1 IBB: 0 HBP: 0 BLK: 0	WP: 0 HR: 0 S: 23 P: 31	ERA: 3.38 WHIP: 1.312											IP: 2.0 WLS: L BF: 10	H: 4 R: 3 ER: 3 SO: 1	BB: 0 IBB: 0 HBP: 0 BLK: 0	WP: 0 HR: 0 S: 11 P: 12	ERA: 13.50 WHIP: 2.000		
Shane Rawley, L ERA: 3.46 (6,1)	IP: 2.0 WLS: L BF: 10	H: 4 R: 3 ER: 3 SO: 1	BB: 0 IBB: 0 HBP: 0 BLK: 0	WP: 0 HR: 0 S: 11 P: 12	ERA: 13.50 WHIP: 2.000											IP: 0.2 WLS: L BF: 5	H: 1 R: 0 ER: 0 SO: 0	BB: 0 IBB: 0 HBP: 0 BLK: 0	WP: 0 HR: 0 S: 3 P: 11	ERA: 0.00 WHIP: 4.500		
Dave Heaverlo, R ERA: 3.27 (8,1)	IP: 0.2 WLS: L BF: 5	H: 1 R: 0 ER: 0 SO: 0	BB: 2 IBB: 0 HBP: 0 BLK: 0	WP: 0 HR: 0 S: 3 P: 11	ERA: 0.00 WHIP: 4.500											IP: 0.2 WLS: L BF: 5	H: 1 R: 0 ER: 0 SO: 0	BB: 0 IBB: 0 HBP: 0 BLK: 0	WP: 0 HR: 0 S: 3 P: 11	ERA: 0.00 WHIP: 4.500		



Batter	1	2	3	4	5	6	7	8	9	AB	R	H	RBI	BB	SO	LOB	TOP							
Rickey Henderson, R OBP: 0.419, SLG: 0.408 (1, 7)										3	1	0	0	2	1	4	Oakland Athletics @ Baltimore Orioles Memorial Stadium, Baltimore, MD Thu Sep 04 1980, 7:05 PM EDT Att: 12,249 - Unknown - 83 F							
Dwayne Murphy, L OBP: 0.372, SLG: 0.375 (1, 8)										3	2	2	2	2	0	1								
Jim Essian, R OBP: 0.305, SLG: 0.342 (1, 2)										5	0	2	0	0	1	4								
Tony Armas, R OBP: 0.294, SLG: 0.486 (1, 9)										5	2	2	2	0	0	1								
Jeff Newman, R OBP: 0.268, SLG: 0.401 (1, 3)										5	1	2	0	0	0	2								
Mike Heath, R OBP: 0.280, SLG: 0.281 Mitchell Page, L OBP: 0.322, SLG: 0.419 (5, PH)										2	0	2	0	0	0	0								
Dave McKay, S OBP: 0.279, SLG: 0.307 (1, 5)										4	0	2	1	0	1	2								
Mike Edwards, R OBP: 0.255, SLG: 0.241 (1, 4)										4	0	2	2	0	0	1								
Rob Picciolo, R OBP: 0.244, SLG: 0.324 (1, 6)										4	0	1	0	0	1	3								
Inning Stats	R: 1 E: 0 K: 1 S: 6	H: 2 LOB: 0 BB: 0 P: 6	R: 0 E: 0 K: 1 S: 5	H: 1 LOB: 0 BB: 0 P: 5	R: 1 E: 0 K: 0 S: 4	H: 1 LOB: 1 BB: 1 P: 8	R: 1 E: 0 K: 1 S: 9	H: 4 LOB: 3 BB: 0 P: 9	R: 3 E: 0 K: 0 S: 5	H: 4 LOB: 1 BB: 2 P: 13	R: 0 E: 0 K: 1 S: 6	H: 1 LOB: 1 BB: 0 P: 6	R: 1 E: 0 K: 1 S: 7	H: 2 LOB: 1 BB: 0 P: 7	R: 0 E: 0 K: 0 S: 2	H: 0 LOB: 1 BB: 2 P: 10		R: 0 E: 0 K: 0 S: 3	H: 0 LOB: 0 BB: 0 P: 3	1B: 13 2B: 0 3B: 0 HR: 2	SF: 0 SAC: 0 DP: 2 HBP: 0	WP: 0 PB: 0 SB: 3 CS: 2	PA: 43	
PITCHER	IP WLS BF H R ER SO BB IBB HBP BLK WP HR S P ERA WHIP	IP WLS BF H R ER SO BB IBB HBP BLK WP HR S P ERA WHIP	IP WLS BF H R ER SO BB IBB HBP BLK WP HR S P ERA WHIP	IP WLS BF H R ER SO BB IBB HBP BLK WP HR S P ERA WHIP	IP WLS BF H R ER SO BB IBB HBP BLK WP HR S P ERA WHIP	IP WLS BF H R ER SO BB IBB HBP BLK WP HR S P ERA WHIP	IP WLS BF H R ER SO BB IBB HBP BLK WP HR S P ERA WHIP	IP WLS BF H R ER SO BB IBB HBP BLK WP HR S P ERA WHIP	IP WLS BF H R ER SO BB IBB HBP BLK WP HR S P ERA WHIP	IP WLS BF H R ER SO BB IBB HBP BLK WP HR S P ERA WHIP	IP WLS BF H R ER SO BB IBB HBP BLK WP HR S P ERA WHIP	IP WLS BF H R ER SO BB IBB HBP BLK WP HR S P ERA WHIP	IP WLS BF H R ER SO BB IBB HBP BLK WP HR S P ERA WHIP	IP WLS BF H R ER SO BB IBB HBP BLK WP HR S P ERA WHIP	IP WLS BF H R ER SO BB IBB HBP BLK WP HR S P ERA WHIP	IP WLS BF H R ER SO BB IBB HBP BLK WP HR S P ERA WHIP	IP WLS BF H R ER SO BB IBB HBP BLK WP HR S P ERA WHIP	IP WLS BF H R ER SO BB IBB HBP BLK WP HR S P ERA WHIP	IP WLS BF H R ER SO BB IBB HBP BLK WP HR S P ERA WHIP	IP WLS BF H R ER SO BB IBB HBP BLK WP HR S P ERA WHIP	IP WLS BF H R ER SO BB IBB HBP BLK WP HR S P ERA WHIP	IP WLS BF H R ER SO BB IBB HBP BLK WP HR S P ERA WHIP	IP WLS BF H R ER SO BB IBB HBP BLK WP HR S P ERA WHIP	IP WLS BF H R ER SO BB IBB HBP BLK WP HR S P ERA WHIP

AB	37
R	7
H	15
RBI	7
BB	5
SO	5
LOB	19



Batter	1	2	3	4	5	6	7	8	9	AB	R	H	RBI	BB	SO	LOB	BOTTOM						
Al Bumbry, L OBP: 0.395, SLG: 0.420 (1, 8)										4	1	1	0	0	0	1	Oakland Athletics @ Baltimore Orioles Memorial Stadium, Baltimore, MD Thu Sep 04 1980, 7:05 PM EDT Att: 12,249 - Unknown - 83 F						
Rich Dauer, R OBP: 0.338, SLG: 0.353 (1, 4)										4	0	1	1	0	0	0							
Ken Singleton, S OBP: 0.384, SLG: 0.469 (1, 9)										4	0	1	0	0	1	1							
Eddie Murray, S OBP: 0.349, SLG: 0.500 (1, 3)										4	0	1	0	0	0	1							
Terry Crowley, L OBP: 0.371, SLG: 0.461 (1, 10)										4	0	0	0	0	0	1							
Dan Graham, L OBP: 0.305, SLG: 0.456 (1, 5)										3	0	0	0	0	0	0							
Gary Roenicke, R OBP: 0.359, SLG: 0.418 (1, 7)										3	0	1	0	0	0	0							
Rick Dempsey, R OBP: 0.337, SLG: 0.436 (1, 2)										3	0	0	0	0	0	0							
Kiko Garcia, R OBP: 0.258, SLG: 0.238 Pat Kelly, L OBP: 0.353, SLG: 0.335 Lenn Sakata, R OBP: 0.237, SLG: 0.347 (8, PH)										2	0	0	0	0	0	0							
Inning Stats	R: 0 E: 0 K: 0 S: 4	H: 1 LOB: 1 BB: 0 P: 4	R: 0 E: 0 K: 0 S: 3	H: 1 LOB: 0 BB: 0 P: 3	R: 0 E: 0 K: 0 S: 3	H: 0 LOB: 0 BB: 0 P: 3	R: 0 E: 0 K: 0 S: 3	H: 0 LOB: 0 BB: 0 P: 3	R: 1 E: 0 K: 1 S: 7	H: 2 LOB: 1 BB: 0 P: 7	R: 0 E: 0 K: 0 S: 3	H: 0 LOB: 0 BB: 0 P: 3	R: 0 E: 0 K: 0 S: 4	H: 1 LOB: 1 BB: 0 P: 4	R: 0 E: 0 K: 0 S: 4	H: 1 LOB: 1 BB: 0 P: 4		1B: 5 2B: 1 3B: 0 HR: 0	SF: 0 SAC: 0 DP: 0 HBP: 0	WP: 0 PB: 0 SB: 0 CS: 0	PA: 32		
PITCHER	IP WLS BF H R ER SO BB IBB HBP BLK WP HR S P ERA WHIP	IP WLS BF H R ER SO BB IBB HBP BLK WP HR S P ERA WHIP	IP WLS BF H R ER SO BB IBB HBP BLK WP HR S P ERA WHIP	IP WLS BF H R ER SO BB IBB HBP BLK WP HR S P ERA WHIP	IP WLS BF H R ER SO BB IBB HBP BLK WP HR S P ERA WHIP	IP WLS BF H R ER SO BB IBB HBP BLK WP HR S P ERA WHIP	IP WLS BF H R ER SO BB IBB HBP BLK WP HR S P ERA WHIP	IP WLS BF H R ER SO BB IBB HBP BLK WP HR S P ERA WHIP	IP WLS BF H R ER SO BB IBB HBP BLK WP HR S P ERA WHIP	IP WLS BF H R ER SO BB IBB HBP BLK WP HR S P ERA WHIP	IP WLS BF H R ER SO BB IBB HBP BLK WP HR S P ERA WHIP	IP WLS BF H R ER SO BB IBB HBP BLK WP HR S P ERA WHIP	IP WLS BF H R ER SO BB IBB HBP BLK WP HR S P ERA WHIP	IP WLS BF H R ER SO BB IBB HBP BLK WP HR S P ERA WHIP	IP WLS BF H R ER SO BB IBB HBP BLK WP HR S P ERA WHIP	IP WLS BF H R ER SO BB IBB HBP BLK WP HR S P ERA WHIP	IP WLS BF H R ER SO BB IBB HBP BLK WP HR S P ERA WHIP	IP WLS BF H R ER SO BB IBB HBP BLK WP HR S P ERA WHIP	IP WLS BF H R ER SO BB IBB HBP BLK WP HR S P ERA WHIP	IP WLS BF H R ER SO BB IBB HBP BLK WP HR S P ERA WHIP	IP WLS BF H R ER SO BB IBB HBP BLK WP HR S P ERA WHIP	IP WLS BF H R ER SO BB IBB HBP BLK WP HR S P ERA WHIP	IP WLS BF H R ER SO BB IBB HBP BLK WP HR S P ERA WHIP



Batter	1	2	3	4	5	6	7	8	9	AB R H RBI BB SO LOB	TOP											
Rickey Henderson, R OBP: 0.418, SLG: 0.407 (1, 7)										4 1 1 0 1 1 1	Oakland Athletics @ Baltimore Orioles Memorial Stadium, Baltimore, MD Fri Sep 05 1980, 7:05 PM EDT Att: 24,587 - Unknown											
Dwayne Murphy, L OBP: 0.374, SLG: 0.374 (1, 8)										3 2 1 0 2 0 1												
Jim Essian, R OBP: 0.307, SLG: 0.341 (1, 2)										4 1 1 1 1 0 4												
Tony Armas, R OBP: 0.297, SLG: 0.493 (1, 9)										5 2 3 2 0 1 3												
Jeff Newman, R OBP: 0.266, SLG: 0.397 (1, 3)										3 0 0 0 0 1 4												
Mike Heath, R OBP: 0.260, SLG: 0.280 (1, 10)										4 0 1 2 0 1 1												
Dave McKay, S OBP: 0.284, SLG: 0.316 (1, 5)										4 1 2 1 0 1 0												
Mike Edwards, R OBP: 0.254, SLG: 0.241 (1, 4)										4 0 1 0 0 0 1												
Rob Picciolo, R OBP: 0.240, SLG: 0.318 (1, 6)										4 0 0 0 0 2 2												
Inning Stats	R: 3 E: 0 K: 1 S: 7	H: 3 LOB: 1 BB: 1 P: 11	R: 0 E: 0 K: 2 S: 7	H: 0 LOB: 0 BB: 0 P: 7	R: 0 E: 0 K: 0 S: 4	H: 1 LOB: 2 BB: 1 P: 8	R: 0 E: 0 K: 0 S: 3	H: 0 LOB: 0 BB: 0 P: 3	R: 0 E: 0 K: 0 S: 3	H: 0 LOB: 0 BB: 0 P: 3	R: 1 E: 0 K: 1 S: 6	H: 1 LOB: 0 BB: 0 P: 6	R: 1 E: 2 K: 0 S: 5	H: 2 LOB: 2 BB: 1 P: 9	R: 1 E: 0 K: 0 S: 5	H: 2 LOB: 1 BB: 0 P: 5	R: 1 E: 0 K: 3 S: 10	H: 1 LOB: 1 BB: 1 P: 14	1B: 8 2B: 2 3B: 0 HR: 1	SF: 0 SAC: 1 DP: 1 HBP: 0	WP: 1 PB: 0 SB: 2 CS: 0	PA: 40
PITCHER	IP WLS BF H R ER SO BB IBB HBP BLK WP HR S P ERA WHIP											IP WLS BF H R ER SO BB IBB HBP BLK WP HR S P ERA WHIP										
Scott McGregor, L ERA: 3.13 (1, 1)	7.2	34	9	6	5	4	2	1	0	0	0	1	1	39	51	5.87	1.435					
Tim Stoddard, R ERA: 3.06 (8, 1)	1.1	W 6	1	1	1	3	1	0	0	0	0	0	0	11	15	6.75	1.500					

AB	35
R	7
H	10
RBI	6
BB	4
SO	7
LOB	17



Batter	1	2	3	4	5	6	7	8	9	AB R H RBI BB SO LOB	BOTTOM											
Al Bumbry, L OBP: 0.393, SLG: 0.417 (1, 8)										4 2 0 0 1 0 2	Oakland Athletics @ Baltimore Orioles Memorial Stadium, Baltimore, MD Fri Sep 05 1980, 7:05 PM EDT Att: 24,587 - Unknown											
Rich Dauer, R OBP: 0.337, SLG: 0.354 (1, 4)										4 2 1 1 0 0 0												
Ken Singleton, S OBP: 0.386, SLG: 0.478 (1, 9)										4 1 2 3 1 1 2												
Eddie Murray, S OBP: 0.346, SLG: 0.496 (1, 3)										4 0 0 0 0 0 3												
Pat Kelly, L OBP: 0.352, SLG: 0.331 (1, 10)										2 0 0 0 1 2 1												
Benny Ayala, R OBP: 0.358, SLG: 0.567 (8, PH)										1 1 1 3 0 0 0												
Dan Graham, L OBP: 0.300, SLG: 0.449 (1, 2)										3 0 0 0 0 2 1												
Rick Dempsey, R OBP: 0.336, SLG: 0.434 (8, PH)										1 0 0 0 0 0 0												
Doug DeCinces, R OBP: 0.307, SLG: 0.368 (1, 5)										4 1 1 0 0 1 0												
Gary Roenicke, R OBP: 0.357, SLG: 0.413 (1, 7)										3 0 0 0 1 1 1												
Kiko Garcia, R OBP: 0.260, SLG: 0.237 (1, 6)										1 0 0 0 1 0 0												
Terry Crowley, L OBP: 0.369, SLG: 0.458 (7, PH)										1 0 0 0 0 0 1												
Lenn Sakata, R OBP: 0.237, SLG: 0.347 (8, 6)										0 0 0 0 0 0 0												
John Lowenstein, L OBP: 0.387, SLG: 0.390 (8, PH)										0 1 0 0 1 0 0												
Inning Stats	R: 0 E: 0 K: 0 S: 3	H: 0 LOB: 0 BB: 0 P: 3	R: 0 E: 0 K: 2 S: 7	H: 0 LOB: 0 BB: 0 P: 7	R: 0 E: 0 K: 1 S: 5	H: 0 LOB: 0 BB: 0 P: 5	R: 2 E: 2 K: 0 S: 5	H: 1 LOB: 1 BB: 1 P: 9	R: 0 E: 1 K: 0 S: 3	H: 0 LOB: 1 BB: 1 P: 7	R: 0 E: 1 K: 1 S: 5	H: 0 LOB: 1 BB: 1 P: 9	R: 0 E: 0 K: 1 S: 5	H: 0 LOB: 0 BB: 1 P: 9	R: 3 E: 0 K: 1 S: 7	H: 2 LOB: 0 BB: 1 P: 11	R: 3 E: 1 K: 1 S: 7	H: 2 LOB: 1 BB: 1 P: 11	1B: 1 2B: 2 3B: 0 HR: 2	SF: 1 SAC: 0 DP: 0 HBP: 0	WP: 0 PB: 0 SB: 0 CS: 0	PA: 39
PITCHER	IP WLS BF H R ER SO BB IBB HBP BLK WP HR S P ERA WHIP											IP WLS BF H R ER SO BB IBB HBP BLK WP HR S P ERA WHIP										
Mike Norris, R ERA: 2.31 (1, 1)	7.0	27	1	2	1	5	4	0	0	0	0	0	1	33	49	1.29	0.714					
Bob Lacey, L ERA: 3.27 (8, 1)	1.0	7	3	4	3	1	1	0	0	0	0	0	1	8	12	27.00	4.000					
Jeff Jones, R ERA: 2.08 (9, 1)	0.2	L 5	1	2	0	1	1	0	0	0	0	0	0	6	10	0.00	3.000					



Batter	1	2	3	4	5	6	7	8	9	AB	R	H	RBI	BB	SO	LOB	TOP			
Rickey Henderson, R OBP: 0.418, SLG: 0.406 (1, 7)										3	1	1	0	1	0	0	Oakland Athletics @ Baltimore Orioles Memorial Stadium, Baltimore, MD Sat Sep 06 1980, 7:05 PM EDT Att: 33,472 - Unknown			
Dwayne Murphy, L OBP: 0.377, SLG: 0.380 (1, 8)										4	1	3	0	0	0	1				
Mitchell Page, L OBP: 0.318, SLG: 0.414 (1, 10)										4	0	0	0	0	1	5				
Dave Revering, L OBP: 0.341, SLG: 0.496 (1, 3)										3	0	1	2	0	0	1				
Tony Armas, R OBP: 0.297, SLG: 0.491 (1, 9)										4	0	1	0	0	1	2				
Wayne Gross, L OBP: 0.347, SLG: 0.453 Mike Edwards, R OBP: 0.254, SLG: 0.241 Mickey Klutts, R OBP: 0.290, SLG: 0.343 (9, PR)										4	0	1	0	0	0	1				
Jeff Newman, R OBP: 0.266, SLG: 0.404 (1, 2)										4	1	1	1	0	1	2				
Dave McKay, S OBP: 0.283, SLG: 0.320 (1, 4)										4	0	1	0	0	2	1				
Rob Picciolo, R OBP: 0.235, SLG: 0.312 (1, 6)										4	0	0	0	0	1	3				
Inning Stats	R: 1 E: 0 K: 0 S: 5	H: 2 LOB: 1 BB: 0 P: 5	R: 1 E: 0 K: 0 S: 4	H: 1 LOB: 0 BB: 0 P: 4	R: 0 E: 0 K: 1 S: 6	H: 1 LOB: 1 BB: 0 P: 6	R: 0 E: 0 K: 1 S: 6	H: 0 LOB: 1 BB: 1 P: 6	R: 0 E: 0 K: 0 S: 3	H: 0 LOB: 0 BB: 0 P: 3	R: 0 E: 0 K: 2 S: 7	H: 0 LOB: 0 BB: 0 P: 7	R: 1 E: 0 K: 1 S: 7	H: 2 LOB: 1 BB: 0 P: 7	R: 0 E: 0 K: 1 S: 6	H: 2 LOB: 2 BB: 0 P: 6		1B: 6 2B: 2 3B: 0 HR: 1	SF: 1 SAC: 0 DP: 0 HBP: 0	WP: 0 PB: 0 CS: 3 SB: 2
PITCHER	IP WLS BF H R ER SO BB IBB HBP BLK WP HR S P ERA WHIP	8.1 L 35 9 3 3 5 1 0 0 0 0 1 44 48 3.24 1.200	0.2 1 0 0 0 1 0 0 0 0 0 0 3 3 0.00 0.000																	

Batter	1	2	3	4	5	6	7	8	9	AB	R	H	RBI	BB	SO	LOB	BOTTOM					
Al Bumbry, L OBP: 0.392, SLG: 0.415 (1, 8)										4	0	1	0	0	0	2	Oakland Athletics @ Baltimore Orioles Memorial Stadium, Baltimore, MD Sat Sep 06 1980, 7:05 PM EDT Att: 33,472 - Unknown					
John Lowenstein, L OBP: 0.384, SLG: 0.386 (1, 7)										4	0	1	0	0	0	0						
Ken Singleton, S OBP: 0.386, SLG: 0.477 (1, 9)										3	0	1	0	1	0	2						
Eddie Murray, S OBP: 0.345, SLG: 0.493 (1, 3)										3	0	0	0	1	1	2						
Terry Crowley, L OBP: 0.372, SLG: 0.476 (1, 10)										4	1	2	1	0	0	3						
Dan Graham, L OBP: 0.295, SLG: 0.441 (1, 2)										4	0	0	0	0	0	1						
Doug DeCinces, R OBP: 0.306, SLG: 0.369 (1, 5)										4	0	1	0	0	0	0						
Rich Dauer, R OBP: 0.337, SLG: 0.353 Pat Kelly, L OBP: 0.356, SLG: 0.341 (9, PH)										2	0	0	0	1	0	1						
Kiko Garcia, R OBP: 0.260, SLG: 0.235 Benny Ayala, R OBP: 0.363, SLG: 0.570 (9, PH)										1	0	1	1	0	0	0						
Inning Stats	R: 0 E: 0 K: 0 S: 4	H: 1 LOB: 1 BB: 0 P: 4	R: 0 E: 0 K: 0 S: 4	H: 2 LOB: 1 BB: 0 P: 4	R: 0 E: 0 K: 0 S: 3	H: 0 LOB: 0 BB: 0 P: 3	R: 0 E: 0 K: 1 S: 5	H: 0 LOB: 0 BB: 0 P: 5	R: 0 E: 0 K: 0 S: 3	H: 0 LOB: 2 BB: 2 P: 11	R: 0 E: 0 K: 0 S: 2	H: 0 LOB: 0 BB: 1 P: 6	R: 1 E: 0 K: 0 S: 4	H: 1 LOB: 0 BB: 0 P: 4	R: 0 E: 0 K: 0 S: 5	H: 2 LOB: 3 BB: 1 P: 9		R: 1 E: 0 K: 0 S: 4	H: 2 LOB: 1 BB: 0 P: 4	1B: 5 2B: 3 3B: 0 HR: 1	SF: 0 SAC: 0 DP: 2 HBP: 0	WP: 0 PB: 0 CS: 0
PITCHER	IP WLS BF H R ER SO BB IBB HBP BLK WP HR S P ERA WHIP	9.0 W 36 8 2 2 1 4 0 0 0 0 1 34 50 2.00 1.333																				

Batter	1	2	3	4	5	6	7	8	9	AB	R	H	RBI	BB	SO	LOB	TOP			
Rickey Henderson, R OBP: 0.417, SLG: 0.404										3	1	0	0	1	1	2				
Dwayne Murphy, L OBP: 0.376, SLG: 0.381										4	1	2	1	0	0	2				
Mitchell Page, L OBP: 0.315, SLG: 0.408										4	0	0	0	0	0	2				
Dave Revering, L OBP: 0.343, SLG: 0.499										4	1	2	1	0	0	0				
Tony Armas, R OBP: 0.296, SLG: 0.489										3	1	0	0	1	2	2				
Wayne Gross, L OBP: 0.348, SLG: 0.456										4	1	2	1	0	0	1				
Mickey Klutts, R OBP: 0.280, SLG: 0.343										0	0	0	0	0	0	0				
Jeff Newman, R OBP: 0.266, SLG: 0.402										4	0	1	0	0	0	1				
Dave McKay, S OBP: 0.279, SLG: 0.315										3	0	0	1	0	1	0				
Rob Picciolo, R OBP: 0.236, SLG: 0.311										4	0	1	0	0	1	0				
Inning Stats	R: 3 E: 0 K: 0 S: 6	H: 3 LOB: 1 BB: 1 P: 10	R: 0 E: 0 K: 1 S: 5	H: 0 LOB: 0 BB: 0 P: 5	R: 0 E: 0 K: 0 S: 3	H: 1 LOB: 0 BB: 1 P: 3	R: 2 E: 1 K: 1 S: 8	H: 3 LOB: 2 BB: 1 P: 12	R: 0 E: 0 K: 1 S: 6	H: 1 LOB: 2 BB: 0 P: 6	R: 0 E: 0 K: 0 S: 3	H: 0 LOB: 0 BB: 0 P: 3	R: 0 E: 0 K: 1 S: 5	H: 0 LOB: 0 BB: 0 P: 5	R: 0 E: 0 K: 0 S: 3	H: 0 LOB: 0 BB: 0 P: 3	1B: 6 2B: 2 3B: 0 HR: 0	SF: 0 SAC: 1 DP: 1 HBP: 0	WP: 0 PB: 0 SB: 1 CS: 0	PA: 36
PITCHER Steve Stone, R ERA: 3.05	IP: 9.0 WLS: L BF: 37	H: 8 R: 5 ER: 5 SO: 5	BB: 2 IBB: 0 HBP: 0 BLK: 0	WP: 0 HR: 0 S: 44 P: 52	ERA: 5.00 WHIP: 1.111															

Oakland Athletics @ Baltimore Orioles
Memorial Stadium, Baltimore, MD
Sun Sep 07 1980, 3:33 AM EDT
Att: 22,529 - Sunny - 78 F

AB	33
R	5
H	8
RBI	4
BB	2
SO	5
LOB	10



Batter	1	2	3	4	5	6	7	8	9	AB	R	H	RBI	BB	SO	LOB	BOTTOM					
Al Bumbry, L OBP: 0.390, SLG: 0.413										5	1	1	0	0	1	1						
Rich Dauer, R OBP: 0.338, SLG: 0.353										3	0	1	0	1	0	0						
Ken Singleton, S OBP: 0.384, SLG: 0.473										4	0	0	1	0	1	3						
Eddie Murray, S OBP: 0.345, SLG: 0.492										3	0	1	1	0	2	0						
Terry Crowley, L OBP: 0.369, SLG: 0.471										4	0	1	0	0	0	3						
Dan Graham, L OBP: 0.294, SLG: 0.434										3	0	0	0	1	0	4						
Doug DeCinces, R OBP: 0.304, SLG: 0.365										4	0	0	0	0	0	4						
Gary Roenicke, R OBP: 0.357, SLG: 0.409										2	0	0	0	1	0	2						
Pat Kelly, L OBP: 0.354, SLG: 0.339										1	0	0	0	0	0	0						
Kiko Garcia, R OBP: 0.264, SLG: 0.243										3	1	2	0	0	0	2						
John Lowenstein, L OBP: 0.382, SLG: 0.384										1	0	0	0	0	1	0						
Inning Stats	R: 0 E: 0 K: 0 S: 3	H: 1 LOB: 0 BB: 0 P: 3	R: 0 E: 1 K: 1 S: 6	H: 0 LOB: 2 BB: 1 P: 10	R: 2 E: 1 K: 0 S: 6	H: 2 LOB: 1 BB: 1 P: 10	R: 0 E: 0 K: 1 S: 6	H: 1 LOB: 1 BB: 0 P: 6	R: 0 E: 0 K: 1 S: 5	H: 0 LOB: 0 BB: 0 P: 5	R: 0 E: 0 K: 0 S: 4	H: 1 LOB: 2 BB: 1 P: 8	R: 0 E: 0 K: 1 S: 5	H: 0 LOB: 0 BB: 0 P: 5	R: 0 E: 0 K: 0 S: 4	H: 1 LOB: 1 BB: 0 P: 4	R: 0 E: 0 K: 1 S: 5	H: 0 LOB: 0 BB: 0 P: 5	1B: 5 2B: 1 3B: 0 HR: 0	SF: 1 SAC: 0 DP: 1 HBP: 0	WP: 0 PB: 0 SB: 0 CS: 0	PA: 37
PITCHER Steve McCatty, R ERA: 4.02	IP: 9.0 WLS: W BF: 37	H: 6 R: 2 ER: 2 SO: 5	BB: 3 IBB: 0 HBP: 0 BLK: 0	WP: 0 HR: 0 S: 44 P: 56	ERA: 2.00 WHIP: 1.000																	

Oakland Athletics @ Baltimore Orioles
Memorial Stadium, Baltimore, MD
Sun Sep 07 1980, 3:33 AM EDT
Att: 22,529 - Sunny - 78 F

AB	33
R	2
H	6
RBI	2
BB	3
SO	5
LOB	19



Batter	1	2	3	4	5	6	7	8	9	AB	R	H	RBI	BB	SO	LOB	TOP									
Al Bumby, L OBP: 0.392, SLG: 0.421 (1, 8)										4	2	1	1	0	1		Baltimore Orioles @ Detroit Tigers Tiger Stadium, Detroit, MI Mon Sep 08 1980, 7:05 PM EDT Unknown									
Lenn Sakata, R OBP: 0.235, SLG: 0.329 (1, 4)										4	1	0	0	1	1	3										
Ken Singleton, S OBP: 0.394, SLG: 0.473 Gary Roenicke, R OBP: 0.356, SLG: 0.408 (1, 9) (7, 9)										4	1	2	1	0	0	0										
Eddie Murray, S OBP: 0.345, SLG: 0.499 (1, 3)										5	2	2	3	0	0	1										
John Lowenstein, L OBP: 0.387, SLG: 0.399 (1, 7)										4	2	0	1	2	1											
Dan Graham, L OBP: 0.293, SLG: 0.428 Doug DeCinces, R OBP: 0.305, SLG: 0.375 (1, 5) (7, PR)										3	0	0	0	1	2	2										
Lee May, R OBP: 0.281, SLG: 0.394 (1, 10)										5	0	1	2	0	2	0										
Rick Dempsey, R OBP: 0.338, SLG: 0.436 (1, 2)										3	0	1	0	1	0	3										
Kiko Garcia, R OBP: 0.262, SLG: 0.241 (1, 6)										3	0	0	0	0	2	1										
Inning Stats	R: 4 E: 0 K: 1 S: 8	H: 3 LOB: 0 BB: 1 P: 12	R: 0 E: 0 K: 0 S: 3	H: 0 LOB: 1 BB: 1 P: 7	R: 0 E: 1 K: 2 S: 8	H: 1 LOB: 1 BB: 0 P: 8	R: 0 E: 0 K: 3 S: 10	H: 1 LOB: 2 BB: 0 P: 14	R: 0 E: 0 K: 1 S: 6	H: 1 LOB: 1 BB: 0 P: 6	R: 0 E: 0 K: 2 S: 7	H: 0 LOB: 0 BB: 0 P: 7	R: 3 E: 0 K: 0 S: 6	H: 3 LOB: 3 BB: 2 P: 14	R: 0 E: 0 K: 0 S: 3	H: 0 LOB: 0 BB: 0 P: 3		R: 2 E: 0 K: 0 S: 5	H: 2 LOB: 0 BB: 0 P: 5	1B: 2 2B: 6 3B: 0 HR: 3	SF: 0 SAC: 1 DP: 0 HBP: 0	WP: 0 PB: 0 SB: 0 CS: 0	PA: 43			
PITCHER	IP	WLS	BF	H	R	ER	SO	BB	IBB	HBP	BLK	WP	HR	S	P	ERA	WHIP									
Milt Wilcox, R ERA: 4.18 (1, 1)	0.0	L	4	3	4	4	0	1	0	0	0	0	0	1	3	7	∞	∞								
Roger Weaver, R ERA: 2.23 (1, 1)	4.0		16	2	0	0	6	1	1	0	0	0	0	26	34	0.00	0.750									
Dave Rozema, R ERA: 4.25 (5, 1)	2.2		14	4	3	3	3	2	0	0	0	0	0	1	18	26	10.12	2.250								
Jerry Ujdur, R ERA: 7.13 (7, 1)	2.1		9	2	2	2	0	0	0	0	0	0	0	1	9	9	7.71	0.857								

Batter	1	2	3	4	5	6	7	8	9	AB	R	H	RBI	BB	SO	LOB	BOTTOM								
Rick Peters, S OBP: 0.377, SLG: 0.380 (1, 8)										3	2	1	0	1	1	1	Baltimore Orioles @ Detroit Tigers Tiger Stadium, Detroit, MI Mon Sep 08 1980, 7:05 PM EDT Unknown								
Alan Trammell, R OBP: 0.372, SLG: 0.396 (1, 6)										3	0	1	0	1	1	2									
Tim Corcoran, L OBP: 0.336, SLG: 0.356 (1, 3)										2	0	1	2	1	0	0									
Champ Summers, L OBP: 0.382, SLG: 0.492 (1, 7)										3	0	0	0	1	2	3									
Lance Parrish, R OBP: 0.322, SLG: 0.503 (1, 2)										3	0	0	0	0	2	4									
John Wockenfuss, R OBP: 0.378, SLG: 0.444 (1, 10)										4	0	0	0	0	1	3									
Al Cowens, R OBP: 0.333, SLG: 0.341 (1, 9)										4	0	1	0	0	1	1									
Tom Brookens, R OBP: 0.328, SLG: 0.413 (1, 5)										4	0	1	0	0	2	1									
Lou Whitaker, L OBP: 0.330, SLG: 0.266 (1, 4)										3	0	0	0	1	1	2									
Inning Stats	R: 1 E: 0 K: 1 S: 6	H: 2 LOB: 0 BB: 0 P: 6	R: 0 E: 0 K: 0 S: 2	H: 0 LOB: 0 BB: 0 P: 3	R: 0 E: 0 K: 1 S: 5	H: 0 LOB: 1 BB: 1 P: 9	R: 0 E: 0 K: 2 S: 7	H: 0 LOB: 0 BB: 0 P: 7	R: 0 E: 0 K: 1 S: 6	H: 1 LOB: 1 BB: 0 P: 6	R: 1 E: 0 K: 2 S: 8	H: 1 LOB: 2 BB: 2 P: 16	R: 0 E: 0 K: 1 S: 5	H: 0 LOB: 0 BB: 0 P: 5	R: 0 E: 0 K: 2 S: 7	H: 0 LOB: 2 BB: 2 P: 15		R: 0 E: 0 K: 1 S: 6	H: 1 LOB: 1 BB: 0 P: 6	1B: 4 2B: 1 3B: 0 HR: 0	SF: 1 SAC: 0 DP: 2 HBP: 1	WP: 0 PB: 0 SB: 1 CS: 0	PA: 36		
PITCHER	IP	WLS	BF	H	R	ER	SO	BB	IBB	HBP	BLK	WP	HR	S	P	ERA	WHIP								
Dennis Martinez, R ERA: 4.56 (1, 1)	5.1	W	22	4	2	2	5	3	0	1	0	0	0	28	41	3.38	1.312								
Sammy Stewart, R ERA: 3.97 (6, 1)	3.2	S	14	1	0	0	6	2	0	0	0	0	0	24	32	0.00	0.818								

Batter	1	2	3	4	5	6	7	8	9	AB	R	H	RBI	BB	SO	LOB	TOP					
Al Bumbry, L OBP: 0.392, SLG: 0.421 (1, 8)										5	2	2	0	0	0	0	Baltimore Orioles @ Detroit Tigers Tiger Stadium, Detroit, MI Mon Sep 08 1980, 7:05 PM EDT Att: 19,445 - Unknown					
Rich Dauer, R OBP: 0.341, SLG: 0.352 (1, 4)										3	2	1	0	2	0	0						
Ken Singleton, S OBP: 0.385, SLG: 0.471 (1, 9)										4	1	1	0	1	1	1						
John Lowenstein, L OBP: 0.387, SLG: 0.399 (9, 7)										0	0	0	0	0	0	0						
Eddie Murray, S OBP: 0.347, SLG: 0.499 (1, 3)										4	2	2	2	1	2	2						
Terry Crowley, L OBP: 0.375, SLG: 0.469 (1, 10)										3	0	1	0	2	0	0						
Dan Graham, L OBP: 0.296, SLG: 0.427 (1, 2)										5	0	2	2	0	2	2						
Rick Dempsey, R OBP: 0.338, SLG: 0.436 (9, 2)										0	0	0	0	0	0	0						
Doug DeCinces, R OBP: 0.302, SLG: 0.371 (1, 5)										4	0	0	1	0	2	5						
Gary Roenicke, R OBP: 0.355, SLG: 0.417 (1, 7)										4	1	1	1	0	0	5						
Kiko Garcia, R OBP: 0.259, SLG: 0.237 (1, 6)										4	0	0	0	0	4	0						
Inning Stats	R: 3 E: 0 K: 1 S: 8	H: 3 LOB: 2 BB: 2 P: 16	R: 3 E: 1 K: 2 S: 11	H: 3 LOB: 3 BB: 2 P: 19	R: 0 E: 0 K: 1 S: 5	H: 0 LOB: 0 BB: 0 P: 5	R: 1 E: 0 K: 0 S: 3	H: 1 LOB: 1 BB: 2 P: 11	R: 1 E: 0 K: 2 S: 10	H: 3 LOB: 2 BB: 0 P: 10	R: 0 E: 0 K: 2 S: 7	H: 0 LOB: 0 BB: 0 P: 7	R: 0 E: 0 K: 1 S: 5	H: 0 LOB: 0 BB: 0 P: 5	R: 0 E: 0 K: 1 S: 5	H: 0 LOB: 0 BB: 0 P: 5	R: 0 E: 0 K: 1 S: 5	H: 0 LOB: 0 BB: 0 P: 5	1B: 9 2B: 0 3B: 0 HR: 1	SF: 1 SAC: 0 DP: 1 HBP: 0	WP: 1 PB: 0 SB: 2 CS: 0	PA: 43
PITCHER	IP WLS BF H R ER SO BB IBB HBP BLK WP HR S P ERA WHIP																					
Dan Petry, R ERA: 3.94 (1, 1)	1.1 L 12 4 6 5 2 4 0 0 0 0 1 0 12 28 33.75 6.000																					
Aurelio Lopez, R ERA: 3.94 (2, 1)	2.2 13 3 1 1 2 2 0 0 0 0 0 0 15 23 3.38 1.875																					
Dave Tobik, R ERA: 5.45 (5, 1)	5.0 18 3 1 1 7 0 0 0 0 0 0 1 32 32 1.80 0.600																					

Batter	1	2	3	4	5	6	7	8	9	AB	R	H	RBI	BB	SO	LOB	BOTTOM					
Lynn Jones, R OBP: 0.290, SLG: 0.310 (1, 7)										5	0	0	0	0	2	2	Baltimore Orioles @ Detroit Tigers Tiger Stadium, Detroit, MI Mon Sep 08 1980, 7:05 PM EDT Att: 19,445 - Unknown					
Alan Trammell, R OBP: 0.372, SLG: 0.394 (1, 6)										4	1	1	0	1	1	0						
Tom Brookens, R OBP: 0.327, SLG: 0.411 (1, 5)										2	0	0	0	0	2	0						
Mark Wagner, R OBP: 0.314, SLG: 0.277 (5, 4)										2	1	1	0	0	1	0						
Rick Peters, S OBP: 0.376, SLG: 0.379 (9, FH)										1	0	0	0	0	1	1						
John Wockenfuss, R OBP: 0.380, SLG: 0.441 (1, 3)										2	0	0	0	2	1	0						
Richie Hebner, L OBP: 0.359, SLG: 0.471 (9, FH)										0	0	0	0	1	0	0						
Jack Morris, R OBP: 0.359, SLG: 0.471 (9, FR)										0	0	0	0	0	0	0						
Al Cowens, R OBP: 0.334, SLG: 0.347 (1, 9)										4	1	1	2	1	0	3						
Lance Parrish, R OBP: 0.321, SLG: 0.502 (1, 10)										3	1	1	1	0	0	0						
Duffy Dyer, R OBP: 0.272, SLG: 0.326 (1, 2)										3	0	1	0	1	1	1						
Dave Stegman, R OBP: 0.250, SLG: 0.268 (1, 8)										4	1	1	0	0	3	5						
Stan Papi, R OBP: 0.293, SLG: 0.473 (1, 4)										3	1	2	3	0	1	3						
Inning Stats	R: 0 E: 0 K: 2 S: 7	H: 0 LOB: 0 BB: 0 P: 7	R: 0 E: 0 K: 0 S: 3	H: 0 LOB: 0 BB: 0 P: 3	R: 0 E: 0 K: 1 S: 6	H: 1 LOB: 1 BB: 0 P: 6	R: 0 E: 0 K: 2 S: 7	H: 0 LOB: 0 BB: 0 P: 7	R: 2 E: 1 K: 2 S: 10	H: 2 LOB: 1 BB: 0 P: 10	R: 2 E: 0 K: 2 S: 9	H: 2 LOB: 3 BB: 3 P: 21	R: 0 E: 0 K: 1 S: 5	H: 0 LOB: 0 BB: 0 P: 5	R: 0 E: 0 K: 1 S: 5	H: 1 LOB: 1 BB: 1 P: 9	R: 2 E: 0 K: 2 S: 9	H: 2 LOB: 2 BB: 2 P: 17	1B: 6 2B: 0 3B: 0 HR: 2	SF: 2 SAC: 0 DP: 1 HBP: 0	WP: 0 PB: 0 SB: 0 CS: 0	PA: 41
PITCHER	IP WLS BF H R ER SO BB IBB HBP BLK WP HR S P ERA WHIP																					
Mike Flanagan, L ERA: 4.05 (1, 1)	5.1 W 25 5 4 3 7 3 0 0 0 0 0 1 36 48 5.06 1.500																					
Tippy Martinez, L ERA: 3.95 (6, 1)	3.1 14 3 2 2 6 2 0 0 0 0 0 1 24 32 5.40 1.500																					
Tim Stoddard, R ERA: 3.01 (9, 1)	0.1 S 2 0 0 0 0 1 0 0 0 0 0 0 1 5 0.00 3.000																					

Batter	1	2	3	4	5	6	7	8	9	AB	R	H	RBI	BB	SO	LOB	TOP					
Al Bumbry, L OBP: 0.393, SLG: 0.422 (1, 8)										4	0	2	0	0	2	1	Baltimore Orioles @ Detroit Tigers Tiger Stadium, Detroit, MI Tue Sep 09 1980, 7:05 PM EDT Att: 13,450 - Unknown					
Rich Dauer, R OBP: 0.338, SLG: 0.349 (1, 4)										4	0	0	0	0	1	3						
Ken Singleton, S OBP: 0.394, SLG: 0.470 (1, 9)										4	0	1	0	0	1	0						
John Lowenstein, L OBP: 0.397, SLG: 0.399 (8, PR) (8, 7)										0	0	0	0	0	0	0						
Eddie Murray, S OBP: 0.347, SLG: 0.496 (1, 3)										3	0	0	0	1	0	0						
Benny Ayala, R OBP: 0.360, SLG: 0.559 (1, 10)										3	0	0	0	1	0	2						
Gary Roenicke, R OBP: 0.350, SLG: 0.411 (1, 7) (8, 9)										4	0	0	0	0	1	1						
Doug DeCinces, R OBP: 0.304, SLG: 0.382 (1, 5)										4	2	2	1	0	1	0						
Rick Dempsey, R OBP: 0.340, SLG: 0.437 (1, 2)										4	0	2	0	0	1	0						
Kiko Garcia, R OBP: 0.257, SLG: 0.236 (1, 6)										2	0	0	0	0	0	1						
Lee May, R OBP: 0.279, SLG: 0.394 (7, PH)										0	0	0	1	0	0	0						
Mark Belanger, R OBP: 0.252, SLG: 0.268 (7, 6)										0	0	0	0	0	0	0						
Inning Stats	R: 0 E: 0 K: 3 S: 9	H: 0 LOB: 0 BB: 0 P: 9	R: 0 E: 0 K: 0 S: 3	H: 0 LOB: 0 BB: 0 P: 3	R: 0 E: 0 K: 1 S: 7	H: 2 LOB: 2 BB: 0 P: 7	R: 0 E: 0 K: 0 S: 3	H: 0 LOB: 1 BB: 1 P: 7	R: 1 E: 0 K: 0 S: 5	H: 2 LOB: 1 BB: 0 P: 5	R: 0 E: 0 K: 2 S: 3	H: 0 LOB: 0 BB: 0 P: 3	R: 1 E: 0 K: 2 S: 9	H: 2 LOB: 1 BB: 0 P: 9	R: 0 E: 0 K: 0 S: 3	H: 1 LOB: 2 BB: 1 P: 7	R: 0 E: 0 K: 1 S: 5	H: 0 LOB: 0 BB: 0 P: 5	1B: 5 2B: 1 3B: 0 HR: 1	SF: 1 SAC: 0 DP: 1 HBP: 0	WP: 1 PB: 0 SB: 0 CS: 0	PA: 35
PITCHER Dan Schatzeder, L ERA: 3.92 (1, 1)	IP: 9.0 WLS: L BF: 35 H: 7 R: 2 ER: 2 SO: 7	BB: 1 IBB: 1 HBP: 0 BLK: 0	WP: 1 HR: 1 S: 47 P: 55	ERA: 2.00 WHIP: 0.889	PITCHER	IP: 9.0 WLS: L BF: 35 H: 7 R: 2 ER: 2 SO: 7	BB: 1 IBB: 1 HBP: 0 BLK: 0	WP: 1 HR: 1 S: 47 P: 55	ERA: 2.00 WHIP: 0.889													

AB	32
R	2
H	7
RBI	2
BB	2
SO	7
LOB	8



Batter	1	2	3	4	5	6	7	8	9	AB	R	H	RBI	BB	SO	LOB	BOTTOM			
Jim Lentine, R OBP: 0.333, SLG: 0.311 (1, 7)										3	0	1	0	1	1	1	Baltimore Orioles @ Detroit Tigers Tiger Stadium, Detroit, MI Tue Sep 09 1980, 7:05 PM EDT Att: 13,450 - Unknown			
Alan Trammell, R OBP: 0.369, SLG: 0.391 (1, 6)										4	0	0	0	0	0	3				
Al Cowens, R OBP: 0.331, SLG: 0.344 (1, 9)										4	0	0	0	0	1	3				
John Wockenfuss, R OBP: 0.379, SLG: 0.438 (1, 3)										4	0	1	0	0	1	1				
Lance Parrish, R OBP: 0.319, SLG: 0.498 (1, 2)										4	0	0	0	0	1	1				
Tom Brookens, R OBP: 0.324, SLG: 0.408 (1, 5)										3	0	0	0	0	1	0				
Lynn Jones, R OBP: 0.265, SLG: 0.281 (1, 10)										3	0	0	0	0	0	0				
Dave Stegman, R OBP: 0.259, SLG: 0.272 (1, 8)										2	0	1	0	1	0	0				
Lou Whitaker, L OBP: 0.329, SLG: 0.265 (1, 4)										2	0	0	0	0	0	1				
Stan Papi, R OBP: 0.290, SLG: 0.468 (8, PH) (9, 4)										1	0	0	0	0	1	1				
Inning Stats	R: 0 E: 0 K: 1 S: 5	H: 0 LOB: 1 BB: 1 P: 9	R: 0 E: 0 K: 0 S: 3	H: 0 LOB: 0 BB: 0 P: 3	R: 0 E: 0 K: 1 S: 5	H: 0 LOB: 0 BB: 0 P: 5	R: 0 E: 0 K: 0 S: 3	H: 0 LOB: 0 BB: 0 P: 3	R: 0 E: 0 K: 0 S: 5	H: 2 LOB: 2 BB: 0 P: 5	R: 0 E: 0 K: 2 S: 7	H: 0 LOB: 0 BB: 0 P: 7	R: 0 E: 0 K: 1 S: 5	H: 0 LOB: 1 BB: 1 P: 9	R: 0 E: 0 K: 0 S: 4	H: 1 LOB: 1 BB: 0 P: 4	1B: 3 2B: 0 3B: 0 HR: 0	SF: 0 SAC: 0 DP: 0 HBP: 0	WP: 0 PB: 0 SB: 0 CS: 0	PA: 32
PITCHER Scott McGregor, L ERA: 3.0 (1, 1)	IP: 9.0 WLS: W BF: 32 H: 3 R: 0 ER: 0 SO: 6	BB: 2 IBB: 0 HBP: 0 BLK: 0	WP: 0 HR: 0 S: 42 P: 50	ERA: 0.00 WHIP: 0.556	PITCHER	IP: 9.0 WLS: W BF: 32 H: 3 R: 0 ER: 0 SO: 6	BB: 2 IBB: 0 HBP: 0 BLK: 0	WP: 0 HR: 0 S: 42 P: 50	ERA: 0.00 WHIP: 0.556											



Batter	1	2	3	4	5	6	7	8	9	AB	R	H	RBI	BB	SO	LOB	TOP		
Al Bumbry, L OBP: 0.396, SLG: 0.423 (1, 8)	0-0 1B	0-0 S E 1B	0-0 FC6-4		0-0 L6		0-0 6-3 S 1B		0-0 1B	6	1	4	1	0	0	3	Baltimore Orioles @ Toronto Blue Jays Exhibition Stadium, Toronto, ON Thu Sep 11, 1980, 7:05 PM EDT Att: 14,025 - Unknown - 73 F		
Rich Dauer, R OBP: 0.335, SLG: 0.348 (1, 4)	0-0 1B	0-0 E5 BB 1B		0-0 F8		0-0 3-1 1B 2B	0-0 6-3		0-0 5-3	6	2	2	0	0	0	2			
Ken Singleton, S OBP: 0.384, SLG: 0.466 (1, 9)	0-3 K	4-0 1B BB		4-0 BB BB		0-0 3-1	0-0 G3			3	0	0	0	2	1	4			
Mark Corey, R OBP: 0.406, SLG: 0.481 (7, 9)		1-2 BB		BB		2-3				0	0	0	0	0	0	0			
Eddie Murray, S OBP: 0.351, SLG: 0.496 (1, 3)	0-0 F8	0-0 FC5-4 1B		4-0 BB		0-0 2B 4-3 1B	0-0 F8			4	1	2	2	1	0	3			
Tippy Martinez, L (1, 10)	0-0 F9	0-0 FC5-4		0-3 BB		0-0 3-1 2B			0-0 4-3	0	0	0	0	0	0	0			
Benny Ayala, R OBP: 0.355, SLG: 0.551 (1, PH)		1-2 1B		0-0 K		0-0 4-3 2B			0-0 K	2	0	0	0	0	0	4			
Pat Kelly, L OBP: 0.358, SLG: 0.365 (4, PH)				0-0 K		1-3 2B			0-0 L3	3	0	1	0	0	1	2			
Doug DeCinces, R OBP: 0.309, SLG: 0.383 (1, 5)		0-0 1B G3 1B	4-0 FC6-4 BB	0-0 P6		4-0 4-3 IBB		0-3 K		3	1	1	0	2	1	2			
Gary Roenicke, R OBP: 0.350, SLG: 0.403 (1, 7)		0-0 P6	0-0 FC6-4 BB		4-0 FC6-4 BB	0-0 4-3		0-0 F8		4	0	0	1	1	0	4			
Rick Dempsey, R OBP: 0.343, SLG: 0.437 (1, 2)		0-0 G3	4-0 FC6-4 BB		0-0 F9	0-0 F9			0-0 F7	3	0	0	0	2	0	2			
Mark Belanger, R OBP: 0.251, SLG: 0.266 (1, 6)		0-0 S 1B	0-3 K		0-0 FC6-4	0-0 F9			0-0 L3	5	1	1	0	0	1	6			
Inning Stats	R: 0 E: 0 K: 1 S: 7	H: 2 LOB: 2 BB: 0 P: 7	R: 4 E: 1 K: 0 S: 8	H: 4 LOB: 2 BB: 1 P: 12	R: 0 E: 0 K: 1 S: 5	H: 0 LOB: 2 BB: 2 P: 13	R: 0 E: 0 K: 1 S: 5	H: 0 LOB: 1 BB: 1 P: 7	R: 2 E: 0 K: 0 S: 6	H: 3 LOB: 3 BB: 2 P: 14	R: 0 E: 0 K: 1 S: 4	H: 1 LOB: 1 BB: 0 P: 4	R: 0 E: 0 K: 1 S: 5	H: 0 LOB: 0 BB: 0 P: 5	R: 0 E: 0 K: 0 S: 4	H: 1 LOB: 1 BB: 0 P: 4	1B: 9 2B: 2 3B: 0 HR: 0	SF: 0 SAC: 0 DP: 0 HBP: 0	WP: 0 PA: 47 PB: 0 SB: 4 CS: 0
PITCHER	IP WLS BF H R ER SO BB IBB HBP BLK WP HR S P ERA WHIP	IP WLS BF H R ER SO BB IBB HBP BLK WP HR S P ERA WHIP	IP WLS BF H R ER SO BB IBB HBP BLK WP HR S P ERA WHIP	IP WLS BF H R ER SO BB IBB HBP BLK WP HR S P ERA WHIP	IP WLS BF H R ER SO BB IBB HBP BLK WP HR S P ERA WHIP	IP WLS BF H R ER SO BB IBB HBP BLK WP HR S P ERA WHIP	IP WLS BF H R ER SO BB IBB HBP BLK WP HR S P ERA WHIP	IP WLS BF H R ER SO BB IBB HBP BLK WP HR S P ERA WHIP	IP WLS BF H R ER SO BB IBB HBP BLK WP HR S P ERA WHIP	IP WLS BF H R ER SO BB IBB HBP BLK WP HR S P ERA WHIP	IP WLS BF H R ER SO BB IBB HBP BLK WP HR S P ERA WHIP	IP WLS BF H R ER SO BB IBB HBP BLK WP HR S P ERA WHIP	IP WLS BF H R ER SO BB IBB HBP BLK WP HR S P ERA WHIP	IP WLS BF H R ER SO BB IBB HBP BLK WP HR S P ERA WHIP	IP WLS BF H R ER SO BB IBB HBP BLK WP HR S P ERA WHIP	IP WLS BF H R ER SO BB IBB HBP BLK WP HR S P ERA WHIP	IP WLS BF H R ER SO BB IBB HBP BLK WP HR S P ERA WHIP		
Paul Mirabella, L ERA: 4.67 (1, 1)	1.2 L	6 4 2 1	6 4 2 3	5 2 0 0	0 0 0 0	0 0 0 0	0 0 0 0	0 0 0 0	0 0 0 0	10.80 4.200									
Ken Schrom, R ERA: 5.31 (2, 1)	6.1 30	4 2 2 3	5 2 0 0	0 0 0 0	0 0 0 0	0 0 0 0	0 0 0 0	0 0 0 0	0 0 0 0	2.84 1.421									
Jack Kucek, R ERA: 7.42 (9, 1)	1.0 4	1 0 0 0	0 0 0 0	0 0 0 0	0 0 0 0	0 0 0 0	0 0 0 0	0 0 0 0	0 0 0 0	0.00 1.000									
Batter	1	2	3	4	5	6	7	8	9	AB	R	H	RBI	BB	SO	LOB	BOTTOM		
Bob Bailor, R OBP: 0.316, SLG: 0.302 (1, 6)	0-0 1-3		0-0 6-3		0-3 K		0-0 1B		0-0 5-3	5	0	1	0	0	1	1	Baltimore Orioles @ Toronto Blue Jays Exhibition Stadium, Toronto, ON Thu Sep 11, 1980, 7:05 PM EDT Att: 14,025 - Unknown - 73 F		
Damaso Garcia, R OBP: 0.301, SLG: 0.359 (1, 4)	0-0 P6		0-0 P6		0-0 FC6-4		0-3 K		0-0 2B	5	0	1	0	0	1	2			
Lloyd Moseby, L OBP: 0.284, SLG: 0.368 (1, 9)	0-0 6-3			0-0 FC6-4 BB 1B		0-3 K		0-0 4-3	0-0 P6	5	0	1	0	0	1	1			
John Mayberry, L OBP: 0.349, SLG: 0.456 (1, 3)		0-0 P5		4-0 FC6-4 BB		0-0 F7		0-0 BB 1B		3	0	1	0	1	0	0			
Paul Hodgson, R OBP: 0.231, SLG: 0.167 (8, PR)				1-2 BB				0-0 BB 1B		0	0	0	0	0	0	0			
Doug Ault, R OBP: 0.273, SLG: 0.295 (9, 3)				0-3 K				0-0 BB 1B		0	0	0	0	0	0	0			
Roy Howell, L OBP: 0.319, SLG: 0.385 (1, 5)				0-0 K				1-2 BB 1B		4	1	2	0	0	2	2			
Barry Bonnell, R OBP: 0.319, SLG: 0.421 (1, 8)		4-0 BB BB		0-0 FC6-4		0-0 WP 2B		0-0 P4		3	0	1	0	1	0	4			
Willie Upshaw, L OBP: 0.262, SLG: 0.263 (1, 10)		4-0 FC5-4 BB		0-0 F7		0-3 K		4-0 1-2 2-3 BB		2	0	0	0	2	1	3			
Garth Iorg, R OBP: 0.302, SLG: 0.370 (1, 7)		0-0 FC5-4		0-0 F8		0-0 4-3		0-3 K		2	0	0	0	0	0	2			
Steve Braun, L OBP: 0.297, SLG: 0.246 (7, PH)										1	0	0	0	0	0	0			
Joe Cannon, L OBP: 0.064, SLG: 0.043 (8, 7)										0	0	0	0	0	0	0			
Al Woods, L OBP: 0.364, SLG: 0.491 (8, PH)										1	0	0	0	1	3				
Alfredo Griffin, S OBP: 0.281, SLG: 0.361 (9, 6)										0	0	0	0	0	0	0			
Ernie Whitt, L OBP: 0.297, SLG: 0.366 (1, 2)									0-0 4-3	4	0	1	0	0	0	0			
Inning Stats	R: 0 E: 0 K: 0 S: 3	H: 0 LOB: 0 BB: 0 P: 3	R: 0 E: 0 K: 1 S: 5	H: 0 LOB: 2 BB: 2 P: 13	R: 0 E: 0 K: 1 S: 6	H: 1 LOB: 2 BB: 1 P: 10	R: 0 E: 0 K: 1 S: 6	H: 1 LOB: 1 BB: 0 P: 6	R: 1 E: 0 K: 2 S: 9	H: 2 LOB: 1 BB: 0 P: 9	R: 0 E: 0 K: 1 S: 6	H: 1 LOB: 1 BB: 0 P: 6	R: 0 E: 0 K: 1 S: 7	H: 2 LOB: 3 BB: 1 P: 11	R: 0 E: 0 K: 0 S: 4	H: 1 LOB: 1 BB: 0 P: 4	1B: 6 2B: 2 3B: 0 HR: 0	SF: 0 SAC: 0 DP: 0 HBP: 0	WP: 1 PA: 39 PB: 0 SB: 0 CS: 0
PITCHER	IP WLS BF H R ER SO BB IBB HBP BLK WP HR S P ERA WHIP	IP WLS BF H R ER SO BB IBB HBP BLK WP HR S P ERA WHIP	IP WLS BF H R ER SO BB IBB HBP BLK WP HR S P ERA WHIP	IP WLS BF H R ER SO BB IBB HBP BLK WP HR S P ERA WHIP	IP WLS BF H R ER SO BB IBB HBP BLK WP HR S P ERA WHIP	IP WLS BF H R ER SO BB IBB HBP BLK WP HR S P ERA WHIP	IP WLS BF H R ER SO BB IBB HBP BLK WP HR S P ERA WHIP	IP WLS BF H R ER SO BB IBB HBP BLK WP HR S P ERA WHIP	IP WLS BF H R ER SO BB IBB HBP BLK WP HR S P ERA WHIP	IP WLS BF H R ER SO BB IBB HBP BLK WP HR S P ERA WHIP	IP WLS BF H R ER SO BB IBB HBP BLK WP HR S P ERA WHIP	IP WLS BF H R ER SO BB IBB HBP BLK WP HR S P ERA WHIP	IP WLS BF H R ER SO BB IBB HBP BLK WP HR S P ERA WHIP	IP WLS BF H R ER SO BB IBB HBP BLK WP HR S P ERA WHIP	IP WLS BF H R ER SO BB IBB HBP BLK WP HR S P ERA WHIP	IP WLS BF H R ER SO BB IBB HBP BLK WP HR S P ERA WHIP			
Steve Stone, R ERA: 2.96 (1, 1)	9.0 W	8 1	8 1	7 1	4 0	0 0	1 0	65 49	1.00 1.333										

Batter	1	2	3	4	5	6	7	8	9	AB	R	H	RBI	BB	SO	LOB	TOP					
Al Bumby, L OBP: 0.395, SLG: 0.422 Gary Roenicke, R OBP: 0.349, SLG: 0.401	F8	1-3			6-3				E5	4	0	1	0	0	0	1	Baltimore Orioles @ Toronto Blue Jays Exhibition Stadium, Toronto, ON Fri Sep 12, 1980, 7:05 PM EDT Att: 15,632 - Unknown - 58 F livebaseballscorecards.com					
Rich Dauer, R OBP: 0.331, SLG: 0.344	P4		6-3		L3		6-3		P2	5	0	0	0	0	0	3						
Ken Singleton, S OBP: 0.382, SLG: 0.469	F8		G3			G3			F9	5	1	1	1	0	0	2						
Eddie Murray, S OBP: 0.352, SLG: 0.504		HR		2B		F9			F8	4	1	2	1	0	0	0						
John Lowenstein, L OBP: 0.401, SLG: 0.429		FC5-4 1B	4-3			1B BB			HR	3	1	2	1	1	0	1						
Steve Stone, R Terry Crowley, L OBP: 0.376, SLG: 0.484 Benny Ayala, R OBP: 0.353, SLG: 0.547	F7			F7				L5		0	0	0	0	0	0	0						
Doug DeCinces, R OBP: 0.308, SLG: 0.382	FC5-4 2B			G5-4-3 1B		P4		F8		3	0	1	0	0	0	1						
Rick Dempsey, R OBP: 0.342, SLG: 0.438	1B		G5-4-3				K		P4	4	1	1	1	0	1	1						
Mark Belanger, R OBP: 0.253, SLG: 0.269 Pat Kelly, L OBP: 0.356, SLG: 0.363 Kiko Garcia, R OBP: 0.257, SLG: 0.236 Lee May, R OBP: 0.283, SLG: 0.397 Bobby Bonner, R OBP: 0.353, SLG: 0.547					6-3		3-1		E 1B	2	0	1	1	0	0	0						
Inning Stats	R: 0 E: 0 K: 0 S: 3	H: 0 LOB: 0 BB: 0 P: 3	R: 3 E: 0 K: 0 S: 7	H: 4 LOB: 1 BB: 0 P: 7	R: 0 E: 0 K: 0 S: 4	H: 1 LOB: 0 BB: 0 P: 4	R: 0 E: 0 K: 0 S: 3	H: 1 LOB: 0 BB: 0 P: 3	R: 0 E: 0 K: 1 S: 6	H: 1 LOB: 1 BB: 0 P: 6	R: 2 E: 0 K: 0 S: 5	H: 2 LOB: 2 BB: 0 P: 5	R: 0 E: 1 K: 0 S: 5	H: 1 LOB: 2 BB: 0 P: 5	1B: 6 2B: 2 3B: 0 HR: 3	SF: 0 SAC: 0 DP: 1 HBP: 0		WP: 0 PA: 39 PB: 0 SB: 1 CS: 0				
PITCHER Joey McLaughlin, R ERA: 4.08 Mike Willis, L ERA: 1.04	IP: 7.1 WLS: W BF: 32 H: 10 R: 5 ER: 5 SO: 1	IP: 1.2 WLS: S BF: 7 H: 1 R: 0 ER: 0 SO: 0	BB: 1 IBB: 0 HBP: 0 BLK: 0	WP: 0 HR: 3 S: 33 P: 37	ERA: 6.14 WHIP: 1.500	IP: 8.1 WLS: S BF: 7 H: 0 R: 0 ER: 0 SO: 7	ERA: 0.00 WHIP: 0.600	PITCHER	IP: 7.1 WLS: W BF: 32 H: 10 R: 5 ER: 5 SO: 1	IP: 1.2 WLS: S BF: 7 H: 1 R: 0 ER: 0 SO: 0	BB: 1 IBB: 0 HBP: 0 BLK: 0	WP: 0 HR: 3 S: 33 P: 37	ERA: 6.14 WHIP: 1.500	IP: 8.1 WLS: S BF: 7 H: 0 R: 0 ER: 0 SO: 7	ERA: 0.00 WHIP: 0.600	PITCHER		IP: 7.1 WLS: W BF: 32 H: 10 R: 5 ER: 5 SO: 1	IP: 1.2 WLS: S BF: 7 H: 1 R: 0 ER: 0 SO: 0	BB: 1 IBB: 0 HBP: 0 BLK: 0	WP: 0 HR: 3 S: 33 P: 37	ERA: 6.14 WHIP: 1.500

Batter	1	2	3	4	5	6	7	8	9	AB	R	H	RBI	BB	SO	LOB	BOTTOM												
Alfredo Griffin, S OBP: 0.284, SLG: 0.365				P4		1B 1B		F9		5	1	3	0	0	0	2	Baltimore Orioles @ Toronto Blue Jays Exhibition Stadium, Toronto, ON Fri Sep 12, 1980, 7:05 PM EDT Att: 15,632 - Unknown - 58 F livebaseballscorecards.com												
Damaso Garcia, R OBP: 0.302, SLG: 0.399	P6		F7		G3	1B CS 1B		1B 1B		5	1	2	0	0	0	2													
Roy Howell, L OBP: 0.321, SLG: 0.386	G6-4-3 BB		F9		1-3 1B	1-3 BB 1B		F8		4	1	2	1	1	0	2													
Barry Bonnell, R OBP: 0.325, SLG: 0.426	G6-4-3			1B 1B 2B	1-2 BB	1-2 BB BB		1B 1B		3	1	2	0	2	0	2													
Doug Ault, R OBP: 0.285, SLG: 0.325 Steve Braun, L OBP: 0.313, SLG: 0.254		6-3 3B		FC1-6 2B 1B	1-3 1B	1-2 2-3 BB		1-3 1B		2	2	2	0	0	0	0													
John Mayberry, L OBP: 0.348, SLG: 0.454		6-3		FC1-6 1B	1-2 IBB	1-2 BB		CS G3	F8	4	0	1	2	1	0	2													
Bob Bailor, R OBP: 0.318, SLG: 0.304		CS 1B		FC1-6 2B 1B	1-2 1B	1-2 1B		F8		4	0	2	1	0	0	2													
Lloyd Moseby, L OBP: 0.287, SLG: 0.383		G3		1-3 2B		F5		HR		4	1	2	2	0	0	4													
Bob Davis, R OBP: 0.259, SLG: 0.324			P4	K		K		K		4	0	0	0	0	3	2													
Inning Stats	R: 0 E: 0 K: 0 S: 3	H: 1 LOB: 1 BB: 1 P: 7	R: 1 E: 0 K: 0 S: 4	H: 2 LOB: 0 BB: 0 P: 4	R: 0 E: 0 K: 0 S: 4	H: 1 LOB: 1 BB: 0 P: 4	R: 2 E: 0 K: 1 S: 9	H: 4 LOB: 2 BB: 0 P: 9	R: 1 E: 0 K: 0 S: 5	H: 3 LOB: 2 BB: 2 P: 13	R: 1 E: 0 K: 1 S: 6	H: 1 LOB: 0 BB: 0 P: 6	R: 1 E: 0 K: 0 S: 6	H: 3 LOB: 2 BB: 0 P: 6	1B: 12 2B: 3 3B: 1 HR: 1	SF: 0 SAC: 0 DP: 1 HBP: 0		WP: 0 PA: 43 PB: 0 SB: 0 CS: 2											
PITCHER Mike Flanagan, L ERA: 4.14 Dennis Martinez, R ERA: 4.6 Dave Ford, R ERA: 3.76 Tim Stoddard, R ERA: 2.88	IP: 4.1 WLS: L BF: 22 H: 9 R: 4 ER: 4 SO: 1	IP: 1.1 WLS: L BF: 10 H: 4 R: 1 ER: 1 SO: 1	BB: 2 IBB: 1 HBP: 0 BLK: 0	WP: 0 HR: 0 S: 9 P: 22	ERA: 8.31 WHIP: 2.538	IP: 1.2 WLS: S BF: 6 H: 2 R: 2 ER: 2 SO: 1	IP: 0.2 WLS: S BF: 4 H: 2 R: 0 ER: 0 SO: 0	IP: 7.1 WLS: W BF: 32 H: 10 R: 5 ER: 5 SO: 1	IP: 1.2 WLS: S BF: 7 H: 1 R: 0 ER: 0 SO: 0	BB: 2 IBB: 1 HBP: 0 BLK: 0	WP: 0 HR: 0 S: 9 P: 22	ERA: 6.75 WHIP: 4.500	IP: 8.1 WLS: S BF: 7 H: 0 R: 0 ER: 0 SO: 7	IP: 1.2 WLS: S BF: 7 H: 1 R: 0 ER: 0 SO: 0	ERA: 10.80 WHIP: 1.200	IP: 0.2 WLS: S BF: 4 H: 2 R: 0 ER: 0 SO: 0		ERA: 0.00 WHIP: 3.000	PITCHER	IP: 7.1 WLS: W BF: 32 H: 10 R: 5 ER: 5 SO: 1	IP: 1.2 WLS: S BF: 7 H: 1 R: 0 ER: 0 SO: 0	BB: 2 IBB: 1 HBP: 0 BLK: 0	WP: 0 HR: 0 S: 9 P: 22	ERA: 6.75 WHIP: 4.500	IP: 8.1 WLS: S BF: 7 H: 0 R: 0 ER: 0 SO: 7	IP: 1.2 WLS: S BF: 7 H: 1 R: 0 ER: 0 SO: 0	ERA: 10.80 WHIP: 1.200	IP: 0.2 WLS: S BF: 4 H: 2 R: 0 ER: 0 SO: 0	ERA: 0.00 WHIP: 3.000

Batter	1	2	3	4	5	6	7	8	9	AB	R	H	RBI	BB	SO	LOB	TOP			
Al Bumby, L OBP: 0.393, SLG: 0.420 (1, 8)										5	0	1	1	0	0	2	Baltimore Orioles @ Toronto Blue Jays Exhibition Stadium, Toronto, ON Sat Sep 13 1980, 3:33 AM EDT Att: 18,043 - Unknown - 59 F			
Rich Dauer, R OBP: 0.333, SLG: 0.345 (1, 4)										4	0	2	0	0	0	0				
Ken Singleton, S OBP: 0.299, SLG: 0.470 (1, 9)										4	2	1	0	1	0	4				
Gary Roenicke, R OBP: 0.349, SLG: 0.401 (9, 9)										0	0	0	0	0	0	0				
Eddie Murray, S OBP: 0.352, SLG: 0.510 (1, 3)										5	2	2	2	0	0	2				
John Lowenstein, L OBP: 0.398, SLG: 0.421 (1, 7)										3	0	0	0	1	0	2				
Mike Flanagan, L (1, 10)										0	0	0	0	0	0	0				
Terry Crowley, L OBP: 0.373, SLG: 0.476 (2, PH)										3	1	0	0	1	1	1				
Dan Graham, L OBP: 0.299, SLG: 0.433 (1, 2)										4	1	2	2	0	1	0				
Rick Dempsey, R OBP: 0.342, SLG: 0.438 (9, 2)										0	0	0	0	0	0	0				
Doug DeCinces, R OBP: 0.312, SLG: 0.388 (1, 5)										4	0	3	1	0	0	0				
Mark Belanger, R OBP: 0.249, SLG: 0.264 (1, 6)										4	0	0	0	0	2	5				
Inning Stats	R: 0 E: 0 K: 0 S: 4	H: 1 LOB: 1 BB: 0 P: 4	R: 0 E: 0 K: 0 S: 3	H: 0 LOB: 0 BB: 0 P: 3	R: 0 E: 0 K: 0 S: 3	H: 1 LOB: 0 BB: 0 P: 3	R: 3 E: 0 K: 0 S: 6	H: 3 LOB: 2 BB: 2 P: 14	R: 2 E: 0 K: 1 S: 5	H: 2 LOB: 1 BB: 1 P: 9	R: 0 E: 0 K: 1 S: 5	H: 0 LOB: 0 BB: 0 P: 5	R: 0 E: 0 K: 2 S: 7	H: 0 LOB: 0 BB: 0 P: 7	R: 0 E: 0 K: 0 S: 4	H: 1 LOB: 1 BB: 0 P: 4	1B: 6 2B: 4 3B: 0 HR: 1	SF: 0 SAC: 1 DP: 1 HBP: 0	WP: 0 PB: 0 SB: 0 CS: 0	PA: 40
PITCHER	IP WLS BF H R ER SO BB IBB HBP BLK WP HR S P ERA WHIP																			
Dave Stieb, R ERA: 3.33 (1, 1)	5.0 L 24 7 5 5 0 3 0 0 0 0 0 1 21 33 9.00 2.000																			
Jack Kucek, R ERA: 7.09 (6, 1)	4.0 16 4 1 1 4 0 0 0 0 0 0 0 24 24 2.25 1.000																			

Batter	1	2	3	4	5	6	7	8	9	AB	R	H	RBI	BB	SO	LOB	BOTTOM					
Alfredo Griffin, S OBP: 0.284, SLG: 0.365 (1, 6)										5	0	2	2	0	1	1	Baltimore Orioles @ Toronto Blue Jays Exhibition Stadium, Toronto, ON Sat Sep 13 1980, 3:33 AM EDT Att: 18,043 - Unknown - 59 F					
Damaso Garcia, R OBP: 0.299, SLG: 0.395 (1, 4)										5	0	0	0	0	0	3						
Roy Howell, L OBP: 0.322, SLG: 0.388 (1, 5)										5	1	2	0	0	0	0						
Barry Bonnell, R OBP: 0.326, SLG: 0.426 (1, 8)											4	1	1	0	1	0		3				
Doug Ault, R OBP: 0.293, SLG: 0.333 (1, 10)										3	0	2	0	0	0	1						
Paul Hodgson, R OBP: 0.231, SLG: 0.167 (6, PR)										0	0	0	0	0	0	0						
Willie Upshaw, L OBP: 0.256, SLG: 0.256 (6, PH)										1	0	0	0	0	0	0						
John Mayberry, L OBP: 0.348, SLG: 0.452 (1, 3)										4	0	1	0	0	0	4						
Garth Iorg, R OBP: 0.302, SLG: 0.370 (8, PR) (9, 3)										0	0	0	0	0	0	0						
Bob Bailor, R OBP: 0.320, SLG: 0.314 (1, 7)										4	1	2	1	0	0	1						
Lloyd Moseby, L OBP: 0.289, SLG: 0.382 (1, 9)										3	1	1	0	1	0	1						
Ernie Whitt, L OBP: 0.297, SLG: 0.366 (1, 2)										3	0	1	0	0	1	4						
Steve Braun, L OBP: 0.309, SLG: 0.250 (9, PH)										1	0	0	0	0	0	1						
Inning Stats	R: 0 E: 0 K: 0 S: 3	H: 0 LOB: 0 BB: 0 P: 3	R: 1 E: 0 K: 0 S: 4	H: 1 LOB: 0 BB: 0 P: 4	R: 0 E: 0 K: 0 S: 4	H: 1 LOB: 1 BB: 0 P: 4	R: 0 E: 0 K: 0 S: 3	H: 1 LOB: 1 BB: 1 P: 7	R: 1 E: 0 K: 1 S: 7	H: 2 LOB: 1 BB: 0 P: 7	R: 1 E: 0 K: 0 S: 6	H: 3 LOB: 3 BB: 1 P: 10	R: 0 E: 0 K: 1 S: 5	H: 0 LOB: 0 BB: 0 P: 5	R: 0 E: 0 K: 0 S: 4	H: 1 LOB: 2 BB: 0 P: 4	R: 1 E: 0 K: 0 S: 6	H: 3 LOB: 2 BB: 0 P: 6	1B: 9 2B: 2 3B: 1 HR: 0	SF: 0 SAC: 0 DP: 1 HBP: 0	WP: 1 PB: 2 SB: 0 CS: 0	PA: 40
PITCHER	IP WLS BF H R ER SO BB IBB HBP BLK WP HR S P ERA WHIP																					
Scott McGregor, L ERA: 3.04 (1, 1)	6.0 W 27 8 3 3 1 2 0 0 0 0 0 1 0 13 4.50 1.667																					
Sammy Stewart, R ERA: 3.87 (7, 1)	2.2 11 3 1 0 1 0 0 0 0 0 1 0 13 0.00 1.125																					
Tippy Martinez, L ERA: 3.26 (9, 1)	0.0 1 1 0 0 0 0 0 0 0 0 0 0 1 1 ∞ ∞																					
Tim Stoddard, R ERA: 2.86 (9, 1)	0.1 S 1 0 0 0 0 0 0 0 0 0 0 0 1 1 0.00 0.000																					

AB	36
R	6
H	11
RBI	6
BB	3
SO	4
LOB	16



AB	38
R	4
H	12
RBI	3
BB	2
SO	2
LOB	19



Batter	1	2	3	4	5	6	7	8	9	10	11	12	13	AB	R	H	RBI	BB	SO	LOB	TOP	
Al Bumby, L OBP: 0.391, SLG: 0.416 (1, 8)	L4		1-3		CS BB			6-3		6-3		4-3		5	0	0	0	1	0	0		
Rich Dauer, R OBP: 0.329, SLG: 0.341 (1, 4)	F8		6-3		CS	F8		1-3		5-3		5-3		6	0	0	0	0	0	0		
Ken Singleton, S OBP: 0.379, SLG: 0.465 (1, 9)	6-3		4-3			4-3			F7			4-3		5	0	0	0	0	1	0		
Gary Roenicke, R OBP: 0.348, SLG: 0.400 (11, 9)										K				1	0	0	0	0	0	0		
Eddie Murray, S OBP: 0.356, SLG: 0.529 (1, 3)		F9			HR				HR				4-3	6	3	4	3	0	0	0		
John Lowenstein, L OBP: 0.401, SLG: 0.423 (1, 7)	F7		K		1B	4-3			HR	BB	F9	BB	WP	4	0	1	0	2	1	1		
Mike Flanagan, L (1, 10)										2B			BB	0	0	0	0	0	0	0		
Terry Crowley, L OBP: 0.373, SLG: 0.473 (2, PH)		2B			F7			F5		BB		K		3	0	1	0	0	0	0		
Benny Ayala, R OBP: 0.359, SLG: 0.544 (9, PH)		1B								1BB		1-2	G5-4-3	1	0	0	0	2	1	1		
Dan Graham, L OBP: 0.300, SLG: 0.436 (1, 2)			4-3					F8		K		F9		3	0	1	0	0	0	0		
Rick Dempsey, R OBP: 0.339, SLG: 0.434 (9, PH)		2B											G5-4-3	3	0	0	0	0	1	5		
Doug DeCinces, R OBP: 0.315, SLG: 0.386 (1, 5)						K		K						2	0	0	0	3	2	0		
Mark Belanger, R OBP: 0.247, SLG: 0.261 (1, 6)														2	0	0	0	0	0	3		
Pat Kelly, L OBP: 0.353, SLG: 0.366 (6, PH)	F7				6-3			K				4-3		1	0	0	0	0	1	0		
Kiko Garcia, R OBP: 0.257, SLG: 0.236 (8, 6)														0	0	0	0	0	0	0		
Lee May, R OBP: 0.281, SLG: 0.395 (9, PH)														1	0	0	0	0	1	3		
Bobby Bonner, R (9, 6)														1	0	0	0	0	2	2		
Inning Stats	R: 0 E: 0 K: 0 S: 3	H: 0 LOB: 0 BB: 0 P: 3	R: 0 E: 0 K: 0 S: 5	H: 2 LOB: 3 BB: 1 P: 9	R: 0 E: 0 K: 1 S: 3	H: 0 LOB: 0 BB: 0 P: 3	R: 1 E: 0 K: 1 S: 6	H: 1 LOB: 0 BB: 0 P: 6	R: 0 E: 0 K: 1 S: 4	H: 0 LOB: 0 BB: 0 P: 5	R: 0 E: 0 K: 1 S: 5	H: 0 LOB: 0 BB: 0 P: 5	R: 1 E: 0 K: 1 S: 6	H: 1 LOB: 2 BB: 2 P: 14	R: 0 E: 0 K: 0 S: 3	H: 0 LOB: 0 BB: 0 P: 3	R: 0 E: 0 K: 0 S: 2	H: 0 LOB: 1 BB: 2 P: 10	1B: 2 2B: 2 3B: 0 HR: 3	SF: 0 SAC: 0 DP: 1 HBP: 0	WP: 2 PB: 0 SB: 2 CS: 1	PA: 53
PITCHER	IP	WLS	BF	H	R	ER	SO	BB	IBB	HBP	BLK	WP	HR	S	P	ERA	WHIP					
Jackson Todd, R ERA: 3.36 (1, 1)	8.1		32	6	2	2	4	1	1	0	0	1	2	38	46	2.16	0.840					
Mike Willis, L ERA: 1.02 (9, 1)	0.1	3	0	0	0	0	1	1	1	0	0	0	0	3	11	0.00	3.000					
Mike Barlow, R ERA: 3.25 (9, 1)	4.1	W	17	1	1	1	3	2	2	0	0	1	1	19	35	2.08	0.692					

Baltimore Orioles @ Toronto Blue Jays
Exhibition Stadium, Toronto, ON
Sun Sep 14 1980, 3:33 AM EDT
Att. 19,117 - Unknown - 68 F

AB 44
R 3
H 7
RBI 3
BB 8
SO 8
LOB 15



Batter	1	2	3	4	5	6	7	8	9	10	11	12	13	AB	R	H	RBI	BB	SO	LOB	BOTTOM					
Alfredo Griffin, S OBP: 0.265, SLG: 0.363 (1, 6)	F8		4-3		CS BB			BB S 1B		4-3		FC3-6		5	0	1	0	1	0	1						
Damaso Garcia, R OBP: 0.291, SLG: 0.394 (1, 4)	G3				K	CS	F2					K		4	0	1	0	1	1	0						
Al Woods, L OBP: 0.363, SLG: 0.490 (12, PH)														1	0	0	0	0	1	1						
Garth Iorg, R OBP: 0.302, SLG: 0.370 (13, 4)														0	0	0	0	0	0	0						
Roy Howell, L OBP: 0.324, SLG: 0.386 (1, 5)	F7				BB	G3				1B				3	0	0	0	3	0	1						
John Mayberry, L OBP: 0.347, SLG: 0.455 (1, 3)					K	G3								6	1	1	1	0	2	6						
Lloyd Moseby, L OBP: 0.296, SLG: 0.389 (1, 9)		HR												5	2	3	0	1	0	0						
Barry Bonnell, R OBP: 0.324, SLG: 0.424 (1, 8)		1-3			BB			G1-4-3 1B		4-3				5	0	1	0	0	0	3						
Willie Upshaw, L OBP: 0.239, SLG: 0.238 (1, 10)														3	0	0	0	0	0	0						
Doug Ault, R OBP: 0.291, SLG: 0.331 (9, PH)														1	0	0	0	0	1	1						
Steve Braun, L OBP: 0.314, SLG: 0.246 (11, PH)	6-3													1	0	0	0	1	0	1						
Bob Bailor, R OBP: 0.320, SLG: 0.312 (1, 7)														5	1	1	1	1	1	2						
Ernie Whitt, L OBP: 0.295, SLG: 0.361 (1, 2)														3	0	0	1	1	0	0						
Paul Hodgson, R OBP: 0.231, SLG: 0.167 (12, PR)														0	0	0	0	0	0	0						
Bob Davis, R OBP: 0.259, SLG: 0.324 (13, 2)														0	0	0	0	0	0	0						
Inning Stats	R: 0 E: 0 K: 0 S: 3	H: 0 LOB: 0 BB: 0 P: 3	R: 1 E: 0 K: 0 S: 4	H: 1 LOB: 0 BB: 0 P: 4	R: 0 E: 0 K: 1 S: 7	H: 0 LOB: 2 BB: 2 P: 15	R: 1 E: 0 K: 0 S: 2	H: 0 LOB: 0 BB: 0 P: 10	R: 0 E: 0 K: 0 S: 3	H: 0 LOB: 0 BB: 0 P: 3	R: 0 E: 0 K: 0 S: 3	H: 1 LOB: 0 BB: 0 P: 3	R: 0 E: 0 K: 1 S: 6	H: 1 LOB: 3 BB: 2 P: 14	R: 0 E: 0 K: 0 S: 4	H: 1 LOB: 1 BB: 1 P: 4	R: 0 E: 1 K: 0 S: 5	H: 1 LOB: 1 BB: 0 P: 5	R: 0 E: 0 K: 1 S: 5	H: 0 LOB: 2 BB: 2 P: 13	R: 1 E: 0 K: 0 S: 3	H: 2 LOB: 2 BB: 1 P: 7	1B: 6 2B: 1 3B: 0 HR: 1	SF: 1 SAC: 1 DP: 1 HBP: 0	WP: 0 PB: 0 SB: 3 CS: 1	PA: 54
PITCHER	IP	WLS	BF	H	R	ER	SO	BB	IBB	HBP	BLK	WP	HR	S	P	ERA	WHIP									
Jim Palmer, R ERA: 3.84 (1, 1)	7.2		30	3	2	1	3	6	0	0	0	0	1	30	54	1.17	1.174									
Tippy Martinez, L ERA: 3.13 (8, 1)	2.2	11	3	1	0	1	0	0	0	0	0	0	0	13	13	0.00	1.125									
Tim Stoddard, R ERA: 2.84 (11, 1)	0.2	3	0	0	0	0	0	0	0	0	0	0	0	3	3	0.00	0.000									
Dennis Martinez, R ERA: 4.64 (12, 1)	1.1	L	9	2	1	1	1	2	1	0	0	0	0	8	20	6.75	3.000									

Baltimore Orioles @ Toronto Blue Jays
Exhibition Stadium, Toronto, ON
Sun Sep 14 1980, 3:33 AM EDT
Att. 19,117 - Unknown - 68 F


AB 42
R 4
H 8
RBI 3
BB 9
SO 5
LOB 16



Batter	1	2	3	4	5	6	7	8	9	AB	R	H	RBI	BB	SO	LOB	TOP								
Rick Peters, S OBP: 0.372, SLG: 0.372 (1, 8)	0-0 4-3		4-0 CS BB			0-0 HR 1B	4-0 1B IBB		0-0 5-3	3	2	1	0	2	0	0									
Alan Trammell, R OBP: 0.365, SLG: 0.388 (1, 6)	0-0 CS 2B		0-0 CS 1-2	0-3 K		0-3 K	4-0 1B BB		0-0 2B 1B	4	1	2	1	1	2	1									
Steve Kemp, L OBP: 0.393, SLG: 0.484 (1, 7)	4-0 BB			0-0 WP 1B		0-0 HR 1-H	0-0 1B 1-2 2-H 3-H		0-3 K	4	1	3	4	1	1	1									
Mark Fidrych, R (1, 10)	0-3 K			0-0 F8		4-0 FC6 BB	0-0 F8		0-0 2B	0	0	0	0	0	0	0									
Champ Summers, L (1, PH)										2	0	0	0	1	1	3									
John Wockenfuss, R (7, PH)									1-H	2	0	1	1	0	0	2									
Tim Corcoran, L OBP: 0.356, SLG: 0.394 (1, 3)		0-0 G3		0-0 G3 1-2		0-0 FC6 1-2	0-0 4-1		0-0 3-1	5	0	0	0	0	0	5									
Lance Parrish, R OBP: 0.316, SLG: 0.494 (1, 2)		0-3 K				0-0 6-3	0-0 5-3			4	1	1	1	0	1	0									
Al Cowens, R OBP: 0.325, SLG: 0.334 (1, 9)		0-3 K				0-0 F2	0-0 1B 2B 1B			4	1	2	0	0	1	0									
Tom Brookens, R OBP: 0.316, SLG: 0.396 (1, 5)				0-0 F8		0-0 6-3	0-0 2B BB 1B		0-0 FC5-4 G6-3	4	1	1	0	0	0	1									
Lou Whitaker, L OBP: 0.331, SLG: 0.268 (1, 4)				0-0 2-3		0-0 L8	0-0 BB 1B 2B		0-0 G6-3	4	1	1	1	0	0	1									
Inning Stats	R: 0 E: 0 K: 1 S: 5	H: 1 LOB: 2 BB: 1 P: 9	R: 0 E: 0 K: 2 S: 7	H: 0 LOB: 0 BB: 0 P: 7	R: 0 E: 0 K: 0 S: 2	H: 0 LOB: 0 BB: 1 P: 6	R: 0 E: 0 K: 1 S: 6	H: 1 LOB: 1 BB: 0 P: 6	R: 0 E: 0 K: 0 S: 3	H: 0 LOB: 0 BB: 0 P: 3	R: 2 E: 0 K: 1 S: 7	H: 2 LOB: 1 BB: 1 P: 11	R: 4 E: 0 K: 0 S: 7	H: 4 LOB: 2 BB: 2 P: 15	R: 1 E: 0 K: 0 S: 4	H: 2 LOB: 0 BB: 0 P: 4	R: 1 E: 0 K: 1 S: 7	H: 2 LOB: 1 BB: 0 P: 7	1B: 7 2B: 4 3B: 0 HR: 2	SF: 0 SAC: 0 DP: 2 HBP: 0	WP: 1 PB: 0 SB: 0 CS: 2	PA: 42			
PITCHER	IP	WLS	BF	H	R	ER	SO	BB	IBB	HBP	BLK	WP	HR	S	P	ERA	WHIP								
Steve Stone, R ERA: 3.12 (1, 1)	6.1	L	29	7	6	6	5	4	1	0	0	1	1	34	54	8.53	1.737								
Tippy Martinez, L ERA: 3.27 (7, 1)	2.2		12	5	2	2	1	0	0	0	0	0	1	14	14	6.75	1.875								

Detroit Tigers @ Baltimore Orioles
Memorial Stadium, Baltimore, MD
 Tue Sep 16 1980, 7:05 PM EDT
 Att: 10,992 - Unknown


AB 36
R 8
H 12
RBI 8
BB 5
SO 6
LOB 14



Batter	1	2	3	4	5	6	7	8	9	AB	R	H	RBI	BB	SO	LOB	BOTTOM								
Al Bumbry, L OBP: 0.389, SLG: 0.420 (1, 8)	0-0 F7		0-0 HR		0-3 K		0-0 G6-3 1-2		0-0 5-3	5	1	1	1	0	1	2									
Rich Dauer, R OBP: 0.332, SLG: 0.343 (1, 4)	0-0 6-3		4-0 1B BB		0-0 1B			0-0 1B 5-3 WP 1B		3	1	2	0	1	0	0									
Ken Singleton, S OBP: 0.377, SLG: 0.462 (1, 9)	0-0 P6		0-3 K		0-0 5-3			0-0 5-3 1-2		4	0	0	0	0	1	3									
Eddie Murray, S OBP: 0.358, SLG: 0.532 (1, 3)		0-0 2B 2B	0-0 L3 1B		0-0 1-3		0-0 1-3	0-0 4-3 WP 1B		4	1	3	0	0	0	0									
John Lowenstein, L OBP: 0.398, SLG: 0.419 (1, 7)		0-0 F9	0-0 L3		0-0 1B 1B		0-0 1B 1B	0-0 4-3		4	0	1	0	0	0	4									
Scott McGregor, S (1, 10)		0-0 6-3 2-H		0-0 L4		0-0 G6-4-3 1B		0-0 F9		0	0	0	0	0	0	0									
Terry Crowley, L (2, PH)										4	0	2	1	0	0	1									
Doug DeCinces, R OBP: 0.314, SLG: 0.383 (1, 5)		0-0 6-3		4-0 CS BB		0-0 G6-4-3 1-2		0-0 6-3		3	0	0	0	1	0	3									
Rick Dempsey, R OBP: 0.341, SLG: 0.433 (1, 2)		4-0 FC5-4 BB		0-0 F7			0-0 F5			3	0	1	0	1	0	1									
Mark Belanger, R OBP: 0.245, SLG: 0.259 (1, 6)		0-0 FC5-4			0-0 5-3		4-0 G6-3 BB		0-3 K	2	0	0	0	0	0	2									
Pat Kelly, L OBP: 0.358, SLG: 0.360 (7, PH)										0	0	0	0	1	0	0									
Kiko Garcia, R OBP: 0.257, SLG: 0.236 (8, 6)										0	0	0	0	0	0	0									
Dan Graham, L OBP: 0.298, SLG: 0.434 (9, PH)										1	0	0	0	0	1	1									
Inning Stats	R: 0 E: 0 K: 0 S: 3	H: 0 LOB: 0 BB: 0 P: 3	R: 1 E: 0 K: 0 S: 5	H: 2 LOB: 2 BB: 1 P: 9	R: 1 E: 0 K: 1 S: 6	H: 2 LOB: 1 BB: 1 P: 10	R: 0 E: 0 K: 0 S: 2	H: 0 LOB: 0 BB: 1 P: 6	R: 0 E: 0 K: 1 S: 6	H: 1 LOB: 1 BB: 0 P: 6	R: 0 E: 0 K: 0 S: 4	H: 2 LOB: 1 BB: 0 P: 4	R: 0 E: 0 K: 0 S: 2	H: 0 LOB: 0 BB: 1 P: 6	R: 1 E: 0 K: 0 S: 5	H: 2 LOB: 1 BB: 0 P: 5	R: 0 E: 0 K: 1 S: 6	H: 1 LOB: 0 BB: 0 P: 6	1B: 7 2B: 3 3B: 0 HR: 1	SF: 0 SAC: 0 DP: 3 HBP: 0	WP: 1 PB: 0 SB: 0 CS: 1	PA: 37			
PITCHER	IP	WLS	BF	H	R	ER	SO	BB	IBB	HBP	BLK	WP	HR	S	P	ERA	WHIP								
Jack Morris, R ERA: 4.39 (1, 1)	9.0	W	37	10	3	3	3	4	0	0	0	1	1	39	55	3.00	1.556								

Detroit Tigers @ Baltimore Orioles
Memorial Stadium, Baltimore, MD
 Tue Sep 16 1980, 7:05 PM EDT
 Att: 10,992 - Unknown


AB 33
R 3
H 10
RBI 2
BB 4
SO 3
LOB 17



Batter	1	2	3	4	5	6	7	8	9	AB	R	H	RBI	BB	SO	LOB	TOP										
Rick Peters, S OBP: 0.368, SLG: 0.367 (1, 8)	0-0 1-3		0-0 6-3		0-0 F7		0-0 F7		0-3 K	5	0	0	0	0	1	4											
Alan Trammell, R OBP: 0.367, SLG: 0.390 (1, 6)	0-0 BLK 1B		0-0 HR 1B		0-0 4-3		0-0 BB 1B		0-3 K	5	1	3	0	0	1	3											
Al Cowens, R OBP: 0.324, SLG: 0.331 (1, 9)	4-0 G4-6-3 1-2 BB		0-0 L7		0-0 P6		0-0 F7		0-0 F8	4	0	0	0	1	0	5											
John Wockenfuss, R OBP: 0.380, SLG: 0.439 (1, 3)	0-0 G4-6-3 1-2		0-0 HR		0-0 F7		4-0 BB 1B			3	1	1	2	1	0	2											
Lance Parrish, R OBP: 0.318, SLG: 0.492 (1, 2)		0-0 P4	0-0 FC5-4 1B		0-3 K		0-0 P6			4	0	1	0	0	1	2											
Tom Brookens, R OBP: 0.313, SLG: 0.393 (1, 5)		0-0 4-3	0-0 FC5-4 1-2		0-3 K		0-0 5-3			4	0	0	0	0	1	3											
Lynn Jones, R OBP: 0.349, SLG: 0.342 (1, 7)		0-0 WP 1B		0-0 F9		4-0 G4-6-3 BB BB		0-0 1B 2B	3	1	2	0	1	0	0		AB 34										
Milt Wilcox, R (1, 10)		0-0 1B		0-0 5-3		4-0 G4-6-3 BB		4-0 1B BB	0	0	0	0	0	0	0		R 3										
Jim Lentini, R (2, PH)		1-H 1B		0-0 4-3		0-0 F7		0-0 1B	0	0	0	0	0	0	0		H 9										
Lou Whitaker, L (1, 4)		0-0 4-3		0-0 F7		1-2 2-3		0-0 1B	0	0	0	0	0	0	0		RBI 3										
Inning Stats	R: 0 E: 0 K: 0 S: 3	H: 1 LOB: 1 BB: 1 P: 7	R: 1 E: 0 K: 0 S: 5	H: 2 LOB: 1 BB: 0 P: 5	R: 2 E: 0 K: 0 S: 6	H: 3 LOB: 1 BB: 0 P: 6	R: 0 E: 0 K: 2 S: 7	H: 0 LOB: 0 BB: 0 P: 3	R: 0 E: 0 K: 2 S: 7	H: 0 LOB: 0 BB: 0 P: 7	R: 0 E: 0 K: 0 S: 2	H: 0 LOB: 1 BB: 2 P: 10	R: 0 E: 0 K: 0 S: 4	H: 1 LOB: 2 BB: 1 P: 8	R: 0 E: 0 K: 2 S: 9	H: 2 LOB: 3 BB: 1 P: 13	1B: 7 2B: 1 3B: 0 HR: 1	SF: 0 SAC: 0 DP: 2 HBP: 0	WP: 1 PB: 0 SB: 0 CS: 0	PA: 39							
PITCHER	IP	WLS	BF	H	R	ER	SO	BB	IBB	HBP	BLK	WP	HR	S	P	ERA	WHIP										
Mike Flanagan, L (1, 1)	2.2		14	6	3	3	0	1	0	0	1	1	1	13	17	10.12	2.625										
Sammy Stewart, R (3, 1)	5.1	W	22	3	0	0	2	4	0	0	0	0	0	22	38	0.00	1.312										
Tim Stoddard, R (9, 1)	1.0		3	0	0	0	2	0	0	0	0	0	0	7	7	0.00	0.000										

Detroit Tigers @ Baltimore Orioles
 Memorial Stadium, Baltimore, MD
 Wed Sep 17 1980, 7:05 PM EDT
 Att: 9,915 - Unknown
livebaseballscorecards.com


AB	34
R	3
H	9
RBI	3
BB	5
SO	4
LOB	22



Batter	1	2	3	4	5	6	7	8	9	AB	R	H	RBI	BB	SO	LOB	BOTTOM										
Al Bumbry, L OBP: 0.387, SLG: 0.417 (1, 8)	0-3 K		0-0 E3 F7 1B SF7		0-3 K	0-0 SH2-3	0-0 FC3-2 1B			4	1	0	0	0	2	3											
Rich Dauer, R OBP: 0.336, SLG: 0.346 (1, 4)	0-0 P4		0-0 BB 1B		4-0 E 1B BB	0-0 1B	0-0 1B 1B			4	1	3	2	1	0	0											
Ken Singleton, S OBP: 0.379, SLG: 0.462 (1, 9)	4-0 BB		0-0 F7		0-0 E8 1B	0-0 FC6-4 1B	0-0 F3			4	1	2	1	1	0	4											
John Lowenstein, L OBP: 0.398, SLG: 0.419 (9, 7)			0-0 BB		1-3 1B	1-2 3-H 1B	0-0 F3			0	0	0	0	0	0	0											
Eddie Murray, S OBP: 0.357, SLG: 0.529 (1, 3)	0-0 4-3		0-0 SF7		4-0 1B 1B IBB	0-3 K		0-0 F8	3	1	0	1	1	1	3												
Steve Stone, R (1, 10)		4-0 HR BB	4-0 BB		0-0 1B	0-0 FC6-4		0-3 K	0	0	0	0	0	0	0												
Terry Crowley, L (2, PH)			1-2 BB		1-3 2-H 3-H 1B	1-2 1B		0-0 K	1	1	1	2	2	0	0												
Lee May, R (6, PH)			1-2 BB		0-0 1B	1-2 1B		0-0 K	2	0	0	0	0	1	2												
Dan Graham, L OBP: 0.303, SLG: 0.451 (1, 2)		0-0 HR	0-0 G3		0-0 1B		4-0 1B WP FC3-2 BB		0-0 5-3	3	1	2	3	0	0	2											
Rick Dempsey, R OBP: 0.341, SLG: 0.432 (7, 2)		1-H HR			1-2 3-H 1B					1	0	0	0	1	0	0											
Doug DeCinces, R OBP: 0.314, SLG: 0.382 (1, 5)		0-3 K		0-0 F7		0-3 K		0-0 FC3-2 HBP 1B	4	1	1	0	0	2	2												
Gary Roenicke, R OBP: 0.347, SLG: 0.396 (1, 7)		0-3 K		0-3 K		0-0 F5		1-0 FC3-2 1B HBP	3	1	0	0	0	2	2												
Mark Belanger, R OBP: 0.245, SLG: 0.259 (1, 6)		0-0 F8		0-3 K		0-0 1B SH2-3 1B		0-0 P4	4	1	1	0	0	1	3												
Inning Stats	R: 0 E: 1 K: 1 S: 5	H: 0 LOB: 1 BB: 1 P: 9	R: 2 E: 0 K: 2 S: 8	H: 1 LOB: 0 BB: 1 P: 12	R: 1 E: 1 K: 0 S: 5	H: 1 LOB: 2 BB: 1 P: 9	R: 0 E: 0 K: 2 S: 7	H: 0 LOB: 0 BB: 0 P: 7	R: 3 E: 1 K: 2 S: 10	H: 3 LOB: 2 BB: 2 P: 18	R: 1 E: 0 K: 1 S: 8	H: 3 LOB: 0 BB: 0 P: 8	R: 2 E: 0 K: 0 S: 5	H: 2 LOB: 2 BB: 1 P: 10	R: 0 E: 0 K: 1 S: 5	H: 0 LOB: 0 BB: 0 P: 5	1B: 9 2B: 0 3B: 0 HR: 1	SF: 1 SAC: 1 DP: 0 HBP: 1	WP: 1 PB: 0 SB: 0 CS: 0	PA: 42							
PITCHER	IP	WLS	BF	H	R	ER	SO	BB	IBB	HBP	BLK	WP	HR	S	P	ERA	WHIP										
Roger Weaver, R (1, 1)	4.1	L	22	3	6	5	6	4	1	0	0	0	0	29	49	10.38	1.615										
Dave Rozema, R (5, 1)	1.0		7	4	1	1	1	0	0	0	0	0	0	9	9	9.00	4.000										
Pat Underwood, L (6, 1)	1.2		10	3	2	2	1	1	0	1	0	1	0	10	15	10.80	2.400										
Dave Tobik, R (8, 1)	1.0		3	0	0	0	1	0	0	0	0	0	0	5	5	0.00	0.000										

Detroit Tigers @ Baltimore Orioles
 Memorial Stadium, Baltimore, MD
 Wed Sep 17 1980, 7:05 PM EDT
 Att: 9,915 - Unknown
livebaseballscorecards.com


AB	33
R	9
H	10
RBI	9
BB	6
SO	9
LOB	21



Batter	1	2	3	4	5	6	7	8	9	AB	R	H	RBI	BB	SO	LOB	TOP								
Rick Peters, S OBP: 0.370, SLG: 0.376 (1, 8)										4	2	2	0	1	1	2									
Alan Trammell, R OBP: 0.366, SLG: 0.390 (1, 6)										5	1	2	1	0	1	2									
Steve Kemp, L OBP: 0.391, SLG: 0.483 (1, 7)										3	0	1	1	0	0	0									
John Wockenfuss, R OBP: 0.378, SLG: 0.437 (1, 3)										4	0	1	0	0	0	2									
Lance Parrish, R OBP: 0.319, SLG: 0.494 (1, 2)										4	0	2	1	0	2	0									
Al Cowens, R OBP: 0.324, SLG: 0.331 Champ Summers, L OBP: 0.395, SLG: 0.503 (8, 9)										3	0	1	0	0	0	0									
Tom Brookens, R OBP: 0.317, SLG: 0.395 (1, 5)										3	0	2	0	1	0	0									
Lynn Jones, R OBP: 0.319, SLG: 0.310 (1, 10)										4	0	0	0	0	0	4									
Lou Whitaker, L OBP: 0.328, SLG: 0.266 (1, 4)										4	0	0	0	0	1	3									
Inning Stats	R: 2 E: 0 K: 0 S: 5	H: 3 LOB: 1 BB: 0 P: 5	R: 0 E: 0 K: 0 S: 5	H: 2 LOB: 2 BB: 0 P: 5	R: 0 E: 0 K: 0 S: 3	H: 0 LOB: 0 BB: 0 P: 3	R: 0 E: 0 K: 1 S: 6	H: 1 LOB: 1 BB: 0 P: 6	R: 1 E: 0 K: 1 S: 7	H: 3 LOB: 1 BB: 0 P: 7	R: 0 E: 0 K: 1 S: 5	H: 0 LOB: 0 BB: 0 P: 5	R: 0 E: 0 K: 1 S: 5	H: 0 LOB: 0 BB: 0 P: 5	R: 0 E: 0 K: 1 S: 7	H: 2 LOB: 2 BB: 0 P: 7	R: 0 E: 0 K: 1 S: 5	H: 0 LOB: 2 BB: 2 P: 13	1B: 8 2B: 2 3B: 1 HR: 0	SF: 1 SAC: 0 DP: 0 HBP: 0	WP: 0 PB: 0 SB: 0 CS: 1	PA: 38			
PITCHER	IP	WLS	BF	H	R	ER	SO	BB	IBB	HBP	BLK	WP	HR	S	P	ERA	WHIP								
Scott McGregor, L ERA: 3.05 Tim Stoddard, R ERA: 2.75	(1, 1)	7.2	W	33	11	3	3	4	0	0	0	0	0	40	40	3.52	1.435								
(8, 1)	1.1	S	6	0	0	0	2	2	0	0	0	0	0	8	16	0.00	1.500								

Detroit Tigers @ Baltimore Orioles
Memorial Stadium, Baltimore, MD
Thu Sep 18 1980, 7:05 PM EDT
Att: 10,272 - Unknown


AB 35
R 3
H 11
RBI 3
BB 2
SO 6
LOB 15



Batter	1	2	3	4	5	6	7	8	9	AB	R	H	RBI	BB	SO	LOB	BOTTOM								
Al Bumbry, L OBP: 0.387, SLG: 0.420 (1, 8)										5	0	2	2	0	1	1									
Rich Dauer, R OBP: 0.337, SLG: 0.345 (1, 4)										4	2	1	0	1	1	5									
Ken Singleton, S OBP: 0.381, SLG: 0.466 Gary Roenicke, R OBP: 0.347, SLG: 0.396 (9, 9)										4	0	3	3	0	0	0									
Eddie Murray, S OBP: 0.356, SLG: 0.527 (1, 3)										4	0	1	1	0	1	3									
John Lowenstein, L OBP: 0.395, SLG: 0.412 (1, 7)										3	0	0	0	1	1	3									
Steve Stone, R (1, 10)										0	0	0	0	0	0	0									
Terry Crowley, L OBP: 0.377, SLG: 0.472 (2, FH)										4	0	0	0	0	0	3									
Dan Graham, L OBP: 0.302, SLG: 0.461 Rick Dempsey, R OBP: 0.341, SLG: 0.432 (9, 2)										4	1	1	1	0	1	0									
Doug DeCinces, R OBP: 0.315, SLG: 0.385 (1, 5)										4	2	2	0	0	1	0									
Mark Belanger, R OBP: 0.253, SLG: 0.267 (1, 6)										4	2	3	0	0	0	0									
Inning Stats	R: 1 E: 0 K: 1 S: 6	H: 1 LOB: 1 BB: 1 P: 10	R: 0 E: 0 K: 1 S: 5	H: 0 LOB: 0 BB: 0 P: 5	R: 0 E: 0 K: 0 S: 3	H: 0 LOB: 0 BB: 0 P: 3	R: 0 E: 0 K: 0 S: 3	H: 0 LOB: 0 BB: 0 P: 3	R: 0 E: 1 K: 0 S: 6	H: 3 LOB: 3 BB: 1 P: 10	R: 3 E: 0 K: 3 S: 14	H: 5 LOB: 2 BB: 0 P: 14	R: 2 E: 0 K: 0 S: 6	H: 3 LOB: 1 BB: 0 P: 6	1B: 9 2B: 2 3B: 1 HR: 1	SF: 0 SAC: 0 DP: 0 HBP: 0	WP: 0 PB: 0 SB: 0 CS: 0	PA: 38							
PITCHER	IP	WLS	BF	H	R	ER	SO	BB	IBB	HBP	BLK	WP	HR	S	P	ERA	WHIP								
Milt Wilcox, R ERA: 4.34 Aurelio Lopez, R ERA: 3.75	(1, 1)	6.0	L	26	7	4	4	3	2	0	0	0	0	30	38	6.00	1.500								
(7, 1)	2.0		12	6	3	3	3	0	0	0	0	0	0	18	18	13.50	3.000								

Detroit Tigers @ Baltimore Orioles
Memorial Stadium, Baltimore, MD
Thu Sep 18 1980, 7:05 PM EDT
Att: 10,272 - Unknown

AB 36
R 7
H 13
RBI 7
BB 2
SO 6
LOB 15



Batter	1	2	3	4	5	6	7	8	9	AB	R	H	RBI	BB	SO	LOB	TOP			
Alfredo Griffin, S OBP: 0.280, SLG: 0.354 (1, 6)	0-0 6-3		0-0 5-3		0-0 4-3			0-0 F7		4	0	0	0	0	0	2	Toronto Blue Jays @ Baltimore Orioles Memorial Stadium, Baltimore, MD Sun Sep 21 1980, 3:33 AM EDT Att: 14,251 - Unknown			
Garth Iorg, R OBP: 0.297, SLG: 0.366 (1, 4)	0-0 4-3		0-0 4-3			0-0 6-3		0-0 4-3		4	0	0	0	0	2					
Roy Howell, L OBP: 0.317, SLG: 0.382 (1, 5)	0-0 2B			0-3 K		0-0 F5		0-3 K		4	0	1	0	0	2					
Barry Bonnell, R OBP: 0.317, SLG: 0.415 (1, 9)	0-0 6-3			0-0 F4		0-0 F7		0-0 1-3		4	0	0	0	0	1					
John Mayberry, L OBP: 0.351, SLG: 0.479 (1, 3)		0-0 F7		0-0 HR			0-0 P8		0-0 PO	4	1	2	1	0	0					
Lloyd Moseby, L OBP: 0.294, SLG: 0.380 (9, PR)									0-0 2B	0	0	0	0	0	0					
Bob Bailor, R OBP: 0.318, SLG: 0.308 (1, 8)		0-0 6-3		0-0 1B			0-0 5-3		0-0 PO	3	0	1	0	0	0					
Steve Braun, L OBP: 0.325, SLG: 0.300 (9, PH)									0-0 2-3	0	0	0	0	0	0					
Doug Ault, R OBP: 0.270, SLG: 0.303 (1, 10)		0-0 4-3		0-0 F4			0-0 F8			3	0	0	0	0	1					
Paul Hodgson, R OBP: 0.310, SLG: 0.346 (1, 7)			4-0 SH1-4 BB		0-0 6-3			0-3 K		2	0	0	0	1	1					
Bob Davis, R OBP: 0.262, SLG: 0.327 (1, 2)			0-0 SH1-4		0-0 F6			0-0 2B		2	0	1	0	0	0					
Joe Cannon, L OBP: 0.091, SLG: 0.042 (8, PR)										0	0	0	0	0	0					
Ernie Whitt, L OBP: 0.297, SLG: 0.357 (8, 2)										0	0	0	0	0	0					
Inning Stats	R: 0 E: 0 K: 0 S: 4	H: 1 LOB: 1 BB: 0 P: 4	R: 0 E: 0 K: 0 S: 3	H: 0 LOB: 0 BB: 0 P: 3	R: 0 E: 0 K: 0 S: 3	H: 0 LOB: 1 BB: 1 P: 7	R: 1 E: 0 K: 1 S: 7	H: 2 LOB: 1 BB: 0 P: 7	R: 0 E: 0 K: 0 S: 3	H: 0 LOB: 0 BB: 0 P: 3	R: 0 E: 0 K: 0 S: 3	H: 0 LOB: 0 BB: 0 P: 3	R: 0 E: 0 K: 1 S: 6	H: 1 LOB: 1 BB: 0 P: 6	R: 0 E: 0 K: 1 S: 5	H: 1 LOB: 1 BB: 0 P: 5	1B: 1 2B: 3 3B: 0 HR: 1	SF: 0 SAC: 1 DP: 0 HBP: 0	WP: 0 PB: 0 SB: 0 CS: 0	PA: 33
PITCHER	IP WLS BF H R ER SO BB IBB HBP BLK WP HR S P ERA WHIP																			
Mike Flanagan, L ERA: 4.1 (1, 1)	8.0 W 29 4 1 1 2 1 0 0 0 0 0 1 32 36 1.12 0.625																			
Tippy Martinez, L ERA: 3.15 (9, 1)	0.2 3 1 0 0 1 0 0 0 0 0 0 0 5 5 0.00 1.500																			
Tim Stoddard, R ERA: 2.74 (9, 1)	0.1 S 0 0 0 0 0 0 0 0 0 0 0 0 0 0 0.00 0.000																			

Batter	1	2	3	4	5	6	7	8	9	AB	R	H	RBI	BB	SO	LOB	BOTTOM			
Al Bumbry, L OBP: 0.391, SLG: 0.425 (1, 8)	0-0 F7		4-0 FC6-4 BB		0-0 L9			0-0 L8		3	0	0	0	1	0	0	Toronto Blue Jays @ Baltimore Orioles Memorial Stadium, Baltimore, MD Sun Sep 21 1980, 3:33 AM EDT Att: 14,251 - Unknown			
Rich Dauer, R OBP: 0.343, SLG: 0.351 (1, 4)	0-0 4-3		0-0 FC6-4 1B 1-2		0-0 G4-6-3 1B			0-0 1B		4	1	2	0	0	1					
Ken Singleton, S OBP: 0.363, SLG: 0.464 (1, 9)	4-0 BB		0-0 1B		0-0 G4-6-3 1B			0-3 K		3	1	1	0	1	1					
Gary Roenicke, R OBP: 0.344, SLG: 0.388 (9, 9)	0-0 BB		0-0 1B		0-0 1B			0-0 K		0	0	0	0	0	0					
Eddie Murray, S OBP: 0.359, SLG: 0.524 (1, 3)	4-0 BB		0-0 1B		0-0 6-3			0-0 F8		3	0	1	1	1	1					
John Lowenstein, L OBP: 0.395, SLG: 0.407 (1, 7)	4-0 BB		0-0 1B		0-0 1B			0-3 K		3	0	1	1	1	2					
Steve Stone, R OBP: 0.302, SLG: 0.455 (1, 10)	0-0 BB		0-0 1B		0-0 1B			0-3 K		0	0	0	0	0	0					
Dan Graham, L OBP: 0.302, SLG: 0.455 (1, PH)	0-0 F8		0-0 F7		0-0 L3			0-0 L3		3	0	0	0	0	5					
Doug DeCinces, R OBP: 0.314, SLG: 0.388 (1, 5)		0-0 F3		0-0 F6		0-0 L8		0-0 L8		3	0	0	0	0	2					
Rick Dempsey, R OBP: 0.339, SLG: 0.426 (1, 2)		0-3 K		0-0 F5		0-3 K		0-3 K		3	0	0	0	2	0					
Kiko Garcia, R OBP: 0.254, SLG: 0.233 (1, 6)		0-3 K		0-0 F9		0-0 B1-3		0-0 B1-3		3	0	0	0	1	0					
Inning Stats	R: 0 E: 0 K: 0 S: 3	H: 0 LOB: 3 BB: 3 P: 15	R: 0 E: 0 K: 2 S: 7	H: 0 LOB: 0 BB: 0 P: 7	R: 2 E: 0 K: 0 S: 6	H: 3 LOB: 2 BB: 1 P: 10	R: 0 E: 0 K: 0 S: 3	H: 0 LOB: 0 BB: 0 P: 3	R: 0 E: 0 K: 1 S: 5	H: 0 LOB: 0 BB: 0 P: 5	R: 0 E: 0 K: 1 S: 5	H: 0 LOB: 0 BB: 0 P: 5	R: 0 E: 0 K: 2 S: 8	H: 1 LOB: 1 BB: 0 P: 8	R: 0 E: 0 K: 2 S: 8	H: 1 LOB: 1 BB: 0 P: 8	1B: 5 2B: 0 3B: 0 HR: 0	SF: 0 SAC: 0 DP: 1 HBP: 0	WP: 0 PB: 0 SB: 0 CS: 0	PA: 32
PITCHER	IP WLS BF H R ER SO BB IBB HBP BLK WP HR S P ERA WHIP																			
Jim Clancy, R ERA: 3.35 (1, 1)	8.0 L 32 5 2 2 6 4 0 0 0 0 0 0 40 56 2.25 1.125																			

Batter	1	2	3	4	5	6	7	8	9	AB	R	H	RBI	BB	SO	LOB	TOP					
Rick Burtleson, R OBP: 0.347, SLG: 0.366 (1, 6)	E5 WP 1B		4-3						K	5	1	2	0	0	1	0						
Dave Stapleton, R OBP: 0.342, SLG: 0.481 (1, 4)	5-3		F7						F8	5	0	1	1	0	1	2						
Carlton Fisk, R OBP: 0.355, SLG: 0.475 (1, 2)	P5 2-3			F2					F5	4	0	0	0	1	0	2						
Jim Rice, R OBP: 0.333, SLG: 0.485 (1, 7)				F9						4	0	1	1	0	2	4						
Tony Perez, R OBP: 0.310, SLG: 0.451 (1, 3)	P4 3-H			1B 2B						4	2	3	1	0	0	1						
Dwight Evans, R OBP: 0.351, SLG: 0.482 (1, 9)		5-3		1B 2-H					F5	4	1	2	2	0	0	1						
Chico Walker, S OBP: 0.444, SLG: 0.600 (1, 10)		K			F7				FC5-2 IBB	3	0	0	0	1	2	0						
Glenn Hoffman, R OBP: 0.324, SLG: 0.402 (1, 5)		F9			6-3				FC5-2	4	0	0	0	0	0	2						
Reid Nichols, R OBP: 0.273, SLG: 0.200 (1, 8)			F9		K				4-3	4	1	1	0	0	1	2						
Inning Stats	R: 1 E: 1 K: 0 S: 5	H: 1 LOB: 1 BB: 0 P: 5	R: 0 E: 0 K: 1 S: 5	H: 0 LOB: 0 BB: 0 P: 5	R: 0 E: 0 K: 0 S: 3	H: 0 LOB: 0 BB: 0 P: 3	R: 1 E: 0 K: 0 S: 4	H: 2 LOB: 1 BB: 0 P: 4	R: 0 E: 0 K: 1 S: 5	H: 0 LOB: 0 BB: 0 P: 5	R: 0 E: 0 K: 2 S: 8	H: 1 LOB: 1 BB: 0 P: 8	R: 3 E: 0 K: 2 S: 12	H: 5 LOB: 3 BB: 1 P: 16	R: 0 E: 0 K: 0 S: 4	H: 1 LOB: 2 BB: 1 P: 8	R: 0 E: 0 K: 1 S: 5	H: 0 LOB: 0 BB: 0 P: 5	1B: 7 2B: 1 3B: 0 HR: 2	SF: 0 SAC: 0 DP: 0 HBP: 0	WP: 1 PB: 0 SB: 1 CS: 0	PA: 39
PITCHER	IP	WLS	BF	H	R	ER	SO	BB	IBB	HBP	BLK	WP	HR	S	P	ERA	WHIP					
Scott McGregor, L ERA: 3.12 (1, 1)	6.2	L	27	7	5	4	5	0	0	0	0	1	2	37	37	5.40	1.050					
Sammy Stewart, R ERA: 3.6 (7, 1)	2.1		12	3	0	0	2	1	1	0	0	0	0	14	22	0.00	1.714					

Boston Red Sox @ Baltimore Orioles
Memorial Stadium, Baltimore, MD
Mon Sep 22 1980, 7:05 PM EDT
Att: 23,260 - Unknown

AB	37
R	5
H	10
RBI	5
BB	2
SO	7
LOB	14



Batter	1	2	3	4	5	6	7	8	9	AB	R	H	RBI	BB	SO	LOB	BOTTOM					
Al Bumbry, L OBP: 0.388, SLG: 0.421 (1, 8)	4-3		G4-6-3 1-2		G3 1-2 3-H		G6-3 1-2		4-3	5	0	0	1	0	0	3						
Rich Dauer, R OBP: 0.342, SLG: 0.350 (1, 4)	F9			4-3	F8		1B		F9	5	0	1	0	0	0	1						
Ken Singleton, S OBP: 0.385, SLG: 0.464 (7, PR)				1-3						2	0	1	0	2	0	0						
Drungo Hazewood, R (8, 9)										0	0	0	0	0	0	0						
Lenn Sakata, R OBP: 0.241, SLG: 0.333 (9, PH)							1-3		1B	1	0	1	0	0	0	0						
Eddie Murray, S OBP: 0.358, SLG: 0.521 (1, 3)	K			1B S	K		P5		3-1	5	1	1	0	0	2	6						
John Lowenstein, L OBP: 0.403, SLG: 0.414 (8, PH)										2	0	2	1	1	0	0						
Gary Roenicke, R OBP: 0.346, SLG: 0.391 (9, 7)										1	0	1	0	0	0	0						
Steve Stone, R (1, 10)										0	0	0	0	0	0	0						
Terry Crowley, L OBP: 0.365, SLG: 0.456 (2, PH)		G6-3			F8		FC4-6			3	0	0	0	0	0	3						
Lee May, R OBP: 0.287, SLG: 0.400 (8, PH)										1	0	1	0	0	0	0						
Rick Dempsey, R OBP: 0.338, SLG: 0.424 (1, 2)		5-3			1B E		F8		F2	4	1	1	0	0	0	3						
Doug DeCinces, R OBP: 0.313, SLG: 0.387 (1, 5)					F7		F7		F7	4	1	1	0	0	0	3						
Mark Belanger, R OBP: 0.259, SLG: 0.274 (8, PH)										3	0	2	1	0	0	1						
Benny Ayala, R OBP: 0.349, SLG: 0.526 (8, PH)										1	0	0	0	0	0	2						
Kiko Garcia, R OBP: 0.254, SLG: 0.233 (9, 6)										0	0	0	0	0	0	0						
Inning Stats	R: 0 E: 0 K: 1 S: 5	H: 0 LOB: 1 BB: 1 P: 9	R: 0 E: 0 K: 0 S: 2	H: 0 LOB: 0 BB: 1 P: 6	R: 0 E: 0 K: 0 S: 3	H: 1 LOB: 0 BB: 0 P: 3	R: 1 E: 0 K: 0 S: 5	H: 2 LOB: 1 BB: 0 P: 5	R: 2 E: 1 K: 1 S: 8	H: 2 LOB: 2 BB: 1 P: 12	R: 0 E: 0 K: 0 S: 4	H: 1 LOB: 1 BB: 0 P: 4	R: 0 E: 0 K: 0 S: 5	H: 3 LOB: 2 BB: 0 P: 5	R: 0 E: 0 K: 0 S: 5	H: 2 LOB: 2 BB: 0 P: 5	R: 0 E: 0 K: 0 S: 4	H: 1 LOB: 1 BB: 0 P: 4	1B: 12 2B: 0 3B: 0 HR: 0	SF: 0 SAC: 0 DP: 3 HBP: 0	WP: 0 PB: 0 SB: 1 CS: 0	PA: 40
PITCHER	IP	WLS	BF	H	R	ER	SO	BB	IBB	HBP	BLK	WP	HR	S	P	ERA	WHIP					
Dick Drago, R ERA: 4.21 (1, 1)	6.0	W	26	6	3	2	2	3	0	0	0	0	0	27	39	3.00	1.500					
Tom Burgmeier, L ERA: 2.06 (7, 1)	3.0	S	14	6	0	0	0	0	0	0	0	0	0	14	14	0.00	2.000					

Boston Red Sox @ Baltimore Orioles
Memorial Stadium, Baltimore, MD
Mon Sep 22 1980, 7:05 PM EDT
Att: 23,260 - Unknown

AB	37
R	3
H	12
RBI	3
BB	3
SO	2
LOB	22



Batter	1	2	3	4	5	6	7	8	9	AB	R	H	RBI	BB	SO	LOB	TOP		
Rick Burleson, R OBP: 0.346, SLG: 0.365 (1, 6)	0-0 1B HR 1B	0-3 K		0-0 L8			0-0 F8		0-0 6-3	5	1	1	0	0	1	1	Boston Red Sox @ Baltimore Orioles Memorial Stadium, Baltimore, MD Tue Sep 23 1980, 7:05 PM EDT Att: 20,798 - Unknown AB 35 R 6 H 11 RBI 5 BB 2 SO 6 LOB 12		
Dave Stapleton, R OBP: 0.345, SLG: 0.482 (1, 4)	0-0 1-3 HR 1B		0-0 P6 1B		0-0 1-3		0-0 1-2 1B		0-0 5-3	5	1	3	0	0	0	0			
Carlton Fisk, R OBP: 0.354, SLG: 0.473 (1, 2) (8, 3)	0-3 K		0-0 1B S E 1-2 1B		0-0 F7		0-0 F3			4	1	1	0	0	1	4			
Jim Rice, R OBP: 0.334, SLG: 0.490 (1, 7)	0-0 1-H 3-H HR		0-0 P6 1-2 2-3		0-0 3-1			4-0 1B 1B BB		3	2	1	3	1	0	2			
Tony Perez, R OBP: 0.313, SLG: 0.452 (1, 3)	0-0		0-0		0-0	6-3		0-0		3	0	2	0	1	0	0			
Reid Nichols, R OBP: 0.273, SLG: 0.200 (8, PR)										0	1	0	0	0	0	0			
Gary Allenson, R OBP: 0.453, SLG: 0.460 (8, 2)										0	0	0	0	0	0	0			
Gary Hancock, L OBP: 0.256, SLG: 0.408 (1, 8)	0-0 P6		0-0 E6 BB		0-0 P4		0-0	0-0 1B SF9 1B		4	0	2	1	0	0	1			
Dwight Evans, R OBP: 0.348, SLG: 0.479 (1, 9)	0-3 K		0-0 L3		0-3 K		0-0 SF9	0-0 1-2 3-H 1B		3	0	0	1	0	2	3			
Chico Walker, S OBP: 0.364, SLG: 0.474 (1, 10)		0-3 K		0-0 4-3		0-0 3-1		0-3 K		4	0	0	0	0	2	1			
Glenn Hoffman, R OBP: 0.324, SLG: 0.401 (1, 5)			0-0 F7		0-0 F7				0-0 L5	3	0	1	0	0	0	0			
Dave Rader, L OBP: 0.368, SLG: 0.474 (9, PH)										1	0	0	0	0	0	0			
Inning Stats	R: 3 E: 0 K: 2 S: 11	H: 4 LOB: 1 BB: 0 P: 11	R: 0 E: 0 K: 2 S: 7	H: 0 LOB: 0 BB: 0 P: 7	R: 1 E: 1 K: 0 S: 5	H: 3 LOB: 2 BB: 1 P: 9	R: 0 E: 0 K: 0 S: 3	H: 0 LOB: 0 BB: 0 P: 3	R: 0 E: 0 K: 1 S: 5	H: 2 LOB: 2 BB: 0 P: 5	R: 0 E: 0 K: 1 S: 6	H: 2 LOB: 1 BB: 0 P: 10	R: 0 E: 0 K: 0 S: 3	H: 0 LOB: 0 BB: 0 P: 3	1B: 10 2B: 0 3B: 0 HR: 1	SF: 1 SAC: 0 DP: 0 HBP: 0	WP: 0 PB: 0 SB: 1 CS: 1	PA: 38	
PITCHER	IP	WLS	BF	H	R	ER	SO	BB	IBB	HBP	BLK	WP	HR	S	P	ERA	WHIP		
Jim Palmer, R ERA: 4.02 (1, 1)	3.0		16	7	4	3	4	1	0	0	0	0	1	23	27	9.00	2.667		
Dennis Martinez, R ERA: 4.43 (4, 1)	4.0		17	4	2	2	1	1	0	0	0	0	0	18	22	4.50	1.250		
Tim Stoddard, R ERA: 2.67 (8, 1)	2.0	W	5	0	0	0	1	0	0	0	0	0	0	7	7	0.00	0.000		

Batter	1	2	3	4	5	6	7	8	9	AB	R	H	RBI	BB	SO	LOB	BOTTOM		
Al Bumbry, L OBP: 0.390, SLG: 0.422 (1, 8)	0-0 1B 1B			0-0 G3-6-1 HBP			0-3 K	0-0 CS 1B		4	1	2	2	0	1	2	Boston Red Sox @ Baltimore Orioles Memorial Stadium, Baltimore, MD Tue Sep 23 1980, 7:05 PM EDT Att: 20,798 - Unknown AB 32 R 8 H 8 RBI 5 BB 5 SO 4 LOB 17		
Pat Kelly, L OBP: 0.354, SLG: 0.356 (1, 10)	0-0 1-2 1B 1B	0-0 4-3		0-0 G3-6-1 1-2		0-0 F8	0-3 1-2 K			5	1	1	0	0	1	3			
Ken Singleton, S OBP: 0.387, SLG: 0.466 (1, 9)	4-0 1B 1B	0-0		0-0 4-3		0-0	4-0 BB			2	0	1	0	2	0	0			
Mark Corey, R OBP: 0.394, SLG: 0.464 (7, PR) (8, 9)	1-2 2-3 9-2-5 BB	4-3 2B								0	0	0	0	0	0	0			
Eddie Murray, S OBP: 0.357, SLG: 0.519 (1, 3)	0-0 BB WP 1B	0-0 4-3		0-3 K		0-0 L9				4	1	1	2	0	1	2			
John Lowenstein, L OBP: 0.404, SLG: 0.415 (1, 7)	0-0 WP BLK 1B	0-0 4-3		0-0 6-3		0-0	0-0 1B G3 E 1B			4	2	2	0	0	0	1			
Dan Graham, L OBP: 0.297, SLG: 0.448 (1, 2)	0-0 9-2-5		0-0 F9		0-0 G3		0-0 G3	0-0 1-2 2-3		4	0	0	0	0	0	4			
Doug DeCinces, R OBP: 0.315, SLG: 0.387 (1, 5)	4-0 BLK WP S BB		0-0 E3		0-0 4-3		0-0 4-3	0-0 E E 1B 1B		3	2	1	0	1	0	0			
Rich Dauer, R OBP: 0.342, SLG: 0.348 (1, 4)	4-0 1-3 2-H 3-H BB		0-0 L8		0-0 P6		0-0 E3	0-0 1-2 1B E		3	1	0	1	1	0	2			
Mark Belanger, R OBP: 0.260, SLG: 0.272 (1, 6)	4-0		0-0 4-3		0-3 K		0-0 E6	0-0 1-2 2-3		2	0	0	0	1	1	1			
Terry Crowley, L OBP: 0.364, SLG: 0.454 (8, PH) (9, 6)	1-2 3-H BB									1	0	0	0	0	0	2			
Inning Stats	R: 5 E: 0 K: 0 S: 6	H: 4 LOB: 2 BB: 4 P: 22	R: 0 E: 0 K: 0 S: 4	H: 1 LOB: 1 BB: 0 P: 4	R: 0 E: 1 K: 0 S: 4	H: 0 LOB: 1 BB: 0 P: 4	R: 0 E: 0 K: 0 S: 2	H: 0 LOB: 0 BB: 0 P: 3	R: 0 E: 0 K: 1 S: 5	H: 0 LOB: 0 BB: 0 P: 5	R: 0 E: 0 K: 1 S: 5	H: 0 LOB: 1 BB: 1 P: 9	R: 3 E: 2 K: 1 S: 9	H: 3 LOB: 1 BB: 0 P: 9	1B: 7 2B: 2 3B: 0 HR: 0	SF: 0 SAC: 0 DP: 2 HBP: 1	WP: 1 PB: 0 SB: 2 CS: 1	PA: 38	
PITCHER	IP	WLS	BF	H	R	ER	SO	BB	IBB	HBP	BLK	WP	HR	S	P	ERA	WHIP		
Steve Crawford, R ERA: 4.02 (1, 1)	0.0		5	4	5	5	0	1	0	0	0	1	0	4	8				
Bruce Hurst, L ERA: 9.4 (1, 1)	0.2		3	0	0	0	0	2	0	0	0	1	0	1	9	0.00	3.000		
Keith MacWhorter, R ERA: 5.93 (8, 1)	6.1		24	2	1	1	3	2	0	1	0	0	0	27	36	1.42	0.632		
Bob Stanley, R ERA: 3.62 (8, 1)	0.1	L	5	2	2	2	0	0	0	0	0	0	0	5	6	0.00	6.000		
Bill Campbell, R ERA: 3.99 (8, 1)	0.2		1	0	0	0	1	0	0	0	0	0	0	3	3	0.00	0.000		

Batter	1	2	3	4	5	6	7	8	9	AB	R	H	RBI	BB	SO	LOB	TOP		
Rick Burleson, R OBP: 0.346, SLG: 0.364 (1, 6)										4	1	1	0	1	0	2	Boston Red Sox @ Baltimore Orioles Memorial Stadium, Baltimore, MD Wed Sep 24 1980, 7:05 PM EDT Att: 21,436 - Unknown		
Dave Stapleton, R OBP: 0.341, SLG: 0.476 (1, 4)										5	0	0	0	0	0	4			
Carlton Fisk, R OBP: 0.357, SLG: 0.473 (1, 2)										4	3	2	1	1	0	2			
Jim Rice, R OBP: 0.337, SLG: 0.494 (1, 7)										5	2	3	0	0	0	1			
Tony Perez, R OBP: 0.315, SLG: 0.463 (1, 3)										4	2	2	5	1	0	1			
Gary Hancock, L OBP: 0.265, SLG: 0.400 (1, 8)										4	0	1	1	1	1	0			
Dwight Evans, R OBP: 0.349, SLG: 0.477 (1, 9)										2	1	0	0	2	0	3			
Chico Walker, S OBP: 0.385, SLG: 0.429 (1, 10)										2	0	0	1	1	0	3			
Glenn Hoffman, R OBP: 0.330, SLG: 0.407 (1, 5)										4	0	3	1	0	0	3			
Inning Stats	R: 3 E: 0 K: 0 S: 6	H: 3 LOB: 3 BB: 2 P: 15	R: 1 E: 0 K: 0 S: 4	H: 1 LOB: 1 BB: 1 P: 8	R: 2 E: 0 K: 0 S: 4	H: 2 LOB: 1 BB: 2 P: 12	R: 0 E: 0 K: 0 S: 3	H: 1 LOB: 0 BB: 0 P: 3	R: 0 E: 0 K: 1 S: 4	H: 0 LOB: 0 BB: 1 P: 8	R: 0 E: 0 K: 0 S: 3	H: 1 LOB: 0 BB: 0 P: 7	R: 0 E: 0 K: 0 S: 3	H: 0 LOB: 0 BB: 0 P: 3	1B: 9 2B: 1 3B: 0 HR: 2	SF: 0 SAC: 0 DP: 4 HBP: 1	WP: 0 PB: 0 SB: 0 CS: 0	PA: 43	
PITCHER	IP WLS BF H R ER SO BB IBB HBP BLK WP HR S P ERA WHIP																		
Steve Stone, R ERA: 3.26 (1, 1)	1.2	14	6	6	6	0	1	1	1	0	0	0	1	11	20	32.40	4.200		
Dave Ford, R ERA: 4.07 (2, 1)	1.2	9	2	3	3	0	2	0	0	0	0	0	1	7	15	16.20	2.400		
Tippy Martinez, L ERA: 3.0 (4, 1)	3.2	W	13	4	0	0	1	2	0	0	0	0	0	13	21	0.00	1.636		
Tim Stoddard, R ERA: 2.6 (8, 1)	2.0	S	6	0	0	0	1	0	0	0	0	0	0	5	9	0.00	0.500		

Batter	1	2	3	4	5	6	7	8	9	AB	R	H	RBI	BB	SO	LOB	BOTTOM			
Al Bumbry, L OBP: 0.390, SLG: 0.422 (1, 8)										4	1	2	1	0	0	0	Boston Red Sox @ Baltimore Orioles Memorial Stadium, Baltimore, MD Wed Sep 24 1980, 7:05 PM EDT Att: 21,436 - Unknown			
Rich Dauer, R OBP: 0.340, SLG: 0.348 (1, 4)										5	1	1	0	0	0	3				
Ken Singleton, S OBP: 0.389, SLG: 0.466 Drungo Hazewood, R (9, 9)										4	1	2	1	1	0	0				
Eddie Murray, S OBP: 0.358, SLG: 0.518 (1, 3)										5	1	2	1	0	0	1				
John Lowenstein, L OBP: 0.403, SLG: 0.413 Pat Kelly, L OBP: 0.354, SLG: 0.356 Mark Corey, R OBP: 0.394, SLG: 0.464 (8, 7)										1	0	0	0	0	1	2				
Jim Palmer, R (1, 10)										3	2	1	1	0	1	1				
Terry Crowley, L OBP: 0.370, SLG: 0.488 (1, PH)										0	0	0	0	0	0	0				
Dan Graham, L OBP: 0.300, SLG: 0.449 Rick Dempsey, R OBP: 0.338, SLG: 0.424 (9, 2)										4	2	2	0	0	0	0				
Doug DeCinces, R OBP: 0.316, SLG: 0.393 (1, 5)										3	1	1	3	1	2	0				
Mark Belanger, R OBP: 0.260, SLG: 0.271 (1, 6)										4	0	1	0	0	0	0				
Inning Stats	R: 1 E: 0 K: 1 S: 7	H: 2 LOB: 2 BB: 1 P: 11	R: 0 E: 0 K: 1 S: 5	H: 0 LOB: 0 BB: 0 P: 5	R: 6 E: 0 K: 0 S: 10	H: 7 LOB: 2 BB: 1 P: 14	R: 2 E: 0 K: 0 S: 5	H: 2 LOB: 0 BB: 0 P: 5	R: 0 E: 0 K: 1 S: 5	H: 1 LOB: 0 BB: 0 P: 5	R: 0 E: 0 K: 0 S: 3	H: 0 LOB: 0 BB: 0 P: 3	R: 3 E: 0 K: 1 S: 8	H: 3 LOB: 0 BB: 0 P: 8	R: 0 E: 0 K: 0 S: 3	H: 0 LOB: 0 BB: 0 P: 3	1B: 11 2B: 1 3B: 0 HR: 3	SF: 1 SAC: 0 DP: 0 HBP: 0	WP: 0 PB: 0 SB: 1 CS: 1	PA: 41
PITCHER	IP WLS BF H R ER SO BB IBB HBP BLK WP HR S P ERA WHIP																			
Steve Renko, R ERA: 3.95 (1, 1)	2.1	15	7	6	6	2	1	0	0	0	0	0	2	25	29	11.57	3.429			
Mike Torrez, R ERA: 4.97 (3, 1)	4.2	L	22	8	6	6	2	1	0	0	0	0	2	25	29	11.57	1.929			
Luis Aponte, R ERA: (8, 1)	1.0	3	0	0	0	0	0	0	0	0	0	0	0	3	3	0.00	0.000			

Batter	1	2	3	4	5	6	7	8	9	AB	R	H	RBI	BB	SO	LOB	TOP								
Al Bumby, L OBP: 0.391, SLG: 0.428 (1, 8)										4	1	2	0	1	1	1	Baltimore Orioles @ Cleveland Indians Cleveland Municipal Stadium, Cleveland, OH Fri Sep 26 1980, 7:05 PM EDT Att: 6,362 - Unknown								
Rich Dauer, R OBP: 0.339, SLG: 0.347 (1, 4)										5	0	1	1	0	1	3									
Kiko Garcia, R OBP: 0.254, SLG: 0.233 (9, PR)										0	1	0	0	0	0	0									
Ken Singleton, S OBP: 0.391, SLG: 0.469 (1, 9)										5	1	3	0	0	1	1									
Drungo Hazewood, R OBP: 0.254, SLG: 0.233 (9, PR)										0	1	0	0	0	0	0									
Eddie Murray, S OBP: 0.360, SLG: 0.518 (1, 3)										4	0	2	1	1	0	1									
Pat Kelly, L OBP: 0.359, SLG: 0.368 (1, 7)										5	0	3	2	0	1	3									
Steve Stone, R OBP: 0.368, SLG: 0.481 (2, PH)										0	0	0	0	0	0	0									
Terry Crowley, L OBP: 0.368, SLG: 0.481 (2, PH)										3	0	0	0	1	1	3									
Benny Ayala, R OBP: 0.347, SLG: 0.523 (9, PH)										1	0	0	0	0	0	2									
Doug DeCinces, R OBP: 0.316, SLG: 0.390 (1, 5)										3	0	0	0	1	0	3									
Rick Dempsey, R OBP: 0.337, SLG: 0.422 (1, 2)										4	0	1	0	0	0	3									
Mark Belanger, R OBP: 0.258, SLG: 0.269 (1, 6)										2	0	0	0	0	2	0									
Dan Graham, L OBP: 0.299, SLG: 0.447 (9, PH)										1	0	0	0	0	1	0									
Inning Stats	R: 1 E: 0 K: 2 S: 8	H: 2 LOB: 1 BB: 1 P: 12	R: 0 E: 0 K: 1 S: 5	H: 0 LOB: 0 BB: 0 P: 5	R: 0 E: 0 K: 2 S: 7	H: 0 LOB: 0 BB: 0 P: 7	R: 1 E: 1 K: 0 S: 5	H: 2 LOB: 1 BB: 0 P: 5	R: 0 E: 0 K: 1 S: 6	H: 1 LOB: 1 BB: 0 P: 6	R: 0 E: 0 K: 0 S: 5	H: 2 LOB: 2 BB: 0 P: 5	R: 0 E: 0 K: 1 S: 6	H: 1 LOB: 1 BB: 0 P: 6	R: 0 E: 0 K: 0 S: 4	H: 1 LOB: 3 BB: 2 P: 12	R: 2 E: 0 K: 1 S: 8	H: 3 LOB: 2 BB: 1 P: 12	1B: 8 2B: 4 3B: 1 HR: 0	SF: 0 SAC: 1 DP: 1 HBP: 0	WP: 1 PB: 0 SB: 0 CS: 1	PA: 42			
PITCHER	IP	WLS	BF	H	R	ER	SO	BB	IBB	HBP	BLK	WP	HR	S	P	ERA	WHIP								
Dan Spillner, R ERA: 5.24 (1, 1)	8.2	W	39	10	4	4	8	3	1	0	0	1	0	51	67	4.15	1.500								
Victor Cruz, R ERA: 3.47 (9, 1)	0.0		2	2	0	0	0	0	0	0	0	0	0	2	2	∞	∞								
Sid Monge, L ERA: 3.62 (9, 1)	0.1	S	1	0	0	0	0	0	0	0	0	0	0	1	1	0.00	0.000								

AB	37
R	4
H	12
RBI	4
BB	4
SO	8
LOB	20



Batter	1	2	3	4	5	6	7	8	9	AB	R	H	RBI	BB	SO	LOB	BOTTOM								
Miguel Dilone, S OBP: 0.373, SLG: 0.430 (1, 7)										4	0	2	0	0	0	1	Baltimore Orioles @ Cleveland Indians Cleveland Municipal Stadium, Cleveland, OH Fri Sep 26 1980, 7:05 PM EDT Att: 6,362 - Unknown								
Alan Bannister, R OBP: 0.342, SLG: 0.369 (1, 9)										4	0	0	0	0	0	2									
Mike Hargrove, L OBP: 0.308, SLG: 0.399 (1, 3)										3	1	1	0	1	1	0									
Gary Alexander, R OBP: 0.276, SLG: 0.368 (1, 10)										4	1	1	0	0	0	1									
Toby Harrah, R OBP: 0.378, SLG: 0.382 (1, 5)										2	1	1	0	2	0	0									
Bo Diaz, R OBP: 0.256, SLG: 0.348 (1, 2)										4	1	2	2	0	1	1									
Rick Manning, L OBP: 0.327, SLG: 0.302 (1, 8)										2	0	0	0	0	2	2									
Joe Charboneau, R OBP: 0.354, SLG: 0.483 (7, PH)										1	1	1	2	0	0	0									
Dell Alston, L OBP: 0.321, SLG: 0.362 (8, 9)										1	0	1	1	0	0	0									
Dave Rosello, R OBP: 0.295, SLG: 0.320 (1, 4)										3	0	1	0	0	1	0									
Ron Hassey, L OBP: 0.368, SLG: 0.423 (8, PH)										1	0	0	0	0	0	2									
Jerry Dybzinski, R OBP: 0.278, SLG: 0.301 (9, 4)										0	0	0	0	0	0	0									
Tom Verzyer, R OBP: 0.301, SLG: 0.325 (1, 6)										3	0	1	0	0	0	1									
Inning Stats	R: 0 E: 0 K: 0 S: 3	H: 1 LOB: 1 BB: 1 P: 7	R: 0 E: 0 K: 2 S: 7	H: 0 LOB: 0 BB: 0 P: 7	R: 0 E: 0 K: 0 S: 4	H: 2 LOB: 1 BB: 0 P: 4	R: 0 E: 0 K: 2 S: 8	H: 1 LOB: 2 BB: 1 P: 12	R: 0 E: 0 K: 1 S: 5	H: 0 LOB: 0 BB: 0 P: 5	R: 0 E: 0 K: 0 S: 3	H: 0 LOB: 0 BB: 0 P: 3	R: 2 E: 0 K: 0 S: 6	H: 3 LOB: 1 BB: 0 P: 6	R: 3 E: 0 K: 0 S: 6	H: 4 LOB: 1 BB: 1 P: 10	1B: 8 2B: 2 3B: 0 HR: 1	SF: 0 SAC: 0 DP: 2 HBP: 0	WP: 0 PB: 0 SB: 0 CS: 1	PA: 35					
PITCHER	IP	WLS	BF	H	R	ER	SO	BB	IBB	HBP	BLK	WP	HR	S	P	ERA	WHIP								
Mike Flanagan, L ERA: 4.16 (1, 1)	7.1	L	33	10	5	5	5	2	1	0	0	0	0	40	52	6.14	1.636								
Tippy Martinez, L ERA: 3.0 (8, 1)	0.0		1	1	0	0	0	0	0	0	0	0	0	1	1	∞	∞								
Tim Stoddard, R ERA: 2.58 (8, 1)	0.2		1	0	0	0	0	0	0	0	0	0	0	1	1	0.00	0.000								



Batter	1	2	3	4	5	6	7	8	9	AB	R	H	RBI	BB	SO	LOB	TOP										
Al Bumby, L OBP: 0.393, SLG: 0.429 (1, 8)	0-0 4-3 S 1B		0-0 2-3 S 1B		0-0 1B 1B	0-0 4-3 1-3		0-3 K	5 1 3 0 0 1 2								Baltimore Orioles @ Cleveland Indians Cleveland Municipal Stadium, Cleveland, OH Sat Sep 27 1980, 3:33 AM EDT Att: 9,989 - Unknown										
Pat Kelly, L OBP: 0.357, SLG: 0.362 (1, 7) Benny Ayala, R OBP: 0.345, SLG: 0.519 (9, PH)	0-0 4-3 1-3		0-3 K		4-0 BLK 1B 1B BB	0-3 K		0-0 F9	3 1 0 0 1 2 4 1 0 0 0 0 0 1																		
Ken Singleton, S OBP: 0.389, SLG: 0.467 (1, 9)	0-3 K		0-0 1-3		0-0 BLK 1B 1B 1-2 2-H			0-0 F7	5 1 1 1 0 2 4																		
Eddie Murray, S OBP: 0.359, SLG: 0.516 (1, 3)	0-3 K				0-0 F9			0-0 F8	4 0 1 2 0 1 1																		
Mike Flanagan, L (1, 10) Terry Crowley, L OBP: 0.366, SLG: 0.477 (2, PH)		0-0 F8			0-0 3-1			0-0 6-3	0 0 0 0 0 0 0 4 0 1 0 0 0 0																		
Dan Graham, L OBP: 0.298, SLG: 0.444 (1, 2)		0-0 G5-4-3 1B			0-0 2-3			0-0 F7	4 0 1 0 0 0 2																		
Doug DeCinces, R OBP: 0.317, SLG: 0.391 (1, 5)		0-0 G5-4-3 1B			0-0 6-3 WP 1B			0-0 F7	4 2 2 0 0 0 1																		
Rich Dauer, R OBP: 0.338, SLG: 0.346 (1, 4)					0-0 1B 4-3 1B			0-0 F8	4 0 1 0 0 0 2																		
Kiko Garcia, R OBP: 0.255, SLG: 0.234 (1, 6) Lee May, R OBP: 0.290, SLG: 0.403 (9, PH) Mark Belanger, R OBP: 0.258, SLG: 0.269 (9, PR)					0-0 4-3 1-2			0-0 5-3 4-3 S 1B	3 0 1 1 0 0 1 1 0 1 0 0 0 0 0 0 0 0 0 0 0																		
Inning Stats	R: 0 E: 0 K: 2 S: 8	H: 1 LOB: 1 BB: 0 P: 8	R: 0 E: 0 K: 0 S: 3	H: 1 LOB: 0 BB: 0 P: 3	R: 0 E: 0 K: 1 S: 7	H: 2 LOB: 2 BB: 0 P: 7	R: 0 E: 0 K: 0 S: 3	H: 0 LOB: 0 BB: 0 P: 3	R: 4 E: 0 K: 0 S: 8	H: 5 LOB: 2 BB: 1 P: 12	R: 1 E: 0 K: 1 S: 7	H: 2 LOB: 1 BB: 0 P: 7	R: 0 E: 0 K: 0 S: 3	H: 0 LOB: 0 BB: 0 P: 3	R: 0 E: 0 K: 0 S: 3	H: 0 LOB: 0 BB: 0 P: 3		R: 0 E: 0 K: 2 S: 8	H: 1 LOB: 1 BB: 0 P: 8	1B: 12 2B: 0 3B: 0 HR: 0	SF: 0 SAC: 0 DP: 1 HBP: 0	WP: 2 PA: 39 PB: 0 SB: 5 CS: 0					
PITCHER	IP	WLS	BF	H	R	ER	SO	BB	IBB	HBP	BLK	WP	HR	S	P	ERA	WHIP										
Len Barker, R ERA: 3.83 (1, 1)	8.0	W	36	12	5	5	4	1	0	0	1	2	0	43	47	5.62	1.625										
Sid Monge, L ERA: 3.99 (9, 1)	1.0	S	3	0	0	0	2	0	0	0	0	0	0	7	7	0.00	0.000										

AB	38
R	5
H	12
RBI	4
BB	1
SO	6
LOB	18



Batter	1	2	3	4	5	6	7	8	9	AB	R	H	RBI	BB	SO	LOB	BOTTOM										
Miguel Dilone, S OBP: 0.373, SLG: 0.429 (1, 7)	4-0 S BB		0-0 1B 1B		0-0 6-3	0-0 6-3		0-0 F7	4 0 1 0 1 0 1								Baltimore Orioles @ Cleveland Indians Cleveland Municipal Stadium, Cleveland, OH Sat Sep 27 1980, 3:33 AM EDT Att: 9,989 - Unknown										
Alan Bannister, R OBP: 0.348, SLG: 0.373 (1, 9) (8, 8)	0-0 F8		0-0 1-2 1B		4-0 1B BB BB			0-0 1B SF8 1B 1B	4 2 3 0 1 0 1																		
Mike Hargrove, L OBP: 0.311, SLG: 0.401 (1, 3)	4-0 1-3 BB		0-0 G3		0-0 BB BB 1B			0-0 CI 1-3 1B	4 1 3 1 1 0 2																		
Gary Alexander, R OBP: 0.283, SLG: 0.370 (1, 10) Jorge Orta, L OBP: 0.380, SLG: 0.405 (7, PH)	0-0 G4-6-3 1-2				0-0 FC2-5 1B			0-0 SF8 3-H	2 1 1 0 1 0 2 0 0 0 1 0 0 0																		
Toby Harrah, R OBP: 0.380, SLG: 0.383 (1, 5)		0-0 F7			0-0 S FC2-5 1B			4-0 CI BB	2 1 1 1 2 0 0																		
Bo Diaz, R OBP: 0.297, SLG: 0.353 (1, 2)		0-3 K			0-0 FC2-5 1-2 2-3 1B			0-1 CI	3 0 1 3 0 1 2																		
Rick Manning, L OBP: 0.326, SLG: 0.300 (1, 8) Joe Charboneau, R OBP: 0.353, SLG: 0.482 (7, PH) Dell Alston, L OBP: 0.321, SLG: 0.362 (8, 9)		0-0 4-3			0-3 K			0-0 G6-4-3 1-2 2-3	3 0 0 0 0 1 3 1 0 0 0 0 0 3 0 0 0 0 0 0 0																		
Dave Rosello, R OBP: 0.293, SLG: 0.317 (1, 4)					0-0 L1			0-0 L3	4 1 1 0 0 1 2																		
Tom Verzyer, R OBP: 0.298, SLG: 0.322 (1, 6)					0-0 6-3			0-0 F8	4 0 0 0 0 1 1																		
Inning Stats	R: 0 E: 0 K: 0 S: 2	H: 0 LOB: 1 BB: 2 P: 10	R: 0 E: 0 K: 1 S: 5	H: 0 LOB: 0 BB: 0 P: 5	R: 0 E: 0 K: 2 S: 9	H: 2 LOB: 2 BB: 0 P: 9	R: 4 E: 0 K: 0 S: 5	H: 2 LOB: 1 BB: 3 P: 17	R: 0 E: 0 K: 0 S: 3	H: 0 LOB: 0 BB: 0 P: 3	R: 1 E: 1 K: 0 S: 5	H: 2 LOB: 2 BB: 1 P: 9	R: 1 E: 0 K: 1 S: 7	H: 3 LOB: 2 BB: 0 P: 7	R: 0 E: 0 K: 0 S: 5	H: 0 LOB: 0 BB: 0 P: 3		R: 1 E: 0 K: 1 S: 7	H: 0 LOB: 0 BB: 0 P: 7	1B: 10 2B: 1 3B: 0 HR: 0	SF: 1 SAC: 0 DP: 2 HBP: 0	WP: 0 PA: 39 PB: 0 SB: 4 CS: 0					
PITCHER	IP	WLS	BF	H	R	ER	SO	BB	IBB	HBP	BLK	WP	HR	S	P	ERA	WHIP										
Scott McGregor, L ERA: 3.23 (1, 1)	6.0		30	8	5	5	3	5	0	0	0	0	0	31	51	7.50	2.167										
Sammy Stewart, R ERA: 3.59 (7, 1)	0.1		3	0	0	0	0	1	0	0	0	0	0	2	6	0.00	3.000										
Tippy Martinez, L ERA: 3.05 (7, 1)	1.2	L	6	3	1	1	1	0	0	0	0	0	0	8	8	5.40	1.800										



Batter	1	2	3	4	5	6	7	8	9	AB	R	H	RBI	BB	SO	LOB	TOP										
Al Bumby, L OBP: 0.393, SLG: 0.430 (1, 8)	6-3		K		G3		1B		2B	5	0	2	0	0	1	0	Baltimore Orioles @ Cleveland Indians Cleveland Municipal Stadium, Cleveland, OH Sun Sep 28 1980, 3:33 AM EDT Att: 10,631 - Unknown										
Rich Dauer, R OBP: 0.341, SLG: 0.347 (1, 4)	6-3		1B			P5	1B		BB	4	0	2	1	1	0	0											
Ken Singleton, S OBP: 0.391, SLG: 0.474 (1, 9)										4	2	3	1	0	1	2											
Mark Corey, R OBP: 0.382, SLG: 0.448 (8, 9)	HR		1B			WP	K		F3	1	0	0	0	0	0	2											
Eddie Murray, S OBP: 0.357, SLG: 0.513 (1, 3)	E9		1B		FC5-4	1B				4	0	0	0	0	1	5											
Steve Stone, R OBP: 0.344, SLG: 0.516 (1, 10)	K				5-3	HR				0	0	0	0	0	0	0											
Benny Ayala, R OBP: 0.344, SLG: 0.516 (1, PH)										3	1	1	1	0	1	1											
Pat Kelly, L OBP: 0.356, SLG: 0.360 (8, PH)						2H	1B			1	0	0	0	0	1	0											
Doug DeCinces, R OBP: 0.317, SLG: 0.397 (1, 5)		F8			F7				6-3	4	1	1	2	0	0	0											
Gary Roenicke, R OBP: 0.341, SLG: 0.385 (1, 7)		F7			5-3	HR			5-3	4	0	0	0	0	0	0											
Rick Dempsey, R OBP: 0.333, SLG: 0.417 (1, 2)		F8					F7		F8	4	0	0	0	0	1	0											
Mark Belanger, R OBP: 0.258, SLG: 0.269 (1, 6)			6-3				F8		K	4	1	1	0	0	1	0											
Inning Stats	R: 1 E: 1 K: 1 S: 7	H: 1 LOB: 1 BB: 0 P: 7	R: 0 E: 0 K: 0 S: 3	H: 0 LOB: 0 BB: 0 P: 3	R: 0 E: 0 K: 1 S: 7	H: 2 LOB: 2 BB: 0 P: 7	R: 0 E: 0 K: 0 S: 3	H: 0 LOB: 0 BB: 0 P: 3	R: 0 E: 0 K: 1 S: 5	H: 0 LOB: 0 BB: 0 P: 5	R: 3 E: 0 K: 1 S: 8	H: 3 LOB: 0 BB: 0 P: 8	R: 1 E: 0 K: 1 S: 8	H: 3 LOB: 2 BB: 0 P: 8	R: 0 E: 0 K: 1 S: 5	H: 0 LOB: 0 BB: 0 P: 5	R: 0 E: 0 K: 1 S: 6	H: 1 LOB: 2 BB: 1 P: 10	1B: 7 2B: 1 3B: 0 HR: 2	SF: 0 SAC: 0 DP: 0 HBP: 0	WP: 1 PB: 0 SB: 0 CS: 0	PA: 39					
PITCHER	IP	WLS	BF	H	R	ER	SO	BB	IBB	HBP	BLK	WP	HR	S	P	ERA	WHIP										
Bob Ovwchinko, L ERA: 5.66 (1, 1)	6.1	L	28	8	5	5	4	0	0	0	0	1	2	36	36	7.11	1.263										
Sandy Whitol, R ERA: 3.67 (7, 1)	2.2		11	2	0	0	3	1	0	0	0	0	0	16	20	0.00	1.125										

AB	38
R	5
H	10
RBI	5
BB	1
SO	7
LOB	10



Batter	1	2	3	4	5	6	7	8	9	AB	R	H	RBI	BB	SO	LOB	BOTTOM										
Miguel Dilone, S OBP: 0.374, SLG: 0.432 (1, 7)	SH5-3		FC6				1-3		K	5	2	2	0	0	1	3	Baltimore Orioles @ Cleveland Indians Cleveland Municipal Stadium, Cleveland, OH Sun Sep 28 1980, 3:33 AM EDT Att: 10,631 - Unknown										
Gary Gray, R OBP: 0.188, SLG: 0.304 (9, 7)	6-3		1B		1B					0	0	0	0	0	0	0											
Rick Manning, L OBP: 0.327, SLG: 0.306 (1, 8)	SH5-3		F7		4-3		BB		FC1-5	4	0	2	0	0	0	2											
Mike Hargrove, L OBP: 0.313, SLG: 0.400 (1, 3)	6-3				E6		BB		BB	2	1	0	1	3	0	0											
Ron Hassey, L OBP: 0.386, SLG: 0.422 (1, 2)					F7				FC1-5	3	0	1	1	0	0	1											
Joe Charboneau, R OBP: 0.354, SLG: 0.482 (7, PH)	4-3								FC1-5	0	0	0	0	1	0	0											
Dell Alston, L OBP: 0.321, SLG: 0.362 (7, PR)									FC1-5	0	0	0	0	0	0	0											
Bo Diaz, R OBP: 0.256, SLG: 0.351 (8, 2)									WP	1	0	0	0	0	0	2											
Dave Rosello, R OBP: 0.293, SLG: 0.317 (8, PR)									FC1-5	0	0	0	0	0	0	0											
Toby Harrah, R OBP: 0.379, SLG: 0.380 (1, 5)		F2					FC4		K	4	0	0	0	1	1	7											
Alan Bannister, R OBP: 0.351, SLG: 0.375 (1, 9)									4-3	4	0	2	1	1	0	2											
Jack Brohamer, L OBP: 0.311, SLG: 0.327 (1, 4)										4	0	1	0	0	1	3											
Gary Alexander, R OBP: 0.282, SLG: 0.367 (1, 10)										4	0	1	0	0	2	4											
Tom Veryzer, R OBP: 0.298, SLG: 0.322 (1, 6)										3	0	1	0	0	0	0											
Jorge Orta, L OBP: 0.360, SLG: 0.404 (8, PH)										1	0	0	0	0	1	2											
Jerry Dybzinski, R OBP: 0.278, SLG: 0.301 (8, 6)										0	0	0	0	0	0	0											
Inning Stats	R: 1 E: 0 K: 0 S: 4	H: 1 LOB: 0 BB: 0 P: 4	R: 0 E: 0 K: 0 S: 2	H: 0 LOB: 0 BB: 1 P: 6	R: 0 E: 0 K: 0 S: 4	H: 2 LOB: 1 BB: 0 P: 4	R: 1 E: 1 K: 0 S: 5	H: 1 LOB: 2 BB: 1 P: 9	R: 1 E: 0 K: 0 S: 5	H: 2 LOB: 2 BB: 1 P: 9	R: 0 E: 0 K: 2 S: 7	H: 0 LOB: 0 BB: 0 P: 7	R: 0 E: 0 K: 0 S: 4	H: 1 LOB: 3 BB: 2 P: 12	R: 0 E: 0 K: 3 S: 11	H: 2 LOB: 2 BB: 0 P: 11	R: 0 E: 0 K: 1 S: 6	H: 1 LOB: 3 BB: 1 P: 10	1B: 6 2B: 3 3B: 1 HR: 0	SF: 0 SAC: 1 DP: 0 HBP: 0	WP: 1 PB: 0 SB: 0 CS: 2	PA: 42					
PITCHER	IP	WLS	BF	H	R	ER	SO	BB	IBB	HBP	BLK	WP	HR	S	P	ERA	WHIP										
Jim Palmer, R ERA: 3.98 (1, 1)	6.2	W	29	7	3	2	2	3	0	0	0	0	0	30	42	2.70	1.500										
Tippy Martinez, L ERA: 3.05 (7, 1)	0.0		1	0	0	0	0	1	0	0	0	0	0	4													
Tim Stoddard, R ERA: 2.5 (7, 1)	2.1	S	12	3	0	0	4	2	0	0	0	1	0	18	26	0.00	2.143										

AB	35
R	3
H	10
RBI	3
BB	6
SO	6
LOB	26



Batter	1	2	3	4	5	6	7	8	9	AB	R	H	RBI	BB	SO	LOB	TOP										
Al Bumbry, L OBP: 0.393, SLG: 0.431 (1, 8)	4-0 BB G6-4-3		0-0 6-3		0-0 F8		0-0 L6		0-0 2B	4	0	1	0	1	0	0	Baltimore Orioles @ Boston Red Sox Fenway Park, Boston, MA Mon Sep 29 1980, 7:05 PM EDT Unknown - 53 F										
Rich Dauer, R OBP: 0.341, SLG: 0.351 (1, 4)	0-0 G6-4-3 1-2		0-0 4-3 2B		0-0 2B		0-0 F8		0-0 1-3	5	0	2	0	0	0	2											
Ken Singleton, S OBP: 0.391, SLG: 0.472 Gary Roenicke, R OBP: 0.341, SLG: 0.385 (7, 9) (8, 7)	4-0 BB		0-0 4-3 2-3		0-0 1-3		0-0 4-3			3	0	0	0	1	0	2											
Eddie Murray, S OBP: 0.355, SLG: 0.509 (1, 3)	0-0 F5		0-0 F8		0-0 4-3				0-0 3-1	4	0	0	0	0	0	3											
Pat Kelly, L OBP: 0.358, SLG: 0.363 Mark Corey, R OBP: 0.362, SLG: 0.448 (8, 9)		0-0 E3 2B 6-3		0-0 F6		0-0 F8 2B 1B		0-0 WP SF9 1B		4	3	2	0	0	0	0											
Steve Stone, R (1, 10)		0-0		0-0 6-3		0-0 F8 1-3		0-0 SF9 1-H		0	0	0	0	0	0	0											
Terry Crowley, L (2, FH) OBP: 0.364, SLG: 0.479		0-0 1-3 2B		0-0 6-3		0-0 P5		0-0 1-3		4	1	1	2	0	0	2											
Doug DeCinces, R OBP: 0.316, SLG: 0.402 (1, 5)		0-0 6-3 3-H		0-0 HR		0-0 1B 2B		0-0 1-3		4	1	2	2	0	0	1											
Rick Dempsey, R OBP: 0.335, SLG: 0.429 (1, 2)		0-0 5-3		0-0 HR		0-0 3-H 1B 2B			0-0 6-3	4	1	2	2	0	0	1											
Mark Belanger, R OBP: 0.257, SLG: 0.268 (1, 6)		0-0 4-3		0-0 F9		0-0 2-H 1B			0-0 4-3	4	0	1	0	0	0	1											
Inning Stats	R: 0 E: 0 K: 0 S: 2	H: 0 LOB: 1 BB: 2 P: 10	R: 1 E: 1 K: 0 S: 5	H: 1 LOB: 1 BB: 0 P: 5	R: 0 E: 0 K: 0 S: 4	H: 1 LOB: 1 BB: 0 P: 4	R: 2 E: 0 K: 0 S: 5	H: 2 LOB: 0 BB: 0 P: 5	R: 0 E: 0 K: 0 S: 4	H: 1 LOB: 1 BB: 0 P: 4	R: 1 E: 0 K: 0 S: 5	H: 3 LOB: 1 BB: 0 P: 5	R: 0 E: 0 K: 0 S: 3	H: 0 LOB: 0 BB: 0 P: 3	R: 1 E: 0 K: 0 S: 4	H: 1 LOB: 0 BB: 0 P: 4	R: 0 E: 0 K: 0 S: 4	H: 1 LOB: 1 BB: 0 P: 4	1B: 3 2B: 5 3B: 0 HR: 2	SF: 1 SAC: 0 DP: 1 HBP: 0	WP: 1 PB: 0 SB: 2 CS: 0	PA: 38					
PITCHER	IP	WLS	BF	H	R	ER	SO	BB	IBB	HBP	BLK	WP	HR	S	P	ERA	WHIP										
Dick Drago, R ERA: 4.22 (1, 1)	4.0	L	18	4	3	2	0	2	0	0	0	0	2	16	24	4.50	1.500										
Bill Campbell, R ERA: 3.95 (5, 1)	4.0		16	5	2	2	0	0	0	0	0	1	0	16	16	4.50	1.250										
Luis Aponte, R ERA: (9, 1)	1.0		4	1	0	0	0	0	0	0	0	0	0	4	4	0.00	1.000										

AB	35
R	5
H	10
RBI	5
BB	2
SO	0
LOB	12



Batter	1	2	3	4	5	6	7	8	9	AB	R	H	RBI	BB	SO	LOB	BOTTOM										
Rick Burleson, R OBP: 0.343, SLG: 0.367 (1, 6)	0-0 1-3			0-0 6-3	0-0 L4			0-0 5-3		4	0	0	0	0	0	1	Baltimore Orioles @ Boston Red Sox Fenway Park, Boston, MA Mon Sep 29 1980, 7:05 PM EDT Unknown - 53 F										
Dave Stapleton, R OBP: 0.338, SLG: 0.468 (1, 4)	0-3 K			0-0 BB 2B 1B		0-0 B5-3		0-0 F9		4	1	1	0	0	1	0											
Carlton Fisk, R OBP: 0.356, SLG: 0.470 (1, 2)	0-0 P4			4-0 2B 1-2 BB		0-0 L5		0-0 F7		3	0	0	0	1	0	0											
Jim Rice, R OBP: 0.335, SLG: 0.499 (1, 7)		0-0 L4		0-0 L9		0-0 1B			0-0 HR	4	1	2	1	0	0	2											
Tony Perez, R OBP: 0.315, SLG: 0.463 (1, 3)		0-0 F9		0-0 1-3 2-H 2B		0-0 1-3		0-3 K		4	0	1	1	0	1	1											
Gary Hancock, L OBP: 0.270, SLG: 0.406 (1, 8)		0-0 F8		0-0 P4			0-0 2B		0-0 6-3	4	0	1	0	0	0	2											
Dwight Evans, R OBP: 0.350, SLG: 0.467 (1, 9)			0-0 B1-3		4-0 S BB		0-0 F3		0-0 6-3	3	0	0	0	1	0	1											
Chico Walker, S OBP: 0.350, SLG: 0.353 (1, 10)			0-0 1-3		0-0 B1-3 1-2		0-0 6-3			3	0	0	0	0	0	2											
Glenn Hoffman, R OBP: 0.330, SLG: 0.402 (1, 5)			0-0 P4		0-0 F7		0-0 P3			3	0	0	0	0	0	2											
Inning Stats	R: 0 E: 0 K: 1 S: 5	H: 0 LOB: 0 BB: 0 P: 5	R: 0 E: 0 K: 0 S: 3	H: 0 LOB: 0 BB: 0 P: 3	R: 0 E: 0 K: 0 S: 3	H: 0 LOB: 0 BB: 0 P: 3	R: 1 E: 0 K: 0 S: 5	H: 2 LOB: 2 BB: 1 P: 9	R: 0 E: 0 K: 0 S: 3	H: 0 LOB: 1 BB: 1 P: 7	R: 0 E: 0 K: 0 S: 4	H: 1 LOB: 1 BB: 0 P: 4	R: 0 E: 0 K: 0 S: 4	H: 1 LOB: 1 BB: 0 P: 4	R: 0 E: 0 K: 0 S: 3	H: 0 LOB: 0 BB: 0 P: 3		R: 1 E: 0 K: 1 S: 6	H: 1 LOB: 0 BB: 0 P: 6	1B: 2 2B: 2 3B: 0 HR: 1	SF: 0 SAC: 0 DP: 0 HBP: 0	WP: 0 PB: 0 SB: 1 CS: 0	PA: 34				
PITCHER	IP	WLS	BF	H	R	ER	SO	BB	IBB	HBP	BLK	WP	HR	S	P	ERA	WHIP										
Dennis Martinez, R ERA: 4.2 (1, 1)	9.0	W	34	5	2	2	2	2	0	0	0	0	1	36	44	2.00	0.778										



Batter	1	2	3	4	5	6	7	8	9	AB	R	H	RBI	BB	SO	LOB	TOP				
Al Bumby , L OBP: 0.392, SLG: 0.431 (1, 8)	0-0 5-3	0-0 3-1			0-0 4-3		0-0 2B			4	0	1	0	0	0	0	Baltimore Orioles @ Boston Red Sox Fenway Park, Boston, MA Mon Sep 29 1980, 7:05 PM EDT Att: 23,002 - Unknown - 53 F				
Pat Kelly , L OBP: 0.358, SLG: 0.359 Gary Roenicke , R OBP: 0.340, SLG: 0.384 (7, PH)	4-0 1B		0-0 4-3		0-0 F7	0-0 F9				2	1	0	0	1	0	0					
Ken Singleton , S OBP: 0.391, SLG: 0.475 Mark Corey , R OBP: 0.382, SLG: 0.448 (8, 9)	0-0 1B	0-0 1B	0-3 K		0-0 HR		0-0 6-3			4	2	2	1	0	1	0					
Eddie Murray , S OBP: 0.356, SLG: 0.514 (1, 3)	0-0 1B		0-0 F8		0-0 HR		0-0 4-3			4	1	2	2	0	0	0					
Dennis Martinez , R (1, 10)	0-0		0-0 F8		0-0 F8		0-0 K			0	0	0	0	0	0	0					
Terry Crowley , L OBP: 0.364, SLG: 0.477 Lee May , R OBP: 0.289, SLG: 0.401 (8, PH)	1-2 2-3 1B		0-0		0-1 CI		0-0 6-3			1	0	1	1	0	0	0					
Dan Graham , L OBP: 0.300, SLG: 0.446 Rick Dempsey , R OBP: 0.334, SLG: 0.428 (7, 2)	0-0 SF7		0-0 G6-3		0-0 5-3		0-0 6-3			1	0	0	0	0	0	0					
Doug DeCinces , R OBP: 0.314, SLG: 0.399 Rich Dauer , R OBP: 0.342, SLG: 0.353 (7, 5)	0-0 F7		0-0 G6-3		0-0		0-0 G1-6-3			3	0	0	0	0	0	4					
Lenn Sakata , R OBP: 0.233, SLG: 0.321 Benny Ayala , R OBP: 0.343, SLG: 0.513 Mark Belanger , R OBP: 0.257, SLG: 0.268 (9, PH)		0-0 6-3		0-0 5-3		0-0 K		0-0 G1-6-3		3	0	0	0	0	1	0					
Kiko Garcia , R OBP: 0.252, SLG: 0.231 (9, 4)		0-0 6-3		0-0 6-3		0-0 K				3	0	0	0	0	1	0					
Inning Stats	R: 2 E: 0 K: 0 S: 6	H: 3 LOB: 2 BB: 1 P: 10	R: 0 E: 0 K: 0 S: 3	H: 0 LOB: 0 BB: 0 P: 3	R: 0 E: 0 K: 1 S: 5	H: 1 LOB: 0 BB: 0 P: 3	R: 0 E: 0 K: 0 S: 3	H: 0 LOB: 0 BB: 0 P: 3	R: 2 E: 1 K: 0 S: 6	H: 2 LOB: 1 BB: 0 P: 6	R: 0 E: 0 K: 2 S: 8	H: 1 LOB: 1 BB: 0 P: 8	R: 0 E: 0 K: 1 S: 5	H: 0 LOB: 0 BB: 0 P: 5	R: 0 E: 0 K: 0 S: 3	H: 1 LOB: 0 BB: 0 P: 3		1B: 5 2B: 1 3B: 1 HR: 1	SF: 1 SAC: 0 DP: 2 HBP: 0	WP: 0 PB: 0 SB: 1 CS: 0	PA: 35
PITCHER	IP WLS BF H R ER SO BB IBB HBP BLK WP HR S P ERA WHIP	IP WLS BF H R ER SO BB IBB HBP BLK WP HR S P ERA WHIP																			
Keith MacWhorter , R ERA: 5.82 Tom Burgmeier , L ERA: 2.0 (7, 1)	6.2 L 28 7 4 4 3 1 0 0 0 0 1 33 37 5.40 1.200	2.1 S 7 1 0 0 1 0 0 0 0 0 0 9 9 0.00 0.429																			

Batter	1	2	3	4	5	6	7	8	9	AB	R	H	RBI	BB	SO	LOB	BOTTOM						
Rick Burleson , R OBP: 0.342, SLG: 0.367 (1, 6)	0-0 F7	0-0 F9			0-0 2B		0-0 4-3		0-0 4-3	5	1	1	0	0	0	3	Baltimore Orioles @ Boston Red Sox Fenway Park, Boston, MA Mon Sep 29 1980, 7:05 PM EDT Att: 23,002 - Unknown - 53 F						
Dave Stapleton , R OBP: 0.340, SLG: 0.470 (1, 3)	0-0 1B	0-0 G5-3			0-0 2B		0-0 6-3			4	1	2	1	0	0	2							
Garry Hancock , L OBP: 0.269, SLG: 0.394 (1, 8)	4-0 1B		0-0 F7		0-0 F8		0-0 6-3			3	0	0	0	1	0	1							
Jim Rice , R OBP: 0.337, SLG: 0.501 (1, 7)	0-0 1B		0-3 K		0-0 6-3		0-0 2B			4	0	2	1	0	1	1							
Dave Rader , L OBP: 0.390, SLG: 0.488 Reid Nichols , R OBP: 0.267, SLG: 0.154 (8, PR)	0-0 F9		0-3 K		0-0 F7		0-0 6-3		4-0 BB	3	0	0	0	1	1	2							
Dwight Evans , R OBP: 0.347, SLG: 0.463 (1, 9)	0-0 F9		0-0 4-3		0-0 F9		0-0 BB			4	0	0	0	0	1	4							
Chico Walker , S OBP: 0.386, SLG: 0.361 (1, 4)		0-0 1B		0-3 K		4-0 CS		4-0 FC5-6		2	1	1	0	2	1	0							
Rich Gedman , L OBP: 0.263, SLG: 0.263 Sam Bowen , R OBP: 0.300, SLG: 0.125 (9, PR)		0-0 G5-3		0-3 K		0-0 CS	0-3 K	0-0 FC5-6		4	0	1	0	0	2	1							
Glenn Hoffman , R OBP: 0.330, SLG: 0.401 Carlton Fisk , R OBP: 0.355, SLG: 0.469 (9, PH)		0-0 1B		0-0 5-3		0-0 G3		0-3 K		3	0	1	1	0	0	0							
Inning Stats	R: 1 E: 0 K: 0 S: 5	H: 2 LOB: 2 BB: 1 P: 9	R: 1 E: 0 K: 0 S: 5	H: 3 LOB: 1 BB: 0 P: 5	R: 0 E: 0 K: 2 S: 7	H: 0 LOB: 0 BB: 0 P: 7	R: 0 E: 0 K: 2 S: 7	H: 0 LOB: 0 BB: 0 P: 7	R: 1 E: 0 K: 0 S: 5	H: 2 LOB: 1 BB: 0 P: 5	R: 0 E: 0 K: 0 S: 2	H: 0 LOB: 0 BB: 1 P: 6	R: 0 E: 0 K: 1 S: 5	H: 0 LOB: 0 BB: 0 P: 5	R: 0 E: 0 K: 1 S: 6	H: 1 LOB: 2 BB: 1 P: 10		R: 0 E: 0 K: 1 S: 5	H: 0 LOB: 1 BB: 1 P: 9	1B: 5 2B: 3 3B: 0 HR: 0	SF: 0 SAC: 0 DP: 1 HBP: 0	WP: 0 PB: 0 SB: 0 CS: 1	PA: 38
PITCHER	IP WLS BF H R ER SO BB IBB HBP BLK WP HR S P ERA WHIP	IP WLS BF H R ER SO BB IBB HBP BLK WP HR S P ERA WHIP																					
Steve Stone , R ERA: 3.29 Sammy Stewart , R ERA: 3.49 (7, 1)	6.0 W 25 7 3 3 4 2 0 0 0 0 0 31 39 4.50 1.500	3.0 S 12 1 0 0 3 2 0 0 0 0 0 16 24 0.00 1.000																					



Batter	1	2	3	4	5	6	7	8	9	AB	R	H	RBI	BB	SO	LOB	TOP				
Al Bumbry, L OBP: 0.392, SLG: 0.431 (1, 8)	4-3		F7	1B	1B			4-3		5	1	2	2	0	0	1	Baltimore Orioles @ Boston Red Sox Fenway Park, Boston, MA Tue Sep 30 1980, 7:05 PM EDT Att: 18,393 - Unknown - 66 F				
Rich Dauer, R OBP: 0.343, SLG: 0.353 (1, 4)	F3		FC3-6	1B	HR			6-3		5	1	2	1	0	1	1					
Ken Singleton, S OBP: 0.393, SLG: 0.482 Mark Corey, R OBP: 0.382, SLG: 0.448 (8, 9)	HR		FC3-6	1B				K		5	2	3	2	0	1	1					
Eddie Murray, S OBP: 0.357, SLG: 0.522 (1, 3)	K		1B	HR				K		0	0	0	0	0	0	0					
Steve Stone, R (1, 10)			1B	HR						5	2	3	3	0	1	1					
Terry Crowley, L OBP: 0.365, SLG: 0.471 (2, PH)		2B		4-3				F8		0	0	0	0	0	0	0					
Dan Graham, L OBP: 0.301, SLG: 0.457 Rick Dempsey, R OBP: 0.334, SLG: 0.428 (9, 2)		BB								3	0	0	0	2	0	1					
Doug DeCinces, R OBP: 0.317, SLG: 0.404 (1, 5)										5	1	2	2	0	3	3					
Gary Roenicke, R OBP: 0.338, SLG: 0.378 (8, 7)										0	0	0	0	0	0	0					
Mark Belanger, R OBP: 0.261, SLG: 0.269 (1, 6)										4	2	2	0	1	0	1					
Inning Stats	R: 1 E: 0 K: 1 S: 6	H: 1 LOB: 0 BB: 0 P: 6	R: 0 E: 0 K: 2 S: 7	H: 1 LOB: 1 BB: 1 P: 11	R: 2 E: 1 K: 1 S: 7	H: 2 LOB: 2 BB: 2 P: 15	R: 5 E: 0 K: 0 S: 7	H: 5 LOB: 0 BB: 1 P: 11	R: 2 E: 0 K: 2 S: 10	H: 3 LOB: 1 BB: 0 P: 10	R: 0 E: 0 K: 0 S: 3	H: 0 LOB: 1 BB: 1 P: 11	R: 0 E: 0 K: 1 S: 5	H: 0 LOB: 0 BB: 0 P: 5	R: 1 E: 0 K: 1 S: 7	H: 2 LOB: 1 BB: 0 P: 7		1B: 9 2B: 3 3B: 0 HR: 3	SF: 0 SAC: 0 DP: 1 HBP: 0	WP: 0 PB: 0 SB: 0 CS: 0	PA: 44
PITCHER	IP	WLS	BF	H	R	ER	SO	BB	IBB	HBP	BLK	WP	HR	S	P	ERA		WHIP			
Steve Renko, R ERA: 4.19 (1, 1)	3.2	L	21	8	7	6	4	4	0	0	0	0	1	25	41	14.73	3.273				
Mike Torrez, R ERA: 5.08 (4, 1)	1.0		7	4	3	3	1	0	0	0	0	0	2	9	9	27.00	4.000				
Win Remmerswaal, R ERA: 4.67 (5, 1)	4.1		16	3	1	1	5	1	0	0	0	0	0	25	29	2.08	0.923				

AB	39
R	11
H	15
RBI	10
BB	5
SO	10
LOB	15



Batter	1	2	3	4	5	6	7	8	9	AB	R	H	RBI	BB	SO	LOB	BOTTOM						
Rick Burleson, R OBP: 0.342, SLG: 0.369 (1, 6)	5-3		4-3		6-3					5	1	2	0	0	0	0	Baltimore Orioles @ Boston Red Sox Fenway Park, Boston, MA Tue Sep 30 1980, 7:05 PM EDT Att: 18,393 - Unknown - 66 F						
Dave Stapleton, R OBP: 0.341, SLG: 0.470 (1, 4)	E5		1B		F8			6-3		5	0	2	0	0	0	2							
Carlton Fisk, R OBP: 0.355, SLG: 0.475 (1, 2)	E5		F9							5	2	2	2	0	1	2							
Jim Rice, R OBP: 0.337, SLG: 0.508 (1, 7)	PO		FC1-5-4							5	2	2	2	0	0	1							
Tony Perez, R OBP: 0.317, SLG: 0.464 (1, 3)										5	0	3	1	0	0	1							
Dwight Evans, R OBP: 0.350, SLG: 0.471 (1, 9)										3	1	2	1	1	0	1							
Chico Walker, S OBP: 0.375, SLG: 0.350 (1, 10)										4	0	1	0	0	0	4							
Glenn Hoffman, R OBP: 0.326, SLG: 0.396 (1, 5)										4	0	0	0	0	0	3							
Reid Nichols, R OBP: 0.222, SLG: 0.125 Garry Hancock, L OBP: 0.267, SLG: 0.390 (9, PH)										3	0	0	0	0	0	2							
Inning Stats	R: 0 E: 1 K: 0 S: 3	H: 1 LOB: 0 BB: 0 P: 3	R: 1 E: 1 K: 0 S: 5	H: 1 LOB: 2 BB: 1 P: 9	R: 0 E: 0 K: 0 S: 4	H: 1 LOB: 1 BB: 0 P: 4	R: 0 E: 0 K: 0 S: 4	H: 2 LOB: 1 BB: 0 P: 4	R: 0 E: 0 K: 0 S: 3	H: 0 LOB: 0 BB: 0 P: 3	R: 0 E: 0 K: 1 S: 7	H: 2 LOB: 2 BB: 0 P: 7	R: 0 E: 0 K: 0 S: 4	H: 1 LOB: 1 BB: 0 P: 4	R: 3 E: 0 K: 0 S: 6	H: 3 LOB: 0 BB: 0 P: 6		R: 2 E: 0 K: 1 S: 8	H: 3 LOB: 1 BB: 0 P: 8	1B: 9 2B: 2 3B: 0 HR: 3	SF: 0 SAC: 0 DP: 1 HBP: 0	WP: 0 PB: 0 SB: 0 CS: 0	PA: 42
PITCHER	IP	WLS	BF	H	R	ER	SO	BB	IBB	HBP	BLK	WP	HR	S	P	ERA		WHIP					
Mike Flanagan, L ERA: 4.12 (1, 1)	7.0	W	31	10	3	2	1	1	0	0	0	0	1	32	36	2.57		1.571					
Dave Ford, R ERA: 4.37 (8, 1)	1.2		9	4	3	3	1	0	0	0	0	0	2	11	11	16.20	2.400						
Tim Stoddard, R ERA: 2.49 (9, 1)	0.1		1	0	0	0	0	0	0	0	0	0	0	1	1	0.00	0.000						

AB	40
R	6
H	14
RBI	6
BB	1
SO	2
LOB	16



Batter	1	2	3	4	5	6	7	8	9	AB	R	H	RBI	BB	SO	LOB	TOP							
Al Bumby, L OBP: 0.393, SLG: 0.432 (1, 8)										3	2	1	0	1	0	0								
Rich Dauer, R OBP: 0.342, SLG: 0.357 (1, 4) (8, 5)										5	1	1	1	0	0	5								
Ken Singleton, S OBP: 0.396, SLG: 0.488 (1, 9) Mark Corey, R OBP: 0.382, SLG: 0.448 (8, 9)										5	2	4	4	0	0	0								
Eddie Murray, S OBP: 0.358, SLG: 0.525 (1, 3)										5	1	2	2	0	0	3								
Pat Kelly, L OBP: 0.368, SLG: 0.369 (1, 7) Kiko Garcia, R OBP: 0.252, SLG: 0.231 (8, 4)										3	2	2	0	2	0	0								
Steve Stone, R (1, 10)										0	0	0	0	0	0	0								
Terry Crowley, L OBP: 0.365, SLG: 0.480 (1, PH)										4	2	1	3	1	1	3								
Dan Graham, L OBP: 0.304, SLG: 0.457 (1, 2) Rick Dempsey, R OBP: 0.333, SLG: 0.427 (9, PH) (9, 2)										4	1	2	1	0	1	1								
Doug DeCinces, R OBP: 0.316, SLG: 0.403 (1, 5) Gary Roenicke, R OBP: 0.340, SLG: 0.378 (8, 7)										4	1	1	1	0	0	1								
Mark Belanger, R OBP: 0.261, SLG: 0.269 (1, 6)										4	0	1	0	0	0	1								
Inning Stats	R: 3 E: 0 K: 1 S: 8	H: 3 LOB: 1 BB: 1 P: 12	R: 0 E: 0 K: 0 S: 3	H: 0 LOB: 0 BB: 0 P: 3	R: 3 E: 0 K: 0 S: 6	H: 3 LOB: 1 BB: 1 P: 10	R: 1 E: 0 K: 0 S: 5	H: 2 LOB: 1 BB: 0 P: 5	R: 5 E: 0 K: 0 S: 7	H: 4 LOB: 1 BB: 2 P: 15	R: 0 E: 0 K: 0 S: 4	H: 1 LOB: 1 BB: 0 P: 4	R: 0 E: 0 K: 0 S: 4	H: 2 LOB: 1 BB: 0 P: 4	R: 0 E: 0 K: 1 S: 4	H: 0 LOB: 0 BB: 8 P: 8	1B: 8 2B: 4 3B: 0 HR: 3	SF: 0 SAC: 2 DP: 2 HBP: 0	WP: 0 PB: 0 SB: 1 CS: 0	PA: 45				
PITCHER	IP	WLS	BF	H	R	ER	SO	BB	IBB	HBP	BLK	WP	HR	S	P	ERA	WHIP							
Dennis Eckersley, R ERA: 4.28 (1, 1)	3.2	L	21	8	7	7	0	2	0	0	0	0	3	21	29	17.18	2.727							
Bill Campbell, R ERA: 4.79 (4, 1)	0.1		5	3	4	4	0	1	0	0	0	0	0	4	8	108.00	12.000							
Luis Aponte, R ERA: 1.29 (5, 1)	4.0		16	4	1	1	1	0	1	0	0	0	0	17	21	2.25	1.000							
Bruce Hurst, L ERA: 9.1 (9, 1)	1.0		3	0	0	0	1	1	0	0	0	0	0	4	8	0.00	1.000							

Baltimore Orioles @ Boston Red Sox
Fenway Park, Boston, MA
Wed Oct 01 1980, 7:05 PM EDT
Att: 16,781 - Unknown - 60 F

AB 38
R 12
H 15
RBI 12
BB 5
SO 3
LOB 14



Batter	1	2	3	4	5	6	7	8	9	AB	R	H	RBI	BB	SO	LOB	BOTTOM							
Rick Burleson, R OBP: 0.341, SLG: 0.366 (1, 6)										4	0	0	1	1	0	2								
Dave Stapleton, R OBP: 0.337, SLG: 0.465 (1, 4)										4	0	0	1	0	0	1								
Jim Rice, R OBP: 0.340, SLG: 0.510 (1, 7)										4	2	2	1	1	1	0								
Tony Perez, R OBP: 0.321, SLG: 0.471 (1, 3)										3	1	2	2	2	0	0								
Carlton Fisk, R OBP: 0.356, SLG: 0.474 (1, 2)										5	1	2	1	0	0	4								
Dwight Evans, R OBP: 0.351, SLG: 0.471 (1, 9)										4	1	1	0	1	0	3								
Gary Allenson, R OBP: 0.444, SLG: 0.449 (1, 10) Gary Hancock, L OBP: 0.278, SLG: 0.398 (4, PH)										2	1	1	0	0	0	1								
Glenn Hoffman, R OBP: 0.324, SLG: 0.396 (1, 5)										5	1	1	1	0	0	3								
Reid Nichols, R OBP: 0.318, SLG: 0.250 (1, 8)										4	1	3	0	0	0	0								
Inning Stats	R: 1 E: 0 K: 0 S: 5	H: 2 LOB: 2 BB: 1 P: 9	R: 2 E: 0 K: 0 S: 6	H: 3 LOB: 3 BB: 2 P: 14	R: 2 E: 0 K: 0 S: 6	H: 3 LOB: 1 BB: 0 P: 6	R: 0 E: 0 K: 2 S: 7	H: 0 LOB: 2 BB: 2 P: 15	R: 0 E: 0 K: 0 S: 3	H: 0 LOB: 0 BB: 0 P: 3	R: 3 E: 0 K: 0 S: 7	H: 4 LOB: 1 BB: 0 P: 7	R: 0 E: 0 K: 0 S: 3	H: 1 LOB: 0 BB: 0 P: 3	R: 0 E: 0 K: 0 S: 3	H: 1 LOB: 0 BB: 0 P: 3	1B: 10 2B: 3 3B: 0 HR: 1	SF: 1 SAC: 0 DP: 2 HBP: 0	WP: 0 PB: 0 SB: 0 CS: 0	PA: 44				
PITCHER	IP	WLS	BF	H	R	ER	SO	BB	IBB	HBP	BLK	WP	HR	S	P	ERA	WHIP							
Scott McGregor, L ERA: 3.38 (1, 1)	2.1		17	7	5	5	0	2	1	0	0	0	0	14	26	19.29	3.857							
Sammy Stewart, R ERA: 3.63 (3, 1)	3.1	W	17	5	3	3	2	2	0	0	0	0	1	19	27	8.10	2.100							
Dennis Martinez, R ERA: 4.05 (6, 1)	3.1	S	10	2	0	0	0	0	0	0	0	0	0	10	10	0.00	0.600							

Baltimore Orioles @ Boston Red Sox
Fenway Park, Boston, MA
Wed Oct 01 1980, 7:05 PM EDT
Att: 16,781 - Unknown - 60 F

AB 38
R 8
H 14
RBI 8
BB 5
SO 2
LOB 16



Batter	1	2	3	4	5	6	7	8	9	10	11	12	13	AB	R	H	RBI	BB	SO	LOB	TOP
Miguel Dilone, S OBP: 0.375, SLG: 0.432 (1, 7)														5	1	2	0	0	1	1	
Rick Manning, L OBP: 0.325, SLG: 0.305 (1, 8)														6	0	0	0	0	3	4	
Mike Hargrove, L OBP: 0.415, SLG: 0.403 (1, 3)															6	0	2	1	0	1	3
Ron Hassey, L OBP: 0.388, SLG: 0.435 (1, 2)														3	0	1	0	0	1	1	
Bo Diaz, R OBP: 0.250, SLG: 0.343 (8, 2)														0	0	0	0	0	0	0	
Joe Charbonneau, R OBP: 0.359, SLG: 0.486 (9, PH)														1	0	1	0	0	0	0	
Jerry Dybzinski, R OBP: 0.278, SLG: 0.300 (9, PR)														2	1	0	0	0	1	1	
Toby Harrah, R OBP: 0.380, SLG: 0.383 (1, 5)														5	0	4	0	0	0	1	
Alan Bannister, R OBP: 0.347, SLG: 0.370 (1, 9)														5	0	0	0	0	0	6	
Gary Alexander, R OBP: 0.289, SLG: 0.368 (1, 10)														5	0	2	0	0	3	1	
Dave Rosello, R OBP: 0.286, SLG: 0.307 (1, 4)														3	0	0	0	0	1	1	
Dell Aiston, L OBP: 0.293, SLG: 0.333 (9, PH)														1	0	0	0	0	0	2	
Bob Owchinko, L OBP: 0.189, SLG: 0.280 (12, PH)														0	0	0	0	0	0	0	
Gary Gray, R OBP: 0.189, SLG: 0.280 (12, PH)														1	0	0	0	0	1	0	
Sid Monge, S OBP: 0.304, SLG: 0.322 (12, 1)														0	0	0	0	0	0	0	
Tom Verzer, R OBP: 0.304, SLG: 0.322 (1, 6)														3	0	0	0	1	0	0	
														3	0	0	0	1	0	0	
														3	0	0	0	1	0	0	
														3	0	0	0	1	0	0	
														3	0	0	0	1	0	0	
														3	0	0	0	1	0	0	
														3	0	0	0	1	0	0	
														3	0	0	0	1	0	0	
														3	0	0	0	1	0	0	
														3	0	0	0	1	0	0	
														3	0	0	0	1	0	0	
														3	0	0	0	1	0	0	
														3	0	0	0	1	0	0	
														3	0	0	0	1	0	0	
														3	0	0	0	1	0	0	
														3	0	0	0	1	0	0	
														3	0	0	0	1	0	0	
														3	0	0	0	1	0	0	
														3	0	0	0	1	0	0	
														3	0	0	0	1	0	0	
														3	0	0	0	1	0	0	
														3	0	0	0	1	0	0	
														3	0	0	0	1	0	0	
														3	0	0	0	1	0	0	
														3	0	0	0	1	0	0	
														3	0	0	0	1	0	0	
														3	0	0	0	1	0	0	
														3	0	0	0	1	0	0	
														3	0	0	0	1	0	0	
														3	0	0	0	1	0	0	
														3	0	0	0	1	0	0	
														3	0	0	0	1	0	0	
														3	0	0	0	1	0	0	
														3	0	0	0	1	0	0	
														3	0	0	0	1	0	0	
														3	0	0	0	1	0	0	
														3	0	0	0	1	0	0	
														3	0	0	0	1	0	0	
														3	0	0	0	1	0	0	
														3	0	0	0	1	0	0	
														3	0	0	0	1	0	0	
														3	0	0	0	1	0	0	
														3	0	0	0	1	0	0	
														3	0	0	0	1	0	0	
														3	0	0	0	1	0	0	
														3	0	0	0	1	0	0	
														3	0	0	0	1	0	0	
														3	0	0	0	1	0	0	
														3	0	0	0	1	0	0	
														3	0	0	0	1	0	0	
														3	0	0	0	1	0	0	
														3	0	0	0	1	0	0	
														3	0	0	0	1	0	0	
														3	0	0	0	1	0	0	
														3	0	0	0	1	0	0	
														3	0	0	0	1	0	0	
														3	0	0	0	1	0	0	
														3	0	0	0	1	0	0	
														3	0	0	0	1	0	0	
														3	0	0	0	1	0	0	
														3	0	0	0	1	0	0	
														3	0	0	0	1	0	0	
														3	0	0	0	1	0	0	

Batter	1	2	3	4	5	6	7	8	9	AB	R	H	RBI	BB	SO	LOB	TOP				
Dell Alton, L OBP: 0.302, SLG: 0.315 (1, 7)	0-3 K		4-0 E BB		0-0 4-3		0-0 F8		1-0 E S HBP	3	1	0	0	1	1	0	Cleveland Indians @ Baltimore Orioles Memorial Stadium, Baltimore, MD Sat Oct 04 1980, 7:05 PM EDT Att: 15,755 - Unknown - 54 F				
Rick Manning, L OBP: 0.322, SLG: 0.302 (1, 8)	0-3 K		0-0 E5 1-H		0-0 4-3		0-3 K		0-3 K	5	0	0	0	0	3	1					
Mike Hargrove, L OBP: 0.315, SLG: 0.401 (1, 3)	4-0 BB		0-0 F8		4-0 HR BB		0-0 G3		0-0 6-3	3	1	0	0	2	0	2					
Ron Hassey, L OBP: 0.389, SLG: 0.446 (1, 2)	0-0 4-3			0-0 2B 2B	0-0 HR 1-H			0-0 G3		4	2	2	2	0	0	1					
Toby Harrah, R OBP: 0.380, SLG: 0.381 (1, 5)		0-0 6-3		0-0 F9	0-0 6-3			4-0 2B 1B BB		3	1	0	0	1	0	1					
Alan Bannister, R OBP: 0.346, SLG: 0.371 (1, 9)		0-0 6-3		0-0 P4		0-0 5-3		0-0 1B 2B		4	1	1	0	0	0	1					
Gary Alexander, R OBP: 0.294, SLG: 0.368 (1, 10)		0-3 K		4-0 2B BB		0-0 5-3		0-0 1B 2B		3	0	1	1	1	1	0					
Dave Rosello, R OBP: 0.295, SLG: 0.325 (1, 4)			0-0 5-3	0-0 2B		0-0 1B		0-0 G3-6-3-6		3	0	2	1	0	0	0					
Jerry Dvornick, R OBP: 0.277, SLG: 0.299 (6, 4)			0-0 5-3	1-3 2-H 2B				1-2 3-H		1	0	0	0	0	0	1					
Tom Verzyer, R OBP: 0.301, SLG: 0.318 (1, 6)			0-0 F8	0-0 F8		0-0 F8		0-0 F7		4	0	0	0	0	0	3					
Inning Stats	R: 0 E: 0 K: 2 S: 7	H: 0 LOB: 1 BB: 1 P: 11	R: 0 E: 0 K: 1 S: 5	H: 0 LOB: 2 BB: 0 P: 5	R: 1 E: 2 K: 0 S: 4	H: 0 LOB: 1 BB: 1 P: 8	R: 1 E: 0 K: 0 S: 5	H: 2 LOB: 2 BB: 1 P: 9	R: 2 E: 0 K: 0 S: 4	H: 1 LOB: 1 BB: 0 P: 4	R: 0 E: 0 K: 1 S: 5	H: 0 LOB: 0 BB: 0 P: 5	R: 2 E: 0 K: 0 S: 4	H: 2 LOB: 2 BB: 1 P: 8	R: 0 E: 0 K: 1 S: 5	H: 0 LOB: 1 BB: 0 P: 6	1B: 2 2B: 4 3B: 0 HR: 1	SF: 0 SAC: 0 DP: 1 HBP: 1	WP: 0 PB: 0 SB: 1 CS: 0	PA: 39	
PITCHER	IP	WLS	BF	H	R	ER	SO	BB	IBB	HBP	BLK	WP	HR	S	P	ERA	WHIP				
Mike Boddicker, R ERA: 6.14 (1, 1)	7.1	L	34	6	6	5	4	5	0	0	0	0	1	37	57	6.14	1.500				
Dave Ford, R ERA: 4.26 (8, 1)	1.2		5	0	0	0	1	0	0	1	0	0	0	6	7	0.00	0.000				

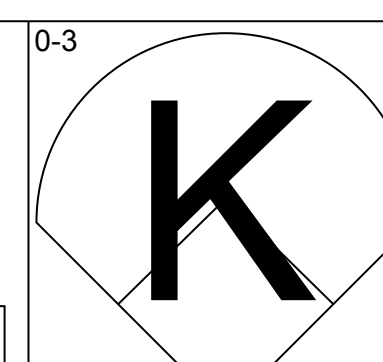
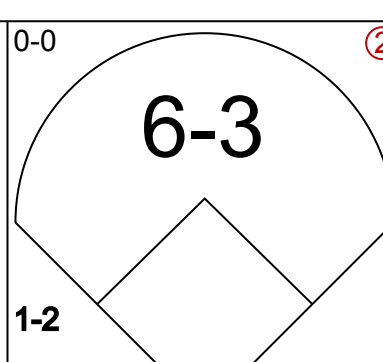
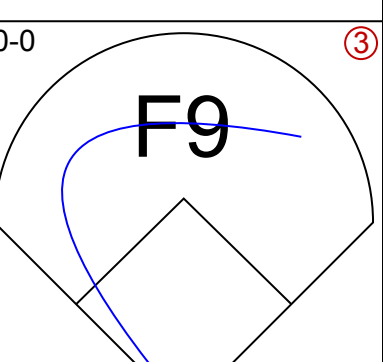
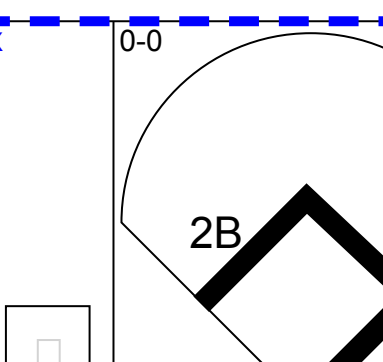
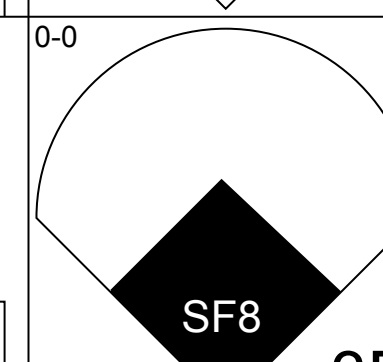
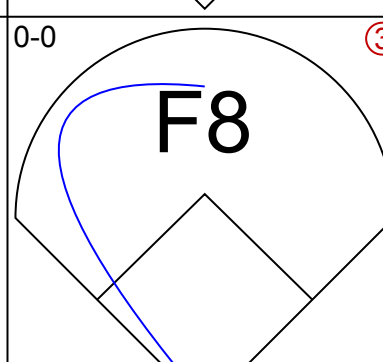
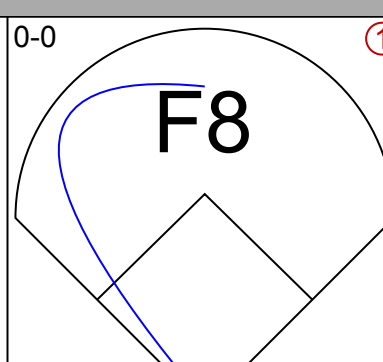
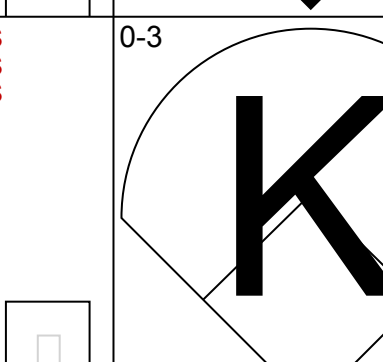
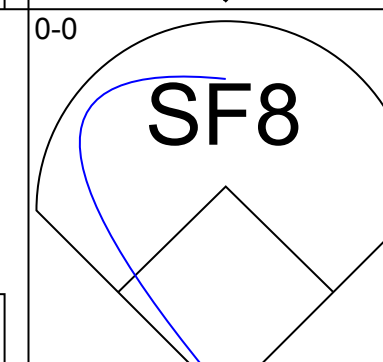
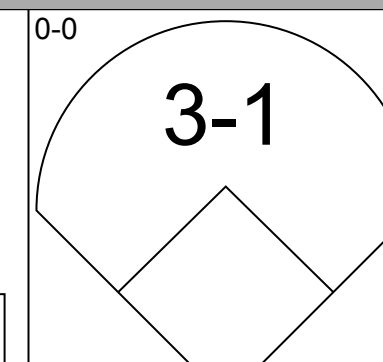
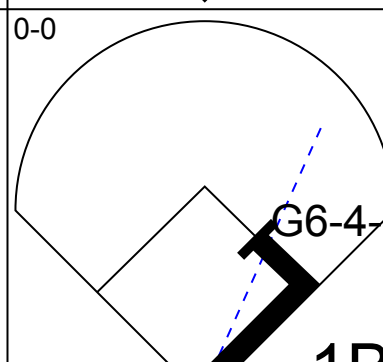
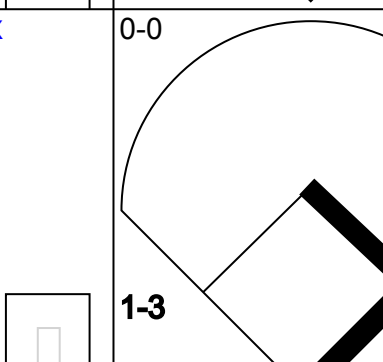
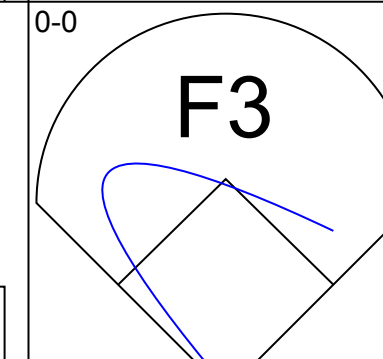
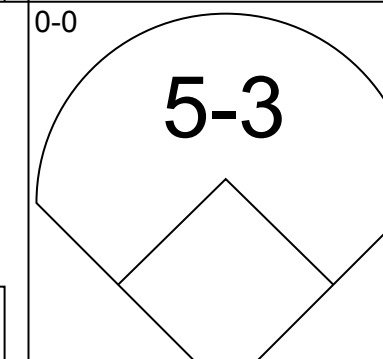
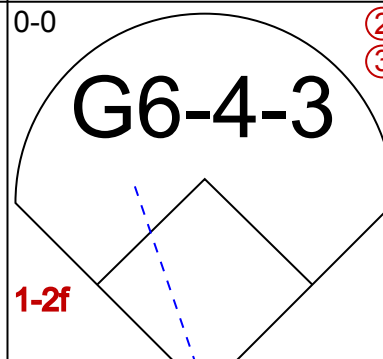
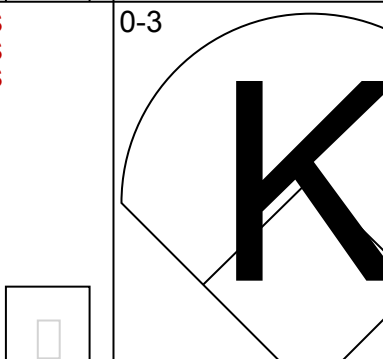
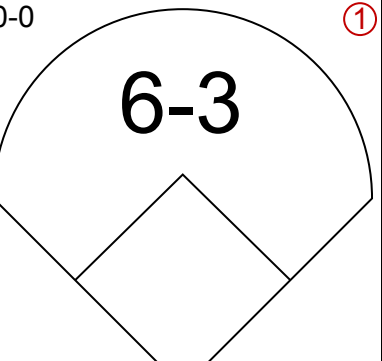
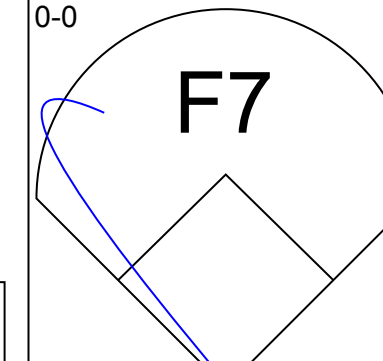
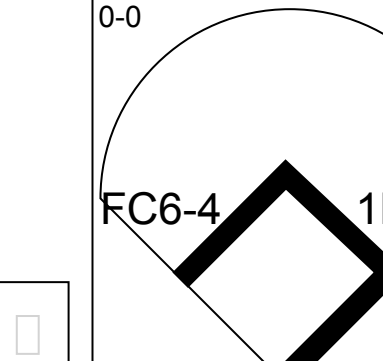
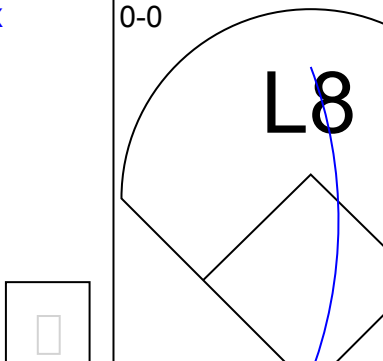

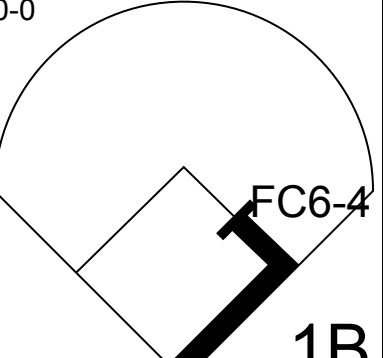
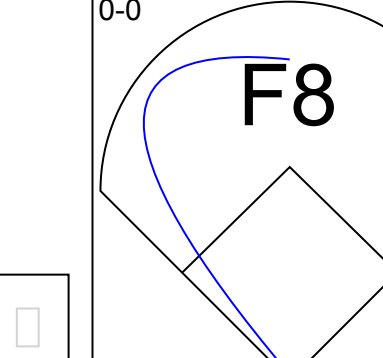
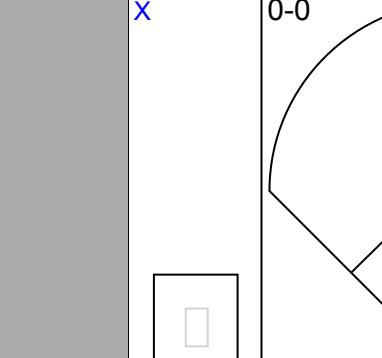

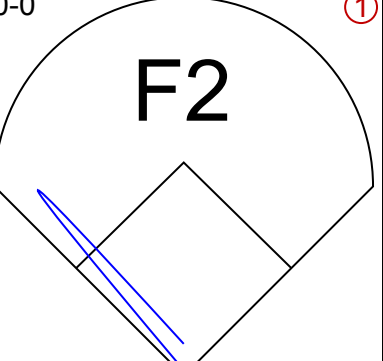
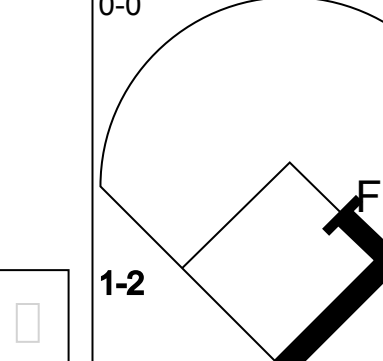
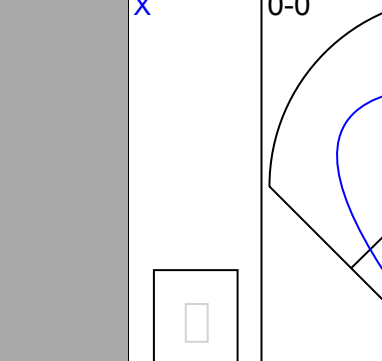
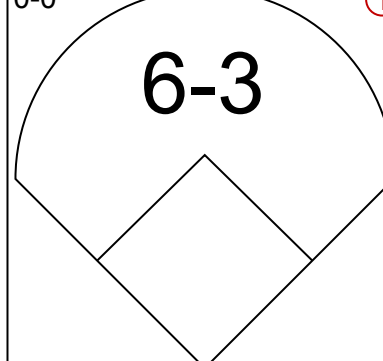
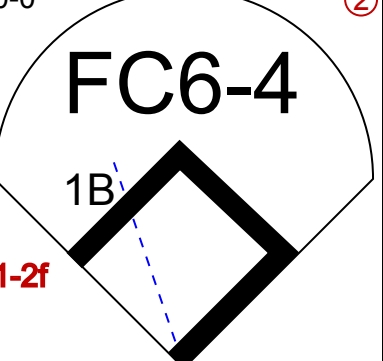
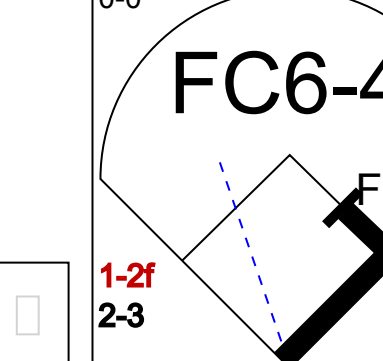
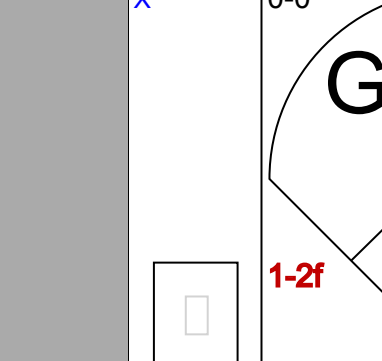
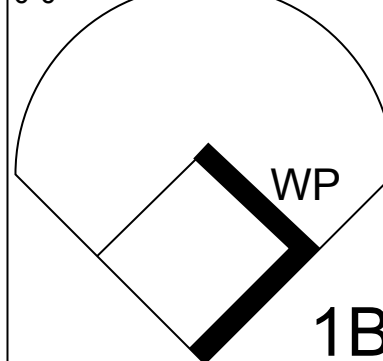
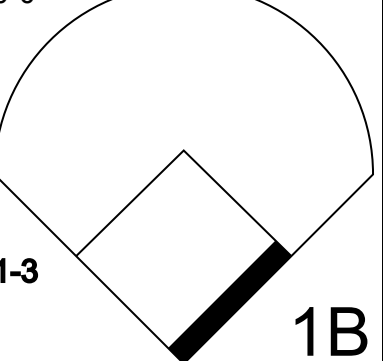
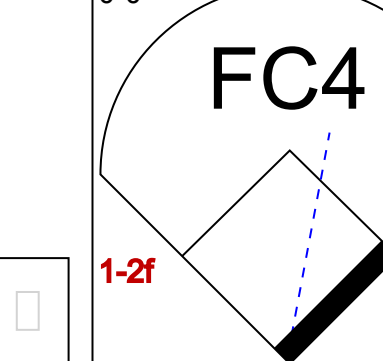
Batter	1	2	3	4	5	6	7	8	9	AB	R	H	RBI	BB	SO	LOB	BOTTOM					
Lenn Sakata, R OBP: 0.244, SLG: 0.313 (1, 4)	4-0 FC6 BB	4-0 1B 1-2 BB			0-0 5-3		0-0 P4			2	0	0	0	2	0	0	Cleveland Indians @ Baltimore Orioles Memorial Stadium, Baltimore, MD Sat Oct 04 1980, 7:05 PM EDT Att: 15,755 - Unknown - 54 F					
Floyd Rayford, R OBP: 0.222, SLG: 0.222 (1, 5)	0-3 K	0-0 1B 1-3 2-H			0-0 5-3			0-0 FC4-6 1B		4	0	2	1	0	1	1						
Gary Roenicke, R OBP: 0.342, SLG: 0.385 (1, 8)	0-3 K		0-0 F7			0-0 1B 1B		0-0 FC4-6 WP 1-2		4	0	1	0	0	1	2						
Eddie Murray, S OBP: 0.355, SLG: 0.520 (1, 3)	0-0 FC6		0-0 5-3			0-0 1B 1-2		0-0 F8		2	0	0	0	0	0	1						
Rick Dempsey, R OBP: 0.333, SLG: 0.425 (4, 3)	0-0 FC6 1-2		0-0 5-3			0-0 1B 1-2		0-0 F8		2	0	1	0	0	0	1						
Benny Ayala, R OBP: 0.335, SLG: 0.500 (1, 10)		0-0 1B 1B	0-0 6-3			0-3 K		0-3 K		4	1	1	0	0	2	3						
Mark Corey, R OBP: 0.375, SLG: 0.429 (1, 7)		0-0 1B FC6-4 1B		0-0 CS 1B		0-3 K		0-0 4-3		4	1	2	0	0	1	2						
Drungo Hazewood, R (1, 9)		0-3 K		0-3 K		0-3 K		0-3 K		4	0	0	0	0	4	5						
Dan Graham, L OBP: 0.307, SLG: 0.469 (1, 2)		0-0 FC6-4 1B		0-3 K		0-3 K		0-0 HR		4	1	2	2	0	2	1						
Bobby Bonner, R (1, 6)		0-0 FC6-4 1B		0-0 CS	0-0 F8		0-0 4-3		0-0 F3	3	1	0	1	0	0	1						
Doug DeCinces, R OBP: 0.316, SLG: 0.400 (8, PH)		1-2 3-H 1B		1-2						1	0	0	0	0	0	0						
Inning Stats	R: 0 E: 0 K: 2 S: 7	H: 0 LOB: 1 BB: 1 P: 11	R: 3 E: 0 K: 1 S: 8	H: 4 LOB: 2 BB: 1 P: 12	R: 0 E: 0 K: 2 S: 3	H: 0 LOB: 0 BB: 0 P: 3	R: 0 E: 0 K: 2 S: 7	H: 1 LOB: 0 BB: 0 P: 7	R: 0 E: 0 K: 0 S: 3	H: 0 LOB: 0 BB: 0 P: 3	R: 0 E: 0 K: 3 S: 11	H: 2 LOB: 2 BB: 0 P: 11	R: 0 E: 0 K: 1 S: 5	H: 0 LOB: 0 BB: 0 P: 5	R: 2 E: 0 K: 1 S: 6	H: 1 LOB: 1 BB: 0 P: 6	R: 1 E: 0 K: 1 S: 6	H: 1 LOB: 0 BB: 0 P: 6	1B: 8 2B: 0 3B: 0 HR: 1	SF: 0 SAC: 0 DP: 0 HBP: 0	WP: 1 PB: 0 SB: 0 CS: 1	PA: 37
PITCHER	IP	WLS	BF	H	R	ER	SO	BB	IBB	HBP	BLK	WP	HR	S	P	ERA	WHIP					
Rick Waits, L ERA: 4.45 (1, 1)	9.0	W	36	9	4	4	11	2	0	0	0	1	1	56	64	4.00	1.222					

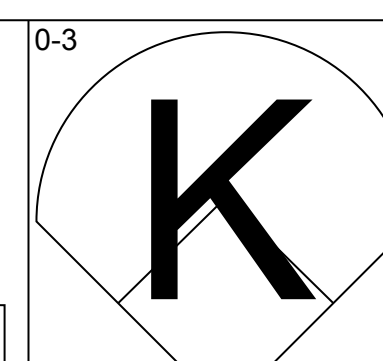
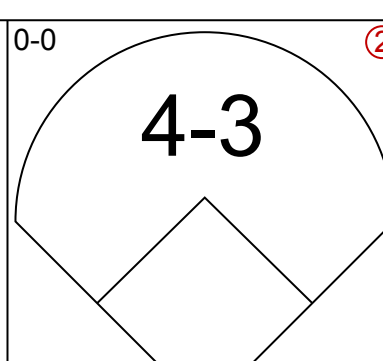
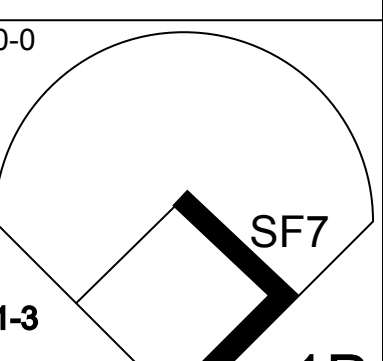
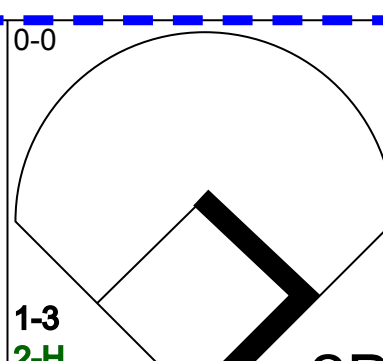
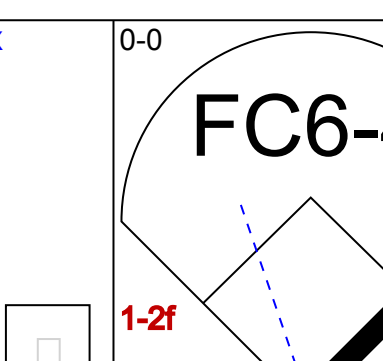
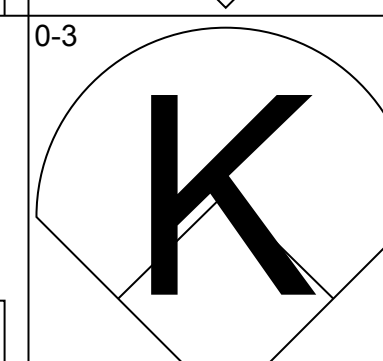
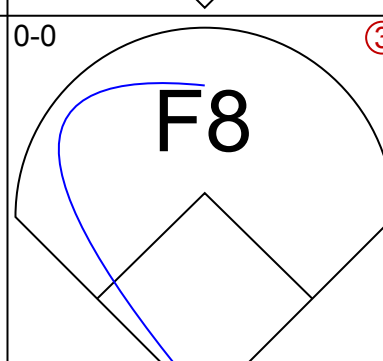
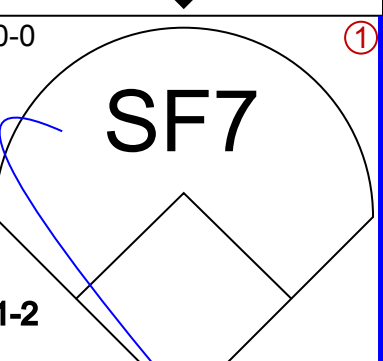
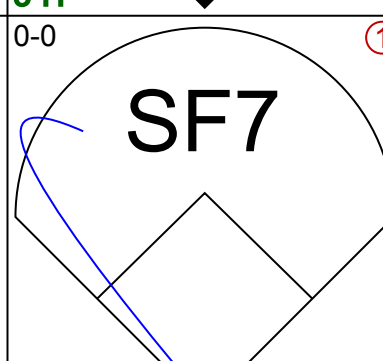
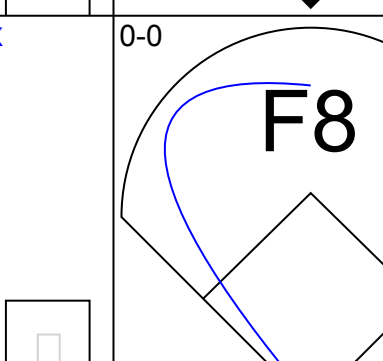
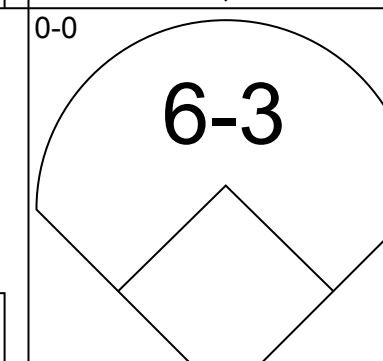
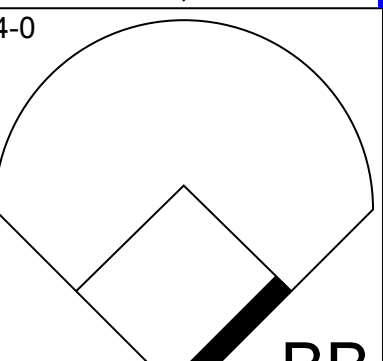
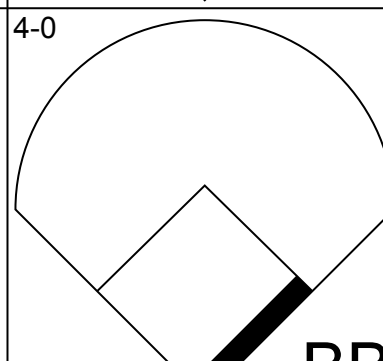

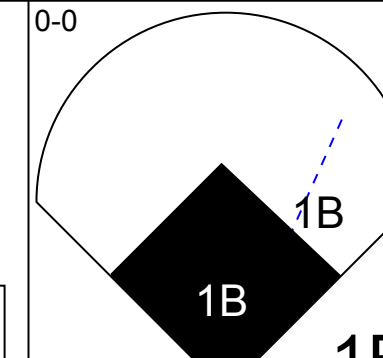
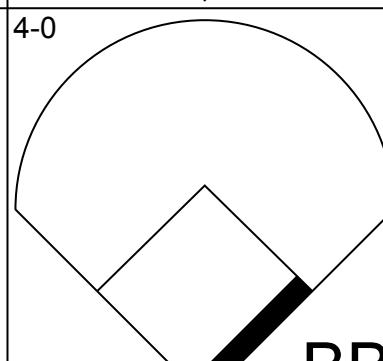
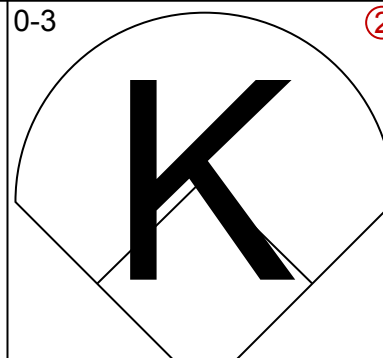
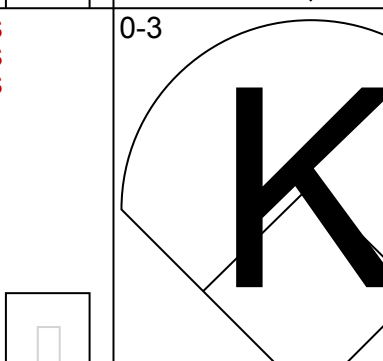

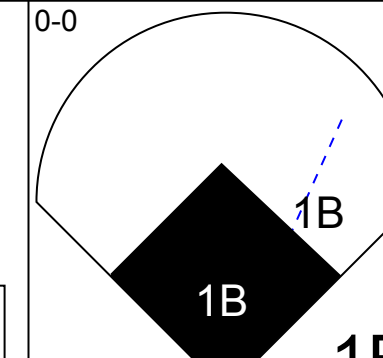
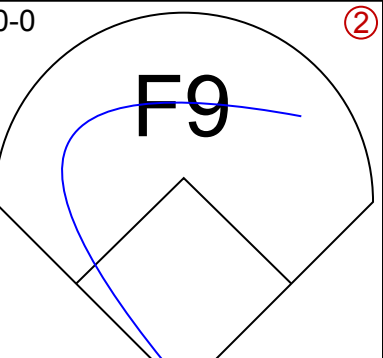
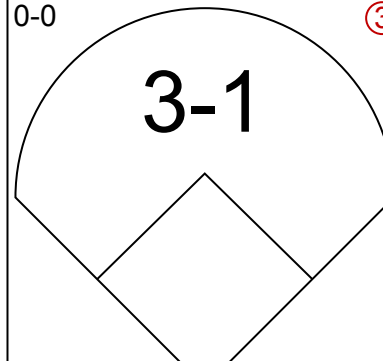

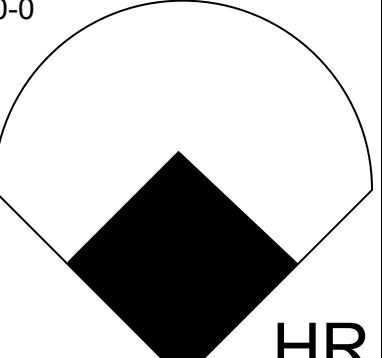
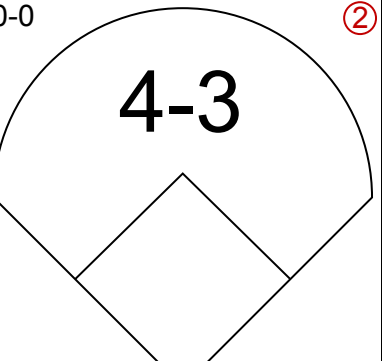
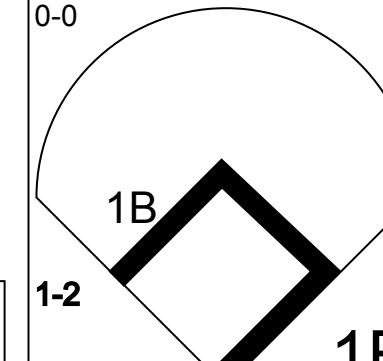
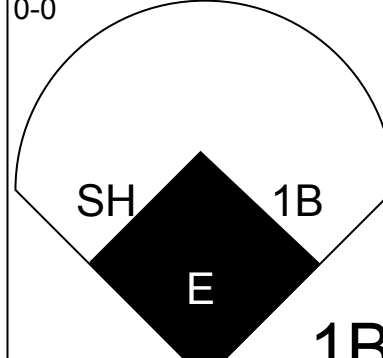
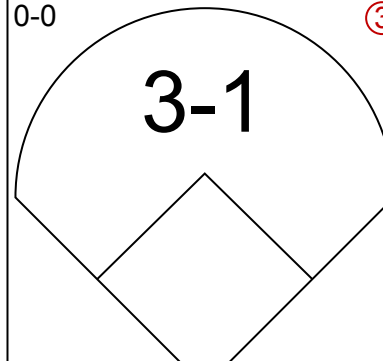
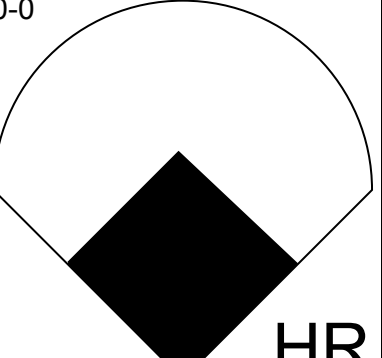
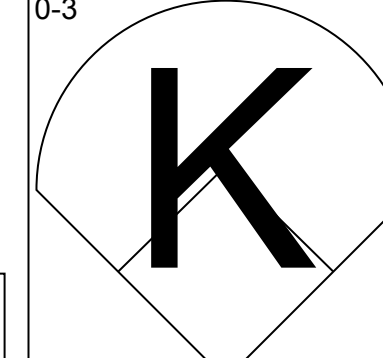
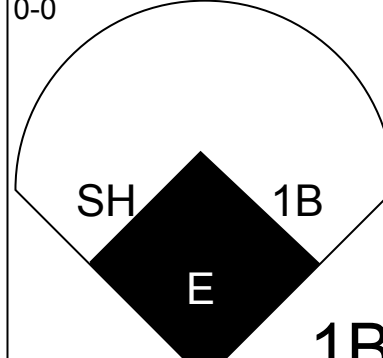

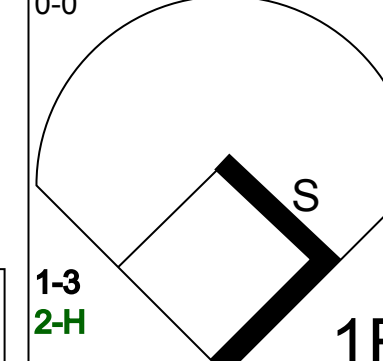

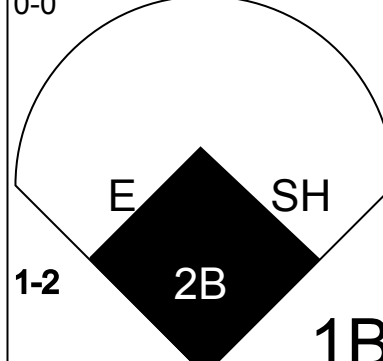

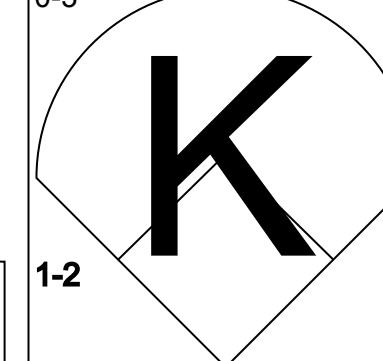
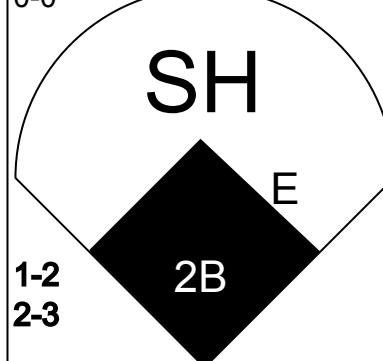

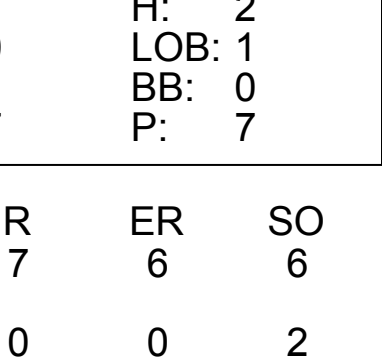
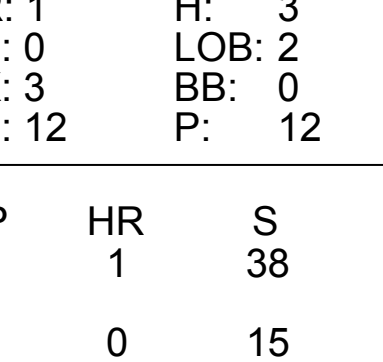
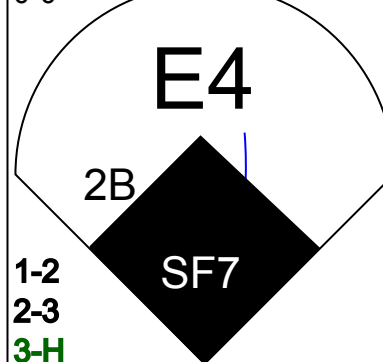
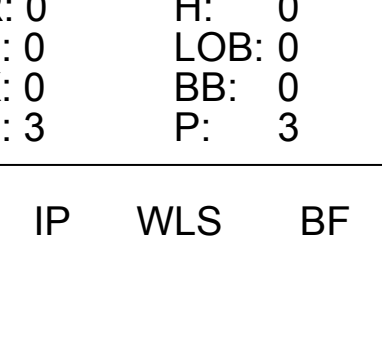
AB 33
R 6
H 6
RBI 4
BB 5
SO 5
LOB 10



AB 34
R 4
H 9
RBI 4
BB 2
SO 11
LOB 17



Batter	1	2	3	4	5	6	7	8	9	AB	R	H	RBI	BB	SO	LOB	TOP			
Alan Bannister, R OBP: 0.346, SLG: 0.370 (1, 9)										4	0	1	0	0	1	3	Cleveland Indians @ Baltimore Orioles Memorial Stadium, Baltimore, MD Sun Oct 05 1980, 3:33 AM EDT Att: 20,407 - Unknown			
Rick Manning, L OBP: 0.321, SLG: 0.306 (1, 8)										4	1	1	0	0	1	2				
Mike Hargrove, L OBP: 0.315, SLG: 0.404 (1, 3)										3	0	2	1	0	0	0				
Gary Alexander, R OBP: 0.288, SLG: 0.360 (1, 10)										4	0	0	0	0	1	3				
Toby Harrah, R OBP: 0.379, SLG: 0.380 (1, 5)										4	0	1	0	0	0	2				
Ron Hassey, L OBP: 0.390, SLG: 0.446 (1, 2)										4	0	2	0	0	0	1				
Gary Gray, R OBP: 0.193, SLG: 0.278 (1, 7)										4	0	1	0	0	1	2				
Jerry Dybzinski, R OBP: 0.273, SLG: 0.294 (1, 4)										4	0	0	0	0	0	4				
Tom Verzyer, R OBP: 0.303, SLG: 0.321 (1, 6)										3	0	2	0	0	0	2				
Inning Stats	R: 1 E: 0 K: 1 S: 6	H: 1 LOB: 0 BB: 7 P: 6	R: 0 E: 0 K: 1 S: 5	H: 0 LOB: 0 BB: 0 P: 5	R: 0 E: 0 K: 0 S: 4	H: 1 LOB: 1 BB: 0 P: 4	R: 0 E: 0 K: 0 S: 3	H: 0 LOB: 0 BB: 0 P: 3	R: 0 E: 0 K: 0 S: 5	H: 2 LOB: 2 BB: 0 P: 5	R: 0 E: 0 K: 0 S: 3	H: 1 LOB: 0 BB: 0 P: 3	R: 0 E: 0 K: 0 S: 5	H: 2 LOB: 2 BB: 0 P: 5	R: 0 E: 0 K: 2 S: 9	H: 1 LOB: 0 BB: 0 P: 3	1B: 8 2B: 1 3B: 1 HR: 0	SF: 1 SAC: 0 DP: 2 HBP: 0	WP: 1 PB: 0 SB: 0 CS: 0	PA: 35
PITCHER	IP	WLS	BF	H	R	ER	SO	BB	IBB	HBP	BLK	WP	HR	S	P	ERA	WHIP			
Scott McGregor, L ERA: 3.32 (1, 1)	7.0	W	27	7	1	1	2	0	0	0	0	1	0	31	31	1.29	1.000			
Dennis Martinez, R ERA: 3.97 (8, 1)	2.0		8	3	0	0	2	0	0	0	0	0	0	12	12	0.00	1.500			

Batter	1	2	3	4	5	6	7	8	9	AB	R	H	RBI	BB	SO	LOB	BOTTOM			
Al Bumby, L OBP: 0.392, SLG: 0.433 (1, 8)										5	0	2	2	0	1	1	Cleveland Indians @ Baltimore Orioles Memorial Stadium, Baltimore, MD Sun Oct 05 1980, 3:33 AM EDT Att: 20,407 - Unknown			
Pat Kelly, L OBP: 0.383, SLG: 0.365 (1, 7)										2	0	0	1	0	1	0				
Gary Roenicke, R OBP: 0.340, SLG: 0.384 (6, PH) (7, 7)										1	0	0	1	0	0	1				
Ken Singleton, S OBP: 0.397, SLG: 0.485 (1, 9)										2	0	0	0	2	1	0				
Mark Corey, R OBP: 0.366, SLG: 0.417 (6, PR) (7, 9)										1	0	0	0	0	1	1				
Eddie Murray, S OBP: 0.354, SLG: 0.519 (1, 3)										4	1	1	0	0	2	4				
Rick Dempsey, R OBP: 0.333, SLG: 0.425 (8, 3)										0	0	0	0	0	0	0				
Terry Crowley, L OBP: 0.364, SLG: 0.476 (1, 10)										4	0	1	0	0	0	4				
Dan Graham, L OBP: 0.310, SLG: 0.481 (1, 2)										4	2	2	1	0	1	2				
Doug DeCinces, R OBP: 0.319, SLG: 0.403 (1, 5)										4	1	3	1	0	0	0				
Rich Dauer, R OBP: 0.338, SLG: 0.352 (1, 4)										3	1	0	0	0	1	3				
Kiko Garcia, R OBP: 0.255, SLG: 0.235 (1, 6)										4	2	2	1	0	0	2				
Inning Stats	R: 0 E: 0 K: 2 S: 7	H: 0 LOB: 0 BB: 0 P: 7	R: 1 E: 0 K: 1 S: 7	H: 2 LOB: 1 BB: 0 P: 7	R: 0 E: 0 K: 0 S: 3	H: 0 LOB: 0 BB: 0 P: 3	R: 1 E: 0 K: 3 S: 12	H: 3 LOB: 2 BB: 0 P: 12	R: 1 E: 0 K: 0 S: 5	H: 2 LOB: 2 BB: 1 P: 9	R: 4 E: 1 K: 1 S: 10	H: 3 LOB: 2 BB: 1 P: 14	R: 0 E: 0 K: 0 S: 3	H: 0 LOB: 0 BB: 0 P: 3	R: 0 E: 0 K: 1 S: 6	H: 1 LOB: 1 BB: 0 P: 6	1B: 9 2B: 1 3B: 0 HR: 1	SF: 2 SAC: 1 DP: 0 HBP: 0	WP: 0 PB: 0 SB: 1 CS: 0	PA: 39
PITCHER	IP	WLS	BF	H	R	ER	SO	BB	IBB	HBP	BLK	WP	HR	S	P	ERA	WHIP			
Len Barker, R ERA: 4.17 (1, 1)	5.0	L	27	9	7	6	6	1	0	0	0	0	1	38	42	10.80	2.000			
Sid Monge, L ERA: 3.53 (6, 1)	3.0		12	2	0	0	2	1	0	0	0	0	0	15	19	0.00	1.000			