



Baltimore Orioles - 1981

Batter	1	2	3	4	5	6	7	8	9	AB	R	H	RBI	BB	SO	LOB	TOP
Willie Wilson, S (1, 8) OBP: 0.222, SLG: 0.333	0-3 K			0-0 5-3		0-0 1B 2B	0-0 3-1			4	1	1	0	0	1	0	Kansas City Royals @ Baltimore Orioles Memorial Stadium, Baltimore, MD Sun Apr 12 1981, 3:33 AM EST Att: 18,624 - Unknown - 57 F AB 33 R 4 H 8 RBI 4 BB 2 SO 7 LOB 9 
U L Washington, S (1, 6) OBP: 0.500, SLG: 0.571	0-3 K			0-0 2B		0-0 1B 1B	0-0 L9			4	1	2	1	0	1	0	
George Brett, L (1, 5) OBP: 0.333, SLG: 0.250	0-0 F8			0-0 F7		0-0 1B 1-2 1B		0-3 K		4	0	1	0	0	1	1	
Hal McRae, R (1, 10) OBP: 0.333, SLG: 0.333		0-0 F4		0-0 5-3		0-0 1B 1-3 2H 1B		0-0 6-3		4	0	1	1	0	0	1	
Amos Otis, R (1, 7) OBP: 0.250, SLG: 0.143		0-0 F8			0-0 L6	0-0 L3 IBB		0-3 K		3	0	0	0	1	1	0	
Willie Aikens, L (1, 3) OBP: 0.250, SLG: 0.143		0-3 K			0-3 K	0-0 L3 1-2			0-0 G1-6-3 1B	4	0	1	0	0	2	3	
John Wathan, R (1, 2) OBP: 0.429, SLG: 0.833			0-0 G3		0-0 HR 1B	0-0 IBB			0-0 G1-6-3 1-2	3	1	1	0	1	0	1	
Clint Hurdle, L (1, 9) OBP: 0.500, SLG: 1.250			0-3 K		0-0 HR 1-2	0-0 F9			0-0 F9	4	1	1	2	0	1	3	
Frank White, R (1, 4) OBP: 0.250, SLG: 0.143			0-0 F7		0-0 F5		0-0 F3			3	0	0	0	0	0	0	
Inning Stats	R: 0 E: 0 K: 2 S: 7	H: 0 LOB: 0 BB: 0 P: 7	R: 0 E: 0 K: 1 S: 5	H: 0 LOB: 0 BB: 0 P: 5	R: 0 E: 0 K: 1 S: 5	H: 1 LOB: 1 BB: 0 P: 4	R: 2 E: 0 K: 0 S: 6	H: 2 LOB: 3 BB: 2 P: 14	R: 0 E: 0 K: 0 S: 3	H: 0 LOB: 0 BB: 0 P: 3	R: 0 E: 0 K: 2 S: 7	H: 0 LOB: 0 BB: 0 P: 7	R: 0 E: 0 K: 0 S: 3	H: 1 LOB: 0 BB: 0 P: 3	1B: 5 2B: 3 3B: 0 HR: 1	SF: 0 SAC: 0 DP: 2 HBP: 0	WP: 0 PA: 35 PB: 0 CS: 0
PITCHER	IP WLS BF H R ER SO BB IBB HBP BLK WP HR S P ERA WHIP																
Mike Flanagan, L (1, 1) ERA: 7.2	5.0 L 21 6 4 4 5 0 0 0 0 0 0 1 31 31 7.20 1.200																
Scott McGregor, L (6, 1) ERA:	4.0 14 2 0 0 2 0 2 0 0 0 0 0 16 24 0.00 0.500																

Batter	1	2	3	4	5	6	7	8	9	AB	R	H	RBI	BB	SO	LOB	BOTTOM		
Al Bumbry, L (1, 8) OBP: 0.333, SLG: 0.375	0-0 4-3			0-0 4-3		0-0 F9		0-0 2B		4	0	1	0	0	0	1	Kansas City Royals @ Baltimore Orioles Memorial Stadium, Baltimore, MD Sun Apr 12 1981, 3:33 AM EST Att: 18,624 - Unknown - 57 F AB 31 R 2 H 3 RBI 2 BB 4 SO 6 LOB 17 		
Rich Dauer, R (1, 4) OBP: 0.125, SLG: 0.250	0-0 F9			0-0 G3			0-0 2B	0-0 6-3		4	0	1	0	0	0	2			
Ken Singleton, S (1, 9) OBP: 0.500, SLG: 1.000	0-0 F6			0-3 K			0-0 1-3		0-0 BB E FC1-2 1B	4	0	1	0	0	1	1			
Eddie Murray, S (1, 3) OBP: 0.333, SLG: 0.375		0-0 L7			0-0 F8		0-0 E7		0-0 FC1-2 BB BB	4	1	0	0	0	0	2			
Dan Graham, L (1, 10) OBP: 0.250, SLG: 0.143		0-0 F8			0-3 K		0-3 K		0-0 BB FC1-2 SF9 BB	3	1	0	0	1	2	2			
Doug DeCinces, R (1, 5) OBP: 0.250, SLG: 0.143		0-0 F8			0-0 F8		0-3 K		0-0 FC1-2 SF9 BB	4	0	0	0	0	1	5			
Rick Dempsey, R (1, 2) ERA: 7.2			0-3 K			0-0 FC5-4 BB		0-3 K	0-0 1-2 2-3 3-H	2	0	0	0	1	2	0			
Terry Crowley, L (9, PH) ERA:									0-0 SF9 BB	0	0	0	1	1	0	0			
Gary Roenicke, R (1, 7) OBP: 0.333, SLG: 0.375				0-0 F8		0-0 FC5-4		0-0 G1	0-0 1-2 2-3 3-H	2	0	0	0	0	0	1			
Jim Dwyer, L (8, PH) (9, 7) ERA:						0-0 F8			0-0 F8	1	0	0	1	0	0	0			
Mark Belanger, R (1, 6) OBP: 0.250, SLG: 0.143								0-0 2B BB	0-0 F8	2	0	0	0	0	0	1			
John Lowenstein, L (8, PH) (9, 6) ERA:										0	0	0	0	1	0	0			
Wayne Krenchicki, L (9, PH) ERA:										1	0	0	0	0	0	2			
Inning Stats	R: 0 E: 0 K: 0 S: 3	H: 0 LOB: 0 BB: 0 P: 3	R: 0 E: 0 K: 0 S: 3	H: 0 LOB: 0 BB: 0 P: 3	R: 0 E: 0 K: 1 S: 5	H: 0 LOB: 0 BB: 0 P: 5	R: 0 E: 0 K: 1 S: 5	H: 0 LOB: 0 BB: 0 P: 5	R: 0 E: 0 K: 0 S: 3	H: 0 LOB: 1 BB: 1 P: 7	R: 0 E: 1 K: 2 S: 9	H: 1 LOB: 2 BB: 0 P: 9	R: 0 E: 0 K: 1 S: 6	H: 1 LOB: 1 BB: 1 P: 10	R: 2 E: 1 K: 0 S: 5	H: 1 LOB: 2 BB: 2 P: 13	1B: 1 2B: 2 3B: 0 HR: 0	SF: 1 SAC: 0 DP: 0 HBP: 0	WP: 0 PA: 36 PB: 0 CS: 0
PITCHER	IP WLS BF H R ER SO BB IBB HBP BLK WP HR S P ERA WHIP																		
Dennis Leonard, R (1, 1) ERA:	8.0 W 32 3 2 0 6 3 0 0 0 0 0 0 41 53 0.00 0.750																		
Dan Quisenberry, R (9, 1) ERA:	1.0 S 4 0 0 0 0 1 0 0 0 0 0 0 3 7 0.00 1.000																		

Batter	1	2	3	4	5	6	7	8	9	AB	R	H	RBI	BB	SO	LOB	TOP								
Al Bumby, L OBP: 0.214, SLG: 0.231 (1, 8)	0-3 K		0-0 3-1		0-0 G1-6-3			0-0 4-3	0-0 G3	5	0	0	0	0	1	3									
Jim Dwyer, L OBP: 0.167, SLG: 0.200 (1, 9) (9, 7)	0-3 K		0-0 CS 1B			0-0 F7		0-0 F9		4	0	1	0	0	1	0									
Ken Singleton, S OBP: 0.500, SLG: 0.909 Wayne Krenchicki, L (9, PR)	0-3 K		0-0 CS	0-0 1B		0-3 K			0-0 E 1B 2B	4	0	2	0	0	2	0									
Eddie Murray, S OBP: 0.167, SLG: 0.182 (1, 3)		0-3 K			0-0 F7				0-0 E6 1B	4	1	1	0	0	1	2									
John Lowenstein, L OBP: 0.500, SLG: 0.333 Gary Roenicke, R OBP: 0.286, SLG: 0.200 (9, PH) (9, 9)		0-0 F7			0-0 G5-4-3 1B			0-0 F8		3	0	1	0	0	0	1									
Doug DeCinces, R OBP: 0.167, SLG: 0.091 (1, 5)		0-0 BB 1B			0-0 G5-4-3				0-0 F7	4	0	1	0	0	0	5									
Rick Dempsey, R OBP: 0.455, SLG: 0.778 (1, 2)		4-0 1-2 BB				0-0 PB 1B		0-0 1-3		3	1	1	0	1	0	3									
Mark Belanger, R (1, 6) Jose Morales, R OBP: 1.000, SLG: 1.000 Lenn Sakata, R (9, PR) (9, 6)		0-0 L1				0-0 6-3		0-0 4-3		3	0	0	0	0	0	3									
Rich Dauer, R OBP: 0.250, SLG: 0.417 (1, 4)			0-0 5-3			0-0 G1-6-3 1B			0-0 5-3	4	0	2	2	0	0	0									
Inning Stats	R: 0 E: 0 K: 3 S: 9	H: 0 LOB: 0 BB: 0 P: 9	R: 0 E: 0 K: 1 S: 6	H: 1 LOB: 2 BB: 1 P: 10	R: 0 E: 0 K: 0 S: 3	H: 1 LOB: 0 BB: 0 P: 3	R: 0 E: 0 K: 0 S: 4	H: 2 LOB: 1 BB: 0 P: 4	R: 1 E: 0 K: 0 S: 4	H: 2 LOB: 0 BB: 0 P: 4	R: 0 E: 0 K: 1 S: 6	H: 1 LOB: 1 BB: 0 P: 6	R: 0 E: 0 K: 0 S: 3	H: 0 LOB: 0 BB: 0 P: 3	R: 0 E: 0 K: 0 S: 3	H: 0 LOB: 0 BB: 0 P: 3	R: 4 E: 1 K: 0 S: 8	H: 4 LOB: 2 BB: 0 P: 8	1B: 8 2B: 3 3B: 0 HR: 0	SF: 0 SAC: 0 DP: 2 HBP: 0	WP: 0 PB: 1 SB: 2 CS: 1	PA: 38			
PITCHER	IP	WLS	BF	H	R	ER	SO	BB	IBB	HBP	BLK	WP	HR	S	P	ERA	WHIP	PITCHER							
Steve Crawford, R ERA: Tom Burgmeier, L ERA:	(1, 1) 8.0	L 30	8 30	8 2	2 0	0 5	5 0	1 0	0 0	0 0	0 0	0 0	0 0	39 7	43 7	0.00 0.00	1.125 3.000								

Baltimore Orioles @ Boston Red Sox
Fenway Park, Boston, MA
Mon Apr 13 1981, 3:33 AM EST
Att: 8,551 - Unknown - 42 F

AB 36
R 5
H 11
RBI 4
BB 1
SO 5
LOB 17



Batter	1	2	3	4	5	6	7	8	9	AB	R	H	RBI	BB	SO	LOB	BOTTOM								
Jerry Remy, L OBP: 0.250, SLG: 0.143 (1, 4)	0-0 5-3		0-0 G5-4-3			0-0 L6		0-0 6-3		4	0	0	0	0	0	1									
Dave Stapleton, R OBP: 0.462, SLG: 0.300 (1, 3)	4-0 CS BB			0-0 F7		4-0 BB		0-0 CS 1B		2	0	1	0	2	0	0									
Dwight Evans, R OBP: 0.538, SLG: 1.000 (1, 9)	0-0 1-2 HR				0-0 1B		0-0 F3	0-3 K		4	1	2	1	0	1	2									
Jim Rice, R OBP: 0.250, SLG: 0.500 (1, 7)	0-0 F9			0-3 K		0-0 F8			0-0 FC6-4 1B	4	0	1	0	0	1	2									
Tony Perez, R OBP: 0.364, SLG: 0.400 Reid Nichols, R (7, PR) Garry Hancock, L (9, PH)		0-3 K		0-3 K		4-0 SH1-4 BB			0-3 K	2	0	0	0	1	2	1									
Camey Lansford, R OBP: 0.200, SLG: 0.300 (1, 5)		0-0 G5-4-3 1B			0-0 2B		0-0 SH1-4		0-0 FC6-4	3	0	2	0	0	0	1									
Glenn Hoffman, R (1, 6)		0-0 G5-4-3			0-0 F7		0-0 P4		0-3 K	4	0	0	0	0	1	5									
Gary Allenson, R OBP: 0.300, SLG: 0.500 (1, 2)			0-0 P6		0-0 5-3		4-0 BB			2	0	0	0	1	0	1									
Rick Miller, L OBP: 0.222, SLG: 0.250 (1, 8)			4-0 G5-4-3 BB		0-0 4-3		0-0 F7			2	0	0	0	1	0	3									
Inning Stats	R: 1 E: 0 K: 0 S: 3	H: 1 LOB: 1 BB: 1 P: 7	R: 0 E: 0 K: 1 S: 5	H: 1 LOB: 0 BB: 0 P: 5	R: 0 E: 0 K: 0 S: 2	H: 0 LOB: 0 BB: 1 P: 6	R: 0 E: 0 K: 2 S: 8	H: 1 LOB: 1 BB: 0 P: 8	R: 0 E: 0 K: 0 S: 4	H: 1 LOB: 1 BB: 0 P: 4	R: 0 E: 0 K: 0 S: 3	H: 0 LOB: 1 BB: 1 P: 7	R: 0 E: 0 K: 0 S: 3	H: 0 LOB: 2 BB: 2 P: 11	R: 0 E: 0 K: 1 S: 5	H: 1 LOB: 1 BB: 0 P: 5	R: 0 E: 0 K: 2 S: 8	H: 1 LOB: 1 BB: 0 P: 8	1B: 4 2B: 2 3B: 0 HR: 1	SF: 0 SAC: 1 DP: 3 HBP: 0	WP: 0 PB: 0 SB: 0 CS: 2	PA: 34			
PITCHER	IP	WLS	BF	H	R	ER	SO	BB	IBB	HBP	BLK	WP	HR	S	P	ERA	WHIP	PITCHER							
Jim Palmer, R ERA: 1.29 Tim Stoddard, R ERA:	(1, 1) 7.0	W 27	4 27	4 1	1 1	1 3	3 0	5 0	0 0	0 0	0 0	0 0	0 0	13 13	13 13	0.00 0.00	1.000 1.286								

Baltimore Orioles @ Boston Red Sox
Fenway Park, Boston, MA
Mon Apr 13 1981, 3:33 AM EST
Att: 8,551 - Unknown - 42 F

AB 28
R 1
H 6
RBI 1
BB 5
SO 6
LOB 17



Batter	1	2	3	4	5	6	7	8	9	AB	R	H	RBI	BB	SO	LOB	TOP										
Al Bumbry, L OBP: 0.167, SLG: 0.176 (1, 8)										4	0	0	0	0	1	4											
Rich Dauer, R OBP: 0.313, SLG: 0.438 (1, 4)										4	0	2	0	0	0	1											
Jim Dwyer, L OBP: 0.200, SLG: 0.222 (1, 9)										4	0	1	1	1	0	1											
Eddie Murray, S OBP: 0.125, SLG: 0.133 (1, 3)										4	0	0	0	0	0	2											
John Lowenstein, L OBP: 0.375, SLG: 0.286 (1, 7)										4	1	1	0	0	1	0											
Terry Crowley, L OBP: 0.571, SLG: 0.400 (1, 10)										4	0	2	0	0	0	2											
Dan Graham, L OBP: 0.375, SLG: 0.286 (1, 5)										4	0	2	1	0	1	1											
Rick Dempsey, R OBP: 0.467, SLG: 0.636 (1, 2)										2	0	0	0	2	0	3											
Mark Belanger, R OBP: 0.091, SLG: 0.091 (1, 6)										2	1	1	0	0	0	1											
Ken Singleton, S OBP: 0.462, SLG: 0.833 (7, PH)										1	0	0	0	0	2												
Wayne Krenchicki, L (7, 6)										0	0	0	0	0	0	0											
Inning Stats	R: 0 E: 0 K: 0 S: 3	H: 1 LOB: 0 BB: 0 P: 3	R: 1 E: 1 K: 0 S: 5	H: 1 LOB: 1 BB: 0 P: 5	R: 1 E: 0 K: 1 S: 7	H: 3 LOB: 1 BB: 0 P: 7	R: 0 E: 0 K: 0 S: 3	H: 1 LOB: 1 BB: 1 P: 3	R: 0 E: 0 K: 1 S: 5	H: 0 LOB: 0 BB: 0 P: 5	R: 0 E: 0 K: 1 S: 6	H: 1 LOB: 2 BB: 1 P: 10	R: 0 E: 0 K: 0 S: 3	H: 0 LOB: 1 BB: 0 P: 4	R: 0 E: 0 K: 0 S: 4	H: 2 LOB: 1 BB: 0 P: 4	1B: 9 2B: 0 3B: 0 HR: 0	SF: 0 SAC: 0 DP: 3 HBP: 0	WP: 0 PB: 0 SB: 0 CS: 1	PA: 35							
PITCHER	IP	WLS	BF	H	R	ER	SO	BB	IBB	HBP	BLK	WP	HR	S	P	ERA	WHIP										
Mike Torrez, R ERA: 3.86 (1, 1)	2.1		12	5	2	1	1	0	0	0	0	0	0	14	14	3.86	2.143										
Bob Stanley, R ERA: 2.05 (3, 1)	6.2	W	23	4	0	0	2	2	0	0	0	0	0	25	33	0.00	0.900										

Baltimore Orioles @ Boston Red Sox
Fenway Park, Boston, MA
Wed Apr 15 1981, 3:33 AM EST
Att: 8,925 - Unknown

AB 33
R 2
H 9
RBI 2
BB 2
SO 3
LOB 17



Batter	1	2	3	4	5	6	7	8	9	AB	R	H	RBI	BB	SO	LOB	BOTTOM										
Dwight Evans, R OBP: 0.500, SLG: 0.800 (1, 9)										5	2	2	0	0	0	3											
Dave Stapleton, R OBP: 0.385, SLG: 0.267 (1, 4)										5	1	1	0	0	0	5											
Carl Yastrzemski, L OBP: 0.500, SLG: 0.333 (1, 10)										3	0	1	3	1	0	1											
Jim Rice, R OBP: 0.250, SLG: 0.438 (1, 7)										4	1	1	0	0	0	4											
Tony Perez, R OBP: 0.333, SLG: 0.571 (1, 3)										4	1	1	2	0	0	1											
Camey Lansford, R OBP: 0.286, SLG: 0.500 (1, 5)										4	1	2	0	0	0	0											
Glenn Hoffman, R OBP: 0.071, SLG: 0.071 (1, 6)										4	0	1	0	0	0	2											
Gary Allenson, R OBP: 0.286, SLG: 0.364 (1, 2)										3	0	0	0	1	1	2											
Rick Miller, L OBP: 0.385, SLG: 0.500 (1, 8)										4	1	3	0	0	0	0											
Inning Stats	R: 4 E: 1 K: 0 S: 8	H: 5 LOB: 1 BB: 0 P: 8	R: 0 E: 0 K: 0 S: 4	H: 1 LOB: 2 BB: 1 P: 8	R: 0 E: 0 K: 0 S: 3	H: 0 LOB: 0 BB: 0 P: 3	R: 2 E: 0 K: 0 S: 6	H: 3 LOB: 1 BB: 0 P: 6	R: 0 E: 0 K: 1 S: 6	H: 1 LOB: 1 BB: 0 P: 6	R: 0 E: 0 K: 0 S: 3	H: 0 LOB: 0 BB: 0 P: 3	R: 1 E: 1 K: 0 S: 5	H: 1 LOB: 1 BB: 0 P: 5	R: 0 E: 0 K: 0 S: 3	H: 1 LOB: 1 BB: 1 P: 7	1B: 8 2B: 4 3B: 0 HR: 1	SF: 0 SAC: 0 DP: 1 HBP: 0	WP: 0 PB: 0 SB: 0 CS: 0	PA: 38							
PITCHER	IP	WLS	BF	H	R	ER	SO	BB	IBB	HBP	BLK	WP	HR	S	P	ERA	WHIP										
Dennis Martinez, R ERA: 12.27 (1, 1)	3.2	L	21	9	6	5	0	1	0	0	0	0	0	20	24	12.27	2.727										
Sammy Stewart, R ERA: (4, 1)	4.1		17	3	1	0	1	1	0	0	0	0	0	18	22	0.00	0.923										

Baltimore Orioles @ Boston Red Sox
Fenway Park, Boston, MA
Wed Apr 15 1981, 3:33 AM EST
Att: 8,925 - Unknown

AB 36
R 7
H 12
RBI 5
BB 2
SO 1
LOB 18

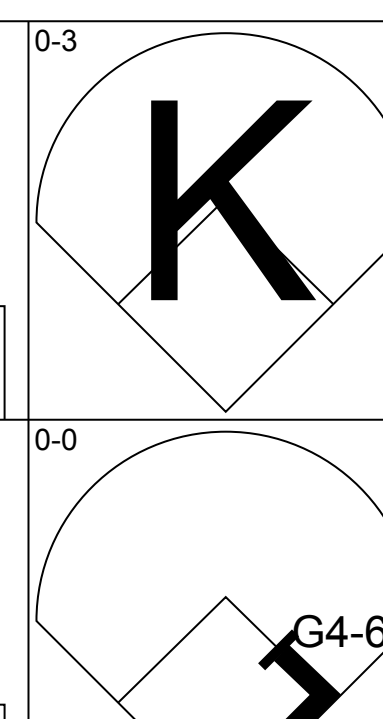
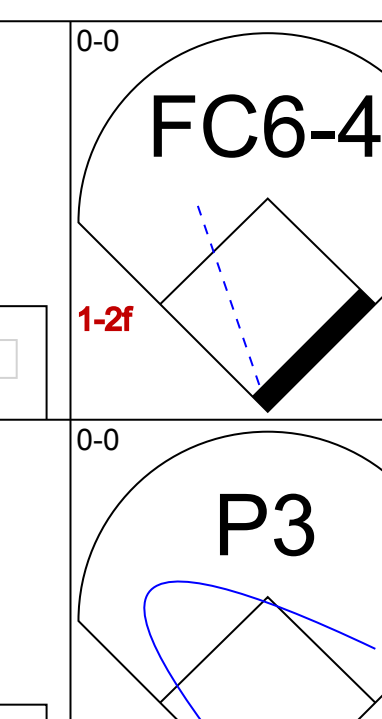
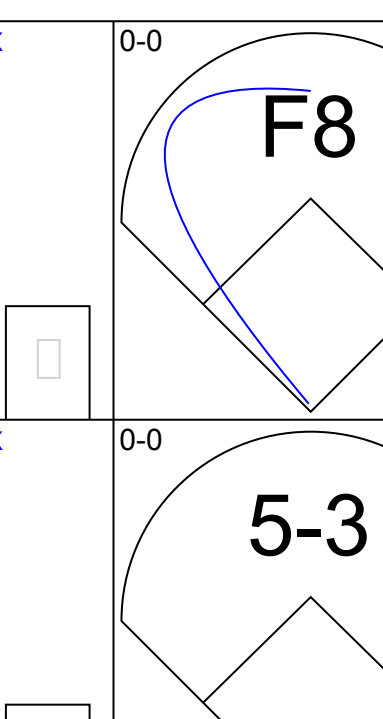
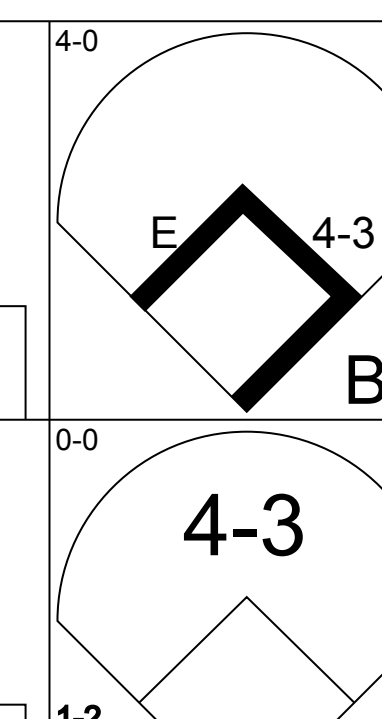
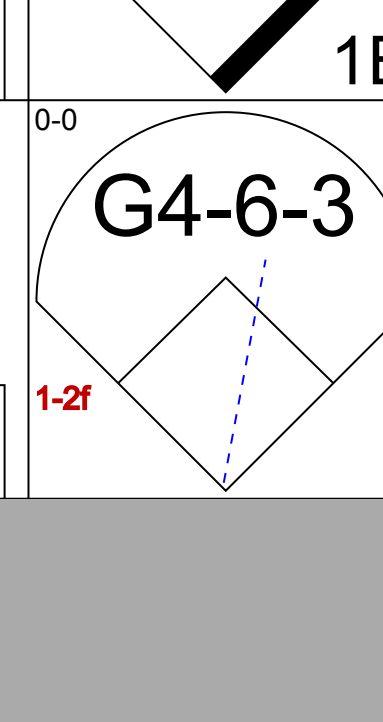


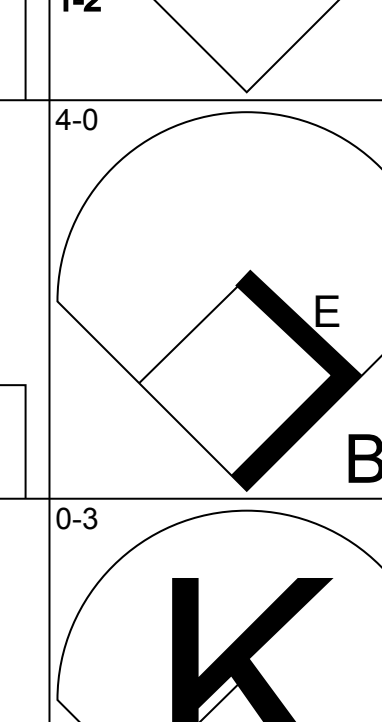

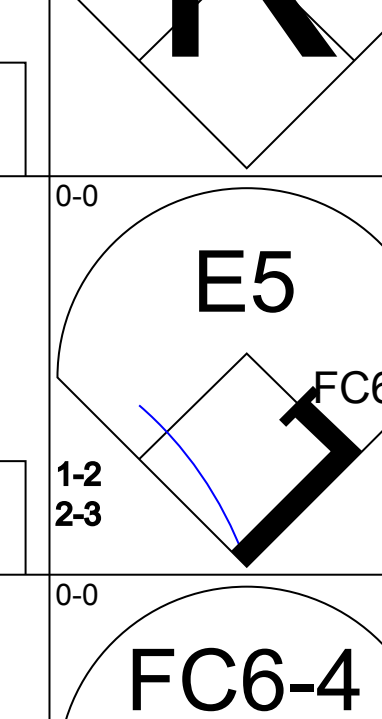
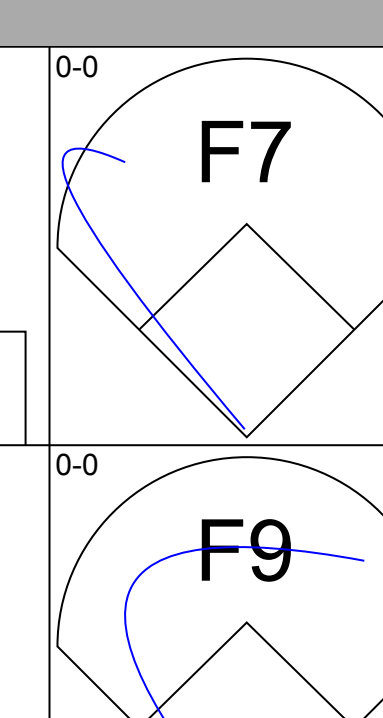
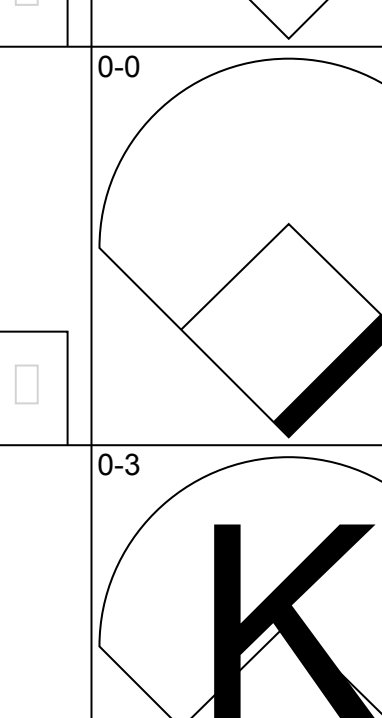
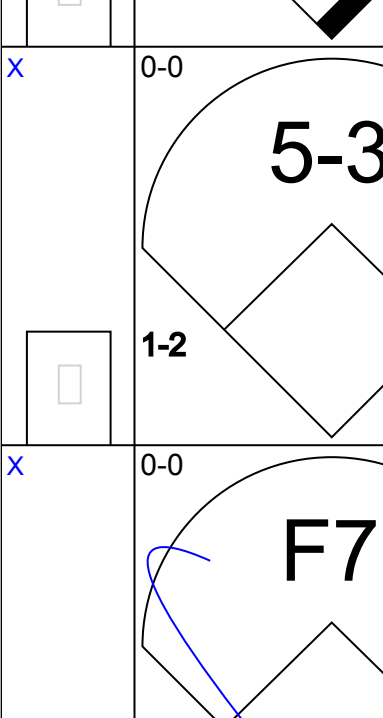
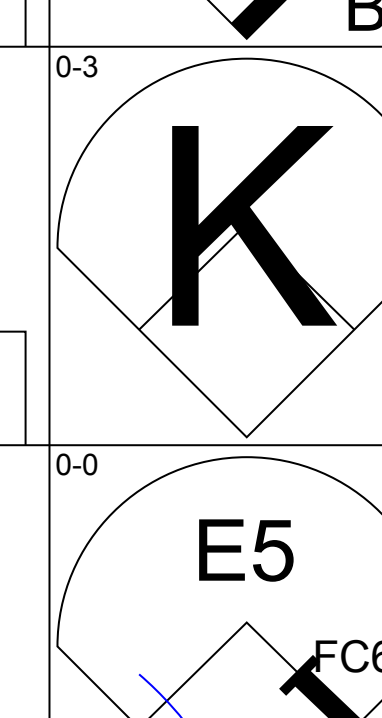
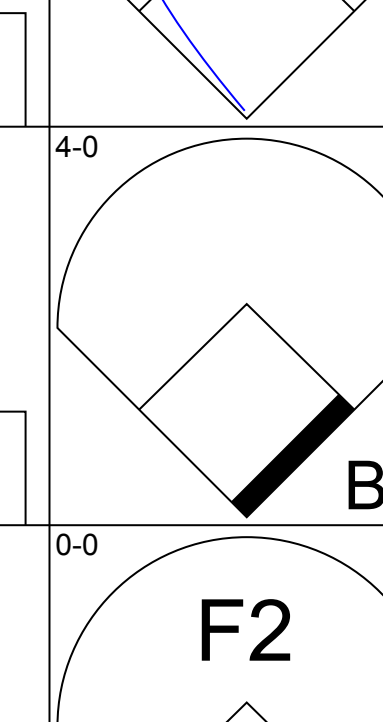
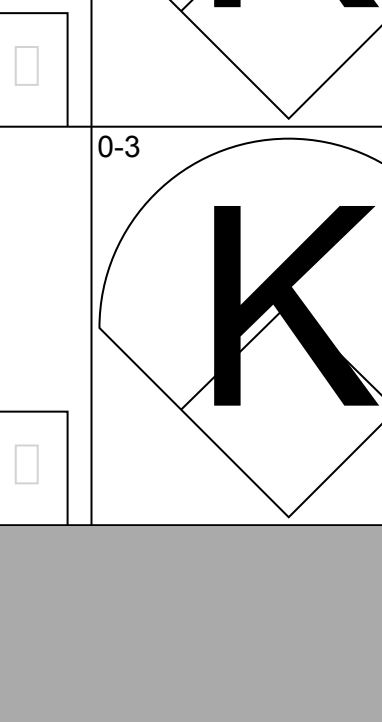
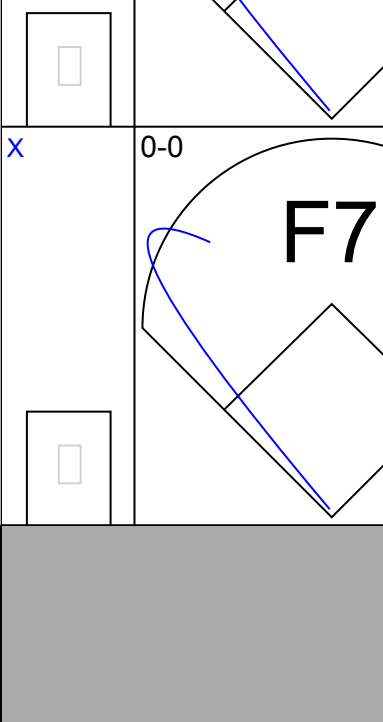
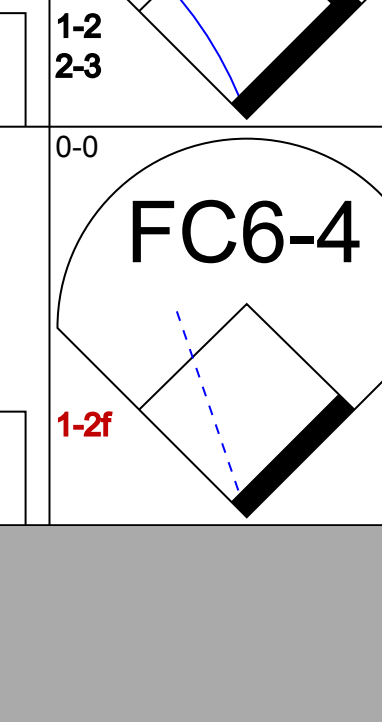
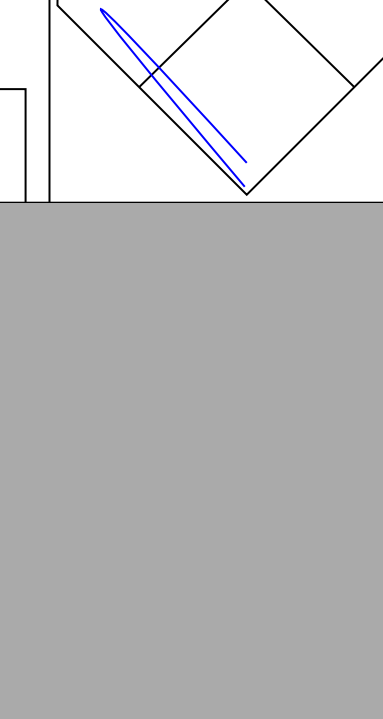



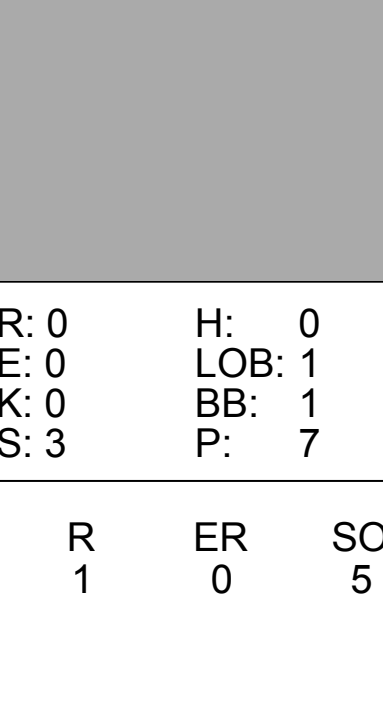
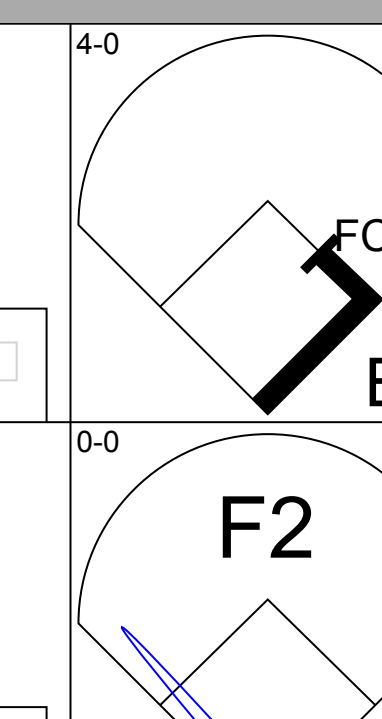
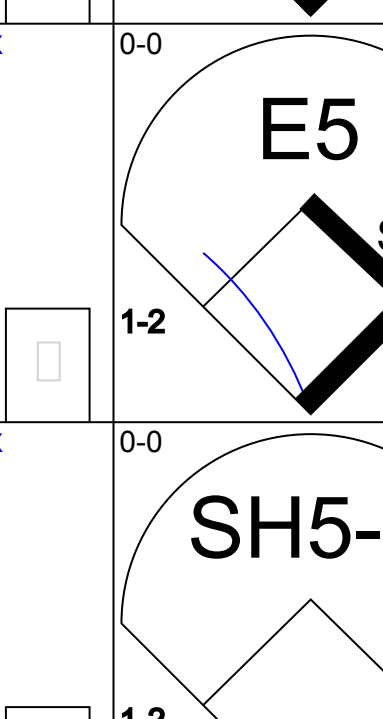
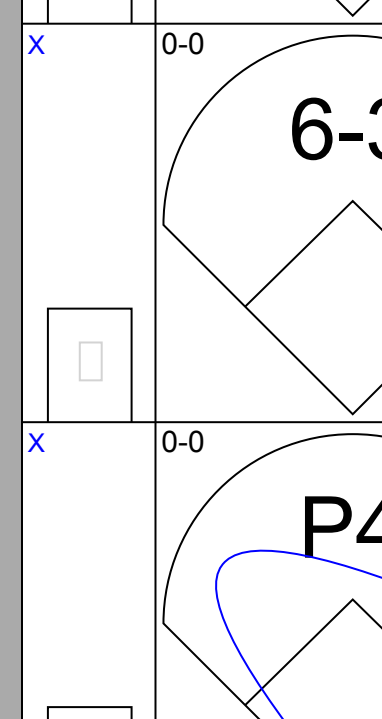
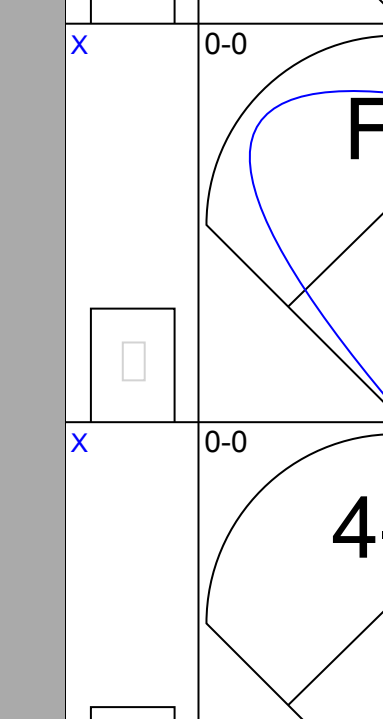
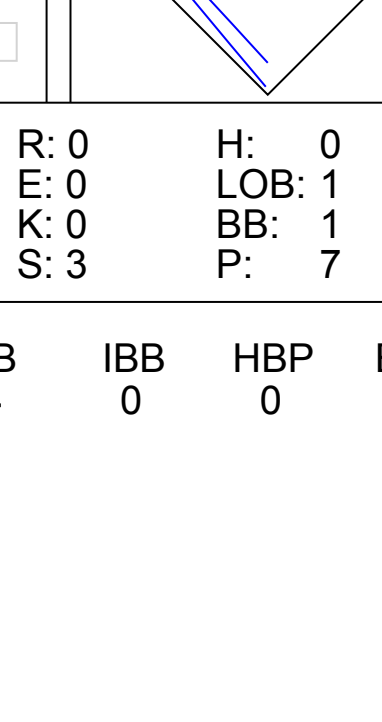
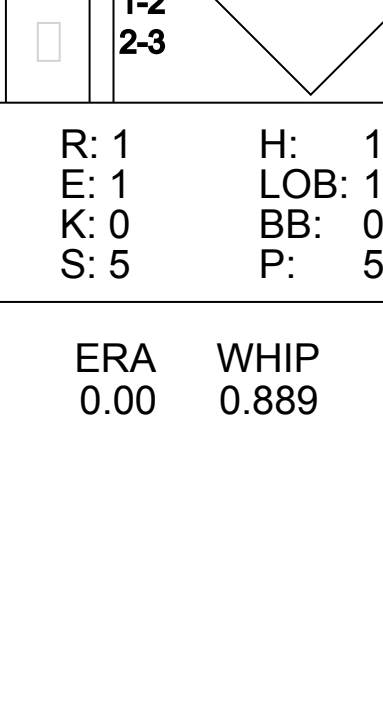
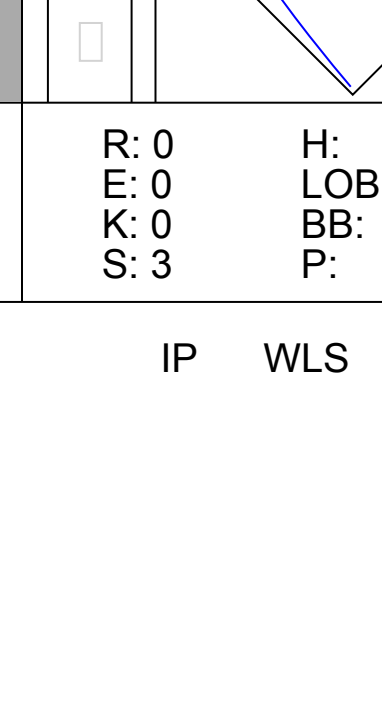
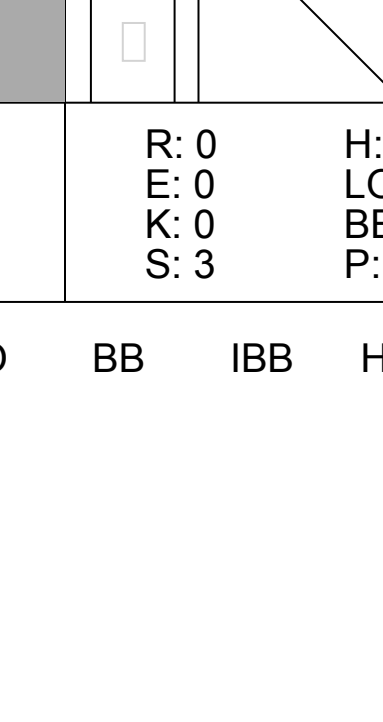


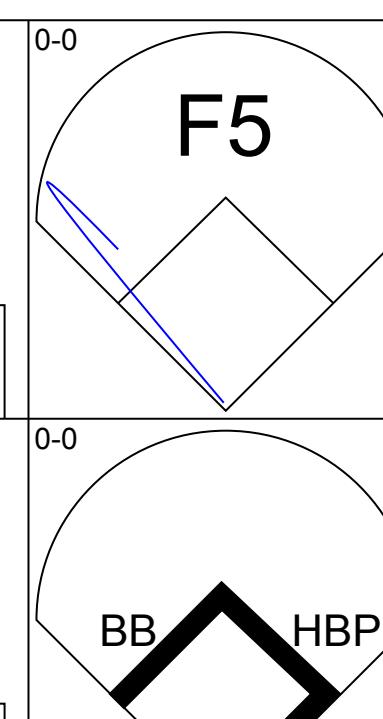
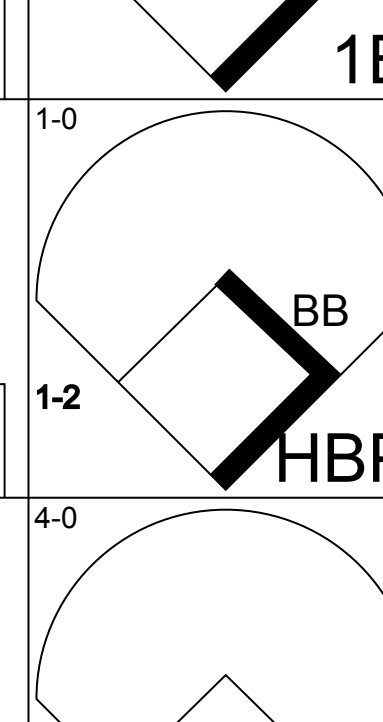
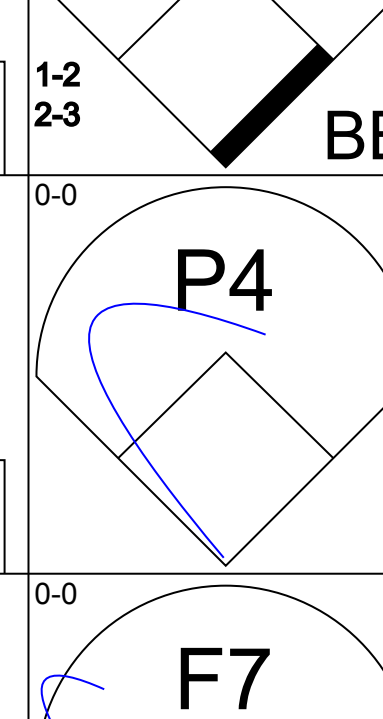
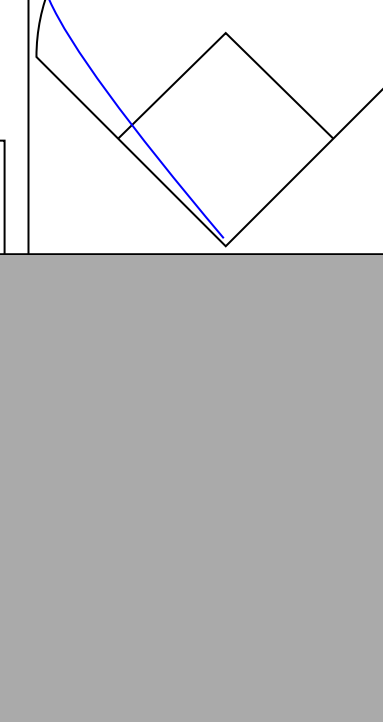

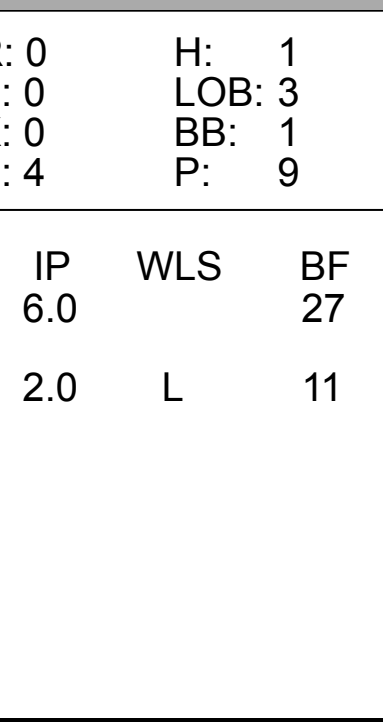
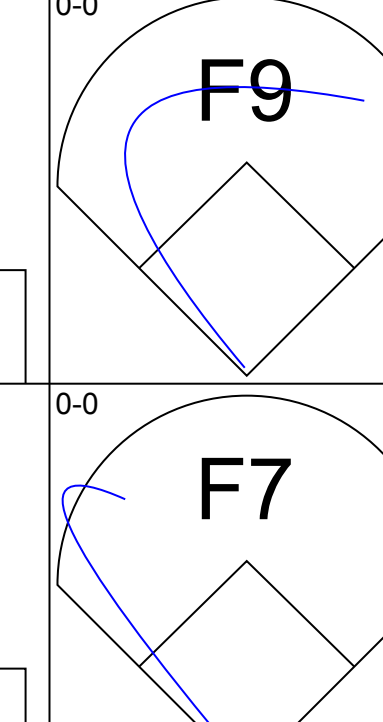
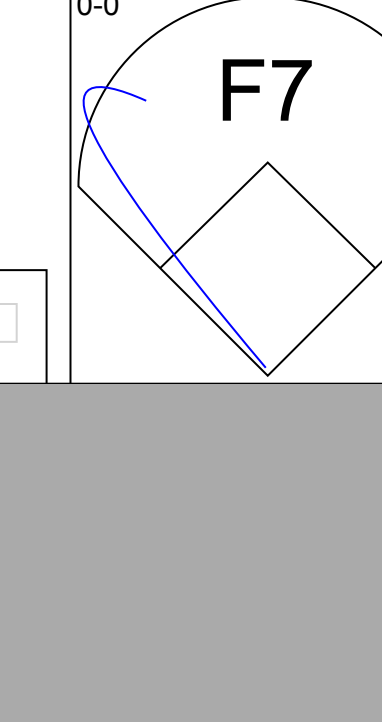
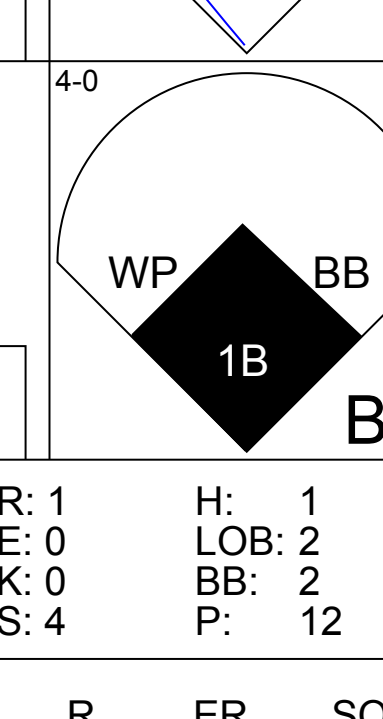
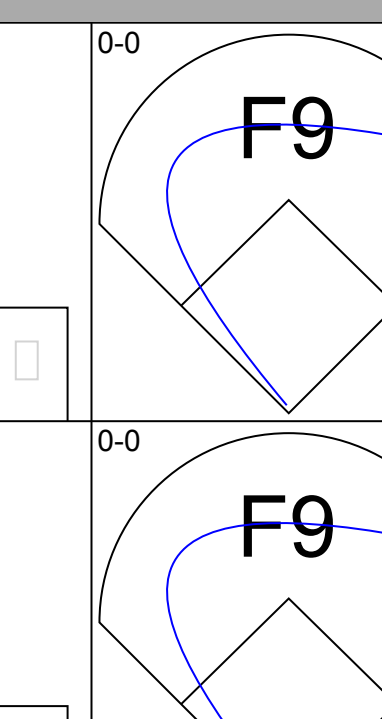

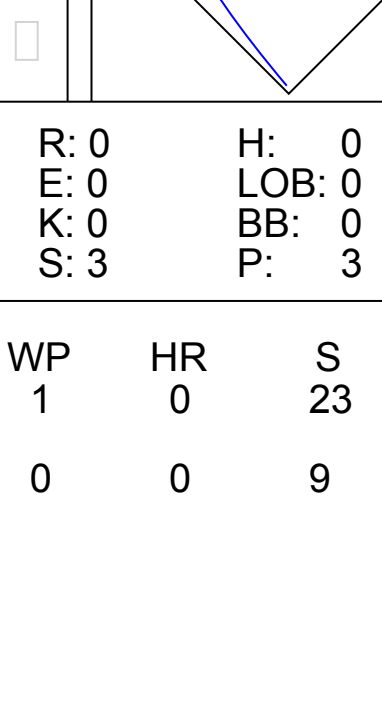
Batter	1	2	3	4	5	6	7	8	9	AB	R	H	RBI	BB	SO	LOB	TOP				
Al Bumbry, L OBP: 0.304, SLG: 0.318 (1, 8)										5	1	4	0	0	0	0	Baltimore Orioles @ Kansas City Royals Royals Stadium, Kansas City, MO Fri Apr 17 1981, 7:05 PM EST Att: 30,367 - Unknown livebaseballscorecards.com				
Rich Dauer, R OBP: 0.333, SLG: 0.476 (1, 4)										5	0	2	2	0	0	3					
Ken Singleton, S OBP: 0.412, SLG: 0.667 (1, 10)										3	0	0	0	1	1	4					
Eddie Murray, S OBP: 0.150, SLG: 0.167 (1, 3)										3	0	1	1	0	0	1					
John Lowenstein, L OBP: 0.250, SLG: 0.182 (1, 7)										4	0	0	0	0	1	3					
Doug DeCinces, R OBP: 0.125, SLG: 0.067 (1, 5)										4	0	0	0	0	0	3					
Rick Dempsey, R OBP: 0.368, SLG: 0.467 (1, 2)										4	0	0	0	0	1	1					
Gary Roenicke, R OBP: 0.364, SLG: 0.250 (1, 9)										3	1	1	0	1	0	0					
Mark Belanger, R OBP: 0.154, SLG: 0.154 (1, 6)										2	0	1	0	0	0	0					
Terry Crowley, L OBP: 0.625, SLG: 0.500 (8, PH)										1	1	0	0	0	0	1					
Wayne Krenchicki, L (8, PR)										1	1	0	0	0	0	1					
Inning Stats	R: 0 E: 0 K: 1 S: 6	H: 1 LOB: 1 BB: 0 P: 6	R: 0 E: 0 K: 1 S: 5	H: 0 LOB: 0 BB: 0 P: 5	R: 0 E: 0 K: 0 S: 3	H: 0 LOB: 0 BB: 0 P: 3	R: 0 E: 0 K: 0 S: 3	H: 0 LOB: 0 BB: 0 P: 3	R: 0 E: 0 K: 1 S: 5	H: 3 LOB: 2 BB: 0 P: 5	R: 0 E: 0 K: 0 S: 4	H: 1 LOB: 1 BB: 0 P: 4	R: 3 E: 0 K: 0 S: 7	H: 4 LOB: 2 BB: 1 P: 11	R: 0 E: 0 K: 0 S: 4	H: 1 LOB: 2 BB: 1 P: 8	1B: 9 2B: 2 3B: 0 HR: 0	SF: 1 SAC: 0 DP: 1 HBP: 0	WP: 0 PB: 0 SB: 0 CS: 0	PA: 38	
PITCHER	IP	WLS	BF	H	R	ER	SO	BB	IBB	HBP	BLK	WP	HR	S	P	ERA	WHIP				
Dennis Leonard, R ERA: 1.8 (1, 1)	7.0	L	28	8	3	3	3	0	0	0	0	0	0	34	34	3.86	1.143				
Dan Quisenberry, R ERA: 2.25 (8, 1)	2.0		10	2	0	0	0	1	1	0	0	0	0	8	16	0.00	1.500				

Batter	1	2	3	4	5	6	7	8	9	AB	R	H	RBI	BB	SO	LOB	BOTTOM				
Willie Wilson, S OBP: 0.227, SLG: 0.364 (1, 8)										4	0	0	0	0	0	3	Baltimore Orioles @ Kansas City Royals Royals Stadium, Kansas City, MO Fri Apr 17 1981, 7:05 PM EST Att: 30,367 - Unknown livebaseballscorecards.com				
Hal McRae, R OBP: 0.227, SLG: 0.273 (1, 10)										4	0	1	1	0	0	2					
George Brett, L OBP: 0.364, SLG: 0.316 (1, 5)										4	0	1	0	0	0	3					
Willie Aikens, L OBP: 0.333, SLG: 0.474 (1, 3)										3	1	1	1	1	0	0					
Amos Otis, R OBP: 0.200, SLG: 0.222 (1, 7)										4	0	1	0	0	1	1					
Clint Hurdle, L OBP: 0.533, SLG: 1.000 (1, 9)										2	0	1	0	1	0	1					
Lee May, R (8, PH)										1	0	0	0	0	1	0					
Cesar Geronimo, L (9, 9)										0	0	0	0	0	0	0					
John Wathan, R OBP: 0.333, SLG: 0.529 (1, 2)										4	0	0	0	0	0	4					
U L Washington, S OBP: 0.480, SLG: 0.412 (1, 6)										4	1	1	0	0	0	3					
Frank White, R OBP: 0.286, SLG: 0.308 (1, 4)										3	0	2	0	0	0	0					
Inning Stats	R: 0 E: 0 K: 0 S: 3	H: 1 LOB: 1 BB: 0 P: 3	R: 1 E: 0 K: 0 S: 5	H: 2 LOB: 1 BB: 0 P: 5	R: 0 E: 0 K: 0 S: 4	H: 1 LOB: 1 BB: 0 P: 4	R: 0 E: 0 K: 0 S: 3	H: 0 LOB: 2 BB: 2 P: 11	R: 0 E: 0 K: 0 S: 4	H: 1 LOB: 1 BB: 0 P: 4	R: 1 E: 0 K: 0 S: 5	H: 2 LOB: 1 BB: 0 P: 5	R: 0 E: 0 K: 2 S: 7	H: 0 LOB: 0 BB: 0 P: 7	R: 0 E: 0 K: 0 S: 3	H: 0 LOB: 0 BB: 0 P: 3	1B: 5 2B: 2 3B: 0 HR: 1	SF: 0 SAC: 1 DP: 0 HBP: 0	WP: 0 PB: 0 SB: 0 CS: 0	PA: 36	
PITCHER	IP	WLS	BF	H	R	ER	SO	BB	IBB	HBP	BLK	WP	HR	S	P	ERA	WHIP				
Steve Stone, R ERA: 3.09 (1, 1)	6.2		29	8	2	2	0	2	0	0	0	0	0	27	35	2.70	1.500				
Tippy Martinez, L ERA: (7, 1)	2.1	W	7	0	0	0	2	0	0	0	0	0	0	11	11	0.00	0.000				

Batter	1	2	3	4	5	6	7	8	9	AB	R	H	RBI	BB	SO	LOB	TOP										
Al Bumbry, L OBP: 0.296, SLG: 0.308 (1, 8)	0-0 6-3		0-0 6-3			0-0 F8		0-0 3H 1B		4	0	1	1	0	0	0	Baltimore Orioles @ Kansas City Royals Royals Stadium, Kansas City, MO Sun Apr 19 1981, 4:33 AM EST Att: 22,037 - Unknown livebaseballscores.com										
Rich Dauer, R OBP: 0.280, SLG: 0.400 (1, 4)	0-0 F9			0-0 F7		0-0 P4		0-0 1-3		4	0	0	0	0	0	1											
Ken Singleton, S OBP: 0.429, SLG: 0.632 (1, 9) Lenn Sakata, R (9, PR)	0-0 F7			0-0 1B		0-0 F8		0-0 1B		4	0	2	0	0	0	0											
Eddie Murray, S OBP: 0.125, SLG: 0.136 (1, 3)		0-0 G3		0-0 P6		0-3 K		0-3 K		4	0	0	0	0	2	2											
Dan Graham, L OBP: 0.250, SLG: 0.182 (1, 2)		0-0 4-3		0-3 K		0-0 4-3		0-0 F8		4	0	0	0	0	1	2											
Terry Crowley, L OBP: 0.583, SLG: 0.556 (1, 10)		4-0 BB		0-0 P6		0-0 1B		0-0 4-3		3	1	1	0	1	0	1											
Doug DeCinces, R OBP: 0.158, SLG: 0.059 (1, 5)		0-3 K		0-0 F9		4-0 G4-6-3 1B		BB		2	1	0	0	1	1	1											
Gary Roenicke, R OBP: 0.357, SLG: 0.273 (1, 7)			0-0 6-3		0-0 F7		0-0 G4-6-3 1B			3	0	1	0	0	0	0											
Mark Belanger, R OBP: 0.133, SLG: 0.133 (1, 6) John Lowenstein, L OBP: 0.231, SLG: 0.167 (8, PH) Wayne Krenchicki, L (8, 6)			0-0 4-3		0-0 P4		0-0 G4-6-3 1B			2	0	0	0	0	0	0											
Inning Stats	R: 0 E: 0 K: 0 S: 3	H: 0 LOB: 0 BB: 0 P: 3	R: 0 E: 0 K: 1 S: 5	H: 0 LOB: 1 BB: 1 P: 9	R: 0 E: 0 K: 0 S: 3	H: 0 LOB: 0 BB: 0 P: 3	R: 0 E: 0 K: 1 S: 6	H: 1 LOB: 1 BB: 0 P: 6	R: 0 E: 0 K: 0 S: 3	H: 0 LOB: 0 BB: 0 P: 3	R: 0 E: 0 K: 1 S: 5	H: 0 LOB: 0 BB: 0 P: 5	R: 2 E: 0 K: 0 S: 5	H: 3 LOB: 1 BB: 1 P: 9	R: 0 E: 0 K: 1 S: 6	H: 1 LOB: 1 BB: 0 P: 6	1B: 4 2B: 1 3B: 0 HR: 0	SF: 0 SAC: 0 DP: 1 HBP: 0	WP: 0 PB: 0 SB: 1 CS: 0	PA: 33							
PITCHER	IP	WLS	BF	H	R	ER	SO	BB	IBB	HBP	BLK	WP	HR	S	P	ERA	WHIP										
Rich Gale, R ERA: 2.35 (1, 1)	7.2	W	28	4	2	2	3	2	0	0	0	0	0	32	40	2.35	0.783										
Rene Martin, R ERA: 1.93 (8, 1)	1.1	S	5	1	0	0	1	0	0	0	0	0	0	7	7	0.00	0.750										

Batter	1	2	3	4	5	6	7	8	9	AB	R	H	RBI	BB	SO	LOB	BOTTOM											
Willie Wilson, S OBP: 0.192, SLG: 0.308 (1, 8)	0-0 F9		0-0 FC5-4 BB	0-0 5-3			0-0 5-3			4	0	0	0	0	0	2	Baltimore Orioles @ Kansas City Royals Royals Stadium, Kansas City, MO Sun Apr 19 1981, 4:33 AM EST Att: 22,037 - Unknown livebaseballscores.com											
U L Washington, S OBP: 0.417, SLG: 0.381 (1, 6)	0-3 K2-3		0-0 F7		0-0 4-3		0-0 1B			4	0	1	0	0	1	1												
Hal McRae, R OBP: 0.308, SLG: 0.320 (1, 10)	0-0 1-3		4-0 BB		0-0 1B		0-0 G4-6-3 1B			3	0	2	0	1	0	0												
George Brett, L OBP: 0.308, SLG: 0.261 (1, 5)		0-0 F8	0-3 K		0-0 F8		0-0 G4-6-3			4	0	0	0	0	1	5												
Amos Otis, R OBP: 0.208, SLG: 0.190 (1, 7)		0-0 4-3		4-0 1B BB		0-0 F7		0-0 L3		3	1	0	0	1	0	1												
Frank White, R OBP: 0.333, SLG: 0.412 (1, 4)		0-0 2B 2B		0-0 CS 1B 2B 1B		0-0 F9		0-0 F8		4	2	2	0	0	0	0												
Lee May, R OBP: 0.750, SLG: 1.000 (1, 3) Willie Aikens, L OBP: 0.318, SLG: 0.450 (6, PH) (9, 3)		0-0 2B		0-0 CS 1B		0-0 FC5-4 1B		0-0 F7		3	0	3	2	0	0	0												
Clint Hurdle, L OBP: 0.500, SLG: 0.933 (1, 9) John Wathan, R OBP: 0.300, SLG: 0.474 (4, PH) (5, 9) Cesar Geronimo, L (9, 9)		0-3 K		0-0 6-3		0-0 FC5-4 S		0-0 F7		1	0	0	0	0	1	1												
Jerry Grote, R OBP: 0.667, SLG: 1.000 (1, 2)			1-0 HBP		0-0 2B		0-0 1-3			2	0	1	1	0	0	1												
Inning Stats	R: 0 E: 0 K: 1 S: 5	H: 2 LOB: 1 BB: 0 P: 7	R: 0 E: 0 K: 1 S: 5	H: 0 LOB: 2 BB: 1 P: 10	R: 2 E: 0 K: 0 S: 5	H: 3 LOB: 1 BB: 1 P: 9	R: 0 E: 0 K: 0 S: 4	H: 1 LOB: 1 BB: 0 P: 4	R: 0 E: 0 K: 0 S: 4	H: 2 LOB: 1 BB: 0 P: 4	R: 0 E: 0 K: 0 S: 3	H: 0 LOB: 0 BB: 0 P: 3	R: 0 E: 0 K: 0 S: 3	H: 0 LOB: 0 BB: 0 P: 3	1B: 6 2B: 3 3B: 0 HR: 0	SF: 0 SAC: 0 DP: 1 HBP: 1		WP: 0 PB: 0 SB: 1 CS: 2	PA: 34									
PITCHER	IP	WLS	BF	H	R	ER	SO	BB	IBB	HBP	BLK	WP	HR	S	P	ERA		WHIP										
Mike Flanagan, L ERA: 5.25 (1, 1)	7.0	L	31	9	3	3	3	2	0	1	0	0	0	34	43	3.86		1.571										
Dave Ford, R ERA: (8, 1)	1.0		3	0	0	0	0	0	0	0	0	0	0	3	3	0.00		0.000										

Batter	1	2	3	4	5	6	7	8	9	AB	R	H	RBI	BB	SO	LOB	TOP			
Al Bumby, L OBP: 0.290, SLG: 0.276 (1, 8)										3	0	0	0	1	1	3	Baltimore Orioles @ Chicago White Sox Comiskey Park, Chicago, IL Tue Apr 21 1981, 7:05 PM EST Att: 10,715 - Unknown			
Rich Dauer, R OBP: 0.276, SLG: 0.379 (1, 4)										4	0	1	0	0	0	3				
Ken Singleton, S OBP: 0.440, SLG: 0.591 (1, 9)										3	0	1	0	1	1	1				
Jose Morales, R OBP: 0.571, SLG: 0.500 (1, 3)										4	0	1	0	0	1	3				
Gary Roenicke, R OBP: 0.278, SLG: 0.200 (1, 7)										4	0	0	0	0	1	4				
Benny Ayala, R (1, 10)										3	0	0	0	1	1	5				
Doug DeCinces, R OBP: 0.174, SLG: 0.095 (1, 5)										4	1	1	0	0	0	1				
Rick Dempsey, R OBP: 0.348, SLG: 0.389 (1, 2)											3	0	0	0	1	0		1		
Mark Belanger, R OBP: 0.111, SLG: 0.111 (1, 6)											3	0	0	0	0	0	1			
Inning Stats	R: 0 E: 0 K: 1 S: 5	H: 1 LOB: 0 BB: 0 P: 5	R: 0 E: 0 K: 0 S: 3	H: 0 LOB: 1 BB: 1 P: 7	R: 0 E: 0 K: 3 S: 10	H: 1 LOB: 1 BB: 0 P: 10	R: 1 E: 1 K: 0 S: 5	H: 1 LOB: 1 BB: 0 P: 5	R: 0 E: 0 K: 0 S: 4	H: 0 LOB: 0 BB: 0 P: 4	R: 0 E: 1 K: 0 S: 6	H: 0 LOB: 3 BB: 2 P: 14	R: 0 E: 0 K: 0 S: 3	H: 0 LOB: 0 BB: 0 P: 3	R: 0 E: 0 K: 0 S: 3	H: 0 LOB: 0 BB: 0 P: 3	1B: 4 2B: 0 3B: 0 HR: 0	SF: 0 SAC: 1 DP: 1 HBP: 0	WP: 0 PB: 1 CS: 0	PA: 36
PITCHER Britt Burns, L ERA: 2.49 (1, 1)	IP: 9.0 WLS: W BF: 36 H: 4 R: 1 ER: 0 SO: 5 BB: 4 IBB: 0 HBP: 0 BLK: 0 WP: 0 HR: 0 S: 42 P: 58 ERA: 0.00 WHIP: 0.889																			

Batter	1	2	3	4	5	6	7	8	9	AB	R	H	RBI	BB	SO	LOB	BOTTOM			
Bill Almon, R OBP: 0.444, SLG: 0.286 (1, 6)										3	0	0	0	1	0	0	Baltimore Orioles @ Chicago White Sox Comiskey Park, Chicago, IL Tue Apr 21 1981, 7:05 PM EST Att: 10,715 - Unknown			
Bob Molinaro, L (9, FH)										0	0	0	0	1	0	0				
Tony Bemazzard, S OBP: 0.406, SLG: 0.581 (1, 4)										5	0	4	2	0	0	0				
Carlton Fisk, R OBP: 0.471, SLG: 0.852 (1, 2)										2	0	0	0	0	0	3				
Greg Luzinski, R OBP: 0.382, SLG: 0.414 (1, 10)										3	0	1	0	1	0	1				
Lamar Johnson, R OBP: 0.100, SLG: 0.100 (1, 3)										4	0	0	0	0	0	4				
Chet Lemon, R OBP: 0.419, SLG: 0.261 (1, 8)										4	0	2	0	0	0	3				
Harold Baines, L OBP: 0.308, SLG: 0.423 (1, 9)										4	0	0	0	0	0	2				
Wayne Nordhagen, R OBP: 0.200, SLG: 0.200 (1, 7)										4	0	0	0	0	0	1				
Rusty Kuntz, R (9, PR) OBP: 0.333, SLG: 0.250										0	1	0	0	0	0	0				
Greg Pryor, R OBP: 0.750, SLG: 0.667 (1, 5)										3	1	2	0	1	0	0				
Inning Stats	R: 0 E: 0 K: 0 S: 4	H: 1 LOB: 3 BB: 1 P: 9	R: 1 E: 0 K: 0 S: 4	H: 1 LOB: 2 BB: 2 P: 12	R: 0 E: 0 K: 0 S: 4	H: 1 LOB: 1 BB: 0 P: 4	R: 0 E: 0 K: 0 S: 3	H: 0 LOB: 0 BB: 0 P: 3	R: 0 E: 0 K: 0 S: 4	H: 2 LOB: 1 BB: 0 P: 4	R: 0 E: 0 K: 0 S: 3	H: 0 LOB: 1 BB: 0 P: 4	R: 0 E: 0 K: 0 S: 3	H: 0 LOB: 0 BB: 0 P: 3	R: 1 E: 1 K: 0 S: 3	H: 2 LOB: 3 BB: 1 P: 7	1B: 7 2B: 2 3B: 0 HR: 0	SF: 0 SAC: 0 DP: 1 HBP: 2	WP: 1 PB: 0 SB: 0 CS: 1	PA: 39
PITCHER Jim Palmer, R ERA: 1.38 Sammy Stewart, R ERA:	IP: 6.0 WLS: L BF: 27 H: 7 R: 1 ER: 1 SO: 7 BB: 3 IBB: 0 HBP: 1 BLK: 0 WP: 0 HR: 0 S: 23 P: 36 ERA: 1.50 WHIP: 1.667																			



Batter	1	2	3	4	5	6	7	8	9	AB	R	H	RBI	BB	SO	LOB	TOP										
Al Bumby, L OBP: 0.250, SLG: 0.235 (1, 8)	0-0 4-3		0-0 P5	0-0 P6		0-0 F8			0-0 F9	5	0	0	0	0	0	5	Baltimore Orioles @ Chicago White Sox Comiskey Park, Chicago, IL Thu Apr 23 1981, 4:33 AM EST Unknown livebaseballscores.com										
Jim Dwyer, L OBP: 0.333, SLG: 0.308 (1, 3) (7, 9)	0-0 3-1		4-0 1B WP 1-2 1B BB	0-3 K			0-0 G3 1B 4-3 1B		0-0 G4-6-3 1B	4	2	2	0	1	1	3											
John Lowenstein, L OBP: 0.278, SLG: 0.235 (1, 7)	0-0 F7		0-0 1B 1-3 2-H		0-0 G3		0-0 4-3 G3 1-2 1B		0-0 G4-6-3 1-2	5	0	2	1	0	0	1											
Ken Singleton, S OBP: 0.483, SLG: 0.846 Jose Morales, R OBP: 0.571, SLG: 0.500 (1, 9) (7, 3)		0-0 HR	0-0 1-2 3-H 1B		0-0 HR		0-0 G3 1-2 2-3			4	2	3	3	0	0	2											
Terry Crowley, L OBP: 0.438, SLG: 0.385 (1, 10)		0-3 K	0-0 F7		0-0 G4-3		0-0 4-3			4	0	0	1	0	1	3											
Dan Graham, L OBP: 0.188, SLG: 0.133 (1, 2)		0-3 K		0-0 F8	0-0 F5		0-0 4-3			4	0	0	0	0	1	1											
Doug DeCinces, R OBP: 0.192, SLG: 0.087 Wayne Krenchicki, L (1, 5) (7, 5)		0-0 F8		4-0 1B E BB		0-0 F9		0-3 K		2	0	0	0	1	0	0											
Lenn Sakata, R (1, 4)			0-0 F3	0-0 E4 1B		4-0 FC1-6 BB		0-0 5-3		3	0	0	0	1	0	1											
Mark Belanger, R OBP: 0.182, SLG: 0.143 (1, 6)			4-0 WP 1B BB	0-0 1-2 2-3 1B		0-0 FC1-6 1-2		0-0 P3		3	1	1	0	1	0	1											
Inning Stats	R: 0 E: 0 K: 0 S: 3	H: 0 LOB: 0 BB: 0 P: 3	R: 1 E: 0 K: 2 S: 8	H: 1 LOB: 0 BB: 0 P: 8	R: 2 E: 0 K: 0 S: 5	H: 2 LOB: 2 BB: 2 P: 13	R: 0 E: 1 K: 1 S: 7	H: 1 LOB: 3 BB: 1 P: 11	R: 1 E: 0 K: 0 S: 4	H: 1 LOB: 0 BB: 0 P: 4	R: 0 E: 0 K: 0 S: 3	H: 0 LOB: 1 BB: 1 P: 7	R: 1 E: 0 K: 0 S: 5	H: 2 LOB: 1 BB: 0 P: 5	R: 0 E: 0 K: 1 S: 5	H: 0 LOB: 0 BB: 0 P: 5		R: 0 E: 0 K: 0 S: 3	H: 1 LOB: 0 BB: 0 P: 3	1B: 6 2B: 0 3B: 0 HR: 2	SF: 0 SAC: 0 DP: 1 HBP: 0	WP: 1 PB: 0 CS: 0	PA: 39				
PITCHER Richard Dotson, R ERA: 4.43 (1, 1)	IP 9.0	WLS W	BF 39	H 8	R 5	ER 5	SO 4	BB 4	IBB 0	HBP 0	BLK 0	WP 1	HR 2	S 43	P 59	ERA 5.00	WHIP 1.333										

Batter	1	2	3	4	5	6	7	8	9	AB	R	H	RBI	BB	SO	LOB	BOTTOM										
Bill Almon, R OBP: 0.471, SLG: 0.429 (1, 6)	0-0 5-3		0-0 1B	0-0 FC4-6 1B				0-0 6-3		7	1	4	3	0	0	1	Baltimore Orioles @ Chicago White Sox Comiskey Park, Chicago, IL Thu Apr 23 1981, 4:33 AM EST Unknown livebaseballscores.com										
Tony Bemazzard, S OBP: 0.421, SLG: 0.649 (1, 4)	0-0 P3	0-0 2-H 1B	0-0 P5	0-0 HR		0-0 FC6-4 1B				6	2	3	1	0	0	2											
Carlton Fisk, R OBP: 0.513, SLG: 0.839 Marc Hill, R (6, PH) (7, 2)	4-0 BB BB		0-0 1B	0-0 E6 WP 1B		0-0 FC4-6 1B		0-0 FC6-4 1B		4	3	3	1	1	0	0											
Greg Luzinski, R OBP: 0.400, SLG: 0.375 (1, 10)	4-0 BB 1-2 BB	0-3 K		0-0 WP 1B BB		0-0 K		4-0 1B 1-2 2-3 BB	0-0 F9	3	2	0	0	3	2	4											
Lamar Johnson, R OBP: 0.267, SLG: 0.308 Mike Squires, L OBP: 0.385, SLG: 0.381 (1, 3) (7, 3)	4-0 BB 1-2 2-3 BB		0-0 1B	0-0 G6-4-3 2B	0-0 1-2 2-H 1B	0-0 F8	0-0 SF8	0-0 F7		3	2	2	2	1	0	0											
Chet Lemon, R OBP: 0.486, SLG: 0.357 (1, 8)	4-0 BB 1-2 2-3 3-H BB		0-0 G6-4-3 1B	0-0 G6-4-3 1B	0-0 1-1 2-H 2B	0-0 F9	0-0 1B	0-0 1B	0-0 1B	5	2	4	4	1	0	0											
Wayne Nordhagen, R OBP: 0.286, SLG: 0.286 (1, 7)	0-0 5-3		0-0 G6-4-3 1B	0-0 1-2 1B	0-0 2B	0-0 3B	0-0 1B	0-0 1B	0-0 F8	6	3	3	1	0	0	5											
Rusty Kuntz, R OBP: 0.455, SLG: 0.400 Harold Baines, L OBP: 0.333, SLG: 0.500 (1, 9) (4, PH) (5, 9)		0-0 SH1-4 1B	0-0 1B	0-0 1B	0-0 F8	0-0 1B	0-0 3B	0-0 4-3		2	1	2	0	0	0	0											
Greg Pryor, R OBP: 0.667, SLG: 0.750 Jim Essian, R (9, 5)		0-0 SH1-4	0-0 1B	0-0 1B	0-0 1-3 2-H 2B	0-0 F8	0-0 FC6-4 1B	0-0 L4		5	1	3	3	0	0	1											
Inning Stats	R: 1 E: 0 K: 0 S: 3	H: 0 LOB: 3 BB: 4 P: 19	R: 1 E: 0 K: 1 S: 8	H: 3 LOB: 2 BB: 0 P: 8	R: 1 E: 0 K: 0 S: 6	H: 5 LOB: 2 BB: 0 P: 6	R: 7 E: 1 K: 1 S: 13	H: 7 LOB: 2 BB: 1 P: 17	R: 1 E: 0 K: 0 S: 5	H: 2 LOB: 1 BB: 0 P: 5	R: 7 E: 0 K: 0 S: 11	H: 8 LOB: 2 BB: 1 P: 15	R: 0 E: 0 K: 0 S: 4	H: 1 LOB: 1 BB: 0 P: 4	R: 0 E: 0 K: 0 S: 3	H: 0 LOB: 0 BB: 0 P: 3		1B: 21 2B: 2 3B: 2 HR: 1	SF: 1 SAC: 1 DP: 1 HBP: 0	WP: 2 PB: 1 CS: 0	PA: 55						
PITCHER Scott McGregor, L ERA: 5.14 Dennis Martinez, R ERA: 22.09 Dave Ford, R ERA: 18.9 Tippy Martinez, L ERA: 4.5 Tim Stoddard, R ERA: (1, 1) (4, 1) (4, 1) (6, 1) (8, 1)	IP 3.0	WLS L	BF 20	H 9	R 4	ER 4	SO 4	BB 4	IBB 0	HBP 0	BLK 0	WP 2	HR 1	S 18	P 34	ERA 12.00	WHIP 4.333										

Batter	1	2	3	4	5	6	7	8	9	AB	R	H	RBI	BB	SO	LOB	TOP											
Al Bumby, L OBP: 0.268, SLG: 0.237 (1, 8)	4-0 1B 4-3 BB	0-0 4-3			0-0 G3		0-0 1B		0-0 F7	4	1	0	1	0	1		Baltimore Orioles @ Chicago White Sox Comiskey Park, Chicago, IL Thu Apr 23 1981, 4:38 AM EST Att: 6,839 - Unknown											
Rich Dauer, R OBP: 0.294, SLG: 0.382 (1, 4)	0-0 4-3 1B	0-0 5-3			0-0 1B		0-0 F8		0-0 6-3	5	1	2	0	0	0	2												
Jim Dwyer, L OBP: 0.283, SLG: 0.235 (1, 3) (7, 7)	0-0 F7		0-0 P4		0-0 P4		0-0 F8			4	0	0	0	0	0	4												
Ken Singleton, S OBP: 0.485, SLG: 0.900 (1, 10)	0-0 4-3		0-0 HR		0-0 G3		0-0 1B			4	1	2	2	0	0	2												
John Lowenstein, L OBP: 0.286, SLG: 0.250 (1, 7) Jose Morales, R OBP: 0.571, SLG: 0.500 (7, PH) Terry Crowley, L OBP: 0.412, SLG: 0.357 (7, PH) (7, 3)	0-0 1B 2H		0-0 F7		0-0 F8		0-0 4-3			3	0	1	1	0	0	0												
Doug DeCinces, R OBP: 0.200, SLG: 0.111 (1, 5)	0-0 1-3 1B		0-0 1-3		0-0 E3 F9 BB		0-0 F8			4	0	1	0	0	0	0												
Gary Roenicke, R OBP: 0.273, SLG: 0.167 (1, 9)	0-0 F9		0-0 P4		4-0 1-2 BB		0-3 K			3	0	0	0	1	1	2												
Rick Dempsey, R OBP: 0.296, SLG: 0.318 (1, 2)		0-0 F8		0-3 K		0-0 F9		0-0 6-3		4	0	0	0	0	1	2												
Wayne Krenchicki, L OBP: 0.167, SLG: 0.167 (1, 6) Dan Graham, L OBP: 0.176, SLG: 0.125 (9, PH)		0-0 WP 1B		0-0 G3		0-0 F8		0-0 F8		3	0	1	0	0	0	2												
Inning Stats	R: 2 E: 0 K: 0 S: 6	H: 3 LOB: 2 BB: 1 P: 10	R: 0 E: 0 K: 0 S: 4	H: 1 LOB: 1 BB: 0 P: 4	R: 1 E: 0 K: 0 S: 4	H: 1 LOB: 0 BB: 0 P: 4	R: 0 E: 0 K: 1 S: 5	H: 0 LOB: 0 BB: 0 P: 5	R: 0 E: 1 K: 0 S: 4	H: 0 LOB: 2 BB: 1 P: 8	R: 0 E: 0 K: 0 S: 5	H: 2 LOB: 2 BB: 0 P: 5	R: 0 E: 0 K: 1 S: 5	H: 0 LOB: 0 BB: 0 P: 5	R: 0 E: 0 K: 0 S: 3	H: 0 LOB: 0 BB: 0 P: 3	1B: 7 2B: 0 3B: 0 HR: 1	SF: 0 SAC: 0 DP: 0 HBP: 0	WP: 1 PB: 0 SB: 0 CS: 0	PA: 38								
PITCHER	IP	WLS	BF	H	R	ER	SO	BB	IBB	HBP	BLK	WP	HR	S	P	ERA	WHIP	PITCHER										
Francisco Barrios, R ERA: 3.12	(1, 1)	6.1	W	29	7	3	3	1	2	0	0	0	1	1	29	37	4.26	1.421										
Kevin Hickey, L ERA:	(7, 1)	0.1		2	1	0	0	0	0	0	0	0	0	0	2	2	0.00	3.000										
Ed Farmer, R ERA: 11.81	(7, 1)	2.1	S	7	0	0	0	1	0	0	0	0	0	0	9	9	0.00	0.000										

AB	36
R	3
H	8
RBI	3
BB	2
SO	2
LOB	17



Batter	1	2	3	4	5	6	7	8	9	AB	R	H	RBI	BB	SO	LOB	BOTTOM										
Bill Almon, R OBP: 0.447, SLG: 0.387 (1, 6)	0-3 K	0-0 FC6-4 CS			4-0 1B 4-3 BB		0-0 F2			3	1	0	0	1	1	1	Baltimore Orioles @ Chicago White Sox Comiskey Park, Chicago, IL Thu Apr 23 1981, 4:38 AM EST Att: 6,839 - Unknown										
Tony Bemazzard, S OBP: 0.495, SLG: 0.610 (1, 4)	0-0 E 1B	0-0 CS	0-0 F9		0-0 4-3		0-3 K			4	1	1	0	0	1	2											
Harold Baines, L OBP: 0.324, SLG: 0.471 (1, 9)	0-0 F7		0-3 K		0-0 1B 2H 3H		0-0 4-3			4	0	1	2	0	1	1											
Lamar Johnson, R OBP: 0.263, SLG: 0.294 (1, 10)	0-0 E6 1B		0-0 5-3		0-0 6-3		0-0 5-3			4	1	1	1	0	0	1											
Wayne Nordhagen, R OBP: 0.375, SLG: 0.318 (1, 7) Rusty Kuntz, R OBP: 0.500, SLG: 0.545 (6, PR) (7, 7)	0-0 BB 3H		4-0 G6-4-3 BB		1-0 G3 SH1-3 2B HBP		0-0 2B			1	0	1	1	1	0	0											
Chet Lemon, R OBP: 0.475, SLG: 0.333 (1, 8)	4-0 1-2 BB		0-0 G6-4-3		0-0 SH1-3		0-3 K			2	0	0	0	1	1	2											
Mike Squires, L OBP: 0.345, SLG: 0.333 (1, 3)	0-0 F2		0-0 F9		0-0 G3		2-3			3	0	0	0	0	0	4											
Jim Essian, R OBP: 0.333, SLG: 0.667 (1, 2)		0-0 5-3		0-0 F8		0-0 2B				3	0	1	1	0	0	0											
Greg Pryor, R OBP: 0.667, SLG: 0.700 (1, 5)		4-0 FC6-4 BB		0-0 4-3 1B		0-0 F9				2	1	1	0	1	0	0											
Inning Stats	R: 2 E: 1 K: 1 S: 8	H: 3 LOB: 2 BB: 1 P: 12	R: 0 E: 0 K: 0 S: 2	H: 0 LOB: 0 BB: 1 P: 6	R: 0 E: 0 K: 1 S: 5	H: 0 LOB: 0 BB: 1 P: 5	R: 0 E: 0 K: 0 S: 2	H: 0 LOB: 0 BB: 1 P: 6	R: 2 E: 0 K: 0 S: 5	H: 2 LOB: 1 BB: 1 P: 9	R: 1 E: 0 K: 0 S: 3	H: 1 LOB: 2 BB: 0 P: 4	R: 0 E: 0 K: 1 S: 5	H: 0 LOB: 0 BB: 0 P: 5	R: 0 E: 0 K: 1 S: 6	H: 1 LOB: 1 BB: 0 P: 6	1B: 5 2B: 2 3B: 0 HR: 0	SF: 0 SAC: 1 DP: 1 HBP: 1	WP: 0 PB: 0 SB: 0 CS: 1	PA: 34							
PITCHER	IP	WLS	BF	H	R	ER	SO	BB	IBB	HBP	BLK	WP	HR	S	P	ERA	WHIP	PITCHER									
Steve Stone, R ERA: 4.58	(1, 1)	6.0	L	26	6	5	5	2	4	0	1	0	0	25	42	7.50	1.667										
Sammy Stewart, R ERA:	(7, 1)	2.0		7	1	0	0	2	0	0	0	0	0	11	11	0.00	0.500										


AB	27
R	5
H	7
RBI	5
BB	4
SO	4
LOB	11



Batter	1	2	3	4	5	6	7	8	9	AB	R	H	RBI	BB	SO	LOB	TOP					
Dwight Evans, R OBP: 0.480, SLG: 0.692 (1, 9)	L8		4-0 BB		0-3 K		0-0 FC6-4			3	0	0	0	1	1	2						
Dave Stapleton, R OBP: 0.290, SLG: 0.222 (1, 4)	1B		5-3				1-4-3		0-0 F4	4	0	1	0	0	0	1						
Carl Yastrzemski, L OBP: 0.323, SLG: 0.299 (1, 10)	K				0-0 F8		0-0 F5		0-0 F4	4	0	0	0	0	1	1						
Jim Rice, R OBP: 0.250, SLG: 0.383 (1, 7)	K				0-0 HR		0-0 6-3		0-0 F9	4	1	1	1	0	1	1						
Tony Perez, R OBP: 0.261, SLG: 0.333 (1, 3)		0-0 5-3			0-3 K		0-0 FC6-4 1B BB		0-3 K	3	1	0	0	1	2	0						
Carney Lansford, R OBP: 0.511, SLG: 0.650 (1, 5)		0-0 6-3			0-0 E4		0-0 FC6-4 1B		0-3 K	4	0	1	0	0	1	0						
Gary Allenson, R OBP: 0.341, SLG: 0.500 (1, 2)					0-0 F8		0-3 K		0-0 F8	4	0	0	0	0	1	3						
Glenn Hoffman, R OBP: 0.220, SLG: 0.179 (1, 6)			0-0 5-3		0-0 5-3		0-0 FC6-4 1B			3	0	0	0	0	0	2						
Rick Miller, L OBP: 0.324, SLG: 0.333 (7, PH)					0-0 F8		0-0 FC6-4 1B			2	0	0	0	0	0	0						
Joe Rudi, R OBP: 0.500, SLG: 0.500 (7, PR)							0-0 F7			1	0	1	1	0	0	0						
Reid Nichols, R (7, 8)										0	0	0	0	0	0	0						
Inning Stats	R: 0 E: 0 K: 2 S: 8	H: 1 LOB: 1 BB: 0 P: 8	R: 0 E: 0 K: 0 S: 3	H: 0 LOB: 0 BB: 0 P: 3	R: 0 E: 0 K: 0 S: 3	H: 0 LOB: 1 BB: 1 P: 7	R: 1 E: 0 K: 1 S: 7	H: 1 LOB: 1 BB: 0 P: 7	R: 0 E: 0 K: 1 S: 5	H: 0 LOB: 0 BB: 0 P: 5	R: 0 E: 0 K: 0 S: 3	H: 0 LOB: 0 BB: 0 P: 3	R: 1 E: 0 K: 1 S: 7	H: 2 LOB: 2 BB: 1 P: 11	R: 0 E: 0 K: 0 S: 3	H: 0 LOB: 0 BB: 0 P: 3	R: 0 E: 0 K: 2 S: 7	H: 0 LOB: 0 BB: 0 P: 7	1B: 3 2B: 0 3B: 0 HR: 1	SF: 0 SAC: 0 DP: 0 HBP: 0	WP: 0 PB: 0 SB: 0 CS: 0	PA: 34
PITCHER Mike Flanagan, L ERA: 3.86 (1, 1)	IP: 9.0 WLS: W BF: 34 H: 4 R: 2 ER: 2 SO: 7 BB: 2 IBB: 0 HBP: 0 BLK: 0 WP: 0 HR: 1 S: 46 P: 54 ERA: 2.00 WHIP: 0.667															PITCHER	IP: 9.0 WLS: W BF: 34 H: 4 R: 2 ER: 2 SO: 7 BB: 2 IBB: 0 HBP: 0 BLK: 0 WP: 0 HR: 1 S: 46 P: 54 ERA: 2.00 WHIP: 0.667					

Boston Red Sox @ Baltimore Orioles
Memorial Stadium, Baltimore, MD
Sat Apr 25 1981, 3:33 AM EST
Att: 19,634 - Unknown - 53 F


AB 32
R 2
H 4
RBI 2
BB 2
SO 7
LOB 10



Batter	1	2	3	4	5	6	7	8	9	AB	R	H	RBI	BB	SO	LOB	BOTTOM			
Al Bumbry, L OBP: 0.261, SLG: 0.233 (1, 8)	E5		6-3		0-0 G3		0-3 K		0-0 1B	5	0	1	0	0	1	3				
Rich Dauer, R OBP: 0.358, SLG: 0.447 (1, 4)	1B				0-0 FC4 1B		0-0 1B		0-3 K	4	2	3	0	1	1	2				
Jose Morales, R OBP: 0.550, SLG: 0.556 (1, 3)					0-0 FC4 1B		0-0 1B		0-0 F2	3	1	2	0	0	0	2				
Jim Dwyer, L OBP: 0.250, SLG: 0.222 (6, 3)	G6-4-3				1-2 FC4 1B		1-3 2B			1	0	0	0	0	0	1				
Ken Singleton, S OBP: 0.459, SLG: 0.818 (1, 9)					0-0 FC4 1B		4-0 2B		0-3 K	3	2	0	0	1	2	4				
John Lowenstein, L OBP: 0.296, SLG: 0.250 (8, 7)	K				1-2 FC4 1B		1-2 2B BB		0-3 K	0	0	0	0	0	0	0				
Benny Ayala, R OBP: 0.250, SLG: 0.143 (1, 10)		0-3 K			0-0 1B		0-3 K		0-3 K	4	1	1	1	0	3	4				
Doug DeCinces, R OBP: 0.285, SLG: 0.258 (1, 5)		0-3 K			1-2 1B		0-0 1B		0-0 1B WP	4	1	3	4	0	1	0				
Gary Roenicke, R OBP: 0.308, SLG: 0.190 (1, 7)					1-2 1B		0-0 1B		4-0 WP 1B	3	0	1	1	1	2	0				
Rick Dempsey, R OBP: 0.290, SLG: 0.308 (1, 2)					0-0 F8		0-0 1B		0-0 B3	4	0	1	0	0	1	2				
Mark Belanger, R OBP: 0.154, SLG: 0.120 (1, 6)					0-3 K		0-3 K		0-3 K	4	0	0	0	0	4	5				
Inning Stats	R: 0 E: 1 K: 1 S: 5	H: 0 LOB: 1 BB: 1 P: 9	R: 0 E: 0 K: 3 S: 9	H: 0 LOB: 0 BB: 0 P: 9	R: 0 E: 0 K: 1 S: 5	H: 0 LOB: 0 BB: 0 P: 5	R: 3 E: 0 K: 1 S: 11	H: 6 LOB: 3 BB: 0 P: 11	R: 3 E: 0 K: 2 S: 9	H: 3 LOB: 0 BB: 1 P: 13	R: 0 E: 0 K: 3 S: 9	H: 0 LOB: 0 BB: 0 P: 9	R: 0 E: 0 K: 2 S: 8	H: 1 LOB: 1 BB: 0 P: 8	R: 1 E: 0 K: 2 S: 9	H: 2 LOB: 2 BB: 1 P: 13	1B: 9 2B: 3 3B: 0 HR: 0	SF: 0 SAC: 0 DP: 1 HBP: 0	WP: 1 PB: 0 SB: 0 CS: 0	PA: 38
PITCHER Frank Tanana, L ERA: 5.21 Mark Clear, R ERA: 5.96 (5, 1)	IP: 4.2 WLS: L BF: 24 H: 9 R: 6 ER: 6 SO: 7 BB: 2 IBB: 0 HBP: 0 BLK: 0 WP: 1 HR: 0 S: 36 P: 44 ERA: 11.57 WHIP: 2.357															PITCHER	IP: 3.1 WLS: L BF: 14 H: 3 R: 1 ER: 1 SO: 8 BB: 1 IBB: 0 HBP: 0 BLK: 0 WP: 0 HR: 0 S: 29 P: 33 ERA: 2.70 WHIP: 1.200			

Boston Red Sox @ Baltimore Orioles
Memorial Stadium, Baltimore, MD
Sat Apr 25 1981, 3:33 AM EST
Att: 19,634 - Unknown - 53 F

AB 35
R 7
H 12
RBI 6
BB 3
SO 15
LOB 23





Batter	1	2	3	4	5	6	7	8	9	AB	R	H	RBI	BB	SO	LOB	TOP				
Bill Almon, R OBP: 0.400, SLG: 0.375 (1, 6)	0-3 K		0-3 K						0-0 1B	5	0	2	0	0	2	1	Chicago White Sox @ Baltimore Orioles Memorial Stadium, Baltimore, MD Mon Apr 27 1981, 7:05 PM EDT Att: 11,774 - Unknown - 68 F				
Tony Bemazard, S OBP: 0.407, SLG: 0.536 (1, 4)	0-0 6-3		0-0 1B						0-0 1B	4	0	3	0	1	0						
Carlton Fisk, R OBP: 0.468, SLG: 0.730 Harold Baines, L OBP: 0.250, SLG: 0.340 Wayne Nordhagen, R (9, FH) OBP: 0.333, SLG: 0.321 (1, 7)	0-0 F9		0-0 F4						0-0 F8	3	0	0	0	0	0	3					
Greg Luzinski, R OBP: 0.421, SLG: 0.489 Richard Dotson, R (8, PR) Jim Morrison, R (9, FH) OBP: 0.231, SLG: 0.440 (1, 10)		4-0 2B BB		0-0 HR					0-3 K	3	1	2	1	1	1	2					
Lamar Johnson, R OBP: 0.353, SLG: 0.438 (1, 3)	0-0 F9		0-0 F6						0-0 L9	4	0	0	0	0	0	4					
Chet Lemon, R OBP: 0.446, SLG: 0.444 (1, 8)	0-0 2B		0-0 F4						0-3 K	4	0	1	0	0	1	1					
Rusty Kuntz, R OBP: 0.450, SLG: 0.500 (5, 7)	0-3 K		0-0 1B 2B						0-0 1B	4	1	2	0	0	1	2					
Jim Essian, R OBP: 0.231, SLG: 0.308 (1, 2)	0-0 F8		0-0 1B						0-0 F8	4	0	1	1	0	1	4					
Greg Pryor, R OBP: 0.444, SLG: 0.417 (1, 5)			0-0 P1						0-0 F9	4	0	1	0	0	0	1					
Inning Stats	R: 0 E: 0 K: 1 S: 5	H: 0 LOB: 0 BB: 0 P: 5	R: 0 E: 0 K: 1 S: 6	H: 1 LOB: 2 BB: 1 P: 10	R: 0 E: 0 K: 1 S: 6	H: 1 LOB: 1 BB: 0 P: 6	R: 2 E: 0 K: 0 S: 6	H: 3 LOB: 1 BB: 0 P: 6	R: 0 E: 0 K: 1 S: 6	H: 1 LOB: 2 BB: 0 P: 10	R: 0 E: 0 K: 0 S: 4	H: 2 LOB: 1 BB: 0 P: 4	R: 0 E: 0 K: 1 S: 7	H: 2 LOB: 2 BB: 0 P: 7	R: 0 E: 0 K: 1 S: 7	H: 2 LOB: 2 BB: 0 P: 7		1B: 9 2B: 2 3B: 0 HR: 1	SF: 0 SAC: 0 DP: 1 HBP: 0	WP: 0 PB: 0 SB: 0 CS: 0	PA: 40
PITCHER	IP	WLS	BF	H	R	ER	SO	BB	IBB	HBP	BLK	WP	HR	S	P	ERA	WHIP				
Scott McGregor, L ERA: 3.52 Tippy Martinez, L ERA: 3.86 (1, 1)	8.1	W	37	11	2	2	6	2	0	0	0	0	1	47	55	2.16	1.560				
(9, 1)	0.2	S	3	1	0	0	1	0	0	0	0	0	0	5	5	0.00	1.500				

Batter	1	2	3	4	5	6	7	8	9	AB	R	H	RBI	BB	SO	LOB	BOTTOM				
Al Bumby, L OBP: 0.556, SLG: 0.200 (1, 8)	0-0 G3		0-3 K						0-0 SF7	3	1	0	1	1	1	0	Chicago White Sox @ Baltimore Orioles Memorial Stadium, Baltimore, MD Mon Apr 27 1981, 7:05 PM EDT Att: 11,774 - Unknown - 68 F				
Rich Dauer, R OBP: 0.333, SLG: 0.404 (1, 4)	0-0 L7		0-0 E5 1B						0-0 FC5-4	5	1	1	0	0	0	2					
Ken Singleton, S OBP: 0.227, SLG: 1.024 John Lowenstein, L OBP: 0.240, SLG: 0.208 (1, 9)	0-0 2B		0-0 1B							4	0	4	1	0	0	0					
Eddie Murray, S OBP: 0.107, SLG: 0.115 (1, 3)	0-0 F9		0-0 F6						0-0 L3	4	0	0	0	0	0	6					
Terry Crowley, L OBP: 0.520, SLG: 0.389 (1, 10)		4-0 G4-6-3 BB	0-0 FC6-4 1B						4-0 1B SH BB	1	1	1	1	3	0	0					
Doug DeCinces, R OBP: 0.238, SLG: 0.231 (1, 5)	0-0 G4-6-3		0-0 FC6-4						0-0 SH 1B	4	1	1	0	0	0	6					
Dan Graham, L OBP: 0.227, SLG: 0.333 Rick Dempsey, R (6, PR) OBP: 0.286, SLG: 0.300 (1, 2)	0-0 HR		0-0 F8						0-0 SH 1B	4	1	2	1	0	0	3					
Gary Roenicke, R OBP: 0.300, SLG: 0.240 (9, 9)	0-0 2B		0-0 F9						0-0 F6	4	0	1	0	0	0	3					
Mark Belanger, R OBP: 0.125, SLG: 0.097 (1, 6)	0-0 5-3		0-0 F4						0-0 SH FC5-4	3	0	0	1	0	1	1					
Inning Stats	R: 0 E: 0 K: 0 S: 4	H: 1 LOB: 1 BB: 0 P: 4	R: 1 E: 0 K: 0 S: 4	H: 2 LOB: 1 BB: 1 P: 8	R: 1 E: 1 K: 1 S: 8	H: 2 LOB: 2 BB: 0 P: 8	R: 0 E: 0 K: 0 S: 3	H: 0 LOB: 0 BB: 0 P: 3	R: 1 E: 0 K: 0 S: 5	H: 2 LOB: 3 BB: 2 P: 13	R: 0 E: 0 K: 1 S: 5	H: 0 LOB: 0 BB: 0 P: 5	R: 0 E: 0 K: 0 S: 3	H: 1 LOB: 0 BB: 0 P: 3	R: 2 E: 0 K: 0 S: 6	H: 2 LOB: 2 BB: 1 P: 10		1B: 6 2B: 3 3B: 0 HR: 1	SF: 1 SAC: 1 DP: 2 HBP: 0	WP: 0 PB: 0 SB: 1 CS: 0	PA: 38
PITCHER	IP	WLS	BF	H	R	ER	SO	BB	IBB	HBP	BLK	WP	HR	S	P	ERA	WHIP				
Francisco Barrios, R ERA: 3.0 LaMarr Hoyt, R ERA: 1.59 Kevin Hickey, L Dennis Lamp, R ERA: (8, 1)	6.1	L	30	8	3	2	2	2	1	0	0	0	0	5	9	18.00	3.000				
(8, 1)	0.1		1	0	0	0	0	0	0	0	0	0	0	1	1	0.00	0.000				
(8, 1)	0.1		1	0	0	0	0	0	0	0	0	0	0	1	1	0.00	0.000				

Batter	1	2	3	4	5	6	7	8	9	AB	R	H	RBI	BB	SO	LOB	TOP										
Bill Almon, R OBP: 0.383, SLG: 0.377 (1, 6)	0-3 K	0-0 2B		0-0 E5 WP		0-0 F9		0-0 6-3		5	1	1	1	0	1	0	Chicago White Sox @ Baltimore Orioles Memorial Stadium, Baltimore, MD Tue Apr 28 1981, 7:05 PM EDT Att: 9,883 - Unknown										
Tony Bemazard, S OBP: 0.422, SLG: 0.574 (1, 4)	0-0 1B	0-0 1B		0-0 F7				0-0 B2		5	2	3	2	0	0	1											
Wayne Nordhagen, R OBP: 0.353, SLG: 0.344 Rusty Kuntz, R OBP: 0.429, SLG: 0.474 (7, PR) (7, 7)	0-0 L8	0-0 1B		0-0 L6				0-0 6-3		4	1	2	2	0	0	2											
Greg Luzinski, R OBP: 0.435, SLG: 0.500 Ross Baumgarten, L OBP: 0.429, SLG: 0.474 (9, PR)	0-0 1B	0-0 1B		0-0 F7				0-0 FC4-6 1B		5	1	3	0	0	0	2											
Lamar Johnson, R OBP: 0.395, SLG: 0.472 Mike Squires, L OBP: 0.375, SLG: 0.370 (7, PR) (7, 3)	0-0 F5	0-0 WP		0-0 CS				0-0 FC4-6 1B		4	0	3	1	0	0	2											
Chet Lemon, R OBP: 0.443, SLG: 0.429 (1, 8)		0-0 K		0-0 F8				0-0 1B		4	0	1	0	1	1	2											
Harold Baines, L OBP: 0.226, SLG: 0.314 (1, 9)		0-0 F9		0-0 F8				0-0 K		4	0	0	1	0	1	3											
Jim Essian, R OBP: 0.235, SLG: 0.294 (1, 2)		0-0 1B		0-0 F3				0-0 1B		4	1	1	0	0	0	2											
Greg Pryor, R OBP: 0.419, SLG: 0.393 (1, 5)		0-0 2B		0-0 K				0-0 F8		4	1	1	0	0	1	0											
Inning Stats	R: 0 E: 0 K: 1 S: 7	H: 2 LOB: 2 BB: 0 P: 7	R: 6 E: 0 K: 1 S: 12	H: 7 LOB: 1 BB: 0 P: 12	R: 0 E: 0 K: 1 S: 5	H: 0 LOB: 0 BB: 0 P: 5	R: 0 E: 1 K: 0 S: 4	H: 0 LOB: 1 BB: 0 P: 4	R: 0 E: 0 K: 0 S: 3	H: 0 LOB: 0 BB: 0 P: 3	R: 0 E: 0 K: 0 S: 3	H: 0 LOB: 2 BB: 0 P: 10	R: 0 E: 0 K: 0 S: 3	H: 0 LOB: 2 BB: 0 P: 7	R: 0 E: 0 K: 1 S: 7	H: 2 LOB: 2 BB: 0 P: 7	1B: 12 2B: 3 3B: 0 HR: 0	SF: 1 SAC: 0 DP: 0 HBP: 0	WP: 2 PB: 0 SB: 0 CS: 1	PA: 44							
PITCHER	IP	WLS	BF	H	R	ER	SO	BB	IBB	HBP	BLK	WP	HR	S	P	ERA	WHIP	PITCHER									
Steve Stone, R ERA: 6.52 (1, 1)	1.2	L	12	7	5	5	2	0	0	0	0	0	0	16	22	27.00	4.200										
Dave Ford, R ERA: 11.25 (2, 1)	4.2		20	6	3	3	1	0	0	0	0	2	0	22	22	5.79	1.286										
Tim Stoddard, R ERA: 6.75 (7, 1)	0.0		1	0	0	0	1	0	0	0	0	0	0	4													
Tippy Martinez, L ERA: 2.45 (7, 1)	2.2		10	2	0	0	1	0	0	0	0	0	0	12	12	0.00	0.750										

Batter	1	2	3	4	5	6	7	8	9	AB	R	H	RBI	BB	SO	LOB	BOTTOM										
Al Bumbry, L OBP: 0.262, SLG: 0.236 (1, 8)	0-3 K	0-0 1B			0-0 F7	0-0 FC4-6		0-0 2B		5	0	2	1	0	1	2	Chicago White Sox @ Baltimore Orioles Memorial Stadium, Baltimore, MD Tue Apr 28 1981, 7:05 PM EDT Att: 9,883 - Unknown										
Rich Dauer, R OBP: 0.340, SLG: 0.392 (1, 4)	0-0 BB	0-0 F9			0-0 BB	0-0 F7		0-0 F8		4	1	1	0	1	0	5											
Ken Singleton, S OBP: 0.560, SLG: 1.044 (1, 10)	0-0 FC3-6			0-0 HR		0-0 G4-6-3		0-0 BB		4	1	2	1	1	0	1											
Eddie Murray, S OBP: 0.212, SLG: 0.233 (1, 3)	0-0 FC3-6			0-0 G6-3		0-0 G3		0-0 G3		4	1	3	0	1	0	2											
John Lowenstein, L OBP: 0.214, SLG: 0.185 Gary Roenicke, R OBP: 0.313, SLG: 0.231 (7, PH) (8, 7)	0-0 FC3-6			0-0 G6-3		0-0 G3		0-0 6-3		3	0	0	1	0	0	4											
Dan Graham, L OBP: 0.240, SLG: 0.333 Rick Dempsey, R OBP: 0.270, SLG: 0.281 (7, PH) (8, 2)	0-3 K			0-3 K		0-0 BB		0-0 F4		3	1	1	1	0	2	2											
Doug DeCinces, R OBP: 0.234, SLG: 0.209 (1, 5)		0-0 L8		0-3 K		0-0 BB		0-0 6-3		4	1	0	0	1	1	2											
Jim Dwyer, L OBP: 0.357, SLG: 0.462 (1, 9)		0-0 1B		0-3 K		0-0 FC4-6		0-0 HR		4	1	3	2	0	1	0											
Mark Belanger, R OBP: 0.116, SLG: 0.091 Terry Crowley, L OBP: 0.500, SLG: 0.389 Benny Ayala, R OBP: 0.333, SLG: 0.143 Wayne Krenchicki, L OBP: 0.143, SLG: 0.143 (6, PH) (6, PH) (7, 6)		0-0 F8		0-0 F2		0-0 FC4-6		0-0 6-3		2	0	0	0	0	0	1											
Inning Stats	R: 1 E: 0 K: 2 S: 9	H: 2 LOB: 2 BB: 1 P: 13	R: 0 E: 0 K: 0 S: 5	H: 2 LOB: 2 BB: 0 P: 5	R: 1 E: 0 K: 1 S: 6	H: 2 LOB: 0 BB: 0 P: 6	R: 0 E: 0 K: 2 S: 7	H: 0 LOB: 0 BB: 0 P: 7	R: 0 E: 0 K: 0 S: 2	H: 0 LOB: 0 BB: 1 P: 6	R: 3 E: 0 K: 0 S: 6	H: 3 LOB: 2 BB: 2 P: 14	R: 0 E: 0 K: 0 S: 4	H: 1 LOB: 2 BB: 1 P: 8	R: 1 E: 0 K: 0 S: 5	H: 2 LOB: 2 BB: 1 P: 9	R: 0 E: 0 K: 0 S: 3	H: 0 LOB: 0 BB: 0 P: 3	1B: 8 2B: 2 3B: 0 HR: 2	SF: 0 SAC: 0 DP: 2 HBP: 0	WP: 0 PB: 0 SB: 0 CS: 0	PA: 43					
PITCHER	IP	WLS	BF	H	R	ER	SO	BB	IBB	HBP	BLK	WP	HR	S	P	ERA	WHIP	PITCHER									
Richard Dotson, R ERA: 5.26 (1, 1)	5.1	W	26	9	5	5	5	3	0	0	0	0	1	33	45	8.44	2.250										
Kevin Hickey, L ERA: 8.0 (6, 1)	1.0		6	1	0	0	0	2	0	0	0	0	0	4	12	0.00	3.000										
Ed Farmer, R ERA: 8.0 (7, 1)	2.2	S	11	2	1	1	0	1	0	0	0	0	1	10	14	3.38	1.125										

Batter	1	2	3	4	5	6	7	8	9	AB	R	H	RBI	BB	SO	LOB	TOP					
Lloyd Moseby, L OBP: 0.321, SLG: 0.444 (1, 8)	F5		K			F7		FC4-6		4	0	0	0	0	1	3	Toronto Blue Jays @ Baltimore Orioles Memorial Stadium, Baltimore, MD Thu Apr 30 1981, 7:05 PM EDT Att: 7,726 - Unknown AB 29 R 0 H 3 RBI 0 BB 2 SO 6 LOB 7 					
Damaso Garcia, R OBP: 0.273, SLG: 0.274 Garth Iorg, R OBP: 0.364, SLG: 0.400 (1, 4) (6, 4)	1-3			6-3			5-3		4-3	2	0	0	0	0	0	0						
Al Woods, L OBP: 0.258, SLG: 0.267 (1, 7)	4-3			K			K		F9	4	0	0	0	0	2	0						
John Mayberry, L OBP: 0.437, SLG: 0.463 (1, 3)				K					F9	3	0	0	0	1	1	0						
Otto Velez, R OBP: 0.378, SLG: 0.328 (1, 10)					1-3				F8	3	0	0	0	0	1	1						
Barry Bonnell, R OBP: 0.237, SLG: 0.222 (1, 9)										2	0	1	0	1	0	0						
Danny Ainge, R OBP: 0.236, SLG: 0.257 (1, 5)										3	0	0	0	0	0	2						
Alfredo Griffin, S OBP: 0.214, SLG: 0.282 (1, 6)										3	0	0	0	0	0	1						
Ernie Whitt, L OBP: 0.242, SLG: 0.226 (8, PH) George Bell, R OBP: 0.214, SLG: 0.286 Dan Whitmer, R OBP: 0.200, SLG: 0.400 (1, 2) (8, 2)										2	0	1	0	0	1	0						
										1	0	1	0	0	0	0						
										0	0	0	0	0	0	0						
Inning Stats	R: 0 E: 0 K: 0 S: 3	H: 0 LOB: 0 BB: 0 P: 3	R: 0 E: 0 K: 1 S: 5	H: 0 LOB: 0 BB: 0 P: 5	R: 0 E: 0 K: 1 S: 6	H: 1 LOB: 1 BB: 0 P: 6	R: 0 E: 0 K: 2 S: 7	H: 0 LOB: 0 BB: 0 P: 7	R: 0 E: 0 K: 0 S: 3	H: 1 LOB: 0 BB: 0 P: 3	R: 0 E: 0 K: 1 S: 5	H: 0 LOB: 0 BB: 0 P: 5	R: 0 E: 0 K: 1 S: 5	H: 0 LOB: 1 BB: 1 P: 9	R: 0 E: 0 K: 0 S: 4	H: 1 LOB: 2 BB: 1 P: 8	R: 0 E: 0 K: 0 S: 3	H: 0 LOB: 0 BB: 0 P: 3	1B: 3 2B: 0 3B: 0 HR: 0	SF: 0 SAC: 0 DP: 1 HBP: 0	WP: 0 PB: 0 SB: 0 CS: 0	PA: 31
PITCHER Mike Flanagan, L ERA: 2.7 (1, 1)	IP: 9.0 WLS: W BF: 31 H: 3 R: 0 ER: 0 SO: 6 BB: 2 IBB: 0 HBP: 0 BLK: 0 WP: 0 HR: 0 S: 41 P: 49 ERA: 0.00 WHIP: 0.556															PITCHER IP: WLS: BF: H: R: ER: SO: BB: IBB: HBP: BLK: WP: HR: S: P: ERA: WHIP						

Batter	1	2	3	4	5	6	7	8	9	AB	R	H	RBI	BB	SO	LOB	BOTTOM					
Al Bumbry, L OBP: 0.290, SLG: 0.274 (1, 8)	F9				1-3					4	0	2	1	0	0	0	Toronto Blue Jays @ Baltimore Orioles Memorial Stadium, Baltimore, MD Thu Apr 30 1981, 7:05 PM EDT Att: 7,726 - Unknown AB 31 R 4 H 6 RBI 3 BB 4 SO 3 LOB 13 					
Rich Dauer, R OBP: 0.344, SLG: 0.368 Lenn Sakata, R (7, PR) (8, 4)	F8	2B			F8		1B			3	0	0	0	1	0	1						
Ken Singleton, S OBP: 0.517, SLG: 0.981 Gary Roenicke, R OBP: 0.314, SLG: 0.241 (1, 9) (8, 9)				4-3						4	1	1	1	0	0	3						
Eddie Murray, S OBP: 0.175, SLG: 0.189 (1, 3)	G3				6-3					4	0	0	0	0	0	0						
John Lowenstein, L OBP: 0.219, SLG: 0.226 (1, 7)										4	0	1	0	0	2	0						
Terry Crowley, L OBP: 0.517, SLG: 0.350 (1, 10)										2	1	0	0	2	0	0						
Dan Graham, L OBP: 0.241, SLG: 0.296 (1, 2)										3	1	0	0	1	1	3						
Doug DeCinces, R OBP: 0.259, SLG: 0.260 (1, 5)										4	1	2	1	0	0	3						
Mark Belanger, R OBP: 0.103, SLG: 0.079 (1, 6)										3	0	0	0	0	0	3						
										1B: 3 2B: 2 3B: 0 HR: 1	SF: 0 SAC: 0 DP: 0 HBP: 0	WP: 1 PB: 0 SB: 1 CS: 0	PA: 35									
Inning Stats	R: 1 E: 0 K: 0 S: 4	H: 1 LOB: 0 BB: 0 P: 4	R: 3 E: 2 K: 1 S: 8	H: 2 LOB: 1 BB: 1 P: 12	R: 0 E: 0 K: 0 S: 3	H: 0 LOB: 0 BB: 0 P: 3	R: 0 E: 0 K: 1 S: 6	H: 1 LOB: 1 BB: 0 P: 6	R: 0 E: 0 K: 0 S: 3	H: 0 LOB: 0 BB: 0 P: 3	R: 0 E: 0 K: 1 S: 5	H: 0 LOB: 0 BB: 0 P: 5	R: 0 E: 0 K: 0 S: 4	H: 1 LOB: 3 BB: 2 P: 12	R: 0 E: 0 K: 0 S: 4	H: 1 LOB: 2 BB: 1 P: 8	R: 0 E: 0 K: 0 S: 3	H: 0 LOB: 0 BB: 0 P: 3	1B: 3 2B: 2 3B: 0 HR: 1	SF: 0 SAC: 0 DP: 0 HBP: 0	WP: 1 PB: 0 SB: 1 CS: 0	PA: 35
PITCHER Jackson Todd, R ERA: 4.23 Mike Barlow, R ERA: 3.35 (1, 1) (8, 1)	IP: 7.0 WLS: L BF: 30 H: 5 R: 4 ER: 2 SO: 3 BB: 3 IBB: 0 HBP: 0 BLK: 0 WP: 1 HR: 1 S: 33 P: 45 ERA: 2.57 WHIP: 1.143															PITCHER IP: WLS: BF: H: R: ER: SO: BB: IBB: HBP: BLK: WP: HR: S: P: ERA: WHIP						

Batter	1	2	3	4	5	6	7	8	9	AB	R	H	RBI	BB	SO	LOB	TOP	
Lloyd Moseby, L OBP: 0.318, SLG: 0.474 (1, 8)	0-0 1-3		0-3 K			0-0 3-1		0-0 HR		4	1	1	1	0	1	0	Toronto Blue Jays @ Baltimore Orioles Memorial Stadium, Baltimore, MD Sat May 02 1981, 7:05 PM EDT Unknown - 57 F	
Garth Iorg, R OBP: 0.333, SLG: 0.357 (1, 4)	0-0 2B		0-0 6-3			0-0 F7		0-0 E5		4	1	1	0	0	0	0		
Willie Upshaw, L OBP: 0.281, SLG: 0.429 (1, 3)	0-0 F5		0-0 L9			0-0 4-3		0-0 4-3		4	0	0	0	0	0	2		
John Mayberry, L OBP: 0.427, SLG: 0.466 (1, 10)	0-0 2B			0-0 4-3			0-0 F9		0-3 K	4	1	1	1	0	1	0		
Al Woods, L OBP: 0.273, SLG: 0.297 (1, 7)	0-0 2B			0-0 6-3			0-0 1B		0-0 F6	4	0	2	1	0	0	0		
Barry Bonnell, R OBP: 0.222, SLG: 0.207 (1, 9)	0-0 5-3			0-0 F9			0-0 F8		0-0 F3	4	0	0	0	0	0	2		
Danny Ainge, R OBP: 0.227, SLG: 0.247 (1, 5)		0-0 F9			0-0 F3		0-0 F8			3	0	0	0	0	0	1		
Alfredo Griffin, S OBP: 0.207, SLG: 0.272 (1, 6)		0-0 F6			0-3 K			0-0 1-3		3	0	0	0	0	1	0		
Ernie Whitt, L OBP: 0.232, SLG: 0.215 Dan Whitmer, R OBP: 0.200, SLG: 0.400 (1, 2) (9, 2)	0-0 4-3			0-0 F5				0-0 4-3		3	0	0	0	0	0	0		
Inning Stats	R: 2 E: 0 K: 0 S: 6	H: 3 LOB: 1 BB: 0 P: 6	R: 0 E: 0 K: 0 S: 3	H: 0 LOB: 0 BB: 0 P: 3	R: 0 E: 0 K: 0 S: 5	H: 0 LOB: 0 BB: 0 P: 5	R: 0 E: 0 K: 0 S: 3	H: 0 LOB: 0 BB: 0 P: 3	R: 0 E: 0 K: 0 S: 4	H: 1 LOB: 1 BB: 0 P: 4	R: 1 E: 1 K: 0 S: 5	H: 1 LOB: 1 BB: 0 P: 5	R: 0 E: 0 K: 1 S: 5	H: 0 LOB: 0 BB: 0 P: 5	1B: 2 2B: 2 3B: 0 HR: 1	SF: 0 SAC: 0 DP: 0 HBP: 0		WP: 1 PB: 0 SB: 0 CS: 0
PITCHER Jim Palmer, R ERA: 2.86 (1, 1)	IP: 9.0 WLS: W BF: 33 H: 5 R: 3 ER: 3 SO: 3 BB: 0 IBB: 0 HBP: 0 BLK: 0 WP: 1 HR: 1 S: 39 P: 39 ERA: 3.00 WHIP: 0.556																	

Batter	1	2	3	4	5	6	7	8	9	AB	R	H	RBI	BB	SO	LOB	BOTTOM			
Al Bumbry, L OBP: 0.311, SLG: 0.288 (1, 8)	4-0 BB		0-0 FC6-4	0-0 G6-4-3		0-0 6-3		0-0 F3		4	0	2	1	1	0	3	Toronto Blue Jays @ Baltimore Orioles Memorial Stadium, Baltimore, MD Sat May 02 1981, 7:05 PM EDT Unknown - 57 F			
Lenn Sakata, R (1, 4) (9, 6)	0-0 F4		0-0 FC6-4	0-0 G6-4-3			0-3 K		4-0 SH5-4	4	1	0	0	1	1	4				
Ken Singleton, S OBP: 0.532, SLG: 0.964 (1, 10)	4-0 1-2		0-0 1-3		4-0 3-4-3		0-3 K		0-0 SH5-4	2	0	1	0	2	1	0				
Eddie Murray, S OBP: 0.178, SLG: 0.171 (1, 3)	0-3 K		0-0 F7		0-0 3-4-3		0-0 E6		4-0 2B	4	0	0	0	1	1	5				
John Lowenstein, L OBP: 0.250, SLG: 0.212 Jose Morales, R OBP: 0.636, SLG: 0.700 (1, 7) (9, PH)	0-0 1-3			4-0 1B	4-0 G4-6-3		0-0 F8		0-0 1-3	2	1	0	0	2	0	3				
Dan Graham, L OBP: 0.303, SLG: 0.333 Rick Dempsey, R OBP: 0.250, SLG: 0.257 (1, 2) (8, FR)		4-0 G5-4-3		0-0 1-3	0-0 G4-6-3			0-0 SH1-3		3	1	2	0	1	0	2				
Doug DeCinces, R OBP: 0.259, SLG: 0.245 (1, 5)		0-0 G5-4-3		4-0 FC1-5		0-0 F5		0-0 B5		3	0	0	0	1	0	2				
Gary Roenicke, R OBP: 0.342, SLG: 0.258 (1, 9)		4-0 CS		0-0 1-2	0-0 FC1-5		0-0 E5		0-0 SH1-3	2	1	1	2	1	0	0				
Wayne Krenchicki, L OBP: 0.100, SLG: 0.100 Terry Crowley, L OBP: 0.517, SLG: 0.350 Benny Ayala, R OBP: 0.482, SLG: 0.600 Rich Dauer, R OBP: 0.344, SLG: 0.368 (1, 6) (8, PH) (8, PH) (9, 4)		0-0 CS		0-0 4-3	0-0 FC1-5		0-0 F7		4-0 BB	3	0	0	0	0	0	3				
Inning Stats	R: 0 E: 0 K: 1 S: 5	H: 0 LOB: 2 BB: 2 P: 13	R: 0 E: 0 K: 0 S: 1	H: 0 LOB: 0 BB: 2 P: 9	R: 0 E: 0 K: 0 S: 5	H: 2 LOB: 1 BB: 0 P: 5	R: 3 E: 0 K: 0 S: 5	H: 3 LOB: 1 BB: 2 P: 13	R: 0 E: 0 K: 0 S: 2	H: 0 LOB: 1 BB: 2 P: 10	R: 0 E: 1 K: 2 S: 8	H: 0 LOB: 1 BB: 0 P: 8	R: 0 E: 0 K: 0 S: 4	H: 1 LOB: 2 BB: 1 P: 8	R: 1 E: 0 K: 0 S: 2	H: 1 LOB: 2 BB: 2 P: 10		1B: 6 2B: 1 3B: 0 HR: 0	SF: 0 SAC: 2 DP: 3 HBP: 0	WP: 0 PB: 0 SB: 0 CS: 1
PITCHER Dave Stieb, R ERA: 4.18 Joey McLaughlin, R ERA: 3.44 Mike Willis, L ERA: 5.14 (1, 1) (4, 1) (8, 1)	IP: 3.1 WLS: L BF: 16 H: 1 R: 0 ER: 0 SO: 2 BB: 2 IBB: 0 HBP: 0 BLK: 0 WP: 0 HR: 0 S: 15 P: 26 ERA: 8.10 WHIP: 0.692																			

Batter	1	2	3	4	5	6	7	8	9	AB	R	H	RBI	BB	SO	LOB	TOP					
Alfredo Griffin, S OBP: 0.198, SLG: 0.259 (1, 6)	4-3		1-3		F8		F9			4	0	0	0	0	0	2	Toronto Blue Jays @ Baltimore Orioles Memorial Stadium, Baltimore, MD Sat May 02 1981, 7:05 PM EDT Att: 16,402 - Unknown - 55 F					
Garth Iorg, R OBP: 0.263, SLG: 0.278 (1, 4)	F7			F8		K		F7		4	0	0	0	0	1	0						
George Bell, R OBP: 0.333, SLG: 0.556 (1, 7)	6-3			HR				1B	WP 1B	4	2	3	1	0	0	0						
Otto Velez, R OBP: 0.385, SLG: 0.317 (1, 10)		FC6-4 BB				F8		K		2	0	0	0	2	1	2						
Barry Bonnell, R OBP: 0.224, SLG: 0.210 (1, 9)	L8			F8		F8				4	0	1	1	0	0	3						
Ken Macha, R OBP: 0.167, SLG: 0.250 (1, 3)	FC6-4 1-2			F8				G3 1B		4	1	1	0	0	0	3						
Danny Ainge, R OBP: 0.215, SLG: 0.234 (1, 5)	1-3			L8		G3			6-3	4	0	0	0	0	0	2						
Rick Bosetti, R OBP: 0.267, SLG: 0.214 (1, 8)			F7		CS BB		F9 1B		G5-4-3 1B	3	0	2	1	1	0	0						
Dan Whitmer, R OBP: 0.111, SLG: 0.222 (1, 2)	6-3			E6		F9		G5-4-3 1-2		4	0	0	0	0	0	3						
Inning Stats	R: 0 E: 0 K: 0 S: 3	H: 0 LOB: 0 BB: 0 P: 3	R: 0 E: 0 K: 0 S: 3	H: 0 LOB: 1 BB: 1 P: 7	R: 0 E: 0 K: 0 S: 3	H: 0 LOB: 0 BB: 0 P: 3	R: 1 E: 0 K: 0 S: 4	H: 1 LOB: 1 BB: 1 P: 8	R: 0 E: 1 K: 0 S: 3	H: 0 LOB: 1 BB: 1 P: 7	R: 0 E: 0 K: 1 S: 6	H: 1 LOB: 1 BB: 0 P: 6	R: 1 E: 0 K: 0 S: 5	H: 2 LOB: 1 BB: 0 P: 5	R: 1 E: 0 K: 1 S: 7	H: 2 LOB: 1 BB: 0 P: 7	R: 0 E: 0 K: 0 S: 3	H: 1 LOB: 0 BB: 3 P: 3	1B: 6 2B: 0 3B: 0 HR: 1	SF: 0 SAC: 0 DP: 1 HBP: 0	WP: 2 PB: 0 SB: 0 CS: 1	PA: 36
PITCHER Scott McGregor, L ERA: 3.33 (1, 1)	IP: 9.0 WLS: W BF: 36 H: 7 R: 3 ER: 3 SO: 2 BB: 3 IBB: 0 HBP: 0 BLK: 0 WP: 2 HR: 1 S: 37 P: 49 ERA: 3.00 WHIP: 1.111																					

Batter	1	2	3	4	5	6	7	8	9	AB	R	H	RBI	BB	SO	LOB	BOTTOM			
Al Bumbry, L OBP: 0.342, SLG: 0.304 (1, 8)	S BB		G5-2-3 1B 1-2		G3 S 1B	BB 1B BB	F7			3	1	2	1	2	0	0	Toronto Blue Jays @ Baltimore Orioles Memorial Stadium, Baltimore, MD Sat May 02 1981, 7:05 PM EDT Att: 16,402 - Unknown - 55 F			
Rich Dauer, R OBP: 0.364, SLG: 0.377 (1, 4)	F5 1-2		G5-2-3 1B 1-2 2-3		F8 1-2	BB 1B BB		1B		4	1	2	1	1	0	3				
Ken Singleton, S OBP: 0.530, SLG: 0.930 (1, 9)			G5-2-3		G3	1B BB				2	0	0	2	2	0	4				
Gary Roenicke, R OBP: 0.359, SLG: 0.281 (6, PR) (7, 9)			1-2 2-3 3-H		2-3 3-H	BB		1B		1	0	1	0	0	0	0				
Eddie Murray, S OBP: 0.180, SLG: 0.174 (1, 3)	K		4-3		F8			F7		5	0	1	2	0	1	7				
Terry Crowley, L OBP: 0.441, SLG: 0.280 (1, 10)	F5				F8	F9 F8		K		5	0	0	0	0	1	6				
Jim Dwyer, L OBP: 0.303, SLG: 0.387 (1, 7)		F4		F8		F7	F4	F7		5	0	0	0	0	0	2				
Dan Graham, L OBP: 0.333, SLG: 0.323 (1, 5)		3-1				BB 1B BB		1B		1	0	0	0	2	0	0				
Doug DeCinces, R OBP: 0.271, SLG: 0.259 (6, PR) (7, 5)				BB		BB 1B BB		2B 1B		1	2	1	0	0	0	0				
Rick Dempsey, R OBP: 0.273, SLG: 0.282 (1, 2)		4-3			F3	BB 1B BB		2B 1B		4	2	2	0	0	0	1				
Wayne Krenchicki, L OBP: 0.357, SLG: 0.462 (1, 6)			1B G5-2-3 1B		1B G3 2B	BB 1B BB		E9 2B		3	2	3	1	1	0	0				
Inning Stats	R: 0 E: 0 K: 1 S: 5	H: 0 LOB: 2 BB: 2 P: 13	R: 0 E: 0 K: 0 S: 3	H: 0 LOB: 0 BB: 0 P: 3	R: 0 E: 0 K: 0 S: 5	H: 3 LOB: 2 BB: 0 P: 5	R: 0 E: 0 K: 0 S: 3	H: 0 LOB: 1 BB: 1 P: 7	R: 1 E: 0 K: 0 S: 5	H: 2 LOB: 1 BB: 0 P: 5	R: 5 E: 0 K: 0 S: 5	H: 2 LOB: 2 BB: 5 P: 25	R: 2 E: 1 K: 0 S: 5	H: 3 LOB: 0 BB: 0 P: 5	R: 0 E: 0 K: 1 S: 7	H: 2 LOB: 2 BB: 0 P: 7	1B: 10 2B: 2 3B: 0 HR: 0	SF: 0 SAC: 0 DP: 1 HBP: 0	WP: 0 PB: 0 SB: 2 CS: 0	PA: 42
PITCHER Luis Leal, R ERA: 4.5 (1, 1)	IP: 5.2 WLS: L BF: 27 H: 6 R: 4 ER: 4 SO: 1 BB: 5 IBB: 0 HBP: 0 BLK: 0 WP: 0 HR: 0 S: 24 P: 44 ERA: 6.35 WHIP: 1.941																			
Jerry Ganvin, L ERA: 1.55 (6, 1)	0.0	1	0	0	0	0	1	0	0	0	0	0	0	4						
Roy Lee Jackson, R ERA: 1.54 (6, 1)	0.0	3	1	2	2	0	2	0	0	0	0	0	1	9						
Mike Barlow, R ERA: 3.6 (6, 1)	2.1	11	5	2	1	1	0	0	0	0	0	0	0	13	13	3.86	2.143			

Batter	1	2	3	4	5	6	7	8	9	AB	R	H	RBI	BB	SO	LOB	TOP																					
Lloyd Moseby, L OBP: 0.300, SLG: 0.444 (1, 8)	4-3		G3		1-3		1-4-3	K2-3		5	0	0	0	0	1	5																						
Danny Ainge, R OBP: 0.292, SLG: 0.220 (1, 5)	6-3		4-3			5-3	5-3		6-3	5	0	0	0	0	0	1																						
Willie Upshaw, L OBP: 0.324, SLG: 0.531 (1, 3)	BB		K			1B	SF8	HR	F7	4	2	2	1	1	1	0																						
John Mayberry, L OBP: 0.443, SLG: 0.467 (8, PR)					F9					2	0	1	0	2	0	0																						
Rick Bosetti, R OBP: 0.297, SLG: 0.214 (9, PH)								WP	SH5-4	0	1	0	0	0	0	0																						
Otto Velez, R OBP: 0.392, SLG: 0.317 (1, 10)	BB							1B	CS	0	0	0	0	1	0	0																						
Al Woods, L OBP: 0.261, SLG: 0.288 (8, 7)	G3				G3		SF8	SH5-4		2	0	0	1	0	0	2																						
Barry Bonnell, R OBP: 0.235, SLG: 0.222 (1, 7)										1	0	1	0	0	0	0																						
George Bell, R OBP: 0.316, SLG: 0.500 (1, 9)		K			K					4	0	1	1	0	2	1																						
Garth Iorg, R OBP: 0.304, SLG: 0.364 (1, 4)										4	1	2	0	0	0	0																						
Alfredo Griffin, S OBP: 0.221, SLG: 0.273 (1, 6)										3	0	2	0	1	1	0																						
Ernie Whitt, L OBP: 0.233, SLG: 0.217 (1, 2)										4	0	1	0	0	1	6																						
Inning Stats	R: 0 E: 0 K: 0 S: 3	H: 0 LOB: 2 BB: 2 P: 11	R: 0 E: 0 K: 1 S: 6	H: 1 LOB: 1 BB: 0 P: 6	R: 0 E: 0 K: 1 S: 5	H: 0 LOB: 0 BB: 0 P: 5	R: 0 E: 0 K: 1 S: 5	H: 0 LOB: 0 BB: 0 P: 5	R: 1 E: 0 K: 0 S: 5	H: 2 LOB: 1 BB: 0 P: 5	R: 1 E: 0 K: 0 S: 5	H: 2 LOB: 1 BB: 0 P: 5	R: 2 E: 0 K: 2 S: 10	H: 3 LOB: 3 BB: 2 P: 18	R: 0 E: 0 K: 0 S: 3	H: 1 LOB: 1 BB: 1 P: 7	1B: 8 2B: 1 3B: 0 HR: 1	SF: 1 SAC: 1 DP: 0 HBP: 0	WP: 1 PB: 1 CS: 0 S: 1	PA: 42																		
PITCHER	IP	WLS	BF	H	R	ER	SO	BB	IBB	HBP	BLK	WP	HR	S	P	ERA	WHIP	PITCHER				IP	WLS	BF	H	R	ER	SO	BB	IBB	HBP	BLK	WP	HR	S	P	ERA	WHIP
Steve Stone, R ERA: 6.15 (1, 1)	7.0	L	31	7	4	4	4	3	0	0	0	0	1	36	48	5.14	1.429																					
Tippy Martinez, L ERA: 1.95 (8, 1)	1.2		10	3	0	0	2	1	1	0	0	1	0	12	20	0.00	2.400																					
Tim Stoddard, R ERA: 6.23 (9, 1)	0.1		0	0	0	0	0	0	0	0	0	0	0	0	0	0.00	0.000																					

Toronto Blue Jays @ Baltimore Orioles
Memorial Stadium, Baltimore, MD
Sun May 03 1981, 3:33 AM EDT
Att: 23,898 - Unknown

AB 34
R 4
H 10
RBI 3
BB 5
SO 6
LOB 15



Batter	1	2	3	4	5	6	7	8	9	AB	R	H	RBI	BB	SO	LOB	BOTTOM																					
Al Bumbry, L OBP: 0.341, SLG: 0.347 (8, PH)	4-3			4-3				F9		3	1	1	2	0	0	0																						
Benny Ayala, R OBP: 0.429, SLG: 0.545 (9, 6)										1	0	0	0	0	0	2																						
Rich Dauer, R OBP: 0.343, SLG: 0.354 (1, 4)	1-3			6-3				F8		4	0	0	0	0	0	2																						
Ken Singleton, S OBP: 0.514, SLG: 0.883 (1, 9)										3	0	0	0	1	0	0																						
Eddie Murray, S OBP: 0.167, SLG: 0.160 (1, 3)										4	0	0	0	0	0	1																						
Terry Crowley, L OBP: 0.447, SLG: 0.286 (1, 10)										3	0	1	0	1	0	0																						
Dan Graham, L OBP: 0.325, SLG: 0.314 (9, PR)										4	0	1	0	0	1	1																						
Rick Dempsey, R OBP: 0.273, SLG: 0.282 (1, 2)										0	0	0	0	0	0	0																						
Doug DeCinces, R OBP: 0.254, SLG: 0.241 (1, 5)										4	0	0	0	0	1	2																						
Gary Roenicke, R OBP: 0.381, SLG: 0.343 (9, 8)										3	1	2	0	0	1	0																						
Wayne Krenchicki, L OBP: 0.313, SLG: 0.400 (8, PH)										2	0	0	0	0	2	1																						
John Lowenstein, L OBP: 0.270, SLG: 0.212 (9, 7)										0	0	0	0	1	0	0																						
Inning Stats	R: 0 E: 0 K: 0 S: 3	H: 0 LOB: 0 BB: 0 P: 3	R: 0 E: 0 K: 1 S: 5	H: 0 LOB: 0 BB: 0 P: 5	R: 0 E: 0 K: 2 S: 7	H: 0 LOB: 0 BB: 0 P: 7	R: 0 E: 0 K: 0 S: 3	H: 0 LOB: 0 BB: 0 P: 3	R: 2 E: 0 K: 1 S: 7	H: 2 LOB: 0 BB: 0 P: 7	R: 0 E: 0 K: 0 S: 3	H: 0 LOB: 1 BB: 1 P: 7	R: 0 E: 0 K: 0 S: 4	H: 1 LOB: 2 BB: 1 P: 8	R: 0 E: 0 K: 1 S: 6	H: 2 LOB: 2 BB: 1 P: 10	1B: 3 2B: 1 3B: 0 HR: 1	SF: 0 SAC: 0 DP: 1 HBP: 0	WP: 0 PB: 0 CS: 0	PA: 34																		
PITCHER	IP	WLS	BF	H	R	ER	SO	BB	IBB	HBP	BLK	WP	HR	S	P	ERA	WHIP	PITCHER				IP	WLS	BF	H	R	ER	SO	BB	IBB	HBP	BLK	WP	HR	S	P	ERA	WHIP
Mark Bomback, R ERA: 2.17 (1, 1)	7.1	W	27	3	2	2	4	2	0	0	0	0	1	33	41	2.46	0.682																					
Jerry Ganvin, L ERA: 1.92 (8, 1)	0.1		1	0	0	0	0	0	0	0	0	0	0	1	1	0.00	0.000																					
Roy Lee Jackson, R ERA: 1.42 (8, 1)	1.0		5	2	0	0	0	1	0	0	0	0	0	4	8	0.00	3.000																					
Joey McLaughlin, R ERA: 3.38 (9, 1)	0.1	S	1	0	0	0	1	0	0	0	0	0	0	3	3	0.00	0.000																					

Toronto Blue Jays @ Baltimore Orioles
Memorial Stadium, Baltimore, MD
Sun May 03 1981, 3:33 AM EDT
Att: 23,898 - Unknown

AB 31
R 2
H 5
RBI 2
BB 3
SO 5
LOB 9



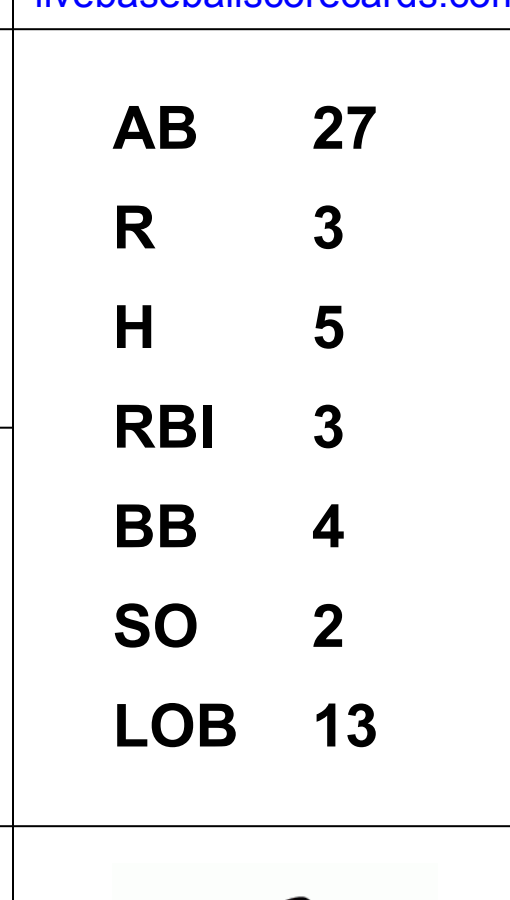

Batter	1	2	3	4	5	6	7	8	9	10	AB	R	H	RBI	BB	SO	LOB	TOP	
Hosken Powell, L OBP: 0.308, SLG: 0.310	1-3		G3			E6 1B		CS 1B			4	1	1	0	0	0	1	Minnesota Twins @ Baltimore Orioles Memorial Stadium, Baltimore, MD Mon May 04 1981, 7:05 PM EDT Att: 9,717 - Unknown	
John Castino, R OBP: 0.287, SLG: 0.429	6-3		G3			1B G4-6-3		1-2 K			4	1	1	0	0	1	2		
Mickey Hatcher, R OBP: 0.291, SLG: 0.342	F9				F9					4-3	4	0	1	1	0	0	0		
Roy Smalley, S OBP: 0.436, SLG: 0.610		F4				1-3 1B				K	4	1	1	0	0	1	1		
Glenn Adams, L OBP: 0.342, SLG: 0.414					1-3 1B					L9	4	0	1	0	0	0	1		
Rob Wilfong, L OBP: 0.233, SLG: 0.280		FC1-6 1B																	
Rob Wilfong, L OBP: 0.233, SLG: 0.280		FC1-6 1-2																	
Rick Sofield, L OBP: 0.180, SLG: 0.184																			
Ron Jackson, R OBP: 0.297, SLG: 0.407																			
Sal Butera, R OBP: 0.459, SLG: 0.531																			
Danny Goodwin, L OBP: 0.292, SLG: 0.318																			
Ray Smith, R OBP: 0.200, SLG: 0.300																			
Inning Stats	R: 0 E: 0 K: 0 S: 3	H: 0 LOB: 0 BB: 0 P: 3	R: 0 E: 0 K: 0 S: 4	H: 1 LOB: 1 BB: 0 P: 4	R: 0 E: 0 K: 0 S: 4	H: 1 LOB: 1 BB: 0 P: 4	R: 1 E: 0 K: 0 S: 5	H: 2 LOB: 1 BB: 0 P: 4	R: 0 E: 0 K: 1 S: 5	H: 0 LOB: 0 BB: 0 P: 5	R: 0 E: 0 K: 1 S: 5	H: 1 LOB: 0 BB: 0 P: 5	R: 0 E: 0 K: 1 S: 5	H: 0 LOB: 0 BB: 0 P: 5	R: 0 E: 0 K: 0 S: 4	H: 1 LOB: 1 BB: 0 P: 4	1B: 7 2B: 1 3B: 0 HR: 0	SF: 0 SAC: 0 DP: 1 HBP: 0	WP: 0 PA: 36 PB: 0 SB: 0 CS: 1
PITCHER Dennis Martinez, R ERA: 4.09	IP: 10.0 W: 10 L: 0 S: 5	WLS: 36 BF: 8 H: 3 ER: 1 SO: 3	H: 8 R: 3 ER: 1 SO: 3	BB: 0 IBB: 0 HBP: 0 BLK: 0	WP: 0 HR: 0 S: 42 P: 42	ERA: 0.90 WHIP: 0.800	PITCHER	IP: 10.0 W: 10 L: 0 S: 5	WLS: 36 BF: 8 H: 3 ER: 1 SO: 3	H: 8 R: 3 ER: 1 SO: 3	BB: 0 IBB: 0 HBP: 0 BLK: 0	WP: 0 HR: 0 S: 42 P: 42	ERA: 0.90 WHIP: 0.800						

Batter	1	2	3	4	5	6	7	8	9	10	AB	R	H	RBI	BB	SO	LOB	BOTTOM			
Al Bumbry, L OBP: 0.333, SLG: 0.338	K		K	G3			FC5-6 CS			FC6-4 1B	5	0	1	0	0	2	5	Minnesota Twins @ Baltimore Orioles Memorial Stadium, Baltimore, MD Mon May 04 1981, 7:05 PM EDT Att: 9,717 - Unknown			
Rich Dauer, R OBP: 0.333, SLG: 0.343	F7		K		F7		1-2 1B			FC6-4 FC4-6	5	0	1	0	0	1	3				
Ken Singleton, S OBP: 0.453, SLG: 0.631	6-3			K	F9		1-2 1B			FC4-6	5	0	1	0	0	1	1				
Eddie Murray, S OBP: 0.186, SLG: 0.182		F8		1B 2B	K		L8			SH3-4 1B	5	2	2	0	0	1	2				
Benny Ayala, R OBP: 0.309, SLG: 0.467		5-3		1B 2B		6-3		F8		SH3-4	4	1	1	0	0	0	0				
Gary Roenicke, R OBP: 0.383, SLG: 0.375		F9		2B SF8		F7				E3 1B	5	1	2	0	0	0	1				
Doug DeCinces, R OBP: 0.279, SLG: 0.262				E4 1B						K	3	0	1	2	2	1	2				
Rick Dempsey, R OBP: 0.271, SLG: 0.262																					
Terry Crowley, L OBP: 0.462, SLG: 0.310																					
Lenn Sakata, R OBP: 0.308, SLG: 0.111																					
Inning Stats	R: 0 E: 0 K: 1 S: 5	H: 0 LOB: 0 BB: 0 P: 5	R: 0 E: 0 K: 0 S: 3	H: 0 LOB: 0 BB: 0 P: 3	R: 0 E: 1 K: 2 S: 9	H: 1 LOB: 2 BB: 0 P: 9	R: 3 E: 0 K: 1 S: 9	H: 4 LOB: 2 BB: 1 P: 13	R: 0 E: 0 K: 1 S: 5	H: 0 LOB: 0 BB: 0 P: 5	R: 0 E: 0 K: 0 S: 3	H: 2 LOB: 2 BB: 1 P: 8	R: 0 E: 0 K: 0 S: 3	H: 1 LOB: 1 BB: 1 P: 7	R: 0 E: 0 K: 1 S: 6	H: 1 LOB: 1 BB: 0 P: 6	R: 1 E: 1 K: 1 S: 7	H: 2 LOB: 2 BB: 0 P: 7	1B: 9 2B: 2 3B: 0 HR: 0	SF: 1 SAC: 1 DP: 1 HBP: 0	WP: 0 PA: 44 PB: 0 SB: 0 CS: 1
PITCHER Jerry Kosman, L ERA: 4.62	IP: 9.1 W: 1 L: 0 S: 1	WLS: 41 BF: 10 H: 4 ER: 3 SO: 6	H: 10 R: 4 ER: 3 SO: 6	BB: 2 IBB: 2 HBP: 0 BLK: 0	WP: 0 HR: 0 S: 49 P: 65	ERA: 2.89 WHIP: 1.286	PITCHER	IP: 10.0 W: 10 L: 0 S: 5	WLS: 36 BF: 8 H: 3 ER: 1 SO: 3	H: 8 R: 3 ER: 1 SO: 3	BB: 0 IBB: 0 HBP: 0 BLK: 0	WP: 0 HR: 0 S: 42 P: 42	ERA: 0.90 WHIP: 0.800								

Batter	1	2	3	4	5	6	7	8	9	AB	R	H	RBI	BB	SO	LOB	TOP
Gary Ward, R OBP: 0.327, SLG: 0.422 (1,7)	0-0 HR		0-0 4-3			0-0 FC5-4 1-2 1B		0-0 2B		4	1	3	1	0	0	0	Minnesota Twins @ Baltimore Orioles Memorial Stadium, Baltimore, MD Tue May 05 1981, 7:05 PM EDT Att: 11,096 - Unknown - 68 F
John Castino, R OBP: 0.276, SLG: 0.411 (1,5)	0-0 5-3			0-0 F9		0-0 FC5-4 FC6-4 1-2 2-3		0-0 6-3		4	0	0	0	0	0	3	
Mickey Hatcher, R OBP: 0.289, SLG: 0.350 (1,8)	0-0 4-3			0-0 5-3		0-0 FC6-4 1-2			0-0 1B 2B	4	1	1	0	0	0	2	
Roy Smalley, S OBP: 0.430, SLG: 0.588 (1,6)	0-0 5-3			0-3 K			4-0 FC5-4 BB		0-0 6-3	3	0	0	0	1	1	1	
Pete Mackanin, R OBP: 0.188, SLG: 0.219 (1,4)		0-0 P7			0-0 F8		0-0 FC5-4 WP 1-2		0-0 1B 2H 1B	4	0	1	1	0	0	1	
Ron Jackson, R OBP: 0.294, SLG: 0.397 (1,3)		0-0 F6			0-0 L7		0-0 5-3 1-2		0-0 1-2 1B	4	0	1	0	0	0	1	
Dave Engle, R Hosken Powell, L (9, PH) Chuck Baker, R (9, PH) (1,9)		0-3 K			0-0 5-3		0-0 6-3		0-3 K	3	0	0	0	0	1	1	
Glenn Adams, L OBP: 0.325, SLG: 0.392 (1,10)			0-0 1-3			0-3 K		0-3 K	0-0 4-3	4	0	0	0	0	2	2	
Sal Butera, R OBP: 0.450, SLG: 0.514 (1,2)			0-0 5-3			0-0 FC5-4 1B		0-0 5-3		3	0	1	0	0	0	0	
Inning Stats	R: 1 E: 0 K: 0 S: 4	H: 1 LOB: 0 BB: 0 P: 4	R: 0 E: 0 K: 1 S: 5	H: 0 LOB: 0 BB: 0 P: 5	R: 0 E: 0 K: 0 S: 3	H: 0 LOB: 0 BB: 0 P: 3	R: 0 E: 0 K: 1 S: 5	H: 2 LOB: 2 BB: 0 P: 7	R: 0 E: 0 K: 0 S: 3	H: 0 LOB: 1 BB: 1 P: 7	R: 0 E: 0 K: 1 S: 6	H: 1 LOB: 1 BB: 0 P: 6	R: 1 E: 0 K: 1 S: 8	H: 3 LOB: 2 BB: 0 P: 8	1B: 4 2B: 2 3B: 0 HR: 1	SF: 0 SAC: 0 DP: 0 HBP: 0	
PITCHER	IP WLS BF H R ER SO BB IBB HBP BLK WP HR S P ERA WHIP																
Mike Flanagan, L ERA: 2.58 (1,1)	8.1 W 32 6 2 2 4 1 0 0 0 0 1 1 39 43 2.16 0.840																
Tim Stoddard, R ERA: 5.23 (9,1)	0.0 1 1 0 0 0 0 0 0 0 0 0 0 1 1 ∞ ∞																
Tippy Martinez, L ERA: 1.74 (9,1)	0.2 S 2 0 0 0 1 0 0 0 0 0 0 0 4 4 0.00 0.000																

Batter	1	2	3	4	5	6	7	8	9	AB	R	H	RBI	BB	SO	LOB	BOTTOM
Al Bumbry, L OBP: 0.341, SLG: 0.338 (1,8)	0-0 2B 1B	4-0 BB		0-0 F7		0-3 K2-3				3	1	1	0	1	1	2	Minnesota Twins @ Baltimore Orioles Memorial Stadium, Baltimore, MD Tue May 05 1981, 7:05 PM EDT Att: 11,096 - Unknown - 68 F
Rich Dauer, R Lenn Sakata, R (6,4)	0-0 BB SF7 1-H 2B	0-0 SF8		0-0 FC5-4 1-2		0-0 6-3				2	1	1	2	0	0	2	
Ken Singleton, S OBP: 0.494, SLG: 0.809 (1,10)	4-0 SF7 BB BB	0-0 F6		0-0 4-3			0-0 FC4-6 1B			3	0	1	0	1	0	1	
Eddie Murray, S OBP: 0.175, SLG: 0.169 (1,3)	0-0 F7		0-0 L4		0-0 G3		0-0 L8			4	0	0	0	0	0	3	
Dan Graham, L Rick Dempsey, R (8, PR) (1,2)	4-0 BB 1-2 2-3 BB		0-0 F8		0-0 F9		0-0 FC4-6 1-2			3	0	0	0	1	0	1	
Jim Dwyer, L OBP: 0.270, SLG: 0.353 (1,7)	0-0 SF7		0-0 4-3			0-0 F9		0-0 F9		3	0	0	1	0	0	1	
Doug DeCinces, R OBP: 0.268, SLG: 0.250 (1,5)	0-0 L8			0-3 K		0-0 F5				3	0	0	0	0	1	2	
Gary Roenicke, R OBP: 0.400, SLG: 0.419 (1,9)		0-0 F8 SF8 2B		0-0 BB 1B		0-0 5-3				3	1	2	0	0	0	0	
Wayne Krenchicki, L OBP: 0.316, SLG: 0.353 (1,6)		0-0 F8 2-3		4-0 FC5-4 1-2 BB		0-0 4-3				2	0	0	0	1	0	1	
Inning Stats	R: 2 E: 0 K: 0 S: 5	H: 2 LOB: 2 BB: 2 P: 13	R: 1 E: 0 K: 0 S: 4	H: 1 LOB: 1 BB: 1 P: 8	R: 0 E: 0 K: 0 S: 3	H: 0 LOB: 0 BB: 0 P: 3	R: 0 E: 0 K: 1 S: 6	H: 1 LOB: 2 BB: 1 P: 10	R: 0 E: 0 K: 0 S: 3	H: 0 LOB: 0 BB: 0 P: 3	R: 0 E: 0 K: 1 S: 5	H: 0 LOB: 0 BB: 0 P: 5	R: 0 E: 0 K: 0 S: 4	H: 1 LOB: 1 BB: 0 P: 4	1B: 3 2B: 2 3B: 0 HR: 0	SF: 2 SAC: 0 DP: 0 HBP: 0	
PITCHER	IP WLS BF H R ER SO BB IBB HBP BLK WP HR S P ERA WHIP																
Roger Erickson, R ERA: 4.08 (1,1)	8.0 L 33 5 3 3 2 4 0 0 0 0 0 0 33 49 3.38 1.125																

AB	34
R	2
H	7
RBI	2
BB	1
SO	5
LOB	13




Batter	1	2	3	4	5	6	7	8	9	AB	R	H	RBI	BB	SO	LOB	TOP	
Hosken Powell, L (1.9) OBP: 0.329, SLG: 0.349	0-0 2B		0-0 2B 1-3 1B	0-0 4-3		0-0 1-2 2-H 1B		0-3 K		5	1	3	1	0	1	4	Minnesota Twins @ Baltimore Orioles Memorial Stadium, Baltimore, MD Wed May 06 1981, 7:05 PM EDT Att. 9,085 - Unknown - 59 F	
John Castino, R (1.5) OBP: 0.291, SLG: 0.414	4-0 BB		0-0 F4		0-0 G1-6-3 1B	0-0 1-2 2-H 1B		0-0 F7		4	0	2	1	1	0	2		
Mickey Hatcher, R (1.8) OBP: 0.295, SLG: 0.365	0-0 F2		0-0 1-3 PO 2B		0-0 G1-6-3 1B	0-3 K		0-0 F4		5	0	2	0	0	1	4		
Roy Smalley, S (1.6) OBP: 0.419, SLG: 0.565	0-3 K		0-0 1-3		0-0 G1-6-3 1B			0-0 1B 1B		5	0	1	1	0	1	5		
Glenn Adams, L (1.10) OBP: 0.318, SLG: 0.380	0-0 L6		0-0 PO	0-0 F9	0-0 G3			0-0 1B 1B		5	0	1	0	0	0	3		
Gary Ward, R (1.7) OBP: 0.352, SLG: 0.440		0-0 FC5-4 1B		0-0 1B 1B		0-0 F9	0-0 FC6 1B	0-3 K		5	0	3	0	0	1	2		
Rob Wilfong, L (1.4) OBP: 0.242, SLG: 0.287		0-0 FC5-4 1B		0-0 1B 1B		0-0 1-3	0-0 FC6 1B	0-0 1-2 2-3 1B		5	1	2	0	0	0	2		
Ron Jackson, R (1.3) OBP: 0.329, SLG: 0.418		0-0 G5-4-3 1B		0-0 1-2 2-3 1B		4-0 BB 1B BB		0-0 SH2-4 1B	0-0 F8	4	1	3	1	1	0	3		
Sal Butera, R (1.2) OBP: 0.442, SLG: 0.486		0-0 G5-4-3		0-0 F6		4-0 1B BB		0-0 SH2-4		2	1	0	0	1	0	4		
Inning Stats	R: 0 E: 0 K: 1 S: 6	H: 1 LOB: 2 BB: 1 P: 10	R: 1 E: 1 K: 0 S: 4	H: 2 LOB: 0 BB: 0 P: 4	R: 1 E: 0 K: 0 S: 4	H: 2 LOB: 3 BB: 0 P: 4	R: 0 E: 0 K: 0 S: 6	H: 3 LOB: 3 BB: 0 P: 6	R: 0 E: 0 K: 0 S: 4	H: 1 LOB: 1 BB: 0 P: 4	R: 0 E: 0 K: 1 S: 6	H: 1 LOB: 1 BB: 0 P: 6	R: 0 E: 0 K: 1 S: 8	H: 3 LOB: 3 BB: 0 P: 8	1B: 15 2B: 2 3B: 0 HR: 0	SF: 0 SAC: 1 DP: 2 HBP: 0	WP: 0 PA: 45 PB: 0 SB: 0 CS: 0	
PITCHER	IP WLS BF H R ER SO BB IBB HBP BLK WP HR S P ERA WHIP																	
Jim Palmer, R (1.1) ERA: 2.78	4.0	21	10	2	1	1	1	1	0	0	0	0	0	0	0	0	2.25	2.750
Sammy Stewart, R (5.1) ERA: 0.95	5.0	W 23	7	2	2	3	2	0	0	0	0	0	0	0	27	35	3.60	1.800

Batter	1	2	3	4	5	6	7	8	9	AB	R	H	RBI	BB	SO	LOB	BOTTOM		
Al Bumbry, L (1.8) OBP: 0.354, SLG: 0.357	0-0 G3 2B		4-0 FC1-6 BB	0-0 4-3			0-0 6-3		0-0 E 1B	4	1	2	1	1	0	3	Minnesota Twins @ Baltimore Orioles Memorial Stadium, Baltimore, MD Wed May 06 1981, 7:05 PM EDT Att. 9,085 - Unknown - 59 F		
Wayne Krenchicki, L (1.6) OBP: 0.273, SLG: 0.300	0-0 G3		0-0 FC1-6		0-0 4-3		0-3 K		0-0 FC5-2-6-3 1B	3	0	0	0	0	0	2			
Jose Morales, R (7. PH) OBP: 0.583, SLG: 0.636			1-2 2-H							1	0	0	0	0	1	1			
Mark Belanger, R (8.6) OBP: 0.100, SLG: 0.077			1-2 2-H							1	0	0	0	0	0	1			
Ken Singleton, S (1.9) OBP: 0.482, SLG: 0.775	4-0 G4-6-3 BB		0-0 4-3		0-0 L9		0-0 F8			3	0	0	0	1	0	2			
Eddie Murray, S (1.3) OBP: 0.164, SLG: 0.159	0-0 G4-6-3			0-0 F7	0-0 1-3					4	0	0	0	0	0	2			
Terry Crowley, L (1.10) OBP: 0.476, SLG: 0.344		0-0 4-3		0-0 FC5-4 BB 1B		0-0 1B		0-0 L5		3	1	2	0	0	0	0			
Benny Ayala, R (8. PH) OBP: 0.368, SLG: 0.438				0-0 FC5-4 BB		0-3 K		0-0 F8		1	0	0	0	0	0	0			
John Lowenstein, L (1.7) OBP: 0.275, SLG: 0.200		0-0 F8		4-0 FC5-4 BB		0-0 K		0-0 F8		2	0	0	0	1	1	1			
Gary Roenicke, R (8. PH) OBP: 0.392, SLG: 0.409				1-2 BB						1	0	0	0	0	0	0			
Doug DeCinces, R (1.5) OBP: 0.253, SLG: 0.235		0-0 5-3		0-0 FC5-4 1B	1-2 2-3 1B		0-0 F7		0-0 F7	4	1	0	0	0	0	3			
Rick Dempsey, R (1.2) OBP: 0.288, SLG: 0.267			0-3 K	0-0 1B 1B		0-0 F8		4-0 1B BB		3	1	1	1	1	1	1			
Lenn Sakata, R (1.4) OBP: 0.444, SLG: 0.385			1-0 BB E HBP	0-0 1B			0-0 2B		0-0 1B 1B	3	1	3	1	0	0	0			
Inning Stats	R: 0 E: 0 K: 0 S: 3	H: 1 LOB: 1 BB: 1 P: 7	R: 0 E: 0 K: 0 S: 3	H: 0 LOB: 0 BB: 0 P: 3	R: 1 E: 1 K: 1 S: 5	H: 0 LOB: 1 BB: 1 P: 10	R: 2 E: 0 K: 0 S: 6	H: 3 LOB: 2 BB: 1 P: 10	R: 0 E: 0 K: 1 S: 6	H: 1 LOB: 1 BB: 0 P: 6	R: 0 E: 0 K: 1 S: 6	H: 1 LOB: 1 BB: 0 P: 6	R: 0 E: 0 K: 0 S: 3	H: 0 LOB: 0 BB: 0 P: 3	R: 2 E: 1 K: 0 S: 4	H: 2 LOB: 2 BB: 1 P: 8	1B: 6 2B: 2 3B: 0 HR: 0	SF: 0 SAC: 0 DP: 1 HBP: 1	WP: 0 PA: 38 PB: 0 SB: 0 CS: 0
PITCHER	IP WLS BF H R ER SO BB IBB HBP BLK WP HR S P ERA WHIP																		
Fernando Arroyo, R (1.1) ERA: 3.12	6.0	27	6	3	2	2	2	2	1	0	0	0	0	0	0	0	3.00	1.500	
Jack O'Connor, L (7.1) ERA: 2.16	2.1	L 10	2	2	1	1	1	0	0	0	0	11	15	3.86	1.286				
Doug Corbett, R (9.1) ERA: 1.23	0.1	1	0	0	0	0	0	0	0	0	0	1	1	0.00	0.000				


livebaseballscores.com

AB 40
R 4
H 17
RBI 4
BB 3
SO 4
LOB 29



livebaseballscores.com

AB 33
R 5
H 8
RBI 3
BB 4
SO 3
LOB 16




Batter	1	2	3	4	5	6	7	8	9	AB	R	H	RBI	BB	SO	LOB	TOP								
Al Bumby, L OBP: 0.366, SLG: 0.375 (1, 8)										4	1	2	0	1	0	3	Baltimore Orioles @ Texas Rangers Arlington Stadium, Arlington, TX Sat May 09 1981, 8:05 PM EDT Unknown								
Wayne Krenchicki, L OBP: 0.296, SLG: 0.320 Mark Belanger, R OBP: 0.100, SLG: 0.077 (9, 6)										5	1	2	1	0	0	3									
Jim Dwyer, L OBP: 0.238, SLG: 0.308 (1, 7)										5	0	0	0	0	1	6									
Ken Singleton, S OBP: 0.489, SLG: 0.763 John Lowenstein, L OBP: 0.275, SLG: 0.290 (9, PR)										5	1	3	1	0	2	1									
Dan Graham, L OBP: 0.347, SLG: 0.419 (1, 2)										5	2	3	2	0	1	1									
Eddie Murray, S OBP: 0.167, SLG: 0.149 (1, 3)										4	0	0	0	1	0	2									
Gary Roenicke, R OBP: 0.393, SLG: 0.396 (1, 9)										4	1	1	2	0	0	2									
Doug DeCinces, R OBP: 0.266, SLG: 0.254 (1, 5)										3	1	1	0	1	1	2									
Lenn Sakata, R OBP: 0.455, SLG: 0.412 (1, 4)										4	0	2	1	0	0	3									
Inning Stats	R: 0 E: 0 K: 1 S: 6	H: 1 LOB: 1 BB: 0 P: 6	R: 1 E: 0 K: 0 S: 4	H: 1 LOB: 0 BB: 0 P: 4	R: 0 E: 0 K: 0 S: 4	H: 2 LOB: 1 BB: 0 P: 4	R: 2 E: 0 K: 1 S: 8	H: 3 LOB: 2 BB: 1 P: 12	R: 0 E: 0 K: 2 S: 8	H: 1 LOB: 1 BB: 0 P: 8	R: 2 E: 0 K: 0 S: 5	H: 2 LOB: 2 BB: 1 P: 10	R: 0 E: 0 K: 1 S: 5	H: 0 LOB: 0 BB: 0 P: 5	R: 0 E: 0 K: 0 S: 2	H: 0 LOB: 0 BB: 1 P: 6		R: 2 E: 0 K: 0 S: 7	H: 4 LOB: 2 BB: 0 P: 7	1B: 10 2B: 3 3B: 0 HR: 1	SF: 0 SAC: 0 DP: 1 HBP: 1	WP: 0 PB: 0 SB: 1 CS: 1	PA: 43		
PITCHER	IP	WLS	BF	H	R	ER	SO	BB	IBB	HBP	BLK	WP	HR	S	P	ERA	WHIP								
Fergie Jenkins, R ERA: 6.84 (1, 1)	3.0	L	16	7	3	3	1	0	1	0	0	0	1	17	21	9.00	2.333								
Charlie Hough, R ERA: 6.39 (4, 1)	6.0		27	7	4	4	4	2	0	1	0	0	0	32	41	6.00	1.500								

AB	39
R	7
H	14
RBI	7
BB	3
SO	5
LOB	23



Batter	1	2	3	4	5	6	7	8	9	AB	R	H	RBI	BB	SO	LOB	BOTTOM								
Bump Willis, S OBP: 0.311, SLG: 0.375 (1, 4)										4	0	0	0	0	0	2	Baltimore Orioles @ Texas Rangers Arlington Stadium, Arlington, TX Sat May 09 1981, 8:05 PM EDT Unknown								
Mickey Rivers, L OBP: 0.313, SLG: 0.337 (1, 8)										4	1	1	0	0	0	1									
Al Oliver, L OBP: 0.349, SLG: 0.446 (1, 10)										4	1	3	1	0	0	0									
Buddy Bell, R OBP: 0.381, SLG: 0.440 (1, 5)										4	0	1	2	0	0	2									
Johnny Grubb, L OBP: 0.411, SLG: 0.500 (1, 9)										4	0	1	0	0	2	1									
Pat Putnam, L OBP: 0.333, SLG: 0.481 (1, 3)										4	0	0	0	0	0	2									
Dan Duran, L OBP: 0.273, SLG: 0.200 (1, 7)										3	0	0	0	0	0	1									
Jim Sundberg, R OBP: 0.364, SLG: 0.421 (1, 2)										2	0	0	0	1	0	0									
Mario Mendoza, R OBP: 0.260, SLG: 0.254 Bill Stein, R OBP: 0.423, SLG: 0.462 (9, PH)										2	0	0	0	0	1	1									
Inning Stats	R: 0 E: 0 K: 0 S: 4	H: 1 LOB: 0 BB: 0 P: 4	R: 0 E: 0 K: 0 S: 3	H: 1 LOB: 0 BB: 0 P: 3	R: 0 E: 0 K: 1 S: 5	H: 0 LOB: 1 BB: 1 P: 9	R: 0 E: 0 K: 0 S: 3	H: 0 LOB: 0 BB: 0 P: 3	R: 0 E: 0 K: 0 S: 3	H: 0 LOB: 0 BB: 0 P: 3	R: 0 E: 0 K: 1 S: 5	H: 1 LOB: 0 BB: 0 P: 5	R: 0 E: 0 K: 0 S: 3	H: 0 LOB: 0 BB: 0 P: 3	R: 3 E: 1 K: 1 S: 9	H: 4 LOB: 1 BB: 0 P: 9		1B: 5 2B: 2 3B: 0 HR: 0	SF: 0 SAC: 0 DP: 2 HBP: 0	WP: 0 PB: 0 SB: 1 CS: 0	PA: 33				
PITCHER	IP	WLS	BF	H	R	ER	SO	BB	IBB	HBP	BLK	WP	HR	S	P	ERA	WHIP								
Dennis Martinez, R ERA: 3.86 (1, 1)	8.1	W	31	7	3	3	2	1	0	0	0	0	0	4	4	3.24	0.960								
Tippy Martinez, L ERA: 1.64 (9, 1)	0.2		2	0	0	0	1	0	0	0	0	0	0	4	4	0.00	0.000								



Batter	1	2	3	4	5	6	7	8	9	AB	R	H	RBI	BB	SO	LOB	TOP										
Al Bumbry, L OBP: 0.352, SLG: 0.359 (1, 8)										4	0	0	0	0	0	2											
Lenn Sakata, R OBP: 0.440, SLG: 0.400 Wayne Krenchicki, L OBP: 0.286, SLG: 0.308 (1, 4) (5, 4)										3	0	1	1	0	0	0											
John Lowenstein, L OBP: 0.302, SLG: 0.263 Gary Roenicke, R OBP: 0.386, SLG: 0.388 (1, 7) (8, PH) (8, 9)										3	1	2	0	0	0	0											
Ken Singleton, S OBP: 0.467, SLG: 0.725 Jim Dwyer, L OBP: 0.236, SLG: 0.308 (1, 9) (8, 7)										4	0	0	0	0	1	3											
Terry Crowley, L OBP: 0.467, SLG: 0.343 Jose Morales, R OBP: 0.538, SLG: 0.583 (1, 10) (9, PH)										3	0	1	1	0	0	0											
Eddie Murray, S OBP: 0.184, SLG: 0.197 (1, 3)										4	1	2	0	0	1	1											
Doug DeCinces, R OBP: 0.265, SLG: 0.247 (1, 5)										2	1	0	1	1	0	2											
Rick Dempsey, R OBP: 0.286, SLG: 0.250 (1, 2)										3	0	0	0	1	1	2											
Mark Belanger, R OBP: 0.136, SLG: 0.116 (1, 6)										4	1	2	1	0	0	1											
Inning Stats	R: 0 E: 0 K: 1 S: 6	H: 1 LOB: 1 BB: 0 P: 6	R: 0 E: 0 K: 0 S: 4	H: 1 LOB: 1 BB: 0 P: 4	R: 0 E: 0 K: 0 S: 3	H: 0 LOB: 0 BB: 0 P: 3	R: 1 E: 0 K: 1 S: 7	H: 2 LOB: 1 BB: 0 P: 7	R: 1 E: 0 K: 0 S: 4	H: 2 LOB: 1 BB: 0 P: 4	R: 0 E: 0 K: 0 S: 3	H: 0 LOB: 0 BB: 0 P: 3	R: 1 E: 1 K: 0 S: 6	H: 1 LOB: 0 BB: 0 P: 10	R: 0 E: 1 K: 0 S: 3	H: 0 LOB: 0 BB: 0 P: 3	R: 1 E: 0 K: 0 S: 4	H: 1 LOB: 1 BB: 1 P: 8	1B: 6 2B: 1 3B: 1 HR: 0	SF: 1 SAC: 0 DP: 1 HBP: 0	WP: 0 PB: 0 SB: 1 CS: 0	PA: 36					
PITCHER	IP	WLS	BF	H	R	ER	SO	BB	IBB	HBP	BLK	WP	HR	S	P	ERA	WHIP										
Dave Schmidt, R ERA: 3.38 (1, 1)	6.2	L	27	7	3	3	3	1	0	0	1	0	0	32	36	4.05	1.200										
John Henry Johnson, L ERA: 2.19 (7, 1)	1.2		6	1	1	1	0	0	0	0	0	0	0	6	6	5.40	0.600										
Bob Babcock, R ERA: 1.93 (9, 1)	0.2	S	3	0	0	0	0	1	0	0	0	0	0	2	6	0.00	1.500										

Baltimore Orioles @ Texas Rangers
Arlington Stadium, Arlington, TX
Sat May 09 1981, 8:05 PM EDT
Att: 20,188 - Unknown

AB 33
R 4
H 8
RBI 4
BB 2
SO 3
LOB 11



Batter	1	2	3	4	5	6	7	8	9	AB	R	H	RBI	BB	SO	LOB	BOTTOM										
Bump Willis, S OBP: 0.300, SLG: 0.360 (1, 4)										4	0	0	0	0	1	3											
Mickey Rivers, L OBP: 0.320, SLG: 0.337 (1, 8)										3	1	1	1	1	0	0											
Al Oliver, L OBP: 0.345, SLG: 0.438 (1, 10)										4	0	1	0	0	0	1											
Buddy Bell, R OBP: 0.375, SLG: 0.430 (1, 5)										4	0	1	1	0	0	1											
Johnny Grubb, L OBP: 0.398, SLG: 0.481 Leon Roberts, R OBP: 0.345, SLG: 0.500 (1, 9) (9, PH)										3	0	0	0	0	0	0											
Pat Putnam, L OBP: 0.333, SLG: 0.475 (1, 3)										3	0	1	0	0	1	0											
Dan Duran, L OBP: 0.214, SLG: 0.154 (1, 7)										3	0	0	0	0	0	1											
Mark Wagner, R OBP: 0.333, SLG: 0.667 Bill Stein, R OBP: 0.444, SLG: 0.481 (1, 6) (9, PH)										2	0	0	0	0	1	0											
Larry Cox, R OBP: 0.200, SLG: 0.200 Jim Sundberg, R OBP: 0.371, SLG: 0.421 Rick Lisi, R (9, PR) (9, PR)										2	0	0	0	0	0	1											
Inning Stats	R: 0 E: 0 K: 0 S: 3	H: 0 LOB: 0 BB: 0 P: 3	R: 0 E: 0 K: 0 S: 4	H: 1 LOB: 1 BB: 0 P: 4	R: 0 E: 0 K: 1 S: 5	H: 0 LOB: 0 BB: 0 P: 5	R: 0 E: 0 K: 0 S: 2	H: 0 LOB: 0 BB: 1 P: 6	R: 0 E: 1 K: 1 S: 5	H: 0 LOB: 1 BB: 0 P: 5	R: 0 E: 0 K: 0 S: 3	H: 0 LOB: 0 BB: 0 P: 3	R: 0 E: 0 K: 0 S: 3	H: 0 LOB: 0 BB: 0 P: 3	R: 2 E: 0 K: 0 S: 6	H: 4 LOB: 2 BB: 1 P: 10	1B: 5 2B: 1 3B: 0 HR: 0	SF: 0 SAC: 0 DP: 2 HBP: 0	WP: 0 PB: 0 SB: 0 CS: 2	PA: 32							
PITCHER	IP	WLS	BF	H	R	ER	SO	BB	IBB	HBP	BLK	WP	HR	S	P	ERA	WHIP										
Steve Stone, R ERA: 5.01 (1, 1)	6.0	W	19	1	0	0	3	1	0	0	0	0	0	24	28	0.00	0.333										
Sammy Stewart, R ERA: 1.99 (7, 1)	2.2		12	4	2	2	0	1	0	0	0	0	0	11	15	6.75	1.875										
Tippy Martinez, L ERA: 1.59 (9, 1)	0.1	S	1	0	0	0	0	0	0	0	0	0	0	1	1	0.00	0.000										

Baltimore Orioles @ Texas Rangers
Arlington Stadium, Arlington, TX
Sat May 09 1981, 8:05 PM EDT
Att: 20,188 - Unknown

AB 30
R 2
H 5
RBI 2
BB 2
SO 3
LOB 9



Batter	1	2	3	4	5	6	7	8	9	AB	R	H	RBI	BB	SO	LOB	TOP																						
Al Bumby, L OBP: 0.364, SLG: 0.368 (1, 8)	E7 2B	FC4-6 1-2				HBP 2B BB		4-3		3	1	1	0	2	0	3																							
Mark Belanger, R OBP: 0.167, SLG: 0.130 John Lowenstein, L (9, FH) OBP: 0.318, SLG: 0.282	K			PB 1B		2B SF8 HBP		E4		3	1	1	0	0	1	3																							
Terry Crowley, L OBP: 0.440, SLG: 0.350 (1, 10)	4-3			K				K		5	0	1	1	0	2	6																							
Ken Singleton, S OBP: 0.443, SLG: 0.690 (1, 9)	K			K				SF8		4	0	0	1	0	2	6																							
Dan Graham, L OBP: 0.321, SLG: 0.383 (1, 2)		F8		K				F8		4	0	0	0	0	1	2																							
Eddie Murray, S OBP: 0.175, SLG: 0.187 (1, 3)		F8			3-1			F8		4	0	0	0	0	0	1																							
Gary Roenicke, R OBP: 0.393, SLG: 0.396 (1, 7)		WP BB 1B						F7		4	0	2	0	0	0	0																							
Doug DeCinces, R OBP: 0.276, SLG: 0.263 (1, 5)		4-0 WP BB			P4			2B 2B		3	1	1	0	1	0	1																							
Wayne Krenchicki, L OBP: 0.313, SLG: 0.345 (1, 4)		4-0 FC4-6 BB			F8			F8		3	0	1	1	1	0	1																							
Inning Stats	R: 0 E: 1 K: 2 S: 8	H: 1 LOB: 1 BB: 0 P: 8	R: 0 E: 0 K: 0 S: 4	H: 1 LOB: 3 BB: 2 P: 12	R: 0 E: 0 K: 3 S: 10	H: 1 LOB: 1 BB: 0 P: 10	R: 0 E: 0 K: 0 S: 4	H: 1 LOB: 1 BB: 0 P: 4	R: 2 E: 0 K: 0 S: 4	H: 1 LOB: 1 BB: 1 P: 9	R: 1 E: 1 K: 1 S: 8	H: 2 LOB: 3 BB: 1 P: 12	R: 0 E: 0 K: 0 S: 3	H: 0 LOB: 0 BB: 0 P: 3	R: 0 E: 0 K: 0 S: 3	H: 0 LOB: 0 BB: 0 P: 3	R: 0 E: 0 K: 0 S: 3	H: 1 LOB: 1 BB: 0 P: 3	1B: 4 2B: 4 3B: 0 HR: 0	SF: 1 SAC: 0 DP: 1 HBP: 1	WP: 1 PB: 1 SB: 0 CS: 0	PA: 40																	
PITCHER	IP	WLS	BF	H	R	ER	SO	BB	IBB	HBP	BLK	WP	HR	S	P	ERA	WHIP	PITCHER				IP	WLS	BF	H	R	ER	SO	BB	IBB	HBP	BLK	WP	HR	S	P	ERA	WHIP	
Danny Darwin, R ERA: 3.82 Steve Comer, R ERA: 3.13	(1, 1)	5.1	W	27	7	3	3	5	3	0	1	0	0	33	46	5.06	1.875					(6, 1)	3.2	S	13	1	0	0	1	1	0	0	0	0	0	14	18	0.00	0.545

Baltimore Orioles @ Texas Rangers
Arlington Stadium, Arlington, TX
Sun May 10 1981, 8:05 PM EDT
Att: 13,190 - Unknown

AB 34
R 3
H 8
RBI 3
BB 4
SO 6
LOB 23



Batter	1	2	3	4	5	6	7	8	9	AB	R	H	RBI	BB	SO	LOB	BOTTOM																					
Bump Wills, S OBP: 0.304, SLG: 0.381 (1, 4)	CS 1B	1B 3B		G4-6-3 1-2 2-3		F7		F7		5	1	2	1	0	0	5																						
Mickey Rivers, L OBP: 0.324, SLG: 0.350 (1, 8)	2B	G4-3 1B		F8				1-3		5	0	2	1	0	0	2																						
Al Oliver, L OBP: 0.342, SLG: 0.431 (1, 10)	1-3	G4-3				4-3				4	1	1	0	0	0	2																						
Buddy Bell, R OBP: 0.370, SLG: 0.422 (1, 5)	5-3			1-3 1B		K		F8		4	0	1	0	0	1	2																						
Bill Stein, R OBP: 0.448, SLG: 0.517 Rick Lisi, R OBP: 0.500, SLG: 0.500 (4, 9)		1B PB 2B		F8		6-3		2B WP 1B		2	1	1	0	0	0	1																						
Leon Roberts, R OBP: 0.394, SLG: 0.567 (2, 7)		PB 1B WP 1B		1-3				1B WP 2B		4	1	3	1	0	0	1																						
Jim Sundberg, R OBP: 0.366, SLG: 0.413 (1, 2)		WP PB E 1B		K				F8		4	1	1	0	0	2	3																						
Pat Putnam, L OBP: 0.341, SLG: 0.476 (2, 9) (4, 3)		1-3		G4-6-3 1B						4	0	2	0	0	0	2																						
Mario Mendoza, R OBP: 0.273, SLG: 0.268 (1, 6)		K E 3B		G4-6-3 1B				F7		4	1	2	0	0	1	3																						
Inning Stats	R: 0 E: 0 K: 0 S: 4	H: 2 LOB: 1 BB: 0 P: 4	R: 5 E: 0 K: 1 S: 10	H: 5 LOB: 0 BB: 0 P: 10	R: 0 E: 0 K: 1 S: 6	H: 1 LOB: 1 BB: 0 P: 6	R: 0 E: 0 K: 0 S: 4	H: 2 LOB: 1 BB: 0 P: 4	R: 0 E: 0 K: 1 S: 5	H: 0 LOB: 0 BB: 0 P: 5	R: 0 E: 0 K: 0 S: 5	H: 2 LOB: 2 BB: 0 P: 5	R: 2 E: 0 K: 1 S: 8	H: 3 LOB: 1 BB: 0 P: 8	R: 0 E: 0 K: 0 S: 4	H: 1 LOB: 1 BB: 0 P: 4	1B: 12 2B: 3 3B: 1 HR: 0	SF: 0 SAC: 0 DP: 2 HBP: 0	WP: 2 PB: 1 SB: 1 CS: 1	PA: 38																		
PITCHER	IP	WLS	BF	H	R	ER	SO	BB	IBB	HBP	BLK	WP	HR	S	P	ERA	WHIP	PITCHER				IP	WLS	BF	H	R	ER	SO	BB	IBB	HBP	BLK	WP	HR	S	P	ERA	WHIP
Mike Flanagan, L ERA: 3.63 Dave Ford, R ERA: 7.62 Tim Stoddard, R ERA: 6.0	(1, 1)	1.1	L	11	7	5	5	1	0	0	0	0	0	13	13	33.75	5.250					(2, 1)	5.0		19	6	1	1	2	0	0	0	0	0	23	23	1.80	1.200
	(7, 1)	1.2		8	3	1	1	1	0	0	0	0	1	0	10	10	5.40	1.800																				

Baltimore Orioles @ Texas Rangers
Arlington Stadium, Arlington, TX
Sun May 10 1981, 8:05 PM EDT
Att: 13,190 - Unknown

AB 38
R 7
H 16
RBI 3
BB 0
SO 4
LOB 21



Batter	1	2	3	4	5	6	7	8	9	AB	R	H	RBI	BB	SO	LOB	TOP			
Al Bumby, L OBP: 0.351, SLG: 0.354 (1, 8)	0-0 1-3		0-0 6-3		0-0 6-3			0-3 K		4	0	0	0	0	1	1				
Rich Dauer, R OBP: 0.321, SLG: 0.347 (1, 4)	0-0 6-3		0-0 4-3			0-0 F9			0-0 F8	3	0	0	0	0	0	1				
John Lowenstein, L OBP: 0.311, SLG: 0.275 (9, PH)										1	0	0	0	0	0	0				
Ken Singleton, S OBP: 0.436, SLG: 0.667 (1, 10)	0-0 3-1			0-3 K		4-0 G6-4-3 BB		0-3 K	0-3 K	3	0	0	0	1	2	0				
Eddie Murray, S OBP: 0.179, SLG: 0.228 (1, 3)		0-0 L6		0-0 HR		0-0 G6-4-3 1-2		0-0 F8	0-0 F8	4	1	1	1	0	0	1				
Dan Graham, L OBP: 0.321, SLG: 0.380 (1, 2)		0-0 F8		0-0 1B				0-0 4-3		3	0	1	0	0	0	0				
Jim Dwyer, L OBP: 0.222, SLG: 0.286 (1, 7)		0-0 F8		0-0 F8				0-0 F7		3	0	0	0	0	0	1				
Doug DeCinces, R OBP: 0.278, SLG: 0.266 (1, 5)			0-0 5-3 2B	0-0 F9				0-3 K		3	1	1	0	0	1	1				
Gary Roenicke, R OBP: 0.375, SLG: 0.375 (1, 9)			0-0 5-3	0-0 F9				0-0 5-3		3	0	0	0	0	0	1				
Mark Belanger, R OBP: 0.190, SLG: 0.167 (1, 6)			0-0 2B	0-0 P4				0-0 F8		2	0	1	1	0	0	0				
Terry Crowley, L OBP: 0.431, SLG: 0.341 (8, PH)										1	0	0	0	0	0	0				
Wayne Krenchicki, L OBP: 0.313, SLG: 0.345 (8, 6)			2H 2B							0	0	0	0	0	0	0				
Inning Stats	R: 0 E: 0 K: 0 S: 3	H: 0 LOB: 0 BB: 0 P: 3	R: 0 E: 0 K: 0 S: 3	H: 0 LOB: 0 BB: 0 P: 3	R: 1 E: 0 K: 0 S: 5	H: 2 LOB: 1 BB: 0 P: 5	R: 1 E: 0 K: 1 S: 7	H: 2 LOB: 1 BB: 0 P: 7	R: 0 E: 0 K: 0 S: 3	H: 0 LOB: 0 BB: 1 P: 3	R: 0 E: 0 K: 1 S: 5	H: 0 LOB: 0 BB: 0 P: 5	R: 0 E: 0 K: 1 S: 5	H: 0 LOB: 0 BB: 0 P: 5	R: 0 E: 0 K: 1 S: 5	H: 0 LOB: 0 BB: 0 P: 5	1B: 2 2B: 1 3B: 0 HR: 1	SF: 0 SAC: 0 DP: 1 HBP: 0	WP: 0 PB: 0 SB: 0 CS: 0	PA: 31
PITCHER Dave Stieb, R ERA: 3.04 (1, 1)	IP: 9.0 WLS: W BF: 31 H: 4 R: 2 ER: 2 SO: 4 BB: 1 IBB: 0 HBP: 0 BLK: 0 WP: 0 HR: 1 S: 38 P: 42 ERA: 2.00 WHIP: 0.556																			

Baltimore Orioles @ Toronto Blue Jays
Exhibition Stadium, Toronto, ON
Tue May 12 1981, 7:05 PM EDT
Att: 11,354 - Unknown

AB	30
R	2
H	4
RBI	2
BB	1
SO	4
LOB	6



Batter	1	2	3	4	5	6	7	8	9	AB	R	H	RBI	BB	SO	LOB	BOTTOM			
Alfredo Griffin, S OBP: 0.240, SLG: 0.325 (1, 6)	0-0 1-3		0-0 3B		0-0 2B		4-0 S BB			3	1	2	1	1	0	0				
Lloyd Moseby, L OBP: 0.301, SLG: 0.441 (1, 8)	0-0 S 1B		0-0 F8		0-0 FC5-4 2H 1B		0-3 K			4	0	2	1	0	1	2				
George Bell, R OBP: 0.333, SLG: 0.561 (1, 7)	0-0 P6			0-0 6-3	0-0 FC5-4 2B		0-0 F2			4	1	0	0	0	0	3				
John Mayberry, L OBP: 0.443, SLG: 0.469 (1, 3)	0-0 F9			0-0 F8	0-0 2B			0-0 G5-4-3 1B		4	0	2	1	0	0	1				
Willie Upshaw, L OBP: 0.296, SLG: 0.479 (1, 10)		0-0 6-3		0-3 K	0-0 4-3			0-0 B1		4	0	0	0	0	1	2				
Barry Bonnell, R OBP: 0.236, SLG: 0.279 (1, 9)		0-0 L5			4-0 FC3-5 1B BB		0-0 6-3	0-0 G5-4-3		3	0	0	0	1	0	1				
Garth Iorg, R OBP: 0.270, SLG: 0.306 (1, 4)		0-0 F9			0-0 FC3-5 2B 1B		0-3 K			3	1	1	0	0	1	0				
Danny Ainge, R OBP: 0.229, SLG: 0.257 (1, 5)			0-0 F9		0-0 FC3-5 2B		0-0 CS 1B			3	1	1	0	0	0	2				
Buck Martinez, R OBP: 0.250, SLG: 0.500 (1, 2)		0-0 6-3			0-0 WP 2B 2B		0-0 CS	0-0 F7		3	1	1	2	0	0	0				
Inning Stats	R: 0 E: 0 K: 0 S: 4	H: 1 LOB: 1 BB: 0 P: 4	R: 0 E: 0 K: 0 S: 3	H: 0 LOB: 0 BB: 0 P: 3	R: 0 E: 0 K: 0 S: 4	H: 1 LOB: 1 BB: 0 P: 4	R: 0 E: 0 K: 1 S: 5	H: 0 LOB: 0 BB: 0 P: 5	R: 5 E: 0 K: 0 S: 8	H: 5 LOB: 1 BB: 1 P: 12	R: 0 E: 0 K: 1 S: 5	H: 1 LOB: 0 BB: 0 P: 5	R: 0 E: 0 K: 1 S: 5	H: 0 LOB: 1 BB: 1 P: 9	R: 0 E: 0 K: 0 S: 3	H: 1 LOB: 0 BB: 0 P: 3	1B: 5 2B: 3 3B: 1 HR: 0	SF: 0 SAC: 0 DP: 1 HBP: 0	WP: 1 PB: 0 SB: 2 CS: 1	PA: 34
PITCHER Jim Palmer, R ERA: 3.44 (1, 1)	IP: 4.1 WLS: L BF: 19 H: 5 R: 4 ER: 4 SO: 1 BB: 1 IBB: 0 HBP: 0 BLK: 0 WP: 0 HR: 0 S: 20 P: 24 ERA: 8.31 WHIP: 1.385																			
Sammy Stewart, R ERA: 1.85 (5, 1)	2.2 11 3 1 1 2 1 0 0 0 0 0 14 18 3.38 1.500																			
Tippy Martinez, L ERA: 1.46 (8, 1)	1.0 3 1 0 0 0 0 0 0 0 0 0 3 3 0.00 1.000																			

Baltimore Orioles @ Toronto Blue Jays
Exhibition Stadium, Toronto, ON
Tue May 12 1981, 7:05 PM EDT
Att: 11,354 - Unknown

AB	31
R	5
H	9
RBI	5
BB	2
SO	3
LOB	11



Batter	1	2	3	4	5	6	7	8	9	AB	R	H	RBI	BB	SO	LOB	TOP						
Al Bumby, L OBP: 0.336, SLG: 0.337 (1, 8)	F7		4-3		G4-6-3			6-3	1-3	5	0	0	0	0	0	3	Baltimore Orioles @ Toronto Blue Jays Exhibition Stadium, Toronto, ON Wed May 13 1981, 7:05 PM EDT Att: 12,568 - Unknown						
Wayne Krenchicki, L OBP: 0.279, SLG: 0.303 (1, 4)	2-3		K			4-3		6-3		4	0	0	0	0	1	1							
Ken Singleton, S OBP: 0.449, SLG: 0.663 (8, PR) Gary Roenicke, R OBP: 0.375, SLG: 0.375 (8, 9)	K							1B BB		2	0	1	0	2	1	0							
Eddie Murray, S OBP: 0.193, SLG: 0.241 (1, 3)		2B SF9 1B			F9			F8		4	1	2	1	0	0	2							
Terry Crowley, L OBP: 0.418, SLG: 0.356 (1, 10)		SF9 1-3 2B			F7			1B BB		4	0	1	0	0	0	4							
John Lowenstein, L OBP: 0.306, SLG: 0.349 (1, 7)		SF9			F8					3	1	1	2	0	0	1							
Doug DeCinces, R OBP: 0.277, SLG: 0.277 (1, 5)		2-3 3-H F7				1B FC4-6 2B		F7		4	1	1	0	0	0	1							
Rick Dempsey, R OBP: 0.300, SLG: 0.255 (1, 2)		5-3				FC4-6 2-3 1B		6-3		3	0	1	0	1	0	1							
Bobby Bonner, R (1, 6)			K		FC4-6			6-3 1B BB	4-3	3	1	0	1	1	1	2							
Inning Stats	R: 0 E: 0 K: 1 S: 5	H: 0 LOB: 0 BB: 0 P: 5	R: 1 E: 0 K: 0 S: 5	H: 2 LOB: 1 BB: 0 P: 5	R: 0 E: 0 K: 2 S: 7	H: 0 LOB: 0 BB: 0 P: 7	R: 0 E: 0 K: 0 S: 3	H: 0 LOB: 1 BB: 1 P: 7	R: 1 E: 0 K: 0 S: 4	H: 2 LOB: 0 BB: 0 P: 4	R: 0 E: 0 K: 0 S: 4	H: 1 LOB: 0 BB: 0 P: 4	R: 0 E: 0 K: 0 S: 3	H: 0 LOB: 0 BB: 0 P: 3	R: 1 E: 0 K: 0 S: 4	H: 1 LOB: 2 BB: 2 P: 12	R: 1 E: 0 K: 0 S: 4	H: 1 LOB: 1 BB: 1 P: 8	1B: 4 2B: 2 3B: 0 HR: 1	SF: 1 SAC: 0 DP: 1 HBP: 0	WP: 0 PB: 0 SB: 0 CS: 0	PA: 37	
PITCHER	IP	WLS	BF	H	R	ER	SO	BB	IBB	HBP	BLK	WP	HR	S	P	ERA	WHIP			ERA	WHIP		
Mark Bomback, R ERA: 3.02 (1, 1)	8.0	L	33	7	4	4	3	3	0	0	0	0	1	36	48	4.50	1.250			ERA	WHIP		
Roy Lee Jackson, R ERA: 3.12 (9, 1)	1.0		4	0	0	0	0	1	0	0	0	0	0	3	7	0.00	1.000			ERA	WHIP		

AB	32
R	4
H	7
RBI	4
BB	4
SO	3
LOB	15



Batter	1	2	3	4	5	6	7	8	9	AB	R	H	RBI	BB	SO	LOB	BOTTOM						
Alfredo Griffin, S OBP: 0.233, SLG: 0.314 (1, 6)	P6		6-3		K			G1-6-3		4	0	0	0	0	1	2	Baltimore Orioles @ Toronto Blue Jays Exhibition Stadium, Toronto, ON Wed May 13 1981, 7:05 PM EDT Att: 12,568 - Unknown						
Lloyd Moseby, L OBP: 0.299, SLG: 0.429 (1, 8)			F8			F8			K	3	0	0	0	1	0								
George Bell, R OBP: 0.326, SLG: 0.533 (1, 7)			K		SH1-3 1B			F8		4	0	1	0	0	2	1							
Barry Bonnell, R OBP: 0.232, SLG: 0.270 (1, 9)			P6		SH1-3			K		3	0	0	0	0	2	1							
Garth Iorg, R OBP: 0.250, SLG: 0.282 (1, 4)			F7		F9			F8		3	0	0	0	0	0	1							
Damaso Garcia, R OBP: 0.260, SLG: 0.263 (1, 10)			L5		K			K		3	0	0	0	0	2	1							
Ken Macha, R OBP: 0.176, SLG: 0.235 (1, 3)					5-3			F2		3	0	1	0	0	0	0							
Danny Ainge, R OBP: 0.222, SLG: 0.250 (1, 5)			F9		K			F3		3	0	0	0	0	1	1							
Buck Martinez, R OBP: 0.429, SLG: 0.500 (1, 2)			P6					G1-6-3 1B BB		2	0	1	0	1	0	0							
Inning Stats	R: 0 E: 0 K: 1 S: 5	H: 0 LOB: 1 BB: 1 P: 9	R: 0 E: 0 K: 0 S: 4	H: 1 LOB: 0 BB: 0 P: 4	R: 0 E: 0 K: 0 S: 3	H: 0 LOB: 0 BB: 0 P: 3	R: 0 E: 0 K: 1 S: 6	H: 1 LOB: 1 BB: 0 P: 6	R: 0 E: 0 K: 2 S: 8	H: 1 LOB: 0 BB: 0 P: 8	R: 0 E: 0 K: 1 S: 5	H: 0 LOB: 0 BB: 0 P: 5	R: 0 E: 0 K: 1 S: 5	H: 0 LOB: 0 BB: 0 P: 5	R: 0 E: 0 K: 0 S: 2	H: 0 LOB: 0 BB: 1 P: 6	R: 0 E: 0 K: 3 S: 9	H: 0 LOB: 0 BB: 0 P: 9	1B: 3 2B: 0 3B: 0 HR: 0	SF: 0 SAC: 1 DP: 1 HBP: 0	WP: 0 PB: 0 SB: 0 CS: 1	PA: 31	
PITCHER	IP	WLS	BF	H	R	ER	SO	BB	IBB	HBP	BLK	WP	HR	S	P	ERA	WHIP			ERA	WHIP		
Scott McGregor, L ERA: 2.43 (1, 1)	9.0	W	31	3	0	0	9	2	0	0	0	0	0	47	55	0.00	0.556			ERA	WHIP		

AB	28
R	0
H	3
RBI	0
BB	2
SO	9
LOB	7



Batter	1	2	3	4	5	6	7	8	9	AB R H RBI BB SO LOB	TOP											
Al Bumbry, L OBP: 0.331, SLG: 0.343 (1, 8)										4 1 1 1 0 1 3	Baltimore Orioles @ Toronto Blue Jays Exhibition Stadium, Toronto, ON Thu May 14 1981, 7:05 PM EDT Att: 11,509 - Unknown											
Wayne Krenchicki, L OBP: 0.317, SLG: 0.368 (1, 4)										5 0 3 3 0 1 2												
Ken Singleton, S OBP: 0.445, SLG: 0.660 (1, 10)										5 1 2 1 0 1 3												
Eddie Murray, S OBP: 0.215, SLG: 0.295 (1, 3)										5 2 3 2 0 0 1												
John Lowenstein, L OBP: 0.296, SLG: 0.319 (1, 7)										4 0 0 0 1 0 2												
Doug DeCinces, R OBP: 0.276, SLG: 0.287 (1, 5)										4 0 1 1 0 0 2												
Rich Dauer, R OBP: 0.317, SLG: 0.342 (7, 5)										1 0 0 0 0 0 0												
Gary Roenicke, R OBP: 0.391, SLG: 0.400 (1, 9)										4 3 2 0 0 0 0												
Rick Dempsey, R OBP: 0.323, SLG: 0.357 (1, 2)										5 1 3 2 0 0 2												
Bobby Bonner, R OBP: 0.333, SLG: 0.375 (1, 6)										5 2 2 0 0 0 3												
Inning Stats	R: 1 E: 0 K: 0 S: 5	H: 2 LOB: 2 BB: 1 P: 9	R: 2 E: 0 K: 1 S: 8	H: 3 LOB: 1 BB: 0 P: 8	R: 0 E: 0 K: 0 S: 3	H: 1 LOB: 0 BB: 0 P: 3	R: 2 E: 0 K: 0 S: 6	H: 3 LOB: 1 BB: 0 P: 6	R: 1 E: 0 K: 0 S: 5	H: 3 LOB: 1 BB: 0 P: 5	R: 0 E: 0 K: 0 S: 6	H: 1 LOB: 1 BB: 0 P: 6	R: 0 E: 0 K: 0 S: 3	H: 0 LOB: 0 BB: 0 P: 3	R: 1 E: 0 K: 1 S: 6	H: 1 LOB: 1 BB: 0 P: 7	R: 3 E: 1 K: 0 S: 7	H: 3 LOB: 1 BB: 0 P: 7	1B: 8 2B: 7 3B: 0 HR: 2	SF: 1 SAC: 0 DP: 1 HBP: 1	WP: 2 PB: 0 SB: 0 CS: 0	PA: 45
PITCHER	IP WLS BF H R ER SO BB IBB HBP BLK WP HR S P ERA WHIP																					
Jim Clancy, R ERA: 4.85 (1, 1)	3.2 L 20 9 5 5 1 1 0 0 0 0 1 1 21 25 12.27 2.727																					
Jerry Garvin, L ERA: 3.42 (4, 1)	2.1 10 4 1 1 1 0 0 0 0 1 0 12 12 3.86 1.714																					
Mike Barlow, R ERA: 5.59 (7, 1)	3.0 15 4 4 3 1 0 0 1 0 0 0 1 16 17 9.00 1.333																					

Batter	1	2	3	4	5	6	7	8	9	AB R H RBI BB SO LOB	BOTTOM									
Alfredo Griffin, S OBP: 0.241, SLG: 0.328 (1, 6)										4 0 2 0 0 0 0	Baltimore Orioles @ Toronto Blue Jays Exhibition Stadium, Toronto, ON Thu May 14 1981, 7:05 PM EDT Att: 11,509 - Unknown									
Damaso Garcia, R OBP: 0.260, SLG: 0.263 (1, 4)										4 0 1 0 0 1 1										
George Bell, R OBP: 0.300, SLG: 0.490 (1, 7)										4 0 0 0 0 0 2										
John Mayberry, L OBP: 0.427, SLG: 0.447 (1, 3)										4 0 0 0 0 0 2										
Barry Bonnell, R OBP: 0.235, SLG: 0.283 (1, 9)										3 0 1 0 0 0 0										
Ken Macha, R OBP: 0.150, SLG: 0.200 (1, 10)										3 0 0 0 0 1 1										
Rick Bosetti, R OBP: 0.400, SLG: 0.429 (1, 8)										3 0 1 0 0 0 1										
Danny Ainge, R OBP: 0.216, SLG: 0.243 (1, 5)										3 0 0 0 0 0 2										
Buck Martinez, R OBP: 0.300, SLG: 0.333 (1, 2)										3 0 0 0 0 1 1										
Inning Stats	R: 0 E: 0 K: 0 S: 3	H: 1 LOB: 0 BB: 0 P: 3	R: 0 E: 0 K: 1 S: 5	H: 0 LOB: 0 BB: 0 P: 5	R: 0 E: 0 K: 0 S: 3	H: 0 LOB: 0 BB: 0 P: 3	R: 0 E: 0 K: 0 S: 4	H: 1 LOB: 1 BB: 0 P: 4	R: 0 E: 0 K: 0 S: 4	H: 1 LOB: 1 BB: 0 P: 4	R: 0 E: 0 K: 0 S: 3	H: 0 LOB: 0 BB: 0 P: 3	R: 0 E: 0 K: 1 S: 6	H: 1 LOB: 1 BB: 0 P: 6	R: 0 E: 0 K: 1 S: 6	H: 1 LOB: 1 BB: 0 P: 6	1B: 2 2B: 3 3B: 0 HR: 0	SF: 0 SAC: 0 DP: 0 HBP: 0	WP: 0 PB: 0 SB: 0 CS: 0	PA: 31
PITCHER	IP WLS BF H R ER SO BB IBB HBP BLK WP HR S P ERA WHIP																			
Mike Flanagan, L ERA: 2.96 (1, 1)	9.0 W 31 5 0 0 3 0 0 0 0 0 0 37 37 0.00 0.556																			

AB	42
R	10
H	17
RBI	10
BB	1
SO	3
LOB	18



AB	31
R	0
H	5
RBI	0
BB	0
SO	3
LOB	10



Batter	1	2	3	4	5	6	7	8	9	AB	R	H	RBI	BB	SO	LOB	TOP								
Al Bumby, L OBP: 0.354, SLG: 0.351 (1, 8)										3	3	2	1	3	0	1									
Rich Dauer, R OBP: 0.310, SLG: 0.333 (1, 4)										5	1	1	1	0	0	5									
Ken Singleton, S OBP: 0.461, SLG: 0.694 John Lowenstein, L OBP: 0.309, SLG: 0.333 (8, PR) (8, 7)										4	1	3	4	1	1	0									
Eddie Murray, S OBP: 0.232, SLG: 0.319 (1, 3)										6	1	3	0	0	1	6									
Terry Crowley, L OBP: 0.414, SLG: 0.375 Benny Ayala, R OBP: 0.333, SLG: 0.389 (7, PH)										3	0	1	1	0	0	1									
Dan Graham, L OBP: 0.328, SLG: 0.385 Doug DeCinces, R OBP: 0.267, SLG: 0.278 (5, PH)										2	0	1	0	0	1	0									
Jim Dwyer, L OBP: 0.295 Gary Roenicke, R OBP: 0.403, SLG: 0.419 (5, PH) (5, 7) (8, 9)										2	0	1	0	0	1	1									
Rick Dempsey, R OBP: 0.329, SLG: 0.367 (1, 2)										4	1	1	0	1	0	1									
Bobby Bonner, R OBP: 0.500, SLG: 0.538 (1, 6)										5	2	4	0	0	1	3									
Inning Stats	R: 3 E: 0 K: 1 S: 8	H: 4 LOB: 1 BB: 1 P: 12	R: 0 E: 0 K: 0 S: 5	H: 2 LOB: 3 BB: 1 P: 9	R: 0 E: 0 K: 1 S: 5	H: 1 LOB: 0 BB: 0 P: 5	R: 1 E: 0 K: 0 S: 4	H: 2 LOB: 0 BB: 0 P: 4	R: 1 E: 0 K: 2 S: 9	H: 2 LOB: 3 BB: 2 P: 17	R: 0 E: 0 K: 0 S: 3	H: 1 LOB: 1 BB: 1 P: 7	R: 0 E: 0 K: 0 S: 4	H: 1 LOB: 0 BB: 0 P: 4	R: 2 E: 0 K: 0 S: 7	H: 4 LOB: 2 BB: 0 P: 7	R: 2 E: 1 K: 1 S: 8	H: 2 LOB: 2 BB: 1 P: 12	1B: 14 2B: 4 3B: 0 HR: 1	SF: 0 SAC: 1 DP: 2 HBP: 0	WP: 0 PB: 0 SB: 2 CS: 2	PA: 50			
PITCHER	IP	WLS	BF	H	R	ER	SO	BB	IBB	HBP	BLK	WP	HR	S	P	ERA	WHIP								
Pete Redfern, R ERA: 3.65 (1, 1)	4.1	L	23	11	5	5	3	2	0	0	0	0	1	27	35	10.38	3.000								
Jack O'Connor, L ERA: 3.0 (5, 1)	3.0		17	6	2	2	1	3	0	0	0	0	0	16	28	6.00	3.000								
John Verhoeven, R ERA: 3.12 (8, 1)	1.2		9	2	2	0	1	0	1	0	0	0	0	10	14	0.00	1.200								

Baltimore Orioles @ Minnesota Twins
Metropolitan Stadium, Bloomington, MI
Fri May 15 1981, 8:05 PM EDT
Att: 6,268 - Unknown

AB 42
R 9
H 19
RBI 8
BB 6
SO 5
LOB 23



Batter	1	2	3	4	5	6	7	8	9	AB	R	H	RBI	BB	SO	LOB	BOTTOM								
Hosken Powell, L OBP: 0.351, SLG: 0.379 (1, 9)										4	0	1	0	1	1	2									
John Castino, R OBP: 0.302, SLG: 0.403 (1, 5)										5	0	1	0	0	2	3									
Mickey Hatcher, R OBP: 0.306, SLG: 0.431 (1, 8)										5	0	2	0	0	1	2									
Roy Smalley, S OBP: 0.402, SLG: 0.529 (1, 6)										3	0	0	0	1	1										
Glenn Adams, L OBP: 0.336, SLG: 0.371 (1, 10)										3	1	1	0	1	0	4									
Gary Ward, R OBP: 0.363, SLG: 0.414 (1, 7)										3	3	2	2	1	0	1									
Rob Wilfong, L OBP: 0.280, SLG: 0.294 (1, 4)										4	0	1	0	0	1	2									
Ron Jackson, R OBP: 0.296, SLG: 0.385 (1, 3)										4	0	1	1	0	1	1									
Sal Butera, R OBP: 0.389, SLG: 0.367 (1, 2)										3	0	1	1	1	0	2									
Inning Stats	R: 0 E: 0 K: 0 S: 4	H: 2 LOB: 2 BB: 1 P: 8	R: 0 E: 0 K: 1 S: 6	H: 1 LOB: 1 BB: 1 P: 10	R: 0 E: 0 K: 0 S: 4	H: 1 LOB: 1 BB: 0 P: 4	R: 1 E: 0 K: 1 S: 7	H: 3 LOB: 1 BB: 0 P: 7	R: 0 E: 0 K: 1 S: 5	H: 0 LOB: 0 BB: 0 P: 5	R: 2 E: 0 K: 0 S: 5	H: 2 LOB: 0 BB: 0 P: 5	R: 0 E: 0 K: 1 S: 5	H: 1 LOB: 0 BB: 0 P: 5	R: 0 E: 0 K: 1 S: 5	H: 0 LOB: 1 BB: 1 P: 9	R: 0 E: 0 K: 2 S: 7	H: 0 LOB: 2 BB: 2 P: 15	1B: 7 2B: 2 3B: 0 HR: 1	SF: 0 SAC: 0 DP: 2 HBP: 0	WP: 0 PB: 0 SB: 1 CS: 0	PA: 39			
PITCHER	IP	WLS	BF	H	R	ER	SO	BB	IBB	HBP	BLK	WP	HR	S	P	ERA	WHIP								
Dennis Martinez, R ERA: 4.33 (1, 1)	5.0	W	24	9	4	4	3	2	0	0	0	0	1	28	36	7.20	2.200								
Sammy Stewart, R ERA: 1.59 (6, 1)	4.0	S	15	1	0	0	4	3	0	0	0	0	0	20	32	0.00	1.000								

Baltimore Orioles @ Minnesota Twins
Metropolitan Stadium, Bloomington, MI
Fri May 15 1981, 8:05 PM EDT
Att: 6,268 - Unknown

AB 34
R 4
H 10
RBI 4
BB 5
SO 7
LOB 18



Batter	1	2	3	4	5	6	7	8	9	AB	R	H	RBI	BB	SO	LOB	TOP								
Bobby Bonner, R OBP: 0.421, SLG: 0.529 (1, 6)	F9		SF9			F8		K		4	1	1	1	0	1	1	Baltimore Orioles @ Minnesota Twins Metropolitan Stadium, Bloomington, MI Sat May 16 1981, 4:33 AM EDT Att: 6,302 - Unknown livebaseballscorecards.com								
Rich Dauer, R OBP: 0.326, SLG: 0.353 (1, 4)	5-3		2B					F7		4	1	2	1	1	0	1									
Ken Singleton, S OBP: 0.458, SLG: 0.676 John Lowenstein, L OBP: 0.309, SLG: 0.333 (8, 7)	FC5-4 1B		2B			4-3		6-3		4	0	1	0	1	0	3									
Eddie Murray, S OBP: 0.250, SLG: 0.343 (1, 3)	FC5-4 1-2		2B			4-3		G3		5	1	3	2	0	0	1									
Jose Morales, R OBP: 0.444, SLG: 0.471 (1, 10)		4-3	K			F9		4-3		5	0	1	0	0	1	3									
Benny Ayala, R OBP: 0.304, SLG: 0.350 Al Bumbry, L OBP: 0.353, SLG: 0.345 (5, PH) (5, 8)	6-3		F4			4-3		FC6-4 G5-4-3		2	0	0	0	0	0	2									
Gary Roenicke, R OBP: 0.403, SLG: 0.418 (5, 7) (8, 9)	6-3					FC5-4 1B		F6		5	1	2	1	0	0	3									
Doug DeCinces, R OBP: 0.267, SLG: 0.277 (1, 5)			F7			FC5-4 1-2		2B		4	1	1	0	0	0	2									
Rick Dempsey, R OBP: 0.351, SLG: 0.469 (1, 2)			HR			2B		F7		4	2	3	2	0	0	0									
Inning Stats	R: 0 E: 0 K: 0 S: 4	H: 1 LOB: 1 BB: 0 P: 4	R: 0 E: 0 K: 0 S: 3	H: 0 LOB: 0 BB: 0 P: 3	R: 3 E: 0 K: 1 S: 8	H: 3 LOB: 2 BB: 2 P: 16	R: 2 E: 0 K: 0 S: 6	H: 3 LOB: 1 BB: 0 P: 6	R: 1 E: 0 K: 0 S: 5	H: 2 LOB: 1 BB: 0 P: 5	R: 0 E: 0 K: 0 S: 4	H: 1 LOB: 1 BB: 0 P: 4	R: 0 E: 0 K: 0 S: 3	H: 0 LOB: 1 BB: 1 P: 7	R: 1 E: 0 K: 1 S: 7	H: 2 LOB: 1 BB: 0 P: 7		R: 0 E: 0 K: 0 S: 4	H: 2 LOB: 1 BB: 0 P: 4	1B: 8 2B: 5 3B: 0 HR: 1	SF: 1 SAC: 0 DP: 1 HBP: 0	WP: 0 PB: 0 SB: 0 CS: 0	PA: 43		
PITCHER	IP	WLS	BF	H	R	ER	SO	BB	IBB	HBP	BLK	WP	HR	S	P	ERA	WHIP								
Jerry Koonsman, L ERA: 5.55 (1, 1)	3.1	L	18	6	5	5	1	2	0	0	0	0	1	18	26	13.50	2.400								
Don Cooper, R ERA: 3.99 (4, 1)	2.2		12	4	1	1	0	0	0	0	1	0	0	12	12	3.38	1.500								
Darrell Jackson, L ERA: 5.4 (7, 1)	3.0		13	4	1	1	1	1	0	0	0	0	0	14	18	3.00	1.667								

Batter	1	2	3	4	5	6	7	8	9	AB	R	H	RBI	BB	SO	LOB	BOTTOM								
Hosken Powell, L OBP: 0.337, SLG: 0.363 Dave Engle, R OBP: 0.313, SLG: 0.409 (9, 9)	F4		L9			F8		6-3		4	0	0	0	0	0	1	Baltimore Orioles @ Minnesota Twins Metropolitan Stadium, Bloomington, MI Sat May 16 1981, 4:33 AM EDT Att: 6,302 - Unknown livebaseballscorecards.com								
John Castino, R OBP: 0.294, SLG: 0.391 (1, 5)	G3		4-3			K		F7		4	0	0	0	0	1	0									
Mickey Hatcher, R OBP: 0.296, SLG: 0.417 (1, 8)	5-3		F9			F7		F8		4	0	0	0	0	0	0									
Roy Smalley, S OBP: 0.420, SLG: 0.538 (1, 6)		BB 1B BB	G6-3 BB			1B		1B		2	0	2	0	2	0	0									
Glenn Adams, L OBP: 0.342, SLG: 0.370 (1, 10)		BB 1B BB	G6-3 1-2			F8		1B		3	0	1	0	1	0	2									
Gary Ward, R OBP: 0.369, SLG: 0.419 (1, 7)		BB 1B	K			FC4-6 1B		K		4	0	2	0	0	2	2									
Rob Wilfong, L OBP: 0.279, SLG: 0.286 (1, 4)		BB 1B BB	F3			P6		P6		3	0	0	0	1	0	3									
Ron Jackson, R OBP: 0.284, SLG: 0.368 (1, 3)		K	F7			F7		P4		4	0	0	0	0	1	6									
Sal Butera, R OBP: 0.387, SLG: 0.355 (1, 2)	F5		BB			FC4-6 1-2				2	0	0	0	1	0	4									
Inning Stats	R: 0 E: 0 K: 0 S: 3	H: 0 LOB: 0 BB: 0 P: 3	R: 0 E: 0 K: 1 S: 5	H: 1 LOB: 3 BB: 3 P: 17	R: 0 E: 0 K: 0 S: 3	H: 0 LOB: 0 BB: 0 P: 3	R: 0 E: 0 K: 1 S: 4	H: 0 LOB: 0 BB: 1 P: 8	R: 0 E: 0 K: 0 S: 3	H: 0 LOB: 1 BB: 1 P: 7	R: 0 E: 0 K: 1 S: 6	H: 1 LOB: 1 BB: 0 P: 6	R: 0 E: 0 K: 0 S: 4	H: 1 LOB: 1 BB: 0 P: 4	R: 0 E: 0 K: 0 S: 3	H: 0 LOB: 2 BB: 0 P: 7		R: 0 E: 0 K: 1 S: 7	H: 2 LOB: 2 BB: 0 P: 7	1B: 5 2B: 0 3B: 0 HR: 0	SF: 0 SAC: 0 DP: 1 HBP: 0	WP: 0 PB: 0 SB: 0 CS: 0	PA: 35		
PITCHER	IP	WLS	BF	H	R	ER	SO	BB	IBB	HBP	BLK	WP	HR	S	P	ERA	WHIP								
Steve Stone, R ERA: 4.72 (1, 1)	2.0		9	4	0	0	3	2	0	0	0	0	0	30	38	0.00	0.857								
Dave Ford, R ERA: 4.95 (3, 1)	7.0	W	26	4	0	0	3	2	0	0	0	0	0	30	38	0.00	0.857								

Batter	1	2	3	4	5	6	7	8	9	AB	R	H	RBI	BB	SO	LOB	TOP								
Al Bumbry, L OBP: 0.362, SLG: 0.350 (1, 8)	0-0 6-3		0-0 F9	WP 1B WP 1B		0-0 1B 5-3 1B		1-0 CS HBP		4	2	2	0	0	0	0									
Rich Dauer, R OBP: 0.351, SLG: 0.371 (1, 4)	0-0 2B 1B		0-0 F9	WP WP 1B		0-0 1B 5-3 1B		4-0 FC4-6 BB		4	2	3	0	1	0	0									
Ken Singleton, S OBP: 0.456, SLG: 0.660 (8, PR)	0-3 K		0-0 2B 1B	WP BB		0-0 5-3		0-0 FC4-6		4	1	1	1	1	1	3									
John Lowenstein, L OBP: 0.309, SLG: 0.333 (8, 7)			0-0 1B 1B	1-2 2-3 BB		1-2 3-H		1-2 F7		0	0	0	0	0	0	0									
Eddie Murray, S OBP: 0.275, SLG: 0.379 (1, 3)	0-0 1-H 2B		0-0 1B 2B	1-2 2-3 3-H BB		0-0 2-H 1B		0-0 F7		4	1	3	2	1	0	1									
Dan Graham, L OBP: 0.333, SLG: 0.386 (8, PR)	0-3 K		0-0 FC5 1B	2-H 3-H BB		0-0 4-3		0-0 G5-3 SH5-3 1B		5	0	2	2	0	1	5									
Wayne Krenchicki, L OBP: 0.317, SLG: 0.368 (8, PR)			0-0 1B			0-0 K		0-0 L5 SH5-3 1B		4	0	2	0	0	1	0									
Gary Roenicke, R OBP: 0.407, SLG: 0.423 (8, 9)		0-0 F8	0-0 1B			0-0 K		0-0 SH5-3 1B		4	0	2	0	0	1	0									
Doug DeCinces, R OBP: 0.266, SLG: 0.268 (1, 5)		0-0 F8	0-0 FC5			0-0 5-3		0-0 SH5-3		3	0	0	0	1	0	2									
Rick Dempsey, R OBP: 0.354, SLG: 0.448 (1, 2)		4-0 BB				0-0 F9		4-0 BB		3	0	0	0	2	1	2									
Bobby Bonner, R OBP: 0.348, SLG: 0.429 (1, 6)		0-0 F3				0-0 F9		0-0 L5		4	0	0	0	0	0	3									
Inning Stats	R: 1 E: 0 K: 2 S: 9	H: 2 LOB: 1 BB: 0 P: 9	R: 0 E: 0 K: 0 S: 3	H: 0 LOB: 1 BB: 1 P: 7	R: 2 E: 0 K: 0 S: 7	H: 4 LOB: 2 BB: 0 P: 7	R: 1 E: 0 K: 0 S: 5	H: 2 LOB: 3 BB: 2 P: 13	R: 0 E: 0 K: 2 S: 6	H: 0 LOB: 0 BB: 0 P: 7	R: 2 E: 0 K: 0 S: 6	H: 3 LOB: 1 BB: 0 P: 6	R: 0 E: 0 K: 0 S: 3	H: 1 LOB: 1 BB: 1 P: 7	R: 0 E: 0 K: 0 S: 2	H: 0 LOB: 1 BB: 1 P: 7	R: 0 E: 0 K: 0 S: 3	H: 1 LOB: 1 BB: 1 P: 7	1B: 11 2B: 3 3B: 0 HR: 0	SF: 0 SAC: 2 DP: 2 HBP: 1	WP: 2 PB: 0 SB: 0 CS: 1	PA: 44			
PITCHER	IP	WLS	BF	H	R	ER	SO	BB	IBB	HBP	BLK	WP	HR	S	P	ERA	WHIP								
Roger Erickson, R ERA: 4.47 (1, 1)	5.2	L	31	11	6	6	4	3	0	0	0	2	0	36	48	9.53	2.471								
John Verhoeven, R ERA: 2.75 (6, 1)	2.1		9	1	0	0	0	2	0	1	0	0	0	6	15	0.00	1.286								
Doug Corbett, R ERA: 2.2 (9, 1)	1.0		4	1	0	0	0	1	0	0	0	0	0	3	7	0.00	2.000								

Baltimore Orioles @ Minnesota Twins
Metropolitan Stadium, Bloomington, MI
Sun May 17 1981, 4:33 AM EDT
Att: 9,313 - Unknown

AB 35
R 6
H 13
RBI 5
BB 6
SO 4
LOB 16



Batter	1	2	3	4	5	6	7	8	9	AB	R	H	RBI	BB	SO	LOB	BOTTOM								
Hosken Powell, L OBP: 0.333, SLG: 0.358 (1, 9)	0-0 F8		0-0 F5			0-0 E 4-3 1B		0-0 6-3		4	1	1	0	0	0	1									
John Castino, R OBP: 0.299, SLG: 0.394 (1, 5)	0-0 6-3					0-0 E7 4-3 1B		0-0 2-3 1B		4	0	2	1	0	0	0									
Mickey Hatcher, R OBP: 0.295, SLG: 0.419 (1, 8)	0-0 2B					0-0 4-3		0-0 4-3		4	0	1	1	0	0	2									
Roy Smalley, S OBP: 0.415, SLG: 0.523 (1, 6)	0-0 3-1					0-0 L3				3	0	0	0	1	0	2									
Butch Wynegar, S OBP: 0.500, SLG: 0.500 (1, 10)		0-0 F9				0-0 G6-4-3 1B		0-0 G6-3 1B		4	0	2	0	0	1	1									
Gary Ward, R OBP: 0.352, SLG: 0.397 (1, 7)		0-0 5-3				0-0 G6-4-3		0-0 G6-3		4	0	0	0	0	1	3									
Pete Mackanin, R OBP: 0.250, SLG: 0.275 (1, 4)		0-0 F7				0-0 F9		0-0 4-3		4	0	0	0	0	1	1									
Ron Jackson, R OBP: 0.286, SLG: 0.378 (1, 3)			0-0 F9			0-0 F8		0-0 6-3 1B 2B		3	1	1	0	0	0	0									
Sal Butera, R OBP: 0.385, SLG: 0.344 (1, 2)			0-0 F7			0-0 1B 1B E BB		0-0 6-3		2	1	0	0	1	0	1									
Inning Stats	R: 0 E: 0 K: 0 S: 4	H: 1 LOB: 1 BB: 0 P: 4	R: 0 E: 0 K: 0 S: 3	H: 0 LOB: 0 BB: 0 P: 3	R: 0 E: 0 K: 0 S: 3	H: 0 LOB: 0 BB: 0 P: 3	R: 0 E: 0 K: 0 S: 3	H: 0 LOB: 0 BB: 0 P: 3	R: 2 E: 1 K: 0 S: 5	H: 2 LOB: 1 BB: 1 P: 9	R: 0 E: 0 K: 0 S: 3	H: 1 LOB: 0 BB: 0 P: 3	R: 1 E: 0 K: 0 S: 5	H: 2 LOB: 1 BB: 0 P: 5	R: 0 E: 0 K: 3 S: 9	H: 0 LOB: 1 BB: 1 P: 13	R: 0 E: 0 K: 0 S: 9	H: 0 LOB: 1 BB: 1 P: 13	1B: 5 2B: 2 3B: 0 HR: 0	SF: 0 SAC: 0 DP: 2 HBP: 0	WP: 0 PB: 0 SB: 0 CS: 0	PA: 34			
PITCHER	IP	WLS	BF	H	R	ER	SO	BB	IBB	HBP	BLK	WP	HR	S	P	ERA	WHIP								
Jim Palmer, R ERA: 3.25 (1, 1)	7.2	W	29	7	3	2	0	1	0	0	0	0	0	28	32	2.35	1.043								
Tim Stoddard, R ERA: 4.91 (8, 1)	1.1	S	5	0	0	0	3	1	0	0	0	0	0	10	14	0.00	0.750								

Baltimore Orioles @ Minnesota Twins
Metropolitan Stadium, Bloomington, MI
Sun May 17 1981, 4:33 AM EDT
Att: 9,313 - Unknown

AB 32
R 3
H 7
RBI 2
BB 2
SO 3
LOB 11



Batter	1	2	3	4	5	6	7	8	9	AB	R	H	RBI	BB	SO	LOB	TOP			
Rickey Henderson, R OBP: 0.380, SLG: 0.469	F8			FC3-6 1B			G3 3-1 2B				4	1	3	0	0	0				
Dwayne Murphy, L OBP: 0.395, SLG: 0.437	K			FC3-6 G5-4-3			G3		F7		4	0	0	0	0	1	3			
Cliff Johnson, R OBP: 0.333, SLG: 0.500	K			G5-4-3			3-1				3	0	0	1	0	1	1			
Tony Armas, R OBP: 0.329, SLG: 0.555		F6			6-3						3	0	0	0	0	0	0			
Mike Heath, R OBP: 0.254, SLG: 0.323	K				K				F8		3	0	0	0	0	2	0			
Jeff Newman, R OBP: 0.237, SLG: 0.296	F8				F7				F6		3	0	0	0	0	0	0			
Shoofy Babitt, R OBP: 0.340, SLG: 0.287			K			4-3			K		3	0	0	0	0	2	0			
Dave McKay, S OBP: 0.254, SLG: 0.288			6-3			K			F6		3	0	0	0	0	1	0			
Rob Picciolo, R OBP: 0.286, SLG: 0.379			6-3			F8			1-3		3	0	0	0	0	0	0			
Inning Stats	R: 0 E: 0 K: 2 S: 7	H: 0 LOB: 0 BB: 0 P: 7	R: 0 E: 0 K: 1 S: 5	H: 0 LOB: 0 BB: 0 P: 5	R: 0 E: 0 K: 1 S: 5	H: 1 LOB: 0 BB: 0 P: 3	R: 0 E: 0 K: 1 S: 5	H: 0 LOB: 0 BB: 0 P: 5	R: 1 E: 0 K: 0 S: 4	H: 1 LOB: 0 BB: 0 P: 4	R: 0 E: 0 K: 1 S: 5	H: 0 LOB: 0 BB: 0 P: 5	R: 0 E: 0 K: 0 S: 4	H: 1 LOB: 1 BB: 0 P: 4	R: 0 E: 0 K: 0 S: 4	H: 1 LOB: 1 BB: 0 P: 4	1B: 1 2B: 2 3B: 0 HR: 0	SF: 0 SAC: 0 DP: 1 HBP: 0	WP: 0 PB: 0 SB: 0 CS: 0	PA: 29
PITCHER Scott McGregor, L ERA: 2.13	IP: 9.0 WLS: W BF: 29 H: 3 R: 1 ER: 1 SO: 7 BB: 0 IBB: 0 HBP: 0 BLK: 0 WP: 0 HR: 0 S: 43 P: 43 ERA: 1.00 WHIP: 0.333															PITCHER				

Oakland Athletics @ Baltimore Orioles
Memorial Stadium, Baltimore, MD
Mon May 18 1981, 7:05 PM EDT
Att: 23,428 - Unknown - 55 F

AB 29
R 1
H 3
RBI 1
BB 0
SO 7
LOB 4



Batter	1	2	3	4	5	6	7	8	9	AB	R	H	RBI	BB	SO	LOB	BOTTOM			
Al Bumbry, L OBP: 0.352, SLG: 0.339	K	L7			K		5-3			4	0	0	0	0	2	4				
Rich Dauer, R OBP: 0.347, SLG: 0.359	5-3		K		5-3		2B BB			3	1	0	0	1	1	1				
Ken Singleton, S OBP: 0.450, SLG: 0.655	6-3		2-3			L9	2B			4	0	1	2	0	0	0				
Eddie Murray, S OBP: 0.273, SLG: 0.375		K	K			3-1	L9			1	0	0	0	0	1	0				
Terry Crowley, L OBP: 0.393, SLG: 0.353										3	0	0	0	0	1	1				
John Lowenstein, L OBP: 0.322, SLG: 0.320		CS BB		F5		1B BB		F7		2	0	0	0	2	0	0				
Gary Roenicke, R OBP: 0.424, SLG: 0.440		BB 1B 1B		6-3		1B		E2 1B		4	2	3	0	0	0	0				
Rick Dempsey, R OBP: 0.349, SLG: 0.437		BB 1B		F3		3-1		L7		4	1	1	0	0	0	3				
Doug DeCinces, R OBP: 0.292, SLG: 0.293		BB 1B		SH1-4 BB		2B	2B	1B		2	1	2	1	2	0	0				
Mark Belanger, R OBP: 0.192, SLG: 0.180		1-3 2-H 3-H		SH1-4		F4				2	0	1	2	0	0	1				
Inning Stats	R: 0 E: 0 K: 1 S: 5	H: 0 LOB: 0 BB: 0 P: 5	R: 2 E: 0 K: 1 S: 7	H: 3 LOB: 2 BB: 2 P: 15	R: 0 E: 0 K: 2 S: 7	H: 0 LOB: 0 BB: 0 P: 7	R: 0 E: 0 K: 0 S: 3	H: 0 LOB: 0 BB: 0 P: 3	R: 0 E: 0 K: 1 S: 5	H: 0 LOB: 1 BB: 1 P: 9	R: 0 E: 0 K: 0 S: 4	H: 1 LOB: 2 BB: 1 P: 8	R: 2 E: 0 K: 0 S: 5	H: 2 LOB: 1 BB: 1 P: 9	R: 1 E: 1 K: 0 S: 4	H: 2 LOB: 1 BB: 0 P: 4	1B: 6 2B: 2 3B: 0 HR: 0	SF: 0 SAC: 1 DP: 0 HBP: 0	WP: 0 PB: 0 SB: 0 CS: 1	PA: 35
PITCHER Matt Keough, R ERA: 2.44	IP: 8.0 WLS: L BF: 35 H: 8 R: 5 ER: 4 SO: 5 BB: 5 IBB: 0 HBP: 0 BLK: 0 WP: 0 HR: 0 S: 40 P: 60 ERA: 4.50 WHIP: 1.625															PITCHER				

Oakland Athletics @ Baltimore Orioles
Memorial Stadium, Baltimore, MD
Mon May 18 1981, 7:05 PM EDT
Att: 23,428 - Unknown - 55 F

AB 29
R 5
H 8
RBI 5
BB 5
SO 5
LOB 10



Batter	1	2	3	4	5	6	7	8	9	AB	R	H	RBI	BB	SO	LOB	TOP				
Rod Carew, L (1, 3) OBP: 0.372, SLG: 0.392	K		L4		F8		6-3		HR	5	1	1	1	0	1	1	California Angels @ Baltimore Orioles Memorial Stadium, Baltimore, MD Wed May 20 1981, 7:05 PM EDT Att: 16,040 - Unknown				
Rick Burleson, R (1, 6) OBP: 0.390, SLG: 0.415	F9		1B		F9		BB		1B	4	0	2	0	1	0	0					
Dan Ford, R (1, 9) OBP: 0.324, SLG: 0.478	K		3B		BB		F9		FC6-4	5	0	3	1	0	1	1					
Fred Lynn, L (1, 8) OBP: 0.360, SLG: 0.458		F8	6-3		BB				K	4	0	1	0	1	1	3					
Don Baylor, R (1, 10) OBP: 0.268, SLG: 0.314		FC6-4			HR		5-3		F7	3	1	1	1	2	0	4					
Brian Downing, R (1, 7) OBP: 0.397, SLG: 0.422		FC6-4			1B		5-3		F2	5	0	1	0	0	0	5					
Ed Ott, L (1, 2) OBP: 0.263, SLG: 0.275		BB			F8		K		K	3	0	0	0	1	2	3					
Bobby Grich, R (1, 4) OBP: 0.348, SLG: 0.427		F9			F8		1-6-3		E5	4	0	0	0	0	0	5					
Butch Hobson, R (1, 5) OBP: 0.350, SLG: 0.390			1B		F3		F9		L9	4	1	1	0	0	0	4					
Inning Stats	R: 0 E: 0 K: 2 S: 7	H: 0 LOB: 0 BB: 0 P: 7	R: 0 E: 0 K: 0 S: 3	H: 0 LOB: 1 BB: 2 P: 11	R: 1 E: 0 K: 0 S: 5	H: 3 LOB: 1 BB: 0 P: 5	R: 1 E: 0 K: 0 S: 5	H: 2 LOB: 1 BB: 0 P: 5	R: 0 E: 0 K: 1 S: 4	H: 0 LOB: 0 BB: 0 P: 5	R: 0 E: 0 K: 0 S: 3	H: 0 LOB: 1 BB: 1 P: 7	R: 0 E: 1 K: 1 S: 7	H: 1 LOB: 3 BB: 1 P: 11	R: 1 E: 0 K: 1 S: 8	H: 3 LOB: 2 BB: 0 P: 8	1B: 7 2B: 0 3B: 1 HR: 2	SF: 0 SAC: 0 DP: 0 HBP: 0	WP: 0 PB: 0 SB: 0 CS: 0	PA: 42	
PITCHER	IP	WLS	BF	H	R	ER	SO	BB	IBB	HBP	BLK	WP	HR	S	P	ERA	WHIP				
Dennis Martinez, R (1, 1) ERA: 4.04	7.0	W	31	7	2	2	3	4	0	0	0	0	1	33	49	2.57	1.571				
Tim Stoddard, R (8, 1) ERA: 5.0	1.0		8	3	1	1	1	1	0	0	0	0	1	9	13	9.00	4.000				
Tippy Martinez, L (9, 1) ERA: 1.23	1.0	S	3	0	0	0	1	0	0	0	0	0	0	5	5	0.00	0.000				

Batter	1	2	3	4	5	6	7	8	9	AB	R	H	RBI	BB	SO	LOB	BOTTOM				
Al Bumbry, L (1, 8) OBP: 0.358, SLG: 0.336	6-3	5-3			BB		K			3	1	0	0	1	1	2	California Angels @ Baltimore Orioles Memorial Stadium, Baltimore, MD Wed May 20 1981, 7:05 PM EDT Att: 16,040 - Unknown				
Rich Dauer, R (1, 4) OBP: 0.336, SLG: 0.350	F7	FC4-6			E4		2B			3	0	1	0	1	0	1					
Ken Singleton, S (1, 10) OBP: 0.451, SLG: 0.655	4-3	FC4-6			2B		2B		IBB	3	0	1	1	1	0	3					
Eddie Murray, S (1, 3) OBP: 0.271, SLG: 0.387		PB			F5		K		F8	3	1	0	0	0	1	4					
Dan Graham, L (1, 2) OBP: 0.328, SLG: 0.367		2B			K		K			3	0	0	0	1	2	3					
Rick Dempsey, R (8, 2) OBP: 0.345, SLG: 0.427		K			K		G3-6-1		4-3	0	0	0	0	0	0	0					
Jim Dwyer, L (1, 7) OBP: 0.255, SLG: 0.340		2B			F7		G3-6-1			3	2	1	0	1	0	3					
Gary Roenicke, R (1, 9) OBP: 0.436, SLG: 0.463		1B			2B		5-3		SF8	3	1	2	2	0	0	0					
Doug DeCinces, R (1, 5) OBP: 0.298, SLG: 0.292		2B			F2		G6-4-3		F8	4	0	1	1	0	0	1					
Mark Belanger, R (1, 6) OBP: 0.207, SLG: 0.200		1B			K		F4		4-3	4	0	1	1	0	1	0					
Inning Stats	R: 0 E: 0 K: 0 S: 3	H: 0 LOB: 0 BB: 0 P: 3	R: 3 E: 0 K: 1 S: 8	H: 3 LOB: 3 BB: 2 P: 17	R: 0 E: 0 K: 1 S: 5	H: 0 LOB: 0 BB: 0 P: 5	R: 0 E: 0 K: 1 S: 5	H: 0 LOB: 0 BB: 0 P: 5	R: 1 E: 1 K: 1 S: 6	H: 1 LOB: 2 BB: 2 P: 14	R: 0 E: 0 K: 0 S: 3	H: 1 LOB: 0 BB: 0 P: 3	R: 0 E: 0 K: 1 S: 6	H: 1 LOB: 2 BB: 1 P: 10	R: 1 E: 0 K: 0 S: 4	H: 1 LOB: 0 BB: 0 P: 4	1B: 2 2B: 4 3B: 1 HR: 0	SF: 1 SAC: 0 DP: 2 HBP: 1	WP: 0 PB: 1 SB: 0 CS: 0	PA: 36	
PITCHER	IP	WLS	BF	H	R	ER	SO	BB	IBB	HBP	BLK	WP	HR	S	P	ERA	WHIP				
Mike Witt, R (1, 1) ERA: 4.36	1.1	L	9	3	3	3	1	1	0	1	0	0	0	9	14	20.25	3.000				
Jesse Jefferson, R (2, 1) ERA: 3.43	5.0		21	3	1	1	4	2	2	0	0	0	0	25	41	1.80	1.000				
Don Aase, R (7, 1) ERA: 0.78	1.2		6	1	1	1	0	0	0	0	0	0	0	6	6	5.40	0.600				

Batter	1	2	3	4	5	6	7	8	9	AB	R	H	RBI	BB	SO	LOB	TOP			
Rod Carew, L (1,3)	L5		CS 1B			G5-4-3 1B	K			4	0	2	0	0	1	3	California Angels @ Baltimore Orioles Memorial Stadium, Baltimore, MD Thu May 21 1981, 7:05 PM EDT Att: 18,599 - Unknown			
Rick Burleson, R (1,6)	F9		CS 1-2	F6		K		G4-6-3 1B		4	0	1	0	0	1	1				
Dan Ford, R (1,9)	BB			HR		G5-4-3 1-2		G4-6-3 1-2		3	1	1	1	1	0	2				
Fred Lynn, L (1,8)	F7			F4			4-3	L4		4	0	0	0	0	0	1				
Don Baylor, R (1,10)		K		K			BB 1B	SH1-3 2B		4	1	2	0	0	2	0				
Brian Downing, R (1,7)		G1-6-3 BB			6-3		1B BB	SH1-3 2-3		1	0	0	0	2	0	0				
Juan Beniquez, R (9,7)										0	0	0	0	0	0	0				
Ed Ott, L (1,2)	G1-6-3 1-2				K		BB 1-3 2-H 1B	G3		4	0	1	1	0	1	2				
Bobby Grich, R (1,4)			F9				FC5-2-5 BB 1-2 3-H 4-0 BB	F7		4	0	1	0	0	0	3				
Butch Hobson, R (1,5)			F5		6-3					2	0	0	0	1	0	1				
Inning Stats	R: 0 E: 0 K: 0 S: 3	H: 0 LOB: 1 BB: 1 P: 7	R: 0 E: 0 K: 1 S: 4	H: 0 LOB: 0 BB: 1 P: 8	R: 0 E: 0 K: 0 S: 3	H: 1 LOB: 0 BB: 0 P: 3	R: 1 E: 0 K: 1 S: 6	H: 1 LOB: 0 BB: 0 P: 6	R: 0 E: 0 K: 1 S: 5	H: 1 LOB: 1 BB: 0 P: 5	R: 1 E: 0 K: 1 S: 7	H: 2 LOB: 3 BB: 2 P: 15	R: 0 E: 0 K: 0 S: 3	H: 1 LOB: 0 BB: 0 P: 3	R: 0 E: 0 K: 0 S: 4	H: 1 LOB: 1 BB: 0 P: 4	1B: 5 2B: 1 3B: 1 HR: 1	SF: 0 SAC: 1 DP: 3 HBP: 0	WP: 0 PB: 0 SB: 0 CS: 1	PA: 36
PITCHER Jim Palmer, R (1,1) ERA: 3.04	IP: 9.0 WLS: L BF: 35 H: 8 R: 2 ER: 2 SO: 5 BB: 4 IBB: 0 HBP: 0 BLK: 0 WP: 0 HR: 1 S: 41 P: 57 ERA: 2.00 WHIP: 1.333															PITCHER				

Batter	1	2	3	4	5	6	7	8	9	AB	R	H	RBI	BB	SO	LOB	BOTTOM			
Al Bumbry, L (1,8)	CS 1B		FC6-4 1-2			5-3		K		4	0	1	0	0	1	2	California Angels @ Baltimore Orioles Memorial Stadium, Baltimore, MD Thu May 21 1981, 7:05 PM EDT Att: 18,599 - Unknown			
Rich Dauer, R (1,4)	F4			1B		FC6-4 1B		F7		4	0	2	0	0	0	1				
Ken Singleton, S (1,9)	6-3 1-2			K		FC6-4 1-2		K		4	0	0	0	0	2	3				
Eddie Murray, S (1,3)		FC5-4 1B		1-3 1B		4-3		BB		3	0	2	0	1	0	0				
Benny Ayala, R (1,10)		FC5-4 G6-4-3 1-2		L9		G6-4-3 1B		F8		2	0	0	0	0	0	2				
John Lowenstein, L (7,PH)								F8		2	0	1	0	0	0	1				
Gary Roenicke, R (1,7)		G6-4-3 1-2			F8		G6-4-3 1-2			3	0	0	0	0	0	2				
Doug DeCinces, R (1,5)			F4		F9			F6		3	0	0	0	0	0	0				
Rick Dempsey, R (1,2)		F7			L9			E BB		2	0	0	0	1	0	0				
Bobby Bonner, R (1,6)								F7		2	0	1	0	0	1	0				
Terry Crowley, L (8,PH)										1	0	0	0	0	0	1				
Wayne Krenchicki, L (9,6)			FC6-4 1B							0	0	0	0	0	0	0				
Inning Stats	R: 0 E: 0 K: 0 S: 3	H: 1 LOB: 0 BB: 0 P: 3	R: 0 E: 0 K: 0 S: 3	H: 1 LOB: 0 BB: 0 P: 3	R: 0 E: 0 K: 0 S: 4	H: 1 LOB: 1 BB: 0 P: 4	R: 0 E: 0 K: 1 S: 6	H: 2 LOB: 1 BB: 0 P: 6	R: 0 E: 0 K: 1 S: 3	H: 0 LOB: 0 BB: 0 P: 3	R: 0 E: 1 K: 1 S: 5	H: 0 LOB: 1 BB: 1 P: 9	R: 0 E: 0 K: 1 S: 3	H: 0 LOB: 1 BB: 1 P: 3	R: 0 E: 0 K: 1 S: 5	H: 0 LOB: 1 BB: 1 P: 9	1B: 7 2B: 0 3B: 0 HR: 0	SF: 0 SAC: 0 DP: 2 HBP: 0	WP: 0 PB: 0 SB: 0 CS: 1	PA: 32
PITCHER Doug Rau, L (1,1) ERA: 6.75	IP: 5.0 WLS: W BF: 17 H: 5 R: 0 ER: 0 SO: 1 BB: 0 IBB: 0 HBP: 0 BLK: 0 WP: 0 HR: 0 S: 19 P: 19 ERA: 0.00 WHIP: 1.000															PITCHER Don Aase, R (6,1) ERA: 0.67				

AB	30
R	2
H	8
RBI	2
BB	4
SO	5
LOB	13



AB	30
R	0
H	7
RBI	0
BB	2
SO	4
LOB	12



Batter	1	2	3	4	5	6	7	8	9	AB	R	H	RBI	BB	SO	LOB	TOP			
Al Bumbry, L OBP: 0.352, SLG: 0.326 (1, 8)	4-3		FC4-2 2B			BB S BB		4-3		3	1	0	0	1	0	1	Baltimore Orioles @ Detroit Tigers Tiger Stadium, Detroit, MI Fri May 22 1981, 7:05 PM EDT Att: 26,563 - Unknown			
Rich Dauer, R OBP: 0.339, SLG: 0.361 (1, 4)	F7		3-H 1B 2B			6-3		F7		4	1	1	1	0	0	1				
Ken Singleton, S OBP: 0.454, SLG: 0.667 Mark Belanger, R OBP: 0.207, SLG: 0.200 (8, 6)			2B			BB IBB		HR		3	1	3	2	1	0	0				
Eddie Murray, S OBP: 0.278, SLG: 0.381 (1, 3)	G3		2-H 1B			F8		G3		4	0	0	0	0	1	3				
Terry Crowley, L OBP: 0.388, SLG: 0.339 (1, 10)		F7				1-2 2-3 BB		4-3		3	0	0	0	1	0	0				
Jim Dwyer, L OBP: 0.255, SLG: 0.333 (1, 7)		6-3				0-3 K		1B 2B 1B		4	1	1	0	0	2	3				
Dan Graham, L OBP: 0.310, SLG: 0.344 Rick Dempsey, R OBP: 0.344, SLG: 0.416 (9, 2)		G3				F9		K		4	0	0	0	0	1	1				
Doug DeCinces, R OBP: 0.297, SLG: 0.310 (1, 5)			FC4-2 3B			6-3		2B 1B		4	0	2	0	0	1	0				
Wayne Krenchicki, L OBP: 0.295, SLG: 0.341 Gary Roenicke, R OBP: 0.429, SLG: 0.465 (8, 9)			5-3			F8		1-H 2-H 2B		3	0	0	0	0	0	1				
Inning Stats	R: 0 E: 0 K: 0 S: 4	H: 1 LOB: 1 BB: 0 P: 4	R: 0 E: 0 K: 0 S: 3	H: 0 LOB: 0 BB: 0 P: 3	R: 2 E: 0 K: 0 S: 5	H: 3 LOB: 1 BB: 0 P: 5	R: 0 E: 0 K: 2 S: 7	H: 0 LOB: 0 BB: 0 P: 7	R: 0 E: 0 K: 1 S: 5	H: 0 LOB: 3 BB: 3 P: 17	R: 0 E: 0 K: 1 S: 5	H: 0 LOB: 0 BB: 0 P: 5	R: 1 E: 0 K: 0 S: 4	H: 1 LOB: 0 BB: 0 P: 4	R: 1 E: 0 K: 1 S: 7	H: 3 LOB: 2 BB: 0 P: 7		1B: 4 2B: 2 3B: 1 HR: 1	SF: 0 SAC: 0 DP: 0 HBP: 0	WP: 0 PB: 0 SB: 1 CS: 0
PITCHER Milt Wilcox, R ERA: 3.14 (1, 1)	IP: 9.0 WLS: L BF: 36 H: 8 R: 4 ER: 4 SO: 5	BB: 2 IBB: 1 HBP: 0 BLK: 0	WP: 0 HR: 1 S: 43 P: 55	ERA: 4.00 WHIP: 1.111																

Batter	1	2	3	4	5	6	7	8	9	AB	R	H	RBI	BB	SO	LOB	BOTTOM			
Al Cowens, R OBP: 0.354, SLG: 0.404 (1, 8)	F8		BB 4-0 BB			1-3 1B		4-3		3	0	1	0	1	0	0	Baltimore Orioles @ Detroit Tigers Tiger Stadium, Detroit, MI Fri May 22 1981, 7:05 PM EDT Att: 26,563 - Unknown			
Alan Trammell, R OBP: 0.296, SLG: 0.281 (1, 6)	6-3		5-3			SF9		P3		3	0	0	1	0	0	2				
Steve Kemp, L OBP: 0.374, SLG: 0.449 (1, 7)	G3					3-H 0-0 F8		4-3		4	0	1	0	0	0	1				
John Wockenfuss, R OBP: 0.338, SLG: 0.413 (1, 10)		6-3				F8		1B SF7 1B		4	1	1	0	0	0	1				
Richie Hebner, L OBP: 0.270, SLG: 0.293 (1, 3)			G6-4-3 1B			P6		P6		4	0	1	0	0	0	2				
Lance Parrish, R OBP: 0.292, SLG: 0.403 (1, 2)		G6-4-3				BB		FC6-4 1B		3	0	1	0	1	0	1				
Champ Summers, L OBP: 0.406, SLG: 0.418 (1, 9)			F7			G3		SF7		2	0	0	1	1	0	2				
Tom Brookens, R OBP: 0.276, SLG: 0.315 (1, 5)			4-3			F5		FC6-4		4	0	0	0	0	1	2				
Lou Whitaker, L OBP: 0.353, SLG: 0.398 (1, 4)			2B			1B SF9 1B		5-3		4	1	2	0	0	0	1				
Inning Stats	R: 0 E: 0 K: 0 S: 3	H: 0 LOB: 0 BB: 0 P: 3	R: 0 E: 0 K: 0 S: 3	H: 1 LOB: 0 BB: 0 P: 3	R: 0 E: 0 K: 0 S: 4	H: 1 LOB: 2 BB: 1 P: 8	R: 0 E: 0 K: 0 S: 4	H: 1 LOB: 2 BB: 1 P: 8	R: 1 E: 0 K: 0 S: 5	H: 2 LOB: 1 BB: 0 P: 5	R: 1 E: 0 K: 0 S: 5	H: 2 LOB: 1 BB: 0 P: 5	R: 0 E: 0 K: 0 S: 3	H: 0 LOB: 0 BB: 0 P: 3	R: 0 E: 0 K: 1 S: 5	H: 0 LOB: 1 BB: 1 P: 9		1B: 5 2B: 1 3B: 1 HR: 0	SF: 2 SAC: 0 DP: 1 HBP: 0	WP: 0 PB: 0 SB: 0 CS: 0
PITCHER Scott McGregor, L ERA: 2.15 (1, 1)	IP: 8.0 WLS: W BF: 32 H: 7 R: 2 ER: 2 SO: 2	BB: 2 IBB: 0 HBP: 0 BLK: 0	WP: 0 HR: 0 S: 30 P: 38	ERA: 2.25 WHIP: 1.125																
Tippy Martinez, L ERA: 1.15 (9, 1)	IP: 1.0 WLS: S BF: 4 H: 0 R: 0 ER: 0 SO: 1	BB: 1 IBB: 0 HBP: 0 BLK: 0	WP: 0 HR: 0 S: 5 P: 9	ERA: 0.00 WHIP: 1.000																

AB 33
R 4
H 8
RBI 4
BB 3
SO 5
LOB 10



AB 31
R 2
H 7
RBI 2
BB 3
SO 1
LOB 12



Batter	1	2	3	4	5	6	7	8	9	AB	R	H	RBI	BB	SO	LOB	TOP										
Al Bumby, L OBP: 0.360, SLG: 0.326 (1, 8)	4-0 CS BB		0-0 4-3		0-0 1B		4-0 1B BB	0-0 FC5-4		3	1	1	1	2	0	1	<p>Baltimore Orioles @ Detroit Tigers Tiger Stadium, Detroit, MI Sat May 23 1981, 3:33 AM EDT Att: 19,006 - Unknown</p> <p>livebaseballscores.com</p>										
Rich Dauer, R OBP: 0.358, SLG: 0.381 (1, 4)	0-0 G4-6-3 1B		0-0 5-3		0-0 1B		0-0 1B 1B	0-0 1B		5	0	4	1	0	0	0											
Ken Singleton, S OBP: 0.311, SLG: 0.677 Jim Dwyer, L OBP: 0.250, SLG: 0.327 (7, PR) (7, 7)	0-0 G4-6-3			0-0 4-3		0-0 4-3		0-0 1B	0-3 K	4	1	2	1	0	0	3											
Eddie Murray, S OBP: 0.275, SLG: 0.398 (1, 3)		0-0 4-3		0-0 4-3		0-0 HR		0-0 K	0-0 4-3	5	1	1	2	0	1	2											
Terry Crowley, L OBP: 0.377, SLG: 0.328 Benny Ayala, R OBP: 0.250, SLG: 0.280 (6, PH)		0-3 K		0-0 3-1		0-0 F8	0-0 F9		0-0 F7	2	0	0	0	0	1	0											
John Lowenstein, L OBP: 0.358, SLG: 0.339 Gary Roenicke, R OBP: 0.426, SLG: 0.472 (6, PH) (6, 7) (7, 9)		0-0 HR		0-0 4-3		0-0 P6		0-0 HR	0-3 K	2	1	1	0	0	0	0											
Doug DeCinces, R OBP: 0.317, SLG: 0.376 Wayne Krenchicki, L OBP: 0.295, SLG: 0.341 (8, 5)		0-0 HR		0-0 6-3 1B		0-0 5-3		0-0 HR		4	3	3	4	0	0	0											
Rick Dempsey, R OBP: 0.340, SLG: 0.420 (1, 2)		0-3 K		0-0 P4			0-0 1B 2B	0-0 P6		4	1	1	0	0	1	1											
Mark Belanger, R OBP: 0.210, SLG: 0.203 (1, 6)			0-3 K		0-0 6-3		0-0 L4	0-0 FC5-4 1B		4	0	1	0	0	1	2											
Inning Stats	R: 0 E: 0 K: 0 S: 2	H: 1 LOB: 0 BB: 1 P: 6	R: 2 E: 0 K: 2 S: 9	H: 2 LOB: 0 BB: 0 P: 9	R: 0 E: 0 K: 1 S: 5	H: 0 LOB: 0 BB: 0 P: 5	R: 1 E: 0 K: 0 S: 4	H: 1 LOB: 0 BB: 0 P: 4	R: 1 E: 0 K: 0 S: 6	H: 3 LOB: 2 BB: 0 P: 6	R: 1 E: 0 K: 0 S: 4	H: 1 LOB: 0 BB: 0 P: 4	R: 2 E: 0 K: 1 S: 8	H: 3 LOB: 2 BB: 1 P: 12	R: 2 E: 0 K: 1 S: 9	H: 4 LOB: 2 BB: 0 P: 9		R: 0 E: 0 K: 1 S: 5	H: 0 LOB: 0 BB: 0 P: 5	1B: 9 2B: 2 3B: 1 HR: 3	SF: 0 SAC: 0 DP: 1 HBP: 0	WP: 1 PB: 0 SB: 0 CS: 1	PA: 42				
PITCHER	IP	WLS	BF	H	R	ER	SO	BB	IBB	HBP	BLK	WP	HR	S	P	ERA	WHIP										
Dave Rozema, R ERA: 4.5 (1, 1)	5.0	L	22	8	5	5	3	1	0	0	0	1	2	27	31	9.00	1.800										
Howard Bailey, L ERA: 6.69 (6, 1)	1.2		9	3	2	2	1	1	0	0	0	0	0	10	14	10.80	2.400										
Aurelio Lopez, R ERA: 5.12 (7, 1)	2.1		11	4	2	2	2	0	0	0	0	0	1	15	15	7.71	1.714										

Batter	1	2	3	4	5	6	7	8	9	AB	R	H	RBI	BB	SO	LOB	BOTTOM										
Al Cowens, R OBP: 0.347, SLG: 0.413 (1, 8)	0-0 F7		0-0 6-3 3B		0-0 5-3		0-0 FC4-6	0-0 FC6-4	0-0 F9	5	1	1	0	0	0	3	<p>Baltimore Orioles @ Detroit Tigers Tiger Stadium, Detroit, MI Sat May 23 1981, 3:33 AM EDT Att: 19,006 - Unknown</p> <p>livebaseballscores.com</p>										
Alan Trammell, R OBP: 0.300, SLG: 0.286 (1, 6)	0-0 1B		0-0 6-3		0-0 1B 1B		0-0 FC6-4	0-0 L4		5	0	2	1	0	0	3											
Steve Kemp, L OBP: 0.377, SLG: 0.471 (1, 7)	0-3 K		0-3 K		0-0 1B 1B		0-0 HR		0-0 K	4	1	2	1	0	2	1											
John Wockenfuss, R OBP: 0.346, SLG: 0.418 (1, 10)	0-0 5-3		0-0 6-3		0-0 FC4-6 1B		0-0 G1-4-3 1B		0-0 K	4	0	2	0	0	0	1											
Richie Hebner, L OBP: 0.261, SLG: 0.282 (1, 3)		0-3 K		0-0 4-3		0-3 K		0-3 K	0-0 K	4	0	0	0	0	3	4											
Lance Parrish, R OBP: 0.291, SLG: 0.394 (1, 2)		0-0 L5		4-0 BB		0-3 K		0-0 G1-4-3	0-0 K	3	0	0	0	1	1	4											
Champ Summers, L OBP: 0.397, SLG: 0.397 (1, 9)		4-0 FC5-4 BB		0-3 K		0-0 FC4-6		0-0 4-3		3	0	0	0	1	1	4											
Tom Brookens, R OBP: 0.262, SLG: 0.298 Rick Leach, L OBP: 0.429, SLG: 0.286 (9, PH)		0-0 FC5-4		0-3 K		0-0 K		0-0 1B 1B		3	0	0	0	0	1	1											
Lou Whitaker, L OBP: 0.358, SLG: 0.397 (1, 4)			0-3 K		0-0 F2		4-0 FC4-6 BB	0-0 1B	0-0 1B	3	0	1	0	1	1	0											
Inning Stats	R: 0 E: 0 K: 1 S: 6	H: 1 LOB: 1 BB: 0 P: 6	R: 0 E: 0 K: 1 S: 5	H: 0 LOB: 1 BB: 1 P: 9	R: 1 E: 0 K: 2 S: 8	H: 1 LOB: 0 BB: 0 P: 8	R: 0 E: 0 K: 1 S: 5	H: 0 LOB: 0 BB: 0 P: 5	R: 0 E: 0 K: 2 S: 10	H: 3 LOB: 3 BB: 0 P: 10	R: 0 E: 0 K: 0 S: 3	H: 0 LOB: 1 BB: 1 P: 7	R: 1 E: 0 K: 1 S: 6	H: 2 LOB: 0 BB: 0 P: 6	R: 0 E: 0 K: 0 S: 5	H: 2 LOB: 2 BB: 0 P: 5		1B: 7 2B: 0 3B: 1 HR: 1	SF: 0 SAC: 0 DP: 1 HBP: 0	WP: 0 PB: 0 SB: 0 CS: 0	PA: 38						
PITCHER	IP	WLS	BF	H	R	ER	SO	BB	IBB	HBP	BLK	WP	HR	S	P	ERA	WHIP										
Mike Flanagan, L ERA: 3.1 (1, 1)	5.1	W	23	5	1	1	7	2	0	0	0	0	0	35	43	1.69	1.312										
Sammy Stewart, R ERA: 1.69 (6, 1)	3.2	S	15	4	1	1	2	1	0	0	0	0	1	18	22	2.46	1.364										

Batter	1	2	3	4	5	6	7	8	9	AB	R	H	RBI	BB	SO	LOB	TOP				
Al Bumbry, L OBP: 0.355, SLG: 0.317 (1, 8)	6-3		F7		1B 1-2 1B BB		6-3		K	4	1	0	0	1	1	2	Baltimore Orioles @ Detroit Tigers Tiger Stadium, Detroit, MI Sun May 24 1981, 3:33 AM EDT Unknown				
John Lowenstein, L OBP: 0.343, SLG: 0.322 Gary Roenicke, R OBP: 0.422, SLG: 0.467 (7, PH) (7, 7)	F7		K		K		F8			3	0	0	0	0	2	2					
Ken Singleton, S OBP: 0.463, SLG: 0.688 (1, 9)	1B				2B		1B		F8	4	0	3	1	0	0	0					
Eddie Murray, S OBP: 0.289, SLG: 0.409 (1, 3)	1B				K		1B			4	0	3	1	0	1	1					
Terry Crowley, L OBP: 0.375, SLG: 0.317 Jose Morales, R OBP: 0.391, SLG: 0.409 (8, PH) (9, PH)	FC6-4						F8		G4-6-3	2	0	0	0	1	0	4					
Dan Graham, L OBP: 0.301, SLG: 0.333 Rick Dempsey, R OBP: 0.333, SLG: 0.410 (6, PH) (6, 2)			F8		K				6-3	2	0	0	0	0	1	2					
Doug DeCinces, R OBP: 0.301, SLG: 0.364 (1, 5)			5-3		6-3				F8	4	0	0	0	0	0	2					
Wayne Krenchicki, L OBP: 0.304, SLG: 0.333 Rich Dauer, R OBP: 0.360, SLG: 0.383 (6, PH) (6, 4)			K						P6	1	1	0	0	1	1	0					
Mark Belanger, R OBP: 0.200, SLG: 0.194 Benny Ayala, R OBP: 0.276, SLG: 0.308 (9, PH) (9, PH)					4-3				F7	3	0	0	0	0	0	1					
Inning Stats	R: 0 E: 0 K: 0 S: 5	H: 2 LOB: 2 BB: 0 P: 5	R: 0 E: 0 K: 1 S: 5	H: 0 LOB: 0 BB: 0 P: 5	R: 0 E: 0 K: 1 S: 5	H: 0 LOB: 0 BB: 0 P: 5	R: 0 E: 0 K: 2 S: 8	H: 1 LOB: 2 BB: 1 P: 12	R: 2 E: 0 K: 0 S: 3	H: 2 LOB: 0 BB: 0 P: 3	R: 0 E: 0 K: 0 S: 3	H: 0 LOB: 0 BB: 0 P: 3	R: 0 E: 0 K: 1 S: 7	H: 1 LOB: 2 BB: 0 P: 7	R: 0 E: 0 K: 1 S: 7	H: 2 LOB: 2 BB: 0 P: 7		1B: 7 2B: 1 3B: 0 HR: 0	SF: 0 SAC: 0 DP: 1 HBP: 0	WP: 0 PB: 0 SB: 0 CS: 0	PA: 37
PITCHER	IP	WLS	BF	H	R	ER	SO	BB	IBB	HBP	BLK	WP	HR	S	P	ERA	WHIP				
Dan Petry, R ERA: 3.24 Kevin Saucier, L ERA: 2.12	(1, 1)	5.0	W	23	5	2	2	5	3	0	0	0	0	30	42	3.60	1.600				
(6, 1)	4.0	S	14	3	0	0	1	0	0	0	0	0	0	16	16	0.00	0.750				

Batter	1	2	3	4	5	6	7	8	9	AB	R	H	RBI	BB	SO	LOB	BOTTOM				
Rick Peters, S OBP: 0.359, SLG: 0.355 (1, 10)	2B		K		1B		F8		G6-3	3	2	0	0	2	1	2	Baltimore Orioles @ Detroit Tigers Tiger Stadium, Detroit, MI Sun May 24 1981, 3:33 AM EDT Unknown				
Alan Trammell, R OBP: 0.310, SLG: 0.305 (1, 6)	WP		F9		1B		HR		F9	5	2	3	1	0	0	0					
Steve Kemp, L OBP: 0.387, SLG: 0.497 (1, 7)	6-3				1B		HR			3	2	2	4	1	0	1					
Richie Hebner, L OBP: 0.269, SLG: 0.283 (1, 3)	FC1		F8		1B		F9			3	0	1	1	1	0	1					
Champ Summers, L OBP: 0.390, SLG: 0.387 Lynn Jones, R OBP: 0.293, SLG: 0.306 (8, 9)	FC1		3-1		1B		4-3			4	0	1	1	0	0	3					
Al Cowens, R OBP: 0.344, SLG: 0.407 (1, 8)	F2				1B		P6			4	1	1	0	0	0	4					
Bill Fahey, L OBP: 0.200, SLG: 0.200 (1, 2)			1-3		4-3		F9		P6	4	0	0	0	0	0	1					
Tom Brookens, R OBP: 0.262, SLG: 0.311 Mick Kelleher, R OBP: 0.304, SLG: 0.300 (8, 5)			K		CS		K		L6	4	0	1	1	0	2	0					
Lou Whitaker, L OBP: 0.369, SLG: 0.403 (1, 4)					2B		F8		G6-3	3	1	2	0	1	0	0					
Inning Stats	R: 1 E: 0 K: 0 S: 4	H: 1 LOB: 2 BB: 2 P: 12	R: 0 E: 0 K: 2 S: 8	H: 1 LOB: 1 BB: 0 P: 8	R: 0 E: 0 K: 0 S: 3	H: 0 LOB: 1 BB: 1 P: 7	R: 5 E: 0 K: 0 S: 8	H: 6 LOB: 2 BB: 2 P: 16	R: 0 E: 0 K: 1 S: 5	H: 0 LOB: 0 BB: 0 P: 5	R: 2 E: 0 K: 0 S: 5	H: 2 LOB: 0 BB: 0 P: 5	R: 0 E: 0 K: 0 S: 3	H: 0 LOB: 0 BB: 0 P: 3	R: 0 E: 0 K: 0 S: 3	H: 1 LOB: 0 BB: 0 P: 3		1B: 8 2B: 2 3B: 0 HR: 1	SF: 0 SAC: 0 DP: 1 HBP: 0	WP: 1 PB: 0 SB: 1 CS: 2	PA: 38
PITCHER	IP	WLS	BF	H	R	ER	SO	BB	IBB	HBP	BLK	WP	HR	S	P	ERA	WHIP				
Dennis Martinez, R ERA: 3.91 Steve Luebber, R ERA: 4.15	(1, 1)	3.2	L	21	6	6	1	2	5	0	0	0	0	20	40	2.46	3.000				
(4, 1)	4.1		17	5	2	2	1	0	0	0	0	0	1	19	19	4.15	1.154				

AB	34
R	2
H	8
RBI	2
BB	3
SO	6
LOB	15

AB	33
R	8
H	11
RBI	8
BB	5
SO	3
LOB	12

Batter	1	2	3	4	5	6	7	8	9	AB	R	H	RBI	BB	SO	LOB	TOP				
Al Bumby, L OBP: 0.351, SLG: 0.320 (1, 8)	F5		F5	1-H 2B		F7		L6		5	0	1	1	0	0	3	Baltimore Orioles @ Detroit Tigers Tiger Stadium, Detroit, MI Sun May 24 1981, 3:38 AM EDT Att: 30,310 - Unknown				
Rich Dauer, R OBP: 0.354, SLG: 0.370 (1, 4)	P4		1-3	BB		F7		6-3		4	0	0	0	1	0	3					
Ken Singleton, S OBP: 0.455, SLG: 0.667 (1, 10)	F8		BB	BB		F8		L3		4	0	0	0	1	0	2					
Eddie Murray, S OBP: 0.279, SLG: 0.394 (1, 3)		P2	P6			P4		F5		5	0	0	0	0	0	3					
Benny Ayala, R OBP: 0.290, SLG: 0.321 (1, 7)																					
Jim Dwyer, L OBP: 0.276, SLG: 0.340 (4, 7)	K			2B	1B			BB		2	1	1	0	0	1	0					
Gary Roenicke, R OBP: 0.434, SLG: 0.495 (1, 9)				BB	BB			1B		3	1	2	1	1	1	1					
Doug DeCinces, R OBP: 0.293, SLG: 0.352 (1, 5)	2B			F9	FC			BB		4	0	0	0	0	0	5					
Rick Dempsey, R OBP: 0.340, SLG: 0.400 (1, 2)	6-3			1-3	E	FC		BB		2	1	0	1	2	1	0					
Bobby Bonner, R OBP: 0.310, SLG: 0.370 (1, 6)										3	0	0	0	0	0	3					
Terry Crowley, L OBP: 0.370, SLG: 0.311 (8, PH)										1	0	0	0	0	0	0					
Mark Belanger, R OBP: 0.200, SLG: 0.194 (8, 6)										0	0	0	0	0	0	0					
Inning Stats	R: 0 E: 0 K: 0 S: 3	H: 0 LOB: 0 BB: 0 P: 3	R: 0 E: 0 K: 1 S: 6	H: 1 LOB: 1 BB: 0 P: 6	R: 0 E: 1 K: 0 S: 4	H: 0 LOB: 3 BB: 2 P: 12	R: 3 E: 0 K: 0 S: 7	H: 3 LOB: 2 BB: 1 P: 11	R: 0 E: 0 K: 1 S: 5	H: 0 LOB: 1 BB: 1 P: 9	R: 0 E: 0 K: 0 S: 4	H: 1 LOB: 2 BB: 1 P: 8	R: 0 E: 0 K: 1 S: 5	H: 0 LOB: 0 BB: 0 P: 5	R: 0 E: 0 K: 0 S: 3	H: 0 LOB: 0 BB: 0 P: 3	1B: 2 2B: 3 3B: 0 HR: 0	SF: 0 SAC: 0 DP: 0 HBP: 0	WP: 0 PB: 0 SB: 0 CS: 0	PA: 40	
PITCHER	IP	WLS	BF	H	R	ER	SO	BB	IBB	HBP	BLK	WP	HR	S	P	ERA	WHIP				
Dan Schatzeder, L ERA: 4.85 (1, 1)	3.2		19	4	3	3	1	2	0	0	0	0	0	19	27	7.36	1.636				
Dave Tobik, R ERA: 3.35 (4, 1)	5.1	W	21	1	0	0	2	4	0	0	0	0	0	21	37	0.00	0.938				

Batter	1	2	3	4	5	6	7	8	9	AB	R	H	RBI	BB	SO	LOB	BOTTOM				
Rick Peters, S OBP: 0.364, SLG: 0.360 (1, 8)	G3									1	0	1	0	0	0	0	Baltimore Orioles @ Detroit Tigers Tiger Stadium, Detroit, MI Sun May 24 1981, 3:38 AM EDT Att: 30,310 - Unknown				
Al Cowens, R OBP: 0.344, SLG: 0.414 (2, 8)	SH1-3 1B		3-1		1B					3	1	1	0	0	1	0					
Alan Trammell, R OBP: 0.311, SLG: 0.306 (1, 6)	SH1-3		5-3		BB					3	0	1	0	0	0	0					
Steve Kemp, L OBP: 0.389, SLG: 0.490 (1, 7)	G3				BB					2	0	0	0	2	0	1					
Richie Hebner, L OBP: 0.264, SLG: 0.278 (1, 10)										2	0	0	0	0	0	2					
John Wockenfuss, R OBP: 0.350, SLG: 0.412 (6, PH)										1	0	0	0	1	1	3					
Kirk Gibson, L OBP: 0.333, SLG: 0.420 (8, FR)	P4		P4							0	0	0	0	0	0	0					
Champ Summers, L OBP: 0.400, SLG: 0.381 (1, 9)										1	1	0	1	2	0	0					
Lynn Jones, R OBP: 0.286, SLG: 0.297 (8, PH) (9, 9)		SH1-4 1B								1	1	0	0	0	0	1					
Lance Parrish, R OBP: 0.303, SLG: 0.444 (1, 2)		SH1-4 1B								3	2	2	3	1	0	3					
Rick Leach, L OBP: 0.387, SLG: 0.250 (1, 3)		SH1-4								3	0	0	0	0	1	1					
Tom Brookens, R OBP: 0.290, SLG: 0.354 (1, 5)										4	0	3	1	0	0	0					
Mick Kelleher, R OBP: 0.304, SLG: 0.300 (9, 5)										0	0	0	0	0	0	0					
Lou Whitaker, L OBP: 0.361, SLG: 0.394 (1, 4)										3	0	0	0	0	1	2					
Inning Stats	R: 0 E: 0 K: 0 S: 4	H: 1 LOB: 1 BB: 0 P: 4	R: 1 E: 0 K: 0 S: 3	H: 1 LOB: 1 BB: 2 P: 11	R: 0 E: 0 K: 0 S: 3	H: 0 LOB: 1 BB: 1 P: 7	R: 1 E: 0 K: 0 S: 5	H: 2 LOB: 1 BB: 0 P: 5	R: 1 E: 0 K: 1 S: 6	H: 2 LOB: 2 BB: 2 P: 14	R: 0 E: 0 K: 1 S: 5	H: 0 LOB: 0 BB: 0 P: 5	R: 0 E: 0 K: 1 S: 5	H: 0 LOB: 0 BB: 0 P: 5	R: 2 E: 0 K: 1 S: 6	H: 2 LOB: 1 BB: 1 P: 10	1B: 4 2B: 2 3B: 0 HR: 2	SF: 0 SAC: 2 DP: 1 HBP: 0	WP: 0 PB: 0 SB: 0 CS: 1	PA: 36	
PITCHER	IP	WLS	BF	H	R	ER	SO	BB	IBB	HBP	BLK	WP	HR	S	P	ERA	WHIP				
Dave Ford, R ERA: 5.25 (1, 1)	4.0		20	6	3	3	0	3	0	0	0	0	1	17	29	6.75	2.250				
Tippy Martinez, L ERA: 1.63 (5, 1)	4.0	L	15	2	2	2	4	3	0	0	0	0	1	20	32	4.50	1.250				

AB	34
R	3
H	5
RBI	3
BB	6
SO	3
LOB	20



AB	27
R	5
H	8
RBI	5
BB	6
SO	4
LOB	13




Batter	1	2	3	4	5	6	7	8	9	AB	R	H	RBI	BB	SO	LOB	TOP		
Willie Randolph, R (1,4) Larry Milbourne, S (8,4) OBP: 0.317, SLG: 0.345 OBP: 0.476, SLG: 0.500	4-3		G5-4-3			1B		6-3		4	0	1	0	0	0	1	New York Yankees @ Baltimore Orioles Memorial Stadium, Baltimore, MD Mon May 25 1981, 7:05 PM EDT Att: 42,949 - Unknown - 85 F livebaseballscorecards.com		
Bobby Murcer, L (1,10) OBP: 0.329, SLG: 0.448	3-1			F9		F7		F7		4	0	0	0	0	0	1			
Dave Winfield, R (1,8) OBP: 0.402, SLG: 0.465	F8			K		F8		6-3		4	0	0	0	0	1	1			
Reggie Jackson, L (1,9) OBP: 0.308, SLG: 0.416		HR			BB	4-3		F9		3	1	1	1	1	0	1			
Oscar Gamble, L (1,7) OBP: 0.371, SLG: 0.566	G3			F9				F4		3	0	0	0	1	0	1			
Graig Nettles, L (1,5) OBP: 0.299, SLG: 0.354	F5					4-3		4-3		4	0	2	0	0	0	1			
Dave Revering, L (1,3) OBP: 0.307, SLG: 0.303	G3					1B		4-3		3	0	0	0	0	0	2			
Rick Cerone, R (1,2) OBP: 0.233, SLG: 0.214				G5-4-3		4-3		F9		3	0	1	0	0	0	2			
Bucky Dent, R (1,6) OBP: 0.272, SLG: 0.377				F9		F9		F9		3	0	0	0	0	0	2			
Inning Stats	R: 0 E: 0 K: 0 S: 3	H: 0 LOB: 0 BB: 0 P: 3	R: 1 E: 0 K: 0 S: 4	H: 1 LOB: 0 BB: 0 P: 4	R: 0 E: 0 K: 0 S: 3	H: 1 LOB: 0 BB: 0 P: 3	R: 0 E: 0 K: 1 S: 5	H: 0 LOB: 1 BB: 1 P: 9	R: 0 E: 0 K: 0 S: 4	H: 1 LOB: 1 BB: 0 P: 4	R: 0 E: 0 K: 0 S: 4	H: 1 LOB: 1 BB: 0 P: 4	R: 0 E: 0 K: 0 S: 3	H: 0 LOB: 0 BB: 0 P: 3	R: 0 E: 0 K: 0 S: 3	H: 0 LOB: 1 BB: 1 P: 7	1B: 4 2B: 0 3B: 0 HR: 1	SF: 0 SAC: 0 DP: 1 HBP: 0	WP: 0 PA: 33 CS: 0
PITCHER Jim Palmer, R (1,1) ERA: 2.74	IP: 9.0 WLS: W BF: 33 H: 5 R: 1 ER: 1 SO: 1 BB: 2 IBB: 0 HBP: 0 BLK: 0 WP: 0 HR: 1 S: 33 P: 41 ERA: 1.00 WHIP: 0.778																		

Batter	1	2	3	4	5	6	7	8	9	AB	R	H	RBI	BB	SO	LOB	BOTTOM		
Al Bumbry, L (1,8) Jim Dwyer, L (8,7) OBP: 0.354, SLG: 0.325 OBP: 0.288, SLG: 0.340	E S SF8 1B	L7			FC3-6 FC1-2 1B	K				4	1	2	0	0	1	0	New York Yankees @ Baltimore Orioles Memorial Stadium, Baltimore, MD Mon May 25 1981, 7:05 PM EDT Att: 42,949 - Unknown - 85 F livebaseballscorecards.com		
Rich Dauer, R (1,4) OBP: 0.356, SLG: 0.374	SF8 1-H		K		FC3-6 1-2 1B			L5-4		4	1	2	1	0	1	2			
Ken Singleton, S (1,9) John Lowenstein, L (7, PR) OBP: 0.449, SLG: 0.654 OBP: 0.343, SLG: 0.322	L8		1-3		FC3-6 FC1-2 1B			1B SF8 1B		4	1	1	0	0	0	2			
Eddie Murray, S (1,3) OBP: 0.278, SLG: 0.390	K		E5 1B		FC1-2 1B HR			1B		4	1	1	1	0	1	2			
Benny Ayala, R (1,10) OBP: 0.343, SLG: 0.387		HR 1B			HR 1B			SF8		3	2	3	2	0	0	0			
Doug DeCinces, R (1,5) Wayne Krenchicki, L (8,5) OBP: 0.299, SLG: 0.403 OBP: 0.304, SLG: 0.333		HR 1-H			F7			F7		4	2	2	5	0	0	3			
Gary Roenicke, R (1,7) OBP: 0.418, SLG: 0.474					F9			F7		4	0	0	0	0	0	1			
Rick Dempsey, R (1,2) OBP: 0.346, SLG: 0.391		6-3			6-3			FC5-4 BB		2	0	0	0	2	0	0			
Mark Belanger, R (1,6) OBP: 0.203, SLG: 0.242					F4			FC5-4 L5-4 BB		4	1	1	1	0	0	2			
Inning Stats	R: 1 E: 0 K: 1 S: 6	H: 1 LOB: 0 BB: 0 P: 6	R: 3 E: 0 K: 0 S: 6	H: 3 LOB: 0 BB: 0 P: 6	R: 0 E: 1 K: 1 S: 7	H: 1 LOB: 2 BB: 0 P: 7	R: 0 E: 0 K: 0 S: 3	H: 0 LOB: 0 BB: 0 P: 3	R: 4 E: 0 K: 0 S: 7	H: 4 LOB: 0 BB: 0 P: 7	R: 0 E: 0 K: 1 S: 4	H: 0 LOB: 1 BB: 1 P: 8	R: 2 E: 0 K: 0 S: 6	H: 3 LOB: 1 BB: 0 P: 6	R: 0 E: 0 K: 0 S: 2	H: 0 LOB: 1 BB: 2 P: 10	1B: 9 2B: 1 3B: 0 HR: 3	SF: 2 SAC: 0 DP: 2 HBP: 0	WP: 0 PA: 38 CS: 0
PITCHER Ron Guidry, L (1,1) ERA: 4.01 Doug Bird, R (5,1) ERA: 2.69 Dave LaRoche, L (7,1) ERA: 0.66	IP: 4.2 WLS: L BF: 23 H: 8 R: 4 ER: 3 SO: 2 BB: 0 IBB: 0 HBP: 0 BLK: 0 WP: 0 HR: 2 S: 27 P: 27 ERA: 11.57 WHIP: 1.714																		

Batter	1	2	3	4	5	6	7	8	9	AB	R	H	RBI	BB	SO	LOB	TOP								
Willie Randolph, R OBP: 0.328, SLG: 0.333 (1,4)	F8		G6-4-3 BB		5-3			G5-4-3 BB	L6-3	3	0	0	0	2	0	1									
Rick Cerone, R OBP: 0.231, SLG: 0.222 (1,2)	6-3		G6-4-3 1-2 2-3 BB				F8	G5-4-3 1B	1B	5	0	1	0	0	0	4									
Lou Piniella, R OBP: 0.342, SLG: 0.368 (1,7)	4-3			6-3			F9	BB 1B BB	FC6-4 1B	5	1	2	0	0	0	0									
Dave Winfield, R OBP: 0.397, SLG: 0.461 (1,8)		K		6-3			1B	BB 1B BB	FC6-4 1B	5	1	2	0	0	1	2									
Reggie Jackson, L OBP: 0.310, SLG: 0.414 (1,9)		K		F6			K	BB 1B BB		3	1	0	0	1	2	1									
Barry Foote, R OBP: 0.245, SLG: 0.380 (1,10)					4-3			1B BB		3	0	0	0	0	2	0									
Oscar Gamble, L OBP: 0.380, SLG: 0.560 (8,PH)								1-2 2-3 3-H BB		0	0	0	1	1	0	0									
Graig Nettles, L OBP: 0.316, SLG: 0.370 (1,5)			K					1-2 2-3 3-H BB		4	1	3	2	0	1	0									
Aurelio Rodriguez, R OBP: 0.278, SLG: 0.588 (1,3)			BB 1B BB		F9			1-2 2-3 3-H BB	1-3	3	0	0	0	1	0	4									
Bucky Dent, R OBP: 0.293, SLG: 0.426 (1,6)			1-2 BB 1B				1-H HR	F8	L6-3 1B	4	1	3	2	0	0	1									
Inning Stats	R: 0 E: 0 K: 0 S: 3	H: 0 LOB: 0 BB: 0 P: 3	R: 0 E: 0 K: 3 S: 9	H: 0 LOB: 0 BB: 0 P: 9	R: 0 E: 0 K: 1 S: 5	H: 1 LOB: 2 BB: 2 P: 13	R: 0 E: 0 K: 0 S: 3	H: 0 LOB: 0 BB: 0 P: 3	R: 2 E: 0 K: 0 S: 5	H: 2 LOB: 0 BB: 0 P: 5	R: 0 E: 0 K: 1 S: 6	H: 1 LOB: 1 BB: 0 P: 6	R: 0 E: 0 K: 1 S: 6	H: 1 LOB: 1 BB: 0 P: 6	R: 3 E: 0 K: 0 S: 5	H: 3 LOB: 2 BB: 3 P: 17	R: 0 E: 0 K: 0 S: 5	H: 3 LOB: 2 BB: 0 P: 5	1B: 10 2B: 1 3B: 0 HR: 1	SF: 0 SAC: 0 DP: 3 HBP: 0	WP: 0 PB: 0 SB: 0 CS: 0	PA: 40			
PITCHER	IP	WLS	BF	H	R	ER	SO	BB	IBB	HBP	BLK	WP	HR	S	P	ERA	WHIP								
Mike Flanagan, L ERA: 3.41 (1,1)	7.2		32	7	5	5	6	4	0	0	0	0	1	40	56	5.87	1.435								
Tim Stoddard, R ERA: 5.0 (8,1)	0.0		1	0	0	0	0	1	0	0	0	0	0	0	4	∞	∞								
Tippy Martinez, L ERA: 1.71 (8,1)	1.1	W	7	4	0	0	0	0	0	0	0	0	0	7	7	0.00	3.000								

New York Yankees @ Baltimore Orioles
Memorial Stadium, Baltimore, MD
Wed May 27 1981, 7:05 PM EDT
Att: 42,869 - Unknown - 81 F


AB 35
R 5
H 11
RBI 5
BB 5
SO 6
LOB 13



Batter	1	2	3	4	5	6	7	8	9	AB	R	H	RBI	BB	SO	LOB	BOTTOM								
Al Bumbry, L OBP: 0.346, SLG: 0.313 (1,8)	K		1B 1-2	1-3		K			1-3	5	0	1	0	0	2	1									
Rich Dauer, R OBP: 0.366, SLG: 0.374 (1,4)	E5		1-3 2-H 1B			FC6 BB			1B FC4-2 1B	4	0	2	1	1	0	0									
Bobby Bonner, R OBP: 0.310, SLG: 0.370 (9,FR)										0	0	0	0	0	0	0									
Ken Singleton, S OBP: 0.449, SLG: 0.639 (1,9)	G6-4-3		F4		FC6				FC4-2 1B IBB	4	0	1	0	0	0	4									
Jim Dwyer, L OBP: 0.300, SLG: 0.352 (7,FR)			1-2 BB		FC5-4				1-3 1B	1	1	1	0	0	0	0									
Eddie Murray, S OBP: 0.286, SLG: 0.389 (1,3)		G6-4-3 1B	K		F8				1B FC4-2 IBB	4	0	1	0	1	1	4									
Gary Roenicke, R OBP: 0.405, SLG: 0.456 (1,7)	G6-4-3			K		FC5-4			FC4-2 1B	4	0	0	0	0	1	3									
John Lowenstein, L OBP: 0.356, SLG: 0.328 (9,PH)		1-2 BB				1-2 BB			1-2 2-3 3-H 1B	1	0	0	0	0	0	3									
Benny Avila, R OBP: 0.342, SLG: 0.364 (1,10)		1-0 FC5-4 HBP		6-3		E5 HR			1-2 2-3 3-H 1B	2	1	0	0	0	0	0									
Terry Crowley, L OBP: 0.375, SLG: 0.412 (8,PH)										2	0	1	1	0	0	0									
Rick Dempsey, R OBP: 0.358, SLG: 0.382 (1,2)		FC5-4 1-2			HR BB				1B 1B BB	2	1	0	0	2	0	2									
Doug DeCinces, R OBP: 0.322, SLG: 0.463 (1,5)			1B BB		1-H HR					3	3	2	4	1	1	1									
Mark Belanger, R OBP: 0.221, SLG: 0.274 (1,6)			F8			F4			1-H 1B	3	0	1	0	1	0	1									
Inning Stats	R: 0 E: 1 K: 1 S: 5	H: 0 LOB: 0 BB: 0 P: 5	R: 0 E: 0 K: 0 S: 3	H: 1 LOB: 1 BB: 0 P: 4	R: 1 E: 0 K: 1 S: 7	H: 2 LOB: 2 BB: 1 P: 11	R: 2 E: 0 K: 1 S: 6	H: 1 LOB: 1 BB: 2 P: 14	R: 2 E: 1 K: 1 S: 7	H: 1 LOB: 0 BB: 0 P: 7	R: 0 E: 0 K: 0 S: 4	H: 1 LOB: 1 BB: 0 P: 4	R: 0 E: 0 K: 1 S: 5	H: 1 LOB: 2 BB: 1 P: 9	R: 0 E: 0 K: 0 S: 5	H: 3 LOB: 3 BB: 1 P: 9	1B: 8 2B: 0 3B: 0 HR: 2	SF: 0 SAC: 0 DP: 2 HBP: 1	WP: 0 PB: 0 SB: 0 CS: 0	PA: 42					
PITCHER	IP	WLS	BF	H	R	ER	SO	BB	IBB	HBP	BLK	WP	HR	S	P	ERA	WHIP								
Rudy May, L ERA: 4.21 (1,1)	5.1		25	4	4	4	3	4	0	1	0	0	1	26	43	6.75	1.500								
Ron Davis, R ERA: 2.79 (6,1)	1.2		7	2	1	0	1	0	0	0	0	0	1	9	9	0.00	1.200								
Rich Gossage, R ERA: 0.84 (8,1)	1.2	L	10	4	1	1	1	1	1	0	0	0	0	10	18	5.40	3.000								

New York Yankees @ Baltimore Orioles
Memorial Stadium, Baltimore, MD
Wed May 27 1981, 7:05 PM EDT
Att: 42,869 - Unknown - 81 F


AB 35
R 6
H 10
RBI 6
BB 6
SO 5
LOB 19



Batter	1	2	3	4	5	6	7	8	9	AB	R	H	RBI	BB	SO	LOB	TOP										
Lynn Jones, R OBP: 0.361, SLG: 0.393 (1, 9)	0-0 1-3		0-0 PO	0-0 F8	0-0 2B			0-0 1B FC5-2 1B	0-0 E5 FC4-6	5	0	2	1	0	0	2											
Alan Trammell, R OBP: 0.312, SLG: 0.327 (1, 6)	0-0 4-3			0-0 1B 2B	0-3 K			0-0 FC5-2 1B E 1B	0-0 FC4-6	5	2	2	1	0	1	4											
Steve Kemp, L OBP: 0.361, SLG: 0.463 (1, 7)	0-3 K			0-0 1B 1B	0-0 4-3			0-0 FC5-2 E 1B	0-0 G3	5	1	2	1	0	1	4											
Richie Hebner, L OBP: 0.278, SLG: 0.319 John Wockenfuss, R OBP: 0.337, SLG: 0.390 (8, PH) (8, 3)		4-0 BB G5-4-3		0-0 F7				0-0 FC5-2 E 1B		2	0	0	0	1	0	1											
Champ Summers, L OBP: 0.379, SLG: 0.364 (1, 10)	0-3 K			0-0 1B				0-0 4-3		4	0	1	0	0	1	2											
Lance Parrish, R OBP: 0.301, SLG: 0.436 (1, 2)	0-0 G5-4-3			0-3 K				0-0 F8		4	0	0	0	0	1	4											
Al Cowens, R OBP: 0.327, SLG: 0.399 (1, 8)			0-0 1B G4-6-3		0-0 1B 2B			0-0 4-3		4	1	2	0	0	0	0											
Tom Brookens, R OBP: 0.295, SLG: 0.333 (1, 5)			0-0 G4-6-3		0-3 K			0-0 L8		3	1	0	0	1	1	2											
Lou Whitaker, L OBP: 0.362, SLG: 0.378 (1, 4)			0-0 PO 1B		0-0 2B 1B			0-0 5-3		4	0	2	0	0	0	1											
Inning Stats	R: 0 E: 0 K: 1 S: 5	H: 0 LOB: 0 BB: 0 P: 5	R: 0 E: 0 K: 1 S: 4	H: 0 LOB: 0 BB: 1 P: 8	R: 0 E: 0 K: 1 S: 3	H: 2 LOB: 0 BB: 0 P: 3	R: 1 E: 0 K: 2 S: 8	H: 3 LOB: 2 BB: 0 P: 8	R: 1 E: 0 K: 1 S: 10	H: 3 LOB: 0 BB: 0 P: 10	R: 0 E: 0 K: 0 S: 3	H: 0 LOB: 0 BB: 0 P: 3	R: 0 E: 0 K: 0 S: 3	H: 0 LOB: 0 BB: 0 P: 3	R: 2 E: 1 K: 0 S: 6	H: 3 LOB: 1 BB: 0 P: 6	R: 1 E: 2 K: 0 S: 5	H: 0 LOB: 2 BB: 1 P: 9	1B: 9 2B: 2 3B: 0 HR: 0	SF: 0 SAC: 0 DP: 2 HBP: 0	WP: 0 PB: 0 SB: 0 CS: 0	PA: 40					
PITCHER	IP	WLS	BF	H	R	ER	SO	BB	IBB	HBP	BLK	WP	HR	S	P	ERA	WHIP										
Dennis Martinez, R ERA: 3.91 (1, 1)	7.0	W	29	10	4	3	5	1	0	0	0	0	0	38	42	3.86	1.571										
Tippy Martinez, L ERA: 1.57 (8, 1)	2.0	S	10	1	1	0	0	1	0	0	0	0	0	9	13	0.00	1.000										

Detroit Tigers @ Baltimore Orioles
Memorial Stadium, Baltimore, MD
 Fri May 29 1981, 7:05 PM EDT
 Att: 23,040 - Unknown - 77 F


AB	37
R	5
H	11
RBI	3
BB	2
SO	5
LOB	23



Batter	1	2	3	4	5	6	7	8	9	AB	R	H	RBI	BB	SO	LOB	BOTTOM										
Al Bumbry, L OBP: 0.351, SLG: 0.325 Jim Dwyer, L OBP: 0.306, SLG: 0.357 (1, 8) (5, 7)	0-0 2B	0-0 4-3		0-0 2B 1B		0-0 FC6-4 1B		0-0 FC5-6		3	2	2	0	0	0	0											
Rich Dauer, R OBP: 0.373, SLG: 0.393 (1, 4)	0-0 F8 2H 1B 2B	4-0 1B WP BB		0-0 4-3 1H 2H 2B		0-0 FC6-4 1B		0-3 K		4	2	2	3	1	1	3											
Ken Singleton, S OBP: 0.444, SLG: 0.628 John Lowenstein, L OBP: 0.356, SLG: 0.328 (1, 9) (9, 9)	0-0 6-3	0-0 WP 1B		0-0 4-3		0-0 L9				4	0	1	0	0	0	3											
Eddie Murray, S OBP: 0.285, SLG: 0.381 (1, 3)	0-0 F8	0-3 K		4-0 BB				0-0 1-3		3	0	0	0	1	1	2											
Jose Morales, R OBP: 0.407, SLG: 0.423 (1, 10)	0-0 BB 1B			0-0 F8		0-0 5-3				4	0	2	1	0	0	2											
Doug DeCinces, R OBP: 0.327, SLG: 0.482 (1, 5)	4-0 BB BB			0-0 G5-4-3		0-0 F8		0-0 HR		3	1	1	1	1	0	1											
Gary Roenicke, R OBP: 0.400, SLG: 0.443 (1, 7) (5, 8)	4-0 BB BB			0-3 K		0-0 F8		0-3 K		3	0	0	0	1	2	0											
Rick Dempsey, R OBP: 0.354, SLG: 0.370 (1, 2)	0-0 5-3			0-3 K		0-0 L7		4-0 FC5-6 WP BB		3	0	0	0	1	1	3											
Mark Belanger, R OBP: 0.235, SLG: 0.286 (1, 6)		0-0 F8		0-0 1B 2B		0-0 5-3		0-0 CS FC5-6 1B		4	1	2	0	0	0	0											
Inning Stats	R: 2 E: 0 K: 0 S: 6	H: 3 LOB: 3 BB: 2 P: 14	R: 1 E: 0 K: 1 S: 6	H: 1 LOB: 1 BB: 1 P: 10	R: 0 E: 0 K: 1 S: 5	H: 1 LOB: 0 BB: 0 P: 5	R: 2 E: 0 K: 1 S: 8	H: 3 LOB: 1 BB: 1 P: 12	R: 0 E: 0 K: 0 S: 3	H: 0 LOB: 0 BB: 0 P: 3	R: 0 E: 0 K: 0 S: 4	H: 1 LOB: 0 BB: 0 P: 4	R: 1 E: 0 K: 1 S: 6	H: 1 LOB: 0 BB: 0 P: 6	R: 0 E: 0 K: 1 S: 5	H: 1 LOB: 1 BB: 1 P: 9	1B: 7 2B: 3 3B: 0 HR: 1	SF: 0 SAC: 0 DP: 1 HBP: 0	WP: 2 PB: 0 SB: 0 CS: 1	PA: 38							
PITCHER	IP	WLS	BF	H	R	ER	SO	BB	IBB	HBP	BLK	WP	HR	S	P	ERA	WHIP										
Dan Schatzeder, L ERA: 5.4 (1, 1)	0.2	L	7	3	2	2	0	0	0	0	0	0	0	5	13	27.00	7.500										
Dave Rozema, R ERA: 4.62 (1, 1)	6.1		27	7	4	4	4	2	0	0	0	1	1	33	41	5.68	1.421										
Kevin Saucier, L ERA: 2.0 (8, 1)	1.0		4	1	0	0	1	1	0	0	0	1	0	5	9	0.00	2.000										

Detroit Tigers @ Baltimore Orioles
Memorial Stadium, Baltimore, MD
 Fri May 29 1981, 7:05 PM EDT
 Att: 23,040 - Unknown - 77 F

AB	33
R	6
H	11
RBI	5
BB	5
SO	5
LOB	16



Batter	1	2	3	4	5	6	7	8	9	10	11	AB	R	H	RBI	BB	SO	LOB	TOP					
Jim Dwyer, L OBP: 0.304, SLG: 0.349 Jose Morales, R OBP: 0.438, SLG: 0.433 John Lowenstein, L OBP: 0.350, SLG: 0.368 (1, 7) X	F9 0-0 1			3-1 0-0 1				G1-4-3 1B 0-0 2	BB 4-0 BB	1B 0-0 3		3	0	1	0	0	0	0	0					
Rich Dauer, R OBP: 0.366, SLG: 0.366 Terry Crowley, L OBP: 0.389, SLG: 0.394 Lenn Sakata, R OBP: 0.407, SLG: 0.364 (1, 4) X	F8 0-0 2			F8 0-0 2				G1-4-3 1-2 0-0 3	BB 4-0 BB	F7 0-0 3		3	0	0	0	0	0	0	1					
Ken Singleton, S OBP: 0.443, SLG: 0.601 (1, 9) X	1-3 0-0 3			K 0-3 3				HR 0-0 1B 3	F8 0-0 3		2B 4-0 BB	4	1	1	0	1	1	3						
Eddie Murray, S OBP: 0.297, SLG: 0.429 (1, 3) X		1-3 0-0 3						HR 0-0 1B 3	L4 0-0 3		2B 4-0 BB	5	1	2	2	2	0	0						
Benny Ayala, R OBP: 0.329, SLG: 0.324 Dan Graham, L OBP: 0.316, SLG: 0.338 (1, 10) X		F8 0-0 2						6-3 0-0 3	K 0-3 2		BB 4-0 BB	4	0	0	0	0	1	0						
Doug DeCinces, R OBP: 0.315, SLG: 0.449 (1, 5) X		F8 0-0 3							K 0-0 3		F7 0-0 3	5	0	0	0	0	0	3						
Rick Dempsey, R OBP: 0.336, SLG: 0.340 (1, 2) X				F7 0-0 1				6-3 0-0 1	F8 0-0 2		K 0-3 1	5	0	0	0	0	1	3						
Gary Roenicke, R OBP: 0.392, SLG: 0.421 (1, 8) X				F8 0-0 2				F8 0-0 2	BB 4-0 BB		P4 0-0 3	4	1	0	0	1	0	3						
Mark Belanger, R OBP: 0.247, SLG: 0.268 (1, 6) X				K 0-3 3				F7 0-0 3	BB 4-0 BB		1B 4-0 BB	2	0	0	0	2	1	0						
Inning Stats	R: 0 E: 0 K: 0 S: 3	H: 0 LOB: 0 BB: 0 P: 3	R: 0 E: 0 K: 0 S: 3	H: 0 LOB: 0 BB: 0 P: 3	R: 0 E: 0 K: 1 S: 5	H: 0 LOB: 0 BB: 0 P: 5	R: 0 E: 0 K: 0 S: 3	H: 0 LOB: 0 BB: 0 P: 3	R: 2 E: 0 K: 0 S: 5	H: 3 LOB: 0 BB: 0 P: 5	R: 1 E: 0 K: 0 S: 3	H: 0 LOB: 3 BB: 4 P: 19	R: 0 E: 0 K: 1 S: 5	H: 0 LOB: 0 BB: 0 P: 5	R: 0 E: 0 K: 1 S: 6	H: 1 LOB: 2 BB: 1 P: 10	R: 0 E: 0 K: 0 S: 4	H: 1 LOB: 3 BB: 2 P: 12	1B: 3 2B: 1 3B: 0 HR: 1	SF: 0 SAC: 0 DP: 1 HBP: 0	WP: 0 PB: 0 SB: 0 CS: 0	PA: 44		
PITCHER	IP 7.2	WLS 28	BF 3	H 3	R 3	ER 3	SO 2	BB 3	IBB 0	HBP 0	BLK 0	WP 0	HR 1	S 29	P 41	ERA 3.94	WHIP 0.783							
Ron Guidry, L ERA: 3.94 Rich Gossage, R ERA: 0.65	(1, 1)	(8, 1)	3.1	W	16	2	0	0	2	4	0	0	0	0	0	0	16	32	0.00	1.800				

Baltimore Orioles @ New York Yankees
Yankee Stadium, Bronx, NY
Tue Jun 02 1981, 7:05 PM EDT
Att: 25,057 - Unknown

AB 37
R 3
H 5
RBI 3
BB 7
SO 4
LOB 15



Batter	1	2	3	4	5	6	7	8	9	10	11	AB	R	H	RBI	BB	SO	LOB	BOTTOM			
Willie Randolph, R OBP: 0.327, SLG: 0.327 (1, 4) X	K 0-3 1			5-3 0-0 2				FC3-6 1B 0-0 1		BLK 0-0 1B 1		5	0	1	0	0	1	1				
Jerry Mumphrey, S OBP: 0.307, SLG: 0.430 (1, 8) X	E 0-0 1B 1			K 0-3 3				K 0-3 1B 2		K 0-3 1B 1		5	1	2	0	0	3	2				
Lou Piniella, R OBP: 0.321, SLG: 0.342 Oscar Gamble, L OBP: 0.370, SLG: 0.522 Barry Foote, R OBP: 0.243, SLG: 0.376 Bobby Brown, S OBP: 0.231, SLG: 0.308 (1, 9) X	F9 0-0 2			P6 0-0 1				1-3 0-0 3		F8 0-0 2		3	0	0	0	0	0	2				
Dave Winfield, R OBP: 0.401, SLG: 0.484 (1, 7) X	E6 1-1 2B 1			HR 0-0 1B 1				F3 0-0 3		1B 4-0 BB		3	2	2	2	2	0	0				
Reggie Jackson, L OBP: 0.316, SLG: 0.403 (1, 10) X	K 0-3 3			BB 4-0 1B 1				FC3-6 BB 4-0 1B 1		F8 1-3 1B 1		3	0	1	0	2	1	3				
Rick Carone, R OBP: 0.283, SLG: 0.304 (1, 2) X				F7 0-0 2				FC3-6 1-2 0-0 1B 1		K 0-0 3		5	1	1	0	0	1	4				
Graig Nettles, L OBP: 0.326, SLG: 0.372 (1, 5) X				K 0-3 3				F9 0-0 2		SH5-3 HR 0-0 1B 1		4	0	1	1	0	2	2				
Dave Revering, L OBP: 0.299, SLG: 0.317 (1, 3) X				K 0-0 3				K 0-3 3		1B 1-2 1B 2		5	1	1	2	0	1	3				
Bucky Dent, R OBP: 0.263, SLG: 0.421 (1, 6) X				P6 0-0 1				FC3-6 1B 0-0 1B 1		L6 0-0 3		4	0	1	0	0	0	2				
Inning Stats	R: 1 E: 1 K: 2 S: 9	H: 2 LOB: 1 BB: 0 P: 9	R: 0 E: 0 K: 1 S: 5	H: 0 LOB: 0 BB: 0 P: 5	R: 0 E: 0 K: 1 S: 5	H: 0 LOB: 0 BB: 0 P: 5	R: 1 E: 0 K: 1 S: 6	H: 1 LOB: 1 BB: 0 P: 10	R: 0 E: 0 K: 0 S: 3	H: 0 LOB: 1 BB: 0 P: 3	R: 0 E: 0 K: 1 S: 5	H: 1 LOB: 1 BB: 0 P: 6	R: 1 E: 0 K: 1 S: 7	H: 2 LOB: 2 BB: 1 P: 11	R: 0 E: 0 K: 1 S: 6	H: 1 LOB: 2 BB: 1 P: 10	R: 2 E: 0 K: 0 S: 3	H: 2 LOB: 0 BB: 0 P: 3	1B: 7 2B: 1 3B: 0 HR: 2	SF: 0 SAC: 1 DP: 0 HBP: 0	WP: 0 PB: 0 SB: 1 CS: 0	PA: 44
PITCHER	IP 7.0	WLS 27	BF 5	H 5	R 2	ER 2	SO 6	BB 2	IBB 0	HBP 0	BLK 0	WP 0	HR 1	S 37	P 45	ERA 2.57	WHIP 1.000					
Mike Flanagan, L ERA: 3.33 Tim Stoddard, R ERA: 5.59 Tippy Martinez, L ERA: 1.73 Sammy Stewart, R ERA: 1.77	(1, 1)	(8, 1)	(8, 1)	(9, 1)	(9, 1)	(8, 1)	(9, 1)	(8, 1)	(8, 1)	(8, 1)	(8, 1)	0.2	2	0	0	1	0	0	0	0		

Baltimore Orioles @ New York Yankees
Yankee Stadium, Bronx, NY
Tue Jun 02 1981, 7:05 PM EDT
Att: 25,057 - Unknown

AB 39
R 5
H 10
RBI 5
BB 4
SO 9
LOB 21



Batter	1	2	3	4	5	6	7	8	9	10	11	AB	R	H	RBI	BB	SO	LOB	TOP			
Jim Dwyer, L OBP: 0.297, SLG: 0.338 (1, 7)												5	0	1	0	0	4	3				
Rich Dauer, R OBP: 0.349, SLG: 0.360 (1, 4)												5	0	1	0	0	0	3				
Ken Singleton, S OBP: 0.453, SLG: 0.602 (1, 9)												3	0	2	0	2	1	2				
Eddie Murray, S OBP: 0.294, SLG: 0.422 (1, 3)												5	0	1	0	0	2	5				
Jose Morales, R OBP: 0.417, SLG: 0.412 Wayne Krenchicki, L OBP: 0.306, SLG: 0.333 John Lowenstein, L OBP: 0.346, SLG: 0.382 (1, 10)												4	0	1	0	0	1	2				
Doug DeCinces, R OBP: 0.319, SLG: 0.444 (1, 5)												4	0	1	0	1	1	1				
Gary Roenicke, R OBP: 0.393, SLG: 0.415 Al Bumby, L OBP: 0.351, SLG: 0.325 (1, 8)												4	0	1	0	1	1	3				
Rick Dempsey, R OBP: 0.336, SLG: 0.333 Dan Graham, L OBP: 0.309, SLG: 0.329 (1, 2)												2	0	0	0	1	0	2				
Mark Belanger, R OBP: 0.259, SLG: 0.271 Terry Crowley, L OBP: 0.365, SLG: 0.389 Lenn Sakata, R OBP: 0.407, SLG: 0.364 (1, 6)												3	0	1	0	0	0	2				
Inning Stats	R: 0 E: 0 K: 1 S: 6	H: 1 LOB: 1 BB: 0 P: 6	R: 0 E: 0 K: 1 S: 5	H: 0 LOB: 0 BB: 0 P: 5	R: 0 E: 0 K: 2 S: 8	H: 1 LOB: 2 BB: 1 P: 12	R: 0 E: 0 K: 1 S: 5	H: 1 LOB: 0 BB: 0 P: 5	R: 0 E: 0 K: 1 S: 7	H: 2 LOB: 2 BB: 0 P: 7	R: 0 E: 0 K: 2 S: 8	H: 1 LOB: 1 BB: 0 P: 4	R: 0 E: 0 K: 2 S: 8	H: 1 LOB: 2 BB: 1 P: 8	R: 0 E: 1 K: 1 S: 6	H: 1 LOB: 2 BB: 1 P: 10	R: 0 E: 0 K: 0 S: 2	H: 0 LOB: 0 BB: 1 P: 6	1B: 9 2B: 0 3B: 0 HR: 0	SF: 0 SAC: 0 DP: 2 HBP: 0	WP: 0 PB: 0 SB: 0 CS: 1	PA: 44
PITCHER	IP 8.0	WLS 3	BF 33	H 8	R 0	ER 0	SO 8	BB 3	IBB 0	HBP 0	BLK 0	WP 0	HR 0	S 46	P 58	ERA 0.00	WHIP 1.000					
Dave Righetti, L ERA: 1.17 Ron Davis, R ERA: 2.21 (1, 1)	(9, 1)	3.0	W	11	1	0	0	3	2	0	0	0	0	0	0	15	23	0.00	1.000			

Baltimore Orioles @ New York Yankees
Yankee Stadium, Bronx, NY
Wed Jun 03 1981, 7:05 PM EDT
Att: 30,162 - Unknown

AB 39
R 0
H 9
RBI 0
BB 5
SO 11
LOB 30



Batter	1	2	3	4	5	6	7	8	9	10	11	AB	R	H	RBI	BB	SO	LOB	BOTTOM			
Willie Randolph, R OBP: 0.330, SLG: 0.324 (1, 4)												2	0	0	0	2	0	1				
Bobby Brown, S OBP: 0.222, SLG: 0.276 (1, 9)												5	0	1	0	0	0	5				
Jerry Mumphy, S OBP: 0.355, SLG: 0.414 (1, 8)												5	0	0	0	0	0	3				
Dave Winfield, R OBP: 0.396, SLG: 0.486 (1, 7)												5	1	1	0	0	2	1				
Reggie Jackson, L OBP: 0.318, SLG: 0.395 (1, 10)												3	0	0	0	2	3	1				
Graig Nettles, L OBP: 0.322, SLG: 0.385 (1, 5)												5	1	1	2	0	2	2				
Dave Revering, L OBP: 0.298, SLG: 0.315 (1, 3)												4	0	1	0	0	0	0				
Rick Cerone, R OBP: 0.281, SLG: 0.300 (1, 2)												4	0	1	0	0	0	1				
Bucky Dent, R OBP: 0.262, SLG: 0.413 (1, 6)												3	0	0	0	1	0	2				
Inning Stats	R: 0 E: 0 K: 1 S: 6	H: 1 LOB: 1 BB: 0 P: 6	R: 0 E: 0 K: 1 S: 4	H: 0 LOB: 0 BB: 1 P: 8	R: 0 E: 0 K: 0 S: 3	H: 0 LOB: 1 BB: 1 P: 7	R: 0 E: 0 K: 0 S: 3	H: 0 LOB: 0 BB: 0 P: 3	R: 0 E: 0 K: 1 S: 5	H: 0 LOB: 0 BB: 0 P: 5	R: 0 E: 0 K: 0 S: 5	H: 1 LOB: 2 BB: 0 P: 5	R: 0 E: 0 K: 3 S: 9	H: 0 LOB: 0 BB: 0 P: 9	R: 0 E: 0 K: 0 S: 3	H: 0 LOB: 2 BB: 2 P: 11	R: 2 E: 0 K: 1 S: 6	H: 2 LOB: 0 BB: 0 P: 6	1B: 4 2B: 1 3B: 0 HR: 1	SF: 0 SAC: 1 DP: 1 HBP: 0	WP: 0 PB: 0 SB: 2 CS: 1	PA: 42
PITCHER	IP 10.0	WLS 4	BF 38	H 3	R 0	ER 0	SO 6	BB 5	IBB 0	HBP 0	BLK 0	WP 0	HR 0	S 45	P 65	ERA 0.00	WHIP 0.800					
Dennis Martinez, R ERA: 3.29 Tippy Martinez, L ERA: 2.36 (1, 1)	(11, 1)	0.2	L	4	2	2	1	0	0	0	0	0	0	1	6	6	27.00	3.000				

Baltimore Orioles @ New York Yankees
Yankee Stadium, Bronx, NY
Wed Jun 03 1981, 7:05 PM EDT
Att: 30,162 - Unknown

AB 36
R 2
H 5
RBI 2
BB 5
SO 7
LOB 16



Batter	1	2	3	4	5	6	7	8	9	AB	R	H	RBI	BB	SO	LOB	TOP																					
Al Bumbry, L OBP: 0.354, SLG: 0.329 Gary Roenicke, R OBP: 0.384, SLG: 0.405	0-0 4-3 S 1B		0-0 F8		0-0 P2			0-0 5-3		1	0	1	0	0	0	0	Baltimore Orioles @ New York Yankees Yankee Stadium, Bronx, NY Thu Jun 04 1981, 7:05 PM EDT Att: 37,954 - Unknown																					
Rich Dauer, R OBP: 0.347, SLG: 0.377	0-0 F9 1-2		0-0 F8				0-0 5-3		0-0 HR	4	1	1	1	0	0	1																						
Ken Singleton, S OBP: 0.448, SLG: 0.591	0-0 4-3 2-3		4-0 BB				0-0 F8		0-0 L3	3	0	0	0	1	0	1																						
Eddie Murray, S OBP: 0.293, SLG: 0.435	0-3 K		0-0 G3				0-0 G3		0-0 HR	4	1	1	1	0	1	3																						
Terry Crowley, L OBP: 0.371, SLG: 0.400		4-0 FC3-6 BB BB		0-0 F7			0-0 3-1		0-0 1B 2B	3	1	1	0	1	0	0																						
John Lowenstein, L OBP: 0.345, SLG: 0.352 Benny Ayala, R OBP: 0.341, SLG: 0.342		4-0 FC3-6 BB BB		0-0 5-3			0-0 G3		0-0 2B 1B	2	0	0	0	1	0	0																						
Doug DeCinces, R OBP: 0.311, SLG: 0.432		0-0 F7		0-0 5-3			0-0 5-3		0-0 F8	4	0	0	0	0	0	3																						
Dan Graham, L OBP: 0.298, SLG: 0.316 Jose Morales, R OBP: 0.432, SLG: 0.457		0-0 FC3-6 1-2 2-3		0-0 4-3			0-0 F9		0-0 2B	3	0	0	0	0	0	2																						
Mark Belanger, R OBP: 0.245, SLG: 0.264 Lenn Sakata, R OBP: 0.379, SLG: 0.333		0-0 4-3		0-0 1-3			0-0 F8		0-0 P6	2	0	0	0	0	0	2																						
Inning Stats	R: 0 E: 0 K: 1 S: 6	H: 1 LOB: 2 BB: 0 P: 6	R: 0 E: 0 K: 0 S: 3	H: 0 LOB: 2 BB: 2 P: 11	R: 0 E: 0 K: 0 S: 3	H: 0 LOB: 1 BB: 1 P: 7	R: 0 E: 0 K: 0 S: 3	H: 0 LOB: 0 BB: 0 P: 3	R: 0 E: 0 K: 0 S: 3	H: 0 LOB: 0 BB: 0 P: 3	R: 0 E: 0 K: 0 S: 3	H: 0 LOB: 0 BB: 0 P: 3	R: 0 E: 0 K: 0 S: 3	H: 0 LOB: 0 BB: 0 P: 3	R: 3 E: 0 K: 0 S: 8	H: 5 LOB: 2 BB: 0 P: 8		1B: 2 2B: 2 3B: 0 HR: 2	SF: 0 SAC: 0 DP: 0 HBP: 0	WP: 0 PA: 36 PB: 0 SB: 1 CS: 0																		
PITCHER	IP	WLS	BF	H	R	ER	SO	BB	IBB	HBP	BLK	WP	HR	S	P	ERA	WHIP	PITCHER		IP	WLS	BF	H	R	ER	SO	BB	IBB	HBP	BLK	WP	HR	S	P	ERA	WHIP		
Gene Nelson, R ERA: 3.89	(1, 1)	8.1	W	32	4	3	3	1	3	0	0	0	0	2	31	43	3.24	0.840	Gene Nelson, R		(1, 1)	8.1	W	32	4	3	3	1	3	0	0	0	0	2	31	43	3.24	0.840
Dave LaRoche, L ERA: 1.06	(9, 1)	0.2		4	2	0	0	0	0	0	0	0	0	0	4	4	0.00	3.000	Dave LaRoche, L		(9, 1)	0.2		4	2	0	0	0	0	0	0	4	4	0.00	3.000			

AB 33
R 3
H 6
RBI 3
BB 3
SO 1
LOB 14



Batter	1	2	3	4	5	6	7	8	9	AB	R	H	RBI	BB	SO	LOB	BOTTOM																			
Willie Randolph, R OBP: 0.337, SLG: 0.328	0-0 F8			0-0 2B SF9 1B			0-0 P5		0-0 2B 1B BB	4	3	2	1	1	0	1	Baltimore Orioles @ New York Yankees Yankee Stadium, Bronx, NY Thu Jun 04 1981, 7:05 PM EDT Att: 37,954 - Unknown																			
Jerry Mumphrey, S OBP: 0.365, SLG: 0.444	0-0 F8			0-0 SF9 1B 1-3 2H			0-0 1B 2B		0-0 L3-6 2B 1-3	4	2	3	1	1	0	0																				
Oscar Gamble, L OBP: 0.381, SLG: 0.521	0-0 1B		0-0 FC4-6 1B 1-2 2H 3H		4-0 1B IBB		0-3 K		0-0 L3-6 2-3	4	0	2	2	1	1	3																				
Dave Winfield, R OBP: 0.393, SLG: 0.484 Bobby Brown, S OBP: 0.263, SLG: 0.316	0-0 P6		0-0 FC4-6 1-2		0-0 SF9 2-3 3H		0-0 2B 1B 2H		0-0 FC4 1B 3H	3	0	1	2	0	0	3																				
Bobby Murcer, L OBP: 0.329, SLG: 0.452		0-0 F7		0-0 P5 1-2 3H			0-0 1B 1-1 HR 2B		0-0 FC4 1-2	5	1	2	2	0	0	1																				
Graig Nettles, L OBP: 0.321, SLG: 0.382 Aurelio Rodriguez, R OBP: 0.283, SLG: 0.356		0-0 1B E 1B		0-0 F9			0-0 3-1 F7		0-0 4-3	4	1	1	0	0	0	4																				
Dave Revering, L OBP: 0.301, SLG: 0.341		0-0 F7		0-0 4-3			0-0 4-3 2H HR		0-0 1B WP 1B	5	1	2	2	0	0	1																				
Rick Cerone, R OBP: 0.304, SLG: 0.338 Barry Foote, R OBP: 0.243, SLG: 0.376		0-0 E 1B 1-3		0-0 F7			0-0 P6 2B		0-0 L1-3 1B	5	1	3	0	0	0	0																				
Bucky Dent, R OBP: 0.288, SLG: 0.415 Larry Milbourne, S OBP: 0.423, SLG: 0.435		0-0 E5 BB 1B 1-2 3H		0-0 1B 2B 1B			0-0 K		0-0 L1-3 1-2	4	2	2	0	0	1	3																				
Inning Stats	R: 0 E: 0 K: 0 S: 4	H: 1 LOB: 1 BB: 0 P: 4	R: 4 E: 1 K: 0 S: 8	H: 4 LOB: 2 BB: 1 P: 12	R: 0 E: 0 K: 0 S: 3	H: 0 LOB: 0 BB: 0 P: 3	R: 3 E: 0 K: 0 S: 7	H: 4 LOB: 2 BB: 1 P: 11	R: 0 E: 0 K: 0 S: 4	H: 1 LOB: 1 BB: 0 P: 4	R: 4 E: 0 K: 2 S: 12	H: 5 LOB: 2 BB: 0 P: 12	R: 1 E: 0 K: 0 S: 4	H: 2 LOB: 1 BB: 1 P: 8	R: 0 E: 0 K: 0 S: 4	H: 2 LOB: 1 BB: 0 P: 4		1B: 13 2B: 7 3B: 0 HR: 1	SF: 1 SAC: 0 DP: 2 HBP: 0	WP: 1 PA: 45 PB: 0 SB: 0 CS: 0																
PITCHER	IP	WLS	BF	H	R	ER	SO	BB	IBB	HBP	BLK	WP	HR	S	P	ERA	WHIP	PITCHER		IP	WLS	BF	H	R	ER	SO	BB	IBB	HBP	BLK	WP	HR	S	P	ERA	WHIP
Dave Ford, R ERA: 5.53	(1, 1)	3.1	L	21	8	7	3	0	1	0	0	0	0	1	19	27	8.10	2.700	Dave Ford, R		(1, 1)	3.1	L	21	8	7	3	0	1	0	0	1	19	27	8.10	2.700
Steve Luebber, R ERA: 7.71	(4, 1)	2.2		15	7	4	4	2	0	0	0	0	0	1	19	19	13.50	2.625	Steve Luebber, R		(4, 1)	2.2		15	7	4	4	2	0	0	0	1	19	19	13.50	2.625
Tim Stoddard, R ERA: 5.4	(7, 1)	2.0		9	4	1	1	0	1	0	0	0	1	0	8	12	4.50	2.500	Tim Stoddard, R		(7, 1)	2.0		9	4	1	1	0	1	0	8	12	4.50	2.500		


AB 41
R 12
H 19
RBI 11
BB 3
SO 2
LOB 18




Batter	1	2	3	4	5	6	7	8	9	AB	R	H	RBI	BB	SO	LOB	TOP									
Jim Dwyer, L OBP: 0.316, SLG: 0.356 (1, 7)	0-0 4-3	0-0 G4-6-3 1B		0-0 1B 1-2 1B		0-0 BB 1B 1-2 3-H 1B		0-3 K		5	0	3	1	0	1	0	Baltimore Orioles @ California Angels Anaheim Stadium, Anaheim, CA Fri Jun 05 1981, 10:05 PM EDT Att: 27,457 - Unknown									
Rich Dauer, R OBP: 0.354, SLG: 0.380 (1, 4)	4-0 BB 2B	0-0 G4-6-3 1-2		0-0 G4-3 1-3 2-H 1B		0-0 BB 1B 1-2 2-H 1B		0-0 F8		4	1	2	2	1	0	1										
Ken Singleton, S OBP: 0.447, SLG: 0.583 (1, 10)	4-0 1-2 2B	0-0 6-3		0-0 G4-3 1-2		0-3 K		0-0 1B		4	1	1	0	1	1	4										
Eddie Murray, S OBP: 0.301, SLG: 0.443 (1, 3)	0-0 2B 1-H 2-H			0-0 FC4-6 1B		4-0 P5 1-2 2-3 BB		0-3 K		4	1	2	2	1	1	1										
John Lowenstein, L OBP: 0.337, SLG: 0.355 (1, 9)	0-0 F8 2-H 2B			0-0 F7		0-0 4-3		0-0 F8		5	0	1	1	0	0	4										
Dan Graham, L OBP: 0.284, SLG: 0.300 Rick Dempsey, R OBP: 0.341, SLG: 0.333 (8, 2)	0-0 F8 2-3 2B			0-0 FC4-6 FC6 1-2		0-0 L4		0-0 4-3		4	0	0	0	0	0	2										
Doug DeCinces, R OBP: 0.313, SLG: 0.428 (1, 5)	4-0 BB			0-0 FC6 1-2		0-0 F8		0-0 1B		4	0	1	0	1	0	2										
Gary Roenicke, R OBP: 0.399, SLG: 0.424 (5, 7)	4-0 1-2 BB			0-0 1B 1B		0-0 1B 1B 2B		0-3 K		4	2	3	0	1	1	1										
Lenn Sakata, R OBP: 0.364, SLG: 0.321 Mark Belanger, R OBP: 0.242, SLG: 0.261 (8, 6)	0-3 K			0-3 K		0-0 1B 1B		0-3 K		4	1	1	0	0	3	5										
Inning Stats	R: 3 E: 0 K: 1 S: 7	H: 2 LOB: 3 BB: 4 P: 23	R: 0 E: 0 K: 0 S: 3	H: 1 LOB: 0 BB: 0 P: 3	R: 0 E: 0 K: 0 S: 4	H: 1 LOB: 1 BB: 0 P: 4	R: 1 E: 0 K: 1 S: 7	H: 3 LOB: 1 BB: 0 P: 7	R: 0 E: 0 K: 0 S: 3	H: 0 LOB: 0 BB: 0 P: 3	R: 2 E: 0 K: 1 S: 9	H: 4 LOB: 3 BB: 1 P: 13	R: 0 E: 0 K: 2 S: 8	H: 1 LOB: 1 BB: 0 P: 8	R: 0 E: 0 K: 2 S: 9	H: 1 LOB: 2 BB: 1 P: 10	1B: 11 2B: 3 3B: 0 HR: 0	SF: 0 SAC: 0 DP: 2 HBP: 0	WP: 0 PB: 0 SB: 0 CS: 0	PA: 45						
PITCHER	IP WLS BF H R ER SO BB IBB HBP BLK WP HR S P ERA WHIP	IP WLS BF H R ER SO BB IBB HBP BLK WP HR S P ERA WHIP																								
Mike Witt, R ERA: 3.97 (1, 1)	0.2 L 7 2 3 3 0	4.2 21 8 2 0 0 2	6.1 1.2 8 2 0 0 3	8.1 1.1 6 1 0 0 2	9.1 0.2 3 1 0 0 1	0.0 0.2 4 0 4 16 40.50 7.500	0.0 4.2 21 8 3 3 2 1 0 0 0 0 0 24 28 5.79 1.929	0.0 1.2 8 2 0 0 3 1 0 0 0 0 0 13 17 0.00 1.800	0.0 1.1 6 1 0 0 2 1 0 0 0 0 0 9 13 0.00 1.500	0.0 0.2 3 1 0 0 1 0 0 0 0 0 5 5 0.00 1.500																

Batter	1	2	3	4	5	6	7	8	9	AB	R	H	RBI	BB	SO	LOB	BOTTOM							
Brian Downing, R OBP: 0.391, SLG: 0.410 (9, 7)	0-0 P4			0-0 F7		4-0 E BB		0-3 K		4	0	1	0	1	1	2	Baltimore Orioles @ California Angels Anaheim Stadium, Anaheim, CA Fri Jun 05 1981, 10:05 PM EDT Att: 27,457 - Unknown							
Rod Carew, L OBP: 0.368, SLG: 0.379 (1, 3)	0-0 2B			0-0 1-H 1B		0-0 E6 FC6-4 1-2		0-0 F8		5	0	3	1	0	0	2								
Rick Burleson, R OBP: 0.361, SLG: 0.377 (1, 6)	4-0 G5-4-3 BB			0-0 F9		0-0 P4		0-0 5-3		4	0	0	0	1	0	5								
Don Baylor, R OBP: 0.276, SLG: 0.318 (1, 10)	0-0 G5-4-3 1-2			0-0 P5		0-0 F7		4-0 1B PB BB		4	1	0	0	1	0	4								
Dan Ford, R OBP: 0.335, SLG: 0.489 (1, 9)		0-0 6-3		0-0 BB 1B 1B		0-0 FC6-4 1-2		0-3 K		5	0	2	0	0	1	2								
Butch Hobson, R OBP: 0.372, SLG: 0.427 (1, 5)		0-0 4-3		0-3 K		0-0 E8 HR 1B		4-0 2B BB		3	1	1	0	2	1	1								
Bobby Grich, R OBP: 0.381, SLG: 0.449 (1, 4)		0-0 E5		0-0 FC5 BB 1-2 1B		0-0 F8		0-0 K		5	0	2	0	0	1	2								
Bobby Clark, R OBP: 0.318, SLG: 0.443 Fred Lynn, L OBP: 0.340, SLG: 0.428 (8, PH) (9, 8)				0-0 1B 1B		4-0 1-2 2-3 BB		0-0 HR		2	2	2	2	1	0	0								
Juan Beniquez, R OBP: 0.220, SLG: 0.195 Ed Ott, L OBP: 0.268, SLG: 0.305 (8, PH) (9, 2)				0-0 F8		0-0 FC5		0-3 K		3	0	0	0	0	0	4								
Inning Stats	R: 0 E: 0 K: 0 S: 3	H: 1 LOB: 1 BB: 1 P: 7	R: 0 E: 1 K: 0 S: 3	H: 0 LOB: 0 BB: 0 P: 3	R: 1 E: 0 K: 0 S: 5	H: 2 LOB: 1 BB: 0 P: 5	R: 0 E: 0 K: 1 S: 7	H: 2 LOB: 3 BB: 1 P: 11	R: 0 E: 1 K: 0 S: 6	H: 3 LOB: 1 BB: 0 P: 6	R: 1 E: 0 K: 1 S: 5	H: 1 LOB: 1 BB: 2 P: 13	R: 0 E: 0 K: 2 S: 9	H: 2 LOB: 2 BB: 0 P: 9	R: 0 E: 0 K: 1 S: 6	H: 1 LOB: 2 BB: 1 P: 10	1B: 9 2B: 2 3B: 0 HR: 1	SF: 0 SAC: 0 DP: 1 HBP: 0	WP: 0 PB: 1 SB: 0 CS: 0	PA: 44				
PITCHER	IP WLS BF H R ER SO BB IBB HBP BLK WP HR S P ERA WHIP	IP WLS BF H R ER SO BB IBB HBP BLK WP HR S P ERA WHIP																						
Scott McGregor, L ERA: 3.24 (1, 1)	5.2 W 28 8 3 3 3	3.0 15 4 1 0 4 3	0.1 S 1 0 0 0 0	0.0 0 0 0 0 0 0	0.0 0 0 0 0 0 0	0.0 0 1 27 39 4.76 1.941	0.0 0 20 32 0.00 2.333	0.0 0 1 1 0.00 0.000																



Batter	1	2	3	4	5	6	7	8	9	AB	R	H	RBI	BB	SO	LOB	TOP
Al Bumbry, L OBP: 0.352, SLG: 0.327 (1, 8)	0-0 1-4 1B		0-3 K			0-0 4-3		0-0 G3		4	0	1	0	0	1	1	Baltimore Orioles @ California Angels Anaheim Stadium, Anaheim, CA Sat Jun 06 1981, 10:05 PM EDT Att: 35,064 - Unknown AB 32 R 0 H 5 RBI 0 BB 0 SO 2 LOB 16 
Rich Dauer, R OBP: 0.354, SLG: 0.379 (1, 4)	0-0 1-4		0-0 F8			0-0 G3-6 1B		0-0 3-1		3	0	1	0	0	0	1	
Wayne Krenchicki, L OBP: 0.300, SLG: 0.326 (6, PR) (6, 4)	1-2									1	0	0	0	0	0	1	
Ken Singleton, S OBP: 0.443, SLG: 0.576 (1, 9)	0-0 4-3					0-0 G3-6-1 1B				4	0	1	0	0	0	2	
Eddie Murray, S OBP: 0.300, SLG: 0.438 (1, 3)	0-0 F9					0-0 FC1-6 1B				4	0	1	0	0	0	2	
Terry Crowley, L OBP: 0.355, SLG: 0.380 (1, 10)		0-0 E3 4-6-3				0-0 F8		0-0 P6		4	0	0	0	0	0	2	
Jim Dwyer, L OBP: 0.305, SLG: 0.342 (1, 7)		0-0 P6				0-0 P3		0-0 F7		3	0	0	0	0	0	3	
Doug DeCinces, R OBP: 0.308, SLG: 0.420 (1, 5)		0-0 4-6-3				0-3 K		0-0 F8		3	0	0	0	0	1	2	
Rick Dempsey, R OBP: 0.341, SLG: 0.343 (1, 2)		0-0 F8				0-0 P6		0-0 G3 2B		3	0	1	0	0	0	1	
Lenn Sakata, R OBP: 0.333, SLG: 0.290 (1, 6)			0-0 F8			0-0 4-3		0-0 6-3		3	0	0	0	0	0	1	
Inning Stats	R: 0 E: 0 K: 0 S: 4	H: 1 LOB: 1 BB: 0 P: 4	R: 0 E: 1 K: 0 S: 4	H: 0 LOB: 1 BB: 0 P: 4	R: 0 E: 0 K: 1 S: 5	H: 0 LOB: 0 BB: 0 P: 5	R: 0 E: 0 K: 0 S: 4	H: 1 LOB: 1 BB: 0 P: 4	R: 0 E: 0 K: 0 S: 3	H: 1 LOB: 1 BB: 0 P: 3	R: 0 E: 0 K: 0 S: 4	H: 1 LOB: 1 BB: 0 P: 4	R: 0 E: 0 K: 0 S: 3	H: 0 LOB: 0 BB: 0 P: 3	1B: 4 2B: 1 3B: 0 HR: 0	SF: 0 SAC: 0 DP: 1 HBP: 0	WP: 0 PA: 32 PB: 0 SB: 0 CS: 0
PITCHER Ken Forsch, R ERA: 2.3 (1, 1)	IP: 9.0 WLS: W BF: 32 H: 5 R: 0 ER: 0 SO: 2 BB: 0 IBB: 0 HBP: 0 BLK: 0 WP: 0 HR: 0 S: 36 P: 36 ERA: 0.00 WHIP: 0.556																


Batter	1	2	3	4	5	6	7	8	9	AB	R	H	RBI	BB	SO	LOB	BOTTOM	
Rod Carew, L OBP: 0.377, SLG: 0.386 (1, 3)	4-0 FC1-6 BB	0-0 1-2 1B				0-0 2B 1B		0-3 K		0-0 1B HR	4	2	3	0	1	0	Baltimore Orioles @ California Angels Anaheim Stadium, Anaheim, CA Sat Jun 06 1981, 10:05 PM EDT Att: 35,064 - Unknown AB 37 R 10 H 16 RBI 9 BB 6 SO 3 LOB 17 	
Rick Burleson, R OBP: 0.385, SLG: 0.387 (1, 6)	0-0 FC1-6	0-0 F7				0-0 1B 2B		0-0 3-1 1B WP		0-0 1B HR	5	3	3	0	0	3		
Dan Ford, R OBP: 0.341, SLG: 0.505 (1, 9)	0-0 L6		0-0 4-3			4-0 1B IBB		0-0 WP 3-1 1B		0-0 1B HR	4	2	2	3	1	0		
Brian Downing, R OBP: 0.391, SLG: 0.409 (1, 7)	0-0 5-3		0-0 L4			0-0 1B 1B		0-0 3-1		0-0 G4-3 1B	5	0	2	1	0	0		
Bobby Clark, R OBP: 0.310, SLG: 0.424 (1, 8)		0-0 F9	0-0 F8			0-0 1B HBP 1B		0-0 P4		0-0 G4-3	5	1	1	2	0	0		
Don Baylor, R OBP: 0.288, SLG: 0.350 (1, 10)		0-0 HR		0-0 L5		0-0 HBP 1B		0-0 G6-4-3 2B		4-0 1B BB	4	1	3	1	1	0		
Butch Hobson, R OBP: 0.379, SLG: 0.425 (1, 5)		0-3 K		0-0 6-3		4-0 HBP BB		4-0 G6-4-3 BB		0-0 FC6 1B	3	0	1	0	2	1		
Bobby Grich, R OBP: 0.385, SLG: 0.469 (1, 4)		0-0 HR		0-3 K		1-0 FC6-4 HBP		0-0 G6-4-3		0-0 FC6	2	1	1	2	0	1		
Freddie Patek, R OBP: 0.240, SLG: 0.333 (7, 4)						1-2 2-3 3-H		0-0 1-2 2-3 3-H		0-0 FC6	2	0	0	0	0	4		
Ed Ott, L OBP: 0.268, SLG: 0.299 (1, 2)		4-0 1B BB				5-3 FC6-4		0-0 1-3			3	0	0	0	1	0		
Inning Stats	R: 0 E: 0 K: 0 S: 3	H: 0 LOB: 1 BB: 1 P: 7	R: 2 E: 0 K: 1 S: 8	H: 3 LOB: 2 BB: 1 P: 12	R: 0 E: 0 K: 1 S: 5	H: 0 LOB: 0 BB: 0 P: 5	R: 4 E: 0 K: 0 S: 7	H: 5 LOB: 3 BB: 2 P: 16	R: 1 E: 0 K: 1 S: 7	H: 2 LOB: 1 BB: 0 P: 7	R: 0 E: 0 K: 0 S: 3	H: 1 LOB: 1 BB: 1 P: 7	R: 3 E: 0 K: 0 S: 7	H: 5 LOB: 2 BB: 1 P: 11	1B: 11 2B: 2 3B: 0 HR: 3	SF: 0 SAC: 0 DP: 2 HBP: 1		WP: 1 PA: 44 PB: 0 SB: 0 CS: 0
PITCHER Mike Flanagan, L ERA: 3.83 (1, 1)	IP: 4.1 WLS: L BF: 23 H: 7 R: 6 ER: 6 SO: 2 BB: 2 IBB: 1 HBP: 0 BLK: 0 WP: 0 HR: 2 S: 24 P: 36 ERA: 12.46 WHIP: 2.077																	
Steve Luebber, R ERA: 8.71 (5, 1)	3.1 20 9 4 4 1 3 0 1 0 1 1 18 31 10.80 3.600																	
Dave Ford, R ERA: 5.46 (8, 1)	0.1 1 0 0 0 0 0 0 0 0 0 0 1 1 0.00 0.000																	

Batter	1	2	3	4	5	6	7	8	9	AB	R	H	RBI	BB	SO	LOB	TOP								
Al Bumbry, L OBP: 0.358, SLG: 0.337 (1, 8)	0-0 6-3		0-0 FC6-4 1B		0-0 1-H 2B		0-0 6-3		4-0 BB	4	0	2	1	1	0	1	Baltimore Orioles @ California Angels Anaheim Stadium, Anaheim, CA Sun Jun 07 1981, 6:33 AM EDT Att: 29,494 - Unknown								
Rich Dauer, R OBP: 0.344, SLG: 0.367 (1, 4)	0-0 F9		0-0 FC6-4 1-2		0-0 6-3		0-0 F8		0-0 1-6-3	5	0	0	0	0	0	6									
Ken Singleton, S OBP: 0.435, SLG: 0.563 Jim Dwyer, L OBP: 0.305, SLG: 0.342 (1, 9) (8, 7)	0-0 F7			0-0 F7	0-0 F9			0-0 F8		4	0	0	0	0	0	1									
Eddie Murray, S OBP: 0.299, SLG: 0.451 (1, 3)		0-0 4-3		0-0 HR		0-0 P4		0-0 5-3		4	1	1	1	0	0	0									
Terry Crowley, L OBP: 0.347, SLG: 0.370 Jose Morales, R OBP: 0.410, SLG: 0.432 (1, 10) (6, PH)		0-0 4-3		0-0 F8		0-0 6-3		0-0 F9		2	0	0	0	0	0	0									
John Lowenstein, L OBP: 0.355, SLG: 0.405 (1, 7) (8, 9)		0-0 HR		4-0 FC6-4 BB		0-0 G3			0-0 2B 1B	3	1	2	1	1	0	0									
Doug DeCinces, R OBP: 0.312, SLG: 0.434 (1, 5)		0-0 5-3		0-0 FC6-4 1-2			0-0 1B 2B		0-0 1-3 2B	4	1	2	0	0	0	1									
Rick Dempsey, R OBP: 0.338, SLG: 0.339 (1, 2)			0-3 K		0-0 F9		0-0 SH3-4 1B		0-0 F8	4	0	1	1	0	1	2									
Mark Belanger, R OBP: 0.245, SLG: 0.256 (1, 6)			0-0 F8		4-0 2B BB		0-0 SH3-4		0-0 1-3	2	1	0	0	1	0	2									
Inning Stats	R: 0 E: 0 K: 0 S: 3	H: 0 LOB: 0 BB: 0 P: 3	R: 1 E: 0 K: 0 S: 4	H: 1 LOB: 0 BB: 0 P: 4	R: 0 E: 0 K: 1 S: 6	H: 1 LOB: 1 BB: 0 P: 6	R: 1 E: 0 K: 0 S: 4	H: 1 LOB: 1 BB: 1 P: 8	R: 1 E: 0 K: 0 S: 4	H: 1 LOB: 0 BB: 0 P: 3	R: 1 E: 0 K: 0 S: 5	H: 2 LOB: 1 BB: 0 P: 5	R: 0 E: 0 K: 0 S: 3	H: 0 LOB: 0 BB: 0 P: 3	R: 0 E: 0 K: 0 S: 5	H: 2 LOB: 3 BB: 1 P: 9		1B: 3 2B: 3 3B: 0 HR: 2	SF: 0 SAC: 1 DP: 0 HBP: 0	WP: 0 PB: 0 SB: 0 CS: 0	PA: 38				
PITCHER	IP	WLS	BF	H	R	ER	SO	BB	IBB	HBP	BLK	WP	HR	S	P	ERA	WHIP								
Dave Frost, R ERA: 2.53 (1, 1)	4.1	L	18	3	3	3	1	2	0	0	0	0	2	18	26	6.23	1.154								
Andy Hassler, L ERA: 3.62 (5, 1)	2.1		10	3	1	1	0	0	0	0	0	0	0	10	10	3.86	1.286								
Freddie Martinez, R ERA: 3.0 (7, 1)	2.1		10	2	0	0	0	1	0	0	0	0	0	9	13	0.00	1.286								

AB	34
R	4
H	8
RBI	4
BB	3
SO	1
LOB	13



Batter	1	2	3	4	5	6	7	8	9	AB	R	H	RBI	BB	SO	LOB	BOTTOM								
Rod Carew, L OBP: 0.371, SLG: 0.379 (1, 3)	0-0 4-3	0-0 F9			0-0 6-3		0-0 F8			4	0	0	0	0	0	2	Baltimore Orioles @ California Angels Anaheim Stadium, Anaheim, CA Sun Jun 07 1981, 6:33 AM EDT Att: 29,494 - Unknown								
Rick Burleson, R OBP: 0.394, SLG: 0.389 (1, 6)	0-0 B5-3		0-0 6-3		0-0 G3 2B		0-0 F9			4	0	1	0	0	0	0									
Fred Lynn, L OBP: 0.338, SLG: 0.423 (1, 8)	0-0 1B		0-0 4-3		0-0 G3		0-3 K		0-0 F9	4	0	1	0	0	1	1									
Don Baylor, R OBP: 0.288, SLG: 0.344 (1, 10)	0-3 K		4-0 FC6-4 BB		0-3 K		0-0 F9		0-0 F9	3	0	0	0	1	2	2									
Dan Ford, R OBP: 0.340, SLG: 0.500 (1, 9)		0-0 6-3 1B 1B	0-0 FC6-4		0-0 6-3		0-0 F9		0-0 F9	4	1	1	0	0	0	1									
Ed Ott, L OBP: 0.267, SLG: 0.292 (1, 2)		0-0 1-3 1-2		0-0 4-3		4-0 BB		0-0 3-1		3	0	0	0	1	0	1									
Brian Downing, R OBP: 0.388, SLG: 0.405 (1, 7)		0-0 6-3		0-0 1B		0-3 K		0-0 F9		4	0	1	0	0	1	2									
Butch Hobson, R OBP: 0.376, SLG: 0.420 (1, 5)		0-0 1B 1B		0-0 F9		0-0 P5		0-0 E5		4	0	1	1	0	0	2									
Freddie Patek, R OBP: 0.259, SLG: 0.346 Larry Harlow, L OBP: 0.368, SLG: 0.200 Bert Campaneris, R OBP: 0.179, SLG: 0.222 John Harris, L OBP: 0.242, SLG: 0.375 (1, 4) (7, PH) (8, 4) (8, PH)		0-0 3-H 1B		0-3 K		0-0 F7		0-0 F8		2	0	1	0	0	1	1									
Inning Stats	R: 0 E: 0 K: 1 S: 6	H: 1 LOB: 1 BB: 0 P: 6	R: 1 E: 0 K: 0 S: 6	H: 3 LOB: 2 BB: 0 P: 6	R: 0 E: 0 K: 1 S: 6	H: 0 LOB: 1 BB: 1 P: 7	R: 0 E: 0 K: 1 S: 6	H: 1 LOB: 1 BB: 0 P: 6	R: 0 E: 0 K: 1 S: 5	H: 0 LOB: 0 BB: 1 P: 9	R: 0 E: 0 K: 0 S: 3	H: 0 LOB: 0 BB: 0 P: 3	R: 0 E: 0 K: 1 S: 5	H: 0 LOB: 0 BB: 0 P: 5	R: 0 E: 1 K: 0 S: 4	H: 0 LOB: 1 BB: 0 P: 4		1B: 5 2B: 1 3B: 0 HR: 0	SF: 0 SAC: 0 DP: 0 HBP: 0	WP: 0 PB: 0 SB: 0 CS: 0	PA: 36				
PITCHER	IP	WLS	BF	H	R	ER	SO	BB	IBB	HBP	BLK	WP	HR	S	P	ERA	WHIP								
Dennis Martinez, R ERA: 3.0 (1, 1)	9.0	W	36	6	1	1	5	2	0	0	0	0	0	44	52	1.00	0.889								



Batter	1	2	3	4	5	6	7	8	9	AB	R	H	RBI	BB	SO	LOB	TOP					
Al Bumbry, L OBP: 0.354, SLG: 0.330 (1, 8)										4	1	0	0	1	2	1	Baltimore Orioles @ Oakland Athletics Oakland-Alameda County Coliseum, Oakland, CA Tue Jun 09 1981, 7:05 PM PDT Unknown					
Rich Dauer, R OBP: 0.337, SLG: 0.359 (1, 4)										4	0	0	0	0	0	2						
Ken Singleton, S OBP: 0.436, SLG: 0.561 (1, 10)										4	0	2	0	0	1	0						
Eddie Murray, S OBP: 0.303, SLG: 0.446 (1, 3)										2	1	0	0	2	0	2						
John Lowenstein, L OBP: 0.361, SLG: 0.410 (1, 9)										4	0	2	2	0	0	2						
Jim Dwyer, L OBP: 0.314, SLG: 0.342 (1, 7)										3	0	1	0	1	0	2						
Rick Dempsey, R OBP: 0.331, SLG: 0.330 (1, 2)										3	0	0	0	0	0	3						
Terry Crowley, L OBP: 0.344, SLG: 0.366 (8, PH)										1	0	0	0	0	2							
Dan Graham, L OBP: 0.284, SLG: 0.300 (8, 2)										0	0	0	0	0	0							
Wayne Krenchicki, L OBP: 0.278, SLG: 0.300 (1, 5)										4	0	0	0	0	0	1						
Mark Belanger, R OBP: 0.248, SLG: 0.280 (1, 6)										3	0	1	0	0	0	1						
Jose Morales, R OBP: 0.400, SLG: 0.421 (9, PH)										1	0	0	0	0	0	0						
Inning Stats	R: 0 E: 0 K: 1 S: 6	H: 1 LOB: 2 BB: 1 P: 10	R: 0 E: 0 K: 0 S: 3	H: 0 LOB: 1 BB: 1 P: 7	R: 0 E: 0 K: 2 S: 7	H: 0 LOB: 0 BB: 0 P: 7	R: 0 E: 0 K: 0 S: 3	H: 0 LOB: 0 BB: 0 P: 3	R: 0 E: 0 K: 0 S: 3	H: 0 LOB: 0 BB: 0 P: 3	R: 2 E: 0 K: 0 S: 6	H: 3 LOB: 2 BB: 1 P: 10	R: 0 E: 0 K: 0 S: 4	H: 1 LOB: 1 BB: 0 P: 4	R: 0 E: 0 K: 0 S: 4	H: 1 LOB: 2 BB: 1 P: 8	R: 0 E: 0 K: 0 S: 3	H: 0 LOB: 0 BB: 0 P: 3	1B: 5 2B: 0 3B: 1 HR: 0	SF: 0 SAC: 0 DP: 0 HBP: 0	WP: 0 PB: 0 SB: 1 CS: 0	PA: 37
PITCHER Steve McCatty, R ERA: 2.3 (1, 1)	IP: 9.0 WLS: W BF: 37 H: 6 R: 2 ER: 2 SO: 3 BB: 4 IBB: 0 HBP: 0 BLK: 0 WP: 0 HR: 0 S: 39 P: 55 ERA: 2.00 WHIP: 1.111															PITCHER						

Batter	1	2	3	4	5	6	7	8	9	AB	R	H	RBI	BB	SO	LOB	BOTTOM					
Rickey Henderson, R OBP: 0.424, SLG: 0.454 (1, 7)										3	1	1	0	1	1	3	Baltimore Orioles @ Oakland Athletics Oakland-Alameda County Coliseum, Oakland, CA Tue Jun 09 1981, 7:05 PM PDT Unknown					
Dwayne Murphy, L OBP: 0.366, SLG: 0.430 (1, 8)										2	0	0	0	1	1	4						
Wayne Gross, L OBP: 0.298, SLG: 0.344 (1, 5)										4	0	0	1	0	0	4						
Tony Armas, R OBP: 0.327, SLG: 0.538 (1, 9)										4	0	0	0	0	1	1						
Jim Spencer, L OBP: 0.227, SLG: 0.226 (1, 3)										4	1	1	0	0	0	0						
Mike Heath, R OBP: 0.265, SLG: 0.350 (1, 2)										4	2	2	1	0	1	1						
Mark Budaska, S (1, 10)										3	0	0	0	1	3	1						
Keith Drumright, L OBP: 0.382, SLG: 0.323 (1, 4)										2	0	1	1	1	0	0						
Fred Stanley, R OBP: 0.284, SLG: 0.222 (1, 6)										2	0	0	1	1	1	1						
Inning Stats	R: 1 E: 1 K: 1 S: 5	H: 0 LOB: 0 BB: 1 P: 9	R: 1 E: 0 K: 1 S: 6	H: 1 LOB: 0 BB: 0 P: 6	R: 0 E: 0 K: 1 S: 5	H: 1 LOB: 0 BB: 0 P: 5	R: 0 E: 0 K: 0 S: 3	H: 0 LOB: 0 BB: 0 P: 3	R: 0 E: 0 K: 1 S: 6	H: 1 LOB: 1 BB: 0 P: 6	R: 0 E: 0 K: 0 S: 3	H: 0 LOB: 1 BB: 1 P: 7	R: 2 E: 1 K: 2 S: 9	H: 1 LOB: 3 BB: 3 P: 21	R: 0 E: 0 K: 2 S: 8	H: 1 LOB: 1 BB: 0 P: 8		R: 0 E: 0 K: 2 S: 8	H: 1 LOB: 1 BB: 0 P: 8	1B: 3 2B: 1 3B: 0 HR: 1	SF: 0 SAC: 1 DP: 0 HBP: 0	WP: 0 PB: 0 SB: 0 CS: 1
PITCHER Jim Palmer, R ERA: 2.94 (1, 1)	IP: 6.0 WLS: L BF: 26 H: 4 R: 4 ER: 2 SO: 4 BB: 4 IBB: 0 HBP: 0 BLK: 0 WP: 0 HR: 1 S: 30 P: 46 ERA: 3.00 WHIP: 1.333															PITCHER						
Tim Stoddard, R ERA: 5.25 (7, 1)	0.1	2	0	0	0	1	1	0	0	0	0	3	7	0.00	3.000							
Tippy Martinez, L ERA: 2.2 (7, 1)	1.2	6	1	0	0	3	0	0	0	0	0	12	12	0.00	0.600							



Batter	1	2	3	4	5	6	7	8	9	AB	R	H	RBI	BB	SO	LOB	TOP								
Al Bumby, L OBP: 0.365, SLG: 0.335 (1, 8)	0-0 1B		0-0 1B		4-0 1B BB		4-0 BB		0-3 K	3	1	2	0	2	1	0	Baltimore Orioles @ Oakland Athletics Oakland-Alameda County Coliseum, Oakland, CA Tue Jun 09 1981, 7:05 PM PDT Att: 31,520 - Unknown livebaseballscorecards.com								
Rich Dauer, R OBP: 0.339, SLG: 0.360 (1, 4) (6, 5)	0-0 F9		0-0 1B		0-0 1B FC6-2		0-0 F8		0-0 5-3	5	0	2	1	0	0	2									
Ken Singleton, S OBP: 0.440, SLG: 0.557 (9, PR)	0-0 F7		0-0 P4		0-0 FC6-2 1B		4-0 BB		4-0 BB	3	0	1	1	2	0	3									
Jim Dwyer, L OBP: 0.314, SLG: 0.342 (9, 7)	0-0 F7		0-0 P4		0-0 FC6-2 1B		1-2 BB		0-0 BB	0	0	0	0	0	0	0									
Eddie Murray, S OBP: 0.296, SLG: 0.434 (1, 3)	0-0 4-3		0-0 F8		0-0 FC6-2 FC6-4		0-0 F7		0-0 G3	5	0	0	0	0	0	8									
Terry Crowley, L OBP: 0.337, SLG: 0.357 (5, PH)		0-0 F8		0-0 F7		0-0 FC6-4		0-0 L6			2	0	0	0	0	2									
John Lowenstein, L OBP: 0.396, SLG: 0.407 (9, 9)		0-0 CS 1B		0-0 F8		0-3 K		4-0 FC6-4 BB			3	0	1	0	1	2									
Dan Graham, L OBP: 0.296, SLG: 0.296 (6, PH)		0-0 F8		4-0 BB		0-0 F8		4-0 FC6-4 BB			1	0	0	0	1	0									
Rick Dempsey, R OBP: 0.333, SLG: 0.327 (6, 2)		0-0 F8		0-0 BB		0-0 F8		1-2 BB			1	0	0	0	1	0									
Lenn Sakata, R OBP: 0.325, SLG: 0.265 (6, 4)		4-0 1-H BB		0-0 F7		0-0 6-3		0-0 FC6-4			3	0	0	0	1	0									
Wayne Krenchicki, L OBP: 0.296, SLG: 0.308 (6, PH)			0-0 1B		0-3 K		0-0 F8		0-3 K	2	1	1	0	0	1	1									
Mark Belanger, R OBP: 0.243, SLG: 0.274 (6, 6)			0-0 1B		0-0 K		0-0 F8		0-3 K	2	0	0	0	0	1	2									
Inning Stats	R: 0 E: 0 K: 0 S: 4	H: 1 LOB: 1 BB: 0 P: 4	R: 0 E: 0 K: 0 S: 3	H: 1 LOB: 1 BB: 1 P: 7	R: 1 E: 0 K: 0 S: 6	H: 3 LOB: 2 BB: 0 P: 6	R: 0 E: 0 K: 1 S: 5	H: 0 LOB: 1 BB: 1 P: 9	R: 1 E: 0 K: 0 S: 7	H: 2 LOB: 2 BB: 1 P: 11	R: 0 E: 0 K: 0 S: 3	H: 0 LOB: 2 BB: 2 P: 3	R: 0 E: 0 K: 0 S: 3	H: 0 LOB: 2 BB: 2 P: 11	R: 0 E: 0 K: 1 S: 4	H: 0 LOB: 1 BB: 1 P: 12	R: 0 E: 0 K: 1 S: 5	H: 0 LOB: 1 BB: 1 P: 9	1B: 7 2B: 0 3B: 0 HR: 0	SF: 0 SAC: 0 DP: 0 HBP: 0	WP: 0 PB: 0 SB: 2 CS: 2	PA: 40			
PITCHER	IP	WLS	BF	H	R	ER	SO	BB	IBB	HBP	BLK	WP	HR	S	P	ERA	WHIP								
Brian Kingman, R ERA: 2.72 (1, 1)	4.0		21	7	2	2	1	3	0	0	0	0	0	20	32	4.50	2.500								
Bob Ojchinko, L ERA: 1.13 (5, 1)	2.1		9	0	0	0	1	2	0	0	0	0	0	9	17	0.00	0.857								
Jeff Jones, R ERA: 2.31 (7, 1)	2.2	W	10	0	0	0	2	3	0	0	0	0	0	11	23	0.00	1.125								

Batter	1	2	3	4	5	6	7	8	9	AB	R	H	RBI	BB	SO	LOB	BOTTOM								
Rickey Henderson, R OBP: 0.425, SLG: 0.452 (1, 7)	0-0 CS 1B		0-3 K			0-0 5-3		4-0 BB IBB		3	0	1	0	1	1	0	Baltimore Orioles @ Oakland Athletics Oakland-Alameda County Coliseum, Oakland, CA Tue Jun 09 1981, 7:05 PM PDT Att: 31,520 - Unknown livebaseballscorecards.com								
Dwayne Murphy, L OBP: 0.394, SLG: 0.424 (1, 8)	0-0 P6			0-0 B3		0-0 P6		4-0 1-2 2-3 BB		3	0	0	0	1	0	1									
Cliff Johnson, R OBP: 0.331, SLG: 0.458 (1, 10)	0-0 F8			0-0 HR		0-0 F7		0-0 6-3		4	1	1	1	0	0	3									
Tony Armas, R OBP: 0.325, SLG: 0.534 (1, 9)		0-3 K		0-0 G6-4-3 1B		0-0 6-3		0-0 F7		4	0	1	0	0	1	0									
Mike Heath, R OBP: 0.269, SLG: 0.349 (1, 2)		0-0 1B		0-0 G6-4-3		0-0 F3		4-0 FC3-6 1B BB		3	1	1	0	1	0	1									
Jeff Newman, R OBP: 0.276, SLG: 0.339 (1, 3)		0-0 P4			0-0 5-3			0-0 SH1-4 2B 1B		4	1	2	0	0	0	1									
Dave McKay, S OBP: 0.256, SLG: 0.308 (1, 5)		0-0 L6			0-0 4-3			0-0 SH1-4 1-2		2	0	0	0	0	0	1									
Wayne Gross, L OBP: 0.296, SLG: 0.341 (9, PH)					0-0 4-3			1-2 2-3		1	0	0	0	0	0	2									
Shoody Babitt, R OBP: 0.305, SLG: 0.273 (8, PH)			0-0 F8		0-0 1-3			0-0 F7		2	0	0	0	0	0	0									
Tim Hosley, R OBP: 0.182, SLG: 0.250 (9, 4)								1-2 3-H 1B		1	0	0	0	0	0	1									
Keith Drumright, L OBP: 0.400, SLG: 0.344 (9, 4)										1	0	1	1	0	0	0									
Rob Picciolo, R OBP: 0.278, SLG: 0.353 (1, 6)			0-0 F8			0-0 P4		0-0 BB 2B		3	0	1	1	0	0	0									
Inning Stats	R: 0 E: 0 K: 0 S: 3	H: 1 LOB: 0 BB: 0 P: 3	R: 0 E: 0 K: 1 S: 6	H: 1 LOB: 0 BB: 0 P: 6	R: 0 E: 0 K: 1 S: 5	H: 0 LOB: 0 BB: 0 P: 5	R: 1 E: 0 K: 0 S: 4	H: 2 LOB: 0 BB: 0 P: 4	R: 0 E: 0 K: 0 S: 3	H: 0 LOB: 0 BB: 0 P: 3	R: 0 E: 0 K: 0 S: 3	H: 0 LOB: 0 BB: 0 P: 3	R: 0 E: 0 K: 0 S: 3	H: 0 LOB: 2 BB: 2 P: 3	R: 1 E: 0 K: 0 S: 5	H: 2 LOB: 3 BB: 2 P: 13	R: 0 E: 0 K: 0 S: 4	H: 2 LOB: 2 BB: 1 P: 8	1B: 6 2B: 1 3B: 0 HR: 1	SF: 0 SAC: 1 DP: 1 HBP: 0	WP: 0 PB: 0 SB: 0 CS: 1	PA: 35			
PITCHER	IP	WLS	BF	H	R	ER	SO	BB	IBB	HBP	BLK	WP	HR	S	P	ERA	WHIP								
Scott McGregor, L ERA: 3.15 (1, 1)	7.2		29	6	2	2	2	1	1	0	0	0	0	31	39	2.35	0.913								
Sammy Stewart, R ERA: 1.81 (8, 1)	1.0	L	6	2	1	1	0	1	0	0	0	0	0	5	9	9.00	3.000								

Batter	1	2	3	4	5	6	7	8	9	AB	R	H	RBI	BB	SO	LOB	TOP			
Al Bumby, L OBP: 0.361, SLG: 0.332 (1, 8)										5	1	1	0	0	0	3	Baltimore Orioles @ Oakland Athletics Oakland-Alameda County Coliseum, Oakland, CA Wed Jun 10 1981, 3:33 AM PDT Att: 18,329 - Unknown			
Rich Dauer, R OBP: 0.335, SLG: 0.356 (1, 4)										5	0	1	0	0	0	1				
Ken Singleton, S OBP: 0.436, SLG: 0.551 (1, 9)										4	0	1	0	0	0	2				
Jim Dwyer, L OBP: 0.310, SLG: 0.338 (7, 7)											1	0	0	0	0	0		1		
Eddie Murray, S OBP: 0.300, SLG: 0.435 (1, 3)										4	1	2	1	0	0	1				
Terry Crowley, L OBP: 0.356, SLG: 0.365 (1, 10)										1	1	1	0	2	0	0				
John Lowenstein, L OBP: 0.371, SLG: 0.411 (1, 7)										4	0	2	0	0	0	3				
Dan Graham, L OBP: 0.298, SLG: 0.301 (1, 2)										2	0	1	1	1	1	2				
Rick Dempsey, R OBP: 0.333, SLG: 0.327 (8, 2)										0	0	0	0	0	0	0				
Wayne Krenchicki, L OBP: 0.267, SLG: 0.286 (1, 5)										4	0	0	0	0	1	6				
Mark Belanger, R OBP: 0.252, SLG: 0.276 (1, 6)										3	0	1	1	1	1	2				
Inning Stats	R: 1 E: 0 K: 0 S: 5	H: 3 LOB: 2 BB: 1 P: 9	R: 0 E: 0 K: 1 S: 5	H: 1 LOB: 0 BB: 0 P: 5	R: 0 E: 0 K: 1 S: 4	H: 1 LOB: 2 BB: 2 P: 4	R: 1 E: 0 K: 1 S: 6	H: 1 LOB: 0 BB: 0 P: 14	R: 0 E: 0 K: 0 S: 3	H: 2 LOB: 0 BB: 0 P: 7	R: 0 E: 0 K: 0 S: 3	H: 0 LOB: 0 BB: 0 P: 3	R: 1 E: 0 K: 0 S: 5	H: 2 LOB: 1 BB: 1 P: 5	R: 0 E: 0 K: 0 S: 3	H: 0 LOB: 1 BB: 1 P: 7	1B: 10 2B: 0 3B: 0 HR: 0	SF: 1 SAC: 1 DP: 2 HBP: 0	WP: 0 PB: 0 SB: 1 CS: 0	PA: 39
PITCHER Rick Langford, R ERA: 2.88 (1, 1)	IP: 9.0 WLS: L BF: 39	H: 10 R: 3 ER: 3 SO: 3	BB: 4 IBB: 0 HBP: 0 BLK: 0	WP: 0 HR: 0 S: 41 P: 57	ERA: 3.00 WHIP: 1.556	PITCHER										IP: 9.0 WLS: L BF: 39	H: 10 R: 3 ER: 3 SO: 3	BB: 4 IBB: 0 HBP: 0 BLK: 0	WP: 0 HR: 0 S: 41 P: 57	ERA: 3.00 WHIP: 1.556

AB	33
R	3
H	10
RBI	3
BB	4
SO	3
LOB	21



Batter	1	2	3	4	5	6	7	8	9	AB	R	H	RBI	BB	SO	LOB	BOTTOM			
Rickey Henderson, R OBP: 0.419, SLG: 0.444 (1, 7)										4	0	0	0	0	0	2	Baltimore Orioles @ Oakland Athletics Oakland-Alameda County Coliseum, Oakland, CA Wed Jun 10 1981, 3:33 AM PDT Att: 18,329 - Unknown			
Dwayne Murphy, L OBP: 0.366, SLG: 0.420 (1, 8)										2	0	0	0	2	1	0				
Cliff Johnson, R OBP: 0.329, SLG: 0.452 (1, 10)										4	0	1	1	0	0	1				
Mark Budaska, S (8, PR)											0	0	0	0	0	0		0		
Tony Armas, R OBP: 0.320, SLG: 0.525 (1, 9)										4	0	0	0	0	2	2				
Mike Heath, R OBP: 0.279, SLG: 0.351 (1, 2)										2	0	1	0	2	0	0				
Jeff Newman, R OBP: 0.288, SLG: 0.328 (1, 3)										4	0	0	0	0	1	5				
Dave McKay, S OBP: 0.283, SLG: 0.304 (1, 5)										1	0	0	0	1	0	0				
Tim Hosley, R OBP: 0.174, SLG: 0.238 (7, PH)										1	0	0	0	0	1	1				
Wayne Gross, L OBP: 0.294, SLG: 0.338 (8, 5)										1	0	0	0	0	0	0				
Rob Picciolo, R OBP: 0.270, SLG: 0.343 (1, 6)										3	0	0	0	0	0	3				
Keith Drumright, L OBP: 0.389, SLG: 0.333 (9, PH)										1	0	0	0	0	0	0				
Shoety Babitt, R OBP: 0.313, SLG: 0.293 (1, 4)										2	1	1	0	1	0	0				
Jim Spencer, L OBP: 0.225, SLG: 0.224 (9, PH)										1	0	0	0	0	0	0				
Inning Stats	R: 0 E: 0 K: 1 S: 5	H: 0 LOB: 0 BB: 0 P: 5	R: 0 E: 0 K: 1 S: 6	H: 1 LOB: 2 BB: 1 P: 10	R: 0 E: 0 K: 1 S: 3	H: 0 LOB: 1 BB: 1 P: 7	R: 0 E: 0 K: 1 S: 5	H: 0 LOB: 0 BB: 0 P: 5	R: 0 E: 0 K: 0 S: 4	H: 1 LOB: 1 BB: 0 P: 4	R: 0 E: 0 K: 0 S: 3	H: 0 LOB: 0 BB: 0 P: 3	R: 0 E: 0 K: 1 S: 5	H: 1 LOB: 3 BB: 1 P: 18	R: 0 E: 0 K: 0 S: 3	H: 0 LOB: 0 BB: 0 P: 3	1B: 2 2B: 0 3B: 1 HR: 0	SF: 0 SAC: 0 DP: 0 HBP: 0	WP: 0 PB: 0 SB: 0 CS: 0	PA: 36
PITCHER Mike Flanagan, L ERA: 3.61 (1, 1)	IP: 7.1 WLS: W BF: 29	H: 2 R: 1 ER: 1 SO: 4	BB: 5 IBB: 0 HBP: 0 BLK: 0	WP: 0 HR: 0 S: 32 P: 52	ERA: 1.23 WHIP: 0.955	PITCHER										IP: 7.1 WLS: W BF: 29	H: 2 R: 1 ER: 1 SO: 4	BB: 5 IBB: 0 HBP: 0 BLK: 0	WP: 0 HR: 0 S: 32 P: 52	ERA: 1.23 WHIP: 0.955
Tim Stoddard, R ERA: 4.61 (8, 1)	IP: 1.2 WLS: S BF: 7	H: 1 R: 0 ER: 0 SO: 1	BB: 1 IBB: 0 HBP: 0 BLK: 0	WP: 0 HR: 0 S: 8 P: 12	ERA: 0.00 WHIP: 1.200	PITCHER										IP: 1.2 WLS: S BF: 7	H: 1 R: 0 ER: 0 SO: 1	BB: 1 IBB: 0 HBP: 0 BLK: 0	WP: 0 HR: 0 S: 8 P: 12	ERA: 0.00 WHIP: 1.200



Batter	1	2	3	4	5	6	7	8	9	AB	R	H	RBI	BB	SO	LOB	TOP								
Al Bumby, L OBP: 0.357, SLG: 0.324 (1, 8)	F7		F7					5-3	4-3	4	0	0	0	1	0	3	Baltimore Orioles @ Seattle Mariners The Kingdome, Seattle, WA Thu Jun 11 1981, 10:05 PM EDT Att: 7,478 - Dome								
Jim Dwyer, L OBP: 0.304, SLG: 0.329 (1, 7)	4-3		F7			FC5-4 BB		4-3	4-3	5	1	1	0	0	0	5									
Ken Singleton, S OBP: 0.433, SLG: 0.545 (1, 10)	4-3		P5					1B FC3-6 1B		4	1	1	0	0	1	3									
Eddie Murray, S OBP: 0.303, SLG: 0.442 (1, 3)		3-1						1B FC3-6 1B		4	0	2	0	0	0	0									
John Lowenstein, L OBP: 0.367, SLG: 0.398 (1, 9)		1-3 1B BB						FC3-6 FC4-6 1B		3	0	0	1	1	0	2									
Dan Graham, L OBP: 0.296, SLG: 0.299 (1, 5)		1-3 1B						FC4-6		4	0	1	0	0	0	2									
Rick Dempsey, R OBP: 0.338, SLG: 0.333 (1, 2)		1-3 1B								4	0	2	0	0	0	3									
Lenn Sakata, R OBP: 0.295, SLG: 0.237 (1, 4)		K								4	0	0	0	0	2	4									
Mark Belanger, R OBP: 0.255, SLG: 0.277 (1, 6)										3	0	1	0	0	0	2									
Terry Crowley, L OBP: 0.363, SLG: 0.372 (9, PH)										1	0	1	0	0	0	0									
Inning Stats	R: 0 E: 0 K: 0 S: 3	H: 0 LOB: 0 BB: 0 P: 3	R: 0 E: 0 K: 1 S: 6	H: 1 LOB: 2 BB: 1 P: 10	R: 0 E: 0 K: 0 S: 4	H: 1 LOB: 1 BB: 0 P: 4	R: 0 E: 0 K: 0 S: 4	H: 1 LOB: 0 BB: 0 P: 4	R: 0 E: 1 K: 1 S: 6	H: 0 LOB: 2 BB: 1 P: 10	R: 0 E: 0 K: 0 S: 3	H: 0 LOB: 0 BB: 0 P: 3	R: 0 E: 0 K: 0 S: 3	H: 1 LOB: 0 BB: 0 P: 3	R: 2 E: 1 K: 0 S: 6	H: 3 LOB: 1 BB: 0 P: 6	R: 0 E: 0 K: 1 S: 7	H: 2 LOB: 2 BB: 0 P: 7	1B: 8 2B: 2 3B: 0 HR: 0	SF: 0 SAC: 0 DP: 1 HBP: 0	WP: 0 PB: 0 SB: 0 CS: 0	PA: 38			
PITCHER	IP	WLS	BF	H	R	ER	SO	BB	IBB	HBP	BLK	WP	HR	S	P	ERA	WHIP								
Mike Parrott, R ERA: 4.66 (1, 1)	8.0	W	33	7	2	1	2	2	0	0	0	0	0	35	43	1.12	1.125								
Dick Drago, R ERA: 4.26 (9, 1)	1.0		5	2	0	0	1	0	0	0	0	0	0	7	7	0.00	2.000								

AB	36
R	2
H	9
RBI	1
BB	2
SO	3
LOB	24




Batter	1	2	3	4	5	6	7	8	9	AB	R	H	RBI	BB	SO	LOB	BOTTOM								
Julio Cruz, S OBP: 0.313, SLG: 0.288 (1, 4)	S 1B	E5 6-3 BLK HR	F7					6-3		5	2	1	0	0	0	2	Baltimore Orioles @ Seattle Mariners The Kingdome, Seattle, WA Thu Jun 11 1981, 10:05 PM EDT Att: 7,478 - Dome								
Bruce Bochte, L OBP: 0.342, SLG: 0.355 (1, 3)	FC6-4 1B	6-3						3-1		5	0	1	1	0	0	1									
Tom Paciorek, R OBP: 0.371, SLG: 0.483 (1, 7)	FC6-4 1B S	HR								4	3	2	2	0	0	1									
Richie Zisk, R OBP: 0.353, SLG: 0.519 (1, 10)	1B BB	1B								3	2	2	0	1	0	0									
Dan Meyer, L OBP: 0.275, SLG: 0.345 (1, 5)	1B 4-1	F8								4	1	2	0	0	0	1									
Jeff Burroughs, R OBP: 0.358, SLG: 0.404 (1, 9)	4-1									4	0	3	4	0	0	0									
Casey Parsons, L OBP: 0.286, SLG: 0.167 (7, PR) (8, 9)	4-1 1B									0	0	0	0	0	0	0									
Jerry Narron, L OBP: 0.285, SLG: 0.298 (1, 2)	4-1 1B									4	0	1	1	0	2	3									
Joe Simpson, L OBP: 0.237, SLG: 0.283 (1, 8)	6-3									4	0	0	0	0	1	5									
Jim Anderson, R OBP: 0.273, SLG: 0.258 (1, 6)		F8								4	0	0	0	0	0	2									
Inning Stats	R: 4 E: 0 K: 0 S: 7	H: 4 LOB: 1 BB: 1 P: 11	R: 2 E: 1 K: 0 S: 6	H: 2 LOB: 1 BB: 0 P: 6	R: 0 E: 0 K: 0 S: 5	H: 2 LOB: 2 BB: 0 P: 5	R: 0 E: 0 K: 0 S: 3	H: 0 LOB: 0 BB: 0 P: 3	R: 0 E: 0 K: 1 S: 5	H: 0 LOB: 0 BB: 0 P: 5	R: 2 E: 0 K: 1 S: 9	H: 4 LOB: 2 BB: 0 P: 9	R: 0 E: 0 K: 0 S: 3	H: 0 LOB: 0 BB: 0 P: 3	R: 0 E: 0 K: 0 S: 3	H: 0 LOB: 0 BB: 0 P: 3	1B: 11 2B: 0 3B: 0 HR: 1	SF: 0 SAC: 0 DP: 0 HBP: 0	WP: 0 PB: 0 SB: 2 CS: 0	PA: 38					
PITCHER	IP	WLS	BF	H	R	ER	SO	BB	IBB	HBP	BLK	WP	HR	S	P	ERA	WHIP								
Dennis Martinez, R ERA: 3.42 (1, 1)	1.2	L	13	6	6	4	0	1	0	0	1	0	0	12	16	21.60	4.200								
Dave Ford, R ERA: 5.23 (2, 1)	4.2		20	6	2	2	2	0	0	0	0	0	0	24	24	3.86	1.286								
Steve Luebber, R ERA: 7.5 (7, 1)	1.2		5	0	0	0	1	0	0	0	0	0	0	7	7	0.00	0.000								



Batter	1	2	3	4	5	6	7	8	9	10	11	12	AB	R	H	RBI	BB	SO	LOB	
Wille Wilson, S OBP: 0.304, SLG: 0.329 (1, 7)	0-0 S 1B		0-0 F8		0-0 F9		0-0 F9			0-0 4-3		0-0 1B	6	0	2	0	0	0	3	
Hal McRae, R OBP: 0.287, SLG: 0.352 (1, 10)	4-0 F7 BB			0-0 FC4-6 1B	0-0 F9			0-0 F9		0-0 BB 1B		0-0 F8	5	0	2	0	1	0	2	
George Brett, L OBP: 0.364, SLG: 0.440 (1, 5)	0-0 F7			0-0 FC4-6 FC5-4 1B		0-0 F8		4-0 BB 1B		4-0 BB 1B		0-0 K	4	0	0	0	2	1	5	
Wille Aikens, L OBP: 0.380, SLG: 0.450 (1, 3)	0-0 G3			0-0 FC5-4 HR		0-3 K		0-0 F7		0-0 3-1			5	1	0	0	0	1	5	
Amos Otis, R OBP: 0.310, SLG: 0.429 (1, 8)		0-0 F9		0-0 HR		0-0 5-3		0-0 F4				0-0 F8	5	1	1	2	0	0	1	
Daryl Motley, R OBP: 0.200, SLG: 0.200 (1, 9)		0-0 F6		0-0 1B				0-0 F9		0-0 F7		0-0 F7	5	0	1	0	0	0	0	
Frank White, R OBP: 0.303, SLG: 0.400 (1, 4)		0-0 F5		0-0 1B				0-0 5-3		0-0 F9		0-0 6-3	5	0	1	0	0	0	0	
John Wathan, R OBP: 0.300, SLG: 0.323 (1, 2)			0-0 1-3	0-0 F9				0-0 BB 1B		0-0 F9		0-0 1B	5	0	2	0	0	0	2	
U L Washington, S OBP: 0.316, SLG: 0.282 (1, 6)			0-3 K					4-0 BB		0-0 F7		0-0 B5	3	0	0	0	2	1	1	
Inning Stats	R: 0 E: 0 K: 3	H: 1 LOB: 1 BB: 1 P: 7	R: 0 E: 0 K: 3	H: 0 LOB: 0 BB: 0 P: 3	R: 0 E: 0 K: 1	H: 0 LOB: 0 BB: 0 P: 5	R: 0 E: 0 K: 0	H: 0 LOB: 0 BB: 0 P: 5	R: 0 E: 0 K: 1	H: 1 LOB: 2 BB: 1 P: 8	R: 0 E: 0 K: 0	H: 0 LOB: 0 BB: 0 P: 3	R: 0 E: 0 K: 1	H: 0 LOB: 0 BB: 0 P: 3	R: 0 E: 0 K: 1	H: 2 LOB: 2 BB: 0 P: 7	1B: 8 2B: 0 3B: 0 HR: 1	SF: 0 SAC: 0 DP: 0 HBP: 0	WP: 0 PB: 0 SB: 1 CS: 1	PA: 48
PITCHER	IP WLS BF H R ER SO BB IBB HBP BLK WP HR S P ERA WHIP	PITCHER												IP WLS BF H R ER SO BB IBB HBP BLK WP HR S P ERA WHIP						
Dennis Martinez, R ERA: 3.35 Sammy Stewart, R ERA: 1.66 Tippy Martinez, L ERA: 2.17	(1, 1) 7.0 28 6 2 2 2 3 0 0 0 0 0 0 29 41 2.57 1.286													(8, 1) 4.2 19 3 0 0 0 2 0 0 0 0 0 0 17 25 0.00 1.071	(12, 1) 0.1 W 1 0 0 0 1 0 0 0 0 0 0 3 3 0.00 0.000					

Kansas City Royals @ Baltimore Orioles
Memorial Stadium, Baltimore, MD
 Mon Aug 10 1981, 7:05 PM EDT
 Att: 19,850 - Unknown - 88 F


AB 43
R 2
H 9
RBI 2
BB 5
SO 3
LOB 19



Batter	1	2	3	4	5	6	7	8	9	10	11	12	AB	R	H	RBI	BB	SO	LOB	
Al Bumbry, L OBP: 0.354, SLG: 0.318 (1, 8)	0-0 F7		0-0 4-3			0-0 6-3			4-0 SH2-4 BB		0-0 1-3		4	0	0	0	1	0	0	
Rich Dauer, R OBP: 0.328, SLG: 0.348 (1, 4)	0-0 5-3		0-0 5-3			0-0 F4			0-0 SH2-4		0-0 F8		4	0	0	0	0	0	0	
Ken Singleton, S OBP: 0.437, SLG: 0.564 Cal Ripken Jr., R (12, PR)	0-0 HR			0-0 6-3		0-0 6-3			4-0 IBB		0-0 1B 2B		4	1	2	1	1	0	0	
Eddie Murray, S OBP: 0.306, SLG: 0.453 (1, 3)	0-0 HR			0-0 G3		0-0 3-1			0-0 F4		0-0 1B IBB		4	1	1	1	1	0	2	
Terry Crowley, L OBP: 0.356, SLG: 0.364 Benny Ayala, R OBP: 0.356, SLG: 0.342 John Lowenstein, L OBP: 0.369, SLG: 0.400	0-0 6-3			0-0 F7		4-0 BB			0-0 F8		0-0 1B		2	0	0	0	0	0	0	
Gary Reinecke, R OBP: 0.388, SLG: 0.411 (1, 7)		0-0 4-3			0-3 K			0-0 F8		0-0 F9			4	0	0	0	0	1	1	
Doug DeCinces, R OBP: 0.306, SLG: 0.424 (1, 5)		0-0 F9			0-0 L7			0-0 F7		0-0 6-3			4	0	0	0	0	0	0	
Rick Dempsey, R OBP: 0.329, SLG: 0.322 (1, 2)		0-0 5-3			0-0 F7			0-0 F3		0-0 5-3			4	0	0	0	0	0	0	
Mark Belanger, R OBP: 0.246, SLG: 0.269 Dan Graham, L OBP: 0.293, SLG: 0.295 Lenn Sakata, R OBP: 0.295, SLG: 0.237	0-0 5-3					0-0 6-3			0-0 F8		0-3 K		3	0	0	0	0	0	0	
Inning Stats	R: 2 E: 0 K: 0 S: 5	H: 2 LOB: 0 BB: 0 P: 5	R: 0 E: 0 K: 0 S: 3	H: 0 LOB: 0 BB: 0 P: 3	R: 0 E: 0 K: 0	H: 0 LOB: 0 BB: 0 P: 3	R: 0 E: 0 K: 0	H: 0 LOB: 0 BB: 0 P: 3	R: 0 E: 0 K: 0	H: 0 LOB: 1 BB: 1 P: 5	R: 0 E: 0 K: 0	H: 0 LOB: 0 BB: 0 P: 3	R: 0 E: 0 K: 1	H: 0 LOB: 0 BB: 0 P: 5	R: 0 E: 0 K: 1	H: 2 LOB: 2 BB: 1 P: 6	1B: 1 2B: 1 3B: 0 HR: 2	SF: 0 SAC: 1 DP: 0 HBP: 0	WP: 0 PB: 0 SB: 0 CS: 0	PA: 41
PITCHER	IP WLS BF H R ER SO BB IBB HBP BLK WP HR S P ERA WHIP	PITCHER												IP WLS BF H R ER SO BB IBB HBP BLK WP HR S P ERA WHIP						
Dennis Leonard, R ERA: 3.7 Mike Jones, L ERA: Dan Cusensberry, R ERA: 2.59 Renie Martin, R ERA: 3.13	(1, 1) 5.0 17 2 2 2 2 1 0 0 0 0 0 0 2 19 19 3.60 0.400													(8, 1) 3.0 11 0 0 0 0 2 0 0 0 0 0 0 9 17 0.00 0.667	(9, 1) 3.0 10 0 0 0 1 0 1 0 0 0 0 0 11 15 0.00 0.000	(12, 1) 0.0 L 3 2 1 1 0 0 1 0 0 0 0 2 6 ∞ ∞				

Kansas City Royals @ Baltimore Orioles
Memorial Stadium, Baltimore, MD
 Mon Aug 10 1981, 7:05 PM EDT
 Att: 19,850 - Unknown - 88 F

AB 36
R 3
H 4
RBI 3
BB 4
SO 2
LOB 5



Batter	1	2	3	4	5	6	7	8	9	AB	R	H	RBI	BB	SO	LOB	TOP
Willie Wilson, S (1, 7) OBP: 0.309, SLG: 0.347	0-0 HR		0-0 F7			0-0 6-3			0-0 F9 1B	4	1	2	1	0	0	0	Kansas City Royals @ Baltimore Orioles Memorial Stadium, Baltimore, MD Wed Aug 12 1981, 7:05 PM EDT Att: 19,352 - Unknown livebaseballscorecards.com
U L Washington, S (1, 6) OBP: 0.322, SLG: 0.294 Jamie Quirk, L (9, PH) OBP: 0.321, SLG: 0.404	0-3 K		0-0 F4			0-0 F7			0-0 L6 1-2	3	0	0	0	0	1	0	
George Brett, L (1, 5) OBP: 0.346, SLG: 0.417	0-0 F7		0-0 F8			0-0 F8			0-0 F9 2-3	4	0	0	0	0	0	1	
Hal McRae, R (1, 10) OBP: 0.298, SLG: 0.370	0-0 HR 1B			0-0 F8					0-0 3-1	4	1	2	0	0	0	1	
Amos Otis, R (1, 8) OBP: 0.308, SLG: 0.438	0-0 HR			0-0 6-3					0-3 K	3	1	1	2	0	1	1	
Willie Aikens, L (1, 3) OBP: 0.375, SLG: 0.435	0-3 K			0-3 K					0-0 G5-4-3 1-2	3	0	0	0	0	2	1	
Darryl Motley, R (1, 9) OBP: 0.231, SLG: 0.231			0-0 F7			0-0 F8			0-0 6-3	3	0	0	0	0	0	0	
John Wathan, R (1, 2) OBP: 0.295, SLG: 0.317			0-0 F9			0-0 G3			0-0 1-3	3	0	0	0	0	0	0	
Frank White, R (1, 4) OBP: 0.302, SLG: 0.421	0-3 K			0-0 6-3					0-3 K	3	0	0	0	0	2	0	
Inning Stats	R: 3 E: 0 K: 2 S: 10	H: 3 LOB: 0 BB: 0 P: 10	R: 0 E: 0 K: 1 S: 5	H: 0 LOB: 0 BB: 0 P: 5	R: 0 E: 0 K: 0 S: 3	H: 0 LOB: 0 BB: 0 P: 3	R: 0 E: 0 K: 1 S: 5	H: 0 LOB: 0 BB: 0 P: 5	R: 0 E: 0 K: 0 S: 3	H: 1 LOB: 0 BB: 0 P: 5	R: 0 E: 0 K: 1 S: 5	H: 0 LOB: 0 BB: 0 P: 5	R: 0 E: 0 K: 0 S: 4	H: 1 LOB: 1 BB: 0 P: 4	1B: 3 2B: 0 3B: 0 HR: 2	SF: 0 SAC: 0 DP: 1 HBP: 0	WP: 0 PA: 31 PB: 0 SB: 1 CS: 0
PITCHER	IP WLS BF H R ER SO BB IBB HBP BLK WP HR S P ERA WHIP																
Scott McGregor, L (1, 1) ERA: 3.25	6.0 W 21 3 3 3 4 0 0 0 0 0 2 29 29 4.50 0.500																
Tim Stoddard, R (7, 1) ERA: 3.78	3.0 S 10 2 0 0 2 0 0 0 0 0 0 0 14 14 0.00 0.667																

Batter	1	2	3	4	5	6	7	8	9	AB	R	H	RBI	BB	SO	LOB	BOTTOM
Al Bumbry, L (1, 8) OBP: 0.346, SLG: 0.310	0-3 K		0-0 F6			0-0 1B			0-0 F7	4	0	1	0	0	1	1	Kansas City Royals @ Baltimore Orioles Memorial Stadium, Baltimore, MD Wed Aug 12 1981, 7:05 PM EDT Att: 19,352 - Unknown livebaseballscorecards.com
Rich Dauer, R (1, 4) OBP: 0.332, SLG: 0.353	4-0 HR BB		0-0 G6-4-3 1B			0-0 F3			0-0 2B	3	1	2	0	1	0	1	
Ken Singleton, S (1, 9) OBP: 0.436, SLG: 0.557 Jim Dwyer, L (8, 9) OBP: 0.301, SLG: 0.326	0-3 K		0-0 G6-4-3 1-2			0-0 2B SF9 1B			4-0 IBB	3	1	1	0	1	1	2	
Eddie Murray, S (1, 3) OBP: 0.313, SLG: 0.474	0-0 HR		0-0 F9			0-0 SF9 2B			0-0 F5	4	1	2	2	0	0	2	
Gary Roenicke, R (1, 7) OBP: 0.377, SLG: 0.398 John Lowenstein, L (6, PH) OBP: 0.377, SLG: 0.412	0-0 F8			0-0 5-3		0-0 IBB			0-0 F9	2	0	0	0	0	0	0	
Jose Morales, R (1, 10) OBP: 0.320, SLG: 0.333			0-0 6-3			0-3 K			0-0 F4	4	0	0	0	0	1	3	
Cal Ripken Jr., R (1, 5) Terry Crowley, L (6, PH) Doug DeCinces, R (7, 5) OBP: 0.310, SLG: 0.425			0-0 4-3			0-0 SF9 2-3 3-H			0-0 1B 1B	2	0	0	0	0	0	0	
Rick Dempsey, R (1, 2) OBP: 0.336, SLG: 0.354			0-0 HR			0-0 5-3 F7			0-0 1B	4	1	2	1	0	0	2	
Mark Belanger, R (1, 6) OBP: 0.248, SLG: 0.278			0-0 2B			0-3 K			0-0 4-3	4	0	1	0	0	2	2	
Inning Stats	R: 2 E: 0 K: 2 S: 8	H: 1 LOB: 1 BB: 1 P: 12	R: 1 E: 0 K: 0 S: 5	H: 2 LOB: 1 BB: 0 P: 5	R: 0 E: 0 K: 0 S: 3	H: 0 LOB: 0 BB: 0 P: 3	R: 0 E: 0 K: 1 S: 6	H: 1 LOB: 1 BB: 0 P: 6	R: 1 E: 0 K: 1 S: 7	H: 2 LOB: 2 BB: 1 P: 11	R: 0 E: 0 K: 1 S: 6	H: 1 LOB: 1 BB: 1 P: 10	R: 0 E: 0 K: 0 S: 5	H: 2 LOB: 2 BB: 0 P: 5	1B: 5 2B: 3 3B: 0 HR: 2	SF: 1 SAC: 0 DP: 1 HBP: 0	WP: 0 PA: 36 PB: 0 SB: 0 CS: 0
PITCHER	IP WLS BF H R ER SO BB IBB HBP BLK WP HR S P ERA WHIP																
Paul Splittorf, L (1, 1) ERA: 4.4	5.0 L 20 5 3 3 3 1 0 0 0 0 0 0 25 25 5.40 1.200																
Jim Wright, R (6, 1) ERA: 2.79	2.2 L 15 5 1 1 2 0 2 0 0 0 0 0 17 25 3.38 1.875																
Dan Quisenberry, R (8, 1) ERA: 2.56	0.1 1 0 0 0 0 0 0 0 0 0 0 0 1 1 0.00 0.000																

Batter	1	2	3	4	5	6	7	8	9	AB	R	H	RBI	BB	SO	LOB	TOP					
Willie Wilson, S OBP: 0.304, SLG: 0.341	5-3		P6			6-3		L8		4	0	0	0	0	0	1	Kansas City Royals @ Baltimore Orioles Memorial Stadium, Baltimore, MD Thu Aug 13 1981, 7:05 PM EDT Att: 13,780 - Unknown					
U L Washington, S OBP: 0.325, SLG: 0.294	5-3			F7		1B BB		1B G4-6-3		3	0	1	0	1	0	0						
George Brett, L OBP: 0.346, SLG: 0.415	F5			6-3		FC6-4		G4-6-3		3	0	1	0	0	0	0						
Dave Chalk, R OBP: 0.279, SLG: 0.275				6-3		1B				0	0	0	0	0	0	0						
Jamie Quirk, L OBP: 0.316, SLG: 0.396						1B				1	0	0	0	0	0	2						
Hal McRae, R OBP: 0.301, SLG: 0.377						FC6-4				4	0	2	0	0	0	2						
Amos Otis, R OBP: 0.307, SLG: 0.432		1B								4	0	2	0	0	0	2						
Lee May, R OBP: 0.341, SLG: 0.400		F8								3	0	0	0	1	0	2						
Willie Aikens, L OBP: 0.378, SLG: 0.435		F3								3	0	0	0	0	0	2						
Rance Mulliniks, L OBP: 0.200, SLG: 0.250										0	0	0	0	1	0	0						
Frank White, R OBP: 0.301, SLG: 0.417										0	0	0	0	0	0	0						
Darryl Motley, R OBP: 0.235, SLG: 0.294										4	1	1	0	0	2	2						
John Wathan, R OBP: 0.295, SLG: 0.317										3	0	1	1	0	0	0						
Inning Stats	R: 0 E: 0 K: 0 S: 3	H: 0 LOB: 0 BB: 0 P: 3	R: 0 E: 0 K: 1 S: 6	H: 1 LOB: 1 BB: 0 P: 6	R: 0 E: 0 K: 1 S: 5	H: 0 LOB: 0 BB: 0 P: 5	R: 0 E: 0 K: 0 S: 4	H: 1 LOB: 1 BB: 0 P: 4	R: 0 E: 0 K: 0 S: 3	H: 0 LOB: 0 BB: 0 P: 3	R: 0 E: 0 K: 0 S: 4	H: 1 LOB: 2 BB: 1 P: 8	R: 0 E: 0 K: 0 S: 2	H: 0 LOB: 0 BB: 0 P: 6	R: 1 E: 0 K: 0 S: 5	H: 3 LOB: 1 BB: 0 P: 5	R: 0 E: 0 K: 1 S: 6	H: 1 LOB: 2 BB: 1 P: 10	1B: 5 2B: 2 3B: 0 HR: 0	SF: 0 SAC: 0 DP: 2 HBP: 0	WP: 0 PB: 0 SB: 0 CS: 0	PA: 35
PITCHER	IP WLS BF H R ER SO BB IBB HBP BLK WP HR S P ERA WHIP																					
Mike Flanagan, L ERA: 3.39	(1, 1) 5.2 W 21 3 0 0 2 1 0 0 0 0 0 0 24 28 0.00 0.706																					
Tippy Martinez, L ERA: 2.35	(6, 1) 1.2 8 3 1 1 0 1 0 0 0 0 0 0 7 11 5.40 2.400																					
Tim Stoddard, R ERA: 3.44	(8, 1) 1.2 S 6 1 0 0 1 1 0 0 0 0 0 0 7 11 0.00 1.200																					


Batter	1	2	3	4	5	6	7	8	9	AB	R	H	RBI	BB	SO	LOB	BOTTOM					
Al Bumbry, L OBP: 0.345, SLG: 0.309	F8									4	0	1	0	0	1	1	Kansas City Royals @ Baltimore Orioles Memorial Stadium, Baltimore, MD Thu Aug 13 1981, 7:05 PM EDT Att: 13,780 - Unknown					
Jim Dwyer, L OBP: 0.299, SLG: 0.322	G3 1B									4	1	1	0	0	1	2						
Ken Singleton, S OBP: 0.433, SLG: 0.551										4	1	1	0	0	0	1						
Gary Roenicke, R OBP: 0.377, SLG: 0.398	G3 1B									0	0	0	0	0	0	0						
Eddie Murray, S OBP: 0.311, SLG: 0.469	G3									4	0	1	0	0	0	2						
Terry Crowley, L OBP: 0.361, SLG: 0.360										0	0	0	0	2	0	0						
Benny Ayala, R OBP: 0.340, SLG: 0.325	1B BB									2	0	0	0	0	0	0						
Doug DeCinces, R OBP: 0.313, SLG: 0.427										4	0	2	2	0	0	2						
Rich Dauer, R OBP: 0.335, SLG: 0.356										4	0	2	0	0	0	2						
Rick Dempsey, R OBP: 0.333, SLG: 0.346										3	0	0	0	1	1	4						
Mark Belanger, R OBP: 0.250, SLG: 0.279										3	0	1	0	0	1	1						
Inning Stats	R: 2 E: 0 K: 0 S: 6	H: 3 LOB: 2 BB: 1 P: 10	R: 0 E: 0 K: 2 S: 8	H: 1 LOB: 1 BB: 0 P: 8	R: 0 E: 0 K: 0 S: 3	H: 1 LOB: 1 BB: 1 P: 7	R: 0 E: 0 K: 0 S: 2	H: 0 LOB: 0 BB: 1 P: 6	R: 0 E: 0 K: 0 S: 3	H: 0 LOB: 0 BB: 0 P: 3	R: 0 E: 1 K: 0 S: 5	H: 1 LOB: 2 BB: 0 P: 5	R: 0 E: 0 K: 2 S: 8	H: 1 LOB: 1 BB: 0 P: 8	R: 0 E: 0 K: 0 S: 5	H: 2 LOB: 2 BB: 0 P: 5	R: 0 E: 0 K: 0 S: 5	H: 2 LOB: 2 BB: 0 P: 5	1B: 9 2B: 0 3B: 0 HR: 0	SF: 0 SAC: 0 DP: 1 HBP: 0	WP: 0 PB: 0 SB: 0 CS: 1	PA: 35
PITCHER	IP WLS BF H R ER SO BB IBB HBP BLK WP HR S P ERA WHIP																					
Rich Gale, R ERA: 5.25	(1, 1) 4.0 L 18 5 2 2 2 2 3 0 0 0 0 0 0 19 31 4.50 2.000																					
Atlee Hammaker, L ERA:	(5, 1) 4.0 17 4 0 0 2 0 0 0 0 0 0 0 21 21 0.00 1.000																					

Batter	1	2	3	4	5	6	7	8	9	AB	R	H	RBI	BB	SO	LOB	TOP								
Ron LeFlore, R OBP: 0.306, SLG: 0.316 (1, 7)	4-3		CS 1B		1B S 1-3 3-H 1B		5-3		G6-4-3	5	0	2	1	0	0	3									
Mike Squires, L OBP: 0.351, SLG: 0.335 (1, 3)	4-3		F8					F9		4	0	1	1	0	0	1									
Carlton Fisk, R OBP: 0.399, SLG: 0.428 (1, 2)	F9			F8	5-3					3	0	0	0	1	0	2									
Greg Luzinski, R OBP: 0.376, SLG: 0.461 (1, 10)		F4		5-3			F7		F6	4	0	0	0	0	0	1									
Harold Baines, L OBP: 0.303, SLG: 0.422 (1, 9)		G3		F8			F7 2B		K	4	0	1	0	0	1	1									
Chet Lemon, R OBP: 0.379, SLG: 0.464 (1, 8)		5-3			1B 1B HBP		F7		F8	3	1	0	0	0	0	1									
Tony Bernazard, S OBP: 0.328, SLG: 0.375 (1, 4)			HR BB		1B 1B		F7 SH1-3 BB		1B BB	1	3	1	0	3	0	0									
Jim Morrison, R OBP: 0.262, SLG: 0.379 (1, 5)			1-H HR		F4		SH1-3		1B	3	1	2	2	0	0	2									
Bill Almon, R OBP: 0.368, SLG: 0.408 (1, 6)			K		F5		F7		G6-4-3 1B	4	0	1	1	0	1	3									
Inning Stats	R: 0 E: 0 K: 0 S: 3	H: 0 LOB: 0 BB: 0 P: 3	R: 0 E: 0 K: 0 S: 3	H: 0 LOB: 0 BB: 0 P: 3	R: 2 E: 0 K: 1 S: 6	H: 2 LOB: 0 BB: 1 P: 10	R: 0 E: 0 K: 0 S: 3	H: 0 LOB: 0 BB: 0 P: 3	R: 2 E: 0 K: 0 S: 6	H: 3 LOB: 2 BB: 0 P: 7	R: 0 E: 0 K: 0 S: 3	H: 1 LOB: 0 BB: 0 P: 3	R: 0 E: 0 K: 0 S: 5	H: 0 LOB: 1 BB: 1 P: 7	R: 0 E: 0 K: 1 S: 5	H: 0 LOB: 1 BB: 1 P: 9	R: 1 E: 0 K: 0 S: 4	H: 2 LOB: 1 BB: 1 P: 8	1B: 6 2B: 1 3B: 0 HR: 1	SF: 0 SAC: 1 DP: 1 HBP: 1	WP: 0 PB: 0 SB: 1 CS: 1	PA: 37			
PITCHER	IP	WLS	BF	H	R	ER	SO	BB	IBB	HBP	BLK	WP	HR	S	P	ERA	WHIP								
Sammy Stewart, R ERA: 2.05 (1, 1)	7.0	L	28	6	4	4	1	2	0	1	0	0	1	27	36	5.14	1.143								
Tippy Martinez, L ERA: 2.53 (8, 1)	1.1		8	2	1	1	1	2	0	0	0	0	0	8	16	6.75	3.000								
Dave Ford, R ERA: 5.56 (9, 1)	0.2		1	0	0	0	0	0	0	0	0	0	0	1	1	0.00	0.000								

Chicago White Sox @ Baltimore Orioles
Memorial Stadium, Baltimore, MD
Fri Aug 14 1981, 7:05 PM EDT
Att: 15,401 - Unknown

livebaseballscorecards.com

AB	31
R	5
H	8
RBI	5
BB	4
SO	2
LOB	14




Batter	1	2	3	4	5	6	7	8	9	AB	R	H	RBI	BB	SO	LOB	BOTTOM								
Al Bumbry, L OBP: 0.342, SLG: 0.306 (1, 8)	E 1B		F7		G3		F7		FC6 S	5	1	1	0	0	0	2									
Jim Dwyer, L OBP: 0.290, SLG: 0.312 (1, 9)	E4		K		F9		1-3		6-3	3	0	0	0	0	1	1									
Benny Ayala, R OBP: 0.327, SLG: 0.310 (7, PH)	FC3-6									2	0	0	0	0	0	2									
Ken Singleton, S OBP: 0.294, SLG: 0.553 (1, 10)	FC3-6			E5 G3 2B		1B E 2B		K BB BB		3	2	1	0	1	0	1									
Lenn Sakata, R OBP: 0.298, SLG: 0.244 (8, PR)	1-2 2-H									0	0	0	0	0	0	0									
Eddie Murray, S OBP: 0.310, SLG: 0.463 (1, 3)	K			G3		6-3		FC5-4 BB		3	0	0	0	1	1	3									
John Lowenstein, L OBP: 0.371, SLG: 0.404 (6, PH)	4-3			K		E 1B		K		2	0	0	0	0	1	2									
Gary Roenicke, R OBP: 0.379, SLG: 0.400 (7, 7)						2-3		2-3		2	0	1	0	0	1	2									
Doug DeCinces, R OBP: 0.312, SLG: 0.429 (1, 5)		L7				E5 FC6-4		FC5-4		4	0	1	2	0	0	2									
Dan Graham, L OBP: 0.244, SLG: 0.272 (1, 2)		K				1-2 3-H		F7		2	0	1	0	0	1	0									
Rick Dempsey, R OBP: 0.329, SLG: 0.341 (6, PH)		K						L8		2	0	0	0	0	0	2									
Rich Dauer, R OBP: 0.333, SLG: 0.350 (1, 4)		F8			F9		FC6-4		FC6 BB BB	3	0	0	0	1	0	4									
Mark Belanger, R OBP: 0.244, SLG: 0.272 (1, 6)										3	0	0	0	0	1	0									
Terry Crowley, L OBP: 0.367, SLG: 0.360 (9, PH)										0	0	0	0	1	0	0									
Cal Ripken Jr., R (9, PR)										0	0	0	0	0	0	0									
Inning Stats	R: 1 E: 2 K: 1 S: 7	H: 1 LOB: 1 BB: 0 P: 7	R: 0 E: 0 K: 1 S: 5	H: 0 LOB: 0 BB: 0 P: 5	R: 0 E: 0 K: 1 S: 5	H: 0 LOB: 0 BB: 0 P: 5	R: 1 E: 1 K: 1 S: 8	H: 2 LOB: 2 BB: 0 P: 8	R: 0 E: 0 K: 0 S: 3	H: 0 LOB: 0 BB: 0 P: 3	R: 1 E: 1 K: 0 S: 6	H: 2 LOB: 2 BB: 0 P: 6	R: 0 E: 0 K: 1 S: 5	H: 0 LOB: 0 BB: 0 P: 5	R: 0 E: 0 K: 1 S: 4	H: 0 LOB: 1 BB: 2 P: 12	R: 0 E: 0 K: 0 S: 3	H: 0 LOB: 3 BB: 2 P: 11	1B: 3 2B: 2 3B: 0 HR: 0	SF: 0 SAC: 0 DP: 0 HBP: 0	WP: 0 PB: 0 SB: 1 CS: 0	PA: 38			
PITCHER	IP	WLS	BF	H	R	ER	SO	BB	IBB	HBP	BLK	WP	HR	S	P	ERA	WHIP								
Richard Dotson, R ERA: 2.68 (1, 1)	5.0	W	20	3	2	0	4	0	0	0	0	0	0	28	28	0.00	0.600								
Steve Trout, L ERA: 2.66 (6, 1)	2.0		11	2	1	1	1	2	0	0	0	0	0	11	19	4.50	2.000								
Ed Farmer, R ERA: 4.09 (8, 1)	2.0	S	7	0	0	0	1	2	0	0	0	0	0	7	15	0.00	1.000								

Chicago White Sox @ Baltimore Orioles
Memorial Stadium, Baltimore, MD
Fri Aug 14 1981, 7:05 PM EDT
Att: 15,401 - Unknown

livebaseballscorecards.com

AB	34
R	3
H	5
RBI	2
BB	4
SO	6
LOB	21




Batter	1	2	3	4	5	6	7	8	9	AB	R	H	RBI	BB	SO	LOB	TOP					
Ron LeFlore, R OBP: 0.300, SLG: 0.309 (1, 7)	F8		K			5-3		6-3		4	0	0	0	0	1	1	Chicago White Sox @ Baltimore Orioles Memorial Stadium, Baltimore, MD Sat Aug 15 1981, 7:05 PM EDT Att: 15,323 - Unknown					
Mike Squires, L OBP: 0.354, SLG: 0.339 (1, 3)	L7				FC5-4 1B	F8			1B	4	0	2	0	0	0	0						
Carlton Fisk, R OBP: 0.392, SLG: 0.418 (1, 2)	F2				FC5-4 1-2		4-1		F3	4	0	0	0	0	0	2						
Greg Luzinski, R OBP: 0.369, SLG: 0.452 (1, 10)		6-3		K			E5 BB		K	4	0	0	0	0	2	2						
Wayne Nordhagen, R OBP: 0.339, SLG: 0.457 (1, 9)	F8			K			4-0 1-2 BB		6-3	3	0	0	0	1	1	2						
Chet Lemon, R OBP: 0.374, SLG: 0.457 (1, 8)	F4				1-3		0-0 F9			3	0	0	0	0	0	2						
Tony Bernazard, S OBP: 0.324, SLG: 0.370 (1, 4)			4-3		4-3				6-3	3	0	0	0	0	0	2						
Jim Morrison, R OBP: 0.258, SLG: 0.373 (1, 5)			5-3		B5-3				K	3	0	0	0	0	1	0						
Bill Almon, R OBP: 0.368, SLG: 0.411 (1, 6)						K			F8	3	0	1	0	0	1	0						
Inning Stats	R: 0 E: 0 K: 0 S: 3	H: 0 LOB: 0 BB: 0 P: 3	R: 0 E: 0 K: 0 S: 3	H: 0 LOB: 0 BB: 0 P: 3	R: 0 E: 0 K: 1 S: 6	H: 1 LOB: 1 BB: 0 P: 6	R: 0 E: 0 K: 2 S: 8	H: 1 LOB: 1 BB: 0 P: 8	R: 0 E: 0 K: 0 S: 3	H: 0 LOB: 0 BB: 0 P: 3	R: 0 E: 0 K: 1 S: 5	H: 0 LOB: 0 BB: 0 P: 5	R: 0 E: 1 K: 0 S: 4	H: 0 LOB: 2 BB: 1 P: 8	R: 0 E: 0 K: 1 S: 5	H: 0 LOB: 0 BB: 0 P: 5	R: 0 E: 0 K: 1 S: 6	H: 1 LOB: 1 BB: 0 P: 6	1B: 2 2B: 1 3B: 0 HR: 0	SF: 0 SAC: 0 DP: 0 HBP: 0	WP: 0 PB: 0 SB: 0 CS: 0	PA: 32
PITCHER Dennis Martinez, R ERA: 3.01 (1, 1)	IP: 9.0 WLS: W BF: 32 H: 3 R: 0 ER: 0 SO: 6 BB: 1 IBB: 0 HBP: 0 BLK: 0 WP: 0 HR: 0 S: 43 P: 47 ERA: 0.00 WHIP: 0.444															PITCHER IP: 9.0 WLS: W BF: 32 H: 3 R: 0 ER: 0 SO: 6 BB: 1 IBB: 0 HBP: 0 BLK: 0 WP: 0 HR: 0 S: 43 P: 47 ERA: 0.00 WHIP: 0.444						

Batter	1	2	3	4	5	6	7	8	9	AB	R	H	RBI	BB	SO	LOB	BOTTOM					
Al Bumbry, L OBP: 0.340, SLG: 0.305 Jim Dwyer, L OBP: 0.290, SLG: 0.312 (1, 8) (8, 7)	4-3		L7		CS 1B		F8			4	0	1	0	0	0	0	Chicago White Sox @ Baltimore Orioles Memorial Stadium, Baltimore, MD Sat Aug 15 1981, 7:05 PM EDT Att: 15,323 - Unknown					
Rich Dauer, R OBP: 0.332, SLG: 0.345 (1, 4)	F9		F4		1-2 BB		F8			3	0	0	0	1	0	0						
Ken Singleton, S OBP: 0.431, SLG: 0.545 (1, 9)	F9			1B HR BB	K		G3			3	1	0	0	1	1	1						
Eddie Murray, S OBP: 0.314, SLG: 0.461 (1, 3)		BB BB	BB BB	HR BB 1B	F5		G3			3	1	1	0	1	0	1						
Terry Crowley, L OBP: 0.375, SLG: 0.363 (1, 10)		F5		HR BB		G6-3 1B				2	1	1	0	1	0	1						
Doug DeCinces, R OBP: 0.317, SLG: 0.446 (1, 5)		BB BB	BB BB	HR BB		G6-3 1-2				2	1	1	4	1	0	1						
Dan Graham, L OBP: 0.286, SLG: 0.287 (1, 2)		BB BB	BB BB	HR K		6-3				3	0	0	0	0	1	2						
Gary Roenicke, R OBP: 0.372, SLG: 0.391 (8, 8)		K			P3		F2			3	0	0	0	0	1	2						
Mark Belanger, R OBP: 0.238, SLG: 0.265 (1, 6)			F8		F7		K			3	0	0	0	0	1	0						
Inning Stats	R: 0 E: 0 K: 0 S: 3	H: 0 LOB: 0 BB: 2 P: 3	R: 0 E: 0 K: 1 S: 5	H: 0 LOB: 2 BB: 2 P: 13	R: 0 E: 0 K: 0 S: 3	H: 0 LOB: 0 BB: 0 P: 3	R: 4 E: 0 K: 1 S: 7	H: 2 LOB: 2 BB: 2 P: 15	R: 0 E: 0 K: 1 S: 5	H: 1 LOB: 1 BB: 1 P: 9	R: 0 E: 0 K: 0 S: 3	H: 1 LOB: 0 BB: 0 P: 3	R: 0 E: 0 K: 1 S: 5	H: 0 LOB: 0 BB: 0 P: 5	R: 0 E: 0 K: 0 S: 3	H: 0 LOB: 0 BB: 0 P: 3	R: 0 E: 0 K: 0 S: 3	H: 0 LOB: 0 BB: 0 P: 3	1B: 3 2B: 0 3B: 0 HR: 1	SF: 0 SAC: 0 DP: 1 HBP: 0	WP: 0 PB: 0 SB: 0 CS: 1	PA: 31
PITCHER LaMarr Hoyt, R ERA: 3.72 Reggie Patterson, R ERA: 11.57 Lynn McGlothen, R ERA: 4.69 (1, 1) (5, 1) (8, 1)	IP: 4.0 WLS: L BF: 18 H: 2 R: 4 ER: 4 SO: 2 BB: 4 IBB: 0 HBP: 0 BLK: 0 WP: 0 HR: 1 S: 18 P: 34 ERA: 9.00 WHIP: 1.500															PITCHER IP: 4.0 WLS: L BF: 18 H: 2 R: 4 ER: 4 SO: 2 BB: 4 IBB: 0 HBP: 0 BLK: 0 WP: 0 HR: 1 S: 18 P: 34 ERA: 9.00 WHIP: 1.500						

Batter	1	2	3	4	5	6	7	8	9	10	AB	R	H	RBI	BB	SO	LOB	TOP				
Ron LeFlore, R OBP: 0.298, SLG: 0.307 (1, 7)	F4	K			4-3		F9		1B		5	1	1	1	0	1	3	Chicago White Sox @ Baltimore Orioles Memorial Stadium, Baltimore, MD Sun Aug 16 1981, 3:33 AM EDT Att: 16,684 - Unknown				
Mike Squires, L OBP: 0.352, SLG: 0.337 Lamar Johnson, R OBP: 0.356, SLG: 0.406 (9, PH)	G4-3 1B		F8		1-3		4-3		1B	1B	4	0	1	0	0	0	1					
Carlton Fisk, R OBP: 0.396, SLG: 0.423 (1, 2)	G4-3			FC4-6 1B					E8		5	1	3	1	0	0	1					
Greg Luzinski, R OBP: 0.366, SLG: 0.444 (1, 10)		1B	F9				F9		L7		4	1	0	0	1	0	3					
Harold Baines, L OBP: 0.305, SLG: 0.426 (1, 9)		1B	FC4-6				E4		SH1-3 1B		5	2	2	0	0	1	2					
Chat Lemon, R OBP: 0.376, SLG: 0.463 (1, 8)				1-3					K	SH1-3	4	0	2	1	0	1	0					
Tony Bernazard, S OBP: 0.329, SLG: 0.372 (1, 4)				P1			6-3-4-2-5-1		2B	CS	4	1	2	2	1	0	2					
Jim Morrison, R OBP: 0.254, SLG: 0.369 Bob Molinaro, L OBP: 0.459, SLG: 0.438 Greg Pryor, R OBP: 0.314, SLG: 0.277 (9, PH)	SF7			F3			6-3		1B	F7	2	0	0	1	0	0	0					
Bill Almon, R OBP: 0.366, SLG: 0.408 (1, 6)	F7			F3					6-3		1	1	1	0	0	0	1					
Inning Stats	R: 0 E: 0 K: 0 S: 3	H: 1 LOB: 0 BB: 0 P: 3	R: 2 E: 0 K: 1 S: 8	H: 3 LOB: 2 BB: 1 P: 12	R: 0 E: 0 K: 0 S: 4	H: 1 LOB: 1 BB: 0 P: 4	R: 0 E: 0 K: 0 S: 3	H: 0 LOB: 0 BB: 0 P: 3	R: 1 E: 1 K: 0 S: 5	H: 2 LOB: 1 BB: 0 P: 5	R: 0 E: 0 K: 0 S: 4	H: 1 LOB: 1 BB: 0 P: 4	R: 0 E: 0 K: 1 S: 5	H: 0 LOB: 0 BB: 0 P: 5	R: 4 E: 1 K: 1 S: 8	H: 3 LOB: 1 BB: 2 P: 16	R: 1 E: 0 K: 0 S: 4		H: 2 LOB: 0 BB: 0 P: 4	1B: 10 2B: 4 3B: 0 HR: 0	SF: 1 SAC: 1 DP: 2 HBP: 0	WP: 0 PB: 0 SB: 1 CS: 1
PITCHER	IP	WLS	BF	H	R	ER	SO	BB	IBB	HBP	BLK	WP	HR	S	P	ERA	WHIP					
Jim Palmer, R ERA: 2.81 (1, 1)	7.0		29	8	3	2	1	BB	1	0	0	0	0	30	34	2.57	1.286					
Tim Stoddard, R ERA: 4.5 (8, 1)	1.2		8	2	3	3	2	1	0	0	0	0	0	11	15	16.20	1.800					
Tipoy Martinez, L ERA: 2.53 (9, 1)	0.0		1	0	0	0	0	0	1	0	0	0	0	0	4	∞	∞					
Dave Ford, R ERA: 5.77 (9, 1)	0.1	L	3	2	2	1	0	0	0	0	0	0	0	3	3	27.00	6.000					
Jeff Schneider, L ERA: 10.9 (10, 1)	1.0		3	1	0	0	0	0	0	0	0	0	0	3	3	0.00	1.000					

Chicago White Sox @ Baltimore Orioles
Memorial Stadium, Baltimore, MD
Sun Aug 16 1981, 3:33 AM EDT
Att: 16,684 - Unknown


AB 39
R 8
H 13
RBI 7
BB 3
SO 3
LOB 16



Batter	1	2	3	4	5	6	7	8	9	10	AB	R	H	RBI	BB	SO	LOB	BOTTOM				
Al Bumbry, L OBP: 0.344, SLG: 0.304 (1, 8)	CS		HR	5-3 6-3 1B		F7		K		F8	4	2	1	0	2	1	0	Chicago White Sox @ Baltimore Orioles Memorial Stadium, Baltimore, MD Sun Aug 16 1981, 3:33 AM EDT Att: 16,684 - Unknown				
Rich Dauer, R OBP: 0.323, SLG: 0.335 (1, 4)	F3		F8	5-3		6-3		F8		5-3	6	0	0	0	0	0	4					
Ken Singleton, S OBP: 0.429, SLG: 0.537 Jim Dwyer, L OBP: 0.294, SLG: 0.309 (8, 7)	F9		HR	6-3		G3		G3		F9	3	1	0	1	1	0	1					
Eddie Murray, S OBP: 0.320, SLG: 0.489 (1, 3)	CS	6-3	HR	F8		1B	BB	1B	BB	HR	4	2	2	6	1	0	0					
Doug DeCinces, R OBP: 0.324, SLG: 0.447 (1, 5)		F6	1B	E	1B	5-3			1B	BB	4	0	2	0	1	0	0					
Benny Ayala, R OBP: 0.327, SLG: 0.311 Terry Crowley, L OBP: 0.377, SLG: 0.366 (7, PH)		BB	E6	1B		F5			FC4-6	BB	3	0	1	0	0	0	1					
Gary Roenicke, R OBP: 0.375, SLG: 0.386 (8, 9)		1B				F6			1B	BB	2	0	0	0	2	1	5					
John Lowenstein, L OBP: 0.376, SLG: 0.404 (9, PH)			K					F6			0	0	0	0	1	0	0					
Cal Ripken Jr., R OBP: 0.200, SLG: 0.200 Mark Belanger, R OBP: 0.263, SLG: 0.263 Dan Graham, L OBP: 0.283, SLG: 0.284 (10, 2)	F3			5-3				F8		K	3	0	1	0	0	0	3					
Rick Dempsey, R OBP: 0.327, SLG: 0.338 Jose Morales, R OBP: 0.314, SLG: 0.327 Lenn Sakata, R OBP: 0.298, SLG: 0.244 (10, 6)			HR			5-3		F6		6-3	4	1	1	0	0	1	3					
Inning Stats	R: 0 E: 0 K: 0 S: 2	H: 0 LOB: 0 BB: 1 P: 6	R: 0 E: 0 K: 0 S: 4	H: 1 LOB: 2 BB: 1 P: 8	R: 4 E: 1 K: 2 S: 12	H: 4 LOB: 3 BB: 2 P: 20	R: 1 E: 0 K: 0 S: 4	H: 1 LOB: 0 BB: 0 P: 4	R: 0 E: 0 K: 0 S: 3	H: 0 LOB: 0 BB: 0 P: 3	R: 0 E: 0 K: 0 S: 4	H: 1 LOB: 3 BB: 2 P: 12	R: 0 E: 0 K: 1 S: 5	H: 0 LOB: 0 BB: 0 P: 5	R: 2 E: 0 K: 1 S: 7	H: 2 LOB: 2 BB: 1 P: 15	R: 0 E: 0 K: 0 S: 3	H: 0 LOB: 0 BB: 0 P: 3	1B: 7 2B: 0 3B: 0 HR: 2	SF: 0 SAC: 0 DP: 0 HBP: 0	WP: 0 PB: 0 SB: 1 CS: 1	PA: 49
PITCHER	IP	WLS	BF	H	R	ER	SO	BB	IBB	HBP	BLK	WP	HR	S	P	ERA	WHIP					
Ross Baumgarten, L ERA: 3.97 (1, 1)	2.1		14	4	4	4	0	BB	4	0	0	0	0	1	26	15.43	3.429					
Dennis Lamp, R ERA: 2.17 (3, 1)	4.2		21	3	1	1	2	3	0	0	0	0	0	10	34	1.93	1.286					
Lynn McGlothen, R ERA: 4.76 (8, 1)	1.0		4	0	1	1	1	1	0	0	0	0	0	5	9	9.00	1.000					
Ed Farmer, R ERA: 4.24 (9, 1)	1.0	W	6	2	1	1	1	1	0	0	0	0	1	7	11	9.00	3.000					
Kevin Hickey, L ERA: 3.7 (10, 1)	1.0	S	3	0	0	0	0	0	0	0	0	0	0	3	3	0.00	0.000					

Chicago White Sox @ Baltimore Orioles
Memorial Stadium, Baltimore, MD
Sun Aug 16 1981, 3:33 AM EDT
Att: 16,684 - Unknown

AB 39
R 7
H 9
RBI 7
BB 9
SO 4
LOB 25



Batter	1	2	3	4	5	6	7	8	9	AB	R	H	RBI	BB	SO	LOB	TOP																						
Al Bumby, L OBP: 0.341, SLG: 0.302 (1, 8)	F7	FC3-5-2		2B 1B		4-3		G3		5	1	1	0	0	0	2	Baltimore Orioles @ California Angels Anaheim Stadium, Anaheim, CA Tue Aug 18 1981, 10:05 PM EDT Att: 28,230 - Unknown																						
Rich Dauer, R OBP: 0.325, SLG: 0.341 (1, 4)	F7	5-3		1B		1B		1-3		5	0	2	1	0	0	2																							
Ken Singleton, S OBP: 0.432, SLG: 0.539 (1, 10)	F7			1B		1B		1-3		5	1	3	1	0	0	0																							
Eddie Murray, S OBP: 0.317, SLG: 0.480 (1, 3)		K		1B		L5		FC1-6		4	0	0	0	1	1	3																							
John Lowenstein, L OBP: 0.377, SLG: 0.404 (1, 7)				1B		E1		K		5	1	2	0	0	2	4																							
Doug DeCinces, R OBP: 0.326, SLG: 0.451 (1, 5)				2B		F8		K		5	1	2	1	0	2	2																							
Gary Roenicke, R OBP: 0.378, SLG: 0.392 (1, 9)				1B		1B		P1		3	1	1	2	1	0	2																							
Rick Dempsey, R OBP: 0.331, SLG: 0.338 (1, 2)				1B		F9		F8		3	0	1	0	1	0	0																							
Mark Belanger, R OBP: 0.244, SLG: 0.264 (1, 6)				1B		G6-4-3		P3		3	1	1	1	1	0	3																							
Inning Stats	R: 0 E: 0 K: 0 S: 3	H: 0 LOB: 0 BB: 0 P: 3	R: 3 E: 0 K: 1 S: 9	H: 4 LOB: 2 BB: 1 P: 13	R: 1 E: 0 K: 1 S: 6	H: 2 LOB: 1 BB: 1 P: 10	R: 2 E: 0 K: 0 S: 5	H: 3 LOB: 1 BB: 1 P: 9	R: 0 E: 1 K: 0 S: 4	H: 1 LOB: 2 BB: 1 P: 8	R: 0 E: 0 K: 1 S: 7	H: 2 LOB: 2 BB: 0 P: 7	R: 0 E: 0 K: 1 S: 5	H: 0 LOB: 0 BB: 0 P: 5	R: 0 E: 0 K: 0 S: 3	H: 0 LOB: 0 BB: 0 P: 3	R: 0 E: 0 K: 1 S: 6	H: 1 LOB: 1 BB: 0 P: 6	1B: 10 2B: 3 3B: 0 HR: 0	SF: 0 SAC: 0 DP: 2 HBP: 0	WP: 0 PB: 0 SB: 1 CS: 0	PA: 42																	
PITCHER	IP	WLS	BF	H	R	ER	SO	BB	IBB	HBP	BLK	WP	HR	S	P	ERA	WHIP	PITCHER				IP	WLS	BF	H	R	ER	SO	BB	IBB	HBP	BLK	WP	HR	S	P	ERA	WHIP	
Dave Frost, R ERA: 3.32 (1, 1)	3.0	L	16	6	4	4	2	2	0	0	0	0	0	0	18	26	12.00	2.667																					
Angel Moreno, L ERA: 18.0 (4, 1)	1.0		7	3	2	2	0	1	0	0	0	0	0	0	6	10	18.00	4.000																					
Bruce Kison, R ERA: 1.59 (5, 1)	4.0		15	3	0	0	2	1	0	0	0	0	0	0	18	22	0.00	1.000																					
Don Aase, R ERA: 1.8 (9, 1)	1.0		4	1	0	0	1	0	0	0	0	0	0	0	6	6	0.00	1.000																					
Rod Carew, L OBP: 0.376, SLG: 0.394 (1, 3)	SH1-3 1B	SH3-4		F8		L7		F8		4	1	1	0	0	0	1	Baltimore Orioles @ California Angels Anaheim Stadium, Anaheim, CA Tue Aug 18 1981, 10:05 PM EDT Att: 28,230 - Unknown																						
Rick Burleson, R OBP: 0.386, SLG: 0.395 (1, 6)	SH1-3	SF9-3 IBB		1-3		1B		F7		3	1	1	0	1	0	1																							
Fred Lynn, L OBP: 0.329, SLG: 0.377 (1, 8)	1B	SF9-3		F5		1B		1B		1	0	0	1	2	0	0																							
Dan Ford, R OBP: 0.325, SLG: 0.471 (1, 9)	K			F9		1B		1B		4	0	1	1	0	1	2																							
Bobby Grich, R OBP: 0.406, SLG: 0.548 (1, 4)				L6		5-3		K		4	0	1	1	0	1	2																							
Bobby Clark, R OBP: 0.293, SLG: 0.400 (1, 7)				L5		5-3		K		3	0	0	0	0	1	2																							
John Harris, L OBP: 0.261, SLG: 0.356 (8, FH)	L5			6-3		K		1-3		1	0	0	0	0	0	0																							
Juan Beniquez, R OBP: 0.217, SLG: 0.192 (9, 7)										0	0	0	0	0	0	0																							
Don Baylor, R OBP: 0.286, SLG: 0.341 (1, 10)				F8		P4		3-1		4	1	1	0	0	0	0																							
Brian Downing, R OBP: 0.370, SLG: 0.392 (1, 2)				F9		F9		6-3		4	2	2	0	0	0	0																							
Butch Hobson, R OBP: 0.367, SLG: 0.404 (1, 5)				SH3-4 1B		6-3		F9		4	0	2	2	0	0	0																							
Inning Stats	R: 1 E: 0 K: 1 S: 7	H: 2 LOB: 2 BB: 1 P: 11	R: 2 E: 0 K: 0 S: 5	H: 3 LOB: 1 BB: 1 P: 9	R: 0 E: 0 K: 0 S: 3	H: 0 LOB: 0 BB: 0 P: 3	R: 1 E: 0 K: 0 S: 5	H: 2 LOB: 1 BB: 0 P: 5	R: 0 E: 0 K: 0 S: 3	H: 0 LOB: 0 BB: 0 P: 3	R: 0 E: 0 K: 1 S: 5	H: 2 LOB: 2 BB: 1 P: 11	R: 0 E: 0 K: 0 S: 3	H: 0 LOB: 0 BB: 0 P: 3	R: 0 E: 0 K: 0 S: 3	H: 0 LOB: 0 BB: 0 P: 3	R: 0 E: 0 K: 0 S: 3	H: 0 LOB: 0 BB: 0 P: 3	1B: 8 2B: 2 3B: 0 HR: 0	SF: 1 SAC: 2 DP: 1 HBP: 0	WP: 0 PB: 0 SB: 0 CS: 0	PA: 38																	
PITCHER	IP	WLS	BF	H	R	ER	SO	BB	IBB	HBP	BLK	WP	HR	S	P	ERA	WHIP	PITCHER				IP	WLS	BF	H	R	ER	SO	BB	IBB	HBP	BLK	WP	HR	S	P	ERA	WHIP	
Scott McGregor, L ERA: 3.52 (1, 1)	6.2	W	30	8	5	5	2	2	0	0	0	0	0	0	31	43	6.75	1.500																					
Sammy Stewart, R ERA: 1.98 (7, 1)	2.1	S	8	1	0	0	1	0	0	0	0	0	0	10	10	0.00	0.429																						

AB 38
R 6
H 13
RBI 6
BB 4
SO 5
LOB 18




AB 32
R 5
H 9
RBI 5
BB 3
SO 3
LOB 8



Batter	1	2	3	4	5	6	7	8	9	AB	R	H	RBI	BB	SO	LOB	TOP										
Al Bumbry, L OBP: 0.340, SLG: 0.310 (1, 8)										4	1	1	0	0	0	3	Baltimore Orioles @ California Angels Anaheim Stadium, Anaheim, CA Wed Aug 19 1981, 10:05 PM EDT Att: 24,158 - Unknown										
Rich Dauer, R OBP: 0.328, SLG: 0.341 (1, 4)										3	1	1	0	1	0	2											
Ken Singleton, S OBP: 0.429, SLG: 0.534 (1, 9)										2	0	0	1	1	1	2											
Eddie Murray, S OBP: 0.316, SLG: 0.476 (1, 3)										4	0	1	2	0	0	1											
Terry Crowley, L OBP: 0.364, SLG: 0.351 (1, 10)										4	0	0	0	0	0	2											
Doug DeCinces, R OBP: 0.324, SLG: 0.444 (1, 5)										3	0	0	0	1	1	0											
John Lowenstein, L OBP: 0.368, SLG: 0.393 (1, 7)										3	0	0	0	0	1	1											
Rick Dempsey, R OBP: 0.331, SLG: 0.338 (1, 2)										3	1	1	0	0	1	0											
Mark Belanger, R OBP: 0.250, SLG: 0.264 (6, PH)										0	0	0	0	1	0	0											
Cal Ripken Jr., R OBP: 0.286, SLG: 0.286 (6, 6)										2	0	1	0	0	1	1											
Inning Stats	R: 1 E: 0 K: 0 S: 4	H: 1 LOB: 0 BB: 0 P: 4	R: 0 E: 0 K: 1 S: 4	H: 0 LOB: 0 BB: 1 P: 8	R: 0 E: 0 K: 0 S: 2	H: 0 LOB: 0 BB: 1 P: 6	R: 0 E: 0 K: 1 S: 4	H: 0 LOB: 0 BB: 1 P: 8	R: 0 E: 0 K: 0 S: 3	H: 0 LOB: 0 BB: 0 P: 3	R: 2 E: 0 K: 1 S: 8	H: 3 LOB: 2 BB: 1 P: 12	R: 0 E: 0 K: 2 S: 7	H: 0 LOB: 0 BB: 0 P: 7	R: 0 E: 0 K: 0 S: 4	H: 1 LOB: 1 BB: 0 P: 4	R: 0 E: 0 K: 0 S: 3	H: 0 LOB: 0 BB: 0 P: 3	1B: 4 2B: 0 3B: 1 HR: 0	SF: 1 SAC: 0 DP: 2 HBP: 0	WP: 0 PB: 0 SB: 0 CS: 1	PA: 34					
PITCHER	IP	WLS	BF	H	R	ER	SO	BB	IBB	HBP	BLK	WP	HR	S	P	ERA	WHIP										
Steve Renko, R ERA: 3.29 (1, 1)	5.2	W	22	4	3	3	3	4	0	0	0	0	0	24	40	4.76	1.412										
Don Aase, R ERA: 1.66 (6, 1)	3.1	S	11	1	0	0	2	0	0	0	0	0	0	15	15	0.00	0.300										

Batter	1	2	3	4	5	6	7	8	9	AB	R	H	RBI	BB	SO	LOB	BOTTOM										
Rod Carew, L OBP: 0.380, SLG: 0.398 (1, 3)										5	1	3	0	0	0	0	Baltimore Orioles @ California Angels Anaheim Stadium, Anaheim, CA Wed Aug 19 1981, 10:05 PM EDT Att: 24,158 - Unknown										
Rick Burleson, R OBP: 0.367, SLG: 0.395 (1, 6)										5	0	2	1	0	0	2											
Fred Lynn, L OBP: 0.341, SLG: 0.384 (1, 8)										2	0	2	1	2	0	0											
Brian Downing, R OBP: 0.364, SLG: 0.384 (1, 2)										4	0	0	0	0	0	7											
Bobby Grich, R OBP: 0.412, SLG: 0.568 (1, 4)										4	2	3	1	0	0	0											
Dan Ford, R OBP: 0.324, SLG: 0.471 (1, 9)										4	1	1	0	0	1	1											
Don Baylor, R OBP: 0.286, SLG: 0.339 (1, 10)										4	0	1	1	0	0	1											
Bobby Clark, R OBP: 0.291, SLG: 0.419 (1, 7)										4	1	1	1	0	0	1											
Butch Hobson, R OBP: 0.364, SLG: 0.401 (1, 5)										4	1	1	1	0	0	1											
Bert Campaneris, R OBP: 0.212, SLG: 0.250 (9, 5)										0	0	0	0	0	0	0											
Inning Stats	R: 0 E: 0 K: 0 S: 3	H: 0 LOB: 1 BB: 1 P: 7	R: 1 E: 0 K: 0 S: 5	H: 3 LOB: 1 BB: 0 P: 5	R: 0 E: 0 K: 0 S: 4	H: 2 LOB: 1 BB: 0 P: 4	R: 4 E: 0 K: 0 S: 9	H: 6 LOB: 2 BB: 0 P: 9	R: 1 E: 0 K: 1 S: 6	H: 1 LOB: 0 BB: 0 P: 6	R: 0 E: 0 K: 0 S: 4	H: 1 LOB: 2 BB: 1 P: 8	R: 0 E: 0 K: 0 S: 3	H: 0 LOB: 0 BB: 0 P: 3	R: 0 E: 0 K: 0 S: 4	H: 1 LOB: 1 BB: 0 P: 4	R: 0 E: 0 K: 0 S: 4	H: 1 LOB: 1 BB: 0 P: 4	1B: 11 2B: 1 3B: 1 HR: 1	SF: 0 SAC: 0 DP: 1 HBP: 0	WP: 0 PB: 0 SB: 0 CS: 1	PA: 38					
PITCHER	IP	WLS	BF	H	R	ER	SO	BB	IBB	HBP	BLK	WP	HR	S	P	ERA	WHIP										
Mike Flanagan, L ERA: 3.72 (1, 1)	3.2	L	20	10	5	5	0	1	0	0	0	0	0	19	23	12.27	3.000										
Jeff Schneider, L ERA: 5.67 (4, 1)	4.1		18	4	1	1	1	1	0	0	0	0	1	19	23	2.08	1.154										



Batter	1	2	3	4	5	6	7	8	9	AB	R	H	RBI	BB	SO	LOB	TOP			
Al Bumbry, L OBP: 0.338, SLG: 0.309 (1, 8)										4	1	1	0	0	1	1	Baltimore Orioles @ California Angels Anaheim Stadium, Anaheim, CA Thu Aug 20 1981, 10:05 PM EDT Att: 24,323 - Unknown livebaseballscorecards.com			
Rich Dauer, R OBP: 0.331, SLG: 0.349 (1, 4)										4	1	2	0	0	0	1				
Ken Singleton, S OBP: 0.423, SLG: 0.524 (1, 9)										4	0	0	0	0	0	3				
Eddie Murray, S OBP: 0.319, SLG: 0.481 (1, 3)										4	0	2	2	0	0	0				
Doug DeCinces, R OBP: 0.323, SLG: 0.440 (1, 5)										4	0	1	0	0	0	3				
Benny Avila, R OBP: 0.338, SLG: 0.327 (1, 10)										4	0	2	0	0	0	1				
Gary Roenicke, R OBP: 0.369, SLG: 0.381 (1, 7)										4	0	0	0	0	0	2				
Rick Dempsey, R OBP: 0.329, SLG: 0.336 (1, 2)										4	0	1	0	0	0	1				
Mark Belanger, R OBP: 0.244, SLG: 0.258 (1, 6)										3	0	0	0	0	0	3				
Cal Ripken Jr., R OBP: 0.250, SLG: 0.250 (9, PH)										1	0	0	0	0	0	0				
Inning Stats	R: 1 E: 0 K: 1 S: 7	H: 2 LOB: 1 BB: 0 P: 7	R: 0 E: 0 K: 0 S: 4	H: 1 LOB: 1 BB: 0 P: 4	R: 1 E: 0 K: 0 S: 5	H: 3 LOB: 1 BB: 0 P: 5	R: 0 E: 0 K: 0 S: 4	H: 1 LOB: 1 BB: 0 P: 4	R: 0 E: 1 K: 0 S: 4	H: 0 LOB: 1 BB: 0 P: 4	R: 0 E: 0 K: 0 S: 4	H: 1 LOB: 1 BB: 0 P: 4	R: 0 E: 0 K: 0 S: 3	H: 0 LOB: 0 BB: 0 P: 3	R: 0 E: 0 K: 0 S: 3	H: 0 LOB: 0 BB: 0 P: 3	1B: 7 2B: 2 3B: 0 HR: 0	SF: 0 SAC: 0 DP: 1 HBP: 0	WP: 0 PB: 0 SB: 0 CS: 0	PA: 36
PITCHER Geoff Zahn, L ERA: 3.86 (1, 1)	IP: 9.0 WLS: W BF: 36 H: 9 R: 2 ER: 2 SO: 1 BB: 0 IBB: 0 HBP: 0 BLK: 0 WP: 0 HR: 0 S: 38 P: 38 ERA: 2.00 WHIP: 1.000															PITCHER				

Batter	1	2	3	4	5	6	7	8	9	AB	R	H	RBI	BB	SO	LOB	BOTTOM			
Rod Carew, L OBP: 0.380, SLG: 0.405 (1, 3)										5	1	2	0	0	1	0	Baltimore Orioles @ California Angels Anaheim Stadium, Anaheim, CA Thu Aug 20 1981, 10:05 PM EDT Att: 24,323 - Unknown livebaseballscorecards.com			
Rick Burleson, R OBP: 0.369, SLG: 0.398 (1, 6)										3	1	1	0	1	0	1				
Fred Lynn, L OBP: 0.344, SLG: 0.380 (1, 8)										2	0	0	0	2	0	3				
Dan Ford, R OBP: 0.323, SLG: 0.467 (1, 9)										4	2	1	0	0	0	3				
Bobby Grich, R OBP: 0.405, SLG: 0.556 (1, 4)										4	0	0	1	0	0	2				
Don Baylor, R OBP: 0.293, SLG: 0.368 (1, 10)										4	2	3	2	0	0	2				
Brian Downing, R OBP: 0.366, SLG: 0.386 (1, 7)										4	0	2	2	0	0	1				
Ed Ott, L OBP: 0.261, SLG: 0.287 (1, 2)										4	0	0	0	0	1	4				
Butch Hobson, R OBP: 0.358, SLG: 0.393 (1, 5)										4	0	0	0	0	1	0				
Bert Campaneris, R OBP: 0.212, SLG: 0.250 (9, 5)										0	0	0	0	0	0	0				
Inning Stats	R: 3 E: 2 K: 0 S: 7	H: 3 LOB: 2 BB: 1 P: 11	R: 0 E: 0 K: 0 S: 4	H: 1 LOB: 2 BB: 1 P: 8	R: 0 E: 0 K: 0 S: 4	H: 1 LOB: 1 BB: 0 P: 4	R: 0 E: 0 K: 1 S: 6	H: 1 LOB: 1 BB: 0 P: 6	R: 1 E: 0 K: 1 S: 7	H: 2 LOB: 1 BB: 0 P: 7	R: 0 E: 0 K: 1 S: 5	H: 0 LOB: 0 BB: 0 P: 5	R: 2 E: 0 K: 0 S: 4	H: 1 LOB: 0 BB: 1 P: 8	R: 0 E: 0 K: 0 S: 3	H: 0 LOB: 0 BB: 0 P: 3	1B: 3 2B: 5 3B: 0 HR: 1	SF: 0 SAC: 0 DP: 0 HBP: 0	WP: 0 PB: 0 SB: 0 CS: 0	PA: 37
PITCHER Dennis Martinez, R ERA: 3.17 (1, 1)	IP: 7.0 WLS: L BF: 34 H: 9 R: 6 ER: 4 SO: 3 BB: 3 IBB: 0 HBP: 0 BLK: 0 WP: 0 HR: 1 S: 37 P: 49 ERA: 5.14 WHIP: 1.714															PITCHER				
Steve Stone, R ERA: 4.99 (8, 1)	IP: 1.0 WLS: 3 BF: 0 H: 0 R: 0 ER: 0 SO: 0 BB: 0 IBB: 0 HBP: 0 BLK: 0 WP: 0 HR: 0 S: 3 P: 3 ERA: 0.00 WHIP: 0.000															PITCHER				

Batter	1	2	3	4	5	6	7	8	9	AB	R	H	RBI	BB	SO	LOB	TOP								
Al Bumby, L OBP: 0.351, SLG: 0.315 (1, 8)	0-0 WP 2B 1B		0-0 1B FC3-6	4-0 BB		4-0 CS IBB			4-0 G6-4-3 BB	2	2	2	0	3	0	0									
Rich Dauer, R OBP: 0.333, SLG: 0.356 (1, 4)	0-0 WP FC4-2 2B		0-0 F7	0-0 FC5		0-0 CS	0-0 E5 BB		0-0 F9	1	0	1	0	0	0	0									
Lenn Sakata, R OBP: 0.275, SLG: 0.222 (1, 4)										4	0	0	0	0	0	5									
Ken Singleton, S OBP: 0.422, SLG: 0.520 (1, 9)	0-0 FC4-2 F3 1B		0-0 FC3-6 1B		0-0 F7		4-0 BB	4-0 G6-4-3 BB	0-0 G6-4-3	4	1	1	0	1	0	3									
Jim Dwyer, L OBP: 0.294, SLG: 0.309 (9, 7)										0	0	0	0	0	0	0									
Eddie Murray, S OBP: 0.318, SLG: 0.475 (1, 3)	0-0 F3		0-0 FC3-6 2B		4-0 BB		0-3 K			3	1	0	1	1	1	4									
John Lowenstein, L OBP: 0.375, SLG: 0.409 (1, 7)	0-0 FC4-2 1B		0-0 FC3-6 2B		0-3 BB		0-3 K		0-0 G6-4-3	3	0	2	2	0	1	1									
Gary Roenicke, R OBP: 0.367, SLG: 0.378 (7, PH)										1	0	0	0	0	0	2									
Dan Graham, L OBP: 0.273, SLG: 0.273 (1, 10)		0-0 4-1	0-0 F8		0-3 K				0-0 1-3	4	0	0	0	0	1	2									
Doug DeCinces, R OBP: 0.326, SLG: 0.446 (1, 5)						0-0 G6-4-3 1B			0-0 F7	4	0	2	0	0	0	0									
Mark Belanger, R OBP: 0.244, SLG: 0.258 (8, 6)										0	0	0	0	0	0	0									
Cal Ripken Jr., R OBP: 0.167, SLG: 0.167 (1, 6)		0-0 F3		0-0 G6-4-3		0-0 P5		0-3 K		4	0	0	0	0	1	2									
Rick Dempsey, R OBP: 0.339, SLG: 0.362 (1, 2)		0-0 6-3		0-0 FC5 2B		0-0 3B		1-0 BLK HBP		3	0	2	0	0	0	1									
Inning Stats	R: 2 E: 0 K: 0 S: 5	H: 3 LOB: 1 BB: 0 P: 5	R: 0 E: 0 K: 0 S: 4	H: 1 LOB: 1 BB: 0 P: 4	R: 2 E: 0 K: 0 S: 6	H: 3 LOB: 1 BB: 0 P: 6	R: 0 E: 0 K: 0 S: 4	H: 2 LOB: 2 BB: 1 P: 8	R: 0 E: 0 K: 2 S: 7	H: 0 LOB: 1 BB: 1 P: 11	R: 0 E: 0 K: 1 S: 3	H: 1 LOB: 1 BB: 1 P: 7	R: 0 E: 1 K: 1 S: 5	H: 0 LOB: 1 BB: 1 P: 9	R: 0 E: 0 K: 1 S: 5	H: 0 LOB: 0 BB: 1 P: 5	R: 0 E: 0 K: 0 S: 2	H: 0 LOB: 1 BB: 1 P: 7	1B: 5 2B: 4 3B: 1 HR: 0	SF: 0 SAC: 0 DP: 3 HBP: 1	WP: 1 PB: 0 SB: 1 CS: 1	PA: 40			
PITCHER	IP	WLS	BF	H	R	ER	SO	BB	IBB	HBP	BLK	WP	HR	S	P	ERA	WHIP								
Brian Kingman, R ERA: 3.25 (1, 1)	2.2	L	14	7	4	4	0	0	0	0	0	1	0	14	14	13.50	2.625								
Bob Ojchinko, L ERA: 1.75 (3, 1)	2.1		10	2	0	0	2	2	0	0	0	0	0	12	20	0.00	1.714								
Dave Heaverlo, R ERA: 1.93 (6, 1)	1.1		7	1	0	0	1	1	1	0	0	0	0	7	15	0.00	1.500								
Tom Underwood, L ERA: 3.88 (7, 1)	2.2		8	0	0	0	1	1	0	1	1	0	0	8	13	0.00	0.375								

Baltimore Orioles @ Oakland Athletics
Oakland-Alameda County Coliseum, Oakland, CA
Fri Aug 21 1981, 7:05 PM PDT
Att: 21,208 - Unknown

AB 33
R 4
H 10
RBI 3
BB 5
SO 4
LOB 20





Batter	1	2	3	4	5	6	7	8	9	AB	R	H	RBI	BB	SO	LOB	BOTTOM								
Rickey Henderson, R OBP: 0.419, SLG: 0.446 (1, 7)	0-0 4-3		0-0 G4-6-3 1B			0-0 S 1B			0-0 1B	4	1	3	0	0	0	0									
Dwayne Murphy, L OBP: 0.375, SLG: 0.427 (1, 8)	0-3 K		0-0 G4-6-3			0-3 K			0-0 F7	4	0	0	0	0	2	4									
Wayne Gross, L OBP: 0.307, SLG: 0.354 (1, 5)	0-0 F8					0-0 1B			0-0 F8	4	0	1	1	0	0	1									
Tony Armas, R OBP: 0.316, SLG: 0.512 (1, 9)		0-0 5-3		0-0 F3		0-0 F2			0-0 HR	4	1	1	1	0	0	1									
Cliff Johnson, R OBP: 0.326, SLG: 0.467 (1, 10)				0-0 5-3					0-0 1-3	4	0	1	0	0	0	0									
Jim Spencer, L OBP: 0.236, SLG: 0.233 (1, 3)									0-0 1-3	4	0	2	0	0	0	1									
Rick Bosetti, R OBP: 0.250, SLG: 0.260 (9, FR)									FC8-4 1B	0	0	0	0	0	0	0									
Mike Heath, R OBP: 0.277, SLG: 0.346 (1, 2)			0-0 F8		0-0 6-3		0-0 FC8-4		0-0 F9	4	0	0	0	0	0	3									
Dave McKay, S OBP: 0.268, SLG: 0.301 (1, 4)						0-0 F7			0-0 4-3	3	0	0	0	1	0	2									
Rob Picciolo, R OBP: 0.258, SLG: 0.331 (1, 6)			0-0 F8			0-0 4-3			0-0 F9	3	0	0	0	0	0	1									
Inning Stats	R: 0 E: 0 K: 1 S: 5	H: 0 LOB: 0 BB: 0 P: 5	R: 0 E: 0 K: 0 S: 4	H: 1 LOB: 1 BB: 0 P: 4	R: 0 E: 0 K: 0 S: 3	H: 1 LOB: 1 BB: 1 P: 7	R: 0 E: 0 K: 0 S: 3	H: 0 LOB: 0 BB: 0 P: 3	R: 0 E: 0 K: 1 S: 7	H: 0 LOB: 0 BB: 0 P: 3	R: 1 E: 0 K: 1 S: 4	H: 2 LOB: 1 BB: 0 P: 7	R: 0 E: 0 K: 0 S: 4	H: 1 LOB: 1 BB: 0 P: 4	R: 0 E: 0 K: 0 S: 4	H: 1 LOB: 1 BB: 0 P: 4	R: 1 E: 0 K: 0 S: 5	H: 2 LOB: 1 BB: 0 P: 5	1B: 7 2B: 0 3B: 0 HR: 1	SF: 0 SAC: 0 DP: 1 HBP: 0	WP: 0 PB: 0 SB: 1 CS: 0	PA: 35			
PITCHER	IP	WLS	BF	H	R	ER	SO	BB	IBB	HBP	BLK	WP	HR	S	P	ERA	WHIP								
Jim Palmer, R ERA: 2.75 (1, 1)	8.1	W	33	8	2	2	2	1	0	0	0	0	1	36	40	2.16	1.080								
Tim Stoddard, R ERA: 4.35 (9, 1)	0.2	S	2	0	0	0	0	0	0	0	0	0	0	2	2	0.00	0.000								

Baltimore Orioles @ Oakland Athletics
Oakland-Alameda County Coliseum, Oakland, CA
Fri Aug 21 1981, 7:05 PM PDT
Att: 21,208 - Unknown

AB 34
R 2
H 8
RBI 2
BB 1
SO 2
LOB 13



Batter	1	2	3	4	5	6	7	8	9	AB	R	H	RBI	BB	SO	LOB	TOP			
Al Bumbry, L OBP: 0.349, SLG: 0.318 (1, 8)	0-3 K		0-0 6-3		0-0 6-3			0-0 1-3 2B		4	0	1	0	0	1	1	<p>Baltimore Orioles @ Oakland Athletics Oakland-Alameda County Coliseum, Oakland, CA</p> <p>Sat Aug 22 1981, 3:33 AM PDT Att: 26,438 - Unknown</p> <p>livebaseballscores.com</p> <p>AB 32 R 0 H 5 RBI 0 BB 1 SO 4 LOB 11</p> 			
Jim Dwyer, L OBP: 0.283, SLG: 0.296 (1, 9)	0-0 4-3		0-0 G3			0-0 F8		0-0 L6		4	0	0	0	0	2					
Ken Singleton, S OBP: 0.420, SLG: 0.515 (1, 10)	0-0 1B		0-0 F7			0-0 3-1		0-0 4-3		4	0	1	0	0	2					
Dan Graham, L OBP: 0.263, SLG: 0.262 (1, 2)	0-3 K			0-0 4-3		0-0 F9			0-0 F7	4	0	0	0	1	1					
Terry Crowley, L OBP: 0.352, SLG: 0.337 (1, 3)		0-0 4-3		0-0 4-3			0-3 K		0-0 F7	4	0	0	0	1	0					
John Lowenstein, L OBP: 0.394, SLG: 0.395 (1, 7)		0-0 F8		0-0 3-1			0-0 F7		0-3 K	4	0	0	0	1	0					
Doug DeCinces, R OBP: 0.330, SLG: 0.454 (1, 5)						0-0 FC5-4 1B			0-0 F7	3	0	2	0	0	0					
Lenn Sakata, R OBP: 0.296, SLG: 0.234 (1, 4)		4-0 FC4-6 BB				0-0 F8		0-0 2B 1B		2	0	1	0	1	0					
Mark Belanger, R OBP: 0.241, SLG: 0.254 (1, 6)						0-0 FC5-4 1-2			0-0 F8	2	0	0	0	0	3					
Cal Ripken Jr., R OBP: 0.154, SLG: 0.154 (8, PH) (8, 6)		0-0 FC4-6 1-2								1	0	0	0	0	1					
Inning Stats	R: 0 E: 0 K: 2 S: 8	H: 1 LOB: 1 BB: 0 P: 8	R: 0 E: 0 K: 0 S: 4	H: 1 LOB: 2 BB: 1 P: 8	R: 0 E: 0 K: 0 S: 3	H: 0 LOB: 0 BB: 0 P: 3	R: 0 E: 0 K: 0 S: 3	H: 0 LOB: 0 BB: 0 P: 3	R: 0 E: 1 K: 0 S: 4	H: 1 LOB: 1 BB: 0 P: 4	R: 0 E: 0 K: 1 S: 5	H: 0 LOB: 0 BB: 0 P: 5	R: 0 E: 0 K: 0 S: 5	H: 2 LOB: 2 BB: 0 P: 5	R: 0 E: 0 K: 1 S: 5	H: 0 LOB: 0 BB: 0 P: 5	1B: 3 2B: 2 3B: 0 HR: 0	SF: 0 SAC: 0 DP: 0 HBP: 0	WP: 0 PB: 0 SB: 0 CS: 0	PA: 33
PITCHER Rick Langford, R ERA: 2.8 (1, 1)	IP: 9.0 WLS: W BF: 33 H: 5 R: 0 ER: 0 SO: 4 BB: 1 IBB: 0 HBP: 0 BLK: 0 WP: 0 HR: 0 S: 40 P: 44 ERA: 0.00 WHIP: 0.667															PITCHER				

Batter	1	2	3	4	5	6	7	8	9	AB	R	H	RBI	BB	SO	LOB	BOTTOM			
Rickey Henderson, R OBP: 0.414, SLG: 0.440 (1, 7)	0-0 1-3			0-0 1-3		0-0 1-3		0-0 6-3		4	0	0	0	0	1		<p>Baltimore Orioles @ Oakland Athletics Oakland-Alameda County Coliseum, Oakland, CA</p> <p>Sat Aug 22 1981, 3:33 AM PDT Att: 26,438 - Unknown</p> <p>livebaseballscores.com</p> <p>AB 25 R 2 H 3 RBI 2 BB 2 SO 3 LOB 4</p> 			
Dwayne Murphy, L OBP: 0.372, SLG: 0.422 (1, 8)	0-0 F8			0-0 4-3		0-0 1-3				3	0	0	0	0	1					
Cliff Johnson, R OBP: 0.331, SLG: 0.464 (1, 10)	0-0 F7			4-0 S BB			4-0 HR BB			1	1	0	0	2	0					
Tony Armas, R OBP: 0.317, SLG: 0.521 (1, 9)		0-0 F7		0-0 F8 1-2			0-0 1-H HR			3	1	1	2	0	1					
Mike Heath, R OBP: 0.278, SLG: 0.346 (1, 2)		0-0 G5-4-3 1B				0-0 5-3		0-3 K		3	0	1	0	0	1					
Jeff Newman, R OBP: 0.288, SLG: 0.317 (1, 3)		0-0 G5-4-3 1-2				0-0 1-3		0-0 F8		3	0	0	0	0	1					
Dave McKay, S OBP: 0.261, SLG: 0.292 (1, 5)			0-3 K			0-0 F3		0-3 K		3	0	0	0	2	0					
Shoody Babitt, R OBP: 0.303, SLG: 0.284 (1, 4)				0-0 5-3				0-0 SH1-4 1B		3	0	1	0	0	0					
Fred Stanley, R OBP: 0.283, SLG: 0.216 (1, 6)				0-0 6-3				0-0 SH1-4 1-2		2	0	0	0	0	0					
Inning Stats	R: 0 E: 0 K: 0 S: 3	H: 0 LOB: 0 BB: 0 P: 3	R: 0 E: 0 K: 0 S: 3	H: 1 LOB: 0 BB: 0 P: 3	R: 0 E: 0 K: 1 S: 5	H: 0 LOB: 0 BB: 0 P: 5	R: 0 E: 0 K: 0 S: 3	H: 0 LOB: 1 BB: 1 P: 7	R: 0 E: 0 K: 0 S: 3	H: 0 LOB: 0 BB: 0 P: 3	R: 0 E: 0 K: 2 S: 8	H: 1 LOB: 0 BB: 1 P: 12	R: 0 E: 0 K: 0 S: 3	H: 0 LOB: 0 BB: 0 P: 3	R: 0 E: 0 K: 0 S: 3	H: 0 LOB: 0 BB: 0 P: 3		1B: 2 2B: 0 3B: 0 HR: 1	SF: 0 SAC: 1 DP: 1 HBP: 0	WP: 0 PB: 0 SB: 1 CS: 0
PITCHER Scott McGregor, L ERA: 3.41 (1, 1)	IP: 8.0 WLS: L BF: 28 H: 3 R: 2 ER: 2 SO: 3 BB: 2 IBB: 0 HBP: 0 BLK: 0 WP: 0 HR: 1 S: 32 P: 40 ERA: 2.25 WHIP: 0.625															PITCHER				

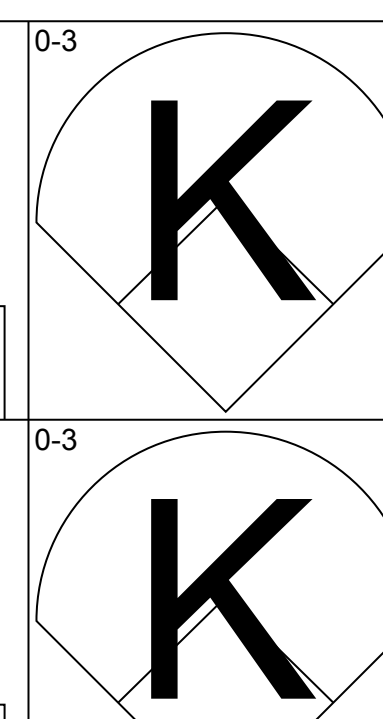
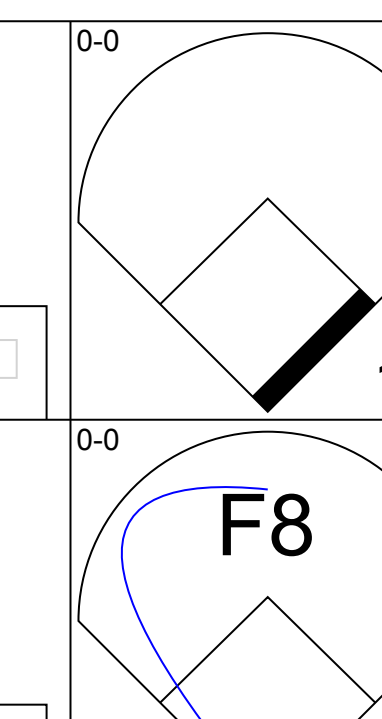
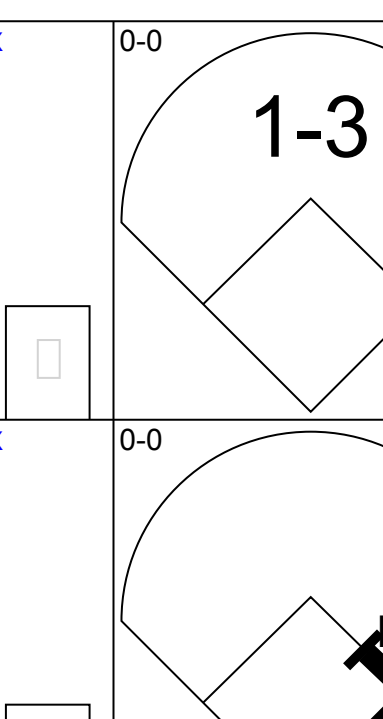
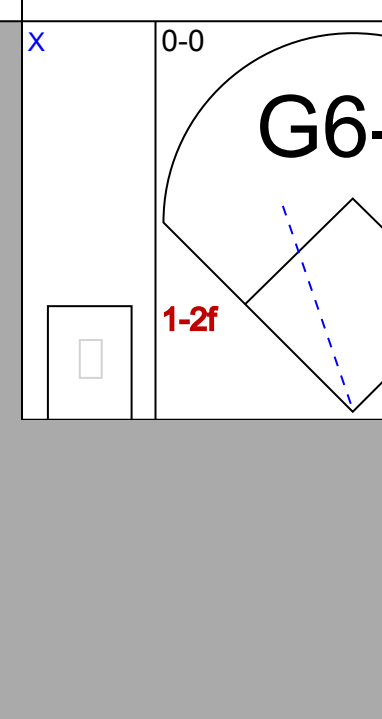
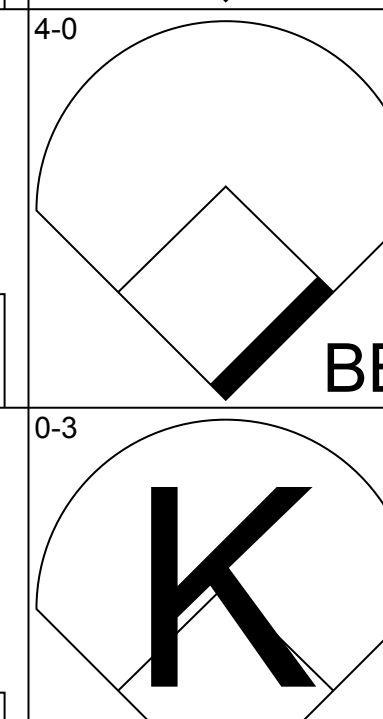

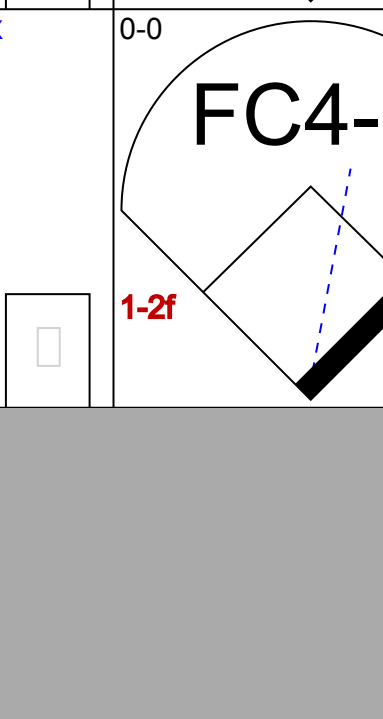
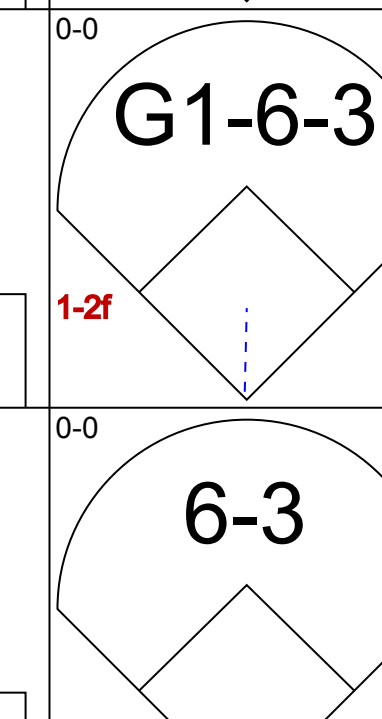

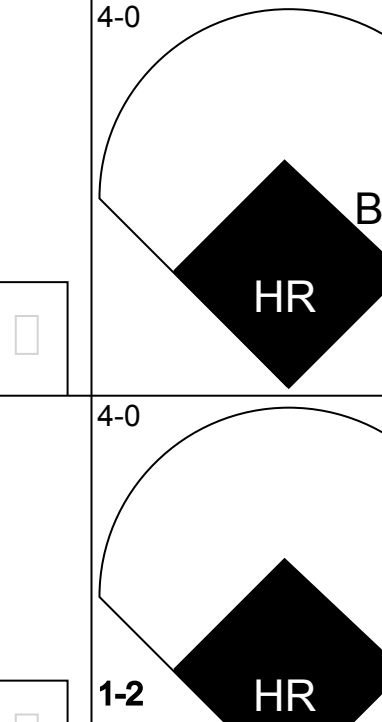



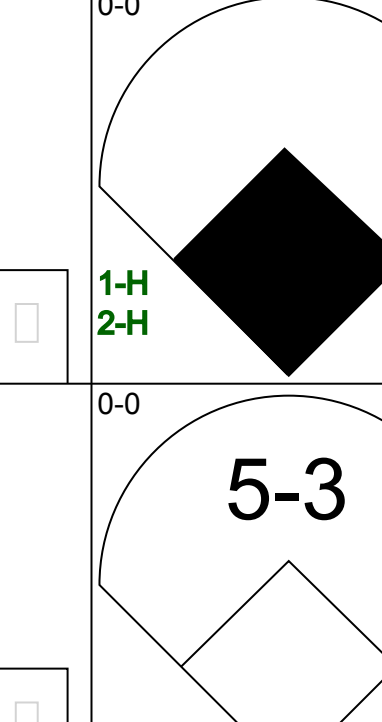


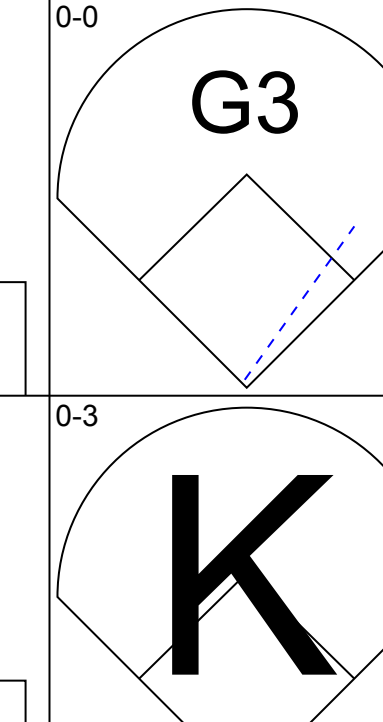
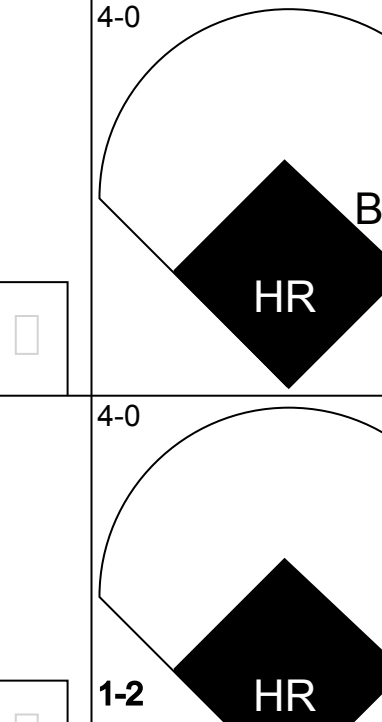
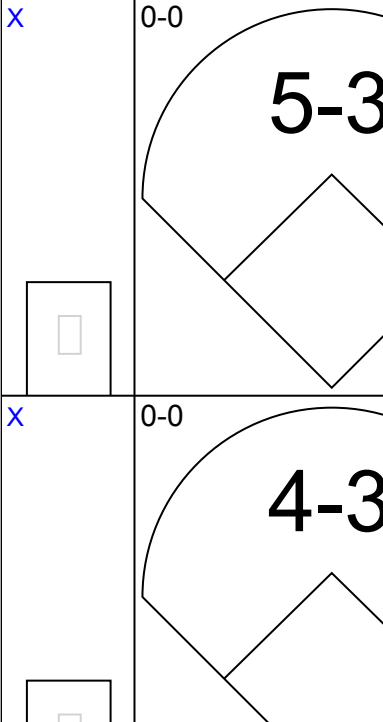
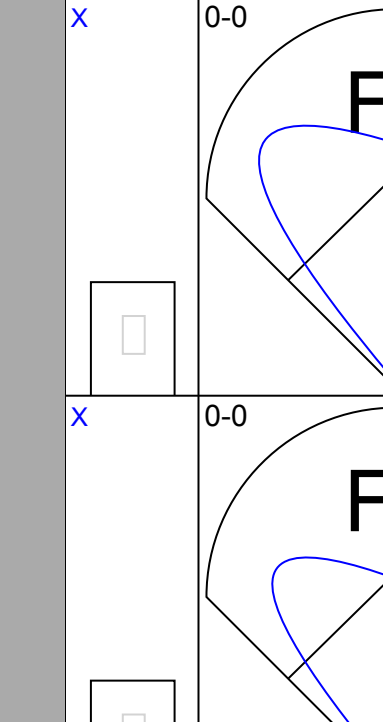

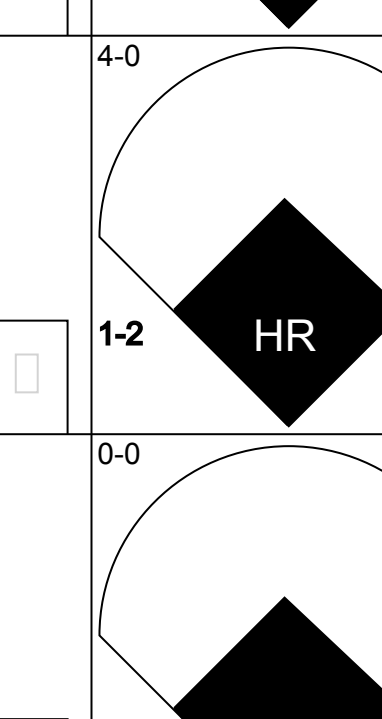
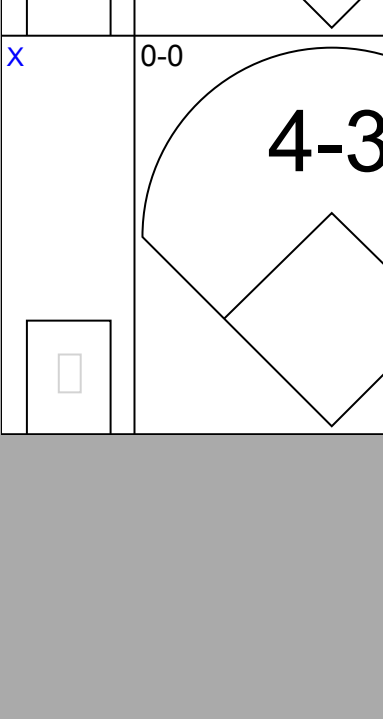
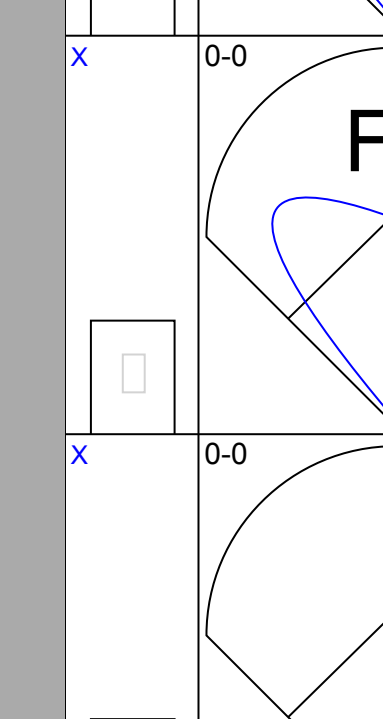

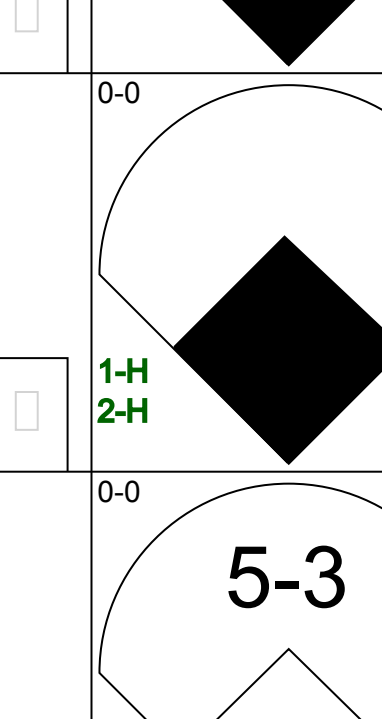
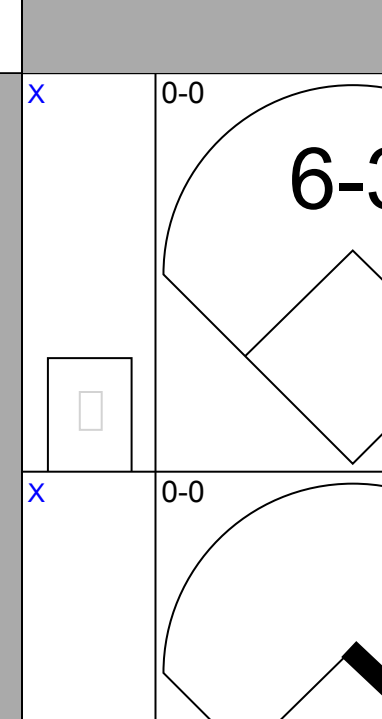
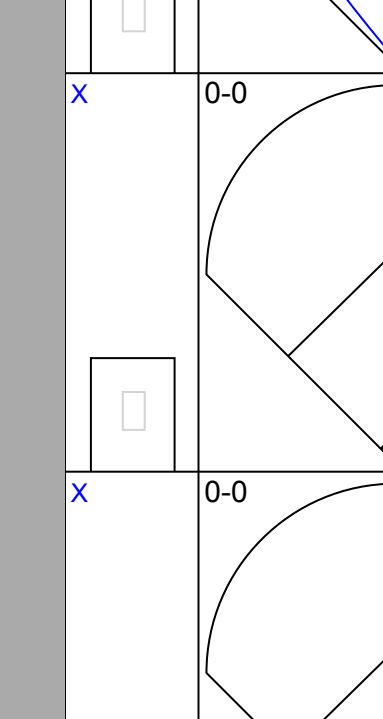
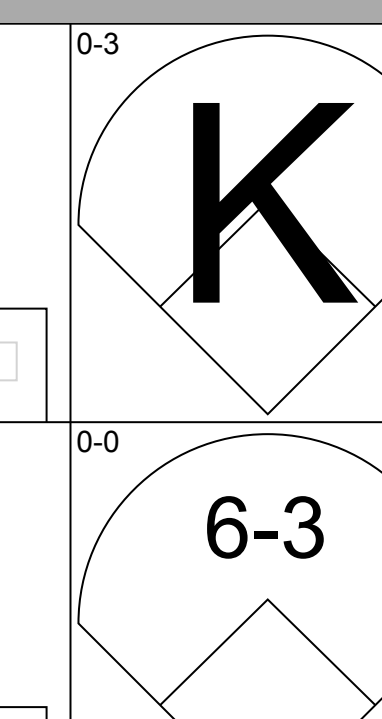
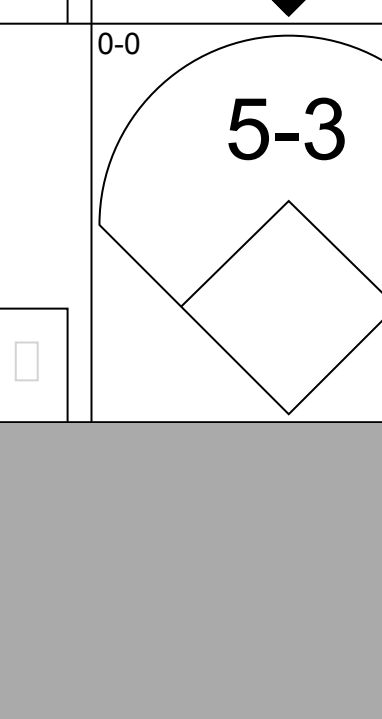
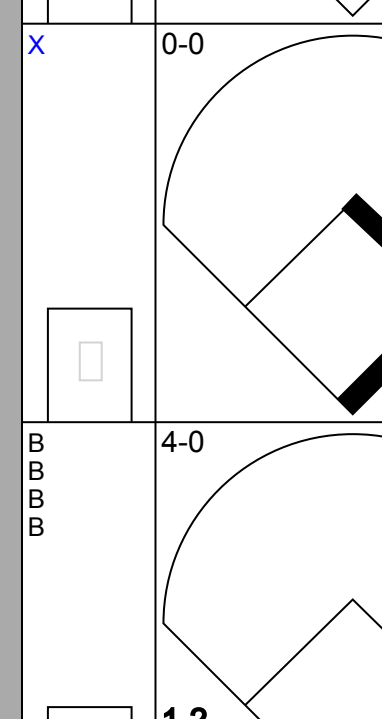
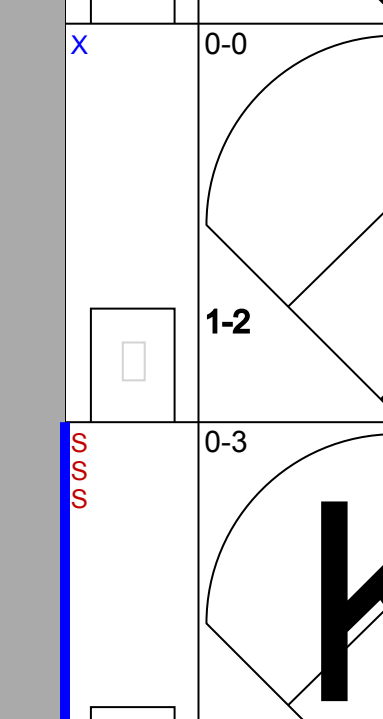
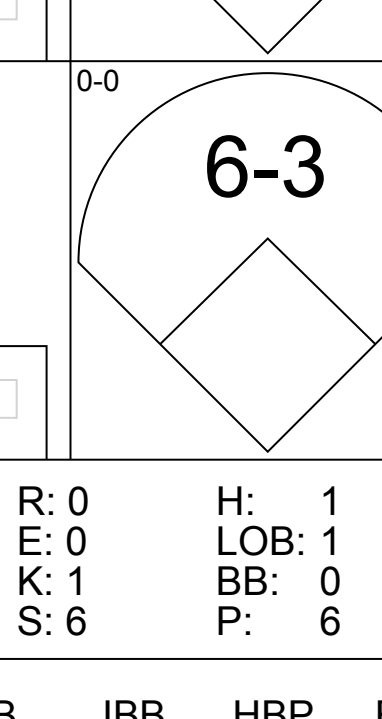
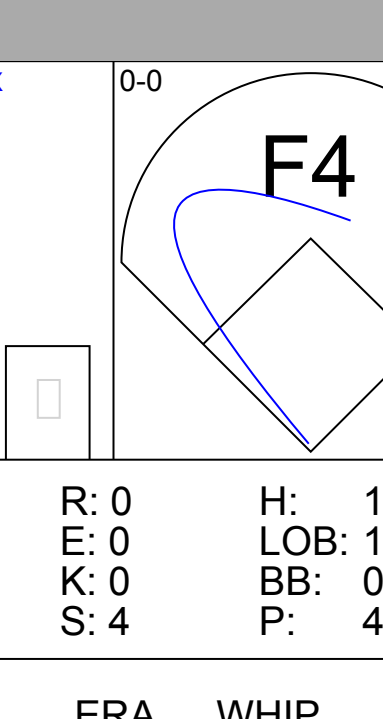
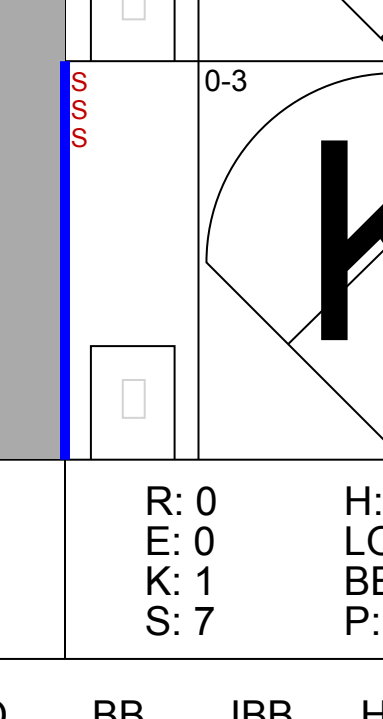
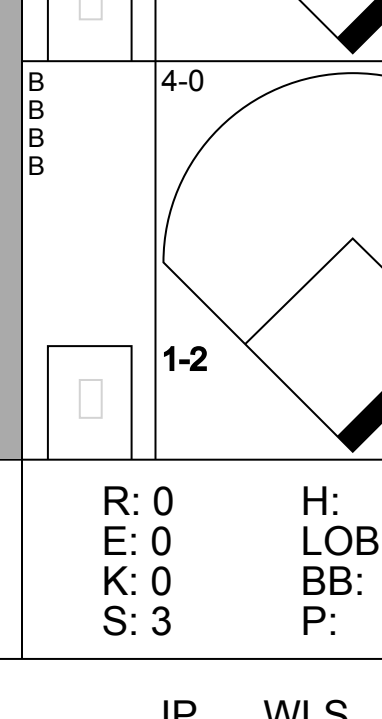
Batter	1	2	3	4	5	6	7	8	9	AB	R	H	RBI	BB	SO	LOB	TOP				
Al Bumby, L OBP: 0.343, SLG: 0.311 (1, 8)	3-1		F8		F8	1-3			F2	5	0	0	0	0	0	5	Baltimore Orioles @ Oakland Athletics Oakland-Alameda County Coliseum, Oakland, CA Sun Aug 23 1981, 3:33 AM PDT Att: 35,325 - Unknown livebaseballscores.com				
Lenn Sakata, R OBP: 0.271, SLG: 0.212 (1, 4)	K		FC5-4 HR		F7				G6-3	5	1	0	0	0	1	2					
Ken Singleton, S OBP: 0.421, SLG: 0.527 (1, 9) Jim Dwyer, L OBP: 0.283, SLG: 0.296 (7, 7)	F2		HR			4-3				4	2	2	2	0	0	0					
Eddie Murray, S OBP: 0.317, SLG: 0.483 (1, 3)		1-3	L3			HR			P5	4	1	1	2	0	0	0					
Doug DeCinces, R OBP: 0.333, SLG: 0.457 (1, 5)		F5			5-3	SH 1B BB			1B 2B	3	1	1	0	1	0	0					
Jose Morales, R OBP: 0.394, SLG: 0.365 (1, 10)		HR 1B			G5-3 1B BB	SH 1B			G4-6-3 1B	3	1	3	1	1	0	0					
Gary Roenicke, R OBP: 0.372, SLG: 0.404 (7, 9)		HR			1-2	SH			F2	3	1	2	2	0	0	1					
Cal Ripken Jr., R OBP: 0.118, SLG: 0.118 (1, 6) Mark Belanger, R OBP: 0.241, SLG: 0.254 (8, 6)	F7				G5-3	F9			G4-6-3	4	0	0	0	0	0	6					
Rick Dempsey, R OBP: 0.343, SLG: 0.362 (1, 2)			FC5-4 1B		5-3	K			G6-3 BB	3	0	1	0	1	1	3					
Inning Stats	R: 0 E: 0 K: 1 S: 5	H: 0 LOB: 0 BB: 0 P: 5	R: 2 E: 0 K: 0 S: 5	H: 2 LOB: 0 BB: 0 P: 5	R: 2 E: 0 K: 0 S: 5	H: 2 LOB: 1 BB: 1 P: 7	R: 0 E: 0 K: 0 S: 3	H: 1 LOB: 0 BB: 1 P: 3	R: 0 E: 0 K: 1 S: 9	H: 3 LOB: 3 BB: 1 P: 13	R: 0 E: 0 K: 0 S: 3	H: 0 LOB: 0 BB: 0 P: 3	R: 1 E: 0 K: 0 S: 4	H: 2 LOB: 0 BB: 0 P: 4	R: 0 E: 0 K: 0 S: 2	H: 0 LOB: 0 BB: 1 P: 6		1B: 6 2B: 1 3B: 0 HR: 3	SF: 0 SAC: 1 DP: 3 HBP: 0	WP: 0 PB: 0 SB: 0 CS: 0	PA: 38
PITCHER	IP	WLS	BF	H	R	ER	SO	BB	IBB	HBP	BLK	WP	HR	S	P	ERA	WHIP				
Mike Norris, R ERA: 3.45 (1, 1)	5.0	L	23	7	6	6	1	2	0	0	0	0	3	23	31	10.80	1.800				
Brian Kingman, R ERA: 3.21 (6, 1)	4.0		15	3	1	1	1	1	0	0	0	0	0	16	20	2.25	1.000				

Batter	1	2	3	4	5	6	7	8	9	AB	R	H	RBI	BB	SO	LOB	BOTTOM				
Rickey Henderson, R OBP: 0.410, SLG: 0.436 (1, 7)	HR 1B	4-3			F3		6-3		FC1-6	5	1	1	0	0	0	3	Baltimore Orioles @ Oakland Athletics Oakland-Alameda County Coliseum, Oakland, CA Sun Aug 23 1981, 3:33 AM PDT Att: 35,325 - Unknown livebaseballscores.com				
Dwayne Murphy, L OBP: 0.372, SLG: 0.417 (1, 8)	F7		FC6-4 BB		1B BB	4-3			F7	3	0	0	0	2	0	2					
Cliff Johnson, R OBP: 0.335, SLG: 0.465 (1, 10)	F8		K		G5-4-3 1B	PB 1B				4	0	2	1	0	1	2					
Tony Armas, R OBP: 0.316, SLG: 0.528 (1, 9)	HR		F8		G5-4-3	K				4	1	1	2	0	1	4					
Mike Heath, R OBP: 0.277, SLG: 0.344 (1, 2)	F7		FC6-4			BB 1B			6-3	4	0	1	0	0	0	1					
Jeff Newman, R OBP: 0.281, SLG: 0.308 (1, 3)		6-3			F7	F9			E8 G6-4-3	4	0	0	0	0	0	1					
Shoody Babitt, R OBP: 0.295, SLG: 0.275 (1, 4)		4-3			5-3	F9			G6-4-3	4	0	0	0	0	0	2					
Dave McKay, S OBP: 0.269, SLG: 0.287 (1, 5)		1B E BB			1-3				4-3	2	1	0	0	2	0	0					
Rob Piccolo, R OBP: 0.267, SLG: 0.339 (1, 6) Jim Spencer, L OBP: 0.241, SLG: 0.238 (9, PH)	E 1-2 1B				BB 1B	4-3			FC1-6 1B	3	1	2	0	0	0	2					
Inning Stats	R: 2 E: 0 K: 0 S: 5	H: 2 LOB: 0 BB: 1 P: 8	R: 1 E: 1 K: 0 S: 4	H: 1 LOB: 1 BB: 1 P: 8	R: 0 E: 0 K: 1 S: 5	H: 0 LOB: 1 BB: 1 P: 9	R: 0 E: 0 K: 0 S: 3	H: 0 LOB: 0 BB: 0 P: 3	R: 1 E: 0 K: 0 S: 4	H: 2 LOB: 1 BB: 1 P: 8	R: 0 E: 0 K: 0 S: 6	H: 1 LOB: 1 BB: 0 P: 6	R: 0 E: 1 K: 0 S: 3	H: 0 LOB: 0 BB: 0 P: 3	R: 0 E: 0 K: 0 S: 4	H: 1 LOB: 1 BB: 0 P: 4		1B: 7 2B: 0 3B: 0 HR: 1	SF: 0 SAC: 0 DP: 2 HBP: 0	WP: 0 PB: 1 SB: 0 CS: 0	PA: 38
PITCHER	IP	WLS	BF	H	R	ER	SO	BB	IBB	HBP	BLK	WP	HR	S	P	ERA	WHIP				
Mike Flanagan, L ERA: 3.84 (1, 1)	4.0		18	4	4	3	1	2	0	0	0	0	1	18	26	6.75	1.500				
Sammy Stewart, R ERA: 1.83 (5, 1)	5.0	W	20	4	0	0	1	2	0	0	0	0	0	20	28	0.00	1.200				

Batter	1	2	3	4	5	6	7	8	9	AB	R	H	RBI	BB	SO	LOB	TOP											
Al Bumby, L OBP: 0.346, SLG: 0.313 (1, 8)										5	4	2	0	1	0	0	Baltimore Orioles @ Seattle Mariners The Kingdome, Seattle, WA Mon Aug 24 1981, 10:05 PM EDT Att: 8,417 - Dome											
Rich Dauer, R OBP: 0.335, SLG: 0.384 (1, 4)										5	2	2	5	0	0	4												
Ken Singleton, S OBP: 0.424, SLG: 0.539 Jim Dwyer, L OBP: 0.283, SLG: 0.296 (1, 9) (8, 7)										4	2	2	2	1	1	0												
Eddie Murray, S OBP: 0.326, SLG: 0.506 (1, 3)										5	2	4	3	0	0	0												
Doug DeCinces, R OBP: 0.335, SLG: 0.456 (1, 5)										5	0	2	1	0	0	2												
Benny Ayala, R OBP: 0.333, SLG: 0.320 Terry Crowley, L OBP: 0.357, SLG: 0.330 (1, 10) (3, PH)										1	0	0	0	0	0	0												
Gary Roenicke, R OBP: 0.367, SLG: 0.397 (1, 7) (8, 9)										5	0	1	0	0	0	3												
Cal Ripken Jr., R OBP: 0.136, SLG: 0.136 (1, 6)										5	0	1	0	0	1	1												
Rick Dempsey, R OBP: 0.344, SLG: 0.363 (1, 2)										5	2	2	0	0	3	0	AB 42 R 12 H 16 RBI 11 BB 4 SO 6 LOB 12											
Inning Stats	R: 2 E: 0 K: 0 S: 4	H: 1 LOB: 0 BB: 1 P: 8	R: 0 E: 0 K: 0 S: 3	H: 0 LOB: 0 BB: 0 P: 3	R: 2 E: 1 K: 2 S: 11	H: 3 LOB: 2 BB: 0 P: 11	R: 5 E: 1 K: 0 S: 9	H: 7 LOB: 2 BB: 1 P: 13	R: 2 E: 0 K: 0 S: 6	H: 4 LOB: 0 BB: 1 P: 10	R: 0 E: 0 K: 2 S: 7	H: 0 LOB: 0 BB: 0 P: 7	R: 0 E: 0 K: 1 S: 5	H: 0 LOB: 1 BB: 0 P: 5	R: 1 E: 0 K: 0 S: 4	H: 1 LOB: 1 BB: 1 P: 8		R: 0 E: 0 K: 1 S: 5	H: 0 LOB: 0 BB: 0 P: 5	1B: 11 2B: 1 3B: 0 HR: 4	SF: 0 SAC: 0 DP: 2 HBP: 0	WP: 0 PB: 0 SB: 0 CS: 0	PA: 46					
PITCHER	IP	WLS	BF	H	R	ER	SO	BB	IBB	HBP	BLK	WP	HR	S	P	ERA	WHIP											
Jerry Don Gleaton, L ERA: 5.17 (1, 1)	2.2	L	14	4	4	3	2	1	0	0	0	0	0	2	17	21	10.12	1.875										
Bob Galasso, R ERA: 5.79 (3, 1)	1.0		8	6	5	4	0	0	0	0	0	0	0	1	8	8	36.00	6.000										
Randy Stein, R ERA: 6.84 (4, 1)	1.0		8	4	2	2	0	2	0	0	0	0	0	0	6	14	18.00	6.000										
Larry Andersen, R ERA: 3.02 (5, 1)	4.1		16	2	1	1	4	1	0	0	0	0	0	1	23	27	2.08	0.692										
Batter	1	2	3	4	5	6	7	8	9	AB	R	H	RBI	BB	SO	LOB	BOTTOM											
Julio Cruz, S OBP: 0.331, SLG: 0.306 (1, 4)										4	1	1	0	1	0	1	Baltimore Orioles @ Seattle Mariners The Kingdome, Seattle, WA Mon Aug 24 1981, 10:05 PM EDT Att: 8,417 - Dome											
Bruce Bochte, L OBP: 0.364, SLG: 0.375 (1, 3)										4	2	2	1	1	0	1												
Tom Paciorek, R OBP: 0.374, SLG: 0.521 (1, 7)										5	1	2	1	0	1	1												
Richie Zisk, R OBP: 0.374, SLG: 0.541 (1, 10)										4	2	3	1	1	0	1												
Jeff Burroughs, R OBP: 0.354, SLG: 0.442 (1, 9)										4	1	1	5	1	2	1												
Dan Meyer, L OBP: 0.294, SLG: 0.338 Lenny Randle, S OBP: 0.269, SLG: 0.299 (1, 5) (6, 5)										2	0	0	0	0	0	0												
Joe Simpson, L OBP: 0.257, SLG: 0.308 (1, 8)										3	1	0	0	1	1	0												
Jerry Narron, L OBP: 0.269, SLG: 0.271 (1, 2)										4	0	0	0	0	0	2												
Jim Anderson, R OBP: 0.272, SLG: 0.261 Casey Parsons, L OBP: 0.300, SLG: 0.250 Vance McHenry, R OBP: 0.333, SLG: 0.333 (1, 6) (8, PH) (9, 6)										3	0	0	0	0	1	1												
Inning Stats	R: 0 E: 0 K: 0 S: 3	H: 0 LOB: 1 BB: 1 P: 7	R: 0 E: 0 K: 1 S: 5	H: 0 LOB: 0 BB: 0 P: 5	R: 0 E: 0 K: 0 S: 3	H: 0 LOB: 0 BB: 0 P: 3	R: 4 E: 0 K: 0 S: 7	H: 4 LOB: 0 BB: 0 P: 7	R: 0 E: 0 K: 0 S: 3	H: 1 LOB: 0 BB: 0 P: 3	R: 0 E: 0 K: 1 S: 6	H: 1 LOB: 1 BB: 0 P: 6	R: 3 E: 1 K: 1 S: 8	H: 2 LOB: 3 BB: 3 P: 20	R: 0 E: 0 K: 0 S: 3	H: 0 LOB: 1 BB: 1 P: 7	R: 1 E: 0 K: 2 S: 8	H: 1 LOB: 0 BB: 0 P: 8	1B: 7 2B: 0 3B: 0 HR: 2	SF: 0 SAC: 0 DP: 1 HBP: 0	WP: 0 PB: 0 SB: 1 CS: 0	PA: 41						
PITCHER	IP	WLS	BF	H	R	ER	SO	BB	IBB	HBP	BLK	WP	HR	S	P	ERA	WHIP											
Dennis Martinez, R ERA: 3.31 (1, 1)	6.2	W	30	8	7	4	3	2	0	0	0	0	0	1	34	42	5.40	1.500										
Tim Stoddard, R ERA: 4.3 (7, 1)	2.1		11	1	1	1	2	3	0	0	0	0	0	1	12	24	3.86	1.714										

Batter	1	2	3	4	5	6	7	8	9	AB R H RBI BB SO LOB	TOP											
Rod Carew, L (1, 3) OBP: 0.379, SLG: 0.395	F8		1B			BB 1B G3	6-3		K	5 1 2 1 1 1 0	California Angels @ Baltimore Orioles Memorial Stadium, Baltimore, MD Fri Aug 28 1981, 7:05 PM EDT Att: 34,862 - Unknown - 85 F											
Rick Burleson, R (1, 6) OBP: 0.373, SLG: 0.402	6-3		1B			G3 BB 1B	E6			5 1 4 2 0 0 0												
Fred Lynn, L (1, 8) OBP: 0.351, SLG: 0.364			G3			BB 1B	FC5-4		K	3 1 1 1 2 1 4												
Bobby Grich, R (1, 4) OBP: 0.402, SLG: 0.570						BB 1B				2 0 0 0 0 1 1												
Freddie Patek, R (4, 4) OBP: 0.236, SLG: 0.293	5-3					G3	FC5-4			0 0 0 0 0 0 0												
John Harris, L (5, PH) OBP: 0.255, SLG: 0.340						1-2 2-3				1 0 0 1 0 0 2												
Bert Campaneris, R (5, 4) OBP: 0.244, SLG: 0.256						1-2 2-3 3-H				2 0 1 0 0 0 2												
Dan Ford, R (1, 9) OBP: 0.328, SLG: 0.482						1-2 2-3 3-H				4 0 0 0 1 2 2												
Don Baylor, R (1, 10) OBP: 0.308, SLG: 0.385						1-3 2-H				5 1 1 2 0 0 0												
Brian Downing, R (1, 7) OBP: 0.368, SLG: 0.379						E5				5 2 1 1 0 0 2												
Ed Ott, L (1, 2) OBP: 0.273, SLG: 0.292						E5				3 2 1 0 1 0 0												
Butch Hobson, R (1, 5) OBP: 0.341, SLG: 0.365						E5				5 1 0 1 0 2 6												
Inning Stats	R: 0 E: 0 K: 0 S: 4	H: 1 LOB: 1 BB: 0 P: 4	R: 0 E: 0 K: 1 S: 5	H: 0 LOB: 0 BB: 0 P: 5	R: 0 E: 0 K: 1 S: 5	H: 2 LOB: 2 BB: 0 P: 5	R: 0 E: 0 K: 1 S: 5	H: 0 LOB: 0 BB: 0 P: 5	R: 6 E: 2 K: 1 S: 11	H: 4 LOB: 3 BB: 3 P: 23	R: 0 E: 1 K: 0 S: 4	H: 1 LOB: 2 BB: 1 P: 8	R: 3 E: 2 K: 2 S: 11	H: 3 LOB: 2 BB: 1 P: 15	R: 0 E: 0 K: 1 S: 5	H: 0 LOB: 0 BB: 0 P: 5	R: 0 E: 0 K: 1 S: 5	H: 0 LOB: 0 BB: 0 P: 5	1B: 10 2B: 1 3B: 0 HR: 0	SF: 0 SAC: 1 DP: 0 HBP: 0	WP: 0 PB: 0 SB: 0 CS: 0	PA: 46
PITCHER	IP WLS BF H R ER SO BB IBB HBP BLK WP HR S P ERA WHIP											PITCHER	IP WLS BF H R ER SO BB IBB HBP BLK WP HR S P ERA WHIP									
Steve Stone, R (1, 1) ERA: 4.35	4.0 L 21 6 6 1 2 1 0 0 0 0 0 0 24 28 2.25 1.750																					
Sammy Stewart, R (5, 1) ERA: 1.89	2.0 11 2 0 0 1 1 2 0 0 0 0 10 22 0.00 1.500																					
Jeff Schneider, L (7, 1) ERA: 5.73	3.0 14 3 3 2 4 0 1 0 0 0 0 21 25 6.00 1.000																					

Batter	1	2	3	4	5	6	7	8	9	AB R H RBI BB SO LOB	BOTTOM											
Al Bumbry, L (1, 8) OBP: 0.355, SLG: 0.324	2B		1B			F7			G3	4 1 2 0 0 0 0	California Angels @ Baltimore Orioles Memorial Stadium, Baltimore, MD Fri Aug 28 1981, 7:05 PM EDT Att: 34,862 - Unknown - 85 F											
Rich Dauer, R (1, 4) OBP: 0.337, SLG: 0.394	1B		L5			5-3			FC4-6	4 1 2 1 0 0 1												
Ken Singleton, S (1, 10) OBP: 0.424, SLG: 0.549	2B		K2-3			K			FC4-6	4 0 1 1 0 2 2												
Eddie Murray, S (1, 3) OBP: 0.324, SLG: 0.490	1B									4 0 0 0 0 0 1												
John Lowenstein, L (1, 7) OBP: 0.338, SLG: 0.363	F8					G3			1-3	4 0 0 0 0 0 1												
Doug DeCinces, R (1, 5) OBP: 0.348, SLG: 0.489	G4-3					4-3			4-3	4 0 0 0 0 0 1												
Gary Roenicke, R (1, 9) OBP: 0.370, SLG: 0.395						5-3				4 0 2 0 0 0 0												
Jim Dwyer, L (9, PH) OBP: 0.288, SLG: 0.294	L8								1B	3 0 1 0 0 2 0												
Rick Dempsey, R (1, 2) OBP: 0.340, SLG: 0.359						1B			1B	1 0 0 0 0 0 1												
Cal Ripken Jr., R (1, 6) OBP: 0.121, SLG: 0.094	6-3					5-3			F8	3 0 0 0 0 0 2												
Inning Stats	R: 2 E: 0 K: 0 S: 5	H: 3 LOB: 0 BB: 0 P: 5	R: 0 E: 0 K: 1 S: 5	H: 0 LOB: 0 BB: 0 P: 5	R: 0 E: 0 K: 2 S: 8	H: 1 LOB: 1 BB: 0 P: 8	R: 0 E: 0 K: 0 S: 3	H: 0 LOB: 0 BB: 0 P: 3	R: 0 E: 0 K: 2 S: 7	H: 0 LOB: 0 BB: 0 P: 7	R: 0 E: 0 K: 1 S: 5	H: 0 LOB: 0 BB: 0 P: 5	R: 0 E: 0 K: 0 S: 5	H: 2 LOB: 2 BB: 0 P: 5	R: 0 E: 0 K: 0 S: 4	H: 1 LOB: 1 BB: 0 P: 4	R: 0 E: 0 K: 0 S: 4	H: 1 LOB: 1 BB: 0 P: 4	1B: 7 2B: 1 3B: 0 HR: 0	SF: 0 SAC: 0 DP: 1 HBP: 0	WP: 0 PB: 0 SB: 0 CS: 0	PA: 34
PITCHER	IP WLS BF H R ER SO BB IBB HBP BLK WP HR S P ERA WHIP											PITCHER	IP WLS BF H R ER SO BB IBB HBP BLK WP HR S P ERA WHIP									
Mike Witt, R (1, 1) ERA: 3.71	9.0 W 34 8 2 2 6 0 0 0 0 0 0 46 46 2.00 0.889																					

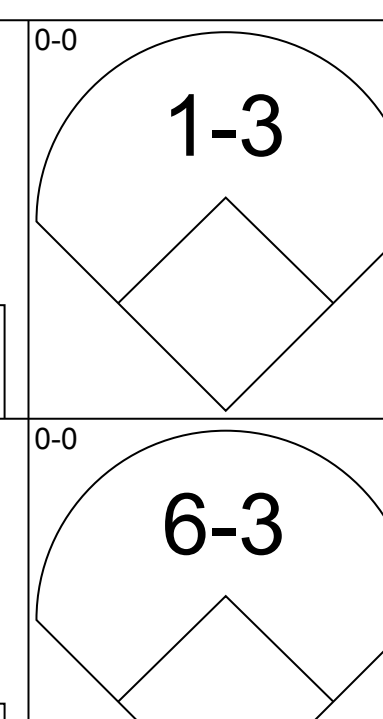
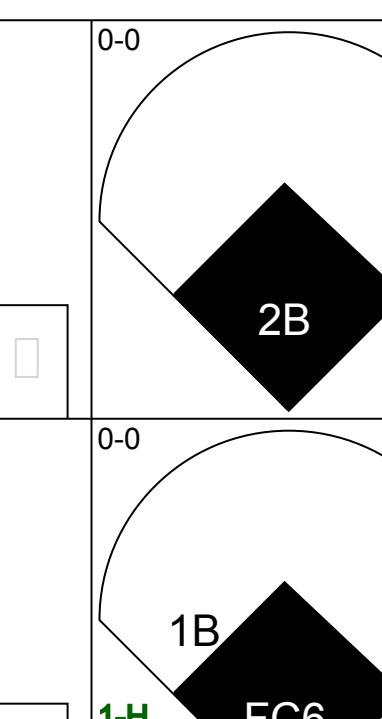

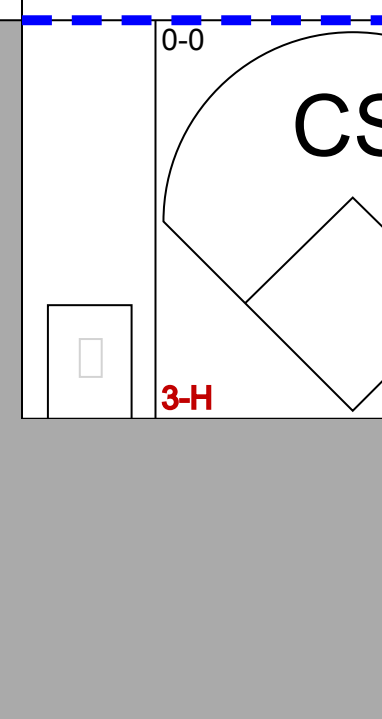
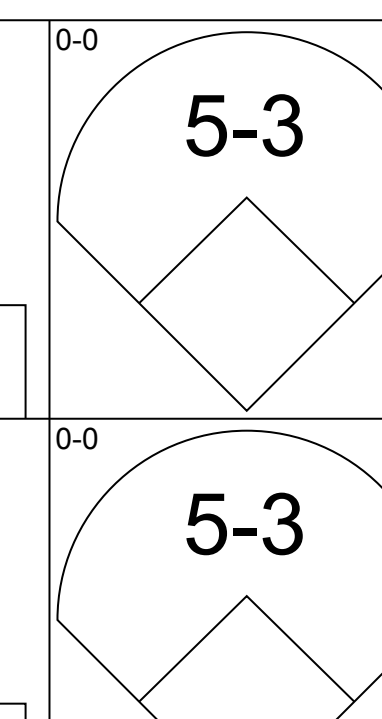
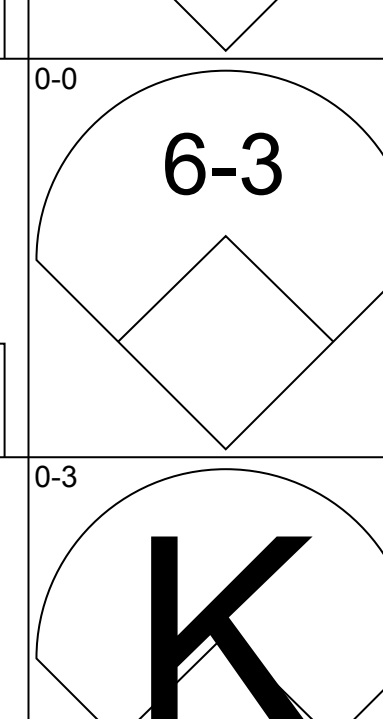
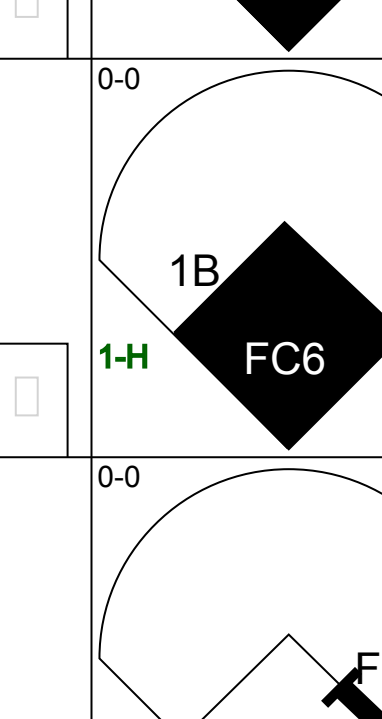
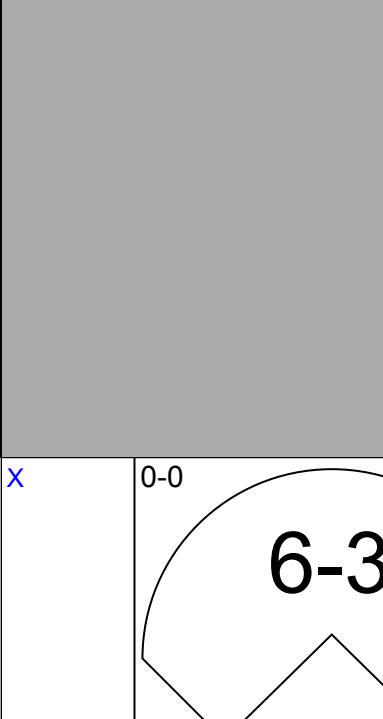
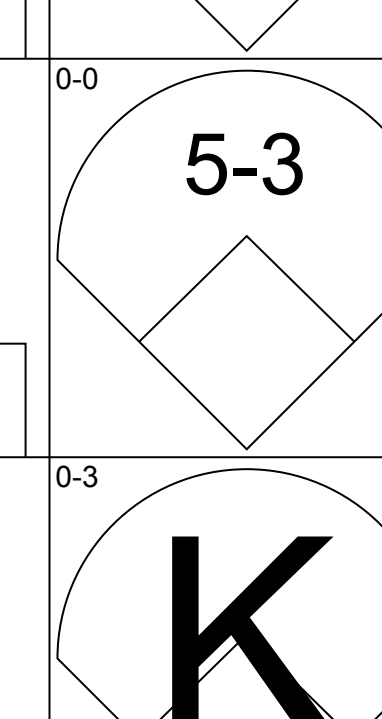
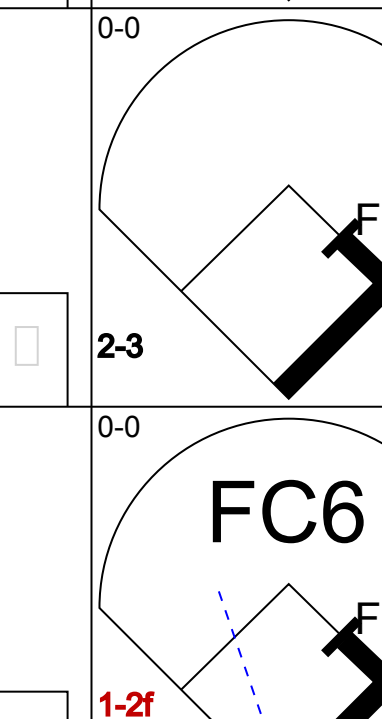
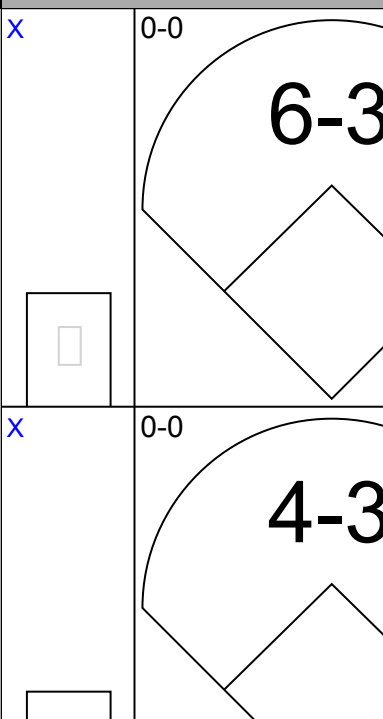
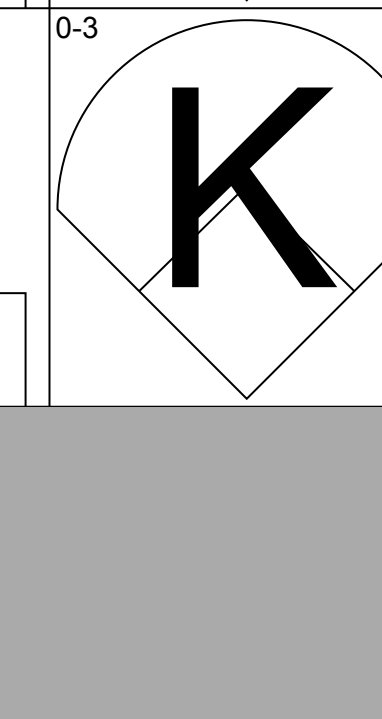
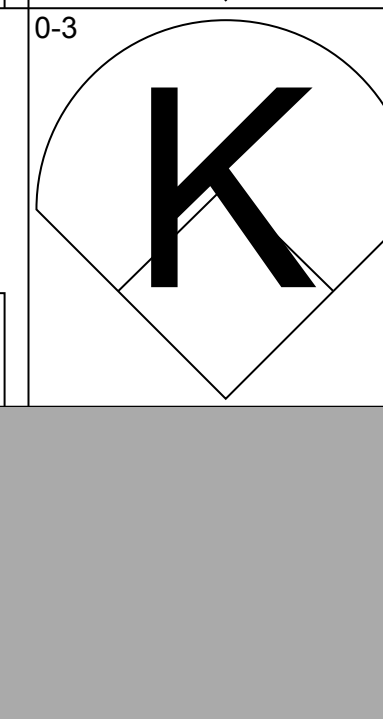
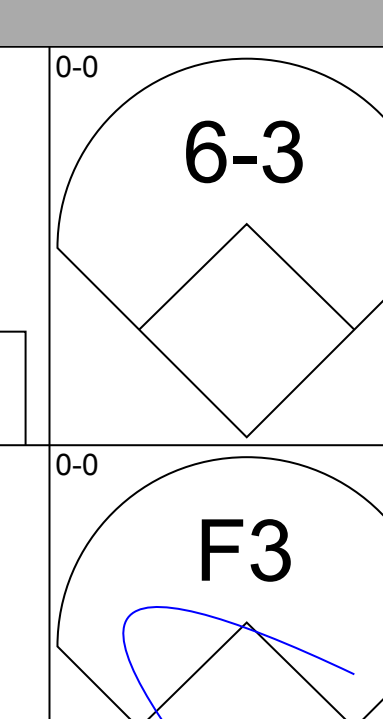
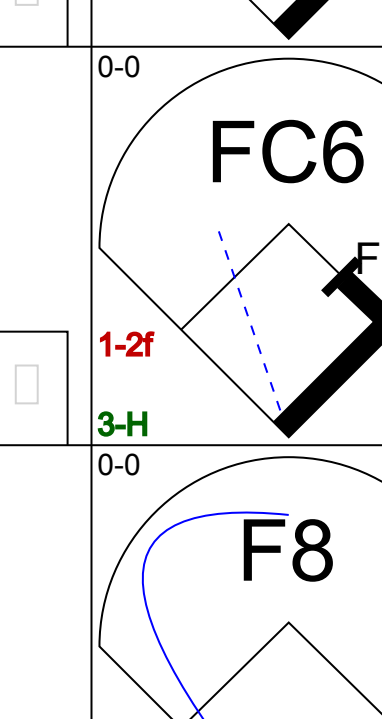
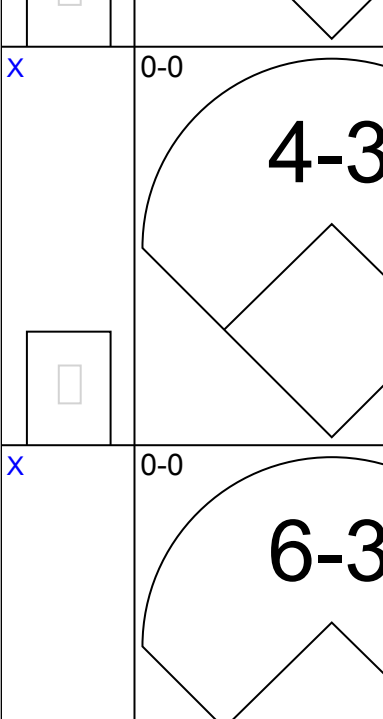
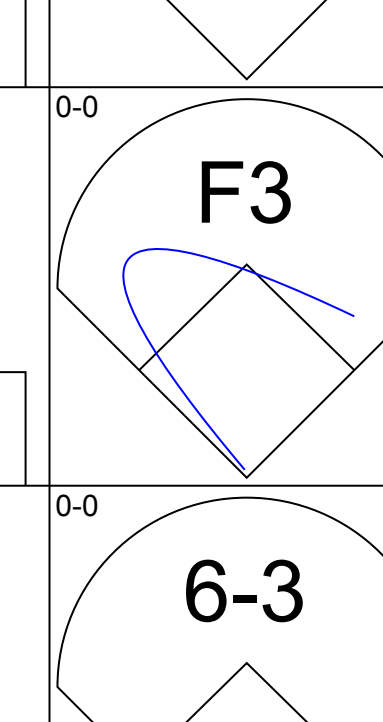
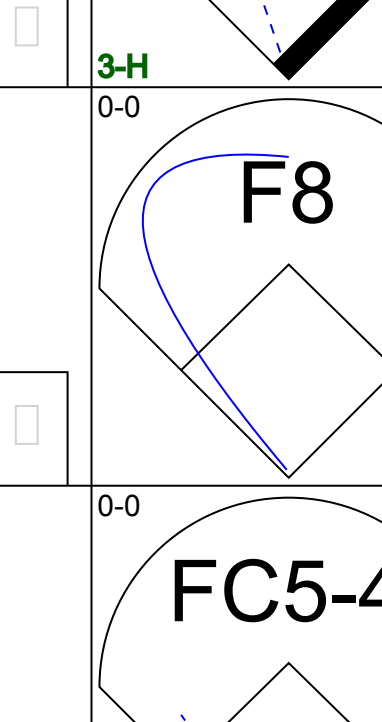
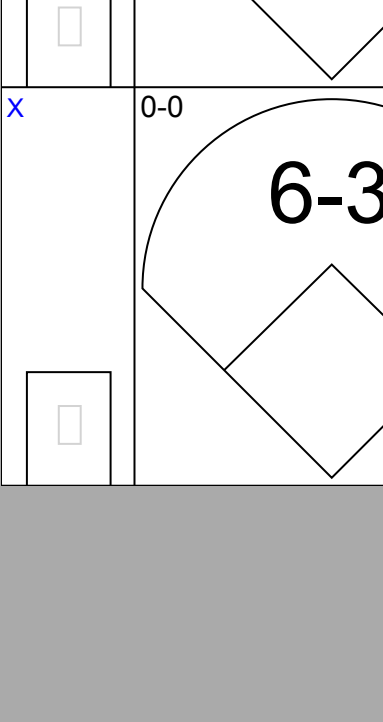

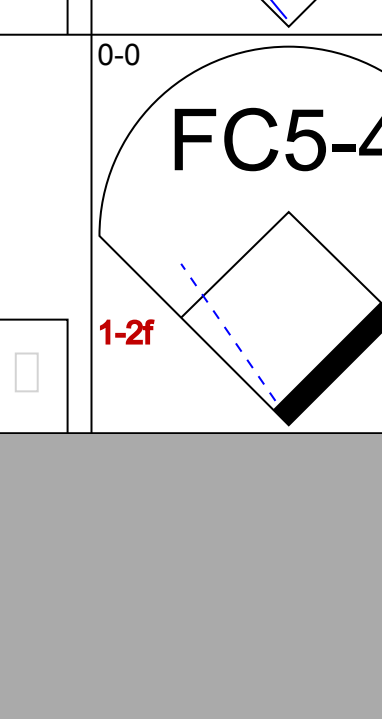
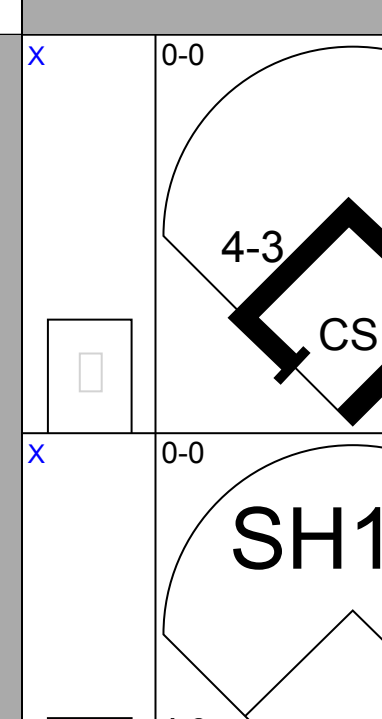
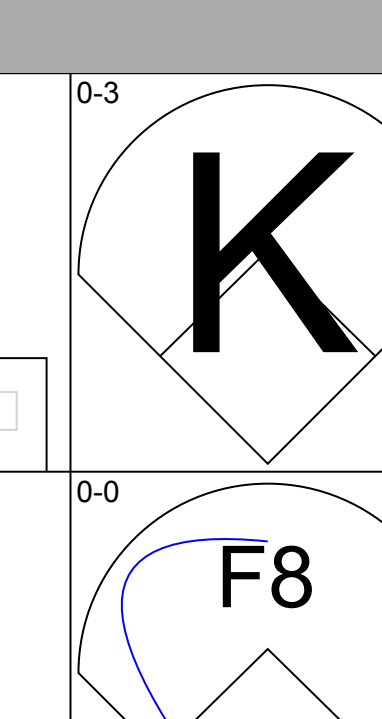
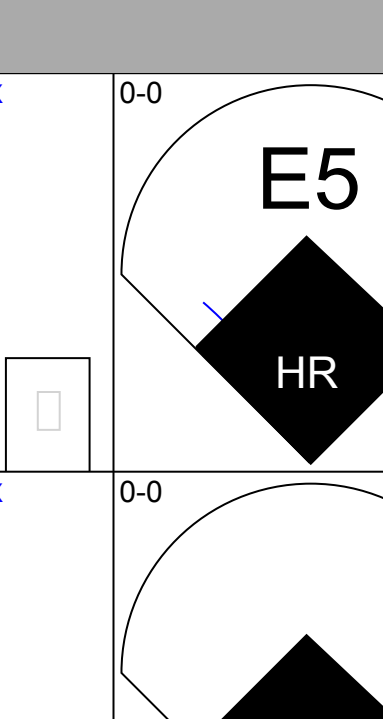
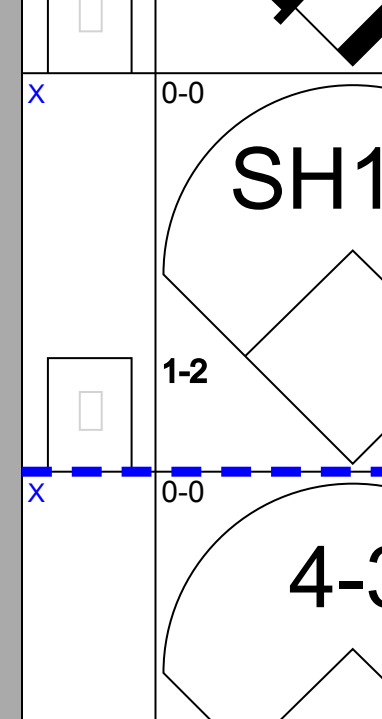
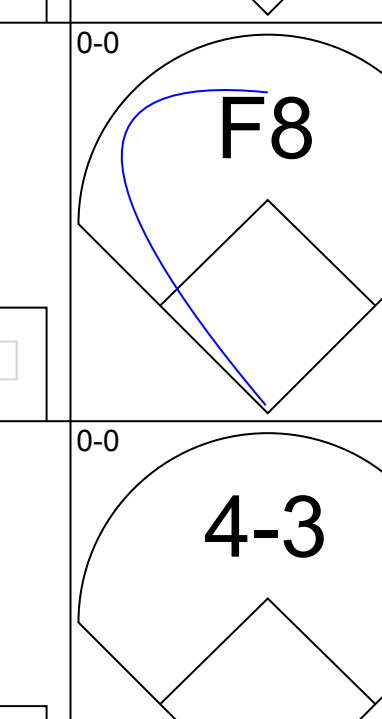
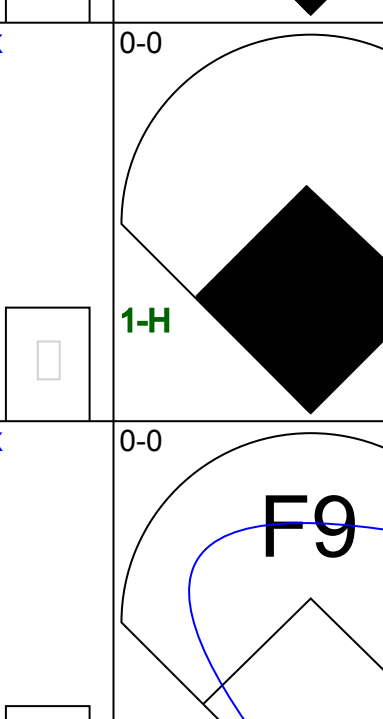
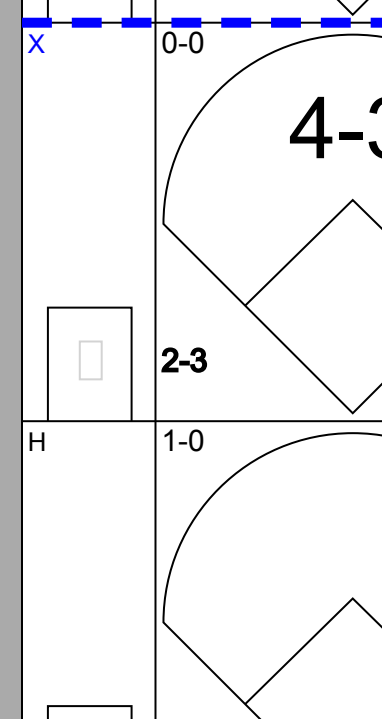
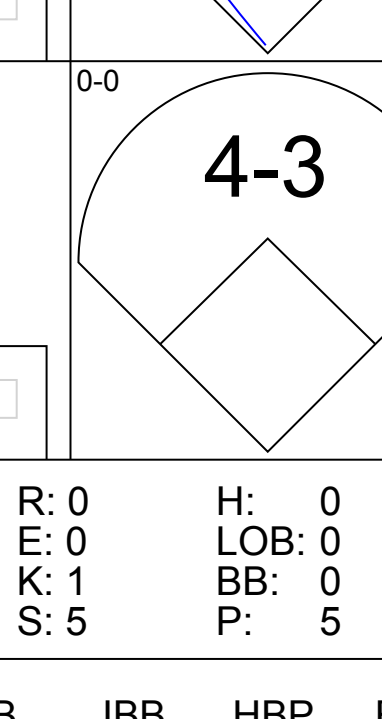
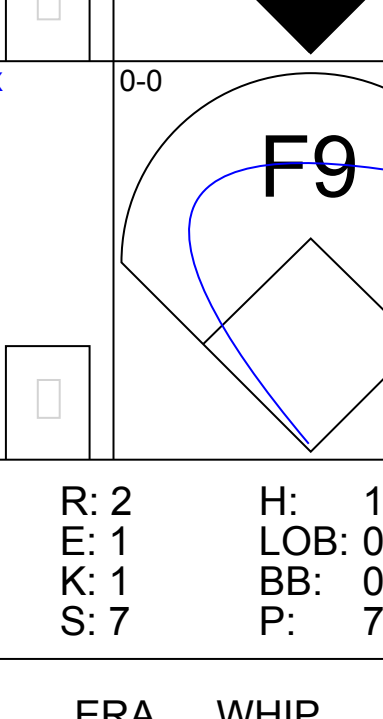
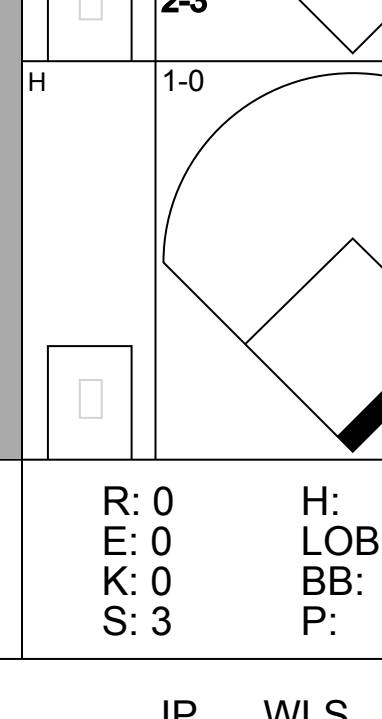
Batter	1	2	3	4	5	6	7	8	9	AB	R	H	RBI	BB	SO	LOB	TOP			
Rod Carew, L (1, 3) OBP: 0.378, SLG: 0.393										4	0	1	0	0	1	2				
Rick Burleson, R (1, 6) OBP: 0.375, SLG: 0.403										4	0	2	0	0	1	1				
Fred Lynn, L (1, 8) OBP: 0.349, SLG: 0.358										3	0	0	0	1	0	2				
Dan Ford, R (1, 9) OBP: 0.323, SLG: 0.475										4	0	0	0	0	1	1				
Don Baylor, R (1, 10) OBP: 0.307, SLG: 0.381										3	1	0	0	1	0	0				
Brian Downing, R (1, 2) OBP: 0.367, SLG: 0.374										3	1	0	0	1	1	0				
Bobby Grich, R (1, 4) OBP: 0.403, SLG: 0.582										4	1	2	3	0	0	0				
Juan Beniquez, R (1, 7) OBP: 0.250, SLG: 0.256										4	0	2	0	0	1	0				
Bert Campaneris, R (1, 5) OBP: 0.422, SLG: 0.244										2	0	0	0	1	0	0				
John Harris, L (9, PH) OBP: 0.250, SLG: 0.333										1	0	0	0	0	1	2				
Inning Stats	R: 0 E: 0 K: 3 S: 9	H: 0 LOB: 1 BB: 1 P: 13	R: 0 E: 0 K: 1 S: 5	H: 0 LOB: 0 BB: 0 P: 5	R: 0 E: 0 K: 1 S: 6	H: 1 LOB: 1 BB: 0 P: 6	R: 3 E: 0 K: 0 S: 4	H: 1 LOB: 1 BB: 2 P: 12	R: 0 E: 0 K: 0 S: 4	H: 0 LOB: 0 BB: 0 P: 3	R: 0 E: 0 K: 0 S: 3	H: 1 LOB: 1 BB: 1 P: 7	R: 0 E: 0 K: 0 S: 3	H: 1 LOB: 2 BB: 0 P: 3	R: 0 E: 0 K: 1 S: 7	H: 2 LOB: 2 BB: 0 P: 7	1B: 6 2B: 0 3B: 0 HR: 1	SF: 0 SAC: 0 DP: 2 HBP: 0	WP: 0 PB: 0 SB: 0 CS: 0	PA: 36
PITCHER Dennis Martinez, R (1, 1) ERA: 3.28	IP: 9.0 WLS: W BF: 36 H: 7 R: 3 ER: 3 SO: 6 BB: 4 IBB: 0 HBP: 0 BLK: 0 WP: 0 HR: 1 S: 44 P: 60 ERA: 3.00 WHIP: 1.222															PITCHER				

California Angels @ Baltimore Orioles
Memorial Stadium, Baltimore, MD
Sat Aug 29 1981, 7:05 PM EDT
Att: 22,978 - Unknown - 79 F

livebaseballscorecards.com

AB 32
R 3
H 7
RBI 3
BB 4
SO 6
LOB 8



Batter	1	2	3	4	5	6	7	8	9	AB	R	H	RBI	BB	SO	LOB	BOTTOM			
Al Bumbry, L (1, 8) OBP: 0.353, SLG: 0.323										4	1	1	0	0	1	0				
Rich Dauer, R (1, 4) OBP: 0.336, SLG: 0.396										4	1	1	1	0	0	0				
Ken Singleton, S (1, 9) OBP: 0.422, SLG: 0.545										4	0	1	0	0	2	0				
Jim Dwyer, L (9, 7) OBP: 0.288, SLG: 0.294										0	0	0	0	0	0	0				
Eddie Murray, S (1, 3) OBP: 0.320, SLG: 0.485										3	0	0	1	0	0	1				
Doug DeCinces, R (1, 5) OBP: 0.344, SLG: 0.483										3	0	0	0	0	0	1				
Benny Avila, R (1, 10) OBP: 0.323, SLG: 0.309										3	0	1	0	0	0	1				
Gary Roenicke, R (1, 7) OBP: 0.366, SLG: 0.390										2	1	0	0	0	1	0				
Rick Dempsey, R (1, 2) OBP: 0.340, SLG: 0.376										3	1	1	2	0	0	1				
Mark Belanger, R (1, 6) OBP: 0.243, SLG: 0.250										2	0	0	0	0	0	0				
Inning Stats	R: 0 E: 0 K: 1 S: 5	H: 0 LOB: 0 BB: 0 P: 5	R: 0 E: 0 K: 0 S: 3	H: 0 LOB: 0 BB: 0 P: 3	R: 0 E: 0 K: 1 S: 5	H: 0 LOB: 0 BB: 0 P: 5	R: 2 E: 0 K: 0 S: 6	H: 3 LOB: 1 BB: 0 P: 6	R: 2 E: 0 K: 1 S: 7	H: 1 LOB: 0 BB: 0 P: 7	R: 0 E: 0 K: 0 S: 3	H: 0 LOB: 0 BB: 0 P: 3	R: 0 E: 0 K: 0 S: 3	H: 1 LOB: 1 BB: 0 P: 4	R: 0 E: 0 K: 1 S: 5	H: 0 LOB: 0 BB: 0 P: 5	1B: 3 2B: 1 3B: 0 HR: 1	SF: 0 SAC: 1 DP: 0 HBP: 1	WP: 0 PB: 0 SB: 0 CS: 1	PA: 31
PITCHER Geoff Zahn, L (1, 1) ERA: 4.26	IP: 6.1 WLS: L BF: 25 H: 5 R: 4 ER: 3 SO: 3 BB: 0 IBB: 0 HBP: 0 BLK: 0 WP: 0 HR: 1 S: 31 P: 31 ERA: 4.26 WHIP: 0.789															PITCHER				
Jesse Jefferson, R (7, 1) ERA: 3.84	0.1	2	0	0	0	0	0	0	0	0	0	1	2	0.00	0.000					
Andy Hassler, L (7, 1) ERA: 3.17	1.1	3	0	0	0	1	0	0	0	0	0	5	5	0.00	0.000					

California Angels @ Baltimore Orioles
Memorial Stadium, Baltimore, MD
Sat Aug 29 1981, 7:05 PM EDT
Att: 22,978 - Unknown - 79 F

livebaseballscorecards.com

AB 28
R 4
H 5
RBI 4
BB 0
SO 4
LOB 4



Batter	1	2	3	4	5	6	7	8	9	AB	R	H	RBI	BB	SO	LOB	TOP				
Rod Carew, L OBP: 0.376, SLG: 0.390										3	1	0	0	1	1	0	California Angels @ Baltimore Orioles Memorial Stadium, Baltimore, MD Sun Aug 30 1981, 3:33 AM EDT Att: 13,727 - Unknown				
Rick Burleson, R OBP: 0.375, SLG: 0.402 Bert Campaneris, R OBP: 0.260, SLG: 0.319										1	0	0	0	1	1	0					
Fred Lynn, L OBP: 0.346, SLG: 0.352										4	1	0	0	0	2	3					
Dan Ford, R OBP: 0.325, SLG: 0.470										3	0	0	1	2	2	2					
Don Baylor, R OBP: 0.312, SLG: 0.394										4	1	2	3	1	0	4					
Bobby Grich, R OBP: 0.399, SLG: 0.574										5	0	1	0	0	2	3					
Ed Ott, L OBP: 0.268, SLG: 0.286										4	0	0	0	0	2	3					
Juan Beniquez, R OBP: 0.260, SLG: 0.250										2	2	0	0	2	1	0					
Butch Hobson, R OBP: 0.344, SLG: 0.378										3	1	1	2	1	0	0					
Inning Stats	R: 3 E: 0 K: 1 S: 6	H: 1 LOB: 0 BB: 1 P: 11	R: 2 E: 0 K: 1 S: 6	H: 1 LOB: 0 BB: 1 P: 10	R: 0 E: 0 K: 2 S: 9	H: 2 LOB: 2 BB: 0 P: 9	R: 1 E: 0 K: 0 S: 3	H: 0 LOB: 3 BB: 4 P: 19	R: 0 E: 0 K: 3 S: 9	H: 0 LOB: 0 BB: 0 P: 9	R: 1 E: 0 K: 1 S: 6	H: 1 LOB: 0 BB: 0 P: 6	R: 0 E: 1 K: 2 S: 8	H: 0 LOB: 1 BB: 0 P: 8	R: 0 E: 0 K: 1 S: 5	H: 0 LOB: 0 BB: 2 P: 11	1B: 2 2B: 0 3B: 0 HR: 3	SF: 0 SAC: 0 DP: 0 HBP: 1	WP: 0 PB: 0 SB: 0 CS: 0	PA: 42	
PITCHER	IP WLS BF H R ER SO BB IBB HBP BLK WP HR S P ERA WHIP	IP WLS BF H R ER SO BB IBB HBP BLK WP HR S P ERA WHIP	IP WLS BF H R ER SO BB IBB HBP BLK WP HR S P ERA WHIP	IP WLS BF H R ER SO BB IBB HBP BLK WP HR S P ERA WHIP	IP WLS BF H R ER SO BB IBB HBP BLK WP HR S P ERA WHIP	IP WLS BF H R ER SO BB IBB HBP BLK WP HR S P ERA WHIP	IP WLS BF H R ER SO BB IBB HBP BLK WP HR S P ERA WHIP	IP WLS BF H R ER SO BB IBB HBP BLK WP HR S P ERA WHIP	IP WLS BF H R ER SO BB IBB HBP BLK WP HR S P ERA WHIP	IP WLS BF H R ER SO BB IBB HBP BLK WP HR S P ERA WHIP	IP WLS BF H R ER SO BB IBB HBP BLK WP HR S P ERA WHIP	IP WLS BF H R ER SO BB IBB HBP BLK WP HR S P ERA WHIP	IP WLS BF H R ER SO BB IBB HBP BLK WP HR S P ERA WHIP	IP WLS BF H R ER SO BB IBB HBP BLK WP HR S P ERA WHIP	IP WLS BF H R ER SO BB IBB HBP BLK WP HR S P ERA WHIP	IP WLS BF H R ER SO BB IBB HBP BLK WP HR S P ERA WHIP	IP WLS BF H R ER SO BB IBB HBP BLK WP HR S P ERA WHIP	IP WLS BF H R ER SO BB IBB HBP BLK WP HR S P ERA WHIP	IP WLS BF H R ER SO BB IBB HBP BLK WP HR S P ERA WHIP	IP WLS BF H R ER SO BB IBB HBP BLK WP HR S P ERA WHIP	IP WLS BF H R ER SO BB IBB HBP BLK WP HR S P ERA WHIP
Jim Palmer, R ERA: 3.29	1.1	L	9	2	5	5	1	2	0	1	0	0	0	0	0	17	33.75	3.000			
Tippy Martinez, L ERA: 2.4	5.2		25	3	2	2	9	3	1	0	0	0	0	0	1	39	3.18	1.059			
Jeff Schneider, L ERA: 4.85	2.0		8	0	0	0	1	2	0	0	0	0	0	0	0	8	0.00	1.000			

Batter	1	2	3	4	5	6	7	8	9	AB	R	H	RBI	BB	SO	LOB	BOTTOM					
Al Bumbry, L OBP: 0.351, SLG: 0.321										5	0	1	0	0	2	2	California Angels @ Baltimore Orioles Memorial Stadium, Baltimore, MD Sun Aug 30 1981, 3:33 AM EDT Att: 13,727 - Unknown					
Rich Dauer, R OBP: 0.330, SLG: 0.388										5	0	0	0	0	0	4						
Ken Singleton, S OBP: 0.420, SLG: 0.538										3	0	0	0	1	1	2						
Eddie Murray, S OBP: 0.322, SLG: 0.483 Cal Ripken Jr., R OBP: 0.143, SLG: 0.118										1	0	0	0	1	0	2						
Doug DeCinces, R OBP: 0.342, SLG: 0.479										4	1	1	0	0	0	2						
Jim Dwyer, L OBP: 0.298, SLG: 0.291 Gary Roenicke, R OBP: 0.369, SLG: 0.394										1	0	0	0	2	0	1						
Dan Graham, L OBP: 0.252, SLG: 0.250 Jose Morales, R OBP: 0.362, SLG: 0.418										2	0	0	0	0	0	3						
Rick Dempsey, R OBP: 0.343, SLG: 0.385										4	0	2	1	0	0	3						
Mark Belanger, R OBP: 0.252, SLG: 0.248 Benny Ayala, R OBP: 0.317, SLG: 0.304										1	0	0	0	2	0	1						
Inning Stats	R: 0 E: 0 K: 1 S: 5	H: 0 LOB: 0 BB: 0 P: 5	R: 0 E: 0 K: 0 S: 3	H: 0 LOB: 2 BB: 2 P: 11	R: 0 E: 0 K: 1 S: 5	H: 0 LOB: 2 BB: 2 P: 13	R: 0 E: 0 K: 0 S: 3	H: 0 LOB: 1 BB: 1 P: 7	R: 0 E: 0 K: 0 S: 4	H: 1 LOB: 2 BB: 1 P: 8	R: 1 E: 0 K: 1 S: 7	H: 2 LOB: 1 BB: 0 P: 7	R: 0 E: 0 K: 1 S: 5	H: 0 LOB: 0 BB: 0 P: 5	R: 0 E: 0 K: 0 S: 4	H: 2 LOB: 1 BB: 0 P: 4	R: 0 E: 0 K: 1 S: 6	H: 1 LOB: 1 BB: 0 P: 6	1B: 5 2B: 1 3B: 0 HR: 0	SF: 0 SAC: 0 DP: 1 HBP: 0	WP: 0 PB: 0 SB: 1 CS: 0	PA: 38
PITCHER	IP WLS BF H R ER SO BB IBB HBP BLK WP HR S P ERA WHIP	IP WLS BF H R ER SO BB IBB HBP BLK WP HR S P ERA WHIP	IP WLS BF H R ER SO BB IBB HBP BLK WP HR S P ERA WHIP	IP WLS BF H R ER SO BB IBB HBP BLK WP HR S P ERA WHIP	IP WLS BF H R ER SO BB IBB HBP BLK WP HR S P ERA WHIP	IP WLS BF H R ER SO BB IBB HBP BLK WP HR S P ERA WHIP	IP WLS BF H R ER SO BB IBB HBP BLK WP HR S P ERA WHIP	IP WLS BF H R ER SO BB IBB HBP BLK WP HR S P ERA WHIP	IP WLS BF H R ER SO BB IBB HBP BLK WP HR S P ERA WHIP	IP WLS BF H R ER SO BB IBB HBP BLK WP HR S P ERA WHIP	IP WLS BF H R ER SO BB IBB HBP BLK WP HR S P ERA WHIP	IP WLS BF H R ER SO BB IBB HBP BLK WP HR S P ERA WHIP	IP WLS BF H R ER SO BB IBB HBP BLK WP HR S P ERA WHIP	IP WLS BF H R ER SO BB IBB HBP BLK WP HR S P ERA WHIP	IP WLS BF H R ER SO BB IBB HBP BLK WP HR S P ERA WHIP	IP WLS BF H R ER SO BB IBB HBP BLK WP HR S P ERA WHIP	IP WLS BF H R ER SO BB IBB HBP BLK WP HR S P ERA WHIP	IP WLS BF H R ER SO BB IBB HBP BLK WP HR S P ERA WHIP	IP WLS BF H R ER SO BB IBB HBP BLK WP HR S P ERA WHIP	IP WLS BF H R ER SO BB IBB HBP BLK WP HR S P ERA WHIP	IP WLS BF H R ER SO BB IBB HBP BLK WP HR S P ERA WHIP	
Steve Renko, R ERA: 3.42	1.1		9	0	0	0	2	0	0	0	0	0	0	0	0	16	4.00	1.500				
Andy Hassler, L ERA: 3.05	5.0	W	20	6	1	1	3	0	0	0	0	0	0	0	26	26	1.80	1.200				

Batter	1	2	3	4	5	6	7	8	9	AB	R	H	RBI	BB	SO	LOB	TOP								
Julio Cruz, S OBP: 0.342, SLG: 0.316 (1, 4)	0-0 FC6-4 1B	0-0 S 1B		4-0 FC5-4-3-2 BB		0-0 L6			0-0 L7	4	1	2	0	1	0	0	Seattle Mariners @ Baltimore Orioles Memorial Stadium, Baltimore, MD Mon Aug 31 1981, 7:05 PM EDT Alt. 9,415 - Unknown - 78 F								
Lenny Randle, S OBP: 0.275, SLG: 0.324 (1, 5)	0-0 FC6-4 1B	0-0 1B		0-0 F8			0-0 S 1B		0-0 HR	5	1	3	3	0	0	3									
Tom Paciorek, R OBP: 0.370, SLG: 0.500 (1, 7)	0-0 F8	0-0 1B		0-0 FC5-4-3-2 1-2 2H			0-0 F7		0-0 F9	5	0	1	0	0	0	4									
Richie Zisk, R OBP: 0.384, SLG: 0.543 (1, 10)	0-0 1-2 1B	0-0 1-3			0-0 1B		0-0 F3			4	0	2	0	0	0	3									
Jeff Burroughs, R OBP: 0.363, SLG: 0.433 (1, 9)	0-3 K		0-3 K		0-0 L8		0-0 5-3			4	0	0	0	0	2	4									
Bruce Bochte, L OBP: 0.360, SLG: 0.368 (1, 3)		0-3 K	0-0 4-3		0-3 K			4-0 FC3-6 BB		3	0	0	0	1	2	1									
Bud Bulling, R OBP: 0.339, SLG: 0.277 (1, 2)		0-0 5-3	0-0 3-1		0-0 F9			0-0 FC3-6 L5-3		4	0	0	0	0	0	2									
Joe Simpson, L OBP: 0.282, SLG: 0.332 (1, 8)		0-0 S 1B		4-0 FC5-4 BB		4-0 B2-6-4 BB		0-0 L5-3		2	1	1	0	2	0	1									
Vance McHenry, R OBP: 0.250, SLG: 0.182 (1, 6)		0-0 1B		0-0 FC5-4 BB		0-0 B2-6-4			0-0 F7	3	1	1	1	0	0	2									
Dan Meyer, L OBP: 0.300, SLG: 0.338 (9, PH)		0-0 1B		0-0 FC5-4 BB		0-0 B2-6-4				1	0	0	0	0	0	0									
Jim Anderson, R OBP: 0.269, SLG: 0.255 (9, 6)		1-H 1B		1-2 FC5-4-3-2 BB		1-2				0	0	0	0	0	0	0									
Inning Stats	R: 0 E: 0 K: 1 S: 7	H: 2 LOB: 2 BB: 0 P: 7	R: 3 E: 0 K: 1 S: 10	H: 5 LOB: 2 BB: 0 P: 10	R: 0 E: 0 K: 1 S: 5	H: 0 LOB: 0 BB: 0 P: 5	R: 0 E: 0 K: 0 S: 3	H: 0 LOB: 2 BB: 2 P: 11	R: 0 E: 0 K: 1 S: 6	H: 1 LOB: 1 BB: 0 P: 6	R: 0 E: 0 K: 0 S: 4	H: 1 LOB: 1 BB: 0 P: 4	R: 0 E: 0 K: 0 S: 2	H: 0 LOB: 0 BB: 1 P: 6	R: 0 E: 0 K: 0 S: 4	H: 0 LOB: 0 BB: 1 P: 6	R: 1 E: 0 K: 0 S: 4	H: 1 LOB: 0 BB: 0 P: 4	1B: 9 2B: 1 3B: 0 HR: 1	SF: 0 SAC: 0 DP: 2 HBP: 0	WP: 0 PB: 0 SB: 3 CS: 0	PA: 39			
PITCHER	IP	WLS	BF	H	R	ER	SO	BB	IBB	HBP	BLK	WP	HR	S	P	ERA	WHIP								
Scott McGregor, L ERA: 3.49 (1, 1)	1.2		12	7	3	3	2	0	0	0	0	0	0	16	16	16.20	4.200								
Sammy Stewart, R ERA: 1.83 (2, 1)	7.1	L	27	3	1	1	2	4	0	0	0	0	1	27	43	1.23	0.955								

AB	35
R	4
H	10
RBI	4
BB	4
SO	4
LOB	20



Batter	1	2	3	4	5	6	7	8	9	AB	R	H	RBI	BB	SO	LOB	BOTTOM								
Al Bumby, L OBP: 0.351, SLG: 0.317 (1, 8)	0-0 4-3		0-0 6-3		4-0 BB		0-0 4-3		4-0 1-2 2-3 BB	3	0	0	0	2	0	0	Seattle Mariners @ Baltimore Orioles Memorial Stadium, Baltimore, MD Mon Aug 31 1981, 7:05 PM EDT Alt. 9,415 - Unknown - 78 F								
Rich Dauer, R OBP: 0.324, SLG: 0.380 (1, 4)	0-0 F7		0-0 F7		0-0 F7		0-0 F7		0-0 F7	5	0	0	0	0	0	4									
Ken Singleton, S OBP: 0.421, SLG: 0.534 (1, 10)	4-0 BB		0-0 L3		0-0 4-3			4-0 G3-6 BB		2	0	0	0	2	0	1									
Cal Ripken Jr., R OBP: 0.143, SLG: 0.118 (6, PR)										0	0	0	0	0	0	0									
Eddie Murray, S OBP: 0.321, SLG: 0.483 (1, 3)	0-0 4-1			0-0 F5		0-0 HR 2B		0-3 K		4	1	1	0	0	1	2									
John Lowenstein, L OBP: 0.342, SLG: 0.391 (1, 7)		0-0 4-3		0-0 1B		0-0 HR		0-0 G3-6-1		4	1	2	2	0	0	1									
Doug DeCinces, R OBP: 0.345, SLG: 0.479 (1, 5)		0-0 E6 2B		0-0 1B		0-0 F7		0-0 F7		4	1	2	0	0	0	0									
Gary Roenicke, R OBP: 0.368, SLG: 0.399 (1, 9)		0-0 E6 2B		0-0 P1		0-0 F7		0-0 F8		3	0	1	1	0	0	2									
Jim Dwyer, L OBP: 0.304, SLG: 0.298 (9, PH)		0-0 6-3 2B		0-0 L8		0-0 F8		0-0 BB BB		1	0	1	0	0	0	0									
Rick Dempsey, R OBP: 0.338, SLG: 0.379 (1, 2)		0-0 6-3 2B		0-0 L8		0-0 F8		4-0 BB BB		3	0	0	0	0	0	3									
Terry Crowley, L OBP: 0.357, SLG: 0.324 (9, PH)		0-0 6-3		0-0 L8		0-0 F8		0-0 BB BB		0	0	0	0	1	0	0									
Lenn Sakata, R OBP: 0.267, SLG: 0.208 (9, PR)		0-0 2-3		0-0 L8		0-0 F8		0-0 BB BB		0	0	0	0	0	0	0									
Mark Belanger, R OBP: 0.247, SLG: 0.242 (1, 6)		0-0 5-3		0-0 F3		0-0 F3		0-3 K		3	0	0	0	0	0	1									
Jose Morales, R OBP: 0.356, SLG: 0.411 (9, PH)		0-0 5-3		0-0 F3		0-0 F3		0-3 K		1	0	0	0	0	1	2									
Inning Stats	R: 0 E: 0 K: 0 S: 3	H: 0 LOB: 1 BB: 1 P: 7	R: 1 E: 1 K: 0 S: 5	H: 2 LOB: 1 BB: 0 P: 5	R: 0 E: 0 K: 0 S: 3	H: 0 LOB: 0 BB: 0 P: 3	R: 0 E: 0 K: 0 S: 5	H: 2 LOB: 2 BB: 0 P: 5	R: 0 E: 0 K: 0 S: 3	H: 2 LOB: 1 BB: 1 P: 7	R: 2 E: 0 K: 0 S: 5	H: 2 LOB: 0 BB: 0 P: 5	R: 0 E: 0 K: 1 S: 4	H: 0 LOB: 1 BB: 1 P: 8	R: 0 E: 0 K: 1 S: 6	H: 1 LOB: 3 BB: 2 P: 14	1B: 4 2B: 2 3B: 0 HR: 1	SF: 0 SAC: 0 DP: 1 HBP: 0	WP: 0 PB: 0 SB: 0 CS: 0	PA: 38					
PITCHER	IP	WLS	BF	H	R	ER	SO	BB	IBB	HBP	BLK	WP	HR	S	P	ERA	WHIP								
Ken Clay, R ERA: 4.85 (1, 1)	7.0		30	6	3	3	0	3	0	0	0	0	0	27	39	3.86	1.286								
Larry Andersen, R ERA: 2.74 (8, 1)	2.0	W	8	1	0	0	2	2	0	0	0	0	0	10	18	0.00	1.500								


AB	33
R	3
H	7
RBI	3
BB	5
SO	2
LOB	16



Batter	1	2	3	4	5	6	7	8	9	AB	R	H	RBI	BB	SO	LOB	TOP					
Julio Cruz, S OBP: 0.344, SLG: 0.316 (1,4)	4-0 CS BB			0-0 CS 1B		0-0 4-3			0-3 K	3	0	1	0	1	1	1						
Bruce Bochte, L OBP: 0.358, SLG: 0.364 (1,3)	0-0 P6 1-2			4-0 FC4-6 BB		0-0 F7			0-0 1-3	3	0	0	0	1	0	2						
Tom Paciorek, R OBP: 0.365, SLG: 0.493 (1,7)	0-0 5-3			0-0 FC4-6 1-2					0-3 K	4	0	0	0	0	1	1						
Richie Zisk, R OBP: 0.380, SLG: 0.536 (1,10)		0-3 K		0-0 4-3					0-3 K	3	0	0	0	0	2	1						
Dan Meyer, L OBP: 0.301, SLG: 0.333 (1,5)		0-0 6-3			0-0 F9				4-0 BB	2	0	0	0	1	0	0						
Jeff Burroughs, R OBP: 0.358, SLG: 0.427 (1,9)		0-0 5-3			0-0 5-3				0-3 K	3	0	0	0	0	1	1						
Joe Simpson, L OBP: 0.278, SLG: 0.327 (1,8)			0-0 F8		0-0 F9				0-0 F7	3	0	0	0	0	0	0						
Bud Bulling, R OBP: 0.342, SLG: 0.281 (8, PH)			0-0 6-3						4-0 G6-4-3 BB	2	0	1	0	0	0	0						
Jerry Naron, L OBP: 0.293, SLG: 0.268 (8, FR)			0-0 6-3							0	0	0	0	1	0	0						
Paul Serna, R OBP: 0.269, SLG: 0.255 (8, 6)										0	0	0	0	0	0	0						
Jim Anderson, R OBP: 0.269, SLG: 0.255 (8, 6)										0	0	0	0	0	0	0						
Vance McHenry, R OBP: 0.231, SLG: 0.167 (1, 6)			0-0 5-3						0-0 G6-4-3 BB	1	0	0	0	0	0	0						
Casey Parsons, L OBP: 0.333, SLG: 0.400 (8, PH)										0	0	0	0	0	0	0						
Gary Gray, R OBP: 0.270, SLG: 0.535 (8, PH)										1	0	0	0	0	0	1						
Dan Firova, R OBP: 0.270, SLG: 0.535 (8, 2)										0	0	0	0	0	0	0						
Inning Stats	R: 0 E: 0 K: 0 S: 2	H: 0 LOB: 0 BB: 1 P: 6	R: 0 E: 0 K: 1 S: 5	H: 0 LOB: 0 BB: 0 P: 5	R: 0 E: 0 K: 0 S: 3	H: 0 LOB: 0 BB: 0 P: 3	R: 0 E: 0 K: 0 S: 3	H: 1 LOB: 1 BB: 1 P: 7	R: 0 E: 0 K: 0 S: 3	H: 0 LOB: 0 BB: 0 P: 3	R: 0 E: 0 K: 2 S: 4	H: 1 LOB: 1 BB: 0 P: 4	R: 0 E: 0 K: 2 S: 7	H: 0 LOB: 1 BB: 1 P: 11	R: 0 E: 0 K: 0 S: 2	H: 0 LOB: 1 BB: 1 P: 6	R: 0 E: 0 K: 2 S: 7	H: 0 LOB: 0 BB: 0 P: 7	1B: 2 2B: 0 3B: 0 HR: 0	SF: 0 SAC: 1 DP: 1 HBP: 0	WP: 0 PB: 0 SB: 0 CS: 2	PA: 30
PITCHER	IP	WLS	BF	H	R	ER	SO	BB	IBB	HBP	BLK	WP	HR	S	P	ERA	WHIP					
Steve Stone, R ERA: 3.66 (1, 1)	7.1	W	26	2	0	0	3	4	0	0	0	0	0	28	44	0.00	0.818					
Tippy Martinez, L ERA: 2.3 (8, 1)	1.2	S	4	0	0	0	2	0	0	0	0	0	0	8	8	0.00	0.000					

Seattle Mariners @ Baltimore Orioles
Memorial Stadium, Baltimore, MD
Tue Sep 01 1981, 7:05 PM EDT
Att: 8,572 - Unknown


AB 25
R 0
H 2
RBI 0
BB 4
SO 5
LOB 7



Batter	1	2	3	4	5	6	7	8	9	AB	R	H	RBI	BB	SO	LOB	BOTTOM				
Al Bumby, L OBP: 0.354, SLG: 0.319 (1,8)	4-0 CS BB		0-0 1-3			0-0 S 1B				2	0	1	0	1	0	0					
Rich Dauer, R OBP: 0.324, SLG: 0.383 (1,4)	0-0 F8 1-2			0-0 4-3 2B		0-0 F6 1-2				3	1	1	0	0	0	2					
Ken Singleton, S OBP: 0.420, SLG: 0.530 (1,10)	4-0 BB			0-0 4-3 2-3		0-0 1-3				2	0	0	0	1	0	2					
Eddie Murray, S OBP: 0.317, SLG: 0.478 (1,3)	0-0 F8			0-0 4-3 3-H					0-0 F8	3	0	0	1	0	0	1					
John Lowenstein, L OBP: 0.336, SLG: 0.382 (1,7)		0-0 4-3		0-0 L3					0-3 K	3	0	0	0	0	1	0					
Doug DeCinces, R OBP: 0.341, SLG: 0.473 (1,5)		0-0 F8			0-0 6-3				0-0 F9	3	0	0	0	0	0	0					
Jim Dwyer, L OBP: 0.297, SLG: 0.290 (1,9)		0-0 L4			0-0 F8				0-0 F9	3	0	0	0	0	0	0					
Rick Dempsey, R OBP: 0.333, SLG: 0.372 (1,2)			0-0 5-3		0-0 F2				0-0 6-3	3	0	0	0	0	0	0					
Mark Belanger, R OBP: 0.242, SLG: 0.237 (1,6)			0-0 F4			0-0 F8			0-3 K	3	0	0	0	0	1	0					
Inning Stats	R: 0 E: 0 K: 0 S: 2	H: 0 LOB: 1 BB: 2 P: 10	R: 0 E: 0 K: 0 S: 3	H: 0 LOB: 0 BB: 0 P: 3	R: 0 E: 0 K: 0 S: 3	H: 0 LOB: 0 BB: 0 P: 3	R: 1 E: 0 K: 0 S: 4	H: 1 LOB: 0 BB: 0 P: 4	R: 0 E: 0 K: 0 S: 3	H: 0 LOB: 0 BB: 0 P: 3	R: 0 E: 0 K: 0 S: 4	H: 1 LOB: 1 BB: 0 P: 4	R: 0 E: 0 K: 1 S: 5	H: 0 LOB: 0 BB: 0 P: 5	R: 0 E: 0 K: 1 S: 5	H: 0 LOB: 0 BB: 0 P: 5	1B: 1 2B: 1 3B: 0 HR: 0	SF: 0 SAC: 0 DP: 0 HBP: 0	WP: 0 PB: 0 SB: 1 CS: 1	PA: 27	
PITCHER	IP	WLS	BF	H	R	ER	SO	BB	IBB	HBP	BLK	WP	HR	S	P	ERA	WHIP				
Glenn Abbott, R ERA: 3.7 (1, 1)	8.0	L	27	2	1	1	2	2	0	0	0	0	0	29	37	1.12	0.500				

Seattle Mariners @ Baltimore Orioles
Memorial Stadium, Baltimore, MD
Tue Sep 01 1981, 7:05 PM EDT
Att: 8,572 - Unknown

AB 25
R 1
H 2
RBI 1
BB 2
SO 2
LOB 5



Batter	1	2	3	4	5	6	7	8	9	10	11	AB	R	H	RBI	BB	SO	LOB	TOP							
Julio Cruz, S OBP: 0.341, SLG: 0.311 (1, 4)												4	0	0	0	1	1	1								
Bruce Bochte, L OBP: 0.365, SLG: 0.361 (1, 3)												5	0	1	0	0	1	2								
Tom Paciorek, R OBP: 0.366, SLG: 0.490 (1, 7)												4	1	1	0	0	0	1								
Richie Zisk, R OBP: 0.380, SLG: 0.533 (1, 10)												5	0	2	0	0	0	0								
Reggie Walton, R (11, PR)												0	0	0	0	0	0	0								
Dan Meyer, L OBP: 0.289, SLG: 0.331 (1, 5)												4	0	1	0	0	0	1								
Lenny Randle, S (11, PH)												0	0	0	1	0	0	0								
Jeff Burroughs, R OBP: 0.359, SLG: 0.424 (1, 9)												4	0	1	0	1	0	1								
Joe Simpson, L OBP: 0.276, SLG: 0.320 (1, 8)												4	1	0	0	1	0	5								
Jerry Narron, L OBP: 0.289, SLG: 0.271 (1, 2)												2	0	1	1	1	0	0								
Paul Serna, R (8, PR)												0	0	0	0	0	0	0								
Dan Firova, R (8, 2)												0	0	0	0	0	0	0								
Casey Parsons, L (10, PH)												1	0	0	0	0	0	0								
Bud Bulling, R OBP: 0.339, SLG: 0.278 (10, 2)												1	0	0	0	0	1	3								
Vance McHenry, R OBP: 0.290, SLG: 0.143 (1, 6)												2	0	0	0	0	1									
Gary Gray, R (10, PH)												1	0	0	0	0	0	0								
Jim Anderson, R ERA: 4.26 (10, 6)												0	0	0	0	0	0	0								
Inning Stats	R: 0 E: 0 K: 2 S: 6	H: 0 LOB: 0 BB: 0 P: 7	R: 0 E: 0 K: 0 S: 3	H: 0 LOB: 0 BB: 0 P: 3	R: 1 E: 0 K: 0 S: 4	H: 1 LOB: 1 BB: 1 P: 8	R: 0 E: 0 K: 0 S: 3	H: 0 LOB: 0 BB: 0 P: 3	R: 0 E: 0 K: 0 S: 3	H: 0 LOB: 0 BB: 0 P: 3	R: 0 E: 1 K: 0 S: 4	H: 1 LOB: 1 BB: 0 P: 4	R: 0 E: 0 K: 0 S: 2	H: 0 LOB: 1 BB: 2 P: 10	R: 0 E: 0 K: 0 S: 5	H: 2 LOB: 2 BB: 0 P: 5	R: 0 E: 0 K: 0 S: 3	H: 0 LOB: 0 BB: 0 P: 3	R: 1 E: 1 K: 1 S: 8	H: 2 LOB: 3 BB: 1 P: 12	1B: 7 2B: 0 3B: 0 HR: 0	SF: 1 SAC: 1 DP: 0 HBP: 1	WP: 0 PB: 0 SB: 1 CS: 1	PA: 45		
PITCHER	IP 10.1	WLS 10.1	BF 40	H 7	R 2	ER 2	SO 2	BB 3	IBB 0	HBP 1	BLK 0	WP 0	HR 0	S 40	P 53	ERA 1.74	WHIP 0.968									
Dennis Martínez, R (1, 1)																										
Tippy Martínez, L (11, 1)	0.1	3	0	0	0	0	0	0	1	0	0	0	0	2	6	0.00	0.000									
Tim Stoddard, R (11, 1)	0.1	W 1	0	0	0	1	0	0	0	0	0	0	0	3	3	0.00	0.000									

Seattle Mariners @ Baltimore Orioles
Memorial Stadium, Baltimore, MD
Wed Sep 02 1991, 7:05 PM EDT
Att: 9,672 - Unknown

livebaseballscores.com

AB 37
R 2
H 7
RBI 2
BB 4
SO 3
LOB 15

Batter	1	2	3	4	5	6	7	8	9	10	11	AB	R	H	RBI	BB	SO	LOB	BOTTOM							
Al Bumbry, L OBP: 0.352, SLG: 0.317 (1, 8)												5	2	1	0	0	0	2								
Rich Dauer, R OBP: 0.338, SLG: 0.385 (1, 4)												4	0	2	0	0	0	1								
Lenn Sakata, R (9, PR)												1	0	1	0	0	0	0								
Ken Singleton, S (1, 9)												4	0	0	0	1	0	4								
Mark Corey, R (11, PR)												0	0	0	0	0	0	0								
Eddie Murray, S (1, 3)												5	0	1	1	0	0	0								
John Lowenstein, L (1, 7)												4	0	1	0	0	0	0								
Jose Morales, R (1, 10)												4	0	0	0	0	1	0								
Doug DeCinces, R (1, 5)												4	1	0	0	0	0	0								
Dan Graham, L (1, 2)												3	0	0	0	0	0	0								
Jim Dwyer, L (11, PH)												0	0	0	0	0	0	0								
Rick Dempsey, R (11, PH)												1	0	0	0	0	0	1								
Mark Belanger, R (1, 6)												3	0	1	0	0	2	0								
Benny Ayala, R (11, PH)												1	0	1	1	0	0	0								
Cal Ripken Jr., R (11, PR)												0	0	0	0	0	0	0								
Inning Stats	R: 1 E: 1 K: 0 S: 4	H: 2 LOB: 0 BB: 0 P: 4	R: 0 E: 0 K: 0 S: 3	H: 0 LOB: 0 BB: 0 P: 3	R: 0 E: 1 K: 0 S: 5	H: 1 LOB: 2 BB: 0 P: 5	R: 0 E: 0 K: 0 S: 3	H: 0 LOB: 0 BB: 0 P: 3	R: 0 E: 0 K: 1 S: 5	H: 0 LOB: 0 BB: 0 P: 5	R: 0 E: 0 K: 0 S: 3	H: 1 LOB: 1 BB: 0 P: 3	R: 0 E: 0 K: 0 S: 5	H: 0 LOB: 1 BB: 0 P: 3	R: 0 E: 0 K: 0 S: 3	H: 0 LOB: 0 BB: 0 P: 3	R: 2 E: 1 K: 0 S: 6	H: 3 LOB: 3 BB: 1 P: 10	1B: 8 2B: 0 3B: 0 HR: 0	SF: 0 SAC: 0 DP: 2 HBP: 0	WP: 0 PB: 0 SB: 0 CS: 0	PA: 40				
PITCHER	IP 10.0	WLS 10.0	BF 34	H 5	R 2	ER 1	SO 3	BB 0	IBB 0	HBP 0	BLK 0	WP 0	HR 0	S 40	P 40	ERA 0.90	WHIP 0.500									
Jim Beattie, R (1, 1)																										
Shane Rawley, L (11, 1)	0.2	L 4	2	0	0	0	0	0	0	4	4	0	0	0	0	0.00	3.000									
Larry Andersen, R (11, 1)	0.0	2	1	1	0	0	0	0	1	5	5	0	0	0	0	0	0	0								

Seattle Mariners @ Baltimore Orioles
Memorial Stadium, Baltimore, MD
Wed Sep 02 1991, 7:05 PM EDT
Att: 9,672 - Unknown

livebaseballscores.com

AB 39
R 3
H 8
RBI 2
BB 1
SO 3
LOB 8

Batter	1	2	3	4	5	6	7	8	9	AB	R	H	RBI	BB	SO	LOB	TOP			
Rickey Henderson, R OBP: 0.409, SLG: 0.443 (1.7)	6-3		FC SF7 HR	1B E		F7 SF8		G3		5	3	2	0	0	0	1				
Dwayne Murphy, L OBP: 0.395, SLG: 0.426 (1.8)			SF7	E		F7		F6		4	1	2	1	0	0	1				
Cliff Johnson, R OBP: 0.323, SLG: 0.485 (1.10)	F4		P4	E4		SF8		K		4	0	1	3	0	1	2				
Tony Armas, R OBP: 0.314, SLG: 0.533 (1.9)	K			K						4	2	2	3	1	2	2				
Jim Spencer, L OBP: 0.266, SLG: 0.292 (1.3)		F5	HR		F7				1B BB	4	2	2	1	1	0	0				
Wayne Gross, L OBP: 0.299, SLG: 0.341 (1.5)		3-1			K	F4			L5-3 1B	5	1	1	2	0	1	2				
Jeff Newman, R OBP: 0.284, SLG: 0.369 (1.2)			F9				K		G3	5	0	2	0	0	1	1				
Dave McKay, S OBP: 0.274, SLG: 0.318 (1.4)		FC4-6 1B		6-3			6-3			4	0	1	0	0	0	1				
Rob Picciolo, R OBP: 0.255, SLG: 0.326 (1.6)				L9			6-3			4	1	1	0	0	1	2				
Inning Stats	R: 0 E: 0 K: 1 S: 6	H: 1 LOB: 1 BB: 0 P: 6	R: 0 E: 0 K: 0 S: 4	H: 1 LOB: 1 BB: 0 P: 4	R: 5 E: 0 K: 0 S: 7	H: 3 LOB: 0 BB: 1 P: 11	R: 2 E: 1 K: 1 S: 8	H: 3 LOB: 1 BB: 0 P: 8	R: 0 E: 0 K: 2 S: 9	H: 2 LOB: 2 BB: 0 P: 9	R: 3 E: 0 K: 0 S: 6	H: 3 LOB: 0 BB: 0 P: 6	R: 0 E: 0 K: 1 S: 5	H: 0 LOB: 0 BB: 0 P: 5	R: 0 E: 0 K: 1 S: 3	H: 1 LOB: 1 BB: 1 P: 7	1B: 6 2B: 5 3B: 0 HR: 4	SF: 2 SAC: 0 DP: 1 HBP: 0	WP: 0 PB: 0 SB: 2 CS: 0	PA: 43
PITCHER	IP WLS BF H R ER SO BB IBB HBP BLK WP HR S P ERA WHIP																			
Jim Palmer, R ERA: 3.65 (1.1)	2.2 L 15 5 5 5 1 1 0 0 0 0 2 16 20 16.88 2.250																			
Dave Ford, R ERA: 8.27 (3.1)	3.0 16 7 4 4 3 0 0 0 0 0 1 22 22 12.00 2.333																			
Jeff Schneider, L ERA: 4.41 (6.1)	3.1 12 2 1 1 2 1 0 0 0 0 1 15 19 2.70 0.900																			

Oakland Athletics @ Baltimore Orioles
Memorial Stadium, Baltimore, MD
Thu Sep 03 1981, 7:05 PM EDT
Att: 14,915 - Unknown

AB 39
R 10
H 14
RBI 10
BB 2
SO 6
LOB 12



Batter	1	2	3	4	5	6	7	8	9	AB	R	H	RBI	BB	SO	LOB	BOTTOM					
Al Bumbry, L OBP: 0.350, SLG: 0.314 (1.8)	L7		L1	K					FC4-6	5	0	1	0	0	1	4						
Rich Dauer, R OBP: 0.327, SLG: 0.389 (1.4)		BB 1B			5-3		FC6-4 1B		F7	5	0	2	0	0	0	2						
Ken Singleton, S OBP: 0.414, SLG: 0.517 (1.10)			K		K				K	3	0	0	0	1	3	1						
Eddie Murray, S OBP: 0.315, SLG: 0.468 (1.3)	G4-6-3		F8		K				FC4-6 BB	3	0	0	0	1	1	3						
John Lowenstein, L OBP: 0.338, SLG: 0.381 (1.7)				BB 1B			F9		FC4-6 E	4	0	2	0	0	0	1						
Doug DeCinces, R OBP: 0.336, SLG: 0.464 (1.5)		F9					L5		E8	3	0	1	0	0	0	1						
Cal Ripken Jr., R OBP: 0.139, SLG: 0.114 (7.5)				BB 1B						1	0	0	0	0	0	1						
Jim Dwyer, L OBP: 0.295, SLG: 0.282 (1.9)				F7			F8		4-3	3	0	0	0	1	0	4						
Rick Dempsey, R OBP: 0.333, SLG: 0.368 (1.2)		4-3								1	0	0	0	1	0	2						
Willie Royster, R (7.2)							K		K	2	0	0	0	0	2	0						
Mark Belanger, R OBP: 0.242, SLG: 0.237 (1.6)										1	0	0	0	0	1	2						
Terry Crowley, L OBP: 0.354, SLG: 0.321 (4, PH)				F4						1	0	0	0	0	0	3						
Lenn Sakata, R OBP: 0.286, SLG: 0.232 (5.6)									FC4-6 1B	2	0	1	0	0	0	0						
Inning Stats	R: 0 E: 0 K: 0 S: 3	H: 1 LOB: 1 BB: 1 P: 7	R: 0 E: 0 K: 1 S: 6	H: 1 LOB: 2 BB: 1 P: 10	R: 0 E: 0 K: 1 S: 6	H: 1 LOB: 1 BB: 0 P: 6	R: 0 E: 0 K: 1 S: 7	H: 2 LOB: 3 BB: 1 P: 11	R: 0 E: 0 K: 2 S: 7	H: 0 LOB: 0 BB: 0 P: 7	R: 0 E: 0 K: 0 S: 3	H: 0 LOB: 0 BB: 0 P: 3	R: 0 E: 0 K: 1 S: 6	H: 1 LOB: 1 BB: 0 P: 6	R: 0 E: 1 K: 1 S: 6	H: 0 LOB: 2 BB: 1 P: 10	R: 0 E: 0 K: 1 S: 6	H: 1 LOB: 1 BB: 0 P: 6	1B: 6 2B: 1 3B: 0 HR: 0	SF: 0 SAC: 0 DP: 1 HBP: 0	WP: 0 PB: 0 SB: 0 CS: 0	PA: 38
PITCHER	IP WLS BF H R ER SO BB IBB HBP BLK WP HR S P ERA WHIP																					
Steve McCatty, R ERA: 2.34 (1.1)	9.0 W 38 7 0 0 8 4 0 0 0 0 0 50 66 0.00 1.222																					

Oakland Athletics @ Baltimore Orioles
Memorial Stadium, Baltimore, MD
Thu Sep 03 1981, 7:05 PM EDT
Att: 14,915 - Unknown

AB 34
R 0
H 7
RBI 0
BB 4
SO 8
LOB 24



Batter	1	2	3	4	5	6	7	8	9	10	11	AB	R	H	RBI	BB	SO	LOB	TOP							
Rickey Henderson, R OBP: 0.413, SLG: 0.452	(1, 7) X 0-0 2B		(0, 3) X K		(0, 0) X 1B 2B	(4, 0) X BB		(0, 0) X 1B		(0, 0) X FC4-6		5	1	3	0	1	1	1								
Dwayne Murphy, L OBP: 0.384, SLG: 0.424	(1, 8) X 0-3 K		(0, 0) X 1B		(0, 0) X 2B 2B 1B	(0, 3) X K		(0, 3) X K		(0, 0) X G3		6	1	2	1	0	3	8								
Cliff Johnson, R OBP: 0.323, SLG: 0.500	(1, 10) X 0-0 F3		(0, 0) X 5-3		(0, 0) X 2B 2B		(0, 0) X L7	(0, 0) X F6			(0, 0) X HR	6	2	2	1	0	0	5								
Tony Armas, R OBP: 0.320, SLG: 0.545	(1, 9) X 0-0 6-3			(0, 0) X 6-3	(0, 0) X 2B		(4, 0) X BB		(0, 0) X HR		(1, 0) X G4-6-3 HBP	4	1	2	3	1	0	1								
Mike Heath, R OBP: 0.280, SLG: 0.372		(0, 0) X FC5-4 1B		(0, 0) X 5-3 1B	(0, 0) X L6		(0, 0) X F4	(0, 0) X 3-1		(0, 0) X F2		6	0	2	0	0	0	3								
Mickey Klutts, R OBP: 0.288, SLG: 0.714	(1, 5) X 0-0 E4		(0, 0) X 5-3		(0, 0) X 5-3	(0, 3) X K	(0, 0) X 3-1		(0, 0) X F5		(0, 0) X G4-6-3	3	0	0	0	0	1	2								
Wayne Gross, L OBP: 0.294, SLG: 0.335	(7, PH) X 1-2 FC5-4										(1, 2) X 1-2	3	0	0	0	0	0	2								
Kelvin Moore, R OBP: 0.444, SLG: 0.231	(1, 3) X 0-0 FC5-4 BLK		(0, 0) X 6-3		(0, 0) X 6-3	(4, 0) X FC6-4 BB		(4, 0) X 1B BB	(0, 3) X K			3	0	0	0	2	1	3								
Dave McKay, S OBP: 0.272, SLG: 0.309	(1, 4) X 0-0 5-3		(0, 0) X 1-3		(0, 0) X 1-3	(4, 0) X FC6-4 BB		(0, 3) X K		(0, 0) X 4-3		4	0	0	0	1	1	2								
Fred Stanley, R OBP: 0.236	(1, 9) X 0-0 F7		(0, 0) X 5-3		(0, 0) X 5-3	(4, 0) X FC6-4 BB		(4, 0) X 1B BB		(0, 0) X FC4-6 1B		2	0	0	0	0	0	0								
Mike Davis, L OBP: 0.235, SLG: 0.328	(8, PH) X 0-0 F7											1	0	0	0	0	0	2								
Rob Pizzone, R OBP: 0.235, SLG: 0.328	(8, PH) X 0-0 F7											0	0	0	0	0	0	0								
Jim Spivey, L OBP: 0.270, SLG: 0.292	(8, PH) X 0-0 F7											1	0	0	0	1	0	0								
Shohei Ohtani, R OBP: 0.314, SLG: 0.301	(8, 4) X 0-0 F7											0	0	1	0	0	0	0								
Inning Stats	R: 0 E: 0 K: 1 S: 6	H: 1 LOB: 1 BB: 0 P: 6	R: 0 E: 1 K: 0 S: 4	H: 1 LOB: 1 BB: 0 P: 4	R: 0 E: 0 K: 1 S: 6	H: 1 LOB: 1 BB: 0 P: 6	R: 0 E: 0 K: 0 S: 4	H: 1 LOB: 1 BB: 0 P: 4	R: 3 E: 0 K: 0 S: 7	H: 4 LOB: 1 BB: 0 P: 7	R: 0 E: 0 K: 2 S: 3	H: 0 LOB: 1 BB: 3 P: 19	R: 0 E: 0 K: 0 S: 3	H: 0 LOB: 1 BB: 1 P: 7	R: 0 E: 0 K: 2 S: 8	H: 1 LOB: 3 BB: 2 P: 16	R: 1 E: 0 K: 1 S: 6	H: 1 LOB: 0 BB: 0 P: 6	R: 0 E: 0 K: 0 S: 4	H: 1 LOB: 1 BB: 0 P: 4	R: 1 E: 0 K: 0 S: 3	H: 1 LOB: 0 BB: 0 P: 4	1B: 6 2B: 5 3B: 0 HR: 2	SF: 0 SAC: 0 DP: 2 HBP: 1	WP: 0 PB: 0 SB: 0 CS: 0	PA: 51
PITCHER	IP ERA WLS BF H R ER SO BB IBB HBP BLK WP HR S P ERA WHIP	IP ERA WLS BF H R ER SO BB IBB HBP BLK WP HR S P ERA WHIP																								
Scott McGregor, L ERA: 3.59	(1, 1)	4.2	15	1	0	0	3	6	0	0	0	0	0	0	15	39	0.00	2.625								
Sammy Stewart, R ERA: 1.77	(5, 1)	2.2	1	0	0	1	0	0	0	0	0	0	0	0	3	3	0.00	0.000								
Tippy Martinez, L ERA: 2.27	(8, 1)	0.1	1	0	0	0	1	0	0	0	0	0	0	0	3	3	0.00	0.000								
Tim Stoddard, R ERA: 4.4	(8, 1)	3.1	L	13	3	2	2	1	0	0	1	0	0	2	14	15	5.40	0.900								

Oakland Athletics @ Baltimore Orioles
Memorial Stadium, Baltimore, MD
Fri Sep 04 1981, 7:05 PM EDT
Att: 15,733 - Unknown

AB	44
R	5
H	12
RBI	5
BB	6
SO	7
LOB	29



Batter	1	2	3	4	5	6	7	8	9	10	11	AB	R	H	RBI	BB	SO	LOB	BOTTOM					
Al Bumbry, L OBP: 0.352, SLG: 0.315	(1, 8) X 0-0 1B S 1B	(0, 0) X 5-3		(0, 0) X F8			(0, 0) X SH1-4		(4, 0) X 1-3 BB		(0, 0) X SH1-4	3	1	1	0	1	0	2						
Rich Dauer, R OBP: 0.321, SLG: 0.381	(1, 4) X 0-0 F8	(0, 0) X 5-3			(0, 0) X F8		(0, 0) X F7		(0, 0) X L5		(0, 0) X F7	6	0	0	0	0	0	6						
Ken Singleton, S OBP: 0.412, SLG: 0.513	(1, 9) X 0-0 L4		(0, 0) X F8		(0, 0) X 4-3			(0, 0) X 1-3			(0, 0) X F3	4	1	1	0	0	0	2						
Mark Belanger, R OBP: 0.242, SLG: 0.237	(8, 6) X 0-0 1B		(0, 0) X L4		(0, 0) X F8		(0, 0) X 4-3		(0, 0) X 1-3		(0, 0) X F3	0	0	0	0	0	0	0						
Terry Crowley, L OBP: 0.354, SLG: 0.321	(9, PH) X 1-3 HR											1	0	0	0	0	0	2						
Benny Ayala, R OBP: 0.323, SLG: 0.310	(9, PH) X 0-0 1B											1	0	0	0	0	0	2						
Cal Ripken Jr., R OBP: 0.135, SLG: 0.111	(10, 6) X 0-0 1B											1	0	0	0	0	0	1						
Eddie Murray, S OBP: 0.326, SLG: 0.473	(1, 3) X 0-0 HR		(4, 0) X CS BB		(0, 0) X 1B			(0, 0) X FC3-6 BB	(4, 0) X 1B		(4, 0) X IBB	3	1	3	1	2	0	0						
John Lowenstein, L OBP: 0.303, SLG: 0.373	(1, 7) X 0-3 K		(0, 3) X K		(0, 0) X 4-3			(4, 0) X FC3-6 BB	(0, 3) X K			3	0	0	0	1	2	4						
Jose Morales, R OBP: 0.328, SLG: 0.377	(9, PH) X 0-0 K											1	0	0	0	0	1	3						
Mark Corey, R OBP: 0.328, SLG: 0.377	(10, 9) X 0-0 K											0	0	0	0	0	0	0						
Doug DeCinces, R OBP: 0.333, SLG: 0.470	(1, 5) X 0-0 HR		(0, 0) X F4		(0, 0) X F7		(0, 0) X K		(0, 0) X K		(0, 0) X F8	5	1	1	3	0	1	2						
Dan Graham, L OBP: 0.244, SLG: 0.235	(1, 10) X 4-0 BB		(0, 0) X F7		(0, 0) X G3		(0, 0) X FC3-6		(0, 3) X K			4	0	0	0	1	1	2						
Rick Dempsey, R OBP: 0.327, SLG: 0.360	(1, 2) X 0-0 F9		(0, 0) X F9		(0, 0) X 6-3		(0, 0) X K		(0, 3) X K		(0, 0) X 4-3	4	0	0	0	0	1	3						
Willie Royster, R OBP: 0.327, SLG: 0.360	(9, 2) X 0-0 F9											1	0	0	0	0	0	0						
Lenn Sakata, R OBP: 0.303, SLG: 0.254	(1, 6) X 0-0 1B		(0, 0) X 5-3 1B		(0, 0) X 1B		(0, 0) X E5 SH1-4		(4, 0) X 1-3 BB		(4, 0) X SH1-4 BB	3	0	2	0	0	0	0						
Gary Roenicke, R OBP: 0.368, SLG: 0.399	(8, 9) X 0-0 1B											0	0	0	0	0	0	0						
Jim Dwyer, L OBP: 0.306, SLG: 0.282	(9, PH) X 0-0 1B											0	0	0	0	2	0	0						
Inning Stats	R: 4 E: 0 K: 1 S: 9	H: 4 LOB: 1 BB: 1 P: 13	R: 0 E: 0 K: 0 S: 4	H: 1 LOB: 1 BB: 0 P: 4	R: 0 E: 0 K: 1 S: 4	H: 0 LOB: 0 BB: 1 P: 8	R: 0 E: 0 K: 0 S: 4	H: 1 LOB: 1 BB: 0 P: 4	R: 0 E: 0 K: 0 S: 3	H: 0 LOB: 0 BB: 3 P: 3	R: 0 E: 1 K: 0 S: 4	H: 0 LOB: 1 BB: 0 P: 4	R: 0 E: 0 K: 2 S: 8	H: 1 LOB: 2 BB: 1 P: 12	R: 0 E: 0 K: 1 S: 5	H: 0 LOB: 3 BB: 3 P: 17	R: 0 E: 0 K: 1 S: 5	H: 0 LOB: 0 BB: 0 P: 5	R: 0 E: 0 K: 0 S: 3	H: 0 LOB: 1 BB: 1 P: 7	1B: 7 2B: 1 3B: 0 HR: 1	SF: 0 SAC: 2 DP: 1 HBP: 0	WP: 0 PB: 0 SB: 1 CS: 1	PA: 48
PITCHER	IP ERA WLS BF H R ER SO BB IBB HBP BLK WP HR S P ERA WHIP	IP ERA WLS BF H R ER SO BB IBB HBP BLK WP HR S P ERA WHIP																						
Brian Kingman, R ERA: 3.59	(1, 1)	6.2	7	1	0	0	2	3	0	0	0	0	0	0	10	22	0.00	2.400						
Jeff Jones, R ERA: 2.94	(7, 1)	1.2	9	1	0	0	2	0	1	0	0	0	0	9	13	0.00	0.000							
Tom Underwood, L ERA: 3.82	(9, 1)	1.2	W	6	0	0	0	2	0	1	0	0	0	1	5	0.00	3.000							
Bob Ovwchinko, L ERA: 2.55	(11, 1)	0.1	2	0	0	0	0	1	0	0	0	0	0	2	2	0.00	0.000							
Dave Beard, R ERA:	(11, 1)	0.2	S	2	0	0	0	0	0	0	0	0	0	2	2	0.00	0.000							

Oakland Athletics @ Baltimore Orioles
Memorial Stadium, Baltimore, MD
Fri Sep 04 1981, 7:05 PM EDT
Att: 15,733 - Unknown

AB	39
R	4
H	8
RBI	4
BB	7
SO	6
LOB	27



Batter	1	2	3	4	5	6	7	8	9	AB	R	H	RBI	BB	SO	LOB	TOP									
Rickey Henderson, R OBP: 0.414, SLG: 0.452 (1, 7)										4	1	2	0	0	0	2	Oakland Athletics @ Baltimore Orioles Memorial Stadium, Baltimore, MD Sat Sep 05 1981, 7:05 PM EDT Att: 19,742 - Unknown									
Dwayne Murphy, L OBP: 0.385, SLG: 0.424 Rick Bosetti, R OBP: 0.279, SLG: 0.263 (1, 8) (3, 8)										2	0	1	1	0	1	1										
Cliff Johnson, R OBP: 0.322, SLG: 0.510 (1, 10)										4	1	1	2	0	1	4										
Tony Armas, R OBP: 0.319, SLG: 0.541 (1, 9)										4	0	1	0	0	0	3										
Jim Spencer, L OBP: 0.266, SLG: 0.287 Kelvin Moore, R OBP: 0.421, SLG: 0.214 (1, 3) (9, PH)										3	0	0	0	0	0	1										
Wayne Gross, L OBP: 0.290, SLG: 0.330 Mike Heath, R OBP: 0.283, SLG: 0.375 (1, 5) (9, PH)										3	0	0	0	0	0	0										
Dave McKay, S OBP: 0.265, SLG: 0.300 (1, 4)										4	0	0	0	0	2	1										
Jeff Newman, R OBP: 0.285, SLG: 0.374 (1, 2)										3	1	1	0	0	0	0										
Rob Picciolo, R OBP: 0.253, SLG: 0.324 Mickey Klutts, R OBP: 0.333, SLG: 0.733 Mike Davis, L OBP: 0.288, SLG: 0.236 (1, 6) (8, PH) (8, PR) (8, 6)										1	0	0	0	0	0	0										
Inning Stats	R: 0 E: 0 K: 1 S: 6	H: 1 LOB: 1 BB: 0 P: 6	R: 0 E: 0 K: 1 S: 5	H: 0 LOB: 0 BB: 0 P: 5	R: 1 E: 0 K: 1 S: 7	H: 2 LOB: 1 BB: 0 P: 7	R: 0 E: 0 K: 0 S: 3	H: 0 LOB: 0 BB: 0 P: 3	R: 0 E: 0 K: 1 S: 5	H: 0 LOB: 0 BB: 0 P: 5	R: 2 E: 0 K: 1 S: 7	H: 3 LOB: 0 BB: 0 P: 7	R: 0 E: 0 K: 0 S: 3	H: 0 LOB: 0 BB: 0 P: 3	R: 0 E: 0 K: 0 S: 4	H: 1 LOB: 2 BB: 1 P: 8		R: 0 E: 0 K: 1 S: 5	H: 1 LOB: 0 BB: 0 P: 5	1B: 6 2B: 1 3B: 0 HR: 1	SF: 0 SAC: 1 DP: 2 HBP: 0	WP: 1 PB: 0 SB: 1 CS: 0	PA: 34			
PITCHER	IP WLS BF H R ER SO BB IBB HBP BLK WP HR S P ERA WHIP	7.0 W 26 6 3 3 5 0 0 0 0 0 1 36 36 3.86 0.857	2.0 S 8 2 0 0 1 1 0 0 0 1 0 9 13 0.00 1.500																							

AB	32
R	3
H	8
RBI	3
BB	1
SO	6
LOB	13




Batter	1	2	3	4	5	6	7	8	9	AB	R	H	RBI	BB	SO	LOB	BOTTOM								
Al Bumbry, L OBP: 0.350, SLG: 0.314 (1, 8)										4	0	1	0	0	1	1	Oakland Athletics @ Baltimore Orioles Memorial Stadium, Baltimore, MD Sat Sep 05 1981, 7:05 PM EDT Att: 19,742 - Unknown								
Rich Dauer, R OBP: 0.320, SLG: 0.379 (1, 4)										4	0	1	0	0	0	2									
Ken Singleton, S OBP: 0.416, SLG: 0.513 Gary Roenicke, R OBP: 0.368, SLG: 0.399 (1, 9) (8, 9)										2	1	1	0	2	0	0									
Eddie Murray, S OBP: 0.328, SLG: 0.474 (1, 3)										4	1	2	0	0	0	4									
Terry Crowley, L OBP: 0.351, SLG: 0.345 (1, 10)										4	1	1	3	0	0	3									
John Lowenstein, L OBP: 0.345, SLG: 0.425 (1, 7)										4	2	3	2	0	0	0									
Doug DeCinces, R OBP: 0.329, SLG: 0.463 (1, 5)										4	0	0	0	0	1	1									
Lenn Sakata, R OBP: 0.304, SLG: 0.258 Mark Belanger, R OBP: 0.242, SLG: 0.237 (1, 6) (9, 6)										3	0	1	0	0	0	0									
Rick Dempsey, R OBP: 0.323, SLG: 0.354 (1, 2)										3	0	0	0	0	0	1									
Inning Stats	R: 0 E: 0 K: 0 S: 4	H: 1 LOB: 2 BB: 1 P: 8	R: 0 E: 0 K: 1 S: 5	H: 1 LOB: 0 BB: 0 P: 5	R: 0 E: 0 K: 0 S: 3	H: 0 LOB: 0 BB: 0 P: 3	R: 0 E: 0 K: 0 S: 4	H: 1 LOB: 1 BB: 0 P: 4	R: 4 E: 0 K: 0 S: 7	H: 4 LOB: 0 BB: 0 P: 7	R: 0 E: 0 K: 1 S: 5	H: 0 LOB: 0 BB: 0 P: 5	R: 1 E: 0 K: 0 S: 4	H: 2 LOB: 2 BB: 0 P: 4	R: 0 E: 0 K: 0 S: 4	H: 0 LOB: 0 BB: 0 P: 4		1B: 7 2B: 0 3B: 0 HR: 3	SF: 0 SAC: 0 DP: 1 HBP: 0	WP: 0 PB: 0 SB: 0 CS: 1	PA: 34				
PITCHER	IP WLS BF H R ER SO BB IBB HBP BLK WP HR S P ERA WHIP	8.0 L 34 10 5 5 2 2 0 0 0 0 3 36 44 5.62 1.500																							



Batter	1	2	3	4	5	6	7	8	9	AB	R	H	RBI	BB	SO	LOB	TOP					
Rickey Henderson, R OBP: 0.416, SLG: 0.455 (1.7)	0-0 4-1		0-0 1B	0-0 1B	0-0 2H 1B	0-0 1-3 1B		0-0 6-3		5	1	3	1	0	0	0	Oakland Athletics @ Baltimore Orioles Memorial Stadium, Baltimore, MD Sun Sep 06 1981, 3:33 AM EDT Att: 15,581 - Unknown					
Dwayne Murphy, L OBP: 0.386, SLG: 0.432 (1.8)	0-0 6-3		0-0 1B	0-0 1-2	0-0 1-2	0-0 1-2 BB		0-0 3B		4	1	2	0	1	0	1						
Cliff Johnson, R OBP: 0.328, SLG: 0.510 (1.10)	0-0 1B		0-0 1B	0-0 BB	0-0 1B	0-0 1B		0-0 6-3		4	0	2	0	1	0	4						
Tony Armas, R OBP: 0.318, SLG: 0.536 (1.9)	0-0 F9		0-0 1B	0-0 1-3 2H 3H 1B	0-3 K		0-0 5-3		0-0 F9	5	0	1	2	0	1	2						
Jim Spencer, L OBP: 0.264, SLG: 0.284 (1.3)		0-0 F8	0-3 K	0-0 5-3	0-0 5-3		0-0 FC6-4 BB 1B		0-0 F3	5	0	1	0	0	1	3						
Wayne Gross, L OBP: 0.288, SLG: 0.323 (1.5)	0-0 1-3			0-0 P1	0-0 F5		0-0 FC6-4 BB		0-0 F3	4	0	0	0	1	0	1						
Mike Heath, R OBP: 0.279, SLG: 0.369 (1.2)		0-3 K		0-0 5-3		0-0 F7	0-0 FC6-4			4	0	0	0	0	1	2						
Dave McKay, S OBP: 0.270, SLG: 0.306 (1.4)			0-3 K	0-0 2B 1B	0-0 1B		0-0 L6			4	1	2	0	0	1	2						
Fred Stanley, R OBP: 0.289, SLG: 0.248 (1.6)			0-0 L3	0-0 1B		0-0 F8		0-0 4-3		3	1	1	1	0	0	1						
Mike Davis, L (8, PH)				0-0 1B	1-H 2B					1	0	0	0	0	0	0						
Rob Picciolo, R OBP: 0.253, SLG: 0.324 (8.6)										0	0	0	0	0	0	0						
Inning Stats	R: 0 E: 0 K: 0 S: 4	H: 1 LOB: 1 BB: 0 P: 4	R: 0 E: 0 K: 1 S: 5	H: 0 LOB: 0 BB: 0 P: 5	R: 2 E: 0 K: 2 S: 10	H: 3 LOB: 2 BB: 1 P: 14	R: 2 E: 0 K: 0 S: 6	H: 3 LOB: 1 BB: 0 P: 6	R: 0 E: 1 K: 1 S: 6	H: 1 LOB: 2 BB: 0 P: 6	R: 0 E: 0 K: 0 S: 5	H: 2 LOB: 3 BB: 1 P: 9	R: 0 E: 0 K: 0 S: 4	H: 1 LOB: 2 BB: 1 P: 8	R: 0 E: 0 K: 0 S: 4	H: 1 LOB: 1 BB: 0 P: 4	R: 0 E: 0 K: 0 S: 3	H: 0 LOB: 0 BB: 0 P: 3	1B: 10 2B: 1 3B: 1 HR: 0	SF: 0 SAC: 0 DP: 0 HBP: 0	WP: 0 PB: 0 SB: 1 CS: 0	PA: 42
PITCHER Dennis Martinez, R ERA: 3.21 (1.1)	IP: 9.0 WLS: W BF: 42 H: 12 R: 4 ER: 4 SO: 4 BB: 3 IBB: 0 HBP: 0 BLK: 0 WP: 0 HR: 0 S: 47 P: 59 ERA: 4.00 WHIP: 1.667																					

AB 39
R 4
H 12
RBI 4
BB 3
SO 4
LOB 16



Batter	1	2	3	4	5	6	7	8	9	AB	R	H	RBI	BB	SO	LOB	BOTTOM			
Al Bumbry, L OBP: 0.354, SLG: 0.320 (1.8)	4-0 S BB	0-0 1-3 2H 3H 2B			0-0 FC6-5 1B		0-3 K	0-0 F7		4	0	2	2	1	1	0	Oakland Athletics @ Baltimore Orioles Memorial Stadium, Baltimore, MD Sun Sep 06 1981, 3:33 AM EDT Att: 15,581 - Unknown			
Rich Dauer, R OBP: 0.314, SLG: 0.372 (1.4)	0-0 F8	0-0 F5			0-0 F7		0-3 K	0-0 F6		5	0	0	0	0	1	4				
Ken Singleton, S OBP: 0.414, SLG: 0.507 (1.9)	0-0 6-3		0-0 F3		0-0 FC6-5 BB		4-0 BB 2B BB	4-0 BB		3	1	0	0	1	0	2				
Gary Roenicke, R OBP: 0.372, SLG: 0.399 (8.9)	0-0 6-3		0-0 F3		0-0 FC6-5 BB		4-0 BB 2B BB	4-0 BB		0	0	0	0	1	0	0				
Eddie Murray, S OBP: 0.329, SLG: 0.469 (1.3)	0-0 F5		0-0 3-1		4-0 1-2 BB		4-0 2B BB	0-0 F7		3	1	0	0	2	0	2				
John Lowenstein, L OBP: 0.339, SLG: 0.416 (1.7)		0-3 K	0-0 L9		0-3 K		4-0 2B HR BB			3	0	0	0	0	2	2				
Benny Ayala, R OBP: 0.333, SLG: 0.310 (7, PH)							1-2 2-3			0	0	0	0	1	0	0				
Mark Corey, R (7, PR) (8.7)										0	1	0	0	0	0	0				
Terry Crowley, L OBP: 0.350, SLG: 0.339 (1.10)		4-0 1B 2B BB BB			0-0 F6		0-0 G3	0-0 HR 2B		2	1	0	0	1	0	0				
Jose Morales, R OBP: 0.338, SLG: 0.403 (7, PH)		4-0 1B 2B BB BB			0-0 F6		0-3 K	0-0 HR HBP 2B		1	1	1	2	0	0	0				
Doug DeCinces, R OBP: 0.334, SLG: 0.463 (1.5)		4-0 1B 2B BB			0-0 FC6-4 1B		0-3 K	0-0 HR HBP		2	2	1	0	1	1	0				
Lenn Sakata, R OBP: 0.315, SLG: 0.318 (1.6)		0-0 F9			0-0 F8		0-0 1B	0-0 HR		4	1	2	4	0	0	3				
Mark Belanger, R OBP: 0.242, SLG: 0.237 (8.6)		0-0 F9			0-0 F8		0-0 1B	0-0 HR		0	0	0	0	0	0	0				
Rick Dempsey, R OBP: 0.321, SLG: 0.352 (1.2)		0-0 2B 1B			0-0 FC6-4		0-3 K	0-0 F3		4	0	1	0	0	1	3				
Inning Stats	R: 0 E: 0 K: 0 S: 3	H: 0 LOB: 1 BB: 1 P: 7	R: 2 E: 0 K: 1 S: 7	H: 2 LOB: 2 BB: 2 P: 15	R: 0 E: 0 K: 0 S: 3	H: 0 LOB: 0 BB: 0 P: 3	R: 0 E: 0 K: 0 S: 4	H: 1 LOB: 1 BB: 0 P: 4	R: 0 E: 1 K: 1 S: 6	H: 1 LOB: 2 BB: 1 P: 10	R: 0 E: 0 K: 2 S: 8	H: 1 LOB: 0 BB: 0 P: 8	R: 6 E: 0 K: 2 S: 9	H: 2 LOB: 3 BB: 3 P: 22	R: 0 E: 0 K: 0 S: 3	H: 0 LOB: 1 BB: 1 P: 7	1B: 4 2B: 2 3B: 0 HR: 1	SF: 0 SAC: 0 DP: 0 HBP: 1	WP: 0 PB: 0 SB: 1 CS: 0	PA: 40
PITCHER Ed Figueroa, R ERA: 4.5 (1.1)	IP: 4.0 WLS: 19 BF: 19 H: 4 R: 2 ER: 2 SO: 1 BB: 3 IBB: 0 HBP: 0 BLK: 0 WP: 0 HR: 0 S: 18 P: 30 ERA: 4.50 WHIP: 1.750																			
Jeff Jones, R ERA: 3.14 (5.1)	2.2 L 1 0 0 0 0 1 0 0 0 0 0 0 19 31 6.75 1.500																			
Bob Owchinko, L ERA: 2.8 (7.1)	0.0 L 1 0 0 0 0 1 0 0 0 0 0 0 4 ∞ ∞																			
Dave Beard, R ERA: 10.13 (7.1)	1.1 8 2 4 4 0 1 0 1 0 0 1 6 11 27.00 2.250																			

AB 31
R 8
H 7
RBI 8
BB 8
SO 6
LOB 16



Batter	1	2	3	4	5	6	7	8	9	AB	R	H	RBI	BB	SO	LOB	TOP									
Miguel Dilone, S OBP: 0.344, SLG: 0.372 (1, 7)	1-3		FC6-4		F7					4	0	1	0	0	0	2	Cleveland Indians @ Baltimore Orioles Memorial Stadium, Baltimore, MD Mon Sep 07 1981, 7:05 PM EDT Att: 21,377 - Unknown - 76 F livebaseballscorecards.com									
Rick Manning, L OBP: 0.321, SLG: 0.335 (1, 8)	F7					F8	3-1			3	0	0	0	1	0	2										
Von Hayes, L OBP: 0.327, SLG: 0.404 (1, 9)			F7							2	2	1	1	2	0	2										
Pat Kelly, L OBP: 0.333, SLG: 0.323 (1, 10)	F9				F7	F8				4	0	1	1	0	0	1										
Toby Harrah, R OBP: 0.360, SLG: 0.365 Dave Rosello, R OBP: 0.313, SLG: 0.345 (1, 5) (6, 5)		L8			F4					2	0	0	0	1	0	0										
Ron Hassey, L OBP: 0.304, SLG: 0.275 Ron Pruitt, R (8, PH) (8, 2)	F7									3	0	0	0	0	0	1										
Karl Pagel, L OBP: 0.364, SLG: 0.444 Chris Bando, S OBP: 0.229, SLG: 0.273 (1, 3) (9, PH)	F8				F7		4-3			3	0	0	0	0	0	0										
Duane Kuiper, L OBP: 0.308, SLG: 0.320 Joe Charboneau, R OBP: 0.230, SLG: 0.384 (1, 4) (9, PH)			FC1-8				4-3			2	0	1	0	1	0	0										
Mike Fischlin, R OBP: 0.200, SLG: 0.111 (1, 6)			FC1-6		F9					3	0	0	0	1	1	2										
Inning Stats	R: 0 E: 0 K: 0 S: 3	H: 0 LOB: 1 BB: 1 P: 7	R: 0 E: 0 K: 0 S: 3	H: 0 LOB: 0 BB: 0 P: 3	R: 0 E: 0 K: 0 S: 3	H: 0 LOB: 2 BB: 2 P: 11	R: 0 E: 0 K: 0 S: 3	H: 0 LOB: 0 BB: 0 P: 3	R: 0 E: 0 K: 0 S: 4	H: 1 LOB: 1 BB: 0 P: 4	R: 1 E: 0 K: 0 S: 4	H: 1 LOB: 1 BB: 1 P: 8	R: 0 E: 0 K: 0 S: 4	H: 1 LOB: 2 BB: 1 P: 8	R: 1 E: 0 K: 1 S: 5	H: 1 LOB: 0 BB: 1 P: 9		R: 0 E: 0 K: 3 S: 9	H: 0 LOB: 0 BB: 0 P: 9	1B: 3 2B: 0 3B: 0 HR: 1	SF: 0 SAC: 0 DP: 1 HBP: 0	WP: 0 PB: 0 SB: 3 CS: 0	PA: 36			
PITCHER	IP	WLS	BF	H	R	ER	SO	BB	IBB	HBP	BLK	WP	HR	S	P	ERA		WHIP								
Jim Palmer, R ERA: 3.57 (1, 1)	7.1	W	32	4	2	2	1	6	0	0	0	0	1	28	52	2.46		1.364								
Tippy Martinez, L ERA: 2.09 (8, 1)	1.2		4	0	0	0	3	0	0	0	0	0	0	10	10	0.00	0.000									

Batter	1	2	3	4	5	6	7	8	9	AB	R	H	RBI	BB	SO	LOB	BOTTOM									
Al Bumby, L OBP: 0.360, SLG: 0.331 (1, 8)			G1-6-3							5	1	4	1	0	0	1	Cleveland Indians @ Baltimore Orioles Memorial Stadium, Baltimore, MD Mon Sep 07 1981, 7:05 PM EDT Att: 21,377 - Unknown - 76 F livebaseballscorecards.com									
Rich Dauer, R OBP: 0.313, SLG: 0.367 (1, 4)	5-3		F4							4	1	0	0	1	0	3										
Ken Singleton, S OBP: 0.412, SLG: 0.502 Jim Dwyer, L OBP: 0.312, SLG: 0.282 (1, 9) (7, 7)										3	1	0	1	1	2	1										
Eddie Murray, S OBP: 0.336, SLG: 0.488 (1, 3)										5	2	4	4	0	0	2										
Doug DeCinces, R OBP: 0.330, SLG: 0.456 (1, 5)										4	0	0	0	0	1	3										
Benny Avila, R OBP: 0.343, SLG: 0.300 (1, 10)										2	1	0	0	2	0	2										
Gary Roenicke, R OBP: 0.374, SLG: 0.398 (1, 7) (7, 9)										3	0	1	1	1	0	3										
Rick Dempsey, R OBP: 0.325, SLG: 0.371 (1, 2)										4	1	2	2	0	1	3										
Lenn Sakata, R OBP: 0.338, SLG: 0.348 (1, 6)										3	2	2	0	1	0	0										
Inning Stats	R: 0 E: 0 K: 1 S: 5	H: 1 LOB: 0 BB: 0 P: 5	R: 0 E: 0 K: 1 S: 5	H: 1 LOB: 1 BB: 1 P: 9	R: 1 E: 0 K: 0 S: 4	H: 2 LOB: 0 BB: 0 P: 4	R: 2 E: 0 K: 1 S: 7	H: 3 LOB: 1 BB: 1 P: 11	R: 5 E: 0 K: 0 S: 6	H: 2 LOB: 1 BB: 3 P: 18	R: 0 E: 0 K: 0 S: 4	H: 1 LOB: 1 BB: 0 P: 4	R: 0 E: 0 K: 1 S: 6	H: 1 LOB: 2 BB: 1 P: 10	R: 1 E: 0 K: 0 S: 4	H: 2 LOB: 1 BB: 1 P: 8		1B: 8 2B: 3 3B: 0 HR: 2	SF: 0 SAC: 0 DP: 3 HBP: 0	WP: 0 PB: 1 SB: 0 CS: 1	PA: 40					
PITCHER	IP	WLS	BF	H	R	ER	SO	BB	IBB	HBP	BLK	WP	HR	S	P	ERA		WHIP								
Rick Waits, L ERA: 4.72 (1, 1)	4.0	L	20	8	6	6	3	4	0	0	0	0	1	22	38	13.50		3.000								
Wayne Garland, R ERA: 5.61 (5, 1)	2.0		10	2	2	2	0	1	0	0	0	0	1	9	13	9.00	1.500									
Ed Glynn, L ERA: 4.5 (7, 1)	2.0		10	3	1	1	1	2	0	0	0	0	0	10	18	4.50	2.500									

Batter	1	2	3	4	5	6	7	8	9	AB	R	H	RBI	BB	SO	LOB	TOP			
Miguel Dilone, S OBP: 0.345, SLG: 0.370 (1, 7)										4	1	1	0	1	0	1				
Rick Manning, L OBP: 0.329, SLG: 0.354 (1, 8)										5	1	4	1	0	0	1				
Ron Pruitt, R OBP: 0.339, SLG: 0.404 (9, PH)										4	0	0	0	0	1	5				
Von Hayes, L OBP: 0.339, SLG: 0.404 (9, PH)										0	0	0	0	1	0	0				
Andre Thornton, R OBP: 0.290, SLG: 0.362 (1, 3)										5	1	1	0	0	1	4				
Toby Harrah, R OBP: 0.367, SLG: 0.374 (1, 5)										4	1	3	0	1	0	1				
Bo Diaz, R OBP: 0.385, SLG: 0.578 (1, 2)										4	1	1	2	0	1	5				
Chris Bando, S OBP: 0.231, SLG: 0.297 (1, 10)										4	0	1	0	0	0	4				
Duane Kuiper, L OBP: 0.300, SLG: 0.312 (1, 4)										4	0	0	1	0	0	4				
Mike Fischlin, R OBP: 0.143, SLG: 0.077 (1, 6)										4	0	0	0	0	1	3				
Inning Stats	R: 1 E: 0 K: 2 S: 10	H: 2 LOB: 2 BB: 0 P: 10	R: 0 E: 0 K: 0 S: 4	H: 1 LOB: 1 BB: 0 P: 4	R: 0 E: 0 K: 0 S: 3	H: 1 LOB: 0 BB: 0 P: 3	R: 0 E: 0 K: 1 S: 6	H: 1 LOB: 1 BB: 0 P: 6	R: 0 E: 0 K: 1 S: 5	H: 1 LOB: 2 BB: 1 P: 9	R: 0 E: 0 K: 0 S: 3	H: 1 LOB: 1 BB: 1 P: 7	R: 2 E: 0 K: 0 S: 5	H: 2 LOB: 0 BB: 0 P: 5	R: 1 E: 0 K: 0 S: 4	H: 1 LOB: 1 BB: 1 P: 8	1B: 7 2B: 2 3B: 0 HR: 2	SF: 0 SAC: 0 DP: 2 HBP: 0	WP: 0 PB: 1 SB: 2 CS: 0	PA: 41
PITCHER Scott McGregor, L ERA: 3.54 (1, 1)	IP: 9.0 WLS: W BF: 41 H: 11 R: 5 ER: 3 SO: 4 BB: 3 IBB: 0 HBP: 0 BLK: 0 WP: 0 HR: 2 S: 46 P: 58 ERA: 3.00 WHIP: 1.556																	PITCHER		

Cleveland Indians @ Baltimore Orioles
Memorial Stadium, Baltimore, MD
Tue Sep 08 1981, 7:05 PM EDT
Att: 8,193 - Unknown

AB	38
R	5
H	11
RBI	4
BB	3
SO	4
LOB	28



Batter	1	2	3	4	5	6	7	8	9	AB	R	H	RBI	BB	SO	LOB	BOTTOM			
Al Bumbry, L OBP: 0.366, SLG: 0.337 (1, 8)										4	3	2	2	2	0	1				
Jim Dwyer, L OBP: 0.305, SLG: 0.272 (7, 7)										4	0	0	1	1	1	3				
Ken Singleton, S OBP: 0.409, SLG: 0.497 (1, 10)										5	1	1	0	0	2	5				
Eddie Murray, S OBP: 0.340, SLG: 0.503 (1, 3)										3	2	2	4	1	0	0				
Doug DeCinces, R OBP: 0.334, SLG: 0.470 (1, 5)										5	2	3	3	0	1	0				
Cal Ripken Jr., R OBP: 0.135, SLG: 0.111 (9, 5)										0	0	0	0	0	0	0				
John Lowenstein, L OBP: 0.345, SLG: 0.428 (1, 7)										3	1	2	1	0	0	0				
Gary Roenicke, R OBP: 0.376, SLG: 0.405 (6, PH)										2	1	1	0	0	0	3				
Dan Graham, L OBP: 0.265, SLG: 0.285 (1, 2)										2	1	1	0	0	0	1				
Rick Dempsey, R OBP: 0.326, SLG: 0.372 (7, 2)										2	1	1	0	0	0	1				
Lenn Sakata, R OBP: 0.329, SLG: 0.351 (1, 6)										5	1	1	0	0	2	5				
Rich Dauer, R OBP: 0.317, SLG: 0.368 (1, 4)										4	2	2	1	1	1	0				
Inning Stats	R: 4 E: 0 K: 0 S: 8	H: 5 LOB: 1 BB: 0 P: 8	R: 0 E: 0 K: 1 S: 5	H: 0 LOB: 0 BB: 0 P: 5	R: 2 E: 0 K: 2 S: 9	H: 2 LOB: 1 BB: 1 P: 13	R: 0 E: 0 K: 0 S: 4	H: 1 LOB: 1 BB: 0 P: 4	R: 0 E: 0 K: 0 S: 5	H: 2 LOB: 2 BB: 0 P: 5	R: 1 E: 0 K: 1 S: 6	H: 1 LOB: 3 BB: 3 P: 18	R: 5 E: 0 K: 2 S: 10	H: 3 LOB: 0 BB: 2 P: 18	R: 2 E: 0 K: 1 S: 8	H: 3 LOB: 1 BB: 0 P: 8	1B: 8 2B: 7 3B: 0 HR: 2	SF: 2 SAC: 0 DP: 0 HBP: 0	WP: 0 PB: 0 SB: 0 CS: 0	PA: 47
PITCHER Len Barker, R ERA: 3.53 (1, 1)	IP: 5.0 WLS: L BF: 26 H: 10 R: 6 ER: 6 SO: 3 BB: 1 IBB: 0 HBP: 0 BLK: 0 WP: 0 HR: 1 S: 31 P: 35 ERA: 10.80 WHIP: 2.200																	PITCHER		
Sid Monge, L ERA: 4.59 (6, 1)	IP: 1.0 WLS: 11 BF: 3 H: 5 R: 5 ER: 5 SO: 1 BB: 0 IBB: 0 HBP: 0 BLK: 0 WP: 0 HR: 0 S: 8 P: 28 ERA: 45.00 WHIP: 8.000																	PITCHER		
Dennis Lewallyn, R ERA: 7.94 (7, 1)	IP: 2.0 WLS: 10 BF: 4 H: 3 R: 3 ER: 3 SO: 3 BB: 0 IBB: 0 HBP: 0 BLK: 0 WP: 0 HR: 1 S: 16 P: 16 ERA: 13.50 WHIP: 2.000																	PITCHER		

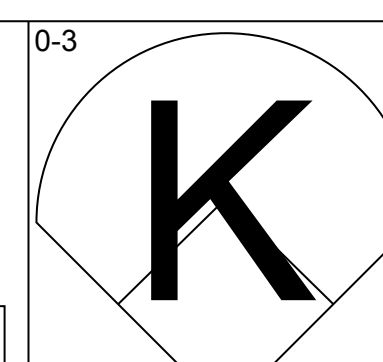
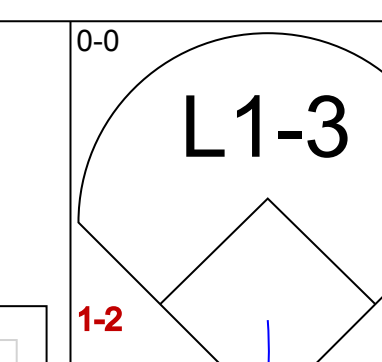
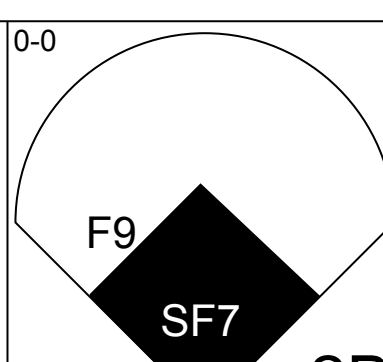
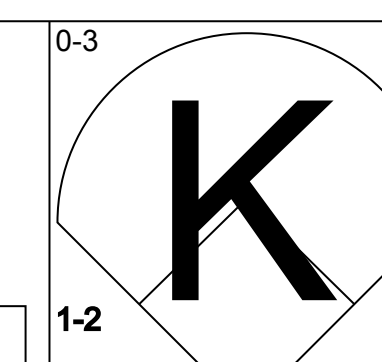
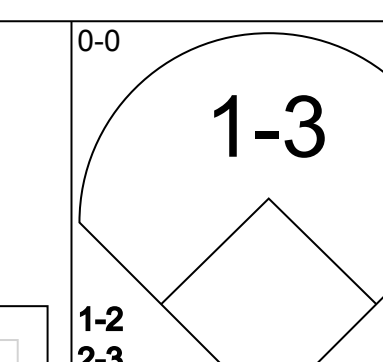
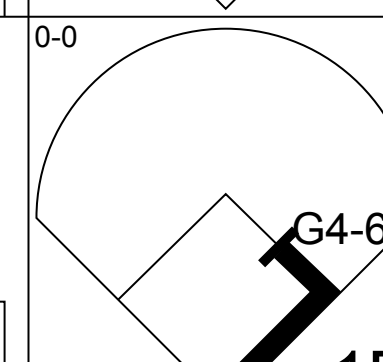
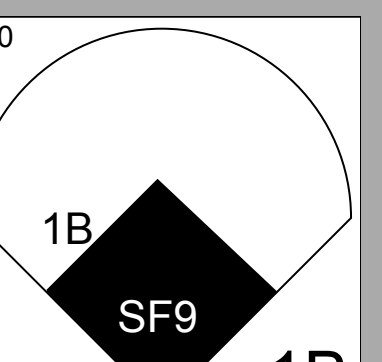
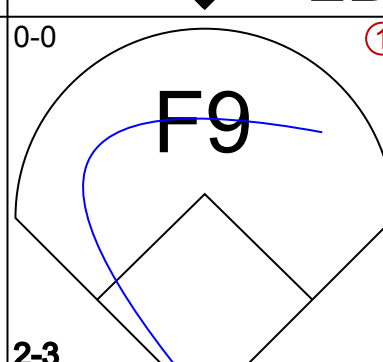
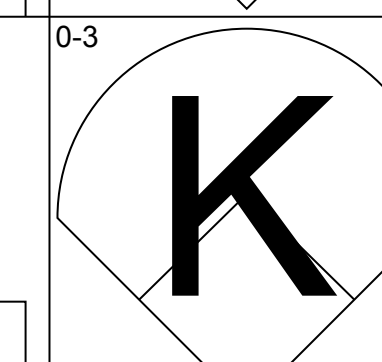
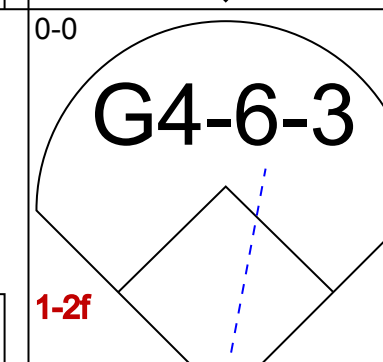
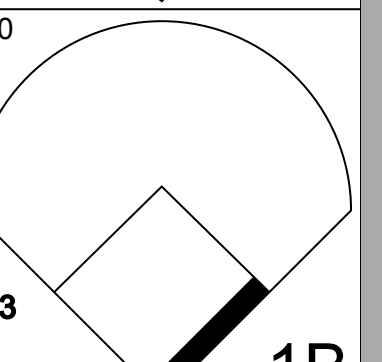
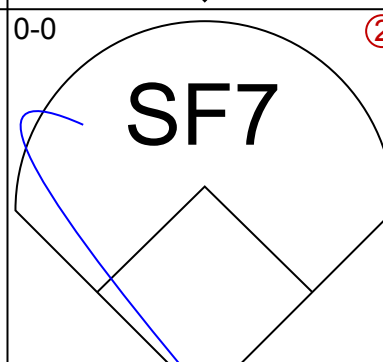
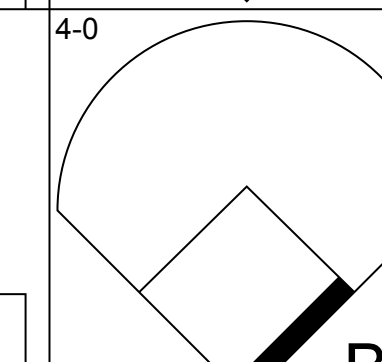
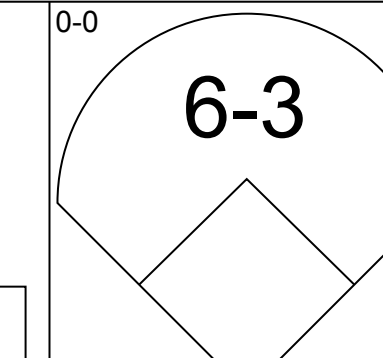
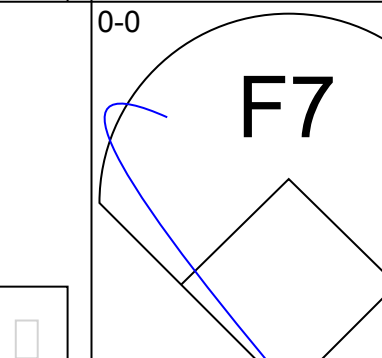
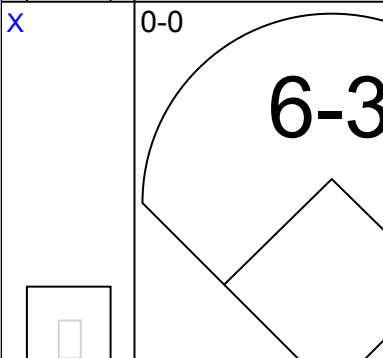
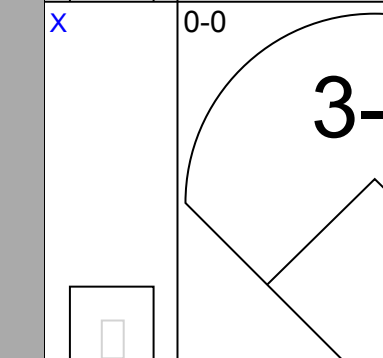
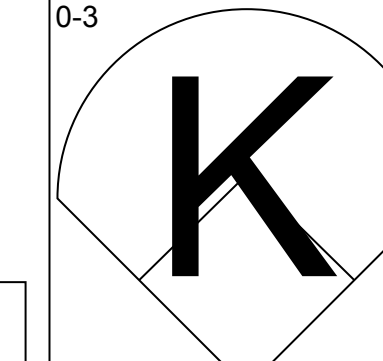
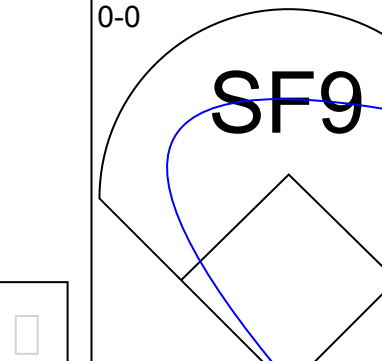

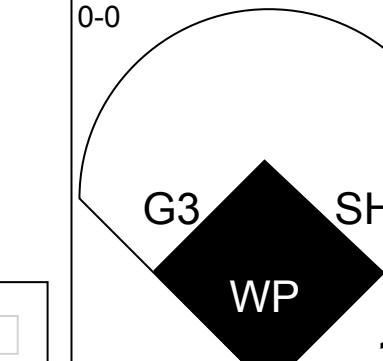
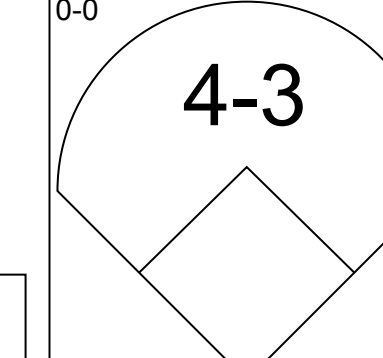
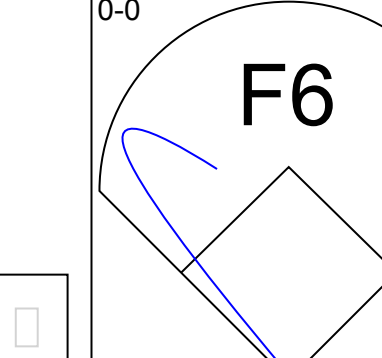

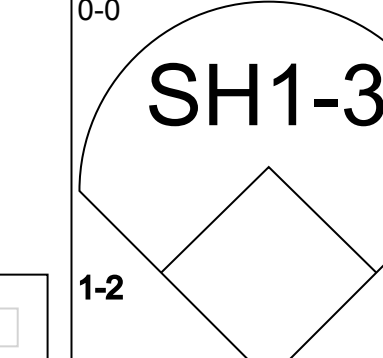
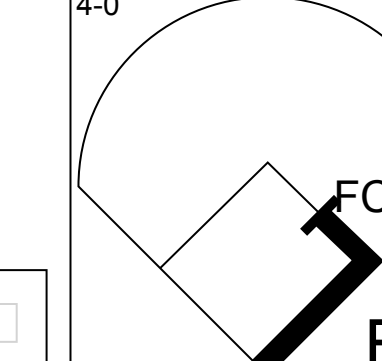
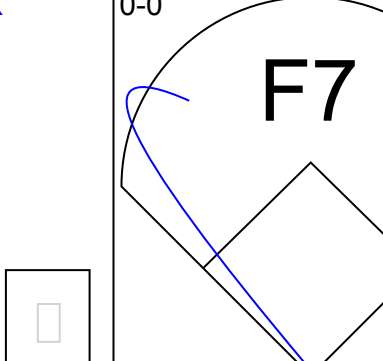
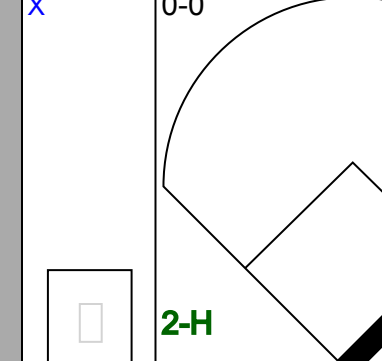
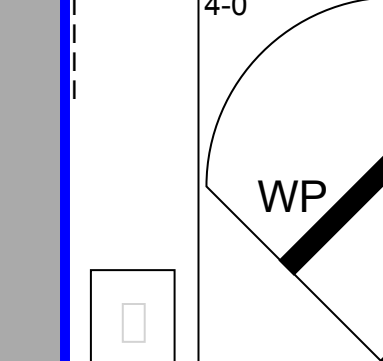
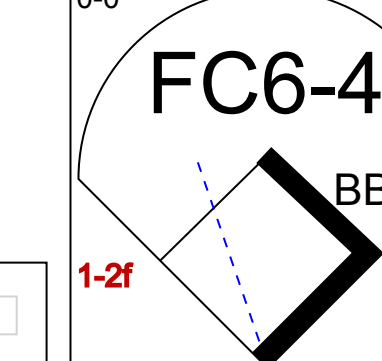
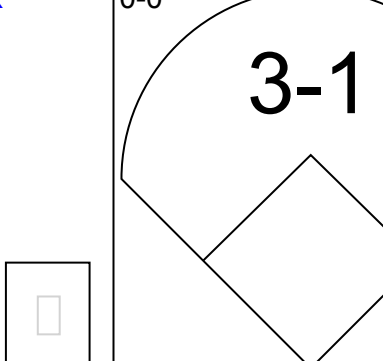
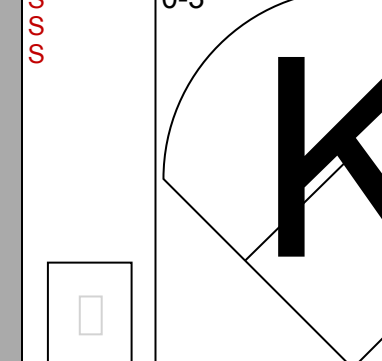
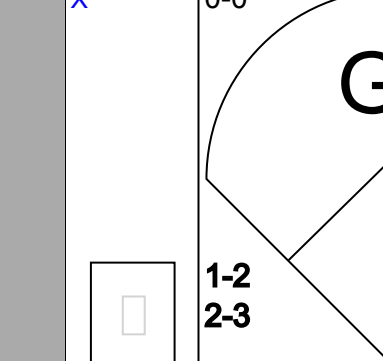
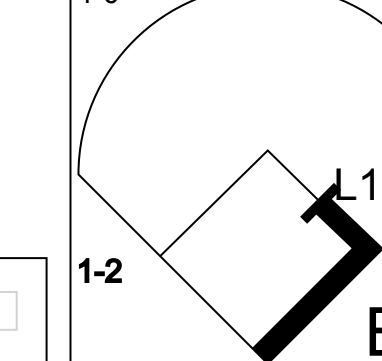
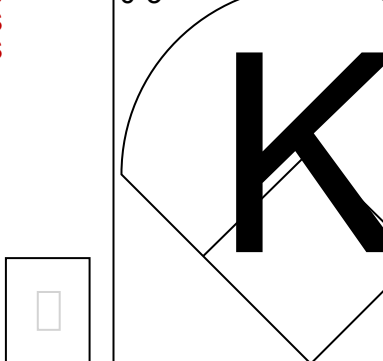
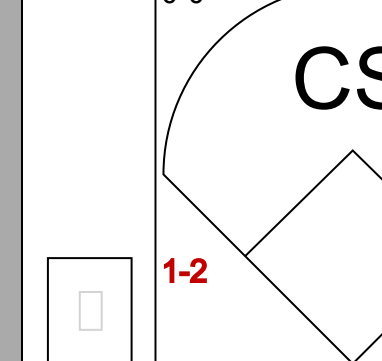
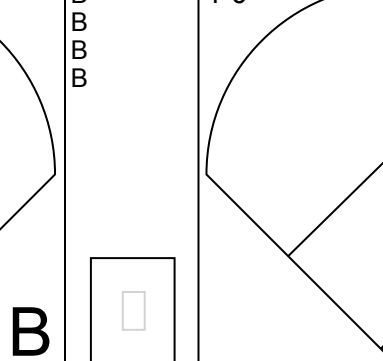
Cleveland Indians @ Baltimore Orioles
Memorial Stadium, Baltimore, MD
Tue Sep 08 1981, 7:05 PM EDT
Att: 8,193 - Unknown

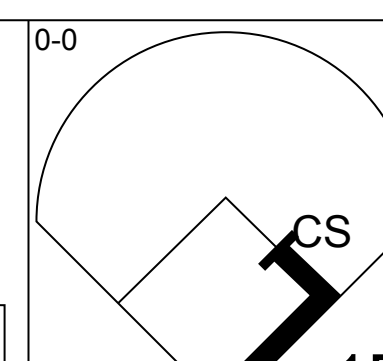
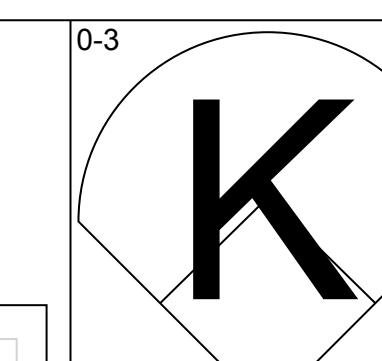
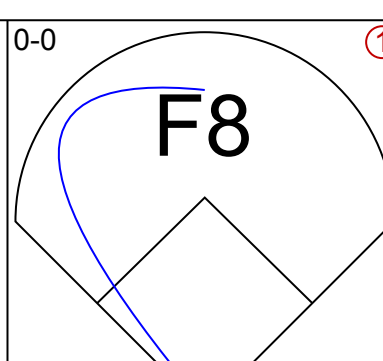
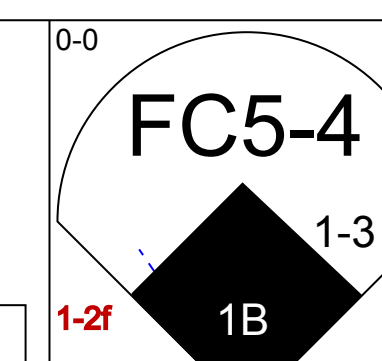
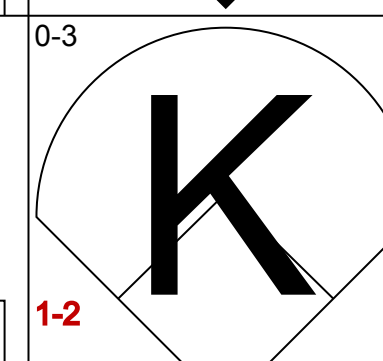
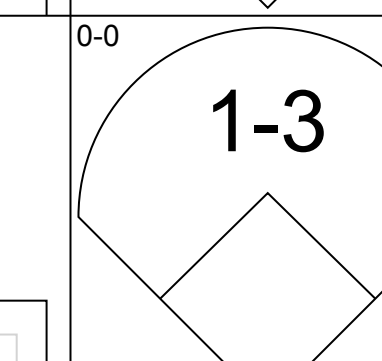
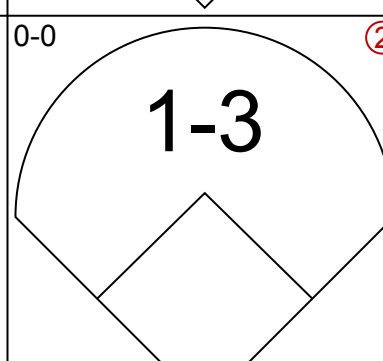
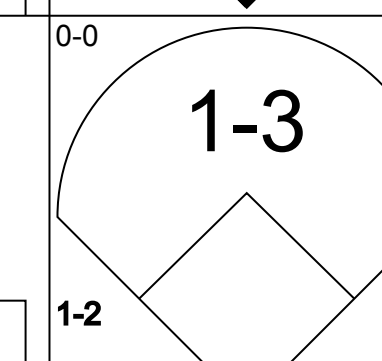
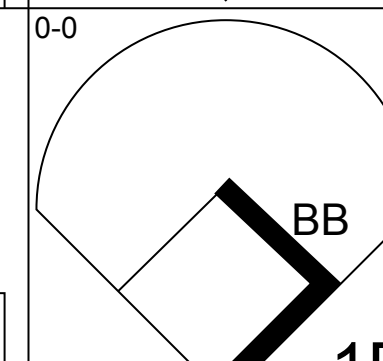
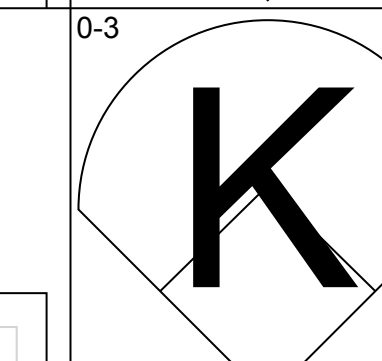
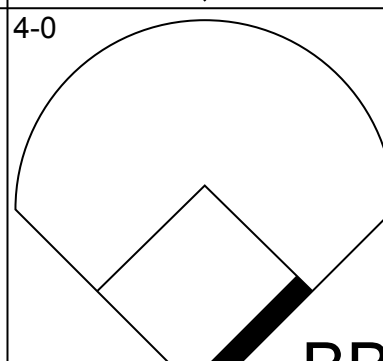
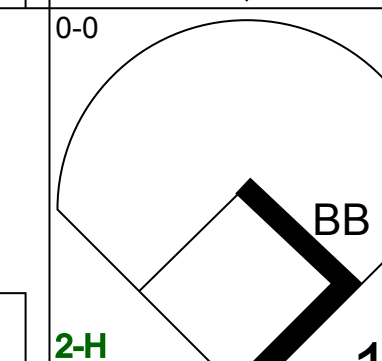
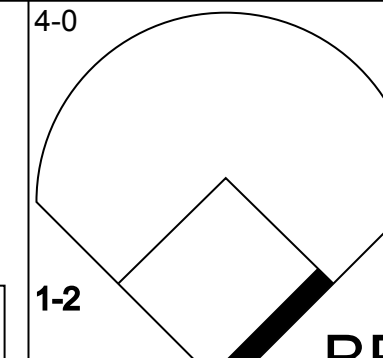
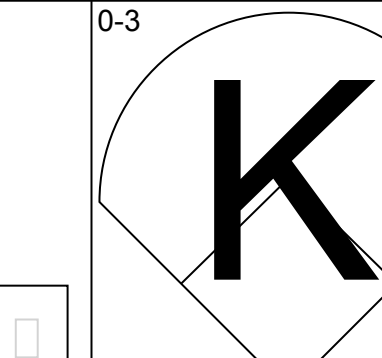
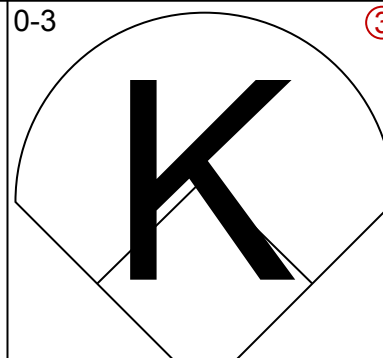
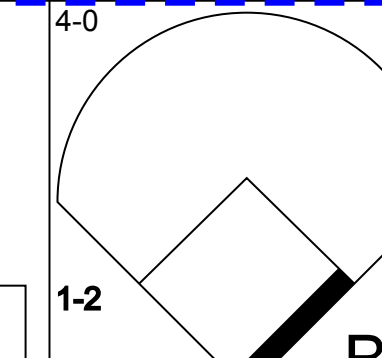
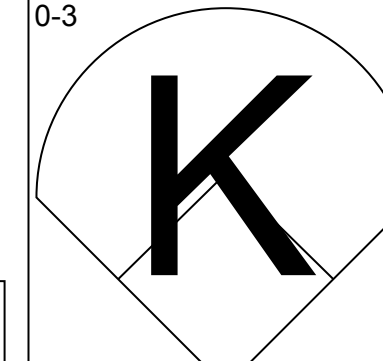
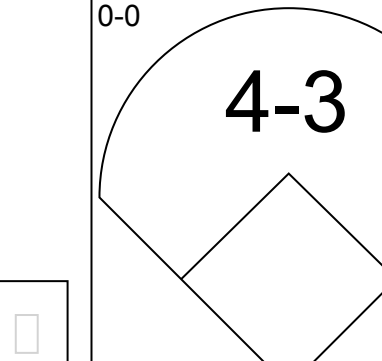

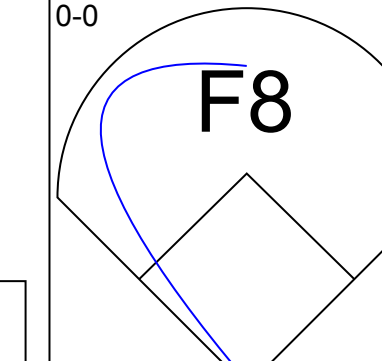
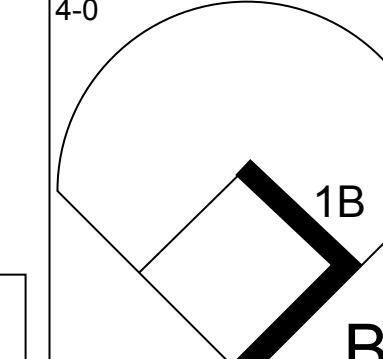
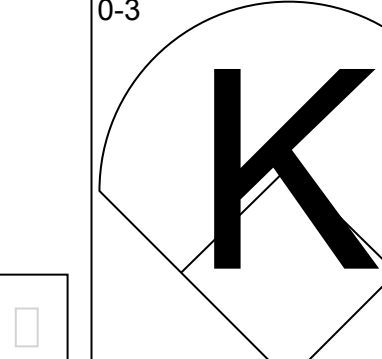


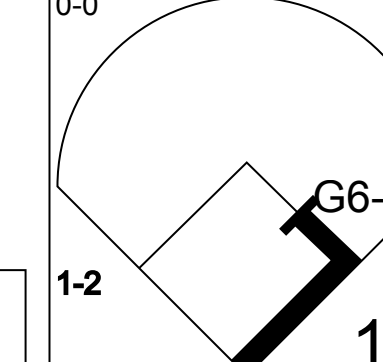
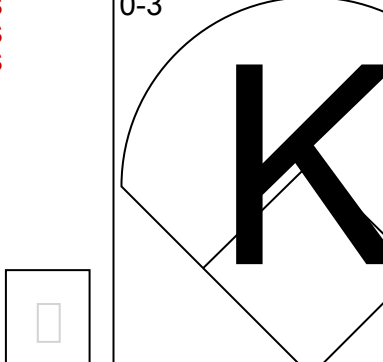
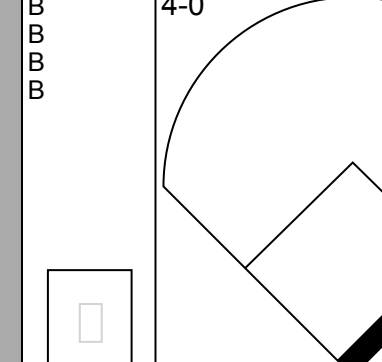
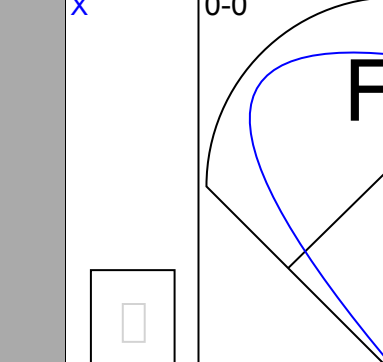
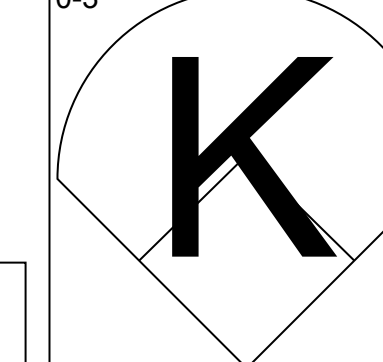
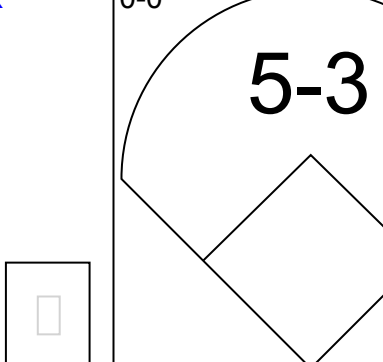
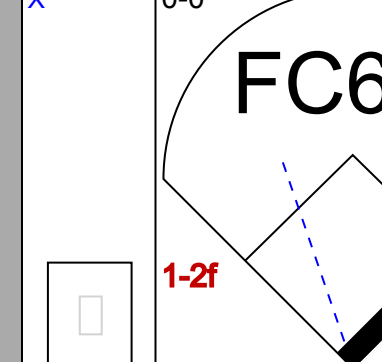
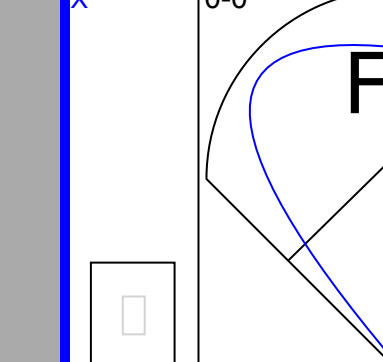
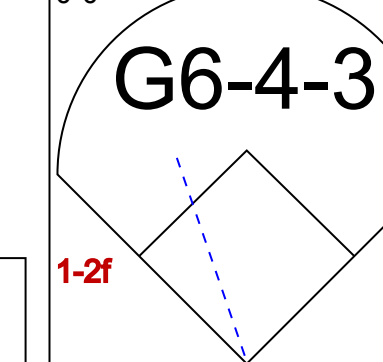
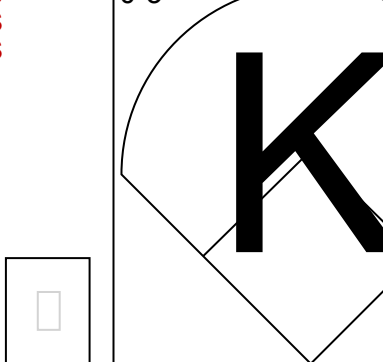

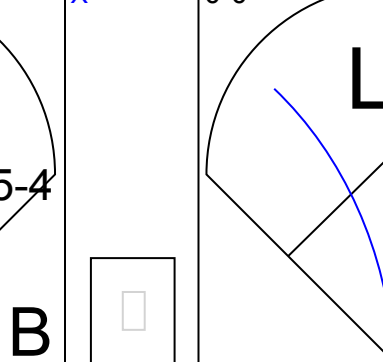
AB	39
R	14
H	17
RBI	14
BB	6
SO	7
LOB	18



Batter	1	2	3	4	5	6	7	8	9	AB	R	H	RBI	BB	SO	LOB	TOP					
Miguel Dilone, S (1, 10) OBP: 0.345, SLG: 0.366 Joe Charboneau, R (6, PH) OBP: 0.241, SLG: 0.369	4-3	G4-6-3		CS	2B BB	E BB		1B		2	1	0	0	1	0	2	Cleveland Indians @ Baltimore Orioles Memorial Stadium, Baltimore, MD Wed Sep 09 1981, 7:05 PM EDT Att: 10,637 - Unknown					
Rick Manning, L (1, 8) OBP: 0.333, SLG: 0.362	K		F8 SH2-3		2B	K		1B		5	2	3	1	0	2	1						
Jorge Orta, L (1, 9) OBP: 0.308, SLG: 0.369	F8		SH2-3		K			K		4	1	1	0	0	2	3						
Ron Hassey, L (1, 3) OBP: 0.308, SLG: 0.283		F7	F8		1B 2B			SH3		3	1	1	1	0	0	1						
Toby Harrah, R (1, 5) OBP: 0.367, SLG: 0.378					K			L5	HBP	5	1	2	1	0	2	5						
Von Hayes, L (1, 7) OBP: 0.361, SLG: 0.412		1B 2B BB	F8		1B					4	1	2	2	1	0	1						
Bo Diaz, R (1, 2) OBP: 0.386, SLG: 0.571		2B 1B			F9	F4				5	1	2	1	0	0	1						
Duane Kuiper, L (1, 4) OBP: 0.297, SLG: 0.314		1B 2B			F8		6-3	1-3		5	0	1	1	0	0	2						
Mike Fischlin, R (1, 6) OBP: 0.222, SLG: 0.176						K			6-3	4	0	2	1	0	1	0						
Inning Stats	R: 0 E: 0 K: 1 S: 5	H: 0 LOB: 0 BB: 0 P: 5	R: 3 E: 0 K: 0 S: 6	H: 4 LOB: 1 BB: 1 P: 10	R: 1 E: 0 K: 0 S: 5	H: 2 LOB: 1 BB: 0 P: 5	R: 0 E: 0 K: 0 S: 3	H: 1 LOB: 0 BB: 0 P: 3	R: 3 E: 0 K: 2 S: 10	H: 3 LOB: 1 BB: 1 P: 14	R: 0 E: 1 K: 2 S: 7	H: 0 LOB: 1 BB: 1 P: 11	R: 1 E: 0 K: 0 S: 6	H: 3 LOB: 2 BB: 0 P: 6	R: 0 E: 0 K: 2 S: 9	H: 2 LOB: 0 BB: 0 P: 10	R: 0 E: 0 K: 0 S: 3	H: 0 LOB: 0 BB: 0 P: 3	1B: 11 2B: 4 3B: 0 HR: 0	SF: 0 SAC: 2 DP: 1 HBP: 1	WP: 0 PB: 0 SB: 1 CS: 1	PA: 45
PITCHER	IP WLS BF H R ER SO BB IBB HBP BLK WP HR S P ERA WHIP																					
Steve Stone, R (1, 1) ERA: 4.09	1.1 L 9 4 3 3 1 1 0 0 0 0 0 0 10 14 20.25 3.750																					
Dave Ford, R (2, 1) ERA: 8.53	2.2 11 4 3 3 0 1 0 0 0 0 0 0 10 14 10.12 1.875																					
Jeff Schneider, L (5, 1) ERA: 4.5	3.2 20 7 2 2 5 1 0 1 0 0 0 0 28 33 4.91 2.182																					
Steve Luebber, R (8, 1) ERA: 6.75	1.1 4 0 0 0 1 0 0 0 0 0 0 0 6 6 0.00 0.000																					

Batter	1	2	3	4	5	6	7	8	9	AB	R	H	RBI	BB	SO	LOB	BOTTOM					
Al Bumby, L (1, 8) OBP: 0.364, SLG: 0.333	4-3			4-3		3-1		1B BB		3	1	0	0	1	0	0	Cleveland Indians @ Baltimore Orioles Memorial Stadium, Baltimore, MD Wed Sep 09 1981, 7:05 PM EDT Att: 10,637 - Unknown					
Rich Dauer, R (1, 4) OBP: 0.316, SLG: 0.367	6-3			5-3		F3		1B FC3-6		4	1	1	0	0	0	0						
Ken Singleton, S (1, 9) OBP: 0.408, SLG: 0.493	K			F7		F8		FC3-6 1B		4	0	1	1	0	1	0						
Eddie Murray, S (1, 3) OBP: 0.339, SLG: 0.500		4-3			1B HR 1B		K	FC3-6		4	1	1	1	0	1	1						
John Lowenstein, L (1, 7) OBP: 0.337, SLG: 0.417		K			K		K	4-3		4	0	0	0	0	3	2						
Doug DeCinces, R (1, 5) OBP: 0.337, SLG: 0.474		K			HR 1B					4	1	2	0	0	1	0						
Terry Crowley, L (1, 10) OBP: 0.362, SLG: 0.368			G5-4-3 BB		HR					2	1	1	3	2	0	0						
Lenn Sakata, R (1, 6) OBP: 0.321, SLG: 0.342					HR					2	0	0	0	0	0	1						
Dan Graham, L (7, PH) OBP: 0.260, SLG: 0.263			G5-4-3		F5					1	0	0	0	0	0	2						
Wayne Krenchicki, L (8, 6) OBP: 0.297, SLG: 0.286										0	0	0	0	0	0	0						
Jim Dwyer, L (9, PH) OBP: 0.303, SLG: 0.270										1	0	0	0	0	1	0						
Rick Dempsey, R (1, 2) OBP: 0.322, SLG: 0.366				6-3		F6		F5		3	0	0	0	0	0	0						
Inning Stats	R: 0 E: 0 K: 1 S: 5	H: 0 LOB: 0 BB: 0 P: 5	R: 0 E: 0 K: 2 S: 7	H: 0 LOB: 0 BB: 0 P: 7	R: 0 E: 0 K: 0 S: 2	H: 0 LOB: 0 BB: 1 P: 6	R: 0 E: 0 K: 0 S: 3	H: 0 LOB: 0 BB: 0 P: 3	R: 3 E: 0 K: 1 S: 8	H: 3 LOB: 0 BB: 0 P: 8	R: 0 E: 0 K: 0 S: 3	H: 0 LOB: 0 BB: 0 P: 3	R: 0 E: 0 K: 2 S: 8	H: 1 LOB: 2 BB: 1 P: 12	R: 2 E: 0 K: 0 S: 5	H: 2 LOB: 1 BB: 1 P: 9	R: 0 E: 0 K: 1 S: 5	H: 0 LOB: 0 BB: 0 P: 5	1B: 4 2B: 1 3B: 0 HR: 1	SF: 0 SAC: 0 DP: 1 HBP: 0	WP: 0 PB: 0 SB: 0 CS: 0	PA: 35
PITCHER	IP WLS BF H R ER SO BB IBB HBP BLK WP HR S P ERA WHIP																					
Bert Blyleven, R (1, 1) ERA: 2.82	7.0 W 26 4 3 3 6 2 0 0 0 0 0 0 1 36 4 3.86 0.857																					
Dan Spillner, R (8, 1) ERA: 3.4	2.0 9 2 2 2 1 1 0 0 0 0 0 0 10 14 9.00 1.500																					

Batter	1	2	3	4	5	6	7	8	9	AB	R	H	RBI	BB	SO	LOB	TOP		
Rick Manning, L (1, 8) OBP: 0.331, SLG: 0.363										5	1	1	0	0	2	5	Cleveland Indians @ Baltimore Orioles Memorial Stadium, Baltimore, MD Thu Sep 10 1981, 7:05 PM EDT Att: 10,616 - Unknown		
Jorge Orta, L (1, 9) OBP: 0.311, SLG: 0.371										4	1	2	0	0	1	2			
Mike Hargrove, L (1, 3) OBP: 0.321, SLG: 0.415										2	0	1	1	1	0	1			
Ron Hassey, L (1, 2) OBP: 0.301, SLG: 0.276										4	0	0	0	0	0	4			
Toby Harrah, R (1, 5) OBP: 0.366, SLG: 0.377										3	1	1	1	0	1	0			
Von Hayes, L (1, 7) OBP: 0.359, SLG: 0.426									3	1	1	0	0	0	1				
Pat Kelly, L (1, 10) Bo Diaz, R (9, PH) Miguel Dilone, S (9, PR) OBP: 0.347, SLG: 0.328 OBP: 0.390, SLG: 0.571 OBP: 0.345, SLG: 0.366									2	0	1	1	1	0	0	0		AB 29 R 4 H 8 RBI 3 BB 5 SO 6 LOB 17	
Duane Kuiper, L (1, 4) OBP: 0.290, SLG: 0.307									4	0	0	0	0	1	4				
Mike Fischlin, R (1, 6) OBP: 0.318, SLG: 0.211									2	0	1	0	2	1	0	WP: 1 PA: 38 FB: 1 SB: 1 CS: 1			
Inning Stats	R: 0 E: 0 K: 1 S: 5	H: 1 LOB: 0 BB: 0 P: 5	R: 0 E: 0 K: 1 S: 5	H: 0 LOB: 0 BB: 0 P: 5	R: 0 E: 0 K: 0 S: 2	H: 0 LOB: 1 BB: 2 P: 10	R: 1 E: 0 K: 0 S: 5	H: 2 LOB: 1 BB: 0 P: 5	R: 0 E: 0 K: 1 S: 5	H: 0 LOB: 0 BB: 0 P: 5	R: 1 E: 0 K: 0 S: 4	H: 1 LOB: 0 BB: 0 P: 4	R: 1 E: 0 K: 1 S: 6	H: 2 LOB: 0 BB: 0 P: 6	R: 0 E: 0 K: 2 S: 8	H: 1 LOB: 2 BB: 1 P: 12		R: 1 E: 0 K: 0 S: 4	H: 1 LOB: 3 BB: 2 P: 12
PITCHER	IP WLS BF H R ER SO BB IBB HBP BLK WP HR S P ERA WHIP																		
Sammy Stewart, R (1, 1) ERA: 1.94	7.0 L 26 6 3 3 4 2 0 0 0 0 0 0 32 40 3.86 1.143																		
Tippy Martinez, L (8, 1) ERA: 2.19	2.0 11 2 1 1 2 2 1 0 0 1 0 12 24 4.50 2.000																		

Batter	1	2	3	4	5	6	7	8	9	AB	R	H	RBI	BB	SO	LOB	BOTTOM	
Al Bumbry, L (1, 8) OBP: 0.363, SLG: 0.332										4	1	1	0	0	1	1	Cleveland Indians @ Baltimore Orioles Memorial Stadium, Baltimore, MD Thu Sep 10 1981, 7:05 PM EDT Att: 10,616 - Unknown	
Rich Dauer, R (1, 4) OBP: 0.312, SLG: 0.362										4	0	0	0	0	1	2		
Ken Singleton, S (1, 9) OBP: 0.411, SLG: 0.495										3	0	2	1	1	1	0		
Eddie Murray, S (1, 3) OBP: 0.341, SLG: 0.497										2	0	0	0	2	2	1		
Terry Crowley, L (1, 10) OBP: 0.352, SLG: 0.356										4	0	0	0	0	1	4		
Doug DeCinces, R (1, 5) OBP: 0.339, SLG: 0.473										3	0	1	0	1	1	0		
John Lowenstein, L (1, 7) OBP: 0.341, SLG: 0.415										3	0	1	0	1	1	1		AB 31 R 1 H 6 RBI 1 BB 5 SO 10 LOB 16
Lenn Sakata, R (1, 6) Jim Dwyer, L (9, PH) OBP: 0.310, SLG: 0.329 OBP: 0.301, SLG: 0.267										3	0	0	0	0	1	3		
Rick Dempsey, R (1, 2) OBP: 0.321, SLG: 0.364										4	0	1	0	0	1	3		
Inning Stats	R: 0 E: 0 K: 2 S: 8	H: 2 LOB: 2 BB: 1 P: 12	R: 0 E: 0 K: 1 S: 5	H: 1 LOB: 1 BB: 1 P: 9	R: 0 E: 0 K: 2 S: 7	H: 0 LOB: 0 BB: 0 P: 7	R: 0 E: 0 K: 2 S: 7	H: 0 LOB: 0 BB: 0 P: 7	R: 0 E: 0 K: 1 S: 5	H: 0 LOB: 1 BB: 1 P: 9	R: 0 E: 0 K: 0 S: 3	H: 0 LOB: 1 BB: 1 P: 7	R: 1 E: 0 K: 0 S: 5	H: 2 LOB: 2 BB: 1 P: 9	R: 0 E: 0 K: 2 S: 8	H: 1 LOB: 1 BB: 0 P: 4		1B: 6 SF: 0 2B: 0 SAC: 0 3B: 0 DP: 1 HR: 0 HBP: 0
PITCHER	IP WLS BF H R ER SO BB IBB HBP BLK WP HR S P ERA WHIP																	
John Denny, R (1, 1) ERA: 2.68	7.2 W 30 5 1 1 10 4 0 0 0 0 0 46 62 1.17 1.174																	
Dan Spillner, R (8, 1) ERA: 3.35	1.1 S 6 1 0 0 0 1 0 0 0 0 0 5 9 0.00 1.500																	

Batter	1	2	3	4	5	6	7	8	9	AB	R	H	RBI	BB	SO	LOB	TOP										
Al Bumbry, L OBP: 0.367, SLG: 0.344 (1, 8)										4	0	3	0	0	0	2	Baltimore Orioles @ Milwaukee Brewers Milwaukee County Stadium, Milwaukee, WI Fri Sep 11 1981, 8:05 PM EDT Att: 20,987 - Unknown										
Lenn Sakata, R OBP: 0.308, SLG: 0.325 (1, 4) (7, 6)										4	0	1	0	0	0	4											
Ken Singleton, S OBP: 0.407, SLG: 0.488 Mark Corey, R (1, 9) (8, 7)										4	0	0	0	0	1	3											
Eddie Murray, S OBP: 0.343, SLG: 0.507 (1, 3)										4	1	2	1	0	0	1											
Jose Morales, R OBP: 0.333, SLG: 0.394 (1, 10)										4	0	1	0	0	0	1											
John Lowenstein, L OBP: 0.346, SLG: 0.413 (1, 7) Gary Roenicke, R OBP: 0.374, SLG: 0.402 (8, PH) (8, 9)										1	1	0	0	2	0	0											
Doug DeCinces, R OBP: 0.341, SLG: 0.477 (1, 5)										4	0	2	1	0	1	0											
Cal Ripken Jr., R OBP: 0.150, SLG: 0.128 (1, 6) Rich Dauer, R OBP: 0.311, SLG: 0.361 (7, 4)										3	0	1	0	0	1	1											
Rick Dempsey, R OBP: 0.320, SLG: 0.359 (1, 2)										3	0	0	0	1	1	2											
Inning Stats	R: 0 E: 0 K: 0 S: 4	H: 2 LOB: 1 BB: 0 P: 4	R: 0 E: 0 K: 1 S: 5	H: 0 LOB: 0 BB: 0 P: 5	R: 0 E: 0 K: 1 S: 6	H: 1 LOB: 1 BB: 0 P: 6	R: 2 E: 0 K: 0 S: 5	H: 2 LOB: 1 BB: 1 P: 9	R: 0 E: 0 K: 0 S: 3	H: 1 LOB: 1 BB: 1 P: 7	R: 0 E: 0 K: 0 S: 2	H: 1 LOB: 2 BB: 0 P: 6	R: 0 E: 0 K: 0 S: 5	H: 2 LOB: 2 BB: 0 P: 5	R: 0 E: 0 K: 1 S: 6	H: 1 LOB: 1 BB: 0 P: 6		R: 0 E: 0 K: 1 S: 5	H: 0 LOB: 0 BB: 0 P: 5	1B: 7 2B: 1 3B: 1 HR: 1	SF: 0 SAC: 0 DP: 1 HBP: 0	WP: 0 PB: 0 SB: 2 CS: 3	PA: 37				
PITCHER	IP	WLS	BF	H	R	ER	SO	BB	IBB	HBP	BLK	WP	HR	S	P	ERA	WHIP										
Moose Haas, R ERA: 4.4 (1, 1)	7.0	L	29	9	2	2	2	3	0	0	0	0	1	30	42	2.57	1.714										
Jamie Easterly, L ERA: 3.02 (8, 1)	2.0		7	1	0	0	2	0	0	0	0	0	0	11	11	0.00	0.500										


Batter	1	2	3	4	5	6	7	8	9	AB	R	H	RBI	BB	SO	LOB	BOTTOM										
Paul Molitor, R OBP: 0.321, SLG: 0.335 (1, 8)										4	0	1	0	0	1	0	Baltimore Orioles @ Milwaukee Brewers Milwaukee County Stadium, Milwaukee, WI Fri Sep 11 1981, 8:05 PM EDT Att: 20,987 - Unknown										
Robin Yount, R OBP: 0.299, SLG: 0.398 (1, 6)										4	0	2	0	0	1	0											
Cecil Cooper, L OBP: 0.353, SLG: 0.488 (1, 3)										4	0	1	0	0	0	3											
Ted Simmons, S OBP: 0.257, SLG: 0.386 (1, 2)										4	0	1	0	0	1	2											
Ben Oglivie, L OBP: 0.320, SLG: 0.396 (1, 7)										3	1	1	0	0	0	1											
Gorman Thomas, R OBP: 0.351, SLG: 0.492 (1, 9)										3	0	0	0	0	1	1											
Roy Howell, L OBP: 0.345, SLG: 0.437 (1, 5)										2	0	1	1	0	0	0											
Mark Brouhard, R OBP: 0.319, SLG: 0.396 (1, 10)										3	0	0	0	0	2	1											
Jim Gantner, L OBP: 0.333, SLG: 0.344 (1, 4)										3	0	0	0	0	0	0											
Inning Stats	R: 0 E: 0 K: 0 S: 4	H: 2 LOB: 1 BB: 0 P: 4	R: 1 E: 0 K: 2 S: 8	H: 1 LOB: 0 BB: 0 P: 8	R: 0 E: 0 K: 0 S: 4	H: 1 LOB: 1 BB: 0 P: 4	R: 0 E: 0 K: 1 S: 5	H: 0 LOB: 0 BB: 0 P: 5	R: 0 E: 0 K: 0 S: 3	H: 0 LOB: 0 BB: 0 P: 3	R: 0 E: 0 K: 0 S: 3	H: 1 LOB: 0 BB: 0 P: 3	R: 0 E: 0 K: 1 S: 5	H: 0 LOB: 0 BB: 0 P: 5	R: 0 E: 0 K: 2 S: 8	H: 1 LOB: 1 BB: 0 P: 8		1B: 5 2B: 2 3B: 0 HR: 0	SF: 1 SAC: 0 DP: 2 HBP: 0	WP: 1 PB: 1 SB: 0 CS: 0	PA: 31						
PITCHER	IP	WLS	BF	H	R	ER	SO	BB	IBB	HBP	BLK	WP	HR	S	P	ERA	WHIP										
Dennis Martinez, R ERA: 3.01 (1, 1)	9.0	W	31	7	1	0	6	0	0	0	0	1	0	43	43	0.00	0.778										


Batter	1	2	3	4	5	6	7	8	9	AB	R	H	RBI	BB	SO	LOB	TOP			
Lenn Sakata, R OBP: 0.295, SLG: 0.310	6-3		E4		FC5-4		F7			4	0	0	0	0	0	2	Baltimore Orioles @ Milwaukee Brewers Milwaukee County Stadium, Milwaukee, WI Sat Sep 12 1981, 8:05 PM EDT Att: 25,398 - Unknown			
Rich Dauer, R OBP: 0.307, SLG: 0.356	F9		G1-4-6-3				F8		F9	4	0	0	0	0	2					
Ken Singleton, S OBP: 0.411, SLG: 0.492	5-3									4	1	3	0	0	0					
Eddie Murray, S OBP: 0.345, SLG: 0.506					FC5-4					4	1	2	0	0	2					
Benny Ayala, R OBP: 0.356, SLG: 0.323																				
Jim Dwyer, L OBP: 0.306, SLG: 0.267																				
Doug DeCinces, R OBP: 0.340, SLG: 0.472																				
Gary Roenicke, R OBP: 0.375, SLG: 0.420																				
John Lowenstein, L OBP: 0.342, SLG: 0.407																				
Mark Corey, R OBP: 0.342, SLG: 0.342																				
Rick Dempsey, R OBP: 0.320, SLG: 0.358																				
Inning Stats	R: 0 E: 0 K: 0 S: 3	H: 0 LOB: 0 BB: 0 P: 3	R: 0 E: 0 K: 0 S: 3	H: 1 LOB: 1 BB: 1 P: 7	R: 0 E: 1 K: 0 S: 3	H: 0 LOB: 1 BB: 1 P: 7	R: 0 E: 0 K: 0 S: 3	H: 1 LOB: 0 BB: 0 P: 3	R: 1 E: 0 K: 0 S: 5	H: 2 LOB: 1 BB: 0 P: 5	R: 2 E: 0 K: 0 S: 6	H: 3 LOB: 1 BB: 0 P: 6	R: 0 E: 0 K: 0 S: 3	H: 0 LOB: 0 BB: 0 P: 3	R: 0 E: 0 K: 0 S: 2	H: 0 LOB: 1 BB: 2 P: 10	1B: 6 2B: 1 3B: 0 HR: 1	SF: 0 SAC: 0 DP: 5 HBP: 0	WP: 0 PB: 1 SB: 0 CS: 0	PA: 35
PITCHER	IP WLS BF H R ER SO BB IBB HBP BLK WP HR S P ERA WHIP																			
Randy Lerch, L ERA: 4.75	(1, 1) 5.1 W 23 7 3 3 0 2 0 0 0 0 0 1 21 29 5.06 1.688																			
Reggie Cleveland, R ERA: 4.22	(6, 1) 2.2 9 1 0 0 0 1 0 0 0 0 0 0 8 12 0.00 0.750																			
Rollie Fingers, R ERA: 1.13	(9, 1) 1.0 S 3 0 0 0 0 1 0 0 0 0 0 0 2 6 0.00 1.000																			

Batter	1	2	3	4	5	6	7	8	9	AB	R	H	RBI	BB	SO	LOB	BOTTOM			
Paul Molitor, R OBP: 0.326, SLG: 0.340		SH2-3				K				3	1	2	0	0	1	0	Baltimore Orioles @ Milwaukee Brewers Milwaukee County Stadium, Milwaukee, WI Sat Sep 12 1981, 8:05 PM EDT Att: 25,398 - Unknown			
Robin Yount, R OBP: 0.296, SLG: 0.393	F8	F8			K		1-3			4	0	0	0	0	1	2				
Cecil Cooper, L OBP: 0.357, SLG: 0.497							3-1			4	2	3	1	0	0	0				
Ted Simmons, S OBP: 0.263, SLG: 0.390										4	1	3	3	0	0	1				
Ben Oglivie, L OBP: 0.319, SLG: 0.395										4	1	1	0	0	2	2				
Gorman Thomas, R OBP: 0.353, SLG: 0.495										4	0	2	1	0	1	0				
Roy Howell, L OBP: 0.344, SLG: 0.433										4	0	1	1	0	0	2				
Jim Gantner, L OBP: 0.329, SLG: 0.339										4	0	0	0	0	0	2				
Thad Bosley, L OBP: 0.280, SLG: 0.253										2	1	1	0	0	0	0				
Larry Hise, R OBP: 0.290, SLG: 0.422										1	0	0	0	0	0	0				
Inning Stats	R: 4 E: 0 K: 0 S: 8	H: 6 LOB: 1 BB: 0 P: 8	R: 1 E: 0 K: 0 S: 5	H: 2 LOB: 1 BB: 0 P: 5	R: 0 E: 0 K: 1 S: 5	H: 0 LOB: 0 BB: 0 P: 5	R: 0 E: 0 K: 0 S: 3	H: 1 LOB: 0 BB: 0 P: 3	R: 1 E: 0 K: 1 S: 8	H: 3 LOB: 2 BB: 0 P: 8	R: 0 E: 0 K: 1 S: 5	H: 0 LOB: 0 BB: 0 P: 5	R: 0 E: 0 K: 1 S: 6	H: 1 LOB: 1 BB: 0 P: 6	R: 0 E: 0 K: 1 S: 5	H: 0 LOB: 0 BB: 0 P: 5	1B: 10 2B: 3 3B: 0 HR: 0	SF: 0 SAC: 1 DP: 1 HBP: 0	WP: 0 PB: 0 SB: 0 CS: 0	PA: 35
PITCHER	IP WLS BF H R ER SO BB IBB HBP BLK WP HR S P ERA WHIP																			
Jim Palmer, R ERA: 3.89	(1, 1) 0.1 L 6 5 4 4 0 0 0 0 0 0 0 0 6 6 108.00 15.000																			
Scott McGregor, L ERA: 3.47	(1, 1) 7.2 29 8 2 2 5 0 0 0 0 0 0 0 39 39 2.35 1.043																			

Batter	1	2	3	4	5	6	7	8	9	AB	R	H	RBI	BB	SO	LOB	TOP										
Al Bumby, L OBP: 0.367, SLG: 0.344 (1, 8)	F9			G4-6-3 HBP 1B		F7		1-2 1B		4	0	2	0	0	0	0	Baltimore Orioles @ Milwaukee Brewers Milwaukee County Stadium, Milwaukee, WI Sun Sep 13 1981, 4:33 AM EDT Att: 19,599 - Unknown livebaseballscorecards.com										
Rich Dauer, R OBP: 0.307, SLG: 0.352 (1, 4)	6-3			G4-6-3 HBP 1-2		K		F7		3	0	0	0	0	1	2											
Ken Singleton, S OBP: 0.406, SLG: 0.485 (1, 10)	1-3			G4-6-3 1-2 2-3				K		4	0	0	0	0	2	4											
Eddie Murray, S OBP: 0.341, SLG: 0.500 (1, 3)		F9		3-1				K		4	0	0	0	0	1	1											
John Lowenstein, L OBP: 0.348, SLG: 0.409 (1, 7)										2	0	1	0	1	1	0											
Gary Roenicke, R OBP: 0.373, SLG: 0.418 (9, PH)	K					6-3 WP 1B		1B		1	0	0	0	0	0	0											
Jim Dwyer, L OBP: 0.307, SLG: 0.269 (1, 9)										3	0	1	0	0	1	1											
Benny Ayala, R OBP: 0.365, SLG: 0.349 (9, PH)	4-3					K		1-2 1B		1	0	1	0	0	0	0											
Doug DeCinces, R OBP: 0.339, SLG: 0.467 (1, 5)										3	0	0	0	1	0	3											
Dan Graham, L OBP: 0.256, SLG: 0.258 (1, 2)										2	0	0	0	0	2	1											
Rick Dempsey, R OBP: 0.317, SLG: 0.355 (8, PH)						K				2	0	0	0	0	0	2											
Lenn Sakata, R OBP: 0.296, SLG: 0.311 (1, 6)										3	0	1	0	0	0	0											
Inning Stats	R: 0 E: 0 K: 0 S: 3	H: 0 LOB: 0 BB: 0 P: 3	R: 0 E: 0 K: 1 S: 5	H: 0 LOB: 0 BB: 0 P: 5	R: 0 E: 0 K: 1 S: 5	H: 1 LOB: 1 BB: 0 P: 4	R: 0 E: 0 K: 2 S: 8	H: 1 LOB: 1 BB: 0 P: 8	R: 0 E: 0 K: 1 S: 5	H: 0 LOB: 0 BB: 0 P: 5	R: 0 E: 0 K: 2 S: 8	H: 1 LOB: 2 BB: 1 P: 12	R: 0 E: 0 K: 1 S: 7	H: 2 LOB: 2 BB: 0 P: 7	R: 0 E: 0 K: 0 S: 4	H: 1 LOB: 2 BB: 1 P: 8	1B: 5 2B: 1 3B: 0 HR: 0	SF: 0 SAC: 0 DP: 1 HBP: 1	WP: 1 PB: 0 SB: 0 CS: 0	PA: 35							
PITCHER	IP	WLS	BF	H	R	ER	SO	BB	IBB	HBP	BLK	WP	HR	S	P	ERA	WHIP										
Pete Vuckovich, R ERA: 3.58 (1, 1)	7.0	W	25	3	0	0	7	1	0	1	0	1	0	37	42	0.00	0.571										
Jamie Easterly, L ERA: 2.96 (8, 1)	1.0		5	2	0	0	1	0	0	0	0	0	0	7	7	0.00	2.000										
Bob McClure, L ERA: (9, 1)	1.0		5	1	0	0	0	1	0	0	0	0	0	4	8	0.00	2.000										

Batter	1	2	3	4	5	6	7	8	9	AB	R	H	RBI	BB	SO	LOB	BOTTOM										
Paul Molitor, R OBP: 0.329, SLG: 0.340 (1, 10)	F8		CS	BB 1B 1B	K					3	1	1	1	1	1	0	Baltimore Orioles @ Milwaukee Brewers Milwaukee County Stadium, Milwaukee, WI Sun Sep 13 1981, 4:33 AM EDT Att: 19,599 - Unknown livebaseballscorecards.com										
Robin Yount, R OBP: 0.292, SLG: 0.388 (1, 6)	K			F9	K					4	0	0	0	0	3	2											
Cecil Cooper, L OBP: 0.359, SLG: 0.500 (1, 3)	5-3			BB 1B 1-2	2B					4	1	2	0	0	0	1											
Ted Simmons, S OBP: 0.263, SLG: 0.387 (1, 2)		L3		BB 1B 1B 1-2 2-3	4-3					3	1	0	0	1	0	1											
Ben Oglivie, L OBP: 0.321, SLG: 0.394 (1, 7)		F5		BB 1B 1-3 2-H 3-H	1B					3	1	1	2	1	1	0											
Gorman Thomas, R OBP: 0.351, SLG: 0.492 (1, 8)				BB 1B 1-3 3-H	1B					4	0	1	1	0	1	1											
Roy Howell, L OBP: 0.336, SLG: 0.424 (1, 5)				P6	K					4	0	0	0	0	2	3											
Jim Gantner, L OBP: 0.329, SLG: 0.339 (1, 4)				3-1	1-2 1B					3	0	1	1	0	1	0											
Thad Bosley, L OBP: 0.292, SLG: 0.267 (1, 9)				CS 1B	L4					3	1	2	0	0	0	2											
Inning Stats	R: 0 E: 0 K: 1 S: 5	H: 0 LOB: 0 BB: 0 P: 5	R: 0 E: 0 K: 1 S: 5	H: 0 LOB: 0 BB: 0 P: 5	R: 0 E: 0 K: 0 S: 3	H: 1 LOB: 0 BB: 0 P: 3	R: 4 E: 0 K: 1 S: 9	H: 4 LOB: 2 BB: 2 P: 17	R: 0 E: 0 K: 2 S: 8	H: 1 LOB: 1 BB: 0 P: 8	R: 0 E: 0 K: 1 S: 5	H: 0 LOB: 0 BB: 0 P: 5	R: 1 E: 0 K: 2 S: 9	H: 2 LOB: 1 BB: 0 P: 9	R: 0 E: 0 K: 1 S: 5	H: 0 LOB: 1 BB: 1 P: 9		1B: 7 2B: 1 3B: 0 HR: 0	SF: 0 SAC: 0 DP: 0 HBP: 0	WP: 0 PB: 0 SB: 1 CS: 1	PA: 35						
PITCHER	IP	WLS	BF	H	R	ER	SO	BB	IBB	HBP	BLK	WP	HR	S	P	ERA	WHIP										
Steve Stone, R ERA: 4.47 (1, 1)	3.1	L	15	4	4	4	2	2	0	0	0	0	0	5	5	10.80	1.800										
Jeff Schneider, L ERA: 4.35 (4, 1)	0.2		3	1	0	0	1	0	0	0	0	0	0	5	5	0.00	1.500										
Steve Luebber, R ERA: 6.06 (5, 1)	3.0		12	3	1	1	5	0	0	0	0	0	0	22	22	3.00	1.000										
Tim Stoddard, R ERA: 4.25 (8, 1)	1.0		4	0	0	0	1	1	0	0	0	0	0	5	9	0.00	1.000										

Batter	1	2	3	4	5	6	7	8	9	AB	R	H	RBI	BB	SO	LOB	TOP								
Al Bumbry, L OBP: 0.362, SLG: 0.338 (1, 8)	0-0 1-3		0-0 E6 2B		0-0 4-3		0-0 1-3		0-0 F3	5	1	0	0	0	0	2	Baltimore Orioles @ Cleveland Indians Cleveland Municipal Stadium, Cleveland, OH Tue Sep 15 1981, 7:05 PM EDT Att: 5,397 - Unknown AB 36 R 7 H 8 RBI 7 BB 2 SO 6 LOB 15 								
Rich Dauer, R OBP: 0.305, SLG: 0.353 (1, 4)	0-0 6-3		0-0 1-3 1-H 3-H 2B		0-0 6-3			0-0 F8	0-0 F8	5	0	1	2	0	0	1									
Ken Singleton, S OBP: 0.404, SLG: 0.481 Gary Roenicke, R OBP: 0.373, SLG: 0.418 (8, 9)	0-0 F7		0-0 F7			4-0 1B FC4-6 BB		0-0 1-3		3	1	0	0	1	0	1									
Eddie Murray, S OBP: 0.340, SLG: 0.497 (1, 3)		0-0 F8		0-0 6-3		0-0 FC4-6 1B		0-0 P6		4	0	1	0	0	0	0									
Terry Crowley, L OBP: 0.356, SLG: 0.369 John Shelby, S (9, PR)	0-3 K			0-0 2B		0-0 FC4-6 1-2 3-H			0-0 1B 2B 1B	4	0	2	1	0	1	1									
John Lowenstein, L OBP: 0.346, SLG: 0.405 (1, 7)	0-0 F9			0-3 K		0-0 F9			0-0 2B 1-3 HR 1B	4	1	1	0	0	1	2									
Doug DeCinces, R OBP: 0.344, SLG: 0.472 (1, 5)			0-0 E 2B 1B	4-0 BB		0-0 F7			0-0 1-3 3-H HR 2B	3	2	2	1	1	0	1									
Lenn Sakata, R OBP: 0.290, SLG: 0.304 Jim Dwyer, L OBP: 0.304, SLG: 0.267 (7, PH) Bobby Bonner, R OBP: 0.310, SLG: 0.370 (9, PH) Jose Morales, R OBP: 0.329, SLG: 0.388 Willie Royster, R (9, 2)			0-3 K	0-3 K			0-0 F8		0-3 K	2	0	0	0	0	2	3									
Rick Dempsey, R OBP: 0.315, SLG: 0.352 Dan Graham, L OBP: 0.254, SLG: 0.256 (7, PH) Benny Ayala, R OBP: 0.373, SLG: 0.406 (9, PH) Mark Belanger, R OBP: 0.242, SLG: 0.237 (9, 6)			0-3 K		0-0 F8		0-0 F7		0-0 2B 3-H HR	2	0	0	0	0	1	1									
Inning Stats	R: 0 E: 0 K: 1 S: 3	H: 0 LOB: 0 BB: 0 P: 3	R: 0 E: 0 K: 1 S: 5	H: 0 LOB: 0 BB: 0 P: 5	R: 2 E: 1 K: 2 S: 10	H: 2 LOB: 1 BB: 0 P: 10	R: 0 E: 0 K: 2 S: 8	H: 1 LOB: 2 BB: 1 P: 12	R: 0 E: 0 K: 0 S: 3	H: 0 LOB: 0 BB: 0 P: 3	R: 1 E: 0 K: 0 S: 4	H: 1 LOB: 1 BB: 1 P: 8	R: 0 E: 0 K: 0 S: 3	H: 0 LOB: 0 BB: 0 P: 3	R: 0 E: 0 K: 0 S: 3	H: 0 LOB: 0 BB: 0 P: 3		R: 4 E: 0 K: 1 S: 9	H: 4 LOB: 1 BB: 0 P: 9	1B: 4 2B: 3 3B: 0 HR: 1	SF: 0 SAC: 0 DP: 0 HBP: 0	WP: 0 PB: 0 SB: 0 CS: 0	PA: 38		
PITCHER	IP	WLS	BF	H	R	ER	SO	BB	IBB	HBP	BLK	WP	HR	S	P	ERA	WHIP								
Tom Brennan, R ERA: 3.06 (1, 1)	8.0		32	5	4	2	5	2	0	0	0	0	0	40	48	2.25	0.875								
Mike Stanton, R ERA: 4.19 (9, 1)	0.1	L	3	2	0	0	1	0	0	0	0	0	0	5	5	0.00	6.000								
Sid Monge, L ERA: 4.53 (9, 1)	0.2		3	1	3	3	0	0	0	0	0	0	1	3	3	40.50	1.500								

Batter	1	2	3	4	5	6	7	8	9	AB	R	H	RBI	BB	SO	LOB	BOTTOM								
Miguel Dilone, S OBP: 0.341, SLG: 0.358 (1, 10)	0-0 1-3		0-3 K	0-0 4-3			4-0 BB		0-0 4-3	4	0	0	0	1	1	3	Baltimore Orioles @ Cleveland Indians Cleveland Municipal Stadium, Cleveland, OH Tue Sep 15 1981, 7:05 PM EDT Att: 5,397 - Unknown AB 33 R 6 H 7 RBI 5 BB 2 SO 5 LOB 9 								
Jorge Orta, L OBP: 0.311, SLG: 0.362 (1, 9)	0-3 K		0-0 FC3-2-5-2 WP 1-3 3-H		0-0 4-3		0-0 1-3			4	0	0	0	0	1	3									
Mike Hargrove, L OBP: 0.326, SLG: 0.420 (1, 3)	0-0 F9		0-0 WP HBP		0-0 1-3			0-0 4-3		3	0	0	0	0	0	0									
Ron Hassey, L OBP: 0.303, SLG: 0.274 (1, 2)		0-0 F7	0-0 3-1 1-2 2-3 3-H		0-0 4-3			0-0 4-3		4	0	0	0	0	0	2									
Toby Harrah, R OBP: 0.372, SLG: 0.377 (1, 5)	0-0 1-3			0-0 E 1B 2B		0-0 5-3		0-0 4-1		4	1	1	0	0	0	0									
Von Hayes, L OBP: 0.354, SLG: 0.435 (1, 7)	0-3 K			0-0 4-3 2-3		0-0 3-1			0-0 6-3	4	0	0	0	0	1	1									
Rick Manning, L OBP: 0.327, SLG: 0.350 (1, 8)			0-0 1B 1B	0-0 S SF8 1B		0-3 K			0-0 F7	4	2	2	1	0	1	0									
Duane Kuiper, L OBP: 0.293, SLG: 0.305 (1, 4)			0-0 1B 1-2 FC3-2-5-2	0-0 1B 1-3 BB		0-0 L5			0-0 HR 1B	3	1	2	0	1	0	0									
Mike Fischlin, R OBP: 0.229, SLG: 0.161 Karl Pagel, L OBP: 0.462, SLG: 1.000 (9, PH)			0-0 FC3-2-5-2 1-3 2-H WP 1B	0-0 SF8 3-H		0-3 K			0-0 HR	2	1	1	2	0	1	0									
Inning Stats	R: 0 E: 0 K: 1 S: 5	H: 0 LOB: 0 BB: 0 P: 5	R: 0 E: 0 K: 1 S: 5	H: 0 LOB: 0 BB: 0 P: 5	R: 2 E: 0 K: 1 S: 8	H: 3 LOB: 2 BB: 0 P: 9	R: 2 E: 1 K: 0 S: 5	H: 2 LOB: 1 BB: 1 P: 9	R: 0 E: 0 K: 1 S: 5	H: 0 LOB: 0 BB: 0 P: 5	R: 0 E: 0 K: 1 S: 5	H: 0 LOB: 1 BB: 1 P: 9	R: 0 E: 0 K: 0 S: 3	H: 0 LOB: 0 BB: 0 P: 3	R: 0 E: 0 K: 0 S: 3	H: 0 LOB: 0 BB: 0 P: 3		R: 2 E: 0 K: 0 S: 5	H: 2 LOB: 2 BB: 0 P: 5	1B: 5 2B: 1 3B: 0 HR: 1	SF: 1 SAC: 0 DP: 0 HBP: 1	WP: 1 PB: 0 SB: 2 CS: 0	PA: 37		
PITCHER	IP	WLS	BF	H	R	ER	SO	BB	IBB	HBP	BLK	WP	HR	S	P	ERA	WHIP								
Dennis Martinez, R ERA: 3.19 (1, 1)	9.0	W	37	7	6	6	5	2	0	1	0	1	1	44	53	6.00	1.000								

Batter	1	2	3	4	5	6	7	8	9	AB	R	H	RBI	BB	SO	LOB	TOP										
Al Bumbry, L OBP: 0.362, SLG: 0.339 (1, 8)	F7		F7					G3		5	1	2	1	0	0	5	Baltimore Orioles @ Cleveland Indians Cleveland Municipal Stadium, Cleveland, OH Thu Sep 17 1981, 7:05 PM EDT Att: 3,272 - Unknown livebaseballscorecards.com										
Rich Dauer, R OBP: 0.307, SLG: 0.354 (1, 4)	6-3		L6					F7		5	1	2	2	0	0	5											
Ken Singleton, S OBP: 0.402, SLG: 0.476 (1, 10)	6-3								F8	5	1	1	0	0	1	4											
Eddie Murray, S OBP: 0.338, SLG: 0.492 (1, 3)		F8							5-3	5	0	1	2	0	2	3											
Doug DeCinces, R OBP: 0.341, SLG: 0.469 (1, 5)	F7									4	0	1	1	0	0	1											
John Lowenstein, L OBP: 0.338, SLG: 0.395 (9, PH)	F8									4	0	0	0	0	0	2											
Mark Corey, R (9, 7)										1	0	0	0	0	0	1											
Dan Graham, L OBP: 0.268, SLG: 0.266 (8, PR)										3	0	2	0	1	0	0											
Rick Dempsey, R OBP: 0.315, SLG: 0.352 (8, 2)										0	0	0	0	0	0	0											
Gary Roenicke, R OBP: 0.376, SLG: 0.417 (1, 9)	F8									3	1	1	0	1	0	1											
Lenn Sakata, R OBP: 0.301, SLG: 0.326 (1, 6)										3	2	2	0	0	0	2											
Inning Stats	R: 0 E: 0 K: 0 S: 3	H: 0 LOB: 0 BB: 0 P: 3	R: 0 E: 0 K: 0 S: 3	H: 0 LOB: 0 BB: 0 P: 3	R: 0 E: 0 K: 0 S: 5	H: 2 LOB: 2 BB: 0 P: 5	R: 0 E: 0 K: 1 S: 6	H: 1 LOB: 1 BB: 0 P: 6	R: 2 E: 0 K: 2 S: 10	H: 3 LOB: 2 BB: 1 P: 14	R: 0 E: 0 K: 0 S: 3	H: 0 LOB: 0 BB: 0 P: 3	R: 4 E: 1 K: 0 S: 8	H: 4 LOB: 1 BB: 0 P: 8	R: 0 E: 0 K: 0 S: 4	H: 1 LOB: 3 BB: 1 P: 8	R: 0 E: 0 K: 0 S: 4	H: 1 LOB: 1 BB: 0 P: 4	1B: 11 2B: 1 3B: 0 HR: 0	SF: 1 SAC: 1 DP: 0 HBP: 0	WP: 1 PB: 0 SB: 0 CS: 0	PA: 42					
PITCHER	IP	WLS	BF	H	R	ER	SO	BB	IBB	HBP	BLK	WP	HR	S	P	ERA	WHIP										
Len Barker, R ERA: 3.72 (1, 1)	6.1	L	30	9	6	5	3	1	0	0	0	0	0	35	39	7.11	1.579										
Dan Spillner, R ERA: 3.35 (7, 1)	1.2		8	2	0	0	0	1	0	0	0	1	0	7	11	0.00	1.800										
Ed Glynn, L ERA: 3.0 (9, 1)	1.0		4	1	0	0	0	0	0	0	0	0	0	4	4	0.00	1.000										

Batter	1	2	3	4	5	6	7	8	9	AB	R	H	RBI	BB	SO	LOB	BOTTOM										
Alan Bannister, R OBP: 0.321, SLG: 0.352 (1, 7)	1B		F8							4	2	3	0	1	0	0	Baltimore Orioles @ Cleveland Indians Cleveland Municipal Stadium, Cleveland, OH Thu Sep 17 1981, 7:05 PM EDT Att: 3,272 - Unknown livebaseballscorecards.com										
Jorge Orta, L OBP: 0.306, SLG: 0.356 (1, 9)	K		F2							5	0	0	0	0	1	6											
Mike Hargrove, L OBP: 0.327, SLG: 0.421 (1, 3)	1B									4	0	2	1	0	1	0											
Andre Thornton, R OBP: 0.295, SLG: 0.365 (1, 10)	SF8									3	0	1	1	0	1	1											
Toby Harrah, R OBP: 0.376, SLG: 0.382 (1, 5)	F5									4	0	3	0	0	0	1											
Bo Diaz, R OBP: 0.372, SLG: 0.547 (1, 2)										3	0	0	0	0	2	3											
Karl Pagel, L OBP: 0.429, SLG: 0.917 (8, PH)										1	0	0	0	0	0	2											
Ron Hassey, L OBP: 0.303, SLG: 0.274 (9, 2)										0	0	0	0	0	0	0											
Rick Manning, L OBP: 0.326, SLG: 0.352 (1, 8)	4-3									4	0	1	0	0	0	0											
Dave Rosello, R OBP: 0.297, SLG: 0.313 (1, 4)	L6									3	0	1	0	0	0	0											
Mike Fischlin, R OBP: 0.216, SLG: 0.152 (1, 6)	F7									2	0	0	0	0	0	0											
Chris Bando, S OBP: 0.209, SLG: 0.268 (7, PH)										1	0	0	0	0	0	1											
Tom Verzyer, R OBP: 0.281, SLG: 0.268 (8, 6)										0	0	0	0	0	0	0											
Pat Kelly, L OBP: 0.325, SLG: 0.300 (9, PH)										1	0	0	0	0	0	1											
Inning Stats	R: 1 E: 0 K: 1 S: 7	H: 2 LOB: 1 BB: 0 P: 7	R: 0 E: 0 K: 1 S: 5	H: 0 LOB: 0 BB: 0 P: 5	R: 0 E: 0 K: 0 S: 3	H: 0 LOB: 0 BB: 0 P: 3	R: 0 E: 0 K: 2 S: 8	H: 1 LOB: 1 BB: 0 P: 8	R: 0 E: 0 K: 0 S: 3	H: 0 LOB: 0 BB: 0 P: 3	R: 1 E: 0 K: 0 S: 6	H: 3 LOB: 2 BB: 0 P: 6	R: 0 E: 0 K: 0 S: 5	H: 2 LOB: 2 BB: 0 P: 5	R: 0 E: 0 K: 1 S: 6	H: 2 LOB: 1 BB: 0 P: 6	R: 0 E: 0 K: 0 S: 4	H: 1 LOB: 2 BB: 1 P: 8	1B: 9 2B: 3 3B: 0 HR: 0	SF: 1 SAC: 0 DP: 1 HBP: 0	WP: 0 PB: 0 SB: 2 CS: 1	PA: 39					
PITCHER	IP	WLS	BF	H	R	ER	SO	BB	IBB	HBP	BLK	WP	HR	S	P	ERA	WHIP										
Scott McGregor, L ERA: 3.42 (1, 1)	7.1	W	32	10	2	2	5	0	0	0	0	0	0	42	42	2.46	1.364										
Tim Stoddard, R ERA: 4.02 (8, 1)	1.2	S	6	1	0	0	0	1	0	0	0	0	0	5	9	0.00	1.200										

Batter	1	2	3	4	5	6	7	8	9	AB	R	H	RBI	BB	SO	LOB	TOP										
Paul Moltzer, R OBP: 0.329, SLG: 0.341										5	2	3	1	0	0	1											
Robin Yount, R OBP: 0.293, SLG: 0.381										4	0	0	0	0	0	3											
Cecil Cooper, L OBP: 0.358, SLG: 0.492										3	1	1	0	1	0	0											
Ted Simmons, S OBP: 0.258, SLG: 0.377										4	0	1	2	0	1	1											
Gorman Thomas, R OBP: 0.354, SLG: 0.516										4	1	2	2	0	1	1											
Thad Bosley, L OBP: 0.292, SLG: 0.267										0	0	0	0	0	0	0											
Ben Oglivie, L OBP: 0.316, SLG: 0.386										4	0	0	0	0	1	1											
Mark Brouhard, R OBP: 0.310, SLG: 0.380										3	1	0	0	0	1	0											
Sal Bando, R OBP: 0.327, SLG: 0.465										4	0	1	0	0	0	1											
Jim Gantner, L OBP: 0.326, SLG: 0.333										4	0	1	0	0	0	2											
Inning Stats	R: 2 E: 0 K: 1 S: 7	H: 3 LOB: 1 BB: 1 P: 11	R: 1 E: 0 K: 0 S: 4	H: 1 LOB: 1 BB: 0 P: 5	R: 0 E: 0 K: 2 S: 7	H: 0 LOB: 0 BB: 0 P: 7	R: 0 E: 0 K: 1 S: 6	H: 1 LOB: 1 BB: 0 P: 6	R: 1 E: 0 K: 0 S: 5	H: 2 LOB: 1 BB: 0 P: 5	R: 0 E: 0 K: 0 S: 3	H: 0 LOB: 0 BB: 0 P: 3	R: 0 E: 0 K: 0 S: 3	H: 0 LOB: 0 BB: 0 P: 3	R: 1 E: 0 K: 0 S: 4	H: 1 LOB: 1 BB: 0 P: 4	R: 0 E: 0 K: 0 S: 4	H: 1 LOB: 1 BB: 0 P: 4	R: 0 E: 0 K: 0 S: 4	H: 1 LOB: 1 BB: 0 P: 4	1B: 6 2B: 2 3B: 0 HR: 1	SF: 0 SAC: 0 DP: 0 HBP: 1	WP: 0 PB: 0 SB: 1 CS: 0	PA: 37			
PITCHER	IP	WLS	BF	H	R	ER	SO	BB	IBB	HBP	BLK	WP	HR	S	P	ERA	WHIP										
Mike Flanagan, L ERA: 4.07	1.0	L	7	3	3	3	1	1	0	1	0	0	0	7	12	27.00	4.000										
Sammy Stewart, R ERA: 1.95	8.0	S	30	6	2	2	3	0	0	0	0	0	1	36	36	2.25	0.750										

Milwaukee Brewers @ Baltimore Orioles
Memorial Stadium, Baltimore, MD
Fri Sep 18 1981, 7:05 PM EDT
Att: 17,190 - Unknown

AB 35
R 5
H 9
RBI 5
BB 1
SO 4
LOB 10



Batter	1	2	3	4	5	6	7	8	9	AB	R	H	RBI	BB	SO	LOB	BOTTOM										
Al Bumbry, L OBP: 0.361, SLG: 0.338										4	0	1	0	0	1	0											
Jim Dwyer, L OBP: 0.305, SLG: 0.262										2	0	0	0	1	0	0											
Benny Ayala, R OBP: 0.368, SLG: 0.400										1	0	0	0	0	0	0											
John Shelby, S										0	0	0	0	0	0	0											
Ken Singleton, S OBP: 0.397, SLG: 0.470										4	0	0	0	0	0	4											
Eddie Murray, S OBP: 0.345, SLG: 0.505										4	1	4	0	0	0	0											
John Lowenstein, L OBP: 0.340, SLG: 0.397										2	0	1	0	0	0	1											
Gary Roenicke, R OBP: 0.372, SLG: 0.412										2	0	0	0	0	0	2											
Dan Graham, L OBP: 0.284, SLG: 0.262										2	0	0	1	0	0	2											
Rick Dempsey, R OBP: 0.312, SLG: 0.349										2	0	0	0	0	1	0											
Doug DeCinces, R OBP: 0.338, SLG: 0.464										3	0	0	0	0	0	0											
Lenn Sakata, R OBP: 0.292, SLG: 0.316										3	0	0	0	0	1	0											
Rich Dauer, R OBP: 0.307, SLG: 0.354										3	0	1	0	0	1	0											
Inning Stats	R: 0 E: 0 K: 0 S: 3	H: 0 LOB: 0 BB: 0 P: 3	R: 1 E: 0 K: 0 S: 4	H: 1 LOB: 0 BB: 0 P: 4	R: 0 E: 0 K: 2 S: 7	H: 0 LOB: 0 BB: 0 P: 7	R: 0 E: 1 K: 0 S: 5	H: 2 LOB: 2 BB: 0 P: 5	R: 0 E: 0 K: 0 S: 3	H: 1 LOB: 0 BB: 0 P: 3	R: 0 E: 0 K: 0 S: 3	H: 0 LOB: 0 BB: 0 P: 3	R: 0 E: 0 K: 1 S: 5	H: 0 LOB: 0 BB: 0 P: 5	R: 0 E: 0 K: 1 S: 5	H: 1 LOB: 0 BB: 0 P: 5	R: 0 E: 0 K: 1 S: 5	H: 1 LOB: 0 BB: 0 P: 5	1B: 6 2B: 0 3B: 1 HR: 0	SF: 0 SAC: 0 DP: 3 HBP: 0	WP: 0 PB: 0 SB: 0 CS: 0	PA: 33					
PITCHER	IP	WLS	BF	H	R	ER	SO	BB	IBB	HBP	BLK	WP	HR	S	P	ERA	WHIP										
Pete Vuckovich, R ERA: 3.51	5.0	W	21	5	1	1	2	1	0	0	0	0	0	24	28	1.80	1.200										
Jamie Easterly, L ERA: 2.75	4.0	S	12	2	0	0	2	0	0	0	0	0	0	16	16	0.00	0.500										

Milwaukee Brewers @ Baltimore Orioles
Memorial Stadium, Baltimore, MD
Fri Sep 18 1981, 7:05 PM EDT
Att: 17,190 - Unknown

AB 32
R 1
H 7
RBI 1
BB 1
SO 4
LOB 9



Batter	1	2	3	4	5	6	7	8	9	AB	R	H	RBI	BB	SO	LOB	TOP					
Paul Molitor, R OBP: 0.336, SLG: 0.342 Mark Brouhard, R OBP: 0.307, SLG: 0.375 Marshall Edwards, L OBP: 0.236, SLG: 0.291	4-0 1B 2B BB	4-0 1B BB	0-0 G3	0-0 G3	0-0 G3	0-0 2B 1B	0-3 K	0-0 5-3	2 2 1 0 2 0 0 2 0 0 0 0 1 0 0 0 0 0 0 0 0 0	2	2	1	0	2	0	0	Milwaukee Brewers @ Baltimore Orioles Memorial Stadium, Baltimore, MD Sat Sep 19 1981, 7:05 PM EDT Att: 18,380 - Unknown - 62 F					
Robin Yount, R OBP: 0.297, SLG: 0.385	0-0 2B 4-3 1B	0-0 1B	0-0 F7	0-0 F7	0-0 SF9	0-0 SF9	0-0 1B 1B	0-3 K	5 2 3 1 0 1 0													
Cecil Cooper, L OBP: 0.363, SLG: 0.496	0-0 4-3 SF9 2B	4-0 1B	0-0 1B	0-0 1B	0-0 6-3	0-0 6-3	0-0 1B 1B	0-0 F8	5 2 3 1 1 0 1													
Ted Simmons, S OBP: 0.257, SLG: 0.377	0-0 4-3	0-0 4-3	0-0 1-3	0-0 1-3	0-0 2B 2B	0-0 F7	0-0 F7	5 1 1 2 0 0 7														
Ben Oglivie, L OBP: 0.322, SLG: 0.393	4-0 BB	0-0 BB	0-0 G3 1B 1B	0-0 3-1	0-0 2B 2B	0-0 FC4-6 1B 2B 1B	0-0 FC4-6 1B	4 2 3 2 1 0 0														
Gorman Thomas, R OBP: 0.355, SLG: 0.514	0-0 SF9	0-0 G3	0-0 G3	0-0 F9	0-0 1B 1B	0-0 FC4-6 1B	0-0 FC4-6 1B	3 0 1 2 1 0 1														
Roy Howell, L OBP: 0.335, SLG: 0.416	0-0 4-3	0-0 F5	0-0 BB	0-0 1-3	0-0 1-3	0-3 K	0-0 FC4-6 2B	4 1 0 0 1 1 6														
Jim Gantner, L OBP: 0.327, SLG: 0.338	0-0 1-3	0-0 1-3	0-0 2H 1B	0-0 1-3	0-0 K	0-0 K	0-0 1-H 3-H 2B	5 0 2 3 0 1 1														
Thad Bosley, L OBP: 0.287, SLG: 0.263	0-3 K	0-0 6-3	0-0 SF9 1B	0-0 K	0-0 K	0-0 F9	0-0 F9	5 1 1 0 0 2 2														
Inning Stats	R: 3 E: 0 K: 0 S: 5	H: 2 LOB: 1 BB: 2 P: 13	R: 0 E: 0 K: 1 S: 6	H: 1 LOB: 3 BB: 2 P: 14	R: 1 E: 0 K: 0 S: 5	H: 2 LOB: 1 BB: 0 P: 5	R: 0 E: 0 K: 0 S: 4	H: 1 LOB: 1 BB: 0 P: 4	R: 0 E: 0 K: 0 S: 3	H: 0 LOB: 1 BB: 1 P: 7	R: 3 E: 0 K: 1 S: 9	H: 4 LOB: 2 BB: 1 P: 13	R: 0 E: 0 K: 3 S: 9	H: 0 LOB: 0 BB: 0 P: 9	R: 4 E: 0 K: 0 S: 8	H: 5 LOB: 1 BB: 0 P: 8	R: 0 E: 0 K: 1 S: 5	H: 0 LOB: 0 BB: 0 P: 5	1B: 11 2B: 4 3B: 0 HR: 0	SF: 2 SAC: 0 DP: 0 HBP: 0	WP: 0 PB: 0 SB: 0 CS: 0	PA: 48
PITCHER	IP WLS BF H R ER SO BB IBB HBP BLK WP HR S P ERA WHIP	5.1 L 12 5 4 4 4 0 1 0 0 0 0 19 23 18.00 2.500	1.2 7 2 1 1 1 0 0 0 0 0 0 0 9 9 5.40 1.200	PITCHER										IP WLS BF H R ER SO BB IBB HBP BLK WP HR S P ERA WHIP	4.0 2 20 1 1 1 1 1 1 0 0 0 1 19 23 18.00 2.500	1.2 7 2 1 1 1 0 0 0 0 0 0 0 9 9 5.40 1.200						

Batter	1	2	3	4	5	6	7	8	9	AB	R	H	RBI	BB	SO	LOB	BOTTOM					
Al Bumbry, L OBP: 0.364, SLG: 0.343	4-0 4-3 5-3 HR BB	0-0 1B 2B	0-0 L8	0-0 F8	0-0 L8	0-0 FC3-6 1B	0-0 K	0-3 K	4 2 2 0 1 1 1													
Rich Dauer, R OBP: 0.307, SLG: 0.353 Terry Crowley, L OBP: 0.353, SLG: 0.366 Mark Belanger, R OBP: 0.242, SLG: 0.237	0-0 5-3	0-0 4-1 1B	0-0 2-3 3-H 1B	0-0 F8	0-0 FC3-6 1B 2B	0-0 F2	0-0 K	3 0 1 1 0 0 1 1 0 0 0 0 0 2 0 1 0 0 0 0 0														
Dallas Williams, L OBP: 0.242, SLG: 0.237	0-0 4-3	0-0 4-3	0-0 K	0-0 F7	0-0 F7	0-0 2B 1B	0-3 K	4 0 1 1 0 1 3 1 1 0 0 0 1 1														
Ken Singleton, S OBP: 0.396, SLG: 0.467 John Shelby, S OBP: 0.287, SLG: 0.263	0-0 4-3	0-0 4-1	0-0 4-1	0-0 4-1	0-0 4-1	0-0 4-1	0-0 K	3 2 2 5 1 0 1														
Eddie Murray, S OBP: 0.350, SLG: 0.518	0-0 HR	0-0 4-1	0-0 4-1	0-0 4-1	0-0 4-1	0-0 4-1	0-0 K	3 0 0 0 1 0 3 0 0 0 0 0 0 0														
John Lowenstein, L OBP: 0.338, SLG: 0.390 Rick Dempsey, R OBP: 0.312, SLG: 0.349	0-0 G3	0-0 4-3	0-0 4-3	0-0 G3	0-0 G3	0-0 4-3	0-0 4-3	4 0 1 1 0 2 1 0 0 0 0 0 0 0														
Doug DeCinces, R OBP: 0.337, SLG: 0.462 Cal Ripken Jr., R OBP: 0.150, SLG: 0.128	0-3 K	0-3 K	0-3 K	0-3 K	0-3 K	0-0 G3	0-0 G4-3 1B	4 0 1 1 0 2 1 0 0 0 0 0 0 0														
Jose Morales, R OBP: 0.311, SLG: 0.366	0-0 6-3	0-0 6-3	0-0 F9	0-0 F9	0-0 F9	0-0 6-3	0-0 G4-3 1B	4 0 0 0 0 0 2														
Dan Graham, L OBP: 0.261, SLG: 0.258 Jim Dwyer, L OBP: 0.305, SLG: 0.260	0-0 F6	0-0 F6	0-0 F6	0-0 F6	0-0 F6	0-0 F6	0-0 F6	2 0 0 0 0 0 0 1 1 0 0 1 0 1														
Lenn Sakata, R OBP: 0.300, SLG: 0.317	0-0 2B 1B BB	0-0 F8	0-0 F8	0-0 F8	0-0 F8	0-0 F8	0-0 1B	3 1 1 0 1 0 1														
Inning Stats	R: 2 E: 0 K: 0 S: 4	H: 1 LOB: 0 BB: 1 P: 8	R: 0 E: 0 K: 1 S: 5	H: 0 LOB: 0 BB: 0 P: 5	R: 2 E: 0 K: 1 S: 7	H: 2 LOB: 1 BB: 1 P: 11	R: 0 E: 0 K: 1 S: 5	H: 0 LOB: 0 BB: 0 P: 5	R: 0 E: 0 K: 0 S: 3	H: 0 LOB: 0 BB: 0 P: 3	R: 1 E: 0 K: 0 S: 3	H: 0 LOB: 1 BB: 2 P: 11	R: 3 E: 0 K: 0 S: 6	H: 3 LOB: 2 BB: 1 P: 10	R: 0 E: 0 K: 0 S: 3	H: 1 LOB: 1 BB: 0 P: 3	R: 0 E: 0 K: 2 S: 8	H: 1 LOB: 1 BB: 0 P: 8	1B: 5 2B: 2 3B: 0 HR: 1	SF: 0 SAC: 0 DP: 1 HBP: 0	WP: 0 PB: 0 SB: 2 CS: 0	PA: 39
PITCHER	IP WLS BF H R ER SO BB IBB HBP BLK WP HR S P ERA WHIP	5.1 23 5 1 2 2 0 1 0 0 0 0 0 4 8 18.00 2.000	1.0 W 11 4 1 1 2 0 0 0 0 0 0 15 15 3.38 1.500	PITCHER										IP WLS BF H R ER SO BB IBB HBP BLK WP HR S P ERA WHIP	5.1 23 5 1 2 2 0 1 0 0 0 0 0 4 8 18.00 2.000	1.0 W 11 4 1 1 2 0 0 0 0 0 0 15 15 3.38 1.500						

Batter	1	2	3	4	5	6	7	8	9	AB	R	H	RBI	BB	SO	LOB	TOP					
Jim Gantner, L (1, 4) OBP: 0.327, SLG: 0.336										4	0	1	0	0	0	0	Milwaukee Brewers @ Baltimore Orioles Memorial Stadium, Baltimore, MD Sun Sep 20 1981, 3:33 AM EDT Att: 17,457 - Unknown					
Robin Yount, R (1, 6) OBP: 0.293, SLG: 0.380										4	0	0	0	0	1	1						
Cecil Cooper, L (1, 3) OBP: 0.361, SLG: 0.492										3	0	0	0	1	0	1						
Ted Simmons, S (1, 10) OBP: 0.262, SLG: 0.380										3	1	2	0	1	0	1						
Ben Oglivie, L (1, 7) OBP: 0.321, SLG: 0.399										4	1	1	2	0	0	3						
Gorman Thomas, R (1, 8) OBP: 0.395, SLG: 0.512										3	0	1	0	0	0	1						
Roy Howell, L (1, 5) OBP: 0.331, SLG: 0.410										3	0	0	0	0	2	2						
Thad Bosley, L (1, 9) OBP: 0.279, SLG: 0.255										3	0	0	0	0	0	1						
Charlie Moore, R (1, 2) OBP: 0.349, SLG: 0.390										3	0	0	0	0	0	1						
Inning Stats	R: 0 E: 0 K: 0 S: 3	H: 1 LOB: 0 BB: 0 P: 3	R: 2 E: 0 K: 1 S: 7	H: 2 LOB: 0 BB: 0 P: 7	R: 0 E: 0 K: 1 S: 5	H: 0 LOB: 0 BB: 0 P: 5	R: 0 E: 0 K: 0 S: 2	H: 0 LOB: 0 BB: 1 P: 6	R: 0 E: 0 K: 0 S: 4	H: 1 LOB: 1 BB: 0 P: 4	R: 0 E: 0 K: 0 S: 6	H: 1 LOB: 1 BB: 0 P: 6	R: 0 E: 0 K: 1 S: 6	H: 0 LOB: 0 BB: 0 P: 3	R: 0 E: 0 K: 0 S: 3	H: 0 LOB: 0 BB: 0 P: 3	R: 0 E: 0 K: 0 S: 3	H: 0 LOB: 1 BB: 1 P: 7	1B: 4 2B: 0 3B: 0 HR: 1	SF: 0 SAC: 0 DP: 2 HBP: 0	WP: 0 PB: 0 SB: 0 CS: 0	PA: 32
PITCHER Jim Palmer, R (1, 1) ERA: 3.75	IP: 9.0 WLS: W BF: 32 H: 5 R: 2 ER: 2 SO: 3 BB: 2 IBB: 0 HBP: 0 BLK: 0 WP: 0 HR: 1 S: 36 P: 44 ERA: 2.00 WHIP: 0.778															PITCHER						

Batter	1	2	3	4	5	6	7	8	9	AB	R	H	RBI	BB	SO	LOB	BOTTOM			
Lenn Sakata, R (1, 6) OBP: 0.322, SLG: 0.396										5	2	4	5	0	0	2	Milwaukee Brewers @ Baltimore Orioles Memorial Stadium, Baltimore, MD Sun Sep 20 1981, 3:33 AM EDT Att: 17,457 - Unknown			
Rich Dauer, R (1, 4) OBP: 0.308, SLG: 0.352										4	1	1	0	0	1	2				
Ken Singleton, S (1, 9) OBP: 0.392, SLG: 0.462										4	0	0	0	0	0	3				
Jim Dwyer, L (7, 7) OBP: 0.306, SLG: 0.258										1	0	0	0	0	0	0				
Eddie Murray, S (1, 3) OBP: 0.353, SLG: 0.527										4	1	2	2	1	0	0				
Gary Roenicke, R (1, 8) OBP: 0.368, SLG: 0.403										4	1	0	0	1	1	3				
Benny Avila, R (1, 10) OBP: 0.375, SLG: 0.397										3	1	1	0	1	0	0				
Doug DeCinces, R (1, 5) OBP: 0.336, SLG: 0.457										3	1	0	0	1	1	3				
Mark Corey, R (1, 7) OBP: 0.368, SLG: 0.346										0	0	0	0	0	0	0				
Rick Dempsey, R (1, 2) OBP: 0.311, SLG: 0.347										4	0	1	0	0	0	6				
Inning Stats	R: 4 E: 1 K: 0 S: 7	H: 3 LOB: 2 BB: 2 P: 15	R: 0 E: 0 K: 0 S: 3	H: 1 LOB: 2 BB: 1 P: 8	R: 3 E: 0 K: 0 S: 5	H: 2 LOB: 0 BB: 1 P: 9	R: 0 E: 0 K: 1 S: 5	H: 0 LOB: 0 BB: 0 P: 5	R: 0 E: 0 K: 1 S: 6	H: 1 LOB: 2 BB: 1 P: 10	R: 0 E: 0 K: 1 S: 6	H: 1 LOB: 1 BB: 0 P: 6	R: 1 E: 0 K: 0 S: 6	H: 3 LOB: 2 BB: 0 P: 6	R: 0 E: 0 K: 0 S: 3	H: 0 LOB: 0 BB: 0 P: 3	1B: 8 2B: 0 3B: 0 HR: 3	SF: 0 SAC: 0 DP: 1 HBP: 1	WP: 0 PB: 0 SB: 0 CS: 0	PA: 41
PITCHER Mike Caldwell, L (1, 1) ERA: 3.78	IP: 0.1 WLS: L BF: 6 H: 3 R: 4 ER: 3 SO: 0 BB: 2 IBB: 4 HBP: 3 BLK: 0 WP: 0 HR: 2 S: 6 P: 12 ERA: 81.00 WHIP: 15.000															PITCHER				
Reggie Cleveland, R (1, 1) ERA: 4.9	IP: 2.2 WLS: L BF: 14 H: 3 R: 3 ER: 3 SO: 0 BB: 1 IBB: 1 HBP: 1 BLK: 0 WP: 0 HR: 1 S: 11 P: 20 ERA: 10.12 WHIP: 1.500															PITCHER				
Bob McClure, L (4, 1) ERA: 4.5	IP: 2.0 WLS: L BF: 8 H: 1 R: 0 ER: 0 SO: 2 BB: 1 IBB: 0 HBP: 0 BLK: 0 WP: 0 HR: 1 S: 11 P: 15 ERA: 0.00 WHIP: 1.000															PITCHER				
Willie Mueller, R (6, 1) ERA: 4.5	IP: 2.0 WLS: L BF: 10 H: 4 R: 1 ER: 1 SO: 1 BB: 0 IBB: 0 HBP: 0 BLK: 0 WP: 0 HR: 12 S: 12 P: 15 ERA: 4.50 WHIP: 2.000															PITCHER				
Chuck Porter, R (8, 1) ERA: 4.5	IP: 1.0 WLS: L BF: 3 H: 0 R: 0 ER: 0 SO: 0 BB: 0 IBB: 0 HBP: 0 BLK: 0 WP: 0 HR: 3 S: 3 P: 3 ERA: 0.00 WHIP: 0.000															PITCHER				

Batter	1	2	3	4	5	6	7	8	9	AB	R	H	RBI	BB	SO	LOB	TOP								
Alan Trammell, R OBP: 0.348, SLG: 0.329 (1, 6)	6-3		F9		F4		1B		6-3	5	0	1	0	0	0	0	Detroit Tigers @ Baltimore Orioles Memorial Stadium, Baltimore, MD Mon Sep 21 1981, 7:05 PM EDT Att: 10,899 - Unknown livebaseballscorecards.com								
Kirk Gibson, L OBP: 0.366, SLG: 0.475 (1, 8)	FC5-4 2B		L3			1B			F5	5	1	3	0	0	0										
Steve Kemp, L OBP: 0.384, SLG: 0.438 (1, 7)	FC5-4 BB			FC6-4 BB		S 1B	F9		F7	3	1	1	0	2	0										
Ron Jackson, R OBP: 0.309, SLG: 0.383 (1, 3)	FC5-4			FC6-4 1B		E 1B			1B	4	2	2	1	0	0	3									
Lance Parrish, R OBP: 0.311, SLG: 0.400 (1, 2)	F2			1B		K			1B	4	1	2	0	0	1	4									
John Wockenfuss, R OBP: 0.304, SLG: 0.323 (1, 10)		5-3		G6-4-3 1B		SF7			1B	2	0	1	2	1	0	0									
Lynn Jones, R OBP: 0.331, SLG: 0.333 (1, 9)									BB	2	0	0	0	1	0	3									
Champ Summers, L OBP: 0.355, SLG: 0.384 (8, PH)				G6-4-3		F8			BB	1	0	1	1	0	0	0									
Mick Kelleher, R OBP: 0.288, SLG: 0.288 (8, 5)				1-2 2-3					G5-4-3 1B	0	0	0	0	0	0	0									
Tom Brookens, R OBP: 0.278, SLG: 0.346 (1, 5)									1B	3	0	0	0	0	0	1									
Richie Hebner, L OBP: 0.303, SLG: 0.319 (8, PH)					1-3				SF8	0	0	0	0	0	0	0									
Al Cowens, R OBP: 0.319, SLG: 0.348 (8, PH)	G5-4-3								1B	0	0	0	1	0	0	0									
Lou Whitaker, L OBP: 0.346, SLG: 0.377 (1, 4)			L7		4-3				G5-4-3	4	0	0	0	0	1	2									
Inning Stats	R: 0 E: 0 K: 0 S: 4	H: 1 LOB: 2 BB: 1 P: 8	R: 0 E: 0 K: 0 S: 2	H: 0 LOB: 0 BB: 1 P: 6	R: 0 E: 0 K: 0 S: 3	H: 0 LOB: 0 BB: 0 P: 3	R: 1 E: 0 K: 0 S: 4	H: 2 LOB: 1 BB: 1 P: 8	R: 0 E: 0 K: 0 S: 3	H: 0 LOB: 0 BB: 0 P: 3	R: 2 E: 1 K: 1 S: 8	H: 3 LOB: 1 BB: 0 P: 8	R: 0 E: 0 K: 1 S: 7	H: 2 LOB: 2 BB: 0 P: 7	R: 2 E: 0 K: 0 S: 5	H: 3 LOB: 1 BB: 1 P: 9	R: 0 E: 0 K: 0 S: 3	H: 0 LOB: 0 BB: 0 P: 3	1B: 9 2B: 2 3B: 0 HR: 0	SF: 2 SAC: 0 DP: 3 HBP: 0	WP: 0 PB: 0 SB: 1 CS: 0	PA: 39			
PITCHER	IP	WLS	BF	H	R	ER	SO	BB	IBB	HBP	BLK	WP	HR	S	P	ERA	WHIP								
Scott McGregor, L ERA: 3.57 (1, 1)	7.0	L	33	10	5	5	2	4	0	0	0	0	0	33	49	6.43	2.000								
Tim Stoddard, R ERA: 4.09 (8, 1)	0.0		1	1	0	0	0	0	0	0	0	0	0	1	1	∞	∞								
Tippy Martinez, L ERA: 2.7 (8, 1)	2.0		5	0	0	0	0	0	0	0	0	0	0	5	5	0.00	0.000								

Batter	1	2	3	4	5	6	7	8	9	AB	R	H	RBI	BB	SO	LOB	BOTTOM								
Al Bumbry, L OBP: 0.366, SLG: 0.347 (1, 8)	F9 2B		4-3		FC6-4 E S		6-3		1-3	5	0	1	0	0	0	3	Detroit Tigers @ Baltimore Orioles Memorial Stadium, Baltimore, MD Mon Sep 21 1981, 7:05 PM EDT Att: 10,899 - Unknown livebaseballscorecards.com								
Rich Dauer, R OBP: 0.308, SLG: 0.349 (1, 4)	F6		F8		BB		4-3			3	0	0	0	1	0	1									
Ken Singleton, S OBP: 0.393, SLG: 0.459 (1, 10)	F9				G4-6-3 BB				1-3	2	0	0	0	2	0	1									
Eddie Murray, S OBP: 0.355, SLG: 0.525 (1, 3)					G4-6-3				1B	3	0	1	0	1	1	4									
John Lowenstein, L OBP: 0.332, SLG: 0.381 (1, 7)	F5				F8				G4-6-3	4	0	0	0	0	0	3									
Doug DeCinces, R OBP: 0.341, SLG: 0.462 (1, 5)										3	0	2	0	1	0	0									
Cal Ripken Jr., R OBP: 0.150, SLG: 0.128 (8, FR)		CS BB 1B		4-3 2B			F3		E BB	0	0	0	0	0	0	0									
Jim Dwyer, L OBP: 0.304, SLG: 0.281 (1, 9)		L9		4-3					L9	4	1	1	1	0	0	3									
Lenn Sakata, R OBP: 0.319, SLG: 0.385 (1, 6)					5-3				FC	3	0	0	0	1	1	3									
Rick Dempsey, R OBP: 0.313, SLG: 0.348 (1, 2)									F7	2	0	1	0	0	1	2									
Dan Graham, L OBP: 0.257, SLG: 0.254 (6, 2)					FC6-4 1B		G3			2	0	0	0	0	0	2									
Inning Stats	R: 0 E: 0 K: 0 S: 4	H: 1 LOB: 2 BB: 1 P: 8	R: 0 E: 0 K: 1 S: 5	H: 1 LOB: 2 BB: 1 P: 9	R: 0 E: 0 K: 1 S: 5	H: 0 LOB: 1 BB: 1 P: 9	R: 0 E: 0 K: 0 S: 4	H: 1 LOB: 1 BB: 0 P: 4	R: 0 E: 0 K: 0 S: 3	H: 1 LOB: 2 BB: 2 P: 11	R: 1 E: 0 K: 1 S: 6	H: 1 LOB: 0 BB: 0 P: 6	R: 0 E: 0 K: 0 S: 3	H: 0 LOB: 0 BB: 0 P: 3	R: 0 E: 0 K: 0 S: 3	H: 1 LOB: 0 BB: 0 P: 3	R: 0 E: 1 K: 0 S: 4	H: 0 LOB: 2 BB: 1 P: 8	1B: 3 2B: 3 3B: 0 HR: 1	SF: 0 SAC: 0 DP: 3 HBP: 0	WP: 0 PB: 0 SB: 1 CS: 1	PA: 37			
PITCHER	IP	WLS	BF	H	R	ER	SO	BB	IBB	HBP	BLK	WP	HR	S	P	ERA	WHIP								
Milt Wilcox, R ERA: 3.01 (1, 1)	9.0	W	37	6	1	1	3	5	1	0	0	0	1	37	61	1.00	1.222								

Batter	1	2	3	4	5	6	7	8	9	AB	R	H	RBI	BB	SO	LOB	TOP					
Alan Trammell, R (1, 6) OBP: 0.346, SLG: 0.325	0-0 1-3		0-0 F7			4-0 1B BB BB		0-0 L7		3	0	0	0	1	0	2	Detroit Tigers @ Baltimore Orioles Memorial Stadium, Baltimore, MD Wed Sep 23 1981, 7:05 PM EDT Att: 12,054 - Unknown - 61 F livebaseballscores.com					
Kirk Gibson, L (1, 8) OBP: 0.369, SLG: 0.472	0-0 5-3			0-0 G6-4-3 1B		0-0 1-3 1B		0-0 F7		4	0	2	0	0	0	1						
Steve Kemp, L (1, 7) OBP: 0.389, SLG: 0.434	4-0 CS BB			0-0 G6-4-3 1-2		4-0 1-2 BB		0-0 F7		2	0	0	0	2	0	1						
Richie Hebner, L (1, 3) OBP: 0.302, SLG: 0.317	0-0 CS 1-2	0-0 3-1		0-0 1B		0-0 F9		0-3 K		4	0	1	0	0	1	2						
Champ Summers, L (1, 10) OBP: 0.347, SLG: 0.373		0-3 K		0-3 K			0-3 K		0-3 K	4	0	0	0	0	4	1						
Lance Parrish, R (1, 2) OBP: 0.313, SLG: 0.402		0-0 F8			0-0 F9		4-0 G4-6-3 BB			2	0	0	0	1	0	0						
Rick Leach, L (1, 9) OBP: 0.342, SLG: 0.258			0-3 K		4-0 FC5-4 BB		0-0 G4-6-3 1-2			2	0	0	0	1	1	1						
Tom Brookens, R (1, 5) OBP: 0.270, SLG: 0.336			0-0 F3		0-0 FC5-4		0-0 1-3			2	0	0	0	0	0	1						
Rick Peters, S (8, PH) OBP: 0.353, SLG: 0.320					0-0 FC5-4 1-2					1	0	0	0	0	0	0						
Mick Kelleher, R (8, 5) OBP: 0.288, SLG: 0.288					0-0 CS					0	0	0	0	0	0	0						
Lou Whitaker, L (1, 4) OBP: 0.347, SLG: 0.374			4-0 E BB		0-0 CS 1-2	0-0 4-3		4-0 S BB		1	0	0	0	2	0	0						
Inning Stats	R: 0 E: 0 K: 0 S: 2	H: 0 LOB: 0 BB: 1 P: 6	R: 0 E: 0 K: 1 S: 5	H: 0 LOB: 0 BB: 0 P: 5	R: 0 E: 1 K: 1 S: 5	H: 0 LOB: 1 BB: 1 P: 9	R: 0 E: 0 K: 1 S: 6	H: 2 LOB: 1 BB: 0 P: 6	R: 0 E: 0 K: 0 S: 2	H: 0 LOB: 0 BB: 1 P: 6	R: 0 E: 0 K: 0 S: 3	H: 1 LOB: 2 BB: 1 P: 11	R: 0 E: 0 K: 1 S: 4	H: 0 LOB: 0 BB: 1 P: 8	R: 0 E: 0 K: 0 S: 3	H: 0 LOB: 1 BB: 1 P: 7	R: 0 E: 0 K: 2 S: 7	H: 0 LOB: 0 BB: 0 P: 7	1B: 3 2B: 0 3B: 0 HR: 0	SF: 0 SAC: 0 DP: 2 HBP: 0	WP: 0 PB: 0 SB: 2 CS: 2	PA: 34
PITCHER Dennis Martinez, R (1, 1) ERA: 3.24	IP: 9.0 WLS: W BF: 32	H: 3 R: 0 ER: 0 SO: 6	BB: 7 IBB: 0 HBP: 0 BLK: 0	WP: 0 HR: 0 S: 37 P: 65	ERA: 0.00 WHIP: 1.111	PITCHER										IP: 9.0 WLS: W BF: 32	H: 3 R: 0 ER: 0 SO: 6	BB: 7 IBB: 0 HBP: 0 BLK: 0	WP: 0 HR: 0 S: 37 P: 65	ERA: 0.00 WHIP: 1.111		

Batter	1	2	3	4	5	6	7	8	9	AB	R	H	RBI	BB	SO	LOB	BOTTOM					
Al Bumbry, L (1, 8) OBP: 0.363, SLG: 0.344	0-0 P6		0-3 K		0-3 K		0-0 6-3			4	0	0	0	0	2	0	Detroit Tigers @ Baltimore Orioles Memorial Stadium, Baltimore, MD Wed Sep 23 1981, 7:05 PM EDT Att: 12,054 - Unknown - 61 F livebaseballscores.com					
Rich Dauer, R (1, 4) OBP: 0.309, SLG: 0.345	4-0 G1-6-3 BB		0-0 1B		0-0 F8			0-0 F8		3	0	1	0	1	0	0						
Ken Singleton, S (1, 9) John Shelby, S (8, PR) Gary Roenicke, R (9, 9) OBP: 0.367, SLG: 0.399	0-0 G1-6-3 1-2		0-0 4-3		0-0 4-3		0-0 4-3	4-0 S BB		3	0	0	0	1	0	2						
Eddie Murray, S (1, 3) OBP: 0.353, SLG: 0.516		0-0 F7		0-0 F7		0-0 L3		0-0 F6		4	0	0	0	0	0	1						
Terry Crowley, L (1, 10) OBP: 0.374, SLG: 0.381		4-0 BB BB		0-0 BB 1B		0-0 1B 1B		4-0 1B 1B		2	0	2	0	2	0	0						
Doug DeCinces, R (1, 5) OBP: 0.342, SLG: 0.458		0-3 K		4-0 1-2 BB		0-0 1-2 1B		0-3 K		3	0	1	0	1	2	3						
Jim Dwyer, L (1, 7) OBP: 0.309, SLG: 0.305		4-0 1-2 BB		0-0 F7		0-0 F8			0-0 HR	3	1	1	1	1	0	4						
Dan Graham, L (1, 2) OBP: 0.250, SLG: 0.246		0-0 G3		0-0 F6			0-0 F8			3	0	0	0	0	0	4						
Lenn Sakata, R (1, 6) OBP: 0.317, SLG: 0.374			0-0 L7		0-0 F8		0-0 4-3			3	0	0	0	0	0	0						
Inning Stats	R: 0 E: 0 K: 0 S: 2	H: 0 LOB: 0 BB: 1 P: 6	R: 0 E: 0 K: 1 S: 5	H: 0 LOB: 2 BB: 2 P: 13	R: 0 E: 0 K: 1 S: 6	H: 1 LOB: 1 BB: 0 P: 6	R: 0 E: 0 K: 0 S: 4	H: 1 LOB: 2 BB: 1 P: 8	R: 0 E: 0 K: 1 S: 5	H: 0 LOB: 0 BB: 0 P: 5	R: 0 E: 0 K: 0 S: 3	H: 2 LOB: 0 BB: 0 P: 5	R: 0 E: 0 K: 1 S: 5	H: 0 LOB: 0 BB: 0 P: 3	R: 0 E: 0 K: 1 S: 5	H: 0 LOB: 2 BB: 2 P: 13		R: 1 E: 0 K: 0 S: 1	H: 1 LOB: 0 BB: 0 P: 1	1B: 4 2B: 0 3B: 0 HR: 1	SF: 0 SAC: 0 DP: 1 HBP: 0	WP: 0 PB: 0 SB: 1 CS: 0
PITCHER Dan Petry, R (1, 1) ERA: 2.9	IP: 8.0 WLS: L BF: 34	H: 5 R: 1 ER: 1 SO: 4	BB: 5 IBB: 1 HBP: 0 BLK: 0	WP: 0 HR: 1 S: 36 P: 60	ERA: 1.12 WHIP: 1.250	PITCHER										IP: 8.0 WLS: L BF: 34	H: 5 R: 1 ER: 1 SO: 4	BB: 5 IBB: 1 HBP: 0 BLK: 0	WP: 0 HR: 1 S: 36 P: 60	ERA: 1.12 WHIP: 1.250		

Batter	1	2	3	4	5	6	7	8	9	AB	R	H	RBI	BB	SO	LOB	TOP										
Al Bumbry, L OBP: 0.359, SLG: 0.340 (1, 8)	0-0 6-3		0-0 E4 G3 SF8		0-0 SH2-3		0-0 E1 L4-3		0-0 F8	4	1	0	0	0	0	1	Baltimore Orioles @ New York Yankees Yankee Stadium, Bronx, NY Thu Sep 24 1981, 7:05 PM EDT Att: 21,007 - Unknown AB 35 R 5 H 9 RBI 4 BB 2 SO 4 LOB 17										
Rich Dauer, R OBP: 0.313, SLG: 0.356 (1, 4)	4-0 WP E BB		0-0 G3		0-0 HR		0-0 L4-3		0-0 1B	4	2	2	2	1	0	3											
Benny Ayala, R OBP: 0.368, SLG: 0.386 (1, 10) Terry Crowley, L OBP: 0.371, SLG: 0.380 (3, PH)	0-0 F2		0-0 SF8		0-0 F8		0-0 FC4-6 1B		0-0 F5	1	0	0	0	0	0	1											
Eddie Murray, S OBP: 0.352, SLG: 0.513 (1, 3)	0-0 E7 1-H 1B		0-0 K		0-0 P6		0-0 FC4-6 1B			4	0	1	0	0	1	1											
Doug DeCinces, R OBP: 0.341, SLG: 0.456 (1, 5)	0-3 K				0-0 F8		0-0 4-3 1B		0-0 F7	4	0	1	0	0	1	1											
Gary Roenicke, R OBP: 0.370, SLG: 0.406 (1, 7) (8, 9)					0-0 14-3 1B		0-3 K		0-0 6-3	4	0	2	0	0	1	1											
Ken Singleton, S OBP: 0.368, SLG: 0.448 (1, 9) John Lowenstein, L OBP: 0.330, SLG: 0.379 (8, PR) (8, 7)	0-0 1-4-3 1-2		0-0 F8		0-0 F8		0-0 4-3 1-2		4-0 BB	3	0	0	0	1	0	3											
Lenn Sakata, R OBP: 0.308, SLG: 0.361 (1, 6)	0-3 K		0-0 F9		0-0 6-3		0-0 P4			4	0	0	0	0	1	4											
Rick Dempsey, R OBP: 0.313, SLG: 0.348 (1, 2)	0-0 F9				0-0 SH2-3 HR 1B		0-0 E WP 1B 1B		0-0 P6	4	2	2	0	0	0	1											
Inning Stats	R: 1 E: 1 K: 1 S: 6	H: 1 LOB: 1 BB: 1 P: 10	R: 0 E: 0 K: 1 S: 6	H: 1 LOB: 1 BB: 0 P: 6	R: 1 E: 1 K: 1 S: 6	H: 0 LOB: 0 BB: 0 P: 6	R: 0 E: 0 K: 0 S: 4	H: 1 LOB: 1 BB: 0 P: 4	R: 2 E: 0 K: 0 S: 5	H: 2 LOB: 0 BB: 0 P: 5	R: 0 E: 0 K: 1 S: 6	H: 1 LOB: 1 BB: 0 P: 6	R: 1 E: 1 K: 0 S: 5	H: 2 LOB: 1 BB: 0 P: 5	R: 0 E: 0 K: 0 S: 3	H: 0 LOB: 1 BB: 1 P: 7		R: 0 E: 0 K: 0 S: 4	H: 1 LOB: 1 BB: 0 P: 4	1B: 7 2B: 2 3B: 0 HR: 1	SF: 1 SAC: 1 DP: 1 HBP: 0	WP: 2 PB: 2 SB: 0 CS: 0	PA: 39				
PITCHER	IP	WLS	BF	H	R	ER	SO	BB	IBB	HBP	BLK	WP	HR	S	P	ERA	WHIP										
Ron Guidry, L ERA: 2.77 (1, 1)	2.0	L	9	2	1	0	2	1	0	0	0	1	0	12	16	0.00	1.500										
Andy McGaffigan, R ERA: 2.57 (3, 1)	4.0		17	4	3	2	2	0	0	0	0	0	1	21	21	4.50	1.000										
George Frazier, R ERA: 1.8 (7, 1)	3.0		13	3	1	1	0	1	0	0	0	1	0	12	16	3.00	1.333										

Batter	1	2	3	4	5	6	7	8	9	AB	R	H	RBI	BB	SO	LOB	BOTTOM										
Willie Randolph, R OBP: 0.342, SLG: 0.316 (1, 4)	0-0 F9		0-0 5-3					0-0 F9		4	0	0	0	0	0	2	Baltimore Orioles @ New York Yankees Yankee Stadium, Bronx, NY Thu Sep 24 1981, 7:05 PM EDT Att: 21,007 - Unknown AB 30 R 1 H 4 RBI 1 BB 1 SO 1 LOB 7										
Larry Milbourne, S OBP: 0.345, SLG: 0.403 (1, 6)	0-0 4-3		0-3 K					0-0 F9		4	0	0	0	0	1	1											
Dave Winfield, R OBP: 0.360, SLG: 0.456 (1, 7)	0-0 P5							0-0 6-3		4	0	1	0	0	0	0											
Reggie Jackson, L OBP: 0.329, SLG: 0.417 (1, 9)		0-0 6-3						0-0 1-3		4	0	0	0	0	0	1											
Graig Nettles, L OBP: 0.331, SLG: 0.398 (1, 5)		0-0 3-1						0-0 1-3		4	0	0	0	0	0	1											
Bobby Murcer, L OBP: 0.336, SLG: 0.472 (1, 10)		0-0 G3						0-0 F9		3	0	0	0	0	0	0											
Dave Revering, L OBP: 0.315, SLG: 0.333 (1, 3)			0-0 SF9 3B					0-0 F3		3	1	1	0	0	0	0											
Bobby Brown, S OBP: 0.255, SLG: 0.220 (1, 8)			0-0 SF9					4-0 BB		1	0	1	1	1	0	0											
Rick Cerone, R OBP: 0.277, SLG: 0.340 (1, 2)			3-H 0-0 2B					0-0 F7		3	0	1	0	0	0	2											
Inning Stats	R: 0 E: 0 K: 0 S: 3	H: 0 LOB: 0 BB: 0 P: 3	R: 0 E: 0 K: 0 S: 3	H: 0 LOB: 0 BB: 0 P: 3	R: 1 E: 0 K: 1 S: 7	H: 2 LOB: 1 BB: 0 P: 7	R: 0 E: 0 K: 0 S: 3	H: 0 LOB: 0 BB: 0 P: 3	R: 0 E: 0 K: 0 S: 3	H: 0 LOB: 0 BB: 0 P: 3	R: 0 E: 0 K: 0 S: 3	H: 0 LOB: 0 BB: 0 P: 3	R: 0 E: 0 K: 0 S: 4	H: 1 LOB: 1 BB: 0 P: 4	R: 0 E: 0 K: 0 S: 4	H: 1 LOB: 1 BB: 0 P: 4		1B: 2 2B: 1 3B: 1 HR: 0	SF: 1 SAC: 0 DP: 0 HBP: 0	WP: 0 PB: 0 SB: 0 CS: 0	PA: 32						
PITCHER	IP	WLS	BF	H	R	ER	SO	BB	IBB	HBP	BLK	WP	HR	S	P	ERA	WHIP										
Jim Palmer, R ERA: 3.55 (1, 1)	9.0	W	32	4	1	1	1	1	0	0	0	0	0	33	37	1.00	0.556										

Batter	1	2	3	4	5	6	7	8	9	AB	R	H	RBI	BB	SO	LOB	TOP			
Al Bumbry, L OBP: 0.361, SLG: 0.342 (1, 8)										4	0	2	0	0	1	0	Baltimore Orioles @ New York Yankees Yankee Stadium, Bronx, NY Fri Sep 25 1981, 7:05 PM EDT Att: 33,427 - Unknown			
Rich Dauer, R OBP: 0.315, SLG: 0.361 (1, 4)										4	0	2	1	0	0	1				
Ken Singleton, S OBP: 0.385, SLG: 0.443 John Lowenstein, L OBP: 0.330, SLG: 0.379 (8, 7)										4	0	0	0	0	0	3				
Eddie Murray, S OBP: 0.353, SLG: 0.511 (1, 3)										3	0	1	0	1	0	1				
Gary Roenicke, R OBP: 0.365, SLG: 0.400 (8, 9)										3	0	0	0	0	2	1				
Benny Avila, R OBP: 0.360, SLG: 0.378 (1, 10)										4	0	1	0	0	0	1				
Rick Dempsey, R OBP: 0.316, SLG: 0.350 (1, 2)										4	0	2	0	0	0	1				
Doug DeCinces, R OBP: 0.343, SLG: 0.455 (1, 5)										3	1	1	0	1	0	1				
Lenn Sakata, R OBP: 0.299, SLG: 0.350 (1, 6)										4	0	0	0	0	0	3				
Inning Stats	R: 0 E: 0 K: 1 S: 5	H: 0 LOB: 0 BB: 0 P: 5	R: 0 E: 0 K: 1 S: 6	H: 1 LOB: 1 BB: 0 P: 6	R: 0 E: 0 K: 0 S: 4	H: 1 LOB: 1 BB: 0 P: 4	R: 0 E: 0 K: 0 S: 3	H: 0 LOB: 1 BB: 1 P: 7	R: 1 E: 0 K: 0 S: 5	H: 2 LOB: 2 BB: 1 P: 9	R: 0 E: 0 K: 0 S: 3	H: 1 LOB: 0 BB: 0 P: 3	R: 0 E: 0 K: 0 S: 3	H: 1 LOB: 1 BB: 0 P: 4	R: 0 E: 0 K: 1 S: 7	H: 2 LOB: 2 BB: 0 P: 7		1B: 8 2B: 1 3B: 0 HR: 0	SF: 0 SAC: 1 DP: 2 HBP: 0	WP: 0 PB: 0 SB: 0 CS: 0
PITCHER Tommy John, L ERA: 2.49 (1, 1)	IP: 9.0 WLS: L BF: 36 H: 9 R: 1 ER: 1 SO: 3 BB: 2 IBB: 0 HBP: 0 BLK: 0 WP: 0 HR: 0 S: 40 P: 48 ERA: 1.00 WHIP: 1.222															PITCHER IP: WLS: BF: H: R: ER: SO: BB: IBB: HBP: BLK: WP: HR: S: P: ERA: WHIP				

Batter	1	2	3	4	5	6	7	8	9	AB	R	H	RBI	BB	SO	LOB	BOTTOM			
Willie Randolph, R OBP: 0.338, SLG: 0.313 (1, 4)										4	0	0	0	0	3	1	Baltimore Orioles @ New York Yankees Yankee Stadium, Bronx, NY Fri Sep 25 1981, 7:05 PM EDT Att: 33,427 - Unknown			
Bobby Brown, S OBP: 0.271, SLG: 0.241 (1, 8)										4	0	2	0	0	0	1				
Dave Winfield, R OBP: 0.359, SLG: 0.457 (1, 7)										4	0	1	0	0	1	1				
Lou Piniella, R OBP: 0.331, SLG: 0.437 (1, 10)										3	0	0	0	1	2	0				
Reggie Jackson, L OBP: 0.328, SLG: 0.415 (1, 9)										4	0	1	0	0	1	2				
Graig Nettles, L OBP: 0.331, SLG: 0.397 (1, 5)										3	0	1	0	0	1	1				
Bob Watson, R OBP: 0.319, SLG: 0.399 (1, 3)										3	0	0	0	0	1	2				
Barry Foote, R OBP: 0.233, SLG: 0.327 (1, 2)										3	0	0	0	0	1	0				
Andre Robertson, R OBP: 0.182, SLG: 0.273 (8, PH) Rick Cerone, R OBP: 0.280, SLG: 0.352 Larry Milbourne, S OBP: 0.345, SLG: 0.403 (9, 6)										2	0	0	0	0	1	0				
Inning Stats	R: 0 E: 0 K: 2 S: 8	H: 2 LOB: 2 BB: 1 P: 12	R: 0 E: 0 K: 0 S: 3	H: 0 LOB: 0 BB: 0 P: 3	R: 0 E: 0 K: 2 S: 8	H: 1 LOB: 1 BB: 0 P: 8	R: 0 E: 0 K: 1 S: 6	H: 1 LOB: 1 BB: 0 P: 6	R: 0 E: 0 K: 1 S: 5	H: 0 LOB: 0 BB: 0 P: 5	R: 0 E: 0 K: 2 S: 7	H: 0 LOB: 0 BB: 0 P: 7	R: 0 E: 0 K: 1 S: 5	H: 1 LOB: 1 BB: 0 P: 5	R: 0 E: 0 K: 1 S: 6	H: 1 LOB: 0 BB: 0 P: 6		1B: 4 2B: 1 3B: 1 HR: 0	SF: 0 SAC: 0 DP: 1 HBP: 0	WP: 0 PB: 0 SB: 0 CS: 1
PITCHER Scott McGregor, L ERA: 3.35 (1, 1)	IP: 9.0 WLS: W BF: 32 H: 6 R: 0 ER: 0 SO: 11 BB: 1 IBB: 0 HBP: 0 BLK: 0 WP: 0 HR: 0 S: 53 P: 57 ERA: 0.00 WHIP: 0.778															PITCHER IP: WLS: BF: H: R: ER: SO: BB: IBB: HBP: BLK: WP: HR: S: P: ERA: WHIP				

Batter	1	2	3	4	5	6	7	8	9	AB	R	H	RBI	BB	SO	LOB	TOP								
Al Bumby, L OBP: 0.356, SLG: 0.337 (1, 8)	0-0 6-3			0-0 F7	0-0 E6		0-0 F7		0-0 F8	5	0	0	1	0	0	1	Baltimore Orioles @ New York Yankees Yankee Stadium, Bronx, NY Sat Sep 26 1981, 7:05 PM EDT Att: 31,993 - Unknown								
Rich Dauer, R OBP: 0.316, SLG: 0.363 (1, 4)	0-0 6-3			4-0 BB	0-0 L6		0-0 2B		0-0 4-3	4	0	1	0	1	0	2									
Ken Singleton, S OBP: 0.384, SLG: 0.442 (1, 9)	0-3 K2-3			0-0 E6	0-0 5-3		0-0 P5			1	0	0	0	0	1	0									
John Lowenstein, L OBP: 0.329, SLG: 0.377 (7, FH) (7, 7)				1-2 BB						2	0	0	0	0	0	3									
Eddie Murray, S OBP: 0.349, SLG: 0.506 (1, 3)		0-0 F7		0-0 F8		0-0 G1		0-0 F9		4	0	0	0	0	0	2									
Jose Morales, R OBP: 0.296, SLG: 0.385 (1, 10)		0-0 F7		0-0 5-3		0-0 1-3		0-0 HR		4	1	1	1	0	0	2									
Doug DeCinces, R OBP: 0.344, SLG: 0.464 (1, 5)		0-0 F8			0-0 1-3	0-0 3B		0-0 2B		4	0	2	0	0	0	0									
Lenn Sakata, R OBP: 0.297, SLG: 0.346 (1, 6)			0-0 F7		0-0 WP 1B	0-0 1-3		0-3 K		4	1	1	0	0	1	2									
Gary Roenicke, R OBP: 0.367, SLG: 0.417 (1, 7) (7, 9)			0-0 F7		0-0 1B WP		0-0 HR	0-0 F7		4	2	2	1	0	0	1									
Rick Dempsey, R OBP: 0.315, SLG: 0.349 (1, 2)			0-0 P6		0-0 E E	0-0 1-3 2H	0-0 1B	0-0 F9	0-3 K	4	0	1	1	0	1	0									
Inning Stats	R: 0 E: 0 K: 1 S: 5	H: 0 LOB: 0 BB: 0 P: 5	R: 0 E: 0 K: 0 S: 3	H: 0 LOB: 0 BB: 0 P: 3	R: 0 E: 0 K: 0 S: 3	H: 0 LOB: 2 BB: 1 P: 3	R: 0 E: 1 K: 0 S: 4	H: 0 LOB: 2 BB: 1 P: 8	R: 2 E: 2 K: 0 S: 7	H: 3 LOB: 2 BB: 0 P: 7	R: 0 E: 0 K: 0 S: 4	H: 1 LOB: 1 BB: 0 P: 4	R: 1 E: 0 K: 0 S: 5	H: 2 LOB: 1 BB: 0 P: 5	R: 1 E: 0 K: 1 S: 7	H: 2 LOB: 1 BB: 0 P: 7	R: 0 E: 0 K: 1 S: 5	H: 0 LOB: 0 BB: 0 P: 5	1B: 3 2B: 2 3B: 1 HR: 2	SF: 0 SAC: 0 DP: 0 HBP: 0	WP: 1 PB: 0 SB: 0 CS: 0	PA: 38			
PITCHER	IP	WLS	BF	H	R	ER	SO	BB	IBB	HBP	BLK	WP	HR	S	P	ERA	WHIP								
Rudy May, L ERA: 4.15 (1, 1)	6.2		29	6	3	3	1	1	0	0	0	1	1	30	34	4.05	1.050								
Ron Davis, R ERA: 2.73 (7, 1)	2.1	W	9	2	1	1	2	0	0	0	0	0	1	13	13	3.86	0.857								

Batter	1	2	3	4	5	6	7	8	9	AB	R	H	RBI	BB	SO	LOB	BOTTOM								
Willie Randolph, R OBP: 0.339, SLG: 0.310 (1, 4)	0-0 5-3		0-0 6-3		4-0 2B BB		4-0 BB		0-0 E5 HR	3	2	0	0	2	0	1	Baltimore Orioles @ New York Yankees Yankee Stadium, Bronx, NY Sat Sep 26 1981, 7:05 PM EDT Att: 31,993 - Unknown								
Larry Milbourne, S OBP: 0.348, SLG: 0.408 (1, 6)	0-0 5-3		4-0 BB		0-0 E 2B		0-3 K		0-0 HR	3	0	1	2	1	1	1									
Bobby Murcer, L OBP: 0.342, SLG: 0.505 (9, FH)					1-1 2H					1	1	1	3	0	0	0									
Dave Winfield, R OBP: 0.363, SLG: 0.455 (1, 7)	4-0 1B WP		0-0 F9		4-0 2-3		4-0 1-2			1	0	0	0	3	0	1									
Lou Piniella, R OBP: 0.333, SLG: 0.438 (1, 10)	0-0 BB				0-3 K		0-3 K		0-3 K	2	0	1	0	0	1	0									
Oscar Gamble, L OBP: 0.371, SLG: 0.469 (6, FH)					0-0 K					0	0	0	0	0	0	0									
Steve Balboni, R OBP: 0.375, SLG: 0.714 (5, FH)	1-3 1B				0-0 HR		0-0 G3		0-3 K	2	0	0	0	0	2	4									
Reggie Jackson, L OBP: 0.327, SLG: 0.422 (1, 9)	0-0 4-3				0-0 HR		0-0 G6-4-3		0-3 K	4	1	1	1	0	1	4									
Graig Nettles, L OBP: 0.335, SLG: 0.398 (1, 5)		0-0 F2		0-0 G1-4-3		4-0 L3		4-0 G6-4-3		2	0	1	0	2	0	0									
Bob Watson, R OBP: 0.312, SLG: 0.388 (1, 3)		0-0 6-3		0-0 G1-4-3		0-0 L3		0-0 G6-4-3		4	0	0	0	0	0	3									
Rick Cerone, R OBP: 0.284, SLG: 0.352 (1, 2)		0-0 5-3			0-0 BB		0-0 6-3		4-0 SH1-4	3	2	1	0	1	0	0									
Bobby Brown, S OBP: 0.258, SLG: 0.228 (1, 8)			0-0 F7		0-0 F9		0-0 F8		0-0 SH1-4	3	0	0	0	0	0	1									
Inning Stats	R: 0 E: 0 K: 0 S: 4	H: 1 LOB: 2 BB: 1 P: 8	R: 0 E: 0 K: 0 S: 3	H: 0 LOB: 0 BB: 0 P: 3	R: 0 E: 0 K: 0 S: 3	H: 0 LOB: 1 BB: 1 P: 7	R: 1 E: 0 K: 1 S: 6	H: 2 LOB: 0 BB: 0 P: 6	R: 2 E: 1 K: 1 S: 7	H: 2 LOB: 2 BB: 2 P: 15	R: 0 E: 0 K: 2 S: 7	H: 0 LOB: 2 BB: 2 P: 15	R: 0 E: 0 K: 1 S: 4	H: 0 LOB: 1 BB: 1 P: 8	R: 3 E: 1 K: 0 S: 3	H: 1 LOB: 0 BB: 1 P: 7	1B: 3 2B: 2 3B: 0 HR: 2	SF: 0 SAC: 1 DP: 3 HBP: 0	WP: 1 PB: 0 SB: 0 CS: 0	PA: 38					
PITCHER	IP	WLS	BF	H	R	ER	SO	BB	IBB	HBP	BLK	WP	HR	S	P	ERA	WHIP								
Mike Flanagan, L ERA: 4.29 (1, 1)	4.1		20	5	3	3	1	3	0	0	0	0	1	19	31	6.23	1.846								
Sammy Stewart, R ERA: 2.11 (5, 1)	0.0		1	0	0	0	0	0	1	0	0	0	0	0	4	∞	∞								
Tippy Martinez, L ERA: 2.67 (5, 1)	4.0		15	0	1	1	4	5	0	0	0	0	0	18	38	2.25	1.250								
Steve Stone, R ERA: 4.47 (9, 1)	0.0	L	1	0	0	0	0	0	0	0	0	0	0	1	1	∞	∞								
Tim Stoddard, R ERA: 4.38 (9, 1)	0.0		1	1	2	1	0	0	0	0	0	0	1	1	1	∞	∞								

AB 37
R 4
H 8
RBI 4
BB 1
SO 3
LOB 14



AB 28
R 6
H 6
RBI 6
BB 9
SO 5
LOB 15



Batter	1	2	3	4	5	6	7	8	9	AB	R	H	RBI	BB	SO	LOB	TOP
Al Bumbry, L OBP: 0.358, SLG: 0.340 (1, 8)	4-0 PB BB	0-0 2B			0-0 4-3			0-0 F7		3	0	1	2	1	0	0	Baltimore Orioles @ New York Yankees Yankee Stadium, Bronx, NY Sun Sep 27 1981, 3:33 AM EDT Att: 44,481 - Unknown livebaseballscorecards.com
Rich Dauer, R OBP: 0.313, SLG: 0.358 (1, 4)	0-3 K	0-0 5-3			0-0 F8			0-0 F9		4	0	0	0	0	1	3	
Benny Ayala, R OBP: 0.356, SLG: 0.372 (1, 10)	0-0 4-3			0-0 G5-3 1B				0-3 K		4	0	1	0	0	1	1	
Eddie Murray, S OBP: 0.348, SLG: 0.503 (1, 3)	0-0 F7			0-0 1B				0-0 F8		4	0	1	0	0	0	1	
Doug DeCinces, R OBP: 0.343, SLG: 0.462 (1, 5)		0-0 P4		0-3 K				0-0 6-3		4	0	1	0	0	1	2	
Gary Roenicke, R OBP: 0.361, SLG: 0.409 (1, 9)		0-3 K		0-0 G5-3				0-0 F7		4	0	0	0	0	1	3	
Mark Corey, R (1, 7)		4-0 BB 2B BB		0-0 P3				0-0 4-3		3	1	0	0	1	1	1	
Lenn Sakata, R OBP: 0.298, SLG: 0.341 (1, 6)		4-0 BB 2B BB		0-0 F9				0-3 K		2	1	0	0	1	1	0	
Rick Dempsey, R OBP: 0.315, SLG: 0.346 (1, 2)		4-0 2B BB		0-0 P6				0-3 K		2	0	0	0	1	1	0	
Inning Stats	R: 0 E: 0 K: 1 S: 5	H: 0 LOB: 1 BB: 1 P: 9	R: 2 E: 0 K: 1 S: 6	H: 1 LOB: 2 BB: 3 P: 18	R: 0 E: 0 K: 1 S: 6	H: 2 LOB: 1 BB: 0 P: 6	R: 0 E: 0 K: 0 S: 3	H: 0 LOB: 0 BB: 0 P: 3	R: 0 E: 0 K: 0 S: 3	H: 0 LOB: 0 BB: 0 P: 3	R: 0 E: 0 K: 2 S: 7	H: 0 LOB: 0 BB: 0 P: 7	R: 0 E: 0 K: 1 S: 5	H: 1 LOB: 1 BB: 0 P: 6	1B: 3 2B: 1 3B: 0 HR: 0	SF: 0 SAC: 0 DP: 1 HBP: 0	WP: 0 PA: 34 PB: 1 SB: 0 CS: 0
PITCHER Dave Righetti, L ERA: 2.2 (1, 1)	IP: 9.0 WLS: W BF: 34 H: 4 R: 2 ER: 2 SO: 7 BB: 4 IBB: 0 HBP: 0 BLK: 0 WP: 0 HR: 0 S: 44 P: 60 ERA: 2.00 WHIP: 0.889																

Batter	1	2	3	4	5	6	7	8	9	AB	R	H	RBI	BB	SO	LOB	BOTTOM
Willie Randolph, R OBP: 0.338, SLG: 0.309 (1, 4)	0-0 1B 1B 1B	0-0 F2		0-0 6-3		0-0 P4				4	1	1	0	0	0	2	Baltimore Orioles @ New York Yankees Yankee Stadium, Bronx, NY Sun Sep 27 1981, 3:33 AM EDT Att: 44,481 - Unknown livebaseballscorecards.com
Larry Milbourne, S OBP: 0.353, SLG: 0.411 (1, 6)	0-0 1B HR 1B		0-0 WP SF8 1B	0-0 4-3				0-0 6-3		4	2	2	0	0	0	1	
Dave Winfield, R OBP: 0.362, SLG: 0.453 (1, 8)	0-0 HR 1B		0-3 K		0-0 F8			0-3 K		4	1	1	1	0	2	1	
Reggie Jackson, L OBP: 0.329, SLG: 0.431 (1, 9)	0-0 HR		4-0 BB BB	0-0 F7				0-3 K		3	1	1	3	1	1	0	
Bobby Murcer, L OBP: 0.339, SLG: 0.500 (1, 10)	0-0 4-3		0-0 SF8	0-0 1B				0-0 4-3		3	0	1	1	0	0	0	
Graig Nettles, L OBP: 0.334, SLG: 0.394 (1, 5)	0-0 4-3		4-0 BB	0-0 L6				0-0 F8		3	0	0	0	1	0	1	
Oscar Gamble, L OBP: 0.369, SLG: 0.466 Mike Patterson, L OBP: 0.375, SLG: 0.567 (1, 7) (2, 7)	0-3 K		0-0 3-1	0-0 1-3				0-0 4-3		1	0	0	0	0	1	0	
Dave Revering, L OBP: 0.320, SLG: 0.348 (1, 3)		0-0 P3		0-0 F9 2B				0-0 2B		3	0	2	0	0	0	0	
Rick Cerone, R OBP: 0.280, SLG: 0.347 (1, 2)		0-0 F7		0-0 F9				0-0 P4		3	0	0	0	0	0	2	
Inning Stats	R: 4 E: 0 K: 1 S: 9	H: 4 LOB: 0 BB: 0 P: 9	R: 0 E: 0 K: 0 S: 3	H: 0 LOB: 0 BB: 0 P: 3	R: 1 E: 0 K: 1 S: 6	H: 1 LOB: 2 BB: 2 P: 14	R: 0 E: 0 K: 0 S: 4	H: 1 LOB: 1 BB: 0 P: 4	R: 0 E: 0 K: 0 S: 4	H: 1 LOB: 1 BB: 0 P: 4	R: 0 E: 0 K: 2 S: 7	H: 0 LOB: 0 BB: 0 P: 7	R: 0 E: 0 K: 0 S: 3	H: 0 LOB: 0 BB: 0 P: 3	1B: 5 2B: 2 3B: 0 HR: 1	SF: 1 SAC: 0 DP: 0 HBP: 0	WP: 1 PA: 34 PB: 0 SB: 1 CS: 0
PITCHER Dennis Martinez, R ERA: 3.35 (1, 1)	IP: 8.0 WLS: L BF: 34 H: 8 R: 5 ER: 5 SO: 4 BB: 2 IBB: 0 HBP: 0 BLK: 0 WP: 1 HR: 1 S: 40 P: 48 ERA: 5.62 WHIP: 1.250																

Batter	1	2	3	4	5	6	7	8	9	AB	R	H	RBI	BB	SO	LOB	TOP								
Al Bumby, L OBP: 0.358, SLG: 0.337 (1, 8)										3	0	0	0	2	1	0	Baltimore Orioles @ Detroit Tigers Tiger Stadium, Detroit, MI Mon Sep 28 1981, 7:05 PM EDT Att: 26,991 - Unknown								
Rich Dauer, R OBP: 0.312, SLG: 0.356 (1, 4)										5	1	1	0	0	1	3									
Ken Singleton, S OBP: 0.387, SLG: 0.441 John Lowenstein, L (7, PR) OBP: 0.332, SLG: 0.380 (7, 7)										1	1	0	0	3	0	1									
Eddie Murray, S OBP: 0.354, SLG: 0.515 (1, 3)										3	2	2	4	2	0	2									
Benny Ayala, R OBP: 0.359, SLG: 0.413 Terry Crowley, L (5, PH) OBP: 0.370, SLG: 0.379 (1, 10)										2	1	1	2	0	0	2									
Doug DeCinces, R OBP: 0.342, SLG: 0.458 (1, 5)										3	0	0	0	1	0	3									
Gary Roenicke, R OBP: 0.355, SLG: 0.401 (7, 9)										4	0	0	0	0	0	3									
Lenn Sakata, R OBP: 0.290, SLG: 0.331 (1, 6)										4	0	0	0	0	0	0									
Rick Dempsey, R OBP: 0.314, SLG: 0.344 (1, 2)										4	1	1	0	0	0	0									
Inning Stats	R: 0 E: 0 K: 0 S: 3	H: 0 LOB: 2 BB: 2 P: 11	R: 0 E: 0 K: 0 S: 3	H: 0 LOB: 0 BB: 0 P: 3	R: 4 E: 0 K: 0 S: 5	H: 3 LOB: 1 BB: 3 P: 17	R: 0 E: 0 K: 1 S: 5	H: 0 LOB: 0 BB: 0 P: 5	R: 1 E: 0 K: 0 S: 5	H: 2 LOB: 2 BB: 1 P: 9	R: 0 E: 0 K: 0 S: 3	H: 0 LOB: 0 BB: 0 P: 3	R: 2 E: 0 K: 0 S: 4	H: 1 LOB: 1 BB: 1 P: 8	R: 0 E: 0 K: 0 S: 3	H: 0 LOB: 0 BB: 0 P: 3		R: 0 E: 0 K: 1 S: 6	H: 1 LOB: 2 BB: 1 P: 10	1B: 4 2B: 1 3B: 0 HR: 2	SF: 0 SAC: 0 DP: 1 HBP: 0	WP: 0 PB: 0 SB: 1 CS: 0	PA: 41		
PITCHER	IP	WLS	BF	H	R	ER	SO	BB	IBB	HBP	BLK	WP	HR	S	P	ERA	WHIP								
George Cappuzzello, L ERA: 3.58 (1, 1)	2.2	L	14	3	4	4	0	3	1	0	0	0	1	10	26	13.50	2.250								
Aurelio Lopez, R ERA: 3.82 (3, 1)	3.2		17	3	3	3	1	3	0	0	0	0	1	16	28	7.36	1.636								
Dennis Kinney, L ERA: 9.0 (7, 1)	0.2		2	0	0	0	0	0	0	0	0	0	0	2	2	0.00	0.000								
Larry Rothschild, R ERA: 1.59 (8, 1)	2.0		8	1	0	0	1	1	0	0	0	0	0	9	13	0.00	1.000								

Batter	1	2	3	4	5	6	7	8	9	AB	R	H	RBI	BB	SO	LOB	BOTTOM								
Alan Trammell, R OBP: 0.343, SLG: 0.329 (1, 6)										5	0	1	0	0	0	1	Baltimore Orioles @ Detroit Tigers Tiger Stadium, Detroit, MI Mon Sep 28 1981, 7:05 PM EDT Att: 26,991 - Unknown								
Kirk Gibson, L OBP: 0.367, SLG: 0.465 (1, 8)										4	1	1	0	1	1	1									
Steve Kemp, L OBP: 0.387, SLG: 0.422 (1, 7)										5	1	1	1	0	0	3									
Richie Hebner, L OBP: 0.316, SLG: 0.361 (1, 3)										4	1	3	1	0	0	0									
Champ Summers, L OBP: 0.348, SLG: 0.369 (1, 10)										3	0	1	0	1	1	2									
Lance Parrish, R OBP: 0.307, SLG: 0.389 (1, 2)										3	0	0	0	1	0	3									
Rick Leach, L OBP: 0.330, SLG: 0.254 (1, 9)										4	0	2	1	0	0	2									
Tom Brookens, R OBP: 0.270, SLG: 0.327 John Wockenstuss, R OBP: 0.321, SLG: 0.384 Mick Kelleher, R OBP: 0.293, SLG: 0.284 (1, 5)										3	0	0	0	0	1	2									
Lou Whitaker, L OBP: 0.342, SLG: 0.377 (1, 4)										4	0	1	0	0	0	0									
Inning Stats	R: 3 E: 0 K: 1 S: 8	H: 3 LOB: 2 BB: 2 P: 16	R: 0 E: 0 K: 0 S: 3	H: 0 LOB: 0 BB: 0 P: 3	R: 0 E: 0 K: 1 S: 6	H: 1 LOB: 2 BB: 1 P: 10	R: 0 E: 0 K: 0 S: 3	H: 0 LOB: 0 BB: 0 P: 3	R: 0 E: 0 K: 0 S: 4	H: 1 LOB: 1 BB: 0 P: 4	R: 0 E: 0 K: 0 S: 3	H: 0 LOB: 0 BB: 0 P: 3	R: 0 E: 0 K: 1 S: 6	H: 1 LOB: 1 BB: 0 P: 6	R: 0 E: 0 K: 0 S: 5	H: 2 LOB: 2 BB: 0 P: 5		R: 0 E: 0 K: 0 S: 4	H: 2 LOB: 1 BB: 0 P: 4	1B: 9 2B: 1 3B: 0 HR: 0	SF: 0 SAC: 0 DP: 1 HBP: 0	WP: 0 PB: 0 SB: 1 CS: 0	PA: 39		
PITCHER	IP	WLS	BF	H	R	ER	SO	BB	IBB	HBP	BLK	WP	HR	S	P	ERA	WHIP								
Jim Palmer, R ERA: 3.75 (1, 1)	0.2		7	3	3	3	0	2	0	0	0	0	0	5	13	40.50	7.500								
Sammy Stewart, R ERA: 1.95 (1, 1)	8.1	W	32	7	0	0	3	1	0	0	0	0	0	37	41	0.00	0.960								

AB	33
R	7
H	7
RBI	7
BB	8
SO	2
LOB	17



Batter	1	2	3	4	5	6	7	8	9	AB	R	H	RBI	BB	SO	LOB	TOP																			
Al Bumby, L OBP: 0.357, SLG: 0.334 (1, 8)	L6		SH1-3 BB BB		K			G6-3		3	0	0	0	1	1	1	<p>Baltimore Orioles @ Detroit Tigers Tiger Stadium, Detroit, MI Tue Sep 29 1981, 7:05 PM EDT Att: 31,204 - Unknown</p>																			
Jim Dwyer, L OBP: 0.314, SLG: 0.306 (1, 9)	6-3 1B		SH1-3 BB		K			G3		3	0	1	0	1	1	0																				
Ken Singleton, S OBP: 0.384, SLG: 0.437 (1, 10)	6-3		SH1-3		F7			6-3		3	0	0	0	0	0	1																				
Eddie Murray, S OBP: 0.353, SLG: 0.511 (1, 3)	IBB		F7		K			F9		3	0	0	0	1	1	2																				
John Lowenstein, L OBP: 0.327, SLG: 0.374 (1, 7)	F9				K			G3		3	0	0	0	0	1	2																				
Doug DeCinces, R OBP: 0.345, SLG: 0.458 (1, 5)		F8			G4-6-3 BB			G4-6-3 1B		2	0	1	0	1	0	0																				
Dan Graham, L OBP: 0.245, SLG: 0.241 (1, 2)		K			G4-6-3			G4-6-3		3	0	0	0	0	1	2																				
Lenn Sakata, R OBP: 0.284, SLG: 0.324 (1, 6)		F9			5-3			F7		3	0	0	0	0	0	0																				
Rich Dauer, R OBP: 0.312, SLG: 0.356 (1, 4)			5-3		P4			G6-3 1B		3	0	1	0	0	0	0																				
Inning Stats	R: 0 E: 0 K: 0 S: 4	H: 1 LOB: 2 BB: 1 P: 8	R: 0 E: 0 K: 1 S: 5	H: 0 LOB: 0 BB: 0 P: 5	R: 0 E: 0 K: 0 S: 3	H: 0 LOB: 2 BB: 2 P: 11	R: 0 E: 0 K: 1 S: 4	H: 0 LOB: 0 BB: 1 P: 8	R: 0 E: 0 K: 1 S: 5	H: 0 LOB: 0 BB: 0 P: 5	R: 0 E: 0 K: 2 S: 7	H: 0 LOB: 0 BB: 0 P: 7	R: 0 E: 0 K: 0 S: 3	H: 1 LOB: 0 BB: 0 P: 3	R: 0 E: 0 K: 0 S: 3	H: 1 LOB: 0 BB: 0 P: 3	R: 0 E: 0 K: 0 S: 3	H: 0 LOB: 0 BB: 0 P: 3	1B: 3 2B: 0 3B: 0 HR: 0	SF: 0 SAC: 1 DP: 3 HBP: 0	WP: 0 PB: 0 SB: 0 CS: 0	PA: 31														
PITCHER	IP	WLS	BF	H	R	ER	SO	BB	IBB	HBP	BLK	WP	HR	S	P	ERA	WHIP	PITCHER		IP	WLS	BF	H	R	ER	SO	BB	IBB	HBP	BLK	WP	HR	S	P	ERA	WHIP
Jack Morris, R ERA: 3.08 (1, 1)	6.0	W	22	1	0	0	5	3	1	0	0	0	0	28	44	0.00	0.667	Jack Morris, R ERA: 3.08 (1, 1)		6.0	W	22	1	0	0	5	3	1	0	0	0	0	28	44	0.00	0.667
Dave Rozema, R ERA: 3.5 (7, 1)	3.0	S	9	2	0	0	0	0	0	0	0	0	0	9	9	0.00	0.667	Dave Rozema, R ERA: 3.5 (7, 1)		3.0	S	9	2	0	0	0	0	0	0	0	9	9	0.00	0.667		

AB	26
R	0
H	3
RBI	0
BB	4
SO	5
LOB	8



Batter	1	2	3	4	5	6	7	8	9	AB	R	H	RBI	BB	SO	LOB	BOTTOM																			
Alan Trammell, R OBP: 0.348, SLG: 0.334 (1, 6)										3	3	2	0	2	0	0	<p>Baltimore Orioles @ Detroit Tigers Tiger Stadium, Detroit, MI Tue Sep 29 1981, 7:05 PM EDT Att: 31,204 - Unknown</p>																			
Kirk Gibson, L OBP: 0.367, SLG: 0.474 Darrell Brown, S (8, 8)										5	2	2	2	0	1	5																				
Steve Kemp, L OBP: 0.385, SLG: 0.417 Marty Castillo, R OBP: 0.125, SLG: 0.125 Stan Papi, R OBP: 0.227, SLG: 0.348 (9, 7)	FC3 E	G3								4	2	0	0	1	1	2																				
Ron Jackson, R OBP: 0.318, SLG: 0.398 (1, 3)	E7 2B 1B	P6								5	1	2	2	0	0	1																				
Lance Parrish, R OBP: 0.309, SLG: 0.391 Bill Fahey, L OBP: 0.275, SLG: 0.333 (7, 2)	WP 1B 2B	6-3								3	2	1	0	1	0	0																				
John Wockenfuss, R OBP: 0.327, SLG: 0.404 Richie Hebner, L OBP: 0.317, SLG: 0.359 (6, FH)	F7									2	1	1	1	1	0	1																				
Lynn Jones, R OBP: 0.314 Rick Leach, L OBP: 0.333, SLG: 0.288 (7, 9)										2	1	0	0	1	0	1																				
Tom Brookens, R OBP: 0.280, SLG: 0.345 (1, 5)										3	1	2	2	2	1	1																				
Lou Whitaker, L OBP: 0.341, SLG: 0.375 Mick Kelleher, R OBP: 0.289, SLG: 0.280 (7, 4)										4	0	1	2	0	1	2																				
Inning Stats	R: 5 E: 2 K: 0 S: 8	H: 5 LOB: 3 BB: 3 P: 20	R: 0 E: 0 K: 0 S: 3	H: 0 LOB: 0 BB: 0 P: 3	R: 1 E: 0 K: 0 S: 3	H: 1 LOB: 0 BB: 1 P: 7	R: 0 E: 0 K: 0 S: 3	H: 0 LOB: 1 BB: 1 P: 7	R: 1 E: 0 K: 1 S: 6	H: 1 LOB: 1 BB: 1 P: 10	R: 5 E: 0 K: 2 S: 11	H: 4 LOB: 1 BB: 2 P: 19	R: 2 E: 1 K: 1 S: 7	H: 1 LOB: 0 BB: 0 P: 7	R: 0 E: 0 K: 1 S: 5	H: 0 LOB: 1 BB: 1 P: 9	1B: 6 2B: 2 3B: 1 HR: 3	SF: 0 SAC: 0 DP: 1 HBP: 0	WP: 1 PB: 1 SB: 0 CS: 0	PA: 45																
PITCHER	IP	WLS	BF	H	R	ER	SO	BB	IBB	HBP	BLK	WP	HR	S	P	ERA	WHIP	PITCHER		IP	WLS	BF	H	R	ER	SO	BB	IBB	HBP	BLK	WP	HR	S	P	ERA	WHIP
Scott McGregor, L ERA: 3.46 (1, 1)	0.2	L	9	5	5	2	0	1	1	0	0	0	0	15	15	27.00	9.000	Tim Stoddard, R ERA: 4.24 (8, 1)		1.0		4	0	0	0	1	1	0	0	0	0	5	9	0.00	1.000	
Steve Stone, R ERA: 4.6 (6, 1)	4.1		19	3	3	3	1	4	0	0	0	0	2	17	33	6.23	1.615	Jeff Schneider, L ERA: 4.71 (6, 1)		0.1		2	0	0	0	1	1	0	0	0	0	3	7	0.00	3.000	
Steve Luebber, R ERA: 7.56 (6, 1)	0.1		4	2	3	3	1	0	1	0	0	0	0	5	9	81.00	6.000	Mike Boddicker, R ERA: 6.75 (6, 1)		1.1		7	2	3	2	1	0	0	0	1	9	9	13.50	1.500		


AB	36
R	14
H	12
RBI	12
BB	9
SO	5
LOB	18



Batter	1	2	3	4	5	6	7	8	9	AB	R	H	RBI	BB	SO	LOB	TOP							
Willie Randolph, R (1, 4) <small>OBP: 0.337, SLG: 0.307</small> Andre Robertson, R (6, 4) <small>OBP: 0.278, SLG: 0.333</small>										3	0	0	0	1	0	0								
Jerry Mumphrey, S (1, 8) <small>OBP: 0.352, SLG: 0.431</small> Bobby Brown, S (7, 8) <small>OBP: 0.284, SLG: 0.246</small>										3	1	0	1	1	1	2								
Dave Winfield, R (1, 7) <small>OBP: 0.364, SLG: 0.468</small> Mike Patterson, L (7, PR) <small>OBP: 0.364, SLG: 0.548</small>										3	2	3	3	1	0	0								
Reggie Jackson, L (1, 9) <small>OBP: 0.336, SLG: 0.437</small>										4	1	0	0	1	2	4								
Graig Nettles, L (1, 5) <small>OBP: 0.334, SLG: 0.401</small> Aurelio Rodriguez, R (7, PR) <small>OBP: 0.347, SLG: 0.489</small>										4	1	3	3	0	0	0								
Oscar Gamble, L (1, 10) <small>OBP: 0.357, SLG: 0.439</small>										3	0	0	0	2	1	2								
Bob Watson, R (1, 3) <small>OBP: 0.320, SLG: 0.391</small> Steve Balboni, R (8, 3) <small>OBP: 0.375, SLG: 0.714</small>										3	1	1	0	1	0	3								
Larry Milbourne, S (1, 6) <small>OBP: 0.349, SLG: 0.399</small> Tucker Ashford, R (8, 4)										3	1	1	0	1	0	0								
Rick Cerone, R (1, 2) <small>OBP: 0.279, SLG: 0.346</small>										4	0	0	0	0	1	3								
Inning Stats	R: 3 E: 0 K: 2 S: 9	H: 2 LOB: 0 BB: 1 P: 13	R: 2 E: 0 K: 2 S: 8	H: 1 LOB: 2 BB: 3 P: 20	R: 0 E: 0 K: 0 S: 2	H: 1 LOB: 0 BB: 1 P: 6	R: 0 E: 0 K: 0 S: 3	H: 0 LOB: 0 BB: 0 P: 3	R: 2 E: 0 K: 0 S: 4	H: 2 LOB: 1 BB: 2 P: 12	R: 0 E: 0 K: 0 S: 2	H: 0 LOB: 2 BB: 1 P: 6	R: 1 E: 1 K: 0 S: 6	H: 2 LOB: 2 BB: 0 P: 6	R: 0 E: 0 K: 0 S: 3	H: 0 LOB: 0 BB: 0 P: 3	R: 1 E: 0 K: 1 S: 6	H: 1 LOB: 1 BB: 1 P: 10	1B: 6 2B: 0 3B: 0 HR: 3	SF: 0 SAC: 0 DP: 2 HBP: 0	WP: 3 PB: 1 SB: 0 CS: 1	PA: 42		
PITCHER	IP WLS BF H R ER SO BB IBB HBP BLK WP HR S P ERA WHIP	IP WLS BF H R ER SO BB IBB HBP BLK WP HR S P ERA WHIP	IP WLS BF H R ER SO BB IBB HBP BLK WP HR S P ERA WHIP	IP WLS BF H R ER SO BB IBB HBP BLK WP HR S P ERA WHIP	IP WLS BF H R ER SO BB IBB HBP BLK WP HR S P ERA WHIP	IP WLS BF H R ER SO BB IBB HBP BLK WP HR S P ERA WHIP	IP WLS BF H R ER SO BB IBB HBP BLK WP HR S P ERA WHIP	IP WLS BF H R ER SO BB IBB HBP BLK WP HR S P ERA WHIP	IP WLS BF H R ER SO BB IBB HBP BLK WP HR S P ERA WHIP	IP WLS BF H R ER SO BB IBB HBP BLK WP HR S P ERA WHIP	IP WLS BF H R ER SO BB IBB HBP BLK WP HR S P ERA WHIP	IP WLS BF H R ER SO BB IBB HBP BLK WP HR S P ERA WHIP	IP WLS BF H R ER SO BB IBB HBP BLK WP HR S P ERA WHIP	IP WLS BF H R ER SO BB IBB HBP BLK WP HR S P ERA WHIP	IP WLS BF H R ER SO BB IBB HBP BLK WP HR S P ERA WHIP	IP WLS BF H R ER SO BB IBB HBP BLK WP HR S P ERA WHIP	IP WLS BF H R ER SO BB IBB HBP BLK WP HR S P ERA WHIP	IP WLS BF H R ER SO BB IBB HBP BLK WP HR S P ERA WHIP	IP WLS BF H R ER SO BB IBB HBP BLK WP HR S P ERA WHIP	IP WLS BF H R ER SO BB IBB HBP BLK WP HR S P ERA WHIP	IP WLS BF H R ER SO BB IBB HBP BLK WP HR S P ERA WHIP	IP WLS BF H R ER SO BB IBB HBP BLK WP HR S P ERA WHIP	IP WLS BF H R ER SO BB IBB HBP BLK WP HR S P ERA WHIP	IP WLS BF H R ER SO BB IBB HBP BLK WP HR S P ERA WHIP
Al Bumbry, L (1, 8) <small>OBP: 0.357, SLG: 0.332</small>										3	0	0	0	1	3	1								
Rich Dauer, R (1, 4) <small>OBP: 0.310, SLG: 0.356</small> Dallas Williams, L (8, PH) <small>OBP: 0.500, SLG: 0.500</small>										3	0	1	0	0	0	1								
Ken Singleton, S (1, 9) <small>OBP: 0.379, SLG: 0.430</small>									4	0	1	0	0	0	3									
Eddie Murray, S (1, 3) <small>OBP: 0.357, SLG: 0.522</small>									4	0	2	0	0	0	2									
Jose Morales, R (1, 10) <small>OBP: 0.279, SLG: 0.361</small>								4	0	0	0	0	1	3										
Doug DeCinces, R (1, 5) <small>OBP: 0.339, SLG: 0.447</small>									4	0	0	0	0	0	2									
Gary Roenicke, R (1, 7) <small>OBP: 0.307, SLG: 0.393</small> Wayne Krenchicki, L (9, 4) <small>OBP: 0.287, SLG: 0.286</small> Jim Dwyer, L (9, PH) <small>OBP: 0.318, SLG: 0.306</small>									3	0	1	0	0	0	0									
Lenn Sakata, R (1, 6) <small>OBP: 0.293, SLG: 0.368</small>									4	0	1	0	0	0	2									
Dan Graham, L (1, 2) <small>OBP: 0.242, SLG: 0.237</small> Willie Royster, R (7, PH) <small>OBP: 0.242, SLG: 0.237</small>									2	0	0	0	0	2	1									
Inning Stats	R: 0 E: 0 K: 1 S: 6	H: 1 LOB: 1 BB: 0 P: 6	R: 0 E: 0 K: 0 S: 4	H: 1 LOB: 1 BB: 0 P: 4	R: 0 E: 0 K: 1 S: 5	H: 0 LOB: 1 BB: 1 P: 9	R: 0 E: 0 K: 0 S: 3	H: 1 LOB: 0 BB: 0 P: 3	R: 0 E: 0 K: 1 S: 7	H: 2 LOB: 2 BB: 0 P: 7	R: 0 E: 0 K: 0 S: 3	H: 0 LOB: 0 BB: 0 P: 3	R: 0 E: 0 K: 1 S: 6	H: 1 LOB: 1 BB: 0 P: 6	R: 0 E: 0 K: 0 S: 3	H: 0 LOB: 1 BB: 1 P: 7	1B: 6 2B: 1 3B: 0 HR: 0	SF: 0 SAC: 0 DP: 1 HBP: 0	WP: 0 PB: 1 SB: 0 CS: 0	PA: 35				
PITCHER	IP WLS BF H R ER SO BB IBB HBP BLK WP HR S P ERA WHIP	IP WLS BF H R ER SO BB IBB HBP BLK WP HR S P ERA WHIP	IP WLS BF H R ER SO BB IBB HBP BLK WP HR S P ERA WHIP	IP WLS BF H R ER SO BB IBB HBP BLK WP HR S P ERA WHIP	IP WLS BF H R ER SO BB IBB HBP BLK WP HR S P ERA WHIP	IP WLS BF H R ER SO BB IBB HBP BLK WP HR S P ERA WHIP	IP WLS BF H R ER SO BB IBB HBP BLK WP HR S P ERA WHIP	IP WLS BF H R ER SO BB IBB HBP BLK WP HR S P ERA WHIP	IP WLS BF H R ER SO BB IBB HBP BLK WP HR S P ERA WHIP	IP WLS BF H R ER SO BB IBB HBP BLK WP HR S P ERA WHIP	IP WLS BF H R ER SO BB IBB HBP BLK WP HR S P ERA WHIP	IP WLS BF H R ER SO BB IBB HBP BLK WP HR S P ERA WHIP	IP WLS BF H R ER SO BB IBB HBP BLK WP HR S P ERA WHIP	IP WLS BF H R ER SO BB IBB HBP BLK WP HR S P ERA WHIP	IP WLS BF H R ER SO BB IBB HBP BLK WP HR S P ERA WHIP	IP WLS BF H R ER SO BB IBB HBP BLK WP HR S P ERA WHIP	IP WLS BF H R ER SO BB IBB HBP BLK WP HR S P ERA WHIP	IP WLS BF H R ER SO BB IBB HBP BLK WP HR S P ERA WHIP	IP WLS BF H R ER SO BB IBB HBP BLK WP HR S P ERA WHIP	IP WLS BF H R ER SO BB IBB HBP BLK WP HR S P ERA WHIP	IP WLS BF H R ER SO BB IBB HBP BLK WP HR S P ERA WHIP	IP WLS BF H R ER SO BB IBB HBP BLK WP HR S P ERA WHIP	IP WLS BF H R ER SO BB IBB HBP BLK WP HR S P ERA WHIP	IP WLS BF H R ER SO BB IBB HBP BLK WP HR S P ERA WHIP


New York Yankees @ Baltimore Orioles
 Memorial Stadium, Baltimore, MD
 Fri Oct 02 1981, 7:05 PM EDT
 Att: 25,748 - Unknown - 53 F


AB 33
 R 9
 H 9
 RBI 8
 BB 9
 SO 5
 LOB 15



New York Yankees @ Baltimore Orioles
 Memorial Stadium, Baltimore, MD
 Fri Oct 02 1981, 7:05 PM EDT
 Att: 25,748 - Unknown - 53 F

AB 33
 R 0
 H 7
 RBI 0
 BB 2
 SO 6
 LOB 15



Batter	1	2	3	4	5	6	7	8	9	AB	R	H	RBI	BB	SO	LOB	TOP			
Willie Randolph, R OBP: 0.339, SLG: 0.309 (1, 4)	0-0 4-3		0-0 6-3			0-0 1B 1B		0-0 FC5-4 1B	4 0 2 0 0 0 1								New York Yankees @ Baltimore Orioles Memorial Stadium, Baltimore, MD Sat Oct 03 1981, 7:05 PM EDT Att: 28,575 - Unknown - 55 F livebaseballscorecards.com			
Jerry Mumphrey, S OBP: 0.354, SLG: 0.432 (1, 8)	0-0 G4-6-3 1B			0-0 1-3		0-0 1-2 1B		0-0 FC5-4 1-2	4 0 2 0 0 0 1											
Dave Winfield, R OBP: 0.361, SLG: 0.464 (1, 7)	0-0 G4-6-3 1-2			0-0 4-3		0-0 F6		0-0 F5	4 0 0 0 0 0 4											
Reggie Jackson, L OBP: 0.333, SLG: 0.433 Mike Patterson, L OBP: 0.353, SLG: 0.531 (1, 9) (7, 9)		0-3 K		0-3 K		0-0 F4		0-0 F9	3 0 0 0 0 2 0 1 0 0 0 0 0 1											
Lou Piniella, R OBP: 0.327, SLG: 0.429 (1, 10)		0-0 6-3			0-0 6-3		0-0 F8		3 0 0 0 0 0 0											
Bob Watson, R OBP: 0.320, SLG: 0.390 (1, 3)		0-0 5-3			0-0 G5-4-3 1B		0-0 L8		3 0 1 0 0 0 0											
Aurelio Rodriguez, R OBP: 0.365, SLG: 0.500 (1, 5)			0-0 FC6-4 1B		0-0 G5-4-3 1-2		0-0 FC6-4 1B		3 0 2 0 0 0 1											
Larry Milbourne, S OBP: 0.343, SLG: 0.391 (1, 6)			0-0 FC6-4 1-2		0-3 K		0-0 FC6-4 G4-6-3		3 0 0 0 0 1 2											
Rick Cerone, R OBP: 0.275, SLG: 0.342 (1, 2)			0-0 F8		0-0 F9		0-0 G4-6-3 1-2		3 0 0 0 0 0 2											
Inning Stats	R: 0 E: 0 K: 0 S: 3	H: 1 LOB: 0 BB: 0 P: 3	R: 0 E: 0 K: 1 S: 5	H: 0 LOB: 0 BB: 0 P: 5	R: 0 E: 0 K: 1 S: 4	H: 1 LOB: 1 BB: 0 P: 4	R: 0 E: 0 K: 1 S: 5	H: 0 LOB: 0 BB: 0 P: 5	R: 0 E: 0 K: 0 S: 3	H: 2 LOB: 2 BB: 0 P: 7	R: 0 E: 0 K: 0 S: 3	H: 0 LOB: 0 BB: 0 P: 3	R: 0 E: 0 K: 0 S: 3	H: 1 LOB: 0 BB: 0 P: 3	R: 0 E: 0 K: 0 S: 4	H: 1 LOB: 1 BB: 0 P: 4	1B: 7 2B: 0 3B: 0 HR: 0	SF: 0 SAC: 0 DP: 3 HBP: 0	WP: 0 PB: 0 SB: 0 CS: 0	PA: 31
PITCHER Scott McGregor, L ERA: 3.26 (1, 1)	IP: 9.0 WLS: W BF: 31 H: 7 R: 0 ER: 0 SO: 3 BB: 0 IBB: 0 HBP: 0 BLK: 0 WP: 0 HR: 0 S: 37 P: 37 ERA: 0.00 WHIP: 0.778															PITCHER				

Batter	1	2	3	4	5	6	7	8	9	AB	R	H	RBI	BB	SO	LOB	BOTTOM			
Al Bumbry, L OBP: 0.357, SLG: 0.332 Mark Corey, R (6, 7)	0-3 K	0-0 5-3			0-0 L6-3 1B		0-3 K		3 0 1 0 0 1 0 1 0 0 0 0 1 1								New York Yankees @ Baltimore Orioles Memorial Stadium, Baltimore, MD Sat Oct 03 1981, 7:05 PM EDT Att: 28,575 - Unknown - 55 F livebaseballscorecards.com			
Rich Dauer, R OBP: 0.312, SLG: 0.361 (1, 4)	0-0 1B HR	0-0 2-5 2B			0-0 L6-3 1-2		0-0 F4		4 1 2 0 0 0 2											
Ken Singleton, S John Shelby, S (1, 9) (8, 8)	0-0 1-2 1B HR	0-0 2-5 2-3	0-0 F9		0-0 2B		0-0 F8		3 1 2 0 0 0 0 1 0 0 0 0 0 0											
Eddie Murray, S OBP: 0.359, SLG: 0.528 (1, 3)	0-0 1-2 HR		4-0 FC6-4 BB		0-0 F2		0-0 F6		3 1 1 3 1 0 1											
Benny Ayala, R OBP: 0.364, SLG: 0.407 Terry Crowley, L (8, PH) OBP: 0.372, SLG: 0.376 (1, 10)	0-0 FC5 BB 1B		0-0 F4		0-3 K		0-0 F7		3 0 1 0 0 1 1 1 0 0 0 0 0 0											
Doug DeCinces, R OBP: 0.339, SLG: 0.444 (1, 5)	4-0 1-2 BB		0-0 FC6-4 1-2		0-0 L7				2 0 0 0 1 0 1											
Gary Roenicke, R OBP: 0.343, SLG: 0.387 (6, 8) (8, 9)	0-3 K			0-0 F6		0-3 K			3 0 0 0 0 2 2											
Lenn Sakata, R OBP: 0.288, SLG: 0.361 (1, 6)	0-0 FC5 2-3			0-0 F8		0-0 F3			3 0 0 0 0 0 2											
Dan Graham, L OBP: 0.244, SLG: 0.239 (1, 2)		0-0 F9		0-0 L6		0-0 1B			3 0 1 0 0 0 0											
Inning Stats	R: 3 E: 0 K: 2 S: 11	H: 4 LOB: 2 BB: 1 P: 15	R: 0 E: 0 K: 0 S: 3	H: 1 LOB: 1 BB: 0 P: 3	R: 0 E: 0 K: 0 S: 3	H: 0 LOB: 1 BB: 1 P: 7	R: 0 E: 0 K: 0 S: 3	H: 0 LOB: 0 BB: 0 P: 3	R: 0 E: 0 K: 2 S: 7	H: 2 LOB: 1 BB: 0 P: 4	R: 0 E: 0 K: 1 S: 6	H: 1 LOB: 1 BB: 0 P: 6	R: 0 E: 0 K: 0 S: 3	H: 0 LOB: 0 BB: 0 P: 3	R: 0 E: 0 K: 0 S: 3	H: 0 LOB: 0 BB: 0 P: 3	1B: 5 2B: 3 3B: 0 HR: 1	SF: 0 SAC: 0 DP: 1 HBP: 0	WP: 0 PB: 0 SB: 0 CS: 0	PA: 32
PITCHER Tommy John, L ERA: 2.63 Ron Guidry, L ERA: 2.75 Dave LaRoche, L ERA: 2.49 Ron Davis, R ERA: 2.71 (1, 1) (4, 1) (7, 1) (8, 1)	IP: 3.0 WLS: L BF: 16 H: 5 R: 3 ER: 3 SO: 2 BB: 2 IBB: 0 HBP: 0 BLK: 0 WP: 0 HR: 1 S: 17 P: 25 ERA: 9.00 WHIP: 2.333															PITCHER				



