

Baltimore Orioles - 1982

Batter	1	2	3	4	5	6	7	8	9	AB R H RBI BB SO LOB	TOP														
Willie Wilson, S (1, 7) Tom Poquette, L (4, 7) OBP: 0.500, SLG: 0.500	0-0 6-3	0-0 1-3		0-0 4-3		0-0 FC5-4 1B		0-0 G3		3 0 0 0 0 0 3 2 0 1 0 0 0 1															
John Wathan, R (1, 2)	0-3 K		0-0 3-1		4-0 2B BB	0-0 FC5-4		0-0 F8		4 0 0 0 1 1 1															
George Brett, L (1, 5) OBP: 0.600, SLG: 1.500	0-0 4-3		0-0 1-4-3		0-0 1-3 2B		0-0 HR	4-0 BB		4 1 2 1 1 0 0															
Willie Aikens, L (1, 3)		4-0 FC5-4 BB	0-0 4-3		0-0 1-3		4-0 G6-4-3 BB	0-0 L9		3 0 0 0 2 0 3															
Amos Otis, R (1, 8) OBP: 0.200, SLG: 0.400		0-0 FC5-4 1B 1-2f		0-0 1B HR 2B	0-0 F9		0-0 F9	0-0 1-3		5 2 1 0 0 0 5															
Hal McRae, R (1, 10) OBP: 0.500, SLG: 0.333		0-0 F9		0-0 HR 1B	4-0 BB		0-0 G6-4-3 1-2f			3 1 1 0 1 0 2															
Jerry Martin, R (1, 9) OBP: 0.250, SLG: 0.250		0-0 BB 1B 1-2		0-3 K	0-3 K			0-0 4-3		4 0 1 0 0 2 5															
Frank White, R (1, 4) OBP: 0.500, SLG: 1.250		0-0 BB 1B 1-2 2-H		0-0 HR 1-H 3-H		0-0 F9		0-0 F7		4 1 2 4 0 0 0															
U L Washington, S (1, 6)		4-0 BB 1-2 2-3		0-0 4-3		0-0 5-3		4-0 BB		2 0 0 0 2 0 0															
Inning Stats	R: 0 E: 0 K: 1 S: 5	H: 0 LOB: 0 BB: 0 P: 5	R: 1 E: 0 K: 0 S: 5	H: 2 LOB: 3 BB: 2 P: 13	R: 0 E: 0 K: 0 S: 3	H: 0 LOB: 0 BB: 0 P: 3	R: 3 E: 0 K: 1 S: 8	H: 3 LOB: 0 BB: 0 P: 8	R: 0 E: 0 K: 1 S: 6	H: 1 LOB: 3 BB: 2 P: 14	R: 0 E: 0 K: 0 S: 4	H: 1 LOB: 1 BB: 0 P: 4	R: 1 E: 0 K: 0 S: 3	H: 1 LOB: 0 BB: 1 P: 7	R: 0 E: 0 K: 0 S: 3	H: 0 LOB: 1 BB: 1 P: 7	R: 0 E: 0 K: 0 S: 3	H: 0 LOB: 1 BB: 1 P: 7	R: 0 E: 0 K: 0 S: 3	H: 0 LOB: 1 BB: 1 P: 7	1B: 4 2B: 2 3B: 0 HR: 2	SF: 0 SAC: 0 DP: 1 HBP: 0	WP: 0 PB: 0 SB: 0 CS: 0	PA: 41	
PITCHER Dennis Martinez, R (1, 1) ERA: 9.0 Sammy Stewart, R (5, 1) ERA: 1.8	IP 4.0	WLS 21	BF 6	H 4	R 4	ER 4	SO 2	BB 3	IBB 0	HBP 0	BLK 0	WP 0	HR 1	S 22	P 34	ERA 9.00	WHIP 2.250								
																		WP: 0 PB: 0 SB: 0 CS: 0	PA: 41						

Kansas City Royals @ Baltimore Orioles
Memorial Stadium, Baltimore, MD
 Mon Apr 05 1982, 3:33 AM EST
 Att. 51,958 - Unknown - 46 F

livebaseballscorecards.com

AB	34
R	5
H	8
RBI	5
BB	7
SO	3
LOB	20



Batter	1	2	3	4	5	6	7	8	9	AB	R	H	RBI	BB	SO	LOB
Al Bumbry, L (1, 8) OBP: 0.600, SLG: 0.500	4-0 BB G4-6-3	0-0 L6		0-0 L3 1B		0-0 4-3	0-0 HR 1B			4	1	2	1	1	0	2
Rick Dempsey, R (1, 2) OBP: 0.400, SLG: 0.250	0-0 G4-6-3 1-2f		0-0 1B HR 1B	0-0 L3 1-2		4-0 BB	0-0 F8			4	1	1	0	1	0	4
Dan Ford, R (1, 9) OBP: 0.600, SLG: 1.200	0-0 6-3		0-0 1-3 HR 1B	0-0 BB 1B		0-0 F7	0-0 1-H 3-H HR			5	2	3	3	0	0	1
Ken Singleton, S (1, 10)		4-0 HR BB	0-0 E1 1-2 HR	4-0 1-2 BB		0-3 K	4-0 FC6-4 BB			2	2	0	0	3	1	3
Eddie Murray, S (1, 3) OBP: 0.200, SLG: 0.800		0-0 F5	0-0 1-H 2-H 3-H HR	0-0 F9			6-3 FC6-4			5	1	1	4	0	0	4
Cal Ripken Jr., R (1, 5) OBP: 0.600, SLG: 1.400		0-0 1-H HR	0-0 6-3		0-0 6-3		0-0 1B 2B 1B	0-0 F8 2B		5	2	3	2	0	0	0
Gary Roenicke, R (1, 7) OBP: 0.800, SLG: 1.400		0-0 6-3 HBP 1B	0-0 HR 1B		0-0 CS BB 1B		0-0 1-2 2B 1B	0-3 K		5	2	4	1	0	1	1
Lenn Sakata, R (1, 6) OBP: 0.600, SLG: 0.333		1-0 6-3 HBP	0-0 L4		4-0 CS BB		0-0 2B 1B 1B	0-0 F8		3	1	1	0	1	0	1
Rich Dauer, R (1, 4) OBP: 0.200, SLG: 0.400		0-0 6-3 1-2 2-3	0-0 L1		0-0 L8		0-0 1-3 2-H 3-H HR 2B	0-0 1-3		5	1	1	2	0	0	5

Inning Stats	R: 0	H: 0	E: 0	K: 0	S: 2	LOB: 0	BB: 1	P: 6	R: 2	H: 2	E: 0	K: 0	S: 5	LOB: 2	BB: 1	P: 10	R: 5	H: 4	E: 1	K: 0	S: 8	LOB: 0	BB: 0	P: 8	R: 0	H: 2	E: 0	K: 0	S: 4	LOB: 1	BB: 1	P: 7	R: 0	H: 0	E: 0	K: 1	S: 5	LOB: 1	BB: 1	P: 9	R: 6	H: 6	E: 0	K: 0	S: 9	LOB: 1	BB: 1	P: 13	R: 0	H: 1	E: 0	K: 1	S: 6	LOB: 1	BB: 0	P: 6
--------------	------	------	------	------	------	--------	-------	------	------	------	------	------	------	--------	-------	-------	------	------	------	------	------	--------	-------	------	------	------	------	------	------	--------	-------	------	------	------	------	------	------	--------	-------	------	------	------	------	------	------	--------	-------	-------	------	------	------	------	------	--------	-------	------

PITCHER	IP	WLS	BF	H	R	ER	SO	BB	IBB	HBP	BLK	WP	HR	S	P	ERA	WHIP
Dennis Leonard, R (1, 1) ERA: 23.14	2.1	L	16	6	7	6	0	2	0	1	0	0	0	13	22	23.14	3.429
Paul Splittorf, L (3, 1) ERA: 4.5	4.0		18	5	2	2	1	3	0	0	0	0	0	17	29	4.50	2.000
Grant Jackson, L (7, 1) ERA: 54.0	0.2		7	4	4	4	0	1	0	0	0	0	1	6	10	54.00	7.500
Bud Black, L (8, 1) ERA:	1.0		4	1	0	0	1	0	0	0	0	0	0	6	6	0.00	1.000


BOTTOM

Kansas City Royals @ Baltimore Orioles
Memorial Stadium, Baltimore, MD

Mon Apr 05 1982, 3:33 AM EST
 Att: 51,958 - Unknown - 46 F

livebaseballscorecards.com

AB	38
R	13
H	16
RBI	13
BB	6
SO	2
LOB	21



1B: 10	SF: 0	WP: 0	PA: 45
2B: 3	SAC: 0	PB: 0	
3B: 0	DP: 2	SB: 0	
HR: 4	HBP: 1	CS: 2	

Batter	1	2	3	4	5	6	7	8	9	AB R H RBI BB SO LOB	TOP							
Dwight Evans, R (1, 9) OBP: 0.250, SLG: 0.500	0-0 F8		0-0 1B 2B		0-0 F9			0-0 FC5-4		4 1 1 0 0 0 1								
Glenn Hoffman, R (1, 6)	0-0 F3		0-0 F8		0-0 5-3			0-0 F7		4 0 0 0 0 0 3								
Jim Rice, R (1, 7) OBP: 0.250, SLG: 0.250	0-0 4-3		0-0 BB 1B		0-0 5-3			0-0 FC5-4		4 0 1 2 0 0 1								
Carl Yastrzemski, L (1, 3)		0-0 F5	4-0 1-2 BB		0-0 6-3			0-0 F9		3 0 0 0 1 0 0								
Carney Lansford, R (1, 5)		4-0 FC6-4 BB	0-0 L9		0-0 6-3			0-0 6-3		3 0 0 0 1 0 2								
Dave Stapleton, R (1, 4) OBP: 0.500, SLG: 0.750		0-0 F8		0-0 G6-4-3 1B			0-0 F2		4 0 2 0 0 0 1									
Tony Perez, R (1, 10)		0-0 FC6-4		0-0 G6-4-3			0-3 K		4 0 0 0 0 1 3									
Gary Allenson, R (1, 2) OBP: 0.333, SLG: 0.667			0-0 FC2-6-5 2B		0-0 5-3		0-0 F7		3 0 1 0 0 0 0									
Reid Nichols, R (1, 8) OBP: 0.333, SLG: 0.333			0-0 FC2-6-5 2B 1B		0-0 F3			0-0 FC5-4 1B		3 1 1 0 0 0 1								
Inning Stats	R: 0 E: 0 K: 0 S: 3	H: 0 LOB: 0 BB: 0 P: 3	R: 0 E: 0 K: 0 S: 3	H: 0 LOB: 1 BB: 1 P: 7	R: 2 E: 0 K: 0 S: 6	H: 3 LOB: 2 BB: 1 P: 10	R: 0 E: 0 K: 0 S: 3	H: 1 LOB: 0 BB: 0 P: 3	R: 0 E: 0 K: 1 S: 5	H: 0 LOB: 0 BB: 0 P: 5	R: 0 E: 0 K: 1 S: 4	H: 1 LOB: 1 BB: 0 P: 4	R: 0 E: 0 K: 0 S: 4	H: 1 LOB: 1 BB: 0 P: 4	1B: 3 2B: 3 3B: 0 HR: 0	SF: 0 SAC: 0 DP: 1 HBP: 0	WP: 0 PB: 0 SB: 0 CS: 0	PA: 34
PITCHER Scott McGregor, L (1, 1) ERA: 2.0	IP 9.0 WLS L BF 34 H 6 R 2 ER 2 SO 1 BB 2 IBB 0 HBP 0 BLK 0 WP 0 HR 0 S 34 P 42 ERA 2.00 WHIP 0.889																	PITCHER

Boston Red Sox @ Baltimore Orioles
Memorial Stadium, Baltimore, MD
 Sat Apr 10 1982, 3:33 AM EST
 Unknown - 47 F

livebaseballscorecards.com

AB	32
R	2
H	6
RBI	2
BB	2
SO	1
LOB	12



BOTTOM

Boston Red Sox @ Baltimore Orioles
 Memorial Stadium, Baltimore, MD

Sat Apr 10 1982, 3:38 AM EST
 Att. 21,268 - Unknown

livebaseballscorecards.com

AB	32
R	5
H	10
RBI	5
BB	6
SO	2
LOB	22



WP: 0	PA: 40
PB: 0	SB: 0
CS: 0	


AB	R	H	RBI	BB	SO	LOB
4	2	1	0	1	0	1
4	2	3	0	0	0	1
3	1	1	1	2	0	2
5	0	3	3	0	0	3
3	0	0	0	1	0	4
3	0	0	0	0	1	2
4	0	1	1	0	0	4
2	0	0	0	2	1	0
4	0	1	0	0	0	5
1B: 7	SF: 0					
2B: 3	SAC: 1					
3B: 0	DP: 1					
HR: 0	HBP: 1					

Batter	1	2	3	4	5	6	7	8	9
Al Bumbry, L OBP: 0.357, SLG: 0.250 (1, 8)	0-0 1-3		4-0 1B 1B BB	0-0 FC6-4 1-2f		0-0 4-3 SH2-3 2B 1B		0-0 1-3	
Rich Dauer, R OBP: 0.444, SLG: 0.667 (1, 4)	0-0 2B 2B		0-0 1B FC6-4 1B	0-0 FC6-4 1-2f		0-0 SH2-3 1-2		0-0 BB 1B	
Ken Singleton, S OBP: 0.500, SLG: 0.222 (1, 10)	0-0 F4		0-0 FC6-4 1-3 2-H 1B		4-0 HBP 5-3 1B BB	0-0 4-3 2-3		4-0 1-2 BB	
Eddie Murray, S OBP: 0.429, SLG: 0.786 (1, 3)	0-0 2B		0-0 FC6-4 1-2f BB		0-0 5-3 HBP 1B	0-0 2B 3-H		0-0 F4	
Dan Ford, R OBP: 0.385, SLG: 0.583 (1, 9)	0-0 L8		4-0 1-2 BB		0-0 F9	0-0 F7			
Gary Roenicke, R OBP: 0.556, SLG: 0.875 (1, 7)		0-0 6-3	0-3 K		1-0 5-3 HBP		0-0 F8		
Cal Ripken Jr., R OBP: 0.333, SLG: 0.667 (1, 5)		0-0 BB 1B	0-0 4-3		0-0 5-3		0-0 F9		
Rick Dempsey, R OBP: 0.444, SLG: 0.167 (1, 2)		4-0 G6-4-3 1-2 BB		0-3 K	4-0 BB		0-0 5-3		
Lenn Sakata, R OBP: 0.364, SLG: 0.222 (1, 6)		0-0 G6-4-3 1-2f		0-0 FC6-4 1B		0-0 F8		0-0 F7	

Inning	1	2	3	4	5	6	7	8	9
R: 1	R: 0	R: 0	R: 2	R: 0	R: 1	R: 1	R: 0	R: 0	R: 0
E: 0	E: 0	E: 0	E: 0	E: 0	E: 0	E: 0	E: 0	E: 0	E: 0
K: 0	K: 0	K: 0	K: 1	K: 1	K: 0	K: 0	K: 0	K: 0	K: 0
S: 5	S: 3	S: 3	S: 7	S: 6	S: 4	S: 5	S: 3	S: 4	S: 3
H: 2	H: 1	H: 1	H: 2	H: 1	H: 1	H: 2	H: 0	H: 1	H: 1
LOB: 1	LOB: 1	LOB: 1	LOB: 2	LOB: 1	LOB: 3	LOB: 1	LOB: 0	LOB: 2	LOB: 2
BB: 0	BB: 1	BB: 1	BB: 2	BB: 0	BB: 2	BB: 0	BB: 0	BB: 1	BB: 1
P: 5	P: 7	P: 7	P: 15	P: 6	P: 13	P: 5	P: 3	P: 8	P: 8

PITCHER	IP	WLS	BF	H	R	ER	SO	BB	IBB	HBP	BLK	WP	HR	S	P	ERA	WHIP
Bob Ojeda, L ERA: 13.5 (1, 1)	2.0	L	12	5	3	3	0	2	0	0	0	0	0	10	18	13.50	3.500
Bob Stanley, R ERA: 4.5 (3, 1)	4.0		20	4	2	2	2	3	0	1	0	0	0	20	33	4.50	1.750
Tom Burgmeier, L ERA: (7, 1)	2.0		8	1	0	0	0	1	0	0	0	0	0	7	11	0.00	1.000

PITCHER	IP	WLS	BF	H	R	ER	SO	BB	IBB	HBP	BLK	WP	HR	S	P	ERA	WHIP
Bob Ojeda, L ERA: 13.5 (1, 1)	2.0	L	12	5	3	3	0	2	0	0	0	0	0	10	18	13.50	3.500
Bob Stanley, R ERA: 4.5 (3, 1)	4.0		20	4	2	2	2	3	0	1	0	0	0	20	33	4.50	1.750
Tom Burgmeier, L ERA: (7, 1)	2.0		8	1	0	0	0	1	0	0	0	0	0	7	11	0.00	1.000

Batter	1	2	3	4	5	6	7	8	9	AB R H RBI BB SO LOB	TOP		
Dwight Evans, R OBP: 0.500, SLG: 0.545 (1, 9) X	0-0 BB FC4-6 1B	0-0 1B		4-0 FC8-4 BB		0-0 BB 2B	0-0 6-3			4 2 3 0 1 0 1			
Glenn Hoffman, R OBP: 0.308, SLG: 0.250 (1, 6) X	0-0 FC4-6 BB E 1B	0-0 L8		0-0 FC8-4 1B		0-0 F4		0-0 1B SF9 1B		5 2 2 0 0 0 4			
Jim Rice, R OBP: 0.462, SLG: 0.300 (1, 7) B B B	4-0 FC4-6 BB 1-2 2-3		4-0 BB 1B BB	0-0 1B		4-0 BB IBB		0-0 FC5-4 1B		2 1 2 0 3 0 0			
Carl Yastrzemski, L OBP: 0.462, SLG: 0.600 (1, 3) X	0-0 FC4-6 E 3-1 1-2f 2-3 3-H		4-0 BB 1B BB	0-3 K		4-0 BB BB		0-3 K		3 0 0 2 2 2 6			
Carney Lansford, R OBP: 0.385, SLG: 0.222 (1, 5) X	0-0 E5 3-1 1-2 3-H		0-0 4-3 1B		0-0 L7	4-0 BB		0-0 SF9		3 0 1 4 1 0 1			
Dave Stapleton, R OBP: 0.154, SLG: 0.231 (1, 4) X	0-0 3-1		0-0 4-3		0-0 6-3	0-0 F8		0-0 FC5-4		5 0 0 0 0 0 8			
Tony Perez, R OBP: 0.222, SLG: 0.125 (1, 10) X	0-0 L7		4-0 G5-4-3 IBB		0-0 6-3		0-0 FC4-6 1B		0-0 6-3	4 0 1 0 1 0 2	AB 36 R 6 H 10 RBI 6 BB 8 SO 3 LOB 27		
Gary Allenson, R OBP: 0.125, SLG: 0.250 (1, 2) X		0-0 5-3	0-0 G5-4-3			0-0 P6	0-0 F8		0-0 6-3	5 0 0 0 0 0 4			
Rick Miller, L OBP: 0.500, SLG: 0.286 (1, 8) X		0-0 L3		0-3 K		0-0 2B BB 1B	0-0 FC4-6		0-0 G3	5 1 1 0 0 1 1			
Inning Stats	R: 2 E: 1 K: 0 S: 6 H: 2 LOB: 2 BB: 1 P: 10	R: 0 E: 0 K: 0 S: 4 H: 1 LOB: 1 BB: 0 P: 4	R: 1 E: 0 K: 0 S: 3 H: 1 LOB: 2 BB: 3 P: 15	R: 0 E: 0 K: 2 S: 8 H: 1 LOB: 2 BB: 1 P: 12	R: 0 E: 0 K: 0 S: 3 H: 0 LOB: 0 BB: 0 P: 3	R: 2 E: 0 K: 0 S: 5 H: 2 LOB: 3 BB: 3 P: 17	R: 0 E: 0 K: 0 S: 4 H: 1 LOB: 1 BB: 0 P: 4	R: 1 E: 0 K: 1 S: 7 H: 2 LOB: 1 BB: 0 P: 7	R: 0 E: 0 K: 0 S: 3 H: 0 LOB: 0 BB: 0 P: 3	1B: 9 2B: 1 3B: 0 HR: 0 SF: 1 SAC: 0 DP: 1 HBP: 0	WP: 0 PB: 0 SB: 0 CS: 0 PA: 45		
PITCHER	IP WLS BF H R ER SO BB IBB HBP BLK WP HR S P ERA WHIP											PITCHER	IP WLS BF H R ER SO BB IBB HBP BLK WP HR S P ERA WHIP
Mike Flanagan, L ERA: 7.94 (1, 1)	5.2 L 31 7 5 5 2 5 2 0 0 0 0 0 28 56 7.94 2.118												
Don Stanhouse, R ERA: (6, 1)	1.1 6 1 0 0 0 1 0 0 0 0 0 0 5 9 0.00 1.500												
Tippy Martinez, L ERA: 4.5 (8, 1)	2.0 8 2 1 1 1 0 0 0 0 0 0 0 10 10 4.50 1.000												

Boston Red Sox @ Baltimore Orioles
Memorial Stadium, Baltimore, MD
 Sun Apr 11 1982, 3:33 AM EST
 Att. 11,235 - Unknown - 55 F

livebaseballscorecards.com

Batter	1	2	3	4	5	6	7	8	9	AB R H RBI BB SO LOB
Al Bumbry, L OBP: 0.278, SLG: 0.188 (1, 8) X	0-0 6-3		0-0 1-3		0-0 1-3		0-3 K			4 0 0 0 0 1 1
Rich Dauer, R OBP: 0.308, SLG: 0.462 (1, 4) X	0-0 F8		0-0 6-3		0-3 K			0-0 F7		4 0 0 0 0 1 0
Ken Singleton, S OBP: 0.444, SLG: 0.231 (1, 10) X	0-0 6-3		0-0 1-5-3			0-0 G4-6-3 1B		0-3 K		4 0 1 0 0 1 0
Eddie Murray, S OBP: 0.500, SLG: 0.833 (1, 3) X		0-0 SH5-3 HBP 1B		0-0 FC5 E 1B		0-0 G4-6-3 1-2f		0-0 2B		4 0 3 0 0 0 1
Dan Ford, R OBP: 0.412, SLG: 0.533 (1, 9) H		1-0 SH5-3 HBP		0-0 E6 FC5		0-0 FC6-4 1B		0-0 6-3		3 0 1 0 0 0 2
Gary Roenicke, R OBP: 0.417, SLG: 0.636 (1, 7) X		0-0 SH5-3 1-2 2-3		0-0 F7		0-0 FC6-4 1-2f		0-0 5-3		3 0 0 0 0 0 3
Cal Ripken Jr., R OBP: 0.250, SLG: 0.500 (1, 5) X		0-3 K		0-0 FC5 1-2 2-3f			0-0 6-3		0-0 6-3	4 0 0 0 0 1 4
Rick Dempsey, R OBP: 0.385, SLG: 0.111 (1, 2) X		4-0 BB BB BB		0-0 F8			0-0 6-3		0-0 F3	3 0 0 0 1 0 2
Lenn Sakata, R OBP: 0.357, SLG: 0.250 (1, 6) X		0-0 L4			0-0 F8		0-0 1B			3 0 1 0 0 0 3

Inning Stats	R: 0 E: 0 K: 0 S: 3	H: 0 LOB: 0 BB: 0 P: 3	R: 0 E: 0 K: 1 S: 6	H: 1 LOB: 3 BB: 1 P: 11	R: 0 E: 0 K: 0 S: 3	H: 0 LOB: 0 BB: 0 P: 3	R: 0 E: 1 K: 0 S: 5	H: 1 LOB: 2 BB: 0 P: 5	R: 0 E: 0 K: 1 S: 5	H: 0 LOB: 0 BB: 0 P: 5	R: 0 E: 0 K: 0 S: 4	H: 2 LOB: 1 BB: 0 P: 4	R: 0 E: 0 K: 1 S: 6	H: 1 LOB: 1 BB: 0 P: 6	R: 0 E: 0 K: 1 S: 6	H: 1 LOB: 1 BB: 0 P: 6	R: 0 E: 0 K: 0 S: 3	H: 0 LOB: 0 BB: 0 P: 3	1B: 5 2B: 1 3B: 0 HR: 0	SF: 0 SAC: 1 DP: 1 HBP: 1	WP: 0 PB: 0 SB: 0 CS: 0	PA: 35
--------------	------------------------------	---------------------------------	------------------------------	----------------------------------	------------------------------	---------------------------------	------------------------------	---------------------------------	------------------------------	---------------------------------	------------------------------	---------------------------------	------------------------------	---------------------------------	------------------------------	---------------------------------	------------------------------	---------------------------------	----------------------------------	------------------------------------	----------------------------------	--------

PITCHER	IP	WLS	BF	H	R	ER	SO	BB	IBB	HBP	BLK	WP	HR	S	P	ERA	WHIP	PITCHER	IP	WLS	BF	H	R	ER	SO	BB	IBB	HBP	BLK	WP	HR	S	P	ERA	WHIP		
John Tudor, L ERA:	(1, 1)	9.0	W	35	6	0	0	4	1	0	1	0	0	41	46	0.00	0.778																				

BOTTOM


Boston Red Sox @ Baltimore Orioles
Memorial Stadium, Baltimore, MD

Sun Apr 11 1982, 3:33 AM EST
Att. 11,235 - Unknown - 55 F

AB	32
R	0
H	6
RBI	0
BB	1
SO	4
LOB	16



WP: 0	PA: 35
PB: 0	
SB: 0	
CS: 0	

Batter	1	2	3	4	5	6	7	8	9	AB R H RBI BB SO LOB	TOP																								
Al Bumbry, L (1, 8) OBP: 0.259, SLG: 0.200	0-0 4-3		0-0 G1-4-3		0-0 E7	0-0 F7			0-0 FC2-5	5 1 1 0 0 0 5	<p>Baltimore Orioles @ Kansas City Royals Royals Stadium, Kansas City, MO</p> <p>Wed Apr 14 1982, 7:05 PM EST Att: 20,382 - Unknown</p> <p>livebaseballscorecards.com</p> <table border="1"> <tr><td>AB</td><td>32</td></tr> <tr><td>R</td><td>3</td></tr> <tr><td>H</td><td>7</td></tr> <tr><td>RBI</td><td>3</td></tr> <tr><td>BB</td><td>5</td></tr> <tr><td>SO</td><td>4</td></tr> <tr><td>LOB</td><td>18</td></tr> </table> 	AB	32	R	3	H	7	RBI	3	BB	5	SO	4	LOB	18										
AB	32																																		
R	3																																		
H	7																																		
RBI	3																																		
BB	5																																		
SO	4																																		
LOB	18																																		
Joe Nolan, L (1, 2) OBP: 0.259, SLG: 0.200	0-0 4-3		4-0 BB		0-0 3-1			0-0 F9	0-0 G4-6-3	4 0 0 1 1 0 3																									
Ken Singleton, S (1, 10) OBP: 0.346, SLG: 0.238	0-3 K		0-0 4-3		0-0 WP			0-3 K		4 0 1 1 0 2 1																									
Eddie Murray, S (1, 3) OBP: 0.538, SLG: 0.960		0-0 G3		0-0 2B	4-0 WP			0-0 F9		3 0 1 0 1 0 0																									
Dan Ford, R (1, 9) OBP: 0.360, SLG: 0.435		0-0 6-3		0-0 F8	0-0 6-3			0-3 K		4 0 0 0 0 1 3																									
Gary Roenicke, R (1, 7) OBP: 0.474, SLG: 0.813		1-0 HBP		0-0 5-3		4-0 FC5-4		0-0 P6		2 0 0 0 1 0 1																									
Cal Ripken Jr., R (1, 5) OBP: 0.174, SLG: 0.348		0-0 F9		0-0 5-3		0-0 FC5-4		0-0 F8		4 0 0 0 0 0 3																									
Lenn Sakata, R (1, 6) OBP: 0.429, SLG: 0.500			0-0 HR		0-0 F8	0-0 1B		4-0 FC2-5	BB	3 1 2 1 1 0 0																									
Rich Dauer, R (1, 4) OBP: 0.381, SLG: 0.500			0-0 G1-4-3		0-0 E	0-3 K		4-0 FC2-5	BB	3 1 2 0 1 1 2																									
Bobby Bonner, R (9, PR) OBP: 0.500, SLG: 0.500					0-0 3-1					0 0 0 0 0 0 0																									
Inning Stats	R: 0 E: 0 K: 1 S: 5	H: 0 LOB: 0 BB: 0 P: 5	R: 0 E: 0 K: 0 S: 3	H: 0 LOB: 1 BB: 0 P: 4	R: 1 E: 0 K: 0 S: 4	H: 2 LOB: 1 BB: 1 P: 8	R: 0 E: 0 K: 0 S: 4	H: 1 LOB: 1 BB: 0 P: 4	R: 2 E: 1 K: 0 S: 6	H: 3 LOB: 2 BB: 1 P: 10	R: 0 E: 0 K: 1 S: 6	H: 1 LOB: 2 BB: 1 P: 10	R: 0 E: 0 K: 1 S: 5	H: 0 LOB: 0 BB: 0 P: 5	R: 0 E: 0 K: 1 S: 5	H: 0 LOB: 0 BB: 0 P: 5	R: 0 E: 0 K: 0 S: 2	H: 0 LOB: 2 BB: 2 P: 10	1B: 4 2B: 2 3B: 0 HR: 1	SF: 0 SAC: 0 DP: 2 HBP: 1	WP: 1 PB: 0 SB: 0 CS: 0	PA: 38													
PITCHER	IP WLS BF H R ER SO BB IBB HBP BLK WP HR S P ERA WHIP																																		
Dennis Leonard, R (1, 1) ERA: 6.6	7.0	31	7	3	3	3	2	1	1	0	1	1	33	46	3.86	1.286																			
Dave Frost, R (8, 1) ERA:	2.0	W	7	0	0	0	1	2	0	0	0	0	7	15	0.00	1.000																			

BOTTOM

Baltimore Orioles @ Kansas City Royals
Royals Stadium, Kansas City, MO

livebaseballscorecards.com

AB	34
R	4
H	10
RBI	4
BB	5
SO	2
LOB	16



WP:	0	PA:	40
PB:	0	SB:	2
CS:	0		

Wed Apr 14 1982, 7:05 PM EST
Att. 20,382 - Unknown

AB R H RBI BB SO LOB

5 1 2 0 0 0 1

5 1 2 1 0 0 2

4 0 0 0 1 1 2

4 0 2 2 0 0 1

4 0 0 0 0 0 2

2 0 1 0 2 1 0

2 1 2 1 2 0 0

4 0 0 0 0 0 7

4 1 1 0 0 0 1

1B: 7 SF: 0
2B: 2 SAC: 0
3B: 0 DP: 2
HR: 1 HBP: 0

Batter	1	2	3	4	5	6	7	8	9
U L Washington, S OBP: 0.348, SLG: 0.211 (1, 6)	0-0 1-3		0-0 P6		0-0 G3		0-0 G4-3-6 1B		0-0 5-3 1B
John Wathan, R OBP: 0.296, SLG: 0.346 (1, 2)	0-0 2B		0-0 1B S		0-0 1-3		0-0 G4-3-6 1-2f		0-0 5-3 1-2
George Brett, L OBP: 0.222, SLG: 0.458 (1, 5)	0-3 K		0-0 P2		0-0 F7			0-0 F7	4-0 1B IBB
Amos Otis, R OBP: 0.333, SLG: 0.652 (1, 8)	0-0 F8		0-0 1B 1-H			0-0 F8		0-1 CI BB S	0-0 1B 1-2 2-H
Hal McRae, R OBP: 0.318, SLG: 0.263 (1, 7)		0-0 5-3	0-0 F8			0-0 F8		0-0 5-3	
Lee May, R OBP: 0.750, SLG: 0.500 (1, 10)		0-3 K		0-0 G4-6-3 1B		4-0 FC5 1B BB		4-0 BB BB	
Jerry Martin, R OBP: 0.455, SLG: 0.556 (1, 9)		0-0 HR		4-0 G4-6-3 1-2 BB		0-0 FC5 1B		4-0 BB 1-2 2-3	
Dennis Werth, R (1, 3)		0-0 L5		0-0 G4-6-3 1-2f 2-3		0-0 FC5		0-0 F9	
Frank White, R OBP: 0.318, SLG: 0.524 (1, 4)			0-0 E8 1B 2B		0-0 F8		0-0 F8		0-0 6-3

Inning Stats	R: 0	H: 1	E: 0	K: 1	S: 6	LOB: 1	BB: 0	P: 6
	R: 1	H: 1	E: 0	K: 1	S: 6	LOB: 0	BB: 0	P: 6
	R: 2	H: 3	E: 1	K: 0	S: 6	LOB: 1	BB: 0	P: 6
	R: 0	H: 1	E: 0	K: 0	S: 3	LOB: 1	BB: 1	P: 7
	R: 0	H: 0	E: 0	K: 0	S: 3	LOB: 0	BB: 0	P: 3
	R: 0	H: 1	E: 0	K: 0	S: 4	LOB: 2	BB: 1	P: 8
	R: 0	H: 1	E: 0	K: 0	S: 3	LOB: 0	BB: 0	P: 3
	R: 0	H: 0	E: 1	K: 0	S: 4	LOB: 3	BB: 2	P: 12
	R: 1	H: 2	E: 0	K: 0	S: 4	LOB: 2	BB: 1	P: 8

PITCHER	IP	WLS	BF	H	R	ER	SO	BB	IBB	HBP	BLK	WP	HR	S	P	ERA	WHIP
Scott McGregor, L ERA: 2.7 (1, 1)	7.2		33	8	3	3	2	3	0	0	0	0	1	34	46	3.52	1.435
Don Stanhouse, R ERA: 3.86 (8, 1)	1.0	L	7	2	1	1	0	1	1	0	0	0	0	5	13	9.00	3.000

Batter	1	2	3	4	5	6	7	8	9	AB R H RBI BB SO LOB	TOP									
Lenn Sakata, R OBP: 0.360, SLG: 0.409 (1, 6)	0-0 5-3		0-0 F8		0-0 FC6-4			0-3 K		4 0 0 0 0 1 2										
Rich Dauer, R OBP: 0.360, SLG: 0.458 (1, 4)	0-0 1B		0-0 F8			0-0 F9		0-0 5-3		4 0 1 0 0 0 1										
Ken Singleton, S OBP: 0.333, SLG: 0.208 (1, 10)	0-0 F9			0-0 6-3		0-0 6-3		4-0 BB		3 0 0 0 1 0 1										
Eddie Murray, S OBP: 0.500, SLG: 0.931 (1, 3)	0-3 K			0-0 F9		0-0 3B		0-0 4-3		4 0 1 0 0 1 2										
Dan Ford, R OBP: 0.345, SLG: 0.385 (1, 9)		0-0 4-3		4-0 BB		0-0 6-3			0-0 4-3	3 0 0 0 1 0 1										
Benny Ayala, R (1, 7)		0-3 K		0-0 P4			0-0 F8		0-0 E8 1B	3 0 0 0 0 1 1 1 1 0 0 0 0 0										
Al Bumbry, L OBP: 0.250, SLG: 0.192 (7, 8)																				
Gary Roenicke, R OBP: 0.500, SLG: 0.765 (1, 8)		0-0 G3			4-0 BB		4-0 BB		0-0 1B	1 0 0 0 2 0 0 1 0 1 1 0 0 0										
John Lowenstein, L (9, PH)																				
Cal Ripken Jr., R OBP: 0.154, SLG: 0.308 (1, 5)			0-0 E6		0-0 G6-4-3		0-0 F7		0-0 G4-6-3	3 0 0 0 0 0 2 1 0 0 0 0 0 1										
Terry Crowley, L (9, PH)																				
Rick Dempsey, R OBP: 0.368, SLG: 0.200 (1, 2)			0-0 F9		0-0 1B		0-0 FC6-4			3 0 1 0 0 0 2										
Inning Stats	R: 0 E: 0 K: 1 S: 6	H: 1 LOB: 1 BB: 0 P: 6	R: 0 E: 0 K: 1 S: 5	H: 0 LOB: 0 BB: 0 P: 5	R: 0 E: 1 K: 0 S: 4	H: 0 LOB: 1 BB: 0 P: 4	R: 0 E: 0 K: 0 S: 3	H: 0 LOB: 1 BB: 1 P: 7	R: 0 E: 0 K: 0 S: 3	H: 1 LOB: 1 BB: 1 P: 7	R: 0 E: 0 K: 0 S: 4	H: 1 LOB: 1 BB: 0 P: 4	R: 0 E: 0 K: 0 S: 5	H: 0 LOB: 1 BB: 1 P: 9	R: 1 E: 1 K: 0 S: 4	H: 1 LOB: 0 BB: 0 P: 4	1B: 3 2B: 0 3B: 1 HR: 0	SF: 0 SAC: 0 DP: 2 HBP: 0	WP: 0 PB: 0 SB: 0 CS: 0	PA: 35
PITCHER	IP WLS BF H R ER SO BB IBB HBP BLK WP HR S P ERA WHIP																			
Britt Burns, L (1, 1)	7.0 W 27 3 0 0 2 3 0 0 0 0 0 0 28 40 0.00 0.857																			
Salome Barojas, R (8, 1)	2.0 S 8 1 1 0 1 1 0 0 0 0 0 0 9 13 0.00 1.000																			

Baltimore Orioles @ Chicago White Sox
Comiskey Park, Chicago, IL
Sat Apr 17 1982, 7:05 PM EST
Unknown

livebaseballscorecards.com

AB 31
R 1
H 4
RBI 1
BB 4
SO 3
LOB 13



Batter	1	2	3	4	5	6	7	8	9	AB	R	H	RBI	BB	SO	LOB
Ron LeFlore, R OBP: 0.276, SLG: 0.357 (1, 8)	F3		F9		E5		BB FC1-5 FC5-2 1B	F8		5	0	1	0	0	0	3
Tony Bernazard, S OBP: 0.207, SLG: 0.357 (1, 4)	F8		G3		4-3		FC1-5 FC5-2 BB			4	0	0	0	0	0	4
Steve Kemp, L OBP: 0.483, SLG: 0.560 (1, 7)	HR		BB		3-1		FC5-2 BB			3	1	2	1	1	0	1
Greg Luzinski, R OBP: 0.276, SLG: 0.407 (1, 10)	HR		BB		5-3		FC5-2 FC6-4			3	1	1	2	1	0	4
Tom Paciorek, R OBP: 0.615, SLG: 0.826 (1, 3)	L4		F2				FC6-4			4	0	1	0	0	0	5
Vance Law, R (8, 6)							WP			0	0	0	0	0	0	0
Harold Baines, L OBP: 0.269, SLG: 0.250 (1, 9)			F8				1B			4	0	0	0	0	0	1
Carlton Fisk, R OBP: 0.500, SLG: 0.412 (1, 2)			F7				K			3	0	1	0	1	1	1
Aurelio Rodriguez, R (1, 5)			5-3				6-3			4	0	0	0	0	0	3
Bill Almon, R OBP: 0.522, SLG: 0.550 (1, 6)										2	1	1	0	0	1	1
Rudy Law, L OBP: 0.500, SLG: 0.500 (7, PR)			G3				FC1-5			0	0	0	0	0	0	0
Mike Squires, L (8, 3)			1B				1B			0	0	0	0	0	1	0
Inning Stats	R: 2 E: 0 K: 0 S: 5	H: 2 LOB: 0 BB: 0 P: 5	R: 0 E: 0 K: 0 S: 3	H: 0 LOB: 0 BB: 0 P: 3	R: 1 E: 0 K: 0 S: 5	H: 2 LOB: 2 BB: 1 P: 9	R: 0 E: 0 K: 1 S: 5	H: 0 LOB: 1 BB: 1 P: 9	R: 0 E: 0 K: 0 S: 4	H: 1 LOB: 1 BB: 0 P: 6	R: 0 E: 0 K: 0 S: 4	H: 1 LOB: 3 BB: 1 P: 9	R: 0 E: 0 K: 0 S: 4	H: 1 LOB: 2 BB: 1 P: 8	1B: 6 2B: 0 3B: 0 HR: 1	SF: 0 SAC: 0 DP: 0 HBP: 1

BOTTOM

Baltimore Orioles @ Chicago White Sox
Comiskey Park, Chicago, IL
Sat Apr 17 1982, 7:05 PM EST
Unknown

livebaseballscorecards.com

AB	32
R	3
H	7
RBI	3
BB	4
SO	2
LOB	23



PITCHER	IP	WLS	BF	H	R	ER	SO	BB	IBB	HBP	BLK	WP	HR	S	P	ERA	WHIP
Dennis Martinez, R ERA: 4.12 (1, 1)	8.0	L	37	7	3	3	2	3	1	1	0	1	1	36	53	3.38	1.250

WP: 1	PA: 37
PB: 0	
SB: 1	
CS: 0	

Batter	1	2	3	4	5	6	7	8	9	AB R H RBI BB SO LOB	TOP																
Al Bumbry, L (1, 8) OBP: 0.242, SLG: 0.167	0-3 K		0-0 4-3		0-0 G5-3		4-0 HR	0-0 F7		4 1 0 0 1 1 4																	
Jim Dwyer, L (1, 9) OBP: 0.200, SLG: 0.800	0-3 K		0-0 F8		0-0 HR		0-0 HR		0-0 5-3	3 1 1 1 0 1 0																	
Gary Roenicke, R (7, PH) OBP: 0.500, SLG: 0.895	0-3 K									2 1 1 2 0 0 0																	
Ken Singleton, S (1, 10) OBP: 0.343, SLG: 0.214	0-3 K				0-3 K		0-0 F8		0-0 1B	4 0 1 0 1 2 0																	
Eddie Murray, S (1, 3) OBP: 0.571, SLG: 0.941		0-0 1B			0-0 1B		0-0 1B		0-0 1B	5 2 5 0 0 0 0																	
John Lowenstein, L (1, 7) OBP: 0.500, SLG: 0.429		0-0 1B			4-0 1B		0-0 6-3		0-0 G1-6-3	1 1 1 0 1 0 0																	
Dan Ford, R (5, PH) OBP: 0.313, SLG: 0.345		1-3 1B			1-2 E				0-0 G1-6-3	3 0 0 0 0 0 4																	
Joe Nolan, L (1, 2) OBP: 0.286, SLG: 0.273		0-0 SF8			0-0 E					2 0 2 2 1 0 0																	
Rick Dempsey, R (8, PR) OBP: 0.368, SLG: 0.200		3-H			1-2 2-H					0 0 0 0 0 0 0																	
Lenn Sakata, R (1, 4) OBP: 0.310, SLG: 0.346		0-0 F8			0-0 4-1		0-0 F4		0-0 P4	4 0 0 0 0 0 4																	
Rich Dauer, R (1, 5) OBP: 0.345, SLG: 0.429		0-0 F8			0-0 5-3		0-0 F9		0-0 BB	4 0 1 0 0 0 3																	
Bobby Bonner, R (1, 6) OBP: 0.400, SLG: 0.400			0-0 P4		0-0 G5-3		0-3 K		4-0 BB	3 0 1 0 0 1 0																	
Terry Crowley, L (8, PH)										0 0 0 0 1 0 0																	
Floyd Rayford, R (8, PR)										0 0 0 0 0 0 0																	
Inning Stats	R: 0 E: 0 K: 3 S: 9	H: 0 LOB: 0 BB: 0 P: 9	R: 1 E: 0 K: 0 S: 5	H: 2 LOB: 1 BB: 0 P: 5	R: 0 E: 0 K: 0 S: 3	H: 0 LOB: 0 BB: 0 P: 3	R: 2 E: 1 K: 1 S: 7	H: 2 LOB: 1 BB: 1 P: 11	R: 1 E: 0 K: 0 S: 5	H: 3 LOB: 2 BB: 1 P: 9	R: 0 E: 0 K: 0 S: 2	H: 0 LOB: 0 BB: 1 P: 6	R: 2 E: 0 K: 1 S: 6	H: 2 LOB: 0 BB: 1 P: 10	R: 0 E: 0 K: 0 S: 5	H: 2 LOB: 3 BB: 1 P: 9	R: 0 E: 0 K: 0 S: 4	H: 2 LOB: 1 BB: 0 P: 4	1B: 10 2B: 1 3B: 0 HR: 2	SF: 1 SAC: 0 DP: 2 HBP: 0	WP: 0 PB: 0 SB: 0 CS: 2	PA: 42					
PITCHER	IP WLS BF H R ER SO BB IBB HBP BLK WP HR S P ERA WHIP																										
Richard Dotson, R (1, 1) ERA: 3.38	4.2		22	7	4	3	4	2	0	0	0	0	1	28	36	5.79	1.929										
Kevin Hickey, L (5, 1) ERA: 4.5	2.0		9	2	2	2	1	2	0	0	0	0	1	9	17	9.00	2.000										
LaMarr Hoyt, R (7, 1) ERA:	2.1	W	10	4	0	0	0	1	0	0	0	0	0	9	13	0.00	2.143										

Baltimore Orioles @ Chicago White Sox
 Comiskey Park, Chicago, IL
 Sat Apr 17 1982, 7:05 PM EST
 Att. 28,977 - Unknown

livebaseballscorecards.com

AB	35
R	6
H	13
RBI	5
BB	5
SO	5
LOB	15



Batter	1	2	3	4	5	6	7	8	9	AB R H RBI BB SO LOB	TOP														
Al Bumbry, L (1, 8) OBP: 0.289, SLG: 0.229	0-0 G4-6-3 1B		0-0 5-3		0-0 2B 1B	0-0 1-3 2-H 1B			0-0 FC4-6	5 1 3 1 0 0 1															
Rich Dauer, R (1, 5) OBP: 0.394, SLG: 0.467	0-0 G4-6-3 1-2f		4-0 8-3 BB		0-0 1-3 2-H 2B			0-0 G4-6-3 HBP	0-0 F3	2 1 1 1 1 0 1															
Jose Morales, R (9, PH)										1 0 0 0 0 0 1															
Ken Singleton, S (1, 10) OBP: 0.350, SLG: 0.250	4-0 1B BB		0-0 8-3 1-2f		0-0 4-3 2-H 3-H 2B			0-0 G4-6-3 1-2f	0-0 3-1	4 0 1 2 1 0 3															
Eddie Murray, S (1, 3) OBP: 0.564, SLG: 0.921	0-0 1-3 1B			0-0 6-3	0-0 4-3 2-3			0-0 2B		4 0 2 0 0 0 1															
Dan Ford, R (1, 9) OBP: 0.278, SLG: 0.303	0-3 K			0-0 F7	0-3 K			0-0 P3		4 0 0 0 0 2 4															
Gary Roenicke, R (1, 7) OBP: 0.519, SLG: 0.955		0-3 K		0-0 2B		0-0 F8 FC4-2 2B		0-0 F8		3 0 2 0 0 1 0															
John Lowenstein, L (6, 7) OBP: 0.444, SLG: 0.375										1 0 0 0 0 0 0															
Rick Dempsey, R (1, 2) OBP: 0.364, SLG: 0.176		4-0 BB		0-0 P6		0-0 F8 2-3		0-0 F8		2 0 0 0 1 0 2															
Jim Dwyer, L (8, PH) OBP: 0.167, SLG: 0.667										1 0 0 0 0 0 0															
Floyd Rayford, R (8, 5)										0 0 0 0 0 0 0															
Lenn Sakata, R (1, 4) OBP: 0.281, SLG: 0.310		0-0 F8		0-0 F8		0-0 FC4-2 1B		0-0 F9		3 1 0 0 0 0 2															
Joe Nolan, L (8, PH) OBP: 0.267, SLG: 0.250										1 0 0 0 0 0 0															
Bobby Bonner, R (1, 6) OBP: 0.375, SLG: 0.375		0-0 FC6-4		0-0 1B 2B 1B		0-0 E3 1B		0-0 BB		3 1 1 0 0 0 2															
Terry Crowley, L (9, PH)										0 0 0 0 1 0 0															
Cal Ripken Jr., R (9, PR) OBP: 0.154, SLG: 0.308										0 0 0 0 0 0 0															
Inning Stats	R: 0 E: 0 K: 1 S: 6	H: 2 LOB: 2 BB: 1 P: 10	R: 0 E: 0 K: 1 S: 5	H: 0 LOB: 1 BB: 1 P: 9	R: 0 E: 0 K: 0 S: 2	H: 0 LOB: 0 BB: 1 P: 6	R: 0 E: 0 K: 0 S: 4	H: 1 LOB: 1 BB: 0 P: 4	R: 3 E: 0 K: 1 S: 9	H: 4 LOB: 1 BB: 0 P: 9	R: 1 E: 1 K: 0 S: 5	H: 2 LOB: 2 BB: 0 P: 5	R: 0 E: 0 K: 0 S: 3	H: 1 LOB: 1 BB: 0 P: 4	R: 0 E: 0 K: 0 S: 3	H: 0 LOB: 0 BB: 0 P: 3	R: 0 E: 0 K: 0 S: 3	H: 0 LOB: 1 BB: 1 P: 7	1B: 5 2B: 6 3B: 0 HR: 0	SF: 0 SAC: 0 DP: 3 HBP: 1	WP: 0 PB: 0 SB: 0 CS: 0	PA: 39			
PITCHER	IP	WLS	BF	H	R	ER	SO	BB	IBB	HBP	BLK	WP	HR	S	P	ERA	WHIP								
Jerry Koosman, L (1, 1) ERA: 5.65	5.0		23	7	3	3	3	3	0	0	0	0	0	26	38	5.40	2.000								
LaMarr Hoyt, R (6, 1) ERA:	3.0	W	13	3	1	0	0	1	0	1	0	0	0	11	16	0.00	1.333								
Salome Barojas, R (9, 1) ERA:	1.0	S	3	0	0	0	0	0	0	0	0	0	0	3	3	0.00	0.000								

Baltimore Orioles @ Chicago White Sox
 Comiskey Park, Chicago, IL
 Sun Apr 18 1982, 4:33 AM EST
 Att. 34,322 - Unknown

livebaseballscorecards.com

AB 34
R 4
H 10
RBI 4
BB 4
SO 3
LOB 17



Batter	1	2	3	4	5	6	7	8	9
Ron LeFlore, R OBP: 0.343, SLG: 0.441 (1, 8)	0-0 FC1-6 1B	0-0 F3		0-0 4-3			0-0 S 1-2 1B	0-0 2B	
Tony Bernazard, S OBP: 0.211, SLG: 0.351 (1, 4)	0-0 FC1-6 1B		0-0 5-3		0-0 F7		0-0 BB 1B	0-0 F7	
Steve Kemp, L OBP: 0.500, SLG: 0.516 (1, 7)	4-0 1B BB		0-0 4-3		0-3 K		4-0 BB 1-2 BB		
Greg Luzinski, R OBP: 0.316, SLG: 0.412 (1, 10)	0-0 E 1B		0-0 E 1B		0-0 P4		0-0 F3		
Tom Paciorek, R OBP: 0.514, SLG: 0.688 (1, 3)	0-0 L6		0-0 E6 2B		0-0 1-3		0-0 F9		
Mike Squires, L (8, 3)	1-3 2-H		1-H						
Carlton Fisk, R OBP: 0.538, SLG: 0.421 (1, 2)	0-0 1B		4-0 IBB		0-0 L5		4-0 1-2 2-3 BB		
Harold Baines, L OBP: 0.265, SLG: 0.250 (1, 9)	0-0 F7		0-0 G3		0-0 1B		0-0 F7		
Jim Morrison, R OBP: 0.259, SLG: 0.458 (1, 5)		0-0 F5		0-0 4-3		0-0 P6		0-0 F7	
Rudy Law, L OBP: 0.429, SLG: 0.429 (8, PH)									
Aurelio Rodriguez, R (9, 5)									
Vance Law, R OBP: 0.500, SLG: 0.200 (1, 6)		0-3 K		0-3 K			4-0 S 1B E BB	0-3 K	

AB	R	H	RBI	BB	SO	LOB
5	1	3	0	0	0	0
5	1	1	0	0	0	2
2	1	0	0	2	1	0
4	2	2	1	0	0	2
4	0	1	1	0	0	3
0	0	0	0	0	0	0
2	0	1	1	2	0	0
4	0	1	0	0	0	6
3	0	0	0	0	0	1
1	0	0	0	0	0	0
0	0	0	0	0	0	0
3	1	0	0	1	3	0


BOTTOM

Baltimore Orioles @ Chicago White Sox
Comiskey Park, Chicago, IL

Sun Apr 18 1982, 4:33 AM EST
Att. 34,322 - Unknown

AB	33
R	6
H	9
RBI	3
BB	5
SO	4
LOB	14

livebaseballscorecards.com



WP: 0	PA: 38
PB: 0	
SB: 3	
CS: 0	

Inning Stats		R: 3	H: 3	LOB: 1	K: 0	S: 6	R: 0	H: 0	LOB: 0	K: 1	S: 5	R: 1	H: 2	LOB: 2	K: 0	S: 5	R: 0	H: 0	LOB: 0	K: 1	S: 5	R: 0	H: 0	LOB: 0	K: 1	S: 5	R: 0	H: 1	LOB: 1	K: 0	S: 4	R: 2	H: 2	LOB: 3	K: 0	S: 5	R: 0	H: 1	LOB: 1	K: 1	S: 6
PITCHER	IP	WLS	BF	H	R	ER	SO	BB	IBB	HBP	BLK	WP	HR	S	P	ERA	WHIP																								
Scott McGregor, L ERA: 3.97 (1, 1)	6.0	L	29	8	6	5	3	2	1	0	0	0	0	0	4	7.50	1.667																								
Tippy Martinez, L ERA: 9.0 (7, 1)	0.0		1	0	0	0	0	1	0	0	0	0	0	0	4	∞	∞																								
Don Stanhouse, R ERA: 2.08 (7, 1)	2.0		8	1	0	0	1	1	0	0	0	0	0	9	13	0.00	1.000																								

Batter	1	2	3	4	5	6	7	8	9	AB R H RBI BB SO LOB
Jerry Remy, L (1, 4) OBP: 0.286, SLG: 0.286	0-3 K		0-0 F7		0-0 4-3		0-0 F8	0-0 2B 1B		5 1 1 1 0 1 0
Dwight Evans, R (1, 9) OBP: 0.396, SLG: 0.324	0-3 K		0-0 P6		0-0 F8		0-0 3B 2B	0-0 1-H 3-H 2B		5 1 2 2 0 1 0
Jim Rice, R (1, 7) OBP: 0.370, SLG: 0.308	0-3 K			4-0 1B BB	4-0 BB		0-0 2-H 3B	0-0 5-3		3 1 1 1 2 1 2
Carney Lansford, R (1, 5) OBP: 0.356, SLG: 0.333		0-0 F3		0-0 F9	0-3 K		0-0 6-3			4 0 0 0 0 1 3
Dave Stapleton, R (1, 3) OBP: 0.244, SLG: 0.326		0-0 5-3		0-0 F8		0-0 F8		0-0 F9		4 0 0 0 0 0 1
Tony Perez, R (1, 10) OBP: 0.316, SLG: 0.133		4-0 1B BB		0-0 1-H HR 1B		0-0 E9		4-0 BB 1B 3-1 BB		2 1 1 1 2 0 0
Julio Valdez, S (8, PR)										0 1 0 0 0 0 0
Glenn Hoffman, R (1, 6) OBP: 0.333, SLG: 0.545		0-0 1-2 1B		0-0 1-H HR		0-0 F8		0-0 3-1 1B 1B		4 2 3 2 0 0 1
Gary Allenson, R (1, 2) OBP: 0.300, SLG: 0.333		0-0 L6		0-0 E6 1B		0-0 6-3		4-0 1B 2B 3-1 BB		3 1 1 0 1 0 3
Reid Nichols, R (1, 8) OBP: 0.167, SLG: 0.167			0-0 P6		0-0 4-3		0-0 F8	0-0 1-2 2-3 3-H 3-1		3 0 0 0 0 0 1
Carl Yastrzemski, L (8, PH) OBP: 0.487, SLG: 0.719										1 0 0 1 0 0 2
Rick Miller, L (9, 8) OBP: 0.314, SLG: 0.172										0 0 0 0 0 0 0


Inning Stats	R: 0	H: 0	E: 0	K: 3	S: 9	LOB: 0	BB: 0	P: 9	R: 0	H: 1	E: 0	K: 0	S: 4	LOB: 2	BB: 1	P: 8	R: 0	H: 0	E: 0	K: 0	S: 3	LOB: 0	BB: 0	P: 3	R: 3	H: 3	E: 1	K: 0	S: 6	LOB: 1	BB: 1	P: 10	R: 0	H: 0	E: 0	K: 1	S: 5	LOB: 1	BB: 1	P: 9	R: 0	H: 0	E: 1	K: 0	S: 4	LOB: 1	BB: 0	P: 4	R: 1	H: 2	E: 0	K: 0	S: 5	LOB: 1	BB: 0	P: 5	R: 4	H: 3	E: 0	K: 0	S: 6	LOB: 2	BB: 2	P: 14
--------------	------	------	------	------	------	--------	-------	------	------	------	------	------	------	--------	-------	------	------	------	------	------	------	--------	-------	------	------	------	------	------	------	--------	-------	-------	------	------	------	------	------	--------	-------	------	------	------	------	------	------	--------	-------	------	------	------	------	------	------	--------	-------	------	------	------	------	------	------	--------	-------	-------

PITCHER	IP	WLS	BF	H	R	ER	SO	BB	IBB	HBP	BLK	WP	HR	S	P	ERA	WHIP
Mike Flanagan, L (1, 1) ERA: 6.92	7.1	L	33	6	5	5	4	4	0	0	0	0	1	37	53	6.14	1.364
Don Stanhouse, R (8, 1) ERA: 6.23	0.0		2	1	0	0	0	1	0	0	0	0	0	1	5	∞	∞
Tippy Martinez, L (8, 1) ERA: 9.53	0.2		4	2	3	3	0	0	0	0	0	0	0	4	4	40.50	3.000


BOTTOM

Baltimore Orioles @ Boston Red Sox
 Fenway Park, Boston, MA
 Tue Apr 20 1982, 6:05 PM EST
 Att. 15,253 - Unknown

AB	34
R	8
H	9
RBI	8
BB	5
SO	4
LOB	13



WP	HR	S	P	ERA	WHIP
0	0	0	0	0	0

Batter	1	2	3	4	5	6	7	8	9	AB R H RBI BB SO LOB	TOP											
Al Bumbry, L (1, 8) OBP: 0.341, SLG: 0.341	0-0 3-1 2B	0-0 1B		0-0 F8			0-0 SF9 1B 2B	0-0 1B		5 2 4 1 0 0 1												
Joe Nolan, L (1, 2) OBP: 0.250, SLG: 0.250	0-3 K	0-0 FC4 1B			0-0 F2		0-0 SF9	0-0 G3		4 0 1 2 0 1 3												
Dan Ford, R (1, 9) OBP: 0.267, SLG: 0.310	0-0 3-1 2-3	0-0 FC4 1-2f			0-0 P4		0-0 BB 1B		0-0 6-3	5 0 1 1 0 0 3												
Eddie Murray, S (1, 3) OBP: 0.542, SLG: 0.844	0-0 2B		0-3 K		0-0 3-1		0-0 BB BB		4-0 1B BB	3 0 1 1 2 1 0												
Ken Singleton, S (1, 10) OBP: 0.327, SLG: 0.225	4-0 BB		0-0 6-3			0-0 F9	0-0 F9		0-0 1-2 1B	4 0 1 0 1 0 2												
Gary Roenicke, R (1, 7) John Lowenstein, L (7, PH) OBP: 0.333, SLG: 0.273	0-3 K		0-3 K			0-0 F5	0-3 K		0-3 K	3 0 0 0 0 2 2 2 0 0 0 0 2 4												
Cal Ripken Jr., R (1, 5) Jim Dwyer, L (8, PH) Floyd Rayford, R (8, 5) Jose Morales, R (9, PH)		0-3 K		0-3 K		0-3 K		0-0 4-3	0-3 K	3 0 0 0 0 3 0 1 0 0 0 0 0 0 0 0 0 0 0 0 0 1 0 0 0 0 1 2	AB 39 R 5 H 12 RBI 5 BB 3 SO 11 LOB 20											
Rich Dauer, R (1, 4) OBP: 0.425, SLG: 0.472		0-0 1B 1B 1B		0-0 1B			0-0 1B 2B 1B	0-0 E3 1B		4 2 3 0 0 0 0												
Lenn Sakata, R (1, 6) Terry Crowley, L (8, PH) Bobby Bonner, R (8, 6)		0-3 K		0-0 F9			0-0 2B SF9 1B	0-0 L6		3 1 1 0 0 1 2 1 0 0 0 0 0 1 0 0 0 0 0 0 0												
Inning Stats	R: 1 E: 0 K: 2 S: 9	H: 2 LOB: 2 BB: 1 P: 13	R: 1 E: 0 K: 2 S: 10	H: 3 LOB: 2 BB: 0 P: 10	R: 0 E: 0 K: 2 S: 7	H: 0 LOB: 0 BB: 0 P: 7	R: 0 E: 0 K: 1 S: 6	H: 1 LOB: 1 BB: 0 P: 6	R: 0 E: 0 K: 0 S: 3	H: 0 LOB: 0 BB: 0 P: 3	R: 0 E: 0 K: 1 S: 5	H: 0 LOB: 0 BB: 0 P: 5	R: 3 E: 0 K: 1 S: 9	H: 4 LOB: 2 BB: 1 P: 13	R: 0 E: 1 K: 0 S: 5	H: 1 LOB: 2 BB: 0 P: 5	R: 0 E: 0 K: 2 S: 8	H: 1 LOB: 2 BB: 1 P: 12	1B: 9 2B: 3 3B: 0 HR: 0	SF: 1 SAC: 0 DP: 0 HBP: 0	WP: 0 PB: 0 SB: 0 CS: 0	PA: 43
PITCHER	IP WLS BF H R ER SO BB IBB HBP BLK WP HR S P ERA WHIP																					
Dennis Eckersley, R (1, 1) ERA: 2.59	6.1 W 30 10 5 5 8 1 0 0 0 0 0 0 45 49 7.11 1.737																					
Mark Clear, R (7, 1) ERA: 1.74	2.2 S 13 2 0 0 3 2 0 0 0 0 0 0 17 25 0.00 1.500																					

Baltimore Orioles @ Boston Red Sox
Fenway Park, Boston, MA
 Wed Apr 21 1982, 6:05 PM EST
 Att: 15,725 - Unknown

livebaseballscorecards.com

Batter	1	2	3	4	5	6	7	8	9
Jerry Remy, L OBP: 0.333, SLG: 0.316 (1, 4) X	0-0 L3-1 1B		4-0 1B 1-2 BB	0-3 K		0-0 E 1B			
Dwight Evans, R OBP: 0.365, SLG: 0.293 (1, 9) SSS	0-3 K		0-3 K	0-0 F3		0-0 2-3 1-2			
Jim Rice, R OBP: 0.360, SLG: 0.302 (1, 7) X	0-0 L3-1 1-2		0-0 1B 1-3 2-H	0-0 1-3		0-0 F8			
Carl Yastrzemski, L OBP: 0.465, SLG: 0.667 (1, 10) X		0-0 F8	0-0 BB 1B 1-3 2B 1B		0-0 6-3		0-0 F7		
Carney Lansford, R OBP: 0.367, SLG: 0.349 (1, 5) X		0-0 1B 1B	0-0 BB 1B 1-2 2B 1B		0-0 5-3		0-0 F9		
Dave Stapleton, R OBP: 0.265, SLG: 0.340 (1, 3) X		0-0 BB 1B 1-3	0-0 F9		0-0 1B		0-3 K		
Glenn Hoffman, R OBP: 0.367, SLG: 0.543 (1, 6) B B B B		4-0 G4-3 BB 1-2	4-0 2B BB 1-2 2-3		0-0 F5		0-0 FC6-4 1B		
Rich Gedman, L OBP: 0.360, SLG: 0.435 (1, 2) X	0-0 G4-3		0-0 2B			0-0 CS 1B		0-3 K	
Tony Perez, R OBP: 0.300, SLG: 0.125 (8, PH)								0-0 FC6-4	
Gary Allenson, R OBP: 0.300, SLG: 0.333 (9, 2) X	0-0 1-2f		0-0 1-H 2-H 3-H			0-0 1-3		0-0 1-2f	
Rick Miller, L OBP: 0.308, SLG: 0.156 (1, 8) B B B B			0-0 BB 1B BB						

AB	R	H	RBI	BB	SO	LOB
3	1	2	0	1	1	0
4	0	0	0	0	2	4
4	1	1	1	0	0	1
4	1	1	1	0	0	0
4	1	2	1	0	0	0
4	0	2	0	0	1	2
2	1	1	0	2	0	1
3	0	2	3	0	0	3
1	0	0	0	0	1	1
0	0	0	0	0	0	0
3	1	0	0	1	0	3

BOTTOM

Baltimore Orioles @ Boston Red Sox
Fenway Park, Boston, MA
Wed Apr 21 1982, 6:05 PM EST
Att. 15,725 - Unknown


livebaseballscorecards.com

AB	32
R	6
H	11
RBI	6
BB	4
SO	5
LOB	15



1B: 10	SF: 0	WP: 0	PA: 36
2B: 2	SAC: 0	PB: 0	
3B: 0	DP: 2	SB: 0	
HR: 0	HBP: 0	CS: 1	

Inning Stats	R: 0	H: 1	E: 0	LOB: 0	K: 1	P: 5	R: 0	H: 2	E: 0	LOB: 2	K: 0	P: 8	R: 6	H: 4	E: 0	LOB: 1	K: 1	P: 21	R: 0	H: 0	E: 0	LOB: 0	K: 1	P: 5	R: 0	H: 1	E: 0	LOB: 1	K: 0	P: 4	R: 0	H: 2	E: 1	LOB: 1	K: 0	P: 4	R: 0	H: 0	E: 0	LOB: 0	K: 0	P: 3	R: 0	H: 1	E: 0	LOB: 1	K: 2	P: 8	R: 3
PITCHER	IP	WLS	BF	H	R	ER	SO	BB	IBB	HBP	BLK	WP	HR	S	P	ERA	WHIP																																
Dennis Martinez, R ERA: 5.32 (1, 1)	2.1	L	13	5	4	4	2	3	0	0	0	0	0	14	26	15.43	3.429																																
Sammy Stewart, R ERA: 4.26 (3, 1)	0.1		4	2	2	2	0	1	0	0	0	0	0	3	7	54.00	9.000																																
Ross Grimsley, L ERA: (3, 1)	4.2		17	4	0	0	2	0	0	0	0	0	0	21	21	0.00	0.857																																
Tippy Martinez, L ERA: 8.53 (8, 1)	0.2		2	0	0	0	1	0	0	0	0	0	0	4	4	0.00	0.000																																

Batter	1	2	3	4	5	6	7	8	9	AB R H RBI BB SO LOB	TOP		
Ron LeFlore, R OBP: 0.333, SLG: 0.426 (1, 8)	0-3 K		0-0 F9		0-0 1B		0-0 E5		0-0 2B	5 0 2 2 0 1 1			
Tony Bernazard, S OBP: 0.231, SLG: 0.333 (1, 4)	0-3 K			0-0 6-3	0-3 K		0-0 1-3		0-0 6-3	5 0 0 0 0 2 5			
Steve Kemp, L OBP: 0.449, SLG: 0.450 Rudy Law, L OBP: 0.300, SLG: 0.300 (1, 7) (4, PR) (4, 7)	0-0 F7			1-0 1B 1B HBP		0-0 F8		0-0 F7		1 0 0 0 0 0 0 2 1 0 0 0 0 0			
Greg Luzinski, R OBP: 0.320, SLG: 0.386 (1, 10)		0-0 F2		0-0 F9		0-0 F9		0-0 L9		4 0 0 0 0 0 1			
Tom Paciorek, R OBP: 0.435, SLG: 0.558 Mike Squires, L (1, 3) (9, 3)		0-0 L8		0-0 1B		0-0 1B		0-0 F8		4 0 2 1 0 0 0 0 0 0 0 0 0 0			
Harold Baines, L OBP: 0.273, SLG: 0.268 (1, 9)		0-0 WP 2B		0-0 F5		0-0 F7			0-0 SH2-4 3B 1B	4 1 2 0 0 0 2			
Carlton Fisk, R OBP: 0.444, SLG: 0.296 (1, 2)		0-0 F8			0-0 F8		0-0 F5		0-0 SH2-4	3 0 0 0 0 0 1	AB 35 R 4 H 10 RBI 4 BB 1 SO 3 LOB 12		
Jim Morrison, R OBP: 0.297, SLG: 0.515 (1, 5)			0-0 CS 1B		0-0 1B 2B		0-0 6-3		0-0 FC1-2 3B	4 1 3 1 0 0 0			
Bill Almon, R OBP: 0.471, SLG: 0.429 (1, 6)			0-0 F3		0-0 CS 1B		4-0 BB		0-0 FC1-2 2B	3 1 1 0 1 0 2			
Inning Stats	R: 0 E: 0 K: 2 S: 7 H: 0 LOB: 0 BB: 0 P: 7	R: 0 E: 0 K: 0 S: 4 H: 1 LOB: 1 BB: 0 P: 4	R: 0 E: 0 K: 0 S: 3 H: 1 LOB: 0 BB: 0 P: 3	R: 1 E: 0 K: 0 S: 4 H: 1 LOB: 1 BB: 0 P: 5	R: 1 E: 0 K: 1 S: 7 H: 3 LOB: 2 BB: 0 P: 7	R: 0 E: 0 K: 0 S: 4 H: 1 LOB: 1 BB: 0 P: 4	R: 0 E: 1 K: 0 S: 4 H: 0 LOB: 2 BB: 1 P: 8	R: 0 E: 0 K: 0 S: 3 H: 0 LOB: 0 BB: 0 P: 3	R: 2 E: 0 K: 0 S: 6 H: 3 LOB: 1 BB: 0 P: 6	1B: 6 2B: 4 3B: 1 HR: 0 SF: 0 SAC: 1 DP: 1 HBP: 1	WP: 1 PB: 0 SB: 0 CS: 2 PA: 38		
PITCHER	IP WLS BF H R ER SO BB IBB HBP BLK WP HR S P ERA WHIP											PITCHER	IP WLS BF H R ER SO BB IBB HBP BLK WP HR S P ERA WHIP
Jim Palmer, R ERA: 7.47 (1, 1)	8.2 L 37 10 4 4 3 1 0 1 0 1 0 1 0 41 46 4.15 1.269												
Tippy Martinez, L ERA: 8.1 (9, 1)	0.1 1 0 0 0 0 0 0 0 0 0 0 0 0 1 1 0.00 0.000												

Chicago White Sox @ Baltimore Orioles
 Memorial Stadium, Baltimore, MD
 Fri Apr 23 1982, 6:05 PM EST
 Att. 11,885 - Unknown - 62 F

livebaseballscorecards.com

BOTTOM

Chicago White Sox @ Baltimore Orioles
Memorial Stadium, Baltimore, MD

Fri Apr 23 1982, 6:05 PM EST
Att. 11,885 - Unknown - 62 F

livebaseballscorecards.com

AB	33
R	2
H	7
RBI	2
BB	3
SO	5
LOB	12



WP:	0	PA:	36
PB:	0		
SB:	0		
CS:	0		

AB	R	H	RBI	BB	SO	LOB
4	0	0	0	0	0	1
4	2	3	0	0	0	0
3	0	0	0	1	0	2
0	0	0	0	0	0	0
4	0	2	2	0	1	0
4	0	1	0	0	1	3
3	0	0	0	1	1	0
4	0	0	0	0	1	2
2	0	0	0	1	0	2
1	0	1	0	0	0	0
2	0	0	0	0	0	1
1	0	0	0	0	1	0
0	0	0	0	0	0	0
0	0	0	0	0	0	0
1	0	0	0	0	0	1

Batter	1	2	3	4	5	6	7	8	9
Al Bumbry, L (1, 8) OBP: 0.313, SLG: 0.311	0-0 4-3		0-0 FC6-4			0-0 4-3		0-0 F7	
Rich Dauer, R (1, 4) OBP: 0.455, SLG: 0.525	0-0 F9			0-0 1B 2B		0-0 1B		0-0 1B	
Ken Singleton, S (1, 10) Jim Dwyer, L (8, PR) OBP: 0.250, SLG: 0.625	0-0 1-3			0-0 2-3		0-0 F8		4-0 1B BB	
Eddie Murray, S (1, 3) OBP: 0.538, SLG: 0.816		0-3 K		0-0 1B		0-0 F8		0-0 1B	
Dan Ford, R (1, 9) OBP: 0.265, SLG: 0.326		0-0 1-3		0-0 G4-6-3		0-0 2B		0-3 K	
Gary Roenicke, R (1, 7) OBP: 0.395, SLG: 0.656		0-3 K			0-0 F5		4-0 BB		0-0 F9
Cal Ripken Jr., R (1, 5) OBP: 0.167, SLG: 0.306			0-0 F3		0-0 4-3		0-0 F8		0-3 K
Rick Dempsey, R (1, 2) Terry Crowley, L (9, PH) OBP: 0.375, SLG: 0.167			4-0 FC6-4 BB		0-0 6-3		0-0 4-3		0-0 1B
Bobby Bonner, R (1, 6) Jose Morales, R (8, PH) Lenn Sakata, R (9, 6) Joe Nolan, L (9, PH) Benny Ayala, R (9, PH) OBP: 0.375, SLG: 0.429			0-0 F9			0-0 F4		0-3 K	0-0 5-3

Inning	R	H	E	K	S	H	LOB	BB	P
1	0	0	0	3	7	0	0	0	3
2	0	0	0	2	7	0	0	0	7
3	0	0	0	3	7	0	1	1	7
4	1	2	0	0	4	0	0	0	4
5	0	0	0	3	3	0	0	0	3
6	0	1	0	4	4	0	1	0	4
7	0	1	0	4	8	0	2	1	8
8	1	2	0	9	13	0	2	1	13
9	0	1	0	6	6	0	1	0	6

PITCHER	IP	WLS	BF	H	R	ER	SO	BB	IBB	HBP	BLK	WP	HR	S	P	ERA	WHIP
Britt Burns, L (1, 1) ERA: 0.87	7.2		31	6	2	2	3	3	0	0	0	0	0	34	46	2.35	1.174
LaMarr Hoyt, R (8, 1) ERA:	1.0	W	4	1	0	0	2	0	0	0	0	0	0	8	8	0.00	1.000
Jerry Koosman, L (9, 1) ERA: 5.52	0.1	S	1	0	0	0	0	0	0	0	0	0	0	1	1	0.00	0.000

Batter	1	2	3	4	5	6	7	8	9	AB R H RBI BB SO LOB	TOP																
Ron LeFlore, R (1, 8) OBP: 0.358, SLG: 0.500	0-0 1B 3B	0-0 E4 2-3			0-0 1B	0-0 6-3			0-0 1-3 2B	5 1 3 0 0 0 2																	
Tony Bernazard, S (1, 4) OBP: 0.246, SLG: 0.339	0-0 1B	0-0 F8			0-0 L5			0-0 4-3 S 1B	0-3 K	5 0 2 1 0 1 5																	
Tom Paciorek, R (1, 3) OBP: 0.392, SLG: 0.500	0-0 F8				0-0 F7			0-0 4-3 1-3	0-0 F3	5 0 0 0 0 1 5																	
Greg Luzinski, R (1, 10) OBP: 0.309, SLG: 0.388	0-0 L8				0-0 1-3 2B			0-3 K	0-0 F3	5 0 1 0 0 1 5																	
Carlton Fisk, R (1, 2) OBP: 0.425, SLG: 0.323	0-3 K				0-0 F4			0-0 F8		4 1 1 0 0 1 3																	
Jim Morrison, R (1, 5) OBP: 0.293, SLG: 0.541		0-0 F9			0-0 5-3			0-0 F7		4 1 1 1 0 0 1																	
Jerry Hairston, S (1, 7) OBP: 0.286, SLG: 0.714					0-3 K			0-0 3-1		4 1 2 2 0 1 0																	
Harold Baines, L (1, 9) OBP: 0.250, SLG: 0.244		0-0 F5			0-0 F7			0-0 FC6-4 F9		4 0 0 0 0 0 1																	
Bill Almon, R (1, 6) OBP: 0.474, SLG: 0.452		0-0 E 2B			0-0 F3			0-0 F9	4-0 2B BB	3 0 1 0 1 0 1																	
Inning Stats	R: 1 E: 0 K: 1 S: 7	H: 2 LOB: 1 BB: 0 P: 7	R: 1 E: 1 K: 0 S: 6	H: 2 LOB: 2 BB: 0 P: 6	R: 0 E: 0 K: 1 S: 6	H: 1 LOB: 1 BB: 0 P: 6	R: 0 E: 0 K: 1 S: 5	H: 0 LOB: 0 BB: 0 P: 5	R: 0 E: 0 K: 0 S: 4	H: 1 LOB: 1 BB: 0 P: 4	R: 2 E: 0 K: 0 S: 6	H: 3 LOB: 1 BB: 0 P: 6	R: 0 E: 0 K: 1 S: 6	H: 1 LOB: 1 BB: 0 P: 6	R: 0 E: 0 K: 0 S: 3	H: 0 LOB: 0 BB: 0 P: 3	R: 0 E: 0 K: 1 S: 6	H: 1 LOB: 2 BB: 1 P: 10	1B: 4 2B: 4 3B: 2 HR: 1	SF: 0 SAC: 0 DP: 0 HBP: 0	WP: 0 PB: 0 SB: 1 CS: 0	PA: 40					
PITCHER	IP WLS BF H R ER SO BB IBB HBP BLK WP HR S P ERA WHIP																										
Scott McGregor, L (1, 1) ERA: 4.55	5.0	W	24	8	4	4	3	0	0	0	0	0	1	30	30	7.20	1.600										
Sammy Stewart, R (6, 1) ERA: 3.24	4.0	W	16	3	0	0	2	1	0	0	0	0	0	19	23	0.00	1.000										

Chicago White Sox @ Baltimore Orioles
 Memorial Stadium, Baltimore, MD
 Sat Apr 24 1982, 6:05 PM EST
 Att. 24,749 - Unknown

livebaseballscorecards.com

AB 39
 R 4
 H 11
 RBI 4
 BB 1
 SO 5
 LOB 23



Batter	1	2	3	4	5	6	7	8	9
Al Bumbry, L OBP: 0.346, SLG: 0.347 (1, 8)	0-0 FC4-6 S 1B		0-0 WP SH3 1-2 4-3 1B	0-0 F7			0-0 BB HR 1B		
Rich Dauer, R OBP: 0.426, SLG: 0.488 (1, 4)	0-3 K 1-2		0-0 SH3 1-2 2-3		0-0 F3		0-0 F9		
John Lowenstein, L OBP: 0.357, SLG: 0.250 (1, 7) Gary Roenicke, R OBP: 0.400, SLG: 0.636 (5, PH) (6, 7)	4-0 FC4-6 BB		0-0 4-3 2-H 3-H		0-3 K		4-0 HR BB		
Eddie Murray, S OBP: 0.554, SLG: 0.923 (1, 3)	0-0 FC4-6 1-2f 2-3		0-0 BB		0-0 HR		0-0 HR 1-H 2-H		
Dan Ford, R OBP: 0.245, SLG: 0.300 (1, 9)	0-0 4-3		0-0 4-3		0-0 F8		0-0 F3		
Ken Singleton, S OBP: 0.368, SLG: 0.227 (1, 10)		4-0 BB G1-6-3 BB		4-0 BB G3 2B BB		4-0 BB G6-4-3 BB		0-0 SH3-4 1B	
Joe Nolan, L OBP: 0.227, SLG: 0.222 (1, 2) Rick Dempsey, R OBP: 0.379, SLG: 0.182 (6, PH) (7, 2)		0-0 F7		0-0 G3 1-2		0-0 G6-4-3 1-2f		0-0 SH3-4 1-2	
Cal Ripken Jr., R OBP: 0.150, SLG: 0.275 (1, 5)		0-0 G1-6-3 1-2f		0-0 6-3		0-0 6-3		0-3 K	
Bobby Bonner, R OBP: 0.357, SLG: 0.429 (1, 6)			0-0 SH3 1B WP 1B	0-0 2B			0-0 6-3	0-3 K	

Inning Stats	R: 0 E: 0 K: 1 S: 6	H: 1 LOB: 2 BB: 1 P: 10	R: 0 E: 0 K: 0 S: 2	H: 0 LOB: 0 BB: 1 P: 6	R: 2 E: 0 K: 0 S: 5	H: 2 LOB: 1 BB: 1 P: 9	R: 1 E: 0 K: 0 S: 4	H: 1 LOB: 1 BB: 1 P: 8	R: 1 E: 0 K: 1 S: 6	H: 1 LOB: 0 BB: 0 P: 6	R: 0 E: 0 K: 0 S: 2	H: 0 LOB: 0 BB: 1 P: 6	R: 3 E: 0 K: 0 S: 5	H: 2 LOB: 0 BB: 1 P: 9	R: 0 E: 0 K: 2 S: 8	H: 1 LOB: 1 BB: 0 P: 8
1B: 5 2B: 1 3B: 0 HR: 2	SF: 0 SAC: 2 DP: 2 HBP: 0	WP: 1 PB: 0 SB: 1 CS: 0	PA: 36													

PITCHER	IP	WLS	BF	H	R	ER	SO	BB	IBB	HBP	BLK	WP	HR	S	P	ERA	WHIP
Dennis Lamp, R ERA: 6.91 (1, 1)	3.2		18	4	3	3	1	4	0	0	0	1	0	16	32	7.36	2.182
Kevin Hickey, L ERA: 4.32 (4, 1)	3.0	L	11	2	2	2	1	1	0	0	0	0	1	12	16	6.00	1.000
LaMarr Hoyt, R ERA: 1.5 (7, 1)	1.1		7	2	2	2	2	1	0	0	0	0	1	10	14	13.50	2.250

BOTTOM

Chicago White Sox @ Baltimore Orioles
Memorial Stadium, Baltimore, MD

Sat Apr 24 1982, 6:05 PM EST
Att. 24,749 - Unknown

livebaseballscorecards.com

AB	28
R	7
H	8
RBI	6
BB	6
SO	4
LOB	15



Batter	1	2	3	4	5	6	7	8	9	AB R H RBI BB SO LOB	TOP
Rickey Henderson, R OBP: 0.448, SLG: 0.333 (1, 7) X	0-0 F6	4-0 S 1B 1-2 2-3 BB		0-0 F9			4-0 CS BB	0-0 L8		3 0 0 0 2 0 3	
Dwayne Murphy, L OBP: 0.238, SLG: 0.274 (1, 8) H	1-0 BB 1B HBP	0-0 S 1B 1-2 2-H 3-H			0-3 K		0-0 1-2 HR	0-0 G3		4 1 2 3 0 1 0	
Tony Armas, R OBP: 0.325, SLG: 0.480 (1, 9) X	0-0 BB 1B 1-2	0-3 K 1-2 2-3			4-0 HR BB		0-3 K 2	0-0 F4		4 1 1 0 1 2 2	
Cliff Johnson, R OBP: 0.250, SLG: 0.333 (1, 10) B B B B	4-0 G5-4-3 1-2 2-3 BB		0-0 5-3		0-0 1-H HR		0-0 F8	4-0 E S BB		3 1 1 2 2 0 0 0 0 0 0 0 0 0	
Jimmy Sexton, R (9, PR) B B B B											
Mickey Klutts, R OBP: 0.304, SLG: 0.250 (1, 5) X	0-0 G5-4-3 1-2f		0-0 G1-4-3 1B		0-3 K			4-0 BB BB SH3 BB	0-0 1-3	4 1 1 0 1 1 4	
Davey Lopes, R OBP: 0.308, SLG: 0.397 (1, 4) X		0-0 CS 1B	0-0 G1-4-3		0-0 6-3			0-0 F4		4 0 1 0 0 0 2	
Joe Rudi, R OBP: 0.349, SLG: 0.351 (1, 3) X		0-0 WP BB 1B 1-2		0-0 F8		0-0 F4		4-0 SH3 BB BB		3 1 1 0 1 0 0	
Mike Heath, R OBP: 0.263, SLG: 0.188 (1, 2) B B B B		4-0 WP 1B BB 1-2		0-0 5-3		0-3 K		4-0 SH3 BB		2 1 0 0 2 1 0	
Rob Picciolo, R OBP: 0.243, SLG: 0.250 (1, 6) X		0-0 F4		0-0 1B		0-0 L7		0-0 SH3		3 0 1 1 0 0 2	
Inning Stats	R: 0 H: 1 E: 0 LOB: 2 K: 0 BB: 1 S: 3 P: 8	R: 2 H: 3 E: 0 LOB: 2 K: 1 BB: 2 S: 7 P: 15	R: 0 H: 1 E: 0 LOB: 0 K: 0 BB: 0 S: 3 P: 3	R: 0 H: 1 E: 0 LOB: 1 K: 0 BB: 0 S: 4 P: 4	R: 2 H: 1 E: 0 LOB: 0 K: 2 BB: 1 S: 8 P: 12	R: 0 H: 0 E: 0 LOB: 0 K: 1 BB: 0 S: 5 P: 5	R: 1 H: 1 E: 0 LOB: 0 K: 1 BB: 1 S: 5 P: 9	R: 1 H: 0 E: 0 LOB: 2 K: 0 BB: 3 S: 3 P: 15	R: 0 H: 0 E: 0 LOB: 2 K: 0 BB: 1 S: 3 P: 7	1B: 6 SF: 0 2B: 0 SAC: 1 3B: 0 DP: 2 HR: 2 HBP: 1	WP: 1 PA: 41 PB: 0 SB: 3 CS: 2
PITCHER Mike Flanagan, L ERA: 6.98 (1, 1)	IP WLS BF H R ER SO BB IBB HBP BLK WP HR S P ERA WHIP	6.1 L 29 8 5 5 4 5 0 1 0 1 2 31 52 7.11 2.053									
Don Stanhouse, R ERA: 5.14 (7, 1)	2.2 12 0 1 1 1 4 0 0 0 0 0 10 26 3.38 1.500										

Oakland Athletics @ Baltimore Orioles
Memorial Stadium, Baltimore, MD
Wed Apr 28 1982, 7:05 PM EDT
Unknown - 60 F

livebaseballscorecards.com

AB	30
R	6
H	8
RBI	6
BB	9
SO	5
LOB	13



Batter	1	2	3	4	5	6	7	8	9	AB R H RBI BB SO LOB
Al Bumbry, L OBP: 0.328, SLG: 0.328 (1, 8) X	0-0 E 1B	0-3 K		0-0 F8		0-0 F5			0-3 K	5 1 1 0 0 2 1
Rich Dauer, R OBP: 0.400, SLG: 0.451 (1, 4) X	0-0 E6 1B 1-2 BB							0-0 F9		4 1 2 0 0 0 1
Ken Singleton, S OBP: 0.344, SLG: 0.216 (1, 10) X	0-0 BB 1-2 2-H 1B	0-3 K		0-3 K				0-0 6-3		4 0 1 1 0 2 2
Eddie Murray, S OBP: 0.508, SLG: 0.831 (1, 3) X	0-0 L9		0-0 3-1		0-0 F7			0-0 F3		4 0 0 0 0 0 2
Dan Ford, R OBP: 0.233, SLG: 0.281 (1, 9) X	0-0 BB 1-2 2-3 1B		0-3 K		0-0 F8			0-0 F3		4 0 1 0 0 1 0
Gary Roenicke, R OBP: 0.404, SLG: 0.568 (1, 7) B B B	4-0 1-2 2-3 3-H BB		4-0 BB BB		0-0 F7			0-0 5-3		2 0 0 1 2 0 0
Joe Nolan, L OBP: 0.269, SLG: 0.200 (1, 2) S S	0-3 K		4-0 1-2 BB		4-0 FC6 BB			0-0 4-3		2 0 0 0 2 1 3
Cal Ripken Jr., R OBP: 0.130, SLG: 0.239 (1, 5) X	0-0 F6		0-0 F8		0-0 F3			0-0 F9		3 0 0 0 0 0 6 1 0 0 0 0 0 0
Jim Dwyer, L OBP: 0.222, SLG: 0.556 (9, PH)										
Bobby Bonner, R OBP: 0.250, SLG: 0.300 (1, 6) X		0-0 G3		0-0 6-3		0-0 FC6 1-2f		0-0 F9		3 0 0 0 0 0 1 1 0 0 0 0 0 0
John Lowenstein, L OBP: 0.333, SLG: 0.231 (9, PH)										

BOTTOM

Oakland Athletics @ Baltimore Orioles
Memorial Stadium, Baltimore, MD
 Wed Apr 28 1982, 7:05 PM EDT
 Unknown - 60 F

livebaseballscorecards.com

AB	33
R	2
H	5
RBI	2
BB	4
SO	6
LOB	16



Inning Stats	R: 2	H: 3	LOB: 3	K: 1	S: 9	P: 13	R: 0	H: 1	LOB: 1	K: 2	S: 8	R: 0	H: 0	LOB: 2	K: 1	S: 5	R: 0	H: 1	LOB: 1	K: 1	S: 6	R: 0	H: 0	LOB: 0	K: 0	S: 3	R: 0	H: 0	LOB: 1	K: 0	S: 3	R: 0	H: 0	LOB: 0	K: 0	S: 3	R: 0	H: 0	LOB: 0	K: 0	S: 3	R: 0	H: 0	LOB: 0	K: 1	S: 5	R: 0	H: 0	LOB: 0	K: 1	S: 5	1B: 5	2B: 0	3B: 0	HR: 0	SF: 0	SAC: 0	DP: 0	HBP: 0	WP: 0	PB: 0	SB: 0	CS: 0	PA: 37	ERA	WHIP
PITCHER Mike Norris, R ERA: 2.97 (1, 1)	IP	WLS	BF	H	R	ER	SO	BB	IBB	HBP	BLK	WP	HR	S	P	ERA	WHIP	IP	WLS	BF	H	R	ER	SO	BB	IBB	HBP	BLK	WP	HR	S	P	ERA	WHIP	IP	WLS	BF	H	R	ER	SO	BB	IBB	HBP	BLK	WP	HR	S	P	ERA	WHIP															

Batter	1	2	3	4	5	6	7	8	9	AB R H RBI BB SO LOB	TOP																			
Rickey Henderson, R OBP: 0.430, SLG: 0.315 (1, 7) X	0-0 1-3		0-0 FC5-4 S SH1-2-3 1-2f 2-3			0-0 6-3		0-0 F9		4 0 0 0 0 0 3																				
Dwayne Murphy, L OBP: 0.230, SLG: 0.263 (1, 8) S S S	0-3 K		0-0 SH1-2-3			0-0 F3		0-0 4-3		3 0 0 1 0 1 1																				
Tony Armas, R OBP: 0.310, SLG: 0.456 (1, 9) X	0-0 F9		0-3 K			0-3 K			0-0 6-3	4 0 0 0 0 2 1																				
Cliff Johnson, R OBP: 0.250, SLG: 0.326 (1, 10) X		0-0 F6		0-0 L6		0-3 K		0-0 WP 1B		4 0 1 0 0 1 0																				
Mickey Klutts, R OBP: 0.259, SLG: 0.208 (1, 5) X		0-0 5-3		0-0 F8		0-0 F7		0-0 F3 1-2		4 0 0 0 0 0 1																				
Davey Lopes, R OBP: 0.319, SLG: 0.403 (1, 4) X		0-0 1B		0-0 F7		0-0 1B		0-0 F3		4 0 2 0 0 0 1																				
Joe Rudi, R OBP: 0.326, SLG: 0.325 (1, 3) S S S		0-3 K		0-3 K		0-0 F7				3 0 0 0 0 2 2																				
Jeff Newman, R OBP: 0.314, SLG: 0.531 (1, 2) X			0-0 FC5-4 SH1-2-3 1B 1B		0-0 6-3		4-0 BB BB BB			2 1 1 0 1 0 0																				
Fred Stanley, R OBP: 0.286, SLG: 0.138 (1, 6) X			0-0 FC5-4 1-2 1B		0-0 F7		0-0 F8			3 0 1 0 0 0 1																				
Inning Stats	R: 0 E: 0 K: 1 S: 5	H: 0 LOB: 0 BB: 0 P: 5	R: 0 E: 0 K: 1 S: 6	H: 1 LOB: 1 BB: 0 P: 6	R: 1 E: 0 K: 1 S: 7	H: 2 LOB: 1 BB: 0 P: 7	R: 0 E: 0 K: 0 S: 3	H: 0 LOB: 0 BB: 0 P: 3	R: 0 E: 0 K: 1 S: 5	H: 0 LOB: 0 BB: 0 P: 5	R: 0 E: 0 K: 1 S: 6	H: 1 LOB: 1 BB: 0 P: 6	R: 0 E: 0 K: 0 S: 3	H: 0 LOB: 1 BB: 1 P: 7	R: 0 E: 0 K: 0 S: 4	H: 1 LOB: 1 BB: 0 P: 4	1B: 5 2B: 0 3B: 0 HR: 0	SF: 0 SAC: 1 DP: 0 HBP: 0	WP: 1 PB: 0 SB: 1 CS: 0	PA: 33										
PITCHER Scott McGregor, L ERA: 3.68 (1, 1)	IP 9.0	WLS W	BF 33	H 5	R 1	ER 1	SO 6	BB 1	IBB 0	HBP 0	BLK 0	WP 1	HR 0	S 44	P 48	ERA 1.00	WHIP 0.667													
											PITCHER	IP	WLS	BF	H	R	ER	SO	BB	IBB	HBP	BLK	WP	HR	S	P	ERA	WHIP		

Oakland Athletics @ Baltimore Orioles
Memorial Stadium, Baltimore, MD
Wed Apr 28 1982, 7:05 PM EDT
Att: 11,859 - Unknown

livebaseballscorecards.com

AB 31
R 1
H 5
RBI 1
BB 1
SO 6
LOB 10



Batter	1	2	3	4	5	6	7	8	9	AB	R	H	RBI	BB	SO	LOB					
Al Bumbry, L OBP: 0.323, SLG: 0.323 (1, 8)	0-0 5-3 HR 1B	0-0 5-3		0-0 F7 1-2		0-0 4-3				4	1	1	0	0	0	3					
Rich Dauer, R OBP: 0.373, SLG: 0.418 (1, 4)	0-0 5-3 1-2		0-0 F8		0-0 F8		0-0 F5			4	0	0	0	0	0	1					
John Lowenstein, L OBP: 0.316, SLG: 0.412 (1, 7)	0-0 2-H HR		0-0 F2		0-0 F9		0-3 K			4	1	1	2	0	1	0					
Eddie Murray, S OBP: 0.507, SLG: 0.855 (1, 3)	4-0 1B S BB		0-0 HR		0-3 K		0-0 L7			3	1	1	1	1	1	0					
Gary Roenicke, R OBP: 0.392, SLG: 0.525 (1, 9)	0-3 K 1-2		0-3 K		4-0 SH BB SF7 BB		0-0 F8			3	1	0	0	1	2	1					
Ken Singleton, S OBP: 0.382, SLG: 0.245 (1, 10)	0-0 2-3 1B		4-0 SH1-4 1B BB		4-0 SH BB		0-0 WP 4-3 1B			2	1	2	0	2	0	0					
Rick Dempsey, R OBP: 0.382, SLG: 0.308 (1, 2)	0-0 F2		0-0 SH1-4 1-2		0-0 SH 1-2 2-3		0-0 4-3			2	0	0	0	0	0	3					
Cal Ripken Jr., R OBP: 0.120, SLG: 0.220 (1, 5)		0-0 F7		0-3 K		0-0 F9		0-3 K		4	0	0	0	0	2	5					
Lenn Sakata, R OBP: 0.262, SLG: 0.289 (1, 6)		0-0 F7		0-0 S 1B 2-H		0-0 SF7 3-H				2	0	1	2	0	0	0					
Inning Stats	R: 2 E: 0 K: 1 S: 8	H: 3 LOB: 2 BB: 1 P: 12	R: 0 E: 0 K: 0 S: 3	H: 0 LOB: 0 BB: 0 P: 3	R: 1 E: 0 K: 1 S: 6	H: 1 LOB: 0 BB: 0 P: 6	R: 1 E: 0 K: 1 S: 6	H: 1 LOB: 1 BB: 1 P: 10	R: 0 E: 0 K: 1 S: 5	H: 0 LOB: 0 BB: 0 P: 5	R: 1 E: 1 K: 0 S: 4	H: 0 LOB: 2 BB: 2 P: 12	R: 0 E: 0 K: 1 S: 5	H: 0 LOB: 0 BB: 0 P: 5	R: 0 E: 0 K: 1 S: 6	H: 1 LOB: 1 BB: 0 P: 6	1B: 4 2B: 0 3B: 0 HR: 2	SF: 1 SAC: 2 DP: 0 HBP: 0	WP: 1 PB: 0 SB: 2 CS: 0	PA: 35	
PITCHER Matt Keough, R ERA: 4.54 (1, 1)	IP 8.0	WLS L	BF 35	H 6	R 5	ER 4	SO 6	BB 4	IBB 0	HBP 0	BLK 0	WP 1	HR 2	S 43	P 59	ERA 4.50	WHIP 1.250				
PITCHER	IP	WLS	BF	H	R	ER	SO	BB	IBB	HBP	BLK	WP	HR	S	P	ERA	WHIP				

BOTTOM

Oakland Athletics @ Baltimore Orioles
Memorial Stadium, Baltimore, MD
 Wed Apr 28 1982, 7:05 PM EDT
 Att. 11,859 - Unknown

livebaseballscorecards.com

AB	28
R	5
H	6
RBI	5
BB	4
SO	6
LOB	13



Batter	1	2	3	4	5	6	7	8	9	AB R H RBI BB SO LOB	TOP														
Rickey Henderson, R OBP: 0.448, SLG: 0.320 (1, 7)	4-0 SH1-3 S 6-3 BB	0-0 S 2B 1B		4-0 CS BB			0-3 K		4-0 4-3 WP 1B BB	2 3 1 1 3 1 0															
Dwayne Murphy, L OBP: 0.242, SLG: 0.269 (1, 8)	0-0 SH1-3 1-3	4-0 2B BB		0-0 1-2 1B			0-0 6-3		0-0 SF8	2 1 1 1 1 0 0															
Dan Meyer, L OBP: 0.328, SLG: 0.527 (1, 10)	0-0 6-3 3-H	0-0 2B		0-3 K			0-0 F9		0-0 4-3	5 0 1 4 0 1 2															
Tony Armas, R OBP: 0.326, SLG: 0.458 (1, 9)	4-0 S BB	0-0 G3					0-0 6-3		0-0 4-3 SH1-4 1B	4 0 2 1 1 0 1															
Wayne Gross, L OBP: 0.277, SLG: 0.203 (1, 5)	0-0 G3 1-2			0-0 4-3			0-0 3-1		0-0 SH1-4 1B	4 0 0 0 0 1 2															
Jim Spencer, L OBP: 0.255, SLG: 0.367 (1, 3)		0-0 F8		0-0 G3			0-3 K		0-0 4-3	4 0 0 0 0 1 1															
Davey Lopes, R OBP: 0.319, SLG: 0.446 (1, 4)		0-0 F8		0-0 HR			0-0 F8		0-3 K	3 1 1 1 0 0 0															
Dave McKay, S OBP: 0.276, SLG: 0.222 (6, 4)										1 0 0 0 0 1 1															
Mike Heath, R OBP: 0.348, SLG: 0.300 (1, 2)		0-0 S 1B 1B		0-0 5-3			0-0 G5-4-3 1B		0-0 BB SF8 1B	4 2 3 0 0 0 0															
Fred Stanley, R OBP: 0.308, SLG: 0.129 (1, 6)		4-0 1B 2B BB		0-0 L9			0-0 G5-4-3		4-0 SF8 BB WP BB	2 2 0 0 2 0 1															
Inning Stats	R: 1 E: 0 K: 0 S: 3	H: 0 LOB: 1 BB: 2 P: 11	R: 4 E: 0 K: 0 S: 6	H: 3 LOB: 1 BB: 2 P: 14	R: 1 E: 0 K: 0 S: 4	H: 1 LOB: 0 BB: 0 P: 4	R: 0 E: 0 K: 1 S: 5	H: 1 LOB: 1 BB: 1 P: 9	R: 0 E: 0 K: 1 S: 5	H: 0 LOB: 0 BB: 0 P: 5	R: 0 E: 0 K: 1 S: 5	H: 1 LOB: 0 BB: 0 P: 3	R: 0 E: 0 K: 1 S: 5	H: 0 LOB: 0 BB: 0 P: 5	R: 0 E: 0 K: 1 S: 6	H: 1 LOB: 1 BB: 0 P: 6	R: 3 E: 0 K: 1 S: 7	H: 2 LOB: 1 BB: 2 P: 15	1B: 7 2B: 1 3B: 0 HR: 1	SF: 1 SAC: 2 DP: 1 HBP: 0	WP: 1 PB: 0 SB: 4 CS: 1	PA: 41			
PITCHER	IP WLS BF H R ER SO BB IBB HBP BLK WP HR S P ERA WHIP																								
Dennis Martinez, R ERA: 5.29 (1, 1)	1.2		12	3	5	5	0	4	0	0	0	0	0	8	24	27.00	4.200								
Ross Grimsley, L ERA: 0.9 (2, 1)	5.1		18	3	1	1	3	1	0	0	0	0	1	23	27	1.69	0.750								
Tippy Martinez, L ERA: 10.13 (8, 1)	1.0	L	6	2	2	2	1	1	0	0	0	0	0	7	11	18.00	3.000								
Don Stanhouse, R ERA: 5.14 (9, 1)	0.0		1	0	0	0	0	1	0	0	0	0	0	0	4	∞	∞								
Storm Davis, R ERA: (9, 1)	1.0		4	1	1	1	1	0	0	0	0	1	0	6	6	9.00	1.000								

Oakland Athletics @ Baltimore Orioles
 Memorial Stadium, Baltimore, MD
 Thu Apr 29 1982, 7:05 PM EDT
 Att. 10,990 - Unknown - 63 F

livebaseballscorecards.com

AB	31
R	9
H	9
RBI	8
BB	7
SO	5
LOB	8



Batter	1	2	3	4	5	6	7	8	9	AB	R	H	RBI	BB	SO	LOB	
Al Bumbry, L OBP: 0.329, SLG: 0.318 (1, 8) X	0-0 4-3 ①		4-0 BB E	0-0 4-3 ③		0-0 F8 ③		0-0 E7 1B 1B 1-3 2-H		4	1	1	1	1	0	3	
Rich Dauer, R OBP: 0.391, SLG: 0.450 (1, 4) X	0-0 1B 1B		0-0 E5 G6-3 1-3		0-0 FC1-6-5-1 2B		0-0 WP BB 1B	0-0 F3		5	1	3	0	0	0	3	
Ken Singleton, S OBP: 0.384, SLG: 0.259 (1, 10) X	0-0 1B 1B 1-3		0-3 K ①		0-0 FC1-6-5-1 1B WP 2-3		0-0 F7 ①	0-0 1B 2-H 3-H		5	1	2	2	0	1	4	
Eddie Murray, S OBP: 0.514, SLG: 0.831 (1, 3) X	0-0 1B 1-2 3-H		0-0 G6-3 1-2f		0-0 F6 1-2		4-0 WP BB 1-2	4-0 IBB		3	0	1	1	2	0	3	
John Lowenstein, L OBP: 0.364, SLG: 0.600 Gary Roenicke, R OBP: 0.385, SLG: 0.512 (7, PH) (8, 7) S	0-3 K ②			0-0 HR		0-0 2-H 1B		0-3 K 1-2 2-3	0-0 F8 ③		3	1	2	2	0	1	2
Jim Dwyer, L OBP: 0.200, SLG: 0.500 (8, PH) (9, 7) S										1	0	0	0	0	0	2	
Dan Ford, R OBP: 0.215, SLG: 0.258 (1, 9) X	0-0 4-3 ③		0-3 K ①		0-3 K ③		0-0 F8 ③		0-0 5-3 ①	5	0	0	0	0	2	5	
Joe Nolan, L OBP: 0.276, SLG: 0.217 Rick Dempsey, R OBP: 0.389, SLG: 0.321 (7, 2) S		0-3 K ①		0-0 1B 1B		0-0 F8 ①		0-0 FC6-4 1B	0-0 F7 ②	3	0	1	0	0	1	0	
Cal Ripken Jr., R OBP: 0.127, SLG: 0.236 (1, 5) X		0-0 F6 ②		0-0 F9 ②		0-0 2B		0-0 FC6-4 1B E 1-2f	0-0 F4 ③	5	1	1	0	0	0	2	
Lenn Sakata, R OBP: 0.283, SLG: 0.310 Bobby Bonner, R OBP: 0.250, SLG: 0.300 (9, 6) X		0-0 F2 ③		0-0 1B 1-2		0-0 F4 ②		0-0 E 1B 1B 1-2		4	1	2	0	0	0	1	
										0	0	0	0	0	0	0	

Inning Stats	R: 1	H: 3	E: 0	K: 1	S: 8	H: 0	LOB: 2	BB: 0	P: 8	R: 0	H: 0	E: 0	K: 1	S: 5	H: 0	LOB: 0	BB: 0	P: 5	R: 0	H: 0	E: 1	K: 1	S: 5	R: 1	H: 3	E: 0	K: 1	S: 8	R: 1	H: 2	E: 0	K: 1	S: 7	R: 0	H: 1	E: 0	K: 0	S: 4	R: 0	H: 1	E: 0	K: 1	S: 6	R: 3	H: 4	E: 1	K: 0	S: 7	R: 0	H: 0	E: 0	K: 0	S: 3	1B: 11	2B: 2	3B: 0	HR: 1	SF: 0	SAC: 0	DP: 1	HBP: 0	WP: 2	PB: 0	SB: 0	CS: 0	PA: 44
--------------	------	------	------	------	------	------	--------	-------	------	------	------	------	------	------	------	--------	-------	------	------	------	------	------	------	------	------	------	------	------	------	------	------	------	------	------	------	------	------	------	------	------	------	------	------	------	------	------	------	------	------	------	------	------	------	--------	-------	-------	-------	-------	--------	-------	--------	-------	-------	-------	-------	--------

PITCHER	IP	WLS	BF	H	R	ER	SO	BB	IBB	HBP	BLK	WP	HR	S	P	ERA	WHIP
Steve McCatty, R ERA: 4.33 (1, 1)	6.1		31	10	3	3	5	2	0	0	0	1	1	39	47	4.26	1.895
Tom Underwood, L ERA: 1.98 (7, 1)	1.0		6	3	3	2	1	0	0	0	0	1	0	8	8	18.00	3.000
Dave Beard, R ERA: (8, 1)	1.2	W	7	1	0	0	0	0	1	0	0	0	0	6	10	0.00	0.600


BOTTOM

Oakland Athletics @ Baltimore Orioles
Memorial Stadium, Baltimore, MD

Thu Apr 29 1982, 7:05 PM EDT
Att: 10,990 - Unknown - 63 F

livebaseballscorecards.com

AB	41
R	6
H	14
RBI	6
BB	3
SO	6
LOB	27



Batter	1	2	3	4	5	6	7	8	9	AB R H RBI BB SO LOB	TOP
Brian Downing, R OBP: 0.340, SLG: 0.588 (1, 7) X	0-0 1B 2B		0-0 5-3		0-0 F7		4-0 BB		0-0 F8	4 1 1 0 1 0 1	
Fred Lynn, L OBP: 0.393, SLG: 0.405 (1, 8) X	0-0 F3		0-0 F7		0-0 2-3		0-0 F8		0-0 F8	4 0 0 0 0 0 3	
Rod Carew, L OBP: 0.462, SLG: 0.371 (1, 3) X	0-0 2-H 1B		0-0 G3		0-0 F7		0-0 4-3			4 0 1 1 0 0 2	
Reggie Jackson, L OBP: 0.303, SLG: 0.234 (1, 9) S S	0-3 K			1-0 HR HBP		0-0 BLK 1B 6-3 1B		0-0 4-3		3 2 1 0 0 1 1	
Don Baylor, R OBP: 0.319, SLG: 0.435 (1, 10) X	0-0 F8			0-0 1-H HR		0-0 1-2 BLK 1B		0-0 1B		4 1 3 2 0 0 1	
Bobby Grich, R OBP: 0.438, SLG: 0.558 (1, 4) X		0-0 FC5-4 1B		0-0 CS 1B		0-0 5-3		0-0 F9		4 0 2 0 0 0 3	
Doug DeCinces, R OBP: 0.330, SLG: 0.442 (1, 5) X		0-0 F8		0-0 F9		0-0 6-3		0-3 K		4 0 0 1 0 1 4	
Tim Foli, R OBP: 0.205, SLG: 0.211 (1, 6) X		0-0 F7		0-3 K 1-2		0-0 4-3			0-0 6-3	4 0 0 0 0 1 3	
Bob Boone, R OBP: 0.333, SLG: 0.324 (1, 2) X		0-0 FC5-4 1-2f			0-0 E6 2-3		0-0 6-3		0-0 F8	4 0 0 0 0 0 1	
Inning Stats	R: 1 E: 0 K: 1 S: 7 H: 2 LOB: 1 BB: 0 P: 7	R: 0 E: 0 K: 0 S: 4 H: 1 LOB: 1 BB: 0 P: 4	R: 0 E: 0 K: 0 S: 3 H: 0 LOB: 0 BB: 0 P: 3	R: 2 E: 0 K: 1 S: 6 H: 2 LOB: 1 BB: 0 P: 7	R: 0 E: 1 K: 0 S: 4 H: 0 LOB: 1 BB: 0 P: 4	R: 1 E: 0 K: 0 S: 5 H: 2 LOB: 1 BB: 0 P: 5	R: 0 E: 0 K: 0 S: 3 H: 0 LOB: 1 BB: 1 P: 7	R: 0 E: 0 K: 1 S: 6 H: 1 LOB: 1 BB: 0 P: 6	R: 0 E: 0 K: 0 S: 3 H: 0 LOB: 0 BB: 0 P: 3	1B: 6 2B: 2 3B: 0 HR: 1 SF: 0 SAC: 0 DP: 1 HBP: 1	WP: 0 PB: 0 SB: 0 CS: 1 PA: 37
PITCHER Jim Palmer, R ERA: 6.2 (1, 1)	IP 9.0 WLS W BF 37 H 8 R 4 ER 4 SO 3 BB 1 IBB 0 HBP 1 BLK 1 WP 0 HR 1 S 41 P 46 ERA 4.00 WHIP 1.000										

California Angels @ Baltimore Orioles
 Memorial Stadium, Baltimore, MD
 Fri Apr 30 1982, 7:05 PM EDT
 Att. 15,877 - Unknown - 68 F

livebaseballscorecards.com

AB	35
R	4
H	8
RBI	4
BB	1
SO	3
LOB	19



Batter	1	2	3	4	5	6	7	8	9	AB	R	H	RBI	BB	SO	LOB
Al Bumbry, L OBP: 0.347, SLG: 0.357 (1, 8)	4-0 BB BB	0-0 1-H 3-H 3B		0-0 1B 2-3 FC5-2-5-1 1B	0-0 1-3		0-0 F7			4	0	2	2	1	0	1
Rich Dauer, R OBP: 0.420, SLG: 0.469 (1, 4)	4-0 1-2 G4-6-3 BB	0-0 6-3		0-0 1-3 3-H 1B		0-0 4-3 HR 1B	0-0 1B			4	1	3	1	1	0	1
Ken Singleton, S OBP: 0.359, SLG: 0.238 (1, 10)	0-0 L8		0-0 E6 G3	0-0 FC5-2-5-1 1-3 3-H		0-0 4-3 1-2		0-0 F8		5	0	0	0	0	0	5
Eddie Murray, S OBP: 0.506, SLG: 0.794 (1, 3)	0-0 G4-6-3 1-2f		0-0 F7	4-0 IBB		4-0 HR IBB		0-0 F7		3	1	0	0	2	0	3
John Lowenstein, L OBP: 0.375, SLG: 0.591 (1, 7)		0-0 SH1-4 1B G3 1B	0-0 G3	0-3 K		0-0 HR		0-0 1-3		2	1	1	0	0	0	1
Gary Roenicke, R OBP: 0.382, SLG: 0.568 (4, PH) (5, 7)			0-0 2-3 K							3	1	1	3	0	1	3
Dan Ford, R OBP: 0.232, SLG: 0.262 (1, 9)		0-0 G3 SH1-4 3B 1B	0-3 K	0-0 1-3		1-0 FC5-4 HBP				3	1	1	0	0	1	4
Lenn Sakata, R OBP: 0.306, SLG: 0.378 (1, 6)		0-0 SH1-4		0-0 2B 3B		0-0 SH5-4 1B		0-0 FC5-4 S		3	1	2	0	0	0	1
Bobby Bonner, R OBP: 0.250, SLG: 0.300 (7, 6)		1-2 2-3				1-2f				0	0	0	0	0	0	0
Cal Ripken Jr., R OBP: 0.138, SLG: 0.228 (1, 5)		0-0 G3		4-0 2B BB		0-0 SH5-4 1-2		0-0 4-3		2	1	0	1	1	0	2
Rick Dempsey, R OBP: 0.400, SLG: 0.355 (1, 2)		4-0 3B BB		0-0 1B 1B 2B		0-3 K		0-0 3-1		3	2	1	2	1	1	1

Inning Stats	R: 0	H: 0	E: 0	K: 0	S: 2	LOB: 1	BB: 2	P: 10	R: 3	H: 3	E: 0	K: 0	S: 6	LOB: 1	BB: 1	P: 10	R: 0	H: 0	E: 1	K: 1	S: 6	LOB: 1	BB: 0	P: 6	R: 3	H: 4	E: 0	K: 1	S: 9	LOB: 3	BB: 2	P: 17	R: 0	H: 1	E: 0	K: 1	S: 6	LOB: 1	BB: 0	P: 6	R: 3	H: 2	E: 0	K: 0	S: 5	LOB: 1	BB: 1	P: 10	R: 0	H: 1	E: 0	K: 0	S: 3	LOB: 0	BB: 0	P: 3	R: 0	H: 0	E: 0	K: 0	S: 3	LOB: 0	BB: 0	P: 3
1B: 7	2B: 1	3B: 2	HR: 1	SF: 0	SAC: 2	DP: 1	HBP: 1	WP: 0	PA: 41	ERA	WHIP																																																					

PITCHER	IP	WLS	BF	H	R	ER	SO	BB	IBB	HBP	BLK	WP	HR	S	P	ERA	WHIP
Mike Witt, R ERA: 2.73 (1, 1)	1.2		10	3	3	3	0	3	0	0	0	0	0	7	19	16.20	3.600
Stan Bahnsen, R ERA: 6.14 (2, 1)	1.1	L	10	4	3	3	1	1	0	0	0	0	0	11	15	20.25	3.750
Andy Hassler, L ERA: (4, 1)	0.1		2	0	0	0	0	0	1	0	0	0	0	1	5	0.00	0.000
Luis Sanchez, R ERA: 2.93 (4, 1)	4.2		19	4	3	3	2	0	1	1	0	0	1	21	26	5.79	0.857

BOTTOM

California Angels @ Baltimore Orioles
Memorial Stadium, Baltimore, MD
 Fri Apr 30 1982, 7:05 PM EDT
 Att: 15,877 - Unknown - 68 F

livebaseballscorecards.com

AB	32
R	9
H	11
RBI	9
BB	6
SO	3
LOB	22



Batter	1	2	3	4	5	6	7	8	9	AB R H RBI BB SO LOB	TOP												
Bobby Clark, R (1, 8) OBP: 0.182, SLG: 0.182	0-0 5-3	0-3 K			0-0 5-3		0-0 5-3			4 0 0 0 0 1 2													
Juan Beniquez, R (1, 7) OBP: 0.375, SLG: 0.321	0-3 K		0-0 G6-4-3 1B		0-0 1B		0-0 F9			4 0 2 0 0 1 1													
Tim Foli, R (7, 6) OBP: 0.218, SLG: 0.237										0 0 0 0 0 0 0													
Bobby Grich, R (1, 4) OBP: 0.392, SLG: 0.484	0-0 F9		0-0 G6-4-3 1B		0-0 F8			0-3 K		4 0 1 0 0 1 1													
Don Baylor, R (1, 10) OBP: 0.307, SLG: 0.453		0-0 5-3	0-0 G6-4-3		0-0 F8			0-0 F2		4 0 0 0 0 0 2													
Doug DeCinces, R (1, 5) OBP: 0.327, SLG: 0.419		0-0 1B 1B	0-0 5-3		0-0 F3			0-0 4-3		4 1 1 0 0 0 1													
Joe Ferguson, R (1, 9) OBP: 0.286, SLG: 0.286		0-0 FC3-6 1B 1-2 2B 1B		0-0 G5-4-3 1B		0-3 K		0-0 F9		4 1 2 0 0 1 0													
Ron Jackson, R (1, 3) OBP: 0.300, SLG: 0.222		0-0 FC3-6 1B 1-2 2-H 1B		0-0 G5-4-3			0-0 FC5-4 1B		0-0 6-3	4 0 2 1 0 0 1													
Mick Kelleher, R (1, 6) Brian Downing, R (7, PH) OBP: 0.327, SLG: 0.576		0-0 FC3-6 2B 1-2f 2-3 2B		0-0 4-3			0-0 FC5-4 2B		0-0 F4	2 1 0 0 0 0 2 2 1 0 0 0 0 1													
Bob Boone, R (1, 2) OBP: 0.321, SLG: 0.338		0-0 2B 1-H 3-H		0-0 F8			0-0 2B			3 0 2 3 0 0 0													
Inning Stats	R: 0 E: 0 K: 1 S: 5	H: 0 LOB: 0 BB: 0 P: 5	R: 3 E: 0 K: 1 S: 9	H: 4 LOB: 1 BB: 0 P: 9	R: 0 E: 0 K: 0 S: 4	H: 2 LOB: 1 BB: 0 P: 4	R: 0 E: 0 K: 0 S: 3	H: 1 LOB: 0 BB: 0 P: 3	R: 0 E: 0 K: 0 S: 4	H: 1 LOB: 1 BB: 0 P: 4	R: 0 E: 0 K: 1 S: 5	H: 0 LOB: 0 BB: 0 P: 5	R: 1 E: 0 K: 0 S: 5	H: 2 LOB: 1 BB: 0 P: 5	R: 0 E: 0 K: 1 S: 5	H: 0 LOB: 0 BB: 0 P: 5	R: 0 E: 0 K: 0 S: 3	H: 0 LOB: 0 BB: 0 P: 3	1B: 8 2B: 2 3B: 0 HR: 0	SF: 0 SAC: 0 DP: 2 HBP: 0	WP: 0 PB: 0 SB: 0 CS: 0	PA: 35	
PITCHER Scott McGregor, L (1, 1) ERA: 3.74	IP 9.0	WLS W	BF 35	H 10	R 4	ER 4	SO 4	BB 0	IBB 0	HBP 0	BLK 0	WP 0	HR 0	S 43	P 43	ERA 4.00	WHIP 1.111						PITCHER IP WLS BF H R ER SO BB IBB HBP BLK WP HR S P ERA WHIP

California Angels @ Baltimore Orioles
 Memorial Stadium, Baltimore, MD
 Sun May 02 1982, 3:33 AM EDT
 Att. 27,128 - Unknown

livebaseballscorecards.com

AB	35
R	4
H	10
RBI	4
BB	0
SO	4
LOB	11



Batter	1	2	3	4	5	6	7	8	9	AB R H RBI BB SO LOB	TOP									
Julio Cruz, S (1, 4) OBP: 0.345, SLG: 0.277	0-0 6-3			0-0 F3			0-0 F8			3 0 0 0 0 0 0										
Manny Castillo, S (1, 5) OBP: 0.269, SLG: 0.263	0-0 L6			0-0 F4			0-0 F4			3 0 0 0 0 0 0										
Bruce Bochte, L (1, 7) OBP: 0.429, SLG: 0.398	0-0 G3			0-0 4-3			0-0 1-3			3 0 0 0 0 0 0										
Richie Zisk, R (1, 10) OBP: 0.360, SLG: 0.394		0-3 K		0-3 K			0-0 F7			3 0 0 0 0 2 0										
Dave Henderson, R (1, 8) OBP: 0.452, SLG: 0.643		4-0 PO		0-0 G5-4-3 1B			0-0 9-3 1B			2 0 2 0 1 0 0										
Joe Simpson, L (8, PR) OBP: 0.321, SLG: 0.338		BB								0 0 0 0 0 0 0										
Al Cowens, R (1, 9) OBP: 0.266, SLG: 0.361		0-0 F8		0-0 G5-4-3 1-2f			0-0 9-3 1-2f			3 0 0 0 0 0 3										
Todd Cruz, R (1, 6) OBP: 0.337, SLG: 0.483	0-0 PO		0-0 F8			0-0 L7		0-0 F7		3 0 0 0 0 0 0										
Jim Maler, R (1, 3) OBP: 0.304, SLG: 0.376			0-0 6-3			0-0 5-3		0-3 K		3 0 0 0 0 1 0										
Jim Essian, R (1, 2) OBP: 0.329, SLG: 0.382			0-0 1B			0-0 B2		0-0 F9		3 0 1 0 0 0 0										
Inning Stats	R: 0 E: 0 K: 0 S: 3	H: 0 LOB: 0 BB: 0 P: 3	R: 0 E: 0 K: 1 S: 4	H: 0 LOB: 0 BB: 1 P: 8	R: 0 E: 0 K: 0 S: 3	H: 1 LOB: 1 BB: 0 P: 3	R: 0 E: 0 K: 0 S: 3	H: 0 LOB: 0 BB: 0 P: 3	R: 0 E: 0 K: 0 S: 3	H: 0 LOB: 0 BB: 0 P: 3	R: 0 E: 0 K: 1 S: 5	H: 1 LOB: 1 BB: 0 P: 5	R: 0 E: 0 K: 0 S: 3	H: 0 LOB: 1 BB: 0 P: 3	R: 0 E: 0 K: 1 S: 5	H: 0 LOB: 0 BB: 0 P: 5	1B: 3 2B: 1 3B: 0 HR: 0	SF: 0 SAC: 0 DP: 2 HBP: 0	WP: 0 PB: 0 SB: 0 CS: 0	PA: 28
PITCHER Mike Flanagan, L (1, 1) ERA: 4.76	IP: 9.0 WLS: W BF: 27 H: 3 R: 0 ER: 0 SO: 3 BB: 1 IBB: 0 HBP: 0 BLK: 0 WP: 0 HR: 0 S: 32 P: 36 ERA: 0.00 WHIP: 0.444																			PITCHER IP: WLS: BF: H: R: ER: SO: BB: IBB: HBP: BLK: WP: HR: S: P: ERA: WHIP

Seattle Mariners @ Baltimore Orioles
 Memorial Stadium, Baltimore, MD
 Mon May 03 1982, 7:05 PM EDT
 Att: 9,241 - Unknown - 71 F

livebaseballscorecards.com

AB	26
R	0
H	3
RBI	0
BB	1
SO	3
LOB	3



Batter	1	2	3	4	5	6	7	8	9
Al Bumbry, L OBP: 0.344, SLG: 0.329 (1, 8) BBB	4-0 HR BB		0-0 L6		0-3 K			0-0 5-3	
Rich Dauer, R OBP: 0.422, SLG: 0.526 (1, 4) X	0-0 1-H HR		0-0 5-3		0-0 1-3 2-H 1B			4-0 1B HR BB	
Ken Singleton, S OBP: 0.355, SLG: 0.260 (1, 10) X	0-0 64-3-6-4-6 1B		0-0 F8		0-3 K			0-0 1-2 HR 1B	
Eddie Murray, S OBP: 0.467, SLG: 0.716 (1, 3) X	0-0 G4-3-6-4-6 1-2f		0-0 4-3		0-0 F8			0-0 F7	
Gary Roenicke, R OBP: 0.391, SLG: 0.588 (1, 7) X	0-0 F8		4-0 K BB		4-0 BB BB BB BB			0-0 1-H 2-H HR	
Dan Ford, R OBP: 0.220, SLG: 0.244 (1, 9) X		0-0 4-3	0-3 K 1-2		0-0 5-3			0-0 F9	
Lenn Sakata, R OBP: 0.361, SLG: 0.377 (1, 6) BBB		4-0 S BB			0-0 1B HBP 1B		0-3 K		
Rick Dempsey, R OBP: 0.360, SLG: 0.300 (1, 2) X		0-0 F9			0-3 K		0-0 1-3		
Cal Ripken Jr., R OBP: 0.164, SLG: 0.231 Floyd Rayford, R (5, PR) (6, 5) X		0-0 4-3 1-2			1-0 1B HBP		0-0 5-3		

Inning Stats	R: 2	H: 2	E: 0	LOB: 0	K: 0	S: 4	P: 8	R: 0	H: 0	E: 0	LOB: 1	K: 0	S: 3	R: 0	H: 0	E: 0	LOB: 0	K: 0	S: 3	R: 0	H: 0	E: 0	LOB: 0	K: 1	S: 4	R: 1	H: 2	E: 0	LOB: 2	K: 2	S: 8	R: 0	H: 0	E: 0	LOB: 1	K: 1	S: 5	R: 0	H: 0	E: 0	LOB: 0	K: 1	S: 5	R: 3	H: 2	E: 0	LOB: 0	K: 0	S: 5	1B: 4	SF: 0	2B: 0	SAC: 0	3B: 0	DP: 1	HR: 2	HBP: 1	WP: 0	PA: 33
--------------	------	------	------	--------	------	------	------	------	------	------	--------	------	------	------	------	------	--------	------	------	------	------	------	--------	------	------	------	------	------	--------	------	------	------	------	------	--------	------	------	------	------	------	--------	------	------	------	------	------	--------	------	------	-------	-------	-------	--------	-------	-------	-------	--------	-------	--------


PITCHER	IP	WLS	BF	H	R	ER	SO	BB	IBB	HBP	BLK	WP	HR	S	P	ERA	WHIP
Mike Moore, R ERA: 8.34 (1, 1)	7.1	L	30	5	5	5	5	5	0	1	0	0	1	34	55	6.14	1.364
Larry Andersen, R ERA: 6.59 (8, 1)	0.2		3	1	1	1	0	0	0	0	0	0	1	3	3	13.50	1.500

BOTTOM

Seattle Mariners @ Baltimore Orioles
Memorial Stadium, Baltimore, MD

Mon May 03 1982, 7:05 PM EDT
Att. 9,241 - Unknown - 71 F

AB	27
R	6
H	6
RBI	6
BB	5
SO	5
LOB	10



Batter	1	2	3	4	5	6	7	8	9	AB R H RBI BB SO LOB	TOP																	
Julio Cruz, S (1, 4) OBP: 0.347, SLG: 0.276	0-0 4-3		0-0 6-3			0-0 F7		4-0 1B BB	0-0 1-2 1B	4 0 1 0 1 0 1																		
Thad Bosley, L (1, 9) OBP: 0.242, SLG: 0.194	0-0 F6			0-0 F7		4-0 BB		0-0 F7	0-0 3-1	4 0 0 0 1 0 4																		
Bruce Bochte, L (1, 3) OBP: 0.422, SLG: 0.391	0-0 3-1			0-0 G3		0-0 F8		0-0 1-3 2-H 1B		4 0 1 1 0 0 1																		
Richie Zisk, R (1, 10) OBP: 0.357, SLG: 0.388		0-0 6-3		0-0 F8			0-0 1B	0-0 5-3		4 0 1 0 0 0 2																		
Steve Strouther, L (1, 7) OBP: 0.294, SLG: 0.400		0-0 L5			0-0 HR		0-0 1-3 1B		0-0 4-3	4 1 2 1 0 0 0 0 0 0 0 0 0 0																		
Al Cowens, R (9, 9) OBP: 0.266, SLG: 0.361		0-0 6-3					0-0 F8		0-0 L9 1B 1B	4 1 1 0 0 0 1																		
Todd Cruz, R (1, 6) OBP: 0.333, SLG: 0.473					0-0 5-3		0-0 F8		0-0 L9 1B 1B	4 1 1 0 0 0 1																		
Joe Simpson, L (1, 8) OBP: 0.318, SLG: 0.333			0-3 K		0-0 3-1		0-0 4-3		0-0 1-2 E 1B	4 1 1 0 0 1 1	AB 36 R 4 H 10 RBI 3 BB 2 SO 1 LOB 14																	
Manny Castillo, S (1, 5) OBP: 0.278, SLG: 0.283			0-0 2B		0-0 6-3			0-0 FC5-4 1B	0-0 L9	4 0 2 0 0 0 2																		
Jim Essian, R (1, 2) OBP: 0.326, SLG: 0.375			0-0 5-3			0-0 F8		0-0 FC5-4 1B	0-0 E8 1B	4 1 1 1 0 0 2																		
Inning Stats	R: 0 E: 0 K: 0 S: 3	H: 0 LOB: 0 BB: 0 P: 3	R: 0 E: 0 K: 0 S: 3	H: 0 LOB: 0 BB: 0 P: 3	R: 0 E: 0 K: 1 S: 6	H: 1 LOB: 1 BB: 0 P: 6	R: 0 E: 0 K: 0 S: 3	H: 0 LOB: 0 BB: 0 P: 3	R: 1 E: 0 K: 0 S: 4	H: 1 LOB: 0 BB: 0 P: 4	R: 0 E: 0 K: 0 S: 3	H: 0 LOB: 1 BB: 1 P: 7	R: 0 E: 0 K: 0 S: 4	H: 2 LOB: 1 BB: 0 P: 4	R: 1 E: 0 K: 0 S: 5	H: 2 LOB: 2 BB: 1 P: 9	R: 2 E: 1 K: 0 S: 7	H: 4 LOB: 2 BB: 0 P: 7	1B: 8 2B: 1 3B: 0 HR: 1	SF: 0 SAC: 0 DP: 0 HBP: 0	WP: 0 PB: 0 SB: 0 CS: 0	PA: 38						
PITCHER	IP WLS BF H R ER SO BB IBB HBP BLK WP HR S P ERA WHIP																											
Dennis Martinez, R (1, 1) ERA: 4.73	7.2		30	6	2	2	1	2	0	0	0	0	0	1	30	38	2.35	1.043										
Sammy Stewart, R (8, 1) ERA: 4.05	1.0	L	6	3	2	2	0	0	0	0	0	0	0	6	6	6	18.00	3.000										
Tippy Martinez, L (9, 1) ERA: 8.74	0.1		2	1	0	0	0	0	0	0	0	0	0	2	2	2	0.00	3.000										

Seattle Mariners @ Baltimore Orioles
Memorial Stadium, Baltimore, MD

Tue May 04 1982, 7:05 PM EDT
Att: 8,040 - Unknown - 70 F

livebaseballscorecards.com



Batter	1	2	3	4	5	6	7	8	9	AB	R	H	RBI	BB	SO	LOB												
Al Bumbry, L (1, 8) OBP: 0.333, SLG: 0.318	0-0 F7		0-0 SH5-3		0-0 6-3		0-0 F8			3	0	0	0	0	0	0												
Rich Dauer, R (1, 4) OBP: 0.425, SLG: 0.532	4-0 FC4-6 BB		0-0 1B 2B		0-0 5-3			0-0 6-3		3	1	1	1	1	0	0												
Ken Singleton, S (1, 10) OBP: 0.361, SLG: 0.263	0-0 FC4-6 1-2f		0-0 2-H 1B		4-0 BB			0-0 1-3		3	0	1	1	1	0	1												
Eddie Murray, S (1, 3) OBP: 0.448, SLG: 0.682	0-3 K		0-0 F9		0-3 K			0-0 1-3		4	0	0	0	0	2	3												
John Lowenstein, L (1, 7) OBP: 0.333, SLG: 0.677		0-0 HR	0-0 6-3		0-0 4-3			0-0 G3		4	1	1	1	0	0	1												
Gary Roenicke, R (1, 9) OBP: 0.368, SLG: 0.545		0-0 F6		0-3 K		0-0 F2		0-0 5-3		4	0	0	0	0	1	0												
Lenn Sakata, R (1, 6) OBP: 0.375, SLG: 0.400		4-0 BB		0-0 2B		0-0 F8		4-0 BB		2	0	1	0	1	0	0												
Terry Crowley, L (9, PH) OBP: 0.444, SLG: 0.167										0	0	0	0	1	0	0												
Bobby Bonner, R (9, PR) OBP: 0.286, SLG: 0.333		G3-6-1 BB		0-3 2B						0	0	0	0	0	0	0												
Rick Dempsey, R (1, 2) OBP: 0.340, SLG: 0.279		0-0 G3-6-1		0-3 K		0-3 K		0-3 K		3	0	0	0	0	2	2												
Jim Dwyer, L (9, PH) OBP: 0.182, SLG: 0.455										0	0	0	0	0	0	0												
Benny Ayala, R (9, PH) OBP: 0.333, SLG: 0.375		1-2f		0-3 K						1	0	0	0	0	1	1												
Floyd Rayford, R (1, 5) OBP: 0.333, SLG: 0.375			4-0 SH5-3 2B BB		0-0 L5		0-0 F7			2	1	0	0	1	0	1												
Inning Stats	R: 0 E: 0 K: 1 S: 5	H: 0 LOB: 1 BB: 1 P: 9	R: 1 E: 0 K: 0 S: 3	H: 1 LOB: 0 BB: 1 P: 7	R: 2 E: 0 K: 0 S: 5	H: 2 LOB: 1 BB: 1 P: 9	R: 0 E: 0 K: 2 S: 8	H: 1 LOB: 1 BB: 0 P: 8	R: 0 E: 0 K: 1 S: 5	H: 0 LOB: 1 BB: 1 P: 9	R: 0 E: 0 K: 1 S: 5	H: 0 LOB: 0 BB: 0 P: 3	R: 0 E: 0 K: 0 S: 3	H: 0 LOB: 0 BB: 0 P: 3	R: 0 E: 0 K: 1 S: 5	H: 0 LOB: 1 BB: 1 P: 9	1B: 1 2B: 2 3B: 0 HR: 1	SF: 0 SAC: 1 DP: 1 HBP: 0	WP: 0 PB: 0 SB: 0 CS: 0	PA: 35								
PITCHER	IP	WLS	BF	H	R	ER	SO	BB	IBB	HBP	BLK	WP	HR	S	P	ERA	WHIP											
Gene Nelson, R (1, 1) ERA: 3.43	8.2	W	34	4	3	3	5	5	0	0	0	0	0	1	39	59	3.12	1.038										
Ed Vande Berg, L (9, 1) ERA: 2.63	0.1	S	1	0	0	0	1	0	0	0	0	0	0	3	3	0.00	0.000											

BOTTOM

Seattle Mariners @ Baltimore Orioles
Memorial Stadium, Baltimore, MD
 Tue May 04 1982, 7:05 PM EDT
 Att. 8,040 - Unknown - 70 F

livebaseballscorecards.com

AB	29
R	3
H	4
RBI	3
BB	5
SO	6
LOB	9



Batter	1	2	3	4	5	6	7	8	9	AB R H RBI BB SO LOB	TOP	
Al Bumbry, L OBP: 0.327, SLG: 0.311 (1, 8) X	0-0 F8 1 X	0-0 F7 3 X		0-3 K 3 X			X 0-0 1B		0-3 K 2 X	5 0 1 0 0 2 6		
Rich Dauer, R OBP: 0.413, SLG: 0.506 (1, 4) X	0-0 5-3 2 X		X 0-0 F8 1 X		X 0-0 6-3 1 X		X 0-0 F8 3 X		4-0 1B HR BB 1-2 2-3	4 1 0 0 1 0 1		
Dan Ford, R OBP: 0.241, SLG: 0.289 Eddie Murray, S OBP: 0.448, SLG: 0.682 (1, 9) X (9, 3) X	0-0 PB 1B 2B		X 0-0 F8 2 X		X 0-0 2-3 2 X			X 0-0 2B	X 0-0 1B HR 1-3 2-H 3-H	5 2 3 2 0 0 0 0 0 0 0 0 0 0		
Ken Singleton, S OBP: 0.363, SLG: 0.306 (1, 10) X	0-0 FC4-6 1B 2-H		X 0-0 L6 3 X		X 0-3 K 3 X			X 0-0 F5 1 X	X 0-0 HR 1-H 3-H	5 1 2 4 0 1 1		
John Lowenstein, L OBP: 0.316, SLG: 0.639 (1, 7) X	0-0 FC4-6 1-2f			X 0-0 4-3 1 X		X 0-0 L3 1 X		X 0-0 F8 2 X	X 0-0 HR 2B	5 1 1 0 0 0 2		
Gary Roenicke, R OBP: 0.384, SLG: 0.593 (1, 3) (9, 9)		X 0-0 F8 1 X		B 4-0 FC6-4 BB 3		X 0-0 L3 1B 3		S 0-3 K 3 X	X 0-0 HR 2-H	4 1 2 2 1 1 1		
Lenn Sakata, R OBP: 0.358, SLG: 0.379 Jim Dwyer, L OBP: 0.167, SLG: 0.417 Floyd Rayford, R OBP: 0.400, SLG: 0.250 (1, 6) (9, PH) (9, PH) (9, 5)		X 0-0 6-3 2 X		X 0-0 FC6-4 1B 2B 1-2f		X 0-0 L3 3 X			X 0-0 K 3 X	3 1 0 0 0 0 2 1 0 0 0 0 1 0 1 0 1 0 0 0 0		
Rick Dempsey, R OBP: 0.379, SLG: 0.319 (1, 2)		X 0-0 1B 1B		X 0-0 2B 1B 1-3			X 0-0 4-3 1 X		X 0-0 1B HR BB 4-0	4 1 3 0 1 0 0		
Cal Ripken Jr., R OBP: 0.186, SLG: 0.265 Terry Crowley, L OBP: 0.500, SLG: 0.286 Bobby Bonner, R OBP: 0.273, SLG: 0.318 (1, 5) (9, PH) (9, PR) (9, 6)		X 0-0 1B 1-2		X 0-0 2B 1-3 3-H			X 0-0 6-3 2 X		X 0-0 1B HR BB 1-2	3 0 2 1 0 0 0 1 0 1 0 0 0 0 1 1 0 0 0 0 2		
Inning Stats	R: 1 H: 2 E: 0 LOB: 1 K: 0 BB: 0 S: 5 P: 5	R: 0 H: 2 E: 0 LOB: 2 K: 0 BB: 0 S: 5 P: 5	R: 0 H: 0 E: 0 LOB: 0 K: 0 BB: 0 S: 3 P: 3	R: 1 H: 2 E: 0 LOB: 2 K: 1 BB: 1 S: 7 P: 11	R: 0 H: 0 E: 0 LOB: 0 K: 1 BB: 0 S: 5 P: 5	R: 0 H: 1 E: 0 LOB: 0 K: 0 BB: 0 S: 3 P: 3	R: 0 H: 1 E: 0 LOB: 1 K: 0 BB: 0 S: 4 P: 4	R: 0 H: 1 E: 0 LOB: 1 K: 1 BB: 0 S: 6 P: 6	R: 7 H: 7 E: 0 LOB: 2 K: 2 BB: 2 S: 14 P: 22	1B: 10 SF: 0 2B: 5 SAC: 0 3B: 0 DP: 1 HR: 2 HBP: 0	WP: 0 PA: 45 PB: 1 SB: 0 CS: 0	
PITCHER Ken Forsch, R ERA: 3.4 Don Aase, R ERA: 2.83 Andy Hassler, L ERA:	IP WLS BF H R ER SO BB IBB HBP BLK WP HR S P ERA WHIP											
	7.0 30 9 2 2 2 1 0 0 0 0 0 0 33 37 2.57 1.429											
	1.2 L 12 5 7 7 3 2 0 0 0 0 0 2 16 24 37.80 4.200											
	0.1 3 2 0 0 0 0 0 0 0 0 0 0 3 3 0.00 6.000											

Baltimore Orioles @ California Angels
Anaheim Stadium, Anaheim, CA
Thu May 06 1982, 10:05 PM EDT
Att. 25,006 - Unknown

livebaseballscorecards.com

AB	42
R	9
H	16
RBI	9
BB	3
SO	5
LOB	15



BOTTOM

Baltimore Orioles @ California Angels
Anaheim Stadium, Anaheim, CA
Thu May 06 1982, 10:05 PM EDT
Att. 25,006 - Unknown

AB	33
R	2
H	9
RBI	2
BB	3
SO	2
LOB	14



WP:	0	PA:	37
PB:	0		
SB:	0		
CS:	0		

AB R H RBI BB SO LOB

4 1 1 0 1 0 1

2 0 0 0 1 0 2

4 1 2 1 0 1 1

4 0 1 0 0 0 2

4 0 1 0 0 0 2

4 0 1 0 0 0 2

3 0 0 0 1 0 1

4 0 2 0 0 0 1

1B:	8	SF:	0
2B:	1	SAC:	1
3B:	0	DP:	1
HR:	0	HBP:	0

Batter	1	2	3	4	5	6	7	8	9
Brian Downing, R OBP: 0.328, SLG: 0.543 (1, 7)	0-0 SH3 1B 2B	0-0 F7			0-0 F9		4-0 1-2 BB		0-0 F8
Rod Carew, L OBP: 0.445, SLG: 0.360 (1, 3)	0-0 SH3 2-3		4-0 G4-6-3 BB		0-0 F8		0-0 1-3		
Reggie Jackson, L OBP: 0.340, SLG: 0.295 (1, 9)	0-0 1B 1B		0-0 G4-6-3 1-2f		0-0 FC4-6 1B		0-3 K		
Don Baylor, R OBP: 0.298, SLG: 0.439 (1, 10)	0-0 F7 3-H		0-0 F7		0-0 F9		0-0 1B		
Fred Lynn, L OBP: 0.389, SLG: 0.382 (1, 8)	0-0 1B 1-3 1B		0-0 F5		0-0 FC4-6 1-2f		0-0 P4		
Bobby Grich, R OBP: 0.405, SLG: 0.464 (1, 4)	0-0 1-3 3-H 1B		0-0 F9		0-3 K		0-0 P4		
Doug DeCinces, R OBP: 0.307, SLG: 0.384 (1, 5)	0-0 F8		0-0 1B		0-0 4-3		0-0 P3		
Tim Foli, R OBP: 0.213, SLG: 0.224 (1, 6)		4-0 F8 BB	0-0 F7		0-0 4-3		0-0 F9		
Bob Boone, R OBP: 0.323, SLG: 0.330 (1, 2)		0-0 F8 1-2		0-0 P5		0-0 BB 1B		0-0 1B	

Inning Stats	R: 2	H: 4	E: 0	K: 0	S: 7	LOB: 2	BB: 0	P: 7	R: 0	H: 0	E: 0	K: 0	S: 2	LOB: 0	BB: 1	P: 6	R: 0	H: 0	E: 0	K: 0	S: 2	LOB: 0	BB: 1	P: 6	R: 0	H: 1	E: 0	K: 0	S: 4	LOB: 1	BB: 0	P: 4	R: 0	H: 0	E: 0	K: 0	S: 3	LOB: 0	BB: 0	P: 3	R: 0	H: 1	E: 1	K: 1	S: 6	LOB: 1	BB: 0	P: 6	R: 0	H: 1	E: 0	K: 0	S: 4	LOB: 2	BB: 1	P: 8	R: 0	H: 1	E: 0	K: 1	S: 6	LOB: 1	BB: 0	P: 6	R: 0	H: 1	E: 0	K: 0	S: 4	LOB: 1	BB: 0	P: 6	R: 0	H: 1	E: 0	K: 0	S: 4	LOB: 1	BB: 0	P: 4	1B: 8	SF: 0	2B: 1	SAC: 1	3B: 0	DP: 1	HR: 0	HBP: 0	WP: 0	PA: 37
--------------	------	------	------	------	------	--------	-------	------	------	------	------	------	------	--------	-------	------	------	------	------	------	------	--------	-------	------	------	------	------	------	------	--------	-------	------	------	------	------	------	------	--------	-------	------	------	------	------	------	------	--------	-------	------	------	------	------	------	------	--------	-------	------	------	------	------	------	------	--------	-------	------	------	------	------	------	------	--------	-------	------	------	------	------	------	------	--------	-------	------	-------	-------	-------	--------	-------	-------	-------	--------	-------	--------

PITCHER	IP	WLS	BF	H	R	ER	SO	BB	IBB	HBP	BLK	WP	HR	S	P	ERA	WHIP
Jim Palmer, R ERA: 6.84 (1, 1)	0.1		3	2	2	2	0	0	0	0	0	0	0	3	3	54.00	6.000
Ross Grimsley, L ERA: 0.51 (1, 1)	7.2	W	30	6	0	0	2	3	0	0	0	0	0	31	43	0.00	1.174
Tim Stoddard, R ERA: (9, 1)	1.0		4	1	0	0	0	0	0	0	0	0	0	4	4	0.00	1.000

Batter	1	2	3	4	5	6	7	8	9	AB R H RBI BB SO LOB
Brian Downing, R (1, 7) OBP: 0.322, SLG: 0.527	0-0 G6-4-3 1B		0-0 F8		0-0 4-3		0-0 F8		0-0 F9	5 0 1 0 0 0 2
Juan Beniquez, R (1, 8) OBP: 0.405, SLG: 0.344	0-0 G6-4-3 1-2f		0-0 1B 1-2		0-0 1B		0-0 F7	4-0 BB BB BB BB WP BB	4 0 2 0 1 0 2	
Ron Jackson, R (1, 3) OBP: 0.333, SLG: 0.286	0-0 1B		0-0 1-3 2-H 1B		0-0 F7		0-0 F6	0-0 F9	5 0 2 1 0 0 3	
Bobby Grich, R (1, 4) OBP: 0.393, SLG: 0.459	0-0 F7		0-3 K		0-0 5-3			0-0 SF8 2B	5 1 1 0 0 1 5	
Don Baylor, R (1, 10) OBP: 0.297, SLG: 0.432		0-0 F9 1B		0-3 K		0-0 F8		0-0 2-3	4 0 1 0 0 1 1	
Reggie Jackson, L (1, 9) OBP: 0.337, SLG: 0.329		0-0 F9 1-2		0-0 3-1		0-0 HR		0-0 E3 BB 2-3	4 1 1 1 0 0 2	
Doug DeCinces, R (1, 5) OBP: 0.305, SLG: 0.376		0-0 P3		4-0 1B BB		0-0 6-3		0-0 SF8 3-H	2 0 0 1 1 0 0	
Tim Foli, R (1, 6) OBP: 0.217, SLG: 0.227			0-0 F8		0-0	0-0 F9		4-0 FC5-4 BB	3 0 1 0 0 0 0	
Joe Ferguson, R (8, PH) OBP: 0.333, SLG: 0.286								1-2 BB	0 0 0 0 1 0 0	
Jose Moreno, S (8, PR)									0 0 0 0 0 0 0	
Mick Kelleher, R (9, 6)									0 0 0 0 0 0 0	
Bob Boone, R (1, 2) OBP: 0.330, SLG: 0.330			4-0 1B BB		0-3 K		0-0 1B	0-0 FC5-4 1-2f	3 1 1 0 1 1 4	

Inning Stats	R: 0 E: 0 K: 0 S: 4	H: 2 LOB: 1 BB: 0 P: 4	R: 0 E: 0 K: 0 S: 3	H: 1 LOB: 0 BB: 0 P: 3	R: 1 E: 0 K: 1 S: 7	H: 2 LOB: 2 BB: 1 P: 11	R: 0 E: 0 K: 2 S: 8	H: 1 LOB: 2 BB: 1 P: 12	R: 0 E: 0 K: 0 S: 4	H: 1 LOB: 1 BB: 0 P: 4	R: 1 E: 0 K: 0 S: 4	H: 1 LOB: 0 BB: 0 P: 4	R: 0 E: 0 K: 0 S: 4	H: 1 LOB: 1 BB: 0 P: 4	R: 1 E: 1 K: 0 S: 5	H: 1 LOB: 2 BB: 1 P: 9	R: 0 E: 0 K: 0 S: 3	H: 0 LOB: 1 BB: 1 P: 7	1B: 8 2B: 1 3B: 0 HR: 1	SF: 1 SAC: 0 DP: 1 HBP: 0
--------------	------------------------------	---------------------------------	------------------------------	---------------------------------	------------------------------	----------------------------------	------------------------------	----------------------------------	------------------------------	---------------------------------	------------------------------	---------------------------------	------------------------------	---------------------------------	------------------------------	---------------------------------	------------------------------	---------------------------------	----------------------------------	------------------------------------

PITCHER	IP	WLS	BF	H	R	ER	SO	BB	IBB	HBP	BLK	WP	HR	S	P	ERA	WHIP
Scott McGregor, L (1, 1) ERA: 3.54	7.2	W	35	10	3	2	3	3	0	0	0	0	1	38	50	2.35	1.696
Tippy Martinez, L (8, 1) ERA: 7.82	1.1	S	5	0	0	0	0	1	0	0	0	1	0	4	8	0.00	0.750


BOTTOM

Baltimore Orioles @ California Angels
Anaheim Stadium, Anaheim, CA

Fri May 07 1982, 10:05 PM EDT
 Att. 29,572 - Unknown

livebaseballscorecards.com

AB	35
R	3
H	10
RBI	3
BB	4
SO	3
LOB	19



WP: 1	PA: 40
PB: 0	
SB: 0	
CS: 0	

Batter	1	2	3	4	5	6	7	8	9	AB R H RBI BB SO LOB	TOP											
Al Bumbry, L (1, 8) OBP: 0.303, SLG: 0.287	0-0 F5		0-3 K		0-0 G5-2-3 1B		0-0 1-3		0-0 G4-6-3	5 0 1 0 0 1 1	<p>Baltimore Orioles @ California Angels Anaheim Stadium, Anaheim, CA</p> <p>Sun May 09 1982, 6:33 AM EDT Att: 39,417 - Unknown</p> <p>livebaseballscorecards.com</p>											
Rich Dauer, R (1, 4) OBP: 0.410, SLG: 0.489	0-0 F7		0-3 K		0-0 G5-2-3			4-0 1B G4-6-3 BB	3 1 0 0 1 1 3													
Ken Singleton, S (1, 9) OBP: 0.365, SLG: 0.295	0-0 F2		4-0 BB		0-0 1-3			0-0 1-3 G4-6-3 1B	3 0 1 0 1 0 2													
Eddie Murray, S (1, 3) OBP: 0.459, SLG: 0.649		0-0 1B 1B	0-0 4-3			4-0 G4-6-3 BB BB		0-0 G4-6-3	3 1 1 0 1 0 2													
Terry Crowley, L (1, 10) OBP: 0.538, SLG: 0.333 Benny Ayala, R (8, PH) OBP: 0.333, SLG: 0.455		0-0 4-3 1B 1-2 1B		0-0 G3		4-0 G4-6-3 1-2 BB		0-0 HR 2B	2 0 1 0 1 0 0 1 1 1 0 0 0 0													
John Lowenstein, L (1, 7) OBP: 0.317, SLG: 0.615 Gary Roenicke, R (8, PH) OBP: 0.390, SLG: 0.662 (8, 7)		0-0 4-3 1B 1-2 2-H 1B		0-3 K		0-0 G4-6-3		0-0 HR	3 0 1 1 0 1 2 1 1 1 2 0 0 0													
Cal Ripken Jr., R (1, 5) OBP: 0.185, SLG: 0.304		0-3 K		0-0 5-3		0-0 5-3		0-0 6-3	4 0 0 0 0 1 3													
Rick Dempsey, R (1, 2) OBP: 0.394, SLG: 0.308		0-0 4-3			4-0 1B G5-2-3 BB BB		0-0 F7		0-0 F9	3 0 0 0 1 0 2												
Bobby Bonner, R (1, 6) OBP: 0.280, SLG: 0.292 Jim Dwyer, L (9, PH) OBP: 0.200, SLG: 0.400		0-0 F7			4-0 G5-2-3 1B 1-2 BB		0-0 5-3		0-0 G4-6-3 1B	2 0 0 0 1 0 2 1 0 1 0 0 0 0												
Inning Stats	R: 0 E: 0 K: 0 S: 3	H: 0 LOB: 0 BB: 0 P: 3	R: 1 E: 0 K: 1 S: 8	H: 3 LOB: 2 BB: 0 P: 8	R: 0 E: 0 K: 2 S: 7	H: 0 LOB: 1 BB: 1 P: 11	R: 0 E: 0 K: 1 S: 5	H: 0 LOB: 0 BB: 0 P: 5	R: 0 E: 0 K: 0 S: 3	H: 1 LOB: 2 BB: 2 P: 11		R: 0 E: 0 K: 0 S: 2	H: 0 LOB: 1 BB: 2 P: 10	R: 0 E: 0 K: 0 S: 3	H: 0 LOB: 0 BB: 0 P: 3	R: 3 E: 0 K: 0 S: 5	H: 3 LOB: 0 BB: 1 P: 9	R: 0 E: 0 K: 0 S: 3	H: 1 LOB: 0 BB: 0 P: 3	1B: 6 2B: 1 3B: 0 HR: 1	SF: 0 SAC: 0 DP: 4 HBP: 0	WP: 0 PB: 0 SB: 0 CS: 0
PITCHER	IP WLS BF H R ER SO BB IBB HBP BLK WP HR S P ERA WHIP																					
Bruce Kison, R (1, 1) ERA: 2.59	7.0 W 29 4 2 2 4 6 0 0 0 0 0 0 31 55 2.57 1.429																					
Andy Hassler, L (8, 1) ERA: 1.23	0.2 4 3 2 2 0 0 0 0 0 0 0 1 4 4 27.00 4.500																					
Don Aase, R (8, 1) ERA: 2.53	1.1 4 1 0 0 0 0 0 0 0 0 0 0 4 4 0.00 0.750																					

AB	31
R	4
H	8
RBI	3
BB	6
SO	4
LOB	17



Batter	1	2	3	4	5	6	7	8	9
Juan Beniquez, R OBP: 0.419, SLG: 0.378 (1, 7) (8, 9)	0-0 HR 2B	0-0 F7			0-0 5-3		0-0 HR 1B	0-0 P5	
Fred Lynn, L OBP: 0.381, SLG: 0.367 (1, 8)	0-0 F8		0-0 F8		0-0 S 1B		0-0 5-3 1-2	0-0 4-3	
Reggie Jackson, L OBP: 0.349, SLG: 0.330 Bobby Clark, R OBP: 0.167, SLG: 0.167 (1, 9) (8, 7)	0-0 F9		0-0 F7		4-0 1-2 IBB		4-0 HR BB	0-0 6-3	
Don Baylor, R OBP: 0.317, SLG: 0.492 (1, 10)	0-0 2-H HR		4-0 BB		0-0 F9		0-3 K		
Bobby Grich, R OBP: 0.418, SLG: 0.506 (1, 4)	0-0 1B		0-3 K			4-0 F8 3B BB	0-0 HR		
Doug DeCinces, R OBP: 0.320, SLG: 0.377 (1, 5)	0-0 F9			0-0 F9		0-0 SH2-4	0-0 WP 2B 1B		
Ron Jackson, R OBP: 0.364, SLG: 0.300 (1, 3)		0-0 4-3 1-4 1B		0-0 6-3		0-0 F8 2-3	4-0 2B BB		
Tim Foli, R OBP: 0.232, SLG: 0.274 (1, 6)		0-0 1-4		0-0 F9		0-0 3B	0-0 1-H 2-H 2B		
Bob Boone, R OBP: 0.317, SLG: 0.316 (1, 2)		0-0 4-3			0-0 F8	0-0 F8	0-0 6-3		

AB	R	H	RBI	BB	SO	LOB
5	2	2	0	0	0	1
5	0	1	0	0	0	2
2	1	0	0	2	0	1
1	0	0	0	0	0	0
3	1	1	2	1	1	4
3	2	2	3	1	1	1
3	1	1	0	0	0	1
3	1	1	0	1	0	1
4	0	2	3	0	0	1
4	0	0	0	0	0	3

BOTTOM

Baltimore Orioles @ California Angels
Anaheim Stadium, Anaheim, CA
 Sun May 09 1982, 6:33 AM EDT
 Att. 39,417 - Unknown

AB	33
R	8
H	10
RBI	8
BB	5
SO	2
LOB	15



1B: 5	SF: 0
2B: 2	SAC: 1
3B: 1	DP: 0
HR: 2	HBP: 0

WP: 1	PA: 39
PB: 0	
SB: 1	
CS: 0	

Inning Stats	R	H	E	K	S	IP	WLS	BF	H	R	ER	SO	BB	IBB	HBP	BLK	WP	HR	S	P	ERA	WHIP
Dennis Martinez, R ERA: 5.21 (1, 1)	2	3	0	0	6	6.2	L	32	8	6	6	2	3	1	0	0	0	2	32	48	8.10	1.650
Tim Stoddard, R ERA: 7.71 (7, 1)	0	0	0	0	0	1.1		7	2	2	2	0	1	0	0	0	1	0	6	10	13.50	2.250

PITCHER	IP	WLS	BF	H	R	ER	SO	BB	IBB	HBP	BLK	WP	HR	S	P	ERA	WHIP
Dennis Martinez, R	6.2	L	32	8	6	6	2	3	1	0	0	0	2	32	48	8.10	1.650
Tim Stoddard, R	1.1		7	2	2	2	0	1	0	0	0	1	0	6	10	13.50	2.250

Batter	1	2	3	4	5	6	7	8	9	AB R H RBI BB SO LOB	TOP											
Lenn Sakata, R OBP: 0.301, SLG: 0.311 (1, 6) X	0-0 5-3		0-0 3-1		0-0 FC6-2		0-0 SH1-3		0-0 FC5-4	4 1 0 0 0 0 2												
Rich Dauer, R OBP: 0.400, SLG: 0.471 (1, 4) X	0-0 4-3			0-0 E8	0-3 K		0-0 1B		0-0 1B	5 2 2 1 0 1 1												
John Lowenstein, L OBP: 0.420, SLG: 0.705 (1, 7) B B B	4-0			0-0	4-0		0-0		0-0	2 0 2 0 2 0 0												
Benny Ayala, R OBP: 0.385, SLG: 0.500 (9, PH) B				1-3			1-3		1-3	1 1 1 1 0 0 0												
Al Bumbry, L OBP: 0.300, SLG: 0.284 (9, 8) B	BB			1B	BB		1B		1B	0 0 0 0 0 0 0												
Ken Singleton, S OBP: 0.352, SLG: 0.288 (1, 10) X	0-0 F7			0-0 SF8	0-0 4-3		0-0 F7		0-0 FC5	4 0 1 3 0 0 5												
Terry Crowley, L OBP: 0.429, SLG: 0.200 (1, 3) X		0-0 4-3		0-0 F8		0-0 F9		0-0 F5	0-0 F9	4 0 0 0 0 0 1												
Eddie Murray, S OBP: 0.455, SLG: 0.642 (8, 3) X										1 0 0 0 0 0 1												
Gary Roenicke, R OBP: 0.391, SLG: 0.658 (1, 8) X		0-0 F7		0-0 4-3		0-0 F7		0-0 P5	4-0	4 0 0 0 1 0 1												
Dan Ford, R OBP: 0.240, SLG: 0.333 (1, 9) X									1-2													
Joe Nolan, L OBP: 0.237, SLG: 0.194 (1, 2) X			0-0 F8		0-0 FC6-2		0-0 6-3		0-0 FC5	5 0 2 0 0 0 2												
Cal Ripken Jr., R OBP: 0.211, SLG: 0.333 (1, 5) X			0-0 F8		0-0 E		0-0 F8		0-0 F7	4 1 1 0 0 0 1												
					1-2				2-3f													
			0-0 4-3		0-0 E		0-0 SH1-3		0-0 E5	4 2 2 0 0 0 0												
					1-2				FC5-4													
					2-3																	
Inning Stats	R: 0 E: 0 K: 0 S: 3	H: 0 LOB: 1 BB: 1 P: 7	R: 0 E: 0 K: 0 S: 3	H: 0 LOB: 0 BB: 0 P: 3	R: 0 E: 0 K: 0 S: 3	H: 0 LOB: 0 BB: 0 P: 3	R: 1 E: 1 K: 0 S: 5	H: 1 LOB: 1 BB: 0 P: 5	R: 2 E: 1 K: 1 S: 8	H: 3 LOB: 2 BB: 1 P: 12	R: 0 E: 0 K: 0 S: 3	H: 0 LOB: 0 BB: 0 P: 3	R: 1 E: 0 K: 0 S: 6	H: 3 LOB: 2 BB: 0 P: 6	R: 0 E: 0 K: 0 S: 4	H: 1 LOB: 1 BB: 0 P: 4	R: 3 E: 1 K: 0 S: 7	H: 3 LOB: 2 BB: 1 P: 11	1B: 11 2B: 0 3B: 0 HR: 0	SF: 1 SAC: 1 DP: 0 HBP: 0	WP: 0 PB: 0 SB: 0 CS: 0	PA: 43
PITCHER	IP WLS BF H R ER SO BB IBB HBP BLK WP HR S P ERA WHIP																					
Rick Langford, R ERA: 4.27 (1, 1)	8.1 L 38 9 6 4 1 2 0 0 0 0 0 0 38 46 4.32 1.320																					
Dennis Kinney, L ERA: 27.0 (9, 1)	0.1 4 2 1 0 0 1 0 0 0 0 0 0 3 7 0.00 9.000																					
Bo McLaughlin, R ERA: 8.44 (9, 1)	0.1 1 0 0 0 0 0 0 0 0 0 0 0 1 1 0.00 0.000																					


Baltimore Orioles @ Oakland Athletics
Oakland-Alameda County Coliseum, Oakland, CA

Tue May 11 1982, 7:05 PM PDT
Att. 10,750 - Unknown

livebaseballscorecards.com

AB	38
R	7
H	11
RBI	5
BB	3
SO	1
LOB	14



Batter	1	2	3	4	5	6	7	8	9	AB R H RBI BB SO LOB	TOP																
Al Bumbry, L (1, 8) OBP: 0.296, SLG: 0.280	0-0 L6		0-0 1-3	0-0 G6-3			0-0 SH3 1B		0-0 F7	5 0 1 0 0 0 2	<p>Baltimore Orioles @ Oakland Athletics Oakland-Alameda County Coliseum, Oakland, CA</p> <p>Wed May 12 1982, 3:33 AM PDT Att. 18,179 - Unknown</p> <p>livebaseballscorecards.com</p> <table border="1"> <tr><td>AB</td><td>29</td></tr> <tr><td>R</td><td>4</td></tr> <tr><td>H</td><td>7</td></tr> <tr><td>RBI</td><td>4</td></tr> <tr><td>BB</td><td>9</td></tr> <tr><td>SO</td><td>0</td></tr> <tr><td>LOB</td><td>20</td></tr> </table> 	AB	29	R	4	H	7	RBI	4	BB	9	SO	0	LOB	20		
AB	29																										
R	4																										
H	7																										
RBI	4																										
BB	9																										
SO	0																										
LOB	20																										
Rich Dauer, R (1, 4) OBP: 0.395, SLG: 0.458	0-0 E7		0-0 F9		4-0 BB SH1-3 BB		0-0 SH3		0-0 1-3	3 0 0 0 1 0 1																	
John Lowenstein, L (1, 7) OBP: 0.423, SLG: 0.696 Benny Ayala, R (7, PH) OBP: 0.357, SLG: 0.462 Eddie Murray, S (7, 3) OBP: 0.459, SLG: 0.642	0-0 L9		0-0 2B 1B		0-0 SH1-3		0-0 P5		4-0 1B BB	2 1 1 1 0 0 1 1 0 0 0 0 0 1 0 0 0 0 1 0 0																	
Ken Singleton, S (1, 10) OBP: 0.362, SLG: 0.306	0-0 4-1		0-0 2B		4-0 BB BB		0-0 4-3		0-0 1B	4 0 2 1 1 0 2																	
Gary Roenicke, R (1, 3) OBP: 0.402, SLG: 0.641 (7, 7)		4-0 F9 F3 BB	0-0 5-3		4-0 G1-6-3 BB		4-0 6-3 SH3-4 BB		0-0 1-3	2 0 0 0 3 0 3																	
Dan Ford, R (1, 9) OBP: 0.234, SLG: 0.324		0-0 F3		0-0 F8		0-0 G1-6-3		0-0 SH3-4		3 0 0 0 0 0 4																	
Joe Nolan, L (1, 2) OBP: 0.244, SLG: 0.182 Rick Dempsey, R (8, PH) OBP: 0.366, SLG: 0.281 (8, 2)		0-0 F9		4-0 HR BB		0-0 F7		0-0 6-3		2 1 0 0 1 0 1 1 0 0 0 0 0 1																	
Cal Ripken Jr., R (1, 5) OBP: 0.234, SLG: 0.378		0-0 5-3		0-0 HR		0-0 CS 1B		4-0 BB		3 1 2 2 1 0 1																	
Bobby Bonner, R (1, 6) OBP: 0.310, SLG: 0.296			0-0 1B 1B	4-0 G6-3 BB		0-0 F3		0-0 F3		3 1 1 0 1 0 3																	
Inning Stats	R: 0 E: 1 K: 0 S: 4	H: 0 LOB: 1 BB: 0 P: 4	R: 0 E: 0 K: 0 S: 3	H: 0 LOB: 1 BB: 1 P: 7	R: 2 E: 0 K: 0 S: 6	H: 3 LOB: 1 BB: 0 P: 6	R: 2 E: 0 K: 0 S: 3	H: 1 LOB: 0 BB: 2 P: 11	R: 0 E: 0 K: 0 S: 2	H: 0 LOB: 2 BB: 3 P: 14	R: 0 E: 0 K: 0 S: 3	H: 1 LOB: 0 BB: 0 P: 3	R: 0 E: 0 K: 0 S: 4	H: 1 LOB: 1 BB: 0 P: 4	R: 0 E: 0 K: 0 S: 3	H: 0 LOB: 2 BB: 2 P: 11	R: 0 E: 0 K: 0 S: 4	H: 1 LOB: 2 BB: 1 P: 8	1B: 5 2B: 1 3B: 0 HR: 1	SF: 0 SAC: 3 DP: 2 HBP: 0	WP: 0 PB: 0 SB: 0 CS: 1	PA: 41					
PITCHER	IP WLS BF H R ER SO BB IBB HBP BLK WP HR S P ERA WHIP																										
Mike Norris, R (1, 1) ERA: 3.91	3.1		18	4	4	4	0	3	0	0	0	0	1	15	27	10.80	2.100										
Dennis Kinney, L (4, 1) ERA: 6.75	1.0		4	0	0	0	0	2	0	0	0	0	0	2	10	0.00	2.000										
Bo McLaughlin, R (5, 1) ERA: 6.14	2.0		7	2	0	0	0	1	0	0	0	0	0	6	10	0.00	1.500										
Bob Owchinko, L (7, 1) ERA: 3.26	1.0		4	0	0	0	0	1	0	0	0	0	0	3	7	0.00	1.000										
Dave Beard, R (8, 1) ERA: 1.08	1.2	W	8	1	0	0	0	2	0	0	0	0	0	6	14	0.00	1.800										

Batter	1	2	3	4	5	6	7	8	9	AB R H RBI BB SO LOB	TOP		
Al Bumbry, L (1, 8) OBP: 0.308, SLG: 0.321	0-0 F7		0-0 2B G4 1B		0-0 BB 1B		0-0 HR	0-3 K		5 2 3 1 0 1 0			
Rich Dauer, R (1, 4) OBP: 0.403, SLG: 0.468	4-0 2B BB		0-0 G4 1-3 2B		0-0 F9		0-0 6-3	0-0 1B		4 0 2 0 1 0 1			
Dan Ford, R (1, 9) OBP: 0.250, SLG: 0.368	0-0 1-3 2B		0-3 K		4-0 1-2 BB		0-0 HR	0-0 5-3		4 1 2 1 1 1 3			
Eddie Murray, S (1, 3) OBP: 0.466, SLG: 0.629	4-0 BB		0-0 G4 2-3 3-H		0-0 F5		4-0 FC4-6 BB	4-0 G6-4-3 BB		2 0 0 1 3 0 3			
Ken Singleton, S (1, 10) OBP: 0.348, SLG: 0.292	0-3 K		0-0 P5		0-3 K		0-0 FC4-6 BB 1B 1-2f	0-0 G6-4-3 1-2f		5 0 0 0 0 2 8			
Gary Roenicke, R (1, 7) OBP: 0.392, SLG: 0.614	0-0 5-3				0-0 F7		0-3 K	0-0 BB 1-2 1B	0-0 5-3	5 0 1 0 0 1 3			
Cal Ripken Jr., R (1, 5) OBP: 0.245, SLG: 0.376			0-0 P6		0-0 FC4 1B		0-3 K	4-0 1-2 2-3 BB		3 0 1 0 1 1 0			
Rick Dempsey, R (1, 2) OBP: 0.360, SLG: 0.295			0-0 F2		0-3 K		0-0 2B	0-0 F7		4 0 1 0 0 1 4			
Bobby Bonner, R (1, 6) OBP: 0.273, SLG: 0.258			0-0 4-3		0-0 FC4 1-2f		0-0 6-3	0-0 6-3		4 0 0 0 0 0 2			
Inning Stats	R: 0 E: 0 K: 1 S: 6 H: 1 LOB: 3 BB: 2 P: 14	R: 0 E: 0 K: 0 S: 3 H: 0 LOB: 0 BB: 0 P: 3	R: 1 E: 0 K: 1 S: 7 H: 2 LOB: 1 BB: 0 P: 7	R: 0 E: 0 K: 1 S: 6 H: 1 LOB: 1 BB: 0 P: 6	R: 0 E: 0 K: 1 S: 6 H: 1 LOB: 2 BB: 1 P: 10	R: 0 E: 0 K: 2 S: 8 H: 1 LOB: 1 BB: 0 P: 8	R: 2 E: 0 K: 0 S: 6 H: 3 LOB: 3 BB: 2 P: 14	R: 0 E: 0 K: 1 S: 6 H: 1 LOB: 1 BB: 0 P: 6	R: 0 E: 0 K: 0 S: 2 H: 0 LOB: 0 BB: 1 P: 6	1B: 5 2B: 3 3B: 0 HR: 2 SF: 0 SAC: 0 DP: 1 HBP: 0	WP: 0 PB: 0 SB: 0 CS: 0 PA: 42		
PITCHER	IP WLS BF H R ER SO BB IBB HBP BLK WP HR S P ERA WHIP											PITCHER	IP WLS BF H R ER SO BB IBB HBP BLK WP HR S P ERA WHIP
Jim Beattie, R (1, 1) ERA: 4.5	6.1 L 31 8 3 3 6 4 0 0 0 0 0 2 39 55 4.26 1.895												
Bryan Clark, L (7, 1) ERA:	1.2 9 2 0 0 1 2 0 0 0 0 0 0 9 17 0.00 2.400												
Ed Vande Berg, L (9, 1) ERA: 2.6	1.0 2 0 0 0 0 0 0 0 0 0 0 0 2 2 0.00 0.000												

Baltimore Orioles @ Seattle Mariners
The Kingdome, Seattle, WA
Thu May 13 1982, 10:05 PM EDT
Att. 5,304 - Unknown

livebaseballscorecards.com

AB 36
R 3
H 10
RBI 3
BB 6
SO 7
LOB 24



Batter	1	2	3	4	5	6	7	8	9	AB R H RBI BB SO LOB
Thad Bosley, L OBP: 0.268, SLG: 0.216 (1, 8) x	0-0 L3			0-0 F7		0-3 K		4-0 BB		3 0 0 0 1 1 0
Bobby Brown, S OBP: 0.227, SLG: 0.300 (1, 7) x	0-0 P4			0-0 1B S FC4-6 1B		0-0 F7		0-0 F9		4 1 1 0 0 0 2
Bruce Bochte, L OBP: 0.413, SLG: 0.385 (1, 3) x	0-0 4-3			0-0 FC4-6 1-3 1B		0-0 F8		0-0 1-3		4 0 1 0 0 0 0
Steve Strougher, L OBP: 0.308, SLG: 0.318 (1, 10) x		0-0 4-3		0-0 FC4-6 1-2f		0-0 P6		0-0 F8		4 0 0 1 0 0 1
Al Cowens, R OBP: 0.289, SLG: 0.426 (1, 9) x		0-0 1B		0-0 F7 3-H		0-0 1B		0-0 6-3		4 0 2 0 0 0 1
Todd Cruz, R OBP: 0.315, SLG: 0.426 (1, 6) x		0-0 5-3			0-0 6-3		0-0 F8			3 0 0 0 0 0 1
Bud Bulling, R OBP: 0.389, SLG: 0.387 (1, 2) x			4-0 BB G1-4-3 BB		0-0 F9			0-0 4-3		2 0 0 0 1 0 0
Lenny Randle, S OBP: 0.267, SLG: 0.192 (1, 5) x			0-0 F8		0-0 4-3			0-0 4-3		3 0 0 0 0 0 1
Julio Cruz, S OBP: 0.348, SLG: 0.319 (1, 4) x			0-0 G1-4-3 1-2f			0-0 6-3		0-0 2B		3 0 1 0 0 0 1

Inning Stats	R: 0 E: 0 K: 0 S: 3	H: 0 LOB: 0 BB: 0 P: 3	R: 0 E: 0 K: 0 S: 3	H: 1 LOB: 0 BB: 0 P: 3	R: 0 E: 0 K: 0 S: 2	H: 0 LOB: 0 BB: 1 P: 6	R: 1 E: 0 K: 0 S: 5	H: 2 LOB: 1 BB: 0 P: 5	R: 0 E: 0 K: 0 S: 3	H: 0 LOB: 0 BB: 0 P: 3	R: 0 E: 0 K: 1 S: 5	H: 0 LOB: 0 BB: 0 P: 5	R: 0 E: 0 K: 0 S: 4	H: 1 LOB: 1 BB: 0 P: 4	R: 0 E: 0 K: 0 S: 4	H: 1 LOB: 2 BB: 1 P: 8	R: 0 E: 0 K: 0 S: 3	H: 0 LOB: 0 BB: 0 P: 3	1B: 4 2B: 1 3B: 0 HR: 0	SF: 0 SAC: 0 DP: 1 HBP: 0	WP: 0 PB: 0 SB: 1 CS: 0	PA: 32
--------------	------------------------------	---------------------------------	------------------------------	---------------------------------	------------------------------	---------------------------------	------------------------------	---------------------------------	------------------------------	---------------------------------	------------------------------	---------------------------------	------------------------------	---------------------------------	------------------------------	---------------------------------	------------------------------	---------------------------------	----------------------------------	------------------------------------	----------------------------------	--------


PITCHER	IP	WLS	BF	H	R	ER	SO	BB	IBB	HBP	BLK	WP	HR	S	P	ERA	WHIP	PITCHER	IP	WLS	BF	H	R	ER	SO	BB	IBB	HBP	BLK	WP	HR	S	P	ERA	WHIP		
Dennis Martinez, R ERA: 4.53 (1, 1)	9.0	W	32	5	1	1	1	2	0	0	0	0	0	32	40	1.00	0.778																				

BOTTOM

Baltimore Orioles @ Seattle Mariners
The Kingdome, Seattle, WA
Thu May 13 1982, 10:05 PM EDT
Att. 5,304 - Unknown

livebaseballscorecards.com

AB	30
R	1
H	5
RBI	1
BB	2
SO	1
LOB	7



Batter	1	2	3	4	5	6	7	8	9	AB R H RBI BB SO LOB	TOP											
Al Bumbry, L (1, 8) OBP: 0.320, SLG: 0.336	4-0 1B HR BB	0-0 4-3 1-2	0-3 K			0-0 1B		0-0 4-3 1B 2B		4 2 2 0 1 1 3	Baltimore Orioles @ Seattle Mariners The Kingdome, Seattle, WA Fri May 14 1982, 10:05 PM EDT Att. 6,489 - Unknown											
Rich Dauer, R (1, 4) OBP: 0.395, SLG: 0.457	0-0 1B HR	0-0 P3	0-0 5-3			0-0 F5		0-0 F9		5 1 1 0 0 0 5												
Dan Ford, R (1, 9) OBP: 0.248, SLG: 0.387	0-0 1B HR 1-H 2-H	0-0 F4				0-0 F8		0-0 4-3		5 1 1 3 0 0 3												
Eddie Murray, S (1, 3) OBP: 0.454, SLG: 0.610 Gary Roenicke, R (6, PH) OBP: 0.394, SLG: 0.612 (6, 3)	0-3 K		0-0 P5			0-0 4-3		0-0 1B		3 0 0 0 0 1 0 2 0 1 1 0 0 1												
Terry Crowley, L (1, 10) OBP: 0.385, SLG: 0.200	0-0 F7		0-0 E 1B			0-0 G3		0-0 3-1		5 1 1 0 0 1 1												
John Lowenstein, L (1, 7) OBP: 0.446, SLG: 0.760 Jim Dwyer, L (7, PR) OBP: 0.235, SLG: 0.412 (7, 7)	0-3 K		0-0 E6 E 2B 1-H			0-0 SF9 3B		0-0 1B 6-3 1B		4 2 3 1 0 1 0 1 1 0 0 0 0 0												
Cal Ripken Jr., R (1, 5) OBP: 0.262, SLG: 0.402			0-0 1B E 2B			0-0 SF9		0-0 6-3 1B		4 2 3 1 0 0 0												
Rick Dempsey, R (1, 2) OBP: 0.363, SLG: 0.303			0-0 WP 1B 2-3			0-0 F7		0-0 6-3		5 1 2 1 0 0 2												
Lenn Sakata, R (1, 6) OBP: 0.307, SLG: 0.329			0-0 4-3 1B 1-H 3-H			0-0 6-3		0-0 5-3		5 0 2 2 0 0 3												
Inning Stats	R: 3 E: 0 K: 2 S: 9	H: 2 LOB: 0 BB: 1 P: 13	R: 2 E: 0 K: 0 S: 6	H: 3 LOB: 1 BB: 0 P: 6	R: 3 E: 2 K: 1 S: 10	H: 4 LOB: 2 BB: 0 P: 10	R: 0 E: 0 K: 0 S: 3	H: 0 LOB: 0 BB: 0 P: 3	R: 1 E: 0 K: 0 S: 4	H: 1 LOB: 0 BB: 0 P: 4		R: 0 E: 0 K: 0 S: 4	H: 1 LOB: 1 BB: 0 P: 4	R: 1 E: 0 K: 0 S: 5	H: 2 LOB: 2 BB: 0 P: 5	R: 1 E: 0 K: 1 S: 7	H: 2 LOB: 1 BB: 0 P: 7	R: 0 E: 0 K: 0 S: 4	H: 1 LOB: 1 BB: 0 P: 4	1B: 10 2B: 4 3B: 1 HR: 1	SF: 1 SAC: 0 DP: 0 HBP: 0	WP: 1 PB: 0 SB: 0 CS: 0
PITCHER	IP WLS BF H R ER SO BB IBB HBP BLK WP HR S P ERA WHIP																					
Gene Nelson, R (1, 1) ERA: 4.06	1.0 L 9 5 5 4 2 1 0 0 0 0 1 1 12 16 36.00 6.000																					
Larry Andersen, R (2, 1) ERA: 6.66	5.2 26 8 5 4 1 0 0 0 0 0 0 0 28 28 6.35 1.412																					
Mike Stanton, R (7, 1) ERA: 2.78	2.1 10 3 1 1 1 0 0 0 0 0 0 0 12 12 3.86 1.286																					

livebaseballscorecards.com

AB	43
R	11
H	16
RBI	9
BB	1
SO	4
LOB	18



Batter	1	2	3	4	5	6	7	8	9	AB R H RBI BB SO LOB	TOP																	
Al Bumbry, L (1, 8) OBP: 0.315, SLG: 0.331	0-3 K		0-0 5-3		0-0 1-2 1B		0-0 2-3		0-3 K	5 0 1 0 0 2 2																		
Rich Dauer, R (1, 4) OBP: 0.383, SLG: 0.442	0-0 F8			0-0 6-3	0-0 F8		0-0 F8			4 0 0 0 0 0 3																		
Dan Ford, R (1, 9) OBP: 0.256, SLG: 0.395	0-0 6-3			0-0 F8 2B		0-0 6-3		4-0 BLK BB		3 0 1 0 1 0 0																		
Ken Singleton, S (1, 10) OBP: 0.353, SLG: 0.287		0-3 K		4-0 BB		4-0 HR BB		0-0 6-3		2 1 0 0 2 1 1																		
John Lowenstein, L (1, 7) OBP: 0.458, SLG: 0.808		4-0 BB		0-0 F8		0-0 HR		0-3 K		2 1 1 2 1 0 2																		
Benny Ayala, R (8, PH) OBP: 0.357, SLG: 0.462				2-3 BB		1-H HR				0 0 0 0 0 0 0																		
Jim Dwyer, L (8, PH) OBP: 0.222, SLG: 0.389					0-0 F7			0-3 K		1 0 0 0 0 0 1 1																		
Gary Roenicke, R (1, 3) OBP: 0.389, SLG: 0.591		0-3 K			0-0 F7		4-0 CS BB			3 0 0 0 1 2 4																		
Cal Ripken Jr., R (1, 5) OBP: 0.282, SLG: 0.396		0-0 P4			0-0 F8		0-3 K			4 0 1 0 0 1 2																		
Rick Dempsey, R (1, 2) OBP: 0.369, SLG: 0.304			0-0 5-3		0-0 1B 1B		0-0 CS 1-2	4-0 SH1-4 BB	0-3 K	3 0 1 0 1 1 1																		
Lenn Sakata, R (1, 6) OBP: 0.300, SLG: 0.321			0-0 2-3		0-3 K			0-0 SH1-4		2 0 0 0 0 1 1																		
Terry Crowley, L (9, PH) OBP: 0.370, SLG: 0.190									0-0 F9	1 0 0 0 0 0 1																		
Bobby Bonner, R (9, 6) OBP: 0.273, SLG: 0.258										0 0 0 0 0 0 0																		
Inning Stats	R: 0 E: 0 K: 1 S: 5	H: 0 LOB: 0 BB: 0 P: 5	R: 0 E: 0 K: 2 S: 7	H: 0 LOB: 1 BB: 1 P: 11	R: 0 E: 0 K: 0 S: 3	H: 0 LOB: 0 BB: 0 P: 3	R: 0 E: 0 K: 0 S: 4	H: 1 LOB: 2 BB: 1 P: 8	R: 0 E: 0 K: 1 S: 7	H: 2 LOB: 2 BB: 0 P: 7	R: 2 E: 0 K: 1 S: 5	H: 1 LOB: 0 BB: 2 P: 13	R: 0 E: 0 K: 0 S: 3	H: 0 LOB: 1 BB: 1 P: 7	R: 0 E: 0 K: 2 S: 7	H: 0 LOB: 1 BB: 1 P: 11	R: 0 E: 0 K: 2 S: 8	H: 1 LOB: 1 BB: 0 P: 8	1B: 3 2B: 1 3B: 0 HR: 1	SF: 0 SAC: 1 DP: 0 HBP: 0	WP: 0 PB: 0 SB: 0 CS: 1	PA: 38						
PITCHER	IP WLS BF H R ER SO BB IBB HBP BLK WP HR S P ERA WHIP																											
Mike Moore, R (1, 1) ERA: 6.25	6.1		27	4	2	2	5	5	0	0	0	0	0	1	32	52	2.84	1.421										
Ed Vande Berg, L (7, 1) ERA: 2.45	1.0		4	0	0	0	0	1	0	0	1	0	0	3	7	0.00	1.000											
Bill Caudill, R (8, 1) ERA: 1.95	1.2	W	6	1	0	0	4	0	0	0	0	0	0	14	14	0.00	0.600											

Baltimore Orioles @ Seattle Mariners
The Kingdome, Seattle, WA
Sat May 15 1982, 10:05 PM EDT
Att. 23,682 - Unknown

livebaseballscorecards.com

AB	30
R	2
H	5
RBI	2
BB	6
SO	9
LOB	18



BOTTOM

Baltimore Orioles @ Seattle Mariners
The Kingdome, Seattle, WA
Sun May 16 1982, 10:05 PM EDT
Att. 6,504 - Unknown

livebaseballscorecards.com

AB 36
R 4
H 8
RBI 3
BB 6
SO 3
LOB 22



WP: 1 PA: 44
PB: 0
SB: 2
CS: 2

AB R H RBI BB SO LOB

4 1 1 0 0 1 3

4 1 0 0 1 0 3

3 1 2 2 1 0 0
1 1 0 0 0 0 1

4 0 1 1 1 1 2

5 0 0 0 0 0 3

4 0 1 0 1 0 3
0 0 0 0 0 0 0

5 0 0 0 0 1 5

4 0 1 0 0 0 2

2 0 2 0 2 0 0

Batter	1	2	3	4	5	6	7	8	9	10
Bobby Brown, S (1, 8) OBP: 0.267, SLG: 0.321	F9		F9		CS	BB 2B 1B	K		SH3	
Manny Castillo, S (1, 5) OBP: 0.288, SLG: 0.277	G3		F3			BB BB BB BB	4-3		F8	
Bruce Bochte, L (1, 10) Lenny Randle, S (8, PR) OBP: 0.427, SLG: 0.409 OBP: 0.258, SLG: 0.185	1-3			FC6-4 1B		1B 2B		WP S E BB	L5	
Al Cowens, R (1, 9) OBP: 0.303, SLG: 0.426		BB BB BB		P5 BB		BB BB BB		K		6-3
Todd Cruz, R (1, 6) OBP: 0.293, SLG: 0.393		F9		FC6-4 1-2f		BB BB BB	F9	E6 FC3-6 1-H		F9
Jim Maler, R (1, 3) Joe Simpson, L (10, PR) OBP: 0.312, SLG: 0.376 OBP: 0.297, SLG: 0.297		F9		F7		BB BB BB	F9	FC3-6 IBB		1B
Thad Bosley, L (1, 7) OBP: 0.240, SLG: 0.196		G3			K	SS	F8	FC3-6 1-2f 2-3		P6
Bud Bulling, R (1, 2) OBP: 0.341, SLG: 0.333			1-3		G3		BB S 1B	F9		
Julio Cruz, S (1, 4) OBP: 0.361, SLG: 0.326			BB		CS BB	BB BB BB	CS 1B		SH3 1B	

Inning Stats	R: 0	H: 0	E: 0	K: 0	S: 3	R: 0	H: 0	E: 0	K: 0	S: 3	R: 0	H: 0	E: 0	K: 0	S: 3	R: 0	H: 1	E: 0	K: 1	S: 4	R: 0	H: 0	E: 0	K: 1	S: 4	R: 3	H: 3	E: 0	K: 0	S: 6	R: 0	H: 2	E: 0	K: 1	S: 6	R: 1	H: 0	E: 1	K: 1	S: 6	R: 0	H: 1	E: 0	K: 0	S: 4	R: 0	H: 1	E: 0	K: 0	S: 4	R: 0	H: 1	E: 0	K: 0	S: 4	1B: 7	SF: 0	2B: 1	SAC: 1	3B: 0	DP: 0	HR: 0	HBP: 0	WP: 1	PA: 44
--------------	------	------	------	------	------	------	------	------	------	------	------	------	------	------	------	------	------	------	------	------	------	------	------	------	------	------	------	------	------	------	------	------	------	------	------	------	------	------	------	------	------	------	------	------	------	------	------	------	------	------	------	------	------	------	------	-------	-------	-------	--------	-------	-------	-------	--------	-------	--------

PITCHER	IP	WLS	BF	H	R	ER	SO	BB	IBB	HBP	BLK	WP	HR	S	P	ERA	WHIP
Mike Flanagan, L (1, 1) ERA: 4.67	5.0		22	4	3	3	1	4	0	0	0	0	0	20	36	5.40	1.600
Storm Davis, R (6, 1) ERA:	1.0		5	2	0	0	0	0	0	0	0	0	0	5	5	0.00	2.000
Tippy Martinez, L (7, 1) ERA: 6.16	3.0	W	12	1	1	0	2	1	1	0	0	1	0	14	22	0.00	0.667
Tim Stoddard, R (10, 1) ERA: 5.4	1.0	S	4	1	0	0	0	0	0	0	0	0	0	4	4	0.00	1.000

Batter	1	2	3	4	5	6	7	8	9	AB R H RBI BB SO LOB	TOP																
Ron Washington, R (1, 6) OBP: 0.386, SLG: 0.458	0-3 K	0-0 1-H 3-H 3B		0-0 F8		0-0 G4-3 1B		0-0 1-2 3-H 1B	0-0 F8	6 0 3 3 0 1 2																	
Larry Milbourne, S (1, 4) OBP: 0.229, SLG: 0.217	0-0 L3	0-0 6-3			0-0 BB HR 1B	0-0 G4-3		0-0 F8		5 1 1 0 0 0 4																	
Randy Johnson, L (1, 10) OBP: 0.398, SLG: 0.596	0-0 1B		0-0 4-1		4-0 BB BB BB HR BB		4-0 FC1-4 BB	0-0 F9		3 1 1 0 2 0 2																	
Tom Brunansky, R (1, 7) OBP: 0.348, SLG: 0.762	0-0 L7		0-0 BB 1B		0-0 1-H 2-H HR		0-3 K	0-0 F8		5 1 2 3 0 1 4																	
Jesus Vega, R (1, 3) OBP: 0.350, SLG: 0.434		0-0 FC4-6 1B	4-0 1-2 BB		0-0 5-3		0-0 FC1-4 E 1-2f		0-0 G3 1B 2B	4 1 2 0 1 0 1																	
Dave Engle, R (1, 9) OBP: 0.310, SLG: 0.365		0-3 K	0-0 F9		0-0 1-3 1B		0-0 E3 1-2		0-0 G3 2-3	5 0 1 0 0 1 5																	
John Castino, R (1, 5) OBP: 0.288, SLG: 0.340		0-0 FC4-6 1B 1-2f	0-0 F8		0-0 1-3		0-0 4-3		0-0 BB 1B 3-H	5 1 1 1 0 0 6																	
Bobby Mitchell, L (1, 8) OBP: 0.307, SLG: 0.289		0-0 1B 1-2 3B 1B		4-0 BB BB BB BB G1-3-6 BB	0-3 K			0-0 1B 1B	4-0 1-2 BB	3 2 2 0 2 1 1																	
Sal Butera, R (1, 2) OBP: 0.348, SLG: 0.237		0-0 1-3 2-H 3B 1B		0-0 G1-3-6 1-2f		0-0 F4		0-0 1-3 1B 1B	0-3 K	5 1 2 1 0 1 3																	
Inning Stats	R: 0 E: 0 K: 1 S: 6	H: 1 LOB: 1 BB: 0 P: 6	R: 3 E: 0 K: 1 S: 9	H: 4 LOB: 1 BB: 0 P: 9	R: 0 E: 0 K: 0 S: 4	H: 1 LOB: 2 BB: 1 P: 8	R: 0 E: 0 K: 0 S: 2	H: 0 LOB: 0 BB: 1 P: 6	R: 3 E: 0 K: 1 S: 8	H: 3 LOB: 1 BB: 1 P: 12	R: 0 E: 0 K: 0 S: 3	H: 1 LOB: 0 BB: 0 P: 3	R: 0 E: 1 K: 1 S: 6	H: 0 LOB: 2 BB: 1 P: 10	R: 1 E: 0 K: 0 S: 6	H: 3 LOB: 2 BB: 0 P: 6	R: 1 E: 0 K: 1 S: 7	H: 2 LOB: 2 BB: 1 P: 11	1B: 12 2B: 1 3B: 1 HR: 1	SF: 0 SAC: 0 DP: 2 HBP: 0	WP: 0 PB: 0 SB: 0 CS: 0	PA: 46					
PITCHER	IP WLS BF H R ER SO BB IBB HBP BLK WP HR S P ERA WHIP																										
Dennis Martinez, R (1, 1) ERA: 4.81	2.1		13	6	3	3	2	0	0	0	0	0	0	17	17	11.57	2.571										
Jim Palmer, R (3, 1) ERA: 7.44	2.0	L	11	3	3	3	0	3	0	0	0	0	1	8	20	13.50	3.000										
Ross Grimsley, L (5, 1) ERA: 1.64	3.2		17	5	2	2	2	1	0	0	0	0	0	20	24	4.91	1.636										
Tim Stoddard, R (9, 1) ERA: 4.7	1.0		5	1	0	0	1	1	0	0	0	0	0	6	10	0.00	2.000										

Minnesota Twins @ Baltimore Orioles
 Memorial Stadium, Baltimore, MD
 Tue May 18 1982, 7:05 PM EDT
 Att. 10,998 - Unknown - 79 F

livebaseballscores.com

AB	41
R	8
H	15
RBI	8
BB	5
SO	5
LOB	28




Batter	1	2	3	4	5	6	7	8	9	AB	R	H	RBI	BB	SO	LOB
Al Bumbry, L OBP: 0.321, SLG: 0.328 (1, 8)	0-0 L4-3 1B	0-0 SF7		0-0 4-3			4-0 G5-4-3 BB		0-3 K	3	0	1	1	1	1	1
Rich Dauer, R OBP: 0.371, SLG: 0.446 (1, 4)	0-0 L4-3 1-2	0-0 F9				0-0 F7	0-0 G5-4-3 1-2f		0-0 2B 1B	5	1	1	0	0	0	3
John Lowenstein, L OBP: 0.464, SLG: 0.797 (1, 7)	4-0 BB 1B BB			0-0 HR		4-0 FC3-6 BB	0-0 G3		0-3 K	3	2	1	1	2	1	1
Ken Singleton, S OBP: 0.369, SLG: 0.328 (1, 10) Eddie Murray, S OBP: 0.454, SLG: 0.610 (9, PR)	4-0 1B 1-2 BB			0-0 G3		0-0 FC3-6 1-2f		0-0 HR 1B	0-0 2B	4	1	2	1	1	0	1
Terry Crowley, L OBP: 0.406, SLG: 0.360 (1, 3)	0-0 FC5-4 1-3 2-H 1B			0-0 G3		0-0 F8		0-0 1-H HR	4-0 IBB	4	1	2	3	1	0	1
Gary Roenicke, R OBP: 0.381, SLG: 0.557 (1, 9)	0-0 FC5-4 1-2f			0-0 5-3			0-0 FC5-4 1B	0-3 K	0-0 F6	5	0	1	0	0	1	4
Cal Ripken Jr., R OBP: 0.261, SLG: 0.385 (1, 5)		0-0 SH2-4 SF7 1B 1B		0-0 1B		0-0 F4		0-0 F9		4	1	2	0	0	0	1
Rick Dempsey, R OBP: 0.360, SLG: 0.301 (1, 2)		0-0 SH2-4 1-2 1B		0-0 F8		0-0 FC5-4 1-2f		0-0 5-3		4	0	1	0	0	0	2
Bobby Bonner, R OBP: 0.263, SLG: 0.250 (1, 6) Jim Dwyer, L OBP: 0.250, SLG: 0.550 (9, PH)		0-0 SH2-4 1-2 2-3		0-0 F9		0-0 F8			0-0 HR	2	0	0	0	0	0	2
										1	1	1	1	0	0	0

Inning Stats	R: 1	H: 2	E: 0	K: 0	S: 4	H: 2	LOB: 2	BB: 2	P: 12	R: 1	H: 2	E: 0	K: 0	S: 5	H: 2	LOB: 1	BB: 0	P: 5	R: 1	H: 1	E: 0	K: 0	S: 4	H: 0	LOB: 0	BB: 0	P: 4	R: 0	H: 1	E: 0	K: 0	S: 4	R: 0	H: 0	E: 0	K: 0	S: 3	H: 1	LOB: 1	BB: 1	P: 7	R: 0	H: 1	E: 0	K: 0	S: 4	R: 0	H: 0	E: 0	K: 0	S: 2	H: 2	LOB: 0	BB: 0	P: 7	R: 2	H: 2	E: 0	K: 1	S: 7	H: 3	LOB: 2	BB: 1	P: 14	1B: 8	SF: 1	2B: 2	SAC: 1	3B: 0	DP: 2	HR: 3	HBP: 0	WP: 0	PA: 42
--------------	------	------	------	------	------	------	--------	-------	-------	------	------	------	------	------	------	--------	-------	------	------	------	------	------	------	------	--------	-------	------	------	------	------	------	------	------	------	------	------	------	------	--------	-------	------	------	------	------	------	------	------	------	------	------	------	------	--------	-------	------	------	------	------	------	------	------	--------	-------	-------	-------	-------	-------	--------	-------	-------	-------	--------	-------	--------

PITCHER	IP	WLS	BF	H	R	ER	SO	BB	IBB	HBP	BLK	WP	HR	S	P	ERA	WHIP
Albert Williams, R ERA: 4.0 (1, 1)	3.1		17	6	3	3	0	2	0	0	0	0	1	15	23	8.10	2.400
Bobby Castillo, R ERA: 3.71 (4, 1)	4.2	W	18	3	2	2	1	2	0	0	0	0	1	18	26	3.86	1.071
Ron Davis, R ERA: 4.15 (9, 1)	1.0	S	7	3	2	2	2	0	1	0	0	0	1	10	14	18.00	3.000

MINNESOTA TWINS @ BALTIMORE ORIOLES
Memorial Stadium, Baltimore, MD
 Tue May 18 1982, 7:05 PM EDT
 Att: 10,998 - Unknown - 79 F

AB	35
R	7
H	12
RBI	7
BB	5
SO	3
LOB	16



Batter	1	2	3	4	5	6	7	8	9	AB R H RBI BB SO LOB	TOP									
Ron Washington, R (1, 6) OBP: 0.391, SLG: 0.460	0-0 F9		0-0 SF9 1B		0-0 1B		0-0 L7			4 1 2 0 0 0 1										
Larry Milbourne, S (1, 4) OBP: 0.250, SLG: 0.224	4-0 BB		0-0 1B		0-3 K		0-0 F9			3 0 1 0 1 1 2										
Randy Johnson, L (1, 10) OBP: 0.385, SLG: 0.578	0-0 F9		0-0 SF9		0-0 L8			0-0 F9		3 0 0 1 0 0 2										
Tom Brunansky, R (1, 7) OBP: 0.370, SLG: 0.727	4-0 BB		0-0 SF9		1-0 HBP			0-0 6-3		1 0 0 1 1 0 0										
Jesus Vega, R (1, 3) OBP: 0.333, SLG: 0.413	0-0 F5		0-0 L5		0-3 K			0-0 F9		4 0 0 0 0 1 4										
Dave Engle, R (1, 9) OBP: 0.306, SLG: 0.357		0-3 K		0-0 5-3		0-0 F4			0-0 1B	4 0 1 0 0 1 1										
John Castino, R (1, 5) OBP: 0.278, SLG: 0.327		0-0 5-3		0-0 L8		0-0 5-3			0-0 F9	4 0 0 0 0 0 2										
Bobby Mitchell, L (1, 8) OBP: 0.297, SLG: 0.277		0-0 4-3		0-3 K			0-0 F7		0-3 K	4 0 0 0 0 2 1										
Sal Butera, R (1, 2) OBP: 0.367, SLG: 0.293			0-0 1B		0-0 F5				0-3 K	3 1 2 0 0 0 0										
Randy Bush, L (9, PH) OBP: 0.280, SLG: 0.261										1 0 0 0 0 1 1										
Inning Stats	R: 0 E: 0 K: 0 S: 3	H: 0 LOB: 2 BB: 2 P: 11	R: 0 E: 0 K: 1 S: 5	H: 0 LOB: 0 BB: 0 P: 5	R: 2 E: 0 K: 0 S: 6	H: 3 LOB: 1 BB: 0 P: 6	R: 0 E: 0 K: 1 S: 5	H: 0 LOB: 0 BB: 0 P: 5	R: 0 E: 0 K: 1 S: 6	H: 1 LOB: 1 BB: 0 P: 6	R: 0 E: 0 K: 0 S: 4	H: 1 LOB: 1 BB: 0 P: 4	R: 0 E: 0 K: 0 S: 3	H: 0 LOB: 0 BB: 0 P: 3	R: 0 E: 0 K: 2 S: 8	H: 1 LOB: 1 BB: 0 P: 8	1B: 5 2B: 1 3B: 0 HR: 0	SF: 2 SAC: 0 DP: 0 HBP: 1	WP: 0 PB: 0 SB: 0 CS: 0	PA: 36
PITCHER	IP WLS BF H R ER SO BB IBB HBP BLK WP HR S P ERA WHIP																			
Sammy Stewart, R (1, 1) ERA: 3.77	8.0 W 33 6 2 2 4 2 0 1 0 0 0 38 47 2.25 1.000																			
Tim Stoddard, R (9, 1) ERA: 4.15	1.0 S 3 0 0 0 2 0 0 0 0 0 0 0 7 7 0.00 0.000																			

Minnesota Twins @ Baltimore Orioles
 Memorial Stadium, Baltimore, MD
 Wed May 19 1982, 7:05 PM EDT
 Att: 8,088 - Unknown - 65 F

livebaseballscorecards.com

AB	31
R	2
H	6
RBI	2
BB	2
SO	6
LOB	14



Batter	1	2	3	4	5	6	7	8	9	AB R H RBI BB SO LOB	TOP
Ron Washington, R OBP: 0.385, SLG: 0.451 (1, 6) X	0-0 F8 ①		0-3 K ③			0-0 F9 ②			0-0 FC5 1B ①	4 0 1 0 0 1 1	
Larry Milbourne, S OBP: 0.250, SLG: 0.226 (1, 4) X	0-0 6-3 ②			0-0 5-3 ①		0-0 4-3 ③			0-0 FC5 1B ①	4 0 1 0 0 0 1	
Jesus Vega, R OBP: 0.330, SLG: 0.405 (1, 3) X	0-0 6-3 ③			0-0 P3 ②			0-0 1B ①		0-0 FC5 ①	4 0 1 0 0 0 2	
Tom Brunansky, R OBP: 0.323, SLG: 0.615 (1, 8)		0-3 K ①		0-0 F9 ③			0-0 L7 ①		0-0 F8 ②	4 0 0 0 0 1 3	
Gary Ward, R OBP: 0.277, SLG: 0.343 (1, 7)		0-0 FC1-4 1B ②		0-3 K ①		0-3 K ②			0-0 F5 ③	4 0 1 0 0 2 3	
Dave Engle, R OBP: 0.292, SLG: 0.339 (1, 9)		0-0 FC1-4 ②		0-0 F5 ②		0-0 L6 ③				3 0 0 0 0 0 2	
John Castino, R OBP: 0.270, SLG: 0.317 (1, 5)		0-0 F9 ③		0-0 F8 ③			0-0 F7 ①			3 0 0 0 0 0 1	
Gary Gaetti, R OBP: 0.258, SLG: 0.429 (1, 10)			0-0 F2 ①			0-0 1B ①		0-0 F8 ②		3 0 1 0 0 0 0	
Tim Laudner, R OBP: 0.273, SLG: 0.200 (1, 2)			0-3 K ②			0-0 F9 ①		0-0 F7 ③		3 0 0 0 0 1 1	
Inning Stats	R: 0 H: 0 E: 0 LOB: 0 K: 0 BB: 0 S: 3 P: 3	R: 0 H: 1 E: 0 LOB: 1 K: 1 BB: 0 S: 6 P: 6	R: 0 H: 0 E: 0 LOB: 0 K: 2 BB: 0 S: 7 P: 7	R: 0 H: 0 E: 0 LOB: 0 K: 0 BB: 0 S: 3 P: 3	R: 0 H: 0 E: 0 LOB: 0 K: 1 BB: 0 S: 5 P: 5	R: 0 H: 1 E: 0 LOB: 1 K: 0 BB: 0 S: 4 P: 4	R: 0 H: 1 E: 0 LOB: 1 K: 1 BB: 0 S: 6 P: 6	R: 0 H: 0 E: 0 LOB: 0 K: 0 BB: 0 S: 3 P: 3	R: 0 H: 2 E: 0 LOB: 2 K: 0 BB: 0 S: 5 P: 5	1B: 5 SF: 0 2B: 0 SAC: 0 3B: 0 DP: 0 HR: 0 HBP: 0	WP: 0 PA: 32 PB: 0 SB: 0 CS: 0
PITCHER Scott McGregor, L (1, 1) ERA: 2.86	IP WLS BF H R ER SO BB IBB HBP BLK WP HR S P ERA WHIP										
	9.0 W 32 5 0 0 5 0 0 0 0 0 0 0 0 42 42 0.00 0.556										

Minnesota Twins @ Baltimore Orioles
 Memorial Stadium, Baltimore, MD
 Thu May 20 1982, 7:05 PM EDT
 Att. 12,598 - Unknown

livebaseballscorecards.com

AB	32
R	0
H	5
RBI	0
BB	0
SO	5
LOB	14



Batter	1	2	3	4	5	6	7	8	9	AB	R	H	RBI	BB	SO	LOB
Al Bumbry, L OBP: 0.311, SLG: 0.311 (1, 8) X	0-0 F7 ① X	0-0 F7 ③		4-0 BB			0-0 3-4-1 ①			3	0	0	0	1	0	1
Rich Dauer, R OBP: 0.358, SLG: 0.435 (1, 4) X	0-0 F8 ②		0-0 F9 ① X	0-0 F6 ③			0-0 F6 ②			4	0	0	0	0	0	1
John Lowenstein, L OBP: 0.434, SLG: 0.723 (1, 7) X	0-0 F7 ③		0-0 G3 ②		0-3 K ①		4-0 BB			3	0	0	0	1	1	0
Ken Singleton, S OBP: 0.376, SLG: 0.346 (1, 10) X		0-0 HR	0-0 F9 ③		0-0 F8 ②		0-3 K ③			4	1	1	1	0	1	1
Terry Crowley, L OBP: 0.417, SLG: 0.414 (1, 3) X		0-3 K ①		0-0 2B	0-0 1B			0-0 F8 ①		4	1	2	0	0	1	0
Jim Dwyer, L OBP: 0.292, SLG: 0.500 (1, 9) X		4-0 1B 2B BB		4-0 2B 1B BB	0-0 F8 ③			0-0 F9 ②		2	2	0	0	2	0	1
Joe Nolan, L OBP: 0.265, SLG: 0.244 (1, 2) X		0-0 2B SF9 1B		0-0 1B 2B		0-0 F3 ①		0-0 G3 ③		4	2	2	1	0	0	0
Cal Ripken Jr., R OBP: 0.270, SLG: 0.397 (1, 5) X		0-0 SF9 2B		0-0 G5-4-3 1B		0-0 F3 ②				3	0	2	3	0	0	0
Lenn Sakata, R OBP: 0.292, SLG: 0.314 (1, 6) X		0-0 SF9 ②		0-0 G5-4-3 ① ②		0-0 F9 ③				2	0	0	1	0	0	1

Inning Stats	R: 0	H: 0	E: 0	K: 0	S: 3	R: 3	H: 3	E: 0	K: 1	S: 8	R: 0	H: 0	E: 0	K: 0	S: 3	R: 3	H: 3	E: 0	K: 0	S: 5	R: 0	H: 1	E: 0	K: 1	S: 6	R: 0	H: 0	E: 0	K: 1	S: 5	R: 0	H: 0	E: 0	K: 0	S: 3	R: 0	H: 0	E: 0	K: 0	S: 3	R: 0	H: 0	E: 0	K: 0	S: 3
	LOB: 0	BB: 0	P: 3	LOB: 1	BB: 1	LOB: 0	BB: 0	LOB: 1	BB: 2	P: 12	LOB: 1	BB: 0	LOB: 1	BB: 0	P: 3	LOB: 1	BB: 0	LOB: 0	BB: 0	P: 13	LOB: 1	BB: 0	LOB: 0	BB: 0	P: 6	LOB: 0	BB: 0	LOB: 1	BB: 1	P: 9	LOB: 0	BB: 0	LOB: 0	BB: 0	P: 3	LOB: 0	BB: 0	LOB: 0	BB: 0	P: 3					

PITCHER	IP	WLS	BF	H	R	ER	SO	BB	IBB	HBP	BLK	WP	HR	S	P	ERA	WHIP	PITCHER	IP	WLS	BF	H	R	ER	SO	BB	IBB	HBP	BLK	WP	HR	S	P	ERA	WHIP												
Pete Redfern, R ERA: 5.91 (1, 1)	8.0	L	34	7	6	6	3	4	0	0	0	0	1	36	52	6.75	1.375																														

BOTTOM

Minnesota Twins @ Baltimore Orioles
Memorial Stadium, Baltimore, MD
 Thu May 20 1982, 7:05 PM EDT
 Att. 12,598 - Unknown

livebaseballscorecards.com

AB	29
R	6
H	7
RBI	6
BB	4
SO	3
LOB	5



WP: 0	PA: 34
PB: 0	SB: 1
CS: 0	

Batter	1	2	3	4	5	6	7	8	9	AB R H RBI BB SO LOB	TOP											
Al Bumbry, L (1, 8) OBP: 0.320, SLG: 0.317	4-0 BB 1B BB	0-0 1B 1B 1-3		0-0 1B		0-0 FC6-4 1-2f		0-3 K		4 0 2 0 1 1 3												
Rich Dauer, R (1, 4) OBP: 0.359, SLG: 0.434	0-0 BB 1B 1-2	0-0 FC5-4 1B 1-3 3-H		0-0 5-3		0-0 F8 1-2		0-0 6-3		5 0 2 1 0 0 4												
Dan Ford, R (1, 9) OBP: 0.252, SLG: 0.373	4-0 BB 1B 1-2 2-3	0-0 FC5-4 1B 1-2f			4-0 E 1B BB		0-0 1-3		0-0 6-3	3 1 0 0 2 0 2												
Ken Singleton, S (1, 10) OBP: 0.377, SLG: 0.344	0-3 K		0-0 5-3		0-0 E6 G4-6-3 1B 1-3		4-0 BB		0-0 4-3	4 0 1 0 1 1 3												
John Lowenstein, L (1, 7) OBP: 0.432, SLG: 0.743	0-0 P6		0-0 HR		0-0 G4-6-3 1B 1-2 3-H		0-3 K		0-0 F8	5 1 2 2 0 1 4												
Joe Nolan, L (1, 2) OBP: 0.245, SLG: 0.222	0-0 G3		0-0 P6		0-0 G4-6-3 1B 1-2f 2-3		0-3 K			4 0 0 0 0 1 6												
Gary Roenicke, R (1, 3) OBP: 0.381, SLG: 0.538		0-0 F5	0-0 F3		0-0 5-3			0-0 L5		4 0 0 0 0 0 1												
Cal Ripken Jr., R (1, 5) OBP: 0.270, SLG: 0.392		0-0 F9		0-3 K		0-0 6-3		0-0 1B 1B		4 0 1 0 0 1 0												
Lenn Sakata, R (1, 6) OBP: 0.310, SLG: 0.326		4-0 1B BB		0-3 K		0-0 FC6-4 1B		0-0 1B		3 1 2 0 1 1 0												
Inning Stats	R: 0 E: 0 K: 1 S: 6	H: 1 LOB: 3 BB: 2 P: 14	R: 1 E: 0 K: 0 S: 5	H: 2 LOB: 2 BB: 1 P: 9	R: 1 E: 0 K: 0 S: 4	H: 1 LOB: 0 BB: 0 P: 4	R: 0 E: 0 K: 2 S: 8	H: 1 LOB: 1 BB: 0 P: 8	R: 1 E: 1 K: 0 S: 4	H: 2 LOB: 1 BB: 1 P: 8	R: 0 E: 0 K: 0 S: 4	H: 1 LOB: 1 BB: 0 P: 4	R: 0 E: 0 K: 2 S: 7	H: 0 LOB: 1 BB: 1 P: 11	R: 0 E: 0 K: 1 S: 7	H: 2 LOB: 2 BB: 0 P: 7	R: 0 E: 0 K: 0 S: 3	H: 0 LOB: 0 BB: 0 P: 3	1B: 9 2B: 0 3B: 0 HR: 1	SF: 0 SAC: 0 DP: 1 HBP: 0	WP: 0 PB: 0 SB: 1 CS: 0	PA: 41
PITCHER	IP WLS BF H R ER SO BB IBB HBP BLK WP HR S P ERA WHIP																					
Jim Gott, R (1, 1) ERA: 2.22	6.0 L 29 8 3 3 3 4 0 0 0 0 0 1 31 47 4.50 2.000																					
Roy Lee Jackson, R (7, 1) ERA: 3.48	3.0 12 2 0 0 3 1 0 0 0 0 0 0 17 21 0.00 1.000																					

Baltimore Orioles @ Toronto Blue Jays
Exhibition Stadium, Toronto, ON
Fri May 21 1982, 7:05 PM EDT
Att. 12,387 - Unknown

livebaseballscorecards.com

AB	36
R	3
H	10
RBI	3
BB	5
SO	6
LOB	23



Batter	1	2	3	4	5	6	7	8	9	AB	R	H	RBI	BB	SO	LOB
Damaso Garcia, R OBP: 0.368, SLG: 0.407 (1, 4)	0-0 E 1B		0-0 L4		0-0 F8			0-3 K		4	0	1	0	0	1	0
Garth Iorg, R OBP: 0.322, SLG: 0.434 Rance Mulliniks, L OBP: 0.337, SLG: 0.386 (1, 5) (8, PH) (9, 5)	0-0 E6 1-3		0-0 5-3			0-0 WP 2B		0-0 G3		3	0	1	0	0	0	1
Barry Bonnell, R OBP: 0.444, SLG: 0.607 (1, 8)	0-0 F8		0-0 1-2-3			0-0 6-3		0-0 2B		4	0	1	0	0	0	3
Wayne Nordhagen, R OBP: 0.330, SLG: 0.330 Al Woods, L OBP: 0.267, SLG: 0.259 (1, 7) (8, PH) (9, 7)	0-0 P5			0-0 FC5-4 1B		0-0 P4 2-3		0-3 K		3	0	1	0	0	0	3
Otto Velez, R OBP: 0.351, SLG: 0.300 Hosken Powell, L OBP: 0.254, SLG: 0.328 (1, 10) (9, PH)	0-3 K			0-0 FC5-4 1-2f		0-0 6-3			0-0 F9	3	0	0	0	0	1	4
Jesse Barfield, R OBP: 0.327, SLG: 0.434 Lloyd Moseby, L OBP: 0.291, SLG: 0.359 (1, 9) (9, PH)		0-0 F8		0-0 F8			0-0 F9		4-0 FC5 1B BB	3	0	0	0	0	0	1
Buck Martinez, R OBP: 0.333, SLG: 0.400 Ernie Whitt, L OBP: 0.356, SLG: 0.494 (1, 2) (9, PH)		0-0 F3		0-0 P3			0-0 FC6-4 1B		0-0 1-2 1B	3	0	1	0	0	0	1
Willie Upshaw, L OBP: 0.368, SLG: 0.492 (1, 3)		0-0 1B			0-0 G3		0-3 K		0-0 F5	4	0	1	0	0	1	3
Alfredo Griffin, S OBP: 0.256, SLG: 0.286 Tony Johnson, R (1, 6) (9, PH)		0-0 F9			0-0 4-3		0-0 FC6-4 1-2f		0-0 FC5 2-3f	3	0	0	0	0	0	2


Inning Stats	R: 0	H: 1	E: 1	K: 1	S: 7	LOB: 2	BB: 0	P: 7	R: 0	H: 1	E: 0	K: 0	S: 4	LOB: 1	BB: 0	P: 4	R: 0	H: 0	E: 0	K: 0	S: 3	LOB: 0	BB: 0	P: 3	R: 0	H: 1	E: 0	K: 0	S: 4	LOB: 1	BB: 0	P: 4	R: 0	H: 1	E: 0	K: 1	S: 6	LOB: 1	BB: 0	P: 6	R: 0	H: 1	E: 0	K: 2	S: 8	LOB: 1	BB: 0	P: 8	R: 0	H: 1	E: 0	K: 0	S: 4	LOB: 2	BB: 1	P: 8	1B: 5	SF: 0	2B: 2	SAC: 0	3B: 0	DP: 0	HR: 0	HBP: 0
PITCHER	IP	WLS	BF	H	R	ER	SO	BB	IBB	HBP	BLK	WP	HR	S	P	ERA	WHIP																																															
Mike Flanagan, L ERA: 4.03 (1, 1)	7.0	W	27	5	0	0	2	0	0	0	0	1	0	31	31	0.00	0.714																																															
Tim Stoddard, R ERA: 3.6 (8, 1)	1.1		7	2	0	0	2	1	0	0	0	0	0	10	14	0.00	2.250																																															
Tippy Martinez, L ERA: 5.95 (9, 1)	0.2	S	2	0	0	0	0	0	0	0	0	0	0	2	2	0.00	0.000																																															

BOTTOM

Baltimore Orioles @ Toronto Blue Jays
Exhibition Stadium, Toronto, ON

Fri May 21 1982, 7:05 PM EDT
Att. 12,387 - Unknown

AB	35
R	0
H	7
RBI	0
BB	1
SO	4
LOB	21



WP: 1	PA: 36
PB: 0	ERA
SB: 0	WHIP
CS: 0	

Batter	1	2	3	4	5	6	7	8	9	AB R H RBI BB SO LOB	TOP		
Al Bumbry, L (1, 8) OBP: 0.329, SLG: 0.326	0-0 5-3 1B	0-0 FC6-4 1B		0-0 CS 1B		0-0 4-3			0-3 K	5 1 3 0 0 1 0			
Rich Dauer, R (1, 4) OBP: 0.352, SLG: 0.425 Bobby Bonner, R (5, 6) OBP: 0.250, SLG: 0.237	0-0 5-3 1-2	0-0 FC6-4 1-2f		0-0 5-3 1-2			0-0 5-3		0-0 5-3	3 0 0 0 0 0 3 2 0 0 0 0 0 0			
Jim Dwyer, L (1, 9) OBP: 0.357, SLG: 0.520	0-3 K		0-0 2B SF9 1B		0-0 4-6-3 1B 1B		4-0 G4-6-3 BB			3 2 2 0 1 1 1			
Ken Singleton, S (1, 10) OBP: 0.380, SLG: 0.356	0-0 HR 1B		0-0 SF9 1-3 2B		0-0 4-6-3 1-2		0-0 G4-6-3 1-2f			4 1 2 1 0 0 2			
John Lowenstein, L (1, 7) OBP: 0.424, SLG: 0.767	0-0 HR		0-0 SF9 2-3 3-H		0-0 F8		0-0 6-3			3 1 1 3 0 0 1			
Terry Crowley, L (1, 3) OBP: 0.425, SLG: 0.406	4-0 BB		0-3 K		0-0 1B		0-0 1-3			3 0 1 1 1 1 1			
Cal Ripken Jr., R (1, 5) OBP: 0.269, SLG: 0.395	0-0 1-3		0-0 P4		0-0 P4		0-0 2B			4 0 1 0 0 0 3			
Rick Dempsey, R (1, 2) OBP: 0.344, SLG: 0.325		0-0 5-3		0-0 HR		0-0 F8		0-0 1-3		4 1 1 1 0 0 1			
Lenn Sakata, R (1, 6) OBP: 0.298, SLG: 0.312 (5, 4)		0-3 K		0-0 P4		0-0 F2		0-0 P6		4 0 0 0 0 1 0			
Inning Stats	R: 3 E: 0 K: 1 S: 8 H: 3 LOB: 1 BB: 1 P: 12	R: 0 E: 0 K: 1 S: 6 H: 1 LOB: 1 BB: 0 P: 6	R: 1 E: 0 K: 1 S: 7 H: 2 LOB: 1 BB: 0 P: 7	R: 1 E: 0 K: 0 S: 4 H: 2 LOB: 0 BB: 0 P: 4	R: 1 E: 0 K: 0 S: 5 H: 2 LOB: 1 BB: 0 P: 5	R: 0 E: 0 K: 0 S: 3 H: 0 LOB: 0 BB: 0 P: 3	R: 0 E: 0 K: 0 S: 2 H: 0 LOB: 0 BB: 1 P: 6	R: 0 E: 0 K: 0 S: 4 H: 1 LOB: 1 BB: 0 P: 4	R: 0 E: 0 K: 1 S: 5 H: 0 LOB: 0 BB: 0 P: 5	1B: 7 2B: 2 3B: 0 HR: 2 SF: 1 SAC: 0 DP: 1 HBP: 0	WP: 0 PB: 0 SB: 0 CS: 1 PA: 38		
PITCHER	IP WLS BF H R ER SO BB IBB HBP BLK WP HR S P ERA WHIP											PITCHER	IP WLS BF H R ER SO BB IBB HBP BLK WP HR S P ERA WHIP
Dave Stieb, R (1, 1) ERA: 4.21	5.0 L 25 10 6 6 3 1 0 0 0 0 2 30 34 10.80 2.200												
Mark Bomback, R (6, 1) ERA: 6.53	2.0 6 0 0 0 0 1 0 0 0 0 0 5 9 0.00 0.500												
Dale Murray, R (8, 1) ERA: 3.68	1.0 4 1 0 0 0 0 0 0 0 0 0 4 4 0.00 1.000												
Jerry Garvin, L (9, 1) ERA: 10.22	1.0 3 0 0 0 0 1 0 0 0 0 0 0 5 5 0.00 0.000												

Baltimore Orioles @ Toronto Blue Jays
Exhibition Stadium, Toronto, ON
Sat May 22 1982, 3:33 AM EDT
Att. 17,457 - Unknown

livebaseballscorecards.com

AB	35
R	6
H	11
RBI	6
BB	2
SO	4
LOB	12



Batter	1	2	3	4	5	6	7	8	9	AB R H RBI BB SO LOB
Damaso Garcia, R (1, 4) OBP: 0.367, SLG: 0.405 Garth Iorg, R (7, 4) OBP: 0.318, SLG: 0.429	0-0 G4-6-3 1B		0-0 F9			0-0 1-3		0-0 P4		3 0 1 0 0 0 0 1 0 0 0 0 0 1
Rance Mulliniks, L (1, 5) OBP: 0.333, SLG: 0.374	0-0 G4-6-3 1-2f		4-0 BB			0-0 1-3		0-3 K		3 0 0 0 1 1 2
Hosken Powell, L (1, 9) OBP: 0.268, SLG: 0.353	0-3 K		0-0 F8			0-0 1B		0-0 2B		4 0 2 0 0 1 1
Willie Upshaw, L (1, 3) OBP: 0.364, SLG: 0.485		0-0 5-3 1B		0-0 4-3		0-0 F7		0-3 K		4 0 1 0 0 1 2
Dave Revering, L (1, 10) OBP: 0.220, SLG: 0.236		0-3 K		0-3 K		0-3 K		0-0 F7		4 0 0 0 0 3 2
Al Woods, L (1, 7) OBP: 0.250, SLG: 0.241		0-0 5-3 1-2		0-0 4-3		0-0 F8		0-0 6-3		4 0 0 0 0 0 2
Barry Bonnell, R (1, 8) OBP: 0.441, SLG: 0.593		4-0 BB			0-0 F7		0-0 6-3			2 0 0 0 1 0 0
Ernie Whitt, L (1, 2) OBP: 0.366, SLG: 0.500		0-0 1-3			0-0 G6-4-3 1B		0-0 4-3 1B			3 0 2 0 0 0 2
Alfredo Griffin, S (1, 6) OBP: 0.250, SLG: 0.279			0-0 4-3		0-0 G6-4-3 1-2f		0-0 4-3			3 0 0 0 0 0 2

Inning Stats	R: 0 E: 0 K: 1 S: 5	H: 1 LOB: 0 BB: 0 P: 5	R: 0 E: 0 K: 1 S: 6	H: 1 LOB: 2 BB: 1 P: 10	R: 0 E: 0 K: 0 S: 3	H: 0 LOB: 1 BB: 1 P: 7	R: 0 E: 0 K: 1 S: 5	H: 0 LOB: 0 BB: 0 P: 5	R: 0 E: 0 K: 0 S: 3	H: 1 LOB: 0 BB: 0 P: 3	R: 0 E: 0 K: 0 S: 4	H: 1 LOB: 1 BB: 0 P: 4	R: 0 E: 0 K: 1 S: 5	H: 0 LOB: 0 BB: 0 P: 5	R: 0 E: 0 K: 1 S: 6	H: 1 LOB: 1 BB: 0 P: 6	R: 0 E: 0 K: 1 S: 6	H: 1 LOB: 1 BB: 0 P: 6	1B: 5 2B: 1 3B: 0 HR: 0	SF: 0 SAC: 0 DP: 2 HBP: 0	WP: 0 PB: 0 SB: 0 CS: 0	PA: 33
PITCHER Dennis Martinez, R (1, 1) ERA: 4.16	IP 9.0 WLS W BF 33 H 6 R 0 ER 0 SO 6 BB 2 IBB 0 HBP 0 BLK 0 WP 0 HR 0 S 43 P 51 ERA 0.00 WHIP 0.889																					


BOTTOM

Baltimore Orioles @ Toronto Blue Jays
Exhibition Stadium, Toronto, ON

Sat May 22 1982, 3:33 AM EDT
Att. 17,457 - Unknown

livebaseballscorecards.com

AB	31
R	0
H	6
RBI	0
BB	2
SO	6
LOB	14



Batter	1	2	3	4	5	6	7	8	9	AB R H RBI BB SO LOB	TOP											
Al Bumbry, L (1, 8) OBP: 0.327, SLG: 0.320	0-0 1-3		4-0 BB BB	0-0 F7			0-0 G1-6-3 1-2f			3 0 0 0 1 0 3												
Rich Dauer, R (1, 4) OBP: 0.350, SLG: 0.416	0-0 F8		4-0 1-2 BB		0-0 6-3			0-0 6-3		3 0 0 0 1 0 0												
Dan Ford, R (1, 9) OBP: 0.245, SLG: 0.362	0-0 F7		0-0 F3		0-0 5-3			0-3 K		4 0 0 0 0 1 2												
Ken Singleton, S (1, 10) OBP: 0.371, SLG: 0.345		0-0 4-3	0-0 F8		0-0 F8			0-0 F7		4 0 0 0 0 0 2												
John Lowenstein, L (1, 7) OBP: 0.416, SLG: 0.740		0-0 BB 2B 1B	0-0 P6			0-0 F6			0-0 L3	4 1 1 0 0 0 2												
Gary Roenicke, R (1, 3) OBP: 0.392, SLG: 0.538		4-0 2B 1-2 BB		4-0 1B BB		0-3 K			0-0 E5 1B	2 0 1 0 2 1 0												
Cal Ripken Jr., R (1, 5) OBP: 0.269, SLG: 0.398		0-0 1-3 2-H 2B		0-0 P4		0-0 F7			0-0 F8	4 0 1 1 0 0 2												
Rick Dempsey, R (1, 2) OBP: 0.333, SLG: 0.313		0-3 K		0-0 P6			0-0 5-3		0-3 K	3 0 0 0 0 1 3												
Jim Dwyer, L (9, PH) OBP: 0.345, SLG: 0.500										1 0 0 0 0 1 1												
Lenn Sakata, R (1, 6) OBP: 0.308, SLG: 0.323		0-0 F7		0-0 1B			0-0 G1-6-3 1B			3 0 2 0 0 0 2												
Inning Stats	R: 0 E: 0 K: 0 S: 3	H: 0 LOB: 0 BB: 0 P: 3	R: 1 E: 0 K: 1 S: 7	H: 2 LOB: 2 BB: 1 P: 11	R: 0 E: 0 K: 0 S: 3	H: 0 LOB: 2 BB: 2 P: 11	R: 0 E: 0 K: 0 S: 4	H: 1 LOB: 2 BB: 1 P: 8	R: 0 E: 0 K: 0 S: 3	H: 0 LOB: 0 BB: 0 P: 3	R: 0 E: 0 K: 1 S: 5	H: 0 LOB: 0 BB: 0 P: 5	R: 0 E: 0 K: 0 S: 3	H: 1 LOB: 0 BB: 0 P: 3	R: 0 E: 0 K: 1 S: 5	H: 0 LOB: 0 BB: 0 P: 5	R: 0 E: 1 K: 1 S: 6	H: 1 LOB: 1 BB: 0 P: 6	1B: 4 2B: 1 3B: 0 HR: 0	SF: 0 SAC: 0 DP: 1 HBP: 0	WP: 0 PB: 0 SB: 0 CS: 0	PA: 35
PITCHER Luis Leal, R (1, 1) ERA: 3.19	IP: 9.0 WLS: W BF: 35 H: 5 R: 1 ER: 1 SO: 4 BB: 4 IBB: 0 HBP: 0 BLK: 0 WP: 0 HR: 0 S: 39 P: 55 ERA: 1.00 WHIP: 1.000																					

Baltimore Orioles @ Toronto Blue Jays
Exhibition Stadium, Toronto, ON
Sun May 23 1982, 3:33 AM EDT
Att. 14,229 - Unknown

livebaseballscorecards.com

AB	31
R	1
H	5
RBI	1
BB	4
SO	4
LOB	17



Batter	1	2	3	4	5	6	7	8	9	AB	R	H	RBI	BB	SO	LOB
Damaso Garcia, R OBP: 0.368, SLG: 0.401 (1, 4)	0-0 P5		0-0 5-3		0-0 4-3	0-0 1B		1-0 1B		4	0	1	2	0	0	1
Rance Mulliniks, L OBP: 0.327, SLG: 0.366 (1, 5) Garth Iorg, R OBP: 0.330, SLG: 0.437 (5, PH) (6, 5)	0-0 F7		0-0 1-3		0-0 6-3	0-0 1B		0-0 1B		2	0	0	0	0	0	1
Barry Bonnell, R OBP: 0.439, SLG: 0.615 (1, 7)	0-0 F9			0-0 2B	0-0 HR	0-0 4-3		0-0 F9		3	0	2	1	0	0	0
Willie Upshaw, L OBP: 0.382, SLG: 0.496 (1, 3)		0-0 1B		4-0 2B	0-0 1B		0-0 G3-6			3	1	3	0	1	0	0
Lloyd Moseby, L OBP: 0.290, SLG: 0.364 (1, 8)		0-0 F2		0-0 1B	0-0 F7		0-0 G3-6			4	1	1	1	0	0	3
Ernie Whitt, L OBP: 0.351, SLG: 0.477 (1, 2)		0-0 F8		0-0 3-1		0-0 4-3	0-0 4-3			4	0	0	1	0	0	2
Hosken Powell, L OBP: 0.274, SLG: 0.357 (1, 10) Wayne Nordhagen, R OBP: 0.333, SLG: 0.333 (6, PH)		0-0 4-3		0-0 1B	0-0 1B	0-0 6-3		0-3 K		2	0	1	1	0	0	1
Jesse Barfield, R OBP: 0.342, SLG: 0.441 (1, 9)			4-0 5-3	0-0 G1-4-3	0-0 6-3	0-0 1B		0-3 K		3	1	2	0	1	1	0
Alfredo Griffin, S OBP: 0.250, SLG: 0.278 (1, 6)			0-0 B3	0-0 G1-4-3	0-0 6-3	0-0 1B		0-0 1B		4	1	1	0	0	0	5

Inning Stats	R: 0	H: 0	E: 0	K: 0	S: 3	L: 0	LOB: 0	BB: 0	P: 3	R: 0	H: 1	E: 0	K: 0	S: 4	R: 0	H: 0	E: 0	K: 0	S: 3	R: 3	H: 4	E: 0	K: 0	S: 6	R: 1	H: 2	E: 0	K: 0	S: 5	R: 2	H: 4	E: 0	K: 0	S: 7	R: 0	H: 1	E: 0	K: 0	S: 3	R: 1	H: 2	E: 0	K: 2	S: 9
--------------	------	------	------	------	------	------	--------	-------	------	------	------	------	------	------	------	------	------	------	------	------	------	------	------	------	------	------	------	------	------	------	------	------	------	------	------	------	------	------	------	------	------	------	------	------


PITCHER	IP	WLS	BF	H	R	ER	SO	BB	IBB	HBP	BLK	WP	HR	S	P	ERA	WHIP
Sammy Stewart, R ERA: 4.07 (1, 1)	3.1	L	17	5	3	3	0	2	0	0	0	0	0	15	23	8.10	2.100
Ross Grimsley, L ERA: 2.59 (4, 1)	2.1		12	6	3	3	0	0	0	0	0	0	1	12	12	11.57	2.571
Tippy Martinez, L ERA: 5.57 (6, 1)	1.1		4	1	0	0	0	0	0	0	0	0	0	4	4	0.00	0.750
Tim Stoddard, R ERA: 4.09 (8, 1)	1.0		6	2	1	1	2	0	0	1	0	0	0	9	10	9.00	2.000

BOTTOM

Baltimore Orioles @ Toronto Blue Jays
Exhibition Stadium, Toronto, ON

Sun May 23 1982, 3:33 AM EDT
Att. 14,229 - Unknown

AB	36
R	7
H	14
RBI	7
BB	2
SO	2
LOB	17



1B	2B	3B	HR	SF	SAC	DP	HBP	WP	PB	SB	CS	PA
12	1	0	1	0	2	1	1	0	0	0	0	39

Batter	1	2	3	4	5	6	7	8	9
Damaso Garcia, R (1, 4) OBP: 0.371, SLG: 0.410	0-0 G4-6-3 1B		0-0 6-3		0-0 FC6-4 1-2f			0-0 1B 2B	
Garth Iorg, R (1, 5) OBP: 0.316, SLG: 0.418	0-0 G4-6-3 1-2f		0-0 F5			0-3 K		0-0 F9	
Barry Bonnell, R (1, 8) (9, 9) OBP: 0.422, SLG: 0.589	0-0 5-3			0-0 F8		0-0 5-3		0-0 F2	
Wayne Nordhagen, R (1, 10) OBP: 0.340, SLG: 0.340		0-0 HR 1B		0-0 F9		0-3 K		0-0 2-H 1B	
Jesse Barfield, R (1, 9) OBP: 0.342, SLG: 0.448		0-3 K		0-0 6-3			0-0 1B 2B	0-3 K	
Lloyd Moseby, L (8, PH) (9, 8) OBP: 0.288, SLG: 0.361									
Tony Johnson, R (1, 7) OBP: 0.125, SLG: 0.500		0-0 1-H HR			0-3 K		0-3 K		0-0 4-3
Hosken Powell, L (9, PH) OBP: 0.270, SLG: 0.352									
Buck Martinez, R (1, 2) OBP: 0.317, SLG: 0.379		0-0 P3			0-0 P4		0-0 P5		0-0 F7
Al Woods, L (9, PH) OBP: 0.246, SLG: 0.237									
Willie Upshaw, L (1, 3) OBP: 0.385, SLG: 0.504		0-0 3-1			0-0 1B 2B		0-0 2-H 1B		0-3 K
Alfredo Griffin, S (1, 6) OBP: 0.252, SLG: 0.279			0-0 6-3		0-0 2-H FC6-4 1B		0-0 4-3		

Inning Stats	R: 0	H: 1	E: 0	K: 0	S: 3	LOB: 0	BB: 0	P: 3
	R: 2	H: 2	E: 0	K: 1	S: 7	LOB: 0	BB: 0	P: 7
	R: 0	H: 0	E: 0	K: 0	S: 3	LOB: 0	BB: 0	P: 3
	R: 0	H: 0	E: 0	K: 0	S: 3	LOB: 0	BB: 0	P: 3
	R: 1	H: 2	E: 0	K: 1	S: 7	LOB: 1	BB: 0	P: 7
	R: 0	H: 0	E: 0	K: 2	S: 7	LOB: 0	BB: 0	P: 7
	R: 1	H: 2	E: 0	K: 1	S: 7	LOB: 1	BB: 0	P: 7
	R: 0	H: 0	E: 0	K: 1	S: 5	LOB: 0	BB: 0	P: 5

PITCHER	IP	WLS	BF	H	R	ER	SO	BB	IBB	HBP	BLK	WP	HR	S	P	ERA	WHIP
Scott McGregor, L (1, 1) ERA: 3.13	7.2	W	31	9	5	5	5	0	0	0	0	0	1	41	41	5.87	1.174
Tim Stoddard, R (8, 1) ERA: 3.65	1.1	S	4	0	0	0	2	0	0	0	0	0	0	8	8	0.00	0.000

AB	R	H	RBI	BB	SO	LOB
4	1	2	0	0	0	1
4	0	0	0	0	1	2
4	0	0	0	0	0	1
4	1	2	1	0	1	0
3	1	1	0	0	1	1
1	0	0	0	0	1	1
3	1	1	2	0	2	1
1	0	0	0	0	0	0
3	0	0	0	0	0	1
1	0	0	0	0	0	0
4	1	2	1	0	1	0
3	0	1	1	0	0	1


BOTTOM

Baltimore Orioles @ Toronto Blue Jays
Exhibition Stadium, Toronto, ON

Mon May 24 1982, 3:33 AM EDT
Att. 12,088 - Unknown

livebaseballscorecards.com

AB	35
R	5
H	9
RBI	5
BB	0
SO	7
LOB	9



WP	HR	S	P	ERA	WHIP
0	1	8	8	0.00	0.000
0	0	2	2	0.00	0.000

Batter	1	2	3	4	5	6	7	8	9	AB R H RBI BB SO LOB	TOP											
Al Bumbry, L (1, 8) OBP: 0.331, SLG: 0.331	0-0 F7		0-0 SH1-3 1B	0-0 1-3		0-0 1B 2B		0-0 1B		5 1 3 1 0 0 0												
Lenn Sakata, R (1, 4) OBP: 0.313, SLG: 0.327	0-0 1B E SF8 1B		0-0 SH1-3		0-0 5-3	0-0 2-3 1B		0-0 F4		4 1 2 0 0 0 1												
Dan Ford, R (1, 9) OBP: 0.240, SLG: 0.350	0-0 E6 SF8 1B		0-0 5-3		0-0 G1-6-3 1B	0-0 F8		0-0 5-3		5 0 1 0 0 0 5												
Ken Singleton, S (1, 10) OBP: 0.372, SLG: 0.340	0-0 1-2 2-3 1B		0-0 2-H HR 1B		0-0 G1-6-3 1-2f	4-0 FC1-6 BB		0-3 K		4 1 2 1 1 1 1												
John Lowenstein, L (1, 7) OBP: 0.423, SLG: 0.759	0-0 SF8		0-0 1-H HR		0-0 HR 1B	0-0 FC1-6 HR		4-0 1B BB 1B BB		3 4 2 3 1 0 1												
Gary Roenicke, R (1, 3) OBP: 0.421, SLG: 0.632	0-3 K		0-0 1B		0-0 HR 1B	0-0 HR		4-0 1B 1-2 1B BB		4 2 3 4 1 1 2												
Rick Dempsey, R (1, 2) OBP: 0.361, SLG: 0.344		0-3 K	0-0 F4		0-0 2B 2B	0-0 5-3		0-0 1B 1-2 2-3 1B		5 1 2 0 0 1 1												
Cal Ripken Jr., R (1, 5) OBP: 0.271, SLG: 0.406		0-0 F8		0-3 K		0-0 F8	0-0 F4-3	0-0 1-2 2-H 3-H 1B		5 0 1 1 0 1 1												
Bobby Bonner, R (1, 6) OBP: 0.229, SLG: 0.217		0-0 F8		0-0 F7		0-0 F7		0-0 6-3	0-0 6-3	5 0 0 0 0 0 3												
Inning Stats	R: 1 E: 1 K: 1 S: 8	H: 2 LOB: 2 BB: 0 P: 8	R: 0 E: 0 K: 1 S: 5	H: 0 LOB: 0 BB: 0 P: 5	R: 3 E: 0 K: 1 S: 7	H: 4 LOB: 1 BB: 0 P: 7	R: 0 E: 0 K: 1 S: 5	H: 0 LOB: 0 BB: 0 P: 5	R: 0 E: 0 K: 0 S: 3	H: 1 LOB: 0 BB: 0 P: 3	R: 3 E: 0 K: 0 S: 8	H: 5 LOB: 2 BB: 0 P: 8	R: 2 E: 0 K: 0 S: 4	H: 1 LOB: 0 BB: 1 P: 8	R: 0 E: 0 K: 0 S: 4	H: 1 LOB: 1 BB: 0 P: 4	R: 1 E: 0 K: 1 S: 6	H: 2 LOB: 2 BB: 2 P: 14	1B: 11 2B: 2 3B: 0 HR: 3	SF: 1 SAC: 1 DP: 1 HBP: 0	WP: 0 PB: 0 SB: 0 CS: 0	PA: 45
PITCHER	IP WLS BF H R ER SO BB IBB HBP BLK WP HR S P ERA WHIP																					
Doc Medich, R (1, 1) ERA: 7.86	2.2 L 15 6 4 3 2 0 0 0 0 0 0 1 19 19 10.12 2.250																					
Dave Schmidt, R (3, 1) ERA: 4.85	3.0 13 5 3 3 1 0 0 0 0 0 0 1 15 15 9.00 1.667																					
Steve Comer, R (6, 1) ERA: 3.91	2.1 11 3 2 2 0 1 0 0 0 0 0 1 10 14 7.71 1.714																					
Danny Darwin, R (9, 1) ERA: 2.3	1.0 6 2 1 1 1 2 0 0 0 0 0 0 6 14 9.00 4.000																					

Baltimore Orioles @ Texas Rangers
 Arlington Stadium, Arlington, TX
 Tue May 25 1982, 8:05 PM EDT
 Att: 12,021 - Unknown

livebaseballscorecards.com

AB	40
R	10
H	16
RBI	10
BB	3
SO	4
LOB	15



Batter	1	2	3	4	5	6	7	8	9	AB R H RBI BB SO LOB	TOP	
Lenn Sakata, R OBP: 0.308, SLG: 0.330 (1, 6) X	0-0 4-3	0-0 P4			0-0 F9		0-0 1B 2B		0-0 F6-3	5 0 1 0 0 0 2		
Rich Dauer, R OBP: 0.347, SLG: 0.412 (1, 4) X	0-0 3-1	0-0 FC6-4			0-0 1-3		0-0 FC6-4 1B			4 0 1 0 0 0 2		
Gary Roenicke, R OBP: 0.423, SLG: 0.626 (1, 8) H	1-0 HBP		0-3 K			0-0 G3	0-0 F8			1 0 0 0 0 1 0		
Al Bumbry, L OBP: 0.328, SLG: 0.327 (3, 8)										2 0 0 0 0 0 2		
Eddie Murray, S OBP: 0.439, SLG: 0.587 (1, 3) X	0-0 5-3		0-0 F8		0-3 K	0-0 FC6-4				4 0 0 0 0 1 3		
Benny Ayala, R OBP: 0.421, SLG: 0.722 (1, 7) X		0-0 1B 1B	0-0 P3			0-0 2B 2B		0-0 F2		4 2 2 0 0 0 0		
Dan Ford, R OBP: 0.247, SLG: 0.362 (1, 9) X		0-0 1B FC6-4 1B		0-0 5-3		0-0 2B		0-0 F9		4 1 2 1 0 0 0		
Ken Singleton, S OBP: 0.380, SLG: 0.342 (1, 10) X		0-0 FC6-4 1B		4-0 BB	4-0 G5-4-3	4-0 BB		0-0 F6-3		2 0 1 1 2 0 0		
Cal Ripken Jr., R OBP: 0.284, SLG: 0.394 (1, 5) X		0-0 FC6-4 1B		0-0 G5-4-3		0-0 F7		0-0 P4		4 0 0 1 0 0 4		
Rick Dempsey, R OBP: 0.357, SLG: 0.340 (1, 2) X		0-0 FC6-4 1B			0-0 F2		0-0 F8		0-0 F7	4 0 1 0 0 0 0		
Inning Stats	R: 0 E: 0 K: 0 S: 3 H: 0 LOB: 1 BB: 0 P: 4	R: 2 E: 0 K: 0 S: 7 H: 4 LOB: 2 BB: 0 P: 7	R: 0 E: 0 K: 1 S: 5 H: 0 LOB: 0 BB: 0 P: 5	R: 0 E: 0 K: 0 S: 2 H: 0 LOB: 0 BB: 1 P: 6	R: 0 E: 0 K: 0 S: 3 H: 0 LOB: 0 BB: 0 P: 3	R: 1 E: 0 K: 1 S: 7 H: 2 LOB: 2 BB: 1 P: 11	R: 0 E: 0 K: 0 S: 5 H: 2 LOB: 2 BB: 0 P: 5	R: 0 E: 0 K: 0 S: 3 H: 0 LOB: 0 BB: 0 P: 3	R: 0 E: 0 K: 0 S: 3 H: 0 LOB: 0 BB: 0 P: 3	1B: 5 2B: 3 3B: 0 HR: 0 SF: 0 SAC: 0 DP: 1 HBP: 1	WP: 0 PB: 0 SB: 0 CS: 0 PA: 37	
PITCHER	IP WLS BF H R ER SO BB IBB HBP BLK WP HR S P ERA WHIP											
Jon Mattack, L ERA: 2.77 (1, 1)	5.2 W 25 6 3 3 2 2 0 1 0 0 0 0 26 35 4.76 1.412											
Steve Comer, R ERA: 3.81 (6, 1)	0.2 4 2 0 0 0 0 0 0 0 0 0 0 4 4 0.00 3.000											
Paul Mirabella, L ERA: 3.14 (7, 1)	2.2 S 8 0 0 0 0 0 0 0 0 0 0 0 8 8 0.00 0.000											

Baltimore Orioles @ Texas Rangers
Arlington Stadium, Arlington, TX
Wed May 26 1982, 8:05 PM EDT
Att. 8,929 - Unknown

livebaseballscorecards.com

AB	34
R	3
H	8
RBI	3
BB	2
SO	2
LOB	13



Batter	1	2	3	4	5	6	7	8	9	AB	R	H	RBI	BB	SO	LOB
Bill Sample, R OBP: 0.326, SLG: 0.275 (1, 7)	0-0 F9		0-0 F8			0-0 F3		0-3 K		4	0	0	0	0	1	0
George Wright, S OBP: 0.300, SLG: 0.424 (1, 8)	0-0 F4			0-0 1-6-3		0-0 1B 1B		0-0 F5		4	0	1	0	0	0	1
Buddy Bell, R OBP: 0.367, SLG: 0.420 (1, 5)	0-0 1B			4-0 F8 BB		0-0 1-2 1B			0-0 G1-6-3 1B	3	0	3	0	1	0	0
Randy Bass, L OBP: 0.220, SLG: 0.278 (1, 3)	0-0 5-3			0-0 F8		0-0 4-3			0-0 G1-6-3	4	0	0	0	0	0	5
Johnny Grubb, L OBP: 0.356, SLG: 0.424 (1, 9)		0-0 5-3		0-0 1-3			0-0 F8		0-0 2B	4	0	1	0	0	0	1
Jim Sundberg, R OBP: 0.382, SLG: 0.426 (1, 2)		0-0 F6			0-0 6-3		0-0 G3		0-0 F8	4	0	0	0	0	0	1
Lamar Johnson, R OBP: 0.322, SLG: 0.373 (1, 10)		0-0 6-3			0-0 F8		0-3 K			3	0	0	0	0	1	0
Mike Richardt, R OBP: 0.278, SLG: 0.321 (1, 4)			0-0 F7		0-0 6-3			0-0 F8		3	0	0	0	0	0	0
Doug Flynn, R OBP: 0.232, SLG: 0.253 (1, 6)			0-0 F6-3			0-0 F6-3		0-0 F7		3	0	0	0	0	0	0

Inning Stats	R: 0	H: 1	E: 0	LOB: 1	K: 0	BB: 0	S: 4	P: 4	R: 0	H: 0	E: 0	LOB: 0	K: 0	BB: 0	S: 3	P: 3	R: 0	H: 0	E: 0	LOB: 1	K: 0	BB: 1	S: 3	P: 7	R: 0	H: 0	E: 0	LOB: 0	K: 0	BB: 0	S: 3	P: 3	R: 0	H: 2	E: 0	LOB: 2	K: 0	BB: 0	S: 5	P: 5	R: 0	H: 0	E: 0	LOB: 0	K: 1	BB: 0	S: 5	P: 5	R: 0	H: 0	E: 0	LOB: 1	K: 1	BB: 0	S: 6	P: 6	R: 0	H: 2	E: 0	LOB: 1	K: 0	BB: 0	S: 4	P: 4	1B: 4	SF: 0	2B: 1	SAC: 0	3B: 0	DP: 1	HR: 0	HBP: 0	WP: 0	PA: 33
PITCHER Sammy Stewart, R ERA: 3.43 (1, 1)	IP	WLS	BF	H	R	ER	SO	BB	IBB	HBP	BLK	WP	HR	S	P	ERA	WHIP	IP	WLS	BF	H	R	ER	SO	BB	IBB	HBP	BLK	WP	HR	S	P	ERA	WHIP	IP	WLS	BF	H	R	ER	SO	BB	IBB	HBP	BLK	WP	HR	S	P	ERA	WHIP																							


BOTTOM

Baltimore Orioles @ Texas Rangers
Arlington Stadium, Arlington, TX

Thu May 27 1982, 8:05 PM EDT
Att. 9,785 - Unknown

livebaseballscorecards.com

AB	32
R	0
H	5
RBI	0
BB	1
SO	2
LOB	8



Batter	1	2	3	4	5	6	7	8	9	AB R H RBI BB SO LOB	TOP										
Damaso Garcia, R (1, 4) OBP: 0.361, SLG: 0.396	0-0 F3		0-0 1B			0-0 6-3		0-0 F4		4 0 1 0 0 0 1											
Garth Iorg, R (1, 5) OBP: 0.315, SLG: 0.404	0-0 F8		0-0 1-3			0-0 F7			0-0 1B	4 1 1 0 0 0 1											
Barry Bonnell, R (1, 7) OBP: 0.426, SLG: 0.585	0-0 F8				0-0 F8				0-0 5-3	4 0 1 0 0 0 1											
Wayne Nordhagen, R (1, 10) OBP: 0.327, SLG: 0.330 Otto Velez, R (4, PH) OBP: 0.350, SLG: 0.281		0-0 1-5-3		4-0 BB		0-0 F4			0-0 6-3	1 0 0 0 0 0 0 2 0 0 0 1 0 2											
Jesse Barfield, R (1, 9) OBP: 0.331, SLG: 0.409		4-0 BB		0-0 F6			0-0 F8		4-0 BB	2 0 0 0 2 0 1											
Willie Upshaw, L (1, 3) OBP: 0.373, SLG: 0.483 Tony Johnson, R (9, PH) OBP: 0.222, SLG: 0.556		0-0 F8		0-3 K			0-3 K		0-0 BB	3 0 0 0 0 2 2 1 0 1 1 0 0 0											
Buck Martinez, R (1, 2) OBP: 0.297, SLG: 0.343		0-0 5-3			0-0 F5		0-3 K		0-0 F9	4 0 0 0 0 1 3											
Lloyd Moseby, L (1, 8) OBP: 0.275, SLG: 0.336			0-0 4-3		0-0 F3			0-0 1-3		3 0 0 0 0 0 0											
Alfredo Griffin, S (1, 6) OBP: 0.248, SLG: 0.274			0-0 F8		0-0 F7			0-0 CS		3 0 1 0 0 0 0											
Inning Stats	R: 0 E: 0 K: 0 S: 3	H: 0 LOB: 0 BB: 0 P: 3	R: 0 E: 0 K: 0 S: 3	H: 0 LOB: 1 BB: 1 P: 7	R: 0 E: 0 K: 0 S: 4	H: 1 LOB: 1 BB: 0 P: 4	R: 0 E: 0 K: 1 S: 5	H: 0 LOB: 1 BB: 1 P: 9	R: 0 E: 0 K: 0 S: 3	H: 0 LOB: 0 BB: 0 P: 3	R: 0 E: 0 K: 2 S: 7	H: 0 LOB: 0 BB: 0 P: 7	R: 0 E: 0 K: 0 S: 3	H: 1 LOB: 0 BB: 0 P: 3	R: 1 E: 0 K: 0 S: 5	H: 2 LOB: 2 BB: 1 P: 9	1B: 5 2B: 0 3B: 0 HR: 0	SF: 0 SAC: 0 DP: 0 HBP: 0	WP: 1 PB: 0 SB: 0 CS: 1	PA: 34	
PITCHER Mike Flanagan, L (1, 1) ERA: 3.58	IP 9.0	WLS W	BF 34	H 5	R 1	ER 1	SO 3	BB 3	IBB 0	HBP 0	BLK 0	WP 1	HR 0	S 37	P 49	ERA 1.00	WHIP 0.889				
PITCHER	IP	WLS	BF	H	R	ER	SO	BB	IBB	HBP	BLK	WP	HR	S	P	ERA	WHIP				

Toronto Blue Jays @ Baltimore Orioles
 Memorial Stadium, Baltimore, MD
 Sat May 29 1982, 7:05 PM EDT
 Unknown - 84 F

livebaseballscorecards.com

AB	31
R	1
H	5
RBI	1
BB	3
SO	3
LOB	11



Batter	1	2	3	4	5	6	7	8	9	AB	R	H	RBI	BB	SO	LOB
Al Bumbry, L OBP: 0.319, SLG: 0.317 (1, 8) X	0-0 BB S SF9 1B	0-0 F8 1-2		0-0 6-3			0-0 SH5-3 1-2			3	1	1	0	0	0	2
Rich Dauer, R OBP: 0.347, SLG: 0.404 (1, 4) X	0-0 FC SF9 BB 2B	0-0 6-3			0-0 6-3		0-0 F3			4	1	0	0	0	0	2
John Lowenstein, L OBP: 0.433, SLG: 0.736 (1, 7) B B B B	4-0 2B 1-2 2-3 BB		0-0 F8		0-0 4-1		4-0 IBB			2	0	0	0	2	0	0
Ken Singleton, S OBP: 0.368, SLG: 0.338 (1, 10) X	0-0 SF9		0-0 F7		0-0 F6		0-0 F8			3	0	0	1	0	0	2
Terry Crowley, L OBP: 0.455, SLG: 0.457 (1, 3) X	0-0 2B		0-0 BB		0-0 SH5-3 1B		0-0 F5			3	0	2	1	1	0	0
Eddie Murray, S OBP: 0.453, SLG: 0.633 (9, 3)	1-3 3-H 2B									0	0	0	0	0	0	0
Jim Dwyer, L OBP: 0.351, SLG: 0.545 (1, 9) X	4-0 IBB		0-0 F6		0-0 SH5-3 1-2		0-0 HR			2	1	1	1	1	0	1
Joe Nolan, L OBP: 0.228, SLG: 0.204 (1, 2) X	0-0 F8			0-3 K		0-3 K		0-3 K		4	0	0	0	0	3	4
Cal Ripken Jr., R OBP: 0.261, SLG: 0.384 (1, 5) X	0-0 4-3 1B			0-0 1B		0-0 F5 1B		0-0 F4		4	0	1	0	0	0	4
Lenn Sakata, R OBP: 0.323, SLG: 0.348 (1, 6) X		0-0 CS 1B		0-0 F7		0-0 SH5-3 1B				3	0	2	0	0	0	1
Inning Stats	R: 2 E: 0 K: 0 S: 6	H: 2 LOB: 3 BB: 2 P: 14	R: 0 E: 0 K: 0 S: 3	H: 1 LOB: 0 BB: 0 P: 3	R: 0 E: 0 K: 0 S: 3	H: 0 LOB: 1 BB: 1 P: 7	R: 0 E: 0 K: 1 S: 6	H: 1 LOB: 1 BB: 0 P: 6	R: 0 E: 0 K: 0 S: 4	H: 1 LOB: 2 BB: 1 P: 8	R: 1 E: 0 K: 1 S: 6	H: 1 LOB: 0 BB: 0 P: 6	1B: 5 2B: 1 3B: 0 HR: 1	SF: 1 SAC: 2 DP: 0 HBP: 0	WP: 0 PB: 0 SB: 1 CS: 1	PA: 35

BOTTOM

Toronto Blue Jays @ Baltimore Orioles
Memorial Stadium, Baltimore, MD

Sat May 29 1982, 7:05 PM EDT
Unknown - 84 F

AB	28
R	3
H	7
RBI	3
BB	4
SO	3
LOB	16



PITCHER	IP	WLS	BF	H	R	ER	SO	BB	IBB	HBP	BLK	WP	HR	S	P	ERA	WHIP
Luis Leal, R ERA: 3.21 (1, 1)	8.0	L	35	7	3	3	3	2	2	0	0	0	1	37	53	3.38	1.125

WP	0
PA	35
ERA	3.38
WHIP	1.125

Batter	1	2	3	4	5	6	7	8	9	AB	R	H	RBI	BB	SO	LOB
Al Bumbry, L OBP: 0.321, SLG: 0.326 (1, 8)	0-0 5-3	0-0 F8		0-0 2B			0-0 1B 1B	0-3 K		5	1	2	0	0	1	1
Rich Dauer, R OBP: 0.354, SLG: 0.416 (1, 4)	0-0 1B 2B	0-0 1B		0-0 6-3			0-0 1B HR 1B	0-0 F8		5	2	3	0	0	0	2
Jim Dwyer, L OBP: 0.357, SLG: 0.526 (1, 3) (8, 7)	0-0 1B 2B 1B	0-3 K					0-0 1B HR BB 1B	0-0 F6		5	2	2	1	0	1	2
Ken Singleton, S OBP: 0.369, SLG: 0.335 (1, 10)	0-0 1-3 2B 1B		0-0 F9			0-0 1-3	4-0 1-2 HR BB	0-0 F8		4	2	1	1	1	0	0
John Lowenstein, L OBP: 0.439, SLG: 0.742 (1, 7)	0-0 1-3 3-H 2B		0-0 BB BB BB BB	4-0 BB		0-0 G3	0-0 1-1 2-H 3-H HR	0-0 F6		2	1	1	2	1	0	0
Benny Ayala, R OBP: 0.455, SLG: 0.850 (7, PH)										1	1	1	4	0	0	0
Eddie Murray, S OBP: 0.450, SLG: 0.627 (8, 3)	1-1 3-H E 2B									1	0	0	0	0	0	0
Dan Ford, R OBP: 0.263, SLG: 0.387 (1, 9)	0-0 2-H E8 1B		0-3 K				0-0 F7	0-0 5-3		5	0	1	1	0	1	1
Rick Dempsey, R OBP: 0.350, SLG: 0.363 (1, 2)	0-3 K		0-0 F8				0-0 HR	0-3 K		4	1	1	1	0	2	2
Floyd Rayford, R OBP: 0.222, SLG: 0.125 (1, 5)	0-0 5-3						0-3 K	0-0 L5		4	0	0	0	0	1	1
Bobby Bonner, R OBP: 0.216, SLG: 0.204 (1, 6)		0-0 F4					0-0 F9			3	0	0	0	0	0	0
Lenn Sakata, R OBP: 0.328, SLG: 0.362 (8, PH) (9, 6)			0-0 F3					0-0 2B		1	0	1	0	0	0	0

Inning Stats	R: 4	H: 5	E: 1	K: 1	S: 10	LOB: 1	BB: 0	P: 10	R: 0	H: 1	E: 0	K: 1	S: 6	LOB: 1	BB: 0	P: 6	R: 0	H: 0	E: 0	K: 1	S: 5	LOB: 1	BB: 1	P: 9	R: 0	H: 1	E: 0	K: 0	S: 4	LOB: 1	BB: 0	P: 4	R: 0	H: 0	E: 0	K: 0	S: 3	LOB: 0	BB: 0	P: 3	R: 1	H: 1	E: 0	K: 1	S: 6	LOB: 0	BB: 0	P: 6	R: 5	H: 4	E: 0	K: 1	S: 9	LOB: 0	BB: 1	P: 13	R: 0	H: 1	E: 0	K: 1	S: 6	LOB: 1	BB: 0	P: 6	R: 0	H: 0	E: 0	K: 0	S: 3	LOB: 0	BB: 0	P: 3	1B: 7	SF: 0	2B: 4	SAC: 0	3B: 0	DP: 0	HR: 2	HBP: 0	WP: 0	PA: 42
PITCHER	IP	WLS	BF	H	R	ER	SO	BB	IBB	HBP	BLK	WP	HR	S	P	ERA	WHIP																																																																	
Jim Clancy, R ERA: 4.97 (1, 1)	6.0		27	8	5	5	4	1	0	0	0	0	0	34	38	7.50	1.500																																																																	
Dale Murray, R ERA: 4.75 (7, 1)	0.0		4	3	4	4	0	1	0	0	0	0	0	3	7	∞	∞																																																																	
Jerry Garvin, L ERA: 9.0 (7, 1)	0.0		1	1	1	1	0	0	0	0	0	0	0	1	1	∞	∞																																																																	
Joey McLaughlin, R ERA: 3.21 (7, 1)	3.0	W	10	1	0	0	2	0	0	0	0	0	0	14	14	0.00	0.333																																																																	

Toronto Blue Jays @ Baltimore Orioles
Memorial Stadium, Baltimore, MD
 Sat May 29 1982, 7:05 PM EDT
 Att: 21,241 - Unknown - 80 F

livebaseballscorecards.com

AB 40
R 10
H 13
RBI 10
BB 2
SO 6
LOB 9



Batter	1	2	3	4	5	6	7	8	9	AB	R	H	RBI	BB	SO	LOB
Al Bumbry, L OBP: 0.314, SLG: 0.318 (1, 8) S S S	0-3 K		0-0 4-3		0-0 F9			0-0 F8		4	0	0	0	0	1	3
Rich Dauer, R OBP: 0.346, SLG: 0.406 (1, 4) X	0-0 5-3			0-0 F6		0-0 F7		0-0 6-3		4	0	0	0	0	0	0
John Lowenstein, L OBP: 0.423, SLG: 0.710 (1, 7) X	0-0 F8			0-0 F9		0-3 K		0-3 K		4	0	0	0	0	2	0
Ken Singleton, S OBP: 0.366, SLG: 0.329 (1, 10) S S S		0-3 K		4-0 BB		0-0 F6		0-0 1-3		3	0	0	0	1	1	0
Terry Crowley, L OBP: 0.438, SLG: 0.421 (1, 3) S S S		0-3 K		0-0 F8			4-0 FC6-4 BB	0-0 F5		3	0	0	0	1	1	1
Dan Ford, R OBP: 0.258, SLG: 0.379 (1, 9) S S S		0-3 K			0-0 F9		0-0 FC6-4 1-2f			3	0	0	0	0	1	1
Rick Dempsey, R OBP: 0.350, SLG: 0.362 (1, 2) X			0-0 5-3		0-0 BB 1B		0-0 F8			3	0	1	0	0	0	1
Cal Ripken Jr., R OBP: 0.263, SLG: 0.379 (1, 5) S S S			0-3 K		4-0 1-2 BB		0-0 6-3			2	0	0	0	1	1	1
Lenn Sakata, R OBP: 0.328, SLG: 0.356 (1, 6) B B B B			4-0 BB		0-0 F7			0-0 6-3		2	0	0	0	1	0	2

Inning Stats	R: 0	H: 0	E: 0	K: 1	S: 5	LOB: 0	BB: 0	P: 5	R: 0	H: 0	E: 0	K: 3	S: 9	LOB: 0	BB: 0	P: 9	R: 0	H: 0	E: 0	K: 1	S: 5	LOB: 1	BB: 1	P: 9	R: 0	H: 1	E: 0	K: 0	S: 4	LOB: 2	BB: 1	P: 8	R: 0	H: 0	E: 0	K: 1	S: 5	LOB: 0	BB: 0	P: 5	R: 0	H: 0	E: 0	K: 0	S: 3	LOB: 1	BB: 1	P: 7	R: 0	H: 0	E: 0	K: 0	S: 3	LOB: 0	BB: 0	P: 3	R: 0	H: 0	E: 0	K: 1	S: 5	LOB: 0	BB: 0	P: 5
--------------	------	------	------	------	------	--------	-------	------	------	------	------	------	------	--------	-------	------	------	------	------	------	------	--------	-------	------	------	------	------	------	------	--------	-------	------	------	------	------	------	------	--------	-------	------	------	------	------	------	------	--------	-------	------	------	------	------	------	------	--------	-------	------	------	------	------	------	------	--------	-------	------

PITCHER	IP	WLS	BF	H	R	ER	SO	BB	IBB	HBP	BLK	WP	HR	S	P	ERA	WHIP
Jim Gott, R ERA: 3.19 (1, 1)	6.0	W	23	1	0	0	6	4	0	0	0	0	0	31	47	0.00	0.833
Roy Lee Jackson, R ERA: 3.04 (7, 1)	3.0	S	9	0	0	0	1	0	0	0	0	0	0	11	11	0.00	0.000

BOTTOM

Toronto Blue Jays @ Baltimore Orioles
Memorial Stadium, Baltimore, MD
 Sun May 30 1982, 3:33 AM EDT
 Att: 21,632 - Unknown - 82 F

AB	28
R	0
H	1
RBI	0
BB	4
SO	7
LOB	9



WP	HR	S	P	ERA	WHIP
0	0	0	0	0.00	0.000

livebaseballscorecards.com

Batter	1	2	3	4	5	6	7	8	9	AB R H RBI BB SO LOB	TOP														
Bill Sample, R (1, 7) OBP: 0.338, SLG: 0.448 (7, 8)	0-0 5-3		0-0 HR		0-0 F9 SH2-4 1B		0-0 F8		0-0 5-3	5 1 2 1 0 0 1															
George Wright, S (1, 8) OBP: 0.291, SLG: 0.397 Lamar Johnson, R (7, PH) OBP: 0.327, SLG: 0.407 Larry Parrish, R (7, 9) OBP: 0.225, SLG: 0.234	0-0 6-3		0-0 4-3		0-0 SH2-4 1-2		0-0 F8		0-0 HR	2 0 0 0 0 0 0 1 0 0 0 0 0 1 1 1 1 1 0 0 0															
Buddy Bell, R (1, 5) OBP: 0.358, SLG: 0.411	0-0 6-3		0-0 1B		0-0 F9 2-3			0-0 1-3	0-0 1B	5 0 2 0 0 0 1															
Randy Bass, L (1, 10) OBP: 0.225, SLG: 0.308		0-0 HR	0-0 F7		0-0 4-3			0-0 4-3	0-0 F7	5 1 1 1 0 0 3															
Johnny Grubb, L (1, 9) OBP: 0.372, SLG: 0.462 (7, 7)		0-0 5-3 3B 1B		0-0 1B 1B		0-0 4-3		0-0 E6	0-3 K	5 1 2 0 0 1 1															
Jim Sundberg, R (1, 2) OBP: 0.374, SLG: 0.406		0-0 5-3 1-2		0-3 K		0-0 6-3		0-0 F4		4 0 0 0 0 1 3															
Dave Hostetter, R (1, 3) OBP: 0.455, SLG: 1.000		0-0 2-H CS 3B		0-3 K		0-0 4-3			0-0 1B HR 2B	4 1 2 1 0 1 1															
Doug Flynn, R (1, 4) OBP: 0.241, SLG: 0.262 Bill Stein, R (9, PH) OBP: 0.298, SLG: 0.262	0-0 F6-3 3-H			0-0 1-3 1B		0-0 F4-3			0-0 HR 1B	3 0 1 0 0 0 1 1 1 1 0 0 0 0															
Mark Wagner, R (1, 6) OBP: 0.258, SLG: 0.276 Leon Roberts, R (9, PH) OBP: 0.321, SLG: 0.380			0-0 6-3	0-0 F9		0-0 1B			0-0 HR	3 0 1 0 0 0 2 1 1 1 3 0 0 0															
Inning Stats	R: 0 E: 0 K: 0 S: 3	H: 0 LOB: 0 BB: 0 P: 3	R: 2 E: 0 K: 0 S: 5	H: 3 LOB: 0 BB: 0 P: 5	R: 1 E: 0 K: 0 S: 5	H: 2 LOB: 1 BB: 0 P: 5	R: 0 E: 0 K: 2 S: 9	H: 2 LOB: 2 BB: 0 P: 9	R: 0 E: 0 K: 0 S: 4	H: 1 LOB: 1 BB: 0 P: 4	R: 0 E: 0 K: 0 S: 3	H: 0 LOB: 0 BB: 0 P: 3	R: 0 E: 0 K: 0 S: 4	H: 1 LOB: 1 BB: 0 P: 4	R: 0 E: 1 K: 0 S: 4	H: 0 LOB: 1 BB: 0 P: 4	R: 4 E: 0 K: 1 S: 10	H: 5 LOB: 1 BB: 0 P: 10	1B: 8 2B: 1 3B: 1 HR: 4	SF: 0 SAC: 1 DP: 0 HBP: 0	WP: 0 PB: 0 SB: 0 CS: 1	PA: 41			
PITCHER Dennis Martinez, R (1, 1) ERA: 4.54 Tim Stoddard, R (9, 1) ERA: 5.02 Tippy Martinez, L (9, 1) ERA: 5.4	IP	WLS	BF	H	R	ER	SO	BB	IBB	HBP	BLK	WP	HR	S	P	ERA	WHIP								
	8.0	W	35	11	5	5	2	0	0	0	0	0	2	39	39	5.62	1.375								
	0.1		4	3	2	2	0	0	0	0	0	0	2	4	4	54.00	9.000								
	0.2	S	2	0	0	0	1	0	0	0	0	0	0	4	4	0.00	0.000								

Texas Rangers @ Baltimore Orioles
 Memorial Stadium, Baltimore, MD
 Mon May 31 1982, 7:05 PM EDT
 Att. 13,344 - Unknown - 86 F

livebaseballscorecards.com

AB 40
 R 7
 H 14
 RBI 7
 BB 0
 SO 3
 LOB 14



Batter	1	2	3	4	5	6	7	8	9	AB	R	H	RBI	BB	SO	LOB
Al Bumbry, L OBP: 0.313, SLG: 0.317 (1, 8)	0-0 F7		0-0 F4-3	0-0 F4-3		0-0 E7		0-0 SH1-4		4	0	1	1	0	0	3
Rich Dauer, R OBP: 0.347, SLG: 0.402 (1, 4)	0-0 F7		0-0 6-3		4-0 FC6-4 BB	0-0 6-3		0-0 HR		4	1	1	1	1	0	1
Ken Singleton, S OBP: 0.367, SLG: 0.345 (1, 10)	0-0 6-3		0-0 F9		0-3 K		4-0 BB	0-0 HR		4	1	1	2	1	1	1
Eddie Murray, S OBP: 0.433, SLG: 0.600 (1, 3)		0-0 5-3		0-0 F8	0-0 FC6-4		0-0 F8	0-0 F7		5	0	0	0	0	0	2
Dan Ford, R OBP: 0.262, SLG: 0.386 (1, 9)		0-0 2B		0-0 BB	0-3 K		0-0 F4	0-3 K		5	2	2	0	0	2	2
Benny Ayala, R OBP: 0.440, SLG: 0.783 (1, 7)		0-0 F4		0-0 SF9		0-3 K				3	0	1	0	0	1	1
John Lowenstein, L OBP: 0.429, SLG: 0.713 (7, 7)				1-2 BB			1-2 BB			1	0	1	0	0	0	0
Cal Ripken Jr., R OBP: 0.280, SLG: 0.394 (1, 5)		0-0 1B		4-0 SF9		0-0 1B		4-0 FC5-4		2	2	2	1	2	0	0
Rick Dempsey, R OBP: 0.346, SLG: 0.361 (1, 2)		0-0 1B		0-0 SF9		0-0 F9		0-0 FC5-4		3	0	1	2	0	0	4
Lenn Sakata, R OBP: 0.341, SLG: 0.372 (1, 6)		0-0 F7		1-2 2-3 3-H	4-0 IBB	0-0 S		0-0 SH1-4		3	2	2	0	1	0	1

Inning Stats	R: 0	H: 0	E: 0	K: 0	S: 3	P: 3	R: 2	H: 3	E: 0	K: 0	S: 6	R: 0	H: 0	E: 0	K: 0	S: 3	R: 1	H: 2	E: 0	K: 0	S: 5	R: 0	H: 0	E: 0	K: 2	S: 7	R: 2	H: 3	E: 1	K: 1	S: 8	R: 0	H: 1	E: 0	K: 0	S: 4	R: 3	H: 3	E: 0	K: 1	S: 8		
	LOB: 0	BB: 0		LOB: 1	BB: 0	P: 6	LOB: 0	BB: 0	P: 3	LOB: 3	BB: 2	LOB: 1	BB: 1	P: 11	LOB: 1	BB: 0	LOB: 3	BB: 1	P: 8	LOB: 3	BB: 2	P: 12	LOB: 0	BB: 0	P: 8	LOB: 0	BB: 0	P: 8	LOB: 0	BB: 0	P: 8	LOB: 0	BB: 0	P: 8	LOB: 0	BB: 0	P: 8	LOB: 0	BB: 0	P: 8	LOB: 0	BB: 0	P: 8


PITCHER	IP	WLS	BF	H	R	ER	SO	BB	IBB	HBP	BLK	WP	HR	S	P	ERA	WHIP
Jon Matlack, L ERA: 3.31 (1, 1)	5.2	L	28	8	5	5	3	2	1	0	0	0	0	31	43	7.94	1.765
Steve Comer, R ERA: 4.22 (6, 1)	1.2		10	3	2	2	0	2	0	0	0	0	0	8	16	10.80	3.000
Danny Darwin, R ERA: 3.1 (8, 1)	0.2		3	1	1	1	1	0	0	0	0	0	1	5	5	13.50	1.500

BOTTOM

Texas Rangers @ Baltimore Orioles
Memorial Stadium, Baltimore, MD

Mon May 31 1982, 7:05 PM EDT
Att: 13,344 - Unknown - 86 F

AB 34
R 8
H 12
RBI 7
BB 5
SO 4
LOB 15



WP	HR	S	P	ERA	WHIP
0	0	0	0	0	0

Batter	1	2	3	4	5	6	7	8	9	AB R H RBI BB SO LOB	TOP										
Al Bumbry, L (1, 8) OBP: 0.315, SLG: 0.315	0-0 1-3		0-0 1B 1B		0-0 1-3		0-3 K		4-0 FC6-4 BB	4 0 1 0 1 1 1											
Rich Dauer, R (1, 4) OBP: 0.342, SLG: 0.393	0-3 K		0-0 1-2 1B		0-0 6-3		0-0 F9		0-0 FC6-4	5 0 1 0 0 1 4											
Dan Ford, R (1, 9) OBP: 0.267, SLG: 0.392	0-3 K		0-0 P3		0-0 BB 1B 1B		0-3 K			4 0 1 0 0 2 2											
Eddie Murray, S (1, 3) OBP: 0.415, SLG: 0.569		0-0 BB 1B	0-0 F9		0-0 F3		0-0 F7			4 0 1 0 0 0 3											
Benny Ayala, R (1, 7) OBP: 0.387, SLG: 0.655		0-0 P6		0-3 K		0-0 BB 1B		0-3 K		3 0 1 0 0 1 1											
John Lowenstein, L (8, PH) OBP: 0.425, SLG: 0.705										1 0 0 0 0 1 0											
Ken Singleton, S (1, 10) OBP: 0.369, SLG: 0.347		4-0 1-2 BB		0-0 F7		4-0 1-2 2-3 BB		0-0 BB 2B		2 0 1 0 2 0 0											
Cal Ripken Jr., R (1, 5) OBP: 0.271, SLG: 0.379		0-0 F8		0-0 F8		0-3 K		0-3 K		3 0 0 0 0 1 5											
Jim Dwyer, L (9, PH) OBP: 0.349, SLG: 0.513										1 0 0 0 0 1 1											
Rick Dempsey, R (1, 2) OBP: 0.331, SLG: 0.342		0-0 5-3		0-0 5-3		0-3 K		4-0 BB BB		3 0 0 0 0 1 2											
Terry Crowley, L (9, PH) OBP: 0.449, SLG: 0.421										0 0 0 0 1 0 0											
Lenn Sakata, R (1, 6) OBP: 0.338, SLG: 0.363			0-0 F3		0-0 F7		4-0 BB		0-0 P5	2 0 0 0 1 0 0											
Joe Nolan, L (9, PH) OBP: 0.224, SLG: 0.200										1 0 0 0 0 0 2											
Inning Stats	R: 0 E: 0 K: 2 S: 7	H: 0 LOB: 0 BB: 0 P: 7	R: 0 E: 0 K: 0 S: 4	H: 1 LOB: 2 BB: 1 P: 8	R: 0 E: 0 K: 0 S: 5	H: 2 LOB: 2 BB: 0 P: 5	R: 0 E: 0 K: 1 S: 5	H: 0 LOB: 0 BB: 0 P: 5	R: 0 E: 0 K: 1 S: 7	H: 2 LOB: 3 BB: 1 P: 11	R: 0 E: 0 K: 2 S: 7	H: 0 LOB: 1 BB: 1 P: 11	R: 0 E: 0 K: 2 S: 7	H: 0 LOB: 0 BB: 0 P: 7	R: 0 E: 0 K: 1 S: 6	H: 1 LOB: 3 BB: 2 P: 14	1B: 5 2B: 1 3B: 0 HR: 0	SF: 0 SAC: 0 DP: 0 HBP: 0	WP: 0 PB: 0 SB: 0 CS: 0	PA: 38	
PITCHER	IP WLS BF H R ER SO BB IBB HBP BLK WP HR S P ERA WHIP																			PITCHER	IP WLS BF H R ER SO BB IBB HBP BLK WP HR S P ERA WHIP
Brad Havens, L (1, 1) ERA: 5.14	5.2 W 24 5 0 0 3 2 0 0 0 0 0 28 36 0.00 1.235																			Terry Felton, R (6, 1) ERA: 4.03	3.1 S 14 1 0 0 6 3 0 0 0 0 0 23 35 0.00 1.200

Baltimore Orioles @ Minnesota Twins
 Hubert H. Humphrey Metrodome, Minneapolis, MN
 Fri Jun 04 1982, 8:05 PM EDT
 Att. 8,517 - Unknown

AB	33
R	0
H	6
RBI	0
BB	5
SO	9
LOB	21



Batter	1	2	3	4	5	6	7	8	9	AB	R	H	RBI	BB	SO	LOB
Larry Milbourne, S OBP: 0.255, SLG: 0.240 (1, 4)	0-0 P6		0-0 F9		0-0 F7		0-0 G6-4-3			4	0	0	0	0	0	2
Ron Washington, R OBP: 0.342, SLG: 0.420 (1, 6)	0-0 P6			0-0 HR	0-0 CS 1B			0-0 1B SF8 1B		4	2	3	1	0	0	0
Tom Brunansky, R OBP: 0.321, SLG: 0.520 (1, 8)	0-0 P4			4-0 2B BB	0-3 K			0-0 F8		3	1	0	0	1	1	2
Kent Hrbek, L OBP: 0.387, SLG: 0.613 (1, 3)		0-0 P5		0-0 F8		0-0 3-1		0-0 SF8 1B		4	0	1	0	0	0	1
Jesus Vega, R OBP: 0.288, SLG: 0.354 (1, 10)		0-0 F2		0-0 HR 2B		0-0 F7		0-0 SF8		3	1	1	2	0	0	0
Gary Ward, R OBP: 0.281, SLG: 0.384 (1, 9)		0-0 F8		0-0 HR		0-0 6-3		0-0 6-3		4	1	1	2	0	0	1
Mickey Hatcher, R OBP: 0.260, SLG: 0.302 (1, 7)			0-0 L6	0-0 6-3			0-0 PB 1B 1B			3	1	1	0	0	0	0
Gary Gaetti, R OBP: 0.271, SLG: 0.426 (1, 5)			0-0 6-3	0-0 2B			0-0 F8			3	0	1	0	0	0	1
Sal Butera, R OBP: 0.379, SLG: 0.278 (1, 2)			4-0 BB	0-0 F9			0-0 G6-4-3 1B			2	0	1	1	1	0	1

Inning Stats	R: 0	H: 0	E: 0	LOB: 0	K: 0	BB: 0	S: 3	P: 3	R: 0	H: 0	E: 0	LOB: 0	K: 0	BB: 0	S: 3	P: 3	R: 0	H: 0	E: 0	LOB: 0	K: 1	BB: 0	S: 5	P: 5	R: 0	H: 1	E: 0	LOB: 0	K: 0	BB: 0	S: 3	P: 3	R: 1	H: 2	E: 0	LOB: 0	K: 0	BB: 0	S: 4	P: 4	R: 1	H: 2	E: 0	LOB: 1	K: 0	BB: 0	S: 5	P: 5
	0	0	0	0	0	0	3	3	0	0	0	0	0	0	3	3	0	0	0	0	0	1	0	5	5	0	1	0	0	0	0	3	3	1	2	0	0	0	4	4	1	2	0	0	5	5		

PITCHER	IP	WLS	BF	H	R	ER	SO	BB	IBB	HBP	BLK	WP	HR	S	P	ERA	WHIP	PITCHER	IP	WLS	BF	H	R	ER	SO	BB	IBB	HBP	BLK	WP	HR	S	P	ERA	WHIP													
Scott McGregor, L ERA: 3.76 (1, 1)	6.1	L	27	7	5	4	1	2	0	0	0	0	2	27	35	5.68	1.421																															
Tim Stoddard, R ERA: 5.06 (7, 1)	1.2		6	2	1	1	0	0	0	0	0	0	0	6	6	5.40	1.200																															


BOTTOM

Baltimore Orioles @ Minnesota Twins
 Hubert H. Humphrey Metrodome, Minneapolis, MN

Fri Jun 04 1982, 8:05 PM EDT
 Att. 8,517 - Unknown

livebaseballscores.com

AB	30
R	6
H	9
RBI	6
BB	2
SO	1
LOB	8



WP	PA	CS
0	33	1

Batter	1	2	3	4	5	6	7	8	9	AB R H RBI BB SO LOB	TOP	
Al Bumbry, L (1, 8) OBP: 0.312, SLG: 0.309	4-0 1B SF7 BB		0-0 5-3		0-0 4-3		0-0 4-3		0-0 5-3	4 1 0 0 1 0 2		
Rich Dauer, R (1, 4) OBP: 0.348, SLG: 0.399	0-0 1-3 1B		0-0 1B 1B		0-0 F8			0-0 2B SF9 1B	0-0 5-3	5 1 3 0 0 0 1		
Ken Singleton, S (1, 10) OBP: 0.372, SLG: 0.356	0-3 K		0-0 1-2 1B		0-0 1-3			0-0 1-3 2B		4 0 2 0 0 1 2		
Eddie Murray, S (1, 3) OBP: 0.404, SLG: 0.556	0-0 SF7		0-3 K			0-3 K		0-3 K		3 0 0 1 0 3 4		
John Lowenstein, L (1, 7) OBP: 0.427, SLG: 0.724	0-0 6-3			0-0 HR		0-0 4-3		4-0 IBB		3 1 1 1 1 0 1		
Dan Ford, R (1, 9) OBP: 0.261, SLG: 0.385		0-0 6-3		0-0 L3		0-0 F8		0-0 SF9		3 0 0 1 0 0 0		
Joe Nolan, L (1, 2) OBP: 0.210, SLG: 0.185		0-3 K		0-3 K			0-0 4-3	0-0 4-3		4 0 0 0 0 2 2		
Cal Ripken Jr., R (1, 5) OBP: 0.270, SLG: 0.376		0-0 F9		0-0 1B			0-0 G3		0-0 E5 SH3-4	4 0 1 0 0 0 0		
Bobby Bonner, R (1, 6) OBP: 0.228, SLG: 0.236			0-0 F8		0-0 1-3		0-0 1B		0-0 SH3-4	3 0 1 0 0 0 1		
Inning Stats	R: 1 H: 1 E: 0 LOB: 1 K: 1 BB: 1 S: 6 P: 10	R: 0 H: 0 E: 0 LOB: 0 K: 1 BB: 0 S: 5 P: 5	R: 0 H: 2 E: 0 LOB: 2 K: 1 BB: 0 S: 7 P: 7	R: 1 H: 2 E: 0 LOB: 1 K: 1 BB: 0 S: 7 P: 7	R: 0 H: 0 E: 0 LOB: 0 K: 0 BB: 0 S: 3 P: 3	R: 0 H: 0 E: 0 LOB: 0 K: 1 BB: 0 S: 5 P: 5	R: 0 H: 1 E: 0 LOB: 1 K: 0 BB: 0 S: 4 P: 4	R: 1 H: 2 E: 0 LOB: 2 K: 1 BB: 1 S: 7 P: 11	R: 0 H: 0 E: 1 LOB: 1 K: 0 BB: 0 S: 4 P: 4	1B: 6 SF: 2 2B: 1 SAC: 1 3B: 0 DP: 0 HR: 1 HBP: 0	WP: 0 PA: 38 PB: 0 SB: 0 CS: 0	
PITCHER Albert Williams, R (1, 1) ERA: 4.69 Ron Davis, R (8, 1) ERA: 4.97	IP WLS BF H R ER SO BB IBB HBP BLK WP HR S P ERA WHIP											
	7.0 L 29 7 3 3 5 1 0 0 0 0 0 1 38 42 3.86 1.143											
	2.0 9 1 0 0 1 0 1 0 0 0 0 0 10 14 0.00 0.500											

Baltimore Orioles @ Minnesota Twins
 Hubert H. Humphrey Metrodome, Minneapolis, MN
 Sat Jun 05 1982, 8:05 PM EDT
 Att. 11,151 - Unknown

livebaseballscorecards.com

AB 33
 R 3
 H 8
 RBI 3
 BB 2
 SO 6
 LOB 13



Batter	1	2	3	4	5	6	7	8	9	10	11	AB	R	H	RBI	BB	SO	LOB	TOP								
Lenn Sakata, R OBP: 0.336, SLG: 0.359 Terry Crowley, L OBP: 0.480, SLG: 0.513 Bobby Bonner, R OBP: 0.224, SLG: 0.232 (11, 4)	0-0 WP 1B		0-0 E6 BB	0-0 F8		0-0 6-3			0-0 HR	0-0 F8		4	0	1	0	0	0	3									
Rich Dauer, R OBP: 0.349, SLG: 0.404 Jim Dwyer, L OBP: 0.364, SLG: 0.525 Floyd Rayford, R OBP: 0.222, SLG: 0.125 (11, 5)	0-0 L3		0-0 F9		0-0 1B 2B	0-0 E6			0-0 WP 1B		0-0 FC3-6 1B	5	1	2	0	0	0	2									
Dan Ford, R OBP: 0.263, SLG: 0.379 (1, 9)	0-3 K		4-0 BB	0-0 FC5-4 1B	0-0 K	0-3 K			0-3 K		0-0 FC3-6 HR	5	1	1	1	1	3	4									
Eddie Murray, S OBP: 0.401, SLG: 0.565 (1, 3)	4-0 BB		0-0 F3	0-0 FC5-4 HR		0-0 F7			0-0 F9		0-0 HR	5	2	1	2	1	0	4									
Benny Ayala, R OBP: 0.382, SLG: 0.719 Al Bumbry, L OBP: 0.313, SLG: 0.309 (5, 8)	0-3 K		0-0 F9	0-0 HR		0-0 F7			0-0 WP 1B		0-0 E3	3	1	1	2	0	1	4									
Gary Roenicke, R OBP: 0.409, SLG: 0.595 (5, 7)		0-0 F3		0-3 K	4-0 G4-6-3 BB	0-3 K			4-0 IBB		4-0 IBB	3	0	0	0	1	2	0									
John Lowenstein, L OBP: 0.437, SLG: 0.724 (9, 7)												0	0	0	0	2	0	0									
Ken Singleton, S OBP: 0.371, SLG: 0.352 (1, 10)		4-0 FC4-6 BB		0-0 1B	0-0 G4-6-3	0-0 1B			0-0 F7	0-0 3-1		5	0	1	0	1	0	6									
Cal Ripken Jr., R OBP: 0.267, SLG: 0.374 (11, 6)		0-0 F9		0-0 F8		0-0 6-3 E 2B			0-3 K		0-0 F8	6	1	1	0	0	1	4									
Rick Dempsey, R OBP: 0.326, SLG: 0.336 (1, 2)		0-0 FC4-6		0-0 1B		0-0 F3			0-0 L4		0-0 F9	5	0	1	0	0	0	2									
Inning Stats	R: 0 E: 0 K: 2 S: 8	H: 1 LOB: 2 BB: 1 P: 12	R: 0 E: 0 K: 0 S: 3	H: 0 LOB: 1 BB: 1 P: 7	R: 0 E: 1 K: 0 S: 4	H: 0 LOB: 2 BB: 1 P: 8	R: 0 E: 0 K: 1 S: 7	H: 2 LOB: 2 BB: 0 P: 7	R: 3 E: 0 K: 0 S: 5	H: 3 LOB: 0 BB: 1 P: 9	R: 1 E: 1 K: 1 S: 7	H: 1 LOB: 1 BB: 0 P: 7	R: 0 E: 0 K: 1 S: 5	H: 0 LOB: 0 BB: 0 P: 5	R: 0 E: 0 K: 1 S: 5	H: 0 LOB: 0 BB: 0 P: 5	R: 1 E: 0 K: 1 S: 8	H: 3 LOB: 3 BB: 1 P: 12	R: 0 E: 0 K: 0 S: 3	H: 0 LOB: 0 BB: 0 P: 3	R: 2 E: 1 K: 0 S: 6	H: 2 LOB: 2 BB: 1 P: 10	1B: 7 2B: 2 3B: 0 HR: 3	SF: 0 SAC: 0 DP: 1 HBP: 0	WP: 2 PB: 0 SB: 0 CS: 0	PA: 53	
PITCHER	IP	WLS	BF	H	R	ER	SO	BB	IBB	HBP	BLK	WP	HR	S	P	ERA	WHIP										
Frank Viola, L ERA: 6.23 (1, 1)	4.1		23	6	3	3	3	3	0	0	0	1	1	26	38	6.23	2.077										
Terry Felton, R ERA: 3.93 (5, 1)	1.2		7	1	1	0	1	1	0	0	0	0	0	8	12	0.00	1.200										
Paul Boris, R ERA: 6.35 (7, 1)	2.0		8	2	1	1	2	0	0	0	0	0	1	12	12	4.50	1.000										
Ron Davis, R ERA: 5.05 (9, 1)	3.0	L	15	3	2	2	1	0	2	0	0	1	1	15	23	6.00	1.000										

Baltimore Orioles @ Minnesota Twins
 Hubert H. Humphrey Metrodome, Minneapolis, MN
 Sun Jun 06 1982, 4:33 AM EDT
 Att. 11,240 - Unknown

AB	47
R	7
H	12
RBI	6
BB	6
SO	7
LOB	29



Batter	1	2	3	4	5	6	7	8	9	10	11	AB	R	H	RBI	BB	SO	LOB
Larry Milbourne, S OBP: 0.250, SLG: 0.229 (1, 4)	F9		6-3		BB 1B		E6 1B	4-0		FC4-6		5	1	1	0	1	0	2
Ron Washington, R OBP: 0.327, SLG: 0.399 (1, 6)	F8		K		F9		K	6-3		F9		6	0	0	0	0	2	5
Tom Brunansky, R OBP: 0.330, SLG: 0.512 (1, 9) (7, 8)	BB				BB		BB 1B SF8			P4		3	1	0	0	3	1	0
Kent Hrbek, L OBP: 0.393, SLG: 0.616 (1, 3)	4-3				BB 1B		F7			SF7		5	2	2	1	1	0	3
Randy Johnson, L OBP: 0.352, SLG: 0.525 Jesus Vega, R OBP: 0.262, SLG: 0.347 (1, 10) (9, PH)					F2		1B 2B			SF7		2	1	1	1	1	0	1
Mickey Hatcher, R OBP: 0.269, SLG: 0.308 (1, 7)	F9				1B 1B		F9			F9		5	0	2	0	0	0	3
Jim Eisenreich, L OBP: 0.392, SLG: 0.444 Sal Butera, R OBP: 0.380, SLG: 0.276 (1, 8) (7, 2)					1B		1B BB			FC3-6 BB		2	0	1	1	1	0	1
Gary Gaetti, R OBP: 0.270, SLG: 0.412 (1, 5)	5-3				F8		G4-3 1B			FC3-6 BB		5	0	1	1	0	1	4
Tim Laudner, R OBP: 0.300, SLG: 0.306 Gary Ward, R OBP: 0.276, SLG: 0.375 (1, 2) (6, PH) (7, 9)					CS 1B		K			K		2	0	1	0	0	1	0
							G4-3			FC4-6 1B		3	0	1	0	0	1	3

Inning Stats	R: 0	H: 0	E: 0	K: 0	S: 3	P: 7	R: 0	H: 0	E: 0	K: 0	S: 3	P: 7	R: 0	H: 1	E: 0	K: 1	S: 5	P: 5	R: 1	H: 2	E: 0	K: 1	S: 7	P: 11	R: 0	H: 1	E: 0	K: 1	S: 6	P: 10	R: 1	H: 2	E: 0	K: 0	S: 4	P: 8	R: 2	H: 1	E: 1	K: 1	S: 7	P: 11	R: 0	H: 0	E: 0	K: 1	S: 5	P: 13	R: 1	H: 2	E: 0	K: 0	S: 5	P: 5	R: 0	H: 1	E: 0	K: 1	S: 6	P: 6	R: 0	H: 0	E: 0	K: 0	S: 3	P: 3
1B: 8	SF: 2	2B: 1	SAC: 0	3B: 1	DP: 1	HR: 0	HBP: 0	WP: 0	PA: 50																																																									

PITCHER	IP	WLS	BF	H	R	ER	SO	BB	IBB	HBP	BLK	WP	HR	S	P	ERA	WHIP
Dennis Martinez, R ERA: 4.46 (1, 1)	5.1		26	6	2	2	3	5	0	0	0	0	0	27	47	3.38	2.062
Sammy Stewart, R ERA: 3.72 (6, 1)	3.0		14	2	3	1	2	3	0	0	0	0	0	15	27	3.00	1.667
Tippy Martinez, L ERA: 5.32 (9, 1)	0.1		1	0	0	0	0	0	0	0	0	0	0	1	1	0.00	0.000
Tim Stoddard, R ERA: 4.42 (9, 1)	2.1	W	9	2	0	0	1	0	0	0	0	0	0	11	11	0.00	0.857

BOTTOM

Baltimore Orioles @ Minnesota Twins
 Hubert H. Humphrey Metrodome, Minneapolis, MN
 Sun Jun 06 1982, 4:33 AM EDT
 Att. 11,240 - Unknown

livebaseballscorecards.com

AB	40
R	5
H	10
RBI	5
BB	8
SO	6
LOB	23



Batter	1	2	3	4	5	6	7	8	9	AB R H RBI BB SO LOB	TOP			
Lenn Sakata, R OBP: 0.338, SLG: 0.361 (1, 6)	0-0 F7		0-0 1B E 1B		0-0 2B 1B	0-0 F9			0-0 5-3	5 2 2 0 0 0 1				
Rich Dauer, R OBP: 0.355, SLG: 0.429 (1, 4)	0-0 5-3		0-0 1B E 1B		0-0 WP HR 2B			0-0 5-3	0-0 HR	5 2 3 3 0 0 0				
Dan Ford, R OBP: 0.272, SLG: 0.379 (1, 9)	4-0 CS BB		0-0 1B E 1B		0-0 F3			4-0 FC1-4 BB	0-0 BB E 1B	3 0 1 1 2 0 2				
Eddie Murray, S OBP: 0.389, SLG: 0.544 (1, 3)	0-0 CS	0-3 K	0-0 F3		0-3 K			0-0 FC1-4 FC6-4	0-0 E5 BB	5 0 0 0 0 2 5				
Benny Ayala, R OBP: 0.405, SLG: 0.800 Al Bumbry, L OBP: 0.310, SLG: 0.306 (1, 7) (5, 8)		0-0 1B S 1B	0-0 F9		0-0 HR			0-0 FC6-4	0-3 K	3 2 2 2 0 0 2 2 0 0 0 0 1 3				
Gary Roenicke, R OBP: 0.409, SLG: 0.581 (1, 8) (5, 7)		0-0 F3		0-0 F7		4-0 CS BB		0-0 5-3	4-0 1B E 1B	3 0 0 0 2 0 1				
Ken Singleton, S OBP: 0.371, SLG: 0.353 (1, 10)		0-0 1B	0-0 F8		0-0 CS	0-0 1B	0-0 1B	0-3 K	0-0 F8	5 0 2 1 0 1 3				
Cal Ripken Jr., R OBP: 0.266, SLG: 0.377 (1, 5)		0-0 P3		0-0 F2			0-0 F8	0-0 2B		4 0 1 0 0 0 2				
Rick Dempsey, R OBP: 0.324, SLG: 0.341 (1, 2)			0-0 5-3		0-0 1B 2B 2B		0-0 F9	0-0 6-3		4 1 1 0 0 0 2				
Inning Stats	R: 0 E: 0 K: 0 S: 2 H: 0 LOB: 0 BB: 1 P: 6	R: 1 E: 0 K: 1 S: 7 H: 2 LOB: 1 BB: 0 P: 7	R: 1 E: 1 K: 0 S: 6 H: 2 LOB: 2 BB: 0 P: 6	R: 0 E: 0 K: 0 S: 3 H: 0 LOB: 0 BB: 0 P: 3	R: 4 E: 0 K: 1 S: 8 H: 4 LOB: 0 BB: 1 P: 12	R: 0 E: 0 K: 0 S: 4 H: 1 LOB: 1 BB: 0 P: 4	R: 0 E: 0 K: 0 S: 3 H: 0 LOB: 1 BB: 1 P: 7	R: 0 E: 0 K: 1 S: 6 H: 1 LOB: 1 BB: 0 P: 6	R: 1 E: 1 K: 1 S: 8 H: 2 LOB: 3 BB: 1 P: 12	1B: 7 2B: 3 3B: 0 HR: 2 SF: 0 SAC: 0 DP: 0 HBP: 0	WP: 1 PB: 0 SB: 1 CS: 2 PA: 45			
PITCHER	IP WLS BF H R ER SO BB IBB HBP BLK WP HR S P ERA WHIP												PITCHER	IP WLS BF H R ER SO BB IBB HBP BLK WP HR S P ERA WHIP
Mike Caldwell, L ERA: 4.8 (1, 1)	4.2 L 23 8 6 6 2 1 0 0 0 1 1 26 30 11.57 1.929													
Dwight Bernard, R ERA: 4.32 (5, 1)	1.1 5 1 0 0 0 1 0 0 0 0 0 4 8 0.00 1.500													
Jamie Easterly, L ERA: 3.57 (7, 1)	2.0 8 1 0 0 1 1 0 0 0 0 0 9 13 0.00 1.000													
Jerry Augustine, L ERA: 6.11 (9, 1)	1.0 7 2 1 1 1 1 0 0 0 0 0 1 8 12 9.00 3.000													

Baltimore Orioles @ Milwaukee Brewers
Milwaukee County Stadium, Milwaukee, WI

Mon Jun 07 1982, 8:05 PM EDT
Att: 15,017 - Unknown

AB	39
R	7
H	12
RBI	7
BB	4
SO	4
LOB	21



Batter	1	2	3	4	5	6	7	8	9	AB R H RBI BB SO LOB
Paul Molitor, R OBP: 0.368, SLG: 0.402 (1, 5)	0-0 G3 2B		0-3 K 1-2			0-0 1B			0-0 6-3	4 0 2 0 0 1 1
Robin Yount, R OBP: 0.352, SLG: 0.530 (1, 6)	0-0 1-3			0-0 F7		0-0 F9			0-0 HR	4 1 1 1 0 0 2
Cecil Cooper, L OBP: 0.399, SLG: 0.582 (1, 3)	0-0 G3 2-3			0-0 F8			0-0 F8		0-0 1-3	4 0 0 0 0 0 1
Ben Oglivie, L OBP: 0.306, SLG: 0.455 (1, 7)	0-0 F9			0-0 F7			0-0 HR		0-0 F8	4 1 1 1 0 0 1
Ted Simmons, S OBP: 0.279, SLG: 0.432 (1, 2)		0-0 4-3			0-0 4-3		0-0 L6			3 0 0 0 0 0 0
Gorman Thomas, R OBP: 0.319, SLG: 0.440 (1, 8)		0-0 P5			0-0 F8		0-0 F9			3 0 0 0 0 0 0
Roy Howell, L OBP: 0.271, SLG: 0.354 (1, 10)		0-3 K			0-0 6-3			0-0 6-3		3 0 0 0 0 1 0
Charlie Moore, R OBP: 0.292, SLG: 0.351 (1, 9)			0-0 K CS 1B			0-3 K		0-0 P5		3 0 1 0 0 1 0
Jim Gantner, L OBP: 0.328, SLG: 0.365 (1, 4)			0-0 F8			0-0 F8		0-0 F7		3 0 0 0 0 0 1

Inning Stats	R: 0 E: 0 K: 0 S: 4	H: 1 LOB: 1 BB: 0 P: 4	R: 0 E: 0 K: 1 S: 5	H: 0 LOB: 0 BB: 0 P: 5	R: 0 E: 0 K: 1 S: 5	H: 1 LOB: 1 BB: 0 P: 5	R: 0 E: 0 K: 0 S: 3	H: 0 LOB: 0 BB: 0 P: 3	R: 0 E: 0 K: 0 S: 3	H: 0 LOB: 0 BB: 0 P: 3	R: 0 E: 0 K: 1 S: 6	H: 1 LOB: 1 BB: 0 P: 6	R: 1 E: 0 K: 0 S: 4	H: 1 LOB: 0 BB: 0 P: 4	R: 0 E: 0 K: 0 S: 3	H: 0 LOB: 0 BB: 0 P: 3	R: 1 E: 0 K: 0 S: 4	H: 1 LOB: 0 BB: 0 P: 4	1B: 2 2B: 2 3B: 0 HR: 2	SF: 0 SAC: 0 DP: 1 HBP: 0	WP: 0 PB: 0 SB: 0 CS: 1	PA: 31
PITCHER Jim Palmer, R ERA: 5.4 (1, 1)	IP: 9.0 WLS: W BF: 31 H: 5 R: 2 ER: 2 SO: 3 BB: 0 IBB: 0 HBP: 0 BLK: 0 WP: 0 HR: 2 S: 37 P: 37 ERA: 2.00 WHIP: 0.556																					

BOTTOM

Baltimore Orioles @ Milwaukee Brewers
Milwaukee County Stadium, Milwaukee, WI

Mon Jun 07 1982, 8:05 PM EDT
Att. 15,017 - Unknown

livebaseballscores.com

AB	31
R	2
H	5
RBI	2
BB	0
SO	3
LOB	6



Batter	1	2	3	4	5	6	7	8	9	AB	R	H	RBI	BB	SO	LOB
Paul Molitor, R OBP: 0.377, SLG: 0.416 (1, 5)	0-0 2B		0-0 L5		0-0 G3		0-0 6-3			4	0	1	0	0	0	2
Charlie Moore, R OBP: 0.278, SLG: 0.333 (1, 9)	0-0 F3		0-0 6-3		0-0 E9			0-0 F8		4	0	0	0	0	0	1
Cecil Cooper, L OBP: 0.369, SLG: 0.569 (1, 3)	0-3 K			0-3 K		0-0 G3		0-0 2B		4	1	1	0	0	2	2
Gorman Thomas, R OBP: 0.327, SLG: 0.445 (1, 8)	0-0 F2			1-0 HBP		0-0 1B		0-0 2B		3	0	2	1	0	0	1
Ted Simmons, S OBP: 0.267, SLG: 0.412 (1, 2)		0-0 6-3		0-0 F9		0-0 F8		0-0 5-3		4	0	0	0	0	0	3
Ben Oglivie, L OBP: 0.300, SLG: 0.448 (1, 7)		0-3 K		0-0 4-3		0-0 P3		0-0 F8		4	0	0	0	0	1	3
Don Money, R OBP: 0.343, SLG: 0.580 (1, 10)		0-0 1B			0-0 F9		0-0 F8		0-0 5-3	4	0	1	0	0	0	1
Rob Picciolo, R OBP: 0.246, SLG: 0.250 (1, 6)		0-0 1-3			0-0 G3 BB E 1B		0-0 F8		0-0 F8	4	1	1	0	0	0	1
Ed Romero, R OBP: 0.241, SLG: 0.259 (1, 4)			0-0 6-3		4-0 BB BB E G3 BB		0-3 K		0-0 F7	3	1	0	0	1	1	0

Inning Stats	R: 0 E: 0 K: 1 S: 6	H: 1 LOB: 1 BB: 0 P: 6	R: 0 E: 0 K: 1 S: 6	H: 1 LOB: 1 BB: 0 P: 6	R: 0 E: 0 K: 0 S: 3	H: 0 LOB: 0 BB: 0 P: 3	R: 0 E: 0 K: 1 S: 5	H: 0 LOB: 1 BB: 0 P: 6	R: 2 E: 1 K: 0 S: 5	H: 1 LOB: 1 BB: 1 P: 9	R: 0 E: 0 K: 0 S: 4	H: 1 LOB: 1 BB: 0 P: 4	R: 0 E: 0 K: 1 S: 5	H: 0 LOB: 0 BB: 0 P: 5	R: 1 E: 0 K: 0 S: 5	H: 2 LOB: 1 BB: 0 P: 5	R: 0 E: 0 K: 0 S: 3	H: 0 LOB: 0 BB: 0 P: 3	1B: 3 2B: 3 3B: 0 HR: 0	SF: 0 SAC: 0 DP: 0 HBP: 1	WP: 0 PB: 0 SB: 0 CS: 0	PA: 36
PITCHER Mike Flanagan, L ERA: 2.99 (1, 1)	IP 9.0	WLS W	BF 36	H 6	R 3	ER 1	SO 4	BB 1	IBB 0	HBP 1	BLK 0	WP 0	HR 0	S 42	P 47	ERA 1.00	WHIP 0.778					


BOTTOM

Baltimore Orioles @ Milwaukee Brewers
Milwaukee County Stadium, Milwaukee, WI
 Wed Jun 09 1982, 8:05 PM EDT
 Att. 13,662 - Unknown

livebaseballscorecards.com

AB	34
R	3
H	6
RBI	1
BB	1
SO	4
LOB	14



Batter	1	2	3	4	5	6	7	8	9	AB R H RBI BB SO LOB	TOP																									
Lenn Sakata, R OBP: 0.333, SLG: 0.374 (1, 6)	0-0 HR	0-0 F9		0-0 F8		0-3 K		0-0 1B 1B		5 1 2 1 0 1 2																										
Cal Ripken Jr., R OBP: 0.278, SLG: 0.407 (1, 5)	0-0 F2	0-0 F6			0-0 G4-6-3 1B		0-0 1B 4-1 1B	0-0 1-2 1B		5 1 3 0 0 0 0																										
Dan Ford, R OBP: 0.276, SLG: 0.378 Jim Dwyer, L OBP: 0.388, SLG: 0.512 (1, 9) (7, PR) (7, 9)	0-0 1B 1B		0-0 F9		0-3 K		0-0 4-3 1-3 1B 4-1 1B	0-3 K		4 0 2 0 0 1 1 1 1 0 0 0 1 2																										
Eddie Murray, S OBP: 0.380, SLG: 0.533 (1, 3)	0-0 1-2 1B		0-0 FC6-4 1B		0-0 G4-6-3 1-2f		0-0 4-1 1-2 3-H		0-0 F8	5 0 2 1 0 0 2																										
Benny Ayala, R OBP: 0.366, SLG: 0.718 Al Bumbry, L OBP: 0.309, SLG: 0.302 (1, 7) (3, PH) (3, 8)	0-0 F8		0-0 FC6-4 1-2f			0-0 HR 1B	0-0 4-3 2-3		0-0 1-4-3	1 0 0 0 0 0 2 4 1 1 0 0 0 3																										
Gary Roenicke, R OBP: 0.405, SLG: 0.594 John Lowenstein, L OBP: 0.427, SLG: 0.699 (1, 8) (3, 7) (7, PH) (7, 7)	0-3 K		0-0 P6			0-3 K	0-0 1B 3-H		0-0 F8	3 0 0 0 0 2 4 2 0 1 1 0 0 0																										
Ken Singleton, S OBP: 0.372, SLG: 0.370 (1, 10)		0-0 L4		0-0 F9		0-0 HR 1-H	0-3 K			4 1 1 2 0 1 1	AB 42 R 7 H 17 RBI 7 BB 0 SO 6 LOB 17																									
Rick Dempsey, R OBP: 0.320, SLG: 0.359 (1, 2)		0-0 HR		0-0 F9		0-0 CS 1B		0-0 F8		4 1 2 1 0 0 0																										
Rich Dauer, R OBP: 0.361, SLG: 0.448 (1, 4)		0-0 HR		0-0 1B		0-0 1B 1-2		0-0 6-3		4 1 3 1 0 0 0																										
Inning Stats	R: 1 E: 0 K: 1 S: 8	H: 3 LOB: 2 BB: 0 P: 8	R: 2 E: 0 K: 0 S: 5	H: 2 LOB: 0 BB: 0 P: 5	R: 0 E: 0 K: 0 S: 4	H: 1 LOB: 1 BB: 0 P: 4	R: 0 E: 0 K: 1 S: 5	H: 1 LOB: 0 BB: 0 P: 5	R: 2 E: 0 K: 2 S: 10	H: 4 LOB: 1 BB: 0 P: 10	R: 2 E: 0 K: 1 S: 8	H: 3 LOB: 1 BB: 0 P: 8	R: 0 E: 0 K: 1 S: 7	H: 2 LOB: 2 BB: 0 P: 7	R: 0 E: 0 K: 0 S: 3	H: 0 LOB: 0 BB: 0 P: 3	1B: 13 2B: 0 3B: 0 HR: 4	SF: 0 SAC: 0 DP: 1 HBP: 0	WP: 0 PB: 0 SB: 0 CS: 1	PA: 42																
PITCHER	IP WLS BF H R ER SO BB IBB HBP BLK WP HR S P ERA WHIP																																			
Bob McClure, L ERA: 4.56 (1, 1)	2.1		13	6	3	3	1	0	0	0	0	0	3	15	15	11.57	2.571																			
Jim Staton, R ERA: 3.06 (3, 1)	3.2		15	6	2	2	3	0	0	0	0	0	1	21	21	4.91	1.636																			
Rollie Fingers, R ERA: 2.5 (7, 1)	3.0	W	14	5	2	2	2	0	0	0	0	0	0	18	18	6.00	1.667																			

Baltimore Orioles @ Milwaukee Brewers
Milwaukee County Stadium, Milwaukee, WI

Thu Jun 10 1982, 4:33 AM EDT
Att: 22,013 - Unknown

livebaseballscores.com

Batter	1	2	3	4	5	6	7	8	9	AB	R	H	RBI	BB	SO	LOB
Paul Molitor, R OBP: 0.379, SLG: 0.423 (1, 5)	0-0 HR 1B	0-3 K 2-3	0-0 6-3		0-0 2B			0-0 SH1-4 1-2		4	1	2	1	0	1	4
Robin Yount, R OBP: 0.346, SLG: 0.521 (1, 6)	0-0 F7		0-0 F8	0-0 FC4-6 1B	0-3 K2-3			0-3 K		5	0	1	0	0	2	3
Don Money, R OBP: 0.354, SLG: 0.606 (1, 3)	0-0 HR 1-H		0-0 1B 2B 1B	0-0 FC4-6 BB 1-2f			0-0 5-3	4-0 2B BB		4	3	2	2	1	0	1
Ben Oglivie, L OBP: 0.310, SLG: 0.455 (1, 7)	4-0 WP BB		0-0 1B 2B 1B	4-0 BB 1-2 BB			0-0 F8	0-0 1-H 2-H 2B		3	1	2	2	2	0	0
Gorman Thomas, R OBP: 0.324, SLG: 0.438 (1, 8)	0-0 F7		0-0 2B 4-3 1B	0-0 P6			0-3 K	0-3 K		5	1	1	0	0	2	4
Roy Howell, L OBP: 0.274, SLG: 0.368 (1, 10)	0-0 3-1		0-0 1B 2B	0-0 P2						3	1	1	2	0	0	3
Mark Brouhard, R OBP: 0.369, SLG: 0.453 (7, PH)	1-2		1-3 2-H 3-H 1B 2B							1	0	0	0	0	0	0
Charlie Moore, R OBP: 0.272, SLG: 0.325 (1, 2) (8, 9)		0-0 E8 CS 1B	0-0 4-3		0-0 5-3			0-0 4-3		4	0	0	1	0	0	1
Marshall Edwards, L OBP: 0.273, SLG: 0.477 (1, 9)		0-0 F8	0-0 1B 1B		0-0 E S 2B 1B			0-0 6-3		3	1	2	1	0	0	1
Ted Simmons, S OBP: 0.265, SLG: 0.409 (7, PH) (8, 2)			3-H 1B							1	0	0	0	0	0	0
Jim Gantner, L OBP: 0.333, SLG: 0.370 (1, 4)		0-0 1B	0-0 1B		0-0 F5			0-0 SH1-4 2B 1B		4	1	3	0	0	0	1

Inning Stats	R: 2	H: 2	E: 0	K: 0	S: 5	LOB: 1	BB: 1	P: 9	R: 0	H: 1	E: 1	K: 1	S: 6	LOB: 2	BB: 0	P: 6	R: 4	H: 6	E: 0	K: 0	S: 9	LOB: 2	BB: 0	P: 9	R: 0	H: 1	E: 0	K: 0	S: 4	R: 1	H: 2	E: 0	K: 1	S: 7	LOB: 1	BB: 0	P: 7	R: 0	H: 0	E: 0	K: 1	S: 5	LOB: 0	BB: 0	P: 5	R: 0	H: 0	E: 0	K: 0	S: 3	LOB: 0	BB: 0	P: 3	R: 2	H: 2	E: 0	K: 2	S: 9	LOB: 1	BB: 1	P: 13
--------------	------	------	------	------	------	--------	-------	------	------	------	------	------	------	--------	-------	------	------	------	------	------	------	--------	-------	------	------	------	------	------	------	------	------	------	------	------	--------	-------	------	------	------	------	------	------	--------	-------	------	------	------	------	------	------	--------	-------	------	------	------	------	------	------	--------	-------	-------

PITCHER	IP	WLS	BF	H	R	ER	SO	BB	IBB	HBP	BLK	WP	HR	S	P	ERA	WHIP
Sammy Stewart, R ERA: 4.39 (1, 1)	2.1		15	7	6	6	1	1	0	0	0	1	1	16	20	23.14	3.429
Storm Davis, R ERA: 1.0 (3, 1)	3.2		17	5	1	1	2	1	0	0	0	0	0	20	24	2.46	1.636
Tippy Martinez, L ERA: 5.4 (7, 1)	1.1	L	5	1	1	1	0	0	0	0	0	0	0	5	5	6.75	0.750
Tim Stoddard, R ERA: 4.74 (8, 1)	0.2		4	1	1	1	2	1	0	0	0	0	0	7	11	13.50	3.000


BOTTOM

Baltimore Orioles @ Milwaukee Brewers
Milwaukee County Stadium, Milwaukee, WI

Thu Jun 10 1982, 4:33 AM EDT
Att. 22,013 - Unknown

livebaseballscorecards.com

AB	37
R	9
H	14
RBI	9
BB	3
SO	5
LOB	18



WP: 1	PA: 41
PB: 0	
SB: 1	
CS: 1	

Batter	1	2	3	4	5	6	7	8	9	AB R H RBI BB SO LOB	TOP	
Willie Randolph, R (1, 4) OBP: 0.387, SLG: 0.412	0-0 F9	0-0 4-3			0-0 F9	0-0 L6			0-0 F8 1B	5 0 1 0 0 0 5		
Ken Griffey, L (1, 9) OBP: 0.315, SLG: 0.366	0-0 E S SF8 1B		0-0 B5-3		0-0 6-3		0-3 K		0-0 FC5-4 1B	5 1 2 0 0 1 1		
Bobby Murcer, L (1, 10) OBP: 0.287, SLG: 0.408 Lou Piniella, R (7, PH) OBP: 0.384, SLG: 0.464	0-0 SF8		0-0 F9		4-0 BB		0-0 1-3		0-0 F9	1 0 0 1 1 0 0 2 0 0 0 0 0 2		
John Mayberry, L (1, 3) OBP: 0.329, SLG: 0.397 Butch Hobson, R (7, PH) OBP: 0.190, SLG: 0.244 (7, 3)	0-0 4-3		0-0 F8		0-0 4-3		0-0 FC5-4 1B		0-0 F8	3 0 0 0 0 0 2 2 0 1 0 0 0 2		
Dave Winfield, R (1, 7) OBP: 0.360, SLG: 0.531		0-0 4-3 1B 2B		0-0 F7		0-0 SF7 3B		0-0 FC5-4	0-0 FC5-4	5 2 2 0 0 0 3		
Graig Nettles, L (1, 5) OBP: 0.323, SLG: 0.345		0-0 4-3		0-0 1B 2B		0-0 F9		0-0 F8		4 1 1 0 0 0 2		
Roy Smalley, S (1, 6) OBP: 0.338, SLG: 0.363		0-0 PB 1B		0-0 G4-6-3 1B		4-0 BB BB		0-3 K		3 0 2 2 1 1 0		
Butch Wynegar, S (1, 2) OBP: 0.375, SLG: 0.378		4-0 3-H 1B		0-0 G4-6-3 1-2f		0-0 SF7		4-0 FC4-6 BB		1 0 0 1 2 0 1		
Dave Collins, S (1, 8) OBP: 0.291, SLG: 0.297		0-0 F7		0-0 S 1B		4-0 3-H BB		0-0 FC4-6		3 0 1 0 1 0 3		
Inning Stats	R: 1 E: 0 K: 0 S: 4 H: 1 LOB: 0 BB: 0 P: 4	R: 1 E: 0 K: 0 S: 5 H: 2 LOB: 2 BB: 1 P: 9	R: 0 E: 0 K: 0 S: 3 H: 0 LOB: 0 BB: 0 P: 3	R: 1 E: 0 K: 0 S: 4 H: 2 LOB: 0 BB: 0 P: 4	R: 0 E: 0 K: 0 S: 4 H: 1 LOB: 2 BB: 1 P: 8	R: 1 E: 0 K: 0 S: 4 H: 1 LOB: 2 BB: 2 P: 12	R: 0 E: 0 K: 1 S: 6 H: 1 LOB: 1 BB: 0 P: 6	R: 0 E: 0 K: 1 S: 5 H: 0 LOB: 1 BB: 1 P: 9	R: 0 E: 0 K: 0 S: 5 H: 2 LOB: 2 BB: 0 P: 5	1B: 7 2B: 2 3B: 1 HR: 0 SF: 2 SAC: 0 DP: 1 HBP: 0	WP: 0 PB: 1 SB: 2 CS: 0 PA: 41	
PITCHER Dennis Martinez, R (1, 1) ERA: 4.47 Tippy Martinez, L (7, 1) ERA: 4.82	IP WLS BF H R ER SO BB IBB HBP BLK WP HR S P ERA WHIP	6.0 W 28 7 4 3 0 4 0 0 0 0 0 0 24 40 4.50 1.833	3.0 S 13 3 0 0 2 1 0 0 0 0 0 0 16 20 0.00 1.333	PITCHER IP WLS BF H R ER SO BB IBB HBP BLK WP HR S P ERA WHIP								

New York Yankees @ Baltimore Orioles
 Memorial Stadium, Baltimore, MD
 Fri Jun 11 1982, 7:05 PM EDT
 Att. 32,515 - Unknown

livebaseballscorecards.com

AB	34
R	4
H	10
RBI	4
BB	5
SO	2
LOB	21



BOTTOM

New York Yankees @ Baltimore Orioles
Memorial Stadium, Baltimore, MD

AB	34
R	9
H	14
RBI	9
BB	5
SO	4
LOB	16



WP	0	PA	39
PB	0		
SB	0		
CS	0		

WP	0	PA	39
ERA		WHIP	

Fri Jun 11 1982, 7:05 PM EDT
Att. 32,515 - Unknown

livebaseballscorecards.com

AB R H RBI BB SO LOB

5 1 3 0 0 0 0

5 0 2 0 0 0 2

4 2 2 1 1 0 2

2 2 0 0 2 0 2

3 2 2 1 0 0 0

0 0 0 0 0 0 0

1 0 0 0 0 1 2

2 1 1 3 2 0 1

4 1 2 3 0 1 2

2 0 1 0 0 0 0

2 0 1 1 0 0 2

5 1 3 0 0 0 0

5 0 2 0 0 0 2

4 2 2 1 1 0 2

2 2 0 0 2 0 2

3 2 2 1 0 0 0

0 0 0 0 0 0 0

1 0 0 0 0 1 2

2 1 1 3 2 0 1

4 1 2 3 0 1 2

2 0 1 0 0 0 0

2 0 1 1 0 0 2

4 0 0 0 0 2 3

1B: 8 SF: 0

2B: 4 SAC: 0

3B: 0 DP: 3

HR: 2 HBP: 0

R: 5 H: 4

E: 0 LOB: 0

K: 0 BB: 2

S: 6 P: 14

R: 0 H: 0

E: 0 LOB: 0

K: 0 BB: 0

S: 3 P: 3

R: 0 H: 1

E: 0 LOB: 0

K: 0 BB: 0

S: 3 P: 3

R: 0 H: 1

E: 0 LOB: 1

K: 1 BB: 1

S: 5 P: 9

R: 0 H: 1

E: 0 LOB: 1

K: 1 BB: 0

S: 4 P: 4

R: 1 H: 2

E: 1 LOB: 1

K: 1 BB: 0

S: 7 P: 7

R: 3 H: 4

E: 0 LOB: 2

K: 1 BB: 2

S: 8 P: 16

R: 0 H: 1

E: 0 LOB: 1

K: 0 BB: 0

S: 4 P: 4

R: 0 H: 2

E: 0 LOB: 1

K: 1 BB: 0

S: 4 P: 7

R: 0 H: 4

E: 0 LOB: 2

K: 1 BB: 2

S: 8 P: 16

R: 0 H: 1

E: 0 LOB: 1

K: 1 BB: 0

S: 6 P: 6

R: 0 H: 1

E: 0 LOB: 1

K: 1 BB: 0

S: 6 P: 6

1B: 8 SF: 0

2B: 4 SAC: 0

3B: 0 DP: 3

HR: 2 HBP: 0

R: 0 H: 0

E: 0 LOB: 0

K: 0 BB: 0

S: 3 P: 3

R: 0 H: 1

E: 0 LOB: 0

K: 0 BB: 0

S: 3 P: 3

R: 0 H: 1

E: 0 LOB: 1

K: 1 BB: 1

S: 5 P: 9

R: 0 H: 1

E: 0 LOB: 1

K: 0 BB: 0

S: 4 P: 4

R: 1 H: 2

E: 1 LOB: 1

K: 1 BB: 0

S: 7 P: 7

R: 3 H: 4

E: 0 LOB: 2

K: 1 BB: 2

S: 8 P: 16

R: 0 H: 1

E: 0 LOB: 1

K: 1 BB: 0

S: 6 P: 6

R: 0 H: 1

E: 0 LOB: 1

K: 0 BB: 0

S: 4 P: 4

R: 1 H: 2

E: 1 LOB: 1

K: 1 BB: 0

S: 7 P: 7

R: 3 H: 4

E: 0 LOB: 2

K: 1 BB: 2

S: 8 P: 16

R: 0 H: 1

E: 0 LOB: 1

K: 1 BB: 0

S: 6 P: 6

R: 0 H: 1

E: 0 LOB: 1

K: 1 BB: 0

S: 6 P: 6

1B: 8 SF: 0

2B: 4 SAC: 0

3B: 0 DP: 3

HR: 2 HBP: 0

R: 0 H: 0

E: 0 LOB: 0

K: 0 BB: 0

S: 3 P: 3

R: 0 H: 1

E: 0 LOB: 0

K: 0 BB: 0

S: 3 P: 3

R: 0 H: 1

E: 0 LOB: 1

K: 1 BB: 1

S: 5 P: 9

R: 0 H: 1

E: 0 LOB: 1

K: 0 BB: 0

S: 4 P: 4

R: 1 H: 2

E: 1 LOB: 1

K: 1 BB: 0

S: 7 P: 7

R: 3 H: 4

E: 0 LOB: 2

K: 1 BB: 2

S: 8 P: 16

R: 0 H: 1

E: 0 LOB: 1

K: 1 BB: 0

S: 6 P: 6

R: 0 H: 0

E: 0 LOB: 0

K: 0 BB: 0

S: 3 P: 3

R: 0 H: 1

E: 0 LOB: 0

K: 0 BB: 0

S: 3 P: 3

R: 0 H: 1

E: 0 LOB: 1

K: 1 BB: 1

S: 5 P: 9

R: 0 H: 1

E: 0 LOB: 1

K: 0 BB: 0

S: 4 P: 4

R: 1 H: 2

E: 1 LOB: 1

K: 1 BB: 0

S: 7 P: 7

R: 3 H: 4

E: 0 LOB: 2

K: 1 BB: 2

S: 8 P: 16

R: 0 H: 1

E: 0 LOB: 1

K: 1 BB: 0

S: 6 P: 6

R: 0 H: 0

E: 0 LOB: 0

K: 0 BB: 0

S: 3 P: 3

R: 0 H: 1

E: 0 LOB: 0

K: 0 BB: 0

S: 3 P: 3

R: 0 H: 1

E: 0 LOB: 1

K: 1 BB: 1

S: 5 P: 9

R: 0 H: 1

E: 0 LOB: 1

K: 0 BB: 0

S: 4 P: 4

R: 1 H: 2

E: 1 LOB: 1

K: 1 BB: 0

S: 7 P: 7

R: 3 H: 4

E: 0 LOB: 2

K: 1 BB: 2

S: 8 P: 16

R: 0 H: 1

E: 0 LOB: 1

K: 1 BB: 0

S: 6 P: 6

R: 0 H: 0

E: 0 LOB: 0

K: 0 BB: 0

S: 3 P: 3

R: 0 H: 1

E: 0 LOB: 0

K: 0 BB: 0

S: 3 P: 3

R: 0 H: 1

E: 0 LOB: 1

K: 1 BB: 1

S: 5 P: 9

R: 0 H: 1

E: 0 LOB: 1

K: 0 BB: 0

S: 4 P: 4

R: 1 H: 2

E: 1 LOB: 1

K: 1 BB: 0

S: 7 P: 7

R: 3 H: 4

E: 0 LOB: 2

K: 1 BB: 2

S: 8 P: 16

R: 0 H: 1

E: 0 LOB: 1

K: 1 BB: 0

S: 6 P: 6

R: 0 H: 0

E: 0 LOB: 0

K: 0 BB: 0

S: 3 P: 3

R: 0 H: 1

E: 0 LOB: 0

K: 0 BB: 0

S: 3 P: 3

R: 0 H: 1

E: 0 LOB: 1

K: 1 BB: 1

S: 5 P: 9

R: 0 H: 1

E: 0 LOB: 1

K: 0 BB: 0

S: 4 P: 4

R: 1 H: 2

E: 1 LOB: 1

K: 1 BB: 0

S: 7 P: 7

R: 3 H: 4

E: 0 LOB: 2

K: 1 BB: 2

S: 8 P: 16

R: 0 H: 1

E: 0 LOB: 1

K: 1 BB: 0

S: 6 P: 6

R: 0 H: 0

E: 0 LOB: 0

K: 0 BB: 0

S: 3 P: 3

R: 0 H: 1

E: 0 LOB: 0

K: 0 BB: 0

S: 3 P: 3

R:

Batter	1	2	3	4	5	6	7	8	9	AB R H RBI BB SO LOB	TOP																	
Willie Randolph, R (1, 4) OBP: 0.378, SLG: 0.401	0-0 F9		0-0 6-3		0-0 F3		0-0 F9		0-0 FC1-5 1B	5 0 0 1 0 0 4																		
Ken Griffey, L (1, 9) OBP: 0.318, SLG: 0.370	0-3 K		0-0 F8		4-0 BB		0-0 1B 2B		0-0 F8	4 1 1 1 1 1 2																		
Bobby Murcer, L (1, 10) OBP: 0.300, SLG: 0.414 Lou Piniella, R (4, PR) OBP: 0.391, SLG: 0.470	0-0 1B			4-0 1B BB	0-0 G3		0-0 1B		0-0 1B	1 0 1 0 1 0 0 3 0 2 1 0 0 2																		
John Mayberry, L (1, 3) OBP: 0.322, SLG: 0.387 Butch Hobson, R (7, PH) OBP: 0.182, SLG: 0.233 (7, 3)	0-0 G3			0-0 F7		0-0 F8	0-0 F8		0-3 K	3 0 0 0 0 0 2 2 0 0 0 0 1 4																		
Dave Winfield, R (1, 7) OBP: 0.351, SLG: 0.517		0-0 F8		0-0 F6		0-0 1-3		0-0 1-3		4 0 0 0 0 0 1																		
Graig Nettles, L (1, 5) OBP: 0.336, SLG: 0.354		0-0 F8		0-0 1B		0-0 1B		4-0 BB CS		3 0 2 0 1 0 0																		
Roy Smalley, S (1, 6) OBP: 0.332, SLG: 0.355		0-3 K		0-3 K		0-3 K		0-0 F6 1-2		4 0 0 0 0 3 4																		
Butch Wynegar, S (1, 2) OBP: 0.383, SLG: 0.391			0-0 SH1-3 6-3 2B		0-0 L9		4-0 F9 G3 2B BB		0-0 FC1-5 1B	3 2 2 0 1 0 0																		
Dave Collins, S (1, 8) OBP: 0.298, SLG: 0.311			0-0 SH1-3 2-3		0-0 2B		0-0 G3 1-2		0-0 1B FC1-5 1B	3 0 2 0 0 0 1																		
Inning Stats	R: 0 E: 0 K: 1 S: 6	H: 1 LOB: 1 BB: 0 P: 6	R: 0 E: 0 K: 1 S: 5	H: 0 LOB: 0 BB: 0 P: 5	R: 1 E: 0 K: 0 S: 4	H: 1 LOB: 0 BB: 0 P: 4	R: 0 E: 0 K: 1 S: 6	H: 1 LOB: 2 BB: 1 P: 10	R: 0 E: 0 K: 0 S: 4	H: 1 LOB: 2 BB: 1 P: 8	R: 0 E: 0 K: 1 S: 6	H: 1 LOB: 1 BB: 0 P: 6	R: 2 E: 0 K: 0 S: 5	H: 2 LOB: 1 BB: 1 P: 9	R: 0 E: 0 K: 0 S: 2	H: 0 LOB: 0 BB: 1 P: 6	R: 0 E: 0 K: 1 S: 8	H: 3 LOB: 3 BB: 0 P: 8	1B: 7 2B: 3 3B: 0 HR: 0	SF: 0 SAC: 1 DP: 0 HBP: 0	WP: 0 PB: 0 SB: 0 CS: 1	PA: 40						
PITCHER	IP WLS BF H R ER SO BB IBB HBP BLK WP HR S P ERA WHIP																											
Jim Palmer, R (1, 1) ERA: 5.26	6.2		30	7	3	3	4	3	0	0	0	0	0	0	35	47	4.05	1.500										
Tippy Martinez, L (7, 1) ERA: 4.6	1.1	W	6	2	0	0	0	1	0	0	0	0	0	5	9	0.00	2.250											
Tim Stoddard, R (9, 1) ERA: 4.5	1.0	S	4	1	0	0	1	0	0	0	0	0	0	6	6	0.00	1.000											

New York Yankees @ Baltimore Orioles
Memorial Stadium, Baltimore, MD

AB	35
R	3
H	10
RBI	3
BB	4
SO	5
LOB	20



Sat Jun 12 1982, 7:05 PM EDT
Att. 34,354 - Unknown - 62 F

livebaseballscorecards.com

Batter	1	2	3	4	5	6	7	8	9
Al Bumbry, L OBP: 0.326, SLG: 0.327 (1, 8) X	0-0 1B	0-0 1B			0-0 1B 2B		4-0 F9 1B BB	0-0 6-3	
Rich Dauer, R OBP: 0.360, SLG: 0.448 (1, 4) X	0-0 F7	0-0 F6			0-0 L8		0-0 FC6-4 1B		
Ken Singleton, S OBP: 0.371, SLG: 0.365 (1, 10) X	0-0 F8		0-0 F7		0-0 1-3		0-3 K		
Eddie Murray, S OBP: 0.380, SLG: 0.519 (1, 3) S S S	0-3 K		0-0 4-3		0-0 1B		0-0 F9		
John Lowenstein, L OBP: 0.446, SLG: 0.720 (1, 7) X		0-0 BB SF9 1B	4-0 BB		4-0 1B		0-0 FC6-4		
Benny Ayala, R OBP: 0.357, SLG: 0.700 (7, PH)									
Jim Dwyer, L OBP: 0.380, SLG: 0.500 (8, 7)									
Gary Roenicke, R OBP: 0.415, SLG: 0.606 (1, 9) X		4-0 SF9 1B BB	0-0 F8		0-0 F7			4-0 HR BB	
Cal Ripken Jr., R OBP: 0.282, SLG: 0.437 (1, 5) X		0-0 F9		0-3 K		0-0 F8		0-0 1-H HR	
Rick Dempsey, R OBP: 0.321, SLG: 0.353 (1, 2) X		4-0 1B BB		0-0 6-3		0-0 F8		0-3 K	
Bobby Bonner, R OBP: 0.229, SLG: 0.273 (1, 6) X		0-0 SF9		0-0 P3		0-3 K		0-0 5-3	

Inning Stats	R: 0	H: 1	E: 0	K: 1	S: 6	LOB: 1	BB: 0	P: 6
	R: 2	H: 2	E: 0	K: 0	S: 5	LOB: 2	BB: 2	P: 13
	R: 0	H: 0	E: 0	K: 0	S: 3	LOB: 1	BB: 1	P: 7
	R: 0	H: 0	E: 0	K: 1	S: 5	LOB: 0	BB: 0	P: 5
	R: 1	H: 2	E: 0	K: 0	S: 5	LOB: 2	BB: 1	P: 9
	R: 0	H: 0	E: 0	K: 1	S: 5	LOB: 0	BB: 0	P: 5
	R: 0	H: 1	E: 0	K: 1	S: 6	LOB: 2	BB: 1	P: 10
	R: 2	H: 1	E: 0	K: 1	S: 6	LOB: 0	BB: 1	P: 10

PITCHER	IP	WLS	BF	H	R	ER	SO	BB	IBB	HBP	BLK	WP	HR	S	P	ERA	WHIP
Roger Erickson, R ERA: 5.46 (1, 1)	4.2		23	5	3	3	2	3	1	0	0	0	0	23	39	5.79	1.714
George Frazier, R ERA: 2.23 (5, 1)	1.1		4	0	0	0	1	0	0	0	0	0	0	6	6	0.00	0.000
Shane Rawley, L ERA: 3.86 (7, 1)	2.0	L	10	2	2	2	2	2	0	0	0	0	1	12	20	9.00	2.000

BOTTOM

New York Yankees @ Baltimore Orioles
Memorial Stadium, Baltimore, MD


Sat Jun 12 1982, 7:05 PM EDT
Att: 34,354 - Unknown - 62 F

AB	R	H	RBI	BB	SO	LOB
4	1	3	1	1	0	0
4	0	1	0	0	0	4
4	0	0	0	0	1	4
4	0	1	1	0	1	3
1	1	1	0	2	0	0
1	0	0	0	0	0	2
0	0	0	0	0	0	0
2	2	0	0	2	0	3
4	1	1	2	0	1	2
3	0	0	0	1	1	0
3	0	0	1	0	1	0

AB	30
R	5
H	7
RBI	5
BB	6
SO	5
LOB	18

livebaseballscorecards.com

WP: 0 PA: 37
PB: 0 SB: 0 CS: 0



Batter	1	2	3	4	5	6	7	8	9	AB R H RBI BB SO LOB	TOP	
Paul Molitor, R (1, 5) OBP: 0.372, SLG: 0.422	4-0 CS BB		x 0-0 F9			x 0-0 F8		0-3 K		3 0 0 0 1 1 0		
Robin Yount, R (1, 6) OBP: 0.358, SLG: 0.529	x 0-0 G3-6-1 1-2 1B		x 0-0 6-3			x 0-0 F9		x 0-0 6-3		4 0 1 0 0 0 0		
Don Money, R (1, 3) OBP: 0.361, SLG: 0.628	x 0-0 G3-6-1 1-2f				x 0-0 F8		x 0-0 FC6-4 1B 1B	x 0-0 6-3		4 1 1 0 0 0 1		
Gorman Thomas, R (1, 8) OBP: 0.330, SLG: 0.458		x 0-0 F7		x 0-0 F5		x 0-0 FC6-4 1-2 1B		x 0-0 6-3		4 0 1 0 0 0 0		
Ben Oglivie, L (1, 7) OBP: 0.320, SLG: 0.463		BB 4-0 2B 1B BB		x 0-0 F2		0-3 K		0-3 K		3 1 0 0 1 2 2		
Ted Simmons, S (1, 10) OBP: 0.255, SLG: 0.396		0-3 K			x 0-0 5-3		x 0-0 FC6-4 WP 1B 1-2f 2-3	x 0-0 F6		3 0 0 0 0 1 3		
Marshall Edwards, L (7, PR) OBP: 0.283, SLG: 0.442		0-3 K								1 1 0 0 0 0 0		
Charlie Moore, R (1, 9) OBP: 0.286, SLG: 0.335		x 0-0 1-3 1B 2B		0-3 K		x 0-0 K		x 0-0 1B WP 1-2 1B		3 1 2 1 0 1 0		
Jim Gantner, L (1, 4) OBP: 0.356, SLG: 0.401		x 0-0 2-H 3-H 1B		x 0-0 6-3		x 0-0 6-3		x 0-0 1-3 2-H 1B		3 0 2 3 0 0 0		
Ned Yost, R (1, 2) OBP: 0.327, SLG: 0.295			x 0-0 6-3			x 0-0 6-3		x 0-0 5-3		3 0 0 0 0 0 2		
Inning Stats	R: 0 H: 1 E: 0 LOB: 0 K: 0 BB: 1 S: 2 P: 6	R: 2 H: 2 E: 0 LOB: 1 K: 1 BB: 1 S: 6 P: 10	R: 0 H: 0 E: 0 LOB: 0 K: 0 BB: 0 S: 3 P: 3	R: 0 H: 0 E: 0 LOB: 0 K: 0 BB: 0 S: 3 P: 3	R: 0 H: 0 E: 0 LOB: 0 K: 1 BB: 0 S: 5 P: 5	R: 0 H: 0 E: 0 LOB: 0 K: 0 BB: 0 S: 3 P: 3	R: 2 H: 4 E: 0 LOB: 2 K: 1 BB: 0 S: 9 P: 9	R: 0 H: 0 E: 0 LOB: 0 K: 1 BB: 0 S: 5 P: 5	R: 0 H: 0 E: 0 LOB: 0 K: 1 BB: 0 S: 5 P: 5	1B: 6 SF: 0 2B: 1 SAC: 0 3B: 0 DP: 1 HR: 0 HBP: 0	WP: 1 PA: 33 PB: 0 SB: 0 CS: 1	
PITCHER	IP WLS BF H R ER SO BB IBB HBP BLK WP HR S P ERA WHIP											
Scott McGregor, L (1, 1) ERA: 3.54	7.0 W 27 7 4 4 3 2 0 0 0 1 0 31 39 5.14 1.286											
Tim Stoddard, R (8, 1) ERA: 4.09	2.0 6 0 0 0 2 0 0 0 0 0 0 10 10 0.00 0.000											

Milwaukee Brewers @ Baltimore Orioles
 Memorial Stadium, Baltimore, MD
 Mon Jun 14 1982, 7:05 PM EDT
 Att: 19,234 - Unknown

livebaseballscorecards.com

AB 31
 R 4
 H 7
 RBI 4
 BB 2
 SO 5
 LOB 8



BOTTOM

Milwaukee Brewers @ Baltimore Orioles
Memorial Stadium, Baltimore, MD

Mon Jun 14 1982, 7:05 PM EDT
Att. 19,234 - Unknown

livebaseballscorecards.com

AB	34
R	9
H	11
RBI	9
BB	3
SO	3
LOB	11



WP	0	PA	38
PB	0		
SB	1		
CS	0		

AB R H RBI BB SO LOB

5	2	2	0	0	0	1
4	0	0	1	0	0	3
3	1	2	2	1	0	0
3	1	1	1	1	0	1
2	0	0	0	1	0	2
1	1	1	4	0	0	0
4	0	1	0	0	0	2
4	0	1	0	0	2	0
3	2	2	1	0	1	0
1	0	0	0	0	0	0
4	2	1	0	0	0	2
1B	9	SF	1			
2B	0	SAC	0			
3B	0	DP	0			
HR	2	HBP	0			

Batter	1	2	3	4	5	6	7	8	9
Al Bumbry, L (1, 8) OBP: 0.328, SLG: 0.329	0-0 1-3 1-3		0-0 3-1 3-1		0-0 SF8 1B 1-2 2-3		0-0 BB 6-3 HR 1B 1-2	0-0 F7	
Rich Dauer, R (1, 4) OBP: 0.352, SLG: 0.440	0-0 F8			0-0 5-3 5-3	0-0 SF8 1-2 2-3 3-H		0-0 6-3 1-2 2-3	0-0 L8	
Ken Singleton, S (1, 10) OBP: 0.376, SLG: 0.370	0-0 6-3 6-3			0-0 FC4-6 1B 1-2	0-0 1B 1B 2-H 3-H		4-0 BB HR IBB 1-2 2-3 3-H		
Eddie Murray, S (1, 3) OBP: 0.383, SLG: 0.516		0-0 3-1 3-1		0-0 FC4-6 FC5 S 1-2f	0-0 1B 1-2		4-0 BB HR BB 1-2 2-3 3-H		
John Lowenstein, L (1, 7) OBP: 0.444, SLG: 0.706		0-0 F7 F7		4-0 BB 1-2	0-0 3-1 3-1		0-0 HR 1-H 2-H 3-H		
Dan Ford, R (7, PH) OBP: 0.280, SLG: 0.398 (8, 9)									
Gary Roenicke, R (1, 9) OBP: 0.411, SLG: 0.596 (8, 7)		0-0 1B 1B		0-0 FC5 2-3f		0-0 6-3 6-3	0-0 6-3 6-3		
Cal Ripken Jr., R (1, 5) OBP: 0.281, SLG: 0.433			0-3 K K		0-0 FC1-5 1B 1B	0-3 K K	0-0 1-3 1-3		
Joe Nolan, L (1, 2) OBP: 0.254, SLG: 0.333			0-0 HR HR		0-0 1B FC1-5 SF8 1B 1-2	0-3 K K		0-0 F9 F9	
Rick Dempsey, R (8, 2) OBP: 0.318, SLG: 0.350									
Lenn Sakata, R (1, 6) OBP: 0.324, SLG: 0.361			0-0 F9 F9		0-0 FC1-5 SF8 1B 1-2 2-3f		0-0 E5 6-3 1B BB 6-3	0-0 1B 1B	

Inning Stats	R: 0	H: 0	E: 0	K: 0	S: 3	LOB: 0	BB: 0	P: 3	R: 0	H: 1	E: 0	K: 0	S: 3	LOB: 1	BB: 0	P: 3	R: 1	H: 1	E: 0	K: 1	S: 6	LOB: 0	BB: 0	P: 6	R: 0	H: 1	E: 0	K: 0	S: 4	LOB: 2	BB: 1	P: 8	R: 3	H: 5	E: 0	K: 0	S: 8	LOB: 2	BB: 0	P: 8	R: 0	H: 0	E: 0	K: 2	S: 7	LOB: 0	BB: 0	P: 7	R: 5	H: 2	E: 1	K: 0	S: 6	LOB: 0	BB: 2	P: 14	R: 0	H: 1	E: 0	K: 0	S: 4	LOB: 1	BB: 0	P: 4
--------------	------	------	------	------	------	--------	-------	------	------	------	------	------	------	--------	-------	------	------	------	------	------	------	--------	-------	------	------	------	------	------	------	--------	-------	------	------	------	------	------	------	--------	-------	------	------	------	------	------	------	--------	-------	------	------	------	------	------	------	--------	-------	-------	------	------	------	------	------	--------	-------	------

PITCHER	IP	WLS	BF	H	R	ER	SO	BB	IBB	HBP	BLK	WP	HR	S	P	ERA	WHIP
Moose Haas, R (1, 1) ERA: 4.52	6.1	L	31	9	8	7	3	2	1	0	0	0	1	34	46	9.95	1.737
Jamie Easterly, L (7, 1) ERA: 3.66	0.2		3	1	1	1	0	0	0	0	0	0	1	3	3	13.50	1.500
Jerry Augustine, L (8, 1) ERA: 5.9	1.0		4	1	0	0	0	0	0	0	0	0	0	4	4	0.00	1.000

WP	HR	S	P	ERA	WHIP
0	1	3	3	13.50	1.500
0	0	0	4	0.00	1.000

Batter	1	2	3	4	5	6	7	8	9	AB R H RBI BB SO LOB	TOP											
Paul Molitor, R (1, 5) OBP: 0.380, SLG: 0.425	4-0 HR BB		0-3 K			0-0 5-3 1B		0-0 3B 1B	4-0 1-2 2-3 BB	3 2 2 0 2 1 1												
Robin Yount, R (1, 6) OBP: 0.359, SLG: 0.550	0-0 HR		0-0 G6-4-3			0-0 5-3		0-0 3B	0-0 F3	5 1 2 4 0 0 5												
Cecil Cooper, L (1, 3) OBP: 0.383, SLG: 0.559	0-0 F6				0-0 6-3			0-0 G3		4 0 0 0 0 0 2												
Gorman Thomas, R (1, 8) OBP: 0.329, SLG: 0.469	0-0 6-3				0-3 K			0-0 F2	0-0 HR	4 1 1 1 0 1 0												
Ben Oglivie, L (1, 7) OBP: 0.319, SLG: 0.457	0-0 4-3				0-0 G3			0-3 K	4-0 SH3-4 1B SF8 BB	3 1 0 0 1 1 0												
Don Money, R (1, 10) OBP: 0.365, SLG: 0.621					4-0 CS BB			0-0 F9	0-0 BB SH3-4 1B	3 0 1 0 1 0 0												
Charlie Moore, R (1, 2) OBP: 0.286, SLG: 0.335					0-0 F8 1B			0-0 4-3	0-0 SH3-4	3 0 1 0 0 0 1												
Jim Gantner, L (1, 4) OBP: 0.354, SLG: 0.395					0-0 6-3			0-0 4-3	4-0 BB IBB	3 0 0 0 1 0 1												
Mark Brouhard, R (1, 9) OBP: 0.359, SLG: 0.434					0-0 G6-4-3 1B			0-0 6-3	0-0 E5 1B 3B	3 1 1 0 0 0 0												
Marshall Edwards, L (9, PH) OBP: 0.278, SLG: 0.442									0-0 SF8	0 0 0 1 0 0 0												
Inning Stats	R: 2 E: 0 K: 0 S: 4	H: 1 LOB: 0 BB: 1 P: 8	R: 0 E: 0 K: 0 S: 3	H: 1 LOB: 0 BB: 0 P: 3	R: 0 E: 0 K: 1 S: 5	H: 1 LOB: 0 BB: 0 P: 5	R: 0 E: 0 K: 1 S: 5	H: 0 LOB: 0 BB: 0 P: 5	R: 0 E: 0 K: 0 S: 2	H: 0 LOB: 0 BB: 1 P: 6	R: 0 E: 0 K: 0 S: 4	H: 1 LOB: 1 BB: 0 P: 4	R: 0 E: 0 K: 1 S: 5	H: 0 LOB: 0 BB: 0 P: 5	R: 2 E: 1 K: 0 S: 6	H: 2 LOB: 1 BB: 0 P: 6	R: 2 E: 0 K: 0 S: 5	H: 2 LOB: 3 BB: 3 P: 17	1B: 5 2B: 0 3B: 1 HR: 2	SF: 1 SAC: 1 DP: 1 HBP: 0	WP: 0 PB: 0 SB: 0 CS: 1	PA: 38
PITCHER	IP WLS BF H R ER SO BB IBB HBP BLK WP HR S P ERA WHIP																					
Mike Flanagan, L (1, 1) ERA: 3.02	8.0 L 31 7 5 3 3 2 0 0 0 0 0 2 35 43 3.38 1.125																					
Tippy Martinez, L (9, 1) ERA: 4.91	0.0 2 1 0 0 0 1 0 0 0 0 0 0 1 5 ∞ ∞																					
Tim Stoddard, R (9, 1) ERA: 3.91	1.0 5 0 1 1 0 1 1 0 0 0 0 0 3 11 9.00 1.000																					

Milwaukee Brewers @ Baltimore Orioles
 Memorial Stadium, Baltimore, MD
 Tue Jun 15 1982, 7:05 PM EDT
 Att: 18,420 - Unknown

AB	31
R	6
H	8
RBI	6
BB	5
SO	3
LOB	10



Batter	1	2	3	4	5	6	7	8	9	AB	R	H	RBI	BB	SO	LOB	TOP										
Paul Molitor, R (1, 5) OBP: 0.375, SLG: 0.418	0-3 K			0-3 K	0-0 F2		0-0 L9			4	0	0	0	0	2	3											
Robin Yount, R (1, 6) OBP: 0.362, SLG: 0.563	0-0 F4			0-0 F9		0-0 HR		0-0 F6 1B		4	1	2	1	0	0	0											
Cecil Cooper, L (1, 3) OBP: 0.380, SLG: 0.558	0-0 L6			0-0 2B		0-0 F9		0-0 F6 1-2		4	0	1	0	0	0	1											
Ted Simmons, S (1, 2) OBP: 0.250, SLG: 0.387		0-0 4-3		0-0 6-3		0-0 L4		0-0 6-3		4	0	0	0	0	0	2											
Ben Oglivie, L (1, 7) OBP: 0.318, SLG: 0.451	0-3 K				0-0 F5	4-0 BB		0-0 F2		3	0	0	0	1	1	1											
Gorman Thomas, R (1, 8) OBP: 0.328, SLG: 0.465	0-3 K				0-0 BB SF7 1B		0-0 F7		0-0 G3	4	1	1	0	0	1	1											
Roy Howell, L (1, 10) OBP: 0.298, SLG: 0.372			0-0 4-3		0-0 BB 1B		0-0 F9		0-0 L5	3	0	1	0	0	0	0											
Don Money, R (9, PH) OBP: 0.362, SLG: 0.615					1-2 BB 1B					1	0	0	0	0	0	0											
Jim Gantner, L (1, 4) OBP: 0.362, SLG: 0.393			0-0 F7		4-0 BB 1-2 2-3 BB		4-0 BB		4-0 BB	1	0	0	0	3	0	0											
Marshall Edwards, L (1, 9) OBP: 0.263, SLG: 0.426			0-0 L9		0-0 SF7		0-0 F6		0-0 F6	2	0	0	1	0	0	1											
Mark Brouhard, R (9, PH) OBP: 0.355, SLG: 0.429					3-H					1	0	0	0	0	0	1											
Inning Stats	R: 0 E: 0 K: 1 S: 5	H: 0 LOB: 0 BB: 0 P: 5	R: 0 E: 0 K: 2 S: 7	H: 0 LOB: 0 BB: 0 P: 7	R: 0 E: 0 K: 0 S: 3	H: 0 LOB: 0 BB: 0 P: 3	R: 0 E: 0 K: 1 S: 6	H: 1 LOB: 1 BB: 0 P: 6	R: 1 E: 0 K: 0 S: 4	H: 1 LOB: 1 BB: 1 P: 8	R: 0 E: 0 K: 0 S: 3	H: 0 LOB: 1 BB: 1 P: 7	R: 0 E: 0 K: 0 S: 4	H: 1 LOB: 1 BB: 0 P: 4	R: 0 E: 0 K: 0 S: 3	H: 0 LOB: 1 BB: 1 P: 7	1B: 3 2B: 1 3B: 0 HR: 1	SF: 1 SAC: 0 DP: 0 HBP: 0	WP: 0 PB: 0 SB: 0 CS: 0	PA: 36							
PITCHER	IP	WLS	BF	H	R	ER	SO	BB	IBB	HBP	BLK	WP	HR	S	P	ERA	WHIP										
Dennis Martinez, R (1, 1) ERA: 4.33	7.0		29	5	2	2	4	3	0	0	0	0	1	34	46	2.57	1.143										
Tippy Martinez, L (8, 1) ERA: 4.65	1.2		6	0	0	0	0	1	0	0	0	0	0	5	9	0.00	0.600										
Tim Stoddard, R (9, 1) ERA: 3.86	0.1		1	0	0	0	0	0	0	0	0	0	0	1	1	0.00	0.000										

Milwaukee Brewers @ Baltimore Orioles
 Memorial Stadium, Baltimore, MD
 Wed Jun 16 1982, 7:05 PM EDT
 Att. 13,213 - Unknown

livebaseballscorecards.com

AB 31
 R 2
 H 5
 RBI 2
 BB 4
 SO 4
 LOB 10



Batter	1	2	3	4	5	6	7	8	9	AB R H RBI BB SO LOB
Al Bumbry, L OBP: 0.324, SLG: 0.324 (1, 8)	0-3 K	0-0 4-3			0-0 F8		0-0 SH5-3 1B		0-0 1-3	5 0 1 0 0 1 3
Dan Ford, R OBP: 0.282, SLG: 0.396 (1, 9) Gary Roenicke, R OBP: 0.414, SLG: 0.593 (5, 9)	0-0 6-3		0-0 E 1B 1B		4-0 1B BB		0-0 SH5-3 1-2		0-0 F8	2 1 1 0 0 0 0 1 0 0 0 1 0 0
Ken Singleton, S OBP: 0.369, SLG: 0.361 (1, 10)	0-0 1B		0-3 K		0-0 F8		0-0 F7			4 0 1 0 0 1 3
Eddie Murray, S OBP: 0.387, SLG: 0.539 (1, 3)	0-0 F5		0-0 E 1B 1B		0-0 1-3 1B		0-0 3-1			4 1 2 0 0 0 2
John Lowenstein, L OBP: 0.431, SLG: 0.681 (1, 7)		0-0 4-3	0-3 K		0-3 K			0-0 4-3		4 0 0 0 0 2 4
Joe Nolan, L OBP: 0.267, SLG: 0.333 (1, 2)		4-0 BB 1B BB	0-0 1B		0-0 F9		0-0 4-3			3 0 1 2 1 0 0
Cal Ripken Jr., R OBP: 0.284, SLG: 0.428 (1, 5)		0-0 1-2 BB 1B		0-0 F8		0-0 F4		4-0 BB BB		3 0 1 0 1 0 0
Rich Dauer, R OBP: 0.353, SLG: 0.435 (1, 4)		4-0 1-2 2-3 BB		0-0 F9		0-0 E6 1B		0-3 K		3 0 1 0 1 1 1
Bobby Bonner, R OBP: 0.219, SLG: 0.261 (1, 6) Terry Crowley, L OBP: 0.451, SLG: 0.500 (9, PH)		0-3 K		0-3 K		0-0 1-3		0-0 4-3		3 0 0 0 0 2 4 1 0 0 0 0 0 0

Inning Stats	R: 0	H: 1	E: 0	LOB: 1	K: 1	BB: 0	S: 6	P: 6	R: 0	H: 1	E: 0	LOB: 3	K: 1	BB: 2	S: 6	P: 14	R: 2	H: 3	E: 1	LOB: 1	K: 2	BB: 0	S: 9	P: 9	R: 0	H: 0	E: 0	LOB: 0	K: 1	BB: 0	S: 5	P: 5	R: 0	H: 1	E: 1	LOB: 1	K: 0	BB: 0	S: 4	P: 4	R: 0	H: 1	E: 0	LOB: 1	K: 0	BB: 0	S: 4	P: 4	R: 0	H: 0	E: 0	LOB: 1	K: 1	BB: 1	S: 5	P: 9	R: 0	H: 0	E: 0	LOB: 0	K: 0	BB: 0	S: 3	P: 3	1B: 8	SF: 0	2B: 0	SAC: 1	3B: 0	DP: 0	HR: 0	HBP: 0	WP: 0	PA: 38
PITCHER Pete Vuckovich, R ERA: 3.23 (1, 1)	IP	WLS	BF	H	R	ER	SO	BB	IBB	HBP	BLK	WP	HR	S	P	ERA	WHIP	IP	WLS	BF	H	R	ER	SO	BB	IBB	HBP	BLK	WP	HR	S	P	ERA	WHIP																																								

BOTTOM

Milwaukee Brewers @ Baltimore Orioles
Memorial Stadium, Baltimore, MD

Wed Jun 16 1982, 7:05 PM EDT
Att. 13,213 - Unknown

livebaseballscorecards.com

AB	33
R	2
H	8
RBI	2
BB	4
SO	7
LOB	17



Batter	1	2	3	4	5	6	7	8	9	AB R H RBI BB SO LOB
Dave Collins, S (1, 9) OBP: 0.303, SLG: 0.335	0-0 1-3		0-0 1-3		0-3 K			0-0 FC4-6		4 0 0 0 0 1 1
Ken Griffey, L (1, 8) OBP: 0.329, SLG: 0.422	4-0 FC4-6 BB		0-0 F5			0-0 F8		0-0 F7		3 0 0 0 1 0 1
Bobby Murcer, L (1, 10) OBP: 0.298, SLG: 0.402 Dave Stegman, R (9, PR)	0-0 FC4-6 1-2f		0-3 K			0-0 P4			4-0 G3-6-1 BB	3 0 0 0 1 1 1 0 0 0 0 0 0 0
John Mayberry, L (1, 3) OBP: 0.318, SLG: 0.368	0-0 P6			0-0 F9		0-0 G3			0-0 G3-6-1 1-2f	4 0 0 0 0 0 2
Dave Winfield, R (1, 7) OBP: 0.353, SLG: 0.524		0-3 K		0-0 HR		0-0 F9			0-0 FC6 1B	4 1 2 1 0 1 0
Graig Nettles, L (1, 5) OBP: 0.324, SLG: 0.341		0-0 F9		0-0 3-1		4-0 G4-6-3 BB			0-0 FC6 1-2f	3 0 0 0 1 0 1
Butch Wynegar, S (1, 2) OBP: 0.389, SLG: 0.398		4-0 BB BB		0-0 F9		0-0 G4-6-3 1-2f				2 0 0 0 1 0 1
Roy Smalley, S (1, 6) OBP: 0.335, SLG: 0.354		4-0 BB BB			0-0 F8				0-0 FC4-6 1B	2 0 1 0 1 0 0
Andre Robertson, R (1, 4) OBP: 0.333, SLG: 0.419 Oscar Gamble, L (8, PH) OBP: 0.369, SLG: 0.495 Willie Randolph, R (9, 4) OBP: 0.372, SLG: 0.390		0-3 K			0-0 F8				0-0 F9	2 0 0 0 0 1 2 1 0 0 0 0 0 1 0 0 0 0 0 0 0

Inning Stats	R: 0 E: 0 K: 0 S: 3	H: 0 LOB: 1 BB: 1 P: 7	R: 0 E: 0 K: 2 S: 7	H: 0 LOB: 2 BB: 2 P: 15	R: 0 E: 0 K: 1 S: 5	H: 0 LOB: 0 BB: 0 P: 5	R: 1 E: 0 K: 0 S: 4	H: 1 LOB: 0 BB: 0 P: 4	R: 0 E: 0 K: 1 S: 5	H: 0 LOB: 0 BB: 0 P: 5	R: 0 E: 0 K: 0 S: 3	H: 0 LOB: 0 BB: 0 P: 3	R: 0 E: 0 K: 0 S: 2	H: 0 LOB: 0 BB: 1 P: 6	R: 0 E: 0 K: 0 S: 4	H: 1 LOB: 1 BB: 0 P: 4	R: 0 E: 0 K: 0 S: 3	H: 1 LOB: 1 BB: 1 P: 7	1B: 2 2B: 0 3B: 0 HR: 1	SF: 0 SAC: 0 DP: 2 HBP: 0	WP: 0 PB: 0 SB: 0 CS: 0	PA: 33
--------------	------------------------------	---------------------------------	------------------------------	----------------------------------	------------------------------	---------------------------------	------------------------------	---------------------------------	------------------------------	---------------------------------	------------------------------	---------------------------------	------------------------------	---------------------------------	------------------------------	---------------------------------	------------------------------	---------------------------------	----------------------------------	------------------------------------	----------------------------------	--------

PITCHER	IP	WLS	BF	H	R	ER	SO	BB	IBB	HBP	BLK	WP	HR	S	P	ERA	WHIP
Jim Palmer, R (1, 1) ERA: 4.76	8.2	W	32	3	1	1	4	5	0	0	0	0	1	35	55	1.04	0.923
Tippy Martinez, L (9, 1) ERA: 4.6	0.1	S	1	0	0	0	0	0	0	0	0	0	0	1	1	0.00	0.000


BOTTOM

Baltimore Orioles @ New York Yankees
 Yankee Stadium, Bronx, NY

Fri Jun 18 1982, 7:05 PM EDT
 Att. 35,199 - Unknown

livebaseballscores.com

AB	28
R	1
H	3
RBI	1
BB	5
SO	4
LOB	10



Batter	1	2	3	4	5	6	7	8	9	10	11	12	13	14	15	16	AB	R	H	RBI	BB	SO	LOB	TOP									
Al Bumbry, L OBP: 0.313, SLG: 0.323 (1, 8)	F8		F8		K					F7			F8			F7	7	0	1	1	0	1	2	Baltimore Orioles @ New York Yankees Yankee Stadium, Bronx, NY Sat Jun 19 1982, 7:05 PM EDT Att. 35,377 - Unknown livebaseballscorecards.com									
Dan Ford, R OBP: 0.290, SLG: 0.405 (1, 9)						G3	G3						K				7	0	4	1	0	1	1										
Gary Roenicke, R OBP: 0.407, SLG: 0.572 (1, 7)																	4	0	0	0	0	2	3										
John Lowenstein, L (10, PH) OBP: 0.428, SLG: 0.667 (10, 6)																	1	0	0	0	0	0	1										
Bobby Bonner, R OBP: 0.213, SLG: 0.254 (10, 6)																	2	0	0	0	0	1	1										
Benny Ayala, R OBP: 0.333, SLG: 0.630 (1, 3)																	3	1	1	0	0	0	3										
Terry Crowley, L (8, PH) OBP: 0.407, SLG: 0.438 (8, 3)	1-3		FC6-4														4	0	0	0	0	0	1										
Cal Ripken Jr., R OBP: 0.276, SLG: 0.422 (1, 5)																	6	0	1	1	0	1	0										
Ken Singleton, S (1, 10) OBP: 0.363, SLG: 0.354																	6	0	1	0	0	1	1										
Rick Dempsey, R OBP: 0.317, SLG: 0.342 (1, 2)																	6	1	1	0	0	1	0										
Lenn Sakata, R OBP: 0.324, SLG: 0.354 (1, 6) (10, 4)																	5	1	0	0	1	2	1										
Rich Dauer, R OBP: 0.351, SLG: 0.430 (1, 4)																	3	0	1	0	0	0	1										
Jim Dwyer, L (10, PH) OBP: 0.352, SLG: 0.458 (10, 7)																	3	0	0	0	0	2	0										
Inning Stats	R: 0 E: 0 K: 1 S: 6	H: 1 LOB: 1 BB: 0 P: 6	R: 0 E: 0 K: 2 S: 7	H: 0 LOB: 0 BB: 0 P: 7	R: 1 E: 0 K: 1 S: 7	H: 2 LOB: 2 BB: 1 P: 11	R: 0 E: 0 K: 0 S: 3	H: 1 LOB: 0 BB: 0 P: 3	R: 0 E: 0 K: 2 S: 7	H: 0 LOB: 0 BB: 0 P: 7	R: 1 E: 0 K: 1 S: 5	H: 2 LOB: 1 BB: 0 P: 5	R: 0 E: 0 K: 0 S: 3	H: 0 LOB: 0 BB: 0 P: 3	R: 0 E: 0 K: 1 S: 5	H: 0 LOB: 0 BB: 0 P: 5	R: 0 E: 0 K: 1 S: 5	H: 0 LOB: 0 BB: 0 P: 5	R: 0 E: 0 K: 0 S: 3	H: 0 LOB: 0 BB: 0 P: 3	R: 0 E: 0 K: 0 S: 3	H: 0 LOB: 0 BB: 0 P: 3	R: 0 E: 0 K: 1 S: 6		H: 1 LOB: 1 BB: 0 P: 6	R: 0 E: 0 K: 1 S: 6	H: 0 LOB: 0 BB: 0 P: 3	R: 0 E: 0 K: 0 S: 6	H: 1 LOB: 1 BB: 0 P: 6	1B: 7 2B: 1 3B: 2 HR: 0	SF: 0 SAC: 0 DP: 0 HBP: 0	WP: 0 PB: 0 SB: 1 CS: 0	PA: 58
PITCHER	IP	WLS	BF	H	R	ER	SO	BB	IBB	HBP	BLK	WP	HR	S	P	ERA	WHIP																
Ron Guidry, L ERA: 2.98 (1, 1)	6.2		28	8	3	3	7	1	0	0	0	0	0	2	41	4.05	1.350																
George Frazier, R ERA: 2.19 (7, 1)	0.2		2	0	0	0	0	0	0	0	0	0	0	2	2	0.00	0.000																
Rich Gossage, R ERA: 2.68 (8, 1)	3.2		12	1	0	0	2	0	0	0	0	0	0	16	16	0.00	0.273																
Roger Erickson, R ERA: 5.28 (12, 1)	2.0		6	0	0	0	2	0	0	0	0	0	0	10	10	0.00	0.000																
Dave LaRoche, L ERA: 3.0 (14, 1)	3.0	W	10	1	0	0	1	0	0	0	0	0	0	12	12	0.00	0.333																

Batter	1	2	3	4	5	6	7	8	9	10	11	12	13	14	15	16	AB	R	H	RBI	BB	SO	LOB	
Willie Randolph, R (1,4) OBP: 0.381, SLG: 0.397	0-0 6-3		0-0 F8		0-0 1B		0-0 1B		0-0 BB		0-0 1B		0-0 1B	0-0 F4		0-0 1B	7	1	4	1	1	0	0	
Ken Griffey, L (1,8) OBP: 0.333, SLG: 0.423	0-0 1B		0-0 1B		0-0 F6		0-0 F4		0-0 F9		0-0 G3		0-0 G3	0-0 1B		0-0 1B	7	1	3	0	0	0	5	
Dave Winfield, R (1,7) OBP: 0.356, SLG: 0.520	0-0 1B		0-0 1B		0-0 G3		0-0 1B		0-0 6-3				0-0 4-3	0-0 G4-6-3		0-0 G4-6-3	7	0	3	0	0	0	4	
Lou Piniella, R (1,9) OBP: 0.391, SLG: 0.457	0-0 1B		0-0 F4			0-0 1B		0-0 1B		0-0 F7			0-0 6-3			0-0 6-3	6	1	2	1	1	0	4	
Graig Nettles, L (1,5) OBP: 0.322, SLG: 0.338	0-0 FC2-6-2			0-0 F4		0-0 1B		0-0 1B		0-0 E9			0-0 F9			0-0 4-3	7	0	2	1	0	0	3	
Bucky Dent, R (1,6) OBP: 0.177, SLG: 0.168		0-0 F9		0-0 F7		0-0 F9		0-0 F7		0-0 G4-3			0-0 6-3			0-0 6-3	6	0	0	0	0	0	4	
Roy Smalley, S (15, PH) OBP: 0.333, SLG: 0.352										0-0 G4-3					0-3 K		1	0	0	0	0	1	0	
Butch Wynegar, S (1,2) OBP: 0.390, SLG: 0.395		0-0 F9		0-0 5-3		0-0 1B		0-3 K		0-0 F8			0-0 F8			0-0 1B	6	1	2	1	1	1	1	
Dave Collins, S (1,3) OBP: 0.298, SLG: 0.329		0-0 6-3			0-0 F4		0-0 F9		0-0 6-3				0-0 F8			0-0 SH5-3	6	0	1	0	0	0	2	
Andre Robertson, R (1,10) OBP: 0.286, SLG: 0.351			0-0 5-3			0-0 E5		0-0 5-3		0-3 K2-3			0-0 5-3			0-0 1B	6	0	0	0	0	1	4	
Bobby Murcer, L (16, PH) OBP: 0.304, SLG: 0.402													0-0 G6-4-3			0-0 SH5-3	0	0	0	0	1	0	0	
Dave Stegman, R (16, PR)													0-0 G6-4-3			0-0 1B	0	0	0	0	0	0	0	
Inning Stats	R: 1 E: 0 K: 0 S: 5	H: 3 LOB: 1 BB: 0 P: 5	R: 0 E: 0 K: 0 S: 3	H: 0 LOB: 0 BB: 0 P: 3	R: 0 E: 0 K: 0 S: 3	H: 0 LOB: 0 BB: 0 P: 3	R: 0 E: 0 K: 0 S: 3	H: 0 LOB: 0 BB: 0 P: 3	R: 0 E: 0 K: 0 S: 3	H: 0 LOB: 0 BB: 0 P: 3	R: 0 E: 0 K: 0 S: 3	H: 0 LOB: 0 BB: 0 P: 3	R: 0 E: 0 K: 0 S: 3	H: 0 LOB: 0 BB: 0 P: 3	R: 0 E: 0 K: 0 S: 3	H: 1 LOB: 1 BB: 1 P: 7	R: 0 E: 0 K: 0 S: 3	H: 1 LOB: 0 BB: 0 P: 3	R: 0 E: 0 K: 1 S: 5	H: 0 LOB: 0 BB: 0 P: 5	1B: 17 2B: 1 3B: 0 HR: 0	SF: 0 SAC: 1 DP: 4 HBP: 0	WP: 1 PB: 0 SB: 0 CS: 0	PA: 64

PITCHER	IP	WLS	BF	H	R	ER	SO	BB	IBB	HBP	BLK	WP	HR	S	P	ERA	WHIP
Scott McGregor, L (1,1) ERA: 3.66	7.0		32	11	3	3	3	1	0	0	0	0	0	31	35	3.86	1.714
Tippy Martinez, L (8,1) ERA: 4.36	1.2		6	0	0	0	2	1	0	0	0	0	0	9	13	0.00	0.600
Tim Stoddard, R (9,1) ERA: 3.8	0.1		3	1	0	0	0	0	0	0	0	0	0	3	3	0.00	3.000
Ross Grimsley, L (10,1) ERA: 3.23	4.1		15	3	0	0	0	1	0	0	0	0	0	14	18	0.00	0.923
Storm Davis, R (14,1) ERA: 1.35	2.0	L	8	2	1	1	1	0	1	0	0	1	0	9	13	4.50	1.000

PITCHER	IP	WLS	BF	H	R	ER	SO	BB	IBB	HBP	BLK	WP	HR	S	P	ERA	WHIP
Scott McGregor, L (1,1) ERA: 3.66	7.0		32	11	3	3	3	1	0	0	0	0	0	31	35	3.86	1.714
Tippy Martinez, L (8,1) ERA: 4.36	1.2		6	0	0	0	2	1	0	0	0	0	0	9	13	0.00	0.600
Tim Stoddard, R (9,1) ERA: 3.8	0.1		3	1	0	0	0	0	0	0	0	0	0	3	3	0.00	3.000
Ross Grimsley, L (10,1) ERA: 3.23	4.1		15	3	0	0	0	1	0	0	0	0	0	14	18	0.00	0.923
Storm Davis, R (14,1) ERA: 1.35	2.0	L	8	2	1	1	1	0	1	0	0	1	0	9	13	4.50	1.000

BOTTOM

Baltimore Orioles @ New York Yankees
 Yankee Stadium, Bronx, NY
 Sat Jun 19 1982, 7:05 PM EDT
 Att: 35,377 - Unknown

livebaseballscores.com

AB 59
 R 4
 H 17
 RBI 4
 BB 4
 SO 3
 LOB 27




Batter	1	2	3	4	5	6	7	8	9	10	11	AB R H RBI BB SO LOB	TOP																		
Al Bumbry, L OBP: 0.314, SLG: 0.324 (1, 8)	0-0 L6 ①		0-0 1B 1B		0-0 F7 ③		0-0 F7 ③			0-0 G4-3 1B	0-0 F9 ③	6 0 2 0 0 0 3	<p>Baltimore Orioles @ New York Yankees</p> <p>Yankee Stadium, Bronx, NY</p> <p>Sun Jun 20 1982, 3:33 AM EDT</p> <p>Att. 46,127 - Unknown</p>																		
Rich Dauer, R OBP: 0.348, SLG: 0.426 (1, 4)	0-0 1B FC6-4 1B		0-0 F8 ②			0-0 5-3 ①		0-0 F8 ①		0-0 G4-3 ① ② 1-2f		5 1 1 0 0 0 2																			
Dan Ford, R OBP: 0.292, SLG: 0.402 (1, 9)	0-0 FC6-4 1B 1-3		0-0 F8 ③			0-0 F8 ②		0-3 K ②		4-0 1B BB		4 0 1 0 1 1 1																			
Benny Ayala, R OBP: 0.321, SLG: 0.588 (1, 3)	0-0 FC6-4 1-2f 3-H			0-0 6-3 ①		0-0 L3 ③		0-0 6-3 ③		0-0 1B 1-3		5 0 1 1 0 0 1																			
Gary Roenicke, R OBP: 0.404, SLG: 0.564 John Lowenstein, L OBP: 0.423, SLG: 0.661 (1, 7) (10, PH) (10, 7)	0-0 L5 ③			0-0 6-3 ②			0-0 1B WP 1B		0-3 K ①	0-0 F8 ③		4 1 1 0 0 1 1 1 0 0 0 0 0 2																			
Cal Ripken Jr., R OBP: 0.283, SLG: 0.423 (1, 5)		0-0 G4-3 1B		0-0 5-3 ③			0-0 1B E SF9 1B		4-0 1B BB		0-0 F7 ①	4 1 2 0 1 0 0																			
Ken Singleton, S OBP: 0.367, SLG: 0.359 Floyd Rayford, R OBP: 0.222, SLG: 0.125 (1, 10) (11, PR)		0-0 G4-3 1-2f		0-0 G4-6-3 BB 1B		0-0 4-3 ①		0-0 4-3 ①		0-0 FC6-4 1B	0-0 HR 1B	5 0 3 0 0 0 2 0 1 0 0 0 0 0																			
Rick Dempsey, R OBP: 0.322, SLG: 0.338 Joe Nolan, L OBP: 0.278, SLG: 0.386 (1, 2) (11, PH) (11, 2)		0-0 6-3 ③		4-0 G4-6-3 BB 1-2		0-0 BB BB		4-0 BB BB		0-3 K ②	0-0 HR 1-H	2 0 0 0 2 1 2 1 1 1 2 0 0 0																			
Lenn Sakata, R OBP: 0.316, SLG: 0.345 (1, 6)			0-0 6-3 ①		0-0 G4-6-3 1-2f 2-3		0-0 SF9 3-H		0-0 FC6-4 1-2f		0-0 6-3 ②	4 0 0 1 0 0 5																			
Inning Stats	R: 1 E: 0 K: 5 S: 5	H: 2 LOB: 1 BB: 0 P: 5	R: 0 E: 0 K: 0 S: 3	H: 1 LOB: 0 BB: 0 P: 3	R: 0 E: 0 K: 0 S: 4	H: 1 LOB: 1 BB: 0 P: 4	R: 0 E: 0 K: 0 S: 3	H: 0 LOB: 0 BB: 0 P: 3	R: 0 E: 0 K: 0 S: 3	H: 0 LOB: 0 BB: 0 P: 3	R: 2 E: 0 K: 1 S: 5	H: 2 LOB: 0 BB: 0 P: 5		R: 0 E: 0 K: 1 S: 5	H: 1 LOB: 0 BB: 0 P: 5	R: 0 E: 0 K: 2 S: 8	H: 1 LOB: 2 BB: 1 P: 12	R: 0 E: 0 K: 0 S: 4	H: 2 LOB: 2 BB: 1 P: 8	R: 2 E: 0 K: 0 S: 5	H: 2 LOB: 1 BB: 0 P: 5	1B: 11 2B: 0 3B: 0 HR: 1	SF: 1 SAC: 0 DP: 3 HBP: 0	WP: 1 PA: 46							
PITCHER	IP WLS BF H R ER SO BB IBB HBP BLK WP HR S P ERA WHIP															IP WLS BF H R ER SO BB IBB HBP BLK WP HR S P ERA WHIP															
Tommy John, L ERA: 2.94 (1, 1)	6.2		27	7	3	3	0	2	0	0	0	1	0	25	33	4.05	1.350														
Shane Rawley, L ERA: 3.32 (7, 1)	3.0		13	3	0	0	3	2	0	0	0	0	0	17	25	0.00	1.667														
Rich Gossage, R ERA: 3.05 (10, 1)	0.2	L	4	2	2	2	0	0	0	0	0	0	1	4	4	27.00	3.000														
George Frazier, R ERA: 2.15 (11, 1)	0.2		2	0	0	0	0	0	0	0	0	0	0	2	2	0.00	0.000														

livebaseballscores.com

AB	41
R	5
H	12
RBI	4
BB	4
SO	3
LOB	19



Batter	1	2	3	4	5	6	7	8	9	AB R H RBI BB SO LOB	TOP											
Al Bumbry, L (1, 8) OBP: 0.316, SLG: 0.329	0-0 1B SF9	0-0 FC6-4		0-0 G1-6-3		0-0 6-3			0-0 1B 2B	5 2 2 0 0 0 3												
Rich Dauer, R (1, 4) OBP: 0.345, SLG: 0.421	0-0 1B BB	0-0 3-4	0-0 5-3		0-0 6-3		0-0 F7		0-0 P5	5 1 1 0 0 0 1												
Dan Ford, R (1, 9) OBP: 0.299, SLG: 0.409	4-0 1B 2B BB		0-0 G3		0-0 1B HR		0-3 K		0-0 1B 2B	4 2 2 0 1 1 0												
Eddie Murray, S (1, 3) OBP: 0.398, SLG: 0.547	0-0 SF9		4-0 1B BB		0-0 HR		0-0 1B		0-0 1B	3 1 3 2 1 0 0												
Gary Roenicke, R (1, 7) OBP: 0.407, SLG: 0.567	0-0 2B 1B		0-0 1B		0-0 F8		0-0 G3		0-0 F9	1 0 1 1 0 0 0 1 0 1 0 0 0 0 3 0 0 0 0 0 5												
Benny Ayala, R (1, 7) OBP: 0.333, SLG: 0.596			0-0 1B																			
John Lowenstein, L (5, PH) OBP: 0.414, SLG: 0.645	1-2 2B 1B		1-2 1B																			
Cal Ripken Jr., R (1, 5) OBP: 0.290, SLG: 0.445	0-0 2B		0-3 K		0-0 HR			0-0 FC4-6 1B	0-3 K	5 1 3 4 0 2 4												
Ken Singleton, S (1, 10) OBP: 0.365, SLG: 0.354	0-0 4-3			4-0 1B BB	0-0 6-3			0-3 K		3 0 0 0 1 1 2	AB 37 R 7 H 14 RBI 7 BB 4 SO 4 LOB 18											
Rick Dempsey, R (1, 2) OBP: 0.314, SLG: 0.329		0-0 5-3		0-0 F7		0-0 F8		0-0 FC4-6		4 0 0 0 0 0 2												
Lenn Sakata, R (1, 6) OBP: 0.319, SLG: 0.345		4-0 FC6-4 BB		0-0 G1-6-3 1B		0-0 F7		0-0 L6		3 0 1 0 1 0 1												
Inning Stats	R: 3 E: 0 K: 0 S: 6	H: 4 LOB: 1 BB: 1 P: 10	R: 0 E: 0 K: 0 S: 2	H: 0 LOB: 1 BB: 1 P: 6	R: 0 E: 0 K: 1 S: 6	H: 1 LOB: 2 BB: 1 P: 10	R: 0 E: 0 K: 0 S: 3	H: 1 LOB: 1 BB: 1 P: 7	R: 3 E: 0 K: 0 S: 6	H: 3 LOB: 0 BB: 0 P: 6	R: 0 E: 0 K: 1 S: 6	H: 0 LOB: 0 BB: 0 P: 3	R: 0 E: 0 K: 1 S: 6	H: 1 LOB: 1 BB: 0 P: 6	R: 0 E: 0 K: 1 S: 8	H: 1 LOB: 1 BB: 0 P: 6	R: 1 E: 0 K: 1 S: 8	H: 3 LOB: 2 BB: 0 P: 8	1B: 10 2B: 3 3B: 0 HR: 1	SF: 1 SAC: 0 DP: 1 HBP: 0	WP: 0 PB: 0 SB: 0 CS: 0	PA: 42
PITCHER	IP WLS BF H R ER SO BB IBB HBP BLK WP HR S P ERA WHIP																					
Rick Waits, L (1, 1) ERA: 6.6	4.1 L 23 8 5 5 1 4 0 0 0 0 0 0 20 36 10.38 2.769																					
Tom Brennan, R (5, 1) ERA: 4.14	4.2 20 6 2 2 3 0 0 0 0 0 0 1 26 26 3.86 1.286																					

Baltimore Orioles @ Cleveland Indians
Cleveland Municipal Stadium, Cleveland, OH
 Mon Jun 21 1982, 7:05 PM EDT
 Att. 10,633 - Unknown

livebaseballscorecards.com

Batter	1	2	3	4	5	6	7	8	9	AB R H RBI BB SO LOB
--------	---	---	---	---	---	---	---	---	---	----------------------

Miguel Dilone, S OBP: 0.274, SLG: 0.327 (1, 7)	0-0 3-1 ①		0-0 L6 ③			0-0 F8 ③			0-0 F8 ②	4 0 0 0 0 0 1
Toby Harrah, R OBP: 0.479, SLG: 0.611 Karl Pagel, L OBP: 0.429, SLG: 0.200 (1, 5) (8, 3)	0-0 5-3 ②			0-3 K ①			0-3 K ①		0-0 F7 ③	3 0 0 0 0 2 0 1 0 0 0 0 0 0
Mike Hargrove, L OBP: 0.369, SLG: 0.325 Jerry Dybzinski, R OBP: 0.299, SLG: 0.273 (1, 3) (8, 6)	0-3 K ③			0-0 F7 ②			0-0 4-3 ②			3 0 0 0 0 1 0 0 0 0 0 0 0 0
Andre Thornton, R OBP: 0.422, SLG: 0.582 (1, 10)		0-3 K ①		0-0 F9 ③			0-0 F7 ③			3 0 0 0 0 1 0
Von Hayes, L OBP: 0.301, SLG: 0.391 (1, 9)		0-0 F8 ②			0-0 G6-4-3 1B			0-0 P3 ①		3 0 1 0 0 0 0
Rick Manning, L OBP: 0.333, SLG: 0.377 (1, 8)		0-0 6-3 ③			0-0 F7 ①			0-0 1B		3 0 1 0 0 0 1
Ron Hassey, L OBP: 0.298, SLG: 0.280 (1, 2)			0-0 6-3 ①		0-0 G6-4-3 ② ③ 1-2f			0-0 F7 ②		3 0 0 0 0 0 2
Alan Bannister, R OBP: 0.346, SLG: 0.336 (1, 4)			0-0 S 1B			0-0 F9 ①		0-0 F2 ③		3 0 1 0 0 0 1
Mike Fischlin, R OBP: 0.382, SLG: 0.420 (1, 6) (8, 5)			0-0 F9 ② 1-2			0-3 K ②			0-0 5-3 ①	3 0 0 0 0 1 1

Inning Stats	R: 0 E: 0 K: 1 S: 5	H: 0 LOB: 0 BB: 0 P: 5	R: 0 E: 0 K: 1 S: 5	H: 0 LOB: 0 BB: 0 P: 5	R: 0 E: 0 K: 0 S: 4	H: 1 LOB: 1 BB: 0 P: 4	R: 0 E: 0 K: 1 S: 5	H: 0 LOB: 0 BB: 0 P: 5	R: 0 E: 0 K: 0 S: 3	H: 1 LOB: 0 BB: 0 P: 3	R: 0 E: 0 K: 1 S: 5	H: 0 LOB: 0 BB: 0 P: 5	R: 0 E: 0 K: 0 S: 4	H: 1 LOB: 1 BB: 0 P: 4	R: 0 E: 0 K: 0 S: 3	H: 0 LOB: 0 BB: 0 P: 3	1B: 3 2B: 0 3B: 0 HR: 0	SF: 0 SAC: 0 DP: 1 HBP: 0	WP: 0 PB: 0 SB: 1 CS: 0	PA: 29
--------------	------------------------------	---------------------------------	------------------------------	---------------------------------	------------------------------	---------------------------------	------------------------------	---------------------------------	------------------------------	---------------------------------	------------------------------	---------------------------------	------------------------------	---------------------------------	------------------------------	---------------------------------	----------------------------------	------------------------------------	----------------------------------	--------

PITCHER	IP	WLS	BF	H	R	ER	SO	BB	IBB	HBP	BLK	WP	HR	S	P	ERA	WHIP	PITCHER	IP	WLS	BF	H	R	ER	SO	BB	IBB	HBP	BLK	WP	HR	S	P	ERA	WHIP		
Dennis Martinez, R ERA: 3.97 (1, 1)	9.0	W	29	3	0	0	5	0	0	0	0	0	0	39	39	0.00	0.333																				

BOTTOM


Baltimore Orioles @ Cleveland Indians
Cleveland Municipal Stadium, Cleveland, OH

Mon Jun 21 1982, 7:05 PM EDT
Att. 10,633 - Unknown

livebaseballscorecards.com

AB	29
R	0
H	3
RBI	0
BB	0
SO	5
LOB	6



Batter	1	2	3	4	5	6	7	8	9	AB R H RBI BB SO LOB	TOP														
Al Bumbry, L (1, 8) OBP: 0.313, SLG: 0.324	0-0 1-3		0-0 F7			4-0 FC5-4 BB	0-0 5-3		0-0 F7	4 0 0 0 1 0 1	<p>Baltimore Orioles @ Cleveland Indians Cleveland Municipal Stadium, Cleveland, OH</p> <p>Tue Jun 22 1982, 7:05 PM EDT Att. 7,400 - Unknown</p> <p>livebaseballscorecards.com</p> <table border="1"> <tr><td>AB</td><td>37</td></tr> <tr><td>R</td><td>6</td></tr> <tr><td>H</td><td>12</td></tr> <tr><td>RBI</td><td>6</td></tr> <tr><td>BB</td><td>1</td></tr> <tr><td>SO</td><td>4</td></tr> <tr><td>LOB</td><td>14</td></tr> </table> 	AB	37	R	6	H	12	RBI	6	BB	1	SO	4	LOB	14
AB	37																								
R	6																								
H	12																								
RBI	6																								
BB	1																								
SO	4																								
LOB	14																								
Dan Ford, R (1, 9) OBP: 0.297, SLG: 0.413	0-0 F7		0-0 6-3			0-0 FC5-4 1B		0-0 SF7 3B	0-3 K	5 2 1 0 0 1 1															
Ken Singleton, S (1, 10) OBP: 0.366, SLG: 0.357	0-0 1B		0-0 6-3			0-0 1B 1-2 1B		0-0 SF7	0-0 L6	4 0 2 1 0 0 0															
Eddie Murray, S (1, 3) OBP: 0.395, SLG: 0.557	0-0 4-3			0-0 4-3		0-3 K		0-0 HR		4 1 1 1 0 1 3															
Cal Ripken Jr., R (1, 5) (7, 6) (8, 5) OBP: 0.298, SLG: 0.455		0-0 G4-3-6 1B 2B 1B		0-0 F8		0-0 1B 1-3 2-H		0-0 1B 2B 2B		4 2 3 1 0 0 0															
Joe Nolan, L (1, 2) OBP: 0.289, SLG: 0.392		0-0 G4-3-6 1-2 1B		0-0 4-3		0-3 K		0-0 2B 4-3 1B		4 1 2 0 0 1 2															
Gary Roenicke, R (1, 7) OBP: 0.409, SLG: 0.578		0-0 G4-3-6 1-2 2-3			0-0 6-3		0-0 2B	0-0 4-3 1-3 2B		4 0 2 1 0 0 2															
Lenn Sakata, R (1, 6) OBP: 0.320, SLG: 0.351		0-0			0-0 4-3		0-0 P5	0-0 4-3		3 0 1 1 0 0 1															
Floyd Rayford, R (7, 5) OBP: 0.222, SLG: 0.125		0-0						0-0		0 0 0 0 0 0 0															
Terry Crowley, L (8, PH) OBP: 0.400, SLG: 0.429		0-0 2B						0-0		1 0 0 1 0 0 1															
Bobby Bonner, R (8, 6) OBP: 0.213, SLG: 0.254		0-0						0-0		0 0 0 0 0 0 0															
Rich Dauer, R (1, 4) OBP: 0.340, SLG: 0.414		0-0 F9			0-0 5-3		0-3 K	0-0 F7		4 0 0 0 0 1 3															
Inning Stats	R: 0 E: 0 K: 0 S: 4	H: 1 LOB: 1 BB: 0 P: 4	R: 1 E: 0 K: 0 S: 5	H: 3 LOB: 1 BB: 0 P: 5	R: 0 E: 0 K: 0 S: 3	H: 0 LOB: 0 BB: 0 P: 3	R: 0 E: 0 K: 0 S: 3	H: 0 LOB: 0 BB: 0 P: 3	R: 1 E: 0 K: 2 S: 9	H: 2 LOB: 2 BB: 1 P: 13	R: 0 E: 0 K: 1 S: 6	H: 1 LOB: 1 BB: 0 P: 6	R: 4 E: 0 K: 0 S: 8	H: 5 LOB: 1 BB: 0 P: 8	R: 0 E: 0 K: 1 S: 5	H: 0 LOB: 0 BB: 0 P: 5	1B: 6 2B: 4 3B: 1 HR: 1	SF: 1 SAC: 0 DP: 1 HBP: 0	WP: 0 PB: 0 SB: 0 CS: 0	PA: 39					
PITCHER	IP WLS BF H R ER SO BB IBB HBP BLK WP HR S P ERA WHIP																								
Lary Sorensen, R (1, 1) ERA: 4.61	7.1 W 32 10 5 5 3 1 0 0 0 0 0 1 37 41 6.14 1.500																								
Ed Whitson, R (8, 1) ERA: 3.29	1.2 7 2 1 1 1 0 0 0 0 0 0 0 9 9 5.40 1.200																								

Batter	1	2	3	4	5	6	7	8	9	AB R H RBI BB SO LOB	TOP						
Al Bumbry, L (1, 8) OBP: 0.308, SLG: 0.317	0-3 K		0-0 4-3		0-3 K		0-0 1-3		0-0 4-3	5 0 0 0 0 2 2							
Rich Dauer, R (1, 4) OBP: 0.345, SLG: 0.413	4-0 1B BB		0-3 K			0-0 F7		0-0 E4 FC1 1B	4-0 BB	3 0 1 0 2 1 0							
Ken Singleton, S (1, 10) OBP: 0.363, SLG: 0.351	0-0 F7		0-0 6-3			4-0 BB		0-0 FC1 2B	0-0 4-3	4 1 0 0 1 0 3							
Eddie Murray, S (1, 3) OBP: 0.397, SLG: 0.562	0-0 1-3 1B			0-0 4-3		0-3 K		0-0 1B 2B		4 1 2 1 0 1 1							
John Lowenstein, L (1, 7) OBP: 0.403, SLG: 0.624	0-0 4-3			0-3 K		0-0 G3		0-3 K		4 0 0 0 0 2 4							
Cal Ripken Jr., R (1, 5) OBP: 0.301, SLG: 0.468		0-0 6-3		0-0 HR			0-3 K	0-0 1B 1B		4 1 2 2 0 1 0							
Jim Dwyer, L (1, 9) OBP: 0.379, SLG: 0.481		0-0 FC6 1B		0-0 4-3			0-0 FC6-4 BLK 1B	0-0 1-3 1B		4 0 3 0 0 0 0							
Rick Dempsey, R (1, 2) OBP: 0.313, SLG: 0.323		0-0 FC6 G6-4-3			0-0 6-3		4-0 BB FC6-4 BB	0-0 5-3		3 0 0 0 1 0 3							
Bobby Bonner, R (1, 6) OBP: 0.203, SLG: 0.240		0-0 G6-4-3			0-3 K		0-0 FC6-4	0-0 5-3		4 0 0 0 0 1 4							
Inning Stats	R: 0 E: 0 K: 1 S: 6 H: 1 LOB: 2 BB: 1 P: 10	R: 0 E: 0 K: 0 S: 4 H: 1 LOB: 1 BB: 0 P: 4	R: 0 E: 0 K: 1 S: 5 H: 0 LOB: 0 BB: 0 P: 5	R: 1 E: 0 K: 1 S: 6 H: 1 LOB: 0 BB: 0 P: 6	R: 0 E: 0 K: 2 S: 7 H: 0 LOB: 0 BB: 0 P: 7	R: 0 E: 0 K: 1 S: 5 H: 0 LOB: 1 BB: 1 P: 9	R: 0 E: 0 K: 1 S: 6 H: 1 LOB: 2 BB: 1 P: 10	R: 2 E: 1 K: 1 S: 9 H: 4 LOB: 2 BB: 0 P: 9	R: 0 E: 0 K: 0 S: 3 H: 0 LOB: 1 BB: 1 P: 7	1B: 6 2B: 1 3B: 0 HR: 1 SF: 0 SAC: 0 DP: 1 HBP: 0	WP: 0 PB: 0 SB: 0 CS: 0 PA: 39						
PITCHER John Denny, R (1, 1) ERA: 4.92	IP 9.0 WLS L BF 39 H 8 R 3 ER 3 SO 8 BB 4 IBB 0 HBP 0 BLK 1 WP 0 HR 1 S 51 P 67 ERA 3.00 WHIP 1.333																
PITCHER	IP	WLS	BF	H	R	ER	SO	BB	IBB	HBP	BLK	WP	HR	S	P	ERA	WHIP

Baltimore Orioles @ Cleveland Indians
Cleveland Municipal Stadium, Cleveland, OH
 Wed Jun 23 1982, 7:05 PM EDT
 Att. 14,005 - Unknown

livebaseballscorecards.com

AB	35
R	3
H	8
RBI	3
BB	4
SO	8
LOB	17



Batter	1	2	3	4	5	6	7	8	9	AB	R	H	RBI	BB	SO	LOB
Alan Bannister, R (1, 7) OBP: 0.341, SLG: 0.333 (9, 4)	0-3 K	0-0 P4			0-0 1B		0-3 K		0-3 K	5	0	1	0	0	3	2
Toby Harrah, R (1, 5) OBP: 0.477, SLG: 0.599	0-0 1B		0-0 P5		0-0 F9		0-0 F7		0-0 F7	5	0	1	0	0	0	1
Mike Hargrove, L (1, 3) OBP: 0.392, SLG: 0.329	0-0 1B		0-0 L4-3		0-0 1B		4-0 2B		0-0 4-3	4	1	3	0	1	0	0
Andre Thornton, R (1, 10) OBP: 0.426, SLG: 0.574	0-0 P4		0-0 L4-3		4-0 1B		4-0 2B			2	0	0	0	2	0	3
Von Hayes, L (1, 9) OBP: 0.307, SLG: 0.408	0-0 4-3			0-0 F7	0-0 4-3		0-0 2B			4	0	1	1	0	0	5
Rick Manning, L (1, 8) OBP: 0.337, SLG: 0.382		0-0 2B		0-0 1B		0-0 F8		0-0 4-3		4	0	2	0	0	0	0
Ron Hassey, L (1, 2) OBP: 0.296, SLG: 0.278 Miguel Dilone, S (8, PH) OBP: 0.272, SLG: 0.325 (9, 7)		0-0 4-3		0-0 F7		0-0 1B		0-3 K		3	0	1	0	0	0	2
Jack Perconte, L (1, 4) OBP: 0.280, SLG: 0.285 Chris Bando, S (8, PH) OBP: 0.316, SLG: 0.275 (9, 2)		0-0 5-3		0-0 3-1		0-0 F8		0-0 1B		3	0	0	0	0	0	3
Mike Fischlin, R (1, 6) OBP: 0.429, SLG: 0.426 Rod Craig, S (8, PH) OBP: 0.214, SLG: 0.192 Jerry Dybzinski, R (9, 6) OBP: 0.299, SLG: 0.273		4-0 BB			0-3 K	0-0 F9		0-0 4-3		2	0	0	0	1	1	1

Inning Stats	R: 0	H: 2	E: 0	K: 1	S: 7	H: 1	LOB: 2	BB: 0	P: 7	R: 0	H: 1	E: 0	K: 0	S: 4	H: 1	LOB: 0	BB: 0	P: 3	R: 0	H: 1	E: 0	K: 0	S: 3	H: 1	LOB: 1	BB: 0	P: 4	R: 0	H: 2	E: 0	K: 1	S: 7	H: 1	LOB: 3	BB: 1	P: 11	R: 1	H: 1	E: 0	K: 1	S: 5	H: 1	LOB: 2	BB: 2	P: 13	R: 0	H: 1	E: 0	K: 1	S: 6	H: 1	LOB: 1	BB: 0	P: 6	R: 0	H: 0	E: 0	K: 1	S: 5	H: 0	LOB: 0	BB: 0	P: 5	1B: 8	2B: 3	3B: 0	HR: 0	SF: 0	SAC: 0	DP: 1	HBP: 0	WP: 0	PB: 0	SB: 0	CS: 0	PA: 39
--------------	------	------	------	------	------	------	--------	-------	------	------	------	------	------	------	------	--------	-------	------	------	------	------	------	------	------	--------	-------	------	------	------	------	------	------	------	--------	-------	-------	------	------	------	------	------	------	--------	-------	-------	------	------	------	------	------	------	--------	-------	------	------	------	------	------	------	------	--------	-------	------	-------	-------	-------	-------	-------	--------	-------	--------	-------	-------	-------	-------	--------

PITCHER	IP	WLS	BF	H	R	ER	SO	BB	IBB	HBP	BLK	WP	HR	S	P	ERA	WHIP
Jim Palmer, R (1, 1) ERA: 4.46	7.0		32	9	1	1	3	4	0	0	0	0	0	34	50	1.29	1.857
Tippy Martinez, L (8, 1) ERA: 3.93	1.0		4	1	0	0	1	0	0	0	0	0	0	6	6	0.00	1.000
Tim Stoddard, R (9, 1) ERA: 3.33	1.0	S	3	0	0	0	1	0	0	0	0	0	0	5	5	0.00	0.000


BOTTOM

Baltimore Orioles @ Cleveland Indians
Cleveland Municipal Stadium, Cleveland, OH

Wed Jun 23 1982, 7:05 PM EDT
Att. 14,005 - Unknown

livebaseballscorecards.com

AB	35
R	1
H	10
RBI	1
BB	4
SO	5
LOB	18



Batter	1	2	3	4	5	6	7	8	9	AB R H RBI BB SO LOB	TOP																						
Alan Trammell, R OBP: 0.305, SLG: 0.309 (1, 6)	0-0 P1	0-0 CS 2-H 1B			0-0 G4-6-3 1-2f 3-H		0-0 1B 1-2 2-H		0-0 5-3	5 0 2 2 0 0 1																							
Enos Cabell, R OBP: 0.297, SLG: 0.369 (1, 5) (7, 3)	0-0 1B	0-0 CS 1-2	0-0 5-3		0-0 5-3		0-0 F8			4 0 1 0 0 0 2																							
Kirk Gibson, L OBP: 0.347, SLG: 0.456 (1, 8)	0-0 F4		0-0 F8			0-0 HR	0-0 F9			4 1 1 1 0 0 3																							
Lance Parrish, R OBP: 0.376, SLG: 0.519 (1, 2)	0-0 F9		0-0 F4			0-0 5-3	0-0 F8			4 0 0 0 0 0 1																							
Larry Herndon, R OBP: 0.371, SLG: 0.581 (1, 7)		0-0 HR		0-0 6-3		0-3 K	0-0 1-6-3			4 1 1 1 0 1 0																							
Mike Ivie, R OBP: 0.300, SLG: 0.452 (1, 10)		0-0 SH SF9 1B		0-0 F3		0-0 F7	0-0 F4			4 1 1 0 0 0 0																							
Chet Lemon, R OBP: 0.362, SLG: 0.328 (1, 9)		0-0 SH 1-3 1B		0-3 K			0-0 4-3 1B 1B		0-0 6-3	3 2 1 0 0 1 0																							
John Wockenfuss, R OBP: 0.357, SLG: 0.323 Lou Whitaker, L OBP: 0.304, SLG: 0.349 (1, 3) (7, 4)		0-0 1-3			0-0 1B G4-6-3 2B		0-0 4-3		0-0 HR	3 1 1 0 0 0 3 1 1 1 1 0 0 0																							
Tom Brookens, R OBP: 0.309, SLG: 0.358 (1, 4) (7, 5)		0-0 SF9			0-0 G4-6-3 1B		4-0 1B BB		0-0 F9	2 0 1 1 1 0 0																							
Inning Stats	R: 0 E: 0 K: 0 S: 4	H: 1 LOB: 1 BB: 0 P: 4	R: 3 E: 1 K: 0 S: 6	H: 3 LOB: 0 BB: 0 P: 6	R: 0 E: 0 K: 0 S: 3	H: 0 LOB: 0 BB: 0 P: 3	R: 0 E: 0 K: 1 S: 5	H: 0 LOB: 0 BB: 0 P: 5	R: 1 E: 0 K: 0 S: 4	H: 2 LOB: 0 BB: 0 P: 4	R: 1 E: 0 K: 1 S: 6	H: 1 LOB: 0 BB: 0 P: 6	R: 1 E: 0 K: 0 S: 5	H: 2 LOB: 2 BB: 1 P: 9	R: 0 E: 0 K: 0 S: 3	H: 0 LOB: 0 BB: 0 P: 3	R: 1 E: 0 K: 0 S: 4	H: 1 LOB: 0 BB: 0 P: 4	1B: 6 2B: 1 3B: 0 HR: 3	SF: 1 SAC: 1 DP: 1 HBP: 0	WP: 0 PB: 0 SB: 0 CS: 1	PA: 38											
PITCHER Scott McGregor, L ERA: 3.67 Ross Grimsley, L ERA: 4.46	IP 6.1	WLS L	BF 28	H 9	R 6	ER 4	SO 2	BB 1	IBB 0	HBP 0	BLK 0	WP 0	HR 2	S 31	P 35	ERA 5.68	WHIP 1.579																
											PITCHER	IP	WLS	BF	H	R	ER	SO	BB	IBB	HBP	BLK	WP	HR	S	P	ERA	WHIP					

Detroit Tigers @ Baltimore Orioles
Memorial Stadium, Baltimore, MD

Thu Jun 24 1982, 7:05 PM EDT
Att. 27,191 - Unknown - 76 F

livebaseballscorecards.com

AB	34
R	7
H	10
RBI	6
BB	1
SO	2
LOB	10



BOTTOM

Detroit Tigers @ Baltimore Orioles
Memorial Stadium, Baltimore, MD

Thu Jun 24 1982, 7:05 PM EDT
Att: 27,191 - Unknown - 76 F

livebaseballscorecards.com

AB	36
R	1
H	8
RBI	1
BB	1
SO	2
LOB	14



WP:	0	PA:	38
PB:	0		
SB:	0		
CS:	0		

AB R H RBI BB SO LOB


5	0	2	0	0	1	2
5	0	1	0	0	0	2
3	0	2	0	1	0	2
4	1	0	0	0	1	4
4	0	0	0	0	0	1
4	0	1	1	0	0	0
4	0	1	0	0	0	2
3	0	0	0	0	0	1
1	0	0	0	0	0	0
3	0	1	0	0	0	0
3	0	1	0	0	0	0
1B:	6	SF:	0			
2B:	2	SAC:	0			
3B:	0	DP:	0			
HR:	0	HBP:	1			

Batter	1	2	3	4	5	6	7	8	9
Al Bumbry, L OBP: 0.309, SLG: 0.323 (1, 8) S S S	0-3 K ①		0-0 2B 1B		0-0 1B		0-0 F8 ③		0-0 F9 ②
Dan Ford, R OBP: 0.295, SLG: 0.408 (1, 9) X	0-0 F8 ②		0-0 F8 ②		0-0 FC6 1B 1-2			0-0 5-3 ① X	0-0 6-3 ③
Ken Singleton, S OBP: 0.368, SLG: 0.355 (1, 10) X	0-0 1B		4-0 FC4 BB		0-0 FC6 1-2f ③			0-0 FC4-6 1B ②	
Eddie Murray, S OBP: 0.389, SLG: 0.549 (1, 3) S S S	0-3 K ③		0-0 FC4 1-2f ③			0-0 F8 ①		0-0 FC4-6 1B E 1-2f ②	
Cal Ripken Jr., R OBP: 0.296, SLG: 0.460 (1, 5) X		0-0 F7 ①		0-0 L5 ①		0-0 5-3 ②		0-0 E5 1B 1-3	
Gary Roenicke, R OBP: 0.406, SLG: 0.570 (1, 7) X		0-0 L7 ②		0-0 F7 ②		0-0 4-3 ③		0-0 1B 1-2 3-H	
Joe Nolan, L OBP: 0.287, SLG: 0.385 (1, 2) X		0-0 1B		0-0 4-3 ③			0-0 F7 ① X	0-0 F9 ③	
Rich Dauer, R OBP: 0.341, SLG: 0.408 (1, 4) Terry Crowley, L OBP: 0.393, SLG: 0.420 (9, PH)		0-0 F9 ③			0-0 F4 ①		0-0 F9 ②		0-0 3-1 ①
Lenn Sakata, R OBP: 0.323, SLG: 0.356 (1, 6) X			0-0 F9 ①		0-0 L7 ②		1-0 HBP		0-0 2B

Inning Stats	R: 0	H: 1	E: 0	K: 2	S: 8	LOB: 1	BB: 0	P: 8
	R: 0	H: 1	E: 0	K: 0	S: 4	LOB: 1	BB: 0	P: 4
	R: 0	H: 1	E: 0	K: 0	S: 4	LOB: 2	BB: 1	P: 8
	R: 0	H: 0	E: 0	K: 0	S: 3	LOB: 0	BB: 0	P: 3
	R: 0	H: 2	E: 0	K: 0	S: 5	LOB: 2	BB: 0	P: 5
	R: 0	H: 0	E: 0	K: 0	S: 3	LOB: 0	BB: 0	P: 3
	R: 0	H: 0	E: 0	K: 0	S: 3	LOB: 1	BB: 0	P: 4
	R: 1	H: 2	E: 1	K: 0	S: 6	LOB: 2	BB: 0	P: 6
	R: 0	H: 1	E: 0	K: 0	S: 4	LOB: 1	BB: 0	P: 4

PITCHER	IP	WLS	BF	H	R	ER	SO	BB	IBB	HBP	BLK	WP	HR	S	P	ERA	WHIP
Jerry Ujdur, R ERA: 3.67 (1, 1)	7.2	W	33	7	1	0	2	1	0	1	0	0	0	35	40	0.00	1.043
Dave Tobik, R ERA: 2.59 (8, 1)	1.1		5	1	0	0	0	0	0	0	0	0	0	5	5	0.00	0.750

WP:	0	PA:	38
PB:	0		
SB:	0		
CS:	0		

Batter	1	2	3	4	5	6	7	8	9	AB R H RBI BB SO LOB	TOP	
Alan Trammell, R (1, 6) OBP: 0.304, SLG: 0.304	0-0 F6		0-0 F8		4-0 WP BB		0-0 FC5-4 G5-4-3 1-2f			3 0 0 0 1 0 1		
Enos Cabell, R (1, 5) OBP: 0.296, SLG: 0.367	0-0 FC4-6 1B		0-0 F8		0-0 6-3 1-3		0-0 G5-4-3 1-2f			4 0 1 0 0 0 2		
Kirk Gibson, L (1, 8) OBP: 0.342, SLG: 0.448	0-0 FC4-6 1-2f		0-3 K			0-0 F2		0-0 F7		4 0 0 0 0 1 1		
Lance Parrish, R (1, 2) OBP: 0.378, SLG: 0.518	0-0 F8			0-0 4-3 1B		0-0 1B 1B		0-3 K		4 1 2 0 0 1 1		
Larry Herndon, R (1, 7) OBP: 0.369, SLG: 0.576		0-3 K		0-0 4-3 1-2		0-0 1B 1B		0-0 5-3		4 0 1 0 0 1 1		
Mike Ivie, R (1, 10) Rick Leach, L (9, PH) OBP: 0.278, SLG: 0.324		0-0 HR		0-0 F3		0-0 1B 3-H		0-3 K	3 1 2 2 0 0 1 1 0 0 0 0 1 0			
Chet Lemon, R (1, 9) OBP: 0.360, SLG: 0.326		0-0 F5		0-0 F6		0-3 K		0-0 BLK 1B	4 0 1 0 0 1 3		AB 35 R 2 H 10 RBI 2 BB 1 SO 7 LOB 16	
John Wockenfuss, R (1, 3) Richie Hebner, L (9, PH) OBP: 0.350, SLG: 0.392		0-0 1B			0-0 G5-4-3 1B		0-0 F9	0-3 K	3 0 2 0 0 0 2 1 0 0 0 0 1 1			
Tom Brookens, R (1, 4) Lou Whitaker, L (9, PH) OBP: 0.303, SLG: 0.347		0-0 F8			0-0 G5-4-3 1-2f		0-0 FC5-4 1B	0-3 K	3 0 1 0 0 0 2 1 0 0 0 0 1 1			
Inning Stats	R: 0 H: 1 E: 0 LOB: 1 K: 0 BB: 0 S: 4 P: 4	R: 1 H: 2 E: 0 LOB: 1 K: 1 BB: 0 S: 7 P: 7	R: 0 H: 0 E: 0 LOB: 0 K: 1 BB: 0 S: 5 P: 5	R: 0 H: 1 E: 0 LOB: 1 K: 0 BB: 0 S: 4 P: 4	R: 0 H: 1 E: 0 LOB: 1 K: 0 BB: 1 S: 3 P: 7	R: 1 H: 3 E: 0 LOB: 2 K: 1 BB: 0 S: 8 P: 8	R: 0 H: 1 E: 0 LOB: 0 K: 0 BB: 0 S: 3 P: 3	R: 0 H: 0 E: 0 LOB: 0 K: 1 BB: 0 S: 5 P: 5	R: 0 H: 1 E: 0 LOB: 1 K: 3 BB: 0 S: 10 P: 10	1B: 9 SF: 0 2B: 0 SAC: 0 3B: 0 DP: 2 HR: 1 HBP: 0	WP: 2 PA: 36 PB: 0 SB: 0 CS: 0	
PITCHER Mike Flanagan, L (1, 1) ERA: 2.98 Tim Stoddard, R (8, 1) ERA: 3.1	IP WLS BF H R ER SO BB IBB HBP BLK WP HR S P ERA WHIP	7.0 W 29 9 2 2 3 1 0 0 0 1 1 34 38 2.57 1.429	2.0 S 7 1 0 0 4 0 0 0 0 1 0 0 15 15 0.00 0.500	PITCHER IP WLS BF H R ER SO BB IBB HBP BLK WP HR S P ERA WHIP								

Detroit Tigers @ Baltimore Orioles
 Memorial Stadium, Baltimore, MD
 Fri Jun 25 1982, 7:05 PM EDT
 Att. 25,230 - Unknown

livebaseballscorecards.com

Batter	1	2	3	4	5	6	7	8	9
Al Bumbry, L (1, 8) OBP: 0.309, SLG: 0.319	0-0 5-3		4-0 FC6-4 BB		0-3 K2-3		0-0 FC1-5 1B		
Rich Dauer, R (1, 4) OBP: 0.336, SLG: 0.402	0-0 5-3		0-0 FC6-4 4-3			0-0 F5	0-0 F9		
Ken Singleton, S (1, 9) John Lowenstein, L (7, 7) OBP: 0.368, SLG: 0.352 OBP: 0.407, SLG: 0.627	0-0 4-3		0-0 4-3			4-0 1B BB	0-0 1B		
Eddie Murray, S (1, 3) OBP: 0.382, SLG: 0.538		0-0 4-1	0-0 F8			0-0 4-3	0-0 F9		
Terry Crowley, L (1, 10) OBP: 0.400, SLG: 0.415		0-0 G3		0-0 F7		0-0 1B	4-0 BB		
Cal Ripken Jr., R (1, 5) OBP: 0.299, SLG: 0.465		0-0 2B		0-0 5-3		0-0 1B	0-0 F3		
Gary Roenicke, R (1, 7) (7, 9) OBP: 0.398, SLG: 0.556		0-0 F8		0-0 5-3		0-0 5-3	0-0 F7		
Joe Nolan, L (1, 2) Rick Dempsey, R (7, PH) (8, 2) OBP: 0.292, SLG: 0.380 OBP: 0.315, SLG: 0.331			4-0 BB FC6-4 BB		0-0 6-3		0-0 FC1-5 2B	0-0 F9	
Lenn Sakata, R (1, 6) OBP: 0.328, SLG: 0.358			0-0 FC6-4 BB 4-3 1B		0-0 5-3		4-0 1B FC1-5 BB		

Inning Stats	R: 0 E: 0 K: 0 S: 3	H: 0 LOB: 0 BB: 0 P: 3	R: 0 E: 0 K: 0 S: 4	H: 1 LOB: 1 BB: 0 P: 4	R: 2 E: 0 K: 0 S: 4	H: 1 LOB: 1 BB: 2 P: 12	R: 0 E: 0 K: 0 S: 3	H: 0 LOB: 0 BB: 0 P: 3	R: 0 E: 0 K: 1 S: 5	H: 0 LOB: 0 BB: 0 P: 5	R: 2 E: 0 K: 0 S: 5	H: 2 LOB: 1 BB: 1 P: 9	R: 1 E: 0 K: 0 S: 5	H: 2 LOB: 2 BB: 1 P: 9	R: 0 E: 0 K: 0 S: 3	H: 0 LOB: 1 BB: 1 P: 7
--------------	------------------------------	---------------------------------	------------------------------	---------------------------------	------------------------------	----------------------------------	------------------------------	---------------------------------	------------------------------	---------------------------------	------------------------------	---------------------------------	------------------------------	---------------------------------	------------------------------	---------------------------------

PITCHER	IP	WLS	BF	H	R	ER	SO	BB	IBB	HBP	BLK	WP	HR	S	P	ERA	WHIP
Dan Petry, R (1, 1) ERA: 3.58	6.0	L	25	4	4	4	1	3	0	0	0	0	0	24	36	6.00	1.167
Pat Underwood, L (7, 1) ERA: 5.19	0.2		5	2	1	1	0	1	0	0	0	0	0	4	8	13.50	4.500
Elias Sosa, R (7, 1) ERA: 3.97	1.1		5	0	0	0	0	1	0	0	0	0	0	4	8	0.00	0.750

AB R H RBI BB SO LOB

3 0 0 0 1 1 2

4 0 0 1 0 0 4

2 1 0 1 1 0 1

1 0 1 1 0 0 0

4 0 0 0 0 0 4

3 1 1 1 1 0 0

4 0 2 1 0 0 1

4 0 0 0 0 0 3

1 1 0 0 1 0 0

2 0 1 0 0 0 1

2 2 1 0 1 0 0

AB 30

R 5

H 6

RBI 5

BB 5

SO 1

LOB 16

WP: 0 PA: 35

PB: 0

SB: 0

CS: 0

1B: 4 SF: 0

2B: 2 SAC: 0

3B: 0 DP: 0

HR: 0 HBP: 0

livebaseballscorecards.com

Orioles

DETROIT TIGERS @ BALTIMORE ORIOLES

Memorial Stadium, Baltimore, MD

Fri Jun 25 1982, 7:05 PM EDT

Att. 25,230 - Unknown

Batter	1	2	3	4	5	6	7	8	9	AB R H RBI BB SO LOB	TOP													
Alan Trammell, R (1, 6) OBP: 0.300, SLG: 0.299 Jerry Turner, L (8, PH) OBP: 0.232, SLG: 0.333 Mark DeJohn, S (8, 6) OBP: 0.348, SLG: 0.316	0-0 F8		0-0 F7		0-0 F7			0-0 G3		3 0 0 0 0 0 0	Detroit Tigers @ Baltimore Orioles Memorial Stadium, Baltimore, MD Sat Jun 26 1982, 7:05 PM EDT Att. 31,859 - Unknown - 88 F													
Enos Cabell, R (1, 5) OBP: 0.303, SLG: 0.373	0-0 1B		0-0 1B			0-0 1B		0-0 6-3		4 0 3 0 0 0 0														
Kirk Gibson, L (1, 8) OBP: 0.337, SLG: 0.441	0-0 1-2 F4		0-0 1-2 E6			0-0 F8		0-0 4-3		4 0 0 0 0 0 3														
Richie Hebner, L (1, 10) OBP: 0.348, SLG: 0.382	0-0 L8		0-0 F7			4-0 1-2 BB		0-0 3-1		3 0 0 0 1 0 3														
Larry Herndon, R (1, 7) OBP: 0.367, SLG: 0.575		0-0 6-3		0-0 6-3		0-0 G6-4-3		0-0 1B 2B		4 1 1 0 0 0 2														
Lou Whitaker, L (1, 4) OBP: 0.306, SLG: 0.350		0-0 FC5-4 1B		0-0 3-1			0-0 F7		0-0 2-H 1B	4 0 2 1 0 0 0														
Chet Lemon, R (1, 9) OBP: 0.358, SLG: 0.330		0-0 FC5-4 1-2f		0-3 K			0-0 G3 2B		0-0 L7	4 0 1 0 0 1 2														
Rick Leach, L (1, 3) OBP: 0.250, SLG: 0.289		0-0 F9			0-0 4-3		0-0 G3 2-3		0-0 F9	4 0 0 0 0 0 3														
Bill Fahey, L (1, 2) OBP: 0.125, SLG: 0.125			0-0 F8		0-3 K		0-0 F7			3 0 0 0 0 1 1														
Inning Stats	R: 0 E: 0 K: 0 S: 4	H: 1 LOB: 1 BB: 0 P: 4	R: 0 E: 0 K: 0 S: 4	H: 1 LOB: 1 BB: 0 P: 4	R: 0 E: 1 K: 0 S: 5	H: 1 LOB: 2 BB: 0 P: 5	R: 0 E: 0 K: 1 S: 5	H: 0 LOB: 0 BB: 0 P: 5	R: 0 E: 0 K: 1 S: 5	H: 0 LOB: 0 BB: 0 P: 5	R: 0 E: 0 K: 0 S: 3	H: 1 LOB: 1 BB: 1 P: 7	R: 0 E: 0 K: 0 S: 4	H: 1 LOB: 1 BB: 0 P: 4	R: 0 E: 0 K: 0 S: 3	H: 0 LOB: 0 BB: 0 P: 3	R: 1 E: 0 K: 0 S: 5	H: 2 LOB: 1 BB: 0 P: 5	1B: 5 2B: 2 3B: 0 HR: 0	SF: 0 SAC: 0 DP: 1 HBP: 0	WP: 0 PB: 0 SB: 2 CS: 0	PA: 35		
PITCHER Dennis Martinez, R (1, 1) ERA: 3.73	IP: 9.0 WLS: W BF: 35 H: 7 R: 1 ER: 1 SO: 2 BB: 1 IBB: 0 HBP: 0 BLK: 0 WP: 0 HR: 0 S: 38 P: 42 ERA: 1.00 WHIP: 0.889							PITCHER IP: 9.0 WLS: W BF: 35 H: 7 R: 1 ER: 1 SO: 2 BB: 1 IBB: 0 HBP: 0 BLK: 0 WP: 0 HR: 0 S: 38 P: 42 ERA: 1.00 WHIP: 0.889																

livebaseballscorecards.com

AB	34
R	1
H	7
RBI	1
BB	1
SO	2
LOB	14



BOTTOM

Detroit Tigers @ Baltimore Orioles
Memorial Stadium, Baltimore, MD

Sun Jun 27 1982, 3:33 AM EDT
Att: 43,938 - Unknown - 87 F

livebaseballscorecards.com

AB	34
R	13
H	12
RBI	12
BB	6
SO	3
LOB	12



WP:	0	PA:	42
PB:	2	SB:	0
CS:	1		

AB R H RBI BB SO LOB

5	1	2	1	0	1	0
---	---	---	---	---	---	---

2	1	1	0	0	0	0
---	---	---	---	---	---	---

2	1	0	0	0	0	1
---	---	---	---	---	---	---

1	2	1	0	1	0	0
---	---	---	---	---	---	---

2	2	1	1	1	0	0
---	---	---	---	---	---	---

3	3	2	3	2	0	2
---	---	---	---	---	---	---

3	1	2	3	1	0	1
---	---	---	---	---	---	---

1	0	0	0	0	0	2
---	---	---	---	---	---	---

4	0	1	2	0	1	2
---	---	---	---	---	---	---

4	0	1	2	0	1	3
---	---	---	---	---	---	---

3	1	0	0	1	0	1
---	---	---	---	---	---	---

4	1	1	0	0	0	0
---	---	---	---	---	---	---

1B:	8	SF:	1
2B:	3	SAC:	0
3B:	0	DP:	0
HR:	1	HBP:	1

Batter	1	2	3	4	5	6	7	8	9
Al Bumbry, L OBP: 0.309, SLG: 0.320 (1, 8)	0-3 K	0-0 F8		0-0 BB HBP G3 1B		0-0 F8	0-0		
Jim Dwyer, L OBP: 0.375, SLG: 0.466 Dan Ford, R OBP: 0.295, SLG: 0.405 (1, 9) (4, PH) (5, 9)	0-0 PB 1B 2B 1B	0-0 2-3		1-0 G3 BB SF9 HBP		0-0 4-3	0-0 F5		
John Lowenstein, L OBP: 0.414, SLG: 0.630 Gary Roenicke, R OBP: 0.399, SLG: 0.571 (1, 7) (4, PH) (5, 7)	0-0 PB 2B 1B		4-0 HR BB	4-0 SF9 G3 PB BB		0-0 BB 1B 2B		0-0 F8	
Eddie Murray, S OBP: 0.398, SLG: 0.563 (1, 3)	4-0 2B 2B IBB		0-0 HR	0-0 G3		4-0 BB 1B BB		0-0 1B	
Cal Ripken Jr., R OBP: 0.304, SLG: 0.466 (1, 5)	0-0 2B 2B		0-0 HR 1B	0-0 SF9		4-0 1B BB		0-0 F8	
Terry Crowley, L OBP: 0.394, SLG: 0.407 Benny Ayala, R OBP: 0.328, SLG: 0.571 (1, 10) (3, PH)	0-0 5-3		0-0 FC6-4 CS 1B	0-3 K		0-0 1B		0-0 F8	
Joe Nolan, L OBP: 0.290, SLG: 0.386 (1, 2)	0-0 2B		0-0 F6		0-3 K	0-0 F7			
Lenn Sakata, R OBP: 0.322, SLG: 0.346 (1, 6)	0-0 F5			4-0 1B 1B BB		0-0 F9		0-0 6-3	
Rich Dauer, R OBP: 0.337, SLG: 0.401 (1, 4)		0-0 5-3		0-0 HBP 1B BB 1B		0-0 F7		0-0 F8	

Inning Stats	R: 4	H: 4	E: 0	LOB: 1	K: 1	S: 9	P: 13	R: 0	H: 0	E: 0	LOB: 0	K: 0	S: 3	R: 2	H: 2	E: 0	LOB: 0	K: 0	S: 4	R: 5	H: 2	E: 0	LOB: 0	K: 1	S: 7	R: 0	H: 0	E: 0	LOB: 0	K: 1	S: 5	R: 2	H: 2	E: 0	LOB: 2	K: 0	S: 5	R: 0	H: 1	E: 0	LOB: 1	K: 0	S: 4	R: 0	H: 1	E: 0	LOB: 1	K: 0	S: 4
--------------	------	------	------	--------	------	------	-------	------	------	------	--------	------	------	------	------	------	--------	------	------	------	------	------	--------	------	------	------	------	------	--------	------	------	------	------	------	--------	------	------	------	------	------	--------	------	------	------	------	------	--------	------	------

PITCHER	IP	WLS	BF	H	R	ER	SO	BB	IBB	HBP	BLK	WP	HR	S	P	ERA	WHIP
Jack Morris, R ERA: 4.34 (1, 1)	2.0	L	14	6	6	6	1	1	1	0	0	0	1	14	22	27.00	3.500
Kevin Saucier, L ERA: 3.58 (3, 1)	1.0		7	2	5	4	0	2	0	1	0	0	0	4	13	36.00	4.000
Aurelio Lopez, R ERA: 5.68 (4, 1)	3.0		13	2	2	2	2	2	0	0	0	0	0	15	23	6.00	1.333
Elias Sosa, R ERA: 3.86 (7, 1)	1.0		4	1	0	0	0	0	0	0	0	0	0	4	4	0.00	1.000
Pat Underwood, L ERA: 5.08 (8, 1)	1.0		4	1	0	0	0	0	0	0	0	0	0	4	4	0.00	1.000

Batter	1	2	3	4	5	6	7	8	9	AB R H RBI BB SO LOB
Alan Bannister, R (1, 7) x OBP: 0.368, SLG: 0.373	0-0 F7 ①		0-0 F3 ②			4-0 1B 2B BB	0-0 F5 ①	4-0 1B BB 1-2 2-3 3-H		3 1 0 1 2 0 0
Toby Harrah, R (1, 5) x OBP: 0.455, SLG: 0.564	0-0 5-3 ②		0-0 F8 ③			0-0 F6 ①	0-3 K ② x	0-0 1B 1-3 2-H 3-H		5 0 1 2 0 1 1
Mike Hargrove, L (1, 3) x OBP: 0.396, SLG: 0.338	0-0 3-1 ③			0-0 F9 ①		0-0 2B 1-2 FC3-6 1B	0-3 K ③ x	0-0 4-3 ③		5 1 1 0 0 1 2
Andre Thornton, R (1, 10) OBP: 0.423, SLG: 0.574 Karl Pagel, L (9, PH) OBP: 0.333, SLG: 0.143		0-0 HR		0-3 K ②		0-0 FC3-6 1-3 2-H 1B 2B		0-0 6-3 ①	0-3 K ①	4 2 2 2 0 1 0 1 0 0 0 0 1 0
Chris Bando, S (1, 2) OBP: 0.351, SLG: 0.333		0-0 FC5-4 1B		0-0 1B		4-0 FC3-6 1B IBB		0-0 1B 1B BB 1B	0-0 FC6-5 2B	4 1 4 0 1 0 0
Von Hayes, L (1, 9) OBP: 0.294, SLG: 0.383		0-0 FC5-4 S 1-2f		0-3 K ③		0-0 FC3-6 BB 1B 1-2f 2-3 3-H		0-0 BB 1B BB 1B 1-2	0-0 F8 ②	5 2 1 1 0 1 5
Rick Manning, L (1, 8) OBP: 0.342, SLG: 0.372		0-0 1-3 ②			0-0 L4 ①	4-0 1B 1-2 BB		0-0 BB BB 1B 1B 1-2 2-3	4-0 BB	3 1 1 0 2 0 1
Mike Fischlin, R (1, 6) OBP: 0.381, SLG: 0.365		0-0 5-3 ③			0-0 F5 ② x	0-0 S 1B 1-3 2-H 3-H		0-3 K ② x	0-0 FC6-5 ③	5 0 1 2 0 1 6
Jack Perconte, L (1, 4) OBP: 0.280, SLG: 0.270			0-0 F9 ①		0-0 F9 ③ x	0-0 F7 ③		4-0 BB 1B BB 1-2 2-3 3-H		3 1 0 1 1 0 2

TOP												
Cleveland Indians @ Baltimore Orioles Memorial Stadium, Baltimore, MD Tue Jun 29 1982, 7:05 PM EDT Att. 12,551 - Unknown - 82 F												
AB	R	H	RBI	BB	SO	LOB	WP	HR	S	P	ERA	WHIP
38	9	11	9	6	6	17	0	0	0	0	7.94	1.412

Inning Stats																					
R: 0	H: 0	R: 1	H: 2	R: 0	H: 0	R: 0	H: 1	R: 0	H: 0	R: 4	H: 3	R: 0	H: 0	R: 4	H: 4	R: 0	H: 1	1B: 8	SF: 0	WP: 0	PA: 44
E: 0	LOB: 0	E: 0	LOB: 1	E: 0	LOB: 0	E: 0	LOB: 1	E: 0	LOB: 0	E: 0	LOB: 2	E: 0	LOB: 0	E: 0	LOB: 2	E: 0	LOB: 2	2B: 2	SAC: 0	PB: 0	
K: 0	BB: 0	K: 0	BB: 0	K: 2	BB: 0	K: 0	BB: 0	K: 0	BB: 0	K: 2	BB: 3	K: 1	BB: 0	K: 1	BB: 2	K: 1	BB: 1	3B: 0	DP: 0	SB: 2	
S: 3	P: 3	S: 5	P: 5	S: 3	P: 3	S: 8	P: 8	S: 3	P: 3	S: 6	P: 18	S: 7	P: 7	S: 9	P: 17	S: 6	P: 10	HR: 1	HBP: 0	CS: 0	

PITCHER												PITCHER																								
IP	WLS	BF	H	R	ER	SO	BB	IBB	HBP	BLK	WP	HR	S	P	ERA	WHIP	IP	WLS	BF	H	R	ER	SO	BB	IBB	HBP	BLK	WP	HR	S	P	ERA	WHIP			
5.2	L	26	6	5	5	2	2	1	0	0	0	1	27	39	7.94	1.412	1.2		7	2	2	2	2	0	0	0	0	0	0	11	11	10.80	1.200			
ERA: 3.86																	ERA: 4.74																			



Batter	1	2	3	4	5	6	7	8	9	AB	R	H	RBI	BB	SO	LOB
Al Bumbry, L (1, 8) OBP: 0.305, SLG: 0.315 Lenn Sakata, R (8, 6) OBP: 0.322, SLG: 0.346	0-0 L4		0-0 6-3		0-0 6-3		0-0 4-3			4	0	0	0	0	0	2
Dan Ford, R (1, 9) OBP: 0.295, SLG: 0.406	0-0 F8			0-0 BB FC5-2 2B	0-3 K			0-3 K		4	0	1	0	0	2	0
Ken Singleton, S (1, 10) OBP: 0.362, SLG: 0.342	0-0 4-3			4-0 BB FC5-2 1B BB		0-0 3-1		0-0 F7		3	1	0	0	1	0	0
Eddie Murray, S (1, 3) OBP: 0.400, SLG: 0.559		0-3 K		4-0 BB FC5-2 1B BB		0-0 4-3		0-0 FC6-4 1B		3	1	1	0	1	1	0
Cal Ripken Jr., R (1, 5) OBP: 0.303, SLG: 0.460		4-0 BB		0-3 K		0-0 F2		0-0 FC6-4 1-2f		3	0	0	0	1	1	4
Gary Roenicke, R (1, 7) OBP: 0.392, SLG: 0.559		0-3 K		0-0 FC5-2 1B		0-3 K			0-0 L8	4	0	0	0	0	2	4
Joe Nolan, L (1, 2) OBP: 0.289, SLG: 0.379		0-0 4-3		0-0 BB		0-0 3-1			0-0 F7	4	0	1	2	0	0	1
Rich Dauer, R (1, 4) OBP: 0.337, SLG: 0.404 Terry Crowley, L (9, PH) OBP: 0.388, SLG: 0.400			0-0 6-3	0-0 F4		0-0 2B			0-0 F9	3	0	1	0	0	0	2
Bobby Bonner, R (1, 6) OBP: 0.198, SLG: 0.234 Jim Dwyer, L (7, PH) OBP: 0.385, SLG: 0.466			0-0 F8		0-0 4-3		4-0 BB			1	0	0	0	0	0	0

Inning Stats	R: 0	H: 0	E: 0	K: 0	S: 3	R: 0	H: 0	E: 0	K: 2	S: 7	R: 0	H: 0	E: 0	K: 0	S: 3	R: 2	H: 2	E: 0	K: 1	S: 7	R: 0	H: 0	E: 0	K: 1	S: 5	R: 0	H: 0	E: 0	K: 0	S: 3	R: 0	H: 1	E: 0	K: 1	S: 6	R: 0	H: 1	E: 0	K: 1	S: 6	R: 0	H: 0	E: 0	K: 0	S: 3	1B: 2	SF: 0	2B: 2	SAC: 0	3B: 0	DP: 0	HR: 0	HBP: 0	WP: 0	PA: 35
PITCHER	IP	WLS	BF	H	R	ER	SO	BB	IBB	HBP	BLK	WP	HR	S	P	ERA	WHIP																																						
John Denny, R (1, 1) ERA: 4.76	7.0	W	28	3	2	2	5	4	0	0	0	0	0	34	50	2.57	1.000																																						
Tom Brennan, R (8, 1) ERA: 3.92	2.0		7	1	0	0	1	0	0	0	0	0	0	9	9	0.00	0.500																																						

BOTTOM

Cleveland Indians @ Baltimore Orioles
Memorial Stadium, Baltimore, MD

Tue Jun 29 1982, 7:05 PM EDT
Att: 12,551 - Unknown - 82 F

livebaseballscorecards.com

AB	31
R	2
H	4
RBI	2
BB	4
SO	6
LOB	13



Batter	1	2	3	4	5	6	7	8	9	AB R H RBI BB SO LOB	TOP									
Alan Bannister, R (1, 7) OBP: 0.369, SLG: 0.374	0-0 F2		0-0 1B	0-0 5-3			0-0 BB	0-0 F7		5 2 2 2 0 0 1										
Toby Harrah, R (1, 5) OBP: 0.455, SLG: 0.560	0-0 4-3		0-0 1B WP		0-0 G3		1-0 BB	0-0 4-3		4 2 1 1 0 0 0										
Mike Hargrove, L (1, 3) OBP: 0.396, SLG: 0.335	0-0 6-3		0-0 L4		0-0 F9		4-0 SF8	4-0 BB	4-0 BB	3 2 0 0 2 0 1										
Andre Thornton, R (1, 10) OBP: 0.429, SLG: 0.575		0-0 1B	0-0 WP		0-0 6-3		4-0 1B	4-0 2B	4-0 BB	3 1 2 1 2 0 0										
Chris Bando, S (1, 2) OBP: 0.354, SLG: 0.333		0-0 6-3	4-0 FC3-6			0-0 1B	0-0 SF8	0-0 F8		3 0 1 1 1 0 3										
Von Hayes, L (1, 9) OBP: 0.300, SLG: 0.392		0-0 1B	0-0 FC3-6			0-0 G3-6-3	0-0 G3-6-3	0-0 2B		5 0 3 3 0 0 3										
Rick Manning, L (1, 8) OBP: 0.336, SLG: 0.365		0-0 G6-3		0-0 6-3		0-3 K	0-3 K	0-3 K		5 0 0 0 0 3 5										
Mike Fischlin, R (1, 6) OBP: 0.386, SLG: 0.372			0-0 1B SH1-4		0-0 6-3		0-0 5-3	0-0 6-3		4 1 2 0 0 0 0										
Jack Perconte, L (1, 4) OBP: 0.281, SLG: 0.271			0-0 1B SH1-4		0-0 F8		0-0 1B	0-3 K		3 1 1 0 0 1 1										
Inning Stats	R: 0 E: 0 K: 0 S: 3	H: 0 LOB: 0 BB: 0 P: 3	R: 1 E: 0 K: 0 S: 4	H: 2 LOB: 0 BB: 0 P: 4	R: 3 E: 0 K: 0 S: 7	H: 4 LOB: 2 BB: 1 P: 11	R: 0 E: 0 K: 0 S: 4	H: 1 LOB: 1 BB: 0 P: 4	R: 0 E: 0 K: 1 S: 5	H: 0 LOB: 0 BB: 0 P: 5	R: 4 E: 0 K: 1 S: 8	H: 3 LOB: 2 BB: 2 P: 17	R: 0 E: 0 K: 1 S: 5	H: 0 LOB: 0 BB: 0 P: 5	R: 1 E: 0 K: 1 S: 6	H: 1 LOB: 2 BB: 2 P: 14	1B: 11 2B: 1 3B: 0 HR: 0	SF: 1 SAC: 1 DP: 2 HBP: 1	WP: 1 PB: 0 SB: 3 CS: 0	PA: 43
PITCHER	IP WLS BF H R ER SO BB IBB HBP BLK WP HR S P ERA WHIP																			
Mike Flanagan, L (1, 1) ERA: 3.25	2.2 L 14 6 4 4 0 1 0 0 0 1 0 13 17 13.50 2.625																			
Don Stanhouse, R (3, 1) ERA: 6.39	3.2 16 4 4 4 1 1 0 1 0 0 0 16 21 9.82 1.364																			
Tippy Martinez, L (7, 1) ERA: 4.31	2.2 13 2 1 1 3 3 0 0 0 0 0 16 28 3.38 1.875																			

Cleveland Indians @ Baltimore Orioles
 Memorial Stadium, Baltimore, MD
 Wed Jun 30 1982, 7:05 PM EDT
 Att. 14,259 - Unknown - 78 F

livebaseballscorecards.com

AB	35
R	9
H	12
RBI	8
BB	5
SO	4
LOB	14



Batter	1	2	3	4	5	6	7	8	9	AB R H RBI BB SO LOB
Al Bumbry, L OBP: 0.301, SLG: 0.310 (1, 8) SS	0-3 K			0-3 K		0-0 F8			0-0 6-3	4 0 0 0 0 2 0
Dan Ford, R OBP: 0.290, SLG: 0.399 (1, 9) X	0-0 F8			0-0 5-3			0-3 K		0-3 K	4 0 0 0 0 2 0
Ken Singleton, S OBP: 0.365, SLG: 0.344 (1, 10) X	0-0 4-3			4-0 CS 1B BB			0-0 1B			2 0 1 0 1 0 0
Eddie Murray, S OBP: 0.404, SLG: 0.561 (1, 3) X		0-0 G3		0-0 1-2 1B			0-0 1-2 G3-6-1 1B			3 0 2 0 0 0 0
John Lowenstein, L OBP: 0.406, SLG: 0.615 (1, 7) X		0-0 F7		0-0 CS	0-0 F9		0-0 G3-6-1			3 0 0 0 0 0 2
Cal Ripken Jr., R OBP: 0.300, SLG: 0.455 (1, 5) X		0-0 F7			0-0 6-3			0-0 6-3		3 0 0 0 0 0 0
Joe Nolan, L OBP: 0.280, SLG: 0.367 (1, 2) SS			0-3 K		0-0 F7			0-0 F6		3 0 0 0 0 1 0
Rich Dauer, R OBP: 0.337, SLG: 0.403 (1, 4) X			0-0 F8			0-0 G5-4-3 1B		0-0 6-3		3 0 1 0 0 0 0
Lenn Sakata, R OBP: 0.319, SLG: 0.342 (1, 6) Terry Crowley, L OBP: 0.382, SLG: 0.393 (9, PH)			0-0 F4			0-0 G5-4-3			0-0 4-3	2 0 0 0 0 0 1 1 0 0 0 0 0 0

Inning Stats	R: 0 E: 0 K: 1 S: 5	H: 0 LOB: 0 BB: 0 P: 5	R: 0 E: 0 K: 0 S: 3	H: 0 LOB: 0 BB: 0 P: 3	R: 0 E: 0 K: 1 S: 5	H: 0 LOB: 0 BB: 0 P: 5	R: 0 E: 0 K: 1 S: 5	H: 1 LOB: 1 BB: 1 P: 9	R: 0 E: 0 K: 0 S: 3	H: 0 LOB: 0 BB: 0 P: 3	R: 0 E: 0 K: 0 S: 3	H: 1 LOB: 0 BB: 0 P: 3	R: 0 E: 0 K: 1 S: 6	H: 2 LOB: 1 BB: 0 P: 6	R: 0 E: 0 K: 0 S: 3	H: 0 LOB: 0 BB: 0 P: 3	R: 0 E: 0 K: 1 S: 5	H: 0 LOB: 0 BB: 0 P: 5	1B: 4 2B: 0 3B: 0 HR: 0	SF: 0 SAC: 0 DP: 2 HBP: 0
--------------	------------------------------	---------------------------------	------------------------------	---------------------------------	------------------------------	---------------------------------	------------------------------	---------------------------------	------------------------------	---------------------------------	------------------------------	---------------------------------	------------------------------	---------------------------------	------------------------------	---------------------------------	------------------------------	---------------------------------	----------------------------------	------------------------------------

PITCHER	IP	WLS	BF	H	R	ER	SO	BB	IBB	HBP	BLK	WP	HR	S	P	ERA	WHIP
Rick Sutcliffe, R ERA: 3.22 (1, 1)	7.0	W	23	4	0	0	4	1	0	0	0	0	0	30	34	0.00	0.714
Ed Whitson, R ERA: 2.98 (8, 1)	2.0		6	0	0	0	1	0	0	0	0	0	0	8	8	0.00	0.000


BOTTOM

Cleveland Indians @ Baltimore Orioles
Memorial Stadium, Baltimore, MD

Wed Jun 30 1982, 7:05 PM EDT
Att: 14,259 - Unknown - 78 F

livebaseballscorecards.com

AB	28
R	0
H	4
RBI	0
BB	1
SO	5
LOB	3



WP	PA	ERA	WHIP
0	30		

Batter	1	2	3	4	5	6	7	8	9	AB R H RBI BB SO LOB	TOP	
Alan Bannister, R (1, 7) OBP: 0.369, SLG: 0.381	0-0 F4		0-0 5-3		0-0 5-3		0-0 FC1-5 1-H 2B		0-0 2-H 1B	5 0 2 2 0 0 1		
Toby Harrah, R (1, 5) OBP: 0.454, SLG: 0.555	0-0 1B HR 1B		0-0 F8		4-0 3-H BB		0-0 FC1-5 G6-3		0-0 F8	4 1 1 0 1 0 2		
Mike Hargrove, L (1, 3) OBP: 0.394, SLG: 0.333	0-0 1-2 HR 1B		0-3 K		0-0 G3		0-0 G6-3 1-2f			4 1 1 0 0 1 2		
Andre Thornton, R (1, 10) OBP: 0.427, SLG: 0.569	0-0 F8			0-0 F7		4-0 BB 4-3		0-3 K		3 0 0 0 1 1 2		
Von Hayes, L (1, 9) OBP: 0.303, SLG: 0.410	0-0 1-H 2-H HR			0-0 2B		0-0 4-3 1-2		0-0 4-3		4 1 2 3 0 0 1		
Rick Manning, L (1, 8) OBP: 0.331, SLG: 0.359	0-0 F9			0-0 F7		0-0 6-3		0-0 4-3		4 0 0 0 0 0 2		
Ron Hassey, L (1, 2) OBP: 0.301, SLG: 0.276		0-0 F8		0-0 4-3		4-0 BB 4-3		4-0 FC1-6 BB		2 0 0 0 2 0 1		
Mike Fischlin, R (1, 6) OBP: 0.380, SLG: 0.366		0-0 4-3			0-0 5-3 SH1-3 WP 1B		0-0 F9		0-0 FC1-6 S 1-2f 1B	4 2 1 0 0 0 3		
Jack Perconte, L (1, 4) OBP: 0.282, SLG: 0.272		0-3 K			0-0 SH1-3 1-2		0-0 2B 1B		0-3 K	3 1 1 0 0 2 1		
Inning Stats	R: 3 E: 0 K: 0 S: 6 H: 3 LOB: 0 BB: 0 P: 6	R: 0 E: 0 K: 1 S: 5 H: 0 LOB: 0 BB: 0 P: 5	R: 0 E: 0 K: 1 S: 5 H: 0 LOB: 0 BB: 0 P: 5	R: 0 E: 0 K: 0 S: 4 H: 1 LOB: 1 BB: 0 P: 4	R: 1 E: 0 K: 0 S: 4 H: 1 LOB: 1 BB: 1 P: 8	R: 0 E: 0 K: 0 S: 3 H: 0 LOB: 2 BB: 2 P: 11	R: 1 E: 0 K: 0 S: 4 H: 2 LOB: 0 BB: 0 P: 4	R: 0 E: 0 K: 1 S: 5 H: 0 LOB: 0 BB: 0 P: 5	R: 1 E: 0 K: 1 S: 6 H: 1 LOB: 1 BB: 1 P: 10	1B: 5 2B: 2 3B: 0 HR: 1 SF: 0 SAC: 1 DP: 1 HBP: 0	WP: 1 PB: 0 SB: 1 CS: 0 PA: 38	
PITCHER Dennis Martinez, R (1, 1) ERA: 3.92 Tim Stoddard, R (7, 1) ERA: 2.97	IP WLS BF H R ER SO BB IBB HBP BLK WP HR S P ERA WHIP											PITCHER IP WLS BF H R ER SO BB IBB HBP BLK WP HR S P ERA WHIP
	6.0 L 28 7 5 5 2 3 0 0 0 1 1 29 41 7.50 1.667											
	3.0 10 1 1 1 2 1 0 0 0 0 0 13 17 3.00 0.667											

Cleveland Indians @ Baltimore Orioles
 Memorial Stadium, Baltimore, MD
 Thu Jul 01 1982, 7:05 PM EDT
 Att. 23,642 - Unknown

livebaseballscorecards.com

AB	33
R	6
H	8
RBI	5
BB	4
SO	4
LOB	15



Batter	1	2	3	4	5	6	7	8	9	AB R H RBI BB SO LOB
Al Bumbry, L OBP: 0.304, SLG: 0.311 (1, 8)	0-3 K		4-0 FC4-6 BB		0-0 5-3			0-0 FC4-6 1B		3 0 1 0 1 1 0
Rich Dauer, R OBP: 0.336, SLG: 0.399 (1, 4)	4-0 2B BB		0-0 FC4-6 1B 1-2f		0-3 K			0-0 FC4-6 1B 1-2f		3 1 0 0 1 1 2
Ken Singleton, S OBP: 0.366, SLG: 0.350 (1, 10)	0-0 2B 1-H		0-0 1B 1-2			0-0 F8		0-0 F7		4 1 2 1 0 0 1
Eddie Murray, S OBP: 0.405, SLG: 0.564 (1, 3)	0-0 2B 2-H		0-0 F8			0-0 F7		0-0 1B 1-2		4 0 2 1 0 0 2
Cal Ripken Jr., R OBP: 0.296, SLG: 0.448 (1, 6) (8, 5)	0-3 K		0-3 K			0-3 K		0-0 F3		4 0 0 0 0 3 5
John Lowenstein, L OBP: 0.403, SLG: 0.604 (1, 7)	0-3 K			0-3 K			0-0 4-3	0-0 1B		4 0 1 0 0 2 1
Dan Ford, R OBP: 0.285, SLG: 0.392 (1, 9)		0-3 K		0-3 K			0-0 F7	0-3 K		4 0 0 0 0 3 1
Rick Dempsey, R OBP: 0.314, SLG: 0.325 (1, 2)		0-0 P3		0-0 1-3			0-0 1B	0-3 K		4 0 1 0 0 1 1
Floyd Rayford, R OBP: 0.182, SLG: 0.100 (1, 5) Terry Crowley, L OBP: 0.377, SLG: 0.386 (7, PH) Lenn Sakata, R OBP: 0.319, SLG: 0.342 (8, 6) Jim Dwyer, L OBP: 0.379, SLG: 0.458 (9, PH)		0-0 F7			0-0 F8		0-0 4-3	0-0 F5		2 0 0 0 0 0 0 1 0 0 0 0 0 1 0 0 0 0 0 0 0 1 0 0 0 0 0 1

Inning Stats	R: 2	H: 2	E: 0	K: 3	S: 11	LOB: 1	BB: 1	P: 15	R: 0	H: 0	E: 0	K: 1	S: 5	LOB: 0	BB: 0	P: 5	R: 0	H: 1	E: 0	K: 1	S: 6	LOB: 2	BB: 1	P: 10	R: 0	H: 0	E: 0	K: 2	S: 7	LOB: 0	BB: 0	P: 7	R: 0	H: 0	E: 0	K: 1	S: 5	LOB: 0	BB: 0	P: 5	R: 0	H: 0	E: 0	K: 1	S: 5	LOB: 0	BB: 0	P: 5	R: 0	H: 1	E: 0	K: 0	S: 4	LOB: 1	BB: 0	P: 4	R: 0	H: 2	E: 0	K: 2	S: 8	LOB: 2	BB: 0	P: 5	R: 0	H: 1	E: 0	K: 2	S: 8	LOB: 1	BB: 0	P: 8
WP: 0	PA: 36																																																																							
ERA: 3.12	WHIP: 0.857																																																																							
ERA: 1.33	WHIP: 1.500																																																																							

BOTTOM


Cleveland Indians @ Baltimore Orioles
Memorial Stadium, Baltimore, MD

Thu Jul 01 1982, 7:05 PM EDT
Att. 23,642 - Unknown

livebaseballscorecards.com

AB	34
R	2
H	7
RBI	2
BB	2
SO	11
LOB	15



Batter	1	2	3	4	5	6	7	8	9	AB R H RBI BB SO LOB	TOP																				
Jim Dwyer, L (1, 9) <small>OBP: 0.371, SLG: 0.435</small> Benny Ayala, R (8, PH) <small>OBP: 0.339, SLG: 0.571</small> Al Bumbry, L (8, PR) <small>OBP: 0.304, SLG: 0.311</small>	0-0 1-3	4-0 1-2 BB		0-0 F7		0-0 4-3		4-0 IBB		3 0 0 0 1 0 1 0 0 0 0 1 0 0 0 0 0 0 0 0 0																					
Joe Nolan, L (1, 2) <small>OBP: 0.288, SLG: 0.366</small> Rick Dempsey, R (8, PH) <small>OBP: 0.312, SLG: 0.323</small>	0-0 G3 BB 1B	0-0 F9			4-0 BB HR BB	0-0 G3		0-3 K		3 1 1 0 1 0 2 1 0 0 0 0 1 2																					
Cal Ripken Jr., R (1, 6) <small>OBP: 0.301, SLG: 0.458</small>	4-0 G3 BB 1-2		0-0 6-3		4-0 BB HR BB	0-0		0-3 K2-3		3 2 1 1 2 1 2																					
Eddie Murray, S (1, 3) <small>OBP: 0.401, SLG: 0.570</small>	0-0 G3 1-2 2-3		0-0 F8		0-0 HR 1-H 2-H	0-0 F9		0-0 4-3		5 1 1 3 0 0 2																					
John Lowenstein, L (1, 7) <small>OBP: 0.401, SLG: 0.599</small> Dan Ford, R (7, PH) <small>OBP: 0.283, SLG: 0.389</small>	0-0 3-1		0-0 FC5-4 1B		0-3 K		0-0 F8		0-3 K	3 0 1 0 0 1 2 2 0 0 0 0 1 0																					
Ken Singleton, S (1, 10) <small>OBP: 0.364, SLG: 0.347</small>		0-0 4-3	0-0 FC5-4 1-2		0-0 BB 1B		0-0 4-3		0-0 F7	5 0 1 0 0 0 1																					
Gary Roenicke, R (1, 8) <small>OBP: 0.394, SLG: 0.560</small>		4-0 WP 1B BB		0-0 4-3 2B	0-3 K		0-0 F8			3 1 1 0 1 1 1	AB 33 R 5 H 7 RBI 5 BB 8 SO 6 LOB 18																				
Floyd Rayford, R (1, 5) <small>OBP: 0.267, SLG: 0.083</small>		0-0 5-3 1-2		0-3 K	4-0 BB 1-2			4-0 SH1-4 BB		2 0 0 0 2 1 2																					
Rich Dauer, R (1, 4) <small>OBP: 0.336, SLG: 0.398</small>		0-0 BB 1B 2-H		0-0 4-3 2-3	0-0 F9			0-0 SH1-4 1-2		3 0 1 1 0 0 3																					
Inning Stats	R: 0 E: 0 K: 0 S: 4	H: 1 LOB: 2 BB: 1 P: 8	R: 1 E: 0 K: 0 S: 4	H: 1 LOB: 2 BB: 2 P: 12	R: 0 E: 0 K: 0 S: 4	H: 1 LOB: 1 BB: 0 P: 4	R: 0 E: 0 K: 1 S: 6	H: 1 LOB: 1 BB: 0 P: 6	R: 3 E: 0 K: 2 S: 9	H: 2 LOB: 2 BB: 3 P: 21	R: 1 E: 0 K: 0 S: 4	H: 1 LOB: 0 BB: 0 P: 4	R: 0 E: 0 K: 0 S: 3	H: 0 LOB: 0 BB: 0 P: 3	R: 0 E: 0 K: 2 S: 7	H: 0 LOB: 2 BB: 2 P: 15	R: 0 E: 0 K: 1 S: 5	H: 0 LOB: 0 BB: 0 P: 5	1B: 4 2B: 1 3B: 0 HR: 2	SF: 0 SAC: 1 DP: 0 HBP: 0	WP: 1 PB: 0 SB: 0 CS: 0	PA: 42									
PITCHER	IP WLS BF H R ER SO BB IBB HBP BLK WP HR S P ERA WHIP																														
Jack Morris, R (1, 1) <small>ERA: 4.46</small> Aurelio Lopez, R (5, 1) <small>ERA: 5.61</small> Pat Underwood, L (6, 1) <small>ERA: 4.91</small> Dave Tobik, R (8, 1) <small>ERA: 2.63</small>	4.2		26	6	4	4	3	6	0	0	0	1	1	26	50	7.71	2.571														
	0.1		1	0	0	0	0	0	0	0	0	0	0	1	1	0.00	0.000														
	2.1	L	10	1	1	1	0	1	1	0	0	0	1	8	16	3.86	0.857														
	1.2		5	0	0	0	3	0	0	0	0	0	0	11	11	0.00	0.000														

Baltimore Orioles @ Detroit Tigers
 Tiger Stadium, Detroit, MI
 Fri Jul 02 1982, 7:05 PM EDT
 Att: 26,477 - Unknown

livebaseballscorecards.com

Batter	1	2	3	4	5	6	7	8	9	AB	R	H	RBI	BB	SO	LOB
Lynn Jones, R OBP: 0.250, SLG: 0.271 (1, 9)	0-0 F9		0-0 CS 1-3 3-H 1B		0-0 L5		0-0 1-3 1B			4	0	2	1	0	0	0
Kirk Gibson, L OBP: 0.341, SLG: 0.444 (1, 8)	0-3 K		0-0 SF8 3-H		0-0 F8		0-0 G3			3	0	0	1	0	1	2
Larry Herndon, R OBP: 0.360, SLG: 0.556 (1, 7)	0-0 F9		0-0 CS 1-2	0-0 S HR 1B		0-0 6-3		0-3 K		4	1	1	0	0	1	0
Lance Parrish, R OBP: 0.393, SLG: 0.544 (1, 2)		0-0 F9		0-0 HR		0-0 FC5-4 1B		0-3 K		4	1	2	2	0	1	0
Richie Hebner, L OBP: 0.371, SLG: 0.443 Mike Ivie, R OBP: 0.305, SLG: 0.480 (1, 10) (6, PH)		0-0 4-3		0-0 F8		0-3 K		0-3 K		2	0	0	0	0	0	0
Rick Leach, L OBP: 0.260, SLG: 0.277 John Wockenfuss, R OBP: 0.349, SLG: 0.327 (1, 3) (6, PH) (7, 3)		0-0 G3		0-0 4-3		0-0 FC5-4 1-2f		0-3 K		2	0	0	0	0	0	0
Jerry Turner, L OBP: 0.242, SLG: 0.333 (9, PH)									0-3 K	1	0	0	0	0	1	0
Lou Whitaker, L OBP: 0.315, SLG: 0.357 (1, 4)			0-0 E5 1B 1B	4-0 FC6-4 BB		0-0 F8		4-0 BB BB BB	4-0 BB	2	1	1	0	2	0	0
Tom Brookens, R OBP: 0.318, SLG: 0.377 Chet Lemon, R OBP: 0.353, SLG: 0.322 (1, 5) (9, PH)			0-0 E5 1B SF8	0-0 FC6-4 1-2f		0-0 4-3		0-0 F9		3	1	0	0	0	0	2
Alan Trammell, R OBP: 0.294, SLG: 0.308 Enos Cabell, R OBP: 0.290, SLG: 0.356 (1, 6) (9, PH)			0-0 P4		0-3 K		4-0 1B BB	0-0 P4		2	0	0	0	1	1	2

Inning Stats	R: 0	H: 0	E: 0	LOB: 0	K: 1	BB: 0	S: 5	P: 5	R: 0	H: 0	E: 0	LOB: 0	K: 0	BB: 0	S: 5	P: 3	R: 2	H: 2	E: 2	LOB: 0	K: 0	BB: 0	S: 5	P: 5	R: 2	H: 2	E: 0	LOB: 1	K: 0	BB: 1	S: 5	P: 9	R: 0	H: 0	E: 0	LOB: 0	K: 1	BB: 0	S: 5	P: 5	R: 0	H: 1	E: 0	LOB: 1	K: 1	BB: 0	S: 6	P: 6	R: 0	H: 1	E: 0	LOB: 2	K: 0	BB: 1	S: 4	P: 8	R: 0	H: 0	E: 0	LOB: 0	K: 3	BB: 0	S: 9	P: 9	R: 0	H: 0	E: 0	LOB: 1	K: 1	BB: 1	S: 5	P: 9	1B: 5	SF: 1	2B: 0	SAC: 0	3B: 0	DP: 0	HR: 1	HBP: 0
--------------	------	------	------	--------	------	-------	------	------	------	------	------	--------	------	-------	------	------	------	------	------	--------	------	-------	------	------	------	------	------	--------	------	-------	------	------	------	------	------	--------	------	-------	------	------	------	------	------	--------	------	-------	------	------	------	------	------	--------	------	-------	------	------	------	------	------	--------	------	-------	------	------	------	------	------	--------	------	-------	------	------	-------	-------	-------	--------	-------	-------	-------	--------

PITCHER	IP	WLS	BF	H	R	ER	SO	BB	IBB	HBP	BLK	WP	HR	S	P	ERA	WHIP
Jim Palmer, R ERA: 4.15 (1, 1)	5.0	W	20	4	4	2	2	1	0	0	0	0	1	23	27	3.60	1.000
Tippy Martinez, L ERA: 4.1 (6, 1)	2.0		9	2	0	0	1	1	0	0	0	0	0	10	14	0.00	1.500
Tim Stoddard, R ERA: 2.8 (8, 1)	2.0	S	7	0	0	0	4	1	0	0	0	0	0	14	18	0.00	0.500

BOTTOM

Baltimore Orioles @ Detroit Tigers
Tiger Stadium, Detroit, MI
Fri Jul 02 1982, 7:05 PM EDT
Att. 26,477 - Unknown

livebaseballscorecards.com

AB	32
R	4
H	6
RBI	4
BB	3
SO	7
LOB	10



WP: 0	PA: 37
PB: 0	
SB: 1	
CS: 1	

Batter	1	2	3	4	5	6	7	8	9	AB R H RBI BB SO LOB	TOP											
Al Bumbry, L (1, 8) OBP: 0.308, SLG: 0.313	0-0 K2-3-2 1B		0-0 F7		0-0 2B 1B	0-0 G1		4-0 1-2 BB		4 1 2 0 1 0 1												
Dan Ford, R (1, 9) OBP: 0.281, SLG: 0.397	0-3 K2-3-2 1-1		0-0 1-3		0-0 F8	0-0 HR		0-0 L4-6 1-2		5 1 1 2 0 1 4												
Ken Singleton, S (1, 10) OBP: 0.370, SLG: 0.365	0-0 HR		4-0 BB		0-0 1-H 2B	4-0 BB				3 1 2 2 2 0 0												
Eddie Murray, S (1, 3) OBP: 0.397, SLG: 0.559	0-0 6-3		0-0 F8		4-0 4-3 IBB	0-0 F3				4 0 0 0 1 0 2												
Cal Ripken Jr., R (1, 6) OBP: 0.303, SLG: 0.468		0-0 P3		0-0 HR	0-0 4-3 1-2f		0-0 G4-6-3 1B			5 1 2 1 0 0 2												
Joe Nolan, L (1, 2) OBP: 0.306, SLG: 0.423		0-0 F9 2B		0-0 HR		0-0 HR 1B	0-0 G4-6-3 1-2f			4 2 3 1 0 0 1												
Gary Roenicke, R (1, 7) OBP: 0.391, SLG: 0.551		4-0 BB		0-0 4-3		0-0 P3	0-0 P4			3 0 0 0 1 0 1												
Floyd Rayford, R (1, 5) OBP: 0.263, SLG: 0.313		0-0 F9 2-3		0-3 K		0-0 1-H HR		0-0 5-3		4 1 1 2 0 1 2												
Rich Dauer, R (1, 4) OBP: 0.338, SLG: 0.397		0-0 F8		0-0 F9		0-0 G1 HR 1B		4-0 BB BB		3 1 1 0 1 0 2												
Inning Stats	R: 1 E: 0 K: 1 S: 6	H: 2 LOB: 0 BB: 0 P: 6	R: 0 E: 0 K: 0 S: 4	H: 1 LOB: 2 BB: 1 P: 8	R: 0 E: 0 K: 0 S: 3	H: 0 LOB: 1 BB: 1 P: 7	R: 2 E: 0 K: 1 S: 7	H: 2 LOB: 0 BB: 0 P: 7	R: 1 E: 0 K: 0 S: 4	H: 2 LOB: 1 BB: 1 P: 8	R: 4 E: 0 K: 0 S: 7	H: 4 LOB: 1 BB: 1 P: 11	R: 0 E: 0 K: 0 S: 3	H: 1 LOB: 0 BB: 0 P: 3	R: 0 E: 0 K: 0 S: 2	H: 0 LOB: 1 BB: 2 P: 10	R: 0 E: 0 K: 0 S: 3	H: 0 LOB: 0 BB: 0 P: 3	1B: 5 2B: 5 3B: 0 HR: 5	SF: 0 SAC: 0 DP: 4 HBP: 0	WP: 0 PB: 0 SB: 0 CS: 0	PA: 41
PITCHER	IP WLS BF H R ER SO BB IBB HBP BLK WP HR S P ERA WHIP																					
Jerry Ujdur, R (1, 1) ERA: 4.24	4.1 L 21 7 4 4 2 2 0 0 0 0 0 3 23 31 8.31 2.077																					
Aurelio Lopez, R (5, 1) ERA: 6.67	1.1 8 4 4 4 0 0 1 0 0 0 2 7 11 27.00 3.000																					
Kevin Saucier, L (6, 1) ERA: 3.34	2.1 9 1 0 0 0 3 0 0 0 0 0 6 18 0.00 1.714																					
Elias Sosa, R (9, 1) ERA: 3.75	1.0 3 0 0 0 0 0 0 0 0 0 0 3 3 0.00 0.000																					

Baltimore Orioles @ Detroit Tigers
Tiger Stadium, Detroit, MI
Sat Jul 03 1982, 7:05 PM EDT
Att. 24,782 - Unknown

livebaseballscorecards.com

AB	35
R	8
H	12
RBI	8
BB	6
SO	2
LOB	15



Batter	1	2	3	4	5	6	7	8	9	AB	R	H	RBI	BB	SO	LOB
Lynn Jones, R (1, 9) OBP: 0.263, SLG: 0.283	0-0 1B 1B		0-0 6-3		0-0 F8		0-0 F9		0-0 1B 1B	5	0	2	0	0	0	1
Rick Leach, L (1, 3) OBP: 0.273, SLG: 0.333	0-0 L6		0-0 F9			0-0 HR	4-0 BB 1B BB		0-0 L3	4	1	1	1	1	0	2
Chet Lemon, R (1, 8) OBP: 0.362, SLG: 0.338	0-0 1B 1-3		0-0 FC6-4 1B			0-0 2B	0-0 BB 1B 1-2 2-H		0-0 P4	5	0	4	1	0	0	1
Lance Parrish, R (1, 2) OBP: 0.387, SLG: 0.536 Bill Fahey, L (7, 2) OBP: 0.100, SLG: 0.100 John Wockenfuss, R (7, PH) OBP: 0.359, SLG: 0.333	0-0 4-3		0-0 FC6-4 1-2f			0-0 P4	4-0 BB 1B 1-2 2-3		0-0 1B	3	0	0	0	0	0	3
Richie Hebner, L (1, 10) OBP: 0.374, SLG: 0.436 Larry Herndon, R (9, PH) OBP: 0.359, SLG: 0.554		4-0 BB BB		4-0 FC3-6 BB		0-0 4-3	0-0 F8		0-3 K	2	0	0	0	2	0	4
Jerry Turner, L (1, 7) OBP: 0.233, SLG: 0.320		0-3 K		0-0 FC3-6 G4-6-3 1-2f		0-0 P6			0-0 F9	4	0	0	0	0	1	3
Lou Whitaker, L (1, 4) OBP: 0.314, SLG: 0.355		0-0 F7		0-0 G4-6-3 1-2f			0-0 1B SF7 1B		0-0 4-3	4	1	1	0	0	0	2
Tom Brookens, R (1, 5) OBP: 0.329, SLG: 0.383		4-0 BB 1-2		0-0 F9		0-0 F9	0-0 BB 1B 1-3		0-0 1B	3	1	2	0	1	0	0
Alan Trammell, R (1, 6) OBP: 0.289, SLG: 0.304		0-0 P3		0-0 6-3			0-0 SF7 3-H		0-0 5-3	3	0	0	1	0	0	3

Inning Stats	R: 0	H: 2	E: 0	LOB: 1	K: 0	BB: 0	S: 4	P: 4	R: 0	H: 0	E: 0	LOB: 0	K: 0	BB: 1	S: 2	P: 6	R: 0	H: 0	E: 0	LOB: 0	K: 0	BB: 0	S: 3	P: 3	R: 1	H: 2	E: 0	LOB: 1	K: 0	BB: 0	S: 5	P: 5	R: 2	H: 3	E: 0	LOB: 3	K: 0	BB: 2	S: 6	P: 14	R: 0	H: 1	E: 0	LOB: 1	K: 0	BB: 0	S: 4	P: 4	R: 0	H: 2	E: 0	LOB: 2	K: 1	BB: 0	S: 7	P: 7	1B: 9	SF: 1	2B: 1	SAC: 0	3B: 0	DP: 1	HR: 1	HBP: 0	WP: 0	PA: 41
--------------	------	------	------	--------	------	-------	------	------	------	------	------	--------	------	-------	------	------	------	------	------	--------	------	-------	------	------	------	------	------	--------	------	-------	------	------	------	------	------	--------	------	-------	------	-------	------	------	------	--------	------	-------	------	------	------	------	------	--------	------	-------	------	------	-------	-------	-------	--------	-------	-------	-------	--------	-------	--------

PITCHER	IP	WLS	BF	H	R	ER	SO	BB	IBB	HBP	BLK	WP	HR	S	P	ERA	WHIP
Storm Davis, R (1, 1) ERA: 1.93	6.2	W	28	7	3	3	1	3	0	0	0	0	1	27	39	4.05	1.500
Ross Grimsley, L (7, 1) ERA: 4.74	0.0		2	1	0	0	0	1	0	0	0	0	0	1	5	∞	∞
Don Stanhouse, R (7, 1) ERA: 5.52	2.0		10	3	0	0	0	1	0	0	0	0	0	9	13	0.00	2.000
Tippy Martinez, L (9, 1) ERA: 4.07	0.1		1	0	0	0	1	0	0	0	0	0	0	3	3	0.00	0.000

BOTTOM

Baltimore Orioles @ Detroit Tigers
Tiger Stadium, Detroit, MI
Sat Jul 03 1982, 7:05 PM EDT
Att. 24,782 - Unknown

livebaseballscores.com

AB	35
R	3
H	11
RBI	3
BB	5
SO	2
LOB	21



Batter	1	2	3	4	5	6	7	8	9	AB R H RBI BB SO LOB	TOP	
Al Bumbry, L (1, 8) OBP: 0.311, SLG: 0.314	0-0 WP 4-3 1B		0-0 F7			0-3 K		4-0 HBP BB		3 1 1 0 1 1 0		
Rich Dauer, R (1, 4) OBP: 0.334, SLG: 0.393 Ken Singleton, S (8, PH) OBP: 0.372, SLG: 0.365 Bobby Bonner, R (8, 4) OBP: 0.198, SLG: 0.234	0-0 4-3		0-0 6-3			0-0 5-3		1-0 FC5-4 HBP		3 0 0 0 0 0 1 0 0 0 0 0 0 0 0 0 0 0 0 0 0		
Cal Ripken Jr., R (1, 6) OBP: 0.299, SLG: 0.461	0-3 K			0-0 F7		0-0 F9		0-0 FC5-4		4 0 0 0 0 1 4		
Eddie Murray, S (1, 3) OBP: 0.394, SLG: 0.553	0-0 2-H 1B			0-0 L5			0-0 F8		0-0 4-3	4 0 1 1 0 0 0		
Terry Crowley, L (1, 10) OBP: 0.370, SLG: 0.367	0-0 G3			4-0 BB			0-3 K		0-0 4-3	3 0 0 0 1 1 1		
Dan Ford, R (1, 9) OBP: 0.277, SLG: 0.391		0-3 K		0-0 F8			0-0 6-3		0-0 5-3	4 0 0 0 0 1 1		
Jim Dwyer, L (1, 7) OBP: 0.370, SLG: 0.431			0-0 F7		0-0 P6			0-0 HBP BB 1B		3 0 1 0 0 0 0		
Floyd Rayford, R (1, 5) OBP: 0.227, SLG: 0.263			0-0 6-3		0-0 6-3			0-0 F8		3 0 0 0 0 0 1		
Rick Dempsey, R (1, 2) OBP: 0.309, SLG: 0.319 Joe Nolan, L (8, PH) OBP: 0.303, SLG: 0.418			0-3 K		0-0 F8			0-3 K		2 0 0 0 0 1 0 1 0 0 0 0 1 1		
Inning Stats	R: 1 H: 2 E: 0 LOB: 1 K: 1 BB: 0 S: 7 P: 7	R: 0 H: 0 E: 0 LOB: 0 K: 1 BB: 0 S: 5 P: 5	R: 0 H: 0 E: 0 LOB: 0 K: 1 BB: 0 S: 5 P: 5	R: 0 H: 0 E: 0 LOB: 1 K: 0 BB: 1 S: 3 P: 7	R: 0 H: 0 E: 0 LOB: 0 K: 0 BB: 0 S: 3 P: 3	R: 0 H: 0 E: 0 LOB: 0 K: 1 BB: 0 S: 5 P: 5	R: 0 H: 0 E: 0 LOB: 0 K: 1 BB: 0 S: 5 P: 5	R: 0 H: 1 E: 0 LOB: 3 K: 1 BB: 1 S: 6 P: 11	R: 0 H: 0 E: 0 LOB: 0 K: 0 BB: 0 S: 3 P: 3	1B: 3 SF: 0 2B: 0 SAC: 0 3B: 0 DP: 0 HR: 0 HBP: 1	WP: 1 PA: 33 PB: 0 SB: 0 CS: 0	
PITCHER Dan Petry, R (1, 1) ERA: 3.35	IP WLS BF H R ER SO BB IBB HBP BLK WP HR S P ERA WHIP	9.0 W 33 3 1 1 6 2 0 1 0 1 0 0 42 51 1.00 0.556										

Baltimore Orioles @ Detroit Tigers
Tiger Stadium, Detroit, MI
Sun Jul 04 1982, 3:33 AM EDT
Att. 15,880 - Unknown

livebaseballscorecards.com

AB 30
R 1
H 3
RBI 1
BB 2
SO 6
LOB 9



Batter	1	2	3	4	5	6	7	8	9	AB R H RBI BB SO LOB	TOP											
Al Bumbry, L (1, 8) OBP: 0.313, SLG: 0.316	0-0 1B 2B 1B	0-0 SH5-3		0-0 CS 1-2	0-0 5-3	0-3 K		0-0 2B 1B		4 1 2 0 0 1 0												
Rich Dauer, R (1, 4) OBP: 0.336, SLG: 0.396	0-0 2B 1-3 1B	0-0 F8			0-0 1B 2B	0-0 1-3		0-0 L7		5 1 2 0 0 0 2												
Ken Singleton, S (1, 10) OBP: 0.379, SLG: 0.378	0-0 1-3 3-H 2B	0-3 K			0-0 HR 1B		4-0 1B BB	0-0 1-3 2B		4 1 3 2 1 1 1												
Eddie Murray, S (1, 3) OBP: 0.394, SLG: 0.562	0-3 K		0-0 F9		0-0 HR		0-0 F7	4-0 G6-4-3 IBB 2B		4 1 1 2 1 1 3												
Cal Ripken Jr., R (1, 6) OBP: 0.297, SLG: 0.455	0-3 K		0-0 F8		4-0 5-3 1B BB		0-3 K	0-0 G6-4-3 1-2f		4 0 0 0 1 2 6												
Dan Ford, R (1, 9) OBP: 0.283, SLG: 0.393	0-3 K		0-3 K		0-0 5-3 1B		0-0 1-3 1B	4-0 G4-6-3 BB		4 0 2 0 1 2 2												
Gary Roenicke, R (1, 7) OBP: 0.387, SLG: 0.540		4-0 HR BB		0-3 K	0-0 5-3		0-0 F7	0-0 F2		4 1 0 0 1 1 5												
Rick Dempsey, R (1, 2) OBP: 0.311, SLG: 0.339		0-0 HR		0-0 5-3	0-0 F4			0-0 HR 1B	0-0 G4-6-3	5 2 2 2 0 0 3												
Floyd Rayford, R (1, 5) OBP: 0.269, SLG: 0.435		0-0 SH5-3 1B		0-0 E6 CS		0-3 K		0-0 HR		4 1 2 2 0 1 0												
Inning Stats	R: 1 E: 0 K: 3 S: 12	H: 3 LOB: 2 BB: 0 P: 12	R: 2 E: 0 K: 1 S: 7	H: 2 LOB: 1 BB: 1 P: 11	R: 0 E: 0 K: 1 S: 5	H: 0 LOB: 0 BB: 0 P: 5	R: 0 E: 1 K: 1 S: 5	H: 0 LOB: 0 BB: 0 P: 5	R: 3 E: 0 K: 0 S: 7	H: 4 LOB: 2 BB: 1 P: 11	R: 0 E: 0 K: 2 S: 7	H: 0 LOB: 0 BB: 0 P: 7	R: 0 E: 0 K: 1 S: 6	H: 1 LOB: 2 BB: 1 P: 10	R: 2 E: 0 K: 0 S: 6	H: 4 LOB: 2 BB: 1 P: 10	R: 0 E: 0 K: 0 S: 2	H: 0 LOB: 0 BB: 1 P: 6	1B: 8 2B: 3 3B: 0 HR: 3	SF: 0 SAC: 1 DP: 2 HBP: 0	WP: 0 PB: 0 SB: 0 CS: 1	PA: 45
PITCHER	IP WLS BF H R ER SO BB IBB HBP BLK WP HR S P ERA WHIP												PITCHER	IP WLS BF H R ER SO BB IBB HBP BLK WP HR S P ERA WHIP								
Ken Forsch, R (1, 1) ERA: 3.45	4.1 L 23 8 6 6 6 2 0 0 0 0 0 2 33 41 12.46 2.308																					
Luis Sanchez, R (5, 1) ERA: 3.64	4.2 21 6 2 2 3 2 1 0 0 0 1 24 36 3.86 1.714																					

Baltimore Orioles @ California Angels
Anaheim Stadium, Anaheim, CA
 Mon Jul 05 1982, 10:05 PM EDT
 Att: 27,571 - Unknown

AB	38
R	8
H	14
RBI	8
BB	5
SO	9
LOB	22



Batter	1	2	3	4	5	6	7	8	9	AB R H RBI BB SO LOB
Brian Downing, R OBP: 0.337, SLG: 0.457 (1, 7)	0-0 6-3		0-0 6-3		0-0 F9			0-0 F8	0-0 2-3 3-H 1B	5 0 1 1 0 0 1
Rod Carew, L OBP: 0.396, SLG: 0.371 (1, 3)	0-0 3-1		4-0 BB			0-3 K		0-0 F7	0-3 K	4 0 0 0 1 2 2
Bobby Grich, R OBP: 0.359, SLG: 0.439 (1, 4)	0-0 2B		0-0 P4			0-0 4-3		0-0 F9	0-3 K	5 0 1 0 0 1 3
Reggie Jackson, L OBP: 0.347, SLG: 0.468 (1, 9)	0-0 4-3			0-0 F5		0-0 1B		0-0 HR		4 1 2 1 0 0 1
Don Baylor, R OBP: 0.307, SLG: 0.432 (1, 10)		0-0 P3		0-0 6-3		0-0 L6		0-3 K		4 0 0 0 0 1 1
Doug DeCinces, R OBP: 0.325, SLG: 0.460 (1, 5)		0-0 HR		0-0 CS 1B			0-0 G3 2B	0-0 HR 2B		4 2 4 1 0 0 0
Fred Lynn, L OBP: 0.353, SLG: 0.443 (1, 8)		0-0 F7		0-0 CS 1-2	0-3 K		0-0 G3	0-0 HR		4 1 1 2 0 1 1
Tim Foli, R OBP: 0.307, SLG: 0.357 (1, 6)		0-0 F9			0-0 1B		0-0 P3	0-0 2B 1B 1B		4 1 2 0 0 0 1
Bob Boone, R OBP: 0.344, SLG: 0.350 (1, 2)			0-0 F7		0-0 P4		0-0 6-3	0-0 1B 2B		4 0 1 0 0 0 2

Inning Stats	R: 0 E: 0 K: 0 S: 4	H: 1 LOB: 1 BB: 0 P: 4	R: 1 E: 0 K: 0 S: 4	H: 1 LOB: 0 BB: 0 P: 4	R: 0 E: 0 K: 0 S: 3	H: 0 LOB: 1 BB: 1 P: 7	R: 0 E: 0 K: 0 S: 3	H: 1 LOB: 0 BB: 0 P: 3	R: 0 E: 0 K: 1 S: 6	H: 1 LOB: 1 BB: 0 P: 6	R: 0 E: 0 K: 0 S: 4	H: 1 LOB: 1 BB: 0 P: 4	R: 0 E: 0 K: 0 S: 3	H: 0 LOB: 0 BB: 0 P: 3	R: 4 E: 0 K: 3 S: 15	H: 6 LOB: 2 BB: 0 P: 15	1B: 5 2B: 4 3B: 0 HR: 3	SF: 0 SAC: 0 DP: 0 HBP: 0
--------------	------------------------------	---------------------------------	------------------------------	---------------------------------	------------------------------	---------------------------------	------------------------------	---------------------------------	------------------------------	---------------------------------	------------------------------	---------------------------------	------------------------------	---------------------------------	-------------------------------	----------------------------------	----------------------------------	------------------------------------

PITCHER	IP	WLS	BF	H	R	ER	SO	BB	IBB	HBP	BLK	WP	HR	S	P	ERA	WHIP
Scott McGregor, L ERA: 3.89 (1, 1)	8.1	W	34	9	4	4	3	1	0	0	0	0	3	39	43	4.32	1.200
Don Stanhouse, R ERA: 6.14 (9, 1)	0.0		2	2	0	0	0	0	0	0	0	0	0	2	2	∞	∞
Tim Stoddard, R ERA: 2.72 (9, 1)	0.0		1	1	1	1	0	0	0	0	0	0	0	1	1	∞	∞
Tippy Martinez, L ERA: 3.98 (9, 1)	0.2	S	2	0	0	0	2	0	0	0	0	0	0	6	6	0.00	0.000

BOTTOM

Baltimore Orioles @ California Angels
Anaheim Stadium, Anaheim, CA
 Mon Jul 05 1982, 10:05 PM EDT
 Att. 27,571 - Unknown

livebaseballscorecards.com

AB	38
R	5
H	12
RBI	5
BB	1
SO	5
LOB	12



WP	PA
0	40
PB: 0	
SB: 0	
CS: 1	

Batter	1	2	3	4	5	6	7	8	9	AB R H RBI BB SO LOB	TOP																
Al Bumbry, L (1, 8) OBP: 0.314, SLG: 0.314	0-3 K	0-0 2-H 3-H 1B		0-0 3-1		4-0 S BB		0-0 L6		4 0 1 2 1 1 0																	
Rich Dauer, R (1, 4) OBP: 0.340, SLG: 0.395 Terry Crowley, L (9, PH) OBP: 0.378, SLG: 0.367 Lenn Sakata, R (9, 4) OBP: 0.319, SLG: 0.342	4-0 BB	0-0 6-3		0-0 6-3		4-0 G4-6-3 BB		4-0 WP BB		2 0 0 0 2 0 1 0 0 0 0 1 0 0 0 0 0 0 0 0 0																	
Ken Singleton, S (1, 10) OBP: 0.381, SLG: 0.378	0-0 F7		0-0 BB HR 1B		4-0 1B SF8 BB	0-0 G4-6-3 1-2f		0-3 K		4 2 1 0 1 1 4																	
Eddie Murray, S (1, 3) OBP: 0.385, SLG: 0.542	0-3 K		0-3 K		0-0 F8		0-0 6-3	4-0 1-2 IBB		4 0 0 0 1 2 3																	
Cal Ripken Jr., R (1, 6) OBP: 0.305, SLG: 0.466		4-0 1B E BB	4-0 1-2 HR BB		0-0 SF8 1B 1-2 1B		0-0 1B	0-3 K		3 2 2 0 2 1 2																	
John Lowenstein, L (1, 7) OBP: 0.401, SLG: 0.613		0-0 F7	0-0 1-H 2-H HR		0-0 1-2 2-3 1B		0-0 F7	0-3 K		5 1 2 3 0 1 4																	
Dan Ford, R (1, 9) OBP: 0.282, SLG: 0.390		0-0 E 1B 1B	0-3 K		0-0 SF8 2-3 3-H		0-3 K			3 1 1 1 0 2 1																	
Joe Nolan, L (1, 2) OBP: 0.301, SLG: 0.412		0-0 E9 1B 1B	0-0 G3		0-0 1-3		0-0 1-3			4 1 1 1 0 0 2																	
Floyd Rayford, R (1, 5) OBP: 0.206, SLG: 0.323	0-3 K			0-0 6-3		0-0 6-3		0-0 F8		4 0 0 0 0 1 2																	
Inning Stats	R: 0 E: 0 K: 2 S: 7	H: 0 LOB: 1 BB: 1 P: 11	R: 3 E: 1 K: 1 S: 8	H: 3 LOB: 1 BB: 1 P: 12	R: 3 E: 0 K: 2 S: 9	H: 2 LOB: 0 BB: 1 P: 13	R: 0 E: 0 K: 0 S: 3	H: 0 LOB: 0 BB: 0 P: 3	R: 1 E: 0 K: 0 S: 5	H: 2 LOB: 2 BB: 1 P: 9	R: 0 E: 0 K: 0 S: 2	H: 0 LOB: 1 BB: 2 P: 10	R: 0 E: 0 K: 1 S: 6	H: 1 LOB: 1 BB: 0 P: 6	R: 0 E: 0 K: 0 S: 3	H: 0 LOB: 0 BB: 0 P: 3	R: 0 E: 0 K: 3 S: 9	H: 0 LOB: 2 BB: 2 P: 17	1B: 7 2B: 0 3B: 0 HR: 1	SF: 1 SAC: 0 DP: 1 HBP: 0	WP: 1 PB: 0 SB: 1 CS: 0	PA: 42					
Gene Nelson, R (1, 1) ERA: 4.18 Larry Andersen, R (5, 1) ERA: 5.44 Bill Caudill, R (9, 1) ERA: 1.99	IP	WLS	BF	H	R	ER	SO	BB	IBB	HBP	BLK	WP	HR	S	P	ERA	WHIP										
	4.1		24	7	7	6	5	4	0	0	0	0	1	30	46	12.46	2.538										
	3.2		14	1	0	0	1	3	0	0	0	0	0	13	25	0.00	1.091										
	1.0	W	4	0	0	0	3	0	1	0	0	1	0	9	13	0.00	0.000										

Baltimore Orioles @ Seattle Mariners
 The Kingdome, Seattle, WA
 Wed Jul 07 1982, 10:05 PM EDT
 Att: 12,405 - Unknown

livebaseballscorecards.com

AB	33
R	7
H	8
RBI	7
BB	8
SO	9
LOB	19



BOTTOM

Baltimore Orioles @ Seattle Mariners
The Kingdome, Seattle, WA
Wed Jul 07 1982, 10:05 PM EDT
Att. 12,405 - Unknown

livebaseballscorecards.com

AB 38
R 8
H 13
RBI 7
BB 5
SO 2
LOB 22



WP: 2 PA: 45
PB: 0
SB: 2
CS: 0

AB R H RBI BB SO LOB

4 0 1 1 1 0 2

4 1 2 0 0 0 3

4 1 2 1 1 0 3
0 0 0 0 0 0 0

4 1 1 1 1 0 5

5 0 1 1 0 0 1

4 1 1 0 1 1 3
0 1 0 0 0 0 0

5 1 1 0 0 1 3

4 2 3 2 1 0 0

4 0 1 1 0 0 2

Batter	1	2	3	4	5	6	7	8	9
Julio Cruz, S (1, 4) OBP: 0.327, SLG: 0.328	4-0 G6-3 1B BB	0-0 E5 FC6-4		0-0 5-3		0-0 F8		0-0 F8 S 2-H 1B	
Manny Castillo, S (1, 5) OBP: 0.310, SLG: 0.331	0-0 G6-3 1-2 1B	0-0 FC6-4 1-2f			0-0 BB 1B	1-0 1B HBP		0-0 F8 1-3	
Bruce Bochte, L (1, 7) OBP: 0.399, SLG: 0.403 Joe Simpson, L (8, PR) OBP: 0.286, SLG: 0.302 (9, 7)	0-0 G6-3 1-2f 2-3		0-0 WP 1B 2B		0-0 F7	0-0 FC6-4 1-3 2-H 1B		4-0 IBB	
Al Cowens, R (1, 9) OBP: 0.341, SLG: 0.500	0-0 5-3		0-0 1B		4-0 1B WP BB	0-0 FC6-4 1-2f		0-0 F8	
Richie Zisk, R (1, 10) OBP: 0.336, SLG: 0.389		0-0 L4	0-0 F9		0-0 WP 1B	0-0 6-3		0-0 F9	
Gary Gray, R (1, 3) OBP: 0.353, SLG: 0.394 Bobby Brown, S (9, PR) OBP: 0.274, SLG: 0.282		0-0 2B 1B	0-0 F7		0-3 K	0-0 F7		4-0 S 1B BB	
Rick Sweet, S (1, 2) OBP: 0.387, SLG: 0.469		0-0 2B 2B	0-3 K		0-0 F5 1-2 3-H	0-0 1-3		0-0 F8	
Dave Henderson, R (1, 8) OBP: 0.380, SLG: 0.566		0-0 E 2B		0-0 P5		0-0 HBP 1B 1B		4-0 SH1-4 1B	
Todd Cruz, R (1, 6) OBP: 0.270, SLG: 0.387		0-0 F7		0-0 F9		0-0 F8		0-0 SH1-4 1-2 2-H 1B	

Inning Stats	R: 0	H: 1	E: 0	LOB: 1	K: 0	S: 3	P: 7	R: 2	H: 3	E: 1	LOB: 2	K: 0	S: 7	P: 7	R: 1	H: 2	E: 0	LOB: 1	K: 1	S: 7	R: 0	H: 0	E: 0	LOB: 0	K: 0	S: 3	R: 2	H: 2	E: 0	LOB: 1	K: 1	S: 7	P: 11	R: 1	H: 2	E: 0	LOB: 2	K: 0	S: 5	P: 6	R: 0	H: 0	E: 0	LOB: 0	K: 0	S: 3	R: 1	H: 2	E: 0	LOB: 2	K: 0	S: 5	P: 9	R: 1	H: 1	E: 0	LOB: 2	K: 0	S: 3	P: 11	1B: 10	SF: 0	2B: 3	SAC: 1	3B: 0	DP: 1	HR: 0	HBP: 1	WP: 2	PA: 45
--------------	------	------	------	--------	------	------	------	------	------	------	--------	------	------	------	------	------	------	--------	------	------	------	------	------	--------	------	------	------	------	------	--------	------	------	-------	------	------	------	--------	------	------	------	------	------	------	--------	------	------	------	------	------	--------	------	------	------	------	------	------	--------	------	------	-------	--------	-------	-------	--------	-------	-------	-------	--------	-------	--------

PITCHER	IP	WLS	BF	H	R	ER	SO	BB	IBB	HBP	BLK	WP	HR	S	P	ERA	WHIP
Storm Davis, R (1, 1) ERA: 2.45	1.1		8	4	2	2	0	1	0	0	0	0	0	7	11	13.50	3.750
Ross Grimsley, L (2, 1) ERA: 4.97	3.2		17	4	3	3	2	1	0	0	0	2	0	20	24	7.36	1.364
Don Stanhouse, R (6, 1) ERA: 6.35	2.1		11	3	2	2	0	0	0	1	0	0	0	10	11	7.71	1.286
Tim Stoddard, R (8, 1) ERA: 2.87	1.1	L	9	2	1	1	0	1	2	0	0	0	0	6	18	6.75	2.250

Batter	1	2	3	4	5	6	7	8	9	AB R H RBI BB SO LOB	TOP											
Al Bumbry, L (1, 8) <small>OBP: 0.310, SLG: 0.310</small> Dan Ford, R (9, PH) <small>OBP: 0.285, SLG: 0.392</small>	0-0 F7	0-0 E5		0-3 K			0-3 K		0-0 SH1-4 1B	4 0 0 0 0 2 0 1 0 1 0 0 0 0												
Rich Dauer, R (1, 4) <small>OBP: 0.339, SLG: 0.393</small> (6, 5) (8, 4)	0-0 1B 1B	0-0 6-3			0-0 6-3		0-0 E5 1B		0-0 SH1-4 1-2	4 1 1 0 0 0 1												
Ken Singleton, S (1, 10) <small>OBP: 0.384, SLG: 0.382</small>	0-0 1B 1-3 1B			0-3 K		0-0 1B 1B	0-0 1-2 1B		0-3 K	5 0 3 0 0 2 1												
Eddie Murray, S (1, 3) <small>OBP: 0.385, SLG: 0.539</small>	0-0 1-2 3-H 1B			0-0 F8		0-0 1-2 G3-6-1 1B	0-0 4-3		0-3 K	5 0 2 1 0 1 2												
John Lowenstein, L (1, 7) <small>OBP: 0.409, SLG: 0.634</small>	0-0 1-2 2-3 1B			0-0 HR		0-0 1-2f G3-6-1		4-0 1B BB		3 1 2 1 1 0 2												
Cal Ripken Jr., R (1, 6) <small>OBP: 0.307, SLG: 0.474</small> (8, 5)	0-0 G6-4-3 1-2f			0-0 3B		0-0 1-3		0-0 1-2 FC5-4 1B		4 0 2 0 0 0 3												
Joe Nolan, L (1, 2) <small>OBP: 0.299, SLG: 0.406</small>		0-0 6-3		0-3 K		0-0 WP 1B		0-0 B1		4 0 1 0 0 1 3												
Gary Roenicke, R (1, 9) <small>OBP: 0.382, SLG: 0.528</small>		0-0 S E 1B		0-0 F4		0-0 P4		0-0 F7		4 1 1 0 0 0 3												
Floyd Rayford, R (1, 5) <small>OBP: 0.189, SLG: 0.294</small> Lenn Sakata, R (6, 4) <small>OBP: 0.319, SLG: 0.342</small> Terry Crowley, L (8, PH) <small>OBP: 0.378, SLG: 0.367</small> Benny Ayala, R (8, PH) <small>OBP: 0.333, SLG: 0.561</small> Bobby Bonner, R (8, 6) <small>OBP: 0.198, SLG: 0.234</small>		0-3 K		0-0 6-3		0-0 4-3		0-0 FC5-4 1-2f		3 0 0 0 0 1 2 0 0 0 0 0 0 0 0 0 0 0 0 0 0 1 0 0 0 0 0 2 0 0 0 0 0 0 0												
Inning Stats	R: 1 E: 0 K: 0 S: 6	H: 4 LOB: 2 BB: 0 P: 6	R: 1 E: 1 K: 1 S: 7	H: 1 LOB: 1 BB: 0 P: 7	R: 1 E: 0 K: 2 S: 9	H: 2 LOB: 1 BB: 0 P: 9	R: 0 E: 0 K: 1 S: 5	H: 0 LOB: 0 BB: 0 P: 5	R: 0 E: 0 K: 0 S: 4	H: 2 LOB: 1 BB: 0 P: 4	R: 0 E: 0 K: 0 S: 4	H: 1 LOB: 1 BB: 0 P: 4	R: 0 E: 1 K: 1 S: 6	H: 1 LOB: 1 BB: 0 P: 6	R: 0 E: 0 K: 0 S: 4	H: 1 LOB: 2 BB: 1 P: 8	R: 0 E: 0 K: 2 S: 8	H: 1 LOB: 1 BB: 0 P: 8	1B: 11 2B: 0 3B: 1 HR: 1	SF: 0 SAC: 1 DP: 2 HBP: 0	WP: 1 PB: 0 SB: 1 CS: 0	PA: 40
PITCHER	IP WLS BF H R ER SO BB IBB HBP BLK WP HR S P ERA WHIP																					
Mike Moore, R (1, 1) <small>ERA: 6.41</small> Mike Stanton, R (8, 1) <small>ERA: 2.42</small> Ed Vande Berg, L (8, 1) <small>ERA: 1.89</small> Bill Caudill, R (9, 1) <small>ERA: 1.95</small>	7.0 W 32 11 3 2 5 1 0 0 0 1 1 41 45 2.57 1.714																					

Baltimore Orioles @ Seattle Mariners
 The Kingdome, Seattle, WA
 Thu Jul 08 1982, 10:05 PM EDT
 Att. 13,538 - Unknown

livebaseballscorecards.com

AB 38
R 3
H 13
RBI 2
BB 1
SO 7
LOB 19



Batter	1	2	3	4	5	6	7	8	9	AB R H RBI BB SO LOB	TOP																
Lenn Sakata, R OBP: 0.326, SLG: 0.342 (1, 4)	4-0 G3 BB BB	4-0 2B BB		x 0-0 F9		x 0-0 1B		x 0-0 6-3		3 1 1 0 2 0 0																	
Dan Ford, R OBP: 0.283, SLG: 0.392 (1, 9)	0-3 K	0-0 1B 2B 1-H 2-H 3-H		x 0-0 F7		x 0-0 F8		x 0-0 F8		5 1 1 3 0 1 2																	
Ken Singleton, S OBP: 0.387, SLG: 0.384 (1, 10)	4-0 G3 BB 1-2	0-0 2B 1B 2-H		x 0-3 K			x 0-0 1-3 1B 2B 1B	x 0-0 1-3		4 2 2 1 1 1 0																	
Eddie Murray, S OBP: 0.381, SLG: 0.536 (1, 3)	0-0 G3 1-2 2-3	0-0 2B 2-H			x 0-0 6-3		x 0-0 F9	x 0-0 6-3		5 0 1 1 0 0 3																	
John Lowenstein, L OBP: 0.402, SLG: 0.622 (1, 7)	0-0 F7	0-3 K			x 0-0 F8		x 0-0 1-2 2B 1-3 1B	x 0-0 2B		3 0 0 0 0 1 3																	
Benny Ayala, R OBP: 0.344, SLG: 0.569 (7, PH)										1 1 1 0 0 0 0																	
Al Bumbry, L OBP: 0.312, SLG: 0.316 (7, 8)										1 0 1 0 0 0 0																	
Cal Ripken Jr., R OBP: 0.312, SLG: 0.474 (1, 6)		0-0 2B 1B BB	4-0 G6-4-3 BB		x 0-0 1B		x 0-0 1-3	x 0-3 K		4 1 2 0 1 1 3																	
Gary Roenicke, R OBP: 0.383, SLG: 0.535 (1, 8)		0-0 2B 2B 1-3	0-0 G6-4-3 1-2f		x 0-0 5-3		x 0-0 2B	x 0-0 1-3		5 1 2 2 0 0 3																	
Rich Dauer, R OBP: 0.341, SLG: 0.393 (1, 5)		0-0 5-3	0-0 1B			x 0-3 K2-3				3 0 1 0 1 1 2																	
Rick Dempsey, R OBP: 0.299, SLG: 0.324 (1, 2)		0-0 F2	0-0 L6			x 0-0 F8		x 0-0 F9		4 0 0 0 0 0 5																	
Inning Stats	R: 0 E: 0 K: 1 S: 5	H: 0 LOB: 2 BB: 2 P: 13	R: 5 E: 0 K: 1 S: 10	H: 5 LOB: 1 BB: 1 P: 14	R: 0 E: 0 K: 0 S: 3	H: 1 LOB: 1 BB: 1 P: 7	R: 0 E: 0 K: 1 S: 5	H: 0 LOB: 0 BB: 0 P: 5	R: 0 E: 0 K: 0 S: 4	H: 1 LOB: 1 BB: 0 P: 4	R: 0 E: 0 K: 1 S: 6	H: 1 LOB: 1 BB: 0 P: 6	R: 2 E: 0 K: 0 S: 6	H: 3 LOB: 2 BB: 1 P: 10	R: 0 E: 0 K: 0 S: 3	H: 0 LOB: 0 BB: 0 P: 3	R: 0 E: 0 K: 1 S: 6	H: 1 LOB: 1 BB: 0 P: 6	1B: 7 2B: 5 3B: 0 HR: 0	SF: 0 SAC: 0 DP: 1 HBP: 0	WP: 0 PB: 0 SB: 0 CS: 0	PA: 43					
PITCHER	IP	WLS	BF	H	R	ER	SO	BB	IBB	HBP	BLK	WP	HR	S	P	ERA	WHIP										
Matt Keough, R ERA: 5.68 (1, 1)	1.2	L	13	5	5	5	1	3	0	0	0	0	0	12	24	27.00	4.800										
Bob Owchinko, L ERA: 5.48 (2, 1)	4.2		19	5	2	2	3	1	0	0	0	0	0	24	28	3.86	1.286										
Dave Beard, R ERA: 4.02 (7, 1)	0.2		4	1	0	0	0	1	0	0	0	0	0	3	7	0.00	3.000										
Bo McLaughlin, R ERA: 4.84 (8, 1)	2.0		7	1	0	0	1	0	0	0	0	0	0	9	9	0.00	0.500										

Baltimore Orioles @ Oakland Athletics
Oakland-Alameda County Coliseum, Oakland, CA

Fri Jul 09 1982, 7:05 PM PDT
Att. 16,051 - Unknown

livebaseballscorecards.com

AB	38
R	7
H	12
RBI	7
BB	5
SO	5
LOB	21



Batter	1	2	3	4	5	6	7	8	9	AB	R	H	RBI	BB	SO	LOB
Rickey Henderson, R (1, 7) OBP: 0.424, SLG: 0.416	0-0 S 4-3 FC4-6 1B		0-0 F8		4-0 FC6-4 1B BB		0-3 K		4-0 1B BB	3	2	1	0	2	1	0
Dwayne Murphy, L (1, 8) OBP: 0.352, SLG: 0.411	0-0 4-3 1-2		0-0 HR		0-0 FC6-4 1B		0-0 F7		0-0 G5-3 1B 1B	5	1	3	1	0	0	1
Jeff Burroughs, R (1, 10) OBP: 0.352, SLG: 0.473	4-0 FC4-6 2-3 BB		0-0 F7		0-0 FC6-4 G5-4-3 1-2f 2-3			0-0 1B 2B	0-0 1B	4	1	2	1	1	0	2
Cliff Johnson, R (1, 3) OBP: 0.305, SLG: 0.367	0-0 FC4-6 1B 1-2f 3-H		0-0 1B		0-0 G5-4-3 1-2f			0-0 P6	0-0 G5-3 2-3f	5	0	1	1	0	0	6
Tony Armas, R (1, 9) OBP: 0.263, SLG: 0.372	0-0 1-2 1B		0-0 F7			0-0 HR		0-0 F9		4	1	2	1	0	0	2
Mickey Klutts, R (1, 5) OBP: 0.245, SLG: 0.261	0-0 F8			0-0 F9		0-0 5-3		0-0 1B 1B		4	0	1	1	0	0	2
Davey Lopes, R (1, 4) OBP: 0.310, SLG: 0.366		0-0 F8		0-0 1B		0-0 5-3		0-0 1B 1B		4	0	2	0	0	0	0
Jeff Newman, R (1, 2) OBP: 0.244, SLG: 0.349		0-0 F9		0-3 K		0-0 F9		0-0 F9		3	0	0	0	0	1	1
Wayne Gross, L (8, PH) OBP: 0.345, SLG: 0.317										1	0	0	0	0	0	2
Mike Heath, R (9, 2) OBP: 0.322, SLG: 0.358										0	0	0	0	0	0	0
Fred Stanley, R (1, 6) OBP: 0.292, SLG: 0.217		0-0 4-3		0-0 F9			0-0 F7		0-0 F9	3	0	0	0	0	0	1
Dan Meyer, L (9, PH) OBP: 0.273, SLG: 0.397										1	0	0	0	0	0	0

Inning Stats	R: 1	H: 2	E: 0	K: 0	S: 5	H: 2	LOB: 2	BB: 1	P: 9	R: 0	H: 0	E: 0	K: 0	S: 3	R: 0	H: 2	E: 0	K: 0	S: 5	R: 0	H: 1	E: 0	K: 1	S: 6	R: 0	H: 1	E: 0	K: 0	S: 3	R: 1	H: 1	E: 0	K: 0	S: 4	R: 0	H: 0	E: 0	K: 1	S: 5	R: 1	H: 3	E: 0	K: 0	S: 6	R: 1	H: 2	E: 0	K: 0	S: 4	R: 0	H: 2	E: 0	K: 0	S: 3
--------------	------	------	------	------	------	------	--------	-------	------	------	------	------	------	------	------	------	------	------	------	------	------	------	------	------	------	------	------	------	------	------	------	------	------	------	------	------	------	------	------	------	------	------	------	------	------	------	------	------	------	------	------	------	------	------

PITCHER	IP	WLS	BF	H	R	ER	SO	BB	IBB	HBP	BLK	WP	HR	S	P	ERA	WHIP
Scott McGregor, L (1, 1) ERA: 3.93	7.2	W	34	10	4	4	2	2	0	0	0	0	2	36	44	4.70	1.565
Tim Stoddard, R (8, 1) ERA: 3.0	1.1	S	6	2	1	1	0	1	0	0	0	0	0	5	9	6.75	2.250


BOTTOM

Baltimore Orioles @ Oakland Athletics
Oakland-Alameda County Coliseum, Oakland, CA

Fri Jul 09 1982, 7:05 PM PDT
Att. 16,051 - Unknown

livebaseballscorecards.com

AB	37
R	5
H	12
RBI	5
BB	3
SO	2
LOB	17



WP	HR	S	P	ERA	WHIP
0	0	0	0	4.70	1.565
0	0	0	0	6.75	2.250

Batter	1	2	3	4	5	6	7	8	9	AB R H RBI BB SO LOB	TOP
Al Bumbry, L (1, 8) OBP: 0.317, SLG: 0.321	0-0 E4 E 1B		0-0 FC7-5 1B		0-0 F7			0-0 1B 1B		4 1 3 0 0 0 1	<p>Baltimore Orioles @ Oakland Athletics Oakland-Alameda County Coliseum, Oakland, CA</p> <p>Sat Jul 10 1982, 3:33 AM PDT Att. 25,656 - Unknown</p> <p>livebaseballscorecards.com</p>
Rich Dauer, R (1, 5) OBP: 0.343, SLG: 0.394	0-0 E4 FC6 3-H		0-0 FC7-5 1B		0-0 G6-4-3 1-2f			0-0 1B 1-3		4 0 2 1 0 0 1	
Dan Ford, R (1, 9) OBP: 0.283, SLG: 0.388	0-0 F8		0-0 F7			4-0 G5-3 1B BB		0-3 K S S S		3 0 0 0 1 1 4	
Eddie Murray, S (1, 3) OBP: 0.380, SLG: 0.534 Benny Ayala, R (1, 3) OBP: 0.349, SLG: 0.567 Terry Crowley, L (8, PH) OBP: 0.373, SLG: 0.361	0-0 FC6 2-3		0-0 FC7-5 FC6-4 1-2 2-3f			0-0 G5-3 1B		0-0 F5		1 0 0 0 0 0 1 2 0 1 0 0 0 2 1 0 0 0 0 0 1	
Gary Roenicke, R (1, 7) OBP: 0.377, SLG: 0.524	0-0 F8		0-0 FC6-4 1-2f			0-0 G5-3 1-2 2-3f		0-3 K S S S		4 0 0 0 0 1 5	
Cal Ripken Jr., R (1, 6) OBP: 0.311, SLG: 0.474		0-0 2B		0-0 F8			0-0 F8		0-3 K S S S	4 0 1 0 0 1 1	
Ken Singleton, S (1, 10) OBP: 0.382, SLG: 0.378		0-3 K S S S		0-0 4-3			0-3 K S S S		0-0 6-3	4 0 0 0 0 2 1	
Lenn Sakata, R (1, 4) OBP: 0.321, SLG: 0.337		0-0 F9		0-0 L6			0-0 6-3			3 0 0 0 0 0 1	
Rick Dempsey, R (1, 2) OBP: 0.300, SLG: 0.324		0-0 F8			0-0 G6-4-3 1B		0-0 6-3			3 0 1 0 0 0 1	
Inning Stats	R: 1 H: 1 E: 2 LOB: 1 K: 0 BB: 0 S: 5 P: 5	R: 0 H: 1 E: 0 LOB: 1 K: 1 BB: 0 S: 6 P: 6	R: 0 H: 2 E: 0 LOB: 2 K: 0 BB: 0 S: 5 P: 5	R: 0 H: 0 E: 0 LOB: 0 K: 0 BB: 0 S: 3 P: 3	R: 0 H: 1 E: 0 LOB: 0 K: 0 BB: 0 S: 3 P: 3	R: 0 H: 1 E: 0 LOB: 1 K: 0 BB: 1 S: 3 P: 7	R: 0 H: 0 E: 0 LOB: 0 K: 1 BB: 0 S: 5 P: 5	R: 0 H: 2 E: 0 LOB: 1 K: 1 BB: 0 S: 6 P: 6	R: 0 H: 0 E: 0 LOB: 0 K: 2 BB: 0 S: 7 P: 7	1B: 7 SF: 0 2B: 1 SAC: 0 3B: 0 DP: 2 HR: 0 HBP: 0	
PITCHER Tom Underwood, L (1, 1) ERA: 3.12 Dave Beard, R (8, 1) ERA: 3.9	IP WLS BF H R ER SO BB IBB HBP BLK WP HR S P ERA WHIP	7.1 W 29 8 1 0 2 1 0 0 0 0 0 0 32 36 0.00 1.227	1.2 S 5 0 0 0 3 0 0 0 0 0 0 0 11 11 0.00 0.000	PITCHER IP WLS BF H R ER SO BB IBB HBP BLK WP HR S P ERA WHIP							

AB	33
R	1
H	8
RBI	1
BB	1
SO	5
LOB	19



Batter	1	2	3	4	5	6	7	8	9
Rickey Henderson, R OBP: 0.424, SLG: 0.415 (1, 7)	4-0 S BLK BB		0-0 F9		0-0 1B			0-0 4-3	
Dwayne Murphy, L OBP: 0.353, SLG: 0.412 (1, 8)	0-3 K 1-2		0-0 S HR 1B		0-0 4-3			0-0 1B 1B	
Dan Meyer, L OBP: 0.277, SLG: 0.399 (1, 3)	0-0 F7		0-0 F8			0-0 CS 1B		0-0 G6-4-3 1B	
Tony Armas, R OBP: 0.263, SLG: 0.381 (1, 9)	0-0 F8 2-3		0-0 1-H HR			0-0 F8		0-0 G6-4-3 1-2f	
Wayne Gross, L OBP: 0.345, SLG: 0.332 (1, 5)		0-0 HR	0-3 K			0-0 F2			
Jeff Burroughs, R OBP: 0.363, SLG: 0.467 (1, 10)		4-0 5-3 4-3 BB		0-0 F9		0-0 CS 1-2	4-0 1B BB BB		
Mike Heath, R OBP: 0.316, SLG: 0.350 (1, 2)		0-0 4-3 1-2		0-0 6-3			0-0 B2		
Davey Lopes, R OBP: 0.310, SLG: 0.366 (1, 4)		0-0 5-3 2-3		0-0 F8			0-0 2-3 1-3 1B		
Fred Stanley, R OBP: 0.286, SLG: 0.211 (1, 6)		0-0 6-3			0-3 K		0-0 2-3 1-2f		

Inning Stats	R: 0	H: 0	E: 0	K: 1	S: 5	R: 1	H: 1	E: 0	K: 0	S: 4	R: 2	H: 2	E: 0	K: 1	S: 7	R: 0	H: 0	E: 0	K: 0	S: 3	R: 0	H: 1	E: 0	K: 1	S: 5	R: 0	H: 1	E: 0	K: 0	S: 3	R: 0	H: 2	E: 0	K: 0	S: 4
	LOB: 1	BB: 1	P: 9	LOB: 1	BB: 1	P: 8	LOB: 0	BB: 0	P: 7	LOB: 0	BB: 0	P: 3	LOB: 0	BB: 0	P: 5	LOB: 0	BB: 0	P: 3	LOB: 1	BB: 1	P: 7	LOB: 1	BB: 1	P: 4	LOB: 0	BB: 0	P: 4	LOB: 1	BB: 0	P: 4	LOB: 1	BB: 0	P: 4		

PITCHER	IP	WLS	BF	H	R	ER	SO	BB	IBB	HBP	BLK	WP	HR	S	P	ERA	WHIP
Dennis Martinez, R ERA: 3.77 (1, 1)	8.0	L	31	8	3	3	3	3	0	0	1	0	2	34	46	3.38	1.375

BOTTOM

Baltimore Orioles @ Oakland Athletics
Oakland-Alameda County Coliseum, Oakland, CA

Sat Jul 10 1982, 3:33 AM PDT
Att. 25,656 - Unknown

livebaseballscorecards.com

AB	28
R	3
H	8
RBI	3
BB	3
SO	3
LOB	14



1B:	6	SF:	0	WP:	0	PA:	32
2B:	1	SAC:	0	PB:	0		
3B:	0	DP:	2	SB:	2		
HR:	2	HBP:	0	CS:	1		

Batter	1	2	3	4	5	6	7	8	9	AB R H RBI BB SO LOB	TOP		
Al Bumbry, L (1, 8) OBP: 0.320, SLG: 0.322	4-0 FC3-6 S 1B BB	0-0 F8			0-0 SH5-3 1-2	0-0 F8		0-0 1B		3 1 1 0 1 0 1			
Rich Dauer, R (1, 5) OBP: 0.343, SLG: 0.392	4-0 FC3-6 1-2 BB		0-0 F8		0-0 6-3		0-0 BB 1B	0-0 1-3		4 0 1 0 1 0 3			
Ken Singleton, S (1, 10) OBP: 0.385, SLG: 0.381	0-0 FC3-6 BB 1B 1-2f 2-3		0-0 F9		4-0 HR BB		4-0 FC4 BB		0-0 FC6-4 2B	3 2 1 0 2 0 2			
Eddie Murray, S (1, 3) OBP: 0.384, SLG: 0.545	0-0 BB 1-2 3-H 1B		0-0 4-3		0-0 HR 1-H 2-H		0-0 F7		4-0 FC6-4 BB	4 1 2 4 1 0 2			
John Lowenstein, L (1, 7) OBP: 0.395, SLG: 0.609 Gary Roenicke, R (7, PH) OBP: 0.373, SLG: 0.519	0-0 F7			0-0 F7	0-0 F7		0-0 P6		0-0 P2	3 0 0 0 0 0 2 2 0 0 0 0 0 4			
Cal Ripken Jr., R (1, 6) OBP: 0.313, SLG: 0.471	4-0 1-2 2-3 BB		0-0 F9		0-0 2B SF8 1B		0-0 FC4 1-2f		0-0 FC6-4 2B 1B 1-2f 2-3	4 2 1 0 1 0 4			
Dan Ford, R (1, 9) OBP: 0.292, SLG: 0.403	0-0 6-3		0-0 1B		0-0 SF8 1-3 2B		0-0 1B SH1 1B		0-0 1B 2B 1-3 3-H	5 1 4 1 0 0 3			
Lenn Sakata, R (1, 4) OBP: 0.320, SLG: 0.335		0-0 F8		0-3 K		0-0 2-3		0-0 SH1	0-0 1B	4 0 1 2 0 1 3			
Rick Dempsey, R (1, 2) OBP: 0.297, SLG: 0.323		0-0 F8			0-0 HR SH5-3 1B		0-0 SF8 2-3 3-H		0-0 F9	4 1 1 1 0 0 2			
Inning Stats	R: 1 E: 0 K: 0 S: 4 H: 1 LOB: 3 BB: 3 P: 16	R: 0 E: 0 K: 0 S: 3 H: 0 LOB: 0 BB: 0 P: 3	R: 0 E: 0 K: 0 S: 3 H: 0 LOB: 0 BB: 0 P: 3	R: 0 E: 0 K: 1 S: 6 H: 1 LOB: 1 BB: 0 P: 6	R: 3 E: 0 K: 0 S: 5 H: 2 LOB: 0 BB: 1 P: 9	R: 1 E: 0 K: 0 S: 5 H: 2 LOB: 1 BB: 0 P: 5	R: 0 E: 0 K: 0 S: 4 H: 1 LOB: 2 BB: 1 P: 8	R: 0 E: 0 K: 0 S: 5 H: 2 LOB: 2 BB: 0 P: 5	R: 3 E: 0 K: 0 S: 6 H: 3 LOB: 1 BB: 1 P: 10	1B: 8 2B: 3 3B: 0 HR: 1 SF: 1 SAC: 2 DP: 0 HBP: 0	WP: 0 PB: 0 SB: 1 CS: 0 PA: 45		
PITCHER	IP WLS BF H R ER SO BB IBB HBP BLK WP HR S P ERA WHIP											PITCHER	IP WLS BF H R ER SO BB IBB HBP BLK WP HR S P ERA WHIP
Brian Kingman, R (1, 1) ERA: 4.22	5.2 L 27 6 5 5 1 4 0 0 0 0 0 1 25 41 7.94 1.765												
Bob Owchinko, L (6, 1) ERA: 5.4	0.2 4 1 0 0 0 1 0 0 0 0 0 0 3 7 0.00 3.000												
Rick Langford, R (7, 1) ERA: 4.2	2.2 14 5 3 3 0 1 0 0 0 0 0 0 13 17 10.12 2.250												

Baltimore Orioles @ Oakland Athletics
Oakland-Alameda County Coliseum, Oakland, CA

Sun Jul 11 1982, 3:33 AM PDT
Att. 23,484 - Unknown

AB	36
R	8
H	12
RBI	8
BB	6
SO	1
LOB	26



livebaseballscorecards.com

Batter	1	2	3	4	5	6	7	8	9	AB	R	H	RBI	BB	SO	LOB
Rickey Henderson, R OBP: 0.422, SLG: 0.412 (1, 7)	0-0 6-3 ①		0-0 CS S 1B		0-3 K ③			0-3 K ①	0-0 1-3 ③	5	0	1	0	0	2	1
Dwayne Murphy, L OBP: 0.352, SLG: 0.420 (1, 8)	0-3 K ②		0-0 4-3 ② ③			0-0 HR		0-0 1-3 ②		4	1	1	1	0	1	1
Dan Meyer, L OBP: 0.261, SLG: 0.415 (1, 3)	0-0 2B			0-0 F9 ①		0-0 P3 ①		0-0 3B		4	1	2	0	0	0	0
Tony Armas, R OBP: 0.266, SLG: 0.397 (1, 9)	0-0 2B 2-H			0-0 5-3 ②		0-0 HR		0-0 F8 ③		4	1	2	2	0	0	1
Wayne Gross, L OBP: 0.343, SLG: 0.330 (1, 5)	0-0 F9 ③			0-0 G3 ③		0-0 4-3 ②			0-0 FC6-4 1B	4	0	1	0	0	0	1
Jeff Burroughs, R OBP: 0.347, SLG: 0.443 (1, 10)		0-0 6-3 ①			0-0 F7 ①	0-3 K ③			0-0 FC6-4 1B HR	4	1	0	0	0	1	1
Mike Heath, R OBP: 0.314, SLG: 0.343 (1, 2)		0-0 4-3 ②			0-0 5-3 ②		0-0 F9 ①		4-0 1-2 HR BB	3	1	0	0	1	0	0
Davey Lopes, R OBP: 0.313, SLG: 0.381 (1, 4)		0-0 F3 ③			0-0 2B 1B		0-0 5-3 ②		0-0 1-H 2-H HR	4	2	2	3	0	0	0
Fred Stanley, R OBP: 0.287, SLG: 0.222 Cliff Johnson, R OBP: 0.304, SLG: 0.365 (9, PH)			0-0 F8 ①		0-0 1-H 2B		0-3 K ③		0-0 P4 ②	3	0	1	1	0	1	0
										1	0	0	0	0	0	0

Inning Stats	R: 1	H: 2	E: 0	K: 1	S: 7	H: 2	LOB: 1	BB: 0	P: 7	R: 0	H: 0	E: 0	K: 0	S: 3	R: 0	H: 1	E: 0	K: 0	S: 3	R: 0	H: 0	E: 0	K: 0	S: 3	R: 1	H: 2	E: 0	K: 1	S: 7	R: 2	H: 2	E: 0	K: 1	S: 7	R: 0	H: 0	E: 0	K: 1	S: 5	R: 0	H: 1	E: 0	K: 1	S: 6	R: 3	H: 2	E: 0	K: 0	S: 5	R: 0	H: 2	E: 0	K: 0	S: 5	1B: 3	2B: 3	3B: 1	SF: 0	SAC: 0	DP: 0	HBP: 0	WP: 0	PB: 0	SB: 1	CS: 1	PA: 37
--------------	------	------	------	------	------	------	--------	-------	------	------	------	------	------	------	------	------	------	------	------	------	------	------	------	------	------	------	------	------	------	------	------	------	------	------	------	------	------	------	------	------	------	------	------	------	------	------	------	------	------	------	------	------	------	------	-------	-------	-------	-------	--------	-------	--------	-------	-------	-------	-------	--------

PITCHER	IP	WLS	BF	H	R	ER	SO	BB	IBB	HBP	BLK	WP	HR	S	P	ERA	WHIP
Storm Davis, R ERA: 3.12 (1, 1)	5.1		22	7	4	4	2	0	0	0	0	0	2	26	26	6.75	1.312
Ross Grimsley, L ERA: 4.93 (6, 1)	0.1		1	0	0	0	0	0	0	0	0	0	0	1	1	0.00	0.000
Don Stanhouse, R ERA: 6.23 (6, 1)	0.1		1	0	0	0	1	0	0	0	0	0	0	3	3	0.00	0.000
Tippy Martinez, L ERA: 3.8 (7, 1)	1.2		6	1	0	0	2	0	0	0	0	0	0	10	10	0.00	0.600
Tim Stoddard, R ERA: 3.57 (8, 1)	1.1	S	7	2	3	3	0	1	0	0	0	0	1	6	10	20.25	2.250


BOTTOM

Baltimore Orioles @ Oakland Athletics
Oakland-Alameda County Coliseum, Oakland, CA

Sun Jul 11 1982, 3:33 AM PDT
Att. 23,484 - Unknown

livebaseballscorecards.com

AB	36
R	7
H	10
RBI	7
BB	1
SO	5
LOB	5



Batter	1	2	3	4	5	6	7	8	9	AB R H RBI BB SO LOB	TOP	
Julio Cruz, S OBP: 0.326, SLG: 0.319 (1, 4) X	0-0 F9 ①		0-0 F8 ③			0-0 F4 ③		0-0 4-3 ②		4 0 0 0 0 0 0		
Manny Castillo, S OBP: 0.306, SLG: 0.327 (1, 5) X	0-0 6-3 ②			0-0 6-3 ①			0-0 F3 ① X	0-0 F7 ③		4 0 0 0 0 0 0		
Bruce Bochte, L OBP: 0.392, SLG: 0.396 (1, 3) X	0-0 F9 ③			0-3 K ②			0-0 F9 ②		0-3 K ①	4 0 0 0 0 2 0		
Al Cowens, R OBP: 0.331, SLG: 0.479 (1, 9)		0-0 L7 ①		0-0 5-3 ③			0-0 1B 1B		0-3 K ②	4 1 1 0 0 1 0		
Richie Zisk, R OBP: 0.334, SLG: 0.387 (1, 10)		0-0 1-3 ②			0-0 5-3 ①		0-0 1B BB 1B		0-0 F7 ③	4 1 1 0 0 0 0		
Dave Henderson, R OBP: 0.367, SLG: 0.528 (1, 8)		0-0 2B			0-3 K ②		4-0 1B BB			2 0 1 0 1 1 0		
Todd Cruz, R OBP: 0.257, SLG: 0.365 (1, 6)		0-0 6-3 ③			0-0 5-3 ③		0-0 1B			3 0 1 2 0 0 1		
Bud Bulling, R OBP: 0.280, SLG: 0.262 (1, 2)			0-0 F8 ①			0-0 F9 ① X	0-0 F8 ③			2 0 0 0 0 0 0		
Rick Sweet, S OBP: 0.374, SLG: 0.453 (7, PH) (7, 2)										1 0 0 0 0 0 2		
Bobby Brown, S OBP: 0.315, SLG: 0.322 (1, 7)			0-0 F8 ②			0-0 F9 ②		0-0 F8 ①		3 0 0 0 0 0 0		
Inning Stats	R: 0 H: 0 E: 0 LOB: 0 K: 0 BB: 0 S: 3 P: 3	R: 0 H: 1 E: 0 LOB: 1 K: 0 BB: 0 S: 4 P: 4	R: 0 H: 0 E: 0 LOB: 0 K: 0 BB: 0 S: 3 P: 3	R: 0 H: 0 E: 0 LOB: 0 K: 1 BB: 0 S: 5 P: 5	R: 0 H: 0 E: 0 LOB: 0 K: 1 BB: 0 S: 5 P: 5	R: 0 H: 0 E: 0 LOB: 0 K: 0 BB: 0 S: 3 P: 3	R: 2 H: 3 E: 0 LOB: 2 K: 0 BB: 1 S: 6 P: 10	R: 0 H: 0 E: 0 LOB: 0 K: 2 BB: 0 S: 3 P: 3	R: 0 H: 0 E: 0 LOB: 0 K: 2 BB: 0 S: 7 P: 7	1B: 3 SF: 0 2B: 1 SAC: 0 3B: 0 DP: 0 HR: 0 HBP: 0	WP: 0 PA: 32 PB: 0 SB: 0 CS: 0	
PITCHER Scott McGregor, L ERA: 3.87 Sammy Stewart, R ERA: 4.4	IP WLS BF H R ER SO BB IBB HBP BLK WP HR S P ERA WHIP											PITCHER IP WLS BF H R ER SO BB IBB HBP BLK WP HR S P ERA WHIP
	6.2 W 25 4 2 2 2 1 0 0 0 0 0 0 28 32 2.70 0.750											

Seattle Mariners @ Baltimore Orioles
 Memorial Stadium, Baltimore, MD
 Thu Jul 15 1982, 7:05 PM EDT
 Att. 14,592 - Unknown - 86 F

livebaseballscorecards.com

AB	31
R	2
H	4
RBI	2
BB	1
SO	4
LOB	3



Batter	1	2	3	4	5	6	7	8	9
Al Bumbry, L OBP: 0.319, SLG: 0.330 (1, 8) X	0-0 F8 ①		0-0 1-H HR		0-3 K ①		0-0 4-3 ①		
Rich Dauer, R OBP: 0.345, SLG: 0.392 (1, 5) S S S	0-3 K ②		0-0 CS 1B		4-0 WP BB		0-0 F4 ②		
Ken Singleton, S OBP: 0.381, SLG: 0.376 (1, 10) X	0-0 4-3 ③		0-3 K ① ②		0-3 K ②		0-3 K ③		
Eddie Murray, S OBP: 0.386, SLG: 0.543 (1, 3) X		0-0 1B 1B	0-0 F8 ③		4-0 BB		0-0 L8 ①		
John Lowenstein, L OBP: 0.398, SLG: 0.606 (1, 7) X		0-0 1B 1B		0-3 K ①	0-0 L5 ③		0-0 1B 1B		
Cal Ripken Jr., R OBP: 0.318, SLG: 0.473 (1, 6) S S S		0-3 K ①		4-0 1B BB		0-0 FC5-6 1B 1B		0-0 1B 1B	
Dan Ford, R OBP: 0.295, SLG: 0.404 (1, 9) X		0-0 G6-4-3 1B		0-3 K ②		0-0 F8 FC5-6 1B		0-3 K ②	
Rick Dempsey, R OBP: 0.296, SLG: 0.321 (1, 2) X		0-0 G6-4-3 ③		0-0 1B 1B		0-0 FC5-6 ①		0-0 4-3 ③	
Lenn Sakata, R OBP: 0.320, SLG: 0.335 (1, 4) X			0-0 HR 1B		0-3 K ③		0-0 F8 ② ③		

Inning Stats	R: 0	H: 0	E: 0	K: 1	S: 5	R: 1	H: 3	E: 0	K: 1	S: 7	R: 2	H: 3	E: 0	K: 1	S: 7	R: 0	H: 1	E: 0	K: 3	S: 10	R: 0	H: 0	E: 0	K: 2	S: 7	R: 0	H: 2	E: 0	K: 1	S: 5	R: 0	H: 2	E: 0	K: 1	S: 7
	LOB: 0	BB: 0	P: 5	LOB: 1	BB: 0	P: 7	LOB: 0	BB: 0	P: 7	LOB: 2	BB: 1	P: 14	LOB: 2	BB: 2	P: 15	LOB: 1	BB: 0	P: 4	LOB: 0	BB: 0	P: 5	LOB: 0	BB: 0	P: 7	LOB: 2	BB: 0	P: 7	LOB: 0	BB: 0	P: 7	LOB: 0	BB: 0	P: 7		

PITCHER	IP	WLS	BF	H	R	ER	SO	BB	IBB	HBP	BLK	WP	HR	S	P	ERA	WHIP
Jim Beattie, R ERA: 3.02 (1, 1)	5.0	L	25	9	3	3	8	3	0	0	0	1	1	38	50	5.40	2.400
Larry Andersen, R ERA: 4.86 (6, 1)	3.0		10	2	0	0	2	0	0	0	0	0	0	14	14	0.00	0.667

AB R H RBI BB SO LOB

4	1	1	2	0	1	0
3	0	1	0	1	1	0
4	0	0	0	0	3	2
3	1	1	0	1	0	0
4	0	2	0	0	1	2
3	0	2	0	1	1	2
4	0	2	1	0	2	3
4	0	1	0	0	0	6
3	1	1	0	0	1	4

1B: 10	SF: 0	WP: 1	PA: 35
2B: 1	SAC: 0	PB: 0	
3B: 0	DP: 2	SB: 0	
HR: 1	HBP: 0	CS: 1	

AB	R	H	RBI	BB	SO	LOB
32	3	11	3	3	10	19



Seattle Mariners @ Baltimore Orioles
Memorial Stadium, Baltimore, MD
 Thu Jul 15 1982, 7:05 PM EDT
 Att: 14,592 - Unknown - 86 F

livebaseballscorecards.com

Batter	1	2	3	4	5	6	7	8	9	AB R H RBI BB SO LOB	TOP
Julio Cruz, S OBP: 0.324, SLG: 0.317 (1, 4) X	0-0 G3		0-0 S 2B 1B	0-0 L5		0-0 F3		0-0 G4-6-3 1-2f		5 1 1 0 0 0 1	
Manny Castillo, S OBP: 0.308, SLG: 0.332 (1, 5) X	0-0 6-3		0-0 F8	0-0 1B 1B		0-0 6-3 2B		0-0 5-3		5 1 2 0 0 0 1	
Bruce Bochte, L OBP: 0.395, SLG: 0.403 (1, 3) X	0-0 1B		0-0 S 1B 2B	0-0 1B 1B		0-0 6-3 2-3		0-0 4-3		5 1 3 1 0 0 1	
Al Cowens, R OBP: 0.329, SLG: 0.473 (1, 9) X	0-0 4-3		4-0 1B 1B BB	0-0 F4		0-0 F8		0-0 6-3		4 1 0 0 1 0 4	
Richie Zisk, R OBP: 0.339, SLG: 0.402 (1, 10) X		0-0 HR	0-0 BB 1B 1B	0-0 1-3 1B		0-0 F7		0-0 5-3		5 1 3 3 0 0 0	
Rick Sweet, S OBP: 0.360, SLG: 0.434 (1, 2) X		0-0 F8	0-0 F9	0-0 F8		0-0 F9				4 0 0 0 0 0 4	
Dave Henderson, R OBP: 0.375, SLG: 0.552 (1, 8) X		0-0 1B 1B BLK	0-0 1-2 2-H 1B		0-0 F4		0-0 HR			4 1 3 2 0 0 0	
Todd Cruz, R OBP: 0.257, SLG: 0.360 (1, 6) X		0-0 5-3	4-0 1-2 2-3 BB		0-0 F7		0-0 F8			3 0 0 0 1 0 1	
Bobby Brown, S OBP: 0.321, SLG: 0.328 (1, 7) X		0-0 2-H 1B	0-0 1-3		0-0 F2			0-0 G4-6-3 1B		4 0 2 0 0 0 3	
Inning Stats	R: 0 H: 1 E: 0 LOB: 1 K: 0 BB: 0 S: 4 P: 4	R: 1 H: 3 E: 0 LOB: 2 K: 0 BB: 0 S: 5 P: 5	R: 3 H: 4 E: 0 LOB: 3 K: 0 BB: 2 S: 7 P: 15	R: 1 H: 3 E: 0 LOB: 2 K: 0 BB: 0 S: 6 P: 6	R: 0 H: 0 E: 0 LOB: 0 K: 0 BB: 0 S: 3 P: 3	R: 0 H: 1 E: 0 LOB: 1 K: 0 BB: 0 S: 4 P: 4	R: 1 H: 1 E: 0 LOB: 0 K: 0 BB: 0 S: 4 P: 4	R: 0 H: 1 E: 0 LOB: 0 K: 0 BB: 0 S: 3 P: 3	R: 0 H: 0 E: 0 LOB: 0 K: 0 BB: 0 S: 3 P: 3	1B: 10 SF: 0 2B: 2 SAC: 0 3B: 0 DP: 1 HR: 2 HBP: 0	WP: 0 PA: 41 PB: 0 SB: 2 CS: 0
PITCHER	IP WLS BF H R ER SO BB IBB HBP BLK WP HR S P ERA WHIP										
Dennis Martinez, R ERA: 3.97 (1, 1)	2.1 L 14 7 4 4 0 1 0 0 0 0 0 1 13 17 15.43 3.429										
Ross Grimsley, L ERA: 4.82 (3, 1)	4.2 21 6 2 2 0 1 0 0 0 0 0 1 20 24 3.86 1.500										
Tippy Martinez, L ERA: 3.72 (8, 1)	1.0 3 1 0 0 0 0 0 0 0 0 0 0 3 3 0.00 1.000										
Tim Stoddard, R ERA: 3.48 (9, 1)	1.0 3 0 0 0 0 0 0 0 0 0 0 0 0 3 3 0.00 0.000										

Seattle Mariners @ Baltimore Orioles
 Memorial Stadium, Baltimore, MD
 Fri Jul 16 1982, 7:05 PM EDT
 Att. 13,259 - Unknown - 88 F

livebaseballscorecards.com

AB 39
 R 6
 H 14
 RBI 6
 BB 2
 SO 0
 LOB 15



Batter	1	2	3	4	5	6	7	8	9	AB R H RBI BB SO LOB
Lenn Sakata, R OBP: 0.319, SLG: 0.333 (1, 4) X	0-0 F7 ①		0-3 K ①		0-0 FC6-4 ③		0-0 1B			4 0 1 0 0 1 1
Dan Ford, R OBP: 0.291, SLG: 0.399 (1, 9) X	0-0 6-3 ②		0-3 K ②			0-0 5-3 ① X	0-0 F9 ③			4 0 0 0 0 1 1
Cal Ripken Jr., R OBP: 0.314, SLG: 0.467 (1, 6) X	0-0 L8 ③		0-3 K ③			0-0 E7 BB		0-0 F6 ①		4 0 0 0 0 1 0
Eddie Murray, S OBP: 0.384, SLG: 0.536 (1, 3)		0-3 K ①		0-3 K ①		4-0 BB BB		0-0 F8 ②		3 0 0 0 1 2 0
Benny Ayala, R OBP: 0.328, SLG: 0.531 (1, 7)		0-0 6-3 ②		0-0 5-3 ②		0-0 F8 ②		0-0 F8 ③		4 0 0 0 0 0 2
Gary Roenicke, R OBP: 0.375, SLG: 0.521 (1, 8)		0-0 BB 2B		0-0 5-3 ③		4-0 BB 1-2 2-3		0-0 F8 ①		3 0 1 0 1 0 0
Ken Singleton, S OBP: 0.380, SLG: 0.373 (1, 10)		4-0 BB BB			0-0 F9 ① X	0-0 L7 ③		0-0 F9 ②		3 0 0 0 1 0 3
Rick Dempsey, R OBP: 0.295, SLG: 0.316 (1, 2)		4-0 BB 1-2 2-3		0-3 K ②		0-0 1-3 ①		0-0 F7 ③		3 0 0 0 1 1 0
Rich Dauer, R OBP: 0.345, SLG: 0.389 (1, 5)		0-0 F4 ③		4-0 BB FC6-4		0-0 F9 ②				2 0 0 0 1 0 3

Inning Stats	R: 0	H: 0	E: 0	K: 0	S: 3	R: 0	H: 1	E: 0	K: 1	S: 6	R: 0	H: 0	E: 0	K: 3	S: 9	R: 0	H: 0	E: 0	K: 1	S: 5	R: 0	H: 0	E: 1	K: 0	S: 4	R: 0	H: 1	E: 0	K: 0	S: 3	R: 0	H: 0	E: 0	K: 0	S: 3	R: 0	H: 0	E: 0	K: 0	S: 3	1B: 1	2B: 1	3B: 0	HR: 0	SF: 0	SAC: 0	DP: 0	HBP: 0	WP: 0	PB: 0	SB: 0	CS: 0	PA: 35
PITCHER Floyd Bannister, L ERA: 2.95 (1, 1)	IP	WLS	BF	H	R	ER	SO	BB	IBB	HBP	BLK	WP	HR	S	P	ERA	WHIP																																				

BOTTOM

Seattle Mariners @ Baltimore Orioles
Memorial Stadium, Baltimore, MD

Fri Jul 16 1982, 7:05 PM EDT
 Att: 13,259 - Unknown - 88 F

AB	30
R	0
H	2
RBI	0
BB	5
SO	6
LOB	10



WP: 0	PA: 35
ERA	WHIP

livebaseballscorecards.com

Batter	1	2	3	4	5	6	7	8	9	AB R H RBI BB SO LOB	TOP										
Julio Cruz, S (1, 4) <small>OBP: 0.321, SLG: 0.314</small> Paul Serna, R (6, PH) <small>OBP: 0.236, SLG: 0.289</small> Manny Castillo, S (8, PH) <small>OBP: 0.307, SLG: 0.331</small>	0-0 F8		0-0 5-3	0-0 1-3		0-0 FC6-4		0-3 K		3 0 0 0 0 0 2 1 0 0 0 0 0 2 1 0 0 0 0 1 2											
Bobby Brown, S (1, 7) <small>OBP: 0.317, SLG: 0.339</small>	0-0 F7		0-0 3B		0-0 4-3		0-0 1-3		0-0 G3	5 0 1 0 0 0 0											
Bruce Bochte, L (1, 3) <small>OBP: 0.390, SLG: 0.396</small>	0-3 K		0-0 L3		0-3 K		0-0 F8		0-0 3-1	5 0 0 0 0 2 1											
Al Cowens, R (1, 9) <small>OBP: 0.330, SLG: 0.470</small>		0-0 F8	0-0 5-3		0-0 1B		0-3 K		4-0 BB	4 0 1 0 1 1 1											
Richie Zisk, R (1, 10) <small>OBP: 0.343, SLG: 0.421</small>		0-0 HR		0-0 1B	0-0 1B	0-0 1-3		0-0 HR	0-0 1-3	5 3 3 1 0 0 2											
Dave Henderson, R (1, 8) <small>OBP: 0.383, SLG: 0.575</small>		0-0 HR		0-0 1B	0-0 1B	0-0 F7		0-0 1B		4 1 3 2 0 0 0											
Todd Cruz, R (1, 6) <small>OBP: 0.280, SLG: 0.366</small>		0-0 F5		0-0 1B	0-0 2B	0-0 F7		0-0 F7		4 0 2 1 0 0 1											
Bud Bulling, R (1, 2) <small>OBP: 0.291, SLG: 0.272</small> Rick Sweet, S (8, PH) <small>OBP: 0.357, SLG: 0.430</small>		0-0 2B		0-0 FC3-5	0-0 1B	0-0 F8		0-3 K		3 0 1 0 0 0 3 1 0 0 0 0 1 1											
Dave Edler, R (1, 5) <small>OBP: 0.462, SLG: 0.417</small>		0-0 F8		0-0 F9	0-0 BB	4-0 FC6-4		0-0 1B		3 0 1 0 1 0 3											
Inning Stats	R: 0 E: 0 K: 1 S: 5	H: 0 LOB: 0 BB: 0 P: 5	R: 2 E: 0 K: 0 S: 6	H: 3 LOB: 1 BB: 0 P: 6	R: 0 E: 0 K: 0 S: 4	H: 1 LOB: 1 BB: 0 P: 4	R: 1 E: 0 K: 0 S: 6	H: 3 LOB: 2 BB: 0 P: 6	R: 0 E: 0 K: 1 S: 6	H: 1 LOB: 1 BB: 0 P: 6	R: 0 E: 0 K: 1 S: 5	H: 0 LOB: 0 BB: 0 P: 5	R: 1 E: 0 K: 2 S: 10	H: 3 LOB: 2 BB: 0 P: 10	R: 0 E: 0 K: 0 S: 3	H: 0 LOB: 1 BB: 1 P: 7	1B: 6 2B: 3 3B: 1 HR: 2	SF: 0 SAC: 0 DP: 0 HBP: 0	WP: 0 PB: 0 SB: 0 CS: 0	PA: 41	
PITCHER	IP WLS BF H R ER SO BB IBB HBP BLK WP HR S P ERA WHIP																				
Mike Flanagan, L (1, 1) <small>ERA: 3.73</small> Storm Davis, R (4, 1) <small>ERA: 2.79</small> Tim Stoddard, R (8, 1) <small>ERA: 3.53</small>	3.0 4.0 2.0	WLS W	16 15 10	H 2 3	R 0 1	ER 0 1	SO 2 2	BB 1 1	IBB 0 0	HBP 0 0	BLK 0 0	WP 0 0	HR 0 1	S 18 13	P 18 17	ERA 9.00 0.00 4.50	WHIP 2.333 0.750 2.000				

Seattle Mariners @ Baltimore Orioles
 Memorial Stadium, Baltimore, MD
 Sat Jul 17 1982, 7:05 PM EDT
 Att. 21,082 - Unknown - 91 F

livebaseballscorecards.com

AB	39
R	4
H	12
RBI	4
BB	2
SO	5
LOB	18



Batter	1	2	3	4	5	6	7	8	9	AB	R	H	RBI	BB	SO	LOB
Al Bumbry, L OBP: 0.320, SLG: 0.331 (1, 8)	0-0 F7	0-0 F8		0-0 BB 1-2 1B	0-0 6-3			0-0 F3-1 1B		5	1	2	0	0	0	1
Glenn Gulliver, L OBP: 0.750, SLG: 0.500 (1, 5)	0-0 G3 BB 1B	4-0 2B BB		4-0 G3-6-1 1B 1-2 2-3 2B BB		0-0 3-1		0-0 F3-1 1-2		2	2	1	0	2	0	0
Lenn Sakata, R OBP: 0.317, SLG: 0.332 (7, 4)										1	0	0	0	0	0	1
Ken Singleton, S OBP: 0.384, SLG: 0.379 (1, 10)	4-0 G3 BB 1-2	0-0 1-H 2-H 2B		0-0 G3-6-1 1B 1-2 2-3 3-H 1B		0-0 4-3				3	0	2	4	1	0	0
Eddie Murray, S OBP: 0.378, SLG: 0.528 (1, 3)	0-0 G3 1-2 2-3	0-0 5-3		0-0 G3-6-1 1-2 2-3		0-0 5-3				4	0	0	0	0	0	5
Cal Ripken Jr., R OBP: 0.316, SLG: 0.474 (1, 6)	0-0 6-3			0-0 1B 2B				0-0 2B		4	1	2	1	0	1	2
Joe Nolan, L OBP: 0.308, SLG: 0.413 (1, 2)		0-0 1B 2B 1B		0-0 WP 1B		0-3 K		0-3 K		3	1	2	1	0	1	0
Rick Dempsey, R OBP: 0.294, SLG: 0.314 (7, PH) (8, 2)				0-0 2-H 1B		0-0 K		0-0 K		1	0	0	0	0	1	1
Dan Ford, R OBP: 0.293, SLG: 0.400 (1, 9)		0-0 1-2 2B 1B		0-0 1B		0-3 K		0-0 6-3		4	1	2	0	0	1	2
Gary Roenicke, R OBP: 0.376, SLG: 0.526 (1, 7)		0-0 1-H 2-H 2B 2B		0-0 5-3		0-0 F8		0-3 K		2	1	1	2	0	0	1
John Lowenstein, L OBP: 0.393, SLG: 0.599 (5, 7)										2	0	0	0	0	1	1
Rich Dauer, R OBP: 0.344, SLG: 0.385 (1, 4) (7, 5)		0-0 6-3		4-0 BB 1B BB		0-0 6-3		0-3 K		3	1	0	0	1	1	1

Inning Stats	R: 0	H: 1	E: 0	K: 0	S: 4	H: 1	LOB: 2	BB: 1	P: 8	R: 4	H: 4	E: 0	K: 0	S: 7	H: 1	LOB: 1	BB: 1	P: 11	R: 0	H: 1	E: 0	K: 2	S: 8	H: 1	LOB: 1	BB: 0	P: 8	R: 4	H: 4	E: 1	K: 1	S: 8	H: 0	LOB: 0	BB: 0	P: 3	R: 0	H: 0	E: 0	K: 0	S: 3	R: 0	H: 0	E: 0	K: 0	S: 3	R: 0	H: 1	E: 0	K: 2	S: 8	R: 0	H: 1	E: 0	K: 1	S: 5	H: 1	LOB: 0	BB: 0	P: 5	1B: 8	2B: 5	3B: 0	HR: 0	SF: 0	SAC: 0	DP: 2	HBP: 0	WP: 1	PB: 0	SB: 0	CS: 0	PA: 38
--------------	------	------	------	------	------	------	--------	-------	------	------	------	------	------	------	------	--------	-------	-------	------	------	------	------	------	------	--------	-------	------	------	------	------	------	------	------	--------	-------	------	------	------	------	------	------	------	------	------	------	------	------	------	------	------	------	------	------	------	------	------	------	--------	-------	------	-------	-------	-------	-------	-------	--------	-------	--------	-------	-------	-------	-------	--------


PITCHER	IP	WLS	BF	H	R	ER	SO	BB	IBB	HBP	BLK	WP	HR	S	P	ERA	WHIP
Gaylord Perry, R ERA: 4.86 (1, 1)	1.2	L	12	5	4	4	0	2	0	0	0	0	0	10	18	21.60	4.200
Bryan Clark, L ERA: 2.13 (2, 1)	1.1		9	3	4	2	2	2	0	0	0	0	0	11	19	13.50	3.750
Larry Andersen, R ERA: 4.85 (4, 1)	2.0		7	2	0	0	1	0	0	0	0	1	0	9	9	0.00	1.000
Mike Stanton, R ERA: 2.36 (6, 1)	1.0		3	0	0	0	0	0	0	0	0	0	0	3	3	0.00	0.000
Ed Vande Berg, L ERA: 1.76 (7, 1)	1.0		4	1	0	0	2	0	0	0	0	0	0	8	8	0.00	1.000

BOTTOM

Seattle Mariners @ Baltimore Orioles
Memorial Stadium, Baltimore, MD

Sat Jul 17 1982, 7:05 PM EDT
Att: 21,082 - Unknown - 91 F

AB	34
R	8
H	12
RBI	8
BB	4
SO	6
LOB	15



PITCHER	IP	WLS	BF	H	R	ER	SO	BB	IBB	HBP	BLK	WP	HR	S	P	ERA	WHIP
Bill Caudill, R ERA: 2.05 (8, 1)	1.0		3	1	0	0	1	0	0	0	0	0	0	5	5	0.00	1.000

Batter	1	2	3	4	5	6	7	8	9	AB R H RBI BB SO LOB	TOP																	
Bobby Brown, S (1, 7) OBP: 0.313, SLG: 0.333	0-0 G3	0-3 K			0-0 1B 1B		0-3 K		0-0 E4	5 1 1 0 0 2 3																		
Manny Castillo, S (1, 4) OBP: 0.311, SLG: 0.339	0-0 2B		0-0 L3		0-0 1B SF7 1B		0-0 G4-6-3 1B		0-0 F9	5 1 3 1 0 0 1																		
Bruce Bochte, L (1, 3) OBP: 0.391, SLG: 0.397	0-3 K		0-0 CS 1B		0-0 1B 1B		0-0 G4-6-3 1-2f			4 0 2 1 0 1 2																		
Al Cowens, R (1, 9) OBP: 0.326, SLG: 0.466	0-0 L1		0-3 K		0-0 SF7			0-0 F5		3 0 0 1 0 1 2																		
Richie Zisk, R (1, 10) OBP: 0.349, SLG: 0.424		0-0 BB 1B 1B		0-3 K	0-0 FC6-4 1B			4-0 BB		3 0 2 0 1 1 0																		
Julio Cruz, S (8, PR) OBP: 0.321, SLG: 0.314										0 0 0 0 0 0 0																		
Dave Henderson, R (1, 8) OBP: 0.380, SLG: 0.567		0-0 BB 1B		0-3 K	0-0 FC6-4			0-0 F9		4 0 1 0 0 1 3																		
Rick Sweet, S (1, 2) OBP: 0.345, SLG: 0.413		0-3 K		0-0 L1		0-0 G3		0-0 1-3		4 0 0 0 0 1 3																		
Todd Cruz, R (1, 6) OBP: 0.264, SLG: 0.366		4-0 BB			0-0 1B 1B		0-3 K		0-0 L5	3 1 1 0 1 1 0																		
Dave Edler, R (1, 5) OBP: 0.375, SLG: 0.333		1-2 2-3 BB				0-0 F8			0-0 F8	3 0 0 0 0 0 4																		
Steve Stroughter, L (9, PH) OBP: 0.240, SLG: 0.261		0-0 F3			0-0 6-3					1 0 0 0 0 0 0																		
Inning Stats	R: 0 E: 0 K: 1 S: 6	H: 1 LOB: 1 BB: 0 P: 6	R: 0 E: 0 K: 2 S: 9	H: 2 LOB: 3 BB: 1 P: 13	R: 0 E: 0 K: 1 S: 5	H: 1 LOB: 0 BB: 0 P: 5	R: 0 E: 0 K: 2 S: 7	H: 0 LOB: 0 BB: 0 P: 7	R: 3 E: 0 K: 0 S: 8	H: 5 LOB: 2 BB: 0 P: 8	R: 0 E: 0 K: 1 S: 5	H: 0 LOB: 0 BB: 0 P: 5	R: 0 E: 0 K: 1 S: 5	H: 1 LOB: 0 BB: 0 P: 5	R: 0 E: 0 K: 0 S: 3	H: 0 LOB: 1 BB: 1 P: 7	R: 0 E: 1 K: 0 S: 4	H: 0 LOB: 1 BB: 0 P: 4	1B: 9 2B: 1 3B: 0 HR: 0	SF: 1 SAC: 0 DP: 1 HBP: 0	WP: 0 PB: 0 SB: 0 CS: 1	PA: 38						
PITCHER	IP WLS BF H R ER SO BB IBB HBP BLK WP HR S P ERA WHIP																											
Jim Palmer, R (1, 1) ERA: 4.22	4.2		23	9	3	3	6	1	0	0	0	0	0	0	34	38	5.79	2.143										
Sammy Stewart, R (5, 1) ERA: 4.14	4.1	W	15	1	0	0	2	1	0	0	0	0	0	0	18	22	0.00	0.462										

Seattle Mariners @ Baltimore Orioles
Memorial Stadium, Baltimore, MD

Sun Jul 18 1982, 3:33 AM EDT
Att. 15,169 - Unknown - 94 F

livebaseballscorecards.com

AB	35
R	3
H	10
RBI	3
BB	2
SO	8
LOB	18



Batter	1	2	3	4	5	6	7	8	9	AB R H RBI BB SO LOB	TOP			
Brian Downing, R (1, 7) OBP: 0.354, SLG: 0.484 Juan Beniquez, R (9, 7) OBP: 0.320, SLG: 0.333	0-0 L9		0-0 F7		0-0 5-3		0-0 F9		4-0 G1-6-3 BB	4 0 0 0 1 0 0 0 0 0 0 0 0 0				
Rod Carew, L (1, 3) OBP: 0.388, SLG: 0.377	0-0 E3		0-0 L3			0-0 3-1		0-0 4-3	0-0 G1-6-3 1-2f	5 0 0 0 0 0 1				
Doug DeCinces, R (1, 5) OBP: 0.340, SLG: 0.471	0-3 K			0-3 K		0-0 F8		0-0 1B BB 1B		4 1 1 0 0 2 1				
Reggie Jackson, L (1, 9) OBP: 0.364, SLG: 0.507 Bobby Clark, R (8, 9) OBP: 0.286, SLG: 0.393	0-3 K			0-0 1B 1B		0-0 HR		0-0 BB F7 1B 1-3		4 2 3 1 0 1 1 0 0 0 0 0 0 0				
Don Baylor, R (1, 10) OBP: 0.312, SLG: 0.433		0-0 4-3		0-0 1-2 1B		0-0 F7		0-0 F7 1-2		4 0 1 0 0 0 2				
Fred Lynn, L (1, 8) OBP: 0.367, SLG: 0.503		0-0 E9 1B		0-0 F7		4-0 FC3-6 BB		4-0 BB 1B IBB		2 1 1 0 2 0 2				
Bobby Grich, R (1, 4) OBP: 0.367, SLG: 0.446		0-0 F7		0-0 F8		0-0 FC3-6 HR 1-2f		4-0 1B BB 1-2 2-3 3-H		3 1 0 1 1 0 4				
Tim Foli, R (1, 6) OBP: 0.306, SLG: 0.349		0-0 L5			0-0 F7		0-0 L9	0-0 1-3 2-H 3-H 1B		4 0 1 2 0 0 2				
Bob Boone, R (1, 2) OBP: 0.319, SLG: 0.338			0-0 F7		0-0 4-3		0-0 HR 1-H	0-0 F8		4 1 1 2 0 0 0				
Inning Stats	R: 0 E: 1 K: 2 S: 8 H: 0 LOB: 1 BB: 0 P: 8	R: 0 E: 1 K: 0 S: 4 H: 1 LOB: 1 BB: 0 P: 4	R: 0 E: 0 K: 0 S: 3 H: 0 LOB: 0 BB: 0 P: 3	R: 0 E: 0 K: 1 S: 7 H: 2 LOB: 2 BB: 0 P: 7	R: 0 E: 0 K: 0 S: 3 H: 0 LOB: 0 BB: 0 P: 3	R: 1 E: 0 K: 0 S: 4 H: 1 LOB: 0 BB: 0 P: 4	R: 2 E: 0 K: 0 S: 4 H: 1 LOB: 0 BB: 1 P: 8	R: 3 E: 0 K: 0 S: 5 H: 3 LOB: 2 BB: 2 P: 13	R: 0 E: 0 K: 0 S: 2 H: 0 LOB: 0 BB: 1 P: 6	1B: 6 2B: 0 3B: 0 HR: 2 SF: 0 SAC: 0 DP: 1 HBP: 0	WP: 0 PB: 0 SB: 0 CS: 0 PA: 38			
PITCHER	IP WLS BF H R ER SO BB IBB HBP BLK WP HR S P ERA WHIP												PITCHER	IP WLS BF H R ER SO BB IBB HBP BLK WP HR S P ERA WHIP
Scott McGregor, L (1, 1) ERA: 3.98	7.1 L 31 7 5 5 3 1 0 0 0 0 0 2 36 40 6.14 1.091													
Tim Stoddard, R (8, 1) ERA: 3.65	1.0 6 1 1 1 0 2 1 0 0 0 0 3 15 9.00 3.000													
Tippy Martinez, L (9, 1) ERA: 3.66	0.2 1 0 0 0 0 0 0 0 0 0 0 0 1 1 0.00 0.000													

California Angels @ Baltimore Orioles
 Memorial Stadium, Baltimore, MD
 Mon Jul 19 1982, 7:05 PM EDT
 Att. 23,146 - Unknown - 86 F

livebaseballscorecards.com

AB	34
R	6
H	8
RBI	6
BB	4
SO	3
LOB	13



Batter	1	2	3	4	5	6	7	8	9	AB R H RBI BB SO LOB
Al Bumbry, L (1, 8) OBP: 0.320, SLG: 0.327	0-0 4-3		0-0 1B		4-0 BB			0-0 F7	0-0 F8	4 0 1 0 1 0 2
Glenn Gulliver, L (1, 5) OBP: 0.615, SLG: 0.375	0-3 K		0-0 1B		0-0 F4			4-0 2B 1B BB	0-0 4-3	4 1 1 0 1 1 3
Ken Singleton, S (1, 10) OBP: 0.384, SLG: 0.391	0-0 G3		0-0 1-3		0-0 3-1			0-0 1B 2B		4 1 1 0 0 0 2
Eddie Murray, S (1, 3) OBP: 0.382, SLG: 0.523		4-0 1B BB		0-3 K		0-3 K		0-0 1B G5-4-3		3 0 1 2 1 2 0
Cal Ripken Jr., R (1, 6) OBP: 0.315, SLG: 0.478		0-0 1B G6-4-3		0-0 HR		0-0 6-3		0-0 1B G5-4-3		4 1 2 1 0 0 1
Joe Nolan, L (1, 2) OBP: 0.307, SLG: 0.431		0-3 K		0-0 F7			0-0 HR		0-0 3-1	4 1 1 1 0 1 2
Dan Ford, R (1, 9) OBP: 0.289, SLG: 0.394		0-0 G6-4-3		0-0 F9			0-0 6-3		0-0 HR	3 0 0 0 0 0 2
Jim Dwyer, L (9, PH) OBP: 0.377, SLG: 0.478		1-2f								1 1 1 1 0 0 0
Gary Roenicke, R (1, 7) OBP: 0.371, SLG: 0.516			0-0 F8		0-0 5-3		0-0 F4		4-0 BB BB	3 0 0 0 0 0 0
Terry Crowley, L (9, PH) OBP: 0.382, SLG: 0.361										0 0 0 0 1 0 0
Lenn Sakata, R (9, PR) OBP: 0.317, SLG: 0.332										0 0 0 0 0 0 0
Rich Dauer, R (1, 4) OBP: 0.340, SLG: 0.380			0-0 5-3		0-0 F9		0-0 F8		4-0 BB BB	3 0 0 0 0 0 0
John Lowenstein, L (9, PH) OBP: 0.390, SLG: 0.588									1-2 BB	0 0 0 0 1 0 0

Inning Stats	R: 0 E: 0 K: 1 S: 5	H: 0 LOB: 0 BB: 0 P: 5	R: 0 E: 0 K: 1 S: 5	H: 1 LOB: 1 BB: 1 P: 9	R: 0 E: 0 K: 0 S: 5	H: 2 LOB: 2 BB: 0 P: 5	R: 1 E: 0 K: 1 S: 6	H: 1 LOB: 0 BB: 0 P: 6	R: 0 E: 0 K: 0 S: 3	H: 0 LOB: 1 BB: 1 P: 7	R: 0 E: 0 K: 1 S: 5	H: 0 LOB: 0 BB: 0 P: 5	R: 1 E: 0 K: 0 S: 4	H: 1 LOB: 0 BB: 0 P: 4	R: 2 E: 0 K: 0 S: 4	H: 2 LOB: 0 BB: 1 P: 8	R: 1 E: 0 K: 0 S: 4	H: 1 LOB: 2 BB: 2 P: 12	1B: 4 2B: 1 3B: 0 HR: 3	SF: 0 SAC: 0 DP: 2 HBP: 0
--------------	------------------------------	---------------------------------	------------------------------	---------------------------------	------------------------------	---------------------------------	------------------------------	---------------------------------	------------------------------	---------------------------------	------------------------------	---------------------------------	------------------------------	---------------------------------	------------------------------	---------------------------------	------------------------------	----------------------------------	----------------------------------	------------------------------------


PITCHER	IP	WLS	BF	H	R	ER	SO	BB	IBB	HBP	BLK	WP	HR	S	P	ERA	WHIP
Steve Renko, R (1, 1) ERA: 3.21	7.1	W	31	7	4	4	4	3	0	0	0	0	2	36	48	4.91	1.364
Bruce Kison, R (8, 1) ERA: 3.74	1.2	S	7	1	1	1	0	2	0	0	0	0	1	5	13	5.40	1.800

BOTTOM

California Angels @ Baltimore Orioles
Memorial Stadium, Baltimore, MD
 Mon Jul 19 1982, 7:05 PM EDT
 Att. 23,146 - Unknown - 86 F

AB	33
R	5
H	8
RBI	5
BB	5
SO	4
LOB	12

WP: 0 PA: 38
 PB: 0
 SB: 0
 CS: 0



livebaseballscorecards.com

Batter	1	2	3	4	5	6	7	8	9	AB R H RBI BB SO LOB	TOP											
Brian Downing, R (1, 7) OBP: 0.359, SLG: 0.486 Juan Beniquez, R (8, 7) OBP: 0.320, SLG: 0.333	0-0 1B SF8 1B	4-0 BB 1-2 2-3 BB		4-0 BB 1-2 SF9 BB	0-0 1-2 CS	0-0 1B E 1B		0-3 K 2		3 3 2 0 2 1 0 0 0 0 0 0 0 0												
Rod Carew, L (1, 3) OBP: 0.391, SLG: 0.384	0-0 1-3 S 1B 1B	0-0 F8 3		0-0 SF9 1-3 2-H 2B		0-0 1-H CS 1B		0-0 4-1 3		5 1 3 2 0 0 3												
Reggie Jackson, L (1, 9) OBP: 0.362, SLG: 0.502 Bobby Clark, R (9, 9) OBP: 0.286, SLG: 0.393	0-0 SF8 1-2 3-H 1B		0-0 F8 1	4-0 FC5 BB IBB		0-3 K 1-2 2		0-3 K 1		3 0 0 1 1 2 1 0 0 0 0 0 0 0												
Don Baylor, R (1, 10) OBP: 0.313, SLG: 0.431	0-0 1-3 2-3 1B		4-0 HR BB	0-0 SF9 2-3 3-H 2B		4-0 BB BB		0-0 F9 2		2 1 0 1 2 0 1												
Fred Lynn, L (1, 8) OBP: 0.371, SLG: 0.513	0-0 CS 3-H 1B		0-0 1-H HR	4-0 1-2 BB		0-3 K 3		0-3 K 3		4 1 2 3 1 2 1												
Doug DeCinces, R (1, 5) OBP: 0.339, SLG: 0.468	0-0 CS 1-2 1B	0-0 F7 1	0-0 G6-4-3 1B	0-0 FC5 2-3f 2B		0-0 F4 1		0-0 F9 1		4 0 1 0 0 0 3												
Bobby Grich, R (1, 4) OBP: 0.365, SLG: 0.444		0-0 BB 1B 1B	0-0 G6-4-3 1-2f 2		0-0 F8 1		0-3 K 2		0-3 K 2		4 0 1 0 0 1 1											
Tim Foli, R (1, 6) OBP: 0.305, SLG: 0.348		0-0 BB 1-2 1B		0-0 F9 1	0-0 5-3 2		0-0 4-3 3			4 0 1 0 0 0 0												
Bob Boone, R (1, 2) OBP: 0.322, SLG: 0.338		0-0 F8 2		4-0 BB 2B BB		0-0 CS 1B		0-0 F9 1		3 1 1 0 1 0 2												
Inning Stats	R: 2 E: 0 K: 0 S: 5	H: 3 LOB: 0 BB: 0 P: 5	R: 0 E: 0 K: 0 S: 5	H: 2 LOB: 3 BB: 1 P: 9	R: 2 E: 0 K: 0 S: 4	H: 2 LOB: 0 BB: 1 P: 8	R: 2 E: 0 K: 0 S: 4	H: 1 LOB: 3 BB: 4 P: 20	R: 0 E: 0 K: 0 S: 3	H: 1 LOB: 0 BB: 0 P: 3	R: 1 E: 1 K: 2 S: 8	H: 2 LOB: 1 BB: 1 P: 12	R: 0 E: 0 K: 1 S: 5	H: 0 LOB: 0 BB: 0 P: 5	R: 0 E: 0 K: 1 S: 5	H: 0 LOB: 0 BB: 0 P: 5	R: 0 E: 0 K: 2 S: 7	H: 0 LOB: 0 BB: 0 P: 7	1B: 9 2B: 1 3B: 0 HR: 1	SF: 2 SAC: 0 DP: 1 HBP: 0	WP: 0 PB: 0 SB: 1 CS: 3	PA: 43
PITCHER	IP WLS BF H R ER SO BB IBB HBP BLK WP HR S P ERA WHIP																				PITCHER	IP WLS BF H R ER SO BB IBB HBP BLK WP HR S P ERA WHIP
Dennis Martinez, R (1, 1) ERA: 4.15	2.1 L 14 6 4 4 0 2 0 0 0 0 1 12 20 15.43 3.429																					
Ross Grimsley, L (3, 1) ERA: 5.1	1.0 7 2 2 2 0 2 1 0 0 0 0 4 16 18.00 4.000																					
Storm Davis, R (4, 1) ERA: 2.68	1.2 8 3 1 0 0 1 0 0 0 0 0 7 11 0.00 2.400																					
Tippy Martinez, L (6, 1) ERA: 3.38	4.0 12 0 0 0 0 6 1 0 0 0 0 23 27 0.00 0.250																					

California Angels @ Baltimore Orioles
 Memorial Stadium, Baltimore, MD
 Tue Jul 20 1982, 7:05 PM EDT
 Att. 16,601 - Unknown

livebaseballscorecards.com

AB	32
R	7
H	11
RBI	7
BB	7
SO	6
LOB	12



Batter	1	2	3	4	5	6	7	8	9	AB	R	H	RBI	BB	SO	LOB
Al Bumbry, L OBP: 0.321, SLG: 0.328 (1, 8)	0-3 K	0-0 1B			0-0 2B SF7 1B	0-3 K		0-3 K		5	1	2	1	0	3	1
Glenn Gulliver, L OBP: 0.625, SLG: 0.500 Lenn Sakata, R OBP: 0.319, SLG: 0.330 (6, PH) (7, 4)	4-0 BB 1B BB	0-0 G3			0-0 1B 2B	4-0 FC6-4 BB			0-0 6-3	2	2	1	0	1	0	1
Ken Singleton, S OBP: 0.381, SLG: 0.388 (1, 10)	4-0 1B 1-2 BB		0-0 4-3		0-0 SF7	0-0 FC6-4			0-0 P3	3	0	0	1	1	0	2
Eddie Murray, S OBP: 0.382, SLG: 0.521 (1, 3)	0-3 K		0-0 3-1		0-0 1B 1B		0-0 G6-4-3 1B		0-0 F4	5	0	2	1	0	1	2
Cal Ripken Jr., R OBP: 0.317, SLG: 0.478 (1, 6)	0-0 1B		0-0 F9		0-0 1B FC5-4		0-0 G6-4-3			4	0	2	1	0	0	1
Joe Nolan, L OBP: 0.300, SLG: 0.420 Rick Dempsey, R OBP: 0.300, SLG: 0.327 (7, PH) (8, 2)	0-0 4-3			0-3 K	0-0 L9		0-0 FC6-4 1B			3	0	0	0	0	1	4
Dan Ford, R OBP: 0.286, SLG: 0.389 (1, 9)		0-3 K		0-0 F9	0-0 FC5-4		0-0 FC6-4			4	0	0	0	0	1	3
Gary Roenicke, R OBP: 0.373, SLG: 0.514 (1, 7)		0-0 F8		0-0 FC5-4 1B		0-0 G3		1-0 G4-3 HBP		3	0	1	0	0	0	0
Rich Dauer, R OBP: 0.342, SLG: 0.388 (7, 5)		0-0 1B 3B		0-0 FC5-4		0-0 BB 1B		0-0 G4-3		4	1	2	0	0	0	2

Inning Stats	R: 1	H: 1	E: 0	K: 2	S: 8	LOB: 2	BB: 2	P: 16	R: 1	H: 2	E: 0	K: 1	S: 7	LOB: 1	BB: 0	P: 7	R: 0	H: 0	E: 0	K: 0	S: 3	LOB: 0	BB: 0	P: 3	R: 0	H: 4	E: 0	K: 0	S: 7	LOB: 2	BB: 0	P: 7	R: 0	H: 1	E: 0	K: 1	S: 6	LOB: 2	BB: 1	P: 10	R: 0	H: 2	E: 0	K: 0	S: 4	LOB: 1	BB: 0	P: 4	R: 0	H: 0	E: 0	K: 1	S: 4	LOB: 0	BB: 0	P: 5	R: 0	H: 0	E: 0	K: 0	S: 3	LOB: 0	BB: 0	P: 3	1B: 9	SF: 1	2B: 1	SAC: 0	3B: 1	DP: 2	HR: 0	HBP: 1	WP: 0	PA: 40
--------------	------	------	------	------	------	--------	-------	-------	------	------	------	------	------	--------	-------	------	------	------	------	------	------	--------	-------	------	------	------	------	------	------	--------	-------	------	------	------	------	------	------	--------	-------	-------	------	------	------	------	------	--------	-------	------	------	------	------	------	------	--------	-------	------	------	------	------	------	------	--------	-------	------	-------	-------	-------	--------	-------	-------	-------	--------	-------	--------

PITCHER	IP	WLS	BF	H	R	ER	SO	BB	IBB	HBP	BLK	WP	HR	S	P	ERA	WHIP
Dave Goltz, R ERA: 3.88 (1, 1)	5.1	W	27	9	4	4	4	2	0	0	0	0	0	33	41	6.75	2.062
Andy Hassler, L ERA: 1.7 (6, 1)	3.2	S	13	2	0	0	2	1	0	1	0	0	0	15	20	0.00	0.818

BOTTOM

California Angels @ Baltimore Orioles
Memorial Stadium, Baltimore, MD
Tue Jul 20 1982, 7:05 PM EDT
Att. 16,601 - Unknown

AB	35
R	4
H	11
RBI	4
BB	3
SO	6
LOB	16



WP	HR	S	P	ERA	WHIP
0	0	2	2	0.00	0.818

Batter	1	2	3	4	5	6	7	8	9	AB R H RBI BB SO LOB	TOP											
Brian Downing, R (1, 7) OBP: 0.358, SLG: 0.484	0-0 6-3		0-0 F8			0-0 F2	0-0 1B 2B		0-0 F8	5 1 1 1 0 0 0												
Rod Carew, L (1, 3) OBP: 0.391, SLG: 0.380	0-0 6-3		0-0 6-3			0-0 F7	4-0 1B IBB		4-0 1B BB	3 0 0 0 2 0 0												
Don Baylor, R (1, 10) OBP: 0.317, SLG: 0.434	4-0 BB		0-0 F9			0-0 2B	0-3 K		0-0 1B	4 0 2 0 1 1 3												
Reggie Jackson, L (1, 9) OBP: 0.360, SLG: 0.497	0-0 F8			0-3 K		0-0 5-3	0-0 1B		0-0 F7	5 0 1 2 0 1 4												
Doug DeCinces, R (1, 5) OBP: 0.343, SLG: 0.473		0-0 1B 2B		4-0 BB			0-0 K			3 2 2 0 1 1 2												
Fred Lynn, L (1, 8) OBP: 0.389, SLG: 0.510		0-3 K		0-0 G4-6-3 1-2f			0-0 SH5-3 1B 1B		0-3 K	4 1 1 0 0 2 2												
Bobby Grich, R (1, 4) OBP: 0.364, SLG: 0.441		0-0 5-3			0-3 K		0-0 1B 2B 1B		0-3 K	4 1 1 1 0 2 1												
Tim Lincecum, R (1, 6) OBP: 0.305, SLG: 0.347		0-0 1B			0-0 F8		0-0 SH5-3		0-0 F9	3 0 1 1 0 0 0												
Joe Ferguson, R (1, 2) OBP: 0.276, SLG: 0.296			0-0 HR		0-0 F9		0-0 2B 1B		0-0 5-3	4 2 2 2 0 0 0												
Inning Stats	R: 0 E: 0 K: 0 S: 3	H: 0 LOB: 1 BB: 1 P: 7	R: 1 E: 0 K: 1 S: 6	H: 2 LOB: 1 BB: 0 P: 6	R: 1 E: 0 K: 0 S: 4	H: 1 LOB: 0 BB: 0 P: 4	R: 0 E: 0 K: 1 S: 4	H: 0 LOB: 0 BB: 1 P: 8	R: 0 E: 0 K: 1 S: 5	H: 0 LOB: 0 BB: 0 P: 5	R: 0 E: 0 K: 0 S: 4	H: 1 LOB: 1 BB: 0 P: 4	R: 5 E: 0 K: 2 S: 13	H: 6 LOB: 2 BB: 1 P: 17	R: 0 E: 0 K: 2 S: 7	H: 0 LOB: 0 BB: 0 P: 7	R: 0 E: 0 K: 0 S: 4	H: 1 LOB: 2 BB: 1 P: 8	1B: 7 2B: 3 3B: 0 HR: 1	SF: 0 SAC: 1 DP: 1 HBP: 0	WP: 0 PB: 0 SB: 0 CS: 0	PA: 40
PITCHER	IP WLS BF H R ER SO BB IBB HBP BLK WP HR S P ERA WHIP																					
Mike Flanagan, L (1, 1) ERA: 3.91	6.0		25	7	5	5	3	2	0	0	0	0	1	29	37	7.50	1.500					
Sammy Stewart, R (7, 1) ERA: 4.23	2.2	W	14	4	2	2	4	1	1	0	0	0	0	20	28	6.75	1.875					
Tippy Martinez, L (9, 1) ERA: 3.35	0.1	S	1	0	0	0	0	0	0	0	0	0	0	1	1	0.00	0.000					

California Angels @ Baltimore Orioles
 Memorial Stadium, Baltimore, MD
 Wed Jul 21 1982, 7:05 PM EDT
 Att: 20,570 - Unknown

livebaseballscorecards.com

AB	35
R	7
H	11
RBI	7
BB	4
SO	7
LOB	12



Batter	1	2	3	4	5	6	7	8	9	AB R H RBI BB SO LOB	TOP
Rickey Henderson, R OBP: 0.415, SLG: 0.397 (1, 7) X	0-0 F8 ①		0-0 F8 ①		4-0 PO BB			0-3 K ②		3 0 0 0 1 1 0	
Dwayne Murphy, L OBP: 0.354, SLG: 0.412 (1, 8) X	0-0 L6 ②		0-3 K ②		0-0 PO 1-2 ③ X	0-0 F7 ①		0-0 F7 ③		4 0 0 0 0 1 0	
Dan Meyer, L OBP: 0.283, SLG: 0.404 (1, 3) X	0-0 E6		0-0 F6 ③			0-0 1B			0-3 K ①	3 0 1 0 0 0 0	
Mickey Klutts, R OBP: 0.230, SLG: 0.262 (9, PH)									0-3 K ②	1 0 0 0 0 1 0	
Tony Armas, R OBP: 0.265, SLG: 0.401 (1, 9) X	0-0 F9 ③				0-0 HR				0-3 K ②	4 1 1 1 0 2 2	
Jeff Burroughs, R OBP: 0.344, SLG: 0.514 (1, 10) X		0-0 E 1B		0-3 K ①					0-0 6-3 ③	4 0 1 0 0 2 1	
Wayne Gross, L OBP: 0.324, SLG: 0.309 (1, 5) X		0-0 F9 ①		0-0 F9 ②				0-3 K ①		3 0 0 0 0 1 1	
Davey Lopes, R OBP: 0.309, SLG: 0.365 (1, 4) X		0-0 E4 1-3		0-0 6-3 ③				0-0 F8 ②		3 0 0 0 0 0 1	
Jeff Newman, R OBP: 0.238, SLG: 0.352 (1, 2) X		0-3 K ②			0-3 K ①			0-0 CS 1B		3 0 1 0 0 2 2	
Mitchell Page, L OBP: 0.364, SLG: 0.333 (7, PR)										0 0 0 0 0 0 0	
Mike Heath, R OBP: 0.296, SLG: 0.327 (7, 2) X										0 0 0 0 0 0 0	
Fred Stanley, R OBP: 0.282, SLG: 0.217 (1, 6) X		0-0 F9 ③			0-0 F4 ②			0-0 CS 1-2 ③ X	0-0 F6 ①	2 0 0 0 0 0 2	
Cliff Johnson, R OBP: 0.311, SLG: 0.363 (8, PH)										1 0 0 0 0 0 0	
Jimmy Sexton, R OBP: 0.270, SLG: 0.303 (8, 6) X										0 0 0 0 0 0 0	
Inning Stats	R: 0 H: 0 E: 1 LOB: 1 K: 0 BB: 0 S: 4 P: 4	R: 0 H: 1 E: 1 LOB: 2 K: 1 BB: 0 S: 7 P: 7	R: 0 H: 0 E: 0 LOB: 0 K: 1 BB: 0 S: 5 P: 5	R: 1 H: 1 E: 0 LOB: 0 K: 1 BB: 0 S: 6 P: 6	R: 0 H: 0 E: 0 LOB: 0 K: 1 BB: 1 S: 4 P: 8	R: 0 H: 1 E: 0 LOB: 1 K: 2 BB: 0 S: 8 P: 8	R: 0 H: 1 E: 0 LOB: 1 K: 1 BB: 0 S: 5 P: 5	R: 0 H: 0 E: 0 LOB: 0 K: 2 BB: 0 S: 7 P: 7	1B: 3 SF: 0 2B: 0 SAC: 0 3B: 0 DP: 0 HR: 1 HBP: 0	WP: 0 PA: 34 PB: 0 SB: 0 CS: 1	
PITCHER	IP WLS BF H R ER SO BB IBB HBP BLK WP HR S P ERA WHIP										
Jim Palmer, R ERA: 3.99 (1, 1)	8.0 W 29 4 1 1 8 1 0 0 0 0 0 1 44 48 1.12 0.625										
Tippy Martinez, L ERA: 3.29 (9, 1)	1.0 S 3 0 0 0 2 0 0 0 0 0 0 0 7 7 0.00 0.000										

Oakland Athletics @ Baltimore Orioles
 Memorial Stadium, Baltimore, MD
 Fri Jul 23 1982, 7:05 PM EDT
 Att. 23,303 - Unknown

livebaseballscorecards.com

AB 31
 R 1
 H 4
 RBI 1
 BB 1
 SO 10
 LOB 9



Batter	1	2	3	4	5	6	7	8	9	AB R H RBI BB SO LOB	TOP	
Rudy Law, L (1, 8) OBP: 0.366, SLG: 0.406 Jerry Hairston, S (8, PH) OBP: 0.279, SLG: 0.483 (8, 8)	0-0 4-3		0-0 F8		0-0 F9			0-0 F8		3 0 0 0 0 0 1 1 0 0 0 0 0 0		
Tony Bernazard, S (1, 4) OBP: 0.336, SLG: 0.372	0-3 K		0-0 F3		0-0 F9			0-0 F3		4 0 0 0 0 1 0		
Steve Kemp, L (1, 7) OBP: 0.392, SLG: 0.400	4-0 BB			0-0 F9		4-0 FC4-6 BB			0-0 F5	2 0 0 0 2 0 0		
Greg Luzinski, R (1, 10) OBP: 0.363, SLG: 0.464	0-3 K		0-3 K		0-3 K			0-0 BB 1B	0-0 BB 1B	4 0 1 0 0 3 2		
Tom Paciorek, R (1, 3) OBP: 0.368, SLG: 0.509		0-0 1B 1B		0-0 F7		0-0 FC4-6 1-2f		0-0 BB BB BB BB	4-0 G6-4-3 BB 1-2	3 1 1 0 1 0 1		
Carlton Fisk, R (1, 2) OBP: 0.322, SLG: 0.354		0-0 L8		0-0 BLK 1B 1B			0-0 F3		0-0 G6-4-3 1-2f	4 1 1 0 0 0 3		
Harold Baines, L (1, 9) OBP: 0.313, SLG: 0.438		0-0 1-3 1-2		0-3 K 1-2			0-0 1-3			3 0 0 0 0 1 2		
Vance Law, R (1, 6) OBP: 0.345, SLG: 0.383		0-0 1B 2-H		0-0 F9			0-0 5-3			3 0 1 1 0 0 1		
Aurelio Rodriguez, R (1, 5) OBP: 0.206, SLG: 0.213			0-0 6-3		0-0 1B 2-H			0-0 5-3		3 0 1 1 0 0 0		
Inning Stats	R: 0 H: 0 E: 0 LOB: 1 K: 2 BB: 1 S: 7 P: 11	R: 1 H: 2 E: 0 LOB: 1 K: 0 BB: 0 S: 4 P: 4	R: 0 H: 0 E: 0 LOB: 0 K: 0 BB: 0 S: 3 P: 3	R: 0 H: 0 E: 0 LOB: 0 K: 1 BB: 0 S: 5 P: 5	R: 1 H: 2 E: 0 LOB: 1 K: 1 BB: 0 S: 7 P: 7	R: 0 H: 0 E: 0 LOB: 1 K: 1 BB: 1 S: 5 P: 9	R: 0 H: 0 E: 0 LOB: 0 K: 0 BB: 0 S: 3 P: 3	R: 0 H: 0 E: 0 LOB: 0 K: 0 BB: 0 S: 3 P: 3	R: 0 H: 1 E: 0 LOB: 1 K: 0 BB: 1 S: 3 P: 7	1B: 5 SF: 0 2B: 0 SAC: 0 3B: 0 DP: 1 HR: 0 HBP: 0	WP: 0 PA: 33 PB: 0 SB: 0 CS: 0	
PITCHER	IP WLS BF H R ER SO BB IBB HBP BLK WP HR S P ERA WHIP											
Mike Flanagan, L (1, 1) ERA: 3.8	8.1 W 31 5 2 2 5 2 0 0 0 1 0 0 39 47 2.16 0.840											
Tim Stoddard, R (9, 1) ERA: 3.6	0.2 S 2 0 0 0 0 1 0 0 0 0 0 0 1 5 0.00 1.500											

Chicago White Sox @ Baltimore Orioles
 Memorial Stadium, Baltimore, MD
 Mon Jul 26 1982, 7:05 PM EDT
 Att. 17,763 - Unknown - 92 F

livebaseballscorecards.com

AB	30
R	2
H	5
RBI	2
BB	3
SO	5
LOB	10



Batter	1	2	3	4	5	6	7	8	9
Al Bumbry, L (1, 8) OBP: 0.319, SLG: 0.324 Jim Dwyer, L (4, 7) OBP: 0.388, SLG: 0.458	0-0 F8		0-0 4-3	0-0 G6-4-3 1-2 2-H 1B			0-0 F7		
Rich Dauer, R (1, 5) OBP: 0.334, SLG: 0.375	0-0 5-3		0-0 E6 FC3-6	0-0 G6-4-3 1-2f			0-0 1B		
Cal Ripken Jr., R (1, 6) OBP: 0.321, SLG: 0.488	0-0 F8		0-0 FC3-6 PB 1B 1-2f HR		0-0 6-3		0-0 F6		
Eddie Murray, S (1, 3) OBP: 0.384, SLG: 0.523		0-0 2B 1B	0-0 PB 1-2 HR 1B		0-0 F9		0-3 K		
Gary Roenicke, R (1, 7) OBP: 0.380, SLG: 0.524 (4, 8)		0-0 F9 1-H 1B 2B	0-0 1-H 2-H HR		4-0 BB BB BB BB		0-0 F8		
Dan Ford, R (1, 9) OBP: 0.280, SLG: 0.377		0-0 F9 2-3	0-3 K		0-0 L4		0-0 F4		
Ken Singleton, S (1, 10) OBP: 0.376, SLG: 0.391		0-3 K		0-0 1B 1B 1B		0-0 4-3	0-3 K		
Rick Dempsey, R (1, 2) OBP: 0.312, SLG: 0.337		0-0 FC6-4 3-H 1B		0-0 1-2 1B 1B		0-0 5-3			
Lenn Sakata, R (1, 4) OBP: 0.318, SLG: 0.343		0-0 FC6-4 1-2f		0-0 F7		0-0 5-3			

Inning Stats	R: 0	H: 0	E: 0	K: 0	S: 3	P: 3	R: 2	H: 3	E: 0	K: 1	S: 8	R: 3	H: 2	E: 1	K: 1	S: 8	R: 1	H: 3	E: 0	K: 0	S: 5	R: 0	H: 0	E: 0	K: 0	S: 3	R: 0	H: 1	E: 0	K: 1	S: 6	R: 0	H: 0	E: 0	K: 1	S: 5
	LOB: 0	BB: 0	BB: 0	BB: 0	LOB: 1	BB: 0	LOB: 0	BB: 0	LOB: 1	BB: 0	LOB: 1	LOB: 0	BB: 0	LOB: 1	BB: 0	LOB: 1	LOB: 0	LOB: 1	LOB: 0	BB: 0	LOB: 0	LOB: 0	LOB: 1	LOB: 0	LOB: 0	LOB: 0	LOB: 0	LOB: 0	LOB: 0	LOB: 0	LOB: 0	LOB: 0	LOB: 0	LOB: 0	LOB: 0	LOB: 0

PITCHER	IP	WLS	BF	H	R	ER	SO	BB	IBB	HBP	BLK	WP	HR	S	P	ERA	WHIP
Jerry Koosman, L (1, 1) ERA: 4.7	3.0	L	16	6	6	3	2	0	0	0	0	0	1	20	20	9.00	2.000
Chico Escarrega, R (4, 1) ERA: 2.68	5.0		18	3	0	0	2	1	0	0	0	0	0	21	25	0.00	0.800

AB R H RBI BB SO LOB

2	0	0	0	0	0	0
2	0	1	1	0	0	0
4	0	1	0	0	0	2
4	1	0	0	0	0	2
4	2	2	0	0	1	1
3	2	2	4	1	0	0
4	0	0	0	0	1	2
4	1	1	0	0	2	1
3	0	2	1	0	0	0
3	0	0	0	0	0	3

AB	33
R	6
H	9
RBI	6
BB	1
SO	4
LOB	11



WP	HR	S	P	ERA	WHIP
0	1	0	0	0	0

Chicago White Sox @ Baltimore Orioles
Memorial Stadium, Baltimore, MD
 Mon Jul 26 1982, 7:05 PM EDT
 Att: 17,763 - Unknown - 92 F

livebaseballscorecards.com

BOTTOM

Chicago White Sox @ Baltimore Orioles
 Memorial Stadium, Baltimore, MD

Tue Jul 27 1982, 7:05 PM EDT
 Att: 12,881 - Unknown - 80 F

livebaseballscorecards.com

AB	32
R	5
H	7
RBI	5
BB	6
SO	7
LOB	17



WP:	1	PA:	39
PB:	0		
SB:	1		
CS:	0		

AB R H RBI BB SO LOB

4	0	1	0	1	2	3
4	1	0	0	1	0	1
5	1	1	2	0	1	2
4	0	1	0	0	0	2
3	0	0	0	0	1	3
1	0	0	0	0	0	0
4	2	2	1	0	0	0
3	1	1	1	1	2	1
0	0	0	0	3	0	0
3	0	1	1	0	1	3
0	0	0	0	0	0	0
1	0	0	0	0	0	2
0	0	0	0	0	0	0

1B:	4	SF:	0
2B:	1	SAC:	0
3B:	0	DP:	1
HR:	2	HBP:	1

Batter	1	2	3	4	5	6	7	8	9
Floyd Rayford, R OBP: 0.227, SLG: 0.375 (1, 5)	0-3 K	0-0 L7			4-0 BB	0-3 K			0-0 FC4-6 1B
Rich Dauer, R OBP: 0.332, SLG: 0.371 (1, 4)	0-0 6-3		0-0 F8		4-0 BB		0-0 6-3		0-0 FC4-6 HR
Cal Ripken Jr., R OBP: 0.319, SLG: 0.493 (1, 6)	0-3 K		0-0 F2		0-0 F9		0-0 4-3		0-0 HR
Eddie Murray, S OBP: 0.382, SLG: 0.519 (1, 3)		0-0 G5-4-3 1B	0-0 F7		0-0 L7		0-0 F7		
Benny Ayala, R OBP: 0.315, SLG: 0.514 (1, 7)		0-0 G5-4-3		0-0 F8	0-3 K			0-0 4-3	
John Lowenstein, L OBP: 0.402, SLG: 0.641 (8, 7)		1-2f							
Dan Ford, R OBP: 0.283, SLG: 0.388 (1, 9)		0-0 E7 1B		0-0 BB 1B		0-0 HR		0-0 6-3	
Ken Singleton, S OBP: 0.377, SLG: 0.391 (1, 10)		0-0 BB 2B 1B		0-3 K		0-3 K		4-0 WP BB	
Gary Roenicke, R OBP: 0.388, SLG: 0.524 (1, 8)		4-0 2B BB		4-0 1-2 BB		1-0 S HBP		4-0 1-2 BB	
Rick Dempsey, R OBP: 0.313, SLG: 0.341 (1, 2)		0-0 1-3 2-H 2B		0-3 K		0-0 F9		0-0 F2	
Terry Crowley, L OBP: 0.385, SLG: 0.355 (8, PH)									
Lenn Sakata, R OBP: 0.317, SLG: 0.341 (8, PH)									
Joe Nolan, L OBP: 0.287, SLG: 0.400 (9, 2)									

Inning Stats	R: 0	H: 0	E: 0	K: 2	S: 7	H: 0	LOB: 0	BB: 0	P: 7	R: 2	H: 3	E: 1	K: 0	S: 6	H: 0	LOB: 0	BB: 0	P: 3	R: 0	H: 1	E: 0	K: 2	S: 8	H: 0	LOB: 2	BB: 2	P: 13	R: 1	H: 1	E: 0	K: 2	S: 8	H: 0	LOB: 0	BB: 0	P: 3	R: 0	H: 0	E: 0	K: 0	S: 3	H: 0	LOB: 2	BB: 2	P: 11	R: 2	H: 2	E: 1	K: 0	S: 3
--------------	------	------	------	------	------	------	--------	-------	------	------	------	------	------	------	------	--------	-------	------	------	------	------	------	------	------	--------	-------	-------	------	------	------	------	------	------	--------	-------	------	------	------	------	------	------	------	--------	-------	-------	------	------	------	------	------

PITCHER	IP	WLS	BF	H	R	ER	SO	BB	IBB	HBP	BLK	WP	HR	S	P	ERA	WHIP
Britt Burns, L ERA: 3.41 (1, 1)	6.0		28	5	3	1	7	4	0	1	0	0	1	37	54	1.50	1.500
Salome Barojas, R ERA: 3.59 (7, 1)	1.2		7	0	0	0	0	2	0	0	0	1	0	5	13	0.00	1.200
Kevin Hickey, L ERA: 3.8 (8, 1)	0.2	L	4	2	2	2	0	0	0	0	0	0	1	4	4	27.00	3.000

Batter	1	2	3	4	5	6	7	8	9	AB R H RBI BB SO LOB	TOP											
Bill Almon, R (1, 6) OBP: 0.329, SLG: 0.380	0-0 4-3		0-3 K		0-0 L5			0-0 F7		4 0 0 0 0 1 3												
Tony Bernazard, S (1, 4) OBP: 0.335, SLG: 0.367	0-0 F3			0-0 F9		0-0 6-3		0-0 6-3 1B		4 0 1 0 0 0 0												
Steve Kemp, L (1, 7) OBP: 0.389, SLG: 0.405	0-0 4-3			0-0 F7		0-0 CS 1B		0-0 6-3 1-2		4 0 1 0 0 0 1												
Greg Luzinski, R (1, 10) OBP: 0.363, SLG: 0.466		0-3 K		0-0 2B		4-0 1B BB		0-0 F4		3 0 1 0 1 1 1												
Carlton Fisk, R (1, 2) OBP: 0.327, SLG: 0.356		0-0 5-3		0-0 F8		0-0 1-2 1B		0-0 CS 1B		4 0 2 0 0 0 1												
Ron LeFlore, R (9, PR) OBP: 0.333, SLG: 0.404										0 0 0 0 0 0 0												
Chris Nyman, R (1, 3) OBP: 0.333, SLG: 0.333		0-3 K			0-0 2B 1B		0-0 F7		0-3 K	3 1 1 0 0 1 2												
Mike Squires, L (9, PH) OBP: 0.261, SLG: 0.265									0-0 F8	1 0 0 0 0 1 1												
Harold Baines, L (1, 9) OBP: 0.307, SLG: 0.428			0-0 F8		0-3 K		0-0 F9		0-0 F8	4 0 0 0 0 1 2												
Vance Law, R (1, 5) OBP: 0.342, SLG: 0.385			0-0 F4		0-0 1B L5 2B		0-0 1-3			3 0 1 0 0 0 0												
Rudy Law, L (1, 8) OBP: 0.379, SLG: 0.428			0-0 3B		0-0 1B		0-0 F9			3 0 2 1 0 0 0												
Inning Stats	R: 0 E: 0 K: 0 S: 3	H: 0 LOB: 0 BB: 0 P: 3	R: 0 E: 0 K: 2 S: 7	H: 0 LOB: 0 BB: 0 P: 7	R: 0 E: 0 K: 1 S: 6	H: 1 LOB: 1 BB: 0 P: 6	R: 0 E: 0 K: 0 S: 4	H: 1 LOB: 1 BB: 0 P: 4	R: 1 E: 0 K: 1 S: 7	H: 3 LOB: 1 BB: 0 P: 7	R: 0 E: 0 K: 0 S: 4	H: 2 LOB: 2 BB: 1 P: 8	R: 0 E: 0 K: 0 S: 3	H: 0 LOB: 0 BB: 0 P: 3	R: 0 E: 0 K: 0 S: 4	H: 1 LOB: 1 BB: 0 P: 4	R: 0 E: 0 K: 1 S: 5	H: 1 LOB: 1 BB: 0 P: 5	1B: 6 2B: 3 3B: 1 HR: 0	SF: 0 SAC: 0 DP: 1 HBP: 0	WP: 0 PB: 0 SB: 0 CS: 2	PA: 34
PITCHER	IP WLS BF H R ER SO BB IBB HBP BLK WP HR S P ERA WHIP																					
Scott McGregor, L (1, 1) ERA: 3.92	8.0 W 31 8 1 1 4 1 0 0 0 0 0 0 38 42 1.12 1.125																					
Tim Stoddard, R (9, 1) ERA: 3.6	0.0 1 1 0 0 0 0 0 0 0 0 0 0 1 1 ∞ ∞																					
Tippy Martinez, L (9, 1) ERA: 2.95	1.0 S 2 0 0 0 1 0 0 0 0 0 0 0 4 4 0.00 0.000																					

Chicago White Sox @ Baltimore Orioles
 Memorial Stadium, Baltimore, MD
 Wed Jul 28 1982, 7:05 PM EDT
 Att. 14,233 - Unknown

AB	33
R	1
H	9
RBI	1
BB	1
SO	5
LOB	11



livebaseballscorecards.com

Batter	1	2	3	4	5	6	7	8	9
Glenn Gulliver, L OBP: 0.469, SLG: 0.304 Lenn Sakata, R OBP: 0.320, SLG: 0.341 (8, 4)	0-0 3-1		0-0 1B		0-0 F4		4-0 FC4-6 BB		
Dan Ford, R OBP: 0.280, SLG: 0.383 (1, 9)	0-0 1-3		0-0 F8			0-0 F7	0-0 FC4-6		
Ken Singleton, S OBP: 0.376, SLG: 0.392 (1, 10)	0-0 6-3		0-0 L9			0-0 1B 2B		0-0 F9	
Eddie Murray, S OBP: 0.384, SLG: 0.517 (1, 3)		4-0 G4-3 1B BB		0-0 F8		0-0 1B 1B		0-0 5-3	
John Lowenstein, L OBP: 0.404, SLG: 0.638 (1, 7)		0-0 G4-3 1B		0-0 4-3		0-0 BB 1B		0-0 F7	
Cal Ripken Jr., R OBP: 0.319, SLG: 0.490 (1, 6)		0-0 G4-3		0-0 F9		4-0 G5-4-3 BB			
Joe Nolan, L OBP: 0.283, SLG: 0.394 Rick Dempsey, R OBP: 0.311, SLG: 0.340 (7, 2)		0-0 F9			0-0 4-3	0-0 G5-4-3			
Gary Roenicke, R OBP: 0.388, SLG: 0.522 (1, 8)			0-0 5-3		0-0 1B		0-0 F7		
Rich Dauer, R OBP: 0.332, SLG: 0.371 (8, 5)			0-0 1B 1B		0-0 F9		0-0 5-3		

Inning Stats	R: 0	H: 0	E: 0	K: 0	S: 3	R: 0	H: 1	E: 0	K: 0	S: 3	R: 0	H: 2	E: 0	K: 0	S: 5	R: 0	H: 0	E: 0	K: 0	S: 3	R: 0	H: 1	E: 0	K: 0	S: 4	R: 2	H: 3	E: 0	K: 0	S: 5	R: 0	H: 0	E: 0	K: 0	S: 3	R: 0	H: 0	E: 0	K: 0	S: 3
	LOB: 0	BB: 0	P: 3	LOB: 1	BB: 1	P: 7	LOB: 2	BB: 0	P: 5	LOB: 0	BB: 0	P: 3	LOB: 1	BB: 0	P: 4	LOB: 1	BB: 1	P: 9	LOB: 0	BB: 1	P: 7	LOB: 0	BB: 0	P: 3	LOB: 0	BB: 1	LOB: 1	BB: 1	P: 3	LOB: 0	BB: 0	LOB: 0	BB: 0	P: 3	LOB: 0	BB: 0	LOB: 0	BB: 0	P: 3	

PITCHER	IP	WLS	BF	H	R	ER	SO	BB	IBB	HBP	BLK	WP	HR	S	P	ERA	WHIP
Richard Dotson, R ERA: 5.16 Steve Trout, L ERA: 4.35	5.1	L	24	7	2	2	0	2	0	0	0	0	0	22	30	3.38	1.688

BOTTOM

AB	R	H	RBI	BB	SO	LOB
3	0	1	0	0	0	1
0	0	0	0	1	0	0
4	0	0	0	0	0	3
4	1	1	0	0	0	2
3	1	1	1	1	0	0
4	0	2	1	0	0	0
2	0	0	0	1	0	2
2	0	0	0	0	0	1
1	0	0	0	0	0	2
3	0	1	0	0	0	1

AB	29
R	2
H	7
RBI	2
BB	3
SO	0
LOB	12



WP	HR	S	P	ERA	WHIP
0	0	0	0	0.00	0.375

Chicago White Sox @ Baltimore Orioles
Memorial Stadium, Baltimore, MD
 Wed Jul 28 1982, 7:05 PM EDT
 Att. 14,233 - Unknown

livebaseballscores.com

Batter	1	2	3	4	5	6	7	8	9	AB R H RBI BB SO LOB	TOP											
Lenn Sakata, R (1, 4) OBP: 0.322, SLG: 0.353 Terry Crowley, L (9, PH) OBP: 0.380, SLG: 0.349	0-0 F3		0-0 1B 2B		0-0 1-3 2B		0-0 F8		0-0 3-1	4 0 2 0 0 0 1 1 0 0 0 0 0 0												
Dan Ford, R (1, 9) OBP: 0.281, SLG: 0.381	0-0 F9		0-0 G4-6-3 2-3 1B		4-0 BB		0-0 F9		0-3 K	4 0 1 0 1 1 1												
Ken Singleton, S (1, 10) OBP: 0.374, SLG: 0.387	0-3 K		0-0 G4-6-3 1-2f		0-0 4-3		4-0 BB		0-0 6-3	4 0 0 0 1 1 5												
Eddie Murray, S (1, 3) OBP: 0.379, SLG: 0.510		0-0 5-3		0-3 K		0-0 L4		0-0 F9		4 0 0 0 0 1 2												
John Lowenstein, L (1, 7) OBP: 0.411, SLG: 0.644		0-0 2B		0-3 K		4-0 BB		0-0 1B		3 1 2 0 1 1 0												
Cal Ripken Jr., R (1, 6) OBP: 0.316, SLG: 0.484		0-0 5-3		0-0 5-3		0-0 F9		0-0 FC3-4-6 1B		4 0 0 0 0 0 3												
Joe Nolan, L (1, 2) OBP: 0.282, SLG: 0.389		0-0 P6			0-3 K	0-0 E3		0-0 1B		4 0 1 0 0 1 1												
Gary Roenicke, R (1, 8) OBP: 0.389, SLG: 0.532			0-0 HR		4-0 2B BB	0-0 F2		0-0 L5		3 1 1 1 1 0 3												
Rich Dauer, R (1, 5) OBP: 0.332, SLG: 0.372			0-0 5-3		0-0 F7		0-0 2B	0-0 F9		4 0 1 0 0 0 3												
Inning Stats	R: 0 E: 0 K: 1 S: 5	H: 0 LOB: 0 BB: 0 P: 5	R: 0 E: 0 K: 0 S: 4	H: 1 LOB: 1 BB: 0 P: 4	R: 1 E: 0 K: 0 S: 5	H: 3 LOB: 1 BB: 0 P: 5	R: 0 E: 0 K: 2 S: 7	H: 0 LOB: 0 BB: 0 P: 7	R: 0 E: 0 K: 1 S: 6	H: 1 LOB: 3 BB: 2 P: 14	R: 1 E: 1 K: 0 S: 4	H: 0 LOB: 1 BB: 1 P: 8	R: 0 E: 0 K: 0 S: 4	H: 1 LOB: 2 BB: 1 P: 8	R: 0 E: 0 K: 0 S: 5	H: 2 LOB: 2 BB: 0 P: 5	R: 0 E: 0 K: 1 S: 5	H: 0 LOB: 0 BB: 0 P: 5	1B: 3 2B: 4 3B: 0 HR: 1	SF: 0 SAC: 0 DP: 1 HBP: 0	WP: 0 PB: 0 SB: 1 CS: 0	PA: 39
PITCHER	IP WLS BF H R ER SO BB IBB HBP BLK WP HR S P ERA WHIP																					
Derek Botelho, R (1, 1) ERA: 3.86	5.0 W 21 5 1 1 4 2 0 0 0 0 0 1 27 35 1.80 1.400																					
Mike Armstrong, R (6, 1) ERA: 1.99	3.0 15 3 1 0 0 2 0 0 0 0 0 0 13 21 0.00 1.667																					
Dan Quisenberry, R (9, 1) ERA: 3.18	1.0 3 0 0 0 0 1 0 0 0 0 0 0 5 5 0.00 0.000																					

Baltimore Orioles @ Kansas City Royals
Royals Stadium, Kansas City, MO
 Thu Jul 29 1982, 8:05 PM EDT
 Att. 36,217 - Unknown

AB	35
R	2
H	8
RBI	1
BB	4
SO	5
LOB	19



WP: 0	PA: 39
PB: 0	
SB: 1	
CS: 0	

ERA	WHIP

Batter	1	2	3	4	5	6	7	8	9
Willie Wilson, S OBP: 0.366, SLG: 0.461 (1, 7)	0-3 K	0-0 1-2 1B			0-3 K		0-0 FC3-6 2B		
U L Washington, S OBP: 0.324, SLG: 0.373 (1, 6)	0-0 F7	0-0 G5-3			0-0 FC4-6 1B		0-0 F7		
George Brett, L OBP: 0.387, SLG: 0.500 (1, 5)	0-0 F7		0-0 F8		0-0 FC4-6 1-2f		4-0 2B IBB		
Hal McRae, R OBP: 0.383, SLG: 0.544 (1, 10)		0-0 HR 1B	4-0 BB		0-0 FC4-6 1-2f		0-0 1B 2B		
Willie Aikens, L OBP: 0.314, SLG: 0.380 (1, 3)		0-0 HR	0-0 F7			0-0 F8	0-0 1B		
Steve Hammond, L OBP: 0.317, SLG: 0.450 (1, 9)		0-0 3B 1B	0-0 L6			0-0 FC6-4 1B	0-0 1-3		
Frank White, R OBP: 0.334, SLG: 0.484 (1, 4)		0-0 SF8 3B		0-3 K		0-0 F9		0-0 4-3	
Cesar Geronimo, L OBP: 0.328, SLG: 0.516 (1, 8)		0-0 SF8		0-0 F7		0-0 FC6-4 1-2f		0-0 3-1	
Don Slaught, R OBP: 0.371, SLG: 0.429 (1, 2)		0-0 G5-3 1B		0-0 P3			0-0 FC3-6 1B	0-0 4-3	

Inning Stats	R: 0 E: 0 K: 1 S: 5	H: 0 LOB: 0 BB: 0 P: 5	R: 4 E: 0 K: 0 S: 8	H: 6 LOB: 1 BB: 0 P: 8	R: 0 E: 0 K: 0 S: 3	H: 0 LOB: 1 BB: 1 P: 7	R: 0 E: 0 K: 1 S: 5	H: 0 LOB: 0 BB: 0 P: 5	R: 0 E: 0 K: 1 S: 6	H: 1 LOB: 1 BB: 0 P: 6	R: 0 E: 0 K: 0 S: 4	H: 1 LOB: 1 BB: 0 P: 4	R: 3 E: 0 K: 0 S: 6	H: 3 LOB: 1 BB: 1 P: 10	R: 0 E: 0 K: 0 S: 3	H: 0 LOB: 0 BB: 0 P: 3
1B: 8 2B: 1 3B: 1 HR: 1	SF: 1 SAC: 0 DP: 1 HBP: 0	WP: 0 PB: 0 SB: 1 CS: 0	1B: 8 2B: 1 3B: 1 HR: 1	SF: 1 SAC: 0 DP: 1 HBP: 0	WP: 0 PB: 0 SB: 1 CS: 0	1B: 8 2B: 1 3B: 1 HR: 1	SF: 1 SAC: 0 DP: 1 HBP: 0	WP: 0 PB: 0 SB: 1 CS: 0	1B: 8 2B: 1 3B: 1 HR: 1	SF: 1 SAC: 0 DP: 1 HBP: 0	WP: 0 PB: 0 SB: 1 CS: 0	1B: 8 2B: 1 3B: 1 HR: 1	SF: 1 SAC: 0 DP: 1 HBP: 0	WP: 0 PB: 0 SB: 1 CS: 0	1B: 8 2B: 1 3B: 1 HR: 1	SF: 1 SAC: 0 DP: 1 HBP: 0

PITCHER	IP	WLS	BF	H	R	ER	SO	BB	IBB	HBP	BLK	WP	HR	S	P	ERA	WHIP
Dennis Martinez, R ERA: 4.28 (1, 1)	1.1	L	9	5	4	4	1	0	0	0	0	0	1	11	11	27.00	3.750
Storm Davis, R ERA: 2.96 (2, 1)	5.1		23	6	3	3	2	1	1	0	0	0	0	25	33	5.06	1.312
Tim Stoddard, R ERA: 3.5 (7, 1)	1.1		4	0	0	0	0	0	0	0	0	0	0	4	4	0.00	0.000

AB R H RBI BB SO LOB

4	1	1	0	0	2	1
4	0	1	0	0	0	3
3	1	0	0	1	0	1
3	2	2	2	1	0	1
4	1	2	3	0	0	1
4	1	2	0	0	0	2
4	1	1	1	0	1	1
3	0	0	1	0	0	1
4	0	2	0	0	0	0

AB	33
R	7
H	11
RBI	7
BB	2
SO	3
LOB	11



WP	PA	ERA	WHIP
0	36		

Baltimore Orioles @ Kansas City Royals
 Royals Stadium, Kansas City, MO
 Thu Jul 29 1982, 8:05 PM EDT
 Att. 36,217 - Unknown

livebaseballscorecards.com

Batter	1	2	3	4	5	6	7	8	9	AB R H RBI BB SO LOB	TOP
Al Bumbry, L (1, 8) OBP: 0.319, SLG: 0.324 Benny Ayala, R (8, PH) OBP: 0.311, SLG: 0.507 Jim Dwyer, L (8, 7) OBP: 0.388, SLG: 0.458	0-0 		0-0 		0-0 			0-0 		3 0 1 0 0 0 2 1 0 0 0 0 0 1 0 0 0 0 0 0 0	Baltimore Orioles @ Kansas City Royals Royals Stadium, Kansas City, MO Fri Jul 30 1982, 8:05 PM EDT Att. 33,844 - Unknown livebaseballscorecards.com
Rich Dauer, R (1, 5) OBP: 0.328, SLG: 0.369	0-3 		0-0 			0-0 		0-0 		3 0 0 1 0 1 1	
Dan Ford, R (1, 9) OBP: 0.278, SLG: 0.377	0-3 			0-3 		0-0 		0-0 		4 0 0 0 0 2 0	
Eddie Murray, S (1, 3) OBP: 0.375, SLG: 0.503		0-3 		0-0 		0-0 		0-0 		4 0 0 0 0 1 0	
Cal Ripken Jr., R (1, 6) OBP: 0.315, SLG: 0.480		0-0 		0-0 		0-0 		4-0 	BB BB BB BB	3 1 0 0 1 0 0	
Gary Roenicke, R (1, 7) OBP: 0.389, SLG: 0.538 (8, 8)		0-0 		0-0 		0-0 		0-0 	BB BB BB BB	3 0 1 0 0 0 0 1 0 1 0 0 0 0	
John Lowenstein, L (9, PH) OBP: 0.413, SLG: 0.646		0-0 		0-0 		0-0 		0-0 	1-3 	3 0 1 1 0 1 1 1 0 1 0 0 0 1	
Ken Singleton, S (1, 10) OBP: 0.373, SLG: 0.390		0-0 		0-0 		0-0 		0-3 	3-H 	3 0 1 1 0 1 1 1 0 0 0 0 0 1	
Lenn Sakata, R (1, 4) OBP: 0.323, SLG: 0.353 Terry Crowley, L (9, PH) OBP: 0.375, SLG: 0.344			0-0 		0-0 		0-0 	0-0 	3-H 	3 1 1 0 0 0 1 1 0 0 0 0 0 1	
Rick Dempsey, R (1, 2) OBP: 0.316, SLG: 0.346			0-0 		4-0 		0-0 	1-H 		2 1 1 1 1 0 0	
Inning Stats	R: 0 H: 0 E: 0 LOB: 0 K: 2 BB: 0 S: 7 P: 7	R: 0 H: 1 E: 0 LOB: 1 K: 1 BB: 0 S: 6 P: 6	R: 0 H: 1 E: 0 LOB: 1 K: 0 BB: 0 S: 4 P: 4	R: 0 H: 0 E: 0 LOB: 0 K: 1 BB: 0 S: 5 P: 5	R: 0 H: 1 E: 0 LOB: 2 K: 0 BB: 1 S: 4 P: 8	R: 0 H: 0 E: 0 LOB: 0 K: 0 BB: 0 S: 3 P: 3	R: 0 H: 0 E: 0 LOB: 0 K: 1 BB: 0 S: 5 P: 5	R: 2 H: 2 E: 0 LOB: 0 K: 0 BB: 0 S: 5 P: 5	R: 1 H: 1 E: 0 LOB: 1 K: 0 BB: 1 S: 4 P: 8	1B: 3 SF: 2 2B: 2 SAC: 0 3B: 1 DP: 0 HR: 0 HBP: 0	WP: 0 PA: 35 PB: 0 SB: 0 CS: 0
PITCHER Larry Gura, L (1, 1) ERA: 4.32 Dan Quisenberry, R (9, 1) ERA: 3.16	IP WLS BF H R ER SO BB IBB HBP BLK WP HR S P ERA WHIP 8.1 W 32 5 3 3 5 2 0 0 0 0 0 0 40 48 3.24 0.840 0.2 S 3 1 0 0 0 0 0 0 0 0 0 0 0 3 3 0.00 1.500	PITCHER IP WLS BF H R ER SO BB IBB HBP BLK WP HR S P ERA WHIP									



Batter	1	2	3	4	5	6	7	8	9
Willie Wilson, S OBP: 0.367, SLG: 0.462 (1, 7)	0-0 E S 1B		0-0 1B 1B		0-0 F8		0-3 K		
U L Washington, S OBP: 0.327, SLG: 0.375 (1, 6)	0-3 K		0-0 1B 1B		0-0 F9		0-0 CS 1B		
George Brett, L OBP: 0.390, SLG: 0.506 (1, 5)	0-0 E3 1-4-3		0-0 1-2 2-H 1B		0-0 1B		0-0 CS 1-2	0-0 SH1-3 SF8 2B	
Hal McRae, R OBP: 0.380, SLG: 0.540 (1, 10)	0-0 L4-3		0-3 K		0-0 F9		0-0 SH1-3	0-0 SH1-3	
Willie Aikens, L OBP: 0.315, SLG: 0.377 (1, 3)		0-0 4-3	0-0 F8			4-0 FC3-6 BB	0-0 SF8		
Lee May, R OBP: 0.435, SLG: 0.610 (8, PH)									
Greg Pryor, R OBP: 0.348, SLG: 0.489 (9, 3)									
Steve Hammond, L OBP: 0.311, SLG: 0.432 (1, 9)		0-0 F7		0-0 1B SF9 1B		0-0 FC3-6	0-0 F9		
Frank White, R OBP: 0.334, SLG: 0.483 (1, 4)		0-0 F7		0-0 G3-6-1 1B		0-3 K			
Cesar Geronimo, L OBP: 0.329, SLG: 0.516 (1, 8)			0-0 FC4-6 1B		0-0 SF9		0-0 P6		
Don Slaught, R OBP: 0.356, SLG: 0.409 (1, 2)			0-0 FC4-6 1B		0-0 G3-6-1		0-0 F7		

AB	R	H	RBI	BB	SO	LOB
4	1	2	0	0	1	0
4	0	2	1	0	1	1
4	1	3	1	0	0	1
3	0	0	0	0	1	5
2	0	0	0	1	0	2
0	0	0	1	0	0	0
0	0	0	0	0	0	0
4	1	1	0	0	0	1
3	0	1	0	0	1	1
2	0	1	1	0	0	1
3	1	0	0	0	0	2

WP	PA
0	34

Inning Stats	R	H	E	K	S	H	LOB	BB	P	R	H	E	K	S	H	LOB	BB	P	R	H	E	K	S	H	LOB	BB	P	R	H	E	K	S	H	LOB	BB	P			
1B: 9	9	1	1	6	9	4	2	9	4	1	1	0	1	4	1	1	0	4	1	1	0	5	1	1	0	4	1	1	0	5	1	1	0	4	1	1	0	4	
SF: 2	2	0	0	0	0	0	0	0	0	0	0	0	0	0	0	0	0	0	0	0	0	0	0	0	0	0	0	0	0	0	0	0	0	0	0	0	0	0	
2B: 2	2	0	0	0	0	0	0	0	0	0	0	0	0	0	0	0	0	0	0	0	0	0	0	0	0	0	0	0	0	0	0	0	0	0	0	0	0	0	0
3B: 0	0	0	0	0	0	0	0	0	0	0	0	0	0	0	0	0	0	0	0	0	0	0	0	0	0	0	0	0	0	0	0	0	0	0	0	0	0	0	0
HR: 0	0	0	0	0	0	0	0	0	0	0	0	0	0	0	0	0	0	0	0	0	0	0	0	0	0	0	0	0	0	0	0	0	0	0	0	0	0	0	0
SAC: 1	1	0	0	0	0	0	0	0	0	0	0	0	0	0	0	0	0	0	0	0	0	0	0	0	0	0	0	0	0	0	0	0	0	0	0	0	0	0	0
DP: 2	2	0	0	0	0	0	0	0	0	0	0	0	0	0	0	0	0	0	0	0	0	0	0	0	0	0	0	0	0	0	0	0	0	0	0	0	0	0	0
HBP: 0	0	0	0	0	0	0	0	0	0	0	0	0	0	0	0	0	0	0	0	0	0	0	0	0	0	0	0	0	0	0	0	0	0	0	0	0	0	0	0

PITCHER	IP	WLS	BF	H	R	ER	SO	BB	IBB	HBP	BLK	WP	HR	S	P	ERA	WHIP
Sammy Stewart, R ERA: 4.01 (1, 1)	7.1	L	31	10	4	4	4	4	1	0	0	0	0	38	42	4.91	1.500
Tippy Martinez, L ERA: 2.91 (8, 1)	0.2		2	0	0	0	0	0	0	0	0	0	0	2	2	0.00	0.000

BOTTOM

Baltimore Orioles @ Kansas City Royals
Royals Stadium, Kansas City, MO
 Fri Jul 30 1982, 8:05 PM EDT
 Att. 33,844 - Unknown

livebaseballscorecards.com

AB	29
R	4
H	10
RBI	4
BB	1
SO	4
LOB	14



Batter	1	2	3	4	5	6	7	8	9	AB R H RBI BB SO LOB	TOP											
Al Bumbry, L (1, 8) OBP: 0.316, SLG: 0.320	0-0 L5		0-0 F7		0-3 K			0-0 6-3		4 0 0 0 0 1 1												
Rich Dauer, R (1, 4) OBP: 0.327, SLG: 0.368	0-0 F8			0-0 F9		0-0 F8		0-0 1B 1B		4 0 1 0 0 0 0												
Cal Ripken Jr., R (1, 6) OBP: 0.312, SLG: 0.475	0-3 K			0-3 K		0-0 6-3		0-0 F9		4 0 0 0 0 2 1												
Eddie Murray, S (1, 3) OBP: 0.379, SLG: 0.507		0-3 K		0-0 1B BB		0-0 1B		0-0 1B FC5-4		4 0 3 0 0 1 0												
Gary Roenicke, R (1, 7) OBP: 0.390, SLG: 0.534		4-0 BB FC4-6 BB		4-0 BB 1-2 BB		0-0 F5		0-0 FC5-4		2 0 0 0 2 0 3												
Dan Ford, R (1, 9) OBP: 0.275, SLG: 0.372		0-0 FC4-6 1-2f		0-0 F9			0-0 5-3		0-0 6-3	4 0 0 0 0 0 3												
Ken Singleton, S (1, 10) OBP: 0.372, SLG: 0.388		0-0 F9			0-0 1B		0-0 6-3		0-0 6-3	4 0 1 0 0 0 1												
Rick Dempsey, R (1, 2) OBP: 0.323, SLG: 0.355			0-0 CS 1B		0-0 F3		4-0 BB FC6-4		0-0 2B	3 0 2 0 1 0 1												
Floyd Rayford, R (1, 5) OBP: 0.213, SLG: 0.349			0-0 F8		0-0 F8		0-0 FC6-4		0-0 F9	3 0 0 0 0 0 3												
Benny Ayala, R (9, PH) OBP: 0.307, SLG: 0.500			1-2				1-2f			1 0 0 0 0 0 1												
Inning Stats	R: 0 E: 0 K: 1 S: 5	H: 0 LOB: 0 BB: 0 P: 5	R: 0 E: 0 K: 1 S: 5	H: 0 LOB: 1 BB: 1 P: 9	R: 0 E: 0 K: 0 S: 3	H: 1 LOB: 0 BB: 0 P: 3	R: 0 E: 0 K: 1 S: 6	H: 1 LOB: 2 BB: 1 P: 10	R: 0 E: 0 K: 1 S: 6	H: 1 LOB: 1 BB: 0 P: 6	R: 0 E: 0 K: 0 S: 4	H: 1 LOB: 1 BB: 0 P: 4	R: 0 E: 0 K: 0 S: 3	H: 0 LOB: 1 BB: 1 P: 7	R: 0 E: 0 K: 0 S: 5	H: 2 LOB: 2 BB: 0 P: 5	R: 0 E: 0 K: 0 S: 4	H: 1 LOB: 1 BB: 0 P: 4	1B: 6 2B: 1 3B: 0 HR: 0	SF: 0 SAC: 0 DP: 0 HBP: 0	WP: 0 PB: 0 SB: 0 CS: 1	PA: 36
PITCHER Vida Blue, L (1, 1) ERA: 3.81	IP: 9.0 WLS: W BF: 36 H: 7 R: 0 ER: 0 SO: 4 BB: 3 IBB: 0 HBP: 0 BLK: 0 WP: 0 HR: 0 S: 41 P: 53 ERA: 0.00 WHIP: 1.111											PITCHER IP: WLS: BF: H: R: ER: SO: BB: IBB: HBP: BLK: WP: HR: S: P: ERA: WHIP:										

Baltimore Orioles @ Kansas City Royals
Royals Stadium, Kansas City, MO
 Sat Jul 31 1982, 8:05 PM EDT
 Att: 40,771 - Unknown

livebaseballscorecards.com

AB	33
R	0
H	7
RBI	0
BB	3
SO	4
LOB	14



Batter	1	2	3	4	5	6	7	8	9
Willie Wilson, S OBP: 0.366, SLG: 0.459 (1, 7)	0-0 6-3		0-0 F3		0-0 FC4-6 1B		0-0 P4		
U L Washington, S OBP: 0.326, SLG: 0.373 (1, 6)	0-0 P6		0-0 1B 1B		0-0 FC4-6 1-2f 3-H		0-0 5-3		
George Brett, L OBP: 0.389, SLG: 0.503 (1, 5)	0-0 BB 1B		0-3 K		0-3 K		0-3 K		
Amos Otis, R OBP: 0.352, SLG: 0.454 (1, 8)	4-0 FC6-4 1-2 BB		0-0 1B		0-0 6-3		0-0 5-3		
Hal McRae, R OBP: 0.381, SLG: 0.538 (1, 10)	0-0 FC6-4 1-2f		0-0 F7		0-0 1B		4-0 FC5-4 BB		
Lee May, R OBP: 0.411, SLG: 0.571 (1, 3)		0-0 F7		0-0 5-3		0-0 L4		0-0 FC5-4 1-2f	
Greg Pryor, R OBP: 0.348, SLG: 0.489 (9, 3)									
Jerry Martin, R OBP: 0.314, SLG: 0.380 (1, 9)		0-0 1-6-3		0-0 4-3		0-0 FC6-4 1B			
Frank White, R OBP: 0.334, SLG: 0.481 (1, 4)		0-0 1B		0-0 1-3		0-0 FC6-4 1-2f			
Don Slaught, R OBP: 0.355, SLG: 0.397 (1, 2)		0-0 F9			4-0 1B FC4-6 BB		0-0 F8		

Inning Stats	R: 0	H: 1	E: 0	LOB: 2	K: 0	BB: 1	S: 4	P: 8
	R: 0	H: 1	E: 0	LOB: 1	K: 0	BB: 0	S: 4	P: 4
	R: 1	H: 2	E: 0	LOB: 1	K: 1	BB: 0	S: 7	P: 7
	R: 0	H: 0	E: 0	LOB: 0	K: 0	BB: 0	S: 3	P: 3
	R: 1	H: 1	E: 0	LOB: 1	K: 1	BB: 1	S: 6	P: 10
	R: 0	H: 2	E: 0	LOB: 1	K: 0	BB: 0	S: 4	P: 4
	R: 0	H: 0	E: 0	LOB: 0	K: 0	BB: 0	S: 3	P: 3
	R: 0	H: 0	E: 0	LOB: 1	K: 1	BB: 1	S: 5	P: 9

PITCHER	IP	WLS	BF	H	R	ER	SO	BB	IBB	HBP	BLK	WP	HR	S	P	ERA	WHIP
Mike Flanagan, L ERA: 3.72 (1, 1)	8.0	L	33	7	2	2	3	3	0	0	0	0	0	36	48	2.25	1.250

AB R H RBI BB SO LOB

4	0	1	0	0	0	0
4	1	1	1	0	0	1
4	0	1	0	0	3	2
3	0	1	1	1	0	1
3	0	1	0	1	0	3
4	0	0	0	0	0	1
0	0	0	0	0	0	0
3	0	1	0	0	0	0
3	0	1	0	0	0	1
2	1	0	0	1	0	1

AB	R	H	RBI	BB	SO	LOB
30	2	7	2	3	3	10

WP	PA	ERA	WHIP
0	33		

Baltimore Orioles @ Kansas City Royals
 Royals Stadium, Kansas City, MO
 Sat Jul 31 1982, 8:05 PM EDT
 Att. 40,771 - Unknown

livebaseballscorecards.com

AB	R	H	RBI	BB	SO	LOB
30	2	7	2	3	3	10



Batter	1	2	3	4	5	6	7	8	9
Willie Wilson, S OBP: 0.369, SLG: 0.464 (1, 7)	0-0 1B		0-0 2B		0-0 1B		0-0 1-3	0-0 F7	
U L Washington, S OBP: 0.328, SLG: 0.370 (1, 6)	0-0 P6		0-0 P6		0-0 1B		4-0 BB	0-3 K	
George Brett, L OBP: 0.385, SLG: 0.497 (1, 5)	0-0 F8		0-0 F9		0-0 F7		0-0 F2		
Amos Otis, R OBP: 0.353, SLG: 0.454 (1, 8)	0-0 4-3			0-0 1B	0-0 F9			0-0 1B	
Hal McRae, R OBP: 0.380, SLG: 0.538 (1, 10)		0-0 1-3		0-0 F8		0-0 F9		0-0 1B	
Willie Aikens, L OBP: 0.318, SLG: 0.378 (1, 3)		0-0 E4		4-0 BB		0-0 WP		0-0 1B	
Lee May, R OBP: 0.419, SLG: 0.578 (8, PH)				1-2 BB				2-3 3-H	
Greg Pryor, R OBP: 0.348, SLG: 0.489 (9, 3)								1-3 1B	
Jerry Martin, R OBP: 0.313, SLG: 0.379 (1, 9)		0-0 F9		0-3 K		0-0 F2		0-0 1B	
Frank White, R OBP: 0.330, SLG: 0.477 (1, 4)		0-0 P4		0-0 F8		0-0 P4		0-0 SF9	
Jamie Quirk, L OBP: 0.260, SLG: 0.271 (1, 2)			0-0 4-3		0-0 1-3		0-0 4-3	0-0 1B	
Steve Hammond, L OBP: 0.326, SLG: 0.444 (8, PH)								2-3 3-H	
Don Slaught, R OBP: 0.355, SLG: 0.397 (9, 2)									

Inning Stats	R: 0 E: 0 K: 0 S: 4	H: 1 LOB: 1 BB: 0 P: 4	R: 0 E: 1 K: 0 S: 4	H: 0 LOB: 1 BB: 0 P: 4	R: 0 E: 0 K: 0 S: 4	H: 1 LOB: 1 BB: 0 P: 4	R: 0 E: 0 K: 1 S: 6	H: 1 LOB: 2 BB: 1 P: 10	R: 0 E: 0 K: 0 S: 5	H: 2 LOB: 2 BB: 0 P: 5	R: 0 E: 0 K: 0 S: 4	H: 1 LOB: 1 BB: 0 P: 4	R: 0 E: 0 K: 0 S: 3	H: 0 LOB: 1 BB: 1 P: 7	R: 4 E: 0 K: 1 S: 10	H: 5 LOB: 1 BB: 0 P: 10
1B: 9 2B: 2 3B: 0 HR: 0	SF: 1 SAC: 0 DP: 0 HBP: 0	WP: 1 PB: 0 SB: 2 CS: 0	PA: 38													

PITCHER	IP	WLS	BF	H	R	ER	SO	BB	IBB	HBP	BLK	WP	HR	S	P	ERA	WHIP
Jim Palmer, R ERA: 4.02 (1, 1)	7.0		32	8	2	2	1	2	0	0	0	1	0	32	40	2.57	1.429
Tippy Martinez, L ERA: 3.22 (8, 1)	0.0	L	2	2	0	0	0	0	0	0	0	0	0	2	2	∞	∞
Tim Stoddard, R ERA: 3.42 (8, 1)	1.0		4	1	2	2	1	0	0	0	0	0	0	6	6	18.00	1.000

BOTTOM

Baltimore Orioles @ Kansas City Royals
 Royals Stadium, Kansas City, MO
 Sun Aug 01 1982, 4:33 AM EDT
 Att. 30,280 - Unknown

livebaseballscorecards.com

AB	35
R	4
H	11
RBI	4
BB	2
SO	2
LOB	21



Batter	1	2	3	4	5	6	7	8	9	AB R H RBI BB SO LOB	TOP																
Jerry Remy, L (1, 4) OBP: 0.344, SLG: 0.312	0-0 F7		0-0 E6 1B 1-2 1-3		0-0 1B 1B	0-0 CS 1B		0-0 FC4 1-2f		5 2 2 1 0 0 4																	
Dwight Evans, R (1, 9) OBP: 0.404, SLG: 0.491	0-0 F7		0-0 1-3 1B 1-3 2-H		0-0 F3 1B SF6 1B	0-0 CS 1-2	0-0 5-3		4-0 FC6-4 BB	4 1 2 1 1 0 0																	
Jim Rice, R (1, 7) OBP: 0.381, SLG: 0.481	0-3 K		4-0 1-3 IBB		0-0 FC6-4 1B 1-2 2-H		0-0 5-3		0-0 FC6-4 1B 1-2f	4 0 1 1 1 1 1																	
Carl Yastrzemski, L (1, 3) OBP: 0.370, SLG: 0.488		0-3 K	0-0 1-3		0-0 F3 2-3		0-0 F7		0-0 1-2 1B	5 0 1 1 0 1 4																	
Carney Lansford, R (1, 10) OBP: 0.327, SLG: 0.391	0-0 F7		0-3 K		0-0 SF6 3-H			0-0 6-3	0-0 F9	4 0 0 1 0 1 4																	
Wade Boggs, L (1, 5) OBP: 0.408, SLG: 0.415		0-0 1B		0-0 4-3	0-0 FC6-4 1-2f			0-3 K	0-0 L6	5 0 1 0 0 1 3																	
Glenn Hoffman, R (1, 6) OBP: 0.280, SLG: 0.341	0-0 F8			0-0 E5 FC5-4		0-0 F7		0-0 BB 2B		4 0 1 0 0 0 1																	
Gary Allenson, R (1, 2) OBP: 0.286, SLG: 0.312			0-0 6-3	0-0 FC5-4 FC6-4 1-2f		0-0 F9 1B 2B		4-0 BB BB		3 1 1 0 1 0 1																	
Rick Miller, L (1, 8) OBP: 0.330, SLG: 0.327			0-0 E 1B	0-0 FC6-4 1-2f		0-0 F9 2-3		4-0 FC4 BB 1-2 2-3		3 1 1 0 1 0 2																	
Inning Stats	R: 0 E: 0 K: 1 S: 5 H: 0 LOB: 0 BB: 0 P: 5	R: 0 E: 0 K: 1 S: 6 H: 1 LOB: 1 BB: 0 P: 6	R: 2 E: 1 K: 1 S: 8 H: 2 LOB: 2 BB: 1 P: 12	R: 0 E: 1 K: 0 S: 4 H: 0 LOB: 1 BB: 0 P: 4	R: 2 E: 0 K: 0 S: 6 H: 3 LOB: 1 BB: 0 P: 6	R: 1 E: 0 K: 0 S: 4 H: 2 LOB: 0 BB: 0 P: 4	R: 0 E: 0 K: 0 S: 3 H: 0 LOB: 0 BB: 0 P: 3	R: 0 E: 0 K: 1 S: 6 H: 1 LOB: 3 BB: 2 P: 14	R: 0 E: 0 K: 0 S: 4 H: 1 LOB: 2 BB: 1 P: 8	1B: 8 2B: 2 3B: 0 HR: 0 SF: 1 SAC: 0 DP: 0 HBP: 0	WP: 0 PB: 0 SB: 0 CS: 1 PA: 43																
PITCHER	IP WLS BF H R ER SO BB IBB HBP BLK WP HR S P ERA WHIP											PITCHER	IP WLS BF H R ER SO BB IBB HBP BLK WP HR S P ERA WHIP														
Scott McGregor, L (1, 1) ERA: 3.99	5.2 L	28	8	5	4	3	0	1	0	0	0	0	0	33	37	6.35	1.412										
Storm Davis, R (6, 1) ERA: 2.83	2.0	8	1	0	0	1	2	0	0	0	0	0	0	8	16	0.00	1.500										
Tippy Martinez, L (8, 1) ERA: 3.19	0.2	4	1	0	0	0	1	0	0	0	0	0	0	3	7	0.00	3.000										
Tim Stoddard, R (9, 1) ERA: 3.38	0.2	2	0	0	0	0	0	0	0	0	0	0	0	2	2	0.00	0.000										

Boston Red Sox @ Baltimore Orioles
Memorial Stadium, Baltimore, MD

Mon Aug 02 1982, 7:05 PM EDT
 Att. 25,010 - Unknown - 78 F

livebaseballscorecards.com

AB 37
R 5
H 10
RBI 5
BB 4
SO 4
LOB 20



Batter	1	2	3	4	5	6	7	8	9	AB R H RBI BB SO LOB	TOP											
Jerry Remy, L (1, 4) OBP: 0.342, SLG: 0.311	0-0 HR 1B	0-0 F8			0-0 6-3		0-0 F7		0-3 K	5 1 1 0 0 1 3												
Dwight Evans, R (1, 9) OBP: 0.402, SLG: 0.487	0-0 F8	0-0 F7			0-0 BB 1B		0-0 FC5-4		0-0 6-3	5 0 1 0 0 0 4												
Jim Rice, R (1, 7) OBP: 0.382, SLG: 0.488	0-0 HR		0-0 5-3		4-0 BB		0-0 1-3			3 1 1 2 1 0 1												
Carl Yastrzemski, L (1, 10) OBP: 0.369, SLG: 0.485	0-0 L4		0-0 F8		0-0 4-3			0-0 1B 1B		4 0 1 0 0 0 2												
Wade Boggs, L (1, 5) OBP: 0.404, SLG: 0.411	0-0 FC5-4 1B		0-0 F7			0-0 F8		0-0 F9		4 0 1 0 0 0 1												
Dave Stapleton, R (1, 3) OBP: 0.283, SLG: 0.359	0-0 FC5-4			0-0 F6		0-0 F8		0-0 FC6-4 1B		4 0 1 0 0 0 1												
Rick Miller, L (1, 8) OBP: 0.332, SLG: 0.327		4-0 BB BB BB		0-0 6-3		0-0 1B		0-3 K		3 0 1 0 1 1 2												
Glenn Hoffman, R (1, 6) OBP: 0.278, SLG: 0.338		0-0 F4		0-3 K		0-3 K		0-0 FC6-4		3 0 0 0 0 2 2												
Camey Lansford, R (8, PH) OBP: 0.326, SLG: 0.389										1 0 0 0 0 0 2												
Julio Valdez, S (8, 6) OBP: 0.429, SLG: 0.429										0 0 0 0 0 0 0												
Gary Allenson, R (1, 2) OBP: 0.285, SLG: 0.310		0-0 E6			0-0 5-3		0-0 FC5-4 1B		0-0 F2	4 0 1 0 0 0 1												
Inning Stats	R: 2 E: 0 K: 0 S: 6	H: 3 LOB: 1 BB: 0 P: 6	R: 0 E: 1 K: 0 S: 4	H: 0 LOB: 2 BB: 1 P: 8	R: 0 E: 0 K: 0 S: 3	H: 0 LOB: 0 BB: 0 P: 3	R: 0 E: 0 K: 1 S: 5	H: 0 LOB: 0 BB: 0 P: 5	R: 0 E: 0 K: 0 S: 4	H: 1 LOB: 2 BB: 1 P: 8	R: 0 E: 0 K: 1 S: 6	H: 1 LOB: 1 BB: 0 P: 6	R: 0 E: 0 K: 0 S: 4	H: 1 LOB: 1 BB: 0 P: 4	R: 0 E: 0 K: 1 S: 7	H: 2 LOB: 2 BB: 0 P: 7	R: 0 E: 0 K: 1 S: 5	H: 0 LOB: 0 BB: 0 P: 5	1B: 7 2B: 0 3B: 0 HR: 1	SF: 0 SAC: 0 DP: 0 HBP: 0	WP: 0 PB: 0 SB: 0 CS: 0	PA: 38
PITCHER Dennis Martinez, R (1, 1) ERA: 4.15	IP: 9.0 WLS: W BF: 38 H: 8 R: 2 ER: 2 SO: 4 BB: 2 IBB: 0 HBP: 0 BLK: 0 WP: 0 HR: 1 S: 44 P: 52 ERA: 2.00 WHIP: 1.111											PITCHER	IP: WLS: BF: H: R: ER: SO: BB: IBB: HBP: BLK: WP: HR: S: P: ERA: WHIP:									

Boston Red Sox @ Baltimore Orioles
Memorial Stadium, Baltimore, MD
 Tue Aug 03 1982, 7:05 PM EDT
 Unknown - 86 F

livebaseballscorecards.com

AB	36
R	2
H	8
RBI	2
BB	2
SO	4
LOB	19



Batter	1	2	3	4	5	6	7	8	9	AB R H RBI BB SO LOB	TOP										
Jerry Remy, L (1, 4) OBP: 0.336, SLG: 0.304	0-0 4-3		0-3 K		0-3 K		0-0 L3			4 0 0 0 0 2 0	Boston Red Sox @ Baltimore Orioles Memorial Stadium, Baltimore, MD Wed Aug 04 1982, 7:05 PM EDT Att: 25,625 - Unknown										
Dwight Evans, R (1, 9) OBP: 0.403, SLG: 0.501	0-0 HR		0-0 3-1		0-0 1B			0-0 6-3		4 1 2 1 0 0 0											
Jim Rice, R (1, 7) OBP: 0.381, SLG: 0.491	0-3 K		0-0 1B		0-0 L8			0-0 F8		4 0 1 0 0 1 1											
Carney Lansford, R (1, 10) OBP: 0.327, SLG: 0.399	0-0 FC4-6 1B		0-0 F3		0-3 K			0-0 1B		4 0 2 0 0 1 1											
Wade Boggs, L (1, 5) OBP: 0.408, SLG: 0.415	0-0 FC4-6			0-0 6-3 1B		0-0 4-3		0-0 4-3		4 0 1 0 0 0 2											
Dave Stapleton, R (1, 3) OBP: 0.287, SLG: 0.378		0-0 F8		0-0 6-3		0-0 HR		0-0 6-3 1B		4 1 2 1 0 0 1											
Glenn Hoffman, R (1, 6) OBP: 0.276, SLG: 0.335 Carl Yastrzemski, L (9, PH) OBP: 0.365, SLG: 0.476		0-0 F9		0-0 6-3		0-0 F9		0-0 6-3	3 0 0 0 0 0 1 1 0 0 0 0 0 1	AB 35 R 2 H 8 RBI 2 BB 1 SO 5 LOB 11											
Gary Allenson, R (1, 2) OBP: 0.286, SLG: 0.305 Rich Gedman, L (9, PH) OBP: 0.300, SLG: 0.386		4-0 BB		0-0 F4			0-0 F3		0-0 F7	2 0 0 0 1 0 1 1 0 0 0 0 0 1											
Rick Miller, L (1, 8) OBP: 0.327, SLG: 0.325		0-0 4-3			0-0 F7		0-0 F8		0-3 K	4 0 0 0 0 1 2											
Inning Stats	R: 1 E: 0 K: 1 S: 7	H: 2 LOB: 1 BB: 0 P: 7	R: 0 E: 0 K: 0 S: 3	H: 0 LOB: 1 BB: 1 P: 7	R: 0 E: 0 K: 1 S: 6	H: 1 LOB: 1 BB: 0 P: 6	R: 0 E: 0 K: 0 S: 4	H: 1 LOB: 1 BB: 0 P: 4	R: 0 E: 0 K: 1 S: 6	H: 1 LOB: 0 BB: 0 P: 6		R: 0 E: 0 K: 0 S: 3	H: 0 LOB: 0 BB: 0 P: 3	R: 0 E: 0 K: 0 S: 4	H: 1 LOB: 1 BB: 0 P: 4	R: 0 E: 0 K: 1 S: 6	H: 1 LOB: 1 BB: 0 P: 6	1B: 6 2B: 0 3B: 0 HR: 2	SF: 0 SAC: 0 DP: 0 HBP: 0	WP: 0 PB: 0 SB: 0 CS: 0	PA: 36
PITCHER Mike Flanagan, L (1, 1) ERA: 3.64 Tim Stoddard, R (9, 1) ERA: 3.31	IP 8.0	WLS W	BF 32	H 7	R 2	ER 2	SO 4	BB 1	IBB 0	HBP 0	BLK 0	WP 0	HR 2	S 39	P 43	ERA 2.25	WHIP 1.000				
PITCHER	IP	WLS	BF	H	R	ER	SO	BB	IBB	HBP	BLK	WP	HR	S	P	ERA	WHIP				



BOTTOM

Boston Red Sox @ Baltimore Orioles
Memorial Stadium, Baltimore, MD

Wed Aug 04 1982, 7:05 PM EDT
 Att. 25,625 - Unknown

livebaseballscorecards.com

AB	32
R	4
H	9
RBI	4
BB	3
SO	4
LOB	15



AB	R	H	RBI	BB	SO	LOB
3	1	2	2	1	0	0
4	0	0	0	0	0	4
4	0	1	0	0	0	0
0	1	0	0	0	0	0
4	1	2	0	0	0	0
3	0	1	1	1	0	1
4	0	1	1	0	2	2
4	1	1	0	0	1	3
3	0	0	0	1	0	3
3	0	1	0	0	1	2
1B: 8	SF: 0	WP: 0	PA: 35	2B: 1	SAC: 0	PB: 0
3B: 0	DP: 1	SB: 2		HR: 1	HBP: 0	CS: 0

Batter	1	2	3	4	5	6	7	8	9
Al Bumbry, L (1, 8) OBP: 0.317, SLG: 0.332	0-0 HR		0-0 G3		0-0 1B		4-0 FC5-4 IBB		
Rich Dauer, R (1, 5) OBP: 0.318, SLG: 0.355	0-0 L5		0-0 F7		0-0 F8		0-0 FC5-4		
Ken Singleton, S (1, 10) OBP: 0.369, SLG: 0.383 Dan Ford, R (8, PR) OBP: 0.275, SLG: 0.370	0-0 F9			0-0 F9		0-0 G3		0-0 1B 1B	
Eddie Murray, S (1, 3) OBP: 0.377, SLG: 0.516	0-0 3-1			0-0 4-3		0-0 3-4-3 1B		0-0 1B 1B	
John Lowenstein, L (1, 7) OBP: 0.411, SLG: 0.629		4-0 BB		0-0 G3		0-0 3-4-3		0-0 FC2-5 1B	
Cal Ripken Jr., R (1, 6) OBP: 0.311, SLG: 0.475		0-3 K		0-3 K		0-0 F3		0-0 L6-4 FC2-5 1B	
Jim Dwyer, L (1, 9) OBP: 0.381, SLG: 0.494		0-3 K		0-0 BB 1B 1B		0-0 6-3		0-0 FC2-5	
Rick Dempsey, R (1, 2) OBP: 0.326, SLG: 0.358		0-0 G1		4-0 1B BB		0-0 F4		0-0 L6-4	
Lenn Sakata, R (1, 4) OBP: 0.326, SLG: 0.368			0-0 5-3		0-3 K		0-0 S 1B		

Inning	R	H	E	K	S	R	H	E	K	S	R	H	E	K	S	R	H	E	K	S
1	1	1	0	0	4	0	0	0	0	3	0	0	0	0	3	0	0	0	0	4
2	0	0	0	2	7	0	0	0	0	0	0	0	0	0	0	0	0	0	0	0
3	0	0	0	0	3	0	0	0	0	3	0	0	0	0	0	0	0	0	0	0
4	0	0	0	0	3	0	0	0	0	3	0	0	0	0	0	0	0	0	0	0
5	1	2	0	2	9	0	0	0	0	4	0	0	0	0	4	0	0	0	0	13
6	0	1	0	2	4	0	0	0	0	0	0	0	0	0	0	0	0	0	0	6
7	0	1	0	1	8	0	0	0	0	0	0	0	0	0	0	0	0	0	0	8
8	2	4	0	0	6	0	0	0	0	0	0	0	0	0	0	0	0	0	0	6
9	0	0	0	0	0	0	0	0	0	0	0	0	0	0	0	0	0	0	0	0

PITCHER	IP	WLS	BF	H	R	ER	SO	BB	IBB	HBP	BLK	WP	HR	S	P	ERA	WHIP
Dennis Eckersley, R (1, 1) ERA: 3.42	7.0		29	5	2	2	4	2	1	0	0	0	1	34	46	2.57	1.000
Bob Stanley, R (8, 1) ERA: 2.96	1.0	L	6	4	2	2	0	0	0	0	0	0	0	6	6	18.00	4.000

Batter	1	2	3	4	5	6	7	8	9	AB R H RBI BB SO LOB	TOP									
U L Washington, S (1, 6) OBP: 0.320, SLG: 0.357	0-3 K		0-0 F7			0-0 F7		0-0 4-3		4 0 0 0 0 1 2										
Frank White, R (1, 4) OBP: 0.333, SLG: 0.488	0-0 5-3			0-0 4-3		0-3 K			0-0 L9	4 0 0 0 0 1 1										
George Brett, L (1, 5) OBP: 0.377, SLG: 0.497	0-0 F8			0-0 F8			0-0 HR		0-0 F8	4 1 1 1 0 0 0										
Amos Otis, R (1, 8) OBP: 0.346, SLG: 0.446		0-0 6-3		0-3 K			0-0 F9		0-0 1-3	4 0 0 0 0 1 0										
Hal McRae, R (1, 10) OBP: 0.380, SLG: 0.544		0-0 F9			0-3 K		0-0 1B			3 0 1 0 0 1 0										
Willie Aikens, L (1, 3) OBP: 0.319, SLG: 0.384		0-0 F9			0-0 F7		0-0 L9			3 0 0 0 0 0 1										
Steve Hammond, L (1, 9) OBP: 0.288, SLG: 0.392			0-0 G3		0-0 F6		0-0 1-3			3 0 0 0 0 0 1										
Jerry Martin, R (1, 7) OBP: 0.309, SLG: 0.376			0-3 K			0-0 2B		0-3 K		3 0 1 0 0 2 0										
Don Slaught, R (1, 2) OBP: 0.330, SLG: 0.366			4-0 BB			0-3 K		0-0 F7		2 0 0 0 1 1 1										
Inning Stats	R: 0 E: 0 K: 1 S: 5	H: 0 LOB: 0 BB: 0 P: 5	R: 0 E: 0 K: 0 S: 3	H: 0 LOB: 0 BB: 0 P: 3	R: 0 E: 0 K: 1 S: 5	H: 0 LOB: 1 BB: 1 P: 9	R: 0 E: 0 K: 1 S: 5	H: 0 LOB: 0 BB: 0 P: 5	R: 0 E: 0 K: 1 S: 5	H: 1 LOB: 1 BB: 0 P: 8	R: 1 E: 0 K: 0 S: 5	H: 2 LOB: 1 BB: 0 P: 5	R: 0 E: 0 K: 1 S: 5	H: 0 LOB: 0 BB: 0 P: 5	R: 0 E: 0 K: 0 S: 3	H: 0 LOB: 0 BB: 0 P: 3	1B: 1 2B: 1 3B: 0 HR: 1	SF: 0 SAC: 0 DP: 0 HBP: 0	WP: 0 PB: 0 SB: 0 CS: 0	PA: 31
PITCHER Jim Palmer, R (1, 1) ERA: 3.81	IP: 9.0 WLS: W BF: 31 H: 3 R: 1 ER: 1 SO: 7 BB: 1 IBB: 0 HBP: 0 BLK: 0 WP: 0 HR: 1 S: 44 P: 48 ERA: 1.00 WHIP: 0.444																			

Kansas City Royals @ Baltimore Orioles
 Memorial Stadium, Baltimore, MD
 Thu Aug 05 1982, 7:05 PM EDT
 Att: 20,943 - Unknown

AB	30
R	1
H	3
RBI	1
BB	1
SO	7
LOB	6



Batter	1	2	3	4	5	6	7	8	9	AB	R	H	RBI	BB	SO	LOB
Al Bumbry, L OBP: 0.319, SLG: 0.342 (1, 8) X	0-0 HR		0-0 L9	0-0 F8			0-0 L4-3 1B			4	1	2	1	0	0	2
Ken Singleton, S OBP: 0.365, SLG: 0.379 (1, 10) X	0-0 F8		0-0 L9		0-0 L3		0-0 F7			4	0	0	0	0	0	1
Cal Ripken Jr., R OBP: 0.311, SLG: 0.471 (1, 6) X	0-0 F9			0-0 F9	4-0 BB		0-0 L4-3			3	0	0	0	1	0	1
Eddie Murray, S OBP: 0.379, SLG: 0.515 (1, 3) X	0-0 1B			0-0 BB 1B	0-3 K			0-0 F6		4	1	2	0	0	1	1
Gary Roenicke, R OBP: 0.390, SLG: 0.526 (1, 7) X	0-0 F4			0-0 BB 1B	0-0 F6			0-0 1B 2B		4	2	2	0	0	0	2
Dan Ford, R OBP: 0.277, SLG: 0.370 (1, 9) X		0-0 6-3		4-0 1B BB		0-0 F3		0-0 4-3 1B		3	1	1	1	1	0	0
Rick Dempsey, R OBP: 0.328, SLG: 0.358 (1, 2) X		0-0 F8		4-0 1B BB		0-0 5-3 1B		0-0 4-3		3	0	1	1	1	0	1
Rich Dauer, R OBP: 0.317, SLG: 0.354 (1, 5) X		0-0 F4		0-0 1B		0-0 5-3		0-0 6-3		4	0	1	2	0	0	2
Lenn Sakata, R OBP: 0.322, SLG: 0.363 (1, 4) X			0-0 L4	0-3 K		0-3 K				3	0	0	0	0	2	3

Inning Stats	R: 1	H: 2	E: 0	K: 0	S: 5	LOB: 1	BB: 0	P: 5	R: 0	H: 0	E: 0	K: 0	S: 3	LOB: 0	BB: 0	P: 3	R: 0	H: 0	E: 0	K: 0	S: 3	LOB: 0	BB: 0	P: 3	R: 3	H: 3	E: 0	K: 1	S: 8	LOB: 2	BB: 2	P: 16	R: 0	H: 0	E: 0	K: 1	S: 5	LOB: 1	BB: 1	P: 9	R: 0	H: 1	E: 0	K: 1	S: 6	LOB: 1	BB: 0	P: 6	R: 0	H: 1	E: 0	K: 0	S: 3	LOB: 0	BB: 0	P: 3	R: 1	H: 2	E: 0	K: 0	S: 5	LOB: 1	BB: 0	P: 5
--------------	------	------	------	------	------	--------	-------	------	------	------	------	------	------	--------	-------	------	------	------	------	------	------	--------	-------	------	------	------	------	------	------	--------	-------	-------	------	------	------	------	------	--------	-------	------	------	------	------	------	------	--------	-------	------	------	------	------	------	------	--------	-------	------	------	------	------	------	------	--------	-------	------

PITCHER	IP	WLS	BF	H	R	ER	SO	BB	IBB	HBP	BLK	WP	HR	S	P	ERA	WHIP
Vida Blue, L ERA: 4.01 (1, 1)	3.1	L	17	5	4	4	0	2	0	0	0	0	1	15	23	10.80	2.100
Mike Armstrong, R ERA: 2.04 (4, 1)	2.2		10	1	0	0	3	1	0	0	0	0	0	15	19	0.00	0.750
Derek Botelho, R ERA: 4.5 (7, 1)	2.0		8	3	1	1	0	0	0	0	0	0	0	8	8	4.50	1.500


BOTTOM

Kansas City Royals @ Baltimore Orioles
Memorial Stadium, Baltimore, MD

Thu Aug 05 1982, 7:05 PM EDT
Att. 20,943 - Unknown

AB	32
R	5
H	9
RBI	5
BB	3
SO	3
LOB	13

WP: 0 PA: 35
PB: 0
SB: 0
CS: 0



WP	HR	S	P	ERA	WHIP
0	0	0	0	0	0

Batter	1	2	3	4	5	6	7	8	9	AB R H RBI BB SO LOB	TOP
Willie Wilson, S (1, 7) OBP: 0.374, SLG: 0.463	4-0 S 1B BB	0-0 F7			0-0 BB 1B 1B		0-0 6-3		0-0 FC4-6 1B	4 1 2 0 1 0 1	Kansas City Royals @ Baltimore Orioles Memorial Stadium, Baltimore, MD Fri Aug 06 1982, 7:05 PM EDT Unknown livebaseballscorecards.com
U L Washington, S (1, 6) OBP: 0.321, SLG: 0.358	0-3 K 1-2		0-3 K		0-0 BB 1B		0-0 S 1B	0-0 FC4-6 1-2f	5 0 2 0 0 2 2		
George Brett, L (1, 5) OBP: 0.381, SLG: 0.506	0-0 L8		0-0 HR		4-0 1-2 2-3 BB		0-0 1-2 1B		3 1 2 1 1 0 1		
Hal McRae, R (1, 10) OBP: 0.379, SLG: 0.541	0-0 2-H 1B		0-0 F7		0-3 K		0-0 L9		4 0 1 1 0 1 5		
Willie Aikens, L (1, 3) OBP: 0.315, SLG: 0.379	0-3 K		0-0 6-3		0-0 F8			0-0 F8	4 0 0 0 0 1 4		
Steve Hammond, L (1, 9) OBP: 0.286, SLG: 0.382		0-0 1B SF8 1B		0-0 L4		0-0 F6		0-0 6-3	4 1 1 0 0 0 0		
Frank White, R (1, 4) OBP: 0.332, SLG: 0.485		0-0 1-3 1B		0-0 F7		0-3 K		0-0 F9	4 0 1 0 0 1 0		
Cesar Geronimo, L (1, 8) OBP: 0.303, SLG: 0.471		0-0 F6		0-3 K		0-0 P1		0-0 F8	4 0 0 0 0 1 2		
Jamie Quirk, L (1, 2) OBP: 0.247, SLG: 0.260		0-0 SF8 3-H		0-3 K		0-3 K		0-3 K	3 0 0 1 0 3 0		
Inning Stats	R: 1 E: 0 K: 2 S: 8 H: 1 LOB: 1 BB: 1 P: 12	R: 1 E: 0 K: 0 S: 5 H: 2 LOB: 1 BB: 0 P: 5	R: 1 E: 0 K: 1 S: 6 H: 1 LOB: 0 BB: 0 P: 6	R: 0 E: 0 K: 1 S: 5 H: 0 LOB: 0 BB: 0 P: 5	R: 0 E: 0 K: 2 S: 9 H: 2 LOB: 3 BB: 1 P: 13	R: 0 E: 0 K: 1 S: 5 H: 0 LOB: 0 BB: 0 P: 5	R: 0 E: 0 K: 1 S: 7 H: 2 LOB: 2 BB: 0 P: 7	R: 0 E: 0 K: 0 S: 3 H: 0 LOB: 0 BB: 0 P: 3	R: 0 E: 0 K: 1 S: 6 H: 1 LOB: 1 BB: 0 P: 6	1B: 8 2B: 0 3B: 0 HR: 1 SF: 1 SAC: 0 DP: 0 HBP: 0	
PITCHER Storm Davis, R (1, 1) ERA: 3.12 Mike Boddicker, R (5, 1) ERA:	IP WLS BF H R ER SO BB IBB HBP BLK WP HR S P ERA WHIP	4.1 L 20 6 3 3 5 1 0 0 0 0 1 29 33 6.23 1.615	4.2 18 3 0 0 4 1 0 0 0 0 0 0 25 29 0.00 0.857	PITCHER IP WLS BF H R ER SO BB IBB HBP BLK WP HR S P ERA WHIP							

Batter	1	2	3	4	5	6	7	8	9	AB R H RBI BB SO LOB	TOP	
Willie Wilson, S OBP: 0.370, SLG: 0.457 (1, 7) X	0-0 F9 ①		X 0-0 F9 ②		X 0-0 F8 ②		X 0-0 G3 ①			4 0 0 0 0 0 0	Kansas City Royals @ Baltimore Orioles Memorial Stadium, Baltimore, MD Fri Aug 06 1982, 7:05 PM EDT Att: 25,768 - Unknown livebaseballscorecards.com	
U L Washington, S OBP: 0.328, SLG: 0.391 (1, 6) X	0-0 HR		X 0-0 1B		X 0-0 HR		X 0-0 4-3 ②			4 2 3 2 0 0 0		
Frank White, R OBP: 0.331, SLG: 0.486 (1, 4) X	0-0 F4 ②		X 0-0 F7 ③		X 0-0 2B		X 0-0 6-3 ③			4 0 1 0 0 0 1		
Amos Otis, R OBP: 0.342, SLG: 0.441 (1, 8) X	0-0 E5			S S 0-3 K ① X	X 0-0 6-3 ③			X 0-0 5-3 ①		4 0 0 0 0 1 1		
Hal McRae, R OBP: 0.377, SLG: 0.545 (1, 10) X	0-0 F8 ③			S S 0-3 K ②		X 0-0 HR		X 0-0 F8 ②		4 1 1 1 0 1 1		
Lee May, R OBP: 0.405, SLG: 0.544 (1, 3) X		X 0-0 F6 ①		B B B 4-0 2B BB		S S 0-3 K ①		X 0-0 1-3 ③		3 1 0 0 1 1 0		
George Brett, L OBP: 0.381, SLG: 0.506 (9, 5) X										0 0 0 0 0 0 0		
Jerry Martin, R OBP: 0.309, SLG: 0.377 (1, 9) X		X 0-0 5-3 ②		X 0-0 2B ①-H		X 0-0 F8 ②		X 0-0 F4 ①		4 0 1 1 0 0 0		
Greg Pryor, R OBP: 0.344, SLG: 0.478 (1, 5) (9, 3) X		X 0-0 F6 ③		X 0-0 F6 ③		X 0-0 1B		X 0-0 L5 ②		4 0 1 0 0 0 1		
Don Slaught, R OBP: 0.316, SLG: 0.349 (1, 2) X			X 0-0 5-3 ①		X 0-0 G3 ① X	X 0-0 F7 ③		X 0-0 5-3 ③		4 0 0 0 0 0 1		
Inning Stats	R: 1 H: 1 E: 1 LOB: 1 K: 0 BB: 0 S: 5 P: 5	R: 0 H: 0 E: 0 LOB: 0 K: 0 BB: 0 S: 3 P: 3	R: 0 H: 1 E: 0 LOB: 1 K: 0 BB: 0 S: 4 P: 4	R: 1 H: 1 E: 0 LOB: 1 K: 2 BB: 1 S: 8 P: 12	R: 1 H: 2 E: 0 LOB: 1 K: 0 BB: 0 S: 5 P: 5	R: 1 H: 2 E: 0 LOB: 1 K: 1 BB: 0 S: 7 P: 7	R: 0 H: 0 E: 0 LOB: 0 K: 0 BB: 0 S: 3 P: 3	R: 0 H: 0 E: 0 LOB: 0 K: 0 BB: 0 S: 3 P: 3	R: 0 H: 0 E: 0 LOB: 0 K: 0 BB: 0 S: 3 P: 3	1B: 2 SF: 0 2B: 2 SAC: 0 3B: 0 DP: 0 HR: 3 HBP: 0	WP: 0 PA: 36 PB: 0 SB: 0 CS: 0	
PITCHER Scott McGregor, L (1, 1) ERA: 3.99	IP WLS BF H R ER SO BB IBB HBP BLK WP HR S P ERA WHIP											PITCHER IP WLS BF H R ER SO BB IBB HBP BLK WP HR S P ERA WHIP

Kansas City Royals @ Baltimore Orioles
Memorial Stadium, Baltimore, MD

Sat Aug 07 1982, 7:05 PM EDT
 Att: 39,649 - Unknown



Batter	1	2	3	4	5	6	7	8	9	AB R H RBI BB SO LOB
Willie Wilson, S (1, 7) OBP: 0.373, SLG: 0.462	0-0 4-3 1B 2B	0-0 1-3			0-0 FC6-4 1B		0-0 1-2 1B		0-0 6-3	5 1 3 0 0 0 0
U L Washington, S (1, 6) OBP: 0.325, SLG: 0.384	0-0 6-3		0-0 F8		0-0 FC6-4 1-2f		0-3 K		4-0 BB	4 0 0 0 1 1 4
George Brett, L (1, 5) OBP: 0.379, SLG: 0.510	0-0 4-3 2-3		0-0 L9		0-0 HR		0-0 F7		0-3 K	5 1 1 1 0 1 4
Amos Otis, R (1, 8) OBP: 0.340, SLG: 0.438	0-0 HBP 2B 1B 3-H		0-3 K		0-0 E5 1B 1B		0-0 F7		0-0 F8	5 2 1 1 0 1 3
Hal McRae, R (1, 10) OBP: 0.381, SLG: 0.549	1-0 1-2 2B HBP			0-0 F2		0-0 G4-6-3 1B 1-2 1B		0-0 2B		3 1 2 0 0 0 0
Willie Aikens, L (1, 3) OBP: 0.317, SLG: 0.383	0-0 1-H 2-H 2B			0-3 K		0-0 G4-6-3 1-2 2-H 1B		0-0 F7		4 0 2 3 0 1 1
Jerry Martin, R (1, 9) OBP: 0.306, SLG: 0.373	0-3 K			0-0 6-3		0-0 G4-6-3 1-2f 2-3		0-3 K		4 0 0 0 0 2 4
Frank White, R (1, 4) OBP: 0.331, SLG: 0.481		0-0 6-3			0-0 5-3		0-0 6-3		4-0 IBB	3 0 0 0 1 0 1
Don Slaught, R (1, 2) OBP: 0.313, SLG: 0.344		0-0 1-3			0-3 K		0-0 1B 1B		0-0 F8	4 0 1 0 0 1 2

Inning Stats	R: 3	H: 3	E: 0	LOB: 1	K: 1	BB: 0	S: 8	P: 9	R: 0	H: 0	E: 0	LOB: 0	K: 0	BB: 0	S: 3	P: 3	R: 0	H: 0	E: 0	LOB: 0	K: 1	BB: 0	S: 5	P: 5	R: 0	H: 1	E: 0	LOB: 1	K: 1	BB: 0	S: 6	P: 6	R: 2	H: 3	E: 1	LOB: 1	K: 0	BB: 0	S: 6	P: 6	R: 0	H: 2	E: 0	LOB: 2	K: 1	BB: 0	S: 7	P: 7	R: 0	H: 1	E: 0	LOB: 2	K: 1	BB: 1	S: 6	P: 10	R: 0	H: 0	E: 0	LOB: 1	K: 1	BB: 1	S: 5	P: 9	1B: 6	SF: 0	2B: 3	SAC: 0	3B: 0	DP: 1	HR: 1	HBP: 1	WP: 0	PA: 40
--------------	------	------	------	--------	------	-------	------	------	------	------	------	--------	------	-------	------	------	------	------	------	--------	------	-------	------	------	------	------	------	--------	------	-------	------	------	------	------	------	--------	------	-------	------	------	------	------	------	--------	------	-------	------	------	------	------	------	--------	------	-------	------	-------	------	------	------	--------	------	-------	------	------	-------	-------	-------	--------	-------	-------	-------	--------	-------	--------

PITCHER	IP	WLS	BF	H	R	ER	SO	BB	IBB	HBP	BLK	WP	HR	S	P	ERA	WHIP
Dennis Martinez, R (1, 1) ERA: 4.25	5.0		24	7	5	4	4	0	0	1	0	0	1	31	32	7.20	1.400
Ross Grimsley, L (6, 1) ERA: 4.88	2.0		7	2	0	0	1	0	0	0	0	0	0	9	9	0.00	1.000
Tippy Martinez, L (8, 1) ERA: 2.98	2.0	W	9	1	0	0	2	1	1	0	0	0	0	11	19	0.00	1.000

AB	R	H	RBI	BB	SO	LOB
37	5	10	5	2	7	19

BOTTOM

Kansas City Royals @ Baltimore Orioles
Memorial Stadium, Baltimore, MD

Sat Aug 07 1982, 7:05 PM EDT
Att. 39,649 - Unknown

livebaseballscorecards.com

AB	27
R	6
H	6
RBI	6
BB	3
SO	0
LOB	5



WP:	0	PA:	33
PB:	0		
SB:	0		
CS:	0		

AB	R	H	RBI	BB	SO	LOB
4	1	1	0	0	0	0
3	1	1	1	0	0	0
0	1	0	0	0	0	0
3	0	0	1	0	0	0
2	0	1	0	2	0	0
3	1	1	0	0	0	1
0	0	0	1	0	0	0
4	1	1	0	0	0	3
3	1	1	3	0	0	0
2	0	0	0	1	0	0
2	0	0	0	0	0	0
1	0	0	0	0	0	1
0	0	0	0	0	0	0
1B:	4	SF:	2			
2B:	0	SAC:	1			
3B:	0	DP:	1			
HR:	2	HBP:	0			

Batter	1	2	3	4	5	6	7	8	9								
Lenn Sakata, R OBP: 0.318, SLG: 0.354 (1, 4)	0-0 6-3 ①			0-0 F9 ①		0-0 F6 ①		0-0 SH SF9 1B									
Dan Ford, R OBP: 0.278, SLG: 0.378 Al Bumbry, L OBP: 0.317, SLG: 0.339 (8, PH) (9, 8)	0-0 F9 ②			0-0 HR		0-0 L7 ②		0-0 SH SF9 SF7 1-3									
Cal Ripken Jr., R OBP: 0.309, SLG: 0.464 (1, 6)	0-0 F8 ③			0-0 5-3 ②		0-0 6-3 ③		0-0 SF9 ① 2-3 3-H									
Eddie Murray, S OBP: 0.377, SLG: 0.506 (1, 3)		0-0 L7 ①		0-0 1B 1B			4-0 FC1-6 BB	4-0 FC5-4 IBB									
Benny Ayala, R OBP: 0.313, SLG: 0.488 John Lowenstein, L OBP: 0.404, SLG: 0.618 (8, PH) (9, 9)		0-0 F7 ②		0-0 1-2 1B			0-0 FC1-6 1B HR 1-2f	0-0 SF7 ② 3-H									
Gary Roenicke, R OBP: 0.384, SLG: 0.515 (1, 8) (9, 7)		0-0 F3 ③		0-0 6-3 ③			0-0 HR 1B 1-2	0-0 FC5-4 ③ 1-2f									
Ken Singleton, S OBP: 0.363, SLG: 0.382 (1, 10)			0-0 F3 ①		0-0 F9 ①		0-0 HR 1-H 2-H										
Rick Dempsey, R OBP: 0.326, SLG: 0.352 (1, 2)			0-0 G3 ②		0-0 F2 ②		4-0 G4-6-3 BB										
Floyd Rayford, R OBP: 0.196, SLG: 0.308 Terry Crowley, L OBP: 0.352, SLG: 0.319 Rich Dauer, R OBP: 0.315, SLG: 0.352 (7, PH) (8, 5)			0-0 1-3 ③		0-0 5-3 ③		0-0 G4-6-3 1-2f ② ③										
Inning Stats	R: 0 E: 0 K: 0 S: 3	H: 0 LOB: 0 BB: 0 P: 3	R: 0 E: 0 K: 0 S: 3	H: 0 LOB: 0 BB: 0 P: 3	R: 0 E: 0 K: 0 S: 3	H: 0 LOB: 0 BB: 0 P: 3	R: 0 E: 0 K: 0 S: 3	H: 0 LOB: 0 BB: 0 P: 3	R: 3 E: 0 K: 0 S: 4	H: 2 LOB: 0 BB: 2 P: 12	R: 2 E: 1 K: 0 S: 5	H: 1 LOB: 1 BB: 1 P: 9					
PITCHER	IP	WLS	BF	H	R	ER	SO	BB	IBB	HBP	BLK	WP	HR	S	P	ERA	WHIP
Bud Black, L ERA: 4.62	(1, 1)	6.1	24	4	3	3	0	1	0	0	0	0	1	23	27	4.26	0.789
Dan Quisenberry, R ERA: 3.09	(7, 1)	1.2	L 9	2	3	1	0	1	1	0	0	0	1	7	15	5.40	1.800

Batter	1	2	3	4	5	6	7	8	9	AB R H RBI BB SO LOB	TOP																
Willie Wilson, S OBP: 0.373, SLG: 0.461 (1, 7) X	0-0 HR 1B	0-0 B1		0-0 F3			0-0 F7		0-0 2B 1B	5 2 2 0 0 0 3																	
U L Washington, S OBP: 0.327, SLG: 0.397 (1, 6) X	0-0 1-H HR	0-0 FC6-4			0-3 K		0-0 F7		0-0 2B 1B	5 2 2 2 0 1 2																	
George Brett, L OBP: 0.377, SLG: 0.506 (1, 5) X	0-0 F5			0-0 F9		0-0 6-3	0-0 1B 1B		0-0 F6	5 0 1 0 0 0 2																	
Amos Otis, R OBP: 0.343, SLG: 0.441 (1, 8) S S S	0-3 K			4-0 WP BB		0-0 5-3	0-0 1-3 1B		0-0 1-H 2-H 2B	4 0 2 2 1 1 0																	
Hal McRae, R OBP: 0.381, SLG: 0.549 (1, 10) X	0-0 2B			0-0 F4 1-2		0-0 HR 1B	0-0 F7		0-0 4-3	5 1 2 0 0 0 4																	
Lee May, R OBP: 0.390, SLG: 0.521 (1, 3) X	0-0 F8			0-0 F8		0-0 F9			0-0 3-1	3 0 0 0 0 0 3																	
Willie Aikens, L OBP: 0.316, SLG: 0.382 (8, PH) (8, 3)										1 0 0 0 0 0 0																	
Jerry Martin, R OBP: 0.305, SLG: 0.380 (1, 9) S S S				0-3 K		0-3 K	0-0 1-H HR		0-0 F8	4 1 1 2 0 2 0																	
Frank White, R OBP: 0.330, SLG: 0.479 (1, 4) X				0-0 6-3		0-0 6-3			0-0 5-3	4 0 1 0 0 0 0																	
Don Slaught, R OBP: 0.324, SLG: 0.355 (1, 2) X				0-0 1B		0-3 K			0-0 F9	3 0 2 0 0 1 0																	
Steve Hammond, L OBP: 0.281, SLG: 0.375 (9, PH) X				0-0 FC6-4 1B						1 0 0 0 0 0 0																	
Jamie Quirk, L OBP: 0.247, SLG: 0.260 (9, 2) X				0-0 1B						0 0 0 0 0 0 0																	
Inning Stats	R: 2 E: 0 K: 1 S: 8	H: 3 LOB: 1 BB: 0 P: 8	R: 0 E: 0 K: 1 S: 7	H: 2 LOB: 2 BB: 0 P: 7	R: 0 E: 0 K: 0 S: 3	H: 0 LOB: 1 BB: 1 P: 7	R: 0 E: 0 K: 1 S: 6	H: 1 LOB: 1 BB: 0 P: 6	R: 0 E: 0 K: 1 S: 5	H: 0 LOB: 0 BB: 0 P: 5	R: 2 E: 0 K: 1 S: 7	H: 2 LOB: 0 BB: 0 P: 7	R: 0 E: 0 K: 0 S: 5	H: 2 LOB: 2 BB: 0 P: 5	R: 0 E: 0 K: 0 S: 3	H: 0 LOB: 0 BB: 0 P: 3	R: 2 E: 0 K: 0 S: 6	H: 3 LOB: 1 BB: 0 P: 6	1B: 9 2B: 2 3B: 0 HR: 2	SF: 0 SAC: 0 DP: 0 HBP: 0	WP: 1 PB: 0 SB: 0 CS: 0	PA: 41					
PITCHER	IP WLS BF H R ER SO BB IBB HBP BLK WP HR S P ERA WHIP																										
Mike Flanagan, L ERA: 3.74 (1, 1)	5.1		25	8	4	4	4	1	0	0	0	1	2	32	36	6.75	1.688										
Sammy Stewart, R ERA: 4.14 (6, 1)	3.0		12	3	1	1	1	0	0	0	0	0	0	14	14	3.00	1.000										
Tippy Martinez, L ERA: 3.11 (9, 1)	0.1		2	1	0	0	0	0	0	0	0	0	0	2	2	0.00	3.000										
Tim Stoddard, R ERA: 3.28 (9, 1)	0.1	W	2	1	1	1	0	0	0	0	0	0	0	2	2	27.00	3.000										

Kansas City Royals @ Baltimore Orioles
Memorial Stadium, Baltimore, MD
Sun Aug 08 1982, 3:33 AM EDT
Att: 26,099 - Unknown

livebaseballscorecards.com

AB 40
R 6
H 13
RBI 6
BB 1
SO 5
LOB 14



Batter	1	2	3	4	5	6	7	8	9	AB	R	H	RBI	BB	SO	LOB
Al Bumbry, L OBP: 0.316, SLG: 0.344 (1, 8)	0-0 HR	0-3 K		0-0 F7		0-0 L7		0-0 L7		5	1	1	1	0	1	3
Glenn Gulliver, L OBP: 0.432, SLG: 0.259 (1, 5)	0-3 K		4-0 BB HR BB	0-0 F9		0-0 F5		0-0 G3		4	1	0	0	1	1	2
Rich Dauer, R OBP: 0.315, SLG: 0.352 (9, 5)										0	0	0	0	0	0	0
Ken Singleton, S OBP: 0.363, SLG: 0.383 (1, 10)	4-0 1B E BB		0-3 K		0-0 L4		0-0 2B		0-0 F8	4	1	1	0	1	1	1
Eddie Murray, S OBP: 0.380, SLG: 0.515 (1, 3)	0-0 S 1-3 1B		4-0 HR BB		0-0 HR		0-0 4-1		0-0 E6 BLK BB HR	4	3	2	1	1	0	1
John Lowenstein, L OBP: 0.409, SLG: 0.631 (1, 7)	0-3 K		0-0 HR		0-0 1B		0-0 F7		4-0 HR BB	4	2	2	3	1	1	1
Cal Ripken Jr., R OBP: 0.308, SLG: 0.459 (1, 6)	0-0 F9		0-0 F8		0-0 F9		0-0 F7		4-0 HR IBB	4	1	0	0	1	0	2
Joe Nolan, L OBP: 0.293, SLG: 0.382 (1, 2)		4-0 FC4-6 BB	0-0 4-3		0-0 BB 1B		0-0 F9		0-0 HR	3	0	1	0	1	0	0
Rick Dempsey, R OBP: 0.326, SLG: 0.352 (9, 2)					1-3 1B				1-2 2-3 HR	0	0	0	0	0	0	0
Terry Crowley, L OBP: 0.360, SLG: 0.370 (9, PH)									1-1 2-1 3-1 HR	1	1	1	4	0	0	0
Gary Roenicke, R OBP: 0.386, SLG: 0.517 (1, 9)		0-0 F7		0-0 2B		4-0 BB		0-0 F6		3	0	1	0	1	0	1
Lenn Sakata, R OBP: 0.317, SLG: 0.352 (1, 4)		0-0 FC4-6		0-0 6-3		0-0 F8		0-0 1B		4	0	1	0	0	0	5

Inning Stats	R: 2	H: 2	E: 0	K: 2	S: 9	LOB: 1	BB: 1	P: 13	R: 0	H: 0	E: 0	K: 1	S: 5	LOB: 1	BB: 1	P: 9	R: 3	H: 1	E: 0	K: 1	S: 6	LOB: 0	BB: 2	P: 14	R: 0	H: 1	E: 0	K: 0	S: 4	LOB: 1	BB: 1	P: 4	R: 1	H: 3	E: 0	K: 0	S: 6	LOB: 3	BB: 1	P: 10	R: 0	H: 1	E: 0	K: 0	S: 4	LOB: 1	BB: 0	P: 4	R: 0	H: 0	E: 0	K: 0	S: 3	LOB: 0	BB: 0	P: 3	R: 0	H: 1	E: 0	K: 0	S: 4	LOB: 1	BB: 0	P: 4	R: 4	H: 1	E: 1	K: 0	S: 3	LOB: 0	BB: 2	P: 11	1B: 4	2B: 2	3B: 0	HR: 4	SF: 0	SAC: 0	DP: 0	HBP: 0	WP: 0	PA: 43
--------------	------	------	------	------	------	--------	-------	-------	------	------	------	------	------	--------	-------	------	------	------	------	------	------	--------	-------	-------	------	------	------	------	------	--------	-------	------	------	------	------	------	------	--------	-------	-------	------	------	------	------	------	--------	-------	------	------	------	------	------	------	--------	-------	------	------	------	------	------	------	--------	-------	------	------	------	------	------	------	--------	-------	-------	-------	-------	-------	-------	-------	--------	-------	--------	-------	--------

PITCHER	IP	WLS	BF	H	R	ER	SO	BB	IBB	HBP	BLK	WP	HR	S	P	ERA	WHIP
Dennis Leonard, R ERA: 5.48 (1, 1)	4.1		23	6	6	5	4	4	0	0	0	0	3	27	43	10.38	2.308
Bill Castro, R ERA: 2.08 (5, 1)	3.2		15	3	0	0	0	1	0	0	0	0	0	14	18	0.00	1.091
Mike Armstrong, R ERA: 2.33 (9, 1)	0.1	L	5	1	4	3	0	1	1	0	1	0	1	3	11	81.00	6.000


BOTTOM

Kansas City Royals @ Baltimore Orioles
Memorial Stadium, Baltimore, MD

Sun Aug 08 1982, 3:33 AM EDT
Att. 26,099 - Unknown

AB	36
R	10
H	10
RBI	9
BB	7
SO	4
LOB	16

livebaseballscores.com



Batter	1	2	3	4	5	6	7	8	9	AB R H RBI BB SO LOB	TOP																		
Al Bumbry, L (1, 8) OBP: 0.317, SLG: 0.345	0-0 SH BB G4-6-3 1B	0-0 PB BB 1-2 3-H 1B	0-0 1-3			0-0 1-3		0-0 F7		5 1 2 1 0 0 2																			
Glenn Gulliver, L (1, 5) OBP: 0.405, SLG: 0.226	4-0 G4-6-3 SH 1-2 2B BB	0-3 K			0-0 P4	0-0 F9		0-0 F8		4 1 0 0 1 1 3																			
Ken Singleton, S (1, 10) OBP: 0.360, SLG: 0.379	0-0 SH G4-6-3 1-2 2-3	0-0 F8			0-0 E6 1B	0-0 F9			0-0 4-3	4 0 0 0 0 0 2																			
Eddie Murray, S (1, 3) OBP: 0.383, SLG: 0.515	0-0 G4-6-3 1-2f 2-3 3-H	4-0 PB BB 1-2			0-0 1B			0-0 P6		4 0 2 0 1 0 2																			
John Lowenstein, L (1, 7) OBP: 0.411, SLG: 0.631 Gary Roenicke, R (2, PH) OBP: 0.387, SLG: 0.515	4-0 S 2B BB	4-0 1-2 2-3 3-H BB			0-3 K			0-0 1B		0 1 0 0 1 0 0 3 0 1 0 1 2 3																			
Cal Ripken Jr., R (1, 6) OBP: 0.306, SLG: 0.459	0-0 1-H 3-H 2B	0-0 F7			0-0 5-3			0-0 K		5 0 1 2 0 1 7																			
Dan Ford, R (1, 9) OBP: 0.278, SLG: 0.377	0-3 K				0-0 P4			0-0 P4		4 0 1 0 0 1 2																			
Joe Nolan, L (1, 2) OBP: 0.294, SLG: 0.381 Rick Dempsey, R (7, 2) OBP: 0.325, SLG: 0.350		0-0 1B 1B 1B			0-3 K			0-3 K		3 1 1 0 0 1 1 1 0 0 0 0 1 0																			
Rich Dauer, R (1, 4) OBP: 0.319, SLG: 0.356		0-0 F8 1B 1B 1B			0-0 1B			0-0 1B		4 1 3 0 0 0 1																			
Inning Stats	R: 3 E: 0 K: 1 S: 7	H: 2 LOB: 1 BB: 2 P: 15	R: 2 E: 0 K: 1 S: 8	H: 3 LOB: 3 BB: 2 P: 16	R: 0 E: 0 K: 1 S: 6	H: 1 LOB: 1 BB: 0 P: 6	R: 0 E: 1 K: 1 S: 7	H: 1 LOB: 2 BB: 0 P: 7	R: 0 E: 0 K: 0 S: 3	H: 1 LOB: 0 BB: 0 P: 3	R: 0 E: 0 K: 2 S: 8	H: 1 LOB: 1 BB: 0 P: 8	R: 0 E: 0 K: 1 S: 6	H: 1 LOB: 1 BB: 0 P: 6	R: 0 E: 0 K: 0 S: 4	H: 1 LOB: 1 BB: 0 P: 4	1B: 10 2B: 2 3B: 0 HR: 0	SF: 0 SAC: 1 DP: 2 HBP: 0	WP: 0 PB: 1 SB: 1 CS: 0	PA: 42									
PITCHER	IP WLS BF H R ER SO BB IBB HBP BLK WP HR S P ERA WHIP																												
LaMarr Hoyt, R (1, 1) ERA: 3.22	1.2		13	5	5	5	2	3	0	0	0	0	0	0	14	26	27.00	4.800											
Kevin Hickey, L (2, 1) ERA: 3.15	5.1	W	21	4	0	0	4	1	0	0	0	0	0	0	28	32	0.00	0.938											
Dennis Lamp, R (8, 1) ERA: 4.01	2.0		8	2	0	0	1	0	0	0	0	0	0	0	10	10	0.00	1.000											

Baltimore Orioles @ Chicago White Sox
Comiskey Park, Chicago, IL
Mon Aug 09 1982, 8:05 PM EDT
Att: 26,765 - Unknown

livebaseballscorecards.com

AB	37
R	5
H	11
RBI	3
BB	4
SO	7
LOB	23



Batter	1	2	3	4	5	6	7	8	9	AB R H RBI BB SO LOB	TOP	
Al Bumbry, L (1, 8) OBP: 0.316, SLG: 0.344	0-0 CS 1B		0-0 SH5-3 1-2		0-0 F9		0-3 K		0-3 K	4 0 1 0 0 2 1		
Rich Dauer, R (1, 5) OBP: 0.321, SLG: 0.357	0-0 2-3 1-2 1B		0-0 5-3			0-0 6-3		0-0 G5-4-3 1B		4 0 2 0 0 0 1		
Dan Ford, R (1, 9) OBP: 0.277, SLG: 0.375	0-0 2-3 1-2		0-0 L3			0-0 1B E 1B		0-0 G5-4-3 1-2f		4 1 1 0 0 0 3		
Eddie Murray, S (1, 3) OBP: 0.387, SLG: 0.517	0-0 F9				0-0 FC6-4 1B		0-0 E9 1-H 1B		0-0 1B HR 1B	4 1 3 0 0 0 1		
Cal Ripken Jr., R (1, 6) OBP: 0.308, SLG: 0.458		4-0 BB			0-0 FC6-4 FC5-4 1-2f		0-3 K		0-0 1-2 HR 1B	3 1 1 0 1 1 2		
Gary Roenicke, R (1, 7) OBP: 0.385, SLG: 0.522		0-3 K			0-0 FC5-4 1-2f		0-0 6-3		0-0 1-H 2-H HR	4 1 1 3 0 1 3		
Ken Singleton, S (1, 10) OBP: 0.359, SLG: 0.378		0-3 K			0-3 K		0-0 1B		0-0 F9	4 0 1 0 0 2 2		
Rick Dempsey, R (1, 2) OBP: 0.320, SLG: 0.344		0-0 F9				0-0 F9		0-0 L5		0-0 F8	4 0 0 0 0 0 2	
Lenn Sakata, R (1, 4) OBP: 0.316, SLG: 0.348			4-0 SH5-3 BB			0-0 F7		0-0 F9		0-0 F8	3 0 0 0 1 0 1	
Inning Stats	R: 0 E: 0 K: 0 S: 4 H: 2 LOB: 1 BB: 0 P: 4	R: 0 E: 0 K: 2 S: 7 H: 0 LOB: 1 BB: 1 P: 11	R: 0 E: 0 K: 0 S: 3 H: 0 LOB: 1 BB: 1 P: 7	R: 0 E: 0 K: 1 S: 6 H: 1 LOB: 1 BB: 0 P: 6	R: 0 E: 0 K: 0 S: 3 H: 0 LOB: 0 BB: 0 P: 3	R: 1 E: 1 K: 1 S: 7 H: 2 LOB: 1 BB: 0 P: 7	R: 0 E: 0 K: 1 S: 6 H: 1 LOB: 1 BB: 0 P: 6	R: 3 E: 0 K: 0 S: 6 H: 4 LOB: 0 BB: 0 P: 6	R: 0 E: 0 K: 1 S: 5 H: 0 LOB: 0 BB: 0 P: 5	1B: 9 2B: 0 3B: 0 HR: 1 SF: 0 SAC: 1 DP: 1 HBP: 0	WP: 0 PB: 0 SB: 0 CS: 1 PA: 37	
PITCHER Britt Burns, L (1, 1) ERA: 3.31	IP WLS BF H R ER SO BB IBB HBP BLK WP HR S P ERA WHIP											
	9.0 W 37 10 4 3 6 2 0 0 0 0 0 1 47 55 3.00 1.333											
PITCHER	IP WLS BF H R ER SO BB IBB HBP BLK WP HR S P ERA WHIP											

Baltimore Orioles @ Chicago White Sox
Comiskey Park, Chicago, IL
Tue Aug 10 1982, 8:05 PM EDT
Att: 19,676 - Unknown

AB	34
R	4
H	10
RBI	3
BB	2
SO	6
LOB	16



Batter	1	2	3	4	5	6	7	8	9
Ron LeFlore, R OBP: 0.333, SLG: 0.405 (1, 8)	0-0 1B		0-0 2B 1B		0-0 1B	0-3 K		0-0 F9	
Tony Bernazard, S OBP: 0.348, SLG: 0.393 (1, 4)	0-0 F8		4-0 2B BB		0-0 SH3-4	0-3 K		4-0 F9 BB	
Harold Baines, L OBP: 0.312, SLG: 0.443 (1, 9)	0-0 F2		0-3 K		0-3 K 1B 1B	0-0 4-3		0-0 F9	
Greg Luzinski, R OBP: 0.360, SLG: 0.453 (1, 10)	0-0 F8		0-0 2B		0-0 1B 1B		0-0 F7		
Carlton Fisk, R OBP: 0.343, SLG: 0.395 (1, 2)		0-0 F7	4-0 IBB		0-3 K		4-0 FC3-6 BB 1B BB		
Steve Kemp, L OBP: 0.383, SLG: 0.399 (1, 7)		0-0 F8	0-0 F7		0-0 3B 1B		4-0 FC3-6 BB		
Jerry Hairston, S OBP: 0.289, SLG: 0.515 (8, 7)					1-2 3B 1B		1-2 FC3-6 BB		
Chris Nyman, R OBP: 0.143, SLG: 0.143 (1, 3)		0-0 F8		0-0 F9	0-0 1B 3B		0-0 FC3-6 1B		
Mike Squires, L OBP: 0.309, SLG: 0.319 (5, PH) (6, 3)					1-1 2-2 3B		1-2 2-3 FC3-6 1B		
Vance Law, R OBP: 0.337, SLG: 0.369 (1, 6)			4-0 BB 1B 2B BB		0-3 K	0-0 1B		0-0 1B	
Aurelio Rodriguez, R OBP: 0.273, SLG: 0.346 (1, 5)			0-0 F9		0-0 6-3	0-0 6-3		0-0 L1	

Inning Stats	R: 0	H: 1	E: 0	K: 0	S: 4	LOB: 1	BB: 0	P: 4
	R: 0	H: 0	E: 0	K: 0	S: 3 <td>LOB: 0</td> <td>BB: 0</td> <td>P: 3 </td>	LOB: 0	BB: 0	P: 3
	R: 3	H: 2	E: 0	K: 1	S: 7 <td>LOB: 2</td> <td>BB: 3</td> <td>P: 19 </td>	LOB: 2	BB: 3	P: 19
	R: 0	H: 0	E: 0	K: 1	S: 5 <td>LOB: 0</td> <td>BB: 0</td> <td>P: 5 </td>	LOB: 0	BB: 0	P: 5
	R: 5	H: 5	E: 0	K: 2	S: 13 <td>LOB: 1</td> <td>BB: 0</td> <td>P: 13 </td>	LOB: 1	BB: 0	P: 13
	R: 0	H: 0	E: 0	K: 2	S: 7 <td>LOB: 0</td> <td>BB: 0</td> <td>P: 7 </td>	LOB: 0	BB: 0	P: 7
	R: 1	H: 1	E: 0	K: 0	S: 4 <td>LOB: 2</td> <td>BB: 2</td> <td>P: 12 </td>	LOB: 2	BB: 2	P: 12
	R: 0	H: 0	E: 0	K: 0	S: 2 <td>LOB: 0</td> <td>BB: 1</td> <td>P: 6 </td>	LOB: 0	BB: 1	P: 6


PITCHER	IP	WLS	BF	H	R	ER	SO	BB	IBB	HBP	BLK	WP	HR	S	P	ERA	WHIP
Scott McGregor, L ERA: 4.23 (1, 1)	4.2	L	24	6	7	7	4	2	1	0	0	1	0	29	41	13.50	1.714
Mike Boddicker, R ERA: 2.25 (5, 1)	3.1		15	3	2	2	2	3	0	0	0	0	0	16	28	5.40	1.800

BOTTOM

Baltimore Orioles @ Chicago White Sox
Comiskey Park, Chicago, IL
Tue Aug 10 1982, 8:05 PM EDT
Att. 19,676 - Unknown

AB	R	H	RBI	BB	SO	LOB
5	2	3	0	0	1	0
2	1	0	0	2	1	1
5	1	0	0	0	2	6
4	1	2	4	0	0	1
2	1	0	0	2	1	2
3	1	1	1	1	0	2
0	0	0	0	0	0	0
2	0	0	0	0	0	0
2	1	1	2	0	0	2
3	1	2	2	1	1	0
4	0	0	0	0	0	4

AB	32
R	9
H	9
RBI	9
BB	6
SO	6
LOB	18



WP	PA	39
1B: 7	SF: 0	
2B: 1	SAC: 1	
3B: 1	DP: 0	
HR: 0	HBP: 0	
WP: 1	PA: 39	
PB: 0		
SB: 0		
CS: 0		

Batter	1	2	3	4	5	6	7	8	9	AB R H RBI BB SO LOB	TOP								
Al Bumbry, L (1, 8) OBP: 0.313, SLG: 0.341	0-3 K		0-0 F8		0-0 F8		0-0 1-3			4 0 0 0 0 1 2									
Glenn Gulliver, L (1, 5) OBP: 0.391, SLG: 0.229	0-0 BB 1B		0-0 2-3		0-0 F9			0-0 5-3		4 0 1 0 0 0 2									
Ken Singleton, S (1, 10) OBP: 0.356, SLG: 0.374	0-3 K		0-0 4-3		0-0 6-3			0-3 K		4 0 0 0 0 2 2									
Eddie Murray, S (1, 3) OBP: 0.388, SLG: 0.519	4-0 BB 1-2 BB			0-0 3-1		0-0 2B		0-0 G3		3 0 1 0 1 0 0									
John Lowenstein, L (1, 7) OBP: 0.409, SLG: 0.623	0-3 K			0-0 1B		0-0 F8			0-0 4-3	4 0 1 0 0 1 3									
Cal Ripken Jr., R (1, 6) OBP: 0.305, SLG: 0.453		0-3 K		0-0 F8		0-0 L5			0-0 5-3	4 0 0 0 0 1 2									
Jim Dwyer, L (1, 9) OBP: 0.381, SLG: 0.500		0-3 K		0-0 P5			0-0 F5		0-0 1B	4 0 1 0 0 1 1									
Rick Dempsey, R (1, 2) OBP: 0.324, SLG: 0.354 Joe Nolan, L (9, PH) OBP: 0.292, SLG: 0.378		0-0 P4			4-0 BB		0-0 6-3 3B		0-0 F7	2 1 1 0 1 0 0 1 0 0 0 0 0 1									
Rich Dauer, R (1, 4) OBP: 0.321, SLG: 0.355			4-0 BB 2-3 BB		0-0 F8		0-0 6-3			2 0 0 1 1 0 1									
Inning Stats	R: 0 E: 0 K: 3 S: 10	H: 1 LOB: 2 BB: 1 P: 14	R: 0 E: 0 K: 2 S: 7	H: 0 LOB: 0 BB: 0 P: 7	R: 0 E: 0 K: 0 S: 3	H: 0 LOB: 1 BB: 1 P: 7	R: 0 E: 0 K: 0 S: 4	H: 1 LOB: 1 BB: 0 P: 4	R: 0 E: 0 K: 0 S: 4	H: 1 LOB: 0 BB: 0 P: 4	R: 0 E: 0 K: 1 S: 5	H: 0 LOB: 0 BB: 0 P: 5	R: 0 E: 0 K: 0 S: 4	H: 1 LOB: 1 BB: 0 P: 4	1B: 3 2B: 1 3B: 1 HR: 0	SF: 0 SAC: 0 DP: 0 HBP: 0	WP: 0 PB: 0 SB: 0 CS: 0	PA: 35	
PITCHER Richard Dotson, R (1, 1) ERA: 4.6 Dennis Lamp, R (8, 1) ERA: 3.95	IP 7.0	WLS W	BF 28	H 4	R 1	ER 1	SO 5	BB 3	IBB 0	HBP 0	BLK 0	WP 0	HR 0	S 35	P 47	ERA 1.29	WHIP 1.000		
PITCHER	IP	WLS	BF	H	R	ER	SO	BB	IBB	HBP	BLK	WP	HR	S	P	ERA	WHIP		

Baltimore Orioles @ Chicago White Sox
Comiskey Park, Chicago, IL
Wed Aug 11 1982, 8:05 PM EDT
Att: 19,481 - Unknown

livebaseballscorecards.com

AB 32
R 1
H 5
RBI 1
BB 3
SO 6
LOB 14



Batter	1	2	3	4	5	6	7	8	9
Rudy Law, L OBP: 0.374, SLG: 0.447 (1, 8)	0-0 1-6-3		0-0 F9 6-3 1B	0-3 K		0-0 2B		0-0 L4-3 1-2	
Tony Bernazard, S OBP: 0.346, SLG: 0.391 (1, 4)	0-3 K		0-0 F9 1-3		0-0 1B FC6-4 1B	0-0 1-3		0-3 K	
Harold Baines, L OBP: 0.311, SLG: 0.443 (1, 9)	0-0 1B 2B		0-0 6-3		0-3 K		0-0 B1-3		
Greg Luzinski, R OBP: 0.366, SLG: 0.459 (1, 10)	0-0 2-3 1B		4-0 3-H 1B BB		0-0 1-3 FC6-4 1B		0-0 1B 2B		
Steve Kemp, L OBP: 0.384, SLG: 0.401 (1, 7)	0-0 5-3		0-0 1-3 1B		0-0 FC6-4 1-2f 3-H 1B		0-0 FC5-4 2-H 1B		
Carlton Fisk, R OBP: 0.342, SLG: 0.394 (1, 2)		0-0 5-3	0-0 P3		0-0 1-2 1B		0-0 FC5-4 1-2f 2B		
Mike Squires, L OBP: 0.315, SLG: 0.333 (1, 3)		0-0 F8		0-0 5-3 1B		0-3 K	0-0 1-H 2B		
Vance Law, R OBP: 0.335, SLG: 0.372 (1, 6)		0-0 WP 2B		0-0 1-2 1B		0-0 F9	0-0 F8		
Aurelio Rodriguez, R OBP: 0.272, SLG: 0.343 (1, 5)		0-3 K		0-0 5-3		0-0 1-3		0-0 L4-3 1B	

AB	R	H	RBI	BB	SO	LOB
5	1	2	0	0	1	2
5	1	1	0	0	2	2
4	0	1	1	0	1	1
3	1	3	0	1	0	0
4	0	2	2	0	0	3
4	1	1	0	0	0	3
4	0	2	1	0	1	2
4	0	1	0	0	0	2
4	0	1	0	0	1	2

BOTTOM

Baltimore Orioles @ Chicago White Sox
Comiskey Park, Chicago, IL
Wed Aug 11 1982, 8:05 PM EDT
Att. 19,481 - Unknown

livebaseballscorecards.com

AB	37
R	4
H	14
RBI	4
BB	1
SO	6
LOB	17



1B: 9	SF: 0	WP: 1	PA: 38
2B: 6	SAC: 0	PB: 0	
3B: 0	DP: 1	SB: 1	
HR: 0	HBP: 0	CS: 0	

Inning Stats		R: 0	H: 2	E: 0	LOB: 2	K: 1	BB: 0	S: 7	R: 0	H: 1	E: 0	LOB: 1	K: 1	BB: 0	S: 6	R: 1	H: 2	E: 0	LOB: 2	K: 0	BB: 1	S: 5	R: 0	H: 1	E: 0	LOB: 1	K: 1	BB: 0	S: 6	R: 1	H: 3	E: 0	LOB: 2	K: 2	BB: 0	S: 10	R: 0	H: 1	E: 0	LOB: 1	K: 0	BB: 0	S: 4	R: 2	H: 3	E: 0	LOB: 1	K: 0	BB: 0	S: 6	R: 0	H: 1	E: 0	LOB: 0	K: 1	BB: 0	S: 5
PITCHER	Dennis Martinez, R (1, 1)	IP: 6.2	WLS: L	BF: 34	H: 13	R: 4	ER: 4	SO: 5	BB: 1	IBB: 0	HBP: 0	BLK: 0	WP: 1	HR: 0	S: 43	P: 47	ERA: 5.40	WHIP: 2.100	PITCHER	Tim Stoddard, R (7, 1)	IP: 1.1	WLS: L	BF: 4	H: 1	R: 0	ER: 0	SO: 1	BB: 0	IBB: 0	HBP: 0	BLK: 0	WP: 0	HR: 0	S: 6	P: 6	ERA: 0.00	WHIP: 0.750																				


Batter	1	2	3	4	5	6	7	8	9	AB R H RBI BB SO LOB	TOP																								
Lenn Sakata, R OBP: 0.315, SLG: 0.358 (1, 4) X	0-0 F9 ①		0-3 K ③			0-0 HR X		0-0 F8 ①		4 1 1 1 0 1 1																									
Dan Ford, R OBP: 0.274, SLG: 0.371 (1, 9) S S S	0-3 K ②			0-3 K ①		0-0 6-3 X		0-0 F9 ②		4 0 0 0 0 2 0																									
Cal Ripken Jr., R OBP: 0.305, SLG: 0.450 (1, 6) X	0-0 F9 ③			0-0 F9 ②		0-0 5-3 X		4-0 FC6-4 BB X		3 0 0 0 1 0 0																									
Eddie Murray, S OBP: 0.384, SLG: 0.513 (1, 3)		0-0 F7 ①		0-0 P3 ③		0-0 F9 ③		0-0 FC6-4 1-2f X		4 0 0 0 0 0 1																									
Benny Ayala, R OBP: 0.310, SLG: 0.488 (1, 10)		0-0 6-3 ②			0-0 2B X		0-0 F3 ①		0-0 6-3 ①	4 0 1 0 0 0 0																									
Gary Roenicke, R OBP: 0.384, SLG: 0.522 (1, 8)		0-0 P3 ③			0-0 F9 ①		0-0 3B 2B X		0-0 6-3 ②	4 1 1 0 0 0 1																									
Ken Singleton, S OBP: 0.357, SLG: 0.379 (1, 7)			0-0 6-3 ①		1-0 HBP H		0-0 3B 2-H X		0-0 F7 ③	3 0 1 1 0 0 0																									
Rick Dempsey, R OBP: 0.320, SLG: 0.350 (1, 2)			0-3 K ②		0-3 K ②		0-0 L3 X			3 0 0 0 0 2 3																									
Rich Dauer, R OBP: 0.321, SLG: 0.355 (1, 5)			0-0 1B X		0-3 K ③		0-0 F9 ③			3 0 1 0 0 1 3																									
Inning Stats	R: 0 E: 0 K: 1 S: 5 H: 0 LOB: 0 BB: 0 P: 5	R: 0 E: 0 K: 0 S: 3 H: 0 LOB: 0 BB: 0 P: 3	R: 0 E: 0 K: 2 S: 8 H: 1 LOB: 1 BB: 0 P: 8	R: 0 E: 0 K: 1 S: 5 H: 0 LOB: 0 BB: 0 P: 5	R: 0 E: 0 K: 2 S: 8 H: 1 LOB: 2 BB: 0 P: 9	R: 1 E: 0 K: 0 S: 4 H: 1 LOB: 0 BB: 0 P: 4	R: 1 E: 0 K: 0 S: 5 H: 2 LOB: 1 BB: 0 P: 5	R: 0 E: 0 K: 0 S: 3 H: 0 LOB: 1 BB: 1 P: 7	R: 0 E: 0 K: 0 S: 3 H: 0 LOB: 0 BB: 0 P: 3	1B: 1 2B: 2 3B: 1 HR: 1 SF: 0 SAC: 0 DP: 0 HBP: 1	WP: 0 PB: 0 SB: 0 CS: 0 PA: 34																								
PITCHER John Tudor, L ERA: 4.06 (1, 1)	IP 9.0	WLS W	BF 34	H 5	R 2	ER 2	SO 6	BB 1	IBB 0	HBP 1	BLK 0	WP 0	HR 1	S 44	P 49	ERA 2.00	WHIP 0.667	PITCHER	IP 9.0	WLS W	BF 34	H 5	R 2	ER 2	SO 6	BB 1	IBB 0	HBP 1	BLK 0	WP 0	HR 1	S 44	P 49	ERA 2.00	WHIP 0.667

Baltimore Orioles @ Boston Red Sox
 Fenway Park, Boston, MA
 Fri Aug 13 1982, 7:05 PM EDT
 Att: 32,935 - Unknown

livebaseballscorecards.com

AB 32
R 2
H 5
RBI 2
BB 1
SO 6
LOB 9



Batter	1	2	3	4	5	6	7	8	9	10	AB R H RBI BB SO LOB	TOP														
Al Bumbry, L (1, 8) OBP: 0.316, SLG: 0.350	0-0 G3		0-0 4-3 1B	0-0 3-1			0-0 2-H 3B		0-3 K	0-0 2B	6 0 3 1 0 1 1															
Glenn Gulliver, L (1, 5) OBP: 0.392, SLG: 0.211 Lenn Sakata, R (9, PR) OBP: 0.314, SLG: 0.357	4-0 BB		0-0 B5		0-0 F9		0-0 6-3		4-0 G4-6-3 BB	0-0 5-3	3 0 0 0 2 0 3 1 0 0 0 0 0 2															
Ken Singleton, S (1, 10) OBP: 0.353, SLG: 0.374	0-0 F8		0-0 4-3		0-0 F8		0-0 4-3		0-0 G4-6-3 1-2f		5 0 0 0 0 0 5															
Eddie Murray, S (1, 3) OBP: 0.389, SLG: 0.514	0-0 P6		4-0 BB		0-0 1B		4-0 S BB			0-0 E SF9 1B	3 1 2 0 2 0 1															
John Lowenstein, L (1, 7) OBP: 0.404, SLG: 0.613		0-0 S 1B	0-0 L4		0-3 K		0-0 P6			0-0 E SF9 1B	5 1 1 0 0 1 7															
Cal Ripken Jr., R (1, 6) OBP: 0.306, SLG: 0.455		0-3 K		0-0 HR		0-0 F8		4-0 FC3-6 BB		0-3 K	4 1 1 1 1 2 3															
Jim Dwyer, L (1, 9) OBP: 0.373, SLG: 0.479 Dan Ford, R (10, 9) OBP: 0.274, SLG: 0.371		0-0 F9		0-0 F9		0-0 P6		0-0 FC3-6 S 1-2f		4-0 SF9 1B IBB	4 1 0 0 1 0 2 0 0 0 0 0 0 0	AB 40 R 5 H 11 RBI 5 BB 6 SO 5 LOB 28														
Joe Nolan, L (1, 2) OBP: 0.289, SLG: 0.382 Rick Dempsey, R (10, 2) OBP: 0.320, SLG: 0.350		0-0 F8		0-0 2B		0-0 3-1		0-0 F8		0-0 SF9	4 0 1 1 0 0 2 0 0 0 0 0 0 0															
Rich Dauer, R (1, 4) OBP: 0.324, SLG: 0.361			0-0 4-3 1B		0-0 F7		0-0 3B 2B		0-3 K	0-0 2B 1B	5 1 3 2 0 1 2															
Inning Stats	R: 0 E: 0 K: 0 S: 3	H: 0 LOB: 1 BB: 1 P: 7	R: 0 E: 0 K: 1 S: 6	H: 1 LOB: 1 BB: 0 P: 6	R: 0 E: 0 K: 0 S: 5	H: 2 LOB: 3 BB: 1 P: 9	R: 1 E: 0 K: 0 S: 5	H: 2 LOB: 1 BB: 0 P: 5	R: 0 E: 0 K: 1 S: 6	H: 1 LOB: 1 BB: 0 P: 6	R: 0 E: 0 K: 0 S: 3	H: 0 LOB: 0 BB: 0 P: 3	R: 1 E: 0 K: 0 S: 5	H: 2 LOB: 2 BB: 1 P: 9	R: 0 E: 0 K: 1 S: 5	H: 0 LOB: 1 BB: 1 P: 9	R: 0 E: 0 K: 1 S: 4	H: 0 LOB: 1 BB: 1 P: 8	R: 3 E: 1 K: 1 S: 9	H: 3 LOB: 2 BB: 1 P: 13	1B: 6 2B: 3 3B: 1 HR: 1	SF: 1 SAC: 0 DP: 1 HBP: 0	WP: 0 PB: 0 SB: 3 CS: 0	PA: 47		
PITCHER	IP WLS BF H R ER SO BB IBB HBP BLK WP HR S P ERA WHIP																									
Dennis Eckersley, R (1, 1) ERA: 3.41 Mark Clear, R (7, 1) ERA: 2.44	6.1 L	29 18	8 3	2 3	2 0	2 3	2 3	2 1	2 0	2 0	2 0	2 0	2 0	2 0	2 0	2 0	2 0	2 0	2 0	2 0	2 0	2 0	2 0	2 0	2.84 1.579	0.00 1.636

Baltimore Orioles @ Boston Red Sox
Fenway Park, Boston, MA
Sat Aug 14 1982, 3:33 AM EDT
Att. 31,343 - Unknown

livebaseballscorecards.com

Batter	1	2	3	4	5	6	7	8	9	10	AB	R	H	RBI	BB	SO	LOB
Jerry Remy, L (1.4) OBP: 0.346, SLG: 0.319	0-0 B5-3		0-0 SH3-4		0-0 1-3 1B		0-0 F7			0-0 1-3	4	0	1	0	0	0	1
Dwight Evans, R (1.9) OBP: 0.393, SLG: 0.502	0-0 HR		0-0 P6		0-0 5-3			0-0 6-3		0-3 K	5	1	1	1	0	1	2
Jim Rice, R (1.7) OBP: 0.382, SLG: 0.504	0-0 6-3		0-3 K			0-0 HR		0-0 1B			4	1	2	1	0	1	1
Carl Yastrzemski, L (1.10) OBP: 0.352, SLG: 0.453	0-0 3-1			0-3 K		0-0 P6		0-0 P6			4	0	0	0	0	1	1
Carney Lansford, R (1.5) OBP: 0.348, SLG: 0.413		4-0 BB		0-0 F8		0-0 F8		0-0 F8			3	0	0	0	1	0	1
Dave Stapleton, R (1.3) OBP: 0.284, SLG: 0.372		0-0 G1-6-3		0-0 FC6-4 1B		0-0 F9			0-0 5-3		4	0	1	0	0	0	1
Rick Miller, L (1.8) OBP: 0.319, SLG: 0.317		0-0 E5		0-0 FC6-4			0-0 6-3		0-0 F8		3	0	0	0	0	0	1
Reid Nichols, R (9, PH) OBP: 0.347, SLG: 0.452		0-0 S		1-2f							1	0	0	0	0	0	0
Rich Gedman, L (1.2) OBP: 0.295, SLG: 0.384		0-0 4-3			0-0 F8			0-0 F9		0-3 K	3	0	0	0	0	0	1
Tony Perez, R (9, PH) OBP: 0.335, SLG: 0.397		1-2									1	0	0	0	0	1	0
Gary Alenson, R (10, 2) OBP: 0.280, SLG: 0.313											0	0	0	0	0	0	0
Glenn Hoffman, R (1.6) OBP: 0.275, SLG: 0.325			0-0 SH3-4 1B		4-0 1B BB		4-0 BB BB		4-0 BB BB	0-0 P6	2	0	1	0	2	0	0

Inning Stats	R: 1	H: 1	E: 0	K: 0	S: 4	R: 0	H: 0	E: 1	K: 0	S: 3	R: 0	H: 1	E: 0	K: 1	S: 6	R: 0	H: 1	E: 0	K: 1	S: 6	R: 0	H: 1	E: 0	K: 0	S: 3	R: 1	H: 1	E: 0	K: 0	S: 4	R: 0	H: 0	E: 0	K: 0	S: 3	R: 0	H: 1	E: 0	K: 0	S: 4	R: 0	H: 1	E: 0	K: 1	S: 5	R: 0	H: 0	E: 0	K: 1	S: 5	R: 0	H: 0	E: 0	K: 1	S: 5	1B: 4	2B: 0	3B: 0	HR: 2	SF: 0	SAC: 1	DP: 1	HBP: 0	WP: 0	PA: 38
--------------	------	------	------	------	------	------	------	------	------	------	------	------	------	------	------	------	------	------	------	------	------	------	------	------	------	------	------	------	------	------	------	------	------	------	------	------	------	------	------	------	------	------	------	------	------	------	------	------	------	------	------	------	------	------	------	-------	-------	-------	-------	-------	--------	-------	--------	-------	--------

PITCHER	IP	WLS	BF	H	R	ER	SO	BB	IBB	HBP	BLK	WP	HR	S	P	ERA	WHIP
Jim Palmer, R (1.1) ERA: 3.81	8.0		32	6	2	2	2	3	0	0	0	0	2	33	45	2.25	1.125
Tippy Martinez, L (9.1) ERA: 3.29	2.0	W	6	0	0	0	2	0	0	0	0	0	0	10	10	0.00	0.000


PITCHER	IP	WLS	BF	H	R	ER	SO	BB	IBB	HBP	BLK	WP	HR	S	P	ERA	WHIP
---------	----	-----	----	---	---	----	----	----	-----	-----	-----	----	----	---	---	-----	------

BOTTOM

Baltimore Orioles @ Boston Red Sox
 Fenway Park, Boston, MA
 Sat Aug 14 1982, 3:33 AM EDT
 Att: 31,343 - Unknown

livebaseballscorecards.com

AB	34
R	2
H	6
RBI	2
BB	3
SO	4
LOB	9



Batter	1	2	3	4	5	6	7	8	9	AB R H RBI BB SO LOB	TOP																	
Al Bumbry, L (1, 8) OBP: 0.315, SLG: 0.350	0-0 L6		0-0 4-3			0-0 2B 1B			0-3 K	4 0 1 0 0 1 1																		
Glenn Gulliver, L (1, 5) OBP: 0.418, SLG: 0.268	4-0 G4-6-3 BB			0-3 K		0-0 2B			0-0 FC6 1B	3 0 2 0 1 1 0																		
Ken Singleton, S (1, 10) OBP: 0.353, SLG: 0.373	0-0 G4-6-3 1-2f			0-0 G4-6-3 1B			0-0 4-3		0-0 FC6 1-2f	4 0 1 0 0 0 2																		
Eddie Murray, S (1, 3) OBP: 0.386, SLG: 0.510		0-0 3-1		0-0 G4-6-3 1-2f			0-3 K			3 0 0 0 0 1 1																		
John Lowenstein, L (1, 7) OBP: 0.399, SLG: 0.604		0-0 3-1			0-0 1-3		0-0 F7			3 0 0 0 0 0 0																		
Cal Ripken Jr., R (1, 6) OBP: 0.304, SLG: 0.452		0-0 6-3			0-0 F8			0-0 5-3		3 0 0 0 0 0 0																		
Jim Dwyer, L (1, 9) OBP: 0.372, SLG: 0.474			0-0 F8		0-3 K			0-0 G5-4-3 1B		3 0 1 0 0 1 0																		
Joe Nolan, L (1, 2) OBP: 0.284, SLG: 0.374			0-0 G3			0-0 F8		0-0 G5-4-3 1-2f		3 0 0 0 0 0 1																		
Rich Dauer, R (1, 4) OBP: 0.325, SLG: 0.361			0-0 1B			0-0 6-3			0-0 4-3	2 0 1 0 0 0 0																		
Terry Crowley, L (9, PH) OBP: 0.356, SLG: 0.365										1 0 0 0 0 0 0																		
Inning Stats	R: 0 E: 0 K: 0 S: 2	H: 0 LOB: 0 BB: 1 P: 6	R: 0 E: 0 K: 0 S: 3	H: 0 LOB: 0 BB: 0 P: 3	R: 0 E: 0 K: 0 S: 4	H: 1 LOB: 1 BB: 0 P: 4	R: 0 E: 0 K: 1 S: 5	H: 1 LOB: 0 BB: 0 P: 5	R: 0 E: 0 K: 1 S: 5	H: 0 LOB: 0 BB: 0 P: 5	R: 0 E: 0 K: 1 S: 5	H: 0 LOB: 0 BB: 0 P: 5	R: 0 E: 0 K: 0 S: 3	H: 1 LOB: 0 BB: 0 P: 3	R: 0 E: 0 K: 1 S: 6	H: 1 LOB: 1 BB: 0 P: 6	1B: 5 2B: 1 3B: 0 HR: 0	SF: 0 SAC: 0 DP: 3 HBP: 0	WP: 0 PB: 0 SB: 0 CS: 0	PA: 30								
PITCHER	IP WLS BF H R ER SO BB IBB HBP BLK WP HR S P ERA WHIP																											
Mike Torrez, R (1, 1) ERA: 5.77	4.0	13	2	0	0	1	1	0	0	0	0	0	0	14	18	0.00	0.750											
Bob Stanley, R (5, 1) ERA: 2.98	5.0	W	17	4	0	0	3	0	0	0	0	0	0	23	23	0.00	0.800											

Baltimore Orioles @ Boston Red Sox
Fenway Park, Boston, MA
 Sun Aug 15 1982, 3:33 AM EDT
 Att: 30,675 - Unknown

livebaseballscorecards.com

AB 29
R 0
H 6
RBI 0
BB 1
SO 4
LOB 5




Batter	1	2	3	4	5	6	7	8	9
Jerry Remy, L (1, 4) OBP: 0.344, SLG: 0.316	0-3 K		0-0 F6			0-0 B5-3	4-0 2B 1B IBB	0-3 K	
Dwight Evans, R (1, 9) OBP: 0.393, SLG: 0.502	4-0 G6-4-3 BB			0-0 1-3		0-0 5-3	0-0 1B 2B	0-3 K	
Jim Rice, R (1, 7) OBP: 0.380, SLG: 0.499	0-0 G6-4-3 1-2f			0-0 F9		0-0 F9	4-0 1B 1B IBB	0-0 FC5-4 1-2f	
Tony Perez, R (1, 10) OBP: 0.335, SLG: 0.396		0-0 F9		0-3 K			0-0 1B 2B		
Wade Boggs, L (7, PR) OBP: 0.419, SLG: 0.420							0-0 1B 1B		
Carney Lansford, R (1, 5) OBP: 0.353, SLG: 0.415		4-0 BB			0-3 K		0-0 2B 1B		
Dave Stapleton, R (1, 3) OBP: 0.284, SLG: 0.371		0-0 F7			0-0 4-3		0-0 P4		
Reid Nichols, R (1, 8) OBP: 0.352, SLG: 0.462		0-0 5-3			0-0 BB 1B		0-0 1B 2B		
Gary Allenson, R (1, 2) OBP: 0.286, SLG: 0.309			0-0 1-3		4-0 BB 1B		4-0 1B 2B IBB		
Glenn Hoffman, R (1, 6) OBP: 0.277, SLG: 0.327			0-0 F7		0-0 P6		0-0 1B 2B IBB	0-0 FC5-4 1B	

Inning Stats	R: 0	H: 0	E: 0	K: 1	S: 4	LOB: 0	BB: 1	P: 8	R: 0	H: 0	E: 0	K: 0	S: 3	LOB: 1	BB: 1	P: 7	R: 0	H: 0	E: 0	K: 0	S: 3	LOB: 0	BB: 0	P: 3	R: 0	H: 0	E: 0	K: 1	S: 5	LOB: 0	BB: 0	P: 5	R: 0	H: 1	E: 0	K: 1	S: 6	LOB: 2	BB: 1	P: 10	R: 0	H: 0	E: 0	K: 0	S: 3	LOB: 0	BB: 0	P: 3	R: 8	H: 8	E: 0	K: 1	S: 13	LOB: 3	BB: 3	P: 25	R: 0	H: 1	E: 0	K: 2	S: 8	LOB: 1	BB: 0	P: 8
--------------	------	------	------	------	------	--------	-------	------	------	------	------	------	------	--------	-------	------	------	------	------	------	------	--------	-------	------	------	------	------	------	------	--------	-------	------	------	------	------	------	------	--------	-------	-------	------	------	------	------	------	--------	-------	------	------	------	------	------	-------	--------	-------	-------	------	------	------	------	------	--------	-------	------

AB R H RBI BB SO LOB		BOTTOM																												
4 1 0 0 1 2 1																														
4 1 1 2 1 1 1																														
4 1 0 0 1 0 2																														
3 0 1 0 0 1 0																														
1 1 1 1 0 0 0																														
3 1 2 1 1 1 0																														
4 0 1 1 0 0 3																														
4 1 2 1 0 1 4																														
2 1 0 0 2 0 3																														
4 1 2 2 0 0 2																														
1B: 8 SF: 0		WP: 0 PA: 39																												
2B: 2 SAC: 0		PB: 0																												
3B: 0 DP: 1		SB: 0																												
HR: 0 HBP: 0		CS: 0																												
PITCHER	IP	WLS	BF	H	R	ER	SO	BB	IBB	HBP	BLK	WP	HR	S	P	ERA	WHIP													
Scott McGregor, L (1, 1) ERA: 4.32	6.1	L	27	5	6	6	3	3	1	0	0	0	0	29	45	8.53	1.263													
Tim Stoddard, R (7, 1) ERA: 4.06	0.0		4	2	0	0	0	0	2	0	0	0	0	2	10	∞	∞													
Mike Boddicker, R (7, 1) ERA: 1.86	1.2		8	3	2	2	3	0	0	0	0	0	0	14	14	10.80	1.800													

Baltimore Orioles @ Boston Red Sox
Fenway Park, Boston, MA
 Sun Aug 15 1982, 3:33 AM EDT
 Att. 30,675 - Unknown

AB 33
R 8
H 10
RBI 8
BB 6
SO 6
LOB 16



1B: 8 SF: 0		WP: 0 PA: 39	
2B: 2 SAC: 0		PB: 0	
3B: 0 DP: 1		SB: 0	
HR: 0 HBP: 0		CS: 0	

Batter	1	2	3	4	5	6	7	8	9	AB R H RBI BB SO LOB	TOP
Al Bumbry, L (1, 8) OBP: 0.318, SLG: 0.354 Dan Ford, R (6, PH) OBP: 0.273, SLG: 0.369 (6, 9)	0-0 FC3-6 1B		0-0 6-3			 HR 2B G3			0-0 F8	3 1 2 0 0 0 0 2 0 0 0 0 0 3	Baltimore Orioles @ Boston Red Sox Fenway Park, Boston, MA Mon Aug 16 1982, 7:05 PM EDT Att: 34,746 - Unknown
Glenn Gulliver, L (1, 5) OBP: 0.431, SLG: 0.279 Lenn Sakata, R (6, 4) OBP: 0.315, SLG: 0.355	0-0 FC3-6 1-2f G6-4-3			0-0 1B 1B		4-0 HR BB BB BB BB	0-3 K	4-0 BB BB	2 1 1 0 1 0 1 1 0 0 0 1 1 0		
Ken Singleton, S (1, 7) OBP: 0.352, SLG: 0.372 Gary Roenicke, R (1, 9) OBP: 0.385, SLG: 0.531 (6, 8)	0-0 G6-4-3 1-2f		0-0 F7			0-0 HR 1-H 2-H	0-3 K	4-0 BB BB BB	1 0 0 0 0 0 1 3 1 1 3 1 1 1		
Eddie Murray, S (1, 3) OBP: 0.384, SLG: 0.504		0-0 L6		0-3 K		0-0 4-3	4-0 BB	0-0 F9	4 0 0 0 1 1 3		
John Lowenstein, L (1, 9) OBP: 0.401, SLG: 0.616 (1, 7)		0-3 K		0-0 1-3 1B		0-0 HR	0-3 K		4 1 2 1 0 2 1		
Terry Crowley, L (1, 10) OBP: 0.366, SLG: 0.368 Benny Ayala, R (8, PH) OBP: 0.307, SLG: 0.482		4-0 BB		0-0 4-3		0-0 BB 5-3 1B		0-0 6-3	2 0 1 0 1 0 2 1 0 0 0 0 0 0		
Cal Ripken Jr., R (1, 6) OBP: 0.301, SLG: 0.448		0-0 2-3			0-0 5-3	0-0 5-3 1-2		0-0 F5	4 0 0 0 0 0 2		
Rich Dauer, R (1, 4) OBP: 0.324, SLG: 0.359 (6, 5)			0-0 6-3		0-0 F8	4-0 BB BB		0-0 5-3	3 0 0 0 1 0 0		
Rick Dempsey, R (1, 2) OBP: 0.319, SLG: 0.345			0-0 F8		0-0 5-3	4-0 BB 1-2 2-3		0-0 6-3	3 0 0 0 1 0 0		
Inning Stats	R: 0 H: 1 E: 0 LOB: 0 K: 0 BB: 0 S: 3 P: 3	R: 0 H: 0 E: 0 LOB: 1 K: 1 BB: 1 S: 5 P: 9	R: 0 H: 0 E: 0 LOB: 0 K: 0 BB: 0 S: 3 P: 3	R: 0 H: 2 E: 0 LOB: 2 K: 1 BB: 0 S: 7 P: 7	R: 0 H: 0 E: 0 LOB: 0 K: 0 BB: 0 S: 3 P: 3	R: 4 H: 4 E: 0 LOB: 3 K: 0 BB: 3 S: 7 P: 19	R: 0 H: 0 E: 0 LOB: 1 K: 3 BB: 1 S: 9 P: 13	R: 0 H: 0 E: 0 LOB: 0 K: 0 BB: 0 S: 3 P: 3	R: 0 H: 0 E: 0 LOB: 2 K: 0 BB: 2 S: 3 P: 11	1B: 4 SF: 0 2B: 1 SAC: 0 3B: 0 DP: 1 HR: 2 HBP: 0	
PITCHER Chuck Rainey, R (1, 1) ERA: 4.88 Mark Clear, R (6, 1) ERA: 2.54 Tom Burgmeier, L (6, 1) ERA: 2.48	IP WLS BF H R ER SO BB IBB HBP BLK WP HR S P ERA WHIP 5.0 0 21 5 3 3 2 2 0 0 0 0 1 23 31 5.40 1.400 0.2 0 6 2 1 1 0 2 0 0 0 0 0 4 12 13.50 6.000 3.1 W 13 0 0 0 3 3 0 0 0 0 0 0 16 28 0.00 0.900	PITCHER IP WLS BF H R ER SO BB IBB HBP BLK WP HR S P ERA WHIP									

livebaseballscorecards.com

AB	33
R	4
H	7
RBI	4
BB	7
SO	5
LOB	14



Batter	1	2	3	4	5	6	7	8	9
Jerry Remy, L OBP: 0.341, SLG: 0.313 (1, 4)	0-0 4-3		0-0 F7	0-0 1-3		0-0 E6		0-0 SH	
Dwight Evans, R OBP: 0.393, SLG: 0.508 (1, 9)	0-0 BB 1B		0-0 F8		0-0 HR	0-0 G6-4-3		0-0 FC5-4 HR	
Jim Rice, R OBP: 0.381, SLG: 0.496 (1, 7)	0-0 F9		1-0 FC6-4 HBP		0-0 L6-4 BB 1B		0-0 F8	0-0 6-3	
Carl Yastrzemski, L OBP: 0.358, SLG: 0.453 (1, 10)	4-0 1-2 BB		0-0 FC6-4		4-0 FC6-4 BB		0-0 2B FC6-4 1B	4-0 HR BB	
Carney Lansford, R OBP: 0.356, SLG: 0.433 (1, 5)	0-3 K			0-0 BB WP 2B	0-0 L6-4		0-0 FC6-4 2B	0-0 1-H 3-H HR	
Dave Stapleton, R OBP: 0.285, SLG: 0.368 (1, 3)		0-0 F9		4-0 WP BB SF7 BB	0-0 FC6-4		4-0 FC6-4 IBB	0-0 F7	
Rick Miller, L OBP: 0.322, SLG: 0.318 (1, 8)		0-0 F8		4-0 SF7 WP FC5-2 BB		0-0 1B SH1-4 E 1B	0-0 FC6-4		
Reid Nichols, R OBP: 0.349, SLG: 0.458 (7, PH)		0-0 F8		1-2 2-3 BB		0-0 1B SH1-4 E 1B	0-0 1-2f 2-3 3-H		
Glenn Hoffman, R OBP: 0.275, SLG: 0.325 (1, 6)		0-0 6-3		0-0 SF7		0-0 SH1-4	0-0 L7		
Gary Allenson, R OBP: 0.297, SLG: 0.327 (1, 2)			0-0 HBP 1B	0-0 FC5-2		0-0 E 1B		0-0 SH FC5-4 2B	

Inning Stats	R: 0 E: 0 K: 1 S: 6	H: 1 LOB: 2 BB: 1 P: 10	R: 0 E: 0 K: 0 S: 3	H: 0 LOB: 0 BB: 0 P: 3	R: 0 E: 0 K: 0 S: 4	H: 1 LOB: 2 BB: 0 P: 5	R: 2 E: 0 K: 0 S: 4	H: 1 LOB: 1 BB: 2 P: 12	R: 1 E: 0 K: 0 S: 4	H: 2 LOB: 1 BB: 1 P: 8	R: 1 E: 1 K: 0 S: 5	H: 2 LOB: 1 BB: 0 P: 5	R: 1 E: 0 K: 0 S: 5	H: 2 LOB: 2 BB: 1 P: 9	R: 4 E: 0 K: 0 S: 6	H: 2 LOB: 0 BB: 1 P: 10
--------------	------------------------------	----------------------------------	------------------------------	---------------------------------	------------------------------	---------------------------------	------------------------------	----------------------------------	------------------------------	---------------------------------	------------------------------	---------------------------------	------------------------------	---------------------------------	------------------------------	----------------------------------


PITCHER															PITCHER																		
IP	WLS	BF	H	R	ER	SO	BB	IBB	HBP	BLK	WP	HR	S	P	ERA	WHIP	IP	WLS	BF	H	R	ER	SO	BB	IBB	HBP	BLK	WP	HR	S	P	ERA	WHIP
Dennis Martinez, R ERA: 4.36 (1, 1)	5.1		7	4	4	1	4	0	1	0	1	1	24	41	6.75	2.062																	
Storm Davis, R ERA: 3.13 (6, 1)	1.0	L	6	2	1	0	0	1	0	0	0	0	5	9	9.00	2.000																	
Tippy Martinez, L ERA: 3.74 (7, 1)	1.2		9	2	4	0	1	0	0	0	1	1	8	12	21.60	1.800																	

BOTTOM

Baltimore Orioles @ Boston Red Sox
Fenway Park, Boston, MA
Mon Aug 16 1982, 7:05 PM EDT
Att. 34,746 - Unknown

AB	R	H	RBI	BB	SO	LOB
4	0	0	1	0	0	3
5	2	2	2	0	0	4
4	0	1	0	0	0	2
2	2	1	0	3	0	2
5	2	3	3	0	1	4
3	1	0	0	2	0	1
2	1	1	0	1	0	0
1	0	0	1	0	0	2
2	0	0	1	0	0	2
4	1	3	0	0	0	1

AB	32
R	9
H	11
RBI	8
BB	6
SO	1
LOB	21



1B	6	SF	1	WP	2	PA	42
2B	4	SAC	2	PB	0		
3B	0	DP	2	SB	0		
HR	2	HBP	1	CS	0		

livebaseballscorecards.com

Batter	1	2	3	4	5	6	7	8	9	AB R H RBI BB SO LOB	TOP											
Al Bumbry, L (1, 8) OBP: 0.314, SLG: 0.350	0-0 F7		0-0 F9	0-0 6-3		0-0 F7		0-0 FC3-6		5 0 0 0 0 0 4												
Rich Dauer, R (1, 5) OBP: 0.327, SLG: 0.366	0-3 K		4-0 2B BB		4-0 HR BB	0-0 HR		0-0 F7		3 2 1 2 2 1 1												
Gary Roenicke, R (1, 7) OBP: 0.388, SLG: 0.544	0-0 E5		0-0 2B		1-0 HR HBP	0-0 HR				4 2 2 2 0 1 0												
Eddie Murray, S (1, 3) OBP: 0.384, SLG: 0.509	0-3 K		4-0 IBB		0-0 HR	0-0 5-3				4 1 1 3 1 2 1												
Benny Ayala, R (1, 10) OBP: 0.315, SLG: 0.477		0-3 K	0-0 F8		4-0 G5-4-3 BB		0-0 G5-4-3 1B		0-0 F9	3 0 1 0 1 1 3												
Terry Crowley, L (9, PH) OBP: 0.362, SLG: 0.364										1 0 0 0 0 0 0												
Cal Ripken Jr., R (1, 6) OBP: 0.301, SLG: 0.453	0-3 K			0-0 HR		0-0 K		0-0 G5-4-3		4 1 1 1 0 2 2												
Dan Ford, R (1, 9) OBP: 0.270, SLG: 0.365		0-0 6-3		0-0 P4		0-0 G5-4-3		0-0 F8		4 0 0 0 0 0 1												
Lenn Sakata, R (1, 4) OBP: 0.317, SLG: 0.365			0-0 2B		0-0 2B		0-0 6-3		0-3 K	4 1 2 0 0 1 0												
Rick Dempsey, R (1, 2) OBP: 0.322, SLG: 0.343			0-0 L9		0-0 6-3		4-0 HR BB		4-0 FC3-6 BB	2 1 0 0 2 0 2												
Inning Stats	R: 0 E: 1 K: 2 S: 8	H: 0 LOB: 1 BB: 0 P: 8	R: 0 E: 0 K: 2 S: 7	H: 0 LOB: 0 BB: 0 P: 7	R: 1 E: 0 K: 0 S: 5	H: 2 LOB: 3 BB: 2 P: 13	R: 1 E: 0 K: 0 S: 5	H: 2 LOB: 1 BB: 0 P: 5	R: 3 E: 0 K: 1 S: 5	H: 1 LOB: 0 BB: 2 P: 14	R: 3 E: 0 K: 0 S: 5	H: 2 LOB: 0 BB: 1 P: 9	R: 0 E: 0 K: 0 S: 3	H: 1 LOB: 0 BB: 0 P: 3	R: 0 E: 0 K: 1 S: 5	H: 0 LOB: 1 BB: 1 P: 9	R: 0 E: 0 K: 2 S: 7	H: 0 LOB: 0 BB: 0 P: 7	1B: 1 2B: 3 3B: 0 HR: 4	SF: 0 SAC: 0 DP: 2 HBP: 1	WP: 0 PB: 0 SB: 0 CS: 0	PA: 41
PITCHER	IP WLS BF H R ER SO BB IBB HBP BLK WP HR S P ERA WHIP																					
Jack O'Connor, L (1, 1) ERA: 4.48	4.0 L 23 5 5 5 4 3 1 1 0 0 2 26 43 11.25 2.000																					
Jeff Little, L (5, 1) ERA: 4.45	3.0 11 3 3 3 1 1 0 0 0 0 2 12 16 9.00 1.333																					
Paul Boris, R (8, 1) ERA: 5.68	2.0 7 0 0 0 3 1 0 0 0 0 0 0 12 16 0.00 0.500																					

Baltimore Orioles @ Minnesota Twins
 Hubert H. Humphrey Metrodome, Minneapolis, MN
 Tue Aug 17 1982, 8:05 PM EDT
 Att. 8,407 - Unknown

livebaseballscorecards.com

AB 34
R 8
H 8
RBI 8
BB 6
SO 8
LOB 14



Batter	1	2	3	4	5	6	7	8	9	AB	R	H	RBI	BB	SO	LOB
Bobby Mitchell, L (1, 8) OBP: 0.331, SLG: 0.296	0-3 K		0-0 4-3		0-0 FC5-4 1B		0-0 1B			4	0	2	1	0	1	1
John Castino, R (1, 4) OBP: 0.306, SLG: 0.313	0-0 5-3		0-0 1B 1B		0-0 FC5-4 1B		0-0 F7			4	0	1	1	0	0	3
Tom Brunansky, R (1, 9) OBP: 0.393, SLG: 0.500	0-0 5-3		0-0 1B 1B		0-0 1B 1B			0-0 G5-4-3 1B		4	0	3	1	0	0	0
Kent Hrbek, L (1, 3) OBP: 0.374, SLG: 0.511		0-0 3-1	0-0 4-3		0-3 K			0-3 K		4	0	0	0	0	2	5
Gary Ward, R (1, 7) OBP: 0.318, SLG: 0.499		0-0 G6-4-3 1B		0-0 F9		0-0 F9		0-0 G5-4-3		4	0	1	0	0	0	1
Gary Gaetti, R (1, 5) OBP: 0.276, SLG: 0.448		0-0 G6-4-3		0-0 F7		0-3 K			0-0 HR	4	1	1	1	0	1	1
Tim Laudner, R (1, 2) OBP: 0.350, SLG: 0.405			4-0 6-3 4-3 1B BB		0-3 K		0-3 K		0-0 F3	3	1	0	0	1	2	0
Mickey Hatcher, R (1, 10) OBP: 0.270, SLG: 0.325			0-0 4-3 6-3 1B 1B		0-0 FC5-4 1B 1B		0-0 P6		0-0 6-3	4	2	2	0	0	0	0
Lenny Faedo, R (1, 6) OBP: 0.270, SLG: 0.323			0-0 6-3		0-0 P6		0-0 F9		0-0 4-3	3	0	0	0	0	0	3
Randy Bush, L (9, PH) OBP: 0.200, SLG: 0.209			1-2 2-3							1	0	0	0	0	0	0

Inning Stats	R: 0	H: 0	E: 0	K: 1	S: 5	R: 0	H: 1	E: 0	K: 0	S: 3	R: 2	H: 3	E: 0	K: 0	S: 6	R: 0	H: 0	E: 0	K: 1	S: 5	R: 1	H: 3	E: 0	K: 1	S: 8	R: 0	H: 0	E: 0	K: 2	S: 7	R: 0	H: 1	E: 0	K: 0	S: 4	R: 0	H: 1	E: 0	K: 1	S: 5	R: 1	H: 1	E: 0	K: 0	S: 4	R: 0	H: 1	E: 0	K: 0	S: 4	1B: 9	2B: 0	3B: 0	HR: 1	SF: 0	SAC: 0	DP: 2	HBP: 0	WP: 0	PB: 0	SB: 0	CS: 0	PA: 36
Mike Flanagan, L (1, 1) ERA: 3.94	8.0	WLS	W	33	H	10	R	4	ER	4	SO	6	BB	1	IBB	0	HBP	0	BLK	0	WP	0	HR	1	S	44	P	48	ERA	4.50	WHIP	1.375																															
Tim Stoddard, R (9, 1) ERA: 3.98	1.0	WLS	W	3	H	0	R	0	ER	0	SO	0	BB	0	IBB	0	HBP	0	BLK	0	WP	0	HR	0	S	3	P	3	ERA	0.00	WHIP	0.000																															

BOTTOM

Baltimore Orioles @ Minnesota Twins
 Hubert H. Humphrey Metrodome, Minneapolis, MN
 Tue Aug 17 1982, 8:05 PM EDT
 Att. 8,407 - Unknown

livebaseballscorecards.com

AB	35
R	4
H	10
RBI	4
BB	1
SO	6
LOB	14



Batter	1	2	3	4	5	6	7	8	9	10	AB	R	H	RBI	BB	SO	LOB	TOP							
Al Bumbry, L (1, 8) OBP: 0.313, SLG: 0.348	0-0 5-3		0-0 1B		0-0 6-3		0-3 K		0-0 6-3		5	0	1	0	0	1	2								
Rich Dauer, R (1, 5) Glenn Gulliver, L (10, PH) OBP: 0.424, SLG: 0.273	0-0 6-3		0-0 F8			0-0 6-3	0-0 6-3			0-0 G3	4	0	0	0	0	0	2								
Gary Roenicke, R (1, 7) John Lowenstein, L (10, PH) OBP: 0.403, SLG: 0.632	0-0 HR			0-0 2B 1B		4-0 1B WP BB		0-0 P4		0-0 HR	3	2	2	1	1	0	0								
Eddie Murray, S (1, 3) OBP: 0.384, SLG: 0.511	0-3 K			0-0 1B 2B		0-0 5-3		0-0 1B		0-3 K	5	0	2	0	0	2	1								
Benny Ayala, R (1, 10) Terry Crowley, L (8, PH) OBP: 0.365, SLG: 0.367		0-0 F8		0-0 P4		0-0 1B		0-0 F7		0-0 BB 1B 1B	3	0	1	0	0	0	2								
Cal Ripken Jr., R (1, 6) OBP: 0.304, SLG: 0.455		0-0 5-3		0-0 1B			0-0 1B 2B		0-0 4-3		5	1	3	1	0	0	1								
Dan Ford, R (1, 9) OBP: 0.272, SLG: 0.363		0-0 6-3		0-3 K			0-0 2B 1B			0-0 F8	4	1	1	0	1	1	1								
Lenn Sakata, R (1, 4) OBP: 0.319, SLG: 0.369			0-0 F8		0-0 F3		0-0 2B		0-0 1B	0-0 F3	5	0	2	2	0	0	3								
Rick Dempsey, R (1, 2) OBP: 0.317, SLG: 0.337			0-0 F8		0-0 6-3		0-0 F9		0-0 F8		4	0	0	0	0	0	2								
Inning Stats	R: 1 E: 0 K: 1 S: 6	H: 1 LOB: 0 BB: 0 P: 6	R: 0 E: 0 K: 0 S: 3	H: 0 LOB: 0 BB: 0 P: 3	R: 0 E: 0 K: 0 S: 4	H: 1 LOB: 1 BB: 0 P: 4	R: 1 E: 0 K: 1 S: 7	H: 3 LOB: 1 BB: 0 P: 7	R: 0 E: 0 K: 0 S: 3	H: 0 LOB: 0 BB: 0 P: 3	R: 0 E: 0 K: 0 S: 3	H: 1 LOB: 2 BB: 1 P: 7	R: 2 E: 0 K: 1 S: 8	H: 3 LOB: 1 BB: 0 P: 8	R: 0 E: 0 K: 0 S: 4	H: 1 LOB: 1 BB: 0 P: 4	R: 0 E: 0 K: 0 S: 4	H: 1 LOB: 1 BB: 0 P: 4	R: 1 E: 0 K: 1 S: 8	H: 3 LOB: 3 BB: 1 P: 12	1B: 10 2B: 2 3B: 0 HR: 2	SF: 0 SAC: 0 DP: 0 HBP: 0	WP: 1 PB: 0 SB: 0 CS: 0	PA: 44	
PITCHER	IP	WLS	BF	H	R	ER	SO	BB	IBB	HBP	BLK	WP	HR	S	P	ERA	WHIP								
Frank Viola, L (1, 1) ERA: 4.78	6.0		26	9	4	4	2	1	0	0	0	1	1	29	33	6.00	1.667								
Pete Redfern, R (7, 1) ERA: 6.56	3.2		14	3	1	1	2	0	0	0	0	0	1	18	18	2.46	0.818								
Jeff Little, L (10, 1) ERA: 4.45	0.0	W	1	1	0	0	0	0	0	0	0	0	0	1	1	∞	∞								
Ron Davis, R (10, 1) ERA: 4.68	0.1		3	1	0	0	0	1	0	0	0	0	0	2	6	0.00	6.000								

Baltimore Orioles @ Minnesota Twins
 Hubert H. Humphrey Metrodome, Minneapolis, MN

Wed Aug 18 1982, 8:05 PM EDT
 Att: 7,132 - Unknown

livebaseballscorecards.com

AB 42
 R 5
 H 14
 RBI 5
 BB 2
 SO 4
 LOB 15



Batter	1	2	3	4	5	6	7	8	9	10	AB	R	H	RBI	BB	SO	LOB
Bobby Mitchell, L (1, 8) OBP: 0.330, SLG: 0.293 Randy Johnson, L (9, PH) OBP: 0.324, SLG: 0.424 Dave Engle, R (9, PH) OBP: 0.281, SLG: 0.365 (10, 9)	0-0 4-3	0-0 5-3			0-0 F9		4-0 FC6-4 BB		0-0 2B		3	0	0	0	1	0	2
John Castino, R (1, 4) OBP: 0.307, SLG: 0.325	0-0 HR		0-0 6-3		0-0 1B		0-0 FC6-4		0-0 4-3		5	1	2	1	0	0	4
Tom Brunansky, R (1, 9) OBP: 0.391, SLG: 0.498 (10, 8)	0-3 K		0-0 F8		0-0 F7			0-0 1-3		0-0 2B	5	1	1	0	0	1	1
Kent Hrbek, L (1, 3) OBP: 0.374, SLG: 0.513	0-0 4-3		0-0 F7		0-0 F9 1B			0-0 5-3		0-0 1B 2B	5	1	2	1	0	0	0
Gary Ward, R (1, 7) OBP: 0.319, SLG: 0.500		0-0 1B 2B		0-0 F9		0-0 F9		0-3 K		0-0 1B	5	1	2	0	0	1	1
Gary Gaetti, R (1, 5) OBP: 0.280, SLG: 0.451		0-0 1B 2-3 1B		0-0 1B		0-0 P3		0-0 1B 2B		0-0 P6	5	1	3	0	0	0	2
Tim Laudner, R (1, 2) OBP: 0.349, SLG: 0.402 Jesus Vega, R (9, PR) OBP: 0.294, SLG: 0.380 Sal Butera, R (10, 2) OBP: 0.385, SLG: 0.301		0-3 K		0-3 K			0-0 6-3		0-0 2B 1B	0-3 K	4	0	1	0	0	2	3
Mickey Hatcher, R (1, 10) OBP: 0.278, SLG: 0.332		0-0 1-2 3-H 1B		0-0 4-3			0-0 BB 1B		0-0 F9	0-0 1-2 3-H 1B	5	0	3	2	0	0	3
Lenny Faedo, R (1, 6) OBP: 0.266, SLG: 0.317 Randy Bush, L (7, PH) OBP: 0.196, SLG: 0.205 Ron Washington, R (8, 6) OBP: 0.290, SLG: 0.382		0-0 F8		0-0 F9			0-0 F7		0-0 F9		2	0	0	0	0	0	2

Inning Stats	R: 1 E: 0 K: 1 S: 6	H: 1 LOB: 0 BB: 0 P: 6	R: 1 E: 0 K: 1 S: 8	H: 3 LOB: 2 BB: 0 P: 8	R: 0 E: 0 K: 0 S: 3	H: 0 LOB: 0 BB: 0 P: 3	R: 0 E: 0 K: 1 S: 6	H: 1 LOB: 1 BB: 0 P: 6	R: 0 E: 0 K: 0 S: 4	H: 1 LOB: 0 BB: 0 P: 4	R: 0 E: 0 K: 0 S: 3	H: 1 LOB: 2 BB: 1 P: 8	R: 0 E: 0 K: 1 S: 5	H: 0 LOB: 0 BB: 0 P: 5	R: 2 E: 0 K: 0 S: 6	H: 3 LOB: 2 BB: 0 P: 6	R: 2 E: 0 K: 1 S: 8	H: 4 LOB: 2 BB: 0 P: 8	1B: 10 2B: 4 3B: 0 HR: 1	SF: 0 SAC: 0 DP: 0 HBP: 0	WP: 0 PB: 0 SB: 0 CS: 0	PA: 44
---------------------	------------------------------	---------------------------------	------------------------------	---------------------------------	------------------------------	---------------------------------	------------------------------	---------------------------------	------------------------------	---------------------------------	------------------------------	---------------------------------	------------------------------	---------------------------------	------------------------------	---------------------------------	------------------------------	---------------------------------	-----------------------------------	------------------------------------	----------------------------------	--------


PITCHER	IP	WLS	BF	H	R	ER	SO	BB	IBB	HBP	BLK	WP	HR	S	P	ERA	WHIP
Jim Palmer, R (1, 1) ERA: 3.78	6.0		24	7	2	2	3	0	0	0	0	0	1	30	30	3.00	1.167
Sammy Stewart, R (7, 1) ERA: 4.07	2.2		12	3	2	2	1	1	0	0	0	0	0	13	17	6.75	1.500
Tippy Martinez, L (9, 1) ERA: 3.74	0.0		1	1	0	0	0	0	0	0	0	0	0	1	1	∞	∞
Tim Stoddard, R (9, 1) ERA: 4.3	0.1	L	4	3	2	2	0	0	0	0	0	0	0	4	4	54.00	9.000
Storm Davis, R (10, 1) ERA: 3.09	0.2		3	1	0	0	1	0	0	0	0	0	0	5	5	0.00	1.500


PITCHER	IP	WLS	BF	H	R	ER	SO	BB	IBB	HBP	BLK	WP	HR	S	P	ERA	WHIP

BOTTOM

Baltimore Orioles @ Minnesota Twins
 Hubert H. Humphrey Metrodome, Minneapolis, MN
 Wed Aug 18 1982, 8:05 PM EDT
 Att. 7,132 - Unknown

AB	43
R	6
H	15
RBI	6
BB	1
SO	5
LOB	23



Batter	1	2	3	4	5	6	7	8	9	AB R H RBI BB SO LOB	TOP														
Glenn Gulliver, L (1, 5) OBP: 0.413, SLG: 0.271	0-0 F8		0-0 G6-3 1B			0-3 K			0-0 P4	4 0 1 0 0 1 0	<p>Baltimore Orioles @ Minnesota Twins Hubert H. Humphrey Metrodome, Minneapolis, MN</p> <p>Thu Aug 19 1982, 8:05 PM EDT Att: 15,529 - Unknown</p> <p>livebaseballscorecards.com</p> <table> <tr><td>AB</td><td>30</td></tr> <tr><td>R</td><td>3</td></tr> <tr><td>H</td><td>6</td></tr> <tr><td>RBI</td><td>3</td></tr> <tr><td>BB</td><td>3</td></tr> <tr><td>SO</td><td>10</td></tr> <tr><td>LOB</td><td>10</td></tr> </table> 	AB	30	R	3	H	6	RBI	3	BB	3	SO	10	LOB	10
AB	30																								
R	3																								
H	6																								
RBI	3																								
BB	3																								
SO	10																								
LOB	10																								
Jim Dwyer, L (1, 9) OBP: 0.368, SLG: 0.460	0-3 K		0-3 K			0-0 F8			4-0 HR BB	3 1 0 0 1 2 1															
Ken Singleton, S (1, 10) OBP: 0.351, SLG: 0.371	0-0 1B		0-0 G6-3 1-2f			0-3 K			0-0 F7	4 0 1 0 0 1 2															
Eddie Murray, S (1, 3) OBP: 0.383, SLG: 0.516	0-3 K			0-0 3-1			0-0 4-3		0-0 HR 1-H	4 1 1 2 0 1 1															
John Lowenstein, L (1, 7) OBP: 0.405, SLG: 0.642		4-0 1B BB BB		0-3 K			0-3 K		0-0 HR	3 1 1 1 1 2 0															
Cal Ripken Jr., R (1, 6) OBP: 0.303, SLG: 0.451		4-0 1B 1-2 BB		0-3 K			0-3 K		0-3 K	3 0 0 0 1 3 0															
Joe Nolan, L (1, 2) OBP: 0.285, SLG: 0.373		0-0 P4			0-0 1-3				0-0 G5-4-3 1B	3 0 1 0 0 0 2															
Gary Roenicke, R (1, 8) OBP: 0.392, SLG: 0.554		0-0 G6-3 1-2 2-3 1B			0-0 P6				0-0 G5-4-3 1-2f	3 0 1 0 0 0 1															
Rich Dauer, R (1, 4) OBP: 0.322, SLG: 0.360		0-0 G6-3 1-2f			0-0 5-3				0-0 4-3	3 0 0 0 0 0 3															
Inning Stats	R: 0 E: 0 K: 2 S: 8	H: 1 LOB: 1 BB: 0 P: 8	R: 0 E: 0 K: 0 S: 3	H: 1 LOB: 2 BB: 2 P: 11	R: 0 E: 0 K: 1 S: 5	H: 1 LOB: 0 BB: 0 P: 5	R: 0 E: 0 K: 2 S: 7	H: 0 LOB: 0 BB: 0 P: 7	R: 0 E: 0 K: 2 S: 7	H: 0 LOB: 0 BB: 0 P: 7	R: 0 E: 0 K: 2 S: 7	H: 0 LOB: 0 BB: 0 P: 7	R: 0 E: 0 K: 2 S: 3	H: 1 LOB: 0 BB: 0 P: 3	R: 3 E: 0 K: 1 S: 7	H: 2 LOB: 0 BB: 1 P: 11	1B: 4 2B: 0 3B: 0 HR: 2	SF: 0 SAC: 0 DP: 3 HBP: 0	WP: 0 PB: 0 SB: 0 CS: 0	PA: 33					
PITCHER Bobby Castillo, R (1, 1) ERA: 4.11	IP: 9.0 WLS: W BF: 33 H: 6 R: 3 ER: 3 SO: 10 BB: 3 IBB: 0 HBP: 0 BLK: 0 WP: 0 HR: 2 S: 50 P: 62 ERA: 3.00 WHIP: 1.000																								

Batter	1	2	3	4	5	6	7	8	9	AB R H RBI BB SO LOB
Bobby Mitchell, L OBP: 0.340, SLG: 0.300 (1, 8) X	0-0 1B HR 1B	0-0 1B 1B		4-0 FC1-4 BB	4-0 BB			0-0 1B 1-3 3-1 1B		3 3 3 0 2 0 0
John Castino, R OBP: 0.309, SLG: 0.326 (1, 4) X	0-0 1-2 HR 1B	0-0 1-3 1B 1B		0-0 FC1-4 2B 1-2f BB	0-0 6-3			0-0 1-3 1-2		5 2 2 0 0 0 3
Tom Brunansky, R OBP: 0.393, SLG: 0.513 (1, 9) X	0-0 1-H 2-H HR	0-3 K		0-0 BB 1-3 2B		0-0 6-3		0-0 2-3 3-1 1B		5 1 3 3 0 1 2
Kent Hrbek, L OBP: 0.376, SLG: 0.512 (1, 3) X	0-0 HR 1B	0-0 1-3 1B		4-0 BB IBB		0-0 F7		0-0 3-1 1-2		4 1 2 2 1 0 1
Gary Ward, R OBP: 0.318, SLG: 0.504 (1, 7) X	0-0 1-H HR	0-0 L6		0-3 K		0-0 6-3		0-0 3-H F7		5 1 1 2 0 1 6
Gary Gaetti, R OBP: 0.284, SLG: 0.463 (1, 5) X	0-0 HR	0-3 K		4-0 1-2 2-3 3-H FC6-4 BB			0-0 2B		3 1 2 2 1 1 2	
Tim Laudner, R OBP: 0.347, SLG: 0.396 (1, 2) X	4-0 G6-4-3 BB		0-0 L1	0-0 FC6-4 1-2f			0-3 K		3 0 0 0 1 1 4	
Mickey Hatcher, R OBP: 0.273, SLG: 0.325 (1, 10) X	0-0 G6-4-3 1-2f		0-3 K		0-0 5-3		0-0 F8		4 0 0 0 0 1 2	
Lenny Faedo, R OBP: 0.259, SLG: 0.308 (1, 6) X	0-0 5-3		0-0 F8		0-0 5-3		0-0 L6		4 0 0 0 0 0 1	

Inning Stats	R: 6 E: 0 K: 8	H: 6 LOB: 0 BB: 1 P: 12	R: 1 E: 0 K: 2 S: 10	H: 3 LOB: 2 BB: 0 P: 10	R: 0 E: 0 K: 1 S: 5	H: 0 LOB: 0 BB: 0 P: 5	R: 1 E: 0 K: 1 S: 6	H: 1 LOB: 3 BB: 3 P: 18	R: 0 E: 0 K: 0 S: 3	H: 0 LOB: 1 BB: 1 P: 7	R: 0 E: 0 K: 0 S: 3	H: 0 LOB: 0 BB: 0 P: 3	R: 0 E: 0 K: 1 S: 6	H: 1 LOB: 1 BB: 0 P: 6	R: 1 E: 0 K: 0 S: 5	H: 2 LOB: 1 BB: 0 P: 5
1B: 8 2B: 2 3B: 0 HR: 3	SF: 0 SAC: 0 DP: 1 HBP: 0	WP: 0 PB: 0 SB: 0 CS: 0	PA: 41	ERA	WHIP											

PITCHER	IP	WLS	BF	H	R	ER	SO	BB	IBB	HBP	BLK	WP	HR	S	P	ERA	WHIP
Scott McGregor, L ERA: 4.55 (1, 1)	0.0	L	5	5	5	5	0	0	0	0	0	0	2	5	5	∞	∞
Mike Boddicker, R ERA: 3.06 (1, 1)	8.0		36	8	4	4	5	4	1	0	0	0	1	41	61	4.50	1.500


BOTTOM

Baltimore Orioles @ Minnesota Twins
 Hubert H. Humphrey Metrodome, Minneapolis, MN

Thu Aug 19 1982, 8:05 PM EDT
 Att. 15,529 - Unknown

livebaseballscorecards.com

AB	36
R	9
H	13
RBI	9
BB	5
SO	5
LOB	21



Batter	1	2	3	4	5	6	7	8	9	10	11	12	AB R H RBI BB SO LOB
George Wright, S (1, 8) OBP: 0.284, SLG: 0.359	0-0 6-3 1B	0-3 K			0-3 K		0-0 4-3		0-0 P6			0-3 K	6 0 1 0 0 3 4
Bill Sample, R (1, 7) OBP: 0.332, SLG: 0.414	0-0 6-3 1-2		0-0 P4		0-0 HR		4-0 BB		0-0 5-3			0-0 WP 2B	5 1 2 1 1 0 1
Buddy Bell, R (1, 5) OBP: 0.380, SLG: 0.433 Terry Bogener, L (12, PR) OBP: 0.167, SLG: 0.200	4-0 L6-4 BB		0-0 F8		0-3 K		0-0 F9		0-0			4-0 BB	4 0 1 0 2 1 1 0 0 0 0 0 0 0
Dave Hostetler, R (1, 3) OBP: 0.326, SLG: 0.538	0-0 L6-4 1-2		4-0 BB			0-0 FC1-6 FC5-2 1B		0-0 F8		0-3 K		0-0 F9	5 0 1 0 1 1 5
Larry Parrish, R (1, 9) OBP: 0.300, SLG: 0.394		0-0 WP PB 1B		0-0 F7		0-0 FC1-6 1-2 1B		0-0 F7		0-0 F8			5 1 2 0 0 0 2
Johnny Grubb, L (1, 10) OBP: 0.388, SLG: 0.408 Bill Stein, R (11, PH) OBP: 0.268, SLG: 0.292		4-0 G3 1-3 BB		0-0 F9		0-0 FC1-6 FC5-2 1-2 2-3		0-0 F9			0-0 4-3		3 0 0 0 1 0 2 1 0 0 0 0 0 0
Jim Sundberg, R (1, 2) OBP: 0.315, SLG: 0.338 Wayne Tolleson, S (9, PR) OBP: 0.122, SLG: 0.079 Don Werner, R (10, 2) OBP: 0.260, SLG: 0.255		0-0 G3 1-2 3-H 1B		0-0 1-3		0-0 FC5-2 1-2 3-H		4-0 FC3-6 BB			0-0 4-3		3 0 1 1 1 0 2 0 0 0 0 0 0 0 1 0 0 0 0 0 0
Mike Richardt, R (1, 4) OBP: 0.280, SLG: 0.287		0-3 K		0-0 F8		0-0 3-1		0-0 FC3-6 1-2		0-0 P6			5 0 0 0 0 1 5
Bucky Dent, R (1, 6) OBP: 0.190, SLG: 0.169	0-0 G3 1-2 2-3				0-0 F8		0-0 F8		0-0 6-3 1-2			0-0 6-3	5 0 0 0 0 0 3

Inning Stats	R: 0	H: 1	E: 0	K: 0	S: 3	R: 1	H: 2	E: 0	K: 2	S: 9	R: 0	H: 0	E: 0	K: 0	S: 3	R: 0	H: 0	E: 0	K: 0	S: 3	R: 1	H: 1	E: 0	K: 2	S: 8	R: 0	H: 2	E: 0	K: 0	S: 5	R: 0	H: 0	E: 0	K: 0	S: 3	R: 0	H: 0	E: 0	K: 0	S: 3	R: 0	H: 1	E: 0	K: 1	S: 6	R: 0	H: 0	E: 0	K: 0	S: 3	R: 0	H: 1	E: 0	K: 0	S: 3	R: 0	H: 1	E: 0	K: 1	S: 6	R: 0	H: 0	E: 0	K: 0	S: 3	R: 0	H: 1	E: 0	K: 1	S: 6	R: 0	H: 0	E: 0	K: 0	S: 3	R: 0	H: 1	E: 0	K: 1	S: 10	1B: 6	2B: 2	3B: 0	HR: 1	SF: 0	SAC: 0	DP: 1	HBP: 0	WP: 2	PA: 49
--------------	------	------	------	------	------	------	------	------	------	------	------	------	------	------	------	------	------	------	------	------	------	------	------	------	------	------	------	------	------	------	------	------	------	------	------	------	------	------	------	------	------	------	------	------	------	------	------	------	------	------	------	------	------	------	------	------	------	------	------	------	------	------	------	------	------	------	------	------	------	------	------	------	------	------	------	------	------	------	------	-------	-------	-------	-------	-------	-------	--------	-------	--------	-------	--------

PITCHER	IP	WLS	BF	H	R	ER	SO	BB	IBB	HBP	BLK	WP	HR	S	P	ERA	WHIP
Dennis Martinez, R (1, 1) ERA: 4.23	10.0		41	7	2	2	5	5	0	0	0	1	1	46	66	1.80	1.200
Tippy Martinez, L (11, 1) ERA: 3.65	1.2	W	6	1	0	0	1	0	0	0	0	0	0	8	8	0.00	0.600
Sammy Stewart, R (12, 1) ERA: 4.05	0.1	S	2	0	0	0	0	1	0	0	0	1	0	1	5	0.00	3.000


BOTTOM

Baltimore Orioles @ Texas Rangers
Arlington Stadium, Arlington, TX

Fri Aug 20 1982, 8:05 PM EDT
Att: 11,945 - Unknown

livebaseballscorecards.com

AB	43
R	2
H	8
RBI	2
BB	6
SO	6
LOB	25



Batter	1	2	3	4	5	6	7	8	9	AB	R	H	RBI	BB	SO	LOB	TOP								
Al Bumbry, L (1, 8) OBP: 0.312, SLG: 0.345	0-0 4-3			0-0 1-3		0-0 4-3	4-0 BB BB BB 2-H 1B BB	0-0 1B 1B		4	2	1	1	1	0	0									
Glenn Gulliver, L (1, 5) OBP: 0.411, SLG: 0.268 Lenn Sakata, R (7, 4) OBP: 0.320, SLG: 0.370	0-0 P4			0-0 P6		0-0 E 1B	4-0 BB BB BB 1-2 1B BB	0-0 1B 1B		3	2	1	0	1	0	0									
Ken Singleton, S (1, 10) OBP: 0.353, SLG: 0.368	0-0 F5			0-3 K		0-0 E3 E	3-0 BB BB BB 1-2 1B BB	0-0 1B		4	0	1	1	1	1	1									
Eddie Murray, S (1, 3) OBP: 0.384, SLG: 0.518		0-3 K			4-0 BB	0-0 E3 S	0-0 1-2 2-H 3-H 1B	0-0 F8		4	0	1	2	1	1	3									
John Lowenstein, L (1, 7) OBP: 0.400, SLG: 0.626 Dan Ford, R (7, PH) OBP: 0.273, SLG: 0.364		0-0 CS 1B			0-0 F5	4-0 BB BB BB 1-2 FC5-4 BB	0-0 F2		0-0 FC4-6 1B	2	0	1	0	1	0	1									
Cal Ripken Jr., R (1, 6) OBP: 0.303, SLG: 0.455		0-3 K			0-0 P4	0-0 BB BB BB 1-2 FC5-4 BB		0-0 HR		5	1	1	1	0	1	6									
Joe Nolan, L (1, 2) OBP: 0.277, SLG: 0.362	0-0 CS 1-2		0-0 F9		0-3 K		0-3 K	0-0 P4	0-0 FC4-6	5	0	0	0	0	2	2									
Gary Roenicke, R (1, 9) OBP: 0.388, SLG: 0.544			0-0 F7			0-0 F7	0-3 K	0-0 CS 1B	0-0 5-3	5	0	1	0	0	1	1									
Rich Dauer, R (1, 4) OBP: 0.324, SLG: 0.366			0-0 P5			0-0 WP 4-3 2B	0-0 WP PB 2B	0-0 1B 1B		4	3	3	0	0	0	0									
Inning Stats	R: 0 E: 0 K: 0 S: 3	H: 0 LOB: 0 BB: 0 P: 3	R: 0 E: 0 K: 2 S: 7	H: 1 LOB: 0 BB: 0 P: 7	R: 0 E: 0 K: 0 S: 3	H: 0 LOB: 0 BB: 0 P: 3	R: 0 E: 0 K: 1 S: 5	H: 0 LOB: 0 BB: 0 P: 5	R: 0 E: 0 K: 1 S: 5	H: 0 LOB: 1 BB: 1 P: 9	R: 2 E: 2 K: 0 S: 7	H: 2 LOB: 3 BB: 1 P: 11	R: 3 E: 0 K: 2 S: 9	H: 2 LOB: 2 BB: 3 P: 20	R: 3 E: 0 K: 0 S: 8	H: 6 LOB: 2 BB: 0 P: 8	R: 0 E: 0 K: 0 S: 4	H: 1 LOB: 1 BB: 0 P: 4	1B: 9 2B: 2 3B: 0 HR: 1	SF: 0 SAC: 0 DP: 0 HBP: 0	WP: 2 PB: 1 SB: 1 CS: 2	PA: 45			
PITCHER	IP	WLS	BF	H	R	ER	SO	BB	IBB	HBP	BLK	WP	HR	S	P	ERA	WHIP								
Charlie Hough, R (1, 1) ERA: 3.76	6.2		29	4	5	4	6	4	0	0	0	2	0	37	53	5.40	1.200								
Dan Boitano, R (7, 1) ERA: 5.56	0.0		2	1	0	0	0	1	0	0	0	0	0	1	4	∞	∞								
Jon Mattack, L (7, 1) ERA: 3.7	1.0	L	6	4	3	3	0	0	0	0	0	0	1	6	6	27.00	4.000								
Danny Darwin, R (8, 1) ERA: 3.2	1.1		7	3	0	0	0	0	0	0	0	0	0	7	7	0.00	2.250								

Baltimore Orioles @ Texas Rangers
Arlington Stadium, Arlington, TX
Sat Aug 21 1982, 8:05 PM EDT
Att: 13,012 - Unknown

livebaseballscorecards.com

AB	39
R	8
H	12
RBI	6
BB	5
SO	6
LOB	16



Batter	1	2	3	4	5	6	7	8	9	AB	R	H	RBI	BB	SO	LOB
George Wright, S (1, 8) OBP: 0.285, SLG: 0.356	0-0 5-3		0-0 1-3		4-0 BB IBB	4-0 1-2 2-3 BB		0-0 4-3		3	0	0	0	2	0	0
Bill Sample, R (1, 7) OBP: 0.326, SLG: 0.406	0-0 P4			0-0 F7	0-0 P3	0-0 F8		0-0 F7		5	0	0	0	0	0	6
Buddy Bell, R (1, 5) OBP: 0.382, SLG: 0.440	0-0 5-3			0-0 L4	4-0 1-2 2-3 3-H BB		0-0 HR	0-0 1B		4	1	2	2	1	0	0
Dave Hostetter, R (1, 3) OBP: 0.327, SLG: 0.534		4-0 BB G4-3 BB		0-0 FC5-4 1B	0-0 F8		0-0 6-3	0-3 K		4	0	1	0	1	1	4
Larry Parrish, R (1, 9) OBP: 0.302, SLG: 0.394		0-0 P4		0-0 FC5-4 1-2f		0-0 SH1-4 BB SF8 1B	0-0 E6 1B E 1B		0-0 5-3	5	2	2	0	0	0	2
Lamar Johnson, R (1, 10) OBP: 0.322, SLG: 0.350		0-0 G4-3			0-0 5-3	4-0 BB SH1-4 BB	0-0 E 2-3 1B		4-0 BB BB BB	2	0	0	0	0	0	1
Johnny Grubb, L (6, PH) OBP: 0.391, SLG: 0.408										0	0	0	0	1	0	0
Bill Stein, R (7, PH) OBP: 0.279, SLG: 0.298										1	0	1	0	1	0	0
Jim Sundberg, R (1, 2) OBP: 0.317, SLG: 0.341			0-0 SH5-3 SF8 2B		4-0 BB BB BB	0-0 SH1-4 1-2 2-3	0-3 K		0-3 K	3	2	1	0	1	2	3
Mike Richardt, R (1, 4) OBP: 0.283, SLG: 0.287			0-0 SH5-3 2-3		0-0 2B BB 1B	4-0 BB IBB	0-0 E9 1-3 3-H		0-0 F7	3	1	1	0	1	0	2
Bucky Dent, R (1, 6) OBP: 0.191, SLG: 0.178			0-0 SF8 3-H		0-0 BB 1-3 2-H 2B	0-0 SF8 3-H	0-0 F6			2	0	1	3	0	0	2

Inning Stats	R: 0	H: 0	E: 0	K: 0	S: 3	P: 3	R: 0	H: 0	E: 0	K: 0	S: 2	R: 1	H: 1	E: 0	K: 0	S: 4	R: 0	H: 1	E: 0	K: 0	S: 4	R: 2	H: 2	E: 0	K: 0	S: 5	R: 1	H: 1	E: 0	K: 0	S: 4	R: 2	H: 3	E: 2	K: 1	S: 9	R: 0	H: 1	E: 0	K: 1	S: 6	R: 0	H: 0	E: 0	K: 1	S: 5	1B: 6	SF: 2	2B: 2	SAC: 2	3B: 0	DP: 1	HR: 1	HBP: 0	WP: 0	PA: 44
--------------	------	------	------	------	------	------	------	------	------	------	------	------	------	------	------	------	------	------	------	------	------	------	------	------	------	------	------	------	------	------	------	------	------	------	------	------	------	------	------	------	------	------	------	------	------	------	-------	-------	-------	--------	-------	-------	-------	--------	-------	--------

PITCHER	IP	WLS	BF	H	R	ER	SO	BB	IBB	HBP	BLK	WP	HR	S	P	ERA	WHIP
Mike Flanagan, L (1, 1) ERA: 3.99	4.2		21	4	3	3	0	3	1	0	0	0	0	17	33	5.79	1.500
Storm Davis, R (5, 1) ERA: 3.2	1.0		7	1	1	1	0	2	1	0	0	0	0	4	16	9.00	3.000
Tippy Martinez, L (6, 1) ERA: 3.75	0.2		5	3	2	1	0	0	0	0	0	0	1	5	5	13.50	4.500
Tim Stoddard, R (7, 1) ERA: 4.09	2.2	W	11	1	0	0	3	1	0	0	0	0	0	16	20	0.00	0.750

BOTTOM

Baltimore Orioles @ Texas Rangers
Arlington Stadium, Arlington, TX
Sat Aug 21 1982, 8:05 PM EDT
Att. 13,012 - Unknown

livebaseballscorecards.com

AB	32
R	6
H	9
RBI	5
BB	8
SO	3
LOB	20



Batter	1	2	3	4	5	6	7	8	9	10	AB R H RBI BB SO LOB	TOP										
Damaso Garcia, R (1, 4) OBP: 0.345, SLG: 0.402	0-0 F8			0-0 1B	0-3 K			0-0 6-3		0-0 F8	5 1 1 0 0 1 2	Toronto Blue Jays @ Baltimore Orioles Memorial Stadium, Baltimore, MD Tue Aug 24 1982, 7:05 PM EDT Att. 12,139 - Unknown										
Rance Mulliniks, L (1, 5) OBP: 0.322, SLG: 0.345	0-0 6-3			0-0 F7	4-0 BB			0-0 4-3			3 0 0 0 1 0 1											
Hosken Powell, L (1, 9) OBP: 0.296, SLG: 0.388	0-0 F8			0-0 1B	0-0 FC5			0-0 6-3			3 1 1 0 0 0 2											
Jesse Barfield, R (8, PH) OBP: 0.335, SLG: 0.434				1-3 G3	2-3f						1 0 0 0 0 0 0											
Willie Upshaw, L (1, 3) OBP: 0.340, SLG: 0.463		0-0 F4		0-0 G3		0-0 G3			0-0 F6		4 0 1 1 0 0 0											
Lloyd Moseby, L (1, 8) OBP: 0.288, SLG: 0.356		0-0 F6		1-3 3-H	0-0 G3	0-3 K		0-3 K			4 0 0 1 0 2 1											
Glenn Adams, L (1, 10) OBP: 0.341, SLG: 0.436		0-0 3-1		0-0 4-3		0-0 5-3		0-0 F5			4 0 0 0 0 0 1											
Al Woods, L (1, 7) OBP: 0.276, SLG: 0.302			0-0 F7		0-0 E3		0-0 F6		0-3 K		4 1 0 0 0 1 0											
Buck Martinez, R (1, 2) OBP: 0.294, SLG: 0.378			0-0 3-1		0-0 E5		0-0 F5		0-0 1B		4 0 1 0 0 0 0											
Alfredo Griffin, S (1, 6) OBP: 0.271, SLG: 0.317			0-0 4-3		0-0 F6		0-0 F6		0-3 K		4 0 0 0 0 1 2											
Inning Stats	R: 0 E: 0 K: 0 S: 3	H: 0 LOB: 0 BB: 0 P: 3	R: 0 E: 0 K: 0 S: 3	H: 0 LOB: 0 BB: 0 P: 3	R: 0 E: 0 K: 0 S: 3	H: 0 LOB: 0 BB: 0 P: 3	R: 2 E: 0 K: 0 S: 6	H: 3 LOB: 1 BB: 0 P: 6	R: 1 E: 2 K: 1 S: 7	H: 0 LOB: 2 BB: 1 P: 11	R: 0 E: 0 K: 1 S: 5	H: 0 LOB: 0 BB: 0 P: 5	R: 0 E: 0 K: 0 S: 3	H: 0 LOB: 0 BB: 0 P: 3	R: 0 E: 0 K: 1 S: 5	H: 0 LOB: 0 BB: 0 P: 5	R: 0 E: 0 K: 2 S: 8	H: 1 LOB: 1 BB: 0 P: 8	1B: 4 2B: 0 3B: 0 HR: 0	SF: 0 SAC: 0 DP: 0 HBP: 0	WP: 1 PB: 0 SB: 0 CS: 0	PA: 37
PITCHER Dennis Martinez, R (1, 1) ERA: 4.1	IP 10.0	WLS W	BF 37	H 4	R 3	ER 2	SO 5	BB 1	IBB 0	HBP 0	BLK 0	WP 1	HR 0	S 46	P 50	ERA 1.80	WHIP 0.500					

AB	36
R	3
H	4
RBI	2
BB	1
SO	5
LOB	9



livebaseballscorecards.com

Batter	1	2	3	4	5	6	7	8	9	AB R H RBI BB SO LOB	TOP									
Damaso Garcia, R (1, 4) OBP: 0.342, SLG: 0.399	0-3 K	0-0 F9			0-0 L4		0-0 E6			4 0 0 0 0 1 1										
Garth Iorg, R (1, 5) OBP: 0.304, SLG: 0.367	0-0 6-3		0-0 5-3		0-0 5-3		0-0 F9			4 0 0 0 0 0 1										
Barry Bonnell, R (1, 8) OBP: 0.354, SLG: 0.437	0-0 F4		0-3 K		0-0 1B			0-0 FC6-4 1B		4 0 2 0 0 1 0										
Jesse Barfield, R (1, 9) OBP: 0.337, SLG: 0.433		0-0 FC6-4 1B	4-0 FC6 BB		0-0 F4		0-0 FC6-4 G4-6-3 1-2f			3 0 1 0 1 0 2										
Willie Upshaw, L (1, 3) OBP: 0.337, SLG: 0.459		0-0 FC6-4 2B HR 1-2f	0-0 FC6 1-2f		0-0 F7		0-0 G4-6-3 1-2f			4 1 0 0 0 0 3										
Leon Roberts, R (1, 10) OBP: 0.239, SLG: 0.269		0-0 HR 2B 1-3		0-0 6-3		0-0 6-3		0-0 B1		4 1 1 0 0 0 0										
Tony Johnson, R (1, 7) OBP: 0.303, SLG: 0.415		0-0 HR 2-H 3-H		0-0 CS 1B		0-3 K		0-3 K		4 1 2 3 0 2 0										
Buck Martinez, R (1, 2) OBP: 0.298, SLG: 0.385		0-0 2B		0-0 FC5-4 1B 1-2		0-0 5-3		0-0 6-3		4 0 2 0 0 0 0										
Alfredo Griffin, S (1, 6) OBP: 0.269, SLG: 0.315		0-0 F9		0-0 FC5-4 1-2f		0-0 F7				3 0 0 0 0 0 2										
Inning Stats	R: 0 E: 0 K: 1 S: 5	H: 0 LOB: 0 BB: 0 P: 5	R: 3 E: 0 K: 0 S: 7	H: 4 LOB: 1 BB: 0 P: 7	R: 0 E: 0 K: 1 S: 5	H: 0 LOB: 1 BB: 1 P: 9	R: 0 E: 0 K: 0 S: 4	H: 2 LOB: 1 BB: 0 P: 4	R: 0 E: 0 K: 1 S: 5	H: 0 LOB: 0 BB: 0 P: 5	R: 0 E: 1 K: 0 S: 4	H: 0 LOB: 1 BB: 0 P: 4	R: 0 E: 0 K: 0 S: 3	H: 1 LOB: 0 BB: 0 P: 3	R: 0 E: 0 K: 1 S: 5	H: 0 LOB: 0 BB: 0 P: 5	1B: 5 2B: 2 3B: 0 HR: 1	SF: 0 SAC: 0 DP: 1 HBP: 0	WP: 0 PB: 0 SB: 0 CS: 1	PA: 35
PITCHER Mike Flanagan, L (1, 1) ERA: 3.94	IP: 9.0 WLS: W BF: 35 H: 8 R: 3 ER: 3 SO: 4 BB: 1 IBB: 0 HBP: 0 BLK: 0 WP: 0 HR: 1 S: 42 P: 46 ERA: 3.00 WHIP: 1.000																			

Toronto Blue Jays @ Baltimore Orioles
Memorial Stadium, Baltimore, MD
 Wed Aug 25 1982, 7:05 PM EDT
 Att: 11,712 - Unknown

livebaseballscorecards.com

AB	34
R	3
H	8
RBI	3
BB	1
SO	4
LOB	9



Batter	1	2	3	4	5	6	7	8	9
Al Bumbry, L OBP: 0.312, SLG: 0.341 (1, 8) BBB	4-0 FC3-6 BB		0-0 G6-4-3 1-2f		0-0 F8		0-0 2B 1B	4-0 FC5-4 BB	
Glenn Gulliver, L OBP: 0.402, SLG: 0.281 (1, 5) Lenn Sakata, R OBP: 0.320, SLG: 0.377 (8, PH) (9, 4)	0-0 F8			0-3 K		0-0 F4	0-0 1B 2B 1-H 3-H	0-0 FC5-4 1-2f	
Ken Singleton, S OBP: 0.356, SLG: 0.382 (1, 10)	0-0 FC3-6 1-2f			0-0 B5-3		0-0 HR	0-0 2B 1B 2-3	0-3 K	
Eddie Murray, S OBP: 0.389, SLG: 0.531 (1, 3)	0-0 F6			0-0 L7		0-0 2B 2B	0-0 1B 2B 1-3 3-H	0-3 K	
John Lowenstein, L OBP: 0.406, SLG: 0.626 (1, 7)		0-0 F8			0-0 F7	0-0 2B 2-H	4-0 1B E IBB		
Cal Ripken Jr., R OBP: 0.311, SLG: 0.464 (1, 6)		0-0 6-3			0-0 5-3	0-0 F5	0-0 E 1B 1-2 2-H 3-H		
Gary Roenicke, R OBP: 0.389, SLG: 0.544 (1, 9)		0-0 F7			0-0 BB BB 1B	0-0 F8	0-3 K 1B 5-3 1-2 2-H 3-H		
Rick Dempsey, R OBP: 0.329, SLG: 0.344 (1, 2)			0-0 G6-4-3 1B		4-0 BB BB		0-0 1B E7 1B 5-3 1-2 2-H 3-H		
Rich Dauer, R OBP: 0.322, SLG: 0.361 (1, 4) (9, 5)			0-0 F8		4-0 BB		0-0 L5		

Inning Stats	R: 0 E: 0 K: 0 S: 3	H: 0 LOB: 1 BB: 1 P: 7	R: 0 E: 0 K: 0 S: 3	H: 0 LOB: 0 BB: 0 P: 3	R: 0 E: 0 K: 0 S: 3	H: 1 LOB: 0 BB: 0 P: 3	R: 0 E: 0 K: 1 S: 5	H: 0 LOB: 0 BB: 0 P: 5	R: 0 E: 0 K: 0 S: 4	H: 1 LOB: 3 BB: 2 P: 12	R: 2 E: 0 K: 0 S: 6	H: 3 LOB: 1 BB: 0 P: 6	R: 6 E: 1 K: 1 S: 12	H: 7 LOB: 2 BB: 1 P: 16	R: 0 E: 0 K: 2 S: 7	H: 0 LOB: 1 BB: 1 P: 11
1B: 7 2B: 4 3B: 0 HR: 1	SF: 0 SAC: 0 DP: 1 HBP: 0	WP: 0 PA: 40 PB: 0 SB: 0 CS: 0														

PITCHER	IP	WLS	BF	H	R	ER	SO	BB	IBB	HBP	BLK	WP	HR	S	P	ERA	WHIP
Jim Clancy, R ERA: 4.01 (1, 1)	6.1	L	29	8	5	5	1	3	0	0	0	0	1	28	40	7.11	1.737
Roy Lee Jackson, R ERA: 3.62 (7, 1)	0.2		7	4	3	3	1	0	1	0	0	0	0	8	12	40.50	6.000
Dave Geisel, L ERA: 4.67 (8, 1)	1.0		4	0	0	0	2	1	0	0	0	0	0	7	11	0.00	1.000

BOTTOM

Toronto Blue Jays @ Baltimore Orioles
Memorial Stadium, Baltimore, MD
Wed Aug 25 1982, 7:05 PM EDT
Att. 11,712 - Unknown

livebaseballscorecards.com

AB	35
R	8
H	12
RBI	8
BB	5
SO	4
LOB	18



Batter	1	2	3	4	5	6	7	8	9	AB R H RBI BB SO LOB	TOP	
Damaso Garcia, R (1, 4) OBP: 0.343, SLG: 0.400 Rance Mulliniks, L (5, PH) OBP: 0.322, SLG: 0.345 (5, 6)	0-0 1B E 1B	0-0 4-3			0-3 K		0-3 K		0-0 G5-4-3 1B	2 1 1 0 0 0 1 3 0 1 0 0 2 0		
Garth Iorg, R (1, 5) OBP: 0.309, SLG: 0.371 (5, 4)	0-0 E BB SF7 1B		0-0 F6			0-0 1B 1B		0-0 BB 1B FC4-6 1B	0-0 G5-4-3 1B	5 3 3 0 0 0 2		
Barry Bonnell, R (1, 8) OBP: 0.358, SLG: 0.439 (5, 5)	4-0 SF7 E 1-2 BB		0-3 K			0-0 1B 1B		0-0 FC4-6 BB SF7 1B		3 1 2 0 1 1 0		
Jesse Barfield, R (1, 9) OBP: 0.336, SLG: 0.429	0-0 E4 CS 1-2 2-3 3-H		0-3 K			0-3 K		4-0 FC4-6 BB		3 0 0 1 1 2 4		
Willie Upshaw, L (1, 3) OBP: 0.335, SLG: 0.455	0-3 K			0-0 F2		0-3 K		0-0 FC4-6		4 0 0 1 0 2 7		
Leon Roberts, R (1, 10) OBP: 0.239, SLG: 0.269 Glenn Adams, L (1, PH) OBP: 0.340, SLG: 0.439 Wayne Nordhagen, R (8, PH) OBP: 0.336, SLG: 0.341	0-0 SF7 2-3 3-H			0-0 F9		0-0 1B		0-0 SF7		0 0 0 0 0 0 0 2 0 1 2 0 0 0 0 0 0 1 0 0 0		
Tony Johnson, R (1, 7) OBP: 0.303, SLG: 0.415 Al Woods, L (1, PH) OBP: 0.269, SLG: 0.294 (1, 7)	0-0 CS 1-2	0-0 3-1		0-0 3-1		0-0 F7		0-3 K		0 0 0 0 0 0 0 4 0 0 0 0 1 3		
Buck Martinez, R (1, 2) OBP: 0.297, SLG: 0.383		0-0 1B			0-3 K		0-0 6-3		0-0 F8	4 0 1 0 0 1 0		
Alfredo Griffin, S (1, 6) OBP: 0.268, SLG: 0.314 Lloyd Moseby, L (5, 8) OBP: 0.289, SLG: 0.357		0-0 F8			0-3 K		0-0 F7		0-0 1B 1B	2 0 0 0 0 1 1 2 0 1 0 0 0 0		
Inning Stats	R: 2 H: 2 E: 1 LOB: 1 K: 1 BB: 1 S: 7 P: 11	R: 0 H: 1 E: 0 LOB: 1 K: 0 BB: 0 S: 4 P: 4	R: 0 H: 0 E: 0 LOB: 0 K: 2 BB: 0 S: 7 P: 7	R: 0 H: 0 E: 0 LOB: 0 K: 0 BB: 0 S: 3 P: 3	R: 0 H: 0 E: 0 LOB: 0 K: 3 BB: 0 S: 9 P: 9	R: 1 H: 3 E: 0 LOB: 2 K: 2 BB: 0 S: 10 P: 10	R: 0 H: 0 E: 0 LOB: 0 K: 1 BB: 0 S: 5 P: 5	R: 2 H: 2 E: 0 LOB: 1 K: 1 BB: 1 S: 7 P: 11	R: 0 H: 2 E: 0 LOB: 1 K: 0 BB: 0 S: 4 P: 4	1B: 10 SF: 2 2B: 0 SAC: 0 3B: 0 DP: 1 HR: 0 HBP: 0	WP: 0 PA: 39 PB: 0 SB: 0 CS: 1	
PITCHER Scott McGregor, L (1, 1) ERA: 4.59 Storm Davis, R (1, 1) ERA: 3.27 Tippy Martinez, L (8, 1) ERA: 3.64	IP WLS BF H R ER SO BB IBB HBP BLK WP HR S P ERA WHIP											
	0.0 2 2 2 1 0 0 0 0 0 0 0 0 2 2 ∞ ∞											
	7.0 W 29 6 3 3 9 2 0 0 0 0 0 0 45 53 3.86 1.143											
	2.0 7 2 0 0 1 0 0 0 0 0 0 0 9 9 0.00 1.000											

Toronto Blue Jays @ Baltimore Orioles
Memorial Stadium, Baltimore, MD
 Thu Aug 26 1982, 7:05 PM EDT
 Att: 21,471 - Unknown

livebaseballscorecards.com

AB 34
R 5
H 10
RBI 5
BB 2
SO 10
LOB 18



Batter	1	2	3	4	5	6	7	8	9
Al Bumbry, L OBP: 0.314, SLG: 0.340 (1, 8)	0-0 WP 1-3 1B		1-0 SH HR BB		0-0 F9		4-0 BB 1-2 BB	0-0 FC5 2-3f	
Glenn Gulliver, L OBP: 0.388, SLG: 0.269 (1, 5) Floyd Rayford, R OBP: 0.211, SLG: 0.308 (7, PH) (8, 5)	0-0 1-3 1-2		0-0 SH 1B HR	0-0 F9	0-0 F7		4-0 BB 1-2 2-3 BB		
Ken Singleton, S OBP: 0.356, SLG: 0.381 (1, 10) Benny Ayala, R OBP: 0.316, SLG: 0.468 (6, PH)	0-3 K 2-3		0-0 HR 1B	0-3 K		0-0 F8 1B 1B	0-0 9-2 3-Hf		
Eddie Murray, S OBP: 0.393, SLG: 0.548 (1, 3)	4-0 BB		0-0 HR	0-0 BB HR 1B		0-0 F8		0-0 HR	
John Lowenstein, L OBP: 0.405, SLG: 0.621 (1, 7) Gary Roenicke, R OBP: 0.390, SLG: 0.544 (6, PH) (7, 7)	0-0 4-3		0-3 K	4-0 HR BB		0-0 1-2 1B		0-0 F6	
Cal Ripken Jr., R OBP: 0.314, SLG: 0.472 (1, 6)		0-0 F9	0-0 BB HR 1B	0-0 HR		0-0 F8 2-3		0-0 BB 1B 1B	
Joe Nolan, L OBP: 0.272, SLG: 0.371 (1, 2)		0-0 4-3	0-0 F8	0-0 F7		0-3 K		0-3 K	
Dan Ford, R OBP: 0.278, SLG: 0.373 (1, 9)		0-3 K	4-0 HR BB		0-0 4-3		0-0 6-3	0-0 FC5 BB 1-2 1B	
Rich Dauer, R OBP: 0.329, SLG: 0.371 (1, 4)			1-0 SH BB 1B BB		4-0 BB		0-0 BB BB 9-2 1B	4-0 1-2 2-3 BB	

Inning Stats	R: 0 E: 0 K: 1 S: 6	H: 1 LOB: 2 BB: 1 P: 10	R: 0 E: 0 K: 1 S: 5	H: 0 LOB: 0 BB: 0 P: 5	R: 8 E: 0 K: 2 S: 12	H: 4 LOB: 0 BB: 3 P: 24	R: 3 E: 0 K: 1 S: 7	H: 2 LOB: 0 BB: 1 P: 11	R: 0 E: 0 K: 0 S: 3	H: 0 LOB: 1 BB: 1 P: 7	R: 0 E: 0 K: 1 S: 7	H: 2 LOB: 2 BB: 0 P: 7	R: 0 E: 0 K: 0 S: 3	H: 1 LOB: 2 BB: 2 P: 11	R: 1 E: 0 K: 1 S: 8	H: 3 LOB: 3 BB: 1 P: 12
--------------	------------------------------	----------------------------------	------------------------------	---------------------------------	-------------------------------	----------------------------------	------------------------------	----------------------------------	------------------------------	---------------------------------	------------------------------	---------------------------------	------------------------------	----------------------------------	------------------------------	----------------------------------

PITCHER	IP	WLS	BF	H	R	ER	SO	BB	IBB	HBP	BLK	WP	HR	S	P	ERA	WHIP
Jim Gott, R ERA: 4.38 (1, 1)	2.0	L	12	2	4	4	2	3	0	0	0	1	0	13	25	18.00	2.500
Ken Schrom, R ERA: 7.3 (3, 1)	3.0		17	5	7	7	3	3	0	0	0	0	3	20	32	21.00	2.667
Dave Geisel, L ERA: 4.43 (6, 1)	3.0		17	6	1	1	2	3	0	0	0	0	1	18	30	3.00	3.000

BOTTOM

Toronto Blue Jays @ Baltimore Orioles
Memorial Stadium, Baltimore, MD

Thu Aug 26 1982, 7:05 PM EDT
Att. 21,471 - Unknown

AB	R	H	RBI	BB	SO	LOB
4	1	1	0	2	1	4
3	1	0	0	0	0	2
0	0	0	0	1	0	0
3	1	1	1	0	2	1
2	0	1	0	0	0	3
4	3	3	5	1	0	1
2	1	0	0	1	1	2
2	0	1	0	0	0	0
5	2	3	3	0	0	2
5	0	0	0	0	2	4
4	1	1	0	1	1	0
2	2	2	3	3	0	0

AB	36
R	12
H	13
RBI	12
BB	9
SO	7
LOB	19

livebaseballscorecards.com



WP	PA
1	46
PB	0
SB	0
CS	0

Batter	1	2	3	4	5	6	7	8	9	AB R H RBI BB SO LOB	TOP													
George Wright, S (1, 8) OBP: 0.285, SLG: 0.354	0-0 F5		0-0 F8			0-0 1B		0-0 F9		4 1 1 0 0 0 0														
Bill Sample, R (1, 7) OBP: 0.327, SLG: 0.400	0-0 1-3		0-0 F8			0-0 1B			0-0 1B	4 0 2 0 0 0 0														
Buddy Bell, R (1, 5) OBP: 0.385, SLG: 0.439	0-0 F8			0-3 K		0-0 1B			0-0 F7	4 0 1 1 0 1 1														
Larry Parrish, R (1, 9) OBP: 0.301, SLG: 0.385		0-0 1B		0-0 6-3		0-0 1B			0-0 F8	4 0 1 0 0 0 3														
Dave Hosteter, R (1, 3) OBP: 0.315, SLG: 0.503		0-3 K		0-0 F9		0-0 G5-4-3			0-0 F9	4 0 0 0 0 1 2														
Johnny Grubb, L (1, 10) OBP: 0.387, SLG: 0.398		0-0 1B		0-0 L4		0-0 G3				3 0 1 0 0 0 0														
Jim Sundberg, R (1, 2) OBP: 0.317, SLG: 0.349		0-0 F9		0-3 K		0-0 4-3				3 0 0 0 0 1 2														
Mike Richardt, R (1, 4) OBP: 0.279, SLG: 0.284		0-3 K		0-0 F9				0-0 F8		3 0 0 0 0 1 2														
Bucky Dent, R (1, 6) OBP: 0.204, SLG: 0.194			0-0 F7			0-0 F5		0-3 K		3 0 0 0 0 1 0														
Inning Stats	R: 0 E: 0 K: 0 S: 3	H: 0 LOB: 0 BB: 0 P: 3	R: 0 E: 0 K: 2 S: 9	H: 2 LOB: 2 BB: 0 P: 9	R: 0 E: 0 K: 0 S: 3	H: 0 LOB: 0 BB: 0 P: 3	R: 0 E: 0 K: 1 S: 5	H: 0 LOB: 0 BB: 0 P: 5	R: 0 E: 0 K: 0 S: 3	H: 0 LOB: 0 BB: 0 P: 3	R: 0 E: 0 K: 1 S: 5	H: 0 LOB: 0 BB: 0 P: 5	R: 1 E: 0 K: 0 S: 5	H: 3 LOB: 1 BB: 0 P: 5	R: 0 E: 0 K: 0 S: 3	H: 0 LOB: 0 BB: 0 P: 3	R: 0 E: 0 K: 1 S: 5	H: 0 LOB: 0 BB: 0 P: 5	R: 0 E: 0 K: 0 S: 4	H: 1 LOB: 1 BB: 0 P: 4	1B: 6 2B: 0 3B: 0 HR: 0	SF: 0 SAC: 0 DP: 1 HBP: 0	WP: 0 PB: 0 SB: 0 CS: 0	PA: 32
PITCHER	IP WLS BF H R ER SO BB IBB HBP BLK WP HR S P ERA WHIP																					PITCHER	IP WLS BF H R ER SO BB IBB HBP BLK WP HR S P ERA WHIP	
Jim Palmer, R (1, 1) ERA: 3.6	8.0 W 28 5 1 1 5 0 0 0 0 0 0 0 38 38 1.12 0.625																							
Tim Stoddard, R (9, 1) ERA: 4.02	1.0 S 4 1 0 0 0 0 0 0 0 0 0 0 4 4 0.00 1.000																							

Texas Rangers @ Baltimore Orioles
 Memorial Stadium, Baltimore, MD
 Fri Aug 27 1982, 7:05 PM EDT
 Unknown

livebaseballscorecards.com

AB	32
R	1
H	6
RBI	1
BB	0
SO	5
LOB	10



Batter	1	2	3	4	5	6	7	8	9	AB R H RBI BB SO LOB	TOP											
George Wright, S (1, 8) OBP: 0.286, SLG: 0.354	0-0 5-3	0-0 F8		0-3 K			0-0 4-3 SH2-4 1B		0-0 F9 SH2-4 1B	5 0 2 0 0 1 1												
Bill Stein, R (1, 5) OBP: 0.288, SLG: 0.301	0-0 BB 1B	4-0 BB		0-0 6-3			0-0 SH2-4 1-2		0-0 SH2-4 1-2	2 0 1 0 1 0 0												
Johnny Grubb, L (1, 7) OBP: 0.381, SLG: 0.391	0-3 K	0-0 4-3		0-3 K			0-0 4-3 2-3		4-0 S IBB	4 0 0 0 0 2 4 0 0 0 0 1 0 0 0 0 0 0 0 0 0 0 0 0 0 0 0 0												
Buddy Bell, R (9, PH) OBP: 0.386, SLG: 0.439																						
Terry Bogener, L (9, PR) OBP: 0.186, SLG: 0.200																						
Bill Sample, R (9, 7) OBP: 0.327, SLG: 0.400																						
Larry Parrish, R (1, 9) OBP: 0.305, SLG: 0.384	4-0 1-2 BB			4-0 HR BB		0-0 G4-6-3 1B	0-0 4-3		0-0 F9 2-3	3 1 1 0 2 0 3												
Dave Hosteter, R (1, 3) OBP: 0.313, SLG: 0.498	0-0 F9			0-0 F7		0-3 K		0-0 1B 1B	0-0 F8 1-2	5 0 1 0 0 1 6												
Lamar Johnson, R (1, 10) OBP: 0.322, SLG: 0.357		0-0 F8		0-0 1-H HR		0-0 G4-6-3 1-2f		0-0 F8		4 1 1 2 0 0 2												
Mike Richardt, R (1, 4) OBP: 0.285, SLG: 0.294		0-0 2B 2B		0-0 1B		0-0 E1 G4-3		0-0 1-2 1B		4 1 3 0 0 0 0												
Bucky Dent, R (1, 6) OBP: 0.205, SLG: 0.200		0-0 1B 2B		0-0 F4		0-0 B1		0-0 F6		4 1 1 1 0 0 4												
Don Werner, R (1, 2) OBP: 0.246, SLG: 0.241		0-0 2-H 1B		0-0 5-3		0-0 G4-3 1-2f		0-0 1-3		4 0 1 1 0 0 4												
Inning Stats	R: 0 E: 0 K: 1 S: 6	H: 1 LOB: 2 BB: 1 P: 10	R: 2 E: 0 K: 0 S: 6	H: 3 LOB: 2 BB: 1 P: 10	R: 2 E: 0 K: 0 S: 5	H: 2 LOB: 1 BB: 1 P: 9	R: 0 E: 0 K: 2 S: 7	H: 0 LOB: 0 BB: 0 P: 7	R: 0 E: 0 K: 1 S: 5	H: 1 LOB: 0 BB: 0 P: 5	R: 0 E: 1 K: 0 S: 3	H: 0 LOB: 0 BB: 0 P: 3	R: 0 E: 0 K: 0 S: 4	H: 1 LOB: 1 BB: 0 P: 4	R: 0 E: 0 K: 0 S: 5	H: 2 LOB: 2 BB: 0 P: 5	R: 0 E: 0 K: 0 S: 4	H: 1 LOB: 3 BB: 1 P: 8	1B: 8 2B: 2 3B: 0 HR: 1	SF: 0 SAC: 2 DP: 2 HBP: 0	WP: 0 PB: 0 SB: 1 CS: 0	PA: 41
PITCHER	IP WLS BF H R ER SO BB IBB HBP BLK WP HR S P ERA WHIP																					
Sammy Stewart, R (1, 1) ERA: 4.29	2.1 L 16 6 4 4 1 3 0 0 0 0 0 1 15 27 15.43 3.857																					
Mike Boddicker, R (3, 1) ERA: 2.38	5.0 18 4 0 0 3 0 0 0 0 0 0 0 24 24 0.00 0.800																					
Tippy Martinez, L (8, 1) ERA: 3.56	1.2 7 1 0 0 0 0 0 1 0 0 0 0 6 10 0.00 0.600																					

Texas Rangers @ Baltimore Orioles
 Memorial Stadium, Baltimore, MD
 Fri Aug 27 1982, 7:05 PM EDT
 Att. 20,368 - Unknown

livebaseballscorecards.com

AB	35
R	4
H	11
RBI	4
BB	4
SO	4
LOB	24



Batter	1	2	3	4	5	6	7	8	9	AB R H RBI BB SO LOB
Glenn Gulliver, L (1, 5) OBP: 0.387, SLG: 0.284	0-0 F4		0-0 G4-6-3 1B		4-0 FC6-4 BB		0-0 4-3			3 0 1 0 1 0 1
Dan Ford, R (1, 9) OBP: 0.276, SLG: 0.370 Al Bumbry, L (8, PH) OBP: 0.313, SLG: 0.341	0-0 F4		0-0 G4-6-3 1-2f 2-3		0-0 FC6-4 1-2f 2-3 3-H		0-0 4-3			3 0 0 1 0 0 4 1 0 0 0 0 0 0
Ken Singleton, S (1, 10) OBP: 0.354, SLG: 0.392	0-0 HR		0-0 F9		0-0 F7		0-0 F7			4 1 1 1 0 0 3
Eddie Murray, S (1, 3) OBP: 0.391, SLG: 0.549	0-0 HR			0-3 K		0-0 6-3		0-3 K		4 1 1 1 0 2 0
John Lowenstein, L (1, 7) OBP: 0.404, SLG: 0.609	0-0 F8			0-0 6-3		0-0 E4 CS		0-0 4-3		4 0 0 0 0 0 0
Cal Ripken Jr., R (1, 6) OBP: 0.311, SLG: 0.466		0-3 K		0-0 6-3		0-3 K 1-2		0-0 1-3		4 0 0 0 0 2 1
Gary Roenicke, R (1, 8) OBP: 0.392, SLG: 0.549		0-3 K			0-0 1B FC6-4 2B		0-0 F6			4 1 2 0 0 1 0
Joe Nolan, L (1, 2) OBP: 0.271, SLG: 0.374		0-0 F8			0-3 K		0-0 F9 2B			4 0 1 0 0 1 2
Rich Dauer, R (1, 4) OBP: 0.331, SLG: 0.373			0-0 G4-6-3 1B		0-0 FC6-4 BB 2-3 1B		0-0 F9 2-3			3 0 2 0 0 0 1

Inning Stats	R: 2 H: 2 E: 0 K: 0 S: 5	H: 2 LOB: 0 BB: 0 P: 5	R: 0 H: 0 E: 0 K: 2 S: 7	H: 0 LOB: 0 BB: 0 P: 7	R: 0 H: 2 E: 0 K: 0 S: 4	H: 1 LOB: 1 BB: 0 P: 4	R: 0 H: 0 E: 0 K: 1 S: 5	H: 0 LOB: 0 BB: 0 P: 5	R: 1 H: 2 E: 0 K: 1 S: 7	H: 2 LOB: 2 BB: 1 P: 11	R: 0 H: 0 E: 1 K: 1 S: 5	H: 0 LOB: 0 BB: 0 P: 5	R: 0 H: 1 E: 0 K: 0 S: 4	H: 0 LOB: 1 BB: 0 P: 4	R: 0 H: 0 E: 0 K: 1 S: 5	H: 0 LOB: 0 BB: 0 P: 5	R: 0 H: 1 E: 0 K: 0 S: 4	H: 1 LOB: 1 BB: 0 P: 4	1B: 4 2B: 2 3B: 0 HR: 2	SF: 0 SAC: 0 DP: 1 HBP: 0	WP: 0 PA: 35
PITCHER Steve Comer, R (1, 1) ERA: 4.13	IP 9.0 WLS W BF 35 H 8 R 3 ER 3 SO 6 BB 1 IBB 0 HBP 0 BLK 0 WP 0 HR 2 S 46 P 50 ERA 3.00 WHIP 1.000																				


BOTTOM

Texas Rangers @ Baltimore Orioles
Memorial Stadium, Baltimore, MD

Fri Aug 27 1982, 7:05 PM EDT
 Att. 20,368 - Unknown

livebaseballscorecards.com

AB	34
R	3
H	8
RBI	3
BB	1
SO	6
LOB	12



Batter	1	2	3	4	5	6	7	8	9	AB R H RBI BB SO LOB	TOP											
George Wright, S (1, 8) OBP: 0.288, SLG: 0.358	0-0 ① 4-3		0-0 ② 6-3		0-0 SH5-3 1-H 2B		0-0 1B			4 0 2 1 0 0 0												
Johnny Grubb, L (1, 7) OBP: 0.378, SLG: 0.387	0-0 ② F8		0-3 ③ K		0-0 ① SH5-3 2-3		0-3 ③ K			3 0 0 0 0 2 1												
Buddy Bell, R (1, 5) OBP: 0.385, SLG: 0.437	0-3 ③ K			0-0 1B S 1B	0-0 ② F3			0-0 ① F8		4 1 1 0 0 1 1												
Larry Parrish, R (1, 9) OBP: 0.307, SLG: 0.386		0-0 ① F4		0-0 FC1-6 1-3 1B	0-0 ③ F7			0-0 S 1B		4 0 2 0 0 0 1												
Dave Hostetter, R (1, 3) OBP: 0.312, SLG: 0.495		0-3 ② K		0-0 FC1-6 1-2 3-H 1B		0-0 ① 6-3		0-3 ② K		4 0 1 1 0 2 1												
Lamar Johnson, R (1, 10) OBP: 0.321, SLG: 0.359		0-0 1B 2B		0-0 ① F3		0-0 ② F3		0-3 ③ K		4 1 1 0 0 1 3												
Jim Sundberg, R (1, 2) OBP: 0.316, SLG: 0.348		0-0 2-H 1B		0-0 ② FC1-6 1-2f 2-3		0-0 ③ 5-3			0-0 ① F8	4 0 1 1 0 0 2												
Mike Richardt, R (1, 4) OBP: 0.281, SLG: 0.290		0-0 ③ F7		0-0 ③ F5			0-0 ① L3		0-0 ② F7	4 0 0 0 0 0 3												
Bucky Dent, R (1, 6) OBP: 0.206, SLG: 0.197			0-0 ① F8		4-0 2B BB		0-0 ② 6-3		0-0 ③ F8	3 1 0 0 1 0 0												
Inning Stats	R: 0 E: 0 K: 1 S: 5	H: 0 LOB: 0 BB: 0 P: 5	R: 1 E: 0 K: 1 S: 7	H: 2 LOB: 1 BB: 0 P: 7	R: 0 E: 0 K: 1 S: 5	H: 0 LOB: 0 BB: 0 P: 5	R: 1 E: 0 K: 0 S: 6	H: 3 LOB: 2 BB: 0 P: 6	R: 1 E: 0 K: 0 S: 4	H: 1 LOB: 1 BB: 1 P: 8	R: 0 E: 0 K: 0 S: 3	H: 0 LOB: 0 BB: 0 P: 3	R: 0 E: 0 K: 1 S: 6	H: 1 LOB: 1 BB: 0 P: 6	R: 0 E: 0 K: 2 S: 8	H: 1 LOB: 1 BB: 0 P: 8	R: 0 E: 0 K: 0 S: 3	H: 0 LOB: 0 BB: 0 P: 3	1B: 6 2B: 2 3B: 0 HR: 0	SF: 0 SAC: 1 DP: 0 HBP: 0	WP: 0 PB: 0 SB: 2 CS: 0	PA: 36
PITCHER Dennis Martinez, R (1, 1) ERA: 4.06	IP 9.0 WLS W BF 36 H 8 R 3 ER 3 SO 6 BB 1 IBB 0 HBP 0 BLK 0 WP 0 HR 0 S 47 P 51 ERA 3.00 WHIP 1.000											PITCHER	IP WLS BF H R ER SO BB IBB HBP BLK WP HR S P ERA WHIP									

Texas Rangers @ Baltimore Orioles
 Memorial Stadium, Baltimore, MD
 Sat Aug 28 1982, 7:05 PM EDT
 Att: 23,630 - Unknown

livebaseballscorecards.com

AB 34
 R 3
 H 8
 RBI 3
 BB 1
 SO 6
 LOB 12



Batter	1	2	3	4	5	6	7	8	9	AB R H RBI BB SO LOB	TOP
George Wright, S (1, 8) OBP: 0.288, SLG: 0.357	0-0 5-3		0-0 F7			0-0 6-3		0-0 1B		4 0 1 0 0 0 1	
Bill Sample, R (1, 7) OBP: 0.323, SLG: 0.394	0-3 K			0-0 6-3		0-0 L8		0-0 F7		4 0 0 0 0 1 2	
Buddy Bell, R (1, 5) OBP: 0.386, SLG: 0.440	0-0 1B 2B			0-0 6-3			0-0 5-3		0-0 1B	4 1 2 0 0 0 0	
Larry Parrish, R (1, 9) OBP: 0.310, SLG: 0.396	0-0 PO 1B		0-0 F8				0-0 HR		0-0 F9	4 1 2 2 0 0 1	
Dave Hostetter, R (1, 3) OBP: 0.309, SLG: 0.489	0-0 PO 1-2	0-0 F4			0-0 6-3		0-3 K		0-0 F7	4 0 0 0 0 1 1	
Lamar Johnson, R (1, 10) OBP: 0.320, SLG: 0.357		0-0 4-3			0-0 6-3		0-0 FC6-4 1B		0-0 5-3	4 0 1 0 0 0 1	
Jim Sundberg, R (1, 2) OBP: 0.314, SLG: 0.345		0-0 1-3			0-0 4-3		0-0 FC6-4 1-2f			3 0 0 0 0 0 1	
Mike Richardt, R (1, 4) OBP: 0.279, SLG: 0.287			0-0 F8			0-0 E6 SH1-3		0-0 F8		3 0 0 0 0 0 0	
Bucky Dent, R (1, 6) OBP: 0.204, SLG: 0.196			0-0 6-3			0-0 SH1-3 1-2		0-0 F7		2 0 0 0 0 0 0	
Inning Stats	R: 1 H: 2 E: 0 LOB: 0 K: 1 BB: 0 S: 6 P: 6	R: 0 H: 0 E: 0 LOB: 0 K: 0 BB: 0 S: 3 P: 3	R: 0 H: 0 E: 0 LOB: 0 K: 0 BB: 0 S: 3 P: 3	R: 0 H: 0 E: 0 LOB: 0 K: 0 BB: 0 S: 3 P: 3	R: 0 H: 0 E: 0 LOB: 0 K: 0 BB: 0 S: 3 P: 3	R: 0 H: 0 E: 1 LOB: 1 K: 0 BB: 0 S: 4 P: 4	R: 1 H: 2 E: 0 LOB: 1 K: 1 BB: 0 S: 7 P: 7	R: 0 H: 1 E: 0 LOB: 1 K: 0 BB: 0 S: 4 P: 4	R: 0 H: 1 E: 0 LOB: 1 K: 0 BB: 0 S: 4 P: 4	1B: 4 SF: 0 2B: 1 SAC: 1 3B: 0 DP: 0 HR: 1 HBP: 0	WP: 0 PA: 34 PB: 0 SB: 0 CS: 0
PITCHER Mike Flanagan, L (1, 1) ERA: 3.85	IP WLS BF H R ER SO BB IBB HBP BLK WP HR S P ERA WHIP										
	9.0 W 33 6 2 2 2 0 0 0 0 0 0 1 37 37 2.00 0.667										

Texas Rangers @ Baltimore Orioles
 Memorial Stadium, Baltimore, MD
 Sun Aug 29 1982, 3:33 AM EDT
 Att: 25,393 - Unknown

livebaseballscorecards.com

AB	32
R	2
H	6
RBI	2
BB	0
SO	2
LOB	7



Batter	1	2	3	4	5	6	7	8	9	AB R H RBI BB SO LOB
Lenn Sakata, R OBP: 0.321, SLG: 0.373 (1, 4)	0-0 F9			0-0 E5 5-3 1B		0-0 SH1-4 1B	4-0 BB BB BB BB			3 2 1 0 1 0 0
Rich Dauer, R OBP: 0.333, SLG: 0.372 (1, 5)	0-0 6-3			0-0 5-3 1-2		0-0 SH1-4 1-2	0-3 K			3 0 0 0 0 1 2
Cal Ripken Jr., R OBP: 0.312, SLG: 0.469 (1, 6)	0-0 6-3			0-0 L9		4-0 BB BB BB BB E BB	0-0 6-3			3 1 0 0 1 0 2
Eddie Murray, S OBP: 0.392, SLG: 0.547 (1, 3)		0-3 K		0-0 1B 2-H		0-0 E 1-2 2-H 1B		0-0 G5-4-3 1B		4 0 3 2 0 1 0
Benny Ayala, R OBP: 0.317, SLG: 0.464 (1, 7)		0-0 F7		0-0 F8		0-0 E4 1-3 2-H 1B		0-3 K		3 0 1 1 0 0 1 1 0 0 0 0 1 1
Al Bumbry, L OBP: 0.313, SLG: 0.343 (7, 8)		0-3 K						0-0 G5-4-3 1-2f		3 0 0 0 1 1 1
Gary Roenicke, R OBP: 0.390, SLG: 0.541 (1, 8) (7, 7)					0-0 F5	4-0 IBB				3 0 0 0 1 1 1
Ken Singleton, S OBP: 0.351, SLG: 0.386 (1, 10)			0-3 K		4-0 BB BB BB BB BLK BB	0-3 K				2 0 0 0 1 2 3
Dan Ford, R OBP: 0.274, SLG: 0.367 (1, 9)			0-0 5-3		0-0 F7	0-0 F8				3 0 0 0 0 0 4
Rick Dempsey, R OBP: 0.326, SLG: 0.344 (1, 2)			0-3 K		0-0 1-3 1-2		0-0 F2			3 0 0 0 0 1 1

Inning Stats	R: 0 E: 0 K: 0 S: 3	H: 0 LOB: 0 BB: 0 P: 3	R: 0 E: 0 K: 2 S: 7	H: 0 LOB: 0 BB: 0 P: 7	R: 0 E: 0 K: 2 S: 7	H: 0 LOB: 0 BB: 0 P: 7	R: 1 E: 1 K: 0 S: 5	H: 1 LOB: 1 BB: 0 P: 5	R: 0 E: 0 K: 0 S: 3	H: 0 LOB: 1 BB: 1 P: 7	R: 2 E: 1 K: 1 S: 8	H: 3 LOB: 3 BB: 2 P: 16	R: 0 E: 0 K: 1 S: 5	H: 0 LOB: 1 BB: 1 P: 9	R: 0 E: 0 K: 1 S: 5	H: 1 LOB: 0 BB: 0 P: 5	1B: 5 2B: 0 3B: 0 HR: 0	SF: 0 SAC: 1 DP: 1 HBP: 0	WP: 0 PB: 0 SB: 0 CS: 0	PA: 33
PITCHER Frank Tanana, L ERA: 3.94 (1, 1)	IP: 8.0 WLS: L BF: 33 H: 5 R: 3 ER: 2 SO: 7 BB: 3 IBB: 1 HBP: 0 BLK: 1 WP: 0 HR: 0 S: 43 P: 59 ERA: 2.25 WHIP: 1.000																			

TEXAS RANGERS @ BALTIMORE ORIOLES
Memorial Stadium, Baltimore, MD
 Sun Aug 29 1982, 3:33 AM EDT
 Att. 25,393 - Unknown

livebaseballscorecards.com

AB	28
R	3
H	5
RBI	3
BB	4
SO	7
LOB	15



Batter	1	2	3	4	5	6	7	8	9	AB R H RBI BB SO LOB	TOP
Al Bumbry, L (1, 8) <small>OBP: 0.316, SLG: 0.351</small>	0-0 	0-3 			0-0 	4-0 		0-0 		4 1 2 0 1 1 1	
Glenn Gulliver, L (1, 5) <small>OBP: 0.373, SLG: 0.268</small> Lenn Sakata, R (9, 4) <small>OBP: 0.321, SLG: 0.373</small>	4-0 	0-0 			0-0 	0-0 		0-3 		4 0 0 1 1 1 4 0 0 0 0 0 0 0	
Ken Singleton, S (1, 10) <small>OBP: 0.351, SLG: 0.385</small>	0-0 		0-0 		4-0 	0-0 		0-0 		4 0 1 0 1 0 3	
Eddie Murray, S (1, 3) <small>OBP: 0.390, SLG: 0.545</small>	0-0 		0-0 		0-3 		0-0 	0-0 		5 0 1 0 0 1 3	
John Lowenstein, L (1, 7) <small>OBP: 0.412, SLG: 0.620</small>		0-3 	0-0 		4-0 		0-0 	0-0 		4 1 1 1 1 1 2	
Cal Ripken Jr., R (1, 6) <small>OBP: 0.311, SLG: 0.468</small>		0-0 	0-0 		0-0 		0-0 			4 1 1 0 0 0 4	
Jim Dwyer, L (1, 9) <small>OBP: 0.370, SLG: 0.459</small> Gary Roenicke, R (8, 9) <small>OBP: 0.390, SLG: 0.541</small>		0-0 		0-3 		0-0 	0-0 			4 2 2 0 0 1 1 0 0 0 0 0 0 0	
Joe Nolan, L (1, 2) <small>OBP: 0.271, SLG: 0.367</small>		0-0 		0-3 		4-0 		0-0 		3 1 0 1 1 1 1	
Rich Dauer, R (1, 4) <small>OBP: 0.333, SLG: 0.374</small> (9, 5)		0-0 		0-0 		0-0 		0-0 		3 0 1 2 0 0 0	
Inning Stats	R: 1 H: 1 E: 0 LOB: 0 K: 0 BB: 1 S: 3 P: 7	R: 3 H: 3 E: 0 LOB: 1 K: 2 BB: 0 S: 11 P: 11	R: 1 H: 1 E: 0 LOB: 0 K: 0 BB: 0 S: 4 P: 4	R: 0 H: 0 E: 0 LOB: 0 K: 2 BB: 0 S: 7 P: 7	R: 0 H: 1 E: 0 LOB: 3 K: 1 BB: 2 S: 6 P: 14	R: 1 H: 1 E: 0 LOB: 2 K: 0 BB: 2 S: 4 P: 12	R: 0 H: 1 E: 0 LOB: 1 K: 0 BB: 0 S: 4 P: 4	R: 0 H: 0 E: 0 LOB: 0 K: 1 BB: 0 S: 6 P: 6	1B: 3 SF: 0 2B: 4 SAC: 1 3B: 1 DP: 1 HR: 1 HBP: 0	WP: 0 PA: 41 PB: 0 SB: 1 CS: 0	
PITCHER Mark Eichhorn, R (1, 1) <small>ERA: 9.64</small> Roy Lee Jackson, R (5, 1) <small>ERA: 3.53</small>	IP WLS BF H R ER SO BB IBB HBP BLK WP HR S P ERA WHIP 4.2 L 23 6 5 5 5 3 0 0 0 0 1 30 42 9.64 1.929										

Baltimore Orioles @ Toronto Blue Jays
 Exhibition Stadium, Toronto, ON
 Mon Aug 30 1982, 7:05 PM EDT
 Att: 14,091 - Unknown

livebaseballscorecards.com

AB	35
R	6
H	9
RBI	5
BB	5
SO	6
LOB	19



Batter	1	2	3	4	5	6	7	8	9	AB R H RBI BB SO LOB	TOP
Al Bumbry, L (1, 8) OBP: 0.313, SLG: 0.348	0-0 6-3	0-0 F7			0-0 6-3		0-0 G3			4 0 0 0 0 0 2	
Glenn Gulliver, L (1, 5) OBP: 0.377, SLG: 0.282 Rich Dauer, R (8, 5) OBP: 0.333, SLG: 0.374	0-0 1B SF9 2B		4-0 BB BB BB		0-0 F7		0-0 G3			3 1 1 0 1 0 1 0 0 0 0 0 0 0	
Terry Crowley, L (1, 10) OBP: 0.353, SLG: 0.353	0-0 1B 2-3 1B		0-0 F8		0-3 K			0-0 E9 FC4-8		4 0 1 0 0 1 1	
Eddie Murray, S (1, 3) OBP: 0.389, SLG: 0.544	0-0 SF9		0-0 1B 1-2		0-0 P6			0-0 FC4-6 G4-6-3 1-2f		3 0 1 1 0 0 1	
John Lowenstein, L (1, 7) OBP: 0.410, SLG: 0.614	0-0 1-2 1B		0-0 F7		0-0 4-3			0-0 G4-6-3 1-2f		4 0 1 0 0 0 3	
Cal Ripken Jr., R (1, 6) OBP: 0.313, SLG: 0.468	0-0 F9		0-0 P6		0-0 1B			0-0 S 1B		4 0 2 0 0 0 4	
Gary Roenicke, R (1, 9) OBP: 0.386, SLG: 0.534		0-0 F7		0-0 F7		0-0 F7		0-0 P3		4 0 0 0 0 0 2	
Joe Nolan, L (1, 2) OBP: 0.270, SLG: 0.361		4-0 BB BB BB		0-3 K		0-0 G3		0-0 P6		3 0 0 0 1 1 1	
Lenn Sakata, R (1, 4) OBP: 0.320, SLG: 0.375		0-0 4-3 1-2		0-0 F9		0-0 G3 2B		0-3 K		4 0 1 0 0 1 2	
Inning Stats	R: 1 E: 0 K: 0 S: 6 H: 3 LOB: 2 BB: 0 P: 6	R: 0 E: 0 K: 0 S: 3 H: 0 LOB: 1 BB: 1 P: 7	R: 0 E: 0 K: 0 S: 4 H: 1 LOB: 2 BB: 1 P: 8	R: 0 E: 0 K: 1 S: 5 H: 0 LOB: 0 BB: 0 P: 5	R: 0 E: 0 K: 1 S: 5 H: 0 LOB: 0 BB: 0 P: 5	R: 0 E: 0 K: 0 S: 4 H: 1 LOB: 1 BB: 0 P: 4	R: 0 E: 0 K: 0 S: 4 H: 1 LOB: 1 BB: 0 P: 4	R: 0 E: 1 K: 0 S: 3 H: 0 LOB: 0 BB: 0 P: 3	R: 0 E: 0 K: 1 S: 6 H: 1 LOB: 1 BB: 0 P: 6	1B: 5 2B: 2 3B: 0 HR: 0 SF: 1 SAC: 0 DP: 1 HBP: 0	WP: 0 PB: 0 SB: 1 CS: 0 PA: 36
PITCHER Luis Leal, R (1, 1) ERA: 3.78	IP: 9.0 WLS: L BF: 36 H: 7 R: 1 ER: 1 SO: 3 BB: 2 IBB: 0 HBP: 0 BLK: 0 WP: 0 HR: 0 S: 40 P: 48 ERA: 1.00 WHIP: 1.000										

Baltimore Orioles @ Toronto Blue Jays
 Exhibition Stadium, Toronto, ON
 Tue Aug 31 1982, 3:33 AM EDT
 Att: 14,690 - Unknown

livebaseballscorecards.com

AB	33
R	1
H	7
RBI	1
BB	2
SO	3
LOB	17



Batter	1	2	3	4	5	6	7	8	9	AB	R	H	RBI	BB	SO	LOB
Rance Mulliniks, L OBP: 0.318, SLG: 0.348 (1, 5) (8, 6)	0-0 4-3 ①		0-0 G5-4-3 ①② 1-2f		0-0 L5-4 2B			0-3 K ①		4	0	1	0	0	1	1
Garth Iorg, R OBP: 0.302, SLG: 0.358 (1, 4)	0-0 6-3 ②		0-0 1B		0-0 L5-4 ②③			0-0 P4 ②		4	0	1	0	0	0	1
Willie Upshaw, L OBP: 0.328, SLG: 0.442 (1, 3)	0-0 4-3 ③		0-0 F7 ③				0-0 4-3 ①	0-0 P6 ③		4	0	0	0	0	0	1
Barry Bonnell, R OBP: 0.351, SLG: 0.427 (1, 7) (8, 5)		0-3 K ①		0-3 K 1B BB ①		0-0 5-3 ②			0-0 B5-3 ①	4	0	0	0	0	2	0
Lloyd Moseby, L OBP: 0.295, SLG: 0.365 (1, 8)		0-0 3B 1B		0-0 F7 ①		0-0 1-3 ③			0-0 4-3 ②	4	1	1	0	0	0	1
Hosken Powell, L OBP: 0.303, SLG: 0.394 (1, 10)		0-0 SF8 3B		4-0 G5-3 1B BB ①			0-0 F7 ①		0-0 F9 ③	3	1	1	1	1	0	0
Ernie Whitt, L OBP: 0.321, SLG: 0.457 (1, 2)		0-0 SF8 ②		0-0 1B ②		1-2 2-3 1B		0-0 1B 1B		2	0	2	1	0	0	0
Jesse Barfield, R OBP: 0.335, SLG: 0.431 (1, 9)		0-0 6-3 ③		0-0 G5-3 ②③		0-0 G4-6-3 1B		0-0 G4-6-3 1B		3	0	1	0	0	0	3
Alfredo Griffin, S OBP: 0.270, SLG: 0.318 (1, 6)			4-0 G5-4-3 BB		0-0 F8 ①		0-0 G4-6-3 ②③			1	0	0	0	1	0	0
Glenn Adams, L OBP: 0.322, SLG: 0.434 (7, PH)										1	0	0	0	0	0	2
Al Woods, L OBP: 0.278, SLG: 0.289 (8, 7)										0	0	0	0	0	0	0

Inning Stats	R: 0	H: 0	E: 0	K: 0	S: 3	R: 2	H: 2	E: 0	K: 1	S: 7	R: 0	H: 1	E: 0	K: 1	S: 3	R: 0	H: 1	E: 0	K: 0	S: 6	R: 0	H: 1	E: 0	K: 0	S: 3	R: 0	H: 0	E: 0	K: 0	S: 3	R: 0	H: 0	E: 0	K: 1	S: 5	R: 0	H: 0	E: 0	K: 0	S: 3	R: 0	H: 0	E: 0	K: 0	S: 3	1B: 5	SF: 1	2B: 2	SAC: 0	3B: 1	DP: 4	HR: 0	HBP: 0	WP: 1	PA: 33
PITCHER Dennis Martinez, R ERA: 3.97 (1, 1)	IP	WLS	BF	H	R	ER	SO	BB	IBB	HBP	BLK	WP	HR	S	P	ERA	WHIP																			IP	WLS	BF	H	R	ER	SO	BB	IBB	HBP	BLK	WP	HR	S	P	ERA	WHIP			

BOTTOM

Baltimore Orioles @ Toronto Blue Jays
Exhibition Stadium, Toronto, ON
Wed Sep 01 1982, 3:33 AM EDT
Att. 12,473 - Unknown

livebaseballscorecards.com

AB	30
R	2
H	7
RBI	2
BB	2
SO	3
LOB	9



Batter	1	2	3	4	5	6	7	8	9	AB R H RBI BB SO LOB	TOP
Bobby Mitchell, L (1, 8) OBP: 0.337, SLG: 0.300 Dave Engle, R (8, PH) OBP: 0.278, SLG: 0.364 (8, 9)	0-3 K		0-3 K			0-3 K		0-0 L3		3 0 0 0 0 3 1 1 0 0 0 0 0 1	
John Castino, R (1, 4) OBP: 0.316, SLG: 0.343	0-0 WP 1B			0-0 6-3		0-0 L8		0-0 1B		4 0 2 0 0 0 1	
Tom Brunansky, R (1, 9) OBP: 0.392, SLG: 0.490 (8, 8)	0-0 F9 1-2			0-0 F8			0-0 BLK 2B 1B	0-0 L6-5 3-H		4 1 1 0 0 0 3	
Kent Hrbek, L (1, 3) OBP: 0.369, SLG: 0.490	0-0 F4			0-3 K			0-0 F7		0-0 G3	4 0 0 0 0 1 2	
Gary Ward, R (1, 7) OBP: 0.332, SLG: 0.519		0-0 F8			0-3 K		0-0 E6 1-2 2B BLK		0-0 1B	4 1 1 0 0 1 1	
Gary Gaetti, R (1, 5) OBP: 0.280, SLG: 0.447		0-0 5-3			0-0 5-3		0-3 K 1-2 2-3		0-0 F9	4 0 0 0 0 1 3	
Mickey Hatcher, R (1, 10) OBP: 0.263, SLG: 0.331		0-0 6-3			0-0 F9		0-0 2B 2-H 3-H		0-0 4-3	4 0 1 2 0 0 1	
Tim Laudner, R (1, 2) OBP: 0.342, SLG: 0.401			0-0 5-3			4-0 BB	0-0 5-3			2 0 0 0 1 0 1	
Lenny Faedo, R (1, 6) OBP: 0.277, SLG: 0.314			0-0 F8					0-0 1B L6-5 2B		3 0 1 0 0 0 1	
Inning Stats	R: 0 E: 0 K: 1 S: 6 H: 1 LOB: 1 BB: 0 P: 6	R: 0 E: 0 K: 0 S: 3 H: 0 LOB: 0 BB: 0 P: 3	R: 0 E: 0 K: 1 S: 5 H: 0 LOB: 0 BB: 0 P: 5	R: 0 E: 0 K: 1 S: 5 H: 0 LOB: 0 BB: 0 P: 5	R: 0 E: 0 K: 1 S: 5 H: 0 LOB: 0 BB: 0 P: 5	R: 0 E: 0 K: 1 S: 5 H: 0 LOB: 1 BB: 1 P: 9	R: 2 E: 1 K: 1 S: 8 H: 2 LOB: 1 BB: 0 P: 8	R: 0 E: 0 K: 0 S: 4 H: 2 LOB: 1 BB: 0 P: 4	R: 0 E: 0 K: 0 S: 4 H: 1 LOB: 1 BB: 0 P: 4	1B: 4 2B: 3 3B: 0 HR: 0 SF: 0 SAC: 0 DP: 1 HBP: 0	WP: 1 PB: 0 SB: 0 CS: 0 PA: 34
PITCHER Mike Flanagan, L (1, 1) ERA: 3.68	IP WLS BF H R ER SO BB IBB HBP BLK WP HR S P ERA WHIP										

Minnesota Twins @ Baltimore Orioles
Memorial Stadium, Baltimore, MD
 Fri Sep 03 1982, 7:05 PM EDT
 Att. 23,473 - Unknown - 75 F

livebaseballscorecards.com

AB	33
R	2
H	6
RBI	2
BB	1
SO	6
LOB	15



Batter	1	2	3	4	5	6	7	8	9
Lenn Sakata, R OBP: 0.319, SLG: 0.371 (1, 4)	0-0 5-3	0-0 F9		0-0 F9		4-0 FC6-4 IBB		0-0 SH3	
Rich Dauer, R OBP: 0.333, SLG: 0.374 (1, 5)	4-0 HR BB	0-0 F7			0-0 1B 1B	0-0 SF8		0-0 E6 G6-4-3	
Cal Ripken Jr., R OBP: 0.313, SLG: 0.473 (1, 6)	0-0 1-H HR		0-0 F3		0-3 K	0-0 FC6-4		0-0 G6-4-3	
Eddie Murray, S OBP: 0.391, SLG: 0.550 (1, 3)	0-0 1B		0-0 HR		0-0 1-2 1B		0-0 1B 1B		
Benny Ayala, R OBP: 0.308, SLG: 0.450 (1, 7)	0-0 F9		0-0 F8		0-0 F7		0-0 F7		
Al Bumbry, L OBP: 0.314, SLG: 0.350 (6, 8) (8, 7)									
Gary Roenicke, R OBP: 0.382, SLG: 0.527 (1, 8) (6, 7) (8, 9)	0-0 F7		0-0 5-3		0-0 L3		0-0 L7		
Ken Singleton, S OBP: 0.355, SLG: 0.389 (1, 10)		4-0 BB BB		0-0 F8 2B		4-0 SH5-4 SF8 BB	0-0 1-2 1B		
Dan Ford, R OBP: 0.279, SLG: 0.367 (1, 9)		4-0 BB BB		4-0 BB BB		H 1-0 SH5-4 1-2 HBP	0-0 F7		
John Lowenstein, L OBP: 0.408, SLG: 0.609 (7, PH)		1-2 BB							
John Shelby, S (7, PH) (8, 8)									
Rick Dempsey, R OBP: 0.328, SLG: 0.350 (1, 2)		0-0 L8		0-0 F8		0-0 SH5-4		0-0 SH3 1B	

Inning Stats	R: 2 E: 0 K: 0 S: 5	H: 2 LOB: 1 BB: 1 P: 9	R: 0 E: 0 K: 0 S: 3	H: 0 LOB: 2 BB: 2 P: 11	R: 1 E: 0 K: 0 S: 4	H: 1 LOB: 0 BB: 0 P: 4	R: 0 E: 0 K: 0 S: 3	H: 1 LOB: 1 BB: 1 P: 7	R: 0 E: 0 K: 1 S: 7	H: 2 LOB: 2 BB: 0 P: 7	R: 1 E: 0 K: 0 S: 3	H: 0 LOB: 2 BB: 2 P: 12	R: 0 E: 0 K: 0 S: 5	H: 2 LOB: 2 BB: 0 P: 5	R: 0 E: 1 K: 0 S: 4	H: 1 LOB: 1 BB: 0 P: 4
1B: 6 2B: 1 3B: 0 HR: 2	SF: 1 SAC: 2 DP: 1 HBP: 1	WP: 0 PA: 39														

PITCHER	IP	WLS	BF	H	R	ER	SO	BB	IBB	HBP	BLK	WP	HR	S	P	ERA	WHIP
Jack O'Connor, L ERA: 3.99 (1, 1)	4.2	L	23	6	3	3	1	4	0	0	0	0	2	21	37	5.79	2.143
Terry Felton, R ERA: 4.81 (5, 1)	2.0		11	2	1	1	0	1	1	1	0	0	0	8	17	4.50	1.500
Jeff Little, L ERA: 4.45 (7, 1)	0.2		3	1	0	0	0	0	0	0	0	0	0	3	3	0.00	1.500
Pete Redfern, R ERA: 6.46 (8, 1)	0.2		2	0	0	0	0	0	0	0	0	0	0	2	2	0.00	0.000

BOTTOM

Minnesota Twins @ Baltimore Orioles
Memorial Stadium, Baltimore, MD
 Fri Sep 03 1982, 7:05 PM EDT
 Att: 23,473 - Unknown - 75 F

livebaseballscorecards.com

AB	29
R	4
H	9
RBI	4
BB	6
SO	1
LOB	25



WP	PA
0	39

Batter	1	2	3	4	5	6	7	8	9	AB R H RBI BB SO LOB	TOP											
Bobby Mitchell, L (1, 8) OBP: 0.333, SLG: 0.297	0-0 1-3			x 0-0 F6		x 0-0 F7			x 0-0 F8	4 0 0 0 0 0 2												
John Castino, R (1, 4) OBP: 0.313, SLG: 0.339	0-0 F8			x 0-0 F8		x 0-0 4-3			x 0-3 K	4 0 0 0 0 1 2												
Tom Brunansky, R (1, 9) OBP: 0.388, SLG: 0.485	0-0 6-3			x 0-0 F7			x 0-0 F4		x 0-0 F4	4 0 0 0 0 0 1												
Kent Hrbek, L (1, 3) OBP: 0.367, SLG: 0.487		x 0-0 F8			SS 0-3 K		x 0-0 1-3			3 0 0 0 0 1 0												
Gary Ward, R (1, 7) OBP: 0.330, SLG: 0.515		SS 0-3 K			SS 0-3 K		SS 0-3 K			3 0 0 0 0 3 0												
Gary Gaetti, R (1, 5) OBP: 0.281, SLG: 0.446		x 0-0 5-3			x 0-0 1B			x 0-0 F8		3 0 1 0 0 0 0												
Greg Wells, R (1, 10)			x 0-0 1-3		x 0-0 F9			x 0-0 5-3		3 0 0 0 0 0 1												
Tim Laudner, R (1, 2) OBP: 0.338, SLG: 0.396			SS 0-3 K		SS 0-3 K			x 0-0 F8		3 0 0 0 0 2 0												
Lenny Faedo, R (1, 6) OBP: 0.280, SLG: 0.312			x 0-0 F8			BB 4-0 BB			BB 4-0 BB	1 0 0 0 1 0 0												
Randy Bush, L (9, PH) OBP: 0.286, SLG: 0.293										0 0 0 0 1 0 0												
Inning Stats	R: 0 E: 0 K: 0 S: 3	H: 0 LOB: 0 BB: 0 P: 3	R: 0 E: 0 K: 1 S: 5	H: 0 LOB: 0 BB: 0 P: 5	R: 0 E: 0 K: 1 S: 5	H: 0 LOB: 0 BB: 0 P: 5	R: 0 E: 0 K: 0 S: 3	H: 0 LOB: 0 BB: 0 P: 3	R: 0 E: 0 K: 2 S: 8	H: 1 LOB: 1 BB: 0 P: 8	R: 0 E: 0 K: 1 S: 5	H: 0 LOB: 1 BB: 1 P: 9	R: 0 E: 0 K: 1 S: 5	H: 0 LOB: 0 BB: 0 P: 3	R: 0 E: 0 K: 1 S: 5	H: 0 LOB: 1 BB: 1 P: 9	1B: 1 2B: 0 3B: 0 HR: 0	SF: 0 SAC: 0 DP: 0 HBP: 0	WP: 0 PB: 0 SB: 0 CS: 0	PA: 30		
PITCHER Jim Palmer, R (1, 1) ERA: 3.24	IP: 9.0 WLS: W BF: 30 H: 1 R: 0 ER: 0 SO: 7 BB: 2 IBB: 0 HBP: 0 BLK: 0 WP: 0 HR: 0 S: 42 P: 50 ERA: 0.00 WHIP: 0.333																					

Minnesota Twins @ Baltimore Orioles
Memorial Stadium, Baltimore, MD
 Sat Sep 04 1982, 7:05 PM EDT
 Att. 19,536 - Unknown - 71 F

livebaseballscorecards.com

AB	28
R	0
H	1
RBI	0
BB	2
SO	7
LOB	6



Batter	1	2	3	4	5	6	7	8	9
Al Bumbry, L OBP: 0.313, SLG: 0.349 (1, 8) SS	0-3 K		0-0 1-3		0-0 1B		0-0 L7		
Glenn Gulliver, L OBP: 0.374, SLG: 0.283 (1, 5) Lenn Sakata, R OBP: 0.319, SLG: 0.371 (9, 4)	0-0 HR 2B		0-0 F7		0-0 F7		0-0 4-3		
Ken Singleton, S OBP: 0.353, SLG: 0.385 (1, 10)	0-0 F9		0-0 F6		0-0 F9		0-0 6-3		
Eddie Murray, S OBP: 0.390, SLG: 0.554 (1, 3)	0-0 HR 2-H		0-3 K		0-0 3-1		0-3 K		
John Lowenstein, L OBP: 0.407, SLG: 0.605 (1, 7)	0-0 3-1		0-0 BB 1B		0-0 F8		0-0 E5		
Cal Ripken Jr., R OBP: 0.315, SLG: 0.477 (1, 6)		0-0 1B 3B	4-0 BB 1-2 BB		0-0 E5		0-3 K		
Gary Roenicke, R OBP: 0.382, SLG: 0.526 (1, 9)		0-0 G4-3 1B 3-H	0-0 F4		0-3 K		0-0 7-3 1B		
Joe Nolan, L OBP: 0.271, SLG: 0.361 (1, 2)		0-0 G4-3 1-2f	0-0 4-3		0-0 7-3 1B		0-0 7-3		
Rich Dauer, R OBP: 0.331, SLG: 0.371 (1, 4) (9, 5)		0-0 F3	0-0 F3		0-0 F3		0-0 7-3 1-2f		

AB	R	H	RBI	BB	SO	LOB
4	0	1	0	0	1	0
4	1	1	0	0	0	1
0	0	0	0	0	0	0
4	0	0	0	0	0	2
4	1	1	2	0	2	0
3	0	1	0	0	0	0
2	1	1	0	1	0	0
3	0	1	1	0	1	3
3	0	1	0	0	0	3
3	0	0	0	0	0	1

BOTTOM

Minnesota Twins @ Baltimore Orioles
Memorial Stadium, Baltimore, MD

Sat Sep 04 1982, 7:05 PM EDT
Att: 19,536 - Unknown - 71 F

livebaseballscorecards.com

AB	30
R	3
H	7
RBI	3
BB	1
SO	4
LOB	10



1B: 4	SF: 0
2B: 2	SAC: 0
3B: 1	DP: 2
HR: 1	HBP: 0

WP: 0	PA: 31
PB: 0	
SB: 0	
CS: 0	

Inning Stats		R	H	E	K	S	R	H	E	K	S	R	H	E	K	S	R	H	E	K	S	R	H	E	K	S
Pitcher		2	2	0	1	7	1	2	0	0	4	0	0	0	0	1	0	0	0	0	0	0	0	0	0	0
Bobby Castillo, R		7.0	28	0	3	3	1	0	0	0	0	0	0	0	0	0	0	0	0	0	0	0	0	0	0	0
Ron Davis, R		1.0	3	0	0	1	0	0	0	0	0	0	0	0	0	0	0	0	0	0	0	0	0	0	0	0

PITCHER		IP	WLS	BF	H	R	ER	SO	BB	IBB	HBP	BLK	WP	HR	S	P	ERA	WHIP
Bobby Castillo, R		7.0	28	0	3	3	1	0	0	0	0	0	0	0	0	0	3.86	1.143
Ron Davis, R		1.0	3	0	0	1	0	0	0	0	0	0	0	0	0	0	0.00	0.000

Batter	1	2	3	4	5	6	7	8	9	AB R H RBI BB SO LOB	TOP													
Bobby Mitchell, L (1, 8) OBP: 0.333, SLG: 0.296 Randy Johnson, L (9, PH) OBP: 0.324, SLG: 0.419	0-3 K2-3		0-0 CS 1B		0-3 K	0-0 F7			0-0 4-3	4 0 1 0 0 2 4 1 0 0 0 0 0 0														
Ron Washington, R (1, 4) OBP: 0.291, SLG: 0.379	0-0 6-3		0-0 6-3		0-0 BB 1B			0-0 6-3	0-0 6-3	5 0 1 1 0 0 1														
Tom Brunansky, R (1, 9) OBP: 0.389, SLG: 0.483	0-0 1B			0-0 5-3	4-0 FC6-4 BB			0-3 K		3 0 1 1 1 1 0														
Kent Hrbek, L (1, 3) OBP: 0.366, SLG: 0.485	0-0 F8			0-3 K	0-0 FC6-4			0-0 1B		4 0 1 0 0 1 4														
Gary Ward, R (1, 7) OBP: 0.331, SLG: 0.521		0-0 E S 1B		0-0 5-3		0-0 HR		0-3 K		4 1 2 1 0 1 1														
Gary Gaetti, R (1, 5) OBP: 0.281, SLG: 0.452		0-0 F8			0-0 5-3	0-0 HR		0-0 F8		4 1 1 1 0 0 1														
Greg Wells, R (1, 10) OBP: 0.143, SLG: 0.143		0-3 K			0-0 1B 1B	0-0 6-3		0-0 4-3		4 1 1 0 0 1 1														
Sal Butera, R (1, 2) OBP: 0.368, SLG: 0.287		0-0 5-3			0-0 1B BB 1B	0-0 F8		0-0 F4		4 1 1 0 0 0 1														
Lenny Faedo, R (1, 6) OBP: 0.280, SLG: 0.308 Randy Bush, L (9, PH) OBP: 0.281, SLG: 0.288			0-0 L6		4-0 BB 1B BB	0-0 E6		0-0 F8		2 0 0 0 1 0 0 1 0 0 0 0 0 0														
Inning Stats	R: 0 E: 0 K: 1 S: 6	H: 1 LOB: 1 BB: 0 P: 6	R: 0 E: 0 K: 1 S: 6	H: 1 LOB: 1 BB: 0 P: 6	R: 0 E: 0 K: 0 S: 3	H: 1 LOB: 0 BB: 0 P: 3	R: 0 E: 0 K: 1 S: 5	H: 0 LOB: 0 BB: 0 P: 5	R: 2 E: 0 K: 1 S: 8	H: 3 LOB: 3 BB: 2 P: 16	R: 2 E: 1 K: 0 S: 6	H: 2 LOB: 1 BB: 0 P: 6	R: 0 E: 0 K: 2 S: 8	H: 1 LOB: 1 BB: 0 P: 8	R: 0 E: 0 K: 0 S: 3	H: 0 LOB: 0 BB: 0 P: 3	R: 0 E: 0 K: 0 S: 3	H: 0 LOB: 0 BB: 0 P: 3	1B: 7 2B: 0 3B: 0 HR: 2	SF: 0 SAC: 0 DP: 0 HBP: 0	WP: 0 PB: 0 SB: 1 CS: 1	PA: 38		
PITCHER Dennis Martinez, R (1, 1) ERA: 4.04 Storm Davis, R (6, 1) ERA: 3.12	IP	WLS	BF	H	R	ER	SO	BB	IBB	HBP	BLK	WP	HR	S	P	ERA	WHIP							
	5.0		24	8	4	4	4	2	0	0	0	0	2	30	38	7.20	2.000							
	4.0	W	14	1	0	0	2	0	0	0	0	0	0	18	18	0.00	0.250							

Minnesota Twins @ Baltimore Orioles
Memorial Stadium, Baltimore, MD
 Sun Sep 05 1982, 3:33 AM EDT
 Att: 23,089 - Unknown

livebaseballscorecards.com

AB	36
R	4
H	9
RBI	4
BB	2
SO	6
LOB	13



Batter	1	2	3	4	5	6	7	8	9
Al Bumbry, L OBP: 0.314, SLG: 0.348 (1, 8)	0-0 F7	0-0 FC4			4-0 BB 1B BB	0-0 BB 1B	0-0 G3		
Rich Dauer, R OBP: 0.329, SLG: 0.369 (1, 5)	0-3 K	0-0 6-3			0-0 8-4	0-0 E 3B		0-3 K	
Ken Singleton, S OBP: 0.354, SLG: 0.391 (6, PH)									
Glenn Gulliver, L OBP: 0.371, SLG: 0.280 (6, PR)									
Cal Ripken Jr., R OBP: 0.320, SLG: 0.478 (1, 6)	0-0 BB 1B		0-0 G5-4-3 1B		4-0 BB 1B	4-0 BB E BB		0-3 K2-3	
Eddie Murray, S OBP: 0.390, SLG: 0.552 (1, 3)	0-0 BB 1B		0-0 G5-4-3		0-0 BB 1B	0-0 E5 BB		0-3 K	
Benny Ayala, R OBP: 0.311, SLG: 0.446 (1, 10)	4-0 BB 1B		0-0 F9		4-0 BB 1B	4-0 BB 1B			
Terry Crowley, L OBP: 0.365, SLG: 0.353 (5, PH)	1-2 BB				1-2 BB 2-3	1-2 BB 2-3			
Gary Roenicke, R OBP: 0.378, SLG: 0.519 (1, 7)	0-0 F3			0-0 F7	0-0 F7	0-0 F7			
Dan Ford, R OBP: 0.279, SLG: 0.364 (1, 9)		0-0 F9		4-0 CS BB		0-3 K	0-0 5-3		
Lenn Sakata, R OBP: 0.318, SLG: 0.369 (1, 4)		0-0 E6 1B		0-3 K		0-0 F9	0-0 E6		
Rick Dempsey, R OBP: 0.333, SLG: 0.353 (1, 2)		0-0 FC4 1B			0-0 8-4 BB 1B	4-0 BB 1B 3B	0-0 F8		

AB	R	H	RBI	BB	SO	LOB
4	2	1	0	1	0	2
3	0	0	0	0	1	3
1	0	1	2	0	0	0
1	1	0	0	0	1	0
3	0	2	0	2	1	0
5	0	2	1	0	1	2
1	0	0	0	1	0	0
0	0	0	0	2	0	0
4	0	0	0	0	0	9
3	0	0	0	1	1	0
4	1	1	0	0	1	1
3	1	2	1	1	0	1

BOTTOM

Minnesota Twins @ Baltimore Orioles
Memorial Stadium, Baltimore, MD
 Sun Sep 05 1982, 3:33 AM EDT
 Att. 23,089 - Unknown

livebaseballscorecards.com

AB	32
R	5
H	9
RBI	4
BB	8
SO	6
LOB	18



Inning Stats	R: 0	H: 2	E: 0	K: 1	S: 7	R: 1	H: 2	E: 2	K: 0	S: 5	R: 0	H: 1	E: 0	K: 0	S: 3	R: 0	H: 0	E: 0	K: 1	S: 4	R: 1	H: 2	E: 0	K: 0	S: 4	R: 3	H: 2	E: 1	K: 1	S: 8	R: 0	H: 0	E: 1	K: 0	S: 4	R: 0	H: 0	E: 0	K: 3	S: 9		
	LOB: 3	BB: 1	LOB: 1	BB: 0	P: 11	LOB: 0	BB: 0	LOB: 1	BB: 1	P: 3	LOB: 3	BB: 3	P: 16	LOB: 3	BB: 3	LOB: 0	BB: 0	LOB: 0	BB: 0	P: 9																						

PITCHER	IP	WLS	BF	H	R	ER	SO	BB	IBB	HBP	BLK	WP	HR	S	P	ERA	WHIP
Frank Viola, L ERA: 4.68 (1, 1)	4.2		22	7	2	1	2	4	0	0	0	0	0	22	38	1.93	2.357
Pete Redfern, R ERA: 6.58 (5, 1)	1.0	L	8	2	3	2	1	3	0	0	0	0	0	7	19	18.00	5.000
Jeff Little, L ERA: 4.13 (6, 1)	2.1		10	0	0	0	3	1	0	0	0	0	0	15	19	0.00	0.429

WP	PA	ERA	WHIP
0	40		
0			
0			
1			

Batter	1	2	3	4	5	6	7	8	9	AB R H RBI BB SO LOB	TOP												
Al Bumbry, L (1, 8) <small>OBP: 0.312, SLG: 0.345</small> Benny Ayala, R (8, PH) <small>OBP: 0.318, SLG: 0.480</small> John Shelby, S (8, 8)	0-3 K	0-0 G4-6-3		0-3 K			0-0 F8	0-0 HR		4 0 0 0 0 2 4 1 1 1 2 0 0 0 0 0 0 0 0 0 0	Baltimore Orioles @ New York Yankees Yankee Stadium, Bronx, NY Mon Sep 06 1982, 3:33 AM EDT Att: 32,537 - Unknown												
Rich Dauer, R (1, 5) <small>OBP: 0.328, SLG: 0.366</small>	0-0 5-3		4-0 BB BB		0-0 6-3	0-0 F9	0-0 F8		4 0 0 0 1 0 0														
Cal Ripken Jr., R (1, 6) <small>OBP: 0.322, SLG: 0.483</small>	0-3 K		4-0 BB BB	1-2 BB	4-0 G5-4-3 BB	0-0 HR		0-0 L4	3 1 1 1 2 1 0														
Eddie Murray, S (1, 3) <small>OBP: 0.386, SLG: 0.546</small>		0-0 P4	0-0 F7		0-0 G5-4-3	0-0 6-3		0-0 F8	5 0 0 0 0 0 3														
Gary Roenicke, R (1, 7) <small>OBP: 0.383, SLG: 0.519</small>		4-0 BB 1B BB	0-0 F8		0-0 1B SF8 1B		4-0 1B 1B BB	4-0 BB	2 3 1 0 3 0 2														
Dan Ford, R (1, 9) <small>OBP: 0.283, SLG: 0.366</small>		4-0 1B 1B BB	0-0 4-3		0-0 1B S 1B		0-0 E 1B SF9 1B	0-0 F7	4 2 2 0 1 0 3														
Ken Singleton, S (1, 10) <small>OBP: 0.353, SLG: 0.390</small>		0-0 BB 1B 1B		0-0 F9		0-3 K	0-0 B1		4 0 1 1 0 1 4														
Lenn Sakata, R (1, 4) <small>OBP: 0.323, SLG: 0.374</small>		0-0 BB 1B		4-0 BB BB		0-0 SF8	0-0 E7 HR 1B		2 1 2 3 1 0 0														
Rick Dempsey, R (1, 2) <small>OBP: 0.332, SLG: 0.351</small>		4-0 BB G4-6-3 BB		0-3 K		0-0 F7	0-0 SF9		2 0 0 1 1 1 2														
Inning Stats	R: 0 E: 0 K: 2 S: 7	H: 0 LOB: 0 BB: 0 P: 7	R: 2 E: 0 K: 0 S: 4	H: 2 LOB: 2 BB: 3 P: 16	R: 0 E: 0 K: 0 S: 3	H: 0 LOB: 2 BB: 2 P: 11	R: 0 E: 0 K: 2 S: 7	H: 0 LOB: 1 BB: 1 P: 11	R: 0 E: 0 K: 0 S: 2	H: 0 LOB: 0 BB: 1 P: 6	R: 1 E: 0 K: 1 S: 7	H: 2 LOB: 1 BB: 0 P: 7	R: 1 E: 0 K: 0 S: 4	H: 1 LOB: 0 BB: 0 P: 4	R: 4 E: 1 K: 0 S: 6	H: 3 LOB: 0 BB: 1 P: 10	R: 0 E: 0 K: 0 S: 3	H: 0 LOB: 1 BB: 1 P: 7	1B: 6 2B: 0 3B: 0 HR: 2	SF: 2 SAC: 0 DP: 2 HBP: 0	WP: 0 PB: 0 SB: 1 CS: 0	PA: 42	
PITCHER Dave Righetti, L (1, 1) <small>ERA: 4.05</small> Dave LaRoche, L (8, 1) <small>ERA: 2.79</small>	IP	WLS	BF	H	R	ER	SO	BB	IBB	HBP	BLK	WP	HR	S	P	ERA	WHIP					ERA	WHIP
	7.0	L	31	5	4	4	5	7	0	0	0	0	1	34	62	5.14	1.714						
	2.0		11	3	4	4	0	2	0	0	0	0	1	9	17	18.00	2.500						

livebaseballscorecards.com

AB	31
R	8
H	8
RBI	8
BB	9
SO	5
LOB	18



Batter	1	2	3	4	5	6	7	8	9	AB R H RBI BB SO LOB
Willie Randolph, R (1, 4) OBP: 0.353, SLG: 0.324	4-0 S 5-3 BB		0-0 FC6-4 1-2f			4-0 BB		0-0 F9		2 0 0 0 2 0 1
Lee Mazzilli, S (1, 3) OBP: 0.349, SLG: 0.365	0-0 5-3 1-2		0-0 5-3			0-0 F7		0-0 G3		4 0 0 0 0 0 3
Ken Griffey, L (1, 8) OBP: 0.327, SLG: 0.404	0-0 P6 2-3			0-0 5-3		0-0 F5		0-0 F7		4 0 0 0 0 0 2
Dave Winfield, R (1, 7) OBP: 0.327, SLG: 0.548	0-3 K			0-3 K		0-0 5-3		0-0 5-3		4 0 0 0 0 2 2
Lou Piniella, R (1, 10) OBP: 0.377, SLG: 0.478 Oscar Gamble, L (7, PH) OBP: 0.386, SLG: 0.525		0-0 P4		0-0 5-3		0-0 F8		0-0 HR 2B		2 0 0 0 0 0 0 2 1 1 0 0 0 0
Roy Smalley, S (1, 6) OBP: 0.346, SLG: 0.393		0-0 F3			0-0 6-3	0-3 K		0-0 HR 2-H		4 1 1 2 0 1 0
Graig Nettles, L (1, 5) OBP: 0.324, SLG: 0.421		0-0 F5			0-3 K		0-0 1B	0-0 F7		4 0 1 0 0 1 0
Rick Cerone, R (1, 2) OBP: 0.262, SLG: 0.284			0-0 4-3		0-0 1B		0-0 4-3			3 0 1 0 0 0 1
Dave Collins, S (1, 9) OBP: 0.316, SLG: 0.326			0-0 FC6-4 1B		0-0 B2-3			0-3 K		3 0 1 0 0 1 1

BOTTOM

Baltimore Orioles @ New York Yankees
 Yankee Stadium, Bronx, NY
 Mon Sep 06 1982, 3:33 AM EDT
 Att. 32,537 - Unknown

livebaseballscorecards.com

AB	32
R	2
H	5
RBI	2
BB	2
SO	5
LOB	10



Inning Stats	R: 0	H: 0	E: 0	K: 1	S: 5	LOB: 1	BB: 1	P: 9	R: 0	H: 0	E: 0	K: 0	S: 3	LOB: 0	BB: 0	P: 3	R: 0	H: 1	E: 0	K: 0	S: 4	LOB: 1	BB: 0	P: 4	R: 0	H: 0	E: 0	K: 1	S: 5	LOB: 0	BB: 0	P: 5	R: 0	H: 1	E: 0	K: 1	S: 6	LOB: 1	BB: 0	P: 6	R: 0	H: 0	E: 0	K: 0	S: 3	LOB: 1	BB: 1	P: 7	R: 0	H: 1	E: 0	K: 1	S: 6	LOB: 1	BB: 0	P: 6	R: 0	H: 0	E: 0	K: 1	S: 5	LOB: 0	BB: 0	P: 5	R: 2	H: 2	E: 0	K: 0	S: 5	LOB: 0	BB: 0	P: 5	1B: 3	SF: 0	2B: 1	SAC: 0	3B: 0	DP: 0	HR: 1	HBP: 0	WP: 0	PA: 34	PB: 0	SB: 1	CS: 0
--------------	------	------	------	------	------	--------	-------	------	------	------	------	------	------	--------	-------	------	------	------	------	------	------	--------	-------	------	------	------	------	------	------	--------	-------	------	------	------	------	------	------	--------	-------	------	------	------	------	------	------	--------	-------	------	------	------	------	------	------	--------	-------	------	------	------	------	------	------	--------	-------	------	------	------	------	------	------	--------	-------	------	-------	-------	-------	--------	-------	-------	-------	--------	-------	--------	-------	-------	-------

PITCHER	IP	WLS	BF	H	R	ER	SO	BB	IBB	HBP	BLK	WP	HR	S	P	ERA	WHIP
Scott McGregor, L (1, 1) ERA: 4.46	5.2	W	21	2	0	0	3	2	0	0	0	0	0	25	33	0.00	0.706
Sammy Stewart, R (6, 1) ERA: 4.32	3.1	S	13	3	2	2	2	0	0	0	0	0	1	17	17	5.40	0.900

Batter	1	2	3	4	5	6	7	8	9	AB R H RBI BB SO LOB	TOP	
Al Bumbry, L (1, 8) <small>OBP: 0.313, SLG: 0.344</small> <small>(8, 7)</small>	4-0 	0-0 F8 		0-0 FC5-4 		0-0 F7 		0-0 L5 	4 1 1 0 1 0 1			
Glenn Gulliver, L (1, 5) <small>OBP: 0.367, SLG: 0.278</small> Lenn Sakata, R (7, 4) <small>OBP: 0.322, SLG: 0.372</small>	0-0 		0-3 K 	0-0 FC5-4 		0-0 F9 		0-3 K 	4 0 1 0 0 1 1 1 0 0 0 0 1 0			
Ken Singleton, S (1, 10) <small>OBP: 0.354, SLG: 0.391</small>	0-3 K 		0-0 		0-0 4-3 		0-0 		4 0 2 0 0 1 2			
Eddie Murray, S (1, 3) <small>OBP: 0.385, SLG: 0.543</small>	0-3 K 		0-0 L4-3 		0-0 		0-0 G6-3 		4 0 1 0 0 1 4			
John Lowenstein, L (1, 7) <small>OBP: 0.412, SLG: 0.623</small> John Shelby, S (8, 8)	0-0 			0-0 	0-3 K 			0-0 	4 2 3 2 0 1 1 0 0 0 0 0 0 0			
Cal Ripken Jr., R (1, 6) <small>OBP: 0.324, SLG: 0.484</small>		4-0 		0-0 5-3 	0-0 F7 			0-3 K 	3 2 1 1 1 1 1			
Gary Roenicke, R (1, 9) <small>OBP: 0.384, SLG: 0.518</small>		0-3 K 		0-0 5-3 		0-0 		4-0 	3 1 1 0 1 1 2			
Joe Nolan, L (1, 2) <small>OBP: 0.276, SLG: 0.364</small>		0-0 4-3 		0-0 		0-0 		0-0 F8 	4 1 2 1 0 0 2			
Rich Dauer, R (1, 4) <small>OBP: 0.329, SLG: 0.367</small> <small>(7, 5)</small>		0-0 		0-0 		0-0 G5-4-3 		0-0 CS 	0-0 6-3 	4 0 2 2 0 0 1		
Inning Stats	R: 1 H: 2 E: 0 LOB: 2 K: 2 BB: 1 S: 8 P: 12	R: 1 H: 1 E: 0 LOB: 1 K: 1 BB: 1 S: 6 P: 10	R: 0 H: 1 E: 0 LOB: 0 K: 1 BB: 0 S: 5 P: 5	R: 3 H: 5 E: 0 LOB: 1 K: 0 BB: 0 S: 7 P: 7	R: 0 H: 1 E: 0 LOB: 1 K: 1 BB: 0 S: 6 P: 6	R: 1 H: 2 E: 0 LOB: 0 K: 0 BB: 0 S: 4 P: 4	R: 0 H: 1 E: 0 LOB: 0 K: 0 BB: 0 S: 3 P: 3	R: 1 H: 1 E: 0 LOB: 0 K: 1 BB: 1 S: 5 P: 9	R: 0 H: 0 E: 0 LOB: 0 K: 1 BB: 0 S: 5 P: 5	1B: 11 SF: 0 2B: 3 SAC: 0 3B: 0 DP: 3 HR: 1 HBP: 0	WP: 0 PA: 39 PB: 0 SB: 0 CS: 1	
PITCHER Mike Morgan, R (1, 1) <small>ERA: 4.23</small> George Frazier, R (4, 1) <small>ERA: 3.59</small>	IP WLS BF H R ER SO BB IBB HBP BLK WP HR S P ERA WHIP 3.2 L 19 9 5 5 4 2 0 0 0 0 0 0 25 33 12.27 3.000											PITCHER IP WLS BF H R ER SO BB IBB HBP BLK WP HR S P ERA WHIP 5.1 19 5 2 2 3 1 0 0 0 0 0 1 24 28 3.38 1.125

Baltimore Orioles @ New York Yankees
 Yankee Stadium, Bronx, NY
 Tue Sep 07 1982, 7:05 PM EDT
 Att: 15,405 - Unknown

livebaseballscorecards.com

AB	35
R	7
H	14
RBI	6
BB	3
SO	7
LOB	15



Batter	1	2	3	4	5	6	7	8	9	AB R H RBI BB SO LOB
Willie Randolph, R (1, 4) OBP: 0.355, SLG: 0.327	0-3 K ①		0-0 1B 1B		0-0 1B		0-0 F3		0-0 1B	5 0 3 0 0 1 0
Lee Mazzilli, S (1, 3) OBP: 0.347, SLG: 0.362	0-0 4-3		0-0 1B		0-0 4-3		0-0 L6		0-3 K ②	5 0 1 0 0 1 3
Ken Griffey, L (1, 9) OBP: 0.325, SLG: 0.401	0-0 4-3 ③		0-0 G3			0-0 1B 1B	0-0 P4		0-0 F7	5 1 1 0 0 0 4
Dave Winfield, R (1, 7) OBP: 0.329, SLG: 0.547		0-3 K ①		0-0 F7		0-0 1B 1B SF9 1B		0-0 FC6-4 1B		4 1 2 0 0 1 0
Lou Piniella, R (1, 10) OBP: 0.375, SLG: 0.474		0-0 F8		0-0 1-3		0-0 SF9 1B 1B		0-0 F8		4 0 1 1 0 0 1
Jerry Mumphrey, S (1, 8) OBP: 0.355, SLG: 0.406		0-0 6-3		0-3 K ③		0-0 1B		0-0 FC6-4 BB		4 0 1 0 0 1 1
Graig Nettles, L (1, 5) OBP: 0.323, SLG: 0.417			0-0 G3		0-0 5-3	0-0 P5		4-0 FC4-6 BB		3 0 0 0 1 0 3
Roy Smalley, S (1, 6) OBP: 0.345, SLG: 0.393			0-0 1B 1B 1B		0-0 F7	0-0 SF9		0-0 FC4-6		3 0 1 1 0 0 2
Rick Cerone, R (1, 2) OBP: 0.262, SLG: 0.284			0-0 F7		0-0 WP 1B	0-3 K2-3			0-0 5-3	4 0 1 0 0 1 3

Inning Stats	R: 0 E: 0 K: 1 S: 5	H: 0 LOB: 0 BB: 0 P: 5	R: 0 E: 0 K: 1 S: 5	H: 0 LOB: 0 BB: 0 P: 5	R: 0 E: 0 K: 0 S: 6	H: 3 LOB: 3 BB: 0 P: 6	R: 0 E: 0 K: 1 S: 5	H: 0 LOB: 0 BB: 0 P: 5	R: 0 E: 0 K: 0 S: 5	H: 2 LOB: 2 BB: 0 P: 5	R: 2 E: 0 K: 1 S: 9	H: 4 LOB: 2 BB: 0 P: 9	R: 0 E: 0 K: 0 S: 3	H: 0 LOB: 0 BB: 0 P: 3	R: 0 E: 0 K: 0 S: 4	H: 1 LOB: 2 BB: 1 P: 8	R: 0 E: 0 K: 1 S: 6	H: 1 LOB: 1 BB: 0 P: 6	1B: 11 2B: 0 3B: 0 HR: 0	SF: 1 SAC: 0 DP: 0 HBP: 0
--------------	------------------------------	---------------------------------	------------------------------	---------------------------------	------------------------------	---------------------------------	------------------------------	---------------------------------	------------------------------	---------------------------------	------------------------------	---------------------------------	------------------------------	---------------------------------	------------------------------	---------------------------------	------------------------------	---------------------------------	-----------------------------------	------------------------------------

PITCHER	IP	WLS	BF	H	R	ER	SO	BB	IBB	HBP	BLK	WP	HR	S	P	ERA	WHIP
Mike Flanagan, L (1, 1) ERA: 3.64	7.0	W	31	10	2	2	4	0	0	0	0	1	0	39	39	2.57	1.429
Tippy Martinez, L (8, 1) ERA: 3.4	2.0		8	1	0	0	1	1	0	0	0	0	0	9	13	0.00	1.000


BOTTOM

Baltimore Orioles @ New York Yankees
Yankee Stadium, Bronx, NY

Tue Sep 07 1982, 7:05 PM EDT
Att. 15,405 - Unknown

AB	37
R	2
H	11
RBI	2
BB	1
SO	5
LOB	17

WP: 1 PA: 39
PB: 0
SB: 1
CS: 0



livebaseballscorecards.com

Batter	1	2	3	4	5	6	7	8	9	AB R H RBI BB SO LOB	TOP
Al Bumbry, L (1, 8) OBP: 0.312, SLG: 0.343 Floyd Rayford, R (7, 2) OBP: 0.224, SLG: 0.308	0-3 		0-0 4-3 		0-0 F9 		0-0 	4-0 	4-0 	4 0 1 1 0 1 2 0 1 0 0 1 0 0	Baltimore Orioles @ New York Yankees Yankee Stadium, Bronx, NY Wed Sep 08 1982, 7:05 PM EDT Att: 20,898 - Unknown
Glenn Gulliver, L (1, 5) OBP: 0.363, SLG: 0.270 Lenn Sakata, R (9, PH) OBP: 0.321, SLG: 0.371	0-0 G3 			4-0 		0-0 G3 	0-0 P4 		0-3 	3 0 0 0 1 0 2 1 0 0 0 0 1 1	
Ken Singleton, S (1, 10) OBP: 0.356, SLG: 0.394	0-3 			0-0 		4-0 		0-0 F8 	0-0 	4 1 2 0 1 1 0	
Eddie Murray, S (1, 3) OBP: 0.385, SLG: 0.547		0-0 F7 		0-3 		0-0 FC3-6 		4-0 	0-0 	4 2 1 3 1 1 3	
John Lowenstein, L (1, 7) OBP: 0.410, SLG: 0.621 Gary Roenicke, R (9, PH) OBP: 0.383, SLG: 0.516		0-0 F8 		0-0 P3 		0-0 F8 		0-0 	0-3 	4 0 1 0 0 0 3 1 0 0 0 0 1 0	
Cal Ripken Jr., R (1, 6) OBP: 0.323, SLG: 0.485		0-0 F8 		0-3 			0-0 	0-0 SF8 		3 1 1 1 0 1 2	
Jim Dwyer, L (1, 9) OBP: 0.370, SLG: 0.474			0-3 		0-0 5-3 		0-0 4-3 	4-0 		3 0 0 0 1 1 1	
Joe Nolan, L (1, 2) OBP: 0.272, SLG: 0.358 John Shelby, S (7, 8)			0-0 E5 		0-0 P4 		0-0 P4 	0-0 P5 		3 0 0 0 0 0 1 1 0 0 0 0 0 2	
Rich Dauer, R (1, 4) OBP: 0.331, SLG: 0.365			0-0 F9 		4-0 		4-0 		0-0 F8 	2 0 0 0 2 0 1	
Inning Stats	R: 0 H: 0 E: 0 LOB: 0 K: 2 BB: 0 S: 7 P: 7	R: 0 H: 0 E: 0 LOB: 0 K: 0 BB: 0 S: 3 P: 3	R: 0 H: 0 E: 1 LOB: 1 K: 1 BB: 0 S: 6 P: 6	R: 0 H: 1 E: 0 LOB: 2 K: 2 BB: 1 S: 8 P: 12	R: 0 H: 0 E: 0 LOB: 1 K: 0 BB: 1 S: 3 P: 7	R: 0 H: 0 E: 0 LOB: 1 K: 0 BB: 1 S: 3 P: 7	R: 1 H: 2 E: 0 LOB: 2 K: 0 BB: 1 S: 5 P: 9	R: 1 H: 1 E: 0 LOB: 2 K: 0 BB: 2 S: 4 P: 12	R: 3 H: 2 E: 0 LOB: 0 K: 2 BB: 1 S: 9 P: 13	1B: 2 SF: 1 2B: 3 SAC: 0 3B: 0 DP: 0 HR: 1 HBP: 0	
PITCHER Jay Howell, R (1, 1) ERA: 5.56 Dave LaRoche, L (9, 1) ERA: 3.28	IP WLS BF H R ER SO BB IBB HBP BLK WP HR S P ERA WHIP 8.0 W 35 4 2 2 5 6 0 0 0 1 0 39 63 2.25 1.250 1.0 6 2 3 3 2 1 0 0 0 0 1 9 13 27.00 3.000										

livebaseballscorecards.com

AB	33
R	5
H	6
RBI	5
BB	7
SO	7
LOB	18



Batter	1	2	3	4	5	6	7	8	9	AB R H RBI BB SO LOB	TOP		
Jim Dwyer, L (1, 9) OBP: 0.367, SLG: 0.475 Lenn Sakata, R (8, 4) OBP: 0.321, SLG: 0.371	0-0 4-3 FC4-2 2B		0-0 F9		0-3 K			0-0 4-3		4 0 1 0 0 1 1 0 0 0 0 0 0 0			
Glenn Gulliver, L (1, 5) OBP: 0.359, SLG: 0.262	0-0 4-3 2-3		0-0 F9		0-0 F8			4-0 BB		3 0 0 0 1 0 2			
Ken Singleton, S (1, 10) OBP: 0.356, SLG: 0.393	0-0 FC4-2 3-H		0-0 BB 1-2 1B			0-0 3-1		0-0 1-3		4 0 1 0 0 0 2			
Eddie Murray, S (1, 3) OBP: 0.384, SLG: 0.544	0-3 K		4-0 BB 1-2 2-3 BB			0-0 F7			0-0 F5	3 0 0 0 1 1 1			
John Lowenstein, L (1, 7) OBP: 0.404, SLG: 0.612		0-0 L3	0-0 F7			0-0 1-3			0-3 K	4 0 0 0 0 1 3			
Cal Ripken Jr., R (1, 6) OBP: 0.321, SLG: 0.481		0-0 6-3		0-0 5-3			0-3 K		0-0 F8	4 0 0 0 0 1 0			
Joe Nolan, L (1, 2) OBP: 0.273, SLG: 0.354		4-0 BB		0-0 F8			0-0 1-3			2 0 0 0 1 0 0			
Gary Roenicke, R (1, 8) OBP: 0.380, SLG: 0.512 (8, 9)		0-3 K		0-0 F7			0-0 6-3			3 0 0 0 0 1 1			
Rich Dauer, R (1, 4) OBP: 0.331, SLG: 0.364 Al Bumbry, L (8, PH) OBP: 0.311, SLG: 0.343 (8, 8)			4-0 BB 1B BB		0-0 6-3			0-3 K		1 0 0 0 1 0 0 1 0 0 0 0 1 0			
Inning Stats	R: 0 H: 1 E: 0 LOB: 1 K: 1 BB: 0 S: 6 P: 6	R: 0 H: 0 E: 0 LOB: 1 K: 1 BB: 1 S: 5 P: 9	R: 0 H: 1 E: 0 LOB: 3 K: 0 BB: 2 S: 4 P: 12	R: 0 H: 0 E: 0 LOB: 0 K: 0 BB: 0 S: 3 P: 3	R: 0 H: 0 E: 0 LOB: 0 K: 1 BB: 0 S: 5 P: 5	R: 0 H: 0 E: 0 LOB: 0 K: 0 BB: 0 S: 3 P: 3	R: 0 H: 0 E: 0 LOB: 0 K: 1 BB: 0 S: 5 P: 5	R: 0 H: 0 E: 0 LOB: 1 K: 1 BB: 1 S: 5 P: 9	R: 0 H: 0 E: 0 LOB: 0 K: 1 BB: 0 S: 5 P: 5	1B: 1 SF: 0 2B: 1 SAC: 0 3B: 0 DP: 0 HR: 0 HBP: 0	WP: 0 PA: 33 PB: 0 SB: 0 CS: 0		
PITCHER John Denny, R (1, 1) ERA: 5.01 Bud Anderson, R (6, 1) ERA: 2.89	IP WLS BF H R ER SO BB IBB HBP BLK WP HR S P ERA WHIP	5.0 20 2 0 0 3 3 0 0 0 0 0 0 23 35 0.00 1.000	4.0 W 13 0 0 0 3 1 0 0 0 0 0 0 18 22 0.00 0.250									PITCHER IP WLS BF H R ER SO BB IBB HBP BLK WP HR S P ERA WHIP	

Baltimore Orioles @ Cleveland Indians
 Cleveland Municipal Stadium, Cleveland, OH
 Thu Sep 09 1982, 7:05 PM EDT
 Att. 4,279 - Unknown

livebaseballscorecards.com

AB	29
R	0
H	2
RBI	0
BB	4
SO	6
LOB	10



Batter	1	2	3	4	5	6	7	8	9	AB R H RBI BB SO LOB
Alan Bannister, R (1, 7) OBP: 0.351, SLG: 0.359	0-0 F8		0-0 6-3		0-0 F9		0-0 2-H 1B			4 0 1 1 0 0 0
Larry Milbourne, S (1, 4) OBP: 0.296, SLG: 0.342	0-0 1-3		4-0 BB			0-3 K	0-0 F7			3 0 0 0 1 1 1
Toby Harrah, R (1, 5) OBP: 0.415, SLG: 0.528	0-0 5-3		0-3 K			0-0 F8		4-0 BB		3 0 0 0 1 1 1
Andre Thornton, R (1, 10) OBP: 0.394, SLG: 0.509		0-0 F7		0-0 2B		0-0 F9		0-0 F8		4 0 1 0 0 0 1
Mike Hargrove, L (1, 3) OBP: 0.378, SLG: 0.333		0-0 6-3		0-3 K			0-0 SH 2B	0-0 F9		4 1 1 0 0 1 2
Von Hayes, L (1, 9) OBP: 0.301, SLG: 0.385		4-0 1B BB		0-3 K			0-0 SH 2B	0-0 4-3		2 1 0 0 1 1 2
Rick Manning, L (1, 8) OBP: 0.340, SLG: 0.356		0-0 1-3 1B		0-0 F5			0-0 L6			3 0 1 0 0 0 3
Ron Hassey, L (1, 2) OBP: 0.328, SLG: 0.310		0-0 4-3			0-0 4-3		0-0 1-H 3-H 1B 2B			3 1 1 2 0 0 2
Jerry Dybzinski, R (1, 6) OBP: 0.301, SLG: 0.278			0-0 P6		0-0 F9		0-0 F8			3 0 0 0 0 0 1


Inning Stats	R: 0	H: 0	E: 0	K: 0	S: 3	R: 0	H: 1	E: 0	K: 0	S: 4	R: 0	H: 0	E: 0	K: 1	S: 5	R: 0	H: 1	E: 0	K: 2	S: 8	R: 0	H: 0	E: 0	K: 0	S: 3	R: 0	H: 0	E: 0	K: 1	S: 5	R: 3	H: 3	E: 0	K: 0	S: 7	R: 0	H: 0	E: 0	K: 0	S: 3
	0	0	0	0	3	0	1	0	0	4	0	0	0	1	5	0	1	0	2	8	0	0	0	0	0	3	0	0	0	0	3	0	3	0	0	7	0	0	0	3
	0	0	0	0	3	0	1	0	0	4	0	0	0	1	5	0	1	0	2	8	0	0	0	0	0	3	0	0	0	0	3	0	3	0	0	7	0	0	0	3

BOTTOM

Baltimore Orioles @ Cleveland Indians
Cleveland Municipal Stadium, Cleveland, OH

Thu Sep 09 1982, 7:05 PM EDT
Att. 4,279 - Unknown

AB	29
R	3
H	5
RBI	3
BB	3
SO	4
LOB	13



PITCHER	IP	WLS	BF	H	R	ER	SO	BB	IBB	HBP	BLK	WP	HR	S	P	ERA	WHIP
Dennis Martinez, R (1, 1) ERA: 4.04	6.2	L	28	5	3	3	4	2	0	0	0	0	0	34	42	4.05	1.050
Sammy Stewart, R (7, 1) ERA: 4.27	1.1		5	0	0	0	0	1	0	0	0	0	0	4	8	0.00	0.750

Batter	1	2	3	4	5	6	7	8	9	10	11	12	13	AB R H RBI BB SO LOB	TOP														
Al Bumby, L (1, 8) <small>OBP: 0.310, SLG: 0.341</small> Benny Ayala, R (11, PH) <small>OBP: 0.312, SLG: 0.471</small> (11, 7)	0-3 K		0-0 6-3			0-0 SH		0-0 L5			0-0 F8	0-0 L4		3 0 0 0 0 1 0 2 0 0 0 0 0 2	Baltimore Orioles @ Cleveland Indians Cleveland Municipal Stadium, Cleveland, OH Fri Sep 10 1982, 7:05 PM EDT Att: 8,374 - Unknown														
Glenn Gulliver, L (1, 5) <small>OBP: 0.366, SLG: 0.267</small> Lenn Sakata, R (8, PH) <small>OBP: 0.318, SLG: 0.368</small> (8, 4)	4-0 6-3 BB			0-0 G4-6-3 1B		0-0 F7		0-3 K			0-0 2-3		0-0 F8	2 0 1 0 1 0 2 3 0 0 0 0 0 1 0															
Ken Singleton, S (1, 10) <small>OBP: 0.354, SLG: 0.391</small> Floyd Rayford, R (11, PR) <small>OBP: 0.220, SLG: 0.302</small>	0-0 6-3 1-2			0-0 G4-6-3 1-2		0-3 K		0-0 1-3			0-0 WP 1B		0-3 K	5 0 1 0 0 1 4 1 0 0 0 0 0 1 0															
Eddie Murray, S (1, 3) <small>OBP: 0.385, SLG: 0.549</small>	0-0 F8			0-3 K		0-0 2B SF7 1B					4-0 IBB		0-0 HR	5 2 2 1 1 2 1															
John Lowenstein, L (1, 7) <small>OBP: 0.404, SLG: 0.613</small> Gary Roenicke, R (9, PH) <small>OBP: 0.380, SLG: 0.510</small> (9, 7)		0-0 F8		0-0 F7		0-0 SF7 1B 2B		0-3 K			0-0 F7		0-3 K	3 1 1 0 0 0 0 1 0 0 0 0 0 1 0 1 0 0 0 0 0 2 1 0 0 0 0 0 1 0															
Terry Crowley, L (11, PH) <small>OBP: 0.362, SLG: 0.349</small> John Shelby, S (11, 8)						1-3 CS HBP								4 0 1 0 0 2 0															
Cal Ripken Jr., R (1, 6) <small>OBP: 0.321, SLG: 0.481</small>		0-0 1-3		0-3 K		1-0 HBP		0-3 K					0-0 6-3 2B																
Jim Dwyer, L (1, 9) <small>OBP: 0.359, SLG: 0.467</small> Dan Ford, R (10, PH) <small>OBP: 0.282, SLG: 0.364</small> (10, 9)		0-0 F9		0-0 G3		0-0 SF7 2-3 3-H					0-3 K		0-0 6-3	2 0 0 1 0 0 0 2 0 0 0 0 0 1 1															
Rick Dempsey, R (1, 2) <small>OBP: 0.330, SLG: 0.348</small>			0-0 6-3			0-0 F9		0-0 1B			0-0 P4		0-3 K	5 0 1 1 0 1 1															
Rich Dauer, R (1, 4) <small>OBP: 0.332, SLG: 0.363</small> (8, 5)			0-3 K			0-0 SH 1B		0-0 F7			0-0 5-3		4-0 BB	4 0 1 0 1 1 1															
Inning Stats	R: 0 E: 0 K: 1 S: 5	H: 0 LOB: 1 BB: 1 P: 9	R: 0 E: 0 K: 0 S: 3	H: 0 LOB: 0 BB: 0 P: 3	R: 0 E: 0 K: 1 S: 5	H: 0 LOB: 0 BB: 0 P: 5	R: 0 E: 0 K: 1 S: 5	H: 1 LOB: 0 BB: 0 P: 5	R: 0 E: 0 K: 1 S: 5	H: 0 LOB: 0 BB: 0 P: 5	R: 0 E: 0 K: 3 S: 9	H: 0 LOB: 0 BB: 0 P: 9	R: 0 E: 0 K: 0 S: 4	H: 1 LOB: 2 BB: 1 P: 8		R: 0 E: 0 K: 1 S: 6	H: 1 LOB: 2 BB: 1 P: 10	R: 1 E: 0 K: 2 S: 8	H: 1 LOB: 0 BB: 0 P: 8	1B: 5 2B: 2 3B: 0 HR: 1	SF: 1 SAC: 1 DP: 1 HBP: 1	WP: 1 PA: 50 PB: 0 SB: 0 CS: 1							
PITCHER	IP WLS BF H R ER SO BB IBB HBP BLK WP HR S P ERA WHIP															IP WLS BF H R ER SO BB IBB HBP BLK WP HR S P ERA WHIP													
Len Barker, R (1, 1) <small>ERA: 3.88</small>	7.0		27	5	2	2	5	0	0	0	0	0	0	0		2.57	0.857												
Ed Glynn, L (8, 1) <small>ERA: 3.63</small>	3.2	L	13	1	0	0	5	0	1	0	0	0	0	0	0.00	0.273													
Dan Spillner, R (11, 1) <small>ERA: 2.65</small>	2.1	L	10	2	1	1	3	1	0	0	0	0	0	0	3.86	1.286													

livebaseballscorecards.com

AB	44
R	3
H	8
RBI	3
BB	3
SO	13
LOB	14



Batter	1	2	3	4	5	6	7	8	9	10	11	12	13	AB R H RBI BB SO LOB
Alan Bannister, R (1, 7) OBP: 0.351, SLG: 0.356 (13, 9)	0-0 F7		0-0 SF9			0-0 SH3-4		4-0 BB			0-0 E4		4-0 BB	2 0 0 1 2 0 0
Larry Milbourne, S (1, 4) OBP: 0.295, SLG: 0.340	0-0 4-3		0-0 4-3			0-0 6-3		0-0 F9			0-0 SH3-4		0-0 F7	5 0 1 1 0 0 3
Toby Harrah, R (1, 5) OBP: 0.413, SLG: 0.524	0-0 G3				0-0 6-3	0-0 6-3			0-0 P4		4-0 BB			4 0 0 0 1 0 1
Andre Thornton, R (1, 10) OBP: 0.393, SLG: 0.506		0-0 6-3			0-0 6-3	0-0 6-3			0-0 6-3		0-0 G5-4-3		0-0 G5-4-3	5 0 1 0 0 0 3
Mike Hargrove, L (1, 3) Kevin Rhomberg, R (12, PR) Miguel Dilone, S (13, 7) OBP: 0.376, SLG: 0.330 OBP: 0.444, SLG: 0.750 OBP: 0.287, SLG: 0.310		0-0 F8			0-0 G6-4-3				0-0 3-1				4-0 CS	4 0 0 0 1 0 1 0 0 0 0 0 0 0 0 0 0 0 0 0 0
Chris Bando, S (1, 2) Jack Perconte, L (12, PH) Ron Hassey, L (13, 2) OBP: 0.302, SLG: 0.312 OBP: 0.288, SLG: 0.272 OBP: 0.328, SLG: 0.310		0-0 5-3							0-0 6-3		0-0 4-3		0-0 B2	4 0 0 0 0 0 0 1 0 0 0 0 0 1 0 0 0 0 0 0 0
Rick Manning, L (1, 8) OBP: 0.338, SLG: 0.355			0-0 SH1-4			0-0 6-3			0-3 K		0-3 K		0-3 K	5 1 1 0 0 3 1
Von Hayes, L (1, 9) OBP: 0.302, SLG: 0.388 (13, 3)			0-0 SF9			0-0 G3			0-0 1-3				0-0 F8	5 0 2 0 0 0 0
Jerry Dybzinski, R (1, 6) Rod Craig, S (13, PH) OBP: 0.302, SLG: 0.276 OBP: 0.275, SLG: 0.262			0-0 SH1-4			4-0 1B			0-0 P5		0-0 5-3		0-0 4-3	2 1 0 0 1 0 1 1 0 0 0 0 0 0

Inning Stats	R: 0	H: 0	E: 0	LOB: 0	K: 0	S: 3	P: 3	R: 0	H: 0	E: 0	LOB: 0	K: 0	S: 3	P: 3	R: 1	H: 2	E: 0	LOB: 1	K: 0	S: 5	P: 5	R: 0	H: 1	E: 0	LOB: 0	K: 0	S: 3	P: 3	R: 0	H: 0	E: 0	LOB: 0	K: 1	S: 5	P: 5	R: 0	H: 0	E: 0	LOB: 1	K: 0	S: 3	P: 7	R: 0	H: 0	E: 0	LOB: 0	K: 0	S: 3	P: 3	R: 0	H: 1	E: 1	LOB: 1	K: 1	S: 4	P: 8	R: 0	H: 0	E: 0	LOB: 1	K: 0	S: 3	P: 7	R: 0	H: 0	E: 0	LOB: 1	K: 1	S: 4	P: 8	R: 0	H: 0	E: 0	LOB: 1	K: 0	S: 3	P: 7	R: 0	H: 0	E: 0	LOB: 1	K: 1	S: 4	P: 8	1B: 4	SF: 1	2B: 1	SAC: 3	3B: 0	DP: 2	HR: 0	WP: 0	PA: 47
--------------	------	------	------	--------	------	------	------	------	------	------	--------	------	------	------	------	------	------	--------	------	------	------	------	------	------	--------	------	------	------	------	------	------	--------	------	------	------	------	------	------	--------	------	------	------	------	------	------	--------	------	------	------	------	------	------	--------	------	------	------	------	------	------	--------	------	------	------	------	------	------	--------	------	------	------	------	------	------	--------	------	------	------	------	------	------	--------	------	------	------	-------	-------	-------	--------	-------	-------	-------	-------	--------

PITCHER	IP	WLS	BF	H	R	ER	SO	BB	IBB	HBP	BLK	WP	HR	S	P	ERA	WHIP
Scott McGregor, L (1, 1) ERA: 4.44	3.0		11	2	1	1	0	0	0	0	0	0	0	11	11	3.00	0.667
Storm Davis, R (4, 1) ERA: 3.06	4.1		15	2	1	1	1	1	0	0	0	0	0	16	20	2.08	0.692
Tippy Martinez, L (8, 1) ERA: 3.29	2.2		10	1	0	0	1	1	0	0	0	0	0	11	15	0.00	0.750
Sammy Stewart, R (11, 1) ERA: 4.17	3.0	W	11	0	0	0	1	3	0	0	0	0	0	10	22	0.00	1.000

BOTTOM

Baltimore Orioles @ Cleveland Indians
Cleveland Municipal Stadium, Cleveland, OH

Fri Sep 10 1982, 7:05 PM EDT
Att. 8,374 - Unknown

AB	38
R	2
H	5
RBI	2
BB	5
SO	3
LOB	11



WP	PA
0	47

Batter	1	2	3	4	5	6	7	8	9	AB R H RBI BB SO LOB	TOP	
Al Bumbry, L (1, 8) OBP: 0.313, SLG: 0.345 John Shelby, S (7, 8) (7, 8)	0-0 4-3		0-0 G6-3 1-2 1B	0-0 1-H 2B			4-0 FC4-6 1B BB	0-3 K		3 0 2 1 1 0 0 1 1 0 0 0 1 1		
Glenn Gulliver, L (1, 5) OBP: 0.361, SLG: 0.262 Lenn Sakata, R (4, PH) OBP: 0.319, SLG: 0.367 (4, 4)	0-0 F9		0-0 G6-3 1-2f 2-3	0-0 F7			0-0 FC4-6 1-2 1B	0-0 FC6-4 1-2f		2 0 0 0 0 0 2 3 0 1 0 0 0 2		
Ken Singleton, S (1, 10) OBP: 0.355, SLG: 0.396 Terry Crowley, L (9, PH) OBP: 0.358, SLG: 0.345	0-0 2B		0-0 1B 2B 3-H		0-0 F9		0-0 FC4-6 1-2f 2-3 2B		0-0 P6	4 2 2 1 0 0 2 1 0 0 0 0 0 0		
Eddie Murray, S (1, 3) OBP: 0.386, SLG: 0.549	0-0 F9		0-0 BB 1B 2-H		0-0 1-3		0-0 1-H 3-H 2B		0-0 F9	5 0 2 3 0 0 1		
John Lowenstein, L (1, 7) OBP: 0.408, SLG: 0.618 Dan Ford, R (5, PH) OBP: 0.280, SLG: 0.361 (5, 9)		0-0 F7 1B 2B	4-0 1-2 BB		0-0 6-3		0-0 L5		0-0 E5	1 1 1 0 1 0 0 3 0 0 0 0 0 2		
Cal Ripken Jr., R (1, 6) OBP: 0.320, SLG: 0.479		0-0 F7 2-3	0-0 F8			0-0 F8		0-0 2B SF9 1B	0-0 F8	5 1 1 0 0 0 4		
Gary Roenicke, R (1, 9) OBP: 0.383, SLG: 0.516 (5, 7)		0-0 L3 1B 3-H		0-0 2B 1B		0-0 F5		0-0 SF9 1-3 1B 2B		4 2 3 1 0 0 0		
Joe Nolan, L (1, 2) OBP: 0.288, SLG: 0.349		0-0 L3 1-2		0-0 F9		0-0 3-1		0-0 SF9 2-3 3-H		3 0 0 1 0 0 2		
Rich Dauer, R (1, 4) OBP: 0.333, SLG: 0.365 (4, 5)			0-0 G6-3 1B 2B 1B	0-0 F8		0-0 F7		0-0 FC6-4 1B 3-H		4 1 2 1 0 0 1		
Inning Stats	R: 0 E: 0 K: 0 S: 4 H: 1 LOB: 1 BB: 0 P: 4	R: 1 E: 0 K: 0 S: 4 H: 2 LOB: 0 BB: 0 P: 4	R: 2 E: 0 K: 0 S: 6 H: 4 LOB: 2 BB: 1 P: 10	R: 1 E: 0 K: 0 S: 5 H: 2 LOB: 1 BB: 0 P: 5	R: 0 E: 0 K: 0 S: 3 H: 0 LOB: 0 BB: 0 P: 3	R: 0 E: 0 K: 0 S: 3 H: 0 LOB: 0 BB: 0 P: 3	R: 2 E: 0 K: 0 S: 5 H: 2 LOB: 2 BB: 1 P: 9	R: 2 E: 0 K: 1 S: 8 H: 3 LOB: 1 BB: 0 P: 8	R: 0 E: 1 K: 0 S: 4 H: 0 LOB: 1 BB: 0 P: 4	1B: 8 2B: 7 3B: 0 HR: 0 SF: 1 SAC: 0 DP: 2 HBP: 0	WP: 0 PB: 0 SB: 0 CS: 0 PA: 42	
PITCHER	IP WLS BF H R ER SO BB IBB HBP BLK WP HR S P ERA WHIP											
Lary Sorensen, R (1, 1) ERA: 5.18	3.2 L 19 9 4 4 0 1 0 0 0 0 0 0 18 22 9.82 2.727											
Neal Heaton, L (4, 1) ERA: 5.06	3.2 16 4 4 4 0 1 0 0 0 0 0 0 15 19 9.82 1.364											
Tom Brennan, R (8, 1) ERA: 4.77	1.2 7 1 0 0 1 0 0 0 0 0 0 0 9 9 0.00 0.600											

Baltimore Orioles @ Cleveland Indians
Cleveland Municipal Stadium, Cleveland, OH

Sat Sep 11 1982, 3:33 AM EDT
Att. 8,827 - Unknown

livebaseballscorecards.com

AB	39
R	8
H	14
RBI	8
BB	2
SO	1
LOB	17



Batter	1	2	3	4	5	6	7	8	9	AB	R	H	RBI	BB	SO	LOB					
Alan Bannister, R OBP: 0.347, SLG: 0.351 (1, 7)	0-0 6-3	0-0 FC5-4			0-0 F3		0-0 F9			4	0	0	0	0	0	3					
Larry Milbourne, S OBP: 0.291, SLG: 0.336 (1, 4)	0-0 F8		0-0 F7		0-0 F7			0-0 6-3		4	0	0	0	0	0	0					
Toby Harrah, R OBP: 0.414, SLG: 0.524 Jerry Dybzinski, R OBP: 0.300, SLG: 0.274 (1, 5) (8, 6)	0-0 1B		4-0 1B		0-0 E5			0-0 6-3		2	0	1	0	1	0	0					
Andre Thornton, R OBP: 0.395, SLG: 0.508 (1, 10)	0-0 1B		0-0 1B		0-0 9-3			0-0 1B		4	0	3	0	0	0	1					
Mike Hargrove, L OBP: 0.374, SLG: 0.327 (1, 3)	0-0 1-3		0-0 G4-6-3		0-0 G3			0-0 L6		4	0	0	0	0	0	5					
Chris Bando, S OBP: 0.302, SLG: 0.313 Carmen Castillo, R OBP: 0.313, SLG: 0.333 (1, 2) (7, PR) (8, 8)		0-0 F9		0-0 6-3			0-0 1B		0-0 F7	3	0	1	0	0	0	0					
Rick Manning, L OBP: 0.338, SLG: 0.354 Bill Nahorodny, R OBP: 0.258, SLG: 0.424 (1, 8) (8, 2)		0-0 1B		0-0 P5			0-0 G4-3		0-0 1B	3	1	1	0	0	0	1					
Von Hayes, L OBP: 0.304, SLG: 0.387 (1, 9)		0-0 1B		0-0 4-3			4-0 1B		0-0 5-3	3	0	1	0	1	0	1					
Mike Fischlin, R OBP: 0.354, SLG: 0.303 (1, 6) (8, 5)		0-0 FC5-4			0-0 5-3		0-0 1B		0-0 6-3	4	0	1	1	0	0	2					
Inning Stats	R: 0 E: 0 K: 0 S: 5	H: 2 LOB: 2 BB: 0 P: 5	R: 1 E: 0 K: 0 S: 5	H: 2 LOB: 1 BB: 0 P: 5	R: 0 E: 0 K: 0 S: 3	H: 1 LOB: 1 BB: 1 P: 7	R: 0 E: 0 K: 0 S: 3	H: 0 LOB: 0 BB: 0 P: 3	R: 0 E: 1 K: 0 S: 3	H: 0 LOB: 0 BB: 0 P: 3	R: 0 E: 0 K: 0 S: 4	H: 2 LOB: 2 BB: 1 P: 8	R: 0 E: 0 K: 0 S: 4	H: 1 LOB: 1 BB: 0 P: 4	R: 0 E: 0 K: 0 S: 4	H: 1 LOB: 1 BB: 0 P: 4	1B: 9 2B: 1 3B: 0 HR: 0	SF: 0 SAC: 0 DP: 3 HBP: 0	WP: 0 PB: 0 SB: 0 CS: 0	PA: 36	
PITCHER Mike Flanagan, L ERA: 3.53 (1, 1)	IP 9.0	WLS W	BF 36	H 9	R 1	ER 1	SO 0	BB 2	IBB 0	HBP 0	BLK 0	WP 0	HR 0	S 34	P 42	ERA 1.00	WHIP 1.222				
PITCHER	IP	WLS	BF	H	R	ER	SO	BB	IBB	HBP	BLK	WP	HR	S	P	ERA	WHIP				

BOTTOM

Baltimore Orioles @ Cleveland Indians
Cleveland Municipal Stadium, Cleveland, OH

Sat Sep 11 1982, 3:33 AM EDT
Att. 8,827 - Unknown

livebaseballscorecards.com

AB	34
R	1
H	9
RBI	1
BB	2
SO	0
LOB	13



Batter	1	2	3	4	5	6	7	8	9	AB R H RBI BB SO LOB	TOP
Al Bumbry, L (1, 8) <small>OBP: 0.311, SLG: 0.342</small> Lenn Sakata, R (8, 4) <small>OBP: 0.319, SLG: 0.367</small>	0-0 		0-3 		0-0 			0-3 		4 0 0 0 0 2 2 0 0 0 0 0 0 0	
Glenn Gulliver, L (1, 5) <small>OBP: 0.372, SLG: 0.266</small>	0-0 		4-0 			0-0 			4-0 	2 0 1 0 2 0 0	
Ken Singleton, S (1, 10) <small>OBP: 0.353, SLG: 0.392</small>	0-0 		0-0 			0-0 			0-0 	4 0 0 0 0 0 4	
Eddie Murray, S (1, 3) <small>OBP: 0.386, SLG: 0.550</small>		0-0 		4-0 		0-3 			0-0 	3 0 1 0 1 1 0	
John Lowenstein, L (1, 7) <small>OBP: 0.402, SLG: 0.609</small>		0-0 		0-0 			0-3 		0-0 	4 0 0 0 0 1 3	
Cal Ripken Jr., R (1, 6) <small>OBP: 0.322, SLG: 0.478</small>		4-0 		4-0 			0-3 			1 0 0 0 2 1 0	
Jim Dwyer, L (1, 9) <small>OBP: 0.359, SLG: 0.464</small>		0-0 		0-0 			0-0 			3 0 1 0 0 0 1	
Rick Dempsey, R (1, 2) <small>OBP: 0.330, SLG: 0.346</small>			0-0 		0-0 			4-0 		2 0 0 0 1 0 0	
Rich Dauer, R (1, 4) <small>OBP: 0.331, SLG: 0.362</small> John Shelby, S (8, PR) <small>(8, 8)</small>			0-0 		0-3 			0-0 		3 0 0 0 0 1 2 0 0 0 0 0 0 0	
Inning Stats	R: 0 H: 1 E: 0 LOB: 0 K: 0 BB: 0 S: 3 P: 3	R: 0 H: 0 E: 0 LOB: 1 K: 0 BB: 1 S: 3 P: 7	R: 0 H: 0 E: 1 LOB: 2 K: 1 BB: 1 S: 6 P: 10	R: 0 H: 1 E: 0 LOB: 1 K: 0 BB: 2 S: 2 P: 10	R: 0 H: 0 E: 0 LOB: 0 K: 1 BB: 0 S: 5 P: 5	R: 0 H: 0 E: 0 LOB: 0 K: 1 BB: 0 S: 5 P: 5	R: 0 H: 0 E: 0 LOB: 0 K: 2 BB: 0 S: 7 P: 7	R: 0 H: 0 E: 0 LOB: 1 K: 1 BB: 1 S: 4 P: 8	R: 0 H: 1 E: 0 LOB: 1 K: 0 BB: 1 S: 3 P: 7	1B: 2 SF: 0 2B: 3 SAC: 0 3B: 0 DP: 2 HR: 0 HBP: 0	WP: 0 PA: 32 PB: 0 SB: 0 CS: 2
PITCHER Rick Sutcliffe, R (1, 1) <small>ERA: 3.06</small>	IP WLS BF H R ER SO BB IBB HBP BLK WP HR S P ERA WHIP 9.0 W 32 3 0 0 6 6 0 0 0 0 0 0 38 62 0.00 1.000										

Baltimore Orioles @ Cleveland Indians
 Cleveland Municipal Stadium, Cleveland, OH

Sun Sep 12 1982, 3:33 AM EDT
 Att. 7,860 - Unknown

livebaseballscorecards.com

AB	26
R	0
H	3
RBI	0
BB	6
SO	6
LOB	12



Batter	1	2	3	4	5	6	7	8	9	AB R H RBI BB SO LOB	TOP																	
Willie Randolph, R (1, 4) OBP: 0.360, SLG: 0.329	0-0 G3		0-0 6-3		4-0 HR BB	0-0 F8			0-0 2B	4 1 1 0 1 0 1																		
Jerry Mumphrey, S (1, 8) OBP: 0.361, SLG: 0.426	0-0 1B		0-0 F7		0-0 HR	0-0 F7			0-3 K	5 1 1 1 0 1 4																		
Ken Griffey, L (1, 9) OBP: 0.332, SLG: 0.417	0-0 L4			0-0 FC1-6 1B	0-3 K				0-0 3-1	5 0 1 0 0 2 5																		
Dave Winfield, R (1, 7) OBP: 0.330, SLG: 0.563	0-3 K			0-0 6-3	0-0 HR				0-3 K	5 1 1 4 0 3 3																		
Oscar Gamble, L (1, 10) OBP: 0.386, SLG: 0.536		0-0 E5		0-0 FC1-6	0-0 1B				0-0 4-3	4 0 1 0 0 0 1																		
Graig Nettles, L (1, 5) OBP: 0.322, SLG: 0.420		0-0 L9		0-0 6-3	4-0 BB				0-0 4-3	3 0 0 0 1 0 2																		
Roy Smalley, S (1, 6) OBP: 0.352, SLG: 0.421		0-3 K			0-0 HR				0-0 HR	4 2 2 2 0 1 3																		
Steve Balboni, R (1, 3) OBP: 0.250, SLG: 0.366		0-0 F7			0-0 1B	0-3 K			0-0 F8	4 1 1 0 0 1 1																		
Butch Wynegar, S (1, 2) OBP: 0.384, SLG: 0.370			0-0 6-3		0-0 HR	0-0 1B			0-3 K	3 1 2 0 0 0 0																		
Lou Piniella, R (8, PH) OBP: 0.366, SLG: 0.462										1 0 0 0 0 1 0																		
Bobby Ramos, R (8, 2) OBP: 0.091, SLG: 0.364										0 0 0 0 0 0 0																		
Inning Stats	R: 0 E: 0 K: 1 S: 6	H: 1 LOB: 1 BB: 0 P: 6	R: 0 E: 1 K: 1 S: 6	H: 0 LOB: 1 BB: 0 P: 6	R: 0 E: 0 K: 0 S: 4	H: 1 LOB: 1 BB: 0 P: 4	R: 6 E: 1 K: 1 S: 10	H: 5 LOB: 1 BB: 2 P: 18	R: 0 E: 0 K: 1 S: 6	H: 1 LOB: 1 BB: 0 P: 6	R: 0 E: 0 K: 2 S: 7	H: 0 LOB: 0 BB: 0 P: 7	R: 1 E: 0 K: 1 S: 6	H: 1 LOB: 0 BB: 0 P: 6	R: 0 E: 0 K: 2 S: 8	H: 1 LOB: 1 BB: 0 P: 8	1B: 6 2B: 1 3B: 0 HR: 3	SF: 0 SAC: 0 DP: 1 HBP: 0	WP: 0 PB: 0 SB: 2 CS: 0	PA: 40								
PITCHER	IP WLS BF H R ER SO BB IBB HBP BLK WP HR S P ERA WHIP																											
Dennis Martinez, R (1, 1) ERA: 4.16	4.1		22	6	6	5	3	1	0	0	0	0	2	27	31	10.38	1.615											
Mike Boddicker, R (5, 1) ERA: 2.45	3.0	W	12	3	1	1	3	1	0	0	0	0	1	17	21	3.00	1.333											
Tippy Martinez, L (8, 1) ERA: 3.56	1.2	S	6	1	0	0	3	0	0	0	0	0	0	12	12	0.00	0.600											

New York Yankees @ Baltimore Orioles
Memorial Stadium, Baltimore, MD
 Mon Sep 13 1982, 7:05 PM EDT
 Att. 18,892 - Unknown - 83 F

livebaseballscorecards.com

AB	38
R	7
H	10
RBI	7
BB	2
SO	9
LOB	20



Batter	1	2	3	4	5	6	7	8	9	AB	R	H	RBI	BB	SO	LOB
Al Bumbry, L OBP: 0.310, SLG: 0.340 Benny Ayala, R OBP: 0.318, SLG: 0.476 John Shelby, S (7, PR) (8, 8)	0-0 F7		0-3 K	0-0 6-3		4-0 BB BB BB	0-0 1B			3	0	0	0	1	1	3
Glenn Gulliver, L OBP: 0.371, SLG: 0.261 Terry Crowley, L OBP: 0.364, SLG: 0.345 Lenn Sakata, R OBP: 0.318, SLG: 0.366 (7, 4)	4-0 1B BB		0-0 F8		0-3 K	4-0 BB BB BB	0-0 F8			2	1	0	0	1	1	1
Ken Singleton, S OBP: 0.352, SLG: 0.389 (1, 10)	0-0 4-3 1-2		0-0 6-3		4-0 BB BB BB	0-0 F3				4	0	0	0	1	1	5
Eddie Murray, S OBP: 0.387, SLG: 0.548 (1, 3)	0-0 1B 2-H			0-0 F9 1B 1B	0-0 G4-3		0-0 F4			5	1	2	1	0	1	1
John Lowenstein, L OBP: 0.402, SLG: 0.604 Dan Ford, R OBP: 0.281, SLG: 0.367 (8, 9)	0-0 4-3			4-0 1B 1B SF9 BB		0-0 4-3	0-0 1B 3B	0-0 F8		2	1	0	0	1	0	1
Cal Ripken Jr., R OBP: 0.323, SLG: 0.478 (1, 6)		0-3 K		0-0 F9		0-0 1B 1B	0-0 2B SF9 1B			4	2	2	1	0	1	2
Gary Roenicke, R OBP: 0.387, SLG: 0.521 (8, 7)		0-0 6-3		0-0 SF9 1B 1B		0-0 BB 1B	0-0 SF9 1B 2B			4	2	3	1	0	0	0
Rick Dempsey, R OBP: 0.335, SLG: 0.349 (1, 2)		0-0 F9		0-0 1B		0-0 BB BB	4-0 1B IBB			3	0	2	1	1	0	0
Rich Dauer, R OBP: 0.331, SLG: 0.363 (7, 5)			0-0 1B	0-0 SF9		0-0 F7	0-0 SF9			2	0	1	2	0	0	2

Inning Stats	R: 1	H: 1	E: 0	K: 0	S: 4	LOB: 1	BB: 1	P: 8	R: 0	H: 0	E: 0	K: 1	S: 5	LOB: 0	BB: 0	P: 5	R: 0	H: 1	E: 0	K: 1	S: 6	LOB: 1	BB: 0	P: 6	R: 2	H: 3	E: 0	K: 0	S: 6	LOB: 2	BB: 1	P: 10	R: 0	H: 0	E: 0	K: 1	S: 4	LOB: 0	BB: 1	P: 8	R: 2	H: 3	E: 0	K: 0	S: 6	LOB: 3	BB: 2	P: 14	R: 3	H: 4	E: 0	K: 0	S: 7	LOB: 2	BB: 1	P: 11	R: 0	H: 0	E: 0	K: 2	S: 7	LOB: 0	BB: 0	P: 7
--------------	------	------	------	------	------	--------	-------	------	------	------	------	------	------	--------	-------	------	------	------	------	------	------	--------	-------	------	------	------	------	------	------	--------	-------	-------	------	------	------	------	------	--------	-------	------	------	------	------	------	------	--------	-------	-------	------	------	------	------	------	--------	-------	-------	------	------	------	------	------	--------	-------	------

PITCHER	IP	WLS	BF	H	R	ER	SO	BB	IBB	HBP	BLK	WP	HR	S	P	ERA	WHIP
Jay Howell, R ERA: 6.48 (1, 1)	5.1		26	8	5	5	3	3	0	0	0	0	0	29	41	8.44	2.062
Curt Kaufman, R ERA: (6, 1)	0.1		3	0	0	0	0	2	0	0	0	0	0	1	9	0.00	6.000
Dave LaRoche, L ERA: 3.42 (6, 1)	0.2		3	1	1	1	0	0	0	0	0	0	0	3	3	13.50	1.500
Rudy May, L ERA: 2.75 (7, 1)	1.2	L	9	3	2	2	2	0	1	0	0	0	0	12	16	10.80	1.800

BOTTOM

New York Yankees @ Baltimore Orioles
Memorial Stadium, Baltimore, MD
 Mon Sep 13 1982, 7:05 PM EDT
 Att: 18,892 - Unknown - 83 F

AB	33
R	8
H	12
RBI	8
BB	6
SO	5
LOB	17

WP: 0 PA: 41
 PB: 0
 SB: 0
 CS: 0



livebaseballscores.com

Batter	1	2	3	4	5	6	7	8	9
John Shelby, S (1, 8) OBP: 0.250, SLG: 0.500	0-0 2B		0-0 2B		0-0 4-3		0-0 F6		
Rich Dauer, R (1, 5) OBP: 0.330, SLG: 0.364 Mike Young, S (8, PR)	0-0 6-3		0-0 5-3		0-0 F4			0-0 1B 1B 2B	
Glenn Gulliver, L (9, 5) OBP: 0.371, SLG: 0.261									
Cal Ripken Jr., R (1, 6) OBP: 0.323, SLG: 0.476	0-3 K		0-0 6-3		0-0 F9			0-0 1B 1B 2-3	
Eddie Murray, S (1, 3) OBP: 0.386, SLG: 0.546	0-0 1-3			0-0 F3		0-0 5-3		0-0 1B 1B 1-2	
Benny Ayala, R (1, 10) OBP: 0.333, SLG: 0.514		0-0 FC6 1B		0-3 K		0-0 HR		0-0 FC5-4 1B 1-2 2-H	
Gary Roenicke, R (1, 7) OBP: 0.383, SLG: 0.515		0-3 K		0-0 5-3		0-0 F4		0-3 K	
Rick Dempsey, R (1, 2) OBP: 0.331, SLG: 0.344		0-0 F9			0-0 4-3		0-0 F8	0-0 F9	
Dan Ford, R (1, 9) OBP: 0.283, SLG: 0.379		0-0 FC6 1-2f			0-0 1B 2B		0-0 HR	0-0 FC5-4 1-2f	
Lenn Sakata, R (1, 4) OBP: 0.318, SLG: 0.366			0-0 5-3		0-0 E7 1B 2-H		0-0 1-3		

Inning Stats	R: 0 E: 0 K: 1 S: 6	H: 1 LOB: 1 BB: 0 P: 6	R: 0 E: 0 K: 1 S: 6	H: 1 LOB: 1 BB: 0 P: 6	R: 0 E: 0 K: 0 S: 4	H: 0 LOB: 0 BB: 0 P: 4	R: 0 E: 0 K: 1 S: 5	H: 0 LOB: 0 BB: 0 P: 5	R: 1 E: 1 K: 0 S: 5	H: 2 LOB: 1 BB: 0 P: 5	R: 1 E: 0 K: 0 S: 4	H: 1 LOB: 0 BB: 0 P: 4	R: 1 E: 0 K: 0 S: 4	H: 1 LOB: 0 BB: 0 P: 4	R: 2 E: 0 K: 1 S: 9	H: 4 LOB: 2 BB: 0 P: 9
1B: 5 2B: 4 3B: 0 HR: 2	SF: 0 SAC: 0 DP: 0 HBP: 0	WP: 0 PA: 35 PB: 0 SB: 0 CS: 0														

PITCHER	IP	WLS	BF	H	R	ER	SO	BB	IBB	HBP	BLK	WP	HR	S	P	ERA	WHIP
Shane Rawley, L (1, 1) ERA: 3.9	7.0	L	30	9	5	5	3	0	0	0	0	0	2	36	36	6.43	1.286
Rudy May, L (8, 1) ERA: 2.72	1.0		5	2	0	0	1	0	0	0	0	0	0	7	7	0.00	2.000

BOTTOM

New York Yankees @ Baltimore Orioles
Memorial Stadium, Baltimore, MD
 Tue Sep 14 1982, 7:05 PM EDT
 Unknown

AB	R	H	RBI	BB	SO	LOB
4	0	2	0	0	0	1
4	0	1	0	0	0	3
0	1	0	0	0	0	0
0	0	0	0	0	0	0
4	1	1	0	0	1	2
4	0	1	1	0	0	1
4	1	3	2	0	1	0
4	0	0	0	0	2	3
4	0	0	0	0	0	3
4	2	2	1	0	0	3
3	0	1	1	0	0	0

AB	35
R	5
H	11
RBI	5
BB	0
SO	4
LOB	16



Batter	1	2	3	4	5	6	7	8	9	AB R H RBI BB SO LOB	TOP
Willie Randolph, R (1, 4) OBP: 0.363, SLG: 0.340	4-0 S 2B BB	0-0 6-3			0-0 G4-6-3 1B		0-0 F9			3 1 1 0 1 0 0	
Jerry Mumphrey, S (1, 8) OBP: 0.363, SLG: 0.430	0-0 1-H 1B 2B		0-0 1B 1B		0-0 G4-6-3 1-2f		0-0 F9			4 1 2 1 0 0 1	
Ken Griffey, L (1, 9) OBP: 0.333, SLG: 0.416	0-3 K		0-0 1-2 1B		0-0 4-3		0-0 F9			4 0 1 0 0 1 1	
Roy Smalley, S (1, 5) OBP: 0.352, SLG: 0.420	4-0 1B BB		0-3 K		0-0 G2		0-0 1B			3 0 1 0 1 1 2	
Graig Nettles, L (1, 10) OBP: 0.319, SLG: 0.415	0-3 K		0-0 F7		0-3 K		0-0 F9			4 0 0 0 0 2 5	
John Mayberry, L (1, 3) Lee Mazzilli, S (9, PH) OBP: 0.348, SLG: 0.385	0-0 1-2 2-H 1B		0-3 K		0-3 K		0-0 F8			3 0 1 1 0 2 2 1 0 0 0 0 0 0	
Butch Wynegar, S (1, 2) OBP: 0.379, SLG: 0.365	0-3 K			0-0 L4		0-0 F7		0-3 K		4 0 0 0 0 2 2	
Dave Collins, S (1, 7) Lou Piniella, R (9, PH) OBP: 0.364, SLG: 0.458		0-0 F7		0-0 F8		0-3 K		0-0 1B		3 0 0 0 0 1 0 1 0 1 0 0 0 0	
Andre Robertson, R (1, 6) Dave Winfield, R (9, PH) OBP: 0.329, SLG: 0.558		0-0 F3		0-0 F7		0-0 HR		0-0 L5		3 1 1 1 0 0 0 1 0 0 0 0 0 1	
Inning Stats	R: 2 H: 2 E: 0 LOB: 2 K: 3 BB: 2 S: 11 P: 19	R: 0 H: 0 E: 0 LOB: 0 K: 0 BB: 0 S: 3 P: 3	R: 0 H: 2 E: 0 LOB: 2 K: 2 BB: 0 S: 9 P: 9	R: 0 H: 0 E: 0 LOB: 0 K: 0 BB: 0 S: 3 P: 3	R: 0 H: 1 E: 0 LOB: 0 K: 0 BB: 0 S: 3 P: 3	R: 0 H: 0 E: 0 LOB: 0 K: 2 BB: 0 S: 7 P: 7	R: 1 H: 1 E: 0 LOB: 0 K: 1 BB: 0 S: 6 P: 6	R: 0 H: 1 E: 0 LOB: 1 K: 0 BB: 0 S: 4 P: 4	R: 0 H: 1 E: 0 LOB: 1 K: 1 BB: 0 S: 6 P: 6	1B: 6 SF: 0 2B: 1 SAC: 0 3B: 0 DP: 1 HR: 1 HBP: 0	WP: 0 PA: 36 PB: 0 SB: 1 CS: 0
PITCHER Storm Davis, R (1, 1) ERA: 3.13 Tippy Martinez, L (8, 1) ERA: 3.43	IP WLS BF H R ER SO BB IBB HBP BLK WP HR S P ERA WHIP										
	7.0 W 28 6 3 3 8 2 0 0 0 0 0 1 42 50 3.86 1.143										
	2.0 S 8 2 0 0 1 0 0 0 0 0 0 0 10 10 0.00 1.000										

New York Yankees @ Baltimore Orioles
Memorial Stadium, Baltimore, MD
 Tue Sep 14 1982, 7:05 PM EDT
 Att: 28,094 - Unknown

livebaseballscorecards.com

AB 34
R 3
H 8
RBI 3
BB 2
SO 9
LOB 14



Batter	1	2	3	4	5	6	7	8	9
Al Bumbry, L (1, 8) <small>OBP: 0.310, SLG: 0.338</small> Lenn Sakata, R (8, 4) <small>OBP: 0.318, SLG: 0.366</small>	4-0 BB		0-0 F7			0-0 G3	0-0 6-3		
Glenn Gulliver, L (1, 5) <small>OBP: 0.375, SLG: 0.272</small> Rick Dempsey, R (8, 2) <small>OBP: 0.331, SLG: 0.344</small>	0-0 F4		0-0 2B			4-0 2B BB	0-0 F7		
Ken Singleton, S (1, 10) <small>OBP: 0.351, SLG: 0.390</small>	0-0 FC4-6 1-2f		0-0 F4			0-0 BB HR 2B		0-0 F6	
Eddie Murray, S (1, 3) <small>OBP: 0.385, SLG: 0.542</small>	0-3 K			0-0 F8		1-0 HR BB HBP		0-0 G3	
John Lowenstein, L (1, 7) <small>OBP: 0.403, SLG: 0.600</small>		4-0 S BB		0-3 K		4-0 HR BB		0-0 5-3	
Cal Ripken Jr., R (1, 6) <small>OBP: 0.323, SLG: 0.481</small>		0-3 K		0-0 F9		0-0 HR			
Gary Roenicke, R (1, 9) <small>OBP: 0.380, SLG: 0.511</small>		0-3 K 1-2			0-0 F9	0-3 K			
Joe Nolan, L (1, 2) <small>OBP: 0.264, SLG: 0.343</small> John Shelby, S (8, 8) <small>OBP: 0.250, SLG: 0.500</small>		0-0 L3			0-0 G3	0-0 F5			
Rich Dauer, R (1, 4) <small>OBP: 0.328, SLG: 0.362</small> (8, 5)			0-0 F8		0-3 K		0-0 1-3		

Inning Stats	R: 0	H: 0	E: 0	K: 1	S: 5	LOB: 1	BB: 1	P: 9	R: 0	H: 0	E: 0	K: 2	S: 7	LOB: 1	BB: 1	P: 11	R: 0	H: 1	E: 0	K: 0	S: 4	LOB: 1	BB: 0	P: 4	R: 0	H: 0	E: 0	K: 1	S: 5	LOB: 0	BB: 0	P: 5	R: 0	H: 0	E: 0	K: 1	S: 5	LOB: 0	BB: 0	P: 5	R: 5	H: 2	E: 0	K: 1	S: 7	LOB: 0	BB: 2	P: 16	R: 0	H: 0	E: 0	K: 0	S: 3	LOB: 0	BB: 0	P: 3	R: 0	H: 0	E: 0	K: 0	S: 3	LOB: 0	BB: 0	P: 3
--------------	------	------	------	------	------	--------	-------	------	------	------	------	------	------	--------	-------	-------	------	------	------	------	------	--------	-------	------	------	------	------	------	------	--------	-------	------	------	------	------	------	------	--------	-------	------	------	------	------	------	------	--------	-------	-------	------	------	------	------	------	--------	-------	------	------	------	------	------	------	--------	-------	------

PITCHER	IP	WLS	BF	H	R	ER	SO	BB	IBB	HBP	BLK	WP	HR	S	P	ERA	WHIP
Mike Morgan, R (1, 1) <small>ERA: 4.39</small>	5.1	L	24	3	5	5	5	4	0	1	0	0	1	29	46	8.44	1.312
George Frazier, R (6, 1) <small>ERA: 3.61</small>	2.2		8	0	0	0	1	0	0	0	0	0	0	10	10	0.00	0.000

BOTTOM

New York Yankees @ Baltimore Orioles
Memorial Stadium, Baltimore, MD

Tue Sep 14 1982, 7:05 PM EDT
 Att. 28,094 - Unknown

AB	27
R	5
H	3
RBI	5
BB	4
SO	6
LOB	7

livebaseballscores.com

PITCHER	IP	WLS	BF	H	R	ER	SO	BB	IBB	HBP	BLK	WP	HR	S	P	ERA	WHIP
Mike Morgan, R (1, 1) <small>ERA: 4.39</small>	5.1	L	24	3	5	5	5	4	0	1	0	0	1	29	46	8.44	1.312
George Frazier, R (6, 1) <small>ERA: 3.61</small>	2.2		8	0	0	0	1	0	0	0	0	0	0	10	10	0.00	0.000

1B:	2B:	3B:	HR:	SF:	SAC:	DP:	HBP:	WP:	PA:
0	2	0	1	0	0	0	1	0	32

New York Yankees @ Baltimore Orioles
Memorial Stadium, Baltimore, MD

Wed Sep 15 1982, 7:05 PM EDT
 Att: 22,861 - Unknown

livebaseballscorecards.com



Batter	1	2	3	4	5	6	7	8	9	AB R H RBI BB SO LOB
Willie Randolph, R (1, 4) OBP: 0.367, SLG: 0.345	0-0 G3-6-3 1B		0-0 FC6-4 1B	4-0 BB		0-0 2B		0-0 F9		4 0 3 0 1 0 0
Jerry Mumphrey, S (1, 8) OBP: 0.366, SLG: 0.429	0-0 F8		0-0 FC6-4 1-2f	4-0 BB 1-2 2-3		4-0 FC6-4 BB		0-0 1B		3 0 1 0 2 0 2
Ken Griffey, L (1, 9) OBP: 0.331, SLG: 0.413	0-0 G3-6-3 1-2f		0-0 F7	0-0 3-1		0-3 K		0-0 L3		3 0 0 0 0 0 5 2 0 0 0 0 1 3
Dave Collins, S (5, 9) OBP: 0.312, SLG: 0.321										
Dave Winfield, R (1, 7) OBP: 0.328, SLG: 0.560		0-0 6-3		0-0 HR	0-0 F8	0-0 FC6-4 1-2f		0-0 F8		5 1 1 1 0 0 3
Lou Piniella, R (1, 10) OBP: 0.368, SLG: 0.461		0-0 1-3		0-0 HR 1B	0-0 HR 1B		0-0 FC3-6 S 1B		4-0 4-3 BB	3 2 2 0 0 0 0 1 0 1 0 1 0 0
Lee Mazzilli, S (7, PH) OBP: 0.352, SLG: 0.387										
Roy Smalley, S (1, 5) OBP: 0.355, SLG: 0.434		0-0 E6 BB		0-0 HR 1-H	0-0 HR 1-H		4-0 FC3-6 BB		0-0 4-3	4 2 2 4 1 0 1
Steve Balboni, R (1, 3) OBP: 0.264, SLG: 0.347		4-0 BB 1-2		0-0 BB 1-3 1B	0-3 K		0-3 K		0-0 F9	4 0 1 0 1 2 3
Rick Cerone, R (1, 2) OBP: 0.258, SLG: 0.280		0-0 F8		0-0 1-3 1B	0-0 6-3		0-0 FC3-6		0-0 F8	3 0 0 0 0 0 3 2 0 0 0 0 0 3
Butch Wynegar, S (7, PH) OBP: 0.377, SLG: 0.362										
Andre Robertson, R (1, 6) OBP: 0.262, SLG: 0.338			0-3 K	0-3 K2-3		0-0 4-3	0-0 6-3			3 0 0 0 0 2 1 1 0 0 0 0 0 2 0 0 0 0 0 0 0
Graig Nettles, L (7, PH) OBP: 0.318, SLG: 0.414										
Barry Evans, R (7, 6) OBP: 0.435, SLG: 0.333										

Inning Stats	R: 0	H: 1	E: 0	K: 0	S: 3	P: 3	R: 0	H: 0	E: 1	K: 0	S: 4	P: 8	R: 0	H: 1	E: 0	K: 1	S: 6	R: 3	H: 4	E: 0	K: 1	S: 9	P: 17	R: 2	H: 2	E: 0	K: 1	S: 7	P: 7	R: 0	H: 1	E: 0	K: 1	S: 6	P: 10	R: 0	H: 1	E: 0	K: 1	S: 6	P: 10	R: 0	H: 1	E: 0	K: 0	S: 4	P: 4	R: 0	H: 0	E: 0	K: 0	S: 3	P: 7	1B: 7	SF: 0	2B: 1	SAC: 0	3B: 0	DP: 1	HR: 3	HBP: 0	WP: 0	PA: 44
--------------	------	------	------	------	------	------	------	------	------	------	------	------	------	------	------	------	------	------	------	------	------	------	-------	------	------	------	------	------	------	------	------	------	------	------	-------	------	------	------	------	------	-------	------	------	------	------	------	------	------	------	------	------	------	------	-------	-------	-------	--------	-------	-------	-------	--------	-------	--------

PITCHER	IP	WLS	BF	H	R	ER	SO	BB	IBB	HBP	BLK	WP	HR	S	P	ERA	WHIP
Mike Flanagan, L (1, 1) ERA: 3.66	4.1		24	8	5	5	2	3	0	0	0	0	3	25	37	10.38	2.538
Don Welch, R (5, 1) ERA:	1.2	W	7	1	0	0	2	1	0	0	0	0	0	10	14	0.00	1.200
Sammy Stewart, R (7, 1) ERA: 4.03	3.0	S	13	2	0	0	1	2	0	0	0	0	0	13	21	0.00	1.333

AB	38
R	5
H	11
RBI	5
BB	6
SO	5
LOB	26

Batter	1	2	3	4	5	6	7	8	9
Lenn Sakata, R OBP: 0.316, SLG: 0.363 (1, 4)	0-0 F4		0-0 F9			0-0 F7		0-0 F7	
Dan Ford, R OBP: 0.287, SLG: 0.385 (1, 9)	0-0 SF9 2B		0-0 F3			0-0 PB 2B 1B	0-0 FC5-4 1B		
Cal Ripken Jr., R OBP: 0.322, SLG: 0.482 (1, 6)	0-0 SF9 2-H			0-0 5-3		0-0 2B 2B	0-0 FC5-4 1B		
Eddie Murray, S OBP: 0.387, SLG: 0.548 (1, 3)	0-0 E 2B		0-0 F9			0-0 1B 2B	0-0 L3 1B		
Benny Ayala, R OBP: 0.328, SLG: 0.505 (1, 7) John Lowenstein, L OBP: 0.404, SLG: 0.599 (6, PH) (7, 7)	0-0 E6 2-H		0-0 F3			0-0 1B BB SF8 1B	0-0 L3		
Gary Roenicke, R OBP: 0.384, SLG: 0.511 (1, 8)		4-0 BB BB BB BB			0-0 G6-4-3 1B	0-0 F3		4-0 FC1-4 S BB	
Ken Singleton, S OBP: 0.350, SLG: 0.388 (1, 10)		0-0 G6-4-3 1-2f			0-0 G6-4-3 1-2f	4-0 1B BB		0-0 F3 1-2	
Rick Dempsey, R OBP: 0.331, SLG: 0.344 (1, 2) Joe Nolan, L OBP: 0.267, SLG: 0.343 (6, PR) (7, 2)		0-3 K S			0-0 F8	0-0 1B		4-0 FC1-4 IBB	
Rich Dauer, R OBP: 0.328, SLG: 0.362 (1, 5)			0-0 L9			0-0 1B 1B SF8		0-0 FC1-4 1-2f 2-3	

Inning Stats	R: 2	H: 2	E: 1	K: 0	S: 5	LOB: 1	BB: 0	P: 5	R: 0	H: 0	E: 0	K: 1	S: 4	LOB: 0	BB: 1	P: 8	R: 0	H: 0	E: 0	K: 0	S: 3	LOB: 0	BB: 0	P: 3	R: 0	H: 1	E: 0	K: 0	S: 3	LOB: 0	BB: 0	P: 3	R: 6	H: 7	E: 0	K: 10	S: 10	LOB: 2	BB: 1	P: 14	R: 0	H: 2	E: 0	K: 0	S: 4	LOB: 1	BB: 0	P: 4	R: 0	H: 0	E: 0	K: 0	S: 3	LOB: 2	BB: 2	P: 11
--------------	------	------	------	------	------	--------	-------	------	------	------	------	------	------	--------	-------	------	------	------	------	------	------	--------	-------	------	------	------	------	------	------	--------	-------	------	------	------	------	-------	-------	--------	-------	-------	------	------	------	------	------	--------	-------	------	------	------	------	------	------	--------	-------	-------


PITCHER	IP	WLS	BF	H	R	ER	SO	BB	IBB	HBP	BLK	WP	HR	S	P	ERA	WHIP
Ron Guidry, L ERA: 3.81 (1, 1)	5.0	L	21	7	6	5	1	1	0	0	0	0	0	22	26	9.00	1.600
Curt Kaufman, R ERA: 4.15 (6, 1)	0.1		5	3	1	1	0	1	0	0	0	0	0	4	8	27.00	12.000
Doyle Alexander, R ERA: 6.55 (6, 1)	2.2		11	2	1	1	0	1	1	0	0	0	0	9	17	3.38	1.125

BOTTOM

New York Yankees @ Baltimore Orioles
Memorial Stadium, Baltimore, MD
 Wed Sep 15 1982, 7:05 PM EDT
 Att. 22,861 - Unknown

AB	R	H	RBI	BB	SO	LOB
5	1	1	0	0	0	4
4	2	3	1	0	0	0
3	1	1	3	0	0	1
4	2	3	1	0	0	0
2	0	0	0	0	0	0
2	1	1	1	0	0	2
2	0	1	0	2	0	1
3	0	0	0	1	0	3
3	0	1	0	0	1	0
0	0	0	0	1	0	0
3	1	1	1	0	0	2

AB	31
R	8
H	12
RBI	7
BB	4
SO	1
LOB	13



1B	8	SF	2	WP	0	PA	37
2B	5	SAC	0	PB	1		
3B	0	DP	3	SB	2		
HR	0	HBP	0	CS	0		

livebaseballscorecards.com

Batter	1	2	3	4	5	6	7	8	9	AB R H RBI BB SO LOB	TOP										
Willie Randolph, R (1, 4) OBP: 0.366, SLG: 0.345	0-0 F8		0-0 3-1		0-0 F9		0-0 1-2 1B			4 0 1 0 0 0 1											
Jerry Mumphrey, S (1, 8) OBP: 0.365, SLG: 0.426	0-0 4-3		0-0 4-3		4-0 1-2 BB		0-0 F7			3 0 0 0 1 0 2											
Ken Griffey, L (1, 9) OBP: 0.328, SLG: 0.409	0-3 K			0-0 4-3	0-0 F6			0-0 F6		4 0 0 0 0 1 2											
Dave Winfield, R (1, 7) OBP: 0.329, SLG: 0.566		0-0 HR		0-0 1B 1B		0-0 F9		0-0 L8		4 1 2 1 0 0 0											
Lee Mazzilli, S (1, 10) OBP: 0.348, SLG: 0.382		0-0 F5		0-0 L1		0-0 3-1		0-0 F8		4 0 0 0 0 0 1											
Steve Balboni, R (1, 3) OBP: 0.281, SLG: 0.346		4-0 BB		0-0 1-3 1B		0-0 F7		0-0 F9		3 0 1 0 1 0 0											
Barry Evans, R (1, 5) OBP: 0.370, SLG: 0.273		0-3 K		0-0 3-4-3			0-0 L5		0-3 K	4 0 0 0 0 2 3											
Rick Cerone, R (1, 2) OBP: 0.255, SLG: 0.277		0-0 F7			0-0 6-3		0-0 F7		0-0 F3	3 0 0 0 0 0 1											
Bobby Murcer, L (9, PH) OBP: 0.288, SLG: 0.418										1 0 0 0 0 0 0											
Andre Robertson, R (1, 6) OBP: 0.276, SLG: 0.350			0-0 F7		0-0 BB 1B		0-0 1B			3 0 2 0 0 0 0											
Inning Stats	R: 0 E: 0 K: 1 S: 5	H: 0 LOB: 0 BB: 0 P: 5	R: 1 E: 0 K: 1 S: 6	H: 1 LOB: 1 BB: 1 P: 10	R: 0 E: 0 K: 0 S: 3	H: 0 LOB: 0 BB: 0 P: 3	R: 0 E: 0 K: 0 S: 5	H: 2 LOB: 2 BB: 0 P: 5	R: 0 E: 0 K: 0 S: 4	H: 1 LOB: 2 BB: 1 P: 8	R: 0 E: 0 K: 0 S: 3	H: 0 LOB: 0 BB: 0 P: 3	R: 0 E: 0 K: 0 S: 5	H: 0 LOB: 0 BB: 0 P: 5	R: 0 E: 0 K: 1 S: 5	H: 0 LOB: 0 BB: 0 P: 5	1B: 5 2B: 0 3B: 0 HR: 1	SF: 0 SAC: 0 DP: 0 HBP: 0	WP: 0 PB: 0 SB: 0 CS: 0	PA: 35	
PITCHER Jim Palmer, R (1, 1) ERA: 3.22	IP 9.0	WLS W	BF 35	H 6	R 1	ER 1	SO 3	BB 2	IBB 0	HBP 0	BLK 0	WP 0	HR 1	S 39	P 47	ERA 1.00	WHIP 0.889				
PITCHER	IP	WLS	BF	H	R	ER	SO	BB	IBB	HBP	BLK	WP	HR	S	P	ERA	WHIP				

New York Yankees @ Baltimore Orioles
 Memorial Stadium, Baltimore, MD
 Thu Sep 16 1982, 7:05 PM EDT
 Att. 25,089 - Unknown

livebaseballscorecards.com

AB	33
R	1
H	6
RBI	1
BB	2
SO	3
LOB	10



Batter	1	2	3	4	5	6	7	8	9	AB	R	H	RBI	BB	SO	LOB																		
John Shelby, S OBP: 0.333, SLG: 0.500 (1, 8) X	0-0 E7 1B	0-3 K			0-0 F9		0-0 SH2-4 1B			4	1	2	0	0	1	1																		
Rich Dauer, R OBP: 0.328, SLG: 0.360 (1, 5) BBB	4-0 1B BB		0-0 F9		0-0 4-3		0-0 SH2-4			2	1	0	0	1	0	0																		
Cal Ripken Jr., R OBP: 0.320, SLG: 0.479 (1, 6) SSS	0-3 K		0-0 6-3		0-3 K		0-0 4-3			4	0	0	0	0	2	3																		
Eddie Murray, S OBP: 0.388, SLG: 0.548 (1, 3) X	0-0 S 1B 1-2 2-H		0-0 F9		0-0 SH1-4 E 1B		0-0 5-3			4	1	2	1	0	0	1																		
Gary Roenicke, R OBP: 0.389, SLG: 0.512 (1, 7) X	0-0 G6-4-3 1B 1-2 2-H			4-0 1B BB		1-0 E SH1-4 HBP 1-2		4-0 PB BB		1	0	1	1	2	0	0																		
Dan Ford, R OBP: 0.287, SLG: 0.384 (1, 9) X	0-0 G6-4-3 1-2f 2-3		0-0 1-2 1B		0-0 SH1-4		0-0 F8			3	0	1	0	0	0	3																		
Ken Singleton, S OBP: 0.349, SLG: 0.386 (1, 10) X		0-0 6-3		0-3 K		0-0 4-3		4-0 G6-4-3 IBB		3	0	0	0	1	1	4																		
Lenn Sakata, R OBP: 0.315, SLG: 0.360 (1, 4) BBB		4-0 WP 5-3 BB		0-3 K		0-0 E6		0-0 G6-4-3 1-2f		3	0	0	0	1	1	5																		
Rick Dempsey, R OBP: 0.329, SLG: 0.341 (1, 2) X		0-0 5-3		0-0 3-1		0-0 F7				3	0	0	0	0	0	5																		
Inning Stats	R: 2 E: 1 K: 1 S: 7	H: 3 LOB: 1 BB: 1 P: 11	R: 0 E: 0 K: 1 S: 5	H: 0 LOB: 1 BB: 1 P: 9	R: 0 E: 0 K: 0 S: 3	H: 0 LOB: 0 BB: 0 P: 3	R: 0 E: 0 K: 2 S: 8	H: 1 LOB: 2 BB: 1 P: 12	R: 0 E: 0 K: 1 S: 5	H: 0 LOB: 0 BB: 0 P: 5	R: 1 E: 1 K: 0 S: 5	H: 1 LOB: 2 BB: 0 P: 6	R: 0 E: 0 K: 0 S: 4	H: 1 LOB: 1 BB: 0 P: 4	R: 0 E: 0 K: 0 S: 2	H: 0 LOB: 1 BB: 2 P: 10	1B: 6 2B: 0 3B: 0 HR: 0	SF: 0 SAC: 2 DP: 2 HBP: 1	WP: 1 PB: 1 SB: 1 CS: 0	PA: 35														
PITCHER Dave Righetti, L ERA: 3.84 (1, 1)	IP 8.0	WLS L	BF 35	H 6	R 3	ER 2	SO 5	BB 4	IBB 1	HBP 1	BLK 0	WP 1	HR 0	S 39	P 60	ERA 2.25	WHIP 1.250																	
																	PITCHER	IP	WLS	BF	H	R	ER	SO	BB	IBB	HBP	BLK	WP	HR	S	P	ERA	WHIP

BOTTOM

New York Yankees @ Baltimore Orioles
Memorial Stadium, Baltimore, MD

Thu Sep 16 1982, 7:05 PM EDT
Att. 25,089 - Unknown

livebaseballscorecards.com

AB	27
R	3
H	6
RBI	2
BB	5
SO	5
LOB	22



Batter	1	2	3	4	5	6	7	8	9	AB R H RBI BB SO LOB	TOP											
Alan Bannister, R (1, 7) OBP: 0.348, SLG: 0.351	0-0 6-3 1B		0-0 S 1B			0-0 4-3 S 1B	0-0 4-3 1-2		0-0 G3	5 0 3 0 0 0 1	Cleveland Indians @ Baltimore Orioles Memorial Stadium, Baltimore, MD Fri Sep 17 1982, 7:05 PM EDT Att. 14,924 - Unknown livebaseballscorecards.com											
Larry Milbourne, S (1, 4) OBP: 0.290, SLG: 0.333	0-0 6-3 1-2		0-0 6-3 1-2			0-0 F5 1-2		0-0 1-3	0-0 1B	5 0 1 0 0 0 3												
Toby Harrah, R (1, 5) OBP: 0.405, SLG: 0.513	0-0 4-3			0-0 6-3		0-0 4-3 2-3		0-0 BB 1B 2B	0-3 K	5 1 1 0 0 1 3												
Andre Thornton, R (1, 10) OBP: 0.399, SLG: 0.513	0-3 K			0-0 5-3		0-0 5-3		4-0 BB 1B IBB		3 1 0 0 1 1 2												
Mike Hargrove, L (1, 3) OBP: 0.371, SLG: 0.325		0-3 K		0-0 4-3			0-0 HR 1B	4-0 1B 1-2 2-3 BB		3 1 1 0 1 1 0												
Von Hayes, L (1, 9) OBP: 0.306, SLG: 0.395		0-3 K			0-0 4-3		0-0 1-H HR	0-0 L4-6 BB 1B 1-3 2-H 3-H		4 1 2 4 0 1 0												
Rick Manning, L (1, 8) OBP: 0.344, SLG: 0.365		0-0 L8			0-0 6-3		0-0 HR	4-0 1-2 BB		3 1 1 1 1 0 0												
Ron Hassey, L (1, 2) OBP: 0.337, SLG: 0.336			0-3 K		0-0 1B		0-3 K	0-0 L4-6 2-3		4 0 1 0 0 2 3												
Mike Fischlin, R (1, 6) OBP: 0.353, SLG: 0.305			0-0 L4		0-0 F6		0-0 CS 1B		0-0 6-3	4 0 1 0 0 0 1												
Inning Stats	R: 0 E: 0 K: 1 S: 6	H: 1 LOB: 1 BB: 0 P: 6	R: 0 E: 0 K: 2 S: 7	H: 0 LOB: 0 BB: 0 P: 7	R: 0 E: 0 K: 1 S: 6	H: 1 LOB: 1 BB: 0 P: 6	R: 0 E: 0 K: 0 S: 3	H: 0 LOB: 0 BB: 0 P: 3	R: 0 E: 0 K: 0 S: 4	H: 1 LOB: 1 BB: 0 P: 4	R: 0 E: 0 K: 0 S: 4	H: 1 LOB: 1 BB: 0 P: 4	R: 3 E: 0 K: 1 S: 8	H: 4 LOB: 0 BB: 0 P: 8	R: 2 E: 0 K: 0 S: 4	H: 2 LOB: 2 BB: 3 P: 16	R: 0 E: 0 K: 1 S: 6	H: 1 LOB: 1 BB: 0 P: 6	1B: 8 2B: 2 3B: 0 HR: 2	SF: 0 SAC: 0 DP: 1 HBP: 0	WP: 0 PB: 0 SB: 2 CS: 1	PA: 39
PITCHER	IP WLS BF H R ER SO BB IBB HBP BLK WP HR S P ERA WHIP																					
Dennis Martinez, R (1, 1) ERA: 4.17	6.0 L 25 7 3 3 4 0 0 0 0 0 0 2 33 33 4.50 1.167																					
Sammy Stewart, R (7, 1) ERA: 4.13	1.1 6 2 2 2 1 0 1 0 0 0 0 0 7 11 13.50 1.500																					
Tippy Martinez, L (8, 1) ERA: 3.4	0.2 4 1 0 0 0 2 0 0 0 0 0 0 2 10 0.00 4.500																					
Don Stanhouse, R (9, 1) ERA: 5.23	1.0 4 1 0 0 1 0 0 0 0 0 0 0 6 6 0.00 1.000																					



Batter	1	2	3	4	5	6	7	8	9	AB R H RBI BB SO LOB
Al Bumbry, L (1, 8) OBP: 0.309, SLG: 0.337 Gary Roenicke, R (9, PH) OBP: 0.391, SLG: 0.512	0-0 BB 1B 1B		0-3 K	0-3 K		0-0 F7			4-0 6-3 WP WP BB	4 0 1 0 0 2 3 0 1 0 0 1 0 0
Glenn Gulliver, L (1, 5) OBP: 0.378, SLG: 0.267 Dan Ford, R (9, PH) OBP: 0.287, SLG: 0.383	0-0 F9		4-0 4-3 BB	0-3 K			4-0 BB		0-0 6-3 1-3	2 0 0 0 2 1 3 1 0 0 0 0 0 1
Ken Singleton, S (1, 10) OBP: 0.349, SLG: 0.384 Benny Ayala, R (9, PH) OBP: 0.325, SLG: 0.500	0-0 BB 1-2 1B		0-0 4-3		0-0 6-3		0-3 K		0-3 K 3-H	4 0 1 0 0 1 2 1 0 0 0 0 1 0
Eddie Murray, S (1, 3) OBP: 0.387, SLG: 0.545	0-3 K		0-3 K		4-0 1B BB		0-0 F5			3 0 0 0 1 2 4
John Lowenstein, L (1, 7) OBP: 0.408, SLG: 0.599	4-0 1-2 2-3 BB			4-0 FC E 1B BB	0-0 1-2 1B		0-0 F8			2 1 1 0 2 0 1
Cal Ripken Jr., R (1, 6) OBP: 0.320, SLG: 0.477	0-0 F3			0-0 1-2 E 1B	0-0 G6-4-3 1-2f			0-0 F8		4 1 1 0 0 0 5
Jim Dwyer, L (1, 9) OBP: 0.356, SLG: 0.453		0-0 G3		0-0 FC 1-H 2-H BB		4-0 SH1-4 BB		0-0 F6		3 0 0 0 1 0 0
Joe Nolan, L (1, 2) OBP: 0.264, SLG: 0.338		0-0 F9		0-0 F8		0-0 SH1-4 1-2		0-0 3-1		3 0 0 0 0 0 1
Rich Dauer, R (1, 4) OBP: 0.327, SLG: 0.358		0-0 6-3		4-0 BB		0-0 1-3		0-3 K		3 0 0 0 1 1 1

Inning Stats	R: 0	H: 2	E: 0	K: 1	S: 7	LOB: 3	BB: 1	P: 11	R: 0	H: 0	E: 0	K: 0	S: 3	LOB: 0	BB: 0	P: 3	R: 0	H: 0	E: 0	K: 2	S: 9	LOB: 1	BB: 1	P: 11	R: 2	H: 1	E: 1	K: 2	S: 9	LOB: 2	BB: 2	P: 17	R: 0	H: 1	E: 0	K: 0	S: 3	LOB: 1	BB: 1	P: 7	R: 0	H: 0	E: 0	K: 1	S: 5	LOB: 1	BB: 1	P: 9	R: 0	H: 0	E: 0	K: 0	S: 3	LOB: 0	BB: 0	P: 3	R: 1	H: 0	E: 0	K: 2	S: 7	LOB: 0	BB: 1	P: 11	1B: 4	2B: 0	3B: 0	HR: 0	SF: 0	SAC: 1	DP: 1	HBP: 0	WP: 2	PB: 0	SB: 0	CS: 0	PA: 39
--------------	------	------	------	------	------	--------	-------	-------	------	------	------	------	------	--------	-------	------	------	------	------	------	------	--------	-------	-------	------	------	------	------	------	--------	-------	-------	------	------	------	------	------	--------	-------	------	------	------	------	------	------	--------	-------	------	------	------	------	------	------	--------	-------	------	------	------	------	------	------	--------	-------	-------	-------	-------	-------	-------	-------	--------	-------	--------	-------	-------	-------	-------	--------

PITCHER	IP	WLS	BF	H	R	ER	SO	BB	IBB	HBP	BLK	WP	HR	S	P	ERA	WHIP
Rick Sutcliffe, R (1, 1) ERA: 2.94	8.0	W	35	4	2	0	6	7	0	0	0	0	0	40	68	0.00	1.375
Ed Glynn, L (9, 1) ERA: 3.76	1.0	S	4	0	1	1	2	1	0	0	0	2	0	7	11	9.00	1.000


BOTTOM

Cleveland Indians @ Baltimore Orioles
Memorial Stadium, Baltimore, MD

Fri Sep 17 1982, 7:05 PM EDT
 Att. 14,924 - Unknown

livebaseballscorecards.com

AB	30
R	3
H	4
RBI	0
BB	8
SO	8
LOB	21



Batter	1	2	3	4	5	6	7	8	9	AB R H RBI BB SO LOB	TOP									
Alan Bannister, R (1, 7) OBP: 0.347, SLG: 0.350	0-0 6-3			0-0 FC6-4 1B	0-0 6-3			0-0 4-3		4 0 1 0 0 0 1	Cleveland Indians @ Baltimore Orioles Memorial Stadium, Baltimore, MD Sat Sep 18 1982, 7:05 PM EDT Att: 23,172 - Unknown									
Larry Milbourne, S (1, 4) OBP: 0.290, SLG: 0.332	0-0 P4			0-0 FC6-4 BB 1-2f 1B			0-0 1-3	0-0 1B 1B	4 0 1 0 0 0 1											
Toby Harrah, R (1, 5) Jerry Dyzinski, R (8, 5) OBP: 0.407, SLG: 0.514 OBP: 0.307, SLG: 0.279	0-0 F7			0-0 BB 1-2 1B			0-0 1B	0-0 1-2 1B	4 0 3 0 0 0 0 0 0 0 0 0 0 0											
Andre Thornton, R (1, 10) OBP: 0.397, SLG: 0.509		0-0 6-3		0-0 F3			0-0 F8	0-0 6-3	4 0 0 0 0 0 5											
Mike Hargrove, L (1, 3) OBP: 0.370, SLG: 0.323		0-0 3-1		4-0 BB 1-2 2-3 BB			0-0 L9	0-0 F7	3 0 0 0 1 0 1											
Chris Bando, S (1, 2) Kevin Rhomberg, R (9, PR) OBP: 0.299, SLG: 0.304 OBP: 0.500, SLG: 0.778		0-0 6-3		0-0 F8			0-0 F8	4-0 HR BB	3 0 0 0 1 0 3 0 1 0 0 0 0 0											
Rick Manning, L (1, 8) OBP: 0.342, SLG: 0.362			0-3 K		0-0 4-3		0-0 F6	0-0 4-3	4 0 0 0 0 1 1											
Von Hayes, L (1, 9) OBP: 0.308, SLG: 0.401			0-0 1-3		1-0 HBP		0-0 F7	0-0 HR	3 1 1 2 0 0 0											
Mike Fischlin, R (1, 6) Miguel Dilone, S (9, PH) OBP: 0.349, SLG: 0.301 OBP: 0.286, SLG: 0.306			0-0 F7		0-0 F9		0-3 K	0-3 K	3 0 0 0 0 1 1 1 0 0 0 0 1 1											
Inning Stats	R: 0 E: 0 K: 0 S: 3	H: 0 LOB: 0 BB: 0 P: 3	R: 0 E: 0 K: 0 S: 3	H: 0 LOB: 0 BB: 0 P: 3	R: 0 E: 0 K: 1 S: 5	H: 2 LOB: 3 BB: 1 P: 9	R: 0 E: 0 K: 0 S: 3	H: 0 LOB: 1 BB: 0 P: 4	R: 0 E: 0 K: 0 S: 4	H: 1 LOB: 1 BB: 0 P: 4	R: 0 E: 0 K: 0 S: 3	H: 0 LOB: 0 BB: 0 P: 3	R: 0 E: 0 K: 1 S: 7	H: 2 LOB: 2 BB: 0 P: 7	R: 2 E: 0 K: 1 S: 6	H: 1 LOB: 1 BB: 1 P: 10	1B: 5 2B: 0 3B: 0 HR: 1	SF: 0 SAC: 0 DP: 0 HBP: 1	WP: 0 PB: 0 SB: 0 CS: 0	PA: 36
PITCHER	IP WLS BF H R ER SO BB IBB HBP BLK WP HR S P ERA WHIP																			
Scott McGregor, L (1, 1) ERA: 4.42	7.0 W 26 3 0 0 1 1 0 1 0 0 0 0 26 31 0.00 0.571																			
Storm Davis, R (8, 1) ERA: 3.26	2.0 10 3 2 2 2 1 0 0 0 0 1 13 17 9.00 2.000																			

livebaseballscorecards.com

AB	33
R	2
H	6
RBI	2
BB	2
SO	3
LOB	14



Batter	1	2	3	4	5	6	7	8	9
Al Bumbry, L OBP: 0.307, SLG: 0.335 John Shelby, S OBP: 0.333, SLG: 0.500	0-0 L5	0-0 6-3		0-0 4-3		0-0 4-3			
Glenn Gulliver, L OBP: 0.382, SLG: 0.269	4-0 BB 2B BB	0-0 F6			0-0 1B 1B		0-0 L7		
Ken Singleton, S OBP: 0.350, SLG: 0.384	4-0 1-2 2B BB	0-0 1B			0-0 F4		0-0 F7		
Eddie Murray, S OBP: 0.390, SLG: 0.544	4-0 1-2 2-3 2B BB	0-0 1-3			0-0 FC6-5 1B		4-0 BB		
John Lowenstein, L OBP: 0.409, SLG: 0.601	0-0 1-3 2-H 3-H 2B		0-0 L5		0-0 1-2 3-H FC6-5 1B		0-3 K		
Cal Ripken Jr., R OBP: 0.318, SLG: 0.473	0-0 5-3		0-0 L4		0-0 1-2 2-3f FC6-5		0-3 K		
Gary Roenicke, R OBP: 0.394, SLG: 0.515	0-0 2-H 3-H 2B		4-0 CS BB		0-0 5-3		4-0 2B 9-2 BB		
Joe Nolan, L OBP: 0.272, SLG: 0.348	4-0 BB		0-0 CS	0-0 1-2 G6-4-3 1B		0-3 K	0-0 1-3 2B		
Rich Dauer, R OBP: 0.325, SLG: 0.355	0-3 K			0-0 1-2f G6-4-3		0-0 F9	0-0 3-Hf 9-2		

Inning Stats	R: 4 E: 0 K: 1 S: 7	H: 2 LOB: 2 BB: 4 P: 23	R: 0 E: 0 K: 0 S: 4	H: 1 LOB: 1 BB: 0 P: 4	R: 0 E: 0 K: 0 S: 2	H: 0 LOB: 0 BB: 1 P: 6	R: 0 E: 0 K: 0 S: 3	H: 1 LOB: 0 BB: 0 P: 3	R: 1 E: 0 K: 0 S: 6	H: 3 LOB: 2 BB: 0 P: 6	R: 0 E: 0 K: 1 S: 5	H: 0 LOB: 0 BB: 0 P: 5	R: 0 E: 0 K: 1 S: 5	H: 0 LOB: 1 BB: 1 P: 9	R: 0 E: 0 K: 1 S: 5	H: 1 LOB: 1 BB: 1 P: 9
--------------	------------------------------	----------------------------------	------------------------------	---------------------------------	------------------------------	---------------------------------	------------------------------	---------------------------------	------------------------------	---------------------------------	------------------------------	---------------------------------	------------------------------	---------------------------------	------------------------------	---------------------------------

PITCHER	IP	WLS	BF	H	R	ER	SO	BB	IBB	HBP	BLK	WP	HR	S	P	ERA	WHIP
Bud Anderson, R ERA: 3.34	(1, 1)	5.0	L 25	7	5	5	1	5	0	0	0	0	0	22	42	9.00	2.400
Jerry Reed, R ERA: 3.86	(6, 1)	2.0	7	0	0	0	2	1	0	0	0	0	0	10	14	0.00	0.500
Sandy Wihtol, R ERA: 9.0	(8, 1)	1.0	4	1	0	0	1	1	0	0	0	0	0	5	9	0.00	2.000


BOTTOM

AB	R	H	RBI	BB	SO	LOB
4	0	0	0	0	0	0
0	0	0	0	0	0	0
3	2	1	0	1	0	0
3	1	1	0	1	0	1
2	1	1	0	2	0	1
4	1	2	3	0	1	1
4	0	0	0	0	1	4
2	0	1	2	2	0	2
3	0	2	0	1	1	0
4	0	0	0	0	1	5


AB 29
R 5
H 8
RBI 5
BB 7
SO 4
LOB 14

WP: 0 PA: 37
PB: 0 SB: 0 CS: 1

Cleveland Indians @ Baltimore Orioles
Memorial Stadium, Baltimore, MD
 Sat Sep 18 1982, 7:05 PM EDT
 Att. 23,172 - Unknown



WP	HR	S	P	ERA	WHIP
0	0	2	2	0.00	0.500
0	0	2	2	0.00	2.000

Batter	1	2	3	4	5	6	7	8	9	10	AB R H RBI BB SO LOB	TOP
Alan Bannister, R (1, 7) OBP: 0.348, SLG: 0.351	0-0 G6-4-3 1B		0-0 5-3		0-0 6-3			0-0 6-3		0-0 1-2 1B	5 0 2 0 0 0 1	
Larry Milbourne, S (1, 4) OBP: 0.289, SLG: 0.331	0-0 G6-4-3 1-2f		0-0 1B			0-0 F8		0-0 5-3		0-0 F7	5 0 1 0 0 0 3	
Toby Harrah, R (1, 5) OBP: 0.406, SLG: 0.513	0-0 B5-3		0-3 K 1-2			0-0 1B		0-0 6-3			4 0 1 0 0 1 1	
Andre Thornton, R (1, 10) OBP: 0.394, SLG: 0.506		0-0 F7		0-0 F9		0-0 F9		0-0 5-3			4 0 0 0 0 0 1	
Mike Hargrove, L (1, 3) OBP: 0.369, SLG: 0.323		0-0 4-3		0-0 6-3		0-3 K		0-0 G4-6-3 1B			4 0 1 0 0 1 1	
Bill Nahorodny, R (1, 2) Ron Hassey, L (9, 2) OBP: 0.250, SLG: 0.446 OBP: 0.337, SLG: 0.336		0-0 HR		0-0 5-3			0-0 F6	0-0 G4-6-3 1-2f			4 1 1 1 0 0 1 0 0 0 0 0 0 0	
Rick Manning, L (1, 8) OBP: 0.343, SLG: 0.364		0-0 1B 2B		0-0 1-3		4-0 FC6-4 BB		0-0 5-3		0-0 5-3	3 1 1 0 1 0 0	AB 36 R 2 H 9 RBI 2 BB 2 SO 3 LOB 11
Von Hayes, L (1, 9) OBP: 0.307, SLG: 0.400		0-0 2-H 1B		0-0 5-3		0-0 FC6-4 1-2f		0-3 K		0-3 K	4 0 1 1 0 1 1	
Mike Fischlin, R (1, 6) OBP: 0.351, SLG: 0.301		0-0 6-3		4-0 BB BB BB BB BB BB BB		0-0 F3		0-0 1B		0-0 1B	3 0 1 0 1 0 2	
Inning Stats	R: 0 H: 1 E: 0 LOB: 0 K: 0 BB: 0 S: 3 P: 3	R: 2 H: 3 E: 0 LOB: 1 K: 0 BB: 0 S: 6 P: 6	R: 0 H: 1 E: 0 LOB: 0 K: 1 BB: 0 S: 5 P: 5	R: 0 H: 0 E: 0 LOB: 0 K: 0 BB: 0 S: 3 P: 3	R: 0 H: 0 E: 0 LOB: 1 K: 0 BB: 1 S: 3 P: 7	R: 0 H: 1 E: 0 LOB: 1 K: 1 BB: 0 S: 6 P: 6	R: 0 H: 0 E: 0 LOB: 1 K: 0 BB: 1 S: 3 P: 7	R: 0 H: 0 E: 0 LOB: 0 K: 0 BB: 0 S: 3 P: 3	R: 0 H: 1 E: 0 LOB: 0 K: 0 BB: 0 S: 3 P: 3	R: 0 H: 2 E: 0 LOB: 2 K: 1 BB: 0 S: 7 P: 7	1B: 7 SF: 0 2B: 1 SAC: 0 3B: 0 DP: 2 HR: 1 HBP: 0	WP: 0 PA: 38 PB: 0 SB: 0 CS: 0
PITCHER Mike Flanagan, L (1, 1) ERA: 3.58	IP 10.0 WLS W BF 38 H 9 R 2 ER 2 SO 3 BB 2 IBB 0 HBP 0 BLK 0 WP 0 HR 1 S 42 P 50 ERA 1.80 WHIP 1.100											

Cleveland Indians @ Baltimore Orioles
 Memorial Stadium, Baltimore, MD
 Sun Sep 19 1982, 3:33 AM EDT
 Att. 41,127 - Unknown - 70 F

livebaseballscorecards.com

BOTTOM

Cleveland Indians @ Baltimore Orioles
Memorial Stadium, Baltimore, MD

Sun Sep 19 1982, 3:33 AM EDT
Att. 41,127 - Unknown - 70 F

livebaseballscorecards.com

AB	42
R	4
H	14
RBI	4
BB	3
SO	5
LOB	29



WP	2	PA	47
PB	0		
SB	0		
CS	0		

AB R H RBI BB SO LOB

6	1	3	0	0	1	4
5	1	2	2	0	0	3
3	1	2	0	2	1	1
4	0	2	1	1	0	4
3	0	0	0	0	0	5
0	0	0	1	0	0	0
1	0	0	0	0	0	2
3	0	0	0	0	1	3
1	0	0	0	0	1	2
1	0	0	0	0	1	2
0	0	0	0	0	0	0
5	0	0	0	0	0	2
5	0	2	0	0	0	0
5	1	3	0	0	0	1

1B: 12 SF: 1
2B: 1 SAC: 1
3B: 0 DP: 0
HR: 1 HBP: 0

Batter	1	2	3	4	5	6	7	8	9	10
John Shelby, S (1, 8) OBP: 0.389, SLG: 0.500	0-0 BB 1B	0-3 K		0-0 F7			0-0 E SH1-4 SF7 1B	0-0 1-2 1B		0-0 5-3 2-3
Rich Dauer, R (1, 5) OBP: 0.326, SLG: 0.361	0-0 F8		0-0 F7		0-0 F8 1B 1B		0-0 SH1-4 1-2	0-0 F8		0-0 3-H HR
Cal Ripken Jr., R (1, 6) OBP: 0.322, SLG: 0.474	4-0 1-2 BB		0-0 WP 1B 1B		0-3 K		4-0 SF7 E BB		0-0 E8 FC5 1B	
Eddie Murray, S (1, 3) OBP: 0.392, SLG: 0.544	0-0 F3		0-0 FC5-4 1B		0-0 1-2 1B		0-0 E6 SF7		4-0 FC5 IBB	
Benny Ayala, R (1, 10) OBP: 0.317, SLG: 0.487	0-0 F9		0-0 FC5-4		0-0 F8		0-0 SF7		0-0 FC5	
Ken Singleton, S (7, PH) OBP: 0.349, SLG: 0.384			1-2		2-3		1-2 2-3 3-H		1-2 2-3 2-3f	
Al Bumbry, L (9, PH) OBP: 0.307, SLG: 0.334										
Gary Roenicke, R (1, 7) OBP: 0.391, SLG: 0.511		0-0 F9	0-3 K		0-0 F8		0-3 K		0-3 K	
John Lowenstein, L (7, PH) OBP: 0.408, SLG: 0.599										
Leo Hernandez, R (9, PH)										
Mike Young, S (10, 7)										
Dan Ford, R (1, 9) OBP: 0.283, SLG: 0.379		0-0 6-3		0-0 F3		0-0 F7		0-0 F8	0-0 F6	
Lenn Sakata, R (1, 4) OBP: 0.317, SLG: 0.360		0-0 1B 1B		0-0 1B		0-0 6-3		0-0 4-3		0-0 6-3
Rick Dempsey, R (1, 2) OBP: 0.332, SLG: 0.348		0-0 1B		0-0 F4		0-0 6-3		0-0 1B 1B		0-0 WP HR 2B

Inning Stats	R: 0	H: 1	E: 0	K: 0	S: 4	R: 0	H: 2	E: 0	K: 1	S: 7	R: 1	H: 2	E: 0	K: 1	S: 7	R: 0	H: 1	E: 0	K: 0	S: 4	R: 0	H: 0	E: 0	K: 0	S: 3	R: 1	H: 1	E: 1	K: 1	S: 7	R: 0	H: 2	E: 0	K: 0	S: 5	R: 0	H: 1	E: 1	K: 1	S: 6	R: 2	H: 2	E: 0	K: 0	S: 4	1B: 12	SF: 1	2B: 1	3B: 0	HR: 1	WP: 2	PA: 47
--------------	------	------	------	------	------	------	------	------	------	------	------	------	------	------	------	------	------	------	------	------	------	------	------	------	------	------	------	------	------	------	------	------	------	------	------	------	------	------	------	------	------	------	------	------	------	--------	-------	-------	-------	-------	-------	--------

PITCHER	IP	WLS	BF	H	R	ER	SO	BB	IBB	HBP	BLK	WP	HR	S	P	ERA	WHIP
Neal Heaton, L (1, 1) ERA: 4.22	6.1		29	9	2	1	3	1	0	0	0	1	0	34	38	1.42	1.579
Dan Spillner, R (7, 1) ERA: 2.59	1.2		11	3	0	0	1	1	1	0	0	0	0	11	19	0.00	2.400
Ed Glynn, L (9, 1) ERA: 4.04	1.2	L	7	2	2	2	1	0	0	0	0	1	1	9	9	10.80	1.200

Batter	1	2	3	4	5	6	7	8	9	AB R H RBI BB SO LOB	TOP	
Lou Whitaker, L OBP: 0.338, SLG: 0.439 (1, 4) X	0-0 2B 2B		0-0 F8		0-0 CS 1-2	0-0 6-3		0-0 FC6-4 1B		4 1 2 0 0 0 0		
Glenn Wilson, R OBP: 0.338, SLG: 0.488 (1, 8) X	0-0 6-3		0-0 2B 1B			0-0 3-1		0-0 FC6-4 1-2f		4 0 1 0 0 0 2		
Larry Herndon, R OBP: 0.333, SLG: 0.482 (1, 7) X	0-0 2B 2-H		0-0 2B 1-H			0-0 1B			0-0 F9	4 0 3 1 0 0 0		
Lance Parrish, R OBP: 0.338, SLG: 0.525 (1, 2) S S S	0-3 K			0-0 F7		0-0 6-3			0-0 F5	4 0 0 0 0 1 2		
Howard Johnson, S OBP: 0.381, SLG: 0.430 (1, 10) X	0-0 L6			0-3 K			0-3 K		0-0 HBP 1B	4 0 1 0 0 2 1		
Chet Lemon, R OBP: 0.362, SLG: 0.427 (1, 9) X		0-0 5-3		0-0 F8			0-0 5-3		1-0 1-2 HBP	3 0 0 0 0 0 0		
Enos Cabell, R OBP: 0.289, SLG: 0.330 (1, 3) X		0-0 5-3			0-0 4-3		0-0 5-3		0-3 K	4 0 0 0 0 1 2		
Tom Brookens, R OBP: 0.286, SLG: 0.367 (1, 5) X		0-0 F7			0-0 F4			0-0 5-3		3 0 0 0 0 0 0		
Alan Trammell, R OBP: 0.325, SLG: 0.381 (1, 6) X			0-0 F3		4-0 CS BB			0-0 F4		2 0 0 0 1 0 0		
Inning Stats	R: 1 H: 2 E: 0 LOB: 1 K: 1 BB: 0 S: 7 P: 7	R: 0 H: 0 E: 0 LOB: 0 K: 0 BB: 0 S: 3 P: 3	R: 0 H: 2 E: 0 LOB: 2 K: 0 BB: 0 S: 4 P: 4	R: 0 H: 0 E: 0 LOB: 0 K: 1 BB: 0 S: 5 P: 5	R: 0 H: 0 E: 0 LOB: 0 K: 0 BB: 1 S: 2 P: 6	R: 0 H: 1 E: 0 LOB: 1 K: 0 BB: 0 S: 4 P: 4	R: 0 H: 0 E: 0 LOB: 0 K: 1 BB: 0 S: 5 P: 5	R: 0 H: 1 E: 0 LOB: 1 K: 0 BB: 0 S: 4 P: 4	R: 0 H: 1 E: 0 LOB: 1 K: 1 BB: 0 S: 6 P: 7	R: 0 H: 1 E: 0 LOB: 2 K: 1 BB: 0 S: 6 P: 7	1B: 4 SF: 0 2B: 3 SAC: 0 3B: 0 DP: 0 HR: 0 HBP: 1	WP: 0 PA: 35 PB: 0 SB: 0 CS: 1
PITCHER Jim Palmer, R (1, 1) ERA: 3.14 Sammy Stewart, R (9, 1) ERA: 4.1	IP WLS BF H R ER SO BB IBB HBP BLK WP HR S P ERA WHIP											
	8.0 29 6 1 1 3 1 0 0 0 0 0 0 34 38 1.12 0.875											
	1.0 5 1 0 0 1 0 0 1 0 0 0 0 6 7 0.00 1.000											

Detroit Tigers @ Baltimore Orioles
Memorial Stadium, Baltimore, MD

Mon Sep 20 1982, 7:05 PM EDT
Att: 8,246 - Unknown - 61 F

livebaseballscorecards.com

AB	32
R	1
H	7
RBI	1
BB	1
SO	4
LOB	7



Batter	1	2	3	4	5	6	7	8	9	AB R H RBI BB SO LOB	TOP	
Lou Whitaker, L (1, 4) OBP: 0.340, SLG: 0.442 Mike Laga, L (1, 3) OBP: 0.317, SLG: 0.526	0-0 6-3 CS 2B		0-0 1B 2B		0-0 E4		0-0 2B		0-0 2-3	1 0 1 0 0 0 0 5 0 3 3 0 0 0		
Rick Leach, L (1, 9) OBP: 0.301, SLG: 0.327	0-3 K		0-0 1B G3		0-3 K		0-0 L9			5 1 1 0 0 2 4		
Larry Herndon, R (1, 7) OBP: 0.332, SLG: 0.480	0-0 6-3 2-3		0-0 FC5-4-6-4-5 1B BLK 2B 1-2 2-3f	0-0 G3-6-1 BB HR 1B		0-0 6-3		0-0 1-3		5 2 1 0 0 0 5		
Lance Parrish, R (1, 2) OBP: 0.343, SLG: 0.533 Bill Fahey, L (8, 2) OBP: 0.125, SLG: 0.145	0-0 CS 3-H	0-3 K	0-0 2B 1B 1-3 2-H	4-0 G3-6-1 BB 1-2		0-0 HR		0-0 FC6-4 1B		4 2 3 2 1 1 0 0 0 0 0 0 0 0		
Howard Johnson, S (1, 10) OBP: 0.382, SLG: 0.432		4-0 1B BB	0-0 BB E 2B 1-3 3-H	0-0 G3-6-1 1-2f 2-3		0-0 F8		0-0 F2		4 1 1 1 1 0 3		
Chet Lemon, R (1, 8) OBP: 0.365, SLG: 0.438		0-3 K	4-0 BB E IBB	0-0 HR 3-H		0-0 2B		0-0 F7		4 2 2 2 1 1 2		
Enos Cabell, R (1, 3) OBP: 0.293, SLG: 0.334		0-0 1B 1-3	4-0 E 2B BB 1-2 2-3 3-H	0-0 2B		0-0 1-3		0-0 FC6-4 1-2f		4 1 2 1 1 0 2		
Tom Brookens, R (1, 5) OBP: 0.285, SLG: 0.364		0-3 K	0-0 E9 2B 1B 1-3 2-H 3-H	0-0 F9		0-3 K		0-0 F9		5 1 1 2 0 2 4		
Alan Trammell, R (1, 6) OBP: 0.323, SLG: 0.381			0-0 1B 2B F9		0-0 F8		0-0 F9		0-0 5-3	5 1 1 0 0 0 2		
Inning Stats	R: 0 H: 1 E: 0 LOB: 0 K: 1 BB: 0 S: 5 P: 5	R: 0 H: 1 E: 0 LOB: 2 K: 3 BB: 1 S: 10 P: 14	R: 8 H: 7 E: 1 LOB: 1 K: 0 BB: 2 S: 10 P: 18	R: 2 H: 3 E: 0 LOB: 1 K: 0 BB: 1 S: 5 P: 9	R: 0 H: 0 E: 1 LOB: 1 K: 1 BB: 0 S: 6 P: 6	R: 1 H: 2 E: 0 LOB: 1 K: 1 BB: 0 S: 7 P: 7	R: 0 H: 1 E: 0 LOB: 1 K: 0 BB: 0 S: 4 P: 4	R: 0 H: 1 E: 0 LOB: 1 K: 0 BB: 0 S: 4 P: 4	R: 0 H: 0 E: 0 LOB: 0 K: 0 BB: 0 S: 3 P: 3	1B: 7 SF: 0 2B: 7 SAC: 0 3B: 0 DP: 1 HR: 2 HBP: 0	WP: 0 PA: 47 PB: 0 SB: 0 CS: 1	
PITCHER	IP WLS BF H R ER SO BB IBB HBP BLK WP HR S P ERA WHIP											
Storm Davis, R (1, 1) ERA: 3.57	2.1 L 13 6 4 4 4 1 0 0 0 1 0 0 20 24 15.43 3.000											
Mike Boddicker, R (3, 1) ERA: 3.51	0.0 3 1 0 0 0 0 1 1 0 0 0 0 1 9 ∞ ∞											
John Flinn, R (3, 1) ERA: 1.17	0.2 6 3 6 5 0 0 1 0 0 0 0 0 5 9 67.50 6.000											
Don Stanhouse, R (4, 1) ERA: 4.73	6.0 24 6 1 1 2 0 0 0 0 0 0 2 28 28 1.50 1.000											

Detroit Tigers @ Baltimore Orioles
Memorial Stadium, Baltimore, MD
 Tue Sep 21 1982, 7:05 PM EDT
 Att: 10,522 - Unknown

livebaseballscorecards.com

AB	42
R	11
H	16
RBI	11
BB	4
SO	6
LOB	22



Batter	1	2	3	4	5	6	7	8	9	AB R H RBI BB SO LOB	TOP																										
Lou Whitaker, L (1, 4) OBP: 0.342, SLG: 0.442	0-0 1B		0-0 HR 1B		0-0 G3	4-0 BB 1-2 BB		0-3 K		4 1 2 0 1 1 0																											
Enos Cabell, R (1, 3) OBP: 0.292, SLG: 0.333	0-0 F7		0-3 K 1-2		0-0 E8 F8 1B	0-0 L4		0-0 E9 HR		5 1 1 0 0 1 4																											
Larry Herndon, R (1, 7) OBP: 0.334, SLG: 0.493	0-0 F8		0-0 HR 2-H		0-0 F8 2-3		0-0 E 2B	0-0 HR 2-H		5 3 3 4 0 0 2																											
Lance Parrish, R (1, 2) OBP: 0.341, SLG: 0.530	0-0 F8		0-0 1B		0-0 5-3		0-3 K S S S	0-3 K S S		5 0 1 0 0 2 3																											
Chet Lemon, R (1, 8) OBP: 0.365, SLG: 0.438		0-0 5-3	0-0 6-3			0-0 HR 1B	0-0 E6 1B 2-H	0-0 F6		5 2 2 0 0 0 1																											
Mike Ivie, R (1, 10) OBP: 0.298, SLG: 0.438		0-0 2B		0-0 HR		0-3 K S S S	0-0 E 1B 2-H		0-0 5-3	2 1 2 1 0 0 0																											
Mike Laga, L (6, PH) OBP: 0.311, SLG: 0.517										1 0 0 0 0 1 1																											
John Wockenfuss, R (7, PH) OBP: 0.379, SLG: 0.416										2 1 1 1 0 0 0																											
Tom Brookens, R (1, 5) OBP: 0.286, SLG: 0.365		0-0 L8		0-0 HR L8-3 1B		0-0 HR 1-H	0-0 F7		0-3 K S S S	2 0 1 0 0 0 1																											
Howard Johnson, S (6, PH) OBP: 0.381, SLG: 0.456										3 1 1 2 0 1 1																											
Lynn Jones, R (1, 9) OBP: 0.261, SLG: 0.261		0-3 K		0-0 L8-3 1-2		0-0 4-3	0-0 E8 1-H 2B		0-0 4-3	5 0 1 1 0 1 2																											
Alan Trammell, R (1, 6) OBP: 0.323, SLG: 0.378			0-0 F9	0-0 4-3		4-0 BB BB	0-3 K S S S			3 0 0 0 1 1 1																											
Inning Stats	R: 0 E: 0 K: 0 S: 4	H: 1 LOB: 1 BB: 0 P: 4	R: 0 E: 0 K: 1 S: 6	H: 1 LOB: 1 BB: 0 P: 6	R: 2 E: 0 K: 1 S: 8	H: 3 LOB: 1 BB: 0 P: 8	R: 1 E: 0 K: 0 S: 4	H: 2 LOB: 0 BB: 0 P: 4	R: 0 E: 1 K: 0 S: 4	H: 1 LOB: 1 BB: 0 P: 4	R: 2 E: 0 K: 1 S: 7	H: 2 LOB: 2 BB: 2 P: 15	R: 3 E: 2 K: 2 S: 11	H: 4 LOB: 1 BB: 0 P: 11	R: 2 E: 1 K: 2 S: 9	H: 1 LOB: 0 BB: 0 P: 9	R: 0 E: 0 K: 1 S: 5	H: 0 LOB: 0 BB: 0 P: 5	1B: 8 2B: 4 3B: 0 HR: 4	SF: 0 SAC: 0 DP: 1 HBP: 0	WP: 0 PB: 0 SB: 1 CS: 0	PA: 44															
PITCHER	IP WLS BF H R ER SO BB IBB HBP BLK WP HR S P ERA WHIP																																				
Scott McGregor, L (1, 1) ERA: 4.46	4.1		20	8	3	3	2	0	0	0	0	0	2	24	24	6.23	1.846																				
Storm Davis, R (5, 1) ERA: 3.73	1.0		5	2	2	2	1	0	0	0	0	0	1	7	7	18.00	2.000																				
Sammy Stewart, R (6, 1) ERA: 4.21	1.0	L	7	2	2	2	1	2	0	0	0	0	0	7	15	18.00	4.000																				
Tippy Martinez, L (7, 1) ERA: 3.54	1.2		9	3	3	2	3	0	0	0	0	0	1	15	15	10.80	1.800																				
John Flinn, R (9, 1) ERA: 1.04	1.0		3	0	0	0	1	0	0	0	0	0	0	5	5	0.00	0.000																				

Detroit Tigers @ Baltimore Orioles
Memorial Stadium, Baltimore, MD

Thu Sep 23 1982, 7:05 PM EDT
 Att: 8,633 - Unknown - 62 F

livebaseballscorecards.com

AB	42
R	10
H	15
RBI	9
BB	2
SO	8
LOB	16



BOTTOM

Detroit Tigers @ Baltimore Orioles
Memorial Stadium, Baltimore, MD

Thu Sep 23 1982, 7:05 PM EDT
 Att. 8,633 - Unknown - 62 F

livebaseballscorecards.com

AB	35
R	5
H	11
RBI	4
BB	5
SO	3
LOB	16



AB R H RBI BB SO LOB

5	1	1	0	0	0	1
0	0	0	0	1	0	0
2	0	2	0	1	0	0
4	1	1	1	1	1	3
5	1	1	2	0	1	4
2	1	1	0	0	0	2
3	0	0	0	0	0	1
4	0	2	0	0	0	0
2	0	1	0	0	0	0
1	0	0	0	1	1	1
3	0	0	1	1	0	1
4	1	2	0	0	0	3

1B: 10	SF: 0
2B: 1	SAC: 1
3B: 0	DP: 2
HR: 1	HBP: 0

WP: 1	PA: 41
PB: 0	
SB: 0	
CS: 0	

1B: 10 SF: 0
 2B: 1 SAC: 1
 3B: 0 DP: 2
 HR: 1 HBP: 0

WP: 1 PA: 41
 PB: 0
 SB: 0
 CS: 0

1B: 10 SF: 0
 2B: 1 SAC: 1
 3B: 0 DP: 2
 HR: 1 HBP: 0

WP: 1 PA: 41
 PB: 0
 SB: 0
 CS: 0

Batter	1	2	3	4	5	6	7	8	9
Al Bumbry, L (1, 8) OBP: 0.307, SLG: 0.333	0-0 F7		0-0 WP SH1-3 1B	0-0 F6		0-0 6-3		0-0 G6-4-3	
Glenn Gulliver, L (1, 5) OBP: 0.381, SLG: 0.264	4-0 BB		0-0 SH1-3	0-0		4-0 BB		0-0	0-0 1B
Lenn Sakata, R (4, PH) OBP: 0.322, SLG: 0.364	BB		1-2 2-3	1B		BB			
Ken Singleton, S (1, 10) OBP: 0.350, SLG: 0.384	4-0 BB		0-0 HR	0-0 F9		0-3 K		0-0 F9	0-0 F9
Eddie Murray, S (1, 3) OBP: 0.388, SLG: 0.542	0-3 K		2-H 3-H 1B	0-0 L9		0-0 6-3		0-0 F8	0-0 F8
John Lowenstein, L (1, 7) OBP: 0.405, SLG: 0.597	0-0 4-3		1-H HR	0-0 L6		0-0 F9		0-0 F9	0-0 F9
Dan Ford, R (5, PH) OBP: 0.281, SLG: 0.376			1B BB 1B						
Cal Ripken Jr., R (1, 6) OBP: 0.322, SLG: 0.473		0-0 6-3	0-0 BB 1B	0-0 F9		0-0 1B			
Joe Nolan, L (1, 2) OBP: 0.274, SLG: 0.350		0-0 F8	1-2 2-3 1B	0-0 BB		4-0 BB		0-3 K	
Rick Dempsey, R (5, PH) OBP: 0.335, SLG: 0.345		0-0 F8	1-2 2-3 1B	0-0 BB		BB			
Gary Roenicke, R (1, 9) OBP: 0.388, SLG: 0.503		0-0 6-3	4-0 BB	0-0 F3		0-0 F3		0-0 4-3	
Rich Dauer, R (1, 4) OBP: 0.330, SLG: 0.363			1-2 2-3 3-H BB					0-0 4-3	
			SH1-3 WP 1B					0-0 F9	
			9-2-6-2-5-1					G6-4-3 1B	

Inning Stats	R: 0 H: 0 E: 0 LOB: 2 K: 1 BB: 2 S: 5 P: 13	R: 0 H: 0 E: 0 LOB: 0 K: 0 BB: 0 S: 3 P: 3	R: 5 H: 7 E: 0 LOB: 2 K: 0 BB: 1 S: 9 P: 13	R: 0 H: 1 E: 0 LOB: 1 K: 0 BB: 0 S: 4 P: 4	R: 0 H: 0 E: 0 LOB: 1 K: 0 BB: 1 S: 3 P: 7	R: 0 H: 0 E: 0 LOB: 1 K: 1 BB: 1 S: 5 P: 9	R: 0 H: 1 E: 0 LOB: 1 K: 1 BB: 0 S: 6 P: 6	R: 0 H: 1 E: 0 LOB: 0 K: 0 BB: 0 S: 3 P: 3	R: 0 H: 1 E: 0 LOB: 1 K: 0 BB: 0 S: 4 P: 4
--------------	--	---	--	---	---	---	---	---	---

PITCHER	IP	WLS	BF	H	R	ER	SO	BB	IBB	HBP	BLK	WP	HR	S	P	ERA	WHIP
Dan Petry, R (1, 1) ERA: 3.14	2.1		17	7	5	5	1	3	0	0	0	1	1	16	28	19.29	4.286
Dave Rucker, L (3, 1) ERA: 4.03	6.2	W	24	4	0	0	2	2	0	0	0	0	0	26	34	0.00	0.900

PITCHER IP WLS BF H R ER SO BB IBB HBP BLK WP HR S P ERA WHIP

Batter	1	2	3	4	5	6	7	8	9	AB R H RBI BB SO LOB	TOP
Al Bumbry, L (1, 8) OBP: 0.308, SLG: 0.335 John Shelby, S (9, PH) OBP: 0.350, SLG: 0.450	0-0 	0-0 4-3			0-0 		0-0 F7		0-0 F8	4 1 2 0 0 0 0 1 0 0 0 0 0 0	
Glenn Gulliver, L (1, 5) OBP: 0.378, SLG: 0.264 Leo Hernandez, R (9, PH)	0-0 F3		0-0 		0-3 K		0-0 4-3		0-3 K	4 0 1 0 0 1 2 1 0 0 0 0 1 0	
Ken Singleton, S (1, 10) OBP: 0.349, SLG: 0.383 Mike Young, S (9, PH)	0-0 		0-0 G4-6-3		0-0 L1-3		0-0 F7		0-0 F8	4 1 1 0 0 0 2 1 0 0 0 0 0 0	
Eddie Murray, S (1, 3) OBP: 0.392, SLG: 0.549	0-0 		0-0 E7			0-0 		0-0 		4 2 4 1 0 0 0	
Cal Ripken Jr., R (1, 6) OBP: 0.320, SLG: 0.470	0-0 P2		0-3 K			0-0 F7		0-0 F9		4 0 0 0 0 1 5	
John Lowenstein, L (1, 7) OBP: 0.411, SLG: 0.613	0-0 			4-0 		0-0 		4-0 		2 2 2 4 2 0 0	
Gary Roenicke, R (1, 9) OBP: 0.386, SLG: 0.500	0-3 K			0-0 P6		0-0 		0-3 K		4 0 1 0 0 2 3	
Rick Dempsey, R (1, 2)		0-0 5-3		0-0 		0-0 		4-0 		3 0 0 1 1 0 2	
Rich Dauer, R (1, 4) OBP: 0.328, SLG: 0.360		0-0 F7		0-3 K		0-0 		0-0 		4 0 0 0 0 1 5	
Inning Stats	R: 4 H: 4 E: 0 LOB: 0 K: 1 BB: 0 S: 9 P: 9	R: 0 H: 0 E: 0 LOB: 0 K: 0 BB: 0 S: 3 P: 3	R: 0 H: 2 E: 1 LOB: 1 K: 1 BB: 0 S: 6 P: 6	R: 0 H: 0 E: 0 LOB: 1 K: 1 BB: 1 S: 5 P: 9	R: 0 H: 1 E: 0 LOB: 0 K: 1 BB: 0 S: 5 P: 5	R: 2 H: 3 E: 1 LOB: 1 K: 0 BB: 0 S: 6 P: 6	R: 0 H: 0 E: 0 LOB: 0 K: 0 BB: 0 S: 3 P: 3	R: 0 H: 1 E: 0 LOB: 3 K: 1 BB: 2 S: 6 P: 14	R: 0 H: 0 E: 0 LOB: 0 K: 1 BB: 0 S: 5 P: 5	1B: 7 SF: 0 2B: 4 SAC: 0 3B: 0 DP: 2 HR: 1 HBP: 0	WP: 0 PA: 39 PB: 0 SB: 1 CS: 0
PITCHER Don Sutton, R (1, 1) ERA: 3.07 Jim Slaton, R (8, 1) ERA: 3.15 Pete Ladd, R (9, 1) ERA: 3.6	IP WLS BF H R ER SO BB IBB HBP BLK WP HR S P ERA WHIP 7.0 W 30 10 6 5 4 1 0 0 0 0 1 37 41 6.43 1.571 1.0 6 1 0 0 1 2 0 0 0 0 0 6 14 0.00 3.000 1.0 3 0 0 0 0 1 0 0 0 0 0 5 5 0.00 0.000	PITCHER IP WLS BF H R ER SO BB IBB HBP BLK WP HR S P ERA WHIP									

Baltimore Orioles @ Milwaukee Brewers
 Milwaukee County Stadium, Milwaukee, WI

Fri Sep 24 1982, 8:05 PM EDT
 Att: 38,950 - Unknown

AB	36
R	6
H	11
RBI	6
BB	3
SO	6
LOB	19



WP: 0	PA: 39
PB: 0	
SB: 1	
CS: 0	

ERA	WHIP

Batter	1	2	3	4	5	6	7	8	9	AB	R	H	RBI	BB	SO	LOB
Paul Molitor, R OBP: 0.369, SLG: 0.455 Ed Romero, R OBP: 0.299, SLG: 0.338 (1, 5) (8, PH) (9, 5)	0-0 HR 1B	0-0 P4		0-0 1B 2B	0-0 L3 1B	0-0 HR 1B		0-0 FC5-4 1B		5	3	4	1	0	0	0
Robin Yount, R OBP: 0.377, SLG: 0.573 Rob Picciolo, R OBP: 0.268, SLG: 0.275 (1, 6) (8, PH) (9, 6)	0-0 HR 1-H	0-0 F8		0-0 1B E 1B 2-H	0-0 L3 1-2	0-0 HR 1-H 2-H		0-0 FC5-4 1-2f		5	3	3	6	0	0	1
Cecil Cooper, L OBP: 0.348, SLG: 0.532 (1, 3)	0-0 G3		0-0 4-3	0-0 E 2B 1B 1-3	0-0 F8	0-0 F8				5	1	1	0	0	0	0
Ted Simmons, S OBP: 0.304, SLG: 0.433 (1, 2)	0-0 F9		0-0 1B 2B	0-0 E4 2B 1-3 3-H		0-0 F9	0-0 1B			5	2	2	1	0	0	1
Gorman Thomas, R OBP: 0.350, SLG: 0.525 (1, 8)	4-0 BB BB BB BB		0-0 P5	0-0 F8 E 2B 1-H 3-H		4-0 1B BB	0-3 K			3	2	1	2	2	1	2
Ben Oglivie, L OBP: 0.328, SLG: 0.449 Marshall Edwards, L OBP: 0.261, SLG: 0.315 (1, 7) (8, 7)	4-0 BB 1-2 BB		0-0 2B 1B 2-H	0-0 F8 2-3		0-0 1B 1B 1-3	0-0 F7			4	2	2	1	1	0	2
Don Money, R OBP: 0.356, SLG: 0.522 (1, 10)	4-0 1-2 2-3 BB		0-0 2B 1-H	0-3 K		0-0 1B 1B 1-2 3-H	0-0 F9			4	1	2	2	1	1	2
Charlie Moore, R OBP: 0.296, SLG: 0.357 (1, 9)	0-3 K		4-0 BB	0-0 E5 3-H		0-0 F3	0-0 G4-3 1B			4	0	1	0	1	1	5
Jim Gantner, L OBP: 0.340, SLG: 0.377 (1, 4)		0-0 4-3	0-0 5-3	0-0 4-3		0-0 1B HR 1B 1-3 2-H	0-0 G4-3			5	1	1	1	0	0	4

Inning Stats	R: 2	H: 2	E: 0	K: 1	S: 7	LOB: 3	BB: 3	P: 19	R: 0	H: 0	E: 0	K: 0	S: 3	LOB: 0	BB: 0	P: 3	R: 2	H: 3	E: 0	K: 0	S: 6	LOB: 2	BB: 1	P: 10	R: 5	H: 4	E: 2	K: 1	S: 11	LOB: 1	BB: 0	P: 11	R: 0	H: 1	E: 0	K: 0	S: 3	LOB: 0	BB: 0	P: 3	R: 6	H: 5	E: 0	K: 0	S: 8	LOB: 0	BB: 1	P: 12	R: 0	H: 1	E: 0	K: 1	S: 6	LOB: 1	BB: 0	P: 6	R: 0	H: 2	E: 0	K: 0	S: 4	LOB: 1	BB: 0	P: 4
--------------	------	------	------	------	------	--------	-------	-------	------	------	------	------	------	--------	-------	------	------	------	------	------	------	--------	-------	-------	------	------	------	------	-------	--------	-------	-------	------	------	------	------	------	--------	-------	------	------	------	------	------	------	--------	-------	-------	------	------	------	------	------	--------	-------	------	------	------	------	------	------	--------	-------	------

PITCHER	IP	WLS	BF	H	R	ER	SO	BB	IBB	HBP	BLK	WP	HR	S	P	ERA	WHIP
Mike Flanagan, L ERA: 3.81 (1, 1)	3.0	L	21	8	7	7	1	4	0	0	0	0	1	19	35	21.00	4.000
Don Welchel, R ERA: 8.31 (4, 1)	2.2		15	5	6	4	1	1	0	0	0	0	0	16	20	13.50	2.250
Don Stanhouse, R ERA: 5.4 (6, 1)	0.0		2	2	2	2	0	0	0	0	0	0	1	2	2	∞	∞
Ross Grimsley, L ERA: 5.25 (6, 1)	2.1		9	3	0	0	1	0	0	0	0	0	0	11	11	0.00	1.286

BOTTOM

Baltimore Orioles @ Milwaukee Brewers
Milwaukee County Stadium, Milwaukee, WI

Fri Sep 24 1982, 8:05 PM EDT
Att. 38,950 - Unknown

AB	42
R	15
H	18
RBI	14
BB	5
SO	3
LOB	18

WP: 0 PA: 47
PB: 0
SB: 0
CS: 0



PITCHER	IP	WLS	BF	H	R	ER	SO	BB	IBB	HBP	BLK	WP	HR	S	P	ERA	WHIP
---------	----	-----	----	---	---	----	----	----	-----	-----	-----	----	----	---	---	-----	------

Batter	1	2	3	4	5	6	7	8	9	AB R H RBI BB SO LOB	TOP									
Al Bumbry, L (1, 8) OBP: 0.309, SLG: 0.336 John Shelby, S (7, PR) OBP: 0.333, SLG: 0.429 (7, 8)	0-0 F7	0-0 1B			0-0 4-3		0-0 1B BB 1-2	0-0 F7		4 0 2 0 0 0 0 1 1 0 0 0 0 1										
Jim Dwyer, L (1, 9) OBP: 0.357, SLG: 0.459 Rick Dempsey, R (7, 2) OBP: 0.336, SLG: 0.342	0-0 HR 3B	0-0 F9			0-0 4-3		BB BB 1-2 2-3	BB BB 4-0	BB BB 4-0	3 1 1 0 1 0 1 0 0 0 0 1 0 0										
Ken Singleton, S (1, 10) OBP: 0.350, SLG: 0.382	4-0 HR BB		0-0 4-3		0-0 F7		BB 1-2 2-H 3-H	BB F9	BB BB 0-0	4 1 1 2 1 0 1										
Eddie Murray, S (1, 3) OBP: 0.394, SLG: 0.554	0-0 1-H 3-H HR		0-0 1-3		0-0 4-3		BB BB 1-2 2-3	BB BB 4-0	BB BB 4-0	3 1 1 3 2 0 0										
John Lowenstein, L (1, 7) OBP: 0.416, SLG: 0.621 Gary Roenicke, R (7, PH) OBP: 0.385, SLG: 0.497 (7, 7)	0-0 SF9 3B		BB BB 4-0		BB BB 4-0	CS BB	0-3 K	SS SS 0-3	SS SS 0-3	1 1 1 0 2 0 0 2 0 0 0 0 2 5										
Joe Nolan, L (1, 2) OBP: 0.271, SLG: 0.346 Dan Ford, R (7, 9) OBP: 0.280, SLG: 0.374	0-0 SF9 3-H		0-0 F8		SS SS 0-3	SS SS 0-3		SS SS 0-3	SS SS 0-3	2 0 0 1 0 1 2 2 0 0 0 0 1 2										
Cal Ripken Jr., R (1, 6) OBP: 0.320, SLG: 0.473	0-0 L6			0-0 6-3		0-0 CS 1-2	0-0 6-3	0-0 HR		4 1 1 1 0 0 0										
Lenn Sakata, R (1, 4) OBP: 0.319, SLG: 0.360		0-3 K		0-0 F2			0-0 P4	0-0 F9		4 0 0 0 0 1 0										
Rich Dauer, R (1, 5) OBP: 0.329, SLG: 0.360		0-0 F8		0-0 4-3			BB BB 1B	BB BB 4-0		3 1 1 0 1 0 0										
Inning Stats	R: 4 E: 0 K: 0 S: 6	H: 3 LOB: 0 BB: 1 P: 10	R: 0 E: 0 K: 1 S: 6	H: 1 LOB: 1 BB: 0 P: 6	R: 0 E: 0 K: 0 S: 3	H: 0 LOB: 1 BB: 1 P: 7	R: 0 E: 0 K: 0 S: 3	H: 0 LOB: 0 BB: 0 P: 3	R: 0 E: 0 K: 1 S: 4	H: 0 LOB: 0 BB: 1 P: 8	R: 2 E: 0 K: 1 S: 8	H: 3 LOB: 3 BB: 2 P: 16	R: 1 E: 0 K: 0 S: 4	H: 1 LOB: 1 BB: 1 P: 8	R: 0 E: 0 K: 2 S: 7	H: 0 LOB: 2 BB: 2 P: 15	1B: 4 2B: 0 3B: 2 HR: 2	SF: 1 SAC: 0 DP: 0 HBP: 0	WP: 0 PB: 0 SB: 0 CS: 1	PA: 43
PITCHER	IP WLS BF H R ER SO BB IBB HBP BLK WP HR S P ERA WHIP																			
Pete Vuckovich, R (1, 1) ERA: 3.24 Bob McClure, L (7, 1) ERA: 4.26 Dwight Bernard, R (8, 1) ERA: 3.17 Jamie Easterly, L (9, 1) ERA: 5.08	6.2 L 30 7 6 6 2 4 0 0 0 0 1 30 46 8.10 1.650																			


Baltimore Orioles @ Milwaukee Brewers
 Milwaukee County Stadium, Milwaukee, WI

Sat Sep 25 1982, 8:05 PM EDT
 Att: 53,568 - Unknown

AB	33
R	7
H	8
RBI	7
BB	8
SO	5
LOB	12



WP: 0	PA: 43
PB: 0	
SB: 0	
CS: 1	

Batter	1	2	3	4	5	6	7	8	9	AB R H RBI BB SO LOB	TOP											
John Shelby, S (1, 8) OBP: 0.269, SLG: 0.346	0-0 P6		0-0 5-3		0-0 P4		0-0 FC2-6 FC	0-0 FC5		5 0 0 0 0 0 4												
Rich Dauer, R (1, 5) OBP: 0.331, SLG: 0.366	0-0 1B		0-0 5-3		0-0 1B		0-0 FC		0-0 SF8 3B	5 1 3 0 0 0 1												
Cal Ripken Jr., R (1, 6) OBP: 0.321, SLG: 0.472	0-0 L6			0-0 F9	0-0 1B		0-0 F8		4-0 BB 1B BB	4 1 1 1 1 0 3												
Eddie Murray, S (1, 3) OBP: 0.392, SLG: 0.557	0-0 L5			0-0 HR	0-0 G5-4-3		0-0 L7		0-0 SF8	4 1 1 2 0 0 5												
Benny Ayala, R (1, 10) OBP: 0.323, SLG: 0.496 Ken Singleton, S (9, PH) OBP: 0.349, SLG: 0.381		0-0 5-3		0-0 FC5-4 1B		0-0 6-3		0-0 1B SF7 2B	0-0 F7	4 1 2 0 0 0 0 1 0 0 0 0 0 1												
Gary Roenicke, R (1, 7) OBP: 0.387, SLG: 0.496		4-0 BB		0-0 FC5-4 1B		0-0 L5		0-0 P4	4-0 1B BB	3 0 1 0 2 0 1												
Dan Ford, R (1, 9) OBP: 0.284, SLG: 0.377		0-0 FC6-4 BB		0-0 FC5-4		0-0 FC6-4 1B		0-0 FC5 BB 1B	0-0 1B	5 0 3 1 0 0 3	AB 38 R 5 H 13 RBI 5 BB 4 SO 0 LOB 24											
Lenn Sakata, R (1, 4) OBP: 0.317, SLG: 0.355		0-0 P3		0-0 L5		0-0 FC6-4		4-0 BB	0-0 1-3	4 0 0 0 1 0 6												
Rick Dempsey, R (1, 2) OBP: 0.338, SLG: 0.345			0-0 5-3		0-0 1B 1B		0-0 FC2-6 1B	0-0 SF7		3 1 2 1 0 0 0												
Inning Stats	R: 0 E: 0 K: 0 S: 4	H: 1 LOB: 1 BB: 0 P: 4	R: 0 E: 0 K: 0 S: 3	H: 0 LOB: 1 BB: 1 P: 7	R: 0 E: 0 K: 0 S: 3	H: 0 LOB: 0 BB: 0 P: 3	R: 1 E: 0 K: 0 S: 6	H: 3 LOB: 2 BB: 0 P: 6	R: 1 E: 0 K: 0 S: 5	H: 3 LOB: 1 BB: 0 P: 5	R: 0 E: 0 K: 0 S: 4	H: 1 LOB: 1 BB: 0 P: 4	R: 0 E: 0 K: 0 S: 5	H: 1 LOB: 2 BB: 0 P: 5	R: 1 E: 0 K: 0 S: 5	H: 2 LOB: 2 BB: 1 P: 9	R: 2 E: 0 K: 0 S: 5	H: 2 LOB: 2 BB: 2 P: 13	1B: 10 2B: 1 3B: 1 HR: 1	SF: 2 SAC: 0 DP: 1 HBP: 0	WP: 0 PB: 0 SB: 0 CS: 0	PA: 44
PITCHER	IP WLS BF H R ER SO BB IBB HBP BLK WP HR S P ERA WHIP																					
Mike Caldwell, L (1, 1) ERA: 3.76	8.0 L 38 12 4 4 0 2 0 0 0 0 0 1 36 44 4.50 1.750																					
Dwight Bernard, R (9, 1) ERA: 3.24	1.0 6 1 1 1 0 2 0 0 0 0 0 0 4 12 9.00 3.000																					

Baltimore Orioles @ Milwaukee Brewers
Milwaukee County Stadium, Milwaukee, WI

Sun Sep 26 1982, 4:33 AM EDT
Att: 48,161 - Unknown

livebaseballscorecards.com

Batter	1	2	3	4	5	6	7	8	9
Paul Molitor, R OBP: 0.368, SLG: 0.452 (1, 5) X	0-0 5-3		4-0 BB			0-0 6-3		0-0 SH2-3	
Robin Yount, R OBP: 0.375, SLG: 0.568 (1, 6) X	0-0 F9		0-0 6-3			0-0 4-3		0-0 1B	
Cecil Cooper, L OBP: 0.345, SLG: 0.528 (1, 3) X	0-0 G3			0-3 K2-3		0-0 2B		0-0 8-2	
Ted Simmons, S OBP: 0.301, SLG: 0.430 (1, 2)		0-0 4-3		0-0 2B		0-0 6-3		0-0 F7	
Ben Oglivie, L OBP: 0.328, SLG: 0.450 (1, 7) X		0-0 F8		0-0 F9		0-0 6-3		4-0 BB	
Gorman Thomas, R OBP: 0.349, SLG: 0.526 (1, 8) X		0-0 HR		0-0 F7		0-0 F5		0-3 K	
Roy Howell, L OBP: 0.304, SLG: 0.357 (1, 10) X		0-0 P6			0-0 F8		0-0 4-3	0-3 K	
Don Money, R OBP: 0.355, SLG: 0.520 (9, PH) X									
Charlie Moore, R OBP: 0.294, SLG: 0.354 (1, 9) X			0-0 6-3		0-0 6-3		0-0 1B		
Jim Gantner, L OBP: 0.337, SLG: 0.374 (1, 4) X			0-0 F8		0-0 F8		0-0 E9		
Ed Romero, R OBP: 0.297, SLG: 0.336 (5, PH) X									
Bob Skube, L OBP: 1.000, SLG: 1.000 (8, PH) X									
Rob Picciolo, R OBP: 0.268, SLG: 0.275 (9, 4) X									

Inning Stats	R: 0	H: 0	E: 0	K: 0	S: 3	H: 0	LOB: 0	BB: 0	P: 3	R: 1	H: 1	E: 0	K: 0	S: 4	H: 0	LOB: 1	BB: 1	P: 4	R: 0	H: 0	E: 0	K: 0	S: 3	H: 1	LOB: 1	BB: 0	P: 6	R: 0	H: 0	E: 0	K: 0	S: 3	H: 1	LOB: 0	BB: 0	P: 3	R: 0	H: 0	E: 0	K: 0	S: 3	H: 0	LOB: 0	BB: 0	P: 3	R: 1	H: 3	E: 1	K: 0	S: 5	H: 0	LOB: 1	BB: 0	P: 5	R: 0	H: 0	E: 0	K: 2	S: 7	H: 0	LOB: 1	BB: 1	P: 11	1B: 3	SF: 0	2B: 3	SAC: 1	3B: 0	DP: 1	HR: 1	HBP: 0	WP: 0	PA: 34
--------------	------	------	------	------	------	------	--------	-------	------	------	------	------	------	------	------	--------	-------	------	------	------	------	------	------	------	--------	-------	------	------	------	------	------	------	------	--------	-------	------	------	------	------	------	------	------	--------	-------	------	------	------	------	------	------	------	--------	-------	------	------	------	------	------	------	------	--------	-------	-------	-------	-------	-------	--------	-------	-------	-------	--------	-------	--------

PITCHER	IP	WLS	BF	H	R	ER	SO	BB	IBB	HBP	BLK	WP	HR	S	P	ERA	WHIP
Dennis Martinez, R ERA: 4.12 (1, 1)	7.1	W	29	6	2	2	1	1	0	0	0	0	1	30	34	2.46	0.955
Tippy Martinez, L ERA: 3.48 (8, 1)	1.2	S	5	0	0	0	2	1	0	0	0	0	0	8	12	0.00	0.600

BOTTOM

Baltimore Orioles @ Milwaukee Brewers
Milwaukee County Stadium, Milwaukee, WI

Sun Sep 26 1982, 4:33 AM EDT
Att. 48,161 - Unknown

AB	31
R	2
H	6
RBI	2
BB	2
SO	3
LOB	8



Batter	1	2	3	4	5	6	7	8	9	AB R H RBI BB SO LOB	TOP																									
Al Bumbry, L (1, 8) <small>OBP: 0.310, SLG: 0.336</small> Benny Ayala, R (9, PH) <small>OBP: 0.323, SLG: 0.492</small> Rick Dempsey, R (9, 2) <small>OBP: 0.337, SLG: 0.343</small>	0-0 1-3		0-0 FC3-6		0-0 F7		0-0 1B		0-0 P4	4 0 1 0 0 0 2 1 0 0 0 0 0 2 0 0 0 0 0 0 0																										
Glenn Gulliver, L (1, 5) <small>OBP: 0.373, SLG: 0.256</small>	4-0 BB		0-0 F9		0-0 P3		0-0 G3		0-0 F3	4 0 0 0 1 0 5																										
Ken Singleton, S (1, 10) <small>OBP: 0.350, SLG: 0.381</small>	0-3 K		0-0 1-3			0-0 WP 1B 1B		0-0 F7		4 0 1 0 0 1 2																										
Eddie Murray, S (1, 3) <small>OBP: 0.390, SLG: 0.552</small>	0-0 F7			0-0 F7		0-0 F9		0-0 4-3		4 0 0 0 0 0 2																										
John Lowenstein, L (1, 7) <small>OBP: 0.416, SLG: 0.616</small>		0-0 F9		0-0 FC6-4 1B		0-0 F8		0-0 6-3		4 0 1 0 0 0 1																										
Joe Nolan, L (1, 2) <small>OBP: 0.275, SLG: 0.346</small> John Shelby, S (9, PR) <small>OBP: 0.259, SLG: 0.333</small> (9, 8)		0-0 F7		0-0 F9		0-0 WP 1B		4-0 SH3-4 2B BB	3 0 1 0 1 0 1 0 1 0 0 0 0 0																											
Cal Ripken Jr., R (1, 6) <small>OBP: 0.319, SLG: 0.473</small>		0-0 HR		0-0 FC6-4 1-2f		0-3 K		0-0 SH3-4 1-2	3 1 1 1 0 1 3																											
Jim Dwyer, L (1, 9) <small>OBP: 0.360, SLG: 0.464</small>		0-0 P5			4-0 BB		0-3 K	0-0 2B	3 0 1 1 1 1 0																											
Rich Dauer, R (1, 4) <small>OBP: 0.332, SLG: 0.366</small> Terry Crowley, L (9, PH) <small>OBP: 0.369, SLG: 0.344</small> Gary Roenicke, R (9, PH) <small>OBP: 0.387, SLG: 0.494</small> Lenn Sakata, R (9, 4) <small>OBP: 0.319, SLG: 0.355</small>			0-0 FC3-6 1B		0-0 F7		0-0 F7	4-0 2B IBB	3 0 1 0 0 0 1 0 0 0 0 0 0 0 0 0 0 0 1 0 0 0 0 0 0 0 0 0																											
Inning Stats	R: 0 E: 0 K: 1 S: 5	H: 0 LOB: 1 BB: 1 P: 9	R: 1 E: 0 K: 0 S: 4	H: 1 LOB: 0 BB: 0 P: 4	R: 0 E: 0 K: 0 S: 4	H: 1 LOB: 1 BB: 0 P: 4	R: 0 E: 0 K: 0 S: 3	H: 0 LOB: 1 BB: 1 P: 7	R: 0 E: 0 K: 1 S: 7	H: 2 LOB: 2 BB: 0 P: 7	R: 0 E: 0 K: 1 S: 6	H: 1 LOB: 1 BB: 0 P: 6	R: 0 E: 0 K: 0 S: 3	H: 0 LOB: 0 BB: 0 P: 3	R: 1 E: 0 K: 0 S: 4	H: 1 LOB: 2 BB: 2 P: 12	1B: 5 2B: 1 3B: 0 HR: 1	SF: 0 SAC: 1 DP: 0 HBP: 0	WP: 1 PB: 0 SB: 0 CS: 0	PA: 38																
PITCHER	IP WLS BF H R ER SO BB IBB HBP BLK WP HR S P ERA WHIP																																			
Jerry Ujdur, R (1, 1) <small>ERA: 3.81</small> Howard Bailey, L (9, 1) <small>ERA:</small> Dave Tobik, R (9, 1) <small>ERA: 3.48</small>	8.1		35	7	2	2	3	3	0	0	0	1	1	38	50	2.16	1.200																			
	0.0		1	0	0	0	0	0	1	0	0	0	0	0	4	∞	∞																			
	0.2	W	2	0	0	0	0	0	0	0	0	0	0	2	2	0.00	0.000																			

Baltimore Orioles @ Detroit Tigers
 Tiger Stadium, Detroit, MI
 Wed Sep 29 1982, 7:05 PM EDT
 Att. 8,897 - Unknown

livebaseballscorecards.com

AB 33
R 2
H 7
RBI 2
BB 4
SO 3
LOB 19



Batter	1	2	3	4	5	6	7	8	9	AB R H RBI BB SO LOB
Howard Johnson, S OBP: 0.390, SLG: 0.451 (1, 5)	0-0 F3	0-0 F8			0-0 F9 S 1B		4-0 G6-4-3 BB			3 0 1 0 1 0 1
Glenn Wilson, R OBP: 0.337, SLG: 0.485 (1, 8)	0-0 2B 1B		0-0 F8		0-0 F9		0-0 G6-4-3			4 0 1 0 0 0 3
Larry Herndon, R OBP: 0.336, SLG: 0.487 (1, 7)	0-0 F9		0-0 CS 1B		0-0 6-3			0-0 3-1		4 0 1 0 0 0 2
Lance Parrish, R OBP: 0.336, SLG: 0.525 (1, 2)	0-0 1-3 2B		0-0 P3		0-0 F6			0-0 5-3		4 0 1 0 0 0 1
Chet Lemon, R OBP: 0.370, SLG: 0.455 (1, 9)	0-0 F7			0-0 HR		0-0 2B		0-0 1B		4 1 3 1 0 0 2
Enos Cabell, R OBP: 0.286, SLG: 0.326 (1, 3)		0-0 5-3		0-0 F7		0-0 5-3		0-0 6-3		4 0 0 0 0 0 2
Mike Laga, L OBP: 0.293, SLG: 0.493 (1, 10)		0-0 HR		0-3 K		0-0 P6			0-0 HR	3 1 1 1 0 1 1
John Wockenfuss, R OBP: 0.377, SLG: 0.445 (9, PH)										1 1 1 1 0 0 0
Tom Brookens, R OBP: 0.278, SLG: 0.355 (1, 4)		0-0 5-3		0-0 5-3			0-0 G3			3 0 0 0 0 0 0
Alan Trammell, R OBP: 0.324, SLG: 0.387 (1, 6)		0-0 2B			0-0 F7		4-0 S BB			2 0 1 0 1 0 0

Inning Stats	R: 0	H: 2	E: 0	LOB: 2	K: 0	BB: 0	S: 5	P: 5	R: 1	H: 2	E: 0	LOB: 1	K: 0	BB: 0	S: 5	P: 5	R: 0	H: 1	E: 0	LOB: 0	K: 0	BB: 0	S: 3	P: 3	R: 1	H: 1	E: 0	LOB: 0	K: 1	BB: 0	S: 6	P: 6	R: 0	H: 1	E: 0	LOB: 1	K: 0	BB: 0	S: 4	P: 4	R: 0	H: 1	E: 0	LOB: 1	K: 0	BB: 0	S: 4	P: 4	R: 0	H: 0	E: 0	LOB: 1	K: 0	BB: 2	S: 2	P: 10	R: 0	H: 1	E: 0	LOB: 1	K: 0	BB: 0	S: 4	P: 4	R: 1	H: 1	E: 0	LOB: 0	K: 0	BB: 0	S: 1	P: 1	1B: 4	SF: 0	2B: 3	SAC: 0	3B: 0	DP: 1	HR: 3	HBP: 0	WP: 0	PA: 34
--------------	------	------	------	--------	------	-------	------	------	------	------	------	--------	------	-------	------	------	------	------	------	--------	------	-------	------	------	------	------	------	--------	------	-------	------	------	------	------	------	--------	------	-------	------	------	------	------	------	--------	------	-------	------	------	------	------	------	--------	------	-------	------	-------	------	------	------	--------	------	-------	------	------	------	------	------	--------	------	-------	------	------	-------	-------	-------	--------	-------	-------	-------	--------	-------	--------

PITCHER	IP	WLS	BF	H	R	ER	SO	BB	IBB	HBP	BLK	WP	HR	S	P	ERA	WHIP
Jim Palmer, R ERA: 3.08 (1, 1)	6.1		27	8	2	2	1	1	0	0	0	0	2	28	32	2.84	1.421
Tippy Martinez, L ERA: 3.51 (7, 1)	1.2	L	7	2	1	1	0	1	0	0	0	0	1	6	10	5.40	1.800

BOTTOM

Baltimore Orioles @ Detroit Tigers
Tiger Stadium, Detroit, MI
Wed Sep 29 1982, 7:05 PM EDT
Att. 8,897 - Unknown

AB	32
R	3
H	10
RBI	3
BB	2
SO	1
LOB	12



WP: 0	PA: 34
PB: 0	
SB: 3	
CS: 1	

livebaseballscores.com

Batter	1	2	3	4	5	6	7	8	9	AB R H RBI BB SO LOB	TOP																									
Al Bumbry, L (1, 8) OBP: 0.309, SLG: 0.335 (9, 7)	0-0 F8		0-0 F8		0-0 F9		0-0 FC3-6 WP 5-3 1B 1-2f		0-0 BB BB SF8 1B	5 2 1 0 0 0 1																										
Rich Dauer, R (1, 5) OBP: 0.334, SLG: 0.367 (8, 4) Bobby Bonner, R (9, PR) OBP: 0.198, SLG: 0.234 (9, 4)	0-0 F8 1B		0-0 1B		0-0 6-3		0-0 5-3 1-2		4-0 BB BB BB 1B BB	4 0 2 0 1 0 1 0 1 0 0 0 0 0																										
Ken Singleton, S (1, 10) OBP: 0.350, SLG: 0.380 Mike Young, S (9, PR)	0-0 F8 1-2		0-3 K		0-0 G3		0-0 BB 1B 2-H		4-0 BB BB 1B 1B BB 1-2 2-3	4 0 1 1 1 1 2 0 1 0 0 0 0 0																										
Eddie Murray, S (1, 3) OBP: 0.388, SLG: 0.549	0-0 F8		0-3 K				0-0 F8 1-2 BB		0-0 SF8	3 0 0 1 1 1 2																										
John Lowenstein, L (1, 7) OBP: 0.412, SLG: 0.608 Benny Ayala, R (9, PH) OBP: 0.320, SLG: 0.488 Rick Dempsey, R (9, 2) OBP: 0.337, SLG: 0.343			0-0 G3		0-0 F7		0-3 K S S S		0-3 K S S S	4 0 0 0 0 2 2 1 0 0 0 0 1 2 0 0 0 0 0 0 0																										
Cal Ripken Jr., R (1, 6) OBP: 0.321, SLG: 0.479			0-0 G3 BB 1B		0-0 5-3		0-0 HR		0-0 K 1-3 2-H	5 2 3 2 0 1 0																										
Jim Dwyer, L (1, 9) OBP: 0.380, SLG: 0.471 John Shelby, S (9, 8) OBP: 0.259, SLG: 0.333			4-0 BB BB G3 1-2 BB		4-0 BB BB 1B BB		0-0 FC6 1B		4-0 BB BB FC4-6 BB 1-3 3-H	2 0 2 1 3 0 0 0 0 0 0 0 0 0																										
Joe Nolan, L (1, 2) OBP: 0.274, SLG: 0.344 Gary Roenicke, R (9, PH) OBP: 0.388, SLG: 0.495 (9, 9)			0-0 G3 1-2 2-3		0-0 FC5-4 1-2 1B		0-0 FC6 1-2f		0-0 FC4-6 FC6-4 1-2f	4 0 1 0 0 0 4 1 0 1 1 0 0 0																										
Lenn Sakata, R (1, 4) OBP: 0.319, SLG: 0.355 Terry Crowley, L (8, PH) OBP: 0.366, SLG: 0.341 Glenn Gulliver, L (8, 5) OBP: 0.371, SLG: 0.254			0-0 5-3		0-0 FC5-4 1-2f		0-0 FC3-6 1B		0-0 FC6-4 1-2f	3 0 1 0 0 0 4 1 0 0 0 0 0 1 1 0 0 0 0 0 2																										
Inning Stats	R: 0 E: 0 K: 0 S: 4	H: 1 LOB: 1 BB: 0 P: 4	R: 0 E: 0 K: 0 S: 4	H: 1 LOB: 2 BB: 1 P: 8	R: 0 E: 0 K: 2 S: 8	H: 1 LOB: 1 BB: 0 P: 8	R: 0 E: 0 K: 0 S: 3	H: 0 LOB: 0 BB: 0 P: 3	R: 1 E: 0 K: 1 S: 7	H: 2 LOB: 1 BB: 0 P: 7	R: 1 E: 0 K: 1 S: 7	H: 2 LOB: 2 BB: 1 P: 11	R: 0 E: 0 K: 1 S: 5	H: 0 LOB: 1 BB: 1 P: 9	R: 4 E: 0 K: 1 S: 9	H: 4 LOB: 2 BB: 2 P: 17	1B: 11 2B: 0 3B: 0 HR: 1	SF: 1 SAC: 0 DP: 0 HBP: 0	WP: 1 PA: 45 PB: 0 SB: 0 CS: 0																	
PITCHER	IP WLS BF H R ER SO BB IBB HBP BLK WP HR S P ERA WHIP																																			
Jack Morris, R (1, 1) ERA: 4.06	8.0		39	9	5	5	5	6	0	0	0	1	1	43	67	5.62	1.875																			
Howard Bailey, L (9, 1) ERA:	0.1		1	0	0	0	0	0	0	0	0	0	0	1	1	0.00	0.000																			
Dave Tobik, R (9, 1) ERA: 3.56	0.1	L	3	2	0	0	1	0	0	0	0	0	0	5	5	0.00	6.000																			
Dave Rucker, L (9, 1) ERA: 3.76	0.1		2	1	1	1	0	0	0	0	0	0	0	2	2	27.00	3.000																			

Baltimore Orioles @ Detroit Tigers
Tiger Stadium, Detroit, MI
Thu Sep 30 1982, 7:05 PM EDT
Att: 11,049 - Unknown

livebaseballscorecards.com

AB	38
R	6
H	12
RBI	6
BB	6
SO	6
LOB	21



Batter	1	2	3	4	5	6	7	8	9	AB R H RBI BB SO LOB	TOP	
Paul Molitor, R (1, 5) OBP: 0.370, SLG: 0.456	0-0 G6-4-3 1B		0-3 K		0-0 1B		0-0 F3		0-0 L5	5 0 2 0 0 1 0		
Robin Yount, R (1, 6) OBP: 0.380, SLG: 0.571	0-0 G6-4-3 1-2f		0-0 4-1 1B		0-0 1-3 1B		0-0 1B		0-3 K	5 0 3 0 0 1 1		
Cecil Cooper, L (1, 3) OBP: 0.343, SLG: 0.526	0-0 1B		0-0 4-1 1-2		0-0 6-3		0-0 F7			4 0 1 0 0 0 4		
Ted Simmons, S (1, 2) OBP: 0.305, SLG: 0.444	0-3 K		0-0 F5			0-0 HR	0-0 L4			4 1 1 1 0 1 3		
Ben Oglivie, L (1, 7) OBP: 0.328, SLG: 0.453		0-0 2B 1B		0-0 4-3		0-0 HR		0-0 1B		4 2 3 1 0 0 0		
Gorman Thomas, R (1, 8) OBP: 0.347, SLG: 0.515		0-0 F4		0-0 6-3		0-3 K		0-3 K		4 0 0 0 0 2 2		
Roy Howell, L (1, 10) OBP: 0.305, SLG: 0.356 Rob Picciolo, R (8, PH) OBP: 0.264, SLG: 0.271		0-3 K		0-3 K		0-0 6-3		0-3 K		3 0 0 0 0 2 1 1 0 0 0 0 1 1		
Charlie Moore, R (1, 9) OBP: 0.296, SLG: 0.359		0-0 1-H 2B			0-0 F9	0-0 2B		0-0 F7		4 0 2 1 0 0 1		
Jim Gantner, L (1, 4) OBP: 0.331, SLG: 0.366		0-0 4-3			0-0 4-3	0-0 6-3			0-0 F7	4 0 0 0 0 0 2		
Inning Stats	R: 0 H: 2 E: 0 LOB: 1 K: 1 BB: 0 S: 6 P: 6	R: 1 H: 2 E: 0 LOB: 1 K: 1 BB: 0 S: 7 P: 7	R: 0 H: 1 E: 0 LOB: 1 K: 1 BB: 0 S: 6 P: 6	R: 0 H: 0 E: 0 LOB: 0 K: 1 BB: 0 S: 5 P: 5	R: 0 H: 2 E: 0 LOB: 2 K: 0 BB: 0 S: 5 P: 5	R: 2 H: 3 E: 0 LOB: 1 K: 1 BB: 0 S: 8 P: 8	R: 0 H: 1 E: 0 LOB: 1 K: 2 BB: 0 S: 4 P: 4	R: 0 H: 1 E: 0 LOB: 1 K: 2 BB: 0 S: 8 P: 8	R: 0 H: 0 E: 0 LOB: 0 K: 1 BB: 0 S: 5 P: 5	1B: 8 SF: 0 2B: 2 SAC: 0 3B: 0 DP: 1 HR: 2 HBP: 0	WP: 0 PA: 38 PB: 0 SB: 0 CS: 0	
PITCHER Dennis Martinez, R (1, 1) ERA: 4.12 Tippy Martinez, L (7, 1) ERA: 3.41	IP WLS BF H R ER SO BB IBB HBP BLK WP HR S P ERA WHIP	6.1 W 29 11 3 3 5 0 0 0 0 0 2 39 39 4.26 1.737	2.2 9 1 0 0 3 0 0 0 0 0 0 0 15 15 0.00 0.375	PITCHER IP WLS BF H R ER SO BB IBB HBP BLK WP HR S P ERA WHIP								

Milwaukee Brewers @ Baltimore Orioles
 Memorial Stadium, Baltimore, MD
 Fri Oct 01 1982, 7:05 PM EDT
 Unknown

livebaseballscores.com

AB	38
R	3
H	12
RBI	3
BB	0
SO	8
LOB	15



Batter	1	2	3	4	5	6	7	8	9	AB R H RBI BB SO LOB	TOP											
Paul Molitor, R (1, 5) OBP: 0.369, SLG: 0.455	0-3 K		0-0 6-3		0-0 G6-4-3 1B		0-0 F7			4 0 1 0 0 1 1												
Robin Yount, R (1, 6) OBP: 0.378, SLG: 0.568	0-0 F9		0-0 F9		0-0 G6-4-3		0-0 F9			4 0 0 0 0 0 3												
Cecil Cooper, L (1, 3) OBP: 0.343, SLG: 0.524	0-0 4-3		0-0 1B		0-0 F7			0-0 F5		4 0 1 0 0 0 1												
Gorman Thomas, R (1, 8) OBP: 0.345, SLG: 0.512		0-0 1-3	0-0 F7			0-0 F5		0-0 F6		4 0 0 0 0 0 1												
Ben Oglivie, L (1, 7) OBP: 0.326, SLG: 0.450		0-0 6-3		0-0 4-3		0-0 4-3		0-0 F7		4 0 0 0 0 0 0												
Roy Howell, L (1, 10) OBP: 0.307, SLG: 0.354		4-0 BB BB BB		4-0 BB		0-0 L4			0-0 F6	2 0 0 0 2 0 0												
Charlie Moore, R (1, 9) OBP: 0.300, SLG: 0.363		4-0 BB BB		0-3 K			0-0 1B 2B		0-0 1B	3 1 2 0 1 1 1												
Ned Yost, R (1, 2) OBP: 0.324, SLG: 0.429		4-0 BB BB		0-0 F9			0-3 K		0-0 F5	2 0 0 0 1 1 2												
Bob Skube, L (9, PH) OBP: 0.667, SLG: 0.667		1-2 2-3 BB								1 0 0 0 0 0 1												
Jim Gantner, L (1, 4) OBP: 0.333, SLG: 0.367		0-3 K			0-0 G6-4-3 1B		0-0 2-H 1B		0-3 K	4 0 2 1 0 2 4												
Inning Stats	R: 0 E: 0 K: 1 S: 5	H: 0 LOB: 0 BB: 0 P: 5	R: 0 E: 0 K: 1 S: 5	H: 0 LOB: 3 BB: 3 P: 17	R: 0 E: 0 K: 0 S: 4	H: 1 LOB: 1 BB: 0 P: 4	R: 0 E: 0 K: 1 S: 5	H: 0 LOB: 1 BB: 1 P: 9	R: 0 E: 0 K: 0 S: 4	H: 2 LOB: 1 BB: 0 P: 4	R: 0 E: 0 K: 0 S: 3	H: 0 LOB: 0 BB: 0 P: 3	R: 1 E: 0 K: 1 S: 7	H: 2 LOB: 1 BB: 0 P: 7	R: 0 E: 0 K: 0 S: 3	H: 0 LOB: 0 BB: 0 P: 3	R: 0 E: 0 K: 1 S: 6	H: 1 LOB: 1 BB: 0 P: 6	1B: 5 2B: 1 3B: 0 HR: 0	SF: 0 SAC: 0 DP: 1 HBP: 0	WP: 0 PB: 0 SB: 0 CS: 0	PA: 36
PITCHER Storm Davis, R (1, 1) ERA: 3.49	IP: 9.0 WLS: W BF: 36 H: 6 R: 1 ER: 1 SO: 5 BB: 4 IBB: 0 HBP: 0 BLK: 0 WP: 0 HR: 0 S: 42 P: 58 ERA: 1.00 WHIP: 1.111																					
PITCHER	IP	WLS	BF	H	R	ER	SO	BB	IBB	HBP	BLK	WP	HR	S	P	ERA	WHIP					

Milwaukee Brewers @ Baltimore Orioles
 Memorial Stadium, Baltimore, MD
 Fri Oct 01 1982, 7:05 PM EDT
 Att: 51,883 - Unknown

livebaseballscorecards.com

AB	32
R	1
H	6
RBI	1
BB	4
SO	5
LOB	14



Batter	1	2	3	4	5	6	7	8	9
Al Bumbry, L (1, 8) John Shelby, S (8, 8) OBP: 0.313, SLG: 0.338 OBP: 0.294, SLG: 0.471	0-0 S 2B 1B	0-0 4-3		0-0 SH 1B	4-0 IBB		4-0 IBB	0-0 1-3 2-H 1B	
Glenn Gulliver, L (1, 5) OBP: 0.360, SLG: 0.241	0-3 K 1-2	0-0 3-1		0-0 SH 1-H 2-H	0-3 K		0-0 F6	0-3 K	
Ken Singleton, S (1, 10) OBP: 0.350, SLG: 0.384	0-0 2B 1B		0-0 FC3-6 9-2 WP 1B	0-0 1-3	0-0 F7			0-3 K	
Eddie Murray, S (1, 3) OBP: 0.391, SLG: 0.551	0-0 1B BLK 2B		4-0 FC3-6 1-2 BB	4-0 IBB		0-0 4-3		0-0 3-1 1B 1B	
John Lowenstein, L (1, 7) OBP: 0.414, SLG: 0.605	0-0 BLK S 1B		0-0 FC3-6 1-2 2-3 3-H	0-0 L9		0-0 CS 1B		0-0 3-1 1B 1B	
Cal Ripken Jr., R (1, 6) OBP: 0.319, SLG: 0.478	0-0 6-3 1-3 3-H		0-0 9-2 1-2 3-H	0-3 K		0-3 K		0-0 3-1	
Jim Dwyer, L (1, 9) Gary Roenicke, R (8, 9) OBP: 0.405, SLG: 0.497 OBP: 0.393, SLG: 0.500	4-0 IBB			0-0 1B 1B	0-0 2B 2B		4-0 SH1-4 BB	0-0 2-H 3-H 1B 1B	
Rick Dempsey, R (1, 2) OBP: 0.337, SLG: 0.346	0-0 G3			0-0 1B 1B	0-0 2B		0-0 SH1-4	0-0 1B 1B	
Rich Dauer, R (1, 4) OBP: 0.338, SLG: 0.375		0-0 F9		0-0 SH 1B 1B	0-0 F8		0-3 K	0-0 1B 1B	

AB	R	H	RBI	BB	SO	LOB
3	2	2	1	2	0	0
1	0	1	1	0	0	0
5	0	0	0	0	3	8
5	1	2	0	0	1	4
3	2	2	1	2	0	0
5	1	3	1	0	0	4
5	0	0	0	0	2	8
2	1	2	0	2	0	0
1	1	1	2	0	0	0
4	2	3	0	0	0	2
5	1	2	2	0	1	3
1B: 15	SF: 0	2B: 4	SAC: 2	3B: 0	DP: 1	HR: 0
WP: 1	PA: 47	PB: 0	CS: 1	SB: 3		

BOTTOM

Milwaukee Brewers @ Baltimore Orioles
Memorial Stadium, Baltimore, MD
 Sat Oct 02 1982, 3:33 AM EDT
 Att. 47,235 - Unknown

AB	39
R	11
H	18
RBI	8
BB	6
SO	7
LOB	29



Inning Stats														
R	H	E	K	S	R	H	E	K	S	R	H	E	K	S
3	4	0	1	9	0	0	0	3	13	0	1	0	0	7
0	2	0	1	13	0	0	0	1	7	0	1	0	1	14
0	0	0	0	3	0	0	0	3	11	0	2	0	1	11
0	1	0	0	5	0	0	0	5	5	0	1	0	0	5
0	0	0	0	13	0	0	0	13	13	0	2	0	1	11

PITCHER														
IP	WLS	BF	H	R	ER	SO	BB	IBB	HBP	BLK	WP	HR	S	P
3.0	L	18	8	6	5	1	1	1	0	1	1	0	18	26
4.0		20	4	1	0	4	1	3	0	0	0	0	24	40
1.0		9	6	4	4	2	0	0	0	0	0	0	13	13

ERA	WHIP
15.00	3.000
0.00	1.250
36.00	6.000

Batter	1	2	3	4	5	6	7	8	9	AB R H RBI BB SO LOB
Al Bumbry, L (1, 8) John Shelby, S (9, PH) OBP: 0.314, SLG: 0.338 OBP: 0.314, SLG: 0.486	0-0 P4		0-0 3-1		0-0 G3 1-3 1B		4-0 BB		0-0 1B 1B	3 0 1 0 1 0 0 1 0 1 0 0 0 0
Glenn Gulliver, L (1, 5) Dan Ford, R (9, PH) OBP: 0.363, SLG: 0.269 OBP: 0.279, SLG: 0.371	0-0 E5 1B 1B		0-0 HR		0-0 G3 1-2		0-3 K		0-0 P6	4 1 2 1 0 1 3 1 0 0 0 0 0 1
Ken Singleton, S (1, 10) Benny Ayala, R (9, PH) OBP: 0.349, SLG: 0.381 OBP: 0.331, SLG: 0.492	0-0 F8		0-0 F8		4-0 BB		0-0 F9		0-0 F8	3 0 0 0 1 0 2 1 0 0 0 0 0 1
Eddie Murray, S (1, 3)	4-0 1B BB		0-0 3-1		0-0 G3			0-3 K	0-0 1B 1-2	4 0 1 0 1 1 3
John Lowenstein, L (1, 7) Gary Roenicke, R (9, PH) OBP: 0.415, SLG: 0.602 OBP: 0.392, SLG: 0.499	0-0 1B 1-2 2-H			0-3 K		0-0 F6		4-0 FC5-4 1B BB	0-0 F7	3 1 1 0 1 1 0 1 0 0 0 0 0 2
Jim Dwyer, L (1, 9)		0-0 1-3		0-0 P3		0-0 FC4-6 1B		4-0 FC5-4 1B BB		3 0 1 0 1 0 0
Cal Ripken Jr., R (1, 6)		0-0 F9		0-0 F7		0-0 F8		0-0 FC5-4 1B 1-2f 2-3		4 0 0 0 0 0 3
Rick Dempsey, R (1, 2) Terry Crowley, L (8, PH) Mike Young, S (8, PR) Lenn Sakata, R (9, 4) OBP: 0.339, SLG: 0.349 OBP: 0.377, SLG: 0.355		0-0 1B		0-0 1B 1B		0-0 FC4-6 1-2f		0-0 1B 1-3 3-H		3 0 2 0 0 0 1 1 0 1 1 0 0 0 0 0 0 0 0 0 0 0 0 0 0 0 0 0
Rich Dauer, R (1, 4) Joe Nolan, L (8, PH) OBP: 0.337, SLG: 0.373 OBP: 0.278, SLG: 0.356		0-0 F8		0-0 F8		0-0 F8		0-0 F7	0-0 F7	3 0 0 0 0 0 2 1 0 0 0 0 0 2

Inning Stats	R: 0 E: 1 K: 0 S: 4	H: 2 LOB: 2 BB: 1 P: 8	R: 0 E: 0 K: 0 S: 4	H: 1 LOB: 1 BB: 0 P: 4	R: 1 E: 0 K: 0 S: 4	H: 1 LOB: 0 BB: 0 P: 4	R: 0 E: 0 K: 1 S: 5	H: 0 LOB: 0 BB: 0 P: 5	R: 0 E: 0 K: 0 S: 5	H: 2 LOB: 3 BB: 1 P: 9	R: 0 E: 0 K: 0 S: 4	H: 1 LOB: 1 BB: 0 P: 4	R: 0 E: 0 K: 1 S: 5	H: 0 LOB: 1 BB: 1 P: 9	R: 1 E: 0 K: 1 S: 6	H: 1 LOB: 2 BB: 2 P: 14	R: 0 E: 0 K: 0 S: 5	H: 2 LOB: 2 BB: 0 P: 5	1B: 9 2B: 0 3B: 0 HR: 1	SF: 0 SAC: 0 DP: 0 HBP: 0	WP: 0 PB: 0 SB: 0 CS: 0	PA: 41	
PITCHER	IP	WLS	BF	H	R	ER	SO	BB	IBB	HBP	BLK	WP	HR	S	P	ERA	WHIP						
Don Sutton, R (1, 1) ERA: 3.06	8.0	W	36	8	2	2	3	5	0	0	0	0	1	37	57	2.25	1.625						
Bob McClure, L (9, 1) ERA: 4.22	1.0		5	2	0	0	0	0	0	0	0	0	0	5	5	0.00	2.000						

BOTTOM

Milwaukee Brewers @ Baltimore Orioles
Memorial Stadium, Baltimore, MD

Sun Oct 03 1982, 3:33 AM EDT
Att. 51,642 - Unknown

livebaseballscorecards.com

AB	36
R	2
H	10
RBI	2
BB	5
SO	3
LOB	20

