

Baltimore Orioles - 1982

Batter	1	2	3	4	5	6	7	8	9	AB	R	H	RBI	BB	SO	LOB	TOP																
Willie Wilson, S (1, 7) Tom Poquette, L OBP: 0.500, SLG: 0.500	0-0 6-3	0-0 1-3		0-0 4-3		0-0 FC5-4 1B		0-0 G3		3	0	0	0	0	0	3																	
John Wathan, R (1, 2)	0-3 K		0-0 3-1		4-0 2B BB	0-0 FC5-4 1-2		0-0 F8		4	0	0	0	1	1	1																	
George Brett, L (1, 5) OBP: 0.600, SLG: 1.500	0-0 4-3		0-0 1-4-3		0-0 1-3 2B			4-0 BB		4	1	2	1	1	0	0																	
Willie Aikens, L (1, 3)		4-0 FC5-4 BB	0-0 4-3		0-0 1-3			4-0 G6-4-3 BB		3	0	0	0	2	0	3																	
Amos Otis, R (1, 8) OBP: 0.200, SLG: 0.400		0-0 FC5-4 1B 1-2		0-0 1B HR 2B		0-0 F9		0-0 F9		5	2	1	0	0	0	5																	
Hal McRae, R (1, 10) OBP: 0.500, SLG: 0.333		0-0 F9		0-0 HR 1B		4-0 BB		0-0 G6-4-3 1-2		3	1	1	0	1	0	2																	
Jerry Martin, R (1, 9) OBP: 0.250, SLG: 0.250		0-0 BB 1B 1-2		0-3 K		0-3 K		0-0 4-3		4	0	1	0	0	2	5																	
Frank White, R (1, 4) OBP: 0.500, SLG: 1.250		0-0 BB 1B 1-2 2-H		0-0 HR 1B 1-H 3-H		0-0 F9		0-0 F7		4	1	2	4	0	0	0																	
U L Washington, S (1, 6)		4-0 1-2 2-3 BB		0-0 4-3		0-0 5-3		4-0 BB		2	0	0	0	2	0	0																	
Inning Stats	R: 0 E: 0 K: 1 S: 5	H: 0 LOB: 0 BB: 0 P: 5	R: 1 E: 0 K: 0 S: 5	H: 2 LOB: 3 BB: 2 P: 13	R: 0 E: 0 K: 0 S: 3	H: 0 LOB: 0 BB: 0 P: 3	R: 3 E: 0 K: 1 S: 8	H: 3 LOB: 0 BB: 0 P: 8	R: 0 E: 0 K: 0 S: 4	H: 1 LOB: 3 BB: 2 P: 14	R: 1 E: 0 K: 0 S: 3	H: 1 LOB: 0 BB: 1 P: 7	R: 0 E: 0 K: 0 S: 3	H: 0 LOB: 1 BB: 1 P: 7	R: 0 E: 0 K: 0 S: 3	H: 0 LOB: 1 BB: 1 P: 7	1B: 4 2B: 2 3B: 0 HR: 2	SF: 0 SAC: 0 DP: 1 HBP: 0	WP: 0 PA: 41 PB: 0 SB: 0 CS: 0														
PITCHER	IP WLS BF H R ER SO BB IBB HBP BLK WP HR S P ERA WHIP																																
Dennis Martinez, R ERA: 9.0	4.0	21	6	4	4	2	3	0	0	0	0	0	1	22	34	9.00	2.250																
Sammy Stewart, R ERA: 1.8	5.0	W 20	2	1	1	1	4	0	0	0	0	0	1	18	34	1.80	1.200																

Kansas City Royals @ Baltimore Orioles
 Memorial Stadium, Baltimore, MD
 Mon Apr 05 1982, 3:33 AM EST
 Att: 51,958 - Unknown - 46 F


AB 34
R 5
H 8
RBI 5
BB 7
SO 3
LOB 20

Batter	1	2	3	4	5	6	7	8	9	AB	R	H	RBI	BB	SO	LOB	BOTTOM																	
Al Bumbry, L (1, 8) OBP: 0.600, SLG: 0.500	4-0 G4-6-3 BB	0-0 L6		0-0 L3 1B		0-0 4-3	0-0 HR 1B			4	1	2	1	1	0	2																		
Rick Dempsey, R (1, 2) OBP: 0.400, SLG: 0.250	0-0 G4-6-3 1-2		0-0 1B HR	0-0 L3 1-2		4-0 BB	0-0 F8			4	1	1	0	1	0	4																		
Dan Ford, R (1, 9) OBP: 0.600, SLG: 1.200	0-0 6-3		0-0 1-3 HR 1B	0-0 BB 1B		0-0 F7	0-0 HR			5	2	3	3	0	0	1																		
Ken Singleton, S (1, 10)		4-0 HR BB	0-0 E1 HR	4-0 BB 1-2		0-3 K	4-0 FC6-4 BB			2	2	0	0	3	1	3																		
Eddie Murray, S (1, 3) OBP: 0.200, SLG: 0.800		0-0 F5	0-0 HR	0-0 F9			6-3 FC6-4			5	1	1	4	0	0	4																		
Cal Ripken Jr., R (1, 5) OBP: 0.600, SLG: 1.400		0-0 HR	0-0 6-3		0-0 6-3		0-0 1B 1B 2B	0-0 F8 2B		5	2	3	2	0	0	0																		
Gary Roenicke, R (1, 7) OBP: 0.800, SLG: 1.400		0-0 6-3 HBP 1B	0-0 HR		0-0 CS BB 1B		0-0 1-2 2B 1B	0-3 K		5	2	4	1	0	1	1																		
Lenn Sakata, R (1, 6) OBP: 0.600, SLG: 0.333		1-0 6-3 HBP	0-0 L4		4-0 CS BB		0-0 2B 1B 1B	0-0 F8		3	1	1	0	1	0	1																		
Rich Dauer, R (1, 4) OBP: 0.200, SLG: 0.400		0-0 6-3 1-2 2-3	0-0 L1		0-0 L8		0-0 1B HR 2B	0-0 1-3 2-H 3-H		5	1	1	2	0	0	5																		
Inning Stats	R: 0 E: 0 K: 0 S: 2	H: 0 LOB: 1 BB: 1 P: 6	R: 2 E: 0 K: 0 S: 5	H: 2 LOB: 2 BB: 1 P: 10	R: 5 E: 1 K: 0 S: 8	H: 4 LOB: 0 BB: 0 P: 8	R: 0 E: 0 K: 0 S: 4	H: 2 LOB: 2 BB: 1 P: 8	R: 0 E: 0 K: 1 S: 5	H: 0 LOB: 1 BB: 1 P: 9	R: 6 E: 0 K: 0 S: 9	H: 6 LOB: 1 BB: 1 P: 13	R: 0 E: 0 K: 1 S: 6	H: 1 LOB: 1 BB: 0 P: 6	R: 0 E: 0 K: 1 S: 6	H: 1 LOB: 1 BB: 0 P: 6	1B: 10 2B: 3 3B: 0 HR: 4	SF: 0 SAC: 0 DP: 2 HBP: 1	WP: 0 PA: 45 PB: 0 SB: 0 CS: 2															
PITCHER	IP WLS BF H R ER SO BB IBB HBP BLK WP HR S P ERA WHIP																																	
Dennis Leonard, R ERA: 23.14	2.1	L 16	6	7	6	0	2	0	0	0	0	0	0	3	13	22	23.14	3.429																
Paul Splitterff, L ERA: 4.5	3.1	4.0	18	5	2	2	1	3	0	0	0	0	0	17	29	4.50	2.000																	
Grant Jackson, L ERA: 54.0	7.1	0.2	7	4	4	4	0	1	0	0	0	0	1	6	10	54.00	7.500																	
Bud Black, L ERA:	8.1	1.0	4	1	0	0	1	0	0	0	0	0	0	6	6	0.00	1.000																	

Kansas City Royals @ Baltimore Orioles
 Memorial Stadium, Baltimore, MD
 Mon Apr 05 1982, 3:33 AM EST
 Att: 51,958 - Unknown - 46 F


AB 38
R 13
H 16
RBI 13
BB 6
SO 2
LOB 21

Batter	1	2	3	4	5	6	7	8	9	AB	R	H	RBI	BB	SO	LOB	TOP			
Dwight Evans, R OBP: 0.250, SLG: 0.500 (1, 9)	F8		1B					FC5-4		4	1	1	0	0	0	1	Boston Red Sox @ Baltimore Orioles Memorial Stadium, Baltimore, MD Sat Apr 10 1982, 3:33 AM EST Unknown - 47 F			
Glenn Hoffman, R (1, 6)	F3		F8					F7		4	0	0	0	0	0	3				
Jim Rice, R OBP: 0.250, SLG: 0.250 (1, 7)	4-3		BB					FC5-4		4	0	1	2	0	0	1				
Carl Yastrzemski, L (1, 3)		F5	BB					F9		3	0	0	0	1	0	0				
Carney Lansford, R (1, 5)		FC6-4	BB					6-3		3	0	0	0	1	0	2				
Dave Stapleton, R OBP: 0.500, SLG: 0.750 (1, 4)	F8							2B		4	0	2	0	0	0	1				
Tony Perez, R (1, 10)	FC6-4							F3		4	0	0	0	0	1	3				
Gary Allenson, R OBP: 0.333, SLG: 0.667 (1, 2)								F7		3	0	1	0	0	0	0				
Reid Nichols, R OBP: 0.333, SLG: 0.333 (1, 8)			FC2-6-5					F3		3	1	1	0	0	0	1				
Inning Stats	R: 0 E: 0 K: 0 S: 3	H: 0 LOB: 0 BB: 0 P: 3	R: 0 E: 0 K: 0 S: 3	H: 0 LOB: 1 BB: 7	R: 2 E: 0 K: 0 S: 6	H: 3 LOB: 2 BB: 1 P: 10	R: 0 E: 0 K: 0 S: 3	H: 1 LOB: 0 BB: 0 P: 3	R: 0 E: 0 K: 0 S: 3	H: 0 LOB: 0 BB: 0 P: 3	R: 0 E: 0 K: 1 S: 5	H: 0 LOB: 0 BB: 0 P: 5	R: 0 E: 0 K: 0 S: 4	H: 1 LOB: 1 BB: 0 P: 4	R: 0 E: 0 K: 0 S: 4	H: 1 LOB: 1 BB: 0 P: 4		1B: 3 2B: 3 3B: 0 HR: 0	SF: 0 SAC: 0 DP: 1 HBP: 0	WP: 0 PB: 0 SB: 0 CS: 0
PITCHER Scott McGregor, L ERA: 2.0 (1, 1)	IP: 9.0 WLS: L BF: 34 H: 6 R: 2 ER: 2 SO: 1 BB: 2 IBB: 0 HBP: 0 BLK: 0 WP: 0 HR: 0 S: 34 P: 42 ERA: 2.00 WHIP: 0.889															PITCHER				

AB	32
R	2
H	6
RBI	2
BB	2
SO	1
LOB	12



Batter	1	2	3	4	5	6	7	8	9	AB	R	H	RBI	BB	SO	LOB	BOTTOM			
Al Bumbry, L OBP: 0.333, SLG: 0.250 (1, 8)	F7		K					F7		4	0	0	0	0	1	1	Boston Red Sox @ Baltimore Orioles Memorial Stadium, Baltimore, MD Sat Apr 10 1982, 3:33 AM EST Unknown - 47 F			
Joe Nolan, L (1, 2)	K		F5					F5		4	0	0	0	0	1	1				
Dan Ford, R OBP: 0.444, SLG: 0.778 (1, 9)								F8		4	0	1	0	0	0	0				
Ken Singleton, S OBP: 0.444, SLG: 0.167 Benny Ayala, R (9, PR)								F8		4	0	1	0	0	1	1				
Eddie Murray, S OBP: 0.333, SLG: 0.667 (1, 3)								1B		0	0	0	0	0	0	0				
John Lowenstein, L OBP: 0.250, SLG: 0.250 (1, 7)								1B		4	0	2	0	0	0	0				
Cal Ripken Jr., R OBP: 0.375, SLG: 0.875 (9, 6)								1B		3	0	0	0	0	1	2				
Lenn Sakata, R OBP: 0.429, SLG: 0.200 Jim Dwyer, L (8, PH)								K		2	0	0	0	0	0	0				
Rich Dauer, R OBP: 0.200, SLG: 0.400 (9, 4)								K		1	0	0	0	0	1	0				
Bobby Bonner, R OBP: 0.500, SLG: 0.500 Terry Crowley, L (8, PH)								F6		2	0	1	0	0	0	0				
Floyd Rayford, R (9, 5)								F8		0	0	0	0	0	0	0				
Inning Stats	R: 0 E: 0 K: 2 S: 8	H: 1 LOB: 1 BB: 0 P: 8	R: 0 E: 0 K: 1 S: 5	H: 0 LOB: 0 BB: 0 P: 5	R: 0 E: 0 K: 1 S: 6	H: 1 LOB: 1 BB: 0 P: 6	R: 0 E: 0 K: 0 S: 3	H: 0 LOB: 0 BB: 0 P: 3	R: 0 E: 0 K: 0 S: 3	H: 0 LOB: 0 BB: 0 P: 3	R: 0 E: 1 K: 1 S: 7	H: 2 LOB: 2 BB: 0 P: 7	R: 0 E: 0 K: 1 S: 5	H: 0 LOB: 0 BB: 0 P: 5	R: 0 E: 0 K: 0 S: 5	H: 2 LOB: 2 BB: 0 P: 5	1B: 6 2B: 0 3B: 0 HR: 0	SF: 0 SAC: 0 DP: 0 HBP: 0	WP: 0 PB: 0 SB: 0 CS: 0	PA: 33
PITCHER Dennis Eckersley, R ERA: (1, 1)	IP: 9.0 WLS: W BF: 33 H: 6 R: 0 ER: 0 SO: 6 BB: 0 IBB: 0 HBP: 0 BLK: 0 WP: 0 HR: 0 S: 45 P: 45 ERA: 0.00 WHIP: 0.667															PITCHER				

AB	33
R	0
H	6
RBI	0
BB	0
SO	6
LOB	7



Batter	1	2	3	4	5	6	7	8	9	AB	R	H	RBI	BB	SO	LOB	TOP										
Rick Miller, L OBP: 0.800, SLG: 0.500 (1, 8)	4-0 HR BB		0-0 1-5-3		0-0 1B			4-0 1B BB	4-0 BB	2	2	1	0	3	0	0	Boston Red Sox @ Baltimore Orioles Memorial Stadium, Baltimore, MD Sat Apr 10 1982, 3:38 AM EST Att: 21,268 - Unknown livebaseballscores.com										
Dwight Evans, R OBP: 0.333, SLG: 0.286 (1, 9)	0-0 F3		4-0 BB		4-0 FC6-4 BB			0-0 F8	0-3 K	3	0	0	0	2	1	4											
Jim Rice, R OBP: 0.125, SLG: 0.125 (1, 7)	0-3 K		0-0 5-3		0-0 FC6-4 1-2			0-0 F6		4	0	0	0	0	1	5											
Carl Yastrzemski, L OBP: 0.500, SLG: 0.857 (1, 10)	0-0 1-H HR			0-0 FC6-4 1B				0-0 PB 1B		4	1	3	2	0	0	0											
Carney Lansford, R OBP: 0.375, SLG: 0.167 (1, 5)	0-0 6-3			0-0 FC6-4 1-2				4-0 1B BB		3	0	1	0	1	0	1											
Dave Stapleton, R OBP: 0.250, SLG: 0.375 (1, 4)		0-0 5-3		0-0 F8				0-0 L5-3 1-2		4	0	0	0	0	0	4											
Rich Gedman, L (1, 2)		0-0 1-3		0-0 F9					4-0 FC1-4 1B BB	3	0	0	0	1	0	1											
Reid Nichols, R OBP: 0.333, SLG: 0.333 (9, PR)										0	0	0	0	0	0	0											
Glenn Hoffman, R OBP: 0.250, SLG: 0.143 (1, 6)		0-0 6-3			1-0 1B HBP			0-0 F8		3	0	1	0	0	0	0											
Wade Boggs, L (1, 3)			0-0 1-3		0-0 5-3 1-2			0-0 6-3		4	0	0	0	0	0	3											
Inning Stats	R: 2 E: 0 K: 1 S: 6	H: 1 LOB: 0 BB: 1 P: 10	R: 0 E: 0 K: 0 S: 3	H: 0 LOB: 0 BB: 0 P: 3	R: 0 E: 0 K: 0 S: 3	H: 0 LOB: 1 BB: 1 P: 7	R: 0 E: 0 K: 0 S: 4	H: 1 LOB: 1 BB: 0 P: 4	R: 0 E: 0 K: 0 S: 3	H: 1 LOB: 2 BB: 1 P: 8	R: 0 E: 0 K: 0 S: 3	H: 0 LOB: 0 BB: 0 P: 3	R: 0 E: 0 K: 0 S: 3	H: 0 LOB: 0 BB: 0 P: 3	R: 1 E: 0 K: 0 S: 4	H: 1 LOB: 2 BB: 2 P: 12	R: 0 E: 0 K: 1 S: 5	H: 1 LOB: 2 BB: 2 P: 13	1B: 5 2B: 1 3B: 0 HR: 1	SF: 0 SAC: 0 DP: 1 HBP: 1	WP: 0 PB: 1 SB: 0 CS: 0	PA: 38					
PITCHER	IP	WLS	BF	H	R	ER	SO	BB	IBB	HBP	BLK	WP	HR	S	P	ERA	WHIP										
Dennis Martinez, R ERA: 4.63 (1, 1)	7.2	W	31	5	3	2	1	4	0	1	0	0	1	28	45	2.35	1.174										
Sammy Stewart, R ERA: 1.42 (8, 1)	1.1	S	7	1	0	0	1	3	0	0	0	0	0	6	18	0.00	3.000										

Batter	1	2	3	4	5	6	7	8	9	AB	R	H	RBI	BB	SO	LOB	BOTTOM										
Al Bumbry, L OBP: 0.397, SLG: 0.250 (1, 8)	0-0 1-3		4-0 1B BB	0-0 FC6-4 1-2		0-0 4-3 SH2-3 2B 1B		0-0 1-3		4	2	1	0	1	0	1	Boston Red Sox @ Baltimore Orioles Memorial Stadium, Baltimore, MD Sat Apr 10 1982, 3:38 AM EST Att: 21,268 - Unknown livebaseballscores.com										
Rich Dauer, R OBP: 0.444, SLG: 0.667 (1, 4)	0-0 2B		0-0 1B FC6-4 1B	0-0 FC6-4 1-2		0-0 SH2-3		0-0 BB 1B		4	2	3	0	0	0	1											
Ken Singleton, S OBP: 0.500, SLG: 0.222 (1, 10)	0-0 F4		0-0 FC6-4 1-3 2-H	0-0 1B	4-0 HBP 5-3 BB	0-0 4-3		4-0 1-2 BB		3	1	1	1	2	0	2											
Eddie Murray, S OBP: 0.429, SLG: 0.786 (1, 3)	0-0 2B		0-0 FC6-4 1-2 3-H	0-0 BB	0-0 5-3 HBP 1B	0-0 2B		0-0 F4		5	0	3	3	0	0	3											
Dan Ford, R OBP: 0.385, SLG: 0.583 (1, 9)	0-0 L8		4-0 BB	0-0 BB	0-0 F9	0-0 F7				3	0	0	0	1	0	4											
Gary Roenicke, R OBP: 0.596, SLG: 0.875 (1, 7)		0-0 6-3	0-3 K		1-0 5-3 HBP			0-0 F8		3	0	0	0	0	1	2											
Cal Ripken Jr., R OBP: 0.333, SLG: 0.667 (1, 5)		0-0 BB 1B	0-0 4-3		0-0 5-3			0-0 F9		4	0	1	1	0	0	4											
Rick Dempsey, R OBP: 0.444, SLG: 0.167 (1, 2)		4-0 G6-4-3 BB		0-3 K				0-0 5-3		2	0	0	0	2	1	0											
Lenn Sakata, R OBP: 0.364, SLG: 0.222 (1, 6)		0-0 G6-4-3 1-2		0-0 FC6-4 1B				0-0 F8		4	0	1	0	0	0	5											
Inning Stats	R: 1 E: 0 K: 0 S: 5	H: 2 LOB: 1 BB: 0 P: 5	R: 0 E: 0 K: 0 S: 3	H: 1 LOB: 1 BB: 1 P: 7	R: 2 E: 0 K: 1 S: 7	H: 2 LOB: 2 BB: 2 P: 15	R: 0 E: 0 K: 1 S: 6	H: 1 LOB: 1 BB: 0 P: 6	R: 1 E: 0 K: 0 S: 4	H: 1 LOB: 3 BB: 2 P: 13	R: 1 E: 0 K: 0 S: 5	H: 2 LOB: 1 BB: 0 P: 5	R: 0 E: 0 K: 0 S: 3	H: 0 LOB: 0 BB: 0 P: 3	R: 0 E: 0 K: 0 S: 4	H: 1 LOB: 2 BB: 1 P: 8	1B: 7 2B: 3 3B: 0 HR: 0	SF: 0 SAC: 1 DP: 1 HBP: 1	WP: 0 PB: 0 SB: 0 CS: 0	PA: 40							
PITCHER	IP	WLS	BF	H	R	ER	SO	BB	IBB	HBP	BLK	WP	HR	S	P	ERA	WHIP										
Bob Ojeda, L ERA: 13.5 (1, 1)	2.0	L	12	5	3	3	0	2	0	0	0	0	0	10	18	13.50	3.500										
Bob Stanley, R ERA: 4.5 (3, 1)	4.0		20	4	2	2	2	3	0	1	0	0	0	20	33	4.50	1.750										
Tom Burgmeier, L ERA: (7, 1)	2.0		8	1	0	0	0	1	0	0	0	0	0	7	11	0.00	1.000										




Batter	1	2	3	4	5	6	7	8	9	AB	R	H	RBI	BB	SO	LOB	TOP					
Dwight Evans, R OBP: 0.500, SLG: 0.545										4	2	3	0	1	0	1	Boston Red Sox @ Baltimore Orioles Memorial Stadium, Baltimore, MD Sun Apr 11 1982, 3:33 AM EST Att: 11,235 - Unknown - 55 F					
Glenn Hoffman, R OBP: 0.308, SLG: 0.250										5	2	2	0	0	0	4						
Jim Rice, R OBP: 0.462, SLG: 0.300										2	1	2	0	3	0	0						
Carl Yastrzemski, L OBP: 0.462, SLG: 0.600										3	0	0	2	2	2	6						
Carney Lansford, R OBP: 0.385, SLG: 0.222										3	0	1	4	1	0	1						
Dave Stapleton, R OBP: 0.154, SLG: 0.231										5	0	0	0	0	0	8						
Tony Perez, R OBP: 0.222, SLG: 0.125										4	0	1	0	1	0	2						
Gary Allenson, R OBP: 0.125, SLG: 0.250										5	0	0	0	0	0	4						
Rick Miller, L OBP: 0.500, SLG: 0.286										5	1	1	0	0	1	1						
Inning Stats	R: 2 E: 1 K: 0 S: 6	H: 2 LOB: 2 BB: 1 P: 10	R: 0 E: 0 K: 0 S: 4	H: 1 LOB: 1 BB: 0 P: 4	R: 1 E: 0 K: 0 S: 3	H: 1 LOB: 2 BB: 3 P: 15	R: 0 E: 0 K: 2 S: 8	H: 1 LOB: 2 BB: 1 P: 12	R: 0 E: 0 K: 0 S: 3	H: 0 LOB: 0 BB: 0 P: 3	R: 2 E: 0 K: 0 S: 5	H: 2 LOB: 3 BB: 3 P: 17	R: 0 E: 0 K: 0 S: 4	H: 1 LOB: 1 BB: 0 P: 4	R: 1 E: 0 K: 1 S: 7	H: 2 LOB: 1 BB: 0 P: 7		R: 0 E: 0 K: 0 S: 3	H: 0 LOB: 0 BB: 0 P: 3	1B: 9 2B: 1 3B: 0 HR: 0	SF: 1 SAC: 0 DP: 1 HBP: 0	WP: 0 PB: 0 SB: 0 CS: 0
PITCHER	IP WLS BF H R ER SO BB IBB HBP BLK WP HR S P ERA WHIP	5.2 L 31 7 5 5 2 5 2 0 0 0 0 28 56 7.94 2.118	6.1 1.1 6 1 0 0 0 1 0 0 0 0 0 5 9 0.00 1.500	8.1 2.0 8 2 1 1 1 0 0 0 0 0 0 10 10 4.50 1.000																		

Batter	1	2	3	4	5	6	7	8	9	AB	R	H	RBI	BB	SO	LOB	BOTTOM					
Al Bumbry, L OBP: 0.278, SLG: 0.188										4	0	0	0	0	1	1	Boston Red Sox @ Baltimore Orioles Memorial Stadium, Baltimore, MD Sun Apr 11 1982, 3:33 AM EST Att: 11,235 - Unknown - 55 F					
Rich Dauer, R OBP: 0.308, SLG: 0.462										4	0	0	0	0	1	0						
Ken Singleton, S OBP: 0.444, SLG: 0.231										4	0	1	0	0	1	0						
Eddie Murray, S OBP: 0.500, SLG: 0.833										4	0	3	0	0	0	1						
Dan Ford, R OBP: 0.412, SLG: 0.533										3	0	1	0	0	0	2						
Gary Roenicke, R OBP: 0.417, SLG: 0.636										3	0	0	0	0	3							
Cal Ripken Jr., R OBP: 0.250, SLG: 0.500										4	0	0	0	0	1	4						
Rick Dempsey, R OBP: 0.385, SLG: 0.111										3	0	0	0	1	0	2						
Lenn Sakata, R OBP: 0.357, SLG: 0.250										3	0	1	0	0	0	3						
Inning Stats	R: 0 E: 0 K: 0 S: 3	H: 0 LOB: 0 BB: 0 P: 3	R: 0 E: 0 K: 1 S: 6	H: 1 LOB: 3 BB: 1 P: 11	R: 0 E: 0 K: 0 S: 3	H: 0 LOB: 0 BB: 0 P: 3	R: 0 E: 0 K: 0 S: 5	H: 1 LOB: 2 BB: 0 P: 5	R: 0 E: 0 K: 1 S: 5	H: 0 LOB: 0 BB: 0 P: 5	R: 0 E: 0 K: 0 S: 4	H: 2 LOB: 1 BB: 0 P: 4	R: 0 E: 0 K: 1 S: 6	H: 1 LOB: 1 BB: 0 P: 6	R: 0 E: 0 K: 1 S: 6	H: 0 LOB: 0 BB: 0 P: 3		R: 0 E: 0 K: 0 S: 3	H: 0 LOB: 0 BB: 0 P: 3	1B: 5 2B: 1 3B: 0 HR: 0	SF: 0 SAC: 1 DP: 1 HBP: 1	WP: 0 PB: 0 SB: 0 CS: 0
PITCHER	IP WLS BF H R ER SO BB IBB HBP BLK WP HR S P ERA WHIP	9.0 W 35 6 0 0 4 1 0 1 0 0 0 41 46 0.00 0.778																				


Batter	1	2	3	4	5	6	7	8	9	AB	R	H	RBI	BB	SO	LOB	TOP										
Al Bumbry, L OBP: 0.273, SLG: 0.200 (1, 8)	4-3		1-3		2B		1-3			4	1	1	0	0	0	0	Baltimore Orioles @ Kansas City Royals Royals Stadium, Kansas City, MO Tue Apr 13 1982, 7:05 PM EST Att: 14,662 - Unknown										
Rich Dauer, R OBP: 0.294, SLG: 0.471 (1, 4) (8, 5)	L4		6-3		2B			6-3		4	0	1	2	0	0	0											
Ken Singleton, S OBP: 0.364, SLG: 0.176 (1, 10)	5-3			F8	K			4-3		4	0	0	0	0	1	1											
Eddie Murray, S OBP: 0.545, SLG: 1.000 (1, 3)		6-3		HR	K			1B		4	2	3	1	0	1	1											
Dan Ford, R OBP: 0.429, SLG: 0.526 (1, 9)	F8			F7				1B		4	0	2	0	0	0	1											
Cal Ripken Jr., R OBP: 0.211, SLG: 0.421 (8, PH) Terry Crowley, L Bobby Bonner, R OBP: 0.500, SLG: 0.500 (8, 6)	6-3			1-3		G4-6-3		1B		3	0	0	0	0	0	2											
Gary Roenicke, R OBP: 0.467, SLG: 0.929 (9, PH) Jim Dwyer, L (9, PH)					HR			1B		3	1	2	2	0	1	0											
Lenn Sakata, R OBP: 0.353, SLG: 0.267 (8, 4)	F7			1-3				4-3		3	0	1	0	0	0	1											
John Lowenstein, L OBP: 0.200, SLG: 0.200 (9, PH)						G4-6-3		1B		1	0	0	0	0	0	0											
Rick Dempsey, R OBP: 0.375, SLG: 0.167 (9, PH) Joe Nolan, L (9, PH)			F9		1B		G4-6-3	4-3		3	1	1	0	0	0	1											
Inning Stats	R: 0 E: 0 K: 0 S: 3	H: 0 LOB: 0 BB: 0 P: 3	R: 1 E: 0 K: 0 S: 5	H: 2 LOB: 1 BB: 0 P: 5	R: 0 E: 0 K: 0 S: 3	H: 0 LOB: 0 BB: 0 P: 3	R: 1 E: 0 K: 0 S: 4	H: 1 LOB: 0 BB: 0 P: 4	R: 3 E: 0 K: 2 S: 11	H: 4 LOB: 1 BB: 0 P: 11	R: 0 E: 0 K: 1 S: 5	H: 1 LOB: 0 BB: 0 P: 5	R: 0 E: 0 K: 0 S: 3	H: 2 LOB: 2 BB: 0 P: 5	R: 0 E: 0 K: 0 S: 3	H: 0 LOB: 0 BB: 0 P: 3	1B: 6 2B: 3 3B: 0 HR: 2	SF: 0 SAC: 0 DP: 2 HBP: 0	WP: 0 PB: 0 SB: 0 CS: 0	PA: 36							
PITCHER	IP	WLS	BF	H	R	ER	SO	BB	IBB	HBP	BLK	WP	HR	S	P	ERA	WHIP										
Larry Gura, L ERA: 4.73 (1, 1)	4.1		20	7	5	5	0	0	0	0	0	0	2	20	20	10.38	1.615										
Dave Frost, R ERA: (5, 1)	1.2	W	6	2	0	0	3	0	0	0	0	0	0	12	12	0.00	1.200										
Dan Quisenberry, R ERA: (7, 1)	3.0	S	10	2	0	0	0	0	0	0	0	0	0	10	10	0.00	0.667										

Batter	1	2	3	4	5	6	7	8	9	AB	R	H	RBI	BB	SO	LOB	BOTTOM										
Tom Poquette, L OBP: 0.368, SLG: 0.353 (1, 7)	6-3		1B		FC5-4	K		F9		4	0	1	0	1	1	0	Baltimore Orioles @ Kansas City Royals Royals Stadium, Kansas City, MO Tue Apr 13 1982, 7:05 PM EST Att: 14,662 - Unknown										
John Wathan, R OBP: 0.273, SLG: 0.286 (1, 2)	1-3				FC5-4	BB		4-3		5	2	2	0	0	0	2											
George Brett, L OBP: 0.227, SLG: 0.550 (1, 5)	4-3		F5		SF9	1B		3-1		5	1	1	1	0	1	3											
Willie Aikens, L OBP: 0.333, SLG: 0.294 (9, 3) Dennis Werth, R (9, 3)	6-3			F7	2B	PO				3	1	1	0	1	0	0											
Amos Otis, R OBP: 0.300, SLG: 0.684 (1, 8)	F8			6-3	SF9					3	0	1	2	0	0	0											
Hal McRae, R OBP: 0.388, SLG: 0.333 (1, 10)		4-0		BB	1B	PO				2	1	2	1	2	0	0											
Jerry Martin, R OBP: 0.333, SLG: 0.313 (1, 9)			K		1B	BB		5-3		3	0	1	2	1	1	2											
Frank White, R OBP: 0.333, SLG: 0.529 (1, 4)			F7		K			K		4	0	1	0	0	2	3											
U L Washington, S OBP: 0.333, SLG: 0.143 (1, 6)	4-3				FC5-4			K		4	1	1	0	0	1	3											
Inning Stats	R: 0 E: 0 K: 0 S: 3	H: 0 LOB: 0 BB: 0 P: 3	R: 0 E: 0 K: 1 S: 5	H: 0 LOB: 1 BB: 1 P: 9	R: 0 E: 0 K: 1 S: 6	H: 1 LOB: 2 BB: 1 P: 10	R: 5 E: 0 K: 0 S: 10	H: 7 LOB: 2 BB: 0 P: 10	R: 1 E: 0 K: 2 S: 8	H: 2 LOB: 1 BB: 1 P: 12	R: 0 E: 0 K: 2 S: 7	H: 0 LOB: 1 BB: 1 P: 11	R: 0 E: 0 K: 0 S: 3	H: 0 LOB: 0 BB: 0 P: 3	1B: 10 2B: 1 3B: 0 HR: 0	SF: 1 SAC: 0 DP: 0 HBP: 0		WP: 0 PB: 0 SB: 1 CS: 0	PA: 40								
PITCHER	IP	WLS	BF	H	R	ER	SO	BB	IBB	HBP	BLK	WP	HR	S	P	ERA	WHIP										
Jim Palmer, R ERA: 9.64 (1, 1)	4.2		24	7	5	5	2	3	0	0	0	0	0	25	37	9.64	2.143										
Sammy Stewart, R ERA: 1.86 (5, 1)	3.1	L	15	4	1	1	4	2	0	0	0	0	0	21	29	2.70	1.800										

AB 36
R 5
H 11
RBI 5
BB 0
SO 3
LOB 9



AB 33
R 6
H 11
RBI 6
BB 5
SO 6
LOB 13



Batter	1	2	3	4	5	6	7	8	9	AB	R	H	RBI	BB	SO	LOB	TOP								
Al Bumbry, L OBP: 0.259, SLG: 0.200 (1, 8)	0-0 4-3		0-0 G1-4-3		0-0 E7 3-1 2B	0-0 F7		0-0 FC2-5 G4-6-3	5 1 1 0 0 0 5																
Joe Nolan, L (1, 2)	0-0 4-3		4-0 BB		0-0 3-1		0-0 F9	0-0 G4-6-3	4 0 0 1 1 0 3																
Ken Singleton, S OBP: 0.346, SLG: 0.238 (1, 10)	0-3 K		0-0 4-3		0-0 WP 2B		0-3 K		4 0 1 1 0 2 1																
Eddie Murray, S OBP: 0.538, SLG: 0.960 (1, 3)		0-0 G3		0-0 2B	0-0 WP IBB		0-0 F9		3 0 1 0 1 0 0																
Dan Ford, R OBP: 0.360, SLG: 0.435 (1, 9)		0-0 6-3		0-0 F8	0-0 6-3		0-3 K		4 0 0 0 0 1 3																
Gary Roenicke, R OBP: 0.474, SLG: 0.813 (1, 7)		1-0 HBP		0-0 5-3		4-0 FC5-4 BB		0-0 P6	2 0 0 0 1 0 1																
Cal Ripken Jr., R OBP: 0.174, SLG: 0.348 (1, 5)		0-0 F9		0-0 5-3		0-0 FC5-4 1B		0-0 F8	4 0 0 0 0 0 3																
Lenn Sakata, R OBP: 0.429, SLG: 0.500 (9, 4)			0-0 HR		0-0 F8	0-0 1-2 1B		4-0 FC2-5 BB	3 1 2 1 1 0 0																
Rich Dauer, R OBP: 0.381, SLG: 0.500 (1, 4)			0-0 G1-4-3 1B		0-0 E 3-1 1B		0-3 K	4-0 FC2-5 BB	3 1 2 0 1 1 2																
Bobby Bonner, R OBP: 0.500, SLG: 0.500 (9, 6)								1-2 BB	0 0 0 0 0 0 0																
Inning Stats	R: 0 E: 0 K: 1 S: 5	H: 0 LOB: 0 BB: 0 P: 5	R: 0 E: 0 K: 0 S: 3	H: 0 LOB: 1 BB: 0 P: 4	R: 1 E: 0 K: 0 S: 4	H: 2 LOB: 1 BB: 1 P: 8	R: 0 E: 0 K: 0 S: 4	H: 1 LOB: 1 BB: 0 P: 4	R: 2 E: 1 K: 0 S: 6	H: 3 LOB: 2 BB: 1 P: 10	R: 0 E: 0 K: 1 S: 6	H: 1 LOB: 2 BB: 1 P: 10	R: 0 E: 0 K: 1 S: 5	H: 0 LOB: 0 BB: 0 P: 5	R: 0 E: 0 K: 1 S: 5	H: 0 LOB: 0 BB: 0 P: 5	R: 0 E: 0 K: 0 S: 2	H: 0 LOB: 0 BB: 2 P: 10	1B: 4 2B: 2 3B: 0 HR: 1	SF: 0 SAC: 0 DP: 2 HBP: 1	WP: 1 PB: 0 SB: 0 CS: 0	PA: 38			
PITCHER	IP	WLS	BF	H	R	ER	SO	BB	IBB	HBP	BLK	WP	HR	S	P	ERA	WHIP								
Dennis Leonard, R ERA: 6.6 (1, 1)	7.0		31	7	3	3	3	2	1	1	0	1	1	33	46	3.86	1.286								
Dave Frost, R ERA: (8, 1)	2.0	W	7	0	0	0	1	2	0	0	0	0	0	7	15	0.00	1.000								

Baltimore Orioles @ Kansas City Royals
Royals Stadium, Kansas City, MO
Wed Apr 14 1982, 7:05 PM EST
Att: 20,382 - Unknown

AB	32
R	3
H	7
RBI	3
BB	5
SO	4
LOB	18



Batter	1	2	3	4	5	6	7	8	9	AB	R	H	RBI	BB	SO	LOB	BOTTOM								
U L Washington, S OBP: 0.348, SLG: 0.211 (1, 6)	0-0 1-3		0-0 P6		0-0 G3		0-0 G4-3-6 1B		0-0 5-3 1B	5 1 2 0 0 0 1															
John Wathan, R OBP: 0.296, SLG: 0.346 (1, 2)			0-0 S 1B		0-0 1-3		0-0 G4-3-6		0-0 5-3	5 1 2 1 0 0 2															
George Brett, L OBP: 0.222, SLG: 0.458 (1, 5)	0-3 K		0-0 P2		0-0 F7		0-0 F7		4-0 1B IBB	4 0 0 0 1 1 2															
Amos Otis, R OBP: 0.333, SLG: 0.652 (1, 8)	0-0 F8		0-0 1-2 1B		0-0 F8		0-0 F8		0-0 CI BB S	4 0 2 2 0 0 1															
Hal McRae, R OBP: 0.318, SLG: 0.263 (1, 7)		0-0 5-3		0-0 F8		0-0 F8		0-0 5-3	4 0 0 0 0 0 2																
Lee May, R OBP: 0.750, SLG: 0.500 (1, 10)		0-3 K		0-0 G4-6-3 BB 1B		4-0 FC5 1B BB		4-0 BB BB	2 0 1 0 2 1 0																
Jerry Martin, R OBP: 0.455, SLG: 0.556 (1, 9)		0-0 HR		4-0 G4-6-3 BB		0-0 FC5 1B		4-0 BB BB	2 1 2 1 2 0 0																
Dennis Werth, R (1, 3)		0-0 L5		0-0 G4-6-3		0-0 FC5		0-0 F9	4 0 0 0 0 0 7																
Frank White, R OBP: 0.318, SLG: 0.524 (1, 4)			0-0 E8 1B 2B		0-0 F8		0-0 F8		0-0 6-3	4 1 1 0 0 0 1															
Inning Stats	R: 0 E: 0 K: 1 S: 6	H: 1 LOB: 1 BB: 0 P: 6	R: 1 E: 0 K: 1 S: 6	H: 1 LOB: 0 BB: 0 P: 6	R: 2 E: 1 K: 0 S: 6	H: 3 LOB: 1 BB: 0 P: 6	R: 0 E: 0 K: 0 S: 3	H: 1 LOB: 1 BB: 1 P: 7	R: 0 E: 0 K: 0 S: 4	H: 0 LOB: 0 BB: 0 P: 3	R: 0 E: 0 K: 0 S: 3	H: 1 LOB: 2 BB: 1 P: 8	R: 0 E: 0 K: 0 S: 4	H: 0 LOB: 3 BB: 2 P: 12	R: 0 E: 0 K: 0 S: 4	H: 0 LOB: 2 BB: 1 P: 8	1B: 7 2B: 2 3B: 0 HR: 1	SF: 0 SAC: 0 DP: 2 HBP: 0	WP: 0 PB: 0 SB: 2 CS: 0	PA: 40					
PITCHER	IP	WLS	BF	H	R	ER	SO	BB	IBB	HBP	BLK	WP	HR	S	P	ERA	WHIP								
Scott McGregor, L ERA: 2.7 (1, 1)	7.2		33	8	3	3	2	3	0	0	0	0	0	34	46	3.52	1.435								
Don Stanhouse, R ERA: 3.66 (8, 1)	1.0	L	7	2	1	1	0	1	1	0	0	0	0	5	13	9.00	3.000								

Baltimore Orioles @ Kansas City Royals
Royals Stadium, Kansas City, MO
Wed Apr 14 1982, 7:05 PM EST
Att: 20,382 - Unknown

AB	34
R	4
H	10
RBI	4
BB	5
SO	2
LOB	16



Batter	1	2	3	4	5	6	7	8	9	AB	R	H	RBI	BB	SO	LOB	TOP		
Lenn Sakata, R OBP: 0.360, SLG: 0.409 (1, 6)	0-0 5-3		0-0 F8		0-0 FC6-4			0-3 K		4	0	0	0	0	1	2			
Rich Dauer, R OBP: 0.360, SLG: 0.458 (1, 4)	0-0 1B		0-0 F8			0-0 F9		0-0 5-3		4	0	1	0	0	0	1			
Ken Singleton, S OBP: 0.333, SLG: 0.208 (1, 10)	0-0 F9			0-0 6-3		0-0 6-3		4-0 BB		3	0	0	0	1	0	1			
Eddie Murray, S OBP: 0.500, SLG: 0.931 (1, 3)	0-3 K			0-0 F9		0-0 3B		0-0 4-3		4	0	1	0	0	1	2			
Dan Ford, R OBP: 0.345, SLG: 0.385 (1, 9)		0-0 4-3		4-0 BB		0-0 6-3			0-0 4-3	3	0	0	0	1	0	1			
Benny Ayala, R (1, 7)		0-3 K		0-0 P4			0-0 F8		0-0 E8 1B	3	0	0	0	0	1	1			
Al Bumbry, L OBP: 0.250, SLG: 0.192 (7, 8)										1	1	0	0	0	0	0			
Gary Roenicke, R OBP: 0.500, SLG: 0.765 (7, 7)		0-0 G3			4-0 BB		4-0 FC6-4 BB		0-0 G4-6-3 1B	1	0	0	0	2	0	0			
John Lowenstein, L OBP: 0.333, SLG: 0.333 (9, PH)										1	0	1	1	0	0	0			
Cal Ripken Jr., R OBP: 0.154, SLG: 0.308 Terry Crowley, L (9, PH)			0-0 E6		0-0 G6-4-3 BB		0-0 F7		0-0 G4-6-3	3	0	0	0	0	0	2			
Rick Dempsey, R OBP: 0.368, SLG: 0.200 (1, 2)			0-0 F9		0-0 FC6-4 1B		0-0 FC6-4			3	0	1	0	0	0	2			
Inning Stats	R: 0 E: 0 K: 1 S: 6	H: 1 LOB: 1 BB: 0 P: 6	R: 0 E: 0 K: 1 S: 5	H: 0 LOB: 0 BB: 0 P: 5	R: 0 E: 1 K: 0 S: 4	H: 0 LOB: 1 BB: 0 P: 4	R: 0 E: 0 K: 0 S: 3	H: 0 LOB: 1 BB: 1 P: 7	R: 0 E: 0 K: 0 S: 4	H: 1 LOB: 1 BB: 0 P: 4	R: 0 E: 0 K: 0 S: 3	H: 0 LOB: 1 BB: 1 P: 7	R: 0 E: 0 K: 1 S: 5	H: 0 LOB: 1 BB: 1 P: 9	R: 1 E: 1 K: 0 S: 4	H: 1 LOB: 0 BB: 0 P: 4	1B: 3 2B: 0 3B: 1 HR: 0	SF: 0 SAC: 0 DP: 2 HBP: 0	WP: 0 PA: 35
PITCHER	IP WLS BF H R ER SO BB IBB HBP BLK WP HR S P ERA WHIP	7.0 W 27 3 0 0 2 3 0 0 0 0 0 28 40 0.00 0.857	2.0 S 8 1 1 0 1 1 0 0 0 0 0 9 13 0.00 1.000																

Baltimore Orioles @ Chicago White Sox
Comiskey Park, Chicago, IL
Sat Apr 17 1982, 7:05 PM EST
Unknown

AB 31
R 1
H 4
RBI 1
BB 4
SO 3
LOB 13



Batter	1	2	3	4	5	6	7	8	9	AB	R	H	RBI	BB	SO	LOB	BOTTOM
Ron LeFlore, R OBP: 0.276, SLG: 0.357 (1, 8)	0-0 F3		0-0 F9		0-0 E5 3-1 4-3		0-0 BB FC1-5 FC5-2 1B	0-0 F8		5	0	1	0	0	0	3	
Tony Bemazard, S OBP: 0.207, SLG: 0.357 (1, 4)	0-0 F8		0-0 G3		0-0 4-3		0-0 FC1-5 FC5-2 BB			4	0	0	0	0	0	4	
Steve Kemp, L OBP: 0.483, SLG: 0.560 (1, 7)	0-0 HR 1B		0-0 BB 2H 1B		0-0 3-1		4-0 FC5-2 BB			3	1	2	1	1	0	1	
Greg Luzinski, R OBP: 0.276, SLG: 0.407 (1, 10)	0-0 HR		4-0 BB		0-0 5-3		0-0 FC5-2 FC6-4			3	1	1	2	1	0	4	
Tom Paciorek, R OBP: 0.815, SLG: 0.826 Vance Law, R (8, 6)	0-0 L4		0-0 BB		0-0 F2		0-0 FC6-4			4	0	1	0	0	0	5	
Harold Baines, L OBP: 0.269, SLG: 0.250 (1, 9)		0-0 4-3		0-0 F8		0-0 P6		0-0 4-3		4	0	0	0	0	0	1	
Carlton Fisk, R OBP: 0.500, SLG: 0.412 (1, 2)		0-0 F7		4-0 BB		0-3 K		0-0 S 1B		3	0	1	0	1	1	1	
Aurelio Rodriguez, R (1, 5)		0-0 5-3		0-0 P5		0-0 6-3		0-0 F7		4	0	0	0	0	0	3	
Bill Almon, R OBP: 0.522, SLG: 0.550 Rudy Law, L OBP: 0.500, SLG: 0.500 Mike Squires, L (8, 3)			0-0 G3 1B		0-3 K		1-0 FC1-5 1B HBP	4-0 1B		2	1	1	0	0	1	1	
Inning Stats	R: 2 E: 0 K: 0 S: 5	H: 2 LOB: 0 BB: 0 P: 5	R: 0 E: 0 K: 0 S: 3	H: 0 LOB: 0 BB: 0 P: 3	R: 1 E: 0 K: 0 S: 5	H: 2 LOB: 2 BB: 1 P: 9	R: 0 E: 0 K: 1 S: 5	H: 0 LOB: 1 BB: 1 P: 9	R: 0 E: 0 K: 1 S: 6	H: 1 LOB: 1 BB: 0 P: 6	R: 0 E: 0 K: 0 S: 4	H: 1 LOB: 3 BB: 1 P: 9	R: 0 E: 0 K: 0 S: 4	H: 1 LOB: 2 BB: 1 P: 8	1B: 6 2B: 0 3B: 0 HR: 1	SF: 0 SAC: 0 DP: 0 HBP: 1	WP: 1 PA: 37
PITCHER	IP WLS BF H R ER SO BB IBB HBP BLK WP HR S P ERA WHIP	8.0 L 37 7 3 3 2 3 1 1 0 1 1 36 53 3.38 1.250															

Baltimore Orioles @ Chicago White Sox
Comiskey Park, Chicago, IL
Sat Apr 17 1982, 7:05 PM EST
Unknown

AB 32
R 3
H 7
RBI 3
BB 4
SO 2
LOB 23



Batter	1	2	3	4	5	6	7	8	9	AB	R	H	RBI	BB	SO	LOB	TOP					
Al Bumby, L (1, 8) OBP: 0.242, SLG: 0.167										4	1	0	0	1	1	4	Baltimore Orioles @ Chicago White Sox Comiskey Park, Chicago, IL Sat Apr 17 1982, 7:05 PM EST Att: 28,977 - Unknown					
Jim Dwyer, L (1, 9) OBP: 0.200, SLG: 0.800										3	1	1	1	0	1	0						
Gary Roenicke, R (7, PH) OBP: 0.500, SLG: 0.895										2	1	1	2	0	0	0						
Ken Singleton, S (1, 10) OBP: 0.343, SLG: 0.214										4	0	1	0	1	2	0						
Eddie Murray, S (1, 3) OBP: 0.571, SLG: 0.941										5	2	5	0	0	0	0						
John Lowenstein, L (1, 7) OBP: 0.500, SLG: 0.429										1	1	1	0	1	0	0						
Dan Ford, R (5, PH) OBP: 0.313, SLG: 0.345										3	0	0	0	0	0	4						
Joe Nolan, L (1, 2) OBP: 0.286, SLG: 0.273										2	0	2	2	1	0	0						
Rick Dempsey, R (8, PR) OBP: 0.368, SLG: 0.200										0	0	0	0	0	0	0						
Lenn Sakata, R (1, 4) OBP: 0.310, SLG: 0.346										4	0	0	0	0	0	4						
Rich Dauer, R (1, 5) OBP: 0.345, SLG: 0.429										4	0	1	0	0	0	3						
Bobby Bonner, R (1, 6) OBP: 0.400, SLG: 0.400										3	0	1	0	0	1	0						
Terry Crowley, L (8, PH)										0	0	0	0	1	0	0						
Floyd Rayford, R (8, 5)										0	0	0	0	0	0	0						
Inning Stats	R: 0 E: 0 K: 3 S: 9	H: 0 LOB: 0 BB: 0 P: 9	R: 1 E: 0 K: 0 S: 5	H: 2 LOB: 1 BB: 0 P: 5	R: 0 E: 0 K: 0 S: 3	H: 0 LOB: 0 BB: 0 P: 3	R: 2 E: 1 K: 1 S: 7	H: 2 LOB: 1 BB: 1 P: 11	R: 1 E: 0 K: 0 S: 5	H: 3 LOB: 2 BB: 1 P: 9	R: 0 E: 0 K: 0 S: 2	H: 0 LOB: 0 BB: 1 P: 6	R: 2 E: 0 K: 1 S: 6	H: 2 LOB: 0 BB: 1 P: 10	R: 0 E: 0 K: 0 S: 5	H: 2 LOB: 1 BB: 0 P: 9	R: 0 E: 0 K: 0 S: 4	H: 2 LOB: 1 BB: 0 P: 4	1B: 10 2B: 1 3B: 0 HR: 2	SF: 1 SAC: 0 DP: 2 HBP: 0	WP: 0 PB: 0 SB: 0 CS: 2	PA: 42
PITCHER	IP	WLS	BF	H	R	ER	SO	BB	IBB	HBP	BLK	WP	HR	S	P	ERA	WHIP					
Richard Dotson, R (1, 1) ERA: 3.38	4.2		22	7	4	3	4	2	0	0	0	0	1	28	36	5.79	1.929					
Kevin Hickey, L (5, 1)	2.0		9	2	2	2	1	2	0	0	0	0	1	9	17	9.00	2.000					
LaMarr Hoyt, R (7, 1) ERA: 4.5	2.1	W	10	4	0	0	0	1	0	0	0	0	0	9	13	0.00	2.143					

Batter	1	2	3	4	5	6	7	8	9	AB	R	H	RBI	BB	SO	LOB	BOTTOM				
Rudy Law, L (1, 8) OBP: 0.500, SLG: 0.500										4	1	2	2	0	0	0	Baltimore Orioles @ Chicago White Sox Comiskey Park, Chicago, IL Sat Apr 17 1982, 7:05 PM EST Att: 28,977 - Unknown				
Ron LeFlore, R (8, PH) OBP: 0.300, SLG: 0.379										4	1	1	2	0	1	2					
Tony Bemazzard, S (1, 4) OBP: 0.212, SLG: 0.375										4	1	1	2	0	1	2					
Steve Kemp, L (1, 7) OBP: 0.500, SLG: 0.552										4	1	2	2	1	0	1					
Greg Luzinski, R (1, 10) OBP: 0.294, SLG: 0.400										3	1	1	1	0	0	3					
Tom Paciorek, R (1, 3) OBP: 0.548, SLG: 0.714										5	0	1	0	0	2	2					
Mike Squires, L (9, 3)										0	0	0	0	0	0	0					
Harold Baines, L (1, 9) OBP: 0.267, SLG: 0.250										4	0	1	2	0	0	0					
Mary Foley, L (1, 2) OBP: 0.333, SLG: 0.333										3	0	1	0	0	0	2					
Bill Almon, R (6, PR) OBP: 0.522, SLG: 0.550										0	1	0	0	0	0	0					
Marc Hill, R (7, 2)										1	0	0	0	0	1	0					
Jim Morrison, R (1, 5) OBP: 0.292, SLG: 0.524										3	2	2	1	1	0	0					
Vance Law, R (1, 6) OBP: 0.750, SLG: 0.500										2	2	1	0	2	0	3					
Inning Stats	R: 0 E: 0 K: 0 S: 5	H: 2 LOB: 2 BB: 0 P: 5	R: 0 E: 0 K: 0 S: 3	H: 0 LOB: 0 BB: 0 P: 3	R: 4 E: 0 K: 0 S: 8	H: 5 LOB: 3 BB: 1 P: 13	R: 0 E: 0 K: 1 S: 5	H: 0 LOB: 0 BB: 0 P: 5	R: 0 E: 0 K: 1 S: 5	H: 0 LOB: 0 BB: 0 P: 5	R: 2 E: 0 K: 0 S: 5	H: 3 LOB: 3 BB: 2 P: 13	R: 0 E: 0 K: 2 S: 7	H: 0 LOB: 0 BB: 0 P: 7	R: 4 E: 0 K: 0 S: 6	H: 3 LOB: 0 BB: 1 P: 10	1B: 11 2B: 1 3B: 0 HR: 1	SF: 1 SAC: 1 DP: 1 HBP: 1	WP: 0 PB: 0 SB: 0 CS: 0	PA: 41	
PITCHER	IP	WLS	BF	H	R	ER	SO	BB	IBB	HBP	BLK	WP	HR	S	P	ERA	WHIP				
Jim Palmer, R (1, 1) ERA: 11.57	2.1		13	5	4	4	0	0	0	1	0	0	0	12	13	15.43	2.143				
Sammy Stewart, R (3, 1) ERA: 2.92	2.2		15	5	2	2	2	2	0	0	0	0	0	17	25	6.75	2.625				
Tippy Martinez, L (6, 1) ERA: 9.0	3.0	L	13	3	4	4	2	1	1	0	0	0	1	15	23	12.00	1.333				

Batter	1	2	3	4	5	6	7	8	9	AB	R	H	RBI	BB	SO	LOB	TOP			
Al Bumbry, L OBP: 0.289, SLG: 0.229 (1, 8)										5	1	3	1	0	0	1				
Rich Dauer, R OBP: 0.394, SLG: 0.467 (8, 4)										2	1	1	1	1	0	1				
Jose Morales, R (9, PH)									1	0	0	0	0	0	0	1				
Ken Singleton, S OBP: 0.350, SLG: 0.250 (1, 10)									4	0	1	2	1	0	3					
Eddie Murray, S OBP: 0.564, SLG: 0.921 (1, 3)									4	0	2	0	0	0	1					
Dan Ford, R OBP: 0.278, SLG: 0.303 (1, 9)									4	0	0	0	0	2	4					
Gary Roenicke, R OBP: 0.519, SLG: 0.955 (6, 7)									3	0	2	0	0	1	0					
John Lowenstein, L OBP: 0.444, SLG: 0.375 (6, 7)									1	0	0	0	0	0	0					
Rick Dempsey, R (1, 2)									2	0	0	0	1	0	2					
Jim Dwyer, L OBP: 0.167, SLG: 0.667 (8, PH)									1	0	0	0	0	0	0					
Floyd Rayford, R (8, 5)									0	0	0	0	0	0	0					
Lenn Sakata, R OBP: 0.281, SLG: 0.310 (1, 4)									3	1	0	0	0	0	2					
Joe Nolan, L OBP: 0.297, SLG: 0.250 (8, PH)									1	0	0	0	0	0	0					
Bobby Bonner, R OBP: 0.375, SLG: 0.375 (1, 6)									3	1	1	0	0	0	2					
Terry Crowley, L (9, PH)									0	0	0	0	1	0	0					
Cal Ripken Jr., R OBP: 0.154, SLG: 0.308 (9, PR)									0	0	0	0	0	0	0					
Inning Stats	R: 0 E: 0 K: 1 S: 6	H: 2 LOB: 2 BB: 1 P: 10	R: 0 E: 0 K: 1 S: 5	H: 0 LOB: 1 BB: 1 P: 9	R: 0 E: 0 K: 0 S: 2	H: 0 LOB: 0 BB: 1 P: 6	R: 0 E: 0 K: 0 S: 4	H: 1 LOB: 1 BB: 0 P: 4	R: 3 E: 0 K: 1 S: 9	H: 4 LOB: 2 BB: 0 P: 9	R: 0 E: 0 K: 0 S: 3	H: 1 LOB: 1 BB: 0 P: 4	R: 0 E: 0 K: 0 S: 3	H: 0 LOB: 0 BB: 0 P: 3	R: 0 E: 0 K: 0 S: 3	H: 0 LOB: 1 BB: 1 P: 7	1B: 5 2B: 6 3B: 0 HR: 0	SF: 0 SAC: 0 DP: 3 HBP: 1	WP: 0 PB: 0 CS: 0	PA: 39
PITCHER	IP	WLS	BF	H	R	ER	SO	BB	IBB	HBP	BLK	WP	HR	S	P	ERA	WHIP			
Jerry Kosman, L ERA: 5.65 (1, 1)	5.0		23	7	3	3	3	3	0	0	0	0	0	26	38	5.40	2.000			
LaMarr Hoyt, R ERA: (6, 1)	3.0	W	13	3	1	0	0	1	0	1	0	0	0	11	16	0.00	1.333			
Salome Barojas, R ERA: (9, 1)	1.0	S	3	0	0	0	0	0	0	0	0	0	0	3	3	0.00	0.000			

Baltimore Orioles @ Chicago White Sox
Comiskey Park, Chicago, IL
Sun Apr 18 1982, 4:33 AM EST
Att: 34,322 - Unknown

AB 34
R 4
H 10
RBI 4
BB 4
SO 3
LOB 17



Batter	1	2	3	4	5	6	7	8	9	AB	R	H	RBI	BB	SO	LOB	BOTTOM			
Ron LeFlore, R OBP: 0.343, SLG: 0.441 (1, 8)										5	1	3	0	0	0	0				
Tony Bemazzard, S OBP: 0.211, SLG: 0.351 (1, 4)										5	1	1	0	0	0	2				
Steve Kemp, L OBP: 0.500, SLG: 0.516 (1, 7)										2	1	0	0	2	1	0				
Greg Luzinski, R OBP: 0.316, SLG: 0.412 (1, 10)										4	2	2	1	0	0	2				
Tom Paciorek, R OBP: 0.514, SLG: 0.688 (1, 3)										4	0	1	1	0	0	3				
Mike Squires, L (8, 3)										0	0	0	0	0	0	0				
Carlton Fisk, R OBP: 0.538, SLG: 0.421 (1, 2)										2	0	1	1	2	0	0				
Harold Baines, L OBP: 0.265, SLG: 0.250 (1, 9)										4	0	1	0	0	0	6				
Jim Morrison, R OBP: 0.259, SLG: 0.458 (1, 5)										3	0	0	0	0	0	1				
Rudy Law, L OBP: 0.429, SLG: 0.429 (8, PH)										1	0	0	0	0	0	0				
Aurelio Rodriguez, R (9, 5)										0	0	0	0	0	0	0				
Vance Law, R OBP: 0.500, SLG: 0.200 (1, 6)										3	1	0	0	1	3	0				
Inning Stats	R: 3 E: 1 K: 0 S: 6	H: 3 LOB: 1 BB: 1 P: 10	R: 0 E: 0 K: 1 S: 5	H: 0 LOB: 0 BB: 0 P: 5	R: 1 E: 1 K: 0 S: 5	H: 2 LOB: 2 BB: 1 P: 9	R: 0 E: 0 K: 1 S: 5	H: 0 LOB: 0 BB: 0 P: 5	R: 0 E: 0 K: 0 S: 4	H: 1 LOB: 1 BB: 0 P: 4	R: 2 E: 0 K: 0 S: 5	H: 2 LOB: 3 BB: 3 P: 17	R: 0 E: 0 K: 1 S: 6	H: 1 LOB: 1 BB: 0 P: 6	1B: 7 2B: 2 3B: 0 HR: 0	SF: 0 SAC: 0 DP: 0 HBP: 0	WP: 0 PB: 0 CS: 0	PA: 38		
PITCHER	IP	WLS	BF	H	R	ER	SO	BB	IBB	HBP	BLK	WP	HR	S	P	ERA	WHIP			
Scott McGregor, L ERA: 3.97 (1, 1)	6.0	L	29	8	6	5	3	2	1	0	0	0	0	32	44	7.50	1.667			
Tippy Martinez, L ERA: 9.0 (7, 1)	0.0		1	0	0	0	0	1	0	0	0	0	0	4						
Don Stanhouse, R ERA: 2.08 (7, 1)	2.0		8	1	0	0	1	1	0	0	0	0	0	9	13	0.00	1.000			

Baltimore Orioles @ Chicago White Sox
Comiskey Park, Chicago, IL
Sun Apr 18 1982, 4:33 AM EST
Att: 34,322 - Unknown

AB 33
R 6
H 9
RBI 3
BB 5
SO 4
LOB 14



Batter	1	2	3	4	5	6	7	8	9	AB	R	H	RBI	BB	SO	LOB	TOP								
Lenn Sakata, R (1, 6) OBP: 0.250, SLG: 0.273	F3		P4	F7			F8		G4-6-3	4	0	0	0	0	0	3	Baltimore Orioles @ Boston Red Sox Fenway Park, Boston, MA Tue Apr 20 1982, 6:05 PM EST Att: 15,253 - Unknown								
John Lowenstein, L (9, PH) OBP: 0.400, SLG: 0.333										1	0	0	0	0	0	1									
Gary Roenicke, R (1, 8) OBP: 0.452, SLG: 0.808	K		K		P5		F9			4	0	0	0	0	2	1									
Ken Singleton, S (1, 10) OBP: 0.318, SLG: 0.222	4-3		F8		6-3				6-3	4	0	0	0	0	0	1									
Eddie Murray, S (1, 3) OBP: 0.535, SLG: 0.857		L7		G6-4-3 1B	6-3				F7	4	0	1	0	0	0	0									
Dan Ford, R (1, 9) OBP: 0.275, SLG: 0.324		6-3		G6-4-3 1-2		L1			2B	4	1	1	0	0	0	1									
Benny Avila, R (1, 7) OBP: 0.429, SLG: 0.500		2B BB		E4 BB 1B					2B	3	1	2	1	1	0	0									
Cal Ripken Jr., R (1, 5) Terry Crowley, L (8, PH) Bobby Bonner, R (8, 6) OBP: 0.375, SLG: 0.375				BB BB 1B		F8			4-3	3	1	2	0	0	0	1									
Rich Dauer, R (1, 4) OBP: 0.389, SLG: 0.438				1-2 2-3 BB						1	0	0	0	0	0	0									
Al Bumbry, L (9, PH) OBP: 0.282, SLG: 0.222		6-3		WP BB		P4				2	0	0	0	1	0	3									
Rick Dempsey, R (1, 2) Jim Dwyer, L (9, PH) OBP: 0.400, SLG: 0.211 OBP: 0.286, SLG: 0.714				1-2 2-3 BB					4-3	1	0	0	0	0	0	0									
Inning Stats	R: 0 E: 0 K: 1 S: 5	H: 0 LOB: 0 BB: 0 P: 5	R: 0 E: 0 K: 0 S: 4	H: 1 LOB: 2 BB: 1 P: 8	R: 0 E: 0 K: 1 S: 6	H: 1 LOB: 1 BB: 0 P: 6	R: 2 E: 1 K: 0 S: 5	H: 2 LOB: 2 BB: 2 P: 13	R: 0 E: 0 K: 0 S: 3	H: 0 LOB: 0 BB: 0 P: 3	R: 0 E: 0 K: 0 S: 4	H: 1 LOB: 1 BB: 0 P: 4	R: 0 E: 0 K: 1 S: 5	H: 0 LOB: 0 BB: 0 P: 5	R: 1 E: 0 K: 0 S: 5	H: 2 LOB: 1 BB: 0 P: 5	R: 0 E: 0 K: 0 S: 3	H: 1 LOB: 0 BB: 0 P: 3	1B: 5 2B: 3 3B: 0 HR: 0	SF: 0 SAC: 0 DP: 2 HBP: 0	WP: 1 PB: 0 SB: 0 CS: 0	PA: 37			
PITCHER	IP	WLS	BF	H	R	ER	SO	BB	IBB	HBP	BLK	WP	HR	S	P	ERA	WHIP								
Bob Ojeda, L (1, 1) ERA: 5.93	7.2	W	33	7	3	1	3	3	0	0	0	1	0	36	48	1.17	1.304								
Luis Aponte, R (8, 1) ERA:	1.1	S	4	1	0	0	0	0	0	0	0	0	0	4	4	0.00	0.750								

AB	34
R	3
H	8
RBI	2
BB	3
SO	3
LOB	12



Batter	1	2	3	4	5	6	7	8	9	AB	R	H	RBI	BB	SO	LOB	BOTTOM								
Jerry Remy, L (1, 4) OBP: 0.266, SLG: 0.286	K		F7		4-3		F8	2B 1B		5	1	1	1	0	1	0	Baltimore Orioles @ Boston Red Sox Fenway Park, Boston, MA Tue Apr 20 1982, 6:05 PM EST Att: 15,253 - Unknown								
Dwight Evans, R (1, 9) OBP: 0.396, SLG: 0.324										5	1	2	2	0	1	0									
Jim Rice, R (1, 7) OBP: 0.370, SLG: 0.308				1B BB						3	1	1	1	2	1	2									
Carney Lansford, R (1, 5) OBP: 0.356, SLG: 0.333		F3		F9		K			6-3	4	0	0	0	0	1	3									
Dave Stapleton, R (1, 3) OBP: 0.244, SLG: 0.326		5-3		F8					F9	4	0	0	0	0	0	1									
Tony Perez, R (1, 10) Julio Valdez, S (8, FR) OBP: 0.316, SLG: 0.133				1B BB						2	1	1	1	2	0	0									
Glenn Hoffman, R (1, 6) OBP: 0.333, SLG: 0.545				1-2 1B						4	2	3	2	0	0	1									
Gary Allenson, R (1, 2) OBP: 0.300, SLG: 0.333		L6		1-2 HR						3	1	1	0	1	0	3									
Reid Nichols, R (1, 8) Carl Yastrzemski, L (8, PH) Rick Miller, L (9, 8) OBP: 0.167, SLG: 0.167 OBP: 0.467, SLG: 0.719 OBP: 0.314, SLG: 0.172				1-2 2-3 3-H						3	0	0	0	0	0	1									
Inning Stats	R: 0 E: 0 K: 3 S: 9	H: 0 LOB: 0 BB: 0 P: 9	R: 0 E: 0 K: 0 S: 4	H: 1 LOB: 2 BB: 1 P: 8	R: 0 E: 0 K: 0 S: 3	H: 0 LOB: 0 BB: 0 P: 3	R: 3 E: 1 K: 0 S: 6	H: 3 LOB: 1 BB: 1 P: 10	R: 0 E: 0 K: 1 S: 5	H: 0 LOB: 1 BB: 1 P: 9	R: 0 E: 0 K: 0 S: 4	H: 0 LOB: 1 BB: 0 P: 4	R: 1 E: 0 K: 0 S: 5	H: 2 LOB: 1 BB: 0 P: 5	R: 4 E: 0 K: 0 S: 6	H: 3 LOB: 2 BB: 2 P: 14		R: 0 E: 0 K: 0 S: 3	H: 1 LOB: 0 BB: 0 P: 3	1B: 5 2B: 2 3B: 1 HR: 1	SF: 0 SAC: 0 DP: 0 HBP: 0	WP: 0 PB: 0 SB: 0 CS: 0	PA: 39		
PITCHER	IP	WLS	BF	H	R	ER	SO	BB	IBB	HBP	BLK	WP	HR	S	P	ERA	WHIP								
Mike Flanagan, L (1, 1) ERA: 6.92	7.1	L	33	6	5	5	4	4	0	0	0	0	1	37	53	6.14	1.364								
Don Stanhouse, R (8, 1) ERA: 6.53	0.0		2	1	0	0	0	1	0	0	0	0	0	1	5	∞	∞								
Tippy Martinez, L (8, 1) ERA: 9.53	0.2		4	2	3	3	0	0	0	0	0	0	0	4	4	40.50	3.000								

AB	34
R	8
H	9
RBI	8
BB	5
SO	4
LOB	13



Batter	1	2	3	4	5	6	7	8	9	AB	R	H	RBI	BB	SO	LOB	TOP								
Al Bumbry, L OBP: 0.341, SLG: 0.341 (1, 8)										5	2	4	1	0	0	1	Baltimore Orioles @ Boston Red Sox Fenway Park, Boston, MA Wed Apr 21 1982, 6:05 PM EST Att: 15,725 - Unknown								
Joe Nolan, L OBP: 0.250, SLG: 0.250 (1, 2)										4	0	1	2	0	1	3									
Dan Ford, R OBP: 0.267, SLG: 0.310 (1, 9)										5	0	1	1	0	0	3									
Eddie Murray, S OBP: 0.542, SLG: 0.844 (1, 3)										3	0	1	1	2	1	0									
Ken Singleton, S OBP: 0.327, SLG: 0.225 (1, 10)										4	0	1	0	1	0	2									
Gary Roenicke, R OBP: 0.412, SLG: 0.724 (7, PH)										3	0	0	0	0	2	2									
John Lowenstein, L OBP: 0.333, SLG: 0.273 (7, 7)										2	0	0	0	0	2	4									
Cal Ripken Jr., R OBP: 0.188, SLG: 0.344 (8, PH)										3	0	0	0	0	3	0									
Jim Dwyer, L OBP: 0.250, SLG: 0.625 (8, 5)										1	0	0	0	0	0	0									
Floyd Rayford, R OBP: 0.250, SLG: 0.625 (8, 5)										0	0	0	0	0	0	0									
Jose Morales, R OBP: 0.250, SLG: 0.625 (9, PH)										1	0	0	0	0	1	2									
Rich Dauer, R OBP: 0.425, SLG: 0.472 (1, 4)										4	2	3	0	0	0	0									
Lenn Sakata, R OBP: 0.256, SLG: 0.278 (8, PH)										3	1	1	0	0	1	2									
Terry Crowley, L OBP: 0.375, SLG: 0.375 (8, 6)										1	0	0	0	0	0	1									
Bobby Bonner, R OBP: 0.375, SLG: 0.375 (8, 6)										0	0	0	0	0	0	0									
Inning Stats	R: 1 E: 0 K: 2 S: 9	H: 2 LOB: 2 BB: 1 P: 13	R: 1 E: 0 K: 2 S: 10	H: 3 LOB: 2 BB: 0 P: 10	R: 0 E: 0 K: 2 S: 7	H: 0 LOB: 0 BB: 0 P: 7	R: 0 E: 0 K: 1 S: 6	H: 1 LOB: 1 BB: 0 P: 6	R: 0 E: 0 K: 0 S: 3	H: 0 LOB: 0 BB: 0 P: 3	R: 0 E: 0 K: 1 S: 5	H: 0 LOB: 0 BB: 0 P: 5	R: 3 E: 0 K: 1 S: 9	H: 4 LOB: 2 BB: 1 P: 13	R: 0 E: 1 K: 0 S: 5	H: 1 LOB: 2 BB: 0 P: 5	R: 0 E: 0 K: 2 S: 8	H: 1 LOB: 2 BB: 1 P: 12	R: 0 E: 0 K: 2 S: 8	H: 1 LOB: 2 BB: 1 P: 12	1B: 9 2B: 3 3B: 0 HR: 0	SF: 1 SAC: 0 DP: 0 HBP: 0	WP: 0 PB: 0 SB: 0 CS: 0	PA: 43	
PITCHER	IP	WLS	BF	H	R	ER	SO	BB	IBB	HBP	BLK	WP	HR	S	P	ERA	WHIP								
Dennis Eckersley, R ERA: 2.99 (1, 1)	6.1	W	30	10	5	5	8	1	0	0	0	0	0	45	49	7.11	1.737								
Mark Clear, R ERA: 1.74 (7, 1)	2.2	S	13	2	0	0	3	2	0	0	0	0	0	17	25	0.00	1.500								

Batter	1	2	3	4	5	6	7	8	9	AB	R	H	RBI	BB	SO	LOB	BOTTOM								
Jerry Remy, L OBP: 0.333, SLG: 0.316 (1, 4)										3	1	2	0	1	1	0	Baltimore Orioles @ Boston Red Sox Fenway Park, Boston, MA Wed Apr 21 1982, 6:05 PM EST Att: 15,725 - Unknown								
Dwight Evans, R OBP: 0.385, SLG: 0.293 (1, 9)										4	0	0	0	0	2	4									
Jim Rice, R OBP: 0.360, SLG: 0.302 (1, 7)										4	1	1	1	0	0	1									
Carl Yastrzemski, L OBP: 0.465, SLG: 0.667 (1, 10)										4	1	1	1	0	0	0									
Carney Lansford, R OBP: 0.367, SLG: 0.349 (1, 5)										4	1	2	1	0	0	0									
Dave Stapleton, R OBP: 0.285, SLG: 0.340 (1, 3)										4	0	2	0	0	1	2									
Glenn Hoffman, R OBP: 0.367, SLG: 0.543 (1, 6)										2	1	1	0	2	0	1									
Rich Gedman, L OBP: 0.360, SLG: 0.435 (8, PH)										3	0	2	3	0	0	3									
Tony Perez, R OBP: 0.300, SLG: 0.125 (8, PH)										1	0	0	0	0	1	1									
Gary Allenson, R OBP: 0.300, SLG: 0.333 (9, 2)										0	0	0	0	0	0	0									
Rick Miller, L OBP: 0.308, SLG: 0.156 (1, 8)										3	1	0	0	1	0	3									
Inning Stats	R: 0 E: 0 K: 1 S: 5	H: 1 LOB: 0 BB: 0 P: 5	R: 0 E: 0 K: 0 S: 4	H: 2 LOB: 2 BB: 1 P: 8	R: 6 E: 0 K: 1 S: 9	H: 4 LOB: 1 BB: 3 P: 21	R: 0 E: 0 K: 1 S: 5	H: 0 LOB: 0 BB: 0 P: 5	R: 0 E: 1 K: 0 S: 4	H: 2 LOB: 1 BB: 0 P: 4	R: 0 E: 0 K: 0 S: 3	H: 0 LOB: 0 BB: 0 P: 3	R: 0 E: 0 K: 2 S: 8	H: 1 LOB: 1 BB: 0 P: 8	R: 0 E: 0 K: 2 S: 8	H: 1 LOB: 1 BB: 0 P: 8		1B: 10 2B: 2 3B: 0 HR: 0	SF: 0 SAC: 0 DP: 2 HBP: 0	WP: 0 PB: 0 SB: 0 CS: 1	PA: 36				
PITCHER	IP	WLS	BF	H	R	ER	SO	BB	IBB	HBP	BLK	WP	HR	S	P	ERA	WHIP								
Dennis Martinez, R ERA: 5.32 (1, 1)	2.1	L	13	4	4	4	2	3	0	0	0	0	0	14	26	15.43	3.429								
Sammy Stewart, R ERA: 4.29 (3, 1)	0.1		4	2	2	2	0	1	0	0	0	0	0	3	7	54.00	9.000								
Ross Grimsley, L ERA: (3, 1)	4.2		17	4	0	0	2	0	0	0	0	0	0	21	21	0.00	0.857								
Tippy Martinez, L ERA: 8.53 (8, 1)	0.2		2	0	0	0	1	0	0	0	0	0	0	4	4	0.00	0.000								

AB 39
R 5
H 12
RBI 5
BB 3
SO 11
LOB 20



AB 32
R 6
H 11
RBI 6
BB 4
SO 5
LOB 15



Batter	1	2	3	4	5	6	7	8	9	AB	R	H	RBI	BB	SO	LOB	TOP										
Ron LeFlore, R (1, 8) OBP: 0.333, SLG: 0.426										5	0	2	2	0	1	1	Chicago White Sox @ Baltimore Orioles Memorial Stadium, Baltimore, MD Fri Apr 23 1982, 6:05 PM EST Att: 11,885 - Unknown - 62 F										
Tony Bernazard, S (1, 4) OBP: 0.231, SLG: 0.333										5	0	0	0	0	2	5											
Steve Kemp, L (1, 7) Rudy Law, L (4, PR) OBP: 0.449, SLG: 0.450 OBP: 0.300, SLG: 0.300										1	0	0	0	0	0	0											
Greg Luzinski, R (1, 10) OBP: 0.320, SLG: 0.386										4	0	0	0	0	0	1											
Tom Paciorek, R (1, 3) Mike Squires, L (9, 3)										4	0	2	1	0	0	0											
Harold Baines, L (1, 9) OBP: 0.273, SLG: 0.268										4	1	2	0	0	0	2											
Carlton Fisk, R (1, 2) OBP: 0.444, SLG: 0.296										3	0	0	0	0	0	1											
Jim Morrison, R (1, 5) OBP: 0.297, SLG: 0.515										4	1	3	1	0	0	0											
Bill Almon, R (1, 6) OBP: 0.471, SLG: 0.429										3	1	1	0	1	0	2											
Inning Stats	R: 0 E: 0 K: 2 S: 7	H: 0 LOB: 0 BB: 0 P: 7	R: 0 E: 0 K: 0 S: 4	H: 1 LOB: 1 BB: 0 P: 4	R: 0 E: 0 K: 0 S: 3	H: 1 LOB: 0 BB: 0 P: 3	R: 1 E: 0 K: 0 S: 4	H: 1 LOB: 1 BB: 0 P: 5	R: 1 E: 0 K: 1 S: 7	H: 3 LOB: 2 BB: 0 P: 7	R: 0 E: 0 K: 0 S: 4	H: 0 LOB: 2 BB: 1 P: 8	R: 0 E: 0 K: 0 S: 3	H: 0 LOB: 0 BB: 0 P: 3	R: 2 E: 0 K: 0 S: 6	H: 3 LOB: 1 BB: 0 P: 6		1B: 6 2B: 4 3B: 1 HR: 0	SF: 0 SAC: 1 DP: 1 HBP: 1	WP: 1 PB: 0 SB: 0 CS: 2	PA: 38						
PITCHER	IP	WLS	BF	H	R	ER	SO	BB	IBB	HBP	BLK	WP	HR	S	P	ERA	WHIP										
Jim Palmer, R (1, 1) ERA: 7.47	8.2	L	37	10	4	4	3	1	0	1	0	1	0	41	46	4.15	1.269										
Tippy Martinez, L (9, 1) ERA: 8.1	0.1		1	0	0	0	0	0	0	0	0	0	0	1	1	0.00	0.000										

Batter	1	2	3	4	5	6	7	8	9	AB	R	H	RBI	BB	SO	LOB	BOTTOM										
Al Bumby, L (1, 8) OBP: 0.313, SLG: 0.311										4	0	0	0	0	0	1	Chicago White Sox @ Baltimore Orioles Memorial Stadium, Baltimore, MD Fri Apr 23 1982, 6:05 PM EST Att: 11,885 - Unknown - 62 F										
Rich Dauer, R (1, 4) OBP: 0.455, SLG: 0.525										4	2	3	0	0	0	0											
Ken Singleton, S (1, 10) Jim Dwyer, L (6, PR) OBP: 0.321, SLG: 0.209 OBP: 0.250, SLG: 0.625										3	0	0	0	1	0	2											
Eddie Murray, S (1, 3) OBP: 0.538, SLG: 0.816										4	0	2	2	0	1	0											
Dan Ford, R (1, 9) OBP: 0.265, SLG: 0.326										4	0	1	0	0	1	3											
Gary Roenicke, R (1, 7) OBP: 0.395, SLG: 0.656										3	0	0	0	1	1	0											
Cal Ripken Jr., R (1, 5) OBP: 0.167, SLG: 0.306										4	0	0	0	0	1	2											
Rick Dempsey, R (1, 2) Terry Crowley, L (9, PH) OBP: 0.393, SLG: 0.190 OBP: 0.375, SLG: 0.167										2	0	0	0	1	0	2											
Bobby Bonner, R (1, 6) Jose Morales, R (8, PH)										2	0	0	0	0	0	1											
Lenn Sakata, R (9, 6) Joe Nolan, L (9, PH) Benny Ayala, R (9, PH) OBP: 0.256, SLG: 0.278 OBP: 0.250, SLG: 0.250 OBP: 0.375, SLG: 0.429										1	0	0	0	0	1	0											
Inning Stats	R: 0 E: 0 K: 0 S: 3	H: 0 LOB: 0 BB: 0 P: 3	R: 0 E: 0 K: 2 S: 7	H: 0 LOB: 0 BB: 0 P: 7	R: 0 E: 0 K: 0 S: 3	H: 0 LOB: 1 BB: 1 P: 7	R: 1 E: 0 K: 0 S: 4	H: 2 LOB: 0 BB: 0 P: 4	R: 0 E: 0 K: 0 S: 3	H: 0 LOB: 0 BB: 0 P: 3	R: 0 E: 0 K: 0 S: 4	H: 1 LOB: 1 BB: 0 P: 4	R: 0 E: 0 K: 0 S: 4	H: 1 LOB: 2 BB: 1 P: 8	R: 1 E: 0 K: 2 S: 9	H: 2 LOB: 1 BB: 1 P: 13	R: 0 E: 0 K: 1 S: 6	H: 1 LOB: 1 BB: 0 P: 6	1B: 5 2B: 2 3B: 0 HR: 0	SF: 0 SAC: 0 DP: 1 HBP: 0	WP: 0 PB: 0 SB: 0 CS: 0	PA: 36					
PITCHER	IP	WLS	BF	H	R	ER	SO	BB	IBB	HBP	BLK	WP	HR	S	P	ERA	WHIP										
Britt Burns, L (1, 1) ERA: 0.87	7.2		31	6	2	2	3	3	0	0	0	0	0	34	46	2.35	1.174										
LaMarr Hoyt, R (8, 1) ERA:	1.0	W	4	1	0	0	2	0	0	0	0	0	0	8	8	0.00	1.000										
Jerry Koosman, L (9, 1) ERA: 5.52	0.1	S	1	0	0	0	0	0	0	0	0	0	0	1	1	0.00	0.000										



Batter	1	2	3	4	5	6	7	8	9	AB R H RBI BB SO LOB	TOP																								
Ron LeFlore, R OBP: 0.358, SLG: 0.500 (1, 8)										5 1 3 0 0 0 2	Chicago White Sox @ Baltimore Orioles Memorial Stadium, Baltimore, MD Sat Apr 24 1982, 6:05 PM EST Att: 24,749 - Unknown																								
Tony Bernazard, S OBP: 0.246, SLG: 0.339 (1, 4)										5 0 2 1 0 1 5																									
Tom Paciorek, R OBP: 0.392, SLG: 0.500 (1, 3)										5 0 0 0 0 1 5																									
Greg Luzinski, R OBP: 0.309, SLG: 0.388 (1, 10)										5 0 1 0 0 1 5																									
Carlton Fisk, R OBP: 0.425, SLG: 0.323 (1, 2)										4 1 1 0 0 1 3																									
Jim Morrison, R OBP: 0.293, SLG: 0.541 (1, 5)										4 1 1 1 0 0 1																									
Jerry Hairston, S OBP: 0.286, SLG: 0.714 (1, 7)										4 1 2 2 0 1 0																									
Harold Baines, L OBP: 0.250, SLG: 0.244 (1, 9)										4 0 0 0 0 0 1																									
Bill Almon, R OBP: 0.474, SLG: 0.452 (1, 6)										3 0 1 0 1 0 1																									
Inning Stats	R: 1 E: 0 K: 1 S: 7	H: 2 LOB: 1 BB: 0 P: 7	R: 1 E: 1 K: 0 S: 6	H: 2 LOB: 2 BB: 0 P: 6	R: 0 E: 0 K: 1 S: 6	H: 1 LOB: 1 BB: 0 P: 6	R: 0 E: 0 K: 1 S: 5	H: 0 LOB: 0 BB: 0 P: 5	R: 0 E: 0 K: 0 S: 4	H: 1 LOB: 1 BB: 0 P: 4	R: 0 E: 0 K: 0 S: 6	H: 3 LOB: 1 BB: 0 P: 6	R: 0 E: 0 K: 1 S: 6	H: 1 LOB: 0 BB: 0 P: 6	R: 0 E: 0 K: 0 S: 3	H: 0 LOB: 0 BB: 0 P: 3	R: 0 E: 0 K: 1 S: 6	H: 1 LOB: 2 BB: 1 P: 10	R: 0 E: 0 K: 1 S: 6	H: 1 LOB: 2 BB: 1 P: 10	1B: 4 2B: 4 3B: 2 HR: 1	SF: 0 SAC: 0 DP: 0 HBP: 0	WP: 0 PB: 0 SB: 1 CS: 0	PA: 40											
PITCHER	IP WLS BF H R ER SO BB IBB HBP BLK WP HR S P ERA WHIP																																		
Scott McGregor, L ERA: 4.55 (1, 1)	5.0	24	8	4	4	3	0	0	0	0	0	1	30	30	7.20	1.600																			
Sammy Stewart, R ERA: 3.24 (6, 1)	4.0	W 16	3	0	0	2	1	0	0	0	0	0	19	23	0.00	1.000																			

Batter	1	2	3	4	5	6	7	8	9	AB R H RBI BB SO LOB	BOTTOM																								
Al Bumbry, L OBP: 0.346, SLG: 0.347 (1, 8)										4 2 3 0 0 0 1	Chicago White Sox @ Baltimore Orioles Memorial Stadium, Baltimore, MD Sat Apr 24 1982, 6:05 PM EST Att: 24,749 - Unknown																								
Rich Dauer, R OBP: 0.426, SLG: 0.488 (1, 4)										3 0 0 0 0 1 2																									
John Lowenstein, L OBP: 0.357, SLG: 0.250 (1, 7)										1 0 0 1 1 0 0																									
Gary Roenicke, R OBP: 0.400, SLG: 0.636 (5, PH) (6, 7)										1 1 0 0 1 1 0																									
Eddie Murray, S OBP: 0.554, SLG: 0.923 (1, 3)										3 2 2 4 1 0 2																									
Dan Ford, R OBP: 0.245, SLG: 0.300 (1, 9)										4 0 0 0 0 0 3																									
Ken Singleton, S OBP: 0.388, SLG: 0.227 (1, 10)										1 1 1 0 3 0 0																									
Joe Nolan, L OBP: 0.227, SLG: 0.222 (1, 2)										2 0 0 0 0 0 2																									
Rick Dempsey, R OBP: 0.379, SLG: 0.182 (6, PH) (7, 2)										1 0 0 0 0 0 1																									
Cal Ripken Jr., R OBP: 0.150, SLG: 0.275 (1, 5)										4 0 0 0 0 1 3																									
Bobby Bonner, R OBP: 0.357, SLG: 0.429 (1, 6)										4 1 2 1 0 1 1																									
Inning Stats	R: 0 E: 0 K: 1 S: 6	H: 1 LOB: 2 BB: 1 P: 10	R: 0 E: 0 K: 0 S: 2	H: 0 LOB: 0 BB: 1 P: 6	R: 2 E: 0 K: 0 S: 5	H: 2 LOB: 1 BB: 1 P: 9	R: 1 E: 0 K: 0 S: 4	H: 1 LOB: 1 BB: 1 P: 8	R: 1 E: 0 K: 1 S: 6	H: 1 LOB: 0 BB: 0 P: 6	R: 0 E: 0 K: 0 S: 2	H: 0 LOB: 0 BB: 1 P: 6	R: 3 E: 0 K: 0 S: 5	H: 2 LOB: 0 BB: 1 P: 9	R: 0 E: 0 K: 2 S: 8	H: 1 LOB: 1 BB: 0 P: 8	R: 0 E: 0 K: 2 S: 8	H: 1 LOB: 1 BB: 0 P: 8	1B: 5 2B: 1 3B: 0 HR: 2	SF: 0 SAC: 2 DP: 2 HBP: 0	WP: 1 PB: 0 SB: 1 CS: 0	PA: 36													
PITCHER	IP WLS BF H R ER SO BB IBB HBP BLK WP HR S P ERA WHIP																																		
Dennis Lamp, R ERA: 6.91 (1, 1)	3.2	18	4	3	3	1	4	0	0	0	0	1	12	16	6.00	1.000																			
Kevin Hickey, L ERA: 4.32 (4, 1)	3.0	L 11	2	2	2	1	1	0	0	0	0	1	12	16	6.00	1.000																			
LaMarr Hoyt, R ERA: 1.5 (7, 1)	1.1	7	2	2	2	2	1	0	0	0	0	1	10	14	13.50	2.250																			


Batter	1	2	3	4	5	6	7	8	9	AB	R	H	RBI	BB	SO	LOB	TOP										
Ron LeFlore, R (1, 8) OBP: 0.378, SLG: 0.518	0-3 K		0-3 K		4-0 SH1-3 S BB		0-0 L9 S 1B		0-0 WP 1-H 2B	4	0	2	0	1	2	0	Chicago White Sox @ Baltimore Orioles Memorial Stadium, Baltimore, MD Sun Apr 25 1982, 3:33 AM EDT Att: 16,233 - Unknown										
Tony Bernazard, S (1, 4) OBP: 0.292, SLG: 0.339	0-0 FC6-4 1B		0-0 F4		0-0 SH1-3 1-3		0-0 L9 1-3		4-0 2-3 BB	3	0	1	0	1	0	1											
Steve Kemp, L (1, 7) OBP: 0.407, SLG: 0.400	0-0 L4		0-0 L9		0-0 F6		0-0 1-3		0-3 K	5	0	0	0	0	1	5											
Greg Luzinski, R (1, 10) OBP: 0.305, SLG: 0.365	0-0 FC6-4 1-2			0-3 K	1-0 HBP			0-0 F8		3	0	0	0	0	1	1											
Harold Baines, L (1, 9) OBP: 0.269, SLG: 0.286		0-0 F7		0-0 FC4-6 1B	0-0 F7			0-0 1B 2B		4	1	2	0	0	0	2											
Mary Foley, L (1, 2) OBP: 0.286, SLG: 0.167		4-0 1B BB		0-0 FC4-6 BB 1-2		0-0 F8		0-0 5-3		3	0	0	0	1	0	2											
Mike Squires, L (1, 3) OBP: 0.667, SLG: 0.600		0-0 1-2 1B		0-0 FC5 BB 1-2		0-0 4-3		0-0 2-H 1B		4	0	3	1	0	0	0											
Jim Morrison, R (1, 5) OBP: 0.295, SLG: 0.513 (9, PH) Rudy Law, L (9, PH) OBP: 0.394, SLG: 0.364		0-0 F7		4-0 1-2 2-3 BB		0-0 F7			0-0 FC4-5 S 1B	2	0	0	0	1	0	2											
Bill Almon, R (1, 6) OBP: 0.439, SLG: 0.412 (9, PH) Jerry Hairston, S (9, PH) OBP: 0.250, SLG: 0.625		0-0 F8		0-0 FC5 2-3			0-0 6-3		0-0 FC4-5 1-3 2B	1	0	0	0	0	0	1											
Inning Stats	R: 0 E: 0 K: 1 S: 6	H: 1 LOB: 1 BB: 0 P: 6	R: 0 E: 0 K: 0 S: 4	H: 1 LOB: 2 BB: 1 P: 8	R: 0 E: 0 K: 1 S: 5	H: 0 LOB: 0 BB: 0 P: 5	R: 0 E: 0 K: 1 S: 7	H: 2 LOB: 3 BB: 1 P: 11	R: 0 E: 0 K: 0 S: 3	H: 0 LOB: 2 BB: 1 P: 8	R: 0 E: 0 K: 0 S: 3	H: 0 LOB: 0 BB: 0 P: 3	R: 0 E: 0 K: 0 S: 4	H: 1 LOB: 1 BB: 0 P: 4	R: 1 E: 0 K: 0 S: 4	H: 2 LOB: 1 BB: 0 P: 4		R: 0 E: 0 K: 1 S: 6	H: 2 LOB: 2 BB: 1 P: 10	1B: 7 2B: 2 3B: 0 HR: 0	SF: 0 SAC: 1 DP: 0 HBP: 1	WP: 1 PB: 0 CS: 3	PA: 39				
PITCHER	IP	WLS	BF	H	R	ER	SO	BB	IBB	HBP	BLK	WP	HR	S	P	ERA	WHIP										
Dennis Martinez, R (1, 1) ERA: 4.11	8.2	W	38	9	1	1	3	4	0	1	0	1	0	39	56	1.04	1.500										
Tippy Martinez, L (9, 1) ERA: 7.71	0.1	S	1	0	0	0	1	0	0	0	0	0	0	3	3	0.00	0.000										

AB	33
R	1
H	9
RBI	1
BB	4
SO	4
LOB	19



Batter	1	2	3	4	5	6	7	8	9	AB	R	H	RBI	BB	SO	LOB	BOTTOM										
Al Bumbry, L (1, 8) OBP: 0.339, SLG: 0.340	0-0 F9			0-0 F7		0-0 3-1		0-0 1B		4	0	1	0	0	0	0	Chicago White Sox @ Baltimore Orioles Memorial Stadium, Baltimore, MD Sun Apr 25 1982, 3:33 AM EDT Att: 16,233 - Unknown										
Rich Dauer, R (1, 4) OBP: 0.392, SLG: 0.447	0-0 F8			0-0 L8		0-0 6-3		0-0 F3		4	0	0	0	0	0	1											
Dan Ford, R (1, 9) OBP: 0.232, SLG: 0.283	0-0 F9			0-3 K		0-0 F8				3	0	0	0	0	1	0											
Eddie Murray, S (1, 3) OBP: 0.542, SLG: 0.891		0-0 6-3			0-0 HR 1B		0-3 K			3	1	1	0	0	1	0											
Ken Singleton, S (1, 10) OBP: 0.350, SLG: 0.213		0-3 K			0-3 K		0-0 5-3			3	0	0	0	0	2	1											
Gary Roenicke, R (1, 7) OBP: 0.395, SLG: 0.600		0-3 K			0-3 K		4-0 FC4-6 BB			2	0	0	0	1	2	1											
Rick Dempsey, R (1, 2) OBP: 0.406, SLG: 0.333			4-0 G6-4 BB		0-0 1-H HR		0-0 FC4-6 1-2			2	1	1	2	1	0	1											
Cal Ripken Jr., R (1, 5) OBP: 0.140, SLG: 0.256			0-0 L8		0-0 E5			0-0 L3		3	0	0	0	0	0	1											
Bobby Bonner, R (1, 6) OBP: 0.294, SLG: 0.353			0-0 G6-4 1-2		0-0 5-3			0-0 F3		3	0	0	0	0	0	2											
Inning Stats	R: 0 E: 0 K: 0 S: 3	H: 0 LOB: 0 BB: 0 P: 3	R: 0 E: 0 K: 2 S: 7	H: 0 LOB: 0 BB: 0 P: 7	R: 0 E: 0 K: 1 S: 5	H: 0 LOB: 0 BB: 1 P: 6	R: 0 E: 0 K: 1 S: 5	H: 0 LOB: 0 BB: 0 P: 5	R: 2 E: 1 K: 2 S: 10	H: 2 LOB: 1 BB: 0 P: 10	R: 0 E: 0 K: 0 S: 3	H: 0 LOB: 0 BB: 0 P: 3	R: 0 E: 0 K: 1 S: 5	H: 0 LOB: 1 BB: 1 P: 9	R: 0 E: 0 K: 0 S: 4	H: 1 LOB: 1 BB: 0 P: 4		R: 0 E: 0 K: 0 S: 6	H: 1 LOB: 1 BB: 0 P: 4	1B: 2 2B: 0 3B: 0 HR: 1	SF: 0 SAC: 0 DP: 1 HBP: 0	WP: 0 PB: 0 CS: 0	PA: 29				
PITCHER	IP	WLS	BF	H	R	ER	SO	BB	IBB	HBP	BLK	WP	HR	S	P	ERA	WHIP										
Steve Trout, L (1, 1) ERA: 3.6	8.0	L	29	3	2	2	6	2	0	0	0	0	1	39	47	2.25	0.625										

AB	27
R	2
H	3
RBI	2
BB	2
SO	6
LOB	7



Batter	1	2	3	4	5	6	7	8	9	AB	R	H	RBI	BB	SO	LOB	TOP																					
Rickey Henderson, R OBP: 0.448, SLG: 0.333	F6	S 1B BB		F9			CS BB	L8		3	0	0	0	2	0	3																						
Dwayne Murphy, L OBP: 0.238, SLG: 0.274	BB 1B HBP	S 1B			K		HR	G3		4	1	2	3	0	1	0																						
Tony Armas, R OBP: 0.325, SLG: 0.480	BB 1B	K		HR BB			K	F4		4	1	1	0	1	2	2																						
Cliff Johnson, R OBP: 0.250, SLG: 0.333 Jimmy Sexton, R (9, PR)	G5-4-3 BB		5-3		HR BB		F8	F S BB		3	1	1	2	2	0	0																						
Mickey Klutts, R OBP: 0.304, SLG: 0.250	G5-4-3		G1-4-3 1B		K			BB SH3 BB	1-3	4	1	1	0	1	1	4																						
Davey Lopes, R OBP: 0.308, SLG: 0.397		CS 1B	G1-4-3		6-3			F4		4	0	1	0	0	0	2																						
Joe Rudi, R OBP: 0.349, SLG: 0.351		WP BB 1B		F8			F4	SH3 BB		3	1	1	0	1	0	0																						
Mike Heath, R OBP: 0.263, SLG: 0.188		WP BB		5-3			K	SH3 BB		2	1	0	0	2	1	0																						
Rob Picciolo, R OBP: 0.243, SLG: 0.250	F4						L7	SH3		3	0	1	1	0	0	2																						
Inning Stats	R: 0 E: 0 K: 0 S: 3	H: 1 LOB: 2 BB: 1 P: 8	R: 2 E: 0 K: 1 S: 7	H: 3 LOB: 2 BB: 2 P: 15	R: 0 E: 0 K: 0 S: 3	H: 1 LOB: 0 BB: 0 P: 3	R: 0 E: 0 K: 0 S: 4	H: 1 LOB: 0 BB: 0 P: 4	R: 2 E: 0 K: 2 S: 8	H: 1 LOB: 0 BB: 1 P: 12	R: 0 E: 0 K: 1 S: 5	H: 0 LOB: 0 BB: 0 P: 5	R: 1 E: 0 K: 1 S: 5	H: 1 LOB: 0 BB: 1 P: 9	R: 1 E: 0 K: 0 S: 3	H: 0 LOB: 2 BB: 3 P: 15	R: 0 E: 0 K: 0 S: 3	H: 0 LOB: 2 BB: 1 P: 7	1B: 6 2B: 0 3B: 0 HR: 2	SF: 0 SAC: 1 DP: 2 HBP: 1	WP: 1 PB: 0 SB: 3 CS: 2	PA: 41																
PITCHER	IP	WLS	BF	H	R	ER	SO	BB	IBB	HBP	BLK	WP	HR	S	P	ERA	WHIP	PITCHER				IP	WLS	BF	H	R	ER	SO	BB	IBB	HBP	BLK	WP	HR	S	P	ERA	WHIP
Mike Flanagan, L ERA: 6.98	(1, 1)	6.1	L	29	8	5	5	4	5	0	1	0	1	2	31	52	7.11	2.053																				
Don Stanhouse, R ERA: 5.14	(7, 1)	2.2		12	0	1	1	1	4	0	0	0	0	0	10	26	3.38	1.500																				

Oakland Athletics @ Baltimore Orioles
Memorial Stadium, Baltimore, MD
Wed Apr 28 1982, 7:05 PM EDT
Unknown - 60 F

AB 30
R 6
H 8
RBI 6
BB 9
SO 5
LOB 13





Batter	1	2	3	4	5	6	7	8	9	AB	R	H	RBI	BB	SO	LOB	BOTTOM																					
Al Bumbry, L OBP: 0.328, SLG: 0.328	E 1B	K		F8		F5			K	5	1	1	0	0	2	1																						
Rich Dauer, R OBP: 0.400, SLG: 0.451	E6 BB						F9			4	1	2	0	0	0	1																						
Ken Singleton, S OBP: 0.344, SLG: 0.216	BB 1B	K					6-3			4	0	1	1	0	2	2																						
Eddie Murray, S OBP: 0.508, SLG: 0.831	L9		3-1		F7		F3			4	0	0	0	0	0	2																						
Dan Ford, R OBP: 0.233, SLG: 0.281	BB 1B		K		F8		F3			4	0	1	0	0	1	0																						
Gary Roenicke, R OBP: 0.404, SLG: 0.568	BB		BB		F7		5-3			2	0	0	1	2	0	0																						
Joe Nolan, L OBP: 0.289, SLG: 0.200	K					FC6 BB		4-3		2	0	0	0	2	1	3																						
Cal Ripken Jr., R OBP: 0.130, SLG: 0.239 Jim Dwyer, L (9, PH)	F6			F8		F3		F9		3	0	0	0	0	0	6																						
Bobby Bonner, R OBP: 0.250, SLG: 0.300 John Lowenstein, L (9, PH)		G3			6-3	FC6		F9		3	0	0	0	0	0	1																						
Inning Stats	R: 2 E: 1 K: 1 S: 9	H: 3 LOB: 3 BB: 1 P: 13	R: 0 E: 0 K: 2 S: 8	H: 1 LOB: 1 BB: 0 P: 8	R: 0 E: 0 K: 1 S: 5	H: 0 LOB: 2 BB: 2 P: 13	R: 0 E: 0 K: 1 S: 6	H: 1 LOB: 1 BB: 0 P: 6	R: 0 E: 0 K: 0 S: 3	H: 0 LOB: 0 BB: 0 P: 3	R: 0 E: 0 K: 0 S: 3	H: 0 LOB: 0 BB: 0 P: 3	R: 0 E: 0 K: 0 S: 3	H: 0 LOB: 0 BB: 0 P: 3	R: 0 E: 0 K: 1 S: 5	H: 0 LOB: 0 BB: 0 P: 5	1B: 5 2B: 0 3B: 0 HR: 0	SF: 0 SAC: 0 DP: 0 HBP: 0	WP: 0 PB: 0 SB: 0 CS: 0	PA: 37																		
PITCHER	IP	WLS	BF	H	R	ER	SO	BB	IBB	HBP	BLK	WP	HR	S	P	ERA	WHIP	PITCHER				IP	WLS	BF	H	R	ER	SO	BB	IBB	HBP	BLK	WP	HR	S	P	ERA	WHIP
Mike Norris, R ERA: 2.97	(1, 1)	9.0	W	37	5	2	1	6	4	0	0	0	0	45	61	1.00	1.000																					

Oakland Athletics @ Baltimore Orioles
Memorial Stadium, Baltimore, MD
Wed Apr 28 1982, 7:05 PM EDT
Unknown - 60 F

AB 33
R 2
H 5
RBI 2
BB 4
SO 6
LOB 16



Batter	1	2	3	4	5	6	7	8	9	AB	R	H	RBI	BB	SO	LOB	TOP			
Rickey Henderson, R OBP: 0.430, SLG: 0.315	0-0 1-3		0-0 FC5-4 S			0-0 6-3		0-0 F9		4	0	0	0	0	0	3	<p>Oakland Athletics @ Baltimore Orioles Memorial Stadium, Baltimore, MD Wed Apr 28 1982, 7:05 PM EDT Att: 11,859 - Unknown</p> <p>AB 31 R 1 H 5 RBI 1 BB 1 SO 6 LOB 10</p> 			
Dwayne Murphy, L OBP: 0.230, SLG: 0.263	0-3 K		0-0 SH1-2-3			0-0 F3		0-0 4-3		3	0	0	1	0	1					
Tony Armas, R OBP: 0.310, SLG: 0.456	0-0 F9		0-0 K			0-3 K			0-0 6-3	4	0	0	0	0	2	1				
Cliff Johnson, R OBP: 0.250, SLG: 0.326		0-0 F6		0-0 L6		0-3 K			0-0 WP 1B	4	0	1	0	0	1	0				
Mickey Klutts, R OBP: 0.259, SLG: 0.208		0-0 5-3		0-0 F8		0-0 F7			0-0 F3	4	0	0	0	0	0	1				
Davey Lopes, R OBP: 0.319, SLG: 0.403		0-0 1B		0-0 F7		0-0 1B			0-0 F3	4	0	2	0	0	0	1				
Joe Rudi, R OBP: 0.326, SLG: 0.325		0-3 K		0-3 K		0-0 F7				3	0	0	0	0	2	2				
Jeff Newman, R OBP: 0.314, SLG: 0.531			0-0 FC5-4 SH1-2-3 1B		0-0 6-3			4-0 BB		2	1	1	0	1	0	0				
Fred Stanley, R OBP: 0.286, SLG: 0.138			0-0 FC5-4 1-2 1B		0-0 F7			0-0 F8		3	0	1	0	0	0	1				
Inning Stats	R: 0 E: 0 K: 1 S: 5	H: 0 LOB: 0 BB: 0 P: 5	R: 0 E: 0 K: 1 S: 6	H: 1 LOB: 1 BB: 0 P: 6	R: 1 E: 0 K: 1 S: 7	H: 2 LOB: 1 BB: 0 P: 7	R: 0 E: 0 K: 0 S: 3	H: 0 LOB: 0 BB: 0 P: 3	R: 0 E: 0 K: 1 S: 5	H: 0 LOB: 0 BB: 0 P: 5	R: 0 E: 0 K: 1 S: 6	H: 1 LOB: 1 BB: 0 P: 6	R: 0 E: 0 K: 0 S: 3	H: 0 LOB: 1 BB: 1 P: 7	R: 0 E: 0 K: 0 S: 4	H: 1 LOB: 1 BB: 0 P: 4	1B: 5 2B: 0 3B: 0 HR: 0	SF: 0 SAC: 1 DP: 0 HBP: 0	WP: 1 PB: 0 SB: 1 CS: 0	PA: 33
PITCHER Scott McGregor, L ERA: 3.88	IP: 9.0 WLS: W BF: 33 H: 5 R: 1 ER: 1 SO: 6 BB: 1 IBB: 0 HBP: 0 BLK: 0 WP: 1 HR: 0 S: 44 P: 48 ERA: 1.00 WHIP: 0.667															PITCHER				

Batter	1	2	3	4	5	6	7	8	9	AB	R	H	RBI	BB	SO	LOB	BOTTOM			
Al Bumbry, L OBP: 0.323, SLG: 0.323	0-0 5-3 HR 1B		0-0 5-3		0-0 F7		0-0 4-3			4	1	1	0	0	0	3	<p>Oakland Athletics @ Baltimore Orioles Memorial Stadium, Baltimore, MD Wed Apr 28 1982, 7:05 PM EDT Att: 11,859 - Unknown</p> <p>AB 28 R 5 H 6 RBI 5 BB 4 SO 6 LOB 13</p> 			
Rich Dauer, R OBP: 0.373, SLG: 0.418	0-0 5-3 1-2		0-0 F8		0-0 F8		0-0 F5			4	0	0	0	0	0	1				
John Lowenstein, L OBP: 0.316, SLG: 0.412	0-0 2H HR		0-0 F2		0-0 F9		0-3 K			4	1	1	2	0	1	0				
Eddie Murray, S OBP: 0.507, SLG: 0.855	4-0 1B S BB		0-0 HR		0-3 K		0-0 L7			3	1	1	1	1	1	0				
Gary Roenicke, R OBP: 0.392, SLG: 0.525	0-3 K		0-3 K		4-0 SH SF7 BB		0-0 F8			3	1	0	0	1	2	1				
Ken Singleton, S OBP: 0.382, SLG: 0.245	0-0 2-3 1B		4-0 SH1-4 1B BB		4-0 SH BB		0-0 WP 4-3 1B			2	1	2	0	2	0	0				
Rick Dempsey, R OBP: 0.382, SLG: 0.308	0-0 F2		0-0 SH1-4 1-2		0-0 SH		0-0 4-3			2	0	0	0	0	0	3				
Cal Ripken Jr., R OBP: 0.120, SLG: 0.220		0-0 F7		0-3 K		0-0 F9		0-3 K		4	0	0	0	0	2	5				
Lenn Sakata, R OBP: 0.262, SLG: 0.289		0-0 F7		0-0 S 1B		0-0 SF7				2	0	1	2	0	0	0				
Inning Stats	R: 2 E: 0 K: 1 S: 8	H: 3 LOB: 2 BB: 1 P: 12	R: 0 E: 0 K: 0 S: 3	H: 0 LOB: 0 BB: 0 P: 3	R: 1 E: 0 K: 1 S: 6	H: 1 LOB: 0 BB: 0 P: 6	R: 1 E: 0 K: 1 S: 6	H: 1 LOB: 1 BB: 1 P: 10	R: 0 E: 0 K: 1 S: 5	H: 0 LOB: 0 BB: 0 P: 5	R: 1 E: 1 K: 0 S: 4	H: 0 LOB: 2 BB: 2 P: 12	R: 0 E: 0 K: 1 S: 5	H: 0 LOB: 0 BB: 0 P: 5	R: 0 E: 0 K: 1 S: 6	H: 1 LOB: 1 BB: 0 P: 6	1B: 4 2B: 0 3B: 0 HR: 2	SF: 1 SAC: 2 DP: 0 HBP: 0	WP: 1 PB: 0 SB: 2 CS: 0	PA: 35
PITCHER Matt Keough, R ERA: 4.54	IP: 8.0 WLS: L BF: 35 H: 6 R: 5 ER: 4 SO: 6 BB: 4 IBB: 0 HBP: 0 BLK: 0 WP: 1 HR: 2 S: 43 P: 59 ERA: 4.50 WHIP: 1.250															PITCHER				

Batter	1	2	3	4	5	6	7	8	9	AB	R	H	RBI	BB	SO	LOB	TOP																				
Rickey Henderson, R OBP: 0.448, SLG: 0.320	4-0 SH1-3 6-3 BB	0-0 2B 1B		4-0 CS BB			0-3 K		4-0 4-3 WP 1B BB	2	3	1	1	3	1	0																					
Dwayne Murphy, L OBP: 0.242, SLG: 0.269	0-0 SH1-3	4-0 2B BB		0-0 1B			0-0 6-3		0-0 SF8	2	1	1	1	1	0	0																					
Dan Meyer, L OBP: 0.328, SLG: 0.527	0-0 6-3	0-0 2B		0-3 K			0-0 F9		0-0 4-3	5	0	1	4	0	1	2																					
Tony Armas, R OBP: 0.326, SLG: 0.458	4-0 S BB	4-0 G3			0-0 6-3				0-0 4-3 SH1-4 1B	4	0	2	1	1	0	1																					
Wayne Gross, L OBP: 0.277, SLG: 0.203	0-0 G3		0-0 4-3		0-0 3-1				0-0 SH1-4 1B	4	0	0	0	0	1	2																					
Jim Spencer, L OBP: 0.255, SLG: 0.367		0-0 F8	0-0 G3		0-3 K				0-0 4-3	4	0	0	0	0	1	1																					
Davey Lopes, R OBP: 0.276, SLG: 0.446		0-0 F8				0-0 F8				3	1	1	1	0	0	0																					
Dave McKay, S OBP: 0.276, SLG: 0.222									0-3 K	1	0	0	0	0	1	1																					
Mike Heath, R OBP: 0.348, SLG: 0.300		0-0 S 1B	0-0 5-3			0-0 G5-4-3 1B			0-0 BB SF8 1B	4	2	3	0	0	0	0																					
Fred Stanley, R OBP: 0.308, SLG: 0.129	4-0 1B 2B BB			0-0 L9		0-0 G5-4-3			4-0 SF8 BB WP BB	2	2	0	0	2	0	1																					
Inning Stats	R: 1 E: 0 K: 0 S: 3	H: 0 LOB: 1 BB: 2 P: 11	R: 4 E: 0 K: 0 S: 6	H: 3 LOB: 1 BB: 2 P: 14	R: 1 E: 0 K: 1 S: 4	H: 1 LOB: 1 BB: 0 P: 4	R: 0 E: 0 K: 1 S: 5	H: 1 LOB: 0 BB: 0 P: 9	R: 0 E: 0 K: 1 S: 5	H: 0 LOB: 0 BB: 0 P: 5	R: 0 E: 0 K: 1 S: 6	H: 1 LOB: 1 BB: 0 P: 6	R: 0 E: 0 K: 1 S: 7	H: 2 LOB: 1 BB: 2 P: 15	1B: 7 2B: 1 3B: 0 HR: 1	SF: 1 SAC: 2 DP: 1 HBP: 0	WP: 1 PA: 41 PB: 0 SB: 4 CS: 1																				
PITCHER	IP	WLS	BF	H	R	ER	SO	BB	IBB	HBP	BLK	WP	HR	S	P	ERA	WHIP	PITCHER	IP	WLS	BF	H	R	ER	SO	BB	IBB	HBP	BLK	WP	HR	S	P	ERA	WHIP		
Dennis Martinez, R ERA: 5.29	1.2		12	3	5	5	0	4	0	0	0	0	0	8	24	27.00	4.200																				
Ross Grimsley, L ERA: 9.5	5.1		18	3	1	1	3	1	0	0	0	0	1	23	27	1.69	0.750																				
Tippy Martinez, L ERA: 10.13	1.0	L	6	2	2	2	1	1	0	0	0	0	0	7	11	18.00	3.000																				
Don Stanhouse, R ERA: 5.14	0.0		1	0	0	0	0	1	0	0	0	0	0	0	4	∞	∞																				
Storm Davis, R ERA:	1.0		4	1	1	1	1	0	0	0	0	1	0	6	6	9.00	1.000																				

Oakland Athletics @ Baltimore Orioles
Memorial Stadium, Baltimore, MD

AB 31
R 9
H 9
RBI 8
BB 7
SO 5
LOB 8



WP: 1 PA: 41
PB: 0
SB: 4
CS: 1

Batter	1	2	3	4	5	6	7	8	9	AB	R	H	RBI	BB	SO	LOB	BOTTOM																				
Al Bumbry, L OBP: 0.329, SLG: 0.318	0-0 4-3		4-0 E BB	0-0 4-3		0-0 F8		0-0 E7 1B		4	1	1	1	1	0	3																					
Rich Dauer, R OBP: 0.391, SLG: 0.450	0-0 1B		0-0 E5 G6-3		0-0 FC1-6-5 2B		0-0 WP BB 1B	0-0 F3		5	1	3	0	0	0	3																					
Ken Singleton, S OBP: 0.384, SLG: 0.259	0-0 1B		0-3 K		0-0 FC1-6-5-1 1B		0-0 F7	0-0 1B		5	1	2	2	0	1	4																					
Eddie Murray, S OBP: 0.514, SLG: 0.831	0-0 1B		0-0 G6-3		0-0 F6		4-0 WP BB	4-0 IBB		3	0	1	1	2	0	3																					
John Lowenstein, L OBP: 0.364, SLG: 0.600	0-3 K				0-0 HR		0-3 K	0-0 F8		3	1	2	2	0	1	2																					
Gary Roenicke, R OBP: 0.385, SLG: 0.512					2-H 1B		1-2 2-3 K	0-0 F8		1	0	0	0	0	1	2																					
Jim Dwyer, L OBP: 0.200, SLG: 0.500							1-2 2-3 K	0-0 F8		1	0	0	0	0	0	2																					
Dan Ford, R OBP: 0.215, SLG: 0.258	0-0 4-3			0-3 K		0-3 K		0-0 F8	0-0 5-3	5	0	0	0	0	2	5																					
Joe Nolan, L OBP: 0.276, SLG: 0.217		0-3 K			0-0 1B		0-0 F8		0-0 F7	3	0	1	0	0	1	0																					
Rick Dempsey, R OBP: 0.389, SLG: 0.321									0-0 FC6-4 1B	2	0	1	0	0	0	0																					
Cal Ripken Jr., R OBP: 0.127, SLG: 0.236		0-0 F6		0-0 F9		0-0 2B		0-0 FC6-4 1B	0-0 F4	5	1	1	0	0	0	2																					
Lenn Sakata, R OBP: 0.283, SLG: 0.310		0-0 F2			0-0 1B		0-0 F4		0-0 E 1B	4	1	2	0	0	0	1																					
Bobby Bonner, R OBP: 0.250, SLG: 0.300										0	0	0	0	0	0	0																					
Inning Stats	R: 1 E: 0 K: 1 S: 8	H: 3 LOB: 2 BB: 0 P: 8	R: 0 E: 0 K: 1 S: 5	H: 0 LOB: 0 BB: 0 P: 5	R: 0 E: 1 K: 1 S: 5	H: 0 LOB: 1 BB: 1 P: 9	R: 1 E: 0 K: 1 S: 8	H: 3 LOB: 2 BB: 0 P: 8	R: 1 E: 0 K: 0 S: 7	H: 2 LOB: 1 BB: 0 P: 7	R: 0 E: 0 K: 0 S: 4	H: 1 LOB: 1 BB: 0 P: 4	R: 0 E: 0 K: 1 S: 6	H: 1 LOB: 2 BB: 1 P: 10	R: 3 E: 1 K: 0 S: 7	H: 4 LOB: 2 BB: 1 P: 11	R: 0 E: 0 K: 0 S: 3	H: 0 LOB: 0 BB: 0 P: 3	1B: 11 2B: 2 3B: 0 HR: 1	SF: 0 SAC: 0 DP: 1 HBP: 0	WP: 2 PA: 44 PB: 0 SB: 0 CS: 0																
PITCHER	IP	WLS	BF	H	R	ER	SO	BB	IBB	HBP	BLK	WP	HR	S	P	ERA	WHIP	PITCHER	IP	WLS	BF	H	R	ER	SO	BB	IBB	HBP	BLK	WP	HR	S	P	ERA	WHIP		
Steve McCatty, R ERA: 4.33	6.1		31	10	3	3	5	2	0	0	0	1	0	8	8	18.00	3.000																				
Tom Underwood, L ERA: 1.98	1.0		6	3	3	2	1	0	0	0	0	1	0	8	8	18.00	3.000																				
Dave Beard, R ERA:	1.2	W	7	1	0	0	0	0	1	0	0	0	0	6	10	0.00	0.600																				

Oakland Athletics @ Baltimore Orioles
Memorial Stadium, Baltimore, MD

AB 41
R 6
H 14
RBI 6
BB 3
SO 6
LOB 27



WP: 2 PA: 44
PB: 0
SB: 0
CS: 0

Batter	1	2	3	4	5	6	7	8	9	AB	R	H	RBI	BB	SO	LOB	TOP					
Brian Downing, R OBP: 0.340, SLG: 0.588 (1, 7)										4	1	1	0	1	0	1	California Angels @ Baltimore Orioles Memorial Stadium, Baltimore, MD Fri Apr 30 1982, 7:05 PM EDT Att: 15,877 - Unknown - 68 F					
Fred Lynn, L OBP: 0.393, SLG: 0.405 (1, 8)										4	0	0	0	0	0	3						
Rod Carew, L OBP: 0.462, SLG: 0.371 (1, 3)										4	0	1	1	0	0	2						
Reggie Jackson, L OBP: 0.303, SLG: 0.234 (1, 9)										3	2	1	0	0	1	1						
Don Baylor, R OBP: 0.319, SLG: 0.435 (1, 10)										4	1	3	2	0	0	1						
Bobby Grich, R OBP: 0.438, SLG: 0.558 (1, 4)										4	0	2	0	0	0	3						
Doug DeCinces, R OBP: 0.330, SLG: 0.442 (1, 5)										4	0	0	1	0	1	4						
Tim Foli, R OBP: 0.205, SLG: 0.211 (1, 6)										4	0	0	0	0	1	3						
Bob Boone, R OBP: 0.333, SLG: 0.324 (1, 2)										4	0	0	0	0	0	1						
Inning Stats	R: 1 E: 0 K: 1 S: 7	H: 2 LOB: 1 BB: 0 P: 7	R: 0 E: 0 K: 0 S: 4	H: 1 LOB: 0 BB: 0 P: 4	R: 0 E: 0 K: 1 S: 3	H: 0 LOB: 0 BB: 0 P: 3	R: 2 E: 1 K: 1 S: 6	H: 2 LOB: 1 BB: 0 P: 7	R: 0 E: 1 K: 0 S: 4	H: 0 LOB: 1 BB: 0 P: 4	R: 1 E: 0 K: 0 S: 5	H: 2 LOB: 1 BB: 0 P: 5	R: 0 E: 0 K: 0 S: 3	H: 0 LOB: 1 BB: 1 P: 7	R: 0 E: 0 K: 1 S: 6	H: 1 LOB: 1 BB: 0 P: 6	R: 0 E: 0 K: 0 S: 3	H: 0 LOB: 0 BB: 0 P: 3	1B: 6 2B: 2 3B: 0 HR: 1	SF: 0 SAC: 0 DP: 1 HBP: 1	WP: 0 PB: 0 SB: 0 CS: 1	PA: 37
PITCHER Jim Palmer, R ERA: 6.2 (1, 1)	IP: 9.0 WLS: W BF: 37 H: 8 R: 4 ER: 4 SO: 3 BB: 1 IBB: 0 HBP: 1 BLK: 1 WP: 0 HR: 1 S: 41 P: 46 ERA: 4.00 WHIP: 1.000															PITCHER						

Batter	1	2	3	4	5	6	7	8	9	AB	R	H	RBI	BB	SO	LOB	BOTTOM			
Al Bumbry, L OBP: 0.347, SLG: 0.357 (1, 8)										4	0	2	2	1	0	1	California Angels @ Baltimore Orioles Memorial Stadium, Baltimore, MD Fri Apr 30 1982, 7:05 PM EDT Att: 15,877 - Unknown - 68 F			
Rich Dauer, R OBP: 0.420, SLG: 0.469 (1, 4)										4	1	3	1	1	0	1				
Ken Singleton, S OBP: 0.359, SLG: 0.238 (1, 10)										5	0	0	0	0	0	5				
Eddie Murray, S OBP: 0.506, SLG: 0.794 (1, 3)										3	1	0	0	2	0	3				
John Lowenstein, L OBP: 0.375, SLG: 0.591 Gary Roenicke, R OBP: 0.382, SLG: 0.568 (4, PH) (5, 7)										2	1	1	0	0	0	1				
Dan Ford, R OBP: 0.232, SLG: 0.262 (1, 9)										3	1	1	0	0	1	4				
Lenn Sakata, R OBP: 0.306, SLG: 0.378 Bobby Bonner, R OBP: 0.250, SLG: 0.300 (7, 6)										3	1	2	0	0	0	1				
Cal Ripken Jr., R OBP: 0.138, SLG: 0.228 (1, 5)										2	1	0	1	1	0	2				
Rick Dempsey, R OBP: 0.400, SLG: 0.355 (1, 2)										3	2	1	2	1	1	1				
Inning Stats	R: 0 E: 0 K: 0 S: 2	H: 0 LOB: 1 BB: 2 P: 10	R: 3 E: 0 K: 0 S: 6	H: 3 LOB: 1 BB: 1 P: 10	R: 0 E: 1 K: 1 S: 6	H: 0 LOB: 1 BB: 0 P: 6	R: 3 E: 0 K: 1 S: 9	H: 4 LOB: 3 BB: 2 P: 17	R: 0 E: 0 K: 1 S: 6	H: 1 LOB: 1 BB: 0 P: 6	R: 3 E: 0 K: 0 S: 5	H: 2 LOB: 1 BB: 1 P: 10	R: 0 E: 0 K: 0 S: 3	H: 1 LOB: 1 BB: 0 P: 3	R: 0 E: 0 K: 0 S: 3	H: 0 LOB: 0 BB: 0 P: 3	1B: 7 2B: 1 3B: 2 HR: 1	SF: 0 SAC: 2 DP: 1 HBP: 1	WP: 0 PB: 0 SB: 1 CS: 0	PA: 41
PITCHER Mike Witt, R ERA: 2.73 Stan Bahnsen, R ERA: 5.14 Andy Hassler, L ERA: Luis Sanchez, R ERA: 2.93	IP: 1.2 WLS: L BF: 10 H: 4 R: 3 ER: 3 SO: 1 BB: 1 IBB: 0 HBP: 0 BLK: 0 WP: 0 HR: 0 S: 11 P: 15 ERA: 20.25 WHIP: 3.750															PITCHER				

AB 35
R 4
H 8
RBI 4
BB 1
SO 3
LOB 19



AB 32
R 9
H 11
RBI 9
BB 6
SO 3
LOB 22



Batter	1	2	3	4	5	6	7	8	9	10	11	12	13	AB R H RBI BB SO LOB	TOP
Brian Downing, R Jose Moreno, S Bobby Clark, R Fred Lynn, L Rod Carew, L Reggie Jackson, L Juan Beniquez, R Don Baylor, R Bobby Grich, R Doug DeCinces, R Tim Lincecum, R Bob Boone, R	F3 4-3 G3		F9 S BB L7		F4			F8 S 2B 1B F8		SF7 3B SF7 3-H 2-3 4-3		FC5-4 HBP HBP F9		5 0 1 0 0 0 1 0 1 0 0 0 0 0 1 0 0 0 0 0 1 3 1 1 1 1 0 0 6 1 1 0 0 0 5 3 1 1 2 2 0 1 1 1 1 0 0 0 0	
Inning Stats	R: 0 H: 0 E: 0 K: 0 S: 3	R: 0 H: 0 E: 0 K: 0 S: 3	R: 0 H: 0 E: 0 K: 1 S: 5	R: 0 H: 0 E: 0 K: 2 S: 7	R: 0 H: 1 E: 0 K: 1 S: 6	R: 2 H: 2 E: 0 K: 2 S: 9	R: 0 H: 0 E: 0 K: 0 S: 3	R: 1 H: 2 E: 0 K: 0 S: 5	R: 0 H: 0 E: 0 K: 0 S: 3	R: 1 H: 1 E: 0 K: 3 S: 9	R: 0 H: 0 E: 0 K: 3 S: 9	R: 0 H: 1 E: 0 K: 0 S: 4	R: 2 H: 3 E: 0 K: 0 S: 6	1B: 5 2B: 2 3B: 1 HR: 2	WP: 0 PA: 54
PITCHER	IP WLS BF H R ER SO BB IBB HBP BLK WP HR S P ERA WHIP	PITCHER													
Sammy Stewart, R Tippy Martinez, L Don Stanhouse, R	9.0 37 6 4 4 6 4 0 0 0 0 1 45 61 4.00 1.111	PITCHER													

California Angels @ Baltimore Orioles
Memorial Stadium, Baltimore, MD
Sat May 01 1982, 7:05 PM EDT
Att. 23,276 - Unknown - 73 F

AB 47
R 6
H 10
RBI 6
BB 4
SO 9
LOB 17



Batter	1	2	3	4	5	6	7	8	9	10	11	12	13	AB R H RBI BB SO LOB	BOTTOM
Al Bumbry, L Rich Dauer, R Ken Singleton, S Eddie Murray, S John Lowenstein, L Dan Ford, R Lenn Sakata, R Cal Ripken Jr., R Jim Dwyer, L Bobby Bonner, R Rick Dempsey, R Joe Nolan, R	4-3 2B BB G3 F6 F7		G3 F8 G3 1-5-3 K			HR BB HR K		F6 F8 F8 K		SH1-4 1B SH1-4 1-2 F7 K IBB		F8 SH1-4 K F7 K		5 1 1 0 1 0 2 4 2 1 2 1 1 0 6 0 1 1 0 1 1 5 0 0 0 1 2 1 5 1 1 1 0 1 3 5 0 0 0 0 2 0 3 0 1 0 1 1 0 3 0 0 0 0 0 1 1 0 0 0 0 0 1 1 0 1 0 0 0 0 3 0 0 0 0 0 0 2 0 0 0 0 0 3	
Inning Stats	R: 1 H: 1 E: 0 K: 0 S: 4	R: 0 H: 0 E: 0 K: 1 S: 5	R: 0 H: 0 E: 0 K: 0 S: 3	R: 0 H: 0 E: 0 K: 1 S: 5	R: 0 H: 0 E: 0 K: 1 S: 4	R: 2 H: 1 E: 0 K: 1 S: 6	R: 0 H: 0 E: 0 K: 0 S: 3	R: 0 H: 0 E: 0 K: 0 S: 3	R: 0 H: 0 E: 0 K: 1 S: 5	R: 1 H: 2 E: 0 K: 0 S: 5	R: 0 H: 1 E: 0 K: 0 S: 4	R: 0 H: 1 E: 0 K: 0 S: 6	R: 0 H: 0 E: 0 K: 2 S: 7	1B: 3 2B: 1 3B: 0 HR: 2	WP: 0 PA: 50
PITCHER	IP WLS BF H R ER SO BB IBB HBP BLK WP HR S P ERA WHIP	PITCHER													
Ken Forsch, R Don Niese, R	9.1 34 4 4 4 5 2 0 1 0 0 2 41 50 3.86 0.643	PITCHER													

California Angels @ Baltimore Orioles
Memorial Stadium, Baltimore, MD
Sat May 01 1982, 7:05 PM EDT
Att. 23,276 - Unknown - 73 F

AB 43
R 4
H 6
RBI 4
BB 4
SO 8
LOB 12



Batter	1	2	3	4	5	6	7	8	9	AB	R	H	RBI	BB	SO	LOB	TOP					
Bobby Clark, R OBP: 0.182, SLG: 0.182 (1, 8)	0-0 5-3	0-3 K			0-0 5-3		0-0 5-3			4	0	0	0	0	1	2						
Juan Beniquez, R OBP: 0.375, SLG: 0.321 (1, 7)	0-3 K		0-0 G6-4-3 1B		0-0 1B		0-0 F9			4	0	2	0	0	1	1						
Tim Foli, R OBP: 0.218, SLG: 0.237 (7, 6)										0	0	0	0	0	0	0						
Bobby Grich, R OBP: 0.392, SLG: 0.484 (1, 4)	0-0 F9		0-0 G6-4-3 1B		0-0 F8			0-3 K		4	0	1	0	0	1	1						
Don Baylor, R OBP: 0.307, SLG: 0.453 (1, 10)		0-0 5-3	0-0 G6-4-3 1B		0-0 F8			0-0 F2		4	0	0	0	0	2							
Doug DeCinces, R OBP: 0.327, SLG: 0.419 (1, 5)		0-0 1B	0-0 5-3		0-0 F3			0-0 4-3		4	1	1	0	0	0	1						
Joe Ferguson, R OBP: 0.286, SLG: 0.286 (1, 9)		0-0 FC3-6 1B		0-0 G5-4-3 1B		0-3 K		0-0 F9		4	1	2	0	0	1	0						
Ron Jackson, R OBP: 0.300, SLG: 0.222 (1, 3)		0-0 FC3-6 1B		0-0 G5-4-3 1B			0-0 FC5-4 1B		0-0 6-3	4	0	2	1	0	0	1						
Mick Kelleher, R OBP: 0.327, SLG: 0.576 (7, 7)	0-0 FC3-6 2B			0-0 4-3			0-0 FC5-4 2B		0-0 F4	2	1	0	0	0	0	2						
Brian Downing, R OBP: 0.327, SLG: 0.576 (7, 7)										2	1	0	0	0	0	1						
Bob Boone, R OBP: 0.321, SLG: 0.338 (1, 2)	0-0 1B				0-0 F8			0-0 2B		3	0	2	3	0	0	0						
Inning Stats	R: 0 E: 0 K: 1 S: 5	H: 0 LOB: 0 BB: 0 P: 5	R: 3 E: 0 K: 1 S: 9	H: 4 LOB: 1 BB: 0 P: 9	R: 0 E: 0 K: 0 S: 4	H: 2 LOB: 1 BB: 0 P: 4	R: 0 E: 0 K: 0 S: 3	H: 1 LOB: 0 BB: 0 P: 3	R: 0 E: 0 K: 0 S: 4	H: 1 LOB: 1 BB: 0 P: 4	R: 0 E: 0 K: 1 S: 5	H: 0 LOB: 0 BB: 0 P: 5	R: 1 E: 0 K: 0 S: 5	H: 2 LOB: 1 BB: 0 P: 5	R: 0 E: 0 K: 0 S: 3	H: 0 LOB: 0 BB: 0 P: 3	R: 0 E: 0 K: 0 S: 3	H: 0 LOB: 0 BB: 0 P: 3	1B: 8 2B: 2 3B: 0 HR: 0	SF: 0 SAC: 0 DP: 2 HBP: 0	WP: 0 PB: 0 SB: 0 CS: 0	PA: 35
PITCHER Scott McGregor, L ERA: 3.74 (1, 1)	IP: 9.0 WLS: W BF: 35 H: 10 R: 4 ER: 4 SO: 4 BB: 0 IBB: 0 HBP: 0 BLK: 0 WP: 0 HR: 0 S: 43 P: 43 ERA: 4.00 WHIP: 1.111															PITCHER						

California Angels @ Baltimore Orioles
Memorial Stadium, Baltimore, MD
Sun May 02 1982, 3:33 AM EDT
Att: 27,128 - Unknown

AB 35
R 4
H 10
RBI 4
BB 0
SO 4
LOB 11



Batter	1	2	3	4	5	6	7	8	9	AB	R	H	RBI	BB	SO	LOB	BOTTOM			
Al Bumbry, L OBP: 0.349, SLG: 0.342 (1, 8)	4-0 2B	0-3 K		0-0 4-3		0-0 1B	0-3 K			4	2	1	0	1	2	2				
Rich Dauer, R OBP: 0.405, SLG: 0.479 (1, 4)	0-3 K	0-0 5-3		0-0 5-3		0-0 1B		0-0 5-3		5	0	1	0	0	1	2				
Ken Singleton, S OBP: 0.348, SLG: 0.247 (1, 10)	0-0 L9		4-0 2B	0-0 F8		0-0 1B		0-0 1-5-3		4	1	1	1	1	0	1				
Eddie Murray, S OBP: 0.489, SLG: 0.753 (1, 3)	0-0 1B		0-0 1B	0-0 F4		0-3 K		4-0 BB		4	1	2	1	1	1	2				
Gary Roenicke, R OBP: 0.367, SLG: 0.531 (1, 7)	0-0 5-3		0-0 L5	0-0 1B		0-0 K		0-3 K		5	0	1	0	0	2	6				
Dan Ford, R OBP: 0.231, SLG: 0.257 (1, 9)		0-0 PB	0-3 K	0-0 S		0-0 F8				4	1	2	0	0	1	4				
Rick Dempsey, R OBP: 0.383, SLG: 0.324 (1, 2)		4-0 PB	0-0 1B	0-3 K		0-0 F4				3	1	1	1	1	1	2				
Lenn Sakata, R OBP: 0.345, SLG: 0.373 (1, 6)		0-0 L3		0-0 1B		4-0 BB		0-0 1-3		3	0	1	1	1	0	2				
Cal Ripken Jr., R OBP: 0.154, SLG: 0.234 (1, 5)		0-0 2B	0-0 F8	0-0 F5				0-0 1B		4	0	2	2	0	0	5				
Inning Stats	R: 1 E: 0 K: 1 S: 6	H: 1 LOB: 1 BB: 1 P: 10	R: 2 E: 0 K: 1 S: 7	H: 2 LOB: 1 BB: 1 P: 11	R: 2 E: 0 K: 1 S: 8	H: 3 LOB: 2 BB: 1 P: 12	R: 0 E: 0 K: 0 S: 3	H: 0 LOB: 0 BB: 0 P: 3	R: 0 E: 0 K: 1 S: 7	H: 2 LOB: 3 BB: 1 P: 11	R: 1 E: 0 K: 2 S: 10	H: 3 LOB: 2 BB: 0 P: 10	R: 0 E: 0 K: 1 S: 6	H: 1 LOB: 1 BB: 0 P: 6	R: 0 E: 0 K: 1 S: 5	H: 0 LOB: 1 BB: 1 P: 9	1B: 10 2B: 2 3B: 0 HR: 0	SF: 0 SAC: 0 DP: 0 HBP: 0	WP: 0 PB: 1 SB: 1 CS: 0	PA: 41
PITCHER Angel Moreno, L ERA: 3.14 (1, 1)	IP: 2.0 WLS: L BF: 13 H: 4 R: 5 ER: 4 SO: 2 BB: 3 IBB: 0 HBP: 0 BLK: 0 WP: 0 HR: 0 S: 14 P: 26 ERA: 18.00 WHIP: 3.500															PITCHER				
Steve Renko, R ERA: 1.65 (3, 1)	IP: 4.2 WLS: L BF: 23 H: 8 R: 1 ER: 1 SO: 4 BB: 1 IBB: 0 HBP: 0 BLK: 0 WP: 0 HR: 0 S: 30 P: 34 ERA: 1.93 WHIP: 1.929															PITCHER				
Andy Hassler, L ERA: (7, 1)	IP: 1.1 WLS: L BF: 5 H: 0 R: 0 ER: 0 SO: 2 BB: 1 IBB: 0 HBP: 0 BLK: 0 WP: 0 HR: 0 S: 8 P: 12 ERA: 0.00 WHIP: 0.750															PITCHER				

California Angels @ Baltimore Orioles
Memorial Stadium, Baltimore, MD
Sun May 02 1982, 3:33 AM EDT
Att: 27,128 - Unknown

AB 36
R 6
H 12
RBI 6
BB 5
SO 8
LOB 26



Batter	1	2	3	4	5	6	7	8	9	AB	R	H	RBI	BB	SO	LOB	TOP		
Julio Cruz, S OBP: 0.345, SLG: 0.277 (1, 4)	6-3			F3			F8			3	0	0	0	0	0	0			
Manny Castillo, S OBP: 0.269, SLG: 0.263 (1, 5)	L6			F4			F4			3	0	0	0	0	0	0			
Bruce Bochte, L OBP: 0.429, SLG: 0.398 (1, 7)	G3			4-3			1-3			3	0	0	0	0	0	0			
Richie Zisk, R OBP: 0.360, SLG: 0.394 (1, 10)		K			K			F7		3	0	0	0	0	2	0			
Dave Henderson, R OBP: 0.452, SLG: 0.643 Joe Simpson, L OBP: 0.321, SLG: 0.338 (8, PR) (8, 8)		PO BB		G5-4-3 1B				9-3 1B		2	0	2	0	1	0	0			
Al Cowens, R OBP: 0.286, SLG: 0.361 (1, 9)	F8			G5-4-3 1-2				9-3 1-2		3	0	0	0	0	0	3			
Todd Cruz, R OBP: 0.337, SLG: 0.483 (1, 6)	PO 1-2		F8			L7		F7		3	0	0	0	0	0	0			
Jim Maler, R OBP: 0.304, SLG: 0.376 (1, 3)			6-3			5-3		K		3	0	0	0	0	1	0			
Jim Essian, R OBP: 0.329, SLG: 0.382 (1, 2)						B2		F9		3	0	1	0	0	0	0			
Inning Stats	R: 0 E: 0 K: 0 S: 3	H: 0 LOB: 0 BB: 0 P: 3	R: 0 E: 0 K: 1 S: 4	H: 0 LOB: 0 BB: 1 P: 8	R: 0 E: 0 K: 0 S: 3	H: 1 LOB: 1 BB: 0 P: 3	R: 0 E: 0 K: 0 S: 3	H: 0 LOB: 0 BB: 0 P: 3	R: 0 E: 0 K: 1 S: 5	H: 0 LOB: 0 BB: 0 P: 5	R: 0 E: 0 K: 0 S: 3	H: 0 LOB: 0 BB: 0 P: 3	R: 0 E: 0 K: 0 S: 3	H: 1 LOB: 1 BB: 0 P: 3	R: 0 E: 0 K: 1 S: 5	H: 0 LOB: 0 BB: 0 P: 5	1B: 3 2B: 1 3B: 0 HR: 0	SF: 0 SAC: 0 DP: 2 HBP: 0	WP: 0 PA: 28 PB: 0 SB: 0 CS: 0
PITCHER Mike Flanagan, L ERA: 4.76 (1, 1)	IP: 9.0 WLS: W BF: 27 H: 3 R: 0 ER: 0 SO: 3 BB: 1 IBB: 0 HBP: 0 BLK: 0 WP: 0 HR: 0 S: 32 P: 36 ERA: 0.00 WHIP: 0.444																		

Seattle Mariners @ Baltimore Orioles
Memorial Stadium, Baltimore, MD
Mon May 03 1982, 7:05 PM EDT
Att: 9,241 - Unknown - 71 F

AB 26
R 0
H 3
RBI 0
BB 1
SO 3
LOB 3



Batter	1	2	3	4	5	6	7	8	9	AB	R	H	RBI	BB	SO	LOB	BOTTOM		
Al Bumbry, L OBP: 0.344, SLG: 0.329 (1, 8)	HR BB		L6		K			5-3		3	1	0	0	1	1	2			
Rich Dauer, R OBP: 0.422, SLG: 0.526 (1, 4)	HR		5-3					1B HR BB		3	2	2	3	1	0	0			
Ken Singleton, S OBP: 0.355, SLG: 0.260 (1, 10)			F8					HR 1B		4	1	2	0	0	1	0			
Eddie Murray, S OBP: 0.467, SLG: 0.716 (1, 3)	G4-3-6-4-6 1-2			4-3			F8	F7		4	0	0	0	0	0	3			
Gary Roenicke, R OBP: 0.391, SLG: 0.588 (1, 7)	F8			BB				HR 1H 2H		2	1	1	3	2	0	0			
Dan Ford, R OBP: 0.220, SLG: 0.244 (1, 9)		4-3		K 1-2		5-3		F9		4	0	0	0	0	1	2			
Lenn Sakata, R OBP: 0.361, SLG: 0.377 (1, 6)					HBP 1B			K		2	1	1	0	1	1	0			
Rick Dempsey, R OBP: 0.360, SLG: 0.300 (1, 2)		F9			K			1-3		3	0	0	0	0	1	2			
Cal Ripken Jr., R OBP: 0.164, SLG: 0.231 Floyd Rayford, R (5, PR) (6, 5)		4-3			1B 1-2 HBP			5-3		1	0	0	0	0	0	1			
Inning Stats	R: 2 E: 0 K: 0 S: 4	H: 2 LOB: 0 BB: 1 P: 8	R: 0 E: 0 K: 0 S: 3	H: 0 LOB: 1 BB: 1 P: 7	R: 0 E: 0 K: 0 S: 3	H: 0 LOB: 0 BB: 0 P: 3	R: 0 E: 0 K: 1 S: 4	H: 0 LOB: 0 BB: 1 P: 8	R: 1 E: 0 K: 2 S: 8	H: 2 LOB: 2 BB: 0 P: 9	R: 0 E: 0 K: 1 S: 5	H: 0 LOB: 1 BB: 1 P: 9	R: 0 E: 0 K: 1 S: 5	H: 0 LOB: 0 BB: 0 P: 5	R: 3 E: 0 K: 0 S: 5	H: 2 LOB: 0 BB: 1 P: 9	1B: 4 2B: 0 3B: 0 HR: 2	SF: 0 SAC: 0 DP: 1 HBP: 1	WP: 0 PA: 33 PB: 0 SB: 1 CS: 0
PITCHER Mike Moore, R ERA: 8.34 Larry Andersen, R ERA: 6.59 (8, 1)	IP: 7.1 WLS: L BF: 30 H: 5 R: 5 ER: 5 SO: 5 BB: 5 IBB: 0 HBP: 1 BLK: 0 WP: 0 HR: 1 S: 34 P: 55 ERA: 6.14 WHIP: 1.364																		

Seattle Mariners @ Baltimore Orioles
Memorial Stadium, Baltimore, MD
Mon May 03 1982, 7:05 PM EDT
Att: 9,241 - Unknown - 71 F

AB 27
R 6
H 6
RBI 6
BB 5
SO 5
LOB 10



Batter	1	2	3	4	5	6	7	8	9	AB	R	H	RBI	BB	SO	LOB	TOP										
Julio Cruz, S OBP: 0.347, SLG: 0.276 (1, 4)	0-0 4-3		0-0 6-3			0-0 F7		0-0 1B 1-2 BB	0-0 1B 1-2	4	0	1	0	1	0	1	Seattle Mariners @ Baltimore Orioles Memorial Stadium, Baltimore, MD Tue May 04 1982, 7:05 PM EDT Att: 8,040 - Unknown - 70 F										
Thad Bosley, L OBP: 0.242, SLG: 0.194 (1, 9) (9, 7)	0-0 F6			0-0 F7		0-0 BB		0-0 F7	0-0 3-1	4	0	0	0	1	0	4											
Bruce Bochte, L OBP: 0.422, SLG: 0.391 (1, 3)	0-0 3-1			0-0 G3		0-0 F8		0-0 1B 1-3 2-H		4	0	1	1	0	0	1											
Richie Zisk, R OBP: 0.357, SLG: 0.388 (1, 10)		0-0 6-3		0-0 F8			0-0 1B 1B	0-0 5-3		4	0	1	0	0	0	2											
Steve Stroughter, L OBP: 0.294, SLG: 0.400 Al Cowens, R OBP: 0.266, SLG: 0.361 (1, 7) (9, 9)	0-0 L5				0-0 HR		0-0 1B 1-3		0-0 4-3	4	1	2	1	0	0	0											
Todd Cruz, R OBP: 0.333, SLG: 0.473 (1, 6)	0-0 6-3				0-0 5-3		0-0 F8		0-0 L9 1B 1B	4	1	1	0	0	0	1											
Joe Simpson, L OBP: 0.318, SLG: 0.333 (1, 8)			0-3 K		0-0 3-1		0-0 4-3		0-0 1B 1B 1-2 E	4	1	1	0	0	1	1											
Manny Castillo, S OBP: 0.278, SLG: 0.283 (1, 5)			0-0 2B		0-0 6-3			0-0 FC5-4 1B	0-0 L9 2-3	4	0	2	0	0	0	2											
Jim Essian, R OBP: 0.326, SLG: 0.375 (1, 2)			0-0 5-3			0-0 F8		0-0 FC5-4 1B 1-2 BB	0-0 E8 1B 1B 1-H 3-H	4	1	1	1	0	0	2											
Inning Stats	R: 0 E: 0 K: 0 S: 3	H: 0 LOB: 0 BB: 0 P: 3	R: 0 E: 0 K: 0 S: 3	H: 0 LOB: 0 BB: 0 P: 3	R: 0 E: 0 K: 1 S: 6	H: 1 LOB: 1 BB: 0 P: 6	R: 0 E: 0 K: 0 S: 3	H: 0 LOB: 0 BB: 0 P: 3	R: 1 E: 0 K: 0 S: 4	H: 1 LOB: 0 BB: 0 P: 4	R: 0 E: 0 K: 0 S: 4	H: 2 LOB: 1 BB: 0 P: 4	R: 1 E: 0 K: 0 S: 5	H: 2 LOB: 2 BB: 1 P: 9	R: 2 E: 1 K: 0 S: 7	H: 4 LOB: 2 BB: 0 P: 7		1B: 8 2B: 1 3B: 0 HR: 1	SF: 0 SAC: 0 DP: 0 HBP: 0	WP: 0 PB: 0 SB: 0 CS: 0	PA: 38						
PITCHER	IP	WLS	BF	H	R	ER	SO	BB	IBB	HBP	BLK	WP	HR	S	P	ERA	WHIP										
Dennis Martinez, R ERA: 4.73 (1, 1)	7.2		30	6	2	2	1	2	0	0	0	0	1	30	38	2.35	1.043										
Sammy Stewart, R ERA: 4.05 (8, 1)	1.0	L	6	3	2	2	0	0	0	0	0	0	0	6	6	18.00	3.000										
Tippy Martinez, L ERA: 8.74 (9, 1)	0.1		2	1	0	0	0	0	0	0	0	0	0	2	2	0.00	3.000										

Batter	1	2	3	4	5	6	7	8	9	AB	R	H	RBI	BB	SO	LOB	BOTTOM										
Al Bumby, L OBP: 0.333, SLG: 0.318 (1, 8)	0-0 F7		0-0 SH5-3		0-0 6-3		0-0 F8			3	0	0	0	0	0	0	Seattle Mariners @ Baltimore Orioles Memorial Stadium, Baltimore, MD Tue May 04 1982, 7:05 PM EDT Att: 8,040 - Unknown - 70 F										
Rich Dauer, R OBP: 0.425, SLG: 0.532 (1, 4)	4-0 FC4-6 BB		0-0 1B 2-H		0-0 5-3			0-0 6-3		3	1	1	1	1	0	0											
Ken Singleton, S OBP: 0.361, SLG: 0.263 (1, 10)	0-0 FC4-6 1-2		0-0 2-H 1B		4-0 BB			0-0 1-3		3	0	1	1	1	0	1											
Eddie Murray, S OBP: 0.448, SLG: 0.682 (1, 3)	0-3 K		0-0 F9		0-3 K			0-0 1-3		4	0	0	0	0	2	3											
John Lowenstein, L OBP: 0.333, SLG: 0.677 (1, 7)		0-0 HR	0-0 6-3			0-0 4-3			0-0 G3	4	1	1	1	0	0	1											
Gary Roenicke, R OBP: 0.386, SLG: 0.545 (1, 9)	0-0 F6		0-3 K		0-0 F2			0-0 5-3		4	0	0	0	0	1	0											
Lenn Sakala, R OBP: 0.375, SLG: 0.400 Terry Crowley, L OBP: 0.444, SLG: 0.167 Bobby Bonner, R OBP: 0.286, SLG: 0.333 (1, 6) (9, PH) (9, PR)	4-0 G3-6-1 BB		0-0 2B		0-0 2B		0-0 F8		4-0 BB	2	0	1	0	1	0	0											
Rick Dempsey, R OBP: 0.340, SLG: 0.279 Jim Dwyer, L OBP: 0.182, SLG: 0.455 Benny Ayala, R OBP: 0.333, SLG: 0.375 (1, 2) (9, PH) (9, PH)	0-0 G3-6-1 1-2		0-3 K		0-3 K			0-3 K		3	0	0	0	0	2	2											
Floyd Rayford, R (1, 5)			4-0 SH5-3 2B BB		0-0 L5		0-0 F7			2	1	0	0	1	0	1											
Inning Stats	R: 0 E: 0 K: 1 S: 5	H: 0 LOB: 1 BB: 1 P: 9	R: 1 E: 0 K: 0 S: 3	H: 1 LOB: 0 BB: 1 P: 7	R: 2 E: 0 K: 2 S: 8	H: 2 LOB: 1 BB: 1 P: 9	R: 0 E: 0 K: 2 S: 8	H: 1 LOB: 0 BB: 0 P: 8	R: 0 E: 0 K: 1 S: 5	H: 0 LOB: 0 BB: 0 P: 9	R: 0 E: 0 K: 0 S: 3	H: 0 LOB: 0 BB: 0 P: 3	R: 0 E: 0 K: 0 S: 3	R: 0 E: 0 K: 1 S: 5	H: 0 LOB: 1 BB: 1 P: 9	1B: 1 2B: 2 3B: 0 HR: 1		SF: 0 SAC: 1 DP: 1 HBP: 0	WP: 0 PB: 0 SB: 0 CS: 0	PA: 35							
PITCHER	IP	WLS	BF	H	R	ER	SO	BB	IBB	HBP	BLK	WP	HR	S	P	ERA	WHIP										
Gene Nelson, R ERA: 3.43 (1, 1)	8.2		34	4	3	3	5	5	0	0	0	0	1	39	59	3.12	1.038										
Ed Vande Berg, L ERA: 2.63 (9, 1)	0.1	S	1	0	0	0	1	0	0	0	0	0	0	3	3	0.00	0.000										



Batter	1	2	3	4	5	6	7	8	9	AB	R	H	RBI	BB	SO	LOB	TOP										
Al Bumby, L OBP: 0.327, SLG: 0.311 (1, 8)										5	0	1	0	0	2	6	Baltimore Orioles @ California Angels Anaheim Stadium, Anaheim, CA Thu May 06 1982, 10:05 PM EDT Att: 25,006 - Unknown										
Rich Dauer, R OBP: 0.413, SLG: 0.506 (1, 4)										4	1	0	0	1	0	1											
Dan Ford, R OBP: 0.241, SLG: 0.289 Eddie Murray, S OBP: 0.448, SLG: 0.682 (1, 9) (9, 3)										5	2	3	2	0	0	0											
Ken Singleton, S OBP: 0.363, SLG: 0.306 (1, 10)										5	1	2	4	0	1	1											
John Lowenstein, L OBP: 0.316, SLG: 0.639 (1, 7)										5	1	1	0	0	0	2											
Gary Roenicke, R OBP: 0.384, SLG: 0.593 (1, 3) (9, 9)										4	1	2	2	1	1	1											
Lenn Sakata, R OBP: 0.358, SLG: 0.379 Jim Dwyer, L OBP: 0.167, SLG: 0.417 Floyd Rayford, R OBP: 0.400, SLG: 0.250 (1, 6) (9, PH) (9, PH) (9, 5)										3	1	0	0	0	0	2											
Rick Dempsey, R OBP: 0.379, SLG: 0.319 (1, 2)										4	1	3	0	1	0	0											
Cal Ripken Jr., R OBP: 0.186, SLG: 0.265 Terry Crowley, L OBP: 0.500, SLG: 0.286 Bobby Bonner, R OBP: 0.273, SLG: 0.318 (1, 5) (9, PH) (9, PR) (9, 6)										3	0	2	1	0	0	0											
Inning Stats	R: 1 E: 0 K: 0 S: 5	H: 2 LOB: 1 BB: 0 P: 5	R: 0 E: 0 K: 0 S: 5	H: 2 LOB: 2 BB: 0 P: 5	R: 0 E: 0 K: 0 S: 3	H: 0 LOB: 0 BB: 0 P: 3	R: 1 E: 0 K: 1 S: 7	H: 2 LOB: 2 BB: 1 P: 11	R: 0 E: 0 K: 0 S: 3	H: 1 LOB: 0 BB: 0 P: 3	R: 0 E: 0 K: 0 S: 4	H: 1 LOB: 1 BB: 0 P: 4	R: 0 E: 0 K: 1 S: 6	H: 1 LOB: 1 BB: 0 P: 6	R: 7 E: 0 K: 2 S: 14	H: 7 LOB: 2 BB: 2 P: 22		1B: 10 2B: 5 3B: 0 HR: 2	SF: 0 SAC: 0 DP: 1 HBP: 0	WP: 0 PB: 1 SB: 0 CS: 0	PA: 45						
PITCHER	IP	WLS	BF	H	R	ER	SO	BB	IBB	HBP	BLK	WP	HR	S	P	ERA	WHIP										
Ken Forsch, R ERA: 3.4 (1, 1)	7.0		30	9	2	2	2	1	0	0	0	0	0	33	37	2.57	1.429										
Don Aase, R ERA: 2.53 (8, 1)	1.2	L	12	5	7	7	3	2	0	0	0	0	2	16	24	37.80	4.200										
Andy Hassler, L ERA: (9, 1)	0.1		3	2	0	0	0	0	0	0	0	0	0	3	3	0.00	6.000										

AB	42
R	9
H	16
RBI	9
BB	3
SO	5
LOB	15



Batter	1	2	3	4	5	6	7	8	9	AB	R	H	RBI	BB	SO	LOB	BOTTOM										
Brian Downing, R OBP: 0.328, SLG: 0.543 (1, 7)										4	1	1	0	1	0	1	Baltimore Orioles @ California Angels Anaheim Stadium, Anaheim, CA Thu May 06 1982, 10:05 PM EDT Att: 25,006 - Unknown										
Rod Carew, L OBP: 0.445, SLG: 0.360 (1, 3)										2	0	0	0	1	0	2											
Reggie Jackson, L OBP: 0.340, SLG: 0.295 (1, 9)										4	1	2	1	0	1	1											
Don Baylor, R OBP: 0.298, SLG: 0.439 (1, 10)										4	0	1	0	0	0	2											
Fred Lynn, L OBP: 0.389, SLG: 0.382 (1, 8)										4	0	1	0	0	0	2											
Bobby Grich, R OBP: 0.405, SLG: 0.464 (1, 4)										4	0	1	1	0	1	2											
Doug DeCinces, R OBP: 0.307, SLG: 0.384 (1, 5)										4	0	1	0	0	0	2											
Tim Foli, R OBP: 0.213, SLG: 0.224 (1, 6)										3	0	0	0	1	0	1											
Bob Boone, R OBP: 0.323, SLG: 0.330 (1, 2)										4	0	2	0	0	0	1											
Inning Stats	R: 2 E: 0 K: 0 S: 7	H: 4 LOB: 2 BB: 0 P: 7	R: 0 E: 0 K: 0 S: 2	H: 0 LOB: 0 BB: 1 P: 6	R: 0 E: 0 K: 0 S: 2	H: 0 LOB: 0 BB: 1 P: 6	R: 0 E: 0 K: 0 S: 4	H: 1 LOB: 1 BB: 0 P: 4	R: 0 E: 0 K: 0 S: 3	H: 0 LOB: 0 BB: 0 P: 3	R: 0 E: 0 K: 1 S: 6	H: 1 LOB: 1 BB: 0 P: 6	R: 0 E: 0 K: 1 S: 4	H: 1 LOB: 1 BB: 0 P: 8	R: 0 E: 0 K: 0 S: 6	H: 1 LOB: 1 BB: 0 P: 6		R: 0 E: 0 K: 0 S: 4	H: 1 LOB: 1 BB: 0 P: 4	1B: 8 2B: 1 3B: 0 HR: 0	SF: 0 SAC: 1 DP: 1 HBP: 0	WP: 0 PB: 0 SB: 0 CS: 0	PA: 37				
PITCHER	IP	WLS	BF	H	R	ER	SO	BB	IBB	HBP	BLK	WP	HR	S	P	ERA	WHIP										
Jim Palmer, R ERA: 6.84 (1, 1)	0.1		3	2	2	2	0	0	0	0	0	0	0	3	3	54.00	6.000										
Ross Grimsley, L ERA: 0.51 (1, 1)	7.2	W	30	6	0	0	2	3	0	0	0	0	0	31	43	0.00	1.174										
Tim Stoddard, R ERA: (9, 1)	1.0		4	1	0	0	0	0	0	0	0	0	0	4	4	0.00	1.000										

AB	33
R	2
H	9
RBI	2
BB	3
SO	2
LOB	14



Batter	1	2	3	4	5	6	7	8	9	AB	R	H	RBI	BB	SO	LOB	TOP										
Lenn Sakata, R OBP: 0.347, SLG: 0.365 (1, 6)										5	0	1	0	0	1	1	Baltimore Orioles @ California Angels Anaheim Stadium, Anaheim, CA Fri May 07 1982, 10:05 PM EDT Att: 29,572 - Unknown										
Rich Dauer, R OBP: 0.412, SLG: 0.494 (1, 4)										4	0	1	0	1	0	0											
Ken Singleton, S OBP: 0.355, SLG: 0.292 (1, 10)										4	0	0	0	1	1	2											
Eddie Murray, S OBP: 0.455, SLG: 0.670 (1, 3)										3	1	1	0	2	0	2											
Dan Ford, R OBP: 0.244, SLG: 0.326 Jim Dwyer, L OBP: 0.143, SLG: 0.357 (6, 7)										3	1	1	2	0	1	0											
Gary Roenicke, R OBP: 0.403, SLG: 0.651 (6, 9)										4	1	3	1	0	0	0											
Benny Ayala, R OBP: 0.273, SLG: 0.300 Al Bumbry, L OBP: 0.320, SLG: 0.304 (6, PH)										2	0	0	0	0	0	1											
Rick Dempsey, R OBP: 0.403, SLG: 0.327 (1, 2)										2	1	1	0	2	0	0											
Cal Ripken Jr., R OBP: 0.203, SLG: 0.333 (1, 5)										4	1	2	2	0	0	2											
Inning Stats	R: 0 E: 1 K: 0 S: 4	H: 0 LOB: 1 BB: 0 P: 4	R: 1 E: 0 K: 1 S: 6	H: 1 LOB: 1 BB: 1 P: 10	R: 0 E: 0 K: 0 S: 3	H: 0 LOB: 0 BB: 1 P: 7	R: 0 E: 0 K: 0 S: 3	H: 1 LOB: 0 BB: 0 P: 3	R: 1 E: 0 K: 1 S: 7	H: 3 LOB: 1 BB: 0 P: 7	R: 3 E: 0 K: 2 S: 10	H: 3 LOB: 1 BB: 1 P: 14	R: 0 E: 0 K: 0 S: 3	H: 0 LOB: 1 BB: 1 P: 7	R: 0 E: 0 K: 1 S: 5	H: 1 LOB: 1 BB: 1 P: 9		R: 0 E: 0 K: 0 S: 4	H: 1 LOB: 2 BB: 1 P: 8	1B: 6 2B: 1 3B: 0 HR: 3	SF: 0 SAC: 0 DP: 1 HBP: 0	WP: 0 PB: 0 SB: 1 CS: 2	PA: 41				
PITCHER	IP	WLS	BF	H	R	ER	SO	BB	IBB	HBP	BLK	WP	HR	S	P	ERA	WHIP										
Angel Moreno, L ERA: 3.74 (1, 1)	5.0	L	23	6	4	4	2	3	0	0	0	0	3	24	36	7.20	1.800										
Luis Sanchez, R ERA: 3.32 (6, 1)	2.2		12	3	1	1	3	2	0	0	0	0	0	16	24	3.38	1.875										
Stan Bahnsen, R ERA: 4.66 (8, 1)	1.0		5	1	0	0	0	1	0	0	0	0	0	4	8	0.00	2.000										
Andy Hassler, L ERA: (9, 1)	0.1		1	0	0	0	0	0	0	0	0	0	0	1	1	0.00	0.000										

AB	35
R	5
H	10
RBI	5
BB	6
SO	5
LOB	12



Batter	1	2	3	4	5	6	7	8	9	AB	R	H	RBI	BB	SO	LOB	BOTTOM										
Brian Downing, R OBP: 0.322, SLG: 0.527 (1, 7)										5	0	1	0	0	0	2	Baltimore Orioles @ California Angels Anaheim Stadium, Anaheim, CA Fri May 07 1982, 10:05 PM EDT Att: 29,572 - Unknown										
Juan Beniquez, R OBP: 0.405, SLG: 0.344 (1, 8)										4	0	2	0	1	0	2											
Ron Jackson, R OBP: 0.333, SLG: 0.286 (1, 3)										5	0	2	1	0	0	3											
Bobby Grich, R OBP: 0.393, SLG: 0.459 (1, 4)										5	1	1	0	0	1	5											
Don Baylor, R OBP: 0.297, SLG: 0.432 (1, 10)										4	0	1	0	0	1	1											
Reggie Jackson, L OBP: 0.337, SLG: 0.329 (1, 9)										4	1	1	1	0	0	2											
Doug DeCinces, R OBP: 0.305, SLG: 0.376 (1, 5)										2	0	0	1	1	0	0											
Tim Foli, R OBP: 0.217, SLG: 0.227 Joe Ferguson, R OBP: 0.333, SLG: 0.286 Jose Moreno, S Mick Kelleher, R (8, PH) (8, PR) (9, 6)										3	0	1	0	0	0	0											
Bob Boone, R OBP: 0.330, SLG: 0.330 (1, 2)										3	1	1	0	1	1	4											
Inning Stats	R: 0 E: 0 K: 0 S: 4	H: 2 LOB: 1 BB: 0 P: 4	R: 0 E: 0 K: 0 S: 3	H: 1 LOB: 0 BB: 0 P: 3	R: 1 E: 0 K: 1 S: 7	H: 2 LOB: 2 BB: 1 P: 11	R: 0 E: 0 K: 2 S: 8	H: 1 LOB: 2 BB: 1 P: 12	R: 0 E: 0 K: 0 S: 4	H: 1 LOB: 1 BB: 0 P: 4	R: 1 E: 0 K: 0 S: 4	H: 1 LOB: 1 BB: 0 P: 4	R: 0 E: 0 K: 0 S: 4	H: 1 LOB: 1 BB: 1 P: 4	R: 1 E: 1 K: 0 S: 5	H: 1 LOB: 2 BB: 1 P: 9		R: 0 E: 0 K: 0 S: 3	H: 0 LOB: 1 BB: 1 P: 7	1B: 8 2B: 1 3B: 0 HR: 1	SF: 1 SAC: 0 DP: 1 HBP: 0	WP: 1 PB: 0 SB: 0 CS: 0	PA: 40				
PITCHER	IP	WLS	BF	H	R	ER	SO	BB	IBB	HBP	BLK	WP	HR	S	P	ERA	WHIP										
Scott McGregor, L ERA: 3.54 (1, 1)	7.2	W	35	10	3	2	3	3	0	0	0	0	1	38	50	2.35	1.696										
Tippy Martinez, L ERA: 7.82 (8, 1)	1.1	S	5	0	0	0	0	1	0	0	0	1	0	4	8	0.00	0.750										

AB	35
R	3
H	10
RBI	3
BB	4
SO	3
LOB	19



Batter	1	2	3	4	5	6	7	8	9	AB	R	H	RBI	BB	SO	LOB	TOP										
Al Bumby, L OBP: 0.308, SLG: 0.292 (1, 8)										4	0	0	0	0	1	0	Baltimore Orioles @ California Angels Anaheim Stadium, Anaheim, CA Sat May 08 1982, 10:05 PM EDT Att: 48,016 - Unknown										
Rich Dauer, R OBP: 0.416, SLG: 0.505 (1, 4)										4	1	2	0	0	0	0											
Ken Singleton, S OBP: 0.360, SLG: 0.293 (1, 10)										3	0	1	0	1	1	0											
Eddie Murray, S OBP: 0.457, SLG: 0.659 (1, 3)										3	0	1	1	1	0	0											
Gary Roenicke, R OBP: 0.383, SLG: 0.612 (1, 7)										4	0	0	0	0	1	5											
Dan Ford, R OBP: 0.245, SLG: 0.344 (1, 9)										4	1	1	0	0	0	0											
Joe Nolan, L OBP: 0.235, SLG: 0.185 (1, 2)										2	0	0	1	0	1	0											
Lenn Sakata, R OBP: 0.333, SLG: 0.348 (1, 6)										3	0	0	0	0	0	0											
Cal Ripken Jr., R OBP: 0.195, SLG: 0.320 (1, 5)										3	0	0	0	0	0	0											
Inning Stats	R: 0 E: 0 K: 1 S: 5	H: 1 LOB: 2 BB: 2 P: 13	R: 0 E: 0 K: 0 S: 3	H: 0 LOB: 0 BB: 0 P: 3	R: 1 E: 1 K: 0 S: 6	H: 3 LOB: 2 BB: 0 P: 6	R: 1 E: 0 K: 0 S: 4	H: 1 LOB: 0 BB: 0 P: 4	R: 0 E: 0 K: 1 S: 5	H: 0 LOB: 0 BB: 0 P: 5	R: 0 E: 0 K: 1 S: 5	H: 0 LOB: 0 BB: 0 P: 5	R: 0 E: 0 K: 1 S: 5	H: 0 LOB: 0 BB: 0 P: 5	R: 0 E: 0 K: 0 S: 3	H: 0 LOB: 0 BB: 0 P: 3	1B: 3 2B: 1 3B: 1 HR: 0	SF: 1 SAC: 0 DP: 1 HBP: 0	WP: 0 PB: 0 SB: 0 CS: 0	PA: 33							
PITCHER	IP	WLS	BF	H	R	ER	SO	BB	IBB	HBP	BLK	WP	HR	S	P	ERA	WHIP										
Steve Renko, R ERA: 1.93 (1, 1)	7.0	W	27	5	2	2	3	2	0	0	0	0	0	31	39	2.57	1.000										
Don Aase, R ERA: 2.64 (8, 1)	2.0	S	6	0	0	0	1	0	0	0	0	0	0	8	8	0.00	0.000										

Batter	1	2	3	4	5	6	7	8	9	AB	R	H	RBI	BB	SO	LOB	BOTTOM										
Brian Downing, R OBP: 0.320, SLG: 0.518 (1, 7)										4	1	1	0	0	0	4	Baltimore Orioles @ California Angels Anaheim Stadium, Anaheim, CA Sat May 08 1982, 10:05 PM EDT Att: 48,016 - Unknown										
Juan Beniquez, R OBP: 0.421, SLG: 0.344 (8, 9)										4	1	1	2	1	2	3											
Fred Lynn, L OBP: 0.385, SLG: 0.376 (1, 8)										4	1	2	0	1	1	2											
Bobby Grich, R OBP: 0.404, SLG: 0.462 (1, 4)										4	1	2	0	1	1	2											
Reggie Jackson, L OBP: 0.343, SLG: 0.337 (1, 9)										4	1	2	1	0	1	3											
Bobby Clark, R OBP: 0.174, SLG: 0.174 (8, 7)										1	0	0	0	0	1	2											
Don Baylor, R OBP: 0.311, SLG: 0.470 (1, 10)										4	1	3	4	0	0	1											
Joe Ferguson, R OBP: 0.316, SLG: 0.278 (1, 2)										4	0	1	0	0	0	4											
Bob Boone, R OBP: 0.330, SLG: 0.330 (8, 2)										0	0	0	0	0	0	0											
Ron Jackson, R OBP: 0.333, SLG: 0.294 (1, 3)										3	1	1	0	0	0	0											
Doug DeCinces, R OBP: 0.320, SLG: 0.379 (1, 5)										2	1	1	0	2	0	0											
Tim Foli, R OBP: 0.221, SLG: 0.231 (1, 6)										3	0	1	0	0	0	2											
Inning Stats	R: 1 E: 0 K: 0 S: 5	H: 2 LOB: 1 BB: 0 P: 5	R: 0 E: 0 K: 0 S: 3	H: 0 LOB: 0 BB: 0 P: 3	R: 0 E: 0 K: 1 S: 5	H: 0 LOB: 0 BB: 0 P: 5	R: 0 E: 0 K: 0 S: 4	H: 2 LOB: 1 BB: 0 P: 4	R: 0 E: 0 K: 1 S: 6	H: 1 LOB: 2 BB: 1 P: 10	R: 3 E: 0 K: 0 S: 7	H: 4 LOB: 2 BB: 1 P: 11	R: 1 E: 0 K: 1 S: 5	H: 1 LOB: 1 BB: 2 P: 13	R: 2 E: 0 K: 2 S: 10	H: 3 LOB: 2 BB: 1 P: 14	1B: 12 2B: 0 3B: 0 HR: 1	SF: 0 SAC: 2 DP: 2 HBP: 0	WP: 0 PB: 0 SB: 1 CS: 0	PA: 40							
PITCHER	IP	WLS	BF	H	R	ER	SO	BB	IBB	HBP	BLK	WP	HR	S	P	ERA	WHIP										
Mike Flanagan, L ERA: 5.13 (1, 1)	5.0	L	24	9	4	4	2	1	0	0	0	0	0	27	31	7.20	2.000										
Don Stanhouse, R ERA: 5.0 (6, 1)	1.0		6	0	1	1	0	3	0	0	0	0	0	3	15	9.00	3.000										
Tippy Martinez, L ERA: 7.98 (7, 1)	2.0		10	4	2	2	3	0	1	0	0	0	0	15	19	9.00	2.000										

Batter	1	2	3	4	5	6	7	8	9	AB	R	H	RBI	BB	SO	LOB	TOP									
Al Bumbry, L OBP: 0.303, SLG: 0.287 (1, 8)	F5		K				1-3		G4-6-3	5	0	1	0	0	1	1	Baltimore Orioles @ California Angels Anaheim Stadium, Anaheim, CA Sun May 09 1982, 6:33 AM EDT Att: 39,417 - Unknown									
Rich Dauer, R OBP: 0.410, SLG: 0.489 (1, 4)	F7		K			G5-2-3				3	1	0	0	1	1	3										
Ken Singleton, S OBP: 0.365, SLG: 0.295 (1, 9)	F2					1-3				3	0	1	0	1	0	2										
Eddie Murray, S OBP: 0.459, SLG: 0.649 (1, 3)		1B	4-3						G4-6-3	3	1	1	0	1	0	2										
Terry Crowley, L OBP: 0.538, SLG: 0.333 Benny Ayala, R OBP: 0.333, SLG: 0.455 (8, PH)		1B				G3				2	0	1	0	1	0	0										
John Lowenstein, L OBP: 0.317, SLG: 0.615 Gary Roenicke, R OBP: 0.390, SLG: 0.662 (8, PH)		1B								1	1	1	0	0	0	0										
John Lowenstein, L OBP: 0.317, SLG: 0.615 Gary Roenicke, R OBP: 0.390, SLG: 0.662 (8, PH)		1B				K			G4-6-3	3	0	1	1	0	1	2										
Cal Ripken Jr., R OBP: 0.185, SLG: 0.304 (1, 5)										1	1	1	2	0	0	0										
Rick Dempsey, R OBP: 0.394, SLG: 0.308 (1, 2)	4-3									4	0	0	0	0	1	3										
Bobby Bonner, R OBP: 0.280, SLG: 0.292 Jim Dwyer, L OBP: 0.200, SLG: 0.400 (9, PH)										2	0	0	0	1	0	2										
Inning Stats	R: 0 E: 0 K: 0 S: 3	H: 0 LOB: 0 BB: 0 P: 3	R: 1 E: 0 K: 1 S: 8	H: 3 LOB: 2 BB: 0 P: 8	R: 0 E: 0 K: 2 S: 7	H: 0 LOB: 1 BB: 1 P: 11	R: 0 E: 0 K: 1 S: 5	H: 0 LOB: 0 BB: 0 P: 5	R: 0 E: 0 K: 0 S: 2	H: 1 LOB: 2 BB: 2 P: 11	R: 0 E: 0 K: 0 S: 2	H: 0 LOB: 1 BB: 2 P: 10	R: 0 E: 0 K: 0 S: 3	H: 0 LOB: 0 BB: 0 P: 3	R: 3 E: 0 K: 0 S: 5	H: 3 LOB: 0 BB: 1 P: 9	R: 0 E: 0 K: 0 S: 3	H: 1 LOB: 0 BB: 0 P: 3	1B: 6 2B: 1 3B: 0 HR: 1	SF: 0 SAC: 0 DP: 4 HBP: 0	WP: 0 PB: 0 SB: 0 CS: 0	PA: 37				
PITCHER	IP	WLS	BF	H	R	ER	SO	BB	IBB	HBP	BLK	WP	HR	S	P	ERA	WHIP									
Bruce Kison, R ERA: 2.59 Andy Hassler, L ERA: 1.23 Don Aase, R ERA: 2.53	(1, 1)	7.0	W	29	4	2	2	4	6	0	0	0	0	0	31	55	2.57	1.429								
Don Aase, R ERA: 2.53	(8, 1)	0.2		4	3	2	2	0	0	0	0	0	1	4	4	27.00	4.500									
Don Aase, R ERA: 2.53	(8, 1)	1.1		4	1	0	0	0	0	0	0	0	0	4	4	0.00	0.750									

AB	31
R	4
H	8
RBI	3
BB	6
SO	4
LOB	17




Batter	1	2	3	4	5	6	7	8	9	AB	R	H	RBI	BB	SO	LOB	BOTTOM									
Juan Beniquez, R OBP: 0.419, SLG: 0.378 (8, 9)	HR									5	2	2	0	0	0	1	Baltimore Orioles @ California Angels Anaheim Stadium, Anaheim, CA Sun May 09 1982, 6:33 AM EDT Att: 39,417 - Unknown									
Fred Lynn, L OBP: 0.381, SLG: 0.367 (1, 8)	F8									5	0	1	0	0	0	2										
Reggie Jackson, L OBP: 0.349, SLG: 0.330 Bobby Clark, R OBP: 0.167, SLG: 0.167 (8, 7)	F9									2	1	0	0	2	0	1										
Don Baylor, R OBP: 0.317, SLG: 0.492 (1, 10)	HR									3	1	1	2	1	1	4										
Bobby Grich, R OBP: 0.418, SLG: 0.506 (1, 4)										3	2	2	3	1	1	1										
Doug DeCinces, R OBP: 0.320, SLG: 0.377 (1, 5)	F9									3	1	1	0	0	0	1										
Ron Jackson, R OBP: 0.364, SLG: 0.300 (1, 3)										3	1	1	0	1	0	1										
Tim Foli, R OBP: 0.232, SLG: 0.274 (1, 6)										4	0	2	3	0	0	1										
Bob Boone, R OBP: 0.317, SLG: 0.316 (1, 2)										4	0	0	0	0	0	3										
Inning Stats	R: 2 E: 0 K: 0 S: 6	H: 3 LOB: 1 BB: 0 P: 6	R: 0 E: 0 K: 0 S: 4	H: 1 LOB: 1 BB: 0 P: 4	R: 0 E: 0 K: 1 S: 5	H: 0 LOB: 1 BB: 1 P: 9	R: 0 E: 0 K: 0 S: 3	H: 0 LOB: 0 BB: 0 P: 3	R: 0 E: 0 K: 0 S: 4	H: 1 LOB: 2 BB: 1 P: 8	R: 1 E: 0 K: 0 S: 4	H: 1 LOB: 1 BB: 1 P: 8	R: 5 E: 0 K: 1 S: 9	H: 4 LOB: 1 BB: 2 P: 17	R: 0 E: 0 K: 0 S: 3	H: 0 LOB: 0 BB: 0 P: 3		1B: 5 2B: 2 3B: 1 HR: 2	SF: 0 SAC: 1 DP: 0 HBP: 0	WP: 1 PB: 0 SB: 1 CS: 0	PA: 39					
PITCHER	IP	WLS	BF	H	R	ER	SO	BB	IBB	HBP	BLK	WP	HR	S	P	ERA	WHIP									
Dennis Martinez, R ERA: 5.21 Tim Stoddard, R ERA: 7.71	(1, 1)	6.2	L	32	8	6	6	2	3	1	0	0	0	0	32	48	8.10	1.650								
Tim Stoddard, R ERA: 7.71	(7, 1)	1.1		7	2	2	2	0	1	0	0	0	1	0	6	10	13.50	2.250								




Batter	1	2	3	4	5	6	7	8	9	10	AB	R	H	RBI	BB	SO	LOB	TOP		
Lenn Sakata, R OBP: 0.316, SLG: 0.329 Al Bumbry, L OBP: 0.300, SLG: 0.284 Bobby Bonner, R OBP: 0.280, SLG: 0.292	6-3		5-3		F9		F7		K		4	0	0	0	0	0	1	Baltimore Orioles @ Oakland Athletics Oakland-Alameda County Coliseum, Oakland, CA Mon May 10 1982, 7:05 PM PDT Att: 23,805 - Unknown		
Rich Dauer, R OBP: 0.400, SLG: 0.475	6-3			F7		FC6 HR 1B	F8		F8		5	1	1	0	0	0	0			
John Lowenstein, L OBP: 0.370, SLG: 0.690	K			HR		FC6 1B				BB SF7 BB	3	2	2	1	2	1	0			
Ken Singleton, S OBP: 0.358, SLG: 0.290		K				FC6 HR 1B	F7			K	5	1	1	0	0	2	4			
Terry Crowley, L OBP: 0.529, SLG: 0.273 Benny Ayala, R OBP: 0.333, SLG: 0.455 Jim Dwyer, L OBP: 0.290, SLG: 0.438 Eddie Murray, S OBP: 0.459, SLG: 0.649		F8			K					WP BB 1B	2	1	0	0	2	1	1			
Gary Roenicke, R OBP: 0.402, SLG: 0.694					F7					WP BB	4	1	2	4	1	0	2			
Dan Ford, R OBP: 0.232, SLG: 0.330						HR				1-2 2-3 BB	4	0	0	1	0	1	2			
Cal Ripken Jr., R OBP: 0.198, SLG: 0.325				F7						3-H BB	4	0	1	0	1	1	4			
Rick Dempsey, R OBP: 0.371, SLG: 0.286			K		F9		6-3			6-3	4	0	0	0	0	1	2			
Inning Stats	R: 0 E: 0 K: 1 S: 5	H: 0 LOB: 0 BB: 0 P: 5	R: 0 E: 0 K: 1 S: 6	H: 1 LOB: 1 BB: 0 P: 6	R: 0 E: 0 K: 1 S: 5	H: 0 LOB: 0 BB: 0 P: 5	R: 1 E: 0 K: 1 S: 7	H: 2 LOB: 1 BB: 0 P: 7	R: 0 E: 0 K: 0 S: 3	H: 0 LOB: 1 BB: 1 P: 7	R: 0 E: 0 K: 0 S: 3	H: 0 LOB: 1 BB: 1 P: 7	R: 0 E: 0 K: 1 S: 5	H: 0 LOB: 0 BB: 0 P: 5	R: 1 E: 0 K: 2 S: 8	H: 1 LOB: 2 BB: 2 P: 16	1B: 5 2B: 0 3B: 1 HR: 2		SF: 1 SAC: 0 DP: 1 HBP: 0	WP: 1 PB: 0 SB: 0 CS: 0
PITCHER	IP 9.0	WLS 39	BF 7	H 6	R 6	ER 6	SO 6	BB 5	IBB 0	HBP 0	BLK 0	WP 0	HR 2	S 46	P 66	ERA 6.00	WHIP 1.333			
Steve McCatty, R ERA: 4.41	0.1	1	0	0	0	1	0	0	0	0	0	0	0	3	3	0.00	0.000			
Tom Underwood, L ERA: 3.16	0.2	W	4	1	0	0	1	1	0	0	0	1	0	5	9	0.00	3.000			
Dave Beard, R ERA: 1.2																				

Batter	1	2	3	4	5	6	7	8	9	10	AB	R	H	RBI	BB	SO	LOB	BOTTOM						
Rickey Henderson, R OBP: 0.451, SLG: 0.372	K		F8			BLK 1B	1B FC1-4 1B		S SH1-4 BB		5	2	3	1	1	1	0	Baltimore Orioles @ Oakland Athletics Oakland-Alameda County Coliseum, Oakland, CA Mon May 10 1982, 7:05 PM PDT Att: 23,805 - Unknown						
Dwayne Murphy, L OBP: 0.288, SLG: 0.368	K			E4 5-3		1B BB	FC1-4 1B		SH1-4		3	1	1	1	1	1	0							
Dan Meyer, L OBP: 0.308, SLG: 0.440 Cliff Johnson, R OBP: 0.250, SLG: 0.357	4-3			5-3		1B SF8 1B	FC1-4 E 1B		K		3	1	1	1	0	0	1							
Tony Armas, R OBP: 0.294, SLG: 0.390		K		6-3		1B 1B	E6		F8		5	0	1	1	0	1	3							
Danny Goodwin, L Joe Rudi, R OBP: 0.373, SLG: 0.386 Jimmy Sexton, R OBP: 0.373, SLG: 0.386	K			F7		SF8	4-3			SH BB	2	0	0	1	0	1	1							
Wayne Gross, L OBP: 0.312, SLG: 0.294						3-H 1B			F5		4	1	3	0	0	0	0							
Davey Lopes, R OBP: 0.340, SLG: 0.409		P4			F2		K		E6 1B CS		5	0	0	0	0	1	6							
Mike Heath, R OBP: 0.341, SLG: 0.324					L5-3					F9	4	0	2	0	1	0	3							
Tony Phillips, S Jeff Burroughs, R OBP: 0.409, SLG: 0.517						F7	FC3-6 1B		K		4	1	0	0	0	2	4							
Inning Stats	R: 0 E: 0 K: 2 S: 7	H: 0 LOB: 0 BB: 0 P: 7	R: 0 E: 0 K: 2 S: 8	H: 1 LOB: 1 BB: 0 P: 8	R: 0 E: 0 K: 1 S: 4	H: 0 LOB: 0 BB: 1 P: 8	R: 0 E: 1 K: 0 S: 4	H: 0 LOB: 1 BB: 0 P: 4	R: 0 E: 0 K: 0 S: 3	H: 1 LOB: 1 BB: 0 P: 3	R: 3 E: 0 K: 1 S: 9	H: 4 LOB: 2 BB: 1 P: 13	R: 2 E: 1 K: 0 S: 7	H: 3 LOB: 2 BB: 0 P: 7	R: 0 E: 1 K: 1 S: 6	H: 1 LOB: 1 BB: 0 P: 6	R: 0 E: 0 K: 1 S: 5		H: 0 LOB: 1 BB: 1 P: 9	R: 2 E: 0 K: 0 S: 5	H: 2 LOB: 2 BB: 1 P: 9	1B: 11 2B: 2 3B: 0 HR: 0	SF: 1 SAC: 2 DP: 1 HBP: 0	WP: 0 PB: 0 SB: 2 CS: 2
PITCHER	IP 5.2	WLS 24	BF 6	H 3	R 3	ER 3	SO 5	BB 2	IBB 0	HBP 0	BLK 1	WP 0	HR 0	S 32	P 40	ERA 4.76	WHIP 1.412							
Sammy Stewart, R ERA: 4.18	0.2	4	2	2	2	1	0	0	0	0	0	0	0	6	6	27.00	3.000							
Jim Palmer, R ERA: 7.36	0.1	3	1	0	0	0	0	0	0	0	0	0	0	3	3	0.00	3.000							
Tipoy Martinez, L ERA: 7.8	2.1	10	1	1	1	2	2	2	0	0	0	0	0	12	20	3.86	1.286							
Tim Stoddard, R ERA: 5.79	0.2	L	5	2	1	1	0	0	0	0	0	0	0	5	5	13.50	3.000							
Ross Grimsley, L ERA: 0.99																								




Batter	1	2	3	4	5	6	7	8	9	AB	R	H	RBI	BB	SO	LOB	TOP								
Lenn Sakata, R OBP: 0.301, SLG: 0.311 (1, 6)	5-3		3-1		FC6-2		SH1-3		FC5-4	4	1	0	0	0	0	2	<p>Baltimore Orioles @ Oakland Athletics Oakland-Alameda County Coliseum, Oakland, CA</p> <p>Tue May 11 1982, 7:05 PM PDT Att: 10,750 - Unknown</p> <p>livebaseballscores.com</p> <p>AB 38 R 7 H 11 RBI 5 BB 3 SO 1 LOB 14</p> 								
Rich Dauer, R OBP: 0.400, SLG: 0.471 (1, 4)	4-3			E8	K		1B		1B	5	2	2	1	0	1	1									
John Lowenstein, L OBP: 0.420, SLG: 0.705 (9, PH) Benny Ayala, R OBP: 0.385, SLG: 0.500 (9, 8) Al Bumbry, L OBP: 0.300, SLG: 0.284 (9, 8)	BB								1B	2	0	2	0	2	0	0									
Ken Singleton, S OBP: 0.352, SLG: 0.288 (1, 10)	F7								1B	1	1	1	1	0	0	0									
Terry Crowley, L OBP: 0.429, SLG: 0.200 (8, 3) Eddie Murray, S OBP: 0.455, SLG: 0.642 (8, 3)	4-3								F9	4	0	0	0	0	0	1									
Gary Roenicke, R OBP: 0.391, SLG: 0.658 (9, 7)	F7								BB	4	0	0	0	1	0	1									
Dan Ford, R OBP: 0.240, SLG: 0.333 (1, 9)	6-3								FC5	5	0	2	0	0	0	2									
Joe Nolan, L OBP: 0.237, SLG: 0.194 (1, 2)									F7	4	1	1	0	0	0	1									
Cal Ripken Jr., R OBP: 0.211, SLG: 0.333 (1, 5)	4-3								E5	4	2	2	0	0	0	0									
Inning Stats	R: 0 E: 0 K: 0 S: 3	H: 0 LOB: 1 BB: 1 P: 7	R: 0 E: 0 K: 0 S: 3	H: 0 LOB: 0 BB: 0 P: 3	R: 0 E: 0 K: 0 S: 3	H: 0 LOB: 0 BB: 0 P: 3	R: 1 E: 1 K: 0 S: 5	H: 1 LOB: 1 BB: 0 P: 5	R: 2 E: 1 K: 1 S: 8	H: 3 LOB: 2 BB: 1 P: 12	R: 0 E: 0 K: 0 S: 3	H: 0 LOB: 0 BB: 0 P: 3	R: 1 E: 0 K: 0 S: 6	H: 3 LOB: 2 BB: 0 P: 6	R: 0 E: 0 K: 0 S: 4	H: 1 LOB: 1 BB: 0 P: 4		R: 3 E: 1 K: 0 S: 7	H: 3 LOB: 2 BB: 1 P: 11	1B: 11 2B: 0 3B: 0 HR: 0	SF: 1 SAC: 1 DP: 0 HBP: 0	WP: 0 PB: 0 SB: 0 CS: 0	PA: 43		
PITCHER	IP	WLS	BF	H	R	ER	SO	BB	IBB	HBP	BLK	WP	HR	S	P	ERA	WHIP								
Rick Langford, R ERA: 4.27 (1, 1)	8.1	L	38	9	6	4	1	2	0	0	0	0	0	38	46	4.32	1.320								
Dennis Kinney, L ERA: 27.0 (9, 1)	0.1		4	2	1	0	0	1	0	0	0	0	0	3	7	0.00	9.000								
Bo McLaughlin, R ERA: 8.44 (9, 1)	0.1		1	0	0	0	0	0	0	0	0	0	0	1	1	0.00	0.000								


Batter	1	2	3	4	5	6	7	8	9	AB	R	H	RBI	BB	SO	LOB	BOTTOM								
Rickey Henderson, R OBP: 0.452, SLG: 0.371 (1, 7)	S				4-1				F8	3	0	1	0	1	0	1	<p>Baltimore Orioles @ Oakland Athletics Oakland-Alameda County Coliseum, Oakland, CA</p> <p>Tue May 11 1982, 7:05 PM PDT Att: 10,750 - Unknown</p> <p>livebaseballscores.com</p> <p>AB 30 R 1 H 3 RBI 1 BB 3 SO 7 LOB 14</p> 								
Dwaine Murphy, L OBP: 0.287, SLG: 0.358 (1, 8)	F7								1B	3	0	0	0	1	0	2									
Cliff Johnson, R OBP: 0.250, SLG: 0.351 (1, 10)	F9								BB	4	0	1	0	0	1	1									
Tony Armas, R OBP: 0.285, SLG: 0.377 (1, 9)	5-3								1B	4	0	0	0	0	2	3									
Joe Rudi, R OBP: 0.357, SLG: 0.367 (1, 3) Dan Meyer, L OBP: 0.304, SLG: 0.435 (9, PH)	F5								F7	3	0	0	0	0	2	0									
Davey Lopes, R OBP: 0.336, SLG: 0.396 (1, 4)	F7								K	3	1	0	0	1	1	2									
Jeff Newman, R OBP: 0.356, SLG: 0.538 (1, 2)	P4								K	3	0	1	0	0	0	0									
Dave McKay, S OBP: 0.263, SLG: 0.245 (1, 5)									1-3	3	0	0	0	0	1	2									
Fred Stanley, R OBP: 0.281, SLG: 0.109 (1, 6) Jeff Burroughs, R OBP: 0.447, SLG: 0.500 (8, PH) Tony Phillips, S OBP: 0.300, SLG: 0.284 (9, 8)	P4								F7	2	0	0	1	0	0	1									
Inning Stats	R: 0 E: 0 K: 0 S: 3	H: 0 LOB: 1 BB: 1 P: 7	R: 0 E: 0 K: 0 S: 3	H: 0 LOB: 0 BB: 0 P: 3	R: 0 E: 0 K: 2 S: 7	H: 0 LOB: 0 BB: 0 P: 7	R: 0 E: 0 K: 1 S: 5	H: 0 LOB: 0 BB: 0 P: 5	R: 0 E: 0 K: 1 S: 5	H: 0 LOB: 0 BB: 0 P: 5	R: 0 E: 0 K: 0 S: 3	H: 0 LOB: 0 BB: 0 P: 3	R: 0 E: 0 K: 2 S: 8	H: 1 LOB: 2 BB: 1 P: 12	1B: 3 2B: 0 3B: 0 HR: 0	SF: 0 SAC: 0 DP: 0 HBP: 0		WP: 0 PB: 0 SB: 2 CS: 0	PA: 33						
PITCHER	IP	WLS	BF	H	R	ER	SO	BB	IBB	HBP	BLK	WP	HR	S	P	ERA	WHIP								
Scott McGregor, L ERA: 3.23 (1, 1)	8.0	W	30	3	1	1	5	3	0	0	0	0	0	7	49	1.12	0.750								
Tim Stoddard, R ERA: 4.76 (9, 1)	1.0		3	0	0	0	2	0	0	0	0	0	0	7	7	0.00	0.000								

Batter	1	2	3	4	5	6	7	8	9	AB	R	H	RBI	BB	SO	LOB	TOP										
Al Bumby, L OBP: 0.296, SLG: 0.280 (1, 8)	L6		1-3	G6-3			SH3 1B		F7	5	0	1	0	0	0	2	Baltimore Orioles @ Oakland Athletics Oakland-Alameda County Coliseum, Oakland, CA Wed May 12 1982, 3:33 AM PDT Att: 18,179 - Unknown										
Rich Dauer, R OBP: 0.395, SLG: 0.458 (1, 4)	E7		F9			BB SH1-3 BB	SH3		1-3	3	0	0	0	1	0	1											
John Lowenstein, L OBP: 0.244, SLG: 0.696 Benny Ayala, R OBP: 0.357, SLG: 0.462 Eddie Murray, S OBP: 0.459, SLG: 0.642 (1, 7) (7, PH) (7, 3)	L9		2B 1B			SH1-3	P5		1B BB	2	1	1	1	0	0	1											
Ken Singleton, S OBP: 0.362, SLG: 0.306 (1, 10)	4-1		2B			BB	4-3		BB	4	0	2	1	1	0	2											
Gary Roenicke, R OBP: 0.402, SLG: 0.641 (1, 3) (7, 7)		F9 F3 BB	5-3			G1-6-3 BB		6-3 SH3-4 BB	1-3	2	0	0	0	3	0	3											
Dan Ford, R OBP: 0.234, SLG: 0.324 (1, 9)	F3			F8	G1-6-3			SH3-4		3	0	0	0	0	0	4											
Joe Nolan, L OBP: 0.243, SLG: 0.182 Rick Dempsey, R OBP: 0.366, SLG: 0.281 (1, 2) (8, PH) (8, 2)	F9			HR BB			F7	6-3		2	1	0	0	1	0	1											
Cal Ripken Jr., R OBP: 0.234, SLG: 0.378 (1, 5)	5-3			HR					BB	3	1	2	2	1	0	1											
Bobby Bonner, R OBP: 0.310, SLG: 0.296 (1, 6)			1-3 1B	G6-3 BB			F3	F3		3	1	1	0	1	0	3											
Inning Stats	R: 0 E: 1 K: 0 S: 4	H: 0 LOB: 1 BB: 0 P: 4	R: 0 E: 0 K: 0 S: 3	H: 0 LOB: 1 BB: 1 P: 7	R: 2 E: 0 K: 0 S: 6	H: 3 LOB: 1 BB: 0 P: 6	R: 2 E: 0 K: 0 S: 3	H: 1 LOB: 0 BB: 2 P: 11	R: 0 E: 0 K: 0 S: 2	H: 1 LOB: 2 BB: 3 P: 14	R: 0 E: 0 K: 0 S: 4	H: 1 LOB: 1 BB: 0 P: 4	R: 0 E: 0 K: 0 S: 3	H: 0 LOB: 2 BB: 2 P: 11	R: 0 E: 0 K: 0 S: 4	H: 1 LOB: 2 BB: 1 P: 8		1B: 5 2B: 1 3B: 0 HR: 1	SF: 0 SAC: 3 DP: 2 HBP: 0	WP: 0 PB: 0 SB: 0 CS: 1	PA: 41						
PITCHER	IP	WLS	BF	H	R	ER	SO	BB	IBB	HBP	BLK	WP	HR	S	P	ERA	WHIP										
Mike Norris, R ERA: 3.91 (1, 1)	3.1		18	4	4	4	0	3	0	0	0	0	1	15	27	10.80	2.100										
Dennis Kinney, L ERA: 6.75 (4, 1)	1.0		4	0	0	0	0	2	0	0	0	0	0	2	10	0.00	2.000										
Bo McLaughlin, R ERA: 6.14 (5, 1)	2.0		7	2	0	0	0	1	0	0	0	0	0	6	10	0.00	1.500										
Bob Owchinko, L ERA: 3.26 (7, 1)	1.0		4	0	0	0	0	1	0	0	0	0	0	3	7	0.00	1.000										
Dave Beard, R ERA: 1.09 (8, 1)	1.2	W	8	1	0	0	0	2	0	0	0	0	0	6	14	0.00	1.800										

Batter	1	2	3	4	5	6	7	8	9	AB	R	H	RBI	BB	SO	LOB	BOTTOM										
Rickey Henderson, R OBP: 0.447, SLG: 0.361 (1, 7)	F9		F9							3	1	0	0	1	1	2	Baltimore Orioles @ Oakland Athletics Oakland-Alameda County Coliseum, Oakland, CA Wed May 12 1982, 3:33 AM PDT Att: 18,179 - Unknown										
Dwayne Murphy, L OBP: 0.293, SLG: 0.352 (1, 8)	K			G5-4-3 BB		F8		BB 1B BB		2	0	0	0	2	1	1											
Cliff Johnson, R OBP: 0.262, SLG: 0.351 Jimmy Sexton, R (1, 10) (8, PR)	5-3			G5-4-3				G5-2-3 BB 1B		3	0	1	2	1	0	1											
Tony Armas, R OBP: 0.280, SLG: 0.371 Jeff Burroughs, R OBP: 0.436, SLG: 0.484 Wayne Gross, L OBP: 0.319, SLG: 0.294 (1, 9) (6, 9) (8, PH) (9, 3)	5-3			5-3		F8		G5-2-3 BB 1B		2	0	0	0	0	0	0											
Davey Lopes, R OBP: 0.342, SLG: 0.414 (1, 4)	K							G5-2-3 BB		3	1	1	0	1	1	3											
Joe Rudi, R OBP: 0.347, SLG: 0.355 Dan Meyer, L OBP: 0.309, SLG: 0.437 (1, 3) (7, PH) (8, 3) (9, 9)	F9					SF7 3B		G5-2-3 BB 1B		2	0	0	0	0	1	1											
Mike Heath, R OBP: 0.313, SLG: 0.300 (1, 2)								FC6-4 1B		2	0	0	0	0	1	1											
Dave McKay, S OBP: 0.250, SLG: 0.232 (1, 5)										3	0	0	0	0	0	1											
Tony Phillips, S OBP: 0.429, SLG: 0.333 (1, 6)										2	1	2	0	1	0	0											
Inning Stats	R: 0 E: 0 K: 1 S: 5	H: 0 LOB: 0 BB: 0 P: 5	R: 0 E: 0 K: 1 S: 5	H: 0 LOB: 0 BB: 0 P: 5	R: 0 E: 0 K: 0 S: 3	H: 0 LOB: 1 BB: 1 P: 7	R: 0 E: 0 K: 0 S: 2	H: 0 LOB: 0 BB: 1 P: 6	R: 1 E: 0 K: 1 S: 6	H: 1 LOB: 0 BB: 0 P: 6	R: 0 E: 0 K: 1 S: 6	H: 1 LOB: 2 BB: 1 P: 10	R: 0 E: 0 K: 0 S: 3	H: 0 LOB: 1 BB: 1 P: 7	R: 4 E: 0 K: 0 S: 5	H: 3 LOB: 1 BB: 3 P: 17		1B: 4 2B: 0 3B: 1 HR: 0	SF: 1 SAC: 0 DP: 2 HBP: 0	WP: 0 PB: 0 SB: 1 CS: 0	PA: 34						
PITCHER	IP	WLS	BF	H	R	ER	SO	BB	IBB	HBP	BLK	WP	HR	S	P	ERA	WHIP										
Mike Flanagan, L ERA: 4.58 (1, 1)	6.0		22	2	1	1	4	3	0	0	0	0	0	27	39	1.50	0.833										
Jim Palmer, R ERA: 5.1 (7, 1)	1.0		7	1	3	3	0	3	0	0	0	0	0	4	16	27.00	4.000										
Tim Stoddard, R ERA: 6.35 (8, 1)	0.0	L	1	1	0	0	0	0	0	0	0	0	0	1	1	∞	∞										
Tippy Martinez, L ERA: 7.31 (8, 1)	1.0		4	1	1	1	0	1	0	0	0	0	0	3	7	9.00	2.000										



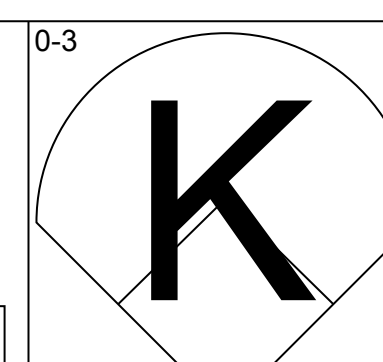
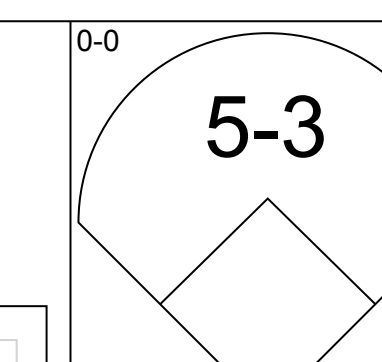
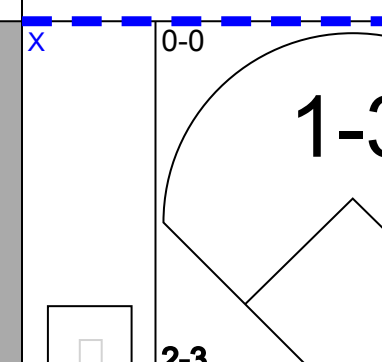
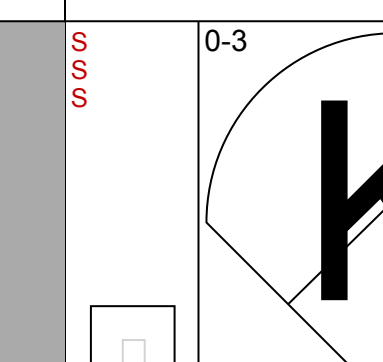
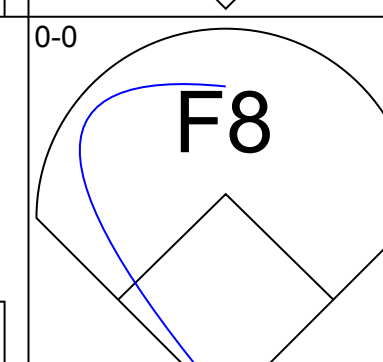
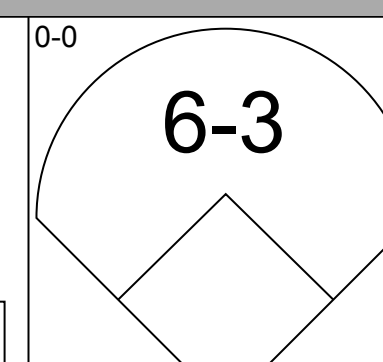
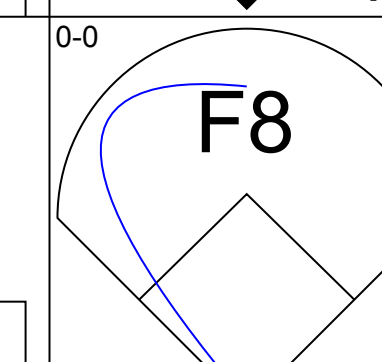
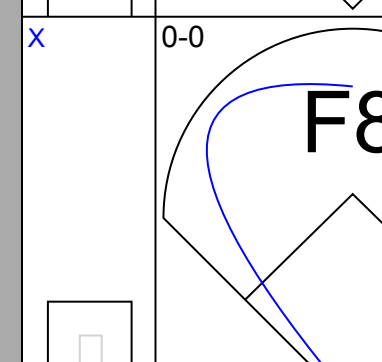
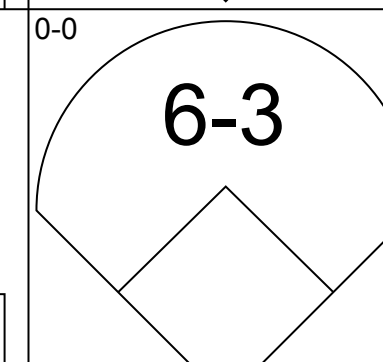
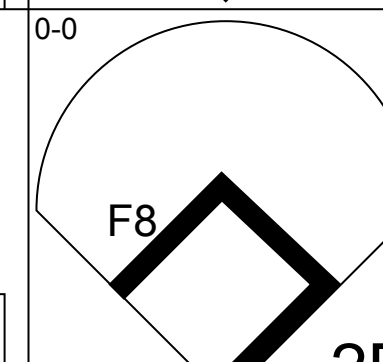
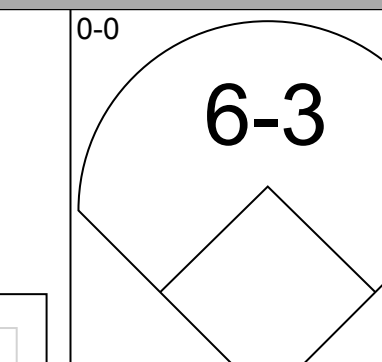
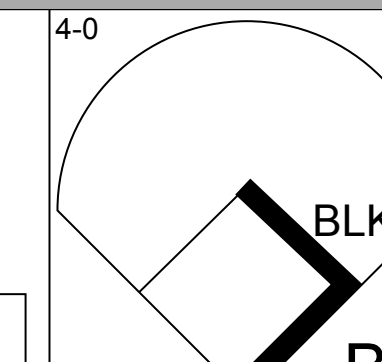
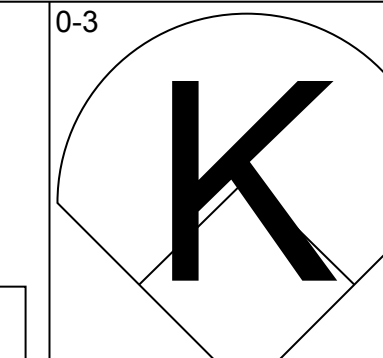
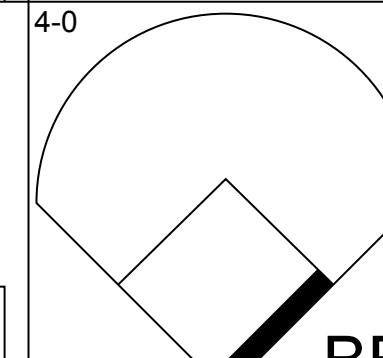
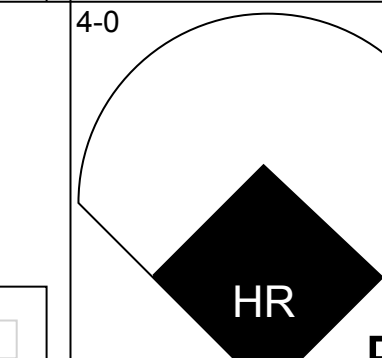
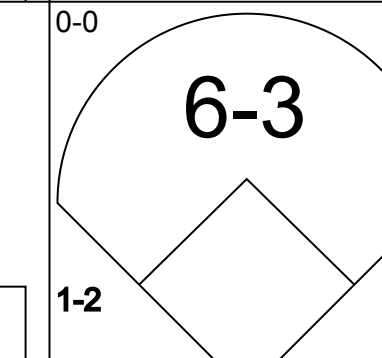
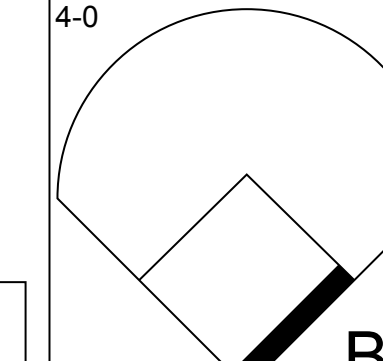
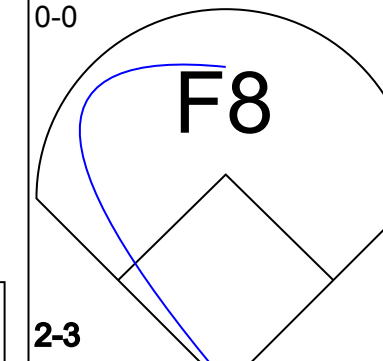
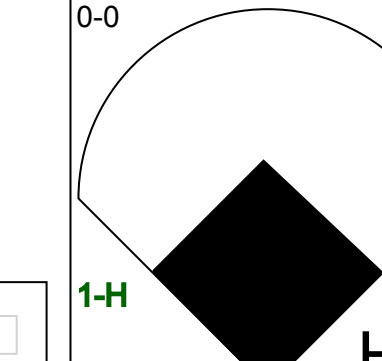
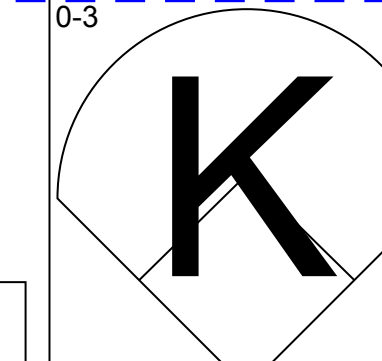
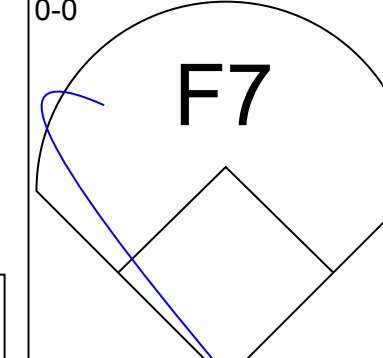
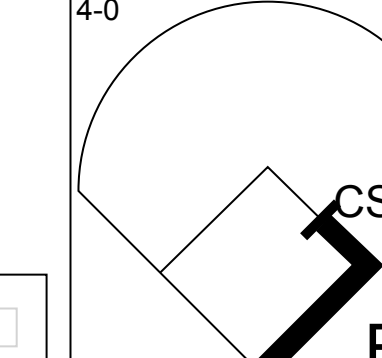
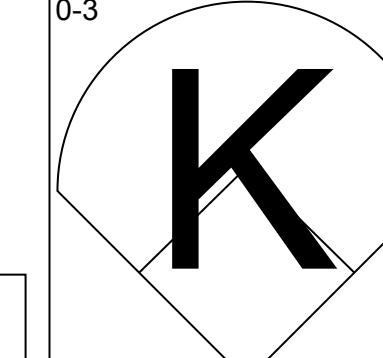
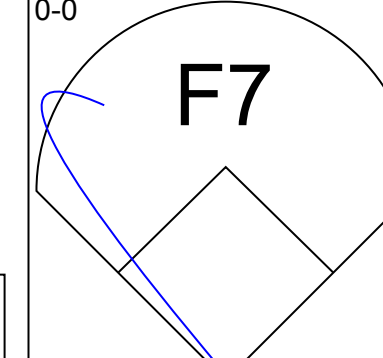
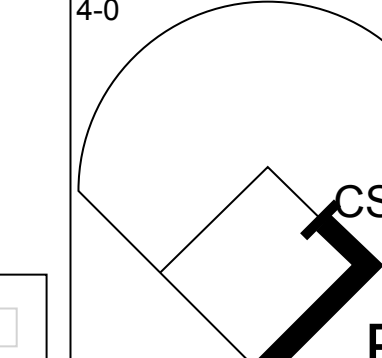
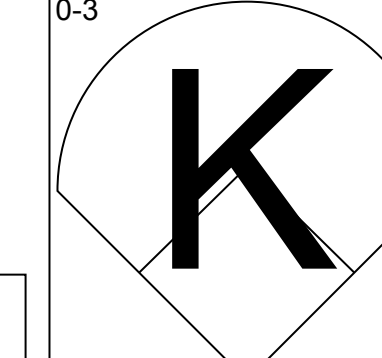

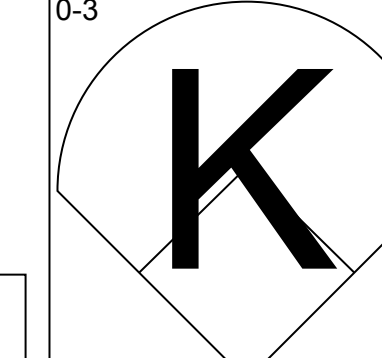

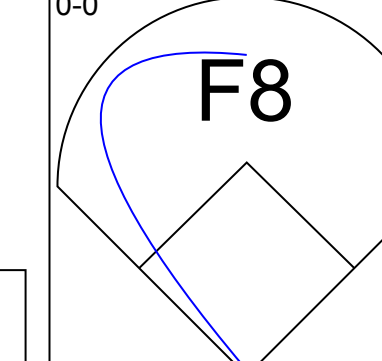
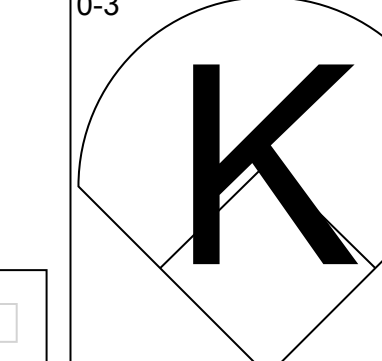
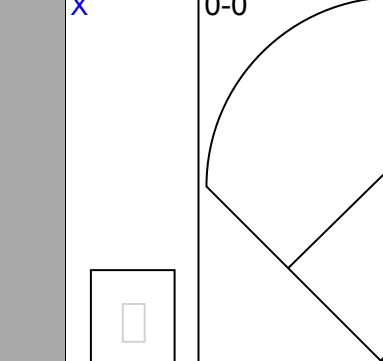
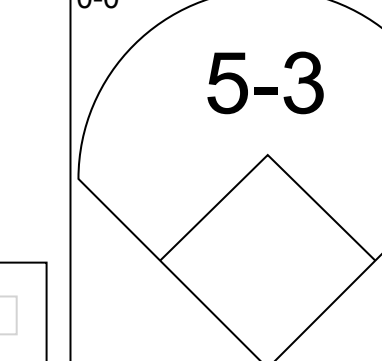
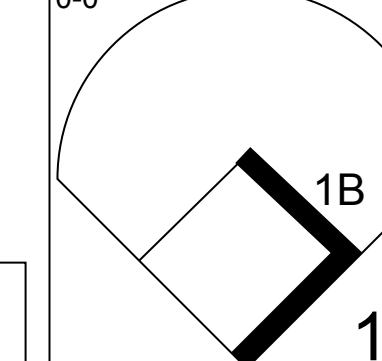
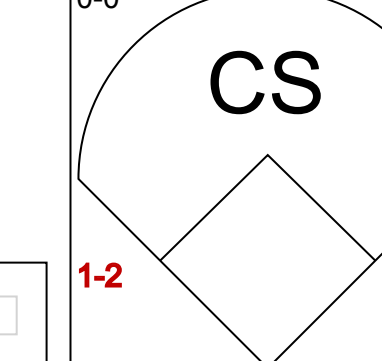
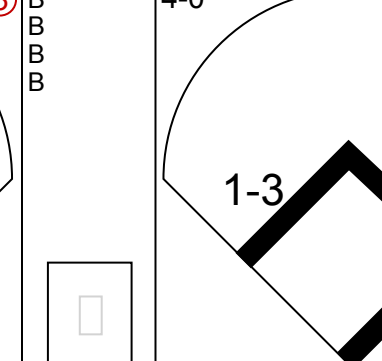
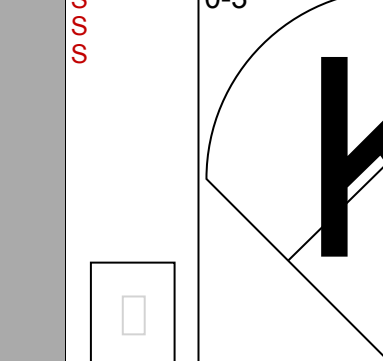
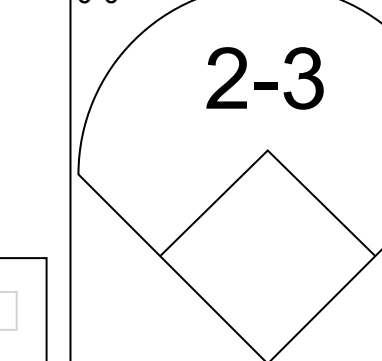
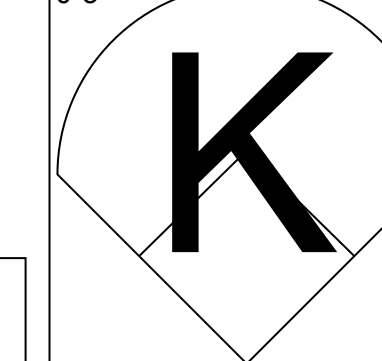
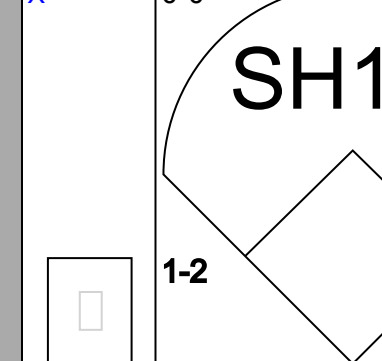
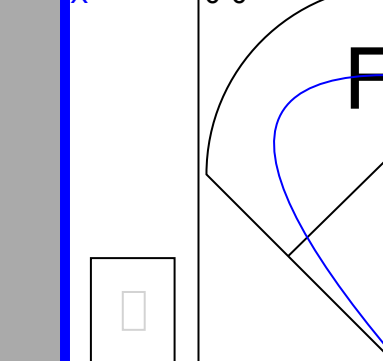
Batter	1	2	3	4	5	6	7	8	9	AB	R	H	RBI	BB	SO	LOB	TOP										
Al Bumby, L OBP: 0.308, SLG: 0.321 (1, 8)	F7		2B G4 1B		BB 1B		HR	K		5	2	3	1	0	1	0	Baltimore Orioles @ Seattle Mariners The Kingdome, Seattle, WA Thu May 13 1982, 10:05 PM EDT Att: 5,304 - Unknown AB 36 R 3 H 10 RBI 3 BB 6 SO 7 LOB 24										
Rich Dauer, R OBP: 0.403, SLG: 0.468 (1, 4)	2B BB		G4 1-3 2B		F9		6-3	1B		4	0	2	0	1	0	1											
Dan Ford, R OBP: 0.250, SLG: 0.368 (1, 9)	1-3 2B		K		1-2 BB		HR	5-3		4	1	2	1	1	1	3											
Eddie Murray, S OBP: 0.466, SLG: 0.629 (1, 3)	BB		G4		F5		FC4-6 BB	G6-4-3 BB		2	0	0	1	3	0	3											
Ken Singleton, S OBP: 0.348, SLG: 0.292 (1, 10)	K		P5		K		FC4-6 BB 1B	G6-4-3		5	0	0	0	0	2	8											
Gary Roenicke, R OBP: 0.392, SLG: 0.614 (1, 7)	5-3				F7		K	BB 1B		5	0	1	0	0	1	3											
Cal Ripken Jr., R OBP: 0.245, SLG: 0.376 (1, 5)			P6		FC4 1B		K	1-2 2-3 BB		3	0	1	0	1	1	0											
Rick Dempsey, R OBP: 0.360, SLG: 0.295 (1, 2)	F2				K			F7		4	0	1	0	0	1	4											
Bobby Bonner, R OBP: 0.273, SLG: 0.258 (1, 6)	4-3				FC4		6-3	6-3		4	0	0	0	0	0	2											
Inning Stats	R: 0 E: 0 K: 1 S: 6	H: 1 LOB: 3 BB: 2 P: 14	R: 0 E: 0 K: 0 S: 3	H: 0 LOB: 0 BB: 0 P: 3	R: 1 E: 0 K: 1 S: 7	H: 2 LOB: 1 BB: 0 P: 7	R: 0 E: 0 K: 1 S: 6	H: 1 LOB: 2 BB: 1 P: 10	R: 0 E: 0 K: 2 S: 8	H: 1 LOB: 1 BB: 0 P: 8	R: 2 E: 0 K: 0 S: 6	H: 3 LOB: 3 BB: 2 P: 14	R: 0 E: 0 K: 1 S: 6	H: 1 LOB: 0 BB: 1 P: 6	R: 0 E: 0 K: 0 S: 2	H: 0 LOB: 0 BB: 1 P: 6		1B: 5 2B: 3 3B: 0 HR: 2	SF: 0 SAC: 0 DP: 1 HBP: 0	WP: 0 PB: 0 SB: 0 CS: 0	PA: 42						
PITCHER	IP	WLS	BF	H	R	ER	SO	BB	IBB	HBP	BLK	WP	HR	S	P	ERA	WHIP										
Jim Beattie, R ERA: 4.5 (1, 1)	6.1	L	31	8	3	3	6	4	0	0	0	0	2	39	55	4.26	1.895										
Bryan Clark, L ERA: (7, 1)	1.2		9	2	0	0	1	2	0	0	0	0	0	9	17	0.00	2.400										
Ed Vande Berg, L ERA: 2.6 (9, 1)	1.0		2	0	0	0	0	0	0	0	0	0	0	2	2	0.00	0.000										

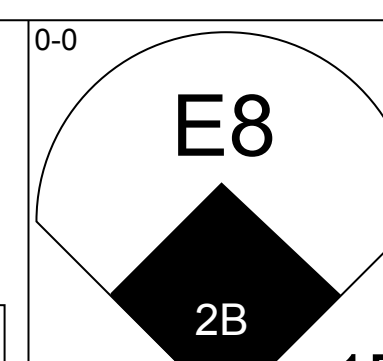
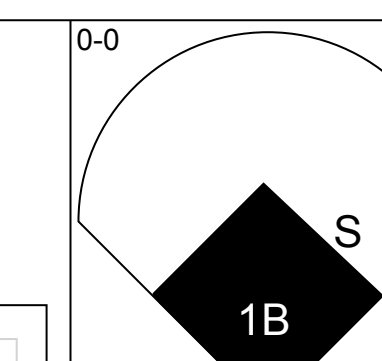
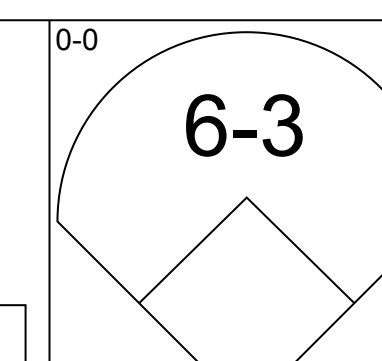
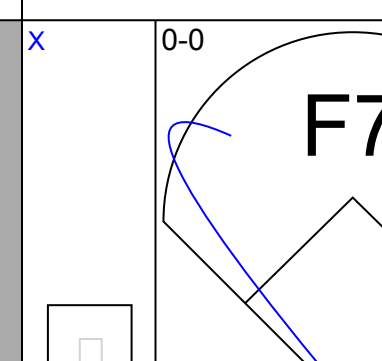
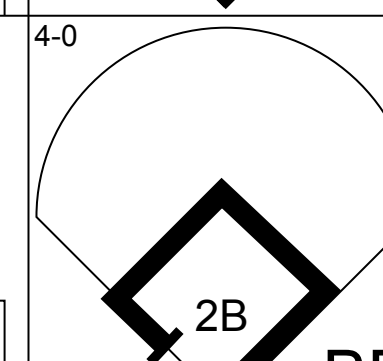
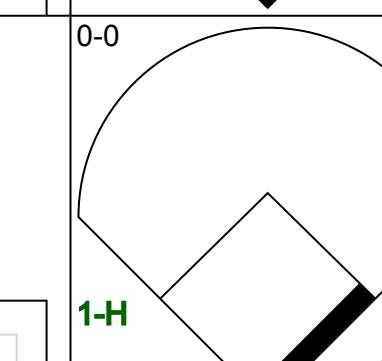
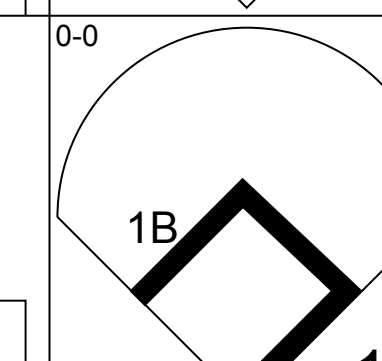
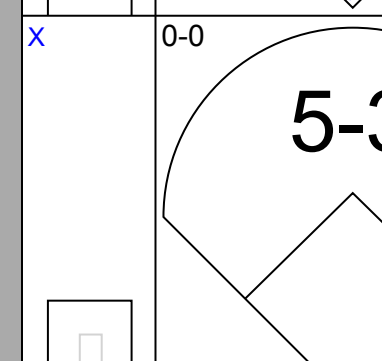
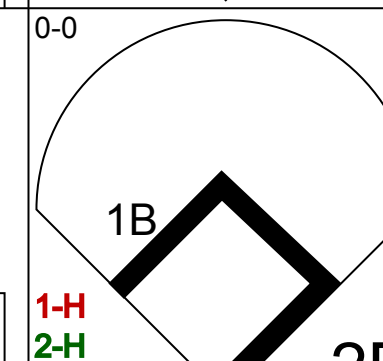
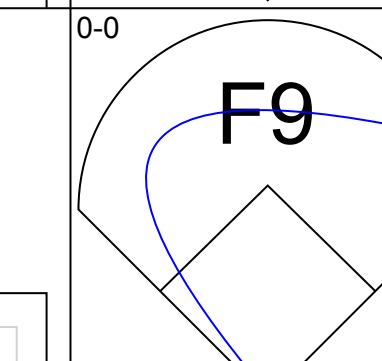
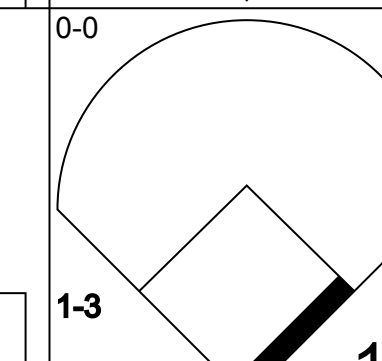
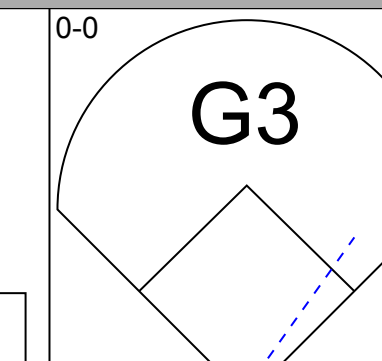
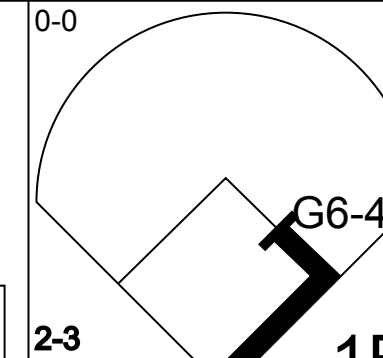
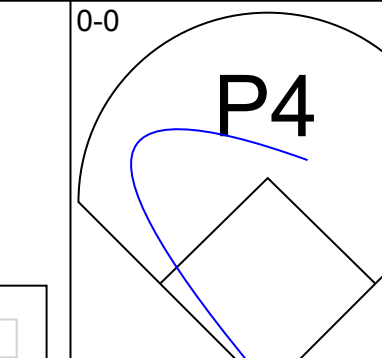
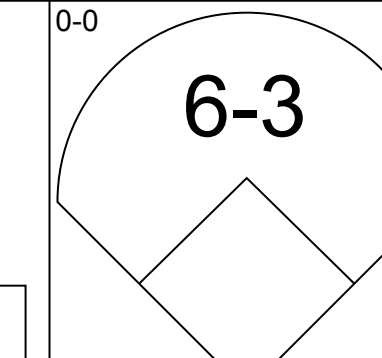
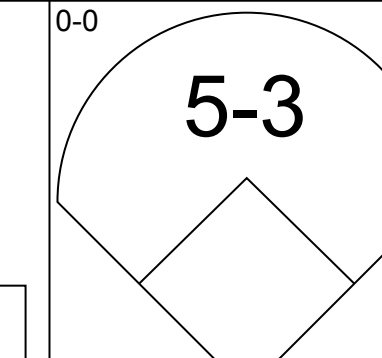
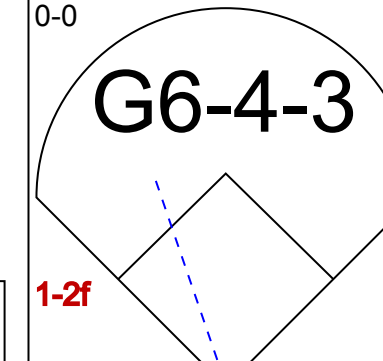
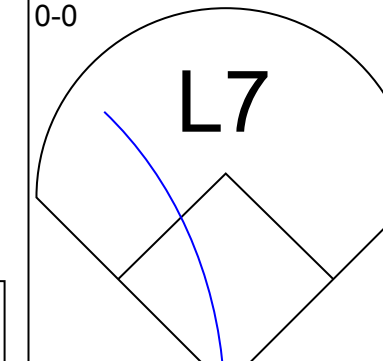
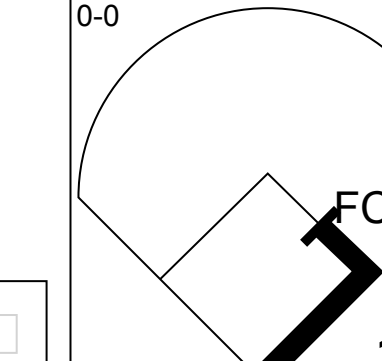
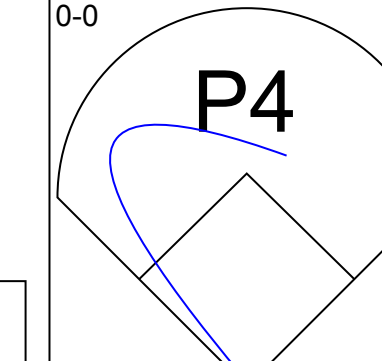
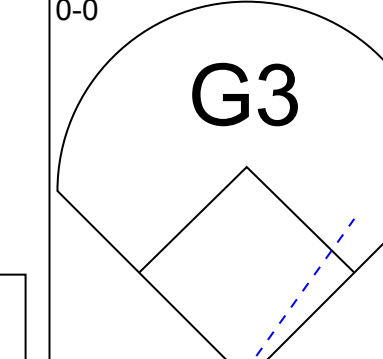
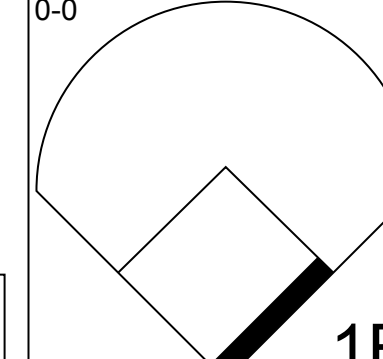
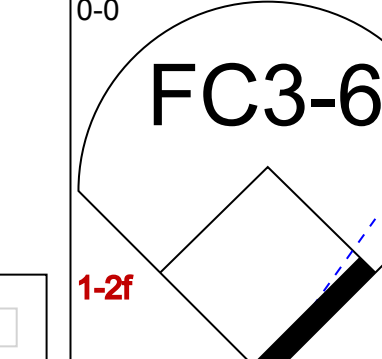
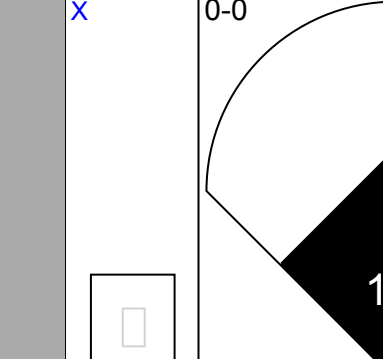
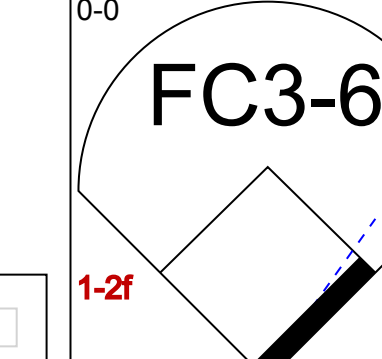
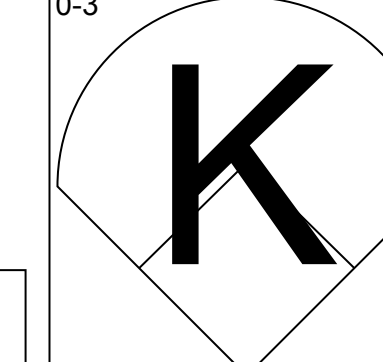
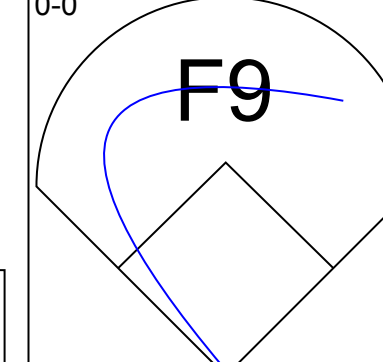
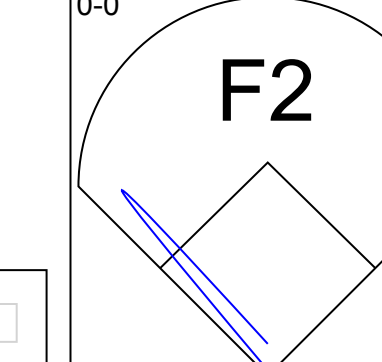

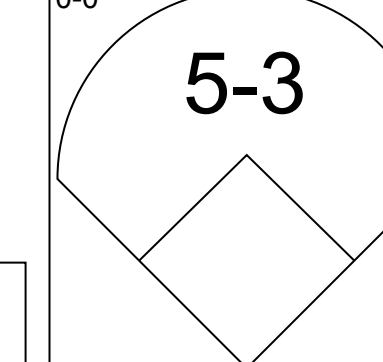
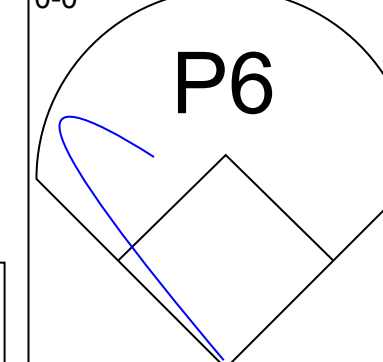
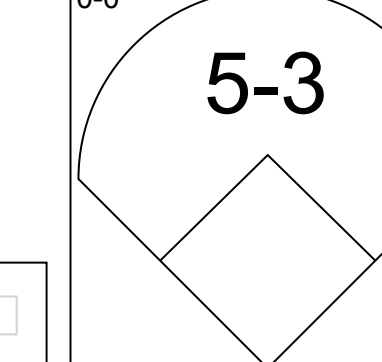

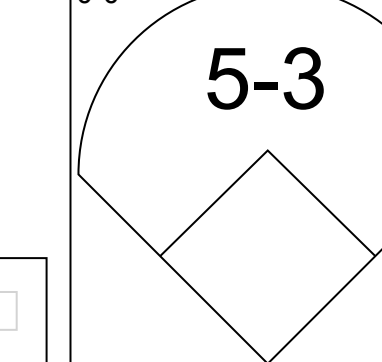
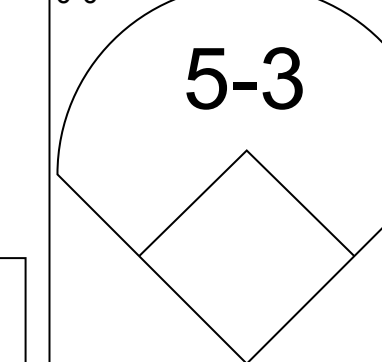
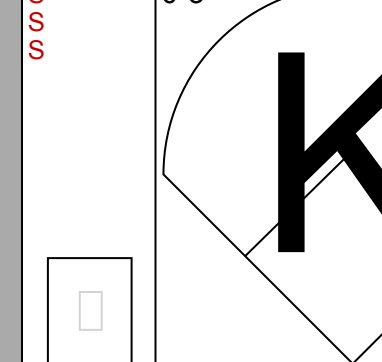
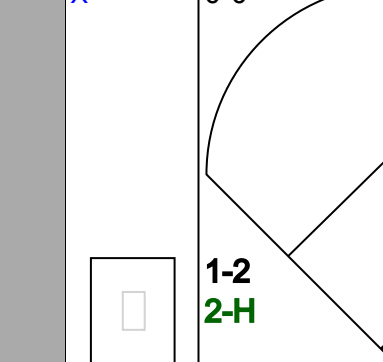
Batter	1	2	3	4	5	6	7	8	9	AB	R	H	RBI	BB	SO	LOB	BOTTOM										
Thad Bosley, L OBP: 0.268, SLG: 0.216 (1, 8)	L3			F7		K		BB		3	0	0	0	1	1	0	Baltimore Orioles @ Seattle Mariners The Kingdome, Seattle, WA Thu May 13 1982, 10:05 PM EDT Att: 5,304 - Unknown AB 30 R 1 H 5 RBI 1 BB 2 SO 1 LOB 7										
Bobby Brown, S OBP: 0.227, SLG: 0.300 (1, 7)	P4			1B S FC4-6 1B		F7		F9		4	1	1	0	0	0	2											
Bruce Bochte, L OBP: 0.413, SLG: 0.385 (1, 3)	4-3			FC4-6 1B		F8		1-3		4	0	1	0	0	0	0											
Steve Stroutger, L OBP: 0.308, SLG: 0.318 (1, 10)	4-3			FC4-6		P6		F8		4	0	0	1	0	0	1											
Al Cowens, R OBP: 0.289, SLG: 0.426 (1, 9)				F7				1B		4	0	2	0	0	0	1											
Todd Cruz, R OBP: 0.315, SLG: 0.426 (1, 6)	5-3					6-3		F8		3	0	0	0	0	0	1											
Bud Bulling, R OBP: 0.389, SLG: 0.387 (1, 2)				G1-4-3 BB		F9		4-3		2	0	0	0	1	0	0											
Lenny Randle, S OBP: 0.267, SLG: 0.192 (1, 5)				F8		4-3		4-3		3	0	0	0	0	0	1											
Julio Cruz, S OBP: 0.348, SLG: 0.319 (1, 4)				G1-4-3		6-3		2B		3	0	1	0	0	0	1											
Inning Stats	R: 0 E: 0 K: 0 S: 3	H: 0 LOB: 0 BB: 0 P: 3	R: 0 E: 0 K: 0 S: 3	H: 1 LOB: 0 BB: 0 P: 3	R: 0 E: 0 K: 0 S: 2	H: 0 LOB: 0 BB: 1 P: 6	R: 1 E: 0 K: 0 S: 5	H: 2 LOB: 1 BB: 0 P: 5	R: 0 E: 0 K: 0 S: 3	H: 0 LOB: 0 BB: 0 P: 3	R: 0 E: 0 K: 1 S: 5	H: 0 LOB: 0 BB: 0 P: 5	R: 0 E: 0 K: 0 S: 4	H: 1 LOB: 1 BB: 0 P: 4	R: 0 E: 0 K: 0 S: 4	H: 1 LOB: 2 BB: 1 P: 8		R: 0 E: 0 K: 0 S: 3	H: 0 LOB: 0 BB: 0 P: 3	1B: 4 2B: 1 3B: 0 HR: 0	SF: 0 SAC: 0 DP: 1 HBP: 0	WP: 0 PB: 0 SB: 1 CS: 0	PA: 32				
PITCHER	IP	WLS	BF	H	R	ER	SO	BB	IBB	HBP	BLK	WP	HR	S	P	ERA	WHIP										
Dennis Martinez, R ERA: 4.53 (1, 1)	9.0	W	32	5	1	1	1	2	0	0	0	0	0	32	40	1.00	0.778										

Batter	1	2	3	4	5	6	7	8	9	AB	R	H	RBI	BB	SO	LOB	TOP								
Al Bumbry, L OBP: 0.320, SLG: 0.336 (1, 8)										4	2	2	0	1	1	3	Baltimore Orioles @ Seattle Mariners The Kingdome, Seattle, WA Fri May 14 1982, 10:05 PM EDT Att: 6,489 - Unknown								
Rich Dauer, R OBP: 0.395, SLG: 0.457 (1, 4)										5	1	1	0	0	0	5									
Dan Ford, R OBP: 0.248, SLG: 0.387 (1, 9)										5	1	1	3	0	0	3									
Eddie Murray, S OBP: 0.454, SLG: 0.610 (6, PH)										3	0	0	0	0	1	0									
Gary Roenicke, R OBP: 0.394, SLG: 0.612 (6, 3)										2	0	1	1	0	0	1									
Terry Crowley, L OBP: 0.385, SLG: 0.200 (1, 10)										5	1	1	0	0	1	1									
John Lowenstein, L OBP: 0.446, SLG: 0.760 (7, PR)										4	2	3	1	0	1	0									
Jim Dwyer, L OBP: 0.235, SLG: 0.412 (7, 7)										1	1	0	0	0	0	0									
Cal Ripken Jr., R OBP: 0.262, SLG: 0.402 (1, 5)										4	2	3	1	0	0	0									
Rick Dempsey, R OBP: 0.363, SLG: 0.303 (1, 2)										5	1	2	1	0	0	2									
Lenn Sakata, R OBP: 0.307, SLG: 0.329 (1, 6)										5	0	2	2	0	0	3									
Inning Stats	R: 3 E: 0 K: 2 S: 9	H: 2 LOB: 0 BB: 1 P: 13	R: 2 E: 0 K: 0 S: 6	H: 3 LOB: 1 BB: 0 P: 6	R: 3 E: 2 K: 1 S: 10	H: 4 LOB: 2 BB: 0 P: 10	R: 0 E: 0 K: 0 S: 3	H: 0 LOB: 0 BB: 0 P: 3	R: 1 E: 0 K: 0 S: 4	H: 1 LOB: 0 BB: 0 P: 4	R: 0 E: 0 K: 0 S: 4	H: 1 LOB: 1 BB: 0 P: 4	R: 1 E: 0 K: 0 S: 5	H: 2 LOB: 2 BB: 0 P: 5	R: 1 E: 0 K: 1 S: 7	H: 2 LOB: 1 BB: 0 P: 7	R: 0 E: 0 K: 0 S: 4	H: 1 LOB: 1 BB: 0 P: 4	1B: 10 2B: 4 3B: 1 HR: 1	SF: 1 SAC: 0 DP: 0 HBP: 0	WP: 1 PB: 0 SB: 0 CS: 0	PA: 45			
PITCHER	IP	WLS	BF	H	R	ER	SO	BB	IBB	HBP	BLK	WP	HR	S	P	ERA	WHIP								
Gene Nelson, R ERA: 4.06 (1, 1)	1.0	L	9	5	5	4	2	1	0	0	0	1	1	12	16	36.00	6.000								
Larry Andersen, R ERA: 6.95 (2, 1)	5.2		26	8	5	4	1	0	0	0	0	0	0	28	28	6.35	1.412								
Mike Stanton, R ERA: 2.78 (7, 1)	2.1		10	3	1	1	1	0	0	0	0	0	0	12	12	3.86	1.286								

Batter	1	2	3	4	5	6	7	8	9	AB	R	H	RBI	BB	SO	LOB	BOTTOM								
Thad Bosley, L OBP: 0.267, SLG: 0.220 (1, 8)										4	0	1	0	0	0	0	Baltimore Orioles @ Seattle Mariners The Kingdome, Seattle, WA Fri May 14 1982, 10:05 PM EDT Att: 6,489 - Unknown								
Manny Castillo, S OBP: 0.276, SLG: 0.277 (1, 5)										3	1	1	1	0	0	0									
Bruce Bochte, L OBP: 0.415, SLG: 0.383 (1, 7)										3	1	1	0	1	0	1									
Steve Stroutger, L OBP: 0.333, SLG: 0.346 (1, 10)										4	1	2	1	0	1	1									
Al Cowens, R OBP: 0.301, SLG: 0.436 (1, 9)										4	0	3	1	0	0	0									
Todd Cruz, R OBP: 0.305, SLG: 0.413 (1, 6)										4	0	0	0	0	1	4									
Jim Maler, R OBP: 0.303, SLG: 0.376 (1, 3)										4	0	0	0	0	0	2									
Bud Bulling, R OBP: 0.389, SLG: 0.387 (1, 2)										0	0	0	0	0	0	0									
Dan Firova, R (2, 2)										4	0	0	0	0	0	2									
Julio Cruz, S OBP: 0.348, SLG: 0.319 (1, 4)										3	1	1	0	0	1	0									
Paul Serna, R (8, 4)										0	0	0	0	0	0	0									
Inning Stats	R: 3 E: 1 K: 0 S: 5	H: 3 LOB: 0 BB: 1 P: 9	R: 0 E: 0 K: 1 S: 5	H: 0 LOB: 0 BB: 0 P: 5	R: 0 E: 0 K: 1 S: 6	H: 1 LOB: 1 BB: 0 P: 6	R: 0 E: 0 K: 0 S: 3	H: 1 LOB: 0 BB: 0 P: 3	R: 1 E: 0 K: 0 S: 5	H: 2 LOB: 2 BB: 0 P: 5	R: 0 E: 0 K: 0 S: 3	H: 0 LOB: 0 BB: 0 P: 3	R: 0 E: 0 K: 0 S: 3	H: 0 LOB: 0 BB: 0 P: 3	R: 0 E: 0 K: 1 S: 5	H: 0 LOB: 0 BB: 0 P: 5	R: 0 E: 0 K: 1 S: 5	H: 0 LOB: 0 BB: 0 P: 5	1B: 9 2B: 1 3B: 0 HR: 0	SF: 1 SAC: 0 DP: 2 HBP: 0	WP: 0 PB: 0 SB: 0 CS: 0	PA: 35			
PITCHER	IP	WLS	BF	H	R	ER	SO	BB	IBB	HBP	BLK	WP	HR	S	P	ERA	WHIP								
Sammy Stewart, R ERA: 4.1 (1, 1)	5.0	W	23	9	4	2	2	1	0	0	0	0	0	26	30	3.60	2.000								
Jim Palmer, R ERA: 7.04 (6, 1)	4.0	S	12	0	0	0	1	0	0	0	0	0	0	14	14	0.00	0.000								



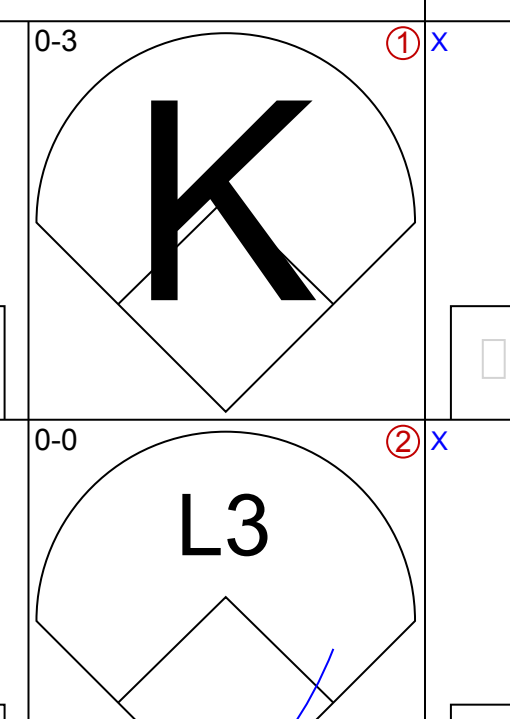
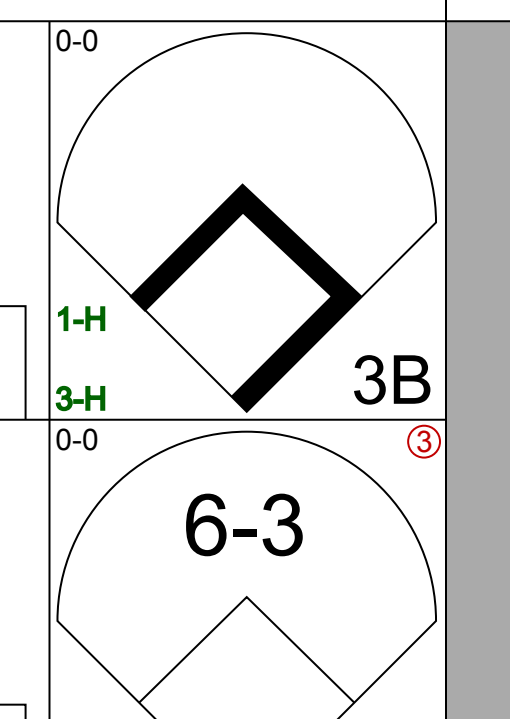
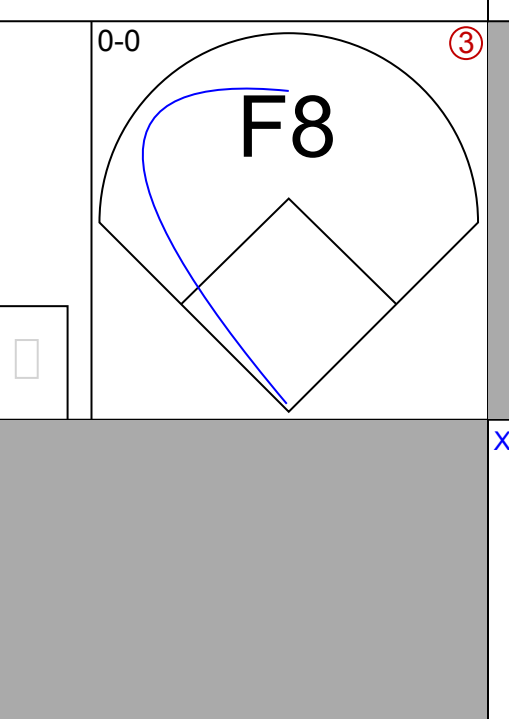
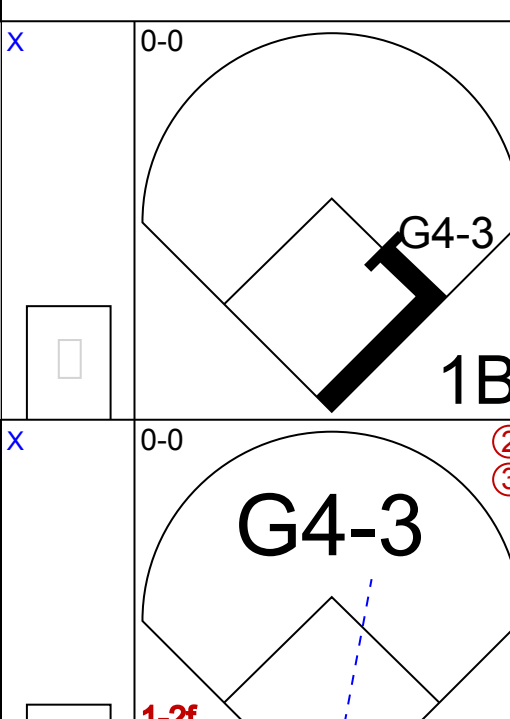
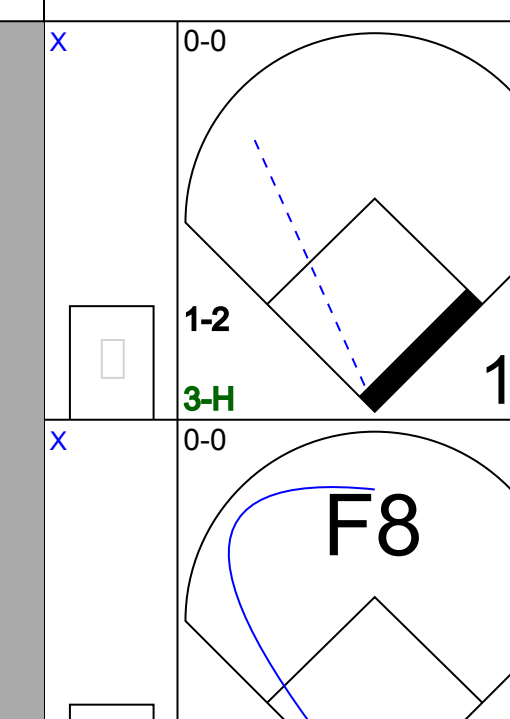
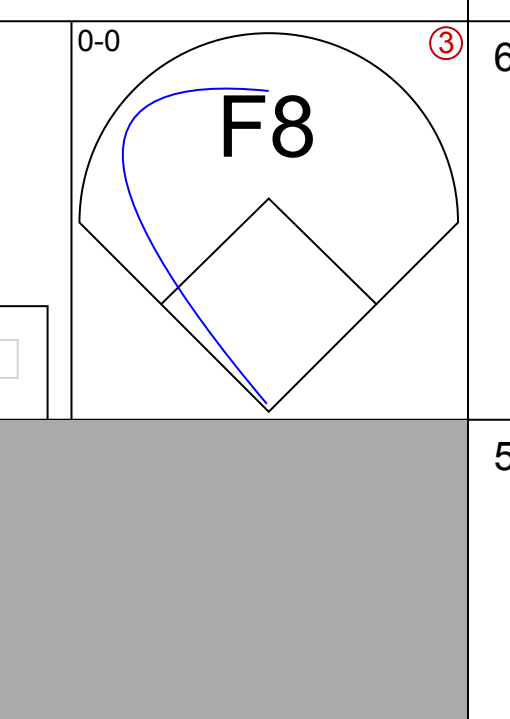
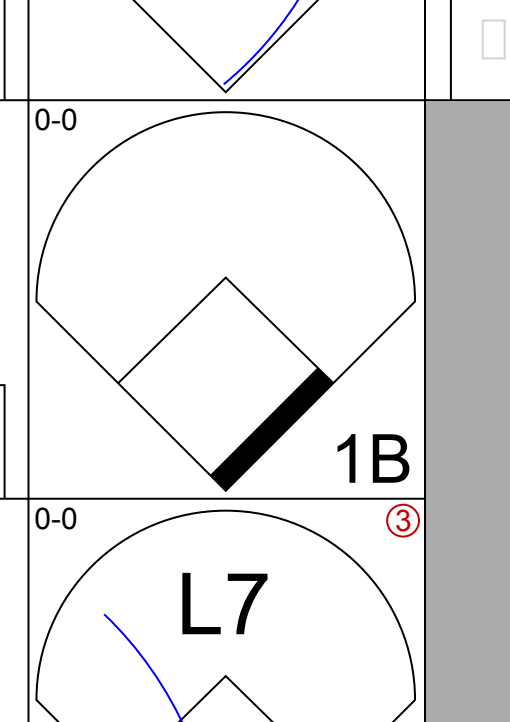
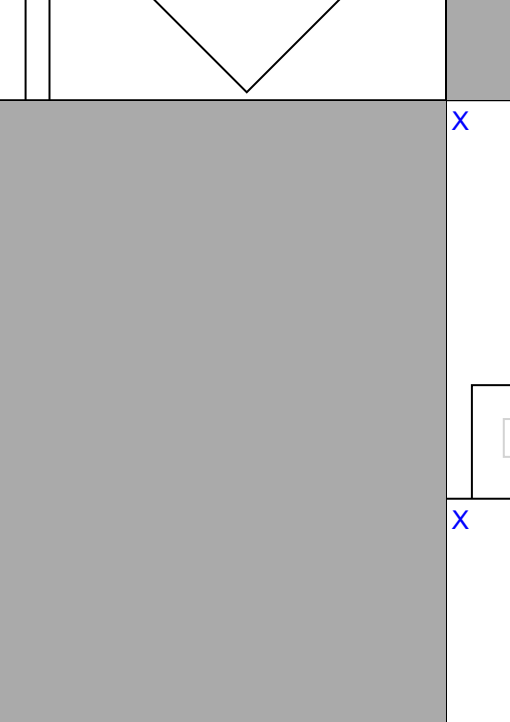
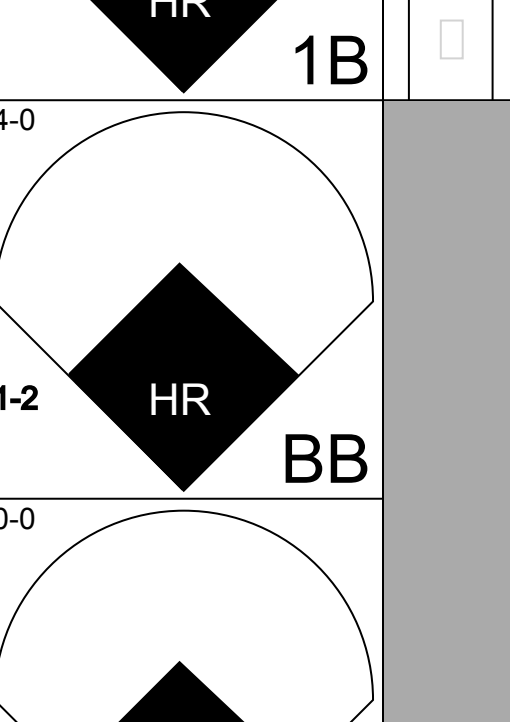

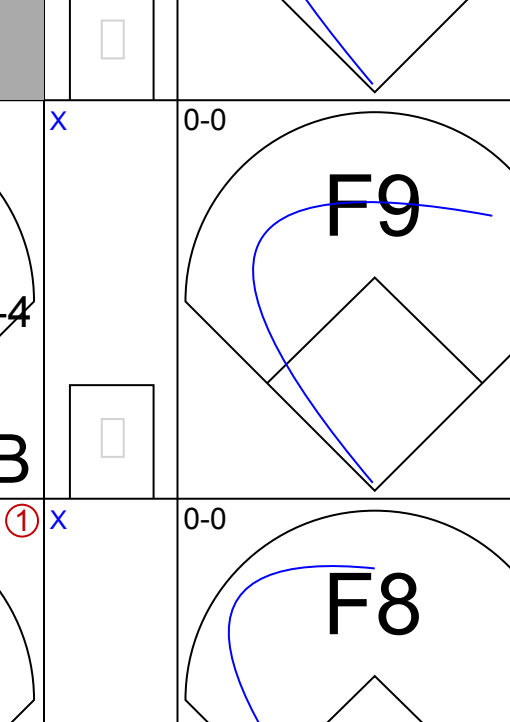
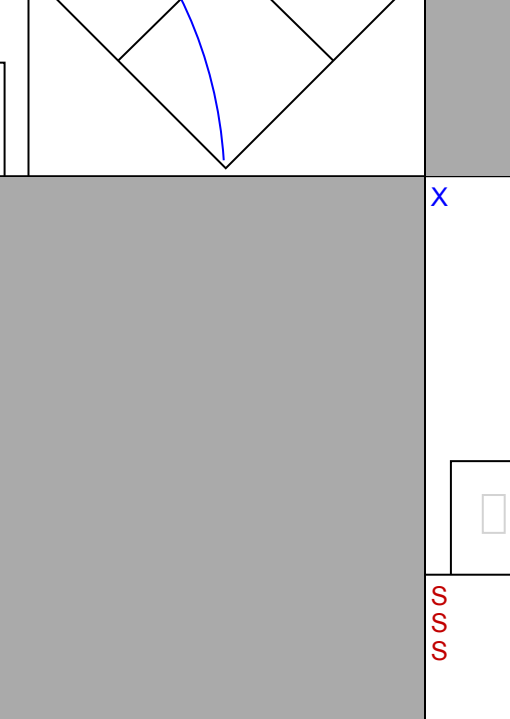
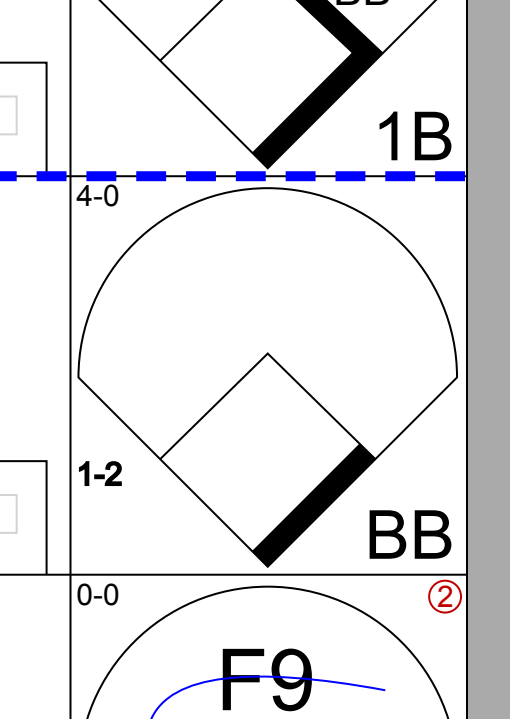
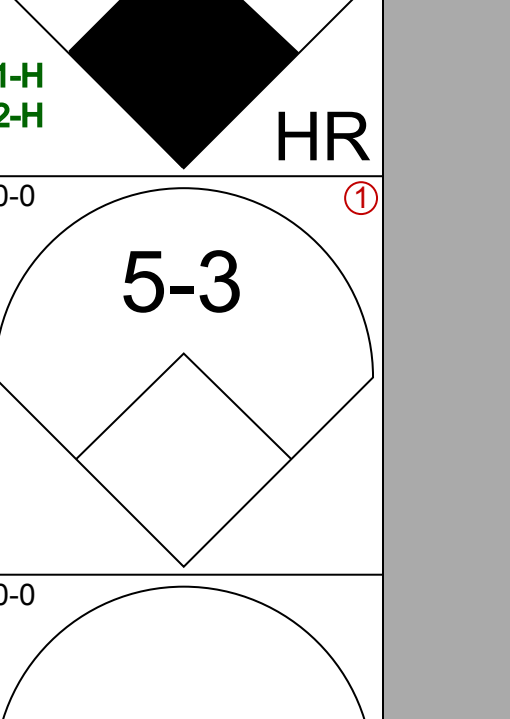
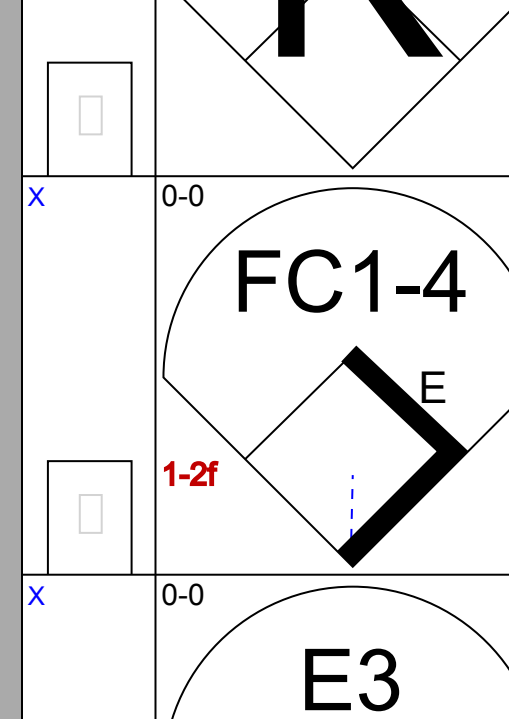
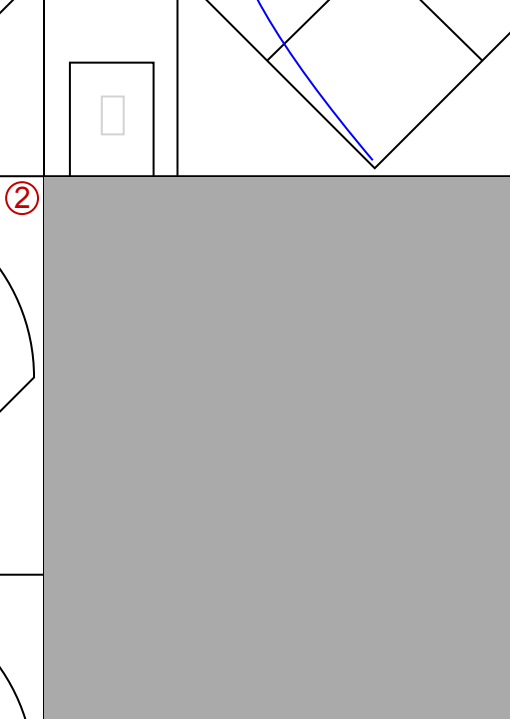
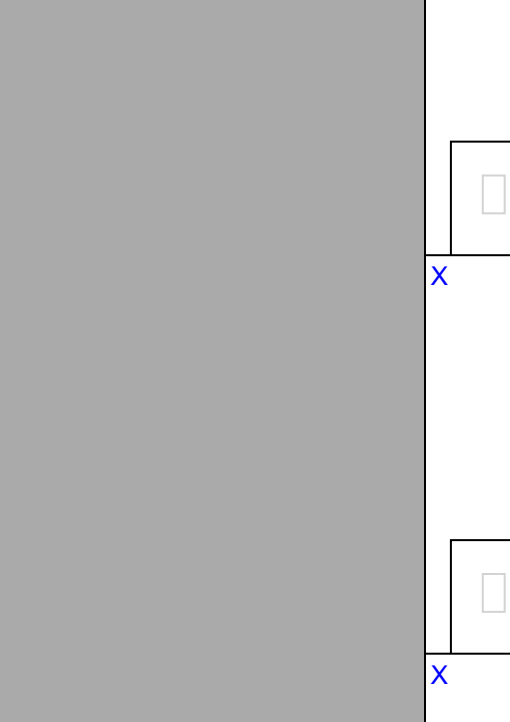
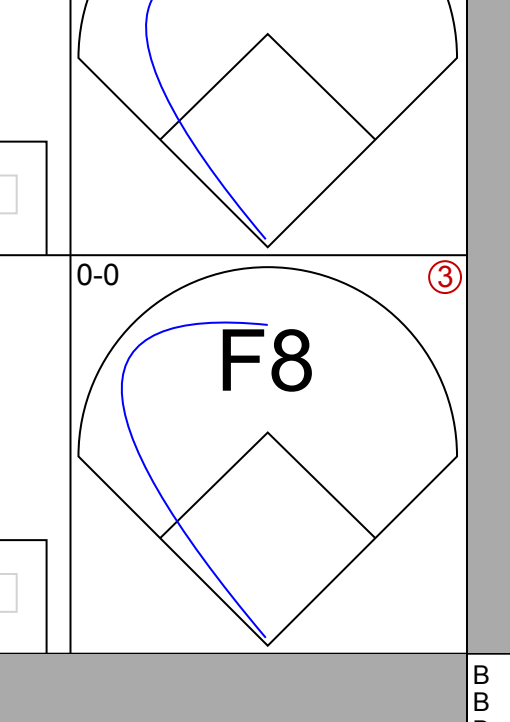

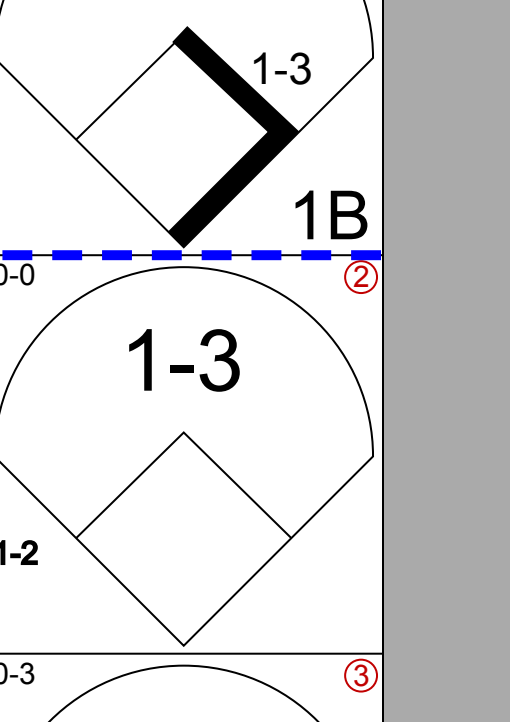
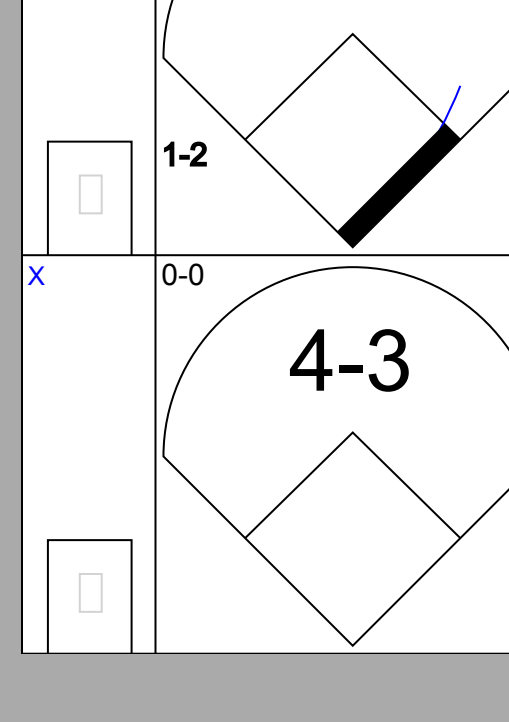
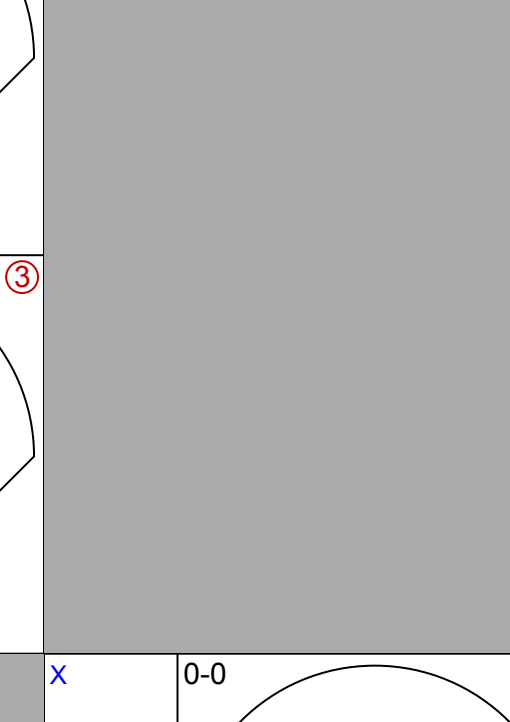
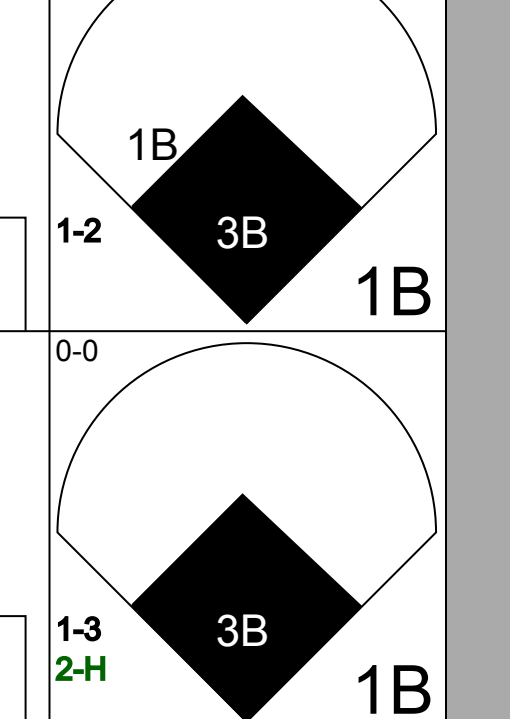
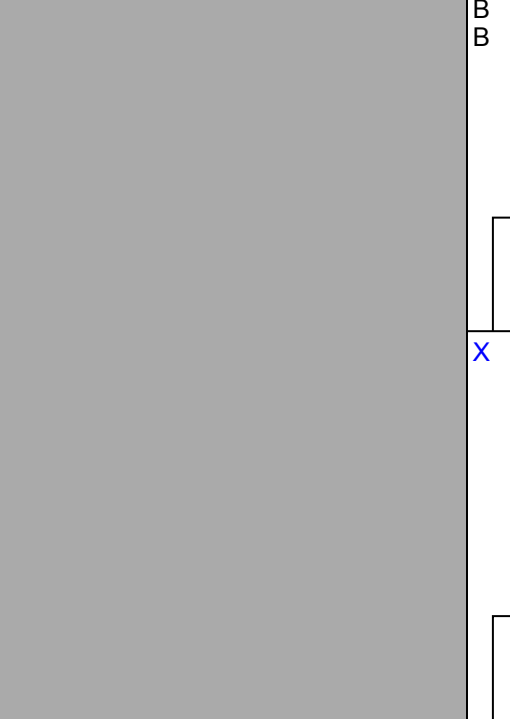
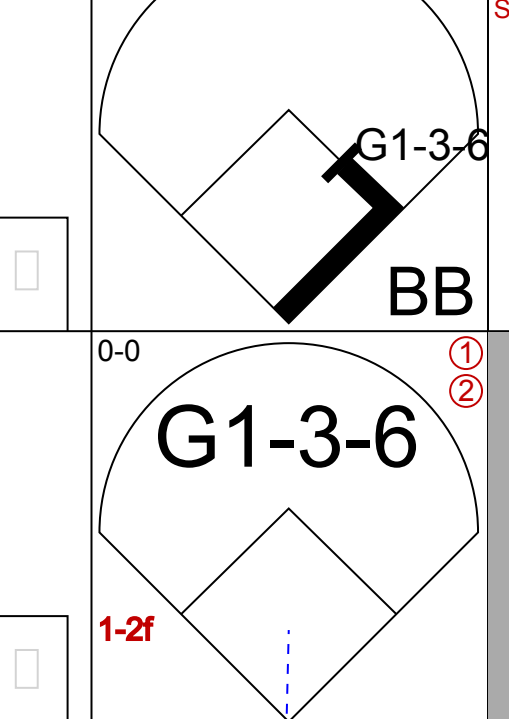

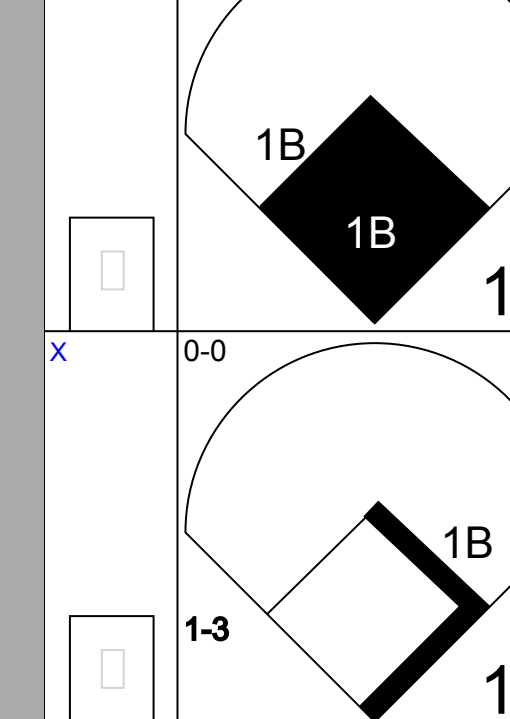
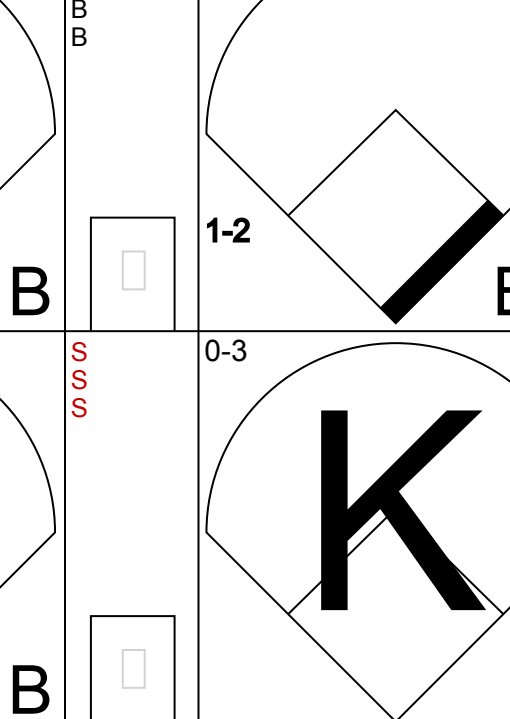
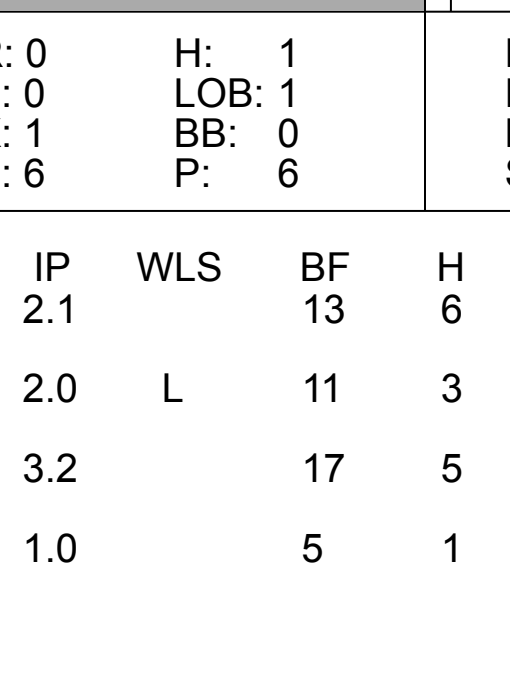
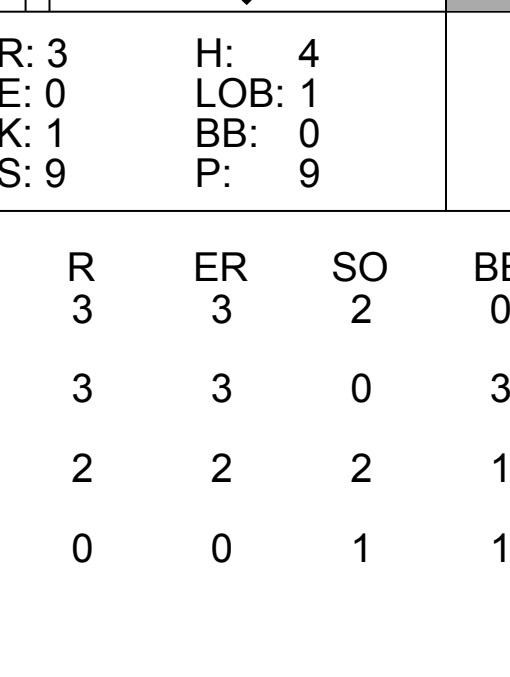
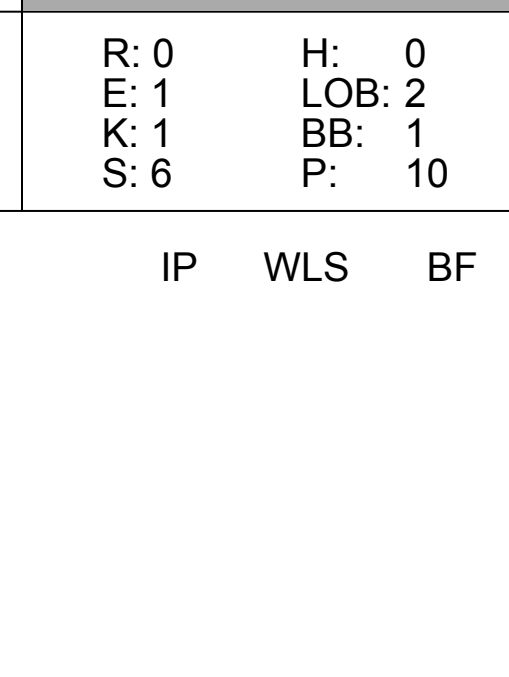
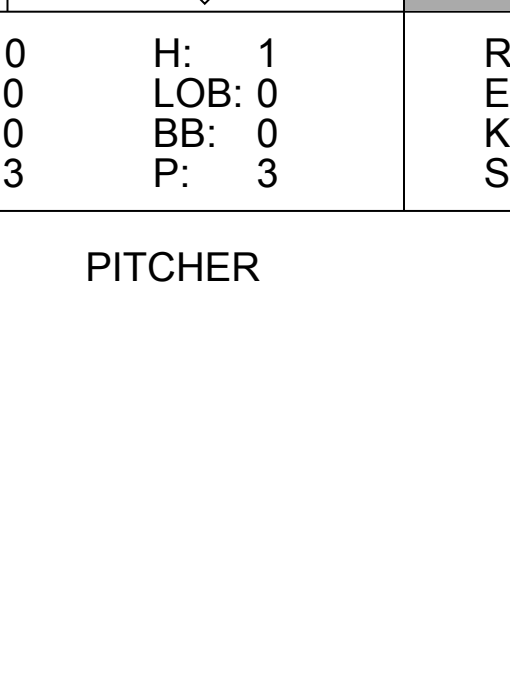
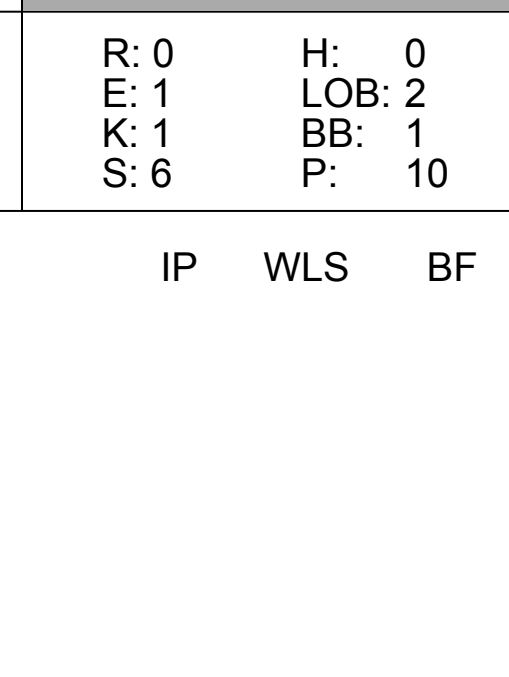
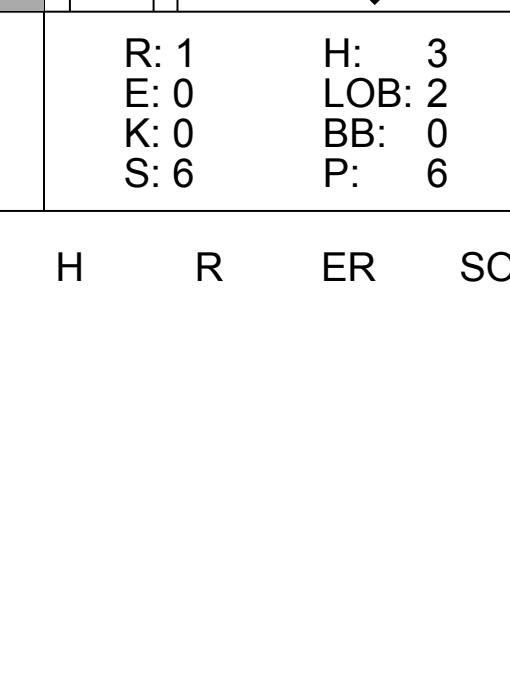
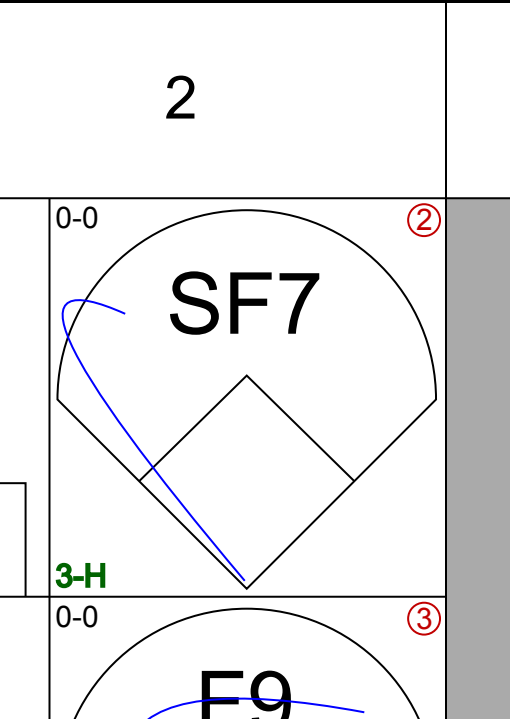
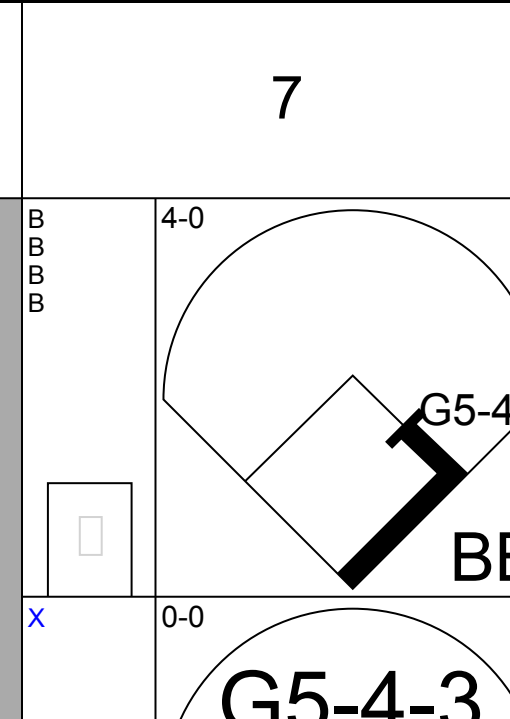
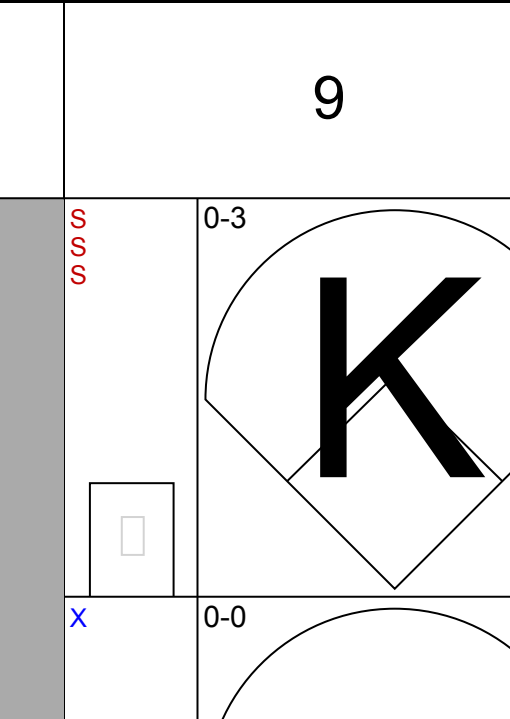
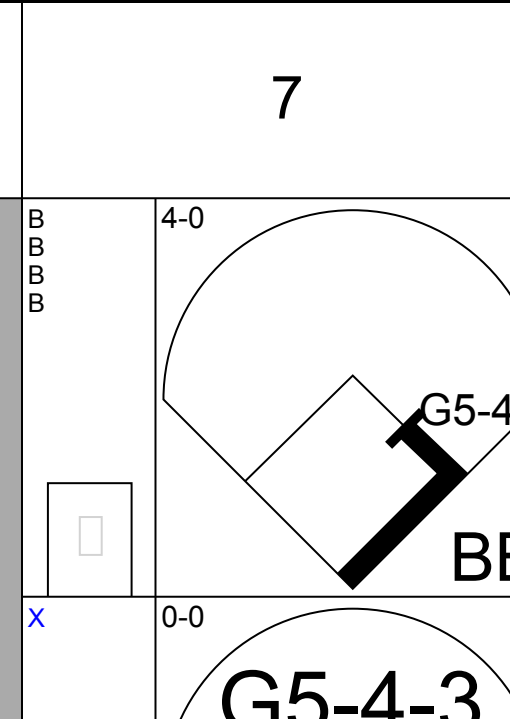
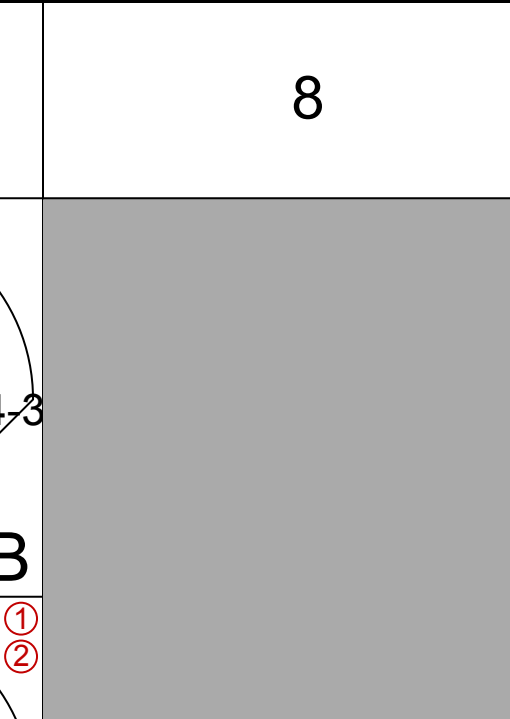
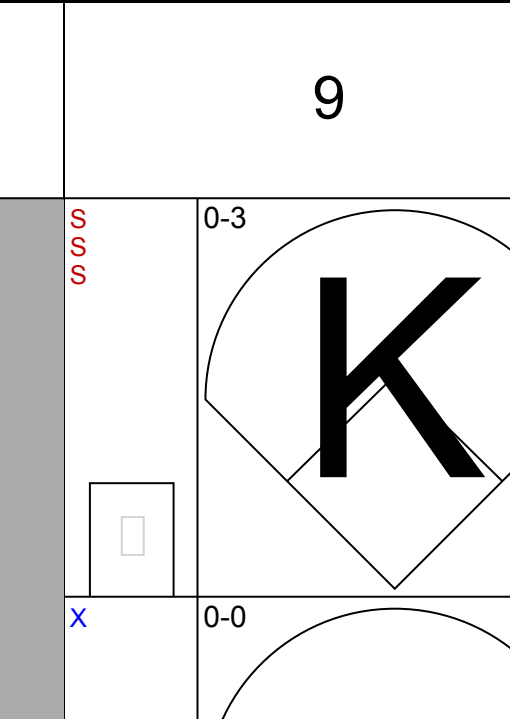
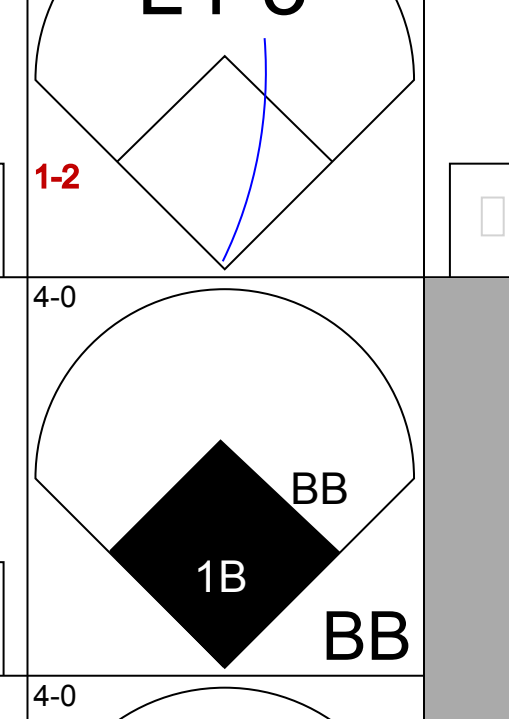
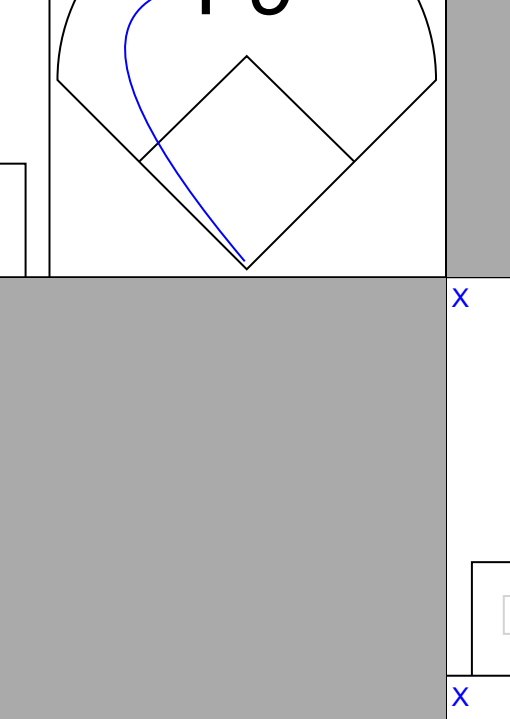
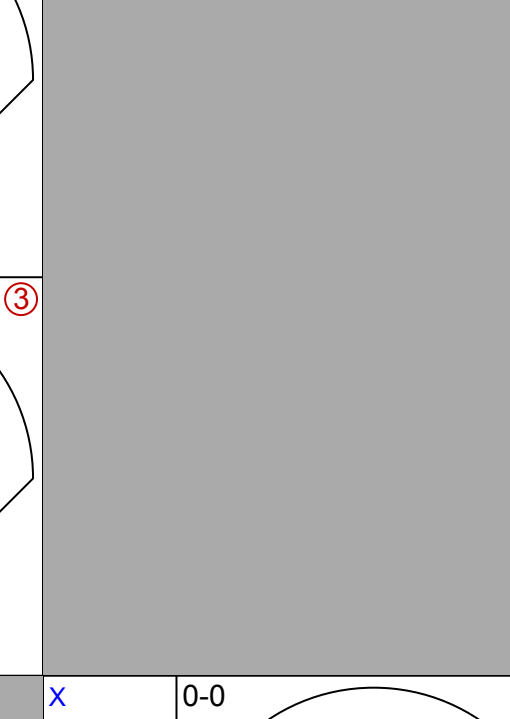
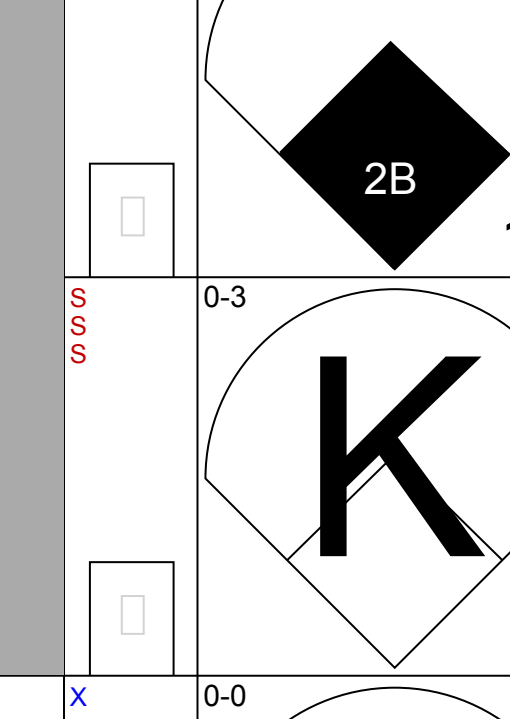
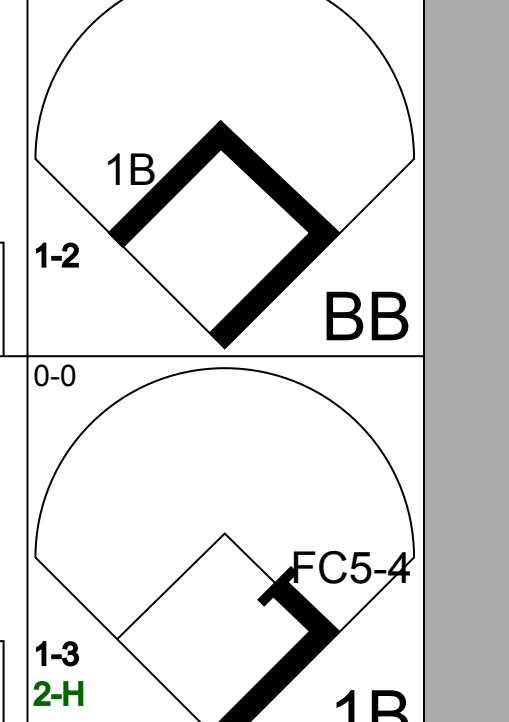
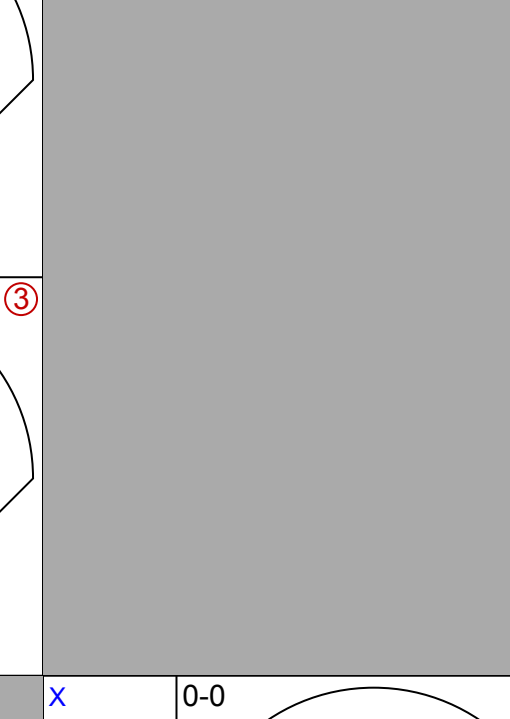
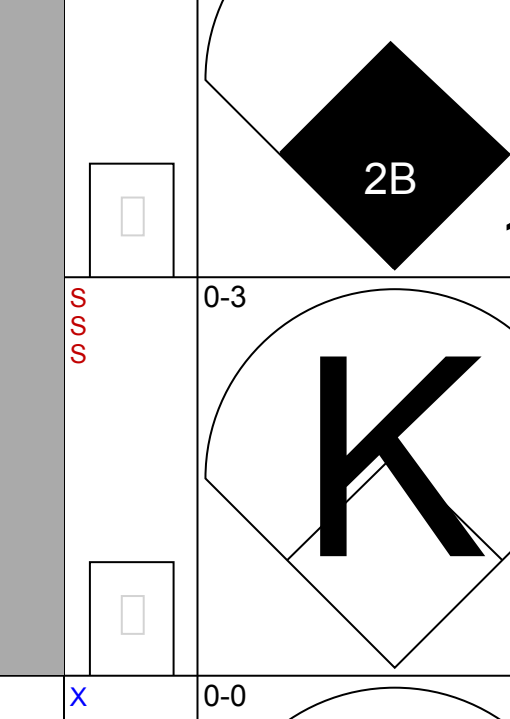

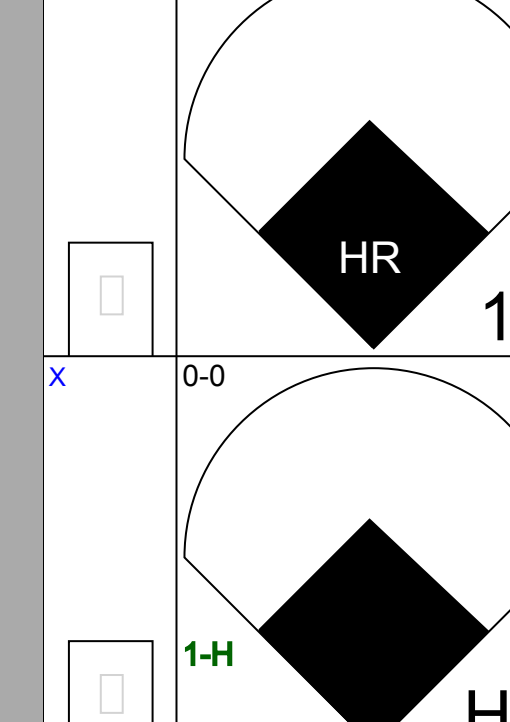
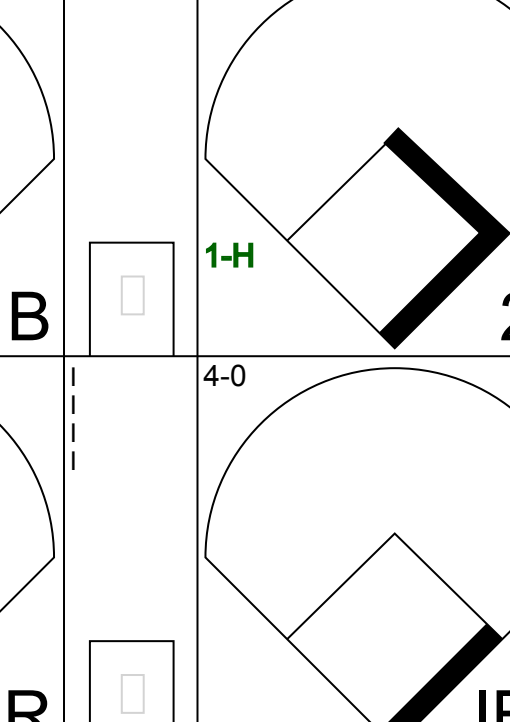
Batter	1	2	3	4	5	6	7	8	9	AB	R	H	RBI	BB	SO	LOB	TOP					
Al Bumbry, L OBP: 0.315, SLG: 0.331 (1, 8)										5	0	1	0	0	2	2	Baltimore Orioles @ Seattle Mariners The Kingdome, Seattle, WA Sat May 15 1982, 10:05 PM EDT Att: 23,682 - Unknown					
Rich Dauer, R OBP: 0.383, SLG: 0.442 (1, 4)										4	0	0	0	0	0	3						
Dan Ford, R OBP: 0.256, SLG: 0.395 (1, 9)										3	0	1	0	1	0	0						
Ken Singleton, S OBP: 0.353, SLG: 0.287 (1, 10)										2	1	0	0	2	1	1						
John Lowenstein, L OBP: 0.458, SLG: 0.808 (8, PH)										2	1	1	2	1	0	2						
Benny Ayala, R OBP: 0.357, SLG: 0.462 (8, PH)										0	0	0	0	0	0	0						
Jim Dwyer, L OBP: 0.222, SLG: 0.389 (8, 7)										1	0	0	0	0	1	1						
Gary Roenicke, R OBP: 0.389, SLG: 0.591 (1, 3)										3	0	0	0	1	2	4						
Cal Ripken Jr., R OBP: 0.262, SLG: 0.396 (1, 5)										4	0	1	0	0	1	2						
Rick Dempsey, R OBP: 0.369, SLG: 0.304 (1, 2)										3	0	1	0	1	1	1						
Lenn Sakata, R OBP: 0.300, SLG: 0.321 (9, PH)										2	0	0	0	0	1	1						
Terry Crowley, L OBP: 0.370, SLG: 0.190 (9, PH)										1	0	0	0	0	0	1						
Bobby Bonner, R OBP: 0.273, SLG: 0.258 (9, 6)										0	0	0	0	0	0	0						
Inning Stats	R: 0 E: 0 K: 1 S: 5	H: 0 LOB: 0 BB: 0 P: 5	R: 0 E: 0 K: 2 S: 7	H: 0 LOB: 1 BB: 1 P: 11	R: 0 E: 0 K: 0 S: 3	H: 0 LOB: 0 BB: 0 P: 3	R: 0 E: 0 K: 0 S: 4	H: 1 LOB: 2 BB: 1 P: 8	R: 0 E: 0 K: 1 S: 7	H: 2 LOB: 2 BB: 0 P: 7	R: 2 E: 0 K: 1 S: 5	H: 1 LOB: 0 BB: 2 P: 13	R: 0 E: 0 K: 0 S: 3	H: 0 LOB: 1 BB: 1 P: 7	R: 0 E: 0 K: 2 S: 7	H: 0 LOB: 1 BB: 1 P: 11	R: 0 E: 0 K: 2 S: 8	H: 1 LOB: 1 BB: 0 P: 8	1B: 3 2B: 1 3B: 0 HR: 1	SF: 0 SAC: 1 DP: 0 HBP: 0	WP: 0 PB: 0 SB: 0 CS: 1	PA: 38
PITCHER	IP	WLS	BF	H	R	ER	SO	BB	IBB	HBP	BLK	WP	HR	S	P	ERA	WHIP					
Mike Moore, R ERA: 6.25 (1, 1)	6.1		27	4	2	2	5	5	0	0	0	0	1	32	52	2.84	1.421					
Ed Vande Berg, L ERA: 2.45 (7, 1)	1.0		4	0	0	0	0	1	0	0	1	0	0	3	7	0.00	1.000					
Bill Caudill, R ERA: 1.95 (8, 1)	1.2	W	6	1	0	0	4	0	0	0	0	0	0	14	14	0.00	0.600					

Batter	1	2	3	4	5	6	7	8	9	AB	R	H	RBI	BB	SO	LOB	BOTTOM						
Bobby Brown, S OBP: 0.269, SLG: 0.333 (1, 8)										4	2	2	0	0	0	0	Baltimore Orioles @ Seattle Mariners The Kingdome, Seattle, WA Sat May 15 1982, 10:05 PM EDT Att: 23,682 - Unknown						
Manny Castillo, S OBP: 0.291, SLG: 0.286 (1, 5)										3	0	2	1	1	0	0							
Bruce Bochte, L OBP: 0.418, SLG: 0.395 (1, 7)										4	0	2	1	0	0	1							
Al Cowens, R OBP: 0.300, SLG: 0.431 (1, 9)										4	0	1	0	0	0	3							
Todd Cruz, R OBP: 0.304, SLG: 0.408 (1, 6)										4	0	1	0	0	0	2							
Jim Malar, R OBP: 0.309, SLG: 0.380 (9, FR)										4	0	2	0	0	0	1							
Thad Bosley, L OBP: 0.267, SLG: 0.220 (9, FR)										0	1	0	0	0	0	0							
Steve Stroutr, L OBP: 0.294, SLG: 0.300 (1, 10)										4	0	0	0	0	1	3							
Bud Bulling, R OBP: 0.350, SLG: 0.343 (1, 2)										4	0	0	0	0	0	3							
Julio Cruz, S OBP: 0.346, SLG: 0.317 (1, 4)										4	0	1	1	0	1	0							
Inning Stats	R: 1 E: 1 K: 0 S: 4	H: 3 LOB: 1 BB: 1 P: 8	R: 0 E: 0 K: 1 S: 5	H: 0 LOB: 0 BB: 0 P: 5	R: 1 E: 0 K: 0 S: 5	H: 2 LOB: 1 BB: 0 P: 5	R: 0 E: 0 K: 0 S: 4	H: 1 LOB: 1 BB: 0 P: 4	R: 0 E: 0 K: 1 S: 5	H: 0 LOB: 0 BB: 0 P: 5	R: 0 E: 0 K: 0 S: 3	H: 0 LOB: 0 BB: 0 P: 3	R: 0 E: 1 K: 0 S: 4	H: 2 LOB: 2 BB: 0 P: 4	R: 0 E: 1 K: 0 S: 4	H: 0 LOB: 0 BB: 0 P: 3		R: 1 E: 1 K: 0 S: 4	H: 2 LOB: 2 BB: 0 P: 4	1B: 10 2B: 1 3B: 0 HR: 0	SF: 0 SAC: 0 DP: 1 HBP: 0	WP: 0 PB: 0 SB: 1 CS: 0	PA: 36
PITCHER	IP	WLS	BF	H	R	ER	SO	BB	IBB	HBP	BLK	WP	HR	S	P	ERA		WHIP					
Scott McGregor, L ERA: 3.23 (1, 1)	8.1	L	36	11	3	3	2	1	0	0	0	0	0	39	43	3.24	1.440						

Batter	1	2	3	4	5	6	7	8	9	10	AB	R	H	RBI	BB	SO	LOB	TOP									
Al Bumby, L OBP: 0.319, SLG: 0.328 (1, 8)	F8		K				HR		1-3		4	2	1	0	1	1	2	Baltimore Orioles @ Seattle Mariners The Kingdome, Seattle, WA Sun May 16 1982, 10:05 PM EDT Att: 6,504 - Unknown									
Rich Dauer, R OBP: 0.377, SLG: 0.456 (1, 4)	4-3		K				HR		G3		5	1	1	2	0	1	3										
Dan Ford, R OBP: 0.254, SLG: 0.395 (1, 9)	6-3			K						K	5	0	1	1	0	3	0										
Ken Singleton, S OBP: 0.361, SLG: 0.314 Eddie Murray, S OBP: 0.454, SLG: 0.610 (10, PR)	6-3			HR					G3	1B	3	1	1	1	2	0	0										
John Lowenstein, L OBP: 0.453, SLG: 0.768 (1, 7)	G3			WP	1B					FC6-4	4	0	1	0	1	1	2										
Joe Nolan, L OBP: 0.244, SLG: 0.189 Rick Dempsey, R OBP: 0.365, SLG: 0.304 (8, 2)	G3			WP	1B					1B	4	0	1	0	0	0	0										
Gary Roenicke, R OBP: 0.389, SLG: 0.576 (1, 3)			1B	K						FC6-4	4	0	1	0	1	2	3										
Cal Ripken Jr., R OBP: 0.252, SLG: 0.381 (1, 5)			F9	K							4	0	0	0	0	1	4										
Bobby Bonner, R OBP: 0.278, SLG: 0.265 Jim Dwyer, L OBP: 0.211, SLG: 0.368 Lenn Sakata, R OBP: 0.300, SLG: 0.321 (9, PH)							F7			K	3	0	1	0	0	1	1										
Inning Stats	R: 0 E: 0 K: 0 S: 3	H: 0 LOB: 0 BB: 0 P: 3	R: 0 E: 0 K: 0 S: 3	H: 0 LOB: 0 BB: 0 P: 3	R: 0 E: 0 K: 2 S: 9	H: 2 LOB: 2 BB: 0 P: 9	R: 1 E: 0 K: 3 S: 11	H: 2 LOB: 1 BB: 1 P: 15	R: 1 E: 0 K: 1 S: 4	H: 1 LOB: 2 BB: 1 P: 12	R: 0 E: 0 K: 1 S: 5	H: 0 LOB: 0 BB: 0 P: 9	R: 2 E: 0 K: 2 S: 9	H: 2 LOB: 0 BB: 0 P: 9	R: 0 E: 0 K: 1 S: 5	H: 0 LOB: 0 BB: 0 P: 5	R: 0 E: 0 K: 1 S: 5		H: 0 LOB: 0 BB: 0 P: 5	R: 1 E: 0 K: 1 S: 6	H: 1 LOB: 1 BB: 1 P: 10	1B: 5 2B: 1 3B: 0 HR: 2	SF: 1 SAC: 0 DP: 0 HBP: 0	WP: 1 PB: 0 SB: 1 CS: 0	PA: 43		
PITCHER	IP	WLS	BF	H	R	ER	SO	BB	IBB	HBP	BLK	WP	HR	S	P	ERA	WHIP										
Gaylord Perry, R ERA: 3.88 Mike Stanton, R ERA: 2.7	(1, 1)	9.1	L	41	8	5	5	11	5	0	0	0	0	2	2	0.00	0.000										
PITCHER	IP	WLS	BF	H	R	ER	SO	BB	IBB	HBP	BLK	WP	HR	S	P	ERA	WHIP										

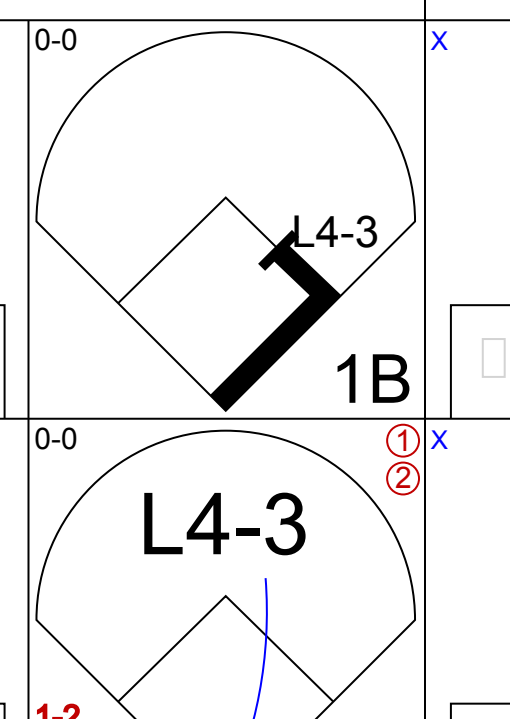
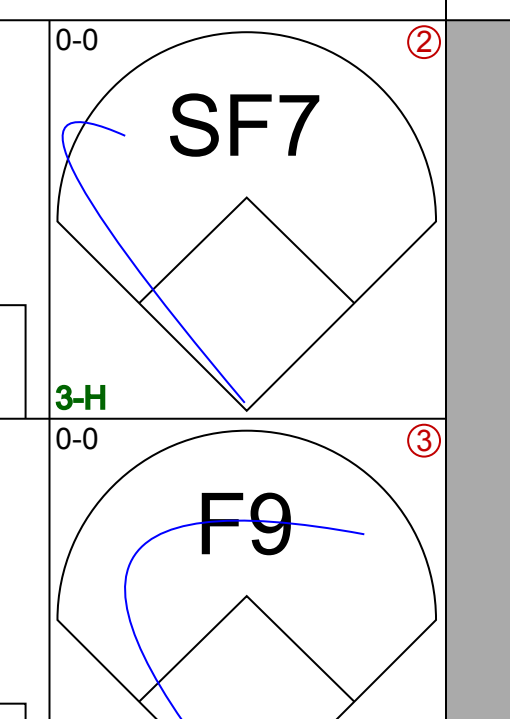
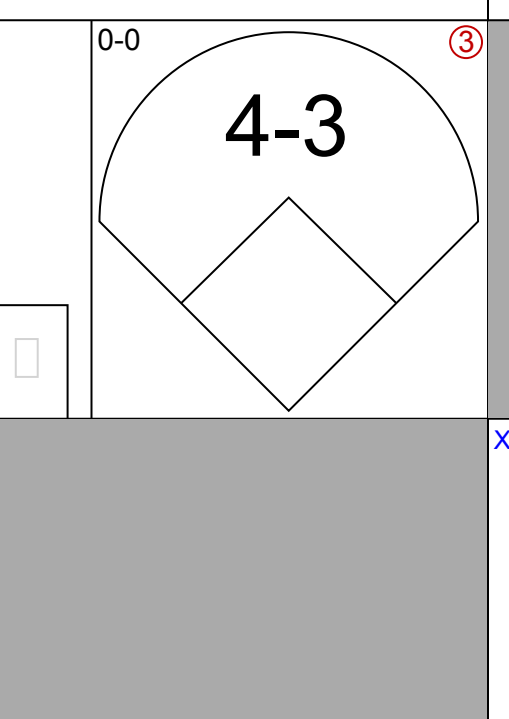
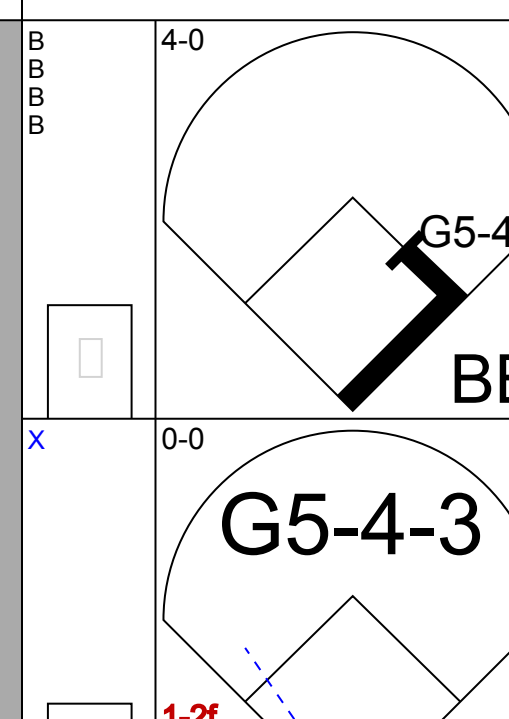
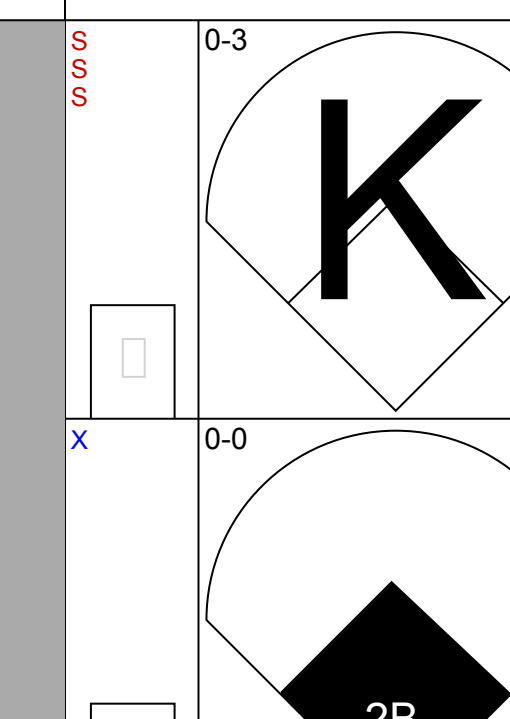
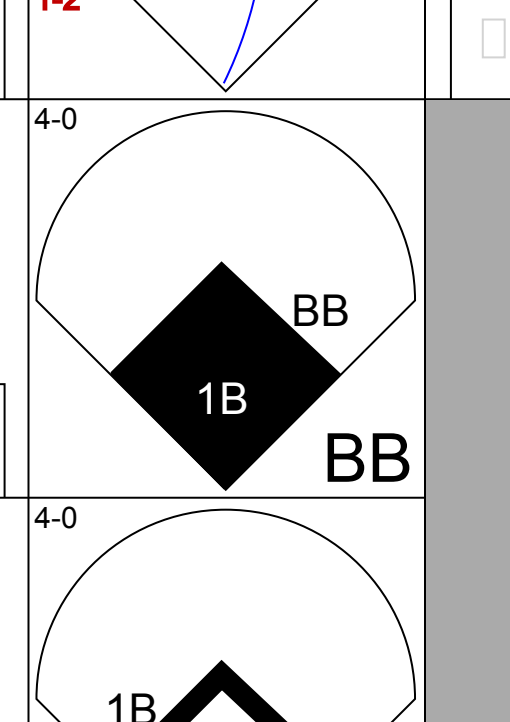
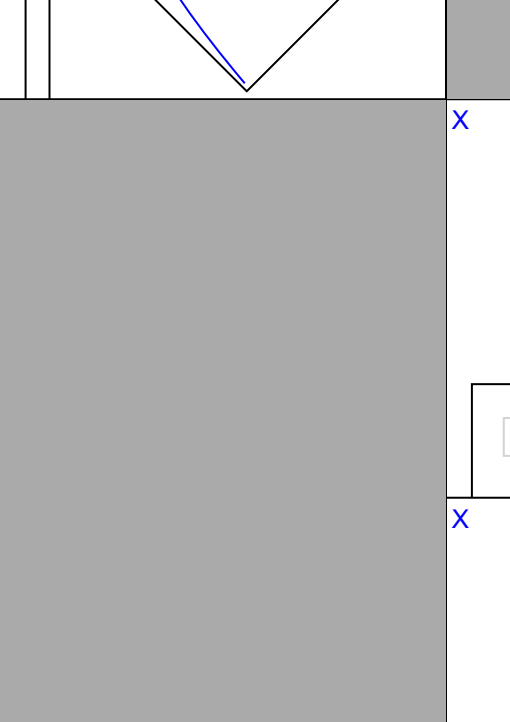
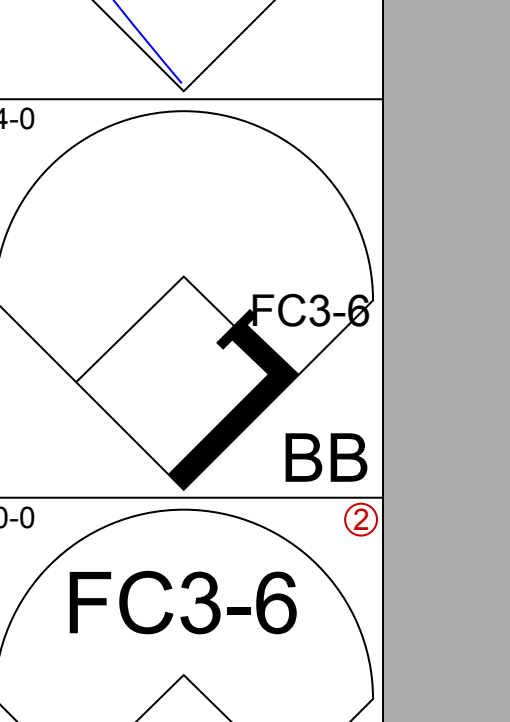
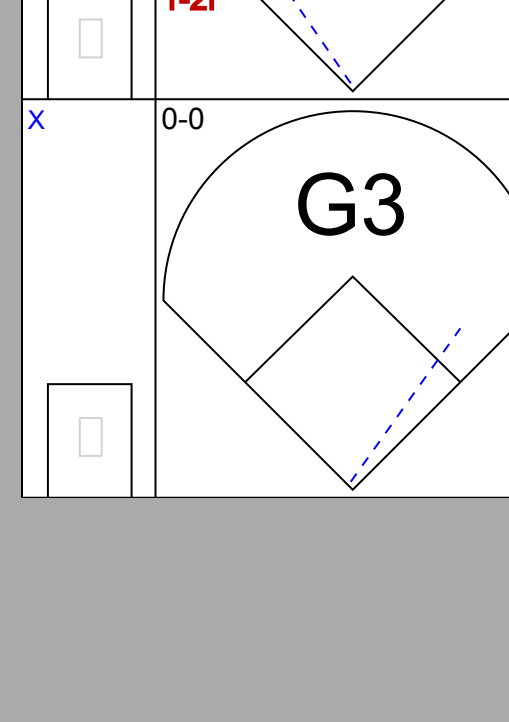
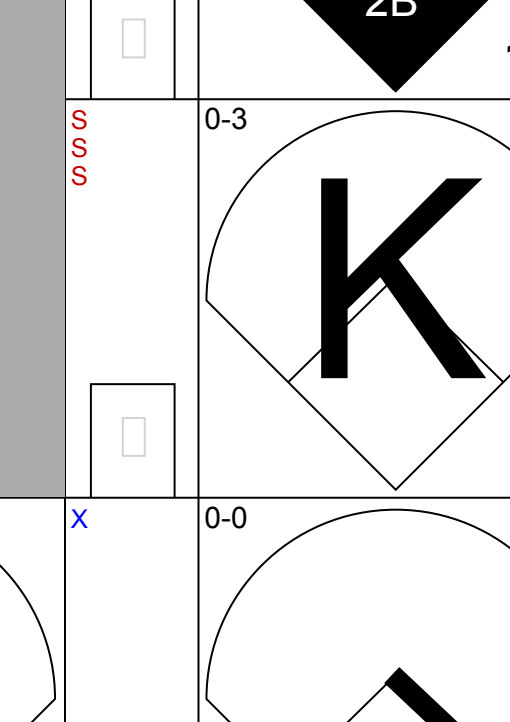
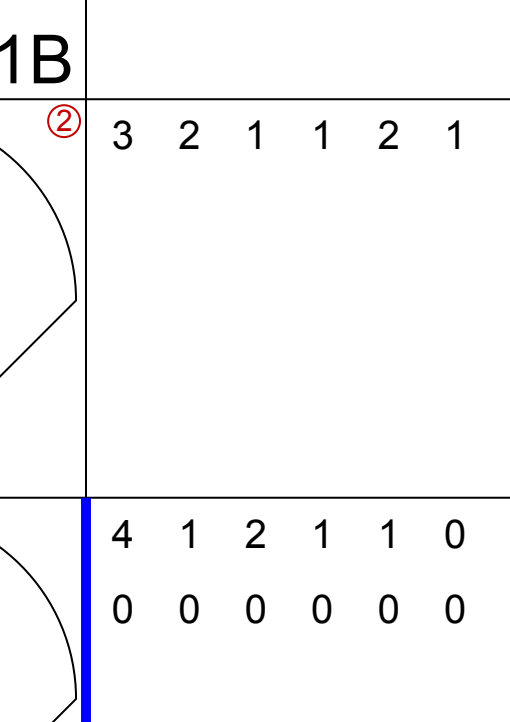
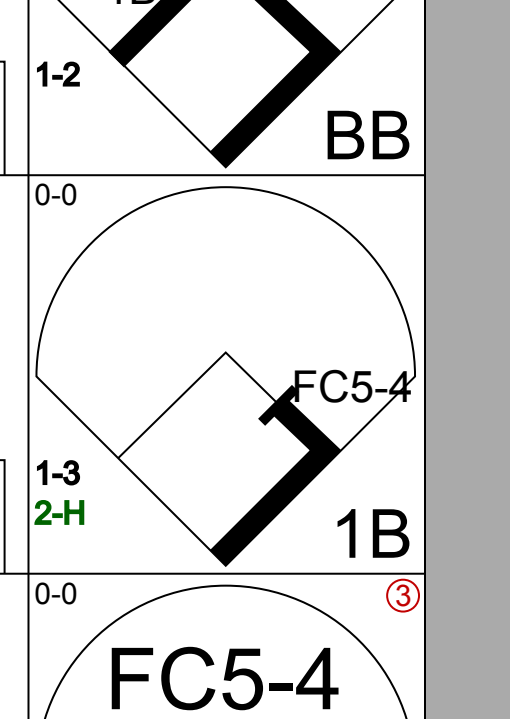
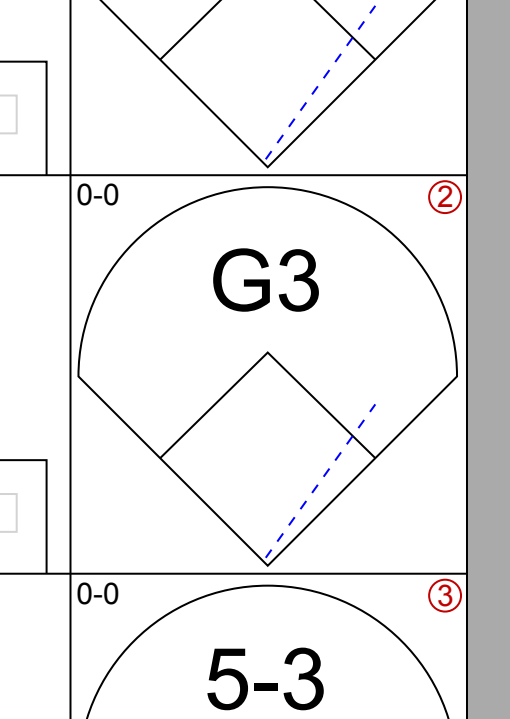
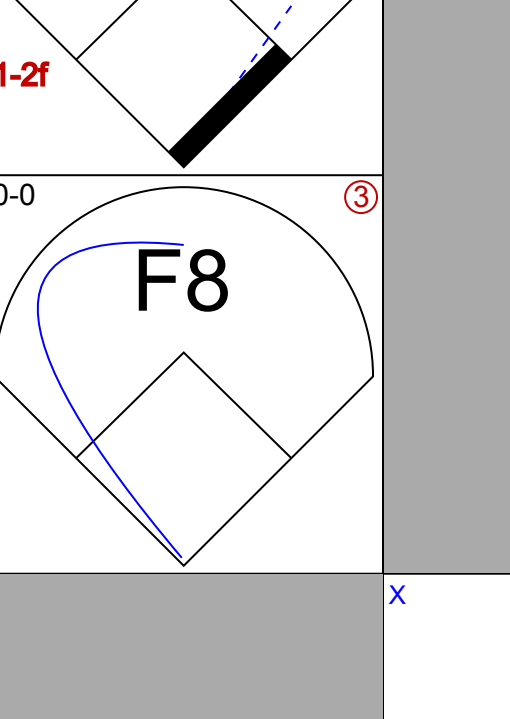

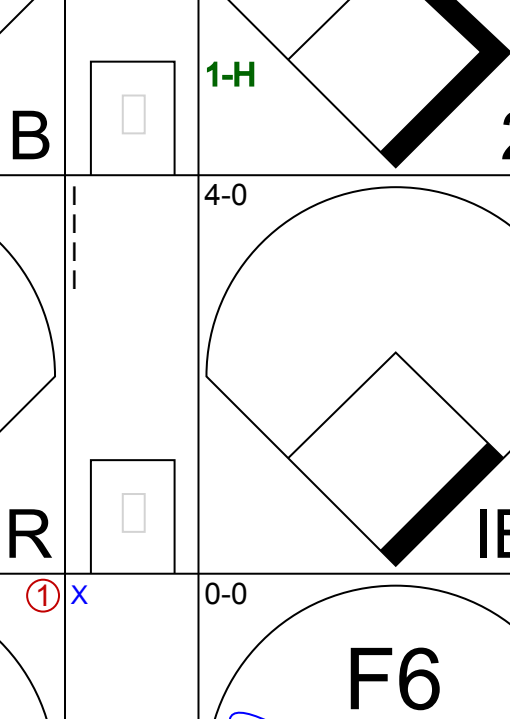
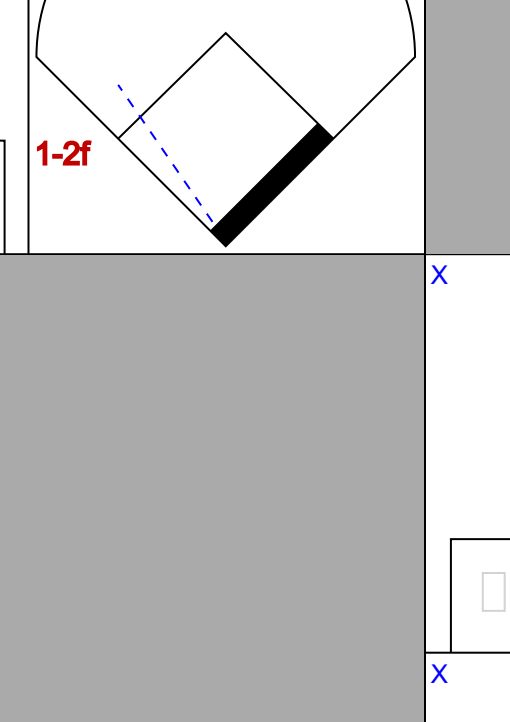
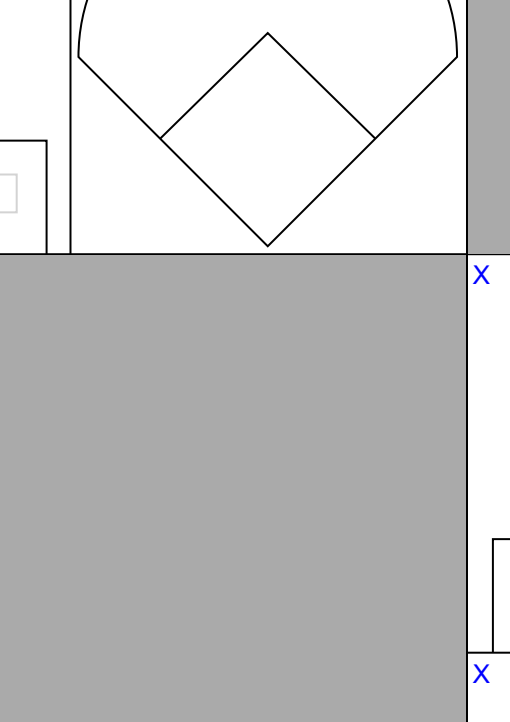
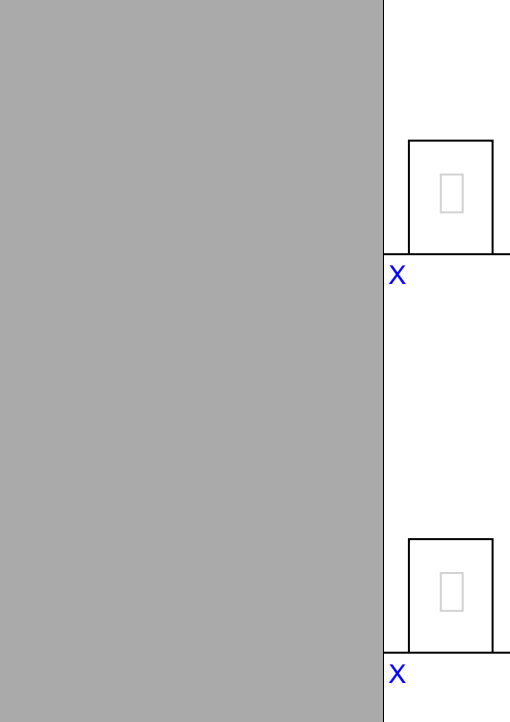
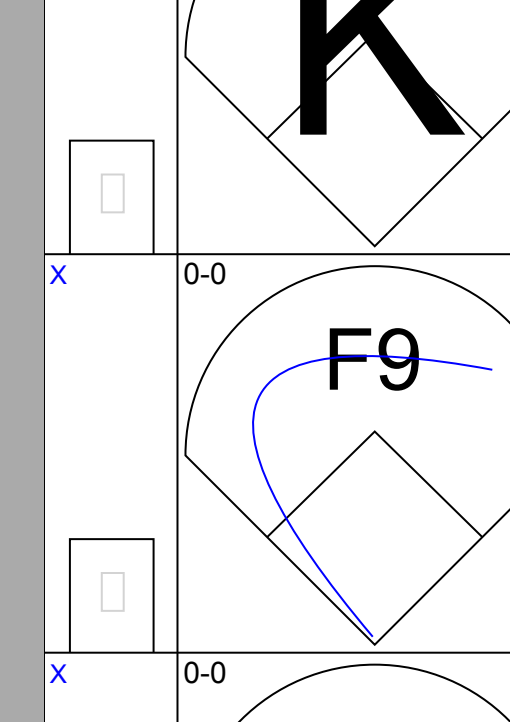
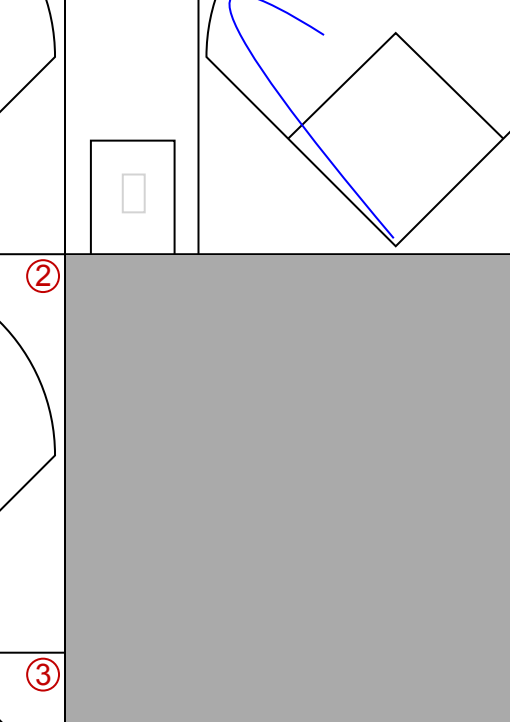
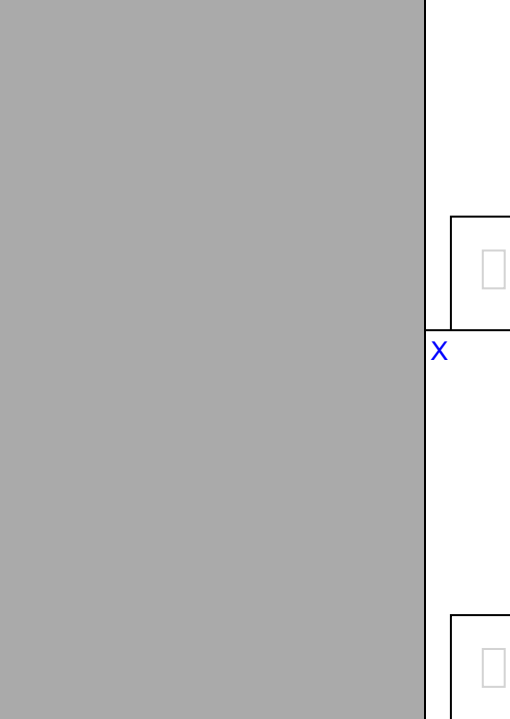
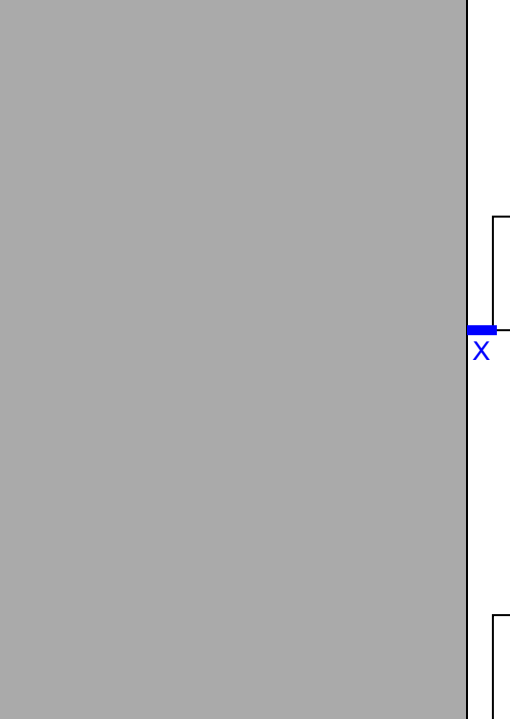
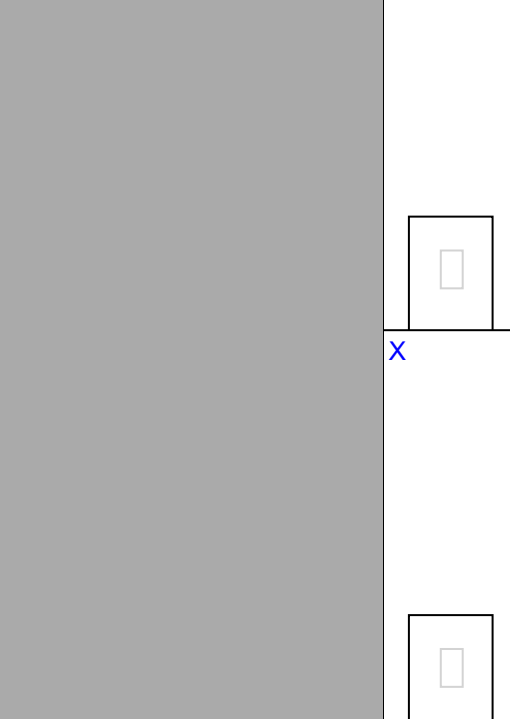
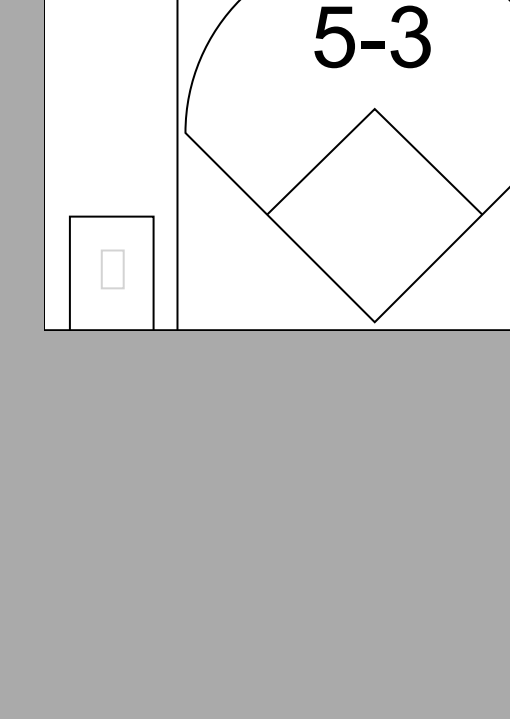
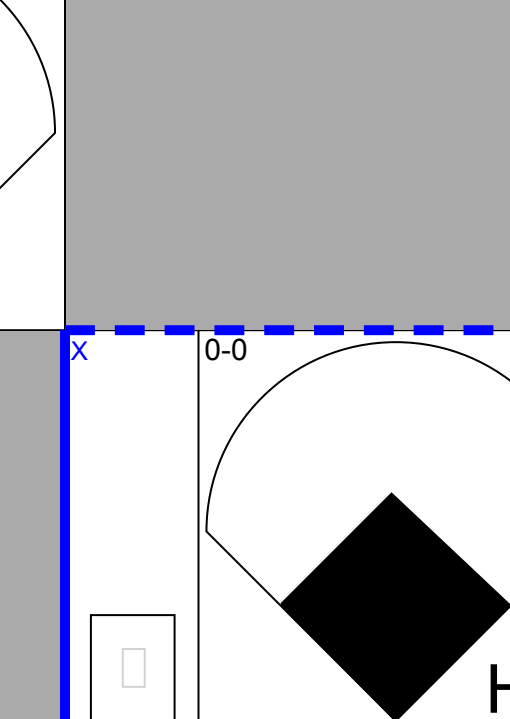
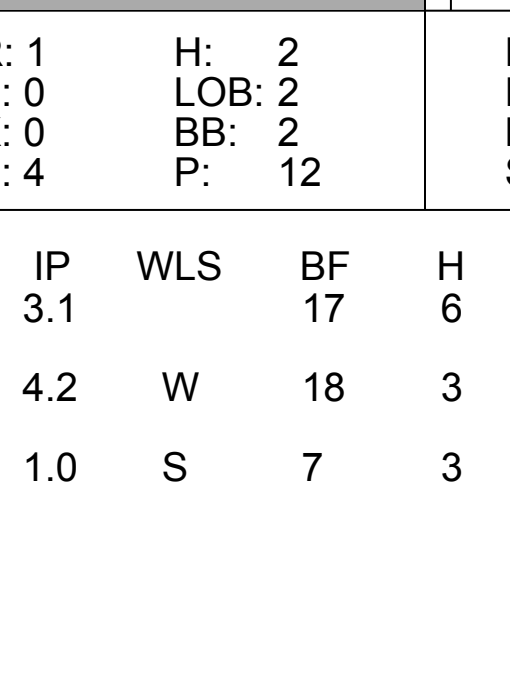
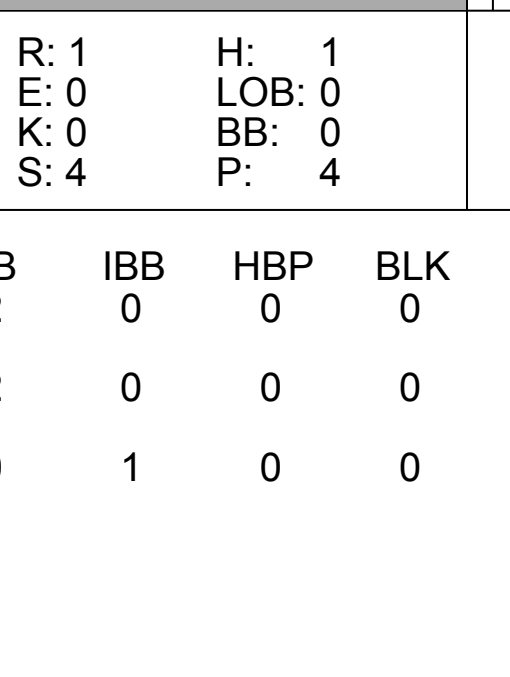
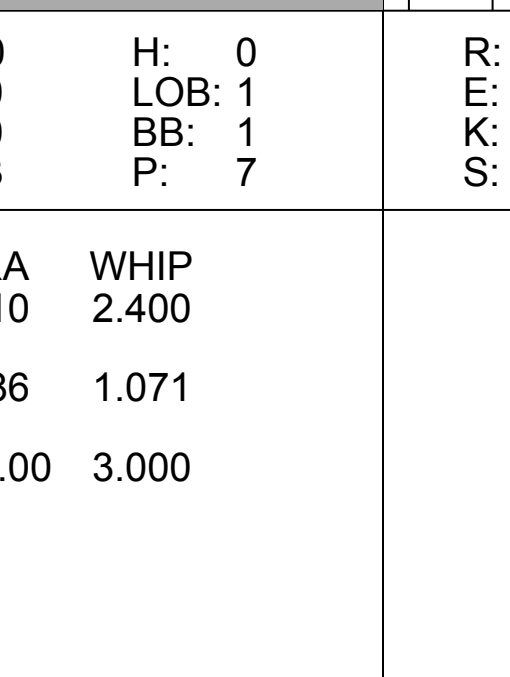
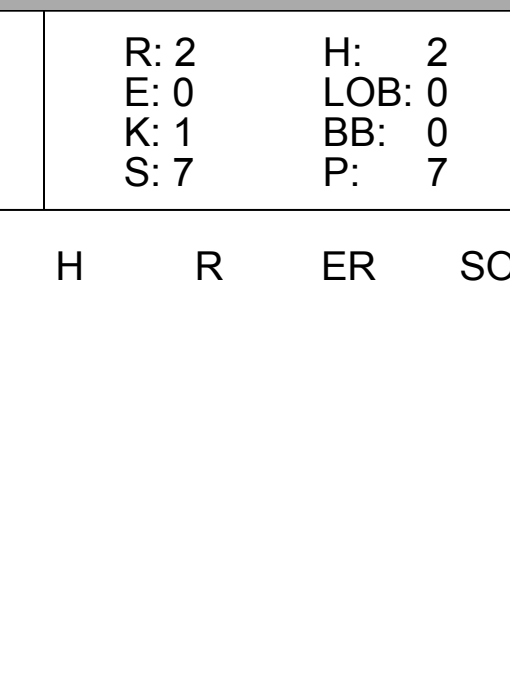
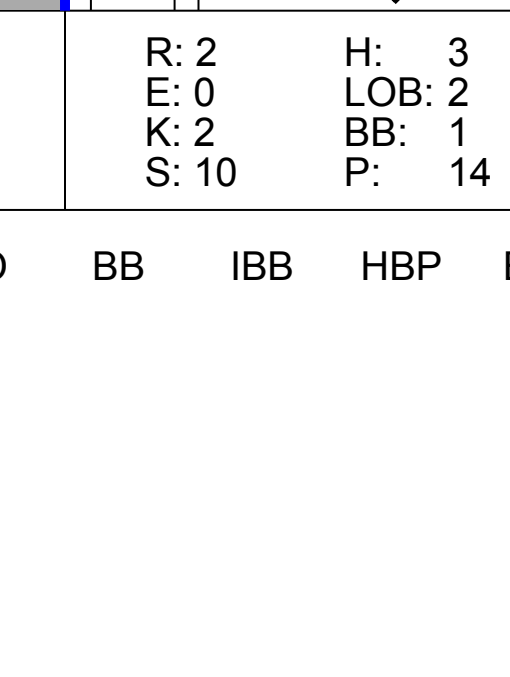
Batter	1	2	3	4	5	6	7	8	9	10	AB	R	H	RBI	BB	SO	LOB	BOTTOM									
Bobby Brown, S OBP: 0.267, SLG: 0.321 (1, 8)	F9		F9			CS			SH3		4	1	1	0	0	1	3	Baltimore Orioles @ Seattle Mariners The Kingdome, Seattle, WA Sun May 16 1982, 10:05 PM EDT Att: 6,504 - Unknown									
Manny Castillo, S OBP: 0.288, SLG: 0.277 (1, 5)	G3		F3						F8		4	1	0	0	1	0	3										
Bruce Bochte, L OBP: 0.427, SLG: 0.409 Lenny Randle, S OBP: 0.258, SLG: 0.185 (8, PR)	1-3								L5		3	1	2	2	1	0	0										
Al Cowens, R OBP: 0.303, SLG: 0.426 (1, 9)										6-3	4	0	1	1	1	1	2										
Todd Cruz, R OBP: 0.293, SLG: 0.393 (1, 6)	F9								F9		5	0	0	0	0	0	3										
Jim Mauer, R OBP: 0.312, SLG: 0.376 Joe Simpson, L OBP: 0.297, SLG: 0.297 (10, PR)	F9									1B	4	0	1	0	1	0	3										
Thad Bosley, L OBP: 0.240, SLG: 0.196 (1, 7)	G3										0	0	0	0	0	0	0										
Bud Bulling, R OBP: 0.341, SLG: 0.333 (1, 2)			1-3								4	0	1	0	0	0	2										
Julio Cruz, S OBP: 0.361, SLG: 0.326 (1, 4)											2	0	2	0	2	0	0										
Inning Stats	R: 0 E: 0 K: 0 S: 3	H: 0 LOB: 0 BB: 0 P: 3	R: 0 E: 0 K: 0 S: 3	H: 0 LOB: 1 BB: 1 P: 7	R: 0 E: 0 K: 0 S: 3	H: 0 LOB: 1 BB: 1 P: 7	R: 0 E: 0 K: 0 S: 4	H: 1 LOB: 1 BB: 0 P: 4	R: 0 E: 0 K: 1 S: 4	H: 0 LOB: 0 BB: 1 P: 8	R: 3 E: 0 K: 0 S: 6	H: 3 LOB: 1 BB: 1 P: 10	R: 0 E: 0 K: 1 S: 6	H: 2 LOB: 1 BB: 0 P: 6	R: 1 E: 1 K: 1 S: 6	H: 0 LOB: 2 BB: 2 P: 14	R: 0 E: 0 K: 0 S: 4		H: 1 LOB: 1 BB: 0 P: 4	R: 0 E: 0 K: 0 S: 4	H: 1 LOB: 1 BB: 0 P: 4	1B: 7 2B: 1 3B: 0 HR: 0	SF: 0 SAC: 1 DP: 0 HBP: 0	WP: 1 PB: 0 SB: 2 CS: 2	PA: 44		
PITCHER	IP	WLS	BF	H	R	ER	SO	BB	IBB	HBP	BLK	WP	HR	S	P	ERA	WHIP										
Mike Flanagan, L ERA: 4.67 Storm Davis, R ERA: Tippy Martinez, L ERA: 6.16 Tim Stoddard, R ERA: 5.4	(1, 1)	5.0		22	4	3	3	1	4	0	0	0	0	20	36	5.40	1.600										
PITCHER	IP	WLS	BF	H	R	ER	SO	BB	IBB	HBP	BLK	WP	HR	S	P	ERA	WHIP										




Batter	1	2	3	4	5	6	7	8	9	AB	R	H	RBI	BB	SO	LOB	TOP								
Ron Washington, R OBP: 0.386, SLG: 0.458										6	0	3	3	0	1	2	Minnesota Twins @ Baltimore Orioles Memorial Stadium, Baltimore, MD Tue May 18 1982, 7:05 PM EDT Att: 10,998 - Unknown - 79 F								
Lary Milbourne, S OBP: 0.229, SLG: 0.217										5	1	1	0	0	0	4									
Randy Johnson, L OBP: 0.398, SLG: 0.596										3	1	1	0	2	0	2									
Tom Brunansky, R OBP: 0.348, SLG: 0.762										5	1	2	3	0	1	4									
Jesus Vega, R OBP: 0.350, SLG: 0.434										4	1	2	0	1	0	1									
Dave Engle, R OBP: 0.310, SLG: 0.365										5	0	1	0	0	1	5									
John Castino, R OBP: 0.288, SLG: 0.340										5	1	1	1	0	0	6									
Bobby Mitchell, L OBP: 0.307, SLG: 0.289										3	2	2	0	2	1	1									
Sal Butera, R OBP: 0.348, SLG: 0.237										5	1	2	1	0	1	3									
Inning Stats	R: 0 E: 0 K: 1 S: 6	H: 1 LOB: 1 BB: 0 P: 6	R: 3 E: 0 K: 1 S: 9	H: 4 LOB: 1 BB: 0 P: 9	R: 0 E: 0 K: 0 S: 4	H: 1 LOB: 2 BB: 1 P: 8	R: 0 E: 0 K: 0 S: 2	H: 0 LOB: 0 BB: 1 P: 6	R: 3 E: 0 K: 1 S: 8	H: 3 LOB: 1 BB: 1 P: 12	R: 0 E: 0 K: 0 S: 3	H: 1 LOB: 0 BB: 0 P: 3	R: 0 E: 1 K: 1 S: 6	H: 0 LOB: 2 BB: 1 P: 10	R: 1 E: 0 K: 0 S: 6	H: 3 LOB: 2 BB: 0 P: 6	R: 1 E: 0 K: 1 S: 7	H: 2 LOB: 2 BB: 1 P: 11	1B: 12 2B: 1 3B: 1 HR: 1	SF: 0 SAC: 0 DP: 2 HBP: 0	WP: 0 PB: 0 SB: 0 CS: 0	PA: 46			
PITCHER	IP WLS BF H R ER SO BB IBB HBP BLK WP HR S P ERA WHIP	IP WLS BF H R ER SO BB IBB HBP BLK WP HR S P ERA WHIP	IP WLS BF H R ER SO BB IBB HBP BLK WP HR S P ERA WHIP	IP WLS BF H R ER SO BB IBB HBP BLK WP HR S P ERA WHIP	IP WLS BF H R ER SO BB IBB HBP BLK WP HR S P ERA WHIP	IP WLS BF H R ER SO BB IBB HBP BLK WP HR S P ERA WHIP	IP WLS BF H R ER SO BB IBB HBP BLK WP HR S P ERA WHIP	IP WLS BF H R ER SO BB IBB HBP BLK WP HR S P ERA WHIP	IP WLS BF H R ER SO BB IBB HBP BLK WP HR S P ERA WHIP	IP WLS BF H R ER SO BB IBB HBP BLK WP HR S P ERA WHIP	IP WLS BF H R ER SO BB IBB HBP BLK WP HR S P ERA WHIP	IP WLS BF H R ER SO BB IBB HBP BLK WP HR S P ERA WHIP	IP WLS BF H R ER SO BB IBB HBP BLK WP HR S P ERA WHIP	IP WLS BF H R ER SO BB IBB HBP BLK WP HR S P ERA WHIP	IP WLS BF H R ER SO BB IBB HBP BLK WP HR S P ERA WHIP	IP WLS BF H R ER SO BB IBB HBP BLK WP HR S P ERA WHIP	IP WLS BF H R ER SO BB IBB HBP BLK WP HR S P ERA WHIP	IP WLS BF H R ER SO BB IBB HBP BLK WP HR S P ERA WHIP	IP WLS BF H R ER SO BB IBB HBP BLK WP HR S P ERA WHIP	IP WLS BF H R ER SO BB IBB HBP BLK WP HR S P ERA WHIP	IP WLS BF H R ER SO BB IBB HBP BLK WP HR S P ERA WHIP	IP WLS BF H R ER SO BB IBB HBP BLK WP HR S P ERA WHIP	IP WLS BF H R ER SO BB IBB HBP BLK WP HR S P ERA WHIP	IP WLS BF H R ER SO BB IBB HBP BLK WP HR S P ERA WHIP	IP WLS BF H R ER SO BB IBB HBP BLK WP HR S P ERA WHIP


AB	41
R	8
H	15
RBI	8
BB	5
SO	5
LOB	28



Batter	1	2	3	4	5	6	7	8	9	AB	R	H	RBI	BB	SO	LOB	BOTTOM								
Al Bumbry, L OBP: 0.321, SLG: 0.328										3	0	1	1	1	1	1	Minnesota Twins @ Baltimore Orioles Memorial Stadium, Baltimore, MD Tue May 18 1982, 7:05 PM EDT Att: 10,998 - Unknown - 79 F								
Rich Dauer, R OBP: 0.371, SLG: 0.446										5	1	1	0	0	0	3									
John Lowenstein, L OBP: 0.464, SLG: 0.797										3	2	1	1	2	1	1									
Ken Singleton, S OBP: 0.369, SLG: 0.328										4	1	2	1	1	0	1									
Eddie Murray, S OBP: 0.454, SLG: 0.610										0	0	0	0	0	0	0									
Terry Crowley, L OBP: 0.406, SLG: 0.360										4	1	2	3	1	0	1									
Gary Roenicke, R OBP: 0.381, SLG: 0.557										5	0	1	0	0	1	4									
Cal Ripken Jr., R OBP: 0.281, SLG: 0.385										4	1	2	0	0	0	1									
Rick Dempsey, R OBP: 0.360, SLG: 0.301										4	0	1	0	0	0	2									
Bobby Bonner, R OBP: 0.263, SLG: 0.250										2	0	0	0	0	0	2									
Jim Dwyer, L OBP: 0.250, SLG: 0.550										1	1	1	1	0	0	0									
Inning Stats	R: 1 E: 0 K: 0 S: 4	H: 2 LOB: 2 BB: 2 P: 12	R: 1 E: 0 K: 0 S: 5	H: 2 LOB: 1 BB: 0 P: 5	R: 1 E: 0 K: 0 S: 4	H: 1 LOB: 1 BB: 0 P: 4	R: 0 E: 0 K: 0 S: 4	H: 1 LOB: 1 BB: 0 P: 4	R: 0 E: 0 K: 0 S: 3	H: 0 LOB: 1 BB: 1 P: 7	R: 0 E: 0 K: 0 S: 4	H: 1 LOB: 0 BB: 0 P: 4	R: 0 E: 0 K: 1 S: 7	H: 0 LOB: 0 BB: 1 P: 6	R: 2 E: 0 K: 1 S: 7	H: 2 LOB: 2 BB: 0 P: 7	R: 2 E: 0 K: 2 S: 10	H: 3 LOB: 2 BB: 1 P: 14	1B: 8 2B: 2 3B: 0 HR: 3	SF: 1 SAC: 1 DP: 2 HBP: 0	WP: 0 PB: 0 SB: 0 CS: 0	PA: 42			
PITCHER	IP WLS BF H R ER SO BB IBB HBP BLK WP HR S P ERA WHIP	IP WLS BF H R ER SO BB IBB HBP BLK WP HR S P ERA WHIP	IP WLS BF H R ER SO BB IBB HBP BLK WP HR S P ERA WHIP	IP WLS BF H R ER SO BB IBB HBP BLK WP HR S P ERA WHIP	IP WLS BF H R ER SO BB IBB HBP BLK WP HR S P ERA WHIP	IP WLS BF H R ER SO BB IBB HBP BLK WP HR S P ERA WHIP	IP WLS BF H R ER SO BB IBB HBP BLK WP HR S P ERA WHIP	IP WLS BF H R ER SO BB IBB HBP BLK WP HR S P ERA WHIP	IP WLS BF H R ER SO BB IBB HBP BLK WP HR S P ERA WHIP	IP WLS BF H R ER SO BB IBB HBP BLK WP HR S P ERA WHIP	IP WLS BF H R ER SO BB IBB HBP BLK WP HR S P ERA WHIP	IP WLS BF H R ER SO BB IBB HBP BLK WP HR S P ERA WHIP	IP WLS BF H R ER SO BB IBB HBP BLK WP HR S P ERA WHIP	IP WLS BF H R ER SO BB IBB HBP BLK WP HR S P ERA WHIP	IP WLS BF H R ER SO BB IBB HBP BLK WP HR S P ERA WHIP	IP WLS BF H R ER SO BB IBB HBP BLK WP HR S P ERA WHIP	IP WLS BF H R ER SO BB IBB HBP BLK WP HR S P ERA WHIP	IP WLS BF H R ER SO BB IBB HBP BLK WP HR S P ERA WHIP	IP WLS BF H R ER SO BB IBB HBP BLK WP HR S P ERA WHIP	IP WLS BF H R ER SO BB IBB HBP BLK WP HR S P ERA WHIP	IP WLS BF H R ER SO BB IBB HBP BLK WP HR S P ERA WHIP	IP WLS BF H R ER SO BB IBB HBP BLK WP HR S P ERA WHIP	IP WLS BF H R ER SO BB IBB HBP BLK WP HR S P ERA WHIP	IP WLS BF H R ER SO BB IBB HBP BLK WP HR S P ERA WHIP	IP WLS BF H R ER SO BB IBB HBP BLK WP HR S P ERA WHIP




Batter	1	2	3	4	5	6	7	8	9	AB	R	H	RBI	BB	SO	LOB	TOP				
Ron Washington, R OBP: 0.391, SLG: 0.460	F9		SF9 1B				L7			4	1	2	0	0	0	1	Minnesota Twins @ Baltimore Orioles Memorial Stadium, Baltimore, MD Wed May 19 1982, 7:05 PM EDT Att: 8,088 - Unknown - 65 F				
Lary Milbourne, S OBP: 0.250, SLG: 0.224	BB		1B				F9			3	0	1	0	1	1	2					
Randy Johnson, L OBP: 0.385, SLG: 0.578	F9		SF9				L8		F9	3	0	0	1	0	0	2					
Tom Brunansky, R OBP: 0.370, SLG: 0.727	BB		SF9				HBP		6-3	1	0	0	1	1	0	0					
Jesus Vega, R OBP: 0.333, SLG: 0.413	F5		L5				K		F9	4	0	0	0	0	1	4					
Dave Engle, R OBP: 0.306, SLG: 0.357		K			5-3		F4			4	0	1	0	0	1	1					
John Castino, R OBP: 0.278, SLG: 0.327		5-3			L8		5-3		F9	4	0	0	0	0	0	2					
Bobby Mitchell, L OBP: 0.297, SLG: 0.277		4-3			K		F7		K	4	0	0	0	0	2	1					
Sal Butera, R OBP: 0.367, SLG: 0.293									K	3	1	2	0	0	0	0					
Randy Bush, L OBP: 0.280, SLG: 0.261			SF9 1B				F5		K	1	0	0	0	0	1	1					
Inning Stats	R: 0 E: 0 K: 0 S: 3	H: 0 LOB: 2 BB: 2 P: 11	R: 0 E: 0 K: 1 S: 5	H: 0 LOB: 0 BB: 0 P: 5	R: 2 E: 0 K: 0 S: 6	H: 3 LOB: 1 BB: 0 P: 6	R: 0 E: 0 K: 1 S: 5	H: 0 LOB: 0 BB: 0 P: 5	R: 0 E: 0 K: 1 S: 6	H: 1 LOB: 1 BB: 0 P: 6	R: 0 E: 0 K: 0 S: 4	H: 1 LOB: 1 BB: 0 P: 4	R: 0 E: 0 K: 0 S: 3	H: 0 LOB: 0 BB: 0 P: 3	R: 0 E: 0 K: 2 S: 8	H: 1 LOB: 1 BB: 0 P: 8	1B: 5 2B: 1 3B: 0 HR: 0	SF: 2 SAC: 0 DP: 0 HBP: 1	WP: 0 PB: 0 SB: 0 CS: 0	PA: 36	
PITCHER	IP	WLS	BF	H	R	ER	SO	BB	IBB	HBP	BLK	WP	HR	S	P	ERA	WHIP				
Sammy Stewart, R ERA: 3.77	(1, 1)	8.0	W 33	6	2	2	4	2	0	1	0	0	0	38	47	2.25	1.000				
Tim Stoddard, R ERA: 4.15	(9, 1)	1.0	S 3	0	0	0	2	0	0	0	0	0	0	7	7	0.00	0.000				

Batter	1	2	3	4	5	6	7	8	9	AB	R	H	RBI	BB	SO	LOB	BOTTOM				
Al Bumbry, L OBP: 0.313, SLG: 0.318	K	K		3-1			4-3			4	0	0	0	0	2	1	Minnesota Twins @ Baltimore Orioles Memorial Stadium, Baltimore, MD Wed May 19 1982, 7:05 PM EDT Att: 8,088 - Unknown - 65 F				
Rich Dauer, R OBP: 0.367, SLG: 0.448	F7		1B			F7	F5			4	1	1	0	0	0	0					
Dan Ford, R OBP: 0.246, SLG: 0.382	L5		2B			1-3			5-3	4	0	0	0	0	1	1					
Ken Singleton, S OBP: 0.379, SLG: 0.325		1B	BB			K			HBP	1	1	0	0	3	1	0					
Gary Roenicke, R OBP: 0.393, SLG: 0.560		HR				F8			BB	3	1	2	1	0	0	0					
Benny Avila, R OBP: 0.400, SLG: 0.714		HR	1B			F4			HBP	1	1	1	3	0	0	0					
John Lowenstein, L OBP: 0.444, SLG: 0.758		HR				K			K	3	0	0	0	0	2	4					
Cal Ripken Jr., R OBP: 0.281, SLG: 0.381		L9							F7	4	0	1	0	0	1	4					
Rick Dempsey, R OBP: 0.348, SLG: 0.289		F9					1B		F9	3	0	0	0	0	0	1					
Lenn Sakata, R OBP: 0.301, SLG: 0.321							6-3			3	0	1	0	0	0	0					
Inning Stats	R: 0 E: 0 K: 1 S: 5	H: 0 LOB: 0 BB: 0 P: 5	R: 3 E: 0 K: 1 S: 8	H: 3 LOB: 1 BB: 1 P: 12	R: 1 E: 0 K: 3 S: 11	H: 2 LOB: 2 BB: 1 P: 15	R: 0 E: 0 K: 0 S: 3	H: 0 LOB: 0 BB: 0 P: 3	R: 0 E: 0 K: 0 S: 4	H: 1 LOB: 1 BB: 0 P: 4	R: 0 E: 0 K: 0 S: 3	H: 0 LOB: 0 BB: 0 P: 3	R: 0 E: 0 K: 1 S: 5	H: 0 LOB: 2 BB: 1 P: 10	1B: 4 2B: 1 3B: 0 HR: 1	SF: 0 SAC: 0 DP: 0 HBP: 1		WP: 0 PB: 0 SB: 0 CS: 0	PA: 34		
PITCHER	IP	WLS	BF	H	R	ER	SO	BB	IBB	HBP	BLK	WP	HR	S	P	ERA	WHIP				
Pete Filson, L ERA: 13.5	(1, 1)	2.1	L 14	5	4	4	3	2	0	0	0	0	0	18	26	15.43	3.000				
Terry Felton, R ERA: 4.07	(3, 1)	5.2	20	1	0	0	4	1	0	1	0	0	0	26	31	0.00	0.353				

Batter	1	2	3	4	5	6	7	8	9	AB	R	H	RBI	BB	SO	LOB	TOP					
Ron Washington, R OBP: 0.385, SLG: 0.451	F8		K			F9			FC5 1B	4	0	1	0	0	1	1						
Larry Milbourne, S OBP: 0.250, SLG: 0.226	6-3			5-3		4-3			FC5 1B	4	0	1	0	0	0	1						
Jesus Vega, R OBP: 0.330, SLG: 0.405	6-3			P3					FC5 1B	4	0	1	0	0	0	2						
Tom Brunansky, R OBP: 0.323, SLG: 0.615		K		F9					F8	4	0	0	0	0	1	3						
Gary Ward, R OBP: 0.277, SLG: 0.343		FC1-4 1B			K				F5	4	0	1	0	0	2	3						
Dave Engle, R OBP: 0.292, SLG: 0.339		FC1-4 1-2			F5				L6	3	0	0	0	0	0	2						
John Castino, R OBP: 0.270, SLG: 0.317					F8				F7	3	0	0	0	0	0	1						
Gary Gaetti, R OBP: 0.258, SLG: 0.429			F2						F8	3	0	1	0	0	0	0						
Tim Laudner, R OBP: 0.273, SLG: 0.200			K			F9			F7	3	0	0	0	0	1	1						
Inning Stats	R: 0 E: 0 K: 0 S: 3	H: 0 LOB: 0 BB: 0 P: 3	R: 0 E: 0 K: 1 S: 6	H: 1 LOB: 1 BB: 0 P: 6	R: 0 E: 0 K: 2 S: 7	H: 0 LOB: 0 BB: 0 P: 7	R: 0 E: 0 K: 0 S: 3	H: 0 LOB: 0 BB: 0 P: 3	R: 0 E: 0 K: 1 S: 5	H: 0 LOB: 0 BB: 0 P: 5	R: 0 E: 0 K: 0 S: 4	H: 1 LOB: 1 BB: 0 P: 4	R: 0 E: 0 K: 1 S: 6	H: 1 LOB: 1 BB: 0 P: 6	R: 0 E: 0 K: 0 S: 3	H: 0 LOB: 0 BB: 0 P: 3	R: 0 E: 0 K: 0 S: 5	H: 2 LOB: 2 BB: 0 P: 5	1B: 5 2B: 0 3B: 0 HR: 0	SF: 0 SAC: 0 DP: 0 HBP: 0	WP: 0 PB: 0 SB: 0 CS: 0	PA: 32
PITCHER Scott McGregor, L ERA: 2.86	IP: 9.0 WLS: W BF: 32 H: 5 R: 0 ER: 0 SO: 5 BB: 0 IBB: 0 HBP: 0 BLK: 0 WP: 0 HR: 0 S: 42 P: 42 ERA: 0.00 WHIP: 0.556															PITCHER						

Minnesota Twins @ Baltimore Orioles
Memorial Stadium, Baltimore, MD
Thu May 20 1982, 7:05 PM EDT
Att: 12,598 - Unknown


AB	32
R	0
H	5
RBI	0
BB	0
SO	5
LOB	14



Batter	1	2	3	4	5	6	7	8	9	AB	R	H	RBI	BB	SO	LOB	BOTTOM					
Al Bumbry, L OBP: 0.311, SLG: 0.311	F7	F7		S BB			3-4-1			3	0	0	0	1	0	1						
Rich Dauer, R OBP: 0.358, SLG: 0.435	F8		F9	F6			F6			4	0	0	0	0	0	1						
John Lowenstein, L OBP: 0.434, SLG: 0.723	F7		G3		K		BB			3	0	0	0	1	1	0						
Ken Singleton, S OBP: 0.376, SLG: 0.346		HR	F9		F8		K			4	1	1	1	0	1	1						
Terry Crowley, L OBP: 0.417, SLG: 0.414		K		2B					F8	4	1	2	0	0	1	0						
Jim Dwyer, L OBP: 0.292, SLG: 0.500		1B 2B BB		2B 1B BB			F8			2	2	0	0	2	0	1						
Joe Nolan, L OBP: 0.285, SLG: 0.244		2B SF9 1B		1B 2B BB			F3		G3	4	2	2	1	0	0	0						
Cal Ripken Jr., R OBP: 0.270, SLG: 0.397		SF9 1-3 2H		1B 2B			F3			3	0	2	3	0	0	0						
Lenn Sakata, R OBP: 0.292, SLG: 0.314		SF9 2-3 3H		G5-4-3 1-2			F9			2	0	0	1	0	0	1						
Inning Stats	R: 0 E: 0 K: 0 S: 3	H: 3 LOB: 1 BB: 1 P: 12	R: 0 E: 0 K: 0 S: 3	H: 0 LOB: 0 BB: 0 P: 3	R: 3 E: 0 K: 0 S: 5	H: 3 LOB: 1 BB: 2 P: 13	R: 0 E: 0 K: 0 S: 3	H: 0 LOB: 0 BB: 0 P: 3	R: 0 E: 0 K: 1 S: 5	H: 0 LOB: 1 BB: 1 P: 9	R: 0 E: 0 K: 0 S: 3	H: 0 LOB: 0 BB: 0 P: 3	R: 0 E: 0 K: 0 S: 3	H: 0 LOB: 0 BB: 0 P: 3	R: 0 E: 0 K: 0 S: 5	H: 0 LOB: 0 BB: 0 P: 3	R: 0 E: 0 K: 0 S: 3	H: 0 LOB: 0 BB: 0 P: 5	1B: 3 2B: 3 3B: 0 HR: 1	SF: 1 SAC: 0 DP: 1 HBP: 0	WP: 0 PB: 0 SB: 1 CS: 0	PA: 34
PITCHER Pete Redfern, R ERA: 5.91	IP: 8.0 WLS: L BF: 34 H: 7 R: 6 ER: 6 SO: 3 BB: 4 IBB: 0 HBP: 0 BLK: 0 WP: 0 HR: 1 S: 36 P: 52 ERA: 6.75 WHIP: 1.375															PITCHER						

Minnesota Twins @ Baltimore Orioles
Memorial Stadium, Baltimore, MD
Thu May 20 1982, 7:05 PM EDT
Att: 12,598 - Unknown

AB	29
R	6
H	7
RBI	6
BB	4
SO	3
LOB	5

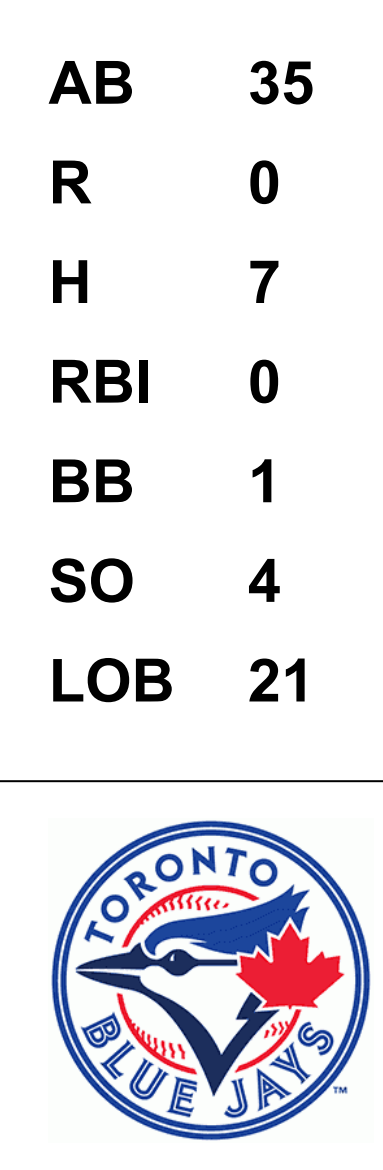


Batter	1	2	3	4	5	6	7	8	9	AB	R	H	RBI	BB	SO	LOB	TOP			
Al Bumbry, L OBP: 0.320, SLG: 0.317 (1, 8)										4	0	2	0	1	1	3	Baltimore Orioles @ Toronto Blue Jays Exhibition Stadium, Toronto, ON Fri May 21 1982, 7:05 PM EDT Att: 12,387 - Unknown			
Rich Dauer, R OBP: 0.359, SLG: 0.434 (1, 4)										5	0	2	1	0	0	4				
Dan Ford, R OBP: 0.252, SLG: 0.373 (1, 9)										3	1	0	0	2	0	2				
Ken Singleton, S OBP: 0.377, SLG: 0.344 (1, 10)										4	0	1	0	1	1	3				
John Lowenstein, L OBP: 0.432, SLG: 0.743 (1, 7)										5	1	2	2	0	1	4				
Joe Nolan, L OBP: 0.245, SLG: 0.222 (1, 2)										4	0	0	0	0	1	6				
Gary Roenicke, R OBP: 0.381, SLG: 0.538 (1, 3)										4	0	0	0	0	0	1				
Cal Ripken Jr., R OBP: 0.270, SLG: 0.392 (1, 5)										4	0	1	0	0	1	0				
Lenn Sakata, R OBP: 0.310, SLG: 0.326 (1, 6)										3	1	2	0	1	1	0				
Inning Stats	R: 0 E: 0 K: 1 S: 6	H: 1 LOB: 3 BB: 2 P: 14	R: 1 E: 0 K: 0 S: 5	H: 2 LOB: 2 BB: 1 P: 9	R: 1 E: 0 K: 0 S: 4	H: 1 LOB: 0 BB: 0 P: 4	R: 0 E: 0 K: 2 S: 8	H: 1 LOB: 1 BB: 0 P: 8	R: 1 E: 1 K: 0 S: 4	H: 2 LOB: 1 BB: 1 P: 8	R: 0 E: 0 K: 0 S: 4	H: 0 LOB: 1 BB: 1 P: 11	R: 0 E: 0 K: 1 S: 7	H: 2 LOB: 2 BB: 0 P: 7	R: 0 E: 0 K: 0 S: 3	H: 0 LOB: 0 BB: 0 P: 3		1B: 9 2B: 0 3B: 0 HR: 1	SF: 0 SAC: 0 DP: 1 HBP: 0	WP: 0 PB: 0 SB: 1 CS: 0
PITCHER	IP	WLS	BF	H	R	ER	SO	BB	IBB	HBP	BLK	WP	HR	S	P	ERA	WHIP			
Jim Gott, R ERA: 2.22 (1, 1)	6.0	L	29	8	3	3	3	4	0	0	0	0	1	31	47	4.50	2.000			
Roy Lee Jackson, R ERA: 3.49 (7, 1)	3.0		12	2	0	0	3	1	0	0	0	0	0	17	21	0.00	1.000			

AB	36
R	3
H	10
RBI	3
BB	5
SO	6
LOB	23



Batter	1	2	3	4	5	6	7	8	9	AB	R	H	RBI	BB	SO	LOB	BOTTOM			
Damaso Garcia, R OBP: 0.368, SLG: 0.407 (1, 4)										4	0	1	0	0	1	0	Baltimore Orioles @ Toronto Blue Jays Exhibition Stadium, Toronto, ON Fri May 21 1982, 7:05 PM EDT Att: 12,387 - Unknown			
Garth Iorg, R OBP: 0.322, SLG: 0.434 (1, 5)										3	0	1	0	0	0	1				
Rance Mulliniks, L OBP: 0.337, SLG: 0.386 (8, PH)										1	0	0	0	0	0	0				
Barry Bonnell, R OBP: 0.444, SLG: 0.607 (1, 8)										4	0	1	0	0	0	3				
Wayne Nordhagen, R OBP: 0.330, SLG: 0.330 (1, 7)										3	0	1	0	0	0	3				
Al Woods, L OBP: 0.297, SLG: 0.259 (8, PH)										1	0	0	0	0	1	1				
Otto Velez, R OBP: 0.351, SLG: 0.300 (1, 10)										3	0	0	0	0	1	4				
Hosken Powell, L OBP: 0.254, SLG: 0.328 (9, PH)										1	0	0	0	0	0	0				
Jesse Barfield, R OBP: 0.327, SLG: 0.434 (1, 9)										3	0	0	0	0	0	1				
Lloyd Moseby, L OBP: 0.291, SLG: 0.359 (9, PH)										0	0	0	0	0	1	0				
Buck Martinez, R OBP: 0.333, SLG: 0.490 (1, 2)										3	0	1	0	0	0	1				
Ernie Whitt, L OBP: 0.356, SLG: 0.494 (9, PH)										1	0	1	0	0	0	0				
Willie Upshaw, L OBP: 0.368, SLG: 0.492 (1, 3)										4	0	1	0	0	1	3				
Alfredo Griffin, S OBP: 0.256, SLG: 0.286 (1, 6)										3	0	0	0	0	0	2				
Tony Johnson, R (9, PH)										1	0	0	0	0	0	2				
Inning Stats	R: 0 E: 1 K: 1 S: 7	H: 1 LOB: 2 BB: 0 P: 7	R: 0 E: 0 K: 0 S: 4	H: 1 LOB: 1 BB: 0 P: 4	R: 0 E: 0 K: 0 S: 3	H: 0 LOB: 0 BB: 0 P: 3	R: 0 E: 0 K: 0 S: 4	H: 1 LOB: 1 BB: 0 P: 4	R: 0 E: 0 K: 0 S: 6	H: 1 LOB: 1 BB: 0 P: 6	R: 0 E: 0 K: 2 S: 8	H: 1 LOB: 2 BB: 1 P: 8	R: 0 E: 0 K: 0 S: 4	H: 1 LOB: 2 BB: 1 P: 8	1B: 5 2B: 2 3B: 0 HR: 0	SF: 0 SAC: 0 DP: 0 HBP: 0	WP: 1 PB: 0 SB: 0 CS: 0	PA: 36		
PITCHER	IP	WLS	BF	H	R	ER	SO	BB	IBB	HBP	BLK	WP	HR	S	P	ERA	WHIP			
Mike Flanagan, L ERA: 4.03 (1, 1)	7.0	W	27	5	0	0	2	0	0	0	0	0	0	31	31	0.00	0.714			
Tim Stoddard, R ERA: 3.6 (8, 1)	1.1		7	2	0	0	2	1	0	0	0	0	0	10	14	0.00	2.250			
Tippy Martinez, L ERA: 5.95 (9, 1)	0.2	S	2	0	0	0	0	0	0	0	0	0	0	2	2	0.00	0.000			



Batter	1	2	3	4	5	6	7	8	9	AB	R	H	RBI	BB	SO	LOB	TOP								
Al Bumby, L OBP: 0.329, SLG: 0.326 (1, 8)										5	1	3	0	0	1	0									
Rich Dauer, R OBP: 0.352, SLG: 0.425 Bobby Bonner, R OBP: 0.250, SLG: 0.237 (1, 4) (5, 6)										3	0	0	0	0	0	3									
Jim Dwyer, L OBP: 0.357, SLG: 0.520 (1, 9)										3	2	2	0	1	1	1									
Ken Singleton, S OBP: 0.380, SLG: 0.356 (1, 10)										4	1	2	1	0	0	2									
John Lowenstein, L OBP: 0.424, SLG: 0.767 (1, 7)										3	1	1	3	0	0	1									
Terry Crowley, L OBP: 0.425, SLG: 0.406 (1, 3)										3	0	1	1	1	1	1									
Cal Ripken Jr., R OBP: 0.289, SLG: 0.395 (1, 5)										4	0	1	0	0	0	3									
Rick Dempsey, R OBP: 0.344, SLG: 0.325 (1, 2)										4	1	1	1	0	0	1									
Lenn Sakata, R OBP: 0.298, SLG: 0.312 (1, 6) (5, 4)										4	0	0	0	0	1	0									
Inning Stats	R: 3 E: 0 K: 1 S: 8	H: 3 LOB: 1 BB: 1 P: 12	R: 0 E: 0 K: 1 S: 6	H: 1 LOB: 1 BB: 0 P: 6	R: 1 E: 0 K: 1 S: 7	H: 2 LOB: 1 BB: 0 P: 7	R: 1 E: 0 K: 0 S: 4	H: 2 LOB: 0 BB: 0 P: 4	R: 1 E: 0 K: 0 S: 5	H: 2 LOB: 1 BB: 0 P: 5	R: 0 E: 0 K: 0 S: 3	H: 0 LOB: 0 BB: 0 P: 3	R: 0 E: 0 K: 0 S: 2	H: 0 LOB: 0 BB: 1 P: 6	R: 0 E: 0 K: 0 S: 4	H: 1 LOB: 1 BB: 0 P: 4	R: 0 E: 0 K: 1 S: 5	H: 0 LOB: 0 BB: 0 P: 5	1B: 7 2B: 2 3B: 0 HR: 2	SF: 1 SAC: 0 DP: 1 HBP: 0	WP: 0 PB: 0 SB: 0 CS: 1	PA: 38			
PITCHER	IP	WLS	BF	H	R	ER	SO	BB	IBB	HBP	BLK	WP	HR	S	P	ERA	WHIP								
Dave Stieb, R ERA: 4.21 (1, 1)	5.0	L	25	10	6	6	3	1	0	0	0	0	2	30	34	10.80	2.200								
Mark Bomback, R ERA: 5.53 (6, 1)	2.0		6	0	0	0	0	1	0	0	0	0	0	5	9	0.00	0.500								
Dale Murray, R ERA: 3.68 (8, 1)	1.0		4	1	0	0	0	0	0	0	0	0	0	4	4	0.00	1.000								
Jerry Garvin, L ERA: 10.22 (9, 1)	1.0		3	0	0	0	1	0	0	0	0	0	0	5	5	0.00	0.000								

Baltimore Orioles @ Toronto Blue Jays
Exhibition Stadium, Toronto, ON
Sat May 22 1982, 3:33 AM EDT
Att: 17,457 - Unknown

AB	35
R	6
H	11
RBI	6
BB	2
SO	4
LOB	12



Batter	1	2	3	4	5	6	7	8	9	AB	R	H	RBI	BB	SO	LOB	BOTTOM								
Damaso Garcia, R OBP: 0.367, SLG: 0.405 Garth Iorg, R OBP: 0.318, SLG: 0.429 (1, 4) (7, 4)										3	0	1	0	0	0	0									
Rance Mulliniks, L OBP: 0.333, SLG: 0.374 (1, 5)										3	0	0	0	1	1	2									
Hosken Powell, L OBP: 0.288, SLG: 0.353 (1, 9)										4	0	2	0	0	1	1									
Willie Upshaw, L OBP: 0.364, SLG: 0.485 (1, 3)										4	0	1	0	0	1	2									
Dave Revering, L OBP: 0.220, SLG: 0.236 (1, 10)										4	0	0	0	0	3	2									
Al Woods, L OBP: 0.250, SLG: 0.241 (1, 7)										4	0	0	0	0	0	2									
Barry Bonnell, R OBP: 0.441, SLG: 0.593 (1, 8)										2	0	0	0	1	0	0									
Ernie Whitt, L OBP: 0.366, SLG: 0.500 (1, 2)										3	0	2	0	0	0	2									
Alfredo Griffin, S OBP: 0.250, SLG: 0.279 (1, 6)										3	0	0	0	0	0	2									
Inning Stats	R: 0 E: 0 K: 1 S: 5	H: 1 LOB: 0 BB: 0 P: 5	R: 0 E: 0 K: 1 S: 6	H: 1 LOB: 2 BB: 1 P: 10	R: 0 E: 0 K: 0 S: 3	H: 0 LOB: 1 BB: 1 P: 7	R: 0 E: 0 K: 1 S: 5	H: 0 LOB: 0 BB: 0 P: 5	R: 0 E: 0 K: 0 S: 3	H: 1 LOB: 0 BB: 0 P: 3	R: 0 E: 0 K: 0 S: 4	H: 1 LOB: 1 BB: 0 P: 4	R: 0 E: 0 K: 1 S: 5	H: 0 LOB: 0 BB: 0 P: 5	R: 0 E: 0 K: 1 S: 6	H: 1 LOB: 1 BB: 0 P: 6	R: 0 E: 0 K: 1 S: 6	H: 1 LOB: 1 BB: 0 P: 6	1B: 5 2B: 1 3B: 0 HR: 0	SF: 0 SAC: 0 DP: 2 HBP: 0	WP: 0 PB: 0 SB: 0 CS: 0	PA: 33			
PITCHER	IP	WLS	BF	H	R	ER	SO	BB	IBB	HBP	BLK	WP	HR	S	P	ERA	WHIP								
Dennis Martinez, R ERA: 4.16 (1, 1)	9.0	W	33	6	0	0	6	2	0	0	0	0	0	43	51	0.00	0.889								

Baltimore Orioles @ Toronto Blue Jays
Exhibition Stadium, Toronto, ON
Sat May 22 1982, 3:33 AM EDT
Att: 17,457 - Unknown

AB	31
R	0
H	6
RBI	0
BB	2
SO	6
LOB	14



Batter	1	2	3	4	5	6	7	8	9	AB	R	H	RBI	BB	SO	LOB	TOP
Al Bumby, L OBP: 0.327, SLG: 0.320 (1, 8)	0-0 1-3		4-0 BB BB	0-0 F7			0-0 G1-6-3			3	0	0	0	1	0	3	
Rich Dauer, R OBP: 0.350, SLG: 0.416 (1, 4)	0-0 F8		4-0 1-2 BB		0-0 6-3			0-0 6-3		3	0	0	0	1	0	0	
Dan Ford, R OBP: 0.245, SLG: 0.362 (1, 9)	0-0 F7		0-0 F3		0-0 5-3			0-3 K		4	0	0	0	0	1	2	
Ken Singleton, S OBP: 0.371, SLG: 0.345 (1, 10)		0-0 4-3	0-0 F8		0-0 F8			0-0 F7		4	0	0	0	0	0	2	
John Lowenstein, L OBP: 0.416, SLG: 0.740 (1, 7)		0-0 BB 2B 1B	0-0 P6		0-0 F6			0-0 L3		4	1	1	0	0	0	2	
Gary Roenicke, R OBP: 0.392, SLG: 0.538 (1, 3)		4-0 2B 1-2 BB		4-0 1B BB		0-3 K		0-0 E5 1B		2	0	1	0	2	1	0	
Cal Ripken Jr., R OBP: 0.269, SLG: 0.398 (1, 5)		0-0 1-3 2-H 2B		0-0 P4		0-0 F7		0-0 F8		4	0	1	1	0	0	2	
Rick Dempsey, R OBP: 0.333, SLG: 0.313 (9, PH)		0-3 K		0-0 P6			0-0 5-3	0-3 K		3	0	0	0	0	1	3	
Jim Dwyer, L OBP: 0.345, SLG: 0.500 (9, PH)										1	0	0	0	0	1	1	
Lenn Sakata, R OBP: 0.308, SLG: 0.323 (1, 6)		0-0 F7		0-0 1B			0-0 G1-6-3 1B			3	0	2	0	0	0	2	
Inning Stats	R: 0 E: 0 K: 0 S: 3	H: 0 LOB: 0 BB: 0 P: 3	R: 1 E: 0 K: 1 S: 7	H: 2 LOB: 2 BB: 1 P: 11	R: 0 E: 0 K: 0 S: 3	H: 0 LOB: 2 BB: 1 P: 8	R: 0 E: 0 K: 0 S: 5	H: 0 LOB: 0 BB: 0 P: 5	R: 0 E: 0 K: 1 S: 5	H: 1 LOB: 0 BB: 0 P: 3	R: 0 E: 0 K: 1 S: 6	H: 0 LOB: 0 BB: 0 P: 6	R: 0 E: 1 K: 1 S: 6	H: 1 LOB: 1 BB: 0 P: 6	1B: 4 2B: 1 3B: 0 HR: 0	SF: 0 SAC: 0 DP: 1 HBP: 0	WP: 0 PA: 35 PB: 0 SB: 0 CS: 0
PITCHER Luis Leal, R ERA: 3.19 (1, 1)	IP: 9.0 WLS: W BF: 35 H: 5 R: 1 ER: 1 SO: 4 BB: 4 IBB: 0 HBP: 0 BLK: 0 WP: 0 HR: 0 S: 39 P: 55 ERA: 1.00 WHIP: 1.000															PITCHER IP: WLS: BF: H: R: ER: SO: BB: IBB: HBP: BLK: WP: HR: S: P: ERA: WHIP:	

Baltimore Orioles @ Toronto Blue Jays
Exhibition Stadium, Toronto, ON
Sun May 23 1982, 3:33 AM EDT
Att: 14,229 - Unknown

AB 31
R 1
H 5
RBI 1
BB 4
SO 4
LOB 17



Batter	1	2	3	4	5	6	7	8	9	AB	R	H	RBI	BB	SO	LOB	BOTTOM		
Damaso Garcia, R OBP: 0.368, SLG: 0.401 (1, 4)	0-0 P5		0-0 5-3		0-0 4-3	0-0 1B 2-H 3-H 1B		1-0 1B HBP		4	0	1	2	0	0	1			
Rance Mulliniks, L OBP: 0.274, SLG: 0.366 (1, 5)	0-0 F7		0-0 1-3		0-0 6-3			0-0 1-3 2-H 1B		2	0	0	0	0	0	1			
Garth Iorg, R OBP: 0.330, SLG: 0.437 (5, PH)										3	0	2	1	0	0	0			
Barry Bonnell, R OBP: 0.439, SLG: 0.615 (1, 7)	0-0 F9			0-0 BB 2B 1B	0-0 HR			0-0 F9		5	2	2	1	0	0	4			
Willie Upshaw, L OBP: 0.382, SLG: 0.496 (1, 3)		0-0 1B		4-0 2B 1-2 3-1 BB				0-0 G3-6 1B		3	1	3	0	1	0	0			
Lloyd Moseby, L OBP: 0.290, SLG: 0.364 (1, 8)		0-0 F2		0-0 1-3 2-H 1B 2B	0-0 F7			0-0 G3-6		4	1	1	1	0	0	3			
Ernie Whitt, L OBP: 0.351, SLG: 0.477 (1, 2)		0-0 F8		0-0 3-1				0-0 4-3		4	0	0	1	0	0	2			
Hosken Powell, L OBP: 0.274, SLG: 0.357 (1, 10)				2-3 3-H 0-0				0-0 4-3		2	0	1	1	0	0	1			
Wayne Nordhagen, R OBP: 0.333, SLG: 0.333 (6, PH)								0-3 K		2	1	1	0	0	1	0			
Jesse Barfield, R OBP: 0.342, SLG: 0.441 (1, 9)				4-0 5-3 BB	0-0 G1-4-3 1B			0-3 K		3	1	2	0	1	1	0			
Alfredo Griffin, S OBP: 0.250, SLG: 0.278 (1, 6)				0-0 B3	0-0 G1-4-3			0-0 HBP 1B		4	1	1	0	0	0	5			
Inning Stats	R: 0 E: 0 K: 0 S: 3	H: 0 LOB: 0 BB: 0 P: 3	R: 0 E: 0 K: 0 S: 4	H: 1 LOB: 1 BB: 0 P: 4	R: 0 E: 0 K: 0 S: 3	H: 0 LOB: 1 BB: 1 P: 7	R: 3 E: 0 K: 0 S: 6	H: 4 LOB: 1 BB: 1 P: 10	R: 1 E: 0 K: 0 S: 5	H: 2 LOB: 1 BB: 0 P: 5	R: 2 E: 0 K: 0 S: 7	H: 4 LOB: 2 BB: 0 P: 7	R: 0 E: 0 K: 0 S: 3	H: 1 LOB: 0 BB: 0 P: 3	R: 1 E: 0 K: 2 S: 9	H: 2 LOB: 2 BB: 0 P: 10	1B: 12 2B: 1 3B: 0 HR: 1	SF: 0 SAC: 0 DP: 2 HBP: 1	WP: 0 PA: 39 PB: 0 SB: 0 CS: 0
PITCHER Sammy Stewart, R ERA: 4.07 (1, 1)	IP: 3.1 WLS: L BF: 17 H: 5 R: 3 ER: 3 SO: 3 BB: 2 IBB: 0 HBP: 0 BLK: 0 WP: 0 HR: 0 S: 15 P: 23 ERA: 8.10 WHIP: 2.100															PITCHER IP: WLS: BF: H: R: ER: SO: BB: IBB: HBP: BLK: WP: HR: S: P: ERA: WHIP:			
Ross Grimsley, L ERA: 2.59 (4, 1)	2.1	12	6	3	3	0	0	0	0	0	0	0	0	0	0	0	11.57	2.571	
Tippy Martinez, L ERA: 5.57 (6, 1)	1.1	4	1	0	0	0	0	0	0	0	0	0	0	0	0	0	0.00	0.750	
Tim Stoddard, R ERA: 4.09 (8, 1)	1.0	6	2	1	1	2	0	0	0	1	0	0	0	0	0	0	9.00	2.000	

Baltimore Orioles @ Toronto Blue Jays
Exhibition Stadium, Toronto, ON
Sun May 23 1982, 3:33 AM EDT
Att: 14,229 - Unknown

AB 36
R 7
H 14
RBI 7
BB 2
SO 2
LOB 17



Batter	1	2	3	4	5	6	7	8	9	AB	R	H	RBI	BB	SO	LOB	TOP										
Al Bumbry, L OBP: 0.323, SLG: 0.316 (1, 8)	F8	1B	F7		F9			F8		5	1	1	1	0	0	4	Baltimore Orioles @ Toronto Blue Jays Exhibition Stadium, Toronto, ON Mon May 24 1982, 3:33 AM EDT Att: 12,088 - Unknown										
Jim Dwyer, L OBP: 0.324, SLG: 0.452 (1, 9) (6, 7)	F8	1B		G3	P6			F8		5	0	1	0	0	0	2											
Gary Roenicke, R OBP: 0.407, SLG: 0.573 (1, 3)	HR	1B		4-3				6-3		4	1	3	2	1	0	0											
Ken Singleton, S OBP: 0.366, SLG: 0.336 (1, 10)	4-3	F9		4-3						4	0	0	0	1	1	4											
John Lowenstein, L OBP: 0.413, SLG: 0.725 (6, PH) (6, 9)		3B	3-4-1	K				FC5-4		3	1	1	0	0	1	1											
Cal Ripken Jr., R OBP: 0.273, SLG: 0.414 (1, 5)		3B		E				L5-3		2	0	0	0	0	0	2											
Rick Dempsey, R OBP: 0.359, SLG: 0.329 (1, 2)		SH5-3		E						2	2	2	0	2	0	0											
Lenn Sakata, R OBP: 0.306, SLG: 0.320 (1, 4)		F9	E4					FC5-4		4	0	1	0	0	0	4											
Bobby Bonner, R OBP: 0.256, SLG: 0.244 (1, 6)	SH5-3		K					G5-4-3		3	0	1	2	0	1	3											
Inning Stats	R: 1 E: 0 K: 0 S: 4	H: 1 LOB: 0 BB: 0 P: 4	R: 4 E: 0 K: 0 S: 8	H: 5 LOB: 2 BB: 1 P: 12	R: 1 E: 1 K: 1 S: 7	H: 1 LOB: 2 BB: 1 P: 11	R: 0 E: 0 K: 1 S: 6	H: 1 LOB: 1 BB: 0 P: 6	R: 1 E: 0 K: 0 S: 6	H: 3 LOB: 2 BB: 0 P: 6	R: 0 E: 0 K: 1 S: 5	H: 0 LOB: 1 BB: 1 P: 9	R: 0 E: 0 K: 0 S: 3	H: 1 LOB: 0 BB: 0 P: 3	R: 0 E: 0 K: 0 S: 3	H: 0 LOB: 0 BB: 1 P: 6		1B: 10 2B: 1 3B: 1 HR: 1	SF: 0 SAC: 1 DP: 2 HBP: 0	WP: 0 PB: 0 SB: 0 CS: 0	PA: 42						
PITCHER	IP	WLS	BF	H	R	ER	SO	BB	IBB	HBP	BLK	WP	HR	S	P	ERA	WHIP										
Jim Clancy, R ERA: 4.76 (1, 1)	1.2	L	11	5	5	5	0	1	0	0	0	0	1	10	14	27.00	3.600										
Mark Bomback, R ERA: 5.25 (2, 1)	3.1		18	6	2	1	2	1	0	0	0	0	0	21	25	2.70	2.100										
Jerry Garvin, L ERA: 8.79 (6, 1)	2.0		7	1	0	0	1	1	0	0	0	0	0	8	12	0.00	1.000										
Dale Murray, R ERA: 3.56 (8, 1)	1.0		3	0	0	0	0	0	0	0	0	0	0	3	3	0.00	0.000										
Joey McLaughlin, R ERA: 3.6 (9, 1)	1.0		3	0	0	0	0	1	0	0	0	0	0	2	6	0.00	1.000										
Damaso Garcia, R OBP: 0.371, SLG: 0.410 (1, 4)																		4	1	2	0	0	0	1	Baltimore Orioles @ Toronto Blue Jays Exhibition Stadium, Toronto, ON Mon May 24 1982, 3:33 AM EDT Att: 12,088 - Unknown		
Garth Iorg, R OBP: 0.316, SLG: 0.418 (1, 5)	G4-6-3			F5														4	0	0	0	0	1	2			
Barry Bonnell, R OBP: 0.422, SLG: 0.589 (1, 8) (9, 9)	5-3			F8														4	0	0	0	0	0	1			
Wayne Nordhagen, R OBP: 0.340, SLG: 0.340 (1, 10)		HR		F9														4	1	2	1	0	1	0			
Jesse Barfield, R OBP: 0.342, SLG: 0.448 (8, PH) (9, 8)				K														3	1	1	0	0	1	1			
Lloyd Moseby, L OBP: 0.288, SLG: 0.361 (9, 8)				6-3														1	0	0	0	0	1	1			
Tony Johnson, R OBP: 0.125, SLG: 0.500 (1, 7) (9, PH)				HR														3	1	1	2	0	2	1			
Hosken Powell, L OBP: 0.270, SLG: 0.352 (9, PH)																		1	0	0	0	0	0	0			
Buck Martinez, R OBP: 0.317, SLG: 0.379 (1, 2) (9, PH)				P3														3	0	0	0	0	0	1			
Al Woods, L OBP: 0.246, SLG: 0.237 (9, PH)				P4														1	0	0	0	0	0	0			
Willie Upshaw, L OBP: 0.385, SLG: 0.504 (1, 3)				3-1														4	1	2	1	0	1	0			
Alfredo Griffin, S OBP: 0.252, SLG: 0.279 (1, 6)				6-3														3	0	1	1	0	0	1			
Inning Stats	R: 0 E: 0 K: 0 S: 3	H: 1 LOB: 0 BB: 0 P: 3	R: 2 E: 0 K: 1 S: 7	H: 2 LOB: 0 BB: 0 P: 7	R: 0 E: 0 K: 0 S: 3	H: 0 LOB: 0 BB: 0 P: 3	R: 0 E: 0 K: 0 S: 3	H: 0 LOB: 0 BB: 0 P: 3	R: 1 E: 0 K: 1 S: 7	H: 2 LOB: 1 BB: 0 P: 7	R: 0 E: 0 K: 2 S: 7	H: 0 LOB: 0 BB: 0 P: 7	R: 1 E: 0 K: 1 S: 7	H: 2 LOB: 1 BB: 0 P: 7	R: 1 E: 0 K: 1 S: 7	H: 2 LOB: 1 BB: 0 P: 7	R: 0 E: 0 K: 1 S: 5	H: 0 LOB: 0 BB: 0 P: 5	1B: 5 2B: 3 3B: 0 HR: 1	SF: 0 SAC: 0 DP: 1 HBP: 0	WP: 0 PB: 0 SB: 0 CS: 0	PA: 35					
PITCHER	IP	WLS	BF	H	R	ER	SO	BB	IBB	HBP	BLK	WP	HR	S	P	ERA	WHIP										
Scott McGregor, L ERA: 3.13 (1, 1)	7.2	W	31	9	5	5	5	0	0	0	0	0	0	41	41	5.87	1.174										
Tim Stoddard, R ERA: 3.65 (8, 1)	1.1	S	4	0	0	0	2	0	0	0	0	0	0	8	8	0.00	0.000										

AB	37
R	7
H	12
RBI	6
BB	4
SO	3
LOB	22



BOTTOM

AB	35
R	5
H	9
RBI	5
BB	0
SO	7
LOB	9



Batter	1	2	3	4	5	6	7	8	9	AB	R	H	RBI	BB	SO	LOB	TOP																				
Al Bumby, L OBP: 0.331, SLG: 0.331 (1, 8)	F7		SH1-3 1B	1-3		1B 2B		1B		5	1	3	1	0	0	0	Baltimore Orioles @ Texas Rangers Arlington Stadium, Arlington, TX Tue May 25 1982, 8:05 PM EDT Att: 12,021 - Unknown																				
Lenn Sakata, R OBP: 0.313, SLG: 0.327 (1, 4)	1B E SF8 1B		SH1-3		5-3	1B		F4		4	1	2	0	0	0	1																					
Dan Ford, R OBP: 0.240, SLG: 0.350 (1, 9)	E6 SF8 1B		5-3		G1-6-3 1B			F8		5	0	1	0	0	0	5																					
Ken Singleton, S OBP: 0.372, SLG: 0.340 (1, 10)			HR		G1-6-3			FC1-6 BB		4	1	2	1	1	1	1																					
John Lowenstein, L OBP: 0.423, SLG: 0.759 (1, 7)	SF8		HR					FC1-6 HR		3	4	2	3	1	0	1																					
Gary Roenicke, R OBP: 0.421, SLG: 0.632 (1, 3)	K		1B					HR		4	2	3	4	1	1	2																					
Rick Dempsey, R OBP: 0.361, SLG: 0.344 (1, 2)			F4					5-3		5	1	2	0	0	1	1																					
Cal Ripken Jr., R OBP: 0.271, SLG: 0.406 (1, 5)	F8				K			F8		5	0	1	1	0	1	1																					
Bobby Bonner, R OBP: 0.229, SLG: 0.217 (1, 6)	F8				F7			6-3		5	0	0	0	0	0	3																					
Inning Stats	R: 1 E: 1 K: 1 S: 8	H: 2 LOB: 2 BB: 0 P: 8	R: 0 E: 0 K: 1 S: 5	H: 0 LOB: 0 BB: 0 P: 5	R: 3 E: 0 K: 0 S: 7	H: 4 LOB: 1 BB: 0 P: 7	R: 0 E: 0 K: 1 S: 5	H: 0 LOB: 0 BB: 0 P: 5	R: 0 E: 0 K: 0 S: 3	H: 1 LOB: 0 BB: 0 P: 3	R: 3 E: 0 K: 0 S: 8	H: 5 LOB: 2 BB: 0 P: 8	R: 2 E: 0 K: 0 S: 4	H: 1 LOB: 0 BB: 1 P: 8	R: 0 E: 0 K: 0 S: 4	H: 1 LOB: 1 BB: 2 P: 4	R: 1 E: 0 K: 1 S: 6	H: 2 LOB: 2 BB: 2 P: 14	1B: 11 2B: 2 3B: 0 HR: 3	SF: 1 SAC: 1 DP: 1 HBP: 0	WP: 0 PA: 45 PB: 0 SB: 0 CS: 0																
PITCHER	IP	WLS	BF	H	R	ER	SO	BB	IBB	HBP	BLK	WP	HR	S	P	ERA	WHIP	PITCHER		IP	WLS	BF	H	R	ER	SO	BB	IBB	HBP	BLK	WP	HR	S	P	ERA	WHIP	
Doc Medich, R ERA: 7.86 (1, 1)	2.2	L	15	6	4	3	2	0	0	0	0	0	1	19	19	10.12	2.250																				
Dave Schmidt, R ERA: 4.85 (3, 1)	3.0		13	5	3	3	1	0	0	0	0	0	1	15	15	9.00	1.667																				
Steve Comer, R ERA: 3.91 (6, 1)	2.1		11	3	2	2	0	1	0	0	0	0	1	10	14	7.71	1.714																				
Danny Darwin, R ERA: 2.3 (9, 1)	1.0		6	2	1	1	1	2	0	0	0	0	0	6	14	9.00	4.000																				

Batter	1	2	3	4	5	6	7	8	9	AB	R	H	RBI	BB	SO	LOB	BOTTOM																					
George Wright, S OBP: 0.308, SLG: 0.438 (1, 8)	F2		4-3		F2			1B 1B	G5-4-3 1B	5	0	2	0	0	0	2	Baltimore Orioles @ Texas Rangers Arlington Stadium, Arlington, TX Tue May 25 1982, 8:05 PM EDT Att: 12,021 - Unknown																					
Mike Richardt, R OBP: 0.285, SLG: 0.312 (1, 6)	F8		K2-3		K			2B 1B	G5-4-3 1B	5	1	1	1	0	2	5																						
Buddy Bell, R OBP: 0.348, SLG: 0.403 (1, 5)			F9					K		4	0	1	0	0	1	1																						
Randy Bass, L OBP: 0.255, SLG: 0.326 (1, 3)	F7				1-3			F7		4	0	1	1	0	0	1																						
Johnny Grubb, L OBP: 0.354, SLG: 0.373 (1, 9)			K		K			F8		4	0	0	0	0	2	1																						
Jim Sundberg, R OBP: 0.404, SLG: 0.455 (1, 2)			FC6-4 BB		K			F9		3	1	0	0	1	1	0																						
Lamar Johnson, R OBP: 0.337, SLG: 0.382 (1, 10)			FC6-4 1B					P1		3	0	1	0	1	0	1																						
Leon Roberts, R OBP: 0.314, SLG: 0.311 (1, 7)					P6			F8		4	0	1	0	0	0	3																						
Doug Flynn, R OBP: 0.223, SLG: 0.244 (1, 4)	F9							1B 1B	1B 1B	4	1	3	1	0	0	2																						
Inning Stats	R: 0 E: 0 K: 0 S: 4	H: 1 LOB: 1 BB: 0 P: 4	R: 0 E: 0 K: 1 S: 6	H: 1 LOB: 2 BB: 1 P: 10	R: 0 E: 0 K: 1 S: 5	H: 0 LOB: 0 BB: 0 P: 5	R: 0 E: 0 K: 2 S: 7	H: 0 LOB: 0 BB: 0 P: 7	R: 0 E: 0 K: 1 S: 7	H: 2 LOB: 2 BB: 0 P: 7	R: 0 E: 0 K: 0 S: 3	H: 0 LOB: 0 BB: 0 P: 3	R: 0 E: 0 K: 0 S: 3	H: 0 LOB: 0 BB: 0 P: 3	R: 2 E: 0 K: 1 S: 8	H: 4 LOB: 1 BB: 0 P: 8	R: 1 E: 1 K: 0 S: 5	H: 2 LOB: 2 BB: 1 P: 9	1B: 8 2B: 2 3B: 0 HR: 0	SF: 0 SAC: 0 DP: 1 HBP: 0	WP: 0 PA: 38 PB: 0 SB: 0 CS: 0																	
PITCHER	IP	WLS	BF	H	R	ER	SO	BB	IBB	HBP	BLK	WP	HR	S	P	ERA	WHIP	PITCHER		IP	WLS	BF	H	R	ER	SO	BB	IBB	HBP	BLK	WP	HR	S	P	ERA	WHIP		
Jim Palmer, R ERA: 6.37 (1, 1)	8.1	W	36	9	3	2	6	2	0	0	0	0	0	46	54	2.16	1.320																					
Tippy Martinez, L ERA: 5.4 (9, 1)	0.2		2	1	0	0	0	0	0	0	0	0	0	2	2	0.00	1.500																					



Batter	1	2	3	4	5	6	7	8	9	AB	R	H	RBI	BB	SO	LOB	TOP										
Lenn Sakata, R OBP: 0.308, SLG: 0.330 (1, 6)	0-0 4-3	0-0 P4			0-0 F9		0-0 1B 2B		0-0 F6-3	5	0	1	0	0	0	2											
Rich Dauer, R OBP: 0.347, SLG: 0.412 (1, 4)	0-0 3-1	0-0 FC6-4 1-2			0-0 1-3		0-0 FC6-4 2-3 1B			4	0	1	0	0	0	2											
Gary Roenicke, R OBP: 0.423, SLG: 0.626 (1, 8)	1-0 HBP		0-3 K		0-0 G3		0-0 F8			1	0	0	0	0	1	0											
Al Bumbry, L OBP: 0.328, SLG: 0.327 (3, 8)										2	0	0	0	0	0	2											
Eddie Murray, S OBP: 0.439, SLG: 0.587 (1, 3)	0-0 5-3		0-0 F8		0-3 K		0-0 FC6-4 1-2			4	0	0	0	0	1	3											
Benny Ayala, R OBP: 0.421, SLG: 0.722 (1, 7)		0-0 1B 1B	0-0 P3		0-0 2B		0-0 F2			4	2	2	0	0	0	0											
Dan Ford, R OBP: 0.247, SLG: 0.362 (1, 9)		0-0 1B FC6-4 1B		0-0 5-3		0-0 2B	0-0 F9			4	1	2	1	0	0	0											
Ken Singleton, S OBP: 0.380, SLG: 0.342 (1, 10)		0-0 FC6-4 1B		4-0 BB	4-0 G5-4-3 BB		0-0 F6-3			2	0	1	1	2	0	0											
Cal Ripken Jr., R OBP: 0.264, SLG: 0.394 (1, 5)	0-0 FC6-4 1B		0-0 G5-4-3		0-0 F7		0-0 P4			4	0	0	1	0	0	4											
Rick Dempsey, R OBP: 0.357, SLG: 0.340 (1, 2)	0-0 FC6-4 1B				0-0 F2		0-0 F8		0-0 F7	4	0	1	0	0	0	0											
Inning Stats	R: 0 E: 0 K: 0 S: 3	H: 0 LOB: 1 BB: 0 P: 4	R: 2 E: 0 K: 0 S: 7	H: 4 LOB: 2 BB: 0 P: 7	R: 0 E: 0 K: 1 S: 5	H: 0 LOB: 0 BB: 0 P: 5	R: 0 E: 0 K: 0 S: 2	H: 0 LOB: 1 BB: 1 P: 6	R: 0 E: 0 K: 0 S: 3	H: 0 LOB: 0 BB: 0 P: 3	R: 1 E: 0 K: 1 S: 7	H: 2 LOB: 2 BB: 1 P: 11	R: 0 E: 0 K: 0 S: 5	H: 0 LOB: 0 BB: 0 P: 5	R: 0 E: 0 K: 0 S: 3	H: 0 LOB: 0 BB: 0 P: 3	R: 0 E: 0 K: 0 S: 3	H: 0 LOB: 0 BB: 0 P: 3	1B: 5 2B: 3 3B: 0 HR: 0	SF: 0 SAC: 0 DP: 1 HBP: 1	WP: 0 PB: 0 SB: 0 CS: 0	PA: 37					
PITCHER	IP	WLS	BF	H	R	ER	SO	BB	IBB	HBP	BLK	WP	HR	S	P	ERA	WHIP										
Jon Matlack, L ERA: 2.77 (1, 1)	5.2	W	25	6	3	3	2	2	0	1	0	0	0	26	35	4.76	1.412										
Steve Corser, R ERA: 3.51 (6, 1)	0.2		4	2	0	0	0	0	0	0	0	0	0	4	4	0.00	3.000										
Paul Mirabella, L ERA: 3.14 (7, 1)	2.2	S	8	0	0	0	0	0	0	0	0	0	0	8	8	0.00	0.000										

Baltimore Orioles @ Texas Rangers
Arlington Stadium, Arlington, TX
Wed May 26 1982, 8:05 PM EDT
Att: 8,929 - Unknown

AB 34
R 3
H 8
RBI 3
BB 2
SO 2
LOB 13



Batter	1	2	3	4	5	6	7	8	9	AB	R	H	RBI	BB	SO	LOB	BOTTOM										
George Wright, S OBP: 0.301, SLG: 0.428 (1, 8)	0-0 4-3	0-3 K		0-0 F8		0-0 6-3				4	0	0	0	0	1	3											
Mike Richardt, R OBP: 0.287, SLG: 0.333 (1, 4)	0-0 2B 1B		0-0 F8 E 1B	0-0 F8 1-2		0-0 PO 1B				4	1	3	1	0	0	1											
Buddy Bell, R OBP: 0.352, SLG: 0.408 (1, 5)	0-0 1H 2B		0-0 E4 S 1-2 1B		4-0 HR BB	0-0 PO 1-2	0-0 6-3			3	1	1	1	1	0	1											
Randy Bass, L OBP: 0.236, SLG: 0.300 (1, 3)	0-3 K		0-0 F8		0-0 F9		0-0 6-3			4	0	0	0	0	1	4											
Pat Putnam, L OBP: 0.289, SLG: 0.321 (8, 3)			0-0 F8 2-3		0-0 F9		0-0 6-3			0	0	0	0	0	0	0											
Johnny Grubb, L OBP: 0.362, SLG: 0.419 (1, 9)	4-0 BB		0-3 K 1-2		0-0 HR		0-3 K			3	1	1	2	1	2	2											
Jim Sundberg, R OBP: 0.393, SLG: 0.440 (1, 2)	0-0 F8		0-0 5-3		0-0 F8		0-0 6-3			4	0	0	0	0	0	4											
Lamar Johnson, R OBP: 0.333, SLG: 0.388 (1, 10)		0-0 P5		0-0 1-3 1B 2B		0-0 6-3				4	1	1	0	0	0	0											
Leon Roberts, R OBP: 0.309, SLG: 0.306 (1, 7)	0-0 F9		0-0 1-3		0-0 1-3		0-0 P4			4	1	1	0	0	0	1											
Doug Flynn, R OBP: 0.240, SLG: 0.261 (1, 6)	0-0 1B		0-0 S 1B		0-0 SH1-4 1B		0-0 SH1-4			2	0	2	1	0	0	0											
Inning Stats	R: 1 E: 0 K: 1 S: 7	H: 2 LOB: 2 BB: 1 P: 11	R: 0 E: 0 K: 1 S: 6	H: 1 LOB: 1 BB: 0 P: 6	R: 0 E: 1 K: 1 S: 7	H: 1 LOB: 2 BB: 0 P: 7	R: 1 E: 0 K: 0 S: 5	H: 2 LOB: 1 BB: 0 P: 5	R: 2 E: 0 K: 0 S: 4	H: 1 LOB: 0 BB: 1 P: 8	R: 1 E: 0 K: 0 S: 4	H: 2 LOB: 0 BB: 0 P: 4	R: 0 E: 0 K: 1 S: 5	H: 0 LOB: 0 BB: 0 P: 5	R: 0 E: 0 K: 0 S: 3	H: 0 LOB: 0 BB: 0 P: 3	R: 0 E: 0 K: 0 S: 3	H: 0 LOB: 0 BB: 0 P: 3	1B: 6 2B: 2 3B: 0 HR: 1	SF: 0 SAC: 1 DP: 0 HBP: 0	WP: 0 PB: 0 SB: 2 CS: 0	PA: 36					
PITCHER	IP	WLS	BF	H	R	ER	SO	BB	IBB	HBP	BLK	WP	HR	S	P	ERA	WHIP										
Dennis Martinez, R ERA: 4.42 (1, 1)	4.1	L	23	7	4	4	3	2	0	0	0	0	0	14	14	2.46	0.545										
Storm Davis, R ERA: 1.59 (5, 1)	3.2		12	2	1	1	1	0	0	0	0	0	0	14	14	2.46	0.545										

Baltimore Orioles @ Texas Rangers
Arlington Stadium, Arlington, TX
Wed May 26 1982, 8:05 PM EDT
Att: 8,929 - Unknown

AB 32
R 5
H 9
RBI 5
BB 2
SO 4
LOB 16



Batter	1	2	3	4	5	6	7	8	9	AB	R	H	RBI	BB	SO	LOB	TOP										
Al Bumbry, L OBP: 0.318, SLG: 0.317 (1, 8)										5	0	0	0	0	0	4											
Rich Dauer, R OBP: 0.355, SLG: 0.414 (1, 4)										4	1	2	0	1	0	0											
Ken Singleton, S OBP: 0.376, SLG: 0.344 (1, 10)										5	1	1	0	0	2	3											
Eddie Murray, S OBP: 0.453, SLG: 0.633 (1, 3)										5	2	4	3	0	1	0											
Dan Ford, R OBP: 0.265, SLG: 0.393 (1, 9)										4	1	3	1	1	0	0											
Benny Ayala, R OBP: 0.428, SLG: 0.684 (1, 7)										1	0	0	0	1	0	0											
John Lowenstein, L OBP: 0.430, SLG: 0.753 (5, PH)										2	1	1	0	1	1	3											
Cal Ripken Jr., R OBP: 0.261, SLG: 0.388 (1, 5)										5	0	1	1	0	1	8											
Rick Dempsey, R OBP: 0.353, SLG: 0.337 (1, 2)										4	0	1	0	0	0	2											
Lenn Sakata, R OBP: 0.315, SLG: 0.339 (1, 6)										3	0	1	0	0	0	1											
Inning Stats	R: 2 E: 0 K: 1 S: 7	H: 2 LOB: 0 BB: 0 P: 7	R: 0 E: 0 K: 0 S: 5	H: 2 LOB: 2 BB: 0 P: 5	R: 1 E: 0 K: 0 S: 5	H: 3 LOB: 2 BB: 1 P: 9	R: 0 E: 0 K: 0 S: 3	H: 0 LOB: 0 BB: 0 P: 3	R: 0 E: 0 K: 3 S: 11	H: 2 LOB: 3 BB: 1 P: 15	R: 0 E: 0 K: 1 S: 5	H: 0 LOB: 0 BB: 0 P: 5	R: 0 E: 0 K: 0 S: 6	H: 3 LOB: 1 BB: 0 P: 6	R: 1 E: 0 K: 0 S: 4	H: 2 LOB: 2 BB: 2 P: 12	1B: 7 2B: 8 3B: 0 HR: 1	SF: 0 SAC: 0 DP: 3 HBP: 1	WP: 0 PB: 0 SB: 0 CS: 0	PA: 43							
PITCHER	IP	WLS	BF	H	R	ER	SO	BB	IBB	HBP	BLK	WP	HR	S	P	ERA	WHIP										
Frank Tanana, L ERA: 4.75 (1, 1)	2.1	L	15	7	3	3	1	0	1	0	0	0	1	16	20	11.57	3.000										
Dave Schmidt, R ERA: 4.46 (3, 1)	4.2		18	4	2	1	4	1	0	1	0	0	0	24	29	1.93	1.071										
Steve Comer, R ERA: 3.86 (8, 1)	2.0		10	3	1	1	0	1	1	0	0	0	0	8	16	4.50	2.000										

Baltimore Orioles @ Texas Rangers
Arlington Stadium, Arlington, TX
Thu May 27 1982, 8:05 PM EDT
Att: 9,785 - Unknown

AB 38
R 6
H 14
RBI 5
BB 4
SO 5
LOB 21



Batter	1	2	3	4	5	6	7	8	9	AB	R	H	RBI	BB	SO	LOB	BOTTOM										
Bill Sample, R OBP: 0.326, SLG: 0.275 (1, 7)										4	0	0	0	0	1	0											
George Wright, S OBP: 0.300, SLG: 0.424 (1, 8)										4	0	1	0	0	0	1											
Buddy Bell, R OBP: 0.367, SLG: 0.420 (1, 5)										3	0	3	0	1	0	0											
Randy Bass, L OBP: 0.220, SLG: 0.278 (1, 3)										4	0	0	0	0	0	5											
Johnny Grubb, L OBP: 0.356, SLG: 0.424 (1, 9)										4	0	1	0	0	0	1											
Jim Sundberg, R OBP: 0.382, SLG: 0.426 (1, 2)										4	0	0	0	0	0	1											
Lamar Johnson, R OBP: 0.322, SLG: 0.373 (1, 10)										3	0	0	0	0	1	0											
Mike Richardt, R OBP: 0.278, SLG: 0.321 (1, 4)										3	0	0	0	0	0	0											
Doug Flynn, R OBP: 0.232, SLG: 0.253 (1, 6)										3	0	0	0	0	0	0											
Inning Stats	R: 0 E: 0 K: 0 S: 4	H: 1 LOB: 1 BB: 0 P: 4	R: 0 E: 0 K: 0 S: 3	H: 0 LOB: 0 BB: 0 P: 3	R: 0 E: 0 K: 0 S: 3	H: 0 LOB: 0 BB: 1 P: 7	R: 0 E: 0 K: 0 S: 3	H: 0 LOB: 0 BB: 0 P: 3	R: 0 E: 0 K: 1 S: 5	H: 0 LOB: 0 BB: 0 P: 5	R: 0 E: 0 K: 0 S: 6	H: 0 LOB: 1 BB: 0 P: 6	R: 0 E: 0 K: 0 S: 4	H: 2 LOB: 1 BB: 0 P: 4	R: 0 E: 0 K: 0 S: 4	H: 2 LOB: 1 BB: 0 P: 4	1B: 4 2B: 1 3B: 0 HR: 0	SF: 0 SAC: 0 DP: 1 HBP: 0	WP: 0 PB: 1 SB: 0 CS: 0	PA: 33							
PITCHER	IP	WLS	BF	H	R	ER	SO	BB	IBB	HBP	BLK	WP	HR	S	P	ERA	WHIP										
Sammy Stewart, R ERA: 3.43 (1, 1)	9.0	W	33	5	0	0	2	1	0	0	0	0	0	36	40	0.00	0.667										

Baltimore Orioles @ Texas Rangers
Arlington Stadium, Arlington, TX
Thu May 27 1982, 8:05 PM EDT
Att: 9,785 - Unknown

AB 32
R 0
H 5
RBI 0
BB 1
SO 2
LOB 8



Batter	1	2	3	4	5	6	7	8	9	AB	R	H	RBI	BB	SO	LOB	TOP			
Damaso Garcia, R OBP: 0.391, SLG: 0.396 (1, 4)	F3		1B			6-3		F4		4	0	1	0	0	0	1				
Garth Iorg, R OBP: 0.315, SLG: 0.404 (1, 5)	F8		1-3			F7			1B	4	1	1	0	0	0	1				
Barry Bonnell, R OBP: 0.426, SLG: 0.585 (1, 7)	F8				F8				5-3	4	0	1	0	0	0	1				
Wayne Nordhagen, R OBP: 0.327, SLG: 0.330 Otto Velez, R OBP: 0.350, SLG: 0.281 (4, PH)	1-5-3					F4			6-3	1	0	0	0	0	0	0				
Jesse Barfield, R OBP: 0.331, SLG: 0.409 (1, 9)						F6				2	0	0	0	1	0	2				
Willie Upshaw, L OBP: 0.373, SLG: 0.483 Tony Johnson, R OBP: 0.222, SLG: 0.556 (9, PH)	F8				K					3	0	0	0	0	2	2				
Buck Martinez, R OBP: 0.297, SLG: 0.343 (1, 2)	5-3									1	0	1	1	0	0	0				
Lloyd Moseby, L OBP: 0.275, SLG: 0.336 (1, 8)			4-3			F3			1-3	3	0	0	0	0	0	0				
Alfredo Griffin, S OBP: 0.248, SLG: 0.274 (1, 6)	F8					F7				3	0	1	0	0	0	0				
Inning Stats	R: 0 E: 0 K: 0 S: 3	H: 0 LOB: 0 BB: 0 P: 3	R: 0 E: 0 K: 0 S: 3	H: 0 LOB: 1 BB: 1 P: 7	R: 0 E: 0 K: 0 S: 4	H: 1 LOB: 1 BB: 0 P: 4	R: 0 E: 0 K: 1 S: 5	H: 0 LOB: 1 BB: 1 P: 9	R: 0 E: 0 K: 0 S: 3	H: 0 LOB: 0 BB: 0 P: 3	R: 0 E: 0 K: 2 S: 7	H: 0 LOB: 0 BB: 0 P: 7	R: 0 E: 0 K: 0 S: 3	H: 1 LOB: 0 BB: 0 P: 3	R: 1 E: 0 K: 0 S: 5	H: 2 LOB: 2 BB: 1 P: 9	1B: 5 2B: 0 3B: 0 HR: 0	SF: 0 SAC: 0 DP: 0 HBP: 0	WP: 1 PB: 0 SB: 0 CS: 1	PA: 34
PITCHER Mike Flanagan, L ERA: 3.58 (1, 1)	IP: 9.0 WLS: W BF: 34 H: 5 R: 1 ER: 1 SO: 3 BB: 3 IBB: 0 HBP: 0 BLK: 0 WP: 1 HR: 0 S: 37 P: 49 ERA: 1.00 WHIP: 0.889																			

Toronto Blue Jays @ Baltimore Orioles
Memorial Stadium, Baltimore, MD
Sat May 29 1982, 7:05 PM EDT
Unknown - 84 F

AB	31
R	1
H	5
RBI	1
BB	3
SO	3
LOB	11



Batter	1	2	3	4	5	6	7	8	9	AB	R	H	RBI	BB	SO	LOB	BOTTOM			
Al Bumbry, L OBP: 0.319, SLG: 0.317 (1, 8)	SF9	F8		6-3				SH5-3		3	1	1	0	0	0	2				
Rich Dauer, R OBP: 0.347, SLG: 0.404 (1, 4)	FC	6-3				6-3		F3		4	1	0	0	0	0	2				
John Lowenstein, L OBP: 0.433, SLG: 0.736 (1, 7)	2B			F8		4-1			IBB	2	0	0	0	2	0	0				
Ken Singleton, S OBP: 0.368, SLG: 0.338 (1, 10)	SF9			F7		F6		F8		3	0	0	1	0	0	2				
Terry Crowley, L OBP: 0.455, SLG: 0.457 Eddie Murray, S OBP: 0.453, SLG: 0.633 (9, 3)	2B							F5		3	0	2	1	1	0	0				
Jim Dwyer, L OBP: 0.351, SLG: 0.545 (1, 9)				F6		SH5-3			HR	2	1	1	1	1	0	1				
Joe Nolan, L OBP: 0.228, SLG: 0.204 (1, 2)	F8			K		K		K		4	0	0	0	0	3	4				
Cal Ripken Jr., R OBP: 0.261, SLG: 0.384 (1, 5)	4-3					F5		F4		4	0	1	0	0	0	4				
Lenn Sakata, R OBP: 0.323, SLG: 0.348 (1, 6)				F7						3	0	2	0	0	0	1				
Inning Stats	R: 2 E: 0 K: 0 S: 6	H: 2 LOB: 3 BB: 2 P: 14	R: 0 E: 0 K: 0 S: 3	H: 1 LOB: 0 BB: 0 P: 3	R: 0 E: 0 K: 0 S: 3	H: 0 LOB: 1 BB: 1 P: 7	R: 0 E: 0 K: 1 S: 6	H: 1 LOB: 1 BB: 0 P: 6	R: 0 E: 0 K: 0 S: 3	H: 0 LOB: 0 BB: 0 P: 3	R: 0 E: 0 K: 1 S: 6	H: 1 LOB: 1 BB: 0 P: 6	R: 0 E: 0 K: 0 S: 4	H: 1 LOB: 2 BB: 1 P: 8	R: 1 E: 0 K: 1 S: 6	H: 1 LOB: 0 BB: 0 P: 6	1B: 5 2B: 1 3B: 0 HR: 1	SF: 1 SAC: 2 DP: 0 HBP: 0	WP: 0 PB: 0 SB: 1 CS: 1	PA: 35
PITCHER Luis Leal, R ERA: 3.21 (1, 1)	IP: 8.0 WLS: L BF: 35 H: 7 R: 3 ER: 3 SO: 3 BB: 2 IBB: 2 HBP: 0 BLK: 0 WP: 0 HR: 1 S: 37 P: 53 ERA: 3.38 WHIP: 1.125																			

Toronto Blue Jays @ Baltimore Orioles
Memorial Stadium, Baltimore, MD
Sat May 29 1982, 7:05 PM EDT
Unknown - 84 F

AB	28
R	3
H	7
RBI	3
BB	4
SO	3
LOB	16



Batter	1	2	3	4	5	6	7	8	9	AB	R	H	RBI	BB	SO	LOB	TOP										
Damaso Garcia, R OBP: 0.391, SLG: 0.385 (1, 4)	F8	5-3	F8			K		6-3		5	0	0	0	0	1	3	Toronto Blue Jays @ Baltimore Orioles Memorial Stadium, Baltimore, MD Sat May 29 1982, 7:05 PM EDT Att: 21,241 - Unknown - 80 F livebaseballscorecards.com										
Garth Iorg, R OBP: 0.304, SLG: 0.389 (1, 5)	F9	F9			F6	F9		3-1		4	0	0	0	0	0	0											
Rance Mulliniks, L OBP: 0.324, SLG: 0.362 (8, PH) (8, 5)	F9	F9			F6	F9		3-1		1	0	0	0	0	2												
Otto Velez, R OBP: 0.306, SLG: 0.306 (1, 10)			5-3						F8	4	1	2	0	0	0	0											
Willie Upshaw, L OBP: 0.371, SLG: 0.480 (9, PH)	BB 1B			FC5-4 1B						1	0	0	0	0	0	0											
Barry Bonnell, R OBP: 0.433, SLG: 0.582 (8, 7)	BB 1B			FC5-4 1B						4	3	2	0	1	1	1											
Jesse Barfield, R OBP: 0.336, SLG: 0.415 (1, 9)	BB 1B									3	2	1	0	1	1	1											
Hosken Powell, L OBP: 0.280, SLG: 0.361 (9, PH) (9, 9)	1B HR									1	0	1	0	0	0	0											
Tony Johnson, R OBP: 0.333, SLG: 0.545 (1, 7)										2	2	1	2	1	0	0											
Lloyd Moseby, L OBP: 0.278, SLG: 0.333 (8, PH) (8, 8)	HR 1B									1	1	0	0	1	1	2											
Dave Revering, L OBP: 0.241, SLG: 0.289 (1, 3)	HR									4	2	2	5	1	2	1											
Ernie Whitt, L OBP: 0.350, SLG: 0.472 (1, 2)	1-3									3	0	1	1	0	0	2											
Buck Martinez, R OBP: 0.316, SLG: 0.353 (8, PH) (8, 2)	1-3									1	0	1	0	1	0	0											
Alfredo Griffin, S OBP: 0.253, SLG: 0.285 (1, 6)										5	0	2	3	0	0	3											
Inning Stats	R: 5 E: 0 K: 0 S: 7	H: 4 LOB: 0 BB: 1 P: 11	R: 0 E: 0 K: 0 S: 3	H: 0 LOB: 0 BB: 0 P: 3	R: 4 E: 0 K: 0 S: 6	H: 3 LOB: 1 BB: 2 P: 14	R: 0 E: 0 K: 0 S: 4	H: 1 LOB: 1 BB: 0 P: 4	R: 0 E: 0 K: 1 S: 5	H: 0 LOB: 0 BB: 0 P: 5	R: 0 E: 0 K: 2 S: 7	H: 0 LOB: 0 BB: 0 P: 7	R: 1 E: 0 K: 1 S: 7	H: 2 LOB: 2 BB: 2 P: 11	R: 1 E: 0 K: 1 S: 7	H: 2 LOB: 3 BB: 2 P: 15	1B: 10 2B: 2 3B: 0 HR: 1	SF: 0 SAC: 0 DP: 0 HBP: 0	WP: 0 PB: 0 SB: 0 CS: 1	PA: 46							
PITCHER	IP	WLS	BF	H	R	ER	SO	BB	IBB	HBP	BLK	WP	HR	S	P	ERA	WHIP										
Scott McGregor, L ERA: 3.62 (1, 1)	0.2		7	4	5	5	0	1	0	0	0	0	1	6	10	67.50	7.500										
Ross Grimsley, L ERA: 3.75 (1, 1)	2.0		10	2	4	4	0	1	1	0	0	0	0	8	16	18.00	1.500										
Storm Davis, R ERA: 0.9 (3, 1)	4.1		15	3	0	0	4	0	0	0	0	0	0	23	23	0.00	0.692										
Tippy Martinez, L ERA: 5.73 (8, 1)	0.1		4	2	1	1	1	1	0	0	0	0	0	5	9	27.00	9.000										
Tim Stoddard, R ERA: 3.89 (8, 1)	1.2	L	9	2	1	1	1	2	0	0	0	0	0	9	17	5.40	2.400										

Batter	1	2	3	4	5	6	7	8	9	AB	R	H	RBI	BB	SO	LOB	BOTTOM										
Al Bumbry, L OBP: 0.321, SLG: 0.326 (1, 8)	5-3	F8					1B 1B	K		5	1	2	0	0	1	1	Toronto Blue Jays @ Baltimore Orioles Memorial Stadium, Baltimore, MD Sat May 29 1982, 7:05 PM EDT Att: 21,241 - Unknown - 80 F livebaseballscorecards.com										
Rich Dauer, R OBP: 0.354, SLG: 0.416 (1, 4)	1B 2B					6-3	1B HR	F8		5	2	3	0	0	0	2											
Jim Dwyer, L OBP: 0.357, SLG: 0.526 (1, 3) (8, 7)	1B 2B					4-3	HR 1B	F6		5	2	2	1	0	1	2											
Ken Singleton, S OBP: 0.369, SLG: 0.335 (1, 10)	2B 1B					1-3	HR BB	F8		4	2	1	1	1	0	0											
John Lowenstein, L OBP: 0.439, SLG: 0.742 (1, 7)	2B 1B					1-3	HR BB	F6		2	1	1	2	1	0	0											
Benny Ayala, R OBP: 0.455, SLG: 0.850 (7, PH)	E 2B					G3	HR	F6		1	1	1	4	0	0	0											
Eddie Murray, S OBP: 0.450, SLG: 0.627 (8, 3)	1-3 3-H						HR	F6		1	0	0	0	0	0	0											
Dan Ford, R OBP: 0.283, SLG: 0.387 (1, 9)	E8 1B						F7 5-3	F9		5	0	1	1	0	1	1											
Rick Dempsey, R OBP: 0.350, SLG: 0.363 (1, 2)	K						HR	K		4	1	1	1	0	2	2											
Floyd Rayford, R OBP: 0.222, SLG: 0.125 (1, 5)	5-3						K	L5		4	0	0	0	0	1	1											
Bobby Bonner, R OBP: 0.216, SLG: 0.204 (1, 6)							F9			3	0	0	0	0	0	0											
Lenn Sakata, R OBP: 0.328, SLG: 0.362 (8, PH) (8, 6)	F4						F3			1	0	1	0	0	0	0											
Inning Stats	R: 4 E: 1 K: 1 S: 10	H: 5 LOB: 1 BB: 0 P: 10	R: 0 E: 0 K: 1 S: 6	H: 1 LOB: 0 BB: 0 P: 6	R: 0 E: 0 K: 1 S: 5	H: 0 LOB: 1 BB: 1 P: 9	R: 0 E: 0 K: 0 S: 4	H: 1 LOB: 1 BB: 0 P: 4	R: 0 E: 0 K: 0 S: 3	H: 0 LOB: 0 BB: 0 P: 3	R: 1 E: 0 K: 1 S: 6	H: 1 LOB: 0 BB: 0 P: 6	R: 5 E: 0 K: 1 S: 9	H: 4 LOB: 0 BB: 1 P: 13	R: 0 E: 0 K: 1 S: 6	H: 1 LOB: 1 BB: 0 P: 6	R: 0 E: 0 K: 0 S: 3	H: 0 LOB: 0 BB: 0 P: 3	1B: 7 2B: 4 3B: 0 HR: 2	SF: 0 SAC: 0 DP: 0 HBP: 0	WP: 0 PB: 0 SB: 0 CS: 0	PA: 42					
PITCHER	IP	WLS	BF	H	R	ER	SO	BB	IBB	HBP	BLK	WP	HR	S	P	ERA	WHIP										
Jim Clancy, R ERA: 4.97 (1, 1)	6.0		27	8	5	5	4	1	0	0	0	0	0	3	7	*	*										
Dale Murray, R ERA: 4.75 (7, 1)	0.0		4	3	4	4	0	1	0	0	0	0	0	3	7	*	*										
Jerry Garvin, L ERA: 9.0 (7, 1)	0.0		1	1	1	1	0	0	0	0	0	0	1	1	1	*	*										
Joey McLaughlin, R ERA: 3.21 (7, 1)	3.0	W	10	1	0	0	2	0	0	0	0	0	0	14	14	0.00	0.333										



Batter	1	2	3	4	5	6	7	8	9	AB	R	H	RBI	BB	SO	LOB	TOP			
Damaso Garcia, R (1,4) OBP: 0.393, SLG: 0.385	0-0 5-3		0-0 6-3		0-0 CS 1B		0-0 F8		0-0 FC6-4 1B	5	0	2	2	0	0	1	Toronto Blue Jays @ Baltimore Orioles Memorial Stadium, Baltimore, MD Sun May 30 1982, 3:33 AM EDT Att: 21,632 - Unknown - 82 F			
Rance Mulliniks, L (1,5) Garth Iorg, R (9,PH) OBP: 0.301, SLG: 0.385	0-0 1B 1B		4-0 1B BB		0-3 K 1-2			0-0 4-3	0-0 FC6-4 1-2 3-H	3	1	1	0	1	1	1				
Willie Upshaw, L (1,3) OBP: 0.372, SLG: 0.477	0-0 1B FC6-4 1B		0-0 G4-6-3 1B		0-3 K			0-0 L6	0-0 F9	5	1	2	0	0	1	1				
Dave Revering, L (1,10) Tony Johnson, R (8,PR) OBP: 0.253, SLG: 0.291 OBP: 0.333, SLG: 0.545	0-0 FC6-4 1B		0-0 G4-6-3		0-0 F9			4-0 CS BB		3	0	1	1	1	0	2				
Barry Bonnell, R (1,7) OBP: 0.427, SLG: 0.566	0-0 FC6-4 1-2 3-H				0-0 F8			0-0 CS	0-0 1-3	3	0	0	1	1	0	1				
Hosken Powell, L (1,9) Jesse Barfield, R (8,9) OBP: 0.289, SLG: 0.347 OBP: 0.341, SLG: 0.415	0-0 F5				0-0 6-3			0-0 BB	4-0 2B E BB	3	0	0	0	0	0	2				
Ernie Whitt, L (1,2) OBP: 0.365, SLG: 0.495			0-3 K		0-0 1B			0-0 G3 1B	0-0 E 1B 2B	4	1	3	0	0	1	0				
Lloyd Moseby, L (1,8) OBP: 0.277, SLG: 0.326			0-3 K2-3		0-0 6-3			0-0 F5	4-0 E 1B IBB	3	1	0	0	1	1	2				
Alfredo Griffin, S (1,6) OBP: 0.247, SLG: 0.277			0-0 4-3		0-0 6-3			0-0 G3	0-0 E6 1B FC6-4 1-2 2-3 3-H	4	1	0	0	0	0	3				
Inning Stats	R: 2 E: 0 K: 0 S: 6	H: 3 LOB: 1 BB: 0 P: 6	R: 0 E: 0 K: 2 S: 7	H: 0 LOB: 0 BB: 0 P: 7	R: 0 E: 0 K: 0 S: 3	H: 1 LOB: 1 BB: 1 P: 7	R: 0 E: 0 K: 0 S: 4	H: 1 LOB: 0 BB: 0 P: 4	R: 0 E: 0 K: 1 S: 5	H: 0 LOB: 1 BB: 1 P: 9	R: 0 E: 0 K: 0 S: 4	H: 1 LOB: 1 BB: 0 P: 4	R: 0 E: 0 K: 0 S: 2	H: 0 LOB: 0 BB: 1 P: 6	R: 4 E: 1 K: 0 S: 6	H: 2 LOB: 1 BB: 2 P: 14	1B: 8 2B: 1 3B: 0 HR: 0	SF: 0 SAC: 0 DP: 1 HBP: 0	WP: 0 PB: 0 SB: 1 CS: 2	PA: 40
PITCHER	IP WLS BF H R ER SO BB IBB HBP BLK WP HR S P ERA WHIP	IP WLS BF H R ER SO BB IBB HBP BLK WP HR S P ERA WHIP	IP WLS BF H R ER SO BB IBB HBP BLK WP HR S P ERA WHIP	IP WLS BF H R ER SO BB IBB HBP BLK WP HR S P ERA WHIP	IP WLS BF H R ER SO BB IBB HBP BLK WP HR S P ERA WHIP	IP WLS BF H R ER SO BB IBB HBP BLK WP HR S P ERA WHIP	IP WLS BF H R ER SO BB IBB HBP BLK WP HR S P ERA WHIP	IP WLS BF H R ER SO BB IBB HBP BLK WP HR S P ERA WHIP	IP WLS BF H R ER SO BB IBB HBP BLK WP HR S P ERA WHIP	IP WLS BF H R ER SO BB IBB HBP BLK WP HR S P ERA WHIP	IP WLS BF H R ER SO BB IBB HBP BLK WP HR S P ERA WHIP	IP WLS BF H R ER SO BB IBB HBP BLK WP HR S P ERA WHIP	IP WLS BF H R ER SO BB IBB HBP BLK WP HR S P ERA WHIP	IP WLS BF H R ER SO BB IBB HBP BLK WP HR S P ERA WHIP	IP WLS BF H R ER SO BB IBB HBP BLK WP HR S P ERA WHIP	IP WLS BF H R ER SO BB IBB HBP BLK WP HR S P ERA WHIP	IP WLS BF H R ER SO BB IBB HBP BLK WP HR S P ERA WHIP			
Jim Palmer, R (1,1) ERA: 6.02	8.1	L	37	9	6	4	4	4	1	0	0	0	0	0	0	0	4.32	1.560		
Tippy Martinez, L (9,1) ERA: 5.96	0.2	2	0	0	0	0	0	0	0	0	0	0	0	0	2	2	0.00	0.000		

AB	34
R	6
H	9
RBI	5
BB	5
SO	4
LOB	14



Batter	1	2	3	4	5	6	7	8	9	AB	R	H	RBI	BB	SO	LOB	BOTTOM					
Al Bumbry, L (1,8) OBP: 0.314, SLG: 0.318	0-3 K		0-0 4-3		0-0 F9			0-0 F8		4	0	0	0	0	1	3	Toronto Blue Jays @ Baltimore Orioles Memorial Stadium, Baltimore, MD Sun May 30 1982, 3:33 AM EDT Att: 21,632 - Unknown - 82 F					
Rich Dauer, R (1,4) OBP: 0.346, SLG: 0.406	0-0 5-3				0-0 F6		0-0 F7	0-0 6-3		4	0	0	0	0	0	0						
John Lowenstein, L (1,7) OBP: 0.423, SLG: 0.710	0-0 F8				0-0 F9		0-3 K		0-3 K	4	0	0	0	0	2	0						
Ken Singleton, S (1,10) OBP: 0.366, SLG: 0.329			0-3 K		4-0 BB		0-0 F6		0-0 1-3	3	0	0	0	1	1	0						
Terry Crowley, L (1,3) OBP: 0.438, SLG: 0.421	0-3 K		0-3 K		0-0 F8		4-0 FC6-4 BB		0-0 F5	3	0	0	0	1	1	1						
Dan Ford, R (1,9) OBP: 0.288, SLG: 0.379			0-3 K		0-0 F9		0-0 FC6-4		0-0 FC6-4 1-2	3	0	0	0	0	1	1						
Rick Dempsey, R (1,2) OBP: 0.350, SLG: 0.362					0-0 5-3		0-0 BB 1B		0-0 F8	3	0	1	0	0	0	1						
Cal Ripken Jr., R (1,5) OBP: 0.263, SLG: 0.379			0-3 K		4-0 K		0-0 6-3			2	0	0	0	1	1	1						
Lenn Sakata, R (1,6) OBP: 0.328, SLG: 0.356			4-0 BB		0-0 F7			0-0 6-3		2	0	0	0	1	0	2						
Inning Stats	R: 0 E: 0 K: 1 S: 5	H: 0 LOB: 0 BB: 0 P: 5	R: 0 E: 0 K: 3 S: 9	H: 0 LOB: 0 BB: 0 P: 9	R: 0 E: 0 K: 1 S: 5	H: 0 LOB: 1 BB: 1 P: 9	R: 0 E: 0 K: 0 S: 3	H: 0 LOB: 1 BB: 1 P: 7	R: 0 E: 0 K: 0 S: 4	H: 0 LOB: 0 BB: 2 P: 8	R: 0 E: 0 K: 1 S: 5	H: 0 LOB: 0 BB: 0 P: 5	R: 0 E: 0 K: 0 S: 3	H: 0 LOB: 0 BB: 1 P: 7	R: 0 E: 0 K: 0 S: 3	H: 0 LOB: 0 BB: 0 P: 3	R: 0 E: 0 K: 1 S: 5	H: 0 LOB: 0 BB: 0 P: 5	1B: 1 2B: 0 3B: 0 HR: 0	SF: 0 SAC: 0 DP: 0 HBP: 0	WP: 0 PB: 0 SB: 0 CS: 0	PA: 32
PITCHER	IP WLS BF H R ER SO BB IBB HBP BLK WP HR S P ERA WHIP	IP WLS BF H R ER SO BB IBB HBP BLK WP HR S P ERA WHIP	IP WLS BF H R ER SO BB IBB HBP BLK WP HR S P ERA WHIP	IP WLS BF H R ER SO BB IBB HBP BLK WP HR S P ERA WHIP	IP WLS BF H R ER SO BB IBB HBP BLK WP HR S P ERA WHIP	IP WLS BF H R ER SO BB IBB HBP BLK WP HR S P ERA WHIP	IP WLS BF H R ER SO BB IBB HBP BLK WP HR S P ERA WHIP	IP WLS BF H R ER SO BB IBB HBP BLK WP HR S P ERA WHIP	IP WLS BF H R ER SO BB IBB HBP BLK WP HR S P ERA WHIP	IP WLS BF H R ER SO BB IBB HBP BLK WP HR S P ERA WHIP	IP WLS BF H R ER SO BB IBB HBP BLK WP HR S P ERA WHIP	IP WLS BF H R ER SO BB IBB HBP BLK WP HR S P ERA WHIP	IP WLS BF H R ER SO BB IBB HBP BLK WP HR S P ERA WHIP	IP WLS BF H R ER SO BB IBB HBP BLK WP HR S P ERA WHIP	IP WLS BF H R ER SO BB IBB HBP BLK WP HR S P ERA WHIP	IP WLS BF H R ER SO BB IBB HBP BLK WP HR S P ERA WHIP						
Jim Gott, R (1,1) ERA: 3.19	6.0	W	23	1	0	0	6	0	0	0	0	0	0	0	1	0	0.00	0.833				
Roy Lee Jackson, R (7,1) ERA: 3.04	3.0	S	9	0	0	0	1	0	0	0	0	0	0	0	0	0	0.00	0.000				



Batter	1	2	3	4	5	6	7	8	9	AB	R	H	RBI	BB	SO	LOB	TOP			
Bill Sample, R OBP: 0.338, SLG: 0.448 (1, 7)	5-3		HR		F9 SH2-4 1B		F8		5-3	5	1	2	1	0	0	1	Texas Rangers @ Baltimore Orioles Memorial Stadium, Baltimore, MD Mon May 31 1982, 7:05 PM EDT Att: 13,344 - Unknown - 86 F			
George Wright, S OBP: 0.291, SLG: 0.397 Lamar Johnson, R OBP: 0.327, SLG: 0.407 Larry Parrish, R OBP: 0.225, SLG: 0.234 (1, 8)	6-3		4-3		SH2-4		F8		HR	2	0	0	0	0	0	0				
Buddy Bell, R OBP: 0.358, SLG: 0.411 (1, 5)	6-3		1B		F9			1-3	1B	5	0	2	0	0	0	1				
Randy Bass, L OBP: 0.225, SLG: 0.308 (1, 10)		HR	F7		4-3			4-3	F7	5	1	1	1	0	0	3				
Johnny Grubb, L OBP: 0.372, SLG: 0.462 (7, 7)		5-3 3B 1B		1B 1B		4-3		E6	K	5	1	2	0	0	1	1				
Jim Sundberg, R OBP: 0.374, SLG: 0.406 (1, 2)	5-3			K		6-3		F4		4	0	0	0	0	1	3				
Dave Hostetter, R OBP: 0.455, SLG: 1.000 (1, 3)		CS 3B		K		4-3			1B HR 2B	4	1	2	1	0	1	1				
Doug Flynn, R OBP: 0.241, SLG: 0.262 Bill Stein, R OBP: 0.236, SLG: 0.262 (9, PH)	F6-3						F4-3		HR 1B	3	0	1	0	0	0	1				
Mark Wagner, R OBP: 0.258, SLG: 0.276 Leon Roberts, R OBP: 0.321, SLG: 0.380 (9, PH)			6-3		F9				HR	3	0	1	0	0	0	2				
									HR	1	1	1	3	0	0	0				
Inning Stats	R: 0 E: 0 K: 0 S: 3	H: 0 LOB: 0 BB: 0 P: 3	R: 2 E: 0 K: 0 S: 5	H: 3 LOB: 0 BB: 0 P: 5	R: 1 E: 0 K: 0 S: 5	H: 2 LOB: 1 BB: 0 P: 5	R: 0 E: 0 K: 2 S: 9	H: 2 LOB: 2 BB: 0 P: 9	R: 0 E: 0 K: 0 S: 4	H: 0 LOB: 0 BB: 0 P: 3	R: 0 E: 0 K: 0 S: 4	H: 1 LOB: 1 BB: 0 P: 4	R: 0 E: 1 K: 0 S: 4	H: 0 LOB: 1 BB: 0 P: 4	R: 4 E: 0 K: 1 S: 10	H: 5 LOB: 1 BB: 0 P: 10	1B: 8 2B: 1 3B: 1 HR: 4	SF: 0 SAC: 1 DP: 0 HBP: 0	WP: 0 PB: 0 SB: 0 CS: 1	PA: 41
PITCHER	IP	WLS	BF	H	R	ER	SO	BB	IBB	HBP	BLK	WP	HR	S	P	ERA	WHIP			
Dennis Martinez, R ERA: 4.54 (1, 1)	8.0	W	35	11	5	5	2	0	0	0	0	0	2	39	39	5.62	1.375			
Tim Stoddard, R ERA: 5.02 (9, 1)	0.1		4	3	2	2	0	0	0	0	0	0	2	4	4	54.00	9.000			
Tippy Martinez, L ERA: 5.4 (9, 1)	0.2	S	2	0	0	0	1	0	0	0	0	0	0	4	4	0.00	0.000			

Batter	1	2	3	4	5	6	7	8	9	AB	R	H	RBI	BB	SO	LOB	BOTTOM			
Al Bumbry, L OBP: 0.313, SLG: 0.317 (1, 8)	F7		F4-3	F4-3		E7 1B		SH1-4		4	0	1	1	0	0	3	Texas Rangers @ Baltimore Orioles Memorial Stadium, Baltimore, MD Mon May 31 1982, 7:05 PM EDT Att: 13,344 - Unknown - 86 F			
Rich Dauer, R OBP: 0.347, SLG: 0.402 (1, 4)	F7		6-3		FC6-4 BB	6-3		HR 1B		4	1	1	1	1	0	1				
Ken Singleton, S OBP: 0.367, SLG: 0.345 (1, 10)	6-3		F9		K		BB 1B	HR		4	1	1	2	1	1	1				
Eddie Murray, S OBP: 0.433, SLG: 0.600 (1, 3)		5-3		F8	FC6-4 1-2		F8	F7		5	0	0	0	0	0	2				
Dan Ford, R OBP: 0.262, SLG: 0.386 (1, 9)		2B 2B		BB 1B SF9 1B	K		F4	K		5	2	2	0	0	2	2				
Benny Avila, R OBP: 0.440, SLG: 0.783 John Lowenstein, L OBP: 0.429, SLG: 0.713 (1, 7)		F4		SF9 BB 1B		K		BB 1B		3	0	1	0	0	1	1				
Cal Ripken Jr., R OBP: 0.280, SLG: 0.394 (1, 5)		1B 2B		SF9 BB 1B		1B S 1B		FC5-4 BB		2	2	2	1	2	0	0				
Rick Dempsey, R OBP: 0.346, SLG: 0.361 (1, 2)				SF9		F9		FC5-4		3	0	1	2	0	0	4				
Lenn Sakata, R OBP: 0.341, SLG: 0.372 (1, 6)		2H 1B		1-2 2-3 3-H 4-0		F9		SH1-4 1B 2B		3	2	0	1	0	1	1				
										1B: 8 2B: 3 3B: 0 HR: 1	SF: 1 SAC: 1 DP: 0 HBP: 0	WP: 0 PB: 0 SB: 2 CS: 0	PA: 41							
Inning Stats	R: 0 E: 0 K: 0 S: 3	H: 0 LOB: 0 BB: 0 P: 3	R: 2 E: 0 K: 0 S: 6	H: 3 LOB: 1 BB: 0 P: 6	R: 0 E: 0 K: 0 S: 3	H: 0 LOB: 0 BB: 0 P: 3	R: 1 E: 0 K: 0 S: 5	H: 2 LOB: 3 BB: 2 P: 13	R: 0 E: 0 K: 2 S: 7	H: 0 LOB: 1 BB: 1 P: 11	R: 2 E: 1 K: 1 S: 8	H: 3 LOB: 1 BB: 0 P: 8	R: 0 E: 0 K: 0 S: 4	H: 1 LOB: 3 BB: 2 P: 12	R: 3 E: 0 K: 1 S: 8	H: 3 LOB: 0 BB: 0 P: 8	1B: 8 2B: 3 3B: 0 HR: 1	SF: 1 SAC: 1 DP: 0 HBP: 0	WP: 0 PB: 0 SB: 2 CS: 0	PA: 41
PITCHER	IP	WLS	BF	H	R	ER	SO	BB	IBB	HBP	BLK	WP	HR	S	P	ERA	WHIP			
Jon Matlack, L ERA: 3.31 (1, 1)	5.2	L	28	8	5	5	3	2	0	0	0	0	0	8	16	10.80	3.000			
Steve Comer, R ERA: 4.22 (6, 1)	1.2		10	3	2	2	0	2	0	0	0	0	0	8	16	10.80	3.000			
Danny Darwin, R ERA: 3.1 (8, 1)	0.2		3	1	1	1	1	0	0	0	0	0	1	5	5	13.50	1.500			

Batter	1	2	3	4	5	6	7	8	9	AB	R	H	RBI	BB	SO	LOB	TOP										
Bill Sample, R OBP: 0.343, SLG: 0.460 (1, 8)	0-0 6-3	0-0 1-3			0-0 F7 1B 2B		0-0 F7 1-3 1B		0-0 F8	5	1	2	0	0	0	2											
Jim Sundberg, R OBP: 0.371, SLG: 0.397 (1, 2)	0-0 5-3		4-0 BB		0-0 F9		0-0 1-3			3	0	0	0	1	0	2											
Buddy Bell, R OBP: 0.356, SLG: 0.404 (1, 5)	0-0 F8		0-0 F7		4-0 1B BB		0-0 F7			3	0	0	0	1	0	2											
Randy Bass, L OBP: 0.213, SLG: 0.290 (1, 10)		0-0 1-3	0-0 F8		0-0 F7		0-0 F8			4	0	0	0	0	0	4											
Johnny Grubb, L OBP: 0.378, SLG: 0.457 (1, 7) (8, 9)		4-0 1B E BB	0-0 G2		0-0 1-3 1B		0-0 1-3			3	1	1	1	1	0	1											
Dave Hostetter, R OBP: 0.467, SLG: 1.071 (1, 3)		0-0 E 1-2 1B		0-0 HR	0-0 K		0-0 F9			4	2	2	1	0	1	2											
Larry Parrish, R OBP: 0.226, SLG: 0.235 George Wright, S OBP: 0.291, SLG: 0.397 (1, 9) (8, 8)		0-0 E8 1B 1-3 2-H 1B		0-0 5-3	0-0 F3		0-0 L7			4	0	1	0	0	0	0											
Doug Flynn, R OBP: 0.233, SLG: 0.252 (1, 4)		0-0 F4		0-0 F1-3	0-3 K		0-0 F7			4	0	0	0	0	1	2											
Mark Wagner, R OBP: 0.258, SLG: 0.275 (1, 6)		0-0 1-3 3-H 1B		0-0 6-3	0-0 5-3		0-3 K			4	0	1	1	0	1	0											
Inning Stats	R: 0 E: 0 K: 0 S: 3	H: 0 LOB: 0 BB: 0 P: 3	R: 2 E: 1 K: 0 S: 6	H: 3 LOB: 2 BB: 1 P: 10	R: 0 E: 0 K: 0 S: 3	H: 0 LOB: 1 BB: 1 P: 7	R: 1 E: 0 K: 0 S: 4	H: 1 LOB: 0 BB: 0 P: 4	R: 1 E: 0 K: 1 S: 7	H: 2 LOB: 2 BB: 1 P: 11	R: 0 E: 0 K: 0 S: 5	H: 0 LOB: 0 BB: 0 P: 5	R: 0 E: 0 K: 0 S: 4	H: 1 LOB: 1 BB: 0 P: 4	R: 0 E: 0 K: 0 S: 3	H: 0 LOB: 0 BB: 0 P: 3	R: 0 E: 0 K: 1 S: 5	H: 0 LOB: 0 BB: 0 P: 5	1B: 5 2B: 1 3B: 0 HR: 1	SF: 0 SAC: 0 DP: 0 HBP: 0	WP: 0 PB: 0 SB: 0 CS: 0	PA: 37					
PITCHER	IP	WLS	BF	H	R	ER	SO	BB	IBB	HBP	BLK	WP	HR	S	P	ERA	WHIP										
Sammy Stewart, R ERA: 3.75 (1, 1)	4.2	L	23	6	4	4	0	3	0	0	0	0	1	20	32	7.71	1.929										
Storm Davis, R ERA: 0.63 (5, 1)	4.1		14	1	0	0	3	0	0	0	0	0	0	20	20	0.00	0.231										

Texas Rangers @ Baltimore Orioles
Memorial Stadium, Baltimore, MD
Wed Jun 02 1982, 7:05 PM EDT
Att: 10,469 - Unknown - 76 F

AB 34
R 4
H 7
RBI 3
BB 3
SO 3
LOB 15



Batter	1	2	3	4	5	6	7	8	9	AB	R	H	RBI	BB	SO	LOB	BOTTOM										
Lenn Sakata, R OBP: 0.338, SLG: 0.369 Bobby Bonner, R OBP: 0.222, SLG: 0.231 (1, 6) (3, 6)	0-0 F9			0-3 K		0-0 1B 2B		0-0 F8		1	0	0	0	0	0	0											
Rich Dauer, R OBP: 0.345, SLG: 0.399 (1, 4)	0-0 6-3			0-0 5-3		0-0 1B 2-H 1B		0-0 F5		4	0	1	1	0	0	0											
Dan Ford, R OBP: 0.267, SLG: 0.395 (1, 9)	0-0 5-3			0-0 2B		0-0 1-2 1B		0-0 5-3		4	0	2	0	0	0	0											
Eddie Murray, S OBP: 0.420, SLG: 0.580 (1, 3)		0-0 F7		0-0 F8		0-0 G3		0-0 F4-3		4	0	0	0	0	0	3											
Benny Ayala, R OBP: 0.393, SLG: 0.692 (1, 7)		0-0 F7		0-3 K		0-0 F5				3	0	0	0	0	1	0											
Ken Singleton, S OBP: 0.362, SLG: 0.339 (1, 10)		0-3 K		0-0 6-3		0-0 F9				3	0	0	0	0	1	0											
Gary Roenicke, R OBP: 0.414, SLG: 0.610 (1, 8)			0-0 6-3		0-0 F9		0-0 5-3			3	0	0	0	0	0	0											
Cal Ripken Jr., R OBP: 0.275, SLG: 0.386 (1, 5)			0-0 F4-3		0-0 F9		0-0 6-3			3	0	0	0	0	0	0											
Rick Dempsey, R OBP: 0.338, SLG: 0.351 (1, 2)			0-0 6-3		0-0 6-3		0-0 F2			3	0	0	0	0	0	0											
Inning Stats	R: 0 E: 0 K: 0 S: 3	H: 0 LOB: 0 BB: 0 P: 3	R: 0 E: 0 K: 1 S: 5	H: 0 LOB: 0 BB: 0 P: 5	R: 0 E: 0 K: 1 S: 6	H: 1 LOB: 0 BB: 0 P: 6	R: 0 E: 0 K: 0 S: 5	H: 0 LOB: 0 BB: 0 P: 5	R: 1 E: 0 K: 0 S: 6	H: 3 LOB: 2 BB: 0 P: 6	R: 0 E: 0 K: 0 S: 3	H: 0 LOB: 0 BB: 0 P: 3	R: 0 E: 0 K: 0 S: 3	H: 0 LOB: 0 BB: 0 P: 3	R: 0 E: 0 K: 0 S: 3	H: 0 LOB: 0 BB: 0 P: 3	1B: 2 2B: 2 3B: 0 HR: 0	SF: 0 SAC: 0 DP: 0 HBP: 0	WP: 0 PB: 0 SB: 0 CS: 0	PA: 31							
PITCHER	IP	WLS	BF	H	R	ER	SO	BB	IBB	HBP	BLK	WP	HR	S	P	ERA	WHIP										
Frank Tanana, L ERA: 4.21 (1, 1)	9.0	W	31	4	1	1	3	0	0	0	0	0	0	37	37	1.00	0.444										


Texas Rangers @ Baltimore Orioles
Memorial Stadium, Baltimore, MD
Wed Jun 02 1982, 7:05 PM EDT
Att: 10,469 - Unknown - 76 F


AB 31
R 1
H 4
RBI 1
BB 0
SO 3
LOB 3



Batter	1	2	3	4	5	6	7	8	9	AB	R	H	RBI	BB	SO	LOB	TOP					
Al Bumbry, L OBP: 0.315, SLG: 0.315 (1, 8)	0-0 1-3		0-0 1B		0-0 1-3		0-3 K		4-0 FC6-4 BB	4	0	1	0	1	1	1	Baltimore Orioles @ Minnesota Twins Hubert H. Humphrey Metrodome, Minneapolis, MN Fri Jun 04 1982, 8:05 PM EDT Att: 8,517 - Unknown livebaseballscorecards.com					
Rich Dauer, R OBP: 0.342, SLG: 0.393 (1, 4)	0-3 K		0-0 1B		0-0 6-3		0-0 F9		0-0 FC6-4 1-2 2-3 1-2	5	0	1	0	0	1	4						
Dan Ford, R OBP: 0.267, SLG: 0.392 (1, 9)	0-3 K		0-0 P3		0-0 BB 1B				0-3 K	4	0	1	0	0	2	2						
Eddie Murray, S OBP: 0.415, SLG: 0.569 (1, 3)		0-0 BB 1B	0-0 F9		0-0 F3				0-0 F7	4	0	1	0	0	0	3						
Benny Ayala, R OBP: 0.387, SLG: 0.655 (8, PH)		0-0 P6		0-3 K		0-0 BB 1B			0-3 K	3	0	1	0	0	1	1						
John Lowenstein, L OBP: 0.425, SLG: 0.705 (8, 7)		4-0 BB		0-0 F7		4-0 BB			0-0 BB 2B	2	0	1	0	2	0	0						
Ken Singleton, S OBP: 0.369, SLG: 0.347 (1, 10)		0-0 F8		0-0 F8		0-3 K			0-3 K	3	0	0	0	0	1	5						
Cal Ripken Jr., R OBP: 0.379, SLG: 0.513 (9, PH)		0-0 F8		0-0 F8					0-3 K	1	0	0	0	0	1	1						
Rick Dempsey, R OBP: 0.331, SLG: 0.342 (1, 2)		0-0 5-3		0-0 5-3		0-3 K			4-0 BB BB	3	0	0	0	0	1	2						
Terry Crowley, L OBP: 0.449, SLG: 0.421 (9, PH)									0-0 P5	0	0	0	0	1	0	0						
Lenn Sakata, R OBP: 0.338, SLG: 0.363 (1, 6)			0-0 F3		0-0 F7		4-0 BB			2	0	0	0	1	0	0						
Joe Nolan, L OBP: 0.224, SLG: 0.200 (9, PH)										1	0	0	0	0	0	2						
Inning Stats	R: 0 E: 0 K: 2 S: 7	H: 0 LOB: 0 BB: 0 P: 7	R: 0 E: 0 K: 0 S: 4	H: 1 LOB: 2 BB: 1 P: 8	R: 0 E: 0 K: 0 S: 5	H: 2 LOB: 2 BB: 0 P: 5	R: 0 E: 0 K: 1 S: 5	H: 0 LOB: 0 BB: 0 P: 5	R: 0 E: 0 K: 0 S: 3	H: 0 LOB: 3 BB: 1 P: 3	R: 0 E: 0 K: 1 S: 7	H: 2 LOB: 3 BB: 1 P: 11	R: 0 E: 0 K: 2 S: 7	H: 0 LOB: 1 BB: 0 P: 11	R: 0 E: 0 K: 1 S: 7	H: 0 LOB: 0 BB: 0 P: 7	R: 0 E: 0 K: 1 S: 6	H: 1 LOB: 3 BB: 2 P: 14	1B: 5 2B: 1 3B: 0 HR: 0	SF: 0 SAC: 0 DP: 0 HBP: 0	WP: 0 PB: 0 SB: 0 CS: 0	PA: 38
PITCHER	IP WLS BF H R ER SO BB IBB HBP BLK WP HR S P ERA WHIP	IP WLS BF H R ER SO BB IBB HBP BLK WP HR S P ERA WHIP																				
Brad Havens, L ERA: 5.14 (1, 1)	5.2 W 24 5 0 0 3 2 0 0 0 0 0 28 36 0.00 1.235																					
Terry Felton, R ERA: 4.03 (6, 1)	3.1 S 14 1 0 0 6 3 0 0 0 0 0 23 35 0.00 1.200																					

Batter	1	2	3	4	5	6	7	8	9	AB	R	H	RBI	BB	SO	LOB	BOTTOM			
Larry Milbourne, S OBP: 0.255, SLG: 0.240 (1, 4)	0-0 P6		0-0 F9		0-0 F7		0-0 G6-4-3 1-2			4	0	0	0	0	0	2	Baltimore Orioles @ Minnesota Twins Hubert H. Humphrey Metrodome, Minneapolis, MN Fri Jun 04 1982, 8:05 PM EDT Att: 8,517 - Unknown livebaseballscorecards.com			
Ron Washington, R OBP: 0.342, SLG: 0.420 (1, 6)	0-0 P6			0-0 HR	0-0 CS 1B				0-0 1B SF8 1B	4	2	3	1	0	0	0				
Tom Brunansky, R OBP: 0.321, SLG: 0.520 (1, 8)	0-0 P4			4-0 2B BB	0-3 K 1-2				0-0 F8	3	1	0	0	1	1	2				
Kent Hrbek, L OBP: 0.387, SLG: 0.613 (1, 3)		0-0 P5		0-0 F8		0-0 3-1			0-0 SF8 1B	4	0	1	0	0	0	1				
Jesus Vega, R OBP: 0.288, SLG: 0.354 (1, 10)		0-0 F2		0-0 HR 2B		0-0 F7			0-0 SF8	3	1	1	2	0	0	0				
Gary Ward, R OBP: 0.281, SLG: 0.384 (1, 9)		0-0 F8		0-0 HR 2H		0-0 6-3			0-0 6-3	4	1	1	2	0	0	1				
Mickey Hatcher, R OBP: 0.260, SLG: 0.302 (1, 7)			0-0 L6		0-0 6-3				0-0 PB 1B 1B	3	1	1	0	0	0	0				
Gary Gaetti, R OBP: 0.271, SLG: 0.426 (1, 5)			0-0 6-3		0-0 2B				0-0 F8	3	0	1	0	0	0	1				
Sal Butera, R OBP: 0.379, SLG: 0.278 (1, 2)			4-0 BB		0-0 F9				0-0 G6-4-3 1H 1B	2	0	1	1	1	0	1				
Inning Stats	R: 0 E: 0 K: 0 S: 3	H: 0 LOB: 0 BB: 0 P: 3	R: 0 E: 0 K: 0 S: 3	H: 0 LOB: 0 BB: 0 P: 3	R: 0 E: 0 K: 0 S: 3	H: 0 LOB: 1 BB: 1 P: 7	R: 4 E: 0 K: 0 S: 7	H: 4 LOB: 1 BB: 1 P: 11	R: 0 E: 0 K: 1 S: 5	H: 1 LOB: 0 BB: 0 P: 5	R: 0 E: 0 K: 0 S: 3	H: 0 LOB: 0 BB: 0 P: 3	R: 1 E: 0 K: 0 S: 4	H: 2 LOB: 0 BB: 0 P: 4	R: 1 E: 0 K: 0 S: 5	H: 2 LOB: 1 BB: 0 P: 5		1B: 5 2B: 2 3B: 0 HR: 2	SF: 1 SAC: 0 DP: 1 HBP: 0	WP: 0 PB: 1 SB: 0 CS: 1
PITCHER	IP WLS BF H R ER SO BB IBB HBP BLK WP HR S P ERA WHIP	IP WLS BF H R ER SO BB IBB HBP BLK WP HR S P ERA WHIP																		
Scott McGregor, L ERA: 3.76 (1, 1)	6.1 L 27 7 5 4 1 0 0 0 0 0 0 6 6 5.40 1.200																			
Tim Stoddard, R ERA: 5.06 (7, 1)	1.2 6 2 1 1 0 0 0 0 0 0 0 0 6 6 5.40 1.200																			

Batter	1	2	3	4	5	6	7	8	9	AB	R	H	RBI	BB	SO	LOB	TOP								
Al Bumby, L OBP: 0.312, SLG: 0.309 (1, 8)	4-0 1B SF7 BB		0-0 5-3		0-0 4-3		0-0 4-3		0-0 5-3	4	1	0	0	1	0	2	<p>Baltimore Orioles @ Minnesota Twins Hubert H. Humphrey Metrodome, Minneapolis, MN</p> <p>Sat Jun 05 1982, 8:05 PM EDT Att: 11,151 - Unknown</p> <p>livebaseballscores.com</p> <p>AB 33 R 3 H 8 RBI 3 BB 2 SO 6 LOB 13</p> 								
Rich Dauer, R OBP: 0.348, SLG: 0.399 (1, 4)	0-0 1-3 1B		0-0 1B		0-0 F8			0-0 2B SF9 1B	5	1	3	0	0	0	1										
Ken Singleton, S OBP: 0.372, SLG: 0.356 (1, 10)	0-3 K		0-0 1-2 1B		0-0 1-3			0-0 1-3 2B	4	0	2	0	0	1	2										
Eddie Murray, S OBP: 0.404, SLG: 0.556 (1, 3)	0-0 SF7		0-3 K			0-3 K		0-3 K	3	0	0	1	0	3	4										
John Lowenstein, L OBP: 0.427, SLG: 0.724 (1, 7)	0-0 6-3			0-0 HR		0-0 4-3		4-0 IBB	3	1	1	1	1	0	1										
Dan Ford, R OBP: 0.261, SLG: 0.385 (1, 9)		0-0 6-3		0-0 L3		0-0 F8		0-0 SF9	3	0	0	1	0	0	0										
Joe Nolan, L OBP: 0.210, SLG: 0.185 (1, 2)		0-3 K		0-3 K			0-0 4-3	0-0 4-3	4	0	0	0	0	2	2										
Cal Ripken Jr., R OBP: 0.270, SLG: 0.376 (1, 5)		0-0 F9			0-0 1B		0-0 G3		0-0 E5 SH3-4	4	0	1	0	0	0										
Bobby Bonner, R OBP: 0.228, SLG: 0.236 (1, 6)			0-0 F8		0-0 1-3		0-0 1B		0-0 SH3-4	3	0	1	0	0	1										
Inning Stats	R: 1 E: 0 K: 1 S: 6	H: 1 LOB: 1 BB: 1 P: 10	R: 0 E: 0 K: 1 S: 5	H: 0 LOB: 0 BB: 0 P: 5	R: 0 E: 0 K: 1 S: 7	H: 2 LOB: 2 BB: 0 P: 7	R: 1 E: 0 K: 1 S: 7	H: 2 LOB: 1 BB: 0 P: 7	R: 0 E: 0 K: 0 S: 3	H: 0 LOB: 0 BB: 0 P: 3	R: 0 E: 0 K: 1 S: 5	H: 0 LOB: 0 BB: 0 P: 5	R: 0 E: 0 K: 0 S: 4	H: 1 LOB: 1 BB: 0 P: 4	R: 1 E: 0 K: 1 S: 7	H: 2 LOB: 2 BB: 1 P: 11	R: 0 E: 1 K: 0 S: 4	H: 0 LOB: 1 BB: 0 P: 4	1B: 6 2B: 1 3B: 0 HR: 1	SF: 2 SAC: 1 DP: 0 HBP: 0	WP: 0 PB: 0 SB: 0 CS: 0	PA: 38			
PITCHER	IP	WLS	BF	H	R	ER	SO	BB	IBB	HBP	BLK	WP	HR	S	P	ERA	WHIP								
Albert Williams, R ERA: 4.69 (1, 1)	7.0	L	29	7	3	3	5	1	0	0	0	0	1	38	42	3.86	1.143								
Ron Davis, R ERA: 4.97 (8, 1)	2.0		9	1	0	0	1	0	1	0	0	0	0	10	14	0.00	0.500								

Batter	1	2	3	4	5	6	7	8	9	AB	R	H	RBI	BB	SO	LOB	BOTTOM								
Larry Milbourne, S OBP: 0.245, SLG: 0.230 (1, 4)	0-0 5-3		0-0 G5-4-3 1-2			0-0 6-3		0-0 6-3		4	0	0	0	0	0	1	<p>Baltimore Orioles @ Minnesota Twins Hubert H. Humphrey Metrodome, Minneapolis, MN</p> <p>Sat Jun 05 1982, 8:05 PM EDT Att: 11,151 - Unknown</p> <p>livebaseballscores.com</p> <p>AB 32 R 1 H 7 RBI 1 BB 1 SO 6 LOB 10</p> 								
Ron Washington, R OBP: 0.340, SLG: 0.415 (1, 6)	0-0 1B		0-0 6-3			0-0 L5		0-3 K	4	0	1	0	0	1	0										
Tom Brunansky, R OBP: 0.318, SLG: 0.532 (1, 8)	0-0 F7			0-3 K			0-0 1B 3B	0-0 6-3	4	1	1	0	0	1	1										
Kent Hrbek, L OBP: 0.389, SLG: 0.610 (1, 3)	0-0 1-2 1B			0-0 6-3			0-3 K		0-0 G6-4-3 1B	4	0	2	0	0	1										
Jesus Vega, R OBP: 0.287, SLG: 0.350 (1, 10)	0-0 F3			0-3 K			0-0 BB 1B		0-0 G6-4-3 1-2	4	0	1	1	0	1										
Gary Ward, R OBP: 0.276, SLG: 0.376 (1, 9)		0-0 6-3			0-3 K		0-0 P3		0-0 5-3	4	0	0	0	0	1										
Mickey Hatcher, R OBP: 0.262, SLG: 0.303 (1, 7)		0-0 F9			0-0 4-3			0-0 1-2 1B	3	0	1	0	0	0	0										
Gary Gaetti, R OBP: 0.272, SLG: 0.420 (1, 5)		0-0 P4			0-3 K		4-0 FC5-4 1-2 2-3 BB			2	0	0	0	1	1										
Sal Butera, R OBP: 0.377, SLG: 0.281 (1, 2)			0-0 G5-4-3 1B			0-0 5-3		0-0 FC5-4 1-2	3	0	1	0	0	0	3										
Inning Stats	R: 0 E: 0 K: 0 S: 5	H: 2 LOB: 2 BB: 0 P: 5	R: 0 E: 0 K: 0 S: 3	H: 0 LOB: 0 BB: 0 P: 3	R: 0 E: 0 K: 2 S: 7	H: 0 LOB: 0 BB: 0 P: 7	R: 0 E: 0 K: 2 S: 7	H: 0 LOB: 0 BB: 0 P: 7	R: 0 E: 0 K: 0 S: 3	H: 0 LOB: 0 BB: 0 P: 3	R: 1 E: 0 K: 1 S: 8	H: 3 LOB: 3 BB: 1 P: 12	R: 0 E: 0 K: 1 S: 5	H: 0 LOB: 0 BB: 0 P: 5	R: 0 E: 0 K: 0 S: 3	H: 1 LOB: 0 BB: 0 P: 3	1B: 6 2B: 0 3B: 1 HR: 0	SF: 0 SAC: 0 DP: 2 HBP: 0	WP: 0 PB: 0 SB: 0 CS: 0	PA: 33					
PITCHER	IP	WLS	BF	H	R	ER	SO	BB	IBB	HBP	BLK	WP	HR	S	P	ERA	WHIP								
Mike Flanagan, L ERA: 3.25 (1, 1)	9.0	W	33	7	1	1	6	1	0	0	0	0	0	44	48	1.00	0.889								

Batter	1	2	3	4	5	6	7	8	9	AB	R	H	RBI	BB	SO	LOB	TOP										
Lenn Sakata, R OBP: 0.338, SLG: 0.361 (1, 6)	F7		1B E		2B	F9			5-3	5	2	2	0	0	0	1											
Rich Dauer, R OBP: 0.355, SLG: 0.429 (1, 4)	5-3		E		HR		5-3		HR	5	2	3	3	0	0	0											
Dan Ford, R OBP: 0.272, SLG: 0.379 (1, 9)	CS BB		E5		F3		FC1-4 BB		BB E 1B	3	0	1	1	2	0	2											
Eddie Murray, S OBP: 0.389, SLG: 0.544 (1, 3)	CS	K	F3		K		FC1-4 FC6-4		E5 BB	5	0	0	0	0	2	5											
Benny Ayala, R OBP: 0.405, SLG: 0.800 (1, 7)			F9							3	2	2	2	0	0	2											
Al Bumbry, L OBP: 0.310, SLG: 0.306 (5, 8)		S 1B			HR		FC6-4		K	2	0	0	0	0	1	3											
Gary Roenicke, R OBP: 0.409, SLG: 0.581 (1, 8)		F3			CS BB				5-3	3	0	0	0	2	0	1											
Ken Singleton, S OBP: 0.371, SLG: 0.353 (1, 10)		1B	F8		CS				K	5	0	2	1	0	1	3											
Cal Ripken Jr., R OBP: 0.266, SLG: 0.377 (1, 5)		P3			F2		F8			4	0	1	0	0	0	2											
Rick Dempsey, R OBP: 0.324, SLG: 0.341 (1, 2)			5-3		1B 2B		F9		6-3	4	1	1	0	0	0	2											
Inning Stats	R: 0 E: 0 K: 0 S: 2	H: 0 LOB: 0 BB: 1 P: 6	R: 1 E: 0 K: 1 S: 7	H: 2 LOB: 1 BB: 0 P: 7	R: 1 E: 1 K: 0 S: 6	H: 2 LOB: 2 BB: 0 P: 6	R: 0 E: 0 K: 0 S: 3	H: 0 LOB: 0 BB: 0 P: 3	R: 4 E: 0 K: 1 S: 8	H: 4 LOB: 0 BB: 1 P: 12	R: 0 E: 0 K: 0 S: 4	H: 1 LOB: 1 BB: 0 P: 4	R: 0 E: 0 K: 0 S: 3	H: 0 LOB: 1 BB: 1 P: 7	R: 0 E: 0 K: 1 S: 6	H: 1 LOB: 1 BB: 0 P: 6	R: 1 E: 1 K: 1 S: 8	H: 2 LOB: 3 BB: 1 P: 12	1B: 7 2B: 3 3B: 0 HR: 2	SF: 0 SAC: 0 DP: 0 HBP: 0	WP: 1 PB: 0 CS: 1	PA: 45					
PITCHER	IP	WLS	BF	H	R	ER	SO	BB	IBB	HBP	BLK	WP	HR	S	P	ERA	WHIP										
Mike Caldwell, L ERA: 4.8 (1, 1)	4.2	L	23	8	6	6	2	1	0	0	0	1	1	26	30	11.57	1.929										
Dwight Bernard, R ERA: 4.32 (5, 1)	1.1		5	1	0	0	0	1	0	0	0	0	0	4	8	0.00	1.500										
Jamie Easterly, L ERA: 3.57 (7, 1)	2.0		8	1	0	0	1	1	0	0	0	0	0	9	13	0.00	1.000										
Jerry Augustine, L ERA: 6.11 (9, 1)	1.0		7	2	1	1	1	1	0	0	0	0	1	8	12	9.00	3.000										

Baltimore Orioles @ Milwaukee Brewers
Milwaukee County Stadium, Milwaukee, WI
 Mon Jun 07 1982, 8:05 PM EDT
 Att: 15,017 - Unknown

AB 39
 R 7
 H 12
 RBI 7
 BB 4
 SO 4
 LOB 21



Batter	1	2	3	4	5	6	7	8	9	AB	R	H	RBI	BB	SO	LOB	BOTTOM										
Paul Moltor, R OBP: 0.368, SLG: 0.402 (1, 5)	G3 2B		K						6-3	4	0	2	0	0	1	1											
Robin Yount, R OBP: 0.352, SLG: 0.530 (1, 6)	1-3				F7		F9		HR	4	1	1	1	0	0	2											
Cecil Cooper, L OBP: 0.399, SLG: 0.582 (1, 3)	G3				F8		F8		1-3	4	0	0	0	0	0	1											
Ben Oglivie, L OBP: 0.306, SLG: 0.455 (1, 7)	F9				F7		HR		F8	4	1	1	1	0	0	1											
Ted Simmons, S OBP: 0.279, SLG: 0.432 (1, 2)		4-3			4-3		L6			3	0	0	0	0	0	0											
Gorman Thomas, R OBP: 0.319, SLG: 0.440 (1, 8)		P5			F8		F9			3	0	0	0	0	0	0											
Roy Howell, L OBP: 0.271, SLG: 0.354 (1, 10)			K						6-3	3	0	0	0	0	1	0											
Charlie Moore, R OBP: 0.292, SLG: 0.351 (1, 9)					CS 1B		K		P5	3	0	1	0	0	1	0											
Jim Gantner, L OBP: 0.328, SLG: 0.365 (1, 4)			F8				F8		F7	3	0	0	0	0	0	1											
Inning Stats	R: 0 E: 0 K: 0 S: 4	H: 1 LOB: 1 BB: 0 P: 4	R: 0 E: 0 K: 1 S: 5	H: 0 LOB: 0 BB: 0 P: 5	R: 0 E: 0 K: 1 S: 5	H: 1 LOB: 1 BB: 0 P: 5	R: 0 E: 0 K: 0 S: 3	H: 0 LOB: 0 BB: 0 P: 3	R: 0 E: 0 K: 1 S: 6	H: 1 LOB: 1 BB: 0 P: 6	R: 1 E: 0 K: 0 S: 4	H: 1 LOB: 0 BB: 0 P: 4	R: 0 E: 0 K: 0 S: 3	H: 0 LOB: 0 BB: 0 P: 3	R: 1 E: 0 K: 0 S: 4	H: 1 LOB: 0 BB: 0 P: 4	R: 0 E: 0 K: 0 S: 3	H: 0 LOB: 0 BB: 0 P: 3	1B: 2 2B: 2 3B: 0 HR: 2	SF: 0 SAC: 0 DP: 1 HBP: 0	WP: 0 PB: 0 CS: 1	PA: 31					
PITCHER	IP	WLS	BF	H	R	ER	SO	BB	IBB	HBP	BLK	WP	HR	S	P	ERA	WHIP										
Jim Palmer, R ERA: 5.4 (1, 1)	9.0	W	31	5	2	2	3	0	0	0	0	0	2	37	37	2.00	0.556										

Baltimore Orioles @ Milwaukee Brewers
Milwaukee County Stadium, Milwaukee, WI
 Mon Jun 07 1982, 8:05 PM EDT
 Att: 15,017 - Unknown

AB 31
 R 2
 H 5
 RBI 2
 BB 0
 SO 3
 LOB 6



Batter	1	2	3	4	5	6	7	8	9	AB	R	H	RBI	BB	SO	LOB	TOP								
Lenn Sakata, R OBP: 0.333, SLG: 0.355 (1, 4)	0-0 6-3		0-0 6-3					0-0 K	0-3 K	5	0	1	0	0	2	3									
Cal Ripken Jr., R OBP: 0.285, SLG: 0.389 (1, 5)	0-3 K			0-0 6-3				0-0 FC6-4 1B	0-0 F9	5	1	1	2	0	1	3									
Dan Ford, R OBP: 0.272, SLG: 0.376 (1, 9)	0-0 F9			0-0 F7				0-0 E6		4	0	1	0	0	0	0									
Eddie Murray, S OBP: 0.379, SLG: 0.529 (1, 3)		0-0 F9		0-0 F8				0-0 F7		4	0	0	0	0	0	3									
Benny Ayala, R OBP: 0.375, SLG: 0.737 (1, 7)		0-0 4-3			0-0 6-3			0-0 F8		3	0	0	0	0	0	0									
Al Bumbry, L OBP: 0.308, SLG: 0.304 (7, 8)								0-0 F7		1	0	0	0	0	0	2									
Gary Roenicke, R OBP: 0.416, SLG: 0.617 (1, 8)		0-0 2B			0-0 F7			0-0 1B 1-4-3		4	2	3	1	0	0	0									
Ken Singleton, S OBP: 0.373, SLG: 0.356 (1, 10)			0-0 F8		0-0 6-3			0-0 1B 1-4-3		4	0	2	0	0	0	1									
Rick Dempsey, R OBP: 0.315, SLG: 0.331 (1, 2)			0-0 F8			0-0 F7		0-0 1-4-3		4	0	0	1	0	0	2									
Bobby Bonner, R OBP: 0.242, SLG: 0.254 (1, 6)			0-0 L5			0-0 HR		0-0 4-3		3	1	1	0	1	0	1									
Inning Stats	R: 0 E: 0 K: 1 S: 5	H: 0 LOB: 0 BB: 0 P: 5	R: 0 E: 0 K: 0 S: 4	H: 1 LOB: 1 BB: 0 P: 4	R: 0 E: 0 K: 0 S: 3	H: 0 LOB: 0 BB: 0 P: 3	R: 0 E: 0 K: 0 S: 3	H: 0 LOB: 0 BB: 0 P: 3	R: 0 E: 0 K: 0 S: 3	H: 0 LOB: 0 BB: 0 P: 3	R: 2 E: 1 K: 1 S: 7	H: 1 LOB: 1 BB: 1 P: 11	R: 1 E: 0 K: 0 S: 5	H: 2 LOB: 1 BB: 0 P: 5	R: 0 E: 0 K: 0 S: 5	H: 2 LOB: 2 BB: 0 P: 5	R: 1 E: 0 K: 1 S: 8	H: 3 LOB: 2 BB: 0 P: 8	1B: 5 2B: 2 3B: 0 HR: 2	SF: 0 SAC: 0 DP: 0 HBP: 0	WP: 0 PB: 0 SB: 0 CS: 0	PA: 38			
PITCHER	IP	WLS	BF	H	R	ER	SO	BB	IBB	HBP	BLK	WP	HR	S	P	ERA	WHIP								
Randy Lerch, L ERA: 5.06 (1, 1)	7.0	L	28	5	3	3	2	1	0	0	0	0	1	31	35	3.86	0.857								
Jim Slaton, R ERA: 2.91 (8, 1)	2.0		10	4	1	1	1	0	0	0	0	0	1	12	12	4.50	2.000								

Baltimore Orioles @ Milwaukee Brewers
Milwaukee County Stadium, Milwaukee, WI
Tue Jun 08 1982, 8:05 PM EDT
Att: 13,517 - Unknown

AB 37
R 4
H 9
RBI 4
BB 1
SO 3
LOB 15



Batter	1	2	3	4	5	6	7	8	9	AB	R	H	RBI	BB	SO	LOB	BOTTOM								
Paul Molitor, R OBP: 0.379, SLG: 0.415 (1, 5)	0-0 E 1B		0-0 2B 1B					0-0 1B		4	1	4	0	0	0	0									
Robin Yount, R OBP: 0.350, SLG: 0.529 (1, 6)	0-0 E7 SF9		0-0 1-3 2B		0-0 F8			0-0 F8		4	1	1	0	0	0	2									
Cecil Cooper, L OBP: 0.392, SLG: 0.571 (1, 3)	0-0 F8		0-0 P3		0-0 F7			0-0 4-3		4	0	0	0	0	0	4									
Gorman Thomas, R OBP: 0.318, SLG: 0.435 (1, 8)	0-0 SF9		0-0 G6-4-3 IBB		0-0 1-3			0-0 F7		2	0	0	1	1	0	1									
Ted Simmons, S OBP: 0.273, SLG: 0.422 (1, 2)	0-0 5-3		0-0 G6-4-3			0-0 F8		0-0 4-3		4	0	0	0	0	0	3									
Ben Oglivie, L OBP: 0.305, SLG: 0.456 (1, 7)		0-0 F2		0-0 SH1-3 2B		0-0 4-3		0-0 F5		4	0	1	0	0	0	0									
Don Money, R OBP: 0.346, SLG: 0.594 (1, 10)		0-0 BB		0-0 SH1-3		0-0 F2		0-0 P6		2	0	0	0	1	0	0									
Charlie Moore, R OBP: 0.285, SLG: 0.342 (1, 9)		0-0 P4		0-0 F2				0-0 F5		4	0	0	0	0	0	2									
Jim Gantner, L OBP: 0.324, SLG: 0.361 (1, 4)		0-0 F7		0-0 4-3				0-0 F3		2	0	0	0	0	0	2									
Mark Brouhard, R OBP: 0.373, SLG: 0.459 (7, PH)										1	0	0	0	0	0	0									
Rob Piccolo, R OBP: 0.245, SLG: 0.250 (8, 4)										0	0	0	0	0	0	0									
Inning Stats	R: 2 E: 1 K: 0 S: 5	H: 1 LOB: 0 BB: 0 P: 5	R: 0 E: 0 K: 0 S: 3	H: 0 LOB: 1 BB: 1 P: 7	R: 0 E: 0 K: 0 S: 4	H: 2 LOB: 2 BB: 1 P: 8	R: 0 E: 0 K: 0 S: 4	H: 1 LOB: 1 BB: 0 P: 4	R: 0 E: 0 K: 0 S: 4	H: 0 LOB: 0 BB: 0 P: 3	R: 0 E: 0 K: 0 S: 4	H: 1 LOB: 1 BB: 0 P: 4	R: 0 E: 0 K: 0 S: 3	H: 0 LOB: 0 BB: 0 P: 3	R: 0 E: 0 K: 0 S: 3	H: 0 LOB: 0 BB: 0 P: 3	R: 0 E: 0 K: 0 S: 3	H: 0 LOB: 0 BB: 0 P: 3	1B: 4 2B: 2 3B: 0 HR: 0	SF: 1 SAC: 1 DP: 1 HBP: 0	WP: 0 PB: 0 SB: 0 CS: 0	PA: 35			
PITCHER	IP	WLS	BF	H	R	ER	SO	BB	IBB	HBP	BLK	WP	HR	S	P	ERA	WHIP								
Scott McGregor, L ERA: 3.43 (1, 1)	9.0	W	35	6	2	0	0	1	1	0	0	0	0	33	41	0.00	0.778								

Baltimore Orioles @ Milwaukee Brewers
Milwaukee County Stadium, Milwaukee, WI
Tue Jun 08 1982, 8:05 PM EDT
Att: 13,517 - Unknown

AB 31
R 2
H 6
RBI 1
BB 2
SO 0
LOB 14



Batter	1	2	3	4	5	6	7	8	9	AB	R	H	RBI	BB	SO	LOB	TOP										
Al Bumbry, L OBP: 0.310, SLG: 0.303 (1, 8)	4-0 CS BB	0-3 K	0-0 K		0-3 K	0-0 FC6-4 1B		0-0 4-3	4 0 1 1 1 2 0								Baltimore Orioles @ Milwaukee Brewers Milwaukee County Stadium, Milwaukee, WI Wed Jun 09 1982, 8:05 PM EDT Att: 13,662 - Unknown livebaseballscorecards.com										
Rich Dauer, R OBP: 0.353, SLG: 0.427 (1, 4)	0-3 K		0-0 L6		0-0 F8	0-0 FC6-4		0-0 2B 1B	1 0 0 0 0 1 1 4 0 1 0 0 0 1																		
Ken Singleton, S OBP: 0.374, SLG: 0.357 (1, 10)	0-0 1B		0-0 3-1		0-0 BB 2B 1B		0-0 6-3	0-0 F7	5 1 2 0 0 0 1																		
Eddie Murray, S OBP: 0.380, SLG: 0.538 (1, 3)	4-3		0-0 G3		0-0 F5		0-0 2B	0-0 1-3 2B	5 0 2 0 0 0 2																		
John Lowenstein, L OBP: 0.426, SLG: 0.703 (7, PH) Gary Roenicke, R OBP: 0.413, SLG: 0.608 (7, 9)		0-0 F5		0-3 K	0-0 P6	0-0 P5		0-0 F8	3 0 0 0 0 1 1 2 0 0 0 0 0 3																		
Jim Dwyer, L OBP: 0.396, SLG: 0.524 (7, 7)	4-0 2B HR BB		0-0 FC6-4 1B		4-0 2B BB	0-0 4-3			2 2 1 0 2 0 1																		
Cal Ripken Jr., R OBP: 0.269, SLG: 0.402 (1, 5)	0-0 HR 2B		0-0 FC6-4 1-2		0-0 1B 2B		0-0 5-3		4 2 2 2 0 0 1																		
Joe Nolan, L OBP: 0.227, SLG: 0.259 (1, 2)	0-0 HR		0-0 G3		0-0 3B 1B		0-0 F8		4 2 2 4 0 0 1																		
Bobby Bonner, R OBP: 0.242, SLG: 0.286 (1, 6)	2-H 3-H 0-3 K		0-0 5-3		0-0 1B 3B		0-3 K		4 1 1 1 0 2 0																		
Inning Stats	R: 0 E: 0 K: 1 S: 5	H: 1 LOB: 1 BB: 1 P: 9	R: 3 E: 0 K: 2 S: 9	H: 2 LOB: 0 BB: 1 P: 13	R: 0 E: 0 K: 0 S: 3	H: 0 LOB: 0 BB: 0 P: 3	R: 0 E: 0 K: 1 S: 6	H: 1 LOB: 1 BB: 0 P: 6	R: 0 E: 0 K: 0 S: 5	H: 0 LOB: 0 BB: 0 P: 5	R: 5 E: 0 K: 0 S: 8	H: 5 LOB: 1 BB: 1 P: 12	R: 0 E: 0 K: 0 S: 4	H: 1 LOB: 1 BB: 0 P: 4	R: 0 E: 0 K: 1 S: 5	H: 0 LOB: 0 BB: 0 P: 5		R: 0 E: 0 K: 0 S: 5	H: 2 LOB: 2 BB: 0 P: 5	1B: 6 2B: 4 3B: 1 HR: 1	SF: 0 SAC: 0 DP: 0 HBP: 0	WP: 0 PA: 41 PB: 0 SB: 0 CS: 1					
PITCHER	IP	WLS	BF	H	R	ER	SO	BB	IBB	HBP	BLK	WP	HR	S	P	ERA	WHIP										
Moose Haas, R ERA: 4.05 (1, 1)	5.2	L	27	8	8	8	5	3	0	0	0	0	1	34	46	12.71	1.941										
Jamie Easterly, L ERA: 3.32 (6, 1)	1.1		6	2	0	0	0	0	0	0	0	0	0	6	6	0.00	1.500										
Dwight Bernard, R ERA: 4.08 (8, 1)	2.0		8	2	0	0	1	0	0	0	0	0	0	10	10	0.00	1.000										

Batter	1	2	3	4	5	6	7	8	9	AB	R	H	RBI	BB	SO	LOB	BOTTOM										
Paul Moltor, R OBP: 0.377, SLG: 0.416 (1, 5)	0-0 2B		0-0 L5		0-0 G3		0-0 6-3		4 0 1 0 0 0 2								Baltimore Orioles @ Milwaukee Brewers Milwaukee County Stadium, Milwaukee, WI Wed Jun 09 1982, 8:05 PM EDT Att: 13,662 - Unknown livebaseballscorecards.com										
Charlie Moore, R OBP: 0.276, SLG: 0.333 (1, 9)	0-0 F3		0-0 6-3		0-0 E9		0-0 F8		4 0 0 0 0 0 1																		
Cecil Cooper, L OBP: 0.389, SLG: 0.569 (1, 3)	0-3 K		0-3 K		0-0 G3		0-0 2B		4 1 1 0 0 2 2																		
Gorman Thomas, R OBP: 0.327, SLG: 0.445 (1, 8)	0-0 F2		1-0 HBP		0-0 1B		0-0 2B		3 0 2 1 0 0 1																		
Ted Simmons, S OBP: 0.267, SLG: 0.412 (1, 2)		0-0 6-3		0-0 F9		0-0 F8		0-0 5-3	4 0 0 0 0 0 3																		
Ben Oglivie, L OBP: 0.300, SLG: 0.448 (1, 7)	0-3 K		0-0 4-3		0-0 P3		0-0 F8		4 0 0 0 0 1 3																		
Don Money, R OBP: 0.343, SLG: 0.580 (1, 10)	0-0 1B		0-0 F9		0-0 F8		0-0 5-3		4 0 1 0 0 0 1																		
Rob Picciolo, R OBP: 0.246, SLG: 0.250 (1, 6)	0-0 1-3		0-0 G3 BB E 1B		0-0 F8		0-0 F8		4 1 1 0 0 0 1																		
Ed Romero, R OBP: 0.241, SLG: 0.259 (1, 4)		0-0 6-3		4-0 G3 E BB		0-3 K		0-0 F7	3 1 0 0 1 1 0																		
Inning Stats	R: 0 E: 0 K: 1 S: 6	H: 1 LOB: 0 BB: 0 P: 6	R: 0 E: 0 K: 1 S: 6	H: 1 LOB: 0 BB: 0 P: 6	R: 0 E: 0 K: 1 S: 5	H: 0 LOB: 0 BB: 0 P: 6	R: 2 E: 0 K: 0 S: 5	H: 1 LOB: 1 BB: 1 P: 9	R: 0 E: 0 K: 0 S: 4	H: 1 LOB: 1 BB: 0 P: 4	R: 0 E: 0 K: 1 S: 5	H: 0 LOB: 0 BB: 0 P: 5	R: 1 E: 0 K: 0 S: 5	H: 2 LOB: 0 BB: 0 P: 5	R: 0 E: 0 K: 0 S: 3	H: 0 LOB: 0 BB: 0 P: 3		1B: 3 2B: 3 3B: 0 HR: 0	SF: 0 SAC: 0 DP: 0 HBP: 1	WP: 0 PA: 36 PB: 0 SB: 0 CS: 0							
PITCHER	IP	WLS	BF	H	R	ER	SO	BB	IBB	HBP	BLK	WP	HR	S	P	ERA	WHIP										
Mike Flanagan, L ERA: 2.99 (1, 1)	9.0	W	36	6	3	1	4	1	0	1	0	0	0	42	47	1.00	0.778										

Batter	1	2	3	4	5	6	7	8	9	AB	R	H	RBI	BB	SO	LOB	TOP								
Lenn Sakata, R OBP: 0.333, SLG: 0.374 (1, 6)										5	1	2	1	0	1	2	Baltimore Orioles @ Milwaukee Brewers Milwaukee County Stadium, Milwaukee, WI Thu Jun 10 1982, 4:33 AM EDT Att: 22,013 - Unknown								
Cal Ripken Jr., R OBP: 0.278, SLG: 0.407 (1, 5)										5	1	3	0	0	0	0									
Dan Ford, R OBP: 0.276, SLG: 0.378 Jim Dwyer, L OBP: 0.388, SLG: 0.512 (7, PR) (7, 9)										4	0	2	0	0	1	1									
Eddie Murray, S OBP: 0.380, SLG: 0.533 (1, 3)										5	0	2	1	0	0	2									
Benny Ayala, R OBP: 0.366, SLG: 0.718 Al Bumbry, L OBP: 0.309, SLG: 0.302 (3, PH) (3, 8)										1	0	0	0	0	0	2									
Gary Roenicke, R OBP: 0.405, SLG: 0.594 (3, 7)										3	0	0	0	0	2	4									
John Lowenstein, L OBP: 0.427, SLG: 0.699 (7, PH) (7, 7)										2	0	1	1	0	0	0									
Ken Singleton, S OBP: 0.372, SLG: 0.370 (1, 10)										4	1	1	2	0	1	1									
Rick Dempsey, R OBP: 0.320, SLG: 0.359 (1, 2)										4	1	2	1	0	0	0									
Rich Dauer, R OBP: 0.361, SLG: 0.448 (1, 4)										4	1	3	1	0	0	0									
Inning Stats	R: 1 E: 0 K: 1 S: 8	H: 3 LOB: 2 BB: 0 P: 8	R: 2 E: 0 K: 0 S: 5	H: 2 LOB: 0 BB: 0 P: 5	R: 0 E: 0 K: 0 S: 4	H: 1 LOB: 1 BB: 0 P: 4	R: 0 E: 0 K: 0 S: 4	H: 1 LOB: 1 BB: 0 P: 4	R: 0 E: 0 K: 1 S: 5	H: 1 LOB: 0 BB: 0 P: 5	R: 2 E: 0 K: 2 S: 10	H: 4 LOB: 1 BB: 0 P: 10	R: 2 E: 0 K: 1 S: 8	H: 3 LOB: 1 BB: 0 P: 8	R: 0 E: 0 K: 1 S: 7	H: 2 LOB: 2 BB: 0 P: 7	R: 0 E: 0 K: 0 S: 3	H: 0 LOB: 0 BB: 0 P: 3	1B: 13 2B: 9 3B: 0 HR: 4	SF: 0 SAC: 0 DP: 1 HBP: 0	WP: 0 PB: 0 SB: 0 CS: 1	PA: 42			
PITCHER	IP	WLS	BF	H	R	ER	SO	BB	IBB	HBP	BLK	WP	HR	S	P	ERA	WHIP								
Bob McClure, L ERA: 4.56 (1, 1)	2.1		13	6	3	3	1	0	0	0	0	0	3	15	15	11.57	2.571								
Jim Slaton, R ERA: 3.06 (3, 1)	3.2		15	6	2	2	3	0	0	0	0	0	1	21	21	4.91	1.636								
Rollie Fingers, R ERA: 2.5 (7, 1)	3.0	W	14	5	2	2	2	0	0	0	0	0	0	18	18	6.00	1.667								

Batter	1	2	3	4	5	6	7	8	9	AB	R	H	RBI	BB	SO	LOB	BOTTOM								
Paul Molitor, R OBP: 0.379, SLG: 0.423 (1, 5)										4	1	2	1	0	1	4	Baltimore Orioles @ Milwaukee Brewers Milwaukee County Stadium, Milwaukee, WI Thu Jun 10 1982, 4:33 AM EDT Att: 22,013 - Unknown								
Robin Yount, R OBP: 0.346, SLG: 0.521 (1, 6)									5	0	1	0	0	2	3										
Don Money, R OBP: 0.354, SLG: 0.606 (1, 3)									4	3	2	2	1	0	1										
Ben Oglivie, L OBP: 0.310, SLG: 0.455 (1, 7)									3	1	2	2	2	0	0										
Gorman Thomas, R OBP: 0.324, SLG: 0.438 (1, 8)									5	1	1	0	0	2	4										
Roy Howell, L OBP: 0.274, SLG: 0.368 Mark Brouhard, R OBP: 0.369, SLG: 0.453 (7, PH) (1, 10)									3	1	1	2	0	0	3										
Charlie Moore, R OBP: 0.272, SLG: 0.325 (8, 9)									4	0	0	1	0	0	1										
Marshall Edwards, L OBP: 0.273, SLG: 0.477 Ted Simmons, S OBP: 0.265, SLG: 0.409 (7, PH) (8, 2)									3	1	2	1	0	0	1										
Jim Gantner, L OBP: 0.333, SLG: 0.370 (1, 4)									4	1	3	0	0	0	1										
Inning Stats	R: 2 E: 0 K: 0 S: 5	H: 2 LOB: 1 BB: 1 P: 9	R: 0 E: 1 K: 1 S: 6	H: 1 LOB: 2 BB: 0 P: 6	R: 4 E: 0 K: 0 S: 9	H: 6 LOB: 2 BB: 0 P: 9	R: 0 E: 0 K: 0 S: 4	H: 1 LOB: 2 BB: 1 P: 8	R: 1 E: 0 K: 1 S: 7	H: 2 LOB: 1 BB: 0 P: 7	R: 0 E: 0 K: 1 S: 5	H: 0 LOB: 0 BB: 0 P: 5	R: 0 E: 0 K: 0 S: 3	H: 0 LOB: 0 BB: 0 P: 3	R: 2 E: 0 K: 2 S: 9	H: 2 LOB: 1 BB: 1 P: 13	R: 0 E: 0 K: 0 S: 3	H: 0 LOB: 0 BB: 0 P: 3	1B: 10 2B: 4 3B: 0 HR: 1	SF: 0 SAC: 1 DP: 1 HBP: 0	WP: 1 PB: 0 SB: 1 CS: 1	PA: 41			
PITCHER	IP	WLS	BF	H	R	ER	SO	BB	IBB	HBP	BLK	WP	HR	S	P	ERA	WHIP								
Sammy Stewart, R ERA: 4.39 (1, 1)	2.1		15	7	6	6	1	1	0	0	0	0	0	16	20	23.14	3.429								
Storm Davis, R ERA: 1.0 (3, 1)	3.2		17	5	1	1	2	1	0	0	0	0	0	20	24	2.46	1.636								
Tippy Martinez, L ERA: 5.4 (7, 1)	1.1	L	5	1	1	1	0	0	0	0	0	0	0	5	5	6.75	0.750								
Tim Stoddard, R ERA: 4.74 (8, 1)	0.2		4	1	1	1	2	1	0	0	0	0	0	7	11	13.50	3.000								

Batter	1	2	3	4	5	6	7	8	9	AB	R	H	RBI	BB	SO	LOB	TOP			
Willie Randolph, R OBP: 0.387, SLG: 0.412	F9	4-3			F9	L6			F8 1B	5	0	1	0	0	0	5	New York Yankees @ Baltimore Orioles Memorial Stadium, Baltimore, MD Fri Jun 11 1982, 7:05 PM EDT Att: 32,515 - Unknown			
Ken Griffey, L OBP: 0.315, SLG: 0.366	SF8 1B		B5-3		6-3		K		FC5-4 1B	5	1	2	0	0	1	1				
Bobby Murcer, L OBP: 0.287, SLG: 0.408 Lou Piniella, R OBP: 0.384, SLG: 0.464	SF8		F9				1-3		F9	1	0	0	1	1	0	0				
John Mayberry, L OBP: 0.329, SLG: 0.397 Butch Hobson, R OBP: 0.190, SLG: 0.244	4-3		F8		4-3				F8	3	0	0	0	0	0	2				
Dave Winfield, R OBP: 0.360, SLG: 0.531									FC5-4	5	2	2	0	0	0	3				
Graig Nettles, L OBP: 0.323, SLG: 0.345									FC5-4	4	1	1	0	0	0	2				
Roy Smalley, S OBP: 0.336, SLG: 0.363									K	3	0	2	2	1	1	0				
Butch Wynegar, S OBP: 0.375, SLG: 0.378									FC4-6 BB	1	0	0	1	2	0	1				
Dave Collins, S OBP: 0.291, SLG: 0.297									FC4-6	3	0	1	0	1	0	3				
Inning Stats	R: 1 E: 0 K: 0 S: 4	H: 1 LOB: 0 BB: 0 P: 4	R: 1 E: 0 K: 0 S: 5	H: 2 LOB: 2 BB: 1 P: 9	R: 0 E: 0 K: 0 S: 3	H: 0 LOB: 0 BB: 0 P: 3	R: 1 E: 0 K: 0 S: 4	H: 2 LOB: 0 BB: 0 P: 4	R: 0 E: 0 K: 0 S: 4	H: 1 LOB: 2 BB: 2 P: 8	R: 1 E: 0 K: 0 S: 4	H: 1 LOB: 2 BB: 2 P: 12	R: 0 E: 0 K: 1 S: 6	H: 1 LOB: 1 BB: 0 P: 6	R: 0 E: 0 K: 1 S: 5	H: 0 LOB: 1 BB: 1 P: 9		1B: 7 2B: 2 3B: 1 HR: 0	SF: 2 SAC: 0 DP: 1 HBP: 0	WP: 0 PB: 1 SB: 2 CS: 0
PITCHER	IP WLS BF H R ER SO BB IBB HBP BLK WP HR S P ERA WHIP																			
Dennis Martinez, R ERA: 4.47	6.0 W 28 7 4 3 0 4 0 0 0 0 0 0 24 40 4.50 1.833																			
Tippy Martinez, L ERA: 4.82	3.0 S 13 3 0 0 2 1 0 0 0 0 0 0 16 20 0.00 1.333																			

Batter	1	2	3	4	5	6	7	8	9	AB	R	H	RBI	BB	SO	LOB	BOTTOM	
Al Bumbry, L OBP: 0.316, SLG: 0.314	G6-3 1B	1-3			6-3					5	1	3	0	0	0	0	New York Yankees @ Baltimore Orioles Memorial Stadium, Baltimore, MD Fri Jun 11 1982, 7:05 PM EDT Att: 32,515 - Unknown	
Rich Dauer, R OBP: 0.362, SLG: 0.452	G6-3 1-2	1-4-3							F2	5	0	2	0	0	0	2		
Ken Singleton, S OBP: 0.377, SLG: 0.373	BB 2B				F7				4-3	4	2	2	1	1	0	2		
Eddie Murray, S OBP: 0.383, SLG: 0.526	2B HR				F8				1B	2	2	0	0	2	0	2		
John Lowenstein, L OBP: 0.433, SLG: 0.717 Benny Ayala, R OBP: 0.366, SLG: 0.718 Jim Dwyer, L OBP: 0.380, SLG: 0.500	HR 2B									3	2	2	1	0	0	0		
Gary Roenicke, R OBP: 0.413, SLG: 0.615	HR									0	0	0	0	0	0	0		
Cal Ripken Jr., R OBP: 0.282, SLG: 0.425	HR									1	0	0	0	0	1	2		
Joe Nolan, L OBP: 0.235, SLG: 0.267 Rick Dempsey, R OBP: 0.322, SLG: 0.361	F4									2	0	1	0	0	0	0		
Lenn Sakata, R OBP: 0.325, SLG: 0.364		6-3								2	0	1	1	0	0	2		
Inning Stats	R: 5 E: 0 K: 0 S: 6	H: 4 LOB: 0 BB: 2 P: 14	R: 0 E: 0 K: 0 S: 3	H: 0 LOB: 0 BB: 0 P: 3	R: 0 E: 0 K: 1 S: 5	H: 1 LOB: 1 BB: 1 P: 9	R: 0 E: 0 K: 0 S: 4	H: 1 LOB: 1 BB: 0 P: 4	R: 1 E: 1 K: 1 S: 7	H: 2 LOB: 1 BB: 0 P: 7	R: 3 E: 0 K: 1 S: 8	H: 4 LOB: 2 BB: 2 P: 16	R: 0 E: 0 K: 1 S: 6	H: 1 LOB: 1 BB: 0 P: 6	1B: 8 2B: 4 3B: 0 HR: 2	SF: 0 SAC: 0 DP: 3 HBP: 0		WP: 0 PB: 0 SB: 0 CS: 0
PITCHER	IP WLS BF H R ER SO BB IBB HBP BLK WP HR S P ERA WHIP																	
Mike Morgan, R ERA: 4.28	5.2 L 25 8 6 6 1 3 0 1 0 0 0 0 2 24 9.53 1.941																	
Shane Rawley, L ERA: 3.55	0.2 6 4 3 3 1 0 1 0 0 0 0 0 7 11 40.50 6.000																	
George Frazier, R ERA: 2.31	1.2 8 2 0 0 2 1 0 0 0 0 0 0 11 15 0.00 1.800																	

Batter	1	2	3	4	5	6	7	8	9	AB	R	H	RBI	BB	SO	LOB	TOP										
Willie Randolph, R OBP: 0.378, SLG: 0.401 (1, 4)	F9		6-3		F3		F9		FC1-5 1B	5	0	0	1	0	0	4	New York Yankees @ Baltimore Orioles Memorial Stadium, Baltimore, MD Sat Jun 12 1982, 7:05 PM EDT Att: 34,354 - Unknown - 62 F										
Ken Griffey, L OBP: 0.318, SLG: 0.370 (1, 9)	K		F8				1B 2B		F8	4	1	1	1	1	1	2											
Bobby Murcer, L OBP: 0.300, SLG: 0.414 Lou Piniella, R OBP: 0.391, SLG: 0.470 (4, PR)	1B			1B BB	G3					1	0	1	0	1	0	0											
John Mayberry, L OBP: 0.322, SLG: 0.387 Butch Hobson, R OBP: 0.182, SLG: 0.233 (7, PH)	G3			F7		F8	F8		K	3	0	0	0	0	2	2											
Dave Winfield, R OBP: 0.351, SLG: 0.517 (1, 7)		F8		F6		1-3			1-3	4	0	0	0	0	1												
Graig Nettles, L OBP: 0.336, SLG: 0.354 (1, 5)		F8			1B		1B		CS BB	3	0	2	0	1	0	0											
Roy Smalley, S OBP: 0.332, SLG: 0.355 (1, 6)		K		K		K			F6 1-2	4	0	0	0	0	3	4											
Butch Wynegar, S OBP: 0.383, SLG: 0.391 (1, 2)			SH1-3 6-3 2B		L9		F9 2B BB		FC1-5 1B	3	2	2	0	1	0	0											
Dave Collins, S OBP: 0.298, SLG: 0.311 (1, 8)			SH1-3 2-3				G3		1B FC1-5 1B	3	0	2	0	0	0	1											
Inning Stats	R: 0 E: 0 K: 1 S: 6	H: 1 LOB: 1 BB: 0 P: 6	R: 0 E: 0 K: 1 S: 5	H: 0 LOB: 0 BB: 0 P: 5	R: 1 E: 0 K: 0 S: 4	H: 1 LOB: 0 BB: 0 P: 4	R: 0 E: 0 K: 1 S: 6	H: 1 LOB: 2 BB: 1 P: 10	R: 0 E: 0 K: 0 S: 4	H: 1 LOB: 1 BB: 0 P: 6	R: 2 E: 0 K: 0 S: 5	H: 2 LOB: 1 BB: 1 P: 9	R: 0 E: 0 K: 0 S: 2	H: 0 LOB: 0 BB: 1 P: 6	R: 0 E: 0 K: 1 S: 8	H: 3 LOB: 3 BB: 0 P: 8		1B: 7 2B: 3 3B: 0 HR: 0	SF: 0 SAC: 1 DP: 0 HBP: 0	WP: 0 PB: 0 SB: 0 CS: 1	PA: 40						
PITCHER	IP WLS BF H R ER SO BB IBB HBP BLK WP HR S P ERA WHIP	6.2 30 7 3 3 4 3 0 0 0 0 0 35 47 4.05 1.500	1.1 W 6 2 0 0 0 1 0 0 0 0 0 5 9 0.00 2.250	1.0 S 4 1 0 0 1 0 0 0 0 0 0 6 6 0.00 1.000	PITCHER										IP WLS BF H R ER SO BB IBB HBP BLK WP HR S P ERA WHIP												
Jim Palmer, R ERA: 5.26 (1, 1)											6.2	30	7	3	3	4	3	0	0	0	0	0	35	47	4.05	1.500	
Tippy Martinez, L ERA: 4.5 (7, 1)											1.1	W	6	2	0	0	0	1	0	0	0	0	0	5	9	0.00	2.250
Tim Stoddard, R ERA: 4.5 (9, 1)											1.0	S	4	1	0	0	1	0	0	0	0	0	6	6	0.00	1.000	

Batter	1	2	3	4	5	6	7	8	9	AB	R	H	RBI	BB	SO	LOB	BOTTOM										
Al Bumbry, L OBP: 0.326, SLG: 0.327 (1, 8)	1B	1-2 3H 1B			1B 2B		F9 1B BB	6-3		4	1	3	1	1	0	0	New York Yankees @ Baltimore Orioles Memorial Stadium, Baltimore, MD Sat Jun 12 1982, 7:05 PM EDT Att: 34,354 - Unknown - 62 F										
Rich Dauer, R OBP: 0.360, SLG: 0.448 (1, 4)	F7	F6			L8		FC6-4 1B			4	0	1	0	0	0	4											
Ken Singleton, S OBP: 0.371, SLG: 0.365 (1, 10)	F8		F7		1-3		K			4	0	0	0	0	1	4											
Eddie Murray, S OBP: 0.380, SLG: 0.519 (1, 3)	K		4-3			2H 1B	F9			4	0	1	1	0	1	3											
John Lowenstein, L OBP: 0.446, SLG: 0.720 Benny Ayala, R OBP: 0.357, SLG: 0.700 Jim Dwyer, L OBP: 0.380, SLG: 0.500 (7, PH)		BB BB SF9 1B					FC6-4 1B			1	1	1	0	2	0	0											
Gary Roenicke, R OBP: 0.415, SLG: 0.606 (1, 9)		SF9 BB 1B BB		F8			1-2 1B			1	0	0	0	0	0	0											
Cal Ripken Jr., R OBP: 0.282, SLG: 0.437 (1, 5)	F9			K			F8		HR BB	4	1	1	2	0	1	2											
Rick Dempsey, R OBP: 0.321, SLG: 0.353 (1, 2)		1B BB		6-3			F8		K	3	0	0	0	1	1	0											
Bobby Bonner, R OBP: 0.229, SLG: 0.273 (1, 6)	SF9			P3			K		5-3	3	0	0	1	0	1	0											
Inning Stats	R: 0 E: 0 K: 1 S: 6	H: 1 LOB: 1 BB: 0 P: 6	R: 2 E: 0 K: 0 S: 5	H: 2 LOB: 2 BB: 2 P: 13	R: 0 E: 0 K: 0 S: 3	H: 0 LOB: 1 BB: 1 P: 7	R: 0 E: 0 K: 1 S: 5	H: 0 LOB: 0 BB: 0 P: 5	R: 1 E: 0 K: 0 S: 5	H: 2 LOB: 2 BB: 1 P: 9	R: 0 E: 0 K: 1 S: 6	H: 1 LOB: 2 BB: 1 P: 10	R: 2 E: 0 K: 1 S: 6	H: 1 LOB: 0 BB: 1 P: 10	R: 0 E: 0 K: 1 S: 8	H: 3 LOB: 3 BB: 0 P: 8		1B: 5 2B: 1 3B: 0 HR: 1	SF: 1 SAC: 0 DP: 0 HBP: 0	WP: 0 PB: 0 SB: 0 CS: 0	PA: 37						
PITCHER	IP WLS BF H R ER SO BB IBB HBP BLK WP HR S P ERA WHIP	4.2 23 4 0 0 0 1 0 0 0 0 0 6 6 0.00 0.000	2.0 L 10 2 2 2 2 2 0 0 0 0 1 12 20 9.00 2.000	PITCHER										IP WLS BF H R ER SO BB IBB HBP BLK WP HR S P ERA WHIP													
Roger Erickson, R ERA: 5.46 (1, 1)											4.2	23	4	0	0	0	1	0	0	0	0	0	6	6	0.00	0.000	
George Frazier, R ERA: 2.23 (5, 1)											2.0	L	10	2	2	2	2	2	0	0	0	0	1	12	20	9.00	2.000

Batter	1	2	3	4	5	6	7	8	9	AB	R	H	RBI	BB	SO	LOB	TOP			
Paul Moltis, R OBP: 0.372, SLG: 0.422 (1, 5)	4-0 CS BB		0-0 F9			0-0 F8		0-3 K		3	0	0	0	1	1	0				
Robin Yount, R OBP: 0.356, SLG: 0.529 (1, 6)	0-0 G3-6-1 1B		0-0 6-3			0-0 F9		0-0 6-3		4	0	1	0	0	0	0				
Don Money, R OBP: 0.361, SLG: 0.628 (1, 3)	0-0 G3-6-1			0-0 F8			0-0 FC6-4 1B	0-0 6-3		4	1	1	0	0	0	1				
Gorman Thomas, R OBP: 0.330, SLG: 0.458 (1, 8)		0-0 F7		0-0 F5			0-0 FC6-4 1B	0-0 6-3		4	0	1	0	0	0	0				
Ben Oglivie, L OBP: 0.320, SLG: 0.463 (1, 7)		4-0 2B 1B BB		0-0 F2			0-3 K	0-3 K		3	1	0	0	1	2	2				
Ted Simmons, S OBP: 0.255, SLG: 0.396 Marshall Edwards, L OBP: 0.283, SLG: 0.442 (7, PR)		0-3 K			0-0 5-3		0-0 FC6-4 1B	0-0 F6		3	0	0	0	0	1	3				
Charlie Moore, R OBP: 0.286, SLG: 0.335 (1, 9)		0-0 1B 2B		0-3 K		0-0 K	0-0 1B WP			3	1	2	1	0	1	0				
Jim Gantner, L OBP: 0.356, SLG: 0.401 (1, 4)		0-0 2B 1B		0-0 6-3		0-0 6-3	0-0 1B			3	0	2	3	0	0	0				
Ned Yost, R OBP: 0.327, SLG: 0.295 (1, 2)			0-0 6-3			0-0 6-3	0-0 5-3			3	0	0	0	0	0	2				
Inning Stats	R: 0 E: 0 K: 0 S: 2	H: 1 LOB: 0 BB: 1 P: 6	R: 2 E: 0 K: 1 S: 6	H: 2 LOB: 1 BB: 1 P: 10	R: 0 E: 0 K: 0 S: 3	H: 0 LOB: 0 BB: 0 P: 3	R: 0 E: 0 K: 0 S: 3	H: 0 LOB: 0 BB: 0 P: 5	R: 0 E: 0 K: 0 S: 3	H: 0 LOB: 0 BB: 0 P: 3	R: 2 E: 0 K: 1 S: 9	H: 4 LOB: 2 BB: 0 P: 9	R: 0 E: 0 K: 1 S: 5	H: 0 LOB: 0 BB: 0 P: 5	R: 0 E: 0 K: 1 S: 5	H: 0 LOB: 0 BB: 0 P: 5	1B: 6 2B: 1 3B: 0 HR: 0	SF: 0 SAC: 0 DP: 1 HBP: 0	WP: 1 PB: 0 SB: 0 CS: 1	PA: 33
PITCHER	IP WLS BF H R ER SO BB IBB HBP BLK WP HR S P ERA WHIP	IP WLS BF H R ER SO BB IBB HBP BLK WP HR S P ERA WHIP																		
Scott McGregor, L ERA: 3.54 (1, 1)	7.0 W 27 7 4 4 3 2 0 0 0 1 0 31 39 5.14 1.286	2.0 L 6 0 0 0 2 0 0 0 0 0 0 0 10 10 0.00 0.000																		
Tim Stoddard, R ERA: 4.09 (8, 1)																				

Milwaukee Brewers @ Baltimore Orioles
Memorial Stadium, Baltimore, MD
Mon Jun 14 1982, 7:05 PM EDT
Att: 19,234 - Unknown

AB 31
R 4
H 7
RBI 4
BB 2
SO 5
LOB 8



Batter	1	2	3	4	5	6	7	8	9	AB	R	H	RBI	BB	SO	LOB	BOTTOM			
Al Bumbry, L OBP: 0.326, SLG: 0.329 (1, 8)	0-0 1-3		0-0 3-1				0-0 1B 1B	0-0 F7		5	2	2	0	0	0	1				
Rich Dauer, R OBP: 0.352, SLG: 0.440 (1, 4)	0-0 F8			0-0 5-3			0-0 1B 1B	0-0 L8		4	0	0	1	0	0	3				
Ken Singleton, S OBP: 0.376, SLG: 0.370 (1, 10)	0-0 6-3			0-0 FC4-6 1B			0-0 1B 1B	4-0 HR IBB		3	1	2	2	1	0	0				
Eddie Murray, S OBP: 0.383, SLG: 0.516 (1, 3)		0-0 3-1		0-0 FC4-6 1B			0-0 1B 1B	4-0 HR BB		3	1	1	1	1	0	1				
John Lowenstein, L OBP: 0.444, SLG: 0.706 Dan Ford, R OBP: 0.280, SLG: 0.398 (7, PH)		0-0 F7		4-0 BB			0-0 3-1	0-0 HR		2	0	0	0	1	0	2				
Gary Roenicke, R OBP: 0.411, SLG: 0.596 (8, 7)		0-0 1B		0-0 FC5			0-0 6-3	0-0 6-3		4	0	1	0	0	0	2				
Cal Ripken Jr., R OBP: 0.281, SLG: 0.433 (1, 5)			0-3 K			0-0 K	0-0 1-3			4	0	1	0	0	2	0				
Joe Nolan, L OBP: 0.254, SLG: 0.333 Rick Dempsey, R OBP: 0.316, SLG: 0.350 (8, 2)			0-0 HR			0-0 K	0-0 F9			3	2	2	1	0	1	0				
Lenn Sakata, R OBP: 0.324, SLG: 0.361 (1, 6)			0-0 F9			0-0 K	0-0 E5			4	2	1	0	0	0	2				
Inning Stats	R: 0 E: 0 K: 0 S: 3	H: 0 LOB: 0 BB: 0 P: 3	R: 0 E: 0 K: 0 S: 3	H: 1 LOB: 1 BB: 0 P: 3	R: 1 E: 0 K: 1 S: 6	H: 1 LOB: 0 BB: 0 P: 6	R: 0 E: 0 K: 0 S: 4	H: 1 LOB: 2 BB: 1 P: 8	R: 3 E: 0 K: 0 S: 8	H: 5 LOB: 2 BB: 0 P: 8	R: 0 E: 0 K: 2 S: 7	H: 0 LOB: 0 BB: 0 P: 7	R: 5 E: 1 K: 0 S: 6	H: 2 LOB: 0 BB: 2 P: 14	R: 0 E: 0 K: 0 S: 4	H: 1 LOB: 1 BB: 0 P: 4	1B: 9 2B: 0 3B: 0 HR: 2	SF: 1 SAC: 0 DP: 0 HBP: 0	WP: 0 PB: 0 SB: 1 CS: 0	PA: 38
PITCHER	IP WLS BF H R ER SO BB IBB HBP BLK WP HR S P ERA WHIP	IP WLS BF H R ER SO BB IBB HBP BLK WP HR S P ERA WHIP																		
Moose Haas, R ERA: 4.52 (1, 1)	6.1 L 31 9 8 7 3 0 0 0 0 0 1 3 3 13.50 1.500	0.2 L 3 1 1 1 0 0 0 0 0 0 1 3 3 13.50 1.500																		
Jamie Easterly, L ERA: 3.66 (7, 1)																				
Jerry Augustine, L ERA: 5.9 (8, 1)																				

Milwaukee Brewers @ Baltimore Orioles
Memorial Stadium, Baltimore, MD
Mon Jun 14 1982, 7:05 PM EDT
Att: 19,234 - Unknown

AB 34
R 9
H 11
RBI 9
BB 3
SO 3
LOB 11



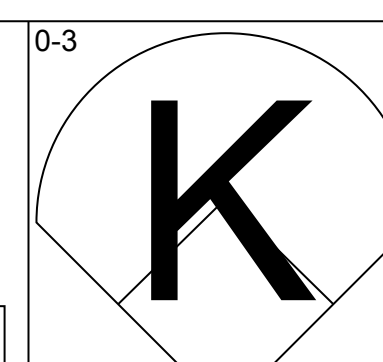
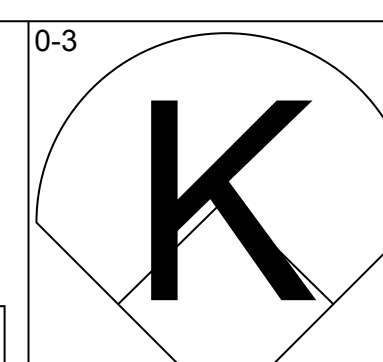
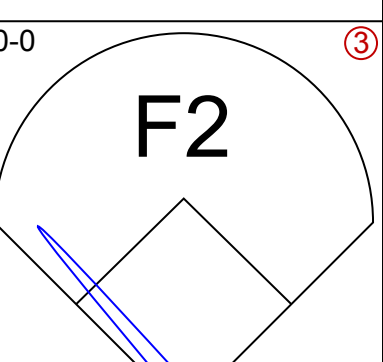
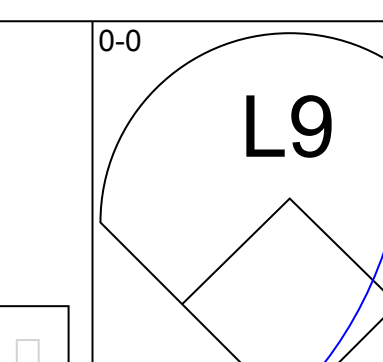
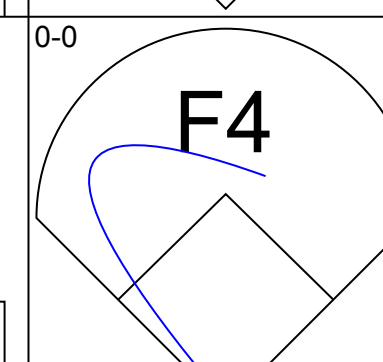
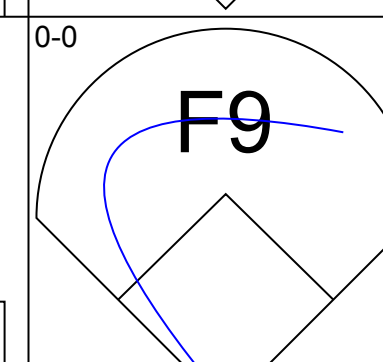
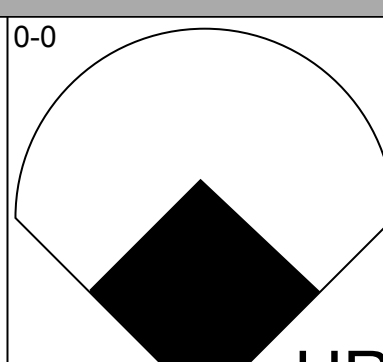
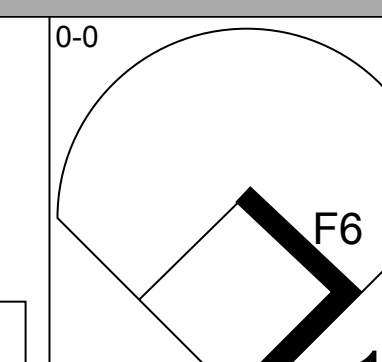
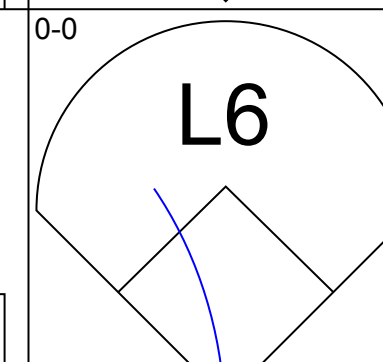
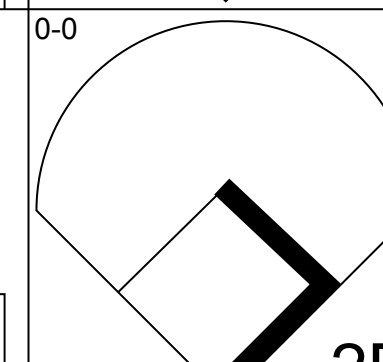
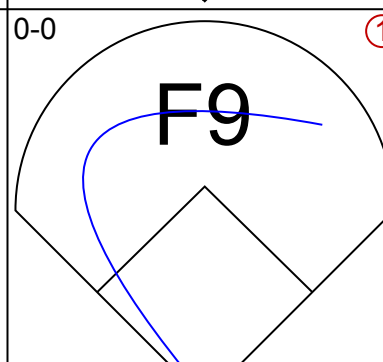
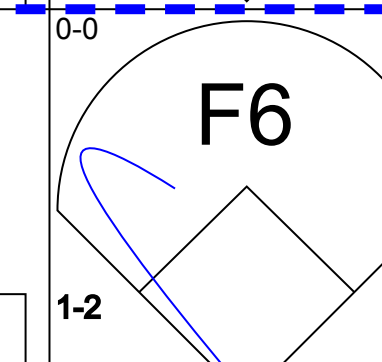
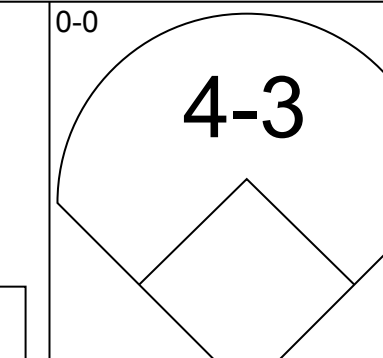
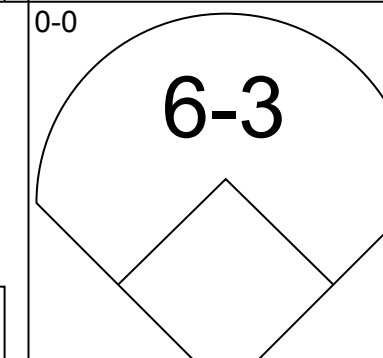
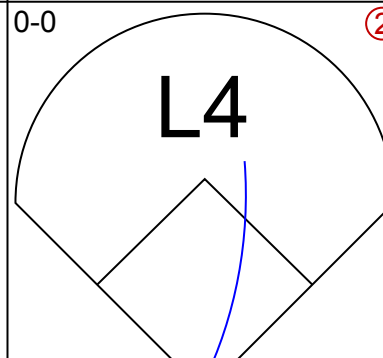
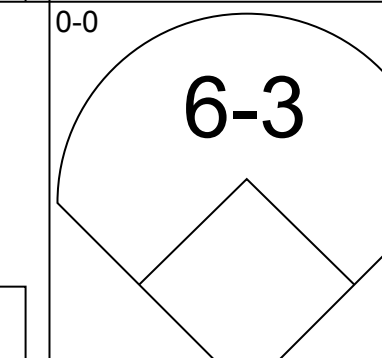
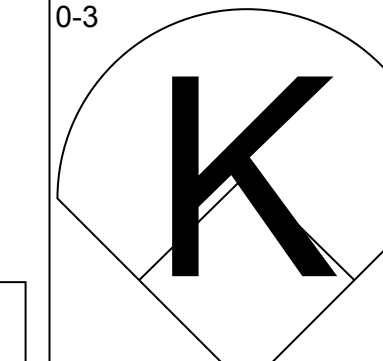
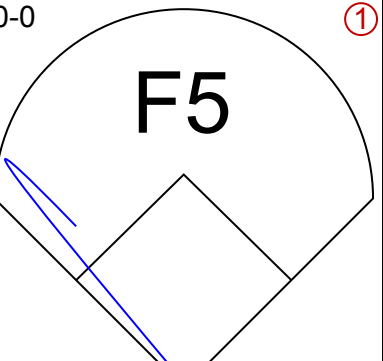
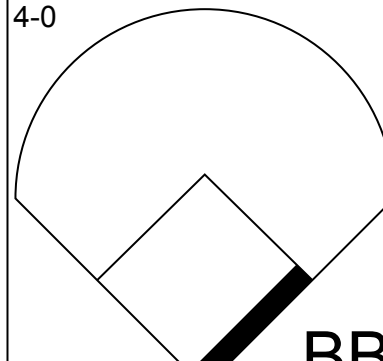
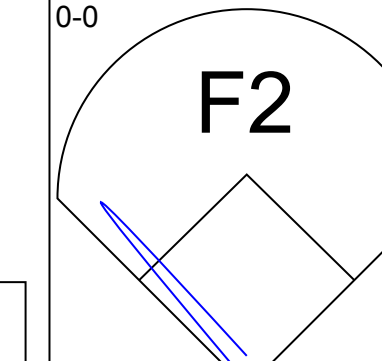
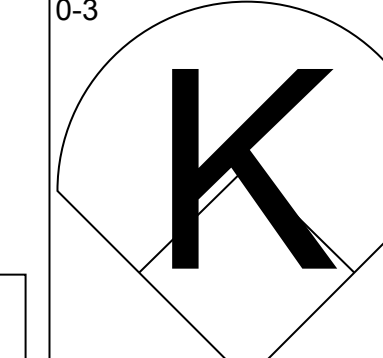
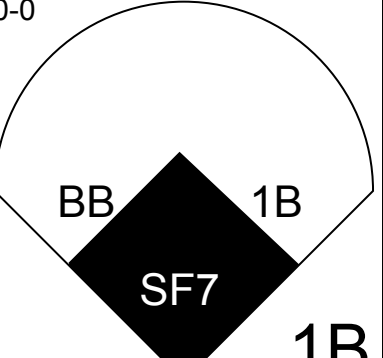
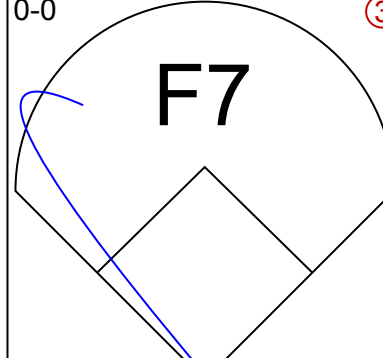
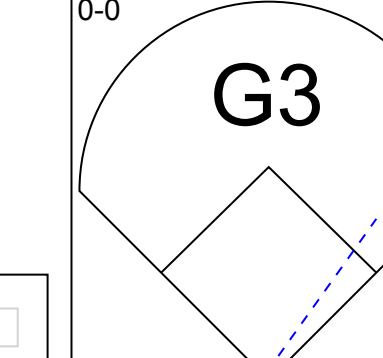
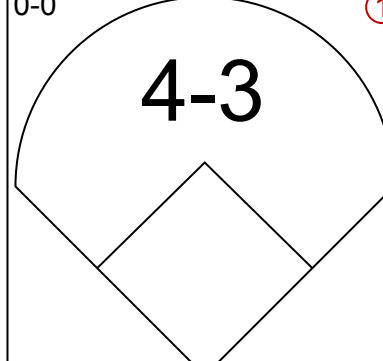
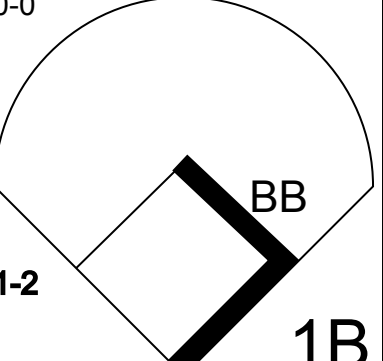
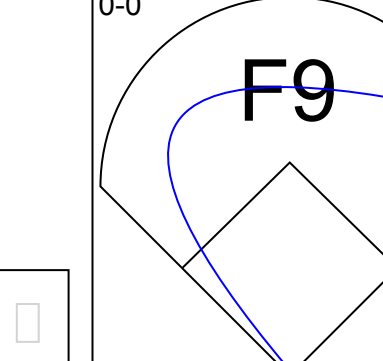
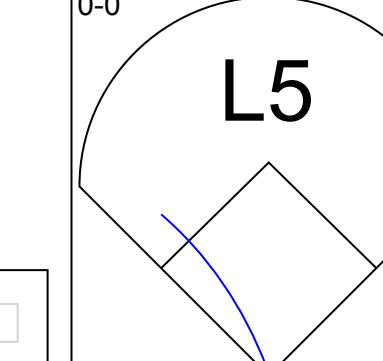
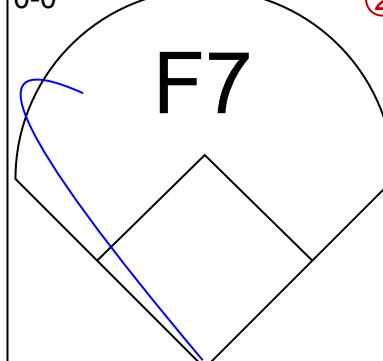
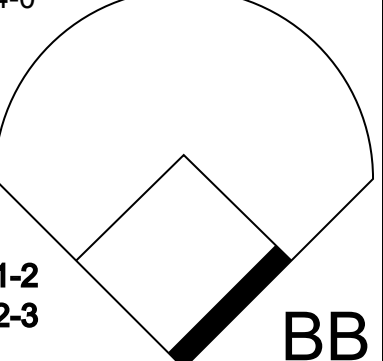
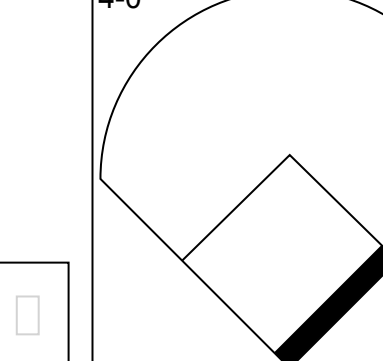
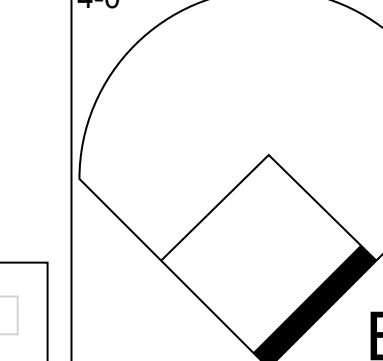
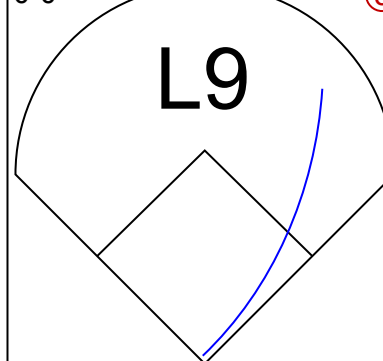
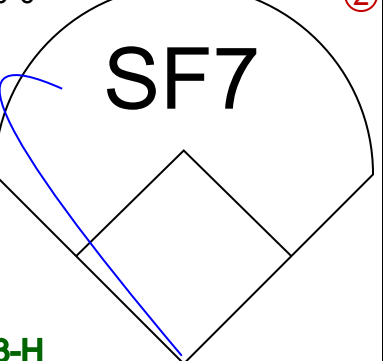
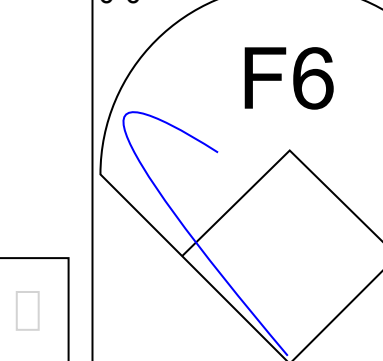
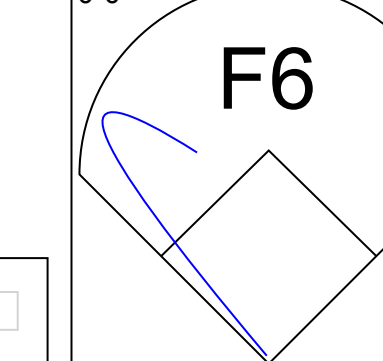
Batter	1	2	3	4	5	6	7	8	9	AB	R	H	RBI	BB	SO	LOB	TOP										
Paul Moltzer, R OBP: 0.380, SLG: 0.425 (1, 5)										3	2	0	2	1	1		Milwaukee Brewers @ Baltimore Orioles Memorial Stadium, Baltimore, MD Tue Jun 15 1982, 7:05 PM EDT Att: 18,420 - Unknown										
Robin Yount, R OBP: 0.359, SLG: 0.550 (1, 6)										5	1	2	4	0	0	5											
Cecil Cooper, L OBP: 0.363, SLG: 0.559 (1, 3)										4	0	0	0	0	0	2											
Gorman Thomas, R OBP: 0.329, SLG: 0.469 (1, 8)										4	1	1	1	0	1	0											
Ben Oglivie, L OBP: 0.319, SLG: 0.457 (1, 7)										3	1	0	0	1	1	0											
Don Money, R OBP: 0.365, SLG: 0.621 (1, 10)										3	0	1	0	1	0	0											
Charlie Moore, R OBP: 0.286, SLG: 0.335 (1, 2)										3	0	1	0	0	0	1											
Jim Gantner, L OBP: 0.354, SLG: 0.395 (1, 4)										3	0	0	0	1	0	1											
Mark Brouhard, R OBP: 0.359, SLG: 0.434 Marshall Edwards, L OBP: 0.276, SLG: 0.442 (9, PH) (9, 9)										3	1	1	0	0	0	0											
Inning Stats	R: 2 E: 0 K: 0 S: 4	H: 1 LOB: 0 BB: 1 P: 8	R: 0 E: 0 K: 0 S: 3	H: 1 LOB: 0 BB: 0 P: 3	R: 0 E: 0 K: 1 S: 5	H: 1 LOB: 0 BB: 0 P: 5	R: 0 E: 0 K: 1 S: 5	H: 0 LOB: 0 BB: 0 P: 5	R: 0 E: 0 K: 0 S: 2	H: 0 LOB: 0 BB: 1 P: 6	R: 0 E: 0 K: 0 S: 4	H: 1 LOB: 1 BB: 0 P: 4	R: 0 E: 0 K: 1 S: 5	H: 0 LOB: 0 BB: 0 P: 5	R: 2 E: 1 K: 0 S: 6	H: 2 LOB: 1 BB: 0 P: 6	R: 2 E: 0 K: 0 S: 5	H: 2 LOB: 3 BB: 3 P: 17	1B: 5 2B: 0 3B: 1 HR: 2	SF: 1 SAC: 1 DP: 1 HBP: 0	WP: 0 PB: 0 SB: 0 CS: 1	PA: 38					
PITCHER	IP WLS BF H R ER SO BB IBB HBP BLK WP HR S P ERA WHIP	8.0 L 31 7 5 3 3 2 0 0 0 0 2 35 43 3.38 1.125	0.0 2 1 0 0 0 1 0 0 0 0 0 1 5 ∞ ∞	1.0 5 0 1 1 0 1 1 0 0 0 0 3 11 9.00 1.000																							

AB	31
R	6
H	8
RBI	6
BB	5
SO	3
LOB	10



Batter	1	2	3	4	5	6	7	8	9	AB	R	H	RBI	BB	SO	LOB	BOTTOM									
Lenn Sakata, R OBP: 0.324, SLG: 0.357 (1, 6)										2	1	0	0	1	0	1	Milwaukee Brewers @ Baltimore Orioles Memorial Stadium, Baltimore, MD Tue Jun 15 1982, 7:05 PM EDT Att: 18,420 - Unknown									
Rich Dauer, R OBP: 0.350, SLG: 0.436 (1, 4)										4	0	1	0	0	1	2										
Dan Ford, R OBP: 0.279, SLG: 0.395 (1, 9)										4	0	1	1	0	0	1										
Eddie Murray, S OBP: 0.385, SLG: 0.540 (1, 3)										4	1	2	1	0	1	2										
Gary Roenicke, R OBP: 0.413, SLG: 0.597 (7, 7)										3	0	1	0	1	0	3										
Benny Avila, R OBP: 0.333, SLG: 0.651 Al Bumbry, L OBP: 0.326, SLG: 0.327 (1, 7) (7, 8)										3	0	0	0	0	0	2										
Ken Singleton, S OBP: 0.371, SLG: 0.363 (1, 10)										4	0	0	0	0	1	2										
Cal Ripken Jr., R OBP: 0.280, SLG: 0.429 (1, 5)										4	0	1	0	0	2	0										
Rick Dempsey, R OBP: 0.325, SLG: 0.353 Jim Dwyer, L OBP: 0.373, SLG: 0.489 (1, 2) (9, PH)										2	1	1	0	1	1	1										
Inning Stats	R: 0 E: 0 K: 1 S: 5	H: 0 LOB: 0 BB: 0 P: 5	R: 1 E: 0 K: 1 S: 5	H: 1 LOB: 0 BB: 1 P: 9	R: 2 E: 1 K: 1 S: 8	H: 3 LOB: 2 BB: 1 P: 12	R: 0 E: 0 K: 1 S: 5	H: 0 LOB: 0 BB: 0 P: 5	R: 0 E: 0 K: 0 S: 3	H: 0 LOB: 1 BB: 1 P: 7	R: 0 E: 0 K: 0 S: 4	H: 1 LOB: 1 BB: 0 P: 4	R: 0 E: 0 K: 1 S: 6	H: 1 LOB: 1 BB: 0 P: 6	R: 0 E: 0 K: 0 S: 4	H: 1 LOB: 1 BB: 0 P: 4	R: 0 E: 0 K: 1 S: 5	H: 0 LOB: 0 BB: 0 P: 5	1B: 4 2B: 3 3B: 0 HR: 1	SF: 0 SAC: 1 DP: 2 HBP: 0	WP: 0 PB: 0 SB: 0 CS: 0	PA: 36				
PITCHER	IP WLS BF H R ER SO BB IBB HBP BLK WP HR S P ERA WHIP	7.0 W 29 6 3 2 5 6 3 0 0 0 1 36 48 2.57 1.286	2.0 S 7 1 0 0 1 0 0 0 0 0 0 9 9 0.00 0.500																							

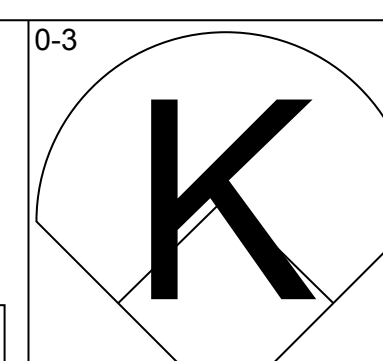
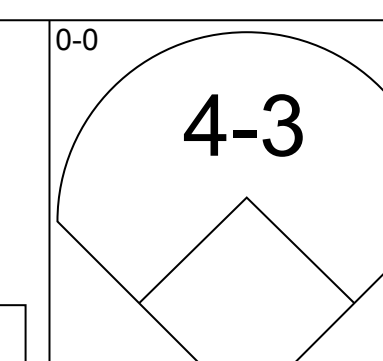
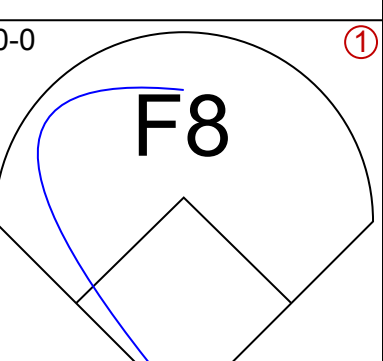
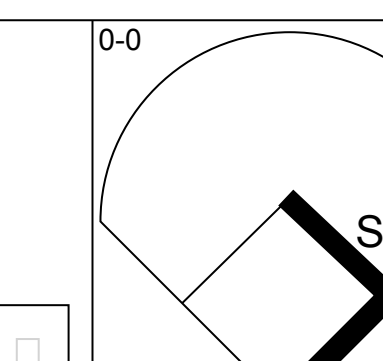
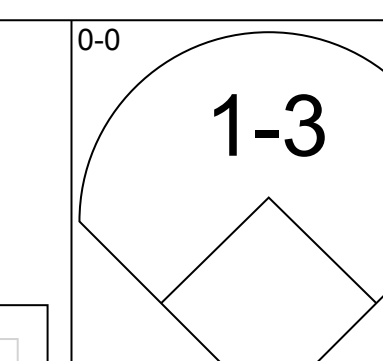
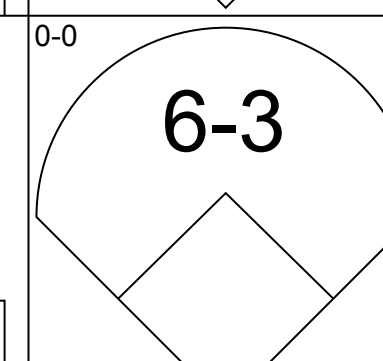
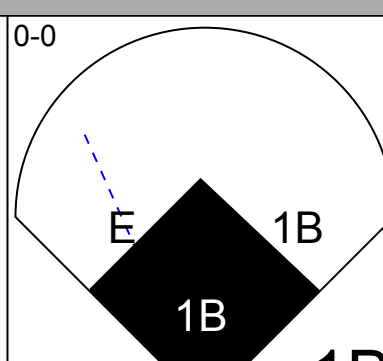
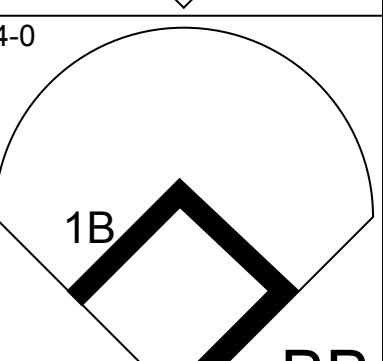
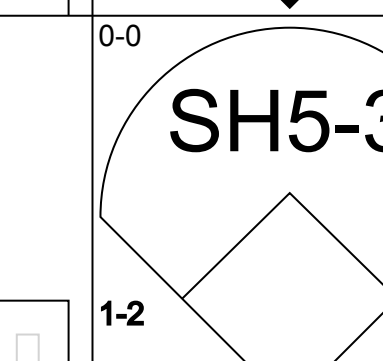
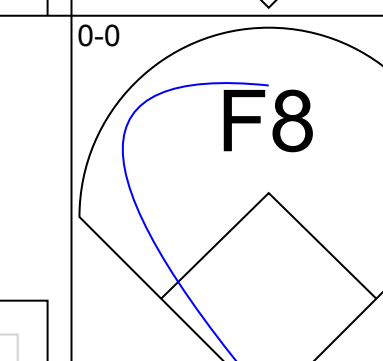
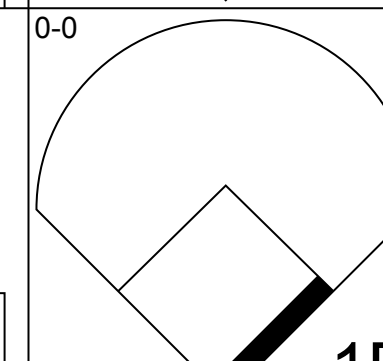
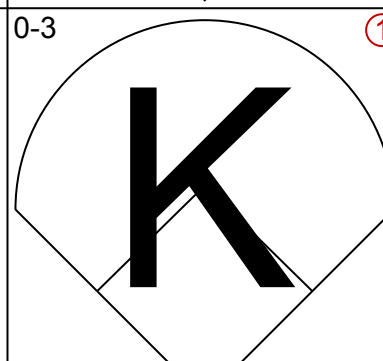
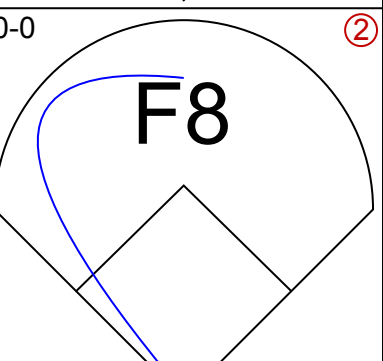
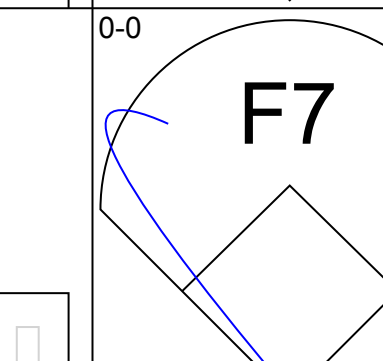
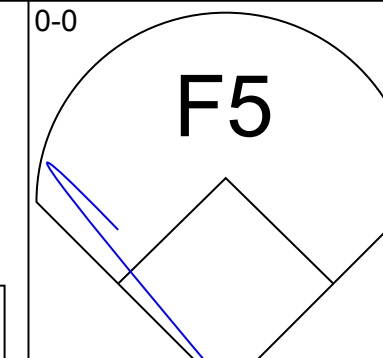
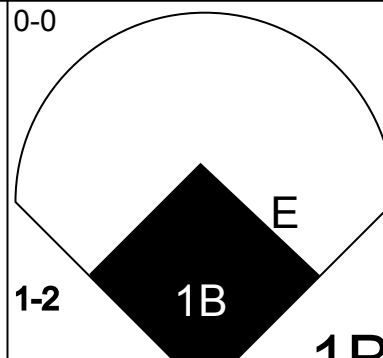
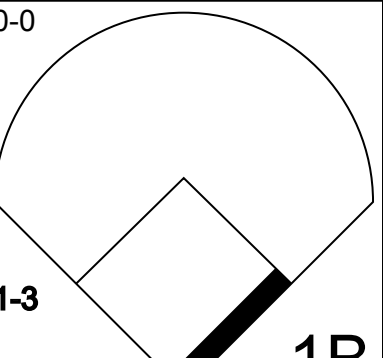
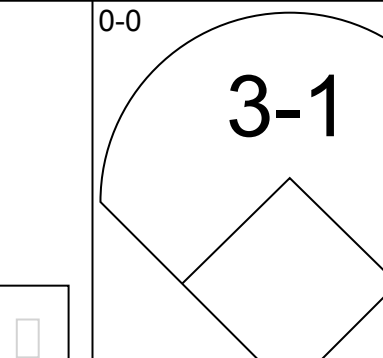
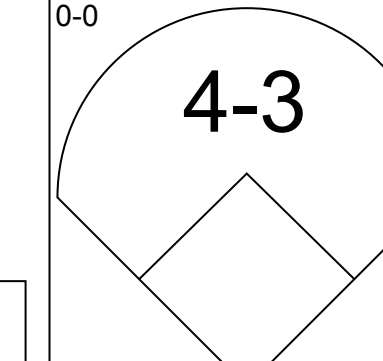
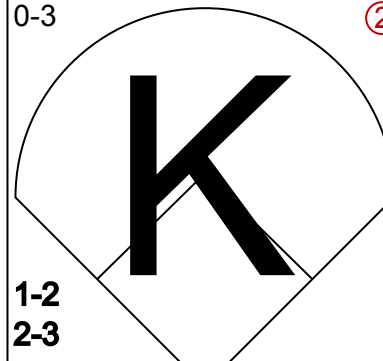
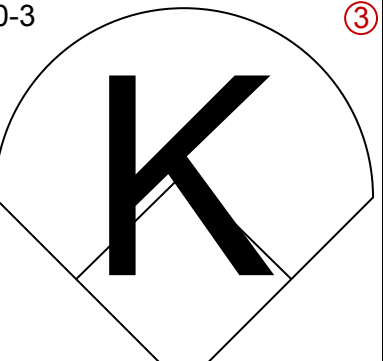
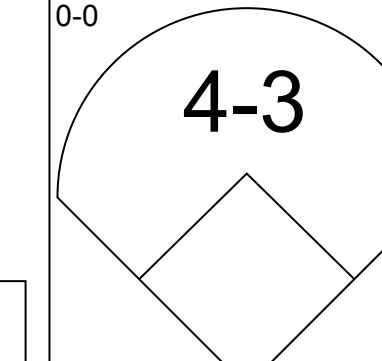
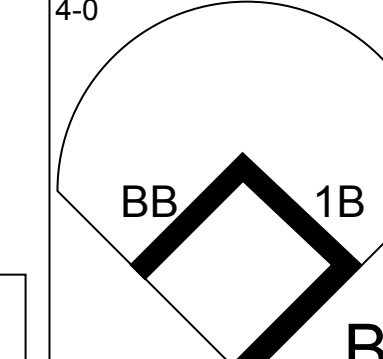
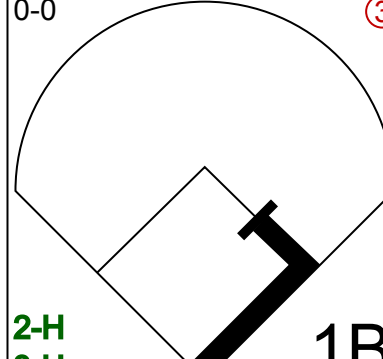
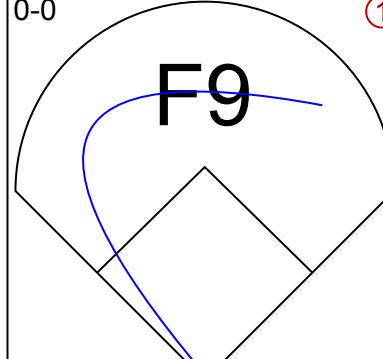
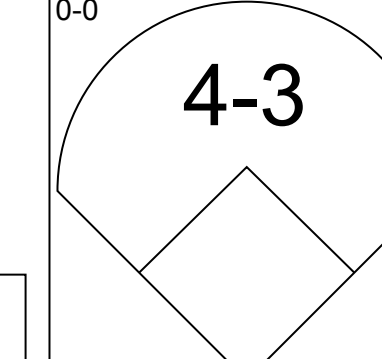
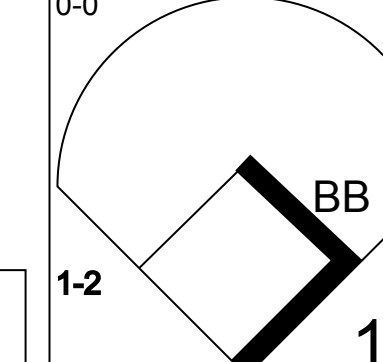
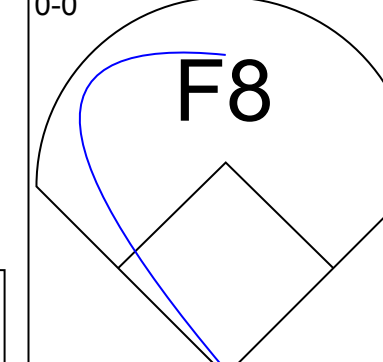
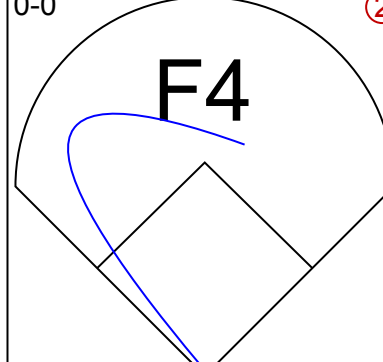
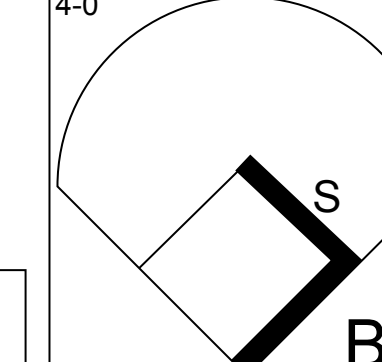
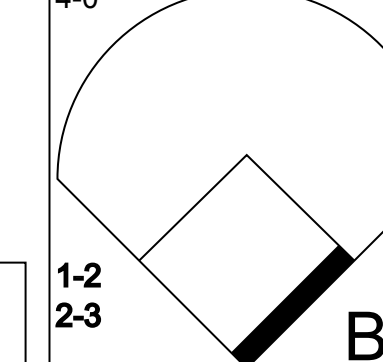
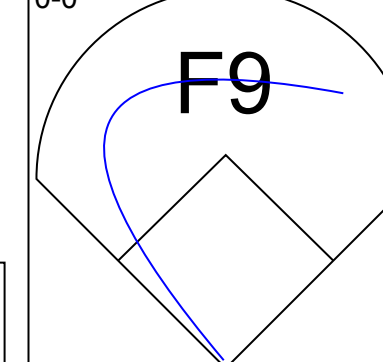
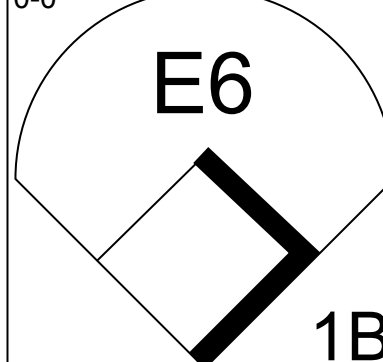
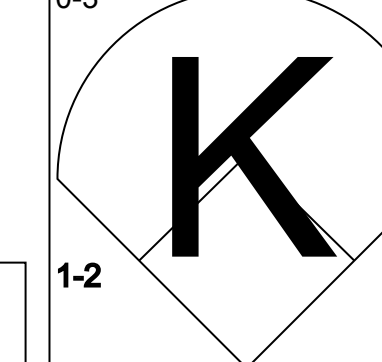
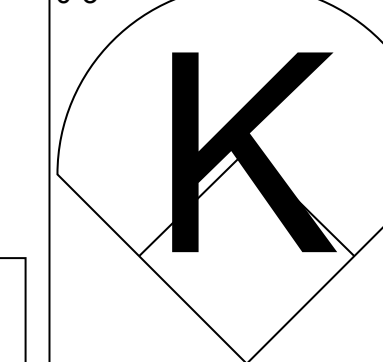
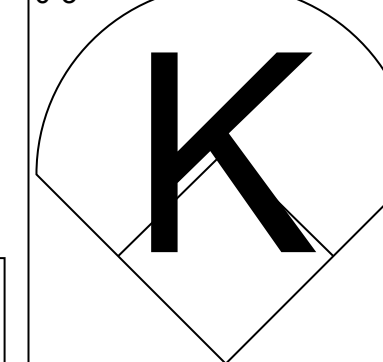
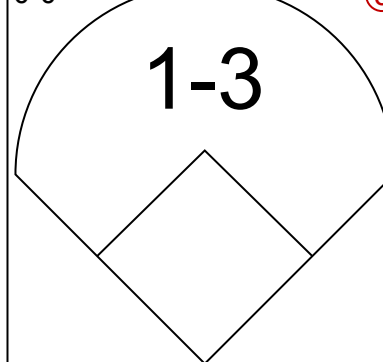
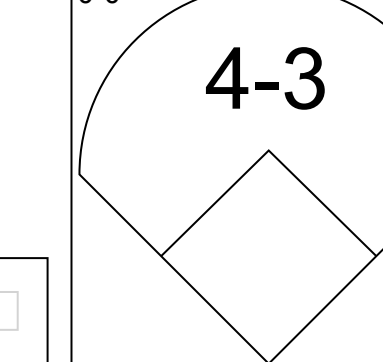


Batter	1	2	3	4	5	6	7	8	9	AB	R	H	RBI	BB	SO	LOB	TOP			
Paul Moltzer, R OBP: 0.375, SLG: 0.418 (1, 5)										4	0	0	0	0	2	3				
Robin Yount, R OBP: 0.362, SLG: 0.563 (1, 6)										4	1	2	1	0	0	0				
Cecil Cooper, L OBP: 0.380, SLG: 0.558 (1, 3)										4	0	1	0	0	0	1				
Ted Simmons, S OBP: 0.250, SLG: 0.387 (1, 2)										4	0	0	0	0	0	2				
Ben Oglivie, L OBP: 0.318, SLG: 0.451 (1, 7)											3	0	0	0	1	1				
Gorman Thomas, R OBP: 0.326, SLG: 0.465 (1, 8)											4	1	1	0	0	1				
Roy Howell, L OBP: 0.288, SLG: 0.372 Don Money, R OBP: 0.362, SLG: 0.615 (9, PH)											3	0	1	0	0	0				
Jim Gantner, L OBP: 0.362, SLG: 0.393 (1, 4)											1	0	0	0	3	0				
Marshall Edwards, L OBP: 0.263, SLG: 0.426 Mark Brouhard, R OBP: 0.352, SLG: 0.429 (9, PH)											2	0	0	1	0	0				
Inning Stats	R: 0 E: 0 K: 1 S: 5	H: 0 LOB: 0 BB: 0 P: 5	R: 0 E: 0 K: 2 S: 7	H: 0 LOB: 0 BB: 0 P: 7	R: 0 E: 0 K: 0 S: 3	H: 0 LOB: 0 BB: 0 P: 3	R: 0 E: 0 K: 1 S: 6	H: 1 LOB: 1 BB: 0 P: 6	R: 1 E: 0 K: 0 S: 4	H: 1 LOB: 1 BB: 1 P: 8	R: 0 E: 0 K: 0 S: 3	H: 0 LOB: 1 BB: 0 P: 4	R: 0 E: 0 K: 0 S: 3	H: 0 LOB: 1 BB: 1 P: 7	R: 0 E: 0 K: 0 S: 3	H: 0 LOB: 1 BB: 1 P: 7	1B: 3 2B: 1 3B: 0 HR: 1	SF: 1 SAC: 0 DP: 0 HBP: 0	WP: 0 PB: 0 SB: 0 CS: 0	PA: 36
PITCHER	IP	WLS	BF	H	R	ER	SO	BB	IBB	HBP	BLK	WP	HR	S	P	ERA	WHIP			
Dennis Martinez, R ERA: 4.33 (1, 1)	7.0		29	5	2	2	4	3	0	0	0	0	1	34	46	2.57	1.143			
Tippy Martinez, L ERA: 4.55 (8, 1)	1.2		6	0	0	0	0	1	0	0	0	0	0	5	9	0.00	0.600			
Tim Stoddard, R ERA: 3.86 (9, 1)	0.1		1	0	0	0	0	0	0	0	0	0	0	1	1	0.00	0.000			

Milwaukee Brewers @ Baltimore Orioles
Memorial Stadium, Baltimore, MD
Wed Jun 16 1982, 7:05 PM EDT
Att: 13,213 - Unknown

AB 31
R 2
H 5
RBI 2
BB 4
SO 4
LOB 10



Batter	1	2	3	4	5	6	7	8	9	AB	R	H	RBI	BB	SO	LOB	BOTTOM			
Al Bumbry, L OBP: 0.324, SLG: 0.324 (1, 8)											5	0	1	0	0	1	3			
Dan Ford, R OBP: 0.282, SLG: 0.396 Gary Roenicke, R OBP: 0.414, SLG: 0.593 (5, 9)											2	1	1	0	0	0				
Ken Singleton, S OBP: 0.369, SLG: 0.361 (1, 10)											4	0	1	0	0	1	3			
Eddie Murray, S OBP: 0.387, SLG: 0.539 (1, 3)											4	1	2	0	0	2				
John Lowenstein, L OBP: 0.431, SLG: 0.681 (1, 7)											4	0	0	0	2	4				
Joe Nolan, L OBP: 0.267, SLG: 0.333 (1, 2)											3	0	1	2	1	0				
Cal Ripken Jr., R OBP: 0.284, SLG: 0.428 (1, 5)											3	0	1	0	1	0				
Rich Dauer, R OBP: 0.353, SLG: 0.435 (1, 4)											3	0	1	0	1	1				
Bobby Bonner, R OBP: 0.219, SLG: 0.261 Terry Crowley, L OBP: 0.451, SLG: 0.500 (9, PH)											3	0	0	0	2	4				
Inning Stats	R: 0 E: 0 K: 1 S: 6	H: 1 LOB: 1 BB: 0 P: 6	R: 0 E: 0 K: 1 S: 6	H: 1 LOB: 3 BB: 2 P: 14	R: 2 E: 1 K: 2 S: 9	H: 3 LOB: 1 BB: 0 P: 9	R: 0 E: 0 K: 1 S: 5	H: 0 LOB: 0 BB: 0 P: 5	R: 0 E: 0 K: 0 S: 4	H: 1 LOB: 1 BB: 0 P: 4	R: 0 E: 0 K: 0 S: 4	H: 1 LOB: 1 BB: 0 P: 4	R: 0 E: 0 K: 1 S: 5	H: 0 LOB: 1 BB: 1 P: 9	R: 0 E: 0 K: 0 S: 3	H: 0 LOB: 0 BB: 0 P: 3	1B: 8 2B: 0 3B: 0 HR: 0	SF: 0 SAC: 1 DP: 0 HBP: 0	WP: 0 PB: 0 SB: 1 CS: 0	PA: 38
PITCHER	IP	WLS	BF	H	R	ER	SO	BB	IBB	HBP	BLK	WP	HR	S	P	ERA	WHIP			
Pete Vuckovich, R ERA: 3.23 (1, 1)	9.0		38	8	2	1	7	4	0	0	0	0	0	48	64	1.00	1.333			

Milwaukee Brewers @ Baltimore Orioles
Memorial Stadium, Baltimore, MD
Wed Jun 16 1982, 7:05 PM EDT
Att: 13,213 - Unknown

AB 33
R 2
H 8
RBI 2
BB 4
SO 7
LOB 17



Batter	1	2	3	4	5	6	7	8	9	AB	R	H	RBI	BB	SO	LOB	TOP				
Al Bumbry, L OBP: 0.318, SLG: 0.320 (1, 8)	0-0 6-3		0-3 K		0-0 F9		0-0 SF7			3	0	0	1	0	1	1	Baltimore Orioles @ New York Yankees Yankee Stadium, Bronx, NY Fri Jun 18 1982, 7:05 PM EDT Att: 35,199 - Unknown				
Rich Dauer, R OBP: 0.351, SLG: 0.432 (1, 4)	0-0 F9			0-0 1B	0-0 6-3		0-3 K			4	1	1	0	0	1	2					
Ken Singleton, S OBP: 0.367, SLG: 0.359 (1, 10)	0-0 5-3			0-0 1B		0-0 F5		0-0 4-3		4	1	1	0	0	0	0					
John Lowenstein, L OBP: 0.429, SLG: 0.672 Dan Ford, R OBP: 0.290, SLG: 0.394 (8, PH) (8, 9)		0-0 G6-4-3		0-0 F8		0-0 4-3		0-3 K		3	0	1	0	0	0	2					
Terry Crowley, L OBP: 0.436, SLG: 0.477 (1, 3)		0-0 G6-4-3		0-0 1B		0-3 K		0-0 5-3		4	0	1	1	0	1	1					
Gary Roenicke, R OBP: 0.416, SLG: 0.588 (1, 7)		0-0 F7		0-0 1B			4-0 1B		0-0 F2	3	1	1	1	1	0	0					
Cal Ripken Jr., R OBP: 0.279, SLG: 0.420 (1, 5)			0-0 F7	0-0 F8		0-0 F9		0-0 F9		4	0	0	0	0	0	3					
Joe Nolan, L OBP: 0.269, SLG: 0.333 Rick Dempsey, R OBP: 0.323, SLG: 0.350 (7, PR) (7, 2)			0-0 F8	0-0 F8		0-0 2B		0-0 F7		3	0	1	0	0	0	2					
Lenn Sakata, R OBP: 0.330, SLG: 0.365 (1, 6)			4-0 S		0-0 6-3		0-0 2B			2	0	1	1	1	0	0					
Inning Stats	R: 0 E: 0 K: 0 S: 3	H: 0 LOB: 0 BB: 0 P: 3	R: 0 E: 0 K: 0 S: 3	H: 1 LOB: 0 BB: 0 P: 3	R: 0 E: 0 K: 1 S: 5	H: 0 LOB: 1 BB: 1 P: 9	R: 2 E: 0 K: 0 S: 7	H: 4 LOB: 2 BB: 0 P: 7	R: 0 E: 0 K: 1 S: 5	H: 0 LOB: 0 BB: 0 P: 5	R: 2 E: 0 K: 1 S: 7	H: 2 LOB: 2 BB: 1 P: 11	R: 0 E: 0 K: 1 S: 5	H: 0 LOB: 0 BB: 0 P: 5	R: 0 E: 0 K: 0 S: 3	H: 0 LOB: 0 BB: 0 P: 3		1B: 6 2B: 1 3B: 0 HR: 0	SF: 1 SAC: 0 DP: 1 HBP: 0	WP: 0 PB: 0 SB: 1 CS: 0	PA: 35
PITCHER	IP	WLS	BF	H	R	ER	SO	BB	IBB	HBP	BLK	WP	HR	S	P	ERA	WHIP				
Mike Morgan, R ERA: 4.45 Shane Rawley, L ERA: 3.99	(1, 1) (7, 1)	6.1 2.2	L 8	27 0	7 0	4 0	4 0	2 2	0 0	0 0	0 0	0 0	0 0	29 12	37 12	5.68 0.00	1.421 0.000				

AB	32
R	4
H	7
RBI	4
BB	2
SO	4
LOB	11



Batter	1	2	3	4	5	6	7	8	9	AB	R	H	RBI	BB	SO	LOB	BOTTOM					
Dave Collins, S OBP: 0.303, SLG: 0.335 (1, 9)	0-0 1-3		0-0 1-3		0-3 K			0-0 FC4-6		4	0	0	0	0	1	1	Baltimore Orioles @ New York Yankees Yankee Stadium, Bronx, NY Fri Jun 18 1982, 7:05 PM EDT Att: 35,199 - Unknown					
Ken Griffey, L OBP: 0.329, SLG: 0.422 (1, 8)	4-0 FC4-6		0-0 F5			0-0 F8		0-0 F7		3	0	0	0	1	0	1						
Bobby Murcer, L OBP: 0.398, SLG: 0.402 Dave Stegman, R (9, PR)	0-0 FC4-6		0-3 K			0-0 P4		4-0 G3-6		3	0	0	0	1	1	1						
John Mayberry, L OBP: 0.318, SLG: 0.368 (1, 3)	0-0 P6			0-0 F9		0-0 G3		0-0 G3-6-1		4	0	0	0	0	0	2						
Dave Winfield, R OBP: 0.353, SLG: 0.524 (1, 7)		0-3 K		0-0 HR		0-0 F9		0-0 FC6		4	1	2	1	0	1	0						
Graig Nettles, L OBP: 0.324, SLG: 0.341 (1, 5)		0-0 F9		0-0 3-1		4-0 G4-6-3		0-0 FC6		3	0	0	0	1	0	1						
Butch Wynegar, S OBP: 0.389, SLG: 0.398 (1, 2)		4-0 BB		0-0 F9		0-0 G4-6-3		0-0 FC6		2	0	0	0	1	0	1						
Roy Smalley, S OBP: 0.335, SLG: 0.354 (1, 6)		4-0 BB		0-0 F8			0-0 FC4-6		0-0 1B	2	0	1	0	1	0	0						
Andre Robertson, R OBP: 0.333, SLG: 0.419 Oscar Gamble, L OBP: 0.369, SLG: 0.495 Willie Randolph, R OBP: 0.372, SLG: 0.390 (8, PH) (9, 4)		0-3 K		0-0 F8			0-0 F9			2	0	0	0	0	1	2						
Inning Stats	R: 0 E: 0 K: 0 S: 3	H: 0 LOB: 1 BB: 1 P: 7	R: 0 E: 0 K: 2 S: 7	H: 0 LOB: 2 BB: 2 P: 15	R: 0 E: 0 K: 1 S: 5	H: 0 LOB: 0 BB: 0 P: 5	R: 1 E: 0 K: 0 S: 4	H: 1 LOB: 0 BB: 0 P: 4	R: 0 E: 0 K: 1 S: 5	H: 0 LOB: 0 BB: 0 P: 5	R: 0 E: 0 K: 0 S: 3	H: 0 LOB: 0 BB: 0 P: 3	R: 0 E: 0 K: 0 S: 2	H: 0 LOB: 0 BB: 1 P: 6	R: 0 E: 0 K: 0 S: 4	H: 1 LOB: 1 BB: 0 P: 4		R: 0 E: 0 K: 0 S: 3	H: 1 LOB: 1 BB: 1 P: 7	1B: 2 2B: 0 3B: 0 HR: 1	SF: 0 SAC: 0 DP: 2 HBP: 0	WP: 0 PB: 0 SB: 0 CS: 0
PITCHER	IP	WLS	BF	H	R	ER	SO	BB	IBB	HBP	BLK	WP	HR	S	P	ERA	WHIP					
Jim Palmer, R ERA: 4.76 Tippy Martinez, L ERA: 4.6	(1, 1) (9, 1)	8.2 0.1	W S	32 1	3 0	1 0	1 0	4 0	0 0	0 0	0 0	0 0	0 0	1 1	55 1	1.04 0.00	0.923 0.000					

AB	28
R	1
H	3
RBI	1
BB	5
SO	4
LOB	10



Batter	1	2	3	4	5	6	7	8	9	10	11	AB	R	H	RBI	BB	SO	LOB	TOP								
Al Bumbry, L OBP: 0.314, SLG: 0.324 (1, 8)	L6		F7		F7		F7			G4-3 1B	F9	6	0	2	0	0	0	3									
Rich Dauer, R OBP: 0.348, SLG: 0.426 (1, 4)	1B FC6-4 1B		F8			5-3		F8		G4-3 1-2f		5	1	1	0	0	0	2									
Dan Ford, R OBP: 0.292, SLG: 0.402 (1, 9)	FC6-4 1-3 1B		F8			F8		K		1B BB		4	0	1	0	1	1	1									
Benny Ayala, R OBP: 0.321, SLG: 0.588 (1, 3)	FC6-4 1-2f 3-H			6-3		L3		6-3			1-3 1B	5	0	1	1	0	0	1									
Gary Roenicke, R OBP: 0.404, SLG: 0.584 John Lowenstein, L (10, PH) OBP: 0.423, SLG: 0.661 (1, 7) (10, 7)	L5			6-3			1B WP 1B			K	F8	4	1	1	0	0	1	1									
Cal Ripken Jr, R OBP: 0.283, SLG: 0.423 (1, 5)		G4-3 1B		5-3			1-3 E SF9 1B		BB BB BB BB	1B BB	F7	4	1	2	0	1	0	0									
Ken Singleton, S OBP: 0.367, SLG: 0.359 Floyd Rayford, R (11, PR) OBP: 0.222, SLG: 0.125 (1, 10) (11, PR)	G4-3 1-2f				G4-6-3 BB 1B		4-3			FC6-4 1B	HR 1B	5	0	3	0	0	0	2	AB 41								
Rick Dempsey, R OBP: 0.322, SLG: 0.338 Joe Nolan, L (11, PH) OBP: 0.278, SLG: 0.386 (1, 2) (11, 2)	6-3				G4-6-3 BB		4-3		1-2 3-H	K	HR 1B	2	0	0	0	2	1	2	R 5								
Lenn Sakata, R OBP: 0.316, SLG: 0.345 (1, 6)			6-3		G4-6-3 1-2f 2-3		SF9			FC6-4 1-2f	6-3	2	0	0	0	2	1	2	H 12								
Inning Stats	R: 1 E: 0 K: 0 S: 5	H: 2 LOB: 1 BB: 0 P: 5	R: 0 E: 0 K: 0 S: 3	H: 1 LOB: 0 BB: 0 P: 3	R: 0 E: 0 K: 0 S: 4	H: 1 LOB: 1 BB: 0 P: 4	R: 0 E: 0 K: 0 S: 3	H: 0 LOB: 0 BB: 0 P: 3	R: 0 E: 0 K: 0 S: 3	H: 0 LOB: 0 BB: 0 P: 3	R: 2 E: 0 K: 1 S: 5	H: 2 LOB: 1 BB: 1 P: 9	R: 0 E: 0 K: 1 S: 5	H: 0 LOB: 0 BB: 0 P: 5	R: 0 E: 0 K: 2 S: 8	H: 1 LOB: 2 BB: 1 P: 12	R: 0 E: 0 K: 0 S: 4	H: 2 LOB: 1 BB: 1 P: 8	R: 2 E: 0 K: 0 S: 5	H: 2 LOB: 1 BB: 0 P: 5	1B: 11 2B: 0 3B: 0 HR: 1	SF: 1 SAC: 0 DP: 3 HBP: 0	WP: 1 PB: 0 SB: 0 CS: 0	PA: 46			
PITCHER	IP 6.2	WLS 27	BF 13	H 3	R 0	ER 0	SO 3	BB 2	IBB 0	HBP 0	BLK 0	WP 0	HR 0	S 17	P 25	ERA 0.00	WHIP 1.667										
Tommy John, L ERA: 2.94 Shane Rawley, L ERA: 3.32 Rich Gossage, R ERA: 3.05 George Frazier, R ERA: 2.15	(1, 1) (7, 1) (10, 1) (11, 1)																										

Baltimore Orioles @ New York Yankees
Yankee Stadium, Bronx, NY
Sun Jun 20 1982, 3:33 AM EDT
Att: 46,127 - Unknown

livebaseballscores.com
AB 41
R 5
H 12
RBI 4
BB 4
SO 3
LOB 19



Batter	1	2	3	4	5	6	7	8	9	10	11	AB	R	H	RBI	BB	SO	LOB	BOTTOM							
Willie Randolph, R OBP: 0.382, SLG: 0.399 (1, 4)	6-3		SF8 HBP 2B	4-3			6-3			FC4 BB		4	1	1	0	1	0	0								
Ken Griffey, L OBP: 0.330, SLG: 0.413 (1, 8)	K		HBP SF8 SF7 BB		4-3		G3			FC4 1-2f		4	1	0	0	1	1	1								
Dave Winfield, R OBP: 0.352, SLG: 0.514 (1, 7)	FC5-4 1B		SF8 1-2 2-3 3-H	5-3			F8			F2		4	0	1	1	0	0	1								
Lou Piniella, R OBP: 0.394, SLG: 0.454 Bobby Murcer, L (10, PH) OBP: 0.302, SLG: 0.398 (1, 10) (10, PH)	FC5-4 1-2f		HBP IBB	F7			1B			F5		3	0	1	0	1	0	1								
John Mayberry, L OBP: 0.227, SLG: 0.343 Butch Hobson, R (11, PR) OBP: 0.170, SLG: 0.217 (1, 3) (11, PR)		4-3	1-2 2-3 3-H HBP BB			BB BB BB BB	BB BB	K			G5-4-3 BB	2	0	0	1	2	1	1								
Barry Foote, R OBP: 0.184, SLG: 0.278 Butch Wynegar, S OBP: 0.386, SLG: 0.391 (1, 2) (7, 2)		K	SF7				F8			6-3		2	0	0	1	0	1	1								
Roy Smalley, S OBP: 0.335, SLG: 0.350 (1, 5)		1B	K				L6			F7		4	0	1	0	1	1	3	AB 36							
Dave Collins, S OBP: 0.296, SLG: 0.326 (1, 9)		4-3					L6			5-3		5	0	1	0	0	1	2	R 3							
Andre Robertson, R OBP: 0.320, SLG: 0.336 Graig Nettles, L (11, PH) OBP: 0.320, SLG: 0.336 (1, 6) (11, PH)			2B SF8 1B	5-3			F9			F7		4	1	1	0	0	0	0	H 6							
Inning Stats	R: 0 E: 0 K: 1 S: 6	H: 1 LOB: 1 BB: 0 P: 6	R: 0 E: 0 K: 1 S: 6	H: 1 LOB: 1 BB: 0 P: 6	R: 3 E: 0 K: 1 S: 7	H: 2 LOB: 2 BB: 16 P: 16	R: 0 E: 0 K: 1 S: 5	H: 0 LOB: 0 BB: 0 P: 5	R: 0 E: 0 K: 0 S: 3	H: 0 LOB: 0 BB: 0 P: 3	R: 0 E: 0 K: 1 S: 6	H: 1 LOB: 1 BB: 0 P: 6	R: 0 E: 0 K: 0 S: 3	H: 0 LOB: 0 BB: 0 P: 3	R: 0 E: 0 K: 0 S: 3	H: 0 LOB: 1 BB: 1 P: 7	R: 0 E: 0 K: 1 S: 5	H: 1 LOB: 2 BB: 2 P: 13	1B: 5 2B: 1 3B: 0 HR: 0	SF: 2 SAC: 0 DP: 1 HBP: 1	WP: 0 PB: 0 SB: 0 CS: 0	PA: 45				
PITCHER	IP 9.1	WLS 1	BF 38	H 5	R 0	ER 0	SO 0	BB 3	IBB 1	HBP 0	BLK 0	WP 0	HR 0	S 43	P 60	ERA 2.89	WHIP 0.857									
Mike Flanagan, L ERA: 3.01 Tim Stoddard, R ERA: 3.75 Tippy Martinez, L ERA: 4.19	(1, 1) (10, 1) (10, 1)																									

Baltimore Orioles @ New York Yankees
Yankee Stadium, Bronx, NY
Sun Jun 20 1982, 3:33 AM EDT
Att: 46,127 - Unknown

livebaseballscores.com
AB 36
R 3
H 6
RBI 3
BB 6
SO 6
LOB 15



Batter	1	2	3	4	5	6	7	8	9	AB	R	H	RBI	BB	SO	LOB	TOP								
Al Bumbry, L OBP: 0.316, SLG: 0.329 (1, 8)										5	2	2	0	0	0	3									
Rich Dauer, R OBP: 0.345, SLG: 0.421 (1, 4)										5	1	1	0	0	0	1									
Dan Ford, R OBP: 0.299, SLG: 0.409 (1, 9)										4	2	2	0	1	1	0									
Eddie Murray, S OBP: 0.398, SLG: 0.547 (1, 3)										3	1	3	2	1	0	0									
Gary Roenicke, R OBP: 0.407, SLG: 0.567 (1, 7)										1	0	1	1	0	0	0									
Benny Ayala, R OBP: 0.333, SLG: 0.596 (5, 7)										1	0	1	0	0	0	0									
John Lowenstein, L OBP: 0.414, SLG: 0.645 (5, 7)										3	0	0	0	0	0	5									
Cal Ripken Jr., R OBP: 0.290, SLG: 0.445 (1, 5)										5	1	3	4	0	2	4									
Ken Singleton, S OBP: 0.365, SLG: 0.354 (1, 10)										3	0	0	0	1	1	2									
Rick Dempsey, R OBP: 0.314, SLG: 0.329 (1, 2)										4	0	0	0	0	0	2									
Lenn Sakata, R OBP: 0.319, SLG: 0.345 (1, 6)										3	0	1	0	1	0	1									
Inning Stats	R: 3 E: 0 K: 0 S: 6	H: 4 LOB: 1 BB: 1 P: 10	R: 0 E: 0 K: 0 S: 2	H: 0 LOB: 1 BB: 1 P: 6	R: 0 E: 0 K: 1 S: 6	H: 1 LOB: 2 BB: 1 P: 10	R: 0 E: 0 K: 0 S: 3	H: 1 LOB: 0 BB: 0 P: 7	R: 3 E: 0 K: 0 S: 6	H: 3 LOB: 0 BB: 0 P: 6	R: 0 E: 0 K: 0 S: 3	H: 0 LOB: 0 BB: 0 P: 3	R: 0 E: 0 K: 1 S: 6	H: 1 LOB: 1 BB: 0 P: 6	R: 0 E: 0 K: 1 S: 6	H: 1 LOB: 1 BB: 0 P: 6	R: 1 E: 0 K: 1 S: 8	H: 3 LOB: 2 BB: 0 P: 8	1B: 10 2B: 3 3B: 0 HR: 1	SF: 1 SAC: 0 DP: 1 HBP: 0	WP: 0 PB: 0 SB: 0 CS: 0	PA: 42			
PITCHER	IP	WLS	BF	H	R	ER	SO	BB	IBB	HBP	BLK	WP	HR	S	P	ERA	WHIP								
Rick Waits, L ERA: 6.6 (1, 1)	4.1	L	23	8	5	5	1	4	0	0	0	0	0	20	36	10.38	2.769								
Tom Brennan, R ERA: 4.14 (5, 1)	4.2		20	6	2	2	3	0	0	0	0	0	1	26	26	3.86	1.286								

Baltimore Orioles @ Cleveland Indians
Cleveland Municipal Stadium, Cleveland, OH
Mon Jun 21 1982, 7:05 PM EDT
Att: 10,633 - Unknown

AB 37
R 7
H 14
RBI 7
BB 4
SO 4
LOB 18



Batter	1	2	3	4	5	6	7	8	9	AB	R	H	RBI	BB	SO	LOB	BOTTOM								
Miguel Dilone, S OBP: 0.274, SLG: 0.327 (1, 7)										4	0	0	0	0	0	1									
Toby Harrah, R OBP: 0.479, SLG: 0.611 (1, 5)										3	0	0	0	0	2	0									
Karl Pagan, L OBP: 0.429, SLG: 0.200 (8, 3)										3	0	0	0	0	1	0									
Mike Hargrove, L OBP: 0.369, SLG: 0.325 (1, 3)										3	0	0	0	0	1	0									
Jerry Dybzinski, R OBP: 0.299, SLG: 0.273 (8, 6)										0	0	0	0	0	0	0									
Andre Thornton, R OBP: 0.422, SLG: 0.582 (1, 10)										3	0	0	0	0	1	0									
Von Hayes, L OBP: 0.301, SLG: 0.391 (1, 9)										3	0	1	0	0	0	0									
Rick Manning, L OBP: 0.333, SLG: 0.377 (1, 8)										3	0	1	0	0	0	1									
Ron Hassey, L OBP: 0.298, SLG: 0.280 (1, 2)										3	0	0	0	0	0	2									
Alan Bannister, R OBP: 0.346, SLG: 0.336 (1, 4)										3	0	1	0	0	0	1									
Mike Fischlin, R OBP: 0.382, SLG: 0.420 (8, 5)										3	0	0	0	0	1	1									
Inning Stats	R: 0 E: 0 K: 1 S: 5	H: 0 LOB: 0 BB: 0 P: 5	R: 0 E: 0 K: 1 S: 5	H: 0 LOB: 0 BB: 0 P: 5	R: 0 E: 0 K: 1 S: 4	H: 1 LOB: 1 BB: 0 P: 4	R: 0 E: 0 K: 1 S: 5	H: 0 LOB: 0 BB: 0 P: 5	R: 0 E: 0 K: 1 S: 5	H: 0 LOB: 0 BB: 0 P: 5	R: 0 E: 0 K: 0 S: 4	H: 1 LOB: 1 BB: 0 P: 4	R: 0 E: 0 K: 0 S: 3	H: 0 LOB: 0 BB: 0 P: 3	R: 0 E: 0 K: 1 S: 3	H: 0 LOB: 0 BB: 0 P: 3	1B: 3 2B: 0 3B: 0 HR: 0	SF: 0 SAC: 0 DP: 1 HBP: 0	WP: 0 PB: 0 SB: 1 CS: 0	PA: 29					
PITCHER	IP	WLS	BF	H	R	ER	SO	BB	IBB	HBP	BLK	WP	HR	S	P	ERA	WHIP								
Dennis Martinez, R ERA: 3.97 (1, 1)	9.0	W	29	3	0	0	5	0	0	0	0	0	0	39	39	0.00	0.333								

Baltimore Orioles @ Cleveland Indians
Cleveland Municipal Stadium, Cleveland, OH
Mon Jun 21 1982, 7:05 PM EDT
Att: 10,633 - Unknown

AB 29
R 0
H 3
RBI 0
BB 0
SO 5
LOB 6



Batter	1	2	3	4	5	6	7	8	9	AB	R	H	RBI	BB	SO	LOB	TOP			
Al Bumby, L OBP: 0.313, SLG: 0.324 (1, 8)	0-0 1-3		0-0 F7			4-0 FC5-4 BB	0-0 5-3		0-0 F7	4	0	0	0	1	0	1	Baltimore Orioles @ Cleveland Indians Cleveland Municipal Stadium, Cleveland, OH Tue Jun 22 1982, 7:05 PM EDT Att: 7,400 - Unknown			
Dan Ford, R OBP: 0.297, SLG: 0.413 (1, 9)	0-0 F7		0-0 6-3			0-0 FC5-4 1B 1-2		0-0 SF7 3B	0-3 K	5	2	1	0	0	1	1				
Ken Singleton, S OBP: 0.366, SLG: 0.357 (1, 10)	0-0 1B		0-0 6-3			0-0 1B 1-2		0-0 SF7	0-0 L6	4	0	2	1	0	0	0				
Eddie Murray, S OBP: 0.395, SLG: 0.557 (1, 3)	0-0 4-3			0-0 4-3		0-3 K		0-0 HR		4	1	1	1	0	1	3				
Cal Ripken Jr., R OBP: 0.298, SLG: 0.455 (1, 5) (7, 6) (8, 5)		0-0 G4-3-6 1B 2B		0-0 F8		0-0 1-3 2-H 1B		0-0 1B 2B		4	2	3	1	0	0	0				
Joe Nolan, L OBP: 0.289, SLG: 0.392 (1, 2)		0-0 G4-3-6 1B 1-2		0-0 4-3		0-3 K		0-0 2B 4-3		4	1	2	0	0	1	2				
Gary Roenicke, R OBP: 0.409, SLG: 0.578 (1, 7)		0-0 G4-3-6 1-2 2-3			0-0 6-3		0-0 2B	0-0 4-3 3-H	0-0 2B	4	0	2	1	0	0	2				
Lenn Sakata, R OBP: 0.320, SLG: 0.351 (1, 6)		0-0		0-0 4-3		0-0 4-3		0-0 4-3	0-0 2B	3	0	1	1	0	0	1				
Floyd Rayford, R OBP: 0.222, SLG: 0.125 (7, 5)				0-0 4-3				0-0 4-3		0	0	0	0	0	0	0				
Terry Crowley, L OBP: 0.400, SLG: 0.429 (8, PH)					0-0 4-3			0-0 4-3		1	0	0	1	0	0	1				
Bobby Bonner, R OBP: 0.213, SLG: 0.254 (8, 6)		0-0 3-H 2B						0-0 2-3 3-H		0	0	0	0	0	0	0				
Rich Dauer, R OBP: 0.340, SLG: 0.414 (1, 4)		0-0 F9			0-0 5-3		0-3 K	0-0 F7		4	0	0	0	0	1	3				
Inning Stats	R: 0 E: 0 K: 0 S: 4	H: 1 LOB: 1 BB: 0 P: 4	R: 1 E: 0 K: 0 S: 5	H: 3 LOB: 1 BB: 0 P: 5	R: 0 E: 0 K: 0 S: 3	H: 0 LOB: 0 BB: 0 P: 3	R: 0 E: 0 K: 0 S: 3	H: 0 LOB: 0 BB: 0 P: 3	R: 1 E: 0 K: 2 S: 9	H: 2 LOB: 2 BB: 1 P: 13	R: 0 E: 0 K: 1 S: 6	H: 1 LOB: 1 BB: 0 P: 6	R: 4 E: 0 K: 0 S: 8	H: 5 LOB: 1 BB: 0 P: 8	R: 0 E: 0 K: 1 S: 5	H: 0 LOB: 0 BB: 0 P: 5	1B: 6 2B: 4 3B: 1 HR: 1	SF: 1 SAC: 0 DP: 1 HBP: 0	WP: 0 PB: 0 SB: 0 CS: 0	PA: 39
PITCHER	IP WLS BF H R ER SO BB IBB HBP BLK WP HR S P ERA WHIP	IP WLS BF H R ER SO BB IBB HBP BLK WP HR S P ERA WHIP																		
Lary Sorensen, R ERA: 4.61 (1, 1)	7.1 W 32 10 5 5 3 1 0 0 0 0 1 37 41 6.14 1.500	1.2 L 7 2 1 1 1 0 0 0 0 0 0 9 9 5.40 1.200																		
Ed Whitson, R ERA: 3.29 (8, 1)																				

AB	37
R	6
H	12
RBI	6
BB	1
SO	4
LOB	14



Batter	1	2	3	4	5	6	7	8	9	AB	R	H	RBI	BB	SO	LOB	BOTTOM			
Alan Bannister, R OBP: 0.346, SLG: 0.338 (1, 7)	4-0 S 1B BB	0-0 G6-4-3 1-2 3-H	0-0 FC5 2-3		0-0 BB 1B 2B	0-3 K		0-3 K 1-2		5	2	1	0	1	2	7	Baltimore Orioles @ Cleveland Indians Cleveland Municipal Stadium, Cleveland, OH Tue Jun 22 1982, 7:05 PM EDT Att: 7,400 - Unknown			
Toby Harrah, R OBP: 0.481, SLG: 0.607 (1, 5)	4-0 BB 1B BB	0-0 1B 1B		0-0 F7	4-0 BB 1B IBB		0-0 F7		3	1	1	0	2	0	0					
Mike Hargrove, L OBP: 0.385, SLG: 0.322 (1, 3)	0-0 F7	0-0 BB 1B		0-0 F7	0-3 K		0-0 4-3		5	0	1	0	0	1	5					
Andre Thornton, R OBP: 0.425, SLG: 0.579 (1, 10)	0-0 F8	4-0 1-2 BB		0-0 F6	4-0 1B 1-2 2-3 3-H BB		0-0 E8 1B		3	0	1	1	2	0	2					
Von Hayes, L OBP: 0.308, SLG: 0.406 (1, 9)	0-0 1-2 2-H 1B	0-0 P4 BB			0-0 BB 1B		0-0 F8		5	1	3	3	0	0	4					
Rick Manning, L OBP: 0.335, SLG: 0.375 (1, 8)	4-0 1-2 2-3 BB		0-0 4-3		0-0 E 1B	0-3 K		0-0 4-3		4	1	1	1	1	1	0				
Ron Hassey, L OBP: 0.295, SLG: 0.277 (1, 2)	0-0 1-3		0-0 F7		0-0 E5 SF8 1B	0-3 K		0-0 6-3		5	1	1	0	0	1	3				
Jack Perconte, L OBP: 0.286, SLG: 0.291 (1, 4)		0-0 G6-4-3 3B	4-0 FC5 1B BB		0-0 SF8 3-H	0-0 E S 1B		0-0 WP S 1B		3	1	3	1	1	0	0				
Mike Fischlin, R OBP: 0.433, SLG: 0.442 (1, 6)		4-0 G6-4-3 BB	0-0 1-2 1B		0-0 2B BB 1B	4-0 1-3 BB		4-0 S BB		2	1	2	0	3	0	0				
Inning Stats	R: 1 E: 0 K: 0 S: 4	H: 1 LOB: 3 BB: 3 P: 16	R: 1 E: 0 K: 0 S: 5	H: 3 LOB: 2 BB: 2 P: 13	R: 0 E: 0 K: 0 S: 4	H: 1 LOB: 2 BB: 1 P: 8	R: 0 E: 0 K: 0 S: 3	H: 0 LOB: 0 BB: 0 P: 3	R: 6 E: 1 K: 1 S: 10	H: 6 LOB: 2 BB: 2 P: 18	R: 0 E: 0 K: 3 S: 10	H: 1 LOB: 1 BB: 1 P: 14	R: 0 E: 0 K: 0 S: 4	H: 1 LOB: 1 BB: 0 P: 4	R: 0 E: 0 K: 1 S: 6	H: 1 LOB: 2 BB: 1 P: 10		1B: 11 2B: 1 3B: 2 HR: 0	SF: 1 SAC: 0 DP: 1 HBP: 0	WP: 1 PB: 0 SB: 4 CS: 0
PITCHER	IP WLS BF H R ER SO BB IBB HBP BLK WP HR S P ERA WHIP	IP WLS BF H R ER SO BB IBB HBP BLK WP HR S P ERA WHIP																		
Sammy Stewart, R ERA: 4.54 (1, 1)	1.2 L 13 4 2 2 0 5 0 0 0 0 0 8 28 10.80 5.400	3.0 L 18 6 6 6 1 2 1 0 0 0 0 17 29 18.00 2.667																		
Ross Grimsley, L ERA: 4.54 (2, 1)																				
Tippy Martinez, L ERA: 4.04 (5, 1)																				
Tim Stoddard, R ERA: 3.46 (7, 1)																				

AB	35
R	8
H	14
RBI	6
BB	10
SO	5
LOB	21



Batter	1	2	3	4	5	6	7	8	9	AB	R	H	RBI	BB	SO	LOB	TOP								
Alan Trammell, R OBP: 0.305, SLG: 0.309 (1, 6)	P1	CS			G4-6-3				5-3	5	0	2	2	0	0	1	Detroit Tigers @ Baltimore Orioles Memorial Stadium, Baltimore, MD Thu Jun 24 1982, 7:05 PM EDT Att: 27,191 - Unknown - 76 F								
Enos Cabell, R OBP: 0.297, SLG: 0.369 (1, 5) (7, 3)		CS	5-3		5-3		F8			4	0	1	0	0	0	2									
Kirk Gibson, L OBP: 0.347, SLG: 0.456 (1, 8)	F4		F8			HR	F9			4	1	1	1	0	0	3									
Lance Parrish, R OBP: 0.376, SLG: 0.519 (1, 2)	F9		F4			5-3		F8		4	0	0	0	0	0	1									
Larry Herndon, R OBP: 0.371, SLG: 0.581 (1, 7)		HR			6-3	K		1-6-3		4	1	1	1	0	1	0									
Mike Ivie, R OBP: 0.300, SLG: 0.452 (1, 10)		SH SF9			F3	F7		F4		4	1	1	0	0	0	0									
Chet Lemon, R OBP: 0.362, SLG: 0.328 (1, 9)		SH 1B			K			6-3		3	2	1	0	0	1	0									
John Wockenfuss, R OBP: 0.357, SLG: 0.323 Lou Whitaker, L OBP: 0.304, SLG: 0.349 (1, 3) (7, 4)	1-3				1B G4-6-3		4-3			3	1	1	0	0	0	3									
Tom Brookens, R OBP: 0.309, SLG: 0.358 (1, 4) (7, 5)	SF9							F9		2	0	1	1	1	0	0									
Inning Stats	R: 0 E: 0 K: 0 S: 4	H: 1 LOB: 1 BB: 0 P: 4	R: 3 E: 1 K: 0 S: 6	H: 3 LOB: 0 BB: 0 P: 6	R: 0 E: 0 K: 1 S: 3	H: 0 LOB: 0 BB: 0 P: 3	R: 0 E: 0 K: 1 S: 5	H: 0 LOB: 0 BB: 0 P: 5	R: 1 E: 0 K: 0 S: 4	H: 2 LOB: 0 BB: 0 P: 4	R: 1 E: 0 K: 1 S: 6	H: 1 LOB: 0 BB: 0 P: 6	R: 1 E: 0 K: 0 S: 5	H: 2 LOB: 2 BB: 1 P: 9	R: 0 E: 0 K: 0 S: 3	H: 0 LOB: 0 BB: 0 P: 3		R: 1 E: 0 K: 0 S: 4	H: 1 LOB: 0 BB: 0 P: 4	1B: 6 2B: 1 3B: 0 HR: 3	SF: 1 SAC: 1 DP: 1 HBP: 0	WP: 0 PB: 0 SB: 0 CS: 1	PA: 38		
PITCHER	IP	WLS	BF	H	R	ER	SO	BB	IBB	HBP	BLK	WP	HR	S	P	ERA	WHIP								
Scott McGregor, L ERA: 3.67 (1, 1)	6.1	L	28	9	6	4	2	1	0	0	0	0	2	31	35	5.68	1.579								
Ross Grimsley, L ERA: 4.46 (7, 1)	2.2		9	1	1	1	0	0	0	0	0	0	1	9	9	3.38	0.375								

AB	34
R	7
H	10
RBI	6
BB	1
SO	2
LOB	10



Batter	1	2	3	4	5	6	7	8	9	AB	R	H	RBI	BB	SO	LOB	BOTTOM								
Al Bumbry, L OBP: 0.309, SLG: 0.323 (1, 8)	K				1B		F8		F9	5	0	2	0	0	1	2	Detroit Tigers @ Baltimore Orioles Memorial Stadium, Baltimore, MD Thu Jun 24 1982, 7:05 PM EDT Att: 27,191 - Unknown - 76 F								
Dan Ford, R OBP: 0.295, SLG: 0.408 (1, 9)	F8		F8		1B			5-3	6-3	5	0	1	0	0	0	2									
Ken Singleton, S OBP: 0.368, SLG: 0.355 (1, 10)					FC6					3	0	2	0	1	0	2									
Eddie Murray, S OBP: 0.389, SLG: 0.549 (1, 3)	K		FC4				F8		FC4-6 1B	4	1	0	0	0	1	4									
Cal Ripken Jr., R OBP: 0.296, SLG: 0.460 (1, 5)			F7		L5		5-3		E5 1B	4	0	0	0	0	0	1									
Gary Roenicke, R OBP: 0.406, SLG: 0.570 (1, 7)		L7			F7		4-3			4	0	1	1	0	0	0									
Joe Nolan, L OBP: 0.287, SLG: 0.385 (1, 2)					4-3				F9	4	0	1	0	0	0	2									
Rich Dauer, R OBP: 0.341, SLG: 0.408 Terry Crowley, L OBP: 0.395, SLG: 0.420 (1, 4) (9, PH)		F9					F4		F9	3	0	0	0	0	0	1									
Lenn Sakata, R OBP: 0.323, SLG: 0.356 (1, 6)			F9				L7			3	0	1	0	0	0	0									
Inning Stats	R: 0 E: 0 K: 2 S: 8	H: 1 LOB: 1 BB: 0 P: 8	R: 0 E: 0 K: 0 S: 4	H: 1 LOB: 1 BB: 0 P: 4	R: 0 E: 0 K: 0 S: 4	H: 1 LOB: 2 BB: 1 P: 8	R: 0 E: 0 K: 0 S: 3	H: 0 LOB: 0 BB: 0 P: 3	R: 0 E: 0 K: 0 S: 3	H: 0 LOB: 0 BB: 0 P: 3	R: 0 E: 0 K: 0 S: 3	H: 0 LOB: 1 BB: 0 P: 4	R: 1 E: 1 K: 0 S: 6	H: 2 LOB: 2 BB: 0 P: 6	R: 0 E: 0 K: 0 S: 4	H: 1 LOB: 1 BB: 0 P: 4		1B: 6 2B: 2 3B: 0 HR: 0	SF: 0 SAC: 0 DP: 0 HBP: 1	WP: 0 PB: 0 SB: 0 CS: 0	PA: 38				
PITCHER	IP	WLS	BF	H	R	ER	SO	BB	IBB	HBP	BLK	WP	HR	S	P	ERA	WHIP								
Jerry Ujdir, R ERA: 3.67 (1, 1)	7.2	W	33	7	1	0	2	1	0	1	0	0	0	35	40	0.00	1.043								
Dave Tobik, R ERA: 2.99 (8, 1)	1.1		5	1	0	0	0	0	0	0	0	0	0	5	5	0.00	0.750								



Batter	1	2	3	4	5	6	7	8	9	AB	R	H	RBI	BB	SO	LOB	TOP									
Alan Trammell, R OBP: 0.304, SLG: 0.304 (1, 6)										3	0	0	0	1	0	1	Detroit Tigers @ Baltimore Orioles Memorial Stadium, Baltimore, MD Fri Jun 25 1982, 7:05 PM EDT Att: 25,230 - Unknown									
Enos Cabell, R OBP: 0.296, SLG: 0.367 (1, 5)										4	0	1	0	0	0	2										
Kirk Gibson, L OBP: 0.342, SLG: 0.448 (1, 8)										4	0	0	0	0	1	1										
Lance Parrish, R OBP: 0.378, SLG: 0.518 (1, 2)										4	1	2	0	0	1	1										
Larry Herndon, R OBP: 0.369, SLG: 0.576 (1, 7)										4	0	1	0	0	1	1										
Mike Ivie, R OBP: 0.307, SLG: 0.478 Rick Leach, L OBP: 0.278, SLG: 0.324 (9, PH)										3	1	2	2	0	0	1										
Chet Lemon, R OBP: 0.360, SLG: 0.326 (1, 9)										4	0	1	0	0	1	3										
John Wockenfuss, R OBP: 0.364, SLG: 0.333 Richie Hebner, L OBP: 0.350, SLG: 0.392 (9, PH)										3	0	2	0	0	0	2										
Tom Brookens, R OBP: 0.309, SLG: 0.358 Lou Whitaker, L OBP: 0.303, SLG: 0.347 (9, PH)										3	0	1	0	0	0	2										
Inning Stats	R: 0 E: 0 K: 0 S: 4	H: 1 LOB: 1 BB: 0 P: 4	R: 1 E: 0 K: 1 S: 7	H: 2 LOB: 1 BB: 0 P: 7	R: 0 E: 0 K: 1 S: 5	H: 0 LOB: 0 BB: 0 P: 5	R: 0 E: 0 K: 0 S: 4	H: 1 LOB: 1 BB: 0 P: 4	R: 0 E: 0 K: 0 S: 3	H: 1 LOB: 1 BB: 1 P: 7	R: 1 E: 0 K: 1 S: 8	H: 3 LOB: 2 BB: 0 P: 8	R: 0 E: 0 K: 0 S: 3	H: 1 LOB: 0 BB: 0 P: 3	R: 0 E: 0 K: 1 S: 5	H: 0 LOB: 0 BB: 0 P: 5		R: 0 E: 0 K: 3 S: 10	H: 1 LOB: 1 BB: 0 P: 10	1B: 9 2B: 0 3B: 0 HR: 1	SF: 0 SAC: 0 DP: 2 HBP: 0	WP: 2 PB: 0 SB: 0 CS: 0	PA: 36			
PITCHER	IP	WLS	BF	H	R	ER	SO	BB	IBB	HBP	BLK	WP	HR	S	P	ERA	WHIP									
Mike Flanagan, L ERA: 2.98 Tim Stoddard, R ERA: 3.1	(1, 1)	7.0	W	29	9	2	2	3	1	0	0	0	1	1	34	38	2.57	1.429								
(8, 1)	2.0	S	7	1	0	0	4	0	0	0	1	0	0	15	15	0.00	0.500									

Batter	1	2	3	4	5	6	7	8	9	AB	R	H	RBI	BB	SO	LOB	BOTTOM								
Al Bumbry, L OBP: 0.309, SLG: 0.319 (1, 8)										3	0	0	0	1	1	2	Detroit Tigers @ Baltimore Orioles Memorial Stadium, Baltimore, MD Fri Jun 25 1982, 7:05 PM EDT Att: 25,230 - Unknown								
Rich Dauer, R OBP: 0.336, SLG: 0.402 (1, 4)										4	0	0	1	0	0	4									
Ken Singleton, S OBP: 0.368, SLG: 0.352 John Lowenstein, L OBP: 0.407, SLG: 0.627 (7, 7)										2	1	0	1	1	0	1									
Eddie Murray, S OBP: 0.382, SLG: 0.538 (1, 3)										4	0	0	0	0	0	4									
Terry Crowley, L OBP: 0.400, SLG: 0.415 (1, 10)										3	1	1	1	1	0	0									
Cal Ripken Jr., R OBP: 0.299, SLG: 0.465 (1, 5)										4	0	2	1	0	0	1									
Gary Roenicke, R OBP: 0.398, SLG: 0.556 (7, 9)										4	0	0	0	0	0	3									
Joe Nolan, L OBP: 0.292, SLG: 0.380 Rick Dempsey, R OBP: 0.315, SLG: 0.331 (8, 2)										1	1	0	0	1	0	0									
Lenn Sakata, R OBP: 0.328, SLG: 0.358 (1, 6)										2	2	1	0	1	0	0									
Inning Stats	R: 0 E: 0 K: 0 S: 3	H: 0 LOB: 0 BB: 0 P: 3	R: 0 E: 0 K: 0 S: 4	H: 1 LOB: 1 BB: 0 P: 4	R: 2 E: 0 K: 0 S: 4	H: 1 LOB: 1 BB: 2 P: 12	R: 0 E: 0 K: 0 S: 3	H: 0 LOB: 0 BB: 0 P: 3	R: 0 E: 0 K: 1 S: 5	H: 0 LOB: 0 BB: 0 P: 5	R: 2 E: 0 K: 0 S: 5	H: 2 LOB: 1 BB: 1 P: 9	R: 1 E: 0 K: 0 S: 5	H: 2 LOB: 2 BB: 1 P: 9	R: 0 E: 0 K: 0 S: 3	H: 0 LOB: 1 BB: 1 P: 7		1B: 4 2B: 2 3B: 0 HR: 0	SF: 0 SAC: 0 DP: 0 HBP: 0	WP: 0 PB: 0 SB: 0 CS: 0	PA: 35				
PITCHER	IP	WLS	BF	H	R	ER	SO	BB	IBB	HBP	BLK	WP	HR	S	P	ERA	WHIP								
Dan Petry, R ERA: 3.58 Pat Underwood, L ERA: 5.19 Elias Sosa, R ERA: 3.97	(1, 1)	6.0	L	25	4	4	4	1	0	0	0	0	0	4	8	13.50	4.500								
(7, 1)	0.2	5	2	1	1	0	1	0	0	0	0	0	0	4	8	0.00	0.750								
(7, 1)	1.1	5	0	0	0	0	0	1	0	0	0	0	0	4	8	0.00	0.750								

AB	35
R	2
H	10
RBI	2
BB	1
SO	7
LOB	16




Batter	1	2	3	4	5	6	7	8	9	AB	R	H	RBI	BB	SO	LOB	TOP			
Alan Trammell, R OBP: 0.300, SLG: 0.299 Jerry Turner, L OBP: 0.232, SLG: 0.333 Mark DeJohn, S OBP: 0.348, SLG: 0.316	F8		F7		F7			G3		3	0	0	0	0	0	0	Detroit Tigers @ Baltimore Orioles Memorial Stadium, Baltimore, MD Sat Jun 26 1982, 7:05 PM EDT Att: 31,859 - Unknown - 88 F			
Enos Cabell, R OBP: 0.303, SLG: 0.373	S		E		S			6-3		4	0	3	0	0	0					
Kirk Gibson, L OBP: 0.337, SLG: 0.441	F4		E6		F8			4-3		4	0	0	0	0	3					
Richie Hebner, L OBP: 0.348, SLG: 0.382	L8		F7		G6-4-3 BB			3-1		3	0	0	0	1	0					
Larry Herndon, R OBP: 0.367, SLG: 0.575		6-3		6-3		G6-4-3 1-2		1B 2B		4	1	1	0	0	2					
Lou Whitaker, L OBP: 0.306, SLG: 0.350		FC5-4 1B		3-1			F7			4	0	2	1	0	0					
Chet Lemon, R OBP: 0.358, SLG: 0.330		FC5-4 1-2		K			G3 2B			4	0	1	0	0	1					
Rick Leach, L OBP: 0.250, SLG: 0.289		F9			4-3		G3			4	0	0	0	0	3					
Bill Fahey, L OBP: 0.125, SLG: 0.125			F8		K		F7			3	0	0	0	0	1					
Inning Stats	R: 0 E: 0 K: 0 S: 4	H: 1 LOB: 1 BB: 0 P: 4	R: 0 E: 0 K: 0 S: 4	H: 1 LOB: 1 BB: 0 P: 4	R: 0 E: 1 K: 1 S: 5	H: 1 LOB: 2 BB: 0 P: 5	R: 0 E: 0 K: 1 S: 5	H: 0 LOB: 0 BB: 0 P: 5	R: 0 E: 0 K: 0 S: 3	H: 1 LOB: 1 BB: 0 P: 7	R: 0 E: 0 K: 0 S: 4	H: 1 LOB: 1 BB: 0 P: 4	R: 0 E: 0 K: 0 S: 3	H: 0 LOB: 0 BB: 0 P: 3	R: 1 E: 0 K: 0 S: 5	H: 2 LOB: 1 BB: 0 P: 5		1B: 5 2B: 2 3B: 0 HR: 0	SF: 0 SAC: 0 DP: 1 HBP: 0	WP: 0 PB: 0 SB: 2 CS: 0
PITCHER Dennis Martinez, R ERA: 3.73	IP: 9.0 WLS: W BF: 35 H: 7 R: 1 ER: 1 SO: 2 BB: 1 IBB: 0 HBP: 0 BLK: 0 WP: 0 HR: 0 S: 38 P: 42 ERA: 1.00 WHIP: 0.889																			

Batter	1	2	3	4	5	6	7	8	9	AB	R	H	RBI	BB	SO	LOB	BOTTOM			
Al Bumbry, L OBP: 0.308, SLG: 0.318	6-3		4-3				F7			4	0	1	1	0	0	Detroit Tigers @ Baltimore Orioles Memorial Stadium, Baltimore, MD Sat Jun 26 1982, 7:05 PM EDT Att: 31,859 - Unknown - 88 F				
Rich Dauer, R OBP: 0.338, SLG: 0.403				6-3	4-3					4	0	2	0	0	2					
Ken Singleton, S OBP: 0.363, SLG: 0.346			G4-6-3 1-2		6-3		F7			4	0	0	0	0	1					
Eddie Murray, S OBP: 0.389, SLG: 0.545							F8			3	1	2	0	1	0					
Cal Ripken Jr., R OBP: 0.298, SLG: 0.459										3	1	0	0	1	0					
Jim Dwyer, L OBP: 0.371, SLG: 0.464										4	1	1	0	0	3					
Gary Roenicke, R OBP: 0.395, SLG: 0.566										4	1	1	3	0	2					
Rick Dempsey, R OBP: 0.315, SLG: 0.327										2	0	0	0	1	0					
Lenn Sakata, R OBP: 0.324, SLG: 0.352										3	0	0	0	0	1					
Inning Stats	R: 0 E: 0 K: 0 S: 3	H: 1 LOB: 0 BB: 0 P: 3	R: 0 E: 0 K: 0 S: 3	H: 0 LOB: 1 BB: 1 P: 7	R: 0 E: 0 K: 1 S: 5	H: 0 LOB: 0 BB: 0 P: 5	R: 0 E: 0 K: 0 S: 4	H: 1 LOB: 1 BB: 0 P: 4	R: 1 E: 0 K: 0 S: 5	H: 2 LOB: 2 BB: 1 P: 9	R: 3 E: 1 K: 0 S: 6	H: 2 LOB: 1 BB: 1 P: 10	R: 0 E: 0 K: 1 S: 6	H: 1 LOB: 0 BB: 0 P: 6	R: 0 E: 0 K: 0 S: 3		H: 0 LOB: 0 BB: 0 P: 3	1B: 5 2B: 1 3B: 0 HR: 1	SF: 0 SAC: 0 DP: 1 HBP: 0	WP: 0 PB: 0 SB: 0 CS: 0
PITCHER Milt Wilcox, R ERA: 3.55	IP: 8.0 WLS: L BF: 34 H: 7 R: 4 ER: 4 SO: 2 BB: 3 IBB: 0 HBP: 0 BLK: 0 WP: 0 HR: 1 S: 35 P: 47 ERA: 4.50 WHIP: 1.250																			

AB	34
R	1
H	7
RBI	1
BB	1
SO	2
LOB	14




AB	31
R	4
H	7
RBI	4
BB	3
SO	2
LOB	15



Batter	1	2	3	4	5	6	7	8	9	AB	R	H	RBI	BB	SO	LOB	TOP											
Alan Trammell, R OBP: 0.296, SLG: 0.294 Mark DeJohn, S OBP: 0.320, SLG: 0.286	(1, 6) X F7	(1, 6) X F3			(1, 6) X 5-3		(1, 6) X K		(1, 6) X 5-3	3	0	0	0	0	0	2												
Enos Cabell, R OBP: 0.301, SLG: 0.369	(1, 5) X 6-3		(1, 5) X K		(1, 5) X 1-3		(1, 5) X 1B		(1, 5) X 5-3	5	0	1	0	0	1	0												
Kirk Gibson, L OBP: 0.338, SLG: 0.440	(1, 8) X 1B		(1, 8) X FC5-4 1B		(1, 8) X F8		(1, 8) X F6		(1, 8) X G3	5	0	2	0	0	0	1												
Richie Hebner, L OBP: 0.366, SLG: 0.397	(1, 10) X 1-2 1B		(1, 10) X FC5-4 1B		(1, 10) X 1B		(1, 10) X 1B		(1, 10) X BB 1B BB	3	1	3	0	1	0	0												
Larry Herndon, R OBP: 0.365, SLG: 0.570 Lynn Jones, R OBP: 0.200, SLG: 0.216	(1, 7) X F9		(1, 7) X FC5-4		(1, 7) X F7		(1, 7) X F7		(1, 7) X F7	2	0	0	0	0	0	4												
Lou Whitaker, L OBP: 0.305, SLG: 0.348 Tom Brookens, R OBP: 0.317, SLG: 0.373	(1, 4) X 1-2 1B		(1, 4) X F8		(1, 4) X 2B		(1, 4) X 1-3 1B		(1, 4) X F8	1	0	0	0	0	0	0												
Chet Lemon, R OBP: 0.360, SLG: 0.330	(1, 9) X 1B		(1, 9) X L4		(1, 9) X F9		(1, 9) X F9		(1, 9) X 1-2 BB	3	0	1	0	1	0	3												
Rick Leach, L OBP: 0.273, SLG: 0.310	(1, 3) X 1-2 1B		(1, 3) X F4		(1, 3) X F7		(1, 3) X F7		(1, 3) X 1-2 2-H 1B	4	0	2	1	0	0	3												
Bill Fahey, L OBP: 0.100, SLG: 0.100	(1, 2) X K		(1, 2) X L6		(1, 2) X F9		(1, 2) X F6		(1, 2) X F6	4	0	0	0	0	1	5												
Inning Stats	R: 0 E: 0 K: 0 S: 5	H: 2 LOB: 2 BB: 0 P: 5	R: 0 E: 0 K: 1 S: 7	H: 2 LOB: 1 BB: 0 P: 7	R: 0 E: 0 K: 1 S: 6	H: 1 LOB: 1 BB: 0 P: 4	R: 0 E: 0 K: 0 S: 3	H: 0 LOB: 0 BB: 0 P: 3	R: 0 E: 0 K: 0 S: 5	H: 2 LOB: 2 BB: 0 P: 5	R: 0 E: 0 K: 1 S: 6	H: 1 LOB: 1 BB: 0 P: 6	R: 1 E: 0 K: 0 S: 4	H: 1 LOB: 2 BB: 2 P: 12	R: 0 E: 0 K: 0 S: 3	H: 0 LOB: 0 BB: 0 P: 3	1B: 10 2B: 1 3B: 0 HR: 0	SF: 0 SAC: 0 DP: 0 HBP: 0	WP: 0 PA: 39 PB: 0 SB: 0 CS: 0									
PITCHER	IP	WLS	BF	H	R	ER	SO	BB	IBB	HBP	BLK	WP	HR	S	P	ERA	WHIP											
Jim Palmer, R ERA: 4.18	(1, 1)	7.2	W	35	11	1	3	2	0	0	0	0	0	0	39	47	1.17	1.696										
Storm Davis, R ERA: 1.27	(8, 1)	1.1		4	0	0	0	0	0	0	0	0	0	4	4	0.00	0.000											

Detroit Tigers @ Baltimore Orioles
Memorial Stadium, Baltimore, MD
Sun Jun 27 1982, 3:33 AM EDT
Att: 43,938 - Unknown - 87 F


AB	37
R	1
H	11
RBI	1
BB	2
SO	3
LOB	21



Batter	1	2	3	4	5	6	7	8	9	AB	R	H	RBI	BB	SO	LOB	BOTTOM											
Al Bumbry, L OBP: 0.309, SLG: 0.320	(1, 8) X K		(1, 8) X F8		(1, 8) X BB HBP G3 1B		(1, 8) X F8		(1, 8) X 1B	5	1	2	1	0	1	0												
Jim Dwyer, L OBP: 0.375, SLG: 0.466 Dan Ford, R OBP: 0.295, SLG: 0.405	(1, 9) X PB 2B 1B		(1, 9) X 2-3		(1, 9) X G3 BB SF9 HBP		(1, 9) X 4-3		(1, 9) X F5	2	1	1	0	0	0	0												
John Lowenstein, L OBP: 0.414, SLG: 0.630 Gary Roenicke, R OBP: 0.399, SLG: 0.571	(1, 7) X 1-2 2B 1B		(1, 7) X HR BB		(1, 7) X SF9 G3 PB BB		(1, 7) X BB 1B 2B		(1, 7) X F8	1	2	1	0	1	0	0												
Eddie Murray, S OBP: 0.398, SLG: 0.563	(1, 3) X 2B 2B IBB		(1, 3) X HR		(1, 3) X G3		(1, 3) X BB 1B BB		(1, 3) X 1B	3	3	2	3	2	0	2												
Cal Ripken Jr., R OBP: 0.304, SLG: 0.466	(1, 5) X 2B 2B		(1, 5) X FC6-4 1B		(1, 5) X SF9		(1, 5) X 1B BB		(1, 5) X F8	3	1	2	3	1	0	1												
Terry Crowley, L OBP: 0.394, SLG: 0.407 Benny Ayala, R OBP: 0.328, SLG: 0.571	(1, 10) X 5-3		(1, 10) X FC6-4 CS		(1, 10) X K		(1, 10) X 1-2 2-H 3-H 1B		(1, 10) X F8	1	0	0	0	0	0	2												
Joe Nolan, L OBP: 0.290, SLG: 0.386	(1, 2) X 2B		(1, 2) X F6		(1, 2) X K		(1, 2) X F7		(1, 2) X F7	4	0	1	2	0	1	3												
Lenn Sakata, R OBP: 0.322, SLG: 0.346	(1, 6) X F5		(1, 6) X 1B BB		(1, 6) X F9		(1, 6) X 6-3		(1, 6) X 6-3	3	1	0	0	1	0	1												
Rich Dauer, R OBP: 0.337, SLG: 0.401	(1, 4) X 5-3		(1, 4) X HBP 1B BB		(1, 4) X F7		(1, 4) X F8		(1, 4) X F8	4	1	1	0	0	0	0												
Inning Stats	R: 4 E: 0 K: 1 S: 9	H: 4 LOB: 1 BB: 1 P: 13	R: 0 E: 0 K: 0 S: 3	H: 0 LOB: 0 BB: 0 P: 3	R: 2 E: 0 K: 0 S: 4	H: 2 LOB: 0 BB: 1 P: 8	R: 5 E: 0 K: 1 S: 7	H: 2 LOB: 2 BB: 2 P: 16	R: 0 E: 0 K: 1 S: 5	H: 0 LOB: 0 BB: 0 P: 5	R: 2 E: 0 K: 0 S: 5	H: 2 LOB: 2 BB: 2 P: 13	R: 0 E: 0 K: 0 S: 4	H: 1 LOB: 1 BB: 0 P: 4	R: 0 E: 0 K: 0 S: 4	H: 1 LOB: 1 BB: 0 P: 4	1B: 8 2B: 3 3B: 0 HR: 1	SF: 1 SAC: 0 DP: 0 HBP: 1	WP: 0 PA: 42 PB: 2 SB: 0 CS: 1									
PITCHER	IP	WLS	BF	H	R	ER	SO	BB	IBB	HBP	BLK	WP	HR	S	P	ERA	WHIP											
Jack Morris, R ERA: 4.34	(1, 1)	2.0	L	14	6	6	1	1	1	0	0	0	0	1	14	22	27.00	3.500										
Kevin Saucier, L ERA: 3.59	(3, 1)	1.0		7	2	5	4	2	0	1	0	0	0	4	13	36.00	4.000											
Aurelio Lopez, R ERA: 5.68	(4, 1)	3.0		13	2	2	2	2	0	0	0	0	0	15	23	6.00	1.333											
Elias Sosa, R ERA: 3.86	(7, 1)	1.0		4	1	0	0	0	0	0	0	0	0	4	4	0.00	1.000											
Pat Underwood, L ERA: 5.08	(8, 1)	1.0		4	1	0	0	0	0	0	0	0	0	4	4	0.00	1.000											

Detroit Tigers @ Baltimore Orioles
Memorial Stadium, Baltimore, MD
Sun Jun 27 1982, 3:33 AM EDT
Att: 43,938 - Unknown - 87 F

AB	34
R	13
H	12
RBI	12
BB	6
SO	3
LOB	12



Batter	1	2	3	4	5	6	7	8	9	AB	R	H	RBI	BB	SO	LOB	TOP								
Alan Bannister, R (1,7) OBP: 0.368, SLG: 0.373	0-0 F7		0-0 F3			4-0 1B 2B BB	0-0 F5	4-0 1B 1-2 2-3 3-H		3	1	0	1	2	0	0	Cleveland Indians @ Baltimore Orioles Memorial Stadium, Baltimore, MD Tue Jun 29 1982, 7:05 PM EDT Att: 12,551 - Unknown - 82 F								
Toby Harrah, R (1,5) OBP: 0.455, SLG: 0.564	0-0 5-3		0-0 F8			0-0 F6	0-3 K	0-0 1B 1-3 2-H 3-H		5	0	1	2	0	1	1									
Mike Hargrove, L (1,3) OBP: 0.396, SLG: 0.338	0-0 3-1			0-0 F9		0-0 2B 1-2 FC3-6 1B	0-3 K	0-0 4-3		5	1	1	0	0	1	2									
Andre Thornton, R (1,10) OBP: 0.423, SLG: 0.574 Karl Pagel, L (9,PH) OBP: 0.333, SLG: 0.143		0-0 HR		0-3 K		0-0 FC3-6 1B 1-3 2-H		0-0 6-3	0-3 K	4	2	2	2	0	1	0									
Chris Bando, S (1,2) OBP: 0.351, SLG: 0.333		0-0 FC5-4 1B		0-0 1B		4-0 FC3-6 1B		0-0 1B BB 1B	0-0 FC6-5 2B	4	1	4	0	1	0	0									
Von Hayes, L (1,9) OBP: 0.294, SLG: 0.383		0-0 FC5-4 S 1-2		0-3 K		0-0 FC3-6 BB 1B 1-2 2-3 3-H		0-0 BB 1B 1-2	0-0 F8	5	2	1	1	0	1	5									
Rick Manning, L (1,8) OBP: 0.342, SLG: 0.372		0-0 1-3 1-2			0-0 L4	1-2 1B BB		0-0 BB BB 1B 1-2 2-3	4-0 BB BB	3	1	1	0	2	0	1									
Mike Fischlin, R (1,6) OBP: 0.381, SLG: 0.365		0-0 5-3			0-0 F5	0-0 S 1-3 2-H 3-H 1B		0-3 K	0-0 FC6-5	5	0	1	2	0	1	6									
Jack Perconte, L (1,4) OBP: 0.280, SLG: 0.270			0-0 F9		0-0 F9	1-2 F7		4-0 BB 1B 1-2 2-3 3-H		3	1	0	1	1	0	2									
Inning Stats	R: 0 E: 0 K: 0 S: 3	H: 0 LOB: 0 BB: 0 P: 3	R: 1 E: 0 K: 0 S: 5	H: 2 LOB: 1 BB: 0 P: 5	R: 0 E: 0 K: 0 S: 3	H: 0 LOB: 0 BB: 0 P: 3	R: 0 E: 0 K: 2 S: 8	H: 1 LOB: 1 BB: 0 P: 8	R: 0 E: 0 K: 0 S: 3	H: 0 LOB: 0 BB: 0 P: 3	R: 4 E: 0 K: 0 S: 6	H: 3 LOB: 2 BB: 3 P: 18	R: 0 E: 0 K: 2 S: 7	H: 0 LOB: 0 BB: 0 P: 7	R: 4 E: 0 K: 1 S: 9	H: 4 LOB: 2 BB: 2 P: 17	R: 0 E: 0 K: 1 S: 6	H: 1 LOB: 2 BB: 1 P: 10	1B: 8 2B: 2 3B: 0 HR: 1	SF: 0 SAC: 0 DP: 0 HBP: 0	WP: 0 PB: 0 SB: 2 CS: 0	PA: 44			
PITCHER	IP	WLS	BF	H	R	ER	SO	BB	IBB	HBP	BLK	WP	HR	S	P	ERA	WHIP								
Scott McGregor, L (1,1) ERA: 3.86	5.2	L	26	6	5	5	2	2	1	0	0	0	1	27	39	7.94	1.412								
Ross Grimsley, L (6,1) ERA: 4.74	1.2		7	2	2	2	2	0	0	0	0	0	0	11	11	10.80	1.200								
Tippy Martinez, L (8,1) ERA: 4.38	0.1		3	1	0	0	1	1	0	0	0	0	0	4	8	0.00	6.000								
Tim Stoddard, R (8,1) ERA: 2.97	1.1		8	2	2	2	1	2	0	0	0	0	0	8	16	13.50	3.000								

Batter	1	2	3	4	5	6	7	8	9	AB	R	H	RBI	BB	SO	LOB	BOTTOM								
Al Bumbry, L (1,8) OBP: 0.305, SLG: 0.315	0-0 L4		0-0 6-3		0-0 6-3		0-0 4-3			4	0	0	0	0	0	2	Cleveland Indians @ Baltimore Orioles Memorial Stadium, Baltimore, MD Tue Jun 29 1982, 7:05 PM EDT Att: 12,551 - Unknown - 82 F								
Lenn Sakata, R (8,6) OBP: 0.322, SLG: 0.346										0	0	0	0	0	0	0									
Dan Ford, R (1,9) OBP: 0.295, SLG: 0.406	0-0 F8			0-0 BB FC5-2 2B	0-3 K			0-3 K		4	0	1	0	0	2	0									
Ken Singleton, S (1,10) OBP: 0.362, SLG: 0.342	0-0 4-3			4-0 FC5-2 BB 1B BB		0-0 3-1		0-0 F7		3	1	0	0	1	0	0									
Eddie Murray, S (1,3) OBP: 0.400, SLG: 0.559		0-3 K		4-0 FC5-2 1B BB 1-2 2-3		0-0 4-3		0-0 FC6-4 1B		3	1	1	0	1	1	0									
Cal Ripken Jr., R (1,5) OBP: 0.303, SLG: 0.460		4-0 BB		0-3 K		0-0 F2		0-0 FC6-4 1-2		3	0	0	0	1	1	4									
Gary Roenicke, R (1,7) OBP: 0.392, SLG: 0.559		0-3 K		0-0 FC5-2 1B 1-2 2-3 3-H		0-3 K		0-0 L8		4	0	0	0	0	2	4									
Joe Nolan, L (1,2) OBP: 0.289, SLG: 0.379		0-0 4-3		0-0 1-2 2-H 3-H 1B		0-0 3-1		0-0 F7		4	0	1	2	0	0	1									
Rich Dauer, R (1,4) OBP: 0.337, SLG: 0.404			0-0 6-3		0-0 F4			0-0 F9		3	0	1	0	0	0	2									
Terry Crowley, L (9,PH) OBP: 0.388, SLG: 0.400										1	0	0	0	0	0	0									
Bobby Bonner, R (1,6) OBP: 0.198, SLG: 0.234			0-0 F8			4-0 BB				2	0	0	0	0	0	0									
Jim Dwyer, L (7,PH) OBP: 0.385, SLG: 0.466					0-0 4-3					0	0	0	0	1	0	0									
Inning Stats	R: 0 E: 0 K: 0 S: 3	H: 0 LOB: 0 BB: 0 P: 3	R: 0 E: 0 K: 2 S: 7	H: 0 LOB: 1 BB: 1 P: 11	R: 0 E: 0 K: 0 S: 3	H: 0 LOB: 0 BB: 0 P: 3	R: 2 E: 0 K: 1 S: 7	H: 2 LOB: 2 BB: 2 P: 15	R: 0 E: 0 K: 1 S: 5	H: 0 LOB: 0 BB: 0 P: 5	R: 0 E: 0 K: 0 S: 3	H: 0 LOB: 0 BB: 0 P: 3	R: 0 E: 0 K: 1 S: 6	H: 1 LOB: 2 BB: 1 P: 10	R: 0 E: 0 K: 1 S: 6	H: 1 LOB: 1 BB: 0 P: 6	R: 0 E: 0 K: 0 S: 3	H: 0 LOB: 0 BB: 0 P: 3	1B: 2 2B: 2 3B: 0 HR: 0	SF: 0 SAC: 0 DP: 0 HBP: 0	WP: 0 PB: 0 SB: 0 CS: 0	PA: 35			
PITCHER	IP	WLS	BF	H	R	ER	SO	BB	IBB	HBP	BLK	WP	HR	S	P	ERA	WHIP								
John Denny, R (1,1) ERA: 4.76	7.0	W	28	3	2	2	5	4	0	0	0	0	0	34	50	2.57	1.000								
Tom Brennan, R (8,1) ERA: 3.92	2.0		7	1	0	0	1	0	0	0	0	0	0	9	9	0.00	0.500								



Batter	1	2	3	4	5	6	7	8	9	AB	R	H	RBI	BB	SO	LOB	TOP										
Alan Bannister, R OBP: 0.369, SLG: 0.374	F2		1B	5-3			BB S	F7		5	2	2	2	0	0	1											
Toby Harrah, R OBP: 0.455, SLG: 0.560	4-3		1B WP				BB BB	4-3		4	2	1	1	0	0	0											
Mike Hargrove, L OBP: 0.396, SLG: 0.335	6-3		L4				SF8 BB	BB		3	2	0	0	2	0	1											
Andre Thornton, R OBP: 0.429, SLG: 0.575		6-3	WP				1B			3	1	2	1	2	0	0											
Chris Bando, S OBP: 0.354, SLG: 0.333	6-3		FC3-6				SF8	F8		3	0	1	1	1	0	3											
Von Hayes, L OBP: 0.300, SLG: 0.392			FC3-6				G3-6-3			5	0	3	3	0	0	3											
Rick Manning, L OBP: 0.336, SLG: 0.365	G6-3			6-3			K	K		5	0	0	0	0	3	5											
Mike Fischlin, R OBP: 0.386, SLG: 0.372			SH1-4				5-3	6-3		4	1	2	0	0	0	0											
Jack Perconte, L OBP: 0.281, SLG: 0.271			SH1-4					K		3	1	1	0	0	1	1											
Inning Stats	R: 0 E: 0 K: 0 S: 3	H: 0 LOB: 0 BB: 0 P: 3	R: 1 E: 0 K: 0 S: 4	H: 2 LOB: 0 BB: 0 P: 4	R: 3 E: 0 K: 0 S: 7	H: 4 LOB: 2 BB: 1 P: 11	R: 0 E: 0 K: 0 S: 4	H: 1 LOB: 1 BB: 0 P: 4	R: 0 E: 0 K: 1 S: 5	H: 1 LOB: 0 BB: 0 P: 5	R: 4 E: 0 K: 1 S: 8	H: 3 LOB: 2 BB: 2 P: 17	R: 0 E: 0 K: 1 S: 5	H: 0 LOB: 0 BB: 0 P: 5	R: 1 E: 0 K: 1 S: 6	H: 1 LOB: 2 BB: 2 P: 14	1B: 11 2B: 1 3B: 0 HR: 0	SF: 1 SAC: 1 DP: 2 HBP: 1	WP: 1 PB: 0 SB: 3 CS: 0	PA: 43							
PITCHER	IP	WLS	BF	H	R	ER	SO	BB	IBB	HBP	BLK	WP	HR	S	P	ERA	WHIP										
Mike Flanagan, L ERA: 3.25	2.2	L	14	6	4	4	0	1	0	0	0	1	0	13	17	13.50	2.625										
Don Stanhouse, R ERA: 6.39	3.1		16	4	4	4	1	1	0	1	0	0	0	16	21	9.82	1.364										
Tippy Martinez, L ERA: 4.31	7.1		13	2	1	1	3	3	0	0	0	0	0	16	28	3.38	1.875										

Cleveland Indians @ Baltimore Orioles
Memorial Stadium, Baltimore, MD
Wed Jun 30 1982, 7:05 PM EDT
Att: 14,259 - Unknown - 78 F

AB 35
R 9
H 12
RBI 8
BB 5
SO 4
LOB 14



Batter	1	2	3	4	5	6	7	8	9	AB	R	H	RBI	BB	SO	LOB	BOTTOM										
Al Bumbry, L OBP: 0.301, SLG: 0.310	K			K		F8			6-3	4	0	0	0	0	2	0											
Dan Ford, R OBP: 0.290, SLG: 0.399	F8			5-3					K	4	0	0	0	0	2	0											
Ken Singleton, S OBP: 0.365, SLG: 0.344	4-3			CS					1B	2	0	1	0	1	0	0											
Eddie Murray, S OBP: 0.404, SLG: 0.561		G3							1B	3	0	2	0	0	0	0											
John Lowenstein, L OBP: 0.406, SLG: 0.615	F7			CS		F9			G3-6-1	3	0	0	0	0	2												
Cal Ripken Jr., R OBP: 0.300, SLG: 0.455	F7					6-3			6-3	3	0	0	0	0	0												
Joe Nolan, L OBP: 0.280, SLG: 0.367			K			F7			F6	3	0	0	0	0	1												
Rich Dauer, R OBP: 0.337, SLG: 0.403			F8						6-3	3	0	1	0	0	0												
Lenn Sakata, R OBP: 0.319, SLG: 0.342										2	0	0	0	0	0	1											
Terry Crowley, L OBP: 0.382, SLG: 0.393			F4			G5-4-3			4-3	1	0	0	0	0	0												
Inning Stats	R: 0 E: 0 K: 1 S: 5	H: 0 LOB: 0 BB: 0 P: 5	R: 0 E: 0 K: 0 S: 3	H: 0 LOB: 0 BB: 0 P: 3	R: 0 E: 0 K: 1 S: 5	H: 0 LOB: 0 BB: 0 P: 5	R: 0 E: 0 K: 1 S: 5	H: 1 LOB: 1 BB: 1 P: 9	R: 0 E: 0 K: 0 S: 3	H: 0 LOB: 0 BB: 0 P: 3	R: 0 E: 0 K: 0 S: 6	H: 2 LOB: 1 BB: 0 P: 6	R: 0 E: 0 K: 0 S: 3	H: 0 LOB: 0 BB: 0 P: 3	R: 0 E: 0 K: 1 S: 5	H: 0 LOB: 0 BB: 0 P: 5	1B: 4 2B: 0 3B: 0 HR: 0	SF: 0 SAC: 0 DP: 2 HBP: 0	WP: 0 PB: 0 SB: 0 CS: 1	PA: 30							
PITCHER	IP	WLS	BF	H	R	ER	SO	BB	IBB	HBP	BLK	WP	HR	S	P	ERA	WHIP										
Rick Sutcliffe, R ERA: 3.22	7.0	W	23	4	0	0	4	1	0	0	0	0	0	30	34	0.00	0.714										
Ed Whitson, R ERA: 2.96	8.1		6	0	0	0	1	0	0	0	0	0	0	8	8	0.00	0.000										


Cleveland Indians @ Baltimore Orioles
Memorial Stadium, Baltimore, MD
Wed Jun 30 1982, 7:05 PM EDT
Att: 14,259 - Unknown - 78 F

AB 28
R 0
H 4
RBI 0
BB 1
SO 5
LOB 3



Batter	1	2	3	4	5	6	7	8	9	AB	R	H	RBI	BB	SO	LOB	TOP								
Alan Bannister, R OBP: 0.369, SLG: 0.381 (1, 7)	F4		5-3		5-3		FC1-5 1-H 2B		2H 1B	5	0	2	2	0	0	1	Cleveland Indians @ Baltimore Orioles Memorial Stadium, Baltimore, MD Thu Jul 01 1982, 7:05 PM EDT Att: 23,642 - Unknown								
Toby Harrah, R OBP: 0.454, SLG: 0.555 (1, 5)	1B HR		F8		4-0 BB		FC1-5 G6-3		F8	4	1	1	0	1	0	2									
Mike Hargrove, L OBP: 0.394, SLG: 0.333 (1, 3)	1-2 HR		K		G3		G6-3			4	1	1	0	0	1	2									
Andre Thornton, R OBP: 0.427, SLG: 0.569 (1, 10)	F8			F7		4-0 BB			K	3	0	0	0	1	1	2									
Von Hayes, L OBP: 0.303, SLG: 0.410 (1, 9)	1-H 2-H HR			2B		4-3 1-2			4-3	4	1	2	3	0	0	1									
Rick Manning, L OBP: 0.331, SLG: 0.359 (1, 8)	F9			F7		6-3			4-3	4	0	0	0	0	0	2									
Ron Hassey, L OBP: 0.301, SLG: 0.276 (1, 2)		F8		4-3		4-0 BB			FC1-6 BB	2	0	0	0	2	0	1									
Mike Fischlin, R OBP: 0.380, SLG: 0.366 (1, 6)		4-3			5-3 SH1-3 WP 1B		F9		FC1-6 S 1-2 1B	4	2	1	0	0	0	3									
Jack Perconte, L OBP: 0.282, SLG: 0.272 (1, 4)			K		SH1-3 1-2				K	3	1	1	0	0	2	1									
Inning Stats	R: 3 E: 0 K: 0 S: 6	H: 3 LOB: 0 BB: 0 P: 6	R: 0 E: 0 K: 1 S: 5	H: 0 LOB: 0 BB: 0 P: 5	R: 0 E: 0 K: 1 S: 5	H: 0 LOB: 0 BB: 0 P: 5	R: 0 E: 0 K: 0 S: 4	H: 1 LOB: 1 BB: 0 P: 4	R: 1 E: 0 K: 0 S: 4	H: 1 LOB: 1 BB: 1 P: 8	R: 0 E: 0 K: 0 S: 3	H: 0 LOB: 2 BB: 2 P: 11	R: 1 E: 0 K: 0 S: 4	H: 2 LOB: 0 BB: 0 P: 4	R: 0 E: 0 K: 1 S: 5	H: 0 LOB: 0 BB: 0 P: 5	R: 1 E: 0 K: 1 S: 6	H: 1 LOB: 1 BB: 1 P: 10	1B: 5 2B: 2 3B: 0 HR: 1	SF: 0 SAC: 1 DP: 1 HBP: 0	WP: 1 PB: 0 SB: 1 CS: 0	PA: 38			
PITCHER	IP	WLS	BF	H	R	ER	SO	BB	IBB	HBP	BLK	WP	HR	S	P	ERA	WHIP								
Dennis Martinez, R ERA: 3.92 (1, 1)	6.0	L	28	7	5	5	2	3	0	0	0	1	1	29	41	7.50	1.667								
Tim Stoddard, R ERA: 2.97 (7, 1)	3.0		10	1	1	1	2	1	0	0	0	0	0	13	17	3.00	0.667								

Batter	1	2	3	4	5	6	7	8	9	AB	R	H	RBI	BB	SO	LOB	BOTTOM								
Al Bumbry, L OBP: 0.304, SLG: 0.311 (1, 8)	K		FC4-6 BB		5-3			FC4-6 1B		3	0	1	0	1	1	0	Cleveland Indians @ Baltimore Orioles Memorial Stadium, Baltimore, MD Thu Jul 01 1982, 7:05 PM EDT Att: 23,642 - Unknown								
Rich Dauer, R OBP: 0.336, SLG: 0.399 (1, 4)	2B BB		FC4-6 1B 1-2		K		FC4-6 1B 1-2		3	1	0	0	1	1	2										
Ken Singleton, S OBP: 0.366, SLG: 0.350 (1, 10)	1-H 2B		1-2 1B		F8		F7		4	1	2	1	0	0	1										
Eddie Murray, S OBP: 0.405, SLG: 0.564 (1, 3)	2H 2B		F8		F7		1-2 1B		4	0	2	1	0	0	2										
Cal Ripken Jr., R OBP: 0.296, SLG: 0.448 (8, 5)	K		K		K		F3		4	0	0	0	0	3	5										
John Lowenstein, L OBP: 0.403, SLG: 0.604 (1, 7)	K			K		4-3		1B	4	0	1	0	0	2	1										
Dan Ford, R OBP: 0.285, SLG: 0.392 (1, 9)		K		K		F7		K	4	0	0	0	0	3	1										
Rick Dempsey, R OBP: 0.314, SLG: 0.325 (1, 2)		P3		1-3		1B		K	4	0	1	0	0	1	1										
Floyd Rayford, R OBP: 0.182, SLG: 0.100 (1, 5)		F7			F8		4-3		2	0	0	0	0	0	0										
Terry Crowley, L OBP: 0.377, SLG: 0.386 (7, PH)								F5	1	0	0	0	0	0	1										
Lenn Sakata, R OBP: 0.319, SLG: 0.342 (8, 6)									0	0	0	0	0	0	0										
Jim Dwyer, L OBP: 0.379, SLG: 0.458 (8, PH)									1	0	0	0	0	0	1										
Inning Stats	R: 2 E: 0 K: 3 S: 11	H: 2 LOB: 1 BB: 1 P: 15	R: 0 E: 0 K: 1 S: 5	H: 0 LOB: 0 BB: 0 P: 5	R: 0 E: 0 K: 1 S: 6	H: 1 LOB: 2 BB: 1 P: 10	R: 0 E: 0 K: 2 S: 7	H: 0 LOB: 0 BB: 0 P: 7	R: 0 E: 0 K: 1 S: 5	H: 0 LOB: 0 BB: 0 P: 5	R: 0 E: 0 K: 1 S: 4	H: 1 LOB: 1 BB: 0 P: 4	R: 0 E: 0 K: 0 S: 5	H: 2 LOB: 2 BB: 0 P: 5	R: 0 E: 0 K: 2 S: 8	H: 1 LOB: 1 BB: 0 P: 8	1B: 5 2B: 2 3B: 0 HR: 0	SF: 0 SAC: 0 DP: 0 HBP: 0	WP: 0 PB: 0 SB: 0 CS: 0	PA: 36					
PITCHER	IP	WLS	BF	H	R	ER	SO	BB	IBB	HBP	BLK	WP	HR	S	P	ERA	WHIP								
Len Barker, R ERA: 3.12 (1, 1)	7.0	W	27	4	2	2	9	2	0	0	0	0	0	43	51	2.57	0.857								
Dan Spillner, R ERA: 1.33 (8, 1)	2.0	S	9	3	0	0	2	0	0	0	0	0	0	13	13	0.00	1.500								

Batter	1	2	3	4	5	6	7	8	9	AB	R	H	RBI	BB	SO	LOB	TOP										
Al Bumby, L OBP: 0.308, SLG: 0.313 (1, 8)	0-0 K2-3-2 1B		0-0 F7		0-0 2B 1B	0-0 G1		4-0 L4-6 BB		4	1	2	0	1	0	1	<p>Baltimore Orioles @ Detroit Tigers Tiger Stadium, Detroit, MI Sat Jul 03 1982, 7:05 PM EDT Att: 24,782 - Unknown</p> <p>livebaseballscorecards.com</p> <p>AB 35 R 8 H 12 RBI 8 BB 6 SO 2 LOB 15</p> 										
Dan Ford, R OBP: 0.281, SLG: 0.397 (1, 9)	0-3 K2-3-2 1-1		0-0 1-3		0-0 F8	0-0 HR		0-0 L4-6		5	1	1	2	0	1	4											
Ken Singleton, S OBP: 0.370, SLG: 0.365 (1, 10)	0-0 HR		4-0 BB		0-0 1-H 2B	4-0 BB		0-0 6-3		3	1	2	2	2	0	0											
Eddie Murray, S OBP: 0.397, SLG: 0.559 (1, 3)	0-0 6-3		0-0 F8		4-0 1-3 IBB	0-0 F3		0-0 3-1		4	0	0	0	1	0	2											
Cal Ripken Jr., R OBP: 0.303, SLG: 0.468 (1, 6)		0-0 P3		0-0 HR	0-0 4-3		0-0 G4-6-3 1B		0-0 6-3		5	1	2	1	0	2											
Joe Nolan, L OBP: 0.306, SLG: 0.423 (1, 2)		0-0 F9 2B		0-0 HR		0-0 HR 1B	0-0 G4-6-3 1-2				4	2	3	1	0	1											
Gary Roenicke, R OBP: 0.391, SLG: 0.551 (1, 7)		4-0 BB		0-0 4-3		0-0 P3	0-0 P4				3	0	0	0	1	0											
Floyd Rayford, R OBP: 0.263, SLG: 0.313 (1, 5)		0-0 F9 2-3		0-3 K		0-0 1-H HR		0-0 5-3		4	1	1	2	0	1	2											
Rich Dauer, R OBP: 0.338, SLG: 0.397 (1, 4)		0-0 F8		0-0 F9		0-0 G1 HR 1B		4-0 BB BB		3	1	1	0	1	0	2											
Inning Stats	R: 1 E: 0 K: 1 S: 6	H: 2 LOB: 0 BB: 0 P: 6	R: 0 E: 0 K: 0 S: 4	H: 1 LOB: 2 BB: 1 P: 8	R: 0 E: 0 K: 0 S: 3	H: 0 LOB: 1 BB: 1 P: 7	R: 2 E: 0 K: 1 S: 7	H: 2 LOB: 0 BB: 0 P: 7	R: 1 E: 0 K: 0 S: 4	H: 2 LOB: 1 BB: 1 P: 8	R: 4 E: 0 K: 0 S: 7	H: 4 LOB: 1 BB: 1 P: 11	R: 0 E: 0 K: 0 S: 3	H: 1 LOB: 0 BB: 0 P: 3	R: 0 E: 0 K: 0 S: 2	H: 0 LOB: 1 BB: 2 P: 10	R: 0 E: 0 K: 0 S: 3	H: 0 LOB: 0 BB: 0 P: 3	1B: 5 2B: 5 3B: 0 HR: 5	SF: 0 SAC: 0 DP: 4 HBP: 0	WP: 0 PB: 0 SB: 0 CS: 0	PA: 41					
PITCHER	IP	WLS	BF	H	R	ER	SO	BB	IBB	HBP	BLK	WP	HR	S	P	ERA	WHIP										
Jerry Ujdur, R ERA: 4.24 (1, 1)	4.1	L	21	7	4	4	2	2	0	0	0	0	3	23	31	8.31	2.077										
Aurelio Lopez, R ERA: 6.67 (5, 1)	1.1		8	4	4	4	0	0	1	0	0	0	2	7	11	27.00	3.000										
Kevin Saucier, L ERA: 3.34 (6, 1)	2.1		9	1	0	0	0	3	0	0	0	0	0	6	18	0.00	1.714										
Elias Sosa, R ERA: 3.75 (9, 1)	1.0		3	0	0	0	0	0	0	0	0	0	0	3	3	0.00	0.000										

Batter	1	2	3	4	5	6	7	8	9	AB	R	H	RBI	BB	SO	LOB	BOTTOM										
Lynn Jones, R OBP: 0.263, SLG: 0.283 (1, 9)	0-0 1B 1B		0-0 6-3		0-0 F8		0-0 F9		0-0 1B 1B		5	0	2	0	0	0	1										
Rick Leach, L OBP: 0.273, SLG: 0.333 (1, 3)	0-0 L6		0-0 F9		0-0 HR	4-0 BB 1B BB		0-0 L3		4	1	1	1	1	0	2											
Chet Lemon, R OBP: 0.362, SLG: 0.338 (1, 8)	0-0 1-3 1B		0-0 FC6-4 1B		0-0 2B	0-0 1-2 2-H 1B		0-0 P4		5	0	4	1	0	0	1											
Lance Parrish, R OBP: 0.387, SLG: 0.536 (1, 2)	0-0 4-3		0-0 FC6-4		0-0 P4	4-0 1-2 2-3 BB		0-0 1B		3	0	0	0	0	0	3											
Bill Fahey, L OBP: 0.100, SLG: 0.100 (7, 2)										0	0	0	0	0	0	0											
John Wockenfuss, R OBP: 0.359, SLG: 0.333 (7, PH) (8, 2)			0-0 1-2		0-0 P6	0-0 1-2 2-3 BB		0-0 1B		1	0	1	0	1	0	0											
Richie Hebner, L OBP: 0.374, SLG: 0.436 (1, 10)		4-0 BB BB		4-0 FC3-6 BB		0-0 4-3	0-0 F8		0-0 K		2	0	0	0	2	0											
Larry Herndon, R OBP: 0.359, SLG: 0.554 (9, PH)										1	0	0	0	0	1	2											
Jerry Turner, L OBP: 0.233, SLG: 0.320 (1, 7)		0-3 K		0-0 FC3-6 G4-6-3		0-0 P6		0-0 F9		4	0	0	0	0	1	3											
Lou Whitaker, L OBP: 0.314, SLG: 0.355 (1, 4)		0-0 F7		0-0 G4-6-3		0-0 1B SF7 1B		0-0 4-3		4	1	1	0	0	0	2											
Tom Brookens, R OBP: 0.329, SLG: 0.383 (1, 5)		4-0 1-2 BB		0-0 F9		0-0 BB 1B 1B		0-0 1B		3	1	2	0	1	0	0											
Alan Trammell, R OBP: 0.289, SLG: 0.304 (1, 6)		0-0 P3		0-0 6-3		0-0 SF7		0-0 5-3		3	0	0	1	0	0	3											
Inning Stats	R: 0 E: 0 K: 0 S: 4	H: 2 LOB: 1 BB: 0 P: 4	R: 0 E: 0 K: 1 S: 5	H: 0 LOB: 2 BB: 2 P: 13	R: 0 E: 0 K: 0 S: 4	H: 1 LOB: 1 BB: 0 P: 4	R: 0 E: 0 K: 0 S: 2	H: 0 LOB: 0 BB: 1 P: 6	R: 0 E: 0 K: 0 S: 3	H: 0 LOB: 0 BB: 0 P: 3	R: 1 E: 0 K: 0 S: 5	H: 2 LOB: 1 BB: 0 P: 5	R: 2 E: 0 K: 0 S: 6	H: 3 LOB: 3 BB: 2 P: 14	R: 0 E: 0 K: 0 S: 4	H: 1 LOB: 1 BB: 0 P: 4	R: 0 E: 0 K: 1 S: 7	H: 2 LOB: 2 BB: 0 P: 7	1B: 9 2B: 1 3B: 0 HR: 1	SF: 1 SAC: 0 DP: 1 HBP: 0	WP: 0 PB: 0 SB: 0 CS: 0	PA: 41					
PITCHER	IP	WLS	BF	H	R	ER	SO	BB	IBB	HBP	BLK	WP	HR	S	P	ERA	WHIP										
Storm Davis, R ERA: 1.93 (1, 1)	6.2	W	28	7	3	3	1	3	0	0	0	0	1	27	39	4.05	1.500										
Ross Grimsley, L ERA: 4.74 (7, 1)	0.0		2	1	0	0	0	1	0	0	0	0	0	1	5	∞	∞										
Don Stanhouse, R ERA: 5.52 (7, 1)	2.0		10	3	0	0	0	1	0	0	0	0	0	9	13	0.00	2.000										
Tippy Martinez, L ERA: 4.07 (9, 1)	0.1		1	0	0	0	1	0	0	0	0	0	0	3	3	0.00	0.000										

Baltimore Orioles @ Detroit Tigers
Tiger Stadium, Detroit, MI
Sat Jul 03 1982, 7:05 PM EDT
Att: 24,782 - Unknown



Batter	1	2	3	4	5	6	7	8	9	AB	R	H	RBI	BB	SO	LOB	TOP			
Al Bumby, L OBP: 0.311, SLG: 0.314 (1, 8)	0-0 WP 4-3 1B		0-0 F7			0-3 K		4-0 HBP BB		3	1	1	0	1	1	0	Baltimore Orioles @ Detroit Tigers Tiger Stadium, Detroit, MI Sun Jul 04 1982, 3:33 AM EDT Att: 15,880 - Unknown			
Rich Dauer, R OBP: 0.334, SLG: 0.393 (1, 4)	0-0 4-3		0-0 6-3			0-0 5-3		1-0 FC5-4 HBP		3	0	0	0	0	0	1				
Ken Singleton, S OBP: 0.372, SLG: 0.365 (8, PH)	1-2							1-2 2-3 HBP		0	0	0	0	0	0	0				
Bobby Bonner, R OBP: 0.198, SLG: 0.234 (8, 4)										0	0	0	0	0	0	0				
Cal Ripken Jr., R OBP: 0.299, SLG: 0.461 (1, 6)	0-3 K			0-0 F7		0-0 F9		0-0 FC5-4		4	0	0	0	0	1	4				
Eddie Murray, S OBP: 0.394, SLG: 0.553 (1, 3)	0-0 2H 1B			0-0 L5				0-0 F8		4	0	1	1	0	0	0				
Terry Crowley, L OBP: 0.370, SLG: 0.367 (1, 10)	0-0 G3			4-0 BB				0-3 K		3	0	0	0	1	1	1				
Dan Ford, R OBP: 0.277, SLG: 0.391 (1, 9)		0-3 K		0-0 F8				0-0 6-3		4	0	0	0	0	1	1				
Jim Dwyer, L OBP: 0.370, SLG: 0.431 (1, 7)		0-0 F7			0-0 P6			0-0 HBP BB 1B		3	0	1	0	0	0	0				
Floyd Rayford, R OBP: 0.227, SLG: 0.263 (1, 5)		0-0 6-3			0-0 6-3			0-0 F8		3	0	0	0	0	0	1				
Rick Dempsey, R OBP: 0.309, SLG: 0.319 (1, 2)			0-3 K			0-0 F8		0-3 K		2	0	0	0	0	1	0				
Joe Nolan, L OBP: 0.303, SLG: 0.418 (8, PH)										1	0	0	0	0	1	1				
Inning Stats	R: 1 E: 0 K: 1 S: 7	H: 2 LOB: 1 BB: 0 P: 7	R: 0 E: 0 K: 1 S: 5	H: 0 LOB: 0 BB: 0 P: 5	R: 0 E: 0 K: 1 S: 5	H: 0 LOB: 0 BB: 0 P: 5	R: 0 E: 0 K: 0 S: 3	H: 0 LOB: 1 BB: 1 P: 7	R: 0 E: 0 K: 0 S: 3	H: 0 LOB: 0 BB: 0 P: 3	R: 0 E: 0 K: 1 S: 5	H: 0 LOB: 0 BB: 0 P: 5	R: 0 E: 0 K: 1 S: 5	H: 1 LOB: 3 BB: 1 P: 11	R: 0 E: 0 K: 0 S: 3	H: 0 LOB: 0 BB: 0 P: 3	1B: 3 2B: 0 3B: 0 HR: 0	SF: 0 SAC: 0 DP: 0 HBP: 1	WP: 1 PB: 0 SB: 0 CS: 0	PA: 33
PITCHER Dan Petry, R ERA: 3.35 (1, 1)	IP: 9.0 WLS: W BF: 33 H: 3 R: 1 ER: 1 SO: 6 BB: 2 IBB: 0 HBP: 1 BLK: 0 WP: 1 HR: 0 S: 42 P: 51 ERA: 1.00 WHIP: 0.556															PITCHER				

Batter	1	2	3	4	5	6	7	8	9	AB	R	H	RBI	BB	SO	LOB	BOTTOM			
Lynn Jones, R OBP: 0.279, SLG: 0.298 (1, 9)	0-0 F2		0-0 F8			0-0 HR 1B	0-0 1B			4	1	2	0	0	0	1	Baltimore Orioles @ Detroit Tigers Tiger Stadium, Detroit, MI Sun Jul 04 1982, 3:33 AM EDT Att: 15,880 - Unknown			
Tom Brookens, R OBP: 0.327, SLG: 0.379 (1, 5)	0-0 F7			0-0 F3		0-0 P4	0-0 1B			4	0	1	2	0	0	2				
Chet Lemon, R OBP: 0.356, SLG: 0.332 (1, 8)	0-0 F9			0-0 6-3		0-0 F2	0-0 F8			4	0	0	0	0	0	4				
Lance Parrish, R OBP: 0.385, SLG: 0.545 (1, 2)		0-0 L5		0-0 F7		0-0 HR		0-0 F3		4	1	1	3	0	0	0				
Larry Herndon, R OBP: 0.354, SLG: 0.546 (1, 7)		0-0 F7			0-0 F8	0-0 F9		0-3 K		4	0	0	0	0	1	0				
Mike Ivie, R OBP: 0.310, SLG: 0.497 (1, 10)		0-3 K				0-0 HR	4-0 1B BB	0-0 6-3		3	2	1	1	1	1	0				
Enos Cabell, R OBP: 0.290, SLG: 0.356 (1, 3)			0-0 PB 1B		0-0 5-3		0-0 F8			3	0	1	0	0	0	1				
Alan Trammell, R OBP: 0.286, SLG: 0.300 (1, 6)			0-0 P6		0-0 5-3		0-0 F7			3	0	0	0	0	0	2				
Lou Whitaker, L OBP: 0.318, SLG: 0.356 (1, 4)			0-0 L4			0-0 1B HR 1B	4-0 1B BB			2	2	1	0	1	0	1				
Inning Stats	R: 0 E: 0 K: 0 S: 3	H: 0 LOB: 0 BB: 0 P: 3	R: 0 E: 0 K: 1 S: 5	H: 0 LOB: 0 BB: 0 P: 5	R: 0 E: 0 K: 0 S: 4	H: 1 LOB: 1 BB: 0 P: 4	R: 0 E: 0 K: 0 S: 3	H: 0 LOB: 0 BB: 0 P: 3	R: 1 E: 0 K: 0 S: 4	H: 1 LOB: 0 BB: 0 P: 4	R: 3 E: 0 K: 0 S: 6	H: 3 LOB: 0 BB: 0 P: 6	R: 2 E: 0 K: 0 S: 5	H: 2 LOB: 2 BB: 2 P: 13	R: 0 E: 0 K: 1 S: 5	H: 0 LOB: 0 BB: 0 P: 5	1B: 5 2B: 0 3B: 0 HR: 2	SF: 0 SAC: 0 DP: 0 HBP: 0	WP: 0 PB: 1 SB: 0 CS: 0	PA: 33
PITCHER Mike Flanagan, L ERA: 3.54 (1, 1)	IP: 6.2 WLS: L BF: 29 H: 7 R: 6 ER: 6 SO: 1 BB: 2 IBB: 0 HBP: 0 BLK: 0 WP: 0 HR: 2 S: 29 P: 37 ERA: 8.10 WHIP: 1.350															PITCHER				
Tippy Martinez, L ERA: 4.04 (7, 1)	0.1	1	0	0	0	0	0	0	0	0	0	1	1	0.00	0.000					
Tim Stoddard, R ERA: 2.72 (8, 1)	1.0	3	0	0	0	1	0	0	0	0	0	5	5	0.00	0.000					

Batter	1	2	3	4	5	6	7	8	9	AB	R	H	RBI	BB	SO	LOB	TOP					
Al Bumby, L OBP: 0.313, SLG: 0.316 (1, 8)										4	1	2	0	0	1	0						
Rich Dauer, R OBP: 0.336, SLG: 0.396 (1, 4)										5	1	2	0	0	0	2						
Ken Singleton, S OBP: 0.379, SLG: 0.378 (1, 10)										4	1	3	2	1	1	1						
Eddie Murray, S OBP: 0.394, SLG: 0.562 (1, 3)										4	1	1	2	1	1	3						
Cal Ripken Jr., R OBP: 0.297, SLG: 0.455 (1, 6)										4	0	0	0	1	2	6						
Dan Ford, R OBP: 0.283, SLG: 0.393 (1, 9)										4	0	2	0	1	2	2						
Gary Roenicke, R OBP: 0.387, SLG: 0.540 (1, 7)										4	1	0	0	1	1	5						
Rick Dempsey, R OBP: 0.311, SLG: 0.339 (1, 2)										5	2	2	2	0	0	3						
Floyd Rayford, R OBP: 0.269, SLG: 0.435 (1, 5)										4	1	2	2	0	1	0						
Inning Stats	R: 1 E: 0 K: 3 S: 12	H: 3 LOB: 2 BB: 0 P: 12	R: 2 E: 0 K: 1 S: 7	H: 2 LOB: 1 BB: 1 P: 11	R: 0 E: 0 K: 1 S: 5	H: 0 LOB: 0 BB: 0 P: 5	R: 0 E: 1 K: 1 S: 5	H: 0 LOB: 0 BB: 0 P: 5	R: 3 E: 0 K: 0 S: 7	H: 4 LOB: 2 BB: 1 P: 11	R: 0 E: 0 K: 2 S: 7	H: 0 LOB: 0 BB: 0 P: 7	R: 0 E: 0 K: 1 S: 6	H: 1 LOB: 2 BB: 1 P: 10	R: 2 E: 0 K: 0 S: 6	H: 4 LOB: 2 BB: 1 P: 10	R: 0 E: 0 K: 0 S: 2	H: 0 LOB: 0 BB: 1 P: 6	1B: 8 2B: 3 3B: 0 HR: 3	SF: 0 SAC: 1 DP: 2 HBP: 0	WP: 0 PB: 0 SB: 0 CS: 1	PA: 45
PITCHER	IP	WLS	BF	H	R	ER	SO	BB	IBB	HBP	BLK	WP	HR	S	P	ERA	WHIP					
Ken Forsch, R ERA: 3.45 (1, 1)	4.1	L	23	8	6	6	6	2	0	0	0	0	2	33	41	12.46	2.308					
Luis Sanchez, R ERA: 3.64 (5, 1)	4.2		21	6	2	2	3	2	1	0	0	0	1	24	36	3.86	1.714					

Baltimore Orioles @ California Angels
Anaheim Stadium, Anaheim, CA
Mon Jul 05 1982, 10:05 PM EDT
Att: 27,571 - Unknown

AB 38
R 8
H 14
RBI 8
BB 5
SO 9
LOB 22



Batter	1	2	3	4	5	6	7	8	9	AB	R	H	RBI	BB	SO	LOB	BOTTOM					
Brian Downing, R OBP: 0.337, SLG: 0.457 (1, 7)										5	0	1	1	0	0	1						
Rod Carew, L OBP: 0.396, SLG: 0.371 (1, 3)										4	0	0	0	1	2	2						
Bobby Grich, R OBP: 0.359, SLG: 0.439 (1, 4)										5	0	1	0	0	1	3						
Reggie Jackson, L OBP: 0.347, SLG: 0.468 (1, 9)										4	1	2	1	0	0	1						
Don Baylor, R OBP: 0.307, SLG: 0.432 (1, 10)										4	0	0	0	0	1	1						
Doug DeCinces, R OBP: 0.325, SLG: 0.460 (1, 5)										4	2	4	1	0	0	0						
Fred Lynn, L OBP: 0.353, SLG: 0.443 (1, 8)										4	1	1	2	0	1	1						
Tim Foli, R OBP: 0.307, SLG: 0.357 (1, 6)										4	1	2	0	0	0	1						
Bob Boone, R OBP: 0.344, SLG: 0.350 (1, 2)										4	0	1	0	0	0	2						
Inning Stats	R: 0 E: 0 K: 0 S: 4	H: 1 LOB: 1 BB: 0 P: 4	R: 1 E: 0 K: 0 S: 4	H: 1 LOB: 0 BB: 0 P: 4	R: 0 E: 0 K: 0 S: 3	H: 0 LOB: 1 BB: 1 P: 7	R: 0 E: 0 K: 0 S: 3	H: 1 LOB: 0 BB: 0 P: 3	R: 0 E: 0 K: 1 S: 6	H: 1 LOB: 1 BB: 0 P: 6	R: 0 E: 0 K: 1 S: 6	H: 1 LOB: 1 BB: 0 P: 6	R: 0 E: 0 K: 0 S: 4	H: 1 LOB: 1 BB: 0 P: 4	R: 0 E: 0 K: 0 S: 3	H: 0 LOB: 0 BB: 0 P: 3	R: 4 E: 0 K: 3 S: 15	H: 6 LOB: 2 BB: 0 P: 15	1B: 5 2B: 4 3B: 0 HR: 3	SF: 0 SAC: 0 DP: 0 HBP: 0	WP: 0 PB: 0 SB: 0 CS: 1	PA: 40
PITCHER	IP	WLS	BF	H	R	ER	SO	BB	IBB	HBP	BLK	WP	HR	S	P	ERA	WHIP					
Scott McGregor, L ERA: 3.89 (1, 1)	8.1	W	34	9	4	4	3	1	0	0	0	0	3	39	43	4.32	1.200					
Don Stanhouse, R ERA: 6.14 (9, 1)	0.0		2	2	0	0	0	0	0	0	0	0	0	2	2	∞	∞					
Tim Stoddard, R ERA: 2.72 (9, 1)	0.0		1	1	1	1	0	0	0	0	0	0	0	1	1	∞	∞					
Tippy Martinez, L ERA: 3.98 (9, 1)	0.2	S	2	0	0	0	2	0	0	0	0	0	0	6	6	0.00	0.000					

Baltimore Orioles @ California Angels
Anaheim Stadium, Anaheim, CA
Mon Jul 05 1982, 10:05 PM EDT
Att: 27,571 - Unknown

AB 38
R 5
H 12
RBI 5
BB 1
SO 5
LOB 12



Batter	1	2	3	4	5	6	7	8	9	AB	R	H	RBI	BB	SO	LOB	TOP										
Al Bumbry, L OBP: 0.313, SLG: 0.315 (1, 8)										4	0	1	0	0	0	0	Baltimore Orioles @ California Angels Anaheim Stadium, Anaheim, CA Tue Jul 06 1982, 10:05 PM EDT Att: 24,035 - Unknown										
Rich Dauer, R OBP: 0.338, SLG: 0.398 (1, 4)										4	1	2	0	0	0												
Ken Singleton, S OBP: 0.380, SLG: 0.380 (1, 10)										4	1	2	0	0	1												
Eddie Murray, S OBP: 0.388, SLG: 0.552 (1, 3)										4	0	0	0	1	3												
Cal Ripken Jr., R OBP: 0.296, SLG: 0.464 (1, 6)										3	1	1	2	0	0												
Dan Ford, R OBP: 0.283, SLG: 0.390 (1, 9)										4	0	1	0	0	0												
Gary Roenicke, R OBP: 0.385, SLG: 0.534 (1, 7)										4	0	1	1	0	3												
Rick Dempsey, R OBP: 0.305, SLG: 0.331 (1, 2)										4	0	0	0	1	3												
Floyd Rayford, R OBP: 0.233, SLG: 0.370 (1, 5)										4	0	0	0	1	0												
Inning Stats	R: 0 E: 0 K: 0 S: 4	H: 1 LOB: 1 BB: 0 P: 4	R: 0 E: 1 K: 1 S: 6	H: 0 LOB: 1 BB: 0 P: 6	R: 0 E: 0 K: 0 S: 4	H: 2 LOB: 1 BB: 0 P: 4	R: 0 E: 1 K: 1 S: 6	H: 0 LOB: 1 BB: 0 P: 6	R: 0 E: 0 K: 1 S: 5	H: 0 LOB: 0 BB: 0 P: 5	R: 2 E: 0 K: 0 S: 7	H: 4 LOB: 2 BB: 0 P: 7	R: 0 E: 0 K: 0 S: 3	H: 0 LOB: 0 BB: 0 P: 3	R: 1 E: 0 K: 1 S: 6			H: 1 LOB: 0 BB: 0 P: 6	R: 0 E: 0 K: 2 S: 8	H: 0 LOB: 0 BB: 0 P: 7	1B: 7 2B: 0 3B: 0 HR: 1	SF: 1 SAC: 0 DP: 0 HBP: 0	WP: 1 PB: 0 SB: 0 CS: 1	PA: 36			
PITCHER	IP	WLS	BF	H	R	ER	SO	BB	IBB	HBP	BLK	WP	HR	S	P	ERA	WHIP										
Steve Renko, R ERA: 3.23 (1, 1)	5.2		25	7	2	2	3	0	0	0	0	1	0	31	31	3.18	1.235										
Doug Corbett, R ERA: 4.89 (6, 1)	3.1	L	11	1	1	1	3	0	0	0	0	0	1	17	17	2.70	0.300										

Batter	1	2	3	4	5	6	7	8	9	AB	R	H	RBI	BB	SO	LOB	BOTTOM										
Juan Beniquez, R OBP: 0.326, SLG: 0.341 (1, 7)										4	1	1	0	0	0		Baltimore Orioles @ California Angels Anaheim Stadium, Anaheim, CA Tue Jul 06 1982, 10:05 PM EDT Att: 24,035 - Unknown										
Rod Carew, L OBP: 0.396, SLG: 0.374 (1, 3)										3	0	2	0	0	1	0											
Reggie Jackson, L OBP: 0.348, SLG: 0.462 (1, 9)										3	0	0	0	2	2	3											
Don Baylor, R OBP: 0.309, SLG: 0.433 (1, 10)										4	0	2	1	0	0	2											
Fred Lynn, L OBP: 0.348, SLG: 0.436 (1, 8)										4	0	0	0	0	1	5											
Doug DeCinces, R OBP: 0.327, SLG: 0.459 (1, 5)										3	1	1	0	1	1	0											
Bobby Grich, R OBP: 0.361, SLG: 0.436 (1, 4)										2	0	0	0	2	0	1											
Tim Foli, R OBP: 0.306, SLG: 0.355 (1, 6)										4	0	1	1	0	0	2											
Bob Boone, R OBP: 0.339, SLG: 0.344 (1, 2)										4	0	0	0	0	1	3											
Inning Stats	R: 0 E: 0 K: 0 S: 4	H: 1 LOB: 2 BB: 1 P: 8	R: 0 E: 0 K: 0 S: 2	H: 0 LOB: 0 BB: 1 P: 6	R: 0 E: 0 K: 1 S: 6	H: 1 LOB: 1 BB: 0 P: 6	R: 1 E: 1 K: 1 S: 6	H: 1 LOB: 2 BB: 2 P: 14	R: 0 E: 0 K: 1 S: 6	H: 1 LOB: 1 BB: 1 P: 10	R: 0 E: 0 K: 0 S: 4	H: 1 LOB: 1 BB: 0 P: 4	R: 1 E: 0 K: 0 S: 4	H: 1 LOB: 1 BB: 0 P: 5	R: 0 E: 0 K: 1 S: 5	H: 0 LOB: 0 BB: 0 P: 5			R: 0 E: 0 K: 2 S: 8	H: 1 LOB: 1 BB: 0 P: 8	1B: 7 2B: 0 3B: 0 HR: 0	SF: 0 SAC: 2 DP: 1 HBP: 1	WP: 0 PB: 0 SB: 0 CS: 0	PA: 39			
PITCHER	IP	WLS	BF	H	R	ER	SO	BB	IBB	HBP	BLK	WP	HR	S	P	ERA	WHIP										
Dennis Martinez, R ERA: 3.8 (1, 1)	8.2	W	38	7	2	2	5	5	0	1	0	0	0	42	63	2.08	1.385										
Tippy Martinez, L ERA: 3.95 (9, 1)	0.1	S	1	0	0	0	1	0	0	0	0	0	0	3	3	0.00	0.000										

Batter	1	2	3	4	5	6	7	8	9	AB	R	H	RBI	BB	SO	LOB	TOP								
Al Bumby, L OBP: 0.314, SLG: 0.314 (1, 8)	0-3 K	0-0 1B		0-0 3-1		4-0 S BB		0-0 L6		4	0	1	2	1	1	0									
Rich Dauer, R OBP: 0.340, SLG: 0.395 (1, 4)	4-0 BB	0-0 6-3		0-0 6-3		4-0 BB			4-0 WP BB	2	0	0	0	2	0	1									
Terry Crowley, L OBP: 0.378, SLG: 0.367 (9, FH)										0	0	0	0	1	0	0									
Lenn Sakata, R OBP: 0.319, SLG: 0.342 (9, 4)										0	0	0	0	0	0	0									
Ken Singleton, S OBP: 0.381, SLG: 0.378 (1, 10)	0-0 F7		0-0 BB HR 1B		4-0 1B SF8 BB		0-0 G4-6-3		0-3 K	4	2	1	0	1	1	4									
Eddie Murray, S OBP: 0.385, SLG: 0.542 (1, 3)	0-3 K		0-3 K		0-0 F8				4-0 6-3	4	0	0	0	1	2	3									
Cal Ripken Jr., R OBP: 0.305, SLG: 0.466 (1, 6)		4-0 1B E BB	4-0 1-2 HR BB		0-0 SF8 1-2 1B				0-0 1B	3	2	2	0	2	1	2									
John Lowenstein, L OBP: 0.401, SLG: 0.613 (1, 7)		0-0 F7	0-0 1-1 2-H HR		0-0 1-2 2-3 1B				0-3 F7	5	1	2	3	0	1	4									
Dan Ford, R OBP: 0.282, SLG: 0.390 (1, 9)		0-0 E 1-3 1B	0-3 K		0-0 SF8				0-3 K	3	1	1	1	0	2	1									
Joe Nolan, L OBP: 0.301, SLG: 0.412 (1, 2)		0-0 E9 1-3 1B	0-0 G3		0-0 1-3				0-0 1-3	4	1	1	1	0	0	2									
Floyd Rayford, R OBP: 0.206, SLG: 0.323 (1, 5)	0-3 K			0-0 6-3		0-0 6-3			0-0 F8	4	0	0	0	0	1	2									
Inning Stats	R: 0 E: 0 K: 2 S: 7	H: 0 LOB: 1 BB: 1 P: 11	R: 3 E: 1 K: 1 S: 8	H: 3 LOB: 1 BB: 1 P: 12	R: 3 E: 0 K: 2 S: 9	H: 2 LOB: 0 BB: 1 P: 13	R: 0 E: 0 K: 0 S: 3	H: 0 LOB: 0 BB: 0 P: 3	R: 1 E: 0 K: 0 S: 5	H: 2 LOB: 2 BB: 1 P: 9	R: 0 E: 0 K: 0 S: 2	H: 0 LOB: 1 BB: 2 P: 10	R: 0 E: 0 K: 1 S: 6	H: 1 LOB: 1 BB: 0 P: 6	R: 0 E: 0 K: 0 S: 3	H: 0 LOB: 0 BB: 0 P: 3	R: 0 E: 0 K: 3 S: 9	H: 0 LOB: 2 BB: 2 P: 17	1B: 7 2B: 0 3B: 0 HR: 1	SF: 1 SAC: 0 DP: 1 HBP: 0	WP: 1 PB: 0 SB: 1 CS: 0	PA: 42			
PITCHER	IP	WLS	BF	H	R	ER	SO	BB	IBB	HBP	BLK	WP	HR	S	P	ERA	WHIP								
Gene Nelson, R ERA: 4.18 (1, 1)	4.1		24	7	7	6	5	4	0	0	0	0	1	30	46	12.46	2.538								
Larry Andersen, R ERA: 5.44 (5, 1)	3.2		14	1	0	0	1	3	0	0	0	0	0	13	25	0.00	1.091								
Bill Caudill, R ERA: 1.99 (9, 1)	1.0	W	4	0	0	0	3	0	1	0	0	1	0	9	13	0.00	0.000								

Baltimore Orioles @ Seattle Mariners
The Kingdome, Seattle, WA
Wed Jul 07 1982, 10:05 PM EDT
Att: 12,405 - Unknown

AB 33
R 7
H 8
RBI 7
BB 8
SO 9
LOB 19



Batter	1	2	3	4	5	6	7	8	9	AB	R	H	RBI	BB	SO	LOB	BOTTOM								
Julio Cruz, S OBP: 0.327, SLG: 0.328 (1, 4)	4-0 G6-3 1B BB	0-0 E5 FC6-4		0-0 5-3		0-0 F8		0-0 F8 S 1B		4	0	1	1	1	0	2									
Manny Castillo, S OBP: 0.310, SLG: 0.331 (1, 5)	0-0 G6-3 1-2 1B	0-0 FC6-4			0-0 BB 1B	1-0 1B HBP		0-0 F8		4	1	2	0	0	0	3									
Bruce Bochte, L OBP: 0.399, SLG: 0.403 (1, 7)					0-0 F7	0-0 FC6-4 1B		4-0 F8		4	1	2	1	1	0	3									
Joe Simpson, L OBP: 0.286, SLG: 0.302 (6, PR)	0-0 G6-3		0-0 WP 1B 2B		0-0 F7	0-0 FC6-4 1B		0-0 F8		0	0	0	0	0	0	0									
Al Cowens, R OBP: 0.341, SLG: 0.500 (1, 9)	0-0 5-3		0-0 2B		4-0 1B WP BB	0-0 FC6-4		0-0 F8		4	1	1	1	1	0	5									
Richie Zisk, R OBP: 0.336, SLG: 0.389 (1, 10)		0-0 L4	0-0 F9		0-0 WP 1B		0-0 6-3		0-0 F9	5	0	1	1	0	0	1									
Gary Gray, R OBP: 0.353, SLG: 0.394 (1, 3)		0-0 2B 1B	0-0 F7		0-3 K		0-0 F7		4-0 S 1B BB	4	1	1	0	1	1	3									
Bobby Brown, S OBP: 0.274, SLG: 0.282 (9, PR)					0-0 F5		0-0 1-3		0-0 F8	0	1	0	0	0	0	0									
Rick Sweet, S OBP: 0.387, SLG: 0.469 (1, 2)		0-0 2B 2B	0-3 K		0-0 F5		0-0 1-3		0-0 F8	5	1	1	0	0	1	3									
Dave Henderson, R OBP: 0.380, SLG: 0.566 (1, 8)		0-0 E 2B 2B		0-0 P5		0-0 HBP 1B 1B		0-0 SH1-4 1B 1B		4	2	3	2	1	0	0									
Todd Cruz, R OBP: 0.270, SLG: 0.387 (1, 6)	0-0 F7		0-0 K		0-0 F9		0-0 F8		0-0 SH1-4 1B	4	0	1	1	0	0	2									
Inning Stats	R: 0 E: 0 K: 0 S: 3	H: 1 LOB: 1 BB: 1 P: 7	R: 2 E: 1 K: 0 S: 7	H: 3 LOB: 0 BB: 0 P: 7	R: 1 E: 0 K: 1 S: 7	H: 2 LOB: 1 BB: 0 P: 7	R: 0 E: 0 K: 0 S: 3	H: 0 LOB: 0 BB: 0 P: 3	R: 2 E: 0 K: 1 S: 7	H: 2 LOB: 1 BB: 1 P: 11	R: 1 E: 0 K: 0 S: 5	H: 2 LOB: 2 BB: 0 P: 6	R: 0 E: 0 K: 0 S: 3	H: 0 LOB: 0 BB: 0 P: 3	R: 1 E: 0 K: 0 S: 5	H: 2 LOB: 2 BB: 1 P: 9	R: 1 E: 0 K: 0 S: 3	H: 1 LOB: 2 BB: 2 P: 11	1B: 10 2B: 3 3B: 0 HR: 0	SF: 0 SAC: 1 DP: 1 HBP: 1	WP: 2 PB: 0 SB: 2 CS: 0	PA: 45			
PITCHER	IP	WLS	BF	H	R	ER	SO	BB	IBB	HBP	BLK	WP	HR	S	P	ERA	WHIP								
Storm Davis, R ERA: 2.45 (1, 1)	1.1		8	4	2	2	0	1	0	0	0	0	0	7	11	13.50	3.750								
Ross Grimsley, L ERA: 4.57 (2, 1)	3.2		17	4	3	3	2	1	0	0	0	2	0	20	24	7.36	1.364								
Don Stanhouse, R ERA: 6.35 (6, 1)	2.1		11	3	2	2	0	0	0	1	0	0	0	10	11	7.71	1.286								
Tim Stoddard, R ERA: 2.87 (8, 1)	1.1	L	9	2	1	1	0	1	2	0	0	0	0	6	18	6.75	2.250								

Baltimore Orioles @ Seattle Mariners
The Kingdome, Seattle, WA
Wed Jul 07 1982, 10:05 PM EDT
Att: 12,405 - Unknown

AB 38
R 8
H 13
RBI 7
BB 5
SO 2
LOB 22



Batter	1	2	3	4	5	6	7	8	9	AB	R	H	RBI	BB	SO	LOB	TOP										
Al Bumbry, L OBP: 0.310, SLG: 0.310 Dan Ford, R OBP: 0.285, SLG: 0.392	F7	E5		K			K		SH1-4 1B	4	0	0	0	0	2	0	Baltimore Orioles @ Seattle Mariners The Kingdome, Seattle, WA Thu Jul 08 1982, 10:05 PM EDT Att: 13,538 - Unknown										
Rich Dauer, R OBP: 0.339, SLG: 0.393	1B	6-3			6-3		E5 1B	1-2	SH1-4	4	1	1	0	0	0	1											
Ken Singleton, S OBP: 0.384, SLG: 0.382	1B			K					K	5	0	3	0	0	2	1											
Eddie Murray, S OBP: 0.385, SLG: 0.539	1B			F8			4-3		K	5	0	2	1	0	1	2											
John Lowenstein, L OBP: 0.409, SLG: 0.634	1B				G3-6-1				K	3	1	2	1	1	0	2											
Cal Ripken Jr., R OBP: 0.307, SLG: 0.474	G6-4-3								1B	4	0	2	0	0	0	3											
Joe Nolan, L OBP: 0.299, SLG: 0.406		6-3		K					1B	4	0	1	0	0	1	3											
Gary Roenicke, R OBP: 0.382, SLG: 0.528				F4			P4		F7	4	1	1	0	0	0	3											
Floyd Rayford, R OBP: 0.189, SLG: 0.294 Lenn Sakala, R OBP: 0.319, SLG: 0.342 Terry Crowley, L OBP: 0.378, SLG: 0.367 Benny Ayala, R OBP: 0.333, SLG: 0.561 Bobby Bonner, R OBP: 0.199, SLG: 0.234	G6-4-3				6-3		4-3		FC5-4	3	0	0	0	0	1	2											
Inning Stats	R: 1 E: 0 K: 0 S: 6	H: 4 LOB: 2 BB: 0 P: 6	R: 1 E: 1 K: 1 S: 7	H: 1 LOB: 1 BB: 0 P: 7	R: 1 E: 0 K: 2 S: 9	H: 2 LOB: 1 BB: 0 P: 9	R: 0 E: 0 K: 1 S: 5	H: 0 LOB: 0 BB: 0 P: 5	R: 0 E: 0 K: 0 S: 4	H: 2 LOB: 1 BB: 0 P: 4	R: 0 E: 0 K: 0 S: 4	H: 1 LOB: 1 BB: 0 P: 4	R: 0 E: 1 K: 1 S: 6	H: 1 LOB: 2 BB: 1 P: 6	R: 0 E: 0 K: 0 S: 4	H: 1 LOB: 1 BB: 1 P: 8		R: 0 E: 0 K: 2 S: 8	H: 1 LOB: 1 BB: 0 P: 8	1B: 11 2B: 0 3B: 1 HR: 1	SF: 0 SAC: 1 DP: 2 HBP: 0	WP: 1 PB: 0 SB: 1 CS: 0	PA: 40				
PITCHER	IP	WLS	BF	H	R	ER	SO	BB	IBB	HBP	BLK	WP	HR	S	P	ERA	WHIP										
Mike Moore, R ERA: 6.41	7.0	W	32	11	3	2	5	1	0	0	0	1	1	41	45	2.57	1.714										
Mike Stanton, R ERA: 2.42	0.2		3	1	0	0	0	0	0	0	0	0	0	3	3	0.00	1.500										
Ed Vande Berg, L ERA: 1.89	0.1		2	1	0	0	0	0	0	0	0	0	0	2	2	0.00	3.000										
Bill Caudill, R ERA: 1.95	1.0	S	3	0	0	0	2	0	0	0	0	0	0	7	7	0.00	0.000										

AB	38
R	3
H	13
RBI	2
BB	1
SO	7
LOB	19



Batter	1	2	3	4	5	6	7	8	9	AB	R	H	RBI	BB	SO	LOB	BOTTOM										
Julio Cruz, S OBP: 0.333, SLG: 0.330	4-3 F5 1B		SH1-3		5-3 S BB		1B BB			1	0	1	0	2	0	0	Baltimore Orioles @ Seattle Mariners The Kingdome, Seattle, WA Thu Jul 08 1982, 10:05 PM EDT Att: 13,538 - Unknown										
Dave Edler, R OBP: 0.444, SLG: 0.444 Manny Castillo, S OBP: 0.310, SLG: 0.331	F5		5-3		5-3					4	0	1	3	0	0	3											
Bruce Bochte, L OBP: 0.398, SLG: 0.404	4-3				F9				1-3 2-H	4	0	1	1	0	0	2											
Al Cowens, R OBP: 0.337, SLG: 0.494	6-3		K				P6		L3	4	0	0	0	0	1	2											
Gary Gray, R OBP: 0.344, SLG: 0.383		K			6-3				5-3	4	0	0	0	0	1	0											
Dave Henderson, R OBP: 0.373, SLG: 0.554		F3			4-3				6-3	3	0	0	0	0	0	0											
Todd Cruz, R OBP: 0.287, SLG: 0.382		F2			K				K	3	0	0	0	0	2	0											
Bud Bulling, R OBP: 0.284, SLG: 0.267									5-3	1	2	0	0	2	0	0											
Bobby Brown, S OBP: 0.284, SLG: 0.292									F9	3	2	2	0	0	0	1											
Inning Stats	R: 0 E: 0 K: 0 S: 4	H: 1 LOB: 1 BB: 0 P: 4	R: 0 E: 0 K: 1 S: 5	H: 0 LOB: 0 BB: 0 P: 5	R: 2 E: 0 K: 1 S: 7	H: 2 LOB: 1 BB: 1 P: 11	R: 0 E: 0 K: 1 S: 5	H: 0 LOB: 0 BB: 0 P: 5	R: 1 E: 0 K: 0 S: 4	H: 1 LOB: 1 BB: 1 P: 8	R: 0 E: 0 K: 0 S: 3	H: 0 LOB: 0 BB: 0 P: 3	R: 1 E: 0 K: 1 S: 5	H: 1 LOB: 2 BB: 2 P: 13	R: 0 E: 0 K: 0 S: 3	H: 0 LOB: 0 BB: 0 P: 3		1B: 4 2B: 1 3B: 0 HR: 0	SF: 0 SAC: 1 DP: 0 HBP: 0	WP: 0 PB: 0 SB: 2 CS: 0	PA: 32						
PITCHER	IP	WLS	BF	H	R	ER	SO	BB	IBB	HBP	BLK	WP	HR	S	P	ERA	WHIP										
Mike Flanagan, L ERA: 3.6	8.0	L	32	5	4	4	4	4	0	0	0	0	0	36	52	4.50	1.125										



Batter	1	2	3	4	5	6	7	8	9	AB	R	H	RBI	BB	SO	LOB	TOP								
Lenn Sakata, R OBP: 0.326, SLG: 0.342 (1, 4)										3	1	1	0	2	0	0	Baltimore Orioles @ Oakland Athletics Oakland-Alameda County Coliseum, Oakland, CA Fri Jul 09 1982, 7:05 PM PDT Att: 16,051 - Unknown								
Dan Ford, R OBP: 0.283, SLG: 0.392 (1, 9)										5	1	1	3	0	1	2									
Ken Singleton, S OBP: 0.387, SLG: 0.384 (1, 10)										4	2	2	1	1	1	0									
Eddie Murray, S OBP: 0.381, SLG: 0.536 (1, 3)										5	0	1	1	0	0	3									
John Lowenstein, L OBP: 0.402, SLG: 0.622 (1, 7)										3	0	0	0	0	1	3									
Benny Ayala, R OBP: 0.344, SLG: 0.569 (7, PH)										1	1	1	0	0	0	0									
Al Bumbry, L OBP: 0.312, SLG: 0.316 (7, 8)										1	0	1	0	0	0	0									
Cal Ripken Jr., R OBP: 0.312, SLG: 0.474 (1, 6)										4	1	2	0	1	1	3									
Gary Roenicke, R OBP: 0.383, SLG: 0.535 (7, 7)										5	1	2	2	0	0	3									
Rich Dauer, R OBP: 0.341, SLG: 0.393 (1, 5)										3	0	1	0	1	1	2									
Rick Dempsey, R OBP: 0.299, SLG: 0.324 (1, 2)										4	0	0	0	0	0	5									
Inning Stats	R: 0 E: 0 K: 1 S: 5	H: 0 LOB: 2 BB: 2 P: 13	R: 5 E: 0 K: 1 S: 10	H: 5 LOB: 1 BB: 1 P: 14	R: 0 E: 0 K: 0 S: 3	H: 1 LOB: 1 BB: 1 P: 7	R: 0 E: 0 K: 1 S: 5	H: 0 LOB: 0 BB: 0 P: 5	R: 0 E: 0 K: 0 S: 4	H: 1 LOB: 1 BB: 0 P: 4	R: 0 E: 0 K: 1 S: 6	H: 1 LOB: 1 BB: 0 P: 6	R: 2 E: 0 K: 0 S: 6	H: 3 LOB: 2 BB: 1 P: 10	R: 0 E: 0 K: 0 S: 3	H: 0 LOB: 0 BB: 0 P: 3	R: 0 E: 0 K: 1 S: 6	H: 1 LOB: 1 BB: 0 P: 6	1B: 7 2B: 5 3B: 0 HR: 0	SF: 0 SAC: 0 DP: 1 HBP: 0	WP: 0 PB: 0 SB: 0 CS: 0	PA: 43			
PITCHER	IP	WLS	BF	H	R	ER	SO	BB	IBB	HBP	BLK	WP	HR	S	P	ERA	WHIP								
Matt Keough, R ERA: 5.68 (1, 1)	1.2	L	13	5	5	5	1	3	0	0	0	0	0	12	24	27.00	4.800								
Bob Ojwachko, L ERA: 5.48 (2, 1)	4.2		19	5	2	2	3	1	0	0	0	0	0	24	28	3.86	1.286								
Dave Beard, R ERA: 4.02 (7, 1)	0.2		4	1	0	0	0	1	0	0	0	0	0	3	7	0.00	3.000								
Bo McLaughlin, R ERA: 4.84 (8, 1)	2.0		7	1	0	0	1	0	0	0	0	0	0	9	9	0.00	0.500								

Batter	1	2	3	4	5	6	7	8	9	AB	R	H	RBI	BB	SO	LOB	BOTTOM								
Rickey Henderson, R OBP: 0.424, SLG: 0.416 (1, 7)										3	2	1	0	2	1	0	Baltimore Orioles @ Oakland Athletics Oakland-Alameda County Coliseum, Oakland, CA Fri Jul 09 1982, 7:05 PM PDT Att: 16,051 - Unknown								
Dwayne Murphy, L OBP: 0.352, SLG: 0.411 (1, 8)										5	1	3	1	0	0	1									
Jeff Burroughs, R OBP: 0.352, SLG: 0.473 (1, 10)										4	1	2	1	1	0	2									
Cliff Johnson, R OBP: 0.305, SLG: 0.367 (1, 3)										5	0	1	1	0	0	6									
Tony Armas, R OBP: 0.263, SLG: 0.372 (1, 9)										4	1	2	1	0	0	2									
Mickey Klutts, R OBP: 0.245, SLG: 0.261 (1, 5)										4	0	1	1	0	0	2									
Dave Lopes, R OBP: 0.310, SLG: 0.366 (1, 4)										4	0	2	0	0	0	0									
Jeff Newman, R OBP: 0.244, SLG: 0.349 (1, 2)										3	0	0	0	0	1	1									
Wayne Gross, L OBP: 0.345, SLG: 0.317 (8, PH)										1	0	0	0	0	0	2									
Mike Heath, R OBP: 0.322, SLG: 0.358 (9, 2)										0	0	0	0	0	0	0									
Fred Stanley, R OBP: 0.292, SLG: 0.217 (1, 6)										3	0	0	0	0	0	1									
Dan Meyer, L OBP: 0.273, SLG: 0.397 (8, PH)										1	0	0	0	0	0	0									
Inning Stats	R: 1 E: 0 K: 0 S: 5	H: 2 LOB: 2 BB: 1 P: 9	R: 0 E: 0 K: 0 S: 3	H: 0 LOB: 0 BB: 0 P: 3	R: 1 E: 0 K: 0 S: 5	H: 2 LOB: 1 BB: 0 P: 5	R: 0 E: 0 K: 1 S: 6	H: 1 LOB: 1 BB: 0 P: 6	R: 0 E: 0 K: 0 S: 3	H: 1 LOB: 1 BB: 1 P: 7	R: 1 E: 0 K: 0 S: 4	H: 1 LOB: 0 BB: 0 P: 4	R: 0 E: 0 K: 1 S: 5	H: 0 LOB: 0 BB: 0 P: 5	R: 0 E: 0 K: 0 S: 6	H: 3 LOB: 2 BB: 0 P: 6	R: 1 E: 0 K: 0 S: 4	H: 2 LOB: 1 BB: 1 P: 8	1B: 9 2B: 1 3B: 0 HR: 2	SF: 0 SAC: 0 DP: 2 HBP: 0	WP: 0 PB: 0 SB: 1 CS: 0	PA: 40			
PITCHER	IP	WLS	BF	H	R	ER	SO	BB	IBB	HBP	BLK	WP	HR	S	P	ERA	WHIP								
Scott McGregor, L ERA: 3.93 (1, 1)	7.2		34	10	4	4	2	2	0	0	0	0	0	36	44	4.70	1.565								
Tim Stoddard, R ERA: 3.0 (8, 1)	1.1	S	6	2	1	1	0	1	0	0	0	0	0	5	9	6.75	2.250								

AB	38
R	7
H	12
RBI	7
BB	5
SO	5
LOB	21



Batter	1	2	3	4	5	6	7	8	9	AB	R	H	RBI	BB	SO	LOB	TOP										
Al Bumby, L OBP: 0.317, SLG: 0.321 (1, 8)										4	1	3	0	0	0	1	Baltimore Orioles @ Oakland Athletics Oakland-Alameda County Coliseum, Oakland, CA Sat Jul 10 1982, 3:33 AM PDT Att: 25,656 - Unknown										
Rich Dauer, R OBP: 0.343, SLG: 0.394 (1, 5)										4	0	2	1	0	0	1											
Dan Ford, R OBP: 0.283, SLG: 0.388 (1, 9)										3	0	0	0	1	1	4											
Eddie Murray, S OBP: 0.380, SLG: 0.534 (1, 3)										1	0	0	0	0	0	1											
Benny Ayala, R OBP: 0.349, SLG: 0.567 (1, 3)										2	0	1	0	0	0	2											
Terry Crowley, L OBP: 0.373, SLG: 0.361 (8, 3)										1	0	0	0	0	0	1											
Gary Roenicke, R OBP: 0.377, SLG: 0.524 (1, 7)										4	0	0	0	0	1	5											
Cal Ripken Jr., R OBP: 0.311, SLG: 0.474 (1, 6)										4	0	1	0	0	1	1											
Ken Singleton, S OBP: 0.382, SLG: 0.378 (1, 10)										4	0	0	0	0	2	1											
Lenn Sakata, R OBP: 0.321, SLG: 0.337 (1, 4)										3	0	0	0	0	0	1											
Rick Dempsey, R OBP: 0.300, SLG: 0.324 (1, 2)										3	0	1	0	0	0	1											
Inning Stats	R: 1 E: 2 K: 0 S: 5	H: 1 LOB: 1 BB: 0 P: 5	R: 0 E: 0 K: 1 S: 6	H: 1 LOB: 1 BB: 0 P: 6	R: 0 E: 0 K: 0 S: 5	H: 2 LOB: 2 BB: 0 P: 5	R: 0 E: 0 K: 0 S: 3	H: 0 LOB: 0 BB: 0 P: 3	R: 0 E: 0 K: 0 S: 3	H: 1 LOB: 1 BB: 1 P: 7	R: 0 E: 0 K: 1 S: 5	H: 0 LOB: 0 BB: 0 P: 5	R: 0 E: 0 K: 1 S: 6	H: 2 LOB: 1 BB: 0 P: 6	R: 0 E: 0 K: 2 S: 7	H: 0 LOB: 0 BB: 0 P: 7	1B: 7 2B: 1 3B: 0 HR: 0	SF: 0 SAC: 0 DP: 2 HBP: 0	WP: 0 PB: 0 SB: 0 CS: 0	PA: 34							
PITCHER	IP	WLS	BF	H	R	ER	SO	BB	IBB	HBP	BLK	WP	HR	S	P	ERA	WHIP										
Tom Underwood, L ERA: 3.12 (1, 1)	7.1	W	29	8	1	0	2	1	0	0	0	0	0	32	36	0.00	1.227										
Dave Beard, R ERA: 3.9 (8, 1)	1.2	S	5	0	0	0	3	0	0	0	0	0	0	11	11	0.00	0.000										

Batter	1	2	3	4	5	6	7	8	9	AB	R	H	RBI	BB	SO	LOB	BOTTOM										
Rickey Henderson, R OBP: 0.424, SLG: 0.415 (1, 7)										3	0	1	0	1	0	0	Baltimore Orioles @ Oakland Athletics Oakland-Alameda County Coliseum, Oakland, CA Sat Jul 10 1982, 3:33 AM PDT Att: 25,656 - Unknown										
Dwayne Murphy, L OBP: 0.353, SLG: 0.412 (1, 8)										4	1	2	0	0	1	1											
Dan Meyer, L OBP: 0.277, SLG: 0.399 (1, 3)										4	0	2	0	0	0	2											
Tony Armas, R OBP: 0.263, SLG: 0.381 (1, 9)										4	1	1	2	0	0	4											
Wayne Gross, L OBP: 0.345, SLG: 0.332 (1, 5)										3	1	1	1	0	1	1											
Jeff Burroughs, R OBP: 0.363, SLG: 0.467 (1, 10)										1	0	0	0	2	0	0											
Mike Heath, R OBP: 0.316, SLG: 0.350 (1, 2)										3	0	0	0	0	0	2											
Davey Lopes, R OBP: 0.310, SLG: 0.366 (1, 4)										3	0	1	0	0	0	1											
Fred Stanley, R OBP: 0.286, SLG: 0.211 (1, 6)										3	0	0	0	0	1	3											
Inning Stats	R: 0 E: 0 K: 1 S: 5	H: 0 LOB: 1 BB: 1 P: 9	R: 1 E: 0 K: 0 S: 4	H: 1 LOB: 1 BB: 1 P: 8	R: 2 E: 0 K: 1 S: 7	H: 2 LOB: 0 BB: 0 P: 7	R: 0 E: 0 K: 0 S: 3	H: 0 LOB: 0 BB: 0 P: 3	R: 0 E: 0 K: 1 S: 5	H: 1 LOB: 0 BB: 0 P: 5	R: 0 E: 0 K: 0 S: 3	H: 1 LOB: 1 BB: 1 P: 7	R: 0 E: 0 K: 0 S: 3	H: 1 LOB: 1 BB: 1 P: 7	R: 0 E: 0 K: 1 S: 4	H: 2 LOB: 1 BB: 0 P: 4		1B: 6 2B: 1 3B: 0 HR: 2	SF: 0 SAC: 0 DP: 2 HBP: 0	WP: 0 PB: 0 SB: 2 CS: 1	PA: 32						
PITCHER	IP	WLS	BF	H	R	ER	SO	BB	IBB	HBP	BLK	WP	HR	S	P	ERA	WHIP										
Dennis Martinez, R ERA: 3.77 (1, 1)	8.0	L	31	8	3	3	3	3	0	0	0	0	2	34	46	3.38	1.375										

Batter	1	2	3	4	5	6	7	8	9	AB	R	H	RBI	BB	SO	LOB	TOP				
Al Bumby, L OBP: 0.320, SLG: 0.322 (1, 8)	4-0 FC3-6 1B BB	0-0 F8			0-0 SH5-3	0-0 F8		0-0 1B		3	1	1	0	1	0	1	Baltimore Orioles @ Oakland Athletics Oakland-Alameda County Coliseum, Oakland, CA Sun Jul 11 1982, 3:33 AM PDT Att: 23,484 - Unknown livebaseballscorecards.com				
Rich Dauer, R OBP: 0.343, SLG: 0.392 (1, 5)	4-0 FC3-6 1-2 BB		0-0 F8		0-0 6-3		0-0 BB 1B	0-0 1-3		4	0	1	0	1	0	3					
Ken Singleton, S OBP: 0.385, SLG: 0.381 (1, 10)	0-0 FC3-6 BB 1B 1-2 2-3		0-0 F9		4-0 HR BB		4-0 FC4 BB 1-2		0-0 FC6-4 2B	3	2	1	0	2	0	2					
Eddie Murray, S OBP: 0.384, SLG: 0.545 (1, 3)	0-0 BB 1-2 3-H 1B		0-0 4-3		0-0 HR 2-H 2-H		0-0 F7 BB		4-0 FC6-4 BB	4	1	2	4	1	0	2					
John Lowenstein, L OBP: 0.395, SLG: 0.609 Gary Roenicke, R OBP: 0.373, SLG: 0.519 (7, PH) (7, 7)	0-0 F7				0-0 F7			0-0 P6		0-0 P2	3	0	0	0	0	2					
Cal Ripken Jr., R OBP: 0.313, SLG: 0.471 (1, 6)	4-0 BB 1-2 2-3 BB				0-0 F9			0-0 FC4 1-2		0-0 FC6-4 2B 1B 1-2 2-3	4	2	1	0	1	0		4			
Dan Ford, R OBP: 0.292, SLG: 0.403 (1, 9)	0-0 6-3				0-0 1B			0-0 SF8 1-3 2B		0-0 1B SH1 1B	5	1	4	1	0	0		3			
Lenn Sakata, R OBP: 0.320, SLG: 0.335 (1, 4)		0-0 F8			0-3 K			0-0 2-3		0-0 SH1 1-2	4	0	1	2	0	1		3			
Rick Dempsey, R OBP: 0.297, SLG: 0.323 (1, 2)		0-0 F8			0-0 SH5-3 HR 1B			0-0 SF8 2-3 3-H		0-0 F9 4-3	4	1	1	1	0	0	2				
Inning Stats	R: 1 E: 0 K: 0 S: 4	H: 1 LOB: 3 BB: 3 P: 16	R: 0 E: 0 K: 0 S: 3	H: 0 LOB: 0 BB: 0 P: 3	R: 0 E: 0 K: 1 S: 3	H: 0 LOB: 1 BB: 0 P: 6	R: 3 E: 0 K: 0 S: 5	H: 2 LOB: 0 BB: 1 P: 9	R: 1 E: 0 K: 0 S: 5	H: 2 LOB: 1 BB: 0 P: 5	R: 0 E: 0 K: 0 S: 4	H: 1 LOB: 2 BB: 1 P: 8	R: 0 E: 0 K: 0 S: 5	H: 2 LOB: 2 BB: 1 P: 5	R: 3 E: 0 K: 0 S: 6	H: 3 LOB: 1 BB: 1 P: 10	1B: 8 2B: 3 3B: 0 HR: 1	SF: 1 SAC: 2 DP: 0 HBP: 0	WP: 0 PB: 0 SB: 1 CS: 0	PA: 45	
PITCHER	IP	WLS	BF	H	R	ER	SO	BB	IBB	HBP	BLK	WP	HR	S	P	ERA	WHIP				
Brian Kingman, R ERA: 4.22 (1, 1)	5.2	L	27	6	5	5	1	4	0	0	0	0	1	25	41	7.94	1.765				
Bob Ojchinko, L ERA: 5.4 (6, 1)	0.2		4	1	0	0	0	1	0	0	0	0	0	3	7	0.00	3.000				
Rick Langford, R ERA: 4.2 (7, 1)	2.2		14	5	3	3	0	1	0	0	0	0	0	13	17	10.12	2.250				
Batter	1	2	3	4	5	6	7	8	9	AB	R	H	RBI	BB	SO	LOB	BOTTOM				
Rickey Henderson, R OBP: 0.422, SLG: 0.412 (1, 7)	0-0 6-3		0-0 CS S 1B		0-3 K			0-3 K	0-0 1-3	5	0	1	0	0	2	1	Baltimore Orioles @ Oakland Athletics Oakland-Alameda County Coliseum, Oakland, CA Sun Jul 11 1982, 3:33 AM PDT Att: 23,484 - Unknown livebaseballscorecards.com				
Dwayne Murphy, L OBP: 0.352, SLG: 0.420 (1, 8)	0-3 K		0-0 4-3		0-0 HR		0-0 1-3			4	1	1	1	0	1	1					
Dan Meyer, L OBP: 0.281, SLG: 0.415 (1, 3)	0-0 2B				0-0 F9		0-0 P3		0-0 3B	4	1	2	0	0	0	0					
Tony Armas, R OBP: 0.266, SLG: 0.397 (1, 9)	0-0 2B				0-0 5-3		0-0 HR		0-0 F8	4	1	2	2	0	0	1					
Wayne Gross, L OBP: 0.343, SLG: 0.330 (1, 5)	0-0 F9				0-0 G3		0-0 4-3		0-0 FC6-4 1B	4	0	1	0	0	0	1					
Jeff Burroughs, R OBP: 0.347, SLG: 0.443 (1, 10)		0-0 6-3			0-0 F7		0-3 K		0-0 FC6-4 BB 1-2 HR	4	1	0	0	0	1	1					
Mike Heath, R OBP: 0.314, SLG: 0.343 (1, 2)		0-0 4-3			0-0 5-3		0-0 F9		4-0 HR BB	3	1	0	0	1	0	0					
Davey Lopes, R OBP: 0.313, SLG: 0.381 (1, 4)		0-0 F3			0-0 2B 1B		0-0 5-3		0-0 HR 2-H 2-H	4	2	2	3	0	0	0					
Fred Stanley, R OBP: 0.287, SLG: 0.222 Cliff Johnson, R OBP: 0.304, SLG: 0.365 (8, PH) (8, 7)			0-0 F8		0-0 1-H 2B		0-3 K		0-0 P4	3	0	1	1	0	1	0					
Inning Stats	R: 1 E: 0 K: 1 S: 7	H: 2 LOB: 1 BB: 0 P: 7	R: 0 E: 0 K: 0 S: 3	H: 0 LOB: 0 BB: 0 P: 3	R: 0 E: 0 K: 0 S: 3	H: 0 LOB: 0 BB: 0 P: 3	R: 1 E: 0 K: 1 S: 7	H: 2 LOB: 1 BB: 0 P: 7	R: 2 E: 0 K: 1 S: 7	H: 2 LOB: 0 BB: 0 P: 7	R: 0 E: 0 K: 1 S: 5	H: 0 LOB: 0 BB: 0 P: 5	R: 0 E: 0 K: 1 S: 6	H: 1 LOB: 1 BB: 0 P: 6	R: 3 E: 0 K: 0 S: 5	H: 2 LOB: 0 BB: 1 P: 9	1B: 3 2B: 3 3B: 1 HR: 3	SF: 0 SAC: 0 DP: 0 HBP: 0	WP: 0 PB: 0 SB: 1 CS: 1	PA: 37	
PITCHER	IP	WLS	BF	H	R	ER	SO	BB	IBB	HBP	BLK	WP	HR	S	P	ERA	WHIP				
Storm Davis, R ERA: 3.12 (1, 1)	5.1		22	7	4	4	2	0	0	0	0	0	2	26	26	6.75	1.312				
Ross Grimsley, L ERA: 4.93 (6, 1)	0.1		1	0	0	0	0	0	0	0	0	0	0	1	1	0.00	0.000				
Don Stanhouse, R ERA: 6.23 (6, 1)	0.1		1	0	0	0	1	0	0	0	0	0	0	3	3	0.00	0.000				
Tippy Martinez, L ERA: 3.8 (7, 1)	1.2		6	1	0	0	2	0	0	0	0	0	0	10	10	0.00	0.600				
Tim Stoddard, R ERA: 3.57 (8, 1)	1.1	S	7	2	3	3	0	1	0	0	0	0	1	6	10	20.25	2.250				

Batter	1	2	3	4	5	6	7	8	9	AB	R	H	RBI	BB	SO	LOB	TOP										
Julio Cruz, S OBP: 0.326, SLG: 0.319 (1, 4)										4	0	0	0	0	0	0											
Manny Castillo, S OBP: 0.306, SLG: 0.327 (1, 5)										4	0	0	0	0	0	0											
Bruce Bochte, L OBP: 0.392, SLG: 0.396 (1, 3)				K					K	4	0	0	0	0	2	0											
Al Cowens, R OBP: 0.331, SLG: 0.479 (1, 9)									K	4	1	1	0	0	1	0											
Richie Zisk, R OBP: 0.334, SLG: 0.387 (1, 10)									K	4	1	1	0	0	0	0											
Dave Henderson, R OBP: 0.397, SLG: 0.528 (1, 8)					K					2	0	1	0	1	1	0											
Todd Cruz, R OBP: 0.257, SLG: 0.365 (1, 6)										3	0	1	2	0	0	1											
Bud Bulling, R OBP: 0.290, SLG: 0.262 (1, 2)										2	0	0	0	0	0	0											
Rick Sweet, S OBP: 0.374, SLG: 0.453 (7, PH)										1	0	0	0	0	0	2											
Bobby Brown, S OBP: 0.315, SLG: 0.322 (1, 7)										3	0	0	0	0	0	0											
Inning Stats	R: 0 E: 0 K: 0 S: 3	H: 0 LOB: 0 BB: 0 P: 3	R: 0 E: 0 K: 0 S: 4	H: 1 LOB: 1 BB: 0 P: 4	R: 0 E: 0 K: 0 S: 3	H: 0 LOB: 0 BB: 0 P: 3	R: 0 E: 0 K: 1 S: 5	H: 0 LOB: 0 BB: 0 P: 5	R: 0 E: 0 K: 0 S: 3	H: 0 LOB: 0 BB: 0 P: 3	R: 2 E: 0 K: 0 S: 6	H: 3 LOB: 2 BB: 1 P: 10	R: 0 E: 0 K: 0 S: 3	H: 0 LOB: 0 BB: 0 P: 3	R: 0 E: 0 K: 2 S: 7	H: 0 LOB: 0 BB: 0 P: 7	1B: 3 2B: 1 3B: 0 HR: 0	SF: 0 SAC: 0 DP: 0 HBP: 0	WP: 0 PB: 0 SB: 0 CS: 0	PA: 32							
PITCHER	IP	WLS	BF	H	R	ER	SO	BB	IBB	HBP	BLK	WP	HR	S	P	ERA	WHIP										
Scott McGregor, L ERA: 3.87 (1, 1)	6.2	W	25	4	2	2	2	1	0	0	0	0	0	28	32	2.70	0.750										
Sammy Stewart, R ERA: 4.4 (7, 1)	2.1	S	7	0	0	0	2	0	0	0	0	0	0	11	11	0.00	0.000										

Seattle Mariners @ Baltimore Orioles
Memorial Stadium, Baltimore, MD
Thu Jul 15 1982, 7:05 PM EDT
Att: 14,592 - Unknown - 86 F

AB 31
R 2
H 4
RBI 2
BB 1
SO 4
LOB 3



Batter	1	2	3	4	5	6	7	8	9	AB	R	H	RBI	BB	SO	LOB	BOTTOM										
Al Bumbry, L OBP: 0.319, SLG: 0.330 (1, 8)					K					4	1	1	2	0	1	0											
Rich Dauer, R OBP: 0.345, SLG: 0.392 (1, 5)	K									3	0	1	0	1	1	0											
Ken Singleton, S OBP: 0.381, SLG: 0.376 (1, 10)										4	0	0	0	0	3	2											
Eddie Murray, S OBP: 0.386, SLG: 0.543 (1, 3)										3	1	1	0	1	0	0											
John Lowenstein, L OBP: 0.398, SLG: 0.606 (1, 7)										4	0	2	0	0	1	2											
Cal Ripken Jr., R OBP: 0.318, SLG: 0.473 (1, 6)	K									3	0	2	0	1	1	2											
Dan Ford, R OBP: 0.295, SLG: 0.404 (1, 9)										4	0	2	1	0	2	3											
Rick Dempsey, R OBP: 0.296, SLG: 0.321 (1, 2)										4	0	1	0	0	0	6											
Lenn Sakata, R OBP: 0.320, SLG: 0.335 (1, 4)										3	1	1	0	0	1	4											
Inning Stats	R: 0 E: 0 K: 1 S: 5	H: 0 LOB: 0 BB: 0 P: 5	R: 1 E: 0 K: 1 S: 7	H: 3 LOB: 1 BB: 0 P: 7	R: 2 E: 0 K: 1 S: 7	H: 3 LOB: 0 BB: 0 P: 7	R: 0 E: 0 K: 3 S: 10	H: 1 LOB: 2 BB: 1 P: 14	R: 0 E: 0 K: 2 S: 7	H: 0 LOB: 2 BB: 2 P: 15	R: 0 E: 0 K: 0 S: 4	H: 2 LOB: 1 BB: 0 P: 4	R: 0 E: 0 K: 1 S: 5	H: 0 LOB: 0 BB: 0 P: 5	R: 0 E: 0 K: 1 S: 7	H: 2 LOB: 2 BB: 0 P: 7	1B: 10 2B: 1 3B: 0 HR: 1	SF: 0 SAC: 0 DP: 2 HBP: 0	WP: 1 PB: 0 SB: 0 CS: 1	PA: 35							
PITCHER	IP	WLS	BF	H	R	ER	SO	BB	IBB	HBP	BLK	WP	HR	S	P	ERA	WHIP										
Jim Beattie, R ERA: 3.02 (1, 1)	5.0	L	25	9	3	3	8	3	0	0	0	0	1	38	50	5.40	2.400										
Larry Andersen, R ERA: 4.86 (6, 1)	3.0		10	2	0	0	2	0	0	0	0	0	0	14	14	0.00	0.667										

Seattle Mariners @ Baltimore Orioles
Memorial Stadium, Baltimore, MD
Thu Jul 15 1982, 7:05 PM EDT
Att: 14,592 - Unknown - 86 F

AB 32
R 3
H 11
RBI 3
BB 3
SO 10
LOB 19



Batter	1	2	3	4	5	6	7	8	9	AB	R	H	RBI	BB	SO	LOB	TOP										
Julio Cruz, S OBP: 0.321, SLG: 0.314 Paul Serna, R OBP: 0.236, SLG: 0.289 (6, FH) (8, 4)	F8		5-3	1-3		FC6-4		K		3	0	0	0	0	0	2											
Manny Castillo, S OBP: 0.307, SLG: 0.331 (8, 4)										1	0	0	0	0	0	2											
Bobby Brown, S OBP: 0.317, SLG: 0.339 (1, 7)	F7				4-3		1-3		G3	5	0	1	0	0	0	0											
Bruce Bochte, L OBP: 0.390, SLG: 0.396 (1, 3)	K		L3					F8		5	0	0	0	0	2	1											
Al Cowens, R OBP: 0.330, SLG: 0.470 (1, 9)		F8	5-3				K			4	0	1	0	1	1	1											
Richie Zisk, R OBP: 0.343, SLG: 0.421 (1, 10)					1-3				1-3	5	3	3	1	0	0	2											
Dave Henderson, R OBP: 0.383, SLG: 0.575 (1, 8)										4	1	3	2	0	0	0											
Todd Cruz, R OBP: 0.260, SLG: 0.366 (1, 6)										4	0	2	1	0	0	1											
Bud Bulling, R OBP: 0.281, SLG: 0.272 (8, FH) Rick Sweet, S OBP: 0.357, SLG: 0.430 (8, 2)										3	0	1	0	0	0	3											
Dave Adler, R OBP: 0.462, SLG: 0.417 (1, 5)										3	0	1	0	1	0	3											
Inning Stats	R: 0 E: 0 K: 1 S: 5	H: 0 LOB: 0 BB: 0 P: 5	R: 2 E: 0 K: 0 S: 6	H: 3 LOB: 1 BB: 0 P: 6	R: 0 E: 0 K: 0 S: 4	H: 1 LOB: 1 BB: 0 P: 4	R: 1 E: 0 K: 0 S: 6	H: 3 LOB: 2 BB: 0 P: 6	R: 0 E: 0 K: 1 S: 6	H: 1 LOB: 1 BB: 0 P: 6	R: 0 E: 0 K: 1 S: 5	H: 0 LOB: 0 BB: 0 P: 5	R: 1 E: 0 K: 2 S: 10	H: 3 LOB: 2 BB: 0 P: 10	R: 0 E: 0 K: 0 S: 3	H: 0 LOB: 1 BB: 1 P: 7	1B: 6 2B: 3 3B: 1 HR: 2	SF: 0 SAC: 0 DP: 0 HBP: 0	WP: 0 PB: 0 SB: 0 CS: 0	PA: 41							
PITCHER	IP	WLS	BF	H	R	ER	SO	BB	IBB	HBP	BLK	WP	HR	S	P	ERA	WHIP										
Mike Flanagan, L ERA: 3.73	3.0		16	7	3	3	1	0	0	0	0	0	1	18	18	9.00	2.333										
Storm Davis, R ERA: 2.79	4.0	W	15	2	0	0	2	1	0	0	0	0	0	18	22	0.00	0.750										
Tim Stoddard, R ERA: 3.53	2.0		10	3	1	1	2	1	0	0	0	0	1	13	17	4.50	2.000										

Seattle Mariners @ Baltimore Orioles
Memorial Stadium, Baltimore, MD
Sat Jul 17 1982, 7:05 PM EDT
Att: 21,082 - Unknown - 91 F

AB 39
R 4
H 12
RBI 4
BB 2
SO 5
LOB 18



Batter	1	2	3	4	5	6	7	8	9	AB	R	H	RBI	BB	SO	LOB	BOTTOM										
Al Bumbry, L OBP: 0.320, SLG: 0.331 (1, 8)	F7	F8			6-3					5	1	2	0	0	0	1											
Glenn Culliver, L OBP: 0.750, SLG: 0.500 Lenn Sakata, R OBP: 0.317, SLG: 0.332 (7, 4)	G3									2	2	1	0	2	0	0											
Ken Singleton, S OBP: 0.384, SLG: 0.379 (1, 10)										1	0	0	0	0	0	1											
Eddie Murray, S OBP: 0.378, SLG: 0.528 (1, 3)										3	0	2	4	1	0	0											
Cal Ripken Jr., R OBP: 0.316, SLG: 0.474 (1, 6)										4	1	2	1	0	1	2											
Joe Nolan, L OBP: 0.308, SLG: 0.413 Rick Dempsey, R OBP: 0.294, SLG: 0.314 (7, 2)										3	1	2	1	0	1	0											
Dan Ford, R OBP: 0.293, SLG: 0.400 (1, 9)										4	1	2	0	0	1	2											
Gary Roenicke, R OBP: 0.376, SLG: 0.526 John Lowenstein, L OBP: 0.393, SLG: 0.599 (5, 7)										2	1	1	2	0	0	1											
Rich Dauer, R OBP: 0.344, SLG: 0.385 (7, 5)										3	1	0	0	1	1	1											
Inning Stats	R: 0 E: 0 K: 0 S: 4	H: 1 LOB: 2 BB: 1 P: 8	R: 4 E: 0 K: 0 S: 7	H: 4 LOB: 1 BB: 1 P: 11	R: 0 E: 0 K: 2 S: 8	H: 1 LOB: 1 BB: 0 P: 8	R: 4 E: 1 K: 1 S: 8	H: 4 LOB: 1 BB: 2 P: 16	R: 0 E: 0 K: 0 S: 3	H: 0 LOB: 0 BB: 0 P: 3	R: 0 E: 0 K: 0 S: 3	H: 1 LOB: 1 BB: 0 P: 8	R: 0 E: 0 K: 1 S: 5	H: 1 LOB: 0 BB: 0 P: 5	R: 0 E: 0 K: 0 S: 3	H: 0 LOB: 0 BB: 0 P: 5	1B: 8 2B: 5 3B: 0 HR: 0	SF: 0 SAC: 0 DP: 2 HBP: 0	WP: 1 PB: 0 SB: 0 CS: 0	PA: 38							
PITCHER	IP	WLS	BF	H	R	ER	SO	BB	IBB	HBP	BLK	WP	HR	S	P	ERA	WHIP										
Gaylord Perry, R ERA: 4.86	1.2	L	12	5	4	4	0	2	0	0	0	0	0	11	19	13.50	3.750										
Bryan Clark, L ERA: 2.13	1.1		9	3	4	2	2	2	0	0	0	0	0	11	19	13.50	3.750										
Larry Andersen, R ERA: 4.85	2.0		7	2	0	0	1	0	0	0	0	1	0	9	9	0.00	1.000										
Mike Stanton, R ERA: 2.36	1.0		3	0	0	0	0	0	0	0	0	0	0	3	3	0.00	0.000										
Ed Yande Berg, L ERA: 1.76	1.0		4	1	0	0	2	0	0	0	0	0	0	8	8	0.00	1.000										
PITCHER	IP	WLS	BF	H	R	ER	SO	BB	IBB	HBP	BLK	WP	HR	S	P	ERA	WHIP										
Bill Caudill, R ERA: 2.05	8.1		1.0	1	0	0	1	0	0	0	0	0	0	5	5	0.00	1.000										

Seattle Mariners @ Baltimore Orioles
Memorial Stadium, Baltimore, MD
Sat Jul 17 1982, 7:05 PM EDT
Att: 21,082 - Unknown - 91 F

AB 34
R 8
H 12
RBI 8
BB 4
SO 6
LOB 15



Batter	1	2	3	4	5	6	7	8	9	AB	R	H	RBI	BB	SO	LOB	TOP										
Bobby Brown, S OBP: 0.313, SLG: 0.333 (1, 7)	G3	K					K		E4	5	1	1	0	0	2	3	Seattle Mariners @ Baltimore Orioles Memorial Stadium, Baltimore, MD Sun Jul 18 1982, 3:33 AM EDT Att: 15,169 - Unknown - 94 F										
Manny Castillo, S OBP: 0.311, SLG: 0.339 (1, 4)	2B		L3						F9	5	1	3	1	0	0	1											
Bruce Bochte, L OBP: 0.391, SLG: 0.397 (1, 3)	K									4	0	2	1	0	1	2											
Al Cowens, R OBP: 0.326, SLG: 0.466 (1, 9)	L1									3	0	0	1	0	1	2											
Richie Zisk, R OBP: 0.349, SLG: 0.424 (1, 10)										3	0	2	0	1	1	0											
Julio Cruz, S OBP: 0.321, SLG: 0.314 (8, PR)	BB									0	0	0	0	0	0	0											
Dave Henderson, R OBP: 0.380, SLG: 0.567 (1, 8)	BB									4	0	1	0	0	1	3											
Rick Sweet, S OBP: 0.345, SLG: 0.413 (1, 2)	K									4	0	0	0	0	1	3											
Todd Cruz, R OBP: 0.264, SLG: 0.366 (1, 6)										3	1	1	0	1	1	0											
Dave Adler, R OBP: 0.375, SLG: 0.333 (1, 5)	F3									3	0	0	0	0	0	4											
Steve Strouther, L OBP: 0.240, SLG: 0.251 (9, PH)										1	0	0	0	0	0	0											
Inning Stats	R: 0 E: 0 K: 1 S: 6	H: 1 LOB: 1 BB: 0 P: 6	R: 0 E: 0 K: 2 S: 9	H: 2 LOB: 3 BB: 1 P: 13	R: 0 E: 0 K: 1 S: 5	H: 1 LOB: 0 BB: 0 P: 5	R: 0 E: 0 K: 2 S: 7	H: 0 LOB: 0 BB: 0 P: 7	R: 3 E: 0 K: 0 S: 8	H: 5 LOB: 2 BB: 0 P: 8	R: 0 E: 0 K: 1 S: 5	H: 0 LOB: 0 BB: 0 P: 5	R: 0 E: 0 K: 1 S: 5	H: 1 LOB: 1 BB: 1 P: 5	R: 0 E: 0 K: 0 S: 3	H: 0 LOB: 1 BB: 1 P: 7	R: 0 E: 1 K: 0 S: 4	H: 0 LOB: 1 BB: 0 P: 4	1B: 9 2B: 1 3B: 0 HR: 0	SF: 1 SAC: 0 DP: 1 HBP: 0	WP: 0 PB: 0 SB: 0 CS: 1	PA: 38					
PITCHER	IP	WLS	BF	H	R	ER	SO	BB	IBB	HBP	BLK	WP	HR	S	P	ERA	WHIP										
Jim Palmer, R ERA: 4.22 (1, 1)	4.2		23	9	3	3	6	1	0	0	0	0	0	34	38	5.79	2.143										
Sammy Stewart, R ERA: 4.14 (5, 1)	4.1	W	15	1	0	0	2	1	0	0	0	0	0	18	22	0.00	0.462										

AB	35
R	3
H	10
RBI	3
BB	2
SO	8
LOB	18



Batter	1	2	3	4	5	6	7	8	9	AB	R	H	RBI	BB	SO	LOB	BOTTOM										
Al Bumby, L OBP: 0.319, SLG: 0.328 (1, 8)	6-3									3	1	0	0	1	1	3	Seattle Mariners @ Baltimore Orioles Memorial Stadium, Baltimore, MD Sun Jul 18 1982, 3:33 AM EDT Att: 15,169 - Unknown - 94 F										
Glenn Gulliver, L OBP: 0.750, SLG: 0.500 (1, 5)										2	1	1	0	2	0	2											
Lenn Sakata, R OBP: 0.317, SLG: 0.332 (7, PR) (8, 4)	1B									0	0	0	0	0	0	0											
Ken Singleton, S OBP: 0.385, SLG: 0.390 (1, 10)										4	1	2	3	0	1	1											
Eddie Murray, S OBP: 0.380, SLG: 0.525 (1, 3)	G4-6-3									3	0	1	0	1	1	2											
John Lowenstein, L OBP: 0.387, SLG: 0.588 (1, 7)										3	0	0	0	0	1	1											
Gary Roenicke, R OBP: 0.375, SLG: 0.523 (7, PH) (8, 7)	F5									1	0	0	0	0	0	1											
Cal Ripken Jr., R OBP: 0.313, SLG: 0.468 (1, 6)	E5									4	1	0	0	0	0	1											
Joe Nolan, L OBP: 0.309, SLG: 0.411 (1, 2)										3	0	1	0	0	0	0											
Rick Dempsey, R OBP: 0.297, SLG: 0.323 (8, 2)										1	0	1	0	0	0	0											
Jim Dwyer, L OBP: 0.368, SLG: 0.424 (1, 9)										1	0	0	1	1	0	0											
Dan Ford, R OBP: 0.292, SLG: 0.359 (8, 9)	SF8									1	0	0	0	0	0	1											
Rich Dauer, R OBP: 0.343, SLG: 0.384 (1, 4) (8, 5)	FC6-4									4	0	1	0	0	0	3											
Inning Stats	R: 0 E: 0 K: 0 S: 3	H: 1 LOB: 1 BB: 1 P: 7	R: 1 E: 1 K: 0 S: 5	H: 1 LOB: 1 BB: 0 P: 5	R: 3 E: 0 K: 2 S: 8	H: 1 LOB: 0 BB: 2 P: 16	R: 0 E: 0 K: 0 S: 5	H: 1 LOB: 2 BB: 0 P: 5	R: 0 E: 1 K: 1 S: 5	H: 0 LOB: 1 BB: 1 P: 9	R: 0 E: 0 K: 1 S: 5	H: 0 LOB: 1 BB: 1 P: 9	R: 0 E: 0 K: 0 S: 4	H: 2 LOB: 1 BB: 0 P: 4	R: 0 E: 0 K: 0 S: 4	H: 1 LOB: 1 BB: 0 P: 4	1B: 5 2B: 1 3B: 0 HR: 1	SF: 1 SAC: 0 DP: 2 HBP: 0	WP: 0 PB: 0 SB: 0 CS: 0	PA: 36							
PITCHER	IP	WLS	BF	H	R	ER	SO	BB	IBB	HBP	BLK	WP	HR	S	P	ERA	WHIP										
Mike Moore, R ERA: 6.25 (1, 1)	6.0	L	29	5	4	3	4	5	0	0	0	0	0	5	5	0.00	1.667										
Ed Yarde Berg, L ERA: 1.7 (7, 1)	1.1		5	2	0	0	0	0	0	0	0	0	0	5	5	0.00	1.500										
Mike Stanton, R ERA: 2.33 (8, 1)	0.2		2	0	0	0	0	0	0	0	0	0	0	2	2	0.00	0.000										

AB	30
R	4
H	7
RBI	4
BB	5
SO	4
LOB	15



Batter	1	2	3	4	5	6	7	8	9	AB	R	H	RBI	BB	SO	LOB	TOP								
Brian Downing, R (1, 7) OBP: 0.354, SLG: 0.484 Juan Beniquez, R (9, 7) OBP: 0.320, SLG: 0.333	L9		F7		5-3		F9		G1-6-3 BB	4	0	0	0	1	0	0									
Rod Carew, L (1, 3) OBP: 0.388, SLG: 0.377	E3		L3				3-1		4-3 G1-6-3 1-2	5	0	0	0	0	0	1									
Doug DeCinces, R (1, 5) OBP: 0.340, SLG: 0.471	K				K		F8		1B BB 1B	4	1	1	0	0	2	1									
Reggie Jackson, L (1, 9) OBP: 0.364, SLG: 0.507 Bobby Clark, R (8, 9) OBP: 0.296, SLG: 0.393	K				1B 1B				BB F7 1B 1B	4	2	3	1	0	1	1									
Don Baylor, R (1, 10) OBP: 0.312, SLG: 0.433									F7 1-2 1B	4	0	1	0	0	0	2									
Fred Lynn, L (1, 8) OBP: 0.367, SLG: 0.503									F7 1B	2	1	1	0	2	0	2									
Bobby Grich, R (1, 4) OBP: 0.367, SLG: 0.446									F7 1B	3	1	0	1	1	0	4									
Tim Foli, R (1, 6) OBP: 0.306, SLG: 0.349									F7 L9 1-3 2-H 3-H 1B	4	0	1	2	0	0	2									
Bob Boone, R (1, 2) OBP: 0.319, SLG: 0.338									F7 4-3 1-H HR	4	1	1	2	0	0	0									
Inning Stats	R: 0 E: 1 K: 2 S: 8	H: 0 LOB: 1 BB: 0 P: 8	R: 0 E: 1 K: 0 S: 4	H: 1 LOB: 1 BB: 0 P: 4	R: 0 E: 0 K: 0 S: 3	H: 0 LOB: 0 BB: 0 P: 3	R: 0 E: 0 K: 1 S: 7	H: 2 LOB: 2 BB: 0 P: 7	R: 0 E: 0 K: 0 S: 3	H: 0 LOB: 0 BB: 0 P: 3	R: 1 E: 0 K: 0 S: 4	H: 1 LOB: 0 BB: 0 P: 4	R: 2 E: 0 K: 0 S: 4	H: 1 LOB: 0 BB: 1 P: 8	R: 3 E: 0 K: 0 S: 5	H: 3 LOB: 2 BB: 2 P: 13	R: 0 E: 0 K: 0 S: 2	H: 0 LOB: 0 BB: 1 P: 6	1B: 6 2B: 0 3B: 0 HR: 2	SF: 0 SAC: 0 DP: 1 HBP: 0	WP: 0 PB: 0 SB: 0 CS: 0	PA: 38			
PITCHER	IP	WLS	BF	H	R	ER	SO	BB	IBB	HBP	BLK	WP	HR	S	P	ERA	WHIP								
Scott McGregor, L (1, 1) ERA: 3.98	7.1	L	31	7	5	5	3	1	0	0	0	0	2	36	40	6.14	1.091								
Tim Stoddard, R (8, 1) ERA: 3.65	1.0		6	1	1	1	0	2	1	0	0	0	0	3	15	9.00	3.000								
Tippy Martinez, L (9, 1) ERA: 3.66	0.2		1	0	0	0	0	0	0	0	0	0	0	1	1	0.00	0.000								

California Angels @ Baltimore Orioles
Memorial Stadium, Baltimore, MD
Mon Jul 19 1982, 7:05 PM EDT
Att: 23,146 - Unknown - 86 F

AB 34
R 6
H 8
RBI 6
BB 4
SO 3
LOB 13



Batter	1	2	3	4	5	6	7	8	9	AB	R	H	RBI	BB	SO	LOB	BOTTOM								
Al Bumbry, L (1, 8) OBP: 0.320, SLG: 0.327	4-3		1B					F7	F8	4	0	1	0	1	0	2									
Glenn Gulliver, L (1, 5) OBP: 0.615, SLG: 0.375	K		1B				F4	2B 1B BB	4-3	4	1	1	0	1	1	3									
Ken Singleton, S (1, 10) OBP: 0.384, SLG: 0.391	G3		1-3 1B				3-1	1B 2B BB		4	1	1	0	0	0	2									
Eddie Murray, S (1, 3) OBP: 0.382, SLG: 0.523			1B BB				K	K	G5-4-3 2-H 3-H 1B	3	0	1	2	1	2	0									
Cal Ripken Jr., R (1, 6) OBP: 0.315, SLG: 0.478			G6-4-3 1-2 1B				6-3 HR	6-3 G5-4-3 1-2		4	1	2	1	0	0	1									
Joe Nolan, L (1, 2) OBP: 0.307, SLG: 0.431			K				F7		3-1	4	1	1	1	0	1	2									
Dan Ford, R (1, 9) OBP: 0.289, SLG: 0.394 Jim Dwyer, L (9, PH) OBP: 0.377, SLG: 0.478			G6-4-3 1-2				F9		6-3 HR	3	0	0	0	0	0	2									
Gary Roenicke, R (1, 7) OBP: 0.371, SLG: 0.516 Terry Crowley, L (9, PH) OBP: 0.382, SLG: 0.361 Lenn Sakata, R (9, FR) OBP: 0.317, SLG: 0.332							F8		5-3 BB BB	3	0	0	0	0	0	0									
Rich Dauer, R (1, 4) OBP: 0.340, SLG: 0.380 John Lowenstein, L (9, PH) OBP: 0.390, SLG: 0.588							5-3		F9 1-2 BB	3	0	0	0	0	0	0									
Inning Stats	R: 0 E: 0 K: 1 S: 5	H: 0 LOB: 0 BB: 0 P: 5	R: 0 E: 0 K: 1 S: 5	H: 1 LOB: 1 BB: 1 P: 9	R: 0 E: 0 K: 0 S: 5	H: 2 LOB: 2 BB: 0 P: 5	R: 1 E: 0 K: 1 S: 6	H: 1 LOB: 0 BB: 0 P: 6	R: 0 E: 0 K: 0 S: 3	H: 0 LOB: 1 BB: 1 P: 7	R: 0 E: 0 K: 1 S: 5	H: 0 LOB: 0 BB: 0 P: 5	R: 1 E: 0 K: 0 S: 4	H: 1 LOB: 0 BB: 0 P: 4	R: 2 E: 0 K: 0 S: 4	H: 2 LOB: 0 BB: 1 P: 8	R: 1 E: 0 K: 0 S: 4	H: 1 LOB: 2 BB: 2 P: 12	1B: 4 2B: 1 3B: 0 HR: 3	SF: 0 SAC: 0 DP: 2 HBP: 0	WP: 0 PB: 0 SB: 0 CS: 0	PA: 38			
PITCHER	IP	WLS	BF	H	R	ER	SO	BB	IBB	HBP	BLK	WP	HR	S	P	ERA	WHIP								
Steve Renko, R (1, 1) ERA: 3.21	7.1	W	31	7	4	4	4	3	0	0	0	0	2	36	48	4.91	1.364								
Bruce Kison, R (8, 1) ERA: 3.74	1.2	S	7	1	1	1	0	2	0	0	0	0	1	5	13	5.40	1.800								

California Angels @ Baltimore Orioles
Memorial Stadium, Baltimore, MD
Mon Jul 19 1982, 7:05 PM EDT
Att: 23,146 - Unknown - 86 F

AB 33
R 5
H 8
RBI 5
BB 5
SO 4
LOB 12



Batter	1	2	3	4	5	6	7	8	9	AB	R	H	RBI	BB	SO	LOB	TOP																					
Brian Downing, R OBP: 0.359, SLG: 0.486 Juan Beniquez, R OBP: 0.320, SLG: 0.333	0-0 1B SF8	4-0 BB		4-0 2B SF9	0-0 CS	0-0 1B E		0-3 K		3	3	2	0	2	1	0																						
Rod Carew, L OBP: 0.391, SLG: 0.384	0-0 1-3 1B S	0-0 F8		0-0 SF9 2B		0-0 1B CS		0-0 4-1		5	1	3	2	0	0	3																						
Reggie Jackson, L OBP: 0.362, SLG: 0.502 Bobby Clark, R OBP: 0.286, SLG: 0.393	0-0 1-2 3H SF8		0-0 F8	4-0 FC5 BB IBB		0-3 K		0-3 K		3	0	0	1	1	2	1																						
Don Baylor, R OBP: 0.313, SLG: 0.431	0-0 1-3 2-3 1B		4-0 HR BB	0-0 SF9		4-0 BB		0-0 F9		2	1	0	1	2	0	1																						
Fred Lynn, L OBP: 0.371, SLG: 0.513	0-0 3H CS 1B		0-0 HR	4-0 BB		0-3 K		0-3 K		4	1	2	3	1	2	1																						
Doug DeCinces, R OBP: 0.339, SLG: 0.468	0-0 1-2 CS	0-0 F7	0-0 G6-4-3 1B	0-0 FC5				0-0 F4		4	0	1	0	0	0	3																						
Bobby Grich, R OBP: 0.365, SLG: 0.444		0-0 BB 1B	0-0 G6-4-3 1B		0-0 F8			0-3 K		4	0	1	0	0	1	1																						
Tim Foli, R OBP: 0.305, SLG: 0.348		0-0 BB 1B		0-0 F9	0-0 5-3			0-0 4-3		4	0	1	0	0	0	0																						
Bob Boone, R OBP: 0.322, SLG: 0.338		0-0 F8		4-0 BB 2B				0-0 F9		3	1	1	0	1	0	2																						
Inning Stats	R: 2 E: 0 K: 0 S: 5	H: 3 LOB: 0 BB: 0 P: 5	R: 0 E: 0 K: 0 S: 5	H: 2 LOB: 3 BB: 1 P: 9	R: 2 E: 0 K: 0 S: 4	H: 2 LOB: 0 BB: 1 P: 8	R: 2 E: 0 K: 0 S: 4	H: 1 LOB: 3 BB: 4 P: 20	R: 0 E: 0 K: 2 S: 8	H: 1 LOB: 0 BB: 0 P: 3	R: 1 E: 1 K: 2 S: 8	H: 2 LOB: 1 BB: 1 P: 12	R: 0 E: 0 K: 1 S: 5	H: 0 LOB: 0 BB: 0 P: 5	R: 0 E: 0 K: 2 S: 7	H: 0 LOB: 0 BB: 0 P: 7	1B: 9 2B: 1 3B: 0 HR: 1	SF: 2 SAC: 0 DP: 1 HBP: 0	WP: 0 PB: 0 SB: 1 CS: 3	PA: 43																		
PITCHER	IP	WLS	BF	H	R	ER	SO	BB	IBB	HBP	BLK	WP	HR	S	P	ERA	WHIP	PITCHER				IP	WLS	BF	H	R	ER	SO	BB	IBB	HBP	BLK	WP	HR	S	P	ERA	WHIP
Dennis Martinez, R ERA: 4.15	2.1	L	14	6	4	4	0	2	0	0	0	0	1	12	20	15.43	3.429																					
Ross Grimsley, L ERA: 5.1	1.0		7	2	2	2	0	2	1	0	0	0	0	4	16	18.00	4.000																					
Storm Davis, R ERA: 2.68	1.2		8	3	1	0	0	1	0	0	0	0	0	7	11	0.00	2.400																					
Tippy Martinez, L ERA: 3.38	4.0		12	0	0	0	6	1	0	0	0	0	0	23	27	0.00	0.250																					

California Angels @ Baltimore Orioles
Memorial Stadium, Baltimore, MD
Tue Jul 20 1982, 7:05 PM EDT
Att: 16,601 - Unknown

AB 32
R 7
H 11
RBI 7
BB 7
SO 6
LOB 12



Batter	1	2	3	4	5	6	7	8	9	AB	R	H	RBI	BB	SO	LOB	BOTTOM																					
Al Bumbry, L OBP: 0.521, SLG: 0.328	0-3 K	0-0 1B			0-0 2B SF7	0-3 K		0-3 K		5	1	2	1	0	3	1																						
Glenn Culliver, L OBP: 0.625, SLG: 0.500 Lenn Sakata, R OBP: 0.319, SLG: 0.330	4-0 BB 1B	0-0 G3			0-0 1B 2B	4-0 FC6-4 BB		0-0 6-3		2	2	1	0	1	0	1																						
Ken Singleton, S OBP: 0.381, SLG: 0.388	4-0 1-2 BB		0-0 4-3		0-0 SF7	0-0 FC6-4		0-0 P3		3	0	0	1	1	0	2																						
Eddie Murray, S OBP: 0.382, SLG: 0.521	0-3 K		0-0 3-1		0-0 1B			0-0 F4		5	0	2	1	0	1	2																						
Cal Ripken Jr., R OBP: 0.317, SLG: 0.478	0-0 1-2 2H 1B		0-0 F9		0-0 FC5-4 1B			0-0 G6-4-3		4	0	2	1	0	0	1																						
Joe Nolan, L OBP: 0.300, SLG: 0.420 Rick Dempsey, R OBP: 0.300, SLG: 0.327	0-0 4-3			0-3 K	0-0 L9			0-0 FC6-4 1B		3	0	0	0	0	1	4																						
Dan Ford, R OBP: 0.286, SLG: 0.389		0-3 K		0-0 F9	0-0 FC5-4			0-0 FC6-4		4	0	0	0	0	1	3																						
Gary Roenicke, R OBP: 0.373, SLG: 0.514		0-0 F8		0-0 FC5-4 1B		0-0 G3		1-0 G4-3 HBP		3	0	1	0	0	0	0																						
Rich Dauer, R OBP: 0.342, SLG: 0.388		0-0 1B		0-0 FC5-4		0-0 BB 1B		0-0 G4-3		4	1	2	0	0	0	2																						
Inning Stats	R: 1 E: 0 K: 2 S: 8	H: 1 LOB: 2 BB: 2 P: 16	R: 1 E: 0 K: 1 S: 7	H: 2 LOB: 1 BB: 0 P: 7	R: 0 E: 0 K: 0 S: 3	H: 0 LOB: 0 BB: 0 P: 3	R: 0 E: 0 K: 1 S: 6	H: 1 LOB: 1 BB: 0 P: 6	R: 2 E: 0 K: 0 S: 7	H: 4 LOB: 2 BB: 0 P: 7	R: 0 E: 0 K: 1 S: 6	H: 1 LOB: 2 BB: 1 P: 10	R: 0 E: 0 K: 0 S: 4	H: 2 LOB: 1 BB: 0 P: 4	R: 0 E: 0 K: 1 S: 4	H: 0 LOB: 0 BB: 0 P: 5	R: 0 E: 0 K: 0 S: 3	H: 0 LOB: 0 BB: 0 P: 3	1B: 9 2B: 1 3B: 1 HR: 0	SF: 1 SAC: 0 DP: 2 HBP: 1	WP: 0 PB: 0 SB: 0 CS: 0	PA: 40																
PITCHER	IP	WLS	BF	H	R	ER	SO	BB	IBB	HBP	BLK	WP	HR	S	P	ERA	WHIP	PITCHER				IP	WLS	BF	H	R	ER	SO	BB	IBB	HBP	BLK	WP	HR	S	P	ERA	WHIP
Dave Goltz, R ERA: 3.88	5.1		27	9	4	4	4	2	0	0	0	0	0	33	41	6.75	2.062																					
Andy Hassler, L ERA: 1.7	3.2	S	13	2	0	0	2	1	0	1	0	0	0	15	20	0.00	0.818																					

California Angels @ Baltimore Orioles
Memorial Stadium, Baltimore, MD
Tue Jul 20 1982, 7:05 PM EDT
Att: 16,601 - Unknown

AB 35
R 4
H 11
RBI 4
BB 3
SO 6
LOB 16



Batter	1	2	3	4	5	6	7	8	9	AB	R	H	RBI	BB	SO	LOB	TOP										
Rickey Henderson, R OBP: 0.415, SLG: 0.397 (1, 7)	F8		F8			PO BB		K		3	0	0	0	1	1	0	Oakland Athletics @ Baltimore Orioles Memorial Stadium, Baltimore, MD Fri Jul 23 1982, 7:05 PM EDT Att: 23,303 - Unknown										
Dwayne Murphy, L OBP: 0.354, SLG: 0.412 (1, 8)	L6		K			PO	F7	F7		4	0	0	0	0	1	0											
Dan Meyer, L OBP: 0.283, SLG: 0.404 Mickey Klutts, R OBP: 0.230, SLG: 0.262 (9, PH)	E6		F6						K	3	0	1	0	0	0	0											
Tony Armas, R OBP: 0.265, SLG: 0.401 (1, 9)	F9			HR					K	4	1	1	1	0	2	2											
Jeff Burroughs, R OBP: 0.344, SLG: 0.514 (1, 10)		E 1B		K					K	4	0	1	0	0	2	1											
Wayne Gross, L OBP: 0.324, SLG: 0.309 (1, 5)		F9		F9					K	3	0	0	0	0	1	1											
Davey Lopes, R OBP: 0.309, SLG: 0.365 (1, 4)		E4		6-3				F8		3	0	0	0	0	0	1											
Jeff Newman, R OBP: 0.238, SLG: 0.352 Mitchell Page, L OBP: 0.304, SLG: 0.333 Mike Heath, R OBP: 0.296, SLG: 0.327 (7, PR)		K				K				3	0	1	0	0	2	2											
Fred Stanley, R OBP: 0.282, SLG: 0.217 Cliff Johnson, R OBP: 0.311, SLG: 0.363 Jimmy Sexton, R OBP: 0.270, SLG: 0.303 (8, PH)		F9				F4			F6	2	0	0	0	0	0	2											
Inning Stats	R: 0 E: 1 K: 0 S: 4	H: 0 LOB: 1 BB: 0 P: 4	R: 0 E: 1 K: 1 S: 7	H: 1 LOB: 2 BB: 0 P: 7	R: 0 E: 0 K: 1 S: 5	H: 0 LOB: 0 BB: 0 P: 5	R: 1 E: 0 K: 1 S: 6	H: 1 LOB: 0 BB: 0 P: 6	R: 0 E: 0 K: 2 S: 8	H: 1 LOB: 1 BB: 0 P: 8	R: 0 E: 0 K: 1 S: 5	H: 1 LOB: 1 BB: 0 P: 5	R: 0 E: 0 K: 1 S: 5	H: 0 LOB: 0 BB: 0 P: 5	R: 0 E: 0 K: 2 S: 7	H: 0 LOB: 0 BB: 0 P: 7		1B: 3 2B: 0 3B: 0 HR: 1	SF: 0 SAC: 0 DP: 0 HBP: 0	WP: 0 PB: 0 SB: 0 CS: 1	PA: 34						
PITCHER	IP	WLS	BF	H	R	ER	SO	BB	IBB	HBP	BLK	WP	HR	S	P	ERA	WHIP										
Jim Palmer, R ERA: 3.99 (1, 1)	8.0	W	29	4	1	1	8	1	0	0	0	0	1	44	48	1.12	0.625										
Tippy Martinez, L ERA: 3.29 (9, 1)	1.0	S	3	0	0	0	2	0	0	0	0	0	0	7	7	0.00	0.000										

AB	31
R	1
H	4
RBI	1
BB	1
SO	10
LOB	9



Batter	1	2	3	4	5	6	7	8	9	AB	R	H	RBI	BB	SO	LOB	BOTTOM										
Al Bumbry, L OBP: 0.318, SLG: 0.324 (1, 8)	F8		F8			SH3-4		F5		3	0	0	0	0	0	1	Oakland Athletics @ Baltimore Orioles Memorial Stadium, Baltimore, MD Fri Jul 23 1982, 7:05 PM EDT Att: 23,303 - Unknown										
Glenn Gulliver, L OBP: 0.522, SLG: 0.375 Lenn Sakata, R OBP: 0.319, SLG: 0.330 (9, 4)	F9		F9			K				3	0	0	0	0	1	2											
Ken Singleton, S OBP: 0.376, SLG: 0.381 (1, 10)	F7			F8		5-3				3	0	0	0	0	0	1											
Eddie Murray, S OBP: 0.388, SLG: 0.537 (1, 3)		5-3		K						3	1	1	1	0	1	0											
Cal Ripken Jr., R OBP: 0.319, SLG: 0.492 (1, 6)		HR		F2				F9		3	1	1	1	0	0	0											
Gary Roenicke, R OBP: 0.371, SLG: 0.507 (1, 7)		F8				F8		F7		3	0	0	0	0	0	0											
Dan Ford, R OBP: 0.284, SLG: 0.384 (1, 9)		F8				F9		6-3		3	0	0	0	0	0	0											
Rich Dauer, R OBP: 0.336, SLG: 0.381 (9, 5)			F6			F7		L6		3	0	0	0	0	0	0											
Rick Dempsey, R OBP: 0.301, SLG: 0.328 (1, 2)						SH3-4 BB		4-3		2	0	1	0	1	0	0											
Inning Stats	R: 0 E: 0 K: 0 S: 3	H: 0 LOB: 0 BB: 0 P: 3	R: 1 E: 0 K: 0 S: 4	H: 1 LOB: 0 BB: 0 P: 4	R: 0 E: 0 K: 1 S: 4	H: 1 LOB: 1 BB: 0 P: 4	R: 0 E: 0 K: 1 S: 5	H: 0 LOB: 0 BB: 0 P: 5	R: 0 E: 0 K: 1 S: 3	H: 0 LOB: 0 BB: 0 P: 3	R: 0 E: 0 K: 0 S: 5	H: 0 LOB: 1 BB: 1 P: 9	R: 1 E: 0 K: 0 S: 4	H: 1 LOB: 0 BB: 0 P: 4	R: 0 E: 0 K: 0 S: 3	H: 0 LOB: 0 BB: 0 P: 3		1B: 0 2B: 1 3B: 0 HR: 2	SF: 0 SAC: 1 DP: 0 HBP: 0	WP: 0 PB: 0 SB: 0 CS: 0	PA: 28						
PITCHER	IP	WLS	BF	H	R	ER	SO	BB	IBB	HBP	BLK	WP	HR	S	P	ERA	WHIP										
Matt Keough, R ERA: 5.43 (1, 1)	8.0	L	28	3	2	2	2	1	0	0	0	0	2	31	35	2.25	0.500										

AB	26
R	2
H	3
RBI	2
BB	1
SO	2
LOB	4



Batter	1	2	3	4	5	6	7	8	9	AB	R	H	RBI	BB	SO	LOB	TOP				
Rickey Henderson, R OBP: 0.414, SLG: 0.400 (1, 7)	F7		F9		FC1-4 1B		S 1B			4	0	2	0	0	0	2	Oakland Athletics @ Baltimore Orioles Memorial Stadium, Baltimore, MD Sun Jul 25 1982, 3:33 AM EDT Att: 23,490 - Unknown - 90 F				
Dwayne Murphy, L OBP: 0.350, SLG: 0.403 (1, 8)	F9		BB		FC1-4 HR		F8			3	1	0	0	1	0	2					
Dan Meyer, L OBP: 0.287, SLG: 0.418 (1, 3)	F9		F3		HR					4	1	2	2	0	0	3					
Tony Armas, R OBP: 0.264, SLG: 0.404 (1, 9)		K		1-3 BB	F6				K	3	0	0	0	1	2	1					
Wayne Gross, L OBP: 0.320, SLG: 0.305 Mickey Klutts, R OBP: 0.218, SLG: 0.248 (8, PH) (8, 5)	4-3			1-3		K		F4		3	0	0	0	0	1	1					
Mitchell Page, L OBP: 0.286, SLG: 0.250 Jeff Burroughs, R OBP: 0.336, SLG: 0.496 (8, PH) (1, 10)	G3			K		5-3		K		1	0	0	0	0	1	1					
Davey Lopes, R OBP: 0.313, SLG: 0.378 (1, 4)			5-3		BB		F8		G3	3	0	0	0	1	0	0					
Mike Heath, R OBP: 0.293, SLG: 0.321 (1, 2)			E1 F9 1B		F9		K		K2-3	4	0	1	0	0	2	2					
Fred Stanley, R OBP: 0.286, SLG: 0.218 Joe Rudi, R OBP: 0.329, SLG: 0.319 (9, PH) (1, 6)			F9 BB		F8		F5		K	2	0	0	0	1	0	0					
										1	0	0	0	0	1	0					
Inning Stats	R: 0 E: 0 K: 0 S: 3	H: 0 LOB: 0 BB: 0 P: 3	R: 0 E: 0 K: 1 S: 5	H: 0 LOB: 0 BB: 0 P: 5	R: 0 E: 1 K: 0 S: 4	H: 1 LOB: 3 BB: 2 P: 12	R: 0 E: 0 K: 1 S: 5	H: 0 LOB: 2 BB: 2 P: 13	R: 2 E: 0 K: 0 S: 5	H: 2 LOB: 0 BB: 0 P: 5	R: 0 E: 0 K: 1 S: 6	H: 1 LOB: 1 BB: 0 P: 6	R: 0 E: 0 K: 2 S: 8	H: 1 LOB: 1 BB: 0 P: 8	R: 0 E: 0 K: 2 S: 7	H: 0 LOB: 0 BB: 0 P: 7	1B: 4 2B: 0 3B: 0 HR: 1	SF: 0 SAC: 0 DP: 0 HBP: 0	WP: 0 PB: 0 SB: 1 CS: 0	PA: 36	
PITCHER	IP	WLS	BF	H	R	ER	SO	BB	IBB	HBP	BLK	WP	HR	S	P	ERA	WHIP				
Dennis Martinez, R ERA: 4.08 (1, 1)	7.0	W	29	4	2	2	4	4	0	0	0	0	1	33	49	2.57	1.143				
Tippy Martinez, L ERA: 3.11 (8, 1)	2.0		7	1	0	0	4	0	0	0	0	0	0	15	15	0.00	0.500				

AB	32
R	2
H	5
RBI	2
BB	4
SO	8
LOB	14



Batter	1	2	3	4	5	6	7	8	9	AB	R	H	RBI	BB	SO	LOB	BOTTOM				
Al Bumbry, L OBP: 0.321, SLG: 0.326 (1, 8)	FC6-4 1B		G4-6-3		CS BB		SH5-4			2	0	1	0	1	0	1	Oakland Athletics @ Baltimore Orioles Memorial Stadium, Baltimore, MD Sun Jul 25 1982, 3:33 AM EDT Att: 23,490 - Unknown - 90 F				
Glenn Gulliver, L OBP: 0.483, SLG: 0.300 Lenn Sakata, R OBP: 0.322, SLG: 0.348 (7, PH) (8, 4)	F9			2B HR BB	CS	F5	K			2	1	0	0	1	0	1					
Ken Singleton, S OBP: 0.378, SLG: 0.393 (1, 10)	FC6-4			HR 2B		F7	6-3			4	1	1	0	0	0	3					
Eddie Murray, S OBP: 0.382, SLG: 0.523 (1, 3)	F8			F9		F7		1B BB FC6-2 1B		4	0	1	0	0	0	3					
John Lowenstein, L OBP: 0.404, SLG: 0.645 Gary Roenicke, R OBP: 0.374, SLG: 0.504 (8, 7)	4-3			HR				FC6-2 1B BB		3	2	2	4	0	0	0					
Cal Ripken Jr., R OBP: 0.324, SLG: 0.494 (1, 6)	F9			4-3			WP 1B 2B	FC6-2 1B		4	1	2	0	0	0	0					
Jim Dwyer, L OBP: 0.386, SLG: 0.457 Dan Ford, R OBP: 0.284, SLG: 0.382 (8, 9)	F7			F5			1B BB	FC6-2 1B		2	1	0	0	1	0	0					
Rich Dauer, R OBP: 0.335, SLG: 0.377 (8, 5)			F8				1B BB	FC6-2 1B		1	0	0	0	0	0	3					
Rich Dauer, R OBP: 0.335, SLG: 0.377 (8, 5)			F8				SH5-4 1B	K		4	0	1	1	0	1	3					
Rich Dauer, R OBP: 0.335, SLG: 0.377 (8, 5)			F8				SH5-4 1B	K		4	0	1	1	0	1	3					
Rick Dempsey, R OBP: 0.308, SLG: 0.332 (1, 2)			G4-6-3 1B				1-2 3H 1B	F8		4	0	2	1	0	0	3					
Inning Stats	R: 0 E: 0 K: 0 S: 4	H: 1 LOB: 1 BB: 0 P: 4	R: 0 E: 0 K: 0 S: 3	H: 0 LOB: 0 BB: 0 P: 3	R: 0 E: 0 K: 0 S: 3	H: 1 LOB: 0 BB: 0 P: 3	R: 3 E: 0 K: 0 S: 5	H: 2 LOB: 0 BB: 1 P: 9	R: 0 E: 0 K: 0 S: 2	H: 0 LOB: 0 BB: 1 P: 6	R: 0 E: 0 K: 0 S: 3	H: 0 LOB: 0 BB: 0 P: 3	R: 3 E: 0 K: 1 S: 9	H: 4 LOB: 2 BB: 1 P: 13	R: 0 E: 0 K: 1 S: 7	H: 2 LOB: 3 BB: 1 P: 11	1B: 6 2B: 2 3B: 0 HR: 2	SF: 0 SAC: 1 DP: 1 HBP: 0	WP: 1 PB: 0 SB: 0 CS: 1	PA: 37	
PITCHER	IP	WLS	BF	H	R	ER	SO	BB	IBB	HBP	BLK	WP	HR	S	P	ERA	WHIP				
Brian Kingman, R ERA: 4.76 (7, 1)	6.0	L	23	5	4	4	0	2	0	0	0	0	2	21	29	6.00	1.167				
Preston Hanna, R ERA: 4.14 (7, 1)	0.0		4	3	2	2	0	1	0	0	0	1	0	3	7	∞	∞				
Tom Underwood, L ERA: 3.15 (8, 1)	1.0		3	0	0	0	1	0	0	0	0	0	0	5	5	0.00	0.000				
Dave Beard, R ERA: 4.02 (8, 1)	1.0		6	2	0	0	1	1	0	0	0	0	0	7	11	0.00	3.000				



Batter	1	2	3	4	5	6	7	8	9	AB	R	H	RBI	BB	SO	LOB	TOP										
Bill Almon, R OBP: 0.329, SLG: 0.380 (1, 6)	0-0 4-3		0-3 K		0-0 L5			0-0 F7		4	0	0	0	0	1	3	Chicago White Sox @ Baltimore Orioles Memorial Stadium, Baltimore, MD Wed Jul 28 1982, 7:05 PM EDT Att: 14,233 - Unknown										
Tony Bemazard, S OBP: 0.335, SLG: 0.367 (1, 4)	0-0 F3			0-0 F9		0-0 6-3		0-0 1B		4	0	1	0	0	0	0											
Steve Kemp, L OBP: 0.389, SLG: 0.405 (1, 7)	0-0 4-3			0-0 F7		0-0 1B		0-0 6-3		4	0	1	0	0	0	1											
Greg Luzinski, R OBP: 0.363, SLG: 0.466 (1, 10)		0-3 K		0-0 2B		4-0 1B		0-0 F4		3	0	1	0	1	1	1											
Carlton Fisk, R OBP: 0.327, SLG: 0.356 Ron LeFlore, R OBP: 0.333, SLG: 0.404 (9, PR)	0-0 5-3			0-0 F8		0-0 1B		0-0 1B		4	0	2	0	0	0	1											
Chris Nyman, R OBP: 0.333, SLG: 0.333 Mike Squires, L OBP: 0.281, SLG: 0.265 (9, PH)	0-3 K				0-0 2B	0-0 1B		0-0 F7		3	1	1	0	0	1	2											
Harold Baines, L OBP: 0.307, SLG: 0.428 (1, 9)			0-0 F8		0-3 K		0-0 F9		0-0 F8	4	0	0	0	0	1	2											
Vance Law, R OBP: 0.342, SLG: 0.385 (1, 5)			0-0 F4		0-0 1B	0-0 L5	0-0 2B	0-0 1-3		3	0	1	0	0	0	0											
Rudy Law, L OBP: 0.379, SLG: 0.428 (1, 8)				0-0 3B		0-0 1B		0-0 F9		3	0	2	1	0	0	0											
Inning Stats	R: 0 E: 0 K: 0 S: 3	H: 0 LOB: 0 BB: 0 P: 3	R: 0 E: 0 K: 2 S: 7	H: 0 LOB: 0 BB: 0 P: 7	R: 0 E: 0 K: 1 S: 6	H: 1 LOB: 1 BB: 0 P: 6	R: 0 E: 0 K: 0 S: 4	H: 1 LOB: 1 BB: 0 P: 4	R: 1 E: 0 K: 1 S: 7	H: 3 LOB: 1 BB: 0 P: 7	R: 0 E: 0 K: 0 S: 4	H: 2 LOB: 2 BB: 1 P: 8	R: 0 E: 0 K: 0 S: 3	H: 0 LOB: 0 BB: 0 P: 3	R: 0 E: 0 K: 0 S: 4	H: 1 LOB: 1 BB: 0 P: 4		R: 0 E: 0 K: 1 S: 5	H: 1 LOB: 1 BB: 0 P: 5	1B: 6 2B: 3 3B: 1 HR: 0	SF: 0 SAC: 0 DP: 1 HBP: 0	WP: 0 PB: 0 SB: 0 CS: 2	PA: 34				
PITCHER	IP	WLS	BF	H	R	ER	SO	BB	IBB	HBP	BLK	WP	HR	S	P	ERA	WHIP										
Scott McGregor, L ERA: 3.92 (1, 1)	8.0	W	31	8	1	1	4	1	0	0	0	0	0	38	42	1.12	1.125										
Tim Stoddard, R ERA: 3.5 (9, 1)	0.0		1	1	0	0	0	0	0	0	0	0	0	1	1	∞	∞										
Tippy Martinez, L ERA: 2.95 (9, 1)	1.0	S	2	0	0	0	1	0	0	0	0	0	0	4	4	0.00	0.000										

Batter	1	2	3	4	5	6	7	8	9	AB	R	H	RBI	BB	SO	LOB	BOTTOM										
Glenn Gulliver, L OBP: 0.469, SLG: 0.304 Lenn Sakata, R OBP: 0.320, SLG: 0.341 (7, PH)	0-0 3-1		0-0 1B		0-0 F4		4-0 BB			3	0	1	0	0	0	1	Chicago White Sox @ Baltimore Orioles Memorial Stadium, Baltimore, MD Wed Jul 28 1982, 7:05 PM EDT Att: 14,233 - Unknown										
Dan Ford, R OBP: 0.280, SLG: 0.383 (1, 9)	0-0 1-3		0-0 F8			0-0 F7		0-0 FC4-6		4	0	0	0	0	0	3											
Ken Singleton, S OBP: 0.376, SLG: 0.392 (1, 10)	0-0 6-3		0-0 L9			0-0 1B		0-0 F9		4	1	1	0	0	0	2											
Eddie Murray, S OBP: 0.384, SLG: 0.517 (1, 3)		4-0 G4-3		0-0 F8		0-0 1B		0-0 5-3		3	1	1	1	1	0	0											
John Lowenstein, L OBP: 0.404, SLG: 0.638 (1, 7)		0-0 G4-3		0-0 4-3		0-0 1B		0-0 F7		4	0	2	1	0	0	0											
Cal Ripken Jr., R OBP: 0.319, SLG: 0.490 (1, 6)		0-0 G4-3		0-0 F9		4-0 BB				2	0	0	0	1	0	2											
Joe Nolan, L OBP: 0.283, SLG: 0.394 Rick Dempsey, R OBP: 0.311, SLG: 0.340 (6, PH)	0-0 F9				0-0 4-3		0-0 G5-4-3			2	0	0	0	0	0	1											
Gary Roenicke, R OBP: 0.388, SLG: 0.522 (1, 8)			0-0 5-3				0-0 F7			3	0	1	0	0	0	0											
Rich Dauer, R OBP: 0.332, SLG: 0.371 (8, 5)			0-0 1B		0-0 F9		0-0 5-3			3	0	1	0	0	0	1											
Inning Stats	R: 0 E: 0 K: 0 S: 3	H: 0 LOB: 0 BB: 0 P: 3	R: 0 E: 0 K: 0 S: 3	H: 1 LOB: 1 BB: 1 P: 7	R: 0 E: 0 K: 0 S: 5	H: 2 LOB: 2 BB: 0 P: 5	R: 0 E: 0 K: 0 S: 3	H: 0 LOB: 0 BB: 0 P: 3	R: 0 E: 0 K: 0 S: 4	H: 1 LOB: 1 BB: 0 P: 4	R: 2 E: 0 K: 0 S: 5	H: 3 LOB: 1 BB: 1 P: 9	R: 0 E: 0 K: 0 S: 3	H: 0 LOB: 0 BB: 1 P: 7	R: 0 E: 0 K: 0 S: 3	H: 0 LOB: 0 BB: 0 P: 3		1B: 6 2B: 1 3B: 0 HR: 0	SF: 0 SAC: 0 DP: 2 HBP: 0	WP: 0 PB: 0 SB: 0 CS: 0	PA: 32						
PITCHER	IP	WLS	BF	H	R	ER	SO	BB	IBB	HBP	BLK	WP	HR	S	P	ERA	WHIP										
Richard Dotson, R ERA: 5.16 (1, 1)	5.1	L	24	7	2	2	0	2	0	0	0	0	0	7	11	0.00	0.375										
Steve Trout, L ERA: 4.35 (6, 1)	2.2		8	0	0	0	0	1	0	0	0	0	0	7	11	0.00	0.375										

Batter	1	2	3	4	5	6	7	8	9	AB	R	H	RBI	BB	SO	LOB	TOP										
Lenn Sakata, R (1, 4) OBP: 0.322, SLG: 0.353 Terry Crowley, L (9, PH) OBP: 0.380, SLG: 0.349	F3		1B 2B		1-3 2B		F8		3-1	4	0	2	0	0	0	1	Baltimore Orioles @ Kansas City Royals Royals Stadium, Kansas City, MO Thu Jul 29 1982, 8:05 PM EDT Att: 36,217 - Unknown										
Dan Ford, R (1, 9) OBP: 0.281, SLG: 0.381	F9		G4-6-3 1B		BB		F9		K	4	0	1	0	1	1												
Ken Singleton, S (1, 10) OBP: 0.374, SLG: 0.387	K		G4-6-3 1-2		4-3		BB		6-3	4	0	0	0	1	5												
Eddie Murray, S (1, 3) OBP: 0.379, SLG: 0.510		5-3			K		L4		F9	4	0	0	0	0	2												
John Lowenstein, L (1, 7) OBP: 0.411, SLG: 0.644		2B			K		S BB		1B	3	1	2	0	1	0												
Cal Ripken Jr., R (1, 6) OBP: 0.316, SLG: 0.484	5-3				5-3		F9		FC3-4-6 1B 1-2	4	0	0	0	0	3												
Joe Nolan, L (1, 2) OBP: 0.282, SLG: 0.389	P6				K		E3		1B	4	0	1	0	0	1												
Gary Roenicke, R (1, 8) OBP: 0.389, SLG: 0.532					2B BB		F2		L5	3	1	1	1	1	0												
Rich Dauer, R (1, 5) OBP: 0.332, SLG: 0.372			5-3		F7				F9	4	0	1	0	0	3												
Inning Stats	R: 0 E: 0 K: 1 S: 5	H: 0 LOB: 0 BB: 0 P: 5	R: 0 E: 0 K: 0 S: 4	H: 1 LOB: 1 BB: 0 P: 4	R: 1 E: 0 K: 0 S: 5	H: 3 LOB: 1 BB: 0 P: 5	R: 0 E: 0 K: 2 S: 7	H: 0 LOB: 0 BB: 0 P: 7	R: 0 E: 0 K: 1 S: 6	H: 1 LOB: 3 BB: 2 P: 14	R: 1 E: 1 K: 0 S: 4	H: 0 LOB: 1 BB: 1 P: 8	R: 0 E: 0 K: 0 S: 4	H: 1 LOB: 2 BB: 0 P: 8	R: 0 E: 0 K: 1 S: 5	H: 2 LOB: 2 BB: 0 P: 5	R: 0 E: 0 K: 1 S: 5	H: 0 LOB: 0 BB: 0 P: 5	1B: 3 2B: 4 3B: 0 HR: 1	SF: 0 SAC: 0 DP: 1 HBP: 0	WP: 0 PB: 0 SB: 1 CS: 0	PA: 39					
PITCHER	IP	WLS	BF	H	R	ER	SO	BB	IBB	HBP	BLK	WP	HR	S	P	ERA	WHIP										
Derek Botelho, R (1, 1) ERA: 3.86	5.0	W	21	5	1	1	4	2	0	0	0	0	1	27	35	1.80	1.400										
Mike Armstrong, R (6, 1) ERA: 1.99	3.0		15	3	1	0	0	2	0	0	0	0	0	13	21	0.00	1.667										
Dan Quisenberry, R (9, 1) ERA: 3.18	1.0		3	0	0	0	1	0	0	0	0	0	0	5	5	0.00	0.000										

Batter	1	2	3	4	5	6	7	8	9	AB	R	H	RBI	BB	SO	LOB	BOTTOM										
Willie Wilson, S (1, 7) OBP: 0.366, SLG: 0.461	K				K		FC3-6 2B			4	1	1	0	0	2	1	Baltimore Orioles @ Kansas City Royals Royals Stadium, Kansas City, MO Thu Jul 29 1982, 8:05 PM EDT Att: 36,217 - Unknown										
U L Washington, S (1, 6) OBP: 0.324, SLG: 0.373	F7		G5-3 2-3f		FC4-6 1B		F7			4	0	1	0	0	3												
George Brett, L (1, 5) OBP: 0.387, SLG: 0.500	F7				FC4-6 FC4-6 1-2		FC4-6 FC4-6 1-2		2B IBB	3	1	0	0	1	0												
Hal McRae, R (1, 10) OBP: 0.383, SLG: 0.544			HR 1B		FC4-6 1-2				1B 2B	3	2	2	2	1	0												
Willie Aikens, L (1, 3) OBP: 0.314, SLG: 0.380			HR 1B		F7		F8		1B	4	1	2	3	0	0												
Steve Hammond, L (1, 9) OBP: 0.317, SLG: 0.450			HR 1B		L6				1-3	4	1	2	0	0	2												
Frank White, R (1, 4) OBP: 0.334, SLG: 0.484			3B 1B		K		F9		4-3	4	1	1	1	0	1												
Cesar Geronimo, L (1, 8) OBP: 0.328, SLG: 0.516			SF8 1B		F7		FC6-4 1-2		3-1	3	0	0	1	0	0												
Don Slaught, R (1, 2) OBP: 0.371, SLG: 0.429			G5-3 1B 1B		P3				4-3	4	0	2	0	0	0												
Inning Stats	R: 0 E: 0 K: 1 S: 5	H: 0 LOB: 0 BB: 0 P: 5	R: 4 E: 0 K: 0 S: 8	H: 6 LOB: 1 BB: 0 P: 8	R: 0 E: 0 K: 0 S: 3	H: 0 LOB: 1 BB: 1 P: 7	R: 0 E: 0 K: 1 S: 5	H: 0 LOB: 0 BB: 0 P: 5	R: 0 E: 0 K: 1 S: 6	H: 1 LOB: 1 BB: 0 P: 6	R: 0 E: 0 K: 0 S: 4	H: 1 LOB: 1 BB: 0 P: 4	R: 3 E: 0 K: 0 S: 6	H: 3 LOB: 1 BB: 1 P: 10	R: 0 E: 0 K: 0 S: 3	H: 0 LOB: 0 BB: 0 P: 3	R: 0 E: 0 K: 0 S: 3	H: 0 LOB: 0 BB: 0 P: 3	1B: 8 2B: 1 3B: 1 HR: 1	SF: 1 SAC: 0 DP: 1 HBP: 0	WP: 0 PB: 0 SB: 1 CS: 0	PA: 36					
PITCHER	IP	WLS	BF	H	R	ER	SO	BB	IBB	HBP	BLK	WP	HR	S	P	ERA	WHIP										
Dennis Martinez, R (1, 1) ERA: 4.28	1.1	L	9	5	4	4	4	0	0	0	0	0	0	11	11	27.00	3.750										
Storm Davis, R (2, 1) ERA: 2.96	5.1		23	6	3	3	2	1	1	0	0	0	0	25	33	5.06	1.312										
Tim Stoddard, R (7, 1) ERA: 3.5	1.1		4	0	0	0	0	0	0	0	0	0	0	4	4	0.00	0.000										

AB 35
R 2
H 8
RBI 1
BB 4
SO 5
LOB 19





AB 33
R 7
H 11
RBI 7
SO 3
LOB 11



Batter	1	2	3	4	5	6	7	8	9	AB	R	H	RBI	BB	SO	LOB	TOP								
Al Bumbry, L OBP: 0.319, SLG: 0.324 (1, 8)										3	0	1	0	0	0	2	Baltimore Orioles @ Kansas City Royals Royals Stadium, Kansas City, MO Fri Jul 30 1982, 8:05 PM EDT Att: 33,844 - Unknown								
Benny Ayala, R OBP: 0.311, SLG: 0.507 (8, PH)										1	0	0	0	0	0	1									
Jim Dwyer, L OBP: 0.388, SLG: 0.458 (8, 7)										0	0	0	0	0	0	0									
Rich Dauer, R OBP: 0.328, SLG: 0.369 (1, 5)										3	0	0	1	0	1	1									
Dan Ford, R OBP: 0.278, SLG: 0.377 (1, 9)										4	0	0	0	0	2	0									
Eddie Murray, S OBP: 0.375, SLG: 0.503 (1, 3)										4	0	0	0	0	1	0									
Cal Ripken Jr., R OBP: 0.315, SLG: 0.480 (1, 6)										3	1	0	0	1	0	0									
Gary Roenicke, R OBP: 0.389, SLG: 0.538 (8, 8)										3	0	1	0	0	0	0									
John Lowenstein, L OBP: 0.413, SLG: 0.646 (9, PH)										1	0	1	0	0	0	0									
Ken Singleton, S OBP: 0.373, SLG: 0.390 (1, 10)										3	0	1	1	0	1	1									
Lenn Sakata, R OBP: 0.323, SLG: 0.353 (1, 4)										3	1	1	0	0	0	1									
Terry Crowley, L OBP: 0.375, SLG: 0.344 (9, PH)										1	0	0	0	0	0	1									
Rick Dempsey, R OBP: 0.316, SLG: 0.346 (1, 2)										2	1	1	1	1	0	0									
Inning Stats	R: 0 E: 0 K: 2 S: 7	H: 0 LOB: 0 BB: 0 P: 7	R: 0 E: 0 K: 1 S: 6	H: 1 LOB: 1 BB: 0 P: 6	R: 0 E: 0 K: 0 S: 4	H: 1 LOB: 1 BB: 0 P: 4	R: 0 E: 0 K: 1 S: 5	H: 0 LOB: 0 BB: 0 P: 5	R: 0 E: 0 K: 0 S: 3	H: 0 LOB: 0 BB: 0 P: 3	R: 0 E: 0 K: 1 S: 5	H: 0 LOB: 0 BB: 0 P: 5	R: 0 E: 0 K: 0 S: 5	H: 0 LOB: 0 BB: 0 P: 5	R: 2 E: 0 K: 0 S: 5	H: 2 LOB: 0 BB: 0 P: 5	R: 1 E: 0 K: 0 S: 4	H: 1 LOB: 1 BB: 1 P: 8	1B: 3 2B: 2 3B: 1 HR: 0	SF: 2 SAC: 0 DP: 0 HBP: 0	WP: 0 PB: 0 SB: 0 CS: 0	PA: 35			
PITCHER	IP	WLS	BF	H	R	ER	SO	BB	IBB	HBP	BLK	WP	HR	S	P	ERA	WHIP								
Larry Gura, L ERA: 4.32	8.1	W	32	5	3	3	5	2	0	0	0	0	0	40	48	3.24	0.840								
Dan Quisenberry, R ERA: 3.16	0.2	S	3	1	0	0	0	0	0	0	0	0	0	3	3	0.00	1.500								

Batter	1	2	3	4	5	6	7	8	9	AB	R	H	RBI	BB	SO	LOB	BOTTOM								
Willie Wilson, S OBP: 0.367, SLG: 0.462 (1, 7)										4	1	2	0	0	1	0	Baltimore Orioles @ Kansas City Royals Royals Stadium, Kansas City, MO Fri Jul 30 1982, 8:05 PM EDT Att: 33,844 - Unknown								
U L Washington, S OBP: 0.327, SLG: 0.375 (1, 6)										4	0	2	1	0	1	1									
George Brett, L OBP: 0.390, SLG: 0.506 (1, 5)										4	1	3	1	0	0	1									
Hal McRae, R OBP: 0.380, SLG: 0.540 (1, 10)										3	0	0	0	0	1	5									
Willie Aikens, L OBP: 0.315, SLG: 0.377 (1, 3)										2	0	0	0	1	0	2									
Lee May, R OBP: 0.435, SLG: 0.610 (8, PH)										0	0	0	1	0	0	0									
Greg Pryor, R OBP: 0.348, SLG: 0.489 (9, 3)										0	0	0	0	0	0	0									
Steve Hammond, L OBP: 0.311, SLG: 0.432 (1, 9)										4	1	1	0	0	0	1									
Frank White, R OBP: 0.334, SLG: 0.483 (1, 4)										3	0	1	0	0	1	1									
Cesar Geronimo, L OBP: 0.329, SLG: 0.516 (1, 8)										2	0	1	1	0	0	1									
Don Slaught, R OBP: 0.356, SLG: 0.409 (1, 2)										3	1	0	0	0	0	2									
Inning Stats	R: 0 E: 1 K: 1 S: 6	H: 1 LOB: 1 BB: 0 P: 6	R: 0 E: 0 K: 0 S: 3	H: 0 LOB: 0 BB: 0 P: 3	R: 2 E: 0 K: 1 S: 9	H: 4 LOB: 2 BB: 0 P: 9	R: 1 E: 0 K: 0 S: 4	H: 2 LOB: 0 BB: 0 P: 4	R: 0 E: 0 K: 0 S: 4	H: 1 LOB: 1 BB: 0 P: 4	R: 0 E: 0 K: 1 S: 5	H: 0 LOB: 0 BB: 1 P: 9	R: 0 E: 0 K: 1 S: 5	H: 1 LOB: 0 BB: 0 P: 5	R: 1 E: 0 K: 0 S: 4	H: 1 LOB: 0 BB: 0 P: 4	1B: 9 2B: 2 3B: 0 HR: 0	SF: 2 SAC: 1 DP: 2 HBP: 0	WP: 0 PB: 0 SB: 1 CS: 1	PA: 34					
PITCHER	IP	WLS	BF	H	R	ER	SO	BB	IBB	HBP	BLK	WP	HR	S	P	ERA	WHIP								
Sammy Stewart, R ERA: 4.01	7.1	L	31	10	4	4	4	1	0	0	0	0	0	38	42	4.91	1.500								
Tippy Martinez, L ERA: 2.91	0.2		2	0	0	0	0	0	0	0	0	0	0	2	2	0.00	0.000								

Batter	1	2	3	4	5	6	7	8	9	AB	R	H	RBI	BB	SO	LOB	TOP					
Al Bumbry, L OBP: 0.316, SLG: 0.320 (1, 8)	L5		F7		K			6-3		4	0	0	0	0	1	1	Baltimore Orioles @ Kansas City Royals Royals Stadium, Kansas City, MO Sat Jul 31 1982, 8:05 PM EDT Att: 40,771 - Unknown AB 33 R 0 H 7 RBI 0 BB 3 SO 4 LOB 14 					
Rich Dauer, R OBP: 0.327, SLG: 0.368 (1, 4)	F8			F9		F8		1B 1B		4	0	1	0	0	0	0						
Cal Ripken Jr., R OBP: 0.312, SLG: 0.475 (1, 6)	K			K		6-3		F9		4	0	0	0	0	2	1						
Eddie Murray, S OBP: 0.379, SLG: 0.507 (1, 3)		K			BB 1B			FC5-4 1B		4	0	3	0	0	1	0						
Gary Roenicke, R OBP: 0.390, SLG: 0.534 (1, 7)		FC4-6 BB			1-2 BB			F5	FC5-4	2	0	0	0	2	0	3						
Dan Ford, R OBP: 0.275, SLG: 0.372 (1, 9)		FC4-6 1-2		F9			5-3		6-3	4	0	0	0	0	0	3						
Ken Singleton, S OBP: 0.372, SLG: 0.388 (1, 10)			F9				6-3		6-3	4	0	1	0	0	0	1						
Rick Dempsey, R OBP: 0.323, SLG: 0.355 (1, 2)				CS 1B		F3		FC6-4 BB		3	0	2	0	1	0	1						
Floyd Rayford, R OBP: 0.213, SLG: 0.349 (1, 5)								FC6-4		3	0	0	0	0	0	3						
Benny Ayala, R OBP: 0.307, SLG: 0.500 (9, PH)			F8					F9		1	0	0	0	0	0	1						
Inning Stats	R: 0 E: 0 K: 1 S: 5	H: 0 LOB: 0 BB: 0 P: 5	R: 0 E: 0 K: 1 S: 5	H: 0 LOB: 1 BB: 1 P: 9	R: 0 E: 0 K: 0 S: 3	H: 1 LOB: 0 BB: 0 P: 3	R: 0 E: 0 K: 1 S: 6	H: 1 LOB: 2 BB: 1 P: 10	R: 0 E: 0 K: 1 S: 6	H: 1 LOB: 1 BB: 0 P: 6	R: 0 E: 0 K: 0 S: 4	H: 1 LOB: 1 BB: 0 P: 4	R: 0 E: 0 K: 0 S: 3	H: 0 LOB: 1 BB: 1 P: 7	R: 0 E: 0 K: 0 S: 5	H: 2 LOB: 2 BB: 0 P: 5	R: 0 E: 0 K: 0 S: 4	H: 1 LOB: 1 BB: 0 P: 4	1B: 6 2B: 1 3B: 0 HR: 0	SF: 0 SAC: 0 DP: 0 HBP: 0	WP: 0 PB: 0 SB: 0 CS: 1	PA: 36
PITCHER Vida Blue, L ERA: 3.81 (1, 1)	IP: 9.0 WLS: W BF: 36 H: 7 R: 0 ER: 0 SO: 4 BB: 3 IBB: 0 HBP: 0 BLK: 0 WP: 0 HR: 0 S: 41 P: 53 ERA: 0.00 WHIP: 1.111															PITCHER						

Batter	1	2	3	4	5	6	7	8	9	AB	R	H	RBI	BB	SO	LOB	BOTTOM				
Willie Wilson, S OBP: 0.366, SLG: 0.459 (1, 7)	6-3		F3		FC4-6 1B		P4			4	0	1	0	0	0	0	Baltimore Orioles @ Kansas City Royals Royals Stadium, Kansas City, MO Sat Jul 31 1982, 8:05 PM EDT Att: 40,771 - Unknown AB 30 R 2 H 7 RBI 2 BB 3 SO 3 LOB 10 				
U L Washington, S OBP: 0.326, SLG: 0.373 (1, 6)	P6		S 1B		FC4-6 1-2		5-3			4	1	1	1	0	0	1					
George Brett, L OBP: 0.389, SLG: 0.503 (1, 5)			K		K			K		4	0	1	0	0	3	2					
Amos Otis, R OBP: 0.352, SLG: 0.454 (1, 8)	BB 1B		1-2 K		6-3			5-3		3	0	1	1	1	0	1					
Hal McRae, R OBP: 0.381, SLG: 0.538 (1, 10)	FC6-4 1-2		2H 1B		F7			FC5-4 BB		3	0	1	0	1	0	3					
Lee May, R OBP: 0.411, SLG: 0.571 (1, 3)			F7		5-3			FC5-4		4	0	0	0	0	0	1					
Greg Pryor, R OBP: 0.348, SLG: 0.489 (9, 3)							L4			0	0	0	0	0	0	0					
Jerry Martin, R OBP: 0.314, SLG: 0.380 (1, 9)			1-6-3		4-3			FC6-4 1B		3	0	1	0	0	0	0					
Frank White, R OBP: 0.334, SLG: 0.481 (1, 4)					1-3			FC6-4 1-2		3	0	1	0	0	0	1					
Don Slaught, R OBP: 0.355, SLG: 0.397 (1, 2)			F9		1B FC4-6 BB			F8		2	1	0	0	1	0	1					
Inning Stats	R: 0 E: 0 K: 0 S: 4	H: 1 LOB: 2 BB: 1 P: 8	R: 0 E: 0 K: 0 S: 4	H: 1 LOB: 0 BB: 0 P: 4	R: 1 E: 0 K: 1 S: 7	H: 2 LOB: 1 BB: 0 P: 7	R: 0 E: 0 K: 0 S: 3	H: 0 LOB: 0 BB: 0 P: 3	R: 1 E: 0 K: 1 S: 6	H: 1 LOB: 1 BB: 1 P: 10	R: 0 E: 0 K: 0 S: 4	H: 2 LOB: 1 BB: 0 P: 4	R: 0 E: 0 K: 0 S: 3	H: 0 LOB: 0 BB: 0 P: 3	R: 0 E: 0 K: 1 S: 5	H: 0 LOB: 1 BB: 1 P: 9		1B: 7 2B: 0 3B: 0 HR: 0	SF: 0 SAC: 0 DP: 0 HBP: 0	WP: 0 PB: 0 SB: 1 CS: 0	PA: 33
PITCHER Mike Flanagan, L ERA: 3.72 (1, 1)	IP: 8.0 WLS: L BF: 33 H: 7 R: 2 ER: 2 SO: 3 BB: 3 IBB: 0 HBP: 0 BLK: 0 WP: 0 HR: 0 S: 36 P: 48 ERA: 2.25 WHIP: 1.250															PITCHER					

Batter	1	2	3	4	5	6	7	8	9	AB	R	H	RBI	BB	SO	LOB	TOP										
Al Bumbry, L OBP: 0.315, SLG: 0.319 (1, 8)										5	0	1	0	0	0	3	Baltimore Orioles @ Kansas City Royals Royals Stadium, Kansas City, MO Sun Aug 01 1982, 4:33 AM EDT Att: 30,280 - Unknown livebaseballscorecards.com										
Rich Dauer, R OBP: 0.324, SLG: 0.364 (1, 5)										4	0	0	0	0	0	2											
Ken Singleton, S OBP: 0.373, SLG: 0.386 (1, 10)										2	0	0	0	2	0	0											
Eddie Murray, S OBP: 0.375, SLG: 0.500 (1, 3)										4	0	0	0	0	0	5											
John Lowenstein, L OBP: 0.413, SLG: 0.646 (1, 7)										0	0	0	0	0	0	0											
Gary Roenicke, R OBP: 0.392, SLG: 0.533 (1, PH) (1, 9)										4	0	2	0	0	0	2											
Cal Ripken Jr., R OBP: 0.314, SLG: 0.483 (1, 6)										4	2	2	1	0	0	1											
Jim Dwyer, L OBP: 0.371, SLG: 0.434 (1, 9) (1, 7)										4	0	0	0	0	0	2											
Lenn Sakata, R OBP: 0.327, SLG: 0.357 (1, 4)										3	0	2	1	0	0	0											
Terry Crowley, L OBP: 0.370, SLG: 0.338 (9, PH) (1, 9)										1	0	0	0	0	0	0											
Rick Dempsey, R OBP: 0.327, SLG: 0.364 (1, 2)										3	0	2	0	0	0	2											
Joe Nolan, L OBP: 0.280, SLG: 0.386 (9, PH) (1, 9)										1	0	0	0	0	0	0											
Inning Stats	R: 0 E: 0 K: 0 S: 4	H: 1 LOB: 2 BB: 1 P: 8	R: 0 E: 0 K: 0 S: 3	H: 0 LOB: 0 BB: 0 P: 3	R: 0 E: 0 K: 0 S: 4	H: 1 LOB: 2 BB: 1 P: 8	R: 1 E: 0 K: 0 S: 5	H: 3 LOB: 1 BB: 0 P: 5	R: 0 E: 0 K: 0 S: 4	H: 0 LOB: 0 BB: 0 P: 4	R: 1 E: 0 K: 0 S: 6	H: 3 LOB: 2 BB: 0 P: 6	R: 0 E: 0 K: 0 S: 3	H: 0 LOB: 0 BB: 0 P: 3	R: 0 E: 0 K: 0 S: 3	H: 1 LOB: 0 BB: 0 P: 3	R: 0 E: 0 K: 0 S: 3	H: 0 LOB: 0 BB: 0 P: 3	1B: 7 2B: 1 3B: 0 HR: 1	SF: 0 SAC: 0 DP: 1 HBP: 0	WP: 0 PB: 0 SB: 1 CS: 1	PA: 38					
PITCHER	IP	WLS	BF	H	R	ER	SO	BB	IBB	HBP	BLK	WP	HR	S	P	ERA	WHIP										
Dave Frost, R ERA: 4.71 (1, 1)	0.2		4	1	0	0	0	1	0	0	0	0	0	3	7	0.00	3.000										
Don Hood, L ERA: 3.95 (1, 1)	4.2		22	7	2	2	0	1	0	0	0	0	1	21	25	3.86	1.714										
Bill Castro, R ERA: 2.28 (6, 1)	2.2	W	8	1	0	0	0	0	0	0	0	0	0	8	8	0.00	0.375										
Dan Quisenberry, R ERA: 3.12 (9, 1)	1.0	S	3	0	0	0	0	0	0	0	0	0	0	3	3	0.00	0.000										

Batter	1	2	3	4	5	6	7	8	9	AB	R	H	RBI	BB	SO	LOB	BOTTOM										
Willie Wilson, S OBP: 0.369, SLG: 0.464 (1, 7)										5	0	3	0	0	0	1	Baltimore Orioles @ Kansas City Royals Royals Stadium, Kansas City, MO Sun Aug 01 1982, 4:33 AM EDT Att: 30,280 - Unknown livebaseballscorecards.com										
U L Washington, S OBP: 0.325, SLG: 0.370 (1, 6)										4	0	1	0	1	1	3											
George Brett, L OBP: 0.385, SLG: 0.497 (1, 5)										4	0	0	0	0	0	5											
Amos Otis, R OBP: 0.353, SLG: 0.454 (1, 8)										4	1	2	0	0	0	3											
Hal McRae, R OBP: 0.380, SLG: 0.538 (1, 10)										4	1	1	0	0	0	1											
Willie Aikens, L OBP: 0.316, SLG: 0.378 (1, 3)										2	0	1	0	1	0	0											
Lee May, R OBP: 0.419, SLG: 0.578 (8, PH)										1	0	1	1	0	0	0											
Greg Pryor, R OBP: 0.346, SLG: 0.489 (8, PR) (9, 3)										0	1	0	0	0	0	0											
Jerry Martin, R OBP: 0.313, SLG: 0.379 (1, 9)										4	1	1	1	0	1	4											
Frank White, R OBP: 0.330, SLG: 0.477 (1, 4)										3	0	0	1	0	0	4											
Jamie Quirk, L OBP: 0.260, SLG: 0.271 (1, 2)										3	0	0	0	0	0	0											
Steve Hammond, L OBP: 0.326, SLG: 0.444 (8, PH)										1	0	1	1	0	0	0											
Don Slaught, R OBP: 0.355, SLG: 0.397 (9, 2)										0	0	0	0	0	0	0											
Inning Stats	R: 0 E: 0 K: 0 S: 4	H: 1 LOB: 1 BB: 0 P: 4	R: 0 E: 1 K: 0 S: 4	H: 0 LOB: 1 BB: 0 P: 4	R: 0 E: 0 K: 1 S: 6	H: 1 LOB: 2 BB: 1 P: 10	R: 0 E: 0 K: 0 S: 5	H: 2 LOB: 2 BB: 0 P: 5	R: 0 E: 0 K: 0 S: 4	H: 1 LOB: 1 BB: 0 P: 4	R: 0 E: 0 K: 0 S: 3	H: 0 LOB: 1 BB: 1 P: 7	R: 4 E: 0 K: 1 S: 10	H: 5 LOB: 1 BB: 0 P: 10	R: 0 E: 0 K: 0 S: 3	H: 0 LOB: 0 BB: 0 P: 3	R: 0 E: 0 K: 0 S: 3	H: 0 LOB: 0 BB: 0 P: 3	1B: 9 2B: 2 3B: 0 HR: 0	SF: 1 SAC: 0 DP: 0 HBP: 0	WP: 1 PB: 0 SB: 2 CS: 0	PA: 38					
PITCHER	IP	WLS	BF	H	R	ER	SO	BB	IBB	HBP	BLK	WP	HR	S	P	ERA	WHIP										
Jim Palmer, R ERA: 4.02 (1, 1)	7.0		32	8	2	2	1	2	0	0	0	0	0	32	40	2.57	1.429										
Tippy Martinez, L ERA: 3.22 (8, 1)	0.0	L	2	2	0	0	0	0	0	0	0	0	0	2	2	∞	∞										
Tim Stoddard, R ERA: 3.42 (8, 1)	1.0		4	1	2	2	1	0	0	0	0	0	0	6	6	18.00	1.000										

AB 35
R 2
H 9
RBI 2
BB 2
SO 0
LOB 17



AB 35
R 4
H 11
RBI 4
BB 2
SO 2
LOB 21



Batter	1	2	3	4	5	6	7	8	9	AB	R	H	RBI	BB	SO	LOB	TOP								
Jerry Remy, L (1,4) OBP: 0.344, SLG: 0.312	F7		E6 1B 1-2 1-3			1B 1B		FC4 1-2		5	2	1	0	0	4										
Dwight Evans, R (1,9) OBP: 0.404, SLG: 0.491	F7		1-3 1B			F3 1B SF6		CS 1-2	5-3	4	1	2	1	1	0	0									
Jim Rice, R (1,7) OBP: 0.381, SLG: 0.481	K		1-3 1B			FC6-4 1B		5-3	5-3	4	0	1	1	1	1	1									
Carl Yastrzemski, L (1,3) OBP: 0.370, SLG: 0.488		K	1-3 1B			F3 2-3		F7		5	0	1	1	0	1	4									
Carney Lansford, R (1,10) OBP: 0.327, SLG: 0.391	F7		K			SF6		6-3	F9	4	0	0	1	0	1	4									
Wade Boggs, L (1,5) OBP: 0.408, SLG: 0.415		1B			4-3	FC6-4 1-2		K	L6	5	0	1	0	0	1	3									
Glenn Hoffman, R (1,6) OBP: 0.280, SLG: 0.341	F8				E5 FC5-4			F7	BB 2B	4	0	1	0	0	0	1									
Gary Allenson, R (1,2) OBP: 0.286, SLG: 0.312			6-3		FC5-4 FC6-4			F9 1B 2B	BB	3	1	1	0	1	0	1									
Rick Miller, L (1,8) OBP: 0.330, SLG: 0.327			E 1B		FC6-4			F9 2-3	FC4 BB	3	1	1	0	1	0	2									
Inning Stats	R: 0 E: 0 K: 1 S: 5	H: 0 LOB: 0 BB: 0 P: 5	R: 0 E: 0 K: 1 S: 6	H: 1 LOB: 1 BB: 0 P: 6	R: 2 E: 1 K: 1 S: 8	H: 2 LOB: 2 BB: 1 P: 12	R: 0 E: 1 K: 0 S: 4	H: 0 LOB: 1 BB: 0 P: 4	R: 2 E: 0 K: 0 S: 6	H: 3 LOB: 1 BB: 0 P: 6	R: 1 E: 0 K: 0 S: 4	H: 2 LOB: 0 BB: 0 P: 4	R: 0 E: 0 K: 0 S: 3	H: 0 LOB: 0 BB: 0 P: 3	R: 0 E: 0 K: 1 S: 6	H: 1 LOB: 3 BB: 2 P: 14	R: 0 E: 0 K: 0 S: 4	H: 1 LOB: 2 BB: 1 P: 8	1B: 8 2B: 2 3B: 0 HR: 0	SF: 1 SAC: 0 DP: 0 HBP: 0	WP: 0 PB: 0 SB: 0 CS: 1	PA: 43			
PITCHER	IP	WLS	BF	H	R	ER	SO	BB	IBB	HBP	BLK	WP	HR	S	P	ERA	WHIP								
Scott McGregor, L (1,1) ERA: 3.99	5.2	L	28	8	5	4	3	0	1	0	0	0	0	33	37	6.35	1.412								
Storm Davis, R (6,1) ERA: 2.53	2.0		8	1	0	0	1	2	0	0	0	0	0	8	16	0.00	1.500								
Tippy Martinez, L (8,1) ERA: 3.19	0.2		4	1	0	0	0	1	0	0	0	0	0	3	7	0.00	3.000								
Tim Stoddard, R (9,1) ERA: 3.38	0.2		2	0	0	0	0	0	0	0	0	0	0	2	2	0.00	0.000								

Boston Red Sox @ Baltimore Orioles
Memorial Stadium, Baltimore, MD
Mon Aug 02 1982, 7:05 PM EDT
Att: 25,010 - Unknown - 78 F

AB 37
R 5
H 10
RBI 5
BB 4
SO 4
LOB 20



Batter	1	2	3	4	5	6	7	8	9	AB	R	H	RBI	BB	SO	LOB	BOTTOM								
Floyd Rayford, R (1,5) OBP: 0.196, SLG: 0.319	K		K			K		F9		4	0	0	0	0	3	0									
Ken Singleton, S (1,10) OBP: 0.372, SLG: 0.387	F9				K	F8			2B	4	0	1	0	0	1	0									
Cal Ripken Jr., R (1,6) OBP: 0.313, SLG: 0.481	F8				1B 1B	F6			5-3	4	0	1	0	0	0	1									
Eddie Murray, S (1,3) OBP: 0.376, SLG: 0.510		HR			F8	1B SF8 1B			F8	4	2	2	1	0	0	1									
Benny Ayala, R (1,7) OBP: 0.321, SLG: 0.507						F8			3-1	3	0	2	0	0	0	1									
Al Bumbry, L (8,8) OBP: 0.314, SLG: 0.318		G6-4-3 1B			FC5-4 1B					1	0	0	0	0	0	0									
Gary Roenicke, R (1,8) OBP: 0.390, SLG: 0.528		G6-4-3			FC5-4				6-3	4	0	1	0	0	0	3									
Dan Ford, R (1,9) OBP: 0.273, SLG: 0.370						F8			SF8	2	0	0	0	0	0	0									
John Lowenstein, L (7, PH) OBP: 0.411, SLG: 0.646										0	0	0	1	0	0	0									
Rick Dempsey, R (1,2) OBP: 0.324, SLG: 0.360					F3					2	0	0	0	0	0	0									
Joe Nolan, L (7, PH) OBP: 0.276, SLG: 0.383						L7			K	1	0	0	0	0	1	1									
Rich Dauer, R (1,4) OBP: 0.322, SLG: 0.362										2	0	0	0	0	0	0									
Terry Crowley, L (8, PH) OBP: 0.366, SLG: 0.333										1	0	0	0	0	0	0									
Lenn Sakata, R (9,4) OBP: 0.327, SLG: 0.357									4-3	0	0	0	0	0	0	0									
Inning Stats	R: 0 E: 0 K: 1 S: 5	H: 0 LOB: 0 BB: 0 P: 5	R: 1 E: 0 K: 0 S: 4	H: 2 LOB: 0 BB: 0 P: 4	R: 0 E: 0 K: 1 S: 5	H: 0 LOB: 0 BB: 0 P: 5	R: 0 E: 0 K: 1 S: 7	H: 2 LOB: 2 BB: 0 P: 7	R: 0 E: 0 K: 0 S: 3	H: 0 LOB: 0 BB: 0 P: 3	R: 0 E: 0 K: 1 S: 5	H: 0 LOB: 0 BB: 0 P: 5	R: 1 E: 0 K: 0 S: 7	H: 2 LOB: 1 BB: 0 P: 7	R: 0 E: 0 K: 0 S: 4	H: 1 LOB: 1 BB: 0 P: 4	R: 0 E: 0 K: 0 S: 3	H: 0 LOB: 0 BB: 0 P: 3	1B: 5 2B: 1 3B: 0 HR: 1	SF: 1 SAC: 0 DP: 1 HBP: 0	WP: 0 PB: 0 SB: 0 CS: 0	PA: 33			
PITCHER	IP	WLS	BF	H	R	ER	SO	BB	IBB	HBP	BLK	WP	HR	S	P	ERA	WHIP								
John Tudor, L (1,1) ERA: 4.1	6.1	W	24	6	2	2	4	0	0	0	0	0	0	11	11	2.84	0.947								
Bob Stanley, R (7,1) ERA: 2.82	2.2	S	9	1	0	0	1	0	0	0	0	0	0	11	11	0.00	0.375								

Boston Red Sox @ Baltimore Orioles
Memorial Stadium, Baltimore, MD
Mon Aug 02 1982, 7:05 PM EDT
Att: 25,010 - Unknown - 78 F

AB 32
R 2
H 7
RBI 2
BB 0
SO 5
LOB 7



Batter	1	2	3	4	5	6	7	8	9	AB	R	H	RBI	BB	SO	LOB	TOP					
Jerry Remy, L OBP: 0.342, SLG: 0.311										5	1	1	0	0	1	3	Boston Red Sox @ Baltimore Orioles Memorial Stadium, Baltimore, MD Tue Aug 03 1982, 7:05 PM EDT Unknown - 86 F					
Dwight Evans, R OBP: 0.402, SLG: 0.487										5	0	1	0	0	0	4						
Jim Rice, R OBP: 0.382, SLG: 0.488										3	1	1	2	1	0	1						
Carl Yastrzemski, L OBP: 0.369, SLG: 0.485										4	0	1	0	0	0	2						
Wade Boggs, L OBP: 0.404, SLG: 0.411										4	0	1	0	0	0	1						
Dave Stapleton, R OBP: 0.283, SLG: 0.359										4	0	1	0	0	0	1						
Rick Miller, L OBP: 0.332, SLG: 0.327										3	0	1	0	1	1	2						
Glenn Hoffman, R OBP: 0.278, SLG: 0.338										3	0	0	0	0	2	2						
Camey Lansford, R OBP: 0.326, SLG: 0.389										1	0	0	0	0	0	2						
Julio Valdez, S OBP: 0.429, SLG: 0.429										0	0	0	0	0	0	0						
Gary Allenson, R OBP: 0.285, SLG: 0.310										4	0	1	0	0	0	1						
Inning Stats	R: 2 E: 0 K: 0 S: 6	H: 3 LOB: 1 BB: 0 P: 6	R: 0 E: 1 K: 0 S: 4	H: 0 LOB: 2 BB: 1 P: 8	R: 0 E: 0 K: 0 S: 3	H: 0 LOB: 0 BB: 0 P: 3	R: 0 E: 0 K: 1 S: 5	H: 0 LOB: 0 BB: 1 P: 5	R: 0 E: 0 K: 0 S: 4	H: 1 LOB: 2 BB: 1 P: 8	R: 0 E: 0 K: 1 S: 6	H: 1 LOB: 1 BB: 0 P: 6	R: 0 E: 0 K: 0 S: 4	H: 1 LOB: 1 BB: 0 P: 4	R: 0 E: 0 K: 1 S: 7	H: 2 LOB: 2 BB: 0 P: 7	R: 0 E: 0 K: 1 S: 5	H: 0 LOB: 0 BB: 0 P: 5	1B: 7 2B: 0 3B: 0 HR: 1	SF: 0 SAC: 0 DP: 0 HBP: 0	WP: 0 PB: 0 SB: 0 CS: 0	PA: 38
PITCHER Dennis Martinez, R ERA: 4.15	IP: 9.0 WLS: W BF: 38	H: 8 R: 2 ER: 2 SO: 4	BB: 2 IBB: 0 HBP: 0 BLK: 0	WP: 0 HR: 1 S: 44 P: 52	ERA: 2.00 WHIP: 1.111	PITCHER																

Batter	1	2	3	4	5	6	7	8	9	AB	R	H	RBI	BB	SO	LOB	BOTTOM		
Al Bumbry, L OBP: 0.313, SLG: 0.320										4	1	1	1	0	0	2	Boston Red Sox @ Baltimore Orioles Memorial Stadium, Baltimore, MD Tue Aug 03 1982, 7:05 PM EDT Unknown - 86 F		
Rich Dauer, R OBP: 0.322, SLG: 0.360										4	0	1	2	0	1	2			
Ken Singleton, S OBP: 0.371, SLG: 0.386										4	0	1	0	0	2	1			
Eddie Murray, S OBP: 0.377, SLG: 0.510										4	1	2	0	0	0	1			
John Lowenstein, L OBP: 0.412, SLG: 0.644										2	1	1	0	0	0	0			
Dan Ford, R OBP: 0.275, SLG: 0.370										2	0	1	0	0	1	1			
Cal Ripken Jr., R OBP: 0.312, SLG: 0.477										3	2	0	0	1	0	3			
Gary Roenicke, R OBP: 0.388, SLG: 0.522										3	1	0	0	1	0	2			
Lenn Sakata, R OBP: 0.325, SLG: 0.355										4	0	1	1	0	1	2			
Rick Dempsey, R OBP: 0.327, SLG: 0.363										4	1	2	3	0	0	0			
Inning Stats	R: 0 E: 0 K: 2 S: 7	H: 0 LOB: 0 BB: 0 P: 7	R: 0 E: 0 K: 0 S: 3	H: 0 LOB: 0 BB: 0 P: 3	R: 0 E: 0 K: 0 S: 4	H: 1 LOB: 1 BB: 0 P: 4	R: 4 E: 0 K: 0 S: 7	H: 4 LOB: 1 BB: 1 P: 11	R: 3 E: 0 K: 0 S: 7	H: 4 LOB: 2 BB: 1 P: 11	R: 0 E: 0 K: 2 S: 8	H: 1 LOB: 1 BB: 0 P: 8	R: 0 E: 0 K: 1 S: 5	H: 0 LOB: 0 BB: 0 P: 5	1B: 9 2B: 1 3B: 0 HR: 0	SF: 0 SAC: 0 DP: 0 HBP: 0	WP: 0 PB: 0 SB: 0 CS: 0	PA: 36	
PITCHER Chuck Rainey, R ERA: 4.52	IP: 4.2 WLS: L BF: 20	H: 5 R: 4 ER: 4 SO: 2	BB: 1 IBB: 0 HBP: 0 BLK: 0	WP: 0 HR: 0 S: 23 P: 27	ERA: 7.71 WHIP: 1.286	PITCHER													
Tom Burgmeier, L ERA: 2.66	IP: 0.2 WLS: L BF: 6	H: 3 R: 3 ER: 3 SO: 0	BB: 1 IBB: 0 HBP: 0 BLK: 0	WP: 0 HR: 0 S: 5 P: 9	ERA: 40.50 WHIP: 6.000														
Luis Aponte, R ERA: 3.91	IP: 2.2 WLS: L BF: 10	H: 2 R: 0 ER: 0 SO: 3	BB: 0 IBB: 0 HBP: 0 BLK: 0	WP: 0 HR: 0 S: 16 P: 16	ERA: 0.00 WHIP: 0.750														

Batter	1	2	3	4	5	6	7	8	9	AB	R	H	RBI	BB	SO	LOB	TOP	
Jerry Remy, L (1,4) OBP: 0.336, SLG: 0.307	0-0 6-3	0-0 5-3			0-0 F7	0-0 F8		0-3 K		5	0	0	0	0	1	4		
Dwight Evans, R (1,9) OBP: 0.402, SLG: 0.494	0-0 HR	0-0 2-3 3-H 1B			0-3 K		0-0 F9		0-0 6-3	5	1	2	2	0	1	0		
Jim Rice, R (1,7) OBP: 0.382, SLG: 0.493	4-0 BB	0-0 F7			0-0 HR		0-0 5-3		0-0 F9	4	1	1	1	1	0	2		
Carl Yastrzemski, L (1,3) OBP: 0.366, SLG: 0.478	0-0 L9		0-0 F6		4-0 WP BB		0-0 F8		0-0 3-1	4	0	0	0	1	0	1		
Carney Lansford, R (1,10) OBP: 0.325, SLG: 0.398	0-0 F5		0-0 F3		0-0 F8			0-0 HR		4	1	1	1	0	0	2		
Wade Boggs, L (1,5) OBP: 0.412, SLG: 0.419		0-0 1B 2B	0-0 4-3			0-0 SH2-4 1B		0-0 HR		4	2	3	0	0	0	0		
Dave Stapleton, R (1,6) OBP: 0.285, SLG: 0.369		0-0 F7		0-0 1-3		0-0 SH2-4 1B		0-0 HR		4	1	2	2	0	0	1	AB 37	
Rich Gedman, L (1,2) OBP: 0.302, SLG: 0.388		0-0 2B 1B		0-0 F7		0-0 SH2-4		0-3 K		3	1	1	0	0	1	0	R 7	
Rick Miller, L (1,8) OBP: 0.331, SLG: 0.330		0-0 1B 2B		0-0 4-3		0-3 K		0-0 5-3		4	0	1	1	0	1	2	H 11	
Inning Stats	R: 1 E: 0 K: 0 S: 4	H: 1 LOB: 1 BB: 1 P: 8	R: 2 E: 0 K: 0 S: 7	H: 4 LOB: 2 BB: 0 P: 7	R: 0 E: 0 K: 0 S: 3	H: 0 LOB: 0 BB: 0 P: 3	R: 0 E: 0 K: 1 S: 6	H: 1 LOB: 1 BB: 1 P: 10	R: 0 E: 0 K: 0 S: 3	H: 0 LOB: 0 BB: 0 P: 3	R: 3 E: 0 K: 2 S: 10	H: 3 LOB: 0 BB: 0 P: 10	R: 0 E: 0 K: 0 S: 3	H: 0 LOB: 0 BB: 0 P: 3	1B: 6 2B: 1 3B: 0 HR: 4	SF: 0 SAC: 1 DP: 0 HBP: 0	WP: 1 PA: 40 PB: 0 SB: 0 CS: 0	
PITCHER	IP WLS BF H R ER SO BB IBB HBP BLK WP HR S P ERA WHIP																	
Sammy Stewart, R (1,1) ERA: 4.18	5.0	L	25	8	4	4	1	2	0	0	0	0	1	2	25	33	7.20	2.000
Ross Grimsley, L (6,1) ERA: 5.09	2.0	L	9	3	3	3	1	0	0	0	0	0	0	2	11	11	13.50	1.500
Tippy Martinez, L (8,1) ERA: 3.08	2.0		6	0	0	0	2	0	0	0	0	0	0	0	10	10	0.00	0.000

Boston Red Sox @ Baltimore Orioles
Memorial Stadium, Baltimore, MD
 Tue Aug 03 1982, 7:05 PM EDT
 Att: 41,076 - Unknown - 78 F

AB	37
R	7
H	11
RBI	7
BB	2
SO	4
LOB	12

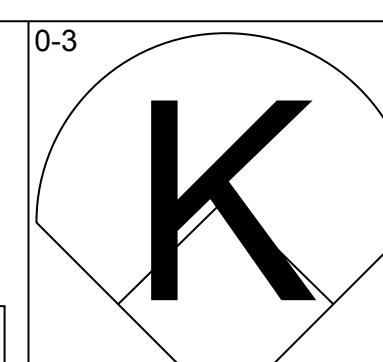
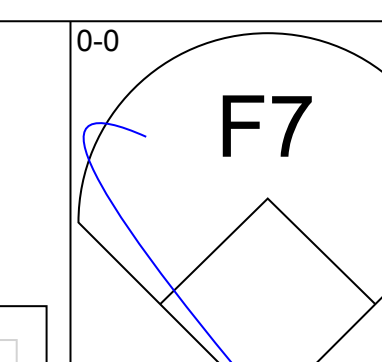
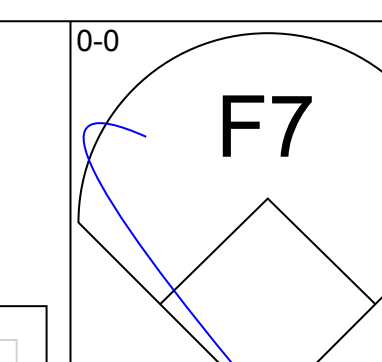
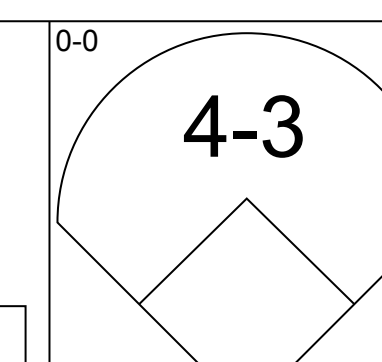
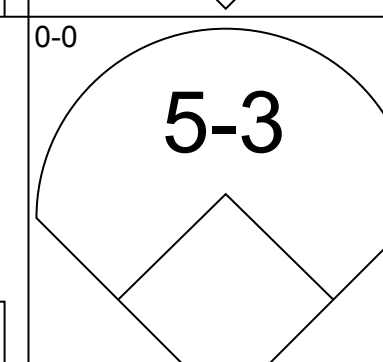
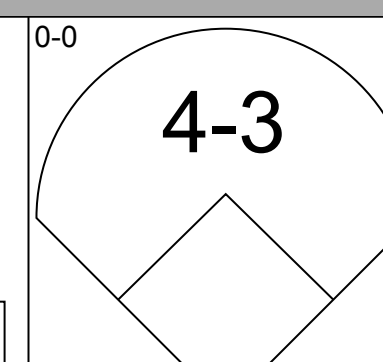
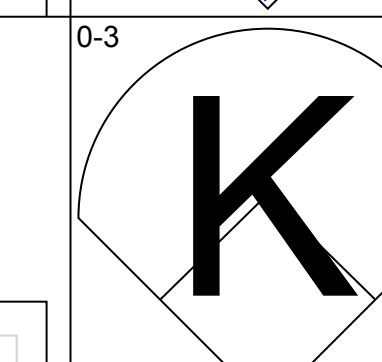
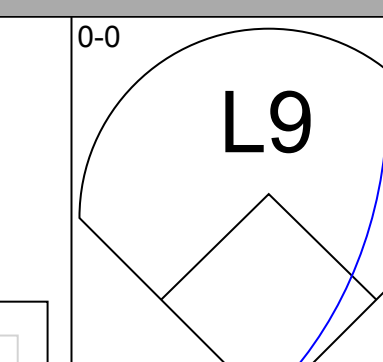
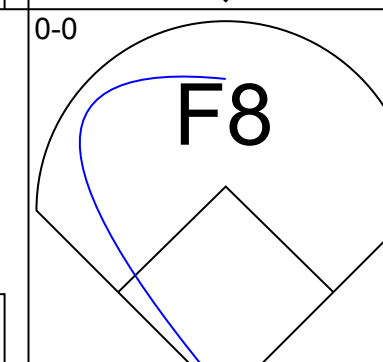
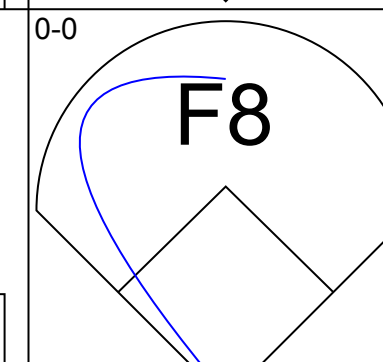
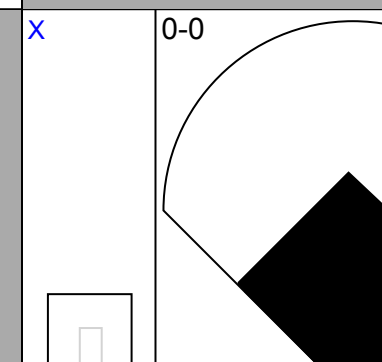
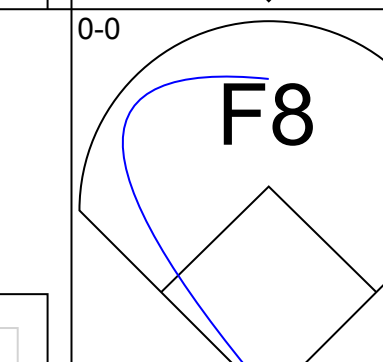
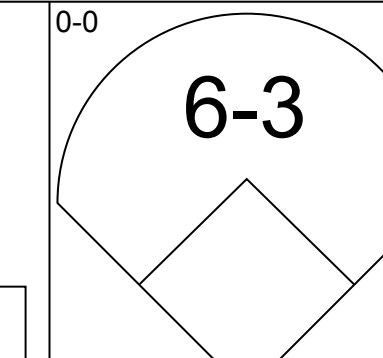
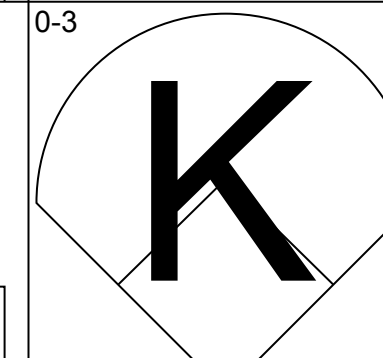
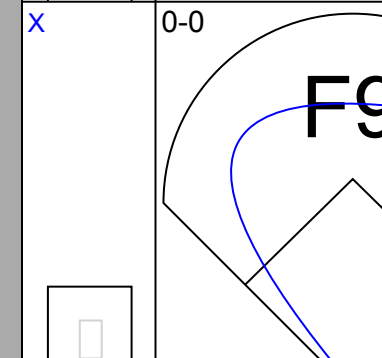
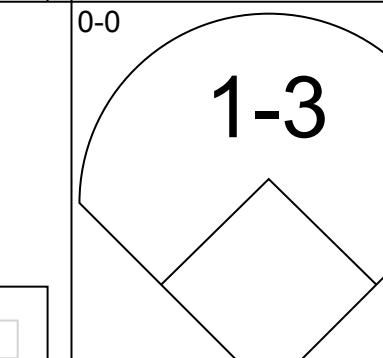
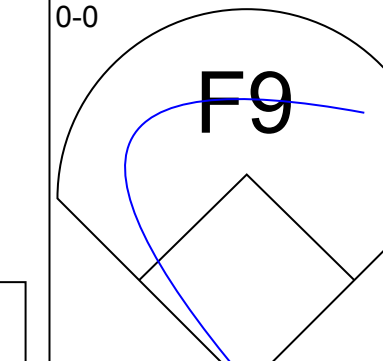
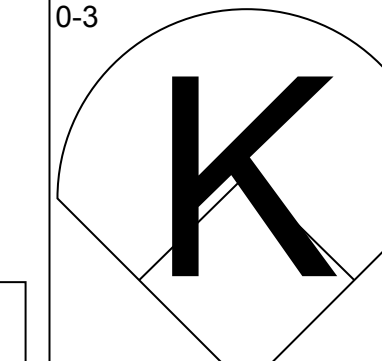
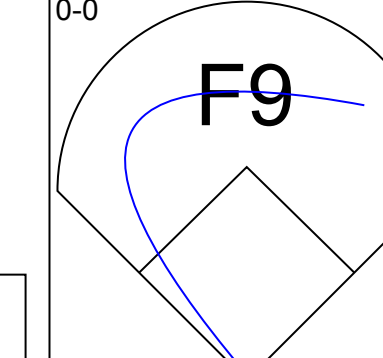
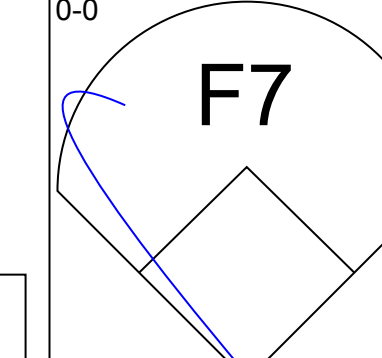
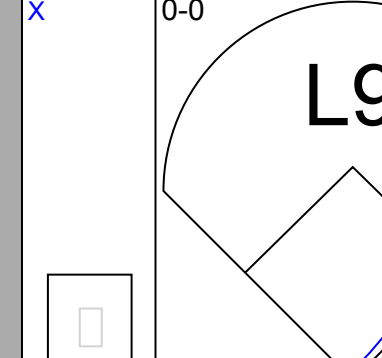
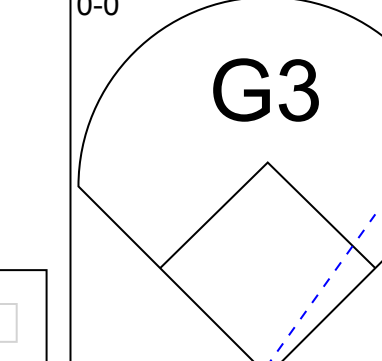
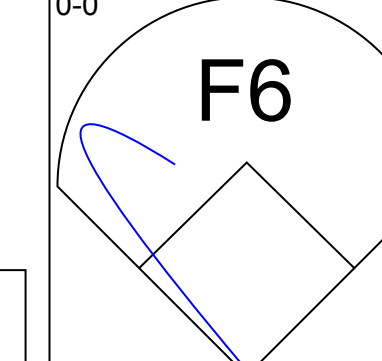
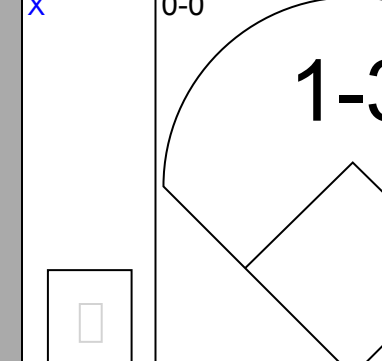
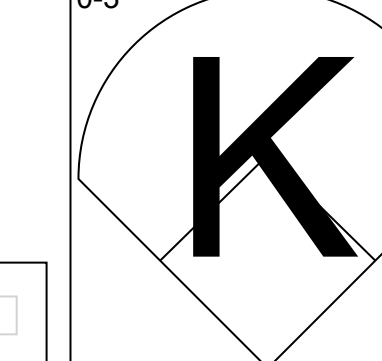
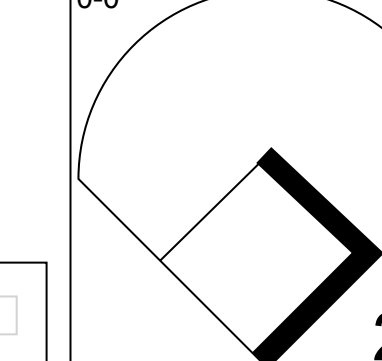
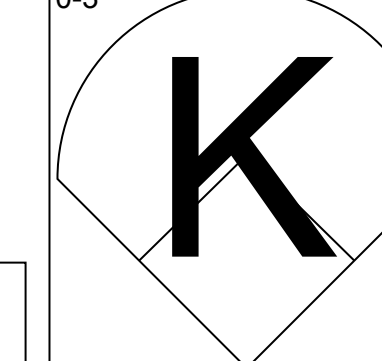
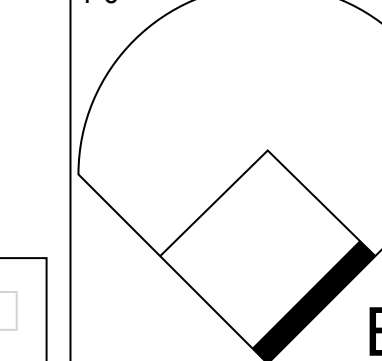
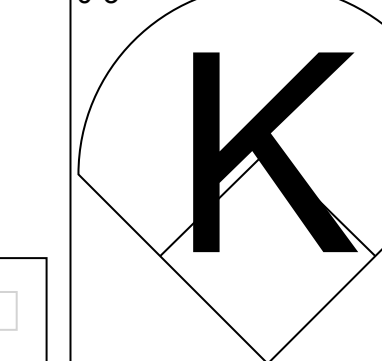
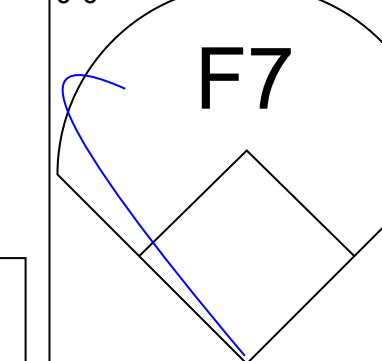


Batter	1	2	3	4	5	6	7	8	9	AB	R	H	RBI	BB	SO	LOB	BOTTOM		
Al Bumbry, L (1,8) OBP: 0.313, SLG: 0.322	0-0 6-3		0-0 4-3	0-0 HR 2B			0-0 F5			4	1	1	0	0	0	0			
Jim Dwyer, L (1,9) OBP: 0.387, SLG: 0.506	0-0 3B		0-0 L4	0-0 HR			4-0 G4-6-3 BB			3	1	2	3	1	0	0			
Terry Crowley, L (1,10) OBP: 0.349, SLG: 0.314	0-3 K		0-0 F5	0-0 G3			0-0 G4-6-3			4	0	0	0	0	1	2			
Eddie Murray, S (1,3) OBP: 0.376, SLG: 0.516	0-0 1-3			0-0 HR	0-3 K			0-3 K		4	1	1	1	0	2	1			
John Lowenstein, L (1,7) OBP: 0.409, SLG: 0.634		4-0 2B FC5-2 BB		0-0 F7	0-0 G3			0-0 P3		3	0	0	0	1	0	0			
Cal Ripken Jr., R (1,6) OBP: 0.312, SLG: 0.477		0-0 1-3 2B		0-0 6-3	0-3 K			0-3 K		4	0	1	0	0	2	0			
Joe Nolan, L (1,2) OBP: 0.277, SLG: 0.380		0-0 6-3		0-0 HR	0-0 1B		0-0 G3		0-3 K	4	1	1	0	0	1	2	AB 34		
Lenn Sakata, R (1,4) OBP: 0.326, SLG: 0.368 Ken Singleton, S (9, PH) OBP: 0.370, SLG: 0.385		0-0 FC5-2		0-0 1-H HR	0-0 5-3			0-0 6-3		3	1	1	2	0	0	2	RBI 6		
Rich Dauer, R (1,5) OBP: 0.321, SLG: 0.359		3-H L3		0-0 2B HR 1B	0-0 F8			0-0 F7		1	0	0	0	0	0	0	BB 2		
Inning Stats	R: 0 E: 0 K: 1 S: 6	H: 1 LOB: 1 BB: 0 P: 6	R: 0 E: 0 K: 0 S: 4	H: 1 LOB: 2 BB: 1 P: 8	R: 0 E: 0 K: 0 S: 3	H: 0 LOB: 0 BB: 0 P: 3	R: 6 E: 0 K: 0 S: 9	H: 6 LOB: 0 BB: 0 P: 9	R: 0 E: 0 K: 2 S: 7	H: 0 LOB: 0 BB: 0 P: 7	R: 0 E: 0 K: 0 S: 3	H: 0 LOB: 0 BB: 0 P: 3	R: 0 E: 0 K: 2 S: 7	H: 0 LOB: 0 BB: 0 P: 7	R: 0 E: 0 K: 1 S: 5	H: 0 LOB: 0 BB: 0 P: 5	1B: 2 2B: 2 3B: 1 HR: 3	SF: 0 SAC: 0 DP: 1 HBP: 0	WP: 0 PA: 36 PB: 0 SB: 0 CS: 0
PITCHER	IP WLS BF H R ER SO BB IBB HBP BLK WP HR S P ERA WHIP																		
Mike Torrez, R (1,1) ERA: 6.02	3.2	W	19	1	1	1	5	1	0	0	0	0	0	1	26	30	1.69	0.375	
Mark Clear, R (9, PH) ERA: 2.71	4.1		17	1	1	1	5	1	0	0	0	0	0	1	26	30	1.69	0.375	

Boston Red Sox @ Baltimore Orioles
Memorial Stadium, Baltimore, MD
 Tue Aug 03 1982, 7:05 PM EDT
 Att: 41,076 - Unknown - 78 F

AB	34
R	6
H	8
RBI	6
BB	2
SO	6
LOB	9

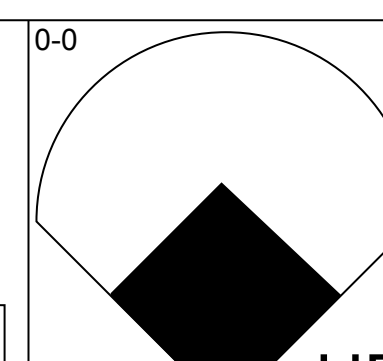
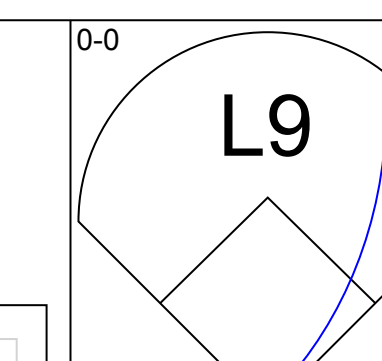
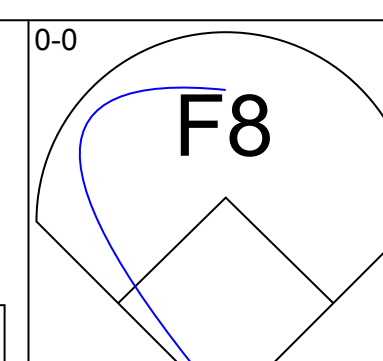
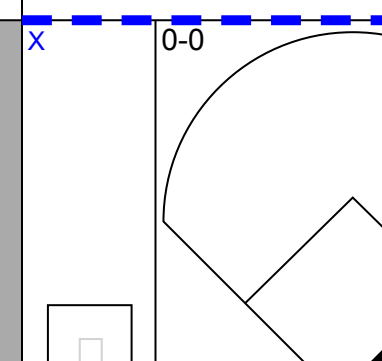
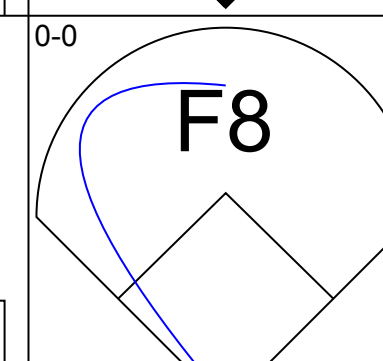
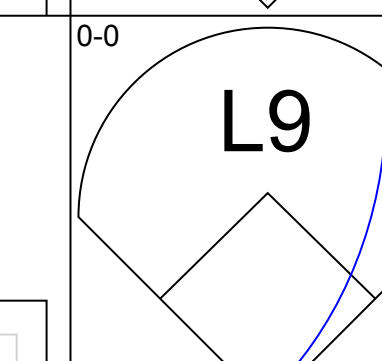
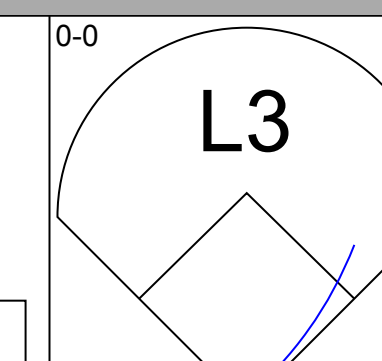
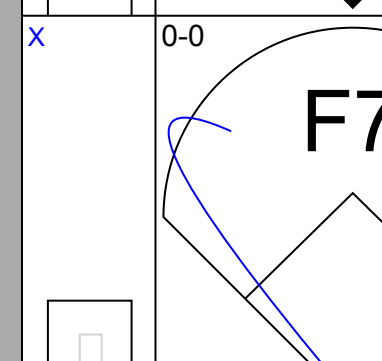
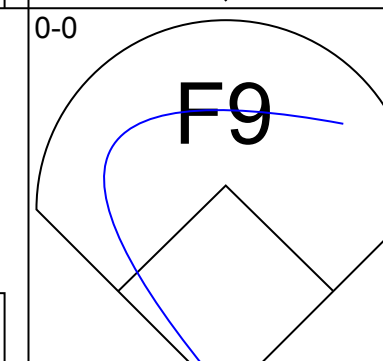
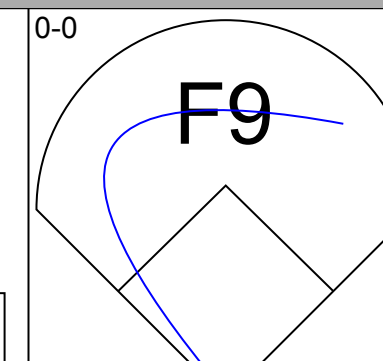
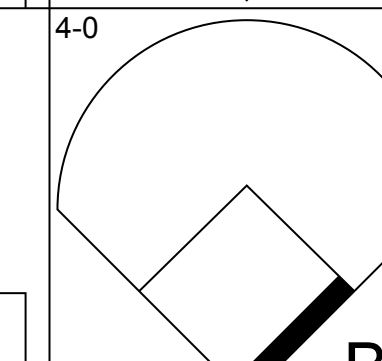
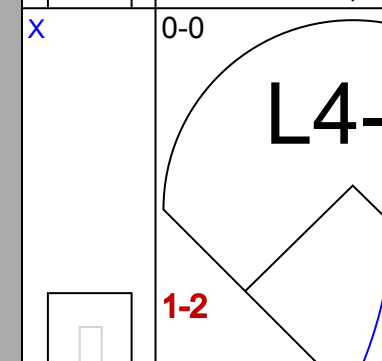
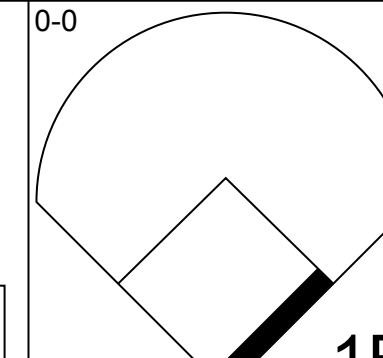
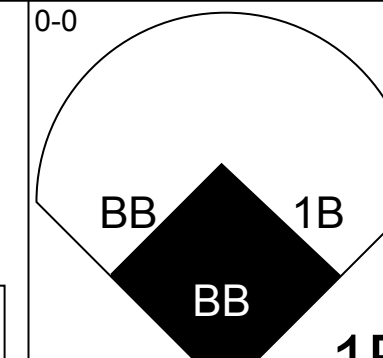
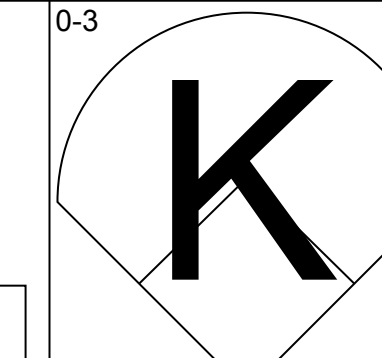
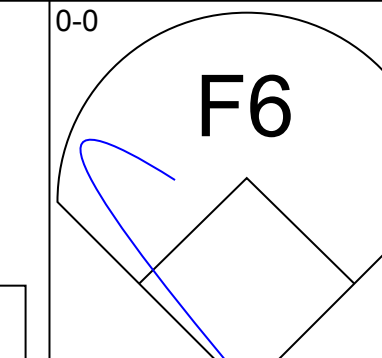
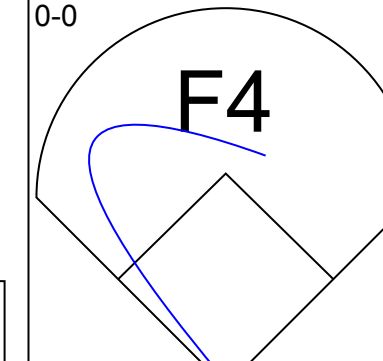
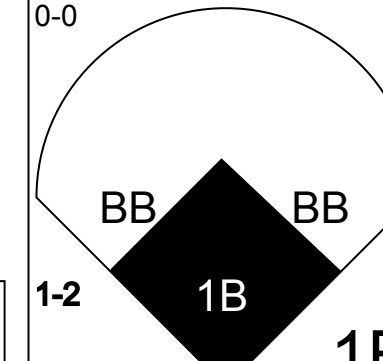
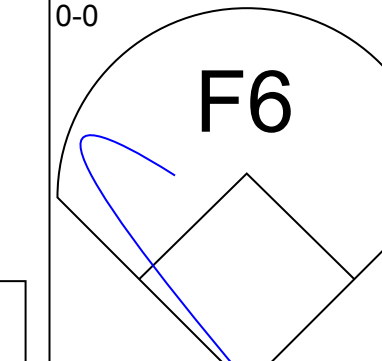
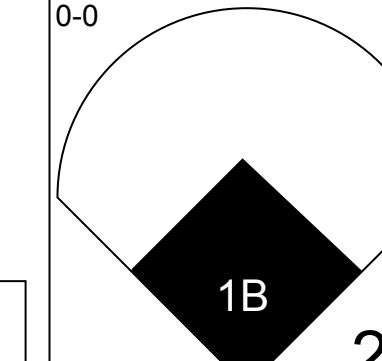
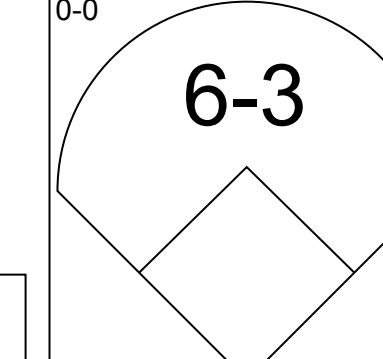
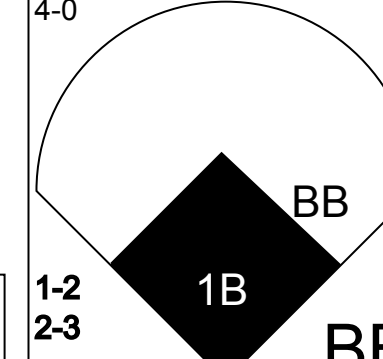
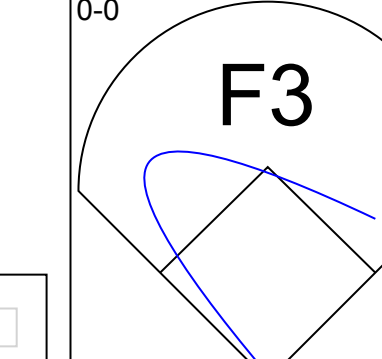
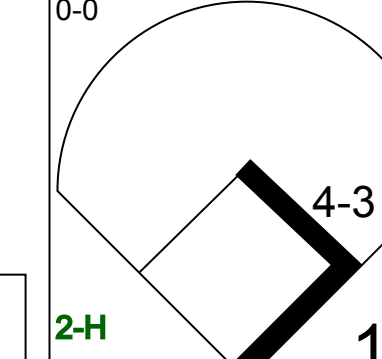

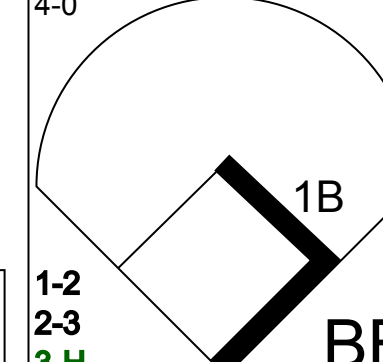
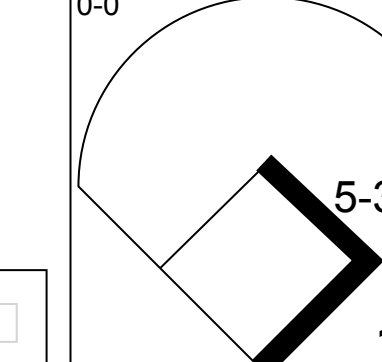


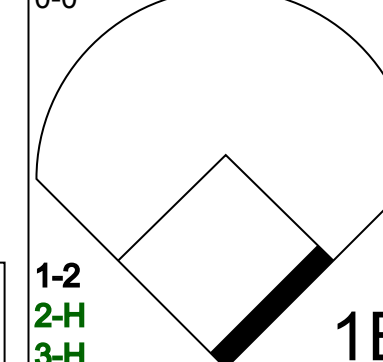
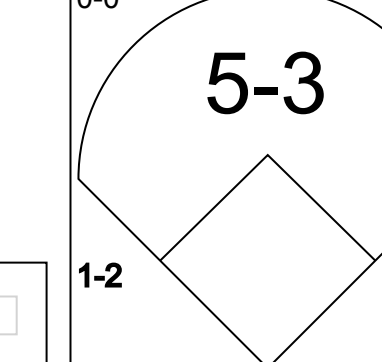
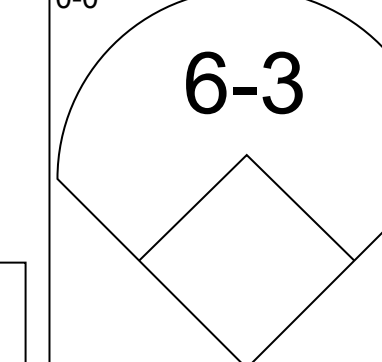
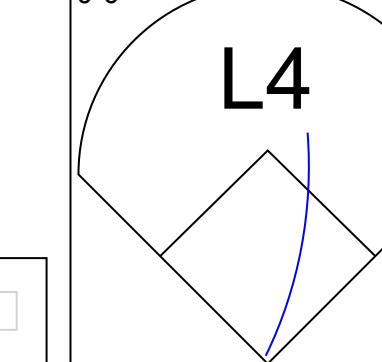
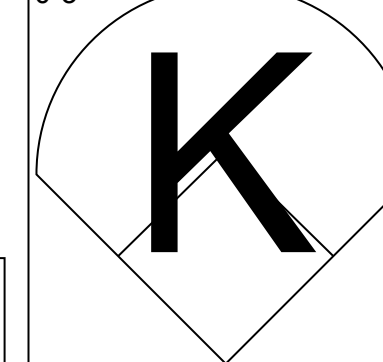
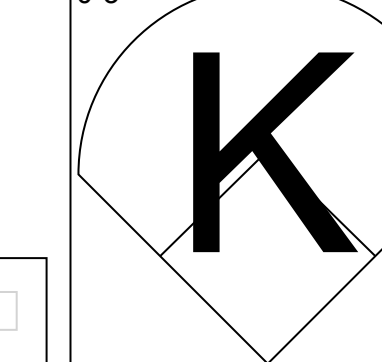


Batter	1	2	3	4	5	6	7	8	9	AB	R	H	RBI	BB	SO	LOB	TOP			
U L Washington, S OBP: 0.320, SLG: 0.357										4	0	0	0	0	1	2				
Frank White, R OBP: 0.333, SLG: 0.488										4	0	0	0	0	1	1				
George Brett, L OBP: 0.377, SLG: 0.497										4	1	1	1	0	0	0				
Amos Otis, R OBP: 0.346, SLG: 0.446										4	0	0	0	0	1	0				
Hal McRae, R OBP: 0.380, SLG: 0.544										3	0	1	0	0	1	0				
Willie Aikens, L OBP: 0.319, SLG: 0.384										3	0	0	0	0	0	1				
Steve Hammond, L OBP: 0.288, SLG: 0.392										3	0	0	0	0	0	1				
Jerry Martin, R OBP: 0.309, SLG: 0.376										3	0	1	0	0	2	0				
Don Slaught, R OBP: 0.330, SLG: 0.366										2	0	0	0	1	1	1				
Inning Stats	R: 0 E: 0 K: 1 S: 5	H: 0 LOB: 0 BB: 0 P: 5	R: 0 E: 0 K: 0 S: 3	H: 0 LOB: 0 BB: 0 P: 3	R: 0 E: 0 K: 1 S: 5	H: 0 LOB: 1 BB: 1 P: 9	R: 0 E: 0 K: 1 S: 5	H: 0 LOB: 0 BB: 0 P: 5	R: 0 E: 0 K: 2 S: 8	H: 1 LOB: 1 BB: 0 P: 8	R: 1 E: 0 K: 0 S: 5	H: 2 LOB: 1 BB: 0 P: 5	R: 0 E: 0 K: 1 S: 5	H: 0 LOB: 0 BB: 0 P: 5	R: 0 E: 0 K: 0 S: 3	H: 0 LOB: 0 BB: 0 P: 3	1B: 1 2B: 1 3B: 0 HR: 1	SF: 0 SAC: 0 DP: 0 HBP: 0	WP: 0 PB: 0 SB: 0 CS: 0	PA: 31
PITCHER Jim Palmer, R ERA: 3.81	IP: 9.0 WLS: W BF: 31 H: 3 R: 1 ER: 1 SO: 7 BB: 1 IBB: 0 HBP: 0 BLK: 0 WP: 0 HR: 1 S: 44 P: 48 ERA: 1.00 WHIP: 0.444															PITCHER				

Kansas City Royals @ Baltimore Orioles
Memorial Stadium, Baltimore, MD
Thu Aug 05 1982, 7:05 PM EDT
Att: 20,943 - Unknown

AB 30
R 1
H 3
RBI 1
BB 1
SO 7
LOB 6



Batter	1	2	3	4	5	6	7	8	9	AB	R	H	RBI	BB	SO	LOB	BOTTOM			
Al Bumbry, L OBP: 0.319, SLG: 0.342										4	1	2	1	0	0	2				
Ken Singleton, S OBP: 0.365, SLG: 0.379										4	0	0	0	0	0	1				
Cal Ripken Jr., R OBP: 0.311, SLG: 0.471										3	0	0	0	1	0	1				
Eddie Murray, S OBP: 0.379, SLG: 0.515										4	1	2	0	0	1	1				
Gary Roenicke, R OBP: 0.390, SLG: 0.526										4	2	2	0	0	0	2				
Dan Ford, R OBP: 0.277, SLG: 0.370										3	1	1	1	1	0	0				
Rick Dempsey, R OBP: 0.328, SLG: 0.358										3	0	1	1	1	0	1				
Rich Dauer, R OBP: 0.317, SLG: 0.354										4	0	1	2	0	0	2				
Lenn Sakata, R OBP: 0.322, SLG: 0.363										3	0	0	0	0	2	3				
Inning Stats	R: 1 E: 0 K: 0 S: 5	H: 2 LOB: 1 BB: 0 P: 5	R: 0 E: 0 K: 0 S: 3	H: 0 LOB: 0 BB: 0 P: 3	R: 0 E: 0 K: 1 S: 3	H: 3 LOB: 2 BB: 2 P: 16	R: 0 E: 0 K: 1 S: 5	H: 0 LOB: 1 BB: 1 P: 9	R: 0 E: 0 K: 1 S: 6	H: 1 LOB: 0 BB: 0 P: 6	R: 0 E: 0 K: 0 S: 3	H: 1 LOB: 0 BB: 0 P: 3	R: 1 E: 0 K: 0 S: 5	H: 2 LOB: 1 BB: 0 P: 5	R: 0 E: 0 K: 0 S: 3	H: 0 LOB: 0 BB: 0 P: 5	1B: 7 2B: 2 3B: 0 HR: 1	SF: 0 SAC: 0 DP: 1 HBP: 0	WP: 0 PB: 0 SB: 0 CS: 0	PA: 35
PITCHER Vida Blue, L ERA: 4.01 Mike Armstrong, R ERA: 2.04 Derek Botelho, R ERA: 4.5	IP: 3.1 WLS: L BF: 17 H: 5 R: 4 ER: 4 SO: 4 BB: 2 IBB: 0 HBP: 0 BLK: 0 WP: 0 HR: 1 S: 15 P: 23 ERA: 10.80 WHIP: 2.100															PITCHER				

Kansas City Royals @ Baltimore Orioles
Memorial Stadium, Baltimore, MD
Thu Aug 05 1982, 7:05 PM EDT
Att: 20,943 - Unknown

AB 32
R 5
H 9
RBI 5
BB 3
SO 3
LOB 13



Batter	1	2	3	4	5	6	7	8	9	AB	R	H	RBI	BB	SO	LOB	TOP			
Willie Wilson, S (1, 7) OBP: 0.374, SLG: 0.463										4	1	2	0	1	0	1	Kansas City Royals @ Baltimore Orioles Memorial Stadium, Baltimore, MD Fri Aug 06 1982, 7:05 PM EDT Unknown			
U L Washington, S (1, 6) OBP: 0.321, SLG: 0.358										5	0	2	0	0	2	2				
George Brett, L (1, 5) OBP: 0.381, SLG: 0.506										3	1	2	1	1	0	1				
Hal McRae, R (1, 10) OBP: 0.379, SLG: 0.541										4	0	1	1	0	1	5				
Willie Aikens, L (1, 3) OBP: 0.315, SLG: 0.379										4	0	0	0	0	1	4				
Steve Hammond, L (1, 9) OBP: 0.286, SLG: 0.382										4	1	1	0	0	0	0				
Frank White, R (1, 4) OBP: 0.332, SLG: 0.485										4	0	1	0	0	1	0				
Cesar Geronimo, L (1, 8) OBP: 0.303, SLG: 0.471										4	0	0	0	0	1	2				
Jamie Quirk, L (1, 2) OBP: 0.247, SLG: 0.260										3	0	0	1	0	3	0				
Inning Stats	R: 1 E: 0 K: 2 S: 8	H: 1 LOB: 1 BB: 1 P: 12	R: 1 E: 0 K: 0 S: 5	H: 2 LOB: 1 BB: 0 P: 5	R: 1 E: 0 K: 1 S: 6	H: 1 LOB: 0 BB: 0 P: 6	R: 0 E: 0 K: 1 S: 5	H: 0 LOB: 0 BB: 0 P: 5	R: 0 E: 0 K: 1 S: 9	H: 2 LOB: 3 BB: 1 P: 13	R: 0 E: 0 K: 1 S: 7	H: 2 LOB: 2 BB: 0 P: 7	R: 0 E: 0 K: 0 S: 3	H: 0 LOB: 0 BB: 0 P: 3	R: 0 E: 0 K: 1 S: 6	H: 1 LOB: 1 BB: 0 P: 6	1B: 8 2B: 0 3B: 0 HR: 1	SF: 1 SAC: 0 DP: 0 HBP: 0	WP: 0 PB: 0 SB: 2 CS: 0	PA: 38
PITCHER	IP WLS BF H R ER SO BB IBB HBP BLK WP HR S P ERA WHIP	4.1 L 20 6 3 3 5 1 0 0 0 0 1 29 33 6.23 1.615	5.1 S 18 3 0 0 4 1 0 0 0 0 0 0 25 29 0.00 0.857																	

Batter	1	2	3	4	5	6	7	8	9	AB	R	H	RBI	BB	SO	LOB	BOTTOM					
Ai Bumby, L (1, 8) OBP: 0.320, SLG: 0.342										3	0	1	0	1	0	0	Kansas City Royals @ Baltimore Orioles Memorial Stadium, Baltimore, MD Fri Aug 06 1982, 7:05 PM EDT Unknown					
Jim Dwyer, L (1, 9) OBP: 0.386, SLG: 0.512										3	0	1	0	1	0	1						
Ken Singleton, S (1, 10) OBP: 0.364, SLG: 0.376										3	1	0	0	1	1	3						
Eddie Murray, S (1, 3) OBP: 0.375, SLG: 0.509										4	0	0	0	0	2	2						
John Lowenstein, L (1, 7) OBP: 0.408, SLG: 0.621										4	0	1	0	0	0	0						
Cal Ripken Jr., R (1, 6) OBP: 0.310, SLG: 0.469										4	0	1	0	0	1	2						
Joe Nolan, L (1, 2) OBP: 0.283, SLG: 0.379										3	0	1	1	1	0	1						
Rich Dauer, R (1, 5) OBP: 0.315, SLG: 0.352										3	0	0	0	0	0	3						
Lenn Sakata, R (1, 4) OBP: 0.318, SLG: 0.358										3	0	0	0	0	0	1						
Inning Stats	R: 0 E: 0 K: 1 S: 4	H: 0 LOB: 1 BB: 2 P: 12	R: 0 E: 0 K: 0 S: 3	H: 0 LOB: 0 BB: 0 P: 3	R: 0 E: 0 K: 0 S: 4	H: 1 LOB: 1 BB: 0 P: 4	R: 1 E: 0 K: 1 S: 7	H: 2 LOB: 2 BB: 1 P: 11	R: 0 E: 0 K: 1 S: 6	H: 1 LOB: 1 BB: 0 P: 6	R: 0 E: 0 K: 1 S: 5	H: 0 LOB: 0 BB: 0 P: 5	R: 0 E: 0 K: 0 S: 2	H: 0 LOB: 1 BB: 1 P: 6	R: 0 E: 0 K: 0 S: 3	H: 0 LOB: 0 BB: 0 P: 3	R: 0 E: 0 K: 0 S: 4	H: 1 LOB: 1 BB: 0 P: 4	1B: 4 2B: 0 3B: 1 HR: 0	SF: 0 SAC: 0 DP: 2 HBP: 0	WP: 0 PB: 0 SB: 0 CS: 0	PA: 34
PITCHER	IP WLS BF H R ER SO BB IBB HBP BLK WP HR S P ERA WHIP	6.0 W 25 4 1 1 4 4 0 0 0 0 0 0 9 9 1.50 1.333	7.1 S 9 1 0 0 0 0 0 0 0 0 0 0 9 9 0.00 0.333																			

Batter	1	2	3	4	5	6	7	8	9	AB	R	H	RBI	BB	SO	LOB	TOP					
Willie Wilson, S OBP: 0.370, SLG: 0.457 (1, 7)	F9		F9		F8		G3			4	0	0	0	0	0	0	Kansas City Royals @ Baltimore Orioles Memorial Stadium, Baltimore, MD Fri Aug 06 1982, 7:05 PM EDT Att: 25,768 - Unknown					
U L Washington, S OBP: 0.326, SLG: 0.391 (1, 6)	HR		1B		HR		4-3			4	2	3	2	0	0							
Frank White, R OBP: 0.331, SLG: 0.486 (1, 4)	F4		F7		2B		6-3			4	0	1	0	0	0	1						
Amos Otis, R OBP: 0.342, SLG: 0.441 (1, 8)	E5				6-3				5-3	4	0	0	0	0	1	1						
Hal McRae, R OBP: 0.377, SLG: 0.545 (1, 10)	F8				K				F8	4	1	1	1	0	1	1						
Lee May, R OBP: 0.405, SLG: 0.544 George Brett, L OBP: 0.381, SLG: 0.506 (1, 3) (9, 5)		F6			2B		K		1-3	3	1	0	0	1	1	0						
Jerry Martin, R OBP: 0.309, SLG: 0.377 (1, 9)		5-3			2B		F8		F4	4	0	1	1	0	0	0						
Greg Pryor, R OBP: 0.344, SLG: 0.478 (1, 5) (9, 3)		F6			F6				L5	4	0	1	0	0	0	1						
Don Slaught, R OBP: 0.316, SLG: 0.349 (1, 2)					5-3		G3		5-3	4	0	0	0	0	0	1						
Inning Stats	R: 1 E: 1 K: 0 S: 5	H: 1 LOB: 1 BB: 0 P: 5	R: 0 E: 0 K: 0 S: 3	H: 0 LOB: 0 BB: 0 P: 3	R: 0 E: 0 K: 0 S: 4	H: 1 LOB: 1 BB: 0 P: 4	R: 1 E: 0 K: 2 S: 8	H: 1 LOB: 1 BB: 1 P: 12	R: 1 E: 0 K: 0 S: 5	H: 2 LOB: 1 BB: 0 P: 5	R: 1 E: 0 K: 1 S: 7	H: 2 LOB: 1 BB: 0 P: 7	R: 0 E: 0 K: 0 S: 3	H: 0 LOB: 0 BB: 0 P: 3	R: 0 E: 0 K: 0 S: 3	H: 0 LOB: 0 BB: 0 P: 3	R: 0 E: 0 K: 0 S: 3	H: 0 LOB: 0 BB: 0 P: 3	1B: 2 2B: 2 3B: 0 HR: 3	SF: 0 SAC: 0 DP: 0 HBP: 0	WP: 0 PB: 0 SB: 0 CS: 0	PA: 36
PITCHER Scott McGregor, L ERA: 3.99 (1, 1)	IP: 9.0 WLS: L BF: 36 H: 7 R: 4 ER: 4 SO: 3 BB: 1 IBB: 0 HBP: 0 BLK: 0 WP: 0 HR: 3 S: 41 P: 45 ERA: 4.00 WHIP: 0.889																					

Batter	1	2	3	4	5	6	7	8	9	AB	R	H	RBI	BB	SO	LOB	BOTTOM			
Al Bumbry, L OBP: 0.317, SLG: 0.339 (1, 8)	1-3		F7			E6		G6-4-3		4	0	0	0	0	0	2	Kansas City Royals @ Baltimore Orioles Memorial Stadium, Baltimore, MD Fri Aug 06 1982, 7:05 PM EDT Att: 25,768 - Unknown			
Lenn Sakata, R OBP: 0.319, SLG: 0.355 Terry Crowley, L OBP: 0.356, SLG: 0.324 (1, 4) (9, PH)	FC6-4 BB		5-3			5-3			FC6-4 1B	2	0	0	0	1	0	2				
Cal Ripken Jr., R OBP: 0.312, SLG: 0.468 (1, 6)	F9				G5-4-3 1B				FC6-4 3-1 1B	3	0	1	0	0	0	2				
Eddie Murray, S OBP: 0.373, SLG: 0.506 (1, 3)	FC6-4 1-2				F9		K		1B	4	0	1	0	0	1	4				
Benny Ayala, R OBP: 0.313, SLG: 0.494 Ken Singleton, S OBP: 0.363, SLG: 0.374 (1, 10) (7, PH)		5-3			G5-4-3 1-2		L5		3-1	2	0	0	0	0	0	1				
Gary Roenicke, R OBP: 0.386, SLG: 0.520 John Lowenstein, L OBP: 0.406, SLG: 0.618 (1, 7) (9, PH)		F3			F6		1-3		4-3	3	0	0	0	0	0	0				
Dan Ford, R OBP: 0.278, SLG: 0.370 (1, 9)		F7			G4-6-3 1B		5-3			3	0	1	0	0	0	0				
Rick Dempsey, R OBP: 0.326, SLG: 0.355 Joe Nolan, L OBP: 0.286, SLG: 0.383 (1, 2) (9, PH) (9, 2)			K			G4-6-3 1-2		G6-4-3 1B		2	0	0	0	0	1	1				
Floyd Rayford, R OBP: 0.204, SLG: 0.320 (1, 5)						F7		K		3	0	1	0	0	1	1				
Inning Stats	R: 0 E: 0 K: 0 S: 3	H: 0 LOB: 1 BB: 1 P: 7	R: 0 E: 0 K: 0 S: 3	H: 0 LOB: 0 BB: 0 P: 3	R: 0 E: 0 K: 1 S: 6	H: 1 LOB: 1 BB: 0 P: 6	R: 0 E: 0 K: 0 S: 3	H: 1 LOB: 0 BB: 0 P: 3	R: 0 E: 1 K: 1 S: 6	H: 0 LOB: 2 BB: 0 P: 7	R: 0 E: 0 K: 0 S: 3	H: 0 LOB: 0 BB: 0 P: 3	R: 0 E: 0 K: 1 S: 5	H: 1 LOB: 0 BB: 0 P: 5	R: 0 E: 0 K: 0 S: 5	H: 2 LOB: 2 BB: 0 P: 5	1B: 6 2B: 0 3B: 0 HR: 0	SF: 0 SAC: 0 DP: 3 HBP: 1	WP: 0 PB: 0 SB: 0 CS: 0	PA: 33
PITCHER Don Hood, L ERA: 2.61 Dan Quisenberry, R ERA: 3.05 (1, 1) (7, 1)	IP: 6.0 WLS: S BF: 22 H: 3 R: 0 ER: 0 SO: 2 BB: 1 IBB: 0 HBP: 0 BLK: 0 WP: 0 HR: 0 S: 24 P: 29 ERA: 0.00 WHIP: 0.667																			

Batter	1	2	3	4	5	6	7	8	9	AB	R	H	RBI	BB	SO	LOB	TOP																
Willie Wilson, S OBP: 0.373, SLG: 0.462 (1, 7)										5	1	3	0	0	0	0	Kansas City Royals @ Baltimore Orioles Memorial Stadium, Baltimore, MD Sat Aug 07 1982, 7:05 PM EDT Att: 39,649 - Unknown livebaseballscorecards.com																
U L Washington, S OBP: 0.325, SLG: 0.384 (1, 6)										4	0	0	0	1	1	4																	
George Brett, L OBP: 0.379, SLG: 0.510 (1, 5)										5	1	1	1	0	1	4																	
Amos Otis, R OBP: 0.340, SLG: 0.438 (1, 8)										5	2	1	1	0	1	3																	
Hal McRae, R OBP: 0.381, SLG: 0.549 (1, 10)										3	1	2	0	0	0	0																	
Willie Aikens, L OBP: 0.317, SLG: 0.383 (1, 3)										4	0	2	3	0	1	1																	
Jerry Martin, R OBP: 0.306, SLG: 0.373 (1, 9)										4	0	0	0	0	2	4																	
Frank White, R OBP: 0.331, SLG: 0.481 (1, 4)										3	0	0	0	1	0	1																	
Don Slaught, R OBP: 0.313, SLG: 0.344 (1, 2)										4	0	1	0	0	1	2																	
Inning Stats	R: 3 E: 0 K: 1 S: 8	H: 3 LOB: 1 BB: 0 P: 9	R: 0 E: 0 K: 0 S: 3	H: 0 LOB: 0 BB: 0 P: 3	R: 0 E: 0 K: 1 S: 5	H: 0 LOB: 0 BB: 0 P: 5	R: 0 E: 0 K: 1 S: 5	H: 0 LOB: 0 BB: 0 P: 5	R: 0 E: 0 K: 1 S: 6	H: 1 LOB: 1 BB: 0 P: 6	R: 2 E: 1 K: 0 S: 6	H: 3 LOB: 1 BB: 0 P: 6	R: 0 E: 0 K: 1 S: 7	H: 2 LOB: 2 BB: 0 P: 7	R: 0 E: 0 K: 1 S: 6	H: 1 LOB: 2 BB: 1 P: 10		R: 0 E: 0 K: 1 S: 5	H: 0 LOB: 1 BB: 1 P: 9	1B: 6 2B: 3 3B: 0 HR: 1	SF: 0 SAC: 0 DP: 1 HBP: 1	WP: 0 PB: 0 SB: 0 CS: 0	PA: 40										
PITCHER	IP WLS BF H R ER SO BB IBB HBP BLK WP HR S P ERA WHIP																																
Dennis Martinez, R ERA: 4.25 (1, 1)	5.0	24	7	5	4	4	0	0	1	0	0	1	31	32	7.20	1.400																	
Ross Grimsley, L ERA: 4.99 (6, 1)	2.0	7	2	0	0	1	0	0	0	0	0	0	9	9	0.00	1.000																	
Tippy Martinez, L ERA: 2.98 (8, 1)	2.0	W	9	1	0	0	2	1	1	0	0	0	0	11	19	0.00	1.000																

Batter	1	2	3	4	5	6	7	8	9	AB	R	H	RBI	BB	SO	LOB	BOTTOM																
Lenn Sakata, R OBP: 0.318, SLG: 0.354 (1, 4)										4	1	1	0	0	0	0	Kansas City Royals @ Baltimore Orioles Memorial Stadium, Baltimore, MD Sat Aug 07 1982, 7:05 PM EDT Att: 39,649 - Unknown livebaseballscorecards.com																
Dan Ford, R OBP: 0.278, SLG: 0.378 (1, 9)										3	1	1	1	0	0	0																	
Al Bumbry, L OBP: 0.317, SLG: 0.339 (8, PH)										0	1	0	0	0	0	0																	
Cal Ripken Jr., R OBP: 0.309, SLG: 0.464 (1, 6)										3	0	0	1	0	0	0																	
Eddie Murray, S OBP: 0.377, SLG: 0.506 (1, 3)										2	0	1	0	2	0	0																	
Benny Ayala, R OBP: 0.313, SLG: 0.488 (8, PH)										3	1	1	0	0	0	1																	
John Lowenstein, L OBP: 0.404, SLG: 0.618 (9, 9)										0	0	0	1	0	0	0																	
Gary Roenicke, R OBP: 0.384, SLG: 0.515 (1, 8)										4	1	1	0	0	0	3																	
Ken Singleton, S OBP: 0.363, SLG: 0.382 (1, 10)										3	1	1	3	0	0	0																	
Rick Dempsey, R OBP: 0.326, SLG: 0.352 (1, 2)										2	0	0	0	1	0	0																	
Floyd Rayford, R OBP: 0.196, SLG: 0.308 (1, 5)										2	0	0	0	0	0	0																	
Terry Crowley, L OBP: 0.352, SLG: 0.319 (7, PH)										1	0	0	0	0	0	1																	
Rich Dauer, R OBP: 0.315, SLG: 0.352 (8, 5)										0	0	0	0	0	0	0																	
Inning Stats	R: 0 E: 0 K: 0 S: 3	H: 0 LOB: 0 BB: 0 P: 3	R: 0 E: 0 K: 0 S: 3	H: 0 LOB: 0 BB: 0 P: 3	R: 0 E: 0 K: 0 S: 6	H: 3 LOB: 2 BB: 0 P: 6	R: 0 E: 0 K: 0 S: 3	H: 0 LOB: 0 BB: 0 P: 3	R: 0 E: 0 K: 0 S: 3	H: 0 LOB: 0 BB: 0 P: 3	R: 3 E: 0 K: 0 S: 4	H: 2 LOB: 0 BB: 2 P: 12	R: 2 E: 1 K: 0 S: 5	H: 1 LOB: 1 BB: 1 P: 9	R: 0 E: 0 K: 0 S: 5	H: 0 LOB: 1 BB: 1 P: 9	1B: 4 2B: 0 3B: 0 HR: 2	SF: 2 SAC: 1 DP: 1 HBP: 0	WP: 0 PB: 0 SB: 0 CS: 0	PA: 33													
PITCHER	IP WLS BF H R ER SO BB IBB HBP BLK WP HR S P ERA WHIP																																
Bud Black, L ERA: 4.62 (1, 1)	6.1	24	4	3	3	0	1	0	0	0	0	1	23	27	4.26	0.789																	
Dan Quisenberry, R ERA: 3.09 (7, 1)	1.2	L	9	2	3	1	0	1	1	0	0	0	1	7	15	5.40	1.800																

Batter	1	2	3	4	5	6	7	8	9	AB	R	H	RBI	BB	SO	LOB	TOP								
Willie Wilson, S OBP: 0.373, SLG: 0.461 (1, 7)										5	2	2	0	0	0	3	Kansas City Royals @ Baltimore Orioles Memorial Stadium, Baltimore, MD Sun Aug 08 1982, 3:33 AM EDT Att: 26,099 - Unknown livebaseballscorecards.com								
U L Washington, S OBP: 0.327, SLG: 0.397 (1, 6)										5	2	2	2	0	1	2									
George Brett, L OBP: 0.377, SLG: 0.506 (1, 5)										5	0	1	0	0	0	2									
Amos Otis, R OBP: 0.343, SLG: 0.441 (1, 8)										4	0	2	2	1	1	0									
Hal McRae, R OBP: 0.381, SLG: 0.549 (1, 10)										5	1	2	0	0	0	4									
Lee May, R OBP: 0.390, SLG: 0.521 Willie Aikens, L OBP: 0.316, SLG: 0.382 (8, PH) (8, 3)										3	0	0	0	0	0	3									
Jerry Martin, R OBP: 0.305, SLG: 0.380 (1, 9)										4	1	1	2	0	2	0									
Frank White, R OBP: 0.330, SLG: 0.479 (1, 4)										4	0	1	0	0	0	0									
Don Slaught, R OBP: 0.324, SLG: 0.355 Steve Hammond, L OBP: 0.281, SLG: 0.375 Jamie Quirk, L OBP: 0.247, SLG: 0.260 (9, PH) (9, 2)										3	0	2	0	0	1	0									
Inning Stats	R: 2 E: 0 K: 1 S: 8	H: 3 LOB: 1 BB: 0 P: 8	R: 0 E: 0 K: 1 S: 7	H: 2 LOB: 2 BB: 0 P: 7	R: 0 E: 0 K: 0 S: 3	H: 0 LOB: 1 BB: 1 P: 7	R: 0 E: 0 K: 1 S: 6	H: 1 LOB: 0 BB: 0 P: 6	R: 0 E: 0 K: 1 S: 5	H: 0 LOB: 0 BB: 0 P: 5	R: 2 E: 0 K: 1 S: 7	H: 2 LOB: 2 BB: 0 P: 7	R: 0 E: 0 K: 0 S: 5	H: 2 LOB: 2 BB: 0 P: 5	R: 0 E: 0 K: 0 S: 3	H: 0 LOB: 0 BB: 0 P: 3	R: 2 E: 0 K: 0 S: 6	H: 3 LOB: 1 BB: 0 P: 6	1B: 9 2B: 2 3B: 0 HR: 2	SF: 0 SAC: 0 DP: 0 HBP: 0	WP: 1 PB: 0 SB: 0 CS: 0	PA: 41			
PITCHER	IP	WLS	BF	H	R	ER	SO	BB	IBB	HBP	BLK	WP	HR	S	P	ERA	WHIP								
Mike Flanagan, L ERA: 3.74 (1, 1)	5.1		25	8	4	4	4	1	0	0	0	1	2	32	36	6.75	1.688								
Sammy Stewart, R ERA: 4.14 (6, 1)	3.0		12	3	1	1	1	0	0	0	0	0	0	14	14	3.00	1.000								
Tippy Martinez, L ERA: 3.11 (9, 1)	0.1	W	2	1	0	0	0	0	0	0	0	0	0	2	2	0.00	3.000								
Tim Stoddard, R ERA: 3.28 (9, 1)	0.1		2	1	1	1	0	0	0	0	0	0	0	2	2	27.00	3.000								

Batter	1	2	3	4	5	6	7	8	9	AB	R	H	RBI	BB	SO	LOB	BOTTOM								
Al Bumbry, L OBP: 0.316, SLG: 0.344 (1, 8)										5	1	1	1	0	1	3	Kansas City Royals @ Baltimore Orioles Memorial Stadium, Baltimore, MD Sun Aug 08 1982, 3:33 AM EDT Att: 26,099 - Unknown livebaseballscorecards.com								
Glenn Gulliver, L OBP: 0.432, SLG: 0.259 Rich Dauer, R OBP: 0.315, SLG: 0.352 (1, 5) (9, 5)										4	1	0	0	1	1	2									
Ken Singleton, S OBP: 0.363, SLG: 0.383 (1, 10)										4	1	1	0	1	1	1									
Eddie Murray, S OBP: 0.380, SLG: 0.515 (1, 3)										4	3	2	1	1	0	1									
John Lowenstein, L OBP: 0.409, SLG: 0.631 (1, 7)										4	2	2	3	1	1	1									
Cal Ripken Jr., R OBP: 0.308, SLG: 0.459 (1, 6)										4	1	0	0	1	0	2									
Joe Nolan, L OBP: 0.293, SLG: 0.382 Rick Dempsey, R OBP: 0.326, SLG: 0.352 Terry Crowley, L OBP: 0.360, SLG: 0.370 (1, 2) (9, 2) (9, PH)										3	0	1	0	1	0	0									
Gary Roenicke, R OBP: 0.386, SLG: 0.517 (1, 9)										3	0	1	0	1	0	1									
Lenn Sakata, R OBP: 0.317, SLG: 0.352 (1, 4)										4	0	1	0	0	0	5									
Inning Stats	R: 2 E: 0 K: 2 S: 9	H: 2 LOB: 1 BB: 1 P: 13	R: 0 E: 0 K: 1 S: 5	H: 0 LOB: 1 BB: 1 P: 9	R: 3 E: 0 K: 1 S: 6	H: 1 LOB: 0 BB: 2 P: 14	R: 0 E: 0 K: 0 S: 4	H: 1 LOB: 1 BB: 0 P: 4	R: 1 E: 0 K: 0 S: 6	H: 3 LOB: 3 BB: 1 P: 10	R: 0 E: 0 K: 0 S: 4	H: 1 LOB: 1 BB: 0 P: 4	R: 0 E: 0 K: 0 S: 3	H: 0 LOB: 0 BB: 0 P: 3	R: 0 E: 0 K: 0 S: 4	H: 1 LOB: 1 BB: 0 P: 4	R: 4 E: 1 K: 0 S: 3	H: 1 LOB: 0 BB: 2 P: 11	1B: 4 2B: 2 3B: 0 HR: 4	SF: 0 SAC: 0 DP: 0 HBP: 0	WP: 0 PB: 0 SB: 3 CS: 0	PA: 43			
PITCHER	IP	WLS	BF	H	R	ER	SO	BB	IBB	HBP	BLK	WP	HR	S	P	ERA	WHIP								
Dennis Leonard, R ERA: 5.48 (1, 1)	4.1		23	6	6	5	4	4	0	0	0	0	3	27	43	10.38	2.308								
Bill Castro, R ERA: 2.09 (5, 1)	3.2		15	3	0	0	0	1	0	0	0	0	0	14	18	0.00	1.091								
Mike Armstrong, R ERA: 2.33 (9, 1)	0.1	L	5	1	4	3	0	1	1	0	1	0	1	3	11	81.00	6.000								

Batter	1	2	3	4	5	6	7	8	9	AB	R	H	RBI	BB	SO	LOB	TOP										
Al Bumby, L OBP: 0.317, SLG: 0.345 (1, 8)										5	1	2	1	0	0	2	Baltimore Orioles @ Chicago White Sox Comiskey Park, Chicago, IL Mon Aug 09 1982, 8:05 PM EDT Att: 26,765 - Unknown										
Glenn Gulliver, L OBP: 0.405, SLG: 0.226 (1, 5)										4	1	0	0	1	1	3											
Ken Singleton, S OBP: 0.360, SLG: 0.379 (1, 10)										4	0	0	0	0	0	2											
Eddie Murray, S OBP: 0.383, SLG: 0.515 (1, 3)										4	0	2	0	1	0	2											
John Lowenstein, L OBP: 0.411, SLG: 0.631 (1, 7)										0	1	0	0	1	0	0											
Gary Roenicke, R OBP: 0.387, SLG: 0.515 (2, 7)										3	0	1	0	1	2	3											
Cal Ripken Jr., R OBP: 0.306, SLG: 0.459 (1, 6)										5	0	1	2	0	1	7											
Dan Ford, R OBP: 0.278, SLG: 0.377 (1, 9)										4	0	1	0	0	1	2											
Joe Nolan, L OBP: 0.294, SLG: 0.381 (1, 2)										3	1	1	0	0	1	1											
Rick Dempsey, R OBP: 0.325, SLG: 0.350 (7, 2)										1	0	0	0	0	1	0											
Rich Dauer, R OBP: 0.319, SLG: 0.356 (1, 4)										4	1	3	0	0	0	1											
Inning Stats	R: 3 E: 0 K: 1 S: 7	H: 2 LOB: 1 BB: 2 P: 15	R: 2 E: 0 K: 1 S: 8	H: 3 LOB: 3 BB: 2 P: 16	R: 0 E: 0 K: 1 S: 6	H: 1 LOB: 1 BB: 0 P: 6	R: 0 E: 1 K: 1 S: 7	H: 1 LOB: 2 BB: 0 P: 7	R: 0 E: 0 K: 0 S: 3	H: 1 LOB: 0 BB: 0 P: 3	R: 0 E: 0 K: 0 S: 3	H: 1 LOB: 1 BB: 0 P: 8	R: 0 E: 0 K: 1 S: 6	H: 1 LOB: 1 BB: 0 P: 6	R: 0 E: 0 K: 0 S: 4	H: 1 LOB: 1 BB: 0 P: 4	1B: 10 2B: 2 3B: 0 HR: 0	SF: 0 SAC: 1 DP: 2 HBP: 0	WP: 0 PB: 1 SB: 1 CS: 1	PA: 42							
PITCHER	IP	WLS	BF	H	R	ER	SO	BB	IBB	HBP	BLK	WP	HR	S	P	ERA	WHIP										
LaMarr Hoyt, R ERA: 3.22 (1, 1)	1.2		13	5	5	5	2	3	0	0	0	0	0	14	26	27.00	4.800										
Kevin Hickey, L ERA: 3.15 (2, 1)	5.1	W	21	4	0	0	4	1	0	0	0	0	0	28	32	0.00	0.938										
Dennis Lamp, R ERA: 4.01 (8, 1)	2.0		8	2	0	0	1	0	0	0	0	0	0	10	10	0.00	1.000										

Batter	1	2	3	4	5	6	7	8	9	AB	R	H	RBI	BB	SO	LOB	BOTTOM										
Rudy Law, L OBP: 0.373, SLG: 0.443 (1, 8)										4	3	2	1	1	0	2	Baltimore Orioles @ Chicago White Sox Comiskey Park, Chicago, IL Mon Aug 09 1982, 8:05 PM EDT Att: 26,765 - Unknown										
Tony Bemazzard, S OBP: 0.346, SLG: 0.395 (1, 4)										3	0	1	0	1	0	1											
Harold Baines, L OBP: 0.315, SLG: 0.448 (1, 9)										4	0	2	3	0	0	1											
Greg Luzinski, R OBP: 0.359, SLG: 0.450 (1, 10)										3	1	1	1	1	2	2											
Steve Kemp, L OBP: 0.382, SLG: 0.400 (1, 7)										4	1	1	0	0	0	3											
Carlton Fisk, R OBP: 0.341, SLG: 0.398 (1, 2)										4	1	1	0	0	0	0											
Mike Squires, L ERA: 3.39 (1, 3)										2	0	0	0	0	0	0											
Chris Nyman, R OBP: 0.158, SLG: 0.158 (7, 3)										2	1	0	0	0	0	0											
Vance Law, R OBP: 0.328, SLG: 0.364 (1, 6)										2	1	0	0	1	1	0											
Aurelio Rodriguez, R OBP: 0.281, SLG: 0.357 (1, 5)										4	1	2	1	0	0	1											
Inning Stats	R: 0 E: 0 K: 0 S: 3	H: 0 LOB: 0 BB: 0 P: 3	R: 0 E: 0 K: 0 S: 2	H: 0 LOB: 0 BB: 1 P: 6	R: 0 E: 0 K: 1 S: 5	H: 0 LOB: 0 BB: 0 P: 5	R: 1 E: 0 K: 1 S: 6	H: 2 LOB: 0 BB: 0 P: 6	R: 0 E: 0 K: 0 S: 3	H: 0 LOB: 0 BB: 0 P: 3	R: 2 E: 0 K: 0 S: 5	H: 3 LOB: 0 BB: 0 P: 5	R: 6 E: 1 K: 1 S: 11	H: 4 LOB: 2 BB: 2 P: 19	R: 0 E: 0 K: 0 S: 4	H: 1 LOB: 2 BB: 1 P: 8	1B: 8 2B: 1 3B: 0 HR: 1	SF: 0 SAC: 1 DP: 2 HBP: 0	WP: 0 PB: 0 SB: 1 CS: 1	PA: 38							
PITCHER	IP	WLS	BF	H	R	ER	SO	BB	IBB	HBP	BLK	WP	HR	S	P	ERA	WHIP										
Jim Palmer, R ERA: 3.91 (1, 1)	6.0		22	6	4	4	2	1	0	0	0	0	0	25	29	6.00	1.167										
Tippy Martinez, L ERA: 3.39 (7, 1)	0.0	L	2	2	0	0	0	0	0	0	0	0	0	2	2	∞	∞										
Tim Stoddard, R ERA: 3.62 (7, 1)	0.1		6	1	5	4	0	2	0	0	0	0	0	4	12	108.00	9.000										
Storm Davis, R ERA: 3.02 (7, 1)	1.2		7	1	0	0	1	1	0	0	0	0	0	8	12	0.00	1.200										

AB	37
R	5
H	11
RBI	3
BB	4
SO	7
LOB	23



AB	32
R	9
H	10
RBI	6
BB	4
SO	3
LOB	10



Batter	1	2	3	4	5	6	7	8	9	AB	R	H	RBI	BB	SO	LOB	TOP	
Al Bumbry, L OBP: 0.313, SLG: 0.341 (1, 8)										4	0	0	0	0	1	2		
Glenn Gulliver, L OBP: 0.391, SLG: 0.229 (1, 5)										4	0	1	0	0	0	2		
Ken Singleton, S OBP: 0.356, SLG: 0.374 (1, 10)										4	0	0	0	0	2	2		
Eddie Murray, S OBP: 0.388, SLG: 0.519 (1, 3)										3	0	1	0	1	0	0		
John Lowenstein, L OBP: 0.409, SLG: 0.623 (1, 7)										4	0	1	0	0	1	3		
Cal Ripken Jr., R OBP: 0.305, SLG: 0.453 (1, 6)										4	0	0	0	0	1	2		
Jim Dwyer, L OBP: 0.381, SLG: 0.500 (1, 9)										4	0	1	0	0	1	1		
Rick Dempsey, R OBP: 0.324, SLG: 0.354 (9, PH)										2	1	1	0	1	0	0		
Joe Nolan, L OBP: 0.292, SLG: 0.378 (9, PH)										1	0	0	0	0	0	1		
Rich Dauer, R OBP: 0.321, SLG: 0.355 (1, 4)										2	0	0	1	1	0	1		
Inning Stats	R: 0 E: 0 K: 3 S: 10	H: 1 LOB: 2 BB: 1 P: 14	R: 0 E: 0 K: 2 S: 7	H: 0 LOB: 0 BB: 0 P: 7	R: 0 E: 0 K: 0 S: 3	H: 0 LOB: 1 BB: 1 P: 7	R: 0 E: 0 K: 0 S: 4	H: 1 LOB: 1 BB: 0 P: 4	R: 0 E: 0 K: 0 S: 4	H: 1 LOB: 0 BB: 0 P: 4	R: 0 E: 0 K: 1 S: 5	H: 0 LOB: 0 BB: 0 P: 5	R: 0 E: 0 K: 0 S: 4	H: 1 LOB: 1 BB: 0 P: 4	1B: 3 2B: 1 3B: 1 HR: 0	SF: 0 SAC: 0 DP: 0 HBP: 0	WP: 0 PA: 35	
PITCHER	IP	WLS	BF	H	R	ER	SO	BB	IBB	HBP	BLK	WP	HR	S	P	ERA	WHIP	
Richard Dotson, R ERA: 4.6 (1, 1)	7.0	W	28	4	1	1	5	3	0	0	0	0	0	35	47	1.29	1.000	
Dennis Lamp, R ERA: 3.95 (8, 1)	2.0	S	7	1	0	0	1	0	0	0	0	0	0	9	9	0.00	0.500	

Baltimore Orioles @ Chicago White Sox
Comiskey Park, Chicago, IL
Wed Aug 11 1982, 8:05 PM EDT
Att: 19,481 - Unknown

AB 32
R 1
H 5
RBI 1
BB 3
SO 6
LOB 14



Batter	1	2	3	4	5	6	7	8	9	AB	R	H	RBI	BB	SO	LOB	BOTTOM		
Rudy Law, L OBP: 0.374, SLG: 0.447 (1, 8)										5	1	2	0	0	1	2			
Tony Bemazzard, S OBP: 0.346, SLG: 0.391 (1, 4)										5	1	1	0	0	2	2			
Harold Baines, L OBP: 0.311, SLG: 0.443 (1, 9)										4	0	1	1	0	1	1			
Greg Luzinski, R OBP: 0.366, SLG: 0.459 (1, 10)										3	1	3	0	1	0	0			
Steve Kemp, L OBP: 0.384, SLG: 0.401 (1, 7)										4	0	2	2	0	0	3			
Steve Kemp, L OBP: 0.384, SLG: 0.401 (1, 7)										4	0	2	2	0	0	3			
Carlton Fisk, R OBP: 0.342, SLG: 0.394 (1, 2)										4	1	1	0	0	0	3			
Mike Squires, L OBP: 0.315, SLG: 0.333 (1, 3)										4	0	2	1	0	1	2			
Vance Law, R OBP: 0.335, SLG: 0.372 (1, 6)										4	0	1	0	0	0	2			
Aurelio Rodriguez, R OBP: 0.272, SLG: 0.343 (1, 5)										4	0	1	0	0	1	2			
Inning Stats	R: 0 E: 0 K: 1 S: 7	H: 2 LOB: 2 BB: 0 P: 7	R: 0 E: 0 K: 1 S: 6	H: 1 LOB: 0 BB: 0 P: 6	R: 1 E: 0 K: 0 S: 5	H: 2 LOB: 2 BB: 1 P: 9	R: 0 E: 0 K: 1 S: 6	H: 1 LOB: 1 BB: 0 P: 6	R: 1 E: 0 K: 2 S: 10	H: 3 LOB: 2 BB: 0 P: 10	R: 0 E: 0 K: 0 S: 4	H: 1 LOB: 1 BB: 0 P: 4	R: 2 E: 0 K: 0 S: 6	H: 3 LOB: 1 BB: 0 P: 6	R: 0 E: 0 K: 1 S: 5	H: 1 LOB: 0 BB: 0 P: 5	1B: 9 2B: 6 3B: 0 HR: 0	SF: 0 SAC: 0 DP: 1 HBP: 0	WP: 1 PA: 38
PITCHER	IP	WLS	BF	H	R	ER	SO	BB	IBB	HBP	BLK	WP	HR	S	P	ERA	WHIP		
Dennis Martinez, R ERA: 4.29 (1, 1)	6.2	L	34	13	4	4	5	1	0	0	0	1	0	43	47	5.40	2.100		
Tim Stoddard, R ERA: 3.53 (7, 1)	1.1		4	1	0	0	1	0	0	0	0	0	0	6	6	0.00	0.750		

Baltimore Orioles @ Chicago White Sox
Comiskey Park, Chicago, IL
Wed Aug 11 1982, 8:05 PM EDT
Att: 19,481 - Unknown

AB 37
R 4
H 14
RBI 4
BB 1
SO 6
LOB 17



Batter	1	2	3	4	5	6	7	8	9	AB	R	H	RBI	BB	SO	LOB	TOP					
Lenn Sakata, R OBP: 0.315, SLG: 0.358 (1,4)	F9		K			HR		F8		4	1	1	1	0	1	1	Baltimore Orioles @ Boston Red Sox Fenway Park, Boston, MA Fri Aug 13 1982, 7:05 PM EDT Att: 32,935 - Unknown					
Dan Ford, R OBP: 0.274, SLG: 0.371 (1,9)	K			K		6-3		F9		4	0	0	0	0	2	0						
Cal Ripken Jr., R OBP: 0.305, SLG: 0.450 (1,6)	F9			F9		5-3		FC6-4 BB		3	0	0	0	1	0	0						
Eddie Murray, S OBP: 0.384, SLG: 0.513 (1,3)		F7		P3		F9		FC6-4		4	0	0	0	0	0	1						
Benny Ayala, R OBP: 0.310, SLG: 0.488 (1,10)		6-3				2B		F3		4	0	1	0	0	0	0						
Gary Roenicke, R OBP: 0.384, SLG: 0.522 (1,8)		P3				F9		3B 2B		4	1	1	0	0	0	1						
Ken Singleton, S OBP: 0.357, SLG: 0.379 (1,7)			6-3			HBP		2H 3B		3	0	1	1	0	0	0						
Rick Dempsey, R OBP: 0.320, SLG: 0.350 (1,2)			K			K		L3		3	0	0	0	0	2	3						
Rich Dauer, R OBP: 0.321, SLG: 0.355 (1,5)						K		F9		3	0	1	0	0	1	3						
Inning Stats	R: 0 E: 0 K: 1 S: 5	H: 0 LOB: 0 BB: 0 P: 5	R: 0 E: 0 K: 0 S: 3	H: 0 LOB: 0 BB: 0 P: 3	R: 0 E: 0 K: 2 S: 8	H: 1 LOB: 1 BB: 0 P: 8	R: 0 E: 0 K: 1 S: 5	H: 0 LOB: 0 BB: 0 P: 5	R: 0 E: 0 K: 2 S: 8	H: 1 LOB: 2 BB: 0 P: 9	R: 1 E: 0 K: 0 S: 4	H: 1 LOB: 0 BB: 0 P: 4	R: 1 E: 0 K: 0 S: 5	H: 2 LOB: 1 BB: 0 P: 5	R: 0 E: 0 K: 0 S: 3	H: 0 LOB: 1 BB: 0 P: 7	R: 0 E: 0 K: 0 S: 3	H: 0 LOB: 0 BB: 0 P: 3	1B: 1 2B: 2 3B: 1 HR: 1	SF: 0 SAC: 0 DP: 0 HBP: 1	WP: 0 PB: 0 SB: 0 CS: 0	PA: 34
PITCHER John Tudor, L ERA: 4.06 (1,1)	IP: 9.0 WLS: W BF: 34 H: 5 R: 2 ER: 2 SO: 6 BB: 1 IBB: 0 HBP: 1 BLK: 0 WP: 0 HR: 1 S: 44 P: 49 ERA: 2.00 WHIP: 0.667																					


Batter	1	2	3	4	5	6	7	8	9	AB	R	H	RBI	BB	SO	LOB	BOTTOM			
Jerry Remy, L OBP: 0.346, SLG: 0.320 (1,4)	3B 1B	4-3		F7		F8				4	1	1	0	0	0	2	Baltimore Orioles @ Boston Red Sox Fenway Park, Boston, MA Fri Aug 13 1982, 7:05 PM EDT Att: 32,935 - Unknown			
Dwight Evans, R OBP: 0.395, SLG: 0.499 (1,9)	1H 2B 3B		1B 4-3 2B		6-3		4-3			4	2	2	1	0	0	0				
Jim Rice, R OBP: 0.381, SLG: 0.496 (1,7)	1B 2B		1B 4-3 1B		P4		1B			4	1	3	1	0	0	0				
Tony Perez, R OBP: 0.337, SLG: 0.400 (1,10)	1B 2H 1B		4-3		1-2 3H K		F8			4	0	1	2	0	1	2				
Carney Lansford, R OBP: 0.349, SLG: 0.416 (1,5)	G4-3 1B		2-3 1B		P6		F2			4	0	2	0	0	0	1				
Dave Stapleton, R OBP: 0.284, SLG: 0.373 (1,3)	P4		F9		BB 1B		F7			4	1	1	0	0	0	4				
Glenn Hoffman, R OBP: 0.270, SLG: 0.324 (1,6)	G4-3 1-2		6-3		BB 1B BB		4-3			3	0	0	0	1	0	4				
Gary Allenson, R OBP: 0.280, SLG: 0.313 (1,2)		F9		L6		F5		F9		4	0	0	0	0	0	2				
Reid Nichols, R OBP: 0.350, SLG: 0.456 (1,8)		F7		F2		1-2 2H 1B				3	0	1	1	0	0	0				
Inning Stats	R: 3 E: 0 K: 0 S: 7	H: 5 LOB: 1 BB: 0 P: 7	R: 0 E: 0 K: 0 S: 3	H: 0 LOB: 0 BB: 0 P: 3	R: 1 E: 0 K: 0 S: 6	H: 3 LOB: 2 BB: 0 P: 6	R: 0 E: 0 K: 0 S: 3	H: 0 LOB: 0 BB: 0 P: 3	R: 0 E: 0 K: 1 S: 5	H: 0 LOB: 0 BB: 0 P: 5	R: 1 E: 0 K: 0 S: 5	H: 2 LOB: 1 BB: 1 P: 9	R: 0 E: 0 K: 0 S: 4	H: 1 LOB: 1 BB: 0 P: 4	R: 0 E: 0 K: 0 S: 3	H: 0 LOB: 0 BB: 0 P: 3	1B: 8 2B: 2 3B: 1 HR: 0	SF: 0 SAC: 0 DP: 1 HBP: 0	WP: 0 PB: 0 SB: 0 CS: 0	PA: 35
PITCHER Mike Flanagan, L ERA: 3.91 Sammy Stewart, R ERA: 4.0 (1,1)	IP: 8.0 WLS: L BF: 30 H: 6 R: 2 ER: 2 SO: 1 BB: 1 IBB: 0 HBP: 0 BLK: 0 WP: 0 HR: 0 S: 31 P: 35 ERA: 2.25 WHIP: 0.875																			

Batter	1	2	3	4	5	6	7	8	9	10	AB	R	H	RBI	BB	SO	LOB				
Al Bumbry, L OBP: 0.316, SLG: 0.350 (1, 8)	G3		4-3 1B	3-1			2-H 3B		K		6	0	3	1	0	1	1				
Glenn Gulliver, L OBP: 0.392, SLG: 0.211 Lenn Sakata, R OBP: 0.314, SLG: 0.357 (9, PR) (9, 4)	BB		B5		F9		6-3		G4-6-3 BB	5-3	3	0	0	0	2	0	3				
Ken Singleton, S OBP: 0.353, SLG: 0.374 (1, 10)	F8		4-3		F8		4-3		G4-6-3 BB		5	0	0	0	0	0	5				
Eddie Murray, S OBP: 0.389, SLG: 0.514 (1, 3)	P6		1-2 2-3								3	1	2	0	2	0	1				
John Lowenstein, L OBP: 0.404, SLG: 0.613 (1, 7)			L4		K		P6				5	1	1	0	0	1	7				
Cal Ripken Jr., R OBP: 0.306, SLG: 0.455 (1, 6)			K		HR		F8		FC3-6 BB	K	4	1	1	1	1	2	3				
Jim Dwyer, L OBP: 0.373, SLG: 0.479 Dan Ford, R OBP: 0.274, SLG: 0.371 (10, 9)	F9		F9		F9		P6		FC3-6 S	SF9 1B	4	1	0	0	1	0	2				
Joe Nolan, L OBP: 0.289, SLG: 0.382 Rick Dempsey, R OBP: 0.320, SLG: 0.350 (10, 2)	F8		F8		2B		3-1		F8	SF9	4	0	1	1	0	0	2				
Rich Dauer, R OBP: 0.324, SLG: 0.381 (9, 5)			4-3 1B		F7				K	2B 1B	5	1	3	2	0	1	2				
Inning Stats	R: 0 E: 0 K: 0 S: 3	H: 0 LOB: 1 BB: 1 P: 7	R: 0 E: 0 K: 1 S: 6	H: 1 LOB: 1 BB: 0 P: 6	R: 0 E: 0 K: 0 S: 5	H: 2 LOB: 3 BB: 1 P: 9	R: 1 E: 0 K: 0 S: 5	H: 2 LOB: 1 BB: 0 P: 5	R: 0 E: 0 K: 1 S: 6	H: 1 LOB: 1 BB: 0 P: 6	R: 0 E: 0 K: 0 S: 3	H: 0 LOB: 0 BB: 0 P: 3	R: 1 E: 0 K: 0 S: 5	H: 2 LOB: 2 BB: 1 P: 9	R: 0 E: 0 K: 1 S: 4	H: 0 LOB: 1 BB: 1 P: 8	R: 3 E: 1 K: 1 S: 9	H: 3 LOB: 2 BB: 1 P: 13	1B: 6 2B: 3 3B: 1 HR: 1	SF: 1 SAC: 0 DP: 1 HBP: 0	WP: 0 PA: 47
PITCHER	IP	WLS	BF	H	R	ER	SO	BB	IBB	HBP	BLK	WP	HR	S	P	ERA	WHIP				
Dennis Eckenstey, R ERA: 3.41	(1, 1)	6.1	29	8	2	2	2	2	0	0	0	0	1	31	39	2.84	1.579				
Mark Clear, R ERA: 2.44	(7, 1)	3.2	18	3	3	0	3	3	1	0	0	0	0	20	36	0.00	1.636				

Baltimore Orioles @ Boston Red Sox
Fenway Park, Boston, MA
Sat Aug 14 1982, 3:33 AM EDT
Att: 31,343 - Unknown

livebaseballscores.com

AB 40
R 5
H 11
RBI 5
BB 6
SO 5
LOB 28




Batter	1	2	3	4	5	6	7	8	9	10	AB	R	H	RBI	BB	SO	LOB				
Jerry Remy, L OBP: 0.346, SLG: 0.319 (1, 4)	B5-3		SH3-4		1-3 1B		F7			1-3	4	0	1	0	0	0	1				
Dwight Evans, R OBP: 0.393, SLG: 0.502 (1, 9)	HR		P6		5-3				6-3	K	5	1	1	1	0	1	2				
Jim Rice, R OBP: 0.362, SLG: 0.504 (1, 7)	6-3		K								4	1	2	1	0	1	1				
Carl Yastrzemski, L OBP: 0.392, SLG: 0.453 (1, 10)	3-1				K		P6		P6		4	0	0	0	0	1	1				
Carney Lansford, R OBP: 0.348, SLG: 0.413 (1, 5)			F8		F8		F8		F8		3	0	0	0	1	0	1				
Dave Stapleton, R OBP: 0.284, SLG: 0.372 (1, 3)			G1-6-3 BB		FC6-4 1B		F9		5-3		4	0	1	0	0	0	1				
Rich Miller, L OBP: 0.319, SLG: 0.317 Reid Nichols, R OBP: 0.347, SLG: 0.452 (9, PH) (10, 8)	E5		FC6-4		1-2		6-3		F8		3	0	0	0	0	0	1				
Rich Gedman, L OBP: 0.295, SLG: 0.384 Tony Perez, R OBP: 0.335, SLG: 0.397 Gary Allenson, R OBP: 0.280, SLG: 0.313 (10, 2)	4-3				F8		F9		K		3	0	0	0	0	0	1				
Glenn Hoffman, R OBP: 0.275, SLG: 0.325 (1, 6)			SH3-4 1B		1B				P6		2	0	1	0	2	0	0				
Inning Stats	R: 1 E: 0 K: 0 S: 4	H: 1 LOB: 0 BB: 0 P: 4	R: 0 E: 1 K: 0 S: 3	H: 0 LOB: 1 BB: 1 P: 7	R: 0 E: 0 K: 1 S: 6	H: 1 LOB: 1 BB: 0 P: 6	R: 0 E: 0 K: 0 S: 3	H: 1 LOB: 1 BB: 0 P: 7	R: 1 E: 0 K: 0 S: 4	H: 1 LOB: 0 BB: 0 P: 4	R: 0 E: 0 K: 0 S: 3	H: 0 LOB: 1 BB: 1 P: 7	R: 0 E: 0 K: 1 S: 5	H: 0 LOB: 0 BB: 0 P: 5	R: 0 E: 0 K: 1 S: 5	H: 0 LOB: 0 BB: 0 P: 5	1B: 4 2B: 0 3B: 0 HR: 2	SF: 0 SAC: 1 DP: 1 HBP: 0	WP: 0 PA: 38		
PITCHER	IP	WLS	BF	H	R	ER	SO	BB	IBB	HBP	BLK	WP	HR	S	P	ERA	WHIP				
Jim Palmer, R ERA: 3.81	(1, 1)	8.0	32	6	2	2	2	2	3	0	0	0	0	2	33	4.5	1.125				
Tippy Martinez, L ERA: 3.29	(9, 1)	2.0	W	6	0	0	2	0	0	0	0	0	0	10	10	0.00	0.000				

Baltimore Orioles @ Boston Red Sox
Fenway Park, Boston, MA
Sat Aug 14 1982, 3:33 AM EDT
Att: 31,343 - Unknown

livebaseballscores.com

AB 34
R 2
H 6
RBI 2
BB 3
SO 4
LOB 9



Batter	1	2	3	4	5	6	7	8	9	AB	R	H	RBI	BB	SO	LOB	TOP			
Al Bumby, L OBP: 0.315, SLG: 0.350 (1, 8)	L6		4-3			2B 1B			K	4	0	1	0	0	1	1	Baltimore Orioles @ Boston Red Sox Fenway Park, Boston, MA Sun Aug 15 1982, 3:33 AM EDT Att: 30,675 - Unknown			
Glenn Gulliver, L OBP: 0.418, SLG: 0.268 (1, 5)	G4-6-3 BB					1-H 2B			FC6 1B	3	0	2	0	1	1	0				
Ken Singleton, S OBP: 0.353, SLG: 0.373 (1, 10)	G4-6-3 1-2						4-3		FC6	4	0	1	0	0	0	2				
Eddie Murray, S OBP: 0.386, SLG: 0.510 (1, 3)		3-1								3	0	0	0	0	1	1				
John Lowenstein, L OBP: 0.399, SLG: 0.604 (1, 7)		3-1								3	0	0	0	0	0	0				
Cal Ripken Jr., R OBP: 0.304, SLG: 0.452 (1, 6)		6-3								3	0	0	0	0	0	0				
Jim Dwyer, L OBP: 0.372, SLG: 0.474 (1, 9)			F8							3	0	1	0	0	1	0				
Joe Nolan, L OBP: 0.284, SLG: 0.374 (1, 2)			G3							3	0	0	0	0	0	1				
Rich Dauer, R OBP: 0.325, SLG: 0.361 (1, 4)										2	0	1	0	0	0	0				
Terry Crowley, L OBP: 0.356, SLG: 0.365 (9, PH)										1	0	0	0	0	0	0				
Inning Stats	R: 0 E: 0 K: 0 S: 2	H: 0 LOB: 0 BB: 1 P: 6	R: 0 E: 0 K: 0 S: 3	H: 0 LOB: 0 BB: 0 P: 3	R: 0 E: 0 K: 0 S: 4	H: 1 LOB: 1 BB: 0 P: 4	R: 0 E: 0 K: 1 S: 5	H: 1 LOB: 0 BB: 0 P: 5	R: 0 E: 0 K: 1 S: 5	H: 0 LOB: 0 BB: 0 P: 5	R: 0 E: 0 K: 0 S: 4	H: 2 LOB: 2 BB: 0 P: 4	R: 0 E: 0 K: 1 S: 5	H: 0 LOB: 0 BB: 0 P: 5	R: 0 E: 0 K: 0 S: 3	H: 1 LOB: 1 BB: 0 P: 3	1B: 5 2B: 1 3B: 0 HR: 0	SF: 0 SAC: 0 DP: 3 HBP: 0	WP: 0 PB: 0 SB: 0 CS: 0	PA: 30
PITCHER	IP	WLS	BF	H	R	ER	SO	BB	IBB	HBP	BLK	WP	HR	S	P	ERA	WHIP			
Mike Torrez, R ERA: 5.77 (1, 1)	4.0		13	2	0	0	1	1	0	0	0	0	0	14	18	0.00	0.750			
Bob Stanley, R ERA: 2.95 (5, 1)	5.0	W	17	4	0	0	3	0	0	0	0	0	0	23	23	0.00	0.800			

AB	29
R	0
H	6
RBI	0
BB	1
SO	4
LOB	5



Batter	1	2	3	4	5	6	7	8	9	AB	R	H	RBI	BB	SO	LOB	BOTTOM			
Jerry Remy, L OBP: 0.344, SLG: 0.316 (1, 4)	K		F6			B5-3	2B 1B IBB	K		4	1	0	0	1	2	1	Baltimore Orioles @ Boston Red Sox Fenway Park, Boston, MA Sun Aug 15 1982, 3:33 AM EDT Att: 30,675 - Unknown			
Dwight Evans, R OBP: 0.393, SLG: 0.502 (1, 9)	G6-4-3 BB					5-3	1B 2B	K		4	1	1	2	1	1	1				
Jim Rice, R OBP: 0.380, SLG: 0.499 (1, 7)	G6-4-3 1-2					F9	1B 1B IBB	FC5-4		4	1	0	0	1	0	2				
Tony Perez, R OBP: 0.335, SLG: 0.396 (1, 10)			F9							3	0	1	0	0	1	0				
Wade Boggs, L OBP: 0.419, SLG: 0.420 (7, PR)										1	1	1	1	0	0	0				
Carney Lansford, R OBP: 0.353, SLG: 0.415 (1, 5)										3	1	2	1	1	1	0				
Dave Stapleton, R OBP: 0.284, SLG: 0.371 (1, 3)										4	0	1	1	0	0	3				
Reid Nichols, R OBP: 0.352, SLG: 0.462 (1, 8)										4	1	2	1	0	1	4				
Gary Allenson, R OBP: 0.286, SLG: 0.309 (1, 2)										2	1	0	0	2	0	3				
Glenn Hoffman, R OBP: 0.277, SLG: 0.327 (1, 6)										4	1	2	2	0	0	2				
Inning Stats	R: 0 E: 0 K: 1 S: 4	H: 0 LOB: 0 BB: 1 P: 8	R: 0 E: 0 K: 0 S: 3	H: 0 LOB: 1 BB: 1 P: 7	R: 0 E: 0 K: 0 S: 3	H: 0 LOB: 0 BB: 0 P: 3	R: 0 E: 0 K: 1 S: 5	H: 0 LOB: 0 BB: 0 P: 5	R: 0 E: 0 K: 1 S: 6	H: 1 LOB: 2 BB: 1 P: 10	R: 0 E: 0 K: 0 S: 3	H: 0 LOB: 0 BB: 0 P: 3	R: 8 E: 0 K: 1 S: 13	H: 8 LOB: 3 BB: 3 P: 25	R: 0 E: 0 K: 2 S: 8	H: 1 LOB: 1 BB: 0 P: 8	1B: 8 2B: 2 3B: 0 HR: 0	SF: 0 SAC: 0 DP: 1 HBP: 0	WP: 0 PB: 0 SB: 0 CS: 0	PA: 39
PITCHER	IP	WLS	BF	H	R	ER	SO	BB	IBB	HBP	BLK	WP	HR	S	P	ERA	WHIP			
Scott McGregor, L ERA: 4.32 (1, 1)	6.1	L	27	5	6	6	3	3	1	0	0	0	0	29	45	8.53	1.263			
Tim Stoddard, R ERA: 4.05 (7, 1)	0.0		4	2	0	0	0	0	2	0	0	0	0	2	10	∞	∞			
Mike Boddicker, R ERA: 1.86 (7, 1)	1.2		8	3	2	2	3	0	0	0	0	0	0	14	14	10.80	1.800			



Batter	1	2	3	4	5	6	7	8	9	AB	R	H	RBI	BB	SO	LOB	TOP										
Al Bumby, L OBP: 0.318, SLG: 0.354 Dan Ford, R OBP: 0.273, SLG: 0.369	0-0 FC3-6 1B		0-0 6-3			2B G3			0-0 F8	3	1	2	0	0	0	0											
Glenn Gulliver, L OBP: 0.431, SLG: 0.279 Lenn Sakata, R OBP: 0.315, SLG: 0.355	0-0 FC3-6 G6-4-3 1-2			0-0 1B		4-0 HR BB	0-3 K		4-0 BB BB	2	1	1	0	1	0	1											
Ken Singleton, S OBP: 0.372, SLG: 0.372 Gary Roenicke, R OBP: 0.385, SLG: 0.531	0-0 G6-4-3 1-2			0-0 F7		0-0 HR	0-3 K		4-0 BB BB	1	0	0	0	0	0	1											
Eddie Murray, S OBP: 0.384, SLG: 0.504		0-0 L6		0-3 K		0-0 4-3			0-0 F9	4	0	0	0	1	1	3											
John Lowenstein, L OBP: 0.401, SLG: 0.616		0-3 K		0-0 1B		0-0 HR	0-3 K			4	1	2	1	0	2	1											
Terry Crowley, L OBP: 0.396, SLG: 0.368 Benny Ayala, R OBP: 0.307, SLG: 0.482		4-0 BB		0-0 4-3		0-0 5-3 1B			0-0 6-3	2	0	1	0	1	0	2											
Cal Ripken Jr., R OBP: 0.301, SLG: 0.448		0-0 2-3			0-0 5-3	0-0 5-3			0-0 F5	4	0	0	0	0	0	2											
Rich Dauer, R OBP: 0.324, SLG: 0.359			0-0 6-3		0-0 F8	4-0 BB BB			0-0 5-3	3	0	0	0	1	0	0											
Rick Dempsey, R OBP: 0.319, SLG: 0.345			0-0 F8		0-0 5-3	4-0 1-2 2-3 BB			0-0 6-3	3	0	0	0	1	0	0											
Inning Stats	R: 0 E: 0 K: 0 S: 3	H: 1 LOB: 0 BB: 0 P: 3	R: 0 E: 0 K: 1 S: 5	H: 0 LOB: 1 BB: 1 P: 9	R: 0 E: 0 K: 0 S: 3	H: 0 LOB: 0 BB: 0 P: 3	R: 0 E: 0 K: 1 S: 7	H: 2 LOB: 2 BB: 0 P: 7	R: 0 E: 0 K: 0 S: 3	H: 0 LOB: 0 BB: 0 P: 3	R: 0 E: 0 K: 3 S: 9	H: 0 LOB: 1 BB: 1 P: 13	R: 0 E: 0 K: 0 S: 3	H: 0 LOB: 2 BB: 2 P: 3	R: 0 E: 0 K: 0 S: 3	H: 0 LOB: 0 BB: 0 P: 11	1B: 4 2B: 1 3B: 0 HR: 2	SF: 0 SAC: 0 DP: 1 HBP: 0	WP: 0 PB: 0 SB: 0 CS: 0	PA: 40							
PITCHER	IP	WLS	BF	H	R	ER	SO	BB	IBB	HBP	BLK	WP	HR	S	P	ERA	WHIP										
Chuck Rainey, R ERA: 4.88	5.0		21	5	3	3	2	2	0	0	0	0	1	23	31	5.40	1.400										
Mark Clear, R ERA: 2.54	0.2		6	2	1	1	0	2	0	0	0	0	1	4	12	13.50	6.000										
Tom Burgmeier, L ERA: 2.48	3.1	W	13	0	0	0	3	3	0	0	0	0	0	16	28	0.00	0.900										

Baltimore Orioles @ Boston Red Sox
Fenway Park, Boston, MA
Mon Aug 16 1982, 7:05 PM EDT
Att: 34,746 - Unknown

AB 33
R 4
H 7
RBI 4
BB 7
SO 5
LOB 14





Batter	1	2	3	4	5	6	7	8	9	AB	R	H	RBI	BB	SO	LOB	BOTTOM										
Jerry Remy, L OBP: 0.341, SLG: 0.313	0-0 4-3		0-0 F7	0-0 1-3		0-0 E6 G6-4-3			0-0 SH FC5-4	4	0	0	1	0	0	3											
Dwight Evans, R OBP: 0.393, SLG: 0.508			0-0 F8		0-0 HR	0-0 G6-4-3			0-0 FC5-4 WP HR	5	2	2	2	0	0	4											
Jim Rice, R OBP: 0.381, SLG: 0.496			0-0 F9		0-0 L6-4 BB 1B				0-0 6-3	4	0	1	0	0	0	2											
Carl Yastrzemski, L OBP: 0.358, SLG: 0.453			4-0 FC6-4		4-0 FC6-4 BB				4-0 2B FC6-4 1B	2	2	1	0	3	0	2											
Carney Lansford, R OBP: 0.356, SLG: 0.433			0-3 K		0-0 BB WP 2B				0-0 L6-4 1B	5	2	3	3	0	1	4											
Dave Stapleton, R OBP: 0.285, SLG: 0.368			0-0 F9		4-0 WP BB SF7 BB				4-0 FC6-4 IBB	3	1	0	0	2	0	1											
Rick Miller, L OBP: 0.322, SLG: 0.318 Reid Nichols, R OBP: 0.349, SLG: 0.458			0-0 F8		4-0 SF7 FC5-2 BB				0-0 FC6-4	2	1	0	1	0	0	2											
Glenn Hoffman, R OBP: 0.275, SLG: 0.325			0-0 6-3		0-0 SF7				0-0 SH1-4 L7	2	0	0	1	0	0	2											
Gary Alenson, R OBP: 0.297, SLG: 0.327					0-0 HBP 1B				0-0 SH FC5-4 2B	4	1	3	0	0	0	1											
Inning Stats	R: 0 E: 0 K: 1 S: 6	H: 1 LOB: 2 BB: 1 P: 10	R: 0 E: 0 K: 0 S: 3	H: 0 LOB: 0 BB: 0 P: 3	R: 0 E: 0 K: 0 S: 4	H: 1 LOB: 2 BB: 0 P: 5	R: 2 E: 0 K: 0 S: 4	H: 1 LOB: 1 BB: 2 P: 12	R: 1 E: 0 K: 0 S: 4	H: 2 LOB: 1 BB: 1 P: 8	R: 1 E: 1 K: 0 S: 5	H: 2 LOB: 2 BB: 0 P: 5	R: 1 E: 0 K: 0 S: 5	H: 2 LOB: 2 BB: 1 P: 9	R: 4 E: 0 K: 0 S: 6	H: 2 LOB: 0 BB: 1 P: 10	1B: 6 2B: 4 3B: 0 HR: 2	SF: 1 SAC: 2 DP: 2 HBP: 1	WP: 2 PB: 0 SB: 0 CS: 0	PA: 42							
PITCHER	IP	WLS	BF	H	R	ER	SO	BB	IBB	HBP	BLK	WP	HR	S	P	ERA	WHIP										
Dennis Martinez, R ERA: 4.36	5.1		27	7	4	4	1	4	0	1	0	0	1	24	41	6.75	2.062										
Storm Davis, R ERA: 3.13	1.0	L	6	2	1	1	0	0	1	0	0	0	0	5	9	9.00	2.000										
Tippy Martinez, L ERA: 3.74	1.2		9	2	4	4	0	1	0	0	0	1	1	8	12	21.60	1.800										

Baltimore Orioles @ Boston Red Sox
Fenway Park, Boston, MA
Mon Aug 16 1982, 7:05 PM EDT
Att: 34,746 - Unknown

AB 32
R 9
H 11
RBI 8
BB 6
SO 1
LOB 21



Batter	1	2	3	4	5	6	7	8	9	AB	R	H	RBI	BB	SO	LOB	TOP								
Al Bumbry, L OBP: 0.314, SLG: 0.350 (1, 8)	F7		F9	6-3		F7		FC3-6		5	0	0	0	0	0	4	<p>Baltimore Orioles @ Minnesota Twins Hubert H. Humphrey Metrodome, Minneapolis, MN</p> <p>Tue Aug 17 1982, 8:05 PM EDT Att: 8,407 - Unknown</p> <p>livebaseballscorecards.com</p> <p>AB 34 R 8 H 8 RBI 8 BB 6 SO 8 LOB 14</p> 								
Rich Dauer, R OBP: 0.327, SLG: 0.366 (1, 5)	K		2B		HR	HR		F7		3	2	1	2	2	1	1									
Gary Roenicke, R OBP: 0.388, SLG: 0.544 (1, 7)	E5		2B		HR	HR				4	2	2	2	0	1	0									
Eddie Murray, S OBP: 0.384, SLG: 0.509 (1, 3)	K		2B		HR	5-3				4	1	1	3	1	2	1									
Benny Ayala, R OBP: 0.315, SLG: 0.477 (1, 10)										3	0	1	0	1	1	3									
Terry Crowley, L OBP: 0.362, SLG: 0.364 (9, PH)										1	0	0	0	0	0	0									
Cal Ripken Jr., R OBP: 0.301, SLG: 0.453 (1, 6)	K									4	1	1	1	0	2	2									
Dan Ford, R OBP: 0.270, SLG: 0.365 (1, 9)										4	0	0	0	0	0	1									
Lenn Sakata, R OBP: 0.317, SLG: 0.365 (1, 4)										4	1	2	0	0	1	0									
Rick Dempsey, R OBP: 0.322, SLG: 0.343 (1, 2)										2	1	0	0	2	0	2									
Inning Stats	R: 0 E: 1 K: 2 S: 8	H: 0 LOB: 1 BB: 0 P: 8	R: 0 E: 0 K: 2 S: 7	H: 0 LOB: 0 BB: 0 P: 7	R: 1 E: 0 K: 0 S: 5	H: 2 LOB: 2 BB: 2 P: 13	R: 1 E: 0 K: 0 S: 5	H: 2 LOB: 1 BB: 0 P: 5	R: 3 E: 0 K: 1 S: 5	H: 1 LOB: 0 BB: 2 P: 14	R: 3 E: 0 K: 0 S: 5	H: 2 LOB: 0 BB: 1 P: 9	R: 0 E: 0 K: 0 S: 3	H: 1 LOB: 0 BB: 0 P: 3	R: 0 E: 0 K: 2 S: 5	H: 0 LOB: 1 BB: 1 P: 9	R: 0 E: 0 K: 2 S: 7	H: 0 LOB: 0 BB: 0 P: 7	1B: 1 2B: 3 3B: 0 HR: 4	SF: 0 SAC: 0 DP: 2 HBP: 1	WP: 0 PB: 0 SB: 0 CS: 0	PA: 41			
PITCHER	IP	WLS	BF	H	R	ER	SO	BB	IBB	HBP	BLK	WP	HR	S	P	ERA	WHIP								
Jack O'Connor, L ERA: 4.48 (1, 1)	4.0	L	23	5	5	5	4	3	1	1	0	0	2	26	43	11.25	2.000								
Jeff Little, L ERA: 4.45 (5, 1)	3.0		11	3	3	3	1	1	0	0	0	0	2	12	16	9.00	1.333								
Paul Boris, R ERA: 5.68 (8, 1)	2.0		7	0	0	0	3	1	0	0	0	0	0	12	16	0.00	0.500								

Batter	1	2	3	4	5	6	7	8	9	AB	R	H	RBI	BB	SO	LOB	BOTTOM								
Bobby Mitchell, L OBP: 0.331, SLG: 0.296 (1, 8)	K		4-3							4	0	2	1	0	1	1	<p>Baltimore Orioles @ Minnesota Twins Hubert H. Humphrey Metrodome, Minneapolis, MN</p> <p>Tue Aug 17 1982, 8:05 PM EDT Att: 8,407 - Unknown</p> <p>livebaseballscorecards.com</p> <p>AB 35 R 4 H 10 RBI 4 BB 1 SO 6 LOB 14</p> 								
John Castino, R OBP: 0.306, SLG: 0.313 (1, 4)	5-3		1B		FC5-4	1B		F7		4	0	1	1	0	0	3									
Tom Brunansky, R OBP: 0.393, SLG: 0.500 (1, 9)	5-3		1B							4	0	3	1	0	0	0									
Kent Hrbek, L OBP: 0.374, SLG: 0.511 (1, 3)			4-3							4	0	0	0	0	2	5									
Gary Ward, R OBP: 0.318, SLG: 0.499 (1, 7)										4	0	1	0	0	0	1									
Gary Gaetti, R OBP: 0.276, SLG: 0.448 (1, 5)										4	1	1	1	0	1	1									
Tim Laudner, R OBP: 0.350, SLG: 0.495 (1, 2)										3	1	0	0	1	2	0									
Mickey Hatcher, R OBP: 0.270, SLG: 0.325 (1, 10)										4	2	2	0	0	0	0									
Lenny Faedo, R OBP: 0.270, SLG: 0.323 (1, 6)										3	0	0	0	0	0	3									
Randy Bush, L OBP: 0.200, SLG: 0.209 (9, PH)										1	0	0	0	0	0	0									
Inning Stats	R: 0 E: 0 K: 1 S: 5	H: 0 LOB: 0 BB: 0 P: 5	R: 0 E: 0 K: 0 S: 3	H: 1 LOB: 0 BB: 0 P: 3	R: 2 E: 0 K: 0 S: 6	H: 3 LOB: 2 BB: 1 P: 10	R: 0 E: 0 K: 1 S: 5	H: 0 LOB: 0 BB: 0 P: 5	R: 1 E: 0 K: 1 S: 8	H: 3 LOB: 2 BB: 0 P: 8	R: 0 E: 0 K: 2 S: 7	H: 0 LOB: 0 BB: 0 P: 7	R: 0 E: 0 K: 0 S: 4	H: 1 LOB: 1 BB: 0 P: 4	R: 0 E: 0 K: 1 S: 5	H: 1 LOB: 0 BB: 0 P: 5	R: 1 E: 0 K: 0 S: 4	H: 1 LOB: 0 BB: 0 P: 4	1B: 9 2B: 0 3B: 0 HR: 1	SF: 0 SAC: 0 DP: 2 HBP: 0	WP: 0 PB: 0 SB: 0 CS: 0	PA: 36			
PITCHER	IP	WLS	BF	H	R	ER	SO	BB	IBB	HBP	BLK	WP	HR	S	P	ERA	WHIP								
Mike Flanagan, L ERA: 3.94 (1, 1)	8.0	W	33	10	4	4	6	1	0	0	0	0	0	3	3	4.50	1.375								
Tim Stoddard, R ERA: 3.99 (9, 1)	1.0		3	0	0	0	0	0	0	0	0	0	0	3	3	0.00	0.000								

Batter	1	2	3	4	5	6	7	8	9	10	AB	R	H	RBI	BB	SO	LOB	TOP						
Al Bumby, L OBP: 0.313, SLG: 0.348 (1, 8)	5-3								6-3									5 0 1 0 0 1 2						
Rich Dauer, R OBP: 0.324, SLG: 0.362 (1, 5)	6-3								6-3									4 0 0 0 0 0 2						
Glenn Gulliver, L OBP: 0.424, SLG: 0.273 (10, PH) (10, 5)	6-3		F8						6-3									1 0 0 0 0 0 0						
Gary Roenicke, R OBP: 0.392, SLG: 0.556 (1, 7)																		3 2 2 1 1 0 0						
John Lowenstein, L OBP: 0.403, SLG: 0.632 (10, PH) (10, 7)	HR																	1 1 1 1 0 0 0						
Eddie Murray, S OBP: 0.394, SLG: 0.511 (1, 3)	K																	5 0 2 0 0 2 1						
Benny Ayala, R OBP: 0.319, SLG: 0.473 (1, 10)																		3 0 1 0 0 0 2						
Terry Crowley, L OBP: 0.365, SLG: 0.367 (8, PH)																		2 0 1 0 0 0 1						
Cal Ripken Jr., R OBP: 0.304, SLG: 0.455 (1, 6)																		5 1 3 1 0 0 1						
Dan Ford, R OBP: 0.272, SLG: 0.363 (1, 9)																		4 1 1 0 1 1 1						
Lenn Sakata, R OBP: 0.319, SLG: 0.369 (1, 4)																		5 0 2 2 0 0 3						
Rick Dempsey, R OBP: 0.317, SLG: 0.337 (1, 2)																		4 0 0 0 0 0 2						
Inning Stats	R: 1 E: 0 K: 1 S: 6	H: 1 LOB: 0 BB: 0 P: 6	R: 0 E: 0 K: 0 S: 3	H: 0 LOB: 0 BB: 0 P: 3	R: 0 E: 0 K: 0 S: 4	H: 1 LOB: 1 BB: 0 P: 4	R: 1 E: 0 K: 1 S: 7	H: 3 LOB: 1 BB: 0 P: 7	R: 0 E: 0 K: 0 S: 3	H: 1 LOB: 2 BB: 1 P: 7	R: 2 E: 0 K: 1 S: 8	H: 3 LOB: 1 BB: 0 P: 8	R: 0 E: 0 K: 0 S: 4	H: 1 LOB: 1 BB: 0 P: 4	R: 0 E: 0 K: 0 S: 4	H: 1 LOB: 1 BB: 0 P: 4	R: 1 E: 0 K: 1 S: 8	H: 3 LOB: 3 BB: 1 P: 12	1B: 10 2B: 2 3B: 0 HR: 2	SF: 0 DP: 0 HBP: 0	WP: 1 PB: 0 SB: 0 CS: 0	PA: 44		
PITCHER	IP	WLS	BF	H	R	ER	SO	BB	IBB	HBP	BLK	WP	HR	S	P	ERA	WHIP							
Frank Viola, L ERA: 4.78 (1, 1)	6.0		26	9	4	4	2	1	0	0	0	1	1	29	33	6.00	1.667							
Pete Redfern, R ERA: 6.56 (7, 1)	3.2		14	3	1	1	2	0	0	0	0	0	1	18	18	2.46	0.818							
Jeff Little, L ERA: 4.45 (10, 1)	0.0		1	1	0	0	0	0	0	0	0	0	0	1	1	∞	∞							
Ron Davis, R ERA: 4.68 (10, 1)	0.1	W	3	1	0	0	0	1	0	0	0	0	0	2	6	0.00	6.000							

Baltimore Orioles @ Minnesota Twins
 Hubert H. Humphrey Metrodome, Minneapolis, MN
 Wed Aug 18 1982, 8:05 PM EDT
 Att: 7,132 - Unknown

AB 42
 R 5
 H 14
 RBI 5
 BB 2
 SO 4
 LOB 15



Batter	1	2	3	4	5	6	7	8	9	10	AB	R	H	RBI	BB	SO	LOB	BOTTOM						
Bobby Mitchell, L OBP: 0.330, SLG: 0.293 (1, 8)	4-3																	3 0 0 0 1 0 2						
Randy Johnson, L OBP: 0.324, SLG: 0.424 (9, PH)	5-3																	0 0 0 0 0 0 0						
Dave Engle, R OBP: 0.281, SLG: 0.365 (9, PH) (10, 9)	5-3																	1 0 1 2 0 0 0						
John Castino, R OBP: 0.307, SLG: 0.325 (1, 4)	HR																	5 1 2 1 0 0 4						
Tom Brunansky, R OBP: 0.391, SLG: 0.498 (1, 9) (10, 8)	K																	5 1 1 0 0 1 1						
Kent Hrbek, L OBP: 0.374, SLG: 0.513 (1, 3)	4-3																	5 1 2 1 0 0 0						
Gary Ward, R OBP: 0.319, SLG: 0.500 (1, 7)																		5 1 2 0 0 1 1						
Gary Gaetti, R OBP: 0.280, SLG: 0.451 (1, 5)																		5 1 3 0 0 0 2						
Tim Laudner, R OBP: 0.349, SLG: 0.402 (1, 2)																		4 0 1 0 0 2 3						
Jesus Vega, R OBP: 0.294, SLG: 0.380 (9, PR)																		0 1 0 0 0 0 0						
Sail Butera, R OBP: 0.385, SLG: 0.301 (10, 2)																		1 0 0 0 0 1 2						
Mickey Hatcher, R OBP: 0.278, SLG: 0.332 (1, 10)																		5 0 3 2 0 0 3						
Lenny Faedo, R OBP: 0.266, SLG: 0.317 (1, 6)																		2 0 0 0 0 0 2						
Randy Bush, L OBP: 0.196, SLG: 0.205 (7, PH)																		1 0 0 0 0 0 1						
Ron Washington, R OBP: 0.290, SLG: 0.382 (8, 6)																		1 0 0 0 0 0 2						
Inning Stats	R: 1 E: 0 K: 1 S: 6	H: 1 LOB: 1 BB: 0 P: 6	R: 1 E: 0 K: 1 S: 8	H: 3 LOB: 2 BB: 0 P: 8	R: 0 E: 0 K: 0 S: 3	H: 0 LOB: 0 BB: 0 P: 3	R: 0 E: 0 K: 1 S: 6	H: 1 LOB: 1 BB: 0 P: 6	R: 0 E: 0 K: 0 S: 4	H: 1 LOB: 0 BB: 0 P: 3	R: 0 E: 0 K: 0 S: 3	H: 1 LOB: 1 BB: 1 P: 8	R: 0 E: 0 K: 0 S: 5	H: 0 LOB: 0 BB: 0 P: 5	R: 2 E: 0 K: 0 S: 6	H: 3 LOB: 2 BB: 0 P: 6	R: 2 E: 0 K: 1 S: 8	H: 4 LOB: 2 BB: 0 P: 8	1B: 10 2B: 4 3B: 0 HR: 1	SF: 0 DP: 0 HBP: 0	WP: 0 PB: 0 SB: 0 CS: 0	PA: 44		
PITCHER	IP	WLS	BF	H	R	ER	SO	BB	IBB	HBP	BLK	WP	HR	S	P	ERA	WHIP							
Sammy Stewart, R ERA: 3.78 (7, 1)	2.2		12	3	2	2	1	1	0	0	0	0	0	13	17	6.75	1.500							
Tipoy Martinez, L ERA: 3.74 (9, 1)	0.0		1	1	0	0	0	0	0	0	0	0	0	1	1	∞	∞							
Tim Stoddard, R ERA: 4.3 (9, 1)	0.1	L	4	3	2	2	0	0	0	0	0	0	0	4	4	54.00	9.000							
Storm Davis, R ERA: 3.09 (10, 1)	0.2		3	1	0	0	1	0	0	0	0	0	0	5	5	0.00	1.500							

Baltimore Orioles @ Minnesota Twins
 Hubert H. Humphrey Metrodome, Minneapolis, MN
 Wed Aug 18 1982, 8:05 PM EDT
 Att: 7,132 - Unknown

AB 43
 R 6
 H 15
 RBI 6
 BB 1
 SO 5
 LOB 23



Batter	1	2	3	4	5	6	7	8	9	AB	R	H	RBI	BB	SO	LOB	TOP			
Glenn Gulliver, L OBP: 0.413, SLG: 0.271 (1, 5)										4	0	1	0	0	1	0	<p>Baltimore Orioles @ Minnesota Twins Hubert H. Humphrey Metrodome, Minneapolis, MN Thu Aug 19 1982, 8:05 PM EDT Att: 15,529 - Unknown</p> <p>livebaseballscores.com</p>			
Jim Dwyer, L OBP: 0.388, SLG: 0.460 (1, 9)										3	1	0	0	1	2	1				
Ken Singleton, S OBP: 0.351, SLG: 0.371 (1, 10)										4	0	1	0	0	1	2				
Eddie Murray, S OBP: 0.383, SLG: 0.516 (1, 3)										4	1	1	2	0	1	1				
John Lowenstein, L OBP: 0.405, SLG: 0.642 (1, 7)										3	1	1	1	1	2	0				
Cal Ripken Jr., R OBP: 0.303, SLG: 0.451 (1, 6)										3	0	0	0	1	3	0				
Joe Nolan, L OBP: 0.285, SLG: 0.373 (1, 2)										3	0	1	0	0	0	2				
Gary Roenicke, R OBP: 0.392, SLG: 0.554 (1, 8)										3	0	1	0	0	0	1				
Rich Dauer, R OBP: 0.322, SLG: 0.360 (1, 4)										3	0	0	0	0	0	3				
Inning Stats	R: 0 E: 0 K: 2 S: 8	H: 1 LOB: 1 BB: 0 P: 8	R: 0 E: 0 K: 0 S: 3	H: 1 LOB: 2 BB: 2 P: 11	R: 0 E: 0 K: 1 S: 5	H: 0 LOB: 0 BB: 0 P: 5	R: 0 E: 0 K: 2 S: 7	H: 0 LOB: 0 BB: 0 P: 7	R: 0 E: 0 K: 0 S: 3	H: 0 LOB: 0 BB: 0 P: 3	R: 0 E: 0 K: 2 S: 7	H: 0 LOB: 0 BB: 0 P: 7	R: 0 E: 0 K: 0 S: 3	H: 1 LOB: 0 BB: 0 P: 3	R: 3 E: 0 K: 1 S: 7	H: 2 LOB: 0 BB: 1 P: 11	1B: 4 2B: 0 3B: 0 HR: 2	SF: 0 SAC: 0 DP: 3 HBP: 0	WP: 0 PB: 0 SB: 0 CS: 0	PA: 33
PITCHER Bobby Castillo, R ERA: 4.11 (1, 1)	IP: 9.0 WLS: W BF: 33 H: 6 R: 3 ER: 3 SO: 10 BB: 3 IBB: 0 HBP: 0 BLK: 0 WP: 0 HR: 2 S: 50 P: 62 ERA: 3.00 WHIP: 1.000															PITCHER				

Batter	1	2	3	4	5	6	7	8	9	AB	R	H	RBI	BB	SO	LOB	BOTTOM			
Bobby Mitchell, L OBP: 0.340, SLG: 0.300 (1, 8)										3	3	3	0	2	0	0	<p>Baltimore Orioles @ Minnesota Twins Hubert H. Humphrey Metrodome, Minneapolis, MN Thu Aug 19 1982, 8:05 PM EDT Att: 15,529 - Unknown</p> <p>livebaseballscores.com</p>			
John Castino, R OBP: 0.309, SLG: 0.326 (1, 4)										5	2	2	0	0	0	3				
Tom Brunansky, R OBP: 0.393, SLG: 0.513 (1, 9)										5	1	3	3	0	1	2				
Kent Hrbek, L OBP: 0.376, SLG: 0.512 (1, 3)										4	1	2	2	1	0	1				
Gary Ward, R OBP: 0.318, SLG: 0.504 (1, 7)										5	1	1	2	0	1	6				
Gary Gaetti, R OBP: 0.284, SLG: 0.463 (1, 5)										3	1	2	2	1	1	2				
Tim Laudner, R OBP: 0.347, SLG: 0.396 (1, 2)										3	0	0	0	1	1	4				
Mickey Hatcher, R OBP: 0.273, SLG: 0.325 (1, 10)										4	0	0	0	0	1	2				
Lenny Faedo, R OBP: 0.259, SLG: 0.308 (1, 6)										4	0	0	0	0	0	1				
Inning Stats	R: 6 E: 0 K: 0 S: 8	H: 6 LOB: 0 BB: 1 P: 12	R: 1 E: 0 K: 2 S: 10	H: 3 LOB: 0 BB: 0 P: 10	R: 0 E: 0 K: 1 S: 5	H: 0 LOB: 0 BB: 0 P: 5	R: 1 E: 0 K: 1 S: 6	H: 1 LOB: 3 BB: 3 P: 18	R: 0 E: 0 K: 0 S: 3	H: 0 LOB: 1 BB: 1 P: 7	R: 0 E: 0 K: 0 S: 3	H: 0 LOB: 0 BB: 0 P: 3	R: 0 E: 0 K: 1 S: 6	H: 1 LOB: 1 BB: 0 P: 6	R: 1 E: 0 K: 0 S: 5	H: 2 LOB: 1 BB: 0 P: 5	1B: 8 2B: 2 3B: 0 HR: 3	SF: 0 SAC: 0 DP: 1 HBP: 0	WP: 0 PB: 0 SB: 0 CS: 0	PA: 41
PITCHER Scott McGregor, L ERA: 4.55 Mike Boddicker, R ERA: 3.06 (1, 1)	IP: 0.0 WLS: L BF: 5 H: 8 R: 4 ER: 4 SO: 5 BB: 4 IBB: 1 HBP: 0 BLK: 0 WP: 0 HR: 1 S: 41 P: 61 ERA: 4.50 WHIP: 1.500															PITCHER				

Batter	1	2	3	4	5	6	7	8	9	10	11	12	AB	R	H	RBI	BB	SO	LOB	TOP								
Al Bumbry, L OBP: 0.311, SLG: 0.346 (1.8)	0-0 4-3			0-0 4-3	0-0 1-3			0-0 4-3			0-0 F9	0-0 E2	6	0	1	0	0	0	2									
Glenn Gulliver, L OBP: 0.406, SLG: 0.284 (1.5)	4-0 G4-6-3 BB			0-0 F8		0-0 G3		0-0 F8			0-0 G3 1B	0-0 4-3	5	0	1	0	1	0	1									
Ken Singleton, S OBP: 0.352, SLG: 0.369 (1.10)				4-0 G4-6-3		0-0 4-3			4-0 FC4-6 BB		0-0 G3		2	1	0	0	2	0	1									
Floyd Rayford, R OBP: 0.196, SLG: 0.308 (9, PR)											0-0 G3		0	0	0	0	0	0	0									
Terry Crowley, L OBP: 0.361, SLG: 0.363 (11, PH)				1-2r							1-2		1	0	0	0	0	0	1									
Eddie Murray, S OBP: 0.383, SLG: 0.521 (1.3)		0-0 F8		0-0 HR BB		0-0 G3		0-0 F8			0-0 1B		4	1	1	2	1	0	1									
John Lovenstein, L OBP: 0.397, SLG: 0.627 (1.7)		0-3 K		0-0 G3			0-0 F7		0-0 FC4-6		0-3 K		5	0	0	0	0	2	3									
Cal Ripken Jr., R OBP: 0.361, SLG: 0.451 (1.6)		0-0 F8					0-0 6-3		0-0 5-3			0-0 SH5-4 1B	5	1	2	0	0	0	1									
Gary Roenicke, R OBP: 0.390, SLG: 0.550 (1.9)			0-0 F7		0-0 B1		0-0 6-3			0-0 6-3		0-0 SH5-4 1B	4	0	1	0	0	0	1									
Rich Dauer, R OBP: 0.320, SLG: 0.357 (1.4)			0-0 5-3		0-0 F9		0-0 F8			0-0 L3		0-0 F3	3	0	0	0	0	0	2									
Jim Dwyer, L OBP: 0.354, SLG: 0.455 (10, PH)							1-2						1	0	0	0	0	0	0									
Lenn Sakata, R OBP: 0.318, SLG: 0.368 (10.4)													1	0	0	0	0	0	1									
Rick Dempsey, R OBP: 0.319, SLG: 0.338 (1.2)			0-3 K		0-0 1B		0-0 F8			0-0 6-3		0-0 E 1B	5	1	2	1	0	1	0									
Inning Stats	R: 0 E: 0 K: 0 S: 2	H: 0 LOB: 0 BB: 1 P: 6	R: 0 E: 0 K: 1 S: 5	H: 0 LOB: 0 BB: 0 P: 5	R: 0 E: 0 K: 1 S: 5	H: 0 LOB: 0 BB: 0 P: 5	R: 2 E: 0 K: 0 S: 4	H: 1 LOB: 0 BB: 1 P: 8	R: 0 E: 0 K: 0 S: 5	H: 2 LOB: 2 BB: 0 P: 5	R: 0 E: 0 K: 0 S: 3	H: 0 LOB: 0 BB: 0 P: 3	R: 0 E: 0 K: 0 S: 3	H: 1 LOB: 1 BB: 0 P: 4	R: 0 E: 0 K: 0 S: 3	H: 0 LOB: 1 BB: 0 P: 7	R: 0 E: 0 K: 0 S: 3	H: 0 LOB: 0 BB: 0 P: 3	R: 0 E: 0 K: 1 S: 6	H: 1 LOB: 2 BB: 1 P: 10	R: 2 E: 1 K: 0 S: 6	H: 3 LOB: 1 BB: 0 P: 6	1B: 7 2B: 0 3B: 0 HR: 1	SF: 0 SAC: 1 DP: 1 HBP: 0	WP: 0 PB: 0 SB: 1 CS: 0	PA: 47		
PITCHER	IP	WLS	BF	H	R	ER	SO	BB	IBB	HBP	BLK	WP	HR	S	P	ERA	WHIP											
John Butcher, R ERA: 4.85 (1.1)	11.0		41	5	2	2	3	3	0	0	0	0	0	1	43	59	1.64	0.727										
Steve Comer, R ERA: 4.01 (12.1)	0.2	L	5	3	2	1	0	0	0	0	0	0	0	5	5	13.50	4.500											
Jon Matlack, L ERA: 3.51 (12.1)	0.1		1	0	0	0	0	0	0	0	0	0	0	1	1	0.00	0.000											

Baltimore Orioles @ Texas Rangers
Arlington Stadium, Arlington, TX
Fri Aug 20 1982, 8:05 PM EDT
Att. 11,945 - Unknown


AB 42
R 4
H 8
RBI 3
BB 4
SO 3
LOB 14



Batter	1	2	3	4	5	6	7	8	9	10	11	12	AB	R	H	RBI	BB	SO	LOB	BOTTOM							
George Wright, S OBP: 0.284, SLG: 0.359 (1.8)	0-0 6-3 1B			0-3 K		0-3 K		0-0 4-3		0-0 P6		0-3 K	6	0	1	0	0	3	4								
Bill Sample, R OBP: 0.332, SLG: 0.414 (1.7)	0-0 6-3 1-2		0-0 P4		0-0 HR		4-0 BB		0-0 5-3		0-0 WP 2B	0-0 K	5	1	2	1	1	0	1								
Buddy Bell, R OBP: 0.380, SLG: 0.433 (1.5)	4-0 L6-4 BB		0-0 F8		0-3 K		0-0 F9		0-0 5-3		0-0 1B	4-0 BB	4	0	1	0	2	1	1								
Terry Bogener, L OBP: 0.167, SLG: 0.200 (12, PR)													0	0	0	0	0	0	0								
Dave Hostetter, R OBP: 0.326, SLG: 0.538 (1.3)	0-0 L6-4 1-2		0-0 BB		0-0 BB		0-0 FC1-6 1B		0-0 F8		0-3 K	0-0 F9	5	0	1	0	1	1	5								
Larry Parrish, R OBP: 0.300, SLG: 0.394 (1.9)		0-0 WP 1B		0-0 F7		0-0 FC1-6 1B		0-0 F7		0-0 F8		0-0 F8	5	1	2	0	0	0	2								
Johnny Grubb, L OBP: 0.369, SLG: 0.408 (1.10)		4-0 G3 1B		0-0 F9		0-0 FC1-6 FC5-2		0-0 F9			0-0 4-3	3	0	0	0	1	0	2									
Bill Stein, R OBP: 0.268, SLG: 0.292 (11, PH)													1	0	0	0	0	0	0								
Jim Sundberg, R OBP: 0.315, SLG: 0.338 (1.2)			0-0 1-3 BB		0-0 1-3		0-0 FC5-2		4-0 FC3-6 BB		0-0 4-3	3	0	1	1	1	0	2									
Wayne Tolleson, S OBP: 0.122, SLG: 0.079 (9, PR)													0	0	0	0	0	0	0								
Don Werner, R OBP: 0.260, SLG: 0.255 (10.2)		1-2 G3 1B		0-0 1-3 BB		0-0 1-3		0-0 3-1		0-0 FC3-6 BB		0-0 P6	1	0	0	0	0	0	0								
Mike Richardt, R OBP: 0.280, SLG: 0.287 (1.4)		0-3 K		0-0 F8		0-0 3-1		0-0 F8		0-0 6-3		0-0 6-3	5	0	0	0	0	3									
Bucky Dent, R OBP: 0.190, SLG: 0.169 (1.6)		0-0 G3					0-0 F8		0-0 F8		0-0 6-3	0-0 6-3	5	0	0	0	0	3									
Inning Stats	R: 0 E: 0 K: 0 S: 3	H: 1 LOB: 1 BB: 1 P: 7	R: 1 E: 0 K: 2 S: 9	H: 2 LOB: 2 BB: 1 P: 13	R: 0 E: 0 K: 0 S: 3	H: 0 LOB: 1 BB: 1 P: 7	R: 0 E: 0 K: 0 S: 3	H: 0 LOB: 0 BB: 0 P: 3	R: 1 E: 0 K: 2 S: 6	H: 1 LOB: 0 BB: 0 P: 8	R: 0 E: 0 K: 0 S: 3	H: 0 LOB: 2 BB: 0 P: 3	R: 0 E: 0 K: 0 S: 3	H: 0 LOB: 1 BB: 1 P: 6	R: 0 E: 0 K: 0 S: 3	H: 0 LOB: 0 BB: 0 P: 3	R: 0 E: 0 K: 1 S: 6	H: 1 LOB: 2 BB: 1 P: 10	R: 0 E: 0 K: 1 S: 6	H: 0 LOB: 0 BB: 0 P: 3	R: 0 E: 0 K: 1 S: 6	H: 1 LOB: 2 BB: 0 P: 10	1B: 6 2B: 2 3B: 0 HR: 1	SF: 0 SAC: 0 DP: 1 HBP: 0	WP: 2 PB: 1 SB: 1 CS: 0	PA: 49	
PITCHER	IP	WLS	BF	H	R	ER	SO	BB	IBB	HBP	BLK	WP	HR	S	P	ERA	WHIP										
Dennis Martinez, R ERA: 4.23 (1.1)	10.0		41	7	2	2	5	5	0	0	0	1	1	46	66	1.80	1.200										
Tippy Martinez, L ERA: 3.65 (11.1)	1.2	W	6	1	0	0	1	0	0	0	0	0	0	8	8	0.00	0.600										
Sammy Stewart, R ERA: 4.95 (12.1)	0.1	S	2	0	0	0	0	1	0	0	0	0	0	1	1	0.00	3.000										

Baltimore Orioles @ Texas Rangers
Arlington Stadium, Arlington, TX
Fri Aug 20 1982, 8:05 PM EDT
Att. 11,945 - Unknown

AB 43
R 2
H 8
RBI 2
BB 6
SO 6
LOB 25



Batter	1	2	3	4	5	6	7	8	9	AB	R	H	RBI	BB	SO	LOB	TOP								
Al Bumbry, L OBP: 0.312, SLG: 0.345 (1, 8)	4-3			1-3		4-3	BB 1B BB	1B		4	2	1	1	1	1	0	0								
Glenn Gulliver, L OBP: 0.411, SLG: 0.268 (1, 5)	P4			P6		F	BB	1B		3	2	1	0	1	0	0	0								
Lenn Sakata, R OBP: 0.320, SLG: 0.370 (7, 4)						E	BB	1B		1	0	1	1	0	0	0	0								
Ken Singleton, S OBP: 0.353, SLG: 0.368 (1, 10)	F5			K		E3	1B			4	0	1	1	1	1	1	1								
Eddie Murray, S OBP: 0.384, SLG: 0.518 (1, 3)						E3	BB	F8		4	0	1	2	1	1	3									
John Lowenstein, L OBP: 0.400, SLG: 0.626 (1, 7)						F5	BB			2	0	1	0	1	0	1	0								
Dan Ford, R OBP: 0.273, SLG: 0.364 (7, PH)						CS	BB	FC4-6		2	0	1	0	0	0	2									
Cal Ripken Jr., R OBP: 0.303, SLG: 0.455 (1, 6)						P4	BB	F2		5	1	1	1	0	1	6									
Joe Nolan, L OBP: 0.277, SLG: 0.362 (1, 2)						K		HR		5	0	0	0	0	2	2									
Gary Roenicke, R OBP: 0.388, SLG: 0.544 (7, 7)						F7		CS		5	0	1	0	0	1	1									
Rich Dauer, R OBP: 0.324, SLG: 0.366 (1, 4)						P5		1B		4	3	3	0	0	0	0									
Inning Stats	R: 0 E: 0 K: 0 S: 3	H: 0 LOB: 0 BB: 0 P: 3	R: 0 E: 0 K: 2 S: 7	H: 1 LOB: 0 BB: 0 P: 7	R: 0 E: 0 K: 0 S: 3	H: 0 LOB: 0 BB: 0 P: 3	R: 0 E: 0 K: 1 S: 5	H: 0 LOB: 0 BB: 0 P: 5	R: 0 E: 0 K: 1 S: 5	H: 0 LOB: 1 BB: 1 P: 9	R: 2 E: 0 K: 0 S: 7	H: 2 LOB: 3 BB: 1 P: 11	R: 3 E: 0 K: 2 S: 9	H: 2 LOB: 2 BB: 3 P: 20	R: 3 E: 0 K: 0 S: 8	H: 6 LOB: 2 BB: 0 P: 8	R: 0 E: 0 K: 0 S: 4	H: 1 LOB: 1 BB: 0 P: 4	1B: 9 2B: 2 3B: 0 HR: 1	SF: 0 SAC: 0 DP: 0 HBP: 0	WP: 2 PB: 1 SB: 1 CS: 2	PA: 45			
PITCHER	IP	WLS	BF	H	R	ER	SO	BB	IBB	HBP	BLK	WP	HR	S	P	ERA	WHIP								
Charlie Hough, R ERA: 3.76 (1, 1)	6.2		29	4	5	4	6	4	0	0	0	2	0	37	53	5.40	1.200								
Dan Boitano, R ERA: 5.99 (7, 1)	0.0		2	1	0	0	0	1	0	0	0	0	0	1	4	∞	∞								
Jon Matlack, L ERA: 3.7 (7, 1)	1.0	L	6	4	3	3	0	0	0	0	0	0	1	6	6	27.00	4.000								
Danny Darwin, R ERA: 3.2 (8, 1)	1.1		7	3	0	0	0	0	0	0	0	0	0	7	7	0.00	2.250								

Baltimore Orioles @ Texas Rangers
Arlington Stadium, Arlington, TX
Sat Aug 21 1982, 8:05 PM EDT
Att: 13,012 - Unknown

AB 39
R 8
H 12
RBI 6
BB 5
SO 6
LOB 16



Batter	1	2	3	4	5	6	7	8	9	AB	R	H	RBI	BB	SO	LOB	BOTTOM								
George Wright, S OBP: 0.285, SLG: 0.356 (1, 8)	5-3		1-3			BB		4-3		3	0	0	0	2	0	0									
Bill Sample, R OBP: 0.326, SLG: 0.406 (1, 7)	P4			F7	P3	F8		F7		5	0	0	0	0	6										
Buddy Bell, R OBP: 0.382, SLG: 0.440 (1, 5)	5-3			L4		BB		HR	1B	4	1	2	2	1	0	0									
Dave Hostetter, R OBP: 0.327, SLG: 0.534 (1, 3)				G4-3	BB	FC5-4	1B	F8		4	0	1	0	1	1	4									
Larry Parrish, R OBP: 0.302, SLG: 0.394 (1, 9)				P4		FC5-4		SH1-4	BB	5	2	2	0	0	2										
Lamar Johnson, R OBP: 0.322, SLG: 0.350 (1, 10)						5-3		SH1-4	BB	2	0	0	0	0	1										
Johnny Grubb, L OBP: 0.391, SLG: 0.408 (6, PH)						G4-3		E		0	0	0	0	1	0	0									
Bill Stein, R OBP: 0.279, SLG: 0.298 (7, PH)								BB	SH1-4	1	0	1	0	1	0	0									
Jim Sundberg, R OBP: 0.317, SLG: 0.341 (1, 2)								SH1-4	BB	3	2	1	0	1	2	3									
Mike Richardt, R OBP: 0.283, SLG: 0.287 (1, 4)								SH5-3	SF8	2	1	1	0	1	0	2									
Bucky Dent, R OBP: 0.191, SLG: 0.178 (1, 6)								SH5-3		3	1	1	0	1	0	2									
Inning Stats	R: 0 E: 0 K: 0 S: 3	H: 0 LOB: 0 BB: 0 P: 3	R: 0 E: 0 K: 0 S: 2	H: 0 LOB: 0 BB: 1 P: 6	R: 1 E: 0 K: 0 S: 4	H: 1 LOB: 0 BB: 0 P: 4	R: 0 E: 0 K: 0 S: 4	H: 1 LOB: 1 BB: 0 P: 4	R: 2 E: 0 K: 0 S: 4	H: 3 LOB: 3 BB: 3 P: 16	R: 2 E: 0 K: 1 S: 9	H: 3 LOB: 2 BB: 0 P: 9	R: 0 E: 0 K: 1 S: 6	H: 1 LOB: 1 BB: 0 P: 6	R: 0 E: 0 K: 1 S: 5	H: 0 LOB: 1 BB: 1 P: 9	1B: 6 2B: 2 3B: 0 HR: 1	SF: 2 SAC: 2 DP: 1 HBP: 0	WP: 0 PB: 0 SB: 0 CS: 0	PA: 44					
PITCHER	IP	WLS	BF	H	R	ER	SO	BB	IBB	HBP	BLK	WP	HR	S	P	ERA	WHIP								
Mike Flanagan, L ERA: 3.99 (1, 1)	4.2		21	4	3	3	0	3	1	0	0	0	0	17	33	5.79	1.500								
Storm Davis, R ERA: 3.2 (5, 1)	1.0		7	1	1	1	0	2	1	0	0	0	0	4	16	9.00	3.000								
Tippy Martinez, L ERA: 3.75 (6, 1)	0.2		5	3	2	1	0	0	0	0	0	0	1	5	5	13.50	4.500								
Tim Stoddard, R ERA: 4.09 (7, 1)	2.2	W	11	1	0	0	3	1	0	0	0	0	0	16	20	0.00	0.750								

Baltimore Orioles @ Texas Rangers
Arlington Stadium, Arlington, TX
Sat Aug 21 1982, 8:05 PM EDT
Att: 13,012 - Unknown

AB 32
R 6
H 9
RBI 5
BB 8
SO 3
LOB 20



Batter	1	2	3	4	5	6	7	8	9	AB	R	H	RBI	BB	SO	LOB	TOP								
Lenn Sakata, R OBP: 0.321, SLG: 0.378 (1, 4)										5	1	2	1	0	1	0	Baltimore Orioles @ Texas Rangers Arlington Stadium, Arlington, TX Sun Aug 22 1982, 8:05 PM EDT Att: 9,848 - Unknown								
Dan Ford, R OBP: 0.276, SLG: 0.375 (1, 9)										6	2	3	2	0	1	2									
Cal Ripken Jr., R OBP: 0.311, SLG: 0.468 (1, 6)										5	2	5	2	0	0	0									
Eddie Murray, S OBP: 0.384, SLG: 0.518 (1, 3)										4	1	2	1	0	0	2									
Benny Ayala, R OBP: 0.313, SLG: 0.467 (1, 7)										1	0	0	0	0	0	1									
John Lowenstein, L OBP: 0.402, SLG: 0.627 (1, 7)										3	1	1	0	1	0	4									
Gary Roenicke, R OBP: 0.391, SLG: 0.548 (1, 8)										5	0	3	2	0	1	0									
Ken Singleton, S OBP: 0.355, SLG: 0.376 (1, 10)										2	1	1	2	2	1	1									
Rick Dempsey, R OBP: 0.320, SLG: 0.337 (1, 2)										4	1	1	0	1	0	4									
Rich Dauer, R OBP: 0.325, SLG: 0.366 (1, 5)										5	1	2	0	0	0	3									
Inning Stats	R: 3 E: 0 K: 2 S: 11	H: 4 LOB: 1 BB: 0 P: 11	R: 0 E: 0 K: 0 S: 3	H: 0 LOB: 0 BB: 0 P: 3	R: 2 E: 0 K: 0 S: 5	H: 3 LOB: 2 BB: 2 P: 13	R: 0 E: 0 K: 0 S: 4	H: 2 LOB: 2 BB: 0 P: 4	R: 1 E: 0 K: 0 S: 5	H: 2 LOB: 1 BB: 0 P: 5	R: 2 E: 0 K: 0 S: 6	H: 4 LOB: 1 BB: 0 P: 6	R: 0 E: 0 K: 0 S: 2	H: 0 LOB: 2 BB: 2 P: 10	R: 0 E: 0 K: 1 S: 7	H: 2 LOB: 2 BB: 0 P: 7	R: 2 E: 0 K: 1 S: 8	H: 3 LOB: 1 BB: 0 P: 8	1B: 13 2B: 5 3B: 0 HR: 3	SF: 2 SAC: 1 DP: 3 HBP: 0	WP: 1 PB: 0 SB: 2 CS: 0	PA: 47			
PITCHER	IP	WLS	BF	H	R	ER	SO	BB	IBB	HBP	BLK	WP	HR	S	P	ERA	WHIP								
Rick Honeycutt, L ERA: 5.22 (1, 1)	1.0	L	7	4	3	3	2	0	0	0	0	0	2	11	11	27.00	4.000								
Dan Boitano, R ERA: 8.0 (2, 1)	1.1		8	3	2	2	0	0	1	0	0	1	0	7	11	13.50	2.250								
Paul Mirabella, L ERA: 5.62 (3, 1)	0.0		1	0	0	0	0	1	0	0	0	0	0	4		∞	∞								
Steve Comer, R ERA: 4.28 (3, 1)	6.2		31	13	5	5	2	2	0	0	0	0	1	33	41	6.75	2.250								

Batter	1	2	3	4	5	6	7	8	9	AB	R	H	RBI	BB	SO	LOB	BOTTOM								
George Wright, S OBP: 0.284, SLG: 0.354 (1, 8)										5	0	1	0	0	0	2	Baltimore Orioles @ Texas Rangers Arlington Stadium, Arlington, TX Sun Aug 22 1982, 8:05 PM EDT Att: 9,848 - Unknown								
Bill Sample, R OBP: 0.325, SLG: 0.404 (1, 7)										4	0	1	0	0	1	1									
Buddy Bell, R OBP: 0.360, SLG: 0.437 (1, 5)										3	0	0	0	0	0	2									
Wayne Tolleson, S OBP: 0.143, SLG: 0.103 (8, 5)										1	1	1	0	0	0	0									
Dave Hostetter, R OBP: 0.326, SLG: 0.530 (1, 3)										4	0	1	0	0	1	2									
Larry Parrish, R OBP: 0.298, SLG: 0.389 (1, 9)										4	0	0	0	0	0	3									
Johnny Grubb, L OBP: 0.396, SLG: 0.408 (1, 10)										2	1	1	0	2	0	0									
Mike Richardt, R OBP: 0.286, SLG: 0.295 (1, 4)										4	1	2	0	0	2	1									
Bucky Dent, R OBP: 0.197, SLG: 0.185 (1, 6)										3	0	1	2	1	0	2									
Don Werner, R OBP: 0.245, SLG: 0.240 (1, 2)										3	0	0	0	0	1	2									
Terry Bogener, L OBP: 0.186, SLG: 0.200 (8, PH)										0	0	0	0	1	0	0									
Inning Stats	R: 0 E: 0 K: 1 S: 7	H: 2 LOB: 2 BB: 0 P: 7	R: 2 E: 0 K: 1 S: 7	H: 2 LOB: 1 BB: 1 P: 11	R: 0 E: 0 K: 0 S: 3	H: 0 LOB: 0 BB: 0 P: 3	R: 0 E: 0 K: 1 S: 5	H: 0 LOB: 1 BB: 1 P: 9	R: 0 E: 0 K: 0 S: 3	H: 0 LOB: 0 BB: 0 P: 3	R: 0 E: 0 K: 0 S: 4	H: 1 LOB: 2 BB: 1 P: 8	R: 0 E: 0 K: 1 S: 5	H: 0 LOB: 0 BB: 0 P: 5	R: 1 E: 0 K: 1 S: 7	H: 3 LOB: 1 BB: 0 P: 7	R: 0 E: 0 K: 0 S: 2	H: 0 LOB: 0 BB: 1 P: 6	1B: 6 2B: 2 3B: 0 HR: 0	SF: 0 SAC: 0 DP: 2 HBP: 0	WP: 0 PB: 0 SB: 0 CS: 0	PA: 37			
PITCHER	IP	WLS	BF	H	R	ER	SO	BB	IBB	HBP	BLK	WP	HR	S	P	ERA	WHIP								
Jim Palmer, R ERA: 3.73 (1, 1)	9.0	W	37	8	3	3	5	4	0	0	0	0	0	43	59	3.00	1.333								

AB 40
R 10
H 20
RBI 10
BB 4
SO 4
LOB 17



AB 33
R 3
H 8
RBI 2
BB 4
SO 5
LOB 15



Batter	1	2	3	4	5	6	7	8	9	10	AB	R	H	RBI	BB	SO	LOB	TOP				
Damaso Garcia, R (1.4) OBP: 0.345, SLG: 0.402	F8			1B	K			6-3		F8	5	1	1	0	0	1	2					
Rance Mulliniks, L (1.5) OBP: 0.322, SLG: 0.345	6-3			F7				4-3			3	0	0	0	1	0	1					
Hosken Powell, L (1.9) OBP: 0.296, SLG: 0.388	F8				FC5			6-3			3	1	1	0	0	0	2					
Jesse Barfield, R (8, PH) OBP: 0.335, SLG: 0.434	F8			1B	G3						1	0	0	0	0	0	0					
Willie Upshaw, L (1.3) OBP: 0.340, SLG: 0.463		F4						G3		F6	4	0	1	1	0	0	0					
Lloyd Moseby, L (1.8) OBP: 0.298, SLG: 0.356		F6			G3			K		K	4	0	0	1	0	2	1					
Glenn Adams, L (1.10) OBP: 0.341, SLG: 0.436				4-3				5-3		F5	4	0	0	0	0	0	1					
Al Woods, L (1.7) OBP: 0.276, SLG: 0.302				F7				F6			4	1	0	0	0	1	0					
Buck Martinez, R (1.2) OBP: 0.294, SLG: 0.378				3-1				F5			4	0	1	0	0	0	0					
Alfredo Griffin, S (1.6) OBP: 0.271, SLG: 0.317				4-3				F6		K	4	0	0	0	0	1	2					
Inning Stats	R: 0 E: 0 K: 0 S: 3	H: 0 LOB: 0 BB: 0 P: 3	R: 0 E: 0 K: 0 S: 3	H: 0 LOB: 0 BB: 0 P: 3	R: 0 E: 0 K: 0 S: 3	H: 0 LOB: 0 BB: 0 P: 3	R: 2 E: 0 K: 0 S: 6	H: 3 LOB: 1 BB: 0 P: 6	R: 1 E: 2 K: 1 S: 7	H: 0 LOB: 2 BB: 1 P: 11	R: 0 E: 0 K: 1 S: 5	H: 0 LOB: 0 BB: 0 P: 5	R: 0 E: 0 K: 0 S: 3	H: 0 LOB: 0 BB: 0 P: 3	R: 0 E: 0 K: 1 S: 5	H: 0 LOB: 0 BB: 0 P: 5	R: 0 E: 0 K: 2 S: 8	H: 1 LOB: 1 BB: 0 P: 8	1B: 4 2B: 0 3B: 0 HR: 0	SF: 0 SAC: 0 DP: 0 HBP: 0	WP: 1 PB: 0 SB: 0 CS: 0	PA: 37
PITCHER Dennis Martinez, R (1.1) ERA: 4.1	IP: 10.0 WLS: W BF: 37 H: 4 R: 3 ER: 2 SO: 5 BB: 1 IBB: 0 HBP: 0 BLK: 0 WP: 1 HR: 0 S: 46 P: 50 ERA: 1.80 WHIP: 0.500											PITCHER										

Toronto Blue Jays @ Baltimore Orioles
 Memorial Stadium, Baltimore, MD
 Tue Aug 24 1982, 7:05 PM EDT
 Att. 12,139 - Unknown

AB	36
R	3
H	4
RBI	2
BB	1
SO	5
LOB	9

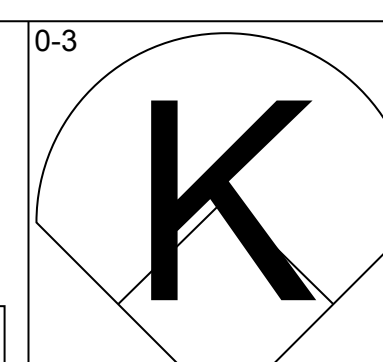
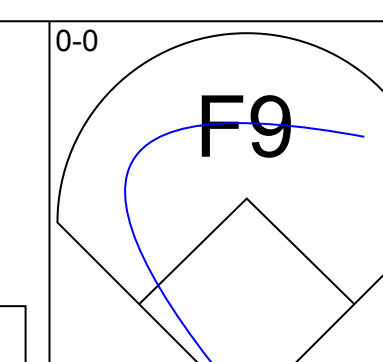
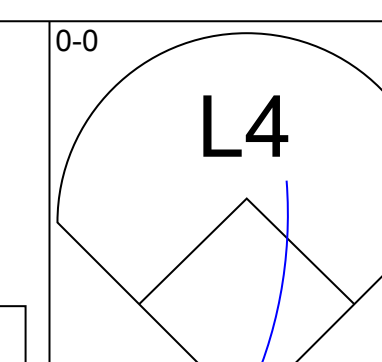
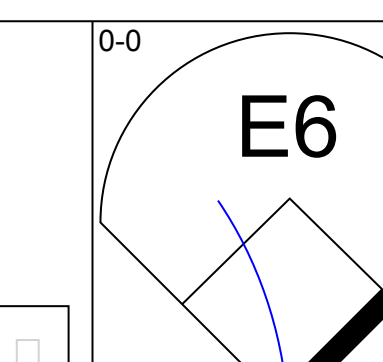
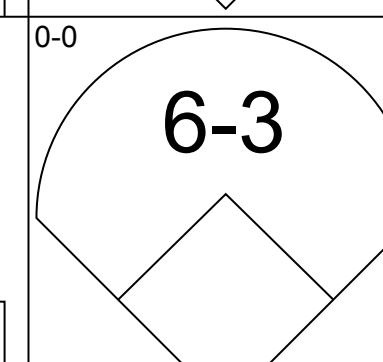
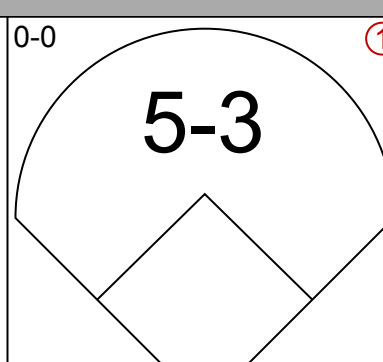
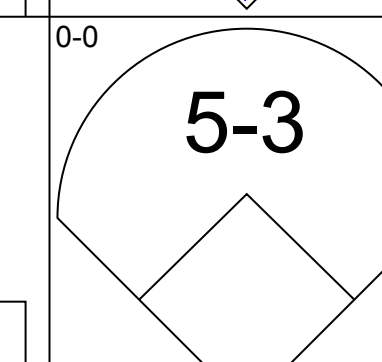
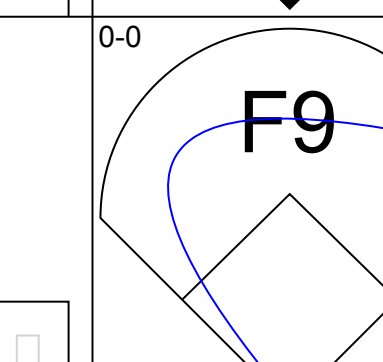
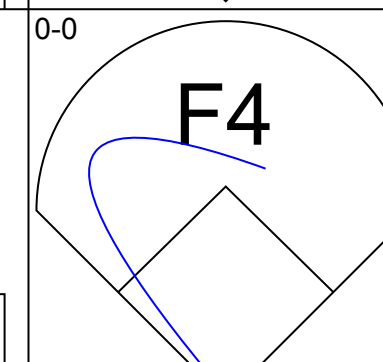
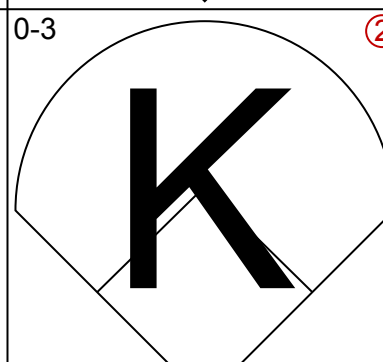
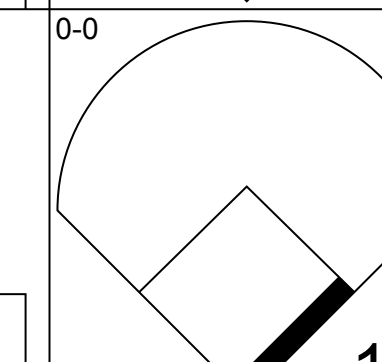
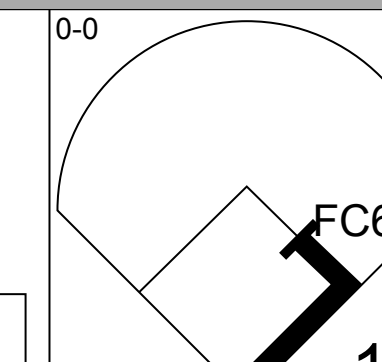
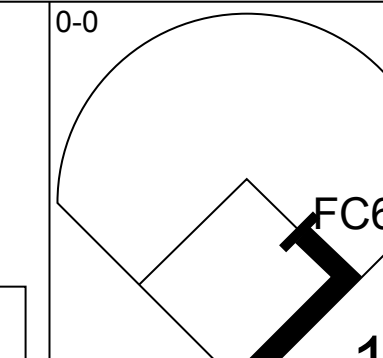
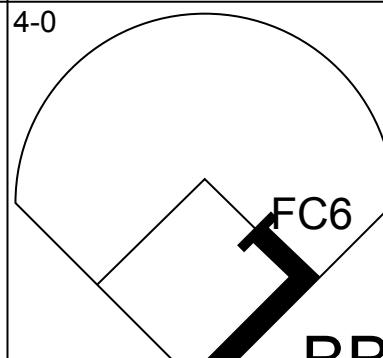
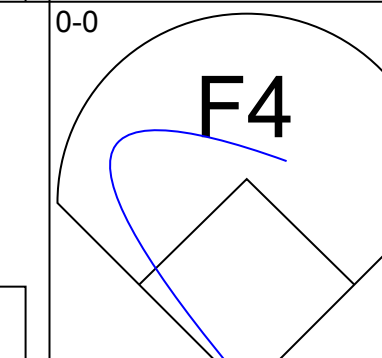
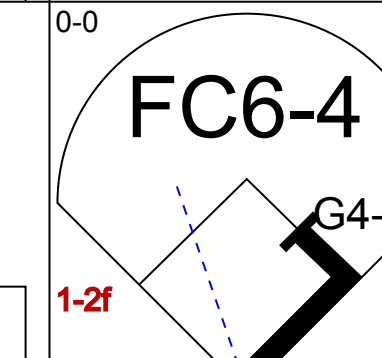
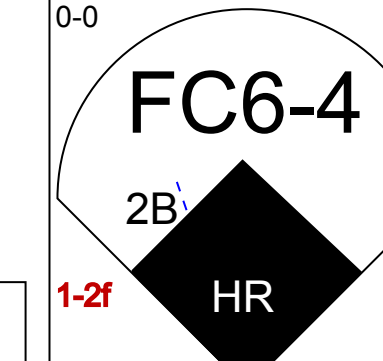
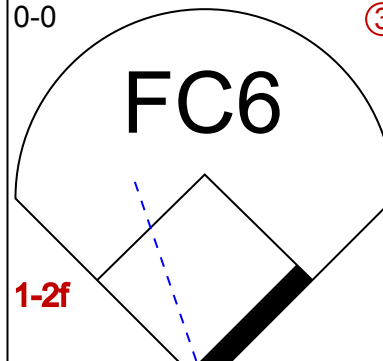
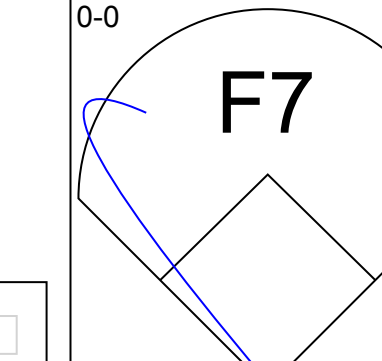
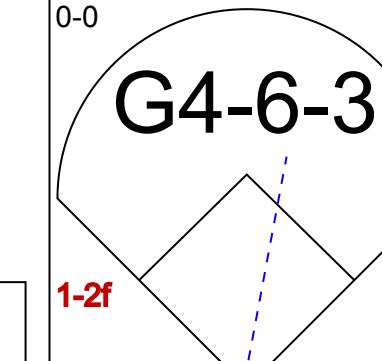
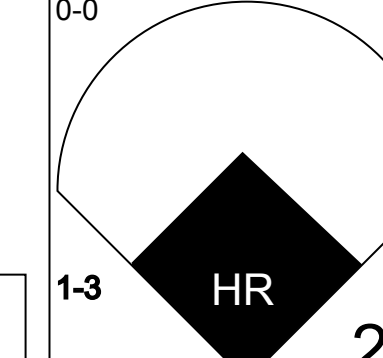
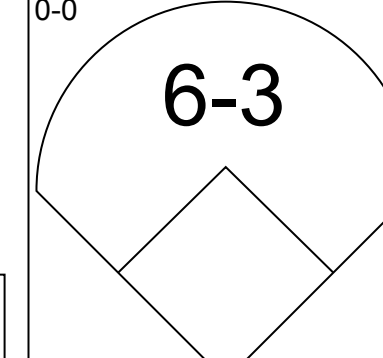
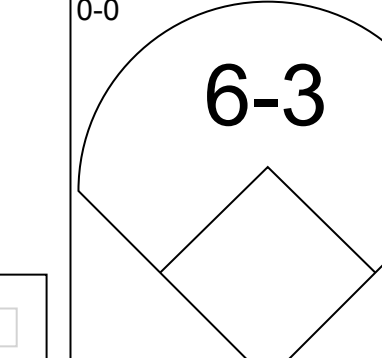
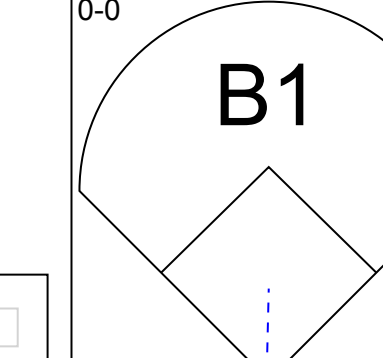
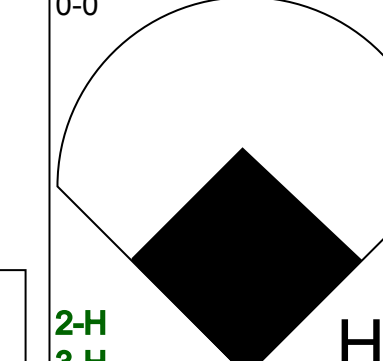
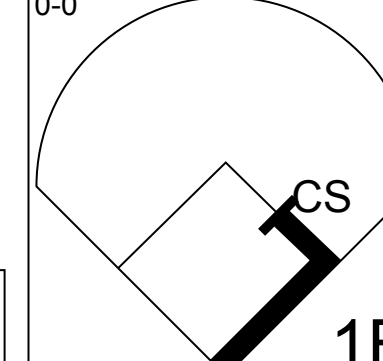
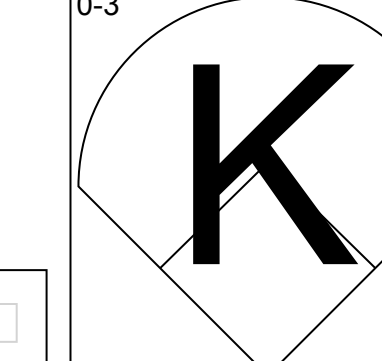
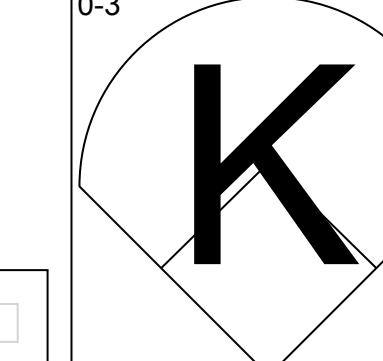
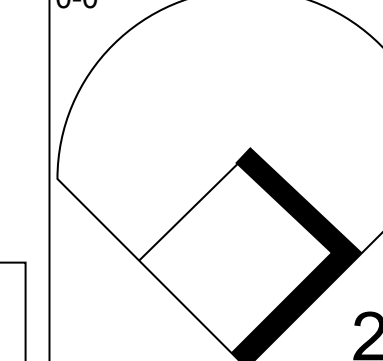
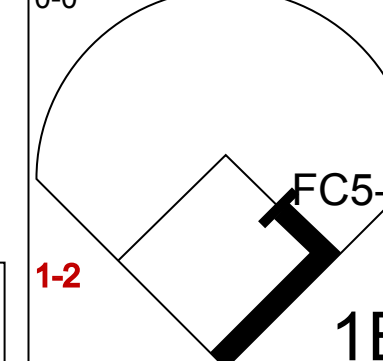
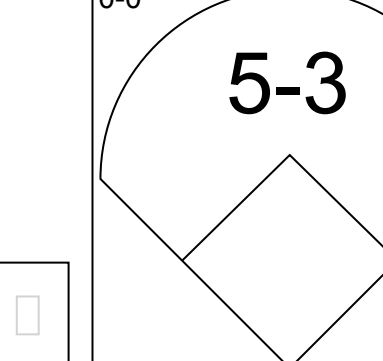
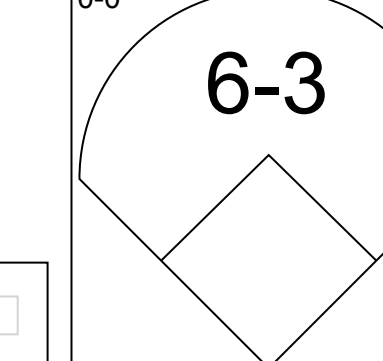
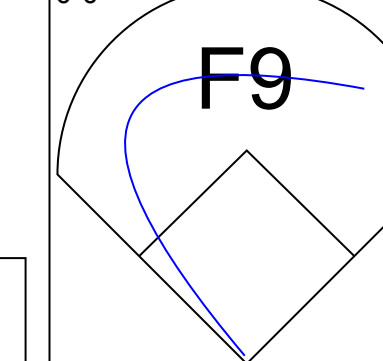
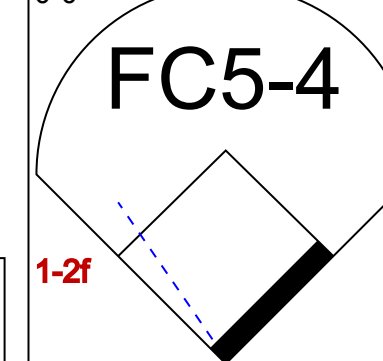
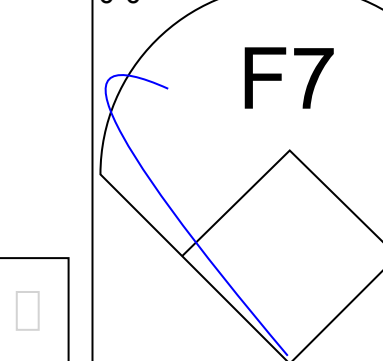


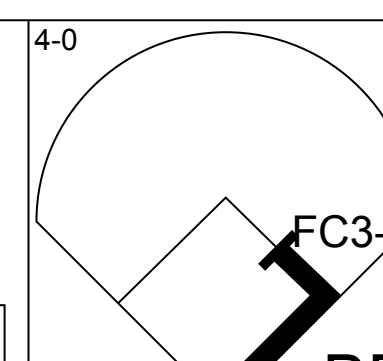
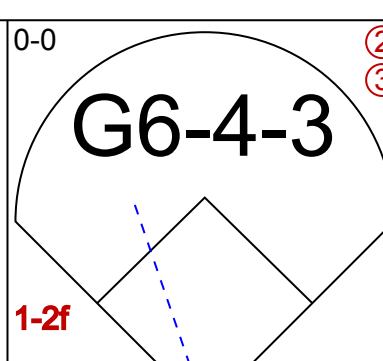
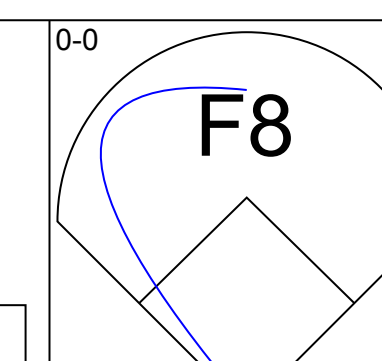
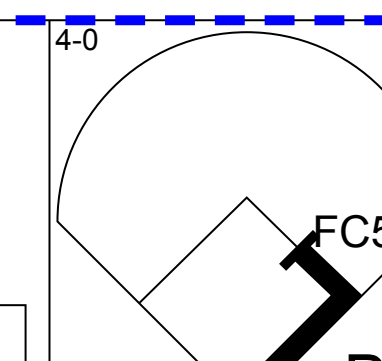
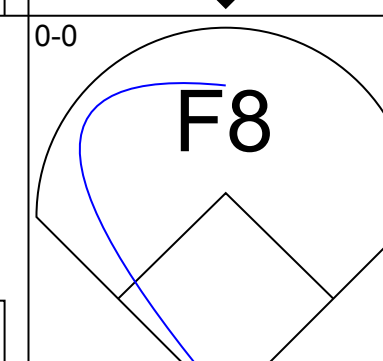
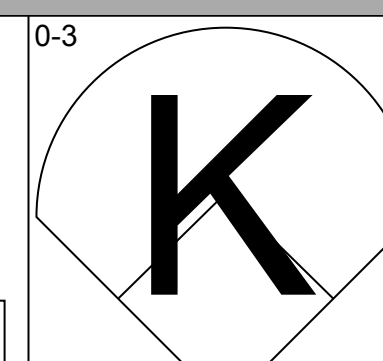
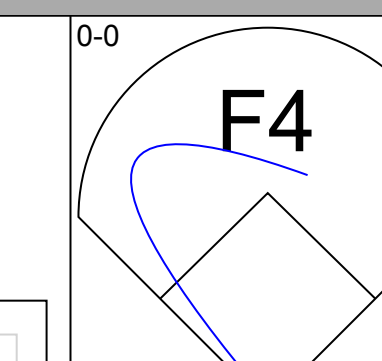
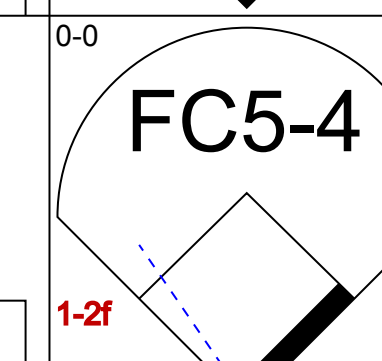
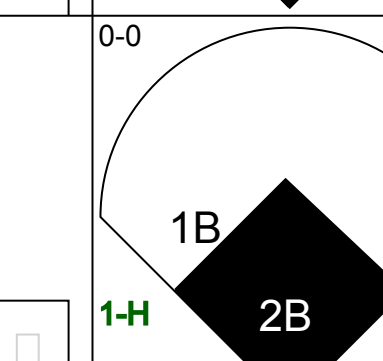
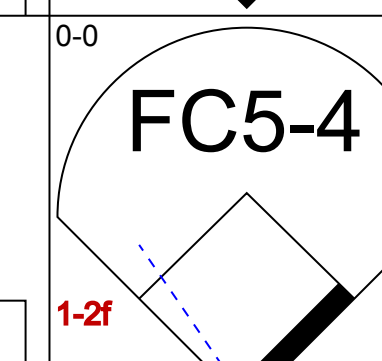
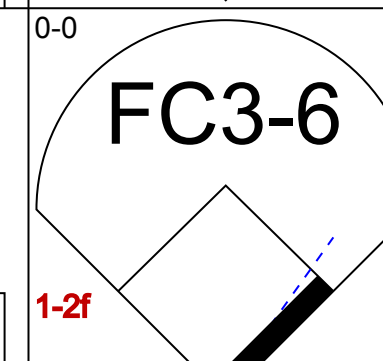
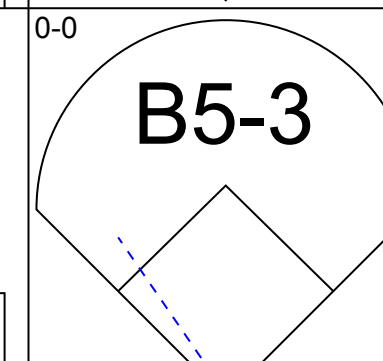
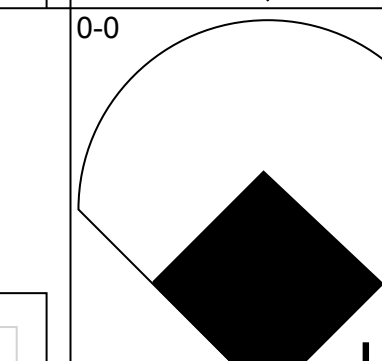
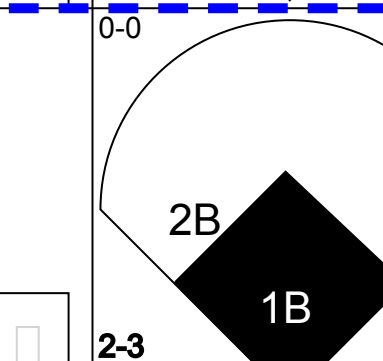
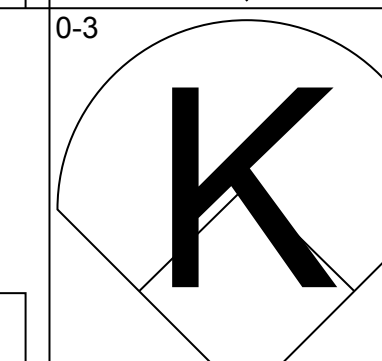
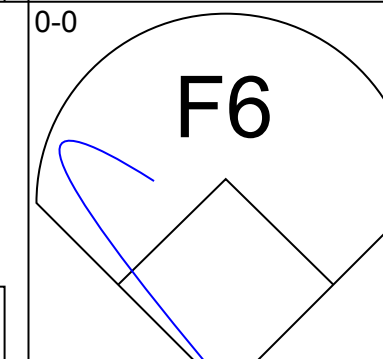
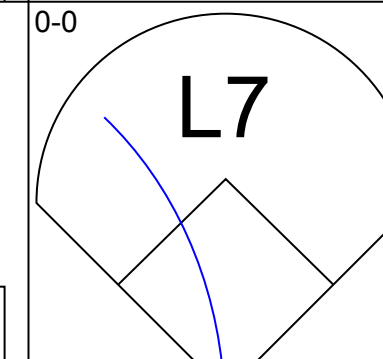
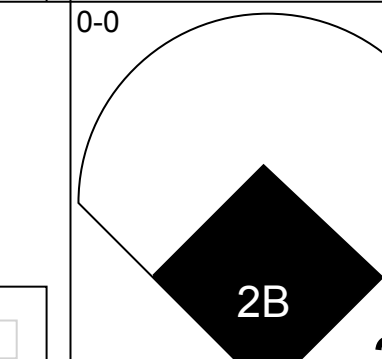
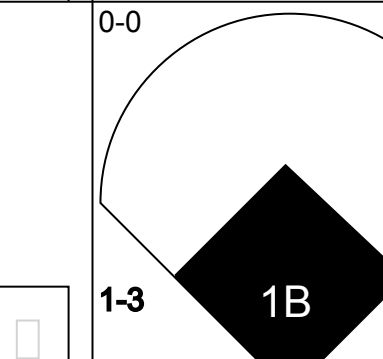
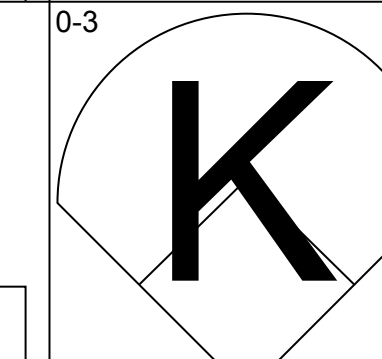
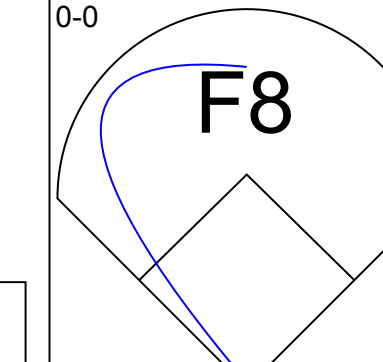
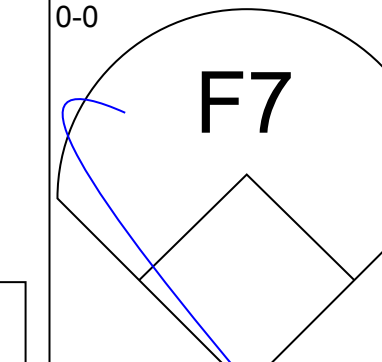
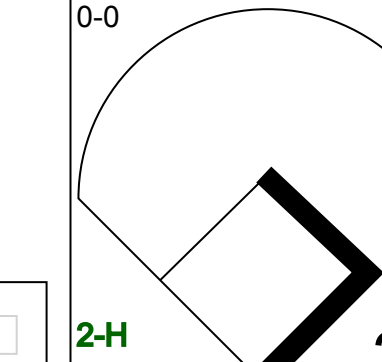
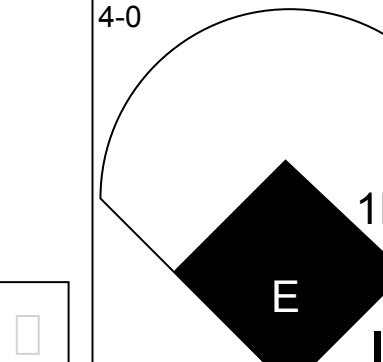

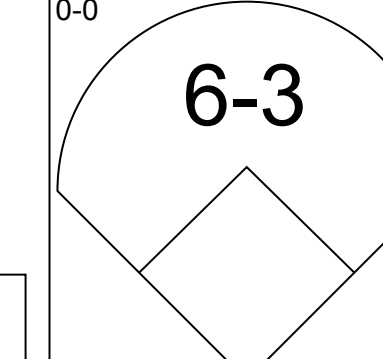
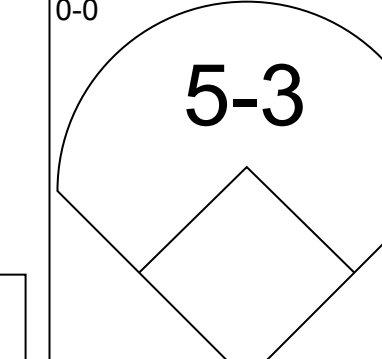
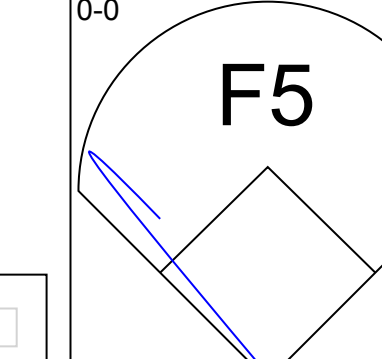
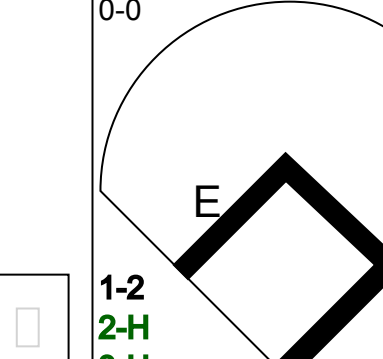
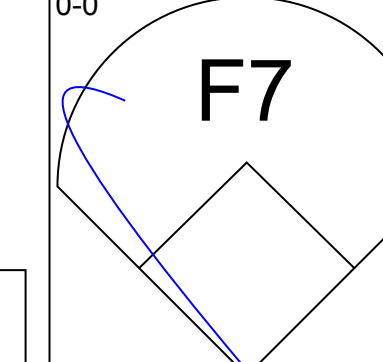
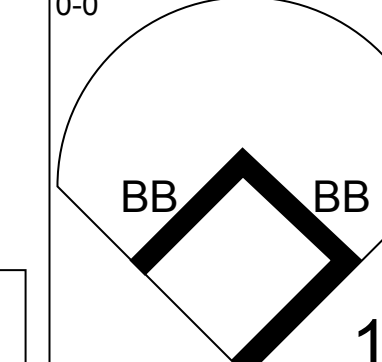
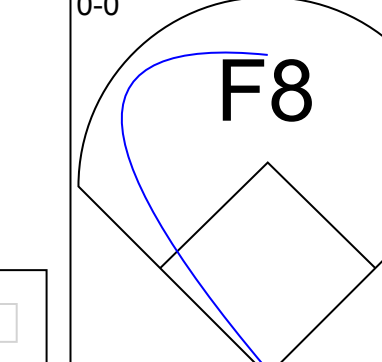
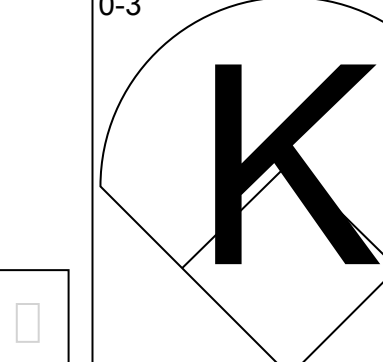
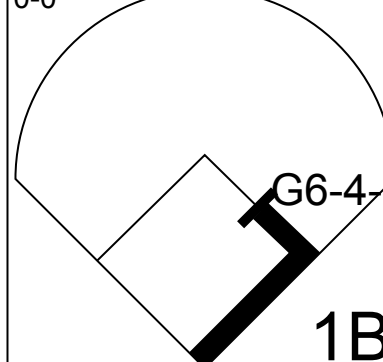
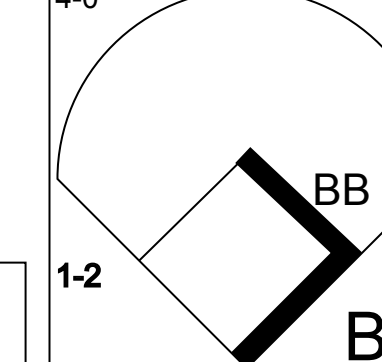
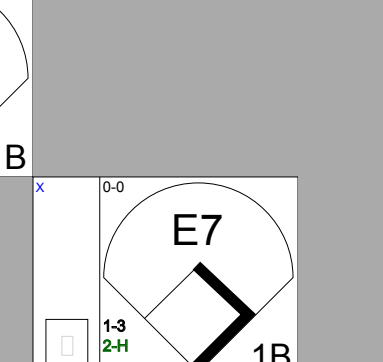
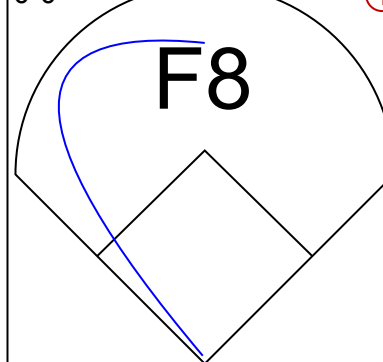
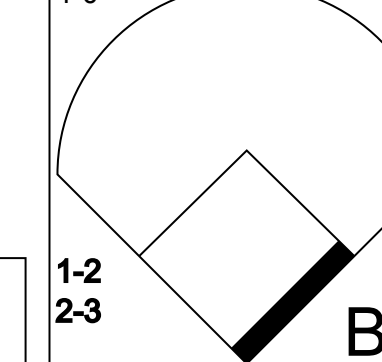
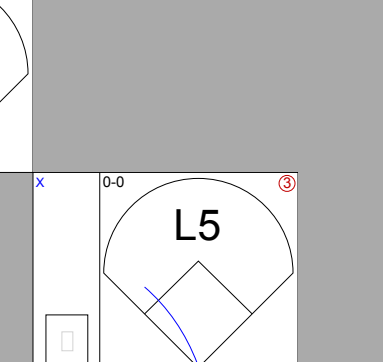
Batter	1	2	3	4	5	6	7	8	9	10	AB	R	H	RBI	BB	SO	LOB	BOTTOM						
Al Bumbry, L (1.8) OBP: 0.309, SLG: 0.341	4-3	K			4-3					4-3	5	0	0	0	0	1	0							
Glenn Gulliver, L (1.5) OBP: 0.410, SLG: 0.267				F8				L4		F5	4	1	1	0	1	0	0							
Ken Singleton, S (1.10) OBP: 0.350, SLG: 0.374				HR							4	1	1	0	1	0	1							
Floyd Rayford, R (10, PR) OBP: 0.196, SLG: 0.308				HR				4-3			0	1	0	0	0	0	0							
Eddie Murray, S (1.3) OBP: 0.388, SLG: 0.528				L9							4	2	3	3	1	0	0							
John Lowenstein, L (1.7) OBP: 0.404, SLG: 0.626								SH1-3			2	0	1	0	1	0	2							
Cal Ripken Jr., R (1.6) OBP: 0.311, SLG: 0.466								SH1-3			4	1	1	0	1	1	2							
Jim Dwyer, L (1.9) OBP: 0.366, SLG: 0.448											4	0	1	0	1	1	6							
Rick Dempsey, R (1.2) OBP: 0.320, SLG: 0.337											3	0	1	0	0	0	3							
Joe Nolan, L (8, PH) OBP: 0.279, SLG: 0.382											2	1	1	4	0	0	2							
Rich Dauer, R (1.4) OBP: 0.323, SLG: 0.363											3	0	0	0	0	0	4							
Terry Crowley, L (9, PH) OBP: 0.357, SLG: 0.358											1	0	0	0	0	0	0							
Lenn Sakata, R (10.4) OBP: 0.321, SLG: 0.378											0	0	0	0	0	0	0							
Inning Stats	R: 3 E: 0 K: 0 S: 6	H: 3 LOB: 1 BB: 1 P: 10	R: 0 E: 0 K: 1 S: 5	H: 1 LOB: 0 BB: 0 P: 5	R: 0 E: 0 K: 0 S: 3	H: 0 LOB: 0 BB: 0 P: 3	R: 0 E: 0 K: 0 S: 5	H: 2 LOB: 2 BB: 0 P: 5	R: 0 E: 0 K: 0 S: 4	H: 1 LOB: 2 BB: 0 P: 8	R: 0 E: 0 K: 0 S: 4	H: 1 LOB: 1 BB: 0 P: 4	R: 0 E: 0 K: 1 S: 6	H: 0 LOB: 0 BB: 0 P: 3	R: 0 E: 0 K: 1 S: 6	H: 1 LOB: 2 BB: 1 P: 10	R: 0 E: 0 K: 0 S: 3	H: 0 LOB: 0 BB: 0 P: 3	R: 4 E: 0 K: 1 S: 5	H: 1 LOB: 1 BB: 3 P: 17	1B: 8 2B: 0 3B: 0 HR: 2	SF: 0 SAC: 2 DP: 0 HBP: 0	WP: 1 PB: 0 SB: 0 CS: 1	PA: 44
PITCHER Dave Stieb, R (1.1) ERA: 3.73	IP: 9.0 WLS: L BF: 38 H: 9 R: 3 ER: 3 SO: 2 BB: 2 IBB: 1 HBP: 0 BLK: 0 WP: 1 HR: 1 S: 39 P: 51 ERA: 3.00 WHIP: 1.222											PITCHER												
Joey McLaughlin, R (10.1) ERA: 3.21	0.2 L 6 1 4 4 1 2 1 0 0 0 1 5 17 54.00 4.500																							

Toronto Blue Jays @ Baltimore Orioles
 Memorial Stadium, Baltimore, MD
 Tue Aug 24 1982, 7:05 PM EDT
 Att. 12,139 - Unknown

AB	36
R	7
H	10
RBI	7
BB	6
SO	3
LOB	20



Batter	1	2	3	4	5	6	7	8	9	AB	R	H	RBI	BB	SO	LOB	TOP	
Damaso Garcia, R OBP: 0.342, SLG: 0.399 (1, 4)										4	0	0	0	0	1	1	Toronto Blue Jays @ Baltimore Orioles Memorial Stadium, Baltimore, MD Wed Aug 25 1982, 7:05 PM EDT Att: 11,712 - Unknown	
Garth Iorg, R OBP: 0.304, SLG: 0.367 (1, 5)										4	0	0	0	0	0	1		
Barry Bonnell, R OBP: 0.354, SLG: 0.437 (1, 8)								 1B		4	0	2	0	0	1	0		
Jesse Barfield, R OBP: 0.337, SLG: 0.433 (1, 9)		 1B	 BB					 G4-6-3 1-2		3	0	1	0	1	0	2		
Willie Upshaw, L OBP: 0.337, SLG: 0.459 (1, 3)		 2B 1-2	 1-2					 1-2		4	1	0	0	0	0	3		
Leon Roberts, R OBP: 0.239, SLG: 0.269 (1, 10)		 2B								4	1	1	0	0	0	0		
Tony Johnson, R OBP: 0.303, SLG: 0.415 (1, 7)		 2H 3H		 1B						4	1	2	3	0	2	0		
Buck Martinez, R OBP: 0.298, SLG: 0.385 (1, 2)				 1B						4	0	2	0	0	0	0		
Alfredo Griffin, S OBP: 0.269, SLG: 0.315 (1, 6)				 1-2						3	0	0	0	0	0	2		
Inning Stats	R: 0 E: 0 K: 1 S: 5	H: 0 LOB: 0 BB: 0 P: 5	R: 3 E: 0 K: 0 S: 7	H: 4 LOB: 1 BB: 0 P: 7	R: 0 E: 0 K: 1 S: 5	H: 0 LOB: 1 BB: 1 P: 9	R: 0 E: 0 K: 0 S: 4	H: 2 LOB: 1 BB: 0 P: 4	R: 0 E: 0 K: 1 S: 5	H: 0 LOB: 0 BB: 0 P: 5	R: 0 E: 0 K: 0 S: 3	H: 1 LOB: 0 BB: 0 P: 3	R: 0 E: 0 K: 1 S: 5	H: 0 LOB: 0 BB: 0 P: 5	1B: 5 2B: 2 3B: 0 HR: 1	SF: 0 SAC: 0 DP: 1 HBP: 0	WP: 0 PB: 0 SB: 0 CS: 1	PA: 35
PITCHER Mike Flanagan, L ERA: 3.94 (1, 1)	IP: 9.0 WLS: W BF: 35 H: 8 R: 3 ER: 3 SO: 4 BB: 1 IBB: 0 HBP: 0 BLK: 0 WP: 0 HR: 1 S: 42 P: 46 ERA: 3.00 WHIP: 1.000																	

Batter	1	2	3	4	5	6	7	8	9	AB	R	H	RBI	BB	SO	LOB	BOTTOM	
Al Bumbry, L OBP: 0.312, SLG: 0.341 (1, 8)	 BB		 1-2						 BB	3	1	1	0	2	0	4	Toronto Blue Jays @ Baltimore Orioles Memorial Stadium, Baltimore, MD Wed Aug 25 1982, 7:05 PM EDT Att: 11,712 - Unknown	
Glenn Culliver, L OBP: 0.402, SLG: 0.281 (1, 5)								 1-2		4	1	1	2	0	1	1		
Lenn Sakata, R OBP: 0.320, SLG: 0.377 (8, PH) (9, 4)							 1H 3H	 1-2		1	0	0	0	0	0	1		
Ken Singleton, S OBP: 0.356, SLG: 0.382 (1, 10)	 1-2						 2-3	 1B		5	2	2	1	0	1	2		
Eddie Murray, S OBP: 0.389, SLG: 0.531 (1, 3)						 2B	 1-3 3H	 2B		5	2	2	1	0	1	2		
John Lowenstein, L OBP: 0.406, SLG: 0.626 (1, 7)						 2H	 E			3	1	1	1	1	0	0		
Cal Ripken Jr., R OBP: 0.311, SLG: 0.464 (1, 6)						 1-2 2H 3H	 E			4	0	1	2	0	0	1		
Gary Roenicke, R OBP: 0.389, SLG: 0.544 (1, 9)					 1B	 2-3				4	0	1	0	0	1	3		
Rick Dempsey, R OBP: 0.329, SLG: 0.344 (1, 2)			 1B		 1-2		 1B			3	1	3	1	1	0	0		
Rich Dauer, R OBP: 0.322, SLG: 0.361 (1, 4) (9, 5)					 1-2					3	0	0	0	1	0	4		
Inning Stats	R: 0 E: 0 K: 0 S: 3	H: 0 LOB: 1 BB: 1 P: 7	R: 0 E: 0 K: 0 S: 3	H: 0 LOB: 0 BB: 0 P: 3	R: 0 E: 0 K: 1 S: 5	H: 0 LOB: 0 BB: 0 P: 5	R: 0 E: 0 K: 0 S: 4	H: 1 LOB: 3 BB: 2 P: 12	R: 2 E: 0 K: 0 S: 6	H: 3 LOB: 1 BB: 0 P: 6	R: 6 E: 1 K: 1 S: 12	H: 7 LOB: 2 BB: 1 P: 16	R: 0 E: 0 K: 2 S: 7	H: 0 LOB: 1 BB: 1 P: 11	1B: 7 2B: 4 3B: 0 HR: 1	SF: 0 SAC: 0 DP: 1 HBP: 0	WP: 0 PB: 0 SB: 0 CS: 0	PA: 40
PITCHER Jim Clancy, R ERA: 4.01 (1, 1)	IP: 6.1 WLS: L BF: 29 H: 8 R: 5 ER: 5 SO: 1 BB: 3 IBB: 0 HBP: 0 BLK: 0 WP: 0 HR: 1 S: 28 P: 40 ERA: 7.11 WHIP: 1.737																	
Roy Lee Jackson, R ERA: 3.62 (7, 1)	0.2	7	4	3	3	1	0	1	0	0	0	8	12	40.50	6.000			
Dave Geisel, L ERA: 4.67 (8, 1)	1.0	4	0	0	0	2	1	0	0	0	0	7	11	0.00	1.000			

Batter	1	2	3	4	5	6	7	8	9	AB	R	H	RBI	BB	SO	LOB	TOP				
George Wright, S OBP: 0.285, SLG: 0.354 (1, 8)	F5		F8			1B 1B		F9		4	1	1	0	0	0	0	Texas Rangers @ Baltimore Orioles Memorial Stadium, Baltimore, MD Fri Aug 27 1982, 7:05 PM EDT Unknown livebaseballscorecards.com				
Bill Sample, R OBP: 0.327, SLG: 0.400 (1, 7)	1-3		F8			1B 1-3				4	0	2	0	0	0	0					
Buddy Bell, R OBP: 0.385, SLG: 0.439 (1, 5)	F8			0-3 K		0-0 1B G5-4-3				4	0	1	1	0	1	1					
Larry Parrish, R OBP: 0.301, SLG: 0.385 (1, 9)		1B 1B		6-3		0-0 1B G5-4-3				4	0	1	0	0	0	3					
Dave Hostetter, R OBP: 0.315, SLG: 0.503 (1, 3)		K		F9			F8			4	0	0	0	0	1	2					
Johnny Grubb, L OBP: 0.387, SLG: 0.398 (1, 10)		1B			L4		G3			3	0	1	0	0	0	0					
Jim Sundberg, R OBP: 0.317, SLG: 0.349 (1, 2)		F9			K		4-3			3	0	0	0	0	1	2					
Mike Richardt, R OBP: 0.279, SLG: 0.284 (1, 4)		K			F9			F8		3	0	0	0	0	1	2					
Bucky Dent, R OBP: 0.204, SLG: 0.194 (1, 6)			F7			F5		K		3	0	0	0	0	1	0					
Inning Stats	R: 0 E: 0 K: 0 S: 3	H: 0 LOB: 0 BB: 0 P: 3	R: 0 E: 0 K: 2 S: 9	H: 2 LOB: 2 BB: 0 P: 9	R: 0 E: 0 K: 1 S: 3	H: 0 LOB: 0 BB: 0 P: 3	R: 0 E: 0 K: 1 S: 5	H: 0 LOB: 0 BB: 0 P: 5	R: 1 E: 0 K: 0 S: 5	H: 3 LOB: 1 BB: 0 P: 5	R: 0 E: 0 K: 0 S: 3	H: 0 LOB: 0 BB: 0 P: 3	R: 0 E: 0 K: 1 S: 5	H: 0 LOB: 0 BB: 0 P: 5	R: 0 E: 0 K: 0 S: 4	H: 1 LOB: 1 BB: 0 P: 4	1B: 6 2B: 0 3B: 0 HR: 0	SF: 0 SAC: 0 DP: 1 HBP: 0	WP: 0 PB: 0 SB: 0 CS: 0	PA: 32	
PITCHER	IP	WLS	BF	H	R	ER	SO	BB	IBB	HBP	BLK	WP	HR	S	P	ERA	WHIP				
Jim Palmer, R ERA: 3.6 (1, 1)	8.0	W	28	5	1	1	5	0	0	0	0	0	0	38	38	1.12	0.625				
Tim Stoddard, R ERA: 4.02 (9, 1)	1.0	S	4	1	0	0	0	0	0	0	0	0	0	4	4	0.00	1.000				

Batter	1	2	3	4	5	6	7	8	9	AB	R	H	RBI	BB	SO	LOB	BOTTOM				
Al Bumbry, L OBP: 0.314, SLG: 0.341 (1, 8)	E7 2B	F5			F7		F7			4	1	1	0	0	0	1	Texas Rangers @ Baltimore Orioles Memorial Stadium, Baltimore, MD Fri Aug 27 1982, 7:05 PM EDT Unknown livebaseballscorecards.com				
Glenn Culliver, L OBP: 0.382, SLG: 0.282 (1, 5)			F7		F7		6-3			4	0	1	1	0	0	0					
Ken Singleton, S OBP: 0.355, SLG: 0.387 (1, 10)	6-3		F7			HR		K		4	1	1	1	0	1	1					
Eddie Murray, S OBP: 0.392, SLG: 0.544 (1, 3)	K			1B BB	K		F5			3	0	0	0	1	2	1					
John Lowenstein, L OBP: 0.410, SLG: 0.620 (1, 7)				FC6-4 1B		P5		1B BB		2	1	1	0	2	0	0					
Cal Ripken Jr., R OBP: 0.313, SLG: 0.470 (1, 6)	F7		FC6-4			4-3		1B 1B		4	0	1	0	0	0	4					
Gary Roenicke, R OBP: 0.391, SLG: 0.547 (1, 9)		K			4-3			FC6-4 1B		4	0	2	1	0	1	0					
Lenn Sakata, R OBP: 0.316, SLG: 0.371 (1, 4)		K			5-3			FC6-4		4	0	0	0	0	1	3					
Rick Dempsey, R OBP: 0.329, SLG: 0.344 (1, 2)					5-3		F6			3	0	1	0	0	0	0					
Inning Stats	R: 1 E: 1 K: 1 S: 7	H: 2 LOB: 2 BB: 1 P: 11	R: 0 E: 0 K: 2 S: 8	H: 1 LOB: 1 BB: 0 P: 8	R: 0 E: 0 K: 0 S: 4	H: 1 LOB: 2 BB: 1 P: 8	R: 0 E: 0 K: 0 S: 3	H: 0 LOB: 0 BB: 0 P: 3	R: 1 E: 0 K: 1 S: 6	H: 1 LOB: 0 BB: 0 P: 6	R: 0 E: 0 K: 0 S: 4	H: 1 LOB: 0 BB: 0 P: 4	R: 0 E: 0 K: 0 S: 3	H: 0 LOB: 0 BB: 0 P: 3	R: 1 E: 0 K: 1 S: 7	H: 2 LOB: 2 BB: 1 P: 11	1B: 4 2B: 3 3B: 0 HR: 1	SF: 0 SAC: 0 DP: 0 HBP: 0	WP: 0 PB: 0 SB: 0 CS: 0	PA: 35	
PITCHER	IP	WLS	BF	H	R	ER	SO	BB	IBB	HBP	BLK	WP	HR	S	P	ERA	WHIP				
Mike Smithson, R ERA: 3.38 (1, 1)	8.0	L	35	8	3	3	5	2	1	0	0	0	1	42	54	3.38	1.250				

Batter	1	2	3	4	5	6	7	8	9	AB	R	H	RBI	BB	SO	LOB	TOP					
George Wright, S OBP: 0.286, SLG: 0.354 (1, 8)	5-3	F8		K			4-3 SH2-4 1B		F9 SH2-4 1B	5	0	2	0	0	1	1						
Bill Stein, R OBP: 0.288, SLG: 0.301 (1, 5)	BB 1B	BB		6-3			SH2-4 1-2		SH2-4 1-2	2	0	1	0	1	0	0						
Johnny Grubb, L OBP: 0.381, SLG: 0.391 Buddy Bell, R OBP: 0.386, SLG: 0.439 (9, FH) Terry Bogener, L OBP: 0.186, SLG: 0.200 (9, FR) Bill Sample, R OBP: 0.327, SLG: 0.400 (9, 7)	K	4-3		K			4-3 2-3		S IBB	4	0	0	0	0	2	4						
Larry Parrish, R OBP: 0.305, SLG: 0.384 (1, 9)	1-2 BB			HR BB		G4-6-3 1B			F9 2-3	3	1	1	0	2	0	3						
Dave Hostetler, R OBP: 0.313, SLG: 0.498 (1, 3)	F9			F7					1B 1B	5	0	1	0	0	1	6						
Lamar Johnson, R OBP: 0.322, SLG: 0.357 (1, 10)		F8		HR		G4-6-3 1-2			F8	4	1	1	2	0	0	2						
Mike Richardt, R OBP: 0.285, SLG: 0.294 (1, 4)		2B		1B					1B 1B	4	1	3	0	0	0	0						
Bucky Dent, R OBP: 0.205, SLG: 0.200 (1, 6)		1B		F4					F6	4	1	1	1	0	0	4						
Don Werner, R OBP: 0.246, SLG: 0.241 (1, 2)	2H 1B			5-3			G4-3 1-2		1-3	4	0	1	1	0	0	4						
Inning Stats	R: 0 E: 0 K: 1 S: 6	H: 1 LOB: 2 BB: 1 P: 10	R: 2 E: 0 K: 0 S: 6	H: 3 LOB: 2 BB: 1 P: 10	R: 2 E: 0 K: 0 S: 5	H: 2 LOB: 1 BB: 1 P: 9	R: 0 E: 0 K: 2 S: 7	H: 0 LOB: 0 BB: 0 P: 7	R: 0 E: 0 K: 1 S: 5	H: 1 LOB: 0 BB: 0 P: 5	R: 0 E: 1 K: 0 S: 3	H: 0 LOB: 0 BB: 0 P: 3	R: 0 E: 0 K: 0 S: 4	H: 1 LOB: 1 BB: 0 P: 4	R: 0 E: 0 K: 0 S: 5	H: 2 LOB: 2 BB: 0 P: 5	R: 0 E: 0 K: 0 S: 4	H: 1 LOB: 3 BB: 1 P: 8	1B: 8 2B: 2 3B: 0 HR: 1	SF: 0 SAC: 2 DP: 2 HBP: 0	WP: 0 PB: 0 SB: 1 CS: 0	PA: 41
PITCHER	IP	WLS	BF	H	R	ER	SO	BB	IBB	HBP	BLK	WP	HR	S	P	ERA	WHIP					
Sammy Stewart, R ERA: 4.29 (1, 1)	2.1	L	16	6	4	4	1	3	0	0	0	0	1	15	27	15.43	3.857					
Mike Boddicker, R ERA: 2.39 (3, 1)	5.0		18	4	0	0	3	0	0	0	0	0	0	24	24	0.00	0.800					
Tippy Martinez, L ERA: 3.56 (8, 1)	1.2		7	1	0	0	0	0	1	0	0	0	0	6	10	0.00	0.600					

Texas Rangers @ Baltimore Orioles
Memorial Stadium, Baltimore, MD
Fri Aug 27 1982, 7:05 PM EDT
Att: 20,368 - Unknown

AB	35
R	4
H	11
RBI	4
BB	4
SO	4
LOB	24



Batter	1	2	3	4	5	6	7	8	9	AB	R	H	RBI	BB	SO	LOB	BOTTOM				
Glenn Gulliver, L OBP: 0.397, SLG: 0.284 (1, 5)	F4						4-3			3	0	1	0	1	0	1					
Dan Ford, R OBP: 0.276, SLG: 0.370 Al Bumbry, L OBP: 0.313, SLG: 0.341 (8, FH) (9, 8)	F4								4-3	3	0	0	1	0	0	4					
Ken Singleton, S OBP: 0.354, SLG: 0.392 (1, 10)	HR								F7	4	1	1	1	0	0	3					
Eddie Murray, S OBP: 0.391, SLG: 0.549 (1, 3)	HR								K	4	1	1	1	0	2	0					
John Lowenstein, L OBP: 0.404, SLG: 0.609 (1, 7)	F8								E4 CS	4	0	0	0	0	0	0					
Cal Ripken Jr., R OBP: 0.311, SLG: 0.466 (1, 6)									1-3	4	0	0	0	0	2	1					
Gary Roenicke, R OBP: 0.392, SLG: 0.549 (9, 9)										4	1	2	0	0	1	0					
Joe Nolan, L OBP: 0.271, SLG: 0.374 (1, 2)									5-3	4	0	1	0	0	1	2					
Rich Dauer, R OBP: 0.331, SLG: 0.373 (1, 4)									F9	3	0	2	0	0	0	1					
Inning Stats	R: 2 E: 0 K: 0 S: 5	H: 2 LOB: 0 BB: 0 P: 5	R: 0 E: 0 K: 2 S: 7	H: 0 LOB: 0 BB: 0 P: 7	R: 0 E: 0 K: 0 S: 4	H: 2 LOB: 1 BB: 0 P: 4	R: 0 E: 0 K: 1 S: 5	H: 0 LOB: 0 BB: 0 P: 5	R: 0 E: 1 K: 1 S: 5	H: 0 LOB: 0 BB: 0 P: 5	R: 0 E: 0 K: 0 S: 4	H: 1 LOB: 1 BB: 0 P: 4	R: 0 E: 0 K: 1 S: 5	H: 0 LOB: 0 BB: 0 P: 5	R: 0 E: 0 K: 0 S: 4	H: 1 LOB: 1 BB: 0 P: 4	1B: 4 2B: 2 3B: 0 HR: 2	SF: 0 SAC: 0 DP: 1 HBP: 0	WP: 0 PB: 0 SB: 0 CS: 1	PA: 35	
PITCHER	IP	WLS	BF	H	R	ER	SO	BB	IBB	HBP	BLK	WP	HR	S	P	ERA	WHIP				
Steve Comer, R ERA: 4.13 (1, 1)	9.0	W	35	8	3	3	6	1	0	0	0	0	2	46	50	3.00	1.000				

Texas Rangers @ Baltimore Orioles
Memorial Stadium, Baltimore, MD
Fri Aug 27 1982, 7:05 PM EDT
Att: 20,368 - Unknown


AB	34
R	3
H	8
RBI	3
BB	1
SO	6
LOB	12



Batter	1	2	3	4	5	6	7	8	9	AB	R	H	RBI	BB	SO	LOB	TOP					
George Wright, S OBP: 0.288, SLG: 0.358 (1, 8)	0-0 4-3		0-0 6-3		0-0 SH5-3 1-H 2B		0-0 1B			4	0	2	1	0	0	0	Texas Rangers @ Baltimore Orioles Memorial Stadium, Baltimore, MD Sat Aug 28 1982, 7:05 PM EDT Att: 23,630 - Unknown					
Johnny Grubb, L OBP: 0.376, SLG: 0.387 (1, 7)	0-0 F8		0-3 K		0-0 SH5-3 2-3		0-3 K			3	0	0	0	0	2	1						
Buddy Bell, R OBP: 0.385, SLG: 0.437 (1, 5)	0-3 K			0-0 1B S 1B	0-0 F3			0-0 F8		4	1	1	0	0	1	1						
Larry Parrish, R OBP: 0.307, SLG: 0.386 (1, 9)		0-0 F4		0-0 FC1-6 1-3 1B	0-0 F7			0-0 1B		4	0	2	0	0	0	1						
Dave Hostetler, R OBP: 0.312, SLG: 0.495 (1, 3)		0-3 K		0-0 FC1-6 1-2 3-H 1B		0-0 6-3		0-3 K		4	0	1	1	0	2	1						
Lamar Johnson, R OBP: 0.321, SLG: 0.359 (1, 10)		0-0 1B 2B		0-0 F3	0-0 F3			0-3 K		4	1	1	0	0	1	3						
Jim Sundberg, R OBP: 0.316, SLG: 0.348 (1, 2)		0-0 1B		0-0 FC1-6 1-2 2-3	0-0 5-3			0-0 F8		4	0	1	1	0	0	2						
Mike Richardt, R OBP: 0.281, SLG: 0.290 (1, 4)		0-0 F7		0-0 F5		0-0 L3		0-0 F7		4	0	0	0	0	0	3						
Bucky Dent, R OBP: 0.206, SLG: 0.197 (1, 6)			0-0 F8		4-0 2B BB		0-0 6-3		0-0 F8	3	1	0	0	1	0	0						
Inning Stats	R: 0 E: 0 K: 1 S: 5	H: 0 LOB: 0 BB: 0 P: 5	R: 1 E: 0 K: 1 S: 7	H: 2 LOB: 1 BB: 0 P: 7	R: 0 E: 0 K: 1 S: 5	H: 0 LOB: 0 BB: 0 P: 5	R: 1 E: 0 K: 0 S: 6	H: 3 LOB: 2 BB: 0 P: 6	R: 1 E: 0 K: 0 S: 4	H: 1 LOB: 1 BB: 1 P: 8	R: 0 E: 0 K: 0 S: 3	H: 0 LOB: 0 BB: 0 P: 3	R: 0 E: 0 K: 1 S: 6	H: 1 LOB: 1 BB: 0 P: 6	R: 0 E: 0 K: 2 S: 8	H: 1 LOB: 0 BB: 0 P: 8	R: 0 E: 0 K: 0 S: 3	H: 0 LOB: 0 BB: 0 P: 3	1B: 6 2B: 2 3B: 0 HR: 0	SF: 0 SAC: 1 DP: 0 HBP: 0	WP: 0 PB: 0 SB: 2 CS: 0	PA: 36
PITCHER Dennis Martinez, R ERA: 4.06 (1, 1)	IP: 9.0 WLS: W BF: 36 H: 8 R: 3 ER: 3 SO: 6 BB: 1 IBB: 0 HBP: 0 BLK: 0 WP: 0 HR: 0 S: 47 P: 51 ERA: 3.00 WHIP: 1.000																					

Batter	1	2	3	4	5	6	7	8	9	AB	R	H	RBI	BB	SO	LOB	BOTTOM					
Al Bumbry, L OBP: 0.314, SLG: 0.344 (1, 8)	0-0 6-3	0-0 F8		0-0 2-3 1B		0-0 G3		0-0 1B 2B		5	1	2	3	0	0	1	Texas Rangers @ Baltimore Orioles Memorial Stadium, Baltimore, MD Sat Aug 28 1982, 7:05 PM EDT Att: 23,630 - Unknown					
Glenn Gulliver, L OBP: 0.381, SLG: 0.282 (8, FH) Lenn Sakata, R OBP: 0.318, SLG: 0.374 (9, 4)			0-0 F7	0-0 G3			0-0 F4	0-0 1B		4	0	1	0	0	0	2						
Ken Singleton, S OBP: 0.351, SLG: 0.388 (1, 10)	0-0 L8		0-0 F7		0-0 G3		0-0 4-3	0-0 1-3		5	0	0	0	0	0	2						
Eddie Murray, S OBP: 0.389, SLG: 0.545 (1, 3)	0-3 K		4-0 1B BB		0-0 F4		0-0 G3			3	0	0	0	1	1	1						
John Lowenstein, L OBP: 0.413, SLG: 0.614 Dan Ford, R OBP: 0.276, SLG: 0.370 (9, 9)		0-0 CS HBP 1B	0-0 1-3 1B		0-0 HR 1B			1-0 SH1-4 1B HBP		3	2	3	0	0	0	0						
Cal Ripken Jr., R OBP: 0.312, SLG: 0.472 (1, 6)		0-0 L5	0-0 F8		0-0 HR			0-0 SH1-4 1-2 2B 1B		4	2	2	2	0	0	3						
Gary Roenicke, R OBP: 0.392, SLG: 0.546 (9, 7)		1-0 CS 1B HBP		0-0 F6	0-0 5-3			0-0 SH1-4		2	1	0	0	0	0	0						
Rich Dauer, R OBP: 0.335, SLG: 0.375 (9, 5)		0-0 1-2 2B 1B		0-0 1B SH5-3 1B		0-0 5-3		4-0 2B IBB		3	2	2	1	1	0	0						
Rick Dempsey, R OBP: 0.329, SLG: 0.348 (1, 2)		0-0 2B		0-0 SH5-3		0-0 F8		0-0 F5		3	0	1	1	0	0	3						
Inning Stats	R: 0 E: 0 K: 1 S: 6	H: 1 LOB: 1 BB: 0 P: 6	R: 2 E: 0 K: 0 S: 5	H: 3 LOB: 1 BB: 0 P: 6	R: 0 E: 0 K: 0 S: 4	H: 1 LOB: 2 BB: 1 P: 8	R: 0 E: 0 K: 0 S: 5	H: 2 LOB: 2 BB: 0 P: 5	R: 2 E: 0 K: 0 S: 5	H: 2 LOB: 0 BB: 0 P: 5	R: 0 E: 0 K: 0 S: 3	H: 0 LOB: 0 BB: 0 P: 3	R: 0 E: 0 K: 0 S: 3	H: 0 LOB: 0 BB: 0 P: 3	R: 4 E: 0 K: 0 S: 6	H: 3 LOB: 1 BB: 1 P: 11	R: 0 E: 0 K: 0 S: 2	H: 0 LOB: 0 BB: 0 P: 2	1B: 9 2B: 2 3B: 0 HR: 1	SF: 0 SAC: 2 DP: 0 HBP: 2	WP: 0 PB: 0 SB: 0 CS: 2	PA: 39
PITCHER Dave Schmidt, R ERA: 2.95 Danny Darwin, R ERA: 3.23 Rick Honeycutt, L ERA: 5.21 (1, 1) (8, 1) (8, 1)	IP: 7.0 WLS: L BF: 33 H: 10 R: 6 ER: 6 SO: 1 BB: 1 IBB: 0 HBP: 2 BLK: 0 WP: 1 HR: 1 S: 32 P: 38 ERA: 7.71 WHIP: 1.571																					

AB	34
R	3
H	8
RBI	3
BB	1
SO	6
LOB	12




AB	33
R	8
H	12
RBI	8
BB	2
SO	1
LOB	12



Batter	1	2	3	4	5	6	7	8	9	AB	R	H	RBI	BB	SO	LOB	TOP
George Wright, S OBP: 0.288, SLG: 0.357	5-3		F7			6-3		1B		4	0	1	0	0	0	1	
Bill Sample, R OBP: 0.323, SLG: 0.394	K			6-3		L8		F7		4	0	0	0	0	1	2	
Buddy Bell, R OBP: 0.386, SLG: 0.440	1B 2B			6-3			5-3		1B	4	1	2	0	0	0	0	
Larry Parrish, R OBP: 0.310, SLG: 0.396	PO 2H 1B		F8				HR	F9		4	1	2	2	0	0	1	
Dave Hostetter, R OBP: 0.309, SLG: 0.489	PO 1-2	F4		6-3			K	F7		4	0	0	0	0	1	1	
Lamar Johnson, R OBP: 0.320, SLG: 0.357		4-3		6-3			FC6-4 1B	5-3		4	0	1	0	0	0	1	
Jim Sundberg, R OBP: 0.314, SLG: 0.345		1-3		4-3			FC6-4 1-2			3	0	0	0	0	0	1	
Mike Richardt, R OBP: 0.279, SLG: 0.287			F8			E6 SH1-3		F8		3	0	0	0	0	0	0	
Bucky Dent, R OBP: 0.204, SLG: 0.196			6-3			SH1-3 1-2		F7		2	0	0	0	0	0	0	
Inning Stats	R: 1 E: 0 K: 1 S: 6	H: 2 LOB: 0 BB: 0 P: 6	R: 0 E: 0 K: 0 S: 3	H: 0 LOB: 0 BB: 0 P: 3	R: 0 E: 0 K: 0 S: 3	H: 0 LOB: 0 BB: 0 P: 3	R: 0 E: 0 K: 0 S: 3	H: 0 LOB: 0 BB: 0 P: 3	R: 1 E: 0 K: 1 S: 7	H: 2 LOB: 1 BB: 0 P: 7	R: 0 E: 0 K: 0 S: 4	H: 1 LOB: 1 BB: 0 P: 4	R: 0 E: 0 K: 0 S: 4	H: 1 LOB: 1 BB: 0 P: 4	1B: 4 2B: 1 3B: 0 HR: 1	SF: 0 SAC: 1 DP: 0 HBP: 0	WP: 0 PA: 34 PB: 0 SB: 0 CS: 0
PITCHER Mike Flanagan, L ERA: 3.85	IP: 9.0 WLS: W BF: 33	H: 6 R: 2 ER: 2 SO: 2	BB: 0 IBB: 0 HBP: 0 BLK: 0	WP: 0 HR: 1 S: 37 P: 37	ERA: 2.00 WHIP: 0.667	PITCHER	IP: 9.0 WLS: W BF: 33	H: 6 R: 2 ER: 2 SO: 2	BB: 0 IBB: 0 HBP: 0 BLK: 0	WP: 0 HR: 1 S: 37 P: 37	ERA: 2.00 WHIP: 0.667	PITCHER	IP: 9.0 WLS: W BF: 33	H: 6 R: 2 ER: 2 SO: 2	BB: 0 IBB: 0 HBP: 0 BLK: 0	WP: 0 HR: 1 S: 37 P: 37	ERA: 2.00 WHIP: 0.667

Texas Rangers @ Baltimore Orioles
Memorial Stadium, Baltimore, MD
Sun Aug 29 1982, 3:33 AM EDT
Att: 25,393 - Unknown


AB	32
R	2
H	6
RBI	2
BB	0
SO	2
LOB	7



Batter	1	2	3	4	5	6	7	8	9	AB	R	H	RBI	BB	SO	LOB	BOTTOM		
Lenn Sakata, R OBP: 0.321, SLG: 0.373	F9			E5 1B 5-3		SH1-4 1B				3	2	1	0	1	0	0			
Rich Dauer, R OBP: 0.333, SLG: 0.372	6-3			5-3 1-2		SH1-4 1-2	K			3	0	0	0	0	1	2			
Cal Ripken Jr., R OBP: 0.312, SLG: 0.469	6-3			L9		1B BB	6-3			3	1	0	0	1	0	2			
Eddie Murray, S OBP: 0.392, SLG: 0.547		K				E 1-2 2H 1B		G5-4-3 1B		4	0	3	2	0	1	0			
Benny Ayala, R OBP: 0.317, SLG: 0.464		F7		F8		E4 1-3 2H 1B		K		3	0	1	1	0	0	1			
Al Bumbry, L OBP: 0.313, SLG: 0.343										1	0	0	0	0	1	1			
Gary Roenicke, R OBP: 0.390, SLG: 0.541		K			F5	IBB		G5-4-3 1-2		3	0	0	0	1	1	1			
Ken Singleton, S OBP: 0.351, SLG: 0.386			K			BLK BB	K			2	0	0	0	1	2	3			
Dan Ford, R OBP: 0.274, SLG: 0.367			5-3		F7		F8			3	0	0	0	0	0	4			
Rick Dempsey, R OBP: 0.326, SLG: 0.344			K		1-3		F2			3	0	0	0	0	1	1			
Inning Stats	R: 0 E: 0 K: 0 S: 3	H: 0 LOB: 0 BB: 0 P: 3	R: 0 E: 0 K: 2 S: 7	H: 0 LOB: 0 BB: 0 P: 7	R: 0 E: 0 K: 2 S: 7	H: 0 LOB: 0 BB: 0 P: 7	R: 1 E: 1 K: 0 S: 5	H: 1 LOB: 1 BB: 0 P: 5	R: 0 E: 0 K: 1 S: 3	H: 0 LOB: 1 BB: 1 P: 7	R: 2 E: 1 K: 1 S: 8	H: 3 LOB: 3 BB: 2 P: 16	R: 0 E: 0 K: 1 S: 5	H: 0 LOB: 0 BB: 1 P: 9	R: 0 E: 0 K: 1 S: 5	H: 1 LOB: 0 BB: 0 P: 5	1B: 5 2B: 0 3B: 0 HR: 0	SF: 0 SAC: 1 DP: 1 HBP: 0	WP: 0 PA: 33 PB: 0 SB: 0 CS: 0
PITCHER Frank Tanana, L ERA: 3.94	IP: 8.0 WLS: L BF: 33	H: 5 R: 3 ER: 2 SO: 7	BB: 3 IBB: 1 HBP: 0 BLK: 1	WP: 0 HR: 0 S: 43 P: 59	ERA: 2.25 WHIP: 1.000	PITCHER	IP: 8.0 WLS: L BF: 33	H: 5 R: 3 ER: 2 SO: 7	BB: 3 IBB: 1 HBP: 0 BLK: 1	WP: 0 HR: 0 S: 43 P: 59	ERA: 2.25 WHIP: 1.000	PITCHER	IP: 8.0 WLS: L BF: 33	H: 5 R: 3 ER: 2 SO: 7	BB: 3 IBB: 1 HBP: 0 BLK: 1	WP: 0 HR: 0 S: 43 P: 59	ERA: 2.25 WHIP: 1.000		

Texas Rangers @ Baltimore Orioles
Memorial Stadium, Baltimore, MD
Sun Aug 29 1982, 3:33 AM EDT
Att: 25,393 - Unknown

AB	28
R	3
H	5
RBI	3
BB	4
SO	7
LOB	15



Batter	1	2	3	4	5	6	7	8	9	AB	R	H	RBI	BB	SO	LOB	TOP				
Al Bumbry, L OBP: 0.316, SLG: 0.351 (1, 8)										4	1	2	0	1	1	1					
Glenn Gulliver, L OBP: 0.373, SLG: 0.268 Lenn Sakata, R OBP: 0.321, SLG: 0.373 (1, 5) (9, 4)										4	0	0	1	1	1	4					
Ken Singleton, S OBP: 0.351, SLG: 0.385 (1, 10)										4	0	1	0	1	0	3					
Eddie Murray, S OBP: 0.390, SLG: 0.545 (1, 3)										5	0	1	0	0	1	3					
John Lowenstein, L OBP: 0.412, SLG: 0.620 (1, 7)										4	1	1	1	1	1	2					
Cal Ripken Jr., R OBP: 0.311, SLG: 0.468 (1, 6)										4	1	1	0	0	0	4					
Jim Dwyer, L OBP: 0.370, SLG: 0.459 Gary Roenicke, R OBP: 0.390, SLG: 0.541 (1, 9) (8, 9)										4	2	2	0	0	1	1					
Joe Nolan, L OBP: 0.271, SLG: 0.367 (1, 2)										3	1	0	1	1	1	1					
Rich Dauer, R OBP: 0.333, SLG: 0.374 (1, 4) (9, 5)										3	0	1	2	0	0	0					
Inning Stats	R: 1 E: 0 K: 0 S: 3	H: 1 LOB: 0 BB: 1 P: 7	R: 3 E: 0 K: 2 S: 11	H: 3 LOB: 1 BB: 0 P: 11	R: 1 E: 0 K: 0 S: 4	H: 1 LOB: 0 BB: 0 P: 4	R: 0 E: 0 K: 2 S: 7	H: 0 LOB: 0 BB: 0 P: 7	R: 0 E: 0 K: 1 S: 6	H: 1 LOB: 3 BB: 2 P: 14	R: 0 E: 0 K: 0 S: 4	H: 1 LOB: 1 BB: 0 P: 4	R: 0 E: 0 K: 0 S: 3	H: 0 LOB: 0 BB: 0 P: 3	R: 0 E: 0 K: 1 S: 6	H: 1 LOB: 1 BB: 0 P: 6	1B: 3 2B: 4 3B: 1 HR: 1	SF: 0 SAC: 1 DP: 1 HBP: 0	WP: 0 PB: 0 SB: 1 CS: 0	PA: 41	
PITCHER	IP	WLS	BF	H	R	ER	SO	BB	IBB	HBP	BLK	WP	HR	S	P	ERA	WHIP				
Mark Eichhorn, R ERA: 9.64 (1, 1)	4.2	L	23	6	5	5	5	3	0	0	0	0	1	30	42	9.64	1.929				
Roy Lee Jackson, R ERA: 3.53 (5, 1)	4.1	S	18	3	1	1	1	1	1	0	0	0	0	18	26	2.08	0.923				

Baltimore Orioles @ Toronto Blue Jays
Exhibition Stadium, Toronto, ON
Mon Aug 30 1982, 7:05 PM EDT
Att: 14,091 - Unknown

AB	35
R	6
H	9
RBI	5
BB	5
SO	6
LOB	19



Batter	1	2	3	4	5	6	7	8	9	AB	R	H	RBI	BB	SO	LOB	BOTTOM					
Garth Iorg, R OBP: 0.303, SLG: 0.361 (1, 4)										4	0	0	0	0	1	0						
Rance Mulliniks, L OBP: 0.323, SLG: 0.351 (1, 5)										4	0	2	0	0	1	0						
Hosken Powell, L OBP: 0.394, SLG: 0.392 Jesse Barfield, R OBP: 0.335, SLG: 0.432 (1, 9) (8, PH) (9, 9)										3	0	1	0	0	2	1						
Willie Upshaw, L OBP: 0.333, SLG: 0.449 (1, 3)										4	0	0	0	0	2	4						
Glenn Adams, L OBP: 0.345, SLG: 0.469 Wayne Nordhagen, R OBP: 0.322, SLG: 0.326 Damaso Garcia, R OBP: 0.347, SLG: 0.402 (1, 10) (9, PH) (9, PR)										3	0	0	0	0	0	2						
Al Woods, L OBP: 0.283, SLG: 0.295 Leon Roberts, R OBP: 0.242, SLG: 0.272 (1, 7) (9, PH)										3	1	1	0	0	0	0						
Lloyd Moseby, L OBP: 0.291, SLG: 0.360 Barry Bonnell, R OBP: 0.355, SLG: 0.432 (1, 8) (9, PH)										3	2	2	1	0	1	0						
Buck Martinez, R OBP: 0.295, SLG: 0.395 (1, 2)										3	0	1	1	0	1	0						
Alfredo Griffin, S OBP: 0.270, SLG: 0.320 (1, 6)										3	0	0	0	0	1	1						
Inning Stats	R: 0 E: 0 K: 2 S: 7	H: 0 LOB: 0 BB: 0 P: 7	R: 0 E: 0 K: 1 S: 5	H: 0 LOB: 0 BB: 0 P: 5	R: 1 E: 0 K: 1 S: 6	H: 1 LOB: 0 BB: 0 P: 6	R: 0 E: 0 K: 1 S: 6	H: 1 LOB: 1 BB: 0 P: 6	R: 2 E: 0 K: 0 S: 5	H: 3 LOB: 0 BB: 0 P: 5	R: 0 E: 0 K: 0 S: 4	H: 1 LOB: 1 BB: 0 P: 4	R: 0 E: 0 K: 1 S: 5	H: 0 LOB: 0 BB: 0 P: 5	R: 0 E: 0 K: 3 S: 11	H: 2 LOB: 2 BB: 0 P: 11	R: 0 E: 0 K: 2 S: 7	H: 1 LOB: 1 BB: 0 P: 7	1B: 8 2B: 1 3B: 0 HR: 1	SF: 0 SAC: 0 DP: 2 HBP: 0	WP: 0 PB: 0 SB: 0 CS: 1	PA: 34
PITCHER	IP	WLS	BF	H	R	ER	SO	BB	IBB	HBP	BLK	WP	HR	S	P	ERA	WHIP					
Storm Davis, R ERA: 3.3 (1, 1)	7.2	W	29	7	3	3	8	7	0	0	0	0	1	45	45	3.52	0.913					
Tippy Martinez, L ERA: 3.5 (8, 1)	1.1	S	5	2	0	0	3	0	0	0	0	0	0	11	11	0.00	1.500					

Baltimore Orioles @ Toronto Blue Jays
Exhibition Stadium, Toronto, ON
Mon Aug 30 1982, 7:05 PM EDT
Att: 14,091 - Unknown

AB	34
R	3
H	9
RBI	2
BB	0
SO	11
LOB	10



Batter	1	2	3	4	5	6	7	8	9	AB	R	H	RBI	BB	SO	LOB	TOP								
Al Bumbry, L OBP: 0.313, SLG: 0.348 (1, 8)	0-0 6-3	0-0 F7			0-0 6-3		0-0 G3			4	0	0	0	0	0	2									
Glenn Gulliver, L OBP: 0.377, SLG: 0.282 (1, 5)	0-0				0-0 F7		0-0 G3			3	1	1	0	1	0	1									
Rich Dauer, R OBP: 0.333, SLG: 0.374 (8, 5)	1B SF9 2B			1B BB						0	0	0	0	0	0	0									
Terry Crowley, L OBP: 0.353, SLG: 0.353 (1, 10)	0-0 1B		0-0 F8		0-3 K			0-0 E9		4	0	1	0	0	1	1									
Eddie Murray, S OBP: 0.389, SLG: 0.544 (1, 3)	0-0 SF9		0-0	1-2 1B		0-0 P6		0-0 FC4-6		3	0	1	1	0	0	1									
John Lowenstein, L OBP: 0.410, SLG: 0.614 (1, 7)	0-0 1-2 1B		0-0 F7		0-0 4-3			0-0 G4-6-3		4	0	1	0	0	0	3									
Cal Ripken Jr., R OBP: 0.313, SLG: 0.468 (1, 6)	0-0 F9		0-0 P6			0-0 1B				4	0	2	0	0	0	4									
Gary Roenicke, R OBP: 0.386, SLG: 0.534 (1, 9)		0-0 F7		0-0 F7		0-0 F7		0-0 P3		4	0	0	0	0	0	2									
Joe Nolan, L OBP: 0.270, SLG: 0.361 (1, 2)		4-0 BB		0-3 K		0-0 G3		0-0 P6		3	0	0	0	1	1	1									
Lenn Sakata, R OBP: 0.320, SLG: 0.375 (1, 4)		0-0 4-3		0-0 F9		0-0 G3		0-3 K		4	0	1	0	0	1	2									
Inning Stats	R: 1 E: 0 K: 0 S: 6	H: 3 LOB: 2 BB: 0 P: 6	R: 0 E: 0 K: 0 S: 3	H: 0 LOB: 1 BB: 1 P: 7	R: 0 E: 0 K: 0 S: 4	H: 1 LOB: 2 BB: 1 P: 8	R: 0 E: 0 K: 1 S: 5	H: 0 LOB: 0 BB: 0 P: 5	R: 0 E: 0 K: 0 S: 4	H: 1 LOB: 1 BB: 0 P: 4	R: 0 E: 1 K: 0 S: 3	H: 0 LOB: 0 BB: 0 P: 3	R: 0 E: 0 K: 1 S: 6	H: 1 LOB: 1 BB: 0 P: 6	1B: 5 2B: 2 3B: 0 HR: 0	SF: 1 SAC: 0 DP: 1 HBP: 0	WP: 0 PB: 0 SB: 1 CS: 0	PA: 36							
PITCHER Luis Leal, R ERA: 3.78 (1, 1)	IP: 9.0 WLS: L BF: 36	H: 7 R: 1 ER: 1 SO: 3	BB: 2 IBB: 0 HBP: 0 BLK: 0	WP: 0 HR: 0 S: 40 P: 48	ERA: 1.00 WHIP: 1.000																				

Baltimore Orioles @ Toronto Blue Jays
Exhibition Stadium, Toronto, ON
Tue Aug 31 1982, 3:33 AM EDT
Att: 14,690 - Unknown

AB 33
R 1
H 7
RBI 1
BB 2
SO 3
LOB 17



Batter	1	2	3	4	5	6	7	8	9	AB	R	H	RBI	BB	SO	LOB	BOTTOM								
Garth Iorg, R OBP: 0.303, SLG: 0.359 (1, 4)	0-0 G4-6-3 1B			0-3 K		0-3 K			0-0 4-3	4	0	1	0	0	2	1									
Rance Mulliniks, L OBP: 0.319, SLG: 0.346 (1, 5)	0-0 G4-6-3			0-0 F8		0-0 4-3			0-0 F8	4	0	0	0	0	0	2									
Ernie Whitt, L OBP: 0.317, SLG: 0.452 (1, 2)	0-3 K			0-0 1B			0-0 P5		0-0 F8	4	0	1	0	0	1	0									
Willie Upshaw, L OBP: 0.331, SLG: 0.446 (1, 3)		0-0 F2		0-0 G3		0-0 F8				3	0	0	0	0	0	1									
Hosken Powell, L OBP: 0.300, SLG: 0.386 (1, 9)		0-0 F2			0-0 P5		0-0 6-3			3	0	0	0	0	0	0									
Glenn Adams, L OBP: 0.328, SLG: 0.442 (1, 10)		0-0 4-3			0-0 L3			0-0 1-3		3	0	0	0	0	0	0									
Al Woods, L OBP: 0.278, SLG: 0.289 (1, 7)			0-0 G3		0-0 F2			0-0 F9		3	0	0	0	0	0	0									
Lloyd Moseby, L OBP: 0.295, SLG: 0.366 (1, 8)			0-0 F8		4-0 BB			0-0 2B		2	0	2	0	1	0	0									
Alfredo Griffin, S OBP: 0.269, SLG: 0.319 (1, 6)			0-0 1B		0-0 BB			0-0 2B		2	0	0	0	0	0	2									
Barry Bonnell, R OBP: 0.354, SLG: 0.431 (8, PH)			0-0 F8		0-0 4-3			0-0 F7		1	0	0	0	0	0	1									
Inning Stats	R: 0 E: 0 K: 1 S: 5	H: 1 LOB: 0 BB: 0 P: 5	R: 0 E: 0 K: 0 S: 3	H: 0 LOB: 0 BB: 0 P: 3	R: 0 E: 0 K: 1 S: 6	H: 1 LOB: 1 BB: 0 P: 6	R: 0 E: 0 K: 0 S: 3	H: 0 LOB: 0 BB: 0 P: 3	R: 0 E: 0 K: 1 S: 5	H: 0 LOB: 1 BB: 1 P: 9	R: 0 E: 0 K: 0 S: 3	H: 0 LOB: 0 BB: 0 P: 3	R: 0 E: 0 K: 0 S: 4	H: 1 LOB: 1 BB: 0 P: 4	R: 0 E: 0 K: 0 S: 3	H: 0 LOB: 0 BB: 0 P: 3	1B: 3 2B: 1 3B: 0 HR: 0	SF: 0 SAC: 0 DP: 1 HBP: 0	WP: 0 PB: 0 SB: 0 CS: 0	PA: 30					
PITCHER Jim Palmer, R ERA: 3.41 (1, 1)	IP: 9.0 WLS: W BF: 30	H: 4 R: 0 ER: 0 SO: 3	BB: 1 IBB: 0 HBP: 0 BLK: 0	WP: 0 HR: 0 S: 35 P: 39	ERA: 0.00 WHIP: 0.556																				

Baltimore Orioles @ Toronto Blue Jays
Exhibition Stadium, Toronto, ON
Tue Aug 31 1982, 3:33 AM EDT
Att: 14,690 - Unknown

AB 29
R 0
H 4
RBI 0
BB 1
SO 3
LOB 7



Batter	1	2	3	4	5	6	7	8	9	AB	R	H	RBI	BB	SO	LOB	TOP			
Al Bumby, L OBP: 0.314, SLG: 0.350 John Shelby, S (9, FR) (9, 8)	F7	WP 2B		4-3		6-3			G4-6-3 1B	5	1	2	2	0	0	1	Baltimore Orioles @ Toronto Blue Jays Exhibition Stadium, Toronto, ON Wed Sep 01 1982, 3:33 AM EDT Att: 12,473 - Unknown			
Glenn Culliver, L OBP: 0.378, SLG: 0.273 Lenn Sakata, R OBP: 0.320, SLG: 0.375	F8 1B BB	2H BB		G3		G3			G4-6-3 1-2	3	0	0	0	2	0	2				
Ken Singleton, S OBP: 0.351, SLG: 0.384	1-2 1B	K			F9				F7	4	0	1	0	0	1	1				
Eddie Murray, S OBP: 0.386, SLG: 0.538	F8 2-3	P4			G3				4-3	4	0	0	0	0	0	3				
John Lowenstein, L OBP: 0.408, SLG: 0.609	4-3		1-3			BB 1B			K	4	0	1	0	0	1	2				
Cal Ripken Jr., R OBP: 0.314, SLG: 0.469		L5 2B				1-2 BB			4-3	3	1	1	0	1	0	0				
Jim Dwyer, L OBP: 0.374, SLG: 0.487 Gary Roenicke, R OBP: 0.386, SLG: 0.534		HR			4-3				F7	4	1	2	2	0	0	2				
Rick Dempsey, R OBP: 0.328, SLG: 0.350		1B 2B 2B			G6-4-3				4-3	4	1	2	0	0	0	1				
Rich Dauer, R OBP: 0.333, SLG: 0.374 (9, 5)	2-3 2B 1B				F9				F2	3	1	1	0	0	0	0				
Inning Stats	R: 0 E: 0 K: 0 S: 4	H: 1 LOB: 2 BB: 1 P: 8	R: 4 E: 0 K: 1 S: 9	H: 4 LOB: 1 BB: 1 P: 13	R: 1 E: 0 K: 0 S: 4	H: 2 LOB: 0 BB: 0 P: 4	R: 0 E: 0 K: 0 S: 3	H: 0 LOB: 0 BB: 0 P: 3	R: 0 E: 0 K: 0 S: 4	H: 1 LOB: 1 BB: 0 P: 4	R: 0 E: 0 K: 1 S: 5	H: 0 LOB: 0 BB: 0 P: 5	R: 0 E: 0 K: 0 S: 3	H: 0 LOB: 0 BB: 0 P: 3	R: 0 E: 0 K: 0 S: 3	H: 1 LOB: 1 BB: 0 P: 3		1B: 6 2B: 3 3B: 0 HR: 1	SF: 0 SAC: 1 DP: 2 HBP: 0	WP: 2 PB: 0 CS: 0
PITCHER	IP	WLS	BF	H	R	ER	SO	BB	IBB	HBP	BLK	WP	HR	S	P	ERA	WHIP			
Dave Stieb, R ERA: 3.74	7.0	L	32	9	5	5	2	3	0	0	0	1	1	33	45	6.43	1.714			
Dale Murray, R ERA: 2.62	2.0		6	1	0	0	0	0	0	0	0	0	0	6	6	0.00	0.500			

AB	34
R	5
H	10
RBI	4
BB	3
SO	2
LOB	12



Batter	1	2	3	4	5	6	7	8	9	AB	R	H	RBI	BB	SO	LOB	BOTTOM			
Rance Mulliniks, L OBP: 0.318, SLG: 0.348 (8, 6)	4-3		G5-4-3 1-2		L5-4 2B				K	4	0	1	0	0	1	1	Baltimore Orioles @ Toronto Blue Jays Exhibition Stadium, Toronto, ON Wed Sep 01 1982, 3:33 AM EDT Att: 12,473 - Unknown			
Garth Iorg, R OBP: 0.302, SLG: 0.358	6-3				L5-4 2-3				P4	4	0	1	0	0	0	1				
Willie Upshaw, L OBP: 0.328, SLG: 0.442	4-3		F7			4-3			P6	4	0	0	0	0	0	1				
Barry Bonnell, R OBP: 0.351, SLG: 0.427 (8, 5)		K			K 1B BB				B5-3	4	0	0	0	0	2	0				
Lloyd Moseby, L OBP: 0.295, SLG: 0.365		3B 1B			F7				4-3	4	1	1	0	0	0	1				
Hosken Powell, L OBP: 0.303, SLG: 0.394		1H SF8 3B 1B			G5-3 1B BB				F9	3	1	1	1	1	0	0				
Ernie Whitt, L OBP: 0.321, SLG: 0.457		SF8			1-2 2-3 1B				1B 1B	2	0	2	1	0	0	0				
Jesse Barfield, R OBP: 0.335, SLG: 0.431		6-3			G5-3 2-3				G4-6-3 1B	3	0	1	0	0	0	3				
Alfredo Griffin, S OBP: 0.270, SLG: 0.318 Glenn Adams, L OBP: 0.322, SLG: 0.434 Al Woods, L OBP: 0.278, SLG: 0.289									F8 G4-6-3 1-2	1	0	0	0	1	0	0				
Inning Stats	R: 0 E: 0 K: 0 S: 3	H: 0 LOB: 0 BB: 0 P: 3	R: 2 E: 0 K: 1 S: 7	H: 2 LOB: 0 BB: 0 P: 7	R: 0 E: 0 K: 0 S: 3	H: 1 LOB: 1 BB: 1 P: 7	R: 0 E: 0 K: 1 S: 6	H: 1 LOB: 2 BB: 1 P: 10	R: 0 E: 0 K: 0 S: 3	H: 0 LOB: 0 BB: 0 P: 3	R: 0 E: 0 K: 0 S: 4	H: 2 LOB: 1 BB: 0 P: 4	R: 0 E: 0 K: 1 S: 5	H: 0 LOB: 0 BB: 0 P: 5	R: 0 E: 0 K: 0 S: 3	H: 0 LOB: 0 BB: 0 P: 3		1B: 5 2B: 2 3B: 1 HR: 0	SF: 1 SAC: 0 DP: 4 HBP: 0	WP: 1 PB: 0 SB: 0 CS: 0
PITCHER	IP	WLS	BF	H	R	ER	SO	BB	IBB	HBP	BLK	WP	HR	S	P	ERA	WHIP			
Dennis Martinez, R ERA: 3.97	9.0	W	33	7	2	2	3	2	0	0	0	1	0	37	45	2.00	1.000			



Batter	1	2	3	4	5	6	7	8	9	AB	R	H	RBI	BB	SO	LOB	TOP			
Bobby Mitchell, L OBP: 0.337, SLG: 0.300 Dave Engle, R OBP: 0.278, SLG: 0.364	(1, 8) 0-3 K		(1, 8) 0-3 K							3	0	0	0	0	3	1				
John Castino, R OBP: 0.316, SLG: 0.343	(1, 4) 0-0 WP 1B									4	0	2	0	0	0	1				
Tom Brunansky, R OBP: 0.392, SLG: 0.490	(1, 9) 0-0 F9									4	1	1	0	0	0	3				
Kent Hrbek, L OBP: 0.369, SLG: 0.490	(1, 3) 0-0 F4									4	0	0	0	0	1	2				
Gary Ward, R OBP: 0.332, SLG: 0.519										4	1	1	0	0	1	1				
Gary Gaetti, R OBP: 0.280, SLG: 0.447										4	0	0	0	0	1	3				
Mickey Hatcher, R OBP: 0.263, SLG: 0.331										4	0	1	2	0	0	1				
Tim Laudner, R OBP: 0.342, SLG: 0.401										2	0	0	0	1	0	1				
Lenny Faedo, R OBP: 0.277, SLG: 0.314										3	0	1	0	0	0	1				
Inning Stats	R: 0 E: 0 K: 1 S: 6	H: 1 LOB: 1 BB: 0 P: 6	R: 0 E: 0 K: 0 S: 3	H: 0 LOB: 0 BB: 0 P: 3	R: 0 E: 0 K: 1 S: 5	H: 0 LOB: 0 BB: 0 P: 5	R: 0 E: 0 K: 1 S: 5	H: 0 LOB: 0 BB: 0 P: 5	R: 0 E: 0 K: 1 S: 5	H: 0 LOB: 1 BB: 1 P: 9	R: 2 E: 1 K: 1 S: 8	H: 2 LOB: 1 BB: 0 P: 8	R: 0 E: 0 K: 0 S: 4	H: 2 LOB: 1 BB: 0 P: 4	R: 0 E: 0 K: 0 S: 4	H: 1 LOB: 1 BB: 0 P: 4	1B: 4 2B: 3 3B: 0 HR: 0	SF: 0 SAC: 0 DP: 1 HBP: 0	WP: 1 PB: 0 SB: 0 CS: 0	PA: 34
PITCHER Mike Flanagan, L ERA: 3.88	(1, 1)	IP: 9.0 WLS: W BF: 34 H: 6 R: 2 ER: 0 SO: 6 BB: 1 IBB: 0 HBP: 0 BLK: 1 WP: 1 HR: 0 S: 45 P: 49 ERA: 0.00 WHIP: 0.778																		

Minnesota Twins @ Baltimore Orioles
Memorial Stadium, Baltimore, MD

AB 33
R 2
H 6
RBI 2
BB 1
SO 6
LOB 15



livebaseballscores.com

Fri Sep 03 1982, 7:05 PM EDT
Att: 23,473 - Unknown - 75 F

Batter	1	2	3	4	5	6	7	8	9	AB	R	H	RBI	BB	SO	LOB	BOTTOM			
Lenn Sakata, R OBP: 0.319, SLG: 0.371	(1, 4) 0-0 5-3									3	0	0	0	1	0	3				
Rich Dauer, R OBP: 0.333, SLG: 0.374	(1, 5) 4-0 HR BB									3	1	1	1	1	0	3				
Cal Ripken Jr., R OBP: 0.313, SLG: 0.473	(1, 6) 0-0 1-H HR									5	1	1	2	0	1	5				
Eddie Murray, S OBP: 0.391, SLG: 0.550	(1, 3) 0-0 1B									4	1	4	1	0	0	0				
Benny Ayala, R OBP: 0.308, SLG: 0.450 Al Bumbry, L OBP: 0.314, SLG: 0.350	(1, 7) 0-0 F9									3	0	0	0	0	0	3				
Gary Roenicke, R OBP: 0.382, SLG: 0.527	(1, 8) 0-0 F7									1	0	0	0	0	0	1				
Gary Roenicke, R OBP: 0.382, SLG: 0.527	(6, 7) 0-0 F7									4	0	0	0	0	0	4				
Ken Singleton, S OBP: 0.355, SLG: 0.389	(1, 10) 4-0 BB BB									2	1	2	0	2	0	0				
Dan Ford, R OBP: 0.279, SLG: 0.367 John Lowenstein, L OBP: 0.408, SLG: 0.609 John Shelby, S OBP: 0.451	(1, 9) 4-0 1-2 BB									0	0	0	0	2	0	0				
Rick Dempsey, R OBP: 0.328, SLG: 0.350	(1, 2) 0-0 L8									3	0	1	0	0	0	4				
Inning Stats	R: 2 E: 0 K: 0 S: 5	H: 2 LOB: 1 BB: 1 P: 9	R: 0 E: 0 K: 0 S: 3	H: 0 LOB: 2 BB: 2 P: 11	R: 1 E: 0 K: 0 S: 4	H: 1 LOB: 0 BB: 0 P: 4	R: 0 E: 0 K: 0 S: 3	H: 1 LOB: 1 BB: 1 P: 7	R: 0 E: 0 K: 1 S: 7	H: 2 LOB: 2 BB: 0 P: 7	R: 1 E: 0 K: 0 S: 3	H: 0 LOB: 2 BB: 2 P: 12	R: 0 E: 0 K: 0 S: 5	H: 2 LOB: 2 BB: 0 P: 5	R: 0 E: 1 K: 0 S: 4	H: 1 LOB: 1 BB: 0 P: 4	1B: 6 2B: 1 3B: 0 HR: 2	SF: 1 SAC: 2 DP: 1 HBP: 1	WP: 0 PB: 0 SB: 0 CS: 0	PA: 39
PITCHER Jack O'Connor, L ERA: 3.99 Terry Felton, R ERA: 4.51 Jeff Little, L ERA: 4.45 Pete Redfern, R ERA: 6.46	(1, 1)	IP: 4.2 WLS: L BF: 23 H: 6 R: 3 ER: 3 SO: 1 BB: 4 IBB: 3 HBP: 1 BLK: 0 WP: 0 HR: 2 S: 21 P: 37 ERA: 5.79 WHIP: 2.143																		
PITCHER	(5, 1)	IP: 2.0 WLS: L BF: 11 H: 2 R: 1 ER: 1 SO: 1 BB: 1 IBB: 1 HBP: 1 BLK: 0 WP: 0 HR: 0 S: 8 P: 17 ERA: 4.50 WHIP: 1.500																		
PITCHER	(7, 1)	IP: 0.2 WLS: L BF: 3 H: 1 R: 0 ER: 0 SO: 0 BB: 0 IBB: 0 HBP: 0 BLK: 0 WP: 0 HR: 0 S: 3 P: 3 ERA: 0.00 WHIP: 1.500																		
PITCHER	(8, 1)	IP: 0.2 WLS: L BF: 2 H: 0 R: 0 ER: 0 SO: 0 BB: 0 IBB: 0 HBP: 0 BLK: 0 WP: 0 HR: 0 S: 2 P: 2 ERA: 0.00 WHIP: 0.000																		

Minnesota Twins @ Baltimore Orioles
Memorial Stadium, Baltimore, MD

AB 29
R 4
H 9
RBI 4
BB 6
SO 1
LOB 25



livebaseballscores.com

Fri Sep 03 1982, 7:05 PM EDT
Att: 23,473 - Unknown - 75 F


Batter	1	2	3	4	5	6	7	8	9	AB	R	H	RBI	BB	SO	LOB	TOP		
Bobby Mitchell, L (1, 8) OBP: 0.333, SLG: 0.297	0-0 1-3			0-0 F6		0-0 F7		0-0 F8	4 0 0 0 0 0 2								Minnesota Twins @ Baltimore Orioles Memorial Stadium, Baltimore, MD Sat Sep 04 1982, 7:05 PM EDT Att: 19,536 - Unknown - 71 F		
John Castino, R (1, 4) OBP: 0.313, SLG: 0.339	0-0 F8			0-0 F8		0-0 4-3		0-3 K	4 0 0 0 0 1 2										
Tom Brunansky, R (1, 9) OBP: 0.388, SLG: 0.485	0-0 6-3			0-0 F7			0-0 F4	0-0 F4	4 0 0 0 0 0 1										
Kent Hrbek, L (1, 3) OBP: 0.367, SLG: 0.487		0-0 F8			0-3 K		0-0 1-3		3 0 0 0 0 1 0										
Gary Ward, R (1, 7) OBP: 0.330, SLG: 0.515		0-3 K			0-3 K		0-3 K		3 0 0 0 0 3 0										
Gary Gaetti, R (1, 5) OBP: 0.281, SLG: 0.446		0-0 5-3			0-0 1B			0-0 F8	3 0 1 0 0 0 0										
Greg Wells, R (1, 10)			0-0 1-3		0-0 F9			0-0 5-3	3 0 0 0 0 0 1										
Tim Laudner, R (1, 2) OBP: 0.338, SLG: 0.396			0-3 K		0-3 K			0-0 F8	3 0 0 0 0 2 0										
Lenny Faedo, R (1, 6) OBP: 0.280, SLG: 0.312			0-0 F8			4-0 BB		4-0 BB	1 0 0 0 1 0 0										
Randy Bush, L (9, PH) OBP: 0.286, SLG: 0.293									0 0 0 0 1 0 0										
Inning Stats	R: 0 E: 0 K: 0 S: 3	H: 0 LOB: 0 BB: 0 P: 3	R: 0 E: 0 K: 1 S: 5	H: 0 LOB: 0 BB: 0 P: 5	R: 0 E: 0 K: 1 S: 5	H: 0 LOB: 0 BB: 0 P: 5	R: 0 E: 0 K: 2 S: 8	H: 1 LOB: 1 BB: 0 P: 8	R: 0 E: 0 K: 1 S: 5	H: 0 LOB: 1 BB: 1 P: 9	R: 0 E: 0 K: 1 S: 5	H: 0 LOB: 0 BB: 0 P: 5	R: 0 E: 0 K: 0 S: 3	H: 0 LOB: 0 BB: 0 P: 3	R: 0 E: 0 K: 1 S: 5	H: 0 LOB: 1 BB: 1 P: 9	1B: 1 2B: 0 3B: 0 HR: 0	SF: 0 SAC: 0 DP: 0 HBP: 0	WP: 0 PA: 30 PB: 0 SB: 0 CS: 0
PITCHER Jim Palmer, R (1, 1) ERA: 3.24	IP: 9.0 WLS: W BF: 30 H: 1 R: 0 ER: 0 SO: 7 BB: 2 IBB: 0 HBP: 0 BLK: 0 WP: 0 HR: 0 S: 42 P: 50 ERA: 0.00 WHIP: 0.333																		

Batter	1	2	3	4	5	6	7	8	9	AB	R	H	RBI	BB	SO	LOB	BOTTOM		
Al Bumbry, L (1, 8) OBP: 0.313, SLG: 0.349	0-3 K		0-0 1-3		0-0 1B		0-0 L7		4 0 1 0 0 1 0								Minnesota Twins @ Baltimore Orioles Memorial Stadium, Baltimore, MD Sat Sep 04 1982, 7:05 PM EDT Att: 19,536 - Unknown - 71 F		
Glenn Culliver, L (1, 5) OBP: 0.374, SLG: 0.283	0-0 HR		0-0 F7		0-0 F7		0-0 4-3		4 1 1 0 0 0 1										
Lenn Sakata, R (9, 4)	2B								0 0 0 0 0 0 0										
Ken Singleton, S (1, 10) OBP: 0.353, SLG: 0.385	0-0 F9		0-0 F6		0-0 F9		0-0 6-3		4 0 0 0 0 0 2										
Eddie Murray, S (1, 3) OBP: 0.390, SLG: 0.554	0-0 HR			0-3 K		0-0 3-1		0-3 K	4 1 1 2 0 2 0										
John Lowenstein, L (1, 7) OBP: 0.407, SLG: 0.605	0-0 3-1			0-0 BB		0-0 F8			3 0 1 0 0 0 0										
Cal Ripken Jr., R (1, 6) OBP: 0.315, SLG: 0.477		0-0 1B		4-0 1B		0-0 E5			2 1 1 0 1 0 0										
Gary Roenicke, R (1, 9) OBP: 0.382, SLG: 0.526		0-0 G4-3		0-0 F4		0-3 K			3 0 1 1 0 1 3										
Joe Nolan, L (1, 2) OBP: 0.271, SLG: 0.361		0-0 G4-3		0-0 4-3			0-0 7-3		3 0 1 0 0 0 3										
Rich Dauer, R (1, 4) OBP: 0.331, SLG: 0.371		0-0 F3			0-0 F3		0-0 7-3		3 0 0 0 0 0 1										
Inning Stats	R: 2 E: 0 K: 1 S: 7	H: 2 LOB: 0 BB: 0 P: 7	R: 1 E: 0 K: 0 S: 4	H: 2 LOB: 0 BB: 0 P: 4	R: 0 E: 0 K: 1 S: 3	H: 0 LOB: 0 BB: 0 P: 3	R: 0 E: 0 K: 1 S: 6	H: 1 LOB: 1 BB: 0 P: 10	R: 0 E: 0 K: 0 S: 4	H: 1 LOB: 1 BB: 0 P: 4	R: 0 E: 1 K: 1 S: 6	H: 0 LOB: 1 BB: 0 P: 6	R: 0 E: 0 K: 0 S: 3	H: 1 LOB: 0 BB: 0 P: 3	R: 0 E: 0 K: 1 S: 5	H: 0 LOB: 0 BB: 0 P: 5	1B: 4 2B: 2 3B: 1 HR: 1	SF: 0 SAC: 0 DP: 2 HBP: 0	WP: 0 PA: 31 PB: 0 SB: 0 CS: 0
PITCHER Bobby Castillo, R (1, 1) ERA: 4.24	IP: 7.0 WLS: L BF: 28 H: 7 R: 3 ER: 3 SO: 3 BB: 1 IBB: 0 HBP: 0 BLK: 0 WP: 1 HR: 1 S: 33 P: 37 ERA: 3.86 WHIP: 1.143																		
Ron Davis, R (8, 1) ERA: 4.65	IP: 1.0 WLS: L BF: 3 H: 0 R: 0 ER: 0 SO: 1 BB: 0 IBB: 0 HBP: 0 BLK: 0 WP: 0 HR: 0 S: 5 P: 5 ERA: 0.00 WHIP: 0.000																		

AB	28
R	0
H	1
RBI	0
BB	2
SO	7
LOB	6



AB	30
R	3
H	7
RBI	3
BB	1
SO	4
LOB	10



Batter	1	2	3	4	5	6	7	8	9	AB	R	H	RBI	BB	SO	LOB	TOP										
Bobby Mitchell, L (1, 8) OBP: 0.333, SLG: 0.296 Randy Johnson, L (9, PH) OBP: 0.324, SLG: 0.419	0-3 K2-3		0-0 CS 1B		0-3 K	0-0 F7			0-0 4-3	4	0	1	0	0	2	4											
Ron Washington, R (1, 4) OBP: 0.291, SLG: 0.379	0-0 6-3		0-0 6-3		0-0 BB 1B				0-0 6-3	5	0	1	1	0	0	1											
Tom Brunansky, R (1, 9) OBP: 0.389, SLG: 0.483	0-0 1B			0-0 5-3	0-0 FC6-4 BB				0-3 K	3	0	1	1	1	1	0											
Kent Hrbek, L (1, 3) OBP: 0.366, SLG: 0.485	0-0 F8			0-3 K	0-0 FC6-4 BB				0-0 1B	4	0	1	0	0	1	4											
Gary Ward, R (1, 7) OBP: 0.331, SLG: 0.521		0-0 E S 1B		0-0 5-3					0-0 HR	4	1	2	1	0	1	1											
Gary Gaetti, R (1, 5) OBP: 0.281, SLG: 0.452		0-0 F8			0-0 5-3				0-0 HR	4	1	1	1	0	0	1											
Greg Wells, R (1, 10) OBP: 0.143, SLG: 0.143		0-3 K			0-0 1B 1B				0-0 6-3	4	1	1	0	0	1	1											
Sal Butera, R (1, 2) OBP: 0.368, SLG: 0.287		0-0 5-3			0-0 1B BB 1B				0-0 F8	4	1	1	0	0	0	1											
Lenny Faedo, R (1, 6) OBP: 0.280, SLG: 0.308 Randy Bush, L (9, PH) OBP: 0.281, SLG: 0.288			0-0 L6		0-0 BB 1B BB				0-0 E6	2	0	0	0	1	0	0											
Inning Stats	R: 0 E: 0 K: 1 S: 6	H: 1 LOB: 1 BB: 0 P: 6	R: 0 E: 0 K: 1 S: 6	H: 1 LOB: 1 BB: 0 P: 6	R: 0 E: 0 K: 0 S: 3	H: 1 LOB: 0 BB: 0 P: 3	R: 0 E: 0 K: 1 S: 5	H: 0 LOB: 0 BB: 0 P: 5	R: 2 E: 0 K: 1 S: 8	H: 3 LOB: 3 BB: 2 P: 16	R: 2 E: 1 K: 0 S: 6	H: 2 LOB: 1 BB: 0 P: 6	R: 0 E: 0 K: 2 S: 8	H: 1 LOB: 1 BB: 0 P: 8	R: 0 E: 0 K: 0 S: 3	H: 0 LOB: 0 BB: 0 P: 3	R: 0 E: 0 K: 0 S: 3	H: 0 LOB: 0 BB: 0 P: 3	1B: 7 2B: 0 3B: 0 HR: 2	SF: 0 SAC: 0 DP: 0 HBP: 0	WP: 0 PB: 0 SB: 1 CS: 1	PA: 38					
PITCHER	IP	WLS	BF	H	R	ER	SO	BB	IBB	HBP	BLK	WP	HR	S	P	ERA	WHIP										
Dennis Martinez, R (1, 1) ERA: 4.04	5.0		24	8	4	4	4	2	0	0	0	0	2	30	38	7.20	2.000										
Storm Davis, R (6, 1) ERA: 3.12	4.0	W	14	1	0	0	2	0	0	0	0	0	0	18	18	0.00	0.250										

Minnesota Twins @ Baltimore Orioles
Memorial Stadium, Baltimore, MD
Sun Sep 05 1982, 3:33 AM EDT
Att: 23,089 - Unknown

AB 36
R 4
H 9
RBI 4
BB 2
SO 6
LOB 13



Batter	1	2	3	4	5	6	7	8	9	AB	R	H	RBI	BB	SO	LOB	BOTTOM										
Al Bumbry, L (1, 8) OBP: 0.314, SLG: 0.348	0-0 F7	0-0 FC4 E			4-0 BB 1B	0-0 BB 3B	0-0 G3			4	2	1	0	1	0	2											
Rich Dauer, R (1, 5) OBP: 0.328, SLG: 0.369 Ken Singleton, S (6, PH) OBP: 0.354, SLG: 0.391 Glenn Gulliver, L (6, PR) OBP: 0.371, SLG: 0.280	0-3 K	0-0 6-3			0-0 8-4	0-0 E 3B			0-3 K	3	0	0	0	0	1	3											
Cal Ripken Jr., R (1, 6) OBP: 0.320, SLG: 0.478	0-0 BB 1B		0-0 G5-4-3 1B		4-0 BB 1B BB	4-0 BB E BB			0-3 K2-3	3	0	2	0	2	1	0											
Eddie Murray, S (1, 3) OBP: 0.390, SLG: 0.552	0-0 BB 1B		0-0 G5-4-3		0-0 BB 1B	0-0 E5 BB			0-3 K	5	0	2	1	0	1	2											
Benny Ayala, R (1, 10) OBP: 0.311, SLG: 0.446 Terry Crowley, L (5, PH) OBP: 0.365, SLG: 0.353	4-0 BB		0-0 F9		4-0 BB 1B	4-0 BB BB				1	0	0	0	1	0	0											
Gary Roenicke, R (1, 7) OBP: 0.376, SLG: 0.519	0-0 F3			0-0 F7	0-0 F7	0-0 F7				4	0	0	0	0	0	9											
Dan Ford, R (1, 9) OBP: 0.279, SLG: 0.364		0-0 F9		4-0 CS BB		0-3 K	0-0 5-3			3	0	0	0	1	1	0											
Lenn Sakata, R (1, 4) OBP: 0.318, SLG: 0.369		0-0 E6 1B		0-3 K		0-0 F9	0-0 E6			4	1	1	0	0	1	1											
Rick Dempsey, R (1, 2) OBP: 0.333, SLG: 0.353		0-0 FC4 1B			0-0 8-4 BB 1B	4-0 BB 3B			0-0 F8	3	1	2	1	1	0	1											
Inning Stats	R: 0 E: 0 K: 1 S: 7	H: 2 LOB: 3 BB: 1 P: 11	R: 1 E: 2 K: 0 S: 5	H: 2 LOB: 1 BB: 0 P: 5	R: 0 E: 0 K: 1 S: 4	H: 1 LOB: 1 BB: 1 P: 8	R: 1 E: 0 K: 0 S: 4	H: 2 LOB: 3 BB: 3 P: 16	R: 3 E: 1 K: 1 S: 8	H: 2 LOB: 3 BB: 3 P: 20	R: 0 E: 1 K: 0 S: 4	H: 0 LOB: 1 BB: 0 P: 4	R: 0 E: 0 K: 3 S: 9	H: 0 LOB: 0 BB: 0 P: 9	1B: 8 2B: 2 3B: 1 HR: 0	SF: 0 SAC: 0 DP: 3 HBP: 0	WP: 0 PB: 0 SB: 0 CS: 1	PA: 40									
PITCHER	IP	WLS	BF	H	R	ER	SO	BB	IBB	HBP	BLK	WP	HR	S	P	ERA	WHIP										
Frank Viola, L (1, 1) ERA: 4.68	4.2		22	7	2	1	2	4	0	0	0	0	0	22	38	1.93	2.357										
Pete Redfern, R (5, 1) ERA: 6.59	1.0	L	8	2	3	2	1	3	0	0	0	0	0	7	19	18.00	5.000										
Jeff Little, L (6, 1) ERA: 4.13	2.1		10	0	0	0	3	1	0	0	0	0	0	15	19	0.00	0.429										

Minnesota Twins @ Baltimore Orioles
Memorial Stadium, Baltimore, MD
Sun Sep 05 1982, 3:33 AM EDT
Att: 23,089 - Unknown

AB 32
R 5
H 9
RBI 4
BB 8
SO 6
LOB 18



Batter	1	2	3	4	5	6	7	8	9	AB	R	H	RBI	BB	SO	LOB	TOP
Al Bumbry, L (1, 8) <small>OBP: 0.312, SLG: 0.345</small> Benny Ayala, R (8, PH) <small>OBP: 0.318, SLG: 0.480</small> John Shelby, S (8, 8)										4	0	0	0	0	2	4	Baltimore Orioles @ New York Yankees Yankee Stadium, Bronx, NY Mon Sep 06 1982, 3:33 AM EDT Att: 32,537 - Unknown
Rich Dauer, R (1, 5) <small>OBP: 0.328, SLG: 0.366</small>										4	0	0	0	1	0	0	
Cal Ripken Jr., R (1, 6) <small>OBP: 0.322, SLG: 0.483</small>										3	1	1	1	2	1	0	
Eddie Murray, S (1, 3) <small>OBP: 0.386, SLG: 0.546</small>										5	0	0	0	0	0	3	
Gary Roenicke, R (1, 7) <small>OBP: 0.383, SLG: 0.519</small>										2	3	1	0	3	0	2	
Dan Ford, R (1, 9) <small>OBP: 0.283, SLG: 0.366</small>										4	2	2	0	1	0	3	
Ken Singleton, S (1, 10) <small>OBP: 0.353, SLG: 0.390</small>										4	0	1	1	0	1	4	
Lenn Sakata, R (1, 4) <small>OBP: 0.323, SLG: 0.374</small>										2	1	2	3	1	0	0	
Rick Dempsey, R (1, 2) <small>OBP: 0.332, SLG: 0.351</small>										2	0	0	1	1	1	2	
Inning Stats	R: 0 H: 0 E: 0 LOB: 0 K: 2 BB: 0 S: 7 P: 7	R: 2 H: 2 E: 0 LOB: 2 K: 0 BB: 3 S: 4 P: 16	R: 0 H: 0 E: 0 LOB: 2 K: 0 BB: 2 S: 3 P: 11	R: 0 H: 0 E: 0 LOB: 1 K: 2 BB: 1 S: 7 P: 11	R: 0 H: 0 E: 0 LOB: 0 K: 0 BB: 0 S: 2 P: 6	R: 1 H: 2 E: 0 LOB: 1 K: 1 BB: 0 S: 7 P: 7	R: 1 H: 1 E: 0 LOB: 0 K: 0 BB: 0 S: 4 P: 4	R: 4 H: 3 E: 1 LOB: 0 K: 0 BB: 1 S: 6 P: 10	R: 0 H: 0 E: 0 LOB: 1 K: 0 BB: 1 S: 3 P: 7	1B: 6 SF: 2 2B: 0 SAC: 0 3B: 0 DP: 2 HR: 2 HBP: 0	WP: 0 PA: 42 PB: 0 SB: 1 CS: 0						
PITCHER	IP WLS BF H R ER SO BB IBB HBP BLK WP HR S P ERA WHIP																
Dave Righetti, L (1, 1) <small>ERA: 4.05</small>	7.0 L 31 5 4 4 5 7 0 0 0 0 0 1 34 62 5.14 1.714																
Dave LaRoche, L (8, 1) <small>ERA: 2.79</small>	2.0 11 3 4 4 0 2 0 0 0 0 0 1 9 17 18.00 2.500																

Batter	1	2	3	4	5	6	7	8	9	AB	R	H	RBI	BB	SO	LOB	BOTTOM
Willie Randolph, R (1, 4) <small>OBP: 0.353, SLG: 0.324</small>										2	0	0	0	2	0	1	Baltimore Orioles @ New York Yankees Yankee Stadium, Bronx, NY Mon Sep 06 1982, 3:33 AM EDT Att: 32,537 - Unknown
Lee Mazzilli, S (1, 3) <small>OBP: 0.349, SLG: 0.365</small>										4	0	0	0	0	3		
Ken Griffey, L (1, 8) <small>OBP: 0.327, SLG: 0.404</small>										4	0	0	0	0	2		
Dave Winfield, R (1, 7) <small>OBP: 0.327, SLG: 0.548</small>										4	0	0	0	2	2		
Lou Piniella, R (1, 10) <small>OBP: 0.377, SLG: 0.478</small> Oscar Gamble, L (7, PH) <small>OBP: 0.386, SLG: 0.525</small>										2	0	0	0	0	0		
Roy Smalley, S (1, 6) <small>OBP: 0.346, SLG: 0.393</small>										4	1	1	2	0	1	0	
Graig Nettles, L (1, 5) <small>OBP: 0.324, SLG: 0.421</small>										4	0	1	0	0	1	0	
Rick Cerone, R (1, 2) <small>OBP: 0.262, SLG: 0.284</small>										3	0	1	0	0	0	1	
Dave Collins, S (1, 9) <small>OBP: 0.316, SLG: 0.326</small>										3	0	1	0	0	1	1	
Inning Stats	R: 0 H: 0 E: 0 LOB: 1 K: 1 BB: 1 S: 5 P: 9	R: 0 H: 0 E: 0 LOB: 0 K: 0 BB: 0 S: 3 P: 3	R: 0 H: 1 E: 0 LOB: 1 K: 0 BB: 0 S: 4 P: 4	R: 0 H: 0 E: 0 LOB: 0 K: 1 BB: 0 S: 5 P: 5	R: 0 H: 1 E: 0 LOB: 1 K: 1 BB: 0 S: 6 P: 6	R: 0 H: 0 E: 0 LOB: 1 K: 0 BB: 1 S: 3 P: 7	R: 0 H: 1 E: 0 LOB: 1 K: 1 BB: 0 S: 6 P: 6	R: 0 H: 0 E: 0 LOB: 0 K: 1 BB: 0 S: 5 P: 5	R: 2 H: 2 E: 0 LOB: 0 K: 0 BB: 0 S: 5 P: 5	1B: 3 SF: 0 2B: 1 SAC: 0 3B: 0 DP: 0 HR: 1 HBP: 0	WP: 0 PA: 34 PB: 0 SB: 1 CS: 0						
PITCHER	IP WLS BF H R ER SO BB IBB HBP BLK WP HR S P ERA WHIP																
Scott McGregor, L (1, 1) <small>ERA: 4.46</small>	5.2 W 21 2 0 0 3 2 0 0 0 0 0 0 25 33 0.00 0.706																
Sammy Stewart, R (6, 1) <small>ERA: 4.32</small>	3.1 S 13 3 2 2 2 0 0 0 0 0 0 1 17 17 5.40 0.900																

Batter	1	2	3	4	5	6	7	8	9	AB R H RBI BB SO LOB	TOP																					
Al Bumbry, L OBP: 0.313, SLG: 0.344 (1, 8)										4 1 1 0 1 0 1	Baltimore Orioles @ New York Yankees Yankee Stadium, Bronx, NY Tue Sep 07 1982, 7:05 PM EDT Att: 15,405 - Unknown																					
Glenn Gulliver, L OBP: 0.287, SLG: 0.278 Lenn Sakata, R OBP: 0.322, SLG: 0.372 (1, 5) (7, 4)										4 0 1 0 0 1 1 1 0 0 0 0 1 0																						
Ken Singleton, S OBP: 0.354, SLG: 0.391 (1, 10)										4 0 2 0 0 1 2																						
Eddie Murray, S OBP: 0.385, SLG: 0.543 (1, 3)										4 0 1 0 0 1 4																						
John Lowenstein, L OBP: 0.412, SLG: 0.623 John Shelby, S (1, 7) (8, 8)										4 2 3 2 0 1 1 0 0 0 0 0 0 0																						
Cal Ripken Jr., R OBP: 0.324, SLG: 0.484 (1, 6)										3 2 1 1 1 1 1																						
Gary Roenicke, R OBP: 0.384, SLG: 0.518 (1, 9)										3 1 1 0 1 1 2																						
Joe Nolan, L OBP: 0.276, SLG: 0.364 (1, 2)										4 1 2 1 0 0 2																						
Rich Dauer, R OBP: 0.329, SLG: 0.367 (1, 4) (7, 5)										4 0 2 2 0 0 1																						
Inning Stats	R: 1 E: 0 K: 2 S: 8	H: 2 LOB: 2 BB: 1 P: 12	R: 1 E: 0 K: 1 S: 6	H: 1 LOB: 1 BB: 1 P: 10	R: 0 E: 0 K: 1 S: 5	H: 1 LOB: 0 BB: 0 P: 5	R: 3 E: 0 K: 0 S: 7	H: 5 LOB: 1 BB: 0 P: 7	R: 0 E: 0 K: 1 S: 6	H: 1 LOB: 1 BB: 0 P: 6		R: 0 E: 0 K: 0 S: 4	H: 2 LOB: 0 BB: 0 P: 4	R: 0 E: 0 K: 0 S: 3	H: 1 LOB: 0 BB: 0 P: 3	R: 1 E: 0 K: 1 S: 5	H: 1 LOB: 0 BB: 1 P: 9	R: 0 E: 0 K: 1 S: 5	H: 0 LOB: 0 BB: 0 P: 5	1B: 11 2B: 3 3B: 0 HR: 1	SF: 0 SAC: 0 DP: 3 HBP: 0	WP: 0 PB: 0 SB: 0 CS: 1	PA: 39									
PITCHER	IP WLS BF H R ER SO BB IBB HBP BLK WP HR S P ERA WHIP											PITCHER	IP WLS BF H R ER SO BB IBB HBP BLK WP HR S P ERA WHIP																			
Mike Morgan, R ERA: 4.23 George Frazier, R ERA: 3.59 (1, 1) (4, 1)	3.2 L	19	9	5	5	4	2	0	0	0	0	0	0	25	33	12.27	3.000	5.1 19	5	2	2	3	1	0	0	0	0	1	24	28	3.38	1.125

livebaseballscores.com

AB 35
R 7
H 14
RBI 6
BB 3
SO 7
LOB 15



Batter	1	2	3	4	5	6	7	8	9	AB R H RBI BB SO LOB	BOTTOM																					
Willie Randolph, R OBP: 0.355, SLG: 0.327 (1, 4)										5 0 3 0 0 1 0	Baltimore Orioles @ New York Yankees Yankee Stadium, Bronx, NY Tue Sep 07 1982, 7:05 PM EDT Att: 15,405 - Unknown																					
Lee Mazzilli, S OBP: 0.347, SLG: 0.362 (1, 3)										5 0 1 0 0 1 3																						
Ken Griffey, L OBP: 0.325, SLG: 0.401 (1, 9)										5 1 1 0 0 0 4																						
Dave Winfield, R OBP: 0.329, SLG: 0.547 (1, 7)										4 1 2 0 0 1 0																						
Lou Piniella, R OBP: 0.375, SLG: 0.474 (1, 10)										4 0 1 1 0 0 1																						
Jerry Mumphrey, S OBP: 0.355, SLG: 0.406 (1, 8)										4 0 1 0 0 1 1																						
Graig Nettles, L OBP: 0.323, SLG: 0.417 (1, 5)										3 0 0 0 1 0 3																						
Roy Smalley, S OBP: 0.345, SLG: 0.393 (1, 6)										3 0 1 1 0 0 2																						
Rick Cerone, R OBP: 0.262, SLG: 0.284 (1, 2)										4 0 1 0 0 1 3																						
Inning Stats	R: 0 E: 0 K: 1 S: 5	H: 0 LOB: 0 BB: 0 P: 5	R: 0 E: 0 K: 1 S: 5	H: 0 LOB: 0 BB: 0 P: 5	R: 0 E: 0 K: 1 S: 5	H: 0 LOB: 0 BB: 0 P: 5	R: 0 E: 0 K: 0 S: 5	H: 2 LOB: 2 BB: 0 P: 5	R: 2 E: 0 K: 1 S: 9	H: 4 LOB: 2 BB: 0 P: 9		R: 0 E: 0 K: 0 S: 3	H: 0 LOB: 0 BB: 0 P: 3	R: 0 E: 0 K: 0 S: 4	H: 1 LOB: 2 BB: 1 P: 8	R: 0 E: 0 K: 1 S: 6	H: 1 LOB: 1 BB: 0 P: 6	1B: 11 2B: 0 3B: 0 HR: 0	SF: 1 SAC: 0 DP: 0 HBP: 0	WP: 1 PB: 0 SB: 1 CS: 0	PA: 39											
PITCHER	IP WLS BF H R ER SO BB IBB HBP BLK WP HR S P ERA WHIP											PITCHER	IP WLS BF H R ER SO BB IBB HBP BLK WP HR S P ERA WHIP																			
Mike Flanagan, L ERA: 3.64 Tippy Martinez, L ERA: 3.4 (1, 1) (8, 1)	7.0 W	31	10	2	2	4	0	0	0	0	0	0	0	9	13	0.00	1.000	2.0 8	1	0	0	1	1	0	0	0	0	0	9	13	0.00	1.000

livebaseballscores.com

AB 37
R 2
H 11
RBI 2
BB 1
SO 5
LOB 17



Batter	1	2	3	4	5	6	7	8	9	AB	R	H	RBI	BB	SO	LOB	TOP				
Al Bumbry, L OBP: 0.312, SLG: 0.343 Floyd Rayford, R OBP: 0.224, SLG: 0.308										4	0	1	1	0	1	2	Baltimore Orioles @ New York Yankees Yankee Stadium, Bronx, NY Wed Sep 08 1982, 7:05 PM EDT Att: 20,898 - Unknown				
Glenn Gulliver, L OBP: 0.383, SLG: 0.270 Lenn Sakata, R OBP: 0.321, SLG: 0.371										3	0	0	0	1	0	2					
Ken Singleton, S OBP: 0.356, SLG: 0.394										4	1	2	0	1	1	0					
Eddie Murray, S OBP: 0.385, SLG: 0.547										4	2	1	3	1	1	3					
John Lowenstein, L OBP: 0.410, SLG: 0.621 Gary Roenicke, R OBP: 0.383, SLG: 0.516										4	0	1	0	0	0	3					
Cal Ripken Jr., R OBP: 0.323, SLG: 0.485										3	1	1	1	0	1	2					
Jim Dwyer, L OBP: 0.370, SLG: 0.474										3	0	0	0	1	1	1					
Joe Nolan, L OBP: 0.272, SLG: 0.358 John Shelby, S										3	0	0	0	0	0	1					
Rich Dauer, R OBP: 0.331, SLG: 0.365										2	0	0	0	2	0	1					
Inning Stats	R: 0 E: 0 K: 2 S: 7	H: 0 LOB: 0 BB: 0 P: 7	R: 0 E: 0 K: 0 S: 3	H: 0 LOB: 0 BB: 0 P: 3	R: 0 E: 1 K: 1 S: 6	H: 0 LOB: 1 BB: 0 P: 6	R: 0 E: 0 K: 2 S: 8	H: 1 LOB: 2 BB: 1 P: 12	R: 0 E: 0 K: 0 S: 3	H: 0 LOB: 1 BB: 1 P: 7	R: 1 E: 0 K: 0 S: 5	H: 2 LOB: 2 BB: 1 P: 9	R: 1 E: 0 K: 0 S: 4	H: 1 LOB: 2 BB: 2 P: 12	R: 3 E: 0 K: 2 S: 9	H: 2 LOB: 0 BB: 1 P: 13		1B: 2 2B: 3 3B: 0 HR: 1	SF: 1 SAC: 0 DP: 0 HBP: 0	WP: 1 PB: 0 SB: 0 CS: 0	PA: 41
PITCHER	IP	WLS	BF	H	R	ER	SO	BB	IBB	HBP	BLK	WP	HR	S	P	ERA	WHIP				
Jay Howell, R ERA: 5.66 Dave LaRoche, L ERA: 3.28	(1, 1) 8.0	W 35	4 2	2 2	5 5	6 6	0 0	0 0	0 0	0 0	0 0	1 0	0 1	39 9	63 13	2.25 27.00	1.250 3.000				

Batter	1	2	3	4	5	6	7	8	9	AB	R	H	RBI	BB	SO	LOB	BOTTOM				
Willie Randolph, R OBP: 0.397, SLG: 0.328										4	0	2	1	1	0	1	Baltimore Orioles @ New York Yankees Yankee Stadium, Bronx, NY Wed Sep 08 1982, 7:05 PM EDT Att: 20,898 - Unknown				
Jerry Mumphrey, S OBP: 0.356, SLG: 0.412										4	2	1	1	1	0	6					
Ken Griffey, L OBP: 0.326, SLG: 0.411 Don Mattingly, L										5	2	2	3	0	0	1					
Dave Winfield, R OBP: 0.328, SLG: 0.551 Mike Patterson, L OBP: 0.162, SLG: 0.455										4	1	1	1	0	1	1					
Oscar Gamble, L OBP: 0.387, SLG: 0.521										2	1	0	0	2	1	0					
Graig Nettles, L OBP: 0.322, SLG: 0.418 Barry Evans, R OBP: 0.429, SLG: 0.364										4	1	1	1	0	0	1					
Roy Smalley, S OBP: 0.349, SLG: 0.401 Andre Robertson, R OBP: 0.257, SLG: 0.286										1	2	1	1	2	0	0					
John Mayberry, L OBP: 0.335, SLG: 0.378										3	0	1	1	0	0	0					
Butch Wynegar, S OBP: 0.380, SLG: 0.367										2	1	1	1	1	0	0					
Inning Stats	R: 1 E: 0 K: 0 S: 4	H: 1 LOB: 0 BB: 0 P: 4	R: 1 E: 0 K: 0 S: 4	H: 1 LOB: 0 BB: 0 P: 4	R: 4 E: 0 K: 1 S: 7	H: 2 LOB: 2 BB: 2 P: 15	R: 0 E: 0 K: 0 S: 3	H: 1 LOB: 2 BB: 2 P: 11	R: 4 E: 0 K: 0 S: 7	H: 4 LOB: 2 BB: 2 P: 15	R: 0 E: 0 K: 1 S: 5	H: 0 LOB: 1 BB: 1 P: 9	R: 0 E: 0 K: 0 S: 3	H: 0 LOB: 0 BB: 0 P: 3	R: 0 E: 0 K: 0 S: 4	H: 1 LOB: 1 BB: 0 P: 4		1B: 4 2B: 2 3B: 0 HR: 4	SF: 1 SAC: 1 DP: 1 HBP: 0	WP: 1 PB: 0 SB: 0 CS: 0	PA: 40
PITCHER	IP	WLS	BF	H	R	ER	SO	BB	IBB	HBP	BLK	WP	HR	S	P	ERA	WHIP				
Jim Palmer, R ERA: 3.45 Ross Grimsley, L ERA: 5.46 Don Stanhouse, R ERA: 5.49 John Flinn, R ERA:	(1, 1) 2.1 (3, 1) 2.1 (5, 1) 2.1 (8, 1) 1.0	L 14	4 5	5 5	1 1	2 0	0 0	0 0	0 0	0 0	0 0	0 0	0 0	1 11	15 4	0.00 0.00	1.286 1.000				

Batter	1	2	3	4	5	6	7	8	9	AB	R	H	RBI	BB	SO	LOB	TOP										
Jim Dwyer, L OBP: 0.367, SLG: 0.475 Lenn Sakata, R OBP: 0.321, SLG: 0.371	0-0 4-3 FC4-2 2B		0-0 F9		0-3 K			0-0 4-3		4	0	1	0	0	1	1	Baltimore Orioles @ Cleveland Indians Cleveland Municipal Stadium, Cleveland, OH Thu Sep 09 1982, 7:05 PM EDT Att: 4,279 - Unknown livebaseballscores.com										
Glenn Gulliver, L OBP: 0.359, SLG: 0.262	0-0 4-3		0-0 F9		0-0 F8			4-0 BB		3	0	0	0	1	0	2											
Ken Singleton, S OBP: 0.356, SLG: 0.393	0-0 FC4-2		0-0 BB 1B		0-0 3-1			0-0 1-3		4	0	1	0	0	2												
Eddie Murray, S OBP: 0.384, SLG: 0.544	0-3 K		4-0 BB 1B		0-0 F7			0-0 F5		3	0	0	0	1	1												
John Lowenstein, L OBP: 0.404, SLG: 0.612		0-0 L3	0-0 F7		0-0 1-3			0-3 K		4	0	0	0	0	1	3											
Cal Ripken Jr., R OBP: 0.321, SLG: 0.481		0-0 6-3		0-0 5-3			0-3 K		0-0 F8	4	0	0	0	0	1	0											
Joe Nolan, L OBP: 0.273, SLG: 0.354		4-0 BB		0-0 F8			0-0 1-3			2	0	0	0	1	0	0											
Gary Roenicke, R OBP: 0.380, SLG: 0.512		0-3 K		0-0 F7			0-0 6-3			3	0	0	0	0	1	1											
Rich Dauer, R OBP: 0.331, SLG: 0.364 Al Bumbry, L OBP: 0.311, SLG: 0.343			4-0 BB 1B BB		0-0 6-3			0-3 K		1	0	0	0	1	0	0											
Inning Stats	R: 0 E: 0 K: 1 S: 6	H: 1 LOB: 1 BB: 0 P: 6	R: 0 E: 0 K: 1 S: 5	H: 0 LOB: 1 BB: 1 P: 9	R: 0 E: 0 K: 0 S: 4	H: 1 LOB: 3 BB: 2 P: 12	R: 0 E: 0 K: 0 S: 3	H: 0 LOB: 0 BB: 0 P: 3	R: 0 E: 0 K: 1 S: 5	H: 0 LOB: 0 BB: 0 P: 5	R: 0 E: 0 K: 1 S: 5	H: 0 LOB: 1 BB: 1 P: 9	R: 0 E: 0 K: 1 S: 5	H: 0 LOB: 0 BB: 0 P: 5	R: 0 E: 0 K: 1 S: 5	H: 0 LOB: 0 BB: 0 P: 5	1B: 1 2B: 1 3B: 0 HR: 0	SF: 0 SAC: 0 DP: 0 HBP: 0	WP: 0 PB: 0 SB: 0 CS: 0	PA: 33							
PITCHER	IP	WLS	BF	H	R	ER	SO	BB	IBB	HBP	BLK	WP	HR	S	P	ERA	WHIP										
John Denny, R ERA: 5.01 Bud Anderson, R ERA: 2.89	(1, 1) (6, 1)	5.0 W	20 13	2 0	0 0	0 0	3 3	3 1	0 0	0 0	0 0	0 0	0 0	23 18	35 22	0.00 0.00	1.000 0.250										

Batter	1	2	3	4	5	6	7	8	9	AB	R	H	RBI	BB	SO	LOB	BOTTOM										
Alan Bannister, R OBP: 0.351, SLG: 0.359	0-0 F8		0-0 6-3		0-0 F9			0-0 2H 1B		4	0	1	1	0	0	0	Baltimore Orioles @ Cleveland Indians Cleveland Municipal Stadium, Cleveland, OH Thu Sep 09 1982, 7:05 PM EDT Att: 4,279 - Unknown livebaseballscores.com										
Larry Milbourne, S OBP: 0.296, SLG: 0.342	0-0 1-3		4-0 BB		0-0 F7		0-3 K		0-0 F8	3	0	0	0	1	1												
Toby Harrah, R OBP: 0.415, SLG: 0.528	0-0 5-3		0-3 K		0-0 F8			4-0 BB		3	0	0	0	1	1												
Andre Thornton, R OBP: 0.394, SLG: 0.509		0-0 F7		0-0 2B		0-0 F9		0-0 F8		4	0	1	0	0	0	1											
Mike Hargrove, L OBP: 0.378, SLG: 0.333		0-0 6-3		0-3 K			0-0 SH 2B 2B		0-0 F9	4	1	1	0	0	1	2											
Von Hayes, L OBP: 0.301, SLG: 0.385		4-0 1B BB		0-3 K			0-0 SH 2B 2B		0-0 4-3	2	1	0	0	1	1	2											
Rick Manning, L OBP: 0.340, SLG: 0.356		0-0 1B BB		0-0 F5			0-0 L6			3	0	1	0	0	0	3											
Ron Hassey, L OBP: 0.328, SLG: 0.310		0-0 4-3			0-0 4-3			0-0 1B 2B		3	1	1	2	0	0	2											
Jerry Dybzinski, R OBP: 0.301, SLG: 0.278			0-0 P6		0-0 F9			0-0 F8		3	0	0	0	0	0	1											
Inning Stats	R: 0 E: 0 K: 0 S: 3	H: 0 LOB: 0 BB: 0 P: 3	R: 0 E: 0 K: 0 S: 4	H: 1 LOB: 2 BB: 1 P: 8	R: 0 E: 0 K: 2 S: 8	H: 1 LOB: 1 BB: 0 P: 8	R: 0 E: 0 K: 0 S: 3	H: 0 LOB: 0 BB: 0 P: 3	R: 0 E: 0 K: 1 S: 5	H: 0 LOB: 0 BB: 0 P: 5	R: 3 E: 0 K: 0 S: 7	H: 3 LOB: 1 BB: 0 P: 7	R: 0 E: 0 K: 0 S: 3	H: 0 LOB: 1 BB: 1 P: 7	R: 0 E: 0 K: 0 S: 3	H: 0 LOB: 1 BB: 1 P: 7	1B: 2 2B: 3 3B: 0 HR: 0	SF: 0 SAC: 1 DP: 0 HBP: 0	WP: 0 PB: 0 SB: 0 CS: 0	PA: 33							
PITCHER	IP	WLS	BF	H	R	ER	SO	BB	IBB	HBP	BLK	WP	HR	S	P	ERA	WHIP										
Dennis Martinez, R ERA: 4.04 Sammy Stewart, R ERA: 4.27	(1, 1) (7, 1)	6.2 L	28 5	5 0	3 0	3 0	4 0	2 1	0 0	0 0	0 0	0 0	0 0	34 4	42 8	4.05 0.00	1.050 0.750										

Batter	1	2	3	4	5	6	7	8	9	10	11	12	13	AB	R	H	RBI	BB	SO	LOB	TOP					
Al Bumby, L OBP: 0.341 Benny Ayala, R OBP: 0.312, SLG: 0.471 (11, 7)			6-3			SH		L5			F8	L4		3	0	0	0	1	0	2						
Glenn Culliver, L OBP: 0.267 Lenn Sakata, R OBP: 0.316, SLG: 0.368 (8, 4)						F7		K			2-3		F8	2	0	1	0	1	0	2						
Ken Singleton, S OBP: 0.391 Floyd Rayford, R OBP: 0.220, SLG: 0.302 (11, PR)	6-3					K		1-3			WP		K	5	0	1	0	0	1	4						
Eddie Murray, S OBP: 0.385, SLG: 0.549 (1, 3)	F8			K							1B			5	2	2	1	1	2	1						
John Lowenstein, L OBP: 0.404, SLG: 0.813 Gary Roenicke, R OBP: 0.380, SLG: 0.510 (9, PH) (9, 7)		F8				F7								3	1	1	0	0	0	0						
Terry Crowley, L OBP: 0.362, SLG: 0.349 John Shelby, S (11, PH) (11, 8)						SF7		1B			F7			1	0	0	0	0	1	0						
Cal Ripken Jr., R OBP: 0.321, SLG: 0.481 (1, 6)	1-3							2B						1	0	0	0	0	2	0						
Jim Dwyer, L OBP: 0.359, SLG: 0.467 Dan Ford, R OBP: 0.282, SLG: 0.364 (10, PH) (10, 9)	F9					G3		SF7			K		6-3	2	0	0	1	0	0	0						
Rick Dempsey, R OBP: 0.330, SLG: 0.348 (1, 2)			6-3					F9			P4		K	5	0	1	1	0	1	1						
Rich Dauer, R OBP: 0.332, SLG: 0.363 (6, 5)			K					1B			5-3			4	0	1	0	1	1	1						
Inning Stats	R: 0 E: 0 K: 1 S: 5	H: 0 LOB: 1 BB: 0 P: 9	R: 0 E: 0 K: 0 S: 3	H: 0 LOB: 0 BB: 0 P: 3	R: 0 E: 0 K: 1 S: 5	H: 1 LOB: 0 BB: 0 P: 5	R: 0 E: 0 K: 1 S: 5	H: 0 LOB: 0 BB: 0 P: 5	R: 0 E: 0 K: 1 S: 5	H: 0 LOB: 0 BB: 0 P: 5	R: 0 E: 0 K: 3 S: 9	H: 0 LOB: 0 BB: 1 P: 8	R: 0 E: 0 K: 1 S: 6	H: 1 LOB: 2 BB: 1 P: 10	R: 1 E: 0 K: 2 S: 8	H: 1 LOB: 0 BB: 0 P: 8	1B: 5 2B: 2 3B: 0 HR: 1	SF: 1 SAC: 1 DP: 1 HBP: 1	WP: 1 PB: 0 SB: 0 CS: 1	PA: 50						
PITCHER	IP 7.0	WLS 27	BF 5	H 2	ER 2	SO 5	BB 1	IBB 0	HBP 1	BLK 0	WP 0	HR 0	S 35	P 40	ERA 2.57	WHIP 0.857										
Len Barker, R ERA: 3.88 Ed Glynn, L ERA: 3.63 Dan Spillner, R ERA: 2.65	(1, 1) (8, 1) (11, 1)																									

Baltimore Orioles @ Cleveland Indians
Cleveland Municipal Stadium, Cleveland, OH
Fri Sep 10 1982, 7:05 PM EDT
Att. 8,374 - Unknown

AB 44
R 3
H 8
RBI 3
BB 3
SO 13
LOB 14



Batter	1	2	3	4	5	6	7	8	9	10	11	12	13	AB	R	H	RBI	BB	SO	LOB	BOTTOM					
Alan Bannister, R OBP: 0.351, SLG: 0.356 (13, 9)	F7		SF9			SH3-4					E4			2	0	0	1	2	0	0						
Larry Milbourne, S OBP: 0.296, SLG: 0.340 (1, 4)	4-3		4-3			1B		F9			SH3-4		F7	5	0	1	1	0	0	3						
Toby Harrah, R OBP: 0.413, SLG: 0.524 (1, 5)	G3			6-3		6-3				P4				4	0	0	0	1	0	1						
Andre Thornton, R OBP: 0.393, SLG: 0.506 (1, 10)		6-3				6-3				6-3			G5-4-3	5	0	1	0	0	0	3						
Mike Hargrove, L OBP: 0.376, SLG: 0.330 Kevin Rhombert, R OBP: 0.444, SLG: 0.750 Miguel Dilone, S OBP: 0.297, SLG: 0.310 (1, 3) (12, PR) (13, 7)		F8		G6-4-3		1B		3-1		6-3				4	0	0	0	1	0	1						
Chris Bando, S OBP: 0.302, SLG: 0.312 Jack Perconte, L OBP: 0.288, SLG: 0.272 Ron Hassey, L OBP: 0.326, SLG: 0.310 (1, 2) (12, PH) (13, 2)		5-3				4-3		6-3		4-3			B2	4	0	0	0	0	0	0						
Rick Manning, L OBP: 0.338, SLG: 0.355 (1, 8)						6-3		K		K			K	5	1	1	0	0	3	1						
Von Hayes, L OBP: 0.302, SLG: 0.388 (13, 3)								1-3						5	0	2	0	0	0	0						
Jerry Dyzinski, R OBP: 0.302, SLG: 0.276 Rod Craig, S OBP: 0.274, SLG: 0.262 (1, 6) (13, PH)														2	1	0	0	1	0	1						
Inning Stats	R: 0 E: 0 K: 0 S: 3	H: 0 LOB: 0 BB: 0 P: 3	R: 0 E: 0 K: 0 S: 3	H: 0 LOB: 0 BB: 0 P: 3	R: 1 E: 0 K: 0 S: 4	H: 1 LOB: 1 BB: 1 P: 8	R: 0 E: 0 K: 1 S: 5	H: 0 LOB: 0 BB: 0 P: 5	R: 0 E: 0 K: 0 S: 3	H: 0 LOB: 1 BB: 1 P: 7	R: 0 E: 0 K: 0 S: 3	H: 0 LOB: 1 BB: 1 P: 7	R: 0 E: 0 K: 1 S: 4	H: 0 LOB: 1 BB: 1 P: 8	R: 0 E: 0 K: 0 S: 3	H: 0 LOB: 1 BB: 1 P: 7	1B: 4 2B: 1 3B: 0 HR: 0	SF: 1 SAC: 3 DP: 2 HBP: 0	WP: 0 PB: 0 SB: 0 CS: 1	PA: 47						
PITCHER	IP 3.0	WLS 11	BF 2	H 1	ER 1	SO 0	BB 0	IBB 0	HBP 0	BLK 0	WP 0	HR 0	S 11	P 11	ERA 3.00	WHIP 0.667										
Scott McGregor, L ERA: 4.44 Storm Davis, R ERA: 3.06 Tippy Martinez, L ERA: 3.29 Sammy Stewart, R ERA: 4.17	(1, 1) (4, 1) (8, 1) (11, 1)																									

Baltimore Orioles @ Cleveland Indians
Cleveland Municipal Stadium, Cleveland, OH
Fri Sep 10 1982, 7:05 PM EDT
Att. 8,374 - Unknown

AB 38
R 2
H 5
RBI 2
BB 5
SO 3
LOB 11



Batter	1	2	3	4	5	6	7	8	9	AB	R	H	RBI	BB	SO	LOB	TOP			
Al Bumby, L OBP: 0.311, SLG: 0.342 Lenn Sakata, R OBP: 0.319, SLG: 0.367	0-0 P5		0-3 K		0-0 G3			0-3 K		4	0	0	0	0	2	2	Baltimore Orioles @ Cleveland Indians Cleveland Municipal Stadium, Cleveland, OH Sun Sep 12 1982, 3:33 AM EDT Att: 7,860 - Unknown livebaseballscorecards.com			
Glenn Gulliver, L OBP: 0.372, SLG: 0.266	0-0 L5-3 1B		4-0 BB		0-0 F9			4-0 2B BB		2	0	1	0	2	0	0				
Ken Singleton, S OBP: 0.353, SLG: 0.392	0-0 L5-3		0-0 F9		0-0 3-1			0-0 F7		4	0	0	0	0	4					
Eddie Murray, S OBP: 0.386, SLG: 0.550		0-0 F8		4-0 CS BB		0-3 K		0-0 L4-6 1-3 2B		3	0	1	0	1	1	0				
John Lowenstein, L OBP: 0.402, SLG: 0.609		0-0 F8		0-0 P4		0-3 K		0-0 L4-6		4	0	0	0	0	1	3				
Cal Ripken Jr., R OBP: 0.322, SLG: 0.478		4-0 BB		4-0 1B BB		0-3 K				1	0	0	0	2	1	0				
Jim Dwyer, L OBP: 0.359, SLG: 0.464		0-0 F9		0-0 1B		0-0 F7				3	0	1	0	0	0	1				
Rick Dempsey, R OBP: 0.330, SLG: 0.346			0-0 E7 F9		0-0 F9			4-0 FC3-6 BB		2	0	0	0	1	0	0				
Rich Dauer, R OBP: 0.331, SLG: 0.362 John Shelby, S (8, PR)			0-0 F9		0-3 K			0-0 FC3-6 CS		3	0	0	0	0	1	2				
Inning Stats	R: 0 E: 0 K: 0 S: 3	H: 1 LOB: 0 BB: 0 P: 3	R: 0 E: 0 K: 0 S: 3	H: 0 LOB: 1 BB: 1 P: 7	R: 0 E: 1 K: 1 S: 6	H: 0 LOB: 2 BB: 1 P: 10	R: 0 E: 0 K: 0 S: 2	H: 1 LOB: 1 BB: 2 P: 10	R: 0 E: 0 K: 1 S: 5	H: 0 LOB: 0 BB: 0 P: 5	R: 0 E: 0 K: 2 S: 7	H: 0 LOB: 0 BB: 0 P: 7	R: 0 E: 0 K: 1 S: 4	H: 0 LOB: 1 BB: 1 P: 8	R: 0 E: 0 K: 0 S: 3	H: 1 LOB: 1 BB: 1 P: 7	1B: 2 2B: 3 3B: 0 HR: 0	SF: 0 SAC: 0 DP: 2 HBP: 0	WP: 0 PB: 0 SB: 0 CS: 2	PA: 32
PITCHER Rick Sutcliffe, R ERA: 3.06	IP: 9.0 WLS: W BF: 32	H: 3 R: 0 ER: 0 SO: 6	BB: 6 IBB: 0 HBP: 0 BLK: 0	WP: 0 HR: 0 S: 38 P: 62	ERA: 0.00 WHIP: 1.000											ERA: 0.00 WHIP: 1.000				

Batter	1	2	3	4	5	6	7	8	9	AB	R	H	RBI	BB	SO	LOB	BOTTOM				
Alan Bannister, R OBP: 0.344, SLG: 0.348	0-0 F7		0-0 5-3			0-0 F9		0-0 SH1-3		3	0	0	0	0	0	0	Baltimore Orioles @ Cleveland Indians Cleveland Municipal Stadium, Cleveland, OH Sun Sep 12 1982, 3:33 AM EDT Att: 7,860 - Unknown livebaseballscorecards.com				
Jack Perconte, L OBP: 0.292, SLG: 0.273	0-0 F9			0-0 E S 1B		0-3 K2-3		4-0 1B IBB		3	0	1	0	1	1	0					
Toby Harrah, R OBP: 0.411, SLG: 0.520	0-0 F7			0-0 F9		0-0 P6		0-0 P4		4	0	0	0	0	0	4					
Andre Thornton, R OBP: 0.394, SLG: 0.506		0-0 5-3		0-0 5-3		0-3 K		0-0 1B		4	0	1	2	0	1	1					
Mike Hargrove, L OBP: 0.372, SLG: 0.325		0-0 F7		0-0 F8		0-0 F7		0-0 4-3		4	0	0	0	0	0	3					
Von Hayes, L OBP: 0.304, SLG: 0.387		0-0 S 1B			0-0 3-1		0-3 K			3	0	1	0	0	1	0					
Rick Manning, L OBP: 0.338, SLG: 0.354		0-0 F8			0-0 F8			0-0 1B 1B		3	1	1	0	0	0	1					
Ron Hassey, L OBP: 0.331, SLG: 0.311 Carmen Castillo, R OBP: 0.313, SLG: 0.333 Chris Bando, S OBP: 0.302, SLG: 0.313			0-3 K		4-0 BB			0-0 SH1-3 1B 1B		2	0	1	0	1	1	0					
Mike Fischlin, R OBP: 0.354, SLG: 0.303			0-3 K		0-0 G3			0-0 SH1-3 1B 1B		3	1	1	1	0	1	1					
Inning Stats	R: 0 E: 0 K: 0 S: 3	H: 0 LOB: 0 BB: 0 P: 3	R: 0 E: 0 K: 0 S: 4	H: 1 LOB: 0 BB: 0 P: 4	R: 0 E: 0 K: 2 S: 7	H: 0 LOB: 0 BB: 0 P: 7	R: 0 E: 1 K: 0 S: 4	H: 1 LOB: 1 BB: 0 P: 4	R: 0 E: 0 K: 0 S: 3	H: 0 LOB: 1 BB: 1 P: 7	R: 0 E: 0 K: 1 S: 5	H: 0 LOB: 0 BB: 0 P: 5	R: 0 E: 0 K: 2 S: 7	H: 0 LOB: 0 BB: 0 P: 7	R: 3 E: 0 K: 0 S: 7	H: 4 LOB: 2 BB: 1 P: 11		1B: 6 2B: 0 3B: 0 HR: 0	SF: 0 SAC: 1 DP: 0 HBP: 0	WP: 0 PB: 0 SB: 2 CS: 0	PA: 32
PITCHER Jim Palmer, R ERA: 3.32 Tippy Martinez, L ERA: 3.63 Sammy Stewart, R ERA: 4.13	IP: 7.0 WLS: L BF: 3	H: 3 R: 3 ER: 3 SO: 0	BB: 0 IBB: 0 HBP: 0 BLK: 0	WP: 0 HR: 0 S: 3 P: 37	ERA: 0.00 WHIP: 0.429											ERA: 0.00 WHIP: 1.000					

Batter	1	2	3	4	5	6	7	8	9	AB	R	H	RBI	BB	SO	LOB	TOP								
Willie Randolph, R OBP: 0.360, SLG: 0.329	G3		6-3			F8				4	1	1	0	1	0	1	New York Yankees @ Baltimore Orioles Memorial Stadium, Baltimore, MD Mon Sep 13 1982, 7:05 PM EDT Att: 18,892 - Unknown - 83 F								
Jerry Mumphrey, S OBP: 0.361, SLG: 0.426	1B		F7			F7			2B	5	1	1	1	0	1	4									
Ken Griffey, L OBP: 0.332, SLG: 0.417	L4			FC1-6	1B	K			3-1	5	0	1	0	0	2	5									
Dave Winfield, R OBP: 0.330, SLG: 0.563	K			6-3	1B	K			K	5	1	1	4	0	3	3									
Oscar Gamble, L OBP: 0.386, SLG: 0.536		E5		FC1-6	1B	4-3				4	0	1	0	0	0	1									
Graig Nettles, L OBP: 0.322, SLG: 0.420	L9		6-3						4-3	3	0	0	0	1	0	2									
Roy Smalley, S OBP: 0.352, SLG: 0.421	K								K	4	2	2	2	0	1	3									
Steve Balboni, R OBP: 0.250, SLG: 0.366	F7								F8	4	1	1	0	0	1	1									
Butch Wynegar, S OBP: 0.384, SLG: 0.370			6-3							3	1	2	0	0	0	0									
Lou Piniella, R OBP: 0.366, SLG: 0.462										1	0	0	0	0	1	0									
Bobby Ramos, R OBP: 0.091, SLG: 0.364										0	0	0	0	0	0	0									
Inning Stats	R: 0 E: 0 K: 1 S: 6	H: 1 LOB: 1 BB: 0 P: 6	R: 0 E: 1 K: 1 S: 6	H: 0 LOB: 1 BB: 0 P: 6	R: 0 E: 0 K: 0 S: 3	H: 0 LOB: 0 BB: 0 P: 3	R: 0 E: 0 K: 0 S: 4	H: 1 LOB: 1 BB: 0 P: 4	R: 5 E: 1 K: 1 S: 10	H: 5 LOB: 1 BB: 2 P: 18	R: 0 E: 0 K: 1 S: 6	H: 1 LOB: 0 BB: 0 P: 6	R: 0 E: 0 K: 2 S: 7	H: 0 LOB: 0 BB: 0 P: 7	R: 1 E: 0 K: 1 S: 6	H: 1 LOB: 0 BB: 0 P: 6	R: 0 E: 0 K: 2 S: 8	H: 1 LOB: 1 BB: 0 P: 8	1B: 6 2B: 1 3B: 0 HR: 3	SF: 0 SAC: 0 DP: 1 HBP: 0	WP: 0 PB: 0 SB: 2 CS: 0	PA: 40			
PITCHER	IP	WLS	BF	H	R	ER	SO	BB	IBB	HBP	BLK	WP	HR	S	P	ERA	WHIP								
Dennis Martinez, R ERA: 4.16	4.1		22	6	6	5	3	1	0	0	0	0	2	27	31	10.38	1.615								
Mike Boddicker, R ERA: 2.45	3.0	W	12	3	1	1	3	1	0	0	0	0	1	17	21	3.00	1.333								
Tippy Martinez, L ERA: 3.56	1.2	S	6	1	0	0	3	0	0	0	0	0	0	12	12	0.00	0.600								

Batter	1	2	3	4	5	6	7	8	9	AB	R	H	RBI	BB	SO	LOB	BOTTOM								
Al Bumbry, L OBP: 0.310, SLG: 0.340	F7		K	6-3		BB				3	0	0	0	1	1	3	New York Yankees @ Baltimore Orioles Memorial Stadium, Baltimore, MD Mon Sep 13 1982, 7:05 PM EDT Att: 18,892 - Unknown - 83 F								
Benny Ayala, R OBP: 0.318, SLG: 0.476						BB				1	0	1	1	0	0	0									
John Shelby, S OBP: 0.318, SLG: 0.476						1B				0	0	0	0	0	0	0									
Glenn Gulliver, L OBP: 0.371, SLG: 0.261			F8						F8	2	1	0	0	1	1	1									
Terry Crowley, L OBP: 0.364, SLG: 0.345										0	0	0	1	1	0	0									
Lenn Sakata, R OBP: 0.316, SLG: 0.366	1B					BB				1	0	0	0	0	0	2									
Ken Singleton, S OBP: 0.352, SLG: 0.389	4-3		6-3			F3			K	4	0	0	0	1	1	5									
Eddie Murray, S OBP: 0.387, SLG: 0.548				F9	1B	G4-3			F4	5	1	2	1	0	1	1									
John Lowenstein, L OBP: 0.402, SLG: 0.604										2	1	0	0	1	0	1									
Dan Ford, R OBP: 0.281, SLG: 0.367	4-3			1B	1B	4-3			F8	2	1	1	0	0	0	0									
Cal Ripken Jr., R OBP: 0.323, SLG: 0.478			K			1B				4	2	2	1	0	1	2									
Gary Roenicke, R OBP: 0.387, SLG: 0.521						1B				4	2	3	1	0	0	0									
Rick Dempsey, R OBP: 0.335, SLG: 0.349						1B				3	0	2	1	1	0	0									
Rich Dauer, R OBP: 0.331, SLG: 0.363						1B				2	0	1	2	0	0	2									
Inning Stats	R: 1 E: 0 K: 0 S: 4	H: 1 LOB: 1 BB: 1 P: 8	R: 0 E: 0 K: 1 S: 5	H: 0 LOB: 0 BB: 0 P: 5	R: 0 E: 0 K: 1 S: 6	H: 1 LOB: 1 BB: 0 P: 6	R: 2 E: 0 K: 0 S: 6	H: 3 LOB: 2 BB: 1 P: 10	R: 0 E: 0 K: 1 S: 4	H: 0 LOB: 0 BB: 1 P: 8	R: 2 E: 0 K: 0 S: 6	H: 3 LOB: 3 BB: 2 P: 14	R: 3 E: 0 K: 0 S: 7	H: 4 LOB: 2 BB: 1 P: 11	R: 0 E: 0 K: 2 S: 7	H: 0 LOB: 0 BB: 0 P: 7	1B: 10 2B: 1 3B: 1 HR: 0	SF: 2 SAC: 0 DP: 1 HBP: 0	WP: 0 PB: 0 SB: 0 CS: 0	PA: 41					
PITCHER	IP	WLS	BF	H	R	ER	SO	BB	IBB	HBP	BLK	WP	HR	S	P	ERA	WHIP								
Jay Howell, R ERA: 6.48	5.1		26	8	5	5	3	3	0	0	0	0	0	29	41	8.44	2.062								
Curt Kaufman, R ERA	0.1		3	0	0	0	0	2	0	0	0	0	0	1	9	0.00	6.000								
Dave LaRoche, L ERA: 3.42	0.2		3	1	1	1	0	0	0	0	0	0	0	3	3	13.50	1.500								
Rudy May, L ERA: 2.75	1.2	L	9	3	2	2	2	0	1	0	0	0	0	12	16	10.80	1.800								



Batter	1	2	3	4	5	6	7	8	9	AB	R	H	RBI	BB	SO	LOB	TOP								
Willie Randolph, R (1, 4) OBP: 0.362, SLG: 0.340	0-0 HR		0-0 HR 1B		0-0 6-3		0-0 2B		0-3 K	5	2	3	1	0	1	1	New York Yankees @ Baltimore Orioles Memorial Stadium, Baltimore, MD Tue Sep 14 1982, 7:05 PM EDT Unknown								
Lee Mazzilli, S (1, 10) OBP: 0.349, SLG: 0.386	0-0 4-3		0-0 HR		0-0 4-3 2B		0-3 K			4	1	2	3	0	1	1									
Jerry Mumphrey, S (1, 8) OBP: 0.362, SLG: 0.427	0-0 F8		0-0 1B		0-0 4-3			0-0 1B		4	0	2	0	0	0	1									
Dave Winfield, R (1, 7) OBP: 0.330, SLG: 0.559	4-0 BB		0-0 G6-4-3		0-3 K			0-0 G5-4-3		3	0	0	0	1	1	3									
Lou Piniella, R (1, 9) OBP: 0.362, SLG: 0.456 Ken Griffey, L (8, PH) OBP: 0.333, SLG: 0.417	0-0 F4		0-0 5-3		0-3 K			4-0 BB		3	0	0	0	0	1	1									
Steve Balboni, R (1, 3) OBP: 0.250, SLG: 0.356		0-0 F8		0-0 G6-4-3 1B		0-3 K		0-3 K		4	0	1	0	0	2	1									
Barry Evans, R (1, 5) OBP: 0.435, SLG: 0.333		0-0 F9		0-0 G6-4-3 1B		0-3 K		0-0 E6 SH2-4		4	0	1	0	0	1	0									
Rick Cerone, R (1, 2) OBP: 0.261, SLG: 0.283		0-0 F4		0-0 G6-4-3		0-0 5-3		0-0 SH2-4		3	0	0	0	0	0	2									
Andre Robertson, R (1, 6) OBP: 0.269, SLG: 0.310 Roy Smalley, S (9, PH) OBP: 0.351, SLG: 0.420			0-0 1B HR 2B		0-3 K		0-0 5-3		0-0 5-3	3	1	1	0	0	1	1									
Inning Stats	R: 1 E: 0 K: 0 S: 4	H: 1 LOB: 1 BB: 1 P: 8	R: 0 E: 0 K: 0 S: 3	H: 0 LOB: 0 BB: 0 P: 3	R: 3 E: 0 K: 0 S: 6	H: 4 LOB: 0 BB: 0 P: 6	R: 0 E: 0 K: 1 S: 6	H: 2 LOB: 1 BB: 0 P: 6	R: 0 E: 0 K: 3 S: 9	H: 0 LOB: 0 BB: 0 P: 9	R: 0 E: 0 K: 1 S: 6	H: 1 LOB: 1 BB: 0 P: 6	R: 0 E: 0 K: 1 S: 5	H: 1 LOB: 1 BB: 1 P: 9	R: 0 E: 1 K: 1 S: 6	H: 0 LOB: 1 BB: 0 P: 6	1B: 5 2B: 3 3B: 0 HR: 2	SF: 0 SAC: 1 DP: 3 HBP: 0	WP: 0 PB: 0 SB: 0 CS: 0	PA: 37					
PITCHER	IP	WLS	BF	H	R	ER	SO	BB	IBB	HBP	BLK	WP	HR	S	P	ERA	WHIP								
Scott McGregor, L (1, 1) ERA: 4.57	2.0		11	4	4	4	0	1	0	0	0	0	2	10	14	18.00	2.500								
John Flinn, R (3, 1) ERA:	6.0	W	22	6	0	0	7	1	0	0	0	0	0	35	39	0.00	1.167								
Tippy Martinez, L (9, 1) ERA: 3.51	1.0	S	4	0	0	0	1	0	0	0	0	0	0	6	6	0.00	0.000								

Batter	1	2	3	4	5	6	7	8	9	AB	R	H	RBI	BB	SO	LOB	BOTTOM								
John Shelby, S (1, 8) OBP: 0.250, SLG: 0.500	0-0 2B		0-0 2B		0-0 4-3		0-0 F6			4	0	2	0	0	0	1	New York Yankees @ Baltimore Orioles Memorial Stadium, Baltimore, MD Tue Sep 14 1982, 7:05 PM EDT Unknown								
Rich Dauer, R (1, 5) OBP: 0.330, SLG: 0.364 Mike Young, S (8, PR)	0-0 6-3		0-0 5-3		0-0 F4			0-0 1B 2B		4	0	1	0	0	0	3									
Glenn Gulliver, L (9, 5) OBP: 0.371, SLG: 0.261								0-0 1B 2B		0	1	0	0	0	0	0									
Cal Ripken Jr., R (1, 6) OBP: 0.323, SLG: 0.476	0-3 K		0-0 6-3		0-0 F9			0-0 1B 1B		4	1	1	0	0	1	2									
Eddie Murray, S (1, 3) OBP: 0.386, SLG: 0.546	0-0 1-3			0-0 F3		0-0 5-3		0-0 1B 1B		4	0	1	1	0	0	1									
Benny Ayala, R (1, 10) OBP: 0.333, SLG: 0.514		0-0 FC6 1B		0-3 K		0-0 HR		0-0 FC5-4 1B		4	1	3	2	0	1	0									
Gary Roenicke, R (1, 7) OBP: 0.383, SLG: 0.515		0-3 K		0-0 5-3		0-0 F4		0-3 K		4	0	0	0	0	2	3									
Rick Dempsey, R (1, 2) OBP: 0.331, SLG: 0.344		0-0 F9			0-0 4-3		0-0 F8	0-0 F9		4	0	0	0	0	0	3									
Dan Ford, R (1, 9) OBP: 0.283, SLG: 0.379		0-0 FC6			0-0 1B 2B		0-0 HR	0-0 FC5-4		4	2	2	1	0	0	3									
Lenn Sakata, R (1, 4) OBP: 0.318, SLG: 0.366			0-0 5-3		0-0 E7 1B		0-0 1-3			3	0	1	1	0	0	0									
Inning Stats	R: 0 E: 0 K: 1 S: 6	H: 1 LOB: 0 BB: 0 P: 6	R: 0 E: 0 K: 1 S: 6	H: 1 LOB: 0 BB: 0 P: 6	R: 0 E: 0 K: 1 S: 5	H: 0 LOB: 0 BB: 0 P: 5	R: 1 E: 0 K: 0 S: 4	H: 2 LOB: 0 BB: 0 P: 4	R: 1 E: 0 K: 1 S: 9	H: 4 LOB: 2 BB: 0 P: 9	R: 2 E: 0 K: 1 S: 4	H: 4 LOB: 0 BB: 0 P: 9	R: 2 E: 0 K: 1 S: 9	H: 4 LOB: 2 BB: 0 P: 9	R: 2 E: 0 K: 1 S: 9	H: 4 LOB: 0 BB: 0 P: 9	1B: 5 2B: 4 3B: 0 HR: 2	SF: 0 SAC: 0 DP: 0 HBP: 0	WP: 0 PB: 0 SB: 0 CS: 0	PA: 35					
PITCHER	IP	WLS	BF	H	R	ER	SO	BB	IBB	HBP	BLK	WP	HR	S	P	ERA	WHIP								
Shane Rawley, L (1, 1) ERA: 3.9	7.0	L	30	9	5	5	3	0	0	0	0	0	2	36	36	6.43	1.286								
Rudy May, L (8, 1) ERA: 2.72	1.0		5	2	0	0	1	0	0	0	0	0	0	7	7	0.00	2.000								

Batter	1	2	3	4	5	6	7	8	9	AB	R	H	RBI	BB	SO	LOB	TOP		
Willie Randolph, R (1,4) OBP: 0.363, SLG: 0.340										3	1	1	0	1	0	0	New York Yankees @ Baltimore Orioles Memorial Stadium, Baltimore, MD Tue Sep 14 1982, 7:05 PM EDT Att: 28,094 - Unknown		
Jerry Mumphrey, S (1,8) OBP: 0.363, SLG: 0.430										4	1	2	1	0	0	1			
Ken Griffey, L (1,9) OBP: 0.333, SLG: 0.416										4	0	1	0	0	1	1			
Roy Smalley, S (1,5) OBP: 0.352, SLG: 0.420										3	0	1	0	1	1	2			
Graig Nettles, L (1,10) OBP: 0.319, SLG: 0.415										4	0	0	0	0	2	5			
John Mayberry, L (1,3) OBP: 0.328, SLG: 0.368										3	0	1	1	0	2	2			
Lee Mazzilli, S (9, PH) OBP: 0.348, SLG: 0.385										1	0	0	0	0	0	0			
Butch Wynegar, S (1,2) OBP: 0.379, SLG: 0.365										4	0	0	0	0	2	2			
Dave Collins, S (1,7) OBP: 0.314, SLG: 0.323										3	0	0	0	0	1	0			
Lou Piniella, R (9, PH) OBP: 0.394, SLG: 0.458										1	0	1	0	0	0	0			
Andre Robertson, R (1,6) OBP: 0.272, SLG: 0.351										3	1	1	1	0	0	0			
Dave Winfield, R (9, PH) OBP: 0.329, SLG: 0.558										1	0	0	0	0	0	1			
Inning Stats	R: 2 H: 2 E: 0 K: 3 S: 11	H: 2 LOB: 2 BB: 2 P: 19	R: 0 H: 0 E: 0 K: 0 S: 3	H: 0 LOB: 0 BB: 0 P: 3	R: 0 H: 2 E: 0 K: 2 S: 9	H: 2 LOB: 2 BB: 0 P: 9	R: 0 H: 0 E: 0 K: 0 S: 3	H: 0 LOB: 0 BB: 0 P: 3	R: 0 H: 1 E: 0 K: 0 S: 3	H: 1 LOB: 0 BB: 0 P: 7	R: 1 H: 1 E: 0 K: 1 S: 6	H: 1 LOB: 0 BB: 0 P: 6	R: 0 H: 1 E: 0 K: 0 S: 4	H: 1 LOB: 1 BB: 0 P: 4	R: 0 H: 1 E: 0 K: 1 S: 6	H: 1 LOB: 1 BB: 0 P: 6	1B: 6 2B: 1 3B: 0 HR: 1	SF: 0 SAC: 0 DP: 1 HBP: 0	WP: 0 PA: 36 SB: 0 CS: 0
PITCHER	IP WLS BF H R ER SO BB IBB HBP BLK WP HR S P ERA WHIP																		
Storm Davis, R (1,1) ERA: 3.13	7.0 W 28 6 3 3 8 2 0 0 0 0 1 42 50 3.86 1.143																		
Tippy Martinez, L (8,1) ERA: 3.43	2.0 S 8 2 0 0 1 0 0 0 0 0 0 10 10 0.00 1.000																		

Batter	1	2	3	4	5	6	7	8	9	AB	R	H	RBI	BB	SO	LOB	BOTTOM		
Al Bumbry, L (1,8) OBP: 0.310, SLG: 0.338										3	0	0	0	1	0	0	New York Yankees @ Baltimore Orioles Memorial Stadium, Baltimore, MD Tue Sep 14 1982, 7:05 PM EDT Att: 28,094 - Unknown		
Lenn Sakata, R (8,4) OBP: 0.318, SLG: 0.366										0	0	0	0	0	0	0			
Glenn Culliver, L (1,5) OBP: 0.375, SLG: 0.272										3	1	1	0	1	0	1			
Rick Dempsey, R (8,2) OBP: 0.331, SLG: 0.344										0	0	0	0	0	0	0			
Ken Singleton, S (1,10) OBP: 0.351, SLG: 0.390										4	1	1	0	0	0	2			
Eddie Murray, S (1,3) OBP: 0.385, SLG: 0.542										3	1	0	0	0	1	1			
John Lowenstein, L (1,7) OBP: 0.403, SLG: 0.600										2	1	0	1	2	1	0			
Cal Ripken Jr., R (1,6) OBP: 0.323, SLG: 0.481										3	1	1	4	0	1	1			
Gary Roenicke, R (1,9) OBP: 0.380, SLG: 0.511										3	0	0	0	0	2	1			
Joe Nolan, L (1,2) OBP: 0.264, SLG: 0.343										3	0	0	0	0	0	1			
John Shelby, S (8,8) OBP: 0.250, SLG: 0.500										0	0	0	0	0	0	0			
Rich Dauer, R (1,4) OBP: 0.328, SLG: 0.362										3	0	0	0	0	1	0			
Inning Stats	R: 0 H: 0 E: 0 K: 1 S: 5	H: 0 LOB: 1 BB: 1 P: 9	R: 0 H: 0 E: 0 K: 2 S: 7	H: 0 LOB: 1 BB: 1 P: 11	R: 0 H: 1 E: 0 K: 0 S: 4	H: 1 LOB: 1 BB: 0 P: 4	R: 0 H: 0 E: 0 K: 1 S: 5	H: 0 LOB: 0 BB: 0 P: 5	R: 0 H: 0 E: 0 K: 1 S: 5	H: 0 LOB: 0 BB: 0 P: 5	R: 5 H: 2 E: 0 K: 1 S: 7	H: 2 LOB: 2 BB: 2 P: 16	R: 0 H: 0 E: 0 K: 0 S: 3	H: 0 LOB: 0 BB: 0 P: 3	R: 0 H: 0 E: 0 K: 0 S: 3	H: 0 LOB: 0 BB: 0 P: 3	1B: 0 2B: 2 3B: 0 HR: 1	SF: 0 SAC: 0 DP: 0 HBP: 1	WP: 0 PA: 32 SB: 1 CS: 0
PITCHER	IP WLS BF H R ER SO BB IBB HBP BLK WP HR S P ERA WHIP																		
Mike Morgan, R (1,1) ERA: 4.39	5.1 L 24 3 5 5 5 4 0 0 0 0 0 29 46 8.44 1.312																		
George Frazier, R (6,1) ERA: 3.61	2.2 8 0 0 0 1 0 0 0 0 0 0 10 10 0.00 0.000																		



Batter	1	2	3	4	5	6	7	8	9	AB	R	H	RBI	BB	SO	LOB	TOP						
Willie Randolph, R (1,4) OBP: 0.367, SLG: 0.345										4	0	3	0	1	0	0	New York Yankees @ Baltimore Orioles Memorial Stadium, Baltimore, MD Wed Sep 15 1982, 7:05 PM EDT Att: 22,861 - Unknown						
Jerry Mumphrey, S (1,8) OBP: 0.366, SLG: 0.429										3	0	1	0	2	0	2							
Ken Griffey, L (1,9) OBP: 0.331, SLG: 0.413										3	0	0	0	0	0	5							
Dave Collins, S (5,9) OBP: 0.312, SLG: 0.321										2	0	0	0	0	1	3							
Dave Winfield, R (1,7) OBP: 0.328, SLG: 0.560										5	1	1	1	0	0	3							
Lou Piniella, R (1,10) OBP: 0.368, SLG: 0.461										3	2	2	0	0	0	0							
Lee Mazzilli, S (7,PH) OBP: 0.352, SLG: 0.387										1	0	1	0	1	0	0							
Roy Smalley, S (1,5) OBP: 0.355, SLG: 0.434										4	2	2	4	1	0	1							
Steve Balboni, R (1,3) OBP: 0.264, SLG: 0.347										4	0	1	0	1	2	3							
Rick Cerone, R (1,2) OBP: 0.258, SLG: 0.280										3	0	0	0	0	0	3							
Butch Wynegar, S (7,PH) OBP: 0.377, SLG: 0.362										2	0	0	0	0	0	3							
Andre Robertson, R (1,6) OBP: 0.262, SLG: 0.338										3	0	0	0	0	2	1							
Graig Nettles, L (7,PH) OBP: 0.318, SLG: 0.414										1	0	0	0	0	0	2							
Barry Evans, R (7,6) OBP: 0.435, SLG: 0.333										0	0	0	0	0	0	0							
Inning Stats	R: 0 E: 0 K: 0 S: 3	H: 1 LOB: 0 BB: 0 P: 3	R: 0 E: 1 K: 0 S: 4	H: 0 LOB: 2 BB: 1 P: 8	R: 0 E: 0 K: 1 S: 6	H: 1 LOB: 1 BB: 0 P: 6	R: 3 E: 0 K: 1 S: 9	H: 4 LOB: 3 BB: 2 P: 17	R: 2 E: 0 K: 1 S: 7	H: 2 LOB: 0 BB: 0 P: 7	R: 0 E: 0 K: 1 S: 6	H: 1 LOB: 2 BB: 1 P: 10	R: 0 E: 0 K: 1 S: 6	H: 1 LOB: 1 BB: 0 P: 10	R: 0 E: 0 K: 0 S: 4	H: 1 LOB: 1 BB: 0 P: 4	R: 0 E: 0 K: 0 S: 3	H: 0 LOB: 1 BB: 1 P: 7	1B: 7 2B: 1 3B: 0 HR: 3	SF: 0 SAC: 0 DP: 1 HBP: 0	WP: 0 PB: 0 SB: 1 CS: 0	PA: 44	
PITCHER	IP WLS BF H R ER SO BB IBB HBP BLK WP HR S P ERA WHIP	IP WLS BF H R ER SO BB IBB HBP BLK WP HR S P ERA WHIP	IP WLS BF H R ER SO BB IBB HBP BLK WP HR S P ERA WHIP	IP WLS BF H R ER SO BB IBB HBP BLK WP HR S P ERA WHIP	IP WLS BF H R ER SO BB IBB HBP BLK WP HR S P ERA WHIP	IP WLS BF H R ER SO BB IBB HBP BLK WP HR S P ERA WHIP	IP WLS BF H R ER SO BB IBB HBP BLK WP HR S P ERA WHIP	IP WLS BF H R ER SO BB IBB HBP BLK WP HR S P ERA WHIP	IP WLS BF H R ER SO BB IBB HBP BLK WP HR S P ERA WHIP	IP WLS BF H R ER SO BB IBB HBP BLK WP HR S P ERA WHIP	IP WLS BF H R ER SO BB IBB HBP BLK WP HR S P ERA WHIP	IP WLS BF H R ER SO BB IBB HBP BLK WP HR S P ERA WHIP	IP WLS BF H R ER SO BB IBB HBP BLK WP HR S P ERA WHIP	IP WLS BF H R ER SO BB IBB HBP BLK WP HR S P ERA WHIP	IP WLS BF H R ER SO BB IBB HBP BLK WP HR S P ERA WHIP	IP WLS BF H R ER SO BB IBB HBP BLK WP HR S P ERA WHIP	IP WLS BF H R ER SO BB IBB HBP BLK WP HR S P ERA WHIP	IP WLS BF H R ER SO BB IBB HBP BLK WP HR S P ERA WHIP	IP WLS BF H R ER SO BB IBB HBP BLK WP HR S P ERA WHIP	IP WLS BF H R ER SO BB IBB HBP BLK WP HR S P ERA WHIP	IP WLS BF H R ER SO BB IBB HBP BLK WP HR S P ERA WHIP	IP WLS BF H R ER SO BB IBB HBP BLK WP HR S P ERA WHIP	IP WLS BF H R ER SO BB IBB HBP BLK WP HR S P ERA WHIP

AB 38
R 5
H 11
RBI 5
BB 6
SO 5
LOB 26



Batter	1	2	3	4	5	6	7	8	9	AB	R	H	RBI	BB	SO	LOB	BOTTOM						
Lenn Sakata, R (1,4) OBP: 0.316, SLG: 0.363										5	1	1	0	0	0	4	New York Yankees @ Baltimore Orioles Memorial Stadium, Baltimore, MD Wed Sep 15 1982, 7:05 PM EDT Att: 22,861 - Unknown						
Dan Ford, R (1,9) OBP: 0.287, SLG: 0.385										4	2	3	1	0	0	0							
Cal Ripken Jr., R (1,6) OBP: 0.322, SLG: 0.482										3	1	1	3	0	0	1							
Eddie Murray, S (1,3) OBP: 0.387, SLG: 0.548										4	2	3	1	0	0	0							
Benny Ayala, R (1,7) OBP: 0.328, SLG: 0.505										2	0	0	0	0	0	0							
John Lowenstein, L (6,PH) OBP: 0.404, SLG: 0.599										2	1	1	1	0	0	2							
Gary Roenicke, R (1,8) OBP: 0.384, SLG: 0.511										2	0	1	0	2	0	1							
Ken Singleton, S (1,10) OBP: 0.350, SLG: 0.388										3	0	0	0	1	0	3							
Rick Dempsey, R (1,2) OBP: 0.331, SLG: 0.344										3	0	1	0	0	1	0							
Joe Nolan, L (6,PR) OBP: 0.287, SLG: 0.343										0	0	0	0	1	0	0							
Rich Dauer, R (1,5) OBP: 0.328, SLG: 0.362										3	1	1	1	0	0	2							
Inning Stats	R: 2 E: 1 K: 0 S: 5	H: 2 LOB: 1 BB: 0 P: 5	R: 0 E: 0 K: 1 S: 4	H: 0 LOB: 0 BB: 1 P: 8	R: 0 E: 0 K: 0 S: 3	H: 0 LOB: 0 BB: 0 P: 3	R: 0 E: 0 K: 0 S: 3	H: 0 LOB: 0 BB: 0 P: 3	R: 0 E: 0 K: 0 S: 3	H: 1 LOB: 0 BB: 0 P: 3	R: 6 E: 0 K: 0 S: 10	H: 7 LOB: 2 BB: 1 P: 14	R: 0 E: 0 K: 0 S: 4	H: 2 LOB: 1 BB: 0 P: 4	R: 0 E: 0 K: 0 S: 3	H: 0 LOB: 2 BB: 2 P: 11	R: 0 E: 0 K: 0 S: 3	H: 0 LOB: 1 BB: 1 P: 7	1B: 8 2B: 5 3B: 0 HR: 0	SF: 2 SAC: 0 DP: 3 HBP: 0	WP: 0 PB: 1 SB: 2 CS: 0	PA: 37	
PITCHER	IP WLS BF H R ER SO BB IBB HBP BLK WP HR S P ERA WHIP	IP WLS BF H R ER SO BB IBB HBP BLK WP HR S P ERA WHIP	IP WLS BF H R ER SO BB IBB HBP BLK WP HR S P ERA WHIP	IP WLS BF H R ER SO BB IBB HBP BLK WP HR S P ERA WHIP	IP WLS BF H R ER SO BB IBB HBP BLK WP HR S P ERA WHIP	IP WLS BF H R ER SO BB IBB HBP BLK WP HR S P ERA WHIP	IP WLS BF H R ER SO BB IBB HBP BLK WP HR S P ERA WHIP	IP WLS BF H R ER SO BB IBB HBP BLK WP HR S P ERA WHIP	IP WLS BF H R ER SO BB IBB HBP BLK WP HR S P ERA WHIP	IP WLS BF H R ER SO BB IBB HBP BLK WP HR S P ERA WHIP	IP WLS BF H R ER SO BB IBB HBP BLK WP HR S P ERA WHIP	IP WLS BF H R ER SO BB IBB HBP BLK WP HR S P ERA WHIP	IP WLS BF H R ER SO BB IBB HBP BLK WP HR S P ERA WHIP	IP WLS BF H R ER SO BB IBB HBP BLK WP HR S P ERA WHIP	IP WLS BF H R ER SO BB IBB HBP BLK WP HR S P ERA WHIP	IP WLS BF H R ER SO BB IBB HBP BLK WP HR S P ERA WHIP	IP WLS BF H R ER SO BB IBB HBP BLK WP HR S P ERA WHIP	IP WLS BF H R ER SO BB IBB HBP BLK WP HR S P ERA WHIP	IP WLS BF H R ER SO BB IBB HBP BLK WP HR S P ERA WHIP	IP WLS BF H R ER SO BB IBB HBP BLK WP HR S P ERA WHIP	IP WLS BF H R ER SO BB IBB HBP BLK WP HR S P ERA WHIP	IP WLS BF H R ER SO BB IBB HBP BLK WP HR S P ERA WHIP	IP WLS BF H R ER SO BB IBB HBP BLK WP HR S P ERA WHIP


AB 31
R 8
H 12
RBI 7
BB 4
SO 1
LOB 13



Batter	1	2	3	4	5	6	7	8	9	AB	R	H	RBI	BB	SO	LOB	TOP			
Willie Randolph, R (1,4) OBP: 0.366, SLG: 0.345	F8		3-1		F9		1-2 1B			4	0	1	0	0	0	1	New York Yankees @ Baltimore Orioles Memorial Stadium, Baltimore, MD Thu Sep 16 1982, 7:05 PM EDT Att: 25,089 - Unknown			
Jerry Mumphy, S (1,8) OBP: 0.365, SLG: 0.426	4-3		4-3		1-2 BB		F7			3	0	0	0	1	0	2				
Ken Griffey, L (1,9) OBP: 0.328, SLG: 0.409	K			4-3	F6			F6		4	0	0	0	0	1	2				
Dave Winfield, R (1,7) OBP: 0.329, SLG: 0.566		HR		1B 1B	F9			L8		4	1	2	1	0	0	0				
Lee Mazzilli, S (1,10) OBP: 0.348, SLG: 0.382	F5			L1	3-1			F8		4	0	0	0	0	0	1				
Steve Balboni, R (1,3) OBP: 0.281, SLG: 0.346		BB		1-3 1B	F7			F9		3	0	1	0	1	0	0				
Barry Evans, R (1,5) OBP: 0.370, SLG: 0.273	K		3-4-3		L5			K		4	0	0	0	0	2	3				
Rick Cerone, R (1,2) OBP: 0.255, SLG: 0.277 (9, PH) Bobby Murcer, L (9, PH) OBP: 0.298, SLG: 0.418	F7			6-3	F7			F3		3	0	0	0	0	0	1				
Andre Robertson, R (1,6) OBP: 0.276, SLG: 0.350			F7		BB 1B			BB 1B		1	0	0	0	0	0	0				
Inning Stats	R: 0 E: 0 K: 1 S: 5	H: 0 LOB: 0 BB: 0 P: 5	R: 1 E: 0 K: 1 S: 6	H: 1 LOB: 1 BB: 1 P: 10	R: 0 E: 0 K: 0 S: 3	H: 0 LOB: 0 BB: 0 P: 3	R: 0 E: 0 K: 0 S: 5	H: 2 LOB: 2 BB: 0 P: 5	R: 0 E: 0 K: 0 S: 4	H: 1 LOB: 2 BB: 1 P: 8	R: 0 E: 0 K: 0 S: 3	H: 0 LOB: 0 BB: 0 P: 3	R: 0 E: 0 K: 0 S: 5	H: 2 LOB: 2 BB: 0 P: 5	R: 0 E: 0 K: 1 S: 5	H: 0 LOB: 0 BB: 0 P: 5	1B: 5 2B: 0 3B: 0 HR: 1	SF: 0 SAC: 0 DP: 0 HBP: 0	WP: 0 PB: 0 SB: 0 CS: 0	PA: 35
PITCHER Jim Palmer, R (1,1) ERA: 3.22	IP: 9.0 WLS: W BF: 35 H: 6 R: 1 ER: 1 SO: 3 BB: 2 IBB: 0 HBP: 0 BLK: 0 WP: 0 HR: 1 S: 39 P: 47 ERA: 1.00 WHIP: 0.889																			

Batter	1	2	3	4	5	6	7	8	9	AB	R	H	RBI	BB	SO	LOB	BOTTOM			
John Shelby, S (1,8) OBP: 0.333, SLG: 0.500	E7 1B	K			F9		4-3 SH2-4 1B			4	1	2	0	0	1	1	New York Yankees @ Baltimore Orioles Memorial Stadium, Baltimore, MD Thu Sep 16 1982, 7:05 PM EDT Att: 25,089 - Unknown			
Rich Dauer, R (1,5) OBP: 0.328, SLG: 0.360	1B 1B BB		F9		4-3		SH2-4			2	1	0	0	1	0	0				
Cal Ripken Jr., R (1,6) OBP: 0.320, SLG: 0.479	K		6-3		K		4-3			4	0	0	0	0	2	3				
Eddie Murray, S (1,3) OBP: 0.388, SLG: 0.548	S 1B 1-2 2H 1B		F9		SH1-4 HBP E 1B		5-3			4	1	2	1	0	0	1				
Gary Roenicke, R (1,7) OBP: 0.389, SLG: 0.512	G6-4-3 1-2 2H 1B			1B BB		E SH1-4 HBP		PB BB		1	0	1	1	2	0	0				
Dan Ford, R (1,9) OBP: 0.287, SLG: 0.384	G6-4-3 1-2 2-3			1-2 1B		SH1-4 1-2 2-3		F8		3	0	1	0	0	0	3				
Ken Singleton, S (1,10) OBP: 0.349, SLG: 0.386		6-3		K		4-3		G6-4-3 IBB		3	0	0	0	1	1	4				
Lenn Sakata, R (1,4) OBP: 0.315, SLG: 0.360		WP 5-3 BB		K		E6 2-3 3-H		G6-4-3 1-2		3	0	0	0	1	1	5				
Rick Dempsey, R (1,2) OBP: 0.329, SLG: 0.341		5-3 1-2		3-1		F7				3	0	0	0	0	0	5				
Inning Stats	R: 2 E: 1 K: 1 S: 7	H: 3 LOB: 1 BB: 1 P: 11	R: 0 E: 0 K: 1 S: 5	H: 0 LOB: 1 BB: 1 P: 9	R: 0 E: 0 K: 0 S: 3	H: 0 LOB: 0 BB: 0 P: 3	R: 0 E: 0 K: 2 S: 8	H: 1 LOB: 2 BB: 1 P: 12	R: 0 E: 0 K: 1 S: 5	H: 0 LOB: 0 BB: 0 P: 5	R: 1 E: 1 K: 0 S: 5	H: 1 LOB: 2 BB: 0 P: 6	R: 0 E: 0 K: 0 S: 4	H: 1 LOB: 1 BB: 0 P: 4	R: 0 E: 0 K: 0 S: 2	H: 0 LOB: 1 BB: 2 P: 10	1B: 6 2B: 0 3B: 0 HR: 0	SF: 0 SAC: 2 DP: 2 HBP: 1	WP: 1 PB: 1 SB: 1 CS: 0	PA: 35
PITCHER Dave Righetti, L (1,1) ERA: 3.84	IP: 8.0 WLS: L BF: 35 H: 6 R: 3 ER: 2 SO: 5 BB: 4 IBB: 1 HBP: 1 BLK: 0 WP: 1 HR: 0 S: 39 P: 60 ERA: 2.25 WHIP: 1.250																			

AB 33
R 1
H 6
RBI 1
BB 2
SO 3
LOB 10



AB 27
R 3
H 6
RBI 2
BB 5
SO 5
LOB 22



Batter	1	2	3	4	5	6	7	8	9	AB	R	H	RBI	BB	SO	LOB	TOP
Alan Bannister, R OBP: 0.347, SLG: 0.350 (1, 7)	0-0 6-3			0-0 FC6-4 1B	0-0 6-3			0-0 4-3		4	0	1	0	0	0	1	Cleveland Indians @ Baltimore Orioles Memorial Stadium, Baltimore, MD Sat Sep 18 1982, 7:05 PM EDT Att: 23,172 - Unknown
Larry Milbourne, S OBP: 0.290, SLG: 0.332 (1, 4)	0-0 P4			0-0 FC6-4 BB 1-2			0-0 1-3	0-0 1B		4	0	1	0	0	0	1	
Toby Harrah, R OBP: 0.407, SLG: 0.514 Jerry Dymbzinski, R OBP: 0.307, SLG: 0.279 (8, 5)	0-0 F7			0-0 BB 1-2			0-0 1B	0-0 1B		4	0	3	0	0	0	0	
Andre Thornton, R OBP: 0.397, SLG: 0.509 (1, 10)		0-0 6-3		0-0 F3			0-0 F8	0-0 6-3		4	0	0	0	0	0	5	
Mike Hargrove, L OBP: 0.370, SLG: 0.323 (1, 3)		0-0 3-1		4-0 BB 1-2 2-3			0-0 L9		0-0 F7	3	0	0	0	1	0	1	
Chris Bando, S OBP: 0.299, SLG: 0.304 Kevin Rhomberg, R OBP: 0.500, SLG: 0.778 (9, PR)		0-0 6-3		0-0 F8			0-0 F8		4-0 BB 4-3 HR	3	0	0	0	1	0	3	
Rick Manning, L OBP: 0.342, SLG: 0.362 (1, 8)			0-3 K		0-0 4-3		0-0 F6		0-0 4-3	4	0	0	0	0	1	1	
Von Hayes, L OBP: 0.308, SLG: 0.401 (1, 9)			0-0 1-3		1-0 HBP		0-0 F7		0-0 HR	3	1	1	2	0	0	0	
Mike Fischlin, R OBP: 0.349, SLG: 0.301 Miguel Dilone, S OBP: 0.286, SLG: 0.306 (9, PH)			0-0 F7		0-0 F9			0-3 K	0-3 K	3	0	0	0	0	1	1	
Inning Stats	R: 0 E: 0 K: 0 S: 3	H: 0 LOB: 0 BB: 0 P: 3	R: 0 E: 0 K: 0 S: 3	H: 0 LOB: 0 BB: 0 P: 3	R: 0 E: 0 K: 1 S: 5	H: 2 LOB: 3 BB: 0 P: 9	R: 0 E: 0 K: 0 S: 3	H: 0 LOB: 1 BB: 0 P: 4	R: 0 E: 0 K: 0 S: 3	H: 0 LOB: 0 BB: 0 P: 3	R: 0 E: 0 K: 1 S: 7	H: 2 LOB: 2 BB: 0 P: 7	R: 2 E: 0 K: 1 S: 6	H: 1 LOB: 1 BB: 1 P: 10	1B: 5 2B: 0 3B: 0 HR: 1	SF: 0 SAC: 0 DP: 0 HBP: 1	
PITCHER	IP WLS BF H R ER SO BB IBB HBP BLK WP HR S P ERA WHIP	IP WLS BF H R ER SO BB IBB HBP BLK WP HR S P ERA WHIP															
Scott McGregor, L ERA: 4.42 (1, 1)	7.0 W 26 3 0 0 1	2.0 L 10 3 2 2 2															
Storm Davis, R ERA: 3.26 (8, 1)	2.0 L 10 3 2 2 2	7.0 W 26 3 0 0 1															

Batter	1	2	3	4	5	6	7	8	9	AB	R	H	RBI	BB	SO	LOB	BOTTOM
Al Bumbry, L OBP: 0.307, SLG: 0.335 John Shelby, S OBP: 0.333, SLG: 0.500 (8, 8)	0-0 L5	0-0 6-3		0-0 4-3				0-0 4-3		4	0	0	0	0	0	0	Cleveland Indians @ Baltimore Orioles Memorial Stadium, Baltimore, MD Sat Sep 18 1982, 7:05 PM EDT Att: 23,172 - Unknown
Glenn Culliver, L OBP: 0.382, SLG: 0.269 (1, 5)	4-0 BB 2B BB	0-0 F6			0-0 1B 1B			0-0 L7		3	2	1	0	1	0	0	
Ken Singleton, S OBP: 0.350, SLG: 0.384 (1, 10)	4-0 1-2 2B BB	0-0 1B			0-0 F4			0-0 F7		3	1	1	0	1	0	1	
Eddie Murray, S OBP: 0.390, SLG: 0.544 (1, 3)	4-0 2B 2B BB	0-0 1-3			0-0 FC6-5 1B			4-0 BB		2	1	1	0	2	0	1	
John Lowenstein, L OBP: 0.409, SLG: 0.601 (1, 7)	0-0 1-3 2H 3H 2B			0-0 L5				0-0 FC6-5 1B		4	1	2	3	0	1	1	
Cal Ripken Jr., R OBP: 0.318, SLG: 0.473 (1, 6)	0-0 5-3			0-0 L4				0-0 FC6-5 1B		4	0	0	0	0	1	4	
Gary Roenicke, R OBP: 0.394, SLG: 0.515 (1, 9)	0-0 2B			4-0 CS BB				0-0 5-3		2	0	1	2	2	0	2	
Joe Nolan, L OBP: 0.272, SLG: 0.348 (1, 2)	4-0 BB			0-0 CS				0-0 K		3	0	2	0	1	1	0	
Rich Dauer, R OBP: 0.325, SLG: 0.355 (1, 4)	0-3 K			0-0 G6-4-3 1B				0-0 F9		4	0	0	0	0	1	5	
Inning Stats	R: 4 E: 0 K: 1 S: 7	H: 2 LOB: 2 BB: 4 P: 23	R: 0 E: 0 K: 0 S: 4	H: 1 LOB: 0 BB: 0 P: 4	R: 0 E: 0 K: 0 S: 2	H: 0 LOB: 0 BB: 1 P: 6	R: 0 E: 0 K: 0 S: 3	H: 1 LOB: 0 BB: 0 P: 3	R: 1 E: 0 K: 0 S: 6	H: 3 LOB: 2 BB: 0 P: 6	R: 0 E: 0 K: 1 S: 5	H: 0 LOB: 0 BB: 1 P: 5	R: 0 E: 0 K: 1 S: 5	H: 1 LOB: 1 BB: 1 P: 9	1B: 5 2B: 4 3B: 0 HR: 0	SF: 0 SAC: 0 DP: 2 HBP: 0	
PITCHER	IP WLS BF H R ER SO BB IBB HBP BLK WP HR S P ERA WHIP	IP WLS BF H R ER SO BB IBB HBP BLK WP HR S P ERA WHIP															
Bud Anderson, R ERA: 3.34 (1, 1)	5.0 L 25 7 5 5 1	2.0 L 7 0 0 0 2															
Jerry Reed, R ERA: 3.66 (6, 1)	2.0 L 7 0 0 0 2	5.0 W 25 7 5 5 1															
Sandy Whitol, R ERA: 9.0 (8, 1)	1.0 L 4 1 0 0 1	2.0 L 7 0 0 0 2															

Batter	1	2	3	4	5	6	7	8	9	10	AB	R	H	RBI	BB	SO	LOB	TOP	
Alan Bannister, R OBP: 0.348, SLG: 0.351 (1, 7)											5	0	2	0	0	0	1		
Larry Milbourne, S OBP: 0.289, SLG: 0.331 (1, 4)											5	0	1	0	0	0	3		
Toby Harrah, R OBP: 0.406, SLG: 0.513 (1, 5)											4	0	1	0	0	1	1		
Andre Thornton, R OBP: 0.394, SLG: 0.506 (1, 10)											4	0	0	0	0	0	1		
Mike Hargrove, L OBP: 0.369, SLG: 0.323 (1, 3)											4	0	1	0	0	1	1		
Bill Nahorodny, R OBP: 0.250, SLG: 0.446 (1, 2)											4	1	1	1	0	0	1		
Ron Hassey, L OBP: 0.337, SLG: 0.336 (9, 2)											0	0	0	0	0	0	0		
Rick Manning, L OBP: 0.343, SLG: 0.364 (1, 8)											3	1	1	0	1	0	0		
Von Hayes, L OBP: 0.307, SLG: 0.400 (1, 9)											4	0	1	1	0	1	1		
Mike Fischlin, R OBP: 0.351, SLG: 0.301 (1, 6)											3	0	1	0	1	0	2		
Inning Stats	R: 0 E: 0 K: 0 S: 3	H: 1 LOB: 0 BB: 0 P: 3	R: 2 E: 0 K: 0 S: 6	H: 3 LOB: 1 BB: 0 P: 6	R: 0 E: 0 K: 1 S: 5	H: 1 LOB: 0 BB: 0 P: 5	R: 0 E: 0 K: 0 S: 3	H: 0 LOB: 0 BB: 0 P: 3	R: 0 E: 0 K: 1 S: 6	H: 1 LOB: 1 BB: 1 P: 6	R: 0 E: 0 K: 0 S: 3	H: 0 LOB: 0 BB: 0 P: 3	R: 0 E: 0 K: 0 S: 3	H: 1 LOB: 0 BB: 0 P: 3	R: 0 E: 0 K: 1 S: 7	H: 2 LOB: 2 BB: 0 P: 7	1B: 7 2B: 1 3B: 0 HR: 1	SF: 0 SAC: 0 DP: 2 HBP: 0	WP: 0 PA: 38 PB: 0 SB: 0 CS: 0
PITCHER Mike Flanagan, L ERA: 3.58 (1, 1)	IP: 10.0 WLS: W BF: 38 H: 9 R: 2 ER: 2 SO: 3 BB: 2 IBB: 0 HBP: 0 BLK: 0 WP: 0 HR: 1 S: 42 P: 50 ERA: 1.80 WHIP: 1.100																		

Cleveland Indians @ Baltimore Orioles
Memorial Stadium, Baltimore, MD
Sun Sep 19 1982, 3:33 AM EDT
Att. 41,127 - Unknown - 70 F

AB 36
R 2
H 9
RBI 2
BB 2
SO 3
LOB 11

C

Batter	1	2	3	4	5	6	7	8	9	10	AB	R	H	RBI	BB	SO	LOB	BOTTOM			
John Shelby, S OBP: 0.389, SLG: 0.500 (1, 8)											6	1	3	0	0	1	4				
Rich Dauer, R OBP: 0.326, SLG: 0.361 (1, 5)											5	1	2	2	0	0	3				
Cal Ripken Jr., R OBP: 0.322, SLG: 0.474 (1, 6)											3	1	2	0	2	1	1				
Eddie Murray, S OBP: 0.392, SLG: 0.544 (1, 3)											4	0	2	1	1	0	4				
Benny Ayala, R OBP: 0.317, SLG: 0.487 (1, 10)											3	0	0	0	0	0	5				
Ken Singleton, S OBP: 0.349, SLG: 0.384 (7, PH)											0	0	0	1	0	0	0				
Al Bumbry, L OBP: 0.307, SLG: 0.334 (9, PH)											1	0	0	0	0	0	2				
Gary Roenicke, R OBP: 0.391, SLG: 0.511 (1, 7)											3	0	0	0	0	1	3				
John Lowenstein, L OBP: 0.408, SLG: 0.599 (7, PH)											1	0	0	0	0	1	2				
Leo Hernandez, R (8, 7)											1	0	0	0	0	1	2				
Mike Young, S (10, 7)											0	0	0	0	0	0	0				
Dan Ford, R OBP: 0.283, SLG: 0.379 (1, 9)											5	0	0	0	0	0	2				
Lenn Sakata, R OBP: 0.317, SLG: 0.360 (1, 4)											5	0	2	0	0	0	0				
Rick Dempsey, R OBP: 0.332, SLG: 0.348 (1, 2)											5	1	3	0	0	0	1				
Inning Stats	R: 0 E: 0 K: 0 S: 4	H: 1 LOB: 2 BB: 1 P: 8	R: 0 E: 0 K: 1 S: 7	H: 2 LOB: 2 BB: 0 P: 7	R: 1 E: 0 K: 1 S: 7	H: 2 LOB: 1 BB: 0 P: 7	R: 0 E: 0 K: 0 S: 4	H: 1 LOB: 1 BB: 0 P: 4	R: 0 E: 0 K: 1 S: 7	H: 2 LOB: 2 BB: 0 P: 7	R: 0 E: 1 K: 1 S: 7	H: 1 LOB: 2 BB: 1 P: 11	R: 0 E: 0 K: 0 S: 5	H: 2 LOB: 2 BB: 0 P: 5	R: 0 E: 1 K: 1 S: 6	H: 1 LOB: 2 BB: 1 P: 10	R: 2 E: 0 K: 0 S: 4	H: 2 LOB: 0 BB: 0 P: 4	1B: 12 2B: 1 3B: 0 HR: 1	SF: 1 SAC: 1 DP: 0 HBP: 0	WP: 2 PA: 47 PB: 0 SB: 0 CS: 0
PITCHER Neal Heaton, L ERA: 4.22 (1, 1)	IP: 6.1 WLS: L BF: 29 H: 9 R: 2 ER: 1 SO: 3 BB: 1 IBB: 1 HBP: 0 BLK: 0 WP: 1 HR: 0 S: 34 P: 38 ERA: 1.42 WHIP: 1.579																				
Dan Spillner, R ERA: 2.59 (7, 1)	1.2 L 7 2 2 2 1 0 0 0 0 1 1 9 9 10.80 1.200																				
Ed Glynn, L ERA: 4.04 (9, 1)																					

Cleveland Indians @ Baltimore Orioles
Memorial Stadium, Baltimore, MD
Sun Sep 19 1982, 3:33 AM EDT
Att. 41,127 - Unknown - 70 F


AB 42
R 4
H 14
RBI 4
BB 3
SO 5
LOB 29

Orioles

Batter	1	2	3	4	5	6	7	8	9	AB	R	H	RBI	BB	SO	LOB	TOP				
Lou Whitaker, L (1,4) OBP: 0.338, SLG: 0.439	0-0 2B		0-0 F8		0-0 CS	0-0 6-3		0-0 FC6-4 1B		4	1	2	0	0	0	0					
Glenn Wilson, R (1,8) OBP: 0.338, SLG: 0.488	0-0 6-3		0-0 2B 1B			0-0 3-1		0-0 FC6-4		4	0	1	0	0	0	2					
Larry Hemdon, R (1,7) OBP: 0.333, SLG: 0.482	0-0 2H 2B		0-0 1H 2B						0-0 F9	4	0	3	1	0	0	0					
Lance Parrish, R (1,2) OBP: 0.338, SLG: 0.525	0-3 K			0-0 F7		0-0 6-3			0-0 F5	4	0	0	0	0	1	2					
Howard Johnson, S (1,10) OBP: 0.381, SLG: 0.430	0-0 L6			0-3 K			0-3 K		0-0 HBP 1B	4	0	1	0	0	2	1					
Chet Lemon, R (1,9) OBP: 0.382, SLG: 0.427		0-0 5-3		0-0 F8			0-0 5-3		1-0 1-2 HBP	3	0	0	0	0	0	0					
Enos Cabell, R (1,3) OBP: 0.289, SLG: 0.330		0-0 5-3			0-0 4-3		0-0 5-3		0-3 K	4	0	0	0	0	1	2					
Tom Brookens, R (1,5) OBP: 0.286, SLG: 0.367		0-0 F7			0-0 F4			0-0 5-3		3	0	0	0	0	0	0					
Alan Trammell, R (1,6) OBP: 0.325, SLG: 0.381			0-0 F3		4-0 CS BB			0-0 F4		2	0	0	0	1	0	0					
Inning Stats	R: 1 E: 0 K: 1 S: 7	H: 2 LOB: 1 BB: 0 P: 7	R: 0 E: 0 K: 0 S: 3	H: 0 LOB: 0 BB: 0 P: 3	R: 0 E: 0 K: 0 S: 4	H: 2 LOB: 2 BB: 0 P: 4	R: 0 E: 0 K: 1 S: 5	H: 0 LOB: 0 BB: 1 P: 5	R: 0 E: 0 K: 0 S: 2	H: 1 LOB: 1 BB: 0 P: 4	R: 0 E: 0 K: 1 S: 5	H: 0 LOB: 0 BB: 0 P: 5	R: 0 E: 0 K: 0 S: 4	H: 1 LOB: 1 BB: 0 P: 4	R: 0 E: 0 K: 1 S: 6	H: 1 LOB: 2 BB: 0 P: 7	1B: 4 2B: 3 3B: 0 HR: 0	SF: 0 SAC: 0 DP: 0 HBP: 1	WP: 0 PB: 0 SB: 0 CS: 1	PA: 35	
PITCHER	IP	WLS	BF	H	R	ER	SO	BB	IBB	HBP	BLK	WP	HR	S	P	ERA	WHIP				
Jim Palmer, R (1,1) ERA: 3.14	8.0		29	6	1	1	3	1	0	0	0	0	0	34	38	1.12	0.875				
Sammy Stewart, R (9,1) ERA: 4.1	1.0	W	5	1	0	0	1	0	0	1	0	0	0	6	7	0.00	1.000				

Detroit Tigers @ Baltimore Orioles
Memorial Stadium, Baltimore, MD
Mon Sep 20 1982, 7:05 PM EDT
Att: 8,246 - Unknown - 61 F


AB 32
R 1
H 7
RBI 1
BB 1
SO 4
LOB 7



Batter	1	2	3	4	5	6	7	8	9	AB	R	H	RBI	BB	SO	LOB	BOTTOM					
Al Bumbry, L (1,8) OBP: 0.306, SLG: 0.333	0-0 F8				0-0 3-1			0-0 1B		4	0	1	0	0	0	2						
Lenn Sakata, R (9,4) OBP: 0.317, SLG: 0.360		0-0 F7						0-0 G4-6-3 1B		0	0	0	0	0	0	0						
Glenn Culliver, L (1,5) OBP: 0.381, SLG: 0.264	4-0 BB		0-0 3-1			0-0 F8		0-0 G4-6-3 1B		2	0	0	0	1	0	0						
Terry Crowley, L (8, FH) OBP: 0.361, SLG: 0.341								0-0 G4-6-3 1B		1	0	0	0	0	0	1						
Floyd Rayford, R (9,5) OBP: 0.220, SLG: 0.302								1-2 3H		0	0	0	0	0	0	0						
Ken Singleton, S (1,10) OBP: 0.349, SLG: 0.383	0-0 1-2 1B		0-0 F8			0-3 K		0-0 K		4	0	1	0	0	2	1						
Eddie Murray, S (1,3) OBP: 0.391, SLG: 0.542	0-3 K		0-0 F9			0-0 F8			0-0 HR 1B	4	1	1	0	0	1	2						
John Lowenstein, L (1,7) OBP: 0.409, SLG: 0.606	0-3 K			0-3 K		4-0 BB		0-0 1B HR		3	1	1	2	1	2	2						
Cal Ripken Jr., R (1,6) OBP: 0.320, SLG: 0.472		0-3 K		0-3 K		0-0 L7				3	0	0	0	0	2	1						
Gary Roenicke, R (1,9) OBP: 0.389, SLG: 0.507		0-3 K		0-3 K		0-0 L5				3	0	0	0	0	2	1						
Rick Dempsey, R (1,2) OBP: 0.332, SLG: 0.346		4-0 1B BB			0-3 K		0-0 6-3			2	0	0	0	1	1	1						
Rich Dauer, R (1,4) OBP: 0.327, SLG: 0.363		0-0 1-2 1B			0-0 6-3			0-0 1B G4-6-3 1B		3	0	2	0	0	0	0						
John Shelby, S (8, PR) OBP: 0.389, SLG: 0.500										0	1	0	0	0	0	0						
Inning Stats	R: 0 E: 0 K: 2 S: 8	H: 1 LOB: 2 BB: 1 P: 12	R: 0 E: 0 K: 2 S: 8	H: 1 LOB: 2 BB: 1 P: 12	R: 0 E: 0 K: 0 S: 3	H: 0 LOB: 0 BB: 0 P: 3	R: 0 E: 0 K: 3 S: 9	H: 0 LOB: 0 BB: 0 P: 9	R: 0 E: 0 K: 1 S: 5	H: 0 LOB: 0 BB: 0 P: 5	R: 0 E: 0 K: 1 S: 5	H: 0 LOB: 0 BB: 0 P: 5	R: 0 E: 0 K: 0 S: 3	H: 0 LOB: 1 BB: 1 P: 7	R: 1 E: 0 K: 1 S: 6	H: 2 LOB: 1 BB: 0 P: 6	R: 2 E: 0 K: 0 S: 2	H: 2 LOB: 0 BB: 0 P: 2	1B: 5 2B: 0 3B: 0 HR: 1	SF: 0 SAC: 0 DP: 1 HBP: 0	WP: 0 PB: 0 SB: 0 CS: 0	PA: 32
PITCHER	IP	WLS	BF	H	R	ER	SO	BB	IBB	HBP	BLK	WP	HR	S	P	ERA	WHIP					
Jack Morris, R (1,1) ERA: 4.15	8.0	L	32	6	3	3	10	3	0	0	0	0	1	49	61	3.38	1.125					

Detroit Tigers @ Baltimore Orioles
Memorial Stadium, Baltimore, MD
Mon Sep 20 1982, 7:05 PM EDT
Att: 8,246 - Unknown - 61 F


AB 29
R 3
H 6
RBI 2
BB 3
SO 10
LOB 11



Batter	1	2	3	4	5	6	7	8	9	AB	R	H	RBI	BB	SO	LOB	TOP				
Lou Whitaker, L (1,4) OBP: 0.342, SLG: 0.442	0-0 1B		0-0 HR 1B		0-0 G3	4-0 BB		0-3 K		4	1	2	0	1	1	0					
Enos Cabell, R (1,3) OBP: 0.292, SLG: 0.333	0-0 F7		0-3 K		0-0 E8 F8 1B	0-0 L4		0-0 E9 HR		5	1	1	0	0	1	4					
Larry Hemdon, R (1,7) OBP: 0.334, SLG: 0.493	0-0 F8		0-0 HR		0-0 F8 2-3		0-0 E 2B	0-0 HR 2-H		5	3	3	4	0	0	2					
Lance Parrish, R (1,2) OBP: 0.341, SLG: 0.530	0-0 F8		0-0 1B		0-0 5-3		0-3 K	0-3 K		5	0	1	0	0	2	3					
Chet Lemon, R (1,8) OBP: 0.365, SLG: 0.438		0-0 5-3	0-0 6-3			0-0 HR 1B	0-0 E6 1B	0-0 F6		5	2	2	0	0	0	1					
Mike Ivie, R (1,10) OBP: 0.298, SLG: 0.438				0-0 HR		0-3 K	0-0 E 1B		0-0 5-3	2	1	2	1	0	0	0					
Mike Laga, L (6, PH) OBP: 0.311, SLG: 0.517							2-H E 1B			1	0	0	0	0	1	1					
John Wockenfuss, R (7, PH) OBP: 0.379, SLG: 0.416										2	1	1	1	0	0	0					
Tom Brookens, R (1,5) OBP: 0.286, SLG: 0.365										2	0	1	0	0	0	1					
Howard Johnson, S (6, PH) OBP: 0.391, SLG: 0.456										3	1	1	2	0	1	1					
Lynn Jones, R (1,9) OBP: 0.261, SLG: 0.261										5	0	1	1	0	1	2					
Alan Trammell, R (1,6) OBP: 0.323, SLG: 0.378										3	0	0	0	1	1	1					
Inning Stats	R: 0 E: 0 K: 0 S: 4	H: 1 LOB: 1 BB: 0 P: 4	R: 0 E: 0 K: 1 S: 6	H: 1 LOB: 1 BB: 0 P: 6	R: 2 E: 0 K: 1 S: 8	H: 3 LOB: 1 BB: 0 P: 8	R: 1 E: 0 K: 0 S: 4	H: 2 LOB: 0 BB: 0 P: 4	R: 0 E: 1 K: 1 S: 7	H: 1 LOB: 1 BB: 0 P: 15	R: 3 E: 2 K: 2 S: 11	H: 4 LOB: 1 BB: 0 P: 11	R: 2 E: 1 K: 2 S: 9	H: 1 LOB: 0 BB: 0 P: 9	R: 0 E: 0 K: 1 S: 5	H: 0 LOB: 0 BB: 0 P: 5	1B: 8 2B: 4 3B: 0 HR: 4	SF: 0 SAC: 0 DP: 1 HBP: 0	WP: 0 PB: 0 SB: 1 CS: 0	PA: 44	
PITCHER	IP WLS BF H R ER SO BB IBB HBP BLK WP HR S P ERA WHIP	IP WLS BF H R ER SO BB IBB HBP BLK WP HR S P ERA WHIP	IP WLS BF H R ER SO BB IBB HBP BLK WP HR S P ERA WHIP	IP WLS BF H R ER SO BB IBB HBP BLK WP HR S P ERA WHIP	IP WLS BF H R ER SO BB IBB HBP BLK WP HR S P ERA WHIP	IP WLS BF H R ER SO BB IBB HBP BLK WP HR S P ERA WHIP	IP WLS BF H R ER SO BB IBB HBP BLK WP HR S P ERA WHIP	IP WLS BF H R ER SO BB IBB HBP BLK WP HR S P ERA WHIP	IP WLS BF H R ER SO BB IBB HBP BLK WP HR S P ERA WHIP	IP WLS BF H R ER SO BB IBB HBP BLK WP HR S P ERA WHIP	IP WLS BF H R ER SO BB IBB HBP BLK WP HR S P ERA WHIP	IP WLS BF H R ER SO BB IBB HBP BLK WP HR S P ERA WHIP	IP WLS BF H R ER SO BB IBB HBP BLK WP HR S P ERA WHIP	IP WLS BF H R ER SO BB IBB HBP BLK WP HR S P ERA WHIP	IP WLS BF H R ER SO BB IBB HBP BLK WP HR S P ERA WHIP	IP WLS BF H R ER SO BB IBB HBP BLK WP HR S P ERA WHIP	IP WLS BF H R ER SO BB IBB HBP BLK WP HR S P ERA WHIP	IP WLS BF H R ER SO BB IBB HBP BLK WP HR S P ERA WHIP	IP WLS BF H R ER SO BB IBB HBP BLK WP HR S P ERA WHIP	IP WLS BF H R ER SO BB IBB HBP BLK WP HR S P ERA WHIP	IP WLS BF H R ER SO BB IBB HBP BLK WP HR S P ERA WHIP

Detroit Tigers @ Baltimore Orioles
Memorial Stadium, Baltimore, MD
 Thu Sep 23 1982, 7:05 PM EDT
 Att: 8,633 - Unknown - 62 F


AB 42
 R 10
 H 15
 RBI 9
 BB 2
 SO 8
 LOB 16



Batter	1	2	3	4	5	6	7	8	9	AB	R	H	RBI	BB	SO	LOB	BOTTOM				
Al Bumbry, L (1,8) OBP: 0.307, SLG: 0.333	0-0 F7		0-0 WP SH1-3 1B	0-0 F6		0-0 6-3		0-0 G6-4-3		5	1	1	0	0	0	1					
Glenn Culliver, L (1,5) OBP: 0.381, SLG: 0.264	4-0 BB		0-0 SH1-3	0-0		4-0 BB		0-0	0-0	0	0	0	0	1	0	0					
Lenn Sakata, R (4, PH) OBP: 0.322, SLG: 0.364			1-2 2-3							2	0	2	0	1	0	0					
Ken Singleton, S (1,10) OBP: 0.350, SLG: 0.384	4-0 1-2 BB		0-0 HR 1B	0-0 F9		0-3 K		0-0 F9		4	1	1	1	1	1	3					
Eddie Murray, S (1,3) OBP: 0.388, SLG: 0.542	0-3 K		0-0 HR 1B	0-0 L9		0-0 6-3		0-0 F8		5	1	1	2	0	1	4					
John Lowenstein, L (1,7) OBP: 0.405, SLG: 0.597	0-0 4-3		0-0 1B BB 1B		0-0 L6		0-0 F9		0-0 F9	2	1	1	0	0	0	2					
Dan Ford, R (5, PH) OBP: 0.281, SLG: 0.376										3	0	0	0	0	0	1					
Cal Ripken Jr., R (1,6) OBP: 0.322, SLG: 0.473		0-0 6-3	0-0 BB 1B	0-0 F9		0-0 F9		0-0		4	0	2	0	0	0	0					
Joe Nolan, L (1,2) OBP: 0.274, SLG: 0.350		0-0 F8	0-0 BB 1B		4-0 BB		0-3 K			2	0	1	0	0	0	0					
Rick Dempsey, R (5, PH) OBP: 0.335, SLG: 0.345			1-2 2-3							1	0	0	0	1	1	1					
Gary Roenicke, R (1,9) OBP: 0.388, SLG: 0.503		0-0 6-3	4-0 1-2 2-3 3-H		0-0 F3		0-0 4-3			3	0	0	1	1	0	1					
Rich Dauer, R (1,4) OBP: 0.330, SLG: 0.363			0-0 SH1-3 1B		0-0 F9		0-0 G6-4-3 1B			4	1	2	0	0	0	3					
Inning Stats	R: 0 E: 0 K: 1 S: 5	H: 0 LOB: 2 BB: 2 P: 13	R: 0 E: 0 K: 0 S: 3	H: 0 LOB: 0 BB: 0 P: 3	R: 5 E: 0 K: 0 S: 9	H: 7 LOB: 2 BB: 1 P: 13	R: 0 E: 0 K: 0 S: 4	H: 1 LOB: 1 BB: 0 P: 4	R: 0 E: 0 K: 1 S: 5	H: 0 LOB: 1 BB: 1 P: 9	R: 0 E: 0 K: 1 S: 6	H: 1 LOB: 1 BB: 0 P: 6	R: 0 E: 0 K: 0 S: 3	H: 1 LOB: 0 BB: 0 P: 3	R: 0 E: 0 K: 0 S: 4	H: 1 LOB: 1 BB: 0 P: 4	1B: 10 2B: 1 3B: 0 HR: 1	SF: 0 SAC: 1 DP: 2 HBP: 0	WP: 1 PB: 0 SB: 0 CS: 0	PA: 41	
PITCHER	IP WLS BF H R ER SO BB IBB HBP BLK WP HR S P ERA WHIP	IP WLS BF H R ER SO BB IBB HBP BLK WP HR S P ERA WHIP	IP WLS BF H R ER SO BB IBB HBP BLK WP HR S P ERA WHIP	IP WLS BF H R ER SO BB IBB HBP BLK WP HR S P ERA WHIP	IP WLS BF H R ER SO BB IBB HBP BLK WP HR S P ERA WHIP	IP WLS BF H R ER SO BB IBB HBP BLK WP HR S P ERA WHIP	IP WLS BF H R ER SO BB IBB HBP BLK WP HR S P ERA WHIP	IP WLS BF H R ER SO BB IBB HBP BLK WP HR S P ERA WHIP	IP WLS BF H R ER SO BB IBB HBP BLK WP HR S P ERA WHIP	IP WLS BF H R ER SO BB IBB HBP BLK WP HR S P ERA WHIP	IP WLS BF H R ER SO BB IBB HBP BLK WP HR S P ERA WHIP	IP WLS BF H R ER SO BB IBB HBP BLK WP HR S P ERA WHIP	IP WLS BF H R ER SO BB IBB HBP BLK WP HR S P ERA WHIP	IP WLS BF H R ER SO BB IBB HBP BLK WP HR S P ERA WHIP	IP WLS BF H R ER SO BB IBB HBP BLK WP HR S P ERA WHIP	IP WLS BF H R ER SO BB IBB HBP BLK WP HR S P ERA WHIP	IP WLS BF H R ER SO BB IBB HBP BLK WP HR S P ERA WHIP	IP WLS BF H R ER SO BB IBB HBP BLK WP HR S P ERA WHIP	IP WLS BF H R ER SO BB IBB HBP BLK WP HR S P ERA WHIP	IP WLS BF H R ER SO BB IBB HBP BLK WP HR S P ERA WHIP	IP WLS BF H R ER SO BB IBB HBP BLK WP HR S P ERA WHIP

Detroit Tigers @ Baltimore Orioles
Memorial Stadium, Baltimore, MD
 Thu Sep 23 1982, 7:05 PM EDT
 Att: 8,633 - Unknown - 62 F

AB 35
 R 5
 H 11
 RBI 4
 BB 5
 SO 3
 LOB 16



Batter	1	2	3	4	5	6	7	8	9	AB	R	H	RBI	BB	SO	LOB	TOP									
Al Bumby, L OBP: 0.308, SLG: 0.335 John Shelby, S OBP: 0.378, SLG: 0.264 (9, FH)OBP: 0.350, SLG: 0.450	0-0 1B S 2B	0-0 4-3			0-0 L1-3 1B		0-0 F7		0-0 F8	4	1	2	0	0	0	0										
Glenn Gulliver, L OBP: 0.378, SLG: 0.264 Leo Hernandez, R (9, FH)	0-0 F3 1-2		0-0 G4-6-3 1B		0-3 K 1B		0-0 4-3		0-3 K	4	0	1	0	0	1	2										
Ken Singleton, S OBP: 0.349, SLG: 0.383 Mike Young, S (9, FH)	0-0 2B HR 1B		0-0 G4-6-3 1-2		0-0 L1-3 1-2		0-0 F7		0-0 F8	4	1	1	0	0	0	2										
Eddie Murray, S OBP: 0.392, SLG: 0.549	0-0 1-3 3-H HR 2B		0-0 E7 1B		0-0 2B 2B				0-0 BB BB 1B	4	2	4	1	0	0	0										
Cal Ripken Jr., R OBP: 0.320, SLG: 0.470	0-0 P2		0-3 K		0-0 F7 1B				0-0 F9	4	0	0	0	0	1	5										
John Lowenstein, L OBP: 0.411, SLG: 0.613	0-0 2-H 3-H HR		4-0 FC1-6 BB		0-0 E FC4-6 2B				4-0 1-2 BB BB	2	2	2	4	2	0	0										
Gary Roenicke, R OBP: 0.386, SLG: 0.500	0-3 K		0-0 P6		0-0 E6 FC4-6 1B				0-3 K	4	0	1	0	0	2	3										
Rick Dempsey, R OBP: 0.334, SLG: 0.342		0-0 5-3		0-0 FC1-6 1-2		0-0 FC4-6 FC5-4			4-0 1-2 2-3 BB	3	0	0	1	1	0	2										
Rich Dauer, R OBP: 0.328, SLG: 0.360		0-0 F7		0-3 K		0-0 FC5-4			0-0 FC6-4	4	0	0	0	0	1	5										
Inning Stats	R: 4 E: 0 K: 1 S: 9	H: 4 LOB: 0 BB: 0 P: 9	R: 0 E: 0 K: 0 S: 3	H: 0 LOB: 0 BB: 0 P: 3	R: 0 E: 1 K: 1 S: 6	H: 2 LOB: 1 BB: 0 P: 6	R: 0 E: 0 K: 1 S: 5	H: 0 LOB: 1 BB: 1 P: 9	R: 0 E: 0 K: 1 S: 5	H: 1 LOB: 0 BB: 0 P: 5	R: 2 E: 1 K: 0 S: 6	H: 3 LOB: 1 BB: 0 P: 6	R: 0 E: 0 K: 0 S: 3	H: 0 LOB: 0 BB: 0 P: 3	R: 0 E: 0 K: 1 S: 6	H: 1 LOB: 3 BB: 2 P: 14	R: 0 E: 0 K: 1 S: 5	H: 0 LOB: 0 BB: 0 P: 5	1B: 7 2B: 4 3B: 0 HR: 1	SF: 0 SAC: 0 DP: 2 HBP: 0	WP: 0 PB: 0 SB: 1 CS: 0	PA: 39				
PITCHER	IP	WLS	BF	H	R	ER	SO	BB	IBB	HBP	BLK	WP	HR	S	P	ERA	WHIP									
Don Sutton, R ERA: 3.07	(1, 1)	7.0	W	30	10	6	5	4	1	0	0	0	0	1	37	41	6.43	1.571								
Jim Slaton, R ERA: 3.15	(8, 1)	1.0		6	1	0	0	1	2	0	0	0	0	0	6	14	0.00	3.000								
Pete Ladd, R ERA: 3.6	(9, 1)	1.0		3	0	0	0	1	0	0	0	0	0	0	5	5	0.00	0.000								

Baltimore Orioles @ Milwaukee Brewers
Milwaukee County Stadium, Milwaukee, WI

AB 36
R 6
H 11
RBI 6
BB 3
SO 6
LOB 19



WP: 0 PA: 39
PB: 0
SB: 1
CS: 0

Baltimore Orioles @ Milwaukee Brewers
Milwaukee County Stadium, Milwaukee, WI

AB 42
R 15
H 18
RBI 14
BB 5
SO 3
LOB 18



WP: 0 PA: 47
PB: 0
SB: 0
CS: 0

Batter	1	2	3	4	5	6	7	8	9	AB	R	H	RBI	BB	SO	LOB	BOTTOM									
Paul Moltzer, R OBP: 0.369, SLG: 0.455 Ed Romero, R OBP: 0.299, SLG: 0.338 (8, FH) (9, 5)	0-0 HR 1B	0-0 P4		0-0 1B 2B	0-0 L3 1B	0-0 1-2 HR 1B		0-0 FC5-4 1B		5	3	4	1	0	0	0										
Robin Yount, R OBP: 0.377, SLG: 0.573 Rob Picciolo, R OBP: 0.268, SLG: 0.275 (8, FH) (9, 6)	0-0 1-H HR	0-0 F8		0-0 1B E 1B	0-0 L3 1-2	0-0 1-H 2-H HR		0-0 FC5-4		5	3	3	6	0	0	1										
Cecil Cooper, L OBP: 0.348, SLG: 0.532	0-0 G3		0-0 4-3	0-0 E 2B 1B	0-0 F8	0-0 F8				5	1	1	0	0	0	0										
Ted Simmons, S OBP: 0.304, SLG: 0.433	0-0 F9		0-0 1B 2B	0-0 E4 1-3 2B		0-0 F9		0-0 1B		5	2	2	1	0	0	1										
Gorman Thomas, R OBP: 0.350, SLG: 0.525	4-0 BB BB BB		0-0 P5	0-0 F8 E 2B	0-0 1-H 3-H	4-0 1B BB		0-3 K		3	2	1	2	2	1	2										
Ben Oglivie, L OBP: 0.328, SLG: 0.449 Marshall Edwards, L OBP: 0.261, SLG: 0.315 (8, 7)	4-0 BB 1-2 BB		0-0 2B 1B	0-0 F8	0-0 F8	0-0 1B 1B		0-0 F7		4	2	2	1	1	0	2										
Don Money, R OBP: 0.356, SLG: 0.522	4-0 1-2 2-3 BB		0-0 1-H 2B	0-3 K	0-0 K	0-0 1B 1B		0-0 F9		4	1	2	2	1	1	2										
Charlie Moore, R OBP: 0.296, SLG: 0.357	0-3 K		4-0 BB	0-0 E5	0-0 F3		0-0 G4-3 1B		0-0 G4-3	4	0	1	0	1	1	5										
Jim Gantner, L OBP: 0.340, SLG: 0.377		0-0 4-3	0-0 5-3	0-0 4-3	0-0 1-3 2-H HR 1B				0-0 G4-3	5	1	1	1	0	0	4										
Inning Stats	R: 2 E: 0 K: 1 S: 7	H: 2 LOB: 3 BB: 3 P: 19	R: 0 E: 0 K: 0 S: 3	H: 0 LOB: 0 BB: 0 P: 3	R: 2 E: 0 K: 0 S: 6	H: 3 LOB: 1 BB: 1 P: 10	R: 5 E: 2 K: 1 S: 11	H: 4 LOB: 1 BB: 0 P: 11	R: 0 E: 0 K: 0 S: 3	H: 1 LOB: 0 BB: 0 P: 3	R: 6 E: 0 K: 0 S: 8	H: 5 LOB: 0 BB: 1 P: 12	R: 0 E: 0 K: 1 S: 6	H: 1 LOB: 1 BB: 0 P: 6	R: 0 E: 0 K: 0 S: 4	H: 2 LOB: 1 BB: 0 P: 4	1B: 12 2B: 5 3B: 0 HR: 2	SF: 0 SAC: 0 DP: 2 HBP: 0	WP: 0 PB: 0 SB: 0 CS: 0	PA: 47						
PITCHER	IP	WLS	BF	H	R	ER	SO	BB	IBB	HBP	BLK	WP	HR	S	P	ERA	WHIP									
Mike Flanagan, L ERA: 3.81	(1, 1)	3.0	L	21	8	7	7	1	4	0	0	0	0	1	19	35	21.00	4.000								
Don Welch, R ERA: 8.31	(4, 1)	2.2		15	5	6	4	1	1	0	0	0	0	0	16	20	13.50	2.250								
Don Stanhouse, R ERA: 5.4	(6, 1)	0.0		2	2	2	2	0	0	0	0	0	1	2	2	∞	∞									
Ross Grimsley, L ERA: 5.25	(6, 1)	2.1		9	3	0	0	1	0	0	0	0	0	0	11	11	0.00	1.286								

WP: 0 PA: 47
PB: 0
SB: 0
CS: 0

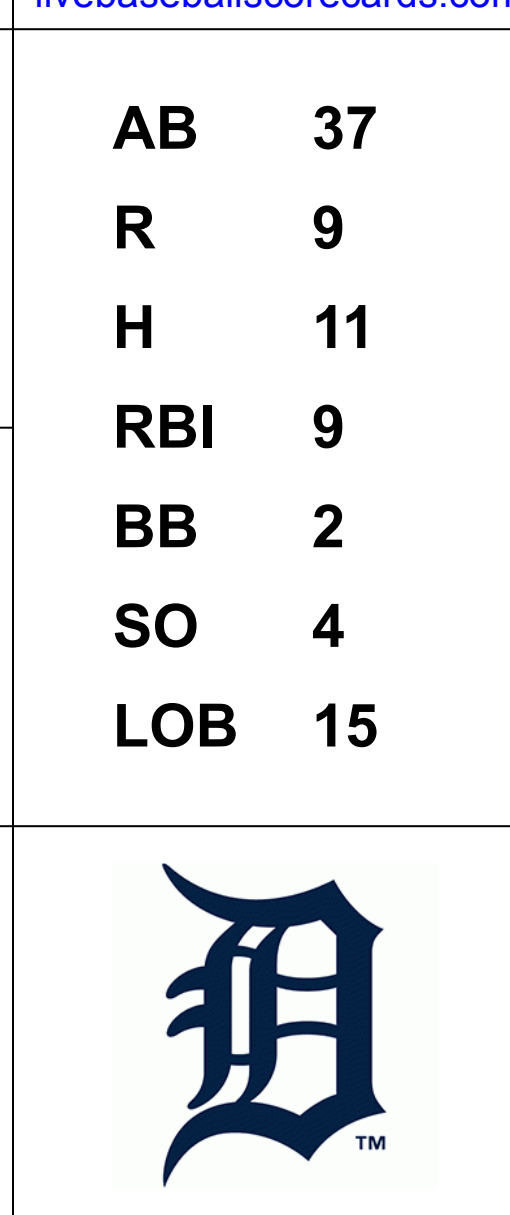
Batter	1	2	3	4	5	6	7	8	9	AB	R	H	RBI	BB	SO	LOB	TOP								
John Shelby, S (1, 8) OBP: 0.269, SLG: 0.346										5	0	0	0	0	0	4	Baltimore Orioles @ Milwaukee Brewers Milwaukee County Stadium, Milwaukee, WI Sun Sep 26 1982, 4:33 AM EDT Att: 48,161 - Unknown								
Rich Dauer, R (1, 5) OBP: 0.331, SLG: 0.366										5	1	3	0	0	0	1									
Cal Ripken Jr., R (1, 6) OBP: 0.321, SLG: 0.472										4	1	1	1	1	0	3									
Eddie Murray, S (1, 3) OBP: 0.392, SLG: 0.557										4	1	1	2	0	0	5									
Benny Ayala, R (1, 10) OBP: 0.323, SLG: 0.496 Ken Singleton, S (9, PH) OBP: 0.349, SLG: 0.381										4	1	2	0	0	0	0									
Gary Roenicke, R (1, 7) OBP: 0.387, SLG: 0.496										3	0	1	0	2	0	1									
Dan Ford, R (1, 9) OBP: 0.284, SLG: 0.377										5	0	3	1	0	0	3									
Lenn Sakata, R (1, 4) OBP: 0.317, SLG: 0.355										4	0	0	0	1	0	6									
Rick Dempsey, R (1, 2) OBP: 0.338, SLG: 0.345										3	1	2	1	0	0	0									
Inning Stats	R: 0 E: 0 K: 0 S: 4	H: 1 LOB: 1 BB: 0 P: 4	R: 0 E: 0 K: 0 S: 3	H: 0 LOB: 1 BB: 1 P: 7	R: 0 E: 0 K: 0 S: 3	H: 0 LOB: 0 BB: 0 P: 3	R: 1 E: 0 K: 0 S: 6	H: 3 LOB: 2 BB: 0 P: 6	R: 1 E: 0 K: 0 S: 5	H: 3 LOB: 1 BB: 0 P: 5	R: 0 E: 0 K: 0 S: 4	H: 1 LOB: 1 BB: 0 P: 4	R: 0 E: 0 K: 0 S: 5	H: 1 LOB: 2 BB: 0 P: 5	R: 1 E: 0 K: 0 S: 5	H: 2 LOB: 2 BB: 1 P: 9		R: 2 E: 0 K: 0 S: 5	H: 2 LOB: 2 BB: 2 P: 13	1B: 10 2B: 1 3B: 1 HR: 1	SF: 2 SAC: 0 DP: 1 HBP: 0	WP: 0 PB: 0 SB: 0 CS: 0	PA: 44		
PITCHER	IP	WLS	BF	H	R	ER	SO	BB	IBB	HBP	BLK	WP	HR	S	P	ERA	WHIP								
Mike Caldwell, L (1, 1) ERA: 3.76	8.0	L	38	12	4	4	0	2	0	0	0	0	1	36	44	4.50	1.750								
Dwight Bernard, R (9, 1) ERA: 3.24	1.0		6	1	1	1	0	2	0	0	0	0	0	4	12	9.00	3.000								

Batter	1	2	3	4	5	6	7	8	9	AB	R	H	RBI	BB	SO	LOB	BOTTOM								
Paul Molitor, R (1, 5) OBP: 0.368, SLG: 0.452										2	0	0	0	1	0	0	Baltimore Orioles @ Milwaukee Brewers Milwaukee County Stadium, Milwaukee, WI Sun Sep 26 1982, 4:33 AM EDT Att: 48,161 - Unknown								
Robin Yount, R (1, 6) OBP: 0.375, SLG: 0.568										4	0	1	1	0	0	1									
Cecil Cooper, L (1, 3) OBP: 0.345, SLG: 0.528										4	0	1	0	0	1	2									
Ted Simmons, S (1, 2) OBP: 0.301, SLG: 0.430										4	0	1	0	0	0	1									
Ben Oglivie, L (1, 7) OBP: 0.328, SLG: 0.450										3	0	0	0	1	0	1									
Gorman Thomas, R (1, 8) OBP: 0.348, SLG: 0.526										4	1	1	1	0	1	2									
Roy Howell, L (1, 10) OBP: 0.304, SLG: 0.357 Don Money, R (9, PH) OBP: 0.355, SLG: 0.520										3	0	0	0	0	0	0									
Charlie Moore, R (1, 9) OBP: 0.294, SLG: 0.354										3	1	1	0	0	0	0									
Jim Gantner, L (1, 4) OBP: 0.337, SLG: 0.374 Ed Romero, R (5, PH) OBP: 0.297, SLG: 0.336										1	0	0	0	0	0	0									
Bob Skube, L (8, PH) OBP: 1.000, SLG: 1.000 Rob Piccolo, R (9, 4) OBP: 0.288, SLG: 0.275										1	0	1	0	0	0	0									
Inning Stats	R: 0 E: 0 K: 0 S: 3	H: 0 LOB: 0 BB: 0 P: 3	R: 1 E: 0 K: 0 S: 4	H: 1 LOB: 0 BB: 0 P: 4	R: 0 E: 0 K: 0 S: 3	H: 0 LOB: 1 BB: 1 P: 7	R: 0 E: 0 K: 1 S: 6	H: 1 LOB: 1 BB: 0 P: 6	R: 0 E: 0 K: 0 S: 3	H: 0 LOB: 0 BB: 0 P: 3	R: 0 E: 0 K: 0 S: 4	H: 1 LOB: 1 BB: 0 P: 4	R: 0 E: 0 K: 0 S: 3	H: 0 LOB: 0 BB: 0 P: 3	R: 1 E: 1 K: 0 S: 5	H: 3 LOB: 1 BB: 0 P: 5	R: 0 E: 0 K: 2 S: 7	H: 0 LOB: 1 BB: 1 P: 11	1B: 3 2B: 3 3B: 0 HR: 1	SF: 0 SAC: 1 DP: 1 HBP: 0	WP: 0 PB: 0 SB: 1 CS: 0	PA: 34			
PITCHER	IP	WLS	BF	H	R	ER	SO	BB	IBB	HBP	BLK	WP	HR	S	P	ERA	WHIP								
Dennis Martinez, R (1, 1) ERA: 4.12	7.1	W	29	6	2	2	1	1	0	0	0	0	1	30	34	2.46	0.955								
Tippy Martinez, L (8, 1) ERA: 3.45	1.2	S	5	0	0	0	2	1	0	0	0	0	0	8	12	0.00	0.600								

Batter	1	2	3	4	5	6	7	8	9	AB	R	H	RBI	BB	SO	LOB	TOP					
Al Bumbry, L OBP: 0.311, SLG: 0.337 John Shelby, S OBP: 0.259, SLG: 0.333	F9		G6-4-3	F8		1B		F3		4	0	2	1	0	0	1	Baltimore Orioles @ Detroit Tigers Tiger Stadium, Detroit, MI Tue Sep 28 1982, 7:05 PM EDT Att: 7,755 - Unknown					
Rich Dauer, R OBP: 0.332, SLG: 0.366 Floyd Rayford, R OBP: 0.220, SLG: 0.302	1-3		G6-4-3	4-3		1B				5	0	2	1	0	0	2						
Ken Singleton, S OBP: 0.351, SLG: 0.381 Gary Roenicke, R OBP: 0.385, SLG: 0.494				F9		P4				2	1	1	0	1	0	0						
Eddie Murray, S OBP: 0.392, SLG: 0.556	F8			BB		1B				5	1	2	0	0	1	2						
Terry Crowley, L OBP: 0.369, SLG: 0.344 Benny Ayala, R OBP: 0.225, SLG: 0.496		G4-6-3		FC6-4		1B				2	1	1	0	1	0	1						
John Lowenstein, L OBP: 0.418, SLG: 0.620 Dan Ford, R OBP: 0.283, SLG: 0.376	G4-6-3			FC6-4		1B				2	1	1	1	1	0	1						
Cal Ripken Jr., R OBP: 0.318, SLG: 0.469	F3			FC6-4		1B				4	1	0	1	0	1	4						
Lenn Sakata, R OBP: 0.319, SLG: 0.355			K	E6		1B		F9		3	1	1	1	1	1	0						
Rick Dempsey, R OBP: 0.337, SLG: 0.343				4-3		1B		5-3		4	0	1	1	0	0	3						
Inning Stats	R: 0 E: 0 K: 0 S: 4	H: 1 LOB: 1 BB: 0 P: 4	R: 0 E: 0 K: 0 S: 2	H: 0 LOB: 0 BB: 1 P: 6	R: 0 E: 0 K: 1 S: 6	H: 2 LOB: 1 BB: 0 P: 6	R: 4 E: 1 K: 0 S: 6	H: 3 LOB: 1 BB: 2 P: 14	R: 0 E: 0 K: 0 S: 4	H: 1 LOB: 1 BB: 0 P: 4	R: 2 E: 0 K: 1 S: 8	H: 3 LOB: 2 BB: 1 P: 12	R: 0 E: 0 K: 0 S: 4	H: 1 LOB: 0 BB: 0 P: 4	R: 0 E: 0 K: 0 S: 3	H: 0 LOB: 0 BB: 0 P: 3		R: 0 E: 0 K: 1 S: 6	H: 1 LOB: 1 BB: 0 P: 6	1B: 12 2B: 0 3B: 0 HR: 0	SF: 0 SAC: 0 DP: 2 HBP: 0	WP: 0 PB: 0 SB: 0 CS: 0
PITCHER	IP	WLS	BF	H	R	ER	SO	BB	IBB	HBP	BLK	WP	HR	S	P	ERA	WHIP					
Dan Petry, R ERA: 3.25 Dave Rucker, L ERA: 3.79	(1, 1)	5.2	29	10	6	5	2	4	0	0	0	0	0	29	45	7.94	2.471					

Batter	1	2	3	4	5	6	7	8	9	AB	R	H	RBI	BB	SO	LOB	BOTTOM					
Chet Lemon, R OBP: 0.367, SLG: 0.442	E4		K			K				4	2	1	2	1	2	1	Baltimore Orioles @ Detroit Tigers Tiger Stadium, Detroit, MI Tue Sep 28 1982, 7:05 PM EDT Att: 7,755 - Unknown					
Tom Brookens, R OBP: 0.280, SLG: 0.358	F9		F7	F8						5	0	1	2	0	0	3						
Larry Hemdon, R OBP: 0.336, SLG: 0.489	6-3			K				L4		5	1	2	1	0	1	3						
Lance Parrish, R OBP: 0.337, SLG: 0.526	5-3		P3			K				4	1	1	2	0	1	1						
John Wockenfuss, R OBP: 0.374, SLG: 0.426 Lynn Jones, R OBP: 0.260, SLG: 0.261	6-3			HR		F8		5-3		4	1	1	1	0	0	0						
Mike Ivie, R OBP: 0.303, SLG: 0.450				HR		P4		F8		3	2	1	1	1	0	0						
Enos Cabell, R OBP: 0.289, SLG: 0.329				HR		L4		F9		4	1	1	0	0	0	0						
Howard Johnson, S OBP: 0.387, SLG: 0.454						G3				4	1	2	0	0	0	2						
Alan Trammell, R OBP: 0.322, SLG: 0.384								6-3		4	0	1	0	0	0	5						
Inning Stats	R: 1 E: 1 K: 0 S: 4	H: 0 LOB: 0 BB: 0 P: 4	R: 1 E: 0 K: 0 S: 5	H: 2 LOB: 1 BB: 0 P: 5	R: 0 E: 0 K: 1 S: 6	H: 1 LOB: 1 BB: 0 P: 6	R: 3 E: 1 K: 1 S: 9	H: 3 LOB: 2 BB: 1 P: 13	R: 0 E: 0 K: 1 S: 5	H: 0 LOB: 0 BB: 0 P: 5	R: 0 E: 0 K: 1 S: 6	H: 1 LOB: 1 BB: 0 P: 6	R: 2 E: 0 K: 0 S: 5	H: 2 LOB: 0 BB: 0 P: 5	R: 2 E: 0 K: 0 S: 5	H: 2 LOB: 1 BB: 1 P: 9		R: 2 E: 0 K: 0 S: 5	H: 2 LOB: 1 BB: 1 P: 9	1B: 7 2B: 1 3B: 0 HR: 3	SF: 0 SAC: 0 DP: 0 HBP: 0	WP: 0 PB: 0 SB: 0 CS: 0
PITCHER	IP	WLS	BF	H	R	ER	SO	BB	IBB	HBP	BLK	WP	HR	S	P	ERA	WHIP					
Scott McGregor, L ERA: 4.56 Sammy Stewart, R ERA: 4.32	(1, 1)	3.0	16	5	5	4	1	1	0	0	0	0	1	28	32	7.20	1.400					

AB	37
R	6
H	12
RBI	6
BB	4
SO	3
LOB	19



Batter	1	2	3	4	5	6	7	8	9	AB	R	H	RBI	BB	SO	LOB	TOP		
Al Bumby, L OBP: 0.310, SLG: 0.336 (1, 8)	0-0 1-3		0-0 FC3-6		0-0 F7		0-0 1B		0-0 P4	4	0	1	0	0	0	2	Baltimore Orioles @ Detroit Tigers Tiger Stadium, Detroit, MI Wed Sep 29 1982, 7:05 PM EDT Att: 8,897 - Unknown		
Benny Ayala, R OBP: 0.323, SLG: 0.492 (9, PH)			1-2							1	0	0	0	0	0	2			
Rick Dempsey, R OBP: 0.337, SLG: 0.343 (9, 2)										0	0	0	0	0	0	0			
Glenn Gulliver, L OBP: 0.373, SLG: 0.256 (1, 5)	4-0 BB		0-0 F9		0-0 P3		0-0 G3		0-0 F3	4	0	0	0	1	0	5			
Ken Singleton, S OBP: 0.350, SLG: 0.381 (1, 10)	0-3 K		0-0 1-3		0-0 WP 1B		0-0 1B		0-0 F7	4	0	1	0	0	1	2			
Eddie Murray, S OBP: 0.390, SLG: 0.552 (1, 3)	0-0 F7				0-0 F7		0-0 F9		0-0 4-3	4	0	0	0	0	0	2			
John Lowenstein, L OBP: 0.416, SLG: 0.616 (1, 7)			0-0 F9		0-0 FC6-4 1B		0-0 F8		0-0 6-3	4	0	1	0	0	0	1			
Joe Nolan, L OBP: 0.275, SLG: 0.346 (9, PH)			0-0 F7		0-0 F9		0-0 WP 1B		4-0 SH3-4 2B	3	0	1	0	1	0	1			
John Shelby, S OBP: 0.259, SLG: 0.333 (9, 8)									BB	0	1	0	0	0	0	0			
Cal Ripken Jr., R OBP: 0.319, SLG: 0.473 (1, 6)					0-0 FC6-4		0-3 K		0-0 SH3-4	3	1	1	1	0	1	3			
Jim Dwyer, L OBP: 0.360, SLG: 0.464 (1, 9)			0-0 P5		4-0 BB		0-3 K		0-0 2B	3	0	1	1	1	1	0			
Rich Dauer, R OBP: 0.332, SLG: 0.366 (1, 4)			0-0 FC3-6 1B		0-0 F7		0-0 F7		4-0 IBB	3	0	1	0	0	0	1			
Terry Crowley, L OBP: 0.369, SLG: 0.344 (9, PH)										0	0	0	0	0	0	0			
Gary Roenicke, R OBP: 0.387, SLG: 0.494 (9, 4)										0	0	0	0	1	0	0			
Lenn Sakata, R OBP: 0.319, SLG: 0.355 (9, 4)										0	0	0	0	0	0	0			
Inning Stats	R: 0 E: 0 K: 1 S: 5	H: 0 LOB: 1 BB: 1 P: 9	R: 1 E: 0 K: 0 S: 4	H: 1 LOB: 0 BB: 0 P: 4	R: 0 E: 0 K: 0 S: 4	H: 1 LOB: 1 BB: 0 P: 4	R: 0 E: 0 K: 0 S: 4	H: 0 LOB: 1 BB: 0 P: 4	R: 0 E: 0 K: 1 S: 7	H: 2 LOB: 2 BB: 0 P: 7	R: 0 E: 0 K: 1 S: 6	H: 1 LOB: 1 BB: 0 P: 6	R: 0 E: 0 K: 0 S: 3	H: 0 LOB: 0 BB: 0 P: 3	R: 1 E: 0 K: 0 S: 4	H: 1 LOB: 2 BB: 2 P: 12	1B: 5 2B: 1 3B: 0 HR: 1	SF: 0 SAC: 1 DP: 0 HBP: 0	WP: 1 PA: 38 PB: 0 SB: 0 CS: 0
PITCHER	IP	WLS	BF	H	R	ER	SO	BB	IBB	HBP	BLK	WP	HR	S	P	ERA	WHIP		
Jerry Udler, R ERA: 3.81	(1, 1)	8.1	35	7	2	2	3	3	0	0	0	1	1	38	50	2.16	1.200		
Howard Bailey, L ERA:	(9, 1)	0.0	1	0	0	0	0	0	1	0	0	0	0	0	4	∞	∞		
Dave Tobik, R ERA: 3.48	(9, 1)	0.2	W	2	0	0	0	0	0	0	0	0	0	2	2	0.00	0.000		

AB 33
R 2
H 7
RBI 2
BB 4
SO 3
LOB 19



Batter	1	2	3	4	5	6	7	8	9	AB	R	H	RBI	BB	SO	LOB	BOTTOM		
Howard Johnson, S OBP: 0.390, SLG: 0.451 (1, 5)	0-0 F3		0-0 F8		0-0 F9 S 1B		4-0 G6-4-3 BB			3	0	1	0	1	0	1	Baltimore Orioles @ Detroit Tigers Tiger Stadium, Detroit, MI Wed Sep 29 1982, 7:05 PM EDT Att: 8,897 - Unknown		
Glenn Wilson, R OBP: 0.337, SLG: 0.485 (1, 8)	0-0 2B 1B		0-0 F8		0-0 F9		0-0 G6-4-3			4	0	1	0	0	0	3			
Larry Hemdon, R OBP: 0.336, SLG: 0.487 (1, 7)	0-0 F9		0-0 CS 1B		0-0 6-3					4	0	1	0	0	0	2			
Lance Parrish, R OBP: 0.336, SLG: 0.525 (1, 2)	0-0 1-3 2B		0-0 P3		0-0 F6		0-0 5-3		0-0 3-1	4	0	1	0	0	0	1			
Chet Lemon, R OBP: 0.370, SLG: 0.455 (1, 9)	0-0 F7				0-0 HR		0-0 2B		0-0 5-3	4	1	3	1	0	0	2			
Enos Cabell, R OBP: 0.286, SLG: 0.326 (1, 3)			0-0 5-3		0-0 F7		0-0 5-3		0-0 6-3	4	0	0	0	0	0	2			
Mike Laga, L OBP: 0.293, SLG: 0.493 (1, 10)			0-0 HR		0-3 K		0-0 P6		0-0 HR	3	1	1	1	0	1	1			
John Wockenfuss, R OBP: 0.377, SLG: 0.445 (9, PH)										1	1	1	1	0	0	0			
Tom Brookens, R OBP: 0.278, SLG: 0.355 (1, 4)			0-0 5-3		0-0 5-3		0-0 G3			3	0	0	0	0	0	0			
Alan Trammell, R OBP: 0.324, SLG: 0.387 (1, 6)			0-0 2B		0-0 F7		4-0 S BB			2	0	1	0	1	0	0			
Inning Stats	R: 0 E: 0 K: 0 S: 5	H: 2 LOB: 2 BB: 0 P: 5	R: 1 E: 0 K: 0 S: 5	H: 2 LOB: 1 BB: 0 P: 5	R: 0 E: 0 K: 1 S: 6	H: 1 LOB: 0 BB: 0 P: 6	R: 0 E: 0 K: 0 S: 4	H: 1 LOB: 1 BB: 0 P: 4	R: 0 E: 0 K: 0 S: 2	H: 0 LOB: 2 BB: 2 P: 10	R: 0 E: 0 K: 0 S: 4	H: 1 LOB: 1 BB: 0 P: 4	R: 1 E: 0 K: 0 S: 1	H: 1 LOB: 0 BB: 0 P: 1	1B: 4 2B: 3 3B: 0 HR: 3	SF: 0 SAC: 0 DP: 1 HBP: 0	WP: 0 PA: 34 PB: 0 SB: 3 CS: 1		
PITCHER	IP	WLS	BF	H	R	ER	SO	BB	IBB	HBP	BLK	WP	HR	S	P	ERA	WHIP		
Jim Palmer, R ERA: 3.08	(1, 1)	6.1	L	7	2	1	1	0	1	0	0	0	1	6	10	5.40	1.800		
Tippy Martinez, L ERA: 3.51	(7, 1)	1.2	L	7	2	1	1	0	1	0	0	0	1	6	10	5.40	1.800		

AB 32
R 3
H 10
RBI 3
BB 2
SO 1
LOB 12



Batter	1	2	3	4	5	6	7	8	9	AB	R	H	RBI	BB	SO	LOB	TOP										
Paul Moltor, R (1,5) OBP: 0.370, SLG: 0.456										5	0	2	0	0	1	0	Milwaukee Brewers @ Baltimore Orioles Memorial Stadium, Baltimore, MD Fri Oct 01 1982, 7:05 PM EDT Unknown										
Robin Yount, R (1,6) OBP: 0.380, SLG: 0.571										5	0	3	0	0	1	1											
Cecil Cooper, L (1,3) OBP: 0.343, SLG: 0.526										4	0	1	0	0	0	4											
Ted Simmons, S (1,2) OBP: 0.305, SLG: 0.444										4	1	1	1	0	1	3											
Ben Oglivie, L (1,7) OBP: 0.328, SLG: 0.453										4	2	3	1	0	0	0											
Gorman Thomas, R (1,8) OBP: 0.347, SLG: 0.515										4	0	0	0	0	2	2											
Roy Howell, L (1,10) Rob Piccolo, R (6,PH) OBP: 0.264, SLG: 0.271										3	0	0	0	0	2	1											
Charlie Moore, R (1,9) OBP: 0.296, SLG: 0.359										4	0	2	1	0	0	1											
Jim Gantner, L (1,4) OBP: 0.331, SLG: 0.366										4	0	0	0	0	0	2											
Inning Stats	R: 0 E: 0 K: 1 S: 6	H: 2 LOB: 1 BB: 0 P: 6	R: 1 E: 0 K: 1 S: 7	H: 2 LOB: 1 BB: 0 P: 7	R: 0 E: 0 K: 1 S: 6	H: 1 LOB: 1 BB: 0 P: 6	R: 0 E: 0 K: 1 S: 5	H: 0 LOB: 0 BB: 0 P: 5	R: 0 E: 0 K: 0 S: 5	H: 2 LOB: 2 BB: 0 P: 5	R: 2 E: 0 K: 1 S: 8	H: 3 LOB: 1 BB: 0 P: 8	R: 0 E: 0 K: 0 S: 4	H: 1 LOB: 1 BB: 0 P: 4	R: 0 E: 0 K: 2 S: 8	H: 1 LOB: 1 BB: 0 P: 8		R: 0 E: 0 K: 1 S: 5	H: 0 LOB: 0 BB: 0 P: 5	1B: 8 2B: 2 3B: 0 HR: 2	SF: 0 SAC: 0 DP: 1 HBP: 0	WP: 0 PB: 0 SB: 0 CS: 0	PA: 38				
PITCHER	IP	WLS	BF	H	R	ER	SO	BB	IBB	HBP	BLK	WP	HR	S	P	ERA	WHIP										
Dennis Martinez, R (1,1) ERA: 4.12	6.1	W	29	11	3	3	5	0	0	0	0	0	2	39	39	4.26	1.737										
Tippy Martinez, L (7,1) ERA: 3.41	2.2		9	1	0	0	3	0	0	0	0	0	0	15	15	0.00	0.375										

Batter	1	2	3	4	5	6	7	8	9	AB	R	H	RBI	BB	SO	LOB	BOTTOM										
Al Bumbry, L (1,8) John Shelby, S (7,8) OBP: 0.309, SLG: 0.336 OBP: 0.286, SLG: 0.393										4	1	1	0	0	0	2	Milwaukee Brewers @ Baltimore Orioles Memorial Stadium, Baltimore, MD Fri Oct 01 1982, 7:05 PM EDT Unknown										
Glenn Culliver, L (1,5) Terry Crowley, L (6,PH) Lenn Sakata, R (6,PR) OBP: 0.370, SLG: 0.250 OBP: 0.372, SLG: 0.348 OBP: 0.321, SLG: 0.360										2	0	0	0	1	1	2											
Ken Singleton, S (1,10) OBP: 0.349, SLG: 0.383										5	1	1	1	0	0	4											
Eddie Murray, S (1,3) OBP: 0.388, SLG: 0.545										3	0	0	0	2	0	1											
John Lowenstein, L (1,7) Gary Roenicke, R (7,PH) OBP: 0.411, SLG: 0.605 OBP: 0.388, SLG: 0.495										3	0	1	0	0	0	0											
Jim Dwyer, L (1,9) Dan Ford, R (7,PH) OBP: 0.391, SLG: 0.483 OBP: 0.283, SLG: 0.375										3	1	3	0	0	0	0											
Cal Ripken Jr., R (1,6) OBP: 0.320, SLG: 0.477										3	1	0	0	1	0	5											
Joe Nolan, L (1,2) Rick Dempsey, R (7,2) OBP: 0.279, SLG: 0.358 OBP: 0.336, SLG: 0.342										3	2	2	1	0	0	0											
Rich Dauer, R (1,4) OBP: 0.337, SLG: 0.372										4	1	3	2	0	0	0											
Inning Stats	R: 0 E: 0 K: 0 S: 3	H: 0 LOB: 1 BB: 1 P: 7	R: 3 E: 1 K: 1 S: 8	H: 3 LOB: 1 BB: 1 P: 12	R: 1 E: 0 K: 0 S: 5	H: 2 LOB: 1 BB: 0 P: 5	R: 1 E: 0 K: 0 S: 5	H: 2 LOB: 1 BB: 0 P: 5	R: 0 E: 0 K: 0 S: 4	H: 2 LOB: 1 BB: 0 P: 4	R: 2 E: 0 K: 0 S: 5	H: 3 LOB: 1 BB: 0 P: 5	R: 0 E: 0 K: 0 S: 4	H: 1 LOB: 2 BB: 1 P: 8	R: 1 E: 0 K: 0 S: 5	H: 2 LOB: 2 BB: 1 P: 9		1B: 9 2B: 4 3B: 1 HR: 1	SF: 0 SAC: 0 DP: 2 HBP: 0	WP: 0 PB: 0 SB: 1 CS: 0	PA: 41						
PITCHER	IP	WLS	BF	H	R	ER	SO	BB	IBB	HBP	BLK	WP	HR	S	P	ERA	WHIP										
Pete Vuckovich, R (1,1) ERA: 3.34	4.1	L	24	9	5	4	1	2	0	0	0	0	1	24	32	8.31	2.538										
Chuck Porter, R (5,1) ERA: 6.75	1.0		5	3	2	2	0	0	0	0	0	0	0	5	5	18.00	3.000										
Jamie Easterly, L (6,1) ERA: 4.7	0.2		3	1	0	0	0	1	0	0	0	0	0	2	6	0.00	3.000										
Pete Ladd, R (7,1) ERA: 4.0	2.0		9	2	1	1	0	0	1	0	0	0	0	8	12	4.50	1.000										

Batter	1	2	3	4	5	6	7	8	9	AB	R	H	RBI	BB	SO	LOB	TOP					
Paul Moltis, R OBP: 0.369, SLG: 0.455 (1, 5)										4	0	1	0	0	1	1	Milwaukee Brewers @ Baltimore Orioles Memorial Stadium, Baltimore, MD Fri Oct 01 1982, 7:05 PM EDT Att: 51,863 - Unknown livebaseballscorecards.com					
Robin Yount, R OBP: 0.376, SLG: 0.568 (1, 6)										4	0	0	0	0	0	3						
Cecil Cooper, L OBP: 0.343, SLG: 0.524 (1, 3)										4	0	1	0	0	0	1						
Gorman Thomas, R OBP: 0.345, SLG: 0.512 (1, 8)										4	0	0	0	0	0	1						
Ben Oglivie, L OBP: 0.326, SLG: 0.450 (1, 7)										4	0	0	0	0	0	0						
Roy Howell, L OBP: 0.307, SLG: 0.354 (1, 10)										2	0	0	0	2	0	0						
Charlie Moore, R OBP: 0.300, SLG: 0.363 (1, 9)										3	1	2	0	1	1	1						
Ned Yost, R OBP: 0.324, SLG: 0.429 (9, PH)										2	0	0	0	1	1	2						
Bob Skube, L OBP: 0.667, SLG: 0.667 (9, PH)										1	0	0	0	0	0	1						
Jim Gantner, L OBP: 0.333, SLG: 0.367 (1, 4)										4	0	2	1	0	2	4						
Inning Stats	R: 0 E: 0 K: 1 S: 5	H: 0 LOB: 0 BB: 0 P: 5	R: 0 E: 0 K: 1 S: 5	H: 0 LOB: 3 BB: 3 P: 17	R: 0 E: 0 K: 0 S: 4	H: 1 LOB: 1 BB: 0 P: 4	R: 0 E: 0 K: 1 S: 5	H: 0 LOB: 1 BB: 1 P: 9	R: 0 E: 0 K: 0 S: 4	H: 2 LOB: 1 BB: 0 P: 4	R: 0 E: 0 K: 0 S: 3	H: 0 LOB: 0 BB: 0 P: 3	R: 1 E: 0 K: 1 S: 7	H: 2 LOB: 1 BB: 0 P: 7	R: 0 E: 0 K: 0 S: 3	H: 0 LOB: 0 BB: 0 P: 3	R: 0 E: 0 K: 1 S: 6	H: 1 LOB: 1 BB: 0 P: 6	1B: 5 2B: 1 3B: 0 HR: 0	SF: 0 SAC: 0 DP: 1 HBP: 0	WP: 0 PB: 0 SB: 0 CS: 0	PA: 36
PITCHER Storm Davis, R ERA: 3.49 (1, 1)	IP: 9.0 WLS: W BF: 36 H: 6 R: 1 ER: 1 SO: 5 BB: 4 IBB: 0 HBP: 0 BLK: 0 WP: 0 HR: 0 S: 42 P: 58 ERA: 1.00 WHIP: 1.111															PITCHER	IP: 9.0 WLS: W BF: 36 H: 6 R: 1 ER: 1 SO: 5 BB: 4 IBB: 0 HBP: 0 BLK: 0 WP: 0 HR: 0 S: 42 P: 58 ERA: 1.00 WHIP: 1.111					

Batter	1	2	3	4	5	6	7	8	9	AB	R	H	RBI	BB	SO	LOB	BOTTOM	
John Shelby, S OBP: 0.273, SLG: 0.455 (1, 8)										5	1	1	1	0	1	1	Milwaukee Brewers @ Baltimore Orioles Memorial Stadium, Baltimore, MD Fri Oct 01 1982, 7:05 PM EDT Att: 51,863 - Unknown livebaseballscorecards.com	
Rich Dauer, R OBP: 0.338, SLG: 0.375 (1, 5)										4	2	2	0	0	0	0		
Cal Ripken Jr., R OBP: 0.321, SLG: 0.482 (1, 6)										4	1	2	2	0	0	1		
Eddie Murray, S OBP: 0.387, SLG: 0.549 (1, 3)										4	1	1	2	0	1	1		
Benny Ayala, R OBP: 0.333, SLG: 0.496 (1, 10)										4	1	3	0	0	1	0		
Gary Roenicke, R OBP: 0.391, SLG: 0.499 (1, 7)										3	0	2	1	1	0	1		
Dan Ford, R OBP: 0.280, SLG: 0.371 (1, 9)										4	0	0	0	0	0	4		
Rick Dempsey, R OBP: 0.332, SLG: 0.338 (1, 2)										4	0	0	0	0	0	1		
Lenn Sakata, R OBP: 0.323, SLG: 0.370 (1, 4)										4	1	2	1	0	2	0		
Inning Stats	R: 3 E: 0 K: 0 S: 7	H: 4 LOB: 1 BB: 0 P: 7	R: 1 E: 0 K: 0 S: 4	H: 1 LOB: 0 BB: 0 P: 4	R: 0 E: 0 K: 0 S: 4	H: 1 LOB: 1 BB: 0 P: 4	R: 0 E: 0 K: 0 S: 3	H: 1 LOB: 0 BB: 0 P: 3	R: 0 E: 1 K: 1 S: 6	H: 1 LOB: 1 BB: 0 P: 6	R: 3 E: 0 K: 2 S: 11	H: 4 LOB: 2 BB: 1 P: 15	R: 0 E: 0 K: 2 S: 7	H: 0 LOB: 0 BB: 0 P: 7	1B: 7 2B: 2 3B: 0 HR: 4	SF: 0 SAC: 0 DP: 1 HBP: 0		WP: 0 PB: 0 SB: 0 CS: 0
PITCHER Mike Caldwell, L ERA: 3.91 Chuck Porter, R ERA: 4.91 (8, 1)	IP: 7.0 WLS: L BF: 34 H: 13 R: 7 ER: 7 SO: 7 BB: 1 IBB: 0 HBP: 0 BLK: 0 WP: 0 HR: 4 S: 39 P: 43 ERA: 9.00 WHIP: 2.000															PITCHER	IP: 1.0 WLS: 3 BF: 3 H: 0 R: 0 ER: 0 SO: 2 BB: 0 IBB: 0 HBP: 0 BLK: 0 WP: 0 HR: 0 S: 7 P: 7 ERA: 0.00 WHIP: 0.000	

Batter	1	2	3	4	5	6	7	8	9	AB	R	H	RBI	BB	SO	LOB	TOP		
Paul Mollitor, R OBP: 0.367, SLG: 0.452	F7	F3		FC5-4			5-3			4	0	0	0	0	0	4	Milwaukee Brewers @ Baltimore Orioles Memorial Stadium, Baltimore, MD Sat Oct 02 1982, 3:33 AM EDT Att: 47,235 - Unknown		
Robin Yount, R OBP: 0.376, SLG: 0.564	5-3		F8		K		6-3			4	0	0	0	0	1				
Cecil Cooper, L OBP: 0.342, SLG: 0.522	F8		F5		G3-6-3 1B			4-3		4	0	1	0	0	0				
Ted Simmons, S OBP: 0.304, SLG: 0.444		F9			G3-6-3			F8		4	0	1	0	0	0	1			
Gorman Thomas, R OBP: 0.344, SLG: 0.509		BB 1B BB	F8			K		K		3	1	0	0	1	2	1			
Ben Oglivie, L OBP: 0.327, SLG: 0.456		BB 1B			HR		F8		L5	4	2	2	1	0	0	0			
Don Money, R OBP: 0.359, SLG: 0.527		BB 1B			5-3		5-3		6-3	2	0	0	0	1	0	0			
Roy Howell, L OBP: 0.307, SLG: 0.352		BB 1B 2-3			5-3					1	0	0	0	0	0	0			
Charlie Moore, R OBP: 0.300, SLG: 0.361		F4			FC5-4 BB		G3		F7	3	0	0	0	1	0	3			
Jim Gantner, L OBP: 0.335, SLG: 0.369		1-2 2-H 3-H 1B			F8					3	0	2	2	0	0	1			
Inning Stats	R: 0 E: 0 K: 0 S: 3	H: 0 LOB: 0 BB: 0 P: 3	R: 2 E: 0 K: 0 S: 5	H: 2 LOB: 2 BB: 2 P: 13	R: 0 E: 0 K: 0 S: 4	H: 1 LOB: 1 BB: 0 P: 4	R: 1 E: 0 K: 0 S: 4	H: 1 LOB: 1 BB: 1 P: 8	R: 0 E: 0 K: 1 S: 5	H: 0 LOB: 0 BB: 0 P: 5	R: 0 E: 0 K: 1 S: 4	H: 1 LOB: 1 BB: 0 P: 4	R: 0 E: 0 K: 1 S: 5	H: 0 LOB: 0 BB: 0 P: 5	R: 0 E: 0 K: 0 S: 3	H: 0 LOB: 0 BB: 0 P: 3	1B: 4 2B: 1 3B: 0 HR: 1	SF: 0 SAC: 0 DP: 1 HBP: 0	WP: 0 PA: 35 CS: 0
PITCHER	IP	WLS	BF	H	R	ER	SO	BB	IBB	HBP	BLK	WP	HR	S	P	ERA	WHIP		
Scott McGregor, L ERA: 4.61	3.1		17	4	3	3	0	3	0	0	0	0	1	14	26	8.10	2.100		
Sammy Stewart, R ERA: 4.14	5.2	W	18	2	0	0	3	0	0	0	0	0	0	24	24	0.00	0.353		

Batter	1	2	3	4	5	6	7	8	9	AB	R	H	RBI	BB	SO	LOB	BOTTOM		
Al Bumbry, L OBP: 0.313, SLG: 0.338	S 2B 1B									3	2	2	1	2	0	0	Milwaukee Brewers @ Baltimore Orioles Memorial Stadium, Baltimore, MD Sat Oct 02 1982, 3:33 AM EDT Att: 47,235 - Unknown		
John Shelby, S OBP: 0.294, SLG: 0.471		4-3								1	0	1	1	0	0				
Glenn Culliver, L OBP: 0.360, SLG: 0.241	K		3-1		SH 1B		IBB			5	0	0	0	0	3	8			
Ken Singleton, S OBP: 0.350, SLG: 0.384	2B 1B			FC3-6 9-2 1B	1-3		F7			5	1	2	0	0	1	4			
Eddie Murray, S OBP: 0.391, SLG: 0.551	1B BLK 2B			FC3-6 BB				4-3		3	2	2	1	2	0	0			
John Lowenstein, L OBP: 0.414, SLG: 0.605	BLK S 1B			FC3-6 S	L9					5	1	3	1	0	0	4			
Cal Ripken Jr., R OBP: 0.319, SLG: 0.478	6-3			9-2			K			5	0	0	0	0	2	8			
Jim Dwyer, L OBP: 0.405, SLG: 0.497										2	1	2	0	2	0	0			
Gary Roenicke, R OBP: 0.393, SLG: 0.500					1B 1B			SH1-4 BB		1	1	1	2	0	0	0			
Rick Dempsey, R OBP: 0.337, SLG: 0.346					1B 1B			SH1-4		4	2	3	0	0	0	2			
Rich Dauer, R OBP: 0.338, SLG: 0.375		F9			1B SH 1B					5	1	2	2	0	1	3			
Inning Stats	R: 3 E: 0 K: 1 S: 9	H: 4 LOB: 2 BB: 1 P: 13	R: 0 E: 0 K: 0 S: 3	H: 0 LOB: 0 BB: 0 P: 3	R: 0 E: 0 K: 0 S: 3	H: 1 LOB: 1 BB: 1 P: 7	R: 4 E: 1 K: 1 S: 10	H: 4 LOB: 2 BB: 1 P: 14	R: 0 E: 0 K: 1 S: 7	H: 2 LOB: 3 BB: 1 P: 11	R: 0 E: 0 K: 1 S: 5	H: 1 LOB: 0 BB: 0 P: 5	R: 0 E: 0 K: 1 S: 5	H: 0 LOB: 2 BB: 2 P: 13	R: 4 E: 0 K: 2 S: 13	H: 6 LOB: 2 BB: 0 P: 13	1B: 15 2B: 4 3B: 0 HR: 0	SF: 0 SAC: 2 DP: 1 HBP: 0	WP: 1 PA: 47 CS: 1
PITCHER	IP	WLS	BF	H	R	ER	SO	BB	IBB	HBP	BLK	WP	HR	S	P	ERA	WHIP		
Doc Medich, R ERA: 5.04	3.0	L	18	8	6	5	1	1	1	0	1	0	0	18	26	15.00	3.000		
Moose Haas, R ERA: 4.47	4.0		20	4	1	0	4	1	3	0	0	0	0	24	40	0.00	1.250		
Dwight Bernard, R ERA: 3.76	1.0		9	6	4	4	2	0	0	0	0	0	0	13	13	36.00	6.000		

