

Baltimore Orioles - 1983

Batter	1	2	3	4	5	6	7	8	9	AB R H RBI BB SO LOB	TOP
Willie Wilson, S (1, 7) OBP: 0.600, SLG: 0.600	0-0 F6	0-3 K			0-0 CS 1B		0-0 E 1B	0-0 S 1B		5 1 3 0 0 1 1	
U L Washington, S (1, 6) OBP: 0.600, SLG: 1.500	0-0 F6		4-0 S HR BB		0-0 1-3		0-0 F7	0-3 K		4 1 0 0 1 1 3	
George Brett, L (1, 5) OBP: 0.200, SLG: 0.200	0-0 E 2B		0-0 1-H HR		0-0 F8		0-0 E6 1B 2B	4-0 IBB		4 3 2 2 1 0 1	
Amos Otis, R (1, 8) OBP: 0.400, SLG: 0.500	0-0 E9 2-H		0-0 F4			0-3 K	0-0 2B 1B	0-0 F8		5 0 1 1 0 1 2	
Hal McRae, R (1, 10) OBP: 0.400, SLG: 1.000	4-0 BB BB		0-0 5-3			0-3 K	0-0 1-3 2-H 2B		0-0 4-1	4 0 1 1 1 1 0	
Willie Aikens, L (1, 3) Joe Simpson, L (9, 3)	0-0 G3		0-0 6-3			0-0 HR	4-0 FC5-4 IBB		0-3 K	4 1 1 1 1 1 2 0 0 0 0 0 0 0	
Frank White, R (1, 4) OBP: 0.200, SLG: 0.400		0-3 K		0-0 6-3		0-0 2B	0-0 FC5-4		0-0 6-3	5 0 1 0 0 1 3	
Jerry Martin, R (1, 9) OBP: 0.250, SLG: 1.000		0-3 K		0-0 L1		0-3 K		0-0 HR		4 1 1 1 0 2 1	
John Wathan, R (1, 2) OBP: 0.250, SLG: 0.250		0-0 1B		0-0 1-3			0-0 6-3	0-0 F8		4 0 1 0 0 0 0	
Inning Stats	R: 1 H: 1 E: 1 LOB: 2 K: 0 BB: 1 S: 5 P: 9	R: 0 H: 1 E: 0 LOB: 1 K: 3 BB: 0 S: 10 P: 10	R: 2 H: 1 E: 0 LOB: 0 K: 0 BB: 1 S: 4 P: 8	R: 0 H: 0 E: 0 LOB: 0 K: 0 BB: 0 S: 3 P: 3	R: 0 H: 1 E: 0 LOB: 0 K: 0 BB: 0 S: 3 P: 3	R: 1 H: 2 E: 0 LOB: 1 K: 3 BB: 0 S: 11 P: 11	R: 2 H: 3 E: 1 LOB: 3 K: 0 BB: 1 S: 7 P: 11	R: 1 H: 2 E: 0 LOB: 2 K: 1 BB: 1 S: 7 P: 11	R: 0 H: 0 E: 0 LOB: 0 K: 1 BB: 0 S: 5 P: 5	1B: 5 SF: 0 2B: 3 SAC: 0 3B: 0 DP: 0 HR: 3 HBP: 0	WP: 0 PA: 43 PB: 0 SB: 2 CS: 1
PITCHER	IP WLS BF H R ER SO BB IBB HBP BLK WP HR S P ERA WHIP										
Dennis Martinez, R (1, 1) ERA: 4.5	6.0 L 26 6 4 3 6 2 0 0 0 0 0 2 36 44 4.50 1.333										
Storm Davis, R (7, 1) ERA: 4.5	2.0 14 5 3 1 1 0 2 0 0 0 0 1 14 22 4.50 2.500										
Tippy Martinez, L (9, 1) ERA:	1.0 3 0 0 0 1 0 0 0 0 0 0 0 5 5 0.00 0.000										

Kansas City Royals @ Baltimore Orioles
 Memorial Stadium, Baltimore, MD
 Mon Apr 04 1983, 3:33 AM EST
 Att: 51,889 - Unknown

AB	39
R	7
H	11
RBI	6
BB	4
SO	8
LOB	13



BOTTOM

Kansas City Royals @ Baltimore Orioles
Memorial Stadium, Baltimore, MD

Mon Apr 04 1983, 3:33 AM EST
Att. 51,889 - Unknown

livebaseballscorecards.com

AB 33
R 2
H 7
RBI 2
BB 2
SO 4
LOB 16



WP: 0 PA: 35
PB: 0
SB: 0
CS: 0

AB R H RBI BB SO LOB

4 0 0 0 0 0 0

4 2 2 0 0 0 0

3 0 1 1 1 0 1

3 0 1 1 1 2 2

4 0 1 0 0 1 6

3 0 0 0 0 0 4

1 0 1 0 0 0 0

4 0 1 0 0 0 2

4 0 0 0 0 0 1

3 0 0 0 0 1 0

1B: 5 SF: 0
2B: 2 SAC: 0
3B: 0 DP: 3
HR: 0 HBP: 0

Batter	1	2	3	4	5	6	7	8	9
John Shelby, S (1, 8)	0-0 1-3		0-0 6-3		0-0 F3			0-0 6-3	
Dan Ford, R (1, 9) OBP: 0.500, SLG: 0.750	0-0 2B		0-0 1-3			0-0 E6 1B		0-0 1B	
Cal Ripken Jr., R (1, 6) OBP: 0.500, SLG: 0.667	0-0 2B		0-0 5-3			4-0 G4-6-3 1B BB		0-0 E3 1B	
Eddie Murray, S (1, 3) OBP: 0.500, SLG: 0.333	4-0 BB			0-3 K		0-0 G4-6-3 1B		0-3 K	
Ken Singleton, S (1, 10) OBP: 0.250, SLG: 0.250	0-3 K			0-0 FC6-4 1B		0-0 G4-6-3		0-0 4-3	
Gary Roenicke, R (1, 7)	0-0 F4			0-0 L8		0-0 5-3		0-0 1B	
John Lowenstein, L (9, PH) OBP: 1.000, SLG: 1.000									0-0 G1-6-3 1B
Rich Dauer, R (1, 4) OBP: 0.250, SLG: 0.250		0-0 4-3		0-0 FC6-4 1B		0-0 G5-4-3 1B		0-0 G1-6-3	
Leo Hernandez, R (1, 5)		0-0 1-3		0-0 F2		0-0 G5-4-3		0-0 5-3	
Rick Dempsey, R (1, 2)		0-0 3-1		0-3 K		0-0 F9			

Inning Stats	R: 1	H: 2	E: 0	K: 1	S: 7	H: 0	LOB: 2	BB: 1	P: 11	R: 0	H: 0	E: 0	K: 0	S: 3	R: 0	H: 0	E: 0	K: 0	S: 3	R: 0	H: 1	E: 0	K: 1	S: 6	R: 0	H: 0	E: 0	K: 1	S: 5	R: 1	H: 1	E: 1	K: 0	S: 4	R: 0	H: 1	E: 0	K: 0	S: 3	R: 0	H: 1	E: 1	K: 1	S: 7	R: 0	H: 1	E: 0	K: 0	S: 3	R: 0	H: 1	E: 0	K: 0	S: 3
--------------	------	------	------	------	------	------	--------	-------	-------	------	------	------	------	------	------	------	------	------	------	------	------	------	------	------	------	------	------	------	------	------	------	------	------	------	------	------	------	------	------	------	------	------	------	------	------	------	------	------	------	------	------	------	------	------

PITCHER	IP	WLS	BF	H	R	ER	SO	BB	IBB	HBP	BLK	WP	HR	S	P	ERA	WHIP
Larry Gura, L (1, 1) ERA: 1.29	7.0	W	27	5	2	1	3	2	0	0	0	0	0	31	39	1.29	1.000
Dan Quisenberry, R (8, 1) ERA:	2.0		8	2	0	0	1	0	0	0	0	0	0	10	10	0.00	1.000

PITCHER	IP	WLS	BF	H	R	ER	SO	BB	IBB	HBP	BLK	WP	HR	S	P	ERA	WHIP
---------	----	-----	----	---	---	----	----	----	-----	-----	-----	----	----	---	---	-----	------

Batter	1	2	3	4	5	6	7	8	9	AB R H RBI BB SO LOB	TOP		
Willie Wilson, S OBP: 0.444, SLG: 0.556 (1, 7) X	0-0 1-3 ①		0-0 F4 ①		0-0 5-3 ③			0-0 F9 2B		4 0 1 0 0 0 1			
U L Washington, S (1, 6) X	0-0 G3 ②		0-0 6-3 ②		0-3 K ①			0-0 F9 2-3		4 0 0 0 0 1 1			
George Brett, L OBP: 0.444, SLG: 0.875 (1, 5) X	0-0 1B		0-0 G3 ③		0-0 5-3 ②			0-0 F6		4 0 1 0 0 0 1			
Amos Otis, R OBP: 0.111, SLG: 0.111 (1, 8) X	0-0 F8 ③			0-0 5-3 ①		0-0 F9 ③			0-3 K ①	4 0 0 0 0 1 1			
Hal McRae, R OBP: 0.333, SLG: 0.750 (1, 10) X		0-0 HR		0-0 F9 ②		0-3 K ①			0-0 6-3 ②	4 1 1 1 0 1 0			
Frank White, R OBP: 0.333, SLG: 0.444 (1, 4) X		0-0 G3-6 1B		0-0 F7 ③		0-0 F7 ②			0-0 1B	4 0 2 0 0 0 0			
Willie Aikens, L OBP: 0.333, SLG: 0.625 (1, 3) X		0-0 G3-6 1-2f ① ②			0-3 K ①		0-0 FC5-4 1B		0-0 4-3 ③	4 0 1 0 0 1 2			
Jerry Martin, R OBP: 0.286, SLG: 0.857 (1, 9) X		0-0 2B			0-0 F8 ②		0-0 FC5-4 1-2f ③			3 0 1 0 0 0 1			
John Wathan, R OBP: 0.286, SLG: 0.286 (1, 2) X		0-0 6-3 ③			0-0 1B			0-0 F3 ①		3 0 1 0 0 0 1			
Inning Stats	R: 0 H: 1 E: 0 LOB: 1 K: 0 BB: 0 S: 4 P: 4	R: 1 H: 3 E: 0 LOB: 1 K: 0 BB: 0 S: 5 P: 5	R: 0 H: 0 E: 0 LOB: 0 K: 0 BB: 0 S: 3 P: 3	R: 0 H: 0 E: 0 LOB: 0 K: 0 BB: 0 S: 3 P: 3	R: 0 H: 1 E: 0 LOB: 1 K: 1 BB: 0 S: 6 P: 6	R: 0 H: 0 E: 0 LOB: 0 K: 1 BB: 0 S: 5 P: 5	R: 0 H: 1 E: 0 LOB: 1 K: 1 BB: 0 S: 6 P: 6	R: 0 H: 1 E: 0 LOB: 1 K: 0 BB: 0 S: 4 P: 4	R: 0 H: 1 E: 0 LOB: 1 K: 1 BB: 0 S: 6 P: 6	1B: 5 SF: 0 2B: 2 SAC: 0 3B: 0 DP: 1 HR: 1 HBP: 0	WP: 0 PA: 34 PB: 0 SB: 0 CS: 0		
PITCHER	IP WLS BF H R ER SO BB IBB HBP BLK WP HR S P ERA WHIP											PITCHER	IP WLS BF H R ER SO BB IBB HBP BLK WP HR S P ERA WHIP
Mike Flanagan, L ERA: 1.13 (1, 1)	8.0 W 30 7 1 1 3 0 0 0 0 0 0 1 36 36 1.12 0.875												
Tim Stoddard, R ERA: (9, 1)	1.0 4 1 0 0 1 0 0 0 0 0 0 0 6 6 0.00 1.000												

Kansas City Royals @ Baltimore Orioles
Memorial Stadium, Baltimore, MD
 Wed Apr 06 1983, 6:05 PM EST
 Att: 7,904 - Unknown - 53 F

AB	34
R	1
H	8
RBI	1
BB	0
SO	4
LOB	8



Batter	1	2	3	4	5	6	7	8	9	AB	R	H	RBI	BB	SO	LOB
Al Bumbry, L OBP: 0.800, SLG: 0.667 (1, 8)	0-0 F7		4-0 1B BB		0-0 2B 1B	4-0 E BB	0-0 1B 1B			3	4	2	1	2	0	0
Dan Ford, R OBP: 0.444, SLG: 0.556 (1, 9)	0-0 5-3		0-0 1B		0-0 F7	0-0 E7	0-0 1B 1B			5	0	2	1	0	0	1
Cal Ripken Jr., R OBP: 0.444, SLG: 0.625 (1, 6)	0-0 F6		0-3 K		0-0 1B 2B	0-0 6-3	0-0 FC6-4 1B			5	1	2	1	0	1	2
Eddie Murray, S OBP: 0.444, SLG: 0.429 (1, 3)		0-0 1B 2B	0-0 4-3		4-0 1B IBB		0-0 F9			4	1	1	0	1	0	3
Ken Singleton, S OBP: 0.250, SLG: 0.143 (1, 10)		0-0 F7		0-0 F4	0-3 K		4-0 1B 2B BB	0-0 FC5-4 1B		3	0	0	0	1	1	4
Jim Dwyer, L (7, PR)										0	1	0	0	0	0	0
Benny Ayala, R OBP: 1.000, SLG: 1.000 (8, PH)										1	0	1	0	0	0	0
John Lowenstein, L OBP: 0.800, SLG: 0.800 (1, 7)		0-0 1B		0-3 K	0-0 1B		0-0 2B SF9 1B	0-0 F8		4	1	3	3	0	1	0
Gary Roenicke, R (8, PH)										1	0	0	0	0	0	1
Gary Roenicke, R (9, 7)																
Rich Dauer, R OBP: 0.333, SLG: 0.556 (1, 4)		0-0 F9		0-0 2B	0-0 4-3		0-0 SF9 WP 2B	0-0 FC5-4		5	2	2	1	0	0	4
Leo Hernandez, R OBP: 0.222, SLG: 0.250 (1, 5)		0-0 F7		0-0 2B	0-0 4-3		4-0 WP 1B IBB	0-0 1-3		4	1	1	1	1	0	2
Rick Dempsey, R (1, 2)			0-3 K	0-3 K		0-3 K	0-0 SF9			3	0	0	1	0	3	1

Inning Stats	R: 0	H: 0	E: 0	K: 0	S: 3	R: 1	H: 2	E: 0	K: 0	S: 5	R: 1	H: 1	E: 0	K: 2	S: 8	R: 1	H: 2	E: 0	K: 2	S: 9	R: 2	H: 3	E: 0	K: 1	S: 8	R: 1	H: 0	E: 1	K: 1	S: 6	R: 5	H: 5	E: 0	K: 0	S: 8	R: 0	H: 1	E: 0	K: 0	S: 4
	0	0	0	0	3	1	2	0	0	5	1	1	0	2	8	1	2	0	2	9	2	3	0	1	8	1	0	1	0	5	5	0	2	16	0	1	0	0	4	

PITCHER	IP	WLS	BF	H	R	ER	SO	BB	IBB	HBP	BLK	WP	HR	S	P	ERA	WHIP
Dennis Leonard, R ERA: 9.64 (1, 1)	4.2	L	24	8	5	5	5	1	1	0	0	0	0	32	40	9.64	1.929
Bill Castro, R ERA: 18.0 (5, 1)	2.0		12	2	5	4	1	2	1	0	0	0	0	11	23	18.00	2.000
Bob Tufts, L ERA: 6.75 (7, 1)	1.1		8	4	1	1	0	0	0	0	0	1	0	8	8	6.75	3.000

BOTTOM


Kansas City Royals @ Baltimore Orioles
Memorial Stadium, Baltimore, MD

Wed Apr 06 1983, 6:05 PM EST
Att. 7,904 - Unknown - 53 F

AB	38
R	11
H	14
RBI	9
BB	5
SO	6
LOB	18

livebaseballscorecards.com

WP: 1 **PA: 44**
PB: 0
SB: 1
CS: 0



Batter	1	2	3	4	5	6	7	8	9	AB R H RBI BB SO LOB	TOP											
Al Bumbry, L (1, 8) X OBP: 0.556, SLG: 0.333 John Shelby, S (7, 8) OBP: 0.200, SLG: 0.200	0-0 ① 3-1		4-0 BB 2B	0-0 ③ F7			0-0 ① 4-3		0-0 BB 2B 1B	3 0 0 0 1 0 1 1 1 1 0 0 0 0												
Dan Ford, R (1, 9) X OBP: 0.429, SLG: 0.643 Jim Dwyer, L (9, PR)	0-0 ② F8		0-0 ② 1-3 2-H 2B		0-0 ① P4		0-0 ② F9		0-0 BB 2B	5 0 2 1 0 0 0 0 0 0 0 0 0 0												
Cal Ripken Jr., R (1, 6) X OBP: 0.357, SLG: 0.417	0-0 ③ F8		0-3 ② K		0-0 ② F9		0-0 ③ L5		4-0 BB BB	4 0 0 0 1 1 2												
Eddie Murray, S (1, 3) OBP: 0.500, SLG: 0.333		0-0 ① L4	4-0 BB		4-0 BB			0-3 ① K	4-0 BB BB	2 0 0 1 3 1 0												
John Lowenstein, L (1, 7) OBP: 0.444, SLG: 0.444 Gary Roenicke, R (9, PH)	0-0 ② F5		0-0 ③ 5-3		0-0 ③ 4-3			0-0 ② 3-1	0-3 ③ K	4 0 0 0 0 0 4 1 0 0 0 0 1 3												
Ken Singleton, S (1, 10) OBP: 0.333, SLG: 0.636		0-0 ② 2B		0-0 ① HR		0-3 ① K		0-0 ③ 1-3		4 1 2 1 0 1 0												
Rich Dauer, R (1, 4) OBP: 0.308, SLG: 0.462	0-0 ③ 4-3			0-0 ① F9		0-0 1B			0-0 ① F9	4 0 1 0 0 0 1												
Leo Hernandez, R (1, 5) OBP: 0.308, SLG: 0.545			4-0 BB S 2B	0-0 ② F3		0-0 ② F8			0-0 HR	3 2 1 1 1 0 1												
Rick Dempsey, R (1, 2) OBP: 0.091, SLG: 0.200			0-3 ① K	0-0 ③ 2B		0-3 ③ K			0-3 ② K	4 0 1 0 0 3 2												
Inning Stats	R: 0 E: 0 K: 0 S: 3	H: 0 LOB: 0 BB: 0 P: 3	R: 0 E: 0 K: 0 S: 4	H: 1 LOB: 1 BB: 0 P: 4	R: 1 E: 0 K: 2 S: 8	H: 1 LOB: 3 BB: 3 P: 20	R: 1 E: 0 K: 0 S: 5	H: 2 LOB: 1 BB: 0 P: 5	R: 0 E: 0 K: 0 S: 3	H: 0 LOB: 1 BB: 1 P: 7	R: 0 E: 0 K: 2 S: 8	H: 1 LOB: 1 BB: 0 P: 8	R: 0 E: 0 K: 0 S: 3	H: 0 LOB: 0 BB: 0 P: 3	R: 0 E: 0 K: 1 S: 5	H: 0 LOB: 0 BB: 0 P: 5	R: 2 E: 0 K: 2 S: 10	H: 3 LOB: 3 BB: 2 P: 18	1B: 2 2B: 4 3B: 0 HR: 2	SF: 0 SAC: 0 DP: 0 HBP: 0	WP: 0 PB: 0 SB: 1 CS: 0	PA: 41
PITCHER	IP WLS BF H R ER SO BB IBB HBP BLK WP HR S P ERA WHIP																					
Rick Sutcliffe, R (1, 1) ERA: 3.77 Ed Glynn, L (9, 1) ERA: 16.2 Dan Spillner, R (9, 1) ERA:	8.0 W 33 5 2 2 5 4 0 0 0 0 1 39 55 2.25 1.125																					
	0.2 7 3 2 2 1 2 0 0 0 0 1 7 15 27.00 7.500																					
	0.1 S 1 0 0 0 1 0 0 0 0 0 0 0 3 3 0.00 0.000																					

Baltimore Orioles @ Cleveland Indians
 Cleveland Municipal Stadium, Cleveland, OH
 Sat Apr 09 1983, 3:33 AM EST
 Att: 52,150 - Unknown

livebaseballscorecards.com

AB	35
R	4
H	8
RBI	4
BB	6
SO	7
LOB	14



Batter	1	2	3	4	5	6	7	8	9
Mike Hargrove, L (1, 3) OBP: 0.429, SLG: 0.286	1-0 2B SF8 HBP	0-0 5-3			0-0 1B		0-0 5-3	0-0 6-3	
Alan Bannister, R (1, 7) OBP: 0.444, SLG: 0.500	0-0 SF8 1B 2B		0-0 L1		0-0 F2			4-0 CS BB	
Toby Harrah, R (1, 5) OBP: 0.550, SLG: 0.667	0-0 SF8 2-3 3-H		0-0 F7		0-0 F7			4-0 BB 1B BB	
Andre Thornton, R (1, 10) OBP: 0.778, SLG: 1.308	0-0 1-3 1B 3-H		0-0 2B		0-0 1B			4-0 BB 1B HR BB	
Bake McBride, L (1, 9) OBP: 0.273, SLG: 0.273	0-0 1-3 1B		0-0 F7		0-0 P6			0-0 BB HR 1B	
Ron Hassey, L (8, 2) OBP: 0.500, SLG: 0.500	1-2 1B							1-2 2-H HR 1B	
Manny Trillo, R (1, 4) OBP: 0.611, SLG: 0.500	0-0 1-3			0-0 P5		0-0 1B		4-0 1-2 2-3 HR BB	
Rick Manning, L (1, 8) OBP: 0.222, SLG: 0.222	0-3 K			0-0 P5		0-0 F8		0-3 K	
Jim Essian, R (1, 2) George Vukovich, L (7, PH) OBP: 0.188, SLG: 0.375 (8, 9)			0-0 F8		0-0 P4		0-0 G3	0-0 HR	
Julio Franco, R (1, 6) OBP: 0.278, SLG: 0.438			0-0 F7		0-0 F8		0-0 L3	0-0 HR	

Inning Stats	R: 2 E: 0 K: 1 S: 8	H: 3 LOB: 2 BB: 0 P: 9	R: 0 E: 0 K: 0 S: 3	H: 0 LOB: 0 BB: 0 P: 3	R: 0 E: 0 K: 0 S: 4	H: 1 LOB: 1 BB: 0 P: 4	R: 0 E: 0 K: 0 S: 3	H: 0 LOB: 0 BB: 0 P: 3	R: 0 E: 0 K: 0 S: 4	H: 1 LOB: 1 BB: 0 P: 4	R: 0 E: 0 K: 0 S: 4	H: 2 LOB: 1 BB: 0 P: 4	R: 0 E: 0 K: 0 S: 3	H: 0 LOB: 0 BB: 0 P: 3	R: 6 E: 0 K: 1 S: 7	H: 3 LOB: 0 BB: 4 P: 23
--------------	------------------------------	---------------------------------	------------------------------	---------------------------------	------------------------------	---------------------------------	------------------------------	---------------------------------	------------------------------	---------------------------------	------------------------------	---------------------------------	------------------------------	---------------------------------	------------------------------	----------------------------------

PITCHER	IP	WLS	BF	H	R	ER	SO	BB	IBB	HBP	BLK	WP	HR	S	P	ERA	WHIP
Scott McGregor, L (1, 1) ERA: 3.0	6.0		25	7	2	2	1	0	0	1	0	0	0	26	27	3.00	1.167
Sammy Stewart, R (7, 1) ERA: 13.5	1.1	L	6	0	2	2	0	3	0	0	0	0	0	3	15	13.50	2.250
Tippy Martinez, L (8, 1) ERA: 21.6	0.2		6	3	4	4	1	1	0	0	0	0	2	7	11	54.00	6.000

BOTTOM


Baltimore Orioles @ Cleveland Indians
Cleveland Municipal Stadium, Cleveland, OH

Sat Apr 09 1983, 3:33 AM EST
Att. 52,150 - Unknown

AB	R	H	RBI	BB	SO	LOB
4	1	1	0	0	0	0
3	1	1	0	1	0	1
2	1	0	1	1	0	1
3	1	3	1	1	0	0
3	0	1	0	0	0	2
1	1	1	1	0	0	0
3	1	1	0	1	0	2
4	0	0	0	0	2	6
2	0	0	0	0	0	0
2	1	1	4	0	0	0
4	1	1	1	0	0	0

AB	31
R	8
H	10
RBI	8
BB	4
SO	2
LOB	12

WP: 0 PA: 37
PB: 0
SB: 0
CS: 1



WP	HR	S	P	ERA	WHIP
0	0	0	0	0	0

Batter	1	2	3	4	5	6	7	8	9	AB R H RBI BB SO LOB	TOP												
Al Bumbry, L (1, 8) <small>OBP: 0.538, SLG: 0.250</small> John Shelby, S (8, PH) <small>OBP: 0.286, SLG: 0.429</small> (8, 8)	0-3 K	0-0 F7	4-0 BB		4-0 BB			0-0 5-3	0-0 2B	2 0 0 0 2 1 1 2 0 1 2 0 0 0													
Jim Dwyer, L (1, 9) <small>OBP: 0.333, SLG: 0.200</small>	0-0 3-1		1-2 3-H BB		0-3 K			0-0 F7	4-0 BB	5 1 1 0 1 1 3													
Cal Ripken Jr., R (1, 6) <small>OBP: 0.400, SLG: 0.471</small>	0-0 1B 2B		0-0 F8	0-0 WP 2B 1B		0-0 F9		4-0 HR BB	0-0 5-3	5 3 2 0 1 0 3													
Eddie Murray, S (1, 3) <small>OBP: 0.579, SLG: 0.786</small>	0-0 3B 1B		0-0 2B 1B	4-3 1-H SF7 2B		0-0 F7		0-0 HR		5 4 4 4 0 0 0													
John Lowenstein, L (1, 7) <small>OBP: 0.462, SLG: 0.692</small> Gary Roenicke, R (8, PH) (8, 7)	0-0 3B		0-0 1B 2B	4-3 2-3		0-0 F5		0-0 5-3		4 1 2 3 0 0 1 1 0 0 0 0 0 0													
Ken Singleton, S (1, 10) <small>OBP: 0.294, SLG: 0.500</small>	0-0 F7		4-0 1B 1B IBB	0-0 SF7		0-0 F7		0-0 6-3		3 1 0 1 1 0 1													
Rich Dauer, R (1, 4) <small>OBP: 0.278, SLG: 0.389</small>		0-0 F7	0-0 F8	0-0 F8		0-0 F8		0-0 2B 2B 1B		5 1 1 0 0 0 2													
Leo Hernandez, R (1, 5) <small>OBP: 0.353, SLG: 0.500</small> Aurelio Rodriguez, R (8, 5)		0-0 P4	0-0 1B WP 1B		0-0 F8		4-0 BB	0-0 F9		3 1 1 0 1 0 0 1 0 0 0 0 0 1													
Joe Nolan, L (1, 2) <small>OBP: 0.600, SLG: 0.750</small>		4-0 BB	0-0 WP 1B		0-0 F7		0-0 F7	0-0 2B		4 1 2 2 1 0 1													
Inning Stats	R: 2 E: 0 K: 1 S: 8	H: 3 LOB: 1 BB: 0 P: 8	R: 0 E: 0 K: 0 S: 3	H: 0 LOB: 1 BB: 1 P: 7	R: 5 E: 0 K: 0 S: 8	H: 5 LOB: 2 BB: 2 P: 16	R: 2 E: 0 K: 0 S: 5	H: 2 LOB: 0 BB: 0 P: 5	R: 0 E: 0 K: 1 S: 5	H: 0 LOB: 1 BB: 1 P: 9	R: 0 E: 0 K: 0 S: 3	H: 0 LOB: 0 BB: 0 P: 3	R: 0 E: 0 K: 0 S: 3	H: 0 LOB: 1 BB: 1 P: 7	R: 2 E: 0 K: 0 S: 4	H: 1 LOB: 0 BB: 1 P: 8	R: 2 E: 0 K: 0 S: 6	H: 3 LOB: 2 BB: 1 P: 10	1B: 7 2B: 5 3B: 1 HR: 1	SF: 1 SAC: 0 DP: 0 HBP: 0	WP: 2 PB: 0 SB: 0 CS: 0	PA: 48	
PITCHER	IP WLS BF H R ER SO BB IBB HBP BLK WP HR S P ERA WHIP																					PITCHER	IP WLS BF H R ER SO BB IBB HBP BLK WP HR S P ERA WHIP
Lary Sorensen, R (1, 1) <small>ERA: 23.63</small> Juan Eichelberger, R (3, 1) <small>ERA: 4.7</small> Rick Waits, L (8, 1) <small>ERA: 18.0</small>	2.2 L 18 8 7 7 1 1 1 0 0 0 0 0 18 26 23.62 3.375																						

Baltimore Orioles @ Cleveland Indians
Cleveland Municipal Stadium, Cleveland, OH

Sun Apr 10 1983, 3:33 AM EST
Att: 10,721 - Unknown

livebaseballscorecards.com

AB 40
R 13
H 14
RBI 12
BB 7
SO 2
LOB 13



Batter	1	2	3	4	5	6	7	8	9	AB	R	H	RBI	BB	SO	LOB
Mike Hargrove, L (1, 3) OBP: 0.400, SLG: 0.235	0-0 F8	0-0 8-3			4-0 BB			0-0 G3		3	0	0	0	1	0	2
Miguel Dilone, S (1, 7) OBP: 0.563, SLG: 0.647	4-0 F8 S 2B BB		0-0 1-3		0-0 F7			0-0 F9		3	1	0	0	1	0	1
Toby Harrah, R (1, 5) OBP: 0.727, SLG: 1.125	4-0 1-2 2B BB		0-0 E S 1B		0-0 1-3			4-0 BB BB		2	1	1	0	2	0	1
Andre Thornton, R (1, 10) OBP: 0.500, SLG: 0.375	0-0 F8		0-0 F8		0-0 G6-4-3 1B			4-0 1-2 BB		3	0	1	0	1	0	3
George Vukovich, L (1, 9) OBP: 0.200, SLG: 0.400	0-0 1-H 3-H 2B		0-0 F5		0-0 P6			0-0 F8		4	0	1	2	0	0	4
Manny Trillo, R (1, 4) OBP: 0.500, SLG: 0.375	0-0 F9		0-3 K		0-0 G6-4-3			0-0 4-3		4	0	0	0	0	1	2
Rick Manning, L (1, 8) OBP: 0.227, SLG: 0.190		0-0 3-1		0-0 1-4-3			0-0 4-3	4-0 BB BB		3	0	0	0	1	0	0
Ron Hassey, L (1, 2) OBP: 0.500, SLG: 0.417		4-0 1B BB		0-0 3-1			0-0 4-3	4-0 1-2 G4-6-3 BB		2	0	0	0	2	0	0
Julio Franco, R (1, 6) OBP: 0.273, SLG: 0.400		0-0 1-2 3-3 1B		0-3 K			0-0 6-3	0-0 G4-6-3		4	0	1	0	0	1	2

Inning Stats	R: 2	H: 1	E: 0	LOB: 1	K: 0	S: 4	P: 12	R: 0	H: 1	E: 0	LOB: 1	K: 0	S: 3	P: 7	R: 0	H: 1	E: 0	LOB: 1	K: 1	S: 4	P: 4	R: 0	H: 0	E: 0	LOB: 0	K: 1	S: 5	P: 5	R: 0	H: 1	E: 0	LOB: 0	K: 0	S: 3	P: 3	R: 0	H: 0	E: 0	LOB: 0	K: 0	S: 3	P: 3	R: 0	H: 0	E: 0	LOB: 2	K: 0	S: 3	P: 11	R: 0	H: 0	E: 0	LOB: 1	K: 0	S: 2	P: 10	1B: 3	SF: 0	2B: 2	SAC: 0	3B: 0	DP: 3	HR: 0	HBP: 0	WP: 0	PA: 36
--------------	------	------	------	--------	------	------	-------	------	------	------	--------	------	------	------	------	------	------	--------	------	------	------	------	------	------	--------	------	------	------	------	------	------	--------	------	------	------	------	------	------	--------	------	------	------	------	------	------	--------	------	------	-------	------	------	------	--------	------	------	-------	-------	-------	-------	--------	-------	-------	-------	--------	-------	--------

PITCHER	IP	WLS	BF	H	R	ER	SO	BB	IBB	HBP	BLK	WP	HR	S	P	ERA	WHIP
Dennis Martinez, R (1, 1) ERA: 3.21	8.0	W	32	4	2	2	2	6	0	0	0	0	0	30	54	2.25	1.250
Tim Stoddard, R (9, 1) ERA:	1.0		4	0	0	0	0	2	0	0	0	0	0	2	10	0.00	2.000


BOTTOM

Baltimore Orioles @ Cleveland Indians
Cleveland Municipal Stadium, Cleveland, OH

Sun Apr 10 1983, 3:33 AM EST
 Att. 10,721 - Unknown

livebaseballscorecards.com

AB	28
R	2
H	4
RBI	2
BB	8
SO	2
LOB	15



Batter	1	2	3	4	5	6	7	8	9	AB R H RBI BB SO LOB	TOP																								
John Shelby, S (1, 8) OBP: 0.417, SLG: 0.750	0-0 BB 1B	0-0 HR		0-0 F8		0-0 S 1B	0-0 4-3			5 2 3 1 0 0 1																									
Dan Ford, R (1, 9) OBP: 0.368, SLG: 0.500	4-0 E 1B 1B BB	0-0 F3		0-0 4-3		0-3 K		0-0 6-3		4 1 0 0 1 1 2																									
Cal Ripken Jr., R (1, 6) OBP: 0.400, SLG: 0.455	0-0 E8 1B 1B 1-3 2-H	0-0 BB HR 1B		0-0 6-3		0-0 F7		0-0 5-3		5 2 2 1 0 0 2																									
Eddie Murray, S (1, 3) OBP: 0.583, SLG: 0.722	0-0 1B 1B 1-3 3-H	4-0 HR BB			0-3 K		0-0 SH1-3 BB 1B FC5-2-5-1	0-0 G3		4 1 2 1 1 1 0																									
Gary Roenicke, R (1, 7) OBP: 0.111, SLG: 0.444	0-0 F9	0-0 HR			0-0 5-3		4-0 FC5-2-5-1 SH1-3 1B BB	0-0 5-3	3 1 1 3 0 0 2																										
John Lowenstein, L (7, PH) OBP: 0.500, SLG: 0.692									0 1 0 0 1 0 0																										
Aurelio Rodriguez, R (7, 5)									1 0 0 0 0 0 0																										
Ken Singleton, S (1, 10) OBP: 0.333, SLG: 0.556	0-3 K	0-0 4-3			0-0		0-0 SH1-3	0-0	4 0 2 0 0 1 2																										
Jim Dwyer, L (9, PR) OBP: 0.333, SLG: 0.200							1-2 2-3 1B	6-3 2B	0 0 0 0 0 0 0																										
Rich Dauer, R (1, 4) OBP: 0.261, SLG: 0.348	0-0 1-2 3-H 1B		0-0 5-3		0-0 F8		0-0 FC5-2-5-1 1B 2B	0-0 6-3	5 1 1 1 0 0 4																										
Leo Hernandez, R (1, 5) OBP: 0.350, SLG: 0.471	0-0 F7		0-0 4-3			0-0 FC3-6 1B	0-0 S 2B 1B	0-0 6-3	3 0 1 0 0 0 2																										
Al Bumbry, L (7, PH) OBP: 0.533, SLG: 0.300							2-3 3-H 2B		2 1 1 1 0 0 2																										
Rick Dempsey, R (1, 2) OBP: 0.133, SLG: 0.286		0-3 K	0-0 5-3		0-0 FC3-6 S 1B		0-0 1-H 3-H 2B		4 0 1 2 0 1 1																										
Inning Stats	R: 3 E: 1 K: 1 S: 9	H: 4 LOB: 2 BB: 1 P: 13	R: 4 E: 0 K: 1 S: 8	H: 3 LOB: 0 BB: 1 P: 12	R: 0 E: 0 K: 0 S: 3	H: 0 LOB: 0 BB: 0 P: 3	R: 0 E: 0 K: 0 S: 3	H: 0 LOB: 0 BB: 0 P: 3	R: 0 E: 0 K: 1 S: 7	H: 2 LOB: 2 BB: 0 P: 7	R: 3 E: 0 K: 0 S: 6	H: 3 LOB: 1 BB: 1 P: 10	R: 0 E: 0 K: 0 S: 3	H: 0 LOB: 0 BB: 0 P: 3	R: 0 E: 0 K: 0 S: 4	H: 1 LOB: 2 BB: 0 P: 4	1B: 10 2B: 2 3B: 0 HR: 2	SF: 0 SAC: 1 DP: 0 HBP: 0	WP: 0 PB: 0 SB: 3 CS: 0	PA: 44															
PITCHER	IP WLS BF H R ER SO BB IBB HBP BLK WP HR S P ERA WHIP																			PITCHER	IP WLS BF H R ER SO BB IBB HBP BLK WP HR S P ERA WHIP														
Floyd Bannister, L (1, 1) ERA: 12.27	1.2		14	7	7	7	2	2	0	0	0	0	2	16	24	37.80	5.400																		
Dennis Lamp, R (2, 1) ERA: 4.35	4.1	L	18	4	2	2	2	1	0	0	0	0	0	21	25	4.15	1.154																		
Dick Tidrow, R (7, 1) ERA: 2.25	2.0		8	2	1	1	0	0	0	0	0	0	0	8	8	4.50	1.000																		
Salome Barojas, R (9, 1) ERA:	1.0		4	1	0	0	0	0	0	0	0	0	0	4	4	0.00	1.000																		

Baltimore Orioles @ Chicago White Sox
 Comiskey Park, Chicago, IL
 Tue Apr 12 1983, 4:33 AM EST
 Att: 38,306 - Unknown

AB	40
R	10
H	14
RBI	10
BB	3
SO	4
LOB	18



1B	10	SF	0
2B	2	SAC	1
3B	0	DP	0
HR	2	HBP	0

WP	0	PA	44
----	---	----	----

Batter	1	2	3	4	5	6	7	8	9	AB	R	H	RBI	BB	SO	LOB
Tony Bernazard, S (1, 4) OBP: 0.357, SLG: 0.538	0-0 F8	0-0 HR		0-0 F7		0-0 F5		0-3 K		5	1	1	2	0	1	1
Tom Paciorek, R (1, 3) OBP: 0.294, SLG: 0.471	0-0 5-3	0-0 HR		0-0 1B		0-0 2B 1B		0-0 5-3		5	1	3	1	0	0	0
Harold Baines, L (1, 9) OBP: 0.481, SLG: 0.450	4-0 BB	0-0 3-4-1		0-0 F7		0-0 2B		0-0 F8		4	0	1	1	1	0	1
Greg Luzinski, R (1, 10) OBP: 0.444, SLG: 0.350	0-0 F7															
Ron Kittle, R (1, 7) OBP: 0.304, SLG: 0.591		0-0 2B 1B		0-0 HR		0-0 E1 1B		0-0 F2		5	2	2	2	0	1	5
Carlton Fisk, R (1, 2) OBP: 0.280, SLG: 0.318		0-0 1B 2B		0-0 F8		0-3 K		0-0 FC5-4		4	1	1	1	1	1	5
Vance Law, R (1, 5) OBP: 0.190, SLG: 0.200		0-0 1B HR		0-0 F8		0-3 K				4	1	1	1	0	2	2
Jerry Hairston, S (9, PH)		G5-4-3 1B HR								1	0	0	0	0	0	2
Rusty Kuntz, R (1, 8) OBP: 0.429, SLG: 0.429		0-0 1B		0-3 K		0-0 F8				1	0	1	0	0	0	0
Rudy Law, L (3, PH) OBP: 0.263, SLG: 0.278		G5-4-3 1B						0-3 B5-3		4	0	0	0	0	1	4
Scott Fletcher, R (1, 6) OBP: 0.235, SLG: 0.133		0-0 G5-4-3		0-0 F9		4-0 1B 2B		0-3 K		2	1	0	0	1	0	2
Greg Walker, L (7, PH) OBP: 0.200, SLG: 0.333		1-2 2-3								1	0	0	0	0	1	0
Jerry Dybzinski, R (8, 6)										0	0	0	0	0	0	0

Inning Stats	R: 0	H: 0	E: 0	K: 0	S: 3	R: 5	H: 6	E: 0	K: 0	S: 8	R: 2	H: 1	E: 0	K: 1	S: 6	R: 0	H: 1	E: 1	K: 2	S: 9	R: 1	H: 2	E: 0	K: 0	S: 5	R: 0	H: 0	E: 0	K: 1	S: 5	R: 0	H: 1	E: 0	K: 1	S: 6	R: 0	H: 0	E: 0	K: 1	S: 5	R: 0	H: 1	E: 0	K: 1	S: 6	1B: 6	2B: 3	3B: 0	HR: 3	SF: 0	SAC: 0	DP: 1	HBP: 0	WP: 0	PB: 0	SB: 0	CS: 0	PA: 44
--------------	------	------	------	------	------	------	------	------	------	------	------	------	------	------	------	------	------	------	------	------	------	------	------	------	------	------	------	------	------	------	------	------	------	------	------	------	------	------	------	------	------	------	------	------	------	-------	-------	-------	-------	-------	--------	-------	--------	-------	-------	-------	-------	--------

PITCHER	IP	WLS	BF	H	R	ER	SO	BB	IBB	HBP	BLK	WP	HR	S	P	ERA	WHIP
Mike Flanagan, L (1, 1) ERA: 6.3	2.0		13	6	6	6	0	2	0	0	0	0	2	11	19	27.00	4.000
Storm Davis, R (3, 1) ERA: 5.06	3.1		16	4	2	2	3	1	0	0	0	0	1	21	25	5.40	1.500
Sammy Stewart, R (6, 1) ERA: 3.6	3.2	W	15	2	0	0	4	1	1	0	0	0	0	21	29	0.00	0.818


BOTTOM

Baltimore Orioles @ Chicago White Sox
Comiskey Park, Chicago, IL

Tue Apr 12 1983, 4:33 AM EST
Att. 38,306 - Unknown

livebaseballscorecards.com

AB	39
R	8
H	12
RBI	8
BB	5
SO	7
LOB	23



Batter	1	2	3	4	5	6	7	8	9	AB R H RBI BB SO LOB	TOP
--------	---	---	---	---	---	---	---	---	---	----------------------	-----

Al Bumbry, L (1, 8)
 OBP: 0.500, SLG: 0.250
John Shelby, S (5, 8)
 OBP: 0.467, SLG: 0.800

Dan Ford, R (1, 9)
 OBP: 0.480, SLG: 0.545

Cal Ripken Jr., R (1, 6)
 OBP: 0.387, SLG: 0.536

Eddie Murray, S (1, 3)
 OBP: 0.552, SLG: 0.652

John Lowenstein, L (1, 7)
 OBP: 0.529, SLG: 0.688
Gary Roenicke, R (7, PH)
 OBP: 0.091, SLG: 0.364 (7, 7)

Ken Singleton, S (1, 10)
 OBP: 0.308, SLG: 0.478

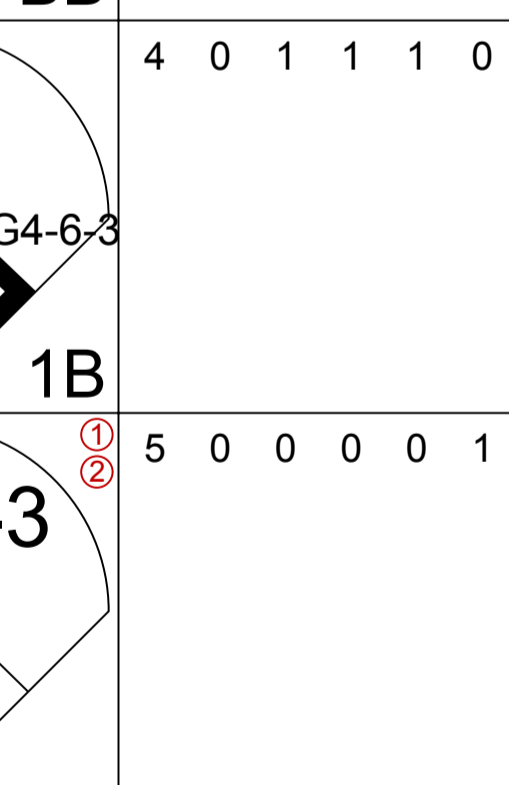
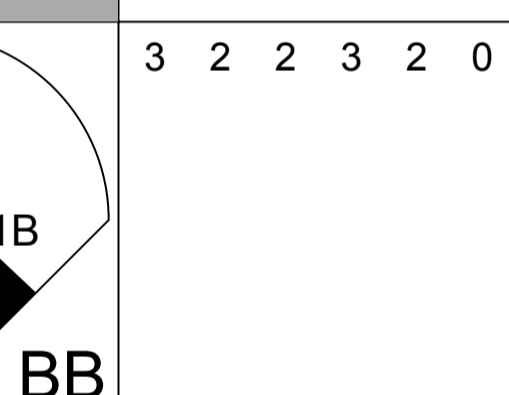


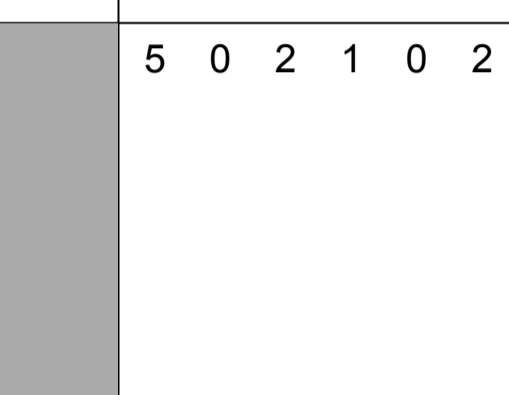
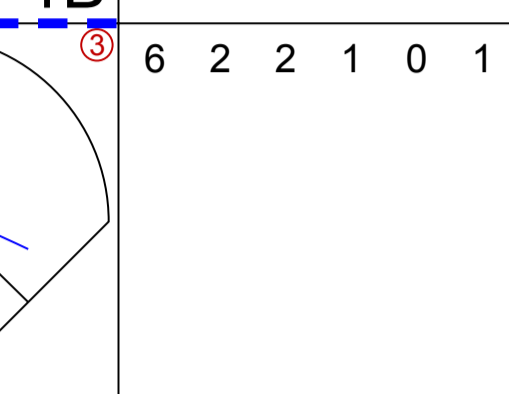
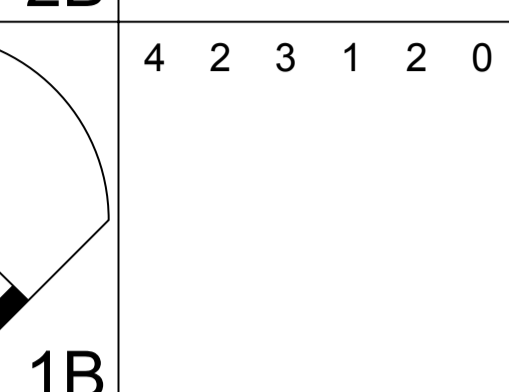
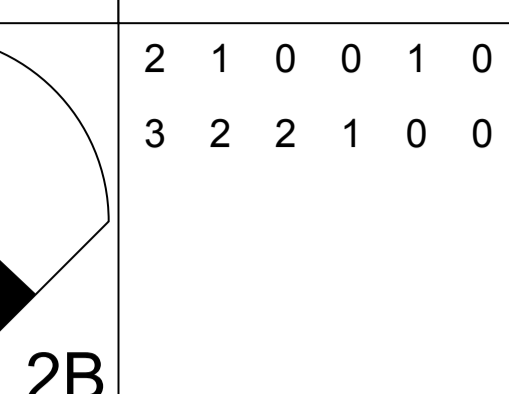
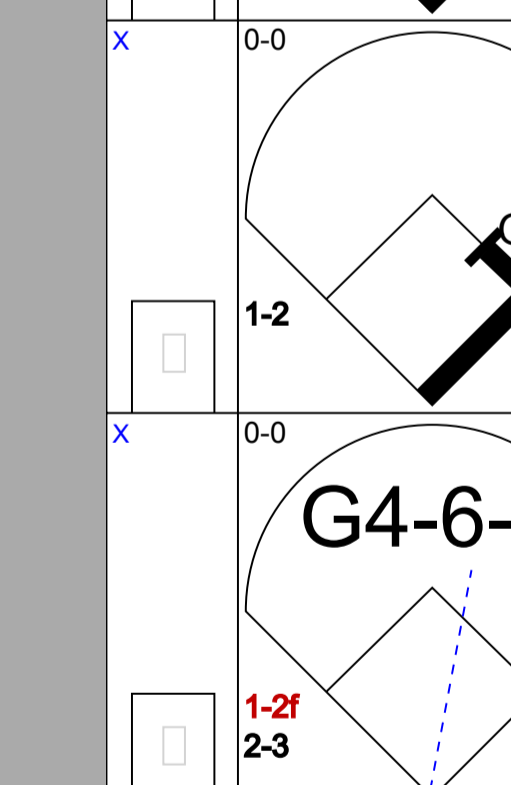
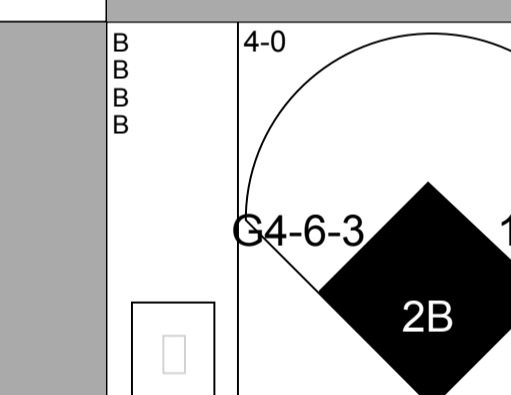
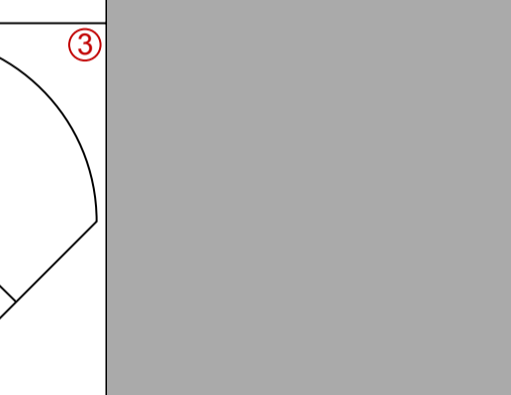

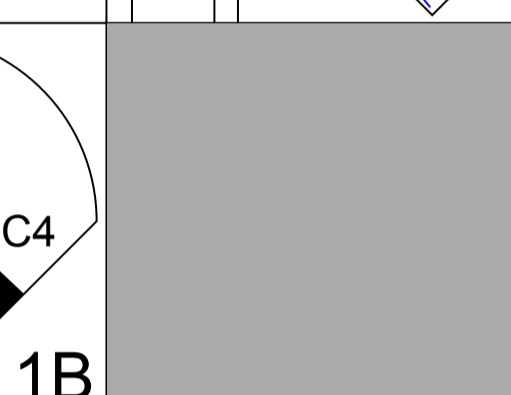
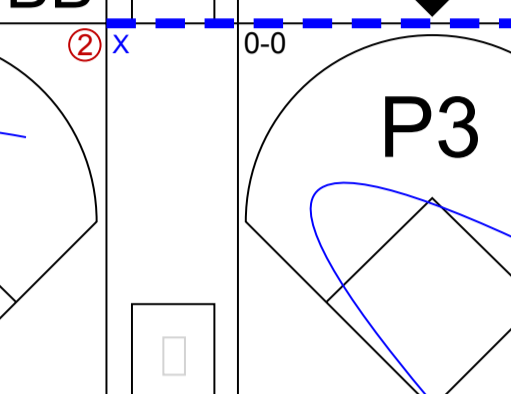
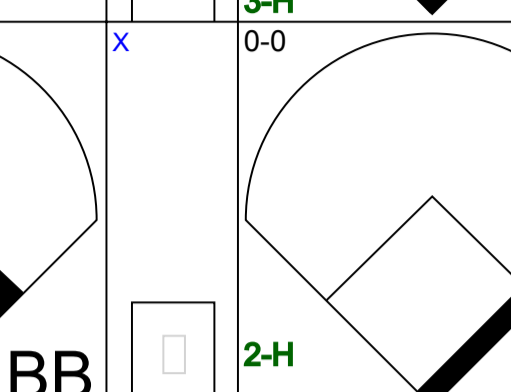
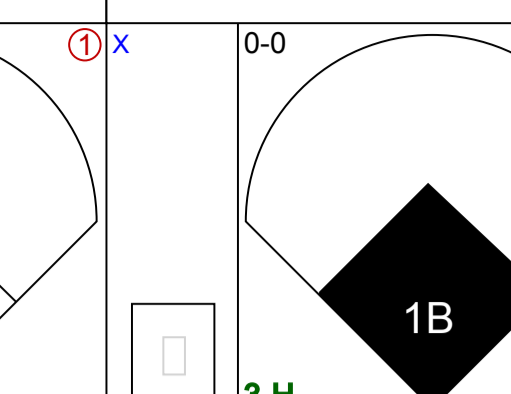
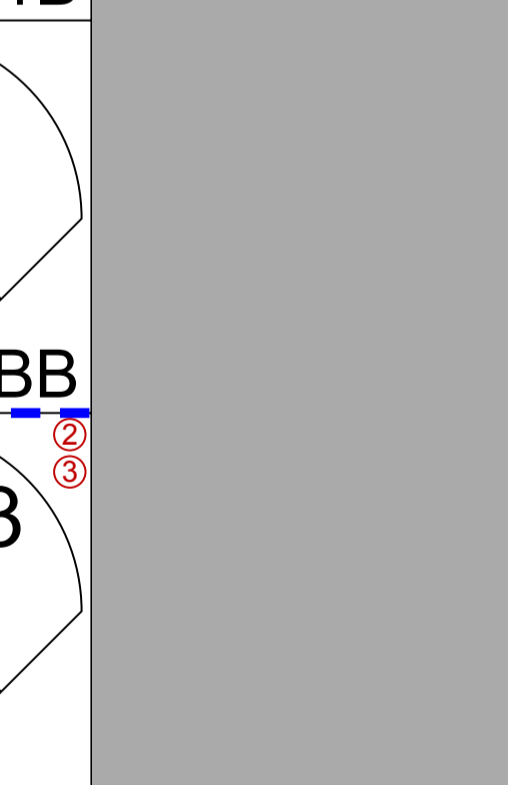
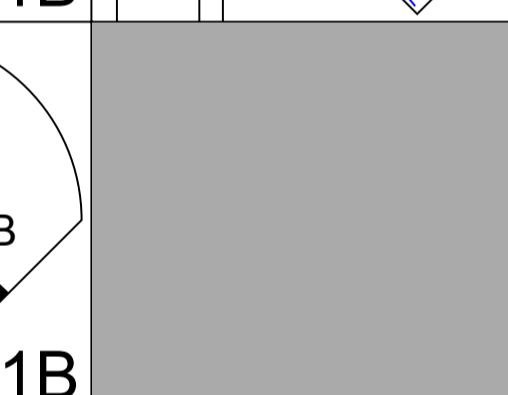
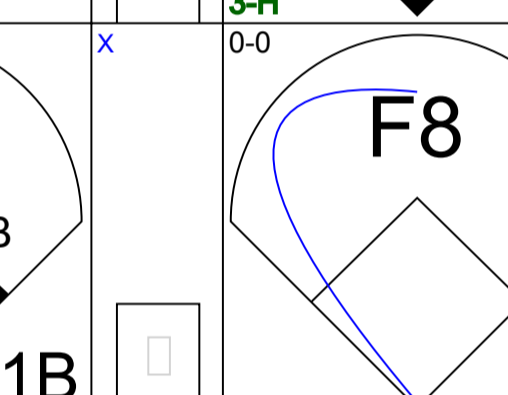
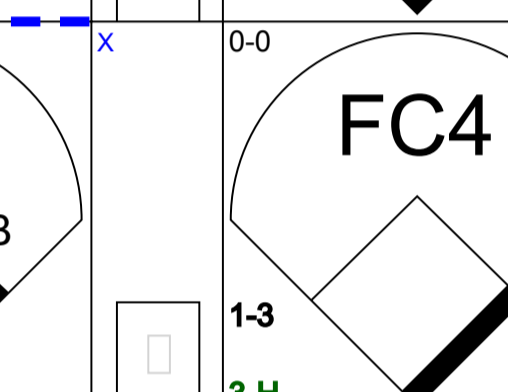
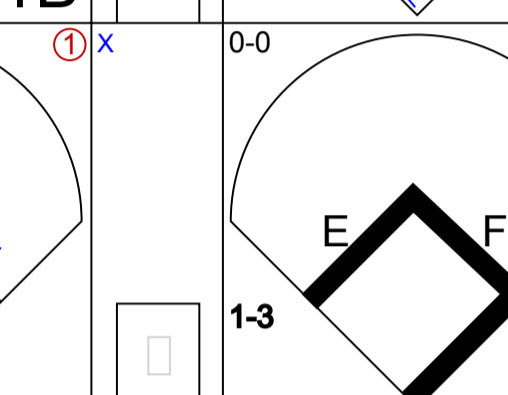
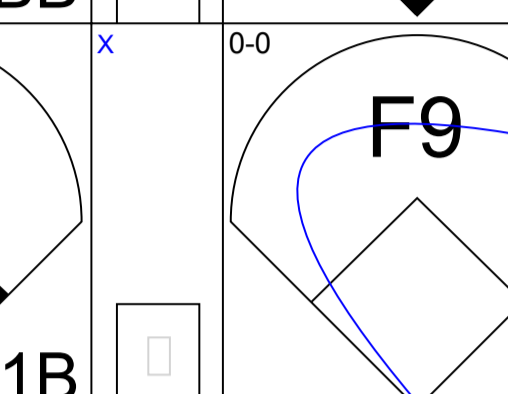
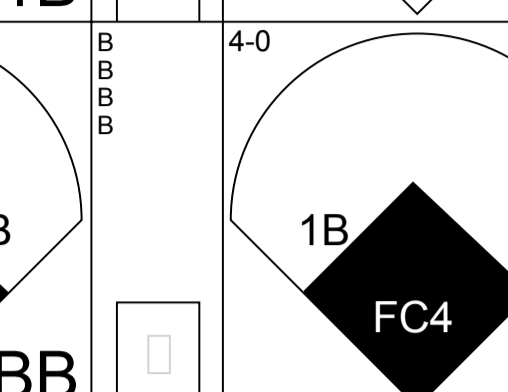
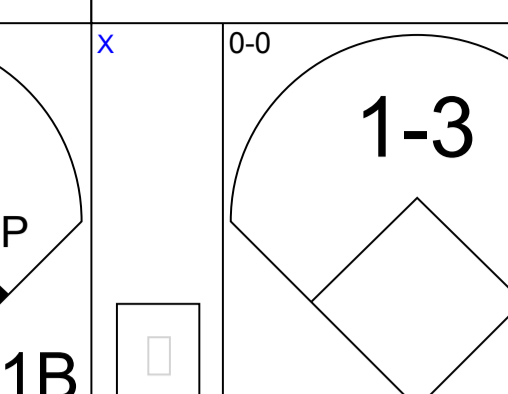
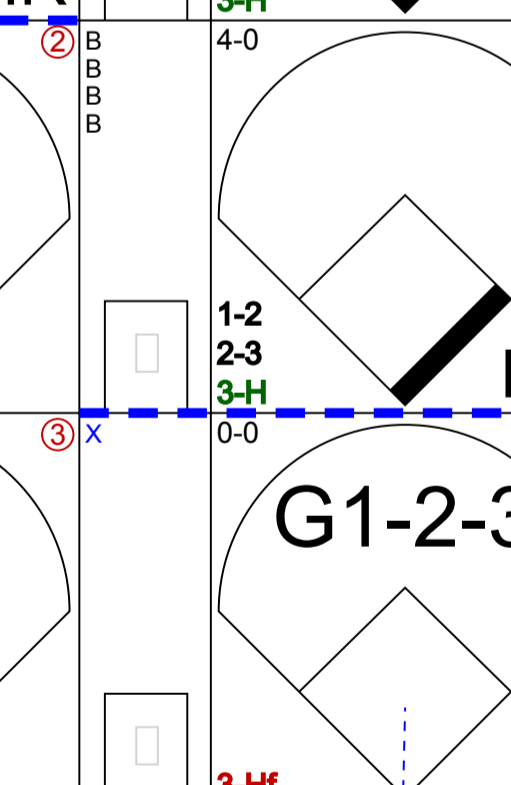
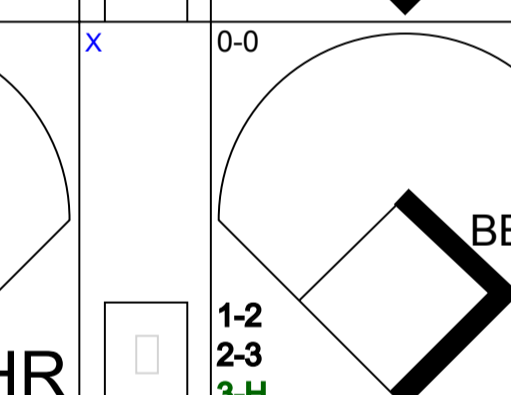
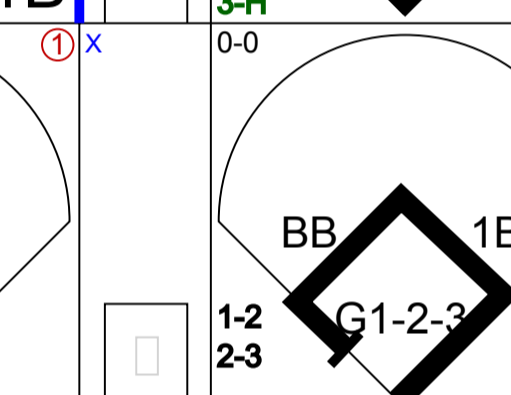
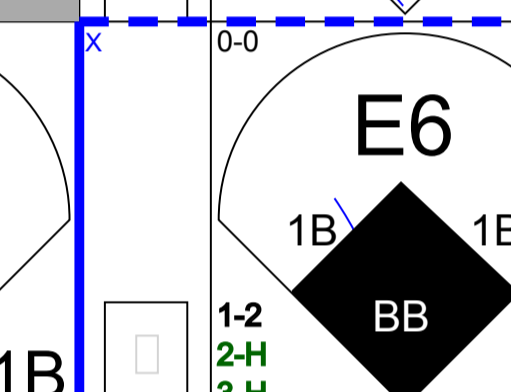
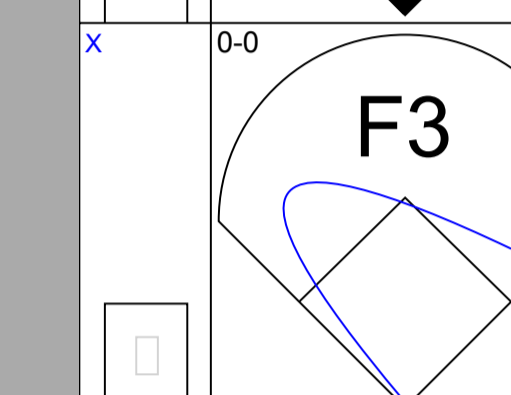
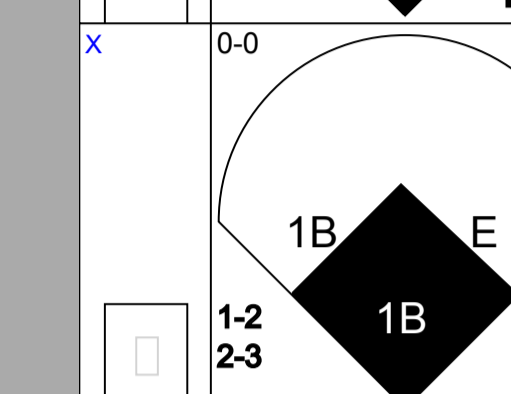
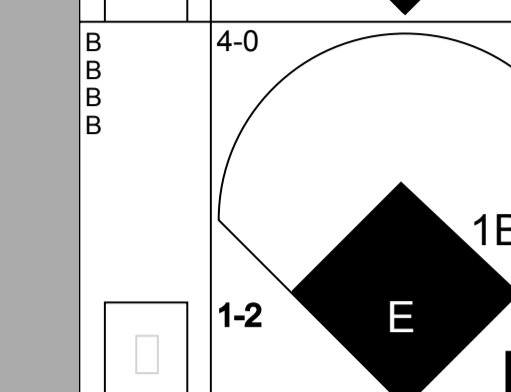
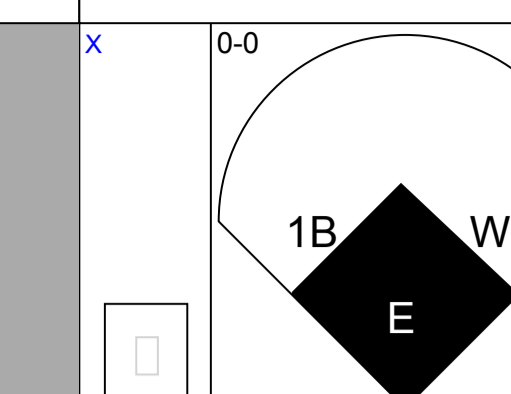
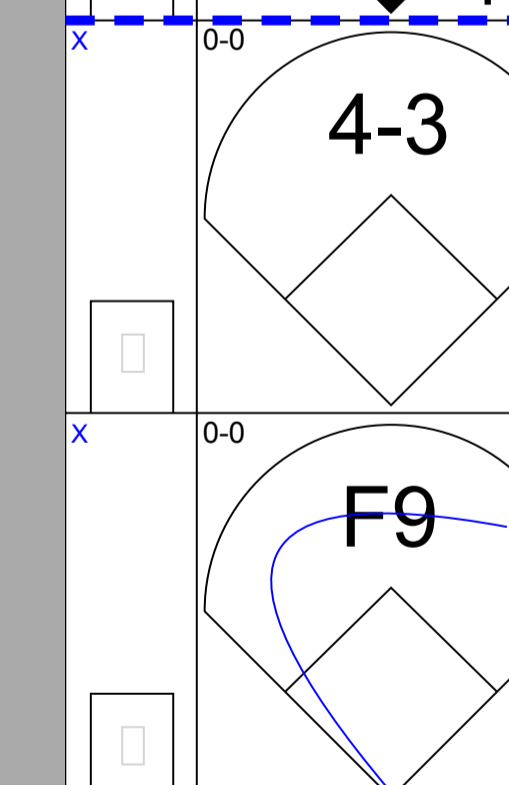
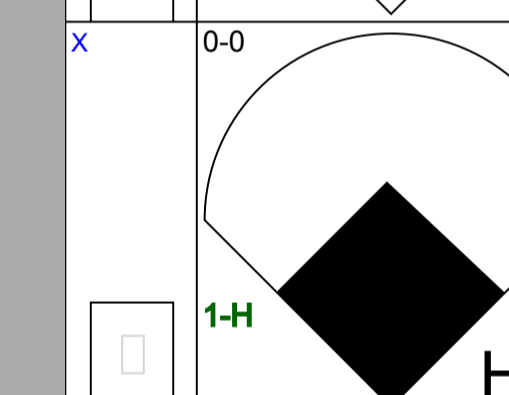
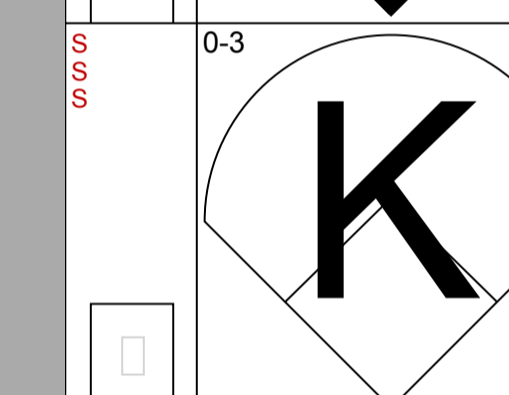
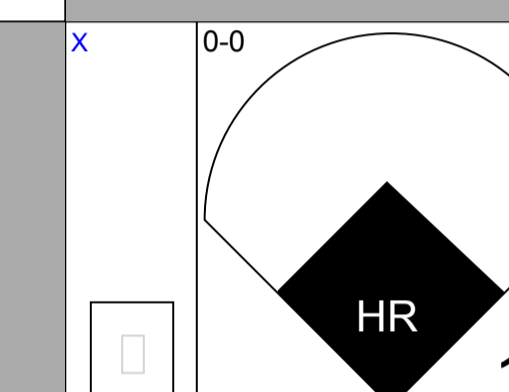


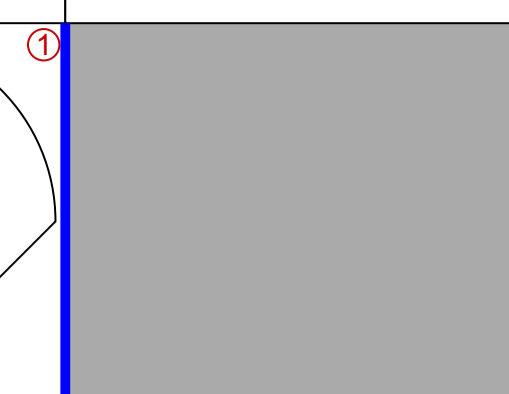
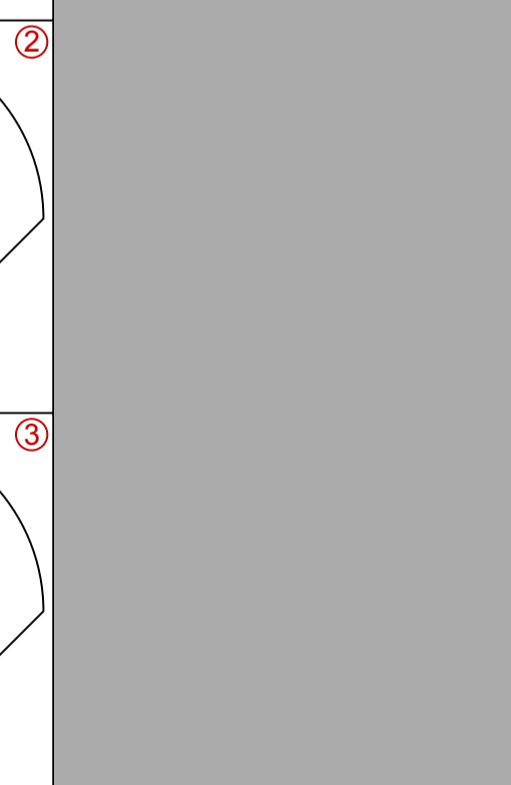

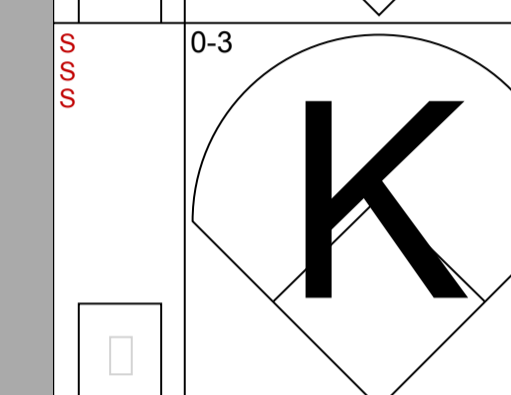
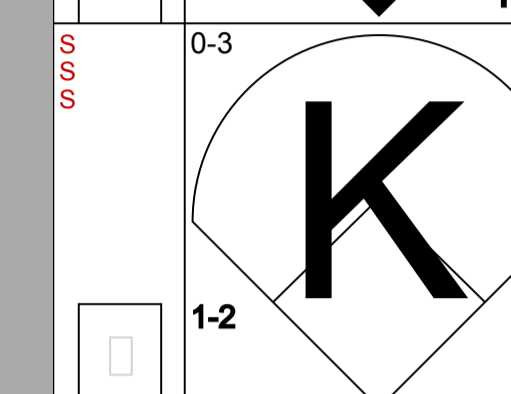
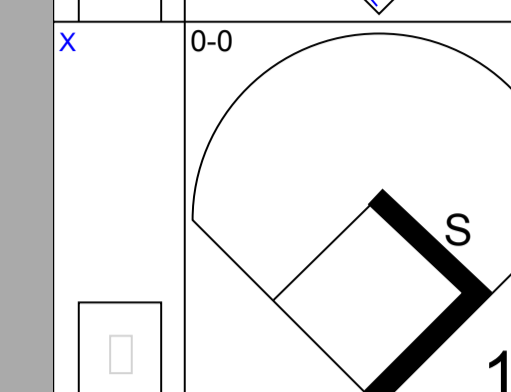
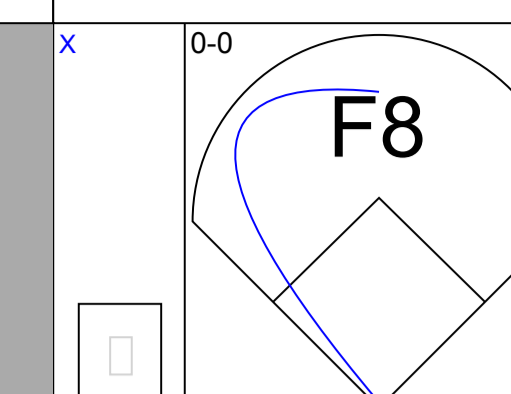
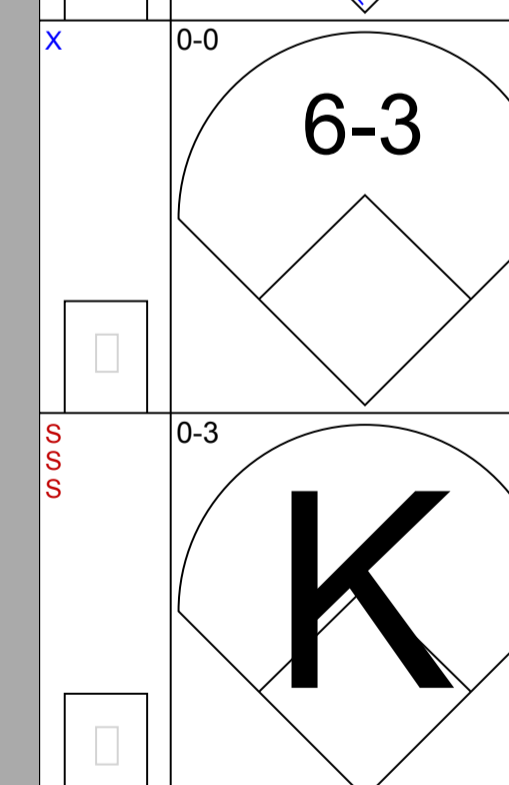
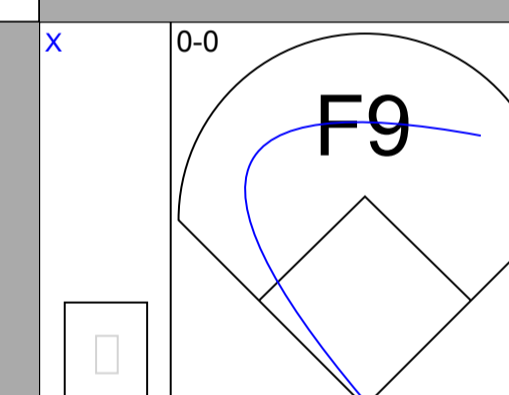

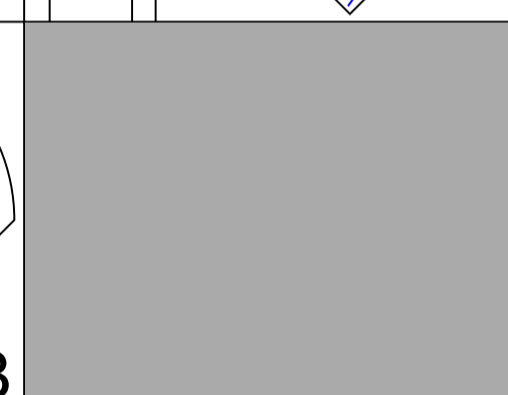
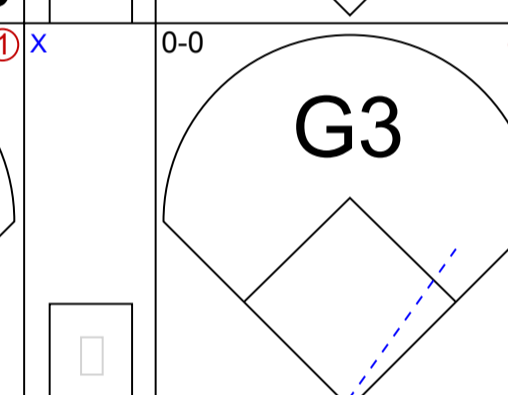
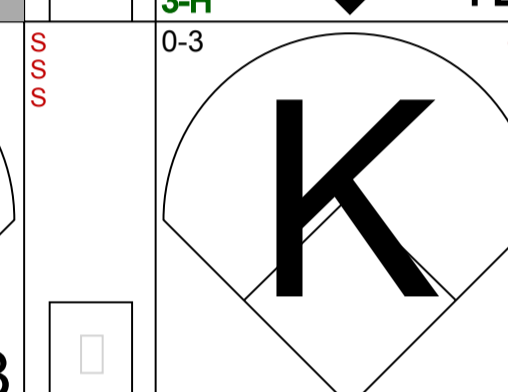
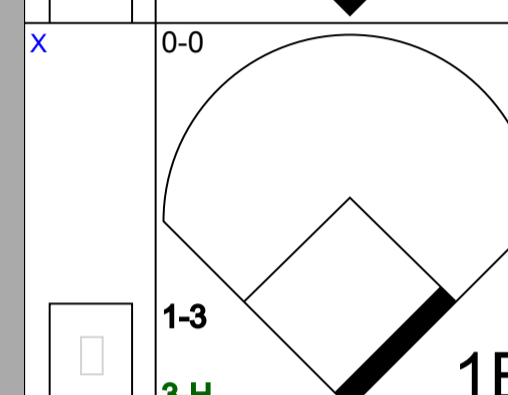
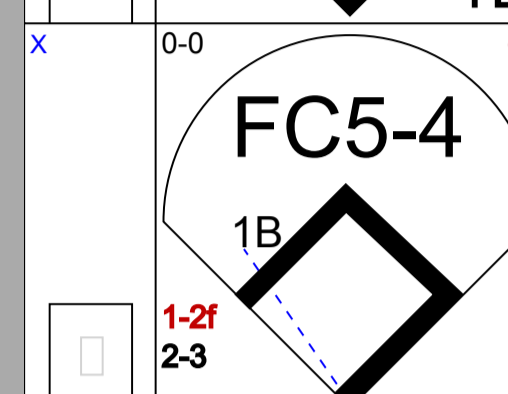
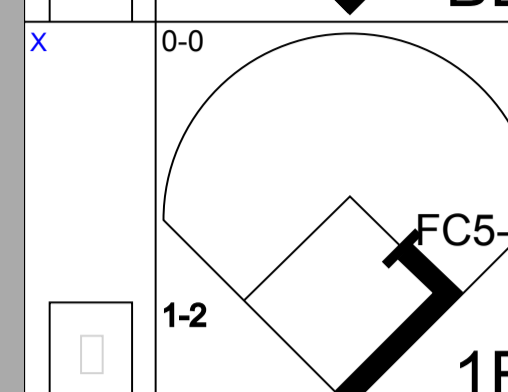
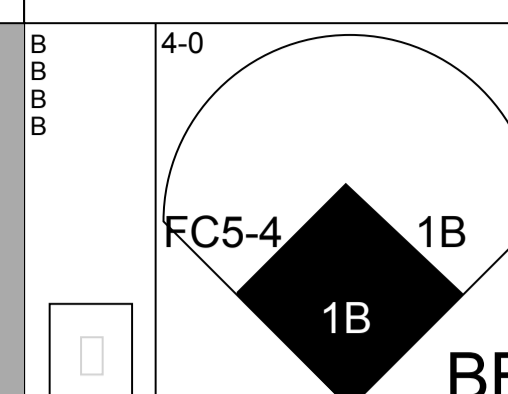
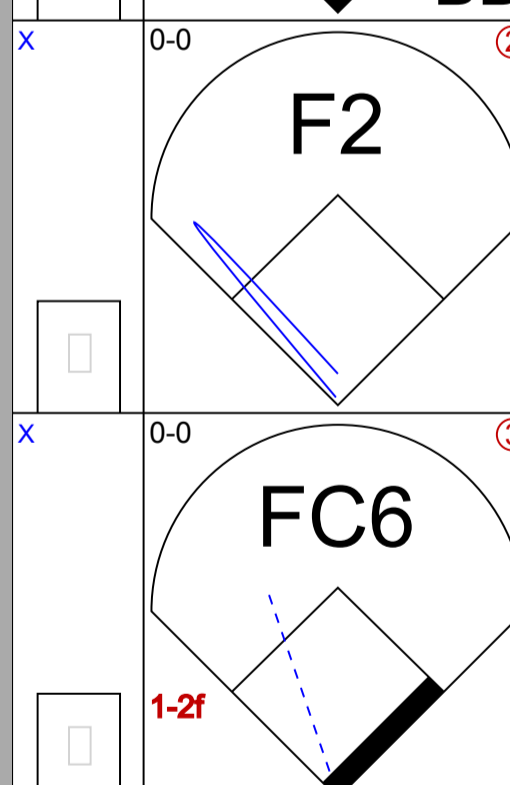
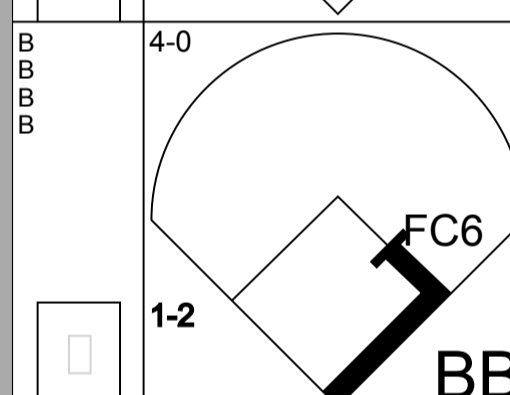
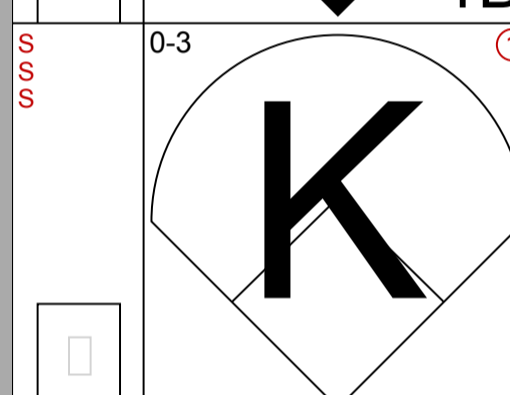
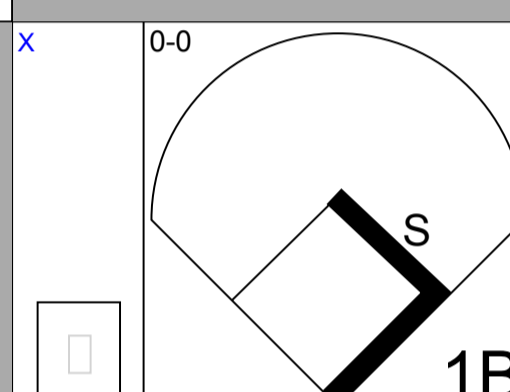

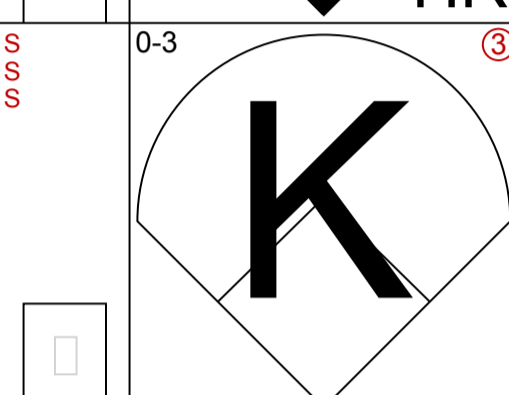
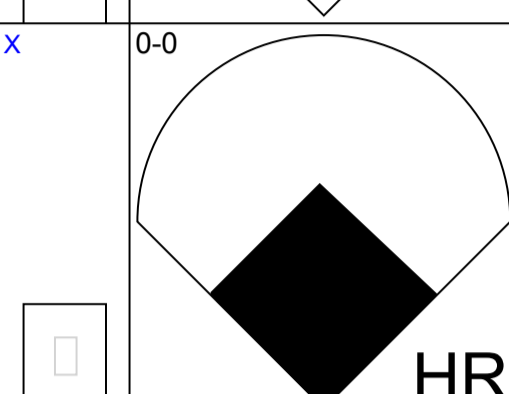
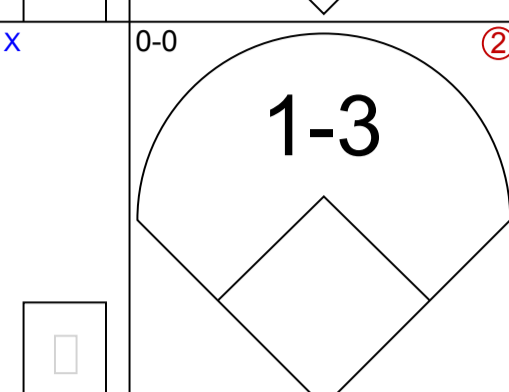
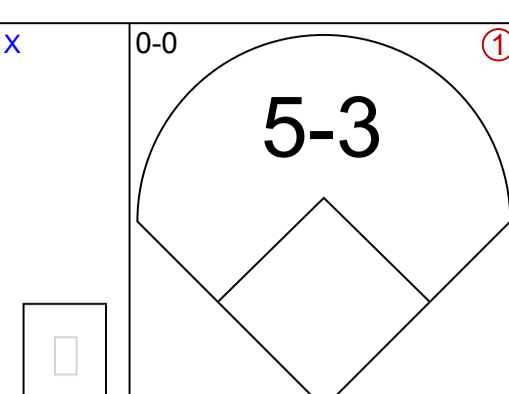
Rich Dauer, R (1, 4)
 OBP: 0.357, SLG: 0.500

Leo Hernandez, R (1, 5)
 OBP: 0.360, SLG: 0.429

Joe Nolan, L (1, 2)
 OBP: 0.300, SLG: 0.333

Inning Stats

PITCHER
Richard Dotson, R (1, 1)
 ERA: 6.0
Jerry Koosman, L (6, 1)
 ERA: 6.75
Dick Tidrow, R (7, 1)
 ERA: 2.25
Salome Barojas, R (7, 1)
 ERA: 5.79
Kevin Hickey, L (9, 1)
 ERA:



2	1	0	0	1	0	0
3	2	2	1	0	0	0

4	2	3	1	2	0	0
---	---	---	---	---	---	---

6	2	2	1	0	1	5
---	---	---	---	---	---	---

5	0	2	1	0	2	4
---	---	---	---	---	---	---

3	1	2	0	0	1	2
2	1	0	2	0	0	2

5	0	1	0	0	2	6
---	---	---	---	---	---	---

3	2	2	3	2	0	0
---	---	---	---	---	---	---

4	0	1	1	1	0	2
---	---	---	---	---	---	---

5	0	0	0	0	1	7
---	---	---	---	---	---	---

AB	42
R	11
H	15
RBI	10
BB	6
SO	7
LOB	28



WP: 1	PA: 48
PB: 0	
SB: 2	
CS: 0	

1B: 12	SF: 0
2B: 1	SAC: 0
3B: 0	DP: 2
HR: 2	HBP: 0

ERA	WHIP
-----	------

Baltimore Orioles @ Chicago White Sox
 Comiskey Park, Chicago, IL
 Thu Apr 14 1983, 4:33 AM EST
 Att. 13,622 - Unknown

Batter	1	2	3	4	5	6	7	8	9
Tony Bernazard, S OBP: 0.364, SLG: 0.516 (1, 4)	0-0 F7	0-0 L6		0-0 F9	0-0 1B			0-0 SF8 BB 1B	
Tom Paciorek, R OBP: 0.364, SLG: 0.500 Jerry Dybzinski, R (8, PR) (9, 6)	0-0 3B 1B	0-0 SF7			1B F8			4-0 SF8 1B BB	
Harold Baines, L OBP: 0.469, SLG: 0.500 (1, 9)	0-0 SF8 3B	0-0 L5			0-0 P6	4-0 G6-4-3 BB		0-3 K	
Greg Luzinski, R OBP: 0.438, SLG: 0.348 (1, 10)	4-0 2B BB		0-3 K		0-0 HR 1B	0-0 G6-4-3		0-0 SF8	
Ron Kittle, R OBP: 0.321, SLG: 0.692 (1, 7)	0-0 SF8		0-0 5-3		0-0 HR	0-0 6-3		0-0 E S 1B	
Carlton Fisk, R OBP: 0.300, SLG: 0.407 (1, 2)	0-0 1-3 2B		0-0 2B		0-0 F8		0-0 4-3	0-3 K	
Vance Law, R OBP: 0.200, SLG: 0.208 (1, 5)	0-0 F9		0-0 5-3		0-0 2B 1B		0-0 1-3		
Rusty Kuntz, R OBP: 0.455, SLG: 0.400 (1, 8)		0-0 1B SF7 1B		0-0 F7	4-0 2B BB		0-0 F8		
Scott Fletcher, R OBP: 0.300, SLG: 0.278 Mike Squires, L (8, PH) (9, 3)		0-0 1-3 1B		0-0 F3	0-0 1B 2B			4-0 1B SF8 BB	

Inning Stats	R: 2 E: 0 K: 0 S: 6	H: 3 LOB: 2 BB: 1 P: 10	R: 1 E: 0 K: 0 S: 5	H: 2 LOB: 1 BB: 0 P: 5	R: 0 E: 0 K: 1 S: 6	H: 1 LOB: 1 BB: 0 P: 6	R: 0 E: 0 K: 0 S: 3	H: 0 LOB: 0 BB: 0 P: 3	R: 6 E: 0 K: 0 S: 9	H: 6 LOB: 1 BB: 1 P: 13	R: 0 E: 0 K: 0 S: 2	H: 0 LOB: 0 BB: 1 P: 6	R: 0 E: 0 K: 0 S: 3	H: 0 LOB: 0 BB: 0 P: 3	R: 3 E: 0 K: 2 S: 9	H: 2 LOB: 2 BB: 2 P: 17
--------------	------------------------------	----------------------------------	------------------------------	---------------------------------	------------------------------	---------------------------------	------------------------------	---------------------------------	------------------------------	----------------------------------	------------------------------	---------------------------------	------------------------------	---------------------------------	------------------------------	----------------------------------

PITCHER	IP	WLS	BF	H	R	ER	SO	BB	IBB	HBP	BLK	WP	HR	S	P	ERA	WHIP
Scott McGregor, L ERA: 8.44 (1, 1)	4.2		26	10	8	8	1	2	0	0	0	0	1	26	34	15.43	2.571
Sammy Stewart, R ERA: 5.06 (5, 1)	0.1		3	2	1	1	0	0	0	0	0	0	0	3	3	27.00	6.000
Don Welch, R ERA: 4.5 (6, 1)	2.0	L	7	0	1	1	0	2	0	0	0	0	0	5	13	4.50	1.000
Tippy Martinez, L ERA: 27.0 (8, 1)	0.1		3	1	0	0	1	1	0	0	0	0	0	4	8	0.00	6.000
Tim Stoddard, R ERA: (8, 1)	0.2		3	1	2	2	1	0	0	0	0	0	0	5	5	27.00	1.500


BOTTOM

Baltimore Orioles @ Chicago White Sox
Comiskey Park, Chicago, IL

Thu Apr 14 1983, 4:33 AM EST
Att. 13,622 - Unknown

AB	R	H	RBI	BB	SO	LOB
5	1	2	1	0	0	2
3	2	2	1	1	0	1
0	1	0	0	0	0	0
4	1	1	1	1	1	5
3	1	1	1	1	1	1
4	1	2	6	0	0	0
5	0	2	0	0	1	1
4	1	1	0	0	0	3
3	2	1	0	1	0	0
3	1	2	2	0	0	0
0	1	0	0	1	0	0

AB	34
R	12
H	14
RBI	12
BB	5
SO	3
LOB	13



1B	9	SF	3	WP	0	PA	42
2B	3	SAC	0	PB	0		
3B	1	DP	1	SB	1		
HR	1	HBP	0	CS	0		

livebaseballscorecards.com

Batter	1	2	3	4	5	6	7	8	9	AB R H RBI BB SO LOB	TOP	
Mike Hargrove, L (1, 3) x OBP: 0.441, SLG: 0.400 Miguel Dilone, S (9, PR)	0-0 F7 1B		0-0 1B		0-0 L4			0-0 1B BB 1B	4-0 BB BB BB 1B	4 0 2 0 1 0 2 0 0 0 0 0 0 0		
Toby Harrah, R (1, 5) x	0-0 B2		0-0 F6		0-0 FC5-4			4-0 1B 1-2 BB	0-0 1-3	4 0 0 0 1 0 5		
Bake McBride, L (1, 9) x	0-0 L6		0-0 F8				0-0 4-3	0-0 1-2 2-3 1B		4 0 1 0 0 0 1		
Andre Thornton, R (1, 10)		0-0 FC6-4 1B		0-0 F7		0-0 F3		0-3 K		4 0 1 0 0 1 3		
George Vukovich, L (1, 7) x		0-0 FC6-4 1B 1-2 FC1-5-2		0-0 F8		0-0 1-3		0-3 K		4 0 0 0 0 1 4		
Manny Trillo, R (1, 4) x		0-0 FC1-5-2 1-3 1B		0-0 6-3			0-3 K	0-3 K		4 0 1 0 0 2 3		
Rick Manning, L (1, 8) Alan Bannister, R (9, PH)		0-0 FC1-5-2 1-3 3-H		0-0 F8		0-0 6-3			0-0 G1 1B	3 0 0 0 0 0 2 1 0 1 0 0 0 0	AB 36 R 0 H 9 RBI 0 BB 2 SO 4 LOB 25	
Ron Hassey, L (1, 2) Wil Culmer, R (9, PH)		0-0 F7		0-0 1B 1B		0-0 1B			0-0 G1 1-2	3 0 2 0 0 0 2 1 0 0 0 0 0 1		
Julio Franco, R (1, 6) x			0-0 2-3		0-0 1-2 FC5-4 1B		0-0 F3		0-0 6-3	4 0 1 0 0 0 2		
Inning Stats	R: 0 H: 0 E: 0 LOB: 0 K: 0 BB: 0 S: 3 P: 3	R: 0 H: 2 E: 0 LOB: 2 K: 0 BB: 0 S: 5 P: 5	R: 0 H: 1 E: 0 LOB: 1 K: 0 BB: 0 S: 4 P: 4	R: 0 H: 0 E: 0 LOB: 0 K: 0 BB: 0 S: 3 P: 3	R: 0 H: 2 E: 0 LOB: 2 K: 0 BB: 0 S: 5 P: 5	R: 0 H: 0 E: 0 LOB: 0 K: 0 BB: 0 S: 3 P: 3	R: 0 H: 1 E: 0 LOB: 1 K: 1 BB: 0 S: 6 P: 6	R: 0 H: 2 E: 0 LOB: 3 K: 3 BB: 1 S: 11 P: 15	R: 0 H: 1 E: 0 LOB: 2 K: 0 BB: 1 S: 4 P: 8	1B: 9 SF: 0 2B: 0 SAC: 0 3B: 0 DP: 0 HR: 0 HBP: 0	WP: 0 PA: 38 PB: 0 SB: 0 CS: 0	
PITCHER Jim Palmer, R (1, 1) ERA: 0.00 Storm Davis, R (6, 1) ERA: 3.52 Tippy Martinez, L (8, 1) ERA: 14.73	IP WLS BF H R ER SO BB IBB HBP BLK WP HR S P ERA WHIP											
<p style="text-align: center;">Cleveland Indians @ Baltimore Orioles</p> <p style="text-align: center;">Memorial Stadium, Baltimore, MD</p> <p style="text-align: right;">Sat Apr 16 1983, 3:33 AM EST Unknown - 51 F</p>												

Batter	1	2	3	4	5	6	7	8	9
Al Bumbry, L OBP: 0.409, SLG: 0.188 (1, 8)	0-0 6-3	0-0 1-3			0-0 L8		0-0 L1		
Jim Dwyer, L OBP: 0.400, SLG: 0.250 (1, 9)	0-0 F7		4-0 FC4-6 1B SF8 BB		0-0 F7			0-0 WP 4-3 1B	
Cal Ripken Jr., R OBP: 0.429, SLG: 0.563 (1, 6)	0-0 1B		0-0 FC4-6 1-2 1B		0-0 1B			0-0 4-3	
Eddie Murray, S OBP: 0.515, SLG: 0.577 (1, 3)	0-0 G3		0-0 FC4-6 FC6-4 1-2f 2-3		0-0 F6			4-0 WP IBB	
John Lowenstein, L OBP: 0.500, SLG: 0.647 (1, 7)		4-0 WP 1B BB	0-0 SF8		0-0 4-3			0-0 F7 1-2 2-3	
Gary Roenicke, R OBP: 0.083, SLG: 0.333 (8, PH) (9, 7)		0-3 K	0-0 FC6-4 1-2f		0-0 6-3			0-3 K	
Ken Singleton, S OBP: 0.267, SLG: 0.407 (1, 10)		0-0 1B 1-H		0-0 1-3		0-0 F8			
Rich Dauer, R OBP: 0.355, SLG: 0.483 (1, 4)		0-0 1B 1-2		0-0 4-3			0-3 K		
Leo Hernandez, R OBP: 0.357, SLG: 0.417 (1, 5)		0-0 1B		0-0 F7			0-0 4-3		
Aurelio Rodriguez, R (8, 5)									
Joe Nolan, L OBP: 0.231, SLG: 0.250 (1, 2)		0-3 K							

Inning Stats	R: 0	H: 1	E: 0	LOB: 1	K: 0	BB: 0	S: 4	P: 4
	R: 1	H: 2	E: 0	LOB: 2	K: 2	BB: 1	S: 9	P: 13
	R: 1	H: 1	E: 0	LOB: 1	K: 0	BB: 1	S: 4	P: 8
	R: 0	H: 0	E: 0	LOB: 0	K: 0	BB: 0	S: 3	P: 3
	R: 0	H: 1	E: 0	LOB: 1	K: 0	BB: 0	S: 4	P: 4
	R: 0	H: 0	E: 0	LOB: 0	K: 0	BB: 0	S: 3	P: 3
	R: 0	H: 0	E: 0	LOB: 0	K: 1	BB: 0	S: 5	P: 5
	R: 0	H: 1	E: 0	LOB: 2	K: 1	BB: 1	S: 6	P: 10

PITCHER	IP	WLS	BF	H	R	ER	SO	BB	IBB	HBP	BLK	WP	HR	S	P	ERA	WHIP
Lary Sorensen, R ERA: 8.1 (1, 1)	7.1	L	31	6	2	2	3	2	1	0	0	1	0	34	46	2.46	1.091
Ed Glynn, L ERA: 11.57 (8, 1)	0.2		2	0	0	0	1	0	0	0	0	1	0	4	4	0.00	0.000

BOTTOM

Cleveland Indians @ Baltimore Orioles
Memorial Stadium, Baltimore, MD

Sat Apr 16 1983, 3:33 AM EST
Unknown - 51 F

AB	29
R	2
H	6
RBI	2
BB	3
SO	4
LOB	15

livebaseballscorecards.com



1B: 6	SF: 1	WP: 2	PA: 33
2B: 0	SAC: 0	PB: 0	
3B: 0	DP: 0	SB: 0	
HR: 0	HBP: 0	CS: 0	

PITCHER	IP	WLS	BF	H	R	ER	SO	BB	IBB	HBP	BLK	WP	HR	S	P	ERA	WHIP
---------	----	-----	----	---	---	----	----	----	-----	-----	-----	----	----	---	---	-----	------

Batter	1	2	3	4	5	6	7	8	9	AB R H RBI BB SO LOB	TOP		
Miguel Dilone, S (1, 7) OBP: 0.444, SLG: 0.571	0-0 2B		0-0 4-3	4-0 2B BB		0-0 5-3		0-0 2B		4 1 2 1 1 0 0			
Toby Harrah, R (1, 5) Julio Franco, R (1, 6) OBP: 0.474, SLG: 0.429 OBP: 0.286, SLG: 0.394	1-0 BB HBP		0-0 1B	0-0 2B			0-0 F9	0-0 F8		0 0 0 0 0 0 0 4 1 2 3 0 0 1			
Broderick Perkins, L (1, 3) OBP: 0.200, SLG: 0.200	0-3 K		0-3 K	0-0 G3			0-0 1B		0-0 F7	5 0 1 0 0 2 4			
Andre Thornton, R (1, 10) OBP: 0.538, SLG: 0.677	4-0 BB		0-0 1B	0-3 K			0-0 F7		4-0 BB	3 0 1 1 2 1 2			
George Vukovich, L (1, 9) OBP: 0.167, SLG: 0.286	0-3 K		0-0 6-3		0-3 K		0-0 5-3		0-0 F7	5 0 0 0 0 2 5			
Manny Trillo, R (1, 4) OBP: 0.436, SLG: 0.364		0-0 F4		0-0 1B 1B	0-0 6-3			0-0 4-3	0-0 F9	5 1 1 0 0 0 1			
Rick Manning, L (1, 8) OBP: 0.194, SLG: 0.200		0-0 4-6-3 1B		0-0 F8	0-0 6-3			0-0 1B 2B		4 1 2 0 0 0 1			
Chris Bando, S (1, 2) OBP: 0.455, SLG: 0.400		0-0 4-6-3		0-0 BB 1B 2B 1B		0-0 4-3		0-0 SH2-3 2B 1B		4 2 2 1 0 0 1			
Mike Fischlin, R (1, 6) (1, 5) OBP: 0.333, SLG: 0.333		0-0 1-3		0-0 BB 2B 1B		0-0 3-1		0-0 SH2-3		3 1 1 1 0 0 1			
Inning Stats	R: 0 H: 1 E: 0 LOB: 2 K: 2 BB: 1 S: 7 P: 12	R: 0 H: 1 E: 0 LOB: 1 K: 0 BB: 0 S: 4 P: 4	R: 1 H: 2 E: 0 LOB: 1 K: 1 BB: 0 S: 7 P: 7	R: 4 H: 4 E: 0 LOB: 1 K: 1 BB: 1 S: 9 P: 13	R: 0 H: 0 E: 0 LOB: 0 K: 1 BB: 0 S: 5 P: 5	R: 0 H: 0 E: 0 LOB: 0 K: 0 BB: 0 S: 3 P: 3	R: 0 H: 1 E: 0 LOB: 1 K: 0 BB: 0 S: 4 P: 4	R: 2 H: 3 E: 0 LOB: 1 K: 0 BB: 0 S: 6 P: 6	R: 0 H: 0 E: 0 LOB: 1 K: 0 BB: 1 S: 3 P: 7	1B: 8 SF: 0 2B: 4 SAC: 1 3B: 0 DP: 0 HR: 0 HBP: 1	WP: 0 PA: 42 PB: 0 SB: 1 CS: 0		
PITCHER	IP WLS BF H R ER SO BB IBB HBP BLK WP HR S P ERA WHIP											PITCHER	IP WLS BF H R ER SO BB IBB HBP BLK WP HR S P ERA WHIP
Dennis Martinez, R (1, 1) ERA: 5.19	3.1 L 20 8 5 5 3 2 0 1 0 0 0 0 23 32 13.50 3.000												
Don Welch, R (4, 1) ERA: 4.26	4.1 17 4 2 2 2 0 0 0 0 0 0 0 21 21 4.15 0.923												
Tippy Martinez, L (8, 1) ERA: 10.8	1.1 5 0 0 0 0 1 0 0 0 0 0 0 4 8 0.00 0.750												

Cleveland Indians @ Baltimore Orioles
 Memorial Stadium, Baltimore, MD
 Sat Apr 16 1983, 6:05 PM EST
 Att. 10,016 - Unknown - 49 F

livebaseballscorecards.com

AB	37
R	7
H	12
RBI	7
BB	3
SO	5
LOB	16



Batter	1	2	3	4	5	6	7	8	9	AB	R	H	RBI	BB	SO	LOB
John Shelby, S (1, 8) OBP: 0.421, SLG: 0.684	0-0 6-3		0-0 2B 1-2 SF8 1B		0-0 5-3			0-0 F9		4	1	1	0	0	0	0
Dan Ford, R (1, 9) OBP: 0.483, SLG: 0.577	0-0 F8		0-0 SF8 1-3 2-H 2B			0-0 G5-4-3 1B		0-0 6-3		4	0	2	1	0	0	0
Cal Ripken Jr., R (1, 6) OBP: 0.385, SLG: 0.514	0-0 F9		0-0 SF8 2-3 3-H			0-0 F9		0-0 F9		3	0	0	1	0	0	1
Eddie Murray, S (1, 3) OBP: 0.486, SLG: 0.533		0-0 F8	0-0 L5			0-0 G5-4-3 1-2f			0-0 G4-6-3 1B	4	0	1	0	0	0	2
Gary Roenicke, R (1, 7) OBP: 0.133, SLG: 0.400		0-0 E5 FC6-4		0-0 F6			0-0 6-3 E 2B		0-3 K	3	1	1	0	0	0	0
John Lowenstein, L (9, PH) OBP: 0.476, SLG: 0.611										1	0	0	0	0	1	1
Benny Ayala, R (1, 10) OBP: 0.250, SLG: 0.250		0-0 F8		0-0 6-3			0-0 6-3		0-0 G4-6-3	3	0	0	0	0	0	2
Ken Singleton, S (9, PH) OBP: 0.258, SLG: 0.393										1	0	0	0	0	0	1
Rich Dauer, R (1, 4) OBP: 0.324, SLG: 0.438		0-0 FC6-4 1-2f		0-0 F9				0-0 F9		3	0	0	0	0	0	2
Leo Hernandez, R (1, 5) OBP: 0.355, SLG: 0.481			0-0 F4		0-0 6-3		0-0 E6 3-H 3B			3	1	1	1	0	0	0
Rick Dempsey, R (1, 2) OBP: 0.167, SLG: 0.250			4-0 1B 2B BB		0-0 F9			0-0 F8		2	1	0	0	1	0	0

Inning Stats	R: 0	H: 0	E: 0	K: 0	S: 3	R: 0	H: 0	E: 1	K: 0	S: 4	R: 2	H: 2	E: 0	K: 0	S: 5	R: 0	H: 0	E: 0	K: 0	S: 3	R: 0	H: 1	E: 0	K: 0	S: 3	R: 2	H: 2	E: 1	K: 0	S: 5	R: 0	H: 0	E: 0	K: 1	S: 5	R: 0	H: 1	E: 0	K: 1	S: 5	1B: 3	SF: 1	2B: 2	SAC: 0	3B: 1	DP: 2	HR: 0	HBP: 0	WP: 0	PA: 33
--------------	------	------	------	------	------	------	------	------	------	------	------	------	------	------	------	------	------	------	------	------	------	------	------	------	------	------	------	------	------	------	------	------	------	------	------	------	------	------	------	------	-------	-------	-------	--------	-------	-------	-------	--------	-------	--------

PITCHER	IP	WLS	BF	H	R	ER	SO	BB	IBB	HBP	BLK	WP	HR	S	P	ERA	WHIP
Neal Heaton, L (1, 1) ERA: 3.0	7.0	W	27	5	4	3	0	1	0	0	0	0	0	26	30	3.86	0.857
Dan Spillner, R (8, 1) ERA:	2.0	S	6	1	0	0	1	0	0	0	0	0	0	8	8	0.00	0.500

BOTTOM

Cleveland Indians @ Baltimore Orioles
Memorial Stadium, Baltimore, MD

Sat Apr 16 1983, 6:05 PM EST
Att: 10,016 - Unknown - 49 F

AB	31
R	4
H	6
RBI	3
BB	1
SO	1
LOB	9



WP	HR	S	P	ERA	WHIP
0	0	0	0	0	0

livebaseballscorecards.com

Batter	1	2	3	4	5	6	7	8	9	AB R H RBI BB SO LOB	TOP								
Alan Bannister, R OBP: 0.333, SLG: 0.375 (1, 8) X	0-0 4-3	0-0 FC5-4			0-0 L9			0-0 6-3		4 0 0 0 0 0 1									
Miguel Dilone, S OBP: 0.462, SLG: 0.444 (1, 7) B B B	4-0 1B SF7 BB		4-0 4-3 BB		0-0 F8			0-0 E6		2 1 0 0 2 0 0									
Manny Trillo, R OBP: 0.419, SLG: 0.351 (1, 4) X	0-0 HBP 1-3 1B		0-0 4-3		0-0 4-3			0-0 L8		4 0 1 0 0 0 2									
Andre Thornton, R OBP: 0.512, SLG: 0.647 (1, 3) X	0-0 SF7		0-0 L7		0-0 1B			0-0 F7		3 0 1 1 0 0 2									
Bake McBride, L OBP: 0.304, SLG: 0.238 (1, 9) H	1-0 1-2 HBP		0-0 F9		0-3 K			0-3 K		3 0 0 0 0 2 2									
Wil Culmer, R OBP: 0.250, SLG: 0.250 (1, 10) X	0-0 F9		0-0 F8		0-3 K			0-0 5-3		4 0 0 0 0 1 3									
Julio Franco, R OBP: 0.282, SLG: 0.378 (1, 6) X		0-0 5-3		0-0 F9			0-0 6-3	0-0 FC5-4 1B		4 0 1 0 0 0 0									
Chris Bando, S OBP: 0.333, SLG: 0.286 (1, 2) X		0-0 5-3		0-0 5-3			0-0 L4	0-0 FC5-4		4 0 0 0 0 0 1									
Mike Fischlin, R OBP: 0.333, SLG: 0.200 (1, 5) B B B		4-0 FC5-4 BB			0-0 6-3		0-0 F6			2 0 0 0 1 0 0									
Inning Stats	R: 1 E: 0 K: 0 S: 4	H: 1 LOB: 2 BB: 1 P: 9	R: 0 E: 0 K: 0 S: 3	H: 0 LOB: 1 BB: 1 P: 7	R: 0 E: 0 K: 0 S: 3	H: 0 LOB: 0 BB: 0 P: 3	R: 0 E: 0 K: 2 S: 8	H: 1 LOB: 1 BB: 0 P: 8	R: 0 E: 0 K: 0 S: 3	H: 0 LOB: 0 BB: 0 P: 3	R: 0 E: 1 K: 0 S: 4	H: 0 LOB: 1 BB: 0 P: 4	R: 0 E: 0 K: 1 S: 6	H: 1 LOB: 1 BB: 0 P: 6	1B: 3 2B: 0 3B: 0 HR: 0	SF: 1 SAC: 0 DP: 0 HBP: 1	WP: 0 PB: 0 SB: 0 CS: 0	PA: 35	
PITCHER Mike Flanagan, L ERA: 3.79 (1, 1)	IP 9.0	WLS W	BF 35	H 3	R 1	ER 1	SO 3	BB 3	IBB 0	HBP 1	BLK 0	WP 0	HR 0	S 37	P 50	ERA 1.00	WHIP 0.667		
								PITCHER											

Cleveland Indians @ Baltimore Orioles
 Memorial Stadium, Baltimore, MD
 Sun Apr 17 1983, 3:33 AM EST
 Att. 36,430 - Unknown - 54 F

livebaseballscorecards.com

AB	30
R	1
H	3
RBI	1
BB	3
SO	3
LOB	11



Batter	1	2	3	4	5	6	7	8	9	AB R H RBI BB SO LOB
Al Bumbry, L OBP: 0.423, SLG: 0.263 (1, 8)	4-0 BB BB PB BB	0-0 6-3		0-0 1B 2B		0-0 F7				3 2 1 1 1 0 1
Dan Ford, R OBP: 0.515, SLG: 0.586 (1, 9)	4-0 PB BB 1B BB	0-3 K		0-0 1B			0-0 1B			3 1 2 1 1 1 1
Cal Ripken Jr., R OBP: 0.372, SLG: 0.474 (1, 6)	4-0 PB BB 1B BB		0-0 6-3	0-0 L8			0-0 F4			3 1 0 0 1 0 2
Eddie Murray, S OBP: 0.488, SLG: 0.529 (1, 3)	0-0 1B		0-0 4-3 1B 1B		0-0 F9		0-3 K			4 1 2 2 0 1 1
John Lowenstein, L OBP: 0.400, SLG: 0.500 (1, 7)	0-0 1-3		0-0 4-3 1B		0-0 1-3		0-3 K			4 0 0 0 0 1 2
Jim Dwyer, L OBP: 0.500, SLG: 0.364 (1, 10)	0-0 FC6 1B		0-0 CS 1B		4-0 BB		0-0 F2			3 0 2 1 1 0 0
Rich Dauer, R OBP: 0.289, SLG: 0.389 (1, 4)	0-0 FC6 1-2f		0-0 CS 1-2	0-0 5-3	0-3 K		0-0 F5			4 0 0 0 0 1 2
Leo Hernandez, R OBP: 0.353, SLG: 0.500 (1, 5) Aurelio Rodriguez, R (7, 5)		0-0 2B		0-3 K		0-0 L4		0-0 L3		3 0 1 0 0 1 0 1 0 0 0 0 0 0
Joe Nolan, L OBP: 0.250, SLG: 0.267 (1, 2)		0-3 K		0-0 2B 1B		0-0 4-3				3 1 1 0 0 1 1

Inning Stats	R: 3	H: 2	E: 0	K: 0	S: 4	LOB: 1	BB: 3	P: 16	R: 0	H: 1	E: 0	K: 2	S: 8	LOB: 1	BB: 0	P: 8	R: 1	H: 2	E: 0	K: 0	S: 4	LOB: 0	BB: 0	P: 4	R: 2	H: 3	E: 0	K: 1	S: 8	LOB: 1	BB: 0	P: 8	R: 0	H: 0	E: 0	K: 1	S: 5	LOB: 1	BB: 1	P: 9	R: 0	H: 0	E: 0	K: 0	S: 3	LOB: 0	BB: 0	P: 3	R: 0	H: 1	E: 0	K: 2	S: 8	LOB: 1	BB: 0	P: 8	R: 0	H: 0	E: 0	K: 0	S: 3	LOB: 0	BB: 0	P: 3	1B: 7	SF: 0	2B: 2	SAC: 0	3B: 0	DP: 0	HR: 0	HBP: 0	WP: 0	PA: 36
--------------	------	------	------	------	------	--------	-------	-------	------	------	------	------	------	--------	-------	------	------	------	------	------	------	--------	-------	------	------	------	------	------	------	--------	-------	------	------	------	------	------	------	--------	-------	------	------	------	------	------	------	--------	-------	------	------	------	------	------	------	--------	-------	------	------	------	------	------	------	--------	-------	------	-------	-------	-------	--------	-------	-------	-------	--------	-------	--------

PITCHER	IP	WLS	BF	H	R	ER	SO	BB	IBB	HBP	BLK	WP	HR	S	P	ERA	WHIP
Bert Blyleven, R ERA: 6.46 (1, 1)	4.0	L	21	8	6	6	3	3	0	0	0	0	0	24	36	13.50	2.750
Juan Eichelberger, R ERA: 3.09 (5, 1)	4.0		14	1	0	0	3	1	0	0	0	0	0	19	23	0.00	0.500

BOTTOM

Cleveland Indians @ Baltimore Orioles
Memorial Stadium, Baltimore, MD

Sun Apr 17 1983, 3:33 AM EST
Att: 36,430 - Unknown - 54 F

livebaseballscorecards.com

AB	31
R	6
H	9
RBI	5
BB	4
SO	6
LOB	10



Batter	1	2	3	4	5	6	7	8	9	AB R H RBI BB SO LOB	TOP											
Mike Hargrove, L (1, 3) OBP: 0.385, SLG: 0.333	0-0 3-1		0-3 K		0-0 F6		0-0 1-3		0-0 4-3	5 0 0 0 0 1 2												
Manny Trillo, R (1, 4) OBP: 0.404, SLG: 0.325	0-3 K		0-0 F7		4-0 1B BB		0-0 F6			3 0 0 0 1 1 0												
Alan Bannister, R (1, 7) OBP: 0.364, SLG: 0.400	0-0 6-3			0-0 F7	0-0 1B			0-0 1B		4 0 2 1 0 0 0												
Andre Thornton, R (1, 10) OBP: 0.489, SLG: 0.595		0-3 K		4-0 1B BB	0-0 F8			0-0 F9		3 0 0 0 1 1 3												
Bake McBride, L (1, 9) OBP: 0.259, SLG: 0.200		0-3 K		0-0 F9		0-0 G3		0-0 F8		4 0 0 0 0 1 2												
Pat Tabler, R (1, 5) OBP: 0.750, SLG: 1.000		4-0 1B BB		0-0 1B FC6-4		0-0 2B		0-0 F9		3 0 2 0 1 0 1												
Rick Manning, L (1, 8) OBP: 0.225, SLG: 0.231		0-0 1B		0-0 1B FC6-4		0-0 F9				4 0 2 0 0 0 3												
Ron Hassey, L (1, 2) OBP: 0.476, SLG: 0.421		0-0 L7		0-0 1B FC1-6		0-0 F6				4 0 1 0 0 0 4												
Julio Franco, R (1, 6) OBP: 0.256, SLG: 0.341			0-0 L4		0-0 1B FC1-6 BB		0-0 F9			4 1 0 0 0 0 2												
Inning Stats	R: 0 E: 0 K: 1 S: 5	H: 0 LOB: 0 BB: 0 P: 5	R: 0 E: 0 K: 2 S: 8	H: 1 LOB: 2 BB: 1 P: 12	R: 0 E: 0 K: 1 S: 5	H: 0 LOB: 0 BB: 0 P: 5	R: 0 E: 0 K: 0 S: 4	H: 1 LOB: 2 BB: 1 P: 8	R: 1 E: 0 K: 0 S: 5	H: 2 LOB: 2 BB: 1 P: 9	R: 0 E: 0 K: 0 S: 4	H: 1 LOB: 1 BB: 0 P: 4	R: 0 E: 0 K: 0 S: 3	H: 0 LOB: 0 BB: 0 P: 3	R: 0 E: 0 K: 0 S: 4	H: 1 LOB: 1 BB: 0 P: 4	R: 0 E: 0 K: 0 S: 4	H: 1 LOB: 1 BB: 0 P: 4	1B: 6 2B: 1 3B: 0 HR: 0	SF: 0 SAC: 0 DP: 0 HBP: 0	WP: 0 PB: 0 SB: 0 CS: 0	PA: 37
PITCHER Scott McGregor, L (1, 1) ERA: 5.03	IP: 9.0 WLS: W BF: 37 H: 7 R: 1 ER: 1 SO: 4 BB: 3 IBB: 0 HBP: 0 BLK: 0 WP: 0 HR: 0 S: 42 P: 54 ERA: 1.00 WHIP: 1.111											PITCHER	IP: 9.0 WLS: W BF: 37 H: 7 R: 1 ER: 1 SO: 4 BB: 3 IBB: 0 HBP: 0 BLK: 0 WP: 0 HR: 0 S: 42 P: 54 ERA: 1.00 WHIP: 1.111									

Cleveland Indians @ Baltimore Orioles
Memorial Stadium, Baltimore, MD
 Mon Apr 18 1983, 6:05 PM EST
 Att: 9,610 - Unknown - 47 F

livebaseballscorecards.com

AB	34
R	1
H	7
RBI	1
BB	3
SO	4
LOB	17



Batter	1	2	3	4	5	6	7	8	9
Al Bumbry, L OBP: 0.467, SLG: 0.348 (1, 8) X	0-0 9-3 1B		0-0 FC6-4 1B			0-3 K		0-0 G5-4-3 1B	
Dan Ford, R OBP: 0.459, SLG: 0.515 (1, 9) X	0-0 9-3 1-2f		0-0 FC6-4 1-2f			0-0 4-3		0-3 K	
Cal Ripken Jr., R OBP: 0.362, SLG: 0.452 (1, 6) S S S	0-3 K			0-0 L4-3 1B		0-3 K		0-0 G5-4-3 1-2f	
Eddie Murray, S OBP: 0.500, SLG: 0.541 (1, 3) X		0-0 G4-6-3 1B		0-3 K			0-0 FC4-6 BB 1B		
John Lowenstein, L OBP: 0.393, SLG: 0.458 (1, 7) X		0-0 G4-6-3 1-2f		0-0 L4-3 1-2			4-0 BB BB BB FC4-6 1-2 BB		
Jim Dwyer, L OBP: 0.471, SLG: 0.571 (1, 10) S S S		0-3 K			0-0 HR		0-0 FC4-6 1-2f 2-3 2B		
Rich Dauer, R OBP: 0.317, SLG: 0.436 (1, 4) X			0-0 G3 SF9 2B		0-0 6-3		0-0 1-2 3-H 2B 1B		
Leo Hernandez, R OBP: 0.324, SLG: 0.455 (1, 5) X			0-0 G3 2-3		0-3 K		0-0 F9		
Rick Dempsey, R OBP: 0.190, SLG: 0.333 (1, 2) X			0-0 SF9 3-H		0-0 G3		0-0 1-H 2-H 2B		

Inning Stats	R: 0 E: 0 K: 1 S: 5	H: 1 LOB: 0 BB: 0 P: 5	R: 0 E: 0 K: 1 S: 5	H: 1 LOB: 0 BB: 0 P: 5	R: 1 E: 0 K: 0 S: 5	H: 2 LOB: 1 BB: 0 P: 5	R: 0 E: 0 K: 1 S: 5	H: 1 LOB: 0 BB: 0 P: 5	R: 1 E: 0 K: 1 S: 6	H: 1 LOB: 0 BB: 0 P: 6	R: 0 E: 0 K: 2 S: 7	H: 0 LOB: 0 BB: 0 P: 7	R: 2 E: 0 K: 0 S: 5	H: 3 LOB: 2 BB: 1 P: 9	R: 0 E: 0 K: 1 S: 5	H: 1 LOB: 0 BB: 0 P: 5
	1B: 7 2B: 4 3B: 0 HR: 1	SF: 1 SAC: 0 DP: 4 HBP: 0	1B: 7 2B: 4 3B: 0 HR: 1	SF: 1 SAC: 0 DP: 4 HBP: 0	1B: 7 2B: 4 3B: 0 HR: 1	SF: 1 SAC: 0 DP: 4 HBP: 0	1B: 7 2B: 4 3B: 0 HR: 1	SF: 1 SAC: 0 DP: 4 HBP: 0	1B: 7 2B: 4 3B: 0 HR: 1	SF: 1 SAC: 0 DP: 4 HBP: 0	1B: 7 2B: 4 3B: 0 HR: 1	SF: 1 SAC: 0 DP: 4 HBP: 0	1B: 7 2B: 4 3B: 0 HR: 1	SF: 1 SAC: 0 DP: 4 HBP: 0	1B: 7 2B: 4 3B: 0 HR: 1	SF: 1 SAC: 0 DP: 4 HBP: 0


PITCHER	IP	WLS	BF	H	R	ER	SO	BB	IBB	HBP	BLK	WP	HR	S	P	ERA	WHIP
Len Barker, R ERA: 3.38 (1, 1)	6.1	L	25	8	4	4	6	1	0	0	0	0	1	36	40	5.68	1.421
Dan Spillner, R ERA: (7, 1)	1.2		5	2	0	0	1	0	0	0	0	0	0	7	7	0.00	1.200

BOTTOM

Cleveland Indians @ Baltimore Orioles
Memorial Stadium, Baltimore, MD

Mon Apr 18 1983, 6:05 PM EST
Att. 9,610 - Unknown - 47 F

AB	28
R	4
H	10
RBI	4
BB	1
SO	7
LOB	12



WP: 0	PA: 30
PB: 0	
SB: 0	
CS: 0	

Batter	1	2	3	4	5	6	7	8	9	AB R H RBI BB SO LOB	TOP																								
Bill Sample, R OBP: 0.315, SLG: 0.429 (1, 7) X	0-0 5-3		0-3 K			0-3 K		0-0 FC6-4		4 0 0 0 0 2 1																									
Mike Richardt, R OBP: 0.212, SLG: 0.353 (1, 4) X	0-0 F3		0-0 L8			0-0 L3		0-0 F8		4 0 0 0 0 0 0																									
Buddy Bell, R OBP: 0.250, SLG: 0.314 (1, 5) X	0-0 4-3			0-0 6-3		0-0 F9		0-0 F9		4 0 0 0 0 0 0																									
Dave Hostetler, R OBP: 0.364, SLG: 0.417 (1, 10)		0-3 K		0-3 K		0-3 K		0-3 K		4 0 0 0 0 4 0																									
Pete O'Brien, L OBP: 0.278, SLG: 0.219 (1, 3) (2, 9)		0-0 3-1		0-0 4-3		0-3 K				3 0 0 0 0 1 0																									
Larry Parrish, R OBP: 0.237, SLG: 0.273 (1, 9) Larry Bittner, L OBP: 0.400, SLG: 0.462 (2, 3)		0-0 6-3			4-0 SH2-4 BB		0-0 3-1			1 0 0 0 0 0 0 1 0 0 0 1 0 0																									
Jim Sundberg, R OBP: 0.195, SLG: 0.231 (1, 2)			0-0 E5 2B 1B		0-0 SH2-4		0-0 FC1-6 1B			2 1 2 0 0 0 0																									
George Wright, S OBP: 0.333, SLG: 0.372 (1, 8)			0-0 E 6-3 2B		0-0 6-3		0-0 FC1-6 FC6-4			3 1 1 1 0 0 2																									
Bucky Dent, R OBP: 0.310, SLG: 0.393 (1, 6)			0-0 6-3		0-0 F2		0-0 F6			3 0 0 1 0 0 2																									
Inning Stats	R: 0 E: 0 K: 0 S: 3	H: 0 LOB: 0 BB: 0 P: 3	R: 0 E: 0 K: 1 S: 5	H: 0 LOB: 0 BB: 0 P: 5	R: 2 E: 2 K: 1 S: 7	H: 2 LOB: 0 BB: 0 P: 7	R: 0 E: 0 K: 1 S: 5	H: 0 LOB: 0 BB: 0 P: 5	R: 0 E: 0 K: 2 S: 7	H: 0 LOB: 0 BB: 0 P: 7	R: 0 E: 0 K: 0 S: 4	H: 1 LOB: 1 BB: 0 P: 4	R: 0 E: 0 K: 1 S: 5	H: 0 LOB: 0 BB: 0 P: 5	1B: 2 2B: 1 3B: 0 HR: 0	SF: 0 SAC: 1 DP: 0 HBP: 0	WP: 0 PB: 0 SB: 0 CS: 0	PA: 31																	
PITCHER	IP WLS BF H R ER SO BB IBB HBP BLK WP HR S P ERA WHIP																																		
Storm Davis, R ERA: 2.84 (1, 1)	5.0	18	2	2	1	3	1	0	0	0	0	0	0	23	27	1.80	0.600																		
Sammy Stewart, R ERA: 2.89 (6, 1)	4.0	W	13	1	0	0	4	0	0	0	0	0	0	21	21	0.00	0.250																		

Texas Rangers @ Baltimore Orioles
Memorial Stadium, Baltimore, MD

Tue Apr 19 1983, 6:05 PM EST
Att: 6,305 - Unknown - 40 F

livebaseballscorecards.com

AB	29
R	2
H	3
RBI	2
BB	1
SO	7
LOB	5



Batter	1	2	3	4	5	6	7	8	9
Al Bumbry, L OBP: 0.471, SLG: 0.370 (1, 8) X	0-0 4-3 1B	0-0 F7		0-0 S 1B			0-0 E SH1-4 1B		
Dan Ford, R OBP: 0.450, SLG: 0.500 (1, 9) X	0-0 2B BB 1B		0-0 F9 1B	0-3 K 1-2			0-0 SH1-4 1-2		
Cal Ripken Jr., R OBP: 0.392, SLG: 0.522 (1, 6) X	0-0 BB 1-3 2B		0-0 1B 2B		0-0 F5		0-0 E1 G1-6-3 1B		
Eddie Murray, S OBP: 0.458, SLG: 0.488 (1, 3) S S S	0-3 K		0-0 L9		0-0 F9		0-0 G1-6-3 1-2f		
John Lowenstein, L OBP: 0.438, SLG: 0.593 (1, 7) B B B B	4-0 BB BB		0-0 2B 2H 1B		0-3 K CS		0-0 HR		
Jim Dwyer, L OBP: 0.476, SLG: 0.588 (1, 10) B B B B	4-0 FC5-4 1-2 2-3 3-H BB		0-0 1-3 2B		0-0 CS 1-2	0-0 F4	0-0 1-3		
Rich Dauer, R OBP: 0.311, SLG: 0.405 (1, 4) X	0-0 FC5-4 1-2f		0-3 K		0-0 BB BB BB	4-0 BB	0-0 5-3		
Leo Hernandez, R OBP: 0.317, SLG: 0.514 Aurelio Rodriguez, R (9, 5)		0-0 F5		0-0 1-6-3		0-0 F2	0-0 HR		
Rick Dempsey, R OBP: 0.160, SLG: 0.273 (1, 2) X		0-0 F8		0-0 L5		0-0 F9	0-0 F9		

AB	R	H	RBI	BB	SO	LOB
4	0	2	0	0	0	0
3	1	1	0	0	1	1
4	1	3	0	0	0	0
4	0	0	0	0	1	5
3	1	2	2	1	1	0
3	0	1	1	1	0	0
3	0	0	0	1	1	5
4	1	1	1	0	0	1
0	0	0	0	0	0	0
4	0	0	0	0	0	1

TEXAS RANGERS @ BALTIMORE ORIOLES
Memorial Stadium, Baltimore, MD

Tue Apr 19 1983, 6:05 PM EST
Att. 6,305 - Unknown - 40 F

AB	32
R	4
H	10
RBI	4
BB	3
SO	4
LOB	13

WP: 0 PA: 37
PB: 0
SB: 1
CS: 1



Inning Stats		R: 1		H: 2		E: 0		LOB: 3		K: 1		BB: 2		S: 7		P: 15																			
Inning Stats		R: 0	H: 0	E: 0	LOB: 0	K: 0	BB: 0	S: 3	P: 3	R: 1	H: 3	E: 0	LOB: 2	K: 1	BB: 0	S: 8	P: 8																		
Inning Stats		R: 0	H: 1	E: 0	LOB: 1	K: 1	BB: 0	S: 6	P: 6	R: 0	H: 0	E: 1	LOB: 0	K: 1	BB: 0	S: 5	P: 5																		
Inning Stats		R: 0	H: 0	E: 0	LOB: 0	K: 0	BB: 1	S: 3	P: 7	R: 0	H: 2	E: 1	LOB: 1	K: 0	BB: 0	S: 4	P: 4																		
Inning Stats		R: 2	H: 2	E: 0	LOB: 0	K: 0	BB: 0	S: 5	P: 5	R: 0	H: 0	E: 1	LOB: 0	K: 0	BB: 1	S: 3	P: 4																		
PITCHER		IP		WLS		BF		H		R		ER		SO		BB		IBB		HBP		BLK		WP		HR		S		P		ERA		WHIP	
Charlie Hough, R ERA: 3.0 (1, 1)		8.0	L	36	10	4	4	4	4	4	4	4	4	4	4	4	4	3	0	0	0	0	0	0	0	2	41	53	4.50	1.625					

Batter	1	2	3	4	5	6	7	8	9	AB R H RBI BB SO LOB	TOP			
Mickey Rivers, L (1, 10) OBP: 0.500, SLG: 0.500	0-0 G6-4-3 E 2B 1B		0-0 E3 1B			0-0 4-3 1B	0-0 FC6-4 1-3 2-H 1B			5 3 4 1 0 0 0				
Mike Richardt, R (1, 4) OBP: 0.211, SLG: 0.339	0-0 E6 G6-4-3 1-2		0-0 5-3 1B			0-0 4-3 1-2	0-0 FC6-4 1-2f			5 0 1 2 0 0 5				
Bill Sample, R (1, 7) OBP: 0.339, SLG: 0.500	0-0 G6-4-3 1-2f 2-3		0-0 FC1 1B			0-0 2-H 1B		0-0 HR		5 2 3 3 0 0 4				
Larry Bittner, L (1, 3) OBP: 0.400, SLG: 0.500	0-0 2B		0-0 E 2B 1B	0-0 6-3		0-0 5-3		0-3 K		5 1 2 1 0 1 1				
Buddy Bell, R (1, 5) OBP: 0.228, SLG: 0.286	0-0 F8		0-0 FC1 2B 1B	0-0 F8		0-0 4-3		0-3 K		5 1 0 1 0 1 3				
Pete O'Brien, L (1, 9) OBP: 0.268, SLG: 0.243		0-0 F9	0-0 1B 2B	0-0 4-3			0-0 L4	0-0 4-3		5 1 1 1 0 0 0				
Jim Sundberg, R (1, 2) OBP: 0.239, SLG: 0.273		0-0 1B	0-0 1B 1B		0-0 G4-6-3 1B		0-0 5-3		0-0 F7	5 1 3 2 0 0 0	AB 45 R 11 H 16 RBI 11 BB 0 SO 4 LOB 18			
George Wright, S (1, 8) OBP: 0.320, SLG: 0.354	0-0 F5		0-0 1B 1B		0-0 G4-6-3 1-2f		0-0 E3 1B		0-0 4-3	5 2 1 0 0 0 2				
Bucky Dent, R (1, 6) OBP: 0.294, SLG: 0.364	0-0 F5		0-3 K		0-0 F9		0-0 1B 1B		0-3 K	5 0 1 0 0 2 3				
Inning Stats	R: 1 E: 1 K: 0 S: 5 H: 2 LOB: 1 BB: 0 P: 5	R: 0 E: 0 K: 0 S: 4 H: 1 LOB: 1 BB: 0 P: 4	R: 7 E: 2 K: 1 S: 14 H: 7 LOB: 2 BB: 0 P: 14	R: 0 E: 0 K: 0 S: 3 H: 0 LOB: 0 BB: 0 P: 3	R: 0 E: 0 K: 0 S: 3 H: 1 LOB: 0 BB: 0 P: 3	R: 1 E: 0 K: 0 S: 5 H: 2 LOB: 1 BB: 0 P: 5	R: 1 E: 1 K: 0 S: 6 H: 2 LOB: 2 BB: 0 P: 6	R: 1 E: 0 K: 2 S: 8 H: 1 LOB: 0 BB: 0 P: 8	R: 0 E: 0 K: 1 S: 5 H: 0 LOB: 0 BB: 0 P: 5	1B: 13 2B: 2 3B: 0 HR: 1 SF: 0 SAC: 0 DP: 2 HBP: 0	WP: 0 PB: 0 SB: 0 CS: 0 PA: 45			
PITCHER	IP WLS BF H R ER SO BB IBB HBP BLK WP HR S P ERA WHIP												PITCHER	IP WLS BF H R ER SO BB IBB HBP BLK WP HR S P ERA WHIP
Dennis Martinez, R (1, 1) ERA: 4.58	2.1 L 15 6 6 2 0 0 0 0 0 0 0 0 0 15 15 7.71 2.571													
Don Welch, R (3, 1) ERA: 4.91	4.2 23 9 4 1 1 0 0 0 0 0 0 0 0 25 25 1.93 1.929													
Tim Stoddard, R (8, 1) ERA: 1.93	2.0 7 1 1 1 3 0 0 0 0 0 0 1 13 13 4.50 0.500													

Texas Rangers @ Baltimore Orioles
 Memorial Stadium, Baltimore, MD
 Wed Apr 20 1983, 6:05 PM EST
 Att: 6,947 - Unknown - 47 F

livebaseballscorecards.com



Batter	1	2	3	4	5	6	7	8	9	AB	R	H	RBI	BB	SO	LOB
Al Bumbry, L (1, 8) OBP: 0.421, SLG: 0.323	0-0 F7		0-0 4-3		0-0 F7		0-0 L7			4	0	0	0	0	0	1
Dan Ford, R (1, 9) OBP: 0.432, SLG: 0.475	0-0 G4-6-3 1B		0-0 F9		0-3 K		0-0 6-3			4	0	1	0	0	1	1
Cal Ripken Jr., R (1, 6) OBP: 0.400, SLG: 0.520	0-0 G4-6-3 1-2f		0-0 6-3			0-0 BB 1B		0-0 FC6-4 1B		4	0	2	0	0	0	1
Eddie Murray, S (1, 3) OBP: 0.462, SLG: 0.556		0-0 HR		0-0 FC4 1B		0-0 F7		0-0 F8		4	1	2	1	0	0	2
John Lowenstein, L (1, 7) OBP: 0.444, SLG: 0.567		0-0 6-3 1B		0-0 FC4 FC5-4 1B 1-2f		4-0 BB BB BB BB		0-3 K		3	1	1	0	1	1	2
Jim Dwyer, L (1, 10) OBP: 0.440, SLG: 0.524		0-0 F5		0-0 FC5-4 1B 1-2		0-0 F7		0-0 FC6-4 1-2f		4	0	1	0	0	0	4
Rich Dauer, R (1, 4) OBP: 0.286, SLG: 0.370		0-0 6-3		0-0 FC5-4 FC6-4 1-2f 2-3		0-0 F7			0-0 F8	4	0	0	0	0	0	5
Leo Hernandez, R (1, 5) OBP: 0.311, SLG: 0.488		0-0 FC6-4 2-H		0-0 FC6-4 1-2f			0-0 E3 6-3		0-0 F9	4	0	1	1	0	0	2
Rick Dempsey, R (1, 2) OBP: 0.138, SLG: 0.231		0-0 1-3			0-0 1-3			0-0 6-3 1-2		4	0	0	0	0	0	2

Inning Stats	R: 0	H: 1	E: 0	LOB: 0	K: 0	BB: 0	S: 3	P: 3	R: 2	H: 3	E: 0	LOB: 1	K: 0	BB: 0	S: 6	P: 6	R: 0	H: 0	E: 0	LOB: 0	K: 0	BB: 0	S: 3	P: 3	R: 0	H: 2	E: 0	LOB: 2	K: 0	BB: 0	S: 5	P: 5	R: 0	H: 0	E: 0	LOB: 0	K: 1	BB: 0	S: 5	P: 5	R: 0	H: 1	E: 0	LOB: 2	K: 0	BB: 1	S: 4	P: 8	R: 0	H: 0	E: 1	LOB: 1	K: 0	BB: 0	S: 4	P: 4	R: 0	H: 1	E: 0	LOB: 1	K: 1	BB: 0	S: 6	P: 6	R: 0	H: 0	E: 0	LOB: 0	K: 0	BB: 0	S: 3	P: 3	1B: 7	SF: 0	2B: 0	SAC: 0	3B: 0	DP: 1	HR: 1	HBP: 0	WP: 0	PA: 36
PITCHER Mike Smithson, R (1, 1) ERA: 2.45	IP	WLS	BF	H	R	ER	SO	BB	IBB	HBP	BLK	WP	HR	S	P	ERA	WHIP	IP	WLS	BF	H	R	ER	SO	BB	IBB	HBP	BLK	WP	HR	S	P	ERA	WHIP	IP	WLS	BF	H	R	ER	SO	BB	IBB	HBP	BLK	WP	HR	S	P	ERA	WHIP																															

TEXAS RANGERS @ BALTIMORE ORIOLES
Memorial Stadium, Baltimore, MD
 Wed Apr 20 1983, 6:05 PM EST
 Att. 6,947 - Unknown - 47 F

AB	35
R	2
H	8
RBI	2
BB	1
SO	2
LOB	20



WP: 0	PA: 36
PB: 0	
SB: 0	
CS: 0	

Batter	1	2	3	4	5	6	7	8	9	10	11	12	13	14	AB R H RBI BB SO LOB	TOP																										
Mickey Rivers, L OBP: 0.400, SLG: 0.400 (1, 10)	0-0 SH5-3 E 4-3 1B		0-0 F8 1		0-0 F5 1			0-0 2-3 1-2		0-0 FC6-4 1-2f			0-0 1-3 3		6 1 1 0 0 0 4																											
Mike Richardt, R OBP: 0.190, SLG: 0.306 (1, 4)	0-0 E5 4-3 SH5-3 2B		0-0 F9 2		0-0 G4-6-3 1-2f			0-0 F8 2			0-3 K 1			0-0 F8 1	6 1 0 0 0 1 4																											
Bill Sample, R OBP: 0.313, SLG: 0.458 (1, 7)	0-0 SH5-3 1-2 2-3		0-0 F8 3					0-0 F8 3			0-0 6-3 2			0-3 K 2	5 0 0 0 0 1 1																											
Larry Bittner, L OBP: 0.348, SLG: 0.429 (1, 3)	0-0 4-3 2			0-0 4-3 1					0-3 K 1		0-0 6-3 3			0-3 K 3	3 0 0 1 0 0 1																											
Bill Stein, R OBP: 0.333, SLG: 0.333 (9, PH)															1 0 0 0 0 1 0																											
Bucky Dent, R OBP: 0.278, SLG: 0.343 (10, 6)	0-0 2-3 3-H														2 0 0 0 0 1 0																											
Buddy Bell, R OBP: 0.226, SLG: 0.295 (1, 5)	0-0 2B			0-0 F2 2				0-0 F9 3		0-3 K2-3 2			0-0 6-3 1		5 0 1 1 0 1 0																											
Pete O'Brien, L OBP: 0.261, SLG: 0.262 (1, 9)	0-0 3-1 3			0-0 2B 3				0-0 F7 1		0-0 4-3 3			0-3 K 2		5 0 1 0 0 1 1																											
Jim Anderson, R (1, 6)		0-0 F9 1		0-0 F8 3				0-0 F9 2		0-3 K 1			0-3 K 3		3 0 0 0 0 0 1																											
Dave Hostetter, R OBP: 0.348, SLG: 0.395 (10, PH)															2 0 0 0 0 2 0																											
George Wright, S OBP: 0.309, SLG: 0.340 (1, 8)		0-0 F8 2						0-0 1-3 3		0-3 K 2			0-3 K 1		5 0 1 0 0 2 0																											
Bob Johnson, R OBP: 0.353, SLG: 0.286 (1, 2)															2 0 1 0 0 1 0																											
Jim Sundberg, R OBP: 0.245, SLG: 0.277 (8, PH)		0-3 K 3						0-0 E5 2-3		0-0 FC6-4 1B			0-3 K 2		3 0 1 0 0 1 0																											
Inning Stats	R: 2 E: 1 K: 0 S: 6	H: 2 LOB: 1 BB: 0 P: 6	R: 0 E: 0 K: 1 S: 5	H: 0 LOB: 0 BB: 0 P: 5	R: 0 E: 0 K: 0 S: 3	H: 0 LOB: 0 BB: 0 P: 3	R: 0 E: 0 K: 0 S: 4	H: 1 LOB: 1 BB: 0 P: 4	R: 0 E: 0 K: 0 S: 4	H: 0 LOB: 0 BB: 0 P: 4	R: 0 E: 1 K: 0 S: 3	H: 0 LOB: 0 BB: 0 P: 3	R: 0 E: 0 K: 2 S: 7	H: 0 LOB: 0 BB: 0 P: 7	R: 0 E: 0 K: 1 S: 5	H: 0 LOB: 0 BB: 0 P: 5	R: 0 E: 0 K: 2 S: 7	H: 0 LOB: 0 BB: 0 P: 7	R: 0 E: 0 K: 2 S: 7	H: 0 LOB: 0 BB: 0 P: 7	R: 0 E: 0 K: 2 S: 7	H: 0 LOB: 0 BB: 0 P: 7	R: 0 E: 0 K: 2 S: 7	H: 0 LOB: 0 BB: 0 P: 7	R: 0 E: 0 K: 2 S: 7	H: 0 LOB: 0 BB: 0 P: 7	1B: 4 2B: 2 3B: 0 HR: 0	SF: 0 SAC: 1 DP: 1 HBP: 0	WP: 0 PB: 0 SB: 0 CS: 0	PA: 49												
PITCHER																																										
Jim Palmer, R ERA: 1.35 (1, 1)	IP: 8.0	WLS: 30	BF: 5	H: 2	R: 0	ER: 0	SO: 1	BB: 0	IBB: 0	HBP: 0	BLK: 0	WP: 0	HR: 0	S: 32	P: 32	ERA: 0.00	WHIP: 0.625																									
Tippy Martinez, L ERA: 6.0 (9, 1)	IP: 4.0	WLS: 13	BF: 1	H: 0	R: 0	ER: 0	SO: 7	BB: 0	IBB: 0	HBP: 0	BLK: 0	WP: 0	HR: 0	S: 27	P: 27	ERA: 0.00	WHIP: 0.250																									
Tim Stoddard, R ERA: 1.35 (13, 1)	IP: 2.0	WLS: 6	BF: 0	H: 0	R: 0	ER: 0	SO: 4	BB: 0	IBB: 0	HBP: 0	BLK: 0	WP: 0	HR: 0	S: 14	P: 14	ERA: 0.00	WHIP: 0.000																									

Texas Rangers @ Baltimore Orioles
 Memorial Stadium, Baltimore, MD
 Thu Apr 21 1983, 3:33 AM EST
 Att: 10,311 - Unknown

livebaseballscorecards.com

AB	48
R	2
H	6
RBI	2
BB	0
SO	12
LOB	12



Batter	1	2	3	4	5	6	7	8	9	10	11	12	13	14	AB	R	H	RBI	BB	SO	LOB
John Shelby, S (1, 8) OBP: 0.462, SLG: 0.680	0-0 2B		0-0 1B G6-4-3		0-0 6-3		4-0 WP BB		0-0 F7			0-0 L6		0-0 1B FC6-4	6	2	3	0	1	0	1
Dan Ford, R (1, 9) OBP: 0.431, SLG: 0.457	0-0 5-3		0-0 1B G6-4-3		0-0 5-3		4-0 1-2 BB			0-0 F7		0-0 F7		0-0 1B FC6-4	6	0	2	0	1	0	1
Cal Ripken Jr., R (1, 6) OBP: 0.371, SLG: 0.474	0-0 6-3		0-0 1B G6-4-3		0-0 F8		0-0 3-1 BB			0-0 4-3 1B		0-0 L6		0-0 1B FC6-4	7	0	1	1	0	0	5
Eddie Murray, S (1, 3) OBP: 0.448, SLG: 0.510	4-0 BB		4-0 BB			0-3 K		0-0 F7		0-0 4-3			0-0 F8		4	0	0	0	2	1	1
Gary Roenicke, R (1, 7) OBP: 0.167, SLG: 0.353	0-0 F8		4-0 BB			0-0 F7		0-3 K		0-3 K			0-3 K		2	0	0	0	1	0	2
John Lowenstein, L (8, PH) OBP: 0.432, SLG: 0.548															1	0	0	0	0	1	0
Lenn Sakata, R (10, PH)															1	0	0	0	0	1	1
Jim Dwyer, L (11, 7) OBP: 0.423, SLG: 0.500			1-2 BB												1	0	0	0	0	1	0
Benny Ayala, R (1, 10) OBP: 0.429, SLG: 1.000		0-0 2B	0-0 F8			0-0 HR		0-0 F7				0-0 F9		0-0 3B	3	1	2	1	0	0	2
Ken Singleton, S (8, PH) OBP: 0.265, SLG: 0.452															3	0	1	0	0	0	0
Rich Dauer, R (1, 4) OBP: 0.291, SLG: 0.373		0-0 6-3		0-0 6-3		0-3 K		0-3 K		0-3 K		0-0 2B		4-0 IBB	5	0	1	0	1	2	1
Leo Hernandez, R (1, 5) OBP: 0.292, SLG: 0.455		0-0 1-3		0-0 6-3			0-0 2-3		0-0 6-3		0-0 6-3		0-0 L5		3	0	0	0	0	0	1
Aurelio Rodriguez, R (8, 5)															3	0	0	0	0	0	3
Rick Dempsey, R (1, 2) OBP: 0.143, SLG: 0.194		0-0 5-3		0-0 6-3			0-0 F7		4-0 BB		0-0 2-3				5	0	0	0	1	1	2

Inning Stats	R: 0	H: 1	E: 0	K: 0	S: 4	H: 1	LOB: 2	BB: 1	P: 8	R: 0	H: 1	E: 0	K: 0	S: 4	H: 2	LOB: 2	BB: 2	P: 12	R: 0	H: 0	E: 0	K: 0	S: 3	H: 0	LOB: 0	BB: 0	P: 3	R: 0	H: 0	E: 0	K: 2	S: 8	H: 1	LOB: 0	BB: 0	P: 8	R: 1	H: 1	E: 0	K: 1	S: 5	H: 0	LOB: 2	BB: 1	P: 9	R: 0	H: 0	E: 0	K: 1	S: 6	H: 1	LOB: 1	BB: 0	P: 6	R: 0	H: 1	E: 0	K: 0	S: 4	H: 1	LOB: 1	BB: 0	P: 4	R: 0	H: 0	E: 0	K: 0	S: 3	H: 0	LOB: 0	BB: 0	P: 3	R: 0	H: 1	E: 0	K: 1	S: 6	H: 2	LOB: 2	BB: 1	P: 10	R: 1	H: 2	E: 0	K: 1	S: 6	H: 2	LOB: 0	BB: 0	P: 6	1B: 5	SF: 0	2B: 3	SAC: 0	3B: 1	DP: 1	HR: 1	HBP: 0	WP: 1	PA: 57
PITCHER	IP	WLS	BF	H	R	ER	SO	BB	IBB	HBP	BLK	WP	HR	S	P	ERA	WHIP																																																																																			
Jon Matlack, L (1, 1) ERA: 3.52	6.2		28	5	2	2	2	4	0	0	0	1	0	14	22	0.00	1.000																																																																																			
Dave Tobik, R (7, 1) ERA: 2.25	3.0		12	1	0	0	2	2	0	0	0	0	0	14	22	0.00	1.000																																																																																			
Frank Tanana, L (10, 1) ERA:	3.1		13	2	0	0	2	0	1	0	0	0	0	16	20	0.00	0.600																																																																																			
Odell Jones, R (14, 1) ERA: 2.25	0.2	L	4	2	1	1	1	0	0	0	0	0	0	6	6	13.50	3.000																																																																																			


TEXAS RANGERS @ BALTIMORE ORIOLES
Memorial Stadium, Baltimore, MD
 Thu Apr 21 1983, 3:33 AM EST
 Att. 10,311 - Unknown

	AB	R	H	RBI	BB	SO	LOB
Texas Rangers	6	2	3	0	1	0	1
Baltimore Orioles	7	0	1	1	0	0	5

	AB	R	H	RBI	BB	SO	LOB
Texas Rangers	5	0	1	0	1	2	1
Baltimore Orioles	3	0	1	0	0	0	3

livebaseballscorecards.com

	AB	R	H	RBI	BB	SO	LOB
Texas Rangers	50	3	10	2	7	7	20



Batter	1	2	3	4	5	6	7	8	9	10	11	AB R H RBI BB SO LOB	TOP																		
Al Bumbry, L (1, 8) John Shelby, S (9, PH) OBP: 0.405, SLG: 0.400 OBP: 0.429, SLG: 0.630	0-0 L7		0-0 1-3		0-0 HR		0-0 6-3		0-3 K		0-3 K	4 1 1 2 0 0 1 2 0 0 0 0 2 0																			
Dan Ford, R (1, 9) OBP: 0.429, SLG: 0.510	0-0 6-3		0-0 5-3		0-0 3B		0-0 1B 2B		0-3 K			5 1 2 0 0 1 1																			
Cal Ripken Jr., R (1, 6) OBP: 0.358, SLG: 0.452	0-3 K			0-0 F3	0-0 F8		0-0 2-H 1B		0-0 6-3			5 0 1 1 0 1 1																			
Eddie Murray, S (1, 3) OBP: 0.444, SLG: 0.491		0-0 F8		4-0 BB		0-0 HR 1B		0-3 K		0-0 6-3		4 1 1 0 1 1 1																			
John Lowenstein, L (1, 7) Gary Roenicke, R (10, PH) OBP: 0.439, SLG: 0.629 OBP: 0.211, SLG: 0.444		0-0 1B		0-3 K		0-0 HR		0-3 K		0-0 2B		4 1 2 2 0 2 1 1 0 1 0 0 0 0																			
Jim Dwyer, L (1, 10) Ken Singleton, S (8, PH) OBP: 0.379, SLG: 0.440 OBP: 0.306, SLG: 0.469		0-0 F7		0-0 F8		0-3 K		0-0 1B 1B		4-0 G6-4-3 IBB		3 0 0 0 0 1 2 1 0 1 0 1 0 0																			
Rich Dauer, R (1, 4) OBP: 0.263, SLG: 0.357		0-0 F9		0-0 4-3	0-0 1-3		0-0 1B		0-0 G6-4-3			5 0 1 0 0 0 3																			
Leo Hernandez, R (1, 5) OBP: 0.264, SLG: 0.408			0-0 6-3		0-0 4-3	0-3 K		0-0 F9			0-3 K	5 0 0 0 0 2 2																			
Joe Nolan, L (1, 2) Benny Ayala, R (8, PH) Rick Dempsey, R (8, 2) OBP: 0.316, SLG: 0.389 OBP: 0.375, SLG: 0.875 OBP: 0.139, SLG: 0.188			0-0 2B		0-0 HR 1B		0-0 4-3	0-0 F9			0-0 1-3	3 1 2 0 0 0 0 1 0 0 0 0 0 2 1 0 0 0 0 0 0																			
Inning Stats	R: 0 H: 0 E: 0 K: 1 S: 5	H: 0 LOB: 0 BB: 0 P: 5	R: 0 H: 1 E: 0 K: 0 S: 4	H: 1 LOB: 1 BB: 0 P: 4	R: 0 H: 1 E: 0 K: 0 S: 4	H: 1 LOB: 1 BB: 0 P: 4	R: 0 H: 0 E: 0 K: 1 S: 5	H: 0 LOB: 1 BB: 1 P: 9	R: 2 H: 3 E: 0 K: 0 S: 6	H: 3 LOB: 1 BB: 0 P: 6	R: 2 H: 2 E: 0 K: 2 S: 9	H: 2 LOB: 0 BB: 0 P: 9	R: 1 H: 2 E: 0 K: 1 S: 7	H: 2 LOB: 1 BB: 0 P: 7	R: 0 H: 2 E: 0 K: 1 S: 7	H: 2 LOB: 2 BB: 0 P: 7	R: 0 H: 0 E: 0 K: 2 S: 7	H: 0 LOB: 0 BB: 0 P: 7	R: 0 H: 1 E: 0 K: 0 S: 3	H: 1 LOB: 1 BB: 1 P: 7	R: 0 H: 0 E: 0 K: 2 S: 7	H: 0 LOB: 0 BB: 0 P: 7	1B: 6 SF: 0 2B: 3 SAC: 0 3B: 1 DP: 1 HR: 2 HBP: 0	WP: 0 PA: 46 PB: 0 SB: 1 CS: 0							
PITCHER	IP WLS BF H R ER SO BB IBB HBP BLK WP HR S P ERA WHIP																														
Bruce Kison, R (1, 1) ERA: 5.79	6.2	30	9	5	5	4	1	0	0	0	0	0	2	37	41	6.75	1.500														
Mike Witt, R (7, 1) ERA: 8.22	0.1	1	0	0	0	1	0	0	0	0	0	0	0	3	3	0.00	0.000														
Andy Hassler, L (8, 1) ERA: 4.5	2.1	10	3	0	0	3	0	0	0	0	0	0	0	16	16	0.00	1.286														
Luis Sanchez, R (10, 1) ERA: 0.82	1.2	W 5	0	0	0	2	0	1	0	0	0	0	0	8	12	0.00	0.000														

Baltimore Orioles @ California Angels
Anaheim Stadium, Anaheim, CA
Fri Apr 22 1983 9:05 PM EST
Att. 31,794 - Unknown

livebaseballscorecards.com

AB	44
R	5
H	12
RBI	5
BB	2
SO	10
LOB	14



Batter	1	2	3	4	5	6	7	8	9	10	11	AB R H RBI BB SO LOB	
Rod Carew, L OBP: 0.446, SLG: 0.527 (1, 3) <small>S</small>	0-3 K ^①		0-0 6-3 1B 2B		0-0 L6	0-0 2-H 1B		0-0 E BB 1B		0-0 1B 1B	0-0 1-2 2-3 3-H 1B	7 1 5 3 0 1 0	
Bobby Clark, R OBP: 0.275, SLG: 0.333 (1, 9) <small>X</small>	0-0 5-3 ^②		0-0 6-3 2-3		0-0 6-3	0-0 P3		4-0 E BB 1B		0-0 1-3 1B		5 0 1 0 1 0 2	
Fred Lynn, L OBP: 0.338, SLG: 0.547 (1, 8) <small>B B B B</small>	4-0 FC5-4 BB		4-0 1B BB		0-0 2B		0-0 1-3	0-0 E3		4-0 IBB		3 0 1 0 3 0 2	
Doug DeCinces, R OBP: 0.328, SLG: 0.525 (1, 5) <small>X</small>	0-0 FC5-4 ^③		0-0 1-2 3-H 1B		0-0 E1		0-3 K	0-0 F3		0-3 K		6 0 1 1 0 2 8	
Reggie Jackson, L OBP: 0.409, SLG: 0.574 Ron Jackson, R OBP: 0.438, SLG: 0.357 (1, 10) <small>S S</small> (9, PH)		0-3 K ^①	0-0 6-3 ^③		0-0 4-3 ^③		0-3 K		0-0 P4	0-0 4-3 ^③		4 0 0 0 0 2 4 2 0 0 0 0 0 3	
Brian Downing, R OBP: 0.406, SLG: 0.393 (1, 7) <small>X</small>		0-0 F9 ^②		0-0 6-3 ^①		0-0 1B 2B		0-0 SH2-4 BB 4-3 1B		0-0 E9 SH3-4 1B 1B		6 3 4 0 0 0 0	
Bobby Grich, R OBP: 0.426, SLG: 0.471 (1, 4) <small>B B B B</small>		4-0 BB		0-0 4-3 ^②		0-0 WP 1B 1B		4-0 4-3 SH2-4 1B BB		0-0 F7		3 2 1 1 2 0 1	
Tim Foli, R OBP: 0.356, SLG: 0.357 (1, 6) <small>X</small>		0-0 5-3 ^③		0-0 S 1B		0-0 F7 1-2		0-0 SH2-4 1-2 2-3		0-3 K		4 0 1 0 1 1 3	
Bob Boone, R OBP: 0.260, SLG: 0.298 Daryl Sconiers, L OBP: 0.387, SLG: 0.444 Joe Ferguson, R (9, 2)			0-0 6-3 ^①		0-0 F9 1-2		0-0 F9		0-0 4-3 ^②		0-0 F9 ^①	2-3 3-H 1B BB	3 0 0 0 0 0 2 1 0 0 1 0 0 1 1 0 0 0 1 0 0

Inning Stats	R: 0	H: 0	R: 0	H: 0	R: 1	H: 2	R: 0	H: 1	R: 2	H: 3	R: 0	H: 0	R: 2	H: 2	R: 0	H: 1	R: 1	H: 2																																																																																										
	E: 0	LOB: 1	E: 0	LOB: 1	E: 0	LOB: 2	E: 1	LOB: 1	E: 0	LOB: 1	E: 0	LOB: 0	E: 1	LOB: 3	E: 0	LOB: 1	E: 1	LOB: 3																																																																																										
	K: 1	BB: 1	K: 1	BB: 1	K: 0	BB: 1	K: 0	BB: 0	K: 2	BB: 2	K: 0	BB: 0	K: 0	BB: 2	K: 1	BB: 0	K: 0	BB: 2																																																																																										
	S: 5	P: 9	S: 5	P: 9	S: 5	P: 9	S: 4	P: 4	S: 7	P: 7	S: 6	P: 6	S: 6	P: 14	S: 6	P: 6	S: 7	P: 11																																																																																										
1B: 11	SF: 0	2B: 3	SAC: 2	3B: 0	DP: 0	HR: 0	HBP: 0	WP: 1	PA: 55																																																																																																			
<table border="0" style="width: 100%;"> <tr> <td style="text-align: center;">PITCHER</td> <td>IP</td> <td>WLS</td> <td>BF</td> <td>H</td> <td>R</td> <td>ER</td> <td>SO</td> <td>BB</td> <td>IBB</td> <td>HBP</td> <td>BLK</td> <td>WP</td> <td>HR</td> <td>S</td> <td>P</td> <td>ERA</td> <td>WHIP</td> </tr> <tr> <td>Mike Flanagan, L ERA: 4.13</td> <td>(1, 1)</td> <td>5.0</td> <td>25</td> <td>6</td> <td>3</td> <td>3</td> <td>2</td> <td>3</td> <td>0</td> <td>0</td> <td>0</td> <td>0</td> <td>0</td> <td>26</td> <td>38</td> <td>5.40</td> <td>1.800</td> </tr> <tr> <td>Storm Davis, R ERA: 3.52</td> <td>(6, 1)</td> <td>2.2</td> <td>11</td> <td>2</td> <td>2</td> <td>2</td> <td>2</td> <td>1</td> <td>0</td> <td>0</td> <td>0</td> <td>1</td> <td>0</td> <td>14</td> <td>18</td> <td>6.75</td> <td>1.125</td> </tr> <tr> <td>Sammy Stewart, R ERA: 2.31</td> <td>(8, 1)</td> <td>2.1</td> <td>14</td> <td>4</td> <td>0</td> <td>0</td> <td>2</td> <td>1</td> <td>1</td> <td>0</td> <td>0</td> <td>0</td> <td>0</td> <td>16</td> <td>24</td> <td>0.00</td> <td>2.143</td> </tr> <tr> <td>Don Welchel, R ERA: 5.56</td> <td>(11, 1)</td> <td>0.1</td> <td>L 5</td> <td>2</td> <td>1</td> <td>1</td> <td>0</td> <td>1</td> <td>1</td> <td>0</td> <td>0</td> <td>0</td> <td>0</td> <td>3</td> <td>11</td> <td>27.00</td> <td>9.000</td> </tr> </table>																			PITCHER	IP	WLS	BF	H	R	ER	SO	BB	IBB	HBP	BLK	WP	HR	S	P	ERA	WHIP	Mike Flanagan, L ERA: 4.13	(1, 1)	5.0	25	6	3	3	2	3	0	0	0	0	0	26	38	5.40	1.800	Storm Davis, R ERA: 3.52	(6, 1)	2.2	11	2	2	2	2	1	0	0	0	1	0	14	18	6.75	1.125	Sammy Stewart, R ERA: 2.31	(8, 1)	2.1	14	4	0	0	2	1	1	0	0	0	0	16	24	0.00	2.143	Don Welchel, R ERA: 5.56	(11, 1)	0.1	L 5	2	1	1	0	1	1	0	0	0	0	3	11	27.00	9.000
PITCHER	IP	WLS	BF	H	R	ER	SO	BB	IBB	HBP	BLK	WP	HR	S	P	ERA	WHIP																																																																																											
Mike Flanagan, L ERA: 4.13	(1, 1)	5.0	25	6	3	3	2	3	0	0	0	0	0	26	38	5.40	1.800																																																																																											
Storm Davis, R ERA: 3.52	(6, 1)	2.2	11	2	2	2	2	1	0	0	0	1	0	14	18	6.75	1.125																																																																																											
Sammy Stewart, R ERA: 2.31	(8, 1)	2.1	14	4	0	0	2	1	1	0	0	0	0	16	24	0.00	2.143																																																																																											
Don Welchel, R ERA: 5.56	(11, 1)	0.1	L 5	2	1	1	0	1	1	0	0	0	0	3	11	27.00	9.000																																																																																											

Baltimore Orioles @ California Angels
 Anaheim Stadium, Anaheim, CA
 Fri Apr 22 1983, 9:05 PM EST
 Att. 31,794 - Unknown

AB	45
R	6
H	14
RBI	6
BB	8
SO	6
LOB	26



Batter	1	2	3	4	5	6	7	8	9	AB R H RBI BB SO LOB	TOP											
John Shelby, S (1, 8) OBP: 0.485, SLG: 0.688	0-0 1B G6-4-3 1B		0-0 FC6-5 1-3 1B		0-0 2B		0-0 5-3		0-0 G5-4-3 1B	5 1 4 0 0 0 1												
Dan Ford, R (1, 9) OBP: 0.410, SLG: 0.482	0-0 1-3 G6-4-3 1B		0-0 FC6-5 FC5 1B		0-0 F9		0-3 K		0-0 G5-4-3 1-2f	5 0 1 1 0 1 4												
Cal Ripken Jr., R (1, 6) OBP: 0.352, SLG: 0.439	0-0 1-2f 3-H G6-4-3		0-0 1-2 1B		0-3 K			0-0 5-3		4 0 1 0 0 1 2												
Eddie Murray, S (1, 3) OBP: 0.448, SLG: 0.491	0-0 F9		0-3 K		0-0 G5-4-3 1B			0-0 1B 1B		4 1 2 0 0 1 2												
Gary Roenicke, R (1, 7) OBP: 0.217, SLG: 0.409		0-0 F9	0-0 FC5 2-3f		0-0 G5-4-3 1-2f			0-0 1B 1B		4 0 1 0 0 0 3												
Ken Singleton, S (1, 10) OBP: 0.300, SLG: 0.444		0-0 5-3		0-0 F9		0-0 1B		0-3 K		4 0 1 0 0 1 2												
Rich Dauer, R (1, 4) OBP: 0.297, SLG: 0.367		0-0 FC6-4 1B		0-0 F7		0-0 6-3		0-0 1-2 2-H 1B		4 0 2 1 0 0 1												
Leo Hernandez, R (1, 5) Aurelio Rodriguez, R (7, 5) OBP: 0.268, SLG: 0.404		0-0 1-2f FC6-4		0-0 F9			0-0 SH1-4 1B	0-0 P4		3 0 1 0 0 0 1 1 0 0 0 0 0 2												
Rick Dempsey, R (1, 2) OBP: 0.154, SLG: 0.200			0-0 1B FC6-5 1B		0-0 5-3		0-0 SH1-4 1-2	0-3 K		3 1 1 0 0 1 0												
Inning Stats	R: 1 E: 0 K: 0 S: 4	H: 2 LOB: 0 BB: 0 P: 4	R: 0 E: 0 K: 0 S: 4	H: 1 LOB: 1 BB: 0 P: 4	R: 1 E: 0 K: 1 S: 8	H: 3 LOB: 2 BB: 0 P: 8	R: 0 E: 0 K: 0 S: 3	H: 0 LOB: 0 BB: 0 P: 3	R: 0 E: 0 K: 1 S: 6	H: 1 LOB: 1 BB: 0 P: 6	R: 0 E: 0 K: 0 S: 4	H: 2 LOB: 1 BB: 0 P: 4	R: 0 E: 0 K: 1 S: 6	H: 1 LOB: 1 BB: 0 P: 6	R: 1 E: 0 K: 1 S: 8	H: 3 LOB: 2 BB: 0 P: 8	R: 0 E: 0 K: 1 S: 5	H: 1 LOB: 0 BB: 0 P: 5	1B: 13 2B: 1 3B: 0 HR: 0	SF: 0 SAC: 1 DP: 3 HBP: 0	WP: 0 PB: 0 SB: 0 CS: 0	PA: 38
PITCHER Tommy John, L (1, 1) ERA: 3.66	IP: 9.0 WLS: L BF: 38 H: 14 R: 3 ER: 3 SO: 5 BB: 0 IBB: 0 HBP: 0 BLK: 0 WP: 0 HR: 0 S: 48 P: 48 ERA: 3.00 WHIP: 1.556											PITCHER	IP: 9.0 WLS: L BF: 38 H: 14 R: 3 ER: 3 SO: 5 BB: 0 IBB: 0 HBP: 0 BLK: 0 WP: 0 HR: 0 S: 48 P: 48 ERA: 3.00 WHIP: 1.556									

Baltimore Orioles @ California Angels
Anaheim Stadium, Anaheim, CA
Sat Apr 23 1983, 10:05 PM EST
Att: 63,073 - Unknown

livebaseballscorecards.com

AB	37
R	3
H	14
RBI	2
BB	0
SO	5
LOB	18



Batter	1	2	3	4	5	6	7	8	9	AB	R	H	RBI	BB	SO	LOB
Rod Carew, L (1, 3) OBP: 0.417, SLG: 0.492	0-0 3-1 		0-0 G3 		0-0 G3 		0-0 4-3 			4	0	0	0	0	0	2
Juan Beniquez, R (1, 8) OBP: 0.286, SLG: 0.211	0-0 3-1 			0-0 P4 		0-0 1B 1B 		0-0 6-3 		4	0	1	0	0	0	0
Ron Jackson, R (1, 10) OBP: 0.400, SLG: 0.333	0-0 P3 			0-0 1B 		0-0 F9 		0-0 6-3 		4	0	1	0	0	0	1
Doug DeCinces, R (1, 5) OBP: 0.338, SLG: 0.538		0-0 F2 		0-0 2B 		0-0 FC6-4 1B 		0-0 6-3 		4	0	2	0	0	0	0
Brian Downing, R (1, 7) OBP: 0.384, SLG: 0.367		0-0 6-3 		0-0 1-3 		0-0 FC6-4 FC5-4 			0-0 F7 	4	0	0	0	0	0	3
Bobby Clark, R (1, 9) OBP: 0.295, SLG: 0.372		0-0 1B 			0-3 K 	0-0 FC5-4 			0-0 2B 	4	0	2	0	0	1	2
Bobby Grich, R (1, 4) OBP: 0.415, SLG: 0.473		0-0 F9 			0-0 F8 				0-0 5-3 	4	1	1	0	0	0	2
Tim Foli, R (1, 6) OBP: 0.355, SLG: 0.356			0-0 F9 		0-0 1B 1B 				0-3 K 	3	0	1	0	0	0	1
Fred Lynn, L (9, PH) OBP: 0.333, SLG: 0.538					0-0 1B 					1	0	0	0	0	1	1
Bob Boone, R (1, 2) OBP: 0.264, SLG: 0.300			0-0 F9 		0-0 1B 				0-0 6-3 	3	0	1	1	0	0	0

BOTTOM	
Baltimore Orioles @ California Angels Anaheim Stadium, Anaheim, CA Sat Apr 23 1983, 10:05 PM EST Att. 63,073 - Unknown	
AB 35 R 1 H 9 RBI 1 BB 0 SO 2 LOB 12	

Inning Stats	R: 0	H: 0	E: 0	K: 0	S: 3	R: 0	H: 1	E: 0	K: 0	S: 4	R: 0	H: 0	E: 0	K: 0	S: 3	R: 0	H: 2	E: 0	K: 0	S: 4	R: 0	H: 2	E: 0	K: 1	S: 7	R: 0	H: 2	E: 0	K: 0	S: 5	R: 1	H: 1	E: 0	K: 0	S: 4	R: 0	H: 0	E: 0	K: 0	S: 3	R: 0	H: 1	E: 0	K: 1	S: 6	1B: 6	SF: 0	2B: 3	SAC: 0	3B: 0	DP: 0	HR: 0	HBP: 0	WP: 0	PA: 35
PITCHER Scott McGregor, L (1, 1) ERA: 3.77	IP: 9.0	WLS: W	BF: 35	H: 9	R: 1	ER: 1	SO: 2	BB: 0	IBB: 0	HBP: 0	BLK: 0	WP: 0	HR: 0	S: 39	P: 39	ERA: 1.00	WHIP: 1.000																																						

Batter	1	2	3	4	5	6	7	8	9	AB R H RBI BB SO LOB	TOP																
Al Bumbry, L (1, 8) OBP: 0.383, SLG: 0.400	0-0 F8		0-0 1-H 2B		0-0 2-3 3-H		0-0 F8		0-0 1-2f 2-3 FC1-6	5 0 1 2 0 0 4	Baltimore Orioles @ California Angels Anaheim Stadium, Anaheim, CA Sun Apr 24 1983, 6:33 AM EDT Att: 43,521 - Unknown livebaseballscorecards.com																
Dan Ford, R (1, 9) OBP: 0.379, SLG: 0.443	0-0 6-3		0-3 K		0-0 5-3		0-0 F3		0-0 F9	5 0 0 0 0 1 5																	
Cal Ripken Jr., R (1, 6) OBP: 0.360, SLG: 0.486	0-3 K			0-0 G3-6 1B		0-0 HR		0-0 F9		4 1 2 1 0 1 0																	
Eddie Murray, S (1, 3) OBP: 0.437, SLG: 0.492		0-3 K		0-0 G3-6 1-2f		0-3 K		0-0 2B		4 0 1 0 0 2 1																	
John Lowenstein, L (1, 7) OBP: 0.422, SLG: 0.615		0-0 L4		0-0 2B		0-0 F7		0-0 1-3		4 0 1 0 0 0 1																	
Ken Singleton, S (1, 10) OBP: 0.295, SLG: 0.410		0-0 F7		0-0 F9		4-0 BB		0-0 4-3		3 0 0 0 1 0 2																	
Rich Dauer, R (1, 4) OBP: 0.294, SLG: 0.349			0-0 5-3		4-0 SH1-4 1B 4-3 BB		0-0 F9		0-0 F9	3 1 0 0 1 0 1																	
Leo Hernandez, R (1, 5) OBP: 0.300, SLG: 0.429			0-0 2B 1B		0-0 4-3 SH1-4 1B 1-2		0-0 5-3		0-0 FC1-6 BB 1B	4 1 3 0 0 0 0																	
Rick Dempsey, R (1, 2) OBP: 0.190, SLG: 0.216			0-0 P2		0-0 SH1-4 1-2 2-3		0-0 1B		4-0 FC1-6 BB	2 0 1 0 1 0 1																	
Inning Stats	R: 0 E: 0 K: 1 S: 5	H: 0 LOB: 0 BB: 0 P: 5	R: 0 E: 0 K: 1 S: 5	H: 0 LOB: 0 BB: 0 P: 5	R: 1 E: 0 K: 1 S: 7	H: 2 LOB: 1 BB: 0 P: 7	R: 0 E: 0 K: 0 S: 4	H: 2 LOB: 1 BB: 0 P: 4	R: 1 E: 0 K: 0 S: 4	H: 1 LOB: 1 BB: 1 P: 8	R: 1 E: 0 K: 1 S: 6	H: 1 LOB: 1 BB: 1 P: 10	R: 0 E: 0 K: 0 S: 4	H: 1 LOB: 1 BB: 0 P: 4	R: 0 E: 0 K: 0 S: 4	H: 1 LOB: 1 BB: 0 P: 4	R: 0 E: 0 K: 0 S: 4	H: 1 LOB: 2 BB: 1 P: 8	1B: 5 2B: 3 3B: 0 HR: 1	SF: 0 SAC: 1 DP: 1 HBP: 0	WP: 0 PB: 0 SB: 0 CS: 0	PA: 38					
PITCHER	IP WLS BF H R ER SO BB IBB HBP BLK WP HR S P ERA WHIP																										
Dave Goltz, R (1, 1) ERA: 5.21	5.2		24	6	3	3	4	2	0	0	0	0	1	30	38	4.76	1.412										
Mike Witt, R (6, 1) ERA: 6.75	3.1	W	14	3	0	0	0	1	0	0	0	0	0	13	17	0.00	1.200										



Batter	1	2	3	4	5	6	7	8	9
Rod Carew, L (1, 3) OBP: 0.446, SLG: 0.563	0-0 SF8 3B		0-0 4-3		0-0 SH1-3 6-3 2B	0-0 1-3 3-H 1B		0-0 BB 1B 1B	
Tim Foli, R (1, 6) OBP: 0.364, SLG: 0.371	0-0 SF8 3-H		0-0 1B 1B		0-0 SH1-3 2-3	0-0 F8		0-0 BB 1B 1B	
Daryl Sconiers, L (1, 10) OBP: 0.371, SLG: 0.419 Ron Jackson, R (8, PH) OBP: 0.381, SLG: 0.316	0-3 K		0-0 1B		0-0 6-3 3-H		0-3 K	0-3 K	
Fred Lynn, L (1, 8) OBP: 0.351, SLG: 0.544	0-0 2B		0-0 P6		0-0 4-3		4-0 BB FC5-4 BB	4-0 BB 1-2 2-3 BB	
Brian Downing, R (1, 7) OBP: 0.390, SLG: 0.422 Bobby Clark, R (8, 9) OBP: 0.289, SLG: 0.364	0-0 P6			0-0 1B 1B		0-0 HR	0-3 K	0-3 K	
Juan Beniquez, R (1, 9) OBP: 0.320, SLG: 0.304		0-0 6-3		0-0 1B 1B		0-0 1B 2B	0-0 FC5-4 1-2f		
Bobby Grich, R (1, 4) OBP: 0.406, SLG: 0.448		0-0 5-3		0-0 1-3 1-2		0-0 6-3	4-0 BB BB BB	4-0 SH5-4 1B BB	
Rob Wilfong, L (1, 5) OBP: 0.143, SLG: 0.143		0-0 G3		0-0 F8		0-0 E WP 1B	0-0 SH5-4	0-0 1-2	
Bob Boone, R (1, 2) OBP: 0.263, SLG: 0.296			0-0 P4	0-0 4-3		0-0 E5 1B WP	0-0 1B 1B	0-0 2-H	

Inning Stats	R: 1	H: 2	E: 0	K: 1	S: 7	R: 0	H: 0	E: 0	K: 0	S: 3	R: 0	H: 2	E: 0	K: 0	S: 5	R: 1	H: 2	E: 0	K: 0	S: 5	R: 1	H: 1	E: 0	K: 0	S: 4	R: 2	H: 4	E: 1	K: 0	S: 7	R: 0	H: 0	E: 0	K: 2	S: 7	R: 2	H: 3	E: 0	K: 2	S: 10
	LOB: 1	BB: 0	LOB: 0	BB: 0		LOB: 0	BB: 0	LOB: 0	BB: 0		LOB: 1	BB: 0	LOB: 0	BB: 0		LOB: 2	BB: 0	LOB: 1	BB: 0		LOB: 0	BB: 1	LOB: 0	BB: 0		LOB: 2	BB: 0	LOB: 1	BB: 1		LOB: 3	BB: 3	LOB: 0	BB: 2	LOB: 0	BB: 2	LOB: 0	BB: 18		


PITCHER	IP	WLS	BF	H	R	ER	SO	BB	IBB	HBP	BLK	WP	HR	S	P	ERA	WHIP
Dennis Martinez, R (1, 1) ERA: 5.47	5.0	L	24	9	5	5	1	0	0	0	0	0	1	26	26	9.00	1.800
Sammy Stewart, R (6, 1) ERA: 3.21	2.1		14	5	2	2	2	2	0	0	0	1	0	16	24	7.71	3.000
Tippy Martinez, L (8, 1) ERA: 5.59	0.2		3	0	0	0	2	1	0	0	0	0	0	6	10	0.00	1.500

BOTTOM

Baltimore Orioles @ California Angels
Anaheim Stadium, Anaheim, CA

Sun Apr 24 1983, 6:33 AM EDT
 Att. 43,521 - Unknown

AB	35
R	7
H	14
RBI	7
BB	3
SO	5
LOB	17



1B	2B	3B	HR	SF	SAC	DP	HBP	WP	HR	S	P	ERA	WHIP
9	3	1	1	1	2	0	0	1	1	0	0	0.00	1.500

Batter	1	2	3	4	5	6	7	8	9	AB R H RBI BB SO LOB	TOP	
Al Bumbry, L (1, 8) <small>OBP: 0.373, SLG: 0.386</small> Joe Nolan, L (8, 2) <small>OBP: 0.316, SLG: 0.389</small> Benny Ayala, R (9, PH) <small>OBP: 0.333, SLG: 0.778</small>	 0-0 1B			 0-0 5-3		 0-0 F7		 0-3 K	 0-3 K	4 0 1 0 0 1 3 0 0 0 0 0 0 0 1 0 0 0 0 1 2		
Dan Ford, R (1, 9) <small>OBP: 0.371, SLG: 0.446</small>	 0-0 G6-4-3 1-2f			 0-0 5-3		 0-0 FC6-4 1-2f		 0-0 2B		4 0 1 1 0 0 3		
Cal Ripken Jr., R (1, 6) <small>OBP: 0.367, SLG: 0.479</small>	 0-0 F9			 0-0 L4			 0-0 1B 2B	 4-0 BB		3 1 1 0 1 0 0		
Eddie Murray, S (1, 3) <small>OBP: 0.440, SLG: 0.484</small>		 0-0 4-3			 4-0 BB		 0-0 2B 1B	 0-0 P4		3 1 1 0 1 0 2		
John Lowenstein, L (1, 7) <small>OBP: 0.438, SLG: 0.634</small> Gary Roenicke, R (8, PH) <small>OBP: 0.208, SLG: 0.391</small> (8, 7)		 4-0 BB		 0-0 G6-3 BB	 0-0 1-2f		 0-0 4-3 1-H 2-H 2B	 0-0 F8		2 0 1 2 1 0 1 1 0 0 0 0 0 2		
Ken Singleton, S (1, 10) <small>OBP: 0.271, SLG: 0.372</small>		 0-0 G6-3 1-2f		 0-0 4-3			 0-3 K		 0-0 5-3	4 0 0 0 0 1 2		
Rich Dauer, R (1, 4) <small>OBP: 0.306, SLG: 0.348</small> Lenn Sakata, R (9, PR)			 0-0 5-3		 4-0 BB BB	 0-0 2-3	 0-0 4-3		 0-0 1B 1B	3 0 1 0 1 0 1 0 0 0 0 0 0 0		
Leo Hernandez, R (1, 5) <small>OBP: 0.297, SLG: 0.417</small>			 0-0 5-3		 0-0 F5	 0-0 6-3			 0-0 1B	4 0 1 0 0 0 2		
Rick Dempsey, R (1, 2) <small>OBP: 0.205, SLG: 0.211</small> John Shelby, S (8, PH) <small>OBP: 0.486, SLG: 0.706</small> (8, 8)			 0-0 L4		 4-0 BB		 4-0 FC6-4 BB		 0-0 2B 2B	 0-0 F8	1 0 0 0 1 0 0 2 1 1 0 0 0 2	
Inning Stats	R: 0 H: 1 E: 0 LOB: 0 K: 0 BB: 0 S: 3 P: 3	R: 0 H: 0 E: 0 LOB: 0 K: 0 BB: 1 S: 2 P: 6	R: 0 H: 0 E: 0 LOB: 0 K: 0 BB: 0 S: 3 P: 3	R: 0 H: 0 E: 0 LOB: 0 K: 0 BB: 0 S: 3 P: 3	R: 0 H: 0 E: 0 LOB: 0 K: 0 BB: 1 S: 2 P: 6	R: 0 H: 0 E: 0 LOB: 2 K: 1 BB: 2 S: 3 P: 11	R: 2 H: 3 E: 0 LOB: 1 K: 1 BB: 0 S: 8 P: 8	R: 1 H: 2 E: 0 LOB: 2 K: 1 BB: 1 S: 7 P: 11	R: 0 H: 2 E: 0 LOB: 2 K: 1 BB: 0 S: 7 P: 7	1B: 5 SF: 0 2B: 3 SAC: 0 3B: 0 DP: 3 HR: 0 HBP: 0	WP: 0 PA: 37 PB: 0 SB: 0 CS: 0	
PITCHER Chris Codioli, R (1, 1) <small>ERA: 3.28</small> Dave Beard, R (8, 1) <small>ERA: 3.27</small> Steve McCatty, R (8, 1) <small>ERA: 2.45</small> Tom Burgmeier, L (8, 1) <small>ERA:</small>	IP WLS BF H R ER SO BB IBB HBP BLK WP HR S P ERA WHIP 7.0 W 26 4 2 2 1 4 0 0 0 0 0 0 24 40 2.57 1.143 0.1 3 2 1 1 1 0 0 0 0 0 0 0 5 5 27.00 6.000 0.1 2 0 0 0 0 1 0 0 0 0 0 0 1 5 0.00 3.000 1.1 S 6 2 0 0 0 1 0 0 0 0 0 0 8 8 0.00 1.500					PITCHER IP WLS BF H R ER SO BB IBB HBP BLK WP HR S P ERA WHIP						

Baltimore Orioles @ Oakland Athletics
 Oakland-Alameda County Coliseum, Oakland, CA

Tue Apr 26 1983, 7:05 PM PDT
 Att. 8,653 - Unknown

livebaseballscorecards.com

AB 32
R 3
H 8
RBI 3
BB 5
SO 3
LOB 20



Batter	1	2	3	4	5	6	7	8	9	AB	R	H	RBI	BB	SO	LOB
Rickey Henderson, R (1, 7) OBP: 0.500, SLG: 0.429	0-0 1B 1B		4-0 BLK S BB	4-0 1B 1-2 BB		4-0 CS BB				1	1	1	0	3	0	0
Mike Davis, L (1, 9) OBP: 0.308, SLG: 0.378	0-0 1B 1-3 G4-6-3 1B		0-0 F3	0-0 SF8		0-3 K 1-2				3	1	1	1	0	1	2
Carney Lansford, R (1, 5) OBP: 0.333, SLG: 0.333	0-0 G4-6-3 1-3 3-H 1B		4-0 BLK 1-2 BB	0-0 1-3 3-H 1B			0-0 F2			3	0	2	2	1	0	0
Dwayne Murphy, L (1, 8) OBP: 0.286, SLG: 0.316	0-0 G4-6-3 1-2f 3-H		0-3 K	0-0 G3			0-0 G6-4-3 1B			4	0	1	0	0	1	5
Jeff Burroughs, R (1, 10) OBP: 0.358, SLG: 0.417	0-0 F8		4-0 BB		0-0 FC5-4 1B		0-0 G6-4-3			3	0	1	0	1	0	1
Bill Almon, R (1, 6) OBP: 0.422, SLG: 0.475		0-0 S 1B		0-0 F9		0-0 F8		0-0 G6-4-3 1B		4	0	2	0	0	0	4
Wayne Gross, L (9, 3) OBP: 0.500, SLG: 0.500										0	0	0	0	0	0	0
Davey Lopes, R (1, 4) OBP: 0.344, SLG: 0.379		0-0 L5 1-2		0-0 1B SF8 1B		0-0 FC5-4 1-2f		0-0 G6-4-3 1-2f		4	1	1	0	0	0	3
Kelvin Moore, R (1, 3) OBP: 0.246, SLG: 0.273		0-3 K		0-0 F8		0-0 F9		0-0 1-3		4	0	0	0	0	1	3
Tony Phillips, S (9, 6) OBP: 0.281, SLG: 0.240										0	0	0	0	0	0	0
Bob Kearney, R (1, 2) OBP: 0.292, SLG: 0.283		0-3 K		0-0 SF8 BB 1B 1B		0-3 K				3	1	1	0	0	2	1

Inning Stats	R: 2	H: 3	E: 0	K: 0	S: 5	H: 3	LOB: 0	BB: 0	P: 5	R: 0	H: 1	E: 0	K: 2	S: 8	H: 0	LOB: 1	BB: 0	P: 8	R: 0	H: 0	E: 0	K: 1	S: 5	H: 0	LOB: 3	BB: 3	P: 17	R: 2	H: 3	E: 0	K: 0	S: 6	H: 1	LOB: 1	BB: 0	P: 4	R: 0	H: 0	E: 0	K: 2	S: 6	H: 0	LOB: 0	BB: 1	P: 10	R: 0	H: 1	E: 0	K: 0	S: 3	H: 1	LOB: 0	BB: 0	P: 3	R: 0	H: 1	E: 0	K: 0	S: 3	H: 1	LOB: 0	BB: 0	P: 3
--------------	------	------	------	------	------	------	--------	-------	------	------	------	------	------	------	------	--------	-------	------	------	------	------	------	------	------	--------	-------	-------	------	------	------	------	------	------	--------	-------	------	------	------	------	------	------	------	--------	-------	-------	------	------	------	------	------	------	--------	-------	------	------	------	------	------	------	------	--------	-------	------

PITCHER	IP	WLS	BF	H	R	ER	SO	BB	IBB	HBP	BLK	WP	HR	S	P	ERA	WHIP
Jim Palmer, R (1, 1) ERA: 2.16	3.2	L	21	7	4	4	3	4	0	0	1	0	0	23	39	9.82	3.000
Storm Davis, R (4, 1) ERA: 2.89	3.1		11	2	0	0	2	1	0	0	0	0	0	14	18	0.00	0.900
Tippy Martinez, L (8, 1) ERA: 5.06	1.0		3	1	0	0	0	0	0	0	0	0	0	3	3	0.00	1.000


BOTTOM

Baltimore Orioles @ Oakland Athletics
Oakland-Alameda County Coliseum, Oakland, CA

Tue Apr 26 1983, 7:05 PM PDT
Att. 8,653 - Unknown

livebaseballscores.com

AB	29
R	4
H	10
RBI	3
BB	5
SO	5
LOB	19



WP: 0	PA: 35
PB: 0	SB: 2
CS: 1	

Batter	1	2	3	4	5	6	7	8	9	AB R H RBI BB SO LOB
John Shelby, S OBP: 0.450, SLG: 0.641 (1, 8) X	0-0 6-3 ①			X 0-0 BLK 1B		X 0-0 E6 1B FC5-2 K		X 0-0 P4	5 0 1 0 0 1 4	
Dan Ford, R OBP: 0.373, SLG: 0.435 (1, 9) X	0-0 F8 ②		X 0-0 F8 ① 1-2		X 0-0 FC5-2 1B 1B 1-2 2-3	X 0-0 4-3 ①		4-0 WP BB BB	4 2 1 0 1 0 1	
Cal Ripken Jr., R OBP: 0.369, SLG: 0.468 (1, 6) X	0-0 5-3 ③		X 0-0 5-3 ②		X 0-0 FC5-2 1B 1B 1-2 2-3 3-H	X 0-0 F8 ②		4-0 BB WP BB 1-2	4 1 1 1 1 0 1	
Eddie Murray, S OBP: 0.425, SLG: 0.456 (1, 3)		X 0-0 6-3 ①		X 0-3 K ③		X 0-0 FC5-2 BB 1B E 1-2 2-3 3-Hf	X 0-0 G3 ③	4-0 BB BB 1-2 2-3	4 1 0 0 1 1 4	
Gary Roenicke, R OBP: 0.310, SLG: 0.423 (1, 7)		X 0-0 5-3 ②		X 0-0 5-3 1B	X 0-0 5-3 1B	X 0-0 BB E 1B 1-2 2-H 3-H		4-0 PB BB 1-2 2-3 3-H	3 1 2 3 2 0 0	
Ken Singleton, S OBP: 0.264, SLG: 0.340 (1, 10)		X 0-3 K ③		X 0-0 F9 ①	X 0-0 F8 BB BB 1-2 2-3	X 0-0 F8 E BB 1-2 2-3	X 0-0 F7 ①	0-0 FC6-4 BB 1-2f	4 0 0 0 1 1 5	
Rich Dauer, R OBP: 0.289, SLG: 0.329 (1, 4)			X 0-0 6-3 ①		X 0-0 5-3 ② 1-2	X 0-0 E5 BB 1-2 2-H 3-H		0-3 K ② 1-2	4 0 0 1 0 1 3	
Leo Hernandez, R OBP: 0.279, SLG: 0.391 (1, 5)			X 0-0 P6 ②		X 0-0 4-3 ③	X 0-0 F8 ② 2-3		0-0 6-3 ③	4 0 0 0 0 0 4	
Rick Dempsey, R OBP: 0.229, SLG: 0.220 (1, 2)			X 0-0 6-3 ③			X 0-0 E6 1B 1B BB		X 0-0 F8 ①	3 1 1 0 1 0 0	

Inning Stats	R: 0 E: 0 K: 0 S: 3	H: 0 LOB: 0 BB: 0 P: 3	R: 0 E: 0 K: 1 S: 5	H: 0 LOB: 0 BB: 0 P: 5	R: 0 E: 0 K: 0 S: 3	H: 0 LOB: 0 BB: 0 P: 3	R: 0 E: 0 K: 1 S: 6	H: 1 LOB: 1 BB: 0 P: 6	R: 0 E: 0 K: 0 S: 4	H: 1 LOB: 1 BB: 0 P: 4	R: 5 E: 3 K: 1 S: 11	H: 4 LOB: 3 BB: 2 P: 19	R: 0 E: 0 K: 0 S: 3	H: 0 LOB: 0 BB: 0 P: 3	R: 0 E: 0 K: 1 S: 5	H: 0 LOB: 1 BB: 1 P: 9	R: 1 E: 0 K: 0 S: 3	H: 0 LOB: 3 BB: 4 P: 19	1B: 6 2B: 0 3B: 0 HR: 0	SF: 0 SAC: 0 DP: 0 HBP: 0	WP: 1 PB: 1 SB: 0 CS: 0	PA: 42
--------------	------------------------------	---------------------------------	------------------------------	---------------------------------	------------------------------	---------------------------------	------------------------------	---------------------------------	------------------------------	---------------------------------	-------------------------------	----------------------------------	------------------------------	---------------------------------	------------------------------	---------------------------------	------------------------------	----------------------------------	----------------------------------	------------------------------------	----------------------------------	--------


PITCHER	IP	WLS	BF	H	R	ER	SO	BB	IBB	HBP	BLK	WP	HR	S	P	ERA	WHIP
Bill Krueger, L ERA: 2.83 (1, 1)	5.1	L	23	6	5	2	2	0	0	0	1	0	0	27	27	3.38	1.125
Matt Keough, R ERA: 7.41 (6, 1)	1.2		8	0	0	0	1	2	0	0	0	0	0	8	16	0.00	1.200
Tim Conroy, L ERA: 2.38 (8, 1)	1.2		9	0	1	1	1	4	0	0	0	1	0	7	23	5.40	2.400
Steve Baker, R ERA: 3.12 (9, 1)	0.1		2	0	0	0	0	1	0	0	0	0	0	1	5	0.00	3.000

TOP

Baltimore Orioles @ Oakland Athletics
Oakland-Alameda County Coliseum, Oakland, CA

Wed Apr 27 1983, 7:05 PM PDT
Att. 7,273 - Unknown

AB	35
R	6
H	6
RBI	5
BB	7
SO	4
LOB	22



livebaseballscorecards.com

Batter	1	2	3	4	5	6	7	8	9	AB R H RBI BB SO LOB	BOTTOM
Rickey Henderson, R (1, 7) OBP: 0.486, SLG: 0.434	x 0-0 F8 ①		x 0-0 2B		x 0-0 F9 ③			x 0-0 F9 ①		4 0 1 0 0 0 1	Baltimore Orioles @ Oakland Athletics Oakland-Alameda County Coliseum, Oakland, CA Wed Apr 27 1983, 7:05 PM PDT Att. 7,273 - Unknown livebaseballscorecards.com
Bill Almon, R (1, 9) OBP: 0.408, SLG: 0.455	x 0-0 FC5-4 1B		x 0-0 F8 ②			x 0-0 5-3 ①		x 0-3 K ②		4 0 1 0 0 1 1	
Carney Lansford, R (1, 5) Wayne Gross, L (8, PH) (9, 5) OBP: 0.306, SLG: 0.303 OBP: 0.486, SLG: 0.483	x 0-0 L6 ②		x 0-0 F8 ③			x 0-0 5-3 ②		x 0-0 P5 ③		3 0 0 0 0 0 2 1 0 0 0 0 0 0	
Jeff Burroughs, R (1, 10) OBP: 0.352, SLG: 0.406	x 0-0 FC5-4 1-2f ③			x 0-0 5-3 ①		x 0-0 1B			x 0-0 1-3 ①	4 0 1 0 0 0 1	
Dwayne Murphy, L (1, 8) OBP: 0.269, SLG: 0.295		x 0-0 5-3 ①		x 0-0 F2 ②		x 0-0 F7 ③			x 0-0 4-3 ②	4 0 0 0 0 0 1	
Davey Lopes, R (1, 4) OBP: 0.338, SLG: 0.371		x 0-0 FC5-4 1B		x 0-0 F8 ③			x 0-0 5-3 ①		x 0-0 P6 ③	4 0 1 0 0 0 0	
Kelvin Moore, R (1, 3) OBP: 0.234, SLG: 0.259		x 0-0 FC5-4 FC6-4 1-2f ②			x 0-0 1-3 ①		x 0-3 K ②			3 0 0 0 0 1 1	
Darryl Cias, R (1, 2) OBP: 0.333, SLG: 0.667		x 0-0 FC6-4 1-2f ③			x 0-0 P5 ②		x 0-0 2B			3 0 1 0 0 0 1	
Tony Phillips, S (1, 6) OBP: 0.283, SLG: 0.245			x 0-0 P6 ①		x 0-0 1B		x 0-3 K ③			3 0 1 0 0 1 1	
Inning Stats	R: 0 H: 1 E: 0 LOB: 1 K: 0 BB: 0 S: 4 P: 4	R: 0 H: 1 E: 0 LOB: 1 K: 0 BB: 0 S: 4 P: 4	R: 0 H: 1 E: 0 LOB: 1 K: 0 BB: 0 S: 4 P: 4	R: 0 H: 0 E: 0 LOB: 0 K: 0 BB: 0 S: 3 P: 3	R: 0 H: 1 E: 0 LOB: 1 K: 0 BB: 0 S: 4 P: 4	R: 0 H: 1 E: 0 LOB: 1 K: 0 BB: 0 S: 4 P: 4	R: 0 H: 1 E: 0 LOB: 1 K: 2 BB: 0 S: 8 P: 8	R: 0 H: 0 E: 0 LOB: 0 K: 1 BB: 0 S: 5 P: 5	R: 0 H: 0 E: 0 LOB: 0 K: 0 BB: 0 S: 3 P: 3	1B: 4 SF: 0 2B: 2 SAC: 0 3B: 0 DP: 0 HR: 0 HBP: 0	WP: 0 PA: 33 PB: 0 SB: 0 CS: 0
PITCHER	IP WLS BF H R ER SO BB IBB HBP BLK WP HR S P ERA WHIP										
Mike Flanagan, L (1, 1) ERA: 3.41	5.0 W 19 4 0 0 0 0 0 0 0 0 0 19 19 0.00 0.800										
Sammy Stewart, R (6, 1) ERA: 2.5	4.0 S 14 2 0 0 3 0 0 0 0 0 0 20 20 0.00 0.500										



Batter	1	2	3	4	5	6	7	8	9	AB R H RBI BB SO LOB	TOP		
Al Bumbry, L (1, 8) OBP: 0.377, SLG: 0.391 John Shelby, S (4, PH) OBP: 0.419, SLG: 0.595 (4, 8)	0-0 BB 1B 1B	0-0 L6-3 1-2		0-0 6-3			0-0 F8		0-0 4-3 1-2	2 0 1 0 0 0 2 3 0 0 0 0 0 1			
Dan Ford, R (1, 9) OBP: 0.375, SLG: 0.432	0-3 K		0-0 1B S 1B	0-3 K			0-0 6-3		0-0 S E 1B	5 2 2 0 0 2 1			
Cal Ripken Jr., R (1, 6) OBP: 0.348, SLG: 0.439	0-3 K		0-3 K	0-0 1-3			0-3 K		0-0 1B E 1-H 3-H	5 1 0 1 0 3 2			
Eddie Murray, S (1, 3) OBP: 0.435, SLG: 0.458	0-0 BB 1-2 1B		0-0 1B 2B 1B				0-0 6-3		0-3 K 1B E IBB	4 2 2 0 1 1 0			
John Lowenstein, L (1, 7) OBP: 0.460, SLG: 0.643 Gary Roenicke, R (5, PH) OBP: 0.375, SLG: 0.464 (5, 7)	4-0 1-2 2-3 BB		0-0 1-2 2B 1B			4-0 G1-4-3 BB		0-0 BB 1B	0-0 E SF9 1-2 2-3 1B	1 1 1 1 1 0 0 2 1 2 0 1 0 0			
Ken Singleton, S (1, 10) OBP: 0.276, SLG: 0.365	0-0 F9		0-0 6-3 1B 2B 1-H 2-H			0-0 G1-4-3 1-2f		0-0 F8	0-0 SF9 E7 1-3 2-H 3-H 1B	5 1 2 4 0 0 5			
Rich Dauer, R (1, 4) OBP: 0.296, SLG: 0.329			0-0 1B 1B	0-0 6-3 2-3			0-0 F8		4-0 FC6-4 1-2 BB	3 0 1 1 1 0 1			
Leo Hernandez, R (1, 5) OBP: 0.288, SLG: 0.382			0-3 K	0-0 FC6-4 1B 3-H			4-0 G1-6-3 BB		0-0 FC6-4 1-2f	4 0 1 1 1 1 4			
Joe Nolan, L (1, 2) OBP: 0.333, SLG: 0.400 Rick Dempsey, R (6, PH) OBP: 0.240, SLG: 0.214 (6, 2)			0-0 L6-3 1B 1-3	0-0 FC6-4 1-2f			0-0 G1-6-3 1-2f		4-0 1B E 4-3 BB	2 0 1 0 0 0 1 1 1 0 0 1 0 1			
Inning Stats	R: 0 E: 0 K: 2 S: 9 H: 2 LOB: 3 BB: 1 P: 13	R: 0 E: 0 K: 1 S: 6 H: 2 LOB: 1 BB: 0 P: 6	R: 4 E: 0 K: 1 S: 10 H: 5 LOB: 1 BB: 0 P: 10	R: 0 E: 0 K: 1 S: 5 H: 0 LOB: 0 BB: 0 P: 5	R: 0 E: 0 K: 0 S: 2 H: 0 LOB: 0 BB: 1 P: 6	R: 0 E: 0 K: 0 S: 2 H: 0 LOB: 0 BB: 1 P: 6	R: 0 E: 0 K: 1 S: 5 H: 0 LOB: 0 BB: 0 P: 5	R: 0 E: 0 K: 1 S: 6 H: 1 LOB: 2 BB: 1 P: 10	R: 5 E: 2 K: 0 S: 7 H: 3 LOB: 1 BB: 2 P: 15	1B: 12 2B: 2 3B: 0 HR: 0 SF: 1 SAC: 0 DP: 3 HBP: 0	WP: 0 PB: 0 SB: 2 CS: 0 PA: 44		
PITCHER	IP WLS BF H R ER SO BB IBB HBP BLK WP HR S P ERA WHIP											PITCHER	IP WLS BF H R ER SO BB IBB HBP BLK WP HR S P ERA WHIP
Jim Beattie, R (1, 1) ERA: 13.5	2.2 L 17 9 4 4 4 1 0 0 0 0 0 24 28 13.50 3.750												
Bryan Clark, L (3, 1) ERA: 1.82	5.0 17 1 0 0 3 3 0 0 0 0 0 20 32 0.00 0.800												
Roy Thomas, R (8, 1) ERA: 3.31	0.2 7 2 5 3 0 1 1 0 0 0 0 5 13 40.50 4.500												
Ed Vande Berg, L (9, 1) ERA: 5.79	0.2 3 1 0 0 0 0 0 0 0 0 0 3 3 0.00 1.500												

Baltimore Orioles @ Seattle Mariners
 The Kingdome, Seattle, WA
 Fri Apr 29 1983, 10:05 PM EDT
 Att. 7,371 - Unknown

livebaseballscorecards.com

AB 37
R 9
H 13
RBI 8
BB 6
SO 7
LOB 18



Batter	1	2	3	4	5	6	7	8	9	AB R H RBI BB SO LOB
Steve Henderson, R (1, 7) OBP: 0.414, SLG: 0.471	0-0 1B 1B 1B		0-0 5-3		0-0 F6			0-0 6-3		4 0 1 0 0 0 2
Dave Edler, R (1, 5) OBP: 0.326, SLG: 0.410	0-0 P6		0-0 4-3		0-0 F8			0-0 F8		4 0 0 0 0 0 3
Dave Henderson, R (1, 8) OBP: 0.293, SLG: 0.423	0-0 1B 1-2 1B		0-0 P2		0-0 F9			0-3 K		4 0 1 0 0 1 0
Richie Zisk, R (1, 10) OBP: 0.217, SLG: 0.266	0-0 1-3 2-3 1B		0-0 6-3		0-0 HR			0-0 F7		4 1 2 1 0 0 0
Todd Cruz, R (1, 6) OBP: 0.326, SLG: 0.432	0-0 F9		0-3 K		0-0 F8			0-0 1B 1B		4 0 1 0 0 1 2
Pat Putnam, L (1, 3) OBP: 0.250, SLG: 0.313		0-3 K	0-0 F7		0-0 G3			0-0 1-2 1B		4 0 1 0 0 1 0
Rod Allen, R (1, 9) OBP: 0.167, SLG: 0.167		0-0 F8			0-0 6-3			0-0 F8		4 0 0 0 0 0 2
Orlando Mercado, R (1, 2) OBP: 0.237, SLG: 0.378		0-0 3B			0-0 S 1B 1B			0-0 F9		4 0 2 0 0 0 2
Julio Cruz, S (1, 4) OBP: 0.364, SLG: 0.464		0-0 1-3			0-0 1-2 S 1B			0-0 5-3		3 0 1 0 0 0 1

Inning Stats	R: 0 E: 0 K: 0 S: 5	H: 3 LOB: 2 BB: 0 P: 5	R: 0 E: 0 K: 1 S: 6	H: 1 LOB: 1 BB: 0 P: 6	R: 0 E: 0 K: 0 S: 3	H: 0 LOB: 0 BB: 0 P: 3	R: 0 E: 0 K: 1 S: 5	H: 0 LOB: 0 BB: 0 P: 5	R: 0 E: 0 K: 0 S: 5	H: 2 LOB: 2 BB: 0 P: 5	R: 1 E: 0 K: 0 S: 4	H: 1 LOB: 0 BB: 0 P: 4	R: 0 E: 0 K: 0 S: 3	H: 0 LOB: 0 BB: 0 P: 3	R: 0 E: 0 K: 1 S: 5	H: 0 LOB: 0 BB: 0 P: 5	R: 0 E: 0 K: 0 S: 5	H: 2 LOB: 2 BB: 0 P: 5	1B: 7 2B: 0 3B: 1 HR: 1	SF: 0 SAC: 0 DP: 0 HBP: 0	WP: 0 PB: 0 SB: 2 CS: 0	PA: 35
--------------	------------------------------	---------------------------------	------------------------------	---------------------------------	------------------------------	---------------------------------	------------------------------	---------------------------------	------------------------------	---------------------------------	------------------------------	---------------------------------	------------------------------	---------------------------------	------------------------------	---------------------------------	------------------------------	---------------------------------	----------------------------------	------------------------------------	----------------------------------	--------

PITCHER	IP	WLS	BF	H	R	ER	SO	BB	IBB	HBP	BLK	WP	HR	S	P	ERA	WHIP	PITCHER	IP	WLS	BF	H	R	ER	SO	BB	IBB	HBP	BLK	WP	HR	S	P	ERA	WHIP
Scott McGregor, L (1, 1) ERA: 3.11	9.0	W	35	9	1	1	3	0	0	0	0	0	1	41	41	1.00	1.000																		


BOTTOM

Baltimore Orioles @ Seattle Mariners
The Kingdome, Seattle, WA

Fri Apr 29 1983, 10:05 PM EDT
Att. 7,371 - Unknown

livebaseballscorecards.com

AB	35
R	1
H	9
RBI	1
BB	0
SO	3
LOB	12



Batter	1	2	3	4	5	6	7	8	9	AB R H RBI BB SO LOB	TOP												
Al Bumbry, L (1, 8) OBP: 0.368, SLG: 0.380 John Shelby, S (9, PH) OBP: 0.409, SLG: 0.581	0-3 K2-3		0-0 FC4-2 SH1-3 1-2 1B	0-0 F5 2-3 3-H			0-0 F5		0-0 F9	4 0 1 0 0 1 2 1 0 0 0 0 0 1	Baltimore Orioles @ Seattle Mariners The Kingdome, Seattle, WA Sat Apr 30 1983, 10:05 PM EDT Att: 21,093 - Unknown livebaseballscorecards.com												
Dan Ford, R (1, 9) OBP: 0.369, SLG: 0.423	0-0 F2		0-0 SH1-3 1-2 2-3		0-0 6-3		0-0 BB 1B		0-0 5-3	4 0 1 0 0 0 1													
Cal Ripken Jr., R (1, 6) OBP: 0.344, SLG: 0.424	0-0 F6		0-0 FC4-2 2-3 3-H		0-0 F9		4-0 BB 1-2 2-3 BB			3 0 0 0 1 0 2													
Eddie Murray, S (1, 3) OBP: 0.416, SLG: 0.434		0-3 K	0-0 P3		0-0 F7		0-0 F8			4 0 0 0 0 1 5													
John Lowenstein, L (1, 7) OBP: 0.434, SLG: 0.600 Gary Roenicke, R (8, PH) OBP: 0.364, SLG: 0.448 (8, 7)	0-0 1-3			0-0 F5		0-0 F7		0-0 F9		3 0 0 0 0 0 0 1 0 0 0 0 0 0													
Ken Singleton, S (1, 10) OBP: 0.290, SLG: 0.393		0-0 1B 2B		0-0 1B 1B		0-0 4-3		0-0 5-3		4 1 2 0 0 0 0													
Rich Dauer, R (1, 4) OBP: 0.294, SLG: 0.325		0-0 2-3 1B		0-3 K		0-0 F7		0-3 K		4 0 1 0 0 2 1													
Leo Hernandez, R (1, 5) OBP: 0.299, SLG: 0.389	0-0 F8			0-0 1B 1-2 WP 1B			0-0 BB 1B 1B		0-0 5-3	4 1 2 0 0 0 2													
Joe Nolan, L (1, 2) OBP: 0.375, SLG: 0.409 Benny Ayala, R (9, PH) OBP: 0.400, SLG: 0.800			4-0 SH1-3 FC4-2 BB 1B	0-0 WP 1-3 2-H 1B		0-0 P4		0-0 1B		2 0 1 1 1 0 1 1 0 1 0 0 0 0													
Inning Stats	R: 0 E: 0 K: 1 S: 5	H: 0 LOB: 0 BB: 0 P: 5	R: 0 E: 0 K: 1 S: 7	H: 2 LOB: 2 BB: 0 P: 7	R: 0 E: 0 K: 0 S: 4	H: 1 LOB: 2 BB: 1 P: 8	R: 2 E: 0 K: 1 S: 8	H: 3 LOB: 1 BB: 0 P: 8	R: 0 E: 0 K: 0 S: 3	H: 0 LOB: 0 BB: 0 P: 3		R: 0 E: 0 K: 0 S: 3	H: 0 LOB: 0 BB: 0 P: 3	R: 0 E: 0 K: 0 S: 5	H: 2 LOB: 3 BB: 1 P: 9	R: 0 E: 0 K: 1 S: 5	H: 0 LOB: 0 BB: 0 P: 5	R: 0 E: 0 K: 0 S: 4	H: 1 LOB: 1 BB: 0 P: 4	1B: 8 2B: 1 3B: 0 HR: 0	SF: 0 SAC: 1 DP: 0 HBP: 0	WP: 1 PB: 0 SB: 0 CS: 0	PA: 38
PITCHER Bob Stoddard, R (1, 1) ERA: 4.6 Ed Vande Berg, L (7, 1) ERA: 3.86	IP 6.2	WLS W	BF 30	H 8	R 2	ER 2	SO 3	BB 2	IBB 0	HBP 0	BLK 0	WP 1	HR 0	S 34	P 42	ERA 2.70	WHIP 1.500						PITCHER IP 2.1 WLS S BF 8 H 1 R 0 ER 0 SO 1 BB 0 IBB 0 HBP 0 BLK 0 WP 0 HR 0 S 10 P 10 ERA 0.00 WHIP 0.429



Batter	1	2	3	4	5	6	7	8	9
John Moses, S (1, 9) OBP: 0.238, SLG: 0.059	0-0 S S 6-3 1B		0-3 S S K 1-2		0-3 S S K		4-0 B B B B F5 BB		
Dave Edler, R (1, 5) OBP: 0.304, SLG: 0.381 Manny Castillo, S (6, 5) OBP: 0.234, SLG: 0.250	0-3 S S K 1-2		0-3 S S K		0-0 X G3		0-0 X F5 1-2		
Steve Henderson, R (1, 7) OBP: 0.408, SLG: 0.461	0-0 X 6-3 2-H			0-0 X 1B FC3-2 1B		0-0 X 6-3		0-3 S S K	
Richie Zisk, R (1, 10) OBP: 0.233, SLG: 0.279 Rod Allen, R (8, PR) OBP: 0.167, SLG: 0.167	0-0 X 5-3			0-0 X 1B FC3-2 1B		0-0 X F8		0-0 X G6-4-3 1B	
Pat Putnam, L (1, 3) OBP: 0.263, SLG: 0.314		0-0 X G1-6-3 1B		0-0 X 1B FC3-2 1B		4-0 B B B B 1B HR BB		0-0 X F5	
Dave Henderson, R (1, 8) OBP: 0.278, SLG: 0.400		0-0 X F8		0-3 S S K		0-0 X F8		0-0 X G6-4-3 1-2f	
Rick Sweet, S (1, 2) OBP: 0.353, SLG: 0.323		0-0 X G1-6-3 1-2f		0-0 X 1B 1-3 2-H		0-0 X 1B HR 1B			
Todd Cruz, R (1, 6) OBP: 0.337, SLG: 0.476			0-0 X F8		0-0 X 1B 1-2 3-H		0-0 X 1B HR 1-1 3-H		
Julio Cruz, S (1, 4) OBP: 0.363, SLG: 0.458			0-0 X S 1B		0-0 X F8		0-3 S S K		

AB	R	H	RBI	BB	SO	LOB
3	1	1	0	1	2	1
3	0	0	0	0	2	2
1	0	0	0	0	0	1
4	0	1	1	0	1	0
4	1	2	0	0	0	0
0	0	0	0	0	0	0
3	2	1	0	1	0	3
4	0	0	0	0	1	5
3	1	2	1	0	0	1
3	1	2	4	0	0	0
3	0	1	0	0	1	2

BOTTOM

Baltimore Orioles @ Seattle Mariners
The Kingdome, Seattle, WA
Sat Apr 30 1983, 10:05 PM EDT
Att. 21,093 - Unknown

livebaseballscorecards.com

AB	31
R	6
H	10
RBI	6
BB	2
SO	7
LOB	15



1B:	9	SF:	0
2B:	0	SAC:	0
3B:	0	DP:	2
HR:	1	HBP:	0

WP:	0	PA:	33
PB:	0		
SB:	3		
CS:	0		

Inning Stats														
R	H	E	K	S	P	IP	WLS	BF	H	R	ER	SO	BB	IBB
1	1	0	1	6	6	3.2	L	17	7	3	3	4	0	0
2	1	0	0	3	3	3.1		13	2	3	3	3	2	0
3	1	0	0	3	3	1.0		3	1	0	0	0	0	0
4	4	2	0	9	8	2.0		17	2	4	2	4	0	0
5	0	0	0	5	5	3.0		17	0	0	0	25	1	0
6	2	0	1	11	11	0.0		3	0	0	0	3	0	0
7	0	0	0	8	8	3.2		17	0	0	0	25	0	0
8	0	1	0	3	3	1.0		3	1	0	0	0	0	0
9	1	0	0	3	3	1.0		3	0	0	0	0	0	0

PITCHER														
IP	WLS	BF	H	R	ER	SO	BB	IBB	HBP	BLK	WP	HR	S	P
3.2	L	17	7	3	3	4	0	0	0	0	0	0	25	25
3.1		13	2	3	3	3	2	0	0	0	0	1	17	25
1.0		3	1	0	0	0	0	0	0	0	0	0	3	3

PITCHER														
IP	WLS	BF	H	R	ER	SO	BB	IBB	HBP	BLK	WP	HR	S	P
3.2	L	17	7	3	3	4	0	0	0	0	0	0	25	25
3.1		13	2	3	3	3	2	0	0	0	0	1	17	25
1.0		3	1	0	0	0	0	0	0	0	0	0	3	3

ERA	WHIP
7.36	1.909
8.10	1.200
0.00	1.000

Batter	1	2	3	4	5	6	7	8	9	AB R H RBI BB SO LOB	TOP									
Al Bumbry, L (1, 8) OBP: 0.371, SLG: 0.382	0-0 FC6-4 1B	0-0 1-3		0-0 4-3			0-0 FC4-6 WP 1B 1-2f		0-0 1B 1B	5 1 2 0 0 0 1										
Dan Ford, R (1, 9) OBP: 0.371, SLG: 0.422	0-0 FC6-4 2B 1B 1-2f	0-0 6-3			0-0 6-3		0-0 WP 1B 1-2		0-0 1B 1B 1-2 2-3	5 1 2 0 0 0 1										
Cal Ripken Jr., R (1, 6) OBP: 0.337, SLG: 0.422	0-0 1B 2B 1-3	0-3 K			0-0 3-1		0-0 F9 1-2 2-3		0-3 K	5 1 1 0 0 2 5										
Eddie Murray, S (1, 3) OBP: 0.415, SLG: 0.432	0-0 HR 1B 2-H 3-H			0-0 4-3		0-0 F7		0-0 4-3	0-0 1B 1B 1-2 2-H 3-H	5 1 2 4 0 0 0										
John Lowenstein, L (1, 7) OBP: 0.456, SLG: 0.667 Gary Roenicke, R (9, PH) OBP: 0.382, SLG: 0.467	4-0 HR BB			0-0 HR		0-3 K		0-0 S 1B	0-0 G6-4-3 1B 1-2 2-3	3 2 2 1 1 1 0 1 0 1 0 0 0 0										
Ken Singleton, S (1, 10) OBP: 0.313, SLG: 0.450	0-0 HR 1-H 2-H			0-0 G3		0-0 G4 1B		4-0 1B IBB	0-0 G6-4-3 1-2f	4 1 2 3 1 0 3										
Rich Dauer, R (1, 4) OBP: 0.292, SLG: 0.321	0-0 1B			0-0 F8		0-0 G4 1-2f		0-3 K		4 0 1 0 0 1 3										
Leo Hernandez, R (1, 5) OBP: 0.284, SLG: 0.368	0-0 F3			0-0 6-3		0-0 6-3		0-0 F2		4 0 0 0 0 0 3										
Rick Dempsey, R (1, 2) OBP: 0.259, SLG: 0.222	0-0 F8			0-0 4-3		0-0 FC4-6 1B			4-0 1B 1B BB BB	3 1 1 0 1 0 1										
Inning Stats	R: 5 E: 0 K: 0 S: 8	H: 5 LOB: 1 BB: 1 P: 12	R: 0 E: 0 K: 1 S: 5	H: 0 LOB: 0 BB: 0 P: 5	R: 1 E: 0 K: 0 S: 4	H: 1 LOB: 0 BB: 0 P: 4	R: 0 E: 0 K: 0 S: 3	H: 0 LOB: 0 BB: 0 P: 3	R: 0 E: 0 K: 1 S: 5	H: 1 LOB: 0 BB: 0 P: 5	R: 0 E: 0 K: 0 S: 5	H: 2 LOB: 2 BB: 0 P: 5	R: 0 E: 0 K: 1 S: 6	H: 1 LOB: 2 BB: 1 P: 10	R: 2 E: 0 K: 1 S: 8	H: 4 LOB: 2 BB: 1 P: 12	1B: 11 2B: 1 3B: 0 HR: 2	SF: 0 SAC: 0 DP: 2 HBP: 0	WP: 1 PB: 0 SB: 1 CS: 0	PA: 42
PITCHER	IP WLS BF H R ER SO BB IBB HBP BLK WP HR S P ERA WHIP																			
Gaylord Perry, R (1, 1) ERA: 6.88	3.0 L 16 6 6 6 1 1 0 0 0 0 2 17 21 18.00 2.333																			
Roy Thomas, R (4, 1) ERA: 2.66	4.0 14 3 0 0 1 0 0 0 0 1 0 16 16 0.00 0.750																			
Mike Stanton, R (8, 1) ERA: 1.69	1.0 5 1 0 0 1 0 1 0 0 0 0 6 10 0.00 1.000																			
Bill Caudill, R (9, 1) ERA: 5.25	0.1 5 3 2 2 1 1 0 0 0 0 0 6 10 54.00 12.000																			
Ed Vande Berg, L (9, 1) ERA: 3.52	0.2 2 1 0 0 0 0 0 0 0 0 0 2 2 0.00 1.500																			

Baltimore Orioles @ Seattle Mariners
The Kingdome, Seattle, WA
Sun May 01 1983, 6:33 AM EDT
Att. 7,602 - Unknown

livebaseballscorecards.com

AB	39
R	8
H	14
RBI	8
BB	3
SO	4
LOB	17



Batter	1	2	3	4	5	6	7	8	9
John Moses, S (1, 7) OBP: 0.250, SLG: 0.053 Steve Henderson, R (8, PH) OBP: 0.404, SLG: 0.456 (9, 7)	0-0 F7		4-0 FC6-4 BB		0-0 F7			0-0 5-3	
Jamie Allen, R (1, 5) OBP: 0.250, SLG: 0.500	0-3 K		0-0 FC6-4 1-2f			0-0 1-3		0-0 2B	
Al Cowens, R (1, 9) OBP: 0.215, SLG: 0.233	0-0 P3			0-0 F8		0-0 2B		0-0 L4	
Pat Putnam, L (1, 10) OBP: 0.263, SLG: 0.324		0-0 1B 2B		0-0 F8		0-0 F8		0-0 5-3	
Ken Phelps, L (1, 3) OBP: 0.276, SLG: 0.521		0-0 G4-6-3 1B 2-H		4-0 BB		0-0 4-3		4-0 FC6-4 BB	
Dave Henderson, R (1, 8) OBP: 0.277, SLG: 0.392		0-0 F8		0-0 F8			0-0 E 1B	0-0 FC6-4 G6-4-3 1-2f	
Rick Sweet, S (1, 2) OBP: 0.351, SLG: 0.412 Dave Edler, R (9, PH) OBP: 0.298, SLG: 0.372		0-0 G4-6-3 1-2f			0-0 HR		0-0 E4 L5-4 1-2	0-0 G6-4-3 1-2f	
Todd Cruz, R (1, 6) OBP: 0.326, SLG: 0.460			0-0 F8		0-0 6-3		0-0 L5-4 1-2		
Julio Cruz, S (1, 4) OBP: 0.349, SLG: 0.440			0-3 K		0-3 K		0-3 K		

AB	R	H	RBI	BB	SO	LOB
2	0	0	0	1	0	0
1	0	0	0	0	0	0

4	0	1	0	0	1	1
---	---	---	---	---	---	---

4	0	1	0	0	0	1
---	---	---	---	---	---	---

4	1	1	0	0	0	2
---	---	---	---	---	---	---

2	0	1	1	2	0	1
---	---	---	---	---	---	---

4	0	1	0	0	0	3
---	---	---	---	---	---	---

3	1	1	1	0	0	2
1	0	0	0	0	0	1

3	0	0	0	0	0	2
---	---	---	---	---	---	---

3	0	0	0	0	3	1
---	---	---	---	---	---	---

BOTTOM

Baltimore Orioles @ Seattle Mariners
The Kingdome, Seattle, WA
Sun May 01 1983, 6:33 AM EDT
Att. 7,602 - Unknown

livebaseballscorecards.com

AB	31
R	2
H	6
RBI	2
BB	3
SO	4
LOB	14



Inning Stats	R: 0	H: 0	E: 0	K: 1	S: 5	R: 1	H: 2	E: 0	K: 0	S: 4	R: 0	H: 0	E: 0	K: 1	S: 5	R: 0	H: 0	E: 0	K: 0	S: 3	R: 1	H: 1	E: 0	K: 1	S: 6	R: 0	H: 1	E: 0	K: 0	S: 4	R: 0	H: 1	E: 1	K: 1	S: 6	R: 0	H: 1	E: 0	K: 0	S: 4	R: 0	H: 0	E: 0	K: 0	S: 2	1B: 2	2B: 4	3B: 0	HR: 1	SF: 0	SAC: 0	DP: 3	HBP: 0	WP: 0	PB: 0	SB: 0	CS: 0	PA: 34
--------------	------	------	------	------	------	------	------	------	------	------	------	------	------	------	------	------	------	------	------	------	------	------	------	------	------	------	------	------	------	------	------	------	------	------	------	------	------	------	------	------	------	------	------	------	------	-------	-------	-------	-------	-------	--------	-------	--------	-------	-------	-------	-------	--------

PITCHER	IP	WLS	BF	H	R	ER	SO	BB	IBB	HBP	BLK	WP	HR	S	P	ERA	WHIP
Storm Davis, R (1, 1) ERA: 3.0	5.1	W	21	4	2	2	3	2	0	0	0	0	1	25	33	3.38	1.125
Tippy Martinez, L (6, 1) ERA: 3.77	3.2	S	13	2	0	0	1	1	0	0	0	0	0	14	18	0.00	0.818

WP	PA
0	34

Batter	1	2	3	4	5	6	7	8	9	AB R H RBI BB SO LOB	TOP													
Rod Carew, L (1, 3) OBP: 0.484, SLG: 0.586	0-3 K		0-0 BB 1B 1B		0-0 FC6-4 1B		0-3 K			4 1 2 0 0 2 0	California Angels @ Baltimore Orioles Memorial Stadium, Baltimore, MD Tue May 03 1983, 7:05 PM EDT Att. 20,837 - Unknown - 71 F													
Juan Beniquez, R (1, 8) OBP: 0.420, SLG: 0.467	0-0 1B 1B		0-0 BB 1B		0-0 FC6-4 1-2f		0-0 F8			4 1 2 0 0 0 1														
Brian Downing, R (1, 7) OBP: 0.364, SLG: 0.338	0-0 F8		4-0 BB 1B		0-0 5-3		0-0 6-3			3 0 0 0 1 0 2														
Doug DeCinces, R (1, 5) OBP: 0.340, SLG: 0.575	0-0 1B		0-0 G4-6-3 1B		0-3 K		0-0 4-3			4 0 2 2 0 1 0														
Reggie Jackson, L (1, 10) OBP: 0.413, SLG: 0.516	0-3 K		0-0 G4-6-3 1-2f		0-3 K		0-0 4-3			4 0 0 0 0 2 4														
Bobby Clark, R (1, 9) OBP: 0.286, SLG: 0.354		0-3 K		0-0 F9		0-0 1B		0-0 6-3		4 0 1 0 0 1 0														
Tim Foli, R (1, 6) OBP: 0.322, SLG: 0.317		0-0 F9		0-0 G3		0-0 L8		0-0 6-3		4 0 0 0 0 0 1														
Bob Boone, R (1, 2) OBP: 0.269, SLG: 0.333		0-0 F9		0-0 L5		0-0 F8				3 0 0 0 0 0 0														
Ricky Adams, R (1, 4) OBP: 0.269, SLG: 0.333			0-3 K		0-0 5-3		0-3 K2-3			3 0 0 0 0 2 0														
Inning Stats	R: 0 E: 0 K: 2 S: 9	H: 2 LOB: 2 BB: 0 P: 9	R: 0 E: 0 K: 1 S: 5	H: 0 LOB: 0 BB: 0 P: 5	R: 2 E: 0 K: 1 S: 7	H: 3 LOB: 1 BB: 1 P: 11	R: 0 E: 0 K: 0 S: 3	H: 0 LOB: 0 BB: 0 P: 3	R: 0 E: 0 K: 0 S: 4	H: 1 LOB: 1 BB: 0 P: 4	R: 0 E: 0 K: 2 S: 8	H: 1 LOB: 1 BB: 0 P: 8	R: 0 E: 0 K: 2 S: 7	H: 0 LOB: 0 BB: 0 P: 7	R: 0 E: 0 K: 0 S: 3	H: 0 LOB: 0 BB: 0 P: 3	R: 0 E: 0 K: 0 S: 3	H: 0 LOB: 0 BB: 0 P: 3	R: 0 E: 0 K: 0 S: 3	H: 0 LOB: 0 BB: 0 P: 3	1B: 7 2B: 0 3B: 0 HR: 0	SF: 0 SAC: 0 DP: 1 HBP: 0	WP: 0 PB: 0 SB: 0 CS: 0	PA: 34
PITCHER Mike Flanagan, L (1, 1) ERA: 3.08	IP: 9.0 WLS: W BF: 34 H: 7 R: 2 ER: 2 SO: 8 BB: 1 IBB: 0 HBP: 0 BLK: 0 WP: 0 HR: 0 S: 49 P: 53 ERA: 2.00 WHIP: 0.889											PITCHER	IP: 9.0 WLS: W BF: 34 H: 7 R: 2 ER: 2 SO: 8 BB: 1 IBB: 0 HBP: 0 BLK: 0 WP: 0 HR: 0 S: 49 P: 53 ERA: 2.00 WHIP: 0.889											

AB	33
R	2
H	7
RBI	2
BB	1
SO	8
LOB	8



Batter	1	2	3	4	5	6	7	8	9	AB	R	H	RBI	BB	SO	LOB	BOTTOM				
John Shelby, S <i>(1, 8)</i> OBP: 0.375, SLG: 0.532	0-3 K		0-0 F7		0-0 B2-3		0-0 G6-4-3			4	0	0	0	0	1	4		California Angels @ Baltimore Orioles Memorial Stadium, Baltimore, MD Tue May 03 1983, 7:05 PM EDT Att. 20,837 - Unknown - 71 F			
Dan Ford, R <i>(1, 9)</i> OBP: 0.387, SLG: 0.430	0-0 5-3		0-0 S 1-3 2-H 1B		0-0 1B			4-0 HR BB		3	1	2	1	1	0	0					
Cal Ripken Jr., R <i>(1, 6)</i> OBP: 0.343, SLG: 0.468	0-0 2B		0-3 K 1-2 3-H		0-0 6-3			0-0 HR		4	1	2	2	0	1	2					
Eddie Murray, S <i>(1, 3)</i> OBP: 0.398, SLG: 0.412	0-3 K		0-0 F6		0-0 F4			0-0 F8		4	0	0	0	0	1	2					
Gary Roenicke, R <i>(1, 7)</i> OBP: 0.368, SLG: 0.424		4-0 BB BB BB BB CS BB		0-0 F6		0-0 F8		0-0 5-3		3	0	0	0	1	0	0					
Ken Singleton, S <i>(1, 10)</i> OBP: 0.310, SLG: 0.438		0-3 K		0-0 6-3		0-0 F7		0-0 CS 1B		4	0	1	0	0	1	1					
Al Bumbry, L <i>(8, PR)</i> OBP: 0.371, SLG: 0.382		0-0 K		0-0 6-3		0-0 F7		0-0 CS 1B		0	0	0	0	0	0	0					
Rich Dauer, R <i>(1, 4)</i> OBP: 0.304, SLG: 0.345		0-0 5-3 1-2		0-0 1B				0-0 1B 2B 1-2		3	0	2	0	0	0	1					
Leo Hernandez, R <i>(1, 5)</i> OBP: 0.298, SLG: 0.380			0-0 1B 1B		0-0 F7			0-0 G6-4-3 2-3 1B		3	1	2	0	0	0	1					
Rick Dempsey, R <i>(1, 2)</i> OBP: 0.263, SLG: 0.229			0-0 1B E 1B		0-0 F7			0-0 F9		3	1	1	0	0	0	2					
Inning Stats	R: 0 E: 0 K: 2 S: 8	H: 1 LOB: 1 BB: 0 P: 8	R: 0 E: 0 K: 1 S: 4	H: 0 LOB: 0 BB: 1 P: 8	R: 2 E: 1 K: 1 S: 8	H: 3 LOB: 1 BB: 0 P: 8	R: 0 E: 0 K: 0 S: 4	H: 1 LOB: 1 BB: 0 P: 4	R: 0 E: 0 K: 0 S: 3	H: 0 LOB: 0 BB: 0 P: 3	R: 0 E: 0 K: 0 S: 4	H: 2 LOB: 1 BB: 0 P: 4	R: 2 E: 0 K: 0 S: 4	H: 2 LOB: 1 BB: 1 P: 8	1B: 7 2B: 2 3B: 0 HR: 1	SF: 0 SAC: 0 DP: 1 HBP: 0	WP: 0 PB: 0 SB: 1 CS: 2	PA: 34			
PITCHER	IP WLS L	WLS L	H R	R ER	SO BB	BB IBB	HBP BLK	WP HR	S P	ERA WHIP	PITCHER	IP WLS L	H R	R ER	SO BB	BB IBB	HBP BLK	WP HR	S P	ERA WHIP	
Geoff Zahn, L <i>(1, 1)</i> ERA: 2.72	7.2		10 4	3 3	4 4	2 0	0 0	0 0	47 0	3.52 1.565	Mike Witt, R <i>(8, 1)</i> ERA: 4.78	0.1		0 0	0 0	0 0	0 0	0 0	0 0	0 0	0.00 0.000

AB	31
R	4
H	10
RBI	3
BB	2
SO	4
LOB	13



WP	0	PA	34
PB	0	SB	1
CS	2		

ERA	3.52	WHIP	1.565
ERA	0.00	WHIP	0.000

WP	0	HR	0	S	0	P	0
ERA	0.00	WHIP	0.000				

Batter	1	2	3	4	5	6	7	8	9	AB R H RBI BB SO LOB	TOP											
Rod Carew, L (1, 3) OBP: 0.500, SLG: 0.620 Daryl Sconiers, L (7, PR) OBP: 0.419, SLG: 0.641 (7, 3)	0-0 1B 3B		0-0 1B	0-0 2-H 3-H 1B	0-0 F8		0-0 SH1-3 2B 1B	0-0 4-3		5 1 4 2 0 0 3 1 1 0 0 0 0 0												
Tim Foli, R (1, 6) OBP: 0.337, SLG: 0.333	0-0 G6-4-3 1B		0-0 F7	0-0 4-3		0-0 SH3-4 HR 1B	0-0 SH1-3		0-0 BB 1B SF7 1B	5 2 3 1 0 0 2												
Juan Beniquez, R (1, 8) OBP: 0.455, SLG: 0.520	0-0 G6-4-3 1-2f		0-0 G4-6-3 1B		0-0 BB BB 1B	0-0 SH3-4	0-0 1B 2B		0-0 SF7 BB 1B 1B	5 3 4 1 0 0 1												
Doug DeCinces, R (1, 5) OBP: 0.360, SLG: 0.637	0-0 HR		0-0 G4-6-3 1-2f		0-0 BB BB SF7 BB	0-0 HR	0-3 K		0-0 BB 1B BB	4 4 2 3 2 1 4												
Reggie Jackson, L (1, 10) OBP: 0.430, SLG: 0.508	0-3 K			4-0 BB E BB	4-0 BB BB BB	4-0 1B BB	4-0 1B IBB		0-0 SF7	1 2 0 1 4 1 0												
Brian Downing, R (1, 7) OBP: 0.381, SLG: 0.337		0-0 F7		4-0 SH1-4 E BB	4-0 BB BB	0-3 K	0-0 1B		0-0 1B E BB	3 1 1 2 3 1 1												
Bobby Clark, R (1, 9) OBP: 0.291, SLG: 0.352		0-3 K		0-0 E5 FC4-6-2 SH1-4 1B	0-3 K	0-0 1B	0-3 K		0-0 E5 1B	6 1 2 2 0 3 6												
Bob Boone, R (1, 2) OBP: 0.277, SLG: 0.342		0-0 1B		0-0 SH1-4	0-0 SF7	0-0 1B		0-0 5-3	0-0 F3	4 0 2 2 0 0 2												
Ricky Adams, R (1, 4) OBP: 0.277, SLG: 0.342		0-0 1-3		0-0 FC4-6-2 1B	4-0 BB	0-3 K		0-0 L4	0-0 E5	5 1 0 0 1 1 6												
Inning Stats	R: 2 E: 0 K: 1 S: 7	H: 3 LOB: 0 BB: 0 P: 7	R: 0 E: 0 K: 1 S: 6	H: 1 LOB: 1 BB: 0 P: 6	R: 0 E: 0 K: 0 S: 4	H: 2 LOB: 1 BB: 0 P: 4	R: 3 E: 1 K: 0 S: 5	H: 1 LOB: 1 BB: 2 P: 13	R: 2 E: 0 K: 1 S: 6	H: 1 LOB: 3 BB: 4 P: 22	R: 3 E: 0 K: 2 S: 11	H: 4 LOB: 2 BB: 1 P: 15	R: 2 E: 0 K: 2 S: 10	H: 3 LOB: 2 BB: 1 P: 14	R: 0 E: 0 K: 0 S: 3	H: 0 LOB: 0 BB: 0 P: 3	R: 4 E: 1 K: 0 S: 6	H: 3 LOB: 1 BB: 2 P: 14	1B: 14 2B: 1 3B: 1 HR: 2	SF: 2 SAC: 3 DP: 2 HBP: 0	WP: 0 PB: 0 SB: 0 CS: 0	PA: 54
PITCHER	IP WLS BF H R ER SO BB IBB HBP BLK WP HR S P ERA WHIP																					
Scott McGregor, L (1, 1) ERA: 3.89	4.0 L 22 8 7 5 2 3 0 0 0 0 0 1 23 35 11.25 2.750																					
Sammy Stewart, R (5, 1) ERA: 4.3	1.2 12 3 3 3 2 4 0 0 0 0 0 1 12 28 16.20 4.200																					
Tim Stoddard, R (6, 1) ERA: 2.7	2.1 12 4 2 2 3 0 1 0 0 0 0 0 17 21 7.71 1.714																					
Tippy Martinez, L (9, 1) ERA: 5.28	1.0 8 3 4 3 0 2 0 0 0 0 0 0 6 14 27.00 5.000																					

California Angels @ Baltimore Orioles
 Memorial Stadium, Baltimore, MD
 Wed May 04 1983, 7:05 PM EDT
 Att: 17,448 - Unknown

livebaseballscorecards.com

AB	39
R	16
H	18
RBI	14
BB	10
SO	7
LOB	25



BOTTOM

California Angels @ Baltimore Orioles
Memorial Stadium, Baltimore, MD
Wed May 04 1983, 7:05 PM EDT
Att. 17,448 - Unknown

livebaseballscorecards.com

AB 39
R 8
H 13
RBI 8
BB 4
SO 5
LOB 20



WP: 1 PA: 45
PB: 0
SB: 0
CS: 0

AB R H RBI BB SO LOB

5 1 2 0 0 1 2

3 0 2 3 0 0 0
1 1 0 0 1 0 0

3 0 0 0 2 1 4

4 1 1 1 0 1 1

5 0 1 0 0 1 2

5 2 4 2 0 0 0

3 1 0 0 1 1 3

5 2 2 2 0 0 3

5 0 1 0 0 0 5

1B: 9 SF: 1
2B: 4 SAC: 1
3B: 0 DP: 0
HR: 0 HBP: 0

Batter	1	2	3	4	5	6	7	8	9
Al Bumbry, L (1, 8) OBP: 0.373, SLG: 0.383	0-0 G3	0-0 2B 1B		0-0 F8		0-0 BB SF8 1B	0-3 K		
Dan Ford, R (1, 9) OBP: 0.396, SLG: 0.449 Jim Dwyer, L (6, PH) OBP: 0.387, SLG: 0.423	0-0 4-3	0-0 2B		0-0 1B		4-0 SF8 1B BB		0-0 F9	
Cal Ripken Jr., R (1, 6) OBP: 0.346, SLG: 0.454	4-0 BB	0-0 F8		0-3 K		4-0 1B BB		0-0 6-3	
Eddie Murray, S (1, 3) OBP: 0.388, SLG: 0.404	0-3 K			0-0 F8		0-0 1B 1B		0-0 4-3	
John Lowenstein, L (1, 7) OBP: 0.435, SLG: 0.623		0-0 4-3		0-0 F7		0-0 SH3-4 1B 1B		0-0 4-3	
Ken Singleton, S (1, 10) OBP: 0.342, SLG: 0.493		0-0 WP E 2B		0-0 4-3		0-0 SH3-4 1B		0-0 1B 2B	
Rich Dauer, R (1, 4) OBP: 0.302, SLG: 0.333		4-0 1B E 2B BB		0-0 F8		0-0 SH3-4		0-3 F5	
Leo Hernandez, R (1, 5) OBP: 0.303, SLG: 0.393		0-0 E1 1B 2B		0-0 1B 2B		0-0 F5		0-0 F8	
Joe Nolan, L (1, 2) OBP: 0.345, SLG: 0.370		0-0 F7		0-0 1B		0-0 4-3		0-0 F8	

Inning Stats	R: 0	H: 0	E: 0	K: 1	S: 5	H: 0	LOB: 1	BB: 1	P: 9	R: 3	H: 3	E: 1	K: 0	S: 7	R: 0	H: 0	E: 0	K: 0	S: 3	R: 1	H: 3	E: 0	K: 1	S: 8	R: 1	H: 2	E: 0	K: 1	S: 7	R: 0	H: 0	E: 0	K: 0	S: 3	R: 1	H: 2	E: 0	K: 1	S: 7	R: 0	H: 0	E: 0	K: 0	S: 3	R: 0	H: 0	E: 0	K: 1	S: 5	R: 0	H: 0	E: 0	K: 0	S: 3	R: 1	H: 2	E: 0	K: 1	S: 7	1B: 9	SF: 1	2B: 4	SAC: 1	3B: 0	DP: 0	HR: 0	HBP: 0
--------------	------	------	------	------	------	------	--------	-------	------	------	------	------	------	------	------	------	------	------	------	------	------	------	------	------	------	------	------	------	------	------	------	------	------	------	------	------	------	------	------	------	------	------	------	------	------	------	------	------	------	------	------	------	------	------	------	------	------	------	------	-------	-------	-------	--------	-------	-------	-------	--------

PITCHER	IP	WLS	BF	H	R	ER	SO	BB	IBB	HBP	BLK	WP	HR	S	P	ERA	WHIP
Ken Forsch, R (1, 1) ERA: 4.44	4.0		24	9	5	3	2	2	0	0	0	1	0	26	34	6.75	2.750
Dave Goltz, R (5, 1) ERA: 6.84	1.2		9	2	2	2	1	2	0	0	0	0	0	9	17	10.80	2.400
Luis Sanchez, R (6, 1) ERA: 2.33	3.1	W	12	2	1	1	2	0	0	0	0	0	0	16	16	2.70	0.600

Batter	1	2	3	4	5	6	7	8	9	AB R H RBI BB SO LOB	TOP	
Rickey Henderson, R (1, 7) Garry Hancock, L (8, 7) OBP: 0.463, SLG: 0.437 OBP: 0.313, SLG: 0.267	0-0 G1-6-3 1B		0-0 F8		0-3 K			0-0 S 1B		4 0 2 0 0 1 1 0 0 0 0 0 0 0		
Mike Davis, L (1, 9) OBP: 0.304, SLG: 0.367	0-0 G1-6-3 1-2f		0-0 G6-3 1-2f			0-0 6-3		0-0 6-3 1-2		4 0 0 0 0 0 3		
Wayne Gross, L (1, 5) OBP: 0.382, SLG: 0.388	0-0 3-1			0-0 F4		0-0 L8		0-0 F7		4 0 0 0 0 0 0		
Dwayne Murphy, L (1, 8) OBP: 0.275, SLG: 0.250		0-0 F8		0-0 1B		0-0 1-3		4-0 BB		3 0 1 0 1 0 0		
Jeff Burroughs, R (1, 10) OBP: 0.349, SLG: 0.395		0-0 1B		0-0 F2		0-0 G6-4-3 1B		0-0 F7		4 0 2 0 0 0 2		
Davey Lopes, R (1, 4) Bill Almon, R (7, 6) OBP: 0.326, SLG: 0.346 OBP: 0.355, SLG: 0.375		0-3 K		0-0 F7		0-0 F6		0-3 K		3 0 0 0 0 1 3 1 0 0 0 0 1 1		
Kelvin Moore, R (1, 3) OBP: 0.225, SLG: 0.292		0-3 K			0-0 HR		0-0 G6-4-3 1-2f			3 1 1 1 0 1 2		
Bob Kearney, R (1, 2) OBP: 0.288, SLG: 0.351			0-0 HR		0-0 6-3		0-0 F7			3 1 1 1 0 0 0		
Tony Phillips, S (1, 6) (7, 4) OBP: 0.266, SLG: 0.257			0-0 G6-3 1B		0-0 F8		0-0 F7			3 0 1 0 0 0 0		
Inning Stats	R: 0 H: 1 E: 0 LOB: 0 K: 0 BB: 0 S: 3 P: 3	R: 0 H: 1 E: 0 LOB: 1 K: 2 BB: 0 S: 8 P: 8	R: 1 H: 2 E: 0 LOB: 0 K: 0 BB: 0 S: 4 P: 4	R: 0 H: 1 E: 0 LOB: 1 K: 0 BB: 0 S: 4 P: 4	R: 1 H: 1 E: 0 LOB: 0 K: 1 BB: 0 S: 6 P: 6	R: 0 H: 0 E: 0 LOB: 0 K: 0 BB: 0 S: 3 P: 3	R: 0 H: 1 E: 0 LOB: 0 K: 0 BB: 0 S: 3 P: 3	R: 0 H: 1 E: 0 LOB: 1 K: 0 BB: 0 S: 4 P: 4	R: 0 H: 0 E: 0 LOB: 1 K: 1 BB: 1 S: 5 P: 9	1B: 6 SF: 0 2B: 0 SAC: 0 3B: 0 DP: 3 HR: 2 HBP: 0	WP: 0 PA: 33 PB: 0 SB: 1 CS: 0	
PITCHER Dennis Martinez, R (1, 1) ERA: 4.82	IP WLS BF H R ER SO BB IBB HBP BLK WP HR S P ERA WHIP	9.0 W 33 8 2 2 4 1 0 0 0 0 2 40 44 2.00 1.000										

Oakland Athletics @ Baltimore Orioles
Memorial Stadium, Baltimore, MD
Fri May 06 1983, 7:05 PM EDT
Att. 44,252 - Unknown - 66 F

livebaseballscorecards.com

AB	32
R	2
H	8
RBI	2
BB	1
SO	4
LOB	12



Batter	1	2	3	4	5	6	7	8	9
Al Bumbry, L OBP: 0.366, SLG: 0.365 John Shelby, S OBP: 0.367, SLG: 0.521	4-0 G5-4-3 BB		0-0 FC3-6 CS 1-2f		0-0 4-3	0-0 P5	0-3 K		
Dan Ford, R OBP: 0.406, SLG: 0.500	0-0 G5-4-3 1-2f		0-0 HR 2B		0-0 HR 1B	0-0 HR		0-3 K	
Cal Ripken Jr., R OBP: 0.357, SLG: 0.520	0-0 P3		0-0 HR		0-0 HR 1B	0-0 1B 1B		0-0 F8	
Eddie Murray, S OBP: 0.407, SLG: 0.413		0-0 6-3	4-0 BB		0-0 2B 1B	0-0 1-2 1B		4-0 BB	
John Lowenstein, L OBP: 0.431, SLG: 0.600 Gary Roenicke, R OBP: 0.350, SLG: 0.400		0-0 F9	0-0 L4		4-0 2B BB	0-3 K		0-0 F6	
Ken Singleton, S OBP: 0.338, SLG: 0.479		0-0 PB 1B			0-3 K	0-0 F9	0-3 K		
Rich Dauer, R OBP: 0.310, SLG: 0.344 Lenn Sakata, R OBP: 0.312, SLG: 0.402		4-0 FC6-4 BB 1-2			0-0 6-3	0-0 2B 2B 1-H 2-H		0-0 6-3	
Leo Hernandez, R OBP: 0.312, SLG: 0.402		0-0 FC6-4 1-2f			0-0 P3	0-0 2B		4-0 BB	
Rick Dempsey, R OBP: 0.279, SLG: 0.269			0-0 FC3-6 1B			0-0 1B 2B 6-3		0-0 F4	

Inning Stats	R: 0 E: 0 K: 0 S: 2	H: 0 LOB: 0 BB: 1 P: 6	R: 0 E: 0 K: 0 S: 4	H: 1 LOB: 2 BB: 1 P: 8	R: 2 E: 0 K: 0 S: 5	H: 3 LOB: 1 BB: 1 P: 9	R: 0 E: 0 K: 1 S: 5	H: 0 LOB: 0 BB: 0 P: 5	R: 6 E: 0 K: 0 S: 9	H: 6 LOB: 1 BB: 1 P: 13	R: 1 E: 0 K: 2 S: 10	H: 3 LOB: 2 BB: 0 P: 10	R: 0 E: 0 K: 1 S: 5	H: 0 LOB: 1 BB: 1 P: 9	R: 0 E: 0 K: 1 S: 5	H: 0 LOB: 1 BB: 1 P: 9
1B: 6 2B: 4 3B: 0 HR: 3	SF: 0 SAC: 0 DP: 1 HBP: 0	WP: 0 PA: 41														

PITCHER	IP	WLS	BF	H	R	ER	SO	BB	IBB	HBP	BLK	WP	HR	S	P	ERA	WHIP
Mike Norris, R ERA: 3.66	(1, 1)	4.1	L	21	7	5	5	1	3	0	0	0	2	20	32	10.38	2.308
Matt Keough, R ERA: 9.0	(5, 1)	1.0		10	6	4	4	0	1	0	0	0	1	9	13	36.00	7.000
Tim Conroy, L ERA: 3.07	(6, 1)	2.2		10	0	0	4	2	0	0	0	0	0	16	24	0.00	0.750


BOTTOM

Oakland Athletics @ Baltimore Orioles
Memorial Stadium, Baltimore, MD
Fri May 06 1983, 7:05 PM EDT
Att: 44,252 - Unknown - 66 F

livebaseballscorecards.com

AB	35
R	9
H	13
RBI	9
BB	6
SO	5
LOB	16



Batter	1	2	3	4	5	6	7	8	9	AB R H RBI BB SO LOB	TOP											
Rickey Henderson, R OBP: 0.470, SLG: 0.461 (1, 7)	0-0 F7	0-3 K		0-0 3-1 2B		0-0 1-2 2-H 1B		0-0 S 1B		5 0 3 1 0 1 2												
Mike Davis, L OBP: 0.299, SLG: 0.359 (1, 9)	0-3 K	0-0 FC5-4 1B		0-0 3-1 2-3		0-0 1-2 2-3		0-3 K		5 0 1 0 0 2 4												
Bill Almon, R OBP: 0.343, SLG: 0.361 (1, 5) (7, 6)	0-0 2B 1B	0-0 FC5-4 FC4 1-2f 2-3 3-H		0-0 F2		0-3 K		0-3 K		5 1 1 1 0 2 6												
Jeff Burroughs, R OBP: 0.352, SLG: 0.400 (1, 10)	0-0 E 1B 2B	0-0 FC4 1-2f			0-0 F8		4-0 G6-4-3 1B BB	0-3 K		4 2 1 1 1 1 3												
Dwayne Murphy, L OBP: 0.281, SLG: 0.250 (1, 8)	4-0 E 1B BB		0-0 6-3		0-3 K		0-0 G6-4-3 1B		0-0 1-3	4 1 1 0 1 1 0												
Davey Lopes, R OBP: 0.319, SLG: 0.337 (1, 4)	0-0 E5 PC 1B 1-2 2-3		0-0 1B		0-0 F2		0-0 G6-4-3 1-2f 2-3		0-0 4-3	5 0 1 0 0 0 4												
Kelvin Moore, R OBP: 0.250, SLG: 0.314 (1, 3)	0-0 1-2 2-H 3-H 1B		0-0 F8		0-0 BB 1B		0-0 BB 1B		0-0 5-3	5 1 3 3 0 0 1												
Bob Kearney, R OBP: 0.301, SLG: 0.355 Dan Meyer, L OBP: 0.400, SLG: 0.455 Darryl Cias, R OBP: 0.429, SLG: 0.500 (1, 2) (7, PH) (7, 2)	0-0 PO	0-0 1B FC5-4 1B	0-0 6-3		4-0 1-3 1B BB	4-0 1-2 BB				2 1 1 0 1 0 1 0 0 0 0 1 0 0 0 0 0 0 0 0 0	AB 39 R 6 H 13 RBI 6 BB 4 SO 8 LOB 25											
Tony Phillips, S OBP: 0.268, SLG: 0.260 Wayne Gross, L OBP: 0.375, SLG: 0.380 (1, 6) (7, PH) (7, 5)		0-0 FC5-4 1B		0-0 F8		0-3 K	0-0 F7			3 0 1 0 0 1 2 1 0 0 0 0 0 2												
Inning Stats	R: 3 E: 1 K: 1 S: 8	H: 3 LOB: 1 BB: 1 P: 12	R: 1 E: 0 K: 1 S: 8	H: 3 LOB: 2 BB: 0 P: 8	R: 0 E: 0 K: 0 S: 4	H: 1 LOB: 1 BB: 0 P: 4	R: 0 E: 0 K: 0 S: 4	H: 1 LOB: 1 BB: 0 P: 4	R: 0 E: 0 K: 1 S: 5	H: 0 LOB: 0 BB: 0 P: 5	R: 1 E: 0 K: 2 S: 9	H: 2 LOB: 2 BB: 1 P: 13	R: 1 E: 0 K: 0 S: 4	H: 2 LOB: 2 BB: 2 P: 12	R: 0 E: 0 K: 3 S: 10	H: 1 LOB: 1 BB: 0 P: 10	R: 0 E: 0 K: 0 S: 3	H: 0 LOB: 0 BB: 0 P: 3	1B: 11 2B: 2 3B: 0 HR: 0	SF: 0 SAC: 0 DP: 1 HBP: 0	WP: 0 PB: 0 SB: 1 CS: 0	PA: 44
PITCHER	IP WLS BF H R ER SO BB IBB HBP BLK WP HR S P ERA WHIP																					
Mike Flanagan, L ERA: 3.3 Sammy Stewart, R ERA: 4.5 Tippy Martinez, L ERA: 4.58	(1, 1) (6, 1) (7, 1)	5.2 1.0 2.1	W S	29 6 8	10 2 1	5 1 0	3 1 0	4 1 3	2 2 0	0 0 0	0 0 0	0 0 0	0 6 14	35 14 14	43 14 14	4.76 9.00 0.00	2.118 4.000 0.429					ERA WHIP

Oakland Athletics @ Baltimore Orioles
Memorial Stadium, Baltimore, MD
Sat May 07 1983, 3:33 AM EDT
Att. 17,249 - Unknown - 71 F

livebaseballscorecards.com

Batter	1	2	3	4	5	6	7	8	9
Al Bumbry, L (1, 8) <small>OBP: 0.370, SLG: 0.369</small> John Shelby, S (4, PH) <small>OBP: 0.404, SLG: 0.569</small> (5, 8)	0-0 F2	0-0 FC6-4 1B		0-0 4-3 WP 2B	0-0 E8 1B			0-0 1B	
Dan Ford, R (1, 9) <small>OBP: 0.387, SLG: 0.475</small>	0-0 F4	0-0 FC6-4 1-2f		0-0 4-3 2-3	0-0 F8			0-0 F9	
Cal Ripken Jr., R (1, 6) <small>OBP: 0.342, SLG: 0.495</small>	0-0 4-3		0-0 6-3	0-0 P3				0-0 4-3-2	
Eddie Murray, S (1, 3) <small>OBP: 0.420, SLG: 0.432</small>		0-0 1B 2B	4-0 1B BB	0-0 FC6-4 1B			0-3 K		
John Lowenstein, L (1, 7) Gary Roenicke, R (4, PH) <small>OBP: 0.333, SLG: 0.378</small> (5, 7)		0-0 HR 1B	4-0 6-3 1B BB	0-0 FC6-4 1-2f			0-0 6-3		
Ken Singleton, S (1, 10) <small>OBP: 0.357, SLG: 0.526</small>		0-0 HR	0-0 6-3 1B		4-0 G4-3 E 1B BB			0-0 F9	
Rich Dauer, R (1, 4) <small>OBP: 0.317, SLG: 0.344</small>		4-0 1-3 1B BB	0-0 6-3		0-0 G4-3 1-2 1B			0-0 F7	
Leo Hernandez, R (1, 5) <small>OBP: 0.299, SLG: 0.385</small> Aurelio Rodriguez, R (8, 5)		0-3 K	0-0 4-3		0-0 G4-3 1-2f 2-3			0-0 5-3	
Rick Dempsey, R (1, 2) <small>OBP: 0.292, SLG: 0.327</small>		0-0 1-3		0-0 HR	4-0 E BB			0-0 F8	

Inning Stats	R: 0	H: 0	E: 0	K: 0	S: 3	LOB: 0	BB: 0	P: 3
	R: 4	H: 4	E: 0	K: 1	S: 9	LOB: 1	BB: 1	P: 13
	R: 1	H: 1	E: 0	K: 0	S: 4	LOB: 2	BB: 2	P: 12
	R: 2	H: 3	E: 0	K: 0	S: 6	LOB: 1	BB: 0	P: 6
	R: 1	H: 2	E: 1	K: 0	S: 4	LOB: 2	BB: 2	P: 12
	R: 0	H: 0	E: 0	K: 1	S: 5	LOB: 0	BB: 0	P: 5
	R: 0	H: 0	E: 0	K: 0	S: 3	LOB: 0	BB: 0	P: 3
	R: 0	H: 1	E: 0	K: 0	S: 4	LOB: 1	BB: 0	P: 4

PITCHER	IP	WLS	BF	H	R	ER	SO	BB	IBB	HBP	BLK	WP	HR	S	P	ERA	WHIP
Chris Codiroli, R (1, 1) <small>ERA: 3.75</small>	2.1	L	15	5	5	5	1	3	0	0	0	0	1	14	26	19.29	3.429
Tom Underwood, L (3, 1) <small>ERA: 5.4</small>	1.2		8	3	2	2	0	0	0	0	0	1	1	8	8	10.80	1.800
Tom Burgmeier, L (5, 1) <small>ERA: 0.51</small>	4.0		16	3	1	1	1	2	0	0	0	0	0	16	24	2.25	1.250

BOTTOM

AB	R	H	RBI	BB	SO	LOB
2	0	1	1	0	0	0
3	1	3	1	0	0	0
5	0	0	0	0	0	5
5	0	0	0	0	0	1
3	2	2	0	1	1	0
1	1	1	1	1	0	0
2	0	0	0	0	0	1
3	2	2	3	1	0	0
3	1	1	0	1	0	2
4	0	0	0	0	1	5
0	0	0	0	0	0	0
3	1	1	1	1	0	1

AB	34
R	8
H	11
RBI	7
BB	5
SO	2
LOB	15



WP	HR	S	P	ERA	WHIP
1	1	1	1	0	1
1B:	7	SF:	0	WP:	1
2B:	2	SAC:	0	PB:	0
3B:	0	DP:	1	SB:	0
HR:	2	HBP:	0	CS:	0
PA:	39				

Oakland Athletics @ Baltimore Orioles
Memorial Stadium, Baltimore, MD
 Sat May 07 1983, 3:33 AM EDT
 Att: 17,249 - Unknown - 7.1 F

livebaseballscorecards.com

Batter	1	2	3	4	5	6	7	8	9	AB R H RBI BB SO LOB	TOP																	
Rickey Henderson, R OBP: 0.476, SLG: 0.463 (1, 7) BB	4-0 CS BB		0-3 K		0-0 S 1B		0-0 FC5-4 1B		0-3 K	4 0 2 0 1 2 2																		
Mike Davis, L OBP: 0.291, SLG: 0.349 (1, 9) Bill Almon, R OBP: 0.338, SLG: 0.355 (7, PH) Garry Hancock, L OBP: 0.353, SLG: 0.313 (7, 9) SS	0-3 K		0-0 F7		0-0 4-3		0-0 FC5-4 1B		0-0 1B	3 0 0 0 0 1 4 1 0 0 0 0 0 2 1 0 1 0 0 0 0																		
Wayne Gross, L OBP: 0.377, SLG: 0.426 (1, 5) SS	0-3 K			0-0 E5 BB		4-0 BB BB		0-0 HR	0-0 5-3	4 1 1 1 1 1 2																		
Dwayne Murphy, L OBP: 0.280, SLG: 0.241 (1, 8) X		0-0 4-3		4-0 BB BB		0-0 F8		0-0 5-3		3 0 0 0 1 0 1																		
Jeff Burroughs, R OBP: 0.337, SLG: 0.381 (1, 10) SS		0-3 K		0-0 F5		0-0 F9		0-0 E7 1B		4 0 0 0 0 1 3																		
Davey Lopes, R OBP: 0.316, SLG: 0.333 (1, 4) SS		0-3 K		0-0 F9		0-0 6-3		0-0 1B		4 0 1 0 0 1 3																		
Kelvin Moore, R OBP: 0.238, SLG: 0.297 (1, 3) SS			0-3 K	0-0 G3			0-3 K	0-0 F3		4 0 0 0 0 2 4																		
Bob Kearney, R OBP: 0.314, SLG: 0.359 (1, 2) Mitchell Page, L OBP: 0.238, SLG: 0.250 (7, PR) Darryl Cias, R OBP: 0.375, SLG: 0.429 (7, 2) BB			4-0 1B BB		0-0 3-1		0-0 1B 1B	0-0 F3		2 0 1 0 1 0 0 0 0 0 0 0 0 0 1 0 0 0 0 0 2																		
Tony Phillips, S OBP: 0.267, SLG: 0.260 (1, 6) X			0-0 1B		0-3 K		0-3 K		0-0 1-3	4 0 1 0 0 2 1																		
Inning Stats	R: 0 E: 0 K: 2 S: 6 H: 0 LOB: 0 BB: 1 P: 10	R: 0 E: 0 K: 2 S: 7 H: 0 LOB: 0 BB: 0 P: 7	R: 0 E: 0 K: 2 S: 8 H: 1 LOB: 2 BB: 1 P: 12	R: 0 E: 1 K: 0 S: 4 H: 0 LOB: 2 BB: 1 P: 8	R: 0 E: 0 K: 1 S: 6 H: 1 LOB: 1 BB: 0 P: 6	R: 0 E: 0 K: 0 S: 3 H: 0 LOB: 1 BB: 1 P: 7	R: 0 E: 0 K: 2 S: 9 H: 2 LOB: 2 BB: 0 P: 9	R: 1 E: 1 K: 0 S: 6 H: 2 LOB: 2 BB: 0 P: 6	R: 0 E: 0 K: 1 S: 6 H: 1 LOB: 1 BB: 0 P: 6	1B: 6 2B: 0 3B: 0 HR: 1 SF: 0 SAC: 0 DP: 0 HBP: 0	WP: 0 PB: 0 SB: 1 CS: 1 PA: 39																	
PITCHER	IP WLS BF H R ER SO BB IBB HBP BLK WP HR S P ERA WHIP											PITCHER	IP WLS BF H R ER SO BB IBB HBP BLK WP HR S P ERA WHIP															
Storm Davis, R ERA: 2.4 (1, 1)	6.0		24	2	0	0	7	4	0	0	0	0	0	34	50	0.00	1.000											
Tim Stoddard, R ERA: 2.53 (7, 1)	0.2		4	2	0	0	2	0	0	0	0	0	0	8	8	0.00	3.000											
Tippy Martinez, L ERA: 4.91 (7, 1)	0.2	L	3	1	1	1	0	0	0	0	0	0	1	3	3	13.50	1.500											
Mike Boddicker, R ERA: (8, 1)	1.2		8	2	0	0	1	0	0	0	0	0	0	10	10	0.00	1.200											

Oakland Athletics @ Baltimore Orioles
 Memorial Stadium, Baltimore, MD
 Sun May 08 1983, 3:33 AM EDT
 Att. 15,392 - Unknown - 61 F

livebaseballscorecards.com

AB	35
R	1
H	7
RBI	1
BB	4
SO	10
LOB	24



Batter	1	2	3	4	5	6	7	8	9	AB	R	H	RBI	BB	SO	LOB
John Shelby, S (1, 8) OBP: 0.375, SLG: 0.527	0-0 F3		0-0 L7		0-0 F9			0-0 FC6-4 BB		4	0	0	0	0	0	3
Dan Ford, R (1, 9) OBP: 0.400, SLG: 0.475	0-0 1B		4-0 CS BB			0-0 F9		4-0 BB 1-2 BB		2	0	1	0	2	0	0
Cal Ripken Jr., R (1, 6) OBP: 0.355, SLG: 0.500	0-0 1B		0-0 CS	0-0 G5-4-3 1B		4-0 G5-4-3 BB		0-3 K		3	0	2	0	1	1	2
Eddie Murray, S (1, 3) OBP: 0.414, SLG: 0.418	0-3 K			0-0 G5-4-3		0-0 G5-4-3			4-0 SH1-4 BB	3	0	0	0	1	1	3
Gary Roenicke, R (1, 7) OBP: 0.311, SLG: 0.350		0-0 E5		0-0 5-3			0-0 5-3		0-0 SH1-4	3	0	0	0	0	0	0
Ken Singleton, S (1, 10) OBP: 0.352, SLG: 0.506		0-3 K			0-0 E6 6-3		0-0 1-3		4-0 BB	3	0	0	0	1	1	1
Jim Dwyer, L (9, PR) OBP: 0.387, SLG: 0.423										0	0	0	0	0	0	0
Rich Dauer, R (1, 4) OBP: 0.306, SLG: 0.330		0-0 F8			0-0 6-3		0-0 5-3		0-0 F9	4	0	0	0	0	0	4
Leo Hernandez, R (1, 5) OBP: 0.303, SLG: 0.387		0-0 6-3						0-0 6-3	0-0 F5	2	0	1	0	0	0	1
Al Bumbry, L (8, PH) OBP: 0.365, SLG: 0.364										1	0	0	0	0	0	0
Joe Nolan, L (9, 2) OBP: 0.333, SLG: 0.357										1	0	0	0	0	0	2
Rick Dempsey, R (1, 2) OBP: 0.284, SLG: 0.316			0-0 F4		0-3 K			4-0 FC6-4 BB		2	0	0	0	0	1	2
John Lowenstein, L (8, PH) OBP: 0.443, SLG: 0.607										0	0	0	0	0	0	0
Benny Ayala, R (8, PH) OBP: 0.455, SLG: 0.800										0	0	0	0	1	0	0
Aurelio Rodriguez, R (9, 5) OBP: 0.455, SLG: 0.800										0	0	0	0	0	0	0

Inning Stats	R: 0	H: 2	E: 0	K: 1	S: 6	LOB: 1	BB: 0	P: 6	R: 0	H: 0	E: 1	K: 1	S: 6	LOB: 1	BB: 0	P: 6	R: 0	H: 0	E: 0	K: 0	S: 2	LOB: 0	BB: 1	P: 6	R: 0	H: 1	E: 0	K: 0	S: 3	LOB: 0	BB: 0	P: 3	R: 0	H: 1	E: 1	K: 1	S: 7	LOB: 2	BB: 0	P: 7	R: 0	H: 0	E: 0	K: 0	S: 2	LOB: 0	BB: 1	P: 6	R: 0	H: 0	E: 0	K: 0	S: 3	LOB: 0	BB: 0	P: 3	R: 0	H: 0	E: 0	K: 1	S: 5	LOB: 2	BB: 2	P: 13	R: 0	H: 0	E: 0	K: 0	S: 3	LOB: 2	BB: 2	P: 11	1B: 4	2B: 0	3B: 0	HR: 0	SF: 0	SAC: 1	DP: 2	HBP: 0	WP: 0	PB: 0	SB: 0	CS: 1	PA: 36
--------------	------	------	------	------	------	--------	-------	------	------	------	------	------	------	--------	-------	------	------	------	------	------	------	--------	-------	------	------	------	------	------	------	--------	-------	------	------	------	------	------	------	--------	-------	------	------	------	------	------	------	--------	-------	------	------	------	------	------	------	--------	-------	------	------	------	------	------	------	--------	-------	-------	------	------	------	------	------	--------	-------	-------	-------	-------	-------	-------	-------	--------	-------	--------	-------	-------	-------	-------	--------


PITCHER	IP	WLS	BF	H	R	ER	SO	BB	IBB	HBP	BLK	WP	HR	S	P	ERA	WHIP
Bill Krueger, L (1, 1) ERA: 2.53	7.0		25	4	0	0	3	2	0	0	0	0	0	29	37	0.00	0.857
Steve McCatty, R (8, 1) ERA: 1.23	0.1		1	0	0	0	0	0	0	0	0	0	0	1	1	0.00	0.000
Tom Burgmeier, L (8, 1) ERA: 0.5	0.1		2	0	0	0	0	1	0	0	0	0	0	1	5	0.00	3.000
Dave Beard, R (8, 1) ERA: 2.7	1.1	S	7	0	0	0	1	3	0	0	0	0	0	6	18	0.00	2.250

BOTTOM

Oakland Athletics @ Baltimore Orioles
Memorial Stadium, Baltimore, MD

Sun May 08 1983, 3:33 AM EDT
Att: 15,392 - Unknown - 61 F

AB	28
R	0
H	4
RBI	0
BB	6
SO	4
LOB	18



PITCHER	IP	WLS	BF	H	R	ER	SO	BB	IBB	HBP	BLK	WP	HR	S	P	ERA	WHIP
Bill Krueger, L (1, 1) ERA: 2.53	7.0		25	4	0	0	3	2	0	0	0	0	0	29	37	0.00	0.857
Steve McCatty, R (8, 1) ERA: 1.23	0.1		1	0	0	0	0	0	0	0	0	0	0	1	1	0.00	0.000
Tom Burgmeier, L (8, 1) ERA: 0.5	0.1		2	0	0	0	0	1	0	0	0	0	0	1	5	0.00	3.000
Dave Beard, R (8, 1) ERA: 2.7	1.1	S	7	0	0	0	1	3	0	0	0	0	0	6	18	0.00	2.250

Batter	1	2	3	4	5	6	7	8	9	AB R H RBI BB SO LOB	TOP											
Steve Henderson, R (1, 7) OBP: 0.398, SLG: 0.435 John Moses, S (9, 7) OBP: 0.240, SLG: 0.050	0-0 F9	0-0 F3		0-0 6-3			0-0 F6		0-0 5-3	5 0 0 0 0 0 3 0 0 0 0 0 0 0												
Jamie Allen, R (1, 5) OBP: 0.406, SLG: 0.571	0-0 HR	0-0 FC6-4 2-H 3-H 1B			0-3 K		0-0 FC1-5-4-1 1-3		4-0 CS BB	4 1 2 3 1 1 1												
Al Cowens, R (1, 9) OBP: 0.223, SLG: 0.257	0-0 S 6-3 2B	0-0 FC6-4 1-2f			0-0 E1 S SF8		0-0 F8		0-0 5-3 1-2	5 2 1 0 0 0 3												
Dave Henderson, R (1, 8) OBP: 0.305, SLG: 0.411	4-0 S BB				0-0 SF8 1-H			0-0 F3		2 0 1 1 1 0 0												
Todd Cruz, R (1, 6) OBP: 0.301, SLG: 0.443	0-0 6-3 1-2 2-H				0-0 F8		0-0 F4		4-0 BB 1B BB	3 1 0 1 1 0 2												
Pat Putnam, L (1, 10) OBP: 0.305, SLG: 0.383 Dave Edler, R (8, PR) OBP: 0.314, SLG: 0.370	0-0 3-1				0-0 F8		0-0 G3		4-0 1B BB 1-2	3 0 0 0 1 0 2 0 0 0 0 0 0 0												
Jim Maler, R (1, 3) Ken Phelps, L (8, PH) OBP: 0.250, SLG: 0.438 (8, 3)					0-0 F4		0-3 K		0-0 1-2 2-H 1B	2 1 0 0 1 1 1 1 0 1 1 0 0 0												
Orlando Mercado, R (1, 2) OBP: 0.222, SLG: 0.341 Rick Sweet, S (8, PH) OBP: 0.333, SLG: 0.367 (8, 2)					0-0 F9		0-3 K		0-0 F6	3 0 0 0 0 1 1 1 0 0 0 0 0 2												
Julio Cruz, S (1, 4) OBP: 0.377, SLG: 0.441					0-3 K		0-0 FC1-5-4 S 1B		0-0 1-3	4 1 2 0 0 1 2												
Inning Stats	R: 2 E: 0 K: 0 S: 5	H: 2 LOB: 1 BB: 1 P: 9	R: 2 E: 0 K: 0 S: 5	H: 2 LOB: 1 BB: 1 P: 9	R: 0 E: 0 K: 0 S: 4	H: 1 LOB: 1 BB: 0 P: 4	R: 0 E: 0 K: 1 S: 5	H: 0 LOB: 0 BB: 0 P: 5	R: 1 E: 1 K: 1 S: 6	H: 0 LOB: 0 BB: 0 P: 6	R: 0 E: 0 K: 2 S: 7	H: 0 LOB: 0 BB: 0 P: 7	R: 0 E: 0 K: 0 S: 4	H: 1 LOB: 1 BB: 0 P: 4	R: 1 E: 0 K: 0 S: 4	H: 1 LOB: 2 BB: 2 P: 12	R: 0 E: 0 K: 0 S: 2	H: 0 LOB: 0 BB: 1 P: 6	1B: 4 2B: 2 3B: 0 HR: 1	SF: 1 SAC: 0 DP: 0 HBP: 0	WP: 0 PB: 0 SB: 5 CS: 1	PA: 39
PITCHER	IP WLS BF H R ER SO BB IBB HBP BLK WP HR S P ERA WHIP																					
Scott McGregor, L (1, 1) ERA: 4.43	3.0 L 16 5 4 4 0 2 2 0 0 0 0 1 14 22 12.00 2.333																					
Don Welch, R (4, 1) ERA: 4.11	4.0 14 1 1 0 4 0 0 0 0 0 0 0 22 22 0.00 0.250																					
Sammy Stewart, R (8, 1) ERA: 4.5	2.0 9 1 1 1 0 3 0 0 0 0 0 0 6 18 4.50 2.000																					

Seattle Mariners @ Baltimore Orioles
Memorial Stadium, Baltimore, MD
 Mon May 09 1983, 7:05 PM EDT
 Att: 9,605 - Unknown - 53 F

livebaseballscorecards.com

AB	33
R	6
H	7
RBI	6
BB	5
SO	4
LOB	17



BOTTOM

Seattle Mariners @ Baltimore Orioles
Memorial Stadium, Baltimore, MD
Mon May 09 1983, 7:05 PM EDT
Att. 9,605 - Unknown - 53 F

livebaseballscorecards.com

AB 34
R 4
H 7
RBI 3
BB 5
SO 7
LOB 14



WP: 1 PA: 39
PB: 0
SB: 0
CS: 0

AB R H RBI BB SO LOB

5 1 2 0 0 1 0

4 1 0 0 1 1 1

5 0 1 2 0 0 0

4 0 2 0 0 0 1

2 0 0 0 1 0 2

1 0 0 0 0 0 0

3 0 0 0 1 1 3

3 1 1 0 1 0 1

2 0 0 0 0 1 2

1 0 0 0 0 1 1

0 0 0 0 0 0 0

0 0 0 0 1 0 0

0 0 0 0 0 0 0

4 1 1 1 0 2 3

1B: 4 SF: 0
2B: 2 SAC: 0
3B: 0 DP: 0
HR: 1 HBP: 0

Batter	1	2	3	4	5	6	7	8	9
Al Bumbry, L (1, 8) OBP: 0.367, SLG: 0.380	0-0 F8		0-0 1-3		0-0 FC6-4 1B		0-0 2B 2B		0-3 K
Dan Ford, R (1, 9) OBP: 0.391, SLG: 0.457	0-0 1-3		0-0 5-3		0-0 FC6-4 1-2f		4-0 2B WP BB		0-3 K
Cal Ripken Jr., R (1, 6) OBP: 0.349, SLG: 0.496	0-0 4-3			0-0 6-3		0-0 1-3	0-0 2B 1-3 2-H 3-H		0-0 F4
Eddie Murray, S (1, 3) OBP: 0.417, SLG: 0.422		0-0 G3 1B		0-0 G3		0-0 FC3-6 1B	0-0 F9 3-H		
John Lowenstein, L (1, 7) OBP: 0.443, SLG: 0.586		0-0 F7		4-0 BB		0-0 FC3-6 1-2f		0-0 F9	
Gary Roenicke, R (8, PH) OBP: 0.304, SLG: 0.341 (9, 7)									
Ken Singleton, S (1, 10) OBP: 0.348, SLG: 0.488		0-0 G3 1-2		0-3 K		0-0 F7		4-0 FC5-4 BB	
Rich Dauer, R (1, 4) OBP: 0.313, SLG: 0.330 (9, 5)					0-0 5-3		0-0 2B 2B 1B	0-0 FC5-4 BB 1-2f	
Leo Hernandez, R (1, 5) OBP: 0.297, SLG: 0.379							0-3 K	4-0 BB	
Jim Dwyer, L (7, PH) OBP: 0.375, SLG: 0.407									
Aurelio Rodriguez, R (8, 5)									
John Shelby, S (8, PH) OBP: 0.386, SLG: 0.527									
Lenn Sakata, R (9, 4)									
Joe Nolan, L (1, 2) OBP: 0.324, SLG: 0.438			0-3 K				0-0 F7	0-3 K	

Inning Stats	R: 0	H: 0	E: 0	K: 0	S: 3	H: 0	LOB: 0	BB: 0	P: 3	R: 0	H: 1	E: 0	K: 0	S: 4	H: 0	LOB: 2	BB: 1	P: 8	R: 0	H: 0	E: 0	K: 1	S: 5	H: 0	LOB: 0	BB: 0	P: 5	R: 0	H: 0	E: 0	K: 1	S: 5	R: 0	H: 0	E: 0	K: 1	S: 5	R: 1	H: 2	E: 0	K: 1	S: 7	R: 0	H: 1	E: 0	K: 0	S: 4	R: 3	H: 3	E: 0	K: 1	S: 8	R: 0	H: 0	E: 0	K: 1	S: 5	R: 0	H: 0	E: 0	K: 2	S: 7	1B: 4	SF: 0	2B: 2	SAC: 0	3B: 0	DP: 0	HR: 1	HBP: 0	WP: 1	PA: 39
--------------	------	------	------	------	------	------	--------	-------	------	------	------	------	------	------	------	--------	-------	------	------	------	------	------	------	------	--------	-------	------	------	------	------	------	------	------	------	------	------	------	------	------	------	------	------	------	------	------	------	------	------	------	------	------	------	------	------	------	------	------	------	------	------	------	------	-------	-------	-------	--------	-------	-------	-------	--------	-------	--------

PITCHER	IP	WLS	BF	H	R	ER	SO	BB	IBB	HBP	BLK	WP	HR	S	P	ERA	WHIP
Jim Beattie, R (1, 1) ERA: 4.96	6.2	W	29	6	4	4	4	3	0	0	0	0	1	34	46	5.40	1.350
Roy Thomas, R (7, 1) ERA: 2.96	0.0		1	1	0	0	0	0	0	0	0	0	0	1	1	∞	∞
Bryan Clark, L (7, 1) ERA: 1.76	0.2		3	0	0	0	0	1	0	0	0	1	0	2	6	0.00	1.500
Bill Caudill, R (8, 1) ERA: 5.19	1.2	S	6	0	0	0	3	1	0	0	0	0	0	11	15	0.00	0.600

Batter	1	2	3	4	5	6	7	8	9	AB R H RBI BB SO LOB	TOP	
Steve Henderson, R (1, 7) OBP: 0.413, SLG: 0.450	0-0 S 1B		0-0 S 1B			0-0 FC1-4 1B 1B	0-0 1-2 1B		0-0 5-3 1-2	5 1 4 0 0 0 1		
Jamie Allen, R (1, 5) OBP: 0.378, SLG: 0.515	0-0 2-3 1-2		0-0 6-3 1-2			0-0 FC1-4 1B	0-0 F7		0-0 F8	5 0 1 0 0 0 5		
Al Cowens, R (1, 9) OBP: 0.232, SLG: 0.291	0-0 F7			0-0 4-3 1B 1B		0-0 L5		0-0 HR		4 1 2 1 0 0 3		
Pat Putnam, L (1, 3) OBP: 0.303, SLG: 0.378	0-3 K			0-0 4-3 1B		0-0 FC1-4 1B 1-2f 2-3		0-0 1-3		4 0 1 0 0 1 3		
Ken Phelps, L (1, 10) OBP: 0.250, SLG: 0.426		0-0 4-3		0-0 4-3 1-2 2-3		0-0 FC6 1B 1-2 3-H		0-3 K		4 0 1 1 0 1 2		
Dave Henderson, R (1, 8) OBP: 0.327, SLG: 0.414		0-0 G1-6-3 1B		0-0 F2		0-0 FC6 1-2f		0-0 1B		4 0 2 0 0 0 3		
Rick Sweet, S (1, 2) OBP: 0.328, SLG: 0.358		0-0 G1-6-3 1-2f			0-0 F7		0-0 1B 1B	0-0 F7		4 0 1 0 0 0 2		
Todd Cruz, R (1, 6) OBP: 0.293, SLG: 0.431 Domingo Ramos, R (9, PH) OBP: 0.350, SLG: 0.579			0-0 5-3		0-0 F6		0-3 K		0-0 F9	3 0 0 0 0 1 1 1 0 0 0 0 0 0		
Julio Cruz, S (1, 4) OBP: 0.367, SLG: 0.427 Manny Castillo, S (9, PH) OBP: 0.245, SLG: 0.261			0-0 6-3		0-0 F7		0-3 K		0-0 5-3 1B	3 0 0 0 0 1 1 1 0 1 0 0 0 0		
Inning Stats	R: 0 E: 0 K: 1 S: 6 H: 1 LOB: 1 BB: 0 P: 6	R: 0 E: 0 K: 0 S: 3 H: 1 LOB: 0 BB: 0 P: 3	R: 0 E: 0 K: 0 S: 4 H: 1 LOB: 1 BB: 0 P: 4	R: 0 E: 0 K: 0 S: 4 H: 2 LOB: 1 BB: 0 P: 4	R: 0 E: 0 K: 0 S: 3 H: 0 LOB: 0 BB: 0 P: 3	R: 1 E: 0 K: 0 S: 6 H: 3 LOB: 2 BB: 0 P: 6	R: 0 E: 0 K: 2 S: 9 H: 2 LOB: 2 BB: 0 P: 9	R: 1 E: 0 K: 1 S: 7 H: 2 LOB: 1 BB: 0 P: 7	R: 0 E: 0 K: 0 S: 4 H: 1 LOB: 1 BB: 0 P: 4	1B: 12 2B: 0 3B: 0 HR: 1 SF: 0 SAC: 0 DP: 1 HBP: 0	WP: 0 PB: 0 SB: 2 CS: 0 PA: 38	
PITCHER Dennis Martinez, R (1, 1) ERA: 4.27	IP: 9.0 WLS: W BF: 38 H: 13 R: 2 ER: 2 SO: 4 BB: 0 IBB: 0 HBP: 0 BLK: 0 WP: 0 HR: 1 S: 46 P: 46 ERA: 2.00 WHIP: 1.444											PITCHER ERA: 4.27 WHIP: 1.444

Seattle Mariners @ Baltimore Orioles
 Memorial Stadium, Baltimore, MD
 Tue May 10 1983, 7:05 PM EDT
 Att. 8,508 - Unknown

livebaseballscorecards.com

AB 38
 R 2
 H 13
 RBI 2
 BB 0
 SO 4
 LOB 21



Batter	1	2	3	4	5	6	7	8	9
Al Bumbry, L OBP: 0.366, SLG: 0.405 John Shelby, S OBP: 0.390, SLG: 0.544 (1, 8) (6, PH) (7, 8)	0-3 K	0-3 K		0-0 HR 3B		0-3 K		0-0 E 2B	
Dan Ford, R OBP: 0.392, SLG: 0.482 (1, 9)	0-0 B1-3		0-3 K	0-0 HR		0-0 G1-6-3		0-0 E8 HBP 1B 1B	
Cal Ripken Jr., R OBP: 0.359, SLG: 0.492 (1, 6)	0-0 F8		0-0 F8	4-0 BB			4-0 1B WP SF9 BB	0-0 HBP 1B	
Eddie Murray, S OBP: 0.424, SLG: 0.425 (1, 3)		0-0 1B BB 1B	0-0 L7	0-0 4-3			0-0 SF9 1B	1-0 1B FC5-4 HBP	
John Lowenstein, L OBP: 0.444, SLG: 0.583 Gary Roenicke, R OBP: 0.306, SLG: 0.349 (1, 7) (5, PH) (6, 7)		0-0 F9		0-0 1B BLK FC6-2 1B	0-0 6-3		0-0 SF9	0-0 FC5-4 BB 1B	
Ken Singleton, S OBP: 0.371, SLG: 0.488 (1, 10)		4-0 BB 1B FC6-4 BB		0-0 1B FC6-2 3B 1B	4-0 G4-6-3 BB		0-3 K	4-0 FC5-4 BB	
Rich Dauer, R OBP: 0.310, SLG: 0.327 Lenn Sakata, R (8, PH) (9, 4)		0-0 FC6-4 BB 1-2 2-3 1B		0-0 FC6-2 1B 3B	0-0 G4-6-3		0-0 6-3	0-0 FC5-4	
Leo Hernandez, R OBP: 0.311, SLG: 0.378 (1, 5)		4-0 FC6-4 BB 1-2 2-3 3-H BB		0-0 3B 1B		4-0 BB BB		6-3 F7	
Rick Dempsey, R OBP: 0.296, SLG: 0.305 (1, 2)		0-0 FC6-4 1-2f 2-3 3-H		0-3 K		4-0 G1-6-3 BB		4-0 2B 1B BB	

Inning Stats	R: 0	H: 0	E: 0	K: 1	S: 5	LOB: 0	BB: 0	P: 5
	R: 2	H: 2	E: 0	K: 1	S: 7	LOB: 2	BB: 2	P: 15
	R: 0	H: 0	E: 0	K: 1	S: 5	LOB: 0	BB: 0	P: 5
	R: 5	H: 5	E: 0	K: 1	S: 10	LOB: 1	BB: 1	P: 14
	R: 0	H: 0	E: 0	K: 0	S: 2	LOB: 0	BB: 1	P: 6
	R: 0	H: 0	E: 0	K: 1	S: 4	LOB: 1	BB: 2	P: 12
	R: 1	H: 1	E: 0	K: 1	S: 6	LOB: 1	BB: 1	P: 10
	R: 5	H: 4	E: 1	K: 0	S: 7	LOB: 2	BB: 2	P: 16

PITCHER	IP	WLS	BF	H	R	ER	SO	BB	IBB	HBP	BLK	WP	HR	S	P	ERA	WHIP
Ed Nunez, R ERA: 6.65 (1, 1)	3.2	L	19	6	6	6	4	2	0	0	1	0	0	25	33	14.73	2.182
Bryan Clark, L ERA: 2.18 (4, 1)	2.1		12	2	2	2	1	5	0	0	0	1	1	9	29	7.71	3.000
Roy Thomas, R ERA: 4.56 (7, 1)	1.1		10	4	5	5	1	1	0	1	0	0	0	10	15	33.75	3.750
Ed Vande Berg, L ERA: 3.86 (8, 1)	0.2		3	0	0	0	0	1	0	0	0	0	0	2	6	0.00	1.500


BOTTOM

Seattle Mariners @ Baltimore Orioles
Memorial Stadium, Baltimore, MD
 Tue May 10 1983, 7:05 PM EDT
 Att. 8,508 - Unknown

AB	R	H	RBI	BB	SO	LOB
3	1	1	3	0	2	2
2	1	1	0	0	1	2
5	2	2	3	0	1	2
3	2	1	0	2	0	0
4	2	2	0	0	0	1
2	0	1	0	0	0	1
2	0	1	3	0	0	0
2	2	1	0	3	1	1
4	1	1	0	0	0	4
1	0	0	1	0	0	2
3	1	1	1	2	0	2
2	1	0	1	2	1	5

AB	33
R	13
H	12
RBI	12
BB	9
SO	6
LOB	22

livebaseballscorecards.com



1B	9	SF	1	WP	1	PA	44
2B	1	SAC	0	PB	0		
3B	1	DP	2	SB	0		
HR	1	HBP	1	CS	0		

Batter	1	2	3	4	5	6	7	8	9	AB R H RBI BB SO LOB	TOP	
Steve Henderson, R (1, 7) OBP: 0.401, SLG: 0.435 Pat Putnam, L (8, 3) OBP: 0.303, SLG: 0.378	0-0 L4		0-0 F8			0-0 F3		0-0 G6-4-3		4 0 0 0 0 0 2 0 0 0 0 0 0 0		
Jamie Allen, R (1, 5) OBP: 0.366, SLG: 0.486	0-0 F7			0-0 F9		0-0 4-3			0-0 G6-3 1B	4 0 1 0 0 0 0		
Al Cowens, R (1, 9) OBP: 0.225, SLG: 0.281	0-0 6-3			0-0 4-3		0-0 5-3			0-0 G6-3 1-2f	4 0 0 0 0 0 1		
Dave Henderson, R (1, 8) OBP: 0.333, SLG: 0.427		0-0 CS 1B		0-0 F6		0-0 4-3			0-0 2B	4 0 2 0 0 0 0		
Todd Cruz, R (1, 6) OBP: 0.283, SLG: 0.416		0-0 F5			0-3 K		0-0 5-3		0-0 4-3	4 0 0 0 0 1 2		
Dave Edler, R (1, 10) OBP: 0.315, SLG: 0.354		1-0 FC6-4 HBP		0-0 2-3		0-0 L3				2 0 0 0 0 0 0		
Jim Malar, R (1, 3) OBP: 0.300, SLG: 0.222 John Moses, S (8, PR) OBP: 0.240, SLG: 0.050		0-0 FC6-4			0-0 2B 1B			0-0 1B SH5-4 1B		3 0 2 0 0 0 1 0 0 0 0 0 0 0	AB 30 R 0 H 7 RBI 0 BB 0 SO 1 LOB 8	
Orlando Mercado, R (1, 2) OBP: 0.234, SLG: 0.370			0-0 F8		0-0 1-3 2B			0-0 SH5-4		2 0 1 0 0 0 0		
Julio Cruz, S (1, 4) OBP: 0.366, SLG: 0.424			0-0 F4		0-0 5-3			0-0 G6-4-3 1B		3 0 1 0 0 0 2		
Inning Stats	R: 0 H: 0 E: 0 LOB: 0 K: 0 BB: 0 S: 3 P: 3	R: 0 H: 1 E: 0 LOB: 1 K: 0 BB: 0 S: 3 P: 4	R: 0 H: 0 E: 0 LOB: 0 K: 0 BB: 0 S: 3 P: 3	R: 0 H: 0 E: 0 LOB: 0 K: 0 BB: 0 S: 3 P: 3	R: 0 H: 2 E: 0 LOB: 2 K: 1 BB: 0 S: 7 P: 7	R: 0 H: 0 E: 0 LOB: 0 K: 0 BB: 0 S: 3 P: 3	R: 0 H: 0 E: 0 LOB: 0 K: 0 BB: 0 S: 3 P: 3	R: 0 H: 2 E: 0 LOB: 2 K: 0 BB: 0 S: 4 P: 4	R: 0 H: 2 E: 0 LOB: 1 K: 0 BB: 0 S: 4 P: 4	1B: 5 SF: 0 2B: 2 SAC: 1 3B: 0 DP: 2 HR: 0 HBP: 1	WP: 0 PA: 32 PB: 0 SB: 0 CS: 1	
PITCHER Mike Flanagan, L (1, 1) ERA: 2.73	IP WLS BF H R ER SO BB IBB HBP BLK WP HR S P ERA WHIP											PITCHER IP WLS BF H R ER SO BB IBB HBP BLK WP HR S P ERA WHIP

Seattle Mariners @ Baltimore Orioles
 Memorial Stadium, Baltimore, MD
 Wed May 11 1983, 7:05 PM EDT
 Att. 10,208 - Unknown - 65 F

livebaseballscorecards.com



Batter	1	2	3	4	5	6	7	8	9
Al Bumbry, L (1, 8) OBP: 0.360, SLG: 0.397 John Shelby, S (8, 8) OBP: 0.390, SLG: 0.544	0-0 1B		0-0 1-3		0-0 4-3		0-0 4-3		
Dan Ford, R (1, 9) OBP: 0.398, SLG: 0.496 Jim Dwyer, L (5, PR) OBP: 0.364, SLG: 0.393 (6, 9)	0-0 F9		0-0 G4-6-3 1B		0-0 2B		0-3 K		
Cal Ripken Jr., R (1, 6) OBP: 0.356, SLG: 0.492	0-3 K		0-0 G4-6-3 1-2f		0-0 2B		0-0 6-3		
Eddie Murray, S (1, 3) OBP: 0.419, SLG: 0.413	0-0 L6			0-0 G3		4-0 IBB		0-0 F7	
Gary Roenicke, R (1, 7) OBP: 0.321, SLG: 0.348		0-0 G6-4-3 1B		0-0 F8		4-0 1-2 2-3 BB		0-3 K	
Ken Singleton, S (1, 10) OBP: 0.376, SLG: 0.483		4-0 G6-4-3 1-2 BB		0-0 1B		0-3 K		0-0 3-1	
Rich Dauer, R (1, 4) OBP: 0.311, SLG: 0.327		0-0 G6-4-3 1-2f 2-3		0-0 1B		0-0 6-3			
Leo Hernandez, R (1, 5) OBP: 0.312, SLG: 0.370		4-0 FC6-4 BB		0-0 F7		0-0 4-3			
Rick Dempsey, R (1, 2) OBP: 0.284, SLG: 0.290		0-0 FC6-4 1-2f			0-0 1-3		0-0 5-3		

AB	R	H	RBI	BB	SO	LOB
4	0	1	0	0	0	0
0	0	0	0	0	0	0
3	0	2	0	0	0	1
1	1	0	0	0	1	0
4	0	1	1	0	1	2
3	0	0	0	1	0	1
3	0	1	0	1	1	0
3	0	1	0	1	1	3
3	0	1	0	0	0	2
2	0	0	0	1	0	2
3	0	0	0	0	0	2


BOTTOM

Seattle Mariners @ Baltimore Orioles
Memorial Stadium, Baltimore, MD

Wed May 11 1983, 7:05 PM EDT
Att: 10,208 - Unknown - 65 F

livebaseballscorecards.com

AB	29
R	1
H	7
RBI	1
BB	4
SO	4
LOB	13



Inning Stats	R: 0	H: 1	E: 0	LOB: 1	K: 1	P: 6	R: 0	H: 1	E: 0	LOB: 2	K: 0	P: 11	R: 0	H: 1	E: 0	LOB: 0	K: 0	P: 3	R: 0	H: 2	E: 0	LOB: 2	K: 0	P: 5	R: 1	H: 2	E: 0	LOB: 3	K: 1	P: 15	R: 0	H: 0	E: 0	LOB: 0	K: 1	P: 3	R: 0	H: 0	E: 0	LOB: 0	K: 1	P: 5	R: 0	H: 0	E: 0	LOB: 0	K: 1	P: 5
PITCHER Gaylord Perry, R (1, 1) ERA: 5.77	IP	WLS	BF	H	R	ER	SO	BB	IBB	HBP	BLK	WP	HR	S	P	ERA	WHIP													PITCHER	IP	WLS	BF	H	R	ER	SO	BB	IBB	HBP	BLK	WP	HR	S	P	ERA	WHIP	

WP: 0	PA: 33
PB: 0	SB: 0
CS: 0	

Batter	1	2	3	4	5	6	7	8	9	AB	R	H	RBI	BB	SO	LOB	TOP								
Al Bumbry, L (1, 8) OBP: 0.341, SLG: 0.373 (7, 7)	0-0 5-3	0-0 CS	0-0 F3	0-0 4-1			0-0 4-3	0-0 4-3		5	0	0	0	0	0	2									
Dan Ford, R (1, 9) OBP: 0.398, SLG: 0.508	0-0 F8		0-0 5-3		0-0 F9 SF9 2B		0-0 1B 2B		0-0 F8	5	2	2	0	0	0	0									
Cal Ripken Jr., R (1, 6) OBP: 0.364, SLG: 0.492	0-0 5-3		0-0 P6		4-0 BB BB BB		0-0 2B 1B		0-0 4-3 1B	4	1	2	1	1	0	0									
Eddie Murray, S (1, 3) OBP: 0.418, SLG: 0.416		4-0 HR BB		0-0 F7	0-0 F9		0-0 2B		0-0 4-3	4	1	1	1	1	0	3									
John Lowenstein, L (1, 7) OBP: 0.461, SLG: 0.639 John Shelby, S (7, PR) OBP: 0.383, SLG: 0.534 (7, 8)		0-0 HR		4-0 HR BB	0-0 SF9		4-0 BB		0-0 6-3	1	2	1	3	2	0	0									
Ken Singleton, S (1, 10) OBP: 0.381, SLG: 0.549		0-0 HR		0-0 HR	0-3 K		0-0 F9			4	2	2	3	0	1	3									
Rich Dauer, R (1, 4) OBP: 0.301, SLG: 0.315		0-0 5-3		0-0 F2		0-0 F8	0-0 F3			4	0	0	0	0	0	2									
Leo Hernandez, R (1, 5) OBP: 0.310, SLG: 0.365 Aurelio Rodriguez, R (8, 5)		0-0 F7		0-0 1B 1B		0-0 F8		0-0 P5		4	0	1	0	0	0	0									
Rick Dempsey, R (1, 2) OBP: 0.295, SLG: 0.303		0-0 CS 1B		0-0 1B		0-0 F8		0-0 F3		4	0	2	0	0	0	0									
Inning Stats	R: 0 E: 0 K: 0 S: 3	H: 0 LOB: 0 BB: 0 P: 3	R: 3 E: 0 K: 0 S: 5	H: 3 LOB: 0 BB: 1 P: 9	R: 0 E: 0 K: 0 S: 3	H: 0 LOB: 0 BB: 0 P: 3	R: 2 E: 0 K: 0 S: 6	H: 3 LOB: 2 BB: 1 P: 10	R: 1 E: 0 K: 1 S: 6	H: 1 LOB: 1 BB: 1 P: 10	R: 0 E: 0 K: 0 S: 3	H: 0 LOB: 0 BB: 0 P: 3	R: 2 E: 0 K: 0 S: 6	H: 3 LOB: 2 BB: 1 P: 10	R: 0 E: 0 K: 0 S: 3	H: 0 LOB: 0 BB: 0 P: 3	R: 0 E: 0 K: 0 S: 4	H: 1 LOB: 1 BB: 0 P: 4	1B: 5 2B: 3 3B: 0 HR: 3	SF: 1 SAC: 0 DP: 0 HBP: 0	WP: 0 PB: 0 SB: 0 CS: 1	PA: 42			
PITCHER	IP	WLS	BF	H	R	ER	SO	BB	IBB	HBP	BLK	WP	HR	S	P	ERA	WHIP								
Charlie Hough, R (1, 1) ERA: 4.85	3.1	L	15	4	5	5	0	2	0	0	0	0	3	13	21	13.50	1.800								
John Butcher, R (4, 1) ERA: 3.38	3.2		19	6	3	3	1	2	0	0	0	0	0	19	27	7.36	2.182								
Dave Schmidt, R (8, 1) ERA:	2.0		7	1	0	0	0	0	0	0	0	0	0	7	7	0.00	0.500								

Baltimore Orioles @ Texas Rangers
Arlington Stadium, Arlington, TX
Fri May 13 1983, 8:05 PM EDT
Att: 17,463 - Unknown

livebaseballscorecards.com

AB	36
R	8
H	11
RBI	8
BB	4
SO	1
LOB	11



Batter	1	2	3	4	5	6	7	8	9	AB R H RBI BB SO LOB
Bill Sample, R (1, 7) OBP: 0.316, SLG: 0.390	0-0 FC6-4 1B		0-0 F8		0-0 5-3		0-0 F9		0-0 FC5 1B	5 0 2 0 0 0 3
Buddy Bell, R (1, 5) OBP: 0.282, SLG: 0.361	0-0 FC6-4 1-2f		0-0 1B 2-H		0-0 5-3		0-0 F8		0-0 FC5 FC6-4 1-2 2-3f	5 0 1 1 0 0 5
Larry Parrish, R (1, 9) OBP: 0.309, SLG: 0.500	0-0 F7		0-0 1-2 1B		0-0 1B		0-3 K		0-0 FC6-4 1-2f	5 0 2 0 0 1 5
Dave Hostetter, R (1, 10) OBP: 0.343, SLG: 0.349	0-0 6-3		0-3 K		0-0 F7		0-3 K			4 0 0 0 0 2 4
Pete O'Brien, L (1, 3) OBP: 0.238, SLG: 0.265		0-0 F2		0-3 K		0-0 F7		0-3 K		4 0 0 0 0 2 0
George Wright, S (1, 8) OBP: 0.283, SLG: 0.272		0-0 4-3		4-0 FC5-4 BB		0-0 L6		0-0 1B		3 0 1 0 1 0 0
Jim Sundberg, R (1, 2) OBP: 0.239, SLG: 0.259		0-0 F9		0-0 FC5-4 2B 1-2f		0-0 F7		0-0 6-3		4 0 0 0 0 0 2
Bucky Dent, R (1, 6) OBP: 0.322, SLG: 0.376			0-0 6-3 1B		0-0 1-3 2B		0-0 1B 1B		0-0 FC5 1B 1B	4 1 4 0 0 0 0
Wayne Tolleson, S (1, 4) OBP: 0.304, SLG: 0.344			0-0 6-3 1-2		0-0 6-3		0-0 1-2 1B		0-3 K	4 0 1 0 0 1 4

Inning Stats	R: 0	H: 1	E: 0	LOB: 1	K: 0	S: 4	P: 4	R: 0	H: 0	E: 0	LOB: 0	K: 0	S: 3	P: 3	R: 1	H: 3	E: 0	LOB: 2	K: 1	S: 8	P: 8	R: 0	H: 1	E: 0	LOB: 2	K: 1	S: 6	R: 0	H: 1	E: 0	LOB: 1	K: 0	S: 4	P: 4	R: 0	H: 0	E: 0	LOB: 0	K: 0	S: 3	P: 3	R: 0	H: 2	E: 0	LOB: 2	K: 1	S: 7	P: 7	R: 0	H: 1	E: 0	LOB: 1	K: 2	S: 8	P: 8	R: 0	H: 2	E: 0	LOB: 2	K: 1	S: 7	P: 7	1B: 10	SF: 0	2B: 1	SAC: 0	3B: 0	DP: 0	HR: 0	HBP: 0	WP: 0	PA: 39
PITCHER	IP	WLS	BF	H	R	ER	SO	BB	IBB	HBP	BLK	WP	HR	S	P	ERA	WHIP																			IP	WLS	BF	H	R	ER	SO	BB	IBB	HBP	BLK	WP	HR	S	P	ERA	WHIP																				
Storm Davis, R (1, 1) ERA: 2.19	7.0	W	30	8	1	1	3	1	0	0	0	0	0	35	39	1.29	1.286																																																							
Tim Stoddard, R (8, 1) ERA: 2.13	2.0		9	3	0	0	3	0	0	0	0	0	0	15	15	0.00	1.500																																																							

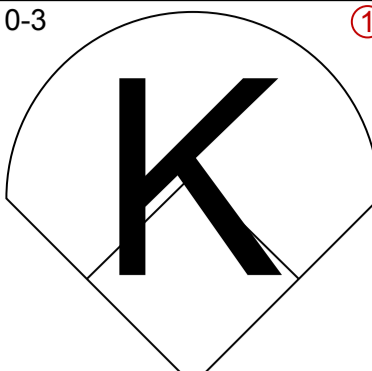
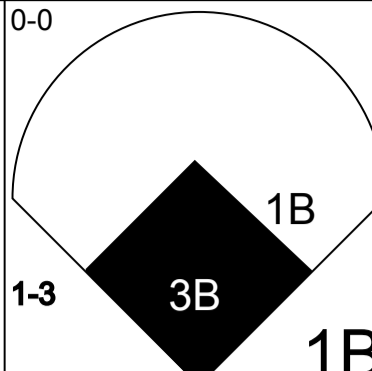
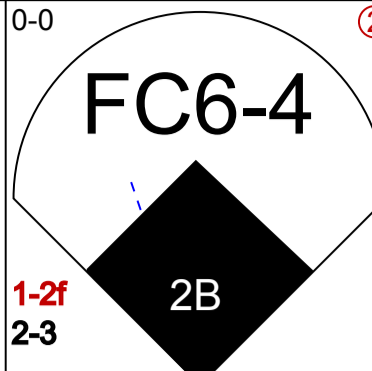
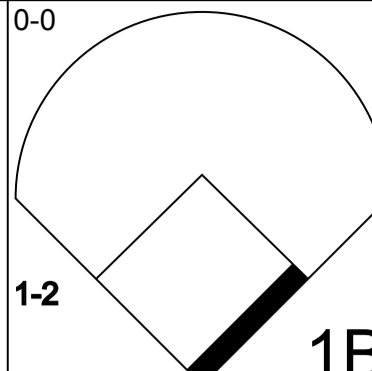
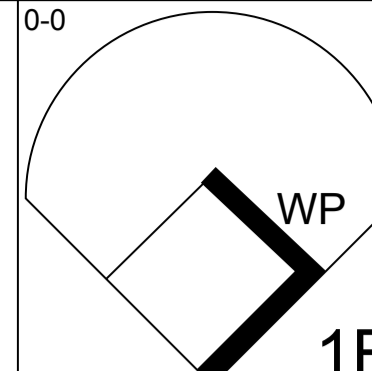
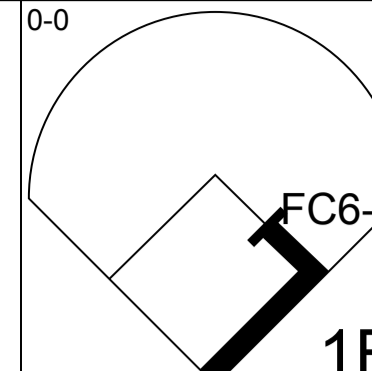
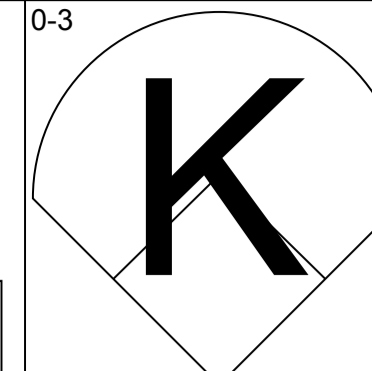
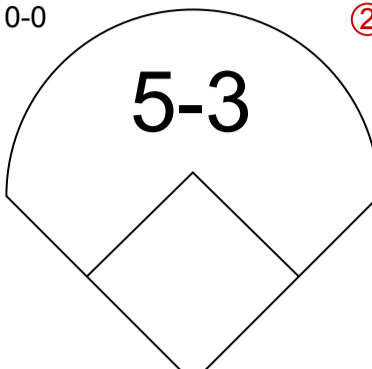
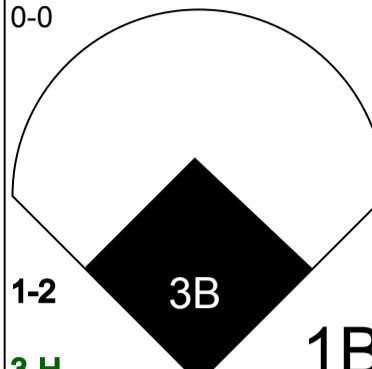
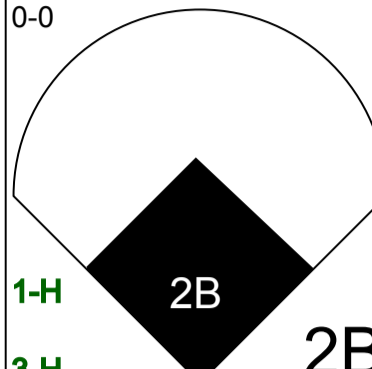
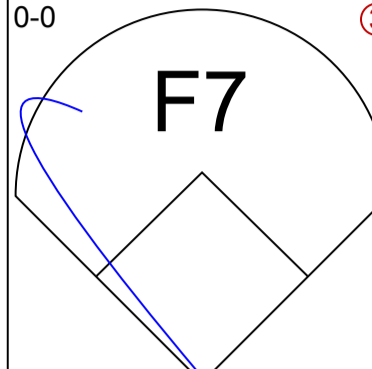
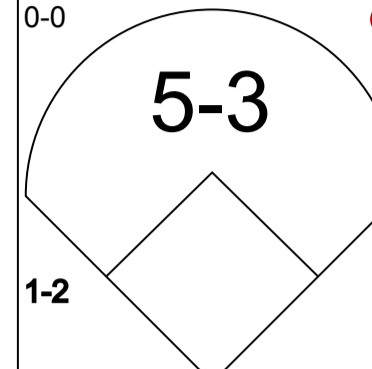
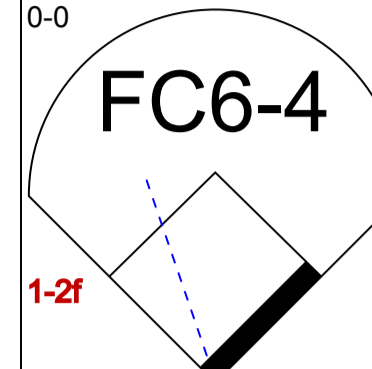
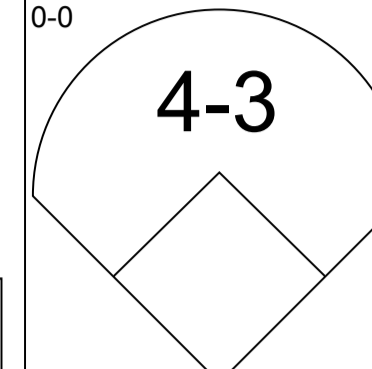
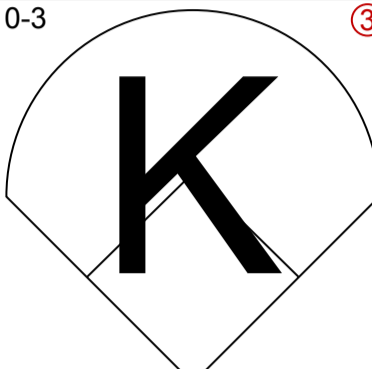
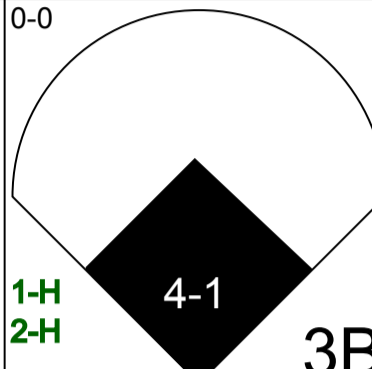
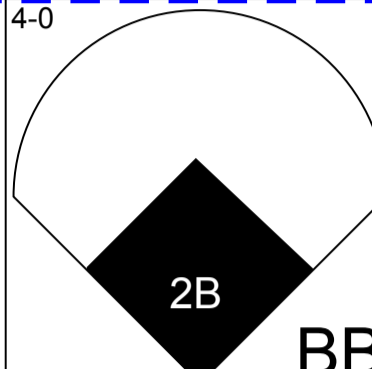
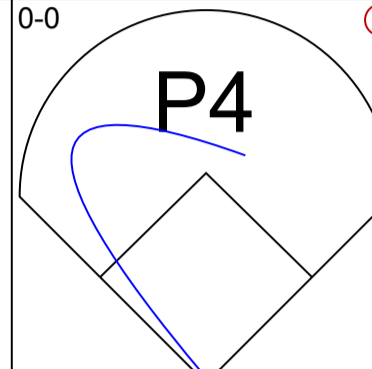
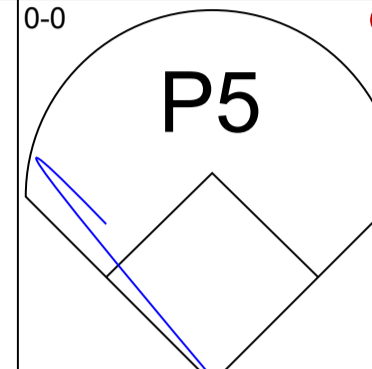
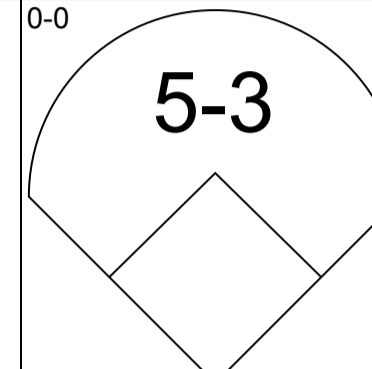
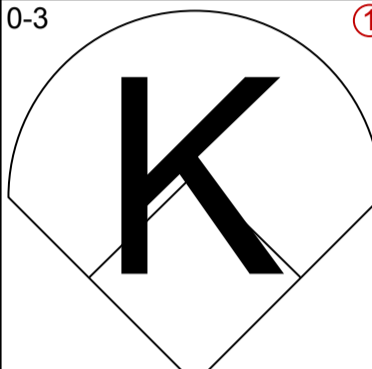
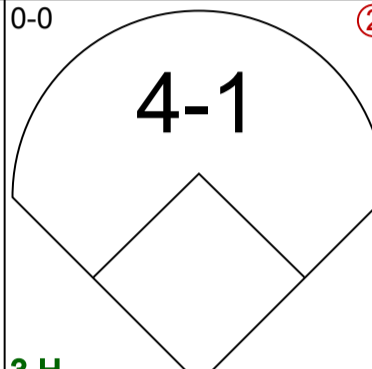
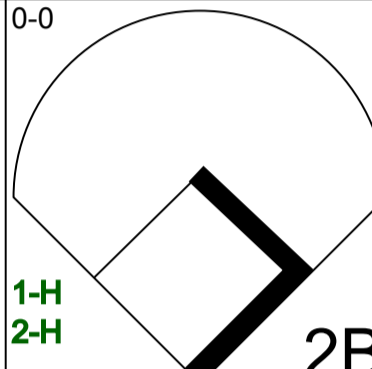
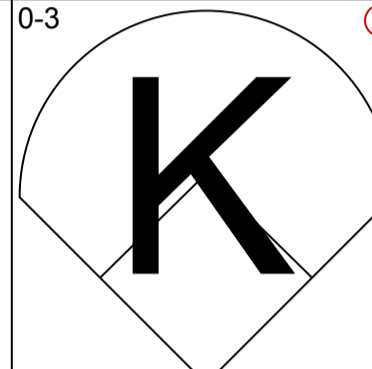
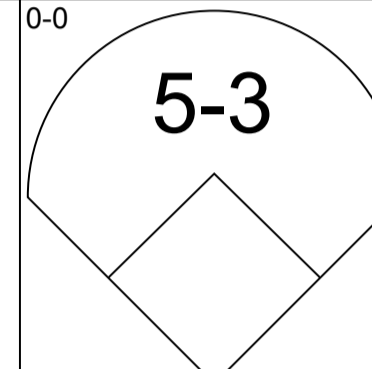
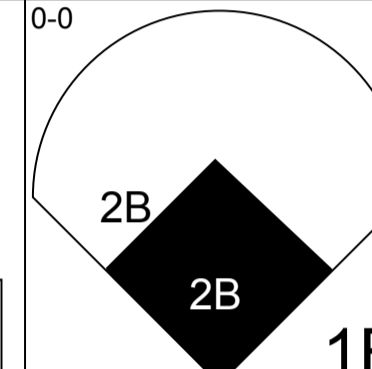
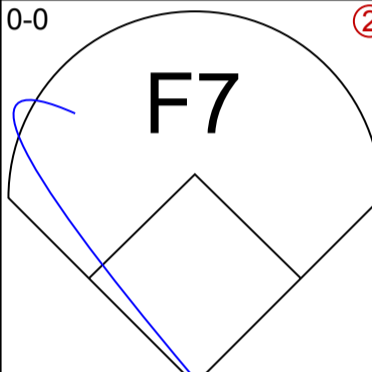
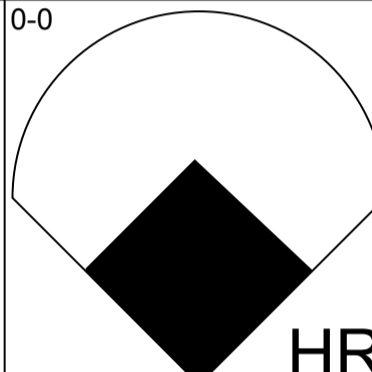
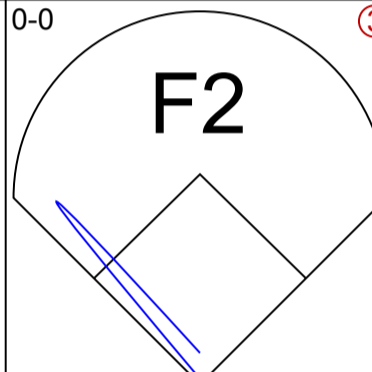
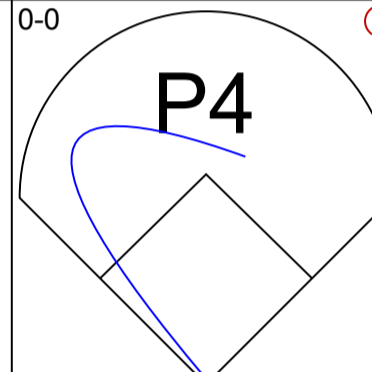
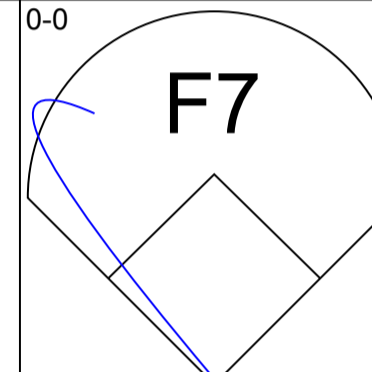
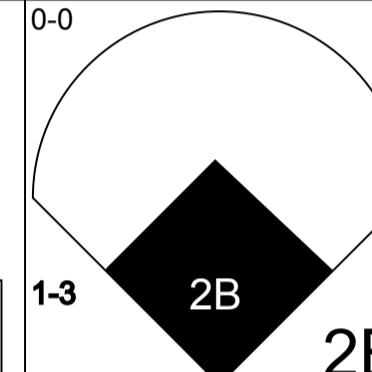
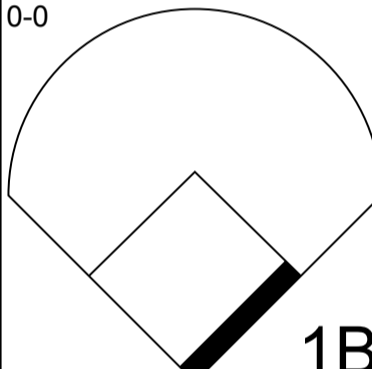
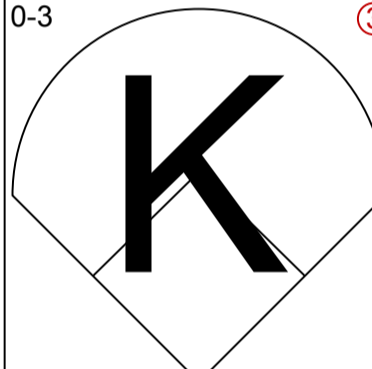
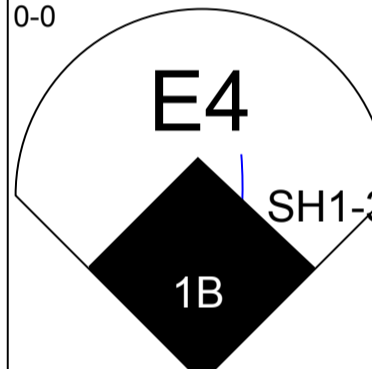
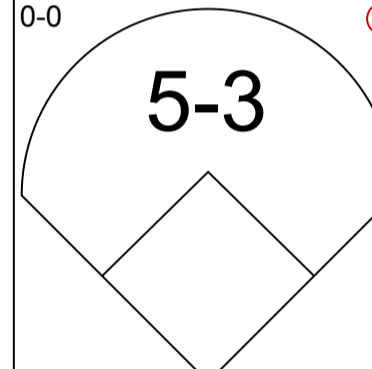
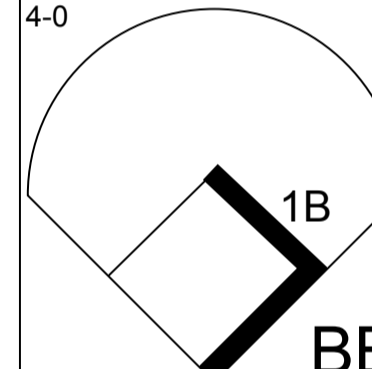
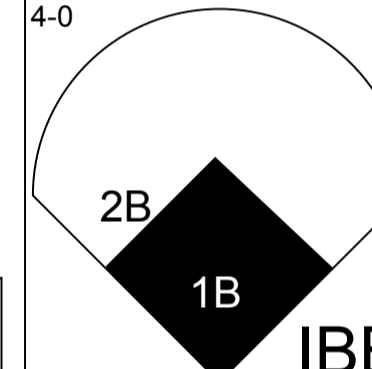
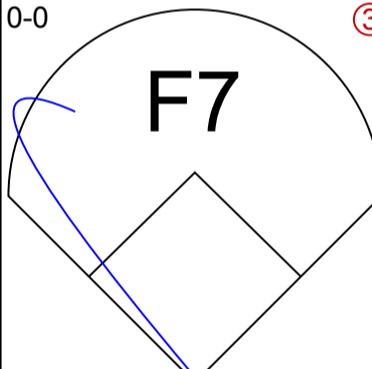
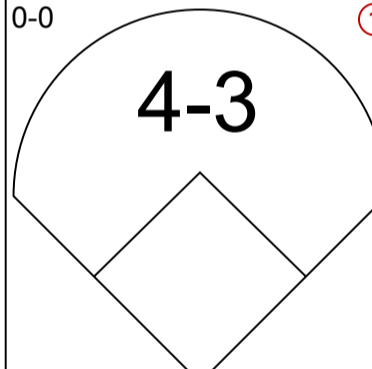
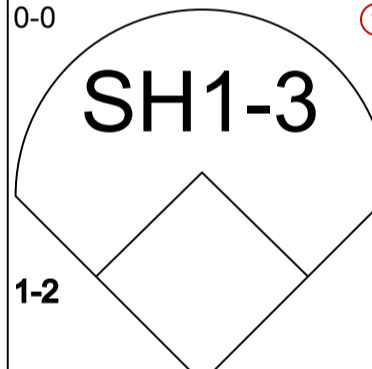
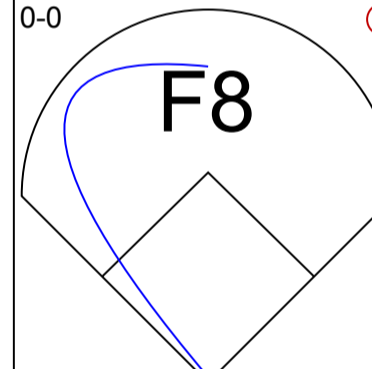
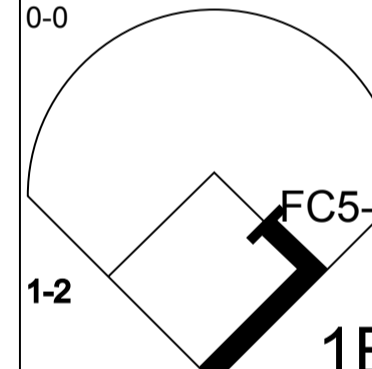
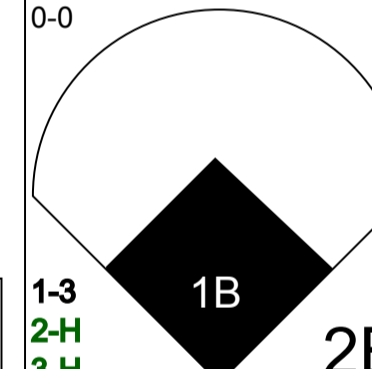
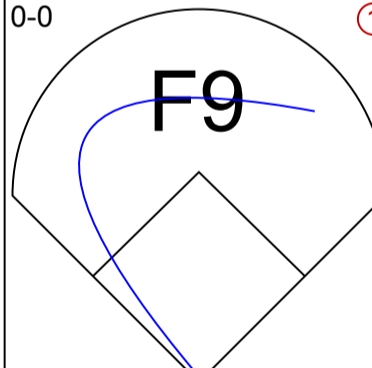
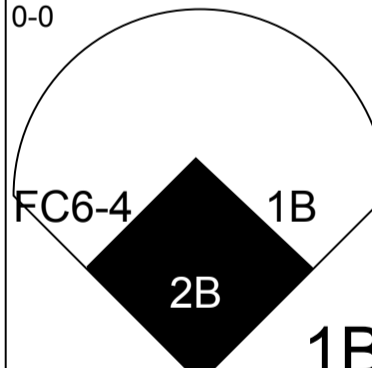
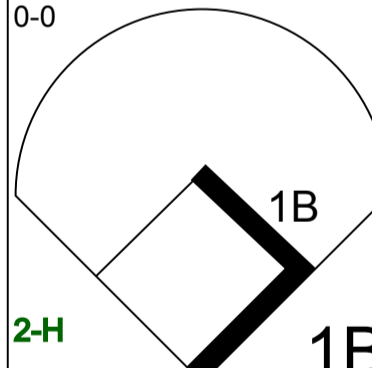
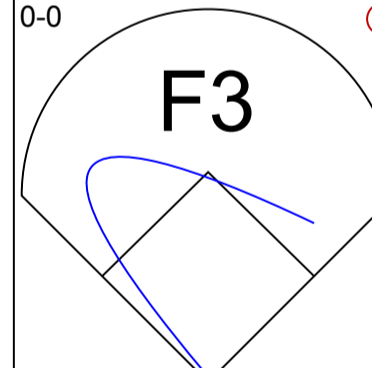
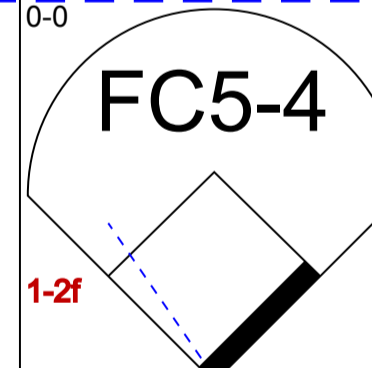
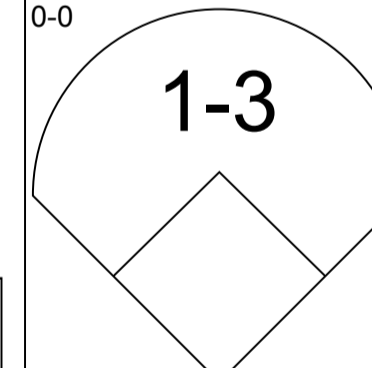
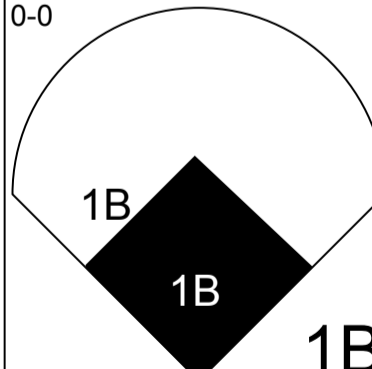
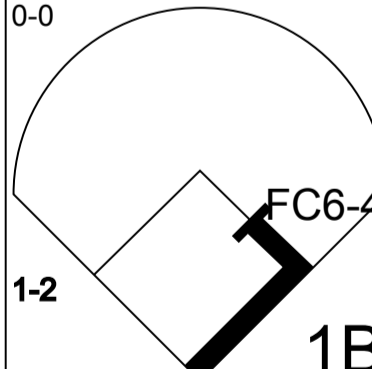
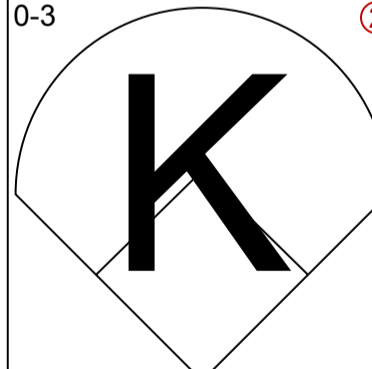
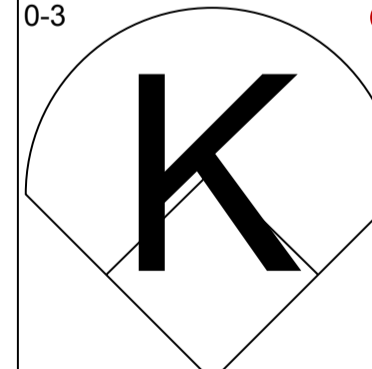
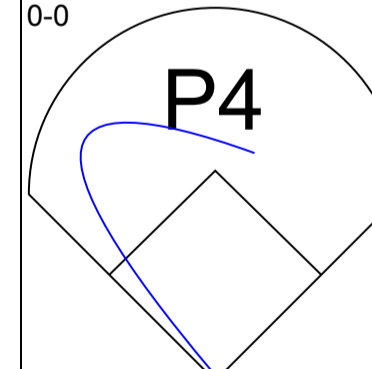
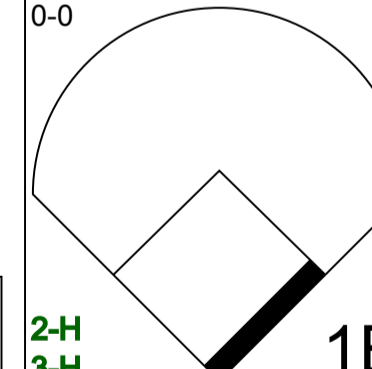

BOTTOM

Baltimore Orioles @ Texas Rangers
Arlington Stadium, Arlington, TX
Fri May 13 1983, 8:05 PM EDT
Att. 17,463 - Unknown

livebaseballscorecards.com

AB	38
R	1
H	11
RBI	1
BB	1
SO	6
LOB	23



Batter	1	2	3	4	5	6	7	8	9	10	11	AB R H RBI BB SO LOB	TOP
Al Bumbry, L (1, 8) <small>OBP: 0.340, SLG: 0.372</small> John Shelby, S (5, PH) <small>OBP: 0.408, SLG: 0.548</small>												3 2 1 0 0 1 2 4 0 3 0 0 1 1	
Dan Ford, R (1, 9) <small>OBP: 0.393, SLG: 0.504</small>												7 2 2 3 0 0 5	
Cal Ripken Jr., R (1, 6) <small>OBP: 0.363, SLG: 0.496</small>												5 2 1 2 1 1 2	
Eddie Murray, S (1, 3) <small>OBP: 0.414, SLG: 0.420</small>												6 1 2 3 0 2 0	
John Lowenstein, L (1, 7) <small>OBP: 0.462, SLG: 0.683</small> Gary Roenicke, R (4, PH) <small>OBP: 0.316, SLG: 0.360</small>												2 1 1 1 0 0 0 4 1 1 0 0 0 1	
Ken Singleton, S (1, 10) <small>OBP: 0.382, SLG: 0.537</small> Jim Dwyer, L (9, PR) <small>OBP: 0.382, SLG: 0.393</small>												4 1 1 0 1 1 0 0 1 0 0 1 0 0	
Rich Dauer, R (1, 4) <small>OBP: 0.296, SLG: 0.310</small> Lenn Sakata, R (5, 4) <small>OBP: 0.400, SLG: 0.600</small>												2 0 0 0 0 0 1 3 1 2 2 0 0 0	AB 52 R 14 H 19 RBI 14 BB 3 SO 8 LOB 17
Leo Hernandez, R (1, 5) <small>OBP: 0.311, SLG: 0.364</small>												6 1 2 1 0 0 4	
Rick Dempsey, R (1, 2) <small>OBP: 0.310, SLG: 0.319</small>												6 1 3 2 0 2 1	
Inning Stats	R: 0 H: 0 E: 0 LOB: 0 K: 2 BB: 0 S: 7 P: 7	R: 0 H: 1 E: 0 LOB: 1 K: 1 BB: 0 S: 6 P: 6	R: 5 H: 5 E: 0 LOB: 0 K: 1 BB: 0 S: 10 P: 10	R: 4 H: 4 E: 0 LOB: 1 K: 0 BB: 1 S: 7 P: 11	R: 1 H: 2 E: 1 LOB: 2 K: 1 BB: 0 S: 8 P: 8	R: 0 H: 0 E: 0 LOB: 0 K: 1 BB: 0 S: 5 P: 5	R: 0 H: 0 E: 0 LOB: 0 K: 0 BB: 0 S: 3 P: 3	R: 0 H: 1 E: 0 LOB: 1 K: 1 BB: 0 S: 6 P: 6	R: 0 H: 1 E: 0 LOB: 2 K: 0 BB: 1 S: 4 P: 8	R: 0 H: 1 E: 0 LOB: 1 K: 0 BB: 0 S: 4 P: 4	R: 4 H: 4 E: 0 LOB: 1 K: 1 BB: 1 S: 9 P: 13	1B: 13 SF: 0 2B: 4 SAC: 1 3B: 1 DP: 0 HR: 1 HBP: 0	WP: 1 PA: 56 PB: 0 SB: 0 CS: 0
PITCHER Mike Smithson, R (1, 1) <small>ERA: 4.22</small> Frank Tanana, L (4, 1) <small>ERA: 0.54</small> Dave Tobik, R (9, 1) <small>ERA: 4.8</small>	IP WLS BF H R ER SO BB IBB HBP BLK WP HR S P ERA WHIP 3.2 0 20 9 8 8 4 0 0 0 0 0 1 28 28 19.64 2.455 5.0 0 23 5 2 1 3 2 0 0 0 1 0 27 35 1.80 1.400 2.1 L 13 5 4 4 1 0 1 0 0 0 0 0 14 18 15.43 2.143	PITCHER IP WLS BF H R ER SO BB IBB HBP BLK WP HR S P ERA WHIP											

Baltimore Orioles @ Texas Rangers
 Arlington Stadium, Arlington, TX
 Sat May 14 1983, 8:05 PM EDT
 Att. 12,198 - Unknown

livebaseballscorecards.com

Batter	1	2	3	4	5	6	7	8	9	10	11	AB R H RBI BB SO LOB
Bill Sample, R (1, 7) OBP: 0.329, SLG: 0.419	4-0 SH2-3 BB	0-0 1-H 2-H HR		0-0 2-3 1B	0-0 1-2f FC6-4		0-0 F3		0-0 P4		0-0 1B	6 1 3 4 1 0 2
Mickey Rivers, L (1, 10) OBP: 0.311, SLG: 0.326	0-0 SH2-3 1-2	0-0 F7		0-0 P4		0-0 4-3	4-0 BB		0-0 1-3		0-0 F7 1B	5 0 0 0 1 0 4
Buddy Bell, R (1, 5) OBP: 0.275, SLG: 0.349	0-3 K	0-0 4-3		0-0 1-2f FC6-4		0-0 FC6-4 1B 1B	0-0 F8		0-0 F9		0-3 K	7 1 1 0 0 2 6
Larry Parrish, R (1, 9) OBP: 0.310, SLG: 0.489	0-0 F7		0-0 4-3		0-0 5-3	0-0 1-2 FC6-4 1B		0-0 2B 1B		0-0 6-3		6 1 2 0 0 0 1
Dave Hostetler, R (1, 3) Pete O'Brien, L (10, PR) OBP: 0.238, SLG: 0.265		0-0 SH3 1B 1B	0-3 K		0-0 2B 1B	0-0 1-2f 2-3 FC6-4 1B		0-3 K		0-0 CS 1B 1B		6 3 3 0 0 2 3 0 0 0 0 0 0 0
Jim Sundberg, R (1, 2) OBP: 0.276, SLG: 0.308		0-0 1-2 SH3 1B 1B	0-0 FC6-4 1B		0-0 1-3 2B 2B	0-0 1-2 3-H 1B 1B		0-0 F9		0-0 1-2 1B		6 2 5 1 0 0 1
George Wright, S (1, 8) OBP: 0.304, SLG: 0.311		0-0 SH3 1-2 2-3	0-0 FC6-4 1-2f		0-0 2-H 3-H 2B	0-0 1-2 2-H 1B		0-0 1-H 2B		0-0 CS 2-3	0-0 1B 1B	5 1 4 4 0 0 1
Bucky Dent, R (1, 6) OBP: 0.323, SLG: 0.385		0-0 HR 2-H 3-H 1B		0-0 1B 2B	0-0 2-3 FC6-4	0-0 F8		0-0 6-3			0-0 F8	6 1 2 2 0 0 5
Wayne Tolleson, S (1, 4) Larry Biittner, L (9, PH) Jim Anderson, R (10, 4) OBP: 0.200, SLG: 0.200		0-0 HR 1B		0-0 6-3	0-3 K		0-0 6-3		0-0 F7		0-0 1B	4 1 1 0 0 1 3 1 0 0 0 0 0 0 1 0 1 0 0 0 0


Inning Stats	R: 0 E: 0 K: 1 S: 5	H: 0 LOB: 1 BB: 1 P: 9	R: 5 E: 0 K: 0 S: 8	H: 5 LOB: 0 BB: 0 P: 8	R: 0 E: 0 K: 1 S: 6	H: 1 LOB: 1 BB: 0 P: 6	R: 0 E: 0 K: 0 S: 5	H: 2 LOB: 2 BB: 0 P: 5	R: 2 E: 1 K: 1 S: 9	H: 3 LOB: 2 BB: 0 P: 9	R: 2 E: 0 K: 0 S: 7	H: 4 LOB: 2 BB: 0 P: 7	R: 0 E: 0 K: 0 S: 3	H: 0 LOB: 1 BB: 1 P: 7	R: 1 E: 0 K: 1 S: 7	H: 2 LOB: 1 BB: 0 P: 7	R: 0 E: 0 K: 0 S: 3	H: 0 LOB: 0 BB: 0 P: 3	R: 0 E: 0 K: 0 S: 4	H: 2 LOB: 1 BB: 0 P: 4	R: 1 E: 0 K: 1 S: 8	H: 3 LOB: 2 BB: 0 P: 8	1B: 17 2B: 4 3B: 0 HR: 1	SF: 0 SAC: 2 DP: 0 HBP: 0	WP: 0 PB: 0 SB: 0 CS: 1	PA: 58	
PITCHER	IP	WLS	BF	H	R	ER	SO	BB	IBB	HBP	BLK	WP	HR	S	P	ERA	WHIP										
Scott McGregor, L (1, 1) ERA: 5.33	4.1		25	11	7	7	2	1	0	0	0	0	1	28	32	14.54	2.769										
Don Welchel, R (5, 1) ERA: 4.86	1.1		9	4	2	2	1	0	0	0	0	0	0	11	11	13.50	3.000										
Sammy Stewart, R (6, 1) ERA: 4.2	4.0		17	4	1	1	1	1	0	0	0	0	0	18	22	2.25	1.250										
Tippy Martinez, L (10, 1) ERA: 5.12	1.0	W	5	3	1	1	0	0	0	0	0	0	0	5	5	9.00	3.000										
Tim Stoddard, R (11, 1) ERA: 2.08	0.1	S	1	0	0	0	1	0	0	0	0	0	0	3	3	0.00	0.000										

BOTTOM

Baltimore Orioles @ Texas Rangers
Arlington Stadium, Arlington, TX

Sat May 14 1983, 8:05 PM EDT
Att. 12,198 - Unknown

AB	53
R	11
H	22
RBI	11
BB	2
SO	5
LOB	26



Batter	1	2	3	4	5	6	7	8	9	AB R H RBI BB SO LOB	TOP		
Al Bumby, L (1, 8) <small>OBP: 0.327, SLG: 0.356</small> Aurelio Rodriguez, R (8, 5)	0-3 		0-0 			0-0 		0-0 		4 0 0 0 0 1 3 0 0 0 0 0 0 0	Baltimore Orioles @ Texas Rangers Arlington Stadium, Arlington, TX Sun May 15 1983, 4:33 AM EDT Att. 11,262 - Unknown		
Dan Ford, R (1, 9) <small>OBP: 0.388, SLG: 0.492</small>	4-0 			0-0 		0-0 		0-0 		3 0 0 0 1 0 1			
Cal Ripken Jr., R (1, 6) <small>OBP: 0.360, SLG: 0.489</small>	0-3 			0-3 			0-0 		0-0 	4 1 1 0 0 2 1			
Eddie Murray, S (1, 3) <small>OBP: 0.414, SLG: 0.420</small> Jim Dwyer, L (1, 3) <small>OBP: 0.342, SLG: 0.344</small>		0-0 		0-0 		0-0 		0-3 	0 0 0 0 0 0 0 4 0 0 0 0 1 1				
John Lowenstein, L (1, 7) <small>OBP: 0.439, SLG: 0.642</small>		0-3 			0-0 		0-0 	0-3 	4 0 0 0 0 2 1				
Ken Singleton, S (1, 10) <small>OBP: 0.381, SLG: 0.526</small>		0-3 			0-0 		4-0 		2 0 0 0 1 1 0				
Lenn Sakata, R (1, 4) <small>OBP: 0.500, SLG: 0.625</small>			0-0 		0-0 		0-0 		3 0 2 0 0 0 0				
Leo Hernandez, R (1, 5) <small>OBP: 0.311, SLG: 0.357</small> Joe Nolan, L (8, 2) <small>OBP: 0.324, SLG: 0.438</small>			0-0 			4-0 	0-0 		2 0 0 0 1 0 3 0 0 0 0 0 0 0				
Rick Dempsey, R (1, 2) <small>OBP: 0.314, SLG: 0.324</small> John Shelby, S (8, PH) <small>OBP: 0.400, SLG: 0.540</small> (8, 8)			0-0 			0-0 		0-3 	2 0 1 0 0 0 1 1 0 0 0 0 1 0				
Inning Stats	R: 0 H: 0 E: 0 LOB: 0 K: 2 BB: 1 S: 6 P: 10	R: 0 H: 0 E: 0 LOB: 0 K: 2 BB: 0 S: 7 P: 7	R: 0 H: 2 E: 0 LOB: 1 K: 0 BB: 0 S: 4 P: 4	R: 0 H: 0 E: 0 LOB: 0 K: 1 BB: 0 S: 5 P: 5	R: 0 H: 0 E: 0 LOB: 0 K: 0 BB: 0 S: 3 P: 3	R: 0 H: 0 E: 0 LOB: 1 K: 0 BB: 1 S: 3 P: 7	R: 1 H: 2 E: 1 LOB: 2 K: 0 BB: 1 S: 5 P: 9	R: 0 H: 0 E: 0 LOB: 0 K: 1 BB: 0 S: 5 P: 5	R: 0 H: 0 E: 0 LOB: 0 K: 2 BB: 0 S: 7 P: 7	1B: 4 SF: 0 2B: 1 SAC: 0 3B: 0 DP: 1 HR: 0 HBP: 0		WP: 0 PA: 32 PB: 0 SB: 0 CS: 1	
PITCHER Danny Darwin, R (1, 1) <small>ERA: 3.46</small> Odell Jones, R (7, 1) <small>ERA: 3.78</small>	IP WLS BF H R ER SO BB IBB HBP BLK WP HR S P ERA WHIP 6.2 W 25 4 1 0 5 3 0 0 0 0 0 0 32 44 0.00 1.050						IP WLS BF H R ER SO BB IBB HBP BLK WP HR S P ERA WHIP 2.1 S 7 0 0 0 3 0 0 0 0 0 0 0 13 13 0.00 0.000						

livebaseballscorecards.com

AB	29
R	1
H	4
RBI	0
BB	3
SO	8
LOB	11



Batter	1	2	3	4	5	6	7	8	9	AB R H RBI BB SO LOB
Bill Sample, R (1, 7) OBP: 0.319, SLG: 0.406	0-3 K ①		0-0 P4 ①②		0-0 6-3 ③			0-0 F7 ②		4 0 0 0 0 1 3
Buddy Bell, R (1, 5) OBP: 0.275, SLG: 0.341	0-0 F7 ②		0-0 F7 ③			0-0 5-3 ①		4-0 1B BB		3 0 0 0 1 0 0
Larry Parrish, R (1, 9) OBP: 0.317, SLG: 0.484	0-3 K ③			4-0 BB		0-0 F8 ②		0-0 1B		3 0 1 0 1 1 0
Dave Hostetter, R (1, 10) OBP: 0.339, SLG: 0.344		0-3 K ①		0-0 G6-4-3 ①②		0-3 K ③		0-0 F2 ③		4 0 0 0 0 2 3
Pete O'Brien, L (1, 3) OBP: 0.241, SLG: 0.267		0-0 2B 1B		0-0 F8 ③			0-0 F9 ①			3 1 1 0 0 0 0
George Wright, S (1, 8) OBP: 0.297, SLG: 0.303		0-0 P6 ②			0-0 6-3 ①		0-0 F9 ②			3 0 0 0 0 0 1
Jim Sundberg, R (1, 2) OBP: 0.297, SLG: 0.333		0-0 1B 2B			0-0 2B 1B		4-0 BB			2 1 2 1 1 0 0
Bucky Dent, R (1, 6) OBP: 0.333, SLG: 0.404		0-0 CS 1B			0-0 2B		0-0 4-3 ③			3 0 2 1 0 0 1
Wayne Tolleson, S (1, 4) OBP: 0.303, SLG: 0.338		0-0 CS ③	0-0 CS 1B		0-3 K ②			0-0 4-3 ①		3 0 1 0 0 1 2

Inning Stats	R: 0 E: 0 K: 2 S: 7	H: 0 LOB: 0 BB: 0 P: 7	R: 2 E: 0 K: 1 S: 7	H: 3 LOB: 0 BB: 0 P: 7	R: 0 E: 0 K: 0 S: 3	H: 1 LOB: 0 BB: 0 P: 3	R: 0 E: 0 K: 0 S: 2	H: 0 LOB: 0 BB: 1 P: 6	R: 0 E: 0 K: 1 S: 7	H: 2 LOB: 2 BB: 0 P: 7	R: 0 E: 0 K: 1 S: 5	H: 0 LOB: 0 BB: 0 P: 5	R: 0 E: 0 K: 0 S: 3	H: 0 LOB: 1 BB: 1 P: 7	R: 0 E: 0 K: 0 S: 4	H: 1 LOB: 2 BB: 1 P: 8	1B: 5 2B: 2 3B: 0 HR: 0	SF: 0 SAC: 0 DP: 1 HBP: 0	WP: 0 PB: 0 SB: 0 CS: 2	PA: 32
--------------	------------------------------	---------------------------------	------------------------------	---------------------------------	------------------------------	---------------------------------	------------------------------	---------------------------------	------------------------------	---------------------------------	------------------------------	---------------------------------	------------------------------	---------------------------------	------------------------------	---------------------------------	----------------------------------	------------------------------------	----------------------------------	--------

PITCHER	IP	WLS	BF	H	R	ER	SO	BB	IBB	HBP	BLK	WP	HR	S	P	ERA	WHIP	PITCHER	IP	WLS	BF	H	R	ER	SO	BB	IBB	HBP	BLK	WP	HR	S	P	ERA	WHIP		
Dennis Martinez, R (1, 1) ERA: 3.98	8.0	L	31	7	2	2	5	3	0	0	0	0	0	38	50	2.25	1.250																				

BOTTOM

Baltimore Orioles @ Texas Rangers
Arlington Stadium, Arlington, TX
 Sun May 15 1983, 4:33 AM EDT
 Att. 11,262 - Unknown

AB	28
R	2
H	7
RBI	2
BB	3
SO	5
LOB	10



livebaseballscores.com

Batter	1	2	3	4	5	6	7	8	9	AB R H RBI BB SO LOB	TOP																									
Lorenzo Gray, R (1, 5) OBP: 0.255, SLG: 0.235	0-0 F9	4-0 BB		0-0 F3			0-0 SH1-3		0-0 6-3	3 0 0 0 1 0 0																										
Tony Bernazard, S (1, 4) OBP: 0.318, SLG: 0.419	0-0 1B	0-3 K		0-0 F6			0-0 F8		0-3 K	5 0 1 0 0 2 4																										
Harold Baines, L (1, 9) OBP: 0.321, SLG: 0.333	0-0 L9		0-0 1B		0-0 F7		4-0 IBB		0-0 F7	4 1 1 0 1 0 1																										
Ron Kittle, R (1, 7) OBP: 0.304, SLG: 0.495	0-0 1B		0-0 1B		0-0 F3		0-3 K			4 1 2 0 0 1 2																										
Tom Paciorek, R (1, 3) OBP: 0.333, SLG: 0.466	0-3 K		0-0 G3		0-0 F8			4-0 1B		3 0 0 1 1 1 3																										
Greg Luzinski, R (1, 10) OBP: 0.322, SLG: 0.305		0-0 F9	0-0 F3		0-0 F9			0-0 F9		4 0 0 0 0 0 2																										
Marc Hill, R (1, 2) OBP: 0.364, SLG: 0.375		0-0 F7	0-0		0-0 F3			0-0 F7		3 0 1 1 0 0 0																										
Mike Squires, L (8, PH) OBP: 0.275, SLG: 0.197										1 0 0 0 0 0 1																										
Carlton Fisk, R (8, 2) OBP: 0.232, SLG: 0.280										0 0 0 0 0 0 0																										
Rusty Kuntz, R (1, 8) OBP: 0.359, SLG: 0.242		4-0 BB	0-3 K		0-3 K			0-0		2 0 0 0 1 2 1																										
Jerry Hairston, S (8, PH) OBP: 0.360, SLG: 0.381								1-2 1B		1 0 1 0 0 0 0																										
Jerry Dybzinski, R (1, 6) OBP: 0.325, SLG: 0.314		4-0 BB		0-0 6-3			4-0 SH1-3	0-3 K		1 0 0 0 1 0 0																										
Rudy Law, L (7, PH) OBP: 0.315, SLG: 0.289										0 0 0 0 1 0 0																										
Scott Fletcher, R (7, 6) OBP: 0.365, SLG: 0.349										0 0 0 0 0 0 0																										
Greg Walker, L (8, PH) OBP: 0.289, SLG: 0.457										1 0 0 0 0 1 2																										
Vance Law, R (8, 6) OBP: 0.228, SLG: 0.241										0 0 0 0 0 0 0																										
Inning Stats	R: 0 E: 0 K: 1 S: 7	H: 2 LOB: 2 BB: 0 P: 7	R: 0 E: 0 K: 1 S: 5	H: 0 LOB: 3 BB: 3 P: 17	R: 2 E: 0 K: 1 S: 8	H: 3 LOB: 1 BB: 0 P: 8	R: 0 E: 0 K: 0 S: 3	H: 0 LOB: 0 BB: 0 P: 3	R: 0 E: 0 K: 1 S: 5	H: 0 LOB: 0 BB: 0 P: 5	R: 0 E: 0 K: 1 S: 5	H: 0 LOB: 2 BB: 2 P: 13	R: 0 E: 0 K: 1 S: 6	H: 1 LOB: 2 BB: 1 P: 10	R: 0 E: 0 K: 1 S: 5	H: 0 LOB: 0 BB: 0 P: 5	1B: 6 2B: 0 3B: 0 HR: 0	SF: 0 SAC: 1 DP: 0 HBP: 0	WP: 0 PB: 0 SB: 1 CS: 0	PA: 39																
PITCHER	IP WLS BF H R ER SO BB IBB HBP BLK WP HR S P ERA WHIP																																			
Mike Flanagan, L (1, 1) ERA: 2.72	0.1		2	1	0	0	0	0	0	0	0	0	0	2	2	0.00	3.000																			
Sammy Stewart, R (1, 1) ERA: 4.04	5.2		24	4	2	2	4	3	0	0	0	0	0	29	41	3.18	1.235																			
Tim Stoddard, R (7, 1) ERA: 1.69	3.0	W	13	1	0	0	3	2	1	0	0	0	0	16	28	0.00	1.000																			

Chicago White Sox @ Baltimore Orioles
 Memorial Stadium, Baltimore, MD
 Tue May 17 1983, 7:05 PM EDT
 Unknown - 61 F

livebaseballscorecards.com

AB	32
R	2
H	6
RBI	2
BB	6
SO	7
LOB	16



Batter	1	2	3	4	5	6	7	8	9
Al Bumbry, L (1, 8) Rick Dempsey, R (8, 2) OBP: 0.317, SLG: 0.344 OBP: 0.322, SLG: 0.324	0-0 F8	0-0 E6		0-0 F4			0-0 SH1-4	4-0 BB	
Dan Ford, R (1, 9) OBP: 0.396, SLG: 0.496	1B G3 1B	0-0 CS	0-0 FC1-6	0-0 F8			0-0 BB 1B	0-3 K	
Cal Ripken Jr., R (1, 6) OBP: 0.364, SLG: 0.486	0-0 G3 1B		0-0 F4		0-3 K		4-0 1B HR		
Eddie Murray, S (1, 3) OBP: 0.417, SLG: 0.423	0-0 G3 1B		0-0 FC1-6		0-0 1-3		0-0 HR 1B		
John Lowenstein, L (1, 7) Gary Roenicke, R (7, PH) (8, 7) OBP: 0.435, SLG: 0.629 OBP: 0.328, SLG: 0.431	0-0 G3		0-0		0-3 K		0-0 HR		
Ken Singleton, S (1, 10) OBP: 0.376, SLG: 0.510	0-0 IBB		0-0 F5		0-3 K		0-0 L3		
Lenn Sakata, R (1, 4) OBP: 0.333, SLG: 0.417	0-0 1-3			0-3 K		0-0 L7	0-0 F3		
Leo Hernandez, R (1, 5) OBP: 0.310, SLG: 0.379				0-0 HR		0-3 K		0-3 K	
Joe Nolan, L (1, 2) John Shelby, S (7, PR) (8, 8) OBP: 0.351, SLG: 0.471 OBP: 0.394, SLG: 0.531				4-0 BB			0-0 SH1-4 1B	0-0 F2	

AB	R	H	RBI	BB	SO	LOB
3	0	0	0	0	0	1
0	0	0	0	1	0	0
5	2	3	1	0	1	2
3	1	1	0	1	1	1
4	1	2	1	0	0	1
3	0	1	1	0	1	2
1	1	1	3	0	0	0
3	0	0	0	1	1	3
4	0	0	0	0	1	4
4	1	1	1	0	3	0
2	0	1	0	1	0	0
1	1	0	0	0	0	0

BOTTOM	
AB	33
R	7
H	10
RBI	7
BB	4
SO	8
LOB	14
WP: 0	PA: 39
PB: 0	
SB: 0	
CS: 1	

Chicago White Sox @ Baltimore Orioles
 Memorial Stadium, Baltimore, MD
 Tue May 17 1983, 7:05 PM EDT
 Unknown - 61 F

Inning Stats		PITCHER															
R: 1	H: 3	R: 0	H: 0	R: 0	H: 0	R: 0	H: 0	R: 0	H: 0	R: 5	H: 4	R: 0	H: 0	R: 0	H: 0	R: 0	H: 0
E: 0	LOB: 3	E: 1	LOB: 0	E: 0	LOB: 2	E: 0	LOB: 0	E: 0	LOB: 0	E: 0	LOB: 1	E: 0	LOB: 1	E: 0	LOB: 0	E: 0	LOB: 1
K: 0	BB: 1	K: 1	BB: 0	K: 0	BB: 0	K: 2	BB: 0	K: 2	BB: 0	K: 0	BB: 1	K: 2	BB: 1	K: 2	BB: 0	K: 2	BB: 1
S: 6	P: 10	S: 5	P: 5	S: 5	P: 5	S: 7	P: 7	S: 7	P: 7	S: 7	P: 11	S: 7	P: 7	S: 7	P: 7	S: 7	P: 11

PITCHER		IP	WLS	BF	H	R	ER	SO	BB	IBB	HBP	BLK	WP	HR	S	P	ERA	WHIP
LaMarr Hoyt, R (1, 1) ERA: 5.07	(1, 1)	6.1	L	31	9	7	7	6	2	1	0	0	0	1	40	52	9.95	1.737
Jerry Koosman, L (7, 1) ERA: 4.98	(7, 1)	1.2		7	1	0	0	2	1	0	0	0	0	1	10	14	0.00	1.200



Batter	1	2	3	4	5	6	7	8	9	AB R H RBI BB SO LOB	TOP								
Rudy Law, L (1, 8) OBP: 0.313, SLG: 0.287	0-0 5-3		0-0 E S 1B			0-0 G3		0-0 G4-3-6 1-2f		4 0 1 0 0 0 1									
Mike Squires, L (1, 3) OBP: 0.288, SLG: 0.215	0-0 FC4-6 1B		0-0 F9 1-3			0-0 1B		0-0 4-3		4 0 2 0 0 0 1									
Harold Baines, L (1, 9) OBP: 0.311, SLG: 0.322	0-0 FC4-6 1-2f			0-0 4-3		0-3 K			0-0 F8	4 0 0 0 0 1 2									
Ron Kittle, R (1, 7) OBP: 0.294, SLG: 0.478	0-3 K			0-0 F3		0-0 5-3			0-3 K	4 0 0 0 0 2 2									
Greg Walker, L (1, 10) OBP: 0.286, SLG: 0.462		0-0 4-3		0-0 L8			0-0 2B		0-3 K	4 0 1 0 0 1 0									
Carlton Fisk, R (1, 2) OBP: 0.235, SLG: 0.282		0-3 K			0-0 S 1B		0-0 5-3			3 0 1 0 0 1 1									
Tony Bernazard, S (1, 4) OBP: 0.311, SLG: 0.409		0-3 K			0-0 F5 1-2		0-0 F4			3 0 0 0 0 1 2									
Vance Law, R (1, 5) OBP: 0.217, SLG: 0.228			0-3 K		0-3 K		0-0 F8			3 0 0 0 0 2 2									
Scott Fletcher, R (1, 6) OBP: 0.352, SLG: 0.333			0-0 F5		0-0 F7			4-0 BB		2 0 0 0 0 0 1									
Jerry Hairston, S (8, PH) OBP: 0.385, SLG: 0.381										0 0 0 0 1 0 0									
Jerry Dybzinski, R (8, 6) OBP: 0.325, SLG: 0.314										0 0 0 0 0 0 0									
Inning Stats	R: 0 E: 0 K: 1 S: 6	H: 1 LOB: 1 BB: 0 P: 6	R: 0 E: 0 K: 2 S: 7	H: 0 LOB: 0 BB: 0 P: 7	R: 0 E: 0 K: 1 S: 6	H: 1 LOB: 1 BB: 0 P: 6	R: 0 E: 0 K: 1 S: 6	H: 1 LOB: 1 BB: 0 P: 6	R: 0 E: 0 K: 0 S: 4	H: 1 LOB: 1 BB: 0 P: 4	R: 0 E: 0 K: 0 S: 2	H: 0 LOB: 0 BB: 1 P: 6	R: 0 E: 0 K: 2 S: 7	H: 0 LOB: 0 BB: 0 P: 7	1B: 4 2B: 1 3B: 0 HR: 0	SF: 0 SAC: 0 DP: 1 HBP: 0	WP: 0 PB: 0 SB: 2 CS: 0	PA: 32	
PITCHER Mike Boddicker, R (1, 1) ERA:	IP 9.0	WLS W	BF 32	H 5	R 0	ER 0	SO 8	BB 1	IBB 0	HBP 0	BLK 0	WP 0	HR 0	S 47	P 51	ERA 0.00	WHIP 0.667		
PITCHER	IP	WLS	BF	H	R	ER	SO	BB	IBB	HBP	BLK	WP	HR	S	P	ERA	WHIP		

Chicago White Sox @ Baltimore Orioles
 Memorial Stadium, Baltimore, MD
 Tue May 17 1983, 7:05 PM EDT
 Att. 14,314 - Unknown

AB	31
R	0
H	5
RBI	0
BB	1
SO	8
LOB	12



WP: 0	PA: 32
PB: 0	
SB: 2	
CS: 0	

1B: 4	SF: 0
2B: 1	SAC: 0
3B: 0	DP: 1
HR: 0	HBP: 0

Batter	1	2	3	4	5	6	7	8	9
John Shelby, S OBP: 0.371, SLG: 0.500 (1, 8) X	0-0 4-3	0-0 4-3		0-0 4-3			0-3 K		
Jim Dwyer, L OBP: 0.381, SLG: 0.389 (1, 9) X	0-0 F8		0-0 1B 1B		0-0 1B 1B		0-0 1B		
Cal Ripken Jr., R OBP: 0.367, SLG: 0.486 (1, 6) X	0-0 E8 1B		0-0 1B 1B		0-3 K		0-3 K		
Eddie Murray, S OBP: 0.419, SLG: 0.425 (1, 3) X	0-0 F8		0-0 1B 1B		0-0 1B S		0-3 K		
John Lowenstein, L OBP: 0.427, SLG: 0.622 (1, 10) X		0-0 HR 2B	0-0 F5		0-3 K		0-3 K		
Gary Roenicke, R OBP: 0.339, SLG: 0.436 (1, 7) X		0-3 K	0-0 G5-4-3 1B		0-3 K		0-0 FC6-4 1B		
Lenn Sakata, R OBP: 0.250, SLG: 0.313 (1, 4) X		0-3 K	0-0 G5-4-3		0-0 F8		0-0 F9		
Leo Hernandez, R OBP: 0.310, SLG: 0.403 (1, 5) X		0-0 HR		0-0 F8		0-0 F9		0-0 FC6-4	
Aurelio Rodriguez, R (7, 5) X		2-H HR						1-2f	
Rick Dempsey, R OBP: 0.322, SLG: 0.364 (1, 2) X		0-0 HR		0-0 5-3		0-0 5-3			

AB	R	H	RBI	BB	SO	LOB
4	0	0	0	0	1	0
4	1	3	0	0	0	0
4	1	2	0	0	2	2
4	0	2	1	0	1	2
4	1	1	0	0	2	4
4	0	2	1	0	2	3
4	0	0	0	0	1	4
3	1	1	2	0	0	0
1	0	0	0	0	0	1
3	1	1	1	0	0	0

WP	PA
0	35

AB	35
R	5
H	12
RBI	5
BB	0
SO	9
LOB	16



Inning Stats	R	H	E	K	S	P	IP	WLS	BF	H	R	ER	SO	BB	IBB	HBP	BLK	WP	HR	S	P	ERA	WHIP
Dennis Lamp, R ERA: 4.75 (1, 1)	0	1	1	0	4	2	2.1	L	15	8	5	5	2	0	0	0	0	0	2	19	19	19.29	3.429
Dick Tidrow, R ERA: 4.18 (3, 1)	0	0	0	0	6	6	5.2		20	4	0	0	7	0	0	0	0	0	0	34	34	0.00	0.706

WP	PA
0	35

WP	0
PA	35

Chicago White Sox @ Baltimore Orioles
Memorial Stadium, Baltimore, MD
 Tue May 17 1983, 7:05 PM EDT
 Att. 14,314 - Unknown

livebaseballscorecards.com

Batter	1	2	3	4	5	6	7	8	9	AB R H RBI BB SO LOB	TOP	
Rudy Law, L (1, 8) OBP: 0.303, SLG: 0.278 Rusty Kuntz, R (8, PH) OBP: 0.350, SLG: 0.235 (8, 8)	0-0 6-3		0-0 F2			0-0 G3		0-0 L5		3 0 0 0 0 0 0 1 0 0 0 0 0 2		
Mike Squires, L (1, 3) OBP: 0.276, SLG: 0.206 Marc Hill, R (9, PH) OBP: 0.353, SLG: 0.364	0-0 F5		0-0 F8			0-3 K			0-0 1-2-3	3 0 0 0 0 1 0 1 0 0 0 0 0 0		
Harold Baines, L (1, 9) OBP: 0.317, SLG: 0.328	0-0 FC5-4 1B			0-0 F2			0-0 4-3		0-0 FC6-4 1B	4 0 2 0 0 0 0		
Greg Luzinski, R (1, 10) OBP: 0.311, SLG: 0.293	0-0 FC5-4 1-2f			0-3 K			0-0 F4		0-3 K	4 0 0 0 0 2 2		
Tom Paciorek, R (1, 7) OBP: 0.328, SLG: 0.468		0-0 K 2B		0-0 5-3			0-0 L8		0-0 FC6-4 1-2f	4 0 1 0 0 0 1		
Carlton Fisk, R (1, 2) OBP: 0.239, SLG: 0.284		0-3 K			0-0 G4-3 1B			0-0 E5 SH5-3		3 0 1 0 0 1 1		
Tony Bernazard, S (1, 4) OBP: 0.307, SLG: 0.403		0-3 K			0-3 K			0-0 SH5-3		2 0 0 0 0 2 2		
Lorenzo Gray, R (1, 5) OBP: 0.246, SLG: 0.226 Jerry Hairston, S (8, PH) OBP: 0.407, SLG: 0.381 Vance Law, R (8, 5) OBP: 0.217, SLG: 0.228		0-0 6-3			0-0 G4-3 1-2f			4-0 IBB		2 0 0 0 0 0 2 0 0 0 0 1 0 0 0 0 0 0 0 0 0		
Jerry Dybzinski, R (1, 6) OBP: 0.310, SLG: 0.297 Greg Walker, L (8, PH) OBP: 0.286, SLG: 0.462 Ron Kittle, R (8, PH) OBP: 0.292, SLG: 0.474 Scott Fletcher, R (8, 6) OBP: 0.352, SLG: 0.333			0-0 6-3			0-0 4-3		0-3 K		2 0 0 0 0 0 0 0 0 0 0 0 0 0 1 0 0 0 0 1 2 0 0 0 0 0 0 0		
Inning Stats	R: 0 H: 1 E: 0 LOB: 1 K: 0 BB: 0 S: 4 P: 4	R: 0 H: 1 E: 0 LOB: 1 K: 2 BB: 0 S: 8 P: 8	R: 0 H: 0 E: 0 LOB: 0 K: 0 BB: 0 S: 3 P: 3	R: 0 H: 0 E: 0 LOB: 0 K: 1 BB: 0 S: 5 P: 5	R: 0 H: 1 E: 0 LOB: 0 K: 1 BB: 0 S: 5 P: 5	R: 0 H: 0 E: 0 LOB: 0 K: 1 BB: 0 S: 5 P: 5	R: 0 H: 0 E: 0 LOB: 0 K: 0 BB: 0 S: 3 P: 3	R: 0 H: 0 E: 1 LOB: 2 K: 1 BB: 1 S: 6 P: 10	R: 0 H: 1 E: 0 LOB: 1 K: 1 BB: 0 S: 6 P: 6	1B: 3 SF: 0 2B: 1 SAC: 1 3B: 0 DP: 1 HR: 0 HBP: 0	WP: 0 PA: 32 PB: 0 SB: 0 CS: 0	
PITCHER Storm Davis, R (1, 1) ERA: 1.83 Tippy Martinez, L (8, 1) ERA: 4.71	IP WLS BF H R ER SO BB IBB HBP BLK WP HR S P ERA WHIP	7.1 26 3 0 0 5 0 1 0 0 0 0 0 35 39 0.00 0.409	1.2 W 6 1 0 0 2 0 0 0 0 0 0 0 10 10 0.00 0.600	PITCHER IP WLS BF H R ER SO BB IBB HBP BLK WP HR S P ERA WHIP								

Chicago White Sox @ Baltimore Orioles
 Memorial Stadium, Baltimore, MD
 Wed May 18 1983, 7:05 PM EDT
 Att: 12,582 - Unknown

livebaseballscorecards.com

AB	30
R	0
H	4
RBI	0
BB	1
SO	7
LOB	12



Batter	1	2	3	4	5	6	7	8	9
Al Bumbry, L (1, 8) <small>OBP: 0.305, SLG: 0.330</small> John Shelby, S (9, 8) <small>OBP: 0.371, SLG: 0.500</small>	0-0 G3	0-3 K			0-0 F7			0-3 K	
Dan Ford, R (1, 9) <small>OBP: 0.399, SLG: 0.515</small>	4-0 BB		0-3 K		0-3 K			0-0 HR	
Cal Ripken Jr., R (1, 6) <small>OBP: 0.358, SLG: 0.473</small>	0-0 F8		0-0 F9		0-0 F8			0-0 L5	
Eddie Murray, S (1, 3) <small>OBP: 0.408, SLG: 0.412</small>	0-0 4-3		0-0 1-3			0-0 F3		0-0 4-3	
John Lowenstein, L (1, 7) <small>OBP: 0.435, SLG: 0.613</small>		4-0 BB BB BB		0-0 4-3		4-0 BB BB BB BB		4-0 G4-6-3 BB	
Ken Singleton, S (1, 10) <small>OBP: 0.375, SLG: 0.500</small>		4-0 BB BB BB BB		0-3 K		0-0 G4-6-3			
Lenn Sakata, R (1, 4) <small>OBP: 0.263, SLG: 0.278</small>		0-0 B2		4-0 BB BB BB BB			0-0 F8		
Leo Hernandez, R (1, 5) <small>OBP: 0.303, SLG: 0.393</small>		0-0 L5		0-0 F9			0-0 F8		
Rick Dempsey, R (1, 2) <small>OBP: 0.333, SLG: 0.359</small>		4-0 BB BB BB BB			4-0 WP BB		0-0 5-3		

Inning Stats	R: 0	H: 0	E: 0	K: 0	S: 3	R: 0	H: 0	E: 0	K: 1	S: 5	R: 0	H: 0	E: 0	K: 1	S: 5	R: 0	H: 0	E: 0	K: 1	S: 5	R: 0	H: 0	E: 0	K: 0	S: 3	R: 1	H: 1	E: 0	K: 1	S: 6
	LOB: 1	BB: 1	P: 7	LOB: 3	BB: 3	P: 17	LOB: 0	BB: 0	P: 5	LOB: 1	BB: 1	P: 9	LOB: 1	BB: 1	P: 9	LOB: 0	BB: 1	P: 6	LOB: 0	BB: 0	P: 3	LOB: 0	BB: 0	P: 3	LOB: 0	BB: 0	P: 6	LOB: 0	BB: 0	P: 6

PITCHER	IP	WLS	BF	H	R	ER	SO	BB	IBB	HBP	BLK	WP	HR	S	P	ERA	WHIP
Richard Dotson, R (1, 1) <small>ERA: 3.75</small>	8.0	L	31	1	1	1	5	7	0	0	0	1	1	34	62	1.12	1.000

BOTTOM

AB	R	H	RBI	BB	SO	LOB
4	0	0	0	0	2	4
0	0	0	0	0	0	0
3	1	1	1	1	2	1
4	0	0	0	0	0	2
4	0	0	0	0	0	1
1	0	0	0	2	0	0
2	0	0	0	1	1	1
2	0	0	0	1	0	2
3	0	0	0	0	0	3
1	0	0	0	2	0	0

AB	24
R	1
H	1
RBI	1
BB	7
SO	5
LOB	14



WP	PA
1	31

Chicago White Sox @ Baltimore Orioles
Memorial Stadium, Baltimore, MD
 Wed May 18 1983, 7:05 PM EDT
 Att. 12,582 - Unknown

livebaseballscorecards.com

Batter	1	2	3	4	5	6	7	8	9	AB R H RBI BB SO LOB	TOP											
John Shelby, S (1, 8) OBP: 0.365, SLG: 0.500	0-0 4-3		0-3 K		0-0 5-3			0-0 HR 2B		4 1 1 0 0 1 0												
Dan Ford, R (1, 9) OBP: 0.401, SLG: 0.543	0-0 2B		0-0 P4			0-0 F9		0-0 2-H HR		4 1 2 2 0 0 0												
Cal Ripken Jr., R (1, 6) OBP: 0.355, SLG: 0.463	4-0 BB		0-3 K			0-0 1-3		0-3 K		3 0 0 0 1 2 0												
Eddie Murray, S (1, 3) OBP: 0.404, SLG: 0.407	0-0 F5			0-3 K		0-3 K			0-0 BB 1B	4 0 1 0 0 2 1												
John Lowenstein, L (1, 7) OBP: 0.417, SLG: 0.582		0-3 K		0-0 E3 1B WP			0-0 F9		0-0 F7	4 0 0 0 0 1 1												
Ken Singleton, S (1, 10) OBP: 0.387, SLG: 0.514		0-0 1B 2B		0-0 1-3 1B			0-3 K		4-0 BB	3 0 2 0 1 1 0												
Al Bumbry, L (9, PR) OBP: 0.305, SLG: 0.330										0 0 0 0 0 0 0												
Rich Dauer, R (1, 4) OBP: 0.295, SLG: 0.308		0-0 2-3 1B		0-0 9-2-4-6 1-2f			0-0 F8		0-0 F9	4 0 1 0 0 0 4												
Leo Hernandez, R (1, 5) Aurelio Rodriguez, R (9, 5) OBP: 0.294, SLG: 0.381		0-0 P4			0-0 P6			0-0 F5	0-3 K	4 0 0 0 0 1 4												
Rick Dempsey, R (1, 2) OBP: 0.323, SLG: 0.346		0-0 F7			0-0 F9			0-3 K		0 0 0 0 0 0 0												
										3 0 0 0 0 1 2												
Inning Stats	R: 0 E: 0 K: 0 S: 3	H: 1 LOB: 1 BB: 1 P: 7	R: 0 E: 0 K: 1 S: 7	H: 2 LOB: 2 BB: 0 P: 7	R: 0 E: 0 K: 2 S: 7	H: 0 LOB: 0 BB: 0 P: 7	R: 0 E: 1 K: 1 S: 6	H: 1 LOB: 1 BB: 0 P: 6	R: 0 E: 0 K: 0 S: 3	H: 0 LOB: 0 BB: 0 P: 3	R: 0 E: 0 K: 1 S: 5	H: 0 LOB: 0 BB: 0 P: 5	R: 0 E: 0 K: 1 S: 5	H: 0 LOB: 0 BB: 0 P: 5	R: 2 E: 0 K: 2 S: 9	H: 2 LOB: 0 BB: 0 P: 9	R: 0 E: 0 K: 1 S: 6	H: 1 LOB: 2 BB: 1 P: 10	1B: 3 2B: 4 3B: 0 HR: 1	SF: 0 SAC: 0 DP: 1 HBP: 0	WP: 1 PB: 0 SB: 0 CS: 0	PA: 35
PITCHER	IP WLS BF H R ER SO BB IBB HBP BLK WP HR S P ERA WHIP																					
Mike Morgan, R (1, 1) ERA: 3.41	7.2 L 29 6 2 2 7 1 0 0 0 1 1 42 46 2.35 0.913																					
Joey McLaughlin, R (8, 1) ERA: 2.92	1.1 6 1 0 0 2 1 0 0 0 0 0 9 13 0.00 1.500																					

Baltimore Orioles @ Toronto Blue Jays
Exhibition Stadium, Toronto, ON
Thu May 19 1983, 7:05 PM EDT
Att. 11,569 - Unknown

AB	33
R	2
H	7
RBI	2
BB	2
SO	9
LOB	12



Batter	1	2	3	4	5	6	7	8	9	AB	R	H	RBI	BB	SO	LOB
Damaso Garcia, R (1, 4) OBP: 0.279, SLG: 0.293	0-0 P6		0-0 P4			0-0 P6		0-0 3-1		4	0	0	0	0	0	1
Garth Iorg, R (1, 5) OBP: 0.329, SLG: 0.367	0-0 P4		0-0 FC6			0-0 6-3		0-0 F7		4	0	0	0	0	0	1
Barry Bonnell, R (1, 7) OBP: 0.333, SLG: 0.384	0-0 F9				0-0 F9		0-0 2B 1B		0-3 K	4	0	1	0	0	1	0
Cliff Johnson, R (1, 10) OBP: 0.378, SLG: 0.500		0-0 F9		0-0 P4		0-0 2B		0-0 HR		4	1	2	1	0	0	0
Jesse Barfield, R (1, 9) OBP: 0.245, SLG: 0.455 Jorge Orta, L (9, PH) OBP: 0.257, SLG: 0.313		0-0 E5		0-0 F9			0-0 FC1-6 1B		0-0 F7	3	0	1	0	0	0	0
Willie Upshaw, L (1, 3) OBP: 0.364, SLG: 0.518		0-0 P6			0-0 P4		0-0 FC1-6 1B		0-0 F8	4	0	0	0	0	0	2
Buck Martinez, R (1, 2) OBP: 0.377, SLG: 0.469		0-0 P5			0-0 2B		0-0 P4			3	0	1	0	0	0	2
Lloyd Moseby, L (1, 8) OBP: 0.297, SLG: 0.376			0-0 FC6 1B		0-3 K		0-0 F5			3	0	1	0	0	1	2
Alfredo Griffin, S (1, 6) OBP: 0.270, SLG: 0.373			0-3 K		0-3 K			0-0 B1-3		3	0	0	0	0	2	2

Inning Stats	R: 0	H: 0	E: 0	K: 0	S: 3	R: 0	H: 0	E: 1	K: 0	S: 4	R: 0	H: 1	E: 0	K: 1	S: 6	R: 0	H: 0	E: 0	K: 0	S: 3	R: 0	H: 1	E: 0	K: 2	S: 8	R: 0	H: 2	E: 0	K: 0	S: 4	R: 0	H: 1	E: 0	K: 0	S: 4	R: 0	H: 0	E: 0	K: 0	S: 3	R: 1	H: 1	E: 0	K: 1	S: 6	1B: 3	SF: 0	2B: 2	SAC: 0	3B: 0	DP: 0	HR: 1	HBP: 0	WP: 0	PA: 33
--------------	------	------	------	------	------	------	------	------	------	------	------	------	------	------	------	------	------	------	------	------	------	------	------	------	------	------	------	------	------	------	------	------	------	------	------	------	------	------	------	------	------	------	------	------	------	-------	-------	-------	--------	-------	-------	-------	--------	-------	--------

PITCHER	IP	WLS	BF	H	R	ER	SO	BB	IBB	HBP	BLK	WP	HR	S	P	ERA	WHIP
Scott McGregor, L (1, 1) ERA: 4.71	8.1	W	31	6	1	1	4	0	0	0	0	0	1	39	39	1.08	0.720
Tim Stoddard, R (9, 1) ERA: 1.65	0.1		1	0	0	0	0	0	0	0	0	0	0	1	1	0.00	0.000
Tippy Martinez, L (9, 1) ERA: 4.64	0.1	S	1	0	0	0	0	0	0	0	0	0	0	1	1	0.00	0.000


BOTTOM

Baltimore Orioles @ Toronto Blue Jays
Exhibition Stadium, Toronto, ON

Thu May 19 1983, 7:05 PM EDT
Att. 11,569 - Unknown

livebaseballscorecards.com

AB	33
R	1
H	6
RBI	1
BB	0
SO	4
LOB	10



Batter	1	2	3	4	5	6	7	8	9	AB R H RBI BB SO LOB	TOP											
Al Bumbry, L (1, 8) OBP: 0.309, SLG: 0.327	0-0 F8		0-0 6-3			0-0 P6		4-0 1B BB FC3-6 BB	0-0 BB BB 1-2 BB 1B	4 1 1 0 1 0 0												
Dan Ford, R (1, 9) OBP: 0.395, SLG: 0.552	0-0 G3		0-0 L5			0-0 HR		0-0 F8	0-3 K	5 1 1 1 0 1 3												
Cal Ripken Jr., R (1, 6) OBP: 0.368, SLG: 0.464	0-0 1B 1B		0-3 K			4-0 BB		4-0 FC3-6 1B 1-2 BB	4-0 BB 1-2 BB 2-3 BB	2 0 1 0 3 1 0												
Eddie Murray, S (1, 3) OBP: 0.410, SLG: 0.410	0-0 1-2 1B				0-0 F9	0-3 K		0-0 FC3-6 1-2 2-3 1B	4-0 1-2 BB 2-3 BB 3-H	4 0 2 1 1 1 1												
John Lowenstein, L (1, 7) OBP: 0.396, SLG: 0.548	0-0 4-3				0-0 F8	0-3 K		0-0 FC3-6 1-2f 2-3 3-H	0-3 K	5 0 0 1 0 2 8												
Ken Singleton, S (1, 10) OBP: 0.383, SLG: 0.532		0-0 HR			0-0 P4			0-0 3-1 K		4 1 1 1 0 1 2												
Rich Dauer, R (1, 4) OBP: 0.293, SLG: 0.306		0-0 G5-4-3 1B			0-0 6-3			0-0 F9	0-3 K	4 0 1 0 0 1 0												
Leo Hernandez, R (1, 5) OBP: 0.295, SLG: 0.380		0-0 F2			0-3 K			0-0 FC6 1B	0-0 HR	3 0 1 0 0 1 1												
Jim Dwyer, L (9, PH) OBP: 0.395, SLG: 0.486		0-0 G5-4-3			0-3 K			0-0 FC6 1-2f	4-0 BB BB BB BB	1 1 1 1 0 0 0												
Rick Dempsey, R (1, 2) OBP: 0.313, SLG: 0.333		0-0 G5-4-3			0-3 K					3 0 0 0 0 1 2												
Joe Nolan, L (9, PH) OBP: 0.368, SLG: 0.471		1-2f								0 1 0 0 1 0 0												
Inning Stats	R: 0 E: 0 K: 0 S: 5	H: 2 LOB: 2 BB: 0 P: 5	R: 1 E: 0 K: 0 S: 4	H: 2 LOB: 0 BB: 0 P: 4	R: 0 E: 0 K: 1 S: 5	H: 0 LOB: 0 BB: 0 P: 5	R: 0 E: 0 K: 0 S: 3	H: 0 LOB: 0 BB: 0 P: 3	R: 0 E: 0 K: 2 S: 7	H: 0 LOB: 0 BB: 0 P: 7	R: 1 E: 0 K: 2 S: 8	H: 1 LOB: 1 BB: 1 P: 12	R: 0 E: 0 K: 0 S: 4	H: 1 LOB: 1 BB: 0 P: 4	R: 1 E: 0 K: 1 S: 6	H: 1 LOB: 2 BB: 2 P: 14	R: 2 E: 0 K: 3 S: 11	H: 2 LOB: 3 BB: 3 P: 23	1B: 6 2B: 0 3B: 0 HR: 3	SF: 0 SAC: 0 DP: 1 HBP: 0	WP: 0 PB: 0 SB: 0 CS: 0	PA: 41
PITCHER	IP WLS BF H R ER SO BB IBB HBP BLK WP HR S P ERA WHIP																					
Jim Gott, R (1, 1) ERA: 6.69	5.0 W 18 4 1 1 3 0 0 0 0 0 0 1 24 24 1.80 0.800																					
Roy Lee Jackson, R (6, 1) ERA: 5.16	2.1 12 2 2 2 2 3 0 0 0 0 0 1 13 25 7.71 2.143																					
Randy Moffitt, R (8, 1) ERA: 1.17	1.1 10 3 2 2 3 3 0 0 0 0 0 1 13 25 13.50 4.500																					
Joey McLaughlin, R (9, 1) ERA: 2.84	0.1 S 1 0 0 0 1 0 0 0 0 0 0 0 3 3 0.00 0.000																					

Baltimore Orioles @ Toronto Blue Jays
Exhibition Stadium, Toronto, ON
Fri May 20 1983, 7:05 PM EDT
Att. 16,034 - Unknown

livebaseballscorecards.com

AB	35
R	5
H	9
RBI	5
BB	6
SO	9
LOB	17




Batter	1	2	3	4	5	6	7	8	9	AB R H RBI BB SO LOB	TOP											
John Shelby, S (1, 8) OBP: 0.346, SLG: 0.474	0-0 G1		0-0 F7			0-0 4-3		0-0 4-3		4 0 0 0 0 0 1												
Dan Ford, R (1, 9) OBP: 0.391, SLG: 0.544	0-0 F9		0-0 G6-3			0-0 G3 1B 1B		0-0 1-3		4 0 1 0 0 0 1												
Cal Ripken Jr., R (1, 6) OBP: 0.366, SLG: 0.458	0-3 K				0-0 P6	0-0 G3 1B 1B			0-0 6-3	4 0 1 0 0 1 0												
Eddie Murray, S (1, 3) OBP: 0.400, SLG: 0.399		0-0 P6			0-0 F8	0-0 G3 1-2 2-3		0-0 4-3		4 0 0 0 0 0 2												
John Lowenstein, L (1, 7) OBP: 0.390, SLG: 0.529		0-0 P6		4-0 BB		0-3 K		0-0 3-1		3 0 0 0 1 1 2												
Ken Singleton, S (1, 10) OBP: 0.382, SLG: 0.523		1-0 1B HBP		0-3 K			0-0 4-3			2 0 0 0 0 1 1												
Rich Dauer, R (1, 4) OBP: 0.294, SLG: 0.306		0-0 1-2 1B			0-0 F9		0-0 F7			3 0 1 0 0 0 0												
Leo Hernandez, R (1, 5) OBP: 0.289, SLG: 0.371		0-0 P6			0-0 6-3		0-0 F6			3 0 0 0 0 0 2												
Joe Nolan, L (1, 2) OBP: 0.366, SLG: 0.459			0-0 G6-3 1B		0-3 K			0-0 F8		3 0 1 0 0 1 0												
Inning Stats	R: 0 E: 0 K: 1 S: 5	H: 0 LOB: 0 BB: 0 P: 5	R: 0 E: 0 K: 0 S: 4	H: 1 LOB: 2 BB: 0 P: 5	R: 0 E: 0 K: 0 S: 3	H: 1 LOB: 0 BB: 0 P: 3	R: 0 E: 0 K: 1 S: 5	H: 0 LOB: 1 BB: 1 P: 9	R: 0 E: 0 K: 1 S: 5	H: 0 LOB: 0 BB: 0 P: 5	R: 0 E: 0 K: 1 S: 7	H: 2 LOB: 2 BB: 0 P: 7	R: 0 E: 0 K: 0 S: 3	H: 0 LOB: 0 BB: 0 P: 3	R: 0 E: 0 K: 0 S: 3	H: 0 LOB: 0 BB: 0 P: 3	R: 0 E: 0 K: 0 S: 3	H: 0 LOB: 0 BB: 0 P: 3	1B: 4 2B: 0 3B: 0 HR: 0	SF: 0 SAC: 0 DP: 1 HBP: 1	WP: 0 PB: 0 SB: 0 CS: 0	PA: 32
PITCHER Dave Stieb, R (1, 1) ERA: 1.04	IP: 9.0 WLS: W BF: 32 H: 4 R: 0 ER: 0 SO: 4 BB: 1 IBB: 0 HBP: 1 BLK: 0 WP: 0 HR: 0 S: 38 P: 43 ERA: 0.00 WHIP: 0.556																				PITCHER IP: WLS: BF: H: R: ER: SO: BB: IBB: HBP: BLK: WP: HR: S: P: ERA: WHIP	

Baltimore Orioles @ Toronto Blue Jays
Exhibition Stadium, Toronto, ON
Sat May 21 1983, 3:33 AM EDT
Att. 20,165 - Unknown

livebaseballscorecards.com

AB	30
R	0
H	4
RBI	0
BB	1
SO	4
LOB	9



Batter	1	2	3	4	5	6	7	8	9	AB R H RBI BB SO LOB	TOP														
John Shelby, S (1, 8) OBP: 0.354, SLG: 0.468	0-0 BB 1B		4-0 BB			0-0 F9			0-0 G3	3 0 1 0 1 0 0	<p>Baltimore Orioles @ Toronto Blue Jays Exhibition Stadium, Toronto, ON</p> <p>Sun May 22 1983, 3:33 AM EDT Att. 15,222 - Unknown</p> <p>livebaseballscorecards.com</p> <table border="1"> <tr><td>AB</td><td>29</td></tr> <tr><td>R</td><td>0</td></tr> <tr><td>H</td><td>3</td></tr> <tr><td>RBI</td><td>0</td></tr> <tr><td>BB</td><td>2</td></tr> <tr><td>SO</td><td>4</td></tr> <tr><td>LOB</td><td>9</td></tr> </table> 	AB	29	R	0	H	3	RBI	0	BB	2	SO	4	LOB	9
AB	29																								
R	0																								
H	3																								
RBI	0																								
BB	2																								
SO	4																								
LOB	9																								
Jim Dwyer, L (1, 9) OBP: 0.362, SLG: 0.439	0-0 F7		0-0 L3			0-0 F9			0-0 F8	4 0 0 0 0 0 2															
Cal Ripken Jr., R (1, 6) OBP: 0.374, SLG: 0.462	4-0 BB 1-2 BB			0-3 K			0-0 4-3 1B		0-0 1B	3 0 2 0 1 1 0															
Eddie Murray, S (1, 3) OBP: 0.391, SLG: 0.388	0-0 G4-6-3 1-2f			0-0 3-1			0-0 P6		0-0 F8	4 0 0 0 0 0 4															
John Lowenstein, L (1, 7) OBP: 0.380, SLG: 0.511		0-0 F7		0-3 K			0-0 4-3 1-2			3 0 0 0 0 1 1															
Ken Singleton, S (1, 10) OBP: 0.373, SLG: 0.509		0-0 F7			0-0 4-3		0-0 F7			3 0 0 0 0 0 1															
Rich Dauer, R (1, 4) OBP: 0.288, SLG: 0.299		0-0 6-3			0-0 5-3			0-0 E3 G4-6-3		3 0 0 0 0 0 0															
Leo Hernandez, R (1, 5) OBP: 0.285, SLG: 0.366			0-3 K		0-3 K			0-0 G4-6-3 1-2f		2 0 0 0 0 2 0															
Al Bumbry, L (8, PH) OBP: 0.306, SLG: 0.324										1 0 0 0 0 0 1															
Aurelio Rodriguez, R (8, 5)										0 0 0 0 0 0 0															
Rick Dempsey, R (1, 2) OBP: 0.304, SLG: 0.322			0-0 P3			0-0 F9			0-0 1-3	3 0 0 0 0 0 0															
Inning Stats	R: 0 E: 0 K: 0 S: 3	H: 1 LOB: 1 BB: 1 P: 7	R: 0 E: 0 K: 0 S: 3	H: 0 LOB: 0 BB: 0 P: 3	R: 0 E: 0 K: 1 S: 5	H: 0 LOB: 1 BB: 1 P: 9	R: 0 E: 0 K: 2 S: 7	H: 0 LOB: 0 BB: 0 P: 7	R: 0 E: 0 K: 1 S: 5	H: 0 LOB: 0 BB: 0 P: 5	R: 0 E: 0 K: 0 S: 3	H: 0 LOB: 0 BB: 0 P: 3	R: 0 E: 1 K: 0 S: 3	H: 0 LOB: 0 BB: 0 P: 3	R: 0 E: 0 K: 0 S: 4	H: 1 LOB: 1 BB: 0 P: 4	R: 0 E: 0 K: 0 S: 4	H: 1 LOB: 1 BB: 0 P: 4	1B: 3 2B: 0 3B: 0 HR: 0	SF: 0 SAC: 0 DP: 2 HBP: 0	WP: 0 PB: 0 SB: 0 CS: 0	PA: 31			
PITCHER Jim Clancy, R (1, 1) ERA: 4.27	IP: 9.0 WLS: W BF: 31 H: 3 R: 0 ER: 0 SO: 4 BB: 2 IBB: 0 HBP: 0 BLK: 0 WP: 0 HR: 0 S: 37 P: 45 ERA: 0.00 WHIP: 0.556																								

Batter	1	2	3	4	5	6	7	8	9
Rance Mulliniks, L (1, 5) OBP: 0.373, SLG: 0.500	0-0 4-3		0-0 SF7 3B		0-0 2B			0-3 K	
Lloyd Moseby, L (1, 8) OBP: 0.316, SLG: 0.408	4-0 BB		0-0 SF7		0-3 K			0-0 SH5-3 3B	
Willie Upshaw, L (1, 3) OBP: 0.359, SLG: 0.496	0-3 K		0-0 G3		0-0 4-3			0-0 SH5-3	
Jorge Orta, L (1, 10) OBP: 0.256, SLG: 0.263 Cliff Johnson, R (8, PH) OBP: 0.385, SLG: 0.521	0-0 F8		0-0 3-1		0-0 F7			0-0 HR	
Ernie Whitt, L (1, 2) OBP: 0.333, SLG: 0.341		0-0 G5-4-3 1B		0-0 G3		0-3 K		0-0 F9	
Jesse Barfield, R (1, 9) OBP: 0.274, SLG: 0.477		0-0 G5-4-3		0-0 5-3		0-0 CS 1B			
Barry Bonnell, R (1, 7) OBP: 0.348, SLG: 0.378		4-0 BB		0-0 6-3		0-0 CS	0-3 K		
Garth Iorg, R (1, 4) OBP: 0.333, SLG: 0.371		0-0 P6			0-0 SH2-4 2B 1B		0-0 1-3		
Alfredo Griffin, S (1, 6) OBP: 0.280, SLG: 0.392			0-0 3B 1B		0-0 SH2-4		0-0 F8		

Inning Stats	R: 0	H: 0	E: 0	K: 1	S: 5	L	WLS	BF	H	R	ER	SO	BB	IBB	HBP	BLK	WP	HR	S	P	ERA	WHIP
	Mike Boddicker, R (1, 1) ERA: 1.53	0	0	0	1	5	27		6	3	3	4	4	2	0	0	0	0	0	33	41	3.86
Tippy Martinez, L (8, 1) ERA: 5.24	0	1	0	0	9	5		2	2	2	1	1	0	0	0	0	0	1	7	7	18.00	2.000

AB	R	H	RBI	BB	SO	LOB
4	1	2	2	0	1	0
2	1	1	1	1	1	1
3	0	0	1	0	1	2
3	0	0	0	0	0	1
1	1	1	1	0	0	0
4	0	1	0	0	1	0
3	0	1	0	0	0	1
2	0	0	0	1	1	0
3	1	1	0	0	0	1
2	1	1	0	0	0	0

WP	PA
0	33

1B	2B	3B	HR	SF	SAC	DP	HBP
4	1	2	1	1	2	1	0

WP	HR	S	P	ERA	WHIP
0	0	1	1	18.00	2.000

Baltimore Orioles @ Toronto Blue Jays
 Exhibition Stadium, Toronto, ON
 Sun May 22 1983, 3:33 AM EDT
 Att. 15,222 - Unknown

AB	27
R	5
H	8
RBI	5
BB	2
SO	5
LOB	6



1B	4	SF	1	WP	0	PA	33
2B	1	SAC	2	PB	0		
3B	2	DP	1	SB	1		
HR	1	HBP	0	CS	1		

Batter	1	2	3	4	5	6	7	8	9	AB R H RBI BB SO LOB	TOP											
Bobby Mitchell, L (1, 8) OBP: 0.378, SLG: 0.300	0-3 K			0-3 K	4-0 HR BB	0-0 1B		0-0 4-3		4 1 1 2 1 2 0												
John Castino, R (1, 4) OBP: 0.383, SLG: 0.529	0-0 F8			0-3 K	4-0 HR BB	0-0 F7			0-3 K	4 1 0 0 1 2 1												
Gary Ward, R (1, 7) OBP: 0.306, SLG: 0.469	0-0 F4			0-0 WP 2B	0-0 HR	0-0 1B			0-0 HR	5 2 4 4 0 0 0												
Kent Hrbek, L (1, 3) OBP: 0.399, SLG: 0.544		0-3 K		0-0 F5	0-0 2B 1B	0-0 6-3			4-0 1B HR BB	4 1 1 0 1 1 3												
Gary Gaetti, R (1, 5) OBP: 0.320, SLG: 0.436		0-0 5-3			HR HBP		0-0 F3		0-0 F2	4 1 1 0 0 0 1												
Randy Bush, L (1, 10) OBP: 0.375, SLG: 0.500		0-3 K			F7		0-0 F9		0-0 HR 1B	2 0 0 0 0 1 1 3 1 1 0 0 0 2												
Mickey Hatcher, R (5, PH) OBP: 0.374, SLG: 0.456					2-3																	
Tom Brunansky, R (1, 9) OBP: 0.276, SLG: 0.333			0-0 F6		0-0 HR	0-0 F6	0-0 5-3		0-0 HR	5 2 2 5 0 0 0												
Dave Engle, R (1, 2) OBP: 0.333, SLG: 0.489			0-0 L4		0-0 HR	0-0 2B 1B 1B		0-0 5-3	0-3 K	5 2 2 1 0 1 0												
Ron Washington, R (1, 6) OBP: 0.302, SLG: 0.319			0-0 3-1		4-0 CS BB	0-0 1B 2B		0-0 6-3		3 1 1 0 1 0 0												
Inning Stats	R: 0 E: 0 K: 1 S: 5	H: 0 LOB: 0 BB: 0 P: 5	R: 0 E: 0 K: 2 S: 7	H: 0 LOB: 0 BB: 0 P: 7	R: 0 E: 0 K: 0 S: 3	H: 0 LOB: 0 BB: 0 P: 3	R: 0 E: 0 K: 2 S: 8	H: 1 LOB: 1 BB: 0 P: 8	R: 6 E: 0 K: 0 S: 7	H: 5 LOB: 2 BB: 3 P: 20	R: 2 E: 0 K: 0 S: 7	H: 4 LOB: 0 BB: 0 P: 7	R: 0 E: 0 K: 0 S: 3	H: 0 LOB: 0 BB: 0 P: 3	R: 0 E: 0 K: 0 S: 3	H: 0 LOB: 0 BB: 0 P: 3	R: 4 E: 0 K: 2 S: 10	H: 3 LOB: 0 BB: 1 P: 14	1B: 5 2B: 3 3B: 0 HR: 5	SF: 0 SAC: 0 DP: 0 HBP: 1	WP: 1 PB: 0 SB: 0 CS: 1	PA: 44
PITCHER	IP WLS BF H R ER SO BB IBB HBP BLK WP HR S P ERA WHIP																					
Storm Davis, R (1, 1) ERA: 2.39	4.2 L 19 3 4 4 5 2 0 1 0 0 1 2 26 35 7.71 1.071																					
Don Welch, R (5, 1) ERA: 5.06	0.0 4 3 2 2 0 1 0 0 0 0 0 1 3 7 ∞ ∞																					
Dan Morogiello, L (5, 1) ERA: 7.11	2.1 11 4 2 2 0 0 0 0 0 0 0 0 11 11 7.71 1.714																					
Tim Stoddard, R (8, 1) ERA: 3.44	2.0 10 3 4 4 2 1 0 0 0 0 0 2 13 17 18.00 2.000																					

Minnesota Twins @ Baltimore Orioles
Memorial Stadium, Baltimore, MD
 Mon May 23 1983, 7:05 PM EDT
 Att. 16,985 - Unknown - 83 F

AB	39
R	12
H	13
RBI	12
BB	4
SO	7
LOB	8



WP: 1	PA: 44
-------	--------

Batter	1	2	3	4	5	6	7	8	9	AB R H RBI BB SO LOB
John Shelby, S OBP: 0.333, SLG: 0.440 (1, 8)	0-3 K		0-0 FC6-4 2B		0-0 F5		0-0 L7		0-0 1-3	5 1 0 0 0 1 4
Dan Ford, R OBP: 0.388, SLG: 0.542 (1, 9)	0-0 5-3		0-0 2B		0-0 F8		0-3 K			4 0 1 1 0 1 1
Cal Ripken Jr., R OBP: 0.377, SLG: 0.478 (1, 6)	4-0 BB		0-0 5-3		0-0 HR			0-3 K		3 1 1 2 1 1 1
Eddie Murray, S OBP: 0.387, SLG: 0.384 (1, 3)	0-3 K			0-0 G5-3 1B	0-3 K			0-3 K		4 0 1 0 0 3 1
Gary Roenicke, R OBP: 0.348, SLG: 0.492 (1, 7)		0-0 F8		0-0 G5-3 1B		0-0 HR		0-0 F4		4 1 2 1 0 0 0
Benny Ayala, R OBP: 0.400, SLG: 0.615 (1, 10)		4-0 BB		0-0 G5-3		0-0 5-3			0-0 F8	3 0 0 0 1 0 2
Rich Dauer, R OBP: 0.287, SLG: 0.292 (1, 4)		0-0 G5-4-3		4-0 BB		0-0 F3			0-0 F9	3 0 0 0 1 0 1
Leo Hernandez, R OBP: 0.291, SLG: 0.370 (1, 5)			0-0 FC6-4 1B		0-0 F6				0-0 BB 1B	4 0 2 0 0 0 2
Rick Dempsey, R OBP: 0.311, SLG: 0.322 (1, 2)			0-3 K		0-0 HR 1B				4-0 BB	3 1 1 0 1 1 1

BOTTOM

Minnesota Twins @ Baltimore Orioles
Memorial Stadium, Baltimore, MD

Mon May 23 1983, 7:05 PM EDT
 Att: 16,985 - Unknown - 83 F

livebaseballscorecards.com

AB	33
R	4
H	8
RBI	4
BB	4
SO	7
LOB	13



Inning Stats	R: 0	H: 0	E: 0	K: 2	S: 7	R: 0	H: 0	E: 0	K: 0	S: 2	R: 1	H: 2	E: 0	K: 1	S: 7	R: 0	H: 2	E: 0	K: 0	S: 4	R: 2	H: 2	E: 0	K: 1	S: 7	R: 1	H: 1	E: 0	K: 0	S: 4	R: 0	H: 0	E: 0	K: 1	S: 5	R: 0	H: 0	E: 0	K: 2	S: 7	R: 0	H: 1	E: 0	K: 0	S: 4	1B: 5	SF: 0	2B: 1	SAC: 0	3B: 0	DP: 2	HR: 2	HBP: 0	WP: 0	PA: 37
PITCHER Frank Viola, L ERA: 5.03 (1, 1)	IP	WLS	BF	H	R	ER	SO	BB	IBB	HBP	BLK	WP	HR	S	P	ERA	WHIP																			IP	WLS	BF	H	R	ER	SO	BB	IBB	HBP	BLK	WP	HR	S	P	ERA	WHIP			

Batter	1	2	3	4	5	6	7	8	9	AB R H RBI BB SO LOB	TOP									
Darrell Brown, S (1, 8) OBP: 0.308, SLG: 0.310	0-0 F8	0-0 1B		0-0 G3			0-0 F7		0-0 2-3	5 0 1 0 0 0 2										
John Castino, R (1, 4) OBP: 0.381, SLG: 0.539	0-0 HR	0-0 1-3		0-0 6-3			0-3 K			4 1 1 1 0 1 3										
Gary Ward, R (1, 7) OBP: 0.299, SLG: 0.459	0-3 K			0-3 K			0-0 F8		0-0 6-3	4 0 0 0 0 2 0										
Kent Hrbek, L (1, 3) OBP: 0.390, SLG: 0.530	0-0 G3			0-0 F6			0-0 3-1		0-0 F5	4 0 0 0 0 0 0										
Gary Gaetti, R (1, 5) OBP: 0.319, SLG: 0.432				0-3 K			0-0 G3		0-3 K	4 0 1 0 0 2 0										
Mickey Hatcher, R (1, 10) OBP: 0.369, SLG: 0.447				0-3 K			0-0 F7		0-0 G4-3 BB WP 1B	4 1 1 0 0 1 1										
Tom Brunansky, R (1, 9) OBP: 0.287, SLG: 0.365				0-0 2B			0-0 F8		4-0 1-2 G4-3 BB	3 2 2 1 1 0 0										
Dave Engle, R (1, 2) OBP: 0.330, SLG: 0.490				0-0 1B			0-0 F8		0-0 G4-3 1-2f 2-3	4 2 1 0 0 0 3										
Ron Washington, R (1, 6) OBP: 0.316, SLG: 0.353				0-0 1B			0-0 4-3		0-3 K 3-H	4 0 2 3 0 1 0										
Inning Stats	R: 1 E: 0 K: 1 S: 6	H: 1 LOB: 0 BB: 0 P: 6	R: 2 E: 0 K: 0 S: 7	H: 5 LOB: 2 BB: 0 P: 7	R: 0 E: 0 K: 2 S: 7	H: 0 LOB: 0 BB: 0 P: 7	R: 2 E: 1 K: 1 S: 8	H: 2 LOB: 1 BB: 0 P: 8	R: 0 E: 0 K: 0 S: 3	H: 0 LOB: 0 BB: 0 P: 3	R: 0 E: 0 K: 1 S: 5	H: 0 LOB: 0 BB: 0 P: 5	R: 0 E: 0 K: 1 S: 5	H: 0 LOB: 0 BB: 0 P: 5	R: 1 E: 0 K: 1 S: 6	H: 1 LOB: 1 BB: 1 P: 10	1B: 4 2B: 3 3B: 0 HR: 2	SF: 0 SAC: 0 DP: 2 HBP: 0	WP: 1 PB: 0 SB: 0 CS: 0	PA: 37
SCOUTING	PITCHER Scott McGregor, L (1, 1) ERA: 4.83 Sammy Stewart, R (7, 1) ERA: 4.43										PITCHER IP WLS BF H R ER SO BB IBB HBP BLK WP HR S P ERA WHIP									

Minnesota Twins @ Baltimore Orioles
Memorial Stadium, Baltimore, MD
Tue May 24 1983, 7:05 PM EDT
Att: 10,707 - Unknown

livebaseballscorecards.com

AB	36
R	6
H	9
RBI	5
BB	1
SO	7
LOB	9



Batter	1	2	3	4	5	6	7	8	9	AB	R	H	RBI	BB	SO	LOB
Al Bumbry, L OBP: 0.313, SLG: 0.330 (1, 8)	0-0 G3	0-0 2-3 1B			0-0 1-2 1B		0-3 K			4	0	2	0	0	1	1
Dan Ford, R OBP: 0.385, SLG: 0.535 (1, 9)	0-0 BB BB 1B	0-0 7-2			0-0 F4		0-3 K			4	1	1	0	0	1	5
Cal Ripken Jr., R OBP: 0.380, SLG: 0.472 (1, 6)	4-0 BB 1-2 BB				0-0 F4			4-0 BB		2	0	0	0	2	0	2
Eddie Murray, S OBP: 0.384, SLG: 0.377 (1, 3)	4-0 1-2 2-3 BB				0-0 1-3		0-3 K		0-3 K	3	0	0	0	1	2	3
John Lowenstein, L OBP: 0.366, SLG: 0.489 (1, 7)	0-3 K				0-0 F8		0-0 3-1		0-0 F8	4	0	0	0	0	1	4
Ken Singleton, S OBP: 0.370, SLG: 0.496 (1, 10)	4-0 1-2 2-3 3-H BB				0-0 F9		0-0 F8		0-0 F9	3	0	0	1	1	0	1
Rich Dauer, R OBP: 0.279, SLG: 0.284 (1, 4)	0-0 F8				0-0 5-3		0-0 F8			4	0	0	0	0	0	3
Joe Nolan, L OBP: 0.356, SLG: 0.463 (1, 2)					0-0 F6		0-0 F2		0-0 4-3	4	0	1	0	0	0	0
Aurelio Rodriguez, R OBP: 0.167, SLG: 0.167 (1, 5)					0-0 6-3		0-0 1B		0-3 K	4	0	2	0	0	1	1

BOTTOM

Minnesota Twins @ Baltimore Orioles
Memorial Stadium, Baltimore, MD
 Tue May 24 1983, 7:05 PM EDT
 Att. 10,707 - Unknown

AB	32
R	1
H	6
RBI	1
BB	4
SO	6
LOB	20



Inning Stats	R: 1 E: 0 K: 1 S: 6	H: 1 LOB: 3 BB: 3 P: 18	R: 0 E: 0 K: 0 S: 4	H: 2 LOB: 1 BB: 0 P: 4	R: 0 E: 0 K: 0 S: 3	H: 0 LOB: 0 BB: 0 P: 3	R: 0 E: 0 K: 0 S: 3	H: 0 LOB: 0 BB: 0 P: 3	R: 0 E: 0 K: 1 S: 7	H: 2 LOB: 2 BB: 0 P: 7	R: 0 E: 0 K: 0 S: 3	H: 0 LOB: 0 BB: 0 P: 3	R: 0 E: 0 K: 2 S: 8	H: 1 LOB: 1 BB: 0 P: 8	R: 0 E: 0 K: 1 S: 5	H: 0 LOB: 1 BB: 1 P: 9	R: 0 E: 0 K: 1 S: 5	H: 0 LOB: 0 BB: 0 P: 5	1B: 5 2B: 2 3B: 0 HR: 0	SF: 0 SAC: 0 DP: 1 HBP: 0	WP: 0 PB: 0 SB: 0 CS: 0	PA: 36
---------------------	------------------------------	----------------------------------	------------------------------	---------------------------------	------------------------------	---------------------------------	------------------------------	---------------------------------	------------------------------	---------------------------------	------------------------------	---------------------------------	------------------------------	---------------------------------	------------------------------	---------------------------------	------------------------------	---------------------------------	----------------------------------	------------------------------------	----------------------------------	--------

PITCHER Bobby Castillo, R ERA: 3.33 (1, 1)	IP 9.0	WLS W	BF 36	H 6	R 1	ER 1	SO 6	BB 4	IBB 0	HBP 0	BLK 0	WP 0	HR 0	S 44	P 60	ERA 1.00	WHIP 1.111	PITCHER	IP	WLS	BF	H	R	ER	SO	BB	IBB	HBP	BLK	WP	HR	S	P	ERA	WHIP
---	-----------	----------	----------	--------	--------	---------	---------	---------	----------	----------	----------	---------	---------	---------	---------	-------------	---------------	----------------	----	-----	----	---	---	----	----	----	-----	-----	-----	----	----	---	---	-----	------

WP: 0	PA: 36
PB: 0	
SB: 0	
CS: 0	

Batter	1	2	3	4	5	6	7	8	9	AB R H RBI BB SO LOB	TOP											
Bobby Mitchell, L (1, 8) OBP: 0.380, SLG: 0.308	0-0 2B 1B	0-0 2B 1B	0-3 K		0-0 4-3			0-0 F8		5 2 2 1 0 1 2												
John Castino, R (1, 4) OBP: 0.386, SLG: 0.541	0-0 1B 2B	4-0 2B BB		0-0 6-3		4-0 1B 4-3 BB		0-0 F6		3 2 1 0 2 0 0												
Gary Ward, R (1, 7) OBP: 0.292, SLG: 0.447	0-0 5-3	0-3 K		0-0 F8		0-0 F4		0-0 F3		5 0 0 0 0 1 5												
Kent Hrbek, L (1, 3) OBP: 0.390, SLG: 0.532	0-0 BB 1B	0-0 2B 2B		0-0 6-3		0-0 4-3		0-0 F7		5 1 2 4 0 0 1												
Gary Gaetti, R (1, 5) OBP: 0.332, SLG: 0.445	4-0 FC6-4 BB	0-0 WP 2B			0-3 K	0-0 2-3 1B		0-0 1B 1B		4 0 3 1 1 1 0												
Randy Bush, L (1, 10) OBP: 0.370, SLG: 0.485	0-0 F8	4-0 BB			0-0 F8	0-3 K		0-0 1B		3 0 0 0 1 1 4												
Mickey Hatcher, R (9, PH) OBP: 0.375, SLG: 0.453		2-3 BB						1-2 1B		1 0 1 0 0 0 0												
Tom Brunansky, R (1, 9) OBP: 0.284, SLG: 0.356	0-0 FC6-4	0-3 K			4-0 1B 1B BB		0-0 6-3	0-3 K		4 1 0 0 1 2 6												
Dave Engle, R (1, 2) OBP: 0.333, SLG: 0.485		0-0 1B 1B		0-0 4-3		0-0 1B 1B		0-3 K		5 1 2 0 0 1 2												
Ron Washington, R (1, 6) OBP: 0.311, SLG: 0.345		0-3 K		0-0 4-3		0-0 1B		0-0 4-3		4 0 1 1 0 1 1												
Inning Stats	R: 2 E: 0 K: 0 S: 6	H: 3 LOB: 2 BB: 1 P: 10	R: 4 E: 0 K: 3 S: 13	H: 4 LOB: 2 BB: 2 P: 21	R: 0 E: 0 K: 1 S: 5	H: 0 LOB: 0 BB: 0 P: 5	R: 0 E: 0 K: 0 S: 3	H: 0 LOB: 0 BB: 0 P: 3	R: 1 E: 0 K: 1 S: 7	H: 2 LOB: 2 BB: 1 P: 11	R: 0 E: 0 K: 1 S: 6	H: 1 LOB: 2 BB: 1 P: 10	R: 0 E: 0 K: 1 S: 5	H: 0 LOB: 0 BB: 0 P: 5	R: 0 E: 0 K: 0 S: 3	H: 0 LOB: 0 BB: 0 P: 3	R: 0 E: 0 K: 1 S: 7	H: 2 LOB: 2 BB: 0 P: 7	1B: 9 2B: 3 3B: 0 HR: 0	SF: 0 SAC: 0 DP: 0 HBP: 0	WP: 1 PB: 0 SB: 1 CS: 0	PA: 44
PITCHER	IP WLS BF H R ER SO BB IBB HBP BLK WP HR S P ERA WHIP																					
Dennis Martinez, R (1, 1) ERA: 5.16	1.2 L 13 6 6 6 2 2 0 0 0 0 0 0 15 23 32.40 4.800																					
Don Welch, R (2, 1) ERA: 4.81	3.0 14 3 1 1 3 2 0 0 0 1 0 18 26 3.00 1.667																					
Dan Morigiello, L (5, 1) ERA: 4.66	3.1 12 1 0 0 2 1 0 0 0 0 0 15 19 0.00 0.600																					
Tippy Martinez, L (9, 1) ERA: 5.01	1.0 5 2 0 0 1 0 0 0 0 0 0 7 7 0.00 2.000																					

Minnesota Twins @ Baltimore Orioles
Memorial Stadium, Baltimore, MD
 Wed May 25 1983, 7:05 PM EDT
 Att. 17,791 - Unknown - 73 F

livebaseballscorecards.com

AB	39
R	7
H	12
RBI	7
BB	5
SO	8
LOB	21



Batter	1	2	3	4	5	6	7	8	9	AB	R	H	RBI	BB	SO	LOB
Al Bumbry, L OBP: 0.308, SLG: 0.324 (1, 8) X	0-0 5-3		0-0 F7		0-0 1B		0-0 F8	0-0 4-3		5	0	1	0	0	0	6
Dan Ford, R OBP: 0.379, SLG: 0.525 (1, 9) S S S	0-3 K		0-0 SF7		0-0 F3		4-0 E BB		0-0 F9	3	1	0	1	1	1	1
Cal Ripken Jr., R OBP: 0.380, SLG: 0.467 (1, 6) X	0-0 6-3		4-0 1-2 2-3 BB		0-0 1-3 1B		0-0 1-H 2-H		0-3 K	4	0	1	0	1	1	0
Eddie Murray, S OBP: 0.385, SLG: 0.377 (1, 3) X		0-0 FC1-6 1B	0-0 4-3		0-0 4-3		0-0 6-3		0-0 1B 1B	5	0	2	0	0	0	6
John Lowenstein, L OBP: 0.376, SLG: 0.490 (1, 7) X		0-0 FC1-6 1-2f G4-6-3 1B		0-0 BB 1B		0-3 K		4-0 BB 1B BB	0-0 1-2 1B	4	1	2	0	1	1	1
Ken Singleton, S OBP: 0.371, SLG: 0.483 (1, 10) X		0-0 G4-6-3 1-2f		4-0 1-2 G6-4-3 BB		0-0 L4		4-0 1-2 1B BB	0-0 F8	3	0	0	0	2	0	3
Joe Nolan, L OBP: 0.367, SLG: 0.455 (1, 2) X			4-0 1B SF7 BB		0-0 F8		0-0 F8		0-0 1-2 2-H 1B	3	1	1	1	1	0	2
Lenn Sakata, R OBP: 0.304, SLG: 0.364 (1, 4) X			0-0 BB 1B		0-0 G6-4-3 1-2f		0-0 E 2B		0-0 F4	4	1	2	0	0	0	4
Aurelio Rodriguez, R OBP: 0.200, SLG: 0.200 (1, 5) X			0-0 BB 1B		0-0 6-3		0-0 F8		0-0 F6	3	0	1	0	0	0	1
Jim Dwyer, L OBP: 0.364, SLG: 0.429 (8, PH)			1-2 2-3 BB 1B							1	0	0	0	0	0	2
Leo Hernandez, R OBP: 0.291, SLG: 0.370 (9, 5) X										0	0	0	0	0	0	0

Inning Stats	R: 0	H: 0	E: 0	K: 1	S: 5	R: 0	H: 1	E: 0	K: 0	S: 3	R: 1	H: 2	E: 0	K: 0	S: 5	R: 0	H: 1	E: 0	K: 0	S: 3	R: 0	H: 2	E: 0	K: 1	S: 5	R: 2	H: 1	E: 1	K: 0	S: 5	R: 1	H: 1	E: 0	K: 0	S: 4	R: 0	H: 2	E: 0	K: 1	S: 7	1B: 9	SF: 1	2B: 1	3B: 0	HR: 0
Ken Schrom, R ERA: 3.32 (1, 1)	IP: 7.0	WLS: W	BF: 33	H: 7	R: 4	ER: 2	SO: 2	BB: 6	IBB: 0	HBP: 0	BLK: 0	WP: 0	HR: 0	S: 31	P: 55	ERA: 2.57	WHIP: 1.857																												
Ron Davis, R ERA: 3.38 (8, 1)	IP: 2.0	WLS: S	BF: 9	H: 3	R: 0	ER: 0	SO: 1	BB: 0	IBB: 0	HBP: 0	BLK: 0	WP: 0	HR: 0	S: 11	P: 11	ERA: 0.00	WHIP: 1.500																												

BOTTOM

Minnesota Twins @ Baltimore Orioles
Memorial Stadium, Baltimore, MD

Wed May 25 1983, 7:05 PM EDT
Att: 17,791 - Unknown - 73 F

livebaseballscorecards.com

AB	35
R	4
H	10
RBI	2
BB	6
SO	3
LOB	26



WP: 0	PA: 42
PB: 0	SB: 0
CS: 0	CS: 0
WP: 0	PA: 42
ERA	WHIP

Batter	1	2	3	4	5	6	7	8	9	AB R H RBI BB SO LOB	TOP											
John Shelby, S (1, 8) OBP: 0.330, SLG: 0.432	0-0 F9 1B	0-0 F5			0-0 FC4-6		0-0 1-3			4 1 1 0 0 0 1												
Dan Ford, R (1, 9) OBP: 0.371, SLG: 0.512	0-0 F9 1-3		0-0 F9		0-0 F9			0-0 F9		4 0 0 0 0 0 2												
Cal Ripken Jr., R (1, 6) OBP: 0.378, SLG: 0.462	0-0 BB 1B		0-0 5-3			0-0 L4		0-0 F3		4 1 1 1 0 0 0												
Eddie Murray, S (1, 3) OBP: 0.382, SLG: 0.370	4-0 F8 1-2 BB		0-0 F9		0-0 4-1		0-0 F8			3 0 0 0 1 0 0												
John Lowenstein, L (1, 7) OBP: 0.380, SLG: 0.490	0-0 F8 1-2 2-H 1B			0-0 F8		0-0 1B 1B		0-0 F9		4 0 2 1 0 0 0												
Ken Singleton, S (1, 10) OBP: 0.374, SLG: 0.484	0-0 F8 1-2 2-3		0-0 F7		0-0 1B			0-0 1B		4 0 2 0 0 0 2												
Rich Dauer, R (1, 4) OBP: 0.275, SLG: 0.279	0-0 F8		0-0 F9		0-0 F8			0-0 F9		2 0 0 0 0 0 2												
Jim Dwyer, L (6, PH) OBP: 0.347, SLG: 0.419	0-0 F8							0-0 F9		1 0 0 0 0 0 2												
Lenn Sakata, R (6, 4) OBP: 0.292, SLG: 0.348								0-0 F9		1 0 0 0 0 0 1												
Leo Hernandez, R (1, 5) OBP: 0.283, SLG: 0.359		0-0 5-3			0-0 F8		0-0 5-3		0-0 F7	4 0 0 0 0 0 1												
Rick Dempsey, R (1, 2) OBP: 0.312, SLG: 0.323		0-0 K			0-0 FC4-6 1B		0-0 3-1			3 0 1 0 0 1 0												
Inning Stats	R: 2 E: 0 K: 0 S: 6	H: 3 LOB: 2 BB: 1 P: 10	R: 0 E: 0 K: 1 S: 5	H: 0 LOB: 0 BB: 0 P: 5	R: 0 E: 0 K: 0 S: 3	H: 0 LOB: 0 BB: 0 P: 3	R: 0 E: 0 K: 0 S: 3	H: 0 LOB: 0 BB: 0 P: 3	R: 0 E: 0 K: 0 S: 4	H: 1 LOB: 1 BB: 0 P: 4	R: 0 E: 0 K: 0 S: 5	H: 2 LOB: 2 BB: 0 P: 5	R: 0 E: 0 K: 0 S: 3	H: 0 LOB: 0 BB: 0 P: 3	R: 0 E: 0 K: 0 S: 3	H: 0 LOB: 0 BB: 0 P: 3	R: 0 E: 0 K: 0 S: 4	H: 1 LOB: 1 BB: 0 P: 4	1B: 7 2B: 0 3B: 0 HR: 0	SF: 0 SAC: 0 DP: 0 HBP: 0	WP: 0 PB: 0 SB: 1 CS: 0	PA: 35
PITCHER	IP WLS BF H R ER SO BB IBB HBP BLK WP HR S P ERA WHIP																					
Steve Renko, R (1, 1) ERA: 3.86	7.0 W 28 6 2 2 1 1 0 0 0 0 0 0 29 33 2.57 1.000																					
Mike Armstrong, R (8, 1) ERA: 2.5	2.0 7 1 0 0 0 0 0 0 0 0 0 0 7 7 0.00 0.500																					

Baltimore Orioles @ Kansas City Royals
Royals Stadium, Kansas City, MO
 Thu May 26 1983, 8:05 PM EDT
 Att. 26,131 - Unknown

AB	34
R	2
H	7
RBI	2
BB	1
SO	1
LOB	11



Batter	1	2	3	4	5	6	7	8	9	AB	R	H	RBI	BB	SO	LOB
Willie Wilson, S OBP: 0.350, SLG: 0.409 (1, 7)	0-0 1B		0-0 F2	0-3 K			0-0 6-3	0-3 K		5	0	1	0	0	2	5
Pat Sheridan, L OBP: 0.229, SLG: 0.382 (1, 9)	0-3 K		0-0 1B	0-0 2B			0-0 L3-6 1B	0-0 G3		5	1	2	0	0	1	5
George Brett, L OBP: 0.469, SLG: 0.768 (1, 5)	0-0 F8		0-0 L3				0-0 1-2 1B			4	0	1	1	0	0	2
Hal McRae, R OBP: 0.406, SLG: 0.529 (1, 10)	0-0 4-3		4-0 1B HR BB				0-0 L3-6			2	1	0	0	1	0	3
Amos Otis, R OBP: 0.293, SLG: 0.325 (1, 8)		0-0 F8	0-0 1-2 2-H HR 1B				0-0 K	0-0 WP 1B 2B		4	2	2	1	0	1	1
Cesar Geronimo, L OBP: 0.200, SLG: 0.130 (9, 8)							0-3 K			0	0	0	0	0	0	0
Frank White, R OBP: 0.320, SLG: 0.468 (1, 4)		0-3 K	0-0 1-H 2-H HR				0-0 6-3	4-0 BB 1B BB		3	1	1	3	1	1	0
Onix Concepcion, R OBP: 0.143, SLG: 0.077 (8, PR) (9, 4)								2-3 BB		0	0	0	0	0	0	0
John Wathan, R OBP: 0.307, SLG: 0.316 (1, 2)		4-0 2B BB	0-0 6-3				0-3 K2-3	0-0 F9		3	1	0	0	1	1	2
Joe Simpson, L OBP: 0.239, SLG: 0.190 (1, 3)		4-0 2B BB					0-0 F8	0-0 BB 1B		3	1	1	1	1	0	0
U L Washington, S OBP: 0.299, SLG: 0.273 (1, 6)		0-0 1-H 2-H 2B					0-0 F9	4-0 1B 2B BB		3	1	3	2	1	0	0

Inning Stats	R: 0	H: 1	E: 0	K: 1	S: 6	H: 1	LOB: 1	BB: 0	P: 6	R: 2	H: 1	E: 0	K: 1	S: 5	H: 1	LOB: 1	BB: 2	P: 13	R: 4	H: 3	E: 0	K: 0	S: 6	H: 1	LOB: 0	BB: 1	P: 10	R: 0	H: 1	E: 0	K: 1	S: 6	R: 0	H: 0	E: 0	K: 1	S: 4	H: 0	LOB: 0	BB: 0	P: 5	R: 0	H: 0	E: 0	K: 1	S: 5	R: 1	H: 3	E: 0	K: 0	S: 5	H: 2	LOB: 3	BB: 2	P: 15
--------------	------	------	------	------	------	------	--------	-------	------	------	------	------	------	------	------	--------	-------	-------	------	------	------	------	------	------	--------	-------	-------	------	------	------	------	------	------	------	------	------	------	------	--------	-------	------	------	------	------	------	------	------	------	------	------	------	------	--------	-------	-------


PITCHER	IP	WLS	BF	H	R	ER	SO	BB	IBB	HBP	BLK	WP	HR	S	P	ERA	WHIP
Mike Boddicker, R ERA: 3.98 (1, 1)	2.2	L	15	5	6	6	2	3	0	0	0	0	1	16	28	20.25	3.000
Sammy Stewart, R ERA: 4.21 (3, 1)	4.1		16	4	1	1	3	0	0	1	0	0	0	21	22	2.08	0.923
Tim Stoddard, R ERA: 3.72 (8, 1)	1.0		7	2	1	1	1	2	0	0	0	1	0	7	15	9.00	4.000

BOTTOM

Baltimore Orioles @ Kansas City Royals
Royals Stadium, Kansas City, MO
 Thu May 26 1983, 8:05 PM EDT
 Att. 26,131 - Unknown

AB	32
R	8
H	11
RBI	8
BB	5
SO	6
LOB	18

WP: 1 PA: 38
 PB: 0
 SB: 3
 CS: 1



PITCHER	IP	WLS	BF	H	R	ER	SO	BB	IBB	HBP	BLK	WP	HR	S	P	ERA	WHIP
---------	----	-----	----	---	---	----	----	----	-----	-----	-----	----	----	---	---	-----	------

Batter	1	2	3	4	5	6	7	8	9	AB R H RBI BB SO LOB	TOP									
John Shelby, S (1, 8) OBP: 0.344, SLG: 0.457	0-0 SF8 3B		0-0 HR 1B		0-0 5-3		0-0 L6		4-0 3B BB	4 3 2 0 1 0 0										
Dan Ford, R (1, 9) OBP: 0.366, SLG: 0.518	0-0 SF8		0-0 F8		0-3 K		0-0 F9		0-0 3B	4 0 1 2 0 1 1										
Cal Ripken Jr., R (1, 6) OBP: 0.373, SLG: 0.451	0-0 3-1		0-0 P4		4-0 2B BB		0-3 K		0-0 6-3	4 1 0 0 1 1 2										
Eddie Murray, S (1, 3) OBP: 0.384, SLG: 0.398	0-0 F3		0-0 HR		0-0 2B		0-0 F7			4 1 2 3 0 0 0										
Gary Roenicke, R (1, 7) OBP: 0.357, SLG: 0.532		0-0 HR	4-0 FC6-4 BB		0-0 4-3		0-0 F8			3 1 1 1 1 0 1										
Benny Ayala, R (1, 10) OBP: 0.421, SLG: 0.625		0-0 P3	0-0 FC6-4		0-0 1B 2B		4-0 BB			3 1 1 0 1 0 1										
Rich Dauer, R (1, 4) OBP: 0.275, SLG: 0.279		0-0 1B			0-0 5-3		0-0 6-3		0-0 F8	4 0 1 0 0 0 2										
Leo Hernandez, R (1, 5) OBP: 0.276, SLG: 0.349		0-0 F8			0-0 P5		0-0 5-3		0-0 P6	4 0 0 0 0 0 2										
Rick Dempsey, R (1, 2) OBP: 0.310, SLG: 0.320		0-0 F9			0-0 L4		0-0 1B		0-3 K	4 0 1 1 0 1 1										
Inning Stats	R: 1 E: 0 K: 0 S: 4	H: 1 LOB: 0 BB: 0 P: 4	R: 1 E: 0 K: 0 S: 5	H: 2 LOB: 1 BB: 0 P: 5	R: 2 E: 0 K: 0 S: 5	H: 2 LOB: 1 BB: 1 P: 9	R: 0 E: 0 K: 0 S: 3	H: 0 LOB: 0 BB: 0 P: 3	R: 1 E: 0 K: 1 S: 6	H: 1 LOB: 1 BB: 1 P: 10	R: 1 E: 0 K: 1 S: 5	H: 0 LOB: 0 BB: 0 P: 5	R: 0 E: 0 K: 0 S: 3	H: 0 LOB: 1 BB: 1 P: 7	R: 1 E: 0 K: 1 S: 6	H: 1 LOB: 1 BB: 1 P: 10	1B: 3 2B: 2 3B: 2 HR: 2	SF: 1 SAC: 0 DP: 0 HBP: 0	WP: 0 PB: 0 SB: 0 CS: 0	PA: 39
PITCHER	IP WLS BF H R ER SO BB IBB HBP BLK WP HR S P ERA WHIP																			
Larry Gura, L (1, 1) ERA: 4.01	2.2 L 14 5 4 4 0 1 0 0 0 0 2 13 17 13.50 2.250																			
Bill Castro, R (3, 1) ERA: 8.88	3.1 13 3 2 2 1 1 0 0 0 0 0 14 18 5.40 1.200																			
Vida Blue, L (7, 1) ERA: 4.53	3.0 12 1 1 1 2 2 0 0 0 0 0 14 22 3.00 1.000																			

Baltimore Orioles @ Kansas City Royals
 Royals Stadium, Kansas City, MO
 Fri May 27 1983, 8:05 PM EDT
 Att. 23,675 - Unknown

AB	34
R	7
H	9
RBI	7
BB	4
SO	3
LOB	10



WP: 0	PA: 39
PB: 0	
SB: 0	
CS: 0	

Batter	1	2	3	4	5	6	7	8	9	AB	R	H	RBI	BB	SO	LOB	BOTTOM
--------	---	---	---	---	---	---	---	---	---	----	---	---	-----	----	----	-----	--------

Willie Wilson, S <small>OBP: 0.341, SLG: 0.396</small> (1, 7) x	0-0 ① 		0-0 ③ 		0-0 ① 		0-3 ① 		0-0 ③ 	5	0	0	0	0	1	3	Baltimore Orioles @ Kansas City Royals Royals Stadium, Kansas City, MO <small>Fri May 27 1983, 8:05 PM EDT</small> <small>Att. 23,675 - Unknown</small>
--	--	--	--	--	--	--	--	--	--	---	---	---	---	---	---	---	---

Pat Sheridan, L <small>OBP: 0.237, SLG: 0.378</small> Leon Roberts, R <small>OBP: 0.281, SLG: 0.379</small> (7, PH) (8, 9) S	0-3 ② 			0-0 x 	0-0 x 		0-0 x 			3	1	1	0	0	1	1	1	Baltimore Orioles @ Kansas City Royals Royals Stadium, Kansas City, MO <small>Fri May 27 1983, 8:05 PM EDT</small> <small>Att. 23,675 - Unknown</small>
--	--	--	--	--	--	--	--	--	--	---	---	---	---	---	---	---	---	---

George Brett, L <small>OBP: 0.463, SLG: 0.752</small> (1, 5) x	0-0 ③ 			0-0 x 	0-3 S 		0-0 x 			4	1	1	0	0	1	3	Baltimore Orioles @ Kansas City Royals Royals Stadium, Kansas City, MO <small>Fri May 27 1983, 8:05 PM EDT</small> <small>Att. 23,675 - Unknown</small>
--	--	--	--	--	--	--	--	--	--	---	---	---	---	---	---	---	---

Hal McRae, R <small>OBP: 0.415, SLG: 0.542</small> (1, 10) x		0-0 x 		0-0 x 			0-0 x 		0-0 x 	4	1	3	1	0	0	0	Baltimore Orioles @ Kansas City Royals Royals Stadium, Kansas City, MO <small>Fri May 27 1983, 8:05 PM EDT</small> <small>Att. 23,675 - Unknown</small>
--	--	--	--	--	--	--	--	--	--	---	---	---	---	---	---	---	---

Amos Otis, R <small>OBP: 0.291, SLG: 0.347</small> (1, 8) x		0-0 ① 		0-3 S 			0-3 S 		0-0 x 	4	1	1	1	0	2	4	Baltimore Orioles @ Kansas City Royals Royals Stadium, Kansas City, MO <small>Fri May 27 1983, 8:05 PM EDT</small> <small>Att. 23,675 - Unknown</small>
---	--	--	--	--	--	--	--	--	--	---	---	---	---	---	---	---	---

Frank White, R <small>OBP: 0.312, SLG: 0.455</small> (1, 4) x		0-0 ② 		0-0 x 			0-0 x 		0-0 x 	4	0	0	0	0	0	4	Baltimore Orioles @ Kansas City Royals Royals Stadium, Kansas City, MO <small>Fri May 27 1983, 8:05 PM EDT</small> <small>Att. 23,675 - Unknown</small>
---	--	--	--	--	--	--	--	--	--	---	---	---	---	---	---	---	---

John Wathan, R <small>OBP: 0.306, SLG: 0.321</small> (1, 2) x		0-0 ③ 		0-0 x 			0-0 x 		0-3 S 	4	0	1	2	0	1	2	Baltimore Orioles @ Kansas City Royals Royals Stadium, Kansas City, MO <small>Fri May 27 1983, 8:05 PM EDT</small> <small>Att. 23,675 - Unknown</small>
---	--	--	--	--	--	--	--	--	--	---	---	---	---	---	---	---	---

Joe Simpson, L <small>OBP: 0.243, SLG: 0.185</small> Onix Concepcion, R <small>OBP: 0.133, SLG: 0.071</small> (9, PH) (1, 3) x		0-0 ① 		0-0 ③ 			4-0 S 		0-0 x 	2	0	0	0	1	0	1	Baltimore Orioles @ Kansas City Royals Royals Stadium, Kansas City, MO <small>Fri May 27 1983, 8:05 PM EDT</small> <small>Att. 23,675 - Unknown</small>
--	--	--	--	--	--	--	--	--	--	---	---	---	---	---	---	---	---

U L Washington, S <small>OBP: 0.304, SLG: 0.275</small> (1, 6) S		0-3 ② 			4-0 S 		0-0 x 		0-0 ② 	3	0	1	0	1	1	0	Baltimore Orioles @ Kansas City Royals Royals Stadium, Kansas City, MO <small>Fri May 27 1983, 8:05 PM EDT</small> <small>Att. 23,675 - Unknown</small>
--	--	--	--	--	--	--	--	--	--	---	---	---	---	---	---	---	---

Inning Stats	R: 0 E: 0 K: 1 S: 5	H: 0 LOB: 0 BB: 0 P: 5	R: 0 E: 0 K: 0 S: 4	H: 1 LOB: 1 BB: 0 P: 4	R: 0 E: 0 K: 1 S: 5	H: 0 LOB: 0 BB: 0 P: 5	R: 3 E: 0 K: 1 S: 9	H: 4 LOB: 1 BB: 0 P: 9	R: 0 E: 0 K: 1 S: 5	H: 0 LOB: 1 BB: 1 P: 9	R: 0 E: 0 K: 1 S: 6	H: 1 LOB: 1 BB: 0 P: 6	R: 0 E: 0 K: 1 S: 6	H: 1 LOB: 2 BB: 1 P: 10	R: 1 E: 0 K: 1 S: 6	H: 1 LOB: 0 BB: 0 P: 6	R: 0 E: 0 K: 0 S: 3	H: 0 LOB: 0 BB: 0 P: 3	1B: 5 2B: 2 3B: 0 HR: 1	SF: 0 SAC: 0 DP: 0 HBP: 0	WP: 0 PB: 1 SB: 0 CS: 0	PA: 37
---------------------	------------------------------	---------------------------------	------------------------------	---------------------------------	------------------------------	---------------------------------	------------------------------	---------------------------------	------------------------------	---------------------------------	------------------------------	---------------------------------	------------------------------	----------------------------------	------------------------------	---------------------------------	------------------------------	---------------------------------	----------------------------------	------------------------------------	----------------------------------	--------

PITCHER Storm Davis, R <small>ERA: 2.62</small> Tippy Martinez, L <small>ERA: 4.78</small>	IP: 6.0 WLS: W BF: 27 H: 7 R: 3 ER: 3 SO: 5 BB: 2 IBB: 0 HBP: 0 BLK: 0 WP: 0 HR: 0 S: 35 P: 43 ERA: 4.50 WHIP: 1.500	IP: 3.0 WLS: S BF: 10 H: 1 R: 1 ER: 1 SO: 2 BB: 0 IBB: 0 HBP: 0 BLK: 0 WP: 0 HR: 1 S: 14 P: 14 ERA: 3.00 WHIP: 0.333	PITCHER IP: 6.0 WLS: W BF: 27 H: 7 R: 3 ER: 3 SO: 5 BB: 2 IBB: 0 HBP: 0 BLK: 0 WP: 0 HR: 0 S: 35 P: 43 ERA: 4.50 WHIP: 1.500	IP: 3.0 WLS: S BF: 10 H: 1 R: 1 ER: 1 SO: 2 BB: 0 IBB: 0 HBP: 0 BLK: 0 WP: 0 HR: 1 S: 14 P: 14 ERA: 3.00 WHIP: 0.333
---	--	--	--	--

livebaseballscorecards.com

AB	35
R	4
H	8
RBI	4
BB	2
SO	7
LOB	20



Batter	1	2	3	4	5	6	7	8	9	AB R H RBI BB SO LOB
John Shelby, S (1, 8) OBP: 0.330, SLG: 0.438	0-0 L6		0-3 K			0-0 6-3			0-0 F8	4 0 0 0 0 1 0
Dan Ford, R (1, 9) OBP: 0.358, SLG: 0.506	0-3 K			0-0 6-3		0-0 5-3			0-0 F7	4 0 0 0 0 1 0
Cal Ripken Jr., R (1, 6) OBP: 0.371, SLG: 0.447	0-3 K			0-0 F7			0-0 6-3		0-0 1B	4 0 1 0 0 1 0
Eddie Murray, S (1, 3) OBP: 0.381, SLG: 0.412		0-0 4-3		0-0 F7			0-0 HR		0-0 F9	4 1 1 1 0 0 1
John Lowenstein, L (1, 7) OBP: 0.387, SLG: 0.500		4-0 FC6-4 BB			0-0 2B		0-0 F8			2 0 1 0 1 0 0
Ken Singleton, S (1, 10) OBP: 0.373, SLG: 0.476		0-3 K			4-0 L4 BB		0-3 K			2 0 0 0 1 2 1
Rich Dauer, R (1, 4) OBP: 0.269, SLG: 0.273		0-0 FC6-4 1-2f			0-0 P5			0-0 G3		3 0 0 0 0 0 3
Leo Hernandez, R (1, 5) OBP: 0.270, SLG: 0.342			0-0 5-3		0-0 L4 1-2			0-3 K		3 0 0 0 0 1 2
Rick Dempsey, R (1, 2) OBP: 0.302, SLG: 0.310			0-0 P5			0-0 F3		0-0 L4		3 0 0 0 0 0 0

TOP

Baltimore Orioles @ Kansas City Royals
Royals Stadium, Kansas City, MO
 Sat May 28 1983, 8:05 PM EDT
 Att: 29,616 - Unknown

AB	29
R	1
H	3
RBI	1
BB	2
SO	6
LOB	7



Inning Stats	R: 0 E: 0 K: 2 S: 7	H: 0 LOB: 0 BB: 0 P: 7	R: 0 E: 0 K: 1 S: 5	H: 0 LOB: 1 BB: 1 P: 9	R: 0 E: 0 K: 1 S: 5	H: 0 LOB: 0 BB: 0 P: 5	R: 0 E: 0 K: 0 S: 3	H: 0 LOB: 0 BB: 0 P: 3	R: 0 E: 0 K: 0 S: 3	H: 1 LOB: 1 BB: 1 P: 7	R: 0 E: 0 K: 0 S: 3	H: 0 LOB: 0 BB: 0 P: 3	R: 1 E: 0 K: 1 S: 6	H: 1 LOB: 0 BB: 0 P: 6	R: 0 E: 0 K: 1 S: 5	H: 0 LOB: 0 BB: 0 P: 5	R: 0 E: 0 K: 0 S: 4	H: 1 LOB: 1 BB: 0 P: 4	1B: 1 2B: 2 3B: 0 HR: 1	SF: 0 SAC: 0 DP: 1 HBP: 0	WP: 0 PB: 0 SB: 0 CS: 0	PA: 31
--------------	------------------------------	---------------------------------	------------------------------	---------------------------------	------------------------------	---------------------------------	------------------------------	---------------------------------	------------------------------	---------------------------------	------------------------------	---------------------------------	------------------------------	---------------------------------	------------------------------	---------------------------------	------------------------------	---------------------------------	----------------------------------	------------------------------------	----------------------------------	--------

PITCHER	IP	WLS	BF	H	R	ER	SO	BB	IBB	HBP	BLK	WP	HR	S	P	ERA	WHIP
Dennis Leonard, R (1, 1) ERA: 3.71	3.1		11	0	0	0	4	1	0	0	0	0	0	18	22	0.00	0.300
Mike Armstrong, R (4, 1) ERA: 2.38	4.2	L	16	2	1	1	2	1	0	0	0	0	1	19	23	1.93	0.643
Dan Quisenberry, R (9, 1) ERA: 1.32	1.0		4	1	0	0	0	0	0	0	0	0	0	4	4	0.00	1.000

PITCHER	IP	WLS	BF	H	R	ER	SO	BB	IBB	HBP	BLK	WP	HR	S	P	ERA	WHIP
---------	----	-----	----	---	---	----	----	----	-----	-----	-----	----	----	---	---	-----	------

Batter	1	2	3	4	5	6	7	8	9	AB R H RBI BB SO LOB
Willie Wilson, S OBP: 0.333, SLG: 0.387 (1, 7) x	0-0 6-3 ①			x 0-0 1-3 ①		x 0-0 6-3 ②		x 0-0 L8-2 ②③		4 0 0 0 0 0 2
John Wathan, R OBP: 0.304, SLG: 0.319 (1, 2) x	0-0 5-3 ②			x 0-0 S 1B		SS 0-3 K ③			x 0-0 F7 ①	4 0 1 0 0 1 0
George Brett, L OBP: 0.451, SLG: 0.729 (1, 3) x	0-0 F8 ③			x 0-0 F8 ②			x 0-0 F8 ①		x 0-0 F3 ②	4 0 0 0 0 0 1
Hal McRae, R OBP: 0.411, SLG: 0.531 (1, 10) x		x 0-0 F7 ①		x 0-0 F9 ③			x 0-0 F8 ②		BB 4-0 BB	3 0 0 0 1 0 1
Amos Otis, R OBP: 0.290, SLG: 0.339 (1, 8) x		BB 4-0 BB CS BB			x 0-0 6-3 ①		x 0-0 E6		x 0-0 F7 ③	3 0 0 0 1 0 1
Frank White, R OBP: 0.306, SLG: 0.445 (1, 4) x		x 0-0 F7 ②③			x 0-0 3-1 ②		x 0-0 F3 ③			3 0 0 0 0 0 2
Leon Roberts, R OBP: 0.286, SLG: 0.355 (1, 9) x			x 0-0 F5 ①		BB 4-0 BB BB			x 0-0 F9 ①		2 0 0 0 1 0 0
U L Washington, S OBP: 0.305, SLG: 0.271 (1, 6) x			x 0-0 F7 ②		x 0-0 F7 ③			BB 4-0 BB 1B L8-2 BB		2 0 0 0 1 0 1
Onix Concepcion, R OBP: 0.167, SLG: 0.118 (1, 5) x			x 0-0 F9 ③			x 0-0 6-3 ①		x 0-0 1B 1-3 1B		3 0 1 0 0 0 0

Inning Stats	R: 0 H: 0 E: 0 K: 0 S: 3	H: 0 LOB: 0 BB: 0 P: 3	R: 0 H: 0 E: 0 K: 0 S: 2	H: 0 LOB: 0 BB: 1 P: 6	R: 0 H: 0 E: 0 K: 0 S: 3	H: 0 LOB: 0 BB: 0 P: 3	R: 0 H: 1 E: 0 K: 0 S: 4	H: 1 LOB: 1 BB: 0 P: 4	R: 0 H: 0 E: 0 K: 0 S: 3	H: 0 LOB: 1 BB: 1 P: 7	R: 0 H: 0 E: 1 K: 0 S: 5	H: 0 LOB: 1 BB: 0 P: 5	R: 0 H: 0 E: 1 K: 0 S: 4	H: 0 LOB: 1 BB: 0 P: 4	R: 0 H: 1 E: 0 K: 0 S: 3	H: 1 LOB: 1 BB: 1 P: 7	R: 0 H: 0 E: 0 K: 0 S: 3	H: 0 LOB: 1 BB: 1 P: 7	1B: 2 SF: 0 2B: 1 SAC: 0 3B: 0 DP: 1 HR: 0 HBP: 0
---------------------	--------------------------	------------------------	--------------------------	------------------------	--------------------------	------------------------	--------------------------	------------------------	--------------------------	------------------------	--------------------------	------------------------	--------------------------	------------------------	--------------------------	------------------------	--------------------------	------------------------	--

PITCHER Scott McGregor, L ERA: 4.23 (1, 1)	IP 9.0 WLS W BF 32 H 2 R 0 ER 0 SO 1 BB 4 IBB 0 HBP 0 BLK 0 WP 0 HR 0 S 30 P 46 ERA 0.00 WHIP 0.667	PITCHER	IP WLS BF H R ER SO BB IBB HBP BLK WP HR S P ERA WHIP
---	---	----------------	---

BOTTOM

Baltimore Orioles @ Kansas City Royals
Royals Stadium, Kansas City, MO
 Sat May 28 1983, 8:05 PM EDT
 Att. 29,616 - Unknown

AB	28
R	0
H	2
RBI	0
BB	4
SO	1
LOB	8



WP: 0 PA: 32	ERA: 0.00	WHIP: 0.667
PB: 0		
SB: 1		
CS: 1		

Batter	1	2	3	4	5	6	7	8	9	AB R H RBI BB SO LOB	TOP											
John Shelby, S (1, 8) OBP: 0.327, SLG: 0.430	0-0 G1-4-3 1B		0-3 K			0-0 6-3		0-0 P6		4 0 1 0 0 1 0												
Dan Ford, R (1, 9) OBP: 0.356, SLG: 0.500	0-0 G1-4-3 1B			0-0 5-3		0-0 6-3		0-0 F8		4 0 1 0 0 0 0												
Cal Ripken Jr., R (1, 6) OBP: 0.368, SLG: 0.440	0-0 G1-4-3 1-2f 2-3			0-0 F9		4-0 BB BB		0-0 5-3		3 0 0 0 1 0 2												
Eddie Murray, S (1, 3) OBP: 0.384, SLG: 0.410	0-0 5-3			0-0 BB 1B		4-0 1-2 BB		0-0 F8		3 0 1 0 1 0 1												
Gary Roenicke, R (1, 7) OBP: 0.356, SLG: 0.516		0-0 4-3		4-0 1-2 BB		0-0 4-3		0-0 6-3		2 0 0 0 1 0 2												
Jim Dwyer, L (9, PH) OBP: 0.340, SLG: 0.409										1 0 0 0 0 0 0												
Benny Ayala, R (1, 10) OBP: 0.364, SLG: 0.526		0-0 P4		0-3 K			0-0 F8		0-0 1B 1B	3 0 0 0 0 1 2												
Ken Singleton, S (9, PH) OBP: 0.377, SLG: 0.480										1 0 1 0 0 0 0												
Rich Dauer, R (1, 4) OBP: 0.270, SLG: 0.269		0-0 6-3			4-0 BB BB		0-0 3-1		0-0 1-2 1B	2 0 0 0 1 0 0												
John Lowenstein, L (9, PH) OBP: 0.392, SLG: 0.505										1 0 1 0 0 0 0	AB 31											
Leo Hernandez, R (1, 5) OBP: 0.278, SLG: 0.349			0-0 G4-6-3 1B		0-0 G5-4-3 1-2f		0-0 1B		0-0 F8	3 0 2 0 0 0 1	R 0											
Al Bumbry, L (9, PH) OBP: 0.306, SLG: 0.321										1 0 0 0 0 0 2	H 7											
Rick Dempsey, R (1, 2) OBP: 0.294, SLG: 0.301			0-0 G4-6-3		0-3 K		0-0 F7			3 0 0 0 0 1 2	RBI 0											
											BB 4											
											SO 3											
											LOB 12											
Inning Stats	R: 0 E: 0 K: 0 S: 4	H: 2 LOB: 1 BB: 0 P: 4	R: 0 E: 0 K: 0 S: 3	H: 0 LOB: 0 BB: 0 P: 3	R: 0 E: 0 K: 1 S: 5	H: 1 LOB: 0 BB: 0 P: 5	R: 0 E: 0 K: 1 S: 6	H: 1 LOB: 2 BB: 1 P: 10	R: 0 E: 0 K: 1 S: 4	H: 0 LOB: 0 BB: 1 P: 8	R: 0 E: 0 K: 0 S: 3	H: 0 LOB: 2 BB: 2 P: 11	R: 0 E: 0 K: 0 S: 4	H: 1 LOB: 1 BB: 0 P: 4	R: 0 E: 0 K: 0 S: 3	H: 0 LOB: 0 BB: 0 P: 3	R: 0 E: 0 K: 0 S: 5	H: 2 LOB: 2 BB: 0 P: 5	1B: 7 2B: 0 3B: 0 HR: 0	SF: 0 SAC: 0 DP: 3 HBP: 0	WP: 0 PB: 0 SB: 0 CS: 0	PA: 35
PITCHER	IP WLS BF H R ER SO BB IBB HBP BLK WP HR S P ERA WHIP																					
Paul Splittorff, L (1, 1) ERA: 4.44	7.0 W 27 5 0 0 3 4 0 0 0 0 0 0 29 45 0.00 1.286																					
Dan Quisenberry, R (8, 1) ERA: 1.25	2.0 S 8 2 0 0 0 0 0 0 0 0 0 0 8 8 0.00 1.000																					

Baltimore Orioles @ Kansas City Royals
Royals Stadium, Kansas City, MO
 Sun May 29 1983, 4:33 AM EDT
 Att: 29,035 - Unknown

livebaseballscorecards.com



Batter	1	2	3	4	5	6	7	8	9
Willie Wilson, S OBP: 0.330, SLG: 0.379 (1, 7) X	0-0 4-3 ①		4-0 1B BB		0-0 1-3 ① S S	0-3 K ③		0-0 4-1 ③	
Pat Sheridan, L OBP: 0.262, SLG: 0.450 (1, 9) X	0-0 HR		4-0 1B BB		0-0 5-3 ②		0-0 F2 ①		
George Brett, L OBP: 0.452, SLG: 0.723 (1, 5) X	0-0 G6-4-3 1B		0-0 F7 ②		0-0 E 1B		0-0 3-1 ②		
Hal McRae, R OBP: 0.413, SLG: 0.530 (1, 10) X	0-0 G6-4-3 1-2f		0-0 1-3 2-H 1B		0-0 E8 1B 1-H		0-0 1B ③		
Amos Otis, R OBP: 0.289, SLG: 0.336 (1, 8) X		0-0 6-3 ① S S	0-3 K ③		0-0 1-2 1B		0-0 F7 ③		
Willie Aikens, L OBP: 0.388, SLG: 0.493 (1, 3) X		0-0 1-3 ②		0-0 3B		0-0 3-1 ③		0-0 4-3 ①	
Joe Simpson, L OBP: 0.240, SLG: 0.182 (8, 3) X									
Frank White, R OBP: 0.304, SLG: 0.440 (1, 4) X		0-0 S 1B		0-0 6-3 ①		0-0 5-3 ①		0-0 F8 ②	
John Wathan, R OBP: 0.309, SLG: 0.326 (1, 2) X		0-0 6-3 ③		0-0 F3 ②		0-0 2B		4-0 S 2B BB	
U L Washington, S OBP: 0.304, SLG: 0.277 (1, 6) X			0-0 F8 ①	0-0 4-3 ③		0-3 K ② S S		0-0 2B 1-H	

Inning Stats	R: 1	H: 2	E: 0	K: 0	S: 4	LOB: 0	BB: 0	P: 4
	R: 0	H: 1	E: 0	K: 0	S: 4	LOB: 1	BB: 0	P: 4
	R: 1	H: 1	E: 0	K: 1	S: 6	LOB: 2	BB: 2	P: 14
	R: 0	H: 1	E: 0	K: 0	S: 4	LOB: 1	BB: 0	P: 4
	R: 1	H: 2	E: 1	K: 0	S: 6	LOB: 2	BB: 0	P: 6
	R: 0	H: 1	E: 0	K: 2	S: 8	LOB: 1	BB: 0	P: 8
	R: 0	H: 1	E: 0	K: 0	S: 4	LOB: 1	BB: 0	P: 4
	R: 1	H: 1	E: 0	K: 0	S: 4	LOB: 1	BB: 1	P: 8

PITCHER	IP	WLS	BF	H	R	ER	SO	BB	IBB	HBP	BLK	WP	HR	S	P	ERA	WHIP
Dennis Martinez, R ERA: 4.95 (1, 1)	8.0	L	37	10	4	3	3	3	3	0	0	0	1	40	52	3.38	1.625

PITCHER	IP	WLS	BF	H	R	ER	SO	BB	IBB	HBP	BLK	WP	HR	S	P	ERA	WHIP

AB R H RBI BB SO LOB

4	1	0	0	1	1	2
3	1	1	1	1	0	0
4	1	2	0	0	0	2
4	0	2	1	0	0	1
4	0	1	0	0	1	3
3	0	1	0	0	0	2
1	0	0	0	0	0	0
4	0	1	0	0	0	1
3	1	1	0	1	0	2
4	0	1	1	0	1	2


WP: 0	PA: 37
PB: 0	
SB: 3	
CS: 0	

Baltimore Orioles @ Kansas City Royals
Royals Stadium, Kansas City, MO
 Sun May 29 1983, 4:33 AM EDT
 Att. 29,035 - Unknown

livebaseballscores.com

AB	34
R	4
H	10
RBI	3
BB	3
SO	3
LOB	15



Batter	1	2	3	4	5	6	7	8	9	AB R H RBI BB SO LOB	TOP														
Al Bumbry, L (1, 8) OBP: 0.310, SLG: 0.319	0-0 1-3		4-0 2B HR BB	0-0 F7			0-0 L7		0-0 FC6-4 1B	4 1 1 0 1 0 1	<p>Baltimore Orioles @ Minnesota Twins Hubert H. Humphrey Metrodome, Minneapolis, MN</p> <p>Mon May 30 1983, 4:33 AM EDT Att. 14,916 - Unknown</p> <p>livebaseballscorecards.com</p> <table border="0"> <tr><td>AB</td><td>34</td></tr> <tr><td>R</td><td>6</td></tr> <tr><td>H</td><td>10</td></tr> <tr><td>RBI</td><td>5</td></tr> <tr><td>BB</td><td>3</td></tr> <tr><td>SO</td><td>4</td></tr> <tr><td>LOB</td><td>11</td></tr> </table> 	AB	34	R	6	H	10	RBI	5	BB	3	SO	4	LOB	11
AB	34																								
R	6																								
H	10																								
RBI	5																								
BB	3																								
SO	4																								
LOB	11																								
Dan Ford, R (1, 9) OBP: 0.352, SLG: 0.497	0-0 5-3		0-0 F8		0-0 S SF8 2B		0-0 P1		0-0 FC6-4	5 1 1 0 0 0 2															
Cal Ripken Jr., R (1, 6) OBP: 0.371, SLG: 0.465	0-0 P4		0-0 HR 2B		0-0 SF8			0-0 HR		3 2 2 2 0 0 0															
Eddie Murray, S (1, 3) OBP: 0.381, SLG: 0.424		0-3 K	0-0 HR		0-0 5-3			0-0 F9		4 1 1 3 0 1 0															
John Lowenstein, L (1, 7) OBP: 0.402, SLG: 0.514 Gary Roenicke, R (5, PH) OBP: 0.360, SLG: 0.508		0-0 BB E 1B	0-0 1B		0-3 K			4-0 1B BB		2 1 2 0 0 0 0 1 0 0 0 1 1 0															
Ken Singleton, S (1, 10) OBP: 0.387, SLG: 0.492		4-0 FC3-6 BB	0-0 G3			0-0 L3-6 2B		0-0 G6-4-3 1B		3 0 2 0 1 0 1															
Joe Nolan, L (1, 2) OBP: 0.358, SLG: 0.458		0-0 FC3-6 WP 1-2f 2-H		0-0 2B		0-0 L3-6 2-3		0-0 G6-4-3 1-2f		4 0 1 0 0 0 4															
Lenn Sakata, R (1, 4) OBP: 0.250, SLG: 0.296		0-0 5-3		0-0 5-3		0-0 6-3			0-0 F9	4 0 0 0 0 0 2															
Aurelio Rodriguez, R (1, 5) OBP: 0.158, SLG: 0.158			0-3 K	0-3 K			0-0 5-3		0-0 5-3	4 0 0 0 0 2 1															
Inning Stats	R: 0 E: 0 K: 0 S: 3	H: 0 LOB: 0 BB: 0 P: 3	R: 1 E: 1 K: 1 S: 6	H: 1 LOB: 1 BB: 1 P: 10	R: 3 E: 0 K: 1 S: 8	H: 3 LOB: 1 BB: 1 P: 12	R: 0 E: 0 K: 1 S: 6	H: 1 LOB: 1 BB: 0 P: 6	R: 1 E: 0 K: 1 S: 6	H: 1 LOB: 0 BB: 0 P: 6	R: 0 E: 0 K: 0 S: 3	H: 1 LOB: 0 BB: 0 P: 3	R: 0 E: 0 K: 0 S: 3	H: 0 LOB: 0 BB: 0 P: 3	R: 1 E: 0 K: 0 S: 4	H: 2 LOB: 1 BB: 1 P: 8	R: 0 E: 0 K: 0 S: 4	H: 1 LOB: 1 BB: 0 P: 4	1B: 4 2B: 5 3B: 0 HR: 2	SF: 1 SAC: 0 DP: 2 HBP: 0	WP: 1 PB: 0 SB: 1 CS: 0	PA: 38			
PITCHER	IP WLS BF H R ER SO BB IBB HBP BLK WP HR S P ERA WHIP																								
Bobby Castillo, R (1, 1) ERA: 3.86	3.0 L 15 4 4 4 2 2 0 0 0 1 1 17 25 12.00 2.000																								
Jack O'Connor, L (4, 1) ERA: 6.27	4.1 18 5 2 2 2 1 0 0 0 0 1 21 25 4.15 1.385																								
Albert Williams, R (8, 1) ERA: 5.91	1.2 5 1 0 0 0 0 0 0 0 0 0 5 5 0.00 0.600																								

Batter	1	2	3	4	5	6	7	8	9	AB	R	H	RBI	BB	SO	LOB
Bobby Mitchell, L OBP: 0.359, SLG: 0.330 (1, 8)	0-0 4-3		0-0 4-3			0-0 6-3		0-0 WP 3B	0-0 FC4-6	5	1	1	0	0	0	1
John Castino, R OBP: 0.376, SLG: 0.502 (1, 4)	4-0 6-3 BB		0-0 6-3			0-0 1B		4-0 2B BB	0-0 F5	3	0	1	0	2	0	1
Gary Ward, R OBP: 0.291, SLG: 0.430 (1, 7)	0-0 6-3 1-2			0-3 K		0-3 K		0-3 K		4	0	0	0	0	3	4
Kent Hrbek, L OBP: 0.379, SLG: 0.509 (1, 3)	4-0 BB			0-0 G3		0-3 K		0-0 1-3 2B		3	0	1	0	1	1	1
Gary Gaetti, R OBP: 0.319, SLG: 0.438 (1, 5)	0-3 K			0-0 P4			0-0 1B 1B	0-3 K		4	0	1	0	0	2	4
Randy Bush, L OBP: 0.352, SLG: 0.440 (1, 10)		0-0 G5-4-3 1B			0-0 6-3		0-3 K	4-0 FC6-4 BB		3	0	1	0	1	1	1
Tom Brunansky, R OBP: 0.276, SLG: 0.349 (1, 9)		0-0 G5-4-3 1-2f			0-0 2B		0-3 K	0-0 FC6-4 1-2f		4	0	1	0	0	1	5
Ron Washington, R OBP: 0.299, SLG: 0.314 (1, 6)		0-0 G3			0-0 6-3		0-0 1-2 1B		4-0 FC4-6 BB	3	0	1	0	1	0	1
Tim Laudner, R OBP: 0.271, SLG: 0.254 Dave Engle, R OBP: 0.345, SLG: 0.491 (9, PH)			0-3 K			0-0 F9		0-0 F9	0-0 F8	3	0	0	0	0	1	3
										1	0	0	0	0	0	1

Inning Stats	R: 0	H: 0	E: 0	K: 1	S: 5	R: 0	H: 1	E: 0	K: 0	S: 3	R: 0	H: 0	E: 0	K: 1	S: 5	R: 0	H: 0	E: 0	K: 1	S: 5	R: 0	H: 1	E: 0	K: 0	S: 4	R: 0	H: 1	E: 0	K: 2	S: 8	R: 0	H: 2	E: 0	K: 2	S: 9	R: 1	H: 2	E: 0	K: 2	S: 9	R: 0	H: 0	E: 0	K: 0	S: 3	1B: 4	2B: 2	3B: 1	HR: 0	SF: 0	SAC: 0	DP: 1	HBP: 0	WP: 1	PB: 0	SB: 0	CS: 0	PA: 38
PITCHER	IP	WLS	BF	H	R	ER	SO	BB	IBB	HBP	BLK	WP	HR	S	P	ERA	WHIP																																									
Mike Boddicker, R ERA: 2.96 Sammy Stewart, R ERA: 4.22	(1, 1) 7.0	W	27	5	0	0	7	2	0	0	0	0	0	39	47	0.00	1.000																																									
	(8, 1) 2.0		11	2	1	1	2	3	0	0	0	1	0	12	24	4.50	2.500																																									


BOTTOM


Baltimore Orioles @ Minnesota Twins
 Hubert H. Humphrey Metrodome, Minneapolis, MN

Mon May 30 1983, 4:33 AM EDT
 Att. 14,916 - Unknown

livebaseballscores.com

AB	33
R	1
H	7
RBI	0
BB	5
SO	9
LOB	22



Batter	1	2	3	4	5	6	7	8	9	AB R H RBI BB SO LOB	TOP
Al Bumbry, L (1, 8) OBP: 0.313, SLG: 0.322	0-0 1-3 HR 1B		0-0 4-3 HBP 1B		0-0 G3		0-0 4-3		0-0 4-3	5 1 2 0 0 0 1	
Dan Ford, R (1, 9) OBP: 0.350, SLG: 0.489	0-0 1-3 1-2		1-0 4-3 HBP		0-0 5-3		0-3 K			3 0 0 0 0 1 1	
Cal Ripken Jr., R (1, 6) OBP: 0.364, SLG: 0.455	0-0 F8		0-0 4-3 1-2 2-3		0-0 F7			0-0 F8		4 0 0 0 0 0 3	
Eddie Murray, S (1, 3) OBP: 0.379, SLG: 0.436	0-0 2-H HR		0-0 4-3		0-0 F9			0-0 F8		4 1 1 2 0 0 2	
John Lowenstein, L (1, 7) OBP: 0.397, SLG: 0.500	0-0 5-3			0-0 3-1		4-0 F9 1B BB		0-0 4-3		3 0 0 0 1 0 0	
Ken Singleton, S (1, 10) OBP: 0.403, SLG: 0.500		4-0 G3-6-3 BB		4-0 2B BB		0-0 1-2 1B		0-0 FC3-6 1B		2 0 2 0 2 0 0	
Joe Nolan, L (1, 2) OBP: 0.351, SLG: 0.462		0-0 F2		0-0 1-3 2B		0-0 F9 2-3		0-0 FC3-6 2B		4 1 1 0 0 0 4	
Rich Dauer, R (1, 4) OBP: 0.267, SLG: 0.265		0-0 G3-6-3		0-0 F3		0-0 F7		0-0 F9		2 0 0 0 0 0 3	
Jim Dwyer, L (6, PH) OBP: 0.333, SLG: 0.400		1-2f								1 0 0 0 0 0 2	
Lenn Sakata, R (6, 4) OBP: 0.241, SLG: 0.286										1 0 0 0 0 0 1	
Aurelio Rodriguez, R (1, 5) OBP: 0.143, SLG: 0.143			0-0 F8		0-0 6-3		0-3 K		0-0 2B	2 0 0 0 0 0 2	
John Shelby, S (7, PH) OBP: 0.324, SLG: 0.426										1 0 0 0 0 1 0	
Leo Hernandez, R (7, 5) OBP: 0.282, SLG: 0.359										1 0 1 1 0 0 0	
Inning Stats	R: 2 E: 0 K: 0 S: 5 H: 2 LOB: 0 P: 5	R: 0 E: 0 K: 0 S: 2 H: 0 LOB: 0 BB: 1 P: 6	R: 0 E: 0 K: 0 S: 4 H: 1 LOB: 2 BB: 0 P: 5	R: 0 E: 0 K: 0 S: 4 H: 1 LOB: 2 BB: 1 P: 8	R: 0 E: 0 K: 0 S: 3 H: 0 LOB: 0 BB: 0 P: 3	R: 0 E: 0 K: 0 S: 4 H: 1 LOB: 2 BB: 1 P: 8	R: 0 E: 0 K: 2 S: 7 H: 0 LOB: 0 BB: 0 P: 7	R: 0 E: 0 K: 0 S: 3 H: 0 LOB: 0 BB: 0 P: 3	R: 1 E: 0 K: 0 S: 5 H: 2 LOB: 1 BB: 0 P: 5	1B: 4 2B: 2 3B: 0 HR: 1 SF: 0 SAC: 0 DP: 1 HBP: 1	WP: 0 PB: 0 SB: 0 CS: 0 PA: 37
PITCHER Ken Schrom, R (1, 1) ERA: 3.19	IP: 9.0 WLS: W BF: 37 H: 7 R: 3 ER: 3 SO: 2 BB: 3 IBB: 0 HBP: 1 BLK: 0 WP: 0 HR: 1 S: 37 P: 50 ERA: 3.00 WHIP: 1.111	PITCHER IP WLS BF H R ER SO BB IBB HBP BLK WP HR S P ERA WHIP									

Baltimore Orioles @ Minnesota Twins
 Hubert H. Humphrey Metrodome, Minneapolis, MN
 Tue May 31 1983, 8:05 PM EDT
 Att. 4,242 - Unknown

AB	33
R	3
H	7
RBI	3
BB	3
SO	2
LOB	19



Batter	1	2	3	4	5	6	7	8	9	AB	R	H	RBI	BB	SO	LOB
Bobby Mitchell, L (1, 8) OBP: 0.352, SLG: 0.344	0-3 K		0-0 6-3	0-0 1-H 3B		0-3 K	0-0 F7			5	0	1	1	0	2	3
John Castino, R (1, 4) OBP: 0.377, SLG: 0.500	0-0 F8		0-0 F3	0-0 6-3			0-0 1B 1B	0-0 1B		5	1	2	0	0	0	2
Gary Ward, R (1, 7) OBP: 0.294, SLG: 0.429	0-0 1-3		0-0 5-3		0-0 5-3 2B 1B		0-0 1B 1B	0-0 F7		5	2	2	0	0	0	2
Kent Hrbek, L (1, 3) OBP: 0.384, SLG: 0.525		0-0 1B 2B		0-0 2B 3B	0-0 F9		4-0 1B 1B BB	0-0 F8		4	3	2	0	1	0	2
Gary Gaetti, R (1, 5) OBP: 0.321, SLG: 0.442		0-0 5-3		0-0 1B 2B	0-0 5-3		0-0 1B 1B	0-3 K		5	2	2	3	0	1	3
Randy Bush, L (1, 10) OBP: 0.366, SLG: 0.462 Mickey Hatcher, R (7, PH) OBP: 0.364, SLG: 0.436		0-0 2-H 1B		0-0 2-H 1B FC5-4	0-0 2-H 2B		0-0 1-3 2-H 1B 1B			3	0	3	3	0	0	0
Tom Brunansky, R (1, 9) OBP: 0.276, SLG: 0.346		0-0 F3 1B		0-0 1B FC5-4	0-0 F9		0-0 1-2 3-H 1B			4	1	1	1	0	0	3
Dave Engle, R (1, 2) OBP: 0.333, SLG: 0.475		0-0 4-3		0-0 F7		0-3 K	0-0 P5			4	0	0	0	0	1	4
Ron Washington, R (1, 6) OBP: 0.309, SLG: 0.324			0-0 6-3 1B	0-0 1-H 3B 1B		0-0 4-3	0-0 F8			4	1	2	1	0	0	2

Inning Stats	R: 0	H: 0	E: 0	K: 1	S: 5	LOB: 0	BB: 0	P: 5	R: 1	H: 2	E: 0	K: 0	S: 5	LOB: 1	BB: 0	P: 5	R: 0	H: 1	E: 0	K: 0	S: 4	LOB: 1	BB: 0	P: 4	R: 4	H: 5	E: 0	K: 0	S: 8	LOB: 1	BB: 0	P: 8	R: 1	H: 2	E: 0	K: 0	S: 5	LOB: 1	BB: 0	P: 5	R: 0	H: 0	E: 0	K: 2	S: 7	LOB: 0	BB: 0	P: 7	R: 4	H: 5	E: 0	K: 0	S: 8	LOB: 2	BB: 1	P: 12	R: 0	H: 1	E: 0	K: 1	S: 6	LOB: 1	BB: 0	P: 6
--------------	------	------	------	------	------	--------	-------	------	------	------	------	------	------	--------	-------	------	------	------	------	------	------	--------	-------	------	------	------	------	------	------	--------	-------	------	------	------	------	------	------	--------	-------	------	------	------	------	------	------	--------	-------	------	------	------	------	------	------	--------	-------	-------	------	------	------	------	------	--------	-------	------

PITCHER	IP	WLS	BF	H	R	ER	SO	BB	IBB	HBP	BLK	WP	HR	S	P	ERA	WHIP
Storm Davis, R (1, 1) ERA: 3.22	3.2	L	19	8	5	5	1	0	0	0	0	0	0	21	21	12.27	2.182
Don Welch, R (4, 1) ERA: 5.4	2.1		11	4	3	3	2	0	0	0	0	0	0	15	15	11.57	1.714
Dan Morogiello, L (7, 1) ERA: 5.4	2.0		11	4	2	2	1	1	0	0	0	0	0	12	16	9.00	2.500


BOTTOM

Baltimore Orioles @ Minnesota Twins
 Hubert H. Humphrey Metrodome, Minneapolis, MN

Tue May 31 1983, 8:05 PM EDT
 Att. 4,242 - Unknown

livebaseballscorecards.com

AB	40
R	10
H	16
RBI	10
BB	1
SO	4
LOB	21



1B: 11	SF: 0	WP: 0	PA: 41
2B: 3	SAC: 0	PB: 0	
3B: 2	DP: 0	SB: 1	
HR: 0	HBP: 0	CS: 0	

Batter	1	2	3	4	5	6	7	8	9	AB R H RBI BB SO LOB	TOP																
John Shelby, S (1, 8) OBP: 0.327, SLG: 0.453	0-0 HR	0-0 FC5-4 1B		0-0 P3		0-0 FC4		0-0 P5		5 1 2 1 0 0 2																	
Dan Ford, R (1, 9) OBP: 0.343, SLG: 0.479	0-0 F8	0-0 FC5-4			0-0 5-3		0-0 F9	0-0 F8		4 0 0 0 0 0 1																	
Jim Dwyer, L (7, 9) OBP: 0.327, SLG: 0.391										1 0 0 0 0 0 0																	
Cal Ripken Jr., R (1, 6) OBP: 0.369, SLG: 0.456	0-0 1B 1B		4-0 BB 1B BB		0-3 K		0-0 F9		0-0 2B SF8 1B	4 2 2 0 1 1 0																	
Eddie Murray, S (1, 3) OBP: 0.384, SLG: 0.452	0-0 1B 1B		0-0 F2		0-0 F9		0-0 1B 2B		0-0 2B	5 1 3 0 0 0 1																	
Gary Roenicke, R (1, 7) OBP: 0.388, SLG: 0.580	0-0 1B		0-0 BB 1B			0-0 HR	0-0 BB 1B		0-0 SF8	4 1 4 4 0 0 0																	
Benny Ayala, R (1, 10) OBP: 0.360, SLG: 0.476	0-3 K		4-0 BB BB BB	0-3 G6-3 BB		0-0 F2	4-0 BB BB BB	0-0 1-3	0-0 1-3	2 0 0 0 1 1 2																	
Ken Singleton, S (7, PH) OBP: 0.404, SLG: 0.496				1-2 2-3 BB			1-2 BB			1 0 0 0 1 0 1																	
Rich Dauer, R (1, 4) OBP: 0.265, SLG: 0.258	0-3 K		0-0 G6-3	0-3 G6-3		4-0 CI BB	0-0 F9		0-3 K	4 0 0 0 1 2 8																	
Rick Dempsey, R (1, 2) OBP: 0.293, SLG: 0.299		0-0 5-3		0-0 6-3		0-0 F7		0-0 E7 SF9 1B		4 1 1 0 0 0 1																	
Aurelio Rodriguez, R (1, 5) OBP: 0.125, SLG: 0.130		0-0 F9		0-0 5-3		0-1 CI FC4		0-0 SF9		2 0 0 1 0 0 0																	
Inning Stats	R: 2 E: 0 K: 2 S: 11	H: 4 LOB: 2 BB: 0 P: 11	R: 0 E: 0 K: 0 S: 4	H: 1 LOB: 1 BB: 0 P: 4	R: 0 E: 0 K: 0 S: 3	H: 1 LOB: 2 BB: 2 P: 11	R: 0 E: 0 K: 0 S: 3	H: 0 LOB: 0 BB: 0 P: 3	R: 0 E: 0 K: 1 S: 5	H: 0 LOB: 0 BB: 0 P: 5	R: 1 E: 1 K: 0 S: 5	H: 1 LOB: 2 BB: 1 P: 9	R: 1 E: 0 K: 0 S: 5	H: 2 LOB: 2 BB: 1 P: 9	R: 1 E: 1 K: 0 S: 4	H: 1 LOB: 0 BB: 0 P: 4	R: 1 E: 0 K: 1 S: 7	H: 2 LOB: 1 BB: 0 P: 7	1B: 8 2B: 2 3B: 0 HR: 2	SF: 2 SAC: 0 DP: 1 HBP: 0	WP: 0 PB: 0 SB: 0 CS: 0	PA: 43					
PITCHER	IP WLS BF H R ER SO BB IBB HBP BLK WP HR S P ERA WHIP																										
Pete Filson, L (1, 1) ERA: 2.72	5.1		25	7	3	3	3	3	0	0	0	0	2	28	40	5.06	1.875										
Rick Lysander, R (6, 1) ERA: 3.0	2.2	L	13	3	2	1	0	1	0	0	0	0	0	12	16	3.38	1.500										
Ron Davis, R (9, 1) ERA: 3.29	1.0		5	2	1	1	1	0	0	0	0	0	0	7	7	9.00	2.000										

Baltimore Orioles @ Minnesota Twins
 Hubert H. Humphrey Metrodome, Minneapolis, MN
 Wed Jun 01 1983, 8:05 PM EDT
 Att. 5,564 - Unknown

livebaseballscorecards.com

AB	36
R	6
H	12
RBI	6
BB	4
SO	4
LOB	16



Batter	1	2	3	4	5	6	7	8	9	AB	R	H	RBI	BB	SO	LOB
Darrell Brown, S OBP: 0.313, SLG: 0.315 (1, 8)	0-0 2B 1B	0-0 1-3		0-0 CS 1-2	0-0 2B 1B		0-0 F9	0-0 FC6-4 1-2f 2-3		5	2	2	0	0	0	3
John Castino, R OBP: 0.386, SLG: 0.514 (1, 4)	0-0 S 1-H 2B		0-0 5-3		0-0 3-1 1-H 2B		0-0 BB 1B		4-0 G6-3 BB	4	0	3	2	1	0	0
Gary Ward, R OBP: 0.296, SLG: 0.429 (1, 7)	0-0 F9		0-0 BB 1B		0-0 3-1		0-0 BB 1B		0-3 K	5	0	2	0	0	1	3
Kent Hrbek, L OBP: 0.380, SLG: 0.514 (1, 3)	0-3 K 2-3		4-0 FC6-4 BB		0-0 F2		0-3 K		0-0 G6-3 1-2f	4	0	0	0	1	2	5
Gary Gaetti, R OBP: 0.320, SLG: 0.435 (1, 5)	0-0 1-3		0-0 F8		0-0 6-3		4-0 1-2 2-3 BB			3	0	0	0	1	0	4
Mickey Hatcher, R OBP: 0.360, SLG: 0.429 (1, 10)		0-0 F7	0-0 FC6-4 1-2f		0-0 1B		0-0 F9			4	0	1	0	0	0	5
Tom Brunansky, R OBP: 0.280, SLG: 0.357 (1, 9)		0-0 1B 3B		0-0 5-3		0-0 P4		4-0 FC1-5 BB		3	1	1	0	1	0	1
Dave Engle, R OBP: 0.339, SLG: 0.475 (1, 2)		0-0 1B		0-0 6-3		0-0 P6		0-0 FC6-4 FC1-5 1-2 1B		4	0	2	1	0	0	1
Bobby Mitchell, L OBP: 0.352, SLG: 0.344 (8, PR)										0	0	0	0	0	0	0
Ray Smith, R OBP: 0.345, SLG: 0.208 (9, 2)		3-H 1B								0	0	0	0	0	0	0
Ron Washington, R OBP: 0.306, SLG: 0.321 (1, 6)		0-0 P4		0-0 CS 1B		0-0 F8		0-0 FC1-5 FC6-4 1-2 2-3f		4	0	1	0	0	0	4

Inning Stats	R: 1	H: 2	E: 0	K: 1	S: 7	LOB: 1	BB: 0	P: 7	R: 1	H: 2	E: 0	K: 0	S: 5	LOB: 1	BB: 0	P: 5	R: 0	H: 1	E: 0	K: 0	S: 4	LOB: 2	BB: 1	P: 8	R: 0	H: 1	E: 0	K: 0	S: 3	LOB: 0	BB: 0	P: 3	R: 1	H: 2	E: 0	K: 0	S: 5	LOB: 1	BB: 0	P: 5	R: 0	H: 1	E: 0	K: 1	S: 7	LOB: 3	BB: 1	P: 11	R: 0	H: 1	E: 0	K: 0	S: 3	LOB: 2	BB: 1	P: 7	R: 0	H: 0	E: 0	K: 1	S: 4	LOB: 0	BB: 1	P: 8	1B: 9	2B: 2	3B: 1	HR: 0	SF: 0	SAC: 0	DP: 1	HBP: 0	WP: 0	PB: 0	SB: 1	CS: 1	PA: 41
PITCHER Scott McGregor, L ERA: 4.23 (1, 1)	6.1	WLS	W	BF	30	H	11	R	3	ER	3	SO	1	BB	1	IBB	0	HBP	0	BLK	0	WP	0	HR	0	S	31	P	35	ERA	4.26	WHIP	1.895																																												
Tippy Martinez, L ERA: 4.34 (7, 1)	2.2	S	10	1	0	0	2	3	0	0	0	0	0	0	0	0	0	0	0	0	0	0	0	0	0	11	23	0.00	1.500																																																


BOTTOM

Baltimore Orioles @ Minnesota Twins
Hubert H. Humphrey Metrodome, Minneapolis, MN

Wed Jun 01 1983, 8:05 PM EDT
Att. 5,564 - Unknown

livebaseballscorecards.com

AB	36
R	3
H	12
RBI	3
BB	4
SO	3
LOB	26



Batter	1	2	3	4	5	6	7	8	9	AB R H RBI BB SO LOB	TOP								
Damaso Garcia, R (1, 4) OBP: 0.290, SLG: 0.339	0-0 5-3		0-3 K		0-0 CS 1B		0-0 1-3		0-0 5-3	5 0 1 0 0 1 0									
Dave Collins, S (1, 7) OBP: 0.272, SLG: 0.245 Hosken Powell, L (9, 7) OBP: 0.226, SLG: 0.260	4-0 BB 1B BB		0-0 F7		0-3 1-2 K		0-3 K		4-0 BB	3 0 0 0 2 2 1 0 0 0 0 0 0 0									
Willie Upshaw, L (1, 3) OBP: 0.362, SLG: 0.515	0-0 1-2 BB 1B		0-0 1B		0-3 K			4-0 S 1B BB	0-0 1-3	4 1 2 0 1 1 1									
Jorge Orta, L (1, 10) OBP: 0.239, SLG: 0.328	4-0 1-2 2-3 BB		0-0 G3		0-0 1-3			0-0 FC6-4 1B 1B 1-H WP		3 1 1 1 1 0 1									
Ernie Whitt, L (1, 2) OBP: 0.310, SLG: 0.365 Buck Martinez, R (8, PH) OBP: 0.381, SLG: 0.483 (8, 2)	0-0 G6-4-3 1-2f		0-0 4-3		0-3 K		0-3 K	0-3 K		3 0 0 0 0 1 3 1 0 0 0 0 1 1									
Lloyd Moseby, L (1, 8) OBP: 0.351, SLG: 0.511 Barry Bonnell, R (8, PH) OBP: 0.351, SLG: 0.370 (8, 8)		0-0 5-3 1B		0-3 K		0-0 1B 1B		0-0 1-2 FC6-4 1B		3 0 2 0 0 1 0 1 0 1 0 0 0 0									
Garth Iorg, R (1, 5) OBP: 0.321, SLG: 0.347		0-0 5-3 1-2		0-0 1B 1B		0-0 1-3 1B		0-0 FC6-4 WP 1-2f 2-3		4 0 2 0 0 0 3									
Jesse Barfield, R (1, 9) OBP: 0.256, SLG: 0.431		0-3 K		0-0 1-3 1B		0-0 FC5-4		0-0 5-3		4 0 1 0 0 1 4									
Alfredo Griffin, S (1, 6) OBP: 0.253, SLG: 0.350		0-0 1-3		0-0 1-3			0-0 F7		0-0 1-3	4 0 0 0 0 0 3									
Inning Stats	R: 0 E: 0 K: 0 S: 3	H: 1 LOB: 2 BB: 2 P: 11	R: 0 E: 0 K: 1 S: 6	H: 1 LOB: 1 BB: 0 P: 6	R: 0 E: 0 K: 1 S: 6	H: 1 LOB: 1 BB: 0 P: 6	R: 0 E: 0 K: 1 S: 7	H: 2 LOB: 2 BB: 0 P: 7	R: 0 E: 0 K: 1 S: 5	H: 0 LOB: 0 BB: 0 P: 5	R: 2 E: 0 K: 1 S: 7	H: 2 LOB: 1 BB: 1 P: 11	R: 0 E: 0 K: 0 S: 3	H: 0 LOB: 1 BB: 1 P: 7	1B: 10 2B: 0 3B: 0 HR: 0	SF: 0 SAC: 0 DP: 1 HBP: 0	WP: 1 PB: 0 SB: 1 CS: 1	PA: 39	
PITCHER Dennis Martinez, R (1, 1) ERA: 4.72 Tippy Martinez, L (8, 1) ERA: 4.06	IP 7.0	WLS 31	BF 9	H 2	R 2	ER 2	SO 7	BB 3	IBB 0	HBP 0	BLK 0	WP 0	HR 0	S 42	P 54	ERA 2.57	WHIP 1.714		
PITCHER	IP	WLS	BF	H	R	ER	SO	BB	IBB	HBP	BLK	WP	HR	S	P	ERA	WHIP		

Toronto Blue Jays @ Baltimore Orioles
Memorial Stadium, Baltimore, MD
Fri Jun 03 1983, 7:05 PM EDT
Att: 40,393 - Unknown

AB	35
R	2
H	10
RBI	1
BB	4
SO	8
LOB	17



Batter	1	2	3	4	5	6	7	8	9	AB R H RBI BB SO LOB
Al Bumbry, L (1, 8) OBP: 0.316, SLG: 0.320	0-3 K		0-0 1-3		0-0 BB 1B			0-0 F9	4-0 BB IBB	4 0 1 0 1 1 0
Rich Dauer, R (1, 4) OBP: 0.272, SLG: 0.261	0-0		0-0 F8		4-0 BB 1B			0-0	4-0 BB IBB	2 0 1 0 1 0 0
Jim Dwyer, L (8, PH) OBP: 0.340, SLG: 0.404	FC6-4				1-2 BB			BB 1B		1 0 1 0 0 0 0
Lenn Sakata, R (8, PR) OBP: 0.241, SLG: 0.286	1B							BB 1B	1-2 2-3 3-H	0 1 0 0 0 0 0
John Shelby, S (9, PH) OBP: 0.335, SLG: 0.453										0 0 0 1 1 0 0
Cal Ripken Jr., R (1, 6) OBP: 0.372, SLG: 0.459	0-0 F3		0-0		0-3 K			4-0 BB 1B		3 0 1 0 1 1 3
Eddie Murray, S (1, 3) OBP: 0.381, SLG: 0.447	0-0 FC6-4		0-0 G3					0-0 BB 1B		4 0 1 1 0 0 2
John Lowenstein, L (1, 7) OBP: 0.385, SLG: 0.482		0-3 K		0-0 F8				0-0 BB 1B		4 0 0 0 0 2 2
Ken Singleton, S (1, 10) OBP: 0.406, SLG: 0.500		0-0 E 2B		4-0 G1-6-3 BB				0-0 BB 1B		3 1 1 0 1 0 2
Gary Roenicke, R (1, 9) OBP: 0.381, SLG: 0.562		0-0 E7 1B		0-0 G1-6-3				0-3 K		4 0 1 1 0 2 1
Rick Dempsey, R (1, 2) OBP: 0.291, SLG: 0.297		0-0 F8		0-0 5-3				0-3 K		4 1 1 0 0 1 1
Aurelio Rodriguez, R (1, 5) OBP: 0.143, SLG: 0.148		0-0 F3		0-3 K				0-3 K		4 0 1 0 0 2 1

Inning Stats	R: 0 E: 0 K: 1 S: 6	H: 1 LOB: 1 BB: 0 P: 6	R: 1 E: 1 K: 1 S: 7	H: 2 LOB: 1 BB: 0 P: 7	R: 0 E: 0 K: 0 S: 4	H: 1 LOB: 1 BB: 0 P: 4	R: 0 E: 0 K: 0 S: 2	H: 0 LOB: 0 BB: 1 P: 6	R: 0 E: 0 K: 2 S: 8	H: 1 LOB: 2 BB: 1 P: 12	R: 0 E: 0 K: 0 S: 3	H: 0 LOB: 0 BB: 0 P: 3	R: 0 E: 0 K: 3 S: 9	H: 0 LOB: 0 BB: 0 P: 9	R: 1 E: 0 K: 1 S: 7	H: 2 LOB: 2 BB: 1 P: 11	R: 1 E: 0 K: 1 S: 5	H: 2 LOB: 3 BB: 2 P: 13	1B: 7 2B: 2 3B: 0 HR: 0	SF: 0 SAC: 0 DP: 1 HBP: 0
--------------	------------------------------	---------------------------------	------------------------------	---------------------------------	------------------------------	---------------------------------	------------------------------	---------------------------------	------------------------------	----------------------------------	------------------------------	---------------------------------	------------------------------	---------------------------------	------------------------------	----------------------------------	------------------------------	----------------------------------	----------------------------------	------------------------------------

PITCHER	IP	WLS	BF	H	R	ER	SO	BB	IBB	HBP	BLK	WP	HR	S	P	ERA	WHIP
Jim Gott, R (1, 1) ERA: 4.94	7.0		27	5	1	1	7	2	0	0	0	0	0	39	47	1.29	1.000
Randy Moffitt, R (8, 1) ERA: 2.0	0.1		3	1	1	1	0	1	0	0	0	0	0	2	6	27.00	6.000
Joey McLaughlin, R (8, 1) ERA: 2.42	1.0	L	8	3	1	1	2	1	1	0	0	0	0	10	18	9.00	4.000

BOTTOM

Toronto Blue Jays @ Baltimore Orioles
Memorial Stadium, Baltimore, MD
 Fri Jun 03 1983, 7:05 PM EDT
 Att. 40,393 - Unknown

livebaseballscorecards.com

AB	33
R	3
H	9
RBI	3
BB	5
SO	9
LOB	12



WP	PA
0	38
PB: 0	
SB: 0	
CS: 0	

Batter	1	2	3	4	5	6	7	8	9	AB R H RBI BB SO LOB	TOP	
Damaso Garcia, R (1, 4) OBP: 0.289, SLG: 0.337	0-0 6-3		0-0 2B 1B		0-0 5-3		0-0 5-3			4 0 1 0 0 0 1		
Rance Mulliniks, L (1, 5) OBP: 0.400, SLG: 0.505	0-0 G3		0-0 WP 2B			0-0 1B FC6-4 1B		0-0 6-3		4 1 2 0 0 0 0		
Willie Upshaw, L (1, 3) OBP: 0.365, SLG: 0.512	4-0 CS BB		0-3 K			0-0 1-3 FC6-4 1B		0-0 F7		3 0 1 0 1 1 1		
Cliff Johnson, R (1, 10) OBP: 0.396, SLG: 0.588	0-0 CS 1-2	0-3 K		0-0 HR		0-3 K		0-0 E 2B		4 2 2 1 0 2 2		
Lloyd Moseby, L (1, 8) OBP: 0.348, SLG: 0.504		0-0 F8		0-0 1-3		0-0 FC6-4		0-0 E7 1B		4 0 1 2 0 0 1		
Ernie Whitt, L (1, 2) OBP: 0.308, SLG: 0.387		0-0 HR		0-0 4-3		0-0 F6		0-3 K		4 1 1 1 0 1 2		
Barry Bonnell, R (1, 7) OBP: 0.348, SLG: 0.365		0-0 1B		0-3 K			0-0 B5-3		0-0 F7	4 0 1 0 0 1 0	AB 34 R 4 H 9 RBI 4 BB 2 SO 6 LOB 8	
Jesse Barfield, R (1, 9) OBP: 0.250, SLG: 0.421 Hosken Powell, L (9, PH) OBP: 0.222, SLG: 0.255		0-0 F8		0-3 K			0-0 5-3		0-0 F8	3 0 0 0 0 1 1 1 0 0 0 0 0 0		
Alfredo Griffin, S (1, 6) OBP: 0.255, SLG: 0.346 Jorge Orta, L (9, PH) OBP: 0.236, SLG: 0.323			0-0 G3		0-0 F7		4-0 BB		0-0 F4	2 0 0 0 1 0 0 1 0 0 0 0 0 0		
Inning Stats	R: 0 E: 0 K: 0 S: 2 H: 0 LOB: 0 BB: 1 P: 6	R: 1 E: 0 K: 1 S: 7 H: 2 LOB: 1 BB: 0 P: 7	R: 0 E: 0 K: 1 S: 6 H: 2 LOB: 1 BB: 0 P: 6	R: 1 E: 0 K: 1 S: 6 H: 1 LOB: 0 BB: 0 P: 6	R: 0 E: 0 K: 1 S: 5 H: 0 LOB: 0 BB: 0 P: 5	R: 1 E: 0 K: 1 S: 7 H: 2 LOB: 1 BB: 0 P: 7	R: 0 E: 0 K: 0 S: 3 H: 0 LOB: 1 BB: 1 P: 7	R: 1 E: 1 K: 1 S: 7 H: 2 LOB: 1 BB: 0 P: 7	R: 0 E: 0 K: 0 S: 3 H: 0 LOB: 0 BB: 0 P: 3	1B: 5 2B: 2 3B: 0 HR: 2 SF: 0 SAC: 0 DP: 0 HBP: 0	WP: 1 PB: 0 SB: 0 CS: 1 PA: 37	
PITCHER Mike Boddicker, R (1, 1) ERA: 3.34 Sammy Stewart, R (6, 1) ERA: 4.08	IP WLS BF H R ER SO BB IBB HBP BLK WP HR S P ERA WHIP	5.0 W 21 7 3 3 4 1 0 0 0 1 2 28 32 5.40 1.600	4.0 S 15 2 1 1 2 1 0 0 0 0 0 0 18 22 2.25 0.750	PITCHER IP WLS BF H R ER SO BB IBB HBP BLK WP HR S P ERA WHIP								ERA WHIP

Toronto Blue Jays @ Baltimore Orioles
 Memorial Stadium, Baltimore, MD
 Sat Jun 04 1983, 7:05 PM EDT
 Att. 22,659 - Unknown - 77 F

livebaseballscorecards.com



Batter	1	2	3	4	5	6	7	8	9
Al Bumbry, L OBP: 0.321, SLG: 0.349 (1, 8) (9, 7)	0-0 5-3		0-0 HR	0-0 1-2 3-H 1B			0-0 1-4-3		
Rich Dauer, R OBP: 0.272, SLG: 0.256 (1, 4)	0-0 F7		0-0 5-3	0-0 G5-3			4-0 BB		
Cal Ripken Jr., R OBP: 0.370, SLG: 0.452 (1, 6) BB BB BB	4-0 HR BB		0-0 L8		0-0 6-3		0-0 F8		
Eddie Murray, S OBP: 0.384, SLG: 0.461 (1, 3)	0-0 1-H HR		4-0 HR BB		0-0 3-1		0-3 K		
John Lowenstein, L OBP: 0.381, SLG: 0.500 John Shelby, S OBP: 0.333, SLG: 0.453 (1, 7) (9, 8)	0-3 K		0-0 1-H HR		0-3 K		0-0 G3		
Ken Singleton, S OBP: 0.396, SLG: 0.486 (1, 10)		0-0 4-3	0-0 G3			0-0 F8	0-0 G3		
Gary Roenicke, R OBP: 0.386, SLG: 0.547 (1, 9)		H 1-0 HBP		BB BB BB 4-0 1B 1B BB		0-0 5-3	0-0 F7		
Rick Dempsey, R OBP: 0.300, SLG: 0.301 (1, 2)		0-3 K		0-0 G5-3 1-3 1B 1B		4-0 FC5-4 BB			
Aurelio Rodriguez, R OBP: 0.129, SLG: 0.133 (1, 5)		0-0 F8		0-0 F4		0-0 FC5-4 1-2f			

Inning Stats	R: 2 E: 0 K: 1 S: 6	H: 1 LOB: 0 BB: 1 P: 10	R: 0 E: 0 K: 1 S: 5	H: 0 LOB: 1 BB: 0 P: 6	R: 3 E: 0 K: 0 S: 5	H: 2 LOB: 0 BB: 1 P: 9	R: 1 E: 0 K: 0 S: 4	H: 2 LOB: 1 BB: 1 P: 8	R: 0 E: 0 K: 1 S: 5	H: 0 LOB: 0 BB: 0 P: 5	R: 0 E: 0 K: 0 S: 3	H: 0 LOB: 1 BB: 1 P: 7	R: 0 E: 0 K: 1 S: 5	H: 0 LOB: 1 BB: 1 P: 9	R: 0 E: 0 K: 0 S: 3	H: 0 LOB: 0 BB: 0 P: 3
1B: 2 2B: 0 3B: 0 HR: 3	SF: 0 SAC: 0 DP: 1 HBP: 1	WP: 0 PB: 0 SB: 0 CS: 0														

PITCHER	IP	WLS	BF	H	R	ER	SO	BB	IBB	HBP	BLK	WP	HR	S	P	ERA	WHIP
Dave Stieb, R ERA: 2.07 (1, 1)	2.2	L	14	3	5	5	2	2	0	1	0	0	3	15	24	16.88	1.875
Jim Acker, R ERA: 3.8 (3, 1)	2.1		9	2	1	1	1	1	0	0	0	0	0	10	14	3.86	1.286
Mike Morgan, R ERA: 4.33 (6, 1)	3.0		11	0	0	0	1	2	0	0	0	0	0	11	19	0.00	0.667

AB R H RBI BB SO LOB

4	1	2	2	0	0	0
3	0	0	0	1	0	2
3	1	0	0	1	0	1
3	2	1	2	1	1	1
4	1	1	2	0	2	0
0	0	0	0	0	0	0
4	0	0	0	0	0	0
2	1	0	0	1	0	0
2	0	1	0	1	1	1
3	0	0	0	0	0	4

AB	R	H	RBI	BB	SO	LOB
28	6	5	6	5	4	9



Toronto Blue Jays @ Baltimore Orioles
Memorial Stadium, Baltimore, MD
Sat Jun 04 1983, 7:05 PM EDT
Att: 22,659 - Unknown - 77 F

livebaseballscorecards.com

WP: 0 PA: 34
PB: 0
SB: 0
CS: 0

Batter	1	2	3	4	5	6	7	8	9	AB R H RBI BB SO LOB	TOP		
Damaso Garcia, R (1, 4) OBP: 0.292, SLG: 0.339	0-0 BB 1B		0-0 F9		0-3 K	0-0 5-3 1-2			0-0 G4-6-3 1B	5 0 2 0 0 1 1			
Rance Mulliniks, L (1, 5) OBP: 0.395, SLG: 0.491 Garth Iorg, R (9, PH) OBP: 0.318, SLG: 0.343 (9, 5)	0-3 K		0-3 K			4-0 BB 1B BB	0-0 3-1		0-0 G4-6-3 1-2f	3 1 0 0 1 2 1 1 0 0 0 0 0 1			
Willie Upshaw, L (1, 3) OBP: 0.360, SLG: 0.503	0-0 F5		0-3 K			0-3 K	0-0 6-3 1B		0-0 F8	5 0 1 0 0 2 2			
Cliff Johnson, R (1, 10) OBP: 0.399, SLG: 0.578	4-0 FC6-4 1-2 BB			0-0 F5		4-0 1B 1-2 BB	0-0 6-3			2 0 0 0 2 0 1			
Jorge Orta, L (1, 7) OBP: 0.240, SLG: 0.324 Barry Bonnell, R (6, 7) OBP: 0.345, SLG: 0.362	0-0 FC6-4 1-2f			0-0 4-3		0-0 BB 1-3 2-H HR 1B	0-3 K			3 1 1 1 0 0 2 1 0 0 0 0 1 1			
Lloyd Moseby, L (1, 8) OBP: 0.352, SLG: 0.507		0-0 4-3 2B		0-3 K		4-0 BB 1-2 HR BB		0-0 6-3		3 1 1 0 1 1 0			
Hosken Powell, L (1, 9) OBP: 0.224, SLG: 0.241		0-0 4-3 2-3		0-0 F2		4-0 1-2 2-3 HR BB		0-0 6-3		3 1 0 0 1 0 2			
Buck Martinez, R (1, 2) OBP: 0.388, SLG: 0.525		0-0 F2			0-0 F9	0-0 HR		4-0 BB		3 1 1 4 1 0 1			
Alfredo Griffin, S (1, 6) OBP: 0.254, SLG: 0.344		0-0 6-3			0-0 6-3	0-0 S 1B		0-0 F7		4 0 1 0 0 0 2			
Inning Stats	R: 0 E: 0 K: 1 S: 6 H: 1 LOB: 2 BB: 1 P: 10	R: 0 E: 0 K: 0 S: 4 H: 1 LOB: 1 BB: 0 P: 4	R: 0 E: 0 K: 2 S: 7 H: 0 LOB: 0 BB: 0 P: 7	R: 0 E: 0 K: 1 S: 6 H: 0 LOB: 1 BB: 0 P: 6	R: 0 E: 0 K: 1 S: 5 H: 0 LOB: 0 BB: 0 P: 5	R: 5 E: 0 K: 1 S: 7 H: 3 LOB: 1 BB: 4 P: 23	R: 0 E: 0 K: 1 S: 6 H: 1 LOB: 1 BB: 0 P: 6	R: 0 E: 0 K: 0 S: 3 H: 0 LOB: 1 BB: 1 P: 7	R: 0 E: 0 K: 0 S: 3 H: 1 LOB: 0 BB: 0 P: 3	1B: 5 2B: 1 3B: 0 HR: 1 SF: 0 SAC: 0 DP: 1 HBP: 0	WP: 1 PB: 0 SB: 2 CS: 0 PA: 39		
PITCHER	IP WLS BF H R ER SO BB IBB HBP BLK WP HR S P ERA WHIP											PITCHER	IP WLS BF H R ER SO BB IBB HBP BLK WP HR S P ERA WHIP
Storm Davis, R (1, 1) ERA: 3.36	5.2 L 24 3 3 3 6 4 0 0 0 1 0 32 48 4.76 1.235												
Tim Stoddard, R (6, 1) ERA: 4.15	2.1 12 3 2 2 1 2 0 0 0 0 1 12 20 7.71 2.143												
Dan Morigiello, L (9, 1) ERA: 4.97	1.0 3 1 0 0 0 0 0 0 0 0 0 0 3 3 0.00 1.000												

Toronto Blue Jays @ Baltimore Orioles
Memorial Stadium, Baltimore, MD
 Sun Jun 05 1983, 3:33 AM EDT
 Att. 20,953 - Unknown - 81 F

livebaseballscorecards.com

AB	33
R	5
H	7
RBI	5
BB	6
SO	7
LOB	14




Batter	1	2	3	4	5	6	7	8	9	AB R H RBI BB SO LOB
Al Bumbry, L OBP: 0.324, SLG: 0.346 (1, 8) X	0-0 F9 ①		4-0 FC6-4 BB 1-2		0-0 S 1B		0-0 E4 1-2		0-3 K ②	4 0 1 0 1 1 1
Rich Dauer, R OBP: 0.270, SLG: 0.250 (1, 4) X	0-0 6-3 ②		0-0 F8 ①		4-0 G4-6-3 BB 1-2		0-0 L7 ③		0-3 K ③	4 0 0 0 1 1 4
Cal Ripken Jr., R OBP: 0.368, SLG: 0.458 (1, 6) S S S	0-3 K ③		0-3 K ②		0-0 G4-6-3 1-2f ② ③			0-0 SF8 3B		4 1 1 0 0 2 4
Eddie Murray, S OBP: 0.386, SLG: 0.456 (1, 3)		4-0 1B BB	0-0 FC6-4 1-2f ③		0-0 F8 ①			4-0 FC6-4 BB		2 0 0 0 2 0 2
John Lowenstein, L OBP: 0.378, SLG: 0.521 (1, 7) X		0-0 F5 ①		0-0 HR		0-0 F8 ②		0-0 SF8 ①		3 1 1 2 0 0 1
Ken Singleton, S OBP: 0.393, SLG: 0.479 (1, 10) X		0-0 1B 1-2		0-0 4-3 ①		0-0 6-3 ③		0-0 FC6-4 1B 1-2f ②		4 0 1 0 0 0 1
Gary Roenicke, R OBP: 0.380, SLG: 0.532 (1, 9) X		0-0 F6 ②		0-3 K ②			0-0 F3 ① X	0-0 1B 1-2		4 0 1 0 0 1 2
Rick Dempsey, R OBP: 0.301, SLG: 0.302 (1, 2) X		0-0 F9 ③		0-0 6-3 ③			0-0 E 1B ②	0-0 G3 ③		3 0 1 0 0 0 2
Joe Nolan, L OBP: 0.345, SLG: 0.453 (8, PH) (9, 2)										1 0 0 0 0 0 2
Aurelio Rodriguez, R OBP: 0.152, SLG: 0.156 (1, 5) X			0-0 BB 1B		0-0 6-3 ①		0-0 F9 ②		0-0 5-3 ①	2 0 1 0 0 0 0
Jim Dwyer, L OBP: 0.333, SLG: 0.396 (7, PH)										1 0 0 0 0 0 1
Leo Hernandez, R OBP: 0.280, SLG: 0.357 (8, 5)										1 0 0 0 0 0 0

Inning Stats	R: 0	H: 0	E: 0	K: 1	S: 5	LOB: 0	BB: 0	P: 5	R: 0	H: 1	E: 0	K: 0	S: 4	LOB: 2	BB: 1	P: 8	R: 0	H: 1	E: 0	K: 1	S: 6	LOB: 2	BB: 1	P: 10	R: 1	H: 1	E: 0	K: 1	S: 6	LOB: 0	BB: 0	P: 6	R: 0	H: 1	E: 0	K: 0	S: 3	LOB: 1	BB: 1	P: 7	R: 0	H: 0	E: 0	K: 0	S: 3	LOB: 0	BB: 0	P: 3	R: 0	H: 1	E: 1	K: 0	S: 5	LOB: 2	BB: 0	P: 5	R: 1	H: 2	E: 0	K: 2	S: 7	LOB: 2	BB: 1	P: 9	R: 0	H: 0	E: 0	K: 2	S: 7	LOB: 0	BB: 0	P: 7	1B: 5	SF: 1	2B: 0	SAC: 0	3B: 1	DP: 1	HR: 1	HBP: 0	WP: 0	PA: 38
--------------	------	------	------	------	------	--------	-------	------	------	------	------	------	------	--------	-------	------	------	------	------	------	------	--------	-------	-------	------	------	------	------	------	--------	-------	------	------	------	------	------	------	--------	-------	------	------	------	------	------	------	--------	-------	------	------	------	------	------	------	--------	-------	------	------	------	------	------	------	--------	-------	------	------	------	------	------	------	--------	-------	------	-------	-------	-------	--------	-------	-------	-------	--------	-------	--------

PITCHER	IP	WLS	BF	H	R	ER	SO	BB	IBB	HBP	BLK	WP	HR	S	P	ERA	WHIP
Jim Clancy, R ERA: 3.58 (1, 1)	7.0	W	29	5	1	1	3	3	0	0	0	0	1	32	44	1.29	1.143
Roy Lee Jackson, R ERA: 4.71 (8, 1)	0.2		5	2	1	1	0	1	0	0	0	0	0	4	8	13.50	4.500
Joey McLaughlin, R ERA: 2.28 (8, 1)	1.1	S	4	0	0	0	2	0	0	0	0	0	0	8	8	0.00	0.000

Toronto Blue Jays @ Baltimore Orioles
Memorial Stadium, Baltimore, MD
 Sun Jun 05 1983, 3:33 AM EDT
 Att: 20,953 - Unknown - 81 F

AB	33
R	2
H	7
RBI	2
BB	4
SO	5
LOB	20



Batter	1	2	3	4	5	6	7	8	9	AB R H RBI BB SO LOB	TOP	
Damaso Garcia, R (1, 4) OBP: 0.287, SLG: 0.333	0-0 F6		0-0 4-3		0-0 F8					3 0 0 0 0 0 2		
Garth Iorg, R (1, 5) OBP: 0.309, SLG: 0.333	0-0 F8		0-3 K		0-0 F7					3 0 0 0 0 1 2		
Barry Bonnell, R (1, 7) OBP: 0.353, SLG: 0.364	0-0 1B			0-0 L8		4-0 BB				2 0 1 0 1 0 0		
Cliff Johnson, R (1, 10) OBP: 0.400, SLG: 0.602	0-0 F8			0-0 HR						2 1 1 1 0 0 1		
Jesse Barfield, R (1, 9) OBP: 0.254, SLG: 0.422		0-0 1B		0-0 5-3						2 0 1 0 0 0 0		
Willie Upshaw, L (1, 3) OBP: 0.357, SLG: 0.497		0-0 F7		0-0 F3						2 0 0 0 0 0 1		
Buck Martinez, R (1, 2) OBP: 0.377, SLG: 0.508		0-0 F6			0-0 F7					2 0 0 0 0 0 1		
Lloyd Moseby, L (1, 8) OBP: 0.354, SLG: 0.507		0-3 K			0-0 F8 1B 1B					2 0 1 0 0 1 1		
Alfredo Griffin, S (1, 6) OBP: 0.257, SLG: 0.345			0-0 G3		0-0 F8 1B					2 0 1 0 0 0 0		
Inning Stats	R: 0 E: 0 K: 0 S: 4 H: 1 LOB: 1 BB: 0 P: 4	R: 0 E: 0 K: 1 S: 6 H: 1 LOB: 1 BB: 0 P: 6	R: 0 E: 0 K: 1 S: 5 H: 0 LOB: 0 BB: 0 P: 5	R: 1 E: 0 K: 0 S: 4 H: 1 LOB: 0 BB: 0 P: 4	R: 0 E: 0 K: 0 S: 5 H: 2 LOB: 2 BB: 0 P: 5	R: 0 E: 0 K: 0 S: 0 H: 0 LOB: 1 BB: 1 P: 4					1B: 4 2B: 0 3B: 0 HR: 1 SF: 0 SAC: 0 DP: 0 HBP: 0	WP: 0 PB: 0 SB: 0 CS: 0 PA: 21
PITCHER Scott McGregor, L (1, 1) ERA: 4.09	IP: 5.0 WLS: W BF: 21 H: 5 R: 1 ER: 1 SO: 2 BB: 1 IBB: 0 HBP: 0 BLK: 0 WP: 0 HR: 1 S: 24 P: 28 ERA: 1.80 WHIP: 1.200					PITCHER						

Toronto Blue Jays @ Baltimore Orioles
 Memorial Stadium, Baltimore, MD
 Mon Jun 06 1983, 7:05 PM EDT
 Att. 16,649 - Unknown - 77 F

livebaseballscorecards.com

AB	20
R	1
H	5
RBI	1
BB	1
SO	2
LOB	8



Batter	1	2	3	4	5	6	7	8	9	AB	R	H	RBI	BB	SO	LOB
Al Bumbry, L OBP: 0.318, SLG: 0.338 (1, 8) X	0-0 E4 2B	0-0 4-3		0-0 L6						3	1	0	0	0	0	1
Jim Dwyer, L OBP: 0.351, SLG: 0.431 (1, 9) X	0-0 1-H HR 2B		0-3 K	0-0 1B						3	1	2	1	0	1	0
Cal Ripken Jr., R OBP: 0.367, SLG: 0.471 (1, 6) X	0-0 2-H HR		0-3 K	0-0 F8						3	1	1	2	0	1	1
Eddie Murray, S OBP: 0.385, SLG: 0.452 (1, 3) X	0-0 F7		4-0 2B E BB		0-3 K					2	1	0	0	1	1	0
John Lowenstein, L OBP: 0.379, SLG: 0.528 (1, 7) X	0-0 F8		0-0 E 2B		0-0 HR 2B					2	1	1	0	0	0	0
Gary Roenicke, R OBP: 0.387, SLG: 0.550 (5, PH) (6, 7)			1-3 E 2B							1	1	1	0	0	0	0
Ken Singleton, S OBP: 0.398, SLG: 0.476 (1, 10) X	0-0 3-1		4-0 E IBB		4-0 HR BB					1	1	0	0	2	0	0
Joe Nolan, L OBP: 0.328, SLG: 0.429 (1, 2) X		0-0 G3	0-0 E3 1-3 2-H 3-H		0-3 K					3	0	0	0	0	1	3
Leo Hernandez, R OBP: 0.281, SLG: 0.376 (1, 5) X		0-0 5-3	0-0 5-3		0-0 HR					3	1	1	3	0	0	2
Lenn Sakata, R OBP: 0.250, SLG: 0.267 (1, 4) X		4-0 BB		0-3 K	0-0 F7					2	0	0	0	1	1	0

Inning Stats	R: 3 E: 1 K: 0 S: 6	H: 2 LOB: 0 BB: 0 P: 6	R: 0 E: 0 K: 0 S: 3	H: 0 LOB: 1 BB: 1 P: 7	R: 2 E: 1 K: 2 S: 9	H: 1 LOB: 2 BB: 2 P: 17	R: 0 E: 0 K: 1 S: 6	H: 1 LOB: 1 BB: 0 P: 6	R: 3 E: 0 K: 2 S: 9	H: 2 LOB: 0 BB: 1 P: 13	1B: 1 2B: 3 3B: 0 HR: 2	SF: 0 SAC: 0 DP: 0 HBP: 0	WP: 0 PB: 0 SB: 0 CS: 0	PA: 27
---------------------	------------------------------	---------------------------------	------------------------------	---------------------------------	------------------------------	----------------------------------	------------------------------	---------------------------------	------------------------------	----------------------------------	----------------------------------	------------------------------------	----------------------------------	--------

PITCHER	IP	WLS	BF	H	R	ER	SO	BB	IBB	HBP	BLK	WP	HR	S	P	ERA	WHIP
Luis Leal, R ERA: 3.63 (1, 1)	3.0	L	17	3	5	2	2	2	2	1	0	0	1	18	30	6.00	1.667
Dave Geisel, L ERA: 4.85 (4, 1)	2.0		10	3	3	3	3	1	0	0	0	0	1	15	19	13.50	2.000

BOTTOM


Toronto Blue Jays @ Baltimore Orioles
Memorial Stadium, Baltimore, MD

Mon Jun 06 1983, 7:05 PM EDT
Att: 16,649 - Unknown - 77 F

livebaseballscorecards.com

AB	23
R	8
H	6
RBI	6
BB	4
SO	5
LOB	7



Batter	1	2	3	4	5	6	7	8	9	AB R H RBI BB SO LOB	TOP	
Paul Molitor, R (1, 5) OBP: 0.363, SLG: 0.443	0-0 FC6-4 1B		0-0 F9		0-0 F9		0-0 1-3		0-0 F7	5 0 1 0 0 0 2		
Rick Manning, L (1, 8) OBP: 0.313, SLG: 0.318 Don Money, R (9, PH) OBP: 0.217, SLG: 0.241	0-0 FC6-4 1B		0-3 K		0-0 L5		0-0 4-3		0-0 FC5	4 1 0 0 0 1 1 1 0 0 0 0 0 2		
Robin Yount, R (1, 6) OBP: 0.402, SLG: 0.537	0-0 F8 1-2		0-0 4-3			0-0 1B		0-0 F8		4 0 1 0 0 0 1		
Cecil Cooper, L (1, 3) OBP: 0.317, SLG: 0.483	0-0 1B			0-0 P3		0-0 P5		0-0 1B		4 0 2 1 0 0 1		
Ted Simmons, S (1, 10) OBP: 0.355, SLG: 0.464	0-0 5-3			0-0 1B 2B		0-3 K		0-3 K		4 1 1 0 0 2 3		
Ben Oglivie, L (1, 7) OBP: 0.400, SLG: 0.505		0-0 P6		0-0 3-1 1B		0-0 5-3		0-0 F9		4 0 1 1 0 0 2		
Charlie Moore, R (1, 9) OBP: 0.372, SLG: 0.443		0-3 K		0-0 3-1		0-3 K			4-0 FC5 BB BB	3 0 0 0 1 2 1	AB 36 R 4 H 8 RBI 4 BB 2 SO 6 LOB 17	
Jim Gantner, L (1, 4) OBP: 0.337, SLG: 0.449		0-0 1B		0-0 4-3		0-0 E6 HR		0-0 1-2 BB		3 1 1 0 1 0 1		
Ned Yost, R (1, 2) OBP: 0.301, SLG: 0.535		0-0 6-3			0-0 F8		0-0 1-H HR		0-3 K	4 1 1 2 0 1 3		
Inning Stats	R: 1 H: 2 E: 0 LOB: 1 K: 0 BB: 0 S: 5 P: 5	R: 0 H: 1 E: 0 LOB: 1 K: 1 BB: 0 S: 6 P: 6	R: 0 H: 0 E: 0 LOB: 0 K: 1 BB: 0 S: 5 P: 5	R: 1 H: 2 E: 0 LOB: 1 K: 0 BB: 0 S: 5 P: 5	R: 0 H: 0 E: 0 LOB: 0 K: 0 BB: 0 S: 3 P: 3	R: 0 H: 1 E: 0 LOB: 1 K: 1 BB: 0 S: 6 P: 6	R: 2 H: 1 E: 1 LOB: 0 K: 1 BB: 0 S: 7 P: 7	R: 0 H: 1 E: 0 LOB: 1 K: 1 BB: 0 S: 6 P: 6	R: 0 H: 0 E: 0 LOB: 2 K: 1 BB: 2 S: 5 P: 13	1B: 6 SF: 0 2B: 1 SAC: 0 3B: 0 DP: 0 HR: 1 HBP: 0	WP: 0 PA: 38 PB: 0 SB: 1 CS: 0	
PITCHER Dennis Martinez, R (1, 1) ERA: 4.63 Tippy Martinez, L (8, 1) ERA: 3.86	IP WLS BF H R ER SO BB IBB HBP BLK WP HR S P ERA WHIP											PITCHER IP WLS BF H R ER SO BB IBB HBP BLK WP HR S P ERA WHIP

Milwaukee Brewers @ Baltimore Orioles
 Memorial Stadium, Baltimore, MD
 Tue Jun 07 1983, 7:05 PM EDT
 Att. 18,476 - Unknown

livebaseballscorecards.com

Batter	1	2	3	4	5	6	7	8	9	AB	R	H	RBI	BB	SO	LOB
John Shelby, S OBP: 0.322, SLG: 0.436 (1, 8)	0-0 F8	0-0 6-3		0-0 F3		0-0 F7				4	0	0	0	0	0	4
Rich Dauer, R OBP: 0.275, SLG: 0.274 (1, 4)	0-0 F7		0-0 6-3		0-0 1B		0-0 HR			4	1	2	1	0	0	0
Cal Ripken Jr., R OBP: 0.369, SLG: 0.469 (1, 6)	4-0 HR BB		0-0 6-3		0-0 F8		0-0 CS 1B			3	1	1	0	1	0	1
Eddie Murray, S OBP: 0.383, SLG: 0.463 (1, 3)	0-0 HR		0-0 5-3		0-0 F8		0-0 F7			4	1	1	2	0	0	2
Gary Roenicke, R OBP: 0.381, SLG: 0.571 (1, 9) (9, 7)	0-0 HR			0-0 E4 F9 FC6-2		0-0 1-3		0-0 F8 1-2		4	1	1	1	0	0	2
Ken Singleton, S OBP: 0.389, SLG: 0.463 (1, 10)	0-0 6-3			0-0 F9 2-3		0-0 6-3		0-3 K		4	0	0	0	0	1	1
Benny Ayala, R OBP: 0.357, SLG: 0.583 Jim Dwyer, L OBP: 0.345, SLG: 0.423 (8, PH) (9, 9)			0-0 3-1		0-0 FC6-2 1B		0-0 HR		0-0 F8	3	2	1	1	0	0	1
Leo Hernandez, R OBP: 0.288, SLG: 0.388 Aurelio Rodriguez, R OBP: 0.147, SLG: 0.152 (7, 5)			0-0 F7		0-0 1B 1-2		0-0 2B		0-0 5-3	1	0	0	0	0	0	0
Rick Dempsey, R OBP: 0.309, SLG: 0.311 (1, 2)			0-0 1B		0-0 1B 1-2 2-H		0-0 F3			3	0	2	1	0	0	1

Inning Stats	R: 3	H: 2	E: 0	LOB: 0	K: 0	BB: 1	S: 5	P: 9	R: 0	H: 1	E: 0	LOB: 1	K: 0	BB: 0	S: 4	R: 0	H: 0	E: 0	LOB: 0	K: 0	BB: 0	S: 3	R: 1	H: 2	E: 1	LOB: 2	K: 0	BB: 0	S: 6	R: 0	H: 1	E: 0	LOB: 1	K: 0	BB: 0	S: 4	R: 1	H: 2	E: 0	LOB: 1	K: 0	BB: 0	S: 5	R: 1	H: 2	E: 0	LOB: 0	K: 0	BB: 0	S: 4	R: 0	H: 0	E: 0	LOB: 0	K: 1	BB: 0	S: 5	R: 0	H: 0	E: 0	LOB: 0	K: 1	BB: 0	S: 5
--------------	------	------	------	--------	------	-------	------	------	------	------	------	--------	------	-------	------	------	------	------	--------	------	-------	------	------	------	------	--------	------	-------	------	------	------	------	--------	------	-------	------	------	------	------	--------	------	-------	------	------	------	------	--------	------	-------	------	------	------	------	--------	------	-------	------	------	------	------	--------	------	-------	------


PITCHER	IP	WLS	BF	H	R	ER	SO	BB	IBB	HBP	BLK	WP	HR	S	P	ERA	WHIP
Mike Caldwell, L ERA: 3.9 (1, 1)	5.1	L	26	8	5	4	0	1	0	0	0	0	3	25	29	6.75	1.688
Bob Gibson, R ERA: 2.0 (6, 1)	2.2		9	2	1	1	1	0	0	0	0	0	1	11	11	3.38	0.750

BOTTOM

Milwaukee Brewers @ Baltimore Orioles
Memorial Stadium, Baltimore, MD
 Tue Jun 07 1983, 7:05 PM EDT
 Att. 18,476 - Unknown

AB	34
R	6
H	10
RBI	6
BB	1
SO	1
LOB	12

WP: 0 PA: 35
 PB: 0
 SB: 0
 CS: 1



PITCHER	IP	WLS	BF	H	R	ER	SO	BB	IBB	HBP	BLK	WP	HR	S	P	ERA	WHIP
---------	----	-----	----	---	---	----	----	----	-----	-----	-----	----	----	---	---	-----	------

Batter	1	2	3	4	5	6	7	8	9	AB R H RBI BB SO LOB	TOP																									
Paul Molitor, R (1, 5) OBP: 0.369, SLG: 0.465	0-0 BB S 1B	0-0 L9 1-2			0-0 2B		0-0 3B		0-0 4-3	5 1 3 0 0 0 1																										
Rick Manning, L (1, 8) OBP: 0.307, SLG: 0.312	0-0 L7		0-0 F6		0-0 F8		0-0 G3			4 0 0 0 0 0 3																										
Robin Yount, R (1, 6) OBP: 0.399, SLG: 0.529	4-0 BB 1-2 1B BB		0-0 F9		0-0 F9			0-0 F3		3 1 0 0 1 0 1																										
Cecil Cooper, L (1, 3) OBP: 0.320, SLG: 0.486	4-0 1-2 2-3 1B BB		0-0 F7		0-0 F4			0-0 1B 2B		3 1 1 0 1 0 0																										
Ted Simmons, S (1, 2) OBP: 0.358, SLG: 0.470	0-0 1-3 2-H 3-H 1B		0-0 F7		0-0 2B		0-3 K			4 0 2 2 0 1 1																										
Ben Oglivie, L (1, 7) OBP: 0.397, SLG: 0.500	0-0 4-3		0-0 1-3		0-0 F8			0-0 2-H 1B		4 0 1 1 0 0 2																										
Roy Howell, L (1, 10) OBP: 0.356, SLG: 0.447		4-0 CS BB		4-0 FC5-6 BB		0-0 F7		0-3 K		1 0 0 0 2 0 1																										
Don Money, R (8, PH) OBP: 0.215, SLG: 0.238										1 0 0 0 0 1 1																										
Charlie Moore, R (1, 9) OBP: 0.365, SLG: 0.433		0-0 F8		0-0 FC5-6 1-2f		0-3 K		0-0 F9		4 0 0 0 0 1 2																										
Jim Gantner, L (1, 4) OBP: 0.335, SLG: 0.442		4-0 WP 1-2 BB		0-3 K		0-0 4-3		0-0 1-3		3 0 0 0 1 1 0																										
Inning Stats	R: 2 E: 0 K: 0 S: 4	H: 2 LOB: 1 BB: 2 P: 12	R: 0 E: 0 K: 0 S: 2	H: 0 LOB: 1 BB: 2 P: 10	R: 0 E: 0 K: 0 S: 3	H: 0 LOB: 1 BB: 1 P: 7	R: 0 E: 0 K: 1 S: 6	H: 1 LOB: 1 BB: 0 P: 6	R: 0 E: 0 K: 0 S: 4	H: 1 LOB: 1 BB: 0 P: 4	R: 0 E: 0 K: 1 S: 6	H: 1 LOB: 1 BB: 0 P: 6	R: 1 E: 0 K: 2 S: 9	H: 2 LOB: 1 BB: 0 P: 9	R: 0 E: 0 K: 0 S: 3	H: 0 LOB: 0 BB: 0 P: 3	1B: 3 2B: 3 3B: 1 HR: 0	SF: 0 SAC: 0 DP: 0 HBP: 0	WP: 1 PB: 0 SB: 1 CS: 1	PA: 37																
PITCHER	IP WLS BF H R ER SO BB IBB HBP BLK WP HR S P ERA WHIP																																			
Allan Ramirez, R (1, 1) ERA: 2.57	7.0		29	5	2	2	2	5	0	0	0	1	0	28	48	2.57	1.429																			
Sammy Stewart, R (8, 1) ERA: 4.22	0.1		2	1	1	1	0	0	0	0	0	0	0	2	2	27.00	3.000																			
Tippy Martinez, L (8, 1) ERA: 3.82	0.1		2	1	0	0	1	0	0	0	0	0	0	4	4	0.00	3.000																			
Tim Stoddard, R (8, 1) ERA: 3.91	1.1	W	4	0	0	0	1	0	0	0	0	0	0	6	6	0.00	0.000																			

Milwaukee Brewers @ Baltimore Orioles
 Memorial Stadium, Baltimore, MD
 Wed Jun 08 1983, 7:05 PM EDT
 Att. 22,341 - Unknown

AB	32
R	3
H	7
RBI	3
BB	5
SO	4
LOB	12



Batter	1	2	3	4	5	6	7	8	9
Al Bumbry, L OBP: 0.316, SLG: 0.336 (1, 8)	0-3 K		0-0 1B			0-0 P6		0-0 L7	
Rich Dauer, R OBP: 0.280, SLG: 0.280 (1, 4)	0-0 1B		0-0 5-3			0-0 5-3		0-0 HR	
Cal Ripken Jr., R OBP: 0.367, SLG: 0.479 (1, 6)	0-3 K			0-3 K			0-3 K	0-0 HR	
Eddie Murray, S OBP: 0.385, SLG: 0.461 (1, 3)	0-0 G3			0-3 K			0-0 HR	4-0 HR	
John Lowenstein, L OBP: 0.376, SLG: 0.543 (1, 7)		0-3 K		0-0 F5			0-0 F7	0-0 HR	
Aurelio Rodriguez, R OBP: 0.147, SLG: 0.152 (9, 5)								1-H HR	
Ken Singleton, S OBP: 0.386, SLG: 0.477 (1, 10)		0-0 L9			0-0 4-3		0-0 HR	0-0 4-3	
Gary Roenicke, R OBP: 0.370, SLG: 0.552 (1, 9)		0-0 P4			0-0 6-3		0-0 F7		
Leo Hernandez, R OBP: 0.285, SLG: 0.383 (1, 5)			0-0 6-3			0-0 F7		0-0 F5	
Jim Dwyer, L OBP: 0.339, SLG: 0.415 (8, PH)									
Rick Dempsey, R OBP: 0.309, SLG: 0.311 (9, 2)									
Joe Nolan, L OBP: 0.328, SLG: 0.424 (1, 2)			0-3 K			0-0 6-3		0-0 1B	
John Shelby, S OBP: 0.322, SLG: 0.436 (8, PR)									

Inning Stats	R: 0	H: 1	E: 0	K: 2	S: 8	LOB: 1	BB: 0	P: 8
	R: 0	H: 0	E: 0	K: 1	S: 5	LOB: 0	BB: 0	P: 5
	R: 0	H: 1	E: 0	K: 1	S: 6	LOB: 1	BB: 0	P: 6
	R: 0	H: 0	E: 0	K: 2	S: 7	LOB: 0	BB: 0	P: 7
	R: 0	H: 0	E: 0	K: 0	S: 3	LOB: 0	BB: 0	P: 3
	R: 2	H: 2	E: 0	K: 1	S: 7	LOB: 0	BB: 0	P: 7
	R: 5	H: 4	E: 0	K: 0	S: 7	LOB: 1	BB: 1	P: 11

PITCHER	IP	WLS	BF	H	R	ER	SO	BB	IBB	HBP	BLK	WP	HR	S	P	ERA	WHIP
Don Sutton, R ERA: 3.54 (1, 1)	7.0		25	4	2	2	7	0	0	0	0	0	1	39	39	2.57	0.571
Tom Tellmann, R ERA: 3.03 (8, 1)	1.0	L	8	4	5	5	0	1	0	0	0	0	2	7	11	45.00	5.000


BOTTOM

AB	R	H	RBI	BB	SO	LOB
4	0	1	0	0	1	1
4	1	2	1	0	0	1
4	1	1	2	0	3	1
3	2	1	0	1	1	1
4	1	1	2	0	1	1
0	0	0	0	0	0	0
4	1	1	2	0	0	1
3	0	0	0	0	0	0
2	0	0	0	0	0	0
1	0	0	0	0	0	0
0	0	0	0	0	0	0
3	0	1	0	0	1	0
0	1	0	0	0	0	0

AB 32
R 7
H 8
RBI 7
BB 1
SO 7
LOB 6

WP: 0 **PA: 33**
PB: 0
SB: 1
CS: 0

Milwaukee Brewers @ Baltimore Orioles
Memorial Stadium, Baltimore, MD
Wed Jun 08 1983, 7:05 PM EDT
Att. 22,341 - Unknown



livebaseballscores.com

Batter	1	2	3	4	5	6	7	8	9	AB R H RBI BB SO LOB	TOP		
Paul Molitor, R (1, 5) OBP: 0.360, SLG: 0.452	0-0 5-3		0-3 K		0-3 K	0-0 FC6-4		0-3 K		5 0 0 0 0 3 2			
Rick Manning, L (1, 8) OBP: 0.311, SLG: 0.317 Mark Brouhard, R (9, PH)	0-0 6-3		0-0 6-3 2B		0-0 E4 3B		4-0 1B BB		0-0 F3	3 2 1 0 1 0 0 1 0 0 0 0 0 0			
Robin Yount, R (1, 6) OBP: 0.395, SLG: 0.531	0-0 G3		0-0 6-3		0-0 2B 3B		0-3 K		0-0 6-3	5 1 1 1 0 1 2			
Cecil Cooper, L (1, 3) OBP: 0.318, SLG: 0.484		0-0 L8	0-0 4-3		0-0 E 2B		0-0 1-3		0-0 1-3	5 0 1 1 0 0 2			
Ted Simmons, S (1, 10) OBP: 0.356, SLG: 0.465		0-0 3-1		0-0 F6	0-0 L3		0-0 FC6 1B			4 0 1 1 0 0 1			
Ben Oglivie, L (1, 7) OBP: 0.399, SLG: 0.497		4-0 E HR BB		0-0 E SF9 1B	0-0 F3		0-0 FC6 1-2f			3 2 1 0 1 0 2			
Charlie Moore, R (1, 9) OBP: 0.357, SLG: 0.424		0-0 E5 HR		0-0 E5		0-0 6-3		0-0 5-3		4 1 0 0 0 0 2			
Jim Gantner, L (1, 4) OBP: 0.338, SLG: 0.461		0-0 HR		0-0 SF9		0-0 FC6-4 1B		0-0 1-3		3 1 2 4 0 0 0			
Ned Yost, R (1, 2) OBP: 0.299, SLG: 0.514		0-3 K		0-0 F6		0-3 K		4-0 BB		3 0 0 0 1 2 2			
Inning Stats	R: 0 E: 0 K: 0 S: 3 H: 0 LOB: 0 BB: 0 P: 3	R: 3 E: 1 K: 1 S: 7 H: 1 LOB: 0 BB: 1 P: 11	R: 0 E: 0 K: 1 S: 6 H: 1 LOB: 1 BB: 0 P: 6	R: 1 E: 1 K: 0 S: 5 H: 1 LOB: 1 BB: 0 P: 5	R: 2 E: 3 K: 1 S: 8 H: 2 LOB: 1 BB: 0 P: 8	R: 0 E: 0 K: 1 S: 6 H: 1 LOB: 1 BB: 0 P: 6	R: 1 E: 0 K: 1 S: 6 H: 1 LOB: 1 BB: 1 P: 10	R: 0 E: 0 K: 1 S: 5 H: 0 LOB: 1 BB: 1 P: 9	R: 0 E: 0 K: 0 S: 3 H: 0 LOB: 0 BB: 0 P: 3	1B: 3 2B: 2 3B: 1 HR: 1 SF: 1 SAC: 0 DP: 0 HBP: 0	WP: 0 PB: 0 SB: 0 CS: 0 PA: 40		
PITCHER	IP WLS BF H R ER SO BB IBB HBP BLK WP HR S P ERA WHIP											PITCHER	IP WLS BF H R ER SO BB IBB HBP BLK WP HR S P ERA WHIP
Mike Boddicker, R (1, 1) ERA: 3.13	5.0 W 24 5 6 1 3 1 0 0 0 0 0 1 29 33 1.80 1.200												
Sammy Stewart, R (6, 1) ERA: 4.25	1.2 8 2 1 1 2 1 0 0 0 0 0 0 11 15 5.40 1.800												
Tippy Martinez, L (7, 1) ERA: 3.57	2.1 S 8 0 0 0 1 1 0 0 0 0 0 0 9 13 0.00 0.429												

Milwaukee Brewers @ Baltimore Orioles
 Memorial Stadium, Baltimore, MD
 Thu Jun 09 1983, 7:05 PM EDT
 Att. 23,399 - Unknown - 71 F

AB	36
R	7
H	7
RBI	7
BB	3
SO	6
LOB	13



Batter	1	2	3	4	5	6	7	8	9
John Shelby, S OBP: 0.333, SLG: 0.447 (1, 8)			4-0 WP BB			0-0 6-3		0-3 K	
Dan Ford, R OBP: 0.341, SLG: 0.479 (1, 9)			0-0 F3			0-0 F9		0-0 F8	
Jim Dwyer, L OBP: 0.333, SLG: 0.407 (7, 9)			1-2 F9						
Cal Ripken Jr., R OBP: 0.372, SLG: 0.484 (1, 6)	4-0 1B 2-3 BB	0-0 F8		0-0 G6-3 1B		0-0 4-3		0-0 FC5 2B	
Eddie Murray, S OBP: 0.385, SLG: 0.457 (1, 3)	0-0 1B 1-2 3-H	0-0 F8		0-0 G6-3 1-2f		0-3 K		4-0 IBB	
Gary Roenicke, R OBP: 0.381, SLG: 0.565 (1, 7)	0-0 1B 1-2 2-H HR	0-0 HR		0-0 F3		0-0 1B 1B		0-0 FC5 2-3f	
Benny Ayala, R OBP: 0.345, SLG: 0.560 (1, 10)	0-3 K	0-0 HR			0-3 K		0-3 K		
Ken Singleton, S OBP: 0.385, SLG: 0.494 (2, PH)									
Rich Dauer, R OBP: 0.284, SLG: 0.285 (1, 4)	0-0 HR 1-3 2-H 1B	0-0 5-3			0-0 6-3		0-0 1B 1-2 1B		
Leo Hernandez, R OBP: 0.295, SLG: 0.410 (1, 5)	0-0 HR		0-0 F2		0-0 FC6-4 1B		0-0 1-3 2-H 1B		
Aurelio Rodriguez, R OBP: 0.147, SLG: 0.152 (8, 5)									
Rick Dempsey, R OBP: 0.300, SLG: 0.301 (1, 2)	0-3 K		0-3 K		0-0 FC6-4 1-2f		0-0 F3		

Inning Stats	R: 7 E: 0 K: 2 S: 14	H: 7 LOB: 1 BB: 1 P: 18	R: 2 E: 0 K: 0 S: 5	H: 2 LOB: 0 BB: 0 P: 5	R: 0 E: 0 K: 1 S: 5	H: 0 LOB: 1 BB: 1 P: 9	R: 0 E: 0 K: 0 S: 3	H: 1 LOB: 0 BB: 0 P: 3	R: 0 E: 0 K: 1 S: 6	H: 1 LOB: 1 BB: 0 P: 6	R: 0 E: 0 K: 0 S: 3	H: 0 LOB: 0 BB: 0 P: 3	R: 1 E: 0 K: 2 S: 10	H: 3 LOB: 2 BB: 0 P: 10	R: 0 E: 0 K: 1 S: 6	H: 1 LOB: 2 BB: 1 P: 10
1B: 9 2B: 4 3B: 0 HR: 2	SF: 0 SAC: 0 DP: 1 HBP: 0	WP: 1 PB: 0 SB: 1 CS: 0	PA: 41													

PITCHER	IP	WLS	BF	H	R	ER	SO	BB	IBB	HBP	BLK	WP	HR	S	P	ERA	WHIP
Jerry Augustine, L ERA: 7.71 (1, 1)	0.1	L	7	5	6	6	1	1	0	0	0	0	0	8	12	162.00	18.000
Jim Staton, R ERA: 3.19 (1, 1)	2.2		13	4	3	3	2	1	0	0	0	1	2	16	20	10.12	1.875
Rick Waits, L ERA: 4.24 (4, 1)	3.2		15	5	1	1	3	0	0	0	0	0	0	21	21	2.46	1.364
Bob Gibson, R ERA: 1.86 (7, 1)	1.1		6	1	0	0	1	0	1	0	0	0	0	7	11	0.00	0.750

BOTTOM

Milwaukee Brewers @ Baltimore Orioles
Memorial Stadium, Baltimore, MD
 Thu Jun 09 1983, 7:05 PM EDT
 Att: 23,399 - Unknown - 71 F

livebaseballscorecards.com

AB	38
R	10
H	15
RBI	10
BB	3
SO	7
LOB	11



Batter	1	2	3	4	5	6	7	8	9	AB R H RBI BB SO LOB	TOP										
John Shelby, S (1, 8) OBP: 0.333, SLG: 0.444	0-0 G5-4-3 1B		0-0 L5		0-0 F9			0-0 SH		3 0 1 0 0 0 0											
Rich Dauer, R (1, 4) OBP: 0.285, SLG: 0.282	0-0 G5-4-3 1-2f		4-0 BB		0-0 F8			0-0 SH3-4		2 0 0 0 1 0 1											
Cal Ripken Jr., R (1, 6) OBP: 0.366, SLG: 0.475	0-3 K		0-3 K					0-0 FC6-2		4 0 0 0 0 3 3											
Eddie Murray, S (1, 3) OBP: 0.379, SLG: 0.448		0-0 L5		0-0 5-3				0-0 FC6-4		4 0 0 0 0 0 2											
Gary Roenicke, R (1, 9) OBP: 0.385, SLG: 0.589		4-0 1B 1B BB		0-0 HR				0-0 L4		3 2 1 1 1 0 0											
Ken Singleton, S (1, 10) OBP: 0.393, SLG: 0.509		0-0 1B		0-0 HR				4-0 FC5 1B BB		3 0 2 0 1 0 0											
Jim Dwyer, L (9, PR) OBP: 0.333, SLG: 0.407		1-3 1B		0-0 3B				0-0 BB		0 0 0 0 0 0 0											
Benny Ayala, R (1, 7) OBP: 0.364, SLG: 0.552		0-0 1B		0-3 K				0-0 1B		4 0 2 1 0 1 1											
Al Bumbry, L (9, PR) OBP: 0.316, SLG: 0.336		1-2 1B		0-0 K				1-2 E 1B		0 1 0 0 0 0 0											
Leo Hernandez, R (1, 5) OBP: 0.289, SLG: 0.400		0-0 G6-4-3		0-0 F7				0-0 FC5		4 0 0 0 0 0 4											
Aurelio Rodriguez, R (9, 5) OBP: 0.147, SLG: 0.152		0-0 G6-4-3		0-0 F7				1-H 2-3f		0 0 0 0 0 0 0											
Rick Dempsey, R (1, 2) OBP: 0.299, SLG: 0.299			0-0 F9		0-3 K			0-0 SH3-4 SH FC6-2 1B		4 0 1 0 0 1 2											
Inning Stats	R: 0 E: 0 K: 1 S: 5	H: 1 LOB: 0 BB: 0 P: 5	R: 1 E: 0 K: 0 S: 4	H: 2 LOB: 1 BB: 1 P: 8	R: 0 E: 0 K: 1 S: 5	H: 0 LOB: 1 BB: 1 P: 9	R: 1 E: 0 K: 1 S: 7	H: 2 LOB: 1 BB: 0 P: 7	R: 0 E: 0 K: 1 S: 5	H: 0 LOB: 0 BB: 0 P: 5	R: 0 E: 0 K: 0 S: 3	H: 0 LOB: 0 BB: 0 P: 3	R: 0 E: 1 K: 0 S: 5	H: 1 LOB: 2 BB: 0 P: 5	R: 1 E: 1 K: 0 S: 4	H: 1 LOB: 2 BB: 1 P: 8	1B: 5 2B: 0 3B: 1 HR: 1	SF: 0 SAC: 2 DP: 2 HBP: 0	WP: 0 PB: 0 SB: 0 CS: 0	PA: 36	
PITCHER Bruce Hurst, L (1, 1) ERA: 4.04	IP 9.0	WLS L	BF 36	H 7	R 3	ER 2	SO 5	BB 3	IBB 0	HBP 0	BLK 0	WP 0	HR 1	S 43	P 55	ERA 2.00	WHIP 1.111				
PITCHER	IP	WLS	BF	H	R	ER	SO	BB	IBB	HBP	BLK	WP	HR	S	P	ERA	WHIP				

Baltimore Orioles @ Boston Red Sox
Fenway Park, Boston, MA
Fri Jun 10 1983, 7:05 PM EDT
Att. 30,195 - Unknown

livebaseballscorecards.com

AB	31
R	3
H	7
RBI	2
BB	3
SO	5
LOB	13



Batter	1	2	3	4	5	6	7	8	9	AB R H RBI BB SO LOB
Jerry Remy, L (1, 4) OBP: 0.275, SLG: 0.287	0-0 5-3		0-3 K			0-0 6-3			0-0 G6-4-3 1B	4 0 1 0 0 1 2
Rick Miller, L (1, 8) OBP: 0.377, SLG: 0.370	4-0 G6-3 BB		0-0 F9			0-0 4-3			0-0 G6-4-3 1-2f	3 0 0 0 1 0 3
Jim Rice, R (1, 7) OBP: 0.346, SLG: 0.498	0-0 G6-3 1-2f				0-0 F9			0-0 FC5-4 1B	0-0 F8	4 0 1 0 0 0 1
Dwight Evans, R (1, 9) OBP: 0.308, SLG: 0.390		0-0 F3			0-0 6-3			0-0 FC5-4 FC6-4 1-2f		3 0 0 0 0 0 1
Wade Boggs, L (1, 5) OBP: 0.466, SLG: 0.470		0-3 K			0-0 L5			0-0 FC6-4 1-2f		3 0 0 0 0 1 1
Carl Yastrzemski, L (1, 10) OBP: 0.336, SLG: 0.303			0-0 F7			0-0 F8		0-0 F7		3 0 0 0 0 0 1
Dave Stapleton, R (1, 3) OBP: 0.262, SLG: 0.316			0-0 5-3			0-0 L6			0-0 F8	3 0 0 0 0 0 0
Rich Gedman, L (1, 2) OBP: 0.347, SLG: 0.413			4-0 1B BB			0-0 F7			0-0 4-3	2 0 0 0 1 0 0
Glenn Hoffman, R (1, 6) OBP: 0.308, SLG: 0.335			0-0 1-2 1B			0-0 1-3			0-0 6-3	3 0 1 0 0 0 0


Inning Stats	R: 0 E: 0 K: 0 S: 2	H: 0 LOB: 0 BB: 1 P: 6	R: 0 E: 0 K: 1 S: 5	H: 0 LOB: 0 BB: 0 P: 5	R: 0 E: 0 K: 1 S: 6	H: 1 LOB: 2 BB: 1 P: 10	R: 0 E: 0 K: 0 S: 3	H: 0 LOB: 0 BB: 0 P: 3	R: 0 E: 0 K: 0 S: 3	H: 0 LOB: 0 BB: 0 P: 3	R: 0 E: 0 K: 0 S: 3	H: 1 LOB: 1 BB: 0 P: 4	R: 0 E: 0 K: 0 S: 3	H: 0 LOB: 0 BB: 0 P: 3	R: 0 E: 0 K: 0 S: 3	H: 1 LOB: 0 BB: 0 P: 3	1B: 3 2B: 0 3B: 0 HR: 0	SF: 0 SAC: 0 DP: 2 HBP: 0	WP: 0 PB: 0 SB: 0 CS: 0	PA: 30
--------------	------------------------------	---------------------------------	------------------------------	---------------------------------	------------------------------	----------------------------------	------------------------------	---------------------------------	------------------------------	---------------------------------	------------------------------	---------------------------------	------------------------------	---------------------------------	------------------------------	---------------------------------	----------------------------------	------------------------------------	----------------------------------	--------

PITCHER	IP	WLS	BF	H	R	ER	SO	BB	IBB	HBP	BLK	WP	HR	S	P	ERA	WHIP
Storm Davis, R (1, 1) ERA: 2.95	9.0	W	30	3	0	0	2	2	0	0	0	0	0	32	40	0.00	0.556

BOTTOM

Baltimore Orioles @ Boston Red Sox
Fenway Park, Boston, MA
Fri Jun 10 1983, 7:05 PM EDT
Att. 30,195 - Unknown

AB	28
R	0
H	3
RBI	0
BB	2
SO	2
LOB	9



PITCHER	IP	WLS	BF	H	R	ER	SO	BB	IBB	HBP	BLK	WP	HR	S	P	ERA	WHIP
---------	----	-----	----	---	---	----	----	----	-----	-----	-----	----	----	---	---	-----	------

Batter	1	2	3	4	5	6	7	8	9	AB R H RBI BB SO LOB	TOP											
John Shelby, S (1, 8) OBP: 0.328, SLG: 0.434	0-3 K			0-0 2B 1B	0-0 P3	0-3 K		0-3 K		5 1 1 0 0 3 3												
Rich Dauer, R (1, 4) Lenn Sakata, R (2, 4) OBP: 0.284, SLG: 0.280 OBP: 0.250, SLG: 0.265	0-0 F9			0-0 6-3 1-2	0-0 F8		0-0 S 1B 1B	0-0 F9		1 0 0 0 0 0 0 4 1 1 0 0 0 2												
Cal Ripken Jr., R (1, 6) OBP: 0.367, SLG: 0.478	0-0 5-3			0-0 1B 2B 2B		0-0 F9	0-3 K 1-2		0-0 E SF7 1B	5 2 2 1 0 1 1												
Eddie Murray, S (1, 3) OBP: 0.379, SLG: 0.447		0-3 K		0-0 2B 1B		0-0 2B 1B	0-3 K		0-0 E6 1B	5 3 2 0 0 2 2												
Gary Roenicke, R (1, 9) OBP: 0.386, SLG: 0.596		0-0 F2		0-0 F9 1-2		0-0 1B 2B	0-0 S 1B 1B		0-0 SF7 1-2 2-H	4 2 2 2 0 0 2												
Ken Singleton, S (1, 10) OBP: 0.398, SLG: 0.512		0-3 K		0-0 2B 2-H 3-H		4-0 1B FC6-4 BB	4-0 1B IBB		0-0 F8	3 1 1 2 2 1 1												
Benny Ayala, R (1, 7) John Lowenstein, L (6, PH) OBP: 0.343, SLG: 0.516 OBP: 0.388, SLG: 0.550		0-0 5-3		0-0 F7		0-0 FC6-4 1B	0-0 1-3 2-H 3-H 1B		4-0 1B BB	2 0 0 0 0 0 1 2 0 2 3 1 0 0												
Leo Hernandez, R (1, 5) OBP: 0.292, SLG: 0.400		0-0 5-3			0-0 SH1-4 1B	0-0 FC6-4 1B	0-0 P6		0-0 1-2 2-H 1B	5 0 2 2 0 0 3												
Rick Dempsey, R (1, 2) OBP: 0.297, SLG: 0.298		0-0 5-3			0-0 SH1-4 1-2	0-0 1B			0-0 F2	4 0 1 0 0 1 2												
Inning Stats	R: 0 E: 0 K: 1 S: 5	H: 0 LOB: 0 BB: 0 P: 5	R: 0 E: 0 K: 2 S: 7	H: 0 LOB: 0 BB: 0 P: 7	R: 0 E: 0 K: 0 S: 3	H: 0 LOB: 0 BB: 0 P: 3	R: 3 E: 0 K: 0 S: 7	H: 4 LOB: 1 BB: 0 P: 7	R: 0 E: 0 K: 0 S: 4	H: 1 LOB: 1 BB: 0 P: 4	R: 3 E: 0 K: 1 S: 9	H: 4 LOB: 2 BB: 1 P: 13	R: 2 E: 0 K: 2 S: 10	H: 3 LOB: 2 BB: 1 P: 14	R: 0 E: 0 K: 1 S: 5	H: 0 LOB: 0 BB: 0 P: 5	R: 2 E: 2 K: 1 S: 8	H: 2 LOB: 2 BB: 1 P: 12	1B: 11 2B: 3 3B: 0 HR: 0	SF: 1 SAC: 1 DP: 0 HBP: 0	WP: 0 PB: 0 SB: 2 CS: 0	PA: 45
PITCHER	IP WLS BF H R ER SO BB IBB HBP BLK WP HR S P ERA WHIP																					
Bob Ojeda, L (1, 1) ERA: 5.44	5.1 L 23 7 5 5 3 0 0 0 0 0 0 0 29 29 8.44 1.312																					
Bob Stanley, R (6, 1) ERA: 2.26	1.2 12 5 3 3 3 1 1 0 0 0 0 0 16 24 16.20 3.600																					
John Henry Johnson, L (8, 1) ERA: 2.92	2.0 10 2 2 0 2 1 0 0 0 0 0 0 13 17 0.00 1.500																					

Baltimore Orioles @ Boston Red Sox
Fenway Park, Boston, MA
 Sat Jun 11 1983, 3:33 AM EDT
 Att: 32,522 - Unknown

livebaseballscorecards.com

AB 40
R 10
H 14
RBI 10
BB 3
SO 8
LOB 17



Batter	1	2	3	4	5	6	7	8	9	AB R H RBI BB SO LOB
Jerry Remy, L (1, 4) OBP: 0.273, SLG: 0.284	0-0 4-3		0-0 F8	0-0 F8		0-0 F7			0-0 1B FC6-4 1B	5 1 1 0 0 0 3
Dwight Evans, R (1, 9) OBP: 0.314, SLG: 0.396	0-0 1B 2B		0-0 6-3		0-0 5-3		4-0 BB		0-0 FC6-4 FC4-6 1B	4 1 2 1 1 0 0
Jim Rice, R (1, 7) OBP: 0.351, SLG: 0.504	0-0 G5-4-3 1B		0-0 F7		0-0 2B		0-3 K		0-0 FC6-4 1B	5 0 3 0 0 1 1
Tony Armas, R (1, 10) OBP: 0.292, SLG: 0.482	0-0 G5-4-3			0-3 K	0-3 K		0-0 L5		0-0 FC6-4 FC4-6	5 0 0 1 0 2 6
Wade Boggs, L (1, 5) OBP: 0.460, SLG: 0.463		0-0 2B 1B		0-0 F7	0-0 F9		0-0 4-3		0-0 FC4-6	5 0 1 1 0 0 3
Reid Nichols, R (1, 8) OBP: 0.348, SLG: 0.426		0-0 F8		0-0 HR		4-0 1B BB		0-0 F3	0-0 6-3	4 2 1 1 1 0 2
Dave Stapleton, R (1, 3) OBP: 0.271, SLG: 0.330		0-0 1B 2B		0-0 1B 1B		0-0 1B 1B		0-0 4-3		4 1 3 0 0 0 0
Gary Allenson, R (1, 2) OBP: 0.306, SLG: 0.326		0-0 5-3		0-0 1B 1B		0-3 K		0-0 F7		3 0 1 0 0 1 4
Rick Miller, L (8, PH) OBP: 0.371, SLG: 0.364				1-2 1B 1B						1 0 0 0 0 0 0
Rich Gedman, L (9, 2) OBP: 0.347, SLG: 0.413										0 0 0 0 0 0 0
Glenn Hoffman, R (1, 6) OBP: 0.317, SLG: 0.344		0-0 P6		0-0 1B		0-0 1B			0-0 1B 1B	4 1 3 2 0 0 2

Inning Stats	R: 0 E: 0 K: 0 S: 4	H: 2 LOB: 1 BB: 0 P: 4	R: 0 E: 0 K: 0 S: 5	H: 2 LOB: 2 BB: 0 P: 5	R: 0 E: 0 K: 0 S: 3	H: 0 LOB: 0 BB: 0 P: 3	R: 2 E: 0 K: 1 S: 9	H: 4 LOB: 2 BB: 0 P: 9	R: 0 E: 0 K: 1 S: 6	H: 1 LOB: 1 BB: 0 P: 6	R: 1 E: 0 K: 1 S: 6	H: 2 LOB: 1 BB: 1 P: 10	R: 0 E: 0 K: 1 S: 5	H: 0 LOB: 1 BB: 1 P: 9	R: 0 E: 0 K: 0 S: 3	H: 0 LOB: 0 BB: 0 P: 3	R: 3 E: 0 K: 0 S: 7	H: 4 LOB: 1 BB: 0 P: 7	1B: 11 2B: 3 3B: 0 HR: 1	SF: 0 SAC: 0 DP: 1 HBP: 0	WP: 0 PB: 0 SB: 0 CS: 0	PA: 42
--------------	------------------------------	---------------------------------	------------------------------	---------------------------------	------------------------------	---------------------------------	------------------------------	---------------------------------	------------------------------	---------------------------------	------------------------------	----------------------------------	------------------------------	---------------------------------	------------------------------	---------------------------------	------------------------------	---------------------------------	-----------------------------------	------------------------------------	----------------------------------	--------

PITCHER	IP	WLS	BF	H	R	ER	SO	BB	IBB	HBP	BLK	WP	HR	S	P	ERA	WHIP
Scott McGregor, L (1, 1) ERA: 4.06	5.0	W	23	9	2	2	2	0	0	0	0	0	0	19	27	3.60	1.800
Sammy Stewart, R (6, 1) ERA: 4.63	3.1		17	6	4	4	2	2	0	0	0	0	0	19	27	10.80	2.400
Tippy Martinez, L (9, 1) ERA: 3.5	0.2		2	0	0	0	0	0	0	0	0	0	0	2	2	0.00	0.000


BOTTOM

Baltimore Orioles @ Boston Red Sox
Fenway Park, Boston, MA

Sat Jun 11 1983, 3:33 AM EDT
Att. 32,522 - Unknown

livebaseballscorecards.com

AB	40
R	6
H	15
RBI	6
BB	2
SO	4
LOB	21



Batter	1	2	3	4	5	6	7	8	9	AB R H RBI BB SO LOB	TOP														
John Shelby, S (1, 8) OBP: 0.331, SLG: 0.452	0-0 F8		0-0 F9		4-0 BB		0-0 1-H 2-H HR		0-3 K	4 1 1 3 1 1 1															
Benny Ayala, R (1, 7) OBP: 0.308, SLG: 0.457 Jim Dwyer, L (9, PH) OBP: 0.344, SLG: 0.436	0-0 P4			0-0 1-3	0-3 K		0-3 K		0-0 L6-4 2B	4 0 0 0 0 2 2 1 0 1 0 0 0 0															
Cal Ripken Jr., R (1, 6) OBP: 0.367, SLG: 0.481	0-0 F3			0-0 WP BB 1B	0-0 F7		0-0 2B		0-0 L6-4	5 1 2 0 0 0 3															
Eddie Murray, S (1, 3) OBP: 0.389, SLG: 0.452		0-0 1B		4-0 WP 1B BB		0-0 G6-4-3 1B	4-0 PO IBB			2 1 2 0 2 0 0															
Gary Roenicke, R (1, 9) OBP: 0.373, SLG: 0.573		0-3 K		0-0 F7		0-0 F9	0-0 PO	0-0 5-3		4 0 0 0 0 1 3															
Ken Singleton, S (1, 10) OBP: 0.400, SLG: 0.512 Al Bumbry, L (8, PR) OBP: 0.316, SLG: 0.336		0-0 F9		0-0 1-H 2-H 1B		0-0 G6-4-3		0-0 1B FC6-4 1B		4 0 2 2 0 0 1 0 1 0 0 0 0 0															
Leo Hernandez, R (1, 5) OBP: 0.296, SLG: 0.402			0-0 1-3	0-0 F9			0-0 1B HR 1B	0-0 FC6-4 1B		4 1 2 0 0 0 1															
Lenn Sakata, R (1, 4) OBP: 0.250, SLG: 0.289			0-0 F2		0-0 2B		0-0 P6	0-0 FC6-4 S		4 0 1 1 0 0 2															
Rick Dempsey, R (1, 2) OBP: 0.303, SLG: 0.311			0-0 2B		0-0 F7		0-0 1-2 HR 1B	0-0 5-3		4 1 2 0 0 0 2															
Inning Stats	R: 0 E: 0 K: 0 S: 3	H: 0 LOB: 0 BB: 0 P: 3	R: 0 E: 0 K: 1 S: 5	H: 1 LOB: 0 BB: 0 P: 5	R: 0 E: 0 K: 0 S: 4	H: 1 LOB: 1 BB: 0 P: 4	R: 2 E: 0 K: 0 S: 5	H: 2 LOB: 1 BB: 1 P: 9	R: 0 E: 0 K: 1 S: 6	H: 1 LOB: 2 BB: 1 P: 10	R: 0 E: 0 K: 0 S: 3	H: 1 LOB: 0 BB: 0 P: 3	R: 3 E: 0 K: 1 S: 8	H: 4 LOB: 1 BB: 1 P: 12	R: 1 E: 0 K: 0 S: 5	H: 2 LOB: 2 BB: 0 P: 5	R: 0 E: 0 K: 1 S: 5	H: 1 LOB: 0 BB: 0 P: 5	1B: 8 2B: 5 3B: 0 HR: 1	SF: 0 SAC: 0 DP: 2 HBP: 0	WP: 1 PB: 0 SB: 1 CS: 0	PA: 40			
PITCHER	IP	WLS	BF	H	R	ER	SO	BB	IBB	HBP	BLK	WP	HR	S	P	ERA	WHIP								
John Tudor, L (1, 1) ERA: 3.56	6.2		30	10	5	5	3	2	0	0	0	1	1	34	42	6.75	1.800								
Bob Stanley, R (7, 1) ERA: 2.32	2.1	W	9	3	1	1	1	0	1	0	0	0	0	10	14	3.86	1.286								

Baltimore Orioles @ Boston Red Sox

Fenway Park, Boston, MA

Sun Jun 12 1983, 3:33 AM EDT
Att. 28,656 - Unknown

livebaseballscorecards.com

AB 36
R 6
H 13
RBI 6
BB 3
SO 4
LOB 15



Batter	1	2	3	4	5	6	7	8	9	AB R H RBI BB SO LOB
Jerry Remy, L (1, 4) OBP: 0.271, SLG: 0.282	0-0 F7		0-0 4-3		0-0 B1-3		0-0 F8		0-0 BB	5 1 1 0 0 0 0
Dwight Evans, R (1, 9) OBP: 0.323, SLG: 0.434	0-0 F8		0-0 HR		0-0 HR		4-0 BB		0-0 BB	4 2 3 2 1 0 0
Jim Rice, R (1, 7) OBP: 0.352, SLG: 0.513	0-0 5-3		0-3 K		0-0 HR		0-0 F8		4-0 BB	4 1 1 1 1 1 1
Tony Armas, R (1, 8) OBP: 0.290, SLG: 0.490		0-0 HR		0-0 5-3	0-0 F3		0-0 F7		0-0 L5	5 1 1 1 0 0 4
Wade Boggs, L (1, 5) OBP: 0.467, SLG: 0.476		0-0 2B		0-0 2B	0-3 K			4-0 FC3-6	4-0 BB	3 1 2 1 2 1 0
Carl Yastrzemski, L (1, 10) OBP: 0.345, SLG: 0.324		0-0 F8		0-0 2B		0-0 1B		0-0 FC3-6		3 0 2 1 0 0 1
Reid Nichols, R (8, PH) OBP: 0.345, SLG: 0.422				2-H				1-2		1 1 0 0 0 0 1
Dave Stapleton, R (1, 3) OBP: 0.266, SLG: 0.323		0-0 F9		0-0 P6		0-0 P4		0-0 F7		4 0 0 0 0 0 4
Rich Gedman, L (1, 2) OBP: 0.346, SLG: 0.404		0-0 6-3		4-0 BB		0-0 P6		0-0 2B		2 0 0 0 1 0 2
Ed Jurak, R (8, PH) OBP: 0.353, SLG: 0.419								1-H		1 0 1 1 0 0 0
Jeff Newman, R (9, 2) OBP: 0.254, SLG: 0.367										0 0 0 0 0 0 0
Glenn Hoffman, R (1, 6) OBP: 0.310, SLG: 0.337			0-0 F7		0-0 4-3		0-0 F8		0-0 P6	4 0 0 0 0 0 3

Inning Stats	R: 0	H: 0	E: 0	K: 0	S: 3	H: 0	LOB: 0	BB: 0	P: 3	R: 1	H: 2	E: 0	K: 0	S: 5	H: 1	LOB: 1	BB: 0	P: 5	R: 1	H: 1	E: 0	K: 1	S: 6	H: 1	LOB: 0	BB: 0	P: 6	R: 1	H: 2	E: 0	K: 0	S: 5	H: 2	LOB: 2	BB: 1	P: 9	R: 2	H: 2	E: 0	K: 1	S: 7	H: 2	LOB: 0	BB: 0	P: 7	R: 0	H: 1	E: 0	K: 0	S: 4	H: 1	LOB: 1	BB: 0	P: 4	R: 0	H: 0	E: 0	K: 0	S: 3	H: 0	LOB: 1	BB: 1	P: 7	R: 1	H: 1	E: 0	K: 0	S: 3	H: 1	LOB: 1	BB: 1	P: 7	R: 1	H: 2	E: 0	K: 0	S: 4	H: 2	LOB: 3	BB: 2	P: 12	1B: 2	SF: 0	2B: 5	SAC: 0	3B: 0	DP: 0	HR: 4	HBP: 0	WP: 0	PA: 41
--------------	------	------	------	------	------	------	--------	-------	------	------	------	------	------	------	------	--------	-------	------	------	------	------	------	------	------	--------	-------	------	------	------	------	------	------	------	--------	-------	------	------	------	------	------	------	------	--------	-------	------	------	------	------	------	------	------	--------	-------	------	------	------	------	------	------	------	--------	-------	------	------	------	------	------	------	------	--------	-------	------	------	------	------	------	------	------	--------	-------	-------	-------	-------	-------	--------	-------	-------	-------	--------	-------	--------


PITCHER	IP	WLS	BF	H	R	ER	SO	BB	IBB	HBP	BLK	WP	HR	S	P	ERA	WHIP
Dennis Martinez, R (1, 1) ERA: 4.9	4.2		22	7	5	5	1	1	0	0	0	0	4	23	27	9.64	1.714
Dan Morogiello, L (5, 1) ERA: 4.4	1.2		6	1	0	0	1	0	0	0	0	0	0	8	8	0.00	0.600
Tim Stoddard, R (7, 1) ERA: 4.07	1.1		6	0	1	1	0	2	0	0	0	0	0	4	12	6.75	1.500
Tippy Martinez, L (8, 1) ERA: 3.65	1.0	L	7	3	1	1	0	1	1	0	0	0	0	5	13	9.00	4.000

BOTTOM

Baltimore Orioles @ Boston Red Sox
 Fenway Park, Boston, MA
 Sun Jun 12 1983, 3:33 AM EDT
 Att. 28,656 - Unknown

livebaseballscorecards.com

AB	36
R	7
H	11
RBI	7
BB	5
SO	2
LOB	16



Batter	1	2	3	4	5	6	7	8	9	AB R H RBI BB SO LOB	TOP
Al Bumbry, L (1, 8) <small>OBP: 0.318, SLG: 0.345</small> (9, 7)	0-0 1-3		0-0 G3		0-0 2B		0-0 BB S 1B		0-0 4-3	5 0 2 0 0 0 1	Baltimore Orioles @ Milwaukee Brewers Milwaukee County Stadium, Milwaukee, WI Mon Jun 13 1983, 8:05 PM EDT Att. 21,532 - Unknown livebaseballscorecards.com
Dan Ford, R (1, 9) <small>OBP: 0.343, SLG: 0.480</small>	0-0 F7 2B		4-0 HR BB		0-0 F2		0-0 5-3		0-0 F8	4 1 1 0 1 0 2	
Cal Ripken Jr., R (1, 6) <small>OBP: 0.369, SLG: 0.491</small>	0-0 F7 2-3		0-0 1-H 3-H HR		0-0 F7		4-0 BB BB			3 1 1 3 1 0 2	
Eddie Murray, S (1, 3) <small>OBP: 0.387, SLG: 0.446</small>	0-0 F2		0-0 3-1		0-0 1-3		4-0 1-2 2-3 BB			3 0 0 0 1 0 2	
John Lowenstein, L (1, 7) <small>OBP: 0.385, SLG: 0.538</small> John Shelby, S (9, 8) <small>OBP: 0.331, SLG: 0.452</small>		0-0 F8	4-0 BB			0-3 K	0-0 F9			3 0 0 0 1 1 3 0 0 0 0 0 0 0	
Ken Singleton, S (1, 10) <small>OBP: 0.392, SLG: 0.500</small>		0-3 K	0-3 K			0-0 F7		0-0 F7		4 0 0 0 0 2 1	
Joe Nolan, L (1, 2) <small>OBP: 0.338, SLG: 0.419</small>		4-0 FC5-4 BB		0-0 F5		0-0 1B		0-3 K		3 0 1 0 1 1 0	
Leo Hernandez, R (1, 5) <small>OBP: 0.290, SLG: 0.393</small> Aurelio Rodriguez, R (8, 5) <small>OBP: 0.147, SLG: 0.152</small>	0-0 FC5-4 1-2f		0-0 6-3		0-0 5-3		0-0 F9			4 0 0 0 0 0 2 0 0 0 0 0 0 0	
Lenn Sakata, R (1, 4) <small>OBP: 0.250, SLG: 0.286</small>			0-0 G3 S HR 1B	0-3 K		0-0 P3		0-0 F2		4 1 1 0 0 1 0	
Inning Stats	R: 0 H: 1 E: 0 LOB: 1 K: 0 BB: 0 S: 4 P: 4	R: 0 H: 0 E: 0 LOB: 1 K: 1 BB: 1 S: 5 P: 9	R: 3 H: 2 E: 0 LOB: 1 K: 1 BB: 2 S: 7 P: 15	R: 0 H: 0 E: 0 LOB: 0 K: 1 BB: 0 S: 5 P: 5	R: 0 H: 1 E: 0 LOB: 1 K: 0 BB: 0 S: 4 P: 4	R: 0 H: 1 E: 0 LOB: 1 K: 1 BB: 0 S: 6 P: 6	R: 0 H: 1 E: 0 LOB: 3 K: 0 BB: 2 S: 4 P: 12	R: 0 H: 0 E: 0 LOB: 0 K: 1 BB: 0 S: 3 P: 3	1B: 3 SF: 0 2B: 2 SAC: 0 3B: 0 DP: 0 HR: 1 HBP: 0	WP: 0 PA: 38 PB: 0 SB: 2 CS: 0	
PITCHER Don Sutton, R (1, 1) <small>ERA: 3.49</small>	IP 9.0 WLS L BF 38 H 6 R 3 ER 3 SO 5 BB 5 IBB 0 HBP 0 BLK 0 WP 0 HR 1 S 43 P 63 ERA 3.00 WHIP 1.222										

BOTTOM

Baltimore Orioles @ Milwaukee Brewers
Milwaukee County Stadium, Milwaukee, WI

Mon Jun 13 1983, 8:05 PM EDT
Att. 21,532 - Unknown

livebaseballscorecards.com

AB	37
R	2
H	12
RBI	2
BB	4
SO	3
LOB	26



WP:	0	PA:	42
PB:	0		
SB:	2		
CS:	1		

AB R H RBI BB SO LOB

4	1	1	1	1	0	0
3	1	2	0	1	0	1
1	0	0	0	0	0	0
4	0	2	0	1	0	2
5	0	3	1	0	0	3
5	0	0	0	0	2	8
3	0	1	0	1	0	2
4	0	3	0	0	0	0
4	0	0	0	0	0	5
3	0	0	0	0	0	3
1	0	0	0	0	1	2
0	0	0	0	0	0	0

Batter	1	2	3	4	5	6	7	8	9
Paul Molitor, R OBP: 0.356, SLG: 0.448 (1, 5)	0-0 P6		4-0 F8 S BB		0-0 F9		0-0 4-3	0-0 CS	0-0 HR
Rick Manning, L OBP: 0.316, SLG: 0.320 (1, 8)	4-0 S BB		0-0 F9		0-0 1B 1B		0-0 1B 1B		0-0 6-3
Rob Picciolo, R OBP: 0.200, SLG: 0.200 (9, PH)									
Robin Yount, R OBP: 0.389, SLG: 0.513 (1, 6)	0-0 F8		4-0 F8 BB		0-0 FC6-4 1B		0-0 F3		0-0 1B 1B
Cecil Cooper, L OBP: 0.321, SLG: 0.483 (1, 3)	0-0 P6		0-0 F8		0-0 FC6-4 1B		0-0 1B		0-0 G6-4-3 1B
Ted Simmons, S OBP: 0.350, SLG: 0.464 (1, 2)		0-0 G3	0-3 K		0-0 FC6-4		0-3 K		0-0 G6-4-3
Roy Howell, L OBP: 0.363, SLG: 0.443 (1, 10)		4-0 1B BB		0-0 3-1	0-0 F8			0-0 FC5-6 1B	
Mark Brouhard, R OBP: 0.529, SLG: 0.647 (1, 7)		0-0 FC1-2-5 BB		0-0 1-4-3		0-0 F7		0-0 FC5-6 1B	
Jim Gantner, L OBP: 0.332, SLG: 0.440 (1, 4)		0-0 FC1-2-5		0-0 1-4-3		0-0 F9		0-0 FC5-6 CS	
Marshall Edwards, L OBP: 0.250, SLG: 0.250 (1, 9)		0-0 FC4		0-0 G3		0-0 F9		0-3 K	
Don Money, R OBP: 0.221, SLG: 0.235 (8, PH)									
Ed Romero, R OBP: 0.308, SLG: 0.538 (9, 7)									

Inning Stats	R: 0 H: 0 E: 0 K: 3 S: 3	R: 0 H: 1 E: 0 K: 4 S: 4	R: 0 H: 0 E: 0 K: 1 S: 5	R: 0 H: 1 E: 0 K: 0 S: 4	R: 1 H: 3 E: 0 K: 6 S: 6	R: 0 H: 0 E: 0 K: 3 S: 3	R: 0 H: 2 E: 0 K: 1 S: 7	R: 0 H: 2 E: 0 K: 1 S: 6	R: 1 H: 3 E: 0 K: 5 S: 5
--------------	--------------------------	--------------------------	--------------------------	--------------------------	--------------------------	--------------------------	--------------------------	--------------------------	--------------------------

PITCHER	IP	WLS	BF	H	R	ER	SO	BB	IBB	HBP	BLK	WP	HR	S	P	ERA	WHIP
Allan Ramirez, R ERA: 2.25 (1, 1)	5.0	W	24	5	1	1	1	4	0	0	0	0	0	22	38	1.80	1.800
Sammy Stewart, R ERA: 4.48 (6, 1)	2.0		10	4	0	0	1	0	0	0	0	0	0	12	12	0.00	2.000
Tippy Martinez, L ERA: 3.69 (8, 1)	2.0	S	7	3	1	1	1	0	0	0	0	0	1	9	9	4.50	1.500

Batter	1	2	3	4	5	6	7	8	9	10	AB R H RBI BB SO LOB	TOP													
John Shelby, S (1, 8) OBP: 0.353, SLG: 0.462	0-0 6-3		0-0 E1 1-3 1B			4-0 FC6-4 BB	4-0 HR BB	0-0 WP 1-3 1B		0-0 S E 1B	4 2 3 2 2 0 0	Baltimore Orioles @ Milwaukee Brewers Milwaukee County Stadium, Milwaukee, WI Wed Jun 15 1983, 4:33 AM EDT Att. 38,368 - Unknown													
Dan Ford, R (1, 9) OBP: 0.347, SLG: 0.477	0-0 PO 1B		0-3 K			0-0 FC6-4 1-2f	0-0 SF8 2-3 3-H	4-0 1-2 BB		4-0 3-H E BB	3 1 1 1 2 1 3														
Cal Ripken Jr., R (1, 6) OBP: 0.369, SLG: 0.504	0-0 F9				0-0 F2	0-0 4-3 1-2	0-0 HR 1-H 3-H	0-0 F8		0-0 E4 SF8 2B	6 2 2 5 0 0 5														
Eddie Murray, S (1, 3) OBP: 0.382, SLG: 0.438	0-0 PO 1-2	0-0 P4			0-0 5-3	4-0 BB	0-3 K		0-0 F5	0-0 SF8 3-H	4 0 0 1 1 1 0														
Gary Roenicke, R (1, 7) OBP: 0.363, SLG: 0.550		0-0 L4-3 1B			0-3 K	0-3 K		0-0 6-3	0-0 6-3	0-0 F7	6 0 1 0 0 2 2														
Benny Ayala, R (1, 10) OBP: 0.286, SLG: 0.421		0-0 L4-3			0-0 F8		0-0 F5	0-0 4-3	0-0 S 1B		3 0 0 0 0 0 1														
Al Bumbry, L (8, PH) OBP: 0.321, SLG: 0.347											2 0 1 0 0 0 0														
Leo Hernandez, R (1, 5) OBP: 0.298, SLG: 0.399			0-3 K		0-0 1B	0-0 1B 2B	0-0 1B 1B	0-0 BB 1B	0-3 K		5 2 3 0 0 2 1														
Lenn Sakata, R (1, 4) OBP: 0.255, SLG: 0.289			0-0 4-3		0-0 P3	0-0 2B SF8 1B	4-0 1B 1B BB		0-0 E3 SH1-3 1B		3 1 1 0 0 0 1														
John Lowenstein, L (8, PH) OBP: 0.389, SLG: 0.538					0-0 F7		0-0 SF8 HR 2B	0-0 1B 1B		0-0 SH1-3	0 1 0 0 1 0 0														
Joe Nolan, L (8, 2) OBP: 0.333, SLG: 0.413							1-3 2-H HR 2B	1-3 2-H 1B		0 0 0 0 0 0 0															
Rick Dempsey, R (1, 2) OBP: 0.310, SLG: 0.321			4-0 E BB							0-0 2-3	1 1 0 0 0 0 0														
Ken Singleton, S (8, PH) OBP: 0.395, SLG: 0.503											2 1 1 1 1 0 1														
Rich Dauer, R (8, PR) OBP: 0.284, SLG: 0.280											1 0 1 1 0 0 0														
											0 0 0 0 0 0 0														
Inning Stats	R: 0 E: 0 K: 0 S: 3	H: 1 LOB: 0 BB: 0 P: 3	R: 0 E: 0 K: 0 S: 3	H: 1 LOB: 0 BB: 0 P: 3	R: 0 E: 1 K: 2 S: 8	H: 1 LOB: 2 BB: 1 P: 12	R: 0 E: 0 K: 1 S: 5	H: 0 LOB: 0 BB: 0 P: 5	R: 0 E: 0 K: 0 S: 4	H: 1 LOB: 1 BB: 0 P: 4	R: 0 E: 0 K: 1 S: 5	H: 0 LOB: 2 BB: 2 P: 13	R: 5 E: 0 K: 1 S: 9	H: 4 LOB: 0 BB: 1 P: 13	R: 2 E: 0 K: 0 S: 6	H: 3 LOB: 3 BB: 2 P: 14	R: 0 E: 0 K: 1 S: 6	H: 1 LOB: 1 BB: 0 P: 6	R: 4 E: 2 K: 0 S: 6	H: 2 LOB: 0 BB: 1 P: 10	1B: 11 2B: 3 3B: 0 HR: 1	SF: 2 SAC: 1 DP: 1 HBP: 0	WP: 1 PB: 0 SB: 2 CS: 0	PA: 51	
PITCHER	IP WLS BF H R ER SO BB IBB HBP BLK WP HR S P ERA WHIP																								
Rick Waits, L (1, 1) ERA: 4.25	6.1																								
Tom Tellmann, R (7, 1) ERA: 3.79	1.1	L	8	2	4	4	1	2	0	0	0	0	0	1	8	16	27.00	3.000							
Bob Gibson, R (8, 1) ERA: 2.22	2.1		15	5	4	2	1	2	0	0	0	1	0	15	23	7.71	3.000								

livebaseballscorecards.com

AB 40
R 11
H 14
RBI 11
BB 7
SO 6
LOB 14




Batter	1	2	3	4	5	6	7	8	9	10	AB R H RBI BB SO LOB
Paul Molitor, R (1, 5) OBP: 0.357, SLG: 0.447	0-0 1B SF9 1B	0-0 6-3			0-0 WP SF8 1B	0-0 G4-6-3			0-3 K		5 2 2 0 0 1 2
Rick Manning, L (1, 8) OBP: 0.314, SLG: 0.317	0-0 FC4-6 1B	0-0 5-3			0-0 P6		0-0 F8		0-3 K		5 0 1 0 0 1 1
Robin Yount, R (1, 6) OBP: 0.393, SLG: 0.522	0-0 SF9		0-0 FC6-4 1B		0-0 SF8 WP 1B		0-0 F8		0-0 1B WP 2B		4 1 3 1 0 0 0
Cecil Cooper, L (1, 3) OBP: 0.319, SLG: 0.479	0-3 K		0-0 F2		0-0 SF8		0-0 6-3		0-0 4-3 WP 1B		4 0 1 1 0 1 2
Ted Simmons, S (1, 2) Ned Yost, R (8, PR) OBP: 0.270, SLG: 0.471	0-0 FC4-6		0-0 FC6-4		0-0 G3			0-0 FC5-6 1B	0-0 4-3		4 0 1 0 0 0 3 1 0 0 0 0 0 1
Roy Howell, L (1, 10) Don Money, R (10, PH) OBP: 0.219, SLG: 0.233		0-0 2B 1B 1B	0-0 FC6-4		0-0 HR 1B			0-0 FC5-6	0-0 F6		4 2 2 0 0 0 2 1 0 0 0 0 0 1
Mark Brouhard, R (1, 7) OBP: 0.500, SLG: 0.773		0-0 1B 2B		0-0 5-3		0-0 HR		0-0 F8	0-0 G3		5 2 2 2 0 0 2
Jim Gantner, L (1, 4) OBP: 0.330, SLG: 0.436		0-0 1B 1B		0-0 F7		0-0 3-1		0-0 F9			4 1 1 2 0 0 1
Marshall Edwards, L (1, 9) OBP: 0.333, SLG: 0.333		0-0 CS 1B		0-0 G3		0-0 G4-6-3 1B			0-0 5-3		4 0 2 1 0 0 0

Inning Stats	R: 1 E: 0 K: 1 S: 7	H: 2 LOB: 1 BB: 0 P: 7	R: 3 E: 0 K: 0 S: 6	H: 4 LOB: 0 BB: 0 P: 6	R: 0 E: 0 K: 0 S: 4	H: 1 LOB: 1 BB: 0 P: 4	R: 0 E: 0 K: 0 S: 3	H: 0 LOB: 0 BB: 0 P: 3	R: 1 E: 0 K: 0 S: 5	H: 2 LOB: 1 BB: 0 P: 5	R: 2 E: 0 K: 0 S: 5	H: 3 LOB: 0 BB: 0 P: 5	R: 0 E: 0 K: 0 S: 3	H: 0 LOB: 0 BB: 0 P: 3	R: 0 E: 0 K: 2 S: 7	H: 1 LOB: 1 BB: 0 P: 4	R: 0 E: 0 K: 2 S: 5	H: 0 LOB: 0 BB: 0 P: 7	R: 1 E: 0 K: 0 S: 5	H: 2 LOB: 1 BB: 0 P: 5	1B: 12 2B: 2 3B: 0 HR: 1	SF: 2 SAC: 0 DP: 1 HBP: 0	WP: 2 PB: 0 SB: 0 CS: 1	PA: 43
--------------	------------------------------	---------------------------------	------------------------------	---------------------------------	------------------------------	---------------------------------	------------------------------	---------------------------------	------------------------------	---------------------------------	------------------------------	---------------------------------	------------------------------	---------------------------------	------------------------------	---------------------------------	------------------------------	---------------------------------	------------------------------	---------------------------------	-----------------------------------	------------------------------------	----------------------------------	--------

PITCHER	IP	WLS	BF	H	R	ER	SO	BB	IBB	HBP	BLK	WP	HR	S	P	ERA	WHIP
Storm Davis, R (1, 1) ERA: 3.33	5.0		23	9	5	5	1	0	0	0	0	1	0	25	25	9.00	1.800
Jim Palmer, R (6, 1) ERA: 2.75	3.0		12	4	2	2	0	0	0	0	0	0	1	12	12	6.00	1.333
Tippy Martinez, L (9, 1) ERA: 3.73	2.0	W	8	2	1	1	2	0	0	0	0	1	0	12	12	4.50	1.000

Baltimore Orioles @ Milwaukee Brewers
Milwaukee County Stadium, Milwaukee, WI
 Wed Jun 15 1983, 4:33 AM EDT
 Att: 38,368 - Unknown

AB	41
R	8
H	15
RBI	7
BB	0
SO	3
LOB	15




Batter	1	2	3	4	5	6	7	8	9	10	11	AB R H RBI BB SO LOB	TOP														
Al Bumbry, L OBP: 0.321, SLG: 0.346 (1, 8) (8, 7)	F7	FC4-6			F7		G3		F7		6-3	6 0 2 0 0 0 3	Baltimore Orioles @ Milwaukee Brewers Milwaukee County Stadium, Milwaukee, WI Thu Jun 16 1983, 8:05 PM EDT Att. 22,728 - Unknown														
Dan Ford, R OBP: 0.338, SLG: 0.463 (1, 9)	6-3		F9		P6		F8		F7		6-3	6 0 0 0 0 0 3															
Cal Ripken Jr., R OBP: 0.373, SLG: 0.504 (1, 6)	2B		F7			FC4-6		FC3-6	6-3			4 1 2 0 1 0 1															
Eddie Murray, S OBP: 0.388, SLG: 0.443 (1, 3)	2B		K			FC4-6		FC3-6		FC5	SH5-4	4 0 2 0 1 1 1															
John Lowenstein, L OBP: 0.385, SLG: 0.529 John Shelby, S OBP: 0.353, SLG: 0.462 (1, 7) (8, PR) (8, 8)	G3		G3			FC4-6		BB	SH5-4			4 0 1 0 0 0 4 0 0 0 0 0 0 0															
Ken Singleton, S OBP: 0.390, SLG: 0.491 (1, 10)		F8		K		4-3		F7			IBB	4 0 0 1 1 1 3															
Joe Nolan, L OBP: 0.356, SLG: 0.424 Gary Roenicke, R OBP: 0.360, SLG: 0.545 Rick Dempsey, R OBP: 0.310, SLG: 0.321 (1, 2) (10, PH) (10, 2)		BB				K			F5			3 0 2 0 1 1 1 1 0 0 0 0 0 2 0 0 0 0 0 0 0															
Leo Hernandez, R OBP: 0.299, SLG: 0.395 Jim Dwyer, L OBP: 0.339, SLG: 0.429 Aurelio Rodriguez, R OBP: 0.143, SLG: 0.147 (1, 5) (8, PH) (8, 5)		FC4-6					K	K		FC5		2 0 0 0 1 1 1 1 0 0 0 0 1 3 1 0 0 0 0 0 2															
Rich Dauer, R OBP: 0.281, SLG: 0.278 (1, 4)	F7				F8		G3		F9		K	5 0 1 0 0 1 2															
Inning Stats	R: 0 E: 0 K: 0 S: 4	H: 1 LOB: 2 BB: 1 P: 8	R: 0 E: 0 K: 0 S: 4	H: 1 LOB: 2 BB: 1 P: 8	R: 0 E: 0 K: 1 S: 5	H: 0 LOB: 0 BB: 0 P: 5	R: 0 E: 0 K: 1 S: 6	H: 1 LOB: 1 BB: 0 P: 6	R: 0 E: 0 K: 0 S: 3	H: 0 LOB: 0 BB: 0 P: 3	R: 1 E: 0 K: 1 S: 7	H: 2 LOB: 1 BB: 0 P: 7		R: 0 E: 0 K: 1 S: 6	H: 1 LOB: 1 BB: 0 P: 6	R: 0 E: 0 K: 1 S: 7	H: 2 LOB: 3 BB: 1 P: 11	R: 0 E: 0 K: 0 S: 4	H: 1 LOB: 1 BB: 0 P: 4	R: 0 E: 0 K: 0 S: 3	H: 0 LOB: 2 BB: 2 P: 11	R: 0 E: 0 K: 1 S: 5	H: 1 LOB: 0 BB: 0 P: 5	1B: 9 2B: 1 3B: 0 HR: 0	SF: 0 SAC: 1 DP: 0 HBP: 0	WP: 0 PB: 0 SB: 1 CS: 0	PA: 47
PITCHER	IP	WLS	BF	H	R	ER	SO	BB	IBB	HBP	BLK	WP		HR	S	P	ERA	WHIP									
Moose Haas, R ERA: 4.18 (1, 1)	9.0		39	9	1	1	5	3	0	0	0	0	0	46	58	1.00	1.333										
Jerry Augustine, L ERA: 7.39 (10, 1)	0.1		3	0	0	0	0	1	1	0	0	0	0	1	9	0.00	3.000										
Jim Slaton, R ERA: 3.05 (10, 1)	1.2	W	5	1	0	0	1	0	0	0	0	0	0	7	7	0.00	0.600										

livebaseballscorecards.com

AB	41
R	1
H	10
RBI	1
BB	5
SO	6
LOB	26



Batter	1	2	3	4	5	6	7	8	9	10	11	AB R H RBI BB SO LOB	BOTTOM														
Paul Molitor, R OBP: 0.349, SLG: 0.436 (1, 5) S	0-3 K ①		x 0-0 F7 ②			x 0-0 B1-3 ①		x 0-0 F8 ③			x 0-0 F9 ①	5 0 0 0 0 1 0	<p>Baltimore Orioles @ Milwaukee Brewers Milwaukee County Stadium, Milwaukee, WI Thu Jun 16 1983, 8:05 PM EDT Att. 22,728 - Unknown</p> <p>livebaseballscores.com</p> <table border="0"> <tr><td>AB</td><td>37</td></tr> <tr><td>R</td><td>2</td></tr> <tr><td>H</td><td>6</td></tr> <tr><td>RBI</td><td>2</td></tr> <tr><td>BB</td><td>1</td></tr> <tr><td>SO</td><td>4</td></tr> <tr><td>LOB</td><td>7</td></tr> </table> 	AB	37	R	2	H	6	RBI	2	BB	1	SO	4	LOB	7
AB	37																										
R	2																										
H	6																										
RBI	2																										
BB	1																										
SO	4																										
LOB	7																										
Rick Manning, L OBP: 0.312, SLG: 0.328 (1, 8) X	0-0 F8 ②		x 0-0 F8 ③			x 0-0 5-3 ②			x 0-0 4-3 ①		x 0-0 HR	5 1 1 1 0 0 0															
Robin Yount, R OBP: 0.391, SLG: 0.517 (1, 6) X	0-0 1B			x 0-0 F9 ①		x 0-0 F9 ③			S S 0-3 K ②			4 0 1 0 0 1 0															
Cecil Cooper, L OBP: 0.318, SLG: 0.479 (1, 3) X	0-0 P5 ③			x 0-0 F8 ②			x 0-0 P4 ①		x 0-0 1B 2B			4 1 1 0 0 0 1															
Ted Simmons, S OBP: 0.351, SLG: 0.461 (1, 10) S		x 0-0 F3 ①		S S 0-3 K ③			x 0-0 1B		x 0-0 2-H 1B			4 0 2 1 0 1 0															
Mark Brouhard, R OBP: 0.423, SLG: 0.654 (1, 7) X		x 0-0 F9 ②			x 0-0 3-1 ①		x 0-0 F8 ②		x 0-0 L6 ③			4 0 0 0 0 0 2															
Charlie Moore, R OBP: 0.356, SLG: 0.412 (1, 9) X		x 0-0 1B			B B B B 4-0 K BB ④		x 0-0 F6 ③			x 0-0 F7 ①		3 0 1 0 1 0 1															
Jim Gantner, L OBP: 0.325, SLG: 0.428 (1, 4) X		x 0-0 F7 ③			x 0-0 4-3 ②			x 0-0 F7 ①		x 0-0 F3 ②		4 0 0 0 0 0 2															
Ned Yost, R OBP: 0.258, SLG: 0.449 (1, 2) X			x 0-0 F8 ①		S S 0-3 K ③			x 0-0 F9 ②		x 0-0 6-3 ③		4 0 0 0 0 1 1															
Inning Stats	R: 0 H: 1 E: 0 LOB: 1 K: 1 BB: 0 S: 6 P: 6	R: 0 H: 1 E: 0 LOB: 1 K: 0 BB: 0 S: 4 P: 4	R: 0 H: 0 E: 0 LOB: 0 K: 0 BB: 0 S: 3 P: 3	R: 0 H: 0 E: 0 LOB: 0 K: 1 BB: 0 S: 5 P: 5	R: 0 H: 0 E: 0 LOB: 1 K: 1 BB: 1 S: 5 P: 9	R: 0 H: 0 E: 0 LOB: 0 K: 0 BB: 0 S: 3 P: 3	R: 0 H: 1 E: 0 LOB: 1 K: 0 BB: 0 S: 4 P: 4	R: 0 H: 0 E: 0 LOB: 0 K: 0 BB: 0 S: 3 P: 3	R: 1 H: 2 E: 0 LOB: 1 K: 1 BB: 0 S: 7 P: 7	R: 0 H: 0 E: 0 LOB: 0 K: 0 BB: 0 S: 3 P: 3	R: 1 H: 1 E: 0 LOB: 0 K: 0 BB: 0 S: 2 P: 2	1B: 4 SF: 0 2B: 1 SAC: 0 3B: 0 DP: 0 HR: 1 HBP: 0	WP: 0 PA: 38 PB: 0 SB: 0 CS: 0														
PITCHER	IP WLS BF H R ER SO BB IBB HBP BLK WP HR S P ERA WHIP																										
Scott McGregor, L ERA: 3.74 (1, 1)	10.0	36	5	1	1	4	1	0	0	0	0	0	0	0	43	47	0.90	0.600									
Tim Stoddard, R ERA: 4.38 (11, 1)	0.1	L 2	1	1	1	0	0	0	0	0	0	0	1	2	2	27.00	3.000										

Batter	1	2	3	4	5	6	7	8	9	AB R H RBI BB SO LOB	TOP
Jerry Remy, L (1, 4) OBP: 0.280, SLG: 0.290	0-0 G6-4-3 1B	0-0 WP 2B 1B		0-0 E 1B		0-0 1B		0-0 F7		5 1 4 1 0 0 1	
Dwight Evans, R (1, 9) OBP: 0.323, SLG: 0.434	0-0 G6-4-3 1-2f	0-0 3-H 1B 2B		0-3 K		0-0 L9		0-0 F5		5 1 1 2 0 1 4	
Jim Rice, R (1, 7) OBP: 0.346, SLG: 0.506	0-0 1B	0-0 2-H 1B		0-0 E5 1-2 2-3		0-0 F8		0-0 F9		5 0 2 1 0 0 3	
Tony Armas, R (1, 8) OBP: 0.282, SLG: 0.460	0-3 K	0-3 K		0-3 K		4-0 G4-6-3 BB		0-0 L6		4 0 0 0 1 3 5	
Wade Boggs, L (1, 5) OBP: 0.454, SLG: 0.464		0-0 6-3	0-0 G3	0-0 F8		0-0 G4-6-3 1-2f		0-0 G4-6-3		4 0 0 0 0 0 4	
Carl Yastrzemski, L (1, 10) OBP: 0.356, SLG: 0.345		0-0 1B SF9 1B	0-0 1B		0-0 4-3		0-0 4-3			4 1 2 0 0 0 0	
Ed Jurak, R (1, 3) OBP: 0.422, SLG: 0.421		0-0 SF9 1B 1B	0-0 L6		0-0 F9		4-0 F8 SH3-4 BB			3 1 1 0 1 0 1	
Gary Allenson, R (1, 2) OBP: 0.308, SLG: 0.326		0-0 WP 2B 1B	0-0 6-3		0-0 F2		0-0 SH3-4			3 1 1 0 0 0 1	
Glenn Hoffman, R (1, 6) OBP: 0.298, SLG: 0.323		0-0 SF9		0-0 E 1B 1B		0-0 F2		0-0 F8		3 0 1 1 0 0 1	
Inning Stats	R: 0 E: 0 K: 1 S: 6 H: 2 LOB: 1 BB: 0 P: 6	R: 5 E: 0 K: 1 S: 11 H: 6 LOB: 1 BB: 0 P: 11	R: 0 E: 0 K: 0 S: 4 H: 1 LOB: 1 BB: 0 P: 4	R: 0 E: 1 K: 2 S: 10 H: 2 LOB: 3 BB: 0 P: 10	R: 0 E: 0 K: 0 S: 3 H: 0 LOB: 0 BB: 0 P: 3	R: 0 E: 0 K: 0 S: 4 H: 1 LOB: 1 BB: 0 P: 4	R: 0 E: 0 K: 0 S: 2 H: 0 LOB: 0 BB: 1 P: 6	R: 0 E: 0 K: 0 S: 3 H: 0 LOB: 1 BB: 1 P: 7	R: 0 E: 0 K: 0 S: 3 H: 0 LOB: 0 BB: 0 P: 3	1B: 11 2B: 1 3B: 0 HR: 0 SF: 1 SAC: 1 DP: 2 HBP: 0	WP: 1 PB: 0 SB: 0 CS: 0 PA: 40
PITCHER Dennis Martinez, R (1, 1) ERA: 5.22 Sammy Stewart, R (2, 1) ERA: 4.12	IP WLS BF H R ER SO BB IBB HBP BLK WP HR S P ERA WHIP	1.2 L 10 6 4 4 1 0 0 0 0 0 0 12 12 21.60 3.600	7.1 L 30 6 1 1 3 2 0 0 0 1 0 34 42 1.23 1.091		PITCHER IP WLS BF H R ER SO BB IBB HBP BLK WP HR S P ERA WHIP						

Boston Red Sox @ Baltimore Orioles
Memorial Stadium, Baltimore, MD
 Fri Jun 17 1983, 7:05 PM EDT
 Att. 35,403 - Unknown - 86 F

livebaseballscorecards.com

AB	36
R	5
H	12
RBI	5
BB	2
SO	4
LOB	20



Batter	1	2	3	4	5	6	7	8	9	AB R H RBI BB SO LOB
John Shelby, S (1, 8) OBP: 0.347, SLG: 0.452	0-0 4-3 ①		0-0 6-3 ①		0-0 F6 ②		0-0 FC4-6 ② FC6-4 1-2f		0-0 1B 1B	5 1 1 0 0 0 1
Dan Ford, R (1, 9) OBP: 0.335, SLG: 0.457	0-0 F3 ②		0-0 5-3 ②		0-0 5-3 ③		0-0 FC6-4 ③ FC5 1-2f		0-0 1B 1B	5 0 1 0 0 0 1
Cal Ripken Jr., R (1, 6) OBP: 0.370, SLG: 0.498	0-0 5-3 ③		0-0 F8 ③			0-0 6-3 ①		0-0 F8 ①	1-2 3-H 1B	5 0 1 1 0 0 0
Eddie Murray, S (1, 3) OBP: 0.386, SLG: 0.460		0-0 HR ①		0-0 L7 ①		0-0 2B ②		0-0 F9 ②	0-3 K ②	5 1 2 1 0 1 2
Gary Roenicke, R (1, 7) OBP: 0.362, SLG: 0.544		0-3 K ①		4-0 BB BB ②		0-0 F9 ②		0-0 1B 2B ③	0-0 FC5 ③ 2-3f	4 1 1 0 1 1 3
Ken Singleton, S (1, 10) OBP: 0.402, SLG: 0.500		0-0 FC6-4 2B		4-0 BB BB ②		4-0 BB ③		4-0 1B BB		1 0 1 0 3 0 0
Rich Dauer, R (1, 4) OBP: 0.282, SLG: 0.275		4-0 FC6-4 BB		0-0 F9 ②		0-0 L6 ③		0-0 1B ③		2 0 0 0 1 0 4
Al Bumbry, L (8, PH) OBP: 0.325, SLG: 0.351		0-0 FC6-4 BB		0-0 L1 ③				1-2 2-H 1B		1 0 1 1 0 0 0
Lenn Sakata, R (9, 4) OBP: 0.255, SLG: 0.289		0-0 FC6-4 ②		0-0 L1 ③				0-0 F7 ③		0 0 0 0 0 0 0
Leo Hernandez, R (1, 5) OBP: 0.294, SLG: 0.389		0-0 FC6-4 ②								3 0 0 0 0 0 4
John Lowenstein, L (8, PH) OBP: 0.383, SLG: 0.526		1-2f 2-3								1 0 0 0 0 0 2
Aurelio Rodriguez, R (9, 5) OBP: 0.143, SLG: 0.147		0-0 F6 ③								0 0 0 0 0 0 0
Rick Dempsey, R (1, 2) OBP: 0.310, SLG: 0.317		0-0 F6 ③			0-0 3-1 ①					2 0 0 0 1 0 2
Jim Dwyer, L (9, PH) OBP: 0.333, SLG: 0.421							0-0 FC4-6 BB		0-0 G3 ①	1 0 0 0 0 0 0

Inning Stats	R: 0	H: 0	E: 0	K: 0	S: 3	R: 1	H: 2	E: 0	K: 1	S: 7	R: 0	H: 0	E: 0	K: 0	S: 3	R: 0	H: 0	E: 0	K: 0	S: 3	R: 0	H: 1	E: 0	K: 0	S: 4	R: 0	H: 0	E: 0	K: 0	S: 3	R: 1	H: 2	E: 0	K: 0	S: 5	R: 1	H: 3	E: 0	K: 1	S: 8	1B: 4	2B: 3	3B: 0	HR: 1	SF: 0	SAC: 0	DP: 0	HBP: 0	WP: 0	PB: 0	SB: 0	CS: 0	PA: 41
--------------	------	------	------	------	------	------	------	------	------	------	------	------	------	------	------	------	------	------	------	------	------	------	------	------	------	------	------	------	------	------	------	------	------	------	------	------	------	------	------	------	-------	-------	-------	-------	-------	--------	-------	--------	-------	-------	-------	-------	--------

PITCHER	IP	WLS	BF	H	R	ER	SO	BB	IBB	HBP	BLK	WP	HR	S	P	ERA	WHIP
Bob Ojeda, L (1, 1) ERA: 4.97	7.2	W	33	4	2	2	1	6	0	0	0	0	1	29	53	2.35	1.304
Bob Stanley, R (8, 1) ERA: 2.36	1.1	S	8	4	1	1	1	0	0	0	0	0	0	10	10	6.75	3.000

BOTTOM

Boston Red Sox @ Baltimore Orioles
Memorial Stadium, Baltimore, MD
Fri Jun 17 1983, 7:05 PM EDT
Att: 35,403 - Unknown - 86 F

livebaseballscorecards.com

AB	35
R	3
H	8
RBI	3
BB	6
SO	2
LOB	19



Batter	1	2	3	4	5	6	7	8	9	AB R H RBI BB SO LOB	TOP																	
Jerry Remy, L (1, 4) OBP: 0.279, SLG: 0.289	0-0 4-3		0-0 6-3			0-0 L9		0-0 2B SF8 1B		4 1 1 0 0 0 0	Boston Red Sox @ Baltimore Orioles Memorial Stadium, Baltimore, MD Sat Jun 18 1983, 7:05 PM EDT Att. 36,668 - Unknown - 73 F																	
Dwight Evans, R (1, 9) OBP: 0.325, SLG: 0.437	0-0 4-3		0-3 K			4-0 BB		0-0 1-3 2-H 2B		3 0 1 1 1 1 0																		
Jim Rice, R (1, 7) OBP: 0.348, SLG: 0.516	0-0 HR			0-3 K		0-0 G3		4-0 IBB		3 1 1 1 1 1 1																		
Tony Armas, R (1, 8) OBP: 0.277, SLG: 0.454	0-0 F2			0-0 6-3			0-0 L8	0-0 SF8		3 0 0 1 0 0 0																		
Wade Boggs, L (1, 5) OBP: 0.451, SLG: 0.460		0-0 BB 1B		0-0 F6			0-0 K	0-0 F7		4 0 1 0 0 1 2																		
Carl Yastrzemski, L (1, 10) OBP: 0.360, SLG: 0.339		4-0 BB 1-2 BB		0-0 4-1			4-0 BB		0-3 K	2 0 0 0 2 1 0																		
Ed Jurak, R (1, 6) OBP: 0.388, SLG: 0.381		0-3 K 1-2		0-0 F4			0-0 L5		0-0 4-3	4 0 0 0 0 1 3																		
Dave Stapleton, R (1, 3) OBP: 0.260, SLG: 0.311		0-0 G3		0-3 K				0-0 F7	0-3 K	4 0 0 0 0 2 1																		
Jeff Newman, R (1, 2) OBP: 0.246, SLG: 0.355			0-0 5-3			0-3 K		4-0 2B 1B BB		2 0 0 0 0 1 0																		
Rick Miller, L (8, PH) OBP: 0.400, SLG: 0.375										0 1 0 0 1 0 0																		
Rich Gedman, L (8, 2) OBP: 0.339, SLG: 0.390										0 0 0 0 0 0 0																		
Inning Stats	R: 1 E: 0 K: 0 S: 4	H: 1 LOB: 0 BB: 0 P: 4	R: 0 E: 0 K: 1 S: 5	H: 1 LOB: 1 BB: 1 P: 9	R: 0 E: 0 K: 1 S: 5	H: 0 LOB: 0 BB: 0 P: 5	R: 0 E: 0 K: 1 S: 5	H: 0 LOB: 0 BB: 0 P: 5	R: 0 E: 0 K: 1 S: 5	H: 0 LOB: 1 BB: 1 P: 9	R: 0 E: 0 K: 1 S: 5	H: 0 LOB: 1 BB: 1 P: 9	R: 2 E: 0 K: 0 S: 5	H: 2 LOB: 2 BB: 2 P: 13	R: 0 E: 0 K: 2 S: 7	H: 0 LOB: 0 BB: 0 P: 7	1B: 2 2B: 1 3B: 0 HR: 1	SF: 1 SAC: 0 DP: 0 HBP: 0	WP: 0 PB: 0 SB: 0 CS: 0	PA: 35								
PITCHER	IP WLS BF H R ER SO BB IBB HBP BLK WP HR S P ERA WHIP																											
Mike Boddicker, R (1, 1) ERA: 3.02	7.1		27	2	2	2	6	4	0	0	0	0	1	35	51	2.46	0.818											
Tippy Martinez, L (8, 1) ERA: 3.8	1.2	L	8	2	1	1	2	0	1	0	0	0	0	11	15	5.40	1.200											

livebaseballscorecards.com

AB	29
R	3
H	4
RBI	3
BB	5
SO	8
LOB	7



Batter	1	2	3	4	5	6	7	8	9	AB	R	H	RBI	BB	SO	LOB
John Shelby, S OBP: 0.338, SLG: 0.439 (1, 8)	0-0 F9		0-0 G6-4-3		0-0 F9			0-0 F7		4	0	0	0	0	0	1
Rich Dauer, R OBP: 0.286, SLG: 0.276 (1, 4)	0-0 5-3			4-0 1B 1B BB	0-0 L8			0-0 G5-4-3 1B		3	1	1	0	1	0	0
Cal Ripken Jr., R OBP: 0.368, SLG: 0.494 (1, 6)	0-0 F8			0-0 BB 1-2 SF8 1B		0-0 F7		0-0 G5-4-3 1-2f		4	1	1	0	0	0	1
Eddie Murray, S OBP: 0.384, SLG: 0.456 (1, 3)		0-0 F4		0-0 SF8 BB 1-2 2-H 1B		0-0 F4		0-0 F8		4	0	1	1	0	0	0
Gary Roenicke, R OBP: 0.358, SLG: 0.534 (1, 9)		0-0 F9		0-0 F7		0-0 1B		0-0 F7		4	0	1	0	0	0	2
Ken Singleton, S OBP: 0.404, SLG: 0.497 (1, 10)		0-0 FC5-4 1B		4-0 1-2 2-3 BB		0-3 K		0-0 4-3		3	0	1	0	1	1	1
Benny Ayala, R OBP: 0.267, SLG: 0.400 (1, 7)		0-0 FC5-4		0-0 SF8			0-0 F7			2	0	0	1	0	0	1
Al Bumbry, L OBP: 0.325, SLG: 0.351 (8, 7)		0-0 1-2f		0-3 2-3 3-H			0-0 F9			0	0	0	0	0	0	0
Aurelio Rodriguez, R OBP: 0.158, SLG: 0.139 (1, 5)			1-0 G6-4-3 HBP	0-3 K			0-0 F9			2	0	0	0	0	1	2
Rick Dempsey, R OBP: 0.304, SLG: 0.310 (1, 2)			0-0 F9		0-0 F5		0-0 F3			3	0	0	0	0	0	1

BOTTOM

Boston Red Sox @ Baltimore Orioles
Memorial Stadium, Baltimore, MD

Sat Jun 18 1983, 7:05 PM EDT
Att: 36,668 - Unknown - 73 F

livebaseballscorecards.com

AB	29
R	2
H	5
RBI	2
BB	2
SO	2
LOB	9



Inning Stats	R: 0 E: 0 K: 0 S: 3	H: 0 LOB: 0 BB: 0 P: 3	R: 0 E: 0 K: 0 S: 4	H: 1 LOB: 1 BB: 0 P: 4	R: 0 E: 0 K: 0 S: 2	H: 0 LOB: 0 BB: 0 P: 3	R: 2 E: 0 K: 1 S: 7	H: 2 LOB: 2 BB: 2 P: 15	R: 0 E: 0 K: 0 S: 3	H: 0 LOB: 0 BB: 0 P: 3	R: 0 E: 0 K: 1 S: 6	H: 1 LOB: 1 BB: 0 P: 6	R: 0 E: 0 K: 0 S: 3	H: 0 LOB: 0 BB: 0 P: 3	R: 0 E: 0 K: 0 S: 3	H: 1 LOB: 0 BB: 0 P: 3	R: 0 E: 0 K: 0 S: 3	H: 0 LOB: 0 BB: 0 P: 3	1B: 5 2B: 0 3B: 0 HR: 0	SF: 1 SAC: 0 DP: 2 HBP: 1	WP: 0 PB: 0 SB: 0 CS: 0	PA: 33
--------------	------------------------------	---------------------------------	------------------------------	---------------------------------	------------------------------	---------------------------------	------------------------------	----------------------------------	------------------------------	---------------------------------	------------------------------	---------------------------------	------------------------------	---------------------------------	------------------------------	---------------------------------	------------------------------	---------------------------------	----------------------------------	------------------------------------	----------------------------------	--------

PITCHER	John Tudor, L ERA: 3.42 (1, 1)	IP: 9.0 WLS: W BF: 33 H: 5 R: 2 ER: 2 SO: 2 BB: 2 IBB: 0 HBP: 1 BLK: 0 WP: 0 HR: 0 S: 34 P: 43 ERA: 2.00 WHIP: 0.778	PITCHER	IP: 9.0 WLS: W BF: 33 H: 5 R: 2 ER: 2 SO: 2 BB: 2 IBB: 0 HBP: 1 BLK: 0 WP: 0 HR: 0 S: 34 P: 43 ERA: 2.00 WHIP: 0.778
---------	-----------------------------------	--	---------	--

Batter	1	2	3	4	5	6	7	8	9	AB R H RBI BB SO LOB	TOP									
Jerry Remy, L (1, 4) OBP: 0.282, SLG: 0.292	0-0 F7			0-0 4-3		0-0 E6 1-2 BB		0-0 1B	0-0 1B 2-H 3-H	5 0 2 2 0 0 1										
Dwight Evans, R (1, 9) OBP: 0.323, SLG: 0.430	0-0 6-3			4-0 BB		0-0 F3		0-0 F4	0-0 F9	4 0 0 0 1 0 5										
Jim Rice, R (1, 7) OBP: 0.346, SLG: 0.510	0-0 F9			0-3 K		4-0 1-2 2-3 BB		0-0 F9		3 0 0 0 1 1 3										
Tony Armas, R (1, 8) OBP: 0.273, SLG: 0.446		0-0 F9		0-0 F4		0-3 K		0-0 F8		4 0 0 0 0 1 6										
Wade Boggs, L (1, 5) OBP: 0.451, SLG: 0.461		0-0 F7			0-0 9-6 1B	0-0 4-3			0-0 1B 2B 1B	4 1 2 0 0 0 3										
Carl Yastrzemski, L (1, 10) OBP: 0.357, SLG: 0.336 Reid Nichols, R (9, PR) OBP: 0.345, SLG: 0.422		0-0 G3			0-0 F6		0-0 G3		0-0 2B 1B 1B	4 0 1 0 0 0 1 0 1 0 0 0 0 0										
Ed Jurak, R (1, 6) OBP: 0.396, SLG: 0.413			0-0 F8		0-0 1-2 1B	0-0 5-3		0-0 1B 2B		4 1 2 1 0 0 0										
Dave Stapleton, R (1, 3) OBP: 0.255, SLG: 0.305			0-3 K2-3		0-0 9-6 2-3f	0-0 F9		0-3 K		4 0 0 0 0 2 5										
Gary Allenson, R (1, 2) OBP: 0.315, SLG: 0.333 Rick Miller, L (8, PH) OBP: 0.409, SLG: 0.386 Rich Gedman, L (8, 2) OBP: 0.339, SLG: 0.390 Jeff Newman, R (9, PH) OBP: 0.242, SLG: 0.349			0-3 K		0-0 BB E 1B		0-0 1B	0-3 K2-3		2 0 1 0 0 1 0 1 0 1 0 0 0 0 0 0 0 0 0 0 0 1 0 0 0 0 1 3										
Inning Stats	R: 0 E: 0 K: 0 S: 3	H: 0 LOB: 0 BB: 0 P: 3	R: 0 E: 0 K: 0 S: 3	H: 0 LOB: 0 BB: 0 P: 3	R: 0 E: 0 K: 2 S: 7	H: 0 LOB: 0 BB: 0 P: 7	R: 0 E: 0 K: 1 S: 5	H: 2 LOB: 1 BB: 1 P: 9	R: 0 E: 0 K: 1 S: 4	H: 1 LOB: 3 BB: 1 P: 4	R: 0 E: 0 K: 0 S: 3	H: 0 LOB: 0 BB: 0 P: 3	R: 0 E: 0 K: 0 S: 5	H: 2 LOB: 2 BB: 0 P: 5	R: 3 E: 0 K: 2 S: 11	H: 4 LOB: 1 BB: 0 P: 11	1B: 8 2B: 2 3B: 0 HR: 0	SF: 0 SAC: 0 DP: 1 HBP: 0	WP: 0 PA: 38 PB: 0 SB: 0 CS: 0	
PITCHER	IP WLS BF H R ER SO BB IBB HBP BLK WP HR S P ERA WHIP																			
Jim Palmer, R (1, 1) ERA: 2.16	5.1 W 20 3 0 0 3 1 0 0 0 0 0 0 25 29 0.00 0.750																			
Tim Stoddard, R (6, 1) ERA: 4.94	2.2 14 5 3 3 1 1 0 0 0 0 0 0 15 19 10.12 2.250																			
Tippy Martinez, L (9, 1) ERA: 3.71	1.0 4 1 0 0 0 2 0 0 0 0 0 0 8 8 0.00 1.000																			

Boston Red Sox @ Baltimore Orioles
Memorial Stadium, Baltimore, MD

Sun Jun 19 1983, 3:33 AM EDT
 Att. 36,369 - Unknown - 85 F

livebaseballscorecards.com

AB	36
R	3
H	9
RBI	3
BB	2
SO	6
LOB	27



New York Yankees @ Baltimore Orioles
Memorial Stadium, Baltimore, MD

Tue Jun 21 1983, 7:05 PM EDT
 Att. 31,173 - Unknown - 61 F

livebaseballscorecards.com



WP: 0 PA: 39
 PB: 0
 SB: 0
 CS: 1

Batter	1	2	3	4	5	6	7	8	9	AB R H RBI BB SO LOB	TOP	
Jerry Mumphrey, S (1, 8) OBP: 0.300, SLG: 0.373	0-0 F8		0-3 K		0-3 K		0-0 1B		4-0 BB	4 0 1 0 1 2 0		
Roy Smalley, S (1, 6) OBP: 0.379, SLG: 0.444	0-0 L9		0-3 K		4-0 BB		0-0 F7		0-0 F8	4 0 0 0 1 1 2		
Dave Winfield, R (1, 7) OBP: 0.323, SLG: 0.483	0-0 1B		4-0 BB		0-0 L7			0-3 K		3 0 1 0 1 1 1		
Steve Kemp, L (1, 9) OBP: 0.323, SLG: 0.427	0-0 4-3		0-3 K		0-0 4-3			4-0 HR BB		3 1 0 0 1 1 3		
Butch Wynegar, S (1, 2) OBP: 0.393, SLG: 0.427		0-3 K		0-0 1B 1B		0-0 1-3		0-3 K		4 0 1 0 0 2 1		
Graig Nettles, L (1, 5) OBP: 0.358, SLG: 0.481		0-0 1B 1B		0-0 F7		0-0 6-3		0-0 HR		4 1 2 2 0 0 1		
Don Baylor, R (1, 10) OBP: 0.352, SLG: 0.452		0-0 F5		0-0 F6		0-3 K		0-0 CS 1B		4 0 1 0 0 1 2		
Don Mattingly, L (1, 3) OBP: 0.417, SLG: 0.455		0-0 FC6-4 1B		0-0 1B		0-0 F6		0-0 CS	0-0 F6	4 0 2 0 0 0 0		
Andre Robertson, R (1, 4) OBP: 0.272, SLG: 0.342		0-0 FC6-4		0-0 F8		0-0 4-3			0-0 6-3	3 0 0 0 0 0 4		
Lou Piniella, R (9, PH) OBP: 0.382, SLG: 0.406		1-2								1 0 0 0 0 0 0		
Inning Stats	R: 0 H: 1 E: 0 LOB: 1 K: 0 BB: 0 S: 4 P: 4	R: 0 H: 2 E: 0 LOB: 2 K: 1 BB: 0 S: 7 P: 7	R: 0 H: 0 E: 0 LOB: 1 K: 3 BB: 1 S: 9 P: 13	R: 0 H: 2 E: 0 LOB: 2 K: 0 BB: 0 S: 5 P: 5	R: 0 H: 0 E: 0 LOB: 1 K: 1 BB: 1 S: 5 P: 9	R: 0 H: 0 E: 0 LOB: 0 K: 1 BB: 0 S: 5 P: 5	R: 0 H: 1 E: 0 LOB: 1 K: 0 BB: 0 S: 4 P: 4	R: 2 H: 2 E: 0 LOB: 0 K: 2 BB: 1 S: 8 P: 12	R: 0 H: 0 E: 0 LOB: 1 K: 0 BB: 1 S: 3 P: 7	1B: 7 SF: 0 2B: 0 SAC: 0 3B: 0 DP: 0 HR: 1 HBP: 0	WP: 0 PA: 39 PB: 0 SB: 0 CS: 1	
PITCHER Storm Davis, R (1, 1) ERA: 3.24 Tippy Martinez, L (8, 1) ERA: 3.6	IP WLS BF H R ER SO BB IBB HBP BLK WP HR S P ERA WHIP	7.2 0 34 8 2 2 8 3 0 0 0 0 1 47 59 2.35 1.435	1.1 W 4 0 0 0 0 1 0 0 0 0 0 0 3 7 0.00 0.750									ERA WHIP

Batter	1	2	3	4	5	6	7	8	9	AB	R	H	RBI	BB	SO	LOB
John Shelby, S OBP: 0.329, SLG: 0.427 (1, 8)	0-0 5-3 ①		0-0 G3 ①		0-0 FC1-6 1B 1-2f ①		0-0 F7 ②			4	0	0	0	0	0	2
Dan Ford, R OBP: 0.328, SLG: 0.452 (1, 9)	0-0 FC5-4 2B		0-0 6-3 ②		0-0 F8 ②		0-0 F8 ③			4	0	1	0	0	0	2
Cal Ripken Jr., R OBP: 0.361, SLG: 0.483 (1, 6)	0-0 FC5-4 1B 2-3 ②		0-0 F8 ③		0-0 1-3 1B ③			0-0 F3 ①		4	0	1	0	0	0	2
Eddie Murray, S OBP: 0.394, SLG: 0.488 (1, 3)	0-0 1-2 1B			4-0 HR BB	0-0 F7 ③			0-0 HR 1B		3	2	2	0	1	0	2
Gary Roenicke, R OBP: 0.370, SLG: 0.587 (1, 7)	0-0 F3 ③			0-0 1-H HR		1-0 FC6-4 HBP		0-0 1-H HR		3	2	2	4	0	0	2
Benny Ayala, R OBP: 0.265, SLG: 0.409 (1, 10)		0-0 F4 ①		0-0 F4 ①		0-0 F5 ①		0-0 2B 2B		4	1	1	0	0	0	1
Rich Dauer, R OBP: 0.285, SLG: 0.276 (1, 4)		0-0 6-3 ②		0-0 F4 ②		0-0 L7 ②		0-0 2-H 2B		4	0	1	1	0	0	1
Aurelio Rodriguez, R OBP: 0.143, SLG: 0.125 (1, 5)		0-0 5-3 ③		0-3 K ③		0-0 FC6-4 1-2f ③		0-0 F7 ②		4	0	0	0	0	1	2
Rick Dempsey, R OBP: 0.313, SLG: 0.317 (1, 2)			0-0 2B		4-0 FC1-6 BB		0-0 F7 ① S S	0-3 K ③		3	0	1	0	1	1	1

Inning Stats	R: 0	H: 2	E: 0	LOB: 2	K: 0	BB: 0	S: 5	P: 5	R: 0	H: 0	E: 0	LOB: 0	K: 0	BB: 0	S: 3	P: 3	R: 0	H: 1	E: 0	LOB: 1	K: 0	BB: 0	S: 4	P: 4	R: 2	H: 1	E: 0	LOB: 0	K: 1	BB: 1	S: 6	P: 10	R: 0	H: 1	E: 0	LOB: 2	K: 0	BB: 1	S: 4	P: 8	R: 0	H: 0	E: 0	LOB: 1	K: 0	BB: 0	S: 3	P: 4	R: 0	H: 0	E: 0	LOB: 0	K: 0	BB: 0	S: 3	P: 3	R: 3	H: 4	E: 0	LOB: 1	K: 1	BB: 0	S: 9	P: 9
--------------	------	------	------	--------	------	-------	------	------	------	------	------	--------	------	-------	------	------	------	------	------	--------	------	-------	------	------	------	------	------	--------	------	-------	------	-------	------	------	------	--------	------	-------	------	------	------	------	------	--------	------	-------	------	------	------	------	------	--------	------	-------	------	------	------	------	------	--------	------	-------	------	------

PITCHER	IP	WLS	BF	H	R	ER	SO	BB	IBB	HBP	BLK	WP	HR	S	P	ERA	WHIP
Shane Rawley, L ERA: 4.05 (1, 1)	7.1	L	33	8	5	5	1	2	0	1	0	0	2	32	41	6.14	1.364
Rich Gossage, R ERA: 2.93 (8, 1)	0.2		3	1	0	0	1	0	0	0	0	0	0	5	5	0.00	1.500

BOTTOM

New York Yankees @ Baltimore Orioles
Memorial Stadium, Baltimore, MD
 Tue Jun 21 1983, 7:05 PM EDT
 Att: 31,173 - Unknown - 61 F

livebaseballscorecards.com

AB	33
R	5
H	9
RBI	5
BB	2
SO	2
LOB	15



WP: 0	PA: 36
PB: 0	CS: 0
SB: 0	
CS: 0	

New York Yankees @ Baltimore Orioles
Memorial Stadium, Baltimore, MD
 Wed Jun 22 1983, 7:05 PM EDT
 Att. 39,525 - Unknown

AB	33
R	5
H	8
RBI	5
BB	1
SO	1
LOB	6



WP:	0	PA:	36
PB:	0		
SB:	0		
CS:	0		

AB R H RBI BB SO LOB

4	1	1	2	0	0	1
4	1	1	1	0	0	0
4	0	0	0	0	0	0
4	0	2	0	0	0	0
4	1	1	0	0	0	1
4	1	1	0	0	0	0
4	1	1	0	0	0	0
2	0	0	0	1	1	0
3	0	0	2	0	0	2
4	1	2	0	0	0	2

Batter	1	2	3	4	5	6	7	8	9
Jerry Mumphrey, S (1, 8) OBP: 0.299, SLG: 0.390	0-0 F9		0-0 1-H HR		0-0 FC6-4			0-0 5-3	
Roy Smalley, S (1, 6) OBP: 0.377, SLG: 0.455	0-0 F6		0-0 HR			0-0 F9		0-0 F3	
Dave Winfield, R (1, 7) OBP: 0.319, SLG: 0.475	0-0 F3		0-0 F4			0-0 F3		0-0 6-3	
Don Baylor, R (1, 10) OBP: 0.354, SLG: 0.453		0-0 5-3		0-0 F3		0-0 1B		0-0 1B	
Lou Piniella, R (1, 9) OBP: 0.375, SLG: 0.397		0-0 F7		0-0 L5		0-0 F8		0-0 1B FC4-6 1B	
Graig Nettles, L (1, 5) OBP: 0.356, SLG: 0.477		0-0 F7		0-0 F6			0-0 E9 SH3-4 SF8	0-0 FC4-6 IBB 1-3 1B	
Rick Cerone, R (1, 2) OBP: 0.257, SLG: 0.252			0-3 K		0-0 2-3		0-0 SH3-4	4-0 FC4-6 IBB 1-2	
Don Mattingly, L (1, 3) OBP: 0.313, SLG: 0.357			0-0 L4		0-0 F8		0-0 SF8	0-0 FC4-6	
Andre Robertson, R (1, 4) OBP: 0.277, SLG: 0.347			0-0 HR 1B		0-0 FC6-4 1B		0-0 6-3	0-0 1-3	

Inning Stats	R: 0 E: 0 K: 0 S: 3	H: 0 LOB: 0 BB: 0 P: 3	R: 0 E: 0 K: 0 S: 3	H: 0 LOB: 0 BB: 0 P: 3	R: 3 E: 0 K: 1 S: 8	H: 3 LOB: 0 BB: 0 P: 8	R: 0 E: 0 K: 0 S: 3	H: 0 LOB: 0 BB: 0 P: 3	R: 0 E: 0 K: 0 S: 4	H: 1 LOB: 1 BB: 0 P: 4	R: 0 E: 0 K: 0 S: 4	H: 1 LOB: 1 BB: 0 P: 4	R: 1 E: 1 K: 0 S: 4	H: 0 LOB: 0 BB: 0 P: 4	R: 0 E: 0 K: 0 S: 3	H: 0 LOB: 0 BB: 0 P: 3	R: 1 E: 0 K: 0 S: 5	H: 3 LOB: 2 BB: 1 P: 9	1B: 6 2B: 0 3B: 0 HR: 2	SF: 1 SAC: 1 DP: 0 HBP: 0	WP: 0 PA: 36
--------------	------------------------------	---------------------------------	------------------------------	---------------------------------	------------------------------	---------------------------------	------------------------------	---------------------------------	------------------------------	---------------------------------	------------------------------	---------------------------------	------------------------------	---------------------------------	------------------------------	---------------------------------	------------------------------	---------------------------------	----------------------------------	------------------------------------	-----------------

PITCHER	IP	WLS	BF	H	R	ER	SO	BB	IBB	HBP	BLK	WP	HR	S	P	ERA	WHIP
Scott McGregor, L (1, 1) ERA: 3.76	9.0	L	36	8	5	4	1	0	1	0	0	0	2	37	41	4.00	0.889

Batter	1	2	3	4	5	6	7	8	9	AB R H RBI BB SO LOB
John Shelby, S OBP: 0.325, SLG: 0.419 (1, 8)	0-0 6-3		0-0 F8		0-0 1B		0-3 K		0-0 FC5-4 FC6-4 1-2f 3-H	5 0 1 1 0 1 4
Rich Dauer, R OBP: 0.283, SLG: 0.274 (1, 4)	0-0 F8		0-0 F7		0-0 F7			0-0 WP E 1B	0-0 FC6-4 1-2f	5 0 1 0 0 0 4
Cal Ripken Jr., R OBP: 0.360, SLG: 0.483 (1, 6)	0-0 4-3		0-3 K			0-0 F9 SF8 2B		0-0 E4 WP 1-2		4 1 1 0 0 1 3
Eddie Murray, S OBP: 0.392, SLG: 0.484 (1, 3)		0-0 1B		0-0 L8		0-0 F9 2-3		0-3 K 1-2 2-3		4 0 1 0 0 1 3
Gary Roenicke, R OBP: 0.359, SLG: 0.573 (1, 9)		0-0 F8		0-0 5-3		0-0 SF8 3-H		0-0 F5		3 0 0 1 0 0 3
Ken Singleton, S OBP: 0.407, SLG: 0.495 (1, 10)		0-0 F8		4-0 BB		0-0 6-3		0-0 F9		3 0 0 0 1 0 3
Benny Ayala, R OBP: 0.264, SLG: 0.417 (1, 7)		0-0 F7		0-0 F7			0-3 K		0-0 1B FC5-4 2B	4 1 1 0 0 1 2
Leo Hernandez, R OBP: 0.292, SLG: 0.382 (1, 5)			4-0 1B BB		0-0 F9		0-0 F3		0-0 FC5-4 1B 2-3	3 0 1 0 1 0 0
Rick Dempsey, R OBP: 0.318, SLG: 0.322 (1, 2)			0-0 1B		0-3 K		0-0 1B		0-0 F9	4 0 2 0 0 1 2

Inning Stats	R: 0 E: 0 K: 0 S: 3	H: 0 LOB: 0 BB: 0 P: 3	R: 0 E: 0 K: 0 S: 4	H: 1 LOB: 1 BB: 0 P: 4	R: 0 E: 0 K: 1 S: 6	H: 1 LOB: 2 BB: 1 P: 10	R: 0 E: 0 K: 0 S: 3	H: 0 LOB: 1 BB: 1 P: 7	R: 0 E: 0 K: 1 S: 6	H: 1 LOB: 1 BB: 0 P: 6	R: 1 E: 0 K: 0 S: 4	H: 1 LOB: 0 BB: 0 P: 4	R: 0 E: 0 K: 2 S: 8	H: 1 LOB: 1 BB: 0 P: 8	R: 0 E: 1 K: 1 S: 7	H: 1 LOB: 2 BB: 0 P: 7	R: 1 E: 0 K: 0 S: 5	H: 2 LOB: 1 BB: 0 P: 5	1B: 6 2B: 2 3B: 0 HR: 0	SF: 1 SAC: 0 DP: 0 HBP: 0
--------------	------------------------------	---------------------------------	------------------------------	---------------------------------	------------------------------	----------------------------------	------------------------------	---------------------------------	------------------------------	---------------------------------	------------------------------	---------------------------------	------------------------------	---------------------------------	------------------------------	---------------------------------	------------------------------	---------------------------------	----------------------------------	------------------------------------


PITCHER	IP	WLS	BF	H	R	ER	SO	BB	IBB	HBP	BLK	WP	HR	S	P	ERA	WHIP
Ron Guidry, L ERA: 2.96 (1, 1)	9.0	W	38	8	2	2	5	2	0	0	0	1	0	46	54	2.00	1.111

BOTTOM

New York Yankees @ Baltimore Orioles
Memorial Stadium, Baltimore, MD
 Wed Jun 22 1983, 7:05 PM EDT
 Att. 39,525 - Unknown

AB	35
R	2
H	8
RBI	2
BB	2
SO	5
LOB	24

WP: 1 PA: 38
 PB: 0
 SB: 0
 CS: 0



Batter	1	2	3	4	5	6	7	8	9	AB R H RBI BB SO LOB	TOP											
Lou Whitaker, L (1, 4) OBP: 0.355, SLG: 0.452	0-0 F6	0-0 G3		0-0 SF7	0-0 FC6-4			0-0 4-3		4 0 0 1 0 0 3												
Enos Cabell, R (1, 3) OBP: 0.354, SLG: 0.464 Lynn Jones, R (8, PH) OBP: 0.235, SLG: 0.471 Bill Fahey, L (8, 2) OBP: 0.368, SLG: 0.313	0-0 HR		0-0 1-3	0-0 F9		0-0 F8		0-0 5-3		4 1 1 1 0 0 1 1 0 0 0 0 0 0 0 0 0 0 0 0 0												
Kirk Gibson, L (1, 10) OBP: 0.317, SLG: 0.440 John Wockenfuss, R (8, PH) OBP: 0.276, SLG: 0.360	4-0 1B 1B BB		0-0 3-1	0-0 1-3		0-0 L8		0-0 5-3		3 1 0 0 1 0 1 1 0 0 0 0 0 0												
Lance Parrish, R (1, 2) OBP: 0.336, SLG: 0.486 Rick Leach, L (8, 3) OBP: 0.309, SLG: 0.290	0-0 1B 1-3 CS 1B		0-0 1B		0-0 F8	0-3 K		0-0 F7		4 0 2 0 0 1 0 1 0 0 0 0 0 0												
Larry Herndon, R (1, 7) OBP: 0.313, SLG: 0.435	0-0 1B CS 1B		0-0 G3		0-0 1B E 1B		0-0 F9 2B 2B	0-0 4-3 2B		5 3 4 1 0 0 1												
Glenn Wilson, R (1, 9) OBP: 0.315, SLG: 0.479	0-0 1B			0-0 HR 1B	0-0 FC6-4 1B 1B		0-3 K	0-0 4-3		5 2 3 1 0 1 2												
Chet Lemon, R (1, 8) OBP: 0.367, SLG: 0.438		0-0 5-3		0-0 HR	0-0 E5 FC6-4		0-0 F9	0-0 5-3		5 1 1 3 0 0 3												
Tom Brookens, R (1, 6) OBP: 0.309, SLG: 0.348		0-0 F9		0-0 SH SF7 2B	0-0 FC6-4 1B		0-0 2B		4 1 2 1 0 0 2													
Marty Castillo, R (1, 5) OBP: 0.200, SLG: 0.111		0-0 E4		0-0 SH	0-0 FC6-4 1B		0-0 F8		3 0 1 1 0 0 1													
Inning Stats	R: 3 E: 0 K: 0 S: 5	H: 4 LOB: 1 BB: 1 P: 9	R: 0 E: 1 K: 0 S: 4	H: 0 LOB: 1 BB: 0 P: 4	R: 0 E: 0 K: 0 S: 4	H: 1 LOB: 1 BB: 0 P: 4	R: 3 E: 0 K: 0 S: 7	H: 3 LOB: 1 BB: 0 P: 7	R: 2 E: 1 K: 0 S: 7	H: 3 LOB: 2 BB: 0 P: 7	R: 0 E: 0 K: 1 S: 5	H: 0 LOB: 0 BB: 0 P: 5	R: 1 E: 0 K: 1 S: 7	H: 2 LOB: 1 BB: 0 P: 7	R: 0 E: 0 K: 0 S: 3	H: 0 LOB: 0 BB: 0 P: 3	R: 0 E: 0 K: 0 S: 4	H: 1 LOB: 1 BB: 0 P: 4	1B: 8 2B: 4 3B: 0 HR: 2	SF: 1 SAC: 1 DP: 0 HBP: 0	WP: 0 PB: 0 SB: 0 CS: 2	PA: 43
PITCHER	IP WLS BF H R ER SO BB IBB HBP BLK WP HR S P ERA WHIP																					
Dennis Martinez, R (1, 1) ERA: 5.58	4.0 L 21 8 6 6 0 1 0 0 0 0 0 2 20 24 13.50 2.250																					
Sammy Stewart, R (5, 1) ERA: 4.2	3.0 15 5 3 2 2 0 0 0 0 0 0 0 19 19 6.00 1.667																					
Dan Morigiello, L (8, 1) ERA: 3.86	2.0 7 1 0 0 0 0 0 0 0 0 0 0 7 7 0.00 0.500																					

Detroit Tigers @ Baltimore Orioles
Memorial Stadium, Baltimore, MD

Fri Jun 24 1983, 7:05 PM EDT
Att. 25,796 - Unknown - 86 F

livebaseballscorecards.com

AB	40
R	9
H	14
RBI	9
BB	1
SO	2
LOB	14



Batter	1	2	3	4	5	6	7	8	9	AB R H RBI BB SO LOB
Al Bumbry, L OBP: 0.318, SLG: 0.342 (1, 8) X	0-0 1B 1B		0-0 B1			0-0 F8		0-0 4-3		4 0 1 0 0 0 1
Jim Dwyer, L OBP: 0.343, SLG: 0.417 (1, 9) X	0-0 1-3 1B			0-3 K		0-0 4-3			4-0 FC6-4 BB	3 0 1 0 1 1 0
Cal Ripken Jr., R OBP: 0.355, SLG: 0.476 (1, 6) X	0-0 1-2 L4-3			0-0 5-3		0-0 5-3			0-0 FC6-4 FC3-4 WP 1-2f	4 0 0 0 0 0 3
Eddie Murray, S OBP: 0.394, SLG: 0.480 (1, 3) X	0-0 G3			4-0 BB			0-0 5-3		4-0 FC3-4 BB 1-2	2 0 0 0 2 0 1
John Lowenstein, L OBP: 0.376, SLG: 0.507 (1, 7) X		0-0 F6		0-0 F7			0-0 4-3		0-0 FC3-4 1-2f 2-3	4 0 0 0 0 0 3
Ken Singleton, S OBP: 0.404, SLG: 0.489 (1, 10) X		0-0 3-1			0-0 BB 1B		0-0 F7		0-0 1-3	4 0 1 0 0 0 2
John Stefero, L OBP: 0.667, SLG: 0.500 (1, 2) X		0-3 K			4-0 BB BB BB BB G6-3 BB			0-0 FC5-4 1B		2 0 1 0 1 1 0
Leo Hernandez, R OBP: 0.288, SLG: 0.376 (1, 5) X			0-0 1-6-3			0-0 F8		0-0 FC5-4 1B 1-2f		3 0 0 0 0 0 3
Rich Dauer, R OBP: 0.284, SLG: 0.275 (1, 4) X			0-0 F8			0-0 G6-3 1-2f		0-0 1B 1-3		3 0 1 0 0 0 2

Inning Stats	R: 0 E: 0 K: 0 S: 4	H: 2 LOB: 1 BB: 0 P: 4	R: 0 E: 0 K: 1 S: 5	H: 0 LOB: 0 BB: 0 P: 5	R: 0 E: 0 K: 0 S: 3	H: 0 LOB: 0 BB: 0 P: 3	R: 0 E: 0 K: 1 S: 5	H: 0 LOB: 1 BB: 1 P: 9	R: 0 E: 0 K: 0 S: 3	H: 1 LOB: 1 BB: 1 P: 7	R: 0 E: 0 K: 0 S: 3	H: 0 LOB: 0 BB: 0 P: 3	R: 0 E: 0 K: 0 S: 4	H: 2 LOB: 1 BB: 0 P: 4	R: 0 E: 0 K: 0 S: 3	H: 0 LOB: 2 BB: 2 P: 11	1B: 5 2B: 1 3B: 0 HR: 0	SF: 0 SAC: 0 DP: 2 HBP: 0	WP: 1 PB: 0 SB: 0 CS: 0	PA: 33
PITCHER Dan Petry, R ERA: 3.9 (1, 1)	IP: 9.0 WLS: W BF: 33 H: 5 R: 0 ER: 0 SO: 2 BB: 4 IBB: 0 HBP: 0 BLK: 0 WP: 1 HR: 0 S: 33 P: 49 ERA: 0.00 WHIP: 1.000																			

BOTTOM

Detroit Tigers @ Baltimore Orioles
Memorial Stadium, Baltimore, MD

Fri Jun 24 1983, 7:05 PM EDT
Att: 25,796 - Unknown - 86 F

livebaseballscorecards.com

AB	29
R	0
H	5
RBI	0
BB	4
SO	2
LOB	15



Batter	1	2	3	4	5	6	7	8	9	AB R H RBI BB SO LOB	TOP
Lou Whitaker, L (1, 4) OBP: 0.356, SLG: 0.453	0-0 4-3		4-0 1B BB		0-0 SH2-3 2B		0-0 4-3	0-0 6-3		4 1 1 0 1 0 2	
Enos Cabell, R (1, 3) OBP: 0.351, SLG: 0.465	0-0 6-3		0-0 1-3		0-0 SH2-3		0-0 2B	0-0 F3		4 0 1 0 0 0 3	
Kirk Gibson, L (1, 7) OBP: 0.309, SLG: 0.428	0-3 K		0-0 4-3		0-0 F4		0-3 K		0-0 E3 HR	5 1 0 0 0 2 3	
Lance Parrish, R (1, 2) OBP: 0.341, SLG: 0.488		0-0 1B SF8 1B	0-0 S 1B		0-3 K			0-0 1B HR 1B	0-0 5-3	5 2 3 1 0 1 2	
Larry Herndon, R (1, 10) OBP: 0.315, SLG: 0.447		0-0 1B HR 1B	0-0 F7			0-0 6-3		0-0 F9	0-0 HR	5 2 2 2 0 0 2	
Glenn Wilson, R (1, 9) OBP: 0.312, SLG: 0.475		0-0 SF8		0-0 F8		0-0 F9		0-0 1B HR	0-3 K	4 1 1 1 0 1 0	
Chet Lemon, R (1, 8) OBP: 0.372, SLG: 0.467		0-0 HR		0-0 F4		4-0 BB		0-0 1B HR	0-0 F3	4 2 2 5 1 0 0	
Tom Brookens, R (1, 6) OBP: 0.308, SLG: 0.342		0-3 K		4-0 S BB		0-3 K		0-3 K 1B		3 0 0 0 1 3 1	
Marty Castillo, R (1, 5) OBP: 0.214, SLG: 0.154		0-0 F6		0-0 F5			0-0 F9	0-0 1B		4 0 1 0 0 0 1	
Inning Stats	R: 0 H: 0 E: 0 LOB: 0 K: 1 BB: 0 S: 5 P: 5	R: 3 H: 3 E: 0 LOB: 0 K: 1 BB: 0 S: 8 P: 8	R: 1 H: 1 E: 0 LOB: 1 K: 0 BB: 1 S: 4 P: 8	R: 0 H: 0 E: 0 LOB: 1 K: 0 BB: 1 S: 3 P: 7	R: 0 H: 1 E: 0 LOB: 1 K: 1 BB: 0 S: 6 P: 6	R: 0 H: 0 E: 0 LOB: 1 K: 1 BB: 1 S: 5 P: 9	R: 0 H: 1 E: 0 LOB: 1 K: 1 BB: 0 S: 6 P: 6	R: 3 H: 4 E: 0 LOB: 2 K: 1 BB: 0 S: 10 P: 10	R: 2 H: 1 E: 1 LOB: 0 K: 1 BB: 0 S: 7 P: 7	1B: 6 SF: 1 2B: 2 SAC: 1 3B: 0 DP: 0 HR: 3 HBP: 0	WP: 1 PA: 43 PB: 0 SB: 2 CS: 0
PITCHER	IP WLS BF H R ER SO BB IBB HBP BLK WP HR S P ERA WHIP										
Jim Palmer, R (1, 1) ERA: 3.62	7.1 L 36 10 7 7 6 3 0 0 0 0 1 2 45 57 8.59 1.773										
Tippy Martinez, L (8, 1) ERA: 3.66	1.2 7 1 2 1 1 0 0 0 0 0 0 1 9 9 5.40 0.600										

Detroit Tigers @ Baltimore Orioles
 Memorial Stadium, Baltimore, MD
 Sat Jun 25 1983, 7:05 PM EDT
 Att. 40,510 - Unknown

livebaseballscorecards.com

AB	38
R	9
H	11
RBI	9
BB	3
SO	7
LOB	14



Batter	1	2	3	4	5	6	7	8	9	AB R H RBI BB SO LOB
Al Bumbry, L (1, 8) OBP: 0.315, SLG: 0.343	0-0 G3		0-0 2B		0-0 FC3-6 2B	0-0 4-3			0-0 4-3	5 1 1 0 0 0 3
Gary Roenicke, R (1, 9) OBP: 0.356, SLG: 0.570	0-3 K		0-0 F7		0-0 1B 2B		0-0 F4			4 1 1 1 0 1 2
Cal Ripken Jr., R (1, 6) OBP: 0.357, SLG: 0.474	0-3 K			4-0 FC3-6 BB	0-0 1B		0-3 K			3 0 1 1 1 2 0
Eddie Murray, S (1, 3) OBP: 0.392, SLG: 0.477		0-0 F7		0-0 FC3-6 BB	0-0 1B		0-0 F8			4 0 1 0 0 0 1
John Lowenstein, L (1, 7) OBP: 0.374, SLG: 0.497		0-0 3-1		4-0 G4-6-3 BB	0-3 K		0-0 F7			3 0 0 0 1 1 2
Ken Singleton, S (1, 10) OBP: 0.397, SLG: 0.479		0-0 4-3		0-0 G4-6-3		0-3 K		0-0 5-3		4 0 0 0 0 1 2
Lenn Sakata, R (1, 4) OBP: 0.275, SLG: 0.313			0-3 K		0-0 4-3 1B 2B	4-0 1B BB		0-0 F8		3 1 1 0 1 1 0
Rick Dempsey, R (1, 2) OBP: 0.322, SLG: 0.327			0-0 FC4-6 1B		0-0 4-3	0-0 1B		0-3 K		4 0 2 0 0 1 1
Aurelio Rodriguez, R (1, 5) OBP: 0.159, SLG: 0.143			0-0 FC4-6 2B		0-0 FC3-6 1B		0-0 F8			2 0 1 1 0 0 1
Jim Dwyer, L (6, PH) OBP: 0.335, SLG: 0.410										1 0 0 0 0 0 2
Leo Hernandez, R (7, 5) OBP: 0.287, SLG: 0.374										1 0 0 0 0 0 0

Inning Stats	R: 0 E: 0 K: 2 S: 7	H: 0 LOB: 0 BB: 0 P: 7	R: 0 E: 0 K: 0 S: 3	H: 0 LOB: 0 BB: 0 P: 3	R: 0 E: 0 K: 1 S: 7	H: 2 LOB: 2 BB: 0 P: 7	R: 0 E: 0 K: 0 S: 2	H: 0 LOB: 1 BB: 2 P: 10	R: 3 E: 0 K: 1 S: 10	H: 5 LOB: 2 BB: 0 P: 10	R: 0 E: 0 K: 1 S: 6	H: 1 LOB: 2 BB: 1 P: 10	R: 0 E: 0 K: 1 S: 5	H: 0 LOB: 0 BB: 0 P: 5	R: 0 E: 0 K: 0 S: 3	H: 0 LOB: 0 BB: 0 P: 3	R: 0 E: 0 K: 1 S: 5	H: 0 LOB: 0 BB: 0 P: 5	1B: 5 2B: 3 3B: 0 HR: 0	SF: 0 SAC: 0 DP: 1 HBP: 0	WP: 0 PB: 0 SB: 0 CS: 0	PA: 37
--------------	------------------------------	---------------------------------	------------------------------	---------------------------------	------------------------------	---------------------------------	------------------------------	----------------------------------	-------------------------------	----------------------------------	------------------------------	----------------------------------	------------------------------	---------------------------------	------------------------------	---------------------------------	------------------------------	---------------------------------	----------------------------------	------------------------------------	----------------------------------	--------

PITCHER	IP	WLS	BF	H	R	ER	SO	BB	IBB	HBP	BLK	WP	HR	S	P	ERA	WHIP
Dave Rozema, R (1, 1) ERA: 2.42	4.2		22	7	3	3	3	2	0	0	0	0	0	26	34	5.79	1.929
Doug Bair, R (5, 1) ERA: 2.81	2.1	W	9	1	0	0	3	1	0	0	0	0	0	14	18	0.00	0.857
Aurelio Lopez, R (8, 1) ERA: 1.32	2.0		6	0	0	0	1	0	0	0	0	0	0	8	8	0.00	0.000

BOTTOM

Detroit Tigers @ Baltimore Orioles
Memorial Stadium, Baltimore, MD
 Sat Jun 25 1983, 7:05 PM EDT
 Att. 40,510 - Unknown

AB	34
R	3
H	8
RBI	3
BB	3
SO	7
LOB	14



WP	HR	S	P	ERA	WHIP
0	0	0	0	0.00	0.000

Batter	1	2	3	4	5	6	7	8	9	AB R H RBI BB SO LOB	TOP											
Lou Whitaker, L (1, 4) OBP: 0.351, SLG: 0.447	0-3 K			0-0 F8		0-0 F6			0-0 F8	4 0 0 0 0 1 1												
Enos Cabell, R (1, 3) OBP: 0.355, SLG: 0.462	0-3 K			4-0 BB			0-0 6-3		0-0 CS 1B	3 0 1 0 1 1 0												
Kirk Gibson, L (1, 7) OBP: 0.304, SLG: 0.421 John Wockenfuss, R (9, PH) OBP: 0.276, SLG: 0.356	0-3 K			0-0 F8			0-0 F6		0-3 K	3 0 0 0 0 1 1 1 0 0 0 0 1 2												
Lance Parrish, R (1, 2) OBP: 0.337, SLG: 0.482		0-0 F3		0-3 K			0-0 F3			3 0 0 0 0 1 1												
Larry Herndon, R (1, 10) OBP: 0.312, SLG: 0.441		0-0 F8			0-0 6-3			0-0 F8		3 0 0 0 0 0 0												
Glenn Wilson, R (1, 9) OBP: 0.309, SLG: 0.469		0-0 G3			0-0 F9			0-0 F8		3 0 0 0 0 0 0												
Chet Lemon, R (1, 8) OBP: 0.368, SLG: 0.460			0-3 K		0-3 K			0-3 K		3 0 0 0 0 3 0												
Tom Brookens, R (1, 6) OBP: 0.305, SLG: 0.339 Rick Leach, L (9, PH) OBP: 0.315, SLG: 0.327			0-0 B2-3			0-0 F7			0-0 HR	2 0 0 0 0 0 0 1 1 1 1 0 0 0												
Marty Castillo, R (1, 5) OBP: 0.188, SLG: 0.133 Johnny Grubb, L (9, PH) OBP: 0.385, SLG: 0.429 Alan Trammell, R (9, PR) OBP: 0.353, SLG: 0.402			0-3 K			0-0 G3			4-0 CS 1B BB	2 0 0 0 0 1 0 0 0 0 0 1 0 0 0 0 0 0 0 0 0												
Inning Stats	R: 0 E: 0 K: 3 S: 9	H: 0 LOB: 0 BB: 0 P: 9	R: 0 E: 0 K: 0 S: 3	H: 0 LOB: 0 BB: 0 P: 3	R: 0 E: 0 K: 2 S: 7	H: 0 LOB: 0 BB: 0 P: 7	R: 0 E: 0 K: 1 S: 5	H: 0 LOB: 1 BB: 1 P: 9	R: 0 E: 0 K: 1 S: 5	H: 0 LOB: 0 BB: 0 P: 5	R: 0 E: 0 K: 0 S: 3	H: 0 LOB: 0 BB: 0 P: 3	R: 0 E: 0 K: 0 S: 5	H: 0 LOB: 0 BB: 0 P: 5	R: 0 E: 0 K: 1 S: 5	H: 0 LOB: 0 BB: 0 P: 5	R: 1 E: 0 K: 1 S: 6	H: 2 LOB: 2 BB: 1 P: 10	1B: 1 2B: 0 3B: 0 HR: 1	SF: 0 SAC: 0 DP: 0 HBP: 0	WP: 0 PB: 0 SB: 0 CS: 2	PA: 30
PITCHER	IP WLS BF H R ER SO BB IBB HBP BLK WP HR S P ERA WHIP																					
Storm Davis, R (1, 1) ERA: 3.06	8.0 W 27 1 1 1 8 2 0 0 0 0 0 1 41 49 1.12 0.375																					
Tippy Martinez, L (9, 1) ERA: 3.59	1.0 S 3 1 0 0 1 0 0 0 0 0 0 0 5 5 0.00 1.000																					

Detroit Tigers @ Baltimore Orioles
 Memorial Stadium, Baltimore, MD
 Sun Jun 26 1983, 3:33 AM EDT
 Att. 33,973 - Unknown

livebaseballscorecards.com

AB	28
R	1
H	2
RBI	1
BB	2
SO	9
LOB	5



Batter	1	2	3	4	5	6	7	8	9	AB	R	H	RBI	BB	SO	LOB	
Al Bumbry, L OBP: 0.324, SLG: 0.367 (1, 8) (9, 7)	0-0 HR		0-0 4-3		0-0 WP HR 1B		4-0 CS BB			3	2	2	1	1	0	0	
Gary Roenicke, R OBP: 0.347, SLG: 0.553 (1, 9)	0-0 5-3		0-3 K		0-0 5-3		0-0 5-3			4	0	0	0	0	1	2	
Cal Ripken Jr., R OBP: 0.362, SLG: 0.489 (1, 6)	0-0 FC4-6 1B		0-0 1B		0-0 2-H HR		0-0 4-3			4	1	3	2	0	0	0	
Eddie Murray, S OBP: 0.387, SLG: 0.469 (1, 3)	0-0 FC4-6 1-2f		0-3 K		0-3 K			0-0 3-1		4	0	0	0	0	2	2	
John Lowenstein, L OBP: 0.371, SLG: 0.490 John Shelby, S OBP: 0.325, SLG: 0.419 (1, 7) (9, 8)	0-0 F8			0-0 F8		0-0 2B 1B		0-3 K		4	0	1	0	0	1	1	
Ken Singleton, S OBP: 0.395, SLG: 0.480 (1, 10)		0-0 4-3		0-3 K		0-0 1-3 2B		0-3 K		4	0	1	0	0	2	0	
Lenn Sakata, R OBP: 0.296, SLG: 0.333 (1, 4)		0-0 1B		0-0 S 1B		0-0 6-3				3	0	2	0	0	0	2	
Rick Dempsey, R OBP: 0.322, SLG: 0.323 (1, 2)		0-0 F9		0-0 G3		4-0 G6-4-3 IBB				2	0	0	0	1	0	2	
Aurelio Rodriguez, R OBP: 0.152, SLG: 0.136 Jim Dwyer, L OBP: 0.333, SLG: 0.403 Leo Hernandez, R OBP: 0.287, SLG: 0.374 (1, 5) (6, PH) (7, 5)		0-0 F8		0-3 K		0-0 G6-4-3				2	0	0	0	0	1	1	
										1	0	0	0	0	0	3	
										0	0	0	0	0	0	0	
Inning Stats	R: 1 E: 0 K: 0 S: 5	H: 2 LOB: 1 BB: 0 P: 5	R: 0 E: 0 K: 0 S: 4	H: 1 LOB: 1 BB: 0 P: 4	R: 0 E: 0 K: 2 S: 8	H: 1 LOB: 1 BB: 0 P: 8	R: 0 E: 0 K: 1 S: 6	H: 1 LOB: 1 BB: 0 P: 6	R: 2 E: 0 K: 2 S: 9	H: 2 LOB: 0 BB: 0 P: 9	R: 0 E: 0 K: 0 S: 4	H: 0 LOB: 2 BB: 1 P: 8	R: 0 E: 0 K: 0 S: 2	H: 0 LOB: 0 BB: 1 P: 6	R: 0 E: 0 K: 2 S: 7	H: 0 LOB: 0 BB: 0 P: 7	
PITCHER Jack Morris, R ERA: 4.29 (1, 1)	IP 8.0	WLS L	BF 33	H 9	R 3	ER 3	SO 7	BB 1	IBB 1	HBP 0	BLK 0	WP 1	HR 2	S 45	P 53	ERA 3.38	WHIP 1.250

BOTTOM

Detroit Tigers @ Baltimore Orioles
Memorial Stadium, Baltimore, MD
 Sun Jun 26 1983, 3:33 AM EDT
 Att. 33,973 - Unknown

livebaseballscorecards.com

AB	31
R	3
H	9
RBI	3
BB	2
SO	7
LOB	13



1B: 6	SF: 0	WP: 1	PA: 33
2B: 1	SAC: 0	PB: 0	
3B: 0	DP: 1	SB: 1	
HR: 2	HBP: 0	CS: 1	

Batter	1	2	3	4	5	6	7	8	9	10	11	AB R H RBI BB SO LOB	TOP												
John Shelby, S OBP: 0.321, SLG: 0.412 (1, 8)	0-0 6-3 ①		0-0 S 2B 1B		0-0 6-3 ①		0-0 6-3 ①		0-3 K ②			5 1 1 0 0 1 1	Baltimore Orioles @ New York Yankees Yankee Stadium, Bronx, NY Mon Jun 27 1983, 7:05 PM EDT Att. 27,154 - Unknown												
Lenn Sakata, R OBP: 0.305, SLG: 0.382 (1, 4)	0-0 HR		0-0 P4 ①		0-0 F7 ②		4-0 G1-4-3 BB		0-0 5-3 ③			4 1 1 1 1 0 2													
Cal Ripken Jr., R OBP: 0.360, SLG: 0.484 (1, 6)	0-0 F9 ②		0-0 F8 ②		0-0 1B		0-0 G1-4-3 ③		0-0 6-3 ①			5 0 1 0 0 0 2													
Eddie Murray, S OBP: 0.390, SLG: 0.475 (1, 3)	0-0 1B		0-0 2B ②		0-0 F9 ③		0-0 6-3 ①		0-0 1B			5 0 3 1 0 0 1													
Gary Roenicke, R OBP: 0.335, SLG: 0.533 (1, 7) (8, 9)	0-0 5-3 ③		0-0 6-3 ③		0-0 F7 ①		0-0 5-3 ②		0-0 F7 ②			5 0 0 0 0 0 3													
Ken Singleton, S OBP: 0.403, SLG: 0.505 (1, 10)		0-0 2B		0-0 PB 1B		0-0 HR		4-0 BB		0-0 F7 ③		4 1 3 1 1 0 1													
Benny Ayala, R OBP: 0.246, SLG: 0.385 (1, 9)		0-0 F9 ①		0-0 5-3 ①		0-0 5-3 ②		0-3 K ③		0-3 K ①		4 0 0 0 0 1 3													
Al Bumbry, L OBP: 0.322, SLG: 0.365 (8, 7)		0-0 F9		1-2 5-3		0-0 5-3		0-3 K		0-3 K ①		1 0 0 0 0 1 0													
Rick Dempsey, R OBP: 0.324, SLG: 0.325 (1, 2)		0-3 K		0-0 F8 ②		0-0 1B		0-0 SH1-3 1B		0-3 K ②		5 0 2 0 0 2 2													
Aurelio Rodriguez, R OBP: 0.143, SLG: 0.128 (1, 5)		0-3 K		0-0 6-3 ③		0-0 F8 ③		0-0 SH1-3 ①		0-3 K ③		3 0 0 0 0 1 3													
Jim Dwyer, L OBP: 0.329, SLG: 0.397 (11, PH)												1 0 0 0 0 1 0													
Leo Hernandez, R OBP: 0.287, SLG: 0.374 (11, 5)												0 0 0 0 0 0 0													
Inning Stats	R: 1 E: 0 K: 0 S: 5	H: 2 LOB: 1 BB: 0 P: 5	R: 0 E: 0 K: 2 S: 8	H: 1 LOB: 1 BB: 0 P: 8	R: 1 E: 0 K: 0 S: 5	H: 2 LOB: 1 BB: 0 P: 5	R: 0 E: 0 K: 0 S: 4	H: 1 LOB: 1 BB: 0 P: 4	R: 0 E: 0 K: 0 S: 4	H: 1 LOB: 1 BB: 0 P: 4	R: 1 E: 0 K: 0 S: 5	H: 2 LOB: 1 BB: 0 P: 5	R: 0 E: 0 K: 1 S: 5	H: 0 LOB: 1 BB: 1 P: 9	R: 0 E: 0 K: 1 S: 6	H: 1 LOB: 1 BB: 0 P: 6	R: 0 E: 0 K: 3 S: 9	H: 0 LOB: 0 BB: 0 P: 9	R: 0 E: 0 K: 3 S: 9	H: 0 LOB: 0 BB: 0 P: 9	1B: 7 2B: 2 3B: 0 HR: 2	SF: 0 SAC: 1 DP: 1 HBP: 0	WP: 0 PB: 1 SB: 1 CS: 0	PA: 45	
PITCHER	IP WLS BF H R ER SO BB IBB HBP BLK WP HR S P ERA WHIP																								
Shane Rawley, L ERA: 3.98 (1, 1)	8.1	W	36	10	3	3	3	2	0	0	0	0	0	2	40	48	3.24	1.440							
Rich Gossage, R ERA: 2.57 (9, 1)	2.2	W	9	1	0	0	4	0	0	0	0	0	0	0	17	17	0.00	0.375							

livebaseballscores.com

AB	42
R	3
H	11
RBI	3
BB	2
SO	7
LOB	18




Batter	1	2	3	4	5	6	7	8	9	10	11	AB R H RBI BB SO LOB	BOTTOM																		
Bert Campaneris, R OBP: 0.383, SLG: 0.432 (1, 4)	0-0 S 1B		0-0 6-3			0-0 E9 1B	0-3 K			0-0 G3		5 1 1 0 0 1 2	Baltimore Orioles @ New York Yankees Yankee Stadium, Bronx, NY Mon Jun 27 1983, 7:05 PM EDT Att. 27,154 - Unknown																		
Graig Nettles, L OBP: 0.360, SLG: 0.468 (1, 5)	4-0 G6-4-3 1-2 BB		0-0 8-4 2-H 1B			0-0 1B 1-2 1B			0-3 K	0-3 K		4 0 2 1 1 2 0																			
Dave Winfield, R OBP: 0.315, SLG: 0.456 (1, 8)	0-0 F7		0-0 8-4 1-2f			0-0 P6			0-3 K		0-0 5-3	5 0 0 0 0 1 5																			
Don Baylor, R OBP: 0.357, SLG: 0.461 (1, 10)	0-0 G6-4-3 1-2f			0-0 G4-6-3 1B		0-0 P3			0-0 F9		0-0 1B 1B	5 1 2 0 0 0 4																			
Lou Piniella, R OBP: 0.375, SLG: 0.395 (1, 7)		0-0 G6-4-3 1B		0-0 F7		0-0 1-3 2-H 1B			0-0 E7 1B		0-3 K	5 1 3 1 0 1 2																			
Butch Wynegar, S OBP: 0.389, SLG: 0.427 (1, 2)		0-0 G6-4-3 1-2f		0-0 G4-6-3 1-2f		0-0 4-3			0-0 5-3		0-0 1-H 1B	5 0 1 1 0 0 5																			
Steve Kemp, L OBP: 0.337, SLG: 0.460 (1, 9)		0-0 2B				0-0 F3			0-0 6-3		0-0 G6-4-3 2-H 1B	4 0 2 1 0 0 0																			
Roy Smalley, S OBP: 0.362, SLG: 0.432 (1, 3)		0-0 P3				0-0 P3			0-0 F9		0-0 G6-4-3 1-2f	4 0 0 0 0 0 2																			
Andre Robertson, R OBP: 0.288, SLG: 0.364 (1, 6)			0-0 1B 2B			0-0 5-3			0-0 1B		0-0 4-3	4 1 2 0 0 0 0																			
Inning Stats	R: 0 E: 0 K: 0 S: 3	H: 1 LOB: 1 BB: 1 P: 7	R: 0 E: 0 K: 0 S: 4	H: 2 LOB: 1 BB: 0 P: 4	R: 1 E: 0 K: 0 S: 4	H: 2 LOB: 0 BB: 0 P: 4	R: 0 E: 0 K: 0 S: 3	H: 1 LOB: 0 BB: 0 P: 3	R: 0 E: 0 K: 0 S: 3	H: 0 LOB: 0 BB: 0 P: 3	R: 1 E: 1 K: 2 S: 6	H: 2 LOB: 2 BB: 0 P: 6		R: 0 E: 0 K: 1 S: 6	H: 1 LOB: 1 BB: 0 P: 6	R: 0 E: 0 K: 2 S: 7	H: 0 LOB: 0 BB: 0 P: 7	R: 1 E: 1 K: 0 S: 4	H: 2 LOB: 0 BB: 0 P: 4	R: 0 E: 0 K: 1 S: 5	H: 0 LOB: 0 BB: 0 P: 5	R: 1 E: 0 K: 1 S: 6	H: 2 LOB: 1 BB: 0 P: 6	1B: 11 2B: 3 3B: 0 HR: 0	SF: 0 SAC: 0 DP: 5 HBP: 0	WP: 0 PB: 0 SB: 1 CS: 0	PA: 42				
PITCHER	IP WLS BF H R ER SO BB IBB HBP BLK WP HR S P ERA WHIP																														
Scott McGregor, L ERA: 3.61 (1, 1)	7.0	28	9	2	1	1	1	1	0	0	0	0	0	0	29	33	1.29	1.429													
Tippy Martinez, L ERA: 3.38 (8, 1)	3.0	10	2	1	0	3	0	0	0	0	0	0	0	0	16	16	0.00	0.667													
Tim Stoddard, R ERA: 5.14 (11, 1)	0.2	L 4	2	1	1	1	0	0	0	0	0	0	0	0	6	6	13.50	3.000													

AB	41
R	4
H	13
RBI	4
BB	1
SO	5
LOB	20



WP: 0	PA: 42
PB: 0	
SB: 1	
CS: 0	

Batter	1	2	3	4	5	6	7	8	9	AB R H RBI BB SO LOB	TOP														
John Shelby, S (1, 8) OBP: 0.313, SLG: 0.401	0-0 4-3		0-3 K			0-3 K		0-0 F8		4 0 0 0 0 2 1	<p>Baltimore Orioles @ New York Yankees Yankee Stadium, Bronx, NY Wed Jun 29 1983, 7:05 PM EDT Att. 33,627 - Unknown</p> <p>livebaseballscorecards.com</p> <table> <tr><td>AB</td><td>32</td></tr> <tr><td>R</td><td>0</td></tr> <tr><td>H</td><td>5</td></tr> <tr><td>RBI</td><td>0</td></tr> <tr><td>BB</td><td>0</td></tr> <tr><td>SO</td><td>8</td></tr> <tr><td>LOB</td><td>12</td></tr> </table> 	AB	32	R	0	H	5	RBI	0	BB	0	SO	8	LOB	12
AB	32																								
R	0																								
H	5																								
RBI	0																								
BB	0																								
SO	8																								
LOB	12																								
Rich Dauer, R (1, 4) OBP: 0.283, SLG: 0.275	0-0 FC5-4 1B		0-0 F9			0-0 F9		0-0 F9	4 0 1 0 0 0 1																
Cal Ripken Jr., R (1, 6) OBP: 0.355, SLG: 0.477	0-3 K			0-0 F8		0-0 F8		0-0 E5	4 0 0 0 0 1 1																
Eddie Murray, S (1, 3) OBP: 0.385, SLG: 0.468	0-0 FC5-4 1-2f			0-0 P4			0-0 F8	0-0 F7	4 0 0 0 0 0 2																
Gary Roenicke, R (1, 9) OBP: 0.333, SLG: 0.525		0-3 K		0-0 5-3			0-0 1B 1B	0-0 P6	4 0 1 0 0 1 1																
Ken Singleton, S (1, 10) OBP: 0.407, SLG: 0.507		0-0 4-3			0-0 FC4-6 1B		0-0 G6-4-3 1B		3 0 2 0 0 0 0																
Mike Young, S (1, 7)		0-3 K			0-0 FC4-6 1-2f		0-0 G6-4-3 1-2f		3 0 0 0 0 1 3																
Rick Dempsey, R (1, 2) OBP: 0.324, SLG: 0.325			0-0 1B		0-3 K			0-0 F7	3 0 1 0 0 1 1																
Aurelio Rodriguez, R (1, 5) OBP: 0.135, SLG: 0.120			0-3 K		0-0 F9			0-3 K	3 0 0 0 0 2 2																
Inning Stats	R: 0 H: 1 E: 0 LOB: 1 K: 1 BB: 0 S: 6 P: 6	R: 0 H: 0 E: 0 LOB: 0 K: 2 BB: 0 S: 7 P: 7	R: 0 H: 1 E: 0 LOB: 1 K: 2 BB: 0 S: 8 P: 8	R: 0 H: 0 E: 0 LOB: 0 K: 0 BB: 0 S: 3 P: 3	R: 0 H: 1 E: 0 LOB: 1 K: 1 BB: 0 S: 6 P: 6	R: 0 H: 0 E: 0 LOB: 0 K: 1 BB: 0 S: 5 P: 5	R: 0 H: 2 E: 0 LOB: 1 K: 0 BB: 0 S: 4 P: 4	R: 0 H: 0 E: 0 LOB: 0 K: 1 BB: 0 S: 5 P: 5	R: 0 H: 0 E: 1 LOB: 1 K: 0 BB: 0 S: 4 P: 4	1B: 5 SF: 0 2B: 0 SAC: 0 3B: 0 DP: 1 HR: 0 HBP: 0	WP: 0 PA: 32 PB: 0 SB: 0 CS: 0														
PITCHER Dave Righetti, L (1, 1) ERA: 3.53	IP WLS BF H R ER SO BB IBB HBP BLK WP HR S P ERA WHIP											PITCHER IP WLS BF H R ER SO BB IBB HBP BLK WP HR S P ERA WHIP													

Batter	1	2	3	4	5	6	7	8	9	AB	R	H	RBI	BB	SO	LOB
--------	---	---	---	---	---	---	---	---	---	----	---	---	-----	----	----	-----

Don Mattingly, L <small>OBP: 0.333, SLG: 0.484</small> (1, 3)										4	3	3	1	0	0	1
Butch Wynegar, S <small>OBP: 0.388, SLG: 0.448</small> (1, 2)										3	1	1	2	0	0	2
Oscar Gamble, L <small>OBP: 0.422, SLG: 0.557</small> (1, 9)										4	0	0	1	0	1	1
Graig Nettles, L <small>OBP: 0.358, SLG: 0.464</small> (1, 5)										4	0	1	1	0	0	0
Dave Winfield, R <small>OBP: 0.311, SLG: 0.449</small> (1, 8)										4	0	0	0	0	0	1
Steve Kemp, L <small>OBP: 0.340, SLG: 0.458</small> (1, 7)										3	1	1	0	1	0	0
Don Baylor, R <small>OBP: 0.359, SLG: 0.466</small> (1, 10)										4	1	2	0	0	0	1
Roy Smalley, S <small>OBP: 0.363, SLG: 0.430</small> Bert Campaneris, R <small>OBP: 0.375, SLG: 0.422</small> (1, 6) (8, 4)										1	0	0	0	1	0	1
Andre Robertson, R <small>OBP: 0.289, SLG: 0.363</small> (1, 4) (8, 6)										3	1	1	2	0	0	2

Inning Stats	R: 1	H: 1	E: 0	LOB: 0	K: 0	BB: 0	S: 4	P: 4	R: 0	H: 0	E: 0	LOB: 0	K: 0	BB: 0	S: 3	P: 3	R: 0	H: 0	E: 1	LOB: 1	K: 0	BB: 1	S: 3	P: 7	R: 0	H: 0	E: 0	LOB: 0	K: 1	BB: 0	S: 5	P: 5	R: 0	H: 0	E: 0	LOB: 1	K: 0	BB: 1	S: 3	P: 7	R: 1	H: 2	E: 0	LOB: 1	K: 0	BB: 0	S: 5	P: 5	R: 5	H: 5	E: 1	LOB: 0	K: 0	BB: 0	S: 8	P: 8	R: 0	H: 1	E: 0	LOB: 1	K: 0	BB: 0	S: 4	P: 4	1B: 6	SF: 0	2B: 2	SAC: 2	3B: 0	DP: 0	HR: 1	HBP: 0	WP: 0	PA: 35
--------------	------	------	------	--------	------	-------	------	------	------	------	------	--------	------	-------	------	------	------	------	------	--------	------	-------	------	------	------	------	------	--------	------	-------	------	------	------	------	------	--------	------	-------	------	------	------	------	------	--------	------	-------	------	------	------	------	------	--------	------	-------	------	------	------	------	------	--------	------	-------	------	------	-------	-------	-------	--------	-------	-------	-------	--------	-------	--------

PITCHER	IP	WLS	BF	H	R	ER	SO	BB	IBB	HBP	BLK	WP	HR	S	P	ERA	WHIP
Mike Boddicker, R <small>ERA: 3.35</small>	(1, 1)	6.1	L	26	5	4	4	1	2	0	0	0	0	26	34	5.68	1.105
Sammy Stewart, R <small>ERA: 4.58</small>	(7, 1)	0.0		3	3	3	0	0	0	0	0	0	1	3	3	∞	∞
Dan Morogiello, L <small>ERA: 3.5</small>	(7, 1)	1.2		6	1	0	0	0	0	0	0	0	0	6	6	0.00	0.600

BOTTOM

Baltimore Orioles @ New York Yankees
 Yankee Stadium, Bronx, NY
 Wed Jun 29 1983, 7:05 PM EDT
 Att. 33,627 - Unknown

livebaseballscores.com

AB	31
R	7
H	9
RBI	7
BB	2
SO	1
LOB	10



Batter	1	2	3	4	5	6	7	8	9	10	11	12	AB	R	H	RBI	BB	SO	LOB	TOP				
John Shelby, S OBP: 0.308, SLG: 0.399 (1, 8)	0-0 1B 2B		0-0 FC1-4 FC6-4 1-2f			0-0 4-3	0-3 K		0-3 K			0-3 K	6	1	1	0	0	3	5					
Rich Dauer, R OBP: 0.276, SLG: 0.267 (1, 4) (7, 5)	0-0 5-3		0-0 FC6-4 1-2f			0-0 4-3		0-3 K		0-0 F8		0-0 E6 F8	6	0	0	0	0	1	2					
Cal Ripken Jr., R OBP: 0.358, SLG: 0.476 (1, 6)	0-0 FC6-4 2-H 1B		0-0 F9			4-0 1B BB		0-0 1-3		0-0 1B 1B		0-0 F8 1-2	5	0	2	1	1	0	2					
Eddie Murray, S OBP: 0.384, SLG: 0.464 (1, 3)	0-0 FC6-4 1-2f			0-0 F9		0-0 1-2 1B		0-0 G3		0-3 K		4-0 FC6-4 IBB	5	0	1	0	1	1	2					
Gary Roenicke, R OBP: 0.333, SLG: 0.517 (1, 9)	0-0 FC6-4 1-2f			0-0 F9		0-0 L5			0-0 SH5-3 1B 1B	0-0 1B 1B		0-0 FC6-4 1-2f	6	1	2	0	0	0	5					
Ken Singleton, S OBP: 0.404, SLG: 0.502 Al Bumbry, L OBP: 0.321, SLG: 0.363 (1, 10) (9, PR)		0-0 6-3		0-0 F7			0-0 4-3		0-0 SH5-3 2B 1B	0-0 K			4	0	1	0	0	0	0					
Mike Young, S OBP: 0.143, SLG: 0.143 (1, 7)		0-0 5-3			0-0 F7		0-0 BB 1B		0-0 SH5-3 1-2 2-3		0-0 F7		4	0	1	0	0	0	0					
Rick Dempsey, R OBP: 0.321, SLG: 0.321 Jim Dwyer, L OBP: 0.324, SLG: 0.391 John Stefero, L OBP: 0.600, SLG: 0.750 (1, 2) (7, PH) (7, 2)		0-0 5-3			0-0 5-3		0-0 F8		0-0 2-H 3-H 2B		0-3 K		2	0	0	0	0	0	0					
Aurelio Rodríguez, R OBP: 0.148, SLG: 0.135 John Lowenstein, L OBP: 0.374, SLG: 0.490 Lenn Sakata, R OBP: 0.255, SLG: 0.368 (1, 5) (7, PH) (7, 4)			0-0 FC1-4 1B		0-0 F9		4-0 1-2 BB		0-3 K		0-0 L6		2	0	1	0	0	0	0					
Inning Stats	R: 1 E: 0 K: 5	H: 2 LOB: 1 BB: 0 P: 5	R: 0 E: 0 K: 3	H: 0 LOB: 0 BB: 0 P: 3	R: 0 E: 0 K: 3	H: 0 LOB: 0 BB: 0 P: 3	R: 0 E: 0 K: 3	H: 0 LOB: 0 BB: 0 P: 3	R: 0 E: 0 K: 3	H: 1 LOB: 2 BB: 1 P: 8	R: 0 E: 0 K: 1	H: 0 LOB: 0 BB: 0 P: 5	R: 2 E: 0 K: 2	H: 3 LOB: 2 BB: 0 P: 10	R: 0 E: 0 K: 2	H: 2 LOB: 2 BB: 0 P: 9	R: 0 E: 0 K: 1	H: 0 LOB: 0 BB: 0 P: 5	R: 0 E: 1 K: 1	H: 0 LOB: 2 BB: 1 P: 10	1B: 8 2B: 2 3B: 0 HR: 0	SF: 0 SAC: 1 DP: 0 HBP: 0	WP: 0 PB: 0 SB: 0 CS: 0	PA: 50
PITCHER	IP	WLS	BF	H	R	ER	SO	BB	IBB	HBP	BLK	WP	HR	S	P	ERA	WHIP							
Ray Fontenot, L ERA: 1.59 (1, 1)	5.2		22	4	1	1	0	1	0	0	0	0	0	21	25	1.59	0.882							
George Frazier, R ERA: 3.18 (6, 1)	2.1		10	2	1	1	2	1	0	0	0	0	0	13	17	3.86	1.286							
Rich Gossage, R ERA: 2.54 (9, 1)	4.0	W	18	4	1	1	6	0	1	0	0	0	0	29	33	2.25	1.000							

Baltimore Orioles @ New York Yankees
 Yankee Stadium, Bronx, NY
 Thu Jun 30 1983, 7:05 PM EDT
 Att. 25,223 - Unknown

AB	46
R	3
H	10
RBI	3
BB	3
SO	8
LOB	21



WP	0	PA	50
PB	0		
SB	0		
CS	0		

livebaseballscorecards.com

Batter	1	2	3	4	5	6	7	8	9	10	11	12	AB	R	H	RBI	BB	SO	LOB
Don Mattingly, L OBP: 0.333, SLG: 0.444 (1, 3)	0-0 1-3		0-0 1-2 3-H 1B		0-0 8-2		0-0 L3			4-0 BB		0-0 4-3	5	0	1	1	1	0	3
Butch Wynegar, S OBP: 0.386, SLG: 0.464 (1, 2)	0-0 F8		0-0 6-3			0-0 HR 1B		0-0 F8		0-0 P4		0-0 HR	6	2	2	1	0	0	3
Oscar Gamble, L OBP: 0.409, SLG: 0.573 (1, 9)	0-3 K			0-0 F7		0-0 HR		0-0 1-3			0-0 3-1		5	1	1	2	0	1	0
Graig Nettles, L OBP: 0.355, SLG: 0.455 (1, 5)		0-0 4-3		0-0 4-1		0-0 3-1		0-3 K		4-0 1B FC6-2 BB			4	0	0	0	1	1	0
Dave Winfield, R OBP: 0.312, SLG: 0.448 (1, 8) (8, 7) (12, 8)		0-3 K		0-0 F7		0-0 FC6-4 1B		0-0 6-3		0-0 FC6-2 IBB 1B			5	0	2	0	0	1	0
Steve Kemp, L OBP: 0.340, SLG: 0.457 Jerry Mumphy, S OBP: 0.288, SLG: 0.390 Lou Piniella, R OBP: 0.382, SLG: 0.395 (11, PH) (12, 7)		0-3 K			0-0 F7 1B	0-0 FC6-4 1B		0-0 6-3		4-0 FC6-2 IBB			3	0	1	0	0	1	1
Don Baylor, R OBP: 0.360, SLG: 0.464 (1, 10)			0-0 1B 1B		0-0 F7 1B	0-0 F9		0-0 F7		0-0 FC6-2		0-0 FC6-2	5	1	2	0	0	0	4
Roy Smalley, S OBP: 0.363, SLG: 0.429 Bert Campaneris, R OBP: 0.367, SLG: 0.413 Ken Griffey, L OBP: 0.384, SLG: 0.462 Bobby Meacham, S (12, 6)			0-0 FC1-6 1B		0-0 F7	0-0 F7 1B		0-0 3-1		0-3 K		0-0 F8	3	0	1	0	0	0	2
Andre Robertson, R OBP: 0.287, SLG: 0.355 (1, 4) (9, 6) (12, 4)			0-0 FC1-6 CS 1B		4-0 BB		0-0 F9		0-3 K2-3			0-0 4-3	4	0	0	0	1	1	2

Inning Stats	R: 0	H: 0	E: 0	K: 1	S: 5	R: 0	H: 0	E: 0	K: 2	S: 7	R: 1	H: 3	E: 0	K: 0	S: 5	R: 0	H: 0	E: 0	K: 0	S: 3	R: 0	H: 0	E: 0	K: 0	S: 3	R: 0	H: 0	E: 0	K: 1	S: 5	R: 0	H: 0	E: 0	K: 0	S: 3	R: 0	H: 0	E: 0	K: 2	S: 7	R: 0	H: 1	E: 0	K: 0	S: 4	R: 1	H: 1	E: 0	K: 0	S: 3	1B: 8	2B: 1	3B: 0	HR: 2	SF: 0	SAC: 0	DP: 1	HBP: 0	WP: 0	PA: 47
--------------	------	------	------	------	------	------	------	------	------	------	------	------	------	------	------	------	------	------	------	------	------	------	------	------	------	------	------	------	------	------	------	------	------	------	------	------	------	------	------	------	------	------	------	------	------	------	------	------	------	------	-------	-------	-------	-------	-------	--------	-------	--------	-------	--------

PITCHER	IP	WLS	BF	H	R	ER	SO	BB	IBB	HBP	BLK	WP	HR	S	P	ERA	WHIP
Dennis Martinez, R ERA: 5.55 (1, 1)	5.1		23	8	3	3	3	1	0	0	0	0	1	28	32	5.06	1.688
Dan Morigiello, L ERA: 3.44 (6, 1)	0.1		1	0	0	0	0	0	0	0	0	0	0	1	1	0.00	0.000
Sammy Stewart, R ERA: 4.5 (6, 1)	1.1		4	0	0	0	0	0	0	0	0	0	0	4	4	0.00	0.000
Tippy Martinez, L ERA: 3.17 (8, 1)	3.1		14	1	0	0	3	2	1	0	0	0	0	17	29	0.00	0.900
Tim Stoddard, R ERA: 5.22 (11, 1)	1.1	L	5	1	1	1	0	0	0	0	0	0	1	5	5	6.75	0.750


BOTTOM

Baltimore Orioles @ New York Yankees
 Yankee Stadium, Bronx, NY

Thu Jun 30 1983, 7:05 PM EDT
 Att: 25,223 - Unknown

livebaseballscorecards.com

AB	43
R	4
H	10
RBI	4
BB	4
SO	6
LOB	18



Batter	1	2	3	4	5	6	7	8	9	AB	R	H	RBI	BB	SO	LOB	TOP										
Al Bumbry, L (1, 8) <small>OBP: 0.321, SLG: 0.362</small> John Shelby, S (6, PH) <small>OBP: 0.312, SLG: 0.399</small> (6, 8)	0-0 G3	0-0 G1-6-3 1B		0-0 F8		4-0 L5-3 BB		0-0 SH2-4		3	0	1	0	0	0	0											
Rich Dauer, R (1, 4) <small>OBP: 0.270, SLG: 0.260</small>	0-0 P4	0-0 G1-6-3		0-0 F8		0-0 L5-3		0-0 E6 WP		5	0	0	1	0	0	4											
Cal Ripken Jr., R (1, 6) <small>OBP: 0.358, SLG: 0.483</small>	0-0 HR		0-0 F8	0-0 P5		4-0 CS BB		0-0 F9		4	1	1	1	1	0	2											
Eddie Murray, S (1, 3) <small>OBP: 0.391, SLG: 0.478</small>	0-0 HR		0-0 3-1 1B 2B 1B		0-0 CS HR 1B		0-0 F7	4-0 IBB		4	3	3	1	1	0	0											
John Lowenstein, L (1, 7) <small>OBP: 0.379, SLG: 0.500</small> Gary Roenicke, R (7, PH) <small>OBP: 0.329, SLG: 0.510</small> (7, 7) (9, 9)	0-0 2B		0-0 3-1 2B 1B		0-0 F8		0-0 F7	0-0 P5		3	1	2	0	0	0	1											
Ken Singleton, S (1, 10) <small>OBP: 0.404, SLG: 0.498</small>	4-0 BB		0-0 3-1		0-0 F8		0-0 1B		0-0 F8	4	0	1	0	1	0	3											
Jim Dwyer, L (1, 9) <small>OBP: 0.338, SLG: 0.385</small> Benny Ayala, R (7, PH) <small>OBP: 0.241, SLG: 0.377</small> (7, 9) Mike Young, S (9, PH) <small>OBP: 0.125, SLG: 0.125</small> (9, 7)	0-3 K		4-0 2B IBB		4-0 HR IBB		0-0 F9		0-0 6-3	1	2	0	0	2	1	2											
Todd Cruz, R (1, 5) <small>OBP: 0.230, SLG: 0.347</small> Aurelio Rodriguez, R (8, 5) <small>OBP: 0.145, SLG: 0.132</small>		0-0 6-3	0-0 2B		0-0 HR			4-0 SH2-4 1B E BB	0-0 6-3	3	2	2	6	1	0	0											
Rick Dempsey, R (1, 2) <small>OBP: 0.325, SLG: 0.321</small>		4-0 1B BB	0-0 F7		0-0 P3			0-0 E SH2-4 1B		3	0	1	0	1	0	1											
Inning Stats	R: 2 E: 0 K: 1 S: 8	H: 3 LOB: 2 BB: 1 P: 12	R: 0 E: 0 K: 0 S: 3	H: 1 LOB: 1 BB: 1 P: 7	R: 3 E: 0 K: 0 S: 6	H: 3 LOB: 1 BB: 1 P: 10	R: 0 E: 0 K: 0 S: 3	H: 0 LOB: 0 BB: 0 P: 3	R: 3 E: 0 K: 0 S: 5	H: 2 LOB: 0 BB: 1 P: 9	R: 0 E: 0 K: 0 S: 1	H: 0 LOB: 0 BB: 2 P: 9	R: 0 E: 0 K: 0 S: 4	H: 1 LOB: 1 BB: 0 P: 4	R: 1 E: 1 K: 0 S: 5	H: 1 LOB: 3 BB: 2 P: 13	R: 0 E: 0 K: 0 S: 3	H: 0 LOB: 0 BB: 0 P: 3	1B: 6 2B: 3 3B: 0 HR: 3	SF: 0 SAC: 1 DP: 2 HBP: 0	WP: 1 PB: 1 SB: 0 CS: 1	PA: 45					
PITCHER	IP	WLS	BF	H	R	ER	SO	BB	IBB	HBP	BLK	WP	HR	S	P	ERA	WHIP										
Milt Wilcox, R (1, 1) ERA: 3.58	4.2	L	26	9	8	8	1	2	2	0	0	0	3	24	40	15.43	2.357										
Howard Bailey, L (5, 1) ERA: 3.42	2.1		8	1	0	0	0	2	0	0	0	0	0	6	14	0.00	1.286										
Dave Gumpert, R (8, 1) ERA: 3.86	2.0		10	1	1	1	0	1	1	0	0	1	0	8	16	4.50	1.000										


Baltimore Orioles @ Detroit Tigers
 Tiger Stadium, Detroit, MI
 Fri Jul 01 1983, 7:05 PM EDT
 Att: 40,493 - Unknown

livebaseballscorecards.com

AB 35
R 9
H 11
RBI 9
BB 8
SO 1
LOB 17



Batter	1	2	3	4	5	6	7	8	9	AB	R	H	RBI	BB	SO	LOB					
Lou Whitaker, L <small>OBP: 0.364, SLG: 0.454</small> (1, 4)	0-0 4-3	0-0 4-1			0-3 K			0-0 F8			4	0	0	0	0	1	1				
Kirk Gibson, L <small>OBP: 0.295, SLG: 0.400</small> (1, 7)	0-0 2-3			0-0 G3	0-3 K			0-0 F7			4	0	0	0	0	1	0				
Larry Herndon, R <small>OBP: 0.303, SLG: 0.421</small> (1, 10)	4-0 1B HR BB			0-3 K					0-0 F8			3	1	0	0	1	2	0			
Lance Parrish, R <small>OBP: 0.334, SLG: 0.485</small> (1, 2)	0-0 1-2 HR 1B			0-0 F8			0-0 HR			0-0 FC3-6 1B			4	2	3	1	0	0	0		
Glenn Wilson, R <small>OBP: 0.313, SLG: 0.480</small> (1, 9)	0-0 1-H 2-H HR			0-0 G3-6-1 1B			0-0 1B			0-3 K			4	1	3	3	0	1	1		
Rick Leach, L <small>OBP: 0.308, SLG: 0.327</small> (1, 3)	0-0 F9			0-0 1-2f G3-6-1	0-3 K			0-0 1-2f FC3-6			4	0	0	0	0	1	3				
Chet Lemon, R <small>OBP: 0.379, SLG: 0.453</small> (1, 8)			H 1-0 SH1-3 HBP			4-0 BB BB	0-3 K			0-0 5-3			2	0	0	0	1	1	1		
Wayne Krenchicki, L <small>OBP: 0.333, SLG: 0.288</small> (1, 6)			X 0-0 SH1-3			X 0-0 1-2 F9			X 0-0 F7			X 0-3 K			3	0	0	0	0	1	1
Marty Castillo, R <small>OBP: 0.276, SLG: 0.357</small> (1, 5)			X 0-0 6-3			X 0-0 P6			X 0-0 HR			X 0-0 F8			2	0	0	0	0	0	1
Johnny Grubb, L <small>OBP: 0.377, SLG: 0.442</small> (7, PH)															1	1	1	1	0	0	0
Tom Brookens, R <small>OBP: 0.293, SLG: 0.320</small> (9, 5)															1	0	0	0	0	0	0

BOTTOM	
Baltimore Orioles @ Detroit Tigers Tiger Stadium, Detroit, MI Fri Jul 01 1983, 7:05 PM EDT Att. 40,493 - Unknown	
AB 32 R 5 H 7 RBI 5 BB 2 SO 8 LOB 8	

Inning Stats R: 3 H: 2 R: 0 H: 0 R: 0 H: 0 R: 0 H: 1 R: 0 H: 0 R: 1 H: 2 R: 0 H: 1 R: 0 H: 0 E: 0 LOB: 0 E: 0 LOB: 1 E: 0 LOB: 0 E: 0 LOB: 1 E: 0 LOB: 0 E: 0 LOB: 1 E: 0 LOB: 0 K: 0 BB: 1 K: 0 BB: 0 K: 1 BB: 0 K: 0 BB: 1 K: 3 BB: 0 K: 0 BB: 0 K: 1 BB: 0 S: 5 P: 9 S: 3 P: 4 S: 5 P: 5 S: 3 P: 7 S: 7 P: 7 S: 11 P: 11 S: 4 P: 4 S: 6 P: 6 S: 5 P: 5																1B: 4 SF: 0 2B: 0 SAC: 1 3B: 0 DP: 1 HR: 3 HBP: 1			WP: 0 PA: 36 PB: 0 SB: 0 CS: 0												
PITCHER Storm Davis, R (1, 1) <small>ERA: 3.23</small> IP 9.0 WLS W BF 36 H 7 R 5 ER 5 SO 8 BB 2 IBB 0 HBP 1 BLK 0 WP 0 HR 3 S 49 P 58 ERA 5.00 WHIP 1.000																PITCHER IP WLS BF H R ER SO BB IBB HBP BLK WP HR S P ERA WHIP															

livebaseballscorecards.com

Batter	1	2	3	4	5	6	7	8	9	AB R H RBI BB SO LOB	TOP
Al Bumbry, L (1, 8) OBP: 0.326, SLG: 0.364 John Shelby, S (7, PH) OBP: 0.314, SLG: 0.406 (7, 8)	0-0 	0-0 4-3 		4-0 			0-0 5-3 		0-0 	2 1 1 0 1 0 1 2 0 1 1 0 0 0	
Rich Dauer, R (1, 4) OBP: 0.273, SLG: 0.277	0-0 5-3 		0-0 	0-0 			0-0 F8 		0-0 F8 	5 1 2 2 0 0 2	
Cal Ripken Jr., R (1, 6) OBP: 0.357, SLG: 0.483	0-0 		0-0 FC1-4 	0-0 F8 			0-3 K 			4 2 1 0 0 1 1	
Eddie Murray, S (1, 3) OBP: 0.392, SLG: 0.493	0-0 		0-0 				0-0 5-3 		0-3 K 	4 1 2 3 0 1 0	
John Lowenstein, L (1, 7) OBP: 0.380, SLG: 0.497 Mike Young, S (5, PH) OBP: 0.100, SLG: 0.100 (5, 7)	4-0 		0-0 P5 			0-0 5-3 		0-0 6-3 		1 0 0 0 1 0 0 2 0 0 0 0 0 0	
Ken Singleton, S (1, 10) OBP: 0.398, SLG: 0.488	0-3 K 		0-0 4-3 			0-0 G1 		0-0 F9 		4 0 0 0 0 1 2	
Jim Dwyer, L (1, 9) OBP: 0.342, SLG: 0.433 Gary Roenicke, R (6, PH) OBP: 0.325, SLG: 0.503 (6, 9)		0-0 F8 		0-0 			0-0 5-3 		0-0 5-3 	2 1 1 1 0 0 0 2 0 0 0 0 0 0	
Todd Cruz, R (1, 5) OBP: 0.226, SLG: 0.341		0-3 K 		0-0 6-3 			0-0 6-3 		0-0 6-3 	4 0 0 0 0 1 0	
Rick Dempsey, R (1, 2) OBP: 0.328, SLG: 0.322		4-0 		0-0 F9 			0-0 6-3 		0-0 	3 1 1 0 1 0 0	
Inning Stats	R: 1 H: 3 E: 0 LOB: 2 K: 1 BB: 1 S: 7 P: 11	R: 0 H: 0 E: 0 LOB: 1 K: 1 BB: 1 S: 5 P: 9	R: 2 H: 2 E: 0 LOB: 0 K: 0 BB: 0 S: 5 P: 5	R: 3 H: 2 E: 0 LOB: 0 K: 0 BB: 1 S: 5 P: 9	R: 0 H: 0 E: 0 LOB: 0 K: 0 BB: 0 S: 3 P: 3	R: 0 H: 0 E: 0 LOB: 0 K: 0 BB: 0 S: 3 P: 3	R: 0 H: 0 E: 0 LOB: 0 K: 1 BB: 0 S: 5 P: 5	R: 0 H: 0 E: 0 LOB: 0 K: 1 BB: 0 S: 5 P: 5	R: 1 H: 2 E: 0 LOB: 1 K: 0 BB: 0 S: 5 P: 5	1B: 3 SF: 0 2B: 3 SAC: 0 3B: 0 DP: 0 HR: 3 HBP: 0	WP: 0 PA: 38 PB: 0 SB: 0 CS: 1
PITCHER Dan Petry, R (1, 1) ERA: 4.15 Howard Bailey, L (4, 1) ERA: 3.13	IP WLS BF H R ER SO BB IBB HBP BLK WP HR S P ERA WHIP 3.2 L 20 7 6 6 2 3 0 0 0 0 0 3 21 33 14.73 2.727 5.1 18 2 1 1 2 0 0 0 0 0 0 0 22 22 1.69 0.375	PITCHER IP WLS BF H R ER SO BB IBB HBP BLK WP HR S P ERA WHIP									

Baltimore Orioles @ Detroit Tigers
 Tiger Stadium, Detroit, MI
 Sat Jul 02 1983, 3:33 AM EDT
 Att: 28,010 - Unknown

AB 35
R 7
H 9
RBI 7
BB 3
SO 4
LOB 6



WP: 0 PA: 38
 PB: 0
 SB: 0
 CS: 1

ERA: 4.15
 ERA: 3.13

ERA: 14.73
 WHIP: 2.727
 ERA: 1.69
 WHIP: 0.375

ERA: 14.73
 WHIP: 2.727
 ERA: 1.69
 WHIP: 0.375


Batter	1	2	3	4	5	6	7	8	9	AB R H RBI BB SO LOB
Lou Whitaker, L (1, 4) OBP: 0.363, SLG: 0.451	0-0 F7		0-0 CS 1B			0-3 K		0-0 6-3		4 0 1 0 0 1 0
Enos Cabell, R (1, 3) OBP: 0.345, SLG: 0.446	0-3 K		0-0 CS 1B			0-0 F8		0-0 E6 1B		4 1 2 0 0 1 0
Larry Herndon, R (1, 7) OBP: 0.305, SLG: 0.426	0-0 F3		0-0 4-3			0-0 2B		0-0 G6-4-3 1B		4 0 2 1 0 0 2
Lance Parrish, R (1, 10) OBP: 0.330, SLG: 0.478		0-0 5-3		0-0 F2		0-0 5-3		0-0 F8		4 0 0 0 0 0 2
Glenn Wilson, R (1, 9) OBP: 0.309, SLG: 0.473		0-0 1-3		0-0 F9			0-0 F9	0-0 G6-4-3		4 0 0 0 0 0 1
John Wockenfuss, R (1, 2) OBP: 0.286, SLG: 0.365		4-0 BB		0-0 F7			0-3 K			2 0 0 0 1 1 0
Chet Lemon, R (1, 8) OBP: 0.375, SLG: 0.447		0-0 F5			0-3 K		0-0 6-3			3 0 0 0 0 1 1
Tom Brookens, R (1, 6) OBP: 0.293, SLG: 0.335			0-0 HR		0-0 P5			0-0 F9		3 1 1 1 0 0 0
Marty Castillo, R (1, 5) OBP: 0.258, SLG: 0.333			0-0 6-3		0-0 F2			0-3 K		2 0 0 0 0 0 0
Lynn Jones, R (8, PH) OBP: 0.222, SLG: 0.444										1 0 0 0 0 1 0
Wayne Krenchicki, L (9, 5) OBP: 0.333, SLG: 0.288										0 0 0 0 0 0 0

Inning Stats	R: 0	H: 0	E: 0	LOB: 0	K: 1	BB: 0	S: 5	P: 5
R: 0 H: 0 E: 0 LOB: 0 K: 1 BB: 0 S: 5 P: 5	R: 0 H: 0 E: 0 LOB: 1 K: 0 BB: 1 S: 3 P: 7	R: 1 H: 3 E: 0 LOB: 1 K: 0 BB: 0 S: 5 P: 5	R: 0 H: 0 E: 0 LOB: 0 K: 0 BB: 0 S: 3 P: 3	R: 0 H: 0 E: 0 LOB: 0 K: 1 BB: 0 S: 5 P: 5	R: 0 H: 1 E: 0 LOB: 1 K: 1 BB: 0 S: 6 P: 6	R: 0 H: 0 E: 0 LOB: 0 K: 1 BB: 0 S: 5 P: 5	R: 0 H: 0 E: 1 LOB: 0 K: 0 BB: 0 S: 4 P: 4	R: 1 H: 2 E: 1 LOB: 0 K: 0 BB: 0 S: 4 P: 4
PITCHER Scott McGregor, L (1, 1) ERA: 3.49	IP 9.0 WLS W BF 32 H 6 R 2 ER 2 SO 5 BB 1 IBB 0 HBP 0 BLK 0 WP 0 HR 1 S 41 P 45 ERA 2.00 WHIP 0.778	PITCHER IP WLS BF H R ER SO BB IBB HBP BLK WP HR S P ERA WHIP						

BOTTOM

Baltimore Orioles @ Detroit Tigers
Tiger Stadium, Detroit, MI
Sat Jul 02 1983, 3:33 AM EDT
Att. 28,010 - Unknown

AB	31
R	2
H	6
RBI	2
BB	1
SO	5
LOB	6



WP: 0	PA: 32
PB: 0	
SB: 0	
CS: 2	

Batter	1	2	3	4	5	6	7	8	9	AB R H RBI BB SO LOB	TOP									
Al Bumbry, L (1, 8) OBP: 0.330, SLG: 0.360	4-0 F8 BB		0-0 F7			4-0 1B BB		0-0 1-3		2 0 0 0 2 0 1										
Rich Dauer, R (1, 4) OBP: 0.272, SLG: 0.277	0-0 F8 1-2			0-0 P4		0-0 1-2 1B		0-0 6-3		4 0 1 0 0 0 1										
Cal Ripken Jr., R (1, 6) OBP: 0.353, SLG: 0.477	0-3 K			0-3 K		0-0 G3		0-0 F8		4 0 0 0 0 2 2										
Eddie Murray, S (1, 3) OBP: 0.390, SLG: 0.490		0-0 CS 1B		0-3 K			0-0 F2		0-0 4-3	4 0 1 0 0 1 0										
John Lowenstein, L (1, 7) OBP: 0.374, SLG: 0.487		0-0 F8 1-2			0-0 4-3		0-3 K			3 0 0 0 0 1 1										
Ken Singleton, S (1, 10) OBP: 0.393, SLG: 0.482		0-0 P6			0-0 F7		0-0 4-3			3 0 0 0 0 0 0										
Jim Dwyer, L (1, 9) OBP: 0.342, SLG: 0.471			0-0 HR		0-0 F7			0-0 F9		3 1 1 1 0 0 0										
Todd Cruz, R (1, 5) OBP: 0.228, SLG: 0.338			0-0 F8			0-3 K		4-0 BB		2 0 0 0 1 1 0										
Rick Dempsey, R (1, 2) OBP: 0.325, SLG: 0.318			0-0 4-3			0-3 K		0-0 F7		2 0 0 0 0 1 0										
John Stefero, L (6, 2) OBP: 0.500, SLG: 0.600										1 0 0 0 0 0 1										
Inning Stats	R: 0 E: 0 K: 1 S: 4	H: 0 LOB: 0 BB: 1 P: 8	R: 0 E: 0 K: 0 S: 3	H: 1 LOB: 0 BB: 0 P: 3	R: 1 E: 0 K: 0 S: 4	H: 1 LOB: 0 BB: 0 P: 4	R: 0 E: 0 K: 2 S: 7	H: 0 LOB: 0 BB: 0 P: 7	R: 0 E: 0 K: 0 S: 3	H: 0 LOB: 0 BB: 0 P: 3	R: 0 E: 0 K: 1 S: 5	H: 0 LOB: 0 BB: 0 P: 5	R: 0 E: 0 K: 1 S: 3	H: 0 LOB: 1 BB: 1 P: 7	R: 0 E: 0 K: 0 S: 3	H: 0 LOB: 0 BB: 0 P: 3	1B: 2 2B: 0 3B: 0 HR: 1	SF: 0 SAC: 0 DP: 0 HBP: 0	WP: 0 PB: 0 SB: 0 CS: 1	PA: 31
PITCHER	IP WLS BF H R ER SO BB IBB HBP BLK WP HR S P ERA WHIP																			
Juan Berenguer, R (1, 1) ERA: 3.16	6.0 W 21 3 1 1 5 2 0 0 0 0 1 29 37 1.50 0.833																			
Doug Bair, R (7, 1) ERA: 2.33	3.0 S 10 0 0 0 1 1 0 0 0 0 0 0 11 15 0.00 0.333																			

Baltimore Orioles @ Detroit Tigers
Tiger Stadium, Detroit, MI
Sun Jul 03 1983, 3:33 AM EDT
Att. 26,703 - Unknown

livebaseballscorecards.com

AB	28
R	1
H	3
RBI	1
BB	3
SO	6
LOB	6



Batter	1	2	3	4	5	6	7	8	9
Lou Whitaker, L (1, 4) OBP: 0.363, SLG: 0.454 Marty Castillo, R (9, 5) OBP: 0.258, SLG: 0.333	0-0 4-1		0-0 2B 1B	0-0 P6		0-0 F8		0-0 1-3 HR 2B	
Enos Cabell, R (1, 3) OBP: 0.359, SLG: 0.466	0-0 2B		0-0 2B 1-H 2B		0-0 BB 1B		0-3 K	4-0 HR BB	
Kirk Gibson, L (1, 10) OBP: 0.295, SLG: 0.402 John Wockenfuss, R (8, PH) OBP: 0.292, SLG: 0.402	0-3 K		0-0 2B 2-3 2B		0-0 F8		0-0 3-1	0-0 HR 1-H 2-H 3-H	
Lance Parrish, R (1, 2) OBP: 0.334, SLG: 0.486 Bill Fahey, L (9, 2) OBP: 0.368, SLG: 0.313	0-0 5-3		0-0 1B 2B 2-H 3-H		4-0 BB 1-2 BB		0-0 FC5 2B	0-0 F7	
Larry Herndon, R (1, 7) OBP: 0.308, SLG: 0.436		0-0 HR	0-0 1B BB 4-0		0-3 K		0-0 FC5		
Glenn Wilson, R (1, 9) OBP: 0.308, SLG: 0.469	0-0 5-3		0-0 1B 1-3 2-H		0-3 K		0-3 K		
Chet Lemon, R (1, 8) OBP: 0.370, SLG: 0.440	0-0 5-3		0-0 F9			0-0 F8		0-0 F2	
Wayne Krenchicki, L (1, 5) OBP: 0.340, SLG: 0.301 (9, 4)	0-0 4-3			0-0 L3		4-0 BB		0-0 1B 2B	
Tom Brookens, R (1, 6) OBP: 0.293, SLG: 0.333			0-3 K	0-0 F9		0-0 F8		0-0 2B HR 1B	

Inning Stats	R: 0 E: 0 K: 1 S: 6	H: 1 LOB: 1 BB: 0 P: 6	R: 1 E: 0 K: 0 S: 4	H: 1 LOB: 0 BB: 0 P: 4	R: 4 E: 0 K: 1 S: 9	H: 5 LOB: 1 BB: 1 P: 13	R: 0 E: 0 K: 0 S: 3	H: 0 LOB: 0 BB: 0 P: 3	R: 0 E: 0 K: 2 S: 8	H: 1 LOB: 2 BB: 1 P: 12	R: 0 E: 0 K: 0 S: 3	H: 0 LOB: 1 BB: 1 P: 7	R: 0 E: 0 K: 1 S: 6	H: 1 LOB: 1 BB: 0 P: 6	R: 5 E: 0 K: 1 S: 9	H: 4 LOB: 0 BB: 1 P: 13
--------------	------------------------------	---------------------------------	------------------------------	---------------------------------	------------------------------	----------------------------------	------------------------------	---------------------------------	------------------------------	----------------------------------	------------------------------	---------------------------------	------------------------------	---------------------------------	------------------------------	----------------------------------

PITCHER															IP	WLS	BF	H	R	ER	SO	BB	IBB	HBP	BLK	WP	HR	S	P	ERA	WHIP
Mike Boddicker, R (1, 1) ERA: 4.02															2.2	L	15	7	5	5	2	1	0	0	0	0	1	18	22	16.88	3.000
Sammy Stewart, R (3, 1) ERA: 4.3															3.1		13	1	0	0	2	2	0	0	0	0	0	15	23	0.00	0.900
Tim Stoddard, R (7, 1) ERA: 6.1															1.2		10	4	4	4	2	1	0	0	0	0	0	13	17	21.60	3.000
Dan Morigiello, L (8, 1) ERA: 3.86															0.1		2	1	1	1	0	0	0	0	0	0	1	2	2	27.00	3.000

BOTTOM

AB	R	H	RBI	BB	SO	LOB
5	2	2	0	0	0	1
0	0	0	0	0	0	0
4	2	3	1	1	1	0
4	1	1	0	0	1	2
1	1	1	4	0	0	0
4	1	2	2	1	0	1
0	0	0	0	0	0	0
3	1	1	1	1	1	3
4	0	1	1	0	2	2
4	0	0	0	0	0	1
3	1	1	0	1	0	0
4	1	1	1	0	1	1

AB	36
R	10
H	13
RBI	10
BB	4
SO	6
LOB	11



Baltimore Orioles @ Detroit Tigers
Tiger Stadium, Detroit, MI
Sun Jul 03 1983, 3:33 AM EDT
Att. 26,703 - Unknown

livebaseballscores.com

Batter	1	2	3	4	5	6	7	8	9	AB R H RBI BB SO LOB	TOP
Spike Owen, S (1, 6) OBP: 0.395, SLG: 0.459	0-3 K		0-0 BB 1B	0-0 F8			0-0 CS 1B		0-0 E CS 1B	5 0 3 0 0 1 3	
Tony Bernazard, S (1, 4) OBP: 0.330, SLG: 0.384	0-0 F8		4-0 BB 1-2		0-3 K		0-3 K 1-2		4-0 BB 1-3	3 0 0 0 2 2 1	
Ricky Nelson, L (1, 7) OBP: 0.336, SLG: 0.474	0-0 1B		0-0 F9		0-3 K			0-0 F8	0-0 CS 3-H	4 0 1 0 0 1 2	
Richie Zisk, R (1, 10) OBP: 0.308, SLG: 0.417 John Moses, S (8, PR) OBP: 0.214, SLG: 0.108	0-0 5-3			0-0 FC5-4 1B	0-0 6-3			0-0 1B 2B		4 0 2 0 0 0 1 0 1 0 0 0 0 0	
Pat Putnam, L (1, 3) OBP: 0.299, SLG: 0.405		0-0 F9		0-0 FC5-4 BB 1-2f		0-0 WP 1B		0-0 1B		4 2 2 1 0 0 1	
Al Cowens, R (1, 9) OBP: 0.241, SLG: 0.268		0-0 G3		0-0 6-3		0-0 CS 1B 1-H		0-0 F4		4 0 1 1 0 0 3	
Jamie Allen, R (1, 5) OBP: 0.352, SLG: 0.361		0-0 5-3		4-0 BB E BB		0-0 L8		0-0 F3		3 0 0 0 1 0 3	
Dave Henderson, R (1, 8) OBP: 0.300, SLG: 0.397			0-0 G5-4-3 1B	0-0 E5 BB 1-2 2-3		0-3 K		0-0 F8		4 0 1 0 0 1 3	
Rick Sweet, S (1, 2) OBP: 0.246, SLG: 0.242			0-0 G5-4-3 1-2f	4-0 BB 1-2 2-3 3-H		0-0 CS 1-2	0-3 K		0-0 F7	3 0 0 1 1 1 1	
Inning Stats	R: 0 E: 0 K: 1 S: 6 H: 1 LOB: 1 BB: 0 P: 6	R: 0 E: 0 K: 0 S: 3 H: 0 LOB: 0 BB: 0 P: 3	R: 0 E: 0 K: 0 S: 4 H: 2 LOB: 2 BB: 1 P: 8	R: 1 E: 1 K: 0 S: 5 H: 1 LOB: 3 BB: 2 P: 13	R: 0 E: 0 K: 2 S: 7 H: 0 LOB: 0 BB: 0 P: 7	R: 1 E: 0 K: 1 S: 6 H: 2 LOB: 0 BB: 0 P: 6	R: 0 E: 0 K: 2 S: 7 H: 1 LOB: 1 BB: 0 P: 7	R: 1 E: 0 K: 0 S: 5 H: 2 LOB: 2 BB: 0 P: 5	R: 0 E: 0 K: 0 S: 3 H: 1 LOB: 1 BB: 1 P: 7	1B: 9 2B: 2 3B: 0 HR: 0 SF: 0 SAC: 0 DP: 2 HBP: 0	WP: 1 PB: 0 SB: 1 CS: 3 PA: 40
PITCHER Storm Davis, R (1, 1) ERA: 3.13	IP: 9.0 WLS: L BF: 38 H: 10 R: 3 ER: 2 SO: 6 BB: 4 IBB: 0 HBP: 0 BLK: 0 WP: 1 HR: 0 S: 46 P: 62 ERA: 2.00 WHIP: 1.556						PITCHER IP: WLS: BF: H: R: ER: SO: BB: IBB: HBP: BLK: WP: HR: S: P: ERA: WHIP:				

Seattle Mariners @ Baltimore Orioles
Memorial Stadium, Baltimore, MD
 Fri Jul 08 1983, 7:05 PM EDT
 Att: 17,164 - Unknown

livebaseballscorecards.com

AB	34
R	3
H	10
RBI	3
BB	4
SO	6
LOB	18



Batter	1	2	3	4	5	6	7	8	9	AB	R	H	RBI	BB	SO	LOB	
Al Bumbry, L (1, 8) OBP: 0.323, SLG: 0.352 John Stefero, L (9, 2) OBP: 0.500, SLG: 0.600	0-0 E3 G3-6-3			0-0 4-3		0-0 4-3 1-2		0-3 K		4	0	0	0	0	1	2	
Rich Dauer, R (1, 4) OBP: 0.272, SLG: 0.276	0-0 F4			0-0 1B 1B		0-0 4-3		0-0 F2		4	0	1	0	0	0	3	
Cal Ripken Jr., R (1, 6) OBP: 0.352, SLG: 0.474	0-0 G3-6-3 1-2f			0-0 1-2 1B		0-0 6-3			0-3 K	4	0	1	0	0	1	2	
Eddie Murray, S (1, 3) OBP: 0.389, SLG: 0.484		4-0 BB BB BB BB G6-3 BB		0-0 F7		0-0 F7		0-0 F8		0-0 F8	3	0	0	0	1	0	2
John Lowenstein, L (1, 7) OBP: 0.366, SLG: 0.475		0-0 F7		0-0 F7		0-0 4-3		0-0 F8		4	0	0	0	0	0	3	
Ken Singleton, S (1, 10) OBP: 0.392, SLG: 0.484		0-0 G6-3 1-2f			0-0 4-3		0-0 2B			3	0	1	0	0	0	1	
Gary Roenicke, R (1, 9) OBP: 0.320, SLG: 0.494			0-0 6-3		0-0 6-3		0-0 5-3			3	0	0	0	0	0	1	
Todd Cruz, R (1, 5) OBP: 0.233, SLG: 0.339		4-0 BB BB BB BB G3-6 BB		0-0 5-3				0-0 FC4-6 1B		2	0	1	0	1	0	0	
Rick Dempsey, R (1, 2) OBP: 0.327, SLG: 0.316 John Shelby, S (8, PH) OBP: 0.313, SLG: 0.404 (9, 8)			0-0 G3-6 1-2f		4-0 BB BB BB BB 4-3 BB			0-0 FC4-6 1-2f		1	0	0	0	1	0	1	
										1	0	0	0	0	0	1	

Inning Stats	R: 0	H: 0	E: 1	LOB: 0	K: 0	BB: 0	S: 3	P: 3	R: 0	H: 0	E: 0	LOB: 0	K: 0	BB: 1	S: 2	P: 6	R: 0	H: 2	E: 0	LOB: 2	K: 0	BB: 0	S: 5	P: 5	R: 0	H: 0	E: 0	LOB: 0	K: 0	BB: 0	S: 3	P: 3	R: 0	H: 0	E: 0	LOB: 1	K: 0	BB: 1	S: 3	P: 7	R: 0	H: 1	E: 0	LOB: 1	K: 0	BB: 0	S: 4	P: 4	R: 0	H: 1	E: 0	LOB: 1	K: 1	BB: 0	S: 6	P: 6	R: 0	H: 0	E: 0	LOB: 0	K: 1	BB: 0	S: 5	P: 5	1B: 3	SF: 0	2B: 1	SAC: 0	3B: 0	DP: 3	HR: 0	HBP: 0	WP: 0	PA: 32
PITCHER Jim Beattie, R (1, 1) ERA: 3.72	IP	WLS	BF	H	R	ER	SO	BB	IBB	HBP	BLK	WP	HR	S	P	ERA	WHIP	IP	WLS	BF	H	R	ER	SO	BB	IBB	HBP	BLK	WP	HR	S	P	ERA	WHIP	IP	WLS	BF	H	R	ER	SO	BB	IBB	HBP	BLK	WP	HR	S	P	ERA	WHIP																							


BOTTOM

Seattle Mariners @ Baltimore Orioles
Memorial Stadium, Baltimore, MD

Fri Jul 08 1983, 7:05 PM EDT
 Att. 17,164 - Unknown

livebaseballscorecards.com

AB	29
R	0
H	4
RBI	0
BB	3
SO	2
LOB	16



Batter	1	2	3	4	5	6	7	8	9	10	AB R H RBI BB SO LOB	TOP											
Spike Owen, S (1, 6) OBP: 0.375, SLG: 0.429	0-0 1-3		0-0 F2			0-0 F9			0-0 2B 1B	0-3 K	5 1 1 0 0 1 1												
Tony Bernazard, S (1, 4) OBP: 0.328, SLG: 0.378	0-3 K			4-0 G1-6-3 BB			0-0 F9		0-0 F8	0-0 F8	4 0 0 0 1 1 2												
Al Cowens, R (1, 9) OBP: 0.241, SLG: 0.272	0-0 F7			0-0 G1-6-3 1-2f			0-0 F9		0-0 1B 2B		4 1 1 1 0 0 1												
Richie Zisk, R (1, 10) OBP: 0.311, SLG: 0.416		0-0 1B		0-0 6-3			0-0 F9		4-0 1B BB		3 0 1 0 1 0 0 0 0 0 0 0 0 0												
Steve Henderson, R (1, 7) OBP: 0.371, SLG: 0.411		0-3 K			0-0 5-3			0-0 G4-6-3 1B	0-0 1-2 2-H 1B		4 0 2 1 0 1 1 0 0 0 0 0 0 0												
Ricky Nelson, L (10, 7) OBP: 0.336, SLG: 0.474		0-3 K			0-0 3-1			0-0 G4-6-3 1-2f	0-3 K		3 0 0 0 0 1 2 1 0 0 0 0 1 2												
Jim Maler, R (1, 3) OBP: 0.250, SLG: 0.256		0-3 K			0-0 3-1			0-0 G4-6-3 1-2f			3 0 0 0 0 1 2 1 0 0 0 0 1 2												
Pat Putnam, L (9, PH) OBP: 0.297, SLG: 0.403		0-3 K			0-0 3-1			0-0 G4-6-3 1-2f			3 0 0 0 0 1 2 1 0 0 0 0 1 2												
Jamie Allen, R (1, 5) OBP: 0.355, SLG: 0.360		0-0 L9			0-3 K			4-0 BB		0-0 S 1B	3 1 1 0 1 1 1	AB 35											
Dave Henderson, R (1, 8) OBP: 0.296, SLG: 0.391			0-0 F7			0-0 6-3		0-0 6-3		0-3 K	4 0 0 0 0 1 2	R 3											
Orlando Mercado, R (1, 2) OBP: 0.247, SLG: 0.316			0-0 6-3			0-0 6-3		0-0 6-3		1-2 K	3 0 0 0 0 0 0 1 0 1 1 0 0 0	H 7											
Rick Sweet, S (10, PH) OBP: 0.252, SLG: 0.248			0-0 6-3			0-0 F9		0-0 6-3		2-H 1B	3 0 0 0 0 0 0 1 0 1 1 0 0 0	RBI 3											
Inning Stats	R: 0 E: 0 K: 1 S: 5	H: 0 LOB: 0 BB: 0 P: 5	R: 0 E: 0 K: 2 S: 8	H: 1 LOB: 1 BB: 0 P: 8	R: 0 E: 0 K: 0 S: 3	H: 0 LOB: 0 BB: 0 P: 3	R: 0 E: 0 K: 0 S: 2	H: 0 LOB: 0 BB: 1 P: 6	R: 0 E: 0 K: 1 S: 5	H: 0 LOB: 0 BB: 0 P: 5	R: 0 E: 0 K: 0 S: 3	H: 0 LOB: 0 BB: 0 P: 3	R: 0 E: 0 K: 0 S: 3	H: 1 LOB: 1 BB: 1 P: 7	R: 2 E: 0 K: 1 S: 8	H: 3 LOB: 2 BB: 1 P: 12	R: 1 E: 0 K: 2 S: 9	H: 2 LOB: 1 BB: 0 P: 9	1B: 6 2B: 1 3B: 0 HR: 0	SF: 0 SAC: 0 DP: 2 HBP: 0	WP: 0 PB: 0 SB: 1 CS: 0	PA: 38	
PITCHER	IP WLS BF H R ER SO BB IBB HBP BLK WP HR S P ERA WHIP																						
Scott McGregor, L (1, 1) ERA: 3.4	8.2		30	4	2	2	4	2	0	0	0	0	0	0	36	44	2.08	0.692					
Tim Stoddard, R (9, 1) ERA: 6.1	0.0		2	1	0	0	0	1	0	0	0	0	0	1	5		∞	∞					
Dan Morogiello, L (9, 1) ERA: 3.79	0.1	L	1	0	0	0	1	0	0	0	0	0	0	3	3	0.00	0.000						
Sammy Stewart, R (10, 1) ERA: 4.36	1.0	L	5	2	1	1	2	0	0	0	0	0	0	9	9	9.00	2.000						

Seattle Mariners @ Baltimore Orioles
 Memorial Stadium, Baltimore, MD
 Sat Jul 09 1983, 7:05 PM EDT
 Att. 20,791 - Unknown

livebaseballscorecards.com



BOTTOM

Seattle Mariners @ Baltimore Orioles
Memorial Stadium, Baltimore, MD

Sat Jul 09 1983, 7:05 PM EDT
Att. 20,791 - Unknown

livebaseballscorecards.com

AB 34
R 2
H 7
RBI 2
BB 2
SO 7
LOB 14



AB	R	H	RBI	BB	SO	LOB
5	1	1	0	0	0	1

AB	R	H	RBI	BB	SO	LOB
4	0	0	0	0	1	1

AB	R	H	RBI	BB	SO	LOB
4	0	2	1	0	0	0

AB	R	H	RBI	BB	SO	LOB
3	0	1	0	1	2	2

AB	R	H	RBI	BB	SO	LOB
4	0	1	0	0	0	3

AB	R	H	RBI	BB	SO	LOB
3	1	1	1	1	1	2

AB	R	H	RBI	BB	SO	LOB
3	0	0	0	0	1	2

AB	R	H	RBI	BB	SO	LOB
3	0	0	0	0	0	1
1	0	1	0	0	0	0

AB	R	H	RBI	BB	SO	LOB
3	0	0	0	0	1	1
1	0	0	0	0	1	1

1B	SF	2B	SAC	3B	DP	HR	HBP
5	0	1	2	0	1	1	0

WP	PA
0	38

Batter	1	2	3	4	5	6	7	8	9	10	AB	R	H	RBI	BB	SO	LOB
Al Bumbry, L (1, 8) OBP: 0.320, SLG: 0.348	X 0-0 ① 4-3		X 0-0 ③ 1-3			X 0-0 SH2-4 1B 1B		X 0-0 ① 4-3		X 0-0 ② F7	5	1	1	0	0	0	1
Mike Young, S (1, 9) OBP: 0.071, SLG: 0.071	X 0-0 ② 4-3			X 0-0 ① F8		X 0-0 ① SH2-4 1-2		X 0-0 ② G3		X 0-3 ③ K	4	0	0	0	0	1	1
Cal Ripken Jr., R (1, 6) OBP: 0.353, SLG: 0.477	X 0-0 2B			X 0-0 ② F3		X 0-0 2-H 1B		X 0-0 ③ F2			4	0	2	1	0	0	0
Eddie Murray, S (1, 3) OBP: 0.390, SLG: 0.483	X 0-3 ③ K			X 0-0 BLK 1B		X 0-3 ② K			X 4-0 S BB		3	0	1	0	1	2	2
John Lowenstein, L (1, 7) OBP: 0.364, SLG: 0.470		X 0-0 G6-4-3 1B		X 0-0 ③ G3		X 0-0 ③ L8			X 0-0 ① L9		4	0	1	0	0	0	3
Ken Singleton, S (1, 10) OBP: 0.394, SLG: 0.496		X 0-3 ① K			X 4-0 S BB		X 0-0 HR		X 0-0 ② F8		3	1	1	1	1	1	2
Todd Cruz, R (1, 5) OBP: 0.230, SLG: 0.335		X 0-0 ② G6-4-3 1-2f			X 0-0 ① SH5-3		X 0-0 ① 5-3		X 0-3 ③ K		3	0	0	0	0	1	2
Lenn Sakata, R (1, 4) OBP: 0.281, SLG: 0.350			X 0-0 ① 6-3			X 0-0 ② F2		X 0-0 ② L7		X 0-0 S 1B	3	0	0	0	0	0	1
John Shelby, S (10, PH) OBP: 0.316, SLG: 0.407				X 0-3 ② K		X 0-0 ③ 6-3		X 0-0 ③ F8		X 0-3 ① K	1	0	0	0	0	0	0
Rick Dempsey, R (1, 2) OBP: 0.322, SLG: 0.311																	
Jim Dwyer, L (10, PH) OBP: 0.338, SLG: 0.465																	

Inning Stats																	WP	PA										
R	H	E	K	S	R	H	E	K	S	R	H	E	K	S	R	H	E	K	S	1B	2B	3B	HR	SF	SAC	DP	HBP	
0	1	0	1	6	0	1	0	0	5	0	1	0	1	5	0	1	0	4	3	5	5	0	0	0	0	0	0	0
0	1	0	0	6	0	1	0	0	5	0	1	0	1	5	0	1	0	4	3	5	5	0	0	0	0	0	0	0
0	0	0	1	6	0	1	0	0	5	0	1	0	1	5	0	1	0	4	3	5	5	0	0	0	0	0	0	0

PITCHER																	ERA	WHIP
IP	WLS	BF	H	R	ER	SO	BB	IBB	HBP	BLK	WP	HR	S	P	ERA	WHIP		
8.0		30	6	2	2	4	1	0	0	1	0	1	37	41	2.25	0.875		
2.0	W	8	1	0	0	3	1	0	0	0	0	0	13	17	0.00	1.000		

Batter	1	2	3	4	5	6	7	8	9	AB R H RBI BB SO LOB	TOP													
Spike Owen, S (1, 6) OBP: 0.385, SLG: 0.435	0-0 1-3		0-0 L4-3 1B		0-0 G3			0-0 FC5-4 1B		4 0 2 0 0 0 1														
Tony Bernazard, S (1, 4) OBP: 0.327, SLG: 0.375	0-0 F9		0-0 L4-3 1-2			4-0 1-4-3 S BB		0-0 F7		3 0 0 0 1 0 2														
Ricky Nelson, L (1, 7) OBP: 0.333, SLG: 0.467	0-0 1B			0-3 K		0-0 F9		0-3 K		4 0 1 0 0 2 2														
Richie Zisk, R (1, 10) OBP: 0.310, SLG: 0.410	0-3 K			0-3 K		4-0 1-4-3 1-2 BB		0-0 FC5-4 1-2f		3 0 0 0 1 2 2														
Pat Putnam, L (1, 3) OBP: 0.300, SLG: 0.402		0-0 G3 1B		4-0 BB		0-0 1-4-3 1-2 2-3		0-0 6-3		3 0 1 0 1 0 2														
Al Cowens, R (1, 9) OBP: 0.238, SLG: 0.268		0-0 G3		0-3 K		0-3 K		0-0 F2		3 0 0 0 0 2 4														
Manny Castillo, S (9, PH) OBP: 0.233, SLG: 0.277		1-2						1 0 0 0 0 0 0		1 0 0 0 0 0 0														
Jamie Allen, R (1, 5) OBP: 0.348, SLG: 0.352		0-3 K			0-0 6-3		0-3 K		0-0 F7	4 0 0 0 0 2 1														
Dave Henderson, R (1, 8) OBP: 0.296, SLG: 0.391		0-0 4-3			0-0 1-3 1B		0-0 6-3			3 0 1 0 0 0 1														
Rick Sweet, S (1, 2) OBP: 0.247, SLG: 0.243			0-0 4-1		0-0 1-3		0-0 1-3			3 0 0 0 0 0 1														
Inning Stats	R: 0 E: 0 K: 1 S: 6	H: 1 LOB: 1 BB: 0 P: 6	R: 0 E: 0 K: 1 S: 6	H: 1 LOB: 1 BB: 0 P: 6	R: 0 E: 0 K: 0 S: 3	H: 1 LOB: 0 BB: 0 P: 3	R: 0 E: 0 K: 3 S: 9	H: 0 LOB: 1 BB: 1 P: 13	R: 0 E: 0 K: 0 S: 4	H: 1 LOB: 1 BB: 0 P: 4	R: 0 E: 0 K: 1 S: 5	H: 0 LOB: 2 BB: 2 P: 13	R: 0 E: 0 K: 1 S: 5	H: 0 LOB: 0 BB: 0 P: 5	R: 0 E: 0 K: 1 S: 6	H: 1 LOB: 1 BB: 0 P: 6	R: 0 E: 0 K: 0 S: 3	H: 0 LOB: 0 BB: 0 P: 3	1B: 5 2B: 1 3B: 0 HR: 0	SF: 0 SAC: 0 DP: 1 HBP: 0	WP: 0 PB: 0 SB: 1 CS: 0	PA: 34		
PITCHER Mike Boddicker, R (1, 1) ERA: 3.45	IP: 9.0 WLS: W BF: 34 H: 5 R: 0 ER: 0 SO: 8 BB: 3 IBB: 0 HBP: 0 BLK: 0 WP: 0 HR: 0 S: 47 P: 59 ERA: 0.00 WHIP: 0.889																							

Seattle Mariners @ Baltimore Orioles
Memorial Stadium, Baltimore, MD
 Sun Jul 10 1983, 3:33 AM EDT
 Att: 34,289 - Unknown

livebaseballscorecards.com

AB	31
R	0
H	5
RBI	0
BB	3
SO	8
LOB	16



Batter	1	2	3	4	5	6	7	8	9	AB	R	H	RBI	BB	SO	LOB
John Shelby, S (1, 8) OBP: 0.309, SLG: 0.398	0-3 K		0-0 F4			0-3 K		0-3 K		4	0	0	0	0	3	1
Rich Dauer, R (1, 4) OBP: 0.268, SLG: 0.272	0-0 6-3			0-0 L8		0-0 F9		0-0 6-3		4	0	0	0	0	0	0
Cal Ripken Jr., R (1, 6) OBP: 0.349, SLG: 0.471	0-0 L9			0-3 K		0-3 K		0-0 F6		4	0	0	0	0	2	0
Eddie Murray, S (1, 3) OBP: 0.389, SLG: 0.481		0-0 3-1		0-0 F7			0-0 SF8 SH 1B			3	1	1	0	0	0	0
Gary Roenicke, R (1, 9) OBP: 0.316, SLG: 0.487		0-0 4-3			0-0 F9		0-0 SH SF8 E WP 1-2			2	1	0	0	0	0	0
Ken Singleton, S (1, 10) OBP: 0.390, SLG: 0.489 Al Bumbry, L (7, PR) OBP: 0.320, SLG: 0.348		0-0 F9			0-0 5-3		0-0 E5 WP 1-2 2-3			3	0	0	0	0	0	2
Benny Ayala, R (1, 7) OBP: 0.246, SLG: 0.400 Mike Young, S (8, 7) OBP: 0.071, SLG: 0.071			0-0 F6			0-0 2B	0-0 SF8 2-3 3-H			2	0	1	1	0	0	0
Todd Cruz, R (1, 5) OBP: 0.232, SLG: 0.332			0-0 5-3		4-0 BB	4-0 BB	0-3 K 1-2 3-H			2	0	0	0	1	1	1
Rick Dempsey, R (1, 2) OBP: 0.322, SLG: 0.307			4-0 BB		0-0 F4		0-0 5-3			2	0	0	0	1	0	4

Inning Stats	R: 0	H: 0	E: 0	K: 1	S: 5	LOB: 0	BB: 0	P: 5	R: 0	H: 0	E: 0	K: 0	S: 3	LOB: 0	BB: 0	P: 3	R: 0	H: 0	E: 0	K: 1	S: 5	LOB: 1	BB: 1	P: 7	R: 0	H: 0	E: 0	K: 2	S: 7	LOB: 0	BB: 0	P: 7	R: 2	H: 1	E: 2	K: 1	S: 8	LOB: 2	BB: 0	P: 8	R: 0	H: 0	E: 0	K: 1	S: 5	LOB: 0	BB: 0	P: 5																					
PITCHER	IP	WLS	BF	H	R	ER	SO	BB	IBB	HBP	BLK	WP	HR	S	P	ERA	WHIP																			IP	WLS	BF	H	R	ER	SO	BB	IBB	HBP	BLK	WP	HR	S	P	ERA	WHIP																	
Matt Young, L (1, 1) ERA: 2.71	6.1	L	25	2	2	0	4	2	0	0	0	0	0	31	39	0.00	0.632																																																				
Mike Stanton, R (7, 1) ERA: 4.4	1.2		5	0	0	0	2	0	0	0	0	1	0	9	9	0.00	0.000																																																				

BOTTOM

Seattle Mariners @ Baltimore Orioles
Memorial Stadium, Baltimore, MD

Sun Jul 10 1983, 3:33 AM EDT
Att. 34,289 - Unknown

livebaseballscorecards.com

AB	26
R	2
H	2
RBI	1
BB	2
SO	6
LOB	8



1B:	1	SF:	1	WP:	1	PA:	30
2B:	1	SAC:	1	PB:	0	SB:	0
3B:	0	DP:	0	CS:	0		
HR:	0	HBP:	0				

Batter	1	2	3	4	5	6	7	8	9
Al Bumbry, L OBP: 0.317, SLG: 0.344 (1, 8)									
Rich Dauer, R OBP: 0.266, SLG: 0.270 (1, 4)									
Cal Ripken Jr., R OBP: 0.353, SLG: 0.475 (1, 6)									
Eddie Murray, S OBP: 0.390, SLG: 0.488 (1, 3)									
John Lowenstein, L OBP: 0.365, SLG: 0.470 (1, 7)									
Gary Roenicke, R OBP: 0.311, SLG: 0.478 (3, PH)									
Ken Singleton, S OBP: 0.395, SLG: 0.504 (1, 10)									
Jim Dwyer, L OBP: 0.354, SLG: 0.486 (1, 9)									
Mike Young, S OBP: 0.063, SLG: 0.063 (4, PH)									
Todd Cruz, R OBP: 0.236, SLG: 0.335 (1, 5)									
Rick Dempsey, R OBP: 0.321, SLG: 0.306 (1, 2)									

Inning Stats	R: 4 E: 1 K: 0 S: 8	H: 4 LOB: 3 BB: 2 P: 16	R: 3 E: 0 K: 2 S: 10	H: 3 LOB: 1 BB: 1 P: 14	R: 0 E: 0 K: 0 S: 6	H: 3 LOB: 3 BB: 0 P: 6	R: 0 E: 0 K: 0 S: 4	H: 1 LOB: 2 BB: 1 P: 8	R: 0 E: 0 K: 0 S: 4	H: 1 LOB: 1 BB: 0 P: 4	R: 0 E: 0 K: 1 S: 5	H: 0 LOB: 0 BB: 0 P: 5	R: 0 E: 0 K: 0 S: 3	H: 0 LOB: 0 BB: 0 P: 3	R: 0 E: 0 K: 1 S: 5	H: 0 LOB: 0 BB: 0 P: 5
--------------	------------------------------	----------------------------------	-------------------------------	----------------------------------	------------------------------	---------------------------------	------------------------------	---------------------------------	------------------------------	---------------------------------	------------------------------	---------------------------------	------------------------------	---------------------------------	------------------------------	---------------------------------

PITCHER	IP	WLS	BF	H	R	ER	SO	BB	IBB	HBP	BLK	WP	HR	S	P	ERA	WHIP
Steve Baker, R ERA: 4.33 (1, 1)	0.1	L	7	3	4	3	0	2	0	0	0	0	0	5	13	81.00	15.000
Jeff Jones, R ERA: 4.66 (1, 1)	2.0		14	7	3	3	2	1	0	0	0	0	2	17	21	13.50	4.000
Tom Burgmeier, L ERA: 2.51 (3, 1)	5.2		20	2	0	0	2	1	0	0	0	0	0	23	27	0.00	0.529

BOTTOM

Oakland Athletics @ Baltimore Orioles
Memorial Stadium, Baltimore, MD

Mon Jul 11 1983, 7:05 PM EDT
Att: 22,546 - Unknown - 81 F

AB	R	H	RBI	BB	SO	LOB
5	1	1	0	0	0	5
5	1	1	0	0	0	3
4	1	2	0	1	1	1
4	2	1	2	1	0	4
2	1	1	1	0	1	0
3	0	0	0	0	0	4
3	1	2	3	1	0	0
1	0	1	1	1	0	0
2	0	0	0	0	1	1
4	0	2	0	0	1	1
4	0	1	0	0	0	5

AB	37
R	7
H	12
RBI	7
BB	4
SO	4
LOB	24

livebaseballscorecards.com

WP: 0 PA: 41
PB: 0 SB: 0 CS: 0
SF: 0 SAC: 0 DP: 0 HBP: 0

Batter	1	2	3	4	5	6	7	8	9	AB R H RBI BB SO LOB	TOP											
Rickey Henderson, R OBP: 0.400, SLG: 0.407 (1, 7)	0-0 F7		0-0 PO 1B			0-0 F8 S 1B			0-0 HR	4 1 3 1 0 0 0												
Rick Peters, S OBP: 0.324, SLG: 0.300 (1, 10)	0-0 CS 1B		0-0 PO 1-2	0-0 3-1		0-0 F8 1-3			0-0 2B 1B	4 0 2 0 0 0 1												
Bill Almon, R OBP: 0.349, SLG: 0.406 (1, 6)	0-0 F7 1-2			0-0 F5		0-0 F9			0-0 1-3 2B	4 0 1 0 0 0 2												
Davey Lopes, R OBP: 0.346, SLG: 0.449 (1, 4)		0-0 5-3		4-0 S BB		0-0 1-4-3			0-3 K	3 0 0 0 1 1 2												
Carney Lansford, R OBP: 0.301, SLG: 0.421 (1, 5)		0-0 2B		0-0 6-3 1-2		4-0 G3-6-3 BB			0-0 5-3	3 0 1 0 1 0 3												
Dwayne Murphy, L OBP: 0.320, SLG: 0.313 (1, 8)		0-0 L4			0-0 F5		0-0 G3-6-3 1-2f		0-0 F8	4 0 0 0 0 0 4												
Garry Hancock, L OBP: 0.279, SLG: 0.376 (1, 9)		0-0 F3			0-0 F7			0-0 L9		3 0 0 0 0 0 1												
Dan Meyer, L OBP: 0.189, SLG: 0.157 (1, 3)			0-0 F7		0-3 K			0-0 4-3		3 0 0 0 0 1 0												
Mike Heath, R OBP: 0.289, SLG: 0.337 (1, 2)			0-0 F8			0-0 F8		0-3 K		2 0 0 0 0 0 0												
Wayne Gross, L OBP: 0.325, SLG: 0.413 (8, PH)										1 0 0 0 0 1 0												
Bob Kearney, R OBP: 0.311, SLG: 0.389 (8, 2)										0 0 0 0 0 0 0												
Inning Stats	R: 0 E: 0 K: 0 S: 3	H: 1 LOB: 0 BB: 0 P: 3	R: 0 E: 0 K: 0 S: 4	H: 1 LOB: 1 BB: 0 P: 4	R: 0 E: 0 K: 0 S: 3	H: 1 LOB: 0 BB: 0 P: 3	R: 0 E: 0 K: 0 S: 3	H: 0 LOB: 1 BB: 1 P: 7	R: 0 E: 0 K: 1 S: 5	H: 0 LOB: 0 BB: 0 P: 5	R: 0 E: 0 K: 0 S: 4	H: 1 LOB: 1 BB: 0 P: 4	R: 0 E: 0 K: 0 S: 2	H: 0 LOB: 0 BB: 1 P: 6	R: 0 E: 0 K: 1 S: 5	H: 0 LOB: 0 BB: 0 P: 5	R: 1 E: 0 K: 1 S: 8	H: 3 LOB: 2 BB: 0 P: 8	1B: 4 2B: 2 3B: 0 HR: 1	SF: 0 SAC: 0 DP: 1 HBP: 0	WP: 0 PB: 0 SB: 2 CS: 1	PA: 34
PITCHER	IP WLS BF H R ER SO BB IBB HBP BLK WP HR S P ERA WHIP																					
Allan Ramirez, R ERA: 1.8 (1, 1)	8.0 W 29 6 1 1 2 2 0 0 0 0 0 1 31 39 1.12 1.000																					
Tim Stoddard, R ERA: 5.91 (9, 1)	1.0 S 4 1 0 0 1 0 0 0 0 0 0 0 6 6 0.00 1.000																					

Oakland Athletics @ Baltimore Orioles
 Memorial Stadium, Baltimore, MD
 Tue Jul 12 1983, 7:05 PM EDT
 Att. 16,265 - Unknown

livebaseballscorecards.com

AB 31
 R 1
 H 7
 RBI 1
 BB 2
 SO 3
 LOB 13



Batter	1	2	3	4	5	6	7	8	9	AB	R	H	RBI	BB	SO	LOB	BOTTOM	
Todd Cruz, R OBP: 0.240, SLG: 0.335 (1, 5)	0-0 1B S 1B		0-0 F8		4-0 FC6 BB		0-0 F7			3	0	1	0	1	0	3	Oakland Athletics @ Baltimore Orioles Memorial Stadium, Baltimore, MD Tue Jul 12 1983, 7:05 PM EDT Att. 16,265 - Unknown	
Rich Dauer, R OBP: 0.262, SLG: 0.266 (1, 4)	0-0 F4		0-0 6-3		0-0 FC6 1-2f 3-H		0-0 F7			4	0	0	1	0	0	3		
Cal Ripken Jr., R OBP: 0.352, SLG: 0.470 (1, 6)	0-3 K 1-2		0-0 F7		0-0 L5		4-0 HR BB			3	1	0	0	1	1	3		
Eddie Murray, S OBP: 0.391, SLG: 0.498 (1, 3)	0-0 2-3 1B		0-0 F9		0-0 F3		0-0 HR 1-H			4	1	2	2	0	0	0		
Gary Roenicke, R OBP: 0.309, SLG: 0.469 (1, 8) (8, 7)	0-0 F8		4-0 FC5-4 BB		0-0 L7		0-0 F8			3	0	0	0	1	0	2		
Ken Singleton, S OBP: 0.389, SLG: 0.496 (1, 10)		0-0 1-3	0-0 F8		0-3 K		0-3 K			4	0	0	0	0	2	1		
Benny Ayala, R OBP: 0.250, SLG: 0.414 Al Bumbry, L OBP: 0.317, SLG: 0.344 (7, PR) (8, 8)		0-0 5-3	0-0 FC5-4 1-2f		0-0 SH2-4 2B					3	0	1	0	0	0	1		
Mike Young, S OBP: 0.111, SLG: 0.059 (1, 9)		0-0 F7	4-0 WP SH1-4 FC6 BB		0-0 SH2-4		2-3			1	1	0	0	1	0	0		
Rick Dempsey, R OBP: 0.322, SLG: 0.314 (1, 2)			0-0 2B		0-0 SH1-4 1-2		0-0 F3			2	0	1	0	0	0	2		
Inning Stats	R: 0 E: 0 K: 1 S: 7	H: 2 LOB: 2 BB: 0 P: 7	R: 0 E: 0 K: 0 S: 3	H: 0 LOB: 0 BB: 0 P: 3	R: 0 E: 0 K: 0 S: 4	H: 1 LOB: 1 BB: 0 P: 4	R: 0 E: 0 K: 0 S: 3	H: 0 LOB: 1 BB: 1 P: 7	R: 0 E: 0 K: 1 S: 5	H: 0 LOB: 0 BB: 0 P: 5	R: 0 E: 0 K: 0 S: 4	H: 1 LOB: 2 BB: 0 P: 4	R: 2 E: 0 K: 1 S: 6	H: 1 LOB: 0 BB: 1 P: 10	1B: 2 2B: 2 3B: 0 HR: 1	SF: 0 SAC: 2 DP: 0 HBP: 0		WP: 1 PB: 0 SB: 1 CS: 0
PITCHER Gorman Heimueller, L ERA: 3.68 Dave Beard, R ERA: 7.91	IP WLS BF H R ER SO	IP WLS BF H R ER SO	IP WLS BF H R ER SO	IP WLS BF H R ER SO	IP WLS BF H R ER SO	IP WLS BF H R ER SO	IP WLS BF H R ER SO	IP WLS BF H R ER SO	IP WLS BF H R ER SO	IP WLS BF H R ER SO	IP WLS BF H R ER SO	IP WLS BF H R ER SO	IP WLS BF H R ER SO	IP WLS BF H R ER SO	IP WLS BF H R ER SO	IP WLS BF H R ER SO	ERA WHIP	ERA WHIP

livebaseballscorecards.com

AB 27
R 3
H 5
RBI 3
BB 4
SO 3
LOB 15



Batter	1	2	3	4	5	6	7	8	9	AB R H RBI BB SO LOB	TOP											
Rickey Henderson, R OBP: 0.398, SLG: 0.405 (1, 7)	0-3 K		0-3 K			0-0 1B	0-0 FC6-4 WP			4 1 1 0 0 2 1												
Rick Peters, S OBP: 0.333, SLG: 0.313 (1, 9) (8, 8)	0-0 F7			0-0 G5-4-3 1B		0-0 1B	0-0 F7			4 1 2 0 0 0 1												
Bill Almon, R OBP: 0.347, SLG: 0.403 (1, 6)	0-0 5-3			0-0 G5-4-3 1-2f		0-0 1B		0-0 F8		4 0 1 0 0 0 1												
Wayne Gross, L OBP: 0.320, SLG: 0.405 (1, 3)		0-0 3-1		0-0 F8		0-0 F4		0-0 F3		4 0 0 0 0 0 3												
Carney Lansford, R OBP: 0.306, SLG: 0.424 (1, 5)		0-0 F8			0-0 G6-4-3 1B	0-0 1B		0-0 5-3		4 0 2 2 0 0 0												
Dwayne Murphy, L OBP: 0.327, SLG: 0.319 (1, 8) Dan Meyer, L OBP: 0.188, SLG: 0.155 (8, 9)		0-0 1B		0-0 G6-4-3 1B		0-0 BB		0-0 F7	2 0 2 0 1 0 0 1 0 0 0 0 0 0													
Garry Hancock, L OBP: 0.278, SLG: 0.371 (1, 10)		0-0 F7		0-0 G6-4-3 1-2f 2-3		0-0 G3		0-0 G4-3 1B	4 0 1 0 0 0 6													
Mike Heath, R OBP: 0.277, SLG: 0.323 (1, 2)			0-0 6-3		0-0 1-3		0-0 5-3		4 0 0 0 0 0 2													
Tony Phillips, S OBP: 0.305, SLG: 0.265 (1, 4)			0-3 K			0-0 F6	0-0 FC6-4 BB		2 0 0 0 1 1 0													
Inning Stats	R: 0 E: 0 K: 1 S: 5	H: 0 LOB: 0 BB: 0 P: 5	R: 0 E: 0 K: 0 S: 4	H: 1 LOB: 1 BB: 0 P: 4	R: 0 E: 0 K: 2 S: 7	H: 0 LOB: 0 BB: 0 P: 7	R: 0 E: 0 K: 0 S: 3	H: 1 LOB: 0 BB: 0 P: 3	R: 0 E: 0 K: 0 S: 4	H: 2 LOB: 1 BB: 0 P: 4	R: 2 E: 0 K: 0 S: 7	H: 4 LOB: 3 BB: 1 P: 11	R: 0 E: 0 K: 0 S: 3	H: 0 LOB: 1 BB: 1 P: 7	R: 0 E: 0 K: 0 S: 3	H: 0 LOB: 0 BB: 0 P: 3	R: 0 E: 0 K: 0 S: 3	H: 1 LOB: 0 BB: 0 P: 3	1B: 9 2B: 0 3B: 0 HR: 0	SF: 0 SAC: 0 DP: 3 HBP: 0	WP: 1 PB: 0 SB: 0 CS: 0	PA: 35
PITCHER	IP WLS BF H R ER SO BB IBB HBP BLK WP HR S P ERA WHIP																					
Storm Davis, R ERA: 3.13 (1, 1)	6.0 W 25 8 2 2 3 1 0 0 0 0 0 0 30 34 3.00 1.500																					
Sammy Stewart, R ERA: 4.28 (7, 1)	3.0 S 10 1 0 0 0 1 0 0 0 0 1 0 9 13 0.00 0.667																					

Oakland Athletics @ Baltimore Orioles
 Memorial Stadium, Baltimore, MD
 Wed Jul 13 1983, 7:05 PM EDT
 Att. 14,187 - Unknown

livebaseballscorecards.com

AB	33
R	2
H	9
RBI	2
BB	2
SO	3
LOB	14



Batter	1	2	3	4	5	6	7	8	9	AB	R	H	RBI	BB	SO	LOB	BOTTOM										
Todd Cruz, R OBP: 0.243, SLG: 0.342 (1, 5)	0-3 K		0-3 K	4-0 HR BB		0-0 3B		0-0 F7		4	1	1	0	1	2	0	Oakland Athletics @ Baltimore Orioles Memorial Stadium, Baltimore, MD Wed Jul 13 1983, 7:05 PM EDT Att. 14,187 - Unknown	AB 31 R 6 H 9 RBI 6 BB 4 SO 6 LOB 13									
Rich Dauer, R OBP: 0.266, SLG: 0.269 (1, 4)	0-0 1B		0-0 1B 2B 1B	0-0 F3		0-0 6-3				4	1	2	0	0	0	4											
Cal Ripken Jr., R OBP: 0.351, SLG: 0.477 (1, 6)	0-0 F3		0-0 F8	0-0 HR				0-0 4-3		4	1	1	4	0	0	2											
Eddie Murray, S OBP: 0.392, SLG: 0.497 (1, 3)	0-0 F2		0-0 2B 1B	0-3 K				4-0 BB		3	0	1	0	1	1	1											
Gary Roenicke, R OBP: 0.308, SLG: 0.470 (1, 8) (9, 7)		0-0 F6	0-0 2B		0-3 K			0-0 F7		4	0	1	1	0	1	1											
Ken Singleton, S OBP: 0.384, SLG: 0.487 (1, 10)		0-0 4-3	0-0 4-3		0-3 K			0-0 L9		4	0	0	0	0	1	3											
Benny Ayala, R OBP: 0.279, SLG: 0.467 Al Bumbry, L OBP: 0.317, SLG: 0.344 (1, 7) (9, 8)		4-0 2B BB		4-0 SH5-4 HR BB		0-3 K		0-0 HR		2	2	1	1	2	1	0											
Mike Young, S OBP: 0.227, SLG: 0.200 (1, 9)		0-0 2B		1-0 HR HBP BB		0-0 1B		0-0 6-3		3	1	2	0	0	0	0											
Rick Dempsey, R OBP: 0.318, SLG: 0.309 (1, 2)		0-0 6-3		0-0 SH5-4		0-0 F8		0-0 6-3		3	0	0	0	0	0	2											
Inning Stats	R: 0 E: 0 K: 1 S: 6	H: 1 LOB: 1 BB: 0 P: 6	R: 0 E: 0 K: 0 S: 4	H: 1 LOB: 2 BB: 1 P: 8	R: 1 E: 0 K: 1 S: 8	H: 3 LOB: 2 BB: 0 P: 8	R: 4 E: 0 K: 1 S: 6	H: 1 LOB: 0 BB: 2 P: 15	R: 0 E: 0 K: 3 S: 9	H: 0 LOB: 0 BB: 0 P: 9	R: 0 E: 0 K: 0 S: 4	H: 2 LOB: 1 BB: 0 P: 4	R: 0 E: 0 K: 0 S: 3	H: 0 LOB: 1 BB: 1 P: 7	R: 1 E: 0 K: 0 S: 4	H: 1 LOB: 0 BB: 0 P: 4				1B: 4 2B: 2 3B: 1 HR: 2	SF: 0 SAC: 1 DP: 0 HBP: 1	WP: 0 PB: 0 SB: 0 CS: 0	PA: 37 ERA WHIP				
PITCHER	IP	WLS	BF	H	R	ER	SO	BB	IBB	HBP	BLK	WP	HR	S	P	ERA	WHIP	PITCHER									
Tim Conroy, L ERA: 3.46 (1, 1)	3.2	L	21	6	5	5	2	3	0	1	0	0	1	21	34	12.27	2.455										
Dave Beard, R ERA: 7.06 (4, 1)	2.1		8	2	0	0	4	0	0	0	0	0	0	16	16	0.00	0.857										
Tom Underwood, L ERA: 5.09 (7, 1)	2.0		8	1	1	1	0	1	0	0	0	0	1	7	11	4.50	1.000										

Batter	1	2	3	4	5	6	7	8	9	AB R H RBI BB SO LOB	TOP
Rick Burleson, R OBP: 0.452, SLG: 0.513 (1, 6) X	0-0 F8 ①		0-0 4-3 ③			0-0 F4 ①			0-0 SF8 2B	4 1 1 0 0 0 0	
Tim Foli, R OBP: 0.274, SLG: 0.308 (1, 5) X	0-0 F8 ②			0-0 FC4-6 1B		0-0 5-3 ②			0-0 6-3 ①	4 0 1 0 0 0 1	
Ron Jackson, R OBP: 0.318, SLG: 0.367 (1, 3) X	0-0 1-3 ③			0-0 FC4-6 1B 1-2f		0-0 L4 ③			0-0 E 2-3 1B	4 0 1 0 0 0 1	
Brian Downing, R OBP: 0.375, SLG: 0.401 (1, 10) X		0-0 G4-6-3 1B		0-3 K ②			0-0 F5 ①		0-0 SF8 ②	3 0 1 0 0 1 1	
Fred Lynn, L OBP: 0.371, SLG: 0.506 (1, 8) X		0-0 G4-6-3 1B 1-2		0-0 1-2 1B			0-0 1B ②		0-0 E3 1-3	4 0 3 0 0 0 1	
Bobby Grich, R OBP: 0.393, SLG: 0.390 (1, 4) X		0-0 G4-6-3 ① ②		0-0 F9 ③			0-0 F9 ③		0-0 F9 ③	4 0 0 0 0 0 6	
Ellis Valentine, R OBP: 0.278, SLG: 0.443 (1, 9) X		0-0 L9 ③			0-0 1-3 ①			0-3 K ①		3 0 0 0 0 1 1	
Bobby Clark, R OBP: 0.266, SLG: 0.343 (1, 7) X			0-0 P3 ①		0-0 4-3 ②			0-0 1-3 ②		3 0 0 0 0 0 0	
Bob Boone, R OBP: 0.267, SLG: 0.313 (1, 2) X			0-0 F9 ②		0-0 F7 ③			0-3 K ③		3 0 0 0 0 1 0	
Inning Stats	R: 0 E: 0 K: 0 S: 3 H: 0 LOB: 0 BB: 0 P: 3	R: 0 E: 0 K: 0 S: 4 H: 2 LOB: 1 BB: 0 P: 4	R: 0 E: 0 K: 0 S: 3 H: 0 LOB: 0 BB: 0 P: 3	R: 0 E: 0 K: 1 S: 7 H: 2 LOB: 2 BB: 0 P: 7	R: 0 E: 0 K: 0 S: 3 H: 0 LOB: 0 BB: 0 P: 3	R: 0 E: 0 K: 0 S: 3 H: 0 LOB: 0 BB: 0 P: 3	R: 0 E: 0 K: 0 S: 3 H: 1 LOB: 0 BB: 0 P: 3	R: 0 E: 0 K: 0 S: 7 H: 0 LOB: 0 BB: 0 P: 7	R: 1 E: 1 K: 0 S: 6 H: 2 LOB: 2 BB: 0 P: 6	1B: 6 2B: 1 3B: 0 HR: 0 SF: 1 SAC: 0 DP: 1 HBP: 0	WP: 0 PB: 0 SB: 0 CS: 0 PA: 33
PITCHER Scott McGregor, L (1, 1) ERA: 3.25	IP: 9.0 WLS: W BF: 33 H: 7 R: 1 ER: 1 SO: 3 BB: 0 IBB: 0 HBP: 0 BLK: 0 WP: 0 HR: 0 S: 39 P: 39 ERA: 1.00 WHIP: 0.778										

California Angels @ Baltimore Orioles
 Memorial Stadium, Baltimore, MD
 Thu Jul 14 1983, 7:05 PM EDT
 Att: 26,608 - Unknown

livebaseballscorecards.com

AB	32
R	1
H	7
RBI	1
BB	0
SO	3
LOB	11



Batter	1	2	3	4	5	6	7	8	9	AB R H RBI BB SO LOB	TOP	
Rod Carew, L (1, 3) OBP: 0.451, SLG: 0.490	4-0 BB 1B 2B		0-0 3-1		0-0 G3			0-0 1-3		3 1 0 0 1 0 0		
Rick Burleson, R (1, 6) OBP: 0.457, SLG: 0.524	0-0 1B 1-3 G4-6-3 2B		4-0 2B BB		0-3 K			0-0 F8	3 2 1 0 1 1 0			
Daryl Sconiers, L (1, 10) OBP: 0.286, SLG: 0.448	0-0 G4-6-3 1B 2-3 3-H		0-0 1B 2B 1-H		0-0 F8			0-0 4-3 1B	4 1 3 2 0 0 0			
Fred Lynn, L (1, 8) OBP: 0.370, SLG: 0.502	0-0 G4-6-3 1-2f 3-H		0-0 1B 2-H		0-0 3-1			0-0 4-3 1-2	4 0 1 1 0 0 2			
Brian Downing, R (1, 7) OBP: 0.373, SLG: 0.398	0-0 F9		0-0 G6-3 1B		0-0 F5			0-0 F8	4 0 1 0 0 0 1			
Reggie Jackson, L (1, 9) OBP: 0.328, SLG: 0.403		0-0 6-3	0-0 G6-3 1-2f		0-0 3-1				3 0 0 0 0 0 1			
Ron Jackson, R (1, 5) OBP: 0.313, SLG: 0.361		0-3 K	0-0 F3		0-0 5-3				3 0 0 0 0 1 0			
Bobby Grich, R (1, 4) OBP: 0.390, SLG: 0.385		0-0 5-3		0-3 K				0-0 6-3	3 0 0 0 0 1 0			
Mike O'Berry, R (1, 2) OBP: 0.111, SLG: 0.167			0-0 F9		0-0 5-3			0-0 5-3	3 0 0 0 0 0 0			
Inning Stats	R: 2 H: 2 E: 0 LOB: 0 K: 0 BB: 1 S: 4 P: 8	R: 0 H: 0 E: 0 LOB: 0 K: 1 BB: 0 S: 5 P: 5	R: 2 H: 2 E: 0 LOB: 1 K: 0 BB: 1 S: 4 P: 8	R: 0 H: 1 E: 0 LOB: 0 K: 0 BB: 0 S: 3 P: 3	R: 0 H: 0 E: 0 LOB: 0 K: 1 BB: 0 S: 5 P: 5	R: 0 H: 0 E: 0 LOB: 0 K: 1 BB: 0 S: 5 P: 5	R: 0 H: 0 E: 0 LOB: 0 K: 0 BB: 0 S: 3 P: 3	R: 0 H: 0 E: 0 LOB: 0 K: 0 BB: 0 S: 3 P: 3	R: 0 H: 1 E: 0 LOB: 1 K: 0 BB: 0 S: 4 P: 4	1B: 4 SF: 0 2B: 2 SAC: 0 3B: 0 DP: 2 HR: 0 HBP: 0	WP: 0 PA: 32 PB: 0 SB: 0 CS: 0	
PITCHER Mike Boddicker, R (1, 1) ERA: 3.52	IP WLS BF H R ER SO BB IBB HBP BLK WP HR S P ERA WHIP	9.0 W 32 6 4 4 3 2 0 0 0 0 0 0 36 44 4.00 0.889										

California Angels @ Baltimore Orioles
 Memorial Stadium, Baltimore, MD
 Fri Jul 15 1983, 7:05 PM EDT
 Att. 34,249 - Unknown

livebaseballscorecards.com

AB	30
R	4
H	6
RBI	3
BB	2
SO	3
LOB	4



Batter	1	2	3	4	5	6	7	8	9
Todd Cruz, R OBP: 0.240, SLG: 0.336 Aurelio Rodriguez, R OBP: 0.153, SLG: 0.140	0-0 6-3		0-3 K		0-0 1B	0-0 5-3		0-0 L6	
Rich Dauer, R OBP: 0.280, SLG: 0.287	0-0 F8		4-0 G5-4-3 BB		0-3 K		0-0 3B 1B	4-0 1B BB	
Cal Ripken Jr., R OBP: 0.350, SLG: 0.471	0-0 5-3		0-0 G5-4-3 1-2f			0-0 HR 1B	4-0 1-2 3B BB	0-0 L8	
Eddie Murray, S OBP: 0.396, SLG: 0.513		0-0 4-3 1B 1B		4-0 S BB		0-0 1-H HR	0-0 1-H 2-H FC4-6 3B	0-0 1-2 1B	
Gary Roenicke, R OBP: 0.316, SLG: 0.474		0-0 4-3		0-0 L8		0-0 1B FC5-2-5 1B	0-0 FC4-6 1B	0-0 1-2 2-H 1B	
Ken Singleton, S OBP: 0.377, SLG: 0.476		0-0 6-3		0-0 5-3		0-0 1-3 3B 1B	0-0 1-2f FC4-6	0-0 6-3	
Benny Ayala, R OBP: 0.282, SLG: 0.460 Al Bumbry, L OBP: 0.319, SLG: 0.355		0-0 2-H 1B		0-0 5-3		0-0 1-2 3-H 3B	0-0 1-2f 3-H FC4-6 BB		
Mike Young, S OBP: 0.269, SLG: 0.304		0-0 6-3			0-0 5-3	0-0 1-H 2-H SF8 3B	0-0 1-2 FC6-4 BB		
Rick Dempsey, R OBP: 0.317, SLG: 0.319			0-0 3B		0-0 L5	0-0 3-H SF8	0-0 1-2f FC6-4		

Inning Stats	R: 0 E: 0 K: 0 S: 3	H: 0 LOB: 0 BB: 0 P: 3	R: 1 E: 0 K: 0 S: 5	H: 2 LOB: 1 BB: 0 P: 5	R: 0 E: 0 K: 1 S: 5	H: 1 LOB: 1 BB: 1 P: 9	R: 0 E: 0 K: 0 S: 3	H: 0 LOB: 1 BB: 1 P: 7	R: 0 E: 0 K: 1 S: 6	H: 1 LOB: 1 BB: 0 P: 6	R: 5 E: 0 K: 0 S: 8	H: 5 LOB: 0 BB: 0 P: 8	R: 3 E: 0 K: 0 S: 6	H: 3 LOB: 2 BB: 2 P: 14	R: 1 E: 0 K: 0 S: 5	H: 2 LOB: 2 BB: 1 P: 9
1B: 10 2B: 0 3B: 3 HR: 1	SF: 1 SAC: 0 DP: 1 HBP: 0	WP: 0 PA: 42														

PITCHER	IP	WLS	BF	H	R	ER	SO	BB	IBB	HBP	BLK	WP	HR	S	P	ERA	WHIP
Tommy John, L ERA: 4.44	(1, 1)	5.1	L	26	9	6	6	2	2	0	0	0	1	28	36	10.12	2.062
Mike Witt, R ERA: 4.56	(6, 1)	1.0		7	3	3	0	1	0	0	0	0	0	6	10	27.00	4.000
Andy Hassler, L ERA: 5.85	(7, 1)	1.2		9	2	1	0	2	0	0	0	0	0	7	15	5.40	2.400

BOTTOM

California Angels @ Baltimore Orioles
Memorial Stadium, Baltimore, MD
Fri Jul 15 1983, 7:05 PM EDT
Att. 34,249 - Unknown

livebaseballscorecards.com

AB	36
R	10
H	14
RBI	10
BB	5
SO	2
LOB	20



Batter	1	2	3	4	5	6	7	8	9	AB R H RBI BB SO LOB	TOP											
Rick Burleson, R OBP: 0.451, SLG: 0.511 (1, 6) X	0-0 1B 1-4-3 1B	0-0 F8		0-0 FC6-4 1B 1-2 2-H 3-H	0-0 6-3		0-0 FC5-4 1-2f			5 1 2 2 0 0 3												
Tim Foli, R OBP: 0.273, SLG: 0.306 (1, 5) X	0-0 1B 1-3 1B		0-0 F7	0-0 FC6-4 1-2f		0-0 L3		0-0 4-3		5 0 1 0 0 0 2												
Daryl Sconiers, L OBP: 0.289, SLG: 0.444 (1, 3) X	0-0 1-4-3 1-2 3-H 1B		0-3 K		0-0 HR 1B	4-0 FC3-6 BB		0-0 F7		4 1 1 1 1 1 1												
Fred Lynn, L OBP: 0.367, SLG: 0.496 (1, 8) X	0-0 BB 2-3 1B		0-0 3-1		0-0 F2	0-0 FC3-6 FC6-4 1-2f		0-0 6-3		5 0 1 0 0 0 2												
Brian Downing, R OBP: 0.378, SLG: 0.418 (1, 10) B B B	4-0 G6-4-3 1-2 BB			0-0 E 1B 1B	0-0 HR 1-H	0-0 FC6-4 1-2f		0-0 F3		4 2 2 2 1 0 1												
Reggie Jackson, L OBP: 0.331, SLG: 0.402 Ellis Valentine, R OBP: 0.276, SLG: 0.440 (1, 9) X (7, 9)	0-0 G6-4-3 1-2f			4-0 E 1B BB	0-0 1B HR 1B		0-0 L6		0-0 F9	3 2 1 0 1 0 3 1 0 0 0 0 0 0												
Bobby Grich, R OBP: 0.393, SLG: 0.387 (1, 4)		0-0 G6-4-3 1B		0-0 E4 1B 1-2 2-3	0-0 HR 1B		4-0 1B BB		0-3 K	4 1 2 0 1 1 2												
Bobby Clark, R OBP: 0.265, SLG: 0.358 (1, 7)		0-0 G6-4-3 1-2f		0-0 F3 1-2f	0-0 HR 1-H 3-H		0-3 K			4 1 1 3 0 1 5												
Bob Boone, R OBP: 0.270, SLG: 0.313 (1, 2) B B B		4-0 BB		0-0 F5	0-3 K		0-0 FC5-4 1-3 1B			3 0 1 0 1 1 3												
Inning Stats	R: 1 E: 0 K: 0 S: 5	H: 3 LOB: 2 BB: 1 P: 9	R: 0 E: 0 K: 0 S: 3	H: 1 LOB: 1 BB: 1 P: 7	R: 0 E: 0 K: 1 S: 5	H: 0 LOB: 0 BB: 0 P: 5	R: 2 E: 1 K: 0 S: 6	H: 2 LOB: 2 BB: 1 P: 10	R: 5 E: 0 K: 1 S: 10	H: 5 LOB: 0 BB: 0 P: 10	R: 0 E: 0 K: 0 S: 3	H: 0 LOB: 1 BB: 1 P: 7	R: 0 E: 0 K: 1 S: 6	H: 1 LOB: 2 BB: 1 P: 10	R: 0 E: 0 K: 0 S: 3	H: 0 LOB: 0 BB: 0 P: 3	R: 0 E: 0 K: 1 S: 5	H: 0 LOB: 0 BB: 0 P: 5	1B: 10 2B: 0 3B: 0 HR: 2	SF: 0 SAC: 0 DP: 2 HBP: 0	WP: 0 PB: 0 SB: 0 CS: 0	PA: 43
PITCHER	IP WLS BF H R ER SO BB IBB HBP BLK WP HR S P ERA WHIP											PITCHER	IP WLS BF H R ER SO BB IBB HBP BLK WP HR S P ERA WHIP									
Dennis Martinez, R ERA: 5.67 (1, 1)	4.1 L 23 8 5 3 1 3 0 0 0 0 1 22 34 6.23 2.538																					
Sammy Stewart, R ERA: 4.57 (5, 1)	0.2 5 3 3 1 0 0 0 0 0 0 0 1 7 7 40.50 4.500																					
Paul Mirabella, L ERA: (6, 1)	4.0 15 1 0 0 2 2 0 0 0 0 0 0 17 25 0.00 0.750																					

California Angels @ Baltimore Orioles
 Memorial Stadium, Baltimore, MD
 Sat Jul 16 1983, 7:05 PM EDT
 Att. 40,952 - Unknown - 94 F

AB	38
R	8
H	12
RBI	8
BB	5
SO	4
LOB	22



livebaseballscorecards.com

Batter	1	2	3	4	5	6	7	8	9	AB R H RBI BB SO LOB	TOP												
Rob Wilfong, L OBP: 0.167, SLG: 0.292 (1, 5) (6, 6)	0-0 4-3		0-0 6-3		0-0 4-3			0-0 3-1		4 0 0 0 0 0 0													
Tim Foli, R OBP: 0.273, SLG: 0.306 Ellis Valentine, R OBP: 0.274, SLG: 0.437 (1, 6) (6, 7)	0-0 6-3		0-0 1B			0-0 F7		0-0 F8		3 0 1 0 0 0 0 1 0 0 0 0 0 0													
Daryl Sconiers, L OBP: 0.293, SLG: 0.448 (1, 3)	4-0 S BB		0-0 F9			0-0 1B 2B		0-0 F8		3 0 1 0 1 0 1													
Fred Lynn, L OBP: 0.362, SLG: 0.489 (1, 8)	0-3 K 1-2			0-0 F7		0-0 F5		0-0 L3		4 0 0 0 0 1 2													
Brian Downing, R OBP: 0.380, SLG: 0.416 (1, 10)		4-0 BB		0-0 F9		0-0 2-3 1B		0-0 5-3		3 0 1 0 1 0 0													
Reggie Jackson, L OBP: 0.326, SLG: 0.395 (1, 9)		0-3 K		0-0 F5		0-0 F8		0-0 F7		4 0 0 0 0 1 3													
Bobby Grich, R OBP: 0.392, SLG: 0.398 (1, 4)		0-0 F9			0-0 HR		0-0 6-3			3 1 1 1 0 0 1													
Bobby Clark, R OBP: 0.261, SLG: 0.352 (1, 7) (6, 5)		0-3 K			0-0 F3		0-0 F9			3 0 0 0 0 1 1													
Bob Boone, R OBP: 0.269, SLG: 0.312 Mike O'Berry, R OBP: 0.100, SLG: 0.150 (1, 2) (5, PH) (5, 2)			0-0 L8		0-0 F7		0-0 F7			1 0 0 0 0 0 0 2 0 0 0 0 0 0													
Inning Stats	R: 0 E: 0 K: 1 S: 5	H: 0 LOB: 1 BB: 1 P: 9	R: 0 E: 0 K: 2 S: 7	H: 0 LOB: 1 BB: 1 P: 11	R: 0 E: 0 K: 0 S: 4	H: 1 LOB: 1 BB: 0 P: 4	R: 0 E: 0 K: 0 S: 3	H: 0 LOB: 0 BB: 0 P: 3	R: 1 E: 0 K: 0 S: 4	H: 1 LOB: 0 BB: 0 P: 4	R: 0 E: 0 K: 0 S: 5	H: 2 LOB: 2 BB: 0 P: 5	R: 0 E: 0 K: 0 S: 3	H: 0 LOB: 0 BB: 0 P: 3	R: 0 E: 0 K: 0 S: 3	H: 0 LOB: 0 BB: 0 P: 3	R: 0 E: 0 K: 0 S: 3	H: 0 LOB: 0 BB: 0 P: 3	1B: 2 2B: 1 3B: 0 HR: 1	SF: 0 SAC: 0 DP: 0 HBP: 0	WP: 0 PB: 0 SB: 1 CS: 0	PA: 33	
PITCHER Allan Ramirez, R ERA: 1.55 (1, 1)	IP 9.0	WLS W	BF 33	H 4	R 1	ER 1	SO 3	BB 2	IBB 0	HBP 0	BLK 0	WP 0	HR 1	S 37	P 45	ERA 1.00	WHIP 0.667						PITCHER IP WLS BF H R ER SO BB IBB HBP BLK WP HR S P ERA WHIP

California Angels @ Baltimore Orioles
Memorial Stadium, Baltimore, MD
 Sun Jul 17 1983, 3:33 AM EDT
 Att. 41,684 - Unknown - 95 F

livebaseballscorecards.com

AB 31
R 1
H 4
RBI 1
BB 2
SO 3
LOB 8



BOTTOM

California Angels @ Baltimore Orioles
Memorial Stadium, Baltimore, MD
Sun Jul 17 1983, 3:33 AM EDT
Att: 41,684 - Unknown - 95 F

livebaseballscorecards.com

AB 36
R 11
H 16
RBI 11
BB 5
SO 3
LOB 17



WP: 0 PA: 43
PB: 0
SB: 1
CS: 0

AB R H RBI BB SO LOB

4 2 1 0 1 1 4

5 2 4 4 0 0 0

0 0 0 0 0 0 0

5 0 2 2 0 0 2

5 1 2 1 0 1 1

1 1 0 0 1 0 1

3 1 2 2 0 0 2

4 1 1 0 1 0 4

4 2 2 0 1 0 1

2 0 1 2 0 0 0

3 1 1 0 1 1 2

1B: 10 SF: 1
2B: 4 SAC: 1
3B: 1 DP: 2
HR: 1 HBP: 0

Batter	1	2	3	4	5	6	7	8	9
Al Bumbry, L (1, 8) OBP: 0.321, SLG: 0.353	0-0 F6	0-3 K		0-0 1B 1B	4-0 2B BB		0-0 1-3		
Jim Dwyer, L (1, 9) OBP: 0.385, SLG: 0.575	0-0 2B	0-0 2B		0-0 1B 1B	0-0 2B			0-0 4-3	
Mike Young, S (9, 9) OBP: 0.267, SLG: 0.333		1-H 2-H 3-H		1-3 1B 1B	1-H 2B				
Cal Ripken Jr., R (1, 6) OBP: 0.352, SLG: 0.472	0-0 2B	0-0 6-3		0-0 1B 1B	0-0 F8			0-0 F9	
Eddie Murray, S (1, 3) OBP: 0.400, SLG: 0.522	0-3 K			0-0 F4	0-0 G6-4-3 1B			0-0 F8	
John Lowenstein, L (1, 7) OBP: 0.363, SLG: 0.457	0-0 F8			4-0 1B BB	0-0 F6			0-0 HR 1B	
Gary Roenicke, R (4, PH) OBP: 0.315, SLG: 0.483					G6-3 1B			0-0 HR	
Ken Singleton, S (1, 10) OBP: 0.375, SLG: 0.469		4-0 SH1-4 1B 2B BB		0-0 F9	0-0 G6-4-3 1-2f			0-0 FC4-6 1B	
Joe Nolan, L (1, 2) OBP: 0.369, SLG: 0.453		0-0 SH1-4 1B 2B 1B		4-0 1B BB				0-0 FC4-6 1-2f	
Rich Dauer, R (1, 5) OBP: 0.284, SLG: 0.292		0-0 SH1-4		0-0 1B	0-0 SF7 3B			0-0 F8	
Lenn Sakata, R (1, 4) OBP: 0.294, SLG: 0.349		4-0 2B BB		0-0 K	0-0 F7			0-0 S 1B	

Inning Stats	R: 1	H: 2	R: 3	H: 2	R: 1	H: 1	R: 2	H: 4	R: 2	H: 2	R: 0	H: 1	R: 0	H: 1	R: 2	H: 3
	E: 0	LOB: 1	E: 0	LOB: 1	E: 0	LOB: 2	E: 0	LOB: 1	E: 0	LOB: 1	E: 0	LOB: 0	E: 0	LOB: 1	E: 0	LOB: 1
	K: 1	BB: 0	K: 1	BB: 2	K: 1	BB: 2	K: 0	BB: 0	K: 0	BB: 1	K: 0	BB: 0	K: 0	BB: 0	K: 0	BB: 0
	S: 7	P: 7	S: 7	P: 15	S: 6	P: 14	S: 6	P: 6	S: 5	P: 9	S: 3	P: 3	S: 4	P: 4	S: 6	P: 6

PITCHER	IP	WLS	BF	H	R	ER	SO	BB	IBB	HBP	BLK	WP	HR	S	P	ERA	WHIP
Byron McLaughlin, R (1, 1) ERA: 5.22	3.0	L	21	8	7	7	3	4	0	0	0	0	0	23	39	21.00	4.000
Bill Travers, L (4, 1) ERA: 5.91	5.0		22	8	4	4	0	1	0	0	0	0	1	21	25	7.20	1.800

Batter	1	2	3	4	5	6	7	8	9	AB R H RBI BB SO LOB	TOP											
Al Bumbry, L (1, 8) OBP: 0.327, SLG: 0.358	0-0 2B	4-0 1B BB		FC1-6-5 3B		0-0 4-3		4-0 SF8 SH1-4 BB		3 2 1 0 2 0 1												
Jim Dwyer, L (1, 9) OBP: 0.400, SLG: 0.619 Mike Young, S (8, PH) OBP: 0.267, SLG: 0.333	0-0 F9 2B	0-0 F9 1B		0-0 1B 3B		0-3 K		0-0 SH1-4		4 2 3 2 0 1 0 0 0 0 0 0 0 0												
Cal Ripken Jr., R (1, 6) OBP: 0.353, SLG: 0.475	0-0 F9 2B	0-0 F9 1B		0-0 1B 1B			0-0 BLK 2B	0-0 SF8		4 1 2 2 0 0 3												
Eddie Murray, S (1, 3) OBP: 0.397, SLG: 0.517	0-3 K		0-0 4-3	0-0 1B			0-3 K	0-0 5-3		5 0 1 0 0 2 3												
John Lowenstein, L (1, 7) OBP: 0.362, SLG: 0.451 Gary Roenicke, R (7, PH) OBP: 0.312, SLG: 0.478	4-0 2B 1B BB		0-0 4-3	0-0 F7			0-3 K		0-0 5-3	2 1 0 0 1 0 2 2 0 0 0 0 1 1												
Ken Singleton, S (1, 10) OBP: 0.382, SLG: 0.483	0-0 1B 2B		0-0 1B		0-0 4-3		0-0 E 2B		0-0 1B	5 2 4 2 0 0 0												
Todd Cruz, R (1, 5) OBP: 0.243, SLG: 0.337	0-0 1B		0-0 5-3		0-0 5-3		0-0 E7 1B		0-0 F7	5 0 2 2 0 0 2												
Rich Dauer, R (1, 4) OBP: 0.279, SLG: 0.286	0-0 F3			0-0 6-3	0-0 5-3		0-0 F8		0-0 5-3	5 0 0 0 0 0 3												
Rick Dempsey, R (1, 2) OBP: 0.314, SLG: 0.318		0-3 K		0-0 FC1-6-5 2B		0-0 F7		1-0 SH1-4 BB SF8 HBP		3 1 1 0 0 1 0												
Inning Stats	R: 4 E: 0 K: 1 S: 9	H: 4 LOB: 1 BB: 1 P: 13	R: 0 E: 0 K: 1 S: 5	H: 1 LOB: 1 BB: 1 P: 9	R: 0 E: 0 K: 0 S: 4	H: 1 LOB: 1 BB: 0 P: 4	R: 2 E: 0 K: 0 S: 7	H: 4 LOB: 2 BB: 0 P: 7	R: 0 E: 0 K: 0 S: 3	H: 0 LOB: 0 BB: 0 P: 3	R: 0 E: 1 K: 2 S: 5	H: 0 LOB: 0 BB: 0 P: 5	R: 2 E: 1 K: 2 S: 10	H: 3 LOB: 1 BB: 0 P: 10	R: 1 E: 0 K: 0 S: 3	H: 0 LOB: 1 BB: 1 P: 8	R: 0 E: 0 K: 0 S: 4	H: 1 LOB: 1 BB: 0 P: 4	1B: 7 2B: 6 3B: 1 HR: 0	SF: 1 SAC: 1 DP: 0 HBP: 1	WP: 0 PB: 0 SB: 0 CS: 0	PA: 44
PITCHER	IP WLS BF H R ER SO BB IBB HBP BLK WP HR S P ERA WHIP																					
Jim Beattie, R (1, 1) ERA: 4.05	2.0 L 12 5 4 4 2 2 0 0 0 0 0 0 14 22 18.00 3.500																					
Roy Thomas, R (3, 1) ERA: 4.57	4.0 18 6 3 3 1 0 0 0 0 0 0 0 20 20 6.75 1.500																					
Ed Vande Berg, L (7, 1) ERA: 4.2	2.0 10 2 2 1 2 1 0 1 1 0 0 0 12 17 4.50 1.500																					
Mike Stanton, R (9, 1) ERA: 4.41	1.0 4 1 0 0 0 0 0 0 0 0 0 0 4 4 0.00 1.000																					

Baltimore Orioles @ Seattle Mariners
The Kingdome, Seattle, WA
Mon Jul 18 1983, 10:05 PM EDT
Att. 7,309 - Unknown

livebaseballscorecards.com

AB	38
R	9
H	14
RBI	8
BB	3
SO	5
LOB	15



Batter	1	2	3	4	5	6	7	8	9	AB	R	H	RBI	BB	SO	LOB						
Spike Owen, S OBP: 0.345, SLG: 0.403 (1, 6)	0-3 K		0-0 F2		0-0 1-3 1B		0-0 F7			4	0	1	0	0	1	0						
Tony Bernazard, S OBP: 0.317, SLG: 0.355 (1, 4)	0-3 K		0-0 L6		0-0 F7			0-3 K		4	0	0	0	0	2	1						
Ricky Nelson, L OBP: 0.306, SLG: 0.437 (1, 7)	0-3 K		0-3 K		0-3 K			0-3 K		4	0	0	0	0	4	1						
Richie Zisk, R OBP: 0.304, SLG: 0.394 (1, 10)		0-0 HR 1B		0-0 F5		0-0 6-3		0-0 6-3		4	1	1	0	0	0	0						
Pat Putnam, L OBP: 0.309, SLG: 0.423 (1, 3)		0-0 1-H HR		0-0 F5		0-0 FC6-4 1B			0-0 4-3	4	1	2	2	0	0	0						
Dave Henderson, R OBP: 0.301, SLG: 0.407 (1, 9)		0-0 1-3 1B		0-0 HR		0-0 FC6-4			0-0 6-3	4	1	2	1	0	0	1						
Manny Castillo, S OBP: 0.228, SLG: 0.270 (1, 5)		0-0 1-3		0-3 K		0-0 F5			0-0 F8	3	0	0	0	0	1	2						
Jim Maler, R OBP: 0.293, SLG: 0.275 (9, PH)		1-2								1	0	0	0	0	0	0						
Orlando Mercado, R OBP: 0.269, SLG: 0.331 (1, 2)		0-0 F9			0-0 1-3		0-0 F7			3	0	0	0	0	0	1						
John Moses, S OBP: 0.239, SLG: 0.183 (1, 8)		0-0 5-3			4-0 1B E BB		0-3 K			2	1	0	0	1	1	1						
Inning Stats	R: 0 E: 0 K: 3 S: 9	H: 0 LOB: 0 BB: 0 P: 9	R: 2 E: 0 K: 0 S: 6	H: 3 LOB: 1 BB: 0 P: 6	R: 0 E: 0 K: 1 S: 5	H: 0 LOB: 0 BB: 0 P: 5	R: 1 E: 0 K: 1 S: 6	H: 1 LOB: 0 BB: 0 P: 6	R: 1 E: 1 K: 1 S: 6	H: 1 LOB: 1 BB: 1 P: 10	R: 0 E: 0 K: 0 S: 4	H: 1 LOB: 1 BB: 0 P: 4	R: 0 E: 0 K: 1 S: 5	H: 0 LOB: 0 BB: 0 P: 5	R: 0 E: 0 K: 2 S: 7	H: 0 LOB: 0 BB: 0 P: 7	R: 0 E: 0 K: 0 S: 3	H: 0 LOB: 0 BB: 0 P: 3	1B: 4 2B: 0 3B: 0 HR: 2	SF: 0 SAC: 0 DP: 0 HBP: 0	WP: 0 PB: 0 SB: 0 CS: 0	PA: 34
PITCHER Storm Davis, R ERA: 3.19 (1, 1)	IP 9.0	WLS W	BF 34	H 6	R 4	ER 4	SO 9	BB 1	IBB 0	HBP 0	BLK 0	WP 0	HR 2	S 51	P 55	ERA 4.00	WHIP 0.778					

BOTTOM

Baltimore Orioles @ Seattle Mariners
The Kingdome, Seattle, WA
Mon Jul 18 1983, 10:05 PM EDT
Att. 7,309 - Unknown

livebaseballscorecards.com

AB	33
R	4
H	6
RBI	3
BB	1
SO	9
LOB	7




Batter	1	2	3	4	5	6	7	8	9	AB R H RBI BB SO LOB	TOP											
Al Bumbry, L (1, 8) OBP: 0.325, SLG: 0.354	0-0 F7	0-0 G3			0-0 FC4-5 2B 1B	0-0 P6		0-0 FC6-4		5 1 1 0 0 0 2												
Jim Dwyer, L (1, 9) OBP: 0.400, SLG: 0.614	0-0 4-3		0-0 G3		0-0 FC4-5 2B		4-0 2B BB	0-3 K		4 1 1 1 1 1 1												
Cal Ripken Jr., R (1, 6) OBP: 0.356, SLG: 0.487	4-0 BB		0-0 HR		0-0 FC4-5 1B		0-0 G1 2B		0-0 F9	4 2 2 3 1 0 1												
Eddie Murray, S (1, 3) OBP: 0.392, SLG: 0.509	0-0 G3		0-0 3-1		0-0 F7		0-0 G1		0-0 5-3	5 0 0 0 0 0 3												
John Lowenstein, L (1, 7) OBP: 0.370, SLG: 0.452 Mike Young, S (7, PR) OBP: 0.290, SLG: 0.357 (7, 7)		0-0 1B 1B	0-3 K		4-0 1B E BB		1-0 HBP		0-0 1B	2 2 1 0 1 1 0 1 0 1 0 0 0 0												
Ken Singleton, S (1, 10) OBP: 0.383, SLG: 0.481		0-0 1B SF8 1B		0-3 K	0-0 E9 1B		0-3 K		0-0 P5	5 1 2 1 0 2 3												
Joe Nolan, L (1, 2) OBP: 0.364, SLG: 0.443		0-0 1B		0-0 F7	0-0 F5		0-0 4-3			4 0 1 1 0 0 3												
Todd Cruz, R (1, 5) OBP: 0.239, SLG: 0.333 Aurelio Rodriguez, R (8, 5) OBP: 0.143, SLG: 0.131		0-0 SF8		0-0 6-3		0-0 5-3		0-0 F9		3 0 0 1 0 0 0 0 0 0 0 0 0 0												
Rich Dauer, R (1, 4) OBP: 0.282, SLG: 0.289		0-0 F9			0-0 1B 2B 1B	0-0 F3		0-0 FC6-4 1B		4 1 2 0 0 0 1												
Inning Stats	R: 0 E: 0 K: 0 S: 3	H: 0 LOB: 1 BB: 1 P: 7	R: 2 E: 0 K: 0 S: 6	H: 3 LOB: 1 BB: 0 P: 6	R: 1 E: 0 K: 1 S: 5	H: 1 LOB: 0 BB: 0 P: 6	R: 0 E: 0 K: 1 S: 5	H: 0 LOB: 0 BB: 0 P: 5	R: 4 E: 1 K: 0 S: 7	H: 4 LOB: 1 BB: 1 P: 11	R: 0 E: 0 K: 0 S: 3	H: 0 LOB: 0 BB: 0 P: 3	R: 1 E: 0 K: 1 S: 6	H: 1 LOB: 2 BB: 1 P: 11	R: 0 E: 0 K: 1 S: 6	H: 1 LOB: 1 BB: 0 P: 6	R: 0 E: 0 K: 0 S: 4	H: 1 LOB: 1 BB: 0 P: 4	1B: 8 2B: 2 3B: 0 HR: 1	SF: 1 SAC: 0 DP: 0 HBP: 1	WP: 0 PB: 0 SB: 0 CS: 0	PA: 42
PITCHER	IP WLS BF H R ER SO BB IBB HBP BLK WP HR S P ERA WHIP																					
Glenn Abbott, R (1, 1) ERA: 3.54	4.2 L 23 7 7 6 2 2 0 0 0 0 0 1 25 33 11.57 1.929																					
Bob Stoddard, R (5, 1) ERA: 5.03	4.1 19 4 1 1 2 1 0 1 0 0 0 0 21 26 2.08 1.154																					

Baltimore Orioles @ Seattle Mariners
The Kingdome, Seattle, WA
Tue Jul 19 1983, 10:05 PM EDT
Att. 14,670 - Unknown

livebaseballscorecards.com

AB 37
R 8
H 11
RBI 7
BB 3
SO 4
LOB 14



Batter	1	2	3	4	5	6	7	8	9	AB R H RBI BB SO LOB	BOTTOM											
Spike Owen, S OBP: 0.341, SLG: 0.395 (1, 6)	0-0 1B SF9 1B		0-0 F7			0-0 P4			0-0 P6	4 1 1 0 0 0 0	Baltimore Orioles @ Seattle Mariners The Kingdome, Seattle, WA Tue Jul 19 1983, 10:05 PM EDT Att. 14,670 - Unknown livebaseballscorecards.com AB 29 R 1 H 4 RBI 1 BB 0 SO 1 LOB 4 											
Jamie Allen, R OBP: 0.335, SLG: 0.337 (1, 5)	0-0 1-3 1B		0-3 K			0-0 6-3			0-0 6-3	4 0 1 0 0 1 0												
Steve Henderson, R OBP: 0.357, SLG: 0.395 (1, 7)	0-0 SF9				0-0 1-3				0-0 L1	3 0 0 1 0 0 0												
Richie Zisk, R OBP: 0.300, SLG: 0.389 (1, 10)	0-0 F7				0-0 F8				0-0 6-3	3 0 0 0 0 0 1												
Jim Maler, R OBP: 0.295, SLG: 0.278 (1, 3)	0-0 P6				0-0 1B				0-0 P4	3 0 1 0 0 0 1												
Dave Henderson, R OBP: 0.299, SLG: 0.403 (1, 9)					0-0 1-3				0-0 F8	3 0 0 0 0 0 1												
Domingo Ramos, R OBP: 0.343, SLG: 0.397 (1, 4)									0-0 6-3	3 0 1 0 0 0 0												
Orlando Mercado, R OBP: 0.265, SLG: 0.325 (1, 2)									0-0 5-3	3 0 0 0 0 0 1												
John Moses, S OBP: 0.229, SLG: 0.175 (1, 8)									0-0 1-3	3 0 0 0 0 0 0												
Inning Stats	R: 1 E: 0 K: 5 S: 5	H: 2 LOB: 1 BB: 0 P: 5	R: 0 E: 0 K: 3 S: 3	H: 1 LOB: 0 BB: 0 P: 3	R: 0 E: 0 K: 1 S: 5	H: 0 LOB: 0 BB: 0 P: 5	R: 0 E: 0 K: 0 S: 4	H: 1 LOB: 1 BB: 0 P: 4	R: 0 E: 0 K: 0 S: 3	H: 0 LOB: 0 BB: 0 P: 3	R: 0 E: 0 K: 0 S: 3	H: 0 LOB: 0 BB: 0 P: 3	R: 0 E: 0 K: 0 S: 3	H: 0 LOB: 0 BB: 0 P: 3	R: 0 E: 0 K: 0 S: 3	H: 0 LOB: 0 BB: 0 P: 3	1B: 4 2B: 0 3B: 0 HR: 0	SF: 1 SAC: 0 DP: 1 HBP: 0	WP: 0 PB: 0 SB: 0 CS: 0	PA: 30		
PITCHER Scott McGregor, L ERA: 3.11 (1, 1)	IP 9.0	WLS W	BF 30	H 4	R 1	ER 1	SO 1	BB 0	IBB 0	HBP 0	BLK 0	WP 0	HR 0	S 32	P 32	ERA 1.00	WHIP 0.444				ERA 1.00	WHIP 0.444

Batter	1	2	3	4	5	6	7	8	9	AB R H RBI BB SO LOB	TOP
--------	---	---	---	---	---	---	---	---	---	----------------------	-----

Dan Ford, R <small>OBP: 0.342, SLG: 0.502</small> (1, 9)	0-0 HR		0-0 HR		4-0 BB		0-0 1B		0-0 HR	4 3 4 3 1 0 0	
Rich Dauer, R <small>OBP: 0.277, SLG: 0.284</small> (1, 4)	0-0 4-3		0-3 K		0-0 F8		0-3 K		0-0 F9	5 0 0 0 0 2 3	
Cal Ripken Jr., R <small>OBP: 0.362, SLG: 0.494</small> (1, 6)	0-3 K			0-0 BB 1B		0-0 BB 2B	0-0 1B		0-0 BB 1B	5 0 4 1 0 1 0	
Eddie Murray, S <small>OBP: 0.390, SLG: 0.503</small> (1, 3)	0-3 K			4-0 BB 1B		0-0 6-3	0-0 P6		0-0 G4-6-3	4 0 0 0 1 1 4	
Gary Roenicke, R <small>OBP: 0.305, SLG: 0.467</small> (1, 8) (8, 7)		0-0 5-3		0-0 G6-4-3		0-0 6-3	0-0 P4			4 0 0 0 0 0 5	
Ken Singleton, S <small>OBP: 0.387, SLG: 0.479</small> (1, 10)		0-0 5-3		4-0 BB IBB		4-0 BB IBB		4-0 FC5-6 BB		1 0 0 0 3 0 0	
Lenn Sakata, R <small>OBP: 0.294, SLG: 0.349</small> (8, PR)				0-3 K		4-0 BB 1B		0-0 FC5-6 5-3		0 0 0 0 0 0 0	
Benny Ayala, R <small>OBP: 0.291, SLG: 0.486</small> (1, 7)			0-0 1-3		0-3 K		4-0 BB 1B	0-0 FC5-6 5-3		2 0 0 0 1 1 2	
Al Bumbry, L <small>OBP: 0.323, SLG: 0.352</small> (8, PH)					0-3 K		0-0 4-3		0-0 5-3	1 0 0 0 0 0 1	
Todd Cruz, R <small>OBP: 0.236, SLG: 0.328</small> (1, 5)			0-0 F5		0-3 K		0-0 4-3		0-0 5-3	4 0 0 0 0 1 4	
Rick Dempsey, R <small>OBP: 0.317, SLG: 0.322</small> (1, 2)			0-0 1-3		0-0 1B		0-0 1B		0-0 4-3	4 1 2 0 0 0 2	

Inning Stats	R: 1 H: 1 E: 0 LOB: 0 K: 2 BB: 0 S: 8 P: 8	R: 0 H: 0 E: 0 LOB: 0 K: 0 BB: 0 S: 3 P: 3	R: 1 H: 1 E: 0 LOB: 0 K: 1 BB: 0 S: 6 P: 6	R: 0 H: 1 E: 0 LOB: 2 K: 1 BB: 2 S: 5 P: 13	R: 0 H: 1 E: 0 LOB: 1 K: 1 BB: 1 S: 5 P: 9	R: 0 H: 1 E: 0 LOB: 3 K: 0 BB: 2 S: 4 P: 12	R: 1 H: 3 E: 0 LOB: 2 K: 1 BB: 0 S: 8 P: 8	R: 0 H: 0 E: 0 LOB: 2 K: 0 BB: 1 S: 3 P: 7	R: 1 H: 2 E: 0 LOB: 0 K: 0 BB: 0 S: 4 P: 4	1B: 6 SF: 0 2B: 1 SAC: 0 3B: 0 DP: 2 HR: 3 HBP: 0	WP: 0 PA: 40 PB: 0 SB: 0 CS: 0
--------------	---	---	---	--	---	--	---	---	---	--	---

PITCHER	IP	WLS	BF	H	R	ER	SO	BB	IBB	HBP	BLK	WP	HR	S	P	ERA	WHIP
Matt Young, L <small>ERA: 2.75</small> (1, 1)	6.0	L	27	6	3	3	5	4	1	0	0	0	2	32	52	4.50	1.667
Mike Stanton, R <small>ERA: 4.37</small> (7, 1)	2.1		12	4	1	1	1	1	0	0	0	0	1	13	17	3.86	2.143
Ed Vande Berg, L <small>ERA: 4.14</small> (9, 1)	0.2		1	0	0	0	0	0	0	0	0	0	0	1	1	0.00	0.000

Baltimore Orioles @ Seattle Mariners
 The Kingdome, Seattle, WA
 Wed Jul 20 1983, 6:33 AM EDT
 Att. 7,444 - Unknown

livebaseballscorecards.com

AB	34
R	4
H	10
RBI	4
BB	6
SO	6
LOB	21



BOTTOM

Baltimore Orioles @ Seattle Mariners

The Kingdome, Seattle, WA

Wed Jul 20 1983, 6:33 AM EDT

Att. 7,444 - Unknown

livebaseballscorecards.com

AB	30
R	2
H	5
RBI	2
BB	6
SO	8
LOB	21




AB R H RBI BB SO LOB

4	0	0	1	0	0	3
2	1	0	0	2	1	3
4	0	1	0	0	1	2
3	0	0	0	1	0	2
4	0	0	0	0	1	3
3	0	1	1	1	1	1
0	0	0	0	0	0	0
2	0	0	0	1	1	2
0	0	0	0	0	0	0
1	0	0	0	0	1	1
3	1	1	0	1	1	2
3	0	2	0	0	0	1
1	0	0	0	0	1	1

Batter	1	2	3	4	5	6	7	8	9
Spike Owen, S (1, 6) OBP: 0.326, SLG: 0.376	0-0 6-3		0-0 F8		0-0 4-3		0-0 P4		
Tony Bernazard, S (1, 4) OBP: 0.319, SLG: 0.353	4-0 BB			4-0 S 1B BB	2-3 3-H 0-3 K		0-0 F8		
Jim Maler, R (1, 10) OBP: 0.292, SLG: 0.276	0-0 P3			0-3 K		0-0 1B		0-0 P3	
Pat Putnam, L (1, 3) OBP: 0.308, SLG: 0.419	0-0 4-3			4-0 1B BB		0-0 F7		0-0 G3	
Ricky Nelson, L (1, 9) OBP: 0.299, SLG: 0.427		0-0 1-3		0-0 F7		0-3 K		0-0 F2	
Steve Henderson, R (1, 7) OBP: 0.358, SLG: 0.394		0-0 5-3		0-0 1B		0-3 K		4-0 BB	
Domingo Ramos, R (9, PR) OBP: 0.343, SLG: 0.397				1-2 2-H 1B					
Rick Sweet, S (1, 2) OBP: 0.255, SLG: 0.247		0-3 K		0-0 L5				0-3 K	
Al Cowens, R (7, PR) OBP: 0.240, SLG: 0.271									
Orlando Mercado, R (8, 2) OBP: 0.263, SLG: 0.323									
Jamie Allen, R (1, 5) OBP: 0.338, SLG: 0.337			4-0 G4-6-3 BB		0-0 2B 4-3 1B		0-0 P3		0-3 K
John Moses, S (1, 8) OBP: 0.247, SLG: 0.212			0-0 G4-6-3		0-0 4-3 CS 2B		0-0 1B		0-3 K
Dave Henderson, R (9, PH) OBP: 0.298, SLG: 0.402									

Inning Stats	R: 0 E: 0 K: 0 S: 3	H: 0 LOB: 1 BB: 1 P: 7	R: 0 E: 0 K: 1 S: 5	H: 0 LOB: 0 BB: 0 P: 5	R: 0 E: 0 K: 0 S: 2	H: 0 LOB: 0 BB: 1 P: 6	R: 1 E: 0 K: 1 S: 6	H: 1 LOB: 2 BB: 2 P: 14	R: 1 E: 0 K: 1 S: 6	H: 2 LOB: 0 BB: 0 P: 6	R: 0 E: 0 K: 2 S: 8	H: 1 LOB: 1 BB: 0 P: 8	R: 0 E: 0 K: 0 S: 4	H: 1 LOB: 2 BB: 1 P: 8	R: 0 E: 0 K: 0 S: 3	H: 0 LOB: 0 BB: 0 P: 3	R: 0 E: 0 K: 3 S: 9	H: 0 LOB: 1 BB: 1 P: 13	1B: 4 2B: 1 3B: 0 HR: 0	SF: 0 SAC: 0 DP: 1 HBP: 0	WP: 0 PB: 0 SB: 1 CS: 1	PA: 36
--------------	------------------------------	---------------------------------	------------------------------	---------------------------------	------------------------------	---------------------------------	------------------------------	----------------------------------	------------------------------	---------------------------------	------------------------------	---------------------------------	------------------------------	---------------------------------	------------------------------	---------------------------------	------------------------------	----------------------------------	----------------------------------	------------------------------------	----------------------------------	--------

PITCHER	IP	WLS	BF	H	R	ER	SO	BB	IBB	HBP	BLK	WP	HR	S	P	ERA	WHIP
Mike Boddicker, R (1, 1) ERA: 3.55	4.1		19	3	2	2	2	4	0	0	0	0	0	19	35	4.15	1.615
Sammy Stewart, R (5, 1) ERA: 4.38	3.2	W	14	2	0	0	3	2	0	0	0	0	0	18	26	0.00	1.091
Tim Stoddard, R (9, 1) ERA: 5.73	1.0	S	3	0	0	0	3	0	0	0	0	0	0	9	9	0.00	0.000

Batter	1	2	3	4	5	6	7	8	9	AB R H RBI BB SO LOB	TOP																									
Dan Ford, R OBP: 0.343, SLG: 0.504 (1, 9)	0-0 F9		0-0 F7		0-0 E6 2B	0-0 1B	0-0 F9			5 1 2 3 0 0 5	<p>Baltimore Orioles @ Oakland Athletics Oakland-Alameda County Coliseum, Oakland, CA</p> <p>Thu Jul 21 1983, 7:05 PM PDT Att. 9,326 - Unknown</p> <p>livebaseballscorecards.com</p> <table border="0"> <tr><td>AB</td><td>36</td></tr> <tr><td>R</td><td>7</td></tr> <tr><td>H</td><td>11</td></tr> <tr><td>RBI</td><td>7</td></tr> <tr><td>BB</td><td>7</td></tr> <tr><td>SO</td><td>3</td></tr> <tr><td>LOB</td><td>21</td></tr> </table> 	AB	36	R	7	H	11	RBI	7	BB	7	SO	3	LOB	21											
AB	36																																			
R	7																																			
H	11																																			
RBI	7																																			
BB	7																																			
SO	3																																			
LOB	21																																			
Lenn Sakata, R OBP: 0.301, SLG: 0.368 (1, 4)	0-0 G3-6-1 1B		0-0 6-3		0-0 BB 2B	0-0 P6	0-0 F2			5 0 2 1 0 0 6																										
Cal Ripken Jr., R OBP: 0.360, SLG: 0.493 (1, 6)	0-0 G3-6-1 1-2f			0-0 G5-4-3 2B	0-0 F7		0-0 4-3	0-0 5-3		5 0 1 0 0 0 2																										
Eddie Murray, S OBP: 0.390, SLG: 0.509 (1, 3)		0-0 L6		4-0 G5-4-3 BB	0-0 6-3		0-0 HR	0-3 K		4 1 1 1 1 1 1																										
Gary Roenicke, R OBP: 0.308, SLG: 0.468 (1, 8) (7, 7)		0-0 6-3		0-0 G5-4-3 1-2f 2-3	4-0 BB BB		0-0 1B 2B	0-0 5-3		4 1 1 0 1 0 2																										
Ken Singleton, S OBP: 0.392, SLG: 0.479 (1, 10) Al Bumbry, L OBP: 0.322, SLG: 0.351 (7, PR)		4-0 CS BB		0-0 4-3	4-0 BB BB		0-0 2B HBP 1B	0-0 P4		2 0 1 0 2 0 1 1 1 0 0 0 0 0																										
Benny Ayala, R OBP: 0.296, SLG: 0.479 (1, 7) Jim Dwyer, L OBP: 0.396, SLG: 0.607 (5, PH) (5, 7) John Shelby, S OBP: 0.311, SLG: 0.405 (7, PH) (7, 8)		0-0 CS	0-0 F3		1-2 E BB		0-0 HBP 1-3 3-H 2B	0-0 F7		1 1 0 0 1 0 0 1 0 0 0 0 0 3 2 0 1 1 0 0 0																										
Todd Cruz, R OBP: 0.240, SLG: 0.330 (1, 5) John Lowenstein, L OBP: 0.373, SLG: 0.452 (7, PH) Joe Nolan, L OBP: 0.360, SLG: 0.438 (7, 2)			4-0 E BB		0-0 1B E 1B	0-0 1-3	0-0 HBP IBB	0-3 K		2 1 1 0 1 0 0 0 0 0 0 1 0 0 1 0 0 0 0 1 0																										
Rick Dempsey, R OBP: 0.318, SLG: 0.322 (1, 2) Rich Dauer, R OBP: 0.279, SLG: 0.284 (7, PH) (7, 5)			0-0 E5		0-0 E 1B	0-3 K	1-0 HBP			3 1 1 0 0 1 1 0 0 0 1 0 0 0																										
Inning Stats	R: 0 E: 0 K: 0 S: 3	H: 1 LOB: 0 BB: 0 P: 3	R: 0 E: 0 K: 0 S: 2	H: 0 LOB: 0 BB: 1 P: 6	R: 0 E: 1 K: 0 S: 4	H: 0 LOB: 2 BB: 1 P: 8	R: 0 E: 0 K: 0 S: 3	H: 1 LOB: 1 BB: 1 P: 7	R: 4 E: 1 K: 0 S: 7	H: 4 LOB: 3 BB: 3 P: 19	R: 0 E: 0 K: 1 S: 6	H: 1 LOB: 1 BB: 0 P: 6	R: 3 E: 0 K: 0 S: 7	H: 4 LOB: 3 BB: 1 P: 12	R: 0 E: 0 K: 1 S: 5	H: 0 LOB: 0 BB: 0 P: 5	R: 0 E: 0 K: 1 S: 5	H: 0 LOB: 0 BB: 0 P: 5	1B: 5 2B: 5 3B: 0 HR: 1	SF: 0 SAC: 0 DP: 2 HBP: 1	WP: 0 PB: 0 SB: 0 CS: 1	PA: 45														
PITCHER	IP WLS BF H R ER SO BB IBB HBP BLK WP HR S P ERA WHIP																				PITCHER	IP WLS BF H R ER SO BB IBB HBP BLK WP HR S P ERA WHIP														
Gorman Heimueller, L ERA: 6.48 (1, 1)	4.0																																			
Keith Atherton, R ERA: 2.79 (5, 1)	2.1																																			
Tom Underwood, L ERA: 5.03 (7, 1)	0.0																																			
Dave Beard, R ERA: 7.22 (7, 1)	1.2	W	7	0	1	1	1	0	1	1	0	0	0	7	12	5.40	0.000																			
Tom Burgmeier, L ERA: 2.96 (9, 1)	1.0	S	3	0	0	0	1	0	0	0	0	0	0	5	5	0.00	0.000																			

Batter	1	2	3	4	5	6	7	8	9	AB R H RBI BB SO LOB	TOP
Al Bumbry, L (1, 8) OBP: 0.326, SLG: 0.355 John Shelby, S (6, PH) OBP: 0.314, SLG: 0.406 (6, 8)	0-0 1B		0-0 1B		0-0 3-1 1B	0-0 1B		0-0 FC6-4		3 0 2 0 0 0 0 2 0 1 0 0 0 2	Baltimore Orioles @ Oakland Athletics Oakland-Alameda County Coliseum, Oakland, CA Fri Jul 22 1983, 7:05 PM PDT Att: 15,211 - Unknown livebaseballscorecards.com
Dan Ford, R (1, 9) OBP: 0.336, SLG: 0.494 (6, 8)	0-0 FC5-4		0-0 F8		0-0 G3	0-0 6-3		0-0 5-3	5 0 0 0 0 0 6		
Cal Ripken Jr., R (1, 6) OBP: 0.358, SLG: 0.492 (6, 8)	0-0 G4-6-3		0-0 F7		0-0 2B		0-0 F8	0-0 1-3	5 0 1 0 0 0 3		
Eddie Murray, S (1, 3) OBP: 0.390, SLG: 0.506 (6, 8)		0-0 F2		0-0 G3		0-0 F7		4-0 G5-4-3 BB	0-0 BB 1B	4 0 1 0 1 0 1	
Jim Dwyer, L (1, 7) OBP: 0.404, SLG: 0.641 Gary Roenicke, R (7, PH) OBP: 0.310, SLG: 0.466 (7, 7)		0-0 F8		0-0 E 1B 1B		0-0 HR		4-0 G5-4-3 1-2f	4-0 FC6-4 BB	3 2 2 1 0 0 0 1 0 0 0 1 0 1	
Ken Singleton, S (1, 10) OBP: 0.392, SLG: 0.476 (6, 8)		0-0 F7		0-0 E8 1B 1B		4-0 FC1-6 BB		0-0 1-3	0-0 FC6-4 1-2f	4 0 1 0 1 0 2	
Joe Nolan, L (1, 2) OBP: 0.348, SLG: 0.422 Benny Ayala, R (8, PH) OBP: 0.293, SLG: 0.472 Rick Dempsey, R (8, 2) OBP: 0.318, SLG: 0.322 (6, 8)			0-0 P6		0-0 F7		0-0 FC1-6 1B BB 1-2f	0-0 1-3		3 0 0 0 0 0 3 1 0 0 0 0 0 0 0 0 0 0 0 0 0	
Todd Cruz, R (1, 5) OBP: 0.247, SLG: 0.347 (6, 8)			0-0 HR		0-0 1-3 3-H 1B		0-0 F7		0-0 1B 1B	4 1 3 2 0 0 1	
Lenn Sakata, R (1, 4) OBP: 0.325, SLG: 0.380 (6, 8)			0-0 1B 1B		0-0 F3		4-0 1B BB	0-0 FC6-4 1B		3 0 2 0 1 0 2	
Inning Stats	R: 0 H: 1 E: 0 LOB: 0 K: 0 BB: 0 S: 3 P: 3	R: 0 H: 0 E: 0 LOB: 0 K: 0 BB: 0 S: 3 P: 3	R: 1 H: 3 E: 0 LOB: 2 K: 0 BB: 0 S: 6 P: 6	R: 1 H: 3 E: 1 LOB: 2 K: 0 BB: 0 S: 6 P: 6	R: 0 H: 1 E: 0 LOB: 1 K: 0 BB: 0 S: 4 P: 4	R: 1 H: 2 E: 0 LOB: 3 K: 0 BB: 2 S: 5 P: 13	R: 0 H: 0 E: 0 LOB: 0 K: 0 BB: 1 S: 2 P: 6	R: 0 H: 2 E: 0 LOB: 2 K: 0 BB: 0 S: 5 P: 5	R: 0 H: 1 E: 0 LOB: 2 K: 0 BB: 1 S: 4 P: 8	1B: 10 SF: 0 2B: 1 SAC: 0 3B: 0 DP: 2 HR: 2 HBP: 0	
PITCHER Rick Langford, R (1, 1) ERA: 11.29 Tom Burgmeier, L (6, 1) ERA: 2.61	IP WLS BF H R ER SO BB IBB HBP BLK WP HR S P ERA WHIP 5.0 0 24 9 3 3 0 1 0 0 0 0 2 23 27 5.40 2.000					PITCHER IP WLS BF H R ER SO BB IBB HBP BLK WP HR S P ERA WHIP 4.0 W 18 4 0 0 0 3 0 0 0 0 0 0 15 27 0.00 1.750					

AB	38
R	3
H	13
RBI	3
BB	4
SO	0
LOB	21



Batter	1	2	3	4	5	6	7	8	9	AB	R	H	RBI	BB	SO	LOB
Rickey Henderson, R (1, 7) OBP: 0.410, SLG: 0.430	0-0 F9		0-0 G6-4-3			4-0 BB	4-0 BB			2	0	0	0	2	0	1
Rick Peters, S (1, 9) OBP: 0.336, SLG: 0.293	0-0 3-1			0-0 F9		0-0 F7	0-0 4-3			4	0	0	0	0	0	4
Dwayne Murphy, L (1, 8) OBP: 0.333, SLG: 0.364	0-0 HR			0-0 6-3		0-3 K		0-3 K		4	1	1	1	0	2	1
Davey Lopes, R (1, 4) OBP: 0.351, SLG: 0.478	0-3 K			0-0 PO 1B			0-0 BB 1B	0-0 1B		4	1	3	0	0	1	0
Carney Lansford, R (1, 5) OBP: 0.339, SLG: 0.450		0-0 G6-4-3 1B		0-0 PO	0-0 F9		0-0 F8	0-0 F8		4	0	1	0	0	0	2
Jeff Burroughs, R (1, 10) OBP: 0.345, SLG: 0.400		0-0 G6-4-3			0-0 F7		4-0 1B E BB	0-0 F7		2	0	0	0	1	0	1
Dan Meyer, L (7, PR) OBP: 0.184, SLG: 0.152		0-0 G6-4-3								1	1	0	0	0	0	1
Bill Almon, R (1, 6) OBP: 0.330, SLG: 0.408		0-0 F8			0-0 1-3		0-0 WP E 1B			3	0	1	1	0	0	0
Wayne Gross, L (8, 3) OBP: 0.311, SLG: 0.394							1-3 2-H			0	0	0	0	0	0	0
Garry Hancock, L (1, 3) OBP: 0.314, SLG: 0.458			0-0 G6-4-3 1B			0-0 HR	0-0 E6 WP			2	1	2	1	0	0	0
Bob Kearney, R (7, PH) OBP: 0.308, SLG: 0.396							1-2 3-H			1	0	0	1	0	0	1
Tony Phillips, S (8, 6) OBP: 0.305, SLG: 0.262			0-3 K				0-3 K			0	0	0	0	0	0	0
Mike Heath, R (1, 2) OBP: 0.328, SLG: 0.386						0-0 F7	0-3 K			3	0	0	0	0	2	3

Inning Stats	R: 1	H: 1	R: 0	H: 1	R: 0	H: 1	R: 0	H: 0	R: 1	H: 1	R: 2	H: 2	R: 0	H: 1	1B: 6	SF: 0
	E: 0	LOB: 0	E: 0	LOB: 0	E: 0	LOB: 0	E: 0	LOB: 0	E: 0	LOB: 1	E: 1	LOB: 3	E: 0	LOB: 1	2B: 0	SAC: 0
	K: 1	BB: 0	K: 0	BB: 0	K: 0	BB: 0	K: 0	BB: 0	K: 1	BB: 1	K: 1	BB: 2	K: 1	BB: 0	3B: 0	DP: 2
	S: 6	P: 6	S: 3	P: 3	S: 5	P: 5	S: 3	P: 3	S: 6	P: 10	S: 8	P: 16	S: 6	P: 6	HR: 2	HBP: 0

PITCHER	IP	WLS	BF	H	R	ER	SO	BB	IBB	HBP	BLK	WP	HR	S	P	ERA	WHIP
Allan Ramirez, R (1, 1) ERA: 2.29	6.1	L	25	7	4	4	3	2	0	0	0	0	2	29	37	5.68	1.421
Dan Morogiello, L (7, 1) ERA: 3.63	0.1		2	0	0	0	1	0	0	0	0	1	0	4	4	0.00	0.000
Tim Stoddard, R (7, 1) ERA: 5.66	1.1		6	1	0	0	1	1	0	0	0	0	0	7	11	0.00	1.500


BOTTOM

Baltimore Orioles @ Oakland Athletics
Oakland-Alameda County Coliseum, Oakland, CA

Fri Jul 22 1983, 7:05 PM PDT
Att. 15,211 - Unknown

livebaseballscorecards.com

AB	30
R	4
H	8
RBI	4
BB	3
SO	5
LOB	14



WP: 1	PA: 34
PB: 0	
SB: 2	
CS: 0	

Batter	1	2	3	4	5	6	7	8	9	AB R H RBI BB SO LOB	TOP											
John Shelby, S (1, 8) OBP: 0.311, SLG: 0.400	0-3 K		0-3 K		X 0-0 F8		0-3 K		X 0-0 1B	5 1 1 0 0 3 1												
Rich Dauer, R (1, 4) OBP: 0.281, SLG: 0.286	0-0 5-3		0-0 FC6-4 1B		X 0-0 4-3		X 0-0 F8		X 0-0 1B	5 0 2 0 0 0 0												
Cal Ripken Jr., R (1, 6) OBP: 0.361, SLG: 0.500	0-0 5-3		0-0 FC6-4 1-2f		X 0-0 HR			BB SH1-4 2B	X 0-0 1B	4 2 2 2 1 0 1												
Eddie Murray, S (1, 3) OBP: 0.395, SLG: 0.516		X 0-0 HR	X 0-0 F9		X 0-0 WP 1B			BB SH1-4 2B	BB 1-2 2-3 BB	3 2 2 1 2 0 1												
Gary Roenicke, R (1, 9) OBP: 0.313, SLG: 0.461	0-3 K			BB 4-0 BB	BB 4-0 BB		BB 4-0 BB	X 0-0 SH1-4	X 0-0 F5	2 0 0 0 2 1 3												
Ken Singleton, S (1, 10) OBP: 0.392, SLG: 0.471		BB 4-0 BB		BB 0-3 BB	BB 0-3 BB		BB 0-3 BB	BB 4-0 2B SF9 IBB	X 0-0 F2	3 1 0 0 2 2 6												
Benny Ayala, R (1, 7) OBP: 0.282, SLG: 0.453	0-3 K		0-3 K		X 0-0 P3		X 0-0 F9	X 0-0 SF9 2B	X 0-0 G3	3 0 0 0 0 1 4												
Jim Dwyer, L (8, PH) OBP: 0.406, SLG: 0.649								1-3 2-H 3-H		2 0 1 2 0 0 3												
Todd Cruz, R (1, 5) OBP: 0.244, SLG: 0.343	0-0 P6		0-3 K		X 0-0 P6		X 0-0 P6	X 0-0 SF9		3 0 0 1 0 1 4												
Rick Dempsey, R (1, 2) OBP: 0.316, SLG: 0.325			X 0-0 BLK WP 2B		X 0-0 5-3		0-3 K	X 0-0 F9		4 1 1 0 0 1 1												
Inning Stats	R: 0 E: 0 K: 1 S: 5	H: 0 LOB: 0 BB: 0 P: 5	R: 1 E: 0 K: 2 S: 8	H: 1 LOB: 1 BB: 1 P: 12	R: 1 E: 0 K: 1 S: 7	H: 2 LOB: 1 BB: 0 P: 7	R: 0 E: 0 K: 2 S: 7	H: 0 LOB: 1 BB: 1 P: 11	R: 0 E: 0 K: 1 S: 3	H: 0 LOB: 0 BB: 0 P: 3	R: 1 E: 0 K: 1 S: 7	H: 2 LOB: 2 BB: 1 P: 11	R: 0 E: 0 K: 2 S: 7	H: 0 LOB: 0 BB: 0 P: 7	R: 3 E: 0 K: 0 S: 4	H: 1 LOB: 1 BB: 3 P: 16	R: 1 E: 0 K: 0 S: 6	H: 3 LOB: 3 BB: 1 P: 10	1B: 5 2B: 2 3B: 0 HR: 2	SF: 1 SAC: 1 DP: 0 HBP: 0	WP: 2 PB: 0 SB: 0 CS: 0	PA: 43
PITCHER	IP WLS BF H R ER SO BB IBB HBP BLK WP HR S P ERA WHIP																					
Tim Conroy, L (1, 1) ERA: 3.71	7.0 L 31 5 5 5 9 5 0 0 0 1 2 2 44 64 6.43 1.429																					
Keith Atherton, R (8, 1) ERA: 3.38	1.0 5 1 1 1 0 0 0 1 0 0 0 0 4 8 9.00 1.000																					
Rich Wortham, L (9, 1) ERA:	0.0 4 3 1 1 0 1 0 0 0 0 0 0 3 7 ∞ ∞																					
Dave Beard, R (9, 1) ERA: 6.98	1.0 3 0 0 0 0 0 0 0 0 0 0 0 0 3 3 0.00 0.000																					

Baltimore Orioles @ Oakland Athletics
Oakland-Alameda County Coliseum, Oakland, CA

Sat Jul 23 1983, 3:33 AM PDT
Att. 23,069 - Unknown

livebaseballscorecards.com

AB	34
R	7
H	9
RBI	6
BB	7
SO	9
LOB	24



Batter	1	2	3	4	5	6	7	8	9	AB	R	H	RBI	BB	SO	LOB
Rickey Henderson, R OBP: 0.407, SLG: 0.425 (1, 7)	0-0 F9		4-0 S 4-3 BB		0-0 F9			0-0 L4	0-0 5-3	4	0	0	0	1	0	3
Rick Peters, S OBP: 0.333, SLG: 0.301 (1, 9)	0-0 F7		0-0 4-3			0-0 F8 2B		0-0 6-3		4	0	1	0	0	0	1
Dwayne Murphy, L OBP: 0.329, SLG: 0.358 (1, 8)	0-3 K		0-0 F7			0-0 F7		0-0 6-3		4	0	0	0	0	1	2
Davey Lopes, R OBP: 0.350, SLG: 0.475 (1, 4)		0-0 E 1B 4-3 1B		0-0 4-3		0-0 F8 2-3			0-0 P3	4	1	1	0	0	0	1
Carney Lansford, R OBP: 0.342, SLG: 0.457 (1, 5)		0-0 E 1B 1-2 1B		0-0 5-3		0-0 5-3			0-0 1B 2B	4	1	2	0	0	0	1
Jeff Burroughs, R OBP: 0.345, SLG: 0.397 Tom Burgmeier, L (7, PR) Wayne Gross, L (9, PH) OBP: 0.313, SLG: 0.397		0-3 K 1-2 2-3		0-3 K		4-0 1-3 BB			0-0 1B 2B 1B	2	0	0	0	1	2	2
Bill Almon, R OBP: 0.329, SLG: 0.406 (1, 6)		0-0 4-3			0-0 5-3		0-0 1-3		0-0 FC5-4 1B	4	0	1	2	0	0	2
Garry Hancock, L OBP: 0.304, SLG: 0.443 (1, 3)		0-0 3-H F7			0-3 K		0-0 P6		0-0 FC5-4 2B	4	0	0	0	0	1	5
Bob Kearney, R OBP: 0.309, SLG: 0.397 Mike Heath, R (7, 2) OBP: 0.331, SLG: 0.395			0-0 6-3			0-0 1B		0-0 F9		0-0 1-3 2-H 2B	2	0	1	0	0	0
										2	0	1	1	0	0	2

Inning Stats	R: 0	H: 0	E: 0	K: 1	S: 5	R: 1	H: 2	E: 1	K: 1	S: 7	R: 0	H: 0	E: 0	K: 0	S: 3	R: 0	H: 0	E: 0	K: 1	S: 5	R: 0	H: 1	E: 0	K: 1	S: 6	R: 0	H: 1	E: 0	K: 0	S: 4	R: 0	H: 0	E: 0	K: 0	S: 3	R: 0	H: 0	E: 0	K: 0	S: 3	R: 2	H: 4	E: 0	K: 0	S: 7	R: 0	H: 0	E: 0	K: 0	S: 3	1B: 5	2B: 3	3B: 0	HR: 0	SF: 0	SAC: 0	DP: 0	HBP: 0	WP: 0	PA: 37
PITCHER Storm Davis, R ERA: 3.11 (1, 1)	IP	WLS	BF	H	R	ER	SO	BB	IBB	HBP	BLK	WP	HR	S	P	ERA	WHIP																		IP	WLS	BF	H	R	ER	SO	BB	IBB	HBP	BLK	WP	HR	S	P	ERA	WHIP									

BOTTOM

Baltimore Orioles @ Oakland Athletics
Oakland-Alameda County Coliseum, Oakland, CA

Sat Jul 23 1983, 3:33 AM PDT
Att. 23,069 - Unknown

livebaseballscorecards.com

AB	35
R	3
H	8
RBI	3
BB	2
SO	4
LOB	19



Batter	1	2	3	4	5	6	7	8	9	AB R H RBI BB SO LOB	TOP		
Al Bumbry, L (1, 7) OBP: 0.324, SLG: 0.352	0-0 F7	0-0 F7			0-0 SH2-3 2B 1B	0-0 F8			0-0 6-3	5 1 1 0 0 0 1	<p>Baltimore Orioles @ Oakland Athletics Oakland-Alameda County Coliseum, Oakland, CA</p> <p>Sun Jul 24 1983, 3:33 AM PDT Att. 23,215 - Unknown</p> <p>livebaseballscorecards.com</p>		
John Shelby, S (1, 8) OBP: 0.316, SLG: 0.404	0-0 WP 2B 1B	0-3 K			0-0 SH2-3 1-2			0-0 G6-4-3 1B	3 1 2 0 0 1 1				
Cal Ripken Jr., R (1, 6) OBP: 0.360, SLG: 0.496	4-0 2B 1-2 BB				0-0 5-3			0-0 G6-4-3 1-2f	3 0 0 0 1 1 2				
Eddie Murray, S (1, 3) OBP: 0.396, SLG: 0.517	0-0 1-3 2-H 2B				4-0 F8 2B 1B IBB			0-0 F8	3 1 1 1 1 0 0				
Jim Dwyer, L (1, 9) OBP: 0.404, SLG: 0.649 Gary Roenicke, R (8, PH) OBP: 0.312, SLG: 0.458	0-0 F9				0-0 1-3 2-H 1B 2B			0-0 4-3	3 1 1 1 0 1 2 1 0 0 0 0 0 0				
Ken Singleton, S (1, 10) OBP: 0.393, SLG: 0.469	4-0 BB				0-0 4-3			0-0 L4	3 0 1 2 1 0 0				
Joe Nolan, L (1, 2) OBP: 0.337, SLG: 0.407 Rick Dempsey, R (8, PH) OBP: 0.315, SLG: 0.324	0-3 K				0-0 2-H 3-H F2			0-0 5-3	3 0 0 0 0 1 4 1 0 0 0 0 0 0				
Todd Cruz, R (1, 5) OBP: 0.247, SLG: 0.343		4-0 S BB			0-0 1B			0-0 F5	3 0 1 0 1 0 0				
Rich Dauer, R (1, 4) OBP: 0.278, SLG: 0.282		0-0 F9 1-2			0-0 5-3			0-0 F8	4 0 0 0 0 0 2				
Inning Stats	R: 1 H: 2 E: 0 LOB: 3 K: 1 BB: 2 S: 7 P: 15	R: 0 H: 0 E: 0 LOB: 1 K: 1 BB: 1 S: 5 P: 9	R: 0 H: 0 E: 0 LOB: 0 K: 2 BB: 0 S: 7 P: 7	R: 0 H: 1 E: 0 LOB: 1 K: 0 BB: 0 S: 4 P: 4	R: 3 H: 3 E: 0 LOB: 1 K: 0 BB: 1 S: 6 P: 10	R: 0 H: 0 E: 0 LOB: 0 K: 0 BB: 0 S: 3 P: 3	R: 0 H: 1 E: 0 LOB: 0 K: 0 BB: 0 S: 3 P: 3	R: 0 H: 0 E: 0 LOB: 0 K: 0 BB: 0 S: 3 P: 3	R: 0 H: 0 E: 0 LOB: 0 K: 0 BB: 0 S: 3 P: 3	1B: 5 SF: 0 2B: 2 SAC: 1 3B: 0 DP: 1 HR: 0 HBP: 0		WP: 1 PA: 37 PB: 0 SB: 1 CS: 0	
PITCHER	IP WLS BF H R ER SO BB IBB HBP BLK WP HR S P ERA WHIP											PITCHER	IP WLS BF H R ER SO BB IBB HBP BLK WP HR S P ERA WHIP
Steve McCatty, R (1, 1) ERA: 4.32	6.0 L 29 7 4 4 4 3 1 0 0 1 0 33 49 6.00 1.667												
Tom Underwood, L (7, 1) ERA: 4.89	3.0 8 0 0 0 0 0 0 0 0 0 0 8 8 0.00 0.000												

AB	32
R	4
H	7
RBI	4
BB	4
SO	4
LOB	12



Batter	1	2	3	4	5	6	7	8	9	AB	R	H	RBI	BB	SO	LOB
Rickey Henderson, R OBP: 0.406, SLG: 0.422 (1, 7)	0-0 F8		0-0 F8		0-0 G4-3-6-3-4-9-1 1-2f		0-0 E5 1B			4	0	1	0	0	0	3
Rick Peters, S OBP: 0.331, SLG: 0.292 (1, 9)	0-0 F9		4-0 FC5-4 1-2 BB			0-0 F8	0-3 K			3	0	0	0	1	1	1
Davey Lopes, R OBP: 0.346, SLG: 0.469 (1, 4)	0-0 P6		0-0 FC5-4 1-2f			0-0 G3		0-0 F8		4	0	0	0	0	0	3
Jeff Burroughs, R OBP: 0.347, SLG: 0.399 (1, 10)		0-0 6-3		0-0 G5-4-3 1B		0-0 HR 1B		0-0 5-3		4	1	2	0	0	0	0
Carney Lansford, R OBP: 0.340, SLG: 0.469 (1, 5)		0-3 K		0-0 G5-4-3 1-2f		0-0 HR		0-0 F9		4	1	1	2	0	1	1
Dwayne Murphy, L OBP: 0.334, SLG: 0.375 (1, 8)		0-3 K		0-0 1B		0-0 1B			0-0 HR	4	1	3	1	0	1	0
Bill Almon, R OBP: 0.328, SLG: 0.404 (1, 3)			0-0 1B S 1B	0-0 F9		0-0 F8			0-3 K	4	0	1	0	0	1	2
Mike Heath, R OBP: 0.321, SLG: 0.383 (1, 2)			0-0 F9		0-0 F7		0-3 K		0-0 F8	4	0	0	0	0	1	1
Tony Phillips, S OBP: 0.307, SLG: 0.266 (1, 6)			0-0 BB 1-3 1B		0-0 1B		0-3 K		0-0 F9	4	0	2	0	0	1	0

Inning Stats	R: 0	H: 0	E: 0	K: 0	S: 3	R: 0	H: 0	E: 0	K: 2	S: 7	R: 0	H: 2	E: 0	K: 0	S: 5	R: 0	H: 2	E: 0	K: 0	S: 4	R: 0	H: 1	E: 0	K: 0	S: 3	R: 2	H: 3	E: 0	K: 0	S: 6	R: 0	H: 1	E: 1	K: 3	S: 10	R: 0	H: 0	E: 0	K: 0	S: 3	R: 1	H: 1	E: 0	K: 1	S: 6	R: 0	H: 0	E: 0	K: 0	S: 3	R: 0	H: 1	E: 0	K: 1	S: 6	1B: 8	2B: 0	3B: 0	HR: 2	SF: 0	SAC: 0	DP: 2	HBP: 0	WP: 0	PA: 36
PITCHER Scott McGregor, L ERA: 3.11 (1, 1)	IP	WLS	BF	H	R	ER	SO	BB	IBB	HBP	BLK	WP	HR	S	P	ERA	WHIP																			IP	WLS	BF	H	R	ER	SO	BB	IBB	HBP	BLK	WP	HR	S	P	ERA	WHIP													


BOTTOM

Baltimore Orioles @ Oakland Athletics
Oakland-Alameda County Coliseum, Oakland, CA

Sun Jul 24 1983, 3:33 AM PDT
Att. 23,215 - Unknown

livebaseballscorecards.com

AB	35
R	3
H	10
RBI	3
BB	1
SO	6
LOB	11



Batter	1	2	3	4	5	6	7	8	9	AB R H RBI BB SO LOB	TOP	
John Shelby, S (1, 8) OBP: 0.320, SLG: 0.422	0-0 G5-4-3 1B		0-0 F7		0-0 F8			0-0 HR		4 1 2 1 0 0 2		
Dan Ford, R (1, 9) OBP: 0.335, SLG: 0.489	0-0 G5-4-3 1-2f			0-3 K		0-0 1-3 1B		0-0 F8		4 0 1 0 0 1 1		
Cal Ripken Jr., R (1, 6) OBP: 0.359, SLG: 0.493	0-0 F8			0-3 K		0-0 1-3 1-2		0-0 1B		4 0 1 0 0 1 1		
Eddie Murray, S (1, 3) OBP: 0.395, SLG: 0.513		0-0 5-3		4-0 1B WP BB		0-0 5-3		0-0 P4		3 1 0 0 1 0 2		
Gary Roenicke, R (1, 7) OBP: 0.315, SLG: 0.459		0-0 5-3		0-0 1-3 1B		0-0 6-3		0-0 1B 1B		4 0 2 0 0 0 1		
Ken Singleton, S (1, 10) OBP: 0.389, SLG: 0.463		0-0 F9		0-3 K 3-H		0-3 K		0-3 K		4 0 0 0 0 3 2		
Rich Dauer, R (1, 4) OBP: 0.281, SLG: 0.285			0-0 F9		0-0 3-1		0-0 G5-4-3 1B		0-0 G6-4-3 1-2 1B	4 0 2 0 0 0 0	AB 33 R 2 H 9 RBI 1 BB 2 SO 5 LOB 12	
Todd Cruz, R (1, 5) OBP: 0.244, SLG: 0.338			0-0 5-3		0-0 5-3		0-0 G5-4-3 1-2f		0-0 G6-4-3 1-2f	4 0 0 0 0 0 3		
Rick Dempsey, R (1, 2) OBP: 0.320, SLG: 0.325			4-0 BB		0-0 1B			0-0 P5		2 0 1 0 1 0 0		
Inning Stats	R: 0 H: 1 E: 0 LOB: 0 K: 0 BB: 0 S: 3 P: 3	R: 0 H: 0 E: 0 LOB: 0 K: 0 BB: 0 S: 3 P: 3	R: 0 H: 0 E: 0 LOB: 1 K: 0 BB: 1 S: 3 P: 7	R: 1 H: 1 E: 0 LOB: 1 K: 3 BB: 1 S: 10 P: 14	R: 0 H: 1 E: 0 LOB: 1 K: 0 BB: 0 S: 4 P: 4	R: 0 H: 1 E: 0 LOB: 1 K: 0 BB: 0 S: 4 P: 4	R: 0 H: 1 E: 0 LOB: 0 K: 1 BB: 0 S: 5 P: 5	R: 1 H: 2 E: 0 LOB: 1 K: 0 BB: 0 S: 5 P: 5	R: 0 H: 2 E: 0 LOB: 1 K: 1 BB: 0 S: 6 P: 6	1B: 8 SF: 0 2B: 0 SAC: 0 3B: 0 DP: 3 HR: 1 HBP: 0	WP: 1 PA: 35 PB: 0 SB: 0 CS: 0	
PITCHER	IP WLS BF H R ER SO BB IBB HBP BLK WP HR S P ERA WHIP											
Tommy John, L (1, 1) ERA: 4.39	7.2 W 30 7 2 2 4 2 0 0 0 1 1 36 44 2.35 1.174											
Andy Hassler, L (8, 1) ERA: 4.73	1.1 S 5 2 0 0 1 0 0 0 0 0 0 0 7 7 0.00 1.500											

Baltimore Orioles @ California Angels
Anaheim Stadium, Anaheim, CA
Mon Jul 25 1983, 6:33 AM EDT
Att. 24,127 - Unknown

livebaseballscorecards.com



Batter	1	2	3	4	5	6	7	8	9
Rod Carew, L OBP: 0.429, SLG: 0.462 (1, 3)	0-0 6-3		0-0 3-1	0-3 K		0-0 6-3		4-0 BB	
Steve Lubratic, R OBP: 0.269, SLG: 0.308 (1, 6)	0-0 1B		0-0 1B		0-0 F7		0-0 1B	0-0 1-3	
Mike Brown, R OBP: 0.273, SLG: 0.524 (1, 7)	0-0 E6		0-3 K		0-0 HR		0-0 BB	0-0 F8	
Fred Lynn, L OBP: 0.349, SLG: 0.472 (1, 8)	0-0 FC6-4		0-3 K		0-3 K		4-0 BB		
Brian Downing, R OBP: 0.375, SLG: 0.425 (1, 10)	0-0 FC6-4		0-3 K		0-0 G3		0-0 P4		
Reggie Jackson, L OBP: 0.326, SLG: 0.401 (1, 9)		0-0 HR		0-0 5-3		1-0 F8	0-3 K		
Ellis Valentine, R OBP: 0.260, SLG: 0.413 (8, 9)									
Bobby Grich, R OBP: 0.395, SLG: 0.399 (1, 4)		0-0 1-3		4-0 1B		4-0 BB	0-0 6-3		
Rob Wilfong, L OBP: 0.246, SLG: 0.350 (1, 5)		0-0 CS		0-0 1B		0-3 K		0-3 K	
Bob Boone, R OBP: 0.273, SLG: 0.328 (1, 2)		0-0 6-3		0-0 1B		0-0 F8		0-0 HR	

Inning Stats	R: 1	H: 2	R: 1	H: 2	R: 0	H: 1	R: 1	H: 1	R: 0	H: 2	R: 1	H: 1	R: 0	H: 2	R: 1	H: 1
	E: 1	LOB: 1	E: 0	LOB: 0	E: 0	LOB: 1	E: 0	LOB: 2	E: 0	LOB: 3	E: 0	LOB: 1	E: 0	LOB: 2	E: 0	LOB: 1
	K: 0	BB: 0	K: 0	BB: 0	K: 2	BB: 0	K: 1	BB: 0	K: 1	BB: 1	K: 1	BB: 1	K: 1	BB: 1	K: 1	BB: 1
	S: 5	P: 5	S: 4	P: 4	S: 8	P: 8	S: 9	P: 13	S: 6	P: 6	S: 7	P: 11	S: 6	P: 10	S: 6	P: 10

PITCHER	IP	WLS	BF	H	R	ER	SO	BB	IBB	HBP	BLK	WP	HR	S	P	ERA	WHIP
Mike Boddicker, R ERA: 3.67 (1, 1)	5.0	L	23	8	4	3	5	1	0	0	0	0	2	32	36	5.40	1.800
Dan Morogiello, L ERA: 3.47 (6, 1)	1.0		8	2	0	0	1	2	0	1	0	0	0	7	16	0.00	4.000
Sammy Stewart, R ERA: 4.34 (7, 1)	2.0		8	1	1	1	2	1	0	0	0	0	1	11	15	4.50	1.000


BOTTOM

Baltimore Orioles @ California Angels
Anaheim Stadium, Anaheim, CA
 Mon Jul 25 1983, 6:33 AM EDT
 Att. 24,127 - Unknown

AB	R	H	RBI	BB	SO	LOB
4	0	0	0	1	1	4
5	1	3	0	0	0	1
5	1	2	1	0	1	3
3	0	1	1	1	2	1
4	0	0	0	0	1	4
3	1	1	1	0	1	3
0	0	0	0	0	0	0
2	1	0	0	2	0	3
4	0	2	0	0	2	2
4	1	2	2	0	0	3

AB	34
R	5
H	11
RBI	5
BB	4
SO	8
LOB	24

livebaseballscorecards.com



WP	PA
0	39
PB	0
SB	0
CS	1

Batter	1	2	3	4	5	6	7	8	9	AB R H RBI BB SO LOB	TOP								
Dan Ford, R OBP: 0.333, SLG: 0.485 (1, 9) X	0-0 FC6-2 2B 1B	0-3 K			0-0 4-3		0-0 P4			4 0 1 0 0 1 0									
Rich Dauer, R OBP: 0.280, SLG: 0.288 (1, 4) X	0-0 FC6-2 1-3 2B	0-0 E6 G4-6-3			0-0 6-3		0-0 1-3			4 1 1 0 0 0 0									
Cal Ripken Jr., R OBP: 0.358, SLG: 0.491 (1, 6) X	0-0 FC6-2 2B BB	0-0 G4-6-3 1-2f			0-0 HR 1B			0-0 F9		4 2 1 0 0 0 3									
Eddie Murray, S OBP: 0.396, SLG: 0.524 (1, 3) X	0-0 BB 1-3 3-H 2B		0-0 L5		0-0 HR			0-0 4-3		4 2 2 3 0 0 0									
Gary Roenicke, R OBP: 0.314, SLG: 0.452 (1, 8) (9, 7)	4-0 BB IBB		0-0 5-3		0-0 F8			0-3 K		3 0 0 0 1 1 0									
Ken Singleton, S OBP: 0.387, SLG: 0.460 (1, 10) S S S	0-3 K		0-0 6-3		0-0 G5-4-3 1B			0-0 6-3		4 0 1 0 0 1 3									
Benny Ayala, R OBP: 0.281, SLG: 0.436 (1, 7) B B B B	4-0 BB BB			0-0 F3		0-0 P4		0-0 G3		3 0 0 1 1 0 1 0 0 0 0 0 0 0	AB 33								
John Shelby, S OBP: 0.320, SLG: 0.422 (9, 8) B B B B	1-2 2-3 3-H BB										R 5								
Todd Cruz, R OBP: 0.247, SLG: 0.338 (1, 5) B B B B	4-0 FC6-4 BB			0-0 6-3		0-0 G5-4-3 1-2f		0-0 1B		3 0 1 1 1 0 1	H 7								
Rick Dempsey, R OBP: 0.314, SLG: 0.319 (1, 2) X	0-0 FC6-4 1-2f			0-0 5-3			0-0 5-3		0-0 F8	4 0 0 0 0 0 4	RBI 5								
											BB 3								
											SO 3								
											LOB 12								
Inning Stats	R: 3 E: 0 K: 1 S: 8	H: 3 LOB: 3 BB: 3 P: 20	R: 0 E: 1 K: 1 S: 5	H: 0 LOB: 0 BB: 0 P: 5	R: 0 E: 0 K: 0 S: 3	H: 0 LOB: 0 BB: 0 P: 3	R: 2 E: 0 K: 0 S: 5	H: 2 LOB: 0 BB: 0 P: 5	R: 0 E: 0 K: 0 S: 3	H: 1 LOB: 0 BB: 0 P: 3	R: 0 E: 0 K: 1 S: 5	H: 0 LOB: 0 BB: 0 P: 5	R: 0 E: 0 K: 0 S: 4	H: 1 LOB: 1 BB: 0 P: 4	1B: 4 2B: 2 3B: 0 HR: 1	SF: 0 SAC: 0 DP: 2 HBP: 0	WP: 0 PB: 0 SB: 0 CS: 0	PA: 36	
PITCHER Geoff Zahn, L ERA: 3.7 (1, 1)	IP 9.0 WLS L BF 36 H 7 R 5 ER 5 SO 3 BB 2 IBB 1 HBP 0 BLK 0 WP 0 HR 1 S 39 P 51 ERA 5.00 WHIP 1.000																		

Baltimore Orioles @ California Angels
Anaheim Stadium, Anaheim, CA
 Tue Jul 26 1983, 10:05 PM EDT
 Att: 32,668 - Unknown

livebaseballscorecards.com



Batter	1	2	3	4	5	6	7	8	9	AB R H RBI BB SO LOB
Steve Lubratic, R OBP: 0.267, SLG: 0.333 (1, 5)	0-3		0-0		0-0			0-0		4 0 1 0 0 1 0
Ron Jackson, R OBP: 0.314, SLG: 0.362 (1, 3)	0-0		4-0		0-0			0-0		3 2 2 0 1 0 0
Mike Brown, R OBP: 0.308, SLG: 0.542 (1, 8)	0-0		4-0		0-0			0-0		3 1 1 1 1 0 1
Brian Downing, R OBP: 0.373, SLG: 0.419 (1, 10)	0-0		0-0		0-0			1-0		3 0 0 0 0 0 4
Bobby Grich, R OBP: 0.397, SLG: 0.403 (1, 4)		0-0	0-0		0-0			0-0		4 1 2 2 0 1 2
Reggie Jackson, L OBP: 0.322, SLG: 0.395 (1, 9)		0-0	0-3		0-3			0-0		4 0 0 0 0 2 3
Ellis Valentine, R OBP: 0.256, SLG: 0.405 Rod Carew, L OBP: 0.428, SLG: 0.461 (9, PH)		0-0	0-0		0-0			0-0		3 0 0 1 0 0 0
Tim Foli, R OBP: 0.269, SLG: 0.303 Fred Lynn, L OBP: 0.348, SLG: 0.470 (9, PH)		0-0	0-0		0-0			0-3		1 0 0 0 0 0 0
Bob Boone, R OBP: 0.270, SLG: 0.324 (1, 2)		0-0	0-0		0-0			0-0		3 0 0 0 0 0 1

Inning Stats	R: 0	H: 1	E: 1	K: 1	S: 6	LOB: 1	BB: 0	P: 6									
PITCHER	IP	WLS	BF	H	R	ER	SO	BB	IBB	HBP	BLK	WP	HR	S	P	ERA	WHIP
Paul Mirabella, L ERA: 5.59 Dennis Martinez, R ERA: 5.62	3.0		15	4	3	3	2	2	0	0	0	0	0	17	25	9.00	2.000
	6.0	W	20	3	1	1	3	0	0	1	0	0	0	25	26	1.50	0.500

BOTTOM

Baltimore Orioles @ California Angels
Anaheim Stadium, Anaheim, CA

Tue Jul 26 1983, 10:05 PM EDT
Att. 32,668 - Unknown

livebaseballscorecards.com

AB	32
R	4
H	7
RBI	4
BB	2
SO	5
LOB	11

WP: 0	PA: 35
PB: 0	CS: 0
SB: 0	

Batter	1	2	3	4	5	6	7	8	9	AB R H RBI BB SO LOB	TOP											
Al Bumbry, L (1, 8) OBP: 0.325, SLG: 0.353 John Shelby, S (9, PH) OBP: 0.323, SLG: 0.422 (9, 8)	0-0 6-3		0-3 K		0-0 WP 1B	0-0 F7		0-0 SH1-4 1B	4-0 E E IBB	5 2 2 0 0 1 1 0 1 0 0 1 0 0												
Jim Dwyer, L (1, 9) OBP: 0.416, SLG: 0.646 Dan Ford, R (9, PH) OBP: 0.336, SLG: 0.488 (9, 9)	0-0 6-3		4-0 BB		4-0 1B FC5-2 BB	0-0 1B		0-0 SH1-4 1B	0-0 E9 2B 1B	2 0 1 0 2 0 0 1 1 1 1 0 0 0												
Cal Ripken Jr., R (1, 6) OBP: 0.362, SLG: 0.496	0-0 BB 1B		0-3 K		0-0 3-1 FC5-2 1B 1-3 2-H	0-0 F9		0-0 HBP 1B	0-0 2B 2B	6 1 4 3 0 1 3												
Eddie Murray, S (1, 3) OBP: 0.397, SLG: 0.519 B B B	4-0 1-2 BB			0-0 G3	0-0 FC5-2 3-1 1-2 3-H		4-0 2B FC1-2-5 BB	0-0 P6	4-0 2B BB	3 0 0 0 3 0 3												
John Lowenstein, L (1, 7) OBP: 0.374, SLG: 0.453 Gary Roenicke, R (5, PH) OBP: 0.322, SLG: 0.465 (5, 7)	0-3 K			0-0 1B 4-3 1B	0-0 3-1 1-2 2-3		0-0 FC1-2-5 2B 1-3	1-0 HBP 1B	0-0 1-3 2B 2B	2 1 1 0 0 1 2 3 0 2 1 0 0 2												
Ken Singleton, S (1, 10) OBP: 0.389, SLG: 0.457 S S S		0-3 K		0-0 1B 4-3 2B 1B	4-0 IBB		4-0 BB FC1-2-5 IBB	0-3 K	0-0 F9	4 1 1 0 2 2 4												
Joe Nolan, L (1, 2) OBP: 0.330, SLG: 0.398 Benny Ayala, R (5, PH) OBP: 0.278, SLG: 0.430 Rick Dempsey, R (5, 2) OBP: 0.310, SLG: 0.315		0-0 4-3		0-0 4-3 1-2 3-H	0-3 K		0-0 FC1-2-5 BB		5-3 F9	2 0 0 1 0 0 1 1 0 0 0 0 1 3 3 0 0 0 0 0 5												
Todd Cruz, R (1, 5) OBP: 0.253, SLG: 0.344		0-0 P3		0-0 1B 2B		0-0 5-3		4-0 1-2 2-3 BB	0-0 2B 1B 1B	4 2 2 1 1 0 0												
Rich Dauer, R (1, 4) OBP: 0.285, SLG: 0.295			0-0 5-3		0-0 2-H 1B		4-0 1B BB	0-0 F9	0-0 1B E 2B	4 1 2 1 1 0 3												
Inning Stats	R: 0 E: 0 K: 1 S: 6	H: 1 LOB: 2 BB: 1 P: 10	R: 0 E: 0 K: 1 S: 5	H: 0 LOB: 0 BB: 0 P: 5	R: 0 E: 0 K: 2 S: 7	H: 0 LOB: 1 BB: 1 P: 11	R: 3 E: 0 K: 0 S: 6	H: 4 LOB: 1 BB: 0 P: 6	R: 1 E: 0 K: 1 S: 7	H: 2 LOB: 3 BB: 2 P: 15	R: 0 E: 0 K: 0 S: 4	H: 1 LOB: 2 BB: 1 P: 8	R: 0 E: 0 K: 0 S: 3	H: 1 LOB: 3 BB: 3 P: 15	R: 1 E: 0 K: 1 S: 7	H: 2 LOB: 2 BB: 0 P: 8	R: 5 E: 1 K: 0 S: 8	H: 5 LOB: 2 BB: 2 P: 16	1B: 11 2B: 5 3B: 0 HR: 0	SF: 0 SAC: 1 DP: 1 HBP: 1	WP: 1 PB: 0 SB: 0 CS: 0	PA: 52
PITCHER	IP WLS BF H R ER SO BB IBB HBP BLK WP HR S P ERA WHIP																					
Mike Witt, R (1, 1) ERA: 4.64	4.0 L 21 7 4 4 4 3 0 0 0 1 0 26 38 9.00 2.500																					
John Curtis, L (5, 1) ERA: 3.86	2.0 12 2 0 0 1 2 2 0 0 0 0 10 26 0.00 2.000																					
Rick Steirer, R (7, 1) ERA: 8.59	2.1 12 4 3 3 1 1 0 1 0 0 0 12 17 11.57 2.143																					
Andy Hassler, L (9, 1) ERA: 5.6	0.2 7 3 3 3 0 1 1 0 0 0 0 5 13 40.50 6.000																					

Baltimore Orioles @ California Angels
 Anaheim Stadium, Anaheim, CA
 Wed Jul 27 1983, 10:05 PM EDT
 Att: 31,088 - Unknown

livebaseballscorecards.com

AB 40
 R 10
 H 16
 RBI 8
 BB 10
 SO 6
 LOB 27



BOTTOM

Baltimore Orioles @ California Angels
Anaheim Stadium, Anaheim, CA
Wed Jul 27 1983, 10:05 PM EDT
Att. 31,088 - Unknown

livebaseballscorecards.com

AB 32
R 4
H 8
RBI 4
BB 4
SO 3
LOB 13



WP: 0 PA: 37
PB: 0
SB: 0
CS: 0

AB R H RBI BB SO LOB

5 0 0 0 0 0 4

4 1 1 0 0 0 2

4 0 0 0 0 1 1

3 2 2 2 1 0 0

3 0 0 0 1 0 1

3 1 2 0 1 0 0

3 0 0 1 0 2 3

4 0 1 0 0 0 2

3 0 2 1 1 0 0

1B: 6 SF: 1
2B: 1 SAC: 0
3B: 0 DP: 2
HR: 1 HBP: 0

Batter	1	2	3	4	5	6	7	8	9
Steve Lubratic, R OBP: 0.229, SLG: 0.286 (1, 5) X	0-0 F6 ①		0-0 F9 ②		0-0 F8 ③		0-0 FC3-6 ① G5-4-3 1-2f		0-0 G1-6-3 ② ③ 1-2f
Ron Jackson, R OBP: 0.313, SLG: 0.365 (1, 3) X	0-0 F9 ②		0-0 4-3 ③			0-0 1B 2B	0-0 G5-4-3 ② ③ 1-2f		
Mike Brown, R OBP: 0.267, SLG: 0.464 (1, 9) S S S	0-3 K ③			0-0 F3 ①		0-0 F8 ①		0-0 P4 ①	
Fred Lynn, L OBP: 0.352, SLG: 0.482 (1, 8)		0-0 HR		4-0 1B BB		0-0 BB SF9 1B 2-H		0-0 6-3 ②	
Brian Downing, R OBP: 0.371, SLG: 0.413 (1, 7) X		0-0 P1 ①		0-0 F9 ②		4-0 SF9 BB 1-2 BB		0-0 6-3 ③	
Bobby Grich, R OBP: 0.401, SLG: 0.406 (1, 4) X		0-0 F8 ②		0-0 1B 1-3		4-0 FC6-4 BB 1-2 2-3		0-0 1B 1B	
Reggie Jackson, L OBP: 0.318, SLG: 0.391 (1, 10) X		0-0 G3 ③		0-3 K ③		0-0 SF9 ② 2-3 3-H		0-3 K ①	
Tim Foli, R OBP: 0.269, SLG: 0.303 (1, 6) X			0-0 F8 ①		0-0 P5 ①	0-0 FC6-4 ③ 1-2f		0-0 1B 1B 1-2	
Bob Boone, R OBP: 0.277, SLG: 0.328 (1, 2) B B B B			4-0 BB		0-0 4-3 ②		0-0 FC3-6 1B	0-0 G1-6-3 ① 1-2 2-H	

Inning Stats	R: 0	H: 0	E: 0	K: 1	S: 5	LOB: 0	BB: 0	P: 5
	R: 1	H: 1	E: 0	K: 0	S: 4	LOB: 0	BB: 0	P: 4
	R: 0	H: 0	E: 0	K: 0	S: 3	LOB: 1	BB: 1	P: 7
	R: 0	H: 1	E: 0	K: 1	S: 6	LOB: 2	BB: 1	P: 10
	R: 0	H: 0	E: 0	K: 0	S: 3	LOB: 0	BB: 0	P: 3
	R: 2	H: 2	E: 0	K: 0	S: 5	LOB: 2	BB: 2	P: 13
	R: 0	H: 1	E: 0	K: 0	S: 3	LOB: 0	BB: 0	P: 3
	R: 0	H: 0	E: 0	K: 0	S: 3	LOB: 0	BB: 0	P: 3
	R: 1	H: 3	E: 0	K: 1	S: 7	LOB: 1	BB: 0	P: 7

PITCHER	IP	WLS	BF	H	R	ER	SO	BB	IBB	HBP	BLK	WP	HR	S	P	ERA	WHIP
Allan Ramirez, R ERA: 2.66 (1, 1)	5.1	W	23	4	3	3	2	3	0	0	0	0	1	24	36	5.06	1.312
Sammy Stewart, R ERA: 4.27 (6, 1)	3.2	S	14	4	1	1	1	1	0	0	0	0	0	15	19	2.46	1.364

Batter	1	2	3	4	5	6	7	8	9	AB R H RBI BB SO LOB	TOP																
Wayne Tolleson, S (1, 4) OBP: 0.326, SLG: 0.342	0-0 F8	0-0 SH5-4		0-0 G3		4-0 BB		0-3 K		3 0 0 0 1 1 2																	
Bucky Dent, R (1, 6) OBP: 0.301, SLG: 0.316	0-0 6-3	0-0 6-3			0-3 K	0-3 K			0-0 P6	3 0 0 1 0 1 1																	
Jim Anderson, R (5, 6) OBP: 0.233, SLG: 0.211										2 0 0 0 0 1 1																	
Buddy Bell, R (1, 5) OBP: 0.339, SLG: 0.433	4-0 1B	0-0 1B			0-0 FC3-6		0-0 5-3		0-0 1B	4 1 3 0 1 0 0																	
George Wright, S (1, 8) OBP: 0.321, SLG: 0.430	0-0 1B			0-0 F7	0-0 FC3-6		0-0 3-1		0-0 F8	5 1 1 0 0 0 2																	
Pete O'Brien, L (1, 3) OBP: 0.323, SLG: 0.347	0-0 1B			0-0 L9	0-0 F5		0-0 L9		0-0 F9	5 0 1 1 0 0 2																	
Larry Parrish, R (1, 9) OBP: 0.359, SLG: 0.537	0-0 1B			0-3 K		0-0 E6		4-0 1B		3 2 1 1 1 1 0																	
Bill Sample, R (1, 7) OBP: 0.345, SLG: 0.429	0-0 F8			0-0 E6	0-0 F8	0-0 6-3		0-0 SH1-4		3 1 2 0 0 0 2																	
Jim Sundberg, R (1, 2) OBP: 0.264, SLG: 0.264				0-3 K	0-3 K	0-0 6-3		0-0 6-3		3 1 1 1 0 1 2																	
Mickey Rivers, L (8, PH) OBP: 0.281, SLG: 0.316										1 0 1 0 0 0 0																	
Bob Johnson, R (8, 2) OBP: 0.271, SLG: 0.344										0 0 0 0 0 0 0																	
Bob Jones, L (1, 10) OBP: 0.360, SLG: 0.386				0-0 F8	0-0 F8	0-0 F7		0-3 K		3 0 0 0 1 1 4																	
Inning Stats	R: 2 E: 0 K: 0 S: 6	H: 3 LOB: 2 BB: 1 P: 10	R: 1 E: 0 K: 0 S: 4	H: 2 LOB: 2 BB: 1 P: 8	R: 0 E: 0 K: 1 S: 5	H: 0 LOB: 0 BB: 0 P: 5	R: 0 E: 1 K: 1 S: 6	H: 1 LOB: 1 BB: 0 P: 6	R: 0 E: 0 K: 1 S: 6	H: 1 LOB: 1 BB: 0 P: 6	R: 2 E: 1 K: 1 S: 7	H: 1 LOB: 1 BB: 1 P: 11	R: 0 E: 0 K: 0 S: 3	H: 0 LOB: 0 BB: 0 P: 3	R: 1 E: 0 K: 2 S: 8	H: 1 LOB: 1 BB: 1 P: 12	R: 0 E: 0 K: 0 S: 4	H: 1 LOB: 1 BB: 0 P: 4	1B: 9 2B: 1 3B: 0 HR: 0	SF: 0 SAC: 2 DP: 0 HBP: 0	WP: 2 PB: 0 SB: 1 CS: 0	PA: 41					
PITCHER	IP WLS BF H R ER SO BB IBB HBP BLK WP HR S P ERA WHIP																										
Storm Davis, R (1, 1) ERA: 3.17	6.0	29	8	5	3	4	3	0	0	0	1	0	34	46	4.50	1.833											
Sammy Stewart, R (7, 1) ERA: 4.23	3.0	W	12	2	1	1	2	1	0	0	0	1	0	15	19	3.00	1.000										

Texas Rangers @ Baltimore Orioles
 Memorial Stadium, Baltimore, MD
 Fri Jul 29 1983, 7:05 PM EDT
 Att: 44,970 - Unknown

livebaseballscorecards.com

AB	35
R	6
H	10
RBI	4
BB	4
SO	6
LOB	16



Batter	1	2	3	4	5	6	7	8	9
John Shelby, S OBP: 0.320, SLG: 0.417 (1, 8)	0-0 F7	0-0 L6	0-3 K		0-0 S 1B			0-3 K	
Dan Ford, R OBP: 0.337, SLG: 0.486 (1, 9)	0-0 2B SF7 1B	0-0 5-3		0-0 P4	0-0 6-3			0-0 BB 1B 1B	
Cal Ripken Jr., R OBP: 0.367, SLG: 0.504 (1, 6)	0-0 SF7 1B 2B		0-0 1B SF9 2B	0-0 BB 4-3 1B		0-3 K		4-0 1B SF8 BB	
Eddie Murray, S OBP: 0.397, SLG: 0.519 (1, 3)	0-0 SF7		0-0 BB 2B 1B	0-0 4-3		0-0 5-3		0-0 1B	
Gary Roenicke, R OBP: 0.325, SLG: 0.466 (1, 7)	0-0 BB 1B		0-0 SF9	1-0 BB HBP		0-0 P3		0-0 SF8	
John Lowenstein, L OBP: 0.372, SLG: 0.453 (8, PH) (9, 7)	0-0 BB 1B		0-0 SF9	1-0 BB HBP		0-0 P3		0-0 SF8	
Ken Singleton, S OBP: 0.392, SLG: 0.454 (1, 10)	4-0 FC6-4 BB		4-0 2B FC5-2 BB	4-0 BB			0-0 F7	0-0 F8	
Todd Cruz, R OBP: 0.253, SLG: 0.346 (1, 5)	0-0 FC6-4		0-0 FC5-2 2B	0-0 4-3			0-3 K		
Rich Dauer, R OBP: 0.288, SLG: 0.305 (1, 4)		0-0 HR	4-0 FC5-2 IBB		0-0 6-3		0-0 6-3		
Rick Dempsey, R OBP: 0.307, SLG: 0.311 (1, 2)		0-0 6-3	0-0 FC5-2		0-0 P4			0-0 BB 1B 1B	
Al Bumbry, L OBP: 0.328, SLG: 0.356 (8, PH)		0-0 6-3	0-0 FC5-2		0-0 P4			0-0 BB 1B 1B	
Joe Nolan, L OBP: 0.330, SLG: 0.398 (9, 2)		0-0 6-3	0-0 FC5-2		0-0 P4			0-0 BB 1B 1B	

Inning Stats	R: 2 E: 0 K: 0 S: 6	H: 3 LOB: 2 BB: 1 P: 10	R: 1 E: 0 K: 0 S: 4	H: 1 LOB: 0 BB: 0 P: 4	R: 2 E: 0 K: 1 S: 8	H: 3 LOB: 3 BB: 2 P: 16	R: 0 E: 0 K: 0 S: 4	H: 1 LOB: 3 BB: 1 P: 9	R: 0 E: 0 K: 0 S: 4	H: 1 LOB: 1 BB: 0 P: 4	R: 0 E: 0 K: 1 S: 5	H: 0 LOB: 0 BB: 0 P: 5	R: 0 E: 0 K: 1 S: 5	H: 0 LOB: 0 BB: 0 P: 5	R: 3 E: 0 K: 1 S: 8	H: 3 LOB: 1 BB: 1 P: 12
--------------	------------------------------	----------------------------------	------------------------------	---------------------------------	------------------------------	----------------------------------	------------------------------	---------------------------------	------------------------------	---------------------------------	------------------------------	---------------------------------	------------------------------	---------------------------------	------------------------------	----------------------------------

PITCHER	IP	WLS	BF	H	R	ER	SO	BB	IBB	HBP	BLK	WP	HR	S	P	ERA	WHIP
Rick Honeycutt, L ERA: 2.32 (1, 1)	2.1		15	6	5	5	0	2	2	0	0	0	1	13	21	19.29	3.429
Danny Darwin, R ERA: 2.99 (3, 1)	3.2		17	3	0	0	2	1	1	1	0	0	0	18	27	0.00	1.091
Dave Schmidt, R ERA: 5.19 (7, 1)	1.1	L	7	2	3	3	2	1	0	0	0	0	0	10	14	20.25	2.250
Victor Cruz, R ERA: (8, 1)	0.2		3	1	0	0	0	0	0	0	0	0	0	3	3	0.00	1.500

AB R H RBI BB SO LOB

5 0 1 0 0 2 4

5 2 2 0 0 0 1

4 3 3 0 1 1 0

4 1 2 3 0 0 1

2 0 1 2 0 0 0

0 0 0 1 0 0 0

2 0 0 0 3 0 1

4 0 1 1 0 1 5

3 1 1 1 1 0 0

3 0 0 0 0 0 3

1 1 1 0 0 0 0

0 0 0 0 0 0 0

AB 33

R 8

H 12

RBI 8

BB 5

SO 4

LOB 15

WP: 0 PA: 42

PB: 0

SB: 1

CS: 0

1B: 8 SF: 3

2B: 3 SAC: 0

3B: 0 DP: 0

HR: 1 HBP: 1

WP: 0 PA: 42

ERA WHIP

Texas Rangers @ Baltimore Orioles

Memorial Stadium, Baltimore, MD

Fri Jul 29 1983, 7:05 PM EDT

Att. 44,970 - Unknown

Orioles

livebaseballscorecards.com

Orioles

Batter	1	2	3	4	5	6	7	8	9	AB R H RBI BB SO LOB	TOP
Bill Sample, R (1, 7) OBP: 0.344, SLG: 0.427	0-0 G4-6-3 1B		0-0 P5		0-0 G4-3		0-0 F8			4 0 1 0 0 0 2	
Bucky Dent, R (1, 6) OBP: 0.303, SLG: 0.316 Jim Anderson, R (8, PR) OBP: 0.233, SLG: 0.211 (8, 6)	0-0 P5		0-0 4-3			0-0 FC6-4 1B		4-0 G6-4-3 1B BB		3 0 1 0 1 0 1 0 0 0 0 0 0 0	
Buddy Bell, R (1, 5) OBP: 0.338, SLG: 0.432	0-0 G4-6-3 1-2f		0-0 4-3			0-0 FC6-4 1-2f		0-0 G6-4-3 1-2 1B		4 0 1 0 0 0 2	
Larry Parrish, R (1, 9) OBP: 0.355, SLG: 0.531		0-0 P6		0-3 K		0-0 L5		0-0 G6-4-3 1-2f 2-3		4 0 0 0 0 1 3	
Pete O'Brien, L (1, 3) OBP: 0.319, SLG: 0.343		0-3 K		0-0 F8		0-0 4-3		0-0 L7		4 0 0 0 0 1 3	
Bill Stein, R (1, 4) OBP: 0.314, SLG: 0.405		0-0 1B 2B		0-0 F9			0-0 HR 1B		0-0 5-3	4 2 2 0 0 0 0	
George Wright, S (1, 8) OBP: 0.323, SLG: 0.431		0-0 2-H 1B			0-0 BB 1B		0-0 P5		0-0 F7	4 0 2 1 0 0 1	
Jim Sundberg, R (1, 2) OBP: 0.265, SLG: 0.262 Larry Biittner, L (9, PH) OBP: 0.365, SLG: 0.383		0-0 F7			4-0 G4-3 1-2 BB		0-0 P6		0-0 F7	2 0 0 0 1 0 2 1 0 0 0 0 0 0	
Dave Hostetter, R (1, 10) OBP: 0.311, SLG: 0.362			0-0 HR		0-0 L5		0-0 1-H HR			3 2 2 3 0 0 2	
Inning Stats	R: 0 H: 1 E: 0 LOB: 0 K: 0 BB: 0 S: 3 P: 3	R: 1 H: 2 E: 0 LOB: 1 K: 1 BB: 0 S: 7 P: 7	R: 1 H: 1 E: 0 LOB: 0 K: 0 BB: 0 S: 4 P: 4	R: 0 H: 0 E: 0 LOB: 0 K: 1 BB: 0 S: 5 P: 5	R: 0 H: 1 E: 0 LOB: 1 K: 0 BB: 1 S: 3 P: 7	R: 0 H: 1 E: 0 LOB: 1 K: 0 BB: 0 S: 4 P: 4	R: 2 H: 2 E: 0 LOB: 0 K: 0 BB: 0 S: 5 P: 5	R: 0 H: 1 E: 0 LOB: 2 K: 0 BB: 1 S: 3 P: 7	R: 0 H: 0 E: 0 LOB: 0 K: 0 BB: 0 S: 3 P: 3	1B: 6 SF: 0 2B: 1 SAC: 0 3B: 0 DP: 3 HR: 2 HBP: 0	WP: 0 PA: 35 PB: 0 SB: 0 CS: 0
PITCHER Scott McGregor, L (1, 1) ERA: 3.19 Tim Stoddard, R (8, 1) ERA: 5.35	IP WLS BF H R ER SO BB IBB HBP BLK WP HR S P ERA WHIP	7.0 W 30 9 4 4 2 2 0 0 0 0 0 2 32 40 5.14 1.571	2.0 S 5 0 0 0 0 0 0 0 0 0 0 0 5 5 0.00 0.000								

Texas Rangers @ Baltimore Orioles
 Memorial Stadium, Baltimore, MD
 Sat Jul 30 1983, 7:05 PM EDT
 Att. 32,884 - Unknown

livebaseballscorecards.com

AB 33
 R 4
 H 9
 RBI 4
 BB 2
 SO 2
 LOB 16



Batter	1	2	3	4	5	6	7	8	9
Al Bumbry, L (1, 8) OBP: 0.329, SLG: 0.357	0-0 G3		0-0 SF8 1B	0-0 G3		0-0 FC6	0-0 BB 1B		
Jim Dwyer, L (1, 9) OBP: 0.424, SLG: 0.637	0-3 K		0-0 BB 1B	4-0 BB		0-0 F8	4-0 BB 1B		
Cal Ripken Jr., R (1, 6) OBP: 0.365, SLG: 0.501	0-0 4-3		0-0 SF8	0-3 K			0-0 L7		
Eddie Murray, S (1, 3) OBP: 0.395, SLG: 0.522		0-0 5-3	0-0 SF8		0-0 3-1		0-0 SF7 3B	0-0 F8	
John Lowenstein, L (1, 7) Gary Roenicke, R (8, PH) (9, 7)		0-0 F8	0-0 BB 1B		0-3 K		0-0 SF7	0-0 F7	
Ken Singleton, S (1, 10) OBP: 0.395, SLG: 0.456		0-0 1B 1B	0-0 1B 1B		0-0 4-3		0-0 2B 1B	0-0 F9	
Joe Nolan, L (1, 2) OBP: 0.337, SLG: 0.413		0-0 1B	0-0 L8			0-0 4-3	0-0 1B 2B		
Todd Cruz, R (1, 5) OBP: 0.253, SLG: 0.348		0-3 K2-3		0-0 2B		0-0 5-3	0-0 5-3		
Rich Dauer, R (1, 4) OBP: 0.294, SLG: 0.309			0-0 1B 1B SF8 1B	0-0 1-3		0-0 1B	4-0 1B BB		

AB	R	H	RBI	BB	SO	LOB
5	1	2	1	0	0	2
3	1	1	0	2	1	2
4	1	1	1	0	1	5
4	1	1	2	0	0	0
2	0	0	1	1	1	0
1	0	0	0	0	0	0
5	1	3	1	0	0	0
4	1	2	1	0	0	2
4	0	1	0	0	1	3
3	1	2	0	1	0	1


AB	R	H	RBI	BB	SO	LOB
35	7	13	7	4	4	15

Inning Stats		R: 0	H: 0	E: 0	K: 1	S: 5	R: 0	H: 2	E: 0	K: 1	S: 7	R: 3	H: 4	E: 0	K: 0	S: 7	R: 0	H: 1	E: 0	K: 1	S: 6	R: 0	H: 0	E: 0	K: 1	S: 5	R: 0	H: 1	E: 1	K: 0	S: 5	R: 4	H: 5	E: 0	K: 0	S: 8	R: 0	H: 0	E: 0	K: 0	S: 3
Pitcher		IP	WLS	BF	H	R	ER	SO	BB	IBB	HBP	BLK	WP	HR	S	P	ERA	WHIP																							
Mike Smithson, R (1, 1) ERA: 4.35		6.1	L	33	11	6	6	4	2	0	0	0	0	0	39	47	8.53	2.053																							
John Butcher, R (7, 1) ERA: 3.6		0.2		6	2	1	1	0	2	0	0	0	0	0	4	12	13.50	6.000																							
Jon Matlack, L (8, 1) ERA: 4.53		1.0		3	0	0	0	0	0	0	0	0	0	0	3	3	0.00	0.000																							

TEXAS RANGERS @ BALTIMORE ORIOLES
Memorial Stadium, Baltimore, MD
 Sat Jul 30 1983, 7:05 PM EDT
 Att. 32,884 - Unknown

livebaseballscorecards.com

WP: 0 PA: 42
 PB: 0
 SB: 0
 CS: 0



Batter	1	2	3	4	5	6	7	8	9	AB R H RBI BB SO LOB	TOP											
Wayne Tolleson, S (1, 6) OBP: 0.326, SLG: 0.341	0-0 3-1		0-0 G1			0-0 G4-6-3 1-2f			0-0 1B	4 0 1 0 0 0 1												
Bill Stein, R (1, 4) OBP: 0.304, SLG: 0.392	0-0 6-3			0-0 6-3			0-0 4-3		0-3 K	4 0 0 0 0 1 1												
Buddy Bell, R (1, 5) OBP: 0.340, SLG: 0.432	0-0 FC6-4 1B			0-0 L8			0-0 G3-6-1 1B		0-0 F8	4 0 2 0 0 0 1												
Pete O'Brien, L (1, 3) OBP: 0.317, SLG: 0.340	0-0 FC6-4 1-2f			0-0 L9			0-0 G3-6-1 1-2f			3 0 0 0 0 0 2												
Larry Parrish, R (1, 10) OBP: 0.355, SLG: 0.529		0-3 K			0-0 5-3			0-0 WP 1B		3 0 1 0 0 1 0												
George Wright, S (1, 8) OBP: 0.321, SLG: 0.428		0-0 F7			0-3 K			0-0 F7		3 0 0 0 0 1 1												
Bill Sample, R (1, 7) OBP: 0.342, SLG: 0.423		0-0 L7			0-0 F2			0-0 6-3 1-2		3 0 0 0 0 0 1												
Bob Johnson, R (1, 2) OBP: 0.269, SLG: 0.341			0-0 L7			4-0 G4-6-3 BB			0-0 5-3	1 0 0 0 0 0 0												
Jim Sundberg, R (5, 2) OBP: 0.267, SLG: 0.261										1 0 0 0 1 0 1												
Bob Jones, L (1, 9) OBP: 0.340, SLG: 0.362			0-0 G3			0-0 F9			0-0 G3	3 0 0 0 0 0 1												
Inning Stats	R: 0 E: 0 K: 0 S: 4	H: 1 LOB: 1 BB: 0 P: 4	R: 0 E: 0 K: 1 S: 5	H: 0 LOB: 0 BB: 0 P: 5	R: 0 E: 0 K: 0 S: 3	H: 0 LOB: 0 BB: 0 P: 3	R: 0 E: 0 K: 0 S: 3	H: 0 LOB: 0 BB: 0 P: 3	R: 0 E: 0 K: 1 S: 5	H: 0 LOB: 0 BB: 0 P: 5	R: 0 E: 0 K: 0 S: 2	H: 0 LOB: 0 BB: 1 P: 6	R: 0 E: 0 K: 0 S: 3	H: 1 LOB: 0 BB: 0 P: 3	R: 0 E: 0 K: 0 S: 4	H: 1 LOB: 1 BB: 0 P: 4	R: 0 E: 0 K: 1 S: 6	H: 1 LOB: 1 BB: 0 P: 6	1B: 4 2B: 0 3B: 0 HR: 0	SF: 0 SAC: 0 DP: 2 HBP: 0	WP: 1 PB: 0 SB: 0 CS: 0	PA: 30
PITCHER Mike Boddicker, R (1, 1) ERA: 3.3	IP: 9.0 WLS: W BF: 30 H: 4 R: 0 ER: 0 SO: 3 BB: 1 IBB: 0 HBP: 0 BLK: 0 WP: 1 HR: 0 S: 35 P: 39 ERA: 0.00 WHIP: 0.556											PITCHER	IP: 9.0 WLS: W BF: 30 H: 4 R: 0 ER: 0 SO: 3 BB: 1 IBB: 0 HBP: 0 BLK: 0 WP: 1 HR: 0 S: 35 P: 39 ERA: 0.00 WHIP: 0.556									

Texas Rangers @ Baltimore Orioles
 Memorial Stadium, Baltimore, MD
 Sun Jul 31 1983, 3:33 AM EDT
 Att: 23,174 - Unknown

livebaseballscorecards.com

AB	29
R	0
H	4
RBI	0
BB	1
SO	3
LOB	9



Batter	1	2	3	4	5	6	7	8	9	AB R H RBI BB SO LOB	TOP											
Al Bumbry, L (1, 8) OBP: 0.329, SLG: 0.353 John Shelby, S (8, PH) OBP: 0.314, SLG: 0.407 (8, 8)	0-0 1-3		0-0 F7			4-0 1B BB		0-0 F9	0-0 F8	2 0 0 0 1 0 1 2 0 0 0 0 0 3												
Dan Ford, R (1, 9) OBP: 0.335, SLG: 0.476	0-0 P4			0-0 FC1-6 1B		0-3 K		4-0 BB		3 0 1 0 1 1 1												
Cal Ripken Jr., R (1, 6) OBP: 0.361, SLG: 0.493	0-0 P4			0-0 FC1-6 1-2f		0-0 F9		0-0 F8		4 0 0 0 0 0 3												
Eddie Murray, S (1, 3) OBP: 0.397, SLG: 0.532		0-0 1-3		0-3 K		0-0 1-2 1B			0-0 G3 1B 2B	4 1 2 0 0 1 1												
John Lowenstein, L (1, 7) OBP: 0.365, SLG: 0.440 Gary Roenicke, R (9, PH) OBP: 0.325, SLG: 0.476		0-0 G3		0-3 K		0-0 F7			0-0 F8	3 0 0 0 0 1 3 1 0 0 0 0 0 1												
Ken Singleton, S (1, 10) OBP: 0.395, SLG: 0.454		0-0 F6			0-0 FC3-6 1B		0-0 F8		0-0 G3	4 0 1 0 0 0 1												
Joe Nolan, L (1, 2) OBP: 0.340, SLG: 0.415 Rick Dempsey, R (7, PH) OBP: 0.315, SLG: 0.319 (7, 2)			0-0 FC5-4 BB 1B		0-0 FC3-6 1-2f		0-0 4-3		4-0 E 1B BB	2 0 1 0 0 0 1 1 0 0 0 1 0 0												
Todd Cruz, R (1, 5) OBP: 0.253, SLG: 0.343			4-0 FC5-4 1-2 BB		0-3 K		0-0 F9		0-0 E5 1-3 3-H 1B	3 0 1 1 1 1 1												
Rich Dauer, R (1, 4) OBP: 0.290, SLG: 0.303 Jim Dwyer, L (9, PH) OBP: 0.429, SLG: 0.637 Lenn Sakata, R (9, PR) OBP: 0.325, SLG: 0.380			0-0 FC5-4 1-2 2-3		0-0 F7			0-0 1-3	4-0 BB	3 0 0 0 0 0 3 0 0 0 0 1 0 0 0 0 0 0 0 0 0												
Inning Stats	R: 0 E: 0 K: 0 S: 3	H: 0 LOB: 0 BB: 0 P: 3	R: 0 E: 0 K: 0 S: 3	H: 0 LOB: 0 BB: 0 P: 3	R: 0 E: 0 K: 0 S: 3	H: 1 LOB: 1 BB: 1 P: 7	R: 0 E: 0 K: 2 S: 8	H: 1 LOB: 1 BB: 0 P: 8	R: 0 E: 0 K: 1 S: 6	H: 1 LOB: 1 BB: 0 P: 6	R: 0 E: 0 K: 1 S: 6	H: 1 LOB: 2 BB: 1 P: 10	R: 0 E: 0 K: 0 S: 3	H: 0 LOB: 0 BB: 0 P: 3	R: 0 E: 0 K: 0 S: 3	H: 0 LOB: 1 BB: 1 P: 7	R: 1 E: 1 K: 0 S: 5	H: 2 LOB: 3 BB: 2 P: 13	1B: 5 2B: 1 3B: 0 HR: 0	SF: 0 SAC: 0 DP: 1 HBP: 0	WP: 0 PB: 0 SB: 0 CS: 0	PA: 37
PITCHER	IP WLS BF H R ER SO BB IBB HBP BLK WP HR S P ERA WHIP																					
Bert Blyleven, R (1, 1) ERA: 3.69 Jamie Easterly, L (7, 1) ERA: 3.04 Bud Anderson, R (9, 1) ERA: 2.43	6.0 W 23 4 0 0 4 2 0 0 0 0 0 0 29 37 0.00 1.000																					
	2.2 12 2 1 1 0 2 0 0 0 0 0 0 10 18 3.38 1.500																					
	0.1 S 2 0 0 0 0 1 0 0 0 0 0 0 1 5 0.00 3.000																					
PITCHER	IP WLS BF H R ER SO BB IBB HBP BLK WP HR S P ERA WHIP																					

Baltimore Orioles @ Cleveland Indians
 Cleveland Municipal Stadium, Cleveland, OH
 Tue Aug 02 1983, 7:05 PM EDT
 Unknown

livebaseballscores.com

AB	32
R	1
H	6
RBI	1
BB	5
SO	4
LOB	19



Batter	1	2	3	4	5	6	7	8	9	AB	R	H	RBI	BB	SO	LOB
--------	---	---	---	---	---	---	---	---	---	----	---	---	-----	----	----	-----

Broderick Perkins, L OBP: 0.288, SLG: 0.326 (1, 3)	0-0 6-3		0-0 G3	0-0 E5		0-0 G3				4	0	0	0	0	0	3
Toby Harrah, R OBP: 0.381, SLG: 0.395 (1, 5)	0-0 P4		0-0 E5 1B	0-0 F9						4	1	1	0	0	0	3
Bake McBride, L OBP: 0.329, SLG: 0.357 (1, 9)	0-0 4-3		0-0 2B 1B							4	1	1	1	0	0	1
George Vukovich, L OBP: 0.248, SLG: 0.289 (8, 9)										0	0	0	0	0	0	0
Andre Thornton, R OBP: 0.401, SLG: 0.473 (1, 10)		0-0 F9	0-0 2B		0-3 K					4	0	1	1	0	1	0
Pat Tabler, R OBP: 0.367, SLG: 0.417 (1, 7)		0-0 1B 1B	0-0 6-3		0-3 K					4	0	1	0	0	1	1
Gorman Thomas, R OBP: 0.292, SLG: 0.380 (1, 8)		0-3 K		0-0 6-3		0-0 SH1-3 6-3 2B				4	1	1	0	0	2	1
Ron Hassey, L OBP: 0.332, SLG: 0.341 (1, 2)		0-0 1-2 1B		0-0 F7		0-0 SH1-3				3	0	1	0	0	0	0
Julio Franco, R OBP: 0.312, SLG: 0.412 (1, 6)		0-0 F8		0-0 E FC 1B		0-0 6-3				3	0	1	1	0	0	2
Mike Fischlin, R OBP: 0.274, SLG: 0.230 (1, 4)			0-3 K	0-0 FC E		0-0 1B				3	0	1	0	0	1	1

Inning Stats	R: 0	H: 0	E: 0	K: 0	S: 3	R: 0	H: 2	E: 0	K: 1	S: 7	R: 0	H: 2	E: 1	K: 1	S: 8	R: 0	H: 1	E: 1	K: 0	S: 6	R: 0	H: 0	E: 0	K: 2	S: 7	R: 1	H: 2	E: 0	K: 0	S: 5	R: 0	H: 1	E: 0	K: 0	S: 3	R: 0	H: 0	E: 0	K: 1	S: 5
--------------	------	------	------	------	------	------	------	------	------	------	------	------	------	------	------	------	------	------	------	------	------	------	------	------	------	------	------	------	------	------	------	------	------	------	------	------	------	------	------	------

PITCHER	IP	WLS	BF	H	R	ER	SO	BB	IBB	HBP	BLK	WP	HR	S	P	ERA	WHIP
Dennis Martinez, R ERA: 5.41 (1, 1)	6.0	L	29	8	3	1	4	0	0	0	0	0	0	37	37	1.50	1.333
Tippy Martinez, L ERA: 3.05 (7, 1)	2.0		5	0	0	0	1	0	0	0	0	0	0	7	7	0.00	0.000

BOTTOM

Baltimore Orioles @ Cleveland Indians
 Cleveland Municipal Stadium, Cleveland, OH
 Tue Aug 02 1983, 7:05 PM EDT
 Unknown

AB	33
R	3
H	8
RBI	3
BB	0
SO	5
LOB	12




WP	HR	S	P	ERA	WHIP
0	0	1	0		

Batter	1	2	3	4	5	6	7	8	9	AB R H RBI BB SO LOB	TOP											
John Shelby, S (1, 8) OBP: 0.318, SLG: 0.409	0-0 F8		0-0 4-3		0-0 CS			0-0 2B WP 1B		4 1 2 1 0 0 1												
Jim Dwyer, L (1, 9) OBP: 0.423, SLG: 0.632	0-0 F9			0-0 F8	0-0 CS	0-0 F7		0-0 WP 2B		4 0 1 0 0 0 0												
Cal Ripken Jr., R (1, 6) OBP: 0.360, SLG: 0.493	0-0 F8			0-0 1B 2B		0-0 6-3		0-0 P4		4 1 1 0 0 0 2												
Eddie Murray, S (1, 3) OBP: 0.398, SLG: 0.530		0-0 P6		0-0 1B		0-0 3-1		4-0 BB		3 0 1 1 1 0 0												
Ken Singleton, S (1, 10) OBP: 0.393, SLG: 0.451		0-0 6-3		0-0 P6			0-0 1B	0-0 F9		4 0 1 0 0 0 3												
Gary Roenicke, R (1, 7) OBP: 0.324, SLG: 0.472		0-0 F7		0-0 4-3		0-0 F8		SH1-4 1B		4 0 1 0 0 0 2												
Todd Cruz, R (1, 5) OBP: 0.254, SLG: 0.341			1-0 G6-4-3 HBP		0-0 L5	0-3 K		0-0 SH1-4		2 0 0 0 0 1 1												
Lenn Sakata, R (1, 4) OBP: 0.329, SLG: 0.384			0-0 G6-4-3		0-0 4-3 1B		0-0 P5		0-0 F8	2 1 1 0 0 0 1	AB 33											
John Lowenstein, L (7, PH) OBP: 0.363, SLG: 0.438			1-2f		0-0 1B					1 0 0 0 0 0 1	R 3											
Rich Dauer, R (7, 4) OBP: 0.290, SLG: 0.302					0-0 1B					1 0 0 0 0 0 1	H 8											
Rick Dempsey, R (1, 2) OBP: 0.313, SLG: 0.316					0-0 4-3					2 0 0 0 0 0 1	RBI 2											
Al Bumbry, L (8, PH) OBP: 0.328, SLG: 0.352					1-2					1 0 0 0 0 0 0	BB 1											
Joe Nolan, L (8, 2) OBP: 0.337, SLG: 0.411										1 0 0 0 0 1 1	SO 2											
											LOB 14											
Inning Stats	R: 0 E: 0 K: 0 S: 3	H: 0 LOB: 0 BB: 0 P: 3	R: 0 E: 0 K: 0 S: 3	H: 0 LOB: 0 BB: 0 P: 3	R: 0 E: 1 K: 0 S: 3	H: 0 LOB: 1 BB: 0 P: 4	R: 1 E: 0 K: 0 S: 5	H: 2 LOB: 1 BB: 0 P: 5	R: 1 E: 0 K: 0 S: 4	H: 2 LOB: 0 BB: 0 P: 4	R: 0 E: 0 K: 0 S: 3	H: 0 LOB: 0 BB: 0 P: 3	R: 0 E: 0 K: 1 S: 6	H: 1 LOB: 1 BB: 0 P: 6	R: 1 E: 0 K: 0 S: 5	H: 2 LOB: 2 BB: 1 P: 9	R: 0 E: 0 K: 1 S: 6	H: 1 LOB: 1 BB: 0 P: 6	1B: 6 2B: 2 3B: 0 HR: 0	SF: 0 SAC: 1 DP: 1 HBP: 1	WP: 1 PB: 0 SB: 0 CS: 1	PA: 37
PITCHER	IP WLS BF H R ER SO BB IBB HBP BLK WP HR S P ERA WHIP																					
Tom Brennan, R (1, 1) ERA: 3.86	6.0 W 23 5 2 2 0 0 0 0 1 0 0 0 22 23 3.00 0.833																					
Dan Spillner, R (7, 1) ERA: 4.94	1.2 8 2 1 1 1 1 0 0 0 1 0 9 13 5.40 1.800																					
Bud Anderson, R (8, 1) ERA: 2.36	1.1 S 5 1 0 0 1 0 0 0 0 0 0 7 7 0.00 0.750																					

Baltimore Orioles @ Cleveland Indians
Cleveland Municipal Stadium, Cleveland, OH
Tue Aug 02 1983, 7:05 PM EDT
Att: 17,286 - Unknown

livebaseballscorecards.com



Batter	1	2	3	4	5	6	7	8	9	AB R H RBI BB SO LOB	TOP														
Al Bumby, L (1, 8) OBP: 0.320, SLG: 0.343	0-3 K		0-0 6-3	0-0 E4		0-0 F8	0-0 FC6-4		0-0 6-3	6 0 0 0 0 1 4	<p>Baltimore Orioles @ Cleveland Indians Cleveland Municipal Stadium, Cleveland, OH Wed Aug 03 1983, 7:05 PM EDT Att. 8,549 - Unknown</p> <p>livebaseballscorecards.com</p> <table border="1"> <tr><td>AB</td><td>36</td></tr> <tr><td>R</td><td>8</td></tr> <tr><td>H</td><td>10</td></tr> <tr><td>RBI</td><td>8</td></tr> <tr><td>BB</td><td>9</td></tr> <tr><td>SO</td><td>8</td></tr> <tr><td>LOB</td><td>22</td></tr> </table> 	AB	36	R	8	H	10	RBI	8	BB	9	SO	8	LOB	22
AB	36																								
R	8																								
H	10																								
RBI	8																								
BB	9																								
SO	8																								
LOB	22																								
Dan Ford, R (1, 9) OBP: 0.332, SLG: 0.469	0-0 6-3		0-0 6-3	0-3 K		4-0 G6-4-3 BB		0-3 K		4 0 0 0 1 2 3															
Cal Ripken Jr., R (1, 6) OBP: 0.360, SLG: 0.489	4-0 BB		4-0 BB	0-3 K		0-0 G6-4-3		0-0 F3		3 0 0 0 2 1 3															
Eddie Murray, S (1, 3) OBP: 0.402, SLG: 0.542	0-3 K		4-0 BB		0-0 HR		0-0 1B 2B	4-0 2B BB		3 3 2 1 2 1 1															
John Lowenstein, L (1, 7) OBP: 0.360, SLG: 0.429		0-0 F7	0-3 K		0-0 4-3		0-0 P5	4-0 2B BB		4 1 0 0 1 1 4															
Ken Singleton, S (1, 10) OBP: 0.398, SLG: 0.460		0-0 P5		4-0 SH5-4 1B BB		0-0 2B	4-0 1B IBB	0-0 2B		3 2 2 2 2 0 0															
Joe Nolan, L (1, 2) OBP: 0.349, SLG: 0.414		0-3 K		0-0 SH5-4 1B 1B		4-0 FC6-4 IBB	0-0 FC6-4 1B 1B	0-3 K		4 1 2 1 1 2 1															
Todd Cruz, R (1, 5) OBP: 0.255, SLG: 0.342			0-0 2B 1B	0-0 SH5-4	0-0 F7		0-0 FC6-4 1B		0-0 F9	2 1 1 0 0 0 2															
Jim Dwyer, L (7, PH) OBP: 0.427, SLG: 0.636				1-2 2-3						1 0 1 1 0 0 0															
Aurelio Rodriguez, R (7, 5) OBP: 0.141, SLG: 0.129										1 0 0 0 0 0 0															
Rich Dauer, R (1, 4) OBP: 0.291, SLG: 0.306			0-0 6-3 2B	0-0 E 1B	0-0 FC6-4		0-0 FC6-4		0-0 F7	5 0 2 3 0 0 4															
Inning Stats	R: 0 E: 0 K: 2 S: 7	H: 0 LOB: 1 BB: 1 P: 11	R: 0 E: 0 K: 1 S: 5	H: 0 LOB: 0 BB: 0 P: 5	R: 1 E: 0 K: 1 S: 7	H: 2 LOB: 3 BB: 2 P: 15	R: 2 E: 1 K: 2 S: 10	H: 2 LOB: 2 BB: 1 P: 14	R: 1 E: 0 K: 0 S: 5	H: 2 LOB: 2 BB: 1 P: 9	R: 0 E: 0 K: 0 S: 2	H: 0 LOB: 0 BB: 1 P: 6	R: 2 E: 0 K: 2 S: 6	H: 3 LOB: 2 BB: 1 P: 10	R: 2 E: 0 K: 2 S: 8	H: 1 LOB: 1 BB: 2 P: 16	R: 0 E: 0 K: 0 S: 3	H: 0 LOB: 0 BB: 0 P: 3	1B: 5 2B: 4 3B: 0 HR: 1	SF: 0 SAC: 1 DP: 1 HBP: 0	WP: 0 PB: 0 SB: 0 CS: 0	PA: 46			
PITCHER	IP WLS BF H R ER SO BB IBB HBP BLK WP HR S P ERA WHIP																								
Rick Sutcliffe, R (1, 1) ERA: 4.3	6.1 L 34 8 6 6 6 5 2 0 0 0 0 1 39 67 8.53 2.053																								
Dan Spillner, R (7, 1) ERA: 5.02	2.2 12 2 2 2 2 2 0 0 0 0 0 0 14 22 6.75 1.500																								

Batter	1	2	3	4	5	6	7	8	9	AB	R	H	RBI	BB	SO	LOB
Alan Bannister, R OBP: 0.323, SLG: 0.399 (1, 4) (8, 9)	0-0 L6		0-0 P4		0-0 4-3		0-0 F9		0-0 G5-4-3 1B	5	0	1	0	0	0	5
Toby Harrah, R OBP: 0.383, SLG: 0.395 (1, 5)	0-0 F8			0-0 P3		4-0 FC4-6 BB		0-0 BB 1B	0-0 G5-4-3 1-2f	4	1	1	0	1	0	2
Bake McBride, L OBP: 0.325, SLG: 0.352 (1, 10)	0-0 L5			0-0 F7		0-0 FC4-6 1-2f		0-0 1B BB 1B		4	0	1	0	0	0	1
Andre Thornton, R OBP: 0.398, SLG: 0.466 (1, 3)		0-0 6-3		0-0 F2		0-0 F9		4-0 BB BB BB 1B		3	0	0	0	1	0	1
Pat Tabler, R OBP: 0.374, SLG: 0.425 (1, 7)		0-0 6-3			0-0 F9 1B 2B		0-0 F9		0-0 G6-4-3 1B	4	1	2	1	0	0	1
Gorman Thomas, R OBP: 0.291, SLG: 0.380 (1, 8)		0-0 F8			0-0 F9		0-0 F7		0-0 L5	4	0	0	0	0	0	4
Julio Franco, R OBP: 0.311, SLG: 0.413 (1, 6)			0-0 F9		0-0 1-3		0-0 1B 2B		0-0 G6-4-3 1-2f	4	0	1	0	0	0	4
George Vukovich, L OBP: 0.259, SLG: 0.293 Chris Bando, S OBP: 0.345, SLG: 0.384 (7, PH) (8, 2)			0-0 CS 1B		0-0 1B 1B		0-0 1B		0-0 E8 1B DI	2	0	2	1	0	0	0
Jim Essian, R OBP: 0.277, SLG: 0.231 Otto Velez, R (7, PH) Mike Fischlin, R OBP: 0.274, SLG: 0.230 Ron Hassey, L OBP: 0.331, SLG: 0.340 (8, 4) (9, PH)			0-0 4-3		0-0 1B		0-0 1B		0-0 F8	2	0	1	0	0	0	1
			1-2		1-2				1-2	1	0	0	0	0	1	2
										0	0	0	0	0	0	0
										1	0	0	0	0	0	1

Inning Stats	R: 0	H: 0	E: 0	K: 0	S: 3	H: 0	LOB: 0	BB: 0	P: 3	R: 0	H: 0	E: 0	K: 0	S: 3	H: 0	LOB: 0	BB: 0	P: 3	R: 0	H: 1	E: 0	K: 0	S: 4	H: 1	LOB: 1	BB: 0	P: 4	R: 0	H: 0	E: 0	K: 0	S: 3	H: 0	LOB: 0	BB: 0	P: 3	R: 1	H: 3	E: 0	K: 0	S: 6	H: 0	LOB: 1	BB: 1	P: 7	R: 0	H: 2	E: 0	K: 1	S: 7	H: 2	LOB: 2	BB: 0	P: 7	R: 1	H: 3	E: 0	K: 0	S: 5	H: 3	LOB: 2	BB: 1	P: 9	R: 0	H: 1	E: 1	K: 0	S: 4	H: 1	LOB: 1	BB: 0	P: 4	1B: 8	SF: 0	2B: 2	SAC: 0	3B: 0	DP: 2	HR: 0	HBP: 0	WP: 0	PA: 38
--------------	------	------	------	------	------	------	--------	-------	------	------	------	------	------	------	------	--------	-------	------	------	------	------	------	------	------	--------	-------	------	------	------	------	------	------	------	--------	-------	------	------	------	------	------	------	------	--------	-------	------	------	------	------	------	------	------	--------	-------	------	------	------	------	------	------	------	--------	-------	------	------	------	------	------	------	------	--------	-------	------	-------	-------	-------	--------	-------	-------	-------	--------	-------	--------

PITCHER	IP	WLS	BF	H	R	ER	SO	BB	IBB	HBP	BLK	WP	HR	S	P	ERA	WHIP
Storm Davis, R ERA: 3.12 (1, 1)	5.0		20	4	1	1	0	1	0	0	0	0	0	19	23	1.80	1.000
Dan Morogiello, L ERA: 3.28 (6, 1)	1.1		6	2	0	0	0	0	0	0	0	0	0	6	6	0.00	1.500
Tim Stoddard, R ERA: 5.18 (7, 1)	2.2		12	4	1	1	1	1	0	0	0	0	0	13	17	3.38	1.875

BOTTOM

Baltimore Orioles @ Cleveland Indians
Cleveland Municipal Stadium, Cleveland, OH
Wed Aug 03 1983, 7:05 PM EDT
Att. 8,549 - Unknown

livebaseballscorecards.com

AB	36
R	2
H	10
RBI	2
BB	2
SO	1
LOB	22



Batter	1	2	3	4	5	6	7	8	9	10	AB	R	H	RBI	BB	SO	LOB	TOP							
John Shelby, S OBP: 0.311, SLG: 0.399 (1, 8)	0-3 K		x 0-0 F8		x 0-3 K		x 0-0 F8		x 0-0 F7		5	0	0	0	0	2	2								
Dan Ford, R OBP: 0.337, SLG: 0.475 (1, 9)	0-0 6-3 2-1 2B		x 0-0 F9		x 0-0 F8		x 0-0 FC6-4 1B		x 0-0	x 0-0 2B 1B	5	1	3	0	0	0	2								
Cal Ripken Jr., R OBP: 0.356, SLG: 0.483 (1, 6)	0-0 6-3 2-3		x 0-0 FC5-4		x 0-0	x 0-0 F8	x 0-0 FC6-4		x 0-0	x 0-3 K	5	0	0	0	0	1	5								
Eddie Murray, S OBP: 0.407, SLG: 0.545 (1, 3)	4-0 BB		x 0-0	x 0-0 FC6-4 BB 1B		x 4-0 HR BB		x 0-0 F8		x 0-0 2B	3	1	2	1	2	0	0								
Gary Roenicke, R OBP: 0.329, SLG: 0.486 (1, 7)	0-0 2-1 3-H	x 0-0 F7		x 4-0 FC6-4 1-2 BB		x 0-0 HR		x 0-0 G6-4-3 1B		x 0-0 5-3	4	1	2	2	1	0	1								
Ken Singleton, S OBP: 0.398, SLG: 0.457 (1, 10)		x 0-0 F9		x 0-0 FC6-4 FC5-4 1-2f 2-3		x 0-0 1B		x 0-0 G6-4-3 1-2f		x 4-0 IBB	4	0	1	0	1	0	3								
Todd Cruz, R OBP: 0.252, SLG: 0.338 (1, 5)		x 0-0 L6		x 0-0 F2		x 0-0 F9		x 0-0 6-3		x 0-0 5-3	4	0	0	0	0	0	3								
Jim Dwyer, L OBP: 0.427, SLG: 0.636 (10, PH)											0	0	0	0	0	0	0								
Benny Ayala, R OBP: 0.275, SLG: 0.425 (10, PH)											1	0	0	0	0	0	2								
Aurelio Rodriguez, R OBP: 0.141, SLG: 0.129 (10, 5)											0	0	0	0	0	0	0								
Rich Dauer, R OBP: 0.291, SLG: 0.306 (1, 4)		x 0-0	x 0-0 F9 1B 1B		x 0-0 FC5-4 1-2f		x 0-0 F7		x 0-0 F8		4	0	1	0	0	0	3								
Rick Dempsey, R OBP: 0.316, SLG: 0.332 (1, 2)		x 0-0	x 0-0 FC5-4 1-2 1B		x 0-0 F9		x 0-0 P4		x 0-0 HR		4	1	2	1	0	0	0								
Inning Stats	R: 0 E: 0 K: 1 S: 5	H: 1 LOB: 2 BB: 1 P: 9	R: 0 E: 0 K: 0 S: 3	H: 0 LOB: 0 BB: 0 P: 3	R: 0 E: 0 K: 0 S: 5	H: 2 LOB: 2 BB: 0 P: 5	R: 0 E: 0 K: 0 S: 4	H: 1 LOB: 2 BB: 1 P: 8	R: 0 E: 0 K: 1 S: 5	H: 0 LOB: 0 BB: 0 P: 5	R: 2 E: 0 K: 0 S: 5	H: 2 LOB: 1 BB: 1 P: 9	R: 0 E: 0 K: 0 S: 3	H: 1 LOB: 0 BB: 0 P: 3	R: 1 E: 0 K: 0 S: 4	H: 1 LOB: 0 BB: 0 P: 4	R: 1 E: 0 K: 1 S: 7	H: 2 LOB: 2 BB: 1 P: 11	1B: 7 2B: 2 3B: 0 HR: 2	SF: 0 SAC: 0 DP: 1 HBP: 0	WP: 0 PB: 0 SB: 0 CS: 0	PA: 43			
PITCHER	IP WLS BF H R ER SO BB IBB HBP BLK WP HR S P ERA WHIP																								
Neal Heaton, L ERA: 4.52 (1, 1)	9.0																								
Bud Anderson, R ERA: 2.53 (10, 1)	0.2	L	5	2	1	1	1	0	1	0	0	0	0	6	10	13.50	3.000								
Jamie Easterly, L ERA: 3.02 (10, 1)	0.1		1	0	0	0	0	0	0	0	0	0	0	1	1	0.00	0.000								

Baltimore Orioles @ Cleveland Indians
Cleveland Municipal Stadium, Cleveland, OH

Thu Aug 04 1983, 7:05 PM EDT
Att: 6,368 - Unknown

livebaseballscorecards.com

AB	39
R	4
H	11
RBI	4
BB	4
SO	3
LOB	21



Batter	1	2	3	4	5	6	7	8	9	10	AB	R	H	RBI	BB	SO	LOB
Alan Bannister, R (1, 4) <small>OBP: 0.323, SLG: 0.398</small> Broderick Perkins, L (10, PH) <small>OBP: 0.293, SLG: 0.331</small> Mike Fischlin, R (10, PR) <small>OBP: 0.274, SLG: 0.230</small>	0-0 6-3		0-0 F8 4-3 1B		0-0 SH1-3		0-0 6-3		0-0 6-3	0-0 1B	3	0	1	0	0	0	0
Toby Harrah, R (1, 5) <small>OBP: 0.377, SLG: 0.388</small>	0-0 4-3		0-0 4-3		0-0 4-3		0-0 5-3		0-0 5-3	0-3 K	5	0	0	0	0	1	3
Bake McBride, L (1, 9) <small>OBP: 0.316, SLG: 0.341</small>	0-0 F9		0-0 F8		0-3 K			0-0 4-3		0-0 F8	5	0	0	0	0	1	3
Andre Thornton, R (1, 3) <small>OBP: 0.396, SLG: 0.461</small>		0-0 5-3	0-0 6-3			4-0 2B BB		0-0 6-3		0-0 F2	4	0	0	0	1	0	2
Pat Tabler, R (1, 7) <small>OBP: 0.376, SLG: 0.434</small>		0-0 2B		0-0 5-3		0-0 FC1-6 1-3 2B		0-0 6-3			4	0	2	0	0	0	0
Gorman Thomas, R (1, 8) <small>OBP: 0.291, SLG: 0.379</small>		0-0 F7		0-0 L6		0-0 F8			0-0 E1 1B		4	1	1	0	0	0	3
Otto Velez, R (1, 10) <small>OBP: 0.182, SLG: 0.053</small>		0-0 P6		0-0 E6		0-0 FC1-6 2-2			0-0 G6-4-3 1B		4	0	1	1	0	0	3
Julio Franco, R (1, 6) <small>OBP: 0.310, SLG: 0.414</small>			0-0 HR 2B		0-0 F9		0-0 F8		0-0 G6-4-3 1-2f		4	1	1	0	0	0	4
Jim Essian, R (1, 2) <small>OBP: 0.294, SLG: 0.310</small>			0-0 HR		4-0 4-3 SH1-3 BB		0-0 6-3		0-0 F7		3	1	1	2	1	0	0

Inning Stats	R: 0	H: 0	R: 0	H: 1	R: 2	H: 3	R: 0	H: 0	R: 0	H: 1	R: 0	H: 0	R: 0	H: 0	R: 0	H: 2	R: 0	H: 1	1B: 4	SF: 0
	E: 0	LOB: 0	E: 0	LOB: 1	E: 0	LOB: 1	E: 1	LOB: 1	E: 0	LOB: 2	E: 0	LOB: 0	E: 0	LOB: 0	E: 1	LOB: 0	E: 0	LOB: 1	2B: 3	SAC: 1
	K: 0	BB: 0	K: 0	BB: 0	K: 0	BB: 0	K: 0	BB: 0	K: 0	BB: 1	K: 0	BB: 0	K: 0	BB: 0	K: 1	BB: 0	K: 1	BB: 0	3B: 0	DP: 1
	S: 3	P: 3	S: 4	P: 4	S: 6	P: 6	S: 4	P: 4	S: 5	P: 8	S: 3	P: 3	S: 3	P: 3	S: 4	P: 4	S: 6	P: 6	HR: 1	HBP: 0

PITCHER	IP	WLS	BF	H	R	ER	SO	BB	IBB	HBP	BLK	WP	HR	S	P	ERA	WHIP
Scott McGregor, L (1, 1) <small>ERA: 3.13</small>	9.0	W	36	7	3	2	1	2	0	0	0	0	1	36	44	2.00	1.000
Sammy Stewart, R (10, 1) <small>ERA: 4.13</small>	0.1		2	1	0	0	1	0	0	0	0	0	0	4	4	0.00	3.000
Tippy Martinez, L (10, 1) <small>ERA: 3.02</small>	0.2	S	2	0	0	0	0	0	0	0	0	0	0	2	2	0.00	0.000


BOTTOM

Baltimore Orioles @ Cleveland Indians
Cleveland Municipal Stadium, Cleveland, OH


Thu Aug 04 1983, 7:05 PM EDT
 Att. 6,368 - Unknown

livebaseballscorecards.com

AB	37
R	3
H	8
RBI	3
BB	2
SO	2
LOB	18



WP	0	PA	40
PB	0		
SB	0		
CS	0		

Batter	1	2	3	4	5	6	7	8	9	AB R H RBI BB SO LOB	TOP
Rudy Law, L (1, 8) OBP: 0.351, SLG: 0.352	0-0 F6	0-0 PO	0-0 G3			0-0 WP 1B S		0-0 3-1		4 1 1 0 0 0 0	
Carlton Fisk, R (1, 2) OBP: 0.359, SLG: 0.547	0-0 1-3		0-3 K			4-0 WP 1B BB		0-0 F8		3 0 0 0 1 1 0	
Harold Baines, L (1, 9) OBP: 0.341, SLG: 0.422	0-0 HR		0-0 F8			0-0 1-2 2-H 1B		0-3 K		4 1 2 2 0 1 0	
Greg Luzinski, R (1, 10) OBP: 0.347, SLG: 0.494	0-0 3B 1B			0-3 K		0-3 K		0-0 HR		4 2 2 1 0 2 2	
Greg Walker, L (1, 3) Mike Squires, L (6, 3) OBP: 0.311, SLG: 0.442 OBP: 0.331, SLG: 0.274	0-0 3B			0-0 3-1		0-3 K		0-0 4-3		3 0 1 1 0 1 2 1 0 0 0 0 0 0	
Ron Kittle, R (1, 7) OBP: 0.302, SLG: 0.494	0-0 F6			0-0 4-3		0-3 K		0-0 F7		4 0 0 0 0 1 3	
Vance Law, R (1, 5) OBP: 0.296, SLG: 0.329		0-0 5-3			0-3 K		0-0 G3		0-0 F8	4 0 0 0 0 1 0	AB 33 R 4 H 7 RBI 4 BB 1 SO 8 LOB 7
Scott Fletcher, R (1, 6) OBP: 0.381, SLG: 0.475		0-0 5-3			0-0 6-3		0-0 5-3			3 0 0 0 0 0 0	
Julio Cruz, S (1, 4) OBP: 0.311, SLG: 0.327		0-0 PO 1B			0-3 K		0-0 3-1			3 0 1 0 0 1 0	
Inning Stats	R: 2 H: 3 E: 0 LOB: 1 K: 0 BB: 0 S: 6 P: 6	R: 0 H: 1 E: 0 LOB: 0 K: 0 BB: 0 S: 3 P: 3	R: 0 H: 0 E: 0 LOB: 0 K: 1 BB: 0 S: 5 P: 5	R: 0 H: 0 E: 0 LOB: 0 K: 1 BB: 0 S: 5 P: 5	R: 0 H: 0 E: 0 LOB: 0 K: 2 BB: 0 S: 7 P: 7	R: 1 H: 2 E: 0 LOB: 2 K: 3 BB: 1 S: 11 P: 15	R: 0 H: 0 E: 0 LOB: 0 K: 0 BB: 0 S: 3 P: 3	R: 0 H: 0 E: 0 LOB: 0 K: 1 BB: 0 S: 5 P: 5	R: 1 H: 1 E: 0 LOB: 0 K: 0 BB: 0 S: 4 P: 4	1B: 4 SF: 0 2B: 0 SAC: 0 3B: 1 DP: 0 HR: 2 HBP: 0	WP: 1 PA: 35 PB: 0 SB: 1 CS: 0
PITCHER Mike Boddicker, R (1, 1) ERA: 3.36	IP WLS BF H R ER SO BB IBB HBP BLK WP HR S P ERA WHIP										

Chicago White Sox @ Baltimore Orioles
 Memorial Stadium, Baltimore, MD
 Fri Aug 05 1983, 7:05 PM EDT
 Att. 39,544 - Unknown - 78 F

livebaseballscorecards.com

BOTTOM

Chicago White Sox @ Baltimore Orioles
Memorial Stadium, Baltimore, MD

Fri Aug 05 1983, 7:05 PM EDT
Att: 39,544 - Unknown - 78 F

livebaseballscorecards.com

AB	39
R	5
H	14
RBI	5
BB	4
SO	2
LOB	23



WP:	0	PA:	43
PB:	0		
SB:	0		
CS:	0		

AB R H RBI BB SO LOB

5	0	2	0	0	0	2
5	0	2	0	0	0	1
5	1	1	0	0	1	3
4	2	2	0	1	0	3
4	0	2	1	1	0	3
0	1	0	0	0	0	0
5	0	1	1	0	1	3
4	1	1	1	1	0	3
3	0	2	1	1	0	1
2	0	0	0	0	0	3
1	0	1	1	0	0	0
1	0	0	0	0	0	1

Batter	1	2	3	4	5	6	7	8	9
Al Bumbry, L OBP: 0.322, SLG: 0.344 (1, 8)	0-0 1B 1B		0-0 4-3		0-0 G3	0-0 F9			0-0 G6-4-3 1B
Dan Ford, R OBP: 0.338, SLG: 0.474 (1, 9)	0-0 1-3 1B		0-0 1B		0-0 6-3		0-0 6-3		0-0 G6-4-3 1-2f 1B
Cal Ripken Jr., R OBP: 0.355, SLG: 0.480 (1, 6)	0-3 K		0-0 L8		0-0 4-3		0-0 6-3		0-0 1B 1B
Eddie Murray, S OBP: 0.409, SLG: 0.545 (1, 3)	0-0 P6		0-0 F8			4-0 FC4-6 1B BB	0-0 1B		0-0 1B 1-2 1B
John Lowenstein, L OBP: 0.365, SLG: 0.430 (1, 7)	0-0 F7			0-0 F7 1B		4-0 FC4-6 1-2 BB	0-0 F5		0-0 1-3 2-H 1B 1B
John Shelby, S OBP: 0.311, SLG: 0.399 (9, PR)									
Ken Singleton, S OBP: 0.396, SLG: 0.453 (1, 10)		0-0 3-1		0-0 F7 1-2		0-3 K		0-0 F7	0-0 1-2 3-H 1B 1B
Rich Dauer, R OBP: 0.292, SLG: 0.305 (1, 4)				0-0 F9		0-0 FC4-6 1-2f 2-3 1B		0-0 F4	0-0 1-2 2-H 1B
Rich Dempsey, R OBP: 0.322, SLG: 0.336 (7, 5)				0-0 BB				0-0 F4	
Rick Dempsey, R OBP: 0.322, SLG: 0.336 (1, 2)				0-0 F8		4-0 1B 1-2 3-H 1B		0-0 1B	
Aurelio Rodriguez, R OBP: 0.136, SLG: 0.125 (1, 5)				0-0 BB		0-0 1B		0-0 1B	
Jim Dwyer, L OBP: 0.432, SLG: 0.639 (6, PH)				0-0 6-3		0-0 1-3 2-H 1B		0-0 5-3	
Lenn Sakata, R OBP: 0.325, SLG: 0.378 (7, 4)									

Inning Stats	R: 0 E: 0 K: 1 S: 7	H: 2 LOB: 2 BB: 0 P: 7	R: 0 E: 0 K: 0 S: 3	H: 0 LOB: 1 BB: 1 P: 7	R: 0 E: 0 K: 0 S: 4	H: 1 LOB: 1 BB: 0 P: 4	R: 0 E: 0 K: 0 S: 4	H: 1 LOB: 2 BB: 1 P: 8	R: 0 E: 0 K: 0 S: 3	H: 0 LOB: 0 BB: 0 P: 3	R: 2 E: 0 K: 1 S: 7	H: 2 LOB: 2 BB: 2 P: 15	R: 0 E: 0 K: 0 S: 4	H: 1 LOB: 1 BB: 0 P: 4	R: 0 E: 0 K: 0 S: 4	H: 1 LOB: 1 BB: 0 P: 4	R: 3 E: 0 K: 0 S: 7	H: 6 LOB: 2 BB: 0 P: 7	1B: 14 2B: 0 3B: 0 HR: 0	SF: 0 SAC: 0 DP: 1 HBP: 0	WP: 0 PB: 0 SB: 0 CS: 0	PA: 43
--------------	------------------------------	---------------------------------	------------------------------	---------------------------------	------------------------------	---------------------------------	------------------------------	---------------------------------	------------------------------	---------------------------------	------------------------------	----------------------------------	------------------------------	---------------------------------	------------------------------	---------------------------------	------------------------------	---------------------------------	-----------------------------------	------------------------------------	----------------------------------	--------

PITCHER	IP	WLS	BF	H	R	ER	SO	BB	IBB	HBP	BLK	WP	HR	S	P	ERA	WHIP
Randy Martz, R ERA: 3.6 (1, 1)	5.0		23	4	2	2	1	4	0	0	0	0	0	21	37	3.60	1.600
Salome Barojas, R ERA: 2.91 (6, 1)	3.0		14	5	1	1	1	0	0	0	0	0	0	16	16	3.00	1.667
Dennis Lamp, R ERA: 3.95 (9, 1)	0.2	L	5	4	1	1	0	0	0	0	0	0	0	5	5	13.50	6.000
Dick Tidrow, R ERA: 3.55 (9, 1)	0.0		1	1	1	1	0	0	0	0	0	0	0	1	1	∞	∞

Batter	1	2	3	4	5	6	7	8	9	AB R H RBI BB SO LOB	TOP											
Rudy Law, L (1, 8) OBP: 0.346, SLG: 0.347	0-0 4-3	0-0 4-3			0-0 6-3	0-0 CS	0-0 6-3		0-0 L4	5 0 0 0 0 0 3												
Carlton Fisk, R (1, 2) OBP: 0.365, SLG: 0.561	0-0 G1-6-3 1B		0-0 F9		0-0 HR 1B		0-0 4-3 2B		0-0 3B	5 1 4 1 0 0 0												
Harold Baines, L (1, 9) OBP: 0.342, SLG: 0.429	0-0 G1-6-3 1-2f		0-0 G6-3 1B		0-0 HR 1B		0-0 4-3		0-0 F7	5 1 2 2 0 0 3												
Greg Luzinski, R (1, 10) OBP: 0.349, SLG: 0.501		4-0 1B SF8 BB	0-0 G6-3 1-2f		0-0 HR		0-0 F3			3 2 1 1 1 0 2												
Greg Walker, L (1, 3) Mike Squires, L (8, 3) OBP: 0.314, SLG: 0.443 OBP: 0.331, SLG: 0.274		0-0 1B 2B 1B		0-0 4-3		0-0 1B		0-0 F8		4 1 2 0 0 0 0 0 0 0 0 0 0 0												
Ron Kittle, R (1, 7) OBP: 0.302, SLG: 0.493		0-0 SF8		0-0 P5	0-3 K			0-0 CS 1B		3 0 1 1 0 1 1												
Vance Law, R (1, 5) OBP: 0.299, SLG: 0.329		0-0 2B 1B		0-3 K		0-0 F6		4-0 BB		3 0 1 0 1 1 0												
Scott Fletcher, R (1, 6) OBP: 0.378, SLG: 0.467		0-0 F8			0-0 6-3 1B 1-3 1B	0-0 5-3		0-0 F8		4 1 1 0 0 0 3												
Julio Cruz, S (1, 4) OBP: 0.313, SLG: 0.330		0-0 1-3 2-H 2B			0-0 1-3	4-0 CS BB		0-0 F8		3 0 1 1 1 0 1												
Inning Stats	R: 0 E: 0 K: 0 S: 3	H: 1 LOB: 0 BB: 0 P: 3	R: 2 E: 0 K: 0 S: 6	H: 3 LOB: 2 BB: 1 P: 10	R: 0 E: 0 K: 1 S: 5	H: 1 LOB: 0 BB: 0 P: 3	R: 0 E: 0 K: 1 S: 5	H: 0 LOB: 0 BB: 0 P: 5	R: 4 E: 0 K: 1 S: 10	H: 5 LOB: 1 BB: 0 P: 10	R: 0 E: 0 K: 0 S: 2	H: 0 LOB: 0 BB: 1 P: 6	R: 0 E: 0 K: 0 S: 4	H: 1 LOB: 1 BB: 0 P: 4	R: 0 E: 0 K: 0 S: 3	H: 1 LOB: 1 BB: 1 P: 7	R: 0 E: 0 K: 0 S: 4	H: 1 LOB: 1 BB: 0 P: 4	1B: 8 2B: 2 3B: 1 HR: 2	SF: 1 SAC: 0 DP: 2 HBP: 0	WP: 0 PB: 0 SB: 0 CS: 2	PA: 40
PITCHER	IP WLS BF H R ER SO BB IBB HBP BLK WP HR S P ERA WHIP																					
Dennis Martinez, R (1, 1) ERA: 5.64	4.2 L 22 9 6 6 1 1 0 0 0 0 0 2 23 27 11.57 2.143																					
Dan Morogiello, L (5, 1) ERA: 3.24	0.1 2 1 0 0 1 0 0 0 0 0 0 4 4 0.00 3.000																					
Allan Ramirez, R (6, 1) ERA: 2.85	3.0 11 2 0 0 0 2 0 0 0 0 0 9 17 0.00 1.333																					
Tippy Martinez, L (9, 1) ERA: 2.97	1.0 4 1 0 0 0 0 0 0 0 0 0 4 4 0.00 1.000																					

Chicago White Sox @ Baltimore Orioles
 Memorial Stadium, Baltimore, MD
 Sat Aug 06 1983, 7:05 PM EDT
 Att. 32,769 - Unknown - 85 F

livebaseballscorecards.com

AB	35
R	6
H	13
RBI	6
BB	3
SO	2
LOB	13



BOTTOM

Chicago White Sox @ Baltimore Orioles
Memorial Stadium, Baltimore, MD

Sat Aug 06 1983, 7:05 PM EDT
Att: 32,769 - Unknown - 85 F

livebaseballscorecards.com

AB	36
R	4
H	9
RBI	4
BB	2
SO	4
LOB	14



WP	0	PA	38
PB	0		
SB	0		
CS	0		

AB R H RBI BB SO LOB

5 2 3 0 0 1 0

5 1 3 1 0 1 2

4 0 0 0 0 0 4

3 1 1 2 1 1 1

3 0 1 1 1 1 0

0 0 0 0 0 0 0

4 0 1 0 0 0 3

4 0 0 0 0 0 1

4 0 0 0 0 0 2

3 0 0 0 0 0 0

1 0 0 0 0 0 1

1B	6	SF	0
2B	2	SAC	0
3B	0	DP	1
HR	1	HBP	0

Batter	1	2	3	4	5	6	7	8	9
John Shelby, S OBP: 0.317, SLG: 0.408 (1, 8)	0-3 K ①		0-0 F8 ③			0-0 1B 2B		0-0 G5-4-3 1B 1B	0-0 1B
Dan Ford, R OBP: 0.342, SLG: 0.480 (1, 9)	0-0 2B			0-3 K ①		0-0 HR 1B		0-0 G5-4-3 1B	0-0 F7 ③
Cal Ripken Jr., R OBP: 0.352, SLG: 0.475 (1, 6)	0-0 5-3 ②			0-0 6-3 ②		0-0 F7 ②		0-0 G5-4-3 ① ②	
Gary Roenicke, R OBP: 0.332, SLG: 0.498 (1, 3)	0-3 K ③			0-0 5-3 ③		0-0 HR 1B		4-0 BB 1B	
Ken Singleton, S OBP: 0.397, SLG: 0.452 (1, 10)		0-3 K ①			0-0 5-3 ①	4-0 BB 1B		0-0 BB 1B	
Al Bumbry, L OBP: 0.322, SLG: 0.344 (8, PR)								1-2 BB 1B	
Benny Ayala, R OBP: 0.274, SLG: 0.417 (1, 7)		0-0 F8 ②			0-0 1B	0-0 F9 ③		0-0 F9 ③	
Rich Dauer, R OBP: 0.289, SLG: 0.301 (1, 4)		0-0 F9 ③			0-0 F3 ②		0-0 4-3 ①		0-0 E7 1B
Rick Dempsey, R OBP: 0.317, SLG: 0.331 (1, 2)			0-0 F7 ①		0-0 L6 ③		0-0 P4 ②		0-0 F4 ①
Aurelio Rodriguez, R OBP: 0.130, SLG: 0.119 (1, 5)			0-0 F2 ②			0-0 5-3 ①	0-0 F6 ③		0-0 F7 ②
Lenn Sakata, R OBP: 0.321, SLG: 0.373 (9, PH)									

Inning Stats	R: 0	H: 1	E: 0	K: 2	S: 8	LOB: 1	BB: 0	P: 8	R: 0	H: 0	E: 0	K: 1	S: 5	LOB: 0	BB: 0	P: 5	R: 0	H: 0	E: 0	K: 1	S: 5	LOB: 0	BB: 0	P: 5	R: 0	H: 1	E: 0	K: 0	S: 4	LOB: 1	BB: 0	P: 4	R: 3	H: 3	E: 0	K: 0	S: 6	LOB: 1	BB: 1	P: 10	R: 0	H: 0	E: 0	K: 0	S: 3	LOB: 0	BB: 0	P: 3	R: 1	H: 3	E: 0	K: 0	S: 5	LOB: 2	BB: 1	P: 9	R: 0	H: 1	E: 1	K: 0	S: 5	LOB: 2	BB: 0	P: 5	1B: 6	2B: 2	3B: 0	HR: 1	SF: 0	SAC: 0	DP: 1	HBP: 0	WP: 0	PA: 38
--------------	------	------	------	------	------	--------	-------	------	------	------	------	------	------	--------	-------	------	------	------	------	------	------	--------	-------	------	------	------	------	------	------	--------	-------	------	------	------	------	------	------	--------	-------	-------	------	------	------	------	------	--------	-------	------	------	------	------	------	------	--------	-------	------	------	------	------	------	------	--------	-------	------	-------	-------	-------	-------	-------	--------	-------	--------	-------	--------

PITCHER	IP	WLS	BF	H	R	ER	SO	BB	IBB	HBP	BLK	WP	HR	S	P	ERA	WHIP
Floyd Bannister, L ERA: 3.76 (1, 1)	7.0	W	27	5	3	3	4	1	0	0	0	0	1	34	38	3.86	0.857
Al Jones, R ERA: 13.5 (8, 1)	0.2		4	2	1	1	0	1	0	0	0	0	0	3	7	13.50	4.500
Britt Burns, L ERA: 4.16 (8, 1)	1.0		6	2	0	0	0	0	0	0	0	0	0	6	6	0.00	2.000
Salome Barojas, R ERA: 2.89 (9, 1)	0.1	S	1	0	0	0	0	0	0	0	0	0	0	1	1	0.00	0.000

Batter	1	2	3	4	5	6	7	8	9	AB R H RBI BB SO LOB	TOP
Rudy Law, L (1, 8) OBP: 0.342, SLG: 0.342	0-3 K		0-0 1-3		0-0 F9		0-0 F8			4 0 0 0 0 1 3	
Scott Fletcher, R (1, 6) OBP: 0.367, SLG: 0.452	0-0 F8		0-0 F9		0-0 5-3		0-0 5-3			4 0 0 0 0 0 3	
Tom Paciorek, R (1, 3) OBP: 0.316, SLG: 0.430 (8, 7)	0-0 HR 2B			0-0 F8	0-0 FC5-4 1B			0-0 F8		4 1 2 2 0 0 0	
Greg Luzinski, R (1, 10) OBP: 0.350, SLG: 0.509	0-0 2-H HR			4-0 1B BB	0-0 FC5-4			0-0 F8		3 1 1 2 1 0 1	
Ron Kittle, R (1, 7) OBP: 0.301, SLG: 0.490 Mike Squires, L (8, 3) OBP: 0.331, SLG: 0.274	0-0 1-3			0-0 FC6-4 1-2 1B		0-3 K		0-0 F2		4 0 1 0 0 1 0 0 0 0 0 0 0 0	
Harold Baines, L (1, 9) OBP: 0.341, SLG: 0.427		0-3 K		0-3 K		0-0 6-3			0-0 L3 1B	4 0 1 0 0 2 2	
Vance Law, R (1, 5) OBP: 0.295, SLG: 0.324		0-0 6-3		0-0 FC6-4 1-2		0-0 F3			0-0 L3 1-2	4 0 0 0 0 0 3	
Marc Hill, R (1, 2) OBP: 0.270, SLG: 0.302		0-0 4-3			0-0 F9 1B 1B		0-0 F7		0-0 2B	4 1 2 0 0 0 0	
Julio Cruz, S (1, 4) OBP: 0.315, SLG: 0.330			0-0 F8		0-0 1-2 1B 1B		4-0 S BB		0-0 F8	3 1 1 0 1 0 1	
Inning Stats	R: 2 H: 2 E: 0 LOB: 0 K: 1 BB: 0 S: 7 P: 7	R: 0 H: 0 E: 0 LOB: 0 K: 1 BB: 0 S: 5 P: 5	R: 0 H: 0 E: 0 LOB: 0 K: 0 BB: 0 S: 3 P: 3	R: 0 H: 1 E: 0 LOB: 2 K: 1 BB: 1 S: 6 P: 10	R: 2 H: 3 E: 0 LOB: 1 K: 0 BB: 0 S: 6 P: 6	R: 0 H: 0 E: 0 LOB: 0 K: 1 BB: 0 S: 5 P: 5	R: 0 H: 0 E: 0 LOB: 1 K: 0 BB: 1 S: 3 P: 7	R: 0 H: 0 E: 0 LOB: 0 K: 0 BB: 0 S: 3 P: 3	R: 0 H: 2 E: 0 LOB: 1 K: 0 BB: 0 S: 4 P: 4	1B: 5 SF: 0 2B: 3 SAC: 0 3B: 0 DP: 1 HR: 1 HBP: 0	WP: 0 PA: 36 PB: 0 SB: 1 CS: 0
PITCHER Mike Flanagan, L (1, 1) ERA: 3.14 Sammy Stewart, R (5, 1) ERA: 3.94	IP WLS BF H R ER SO BB IBB HBP BLK WP HR S P ERA WHIP										
	4.1 L 19 5 4 4 3 1 0 0 0 0 1 24 28 8.31 1.385										
	4.2 17 3 0 0 1 1 0 0 0 0 0 18 22 0.00 0.857										

Chicago White Sox @ Baltimore Orioles
 Memorial Stadium, Baltimore, MD
 Sun Aug 07 1983, 3:33 AM EDT
 Att. 24,384 - Unknown - 90 F

livebaseballscorecards.com

AB	34
R	4
H	8
RBI	4
BB	2
SO	4
LOB	13



Batter	1	2	3	4	5	6	7	8	9	AB	R	H	RBI	BB	SO	LOB
Al Bumbry, L (1, 8) OBP: 0.322, SLG: 0.344 John Shelby, S (8, PH) OBP: 0.316, SLG: 0.407 (9, 8)	0-0 L4			0-3 K		0-0 1B		0-0 F8		3	0	1	0	0	1	0
Dan Ford, R (1, 9) OBP: 0.338, SLG: 0.474	0-0 6-3			0-3 K		0-0 SF8		0-3 K		3	0	0	1	0	2	0
Cal Ripken Jr., R (1, 6) OBP: 0.351, SLG: 0.473	0-0 6-3			0-0 F5		0-3 K		0-0 HR		4	1	1	0	0	1	2
John Lowenstein, L (1, 7) OBP: 0.373, SLG: 0.439 Benny Ayala, R (9, PH) OBP: 0.271, SLG: 0.412		0-0 G4-6-3 1B		0-0 G6-4-3 1B		0-0 G1-6-3 1B		0-3 K		3	0	3	0	0	0	0
Ken Singleton, S (1, 10) OBP: 0.395, SLG: 0.459		0-0 G4-6-3 1-2f		0-0 G6-4-3 1-2f		0-0 F8		0-0 HR		4	1	1	2	0	0	3
Jim Dwyer, L (1, 3) OBP: 0.425, SLG: 0.627 Gary Roenicke, R (7, PH) OBP: 0.329, SLG: 0.493 (8, 3)		0-0 G3		0-0 G3		0-0 G1-6-3 1-2f		0-0 5-3		2	0	0	0	0	0	0
Joe Nolan, L (1, 2) OBP: 0.351, SLG: 0.416 Rick Dempsey, R (8, PH) OBP: 0.316, SLG: 0.329 (9, 2)			0-0 4-3			0-0 1B SF8 1B		0-0 4-3		2	1	1	0	0	0	0
Todd Cruz, R (1, 5) OBP: 0.253, SLG: 0.338			0-0 4-3			0-0 SF8 1B 1B		0-0 6-3		3	0	1	0	0	0	0
Rich Dauer, R (1, 4) OBP: 0.289, SLG: 0.299			0-0 4-3			0-0 F9		4-0 BB		2	0	0	0	1	0	2

Inning Stats		R: 0	H: 0	E: 0	K: 0	S: 3	R: 0	H: 1	E: 0	K: 0	S: 3	R: 0	H: 0	E: 0	K: 0	S: 3	R: 0	H: 1	E: 0	K: 0	S: 3	R: 1	H: 3	E: 0	K: 1	S: 8	R: 0	H: 1	E: 0	K: 0	S: 3	R: 0	H: 0	E: 0	K: 0	S: 3	R: 2	H: 2	E: 0	K: 2	S: 9
R: 0 H: 0 E: 0 K: 0 S: 3		R: 0 H: 1 E: 0 K: 0 S: 3		R: 0 H: 0 E: 0 K: 0 S: 3		R: 0 H: 0 E: 0 K: 2 S: 7		R: 0 H: 1 E: 0 K: 0 S: 3		R: 0 H: 0 E: 0 K: 2 S: 7		R: 1 H: 3 E: 0 K: 1 S: 8		R: 0 H: 1 E: 0 K: 0 S: 3		R: 0 H: 0 E: 0 K: 0 S: 3		R: 0 H: 2 E: 0 K: 2 S: 9		1B: 7 2B: 0 3B: 0 HR: 1		SF: 1 SAC: 0 DP: 3 HBP: 0		WP: 0 PA: 33		PB: 0 SB: 0 CS: 0															
PITCHER		IP	WLS	BF	H	R	ER	SO	BB	IBB	HBP	BLK	WP	HR	S	P	ERA	WHIP																							
LaMarr Hoyt, R (1, 1) ERA: 4.33		6.1	W	23	6	1	1	3	0	0	0	0	0	0	29	29	1.42	0.947																							
Juan Agosto, L (7, 1) ERA: 4.97		2.1		9	2	2	2	2	1	0	0	0	0	1	12	16	7.71	1.286																							
Dennis Lamp, R (9, 1) ERA: 3.94		0.1	S	1	0	0	0	0	0	0	0	0	0	0	1	1	0.00	0.000																							

BOTTOM

Chicago White Sox @ Baltimore Orioles
Memorial Stadium, Baltimore, MD

Sun Aug 07 1983, 3:33 AM EDT
Att. 24,384 - Unknown - 90 F

livebaseballscores.com

AB	31
R	3
H	8
RBI	3
BB	1
SO	5
LOB	10



Batter	1	2	3	4	5	6	7	8	9	AB R H RBI BB SO LOB	TOP		
Toby Harrah, R OBP: 0.374, SLG: 0.379 (1, 5) X	0-0 6-3 HR 1B		0-0 1B 1B		0-0 1-3			4-0 BB BB BB CS BB		4 2 2 0 1 0 3			
Manny Trillo, R OBP: 0.314, SLG: 0.329 (1, 4) X	0-0 6-3		0-0 1B 1B	0-0 F9		0-0 6-3		0-0 F8		1 0 0 0 0 0 1			
Mike Fischlin, R OBP: 0.289, SLG: 0.271 (2, 4)	1-2		1-2					1-2		4 1 1 0 0 0 1			
Pat Tabler, R OBP: 0.382, SLG: 0.429 (1, 7) X	0-0 6-3		0-0 E5 1B 1B	0-0 1B SF8 1B		4-0 BB BB BB BB		0-0 F4		4 2 2 0 1 0 1			
Andre Thornton, R OBP: 0.392, SLG: 0.456 (1, 10) X	0-0 HR		4-0 1B 1B	0-0 BB 1B 1B		0-0 F3		4-0 G5-3 1B BB		3 2 2 2 2 0 1			
Broderick Perkins, L OBP: 0.304, SLG: 0.349 (1, 3) S S S	0-3 K		0-0 1B 1B	0-0 SF8		0-0 F8		0-0 G5-3 1B		4 1 2 3 0 1 1			
Gorman Thomas, R OBP: 0.286, SLG: 0.368 (1, 8) X		0-0 5-3	0-3 K	4-0 BB		0-0 L5		0-0 G5-3		4 0 0 0 1 1 4			
Ron Hassey, L OBP: 0.335, SLG: 0.338 (1, 2) S S S		0-3 K	0-0 1B 1B		0-0 G1-6-3 BB 1B		0-0 E3		0-3 K	5 1 2 1 0 2 1			
Julio Franco, R OBP: 0.311, SLG: 0.407 (1, 6) X		0-0 5-3	4-0 1B BB		4-0 G1-6-3 BB		0-0 F8			2 0 0 0 2 0 1			
George Vukovich, L OBP: 0.260, SLG: 0.293 (1, 9) X			0-0 F6		0-0 G1-6-3		0-3 K			4 0 1 2 0 1 3			
Inning Stats	R: 2 H: 2 E: 0 LOB: 0 K: 1 BB: 0 S: 7 P: 7	R: 0 H: 0 E: 0 LOB: 0 K: 1 BB: 0 S: 5 P: 5	R: 6 H: 6 E: 1 LOB: 2 K: 1 BB: 2 S: 11 P: 19	R: 1 H: 2 E: 0 LOB: 1 K: 0 BB: 1 S: 4 P: 8	R: 0 H: 1 E: 0 LOB: 1 K: 0 BB: 1 S: 3 P: 7	R: 0 H: 0 E: 0 LOB: 1 K: 0 BB: 1 S: 3 P: 7	R: 0 H: 0 E: 1 LOB: 1 K: 1 BB: 0 S: 6 P: 6	R: 0 H: 0 E: 0 LOB: 0 K: 0 BB: 1 S: 2 P: 6	R: 0 H: 1 E: 0 LOB: 1 K: 1 BB: 1 S: 5 P: 9	1B: 11 SF: 1 2B: 0 SAC: 0 3B: 0 DP: 2 HR: 1 HBP: 0	WP: 0 PA: 43 PB: 0 SB: 0 CS: 1		
PITCHER	IP WLS BF H R ER SO BB IBB HBP BLK WP HR S P ERA WHIP											PITCHER	IP WLS BF H R ER SO BB IBB HBP BLK WP HR S P ERA WHIP
Storm Davis, R ERA: 3.55 (1, 1)	2.2 L 16 7 8 8 3 0 1 0 0 0 0 1 21 25 27.00 2.625												
Dennis Martinez, R ERA: 5.61 (3, 1)	2.1 12 4 1 1 0 3 0 0 0 0 0 0 9 21 3.86 3.000												
Tippy Martinez, L ERA: 2.82 (6, 1)	3.0 11 0 0 0 1 2 0 0 0 0 0 0 11 19 0.00 0.667												
Tim Stoddard, R ERA: 5.05 (9, 1)	1.0 4 1 0 0 1 1 0 0 0 0 0 0 5 9 0.00 2.000												

Cleveland Indians @ Baltimore Orioles
 Memorial Stadium, Baltimore, MD
 Mon Aug 08 1983, 7:05 PM EDT
 Att. 24,324 - Unknown - 95 F

livebaseballscorecards.com

AB	35
R	9
H	12
RBI	8
BB	7
SO	5
LOB	17



Batter	1	2	3	4	5	6	7	8	9	AB	R	H	RBI	BB	SO	LOB
Al Bumbry, L OBP: 0.321, SLG: 0.347 (1, 8) X	0-0 G5-4-3 2B		0-0 F8		0-0 F8		0-3 K			4	0	1	0	0	1	1
Dan Ford, R OBP: 0.339, SLG: 0.473 Benny Ayala, R OBP: 0.265, SLG: 0.402 (5, 9) BBB	4-0 G5-4-3 BB		0-0 4-3		0-0 6-3		0-0 FC5-4			1	0	0	0	1	0	0
Cal Ripken Jr., R OBP: 0.352, SLG: 0.476 (1, 6) X	0-0 G5-4-3 1-2f 2-3			0-0 BB HR 2B	0-0 1B			0-0 F9		4	1	2	0	0	0	2
John Lowenstein, L OBP: 0.375, SLG: 0.434 (1, 7) BBB	4-0 BB			4-0 BB HR BB	0-3 K			0-0 L9		2	1	0	0	2	1	1
Ken Singleton, S OBP: 0.394, SLG: 0.455 (1, 10) X	0-0 4-3			4-0 1-2 2-3 HR BB		0-0 4-1		0-3 K		3	1	0	0	1	1	2
Jim Dwyer, L OBP: 0.412, SLG: 0.605 (1, 3) X		0-0 F6		0-0 F4		0-0 G3		0-3 K		4	0	0	0	0	1	3
Joe Nolan, L OBP: 0.357, SLG: 0.448 (1, 2) SSS		0-3 K		0-0 1-H 2-H 3-H HR		0-0 P3		0-0 BLK 1B		4	1	2	4	0	1	0
Todd Cruz, R OBP: 0.250, SLG: 0.333 (1, 5) SSS		0-3 K		0-0 F7		0-0 6-3		0-3 K		4	0	0	0	0	2	1
Rich Dauer, R OBP: 0.289, SLG: 0.297 (1, 4) X			0-0 6-3	0-0 6-3		4-0 FC5-4 BB		0-0 F3		3	0	0	0	1	0	1

BOTTOM

Cleveland Indians @ Baltimore Orioles
Memorial Stadium, Baltimore, MD

Mon Aug 08 1983, 7:05 PM EDT
Att: 24,324 - Unknown - 95 F

livebaseballscorecards.com

AB	31
R	4
H	5
RBI	4
BB	5
SO	7
LOB	12



Inning Stats	R: 0	H: 1	E: 0	K: 0	S: 3	LOB: 2	BB: 2	P: 11											
R: 0 E: 0 K: 0 S: 7	H: 0 LOB: 0 BB: 0 P: 7	R: 0 E: 0 K: 2 S: 7	H: 0 LOB: 0 BB: 0 P: 7	R: 4 E: 0 K: 0 S: 5	H: 2 LOB: 0 BB: 2 P: 13	R: 0 E: 0 K: 1 S: 6	H: 1 LOB: 1 BB: 0 P: 6	R: 0 E: 0 K: 0 S: 3	H: 0 LOB: 0 BB: 0 P: 3	R: 0 E: 0 K: 1 S: 5	H: 0 LOB: 1 BB: 1 P: 9	R: 0 E: 0 K: 1 S: 5	H: 0 LOB: 0 BB: 0 P: 5	R: 0 E: 0 K: 2 S: 8	H: 1 LOB: 1 BB: 0 P: 8	1B: 2 2B: 2 3B: 0 HR: 1	SF: 0 SAC: 0 DP: 1 HBP: 0	WP: 0 PB: 0 SB: 0 CS: 0	PA: 36

PITCHER	IP	WLS	BF	H	R	ER	SO	BB	IBB	HBP	BLK	WP	HR	S	P	ERA	WHIP
Rick Sutcliffe, R ERA: 4.23 (1, 1)	9.0	W	36	5	4	3	7	5	0	0	1	0	1	45	65	3.00	1.111

Batter	1	2	3	4	5	6	7	8	9	AB R H RBI BB SO LOB	TOP											
Toby Harrah, R (1, 5) OBP: 0.369, SLG: 0.373	0-0 F7			0-0 F8	0-0 L6		0-3 K		0-0 F3	5 0 0 0 0 1 2												
Alan Bannister, R (1, 9) OBP: 0.327, SLG: 0.409	0-0 F9			0-0 BB 1B	0-0 1B		0-0 6-3		0-0 L7	5 1 2 1 0 0 0												
Pat Tabler, R (1, 7) OBP: 0.379, SLG: 0.423 George Vukovich, L (9, 9) OBP: 0.260, SLG: 0.293	0-3 K			0-3 K	0-0 FC5		4-0 BB		0-3 K	4 0 0 0 1 3 3 0 0 0 0 0 0 0												
Andre Thornton, R (1, 3) OBP: 0.393, SLG: 0.455		0-0 F7		4-0 1B BB		0-0 3B 1B		0-0 F9		3 1 1 0 1 0 1												
Gorman Thomas, R (1, 8) OBP: 0.288, SLG: 0.370		0-0 FC4-6 1B		0-0 1B		0-0 F7		0-3 K		4 0 2 1 0 1 1												
Julio Franco, R (1, 6) OBP: 0.311, SLG: 0.410		0-0 FC4-6 CS		0-0 F9		0-0 SF7 3B		0-0 6-3		4 1 1 1 0 0 3												
Ron Hassey, L (1, 10) OBP: 0.333, SLG: 0.342	0-0 CS	0-0 F4		0-0 F7	0-0 SF7		0-0 E7 2B		0-0 E7 2B	3 0 1 1 0 0 0												
Jim Essian, R (1, 2) OBP: 0.328, SLG: 0.354			0-0 F8		0-0 1B 1B 2B		0-0 1B		4-0 BB	3 1 2 0 1 0 0												
Mike Fischlin, R (1, 4) OBP: 0.288, SLG: 0.270			0-0 F7		0-0 FC5 1B 1B		0-0 1-3		0-3 K	4 0 1 0 0 1 3												
Inning Stats	R: 0 E: 0 K: 1 S: 5	H: 0 LOB: 0 BB: 0 P: 5	R: 0 E: 0 K: 0 S: 3	H: 1 LOB: 0 BB: 0 P: 3	R: 0 E: 0 K: 0 S: 3	H: 0 LOB: 0 BB: 0 P: 3	R: 1 E: 0 K: 1 S: 7	H: 2 LOB: 2 BB: 1 P: 11	R: 1 E: 0 K: 0 S: 6	H: 3 LOB: 2 BB: 0 P: 6	R: 2 E: 0 K: 0 S: 6	H: 3 LOB: 1 BB: 0 P: 6	R: 0 E: 0 K: 1 S: 5	H: 0 LOB: 1 BB: 1 P: 9	R: 0 E: 1 K: 2 S: 8	H: 1 LOB: 2 BB: 1 P: 12	R: 0 E: 0 K: 1 S: 5	H: 0 LOB: 0 BB: 0 P: 5	1B: 7 2B: 2 3B: 1 HR: 0	SF: 1 SAC: 0 DP: 0 HBP: 0	WP: 0 PB: 0 SB: 0 CS: 1	PA: 40
SCOTT MCGREGOR, L (1, 1) ERA: 3.23	IP: 5.2 WLS: L BF: 26 H: 9 R: 4 ER: 4 SO: 2 BB: 1 IBB: 0 HBP: 0 BLK: 0 WP: 0 HR: 0 S: 29 P: 33 ERA: 6.35 WHIP: 1.765											PITCHER	IP: 6.1 WLS: 13 BF: 1 H: 0 R: 0 ER: 0 SO: 4 BB: 2 IBB: 0 HBP: 0 BLK: 0 WP: 0 HR: 0 S: 19 P: 27 ERA: 0.00 WHIP: 0.900									

Cleveland Indians @ Baltimore Orioles
Memorial Stadium, Baltimore, MD
 Tue Aug 09 1983, 7:05 PM EDT
 Att. 19,026 - Unknown - 87 F

livebaseballscorecards.com

AB	35
R	4
H	10
RBI	4
BB	3
SO	6
LOB	13



Batter	1	2	3	4	5	6	7	8	9	AB R H RBI BB SO LOB
John Shelby, S OBP: 0.309, SLG: 0.397 (1, 8)	0-0 F7	0-3 K			0-0 F7		0-0 F4		0-0 F9	5 0 0 0 0 1 2
Dan Ford, R OBP: 0.338, SLG: 0.470 (1, 9)	0-0 E8 1B		0-0 5-3		0-0 1B		0-0 F9			4 1 1 0 0 0 1
Cal Ripken Jr., R OBP: 0.351, SLG: 0.473 (1, 6)	0-0 1B 2-H 1B		0-3 K		0-0 4-3		0-0 F9			4 1 1 1 0 1 1
Gary Roenicke, R OBP: 0.332, SLG: 0.498 (1, 3)	0-0 1B 1-3 S 1B		0-3 K		0-0 5-3		0-0 2B			4 1 2 0 0 1 0
Ken Singleton, S OBP: 0.390, SLG: 0.449 (1, 10)	0-3 K 1-2			0-0 5-3		0-0 F2		0-0 F4		4 0 0 0 0 1 3
Benny Ayala, R OBP: 0.275, SLG: 0.407 (1, 7)	0-0 FC5-4 2-H 3-H 1B			0-0 5-3		0-0 1B		0-0 F8		4 0 2 2 0 0 1
Rich Dauer, R OBP: 0.288, SLG: 0.294 (1, 4)	0-0 FC5-4 1-2f			4-0 BB		0-0 F6		0-0 6-3		3 0 0 0 1 0 2
Todd Cruz, R OBP: 0.250, SLG: 0.332 (1, 5)		0-0 6-3			0-0 F8		0-3 K		0-0 6-3 1B	4 0 1 0 0 1 1
Rick Dempsey, R OBP: 0.316, SLG: 0.326 (1, 2)		0-3 K					4-0 BB		0-0 6-3	2 0 0 0 1 1 0
Eddie Murray, S OBP: 0.408, SLG: 0.544 (9, PH)									0-0 6-3 1-2	1 0 0 0 0 0 1

Inning Stats	R: 3 E: 1 K: 1 S: 9	H: 3 LOB: 1 BB: 0 P: 9	R: 0 E: 0 K: 2 S: 7	H: 0 LOB: 0 BB: 0 P: 7	R: 0 E: 0 K: 2 S: 7	H: 0 LOB: 0 BB: 0 P: 7	R: 0 E: 0 K: 0 S: 3	H: 0 LOB: 1 BB: 1 P: 7	R: 0 E: 0 K: 0 S: 4	H: 1 LOB: 1 BB: 0 P: 4	R: 0 E: 0 K: 0 S: 4	H: 1 LOB: 1 BB: 0 P: 4	R: 0 E: 0 K: 1 S: 5	H: 0 LOB: 1 BB: 1 P: 9	R: 0 E: 0 K: 0 S: 4	H: 1 LOB: 1 BB: 0 P: 4	R: 0 E: 0 K: 0 S: 4	H: 1 LOB: 1 BB: 0 P: 4	R: 0 E: 0 K: 0 S: 4	H: 1 LOB: 1 BB: 0 P: 4	1B: 6 2B: 1 3B: 0 HR: 0	SF: 0 SAC: 0 DP: 0 HBP: 0	WP: 0 PB: 0 SB: 1 CS: 0	PA: 37										
PITCHER Neal Heaton, L ERA: 4.04 (1, 1)	IP 9.0	WLS W	BF 37	H 7	R 3	ER 0	SO 6	BB 2	IBB 0	HBP 0	BLK 0	WP 0	HR 0	S 47	P 55	ERA 0.00	WHIP 1.000																	
																	PITCHER	IP	WLS	BF	H	R	ER	SO	BB	IBB	HBP	BLK	WP	HR	S	P	ERA	WHIP

BOTTOM

Cleveland Indians @ Baltimore Orioles
Memorial Stadium, Baltimore, MD

Tue Aug 09 1983, 7:05 PM EDT
Att: 19,026 - Unknown - 87 F

AB	35
R	3
H	7
RBI	3
BB	2
SO	6
LOB	12



WP: 0	PA: 37
PB: 0	
SB: 1	
CS: 0	

Batter	1	2	3	4	5	6	7	8	9	AB R H RBI BB SO LOB	TOP																						
Toby Harrah, R OBP: 0.367, SLG: 0.370 (1, 5) X	0-0 F8		0-0 F8	0-0 1B		0-0 4-3			0-0 6-3	5 1 1 0 0 0 1																							
Alan Bannister, R OBP: 0.332, SLG: 0.412 (1, 4) X (8, 3)	0-0 1B FC6-4 1B		0-0 1B	0-0 1B			0-0 F7		0-3 K	5 1 3 1 0 1 0																							
Pat Tabler, R OBP: 0.380, SLG: 0.424 (1, 7) X	0-0 FC6-4 1-3 1B		0-0 1-2 1B	0-0 4-3			0-0 5-3			4 0 2 0 0 0 1																							
Andre Thornton, R OBP: 0.389, SLG: 0.450 (1, 10) X	0-0 FC6-4 1B 1-2f 3-H		0-3 K		0-0 4-3		0-0 6-3			4 0 0 1 0 1 3																							
Broderick Perkins, L OBP: 0.302, SLG: 0.346 Mike Fischlin, R OBP: 0.288, SLG: 0.270 (1, 3) X (8, 4)	0-0 1-3 1B		0-0 1-3		0-0 4-3			0-3 K		4 0 1 0 0 1 2 0 0 0 0 0 0 0																							
Gorman Thomas, R OBP: 0.290, SLG: 0.368 (1, 8) S S	0-3 K			4-0 2B BB	0-0 F5			4-0 FC6-4 BB		2 1 0 0 2 1 2																							
Ron Hassey, L OBP: 0.332, SLG: 0.345 (1, 2) X		0-0 F8		0-0 6-3 SH1-3 2B		0-0 1-3		0-3 K		4 1 1 1 0 1 1																							
Julio Franco, R OBP: 0.308, SLG: 0.406 (1, 6) X		0-0 6-3		0-0 6-3		0-0 1-3		0-0 FC6-4		4 0 0 0 0 0 2																							
George Vukovich, L OBP: 0.261, SLG: 0.294 (1, 9) X		0-0 1-3		0-0 SH1-3		0-0 1B			0-0 F6	3 0 1 1 0 0 0																							
Inning Stats	R: 1 E: 0 K: 1 S: 8	H: 3 LOB: 2 BB: 0 P: 8	R: 0 E: 0 K: 0 S: 3	H: 0 LOB: 0 BB: 0 P: 3	R: 0 E: 0 K: 1 S: 7	H: 2 LOB: 2 BB: 0 P: 7	R: 3 E: 0 K: 0 S: 6	H: 3 LOB: 1 BB: 1 P: 10	R: 0 E: 0 K: 0 S: 3	H: 0 LOB: 0 BB: 0 P: 3	R: 0 E: 0 K: 0 S: 4	H: 1 LOB: 1 BB: 0 P: 4	R: 0 E: 0 K: 0 S: 3	H: 0 LOB: 0 BB: 0 P: 3	R: 0 E: 0 K: 2 S: 7	H: 0 LOB: 1 BB: 1 P: 11	R: 0 E: 0 K: 1 S: 5	H: 0 LOB: 0 BB: 0 P: 5	1B: 8 2B: 1 3B: 0 HR: 0	SF: 0 SAC: 1 DP: 0 HBP: 0	WP: 0 PB: 0 SB: 2 CS: 0	PA: 38											
PITCHER Mike Boddicker, R ERA: 3.42 (1, 1)	IP 9.0	WLS L	BF 38	H 9	R 4	ER 4	SO 5	BB 2	IBB 0	HBP 0	BLK 0	WP 0	HR 0	S 46	P 54	ERA 4.00	WHIP 1.222																
											PITCHER	IP	WLS	BF	H	R	ER	SO	BB	IBB	HBP	BLK	WP	HR	S	P	ERA	WHIP					

Cleveland Indians @ Baltimore Orioles
 Memorial Stadium, Baltimore, MD
 Wed Aug 10 1983, 7:05 PM EDT
 Att: 18,294 - Unknown

livebaseballscorecards.com

AB 35
 R 4
 H 9
 RBI 4
 BB 2
 SO 5
 LOB 12



Batter	1	2	3	4	5	6	7	8	9	AB	R	H	RBI	BB	SO	LOB
Al Bumbry, L OBP: 0.324, SLG: 0.349 (1, 8) X	0-0 G5-4-3 1B		0-0 6-3		0-0 1B			0-0 6-3		4	0	2	0	0	0	0
Dan Ford, R OBP: 0.337, SLG: 0.470 (1, 9) X	0-0 G5-4-3 1-2f			0-0 HR 2B	0-0 F9			0-0 F3		4	1	1	0	0	0	2
Cal Ripken Jr., R OBP: 0.350, SLG: 0.471 (1, 6) X	0-0 1B			0-0 5-3				0-0 F7		4	0	1	0	0	0	1
John Lowenstein, L OBP: 0.373, SLG: 0.428 (1, 7) S S S	0-3 K			4-0 HR BB				0-0 F7		3	1	0	0	1	1	1
Ken Singleton, S OBP: 0.389, SLG: 0.456 (1, 10) S S S		0-3 K		0-0 1-H 2-H HR				0-0 L6		4	1	1	3	0	1	0
Jim Dwyer, L OBP: 0.400, SLG: 0.585 (1, 3) X		0-0 F3		0-0 4-3				0-0 F9		4	0	0	0	0	1	0
Joe Nolan, L OBP: 0.356, SLG: 0.454 (1, 2) S S S		0-3 K		0-3 K						3	0	1	0	0	2	0
Todd Cruz, R OBP: 0.248, SLG: 0.329 (1, 5) S S S			0-3 K		0-3 K			0-0 6-3		3	0	0	0	0	2	1
Rich Dauer, R OBP: 0.286, SLG: 0.291 (1, 4) S S S			0-3 K		0-3 K			0-0 F8		3	0	0	0	0	2	1

Inning Stats	R: 0	H: 2	E: 0	LOB: 1	K: 1	S: 6	P: 6	R: 0	H: 0	E: 0	LOB: 0	K: 2	S: 7	P: 7	R: 0	H: 0	E: 0	LOB: 0	K: 2	S: 7	P: 7	R: 3	H: 2	E: 0	LOB: 0	K: 1	S: 7	P: 11	R: 0	H: 1	E: 0	LOB: 1	K: 2	S: 8	P: 8	R: 0	H: 0	E: 0	LOB: 0	K: 0	S: 3	P: 3	R: 0	H: 1	E: 0	LOB: 1	K: 1	S: 6	P: 6	R: 0	H: 0	E: 0	LOB: 0	K: 0	S: 3	P: 3	R: 0	H: 0	E: 0	LOB: 0	K: 0	S: 3	P: 3
PITCHER Lary Sorensen, R ERA: 4.55 (1, 1)	IP	WLS	BF	H	R	ER	SO	BB	IBB	HBP	BLK	WP	HR	S	P	ERA	WHIP																																														
	9.0	W	33	6	3	3	9	1	0	0	0	0	1	50	54	3.00	0.778																																														

BOTTOM


Cleveland Indians @ Baltimore Orioles
Memorial Stadium, Baltimore, MD

Wed Aug 10 1983, 7:05 PM EDT
Att. 18,294 - Unknown

livebaseballscorecards.com

AB	32
R	3
H	6
RBI	3
BB	1
SO	9
LOB	6

WP: 0 PA: 33
PB: 0 SB: 0 CS: 0



Batter	1	2	3	4	5	6	7	8	9	AB R H RBI BB SO LOB	TOP									
John Shelby, S (1, 8) OBP: 0.306, SLG: 0.390	0-0 F9	0-3 K			0-3 K		4-0 BB 1-2 2-3 3-H BB		0-3 K	4 0 0 1 1 3 1										
Dan Ford, R (1, 9) OBP: 0.333, SLG: 0.465	0-3 K		0-0 1-3		0-0 5-3		0-0 F3			3 0 0 0 0 1 0										
Jim Dwyer, L (7, PH) OBP: 0.397, SLG: 0.580										1 0 0 0 0 0 3										
Cal Ripken Jr., R (1, 6) OBP: 0.352, SLG: 0.474	0-0 2B		0-0 FC5-4 1B			0-0 F8	0-0 F8			4 0 2 0 0 0 3										
Eddie Murray, S (1, 3) OBP: 0.404, SLG: 0.538	0-3 K		0-0 FC5-4 1-2f		0-3 K			0-3 K		4 0 0 0 0 3 2										
Gary Roenicke, R (1, 7) OBP: 0.331, SLG: 0.491		4-0 HR BB	0-0 P4		0-3 K		0-3 K	0-0 5-3		3 1 0 0 1 1 1										
Ken Singleton, S (1, 10) OBP: 0.392, SLG: 0.466		0-0 1-H HR		0-3 K			0-0 BB 1B BB 1B	4-0 BB		3 2 2 2 1 1 0										
Todd Cruz, R (1, 5) OBP: 0.245, SLG: 0.325		0-3 K		0-3 K			0-0 P5	0-0 F9		4 0 0 0 0 2 2										
Lenn Sakata, R (1, 4) OBP: 0.318, SLG: 0.367		0-3 K		0-0 F4			0-0 BB 1-2 1B BB	0-0 F7	4 0 1 0 0 1 0											
Rick Dempsey, R (1, 2) OBP: 0.319, SLG: 0.327		0-0 E6 1B		0-3 K			4-0 BB 1-2 2-3 BB	0-0 L6	3 0 1 0 1 1 0											
Inning Stats	R: 0 E: 0 K: 2 S: 8	H: 1 LOB: 1 BB: 0 P: 8	R: 2 E: 1 K: 3 S: 11	H: 2 LOB: 1 BB: 1 P: 15	R: 0 E: 0 K: 0 S: 4	H: 1 LOB: 1 BB: 0 P: 4	R: 0 E: 0 K: 2 S: 7	H: 0 LOB: 0 BB: 0 P: 7	R: 0 E: 0 K: 2 S: 7	H: 0 LOB: 0 BB: 0 P: 7	R: 1 E: 0 K: 0 S: 5	H: 2 LOB: 3 BB: 2 P: 13	R: 0 E: 0 K: 1 S: 5	H: 0 LOB: 1 BB: 1 P: 9	R: 0 E: 0 K: 1 S: 5	H: 0 LOB: 0 BB: 0 P: 5	1B: 4 2B: 1 3B: 0 HR: 1	SF: 0 SAC: 0 DP: 0 HBP: 0	WP: 0 PB: 0 SB: 0 CS: 0	PA: 37
PITCHER	IP WLS BF H R ER SO BB IBB HBP BLK WP HR S P ERA WHIP																			
Floyd Bannister, L (1, 1) ERA: 3.78	6.1 W 26 6 3 3 11 1 0 0 0 0 1 47 51 4.26 1.105																			
Salome Barojas, R (7, 1) ERA: 2.62	2.2 11 0 0 0 2 3 0 0 0 0 0 0 12 24 0.00 1.125																			

Baltimore Orioles @ Chicago White Sox
Comiskey Park, Chicago, IL
 Thu Aug 11 1983, 8:05 PM EDT
 Att: 31,810 - Unknown

livebaseballscorecards.com

AB 33
R 3
H 6
RBI 3
BB 4
SO 13
LOB 12



Batter	1	2	3	4	5	6	7	8	9
Rudy Law, L OBP: 0.337, SLG: 0.339 (1, 8)	0-0 F7		0-0 6-3	0-0 3-1		0-0 P6	0-0 1-3		
Carlton Fisk, R OBP: 0.359, SLG: 0.546 (1, 2)	0-3 K		0-0 1B 2B 1B	0-0 1-3		0-0 1B 1B		0-0 G4-6-3 1B	
Harold Baines, L OBP: 0.339, SLG: 0.419 (1, 9)	4-0 BB		4-0 1B 2B BB	0-0 4-3		0-0 1B 1B		0-0 G4-6-3 1-2f	
Greg Luzinski, R OBP: 0.350, SLG: 0.496 (1, 10)	0-0 F3		0-0 1-2 2-3 2B 1B		0-0 F8	0-0 1-2 1B 1B		4-0 BB	
Tom Paciorek, R OBP: 0.328, SLG: 0.446 (1, 7)		0-0 1B	0-0 1-H 2-H 3-H 2B 2B		0-0 1B	0-0 1-2 2-H 1B 1B		0-0 F8	
Greg Walker, L OBP: 0.318, SLG: 0.445 (1, 3)		4-0 BB	4-0 2B		0-0 F7	0-3 K			
Mike Squires, L OBP: 0.331, SLG: 0.270 (7, 3)			IBB						
Vance Law, R OBP: 0.300, SLG: 0.342 (1, 5)		0-0 F8	0-0 1-H 2-H 2B		0-3 K			0-0 F7	
Scott Fletcher, R OBP: 0.380, SLG: 0.463 (1, 6)		0-3 K	0-0 F7			0-0 SH2-3 1B 1B		0-0 FC5-4 1B	
Julio Cruz, S OBP: 0.316, SLG: 0.328 (1, 4)			0-0 1B BB			0-0 SH2-3 1-2		0-0 FC5-4 1-2f	


AB	R	H	RBI	BB	SO	LOB
5	0	0	0	0	0	3
5	2	3	2	0	1	0
3	2	1	1	2	0	1
4	1	2	0	1	0	1
5	1	4	4	0	0	1
2	1	0	0	2	1	3
0	0	0	0	0	0	0
4	0	1	2	0	1	2
4	1	2	0	0	1	2
2	1	0	0	1	0	2

AB	R	H	RBI	BB	SO	LOB
34	9	13	9	6	4	15

Inning Stats		R: 0	H: 0	E: 0	K: 1	S: 5	R: 0	H: 1	E: 0	K: 1	S: 5	R: 6	H: 4	E: 0	K: 0	S: 7	R: 0	H: 0	E: 0	K: 0	S: 3	R: 0	H: 1	E: 0	K: 1	S: 6	R: 3	H: 5	E: 0	K: 1	S: 10	R: 0	H: 1	E: 0	K: 0	S: 4	R: 0	H: 1	E: 0	K: 0	S: 3													
PITCHER		IP	WLS	BF	H	R	ER	SO	BB	IBB	HBP	BLK	WP	HR	S	P	ERA	WHIP	PITCHER										IP	WLS	BF	H	R	ER	SO	BB	IBB	HBP	BLK	WP	HR	S	P	ERA	WHIP									
Allan Ramirez, R ERA: 3.81 (1, 1)		2.1	L	15	4	6	6	2	4	1	0	0	0	0	14	34	23.14	3.429											2.1		9	2	0	0	1	1	0	0	0	0	10	14	0.00	1.286										
Sammy Stewart, R ERA: 3.95 (3, 1)		3.1		17	7	3	3	1	0	0	0	0	0	0	19	19	8.10	2.100											3.1		17	7	3	3	1	0	0	0	0	19	19	8.10	2.100											
Dennis Martinez, R ERA: 5.51 (6, 1)		2.1		9	2	0	0	1	1	0	0	0	0	0	10	14	0.00	1.286											2.1		9	2	0	0	1	1	0	0	10	14	0.00	1.286												

Baltimore Orioles @ Chicago White Sox
 Comiskey Park, Chicago, IL
 Thu Aug 11 1983, 8:05 PM EDT
 Att. 31,810 - Unknown

WP: 0 PA: 41
 PB: 0
 SB: 1
 CS: 0



Batter	1	2	3	4	5	6	7	8	9	AB R H RBI BB SO LOB	TOP													
Al Bumbry, L (1, 8) <small>OBP: 0.320, SLG: 0.345</small> Rich Dauer, R (7, 5) <small>OBP: 0.288, SLG: 0.291</small>	0-0 4-3		0-0 G3			0-0 G3		4-0 S BB		3 0 0 0 0 0 0 0 0 0 0 1 0 0														
Jim Dwyer, L (1, 9) <small>OBP: 0.393, SLG: 0.569</small>	0-0 G5-4-3 1B			0-0 F9		0-0 F8		0-3 K		4 0 1 0 0 1 1														
Cal Ripken Jr., R (1, 6) <small>OBP: 0.351, SLG: 0.472</small>	0-0 G5-4-3 1-2f			0-0 1B		0-3 K		0-3 K		4 0 1 0 0 2 2														
Eddie Murray, S (1, 3) <small>OBP: 0.401, SLG: 0.533</small>		0-0 E5 G4-6-3 1B		0-0 4-3			0-0 F5		0-0 4-3	4 0 0 0 0 0 0														
John Lowenstein, L (1, 7) <small>OBP: 0.379, SLG: 0.431</small>		0-0 G4-6-3 1-2 1B			4-0 2B BB		0-0 1B 1B		0-3 K	3 1 2 0 1 1 0														
Ken Singleton, S (1, 10) <small>OBP: 0.396, SLG: 0.471</small> Mike Boddicker, R (9, PR)		0-0 G4-6-3 1-2f 2-3			0-0 2B		0-0 1-2 1B		4-0 BB	3 0 2 1 1 0 2 0 0 0 0 0 0 0														
Joe Nolan, L (1, 2) <small>OBP: 0.344, SLG: 0.438</small>		0-0 4-3			0-3 K		0-0 F8		0-0 F8	4 0 0 0 0 1 5														
Todd Cruz, R (1, 5) <small>OBP: 0.244, SLG: 0.323</small> John Shelby, S (7, PH) <small>OBP: 0.305, SLG: 0.388</small> (7, 8)			0-3 K		0-3 K		0-3 K			2 0 0 0 0 2 1 1 0 0 0 0 1 2														
Lenn Sakata, R (1, 4) <small>OBP: 0.307, SLG: 0.354</small>			0-3 K		0-0 1-3			0-0 P5		3 0 0 0 0 1 1														
Inning Stats	R: 0 E: 0 K: 0 S: 3	H: 1 LOB: 0 BB: 0 P: 3	R: 0 E: 1 K: 0 S: 4	H: 1 LOB: 1 BB: 0 P: 4	R: 0 E: 0 K: 2 S: 7	H: 0 LOB: 0 BB: 0 P: 7	R: 0 E: 0 K: 0 S: 3	H: 1 LOB: 0 BB: 0 P: 3	R: 1 E: 0 K: 2 S: 8	H: 1 LOB: 1 BB: 1 P: 12	R: 0 E: 0 K: 1 S: 5	H: 0 LOB: 0 BB: 0 P: 5	R: 0 E: 0 K: 1 S: 7	H: 2 LOB: 2 BB: 0 P: 7	R: 0 E: 0 K: 2 S: 7	H: 0 LOB: 1 BB: 1 P: 11	R: 0 E: 0 K: 1 S: 5	H: 0 LOB: 1 BB: 1 P: 9	1B: 5 2B: 1 3B: 0 HR: 0	SF: 0 SAC: 0 DP: 2 HBP: 0	WP: 0 PB: 0 SB: 1 CS: 0	PA: 34		
PITCHER LaMarr Hoyt, R (1, 1) <small>ERA: 4.16</small>	IP: 9.0 WLS: W BF: 34 H: 6 R: 1 ER: 1 SO: 9 BB: 3 IBB: 0 HBP: 0 BLK: 0 WP: 0 HR: 0 S: 49 P: 61 ERA: 1.00 WHIP: 1.000																							

Baltimore Orioles @ Chicago White Sox
 Comiskey Park, Chicago, IL
 Fri Aug 12 1983, 8:05 PM EDT
 Att: 45,588 - Unknown

AB	31
R	1
H	6
RBI	1
BB	3
SO	9
LOB	14



Batter	1	2	3	4	5	6	7	8	9	AB	R	H	RBI	BB	SO	LOB
Dave Stegman, R OBP: 0.250, SLG: 0.333 (1, 8)	0-0 E6 7-4-3		0-0 1B		0-0 SF8		0-3 K			3	0	1	1	0	1	0
Carlton Fisk, R OBP: 0.358, SLG: 0.547 (1, 2)	0-0 P4		0-3 K		0-0 SF7		0-0 2B			3	0	1	1	0	1	2
Tom Paciorek, R OBP: 0.326, SLG: 0.443 (1, 3) (9, 7)	0-0 7-4-3 1-2f			0-0 5-3	0-0 1B		0-3 K			4	0	1	0	0	1	2
Greg Luzinski, R OBP: 0.350, SLG: 0.493 (1, 10)		0-0 1B		0-3 K	0-3 K			0-3 K		4	0	1	0	0	3	2
Ron Kittle, R OBP: 0.305, SLG: 0.500 Mike Squires, L OBP: 0.331, SLG: 0.270 (1, 7) (9, 3)		0-0 F8		0-0 1B		0-0 SH1-4 2B		0-3 K		4	0	2	0	0	1	1
Harold Baines, L OBP: 0.337, SLG: 0.416 (1, 9)		0-3 K		0-0 4-3		0-0 SH1-4 2-3		0-0 4-3		3	0	0	0	0	1	2
Vance Law, R OBP: 0.300, SLG: 0.339 (1, 5)		0-0 F9			4-0 E SF8 1B BB		0-3 K			2	1	0	0	1	1	2
Scott Fletcher, R OBP: 0.379, SLG: 0.460 (1, 6)			0-0 F3		0-0 SF8 SF7 E 1B		0-0 6-3			3	1	1	0	0	0	1
Julio Cruz, S OBP: 0.313, SLG: 0.325 (1, 4)			0-0 5-3		0-0 FC2 1B SF7		0-0 6-3			3	0	0	0	0	0	2

Inning Stats	R: 0	H: 0	LOB: 0	K: 0	S: 3	R: 0	H: 1	LOB: 1	K: 1	S: 6	R: 0	H: 1	LOB: 1	K: 1	S: 6	R: 2	H: 2	LOB: 2	K: 1	S: 8	R: 0	H: 1	LOB: 1	K: 1	S: 6	R: 0	H: 0	LOB: 0	K: 2	S: 7	R: 0	H: 0	LOB: 0	K: 2	S: 7	
	0	0	0	0	3	0	1	1	1	6	0	1	1	1	6	0	2	2	1	1	8	0	0	0	1	6	0	0	0	0	7	0	0	0	0	7


PITCHER	IP	WLS	BF	H	R	ER	SO	BB	IBB	HBP	BLK	WP	HR	S	P	ERA	WHIP
Mike Flanagan, L ERA: 2.84 (1, 1)	6.0	L	26	6	2	0	5	1	0	0	0	0	0	35	39	0.00	1.167
Tippy Martinez, L ERA: 2.73 (7, 1)	2.0		7	1	0	0	4	0	0	0	0	0	0	15	15	0.00	0.500

BOTTOM

Baltimore Orioles @ Chicago White Sox
Comiskey Park, Chicago, IL

Fri Aug 12 1983, 8:05 PM EDT
Att. 45,588 - Unknown

AB	29
R	2
H	7
RBI	2
BB	1
SO	9
LOB	14



WP	PA	ERA	WHIP
0	33		

Batter	1	2	3	4	5	6	7	8	9	AB R H RBI BB SO LOB	TOP											
John Shelby, S (1, 8) OBP: 0.299, SLG: 0.380	0-0 P4			0-3 K		0-0 4-3		0-0 P4	0-0 FC6-4	5 0 0 0 0 1 1												
Dan Ford, R (1, 9) OBP: 0.335, SLG: 0.469	0-0 F8			0-0 2B		0-0 P4		0-0 HR		4 2 2 0 0 0 0												
Cal Ripken Jr., R (1, 6) OBP: 0.352, SLG: 0.481	0-3 K			0-0 2B		0-0 6-3		0-0 HR		4 1 2 3 0 1 0												
Eddie Murray, S (1, 3) OBP: 0.397, SLG: 0.527		0-0 3-1		0-0 P3		0-0 P6		0-0 F8		4 0 0 0 0 0 1												
Gary Roenicke, R (1, 7) OBP: 0.330, SLG: 0.500		0-0 E5		0-0 P6		0-0 HR		0-0 5-3		4 1 1 1 0 0 1												
Ken Singleton, S (1, 10) OBP: 0.397, SLG: 0.471		0-0 G1-4-3		0-0 SH1-4		0-0 BB		0-3 K		4 0 2 0 0 1 1												
Rich Dauer, R (1, 5) OBP: 0.288, SLG: 0.290			0-0 4-3		0-0 SH1-4		4-0 BB		0-0 6-3	2 0 0 0 1 0 0												
Lenn Sakata, R (1, 4) OBP: 0.304, SLG: 0.349			0-0 4-3		0-0 F8		0-0 F7		0-0 1B	4 1 1 0 0 0 3												
Rick Dempsey, R (1, 2) OBP: 0.318, SLG: 0.325			0-0 F9		0-3 K		0-0 F7		0-0 FC6-4	4 0 1 1 0 1 3												
Inning Stats	R: 0 E: 0 K: 1 S: 5	H: 0 LOB: 0 BB: 0 P: 5	R: 0 E: 1 K: 0 S: 3	H: 0 LOB: 0 BB: 0 P: 3	R: 0 E: 0 K: 0 S: 3	H: 0 LOB: 0 BB: 0 P: 3	R: 1 E: 0 K: 1 S: 7	H: 2 LOB: 1 BB: 0 P: 7	R: 0 E: 0 K: 1 S: 6	H: 1 LOB: 1 BB: 0 P: 6	R: 0 E: 0 K: 0 S: 3	H: 0 LOB: 0 BB: 0 P: 3	R: 1 E: 0 K: 0 S: 5	H: 2 LOB: 2 BB: 1 P: 9	R: 2 E: 0 K: 0 S: 5	H: 2 LOB: 0 BB: 0 P: 5	R: 1 E: 0 K: 1 S: 7	H: 2 LOB: 1 BB: 0 P: 7	1B: 5 2B: 2 3B: 0 HR: 2	SF: 0 SAC: 1 DP: 1 HBP: 0	WP: 0 PB: 0 SB: 1 CS: 0	PA: 37
PITCHER	IP WLS BF H R ER SO BB IBB HBP BLK WP HR S P ERA WHIP																					
Jerry Koosman, L (1, 1) ERA: 5.03	7.1 L 30 7 4 4 3 1 0 0 0 0 0 2 35 39 4.91 1.091																					
Dennis Lamp, R (8, 1) ERA: 3.86	1.2 7 2 1 1 1 0 0 0 0 0 0 0 9 9 5.40 1.200																					

Baltimore Orioles @ Chicago White Sox
 Comiskey Park, Chicago, IL
 Sat Aug 13 1983, 8:05 PM EDT
 Att: 36,323 - Unknown

livebaseballscorecards.com

AB	35
R	5
H	9
RBI	5
BB	1
SO	4
LOB	10



Batter	1	2	3	4	5	6	7	8	9	AB R H RBI BB SO LOB
Rudy Law, L (1, 8) OBP: 0.333, SLG: 0.335 Dave Stegman, R (9, PH) OBP: 0.200, SLG: 0.250	0-0 4-3	0-0 FC4-6 1B S 1-2f 3-H		0-0 4-3 1-2		0-0 1-3			0-0 6-3	4 0 0 1 0 0 3 1 0 0 0 0 0 0
Scott Fletcher, R (1, 6) OBP: 0.380, SLG: 0.472	0-0 E3 BB BB	0-0		0-0			0-0 6-3		0-3 K	5 0 2 1 0 1 0
Harold Baines, L (1, 9) OBP: 0.334, SLG: 0.412	0-0 L4	0-0 1-3		0-0 3-1			0-0 F8			4 0 0 0 0 0 4
Greg Luzinski, R (1, 10) OBP: 0.349, SLG: 0.489	4-0 BB 1-2 BB		0-0 F8		0-3 K		0-0 6-3			3 0 0 0 1 1 0
Tom Paciorek, R (1, 7) OBP: 0.325, SLG: 0.438	4-0 BB 1-2 2-3 BB		0-0 1-3		0-0 6-3			0-3 K		3 0 0 0 1 1 0
Greg Walker, L (1, 3) OBP: 0.321, SLG: 0.444	0-0 F7		0-0		0-0 6-3			4-0 BB		3 0 1 0 1 0 3
Vance Law, R (1, 5) OBP: 0.304, SLG: 0.341 Jerry Hairston, S (8, PH) OBP: 0.389, SLG: 0.545 Jerry Dybzinski, R (9, 5) OBP: 0.282, SLG: 0.275		4-0 BB 1B FC4-6 BB	0-0 G3			0-0 1B		0-0 F7		2 1 1 0 1 0 1 1 0 0 0 0 0 1 0 0 0 0 0 0 0
Marc Hill, R (1, 2) OBP: 0.274, SLG: 0.314 Carlton Fisk, R (8, PH) OBP: 0.357, SLG: 0.545		0-0 FC4-6 1-3 1B		0-0 2B		0-0 P1		0-3 K		3 0 2 0 0 0 1 1 0 0 0 0 1 1
Julio Cruz, S (1, 4) OBP: 0.313, SLG: 0.324		0-0 L6		0-0 3B 4-3 1B		0-3 K			0-0 6-3	4 1 1 0 0 1 3

Inning Stats	R: 0 E: 1 K: 0 S: 4	H: 0 LOB: 3 BB: 2 P: 12	R: 1 E: 0 K: 0 S: 5	H: 2 LOB: 2 BB: 1 P: 9	R: 0 E: 0 K: 0 S: 4	H: 1 LOB: 1 BB: 0 P: 4	R: 1 E: 0 K: 0 S: 5	H: 3 LOB: 1 BB: 0 P: 5	R: 0 E: 0 K: 1 S: 5	H: 0 LOB: 0 BB: 0 P: 5	R: 0 E: 0 K: 1 S: 6	H: 1 LOB: 1 BB: 0 P: 6	R: 0 E: 0 K: 0 S: 3	H: 0 LOB: 0 BB: 0 P: 3	R: 0 E: 0 K: 2 S: 7	H: 0 LOB: 1 BB: 1 P: 11	R: 0 E: 0 K: 1 S: 5	H: 0 LOB: 0 BB: 0 P: 5	1B: 5 2B: 1 3B: 1 HR: 0	SF: 0 SAC: 0 DP: 0 HBP: 0	WP: 0 PB: 0 SB: 1 CS: 0	PA: 38
--------------	------------------------------	----------------------------------	------------------------------	---------------------------------	------------------------------	---------------------------------	------------------------------	---------------------------------	------------------------------	---------------------------------	------------------------------	---------------------------------	------------------------------	---------------------------------	------------------------------	----------------------------------	------------------------------	---------------------------------	----------------------------------	------------------------------------	----------------------------------	--------


PITCHER	IP	WLS	BF	H	R	ER	SO	BB	IBB	HBP	BLK	WP	HR	S	P	ERA	WHIP
Bill Swaggerty, R (1, 1) ERA: 3.0	6.0		28	7	2	2	2	3	0	0	0	0	0	29	41	3.00	1.667
Sammy Stewart, R (7, 1) ERA: 3.9	1.1	W	5	0	0	0	1	1	0	0	0	0	0	6	10	0.00	0.750
Tippy Martinez, L (8, 1) ERA: 2.66	1.2	S	5	0	0	0	2	0	0	0	0	0	0	9	9	0.00	0.000

BOTTOM

Baltimore Orioles @ Chicago White Sox
Comiskey Park, Chicago, IL

Sat Aug 13 1983, 8:05 PM EDT
Att. 36,323 - Unknown

AB	34
R	2
H	7
RBI	2
BB	4
SO	5
LOB	17



PITCHER	IP	WLS	BF	H	R	ER	SO	BB	IBB	HBP	BLK	WP	HR	S	P	ERA	WHIP
---------	----	-----	----	---	---	----	----	----	-----	-----	-----	----	----	---	---	-----	------

Batter	1	2	3	4	5	6	7	8	9	AB R H RBI BB SO LOB	TOP																					
Al Bumbry, L (1, 8) OBP: 0.316, SLG: 0.340 (9, 7)	0-0 4-3		0-0 F9		0-3 K			0-0 6-3		4 0 0 0 0 1 2																						
Jim Dwyer, L (1, 9) OBP: 0.389, SLG: 0.556	0-0 P6		0-0 3-1			0-0 G3		4-0 BB		3 0 0 0 1 0 0																						
Cal Ripken Jr., R (1, 6) OBP: 0.353, SLG: 0.482	4-0 BB			0-0 6-3		0-0 PB SF8 2B		0-0 F8		3 1 1 0 1 0 1																						
Eddie Murray, S (1, 3) OBP: 0.394, SLG: 0.523	0-0 4-3			0-0 F9		0-0 SF8 2-H			0-0 G3	3 0 0 1 0 0 1																						
John Lowenstein, L (1, 7) OBP: 0.377, SLG: 0.425 John Shelby, S (9, PR) OBP: 0.299, SLG: 0.380 (9, 8)		0-0 F8		0-0 F8		0-0 G3			4-0 S 1B BB	3 0 0 0 1 0 0 0 1 0 0 0 0 0																						
Ken Singleton, S (1, 10) OBP: 0.400, SLG: 0.471 Benny Ayala, R (9, PR) OBP: 0.275, SLG: 0.407		0-0 1B			4-0 HBP BB		0-0 F7		4-0 1B BB	2 0 1 0 2 0 0 0 0 0 0 0 0 0																						
Joe Nolan, L (1, 2) OBP: 0.341, SLG: 0.431		0-3 K			0-0 F9		0-3 K		0-0 1B	4 0 1 1 0 2 2																						
Rich Dauer, R (1, 5) OBP: 0.288, SLG: 0.287		0-0 F2			1-0 1-2 HBP		0-0 6-3		0-0 L4	3 0 0 0 0 0 3																						
Lenn Sakata, R (1, 4) OBP: 0.292, SLG: 0.333			0-0 4-3		0-0 F9			0-0 5-3	0-3 K	4 0 0 0 0 1 4																						
Inning Stats	R: 0 E: 0 K: 0 S: 3	H: 0 LOB: 1 BB: 1 P: 7	R: 0 E: 0 K: 1 S: 6	H: 1 LOB: 1 BB: 0 P: 6	R: 0 E: 0 K: 0 S: 3	H: 0 LOB: 0 BB: 0 P: 3	R: 0 E: 0 K: 0 S: 3	H: 0 LOB: 0 BB: 0 P: 3	R: 1 E: 0 K: 0 S: 4	H: 1 LOB: 0 BB: 0 P: 4	R: 0 E: 0 K: 1 S: 5	H: 0 LOB: 0 BB: 0 P: 5	R: 0 E: 0 K: 0 S: 3	H: 0 LOB: 1 BB: 1 P: 7	R: 1 E: 0 K: 1 S: 6	H: 1 LOB: 2 BB: 2 P: 14	1B: 2 2B: 1 3B: 0 HR: 0	SF: 1 SAC: 0 DP: 0 HBP: 1	WP: 0 PB: 1 SB: 1 CS: 0	PA: 36												
PITCHER Richard Dotson, R (1, 1) ERA: 3.9	IP 9.0	WLS L	BF 36	H 3	R 2	ER 1	SO 4	BB 5	IBB 0	HBP 1	BLK 0	WP 0	HR 0	S 38	P 59	ERA 1.00	WHIP 0.889															
											PITCHER	IP	WLS	BF	H	R	ER	SO	BB	IBB	HBP	BLK	WP	HR	S	P	ERA	WHIP				

Baltimore Orioles @ Chicago White Sox
Comiskey Park, Chicago, IL
Sun Aug 14 1983, 4:33 AM EDT
Att: 37,846 - Unknown

AB	29
R	2
H	3
RBI	2
BB	5
SO	4
LOB	13



Batter	1	2	3	4	5	6	7	8	9	AB	R	H	RBI	BB	SO	LOB
Rudy Law, L (1, 8) OBP: 0.332, SLG: 0.332 Harold Baines, L (8, 9) OBP: 0.334, SLG: 0.412	0-0 F5	0-0 F9			4-0 2B BB	0-0 P5			0-0 SH FC6	3	0	0	0	1	0	4
Carlton Fisk, R (1, 2) OBP: 0.355, SLG: 0.543	0-3 K		0-0 P4		0-0 1-3 2B		0-0 3-1		0-3 K	5	0	1	0	0	2	3
Tom Paciorek, R (1, 3) OBP: 0.327, SLG: 0.435	0-0 1B		0-0 6-3		4-0 IBB		0-0 F8		0-3 K	4	0	1	0	1	1	3
Greg Luzinski, R (1, 10) OBP: 0.345, SLG: 0.482	0-0 F3		0-0 F8		0-0 F2		0-0 6-3		0-0 FC6	5	0	0	0	0	0	7
Ron Kittle, R (1, 7) OBP: 0.307, SLG: 0.501 Mike Squires, L (8, PR) OBP: 0.331, SLG: 0.270		0-3 K		0-0 FC6-5-4 2B	0-3 K		4-0 CS BB			3	0	1	0	1	2	3
Dave Stegman, R (1, 9) OBP: 0.222, SLG: 0.375		0-0 6-3		0-0 FC6-5-4 1B		0-0 FC6-5 2B		0-0 6-3	4	0	1	0	0	0	2	
Vance Law, R (1, 5) OBP: 0.306, SLG: 0.340		4-0 E 1B BB		0-0 G5-4-3 1B		0-0 FC6-5 SH1-3		0-0 F3	3	1	1	0	1	0	2	
Scott Fletcher, R (1, 6) OBP: 0.379, SLG: 0.469		0-0 E5 1B		0-0 G5-4-3 1B		0-0 SH1-3			3	0	1	0	0	0	3	
Julio Cruz, S (1, 4) OBP: 0.317, SLG: 0.327		0-0 1B		0-0 B1-3		4-0 BB			3	0	2	1	1	0	0	

Inning Stats	R: 0	H: 1	E: 0	K: 1	S: 6	R: 1	H: 1	E: 1	K: 1	S: 7	R: 0	H: 0	E: 0	K: 0	S: 3	R: 0	H: 2	E: 0	K: 0	S: 4	R: 0	H: 1	E: 0	K: 1	S: 6	R: 0	H: 0	E: 0	K: 0	S: 3	R: 0	H: 0	E: 0	K: 0	S: 2	R: 0	H: 2	E: 1	K: 2	S: 10	R: 0	H: 1	E: 0	K: 1	S: 6
	LOB: 1	BB: 0	P: 6	LOB: 2	BB: 1	P: 11	LOB: 0	BB: 0	P: 3	LOB: 1	BB: 0	P: 4	LOB: 3	BB: 2	P: 14	LOB: 0	BB: 0	P: 3	LOB: 1	BB: 1	P: 8	LOB: 0	BB: 0	P: 6	LOB: 3	BB: 0	P: 10	LOB: 3	BB: 0	P: 10	LOB: 0	BB: 0	P: 6	LOB: 0	BB: 0	P: 6	LOB: 3	BB: 0	P: 10	LOB: 0	BB: 0	P: 6			


PITCHER	IP	WLS	BF	H	R	ER	SO	BB	IBB	HBP	BLK	WP	HR	S	P	ERA	WHIP
Scott McGregor, L (1, 1) ERA: 3.1	8.0	W	37	8	1	0	3	4	1	0	0	0	0	38	58	0.00	1.500
Tim Stoddard, R (9, 1) ERA: 4.93	1.0	S	3	0	0	0	2	0	0	0	0	0	0	7	7	0.00	0.000

BOTTOM

Baltimore Orioles @ Chicago White Sox
Comiskey Park, Chicago, IL

Sun Aug 14 1983, 4:33 AM EDT
Att. 37,846 - Unknown

AB	33
R	1
H	8
RBI	1
BB	5
SO	5
LOB	27



WP	PA	ERA	WHIP
0	40		

Batter	1	2	3	4	5	6	7	8	9	AB R H RBI BB SO LOB	TOP
Al Bumbry, L (1, 8) OBP: 0.323, SLG: 0.355 John Shelby, S (6, PH) OBP: 0.300, SLG: 0.378 (6, 8)	0-0 G6-4-3		0-0 1B		0-0 2B	4-0 BB 1-2 BB		0-0 F2		3 0 3 0 0 0 1 0 0 0 1 0	
Dan Ford, R (1, 9) OBP: 0.333, SLG: 0.464 B B B	4-0 G6-4-3 BB		0-0 5-3		0-0 6-3	0-0 SF8 3-H		0-0 F8		3 0 0 1 1 0 2	
Cal Ripken Jr., R (1, 6) OBP: 0.354, SLG: 0.480 X	0-0 G6-4-3 1-2f 2-3			0-0 5-3		0-0 HR 1B		0-3 K		4 1 1 0 0 1 2	
Eddie Murray, S (1, 3) OBP: 0.392, SLG: 0.520 X	0-0 3-1			0-3 K		0-0 HR 1B		0-0 F5		5 1 1 0 0 1 4	
John Lowenstein, L (1, 7) OBP: 0.384, SLG: 0.452 Gary Roenicke, R (6, 7) OBP: 0.331, SLG: 0.500		0-0 G4-6-3 1B		0-0 2B		0-0 HR 1-H 2-H	0-0 SH1-3 2B 1B		0-0 1-6-3	3 1 3 3 0 0 0 2 1 1 0 0 0 0	
Ken Singleton, S (1, 10) OBP: 0.401, SLG: 0.469 X		0-0 G4-6-3 1-2f		4-0 BB		4-0 FC3-6 BB	0-0 SH1-3		0-3 K	2 0 0 0 2 1 1	
Rich Dauer, R (1, 5) OBP: 0.288, SLG: 0.289 X			0-0 6-3		0-0 6-3		0-0 FC3-6 HBP 1B 1-2f	0-0 2B 2-H		4 1 1 1 0 0 3	
Lenn Sakata, R (1, 4) OBP: 0.290, SLG: 0.323 X			0-0 G3		0-0 6-3	1-0 HR 1B SF8 HBP 1-2	0-3 K		3 1 0 0 0 1 1		
Rick Dempsey, R (1, 2) OBP: 0.317, SLG: 0.324 X			0-0 4-3		0-0 F7	0-0 E8 BB BB 1B 1-3 2-H	0-0 F7		4 0 1 1 0 0 1		
Inning Stats	R: 0 H: 1 E: 0 LOB: 1 K: 0 BB: 1 S: 3 P: 7	R: 0 H: 1 E: 0 LOB: 0 K: 0 BB: 0 S: 3 P: 3	R: 0 H: 1 E: 0 LOB: 1 K: 0 BB: 0 S: 4 P: 4	R: 0 H: 1 E: 0 LOB: 2 K: 1 BB: 1 S: 6 P: 10	R: 0 H: 1 E: 0 LOB: 1 K: 0 BB: 0 S: 4 P: 4	R: 5 H: 4 E: 1 LOB: 3 K: 0 BB: 3 S: 7 P: 20	R: 1 H: 2 E: 0 LOB: 1 K: 1 BB: 0 S: 7 P: 7	R: 0 H: 0 E: 0 LOB: 0 K: 1 BB: 0 S: 5 P: 5	R: 0 H: 0 E: 0 LOB: 0 K: 1 BB: 0 S: 5 P: 5	1B: 6 SF: 1 2B: 4 SAC: 1 3B: 0 DP: 2 HR: 1 HBP: 1	WP: 0 PA: 42 PB: 0 SB: 0 CS: 0
PITCHER Mike Smithson, R (1, 1) ERA: 4.25 Jon Matlack, L (6, 1) ERA: 5.02 Tom Henke, R (8, 1) ERA: 2.45	IP WLS BF H R ER SO BB IBB HBP BLK WP HR S P ERA WHIP 5.1 L 27 9 5 5 1 3 0 1 0 0 1 25 38 8.44 2.250 1.2 9 2 1 1 1 2 0 0 0 0 0 9 17 5.40 2.400 2.0 6 0 0 0 0 2 0 0 0 0 0 0 10 10 0.00 0.000										

Baltimore Orioles @ Texas Rangers
 Arlington Stadium, Arlington, TX
 Mon Aug 15 1983, 8:05 PM EDT
 Att. 9,660 - Unknown

livebaseballscorecards.com

AB	34
R	6
H	11
RBI	6
BB	5
SO	4
LOB	14



BOTTOM

Baltimore Orioles @ Texas Rangers
Arlington Stadium, Arlington, TX
Mon Aug 15 1983, 8:05 PM EDT
Att. 9,660 - Unknown

livebaseballscorecards.com

AB	37
R	4
H	11
RBI	4
BB	2
SO	4
LOB	14



WP:	0	PA:	39
PB:	0		
SB:	1		
CS:	0		

AB R H RBI BB SO LOB

4	0	1	0	1	0	0
4	1	2	0	1	1	1
5	0	2	1	0	0	4
4	0	1	0	0	0	4
4	1	1	0	0	0	2
4	1	1	0	0	0	2
4	1	1	3	0	1	0
2	0	1	0	0	0	0
1	0	0	0	0	1	0
0	0	0	0	0	0	0
1	0	0	0	0	0	0
4	0	1	0	0	1	1

1B:	9	SF:	0
2B:	1	SAC:	0
3B:	0	DP:	2
HR:	1	HBP:	0

Batter	1	2	3	4	5	6	7	8	9
Wayne Tolleson, S (1, 4) OBP: 0.316, SLG: 0.325	0-0 1B S 1B		0-0 F8			0-0 4-3	0-0 1-3		4-0 1B BB
Buddy Bell, R (1, 5) OBP: 0.347, SLG: 0.438	0-3 K 1-2			4-0 4-3 BB		0-0 1B 2B		0-0 F9	0-0 1B 1-2 2-3
George Wright, S (1, 8) OBP: 0.323, SLG: 0.432	0-0 G1-4-3 2-3 1B			0-0 4-3 1-2		0-0 G4-6-3 1B		0-0 F7	0-0 F9
Larry Parrish, R (1, 9) OBP: 0.351, SLG: 0.525	0-0 G1-4-3 1-2f			0-0 6-3		0-0 G4-6-3 1-2f		0-0 E 1B	
Mickey Rivers, L (1, 10) OBP: 0.308, SLG: 0.351		0-0 F7		0-0 F8			0-0 1B HR 1B	0-0 E6 FC4-8 1-2	
Bill Sample, R (1, 7) OBP: 0.343, SLG: 0.435		0-0 5-3			0-0 F8		0-0 1-2 HR 1B	0-0 FC4-6 1-2f	
Pete O'Brien, L (1, 3) OBP: 0.320, SLG: 0.365		0-0 F8			0-0 F7		0-0 1-2 1-H 2-H HR		0-3 K
Bucky Dent, R (1, 6) OBP: 0.290, SLG: 0.294			0-0 6-3		0-0		0-3 K		0-0 F8
Bob Jones, L (7, PH) OBP: 0.297, SLG: 0.298					0-0				
Jim Anderson, R (8, 6) OBP: 0.238, SLG: 0.217					0-0				
Bill Stein, R (9, PH) OBP: 0.350, SLG: 0.433					0-0				
Jim Sundberg, R (1, 2) OBP: 0.274, SLG: 0.259			0-0 5-3		0-0 4-3		0-3 K		0-0 1B BB 1B

Inning Stats	R: 0	H: 2	E: 0	LOB: 1	K: 1	P: 6	R: 0	H: 0	E: 0	LOB: 0	K: 0	P: 3	R: 0	H: 0	E: 0	LOB: 0	K: 0	P: 3	R: 0	H: 0	E: 0	LOB: 1	K: 0	P: 7	R: 0	H: 1	E: 0	LOB: 1	K: 0	P: 4	R: 1	H: 2	E: 0	LOB: 0	K: 0	P: 4	R: 3	H: 3	E: 0	LOB: 0	K: 2	P: 10	R: 0	H: 1	E: 1	LOB: 2	K: 0	P: 5	R: 0	H: 2	E: 0	LOB: 3	K: 1	P: 11	1B: 9	SF: 0	2B: 1	SAC: 0	3B: 0	DP: 2	HR: 1	HBP: 0
--------------	------	------	------	--------	------	------	------	------	------	--------	------	------	------	------	------	--------	------	------	------	------	------	--------	------	------	------	------	------	--------	------	------	------	------	------	--------	------	------	------	------	------	--------	------	-------	------	------	------	--------	------	------	------	------	------	--------	------	-------	-------	-------	-------	--------	-------	-------	-------	--------

PITCHER	IP	WLS	BF	H	R	ER	SO	BB	IBB	HBP	BLK	WP	HR	S	P	ERA	WHIP
Mike Boddicker, R (1, 1) ERA: 3.47	6.0		24	7	3	3	3	1	1	0	0	0	0	25	29	4.50	1.333
Sammy Stewart, R (7, 1) ERA: 3.91	2.0		9	2	1	1	2	0	0	0	0	0	1	13	13	4.50	1.000
Tippy Martinez, L (9, 1) ERA: 2.63	0.2		4	1	0	0	1	1	0	0	0	0	0	5	9	0.00	3.000
Tim Stoddard, R (9, 1) ERA: 4.89	0.1	S	2	1	0	0	0	0	0	0	0	0	0	2	2	0.00	3.000

Batter	1	2	3	4	5	6	7	8	9	AB R H RBI BB SO LOB	TOP								
Al Bumbry, L (1, 8) OBP: 0.322, SLG: 0.353	0-0 1-6-3		0-0 1-3 1B			0-0 P6			0-0 F9	4 0 1 0 0 0 0									
Dan Ford, R (1, 9) OBP: 0.329, SLG: 0.458	0-0 F9		0-0 F8			0-0 6-3			0-0 2-3	4 0 0 0 0 0 2									
Cal Ripken Jr., R (1, 6) OBP: 0.352, SLG: 0.477	0-0 5-3				0-0 F9				0-0 F9	3 0 0 0 0 0 0									
Eddie Murray, S (1, 3) OBP: 0.390, SLG: 0.516		0-3 K			0-0 3-1				0-0 F7	3 0 0 0 0 1 0									
John Lowenstein, L (1, 7) OBP: 0.380, SLG: 0.446		0-0 G3			0-0 4-3				0-0 F9	3 0 0 0 0 0 0									
Ken Singleton, S (1, 10) OBP: 0.398, SLG: 0.465		0-0 G3			0-0 G3				0-0 6-3	3 0 0 0 0 0 0									
Joe Nolan, L (1, 2) OBP: 0.333, SLG: 0.420			0-0 4-3		0-0 4-3			0-3 K		3 0 0 0 0 1 0									
Rich Dauer, R (1, 5) OBP: 0.286, SLG: 0.288			0-0 F9		0-0 5-3			0-0 G3		2 0 0 0 0 0 0									
Jim Dwyer, L (8, PH) OBP: 0.386, SLG: 0.551										1 0 0 0 0 0 0									
Todd Cruz, R (8, 5) OBP: 0.244, SLG: 0.323										0 0 0 0 0 0 0									
Lenn Sakata, R (1, 4) OBP: 0.294, SLG: 0.319			4-0 1B			0-0 F2			0-0 F3	1 0 0 0 1 0 0									
John Shelby, S (9, PH) OBP: 0.299, SLG: 0.377										1 0 0 0 0 0 0									
Inning Stats	R: 0 E: 0 K: 0 S: 3	H: 0 LOB: 0 BB: 0 P: 3	R: 0 E: 0 K: 1 S: 5	H: 0 LOB: 0 BB: 0 P: 5	R: 0 E: 0 K: 0 S: 4	H: 1 LOB: 2 BB: 1 P: 8	R: 0 E: 0 K: 0 S: 3	H: 0 LOB: 0 BB: 0 P: 3	R: 0 E: 0 K: 0 S: 3	H: 0 LOB: 0 BB: 0 P: 3	R: 0 E: 0 K: 0 S: 5	H: 0 LOB: 0 BB: 0 P: 5	R: 0 E: 0 K: 0 S: 3	H: 0 LOB: 0 BB: 0 P: 3	1B: 1 2B: 0 3B: 0 HR: 0	SF: 0 SAC: 0 DP: 0 HBP: 0	WP: 0 PB: 0 SB: 0 CS: 0	PA: 29	
PITCHER John Butcher, R (1, 1) ERA: 2.98	IP: 9.0 WLS: W BF: 29 H: 1 R: 0 ER: 0 SO: 2 BB: 1 IBB: 0 HBP: 0 BLK: 0 WP: 0 HR: 0 S: 32 P: 36 ERA: 0.00 WHIP: 0.222																		

Baltimore Orioles @ Texas Rangers
Arlington Stadium, Arlington, TX
Tue Aug 16 1983, 8:05 PM EDT
Att: 11,931 - Unknown

livebaseballscorecards.com

AB 28
R 0
H 1
RBI 0
BB 1
SO 2
LOB 2



Batter	1	2	3	4	5	6	7	8	9	10	AB	R	H	RBI	BB	SO	LOB	TOP							
John Shelby, S (1, 8) OBP: 0.298, SLG: 0.372	0-0 L5		0-0 B1-3		0-0 6-3		4-0 BB S BB			0-0 SH2-4	3	0	0	0	1	0	0								
Dan Ford, R (1, 9) OBP: 0.327, SLG: 0.457	0-3 K		0-0 F7			0-0 6-3	0-0 F9			0-0 1B 2B	5	1	1	1	0	1	1								
Cal Ripken Jr., R (1, 6) OBP: 0.356, SLG: 0.481	0-0 1B			0-0 CS 1B		0-0 1B E 1B			0-3 K	0-0 1B	5	1	4	1	0	1	0								
Eddie Murray, S (1, 3) OBP: 0.388, SLG: 0.512	0-0 6-3			0-0 F9		0-0 FC6-4 1B			0-0 4-3	0-0 F5	5	0	1	0	0	0	3								
Gary Roenicke, R (1, 7) OBP: 0.328, SLG: 0.494		0-0 F7		0-0 1B 1B		0-0 FC6-4 2B			0-0 F7	0-0 5-3	5	1	1	0	0	0	2								
Ken Singleton, S (1, 10) OBP: 0.399, SLG: 0.468		0-0 4-3		0-0 1B		0-0 2B			0-0 F7		4	0	2	1	0	0	0								
Todd Cruz, R (1, 5) OBP: 0.246, SLG: 0.325		0-0 1B		0-0 F3		0-0 P4			0-0 CS 1B		4	0	2	0	0	0	3								
Rich Dauer, R (1, 4) OBP: 0.284, SLG: 0.285 John Lowenstein, L (9, PH) OBP: 0.378, SLG: 0.444 Lenn Sakata, R (9, 4) OBP: 0.294, SLG: 0.319		0-0 F8		0-0 F7		0-3 K			0-0 F8		3	0	0	0	0	1	1								
Rick Dempsey, R (1, 2) OBP: 0.314, SLG: 0.320 Joe Nolan, L (10, PH) OBP: 0.338, SLG: 0.420			0-0 6-3		0-0 P3		0-3 K			4-0 SH2-4 2B BB	3	0	0	0	0	1	0								
Inning Stats	R: 0 E: 0 K: 1 S: 6	H: 1 LOB: 1 BB: 0 P: 6	R: 0 E: 0 K: 0 S: 4	H: 1 LOB: 1 BB: 0 P: 4	R: 0 E: 0 K: 0 S: 3	H: 0 LOB: 0 BB: 0 P: 3	R: 0 E: 0 K: 0 S: 5	H: 3 LOB: 2 BB: 0 P: 5	R: 0 E: 0 K: 0 S: 3	H: 0 LOB: 0 BB: 0 P: 3	R: 2 E: 1 K: 0 S: 6	H: 3 LOB: 1 BB: 0 P: 6	R: 0 E: 0 K: 1 S: 5	H: 0 LOB: 0 BB: 0 P: 5	R: 0 E: 0 K: 0 S: 3	H: 1 LOB: 0 BB: 0 P: 3	R: 2 E: 0 K: 0 S: 5	H: 2 LOB: 1 BB: 1 P: 9	1B: 9 2B: 2 3B: 0 HR: 0	SF: 0 SAC: 1 DP: 0 HBP: 0	WP: 0 PB: 0 SB: 1 CS: 2	PA: 41			
PITCHER	IP	WLS	BF	H	R	ER	SO	BB	IBB	HBP	BLK	WP	HR	S	P	ERA	WHIP								
Frank Tanana, L (1, 1) ERA: 2.67	5.2		24	8	2	1	1	0	0	0	0	0	0	26	26	1.59	1.412								
Victor Cruz, R (6, 1) ERA: 1.29	1.1		5	0	0	0	2	1	0	0	0	0	0	8	12	0.00	0.750								
Odell Jones, R (8, 1) ERA: 2.98	2.1	L	9	2	2	2	1	1	0	0	0	0	0	10	14	7.71	1.286								
Dave Schmidt, R (10, 1) ERA: 4.29	0.2		3	1	0	0	0	0	0	0	0	0	0	3	3	0.00	1.500								

Baltimore Orioles @ Texas Rangers
Arlington Stadium, Arlington, TX

Wed Aug 17 1983, 8:05 PM EDT
Att. 12,177 - Unknown

livebaseballscorecards.com

AB 38
R 4
H 11
RBI 3
BB 2
SO 4
LOB 11



Batter	1	2	3	4	5	6	7	8	9	10	AB	R	H	RBI	BB	SO	LOB
Wayne Tolleson, S (1, 6) OBP: 0.321, SLG: 0.339	0-0 HR		0-0 1B		0-0 P3		0-0 FC6-4 1B			0-0 G1-6-3 1B	5	1	4	1	0	0	0
Buddy Bell, R (1, 5) OBP: 0.347, SLG: 0.442	0-0 6-3		0-0 G5-4-3 1B			0-0 5-3	0-0 FC6-4			0-0 G1-6-3	5	0	1	0	0	0	2
George Wright, S (1, 8) OBP: 0.327, SLG: 0.438	0-0 FC6-4 1B		0-0 G5-4-3			0-0 3B 2B			0-0 G6-4-3 1B	0-0 F8	5	1	3	0	0	0	2
Larry Parrish, R (1, 9) OBP: 0.345, SLG: 0.515	0-0 FC6-4			0-3 K		0-3 K			0-0 F7		4	0	0	0	0	2	3
Bill Sample, R (1, 7) OBP: 0.344, SLG: 0.442	0-0 4-3			0-0 1B		0-0 3B			0-0 G6-4-3		4	0	2	1	0	0	2
Dave Hostetler, R (1, 10) OBP: 0.311, SLG: 0.356 Bob Jones, L (9, PR) OBP: 0.297, SLG: 0.298		0-0 F9		0-3 K		4-0 IBB			0-0 FC3-6 1B		3	0	1	0	1	1	1
Pete O'Brien, L (1, 3) OBP: 0.317, SLG: 0.361		0-0 F8		0-3 K		0-3 K			0-0 FC3-6 FC6-4		4	0	0	0	0	2	4
Bill Stein, R (1, 4) OBP: 0.348, SLG: 0.427		0-0 5-3			0-0 F9		0-0 5-3		0-0 FC6-4		4	0	0	0	0	0	1
Jim Sundberg, R (1, 2) OBP: 0.272, SLG: 0.255			0-0 4-3		0-3 K		0-0 6-3		0-0 F9		4	0	0	0	0	1	1

Inning Stats	R: 1	H: 2	R: 0	H: 0	R: 0	H: 2	R: 0	H: 1	R: 0	H: 0	R: 1	H: 2	R: 0	H: 1	R: 0	H: 1	R: 0	H: 1	R: 0	H: 1	1B: 8	SF: 0	WP: 0	PA: 39
E: 0	LOB: 1	E: 0	LOB: 0	E: 0	LOB: 1	E: 0	LOB: 1	E: 0	LOB: 0	E: 0	LOB: 2	E: 0	LOB: 1	E: 0	LOB: 0	E: 0	LOB: 1	E: 0	LOB: 0	E: 0	LOB: 0	2B: 1	SAC: 0	PB: 0
K: 0	BB: 0	K: 0	BB: 0	K: 0	BB: 0	K: 3	BB: 0	K: 1	BB: 0	K: 2	BB: 1	K: 0	BB: 0	K: 0	BB: 0	K: 0	BB: 0	K: 0	BB: 0	K: 0	BB: 0	3B: 1	DP: 3	SB: 0
S: 5	P: 5	S: 3	P: 3	S: 4	P: 4	S: 10	P: 10	S: 5	P: 5	S: 9	P: 13	S: 4	P: 4	S: 3	P: 3	S: 4	P: 4	S: 3	P: 3	S: 3	P: 3	HR: 1	HBP: 0	CS: 0

PITCHER	IP	WLS	BF	H	R	ER	SO	BB	IBB	HBP	BLK	WP	HR	S	P	ERA	WHIP
Mike Flanagan, L (1, 1) ERA: 2.74	9.0	W	36	10	2	2	6	0	1	0	0	0	1	47	51	2.00	1.111
Tim Stoddard, R (10, 1) ERA: 4.78	1.0	S	3	1	0	0	0	0	0	0	0	0	0	3	3	0.00	1.000

BOTTOM

Baltimore Orioles @ Texas Rangers
Arlington Stadium, Arlington, TX
Wed Aug 17 1983, 8:05 PM EDT
Att: 12,177 - Unknown

livebaseballscorecards.com

AB	38
R	2
H	11
RBI	2
BB	1
SO	6
LOB	16



Batter	1	2	3	4	5	6	7	8	9	AB R H RBI BB SO LOB	TOP	
Willie Wilson, S (1, 8) OBP: 0.320, SLG: 0.362 Joe Simpson, L (9, 7) OBP: 0.250, SLG: 0.226	0-0 G4-6-3 1B			0-0 HR 1B	0-0 2B		0-0 FC6-4-2 1B		0-0 B1-4	5 1 4 1 0 0 1 0 0 0 0 0 0 0		
U L Washington, S (1, 6) OBP: 0.306, SLG: 0.337	0-0 F8			0-0 1-H HR	0-0 F8		0-0 1-2 1B			4 1 2 2 0 0 2		
George Brett, L (1, 5) OBP: 0.402, SLG: 0.609	0-0 G4-6-3 1-2f			0-0 F6	0-0 F8		0-0 FC6-4-2 1-2 2-H			4 0 0 0 0 0 4		
Hal McRae, R (1, 10) OBP: 0.387, SLG: 0.488		0-0 5-3		0-0 5-3		0-0 F8		0-0 6-3		4 0 0 0 0 0 0		
Amos Otis, R (1, 9) OBP: 0.306, SLG: 0.357		0-0 6-3		0-0 1B 1B 2B		0-0 5-3		0-0 F9		4 1 1 0 0 0 0		
Frank White, R (1, 4) OBP: 0.275, SLG: 0.390		0-0 L8		0-0 2-3 1B		0-0 1B		0-0 5-3		4 0 2 0 0 0 0		
Leon Roberts, R (1, 7) OBP: 0.323, SLG: 0.425 Pat Sheridan, L (9, PH) OBP: 0.327, SLG: 0.457 (9, 8)			0-3 K	0-0 1-2 3-H 1B		0-0 5-3		0-0 F8		3 0 1 1 0 1 1 1 0 0 0 0 0 0	AB 37 R 4 H 12 RBI 4 BB 0 SO 1 LOB 11	
John Wathan, R (1, 3) OBP: 0.315, SLG: 0.340			0-0 F9	0-0 5-3		0-0 1B 2B		0-0 F9		4 1 1 0 0 0 2		
Don Slaught, R (1, 2) OBP: 0.298, SLG: 0.331			0-0 6-3		0-0 F9		0-0 F9		0-0 1B	4 0 1 0 0 0 1		
Inning Stats	R: 0 H: 1 E: 0 LOB: 0 K: 0 BB: 0 S: 3 P: 3	R: 0 H: 0 E: 0 LOB: 0 K: 0 BB: 0 S: 3 P: 3	R: 0 H: 0 E: 0 LOB: 0 K: 1 BB: 0 S: 5 P: 5	R: 3 H: 5 E: 0 LOB: 2 K: 0 BB: 0 S: 8 P: 8	R: 0 H: 1 E: 0 LOB: 1 K: 0 BB: 0 S: 4 P: 4	R: 0 H: 1 E: 0 LOB: 1 K: 0 BB: 0 S: 4 P: 4	R: 1 H: 3 E: 0 LOB: 1 K: 0 BB: 0 S: 5 P: 5	R: 0 H: 0 E: 0 LOB: 0 K: 0 BB: 0 S: 3 P: 3	R: 0 H: 1 E: 0 LOB: 1 K: 0 BB: 0 S: 4 P: 4	1B: 8 SF: 0 2B: 4 SAC: 0 3B: 0 DP: 2 HR: 1 HBP: 0	WP: 0 PA: 37 PB: 0 SB: 0 CS: 0	
PITCHER Scott McGregor, L (1, 1) ERA: 3.17 Sammy Stewart, R (8, 1) ERA: 3.85	IP WLS BF H R ER SO BB IBB HBP BLK WP HR S P ERA WHIP											PITCHER IP WLS BF H R ER SO BB IBB HBP BLK WP HR S P ERA WHIP

Kansas City Royals @ Baltimore Orioles
 Memorial Stadium, Baltimore, MD
 Fri Aug 19 1983, 7:05 PM EDT
 Unknown - 89 F

livebaseballscorecards.com



Batter	1	2	3	4	5	6	7	8	9	AB R H RBI BB SO LOB
Al Bumbry, L (1, 8) OBP: 0.321, SLG: 0.352	0-0 F7			0-0 G3			0-3 K		0-0 1B	4 1 1 0 0 1 0
Dan Ford, R (1, 9) OBP: 0.323, SLG: 0.451	0-0 G3			0-0 6-3			0-0 6-3		0-0 F9	4 0 0 0 0 0 1
Cal Ripken Jr., R (1, 6) OBP: 0.353, SLG: 0.476	0-0 F8			0-0 F7			0-0 6-3		0-0 4-3	4 0 0 0 0 0 1
Eddie Murray, S (1, 3) OBP: 0.389, SLG: 0.512		0-0 L3		0-0 F8			0-0 2B	0-0 1B	0-0 1B	4 1 2 1 0 0 0
John Shelby, S (9, PR) OBP: 0.296, SLG: 0.372										0 1 0 0 0 0 0
John Lowenstein, L (1, 7) OBP: 0.380, SLG: 0.442		4-0 BB		0-0 4-3			0-3 K	0-0 1B	0-0 1B	3 1 1 0 1 1 1
Ken Singleton, S (1, 10) OBP: 0.400, SLG: 0.468		0-0 G3-6-3		0-0 L3			0-0 2B	0-0 1B	0-0 1B	4 1 2 1 0 0 1
Joe Nolan, L (1, 2) OBP: 0.338, SLG: 0.426			0-0 4-3			0-0 F8	0-0 4-3	0-0 2B	0-0 1B	3 0 1 1 0 0 0
Lenn Sakata, R (8, PR) (9, 4) OBP: 0.301, SLG: 0.326							1-3 2-H	1-2 2-H	1-2 2-H	1 0 1 1 0 0 0
Todd Cruz, R (1, 5) OBP: 0.245, SLG: 0.323			0-3 K			0-0 F4	0-0 4-3	0-0 2B		2 0 0 0 0 1 0
Jim Dwyer, L (8, PH) OBP: 0.384, SLG: 0.547							2-3 3-H			1 0 0 1 0 0 1
Rick Dempsey, R (9, 2) OBP: 0.314, SLG: 0.320										0 0 0 0 0 0 0
Rich Dauer, R (1, 4) (9, 5) OBP: 0.282, SLG: 0.283			0-0 5-3			0-0 F8		0-0 F7		3 0 0 0 0 0 2

Inning Stats	R: 0	H: 0	E: 0	K: 0	S: 3	R: 0	H: 0	E: 0	K: 0	S: 2	R: 0	H: 0	E: 0	K: 1	S: 5	R: 0	H: 0	E: 0	K: 0	S: 3	R: 0	H: 0	E: 0	K: 1	S: 5	R: 0	H: 0	E: 0	K: 0	S: 3	R: 2	H: 3	E: 0	K: 1	S: 8	R: 3	H: 5	E: 0	K: 0	S: 7	1B: 7	2B: 1	3B: 0	HR: 0	SF: 0	SAC: 0	DP: 1	HBP: 0	WP: 0	PB: 0	SB: 0	CS: 0	PA: 34
--------------	------	------	------	------	------	------	------	------	------	------	------	------	------	------	------	------	------	------	------	------	------	------	------	------	------	------	------	------	------	------	------	------	------	------	------	------	------	------	------	------	-------	-------	-------	-------	-------	--------	-------	--------	-------	-------	-------	-------	--------

PITCHER	IP	WLS	BF	H	R	ER	SO	BB	IBB	HBP	BLK	WP	HR	S	P	ERA	WHIP
Gaylord Perry, R (1, 1) ERA: 4.66	8.0		27	3	2	2	3	1	0	0	0	0	0	32	36	2.25	0.500
Dan Quisenberry, R (9, 1) ERA: 1.92	0.2	L	7	5	3	3	0	0	0	0	0	0	0	7	7	40.50	7.500

BOTTOM

Kansas City Royals @ Baltimore Orioles
Memorial Stadium, Baltimore, MD

AB	33
R	5
H	8
RBI	5
BB	1
SO	3
LOB	7



Fri Aug 19 1983, 7:05 PM EDT
Unknown - 89 F

livebaseballscorecards.com

Batter	1	2	3	4	5	6	7	8	9	AB R H RBI BB SO LOB	TOP															
U L Washington, S (1, 6) OBP: 0.305, SLG: 0.336	0-0 5-3		0-0 BLK 1B		0-0 F7			0-0 4-3		4 0 1 0 0 0 0																
Pat Sheridan, L (1, 8) OBP: 0.330, SLG: 0.455	4-0 FC3-6 BB		0-0 4-3		0-0 1B			0-0 3-1		3 0 1 0 1 0 1																
George Brett, L (1, 5) OBP: 0.400, SLG: 0.605	0-0 FC3-6 1-2f			0-0 BB 1B 1B	0-0 6-3			0-0 F5		4 1 1 0 0 0 2																
Hal McRae, R (1, 10) OBP: 0.388, SLG: 0.487	0-0 F9			0-0 BB 1B 1B		4-0 BB BB BB G6-4-3 BB		0-0 6-3		3 0 1 0 1 0 1																
Willie Aikens, L (1, 3) OBP: 0.379, SLG: 0.519		0-3 K		4-0 BB 1B BB		0-0 G6-4-3 1-2f		0-3 K		3 0 0 0 1 2 1																
Amos Otis, R (1, 9) OBP: 0.306, SLG: 0.356		0-0 F9		0-0 F3		0-0 F9		0-0 1B		4 0 1 0 0 0 3																
Frank White, R (1, 4) OBP: 0.275, SLG: 0.389		0-0 6-3		0-0 1B 1-2 2-H 3-H		0-3 K		0-0 F7		4 0 1 1 0 1 1																
John Wathan, R (1, 2) OBP: 0.312, SLG: 0.337			0-3 K		0-0 F7		0-0 F5			3 0 0 0 0 1 2																
Joe Simpson, L (1, 7) OBP: 0.244, SLG: 0.220			0-0 1-3		0-0 3-1		0-3 K			3 0 0 0 0 1 0																
Inning Stats	R: 0 E: 0 K: 0 S: 3	H: 0 LOB: 1 BB: 1 P: 7	R: 0 E: 0 K: 1 S: 5	H: 0 LOB: 0 BB: 0 P: 5	R: 0 E: 0 K: 1 S: 6	H: 1 LOB: 1 BB: 0 P: 6	R: 1 E: 0 K: 0 S: 5	H: 3 LOB: 2 BB: 1 P: 9	R: 0 E: 0 K: 0 S: 4	H: 1 LOB: 1 BB: 0 P: 4	R: 0 E: 0 K: 0 S: 2	H: 0 LOB: 0 BB: 1 P: 6	R: 0 E: 0 K: 2 S: 7	H: 0 LOB: 0 BB: 0 P: 7	R: 0 E: 0 K: 0 S: 3	H: 0 LOB: 0 BB: 0 P: 3	R: 0 E: 0 K: 1 S: 6	H: 1 LOB: 1 BB: 0 P: 6	1B: 6 2B: 0 3B: 0 HR: 0	SF: 0 SAC: 0 DP: 1 HBP: 0	WP: 0 PB: 0 SB: 0 CS: 0	PA: 34				
PITCHER	IP WLS BF H R ER SO BB IBB HBP BLK WP HR S P ERA WHIP																									
Storm Davis, R (1, 1) ERA: 3.45	7.0	27	5	1	1	4	3	0	0	1	0	0	32	44	1.29	1.143										
Tippy Martinez, L (8, 1) ERA: 2.61	2.0	W	7	1	0	1	0	0	0	0	0	0	9	9	0.00	0.500										

Kansas City Royals @ Baltimore Orioles
 Memorial Stadium, Baltimore, MD
 Fri Aug 19 1983, 7:05 PM EDT
 Att: 35,582 - Unknown

AB	31
R	1
H	6
RBI	1
BB	3
SO	5
LOB	11



Batter	1	2	3	4	5	6	7	8	9
John Shelby, S (1, 8) OBP: 0.298, SLG: 0.370	0-3 K		0-0 1B			0-0 1-3		0-0 F9	
Jim Dwyer, L (1, 9) OBP: 0.387, SLG: 0.565 Rich Dauer, R (9, 4) OBP: 0.282, SLG: 0.283	0-0 F8		0-0 F7			0-0 HR		4-0 1B BB	
Cal Ripken Jr., R (1, 6) OBP: 0.354, SLG: 0.477	0-0 1B			0-0 F8		0-0 F9		0-0 BB BB 1B	
Eddie Murray, S (1, 3) OBP: 0.389, SLG: 0.509	0-0 4-3			4-0 L6 BB		0-3 K		4-0 1-2 BB BB	
Ken Singleton, S (1, 10) OBP: 0.399, SLG: 0.464		0-0 L7		0-0 L6 1-2		0-3 K		4-0 1-2 2-3 3-H BB	
Gary Roenicke, R (1, 7) OBP: 0.327, SLG: 0.488		0-0 5-3			4-0 SH1-3 BB	0-3 K		0-0 F2	
Todd Cruz, R (1, 5) OBP: 0.246, SLG: 0.324		0-0 CS 1B			0-0 SH1-3 1-2	0-0 P6			
Lenn Sakata, R (1, 4) OBP: 0.295, SLG: 0.320 Al Bumbry, L (8, PH) OBP: 0.320, SLG: 0.350		0-0 CS 1-2	0-0 6-3		0-0 F3			0-0 4-3	
Rick Dempsey, R (1, 2) OBP: 0.314, SLG: 0.324			0-0 F9		0-0 6-3			0-0 1B 2B	

Inning Stats	R: 0 E: 0 K: 1 S: 6	H: 1 LOB: 1 BB: 0 P: 6	R: 0 E: 0 K: 0 S: 3	H: 1 LOB: 0 BB: 0 P: 3	R: 0 E: 0 K: 0 S: 4	H: 1 LOB: 1 BB: 0 P: 4	R: 0 E: 0 K: 0 S: 2	H: 0 LOB: 0 BB: 1 P: 6	R: 0 E: 0 K: 0 S: 3	H: 0 LOB: 1 BB: 1 P: 7	R: 1 E: 0 K: 1 S: 6	H: 1 LOB: 0 BB: 0 P: 6	R: 0 E: 0 K: 2 S: 7	H: 0 LOB: 0 BB: 0 P: 7	R: 2 E: 0 K: 0 S: 5	H: 2 LOB: 3 BB: 3 P: 17
--------------	------------------------------	---------------------------------	------------------------------	---------------------------------	------------------------------	---------------------------------	------------------------------	---------------------------------	------------------------------	---------------------------------	------------------------------	---------------------------------	------------------------------	---------------------------------	------------------------------	----------------------------------

PITCHER	IP	WLS	BF	H	R	ER	SO	BB	IBB	HBP	BLK	WP	HR	S	P	ERA	WHIP
Eric Rasmussen, R (1, 1) ERA: 7.01	7.2	L	32	6	3	3	4	5	0	0	0	0	1	35	55	3.52	1.435
Mark Huismann, R (8, 1) ERA: 18.0	0.1		1	0	0	0	0	0	0	0	0	0	0	1	1	0.00	0.000

AB R H RBI BB SO LOB

4	0	1	0	0	1	1
3	2	1	1	1	0	1
0	0	0	0	0	0	0
4	0	2	1	0	0	0
2	0	0	0	2	1	1
3	0	0	1	1	1	1
3	0	0	0	1	1	3
2	0	1	0	0	0	0
2	0	0	0	0	0	1
1	0	0	0	0	0	0
3	1	1	0	0	0	1

AB	27
R	3
H	6
RBI	3
BB	5
SO	4
LOB	9



Kansas City Royals @ Baltimore Orioles
Memorial Stadium, Baltimore, MD
 Fri Aug 19 1983, 7:05 PM EDT
 Att. 35,582 - Unknown

WP: 0 PA: 34
 PB: 0
 SB: 0
 CS: 1

1B: 4 SF: 0
 2B: 2 SAC: 1
 3B: 0 DP: 1
 HR: 1 HBP: 0

livebaseballscores.com

Batter	1	2	3	4	5	6	7	8	9	AB R H RBI BB SO LOB	TOP
U L Washington, S (1, 6) OBP: 0.303, SLG: 0.333	0-3 K		0-0 6-3			0-0 F8		0-0 F9		4 0 0 0 0 1 3	
Pat Sheridan, L (1, 8) OBP: 0.326, SLG: 0.449 Don Slaught, R (8, PH) OBP: 0.296, SLG: 0.329 (8, 2)	0-3 K			0-0 3-1		0-0 4-3		0-0 5-3		3 0 0 0 0 1 1 1 0 0 0 0 0 2	
George Brett, L (1, 5) OBP: 0.401, SLG: 0.601	4-0 BB			4-0 1B FC3-2 BB		0-0 E5		0-3 K		2 0 0 0 2 1 2	
Hal McRae, R (1, 10) OBP: 0.389, SLG: 0.487	0-0 F9			0-0 PO FC3-2 1B		0-0 L9			0-0 G5-4-3 1B	4 0 2 0 0 0 2	
Willie Aikens, L (1, 3) OBP: 0.374, SLG: 0.513		0-0 5-3		0-0 FC3-2			0-0 4-3		0-0 F7	4 0 0 0 0 0 3	
Frank White, R (1, 4) OBP: 0.273, SLG: 0.385		0-0 6-3		0-0 PO	0-0 F8		0-0 1-3		0-0 G5-4-3	4 0 0 0 0 0 1	
Amos Otis, R (1, 9) OBP: 0.303, SLG: 0.353		0-0 6-3			0-0 5-3		0-0 5-3			3 0 0 0 0 0 0	
Leon Roberts, R (1, 7) OBP: 0.323, SLG: 0.419 (8, 8)			0-0 5-3		0-0 L7			4-0 2B BB		2 0 0 0 1 0 0	
John Wathan, R (1, 2) OBP: 0.315, SLG: 0.343 (8, 7)			0-0 5-3			0-0 4-3 S 1B		0-0 1-3 2B		3 1 2 0 0 0 0	
Inning Stats	R: 0 H: 0 E: 0 LOB: 1 K: 2 BB: 1 S: 7 P: 11	R: 0 H: 0 E: 0 LOB: 0 K: 0 BB: 0 S: 3 P: 3	R: 0 H: 0 E: 0 LOB: 0 K: 0 BB: 0 S: 3 P: 3	R: 0 H: 1 E: 0 LOB: 1 K: 0 BB: 1 S: 3 P: 7	R: 0 H: 0 E: 0 LOB: 0 K: 0 BB: 0 S: 3 P: 3	R: 1 H: 1 E: 1 LOB: 1 K: 0 BB: 0 S: 5 P: 5	R: 0 H: 0 E: 0 LOB: 0 K: 0 BB: 0 S: 3 P: 3	R: 0 H: 1 E: 0 LOB: 2 K: 1 BB: 1 S: 6 P: 10	R: 0 H: 1 E: 0 LOB: 0 K: 0 BB: 0 S: 3 P: 3	1B: 3 SF: 0 2B: 1 SAC: 0 3B: 0 DP: 1 HR: 0 HBP: 0	WP: 0 PA: 34 PB: 0 SB: 1 CS: 0
PITCHER	IP WLS BF H R ER SO BB IBB HBP BLK WP HR S P ERA WHIP										
Mike Boddicker, R (1, 1) ERA: 3.27	7.0 W 27 3 1 0 2 3 0 0 0 0 0 0 28 40 0.00 0.857										
Tippy Martinez, L (8, 1) ERA: 2.54	2.0 S 6 1 0 0 1 0 0 0 0 0 0 0 8 8 0.00 0.500										

Kansas City Royals @ Baltimore Orioles
Memorial Stadium, Baltimore, MD

Sat Aug 20 1983, 3:33 AM EDT
Att. 23,069 - Unknown - 93 F

livebaseballscorecards.com

AB	30
R	1
H	4
RBI	0
BB	3
SO	3
LOB	14



Batter	1	2	3	4	5	6	7	8	9
John Shelby, S OBP: 0.296, SLG: 0.366 (1, 8) X	0-0 F8 ①		0-0 F7 ③		0-0 5-3 ③		0-0 6-3 S ③ 2-H 1B	0-3 K ③	
Dan Ford, R OBP: 0.325, SLG: 0.455 (1, 9) X	0-0 F2 ②			0-0 1B S 1B ①		0-0 5-3 2B	0-0 6-3 1-3		
Cal Ripken Jr., R OBP: 0.353, SLG: 0.474 (1, 6) X	0-0 P3 ③			0-0 F9 ① 1-2		4-0 5-3 BB	0-0 6-3 ③		
Eddie Murray, S OBP: 0.388, SLG: 0.506 (1, 3)		0-3 K ① S S S S		4-0 1B BB		0-0 P3 ①		0-3 K ① S S S S	
Gary Roenicke, R OBP: 0.330, SLG: 0.500 (1, 7) X		0-0 HR		0-0 G5-4-3 1B 1-2 2-H		0-0 5-3 ② 1-2 2-3		0-0 F7 ②	
Ken Singleton, S OBP: 0.400, SLG: 0.472 (1, 10) X		0-0 6-3 ②		0-0 G5-4-3 ② ③ 1-2f		4-0 IBB		0-0 HR	
Todd Cruz, R OBP: 0.247, SLG: 0.323 (1, 5) X		0-3 K ③ S S S S			0-0 L5 ①	0-0 F5 ③		0-0 2B S 1B	
Rich Dauer, R OBP: 0.284, SLG: 0.291 (1, 4) X			0-0 F8 ①		0-0 F9 ②		0-0 1B 2B	0-0 1B 2B 1-H	
Rick Dempsey, R OBP: 0.316, SLG: 0.335 (1, 2) X			0-3 K ② S S S S			0-0 3B	0-0 F8 ①	0-0 1B 2-H	

Inning Stats	R: 0	H: 0	E: 0	K: 0	S: 3	LOB: 0	BB: 0	P: 3
	R: 1	H: 1	E: 0	K: 2	S: 8	LOB: 0	BB: 0	P: 8
	R: 0	H: 0	E: 0	K: 1	S: 5	LOB: 0	BB: 0	P: 5
	R: 1	H: 2	E: 0	K: 0	S: 4	LOB: 1	BB: 1	P: 8
	R: 0	H: 1	E: 0	K: 0	S: 4	LOB: 1	BB: 0	P: 4
	R: 0	H: 1	E: 0	K: 0	S: 4	LOB: 3	BB: 2	P: 12
	R: 1	H: 2	E: 0	K: 0	S: 5	LOB: 1	BB: 0	P: 5
	R: 3	H: 4	E: 0	K: 2	S: 11	LOB: 1	BB: 0	P: 11

PITCHER	IP	WLS	BF	H	R	ER	SO	BB	IBB	HBP	BLK	WP	HR	S	P	ERA	WHIP
Larry Gura, L ERA: 5.14 (1, 1)	6.1	L	28	7	3	3	3	2	1	0	0	0	1	31	43	4.26	1.421
Mike Armstrong, R ERA: 3.91 (7, 1)	1.2		9	4	3	3	2	0	0	0	0	0	1	13	13	16.20	2.400

BOTTOM

Kansas City Royals @ Baltimore Orioles
Memorial Stadium, Baltimore, MD

Sat Aug 20 1983, 3:33 AM EDT
Att: 23,069 - Unknown - 93 F

AB	34
R	6
H	11
RBI	6
BB	3
SO	5
LOB	15



1B	2B	3B	HR	SF	SAC	DP	HBP	WP	PA
5	3	1	2	0	0	1	0	0	37

WP	HR	S	P	ERA	WHIP
0	1	0	1	4.26	1.421

Batter	1	2	3	4	5	6	7	8	9	AB R H RBI BB SO LOB	TOP		
U L Washington, S (1, 6) OBP: 0.304, SLG: 0.334	0-0 4-3 S 2B 1B	0-0 F7			0-0 F8		0-0 SH1-3		0-0 BLK SH2-4 1B 1B	4 2 2 0 0 0 2			
Pat Sheridan, L (1, 8) OBP: 0.329, SLG: 0.450	0-0 F8 1-2		0-0 1B		0-0 F3		0-0 CS 1B		0-0 SH2-4 1-2 2-3	4 0 2 1 0 0 2			
George Brett, L (1, 5) OBP: 0.399, SLG: 0.594	0-0 4-3 2-3		0-0 F7		0-0 G3		0-3 3-H 0-3 K 1-2		4-0 BLK 1B IBB	4 1 0 0 1 1 4			
Hal McRae, R (1, 10) OBP: 0.391, SLG: 0.497	0-0 2B		0-0 F9		0-0 HR		0-0 L8		0-0 1B 1B 1-H 2-H 3-H	5 2 3 4 0 0 1			
Willie Aikens, L (1, 3) OBP: 0.373, SLG: 0.508 Joe Simpson, L (8, PR) OBP: 0.250, SLG: 0.220 (8, 3)	0-0 6-3		0-0 6-3		0-3 K		4-0 BB BB		4-0 1B BB 1-2	3 0 0 0 1 1 2 0 0 0 0 1 0 0			
Frank White, R (1, 4) OBP: 0.272, SLG: 0.383		0-0 F7		0-0 F3		0-0 6-3 1B		0-0 F9	0-0 F2	5 0 1 0 0 0 3			
Amos Otis, R (1, 9) OBP: 0.304, SLG: 0.351		0-3 K		0-3 K		0-0 6-3		4-0 BB 1-2	0-0 1B 1-3 2-H	4 0 1 1 1 2 1			
Leon Roberts, R (1, 7) OBP: 0.320, SLG: 0.431		0-0 HR		0-0 5-3		0-0 5-3		0-3 K	0-0 4-3	5 1 1 1 0 1 5			
Don Slaught, R (1, 2) OBP: 0.312, SLG: 0.352		0-0 1B			0-0 1B		0-0 SH1-3 1B 2B		0-0 SH2-4 1B BLK 1B	4 2 4 0 0 0 0			
Inning Stats	R: 1 H: 2 E: 0 LOB: 1 K: 0 BB: 0 S: 5 P: 5	R: 1 H: 2 E: 0 LOB: 1 K: 1 BB: 0 S: 7 P: 7	R: 0 H: 1 E: 0 LOB: 1 K: 0 BB: 0 S: 4 P: 4	R: 0 H: 0 E: 0 LOB: 0 K: 1 BB: 0 S: 5 P: 5	R: 0 H: 1 E: 0 LOB: 1 K: 0 BB: 0 S: 4 P: 4	R: 1 H: 2 E: 0 LOB: 1 K: 1 BB: 0 S: 7 P: 7	R: 1 H: 2 E: 0 LOB: 1 K: 1 BB: 0 S: 6 P: 6	R: 0 H: 0 E: 0 LOB: 2 K: 1 BB: 2 S: 5 P: 13	R: 4 H: 4 E: 0 LOB: 2 K: 0 BB: 2 S: 7 P: 15	1B: 10 SF: 0 2B: 3 SAC: 2 3B: 0 DP: 1 HR: 2 HBP: 0	WP: 0 PA: 44 PB: 0 SB: 1 CS: 1		
PITCHER	IP WLS BF H R ER SO BB IBB HBP BLK WP HR S P ERA WHIP											PITCHER	IP WLS BF H R ER SO BB IBB HBP BLK WP HR S P ERA WHIP
Jim Palmer, R (1, 1) ERA: 3.96	6.1 L 29 10 4 4 3 0 0 0 0 0 0 2 35 35 5.68 1.579												
Sammy Stewart, R (7, 1) ERA: 3.79	1.2 6 0 0 0 2 2 0 0 0 0 0 0 8 16 0.00 1.200												
Tim Stoddard, R (9, 1) ERA: 5.48	1.0 9 4 4 4 0 1 1 0 1 0 0 0 7 15 36.00 5.000												

Kansas City Royals @ Baltimore Orioles
 Memorial Stadium, Baltimore, MD
 Sun Aug 21 1983, 3:33 AM EDT
 Att. 29,044 - Unknown - 83 F

AB	38
R	8
H	14
RBI	7
BB	4
SO	5
LOB	20



WP: 0	PA: 44
PB: 0	
SB: 1	
CS: 1	

Batter	1	2	3	4	5	6	7	8	9	AB	R	H	RBI	BB	SO	LOB
John Shelby, S (1, 8) OBP: 0.291, SLG: 0.360	0-0 F9		0-0 6-3		0-0 F8		0-0 F7			4	0	0	0	0	0	1
Dan Ford, R (1, 9) OBP: 0.327, SLG: 0.455	0-0 1B		0-0 FC5-4 1B		0-0 FC5-4 1-2f			0-0 4-3		4	0	2	0	0	0	1
Cal Ripken Jr., R (1, 6) OBP: 0.356, SLG: 0.478	0-0 G5-4-3 1-2 1B		0-0 FC5-4 1-2f			0-0 2B		0-0 HR 1B		4	1	3	0	0	0	1
Eddie Murray, S (1, 3) OBP: 0.387, SLG: 0.510	0-0 G5-4-3 1-2f		0-0 L5		0-0 5-3			0-0 HR 1-H		4	1	1	2	0	0	4
Gary Roenicke, R (1, 7) OBP: 0.329, SLG: 0.508		0-0 HR		0-0 5-3		0-0 F2		0-3 K		4	1	1	1	0	1	1
Ken Singleton, S (1, 10) OBP: 0.398, SLG: 0.468		0-3 K		0-3 K		4-0 FC5-4 BB		0-0 F7		3	0	0	0	1	2	0
Todd Cruz, R (1, 5) OBP: 0.245, SLG: 0.322		0-0 F3		0-3 K		0-0 FC5-4 1-2f			0-0 P3	2	0	0	0	0	1	0
Benny Ayala, R (6, PH) OBP: 0.272, SLG: 0.402										1	0	0	0	0	0	2
Lenn Sakata, R (7, 4) OBP: 0.295, SLG: 0.320										0	0	0	0	0	0	0
Al Bumbry, L (9, PH) OBP: 0.319, SLG: 0.349										1	0	0	0	0	0	0
Rich Dauer, R (1, 4) OBP: 0.287, SLG: 0.292		4-0 BB			0-0 FC1-6 1B		0-0 F7		0-0 4-3	2	0	1	0	1	0	0
John Lowenstein, L (9, PH) OBP: 0.379, SLG: 0.440										1	0	0	0	0	0	0
Rick Dempsey, R (1, 2) OBP: 0.313, SLG: 0.331		0-0 F8			0-0 FC1-6 FC5-4 1-2f		0-0 F8		0-0 G3	3	0	0	0	0	0	2
Jim Dwyer, L (9, PH) OBP: 0.384, SLG: 0.561										1	0	0	0	0	0	0

Inning Stats	R: 0	H: 2	E: 0	K: 0	S: 4	H: 1	LOB: 1	BB: 0	P: 4	R: 1	H: 1	E: 0	K: 1	S: 6	H: 1	LOB: 1	BB: 1	P: 10	R: 0	H: 1	E: 0	K: 0	S: 4	R: 0	H: 0	E: 0	K: 2	S: 7	R: 0	H: 1	E: 0	K: 0	S: 4	R: 0	H: 1	E: 0	K: 0	S: 4	R: 0	H: 0	E: 0	K: 1	S: 3	R: 2	H: 2	E: 0	K: 1	S: 7	R: 0	H: 0	E: 0	K: 0	S: 3	R: 0	H: 0	E: 0	K: 0	S: 3	R: 0	H: 0	E: 0	K: 0	S: 3	1B: 5	SF: 0	2B: 1	SAC: 0	3B: 0	DP: 1	HR: 2	HBP: 0	WP: 0	PA: 36
--------------	------	------	------	------	------	------	--------	-------	------	------	------	------	------	------	------	--------	-------	-------	------	------	------	------	------	------	------	------	------	------	------	------	------	------	------	------	------	------	------	------	------	------	------	------	------	------	------	------	------	------	------	------	------	------	------	------	------	------	------	------	------	------	------	------	------	-------	-------	-------	--------	-------	-------	-------	--------	-------	--------

PITCHER	IP	WLS	BF	H	R	ER	SO	BB	IBB	HBP	BLK	WP	HR	S	P	ERA	WHIP
Bud Black, L (1, 1) ERA: 3.62	7.1	W	30	7	2	2	3	2	0	0	0	0	1	34	42	2.46	1.227
Dan Quisenberry, R (8, 1) ERA: 1.97	1.2	S	6	1	1	1	1	0	0	0	0	0	1	8	8	5.40	0.600

BOTTOM

Kansas City Royals @ Baltimore Orioles
Memorial Stadium, Baltimore, MD

Sun Aug 21 1983, 3:33 AM EDT
Att: 29,044 - Unknown - 83 F

livebaseballscorecards.com

AB	34
R	3
H	8
RBI	3
BB	2
SO	4
LOB	12



Batter	1	2	3	4	5	6	7	8	9	AB R H RBI BB SO LOB	TOP											
Damaso Garcia, R (1, 4) OBP: 0.338, SLG: 0.387	0-0 1-3		0-0 1B E	0-0 BB E 1B		0-0 4-3		0-0 1B 1B		5 2 3 1 0 0 0												
Lloyd Moseby, L (1, 8) OBP: 0.379, SLG: 0.524	0-0 F8		0-0 F7 E FC5-2 1B	0-0 E4 BB 1B		4-0 BB BB		0-0 1-3 1B		4 1 2 3 1 0 1												
Garth Iorg, R (1, 5) OBP: 0.308, SLG: 0.384 Rance Mulliniks, L (4, PH) OBP: 0.381, SLG: 0.454	0-0 5-3		0-0 E4 FC5-2 F7 1B	4-0 1-2 2-3 BB		4-0 1-2 BB		0-0 G3		2 0 0 1 0 0 1 1 0 0 0 2 0 1												
Cliff Johnson, R (1, 10) OBP: 0.389, SLG: 0.529 Jorge Orta, L (9, PH) OBP: 0.308, SLG: 0.378		4-0 1B SF9 BB	0-0 F7	0-3 K		0-0 F8		0-3 K		3 1 0 0 1 1 7 1 0 0 0 0 1 0												
Barry Bonnell, R (1, 7) OBP: 0.365, SLG: 0.458		0-0 G1-6-3 1B	4-0 IBB	0-0 G4-6-3 1B		0-0 5-3		0-0 F7		4 0 2 2 1 0 2												
Jesse Barfield, R (1, 9) OBP: 0.256, SLG: 0.426 Dave Collins, S (4, PH) OBP: 0.333, SLG: 0.329		0-0 SF9	0-0 FC5-2	0-0 G4-6-3			0-0 G1-6-3 1B		0-3 K	1 0 0 1 0 0 3 3 0 1 0 0 1 2												
Willie Upshaw, L (1, 3) OBP: 0.358, SLG: 0.499		0-0 G1-6-3		0-0 SH SH 1B		0-0 K		0-0 F7		4 1 1 0 0 1 2												
Buck Martinez, R (1, 2) OBP: 0.340, SLG: 0.451			0-0 1B 1B 1B	0-0 SH SH 1B		0-0 F6		0-0 G1-6-3		3 2 1 0 0 0 1												
Alfredo Griffin, S (1, 6) OBP: 0.291, SLG: 0.360			0-0 1B 1B	0-0 SH 1B E		0-0 L1		0-0 F7		3 2 1 0 0 0 0												
Inning Stats	R: 0 E: 0 K: 0 S: 3	H: 0 LOB: 0 BB: 0 P: 3	R: 1 E: 0 K: 0 S: 3	H: 1 LOB: 0 BB: 1 P: 7	R: 3 E: 1 K: 0 S: 7	H: 4 LOB: 1 BB: 1 P: 11	R: 5 E: 3 K: 1 S: 10	H: 3 LOB: 1 BB: 1 P: 14	R: 0 E: 0 K: 1 S: 5	H: 0 LOB: 0 BB: 0 P: 5	R: 0 E: 0 K: 0 S: 3	H: 0 LOB: 2 BB: 2 P: 11	R: 0 E: 0 K: 0 S: 3	H: 1 LOB: 0 BB: 0 P: 3	R: 0 E: 0 K: 0 S: 4	H: 2 LOB: 1 BB: 0 P: 4	R: 0 E: 0 K: 2 S: 7	H: 0 LOB: 0 BB: 0 P: 7	1B: 11 2B: 0 3B: 0 HR: 0	SF: 1 SAC: 2 DP: 4 HBP: 0	WP: 0 PB: 0 SB: 0 CS: 0	PA: 42
PITCHER	IP WLS BF H R ER SO BB IBB HBP BLK WP HR S P ERA WHIP																					
Mike Flanagan, L (1, 1) ERA: 3.23	3.0 L 18 6 7 6 0 1 1 0 0 0 0 0 0 16 24 18.00 2.333																					
Sammy Stewart, R (4, 1) ERA: 3.84	1.0 6 2 2 0 1 1 0 0 0 0 0 0 7 11 0.00 3.000																					
Dennis Martinez, R (5, 1) ERA: 5.31	5.0 18 3 0 0 3 2 0 0 0 0 0 0 22 30 0.00 1.000																					

Toronto Blue Jays @ Baltimore Orioles
Memorial Stadium, Baltimore, MD
 Tue Aug 23 1983, 7:05 PM EDT
 Att. 47,387 - Unknown - 79 F

AB	34
R	9
H	11
RBI	8
BB	5
SO	4
LOB	20



WP: 0	PA: 42
-------	--------

Batter	1	2	3	4	5	6	7	8	9	AB	R	H	RBI	BB	SO	LOB						
Al Bumbry, L OBP: 0.318, SLG: 0.348 (1, 8) X	0-0 HR 1B		0-0 6-3		0-0 F5		0-0 F8			4	1	1	0	0	0	0						
Jim Dwyer, L OBP: 0.381, SLG: 0.551 (1, 9) X	0-0 F7		0-0 F8		0-0 G3			0-0 1B		4	0	1	0	0	0	1						
Cal Ripken Jr., R OBP: 0.358, SLG: 0.478 (1, 6) X	0-0 F9		0-0 1B		0-0 1B			0-0 L5		4	0	2	0	0	0	2						
Eddie Murray, S OBP: 0.386, SLG: 0.515 (1, 3) X	0-0 1-H HR		0-0 1-3		0-3 K			0-0 F8		4	1	1	2	0	1	3						
John Lowenstein, L OBP: 0.373, SLG: 0.432 (1, 7) X	0-0 F8			0-0 3-1			0-0 1-3		0-0 F5		4	0	0	0	0	1						
Ken Singleton, S OBP: 0.395, SLG: 0.463 (1, 10) X		0-0 4-3		0-0 F8		0-3 K		0-0 F8		4	0	0	0	0	1	0						
Joe Nolan, L OBP: 0.343, SLG: 0.424 (1, 2) X		BB BB BB 4-0 FC5-4 BB		0-0 2B 1B		0-0 F4		0-3 K		3	1	1	0	1	1	0						
Todd Cruz, R OBP: 0.245, SLG: 0.324 (1, 5) X		0-0 F8		0-0 1-H 2B		0-3 K		0-0 F5		4	0	1	1	0	1	1						
Lenn Sakata, R OBP: 0.287, SLG: 0.310 (1, 4) X		0-0 FC5-4 1-2f		0-0 F4			0-0 F6			3	0	0	0	0	0	2						
Inning Stats	R: 2 E: 0 K: 0 S: 5	H: 2 LOB: 0 BB: 0 P: 5	R: 0 E: 0 K: 0 S: 3	H: 0 LOB: 1 BB: 1 P: 7	R: 0 E: 0 K: 0 S: 4	H: 1 LOB: 1 BB: 0 P: 4	R: 1 E: 0 K: 0 S: 5	H: 2 LOB: 1 BB: 0 P: 5	R: 0 E: 0 K: 1 S: 6	H: 1 LOB: 1 BB: 0 P: 6	R: 0 E: 0 K: 1 S: 5	H: 0 LOB: 0 BB: 0 P: 5	R: 0 E: 0 K: 1 S: 5	H: 0 LOB: 0 BB: 0 P: 5	R: 0 E: 0 K: 1 S: 4	H: 1 LOB: 1 BB: 0 P: 4	R: 0 E: 0 K: 1 S: 5	H: 0 LOB: 0 BB: 0 P: 5	1B: 5 2B: 1 3B: 0 HR: 1	SF: 0 SAC: 0 DP: 0 HBP: 0	WP: 0 PB: 0 SB: 0 CS: 0	PA: 35
PITCHER Luis Leal, R ERA: 4.17 (1, 1)	IP 9.0	WLS W	BF 35	H 7	R 3	ER 3	SO 4	BB 1	IBB 0	HBP 0	BLK 0	WP 0	HR 1	S 42	P 46	ERA 3.00	WHIP 0.889					

BOTTOM

Toronto Blue Jays @ Baltimore Orioles
Memorial Stadium, Baltimore, MD

Tue Aug 23 1983, 7:05 PM EDT
Att: 47,387 - Unknown - 79 F

livebaseballscorecards.com

AB	34
R	3
H	7
RBI	3
BB	1
SO	4
LOB	10



Batter	1	2	3	4	5	6	7	8	9	10	AB R H RBI BB SO LOB
Damaso Garcia, R (1, 4) OBP: 0.334, SLG: 0.383	0-0 L9		0-0 F3		0-0 F9		0-0 4-3		0-0 L9		5 0 0 0 0 0 0
Lloyd Moseby, L (1, 8) OBP: 0.381, SLG: 0.528	0-0 1B		0-0 SF9 3B		4-0 1B E BB		0-0 6-3		0-0 3-1		4 2 2 0 1 0 0
Garth Iorg, R (1, 5) OBP: 0.310, SLG: 0.385	0-0 F3		0-0 SF9		0-0 E 1-3 1B		0-0 1B		0-0 F4		4 0 2 1 0 0 1
Cliff Johnson, R (1, 10) OBP: 0.389, SLG: 0.535	0-0 5-3		4-0 3-H BB		0-0 E5 FC6 1-2 3-H		0-0 F7			0-0 HR	4 1 1 1 1 0 3
Barry Bonnell, R (1, 7) OBP: 0.366, SLG: 0.458 (10, 9)			0-0 F9 K		0-0 FC6 1-2f			0-0 1B SF8 1B		0-0 CS 1B	5 1 2 0 0 1 3
Jesse Barfield, R (1, 9) OBP: 0.260, SLG: 0.427 Dave Collins, S (10, PH) OBP: 0.335, SLG: 0.329 (10, 7)			0-0 E 1B		0-0 B5-3		0-0 FC2-6 1B		0-0 F4	4-0 1-2 1B BB	4 0 2 0 0 0 1 0 0 0 0 1 0 0
Willie Upshaw, L (1, 3) OBP: 0.359, SLG: 0.498			0-0 F9		0-0 G3		0-0 FC2-6 1-2f		0-0 1-3 S 1B	0-0 1-2 PO 1B	5 0 2 0 0 0 2
Buck Martinez, R (1, 2) OBP: 0.333, SLG: 0.444			0-0 E5 1-3		0-0 F2		0-0 F5		0-0 SF8 3-H	0-0 1-2 PO	3 0 0 1 0 0 2
Alfredo Griffin, S (1, 6) OBP: 0.289, SLG: 0.356			0-0 F9		0-0 F8		0-3 K		0-0 F3 1-2		4 0 0 0 0 1 4

Toronto Blue Jays @ Baltimore Orioles
 Memorial Stadium, Baltimore, MD
 Wed Aug 24 1983, 7:05 PM EDT
 Att. 25,882 - Unknown - 82 F

livebaseballscores.com

AB	38
R	4
H	11
RBI	3
BB	3
SO	2
LOB	16



Inning Stats	R: 0	H: 1	R: 0	H: 1	R: 1	H: 1	R: 0	H: 0	R: 1	H: 1	R: 0	H: 1	R: 1	H: 2	R: 0	H: 0	R: 1	H: 3	1B: 9	SF: 2
	E: 0	LOB: 1	E: 1	LOB: 2	E: 0	LOB: 1	E: 0	LOB: 0	E: 1	LOB: 2	E: 0	LOB: 1	E: 0	LOB: 1	E: 0	LOB: 0	E: 0	LOB: 0	2B: 0	SAC: 0
	K: 0	BB: 0	K: 0	BB: 0	K: 1	BB: 1	K: 0	BB: 0	K: 1	BB: 0	K: 0	BB: 0	K: 0	BB: 0	K: 0	BB: 0	K: 0	BB: 1	3B: 1	DP: 0
	S: 4	P: 4	S: 5	P: 5	S: 6	P: 10	S: 3	P: 3	S: 5	P: 9	S: 6	P: 6	S: 4	P: 4	S: 5	P: 5	S: 3	P: 7	HR: 1	HBP: 0

PITCHER	IP	WLS	BF	H	R	ER	SO	BB	IBB	HBP	BLK	WP	HR	S	P	ERA	WHIP
Scott McGregor, L (1, 1) ERA: 3.12	9.0		39	8	3	2	2	2	0	0	0	0	0	41	49	2.00	1.111
Tim Stoddard, R (10, 1) ERA: 5.68	0.0		2	2	1	1	0	0	0	0	0	0	1	2	2	∞	∞
Tippy Martinez, L (10, 1) ERA: 2.5	1.0	W	2	1	0	0	0	1	0	0	0	0	0	1	5	0.00	2.000

WP: 0	PA: 44
PB: 0	
SB: 1	
CS: 1	

BOTTOM

Toronto Blue Jays @ Baltimore Orioles
Memorial Stadium, Baltimore, MD

Wed Aug 24 1983, 7:05 PM EDT
Att. 25,882 - Unknown - 82 F

livebaseballscorecards.com

AB	35
R	7
H	7
RBI	7
BB	8
SO	4
LOB	17



WP:	0	PA:	44
PB:	0		
SB:	0		
CS:	0		

AB	R	H	RBI	BB	SO	LOB
4	0	1	2	0	0	3
5	0	0	0	0	2	2
5	1	1	1	0	0	0
3	1	0	0	2	0	0
5	0	0	0	0	0	2
1	0	1	0	2	0	0
1	2	1	0	1	0	0
2	0	0	0	1	0	3
2	0	0	0	0	2	3
2	1	1	0	0	0	0
0	0	0	0	1	0	0
1	2	1	3	1	0	0
2	0	0	0	0	0	1
1	0	0	0	0	0	3
1	0	1	1	0	0	0

Batter	1	2	3	4	5	6	7	8	9	10	AB	R	H	RBI	BB	SO	LOB
Al Bumbry, L OBP: 0.316, SLG: 0.346 (1, 8)	4-3		SF7		F7		1-3		DI 1B		4	0	1	2	0	0	3
Dan Ford, R OBP: 0.323, SLG: 0.448 (1, 9)	K		3-H 5-3		F7		5-3		K		5	0	0	0	0	2	2
Cal Ripken Jr., R OBP: 0.356, SLG: 0.482 (1, 6)	F8			F8		4-3		F8		HR	5	1	1	1	0	0	0
Eddie Murray, S OBP: 0.386, SLG: 0.511 (1, 3)		F8		F8 1B BB		F7		L8		HR G3 BB	3	1	0	0	2	0	0
John Lowenstein, L OBP: 0.366, SLG: 0.423 (1, 7) (10, 4)		F8		F9			3-1		F8	G3	5	0	0	0	0	0	2
Ken Singleton, S OBP: 0.399, SLG: 0.464 John Shelby, S OBP: 0.297, SLG: 0.363 (1, 10) (7, PR)											1	0	1	0	2	0	0
Rich Dauer, R OBP: 0.287, SLG: 0.291 (1, 4) (8, 5)											1	2	1	0	1	0	0
Gary Roenicke, R OBP: 0.326, SLG: 0.504 (9, PH) (10, 5)											2	0	0	0	1	0	3
Todd Cruz, R OBP: 0.247, SLG: 0.328 Jim Dwyer, L OBP: 0.385, SLG: 0.551 Lenn Sakata, R OBP: 0.300, SLG: 0.347 (1, 5) (7, PH) (8, 4) (10, 2)											2	0	0	0	0	2	3
Rick Dempsey, R OBP: 0.311, SLG: 0.328 Joe Nolan, L OBP: 0.341, SLG: 0.421 (1, 2) (7, PH) (8, 2)											2	0	0	0	0	0	1
Benny Ayala, R OBP: 0.279, SLG: 0.409 (9, PH) (10, 7)											1	0	1	1	0	0	0

Inning Stats	R: 0	H: 0	E: 0	K: 1	S: 5	P: 5	R: 0	H: 0	E: 0	K: 0	S: 3	P: 7	R: 1	H: 1	E: 0	K: 0	S: 4	R: 0	H: 0	E: 0	K: 0	S: 3	R: 0	H: 0	E: 0	K: 0	S: 3	R: 0	H: 0	E: 0	K: 0	S: 3	R: 0	H: 0	E: 0	K: 0	S: 3	R: 2	H: 3	E: 0	K: 2	S: 10	R: 4	H: 2	E: 0	K: 1	S: 6	R: 0	H: 2	E: 0	K: 1	S: 14	1B: 4	2B: 1	3B: 0	HR: 2	SF: 1	SAC: 0	DP: 0	HBP: 0	WP: 0	PA: 44
--------------	------	------	------	------	------	------	------	------	------	------	------	------	------	------	------	------	------	------	------	------	------	------	------	------	------	------	------	------	------	------	------	------	------	------	------	------	------	------	------	------	------	-------	------	------	------	------	------	------	------	------	------	-------	-------	-------	-------	-------	-------	--------	-------	--------	-------	--------

PITCHER	IP	WLS	BF	H	R	ER	SO	BB	IBB	HBP	BLK	WP	HR	S	P	ERA	WHIP
Jim Clancy, R ERA: 3.49 (1, 1)	8.2		35	3	3	3	2	6	0	0	0	0	0	33	57	3.12	1.038
Dave Geisel, L ERA: 4.33 (9, 1)	0.0		2	2	0	0	0	0	0	0	0	0	0	2	2	∞	∞
Joey McLaughlin, R ERA: 3.99 (9, 1)	0.2	L	5	1	3	3	1	1	1	0	0	0	1	5	13	40.50	3.000
Randy Moffitt, R ERA: 3.76 (10, 1)	0.1		2	1	1	1	1	0	0	0	0	0	1	4	4	27.00	3.000

PITCHER	IP	WLS	BF	H	R	ER	SO	BB	IBB	HBP	BLK	WP	HR	S	P	ERA	WHIP
---------	----	-----	----	---	---	----	----	----	-----	-----	-----	----	----	---	---	-----	------

Batter	1	2	3	4	5	6	7	8	9	10	AB R H RBI BB SO LOB	TOP											
Dave Collins, S OBP: 0.334, SLG: 0.328 (1, 7) S	0-3 K			0-0 L4			0-0 6-3		0-0 SH2-4 1B		4 0 1 0 0 1 0	Toronto Blue Jays @ Baltimore Orioles Memorial Stadium, Baltimore, MD Thu Aug 25 1983, 7:05 PM EDT Att. 28,615 - Unknown - 81 F											
Rance Mulliniks, L OBP: 0.381, SLG: 0.450 (1, 5) X	0-0 F6			0-0 1-3			4-0 FC6-4 BB		0-0 SH2-4 1-2		2 0 0 0 1 0 0												
Lloyd Moseby, L OBP: 0.378, SLG: 0.523 (1, 8) X	0-0 F7			0-0 B2-3			0-0 FC6-4 1-2f		0-0 1-3		4 0 0 0 0 0 2												
Willie Upshaw, L OBP: 0.358, SLG: 0.496 (1, 3)				0-0 F8		0-0 CS 1B	0-0 F2		0-0 4-3		4 0 1 0 0 0 2												
Jorge Orta, L OBP: 0.309, SLG: 0.383 Jesse Barfield, R OBP: 0.259, SLG: 0.425 (1, 10) (10, PH)				0-0 3-1		0-3 K 1-2		0-0 FC6 2B		0-0 4-3	3 0 1 0 0 1 1 1 0 0 0 0 0 0												
Ernie Whitt, L OBP: 0.343, SLG: 0.423 Buck Martinez, R OBP: 0.332, SLG: 0.441 (1, 2) (10, PH)				0-0 G3		0-0 F5		4-0 FC6 BB		0-0 6-3	2 0 0 0 1 0 0 1 0 0 0 0 0 0												
Barry Bonnell, R OBP: 0.365, SLG: 0.464 (1, 9)				0-0 1-3		0-0 6-3		0-0 P5		0-0 HR	4 1 1 1 0 0 2												
Damaso Garcia, R OBP: 0.331, SLG: 0.379 (1, 4)				0-0 L7		0-0 L6		0-0 FC6 1-2f 2-3		0-0 L6	4 0 0 0 0 0 2												
Alfredo Griffin, S OBP: 0.287, SLG: 0.354 Cliff Johnson, R OBP: 0.388, SLG: 0.533 Garth Iorg, R OBP: 0.310, SLG: 0.385 (1, 6) (8, PH) (8, 5)				0-3 K		0-0 F8		0-0 L6			2 0 0 0 0 1 0 1 0 0 0 0 0 2 0 0 0 0 0 0 0												
Inning Stats	R: 0 E: 0 K: 1 S: 5	H: 0 LOB: 0 BB: 0 P: 5	R: 0 E: 0 K: 0 S: 3	H: 0 LOB: 0 BB: 0 P: 3	R: 0 E: 0 K: 1 S: 5	H: 0 LOB: 0 BB: 0 P: 5	R: 0 E: 0 K: 1 S: 5	H: 1 LOB: 0 BB: 0 P: 5	R: 0 E: 0 K: 0 S: 3	H: 0 LOB: 0 BB: 0 P: 3	R: 0 E: 0 K: 0 S: 3		H: 0 LOB: 1 BB: 1 P: 7	R: 0 E: 0 K: 0 S: 4	H: 1 LOB: 2 BB: 1 P: 8	R: 0 E: 0 K: 0 S: 4	H: 1 LOB: 1 BB: 0 P: 4	R: 1 E: 0 K: 0 S: 4	H: 1 LOB: 0 BB: 0 P: 4	1B: 2 2B: 2 3B: 0 HR: 1	SF: 0 SAC: 1 DP: 1 HBP: 0	WP: 0 PB: 0 SB: 0 CS: 1	PA: 35
PITCHER	IP WLS BF H R ER SO BB IBB HBP BLK WP HR S P ERA WHIP																						
Storm Davis, R ERA: 3.28 Tippy Martinez, L ERA: 2.55	(1, 1) (9, 1)	8.0 W 27 2																					

livebaseballscorecards.com

AB	32
R	1
H	4
RBI	1
BB	2
SO	3
LOB	11



BOTTOM

Toronto Blue Jays @ Baltimore Orioles
 Memorial Stadium, Baltimore, MD
 Thu Aug 25 1983, 7:05 PM EDT
 Att. 28,615 - Unknown - 81 F

livebaseballscorecards.com

AB	35
R	2
H	7
RBI	2
BB	2
SO	5
LOB	18



AB	R	H	RBI	BB	SO	LOB
5	1	1	0	0	1	1
4	0	1	2	0	1	2
4	0	2	0	0	0	2
4	0	0	0	0	1	4
4	0	1	0	0	1	2
3	0	0	0	1	0	2
4	0	1	0	0	1	4
3	0	0	0	0	0	1
1	0	0	0	0	0	0
2	0	0	0	1	0	0
1	1	1	1	0	0	0

Batter	1	2	3	4	5	6	7	8	9	10
Al Bumbry, L OBP: 0.314, SLG: 0.344 (1, 8)	0-3 K		0-0 FC6-4		0-0 3-1			0-0 L4		0-0 2B
Dan Ford, R OBP: 0.324, SLG: 0.449 (1, 9)	0-3 K		0-0 1-3			1-0 HBP		0-0 5-3		0-0 2B
Cal Ripken Jr., R OBP: 0.357, SLG: 0.484 (1, 6)	0-0 F8			0-0 2B		0-0 F9			0-0 G3 1B	
Eddie Murray, S OBP: 0.383, SLG: 0.507 (1, 3)	0-3 K			0-0 F4		0-0 F7			0-0 F8	
John Lowenstein, L OBP: 0.365, SLG: 0.420 (1, 7)		0-3 K		0-0 F6		0-0 F9			0-0 G3 1B	
Ken Singleton, S OBP: 0.397, SLG: 0.461 (1, 10)		0-0 F8		4-0 BB		0-0 F7		0-0 G3		0-0 G3
Rich Dauer, R OBP: 0.287, SLG: 0.290 (1, 4)		0-0 F8		0-3 K		0-0 G6-4-3		0-0 F6		0-0 F6
Todd Cruz, R OBP: 0.245, SLG: 0.325 (1, 5)			0-0 5-3		0-0 F5		0-0 G6-4-3			0-0 F6
Jim Dwyer, L OBP: 0.382, SLG: 0.547 (10, PH)						0-0 1-2f				
Rick Dempsey, R OBP: 0.311, SLG: 0.326 (1, 2)			4-0 FC6-4		0-0 6-3			0-0 L5		0-0 2B
Joe Nolan, L OBP: 0.345, SLG: 0.425 (10, PH)										0-0 1B

Inning Stats	R: 0	H: 0	E: 0	K: 3	S: 10	R: 0	H: 0	E: 0	K: 1	S: 5	R: 0	H: 0	E: 0	K: 0	S: 3	R: 0	H: 1	E: 0	K: 1	S: 6	R: 0	H: 0	E: 0	K: 0	S: 3	R: 0	H: 1	E: 0	K: 0	S: 3	R: 0	H: 0	E: 0	K: 0	S: 5	R: 2	H: 3	E: 0	K: 0	S: 4	1B: 5	SF: 0	2B: 2	3B: 0	HR: 0	WP: 0	PA: 38
	LOB: 1	BB: 0	P: 10	LOB: 0	BB: 0	P: 5	LOB: 1	BB: 1	P: 7	LOB: 2	BB: 1	P: 10	LOB: 0	BB: 0	P: 3	LOB: 1	BB: 0	P: 4	LOB: 0	BB: 0	P: 3	LOB: 0	BB: 0	P: 3	LOB: 2	BB: 0	P: 5	LOB: 1	BB: 0	P: 4	LOB: 0	BB: 0	P: 4	SAC: 0	DP: 1	HBP: 1	FB: 1	SB: 1	CS: 0								

PITCHER	IP	WLS	BF	H	R	ER	SO	BB	IBB	HBP	BLK	WP	HR	S	P	ERA	WHIP
Dave Stieb, R ERA: 2.78 (1, 1)	9.0		34	4	0	0	5	2	0	1	0	0	0	41	50	0.00	0.667
Roy Lee Jackson, R ERA: 4.61 (10, 1)	0.1	L	4	3	2	2	0	0	0	0	0	0	0	4	4	54.00	9.000

Batter	1	2	3	4	5	6	7	8	9	AB R H RBI BB SO LOB	TOP									
Darrell Brown, S (1, 8) OBP: 0.304, SLG: 0.312	0-0 G3		0-0 FC4-6		0-0 F9			0-0 G3		4 0 0 0 0 0 1										
John Castino, R (1, 4) OBP: 0.356, SLG: 0.423	0-0 F4		0-0 FC4-6			0-0 4-3		0-0 5-3		4 0 0 0 0 0 1										
Gary Ward, R (1, 7) OBP: 0.327, SLG: 0.471	0-0 2B		0-3 K			0-0 F8		0-0 F3		4 0 1 0 0 1 1										
Kent Hrbek, L (1, 3) OBP: 0.377, SLG: 0.490	0-0 4-3			0-0 4-3		0-0 4-3		0-3 K		4 0 0 0 0 1 1										
Dave Engle, R (1, 2) OBP: 0.364, SLG: 0.480		0-0 5-3		0-3 K			0-0 5-3	0-0 6-3		4 0 0 0 0 1 0										
Gary Gaetti, R (1, 5) OBP: 0.305, SLG: 0.415		0-3 K		4-0 BB			0-0 F8			2 0 0 0 1 1 0										
Mickey Hatcher, R (1, 10) OBP: 0.360, SLG: 0.458		0-0 FC6-4 1B		0-0 F6			4-0 BB			2 0 1 0 1 0 1										
Tom Brunansky, R (1, 9) OBP: 0.298, SLG: 0.411		0-0 FC6-4			0-0 F3		0-3 K			3 0 0 0 0 1 2										
Ron Washington, R (1, 6) OBP: 0.291, SLG: 0.321			0-0 FC4-6 1B			0-0 6-3		0-0 5-3		3 0 1 0 0 0 0										
Inning Stats	R: 0 E: 0 K: 0 S: 4	H: 1 LOB: 1 BB: 0 P: 4	R: 0 E: 0 K: 1 S: 6	H: 1 LOB: 1 BB: 0 P: 6	R: 0 E: 0 K: 1 S: 5	H: 0 LOB: 1 BB: 1 P: 9	R: 0 E: 0 K: 1 S: 3	H: 0 LOB: 0 BB: 0 P: 3	R: 0 E: 0 K: 1 S: 5	H: 0 LOB: 1 BB: 1 P: 9	R: 0 E: 0 K: 0 S: 3	H: 0 LOB: 0 BB: 0 P: 3	R: 0 E: 0 K: 1 S: 5	H: 0 LOB: 0 BB: 0 P: 5	R: 0 E: 0 K: 1 S: 5	H: 0 LOB: 0 BB: 0 P: 5	1B: 2 2B: 1 3B: 0 HR: 0	SF: 0 SAC: 0 DP: 0 HBP: 0	WP: 0 PB: 0 SB: 0 CS: 0	PA: 32
PITCHER Mike Boddicker, R (1, 1) ERA: 3.05	IP: 9.0 WLS: W BF: 32 H: 3 R: 0 ER: 0 SO: 5 BB: 2 IBB: 0 HBP: 0 BLK: 0 WP: 0 HR: 0 S: 40 P: 48 ERA: 0.00 WHIP: 0.556																			

Minnesota Twins @ Baltimore Orioles
 Memorial Stadium, Baltimore, MD
 Fri Aug 26 1983, 7:05 PM EDT
 Att. 23,988 - Unknown - 82 F

livebaseballscorecards.com

AB	30
R	0
H	3
RBI	0
BB	2
SO	5
LOB	7



Batter	1	2	3	4	5	6	7	8	9	AB	R	H	RBI	BB	SO	LOB
Al Bumbry, L OBP: 0.314, SLG: 0.345 John Shelby, S OBP: 0.294, SLG: 0.360 (1, 8) (6, PH) (7, 8)	0-0 F7	0-0 SF9		0-0 1B		0-0 F9	0-0 FC6-4			2	0	1	3	0	0	0
Dan Ford, R OBP: 0.322, SLG: 0.445 (1, 9)	0-0 2B	0-3 K		0-0 F9		0-3 K		0-0 1-4-3		5	1	1	0	0	2	2
Cal Ripken Jr., R OBP: 0.356, SLG: 0.483 (1, 6)	0-0 2B		0-0 F8		0-0 5-3	0-0 F9		0-0 4-3		5	0	1	1	0	0	0
Eddie Murray, S OBP: 0.383, SLG: 0.510 (1, 3)	0-0 F7		0-0 F7		0-0 1B		0-0 BB 1B	0-3 K		5	2	2	0	0	1	1
John Lowenstein, L OBP: 0.364, SLG: 0.419 Gary Roenicke, R OBP: 0.325, SLG: 0.502 (1, 7) (6, 7)	0-3 K		0-0 F7		0-0 1B		0-0 F5			3	1	1	1	0	1	1
Ken Singleton, S OBP: 0.396, SLG: 0.458 (1, 10)		0-0 F7		0-0 2B	0-0 F7		0-0 E6			4	2	1	0	0	0	2
Rich Dauer, R OBP: 0.291, SLG: 0.293 (1, 4)		0-0 BB 1B		0-0 5-3	0-0 1B	0-0 1B	4-0 1B			3	1	2	0	1	0	1
Todd Cruz, R OBP: 0.250, SLG: 0.330 (1, 5)		0-0 BB		0-0 F7	0-0 1B	0-0 1B	0-0 FC6-4			4	1	3	3	0	0	1
Rick Dempsey, R OBP: 0.314, SLG: 0.330 (1, 2)		4-0 SF9		0-0 1B	0-3 K		0-3 K			3	1	1	1	1	2	4


Inning Stats	R: 1	H: 2	E: 0	K: 1	S: 7	H: 2	LOB: 1	BB: 0	P: 7	R: 2	H: 2	E: 0	K: 1	S: 7	R: 0	H: 0	E: 0	K: 0	S: 3	R: 2	H: 3	E: 0	K: 0	S: 6	R: 2	H: 4	E: 0	K: 1	S: 9	R: 0	H: 0	E: 0	K: 1	S: 5	R: 2	H: 2	E: 1	K: 1	S: 8	R: 0	H: 0	E: 0	K: 1	S: 5
--------------	------	------	------	------	------	------	--------	-------	------	------	------	------	------	------	------	------	------	------	------	------	------	------	------	------	------	------	------	------	------	------	------	------	------	------	------	------	------	------	------	------	------	------	------	------

PITCHER	IP	WLS	BF	H	R	ER	SO	BB	IBB	HBP	BLK	WP	HR	S	P	ERA	WHIP
Ken Schrom, R ERA: 4.08 (1, 1)	3.2	L	19	7	5	5	2	1	0	0	0	0	0	22	26	12.27	2.182
Rick Lysander, R ERA: 3.14 (4, 1)	1.1		8	4	2	2	1	0	0	0	0	0	0	10	10	13.50	3.000
Mike Walters, R ERA: 3.72 (6, 1)	2.0		10	2	2	1	2	1	0	0	0	0	0	13	17	4.50	1.500
Jack O'Connor, L ERA: 6.11 (8, 1)	1.0		3	0	0	0	1	0	0	0	0	0	0	5	5	0.00	0.000

BOTTOM

Minnesota Twins @ Baltimore Orioles
Memorial Stadium, Baltimore, MD
 Fri Aug 26 1983, 7:05 PM EDT
 Att: 23,988 - Unknown - 82 F

AB	37
R	9
H	13
RBI	9
BB	2
SO	6
LOB	15



1B: 9	SF: 1	WP: 0	PA: 40
2B: 4	SAC: 0	PB: 0	
3B: 0	DP: 0	SB: 0	
HR: 0	HBP: 0	CS: 0	

livebaseballscorecards.com

Batter	1	2	3	4	5	6	7	8	9	AB R H RBI BB SO LOB	TOP	
Darrell Brown, S (1, 8) OBP: 0.301, SLG: 0.309	0-0 1-3 1B		0-0 4-3		0-0 1-3			0-0 6-3	0-0 4-3	5 0 1 0 0 0 4		
John Castino, R (1, 4) OBP: 0.355, SLG: 0.421	0-0 F9			0-0 4-3		0-0 F8		0-0 BB 2B 1B	0-0 6-3	5 1 1 0 0 0 3		
Gary Ward, R (1, 7) OBP: 0.327, SLG: 0.468	0-0 1-3 1-2			0-0 L3		0-0 F9		4-0 BB 2B BB		3 0 0 0 1 0 1		
Kent Hrbek, L (1, 3) OBP: 0.378, SLG: 0.491	0-3 K			0-0 5-3		4-0 FC5-4 BB		0-0 1-3 2-H 2B		3 0 1 1 1 1 1		
Dave Engle, R (1, 2) OBP: 0.359, SLG: 0.473		0-0 5-3			0-0 F8	0-0 FC5-4		0-0 F9		4 0 0 0 0 0 3		
Gary Gaetti, R (1, 5) OBP: 0.305, SLG: 0.416		0-0 L4			0-0 E5 1B		0-0 5-3		0-0 WP 1B 2B	4 2 1 0 0 0 0		
Mickey Hatcher, R (1, 10) OBP: 0.362, SLG: 0.459		0-0 4-1			0-0 1B 2-H 1B		0-0 F9		0-0 4-3 BB 2-H 1B	4 0 2 2 0 0 0		
Tom Brunansky, R (1, 9) OBP: 0.296, SLG: 0.407			0-0 F8		0-0 F9		0-0 4-3		0-3 K	4 0 0 0 0 1 2		
Ron Washington, R (1, 6) OBP: 0.293, SLG: 0.321			0-0 6-3		0-0 1-2 1B			0-0 6-3	4-0 4-3 BB	3 0 1 0 1 0 0		
Inning Stats	R: 0 E: 0 K: 1 S: 6 H: 1 LOB: 1 BB: 0 P: 6	R: 0 E: 0 K: 0 S: 3 H: 0 LOB: 0 BB: 0 P: 3	R: 0 E: 0 K: 0 S: 3 H: 0 LOB: 0 BB: 0 P: 3	R: 0 E: 0 K: 0 S: 3 H: 0 LOB: 0 BB: 0 P: 3	R: 1 E: 1 K: 0 S: 6 H: 2 LOB: 2 BB: 0 P: 6	R: 0 E: 0 K: 0 S: 3 H: 0 LOB: 1 BB: 1 P: 7	R: 0 E: 0 K: 0 S: 3 H: 0 LOB: 0 BB: 0 P: 3	R: 1 E: 0 K: 0 S: 5 H: 2 LOB: 2 BB: 1 P: 9	R: 1 E: 0 K: 1 S: 7 H: 2 LOB: 2 BB: 1 P: 11	1B: 5 2B: 2 3B: 0 HR: 0 SF: 0 SAC: 0 DP: 0 HBP: 0	WP: 1 PB: 0 SB: 0 CS: 0 PA: 38	
PITCHER	IP WLS BF H R ER SO BB IBB HBP BLK WP HR S P ERA WHIP											
Jim Palmer, R (1, 1) ERA: 3.35	7.0 W 26 3 1 0 1 1 0 0 0 0 0 0 27 31 0.00 0.571											
Tippy Martinez, L (8, 1) ERA: 2.74	1.2 11 4 2 2 1 2 0 0 0 1 0 11 19 10.80 3.600											
Tim Stoddard, R (9, 1) ERA: 5.64	0.1 S 1 0 0 0 0 0 0 0 0 0 0 0 1 1 0.00 0.000											

Minnesota Twins @ Baltimore Orioles
 Memorial Stadium, Baltimore, MD
 Sat Aug 27 1983, 7:05 PM EDT
 Att. 33,921 - Unknown - 88 F

livebaseballscorecards.com

AB	35
R	3
H	7
RBI	3
BB	3
SO	2
LOB	14



Batter	1	2	3	4	5	6	7	8	9
Al Bumbry, L (1, 8) OBP: 0.314, SLG: 0.345 John Shelby, S (8, 8) OBP: 0.294, SLG: 0.360	0-0 2B 6-3 1B	0-3 K			0-0 SH5-3 1-2		0-0 FC1-6 F8 1-2f		
Dan Ford, R (1, 9) OBP: 0.321, SLG: 0.446	0-0 6-3 1-3 E 2B		0-0 F9		0-0 L4 2-3		0-0 F8 1-2		
Cal Ripken Jr., R (1, 6) OBP: 0.357, SLG: 0.489	0-0 6-3 2-3 3-H		0-0 HR			0-0 F9 1B FC4-6 1B	0-0 F9		
Eddie Murray, S (1, 3) OBP: 0.382, SLG: 0.508	0-0 E3 1B		0-0 F7			0-0 FC4-6 1-2 1B	0-3 K		
John Lowenstein, L (1, 7) OBP: 0.364, SLG: 0.418 Gary Roenicke, R (8, PH) OBP: 0.328, SLG: 0.504 (9, 7)	0-0 FC6-4 2-H 1B		0-0 F8			0-0 F9 2-3	0-0 1B		
Ken Singleton, S (1, 10) OBP: 0.395, SLG: 0.456	0-0 F8			0-0 G6-4-3 1B		0-0 FC4-6 1-2f 3-H 1B	0-0 L6		
Rich Dauer, R (1, 4) OBP: 0.291, SLG: 0.293	0-0 FC6-4 1-2f			0-0 G6-4-3 1-2f 1B		0-0 1-2 1B	0-0 F9		
Todd Cruz, R (1, 5) OBP: 0.248, SLG: 0.327		0-0 F4		0-0 F7		0-0 F7			
Rick Dempsey, R (1, 2) OBP: 0.317, SLG: 0.333		0-0 6-3			0-0 L4 SH5-3 1B		0-0 FC1-6 1B		

AB	R	H	RBI	BB	SO	LOB
3	1	1	0	0	1	1
0	0	0	0	0	0	0
4	1	1	0	0	0	2
4	2	2	2	0	0	2
4	1	1	1	0	1	0
3	0	1	1	0	0	2
1	0	1	0	0	0	0
4	0	1	1	0	0	3
4	0	1	0	0	0	3
3	0	0	0	0	0	2
3	0	2	0	0	0	0


AB	33
R	5
H	11
RBI	5
BB	0
SO	2
LOB	15

Inning Stats		R: 3	H: 3	LOB: 1	K: 0	S: 7	R: 0	H: 0	LOB: 0	K: 1	S: 5	R: 0	H: 1	LOB: 0	K: 0	S: 4	R: 0	H: 1	LOB: 0	K: 0	S: 3	R: 0	H: 1	LOB: 0	K: 0	S: 3	R: 1	H: 3	LOB: 2	K: 0	S: 6	R: 0	H: 1	LOB: 1	K: 1	S: 6	R: 0	H: 1	LOB: 1	K: 1	S: 6
PITCHER		IP	WLS	BF	H	R	ER	SO	BB	IBB	HBP	BLK	WP	HR	S	P	ERA	WHIP																							
Albert Williams, R (1, 1) ERA: 4.67		5.1	L	23	8	5	5	1	0	0	0	0	0	1	25	25	8.44	1.500																							
Rick Lysander, R (6, 1) ERA: 3.09		1.2		7	2	0	0	0	0	0	0	0	0	0	7	7	0.00	1.200																							
Len Whitehouse, L (8, 1) ERA: 3.49		1.0		4	1	0	0	1	0	0	0	0	0	0	6	6	0.00	1.000																							

Minnesota Twins @ Baltimore Orioles
Memorial Stadium, Baltimore, MD
 Sat Aug 27 1983, 7:05 PM EDT
 Att: 33,921 - Unknown - 88 F

livebaseballscorecards.com

WP: 0 PA: 34
PB: 0 SB: 0 CS: 0



Batter	1	2	3	4	5	6	7	8	9	AB R H RBI BB SO LOB	TOP											
Darrell Brown, S (1, 8) OBP: 0.303, SLG: 0.308	0-0 3-1	0-0 L9			0-0 G4-6-3 1B		0-0 G4-6-3		4-0 BB	4 0 1 0 1 0 4												
John Castino, R (1, 4) OBP: 0.352, SLG: 0.416	0-0 5-3		0-0 6-3		0-0 G4-6-3		0-0 F4		0-0 F9	5 0 0 0 0 0 3												
Gary Ward, R (1, 7) OBP: 0.326, SLG: 0.467	0-0 P3		0-0 F9			0-0 F7		0-0 PB 1B		4 0 1 0 0 0 0												
Kent Hrbek, L (1, 3) OBP: 0.383, SLG: 0.502		0-0 HR	0-0 FC6-4 1B		4-0 FC5-4 BB		0-0 FC5-4 BB	0-0 PB 1B		3 1 3 1 1 0 0												
Dave Engle, R (1, 2) OBP: 0.355, SLG: 0.466		0-0 5-3	0-0 FC6-4		0-0 FC5-4 HR		0-3 K	0-3 K		4 1 0 0 0 1 4												
Gary Gaetti, R (1, 5) OBP: 0.306, SLG: 0.421		4-0 BB 1B BB		0-0 5-3		0-0 HR	0-3 K			3 2 1 2 1 1 2												
Mickey Hatcher, R (1, 10) OBP: 0.356, SLG: 0.452		0-0 F8		0-0 F8		0-0 6-3	0-0 4-3			4 0 0 0 0 0 3												
Tom Brunansky, R (1, 9) OBP: 0.297, SLG: 0.407		4-0 1B 1-2 BB		0-0 F8			0-0 G4-6-3 1B		0-0 F3	3 0 1 0 1 0 0												
Ron Washington, R (1, 6) OBP: 0.296, SLG: 0.323		0-0 1-3 2-H 1B		0-0 5-3			0-0 G4-6-3 1B		0-0 6-3	4 0 2 1 0 0 0												
Inning Stats	R: 0 E: 0 K: 0 S: 3	H: 0 LOB: 0 BB: 0 P: 3	R: 2 E: 0 K: 0 S: 5	H: 2 LOB: 2 BB: 2 P: 13	R: 0 E: 0 K: 0 S: 4	H: 1 LOB: 1 BB: 0 P: 4	R: 0 E: 0 K: 0 S: 3	H: 0 LOB: 0 BB: 0 P: 3	R: 0 E: 0 K: 0 S: 3	H: 1 LOB: 0 BB: 0 P: 3	R: 2 E: 0 K: 0 S: 4	H: 1 LOB: 0 BB: 1 P: 8	R: 0 E: 0 K: 0 S: 4	H: 2 LOB: 1 BB: 0 P: 4	R: 0 E: 0 K: 2 S: 9	H: 2 LOB: 2 BB: 0 P: 9	R: 0 E: 0 K: 0 S: 3	H: 0 LOB: 1 BB: 1 P: 7	1B: 7 2B: 0 3B: 0 HR: 2	SF: 0 SAC: 0 DP: 2 HBP: 0	WP: 0 PB: 1 SB: 0 CS: 0	PA: 38
PITCHER	IP WLS BF H R ER SO BB IBB HBP BLK WP HR S P ERA WHIP																					
Mike Flanagan, L (1, 1) ERA: 3.43	6.0 W 25 5 4 4 0 3 0 0 0 0 0 2 22 34 6.00 1.333																					
Sammy Stewart, R (7, 1) ERA: 3.74	3.0 S 13 4 0 0 2 1 0 0 0 0 0 0 16 20 0.00 1.667																					

Minnesota Twins @ Baltimore Orioles
 Memorial Stadium, Baltimore, MD
 Sun Aug 28 1983, 3:33 AM EDT
 Att. 30,922 - Unknown - 81 F

livebaseballscorecards.com

AB	34
R	4
H	9
RBI	4
BB	4
SO	2
LOB	16



Minnesota Twins @ Baltimore Orioles
 Memorial Stadium, Baltimore, MD

Sun Aug 28 1983, 3:33 AM EDT
 Att: 30,922 - Unknown - 81 F

AB	34
R	11
H	13
RBI	11
BB	7
SO	5
LOB	25



WP:	0	PA:	44
PB:	0	SB:	0
CS:	1		

1B:	10	SF:	0
2B:	2	SAC:	3
3B:	1	DP:	1
HR:	1	HBP:	0

WP:	0	HR:	1	S:	0	P:	0	ERA:	0.00	WHIP:	0.00
HR:	1	S:	0	P:	0	ERA:	0.00	WHIP:	0.00		

AB R H RBI BB SO LOB

2	2	1	0	1	0	2
1	0	0	0	0	0	1
3	1	1	3	1	0	0
1	1	1	0	0	0	0
5	2	2	2	0	1	2
3	0	1	3	2	1	0
2	1	1	1	0	0	3
3	0	2	1	0	1	2
4	0	2	1	1	0	3
4	1	1	0	1	1	4
3	2	1	0	1	0	3
3	1	0	0	0	1	5

Batter	1	2	3	4	5	6	7	8	9
Al Bumbry, L (1, 8) John Shelby, S (6, PH) John Shelby, S (7, 8) OBP: 0.318, SLG: 0.353 OBP: 0.293, SLG: 0.359	0-0 5-3 3B	4-0 1B 1B BB IBB	0-0 F5			0-0 SH1-4 1-2 2-3	0-0 F8		
Dan Ford, R (1, 9) Jim Dwyer, L (7, 9) OBP: 0.323, SLG: 0.445 OBP: 0.386, SLG: 0.558	0-0 5-3 3-H	0-0 BB 1B 1-2 2-H 3-H 1B		0-0 5-3		4-0 1B E IBB		0-0 E9 1B 2B	
Cal Ripken Jr., R (1, 6) OBP: 0.357, SLG: 0.488	0-0 L7	0-0 BB 1-2 2-3 1B		0-3 K		0-0 E4 1B 1-2 2-3 3-H 1B		0-0 BB 1B 3-H	
Eddie Murray, S (1, 3) OBP: 0.384, SLG: 0.507	0-3 K	4-0 1-2 2-3 3-H BB		0-0 5-3		0-0 1B 1-3 2-H 3-H 1B		4-0 1B 1-2 BB	
John Lowenstein, L (1, 7) Gary Roenicke, R (5, 7) OBP: 0.365, SLG: 0.431 OBP: 0.331, SLG: 0.506		HR 4-3			0-0 CS 1B	0-0 1B 1-2 3-H		0-3 K	
Ken Singleton, S (1, 10) OBP: 0.397, SLG: 0.457		0-0 FC5-4 1B	4-0 SH1-4 1B BB		0-0 F9	0-0 G3-6-3-2 2-Hf		0-0 FC5-4 1B 1-3 2-H	
Joe Nolan, L (1, 2) OBP: 0.347, SLG: 0.420		0-0 FC5-4 1B 1-2f 1B	0-0 SH1-4 1B		0-3 K 1-2		4-0 4-3 BB	0-0 F8	
Rich Dauer, R (1, 4) OBP: 0.293, SLG: 0.293		0-0 1B 1-3 1B	0-0 SH1-4			4-0 SH1-4 E SH BB	0-0 4-3	0-0 FC5-4 1-2f	
Todd Cruz, R (1, 5) OBP: 0.246, SLG: 0.324		0-3 K	0-0 L5			0-0 SH E SH1-4 1B	0-0 F8		

Inning Stats	R: 1 H: 1 E: 0 K: 1 S: 6	R: 4 H: 5 E: 0 K: 1 S: 10	R: 0 H: 1 E: 0 K: 0 S: 4	R: 0 H: 0 E: 0 K: 1 S: 5	R: 0 H: 1 E: 0 K: 1 S: 5	R: 4 H: 2 E: 1 K: 0 S: 6	R: 0 H: 0 E: 0 K: 0 S: 3	R: 2 H: 3 E: 1 K: 1 S: 8
--------------	--------------------------	---------------------------	--------------------------	--------------------------	--------------------------	--------------------------	--------------------------	--------------------------

PITCHER	IP	WLS	BF	H	R	ER	SO	BB	IBB	HBP	BLK	WP	HR	S	P	ERA	WHIP
Bobby Castillo, R (1, 1) ERA: 4.77	3.0	L	19	7	5	5	2	2	1	0	0	0	1	20	32	15.00	3.000
Jack O'Connor, L (4, 1) ERA: 6.29	2.1		10	1	3	3	2	1	1	0	0	0	0	12	20	11.57	0.857
Mike Walters, R (6, 1) ERA: 3.92	2.2		15	5	3	2	1	2	0	0	0	0	0	15	23	6.75	2.625

BOTTOM

Batter	1	2	3	4	5	6	7	8	9	AB R H RBI BB SO LOB	TOP												
Al Bumbry, L (1, 8) OBP: 0.319, SLG: 0.363 (8, 7)	0-0 G3	0-0 1B 3B		0-0 P4			0-0 2B		0-0 FC4 FC6-4 1B 1-2 HR	5 2 2 0 0 0 2													
Dan Ford, R (1, 9) OBP: 0.327, SLG: 0.453	0-0 HR 3B	0-0 1B 1B		0-3 K			0-0 L5		0-0 FC6-4 1B	5 2 3 2 0 1 1													
Cal Ripken Jr., R (1, 6) OBP: 0.358, SLG: 0.493	0-0 HR 3-H	0-0 1B 1B					0-3 K		0-0 FC6-4 HR 1-2f 2-3	5 2 2 2 0 1 3													
Eddie Murray, S (1, 3) OBP: 0.386, SLG: 0.509	0-0 4-3	0-0 1B 1-2 2-H					0-0 2B		0-0 3-1 HR BB	4 1 2 1 1 0 0													
John Lowenstein, L (1, 7) OBP: 0.367, SLG: 0.432 John Shelby, S (8, PR) OBP: 0.296, SLG: 0.373 (8, 8)	0-0 1B 1B	0-0 4-3					0-3 K		0-0 1B HR 1-H 2-H 3-H	4 0 2 0 0 1 2 1 1 1 4 0 0 0													
Ken Singleton, S (1, 10) OBP: 0.397, SLG: 0.455	0-0 1-2 1B			0-0 F7			4-0 BB BB BB BB G5-4-3 BB		0-0 L5 4-3	4 0 1 0 1 0 1													
Rich Dauer, R (1, 4) OBP: 0.290, SLG: 0.290	0-3 K			0-0 F8			0-0 L5		0-0 F7	4 0 0 0 0 1 4													
Todd Cruz, R (1, 5) OBP: 0.246, SLG: 0.323		0-0 F7		0-0 1-3			0-0 G5-4-3 1-2f		0-0 1B 1B	4 1 1 0 0 0 1													
Rick Dempsey, R (1, 2) OBP: 0.316, SLG: 0.332		0-0 G3		0-0 F8			0-0 F9		0-0 FC4 1B 1-3	4 0 1 0 0 0 0													
Inning Stats	R: 2 E: 0 K: 1 S: 9	H: 4 LOB: 2 BB: 0 P: 9	R: 2 E: 0 K: 0 S: 7	H: 4 LOB: 2 BB: 0 P: 7	R: 0 E: 0 K: 0 S: 3	H: 0 LOB: 0 BB: 0 P: 3	R: 0 E: 0 K: 1 S: 5	H: 0 LOB: 0 BB: 0 P: 5	R: 0 E: 0 K: 1 S: 5	H: 1 LOB: 0 BB: 0 P: 5	R: 0 E: 0 K: 0 S: 2	H: 0 LOB: 0 BB: 1 P: 6	R: 0 E: 0 K: 1 S: 6	H: 1 LOB: 1 BB: 0 P: 6	R: 0 E: 0 K: 0 S: 4	H: 1 LOB: 1 BB: 0 P: 4	R: 5 E: 0 K: 0 S: 7	H: 4 LOB: 0 BB: 1 P: 11	1B: 9 2B: 2 3B: 2 HR: 2	SF: 0 SAC: 0 DP: 1 HBP: 0	WP: 0 PB: 0 SB: 0 CS: 0	PA: 42	
PITCHER Gaylord Perry, R (1, 1) ERA: 4.77 Keith Creel, R (2, 1) ERA: 5.43	IP 1.2 7.1	WLS L 29	BF 13 29	H 8 7	R 4 5	ER 4 5	SO 1 3	BB 0 2	IBB 0 0	HBP 0 0	BLK 0 0	WP 0 0	HR 1 1	S 15 33	P 15 41	ERA 21.60 6.14	WHIP 4.800 1.227						PITCHER IP WLS BF H R ER SO BB IBB HBP BLK WP HR S P ERA WHIP

Baltimore Orioles @ Kansas City Royals
Royals Stadium, Kansas City, MO
Mon Aug 29 1983, 8:05 PM EDT
Att: 20,367 - Unknown

AB	40
R	9
H	15
RBI	9
BB	2
SO	4
LOB	14



Batter	1	2	3	4	5	6	7	8	9	AB R H RBI BB SO LOB
U L Washington, S (1, 6) OBP: 0.296, SLG: 0.319	0-0 5-3			0-0 6-3		0-0 4-3		0-0 1-2 3-H 1B		4 0 1 1 0 0 0
John Wathan, R (1, 3) OBP: 0.300, SLG: 0.324	0-0 F8			0-0 F9		0-0 6-3		0-0 P4		4 0 0 0 0 0 2
George Brett, L (1, 5) OBP: 0.391, SLG: 0.579	0-0 4-3			0-0 F7			0-0 F8		0-0 F7	4 0 0 0 0 0 0
Hal McRae, R (1, 10) OBP: 0.388, SLG: 0.491		0-0 G5-4-3 1B			4-0 BB G5-4-3		0-0 F7		0-0 1B 2B	3 0 2 0 1 0 0
Frank White, R (1, 4) OBP: 0.275, SLG: 0.398		0-0 G5-4-3 1-2f		0-0 G5-4-3 1-2f		0-3 K			0-0 2-3 1B	4 0 1 0 0 1 2
Leon Roberts, R (1, 9) OBP: 0.325, SLG: 0.438		0-0 G1		0-0 HR			0-0 F9		0-0 P6	4 1 1 1 0 0 2
Don Slaught, R (1, 2) OBP: 0.317, SLG: 0.344			0-0 P4		0-0 FC6-4 1B		0-0 1B 1B		0-0 F8	4 1 2 0 0 0 2
Butch Davis, R (1, 7) OBP: 0.360, SLG: 0.458			0-0 F7		0-0 FC6-4 1-2f		0-0 1B 1B			3 0 1 0 0 0 1
Pat Sheridan, L (1, 8) OBP: 0.337, SLG: 0.446			0-0 3-1			0-0 5-3		0-3 K		3 0 0 0 0 1 2

Inning Stats	R: 0 E: 0 K: 0 S: 3	H: 0 LOB: 0 BB: 0 P: 3	R: 0 E: 0 K: 0 S: 3	H: 1 LOB: 0 BB: 0 P: 3	R: 0 E: 0 K: 0 S: 3	H: 0 LOB: 0 BB: 0 P: 3	R: 0 E: 0 K: 0 S: 3	H: 0 LOB: 0 BB: 0 P: 3	R: 1 E: 0 K: 0 S: 4	H: 2 LOB: 1 BB: 1 P: 8	R: 0 E: 0 K: 1 S: 3	H: 0 LOB: 0 BB: 0 P: 3	R: 0 E: 0 K: 1 S: 5	H: 0 LOB: 0 BB: 0 P: 5	R: 1 E: 0 K: 1 S: 8	H: 3 LOB: 2 BB: 0 P: 8	R: 0 E: 0 K: 0 S: 5	H: 2 LOB: 2 BB: 0 P: 5	1B: 6 2B: 1 3B: 0 HR: 1	SF: 0 SAC: 0 DP: 2 HBP: 0	WP: 0 PB: 0 SB: 0 CS: 0	PA: 34	
PITCHER Scott McGregor, L (1, 1) ERA: 3.07	IP 9.0	WLS W	BF 34	H 8	R 2	ER 2	SO 2	BB 1	IBB 0	HBP 0	BLK 0	WP 0	HR 1	S 37	P 41	ERA 2.00	WHIP 1.000						
PITCHER	IP	WLS	BF	H	R	ER	SO	BB	IBB	HBP	BLK	WP	HR	S	P	ERA	WHIP						


BOTTOM

Baltimore Orioles @ Kansas City Royals
Royals Stadium, Kansas City, MO

Mon Aug 29 1983, 8:05 PM EDT
 Att. 20,367 - Unknown

livebaseballscorecards.com

AB	33
R	2
H	8
RBI	2
BB	1
SO	2
LOB	11



Batter	1	2	3	4	5	6	7	8	9	AB R H RBI BB SO LOB	TOP														
Al Bumbry, L (1, 8) OBP: 0.322, SLG: 0.367	0-0 1B 1B	0-0 FC5 2B		0-0 4-3		4-0 E S BB		0-0 F7	0-0 P6	5 1 2 0 1 0 2															
Dan Ford, R (1, 9) OBP: 0.325, SLG: 0.449	0-0 4-3 1B 1B	0-0 FC5		0-0 P6		0-3 K		0-3 K		5 1 1 0 0 2 2															
Cal Ripken Jr., R (1, 6) OBP: 0.360, SLG: 0.500	0-0 1B 4-3 G3 1B		0-0 HR		0-0 5-3		0-0 G4-6-3 1B		0-0 F2	5 2 3 2 0 0 0															
Eddie Murray, S (1, 3) OBP: 0.387, SLG: 0.506	0-0 4-3		0-0 2B SF7 1B		0-0 4-3		0-0 G4-6-3		4-0 2B 1B BB	4 2 1 0 1 0 3															
John Lowenstein, L (1, 7) OBP: 0.378, SLG: 0.457	0-0 G3 1B		0-0 2B		4-0 HR BB		0-0 1B 3B		0-0 1B 2B	4 2 4 1 1 0 0 0 1 0 0 0 0 0															
John Shelby, S (9, PR) OBP: 0.296, SLG: 0.373	0-0 2-3 3-H 1B		0-0 2B		0-0 HR BB		0-0 1B 3B		0-0 1B 2B	4 2 2 4 1 0 3															
Ken Singleton, S (1, 10) OBP: 0.399, SLG: 0.463	0-0 G3		0-0 5-3		0-0 HR		0-0 PB 1B		4-0 1B 2B IBB	4 2 2 4 1 0 3															
Rich Dauer, R (1, 4) OBP: 0.291, SLG: 0.290	0-0 F7		0-0 SF7		0-0 5-3		0-0 1B BB		0-0 2B SF8 1B	3 0 1 3 1 0 1 0 1 0 0 0 0 0															
Lenn Sakata, R (9, PR) OBP: 0.300, SLG: 0.347			0-0 SF7		0-0 5-3		0-0 BB		0-0 SF8 1B	5 0 1 1 0 2 3															
Todd Cruz, R (1, 5) OBP: 0.246, SLG: 0.324		0-3 K	0-3 K			0-0 5-3		0-0 F8	0-0 2B	5 0 1 1 0 2 3															
Rick Dempsey, R (1, 2) OBP: 0.312, SLG: 0.327		0-0 F3		0-0 4-3		0-0 4-3		0-0 5-3	0-0 SF8	4 0 0 1 0 0 0															
Inning Stats	R: 3 E: 0 K: 0 S: 7	H: 4 LOB: 1 BB: 0 P: 7	R: 0 E: 0 K: 1 S: 6	H: 1 LOB: 1 BB: 0 P: 6	R: 2 E: 0 K: 1 S: 8	H: 3 LOB: 1 BB: 0 P: 8	R: 0 E: 0 K: 0 S: 3	H: 0 LOB: 0 BB: 0 P: 3	R: 2 E: 0 K: 0 S: 4	H: 1 LOB: 0 BB: 1 P: 8	R: 0 E: 0 K: 1 S: 5	H: 0 LOB: 1 BB: 1 P: 9	R: 1 E: 0 K: 0 S: 5	H: 3 LOB: 2 BB: 1 P: 9	R: 0 E: 0 K: 1 S: 5	H: 0 LOB: 0 BB: 0 P: 5	R: 4 E: 0 K: 0 S: 6	H: 3 LOB: 2 BB: 2 P: 14	1B: 8 2B: 4 3B: 1 HR: 2	SF: 2 SAC: 0 DP: 1 HBP: 0	WP: 0 PB: 1 SB: 1 CS: 0	PA: 46			
PITCHER	IP	WLS	BF	H	R	ER	SO	BB	IBB	HBP	BLK	WP	HR	S	P	ERA	WHIP								
Eric Rasmussen, R (1, 1) ERA: 6.75	2.0	L	14	8	5	5	1	0	0	0	0	0	1	16	16	22.50	4.000								
Mark Huismann, R (3, 1) ERA: 6.08	5.0		21	4	3	3	2	3	0	0	0	0	1	22	34	5.40	1.400								
Mike Armstrong, R (8, 1) ERA: 3.92	2.0		11	3	4	4	1	1	1	0	0	0	0	11	19	18.00	2.000								

Baltimore Orioles @ Kansas City Royals
Royals Stadium, Kansas City, MO
 Tue Aug 30 1983, 8:05 PM EDT
 Att: 15,769 - Unknown

AB	39
R	12
H	15
RBI	12
BB	5
SO	4
LOB	14



Batter	1	2	3	4	5	6	7	8	9	AB R H RBI BB SO LOB
Butch Davis, R OBP: 0.379, SLG: 0.444 (1, 7)	0-0 1-3		0-0 1B		4-0 1B BB		0-0 FC5-4			3 0 1 1 1 0 1
Pat Sheridan, L OBP: 0.336, SLG: 0.443 (1, 8)	0-3 K		0-0 F7		0-0 1B		0-0 4-3			4 0 1 1 0 1 2
George Brett, L OBP: 0.388, SLG: 0.573 (1, 5)	0-0 F7			0-0 4-3	0-0 F7			0-0 F7		4 0 0 0 0 0 2
Hal McRae, R OBP: 0.387, SLG: 0.489 (1, 10)		0-3 K		0-0 G6-3 1B		0-0 F8		0-0 F9		4 0 1 0 0 1 0
Willie Aikens, L OBP: 0.383, SLG: 0.516 (1, 3)		0-0 HR		0-0 G6-3		0-3 K		0-0 3-1		4 1 1 1 0 1 1
Leon Roberts, R OBP: 0.318, SLG: 0.428 (1, 9)		0-0 1-3			0-0 6-3	0-0 6-3			0-0 F7	4 0 0 0 0 0 0
Don Slaught, R OBP: 0.320, SLG: 0.352 (1, 2)		0-0 4-3			0-0 3-1 1B		0-0 F7		0-0 2B	4 1 2 0 0 0 0
Greg Pryor, R OBP: 0.271, SLG: 0.284 (1, 4)			0-0 4-3		0-0 3-1		4-0 E FC5-4 BB		0-0 P4	3 1 0 0 1 0 2
Onix Concepcion, R OBP: 0.266, SLG: 0.323 (1, 6)			0-0 4-3		0-0 1B BB		0-0 E4 FC5-4		0-0 6-3	4 1 1 1 0 0 2

Inning Stats	R: 0	H: 0	E: 0	K: 1	S: 5	R: 1	H: 1	E: 0	K: 1	S: 6	R: 0	H: 1	E: 0	K: 0	S: 4	R: 0	H: 1	E: 0	K: 0	S: 3	R: 2	H: 3	E: 0	K: 0	S: 6	R: 0	H: 0	E: 0	K: 1	S: 5	R: 1	H: 0	E: 1	K: 0	S: 4	R: 0	H: 0	E: 0	K: 0	S: 3	R: 0	H: 0	E: 0	K: 0	S: 4	R: 0	H: 1	E: 0	K: 0	S: 4	1B: 5	SF: 0	2B: 1	SAC: 0	3B: 0	DP: 1	HR: 1	HBP: 0	WP: 0	PA: 36
--------------	------	------	------	------	------	------	------	------	------	------	------	------	------	------	------	------	------	------	------	------	------	------	------	------	------	------	------	------	------	------	------	------	------	------	------	------	------	------	------	------	------	------	------	------	------	------	------	------	------	------	-------	-------	-------	--------	-------	-------	-------	--------	-------	--------

PITCHER	IP	WLS	BF	H	R	ER	SO	BB	IBB	HBP	BLK	WP	HR	S	P	ERA	WHIP	PITCHER	IP	WLS	BF	H	R	ER	SO	BB	IBB	HBP	BLK	WP	HR	S	P	ERA	WHIP																		
Storm Davis, R ERA: 3.26 (1, 1)	9.0	W	36	7	4	3	3	2	0	0	0	0	1	40	48	3.00	1.000																																				

BOTTOM

Baltimore Orioles @ Kansas City Royals
Royals Stadium, Kansas City, MO

Tue Aug 30 1983, 8:05 PM EDT
 Att. 15,769 - Unknown

livebaseballscorecards.com

AB	34
R	4
H	7
RBI	4
BB	2
SO	3
LOB	10



Batter	1	2	3	4	5	6	7	8	9	AB R H RBI BB SO LOB	TOP																									
Al Bumbry, L (1, 8) OBP: 0.320, SLG: 0.362 (7, 7)										4 1 0 0 1 0 0																										
Jim Dwyer, L (1, 9) OBP: 0.387, SLG: 0.549 Tito Landrum, R (9, 9) OBP: 0.333, SLG: 0.600										4 1 1 0 1 1 0 0 0 0 0 0 0 0																										
Cal Ripken Jr., R (1, 6) OBP: 0.360, SLG: 0.498										4 2 1 0 1 0 1																										
Eddie Murray, S (1, 3) OBP: 0.390, SLG: 0.515										4 3 3 2 1 0 1																										
John Lowenstein, L (1, 7) OBP: 0.383, SLG: 0.460 John Shelby, S (7, PR) OBP: 0.299, SLG: 0.375 (7, 8)										3 0 2 1 1 0 1 1 0 1 0 0 0 0																										
Ken Singleton, S (1, 10) OBP: 0.399, SLG: 0.462										5 1 2 1 0 0 3																										
Rich Dauer, R (1, 4) OBP: 0.293, SLG: 0.291										3 1 1 2 1 0 2																										
Todd Cruz, R (1, 5) OBP: 0.247, SLG: 0.333										5 1 2 3 0 2 3																										
Rick Dempsey, R (1, 2) OBP: 0.308, SLG: 0.323										4 0 0 0 0 0 4																										
Inning Stats	R: 7 E: 0 K: 0 S: 8	H: 5 LOB: 0 BB: 2 P: 16	R: 0 E: 0 K: 0 S: 4	H: 1 LOB: 2 BB: 1 P: 8	R: 0 E: 0 K: 1 S: 5	H: 0 LOB: 0 BB: 0 P: 5	R: 1 E: 0 K: 0 S: 5	H: 2 LOB: 1 BB: 0 P: 5	R: 0 E: 0 K: 0 S: 3	H: 0 LOB: 0 BB: 0 P: 3	R: 1 E: 0 K: 0 S: 4	H: 1 LOB: 2 BB: 2 P: 12	R: 0 E: 0 K: 1 S: 5	H: 0 LOB: 0 BB: 0 P: 5	R: 1 E: 0 K: 1 S: 6	H: 2 LOB: 1 BB: 1 P: 10	1B: 10 2B: 1 3B: 1 HR: 1	SF: 1 SAC: 0 DP: 2 HBP: 0	WP: 0 PB: 0 SB: 0 CS: 0	PA: 44																
PITCHER	IP WLS BF H R ER SO BB IBB HBP BLK WP HR S P ERA WHIP																																			
Jim Gott, R (1, 1) ERA: 4.76	0.0	L	6	4	6	6	0	2	0	0	0	0	0	4	12	∞	∞																			
Mike Morgan, R (1, 1) ERA: 5.27	6.0		26	6	3	3	1	3	0	0	0	0	1	25	37	4.50	1.500																			
Joey McLaughlin, R (7, 1) ERA: 4.31	3.0		12	3	1	1	2	1	0	0	0	0	0	15	19	3.00	1.333																			

Baltimore Orioles @ Toronto Blue Jays
 Exhibition Stadium, Toronto, ON
 Wed Aug 31 1983, 7:05 PM EDT
 Att: 37,127 - Unknown

AB	37
R	10
H	13
RBI	9
BB	6
SO	3
LOB	15



WP: 0	PA: 44
PB: 0	
SB: 0	
CS: 0	

Batter	1	2	3	4	5	6	7	8	9	AB	R	H	RBI	BB	SO	LOB
Dave Collins, S OBP: 0.341, SLG: 0.330 (1, 7)	0-0 L5	0-0 G3			0-0 6-3		0-0 6-3			4	0	0	0	0	0	2
Rance Mulliniks, L OBP: 0.378, SLG: 0.448 (1, 5)	0-0 F8		0-0 P6		0-3 K			0-0 6-3		4	0	0	0	0	1	0
Lloyd Moseby, L OBP: 0.374, SLG: 0.523 (1, 8)	0-0 1B		0-0 4-3		0-0 F8			4-0 BB		3	0	1	0	1	0	0
Willie Upshaw, L OBP: 0.361, SLG: 0.489 (1, 3)	0-0 G3		0-3 K		0-3 K			0-0 L6		4	0	0	0	0	2	2
Jorge Orta, L OBP: 0.302, SLG: 0.370 (1, 10)		4-0 HR		0-0 E6		0-0 L3		0-3 K		2	1	0	0	1	0	0
Cliff Johnson, R OBP: 0.377, SLG: 0.506 (8, PH)					FC3-6					1	0	0	0	0	1	1
Ernie Whitt, L OBP: 0.336, SLG: 0.414 (1, 2)		0-3 K		0-0 FC3-6		0-0 4-3			0-0 F5	3	0	0	0	0	1	2
Buck Martinez, R OBP: 0.335, SLG: 0.454 (9, PH)				1-2f						1	0	0	0	0	0	0
Jesse Barfield, R OBP: 0.273, SLG: 0.461 (1, 9)		0-0 HR		4-0 BB		0-0 1-3			0-3 K	3	1	1	2	1	1	0
Garth Iorg, R OBP: 0.303, SLG: 0.384 (1, 4)		0-0 FC4		0-0 F7		0-0 P3			0-0 F9	4	0	1	0	0	0	2
Alfredo Griffin, S OBP: 0.287, SLG: 0.364 (1, 6)		0-0 FC4		0-0 4-3		0-0 2B				3	0	1	0	0	0	3

Inning Stats	R: 0	H: 1	E: 0	K: 0	S: 4	R: 2	H: 2	E: 0	K: 1	S: 7	R: 0	H: 0	E: 0	K: 1	S: 5	R: 0	H: 0	E: 0	K: 1	S: 5	R: 0	H: 0	E: 0	K: 1	S: 5	R: 0	H: 1	E: 0	K: 0	S: 4	R: 0	H: 0	E: 0	K: 1	S: 5	R: 0	H: 0	E: 0	K: 1	S: 5	R: 0	H: 0	E: 0	K: 1	S: 5	1B: 2	SF: 0	2B: 1	SAC: 0	3B: 0	DP: 0	HR: 1	HBP: 0	WP: 0	PA: 35
PITCHER	IP	WLS	BF	H	R	ER	SO	BB	IBB	HBP	BLK	WP	HR	S	P	ERA	WHIP																																						
Mike Boddicker, R ERA: 3.02 (1, 1)	7.0	W	28	4	2	2	4	2	0	0	0	0	1	34	42	2.57	0.857																																						
Tippy Martinez, L ERA: 2.67 (8, 1)	2.0		7	0	0	0	2	1	0	0	0	0	0	10	14	0.00	0.500																																						


BOTTOM

Baltimore Orioles @ Toronto Blue Jays
Exhibition Stadium, Toronto, ON

Wed Aug 31 1983, 7:05 PM EDT
Att. 37,127 - Unknown

livebaseballscorecards.com

AB	32
R	2
H	4
RBI	2
BB	3
SO	6
LOB	12



Batter	1	2	3	4	5	6	7	8	9	AB R H RBI BB SO LOB	TOP											
Al Bumbry, L (1, 8) OBP: 0.317, SLG: 0.358	0-0 F7		0-0 3-1		0-0 F7		0-0 4-3			4 0 0 0 0 0 0												
Jim Dwyer, L (1, 9) OBP: 0.395, SLG: 0.549	4-0 BB			4-0 1B BB	0-0 1B			0-3 K		2 1 1 0 2 1 0												
Cal Ripken Jr., R (1, 6) OBP: 0.359, SLG: 0.496	0-3 K			0-0 1B 1B	0-0 1B			0-0 F8		4 1 1 0 0 1 2												
Eddie Murray, S (1, 3) OBP: 0.391, SLG: 0.521	0-0 F2			0-0 1B 1B		0-0 HR		0-0 E3		4 1 2 2 0 0 1												
John Lowenstein, L (1, 7) OBP: 0.381, SLG: 0.457		0-0 G3		0-0 1B		0-0 3-1		0-3 K		4 0 1 1 0 1 1												
Ken Singleton, S (1, 10) OBP: 0.396, SLG: 0.457		0-0 4-3		0-0 P6		0-0 F7			0-0 L4	4 0 0 0 0 0 2												
Rich Dauer, R (1, 4) OBP: 0.291, SLG: 0.288									0-0 F7	3 0 0 0 0 1 2												
John Shelby, S (9, PH) OBP: 0.297, SLG: 0.374									0-0 F7	1 0 0 0 0 0 0	AB 34											
Todd Cruz, R (1, 5) OBP: 0.246, SLG: 0.332									0-0 K	2 0 0 0 0 0 2	R 3											
Glenn Gulliver, L (7, PH) OBP: 0.500, SLG: 1.000									0-0 2B	2 0 1 0 0 1 0	H 6											
Rick Dempsey, R (1, 2) OBP: 0.306, SLG: 0.321									0-0 F7	2 0 0 0 0 1 0	RBI 3											
Joe Nolan, L (7, PH) OBP: 0.342, SLG: 0.414										2 0 0 0 0 0 1	BB 2											
												SO 6										
												LOB 11										
Inning Stats	R: 0 E: 0 K: 1 S: 5	H: 0 LOB: 1 BB: 1 P: 9	R: 0 E: 0 K: 0 S: 3	H: 0 LOB: 0 BB: 0 P: 3	R: 0 E: 0 K: 0 S: 3	H: 0 LOB: 0 BB: 0 P: 3	R: 2 E: 0 K: 0 S: 6	H: 3 LOB: 2 BB: 1 P: 10	R: 0 E: 0 K: 1 S: 6	H: 1 LOB: 1 BB: 0 P: 6	R: 1 E: 0 K: 1 S: 6	H: 1 LOB: 0 BB: 0 P: 6	R: 0 E: 0 K: 1 S: 5	H: 0 LOB: 0 BB: 0 P: 5	R: 0 E: 1 K: 2 S: 8	H: 0 LOB: 1 BB: 0 P: 8	R: 0 E: 0 K: 0 S: 4	H: 1 LOB: 1 BB: 0 P: 4	1B: 4 2B: 1 3B: 0 HR: 1	SF: 0 SAC: 0 DP: 0 HBP: 0	WP: 0 PB: 0 SB: 0 CS: 0	PA: 36
PITCHER Doyle Alexander, R (1, 1) ERA: 5.07	IP: 9.0 WLS: W BF: 36 H: 6 R: 3 ER: 3 SO: 6 BB: 2 IBB: 0 HBP: 0 BLK: 0 WP: 0 HR: 1 S: 46 P: 54 ERA: 3.00 WHIP: 0.889																					
	PITCHER																					
	IP	WLS	BF	H	R	ER	SO	BB	IBB	HBP	BLK	WP	HR	S	P	ERA	WHIP					

Baltimore Orioles @ Toronto Blue Jays
Exhibition Stadium, Toronto, ON
Thu Sep 01 1983, 3:33 AM EDT
Att: 30,062 - Unknown

livebaseballscorecards.com



Batter	1	2	3	4	5	6	7	8	9
Dave Collins, S (1, 7) OBP: 0.343, SLG: 0.332	0-0 CS 1B		0-3 K		0-0 1-2 1B		0-0 6-3		
Rance Mulliniks, L (1, 5) OBP: 0.375, SLG: 0.443 Damaso Garcia, R (8, PH) OBP: 0.331, SLG: 0.384	0-0 5-3 1-2		0-0 F8		0-0 L5 2-3		0-3 K		
Lloyd Moseby, L (1, 8) OBP: 0.373, SLG: 0.520	4-0 S E BB		0-3 K		0-3 K		0-0 4-3		
Willie Upshaw, L (1, 3) OBP: 0.364, SLG: 0.498	0-0 E9 1-H 1B			0-0 F2		0-0 G6-4-3 1B		0-0 HR	
Jorge Orta, L (1, 10) OBP: 0.298, SLG: 0.365 Cliff Johnson, R (8, PH) OBP: 0.376, SLG: 0.504	0-3 K			0-0 P3		0-0 G6-4-3 1-2f		0-0 F7	
Ernie Whitt, L (1, 2) OBP: 0.339, SLG: 0.425		0-0 F8		0-0 HR		4-0 FC6-4 BB			
Jesse Barfield, R (1, 9) OBP: 0.277, SLG: 0.484		0-0 HR		0-0 HR		0-0 FC6-4 1-2f			
Garth Iorg, R (1, 4) OBP: 0.300, SLG: 0.380		0-3 K		0-0 F9		0-0 F8			
Alfredo Griffin, S (1, 6) OBP: 0.287, SLG: 0.363		0-0 6-3			0-0 CS 1B 1B		0-0 F9		

Inning Stats	R: 1	H: 2	E: 1	LOB: 1	K: 1	P: 10	R: 1	H: 1	E: 0	LOB: 0	K: 1	P: 6	R: 0	H: 0	E: 0	LOB: 0	K: 2	P: 7	R: 2	H: 2	E: 0	LOB: 0	K: 0	P: 5	R: 0	H: 2	E: 0	LOB: 1	K: 1	P: 6	R: 0	H: 1	E: 0	LOB: 1	K: 0	P: 7	R: 0	H: 0	E: 0	LOB: 0	K: 0	P: 3	R: 1	H: 1	E: 0	LOB: 0	K: 1	P: 6
Jim Palmer, R (1, 1) ERA: 3.59	IP: 7.0	WLS: L	BF: 28	H: 8	R: 4	ER: 4	SO: 5	BB: 2	IBB: 0	HBP: 0	BLK: 0	WP: 0	HR: 3	S: 36	P: 44	ERA: 5.14	WHIP: 1.429																															
Tippy Martinez, L (8, 1) ERA: 2.75	IP: 1.0	WLS: L	BF: 4	H: 1	R: 1	ER: 1	SO: 1	BB: 0	IBB: 0	HBP: 0	BLK: 0	WP: 0	HR: 1	S: 6	P: 6	ERA: 9.00	WHIP: 1.000																															

BOTTOM

Baltimore Orioles @ Toronto Blue Jays
Exhibition Stadium, Toronto, ON

Thu Sep 01 1983, 3:33 AM EDT
Att. 30,062 - Unknown

AB	30
R	5
H	9
RBI	5
BB	2
SO	6
LOB	7

livebaseballscorecards.com



1B: 5	SF: 0	WP: 0	PA: 32
2B: 0	SAC: 0	PB: 0	
3B: 0	DP: 1	SB: 1	
HR: 4	HBP: 0	CS: 2	

Batter	1	2	3	4	5	6	7	8	9	AB R H RBI BB SO LOB
John Shelby, S (1, 8) OBP: 0.293, SLG: 0.368	0-0 F7		0-3 K		0-0 B1-3		0-0 F7			4 0 0 0 0 1 5
Dan Ford, R (1, 9) OBP: 0.325, SLG: 0.445	0-3 K		0-0 F7			0-0 F7		4-0 1B BB		3 0 0 0 1 1 1
Cal Ripken Jr., R (1, 6) OBP: 0.357, SLG: 0.492	0-0 F3			0-0 F9		0-0 6-3		0-0 F5		4 0 0 0 0 0 1
Eddie Murray, S (1, 3) OBP: 0.390, SLG: 0.518		H 1-0 HBP		0-0 P6		0-0 P4		0-0 F8		3 0 0 0 0 0 1
Gary Roenicke, R (1, 7) OBP: 0.333, SLG: 0.506		X 0-0 F9		X 0-0 FC6-4 1B		X 0-0 P3		X 0-0 1B		4 0 2 0 0 0 1
Tito Landrum, R (9, 7) OBP: 0.333, SLG: 0.600										0 0 0 0 0 0 0
Ken Singleton, S (1, 10) OBP: 0.397, SLG: 0.465		S 0-3 K		X 0-0 FC6-4 1-2f		X 0-0 BB BB 1B		X 0-0 HR		4 1 2 1 0 1 2
Todd Cruz, R (1, 5) OBP: 0.244, SLG: 0.328		X 0-0 4-3			S 0-3 K		X 0-0 P6		S 0-3 K	4 0 0 0 0 2 2
Lenn Sakata, R (1, 4) OBP: 0.316, SLG: 0.350			X 0-0 F9		X 0-0 1B		BB BB 4-0 1-2 BB		BB BB 4-0 CS BB	2 0 1 0 2 0 0
Rick Dempsey, R (1, 2) OBP: 0.308, SLG: 0.318					X 0-0 P6		BB BB 4-0 1-2 2-3 BB		S 0-3 K	2 0 0 0 2 1 2

Inning Stats	R: 0 E: 0 K: 1 S: 5	H: 0 LOB: 0 BB: 0 P: 5	R: 0 E: 0 K: 1 S: 5	H: 0 LOB: 1 BB: 0 P: 6	R: 0 E: 0 K: 1 S: 5	H: 0 LOB: 1 BB: 1 P: 9	R: 0 E: 0 K: 0 S: 4	H: 1 LOB: 1 BB: 0 P: 4	R: 0 E: 0 K: 1 S: 6	H: 1 LOB: 1 BB: 0 P: 6	R: 0 E: 0 K: 0 S: 3	H: 0 LOB: 0 BB: 0 P: 3	R: 0 E: 0 K: 0 S: 4	H: 1 LOB: 3 BB: 2 P: 12	R: 0 E: 0 K: 0 S: 3	H: 1 LOB: 2 BB: 1 P: 7	R: 1 E: 0 K: 2 S: 7	H: 1 LOB: 0 BB: 1 P: 11	1B: 4 2B: 0 3B: 0 HR: 1	SF: 0 SAC: 0 DP: 0 HBP: 1	WP: 0 PB: 0 SB: 0 CS: 1	PA: 36
--------------	------------------------------	---------------------------------	------------------------------	---------------------------------	------------------------------	---------------------------------	------------------------------	---------------------------------	------------------------------	---------------------------------	------------------------------	---------------------------------	------------------------------	----------------------------------	------------------------------	---------------------------------	------------------------------	----------------------------------	----------------------------------	------------------------------------	----------------------------------	--------


PITCHER	IP	WLS	BF	H	R	ER	SO	BB	IBB	HBP	BLK	WP	HR	S	P	ERA	WHIP
Frank Viola, L (1, 1) ERA: 5.15	8.1	L	35	5	1	1	5	5	0	1	0	0	1	39	60	1.08	1.200
Ron Davis, R (9, 1) ERA: 3.25	0.2		1	0	0	0	1	0	0	0	0	0	0	3	3	0.00	0.000

TOP

Baltimore Orioles @ Minnesota Twins
Hubert H. Humphrey Metrodome, Minneapolis, MN

Fri Sep 02 1983, 8:05 PM EDT
Att. 7,996 - Unknown

AB	30
R	1
H	5
RBI	1
BB	5
SO	6
LOB	15



Batter	1	2	3	4	5	6	7	8	9	AB R H RBI BB SO LOB
Darrell Brown, S (1, 8) OBP: 0.307, SLG: 0.312	0-0 F7 ①		0-0 6-3 ①		0-0 FC5-4 1B			0-0 F7 ②		4 0 1 0 0 0 0
John Castino, R (1, 4) OBP: 0.348, SLG: 0.414	0-0 2B		0-0 F9 ②		0-0 FC5-4 1-2f			0-0 F9 ③		4 0 1 0 0 0 1
Mickey Hatcher, R (1, 7) OBP: 0.353, SLG: 0.442	0-0 L4 ②		0-0 1B		0-0 5-3 ①			0-0 F8 ①		4 0 1 0 0 0 1
Kent Hrbek, L (1, 3) OBP: 0.377, SLG: 0.495	0-0 L4 ③		0-0 4-3 ③		0-0 3-1 ②			4-0 FC1-6 BB BB		3 0 0 0 1 0 2
Dave Engle, R (1, 2) OBP: 0.353, SLG: 0.452 Ron Washington, R (9, PR) OBP: 0.295, SLG: 0.327		0-0 F8 ①		0-0 F9 ①		0-0 F9 ③		4-0 FC1-6 BB BB		3 0 0 0 1 0 0 0 0 0 0 0 0 0
Gary Gaetti, R (1, 5) OBP: 0.308, SLG: 0.423		0-0 BB 1B		0-0 6-3 ②		0-0 5-3 ①		0-0 FC1-6 1-2f 2-3		4 0 1 0 0 0 2
Tom Brunansky, R (1, 10) OBP: 0.303, SLG: 0.419		0-0 F8 ②		0-0 F8 ③		0-0 F8 ②		0-0 F7 ③		4 0 0 0 0 0 3
Rusty Kuntz, R (1, 9) OBP: 0.303, SLG: 0.314		4-0 BB 1-2		0-0 G5-4-3 1B		0-0 G1 ③				2 0 1 0 1 0 0
Lenny Faedo, R (1, 6) OBP: 0.311, SLG: 0.378		0-0 F8 ③		0-0 G5-4-3 1-2f				0-0 P4 ①		3 0 0 0 0 0 3

Inning Stats	R: 0	H: 1	E: 0	LOB: 1	K: 0	BB: 0	S: 4	P: 4	R: 0	H: 1	E: 0	LOB: 2	K: 0	BB: 1	S: 4	P: 8	R: 0	H: 0	E: 0	LOB: 0	K: 0	BB: 0	S: 3	P: 3	R: 0	H: 2	E: 0	LOB: 1	K: 0	BB: 0	S: 4	P: 4	R: 0	H: 0	E: 0	LOB: 0	K: 0	BB: 0	S: 3	P: 3	R: 0	H: 0	E: 0	LOB: 0	K: 0	BB: 0	S: 3	P: 3	R: 0	H: 0	E: 0	LOB: 0	K: 0	BB: 0	S: 3	P: 3	R: 0	H: 0	E: 0	LOB: 2	K: 0	BB: 2	S: 3	P: 11	1B: 4	SF: 0	2B: 1	SAC: 0	3B: 0	DP: 1	HR: 0	HBP: 0	WP: 0	PA: 34
--------------	------	------	------	--------	------	-------	------	------	------	------	------	--------	------	-------	------	------	------	------	------	--------	------	-------	------	------	------	------	------	--------	------	-------	------	------	------	------	------	--------	------	-------	------	------	------	------	------	--------	------	-------	------	------	------	------	------	--------	------	-------	------	------	------	------	------	--------	------	-------	------	-------	-------	-------	-------	--------	-------	-------	-------	--------	-------	--------

PITCHER	IP	WLS	BF	H	R	ER	SO	BB	IBB	HBP	BLK	WP	HR	S	P	ERA	WHIP
Mike Flanagan, L (1, 1) ERA: 3.11	8.1	W	32	5	0	0	0	3	0	0	0	0	0	29	41	0.00	0.960
Tim Stoddard, R (9, 1) ERA: 5.56	0.2	S	2	0	0	0	0	0	0	0	0	0	0	2	2	0.00	0.000

BOTTOM

Baltimore Orioles @ Minnesota Twins
 Hubert H. Humphrey Metrodome, Minneapolis, MN
 Fri Sep 02 1983, 8:05 PM EDT
 Att. 7,996 - Unknown

AB	31
R	0
H	5
RBI	0
BB	3
SO	0
LOB	12



PITCHER	IP	WLS	BF	H	R	ER	SO	BB	IBB	HBP	BLK	WP	HR	S	P	ERA	WHIP
---------	----	-----	----	---	---	----	----	----	-----	-----	-----	----	----	---	---	-----	------

Batter	1	2	3	4	5	6	7	8	9	AB R H RBI BB SO LOB	TOP
--------	---	---	---	---	---	---	---	---	---	----------------------	-----

Al Bumbry, L (1, 8) <small>OBP: 0.317, SLG: 0.358</small> John Shelby, S (5, PH) <small>OBP: 0.290, SLG: 0.364</small> (5, 8)	0-0 P6		0-0 K		0-0 5-3		0-0 2-3	0-3 K		3 1 1 1 0 1 2 3 0 0 0 0 1 1	
---	-----------	--	----------	--	------------	--	------------	----------	--	--------------------------------	--

Dan Ford, R (1, 9) <small>OBP: 0.329, SLG: 0.457</small> Mike Young, S (5, 7) <small>OBP: 0.273, SLG: 0.333</small>	0-0 L6		0-0 FC5-2 2B 1-3 3-H 1B	0-0 BB WP 1B	0-0 HR		0-3 K		0-0 E5 2B	4 1 3 2 0 0 0 2 1 0 0 0 1 0	
--	-----------	--	--	-----------------------	-----------	--	----------	--	-----------------	--------------------------------	--

Cal Ripken Jr., R (1, 6) <small>OBP: 0.362, SLG: 0.511</small>	0-0 HR		0-0 FC5-2 HR 1-3 3-H 2B	0-3 K 1-2	0-0 1B		0-0 HR		0-0 2B	6 3 5 4 0 1 1	
--	-----------	--	--	-----------------	-----------	--	-----------	--	-----------	---------------	--

Eddie Murray, S (1, 3) <small>OBP: 0.390, SLG: 0.515</small>	0-0 F8		0-0 FC5-2 HR 4-0 IBB	0-0 6-3	0-0 P4		0-0 2B 1B		0-0 6-3	5 1 1 0 1 0 3	
--	-----------	--	----------------------------------	------------	-----------	--	-----------------	--	------------	---------------	--

John Lowenstein, L (1, 7) <small>OBP: 0.380, SLG: 0.455</small> Tito Landrum, R (3, PH) <small>OBP: 0.364, SLG: 0.556</small> (3, 7) (5, 9)		0-3 K	0-0 FC5-2 HR 1-2 2-3 3-H	4-0 BB BB		0-0 F9		0-0 2B	0-0 5-3	1 0 0 0 0 1 0 4 1 1 0 1 0 4	
--	--	----------	---	-----------------	--	-----------	--	-----------	------------	--------------------------------	--

Ken Singleton, S (1, 10) <small>OBP: 0.396, SLG: 0.469</small>		0-3 K	0-0 HR 1-H 2-H 3-H	4-0 BB 2-3		0-3 K		0-0 5-3	0-0 6-3	5 1 1 4 1 2 3	
--	--	----------	--------------------------------	------------------	--	----------	--	------------	------------	---------------	--

Joe Nolan, L (1, 2) <small>OBP: 0.351, SLG: 0.438</small>		0-0 F8	1-0 WP HBP	0-0 4-3		0-0 HR			0-0 FC5-4 1B	4 1 2 1 0 0 3	
---	--	-----------	------------------	------------	--	-----------	--	--	--------------------	---------------	--

Rich Dauer, R (1, 4) <small>OBP: 0.297, SLG: 0.303</small>			0-0 1B		0-0 HR				0-0 FC5-4 1-2f	5 2 4 1 0 0 1	
--	--	--	-----------	--	-----------	--	--	--	----------------------	---------------	--

Todd Cruz, R (1, 5) <small>OBP: 0.241, SLG: 0.325</small>			0-0 SH 1B		0-0 G3		0-3 K		0-3 K	4 1 0 0 0 3 4	
---	--	--	-----------------	--	-----------	--	----------	--	----------	---------------	--

Inning Stats	R: 1	H: 1	R: 0	H: 0	R: 7	H: 6	R: 0	H: 1	R: 2	H: 3	R: 1	H: 2	R: 1	H: 3	R: 0	H: 1	R: 1	H: 1	1B: 9	SF: 0	WP: 2	PA: 51
	E: 0	LOB: 0	E: 0	LOB: 0	E: 1	LOB: 2	E: 0	LOB: 3	E: 0	LOB: 1	E: 0	LOB: 1	E: 0	LOB: 2	E: 0	LOB: 1	E: 1	LOB: 1	2B: 3	SAC: 1	PB: 0	
	K: 0	BB: 0	K: 2	BB: 0	K: 2	BB: 1	K: 1	BB: 2	K: 0	BB: 0	K: 1	BB: 0	K: 1	BB: 0	K: 0	BB: 0	K: 0	BB: 0	3B: 0	DP: 0	SB: 0	
	S: 4	P: 4	S: 7	P: 7	S: 14	P: 19	S: 6	P: 14	S: 6	P: 6	S: 9	P: 9	S: 8	P: 8	S: 8	P: 8	S: 5	P: 5	HR: 6	HBP: 1	CS: 0	

PITCHER	IP	WLS	BF	H	R	ER	SO	BB	IBB	HBP	BLK	WP	HR	S	P	ERA	WHIP
Ken Schrom, R (1, 1) <small>ERA: 4.35</small>	2.0	L	12	5	6	5	2	0	0	0	0	0	1	16	16	22.50	2.500
Len Whitehouse, L (3, 1) <small>ERA: 3.8</small>	3.0		19	6	4	4	3	2	1	1	0	2	3	21	34	12.00	2.667
Jack O'Connor, L (6, 1) <small>ERA: 6.45</small>	4.0		20	7	3	2	5	0	0	0	0	0	2	30	30	4.50	1.750

Baltimore Orioles @ Minnesota Twins
 Hubert H. Humphrey Metrodome, Minneapolis, MN
 Sat Sep 03 1983, 4:33 AM EDT
 Att. 9,230 - Unknown

livebaseballscorecards.com

AB	46
R	13
H	18
RBI	13
BB	3
SO	10
LOB	22



Batter	1	2	3	4	5	6	7	8	9	AB	R	H	RBI	BB	SO	LOB
Darrell Brown, S OBP: 0.314, SLG: 0.323 (1, 8)		[Greyed out]			[Greyed out]		[Greyed out]		[Greyed out]		4	0	3	0	0	0
Tim Teufel, R OBP: 0.250, SLG: 0.250 (1, 4)		[Greyed out]			[Greyed out]		[Greyed out]		[Greyed out]		4	0	1	0	0	4
Mickey Hatcher, R OBP: 0.348, SLG: 0.435 (1, 7)		[Greyed out]			[Greyed out]		[Greyed out]		[Greyed out]		4	0	0	0	0	5
Kent Hrbek, L OBP: 0.376, SLG: 0.493 (1, 3)		[Greyed out]		[Greyed out]		[Greyed out]		[Greyed out]		[Greyed out]		2	0	0	0	1
Scott Ulger, R OBP: 0.234, SLG: 0.222 (6, 3)		[Greyed out]		[Greyed out]		[Greyed out]		[Greyed out]		[Greyed out]		2	0	0	0	1
Dave Engle, R OBP: 0.353, SLG: 0.449 (1, 2)	[Greyed out]		[Greyed out]		[Greyed out]		[Greyed out]		[Greyed out]		2	0	0	0	1	0
Tim Laudner, R OBP: 0.252, SLG: 0.322 (7, 2)	[Greyed out]		[Greyed out]		[Greyed out]		[Greyed out]		[Greyed out]		1	0	0	0	0	0
Gary Gaetti, R OBP: 0.309, SLG: 0.423 (1, 5)	[Greyed out]		[Greyed out]		[Greyed out]		[Greyed out]		[Greyed out]		2	0	1	0	0	1
Ron Washington, R OBP: 0.296, SLG: 0.328 (6, 5)	[Greyed out]		[Greyed out]		[Greyed out]		[Greyed out]		[Greyed out]		2	0	1	0	0	0
Tom Brunansky, R OBP: 0.302, SLG: 0.417 (1, 10)	[Greyed out]		[Greyed out]		[Greyed out]		[Greyed out]		[Greyed out]		4	0	1	0	0	2
Rusty Kuntz, R OBP: 0.297, SLG: 0.307 (1, 9)	[Greyed out]		[Greyed out]		[Greyed out]		[Greyed out]		[Greyed out]		3	0	0	0	2	2
Lenny Faedo, R OBP: 0.312, SLG: 0.377 (1, 6)	[Greyed out]		[Greyed out]		[Greyed out]		[Greyed out]		[Greyed out]		3	0	1	0	0	0

Inning Stats	R: 0	H: 1	R: 0	H: 1	R: 0	H: 1	R: 0	H: 2	R: 0	H: 0	R: 0	H: 1	R: 0	H: 1	1B: 7	SF: 0
	E: 0	LOB: 1	E: 0	LOB: 1	E: 0	LOB: 1	E: 0	LOB: 2	E: 0	LOB: 0	E: 0	LOB: 0	E: 0	LOB: 0	2B: 1	SAC: 0
	K: 0	BB: 0	K: 1	BB: 1	K: 0	BB: 0	K: 1	BB: 0	K: 1	BB: 0	K: 0	BB: 0	K: 0	BB: 0	3B: 0	DP: 1
	S: 4	P: 4	S: 5	P: 9	S: 4	P: 4	S: 5	P: 7	S: 5	P: 5	S: 3	P: 3	S: 4	P: 4	HR: 0	HBP: 0

PITCHER	IP	WLS	BF	H	R	ER	SO	BB	IBB	HBP	BLK	WP	HR	S	P	ERA	WHIP
Scott McGregor, L ERA: 2.95 (1, 1)	9.0	W	34	8	0	0	3	1	0	0	0	0	0	39	43	0.00	1.000

BOTTOM

Baltimore Orioles @ Minnesota Twins
Hubert H. Humphrey Metrodome, Minneapolis, MN

Sat Sep 03 1983, 4:33 AM EDT
Att. 9,230 - Unknown

livebaseballscores.com

AB	33
R	0
H	8
RBI	0
BB	1
SO	3
LOB	16



WP: 0	PA: 34
PB: 0	
SB: 0	
CS: 0	

Batter	1	2	3	4	5	6	7	8	9	AB R H RBI BB SO LOB	TOP														
John Shelby, S (1, 8) OBP: 0.292, SLG: 0.365	0-3 K	0-0 1B		0-0 F8			0-0 E6	0-0 1B		5 1 2 2 0 1 1															
Dan Ford, R (1, 9) OBP: 0.327, SLG: 0.454	0-0 F8	0-0 1B		0-0 4-3			0-0 F9	0-3 K		5 0 1 2 0 1 4															
Cal Ripken Jr., R (1, 6) OBP: 0.362, SLG: 0.510	0-0 FC5-4 1B	0-3 K					0-0 F9		0-0 SH5-4 1B	5 1 2 0 0 1 2															
Eddie Murray, S (1, 3) OBP: 0.391, SLG: 0.524	0-0 FC5-4 1-2f		0-0 HR				0-0 F8	0-0 BB SF8 2B	0-0 SF9 SH5-4 1B	5 2 3 1 0 0 1															
Gary Roenicke, R (1, 10) OBP: 0.333, SLG: 0.502		0-0 6-3	4-0 G6-4-3 BB				0-3 K	4-0 1B BB	0-0 SH5-4	2 0 0 0 1 1 0 0 1 0 0 1 0 0															
Al Bumbry, L (8, PH) OBP: 0.319, SLG: 0.358																									
Tito Landrum, R (1, 7) OBP: 0.357, SLG: 0.750		0-0	0-0 G6-4-3				0-0 F8	4-0 1B BB	0-0 SF9	3 1 1 1 0 0 1 0 1 0 0 1 0 0 0 0 0 0 0 0 0 0 0 0 1 0 0 0 0 0 0 0 0 0 0															
Jim Dwyer, L (8, PH) OBP: 0.399, SLG: 0.549																									
Lenn Sakata, R (8, 4) OBP: 0.316, SLG: 0.350																									
Glenn Gulliver, L (9, PH) OBP: 0.333, SLG: 1.000																									
Bobby Bonner, R (9, 4)																									
Rich Dauer, R (1, 4) OBP: 0.297, SLG: 0.305		0-0	0-0 F9				0-0 F8	0-0 SF8	0-0 F8	3 1 1 0 0 0 0 1 0 0 1 0 0 1															
John Lowenstein, L (8, PH) OBP: 0.377, SLG: 0.453																									
Todd Cruz, R (1, 5) OBP: 0.241, SLG: 0.324		0-0 6-3		0-3 K			0-0 5-3	0-0 1B 1B		4 0 1 0 0 1 1															
Rick Dempsey, R (1, 2) OBP: 0.311, SLG: 0.320		0-0 E8 1B 1B		4-0 BB						2 1 1 1 1 0 0 1 0 0 0 0 0 3															
Joe Nolan, L (8, PH) OBP: 0.349, SLG: 0.435																									
Inning Stats	R: 0 E: 0 K: 1 S: 6	H: 1 LOB: 1 BB: 0 P: 6	R: 4 E: 1 K: 1 S: 10	H: 5 LOB: 1 BB: 0 P: 10	R: 1 E: 0 K: 0 S: 3	H: 1 LOB: 0 BB: 1 P: 7	R: 0 E: 0 K: 1 S: 5	H: 0 LOB: 1 BB: 1 P: 9	R: 0 E: 0 K: 1 S: 5	H: 0 LOB: 0 BB: 0 P: 5	R: 0 E: 0 K: 0 S: 3	H: 0 LOB: 0 BB: 0 P: 3	R: 0 E: 1 K: 0 S: 4	H: 0 LOB: 1 BB: 0 P: 4	R: 3 E: 0 K: 1 S: 8	H: 3 LOB: 2 BB: 2 P: 16	R: 1 E: 0 K: 0 S: 5	H: 2 LOB: 1 BB: 0 P: 5	1B: 8 2B: 2 3B: 0 HR: 2	SF: 2 SAC: 1 DP: 1 HBP: 0	WP: 0 PB: 0 SB: 1 CS: 0	PA: 43			
PITCHER	IP WLS BF H R ER SO BB IBB HBP BLK WP HR S P ERA WHIP																								
Pete Filson, L (1, 1) ERA: 3.76	6.2		29	7	5	5	4	2	0	0	0	0	2	35	43	6.75	1.350								
Ron Davis, R (7, 1) ERA: 3.62	2.1	L	14	5	4	4	1	2	0	0	0	0	0	14	22	15.43	3.000								

Baltimore Orioles @ Minnesota Twins
 Hubert H. Humphrey Metrodome, Minneapolis, MN
 Sun Sep 04 1983, 4:33 AM EDT
 Att. 8,296 - Unknown

livebaseballscorecards.com

AB	36
R	9
H	12
RBI	9
BB	4
SO	5
LOB	14



Batter	1	2	3	4	5	6	7	8	9	AB	R	H	RBI	BB	SO	LOB
Darrell Brown, S (1, 8) OBP: 0.313, SLG: 0.322	0-0 4-3		0-0 G5-4-3					0-0 6-3		4	0	1	2	0	0	1
John Castino, R (1, 4) OBP: 0.345, SLG: 0.410	0-0 6-3			0-0 5-3	0-0 2-3			0-0 5-3		4	0	0	0	0	0	1
Mickey Hatcher, R (1, 7) OBP: 0.350, SLG: 0.436	0-0 5-3			0-0 5-3		0-0 G4-6-3		0-0 1B SF9		4	1	2	0	0	0	0
Kent Hrbek, L (1, 3) OBP: 0.375, SLG: 0.491		0-0 1-3		0-0 F7		0-3 K		0-0 1B CS		4	0	1	0	0	1	1
Dave Engle, R (1, 2) OBP: 0.355, SLG: 0.451		0-0 1B			0-0 F9 1B	0-0 G4-6-3		0-0 1B SF9		3	1	2	1	0	0	1
Randy Bush, L (1, 10) OBP: 0.330, SLG: 0.438 Tim Laudner, R (8, PH) OBP: 0.252, SLG: 0.322 Tim Teufel, R (9, PH) OBP: 0.200, SLG: 0.200		0-3 K		0-0 F8			0-0 3B	0-0 CS	0-0 F9	3	1	1	0	0	1	2
Gary Gaetti, R (1, 5) OBP: 0.309, SLG: 0.421		0-0 F7		4-0 1B 1B			0-3 K		0-0 5-3	0	0	0	0	0	0	0
Tom Brunansky, R (1, 9) OBP: 0.304, SLG: 0.421			0-0 F8		0-0 F9		0-0 SF9	4-0 BB	0-0 BB	3	1	1	1	1	0	2
Lenny Faedo, R (1, 6) OBP: 0.310, SLG: 0.376			0-0 E5		0-0 1B		0-0 SF9	0-0 L5		3	1	1	2	0	0	1

Inning Stats	R: 0	H: 0	E: 0	K: 0	S: 3	R: 0	H: 1	E: 0	K: 1	S: 6	R: 0	H: 0	E: 1	K: 0	S: 3	R: 0	H: 0	E: 0	K: 0	S: 3	R: 3	H: 3	E: 0	K: 0	S: 6	R: 0	H: 1	E: 0	K: 1	S: 5	R: 2	H: 2	E: 0	K: 1	S: 7	R: 1	H: 2	E: 0	K: 0	S: 4	R: 0	H: 0	E: 0	K: 0	S: 3	1B: 7	SF: 2	2B: 0	SAC: 0	3B: 2	DP: 2	HR: 0	HBP: 0	WP: 0	PA: 37
Storm Davis, R (1, 1) ERA: 3.39	IP	WLS	BF	H	R	ER	SO	BB	IBB	HBP	BLK	WP	HR	S	P	ERA	WHIP																																						
Tippy Martinez, L (8, 1) ERA: 2.79	2.0	S	8	2	1	1	0	1	0	0	0	0	0	7	11	4.50	1.500																																						


BOTTOM

Baltimore Orioles @ Minnesota Twins
 Hubert H. Humphrey Metrodome, Minneapolis, MN

Sun Sep 04 1983, 4:33 AM EDT
 Att. 8,296 - Unknown

livebaseballscorecards.com

AB	32
R	6
H	9
RBI	6
BB	2
SO	3
LOB	11



Batter	1	2	3	4	5	6	7	8	9	AB R H RBI BB SO LOB	TOP													
Jerry Remy, L (1, 4) OBP: 0.315, SLG: 0.311	0-0 6-3		0-0 B2-3		0-0 BB 1B		0-0 L4			4 1 1 1 0 0 0														
Wade Boggs, L (1, 5) OBP: 0.447, SLG: 0.509	4-0 BB		0-0 F8		4-0 1B BB			0-0 F8		2 0 0 0 2 0 0														
Jim Rice, R (1, 7) OBP: 0.363, SLG: 0.553	0-0 L8			0-0 F3	0-0 1B			0-0 F9		4 0 1 1 0 0 1														
Tony Armas, R (1, 8) OBP: 0.255, SLG: 0.445	0-3 K			0-3 K	0-3 K			0-0 L3		4 0 0 0 0 3 3														
Carl Yastrzemski, L (1, 10) OBP: 0.380, SLG: 0.440		0-0 5-3		0-0 1B		0-0 4-3			0-0 G3	4 0 1 0 0 0 0														
Rick Miller, L (1, 9) OBP: 0.375, SLG: 0.350		0-3 K		0-0 5-3		4-0 BB G5-4-3			0-0 3-1	3 0 0 0 1 1 1														
Rich Gedman, L (1, 2) OBP: 0.346, SLG: 0.405						0-0 1B 3B	0-0 G5-4-3		0-0 F4	4 1 2 0 0 0 1														
Dave Stapleton, R (1, 3) OBP: 0.297, SLG: 0.366		0-3 K			0-0 5-3				0-0 F7	3 0 0 0 0 1 2														
Glenn Hoffman, R (1, 6) OBP: 0.308, SLG: 0.339			0-3 K		0-0 5-3				0-3 K	3 0 0 0 0 2 1														
Inning Stats	R: 0 E: 0 K: 1 S: 5	H: 0 LOB: 1 BB: 1 P: 9	R: 0 E: 0 K: 2 S: 8	H: 1 LOB: 1 BB: 0 P: 8	R: 0 E: 0 K: 1 S: 5	H: 0 LOB: 0 BB: 0 P: 5	R: 0 E: 0 K: 1 S: 6	H: 1 LOB: 1 BB: 0 P: 6	R: 2 E: 0 K: 1 S: 8	H: 3 LOB: 2 BB: 1 P: 12	R: 0 E: 0 K: 0 S: 2	H: 0 LOB: 0 BB: 1 P: 6	R: 0 E: 0 K: 1 S: 5	H: 0 LOB: 0 BB: 0 P: 5	R: 0 E: 0 K: 0 S: 3	H: 0 LOB: 0 BB: 0 P: 3	R: 0 E: 0 K: 0 S: 3	H: 0 LOB: 0 BB: 0 P: 3	R: 0 E: 0 K: 0 S: 3	H: 0 LOB: 0 BB: 0 P: 3	1B: 4 2B: 0 3B: 1 HR: 0	SF: 0 SAC: 0 DP: 1 HBP: 0	WP: 0 PB: 0 SB: 0 CS: 0	PA: 34
PITCHER Mike Boddicker, R (1, 1) ERA: 2.96	IP: 9.0 WLS: L BF: 34 H: 5 R: 2 ER: 2 SO: 7 BB: 3 IBB: 0 HBP: 0 BLK: 0 WP: 0 HR: 0 S: 45 P: 57 ERA: 2.00 WHIP: 0.889											PITCHER IP: WLS: BF: H: R: ER: SO: BB: IBB: HBP: BLK: WP: HR: S: P: ERA: WHIP												

Boston Red Sox @ Baltimore Orioles
Memorial Stadium, Baltimore, MD

Mon Sep 05 1983, 7:05 PM EDT
Att. 41,202 - Unknown - 95 F

livebaseballscorecards.com

AB	31
R	2
H	5
RBI	2
BB	3
SO	7
LOB	9



Batter	1	2	3	4	5	6	7	8	9	AB	R	H	RBI	BB	SO	LOB
--------	---	---	---	---	---	---	---	---	---	----	---	---	-----	----	----	-----

John Shelby, S <small>(1, 8)</small> <small>OBP: 0.298, SLG: 0.370</small>	0-0 		0-0 			0-0 		0-0 		4	0	3	0	0	0	0
Dan Ford, R <small>(1, 9)</small> <small>OBP: 0.327, SLG: 0.452</small>	0-0 		0-3 			0-0 			0-0 	4	0	1	0	0	1	3
Cal Ripken Jr., R <small>(1, 6)</small> <small>OBP: 0.361, SLG: 0.507</small>	0-0 			0-0 		4-0 		0-0 	3	0	0	0	1	0	2	
Eddie Murray, S <small>(1, 3)</small> <small>OBP: 0.389, SLG: 0.520</small>	0-0 			0-0 		0-0 		0-0 	4	0	0	0	0	0	5	
Gary Roenicke, R <small>(1, 10)</small> <small>OBP: 0.331, SLG: 0.498</small> Al Bumbry, L <small>(7, PH)</small> <small>OBP: 0.320, SLG: 0.356</small>		0-0 		0-3 		4-0 		0-0 	2	0	0	0	0	1	0	
Tito Landrum, R <small>(1, 7)</small> <small>OBP: 0.375, SLG: 0.714</small> John Lowenstein, L <small>(7, PH)</small> <small>OBP: 0.376, SLG: 0.451</small> <small>(8, 7)</small>		0-0 			0-0 		0-0 		0-0 	2	0	1	0	0	0	0
Rich Dauer, R <small>(1, 4)</small> <small>OBP: 0.297, SLG: 0.304</small>		0-0 			4-0 		0-0 		0-0 	2	0	0	0	1	0	2
Todd Cruz, R <small>(1, 5)</small> <small>OBP: 0.240, SLG: 0.322</small> Glenn Gulliver, L <small>(8, PH)</small> <small>OBP: 0.250, SLG: 0.667</small> <small>(9, 5)</small>			0-0 		0-0 		0-0 		0-0 	2	0	0	0	0	0	1
Rick Dempsey, R <small>(1, 2)</small> <small>OBP: 0.310, SLG: 0.318</small> Joe Nolan, L <small>(8, PH)</small> <small>OBP: 0.346, SLG: 0.432</small> <small>(9, 2)</small>			0-3 			0-0 		0-3 	2	0	0	0	0	1	0	

Inning Stats	R: 0	H: 1	R: 0	H: 1	R: 0	H: 1	R: 0	H: 0	R: 0	H: 1	R: 0	H: 0	R: 0	H: 0	R: 0	H: 0	R: 0	H: 1	R: 0	H: 1	1B: 5	SF: 0	WP: 1	PA: 32
	E: 0	LOB: 1	E: 0	LOB: 0	E: 0	LOB: 0	E: 1	LOB: 0	E: 0	LOB: 2	E: 0	LOB: 0	E: 0	LOB: 0	E: 0	LOB: 0	E: 0	LOB: 1	E: 0	LOB: 1	2B: 0	SAC: 0	PB: 0	
	K: 0	BB: 0	K: 0	BB: 0	K: 2	BB: 0	K: 1	BB: 0	K: 0	BB: 1	K: 0	BB: 1	K: 0	BB: 1	K: 1	BB: 0	K: 0	BB: 0	K: 0	BB: 0	3B: 0	DP: 4	SB: 0	
	S: 4	P: 4	S: 3	P: 3	S: 8	P: 8	S: 5	P: 5	S: 2	P: 6	S: 2	P: 6	S: 5	P: 5	S: 4	P: 4	S: 4	P: 4	S: 4	P: 4	HR: 0	HBP: 0	CS: 0	

PITCHER	IP	WLS	BF	H	R	ER	SO	BB	IBB	HBP	BLK	WP	HR	S	P	ERA	WHIP
Bob Ojeda, L <small>ERA: 4.63</small>	(1, 1)	6.0	W	22	4	0	3	2	0	0	0	1	0	26	34	0.00	1.000
Bob Stanley, R <small>ERA: 2.96</small>	(7, 1)	3.0	S	10	1	0	1	1	0	0	0	0	0	11	15	0.00	0.667


BOTTOM

Boston Red Sox @ Baltimore Orioles
Memorial Stadium, Baltimore, MD
 Mon Sep 05 1983, 7:05 PM EDT
 Att: 41,202 - Unknown - 95 F

livebaseballscorecards.com

AB	29
R	0
H	5
RBI	0
BB	3
SO	4
LOB	15



Batter	1	2	3	4	5	6	7	8	9	AB R H RBI BB SO LOB	TOP
Jerry Remy, L (1, 4) OBP: 0.314, SLG: 0.310 Marty Barrett, R (8, PR) OBP: 0.256, SLG: 0.275 (8, 4)	0-0 6-3		0-0 G5-4-3 1-2f		0-0 1-3			0-0 1B 1B		4 0 1 0 0 0 1 0 0 0 0 0 0 0	
Wade Boggs, L (1, 5) OBP: 0.449, SLG: 0.510 Ed Jurak, R (8, PR) OBP: 0.348, SLG: 0.360 (8, 5)	4-0 BB			0-0 5-3		0-0 G6-4-3 1B		0-0 G4-6-3 1B 1-2		3 0 2 0 1 0 0 0 0 0 0 0 0 0	
Jim Rice, R (1, 7) OBP: 0.360, SLG: 0.549 Reid Nichols, R (8, 7) OBP: 0.345, SLG: 0.417	0-3 K			0-0 5-3		0-0 G6-4-3 1-2f		0-0 G4-6-3 1-2f		4 0 0 0 0 1 4 0 0 0 0 0 0 0	
Tony Armas, R (1, 8) OBP: 0.255, SLG: 0.445	0-3 K			0-0 1B 2B		0-0 L7			0-0 6-3	4 1 1 0 0 1 1	
Carl Yastrzemski, L (1, 10) OBP: 0.379, SLG: 0.438		0-3 K		0-0 1B 1B 2-H		0-0 3-1			0-0 F7	4 0 1 1 0 1 0	
Rick Miller, L (1, 9) OBP: 0.377, SLG: 0.350		0-0 6-3		0-0 1-2 1B		0-0 G3			4-0 FC5-4 BB	3 0 1 0 1 0 0	
Dave Stapleton, R (1, 3) OBP: 0.297, SLG: 0.365		0-0 F6		0-0 F7		0-0 FC5-4 1B			0-0 FC5-4 1-2f	4 0 1 0 0 0 3	
Gary Allenson, R (1, 2) OBP: 0.315, SLG: 0.323			0-0 F5		4-0 G5-4-3 BB		0-0 FC5-4 1-2f			2 0 0 0 1 0 1	
Glenn Hoffman, R (1, 6) OBP: 0.309, SLG: 0.340 Chico Walker, S (8, PH) Jackie Gutierrez, R (8, 6)			0-0 G5-4-3 1B		0-0 G5-4-3 1-2f			0-0 F9		2 0 1 0 0 0 1 1 0 0 0 0 0 0 0 0 0 0 0 0 0	
Inning Stats	R: 0 E: 0 K: 2 S: 7 H: 0 LOB: 1 BB: 1 P: 11	R: 0 E: 0 K: 1 S: 5 H: 0 LOB: 0 BB: 0 P: 5	R: 0 E: 0 K: 0 S: 3 H: 1 LOB: 0 BB: 0 P: 3	R: 1 E: 0 K: 0 S: 6 H: 3 LOB: 2 BB: 0 P: 6	R: 0 E: 0 K: 0 S: 2 H: 0 LOB: 0 BB: 1 P: 6	R: 0 E: 0 K: 0 S: 3 H: 1 LOB: 0 BB: 0 P: 3	R: 0 E: 0 K: 0 S: 4 H: 1 LOB: 1 BB: 0 P: 4	R: 0 E: 0 K: 0 S: 4 H: 2 LOB: 2 BB: 0 P: 4	R: 0 E: 0 K: 0 S: 3 H: 0 LOB: 1 BB: 1 P: 7	1B: 7 2B: 1 3B: 0 HR: 0 SF: 0 SAC: 0 DP: 4 HBP: 0	WP: 0 PB: 0 SB: 0 CS: 0 PA: 34
PITCHER	IP WLS BF H R ER SO BB IBB HBP BLK WP HR S P ERA WHIP										
Jim Palmer, R (1, 1) ERA: 3.3	7.1 W 29 8 1 1 3 2 0 0 0 0 0 0 33 41 1.23 1.364										
Tim Stoddard, R (8, 1) ERA: 5.36	1.2 5 0 0 0 0 1 0 0 0 0 0 0 4 8 0.00 0.600										

Boston Red Sox @ Baltimore Orioles
Memorial Stadium, Baltimore, MD

livebaseballscorecards.com

AB	31
R	1
H	8
RBI	1
BB	3
SO	3
LOB	11



Tue Sep 06 1983, 7:05 PM EDT
Att. 19,710 - Unknown - 95 F

Batter	1	2	3	4	5	6	7	8	9
Al Bumbry, L OBP: 0.321, SLG: 0.357 (1, 8)	0-0 F8	0-3 K			0-0 1B	0-0 1B		0-0 4-3	
Jim Dwyer, L OBP: 0.405, SLG: 0.547 (1, 9)	0-0 F6		0-0 L4		0-0 1B	0-0 1B		4-0 BB	
Cal Ripken Jr., R OBP: 0.362, SLG: 0.506 (1, 6)	0-0 HR		0-0 G3		0-0 1B	0-0 K		0-0 F8	
Eddie Murray, S OBP: 0.388, SLG: 0.523 (1, 3)	0-0 HR		0-0 F6		0-0 FC5		0-3 K		
John Lowenstein, L OBP: 0.373, SLG: 0.448 (1, 7)	0-0 F5			0-0 F7	0-0 F8		0-0 1-4-3		
Gary Roenicke, R OBP: 0.329, SLG: 0.494 (5, PH) (6, 7)									
Ken Singleton, S OBP: 0.397, SLG: 0.468 (1, 10)		0-0 F8		0-0 G3	0-0 1B		4-0 HR		
Joe Nolan, L OBP: 0.348, SLG: 0.429 (1, 2)		0-0 G3		4-0 BB	0-3 K		0-0 HR		
Benny Ayala, R OBP: 0.276, SLG: 0.404 (5, PH)									
Rick Dempsey, R OBP: 0.312, SLG: 0.330 (6, 2)									
Glenn Gulliver, L OBP: 0.286, SLG: 0.667 (1, 5)		0-0 1B		0-0 F6		0-3 K	0-0 F8		
Todd Cruz, R OBP: 0.240, SLG: 0.321 (7, 5)		2B							
Rich Dauer, R OBP: 0.300, SLG: 0.310 (1, 4)		0-0 1B			0-0 1B	0-0 2B		0-0 F8	
Lenn Sakata, R OBP: 0.310, SLG: 0.343 (5, PR) (6, 4)		2-H							

Inning Stats	R: 2	H: 2	E: 0	K: 0	S: 5	LOB: 0	BB: 0	P: 5
	R: 1	H: 2	E: 0	K: 1	S: 7	LOB: 1	BB: 0	P: 7
	R: 0	H: 0	E: 0	K: 0	S: 3	LOB: 0	BB: 0	P: 3
	R: 0	H: 0	E: 0	K: 0	S: 3	LOB: 1	BB: 1	P: 7
	R: 3	H: 5	E: 0	K: 1	S: 10	LOB: 2	BB: 0	P: 10
	R: 0	H: 2	E: 0	K: 2	S: 9	LOB: 2	BB: 0	P: 9
	R: 2	H: 1	E: 0	K: 1	S: 6	LOB: 0	BB: 1	P: 10
	R: 0	H: 0	E: 0	K: 0	S: 3	LOB: 1	BB: 1	P: 7

PITCHER	IP	WLS	BF	H	R	ER	SO	BB	IBB	HBP	BLK	WP	HR	S	P	ERA	WHIP
Dennis Eckersley, R ERA: 6.01 (1, 1)	4.0	L	21	8	6	6	1	1	0	0	0	0	1	22	26	13.50	2.250
John Henry Johnson, L ERA: 3.35 (5, 1)	1.0		4	1	0	0	1	0	0	0	0	0	0	6	6	0.00	1.000
Doug Bird, R ERA: 6.82 (6, 1)	2.0		10	3	2	2	3	1	0	0	0	0	1	15	19	9.00	2.000
Al Nipper, R ERA: (8, 1)	1.0		4	0	0	0	0	1	0	0	0	0	0	3	7	0.00	1.000

BOTTOM

AB	R	H	RBI	BB	SO	LOB
5	1	2	0	0	1	1
4	0	2	1	1	0	0
5	2	2	1	0	1	3
4	1	1	2	0	1	3
2	0	0	0	0	0	0
2	0	0	0	0	0	2
3	1	1	1	1	0	0
1	0	0	0	1	0	0
1	0	0	0	0	1	2
1	1	1	2	0	0	0
3	1	1	0	0	1	1
1	0	0	0	0	0	0
2	0	2	1	0	0	0
2	1	0	0	0	0	0

AB 36
R 8
H 12
RBI 8
BB 3
SO 5
LOB 12

WP: 0 **PA: 39**
PB: 0
SB: 0
CS: 0

Orioles

Boston Red Sox @ Baltimore Orioles
Memorial Stadium, Baltimore, MD
 Tue Sep 06 1983, 7:05 PM EDT
 Att: 19,710 - Unknown - 95 F

livebaseballscorecards.com

Batter	1	2	3	4	5	6	7	8	9	AB R H RBI BB SO LOB	TOP									
Jerry Remy, L (1, 4) OBP: 0.315, SLG: 0.312	0-0 6-3	0-0 4-3			0-0 F7		0-0 1-3 2B		4-0 G1-6-3 BB	4 0 1 0 1 0 2										
Wade Boggs, L (1, 5) OBP: 0.447, SLG: 0.507	0-0 G3		0-0 6-3		0-0 1-3 1B		0-3 K		0-0 G1-6-3 1-2f	5 0 1 0 0 1 4										
Jim Rice, R (1, 7) OBP: 0.360, SLG: 0.546	0-0 1B		0-0 5-3		0-0 5-3		0-3 K			4 0 1 0 0 1 4										
Tony Armas, R (1, 8) OBP: 0.255, SLG: 0.444	0-0 1-3 1B		0-0 F6			0-3 K		0-0 F7		4 0 1 0 0 1 0										
Dwight Evans, R (1, 10) OBP: 0.339, SLG: 0.440	0-0 F8			0-0 G3-4-3 1B		0-3 K		0-0 6-3		4 0 1 0 0 1 2										
Dave Stapleton, R (1, 3) OBP: 0.298, SLG: 0.369		0-0 1B 2B		0-0 G3-4-3 1-2f		0-0 F8		0-0 1B		4 1 2 0 0 0 1										
Reid Nichols, R (1, 9) OBP: 0.343, SLG: 0.427		0-0 6-3		0-0 F8		0-0 HR		0-3 K		4 1 1 1 0 1 2										
Gary Allenson, R (1, 2) OBP: 0.314, SLG: 0.318		0-0 6-3			0-0 F9		0-0 F7		4-0 WP BB	3 0 0 0 1 0 1										
Glenn Hoffman, R (1, 6) OBP: 0.312, SLG: 0.344		0-0 2-H 1B			0-0 1B		0-0 2B 1B		0-3 K 1-2	4 0 3 1 0 1 1										
Inning Stats	R: 0 E: 0 K: 0 S: 5	H: 2 LOB: 2 BB: 0 P: 5	R: 1 E: 0 K: 0 S: 5	H: 2 LOB: 1 BB: 0 P: 5	R: 0 E: 0 K: 0 S: 3	H: 0 LOB: 0 BB: 0 P: 3	R: 0 E: 0 K: 0 S: 3	H: 1 LOB: 0 BB: 0 P: 3	R: 0 E: 0 K: 2 S: 7	H: 0 LOB: 0 BB: 0 P: 7	R: 1 E: 0 K: 2 S: 10	H: 3 LOB: 2 BB: 0 P: 10	R: 0 E: 0 K: 1 S: 6	H: 1 LOB: 1 BB: 0 P: 6	R: 0 E: 0 K: 1 S: 4	H: 0 LOB: 1 BB: 2 P: 12	1B: 8 2B: 2 3B: 0 HR: 1	SF: 0 SAC: 0 DP: 2 HBP: 0	WP: 1 PB: 0 SB: 0 CS: 0	PA: 38
PITCHER	IP WLS BF H R ER SO BB IBB HBP BLK WP HR S P ERA WHIP																			
Mike Flanagan, L (1, 1) ERA: 3.09	6.1 W 28 10 2 2 2 0 0 0 0 0 1 32 32 2.84 1.579																			
Tippy Martinez, L (7, 1) ERA: 2.7	2.2 S 10 1 0 0 4 2 0 0 0 0 1 0 16 24 0.00 1.125																			

Boston Red Sox @ Baltimore Orioles
Memorial Stadium, Baltimore, MD
 Wed Sep 07 1983, 7:05 PM EDT
 Att: 27,037 - Unknown

livebaseballscorecards.com

AB 36
R 2
H 11
RBI 2
BB 2
SO 6
LOB 17



Batter	1	2	3	4	5	6	7	8	9
Al Bumbry, L OBP: 0.320, SLG: 0.354 (1, 8) (9, 7)	0-0 F7	0-0 F8		4-0 BB		0-0 5-3			
Jim Dwyer, L OBP: 0.395, SLG: 0.533 John Shelby, S OBP: 0.298, SLG: 0.370 (1, 9) (9, 8)	0-3 K		0-3 K	0-0 G3			0-3 K		
Cal Ripken Jr., R OBP: 0.361, SLG: 0.505 (1, 6)	0-0 1B		0-0 5-3		0-0 F4		0-0 P4		
Eddie Murray, S OBP: 0.387, SLG: 0.523 (1, 3)	0-0 F4		0-0 6-3		0-0 1B 2B		0-3 K		
John Lowenstein, L OBP: 0.372, SLG: 0.456 Tito Landrum, R OBP: 0.375, SLG: 0.714 (1, 7) (9, 9)		0-0 3-1		0-0 F7	0-0 F8			0-0 HR	
Ken Singleton, S OBP: 0.400, SLG: 0.468 Mike Young, S OBP: 0.273, SLG: 0.333 (1, 10) (8, PR)		4-0 2B BB		0-3 K	0-0 1B			4-0 S BB	
Joe Nolan, L OBP: 0.352, SLG: 0.438 (1, 2)		0-0 1B 2B		0-0 1B 2B 1B	0-0 L9			0-0 F8	
Glenn Gulliver, L OBP: 0.400, SLG: 0.667 Todd Cruz, R OBP: 0.239, SLG: 0.321 (1, 5) (7, 5)		0-0 1B		0-0 2B 1B		0-0 4-3		0-3 K	
Lenn Sakata, R OBP: 0.311, SLG: 0.352 Rich Dauer, R OBP: 0.300, SLG: 0.309 (1, 4) (7, 4)		0-0 F8		0-0 2B		0-0 5-3		0-3 K	

AB	R	H	RBI	BB	SO	LOB
3	0	0	0	1	0	1
4	0	0	0	0	3	3
0	0	0	0	0	0	0
4	0	1	0	0	0	0
4	1	1	0	0	1	1
4	1	1	1	0	0	1
0	0	0	0	0	0	0
2	1	1	1	2	1	0
0	0	0	0	0	0	0
4	2	2	1	0	0	2
3	0	2	1	0	0	0
1	0	0	0	0	1	1
3	0	1	1	0	0	1
1	0	0	0	0	1	1

BOTTOM

Boston Red Sox @ Baltimore Orioles
Memorial Stadium, Baltimore, MD
 Wed Sep 07 1983, 7:05 PM EDT
 Att. 27,037 - Unknown

livebaseballscorecards.com

AB	33
R	5
H	9
RBI	5
BB	3
SO	7
LOB	11




1B: 5	SF: 0
2B: 3	SAC: 0
3B: 0	DP: 0
HR: 1	HBP: 0

WP: 0	PA: 36
PB: 0	
SB: 1	
CS: 0	

Inning Stats	R: 0	H: 1	E: 0	LOB: 1	K: 1	S: 6	P: 6
	R: 2	H: 2	E: 0	LOB: 1	K: 0	S: 5	P: 9
	R: 0	H: 0	E: 0	LOB: 0	K: 1	S: 5	P: 5
	R: 1	H: 3	E: 0	LOB: 3	K: 1	S: 8	P: 12
	R: 1	H: 2	E: 0	LOB: 1	K: 0	S: 5	P: 5
	R: 0	H: 0	E: 0	LOB: 0	K: 2	S: 7	P: 7
	R: 1	H: 1	E: 0	LOB: 2	K: 2	S: 8	P: 12

PITCHER	IP	WLS	BF	H	R	ER	SO	BB	IBB	HBP	BLK	WP	HR	S	P	ERA	WHIP
Oil Can Boyd, R ERA: 3.64 (1, 1)	5.0	L	25	8	4	4	3	2	0	0	0	0	0	29	37	7.20	2.000
Mark Clear, R ERA: 6.56 (6, 1)	3.0		11	1	1	1	4	1	0	0	0	0	1	18	22	3.00	0.667

Batter	1	2	3	4	5	6	7	8	9	AB R H RBI BB SO LOB	TOP												
John Shelby, S (1, 8) OBP: 0.298, SLG: 0.369	0-0 F7	0-0 G3			0-0 1B		0-0 FC6-4			4 0 1 0 0 0 3													
Dan Ford, R (1, 9) OBP: 0.326, SLG: 0.452	0-0 2B		0-0 P5		0-3 K			0-0 3-1		4 0 1 0 0 1 1													
Cal Ripken Jr., R (1, 6) OBP: 0.362, SLG: 0.504	0-3 K		4-0 BB		0-0 F9			0-0 HR		3 1 1 0 1 1 2													
Eddie Murray, S (1, 3) OBP: 0.384, SLG: 0.519	0-0 F8		0-0 F8		0-3 K			0-3 K		4 0 0 0 0 2 3													
Gary Roenicke, R (1, 7) OBP: 0.331, SLG: 0.505		0-0 5-3	0-0 F8		0-0 8-6 1B			0-0 HR		4 1 2 2 0 0 1													
Ken Singleton, S (1, 10) OBP: 0.396, SLG: 0.464		0-0 F7		0-3 K		0-0 8-6		0-0 5-3		4 0 0 0 0 1 1													
Rich Dauer, R (1, 4) OBP: 0.299, SLG: 0.308 Lenn Sakata, R (9, PR) OBP: 0.311, SLG: 0.352		0-0 BB 1B		0-0 F7		0-0 F8		0-0 E6		4 1 1 0 0 0 0 0 0 0 0 0 0 0	AB 33 R 3 H 7 RBI 3 BB 2 SO 5 LOB 13												
Todd Cruz, R (1, 5) OBP: 0.240, SLG: 0.319 Benny Ayala, R (9, PH) OBP: 0.274, SLG: 0.400		4-0 1B BB		0-0 F8		0-0 F8		0-0 G6-4-3		2 0 0 0 1 0 0 1 0 0 0 0 0 1													
Rick Dempsey, R (1, 2) OBP: 0.314, SLG: 0.330		0-0 1B		0-0 F2		1-0 FC6-4 HBP		0-0 F7		3 0 1 1 0 0 1													
Inning Stats	R: 0 E: 0 K: 1 S: 6	H: 1 LOB: 1 BB: 0 P: 6	R: 1 E: 0 K: 0 S: 5	H: 2 LOB: 2 BB: 1 P: 9	R: 0 E: 0 K: 0 S: 3	H: 0 LOB: 1 BB: 1 P: 7	R: 0 E: 0 K: 1 S: 5	H: 0 LOB: 0 BB: 0 P: 5	R: 0 E: 0 K: 0 S: 3	H: 1 LOB: 1 BB: 0 P: 6	R: 0 E: 0 K: 1 S: 5	H: 1 LOB: 0 BB: 0 P: 5	R: 0 E: 0 K: 0 S: 3	H: 0 LOB: 1 BB: 0 P: 4	R: 2 E: 0 K: 1 S: 7	H: 2 LOB: 0 BB: 0 P: 7	R: 0 E: 1 K: 0 S: 3	H: 0 LOB: 1 BB: 0 P: 3	1B: 5 2B: 2 3B: 0 HR: 1	SF: 0 SAC: 0 DP: 2 HBP: 1	WP: 0 PB: 0 SB: 0 CS: 0	PA: 36	
PITCHER Ron Guidry, L (1, 1) ERA: 3.59	IP 9.0	WLS W	BF 36	H 7	R 3	ER 3	SO 5	BB 2	IBB 0	HBP 1	BLK 0	WP 0	HR 1	S 43	P 52	ERA 3.00	WHIP 1.000						PITCHER IP WLS BF H R ER SO BB IBB HBP BLK WP HR S P ERA WHIP

Baltimore Orioles @ New York Yankees
Yankee Stadium, Bronx, NY
 Fri Sep 09 1983, 7:05 PM EDT
 Att: 47,221 - Unknown

livebaseballscorecards.com

Batter	1	2	3	4	5	6	7	8	9	AB	R	H	RBI	BB	SO	LOB
Willie Randolph, R OBP: 0.365, SLG: 0.340 (1, 4)	0-0 HR 1B	0-0 F9			4-0 E BB		0-0 G3-6-3 1B			3	2	2	0	1	0	1
Ken Griffey, L OBP: 0.371, SLG: 0.454 (1, 3)	0-0 1-H HR		0-0 F2		0-3 K		0-0 G3-6-3 1-2f			4	1	1	2	0	1	2
Dave Winfield, R OBP: 0.334, SLG: 0.494 (1, 7)	0-0 F9		0-0 F7		0-0 E4 1-H 2B		0-0 F7			4	0	1	1	0	0	0
Don Baylor, R OBP: 0.356, SLG: 0.496 (1, 10)	0-0 F3		0-0 5-3		0-0 F3			0-0 HR 1B		4	1	1	0	0	0	1
Graig Nettles, L OBP: 0.348, SLG: 0.458 (1, 5)	0-0 2B			0-3 K		0-0 E 2B		0-0 1-H HR		4	1	3	2	0	1	0
Roy Smalley, S OBP: 0.362, SLG: 0.449 (1, 6)	0-0 F2			0-0 1B		0-0 F9		0-0 SH1-3 1B		4	0	2	0	0	0	2
Otis Nixon, S (8, PR)										0	0	0	0	0	0	0
Rick Cerone, R OBP: 0.253, SLG: 0.261 (9, 2)										0	0	0	0	0	0	0
Don Mattingly, L OBP: 0.363, SLG: 0.479 (1, 9)		0-0 2B		0-0 F9		4-0 2-3 BB		0-0 SH1-3 1-2		2	0	1	0	1	0	1
Juan Espino, R OBP: 0.368, SLG: 0.500 (1, 2)		0-3 K		0-0 F7		0-0 P2		0-3 K		3	0	0	0	0	1	4
Lou Piniella, R OBP: 0.344, SLG: 0.405 (8, PH)										1	0	0	0	0	1	2
Larry Milbourne, S OBP: 0.274, SLG: 0.258 (9, 6)										0	0	0	0	0	0	0
Omar Moreno, L OBP: 0.282, SLG: 0.331 (1, 8)		0-3 K			0-0 B1-3		0-0 F3		0-3 K	4	0	0	0	0	2	5

Inning Stats	R: 2	H: 3	E: 0	K: 0	S: 6	LOB: 1	BB: 0	P: 6	R: 0	H: 1	E: 0	K: 2	S: 8	LOB: 1	BB: 0	P: 8	R: 0	H: 0	E: 0	K: 0	S: 3	LOB: 0	BB: 0	P: 3	R: 0	H: 1	E: 0	K: 1	S: 6	LOB: 1	BB: 0	P: 6	R: 1	H: 1	E: 1	K: 1	S: 6	LOB: 1	BB: 1	P: 10	R: 0	H: 1	E: 1	K: 0	S: 4	LOB: 2	BB: 1	P: 8	R: 0	H: 1	E: 0	K: 0	S: 3	LOB: 0	BB: 0	P: 3	R: 2	H: 3	E: 0	K: 2	S: 10	LOB: 2	BB: 0	P: 10	1B: 5	SF: 0	2B: 4	SAC: 1	3B: 0	DP: 1	HR: 2	HBP: 0	WP: 0	PA: 36	PB: 0	SB: 0	CS: 0
--------------	------	------	------	------	------	--------	-------	------	------	------	------	------	------	--------	-------	------	------	------	------	------	------	--------	-------	------	------	------	------	------	------	--------	-------	------	------	------	------	------	------	--------	-------	-------	------	------	------	------	------	--------	-------	------	------	------	------	------	------	--------	-------	------	------	------	------	------	-------	--------	-------	-------	-------	-------	-------	--------	-------	-------	-------	--------	-------	--------	-------	-------	-------


PITCHER	IP	WLS	BF	H	R	ER	SO	BB	IBB	HBP	BLK	WP	HR	S	P	ERA	WHIP
Scott McGregor, L ERA: 3.05 (1, 1)	7.0	L	33	11	5	5	4	2	0	0	0	0	2	39	47	6.43	1.857
Tippy Martinez, L ERA: 2.67 (8, 1)	1.0		3	0	0	0	2	0	0	0	0	0	0	7	7	0.00	0.000

BOTTOM

Baltimore Orioles @ New York Yankees
Yankee Stadium, Bronx, NY

Fri Sep 09 1983, 7:05 PM EDT
Att. 47,221 - Unknown

AB	33
R	5
H	11
RBI	5
BB	2
SO	6
LOB	18



Batter	1	2	3	4	5	6	7	8	9	AB R H RBI BB SO LOB	TOP																					
John Shelby, S (1, 8) OBP: 0.297, SLG: 0.371 Joe Nolan, L (9, PH) OBP: 0.356, SLG: 0.441 Tito Landrum, R (9, PR) OBP: 0.375, SLG: 0.714 (9, 8)	0-0 B2			0-0 FC6-4 2B	0-3 K		0-3 K		0-0 2B HR 1B	4 0 1 0 0 2 4 1 0 1 1 0 0 0 0 1 0 0 0 0 0	Baltimore Orioles @ New York Yankees Yankee Stadium, Bronx, NY Sat Sep 10 1983, 7:05 PM EDT Unknown																					
Dan Ford, R (1, 9) OBP: 0.328, SLG: 0.450 Jim Dwyer, L (9, PH) OBP: 0.393, SLG: 0.529 (9, 9)	0-3 K			1-0 FC6-4 HBP		4-0 F8 1B E BB	0-0 4-3		0-0 P6	2 1 0 0 1 1 2 1 0 0 0 0 0 2																						
Cal Ripken Jr., R (1, 6) OBP: 0.362, SLG: 0.504	0-0 G3			0-0 FC6-4 1-2f 2-3		0-0 CS E 1B		0-0 F7	0-0 HR 2B	5 1 2 1 0 0 2																						
Eddie Murray, S (1, 3) OBP: 0.386, SLG: 0.518		0-0 G6-4-3 1B		0-3 K		0-0 F8 2-3		4-0 S BB	4-0 HR IBB	3 1 1 0 2 1 4																						
Gary Roenicke, R (1, 7) OBP: 0.327, SLG: 0.498 John Lowenstein, L (9, PH) OBP: 0.374, SLG: 0.470 (9, 7)	0-0 G6-4-3 1-2f			0-0 F7		0-0 E6 1-2 3-H		0-0 P4	0-0 HR	4 0 0 1 0 0 5 1 1 1 4 0 0 0																						
Ken Singleton, S (1, 10) OBP: 0.397, SLG: 0.463	0-0 1-3				0-0 1B 1B	0-3 K 2-3		0-0 6-3 1-2	0-0 1B 1B	5 0 2 0 0 1 3																						
Rich Dauer, R (1, 4) OBP: 0.302, SLG: 0.309 Lenn Sakata, R (7, PR) OBP: 0.314, SLG: 0.355 (7, 4)			0-0 L6		0-0 1B 1B		4-0 SH1-4 2B BB		0-0 E6 SH5-4 1B	2 0 1 0 1 0 0 2 2 1 0 0 0 0																						
Todd Cruz, R (1, 5) OBP: 0.238, SLG: 0.316			0-0 1-3		0-3 K		0-0 SH1-4 1-2		0-0 SH5-4 1-2 1-3	3 0 0 0 0 1 4																						
Rick Dempsey, R (1, 2) OBP: 0.316, SLG: 0.333			0-0 F9		0-0 F8		0-0 2-H 2B		4-0 1B 2B BB	3 1 1 1 1 0 2																						
Inning Stats	R: 0 E: 0 K: 1 S: 5	H: 0 LOB: 0 BB: 0 P: 5	R: 0 E: 0 K: 0 S: 3	H: 1 LOB: 0 BB: 0 P: 3	R: 0 E: 0 K: 0 S: 3	H: 0 LOB: 0 BB: 0 P: 3	R: 0 E: 0 K: 1 S: 6	H: 1 LOB: 2 BB: 0 P: 7	R: 0 E: 0 K: 2 S: 9	H: 2 LOB: 2 BB: 0 P: 9	R: 1 E: 1 K: 1 S: 6	H: 1 LOB: 2 BB: 1 P: 10	R: 1 E: 0 K: 1 S: 6	H: 1 LOB: 2 BB: 1 P: 10	R: 0 E: 0 K: 0 S: 3	H: 0 LOB: 1 BB: 1 P: 7	R: 6 E: 1 K: 0 S: 9	H: 5 LOB: 2 BB: 2 P: 17	1B: 7 2B: 4 3B: 0 HR: 1	SF: 0 SAC: 2 DP: 2 HBP: 1	WP: 0 PB: 0 SB: 1 CS: 1	PA: 44										
PITCHER Shane Rawley, L (1, 1) ERA: 3.68 Rich Gossage, R (9, 1) ERA: 2.51	IP 8.1	WLS L	BF 35	H 6	R 3	ER 3	SO 6	BB 3	IBB 0	HBP 1	BLK 0	WP 0	HR 0	S 43	P 56	ERA 3.24	WHIP 1.080															
											PITCHER IP 0.2	WLS L	BF 9	H 5	R 5	ER 4	SO 0	BB 1	IBB 1	HBP 0	BLK 0	WP 0	HR 1	S 7	P 15	ERA 54.00	WHIP 9.000					

AB	36
R	8
H	11
RBI	8
BB	5
SO	6
LOB	28



Batter	1	2	3	4	5	6	7	8	9	AB R H RBI BB SO LOB
Willie Randolph, R OBP: 0.363, SLG: 0.338 (1, 4)	0-0 4-3	0-0 G3		0-3 K		0-0 L5			0-0 1B SF9 1B	5 1 1 0 0 1 3
Ken Griffey, L OBP: 0.371, SLG: 0.456 (1, 3)	0-0 2B	0-3 K		0-0 4-3			0-0 G3		0-0 1B 1B	5 1 2 0 0 1 3
Dave Winfield, R OBP: 0.333, SLG: 0.491 (1, 7)	0-0 P5		0-0 F8		0-0 F9		0-0 4-3		0-0 1B 1B	5 0 1 0 0 0 1
Graig Nettles, L OBP: 0.349, SLG: 0.459 (1, 5)	0-0 F8		0-0 G3		0-0 BB 1B		0-0 FC4 1B		0-0 SF9	4 0 2 1 0 0 1
Don Baylor, R OBP: 0.357, SLG: 0.495 (1, 10)		0-0 6-3	0-0 S 1B		0-0 F8		0-0 FC4		0-0 1B	5 0 2 1 0 0 2
Don Mattingly, L OBP: 0.364, SLG: 0.473 (1, 9)		0-0 E8 1B	4-0 1-2 BB		4-0 1-2 BB		0-0 F7	0-0 F7	0-3 K	3 1 0 0 2 1 2
Butch Wynegar, S OBP: 0.386, SLG: 0.430 (1, 2)		0-0 BB 2B 1B	0-3 K		0-0 L3		0-3 K			4 1 1 1 0 2 4
Roy Smalley, S OBP: 0.363, SLG: 0.447 (1, 6)		4-0 2B 1-2 BB		4-0 WP BB		0-0 F8	0-3 K			2 0 0 0 2 1 0
Omar Moreno, L OBP: 0.282, SLG: 0.332 (1, 8)		0-0 1-3 2-H 2B		0-0 F7		0-3 K			0-0 G3	4 0 1 1 0 1 1

Inning Stats	R: 0 E: 0 K: 0 S: 4	H: 1 LOB: 1 BB: 0 P: 4	R: 2 E: 1 K: 1 S: 8	H: 2 LOB: 2 BB: 1 P: 12	R: 0 E: 0 K: 1 S: 6	H: 1 LOB: 2 BB: 1 P: 10	R: 0 E: 0 K: 1 S: 5	H: 0 LOB: 1 BB: 1 P: 9	R: 0 E: 0 K: 0 S: 4	H: 1 LOB: 2 BB: 1 P: 8	R: 0 E: 0 K: 1 S: 5	H: 0 LOB: 0 BB: 0 P: 5	R: 0 E: 0 K: 0 S: 4	H: 1 LOB: 1 BB: 0 P: 4	R: 0 E: 0 K: 2 S: 7	H: 0 LOB: 0 BB: 0 P: 7	R: 2 E: 0 K: 1 S: 9	H: 4 LOB: 2 BB: 0 P: 9	1B: 8 2B: 2 3B: 0 HR: 0	SF: 1 SAC: 0 DP: 0 HBP: 0
--------------	------------------------------	---------------------------------	------------------------------	----------------------------------	------------------------------	----------------------------------	------------------------------	---------------------------------	------------------------------	---------------------------------	------------------------------	---------------------------------	------------------------------	---------------------------------	------------------------------	---------------------------------	------------------------------	---------------------------------	----------------------------------	------------------------------------

PITCHER	IP	WLS	BF	H	R	ER	SO	BB	IBB	HBP	BLK	WP	HR	S	P	ERA	WHIP
Storm Davis, R ERA: 3.34 (1, 1)	5.0		25	5	2	1	3	4	0	0	0	1	0	27	43	1.80	1.800
Sammy Stewart, R ERA: 3.78 (6, 1)	3.1	W	14	4	2	2	3	0	0	0	0	0	0	20	20	5.40	1.200
Tippy Martinez, L ERA: 2.65 (9, 1)	0.2		3	1	0	0	1	0	0	0	0	0	0	5	5	0.00	1.500

BOTTOM

Baltimore Orioles @ New York Yankees
 Yankee Stadium, Bronx, NY
 Sat Sep 10 1983, 7:05 PM EDT
 Unknown

AB	37
R	4
H	10
RBI	4
BB	4
SO	7
LOB	17

WP: 1 PA: 42
 PB: 0
 SB: 1
 CS: 0



PITCHER	IP	WLS	BF	H	R	ER	SO	BB	IBB	HBP	BLK	WP	HR	S	P	ERA	WHIP
---------	----	-----	----	---	---	----	----	----	-----	-----	-----	----	----	---	---	-----	------

Batter	1	2	3	4	5	6	7	8	9	AB R H RBI BB SO LOB	TOP						
Al Bumbry, L (1, 8) OBP: 0.316, SLG: 0.348 Todd Cruz, R (9, 5) OBP: 0.238, SLG: 0.316	0-0 4-3		0-0 F2		0-0 F8		0-0 5-3		0-0 L6	5 0 0 0 0 0 1 0 0 0 0 0 0 0	Baltimore Orioles @ New York Yankees Yankee Stadium, Bronx, NY Sat Sep 10 1983, 7:05 PM EDT Att: 55,605 - Unknown livebaseballscorecards.com						
Jim Dwyer, L (1, 9) OBP: 0.389, SLG: 0.523 Dan Ford, R (6, PH) OBP: 0.331, SLG: 0.451 (6, 9)	0-0 F7		0-0 F7			4-0 2B 1B BB	0-0 1B			2 0 0 0 0 0 1 1 1 1 0 1 0 0							
Cal Ripken Jr., R (1, 6) OBP: 0.361, SLG: 0.504	0-0 L5			0-3 K		0-0 1B E 2B	0-0 L4			4 1 1 0 0 1 1							
Eddie Murray, S (1, 3) OBP: 0.385, SLG: 0.518		0-0 2B		0-0 F7		0-0 G3		0-0 E1 SH5-3		4 0 1 0 0 0 2							
John Lowenstein, L (1, 7) OBP: 0.375, SLG: 0.474 Gary Roenicke, R (6, PH) OBP: 0.329, SLG: 0.500 (6, 7)	0-0 F9			0-0 1B 2B		0-0 E 1B		0-0 SH5-3		2 1 1 0 0 0 1 1 0 1 1 0 0 0							
Ken Singleton, S (1, 10) OBP: 0.395, SLG: 0.461	0-0 F9			0-0 2B 1B		0-3 K		0-0 4-3		4 0 1 1 0 1 4							
Joe Nolan, L (1, 2) OBP: 0.348, SLG: 0.430 Rick Dempsey, R (8, 2) OBP: 0.316, SLG: 0.333	0-0 4-3			0-0 F7		0-0 E8		0-0 G3		4 0 0 0 0 0 4 0 0 0 0 0 0 0							
Glenn Gulliver, L (1, 5) OBP: 0.357, SLG: 0.500 John Shelby, S (9, 8) OBP: 0.297, SLG: 0.371			4-0 CS BB		0-0 G3		0-0 F7		0-0 4-3	3 0 0 0 1 0 2 0 0 0 0 0 0 0							
Lenn Sakata, R (1, 4) OBP: 0.312, SLG: 0.345			4-0 S BB		0-0 F2		0-0 6-3		0-3 K	3 0 0 0 1 1 0							
Inning Stats	R: 0 E: 0 K: 0 S: 3 H: 0 LOB: 0 BB: 0 P: 3	R: 0 E: 0 K: 0 S: 4 H: 1 LOB: 1 BB: 0 P: 4	R: 0 E: 0 K: 0 S: 2 H: 0 LOB: 1 BB: 2 P: 10	R: 1 E: 0 K: 1 S: 7 H: 2 LOB: 1 BB: 0 P: 7	R: 0 E: 0 K: 0 S: 3 H: 0 LOB: 0 BB: 0 P: 3	R: 2 E: 1 K: 1 S: 8 H: 2 LOB: 2 BB: 1 P: 12	R: 0 E: 0 K: 0 S: 4 H: 1 LOB: 1 BB: 0 P: 4	R: 0 E: 1 K: 0 S: 4 H: 0 LOB: 1 BB: 0 P: 4	R: 0 E: 0 K: 1 S: 5 H: 0 LOB: 0 BB: 0 P: 5	1B: 3 2B: 3 3B: 0 HR: 0 SF: 0 SAC: 1 DP: 0 HBP: 0		WP: 0 PB: 0 SB: 1 CS: 1 PA: 37					
PITCHER	IP WLS BF H R ER SO BB IBB HBP BLK WP HR S P ERA WHIP					PITCHER	IP WLS BF H R ER SO BB IBB HBP BLK WP HR S P ERA WHIP										
John Montefusco, R (1, 1) ERA: 3.28	5.0																
Rudy May, L ERA: 6.23	0.1	L	3	1	2	1	0	1	0	0	0	0	0	2	6	27.00	6.000
George Frazier, R ERA: 3.62	3.2		15	2	0	0	2	0	0	0	0	0	0	19	19	0.00	0.545



Batter	1	2	3	4	5	6	7	8	9	AB	R	H	RBI	BB	SO	LOB
Willie Randolph, R OBP: 0.362, SLG: 0.337 (1, 4)	0-0 CS 1B		0-3 K		0-3 K			0-0 F7		4	0	1	0	0	2	1
Ken Griffey, L OBP: 0.368, SLG: 0.451 (1, 3)	0-0 P6 1-2		0-0 G3			0-0 G3		0-0 3-1		4	0	0	0	0	0	1
Dave Winfield, R OBP: 0.334, SLG: 0.492 (1, 7)	0-0 E 2B 1B			0-3 K		0-0 4-3			0-0 G3 1B	4	1	2	0	0	1	0
Graig Nettles, L OBP: 0.348, SLG: 0.459 (1, 5)	0-0 1-H 2B			0-0 4-3		0-3 K			0-0 G3 1-2	4	0	1	1	0	1	1
Oscar Gamble, L OBP: 0.375, SLG: 0.503 Don Baylor, R OBP: 0.356, SLG: 0.494 (1, 10) (9, PH)	0-0 6-3			0-0 1B			0-0 F9		0-0 F9	3	0	1	0	0	0	1
Don Mattingly, L OBP: 0.358, SLG: 0.464 (1, 9)		0-3 K		0-0 4-3			0-0 L6		0-0 L6	4	0	0	0	0	1	2
Butch Wynegar, S OBP: 0.385, SLG: 0.429 (1, 2)			0-0 F9			0-0 G3				3	0	1	0	0	0	0
Roy Smalley, S OBP: 0.363, SLG: 0.449 (1, 6)			0-0 G3			0-0 2B		0-0 F8		3	0	1	0	0	0	1
Omar Moreno, L OBP: 0.281, SLG: 0.331 Bert Campaneris, R OBP: 0.358, SLG: 0.360 Otis Nixon, S (9, 8)			0-0 1-3			0-0 5-3		0-0 4-3		2	0	0	0	0	0	1

BOTTOM	
Baltimore Orioles @ New York Yankees Yankee Stadium, Bronx, NY Sat Sep 10 1983, 7:05 PM EDT Att. 55,605 - Unknown	
	livebaseballscorecards.com
AB	33
R	1
H	7
RBI	1
BB	0
SO	5
LOB	9
WP: 0 PB: 0 SB: 0 CS: 1	PA: 33

Inning Stats		R	H	E	K	S	Pitcher		Team																									
		1	2	3	4	5	6	7	8	9	1B	2B	3B	HR	SF	SAC	DP	HBP																
Mike Boddicker, R ERA: 2.82 (1, 1)	IP	7.0	WLS	W	BF	26	H	6	R	1	ER	0	SO	5	BB	0	IBB	0	HBP	0	BLK	0	WP	0	HR	0	S	36	P	36	ERA	0.00	WHIP	0.857
Tippy Martinez, L ERA: 2.59 (8, 1)	IP	2.0	WLS	S	BF	7	H	1	R	0	ER	0	SO	0	BB	0	IBB	0	HBP	0	BLK	0	WP	0	HR	0	S	7	P	7	ERA	0.00	WHIP	0.500

Batter	1	2	3	4	5	6	7	8	9	AB R H RBI BB SO LOB	TOP											
John Shelby, S (1, 8) OBP: 0.295, SLG: 0.367	0-3 K	0-0 1B		0-0 4-3		0-3 K			0-0 F8	5 0 1 0 0 2 0												
Dan Ford, R (1, 9) OBP: 0.329, SLG: 0.449	0-0 5-3	0-3 K		4-0 BB		0-0 L1			0-0 F2	2 0 0 0 0 1 2												
Jim Dwyer, L (4, PH) OBP: 0.388, SLG: 0.516										2 0 0 0 1 0 0												
Tito Landrum, R (9, 9) OBP: 0.375, SLG: 0.714										0 0 0 0 0 0 0												
Cal Ripken Jr., R (1, 6) OBP: 0.360, SLG: 0.502	0-3 K	0-0 1B		0-0 L4					0-0 P4	5 0 1 1 0 1 1												
Eddie Murray, S (1, 3) OBP: 0.384, SLG: 0.516				0-0 F7						4 0 1 0 0 1 3												
Gary Roenicke, R (1, 7) OBP: 0.331, SLG: 0.498										3 1 1 0 1 0 1												
Ken Singleton, S (1, 10) OBP: 0.398, SLG: 0.462										3 1 2 0 1 0 0												
Rich Dauer, R (1, 4) OBP: 0.303, SLG: 0.310										3 1 1 0 1 0 4												
Todd Cruz, R (1, 5) OBP: 0.238, SLG: 0.318										4 1 1 2 0 1 4												
Rick Dempsey, R (1, 2) OBP: 0.315, SLG: 0.332										4 1 1 2 0 1 3												
Inning Stats	R: 0 E: 0 K: 2 S: 7	H: 0 LOB: 0 BB: 0 P: 7	R: 5 E: 0 K: 2 S: 13	H: 6 LOB: 2 BB: 1 P: 17	R: 0 E: 0 K: 2 S: 8	H: 1 LOB: 2 BB: 1 P: 12	R: 0 E: 0 K: 0 S: 3	H: 0 LOB: 1 BB: 1 P: 7	R: 0 E: 0 K: 0 S: 3	H: 1 LOB: 1 BB: 1 P: 7	R: 0 E: 0 K: 1 S: 5	H: 0 LOB: 0 BB: 0 P: 5	R: 0 E: 0 K: 0 S: 3	H: 0 LOB: 0 BB: 0 P: 3	R: 0 E: 1 K: 0 S: 4	H: 1 LOB: 1 BB: 0 P: 4	R: 0 E: 0 K: 0 S: 3	H: 0 LOB: 0 BB: 0 P: 3	1B: 8 2B: 1 3B: 0 HR: 0	SF: 0 SAC: 0 DP: 1 HBP: 0	WP: 0 PB: 0 SB: 0 CS: 0	PA: 39
PITCHER	IP WLS BF H R ER SO BB IBB HBP BLK WP HR S P ERA WHIP																					
Dave Righetti, L (1, 1) ERA: 3.31	1.2 L 12 6 5 5 3 1 0 0 0 0 0 0 17 21 27.00 4.200																					
Roger Erickson, R (2, 1) ERA: 1.59	7.1 27 3 0 0 4 3 0 0 0 0 0 0 32 44 0.00 0.818																					

Baltimore Orioles @ New York Yankees
 Yankee Stadium, Bronx, NY
 Sun Sep 11 1983, 3:33 AM EDT
 Att: 45,649 - Unknown

livebaseballscorecards.com

AB	35
R	5
H	9
RBI	5
BB	4
SO	7
LOB	18



Batter	1	2	3	4	5	6	7	8	9	AB	R	H	RBI	BB	SO	LOB
Willie Randolph, R (1, 4) OBP: 0.363, SLG: 0.342	0-0 1B 2B		0-0 F7			0-0 5-3		0-0 1-2 G4-6-3 1B		4	0	2	0	0	0	0
Ken Griffey, L (1, 3) OBP: 0.369, SLG: 0.452	0-0 2-H 1B			0-0 4-3 1B 1B		0-3 K		0-0 G4-6-3 1-2f		4	0	2	0	0	1	2
Dave Winfield, R (1, 7) OBP: 0.333, SLG: 0.489 (9, 8)	0-0 5-3			0-0 4-3 1-2		0-3 K			4-0 HR BB	3	1	0	0	1	1	2
Don Baylor, R (1, 10) OBP: 0.359, SLG: 0.504	0-0 F7			0-0 2-H 1B			0-0 1B 2B		0-0 1-H HR	4	2	3	2	0	0	1
Oscar Gamble, L (1, 9) OBP: 0.367, SLG: 0.491		0-0 F9		0-3 K		0-0 F9			0-0 G3	4	0	0	0	0	1	2
Bert Campaneris, R (1, 5) OBP: 0.356, SLG: 0.357 Bobby Meacham, S (3, 5) Steve Balboni, R (9, PH) OBP: 0.283, SLG: 0.418 Otis Nixon, S (9, PR)		0-3 K		0-3 K2-3		0-3 K			0-0 FC5-4 1B	1	0	0	0	0	1	0
Rick Cerone, R (1, 2) OBP: 0.253, SLG: 0.261		0-0 5-3			0-0 P4		0-0 2-H 1B		0-0 F7	4	0	1	1	0	0	1
Larry Milbourne, S (1, 6) OBP: 0.275, SLG: 0.260 Roy Smalley, S (9, PH) OBP: 0.362, SLG: 0.448			0-3 K		0-0 1B			0-3 K	0-0 FC5-4 1-2f	3	0	1	0	0	2	0
Omar Moreno, L (1, 8) OBP: 0.280, SLG: 0.329 Brian Dayett, R (8, PH) OBP: 1.000, SLG: 1.000 (9, 7)			0-0 B1-3		0-0 F9			0-0 1B 1B		1	0	1	0	0	0	0

Inning Stats	R: 0	H: 2	E: 0	LOB: 1	K: 0	BB: 0	S: 4	P: 4	R: 0	H: 0	E: 0	LOB: 0	K: 1	BB: 0	S: 5	P: 5	R: 0	H: 0	E: 0	LOB: 0	K: 1	BB: 0	S: 5	P: 5	R: 0	H: 2	E: 0	LOB: 1	K: 1	BB: 0	S: 6	P: 6	R: 0	H: 1	E: 0	LOB: 1	K: 1	BB: 0	S: 6	P: 6	R: 0	H: 0	E: 0	LOB: 0	K: 2	BB: 0	S: 7	P: 7	R: 1	H: 2	E: 0	LOB: 1	K: 1	BB: 0	S: 6	P: 6	R: 0	H: 2	E: 0	LOB: 1	K: 1	BB: 0	S: 6	P: 6	R: 2	H: 2	E: 0	LOB: 1	K: 0	BB: 1	S: 5	P: 9
	0	2	0	1	0	0	4	4	0	0	0	0	1	0	5	5	0	2	0	0	0	1	0	5	5	0	2	0	1	0	6	6	0	1	1	0	0	6	6	0	0	0	0	7	7	1	2	0	0	6	6	0	2	1	0	6	6	2	2	0	1	0	9	9								
PITCHER	IP	WLS	BF	H	R	ER	SO	BB	IBB	HBP	BLK	WP	HR	S	P	ERA	WHIP																																																							
Mike Flanagan, L (1, 1) ERA: 3.11	8.1	W	33	11	3	3	8	1	0	0	0	0	0	48	52	3.24	1.440																																																							
Tippy Martinez, L (9, 1) ERA: 2.57	0.2	S	2	0	0	0	0	0	0	0	0	0	0	2	2	0.00	0.000																																																							

BOTTOM

Baltimore Orioles @ New York Yankees
 Yankee Stadium, Bronx, NY
 Sun Sep 11 1983, 3:33 AM EDT
 Att. 45,649 - Unknown

AB	34
R	3
H	11
RBI	3
BB	1
SO	8
LOB	11

WP: 0 PA: 35
 PB: 0
 SB: 0
 CS: 0



livebaseballscores.com

Batter	1	2	3	4	5	6	7	8	9	10	11	12	AB	R	H	RBI	BB	SO	LOB	TOP						
Al Bumbry, L (1, 8) OBP: 0.317, SLG: 0.352 John Shelby, S (9, 8) OBP: 0.294, SLG: 0.366	0-0 4-3 		0-0 		0-0 F7 		0-0 		0-0 L6 			0-0 6-3 	5 0 2 0 0 0 0 1 0 0 0 0 0 0													
Dan Ford, R (1, 9) OBP: 0.329, SLG: 0.447	0-0 		0-0 F9 		0-0 F8 		0-0 FC4-6 		0-0 P4 			0-0 	6 2 2 1 0 0 2													
Cal Ripken Jr., R (1, 6) OBP: 0.360, SLG: 0.503	0-0 E6 		0-0 F8 			0-0 FC3-6 	0-0 1-3 		0-0 F7 			0-0 F7 	6 2 2 0 0 0 3													
Eddie Murray, S (1, 3) OBP: 0.385, SLG: 0.515	0-0 SF9 			0-0 		4-0 		0-0 F7 		0-0 F7 		4-0 	3 2 1 1 2 0 0													
John Lowenstein, L (1, 7) OBP: 0.370, SLG: 0.467 Tito Landrum, R (8, 7) OBP: 0.412, SLG: 0.733 Jim Dwyer, L (12, PH) OBP: 0.391, SLG: 0.525	0-0 4-3 		0-0 F7 		0-0 FC3-6 		0-0 4-3 		0-0 			0-0 	4 0 0 0 0 0 4 1 0 1 0 0 0 0 1 0 1 3 0 0 0													
Ken Singleton, S (1, 10) OBP: 0.403, SLG: 0.466 Mike Young, S (8, PR)		4-0 		0-0 		0-0 		0-0 		0-0 		0-0 B5 	0-0 F7 	3 0 3 1 1 0 0 2 0 0 0 0 0 2												
Joe Nolan, L (1, 2) OBP: 0.343, SLG: 0.422		0-0 G6-3 		0-0 		0-0 L1-3 		0-0 4-3 				0-0 FC3-6 	5 0 1 1 0 0 5													
Glenn Gulliver, L (1, 5) OBP: 0.294, SLG: 0.400 Todd Cruz, R (7, 5) OBP: 0.238, SLG: 0.318 Gary Roenicke, R (11, PH) OBP: 0.330, SLG: 0.496 Lenn Sakata, R (11, 4) OBP: 0.312, SLG: 0.345		0-0 G3 		0-0 G4-6-3 		0-0 4-3 		0-0 F5 		0-0 FC6-4 		0-0 	3 0 0 0 0 0 2 1 0 0 0 0 0 0 1 0 0 0 0 0 1 0 0 0 0 0 0 0													
Rich Dauer, R (1, 4) OBP: 0.302, SLG: 0.307		0-0 F9 		0-0 5-3 		4-0 		0-0 F8 				0-0 5-3 	4 1 0 0 1 0 0													
Inning Stats	R: 1 E: 1 K: 0 S: 5	H: 1 LOB: 1 BB: 0 P: 5	R: 0 E: 0 K: 0 S: 2	H: 0 LOB: 0 BB: 1 P: 6	R: 0 E: 0 K: 0 S: 4	H: 1 LOB: 1 BB: 0 P: 4	R: 1 E: 0 K: 0 S: 5	H: 3 LOB: 1 BB: 0 P: 5	R: 0 E: 0 K: 0 S: 3	H: 0 LOB: 0 BB: 0 P: 3	R: 1 E: 0 K: 0 S: 4	H: 1 LOB: 1 BB: 1 P: 8	R: 0 E: 0 K: 0 S: 4	H: 1 LOB: 1 BB: 0 P: 4	R: 0 E: 0 K: 0 S: 3	H: 0 LOB: 0 BB: 0 P: 3	R: 0 E: 0 K: 0 S: 3	H: 0 LOB: 0 BB: 0 P: 3	R: 0 E: 0 K: 0 S: 4	H: 1 LOB: 1 BB: 0 P: 4	R: 3 E: 0 K: 0 S: 6	H: 3 LOB: 1 BB: 1 P: 10	1B: 9 2B: 5 3B: 0 HR: 0	SF: 1 SAC: 0 DP: 3 HBP: 0	WP: 0 PB: 0 SB: 0 CS: 0	PA: 51
PITCHER Oil Can Boyd, R (1, 1) ERA: 3.46 Bob Stanley, R (12, 1) ERA: 3.07	IP: 11.0 WLS: 7 BF: 44 H: 10 R: 4 ER: 3 SO: 0 BB: 3 IBB: 0 HBP: 0 BLK: 0 WP: 0 HR: 0 S: 41 P: 53 ERA: 2.46 WHIP: 1.182																									

Baltimore Orioles @ Boston Red Sox
 Fenway Park, Boston, MA
 Tue Sep 13 1983, 7:05 PM EDT
 Unknown

AB	46
R	7
H	13
RBI	7
BB	4
SO	0
LOB	19



Batter	1	2	3	4	5	6	7	8	9	10	11	12	AB R H RBI BB SO LOB
Jerry Remy, L (1, 4) OBP: 0.321, SLG: 0.315	0-0 F9		0-0 1B		0-0 F7		0-0 6-3		0-0 F9			0-0 4-3	6 0 1 1 0 0 2
Wade Boggs, L (1, 5) OBP: 0.443, SLG: 0.498	0-0 L7		0-3 K		0-0 4-3			0-0 WP 1B 6-3 1B		0-0 F7		0-0 4-3	6 1 1 0 0 1 2
Jim Rice, R (1, 7) OBP: 0.356, SLG: 0.547	0-3 K			0-0 G1		0-0 HR		0-0 6-3 WP 1-2 SF7 1B		0-0 F8		0-0 1B	6 2 3 1 0 1 0
Dwight Evans, R (1, 10) OBP: 0.344, SLG: 0.445		0-0 L6		0-0 F4		0-0 5-3		0-0 6-3		4-0 BB		0-3 K	5 0 0 1 1 1 2
Dave Stapleton, R (1, 3) OBP: 0.299, SLG: 0.370		0-3 K		0-0 1B		0-0 L6		0-0 SF7		0-0 F7			4 0 1 1 0 1 1
Reid Nichols, R (1, 8) OBP: 0.350, SLG: 0.432		0-0 F9		0-0 1B		0-0 2B		0-0 K					5 0 3 0 0 1 0
Rick Miller, L (1, 9) OBP: 0.366, SLG: 0.358			0-0 6-3 1B		0-0 F5		0-0 F8		0-0 E3 4-3 SH1-4		0-3 K		5 1 1 0 0 1 4
Glenn Hoffman, R (1, 6) OBP: 0.308, SLG: 0.336			0-0 P6		0-0 F5		0-0 F7		0-0 SH1-4		0-0 6-3		4 0 0 0 0 0 2
Ed Jurak, R (12, 6) OBP: 0.348, SLG: 0.360			0-0 6-3		0-0 1B		0-0 F9		0-0 4-3		0-3 K		0 0 0 0 0 0 0
Gary Allenson, R (1, 2) OBP: 0.313, SLG: 0.317			0-0 1-2										3 0 1 0 0 0 1
Carl Yastrzemski, L (9, PH) OBP: 0.390, SLG: 0.448													1 0 0 0 0 0 1
Jeff Newman, R (10, 2) OBP: 0.222, SLG: 0.267													1 0 0 0 0 0 1

Inning Stats	R: 0 E: 0 K: 1 S: 5	H: 0 LOB: 0 BB: 0 P: 5	R: 0 E: 0 K: 1 S: 5	H: 0 LOB: 0 BB: 0 P: 5	R: 1 E: 0 K: 1 S: 7	H: 2 LOB: 1 BB: 7	R: 0 E: 0 K: 0 S: 5	H: 2 LOB: 2 BB: 0 P: 5	R: 0 E: 0 K: 0 S: 4	H: 1 LOB: 1 BB: 0 P: 4	R: 1 E: 0 K: 0 S: 5	H: 2 LOB: 1 BB: 0 P: 5	R: 0 E: 0 K: 0 S: 3	H: 0 LOB: 0 BB: 0 P: 3	R: 2 E: 0 K: 1 S: 7	H: 2 LOB: 0 BB: 0 P: 7	R: 0 E: 1 K: 0 S: 4	H: 0 LOB: 1 BB: 0 P: 4	R: 0 E: 0 K: 0 S: 3	H: 0 LOB: 1 BB: 1 P: 7	R: 0 E: 0 K: 1 S: 8	H: 1 LOB: 1 BB: 0 P: 8	R: 0 E: 0 K: 1 S: 6	H: 1 LOB: 1 BB: 0 P: 6	1B: 8 2B: 2 3B: 0 HR: 1	SF: 1 SAC: 1 DP: 0 HBP: 0	WP: 1 PB: 0 SB: 0 CS: 0	PA: 49
--------------	------------------------------	---------------------------------	------------------------------	---------------------------------	------------------------------	-------------------------	------------------------------	---------------------------------	------------------------------	---------------------------------	------------------------------	---------------------------------	------------------------------	---------------------------------	------------------------------	---------------------------------	------------------------------	---------------------------------	------------------------------	---------------------------------	------------------------------	---------------------------------	------------------------------	---------------------------------	----------------------------------	------------------------------------	----------------------------------	--------


PITCHER	IP	WLS	BF	H	R	ER	SO	BB	IBB	HBP	BLK	WP	HR	S	P	ERA	WHIP
Scott McGregor, L (1, 1) ERA: 3.04	7.0		28	7	2	2	3	0	0	0	0	0	1	34	34	2.57	1.000
Tim Stoddard, R (8, 1) ERA: 5.59	1.1		7	2	2	2	1	0	0	0	0	1	0	9	9	13.50	1.500
Tippy Martinez, L (9, 1) ERA: 2.54	1.0		3	0	0	0	0	0	0	0	0	0	0	3	3	0.00	0.000
Sammy Stewart, R (10, 1) ERA: 3.7	2.2	W	11	2	0	0	3	1	0	0	0	0	0	16	20	0.00	1.125

BOTTOM

Baltimore Orioles @ Boston Red Sox
Fenway Park, Boston, MA
 Tue Sep 13 1983, 7:05 PM EDT
 Unknown

livebaseballscorecards.com

AB	46
R	4
H	11
RBI	4
BB	1
SO	7
LOB	16



Batter	1	2	3	4	5	6	7	8	9	AB R H RBI BB SO LOB	TOP											
John Shelby, S (1, 8) OBP: 0.296, SLG: 0.365	0-0 F9 S 5-3 1B		4-0 S BB		0-0 1-3		0-0 F5		0-0 4-3	4 1 1 0 1 0 0												
Jim Dwyer, L (1, 9) OBP: 0.390, SLG: 0.519 Tito Landrum, R (7, 9) OBP: 0.474, SLG: 0.765	0-0 F9 1-3		4-0 BB		0-0 F9			0-0 2B HR 1B	0-0 1B	2 0 0 0 1 0 1 2 1 2 0 0 0 0												
Cal Ripken Jr., R (1, 6) OBP: 0.358, SLG: 0.501	0-0 5-3		0-0 F9			0-0 1B SF7 1B		0-0 F9	0-3 K	5 1 1 1 0 1 4												
Eddie Murray, S (1, 3) OBP: 0.389, SLG: 0.519	0-0 1B		0-0 F9			0-0 SF7 1B		0-0 HR 2B	0-0 FC6-4 1B	5 2 4 0 0 0 2												
Ken Singleton, S (1, 10) OBP: 0.403, SLG: 0.466 Al Bumbry, L (8, PR) OBP: 0.316, SLG: 0.351	0-0 F9			0-0 G5-4-3 1B		0-0 SF7 1-2 3-H		4-0 HR IBB	0-0 FC6-4 1-2f	2 0 1 1 1 0 1 1 1 0 0 0 0 2												
Gary Roenicke, R (1, 7) OBP: 0.332, SLG: 0.507		0-0 L6		0-0 G5-4-3 1B		0-0 P5		0-0 HR 1-H 2-H 3-H		4 1 2 4 0 0 1												
Todd Cruz, R (1, 5) OBP: 0.238, SLG: 0.317		0-3 K		0-0 G5-4-3 1-2f 2-3		0-0 CS 1B		0-3 K		4 0 1 1 0 2 3												
Lenn Sakata, R (1, 4) OBP: 0.318, SLG: 0.350		0-0 CS 1B		0-3 K		0-0 CS 1-2	0-3 K	0-0 1B		4 0 2 0 0 2 1												
Rick Dempsey, R (1, 2) OBP: 0.312, SLG: 0.328		0-0 CS 1-2	0-3 K		0-0 F7		0-0 F8	0-0 F7		4 0 0 0 0 1 1												
Inning Stats	R: 1 E: 0 K: 0 S: 5	H: 2 LOB: 1 BB: 0 P: 5	R: 0 E: 0 K: 1 S: 5	H: 1 LOB: 0 BB: 0 P: 5	R: 0 E: 0 K: 1 S: 5	H: 0 LOB: 2 BB: 2 P: 13	R: 0 E: 0 K: 1 S: 6	H: 2 LOB: 1 BB: 0 P: 6	R: 0 E: 0 K: 0 S: 3	H: 0 LOB: 0 BB: 0 P: 3	R: 2 E: 0 K: 0 S: 5	H: 3 LOB: 0 BB: 0 P: 5	R: 0 E: 0 K: 1 S: 5	H: 0 LOB: 0 BB: 0 P: 5	R: 4 E: 0 K: 1 S: 9	H: 4 LOB: 1 BB: 1 P: 13	R: 0 E: 0 K: 1 S: 7	H: 2 LOB: 2 BB: 0 P: 7	1B: 12 2B: 1 3B: 0 HR: 1	SF: 1 SAC: 0 DP: 1 HBP: 0	WP: 0 PB: 0 SB: 2 CS: 2	PA: 43
PITCHER	IP WLS BF H R ER SO BB IBB HBP BLK WP HR S P ERA WHIP																					
Al Nipper, R (1, 1) ERA: 3.86	6.0 L 25 8 3 3 3 2 0 0 0 0 0 0 29 37 4.50 1.667																					
John Henry Johnson, L (7, 1) ERA: 3.93	2.0 11 4 4 4 2 0 1 0 0 0 0 1 14 18 18.00 2.000																					
Luis Aponte, R (9, 1) ERA: 3.63	1.0 5 2 0 0 0 1 0 0 0 0 0 0 7 7 0.00 2.000																					

Baltimore Orioles @ Boston Red Sox
Fenway Park, Boston, MA
 Tue Sep 13 1983, 7:05 PM EDT
 Att: 17,440 - Unknown

livebaseballscorecards.com

AB	37
R	7
H	14
RBI	7
BB	3
SO	6
LOB	16



Batter	1	2	3	4	5	6	7	8	9	AB	R	H	RBI	BB	SO	LOB
Jerry Remy, L (1, 4) OBP: 0.321, SLG: 0.315	0-0 F7		0-0 G4-6-3			0-0 G3		0-0 1B		4	0	1	0	0	0	2
Wade Boggs, L (1, 5) OBP: 0.442, SLG: 0.496	0-0 1-3			0-0 3-1		0-0 1B		0-0 F9		4	0	1	0	0	0	1
Jim Rice, R (1, 7) OBP: 0.353, SLG: 0.544	0-0 F9			0-0 5-3		0-0 P4		0-0 P6		4	0	0	0	0	0	2
Carl Yastrzemski, L (1, 10) OBP: 0.376, SLG: 0.443		0-0 4-3		0-0 1-3		0-3 K		0-0 F9		4	0	0	0	0	1	2
Dave Stapleton, R (1, 3) OBP: 0.299, SLG: 0.369		0-0 5-3			0-0 F7		0-0 F7		0-0 G6-4-3	4	0	1	0	0	0	0
Rick Miller, L (1, 9) OBP: 0.364, SLG: 0.356		0-0 5-3			0-0 5-3		0-0 2B 5-3 1B		0-0 G6-4-3	4	1	1	0	0	0	1
Reid Nichols, R (1, 8) OBP: 0.360, SLG: 0.441			4-0 BB		0-0 1B		0-0 1B		4-0 BB	2	0	2	0	2	0	0
Ed Jurak, R (1, 6) OBP: 0.359, SLG: 0.367			0-0 1B		0-0 1B		0-0 5-3		0-0 1B	3	0	2	1	1	0	1
Jeff Newman, R (1, 2) OBP: 0.227, SLG: 0.271			0-0 L6		0-0 1B		0-0 1-3		0-0 F8	2	0	1	0	0	0	2
Dwight Evans, R (7, PH) OBP: 0.343, SLG: 0.444					1-2 2-H					1	0	0	0	0	0	1
Gary Allenson, R (8, 2) OBP: 0.313, SLG: 0.317										0	0	0	0	0	0	0
Rich Gedman, L (9, PH) OBP: 0.346, SLG: 0.409										1	0	0	0	0	0	2

Inning Stats	R: 0	H: 0	E: 0	K: 0	S: 3	H: 0	LOB: 0	BB: 0	P: 3	R: 0	H: 1	E: 0	K: 0	S: 3	H: 0	LOB: 1	BB: 1	P: 7	R: 0	H: 0	E: 0	K: 0	S: 3	H: 0	LOB: 0	BB: 0	P: 3	R: 0	H: 2	E: 0	K: 0	S: 4	H: 1	LOB: 1	BB: 0	P: 6	R: 1	H: 2	E: 0	K: 0	S: 5	H: 1	LOB: 1	BB: 0	P: 5	R: 0	H: 1	E: 0	K: 0	S: 4	H: 2	LOB: 2	BB: 1	P: 8	1B: 8	SF: 0	2B: 1	SAC: 0	3B: 0	DP: 2	HR: 0	HBP: 0	WP: 0	PA: 36
PITCHER	IP	WLS	BF	H	R	ER	SO	BB	IBB	HBP	BLK	WP	HR	S	P	ERA	WHIP																																															
Allan Ramirez, R (1, 1) ERA: 3.47	1.1		4	0	0	0	0	0	0	0	0	0	0	4	4	0.00	0.000																																															
Bill Swaggerty, R (2, 1) ERA: 2.31	5.2	W	23	6	1	1	1	2	0	0	0	0	0	23	31	1.59	1.412																																															
Tippy Martinez, L (8, 1) ERA: 2.51	1.0		4	1	0	0	0	0	0	0	0	0	0	4	4	0.00	1.000																																															
Tim Stoddard, R (9, 1) ERA: 5.47	1.0		5	2	0	0	0	1	0	0	0	0	0	4	8	0.00	3.000																																															


BOTTOM

Baltimore Orioles @ Boston Red Sox


Fenway Park, Boston, MA

Tue Sep 13 1983, 7:05 PM EDT
Att. 17,440 - Unknown

AB	33
R	1
H	9
RBI	1
BB	3
SO	1
LOB	14



livebaseballscorecards.com

Batter	1	2	3	4	5	6	7	8	9	AB R H RBI BB SO LOB	TOP
Tito Landrum, R OBP: 0.417, SLG: 0.636 (1, 8) (9, 7)	0-0 5-3		0-3 K		0-0 F8	0-3 K			0-0 4-3 6-3 1B	5 1 1 0 0 2 1	
Dan Ford, R OBP: 0.328, SLG: 0.446 (1, 9)	0-0 2B			0-3 K	0-3 K		0-0 F8		0-0 6-3 1-2	5 0 1 0 0 2 1	
Cal Ripken Jr., R OBP: 0.360, SLG: 0.502 (1, 6)	0-0 F8			0-0 WP 2B 1B	0-0 BB 1B		0-0 BB 1B		0-0 4-3 2-3	5 1 3 0 0 0 2	
Eddie Murray, S OBP: 0.392, SLG: 0.522 (1, 3)	0-3 K			0-0 1-H HR 2B	4-0 1-2 BB		4-0 1-2 BB		0-0 3-H 1B	3 1 2 2 2 1 1	
Gary Roenicke, R OBP: 0.332, SLG: 0.516 John Lowenstein, L OBP: 0.368, SLG: 0.463 (7, PH) (7, 7)		0-0 F9		0-0 2-H HR	0-0 F7		0-3 K		0-3 K	3 1 1 2 0 0 2 2 0 0 0 0 2 3 0 0 0 0 0 0 0	
John Shelby, S OBP: 0.296, SLG: 0.365 (9, 8)											
Ken Singleton, S OBP: 0.402, SLG: 0.464 (1, 10)		0-0 4-3		0-0 G3 1B		0-0 F8	0-0 4-3			4 0 1 0 0 0 2	
Lenn Sakata, R OBP: 0.323, SLG: 0.358 (1, 4)		0-3 K		0-0 1-2 G3	0-0 1-2 SF8 2B			4-0 BB BB BB G4-6-3 BB		3 1 1 0 1 1 1	AB 35 R 5 H 11 RBI 5 BB 5 SO 8 LOB 17
Todd Cruz, R OBP: 0.242, SLG: 0.318 (1, 5)			4-0 BB G5-4-3	4-0 BB FC6-4		0-0 2-3 1B		0-0 1-2f G4-6-3		2 0 1 0 2 0 1	
Rick Dempsey, R OBP: 0.308, SLG: 0.325 (1, 2)			0-0 1-2f G5-4-3	0-0 1-2f FC6-4		0-0 3-H SF8		0-0 F7		3 0 0 1 0 0 3	
Inning Stats	R: 0 E: 0 K: 1 S: 6 H: 1 LOB: 1 BB: 0 P: 6	R: 0 E: 0 K: 1 S: 5 H: 0 LOB: 0 BB: 0 P: 5	R: 0 E: 0 K: 1 S: 4 H: 0 LOB: 0 BB: 1 P: 8	R: 3 E: 0 K: 1 S: 9 H: 4 LOB: 2 BB: 1 P: 13	R: 0 E: 0 K: 1 S: 6 H: 1 LOB: 2 BB: 1 P: 10	R: 1 E: 0 K: 1 S: 7 H: 2 LOB: 1 BB: 0 P: 7	R: 0 E: 0 K: 1 S: 6 H: 1 LOB: 2 BB: 1 P: 10	R: 0 E: 0 K: 0 S: 2 H: 0 LOB: 0 BB: 1 P: 6	R: 1 E: 0 K: 1 S: 7 H: 2 LOB: 1 BB: 0 P: 7	1B: 7 2B: 3 3B: 0 HR: 1 SF: 1 SAC: 0 DP: 2 HBP: 0	WP: 1 PB: 0 SB: 0 CS: 0 PA: 41
PITCHER John Tudor, L ERA: 4.27 Mark Clear, R ERA: 6.42	IP WLS BF H R ER SO BB IBB HBP BLK WP HR S P ERA WHIP	6.1 L 31 9 4 4 6 4 0 0 0 1 1 39 55 5.68 2.053	7.1 2.2 10 2 1 1 2 1 0 0 0 0 0 13 17 3.38 1.125								

Baltimore Orioles @ Boston Red Sox
Fenway Park, Boston, MA
Wed Sep 14 1983, 7:05 PM EDT
Att. 16,414 - Unknown

livebaseballscorecards.com

Batter	1	2	3	4	5	6	7	8	9	AB R H RBI BB SO LOB	TOP	
John Shelby, S (1, 8) OBP: 0.294, SLG: 0.362	0-3 K		0-0 6-3		0-0 FC1-2 1B		0-0 6-3		0-0 4-3	5 0 1 0 0 1 1	<p>Baltimore Orioles @ Boston Red Sox</p> <p>Fenway Park, Boston, MA</p> <p>Thu Sep 15 1983, 7:05 PM EDT</p> <p>Att. 16,994 - Unknown</p>	
Dan Ford, R (1, 9) OBP: 0.325, SLG: 0.443 Jim Dwyer, L (8, PH) OBP: 0.388, SLG: 0.516 (8, 9)	0-0 3-1			0-0 L5	0-0 FC1-2			0-0 4-3		3 0 0 0 0 0 3 1 0 0 0 0 0 0		
Cal Ripken Jr., R (1, 6) OBP: 0.361, SLG: 0.507	0-0 4-3			0-0 HR	0-3 K			0-0 1B FC3-2 1B		4 1 2 1 0 1 3		
Eddie Murray, S (1, 3) OBP: 0.391, SLG: 0.520		0-0 F9		0-3 K		0-0 F9		0-0 BB FC3-2 1B		4 0 1 0 0 1 0		
Gary Roenicke, R (1, 7) OBP: 0.332, SLG: 0.512 John Lowenstein, L (8, PH) OBP: 0.366, SLG: 0.462 (8, 7)		0-0 5-3		4-0 FC6-4 BB		0-0 6-3		0-0 FC3-2 BB		2 0 0 0 1 0 0 1 0 0 0 0 0 2		
Ken Singleton, S (1, 10) OBP: 0.405, SLG: 0.464		4-0 CS BB		0-0 FC6-4		0-0 1B		4-0 FC6 BB		2 0 1 0 2 0 1		
Rich Dauer, R (1, 4) OBP: 0.305, SLG: 0.309 Al Bumbry, L (8, PH) OBP: 0.315, SLG: 0.350 Bobby Bonner, R (8, 4)	0-0 CS		0-0 G4-6-3 1B		0-0 1B FC1-2 1B	0-0 F7		0-0 FC6		3 0 2 0 0 0 1 1 0 0 0 0 0 3 0 0 0 0 0 0 0		
Todd Cruz, R (1, 5) OBP: 0.243, SLG: 0.318 Glenn Gulliver, L (9, PH) OBP: 0.278, SLG: 0.375			0-0 G4-6-3		0-3 K		0-0 G6-4-3 1B		0-0 P4	3 0 1 0 0 1 2 1 0 0 0 0 0 0		
Rick Dempsey, R (1, 2) OBP: 0.311, SLG: 0.326 Dave Huppert, R (7, 2) Joe Nolan, L (9, PH) OBP: 0.341, SLG: 0.419		4-0 BB		0-0 FC1-2 1B		0-0 G6-4-3		0-0 3-1		2 0 1 0 1 0 1 0 0 0 0 0 0 0 1 0 0 0 0 0 0		
Inning Stats	R: 0 H: 0 E: 0 LOB: 0 K: 1 BB: 0 S: 5 P: 5	R: 0 H: 0 E: 0 LOB: 0 K: 0 BB: 1 S: 2 P: 6	R: 0 H: 1 E: 0 LOB: 1 K: 0 BB: 1 S: 3 P: 7	R: 1 H: 1 E: 0 LOB: 1 K: 1 BB: 1 S: 6 P: 10	R: 0 H: 3 E: 0 LOB: 3 K: 2 BB: 0 S: 10 P: 10	R: 0 H: 1 E: 0 LOB: 1 K: 0 BB: 0 S: 4 P: 4	R: 0 H: 1 E: 0 LOB: 0 K: 0 BB: 0 S: 3 P: 3	R: 0 H: 2 E: 0 LOB: 3 K: 0 BB: 1 S: 5 P: 9	R: 0 H: 0 E: 0 LOB: 0 K: 0 BB: 0 S: 3 P: 3	1B: 8 SF: 0 2B: 0 SAC: 0 3B: 0 DP: 2 HR: 1 HBP: 0		WP: 0 PA: 38 PB: 0 SB: 0 CS: 1
PITCHER Bruce Hurst, L (1, 1) ERA: 4.03 Bob Stanley, R (8, 1) ERA: 3.03	IP WLS BF H R ER SO BB IBB HBP BLK WP HR S P ERA WHIP	7.0 W 28 7 1 1 4 3 0 0 0 0 0 1 33 45 1.29 1.429	2.0 9 2 0 0 0 1 0 0 0 0 0 0 8 12 0.00 1.500	PITCHER								IP WLS BF H R ER SO BB IBB HBP BLK WP HR S P ERA WHIP

livebaseballscorecards.com

AB	33
R	1
H	9
RBI	1
BB	4
SO	4
LOB	17



Batter	1	2	3	4	5	6	7	8	9
Jerry Remy, L (1, 4) OBP: 0.321, SLG: 0.314	0-0 2B SF8 1B		0-0 F7	0-0 3-1		0-0 1B FC6 1B	0-0 FC6 1-2f		
Wade Boggs, L (1, 5) OBP: 0.442, SLG: 0.499	0-0 F8		0-0 2B		0-0 FC5-4 1B	0-0 FC6 1B		0-0 F7	
Jim Rice, R (1, 7) OBP: 0.355, SLG: 0.545	0-0 1-3 2B		0-0 6-3 2B		0-0 FC5-4 1B 1-2f	0-0 FC6 1-2f		0-0 F8	
Carl Yastrzemski, L (1, 10) OBP: 0.375, SLG: 0.439	4-0 BB		0-0 6-3		0-0 1B 1-3	0-3 K		0-0 F8	
Reid Nichols, R (1, 8) OBP: 0.360, SLG: 0.449	0-0 SF8		0-3 K		0-0 1B 1-2	0-3 K			
Rick Miller, L (1, 9) OBP: 0.364, SLG: 0.354	0-0 F7			0-0 G3 4-3 2B 1B	0-0 F7		0-0 F9 1B 1B		
Dave Stapleton, R (1, 3) OBP: 0.301, SLG: 0.369		0-0 6-3		0-0 4-3	0-0 1B		0-0 1B 1B		
Ed Jurak, R (1, 6) OBP: 0.349, SLG: 0.351		4-0 BB		0-0 G3	0-0 4-3		0-0 F9		
Gary Allenson, R (1, 2) OBP: 0.313, SLG: 0.322		0-0 G5-4-3 1-2f		0-0 2B		0-0 L4	0-0 FC6 1B		

Inning Stats	R: 1 E: 0 K: 0 S: 5	H: 2 LOB: 2 BB: 1 P: 9	R: 0 E: 0 K: 0 S: 2	H: 0 LOB: 0 BB: 1 P: 6	R: 1 E: 0 K: 1 S: 7	H: 2 LOB: 1 BB: 0 P: 7	R: 1 E: 0 K: 0 S: 5	H: 2 LOB: 1 BB: 0 P: 5	R: 2 E: 0 K: 0 S: 7	H: 4 LOB: 2 BB: 0 P: 7	R: 1 E: 0 K: 1 S: 7	H: 2 LOB: 1 BB: 0 P: 7	R: 1 E: 0 K: 1 S: 8	H: 3 LOB: 2 BB: 0 P: 8	R: 0 E: 0 K: 0 S: 3	H: 0 LOB: 0 BB: 0 P: 3
1B: 11 2B: 4 3B: 0 HR: 0	SF: 1 SAC: 0 DP: 1 HBP: 0	WP: 0 PB: 0 SB: 0 CS: 0	PA: 40													

PITCHER	IP	WLS	BF	H	R	ER	SO	BB	IBB	HBP	BLK	WP	HR	S	P	ERA	WHIP
Storm Davis, R (1, 1) ERA: 3.51	4.1	L	23	9	5	5	1	2	0	0	0	0	0	23	31	10.38	2.538
Bill Swaggerty, R (5, 1) ERA: 2.77	1.1		7	3	1	1	0	0	0	0	0	0	0	7	7	6.75	2.250
Dan Morogiello, L (6, 1) ERA: 3.29	2.1		10	3	1	1	2	0	0	0	0	0	0	14	14	3.86	1.286

BOTTOM

Baltimore Orioles @ Boston Red Sox
 Fenway Park, Boston, MA
 Thu Sep 15 1983, 7:05 PM EDT
 Att. 16,994 - Unknown

AB	37
R	7
H	15
RBI	7
BB	2
SO	3
LOB	20



PITCHER	IP	WLS	BF	H	R	ER	SO	BB	IBB	HBP	BLK	WP	HR	S	P	ERA	WHIP
Storm Davis, R (1, 1) ERA: 3.51	4.1	L	23	9	5	5	1	2	0	0	0	0	0	23	31	10.38	2.538
Bill Swaggerty, R (5, 1) ERA: 2.77	1.1		7	3	1	1	0	0	0	0	0	0	0	7	7	6.75	2.250
Dan Morogiello, L (6, 1) ERA: 3.29	2.1		10	3	1	1	2	0	0	0	0	0	0	14	14	3.86	1.286

Batter	1	2	3	4	5	6	7	8	9	AB R H RBI BB SO LOB	TOP											
Paul Molitor, R (1, 5) OBP: 0.346, SLG: 0.434	0-3 K			0-0 1B		0-0 1B		0-3 K		4 0 2 0 0 2 1												
Jim Gantner, L (1, 4) OBP: 0.344, SLG: 0.421	0-0 G1-6-3 1B			0-0 G1-6-3 1B		0-0 F2		0-0 F9		4 0 2 0 0 0 2												
Robin Yount, R (1, 6) OBP: 0.379, SLG: 0.483	0-0 G1-6-3 1-2f			0-3 K			0-0 G3		0-0 HR	4 1 1 1 0 1 3												
Cecil Cooper, L (1, 3) OBP: 0.335, SLG: 0.508		0-0 1-3		0-0 G1-6-3 1-2f			0-0 F9		0-0 1-3	4 0 0 0 0 0 2												
Ted Simmons, S (1, 10) OBP: 0.351, SLG: 0.445		0-0 4-1			0-0 3-1		0-0 BB 1B		0-0 3-1	4 0 1 0 0 0 0												
Rick Manning, L (1, 8) OBP: 0.287, SLG: 0.305		0-0 F9			0-0 5-3		4-0 BB 1-2 BB		0-0 F2	3 0 0 0 1 0 0												
Ned Yost, R (1, 2) OBP: 0.253, SLG: 0.372			0-0 F4		0-3 K		0-0 5-3			3 0 0 0 0 1 2												
Dion James, L (1, 7) OBP: 0.253, SLG: 0.372			0-0 4-3		0-3 K			0-0 G3		3 0 0 0 0 1 0												
Charlie Moore, R (1, 9) OBP: 0.345, SLG: 0.356			0-0 F6		0-0 6-3			0-0 1B		3 0 1 0 0 0 0												
Inning Stats	R: 0 E: 0 K: 1 S: 5	H: 1 LOB: 0 BB: 0 P: 5	R: 0 E: 0 K: 0 S: 3	H: 0 LOB: 0 BB: 0 P: 3	R: 0 E: 0 K: 0 S: 3	H: 0 LOB: 0 BB: 0 P: 3	R: 0 E: 0 K: 1 S: 6	H: 2 LOB: 1 BB: 0 P: 6	R: 0 E: 0 K: 1 S: 5	H: 0 LOB: 0 BB: 0 P: 5	R: 0 E: 0 K: 1 S: 6	H: 1 LOB: 1 BB: 0 P: 6	R: 0 E: 0 K: 0 S: 4	H: 1 LOB: 2 BB: 1 P: 8	R: 0 E: 0 K: 1 S: 6	H: 1 LOB: 1 BB: 0 P: 6	R: 1 E: 0 K: 0 S: 4	H: 1 LOB: 0 BB: 0 P: 4	1B: 6 2B: 0 3B: 0 HR: 1	SF: 0 SAC: 0 DP: 2 HBP: 0	WP: 0 PB: 0 SB: 0 CS: 0	PA: 33
PITCHER Mike Boddicker, R (1, 1) ERA: 2.72	IP: 9.0 WLS: W BF: 33 H: 7 R: 1 ER: 1 SO: 5 BB: 1 IBB: 0 HBP: 0 BLK: 0 WP: 0 HR: 1 S: 42 P: 46 ERA: 1.00 WHIP: 0.889											PITCHER	IP: 9.0 WLS: W BF: 33 H: 7 R: 1 ER: 1 SO: 5 BB: 1 IBB: 0 HBP: 0 BLK: 0 WP: 0 HR: 1 S: 42 P: 46 ERA: 1.00 WHIP: 0.889									

Milwaukee Brewers @ Baltimore Orioles
 Memorial Stadium, Baltimore, MD
 Fri Sep 16 1983, 7:05 PM EDT
 Att: 34,899 - Unknown

AB	32
R	1
H	7
RBI	1
BB	1
SO	5
LOB	10



Batter	1	2	3	4	5	6	7	8	9	AB	R	H	RBI	BB	SO	LOB	BOTTOM	
Al Bumbry, L (1, 8) OBP: 0.321, SLG: 0.357 John Shelby, S (5, PH) OBP: 0.296, SLG: 0.369 (6, 8)	4-0 1B BB	0-0 1B		0-0 2B	0-0 F9		0-0 1B 3B			2	2	2	1	1	0	0		
Jim Dwyer, L (1, 9) OBP: 0.393, SLG: 0.524 Tito Landrum, R (5, PH) OBP: 0.423, SLG: 0.625 (6, 9)	0-0 F9	0-0 G6-4-3 1B		0-0 2B	0-3 K		0-0 1B			3	1	2	1	0	0	1		
Cal Ripken Jr., R (1, 6) OBP: 0.363, SLG: 0.511	0-0 BB 1-3 1B	0-0 G6-4-3		0-0 2B	0-0 1B 2B		0-3 K			5	1	3	1	0	1	3		
Eddie Murray, S (1, 3) OBP: 0.393, SLG: 0.521	0-0 SF7 3-H		0-0 1B G6-4-3	4-0 BB 1B	0-0 6-3		0-0 G6-3 1B			3	1	2	1	1	0	2		
John Lowenstein, L (1, 7) OBP: 0.370, SLG: 0.464 Gary Roenicke, R (4, PH) OBP: 0.335, SLG: 0.512 (5, 7)	4-0 FC6 BB 1-2		0-0 1B G6-4-3	0-0 BB 1B		4-0 G4-6-3 BB		0-0 G6-3 1-2f		1	0	1	0	1	0	0		
Ken Singleton, S (1, 10) OBP: 0.403, SLG: 0.460	0-0 FC6 1-2f		0-0 1B G6-4-3	4-0 1-2 2-H BB		0-0 F9		0-3 K		4	0	0	0	1	1	4		
Joe Nolan, L (1, 2) OBP: 0.349, SLG: 0.423 Rick Dempsey, R (4, PH) OBP: 0.309, SLG: 0.324 (5, 2)		0-0 2B 1B		0-0 1B BB	0-3 K		0-0 G4-6-3 1-2f			1	1	1	0	1	0	0		
Glenn Gulliver, L (1, 5) OBP: 0.300, SLG: 0.389 Todd Cruz, R (4, PH) OBP: 0.242, SLG: 0.316 (5, 5)		0-0 L8		0-0 1B	0-0 G6-4-3 1-2f		0-0 F7			2	0	1	0	0	0	1		
Rich Dauer, R (1, 4) OBP: 0.306, SLG: 0.313		0-0 1B 1-H 2B		0-0 F9		0-0 2B 1B		0-0 F9		4	1	2	1	0	0	2		
Inning Stats	R: 1 H: 1 E: 0 LOB: 2 K: 0 BB: 2 S: 4 P: 12	R: 2 H: 4 E: 0 LOB: 1 K: 0 BB: 0 S: 6 P: 6	R: 1 H: 3 E: 0 LOB: 2 K: 0 BB: 1 S: 5 P: 9	R: 3 H: 4 E: 0 LOB: 2 K: 1 BB: 2 S: 8 P: 16	R: 0 H: 2 E: 0 LOB: 2 K: 1 BB: 0 S: 7 P: 7	R: 0 H: 0 E: 0 LOB: 0 K: 0 BB: 1 S: 2 P: 6	R: 1 H: 2 E: 0 LOB: 1 K: 1 BB: 0 S: 7 P: 7	R: 0 H: 1 E: 0 LOB: 0 K: 1 BB: 0 S: 5 P: 5		1B: 11 SF: 1 2B: 5 SAC: 0 3B: 1 DP: 5 HR: 0 HBP: 0	WP: 0 PA: 42 PB: 0 SB: 0 CS: 0							
PITCHER	IP WLS BF H R ER SO BB IBB HBP BLK WP HR S P ERA WHIP																	
Tom Candiotti, R (1, 1) ERA: 2.27	2.0	14	7	4	4	0	0	2	0	0	0	0	0	0	12	20	18.00	4.500
Bob McClure, L (3, 1) ERA: 4.5	0.2	2	0	0	0	0	1	0	0	0	0	0	0	1	5	0.00	1.500	
Jim Slaton, R (3, 1) ERA: 3.94	0.1	6	4	3	3	0	1	0	0	0	0	0	0	5	9	81.00	15.000	
Rick Waits, L (4, 1) ERA: 4.84	4.0	17	5	1	1	3	2	0	0	0	0	0	0	21	29	2.25	1.750	
Tom Tellmann, R (8, 1) ERA: 2.92	1.0	3	1	0	0	1	0	0	0	0	0	0	0	5	5	0.00	1.000	

Milwaukee Brewers @ Baltimore Orioles
 Memorial Stadium, Baltimore, MD

Fri Sep 16 1983, 7:05 PM EDT
 Att. 34,899 - Unknown

AB	35
R	8
H	17
RBI	7
BB	6
SO	4
LOB	23



WP: 0	PA: 42
PB: 0	
SB: 0	
CS: 0	

ERA	WHIP
-----	------

livebaseballscorecards.com

Batter	1	2	3	4	5	6	7	8	9	AB R H RBI BB SO LOB	TOP											
Paul Molitor, R (1, 5) OBP: 0.343, SLG: 0.430	0-0 F9			0-0 F3		0-0 L8		0-0 5-3	0-0 F9	5 0 0 0 0 0 4												
Randy Ready, R (1, 10) OBP: 0.316, SLG: 0.294 Ben Oglivie, L (8, PH) OBP: 0.362, SLG: 0.425	0-0 F7			4-0 FC5-4 BB		0-0 1B		0-0 G3		2 0 1 0 1 0 0 1 0 0 0 0 0 0												
Robin Yount, R (1, 6) OBP: 0.376, SLG: 0.480	0-3 K			0-0 FC5-4		0-0 SF9		0-0 5-3		3 0 0 1 0 1 1												
Cecil Cooper, L (1, 3) OBP: 0.335, SLG: 0.506		0-0 4-3		0-0 L4		0-0 4-3			4-0 WP BB 1B BB	3 1 0 0 1 0 3												
Ted Simmons, S (1, 2) OBP: 0.352, SLG: 0.444		0-0 5-3			0-0 1B		0-0 F8		4-0 1B WP E BB	3 1 1 0 1 0 0												
Mark Brouhard, R (1, 7) OBP: 0.307, SLG: 0.434 Roy Howell, L (9, PH) OBP: 0.323, SLG: 0.407 Don Money, R (9, PH) OBP: 0.220, SLG: 0.219		0-0 F9			4-0 BB G3-6-3		0-3 K		0-0 F9	2 0 0 0 1 1 0 0 0 0 0 0 0 0 1 0 0 0 0 0 2												
Rick Manning, L (1, 8) OBP: 0.287, SLG: 0.307 Ed Romero, R (9, PH) OBP: 0.326, SLG: 0.369			0-0 4-3		0-0 G3-6-3		0-0 1B 2B		0-0 E 1B	3 1 1 0 0 0 1 1 0 1 1 0 0 0												
Charlie Moore, R (1, 9) OBP: 0.348, SLG: 0.359			0-0 6-3 1B			0-0 1B SF9 1B		0-0 2-H 1B	0-0 E6	4 1 3 2 0 0 1												
Jim Gantner, L (1, 4) OBP: 0.343, SLG: 0.420 Rob Picciolo, R (9, PH) OBP: 0.214, SLG: 0.333			0-0 6-3		0-0 1-2	0-0 SF9 1B 1B		0-0 1-3	0-3 K	3 0 1 0 0 0 2 1 0 0 0 0 1 2												
Inning Stats	R: 0 E: 0 K: 1 S: 5	H: 0 LOB: 0 BB: 0 P: 5	R: 0 E: 0 K: 0 S: 3	H: 0 LOB: 0 BB: 0 P: 3	R: 0 E: 0 K: 0 S: 3	H: 1 LOB: 0 BB: 0 P: 3	R: 0 E: 0 K: 0 S: 3	H: 0 LOB: 1 BB: 1 P: 7	R: 0 E: 0 K: 0 S: 2	H: 1 LOB: 0 BB: 1 P: 6	R: 1 E: 0 K: 0 S: 6	H: 3 LOB: 2 BB: 0 P: 6	R: 1 E: 0 K: 1 S: 7	H: 2 LOB: 1 BB: 0 P: 7	R: 0 E: 0 K: 0 S: 3	H: 0 LOB: 0 BB: 0 P: 3	R: 2 E: 1 K: 1 S: 7	H: 1 LOB: 2 BB: 2 P: 15	1B: 7 2B: 1 3B: 0 HR: 0	SF: 1 SAC: 0 DP: 1 HBP: 0	WP: 1 PB: 0 SB: 0 CS: 0	PA: 37
PITCHER	IP WLS BF H R ER SO BB IBB HBP BLK WP HR S P ERA WHIP																					
Mike Flanagan, L (1, 1) ERA: 3.07	7.0 W 27 7 2 2 2 2 2 0 0 0 0 0 29 37 2.57 1.286																					
Sammy Stewart, R (8, 1) ERA: 3.73	1.0 5 0 2 2 0 2 0 0 0 0 0 0 3 11 18.00 2.000																					
Tippy Martinez, L (9, 1) ERA: 2.48	1.0 S 5 1 0 0 1 0 0 0 0 0 1 0 7 7 0.00 1.000																					

Milwaukee Brewers @ Baltimore Orioles
 Memorial Stadium, Baltimore, MD
 Sat Sep 17 1983, 7:05 PM EDT
 Att. 41,137 - Unknown - 79 F

livebaseballscorecards.com

AB	32
R	4
H	8
RBI	4
BB	4
SO	3
LOB	16



Batter	1	2	3	4	5	6	7	8	9	AB R H RBI BB SO LOB	BOTTOM
--------	---	---	---	---	---	---	---	---	---	----------------------	--------

Al Bumbry, L (1, 8) <small>OBP: 0.328, SLG: 0.363</small> John Shelby, S (8, PH) <small>OBP: 0.296, SLG: 0.369</small> <small>(9, 8)</small>										3 3 3 0 1 0 0 0 0 0 0 1 0 0	Milwaukee Brewers @ Baltimore Orioles Memorial Stadium, Baltimore, MD <small>Sat Sep 17 1983, 7:05 PM EDT</small> <small>Att: 41,137 - Unknown - 79 F</small>
--	--	--	--	--	--	--	--	--	--	--------------------------------	--

Dan Ford, R (1, 9) <small>OBP: 0.328, SLG: 0.443</small> Tito Landrum, R (8, PH) <small>OBP: 0.407, SLG: 0.600</small> <small>(9, 9)</small>										2 0 1 1 1 0 1 1 0 0 0 0 0 2	
--	--	--	--	--	--	--	--	--	--	--------------------------------	--

Cal Ripken Jr., R (1, 6) <small>OBP: 0.362, SLG: 0.508</small>										5 1 1 1 0 1 5	
--	--	--	--	--	--	--	--	--	--	---------------	--

Eddie Murray, S (1, 3) <small>OBP: 0.390, SLG: 0.518</small>										3 0 0 1 0 1 2	
--	--	--	--	--	--	--	--	--	--	---------------	--

John Lowenstein, L (1, 7) <small>OBP: 0.373, SLG: 0.464</small> Gary Roenicke, R (7, PH) <small>OBP: 0.334, SLG: 0.510</small> <small>(8, 7)</small>										2 0 1 0 1 0 0 1 0 0 0 0 0 0	
--	--	--	--	--	--	--	--	--	--	--------------------------------	--

Ken Singleton, S (1, 10) <small>OBP: 0.402, SLG: 0.458</small>										2 0 0 1 1 0 0	
--	--	--	--	--	--	--	--	--	--	---------------	--

Joe Nolan, L (1, 2) <small>OBP: 0.349, SLG: 0.421</small> Rick Dempsey, R (7, PH) <small>OBP: 0.309, SLG: 0.323</small> <small>(8, 2)</small>										3 0 1 0 0 0 5 1 0 0 0 0 0 0	
---	--	--	--	--	--	--	--	--	--	--------------------------------	--

Glenn Gulliver, L (1, 5) <small>OBP: 0.304, SLG: 0.350</small> Todd Cruz, R (7, 5) <small>OBP: 0.244, SLG: 0.320</small>										2 0 0 0 1 0 0 1 0 1 0 0 0 0	
---	--	--	--	--	--	--	--	--	--	--------------------------------	--

Rich Dauer, R (1, 4) <small>OBP: 0.306, SLG: 0.311</small>										3 1 0 0 1 0 3	
--	--	--	--	--	--	--	--	--	--	---------------	--

Inning Stats	R: 1 H: 2 E: 0 LOB: 3 K: 0 BB: 2 S: 5 P: 13	R: 0 H: 0 E: 0 LOB: 1 K: 0 BB: 1 S: 3 P: 7	R: 0 H: 0 E: 0 LOB: 0 K: 0 BB: 0 S: 3 P: 3	R: 0 H: 1 E: 0 LOB: 1 K: 0 BB: 1 S: 3 P: 7	R: 2 H: 2 E: 1 LOB: 2 K: 0 BB: 1 S: 6 P: 10	R: 2 H: 2 E: 0 LOB: 1 K: 2 BB: 1 S: 9 P: 13	R: 0 H: 0 E: 0 LOB: 0 K: 0 BB: 0 S: 3 P: 3	R: 0 H: 1 E: 0 LOB: 2 K: 0 BB: 1 S: 4 P: 8	1B: 7 SF: 2 2B: 1 SAC: 1 3B: 0 DP: 1 HR: 0 HBP: 0	WP: 0 PA: 39 PB: 0 SB: 4 CS: 0
---------------------	--	---	---	---	--	--	---	---	--	---

PITCHER Bob Gibson, R (1, 1) <small>ERA: 3.86</small> Jerry Augustine, L (7, 1) <small>ERA: 5.75</small> Pete Ladd, R (8, 1) <small>ERA: 2.23</small>	IP WLS BF H R ER SO BB IBB HBP BLK WP HR S P ERA WHIP 6.0 L 31 7 5 3 2 6 0 0 0 0 0 0 29 53 4.50 2.167 1.1 6 1 0 0 0 1 0 0 0 0 0 0 5 9 0.00 1.500 0.2 2 0 0 0 0 0 0 0 0 0 0 0 2 2 0.00 0.000	PITCHER IP WLS BF H R ER SO BB IBB HBP BLK WP HR S P ERA WHIP
---	--	---

livebaseballscorecards.com

AB	29
R	5
H	8
RBI	4
BB	7
SO	2
LOB	18



Batter	1	2	3	4	5	6	7	8	9	AB R H RBI BB SO LOB	TOP														
Paul Molitor, R (1, 5) OBP: 0.342, SLG: 0.430	0-0 F7	0-0 HR 2B	0-0 FC5-4		0-0 F8			0-0 F8		5 1 1 1 0 0 3															
Jim Gantner, L (1, 4) OBP: 0.342, SLG: 0.424	0-0 3-1	0-0 HR	0-0 F5		0-3 K			0-0 F7		5 1 1 3 0 1 2															
Robin Yount, R (1, 6) OBP: 0.378, SLG: 0.483	0-0 1B	0-0 1B 2B	0-0 4-3		0-0 4-3			0-0 WP SF7 1B		5 2 3 0 0 0 1															
Cecil Cooper, L (1, 3) OBP: 0.287, SLG: 0.502	0-0 5-3	4-0 FC5 1B BB		0-0 F7		0-0 G3		0-3 K		4 0 0 0 1 1 2															
Ted Simmons, S (1, 10) OBP: 0.353, SLG: 0.445		0-0 1B SH		0-3 K		0-0 L6		0-0 SF7		4 1 2 2 0 1 0															
Rick Manning, L (1, 8) OBP: 0.287, SLG: 0.306		0-0 SH 1B		0-0 F5		0-0 F7		0-0 HR		4 1 1 0 0 0 2															
Mark Brouhard, R (9, PH) OBP: 0.312, SLG: 0.462		0-0 FC5 1B								1 1 1 1 0 0 0															
Ned Yost, R (1, 2) OBP: 0.253, SLG: 0.370		0-0 SH 2B			0-0 F9		0-0 2-3	0-0 F8		4 1 1 0 0 0 0															
Dion James, L (1, 7) OBP: 0.143, SLG: 0.143		0-0 6-3			0-0 F8			0-0 1B		4 0 1 1 0 0 4															
Charlie Moore, R (1, 9) OBP: 0.351, SLG: 0.361		4-0 2B HR BB	0-0 FC5-4 1B		0-0 1B			0-0 F9		3 1 2 0 1 0 1															
Inning Stats	R: 0 E: 0 K: 0 S: 4	H: 1 LOB: 1 BB: 0 P: 4	R: 7 E: 1 K: 0 S: 11	H: 7 LOB: 3 BB: 2 P: 19	R: 0 E: 0 K: 0 S: 4	H: 1 LOB: 1 BB: 0 P: 4	R: 0 E: 1 K: 1 S: 5	H: 0 LOB: 0 BB: 0 P: 5	R: 0 E: 0 K: 1 S: 5	H: 1 LOB: 1 BB: 0 P: 4	R: 0 E: 0 K: 1 S: 5	H: 0 LOB: 0 BB: 0 P: 5	R: 0 E: 0 K: 0 S: 3	H: 0 LOB: 0 BB: 0 P: 3	R: 0 E: 0 K: 0 S: 4	H: 1 LOB: 1 BB: 0 P: 4	R: 2 E: 0 K: 1 S: 7	H: 2 LOB: 0 BB: 0 P: 7	1B: 9 2B: 2 3B: 0 HR: 2	SF: 1 SAC: 1 DP: 0 HBP: 0	WP: 1 PB: 0 SB: 1 CS: 0	PA: 43			
PITCHER	IP	WLS	BF	H	R	ER	SO	BB	IBB	HBP	BLK	WP	HR	S	P	ERA	WHIP								
Jim Palmer, R (1, 1) ERA: 4.11	1.1		12	6	7	6	0	1	0	0	0	0	1	11	15	40.50	5.250								
Dan Morigiello, L (2, 1) ERA: 2.65	6.2		26	5	0	0	2	1	0	0	0	0	0	29	33	0.00	0.900								
Tim Stoddard, R (9, 1) ERA: 5.66	0.0		1	1	1	1	0	0	0	0	0	0	0	1	1	∞	∞								
Tippy Martinez, L (9, 1) ERA: 2.55	1.0	W	4	1	1	1	1	0	0	0	0	1	1	6	6	9.00	1.000								

Milwaukee Brewers @ Baltimore Orioles
Memorial Stadium, Baltimore, MD
 Sun Sep 18 1983, 3:33 AM EDT
 Att. 35,804 - Unknown - 81 F

AB	39
R	9
H	13
RBI	8
BB	2
SO	3
LOB	15



livebaseballscorecards.com

BOTTOM

Milwaukee Brewers @ Baltimore Orioles
Memorial Stadium, Baltimore, MD
Sun Sep 18 1983, 3:33 AM EDT
Att: 35,804 - Unknown - 81 F

livebaseballscorecards.com

AB 34
R 10
H 12
RBI 9
BB 9
SO 5
LOB 19



WP: 0 PA: 45
PB: 0
SB: 0
CS: 0

AB R H RBI BB SO LOB

4 1 2 1 1 0 1
0 0 0 0 0 0 0

3 1 0 0 2 0 4
0 1 0 0 0 0 0

5 1 2 1 0 1 3

4 2 2 5 0 1 0

3 0 1 0 0 2 1
2 0 0 0 0 1 2

3 0 1 1 2 0 0

3 2 2 0 2 0 1

3 0 0 0 0 0 6
0 0 0 0 0 0 0
1 0 0 0 0 0 1
0 0 0 0 1 0 0

1B: 10 SF: 1
2B: 1 SAC: 0
3B: 0 DP: 3
HR: 1 HBP: 1

Batter	1	2	3	4	5	6	7	8	9
Al Bumbry, L (1, 8) John Shelby, S (9, 8) OBP: 0.332, SLG: 0.364 OBP: 0.298, SLG: 0.369	0-0 5-3 1B		0-0 FC4-6 1B		4-0 G6-4-3 BB		0-0 4-3 1B	0-0 1B BB HR 1B	
Jim Dwyer, L (1, 9) Tito Landrum, R (8, PR) OBP: 0.393, SLG: 0.515 OBP: 0.407, SLG: 0.600	0-0 G3		0-0 FC4-6 G6-3 1-2f 2-3		0-0 G6-4-3 1-2f 2-3		4-0 SF8 BB	4-0 1B BB HR BB	
Cal Ripken Jr., R (1, 6) OBP: 0.362, SLG: 0.507	0-3 K		0-0 G6-3 1-2f		0-0 4-3		0-0 E1 1B 1-3 2-H	0-0 HR 1B 1-2 2-3 3-H	
Eddie Murray, S (1, 3) OBP: 0.390, SLG: 0.525		0-0 3-1 1B 2B		0-0 1B 2B		0-3 K	0-0 SF8 3-H	0-0 HR 1-H 2-H 3-H	
John Lowenstein, L (1, 7) Mike Young, S (7, 7) OBP: 0.243, SLG: 0.294		0-0 BB BB 1B		0-3 K		0-3 K	0-0 F8	0-3 K	
Ken Singleton, S (1, 10) OBP: 0.404, SLG: 0.458		4-0 BB BB 1B		0-0 FC4-6 1B 2-H		4-0 1B BB		0-0 L6 4-3	
Glenn Gulliver, L (1, 5) OBP: 0.393, SLG: 0.391		4-0 BB BB 1B		0-0 FC4-6 FC5-4 1-2f		0-0 1B		4-0 1B BB 1B	
Rich Dauer, R (1, 4) Todd Cruz, R (7, 4) Joe Nolan, L (8, PH) Lenn Sakata, R (9, 4) OBP: 0.304, SLG: 0.309 OBP: 0.244, SLG: 0.320 OBP: 0.347, SLG: 0.419 OBP: 0.328, SLG: 0.358		0-0 G6-4-3 1-2f		0-0 FC5-4 1-2f		0-0 5-3		0-0 F8 BB BB	4-0 1B BB 1B
Rick Dempsey, R (1, 2) John Stefero, L (3, PR) OBP: 0.310, SLG: 0.323 OBP: 0.600, SLG: 0.625			1-0 FC4-6 1B HBP		4-0 G6-4-3 BB		0-0 E4 1B 4-3 E	0-0 BB 1B 1B	0-0 1-2 2-H 1B

Inning Stats	R: 0 E: 0 K: 1 S: 5	H: 0 LOB: 0 BB: 0 P: 5	R: 0 E: 0 K: 0 S: 3	H: 1 LOB: 2 BB: 2 P: 11	R: 0 E: 0 K: 0 S: 3	H: 1 LOB: 2 BB: 0 P: 4	R: 1 E: 0 K: 1 S: 7	H: 2 LOB: 1 BB: 0 P: 7	R: 0 E: 0 K: 0 S: 2	H: 0 LOB: 1 BB: 2 P: 10	R: 0 E: 0 K: 2 S: 8	H: 1 LOB: 2 BB: 1 P: 12	R: 2 E: 2 K: 0 S: 5	H: 1 LOB: 1 BB: 1 P: 9	R: 6 E: 0 K: 1 S: 9	H: 4 LOB: 1 BB: 2 P: 17	R: 1 E: 0 K: 0 S: 3	H: 2 LOB: 2 BB: 1 P: 7	1B: 10 2B: 1 3B: 0 HR: 1	SF: 1 SAC: 0 DP: 3 HBP: 1
--------------	------------------------------	---------------------------------	------------------------------	----------------------------------	------------------------------	---------------------------------	------------------------------	---------------------------------	------------------------------	----------------------------------	------------------------------	----------------------------------	------------------------------	---------------------------------	------------------------------	----------------------------------	------------------------------	---------------------------------	-----------------------------------	------------------------------------

PITCHER	IP	WLS	BF	H	R	ER	SO	BB	IBB	HBP	BLK	WP	HR	S	P	ERA	WHIP
Jaime Cocanower, R (1, 1) ERA: 2.08	6.1		30	6	3	1	4	6	0	1	0	0	0	31	56	1.42	1.895
Jim Staton, R (7, 1) ERA: 4.14	1.1		7	2	3	3	0	1	0	0	0	0	0	6	10	20.25	2.250
Pete Ladd, R (8, 1) ERA: 3.07	0.2	L	8	4	4	4	1	2	0	0	0	0	1	8	16	54.00	9.000

Batter	1	2	3	4	5	6	7	8	9	10	11	AB	R	H	RBI	BB	SO	LOB	TOP
Paul Molitor, R (1, 5) OBP: 0.342, SLG: 0.428	0-0 4-3		0-0 5-3		4-0 E 1-2 E BB		0-0 FC6 1B	0-3 K			0-0 F6	5	1	1	0	1	1	1	
Randy Ready, R (1, 10) OBP: 0.292, SLG: 0.273 Ben Oglivie, L (11, PH) OBP: 0.361, SLG: 0.424	0-0 F3		0-0 F7		0-0 E7 1B 1-H 2-H 3-H		0-3 K		0-0 F9		0-3 K	5	0	1	1	0	1	1	
Robin Yount, R (1, 6) OBP: 0.379, SLG: 0.485	4-0 BB			0-0 3B	0-0 6-3		0-0 F8		0-0 F9		1-0 1B S HBP	4	1	1	0	1	0	2	
Cecil Cooper, L (1, 3) OBP: 0.332, SLG: 0.498	0-0 L9			0-0 F9	0-0 F7		0-0 FC6 1-2		0-3 K		4-0 1B 1-2 IBB	5	0	0	0	1	1	4	

Ted Simmons, S (1, 2) OBP: 0.354, SLG: 0.447		0-0 2B		0-3 K		0-0 6-3		0-0 1B 1B		0-0 F7	0-0 1B 1-2 2-H	6	1	3	1	0	1	1	
Mark Brouhard, R (1, 7) OBP: 0.319, SLG: 0.485		0-0 F4		0-3 K		0-0 HR		0-0 SH1-4 1-2 4-3 1B		0-0 BB 1B	0-0 F4	6	2	3	1	0	1	4	

Rick Manning, L (1, 8) OBP: 0.288, SLG: 0.310 Ed Romero, R (10, PH) OBP: 0.331, SLG: 0.369 Dion James, L (10, 8) OBP: 0.143, SLG: 0.143		0-0 F7			0-0 1B 1B 2B		0-0 L9		0-0 SH1-4 1-2 2-H 1B		4-0 BB 1-2	4	1	2	1	0	0	1	
Charlie Moore, R (1, 9) OBP: 0.350, SLG: 0.362		0-0 5-3			0-0 P3		0-0 2B		0-0 SH1-4 1-2 2-3		0-3 K	4	0	1	0	0	1	4	

Jim Gantner, L (1, 4) OBP: 0.341, SLG: 0.422			0-3 K		0-0 1B BB E 1B 2-3		0-0 F8		0-0 4-3 2-3 3-H		0-0 F7	5	1	1	1	0	1	4								
Inning Stats	R: 0 E: 0 K: 0 S: 3	H: 0 LOB: 1 BB: 1 P: 7	R: 0 E: 0 K: 0 S: 4	H: 1 LOB: 1 BB: 0 P: 4	R: 0 E: 0 K: 1 S: 5	H: 0 LOB: 0 BB: 0 P: 5	R: 0 E: 0 K: 2 S: 8	H: 1 LOB: 1 BB: 0 P: 8	R: 3 E: 1 K: 0 S: 6	H: 3 LOB: 1 BB: 1 P: 10	R: 1 E: 0 K: 0 S: 5	H: 2 LOB: 1 BB: 0 P: 5	R: 0 E: 0 K: 1 S: 6	H: 1 LOB: 1 BB: 0 P: 6	R: 2 E: 0 K: 1 S: 8	H: 3 LOB: 1 BB: 0 P: 8	R: 0 E: 0 K: 1 S: 5	H: 0 LOB: 0 BB: 0 P: 5	R: 0 E: 0 K: 1 S: 6	H: 1 LOB: 2 BB: 1 P: 10	R: 1 E: 0 K: 1 S: 6	H: 1 LOB: 2 BB: 1 P: 11	1B: 8 2B: 3 3B: 1 HR: 1	SF: 0 SAC: 1 DP: 0 HBP: 1	WP: 0 PB: 0 SB: 1 CS: 0	PA: 51

PITCHER	IP	WLS	BF	H	R	ER	SO	BB	IBB	HBP	BLK	WP	HR	S	P	ERA	WHIP									
Scott McGregor, L (1, 1) ERA: 3.07	6.0		27	7	4	3	3	2	0	0	0	0	1	31	39	4.50	1.500									
Sammy Stewart, R (7, 1) ERA: 3.83	1.1		8	4	2	2	1	0	0	0	0	0	0	10	10	13.50	3.000									
Tippy Martinez, L (8, 1) ERA: 2.48	2.2		10	1	0	0	3	1	0	0	0	0	0	15	19	0.00	0.750									
Tim Stoddard, R (11, 1) ERA: 5.72	1.0	W	6	1	1	1	1	0	1	1	0	0	0	6	11	9.00	1.000									

Milwaukee Brewers @ Baltimore Orioles
 Memorial Stadium, Baltimore, MD
 Mon Sep 19 1983; 7:05 PM EDT
 Att: 39,462 - Unknown - 85 F

livebaseballscores.com

AB	45
R	7
H	13
RBI	5
BB	4
SO	8
LOB	22



Batter	1	2	3	4	5	6	7	8	9	10	11	AB	R	H	RBI	BB	SO	LOB
Al Bumbry, L (1, 8) Tito Landrum, R (4, PH) Jim Dwyer, L (8, PH) Rich Dauer, R (9, 5)	F8	1B		K		3-1		4-3		5-3		2	0	1	2	0	0	0
Dan Ford, R (1, 9) Cal Ripken Jr., R (1, 6) Eddie Murray, S (1, 3) John Lowenstein, L (1, 7) Gary Roenicke, R (3, PH) Ken Singleton, S (1, 10) Joe Nolan, L (1, 2) Rick Dempsey, R (4, PH) John Stefero, L (9, PH) Glenn Gulliver, L (1, 5) Todd Cruz, R (4, PH) John Shelby, S (8, PH) Lenn Sakata, R (1, 4) Bobby Bonner, R (11, 4)	4-3		1B		K	F8			FC3-6		6-3	6	2	4	1	0	0	0
	6-3		G6-4-3		2B	1B	1B	1-3	FC3-6		1B	5	1	2	0	1	0	4
		FC1-6	G6-4-3		1B	2B	WP	BB	FC3-6		F7	1	1	0	0	0	0	1
		1B	1-2f		1B	1B	BB	BB	F8		1B	3	1	1	0	2	1	3
		1B	1-2f		1B	IBB	1B	1-2	F8		1B	4	0	2	3	2	1	2
		1B	1-2f		1B	1B	IBB	1-2	F8		1B	1	1	1	1	0	0	0
		1B	1-2f		1B	1B	IBB	1-2	L7		1B	3	0	0	0	0	1	4
		1B	1-2f		1B	1B	IBB	1-2	L7		1B	2	0	1	1	0	0	3
		1B	1-2f		1B	1B	IBB	1-2	L7		1B	1	1	1	0	0	0	0
		1B	1-2f		1B	1B	IBB	1-2	L7		1B	2	0	0	0	0	1	2
		1B	1-2f		1B	1B	IBB	1-2	L7		1B	2	0	1	0	0	1	0
		1B	1-2f		1B	1B	IBB	1-2	L7		1B	3	0	1	0	1	0	0
		1B	1-2f		1B	1B	IBB	1-2	L7		1B	0	0	0	0	0	0	0

BOTTOM

Milwaukee Brewers @ Baltimore Orioles
 Memorial Stadium, Baltimore, MD
 Mon Sep 19 1983, 7:05 PM EDT
 Att: 39,462 - Unknown - 85 F

livebaseballscores.com

AB	44
R	8
H	16
RBI	8
BB	7
SO	7
LOB	21



Inning Stats	R: 0	H: 0	E: 0	K: 0	S: 3	R: 3	H: 5	E: 1	K: 1	S: 9	R: 1	H: 2	E: 0	K: 0	S: 4	R: 0	H: 0	E: 0	K: 2	S: 7	R: 2	H: 3	E: 0	K: 2	S: 10	R: 0	H: 0	E: 0	K: 0	S: 3	R: 0	H: 0	E: 0	K: 1	S: 5	R: 0	H: 0	E: 0	K: 1	S: 5	R: 0	H: 1	E: 0	K: 0	S: 3	R: 2	H: 4	E: 0	K: 0	S: 6
--------------	------	------	------	------	------	------	------	------	------	------	------	------	------	------	------	------	------	------	------	------	------	------	------	------	-------	------	------	------	------	------	------	------	------	------	------	------	------	------	------	------	------	------	------	------	------	------	------	------	------	------

PITCHER	IP	WLS	BF	H	R	ER	SO	BB	IBB	HBP	BLK	WP	HR	S	P	ERA	WHIP
Chuck Porter, R (1, 1) ERA: 4.28	2.0		12	7	4	4	1	0	0	0	0	0	0	14	14	18.00	3.500
Jerry Augustine, L (3, 1) ERA: 5.83	2.1		12	3	2	2	3	2	1	0	0	0	0	15	27	7.71	2.143
Tom Tellmann, R (5, 1) ERA: 2.91	6.1	L	28	6	2	2	3	2	2	0	0	1	0	30	46	2.84	1.263

WP: 1	PA: 52
PB: 0	
SB: 0	
CS: 1	

Batter	1	2	3	4	5	6	7	8	9	AB R H RBI BB SO LOB	TOP
Al Bumbry, L (1, 8) <small>OBP: 0.331, SLG: 0.363</small> John Shelby, S (3, 8) <small>OBP: 0.298, SLG: 0.369</small>	0-0 4-3 		0-0 4-3 		0-0 F7 					2 0 0 0 0 0 0	Baltimore Orioles @ Detroit Tigers Tiger Stadium, Detroit, MI Tue Sep 20 1983, 7:05 PM EDT Att: 32,410 - Unknown
Dan Ford, R (1, 9) <small>OBP: 0.326, SLG: 0.443</small> Tito Landrum, R (3, 9) <small>OBP: 0.367, SLG: 0.536</small>	0-0 F8 		0-0 F8 		0-0 G1 					2 0 0 0 0 0 0	
Cal Ripken Jr., R (1, 6) <small>OBP: 0.365, SLG: 0.509</small>	0-3 K 		0-0 							2 0 1 0 0 1 0	
Eddie Murray, S (1, 3) <small>OBP: 0.393, SLG: 0.528</small>		0-0 	0-0 							2 1 2 0 0 0 0	
John Lowenstein, L (1, 7) <small>OBP: 0.369, SLG: 0.457</small> Mike Young, S (3, 7) <small>OBP: 0.243, SLG: 0.294</small>			0-0 4-3 	0-3 K 						2 0 0 0 0 1 3	
Ken Singleton, S (1, 10) <small>OBP: 0.405, SLG: 0.456</small>				0-0 6-3 	0-0 3-1 					2 0 0 1 0 0 0	
Joe Nolan, L (1, 2) <small>OBP: 0.352, SLG: 0.423</small> John Stefero, L (4, 2) <small>OBP: 0.583, SLG: 0.600</small>				0-0 	0-3 K 					2 0 1 0 0 1 0	
Glenn Gulliver, L (1, 5) <small>OBP: 0.419, SLG: 0.400</small> Todd Cruz, R (4, 5) <small>OBP: 0.243, SLG: 0.319</small>				4-0 	0-0 F8 					1 0 0 0 1 0 0	
Rich Dauer, R (1, 4) <small>OBP: 0.302, SLG: 0.307</small> Bobby Bonner, R (5, 4)				0-0 F7 	0-0 4-3 					2 0 0 0 0 0 2	
Inning Stats	R: 0 H: 0 E: 0 LOB: 0 K: 1 BB: 0 S: 5 P: 5	R: 1 H: 2 E: 0 LOB: 2 K: 0 BB: 1 S: 5 P: 9	R: 0 H: 2 E: 0 LOB: 2 K: 1 BB: 0 S: 7 P: 7	R: 0 H: 0 E: 0 LOB: 0 K: 1 BB: 0 S: 5 P: 5	R: 0 H: 0 E: 0 LOB: 0 K: 0 BB: 0 S: 3 P: 3					1B: 4 SF: 0 2B: 0 SAC: 0 3B: 0 DP: 0 HR: 0 HBP: 0	
PITCHER Dan Petry, R (1, 1) <small>ERA: 3.66</small>	IP: 5.0 WLS: W BF: 20 H: 4 R: 1 ER: 1 SO: 3 BB: 1 IBB: 0 HBP: 0 BLK: 0 WP: 1 HR: 0 S: 25 P: 29 ERA: 1.80 WHIP: 1.000					PITCHER IP: WLS: BF: H: R: ER: SO: BB: IBB: HBP: BLK: WP: HR: S: P: ERA: WHIP					

livebaseballscorecards.com

AB	19
R	1
H	4
RBI	1
BB	1
SO	3
LOB	5



Batter	1	2	3	4	5	6	7	8	9
Lou Whitaker, L OBP: 0.376, SLG: 0.457 Marty Castillo, R OBP: 0.244, SLG: 0.284	G3 HR	4-0 1B FC6-4 BB		0-0 4-3					
Alan Trammell, R OBP: 0.385, SLG: 0.479	1B HR	0-0 FC6-4 1B		0-0 F7					
Larry Herndon, R OBP: 0.343, SLG: 0.470 Lynn Jones, R OBP: 0.297, SLG: 0.344	1B HR	0-0 FC6-4 1B		0-0 1B					
Lance Parrish, R OBP: 0.319, SLG: 0.492 John Wockenfuss, R OBP: 0.357, SLG: 0.442	1B HR	0-3 K		0-3 K					
Kirk Gibson, L OBP: 0.310, SLG: 0.399	1B 3B K		0-3 K		0-3 K				
Enos Cabell, R OBP: 0.340, SLG: 0.435 Rick Leach, L OBP: 0.303, SLG: 0.333	1B HR		0-0 E 2-3 1B		0-0 F7				
Chet Lemon, R OBP: 0.362, SLG: 0.486	1B 3B F7		0-0 2-3 1-2		0-0 F8				
Glenn Wilson, R OBP: 0.306, SLG: 0.415	0-0 E 1B HR 1B	0-0 4-3	0-0 E6						
Wayne Krenchicki, L OBP: 0.336, SLG: 0.324	0-0 E7 HR 1B	0-0 BB 1B 1B	0-3 K						

Inning Stats	R: 11 E: 1 K: 1 S: 16	H: 11 LOB: 2 BB: 2 P: 24	R: 2 E: 0 K: 1 S: 7	H: 2 LOB: 1 BB: 1 P: 11	R: 1 E: 1 K: 2 S: 9	H: 1 LOB: 1 BB: 0 P: 9	R: 0 E: 0 K: 1 S: 6	H: 1 LOB: 1 BB: 0 P: 6	R: 0 E: 0 K: 1 S: 5	H: 0 LOB: 0 BB: 0 P: 5
--------------	--------------------------------	-----------------------------------	------------------------------	----------------------------------	------------------------------	---------------------------------	------------------------------	---------------------------------	------------------------------	---------------------------------

PITCHER	IP	WLS	BF	H	R	ER	SO	BB	IBB	HBP	BLK	WP	HR	S	P	ERA	WHIP
Dennis Martinez, R ERA: 5.51	(1, 1)	0.1	L	8	6	7	0	1	0	0	0	0	0	7	11	189.00	21.000
Jim Palmer, R ERA: 4.64	(1, 1)	4.2		26	9	7	6	2	0	0	0	0	2	36	44	11.57	2.357

AB R H RBI BB SO LOB

BOTTOM

3	2	1	3	1	0	0
0	0	0	0	0	0	0
4	2	3	1	0	0	0
3	2	2	3	1	0	1
0	0	0	0	0	0	0
1	1	1	1	0	0	0
2	0	0	0	1	2	2
4	1	1	1	0	3	1
2	1	2	1	0	0	0
2	1	1	0	0	0	0
4	1	1	1	0	0	3
3	1	1	1	0	0	0
3	2	2	0	0	1	1

1B: 11	SF: 0	WP: 0	PA: 34
2B: 0	SAC: 0	PB: 0	
3B: 2	DP: 0	SB: 4	
HR: 2	HBP: 0	CS: 0	

Baltimore Orioles @ Detroit Tigers
Tiger Stadium, Detroit, MI
 Tue Sep 20 1983, 7:05 PM EDT
 Att. 32,410 - Unknown

livebaseballscorecards.com

AB	31
R	14
H	15
RBI	12
BB	3
SO	6
LOB	8



Batter	1	2	3	4	5	6	7	8	9	AB R H RBI BB SO LOB	TOP										
Al Bumbry, L OBP: 0.327, SLG: 0.360 (1, 8) (8, 7)	0-0 5-3	0-0 SF7			0-0 4-3		0-3 K			3 0 0 1 0 1 1	Baltimore Orioles @ Detroit Tigers Tiger Stadium, Detroit, MI Wed Sep 21 1983, 7:05 PM EDT Unknown										
Jim Dwyer, L OBP: 0.383, SLG: 0.500 John Shelby, S OBP: 0.298, SLG: 0.369 (1, 9) (8, 8)	0-3 K	0-0 P6			0-0 F8			0-3 K		4 0 0 0 0 2 2 0 0 0 0 0 0 0											
Cal Ripken Jr., R OBP: 0.366, SLG: 0.514 (1, 6)	0-3 K			0-0 HR	0-0 P4			0-0 HR 1B		4 2 2 1 0 1 0											
Eddie Murray, S OBP: 0.392, SLG: 0.531 (1, 3)		0-0 HR		0-3 K	0-0 4-3			0-0 F9		4 1 1 1 0 1 1											
John Lowenstein, L OBP: 0.371, SLG: 0.467 Tito Landrum, R OBP: 0.367, SLG: 0.536 (1, 7) (8, 9)		4-0 1B BB BB		0-3 K	0-0 F8			0-0 HR 1-H		3 2 1 2 1 1 0 0 0 0 0 0 0 0											
Ken Singleton, S OBP: 0.404, SLG: 0.454 (1, 10)		0-0 BB BB SF7 1B		0-3 K	0-0 P4			0-0 6-3		4 1 1 0 0 1 0											
Glenn Gulliver, L OBP: 0.382, SLG: 0.357 Todd Cruz, R OBP: 0.242, SLG: 0.318 (1, 5) (7, 5)		0-3 K		0-0 G3	0-0 4-3			0-3 K		3 0 0 0 0 0 1 2 1 0 0 0 0 1 0											
Rich Dauer, R OBP: 0.304, SLG: 0.307 (1, 4)		4-0 BB BB		0-0 1-4-3	0-0 1B			0-0 L5		3 0 1 0 1 0 0											
Rick Dempsey, R OBP: 0.307, SLG: 0.317 (1, 2)		4-0 BB		0-0 F9	0-0 F8			0-0 P6		3 0 0 1 1 0 1											
Inning Stats	R: 0 E: 0 K: 2 S: 7	H: 0 LOB: 0 BB: 0 P: 7	R: 3 E: 0 K: 1 S: 7	H: 2 LOB: 2 BB: 3 P: 19	R: 1 E: 0 K: 3 S: 10	H: 1 LOB: 0 BB: 0 P: 10	R: 0 E: 0 K: 0 S: 3	H: 0 LOB: 0 BB: 0 P: 3	R: 0 E: 0 K: 0 S: 3	H: 0 LOB: 0 BB: 0 P: 3		R: 0 E: 0 K: 1 S: 6	H: 1 LOB: 1 BB: 0 P: 6	R: 2 E: 0 K: 1 S: 7	H: 2 LOB: 0 BB: 0 P: 7	R: 0 E: 0 K: 1 S: 5	H: 0 LOB: 0 BB: 0 P: 5	1B: 3 2B: 0 3B: 0 HR: 3	SF: 1 SAC: 0 DP: 0 HBP: 0	WP: 0 PB: 0 SB: 0 CS: 0	PA: 36
PITCHER Jack Morris, R ERA: 3.27 Dave Rozema, R ERA: 3.44 (1, 1) (9, 1)	IP 8.0 1.0	WLS L 3	BF 33 3	H 6 0	R 6 0	ER 6 0	SO 8 1	BB 3 0	IBB 0 0	HBP 0 0	BLK 0 0	WP 0 0	HR 3 0	S 46 5	P 58 5	ERA 6.75 0.00	WHIP 1.125 0.000				

livebaseballscorecards.com

AB	32
R	6
H	6
RBI	6
BB	3
SO	9
LOB	7



Batter	1	2	3	4	5	6	7	8	9	AB R H RBI BB SO LOB	TOP						
John Shelby, S (1, 8) OBP: 0.300, SLG: 0.370	0-0 8-3 S 1B		0-0 F3		0-0 F7		0-0 L6		0-0 WP 1B 1-2 HR 1B	5 1 2 0 0 0 0							
Dan Ford, R (1, 9) OBP: 0.334, SLG: 0.447	4-0 8-3 1-2 BB		4-0 WP WP BB		0-0 1B		0-0 FC6-4 1B		0-0 WP 1-2 HR 1B 2-3	3 1 3 0 2 0 0							
Cal Ripken Jr., R (1, 6) OBP: 0.363, SLG: 0.510	0-0 8-3 1-2f 2-3		0-0 5-3		0-0 F8		0-0 FC6-4 1-2f		0-0 P6 1-2 2-3 3-H	5 0 0 0 0 0 7							
Eddie Murray, S (1, 3) OBP: 0.394, SLG: 0.536	0-0 P4		4-0 FC4 2-3 BB		0-0 P6			0-0 HR	4-0 HR IBB	3 2 1 1 2 0 2							
Ken Singleton, S (1, 10) OBP: 0.405, SLG: 0.455		0-0 BB 1B	0-0 FC4 1-2f		0-0 4-3			0-0 3-1 1B	0-3 K	4 0 2 0 0 0 2							
Mike Young, S (8, PR) OBP: 0.237, SLG: 0.286										1 0 0 0 0 1 3							
Gary Roenicke, R (1, 7) OBP: 0.335, SLG: 0.503		0-0 F8		0-0 F2		0-0 4-3		0-0 3-1 1B	0-0 HR	3 0 0 0 0 0 1							
John Lowenstein, L (8, PH) OBP: 0.372, SLG: 0.477										2 1 1 4 0 0 1							
Tito Landrum, R (9, 7) OBP: 0.367, SLG: 0.536								1-2	1-H 2-H 3-H	0 0 0 0 0 0 0							
Joe Nolan, L (1, 2) OBP: 0.359, SLG: 0.443		4-0 1-2 BB		0-0 6-3		0-0 1B		0-0 1-3	0-0 HR	4 1 2 1 1 0 2							
Glenn Gulliver, L (1, 5) OBP: 0.359, SLG: 0.333		0-0 F8		0-0 1B		0-0 F8		0-0 F8	0-0 6-3	5 0 1 0 0 0 5							
Lenn Sakata, R (1, 4) OBP: 0.329, SLG: 0.352		0-3 K		0-0 P6			0-0 F7		4-0 WP 1B BB	2 0 0 0 0 1 3							
Al Bumbry, L (7, PH) OBP: 0.326, SLG: 0.359										1 0 0 0 0 0 0							
Todd Cruz, R (7, 4) OBP: 0.242, SLG: 0.318										0 0 0 0 0 0 0							
Jim Dwyer, L (9, PH) OBP: 0.386, SLG: 0.500										0 1 0 0 1 0 0							
Rich Dauer, R (9, 4) OBP: 0.304, SLG: 0.307										0 0 0 0 0 0 0							
Inning Stats	R: 0 H: 1 E: 0 LOB: 1 K: 0 BB: 1 S: 3 P: 7	R: 0 H: 1 E: 0 LOB: 2 K: 1 BB: 1 S: 6 P: 10	R: 0 H: 0 E: 0 LOB: 2 K: 0 BB: 2 S: 3 P: 11	R: 0 H: 1 E: 0 LOB: 1 K: 0 BB: 0 S: 4 P: 4	R: 0 H: 1 E: 0 LOB: 1 K: 0 BB: 0 S: 4 P: 4	R: 0 H: 1 E: 0 LOB: 1 K: 0 BB: 0 S: 4 P: 4	R: 0 H: 1 E: 0 LOB: 1 K: 0 BB: 0 S: 4 P: 4	R: 1 H: 2 E: 0 LOB: 2 K: 0 BB: 0 S: 5 P: 5	R: 6 H: 4 E: 0 LOB: 0 K: 1 BB: 2 S: 9 P: 17	1B: 9 SF: 0 2B: 1 SAC: 0 3B: 0 DP: 1 HR: 3 HBP: 0	WP: 3 PA: 44 PB: 0 SB: 1 CS: 0						
PITCHER	IP WLS BF H R ER SO BB IBB HBP BLK WP HR S P ERA WHIP																
Glenn Abbott, R (1, 1) ERA: 3.66	7.0		32	8	1	1	1	4	0	0	0	2	1	30	46	1.29	1.714
Dave Gumpert, R (8, 1) ERA: 2.79	1.0	L	6	2	3	3	0	1	0	0	0	0	0	5	9	27.00	3.000
Aurelio Lopez, R (9, 1) ERA: 2.81	1.0		6	2	3	3	1	0	1	0	0	1	2	7	11	27.00	2.000

Baltimore Orioles @ Detroit Tigers
Tiger Stadium, Detroit, MI
Wed Sep 21 1983, 7:05 PM EDT
Att: 32,198 - Unknown

AB	38
R	7
H	12
RBI	6
BB	6
SO	2
LOB	26



Batter	1	2	3	4	5	6	7	8	9	AB	R	H	RBI	BB	SO	LOB
Lou Whitaker, L (1, 4) OBP: 0.378, SLG: 0.458	0-0 F8		0-0 1B		0-0 F5		0-0 1B			4	0	2	0	0	0	0
Alan Trammell, R (1, 6) OBP: 0.380, SLG: 0.473	0-0 F9		0-0 F9		0-0 P4		0-0 F7			4	0	0	0	0	0	2
Larry Herndon, R (1, 7) OBP: 0.345, SLG: 0.470	0-0 F9		0-0 F9		0-0 4-3			0-0 G3 1B		4	0	1	0	0	0	1
John Wockenfuss, R (1, 2) OBP: 0.355, SLG: 0.439		0-0 6-3	0-0 1B		0-0 1-3			0-0 G3 1-2		4	0	1	0	0	0	1
Kirk Gibson, L (1, 10) OBP: 0.313, SLG: 0.403		0-0 3B	0-0 P4		0-0 L5-4 1B			0-3 K		1	1	1	0	0	0	0
Lance Parrish, R (3, PH) OBP: 0.317, SLG: 0.488		2B			1B					3	0	1	0	0	1	3
Enos Cabell, R (1, 3) OBP: 0.338, SLG: 0.436		0-0 HR 3B			0-0 6-3			0-0 1-2 1B		4	1	2	1	0	0	1
Chet Lemon, R (1, 8) OBP: 0.359, SLG: 0.479		0-3 K			0-0 5-3			0-0 L5-4 2-3		4	0	0	0	0	1	3
Rick Leach, L (1, 9) OBP: 0.305, SLG: 0.348		0-0 HR			0-0 FC6-4 1B			0-0 F7		4	1	2	2	0	0	0
Tom Brookens, R (1, 5) OBP: 0.276, SLG: 0.328		0-0 F9			0-0 FC6-4 1-2f			0-0 5-3		3	0	0	0	0	0	1
Wayne Krenchicki, L (9, PH) OBP: 0.333, SLG: 0.318									0-0 F5	1	0	0	0	0	0	0

BOTTOM

Baltimore Orioles @ Detroit Tigers
Tiger Stadium, Detroit, MI
Wed Sep 21 1983, 7:05 PM EDT
Att. 32,198 - Unknown

livebaseballscorecards.com

AB	36
R	3
H	10
RBI	3
BB	0
SO	2
LOB	12



Inning Stats	R: 0	H: 0	E: 0	K: 0	S: 3	H: 0	LOB: 0	BB: 0	P: 3	R: 3	H: 3	E: 0	K: 1	S: 8	H: 2	LOB: 2	BB: 0	P: 8	R: 0	H: 2	E: 0	K: 0	S: 5	R: 0	H: 0	E: 0	K: 0	S: 4	H: 2	LOB: 1	BB: 0	P: 4	R: 0	H: 0	E: 0	K: 0	S: 3	H: 2	LOB: 1	BB: 0	P: 4	R: 0	H: 1	E: 0	K: 0	S: 4	H: 1	LOB: 1	BB: 0	P: 4	R: 0	H: 1	E: 0	K: 1	S: 6	H: 1	LOB: 1	BB: 0	P: 6	R: 0	H: 0	E: 0	K: 0	S: 3	H: 0	LOB: 0	BB: 0	P: 3	1B: 7	SF: 0	2B: 2	SAC: 0	3B: 1	DP: 1	HR: 1	HBP: 0	WP: 0	PA: 36	PB: 0	SB: 0	CS: 0
--------------	------	------	------	------	------	------	--------	-------	------	------	------	------	------	------	------	--------	-------	------	------	------	------	------	------	------	------	------	------	------	------	--------	-------	------	------	------	------	------	------	------	--------	-------	------	------	------	------	------	------	------	--------	-------	------	------	------	------	------	------	------	--------	-------	------	------	------	------	------	------	------	--------	-------	------	-------	-------	-------	--------	-------	-------	-------	--------	-------	--------	-------	-------	-------

PITCHER	IP	WLS	BF	H	R	ER	SO	BB	IBB	HBP	BLK	WP	HR	S	P	ERA	WHIP
Bill Swaggerty, R (1, 1) ERA: 4.02	2.2		13	5	3	3	1	0	0	0	0	0	1	15	15	10.12	1.875
Dan Morogiello, L (3, 1) ERA: 2.41	3.1		12	3	0	0	0	0	0	0	0	0	0	12	12	0.00	0.900
Sammy Stewart, R (7, 1) ERA: 3.74	3.0	W	11	2	0	0	1	0	0	0	0	0	0	13	13	0.00	0.667

Batter	1	2	3	4	5	6	7	8	9	10	AB	R	H	RBI	BB	SO	LOB	TOP								
Al Bumbry, L (1, 8) OBP: 0.322, SLG: 0.354 John Shelby, S (8, 8) OBP: 0.302, SLG: 0.370	0-3 K	0-0 FC5-4		0-0 F8		0-0 F9		0-0 F3		4-0 BB	5	0	0	0	0	1	4									
Jim Dwyer, L (1, 9) OBP: 0.382, SLG: 0.489 Tito Landrum, R (8, 9) OBP: 0.355, SLG: 0.517	0-0 P6		0-0 F8	1-2 BB			0-0 G3	0-0 F9		0-0 F7	4	0	0	0	1	0	0									
Cal Ripken Jr., R (1, 6) OBP: 0.364, SLG: 0.510	4-0 HR BB		0-0 G3 2B	0-0 4-3			0-3 K		0-0 6-3		4	1	1	0	1	1	3									
Eddie Murray, S (1, 3) OBP: 0.396, SLG: 0.546	0-0 HR		4-0 G3 BB		0-3 K		0-0 HR		0-0 P5		4	2	2	3	1	1	0									
John Lowenstein, L (1, 7) OBP: 0.372, SLG: 0.476 Mike Young, S (9, PR) OBP: 0.237, SLG: 0.286	0-3 K		0-0 G3	1-2 BB	0-0 F8		0-0 BB 1B		0-0 BB 1B		5	1	2	0	0	1	2									
Ken Singleton, S (1, 10) OBP: 0.405, SLG: 0.453		0-3 K	0-0 3-1		0-0 BB 1B		4-0 BB		0-0 F7		4	0	1	0	1	1	3									
Joe Nolan, L (1, 2) OBP: 0.360, SLG: 0.439 Rick Dempsey, R (10, 2) OBP: 0.307, SLG: 0.317		0-3 K		4-0 FC3-6 BB	0-0 G3		0-0 BB 1B		0-0 BB 1B		4	0	1	1	1	1	1									
Glenn Gulliver, L (1, 5) OBP: 0.357, SLG: 0.314 Todd Cruz, R (6, 5) OBP: 0.241, SLG: 0.317		4-0 BB BB		0-0 FC3-6 BB BLK		0-0 F9	0-3 K		0-0 P3		2	0	0	0	1	0	1									
Rich Dauer, R (1, 4) OBP: 0.307, SLG: 0.307 Lenn Sakata, R (10, PR) OBP: 0.329, SLG: 0.352		4-0 FC5-4 BB		4-0 BB BB		0-0 5-3		0-0 5-3		0-0 BB 1B	3	0	1	0	2	0	0									
Inning Stats	R: 2 E: 0 K: 2 S: 8	H: 1 LOB: 0 BB: 1 P: 12	R: 0 E: 0 K: 2 S: 7	H: 0 LOB: 2 BB: 2 P: 15	R: 0 E: 0 K: 0 S: 4	H: 1 LOB: 2 BB: 1 P: 8	R: 0 E: 0 K: 0 S: 3	H: 0 LOB: 3 BB: 3 P: 15	R: 0 E: 0 K: 1 S: 6	H: 1 LOB: 1 BB: 0 P: 6	R: 0 E: 0 K: 0 S: 3	H: 0 LOB: 0 BB: 0 P: 3	R: 2 E: 0 K: 2 S: 10	H: 3 LOB: 2 BB: 1 P: 14	R: 0 E: 0 K: 0 S: 3	H: 0 LOB: 0 BB: 0 P: 3	R: 0 E: 0 K: 0 S: 4	H: 1 LOB: 1 BB: 0 P: 4	R: 0 E: 0 K: 0 S: 4	H: 1 LOB: 2 BB: 1 P: 8	1B: 5 2B: 1 3B: 0 HR: 2	SF: 0 SAC: 0 DP: 0 HBP: 0	WP: 0 PB: 0 SB: 0 CS: 0	PA: 47		
PITCHER	IP WLS BF H R ER SO BB IBB HBP BLK WP HR S P ERA WHIP	IP WLS BF H R ER SO BB IBB HBP BLK WP HR S P ERA WHIP	IP WLS BF H R ER SO BB IBB HBP BLK WP HR S P ERA WHIP	IP WLS BF H R ER SO BB IBB HBP BLK WP HR S P ERA WHIP	IP WLS BF H R ER SO BB IBB HBP BLK WP HR S P ERA WHIP	IP WLS BF H R ER SO BB IBB HBP BLK WP HR S P ERA WHIP	IP WLS BF H R ER SO BB IBB HBP BLK WP HR S P ERA WHIP	IP WLS BF H R ER SO BB IBB HBP BLK WP HR S P ERA WHIP	IP WLS BF H R ER SO BB IBB HBP BLK WP HR S P ERA WHIP	IP WLS BF H R ER SO BB IBB HBP BLK WP HR S P ERA WHIP	IP WLS BF H R ER SO BB IBB HBP BLK WP HR S P ERA WHIP	IP WLS BF H R ER SO BB IBB HBP BLK WP HR S P ERA WHIP	IP WLS BF H R ER SO BB IBB HBP BLK WP HR S P ERA WHIP	IP WLS BF H R ER SO BB IBB HBP BLK WP HR S P ERA WHIP	IP WLS BF H R ER SO BB IBB HBP BLK WP HR S P ERA WHIP	IP WLS BF H R ER SO BB IBB HBP BLK WP HR S P ERA WHIP	IP WLS BF H R ER SO BB IBB HBP BLK WP HR S P ERA WHIP	IP WLS BF H R ER SO BB IBB HBP BLK WP HR S P ERA WHIP	IP WLS BF H R ER SO BB IBB HBP BLK WP HR S P ERA WHIP	IP WLS BF H R ER SO BB IBB HBP BLK WP HR S P ERA WHIP	IP WLS BF H R ER SO BB IBB HBP BLK WP HR S P ERA WHIP	IP WLS BF H R ER SO BB IBB HBP BLK WP HR S P ERA WHIP	IP WLS BF H R ER SO BB IBB HBP BLK WP HR S P ERA WHIP	IP WLS BF H R ER SO BB IBB HBP BLK WP HR S P ERA WHIP	IP WLS BF H R ER SO BB IBB HBP BLK WP HR S P ERA WHIP	IP WLS BF H R ER SO BB IBB HBP BLK WP HR S P ERA WHIP

Baltimore Orioles @ Detroit Tigers
Tiger Stadium, Detroit, MI
Thu Sep 22 1983, 7:05 PM EDT
Att. 25,540 - Unknown

livebaseballscores.com

AB 38
R 4
H 8
RBI 4
BB 9
SO 7
LOB 18



BOTTOM

Baltimore Orioles @ Detroit Tigers
Tiger Stadium, Detroit, MI
Thu Sep 22 1983, 7:05 PM EDT
Att: 25,540 - Unknown

livebaseballscorecards.com

AB	39
R	5
H	11
RBI	5
BB	7
SO	5
LOB	22



WP	2	PA	46
PB	1		
SB	0		
CS	0		

Batter	1	2	3	4	5	6	7	8	9	10	AB	R	H	RBI	BB	SO	LOB
Lou Whitaker, L OBP: 0.382, SLG: 0.461 (1, 4)	4-0 FC6-4 BB		0-0 1-H BB 1B	0-0 2-3 1B		0-0 4-3			0-0 1-H 1B 1B	0-0 1-2 2-H 1B	5	0	4	3	1	0	1
Alan Trammell, R OBP: 0.381, SLG: 0.471 (1, 6)	0-0 F9		4-0 1-2 BB	0-0 P6			0-0 6-3		0-0 1-3 BB 1B		4	0	1	0	1	0	3
Larry Herndon, R OBP: 0.343, SLG: 0.467 (1, 7)	0-0 FC6-4 1-2f		0-0 F9		0-0 4-3		0-0 6-3		4-0 1-2 BB		4	0	0	0	1	0	3
Lance Parrish, R OBP: 0.314, SLG: 0.483 (1, 2)	0-0 F3		0-0 F8		0-3 K		0-3 K		0-3 K		5	0	0	0	0	3	6
John Wockenfuss, R OBP: 0.355, SLG: 0.435 (1, 10)		0-0 F9		0-0 6-3	4-0 FC5-4 BB			0-0 F8	0-3 K		2	0	0	0	1	0	0
Kirk Gibson, L OBP: 0.312, SLG: 0.401 (8, PH)											2	0	0	0	0	1	3
Enos Cabell, R OBP: 0.339, SLG: 0.435 (1, 3)		0-3 K		0-0 1B 1B	0-0 FC5-4 1-2f			0-0 6-3		0-0 WP 1B 1B	5	2	2	0	0	1	1
Chet Lemon, R OBP: 0.359, SLG: 0.477 (1, 8)		0-0 5-3		0-0 1B 1-3 1B		4-0 BB BB BB		0-0 6-3		0-0 P4	4	0	1	0	1	0	1
Glenn Wilson, R OBP: 0.306, SLG: 0.413 (1, 9)			0-0 5-3	0-0 1-3 E 1B		0-0 F7			0-0 3-1	4-0 1-2 1B IBB	3	1	1	1	0	0	1
Rick Leach, L OBP: 0.306, SLG: 0.346 (9, PH) (10, 9)				0-0 3-H E9 1B 1B		0-0 F8			4-0 PB 1B BB	0-0 F3	1	0	0	0	1	0	0
Tom Brookens, R OBP: 0.279, SLG: 0.331 (1, 5)											3	1	2	1	0	0	1
Johnny Grubb, L OBP: 0.403, SLG: 0.448 (9, PH)											0	1	0	0	1	0	0
Marty Castillo, R OBP: 0.244, SLG: 0.284 (10, 5)											0	0	0	0	0	0	0
Wayne Krenchicki, L OBP: 0.333, SLG: 0.318 (10, PH)											0	0	0	0	0	0	0
Lynn Jones, R OBP: 0.292, SLG: 0.339 (10, PH)											1	0	0	0	0	0	2

Inning Stats	R: 0	H: 0	E: 0	K: 0	S: 3	R: 0	H: 0	E: 0	K: 1	S: 5	R: 1	H: 2	E: 0	K: 0	S: 5	R: 2	H: 5	E: 1	K: 0	S: 7	R: 0	H: 0	E: 0	K: 1	S: 5	R: 0	H: 0	E: 0	K: 1	S: 5	R: 0	H: 0	E: 0	K: 0	S: 3	R: 0	H: 0	E: 0	K: 1	S: 3	R: 1	H: 2	E: 0	K: 2	S: 9	R: 0	H: 2	E: 0	K: 0	S: 4	R: 1	H: 2	E: 0	K: 0	S: 4	1B: 11	SF: 0	2B: 0	3B: 0	HR: 0	WP: 2	PA: 46
--------------	------	------	------	------	------	------	------	------	------	------	------	------	------	------	------	------	------	------	------	------	------	------	------	------	------	------	------	------	------	------	------	------	------	------	------	------	------	------	------	------	------	------	------	------	------	------	------	------	------	------	------	------	------	------	------	--------	-------	-------	-------	-------	-------	--------

PITCHER	IP	WLS	BF	H	R	ER	SO	BB	IBB	HBP	BLK	WP	HR	S	P	ERA	WHIP
Mike Flanagan, L ERA: 3.12 (1, 1)	7.0		31	7	3	3	3	4	0	0	0	1	0	33	49	3.86	1.571
Tim Stoddard, R ERA: 5.75 (8, 1)	1.1		5	0	1	1	0	1	0	0	0	0	0	4	8	6.75	0.750
Tippy Martinez, L ERA: 2.48 (9, 1)	0.0		3	2	0	0	0	1	0	0	0	0	0	2	6	∞	∞
Sammy Stewart, R ERA: 3.78 (9, 1)	1.0	L	5	1	1	1	2	0	1	0	0	1	0	8	12	9.00	1.000
Dan Morogiello, L ERA: 2.39 (10, 1)	0.1		2	1	0	0	0	0	0	0	0	0	0	2	2	0.00	3.000

Batter	1	2	3	4	5	6	7	8	9	AB R H RBI BB SO LOB	TOP																
Al Bumbry, L (1, 8) <small>OBP: 0.322, SLG: 0.354</small> Tito Landrum, R (7, PH) <small>OBP: 0.364, SLG: 0.516</small> (7, 9)	0-0 L5	0-0 1B			0-0 6-3		0-0 1B 1B		0-0 P3	3 0 1 1 0 0 0 2 0 1 0 0 0 0																	
Jim Dwyer, L (1, 9) <small>OBP: 0.381, SLG: 0.486</small> John Shelby, S (7, PH) <small>OBP: 0.300, SLG: 0.367</small> (7, 8)	0-0 P6	0-0 F8			0-0 1B 1B		0-3 K		0-0 1-3	3 0 1 0 0 0 1 2 0 0 0 0 1 2																	
Cal Ripken Jr., R (1, 6) <small>OBP: 0.367, SLG: 0.512</small>	0-0 1B			0-0 1-3		0-0 1B 1B		0-0 1B 1B	0-0 1B 1B	5 0 4 1 0 0 0																	
Eddie Murray, S (1, 3) <small>OBP: 0.397, SLG: 0.545</small>	0-3 K			4-0 BB		4-0 BB BB		0-0 L4	0-0 1B	3 0 1 0 2 1 3																	
John Lowenstein, L (1, 7) <small>OBP: 0.373, SLG: 0.474</small> Gary Roenicke, R (5, PH) <small>OBP: 0.332, SLG: 0.498</small> (5, 7)		4-0 2B BB		0-0 F8		0-0 G6-4-3 BB		0-3 K	0-0 5-3	1 1 0 0 1 0 1 3 0 0 0 0 1 7																	
Ken Singleton, S (1, 10) <small>OBP: 0.402, SLG: 0.449</small>		0-0 F7		0-0 4-3				0-0 L5		4 0 0 0 0 0 2																	
Glenn Gulliver, L (1, 5) <small>OBP: 0.341, SLG: 0.297</small> Todd Cruz, R (6, PH) <small>OBP: 0.244, SLG: 0.320</small> (6, 5)		0-0 F8			0-0 F9		0-0 CS 1B		0-0 1B	2 0 0 0 0 0 1 2 0 2 0 0 0 0																	
Rich Dauer, R (1, 4) <small>OBP: 0.306, SLG: 0.309</small>		0-0 2B 2B			0-0 5-3		0-3 K		0-0 F7	4 1 1 1 0 1 2																	
Rick Dempsey, R (1, 2) <small>OBP: 0.309, SLG: 0.322</small>		0-0 WP 1B 2B			0-0 F9			0-0 1B 1B	0-0 F3	4 2 2 1 0 0 1																	
Inning Stats	R: 0 E: 0 K: 1 S: 6	H: 1 LOB: 1 BB: 0 P: 6	R: 3 E: 0 K: 0 S: 6	H: 3 LOB: 1 BB: 1 P: 10	R: 0 E: 0 K: 0 S: 3	H: 0 LOB: 1 BB: 1 P: 7	R: 0 E: 0 K: 0 S: 3	H: 0 LOB: 0 BB: 0 P: 3	R: 0 E: 0 K: 1 S: 5	H: 1 LOB: 0 BB: 0 P: 5	R: 1 E: 0 K: 2 S: 10	H: 3 LOB: 2 BB: 0 P: 10	R: 0 E: 0 K: 0 S: 4	H: 1 LOB: 1 BB: 0 P: 4	R: 0 E: 0 K: 0 S: 5	H: 2 LOB: 2 BB: 0 P: 5	1B: 11 2B: 2 3B: 0 HR: 0	SF: 0 SAC: 0 DP: 1 HBP: 0	WP: 1 PB: 0 SB: 0 CS: 1	PA: 41							
PITCHER Bob Gibson, R (1, 1) <small>ERA: 4.0</small> Rick Waits, L (5, 1) <small>ERA: 4.89</small>	IP	WLS	BF	H	R	ER	SO	BB	IBB	HBP	BLK	WP	HR	S	P	ERA	WHIP										
	4.1	L	22	6	3	3	1	3	0	0	0	1	0	21	33	6.23	2.077										
	4.2		19	7	1	1	3	0	0	0	0	0	0	25	25	1.93	1.500										

Baltimore Orioles @ Milwaukee Brewers
 Milwaukee County Stadium, Milwaukee, WI

Fri Sep 23 1983, 8:05 PM EDT
 Att: 38,096 - Unknown

livebaseballscorecards.com

AB	38
R	4
H	13
RBI	4
BB	3
SO	4
LOB	20



Batter	1	2	3	4	5	6	7	8	9	AB	R	H	RBI	BB	SO	LOB
Paul Molitor, R OBP: 0.337, SLG: 0.420 (1, 5)	0-3 K			0-0 6-3		0-0 5-3		0-0 G6-4-3		4	0	0	0	0	1	2
Robin Yount, R OBP: 0.380, SLG: 0.486 (1, 6)	0-0 F9			0-0 F8			0-0 F9 E 2B	0-0 5-3		4	1	1	0	0	0	1
Cecil Cooper, L OBP: 0.333, SLG: 0.494 (1, 3)	0-0 F3			0-0 G3			0-0 F9 2-3		0-0 6-3	4	0	0	0	0	0	1
Ted Simmons, S OBP: 0.358, SLG: 0.454 (1, 10)		0-0 5-3			0-0 1B		0-0 E8 1B		0-0 P4	4	0	2	1	0	0	0
Mark Brouhard, R OBP: 0.327, SLG: 0.490 (1, 7)		0-3 K			0-0 F8		0-0 1-3		0-0 5-3	4	0	0	0	0	1	2
Charlie Moore, R OBP: 0.352, SLG: 0.365 (1, 9)		0-0 F9			0-0 P4		0-0 F2			3	0	0	0	0	0	2
Rick Manning, L OBP: 0.288, SLG: 0.306 (1, 8)			0-0 5-3		0-3 K			0-0 BB BB G6-4-3 1B		2	0	0	0	0	1	1
Ed Romero, R OBP: 0.338, SLG: 0.376 (8, PH)										1	1	1	0	0	0	0
Dion James, L OBP: 0.125, SLG: 0.125 (9, 8)										0	0	0	0	0	0	0
Bill Schroeder, R OBP: 0.182, SLG: 0.274 (1, 2)		0-3 K				0-0 5-3		4-0 G6-4-3 BB 1-2 BB		2	0	0	0	0	1	0
Randy Ready, R OBP: 0.394, SLG: 0.500 (8, PH)										0	0	0	0	1	0	0
Ned Yost, R OBP: 0.253, SLG: 0.367 (9, 2)										0	0	0	0	0	0	0
Jim Gantner, L OBP: 0.337, SLG: 0.414 (1, 4)			0-0 F7			0-0 F9		4-0 BB BB BB G6-4-3 1-2 2-3 BB		2	0	0	0	1	0	0

BOTTOM

Baltimore Orioles @ Milwaukee Brewers
Milwaukee County Stadium, Milwaukee, WI

Fri Sep 23 1983, 8:05 PM EDT
Att. 38,096 - Unknown

livebaseballscorecards.com

AB	30
R	2
H	4
RBI	1
BB	2
SO	4
LOB	9



Inning Stats	R: 0	H: 0	E: 0	LOB: 0	K: 1	BB: 0	S: 5	P: 5	R: 0	H: 0	E: 0	LOB: 0	K: 1	BB: 0	S: 5	P: 5	R: 0	H: 0	E: 0	LOB: 0	K: 1	BB: 0	S: 5	P: 5	R: 0	H: 1	E: 0	LOB: 1	K: 1	BB: 0	S: 6	P: 6	R: 0	H: 0	E: 0	LOB: 0	K: 0	BB: 0	S: 3	P: 3	R: 1	H: 2	E: 1	LOB: 1	K: 0	BB: 0	S: 5	P: 5	R: 1	H: 1	E: 0	LOB: 1	K: 0	BB: 2	S: 3	P: 11	R: 0	H: 0	E: 0	LOB: 0	K: 0	BB: 0	S: 3	P: 3	1B: 3	SF: 0	2B: 1	SAC: 0	3B: 0	DP: 1	HR: 0	HBP: 0	WP: 0	PA: 32
--------------	------	------	------	--------	------	-------	------	------	------	------	------	--------	------	-------	------	------	------	------	------	--------	------	-------	------	------	------	------	------	--------	------	-------	------	------	------	------	------	--------	------	-------	------	------	------	------	------	--------	------	-------	------	------	------	------	------	--------	------	-------	------	-------	------	------	------	--------	------	-------	------	------	-------	-------	-------	--------	-------	-------	-------	--------	-------	--------

PITCHER	IP	WLS	BF	H	R	ER	SO	BB	IBB	HBP	BLK	WP	HR	S	P	ERA	WHIP
Scott McGregor, L ERA: 3.06 (1, 1)	7.0	W	27	4	2	2	4	2	0	0	0	0	0	33	41	2.57	0.857
Sammy Stewart, R ERA: 3.73 (8, 1)	2.0	S	5	0	0	0	0	0	0	0	0	0	0	5	5	0.00	0.000

Batter	1	2	3	4	5	6	7	8	9	AB R H RBI BB SO LOB	TOP											
Al Bumby, L (1, 8) OBP: 0.322, SLG: 0.355	0-0 4-3		0-0 1-3		0-0 1-3 3-H 2B		0-0 4-3			4 0 1 1 0 0 0	Baltimore Orioles @ Milwaukee Brewers Milwaukee County Stadium, Milwaukee, WI Sat Sep 24 1983, 8:05 PM EDT Att: 48,659 - Unknown livebaseballscorecards.com											
Dan Ford, R (1, 9) OBP: 0.331, SLG: 0.443	0-0 6-3		0-0 L5		0-0 1-3			0-0 6-3		4 0 0 0 0 0 2												
Cal Ripken Jr., R (1, 6) OBP: 0.368, SLG: 0.512	0-0 BB 1B			0-0 P4	0-3 K			0-0 1-3 1B		4 1 2 0 0 1 2												
Eddie Murray, S (1, 3) OBP: 0.396, SLG: 0.542	4-0 1-2 BB			0-0 F5		0-0 L6		0-0 1-3		3 0 0 0 1 0 1												
John Lowenstein, L (1, 7) OBP: 0.377, SLG: 0.476	0-0 4-3			0-0 FC4-6 1B		4-0 4-3 BB		0-0 WP 1B		3 0 2 1 1 0 2												
Ken Singleton, S (1, 10) OBP: 0.399, SLG: 0.445		0-0 4-3		0-0 FC4-6 1-2f		0-0 4-3		0-0 6-3		4 0 0 0 0 0 3												
Glenn Gulliver, L (1, 5) OBP: 0.354, SLG: 0.282		4-0 G6-4-3 BB			4-0 F7 1B 2B BB	0-0 F8		0-0 F9		2 1 0 0 2 0 1												
Rich Dauer, R (1, 4) OBP: 0.306, SLG: 0.309		0-0 G6-4-3			0-0 2B 1B		0-0 4-3		0-0 F9	3 0 1 0 0 0 1												
Jim Dwyer, L (9, PH) OBP: 0.379, SLG: 0.483		1-2f			1-2 1B					1 0 0 0 0 0 0												
Rick Dempsey, R (1, 2) OBP: 0.307, SLG: 0.319			0-0 5-3		0-0 F7 2-3		0-0 P6		0-3 K	3 0 0 0 0 0 2	Orioles											
Joe Nolan, L (9, PH) OBP: 0.358, SLG: 0.436										1 0 0 0 0 1 0												
Inning Stats	R: 0 E: 0 K: 0 S: 4	H: 1 LOB: 2 BB: 1 P: 8	R: 0 E: 0 K: 0 S: 2	H: 0 LOB: 0 BB: 1 P: 6	R: 0 E: 0 K: 0 S: 3	H: 0 LOB: 0 BB: 0 P: 3	R: 0 E: 0 K: 0 S: 4	H: 1 LOB: 1 BB: 0 P: 4	R: 1 E: 0 K: 1 S: 7	H: 2 LOB: 2 BB: 1 P: 11	R: 0 E: 0 K: 0 S: 3	H: 0 LOB: 1 BB: 1 P: 7	R: 0 E: 0 K: 0 S: 3	H: 0 LOB: 0 BB: 0 P: 3	R: 1 E: 0 K: 0 S: 5	H: 2 LOB: 1 BB: 0 P: 5	R: 0 E: 0 K: 1 S: 5	H: 0 LOB: 0 BB: 0 P: 5	1B: 5 2B: 1 3B: 0 HR: 0	SF: 0 SAC: 0 DP: 1 HBP: 0	WP: 1 PB: 0 SB: 0 CS: 0	PA: 36
PITCHER	IP WLS BF H R ER SO BB IBB HBP BLK WP HR S P ERA WHIP																				ERA WHIP	
Jaime Cocanower, R (1, 1) ERA: 2.14	8.0 W 33 6 2 2 1 4 0 0 0 1 0 31 47 2.25 1.250																					
Pete Ladd, R (9, 1) ERA: 2.82	1.0 S 3 0 0 0 1 0 0 0 0 0 0 5 5 0.00 0.000																					

Batter	1	2	3	4	5	6	7	8	9	AB	R	H	RBI	BB	SO	LOB
Paul Molitor, R OBP: 0.338, SLG: 0.419 (1, 5)	4-0 2B BB	0-0 L4		0-0 1B 1B	0-0 F9			0-0 6-3		4	1	1	0	1	0	4
Robin Yount, R OBP: 0.382, SLG: 0.491 (1, 6)	0-0 4-3 1-H 4-1 2B	0-0 F8		0-0 FC4-6 1-2 1B		0-0 2B		0-0 4-3		5	1	3	1	0	0	2
Cecil Cooper, L OBP: 0.332, SLG: 0.494 (1, 3)	0-0 4-3 2-3		0-0 2B 2B	0-0 FC4-6 1-2f		0-0 F3		0-0 P6		5	1	1	0	0	0	4
Ted Simmons, S OBP: 0.357, SLG: 0.454 (1, 2)	0-0 4-1 3-H		0-0 F8 2-H 1B 2B	0-0 F8		0-0 F9				4	1	1	2	0	0	3
Roy Howell, L OBP: 0.322, SLG: 0.413 (1, 10)	0-0 3B		0-0 F8 2-3		0-0 4-3		0-0 6-3			4	0	1	0	0	0	2
Mark Brouhard, R OBP: 0.325, SLG: 0.484 (1, 7)	0-0 F9		0-0 4-3 3-H 1B		0-0 F9		0-3 K			4	0	1	1	0	1	1
Rick Manning, L OBP: 0.287, SLG: 0.306 (1, 8)		0-0 F5	0-0 4-3 1-2		0-0 1B 2B 1B		0-0 G3			4	1	1	0	0	0	1
Jim Gantner, L OBP: 0.339, SLG: 0.416 (1, 4)		0-0 1B 1B	0-3 K		0-0 2B 1-2 1B		0-0 1B			4	0	3	0	0	1	1
Charlie Moore, R OBP: 0.353, SLG: 0.368 (1, 9)		0-0 1-3 1B		0-0 F8		0-0 1-3 2-H 2B		0-0 1-3		4	0	2	1	0	0	1

Inning Stats	R: 2	H: 2	E: 0	K: 0	S: 5	LOB: 1	BB: 1	P: 9	R: 0	H: 2	E: 0	K: 0	S: 5	LOB: 2	BB: 0	P: 5	R: 2	H: 3	E: 0	K: 1	S: 8	LOB: 1	BB: 0	P: 8	R: 0	H: 2	E: 0	K: 0	S: 5	LOB: 2	BB: 0	P: 6	R: 0	H: 1	E: 0	K: 0	S: 4	LOB: 1	BB: 0	P: 4	R: 0	H: 1	E: 0	K: 1	S: 6	LOB: 1	BB: 0	P: 6	R: 0	H: 0	E: 0	K: 0	S: 3	LOB: 0	BB: 0	P: 3
1B: 8	SF: 0	2B: 5	SAC: 0	3B: 1	DP: 0	HR: 0	HBP: 0	WP: 0	PA: 39																																															

PITCHER	IP	WLS	BF	H	R	ER	SO	BB	IBB	HBP	BLK	WP	HR	S	P	ERA	WHIP
Dennis Martinez, R ERA: 5.67 (1, 1)	2.1	L	15	7	4	4	0	1	0	0	0	0	0	14	18	15.43	3.429
Jim Palmer, R ERA: 4.52 (3, 1)	3.2		17	6	1	1	1	0	0	0	0	0	0	19	19	2.46	1.636
Bill Swaggerty, R ERA: 3.57 (7, 1)	2.0		7	1	0	0	1	0	0	0	0	0	0	9	9	0.00	0.500

BOTTOM

Baltimore Orioles @ Milwaukee Brewers
Milwaukee County Stadium, Milwaukee, WI

Sat Sep 24 1983, 8:05 PM EDT
Att. 48,659 - Unknown

livebaseballscorecards.com

AB	38
R	5
H	14
RBI	5
BB	1
SO	2
LOB	19



Batter	1	2	3	4	5	6	7	8	9	AB R H RBI BB SO LOB	TOP
Al Bumbry, L (1, 8) <small>OBP: 0.325, SLG: 0.359</small> John Shelby, S (5, PH) <small>OBP: 0.302, SLG: 0.368</small> (5, 8)	0-0 1B		0-0 1B		0-0 1B			0-0 L6		2 1 2 0 0 0 0 2 0 1 0 0 0 0	
Jim Dwyer, L (1, 9) <small>OBP: 0.380, SLG: 0.500</small> Tito Landrum, R (5, PH) <small>OBP: 0.343, SLG: 0.485</small> (5, 9)	0-0 FC6-4		0-0 HR		0-0 F3			0-3 K		2 1 1 3 0 0 1 2 0 0 0 0 1 1	
Cal Ripken Jr., R (1, 6) <small>OBP: 0.368, SLG: 0.512</small>	0-0 G4-6-3		0-0 1B		0-0 G4-6-3			0-0 1B		4 0 2 0 0 0 2	
Eddie Murray, S (1, 3) <small>OBP: 0.394, SLG: 0.538</small>		0-0 F7	0-0 F9			0-0 3-1		0-0 F5		4 0 0 0 0 0 2	
John Lowenstein, L (1, 7) <small>OBP: 0.375, SLG: 0.473</small> Gary Roenicke, R (4, 7) <small>OBP: 0.330, SLG: 0.495</small>		0-0 3-1		0-0 4-3		0-0 F7		0-0 6-3		2 0 0 0 0 0 0 2 0 0 0 0 0 0	
Ken Singleton, S (1, 10) <small>OBP: 0.398, SLG: 0.448</small>		0-3 K		0-0 HR		0-0 F8		0-0 F9		4 1 1 0 0 1 0	
Joe Nolan, L (1, 2) <small>OBP: 0.356, SLG: 0.449</small>			0-0 F3	0-0 HR		0-0 F7		0-0 F5		4 1 1 2 0 0 0	
Glenn Gulliver, L (1, 5) <small>OBP: 0.333, SLG: 0.262</small> Todd Cruz, R (7, 5) <small>OBP: 0.244, SLG: 0.320</small>			0-3 K	0-0 4-3		0-0 3-1				3 0 0 0 0 1 0 0 0 0 0 0 0 0	
Rich Dauer, R (1, 4) <small>OBP: 0.306, SLG: 0.309</small>			0-0 HR	0-3 K		0-0 1-3				3 1 1 0 0 1 0	
Inning Stats	R: 0 H: 1 E: 0 LOB: 0 K: 0 BB: 0 S: 3 P: 3	R: 0 H: 0 E: 0 LOB: 0 K: 1 BB: 0 S: 5 P: 5	R: 3 H: 4 E: 0 LOB: 1 K: 1 BB: 0 S: 9 P: 9	R: 2 H: 2 E: 0 LOB: 0 K: 1 BB: 0 S: 7 P: 7	R: 0 H: 1 E: 0 LOB: 0 K: 0 BB: 0 S: 3 P: 3	R: 0 H: 0 E: 0 LOB: 0 K: 0 BB: 0 S: 3 P: 3	R: 0 H: 0 E: 0 LOB: 0 K: 0 BB: 0 S: 3 P: 3	R: 0 H: 1 E: 0 LOB: 1 K: 1 BB: 0 S: 6 P: 6	R: 0 H: 0 E: 0 LOB: 0 K: 0 BB: 0 S: 3 P: 3	1B: 6 SF: 0 2B: 0 SAC: 0 3B: 1 DP: 2 HR: 2 HBP: 0	WP: 0 PA: 34 PB: 0 SB: 0 CS: 0
PITCHER Chuck Porter, R (1, 1) <small>ERA: 4.5</small> Jerry Augustine, L (5, 1) <small>ERA: 5.74</small> Tom Tellmann, R (6, 1) <small>ERA: 2.78</small>	IP WLS BF H R ER SO BB IBB HBP BLK WP HR S P ERA WHIP 4.0 L 18 7 5 5 3 0 0 0 0 0 2 24 24 11.25 1.750 1.0 3 1 0 0 0 0 0 0 0 0 0 3 3 0.00 1.000 4.0 13 1 0 0 1 0 0 0 0 0 0 15 15 0.00 0.250	PITCHER IP WLS BF H R ER SO BB IBB HBP BLK WP HR S P ERA WHIP									

Baltimore Orioles @ Milwaukee Brewers
 Milwaukee County Stadium, Milwaukee, WI

Sun Sep 25 1983, 4:33 AM EDT
 Att: 45,181 - Unknown

AB	34
R	5
H	9
RBI	5
BB	0
SO	4
LOB	6



Batter	1	2	3	4	5	6	7	8	9	AB	R	H	RBI	BB	SO	LOB	BOTTOM			
Paul Molitor, R OBP: 0.337, SLG: 0.418 (1, 5)	0-0 3-1		0-0 5-3			0-0 L4		0-0 1B		4	0	1	0	0	0	2	Baltimore Orioles @ Milwaukee Brewers Milwaukee County Stadium, Milwaukee, WI Sun Sep 25 1983, 4:33 AM EDT Att. 45,181 - Unknown			
Robin Yount, R OBP: 0.381, SLG: 0.489 (1, 6)	0-3 K			0-0 5-3		0-0 1B		0-0 1-3		4	0	1	1	0	1	1				
Cecil Cooper, L OBP: 0.330, SLG: 0.491 (1, 3)	0-0 F7			0-0 P4		0-0 4-3			0-0 F8	4	0	0	0	0	0	1				
Ted Simmons, S OBP: 0.337, SLG: 0.452 (1, 10)		4-0 G6-3 BB		0-0 F7			0-3 K		0-0 F8	3	0	0	0	1	1	0				
Mark Brouhard, R OBP: 0.329, SLG: 0.484 (1, 7) (8, 9)		0-0 G6-3 1-2f			0-0 5-3		0-0 1B		0-0 1B	4	0	2	0	0	0	1				
Jim Gantner, L OBP: 0.337, SLG: 0.413 (1, 4)		0-0 F7			0-0 F8		0-0 F5		0-0 F7	4	0	0	0	0	0	2				
Rick Manning, L OBP: 0.286, SLG: 0.305 (1, 8)			0-0 3-1		0-0 F8					2	0	0	0	0	0	0				
Ed Romero, R OBP: 0.336, SLG: 0.373 (7, PH) (8, 7)							0-0 P3			1	0	0	0	0	0	1				
Bill Schroeder, R OBP: 0.203, SLG: 0.308 (1, 2)			0-0 2B			0-0 PB 1B 1B		0-3 K		3	1	2	0	0	1	0				
Charlie Moore, R OBP: 0.352, SLG: 0.367 (1, 9)			0-3 K			0-0 F9 1-2		0-0 1-3		1	0	0	0	0	1	1				
Dion James, L OBP: 0.100, SLG: 0.100 (4, 9) (8, 8)										2	0	0	0	0	0	1				
Inning Stats	R: 0 E: 0 K: 1 S: 5	H: 0 LOB: 0 BB: 0 P: 5	R: 0 E: 0 K: 0 S: 2	H: 0 LOB: 0 BB: 1 P: 6	R: 0 E: 0 K: 1 S: 6	H: 1 LOB: 1 BB: 0 P: 6	R: 0 E: 0 K: 0 S: 3	H: 0 LOB: 0 BB: 0 P: 3	R: 0 E: 0 K: 0 S: 3	H: 0 LOB: 0 BB: 0 P: 3	R: 1 E: 0 K: 0 S: 5	H: 2 LOB: 1 BB: 0 P: 5	R: 0 E: 0 K: 1 S: 6	H: 1 LOB: 1 BB: 0 P: 6	R: 0 E: 0 K: 0 S: 4	H: 1 LOB: 1 BB: 0 P: 4	1B: 5 2B: 1 3B: 0 HR: 0	SF: 0 SAC: 0 DP: 1 HBP: 0	WP: 0 PB: 1 SB: 0 CS: 0	PA: 33
PITCHER	IP WLS BF H R ER SO	WLS W 21 3 1 0 2	WLS S 12 3 0 0 2	WLS W 21 3 1 0 2	IP WLS BF H R ER SO BB IBB HBP BLK WP HR S P ERA WHIP	IP WLS BF H R ER SO BB IBB HBP BLK WP HR S P ERA WHIP	IP WLS BF H R ER SO BB IBB HBP BLK WP HR S P ERA WHIP	IP WLS BF H R ER SO BB IBB HBP BLK WP HR S P ERA WHIP	IP WLS BF H R ER SO BB IBB HBP BLK WP HR S P ERA WHIP	IP WLS BF H R ER SO BB IBB HBP BLK WP HR S P ERA WHIP	IP WLS BF H R ER SO BB IBB HBP BLK WP HR S P ERA WHIP	IP WLS BF H R ER SO BB IBB HBP BLK WP HR S P ERA WHIP	IP WLS BF H R ER SO BB IBB HBP BLK WP HR S P ERA WHIP	IP WLS BF H R ER SO BB IBB HBP BLK WP HR S P ERA WHIP	IP WLS BF H R ER SO BB IBB HBP BLK WP HR S P ERA WHIP	IP WLS BF H R ER SO BB IBB HBP BLK WP HR S P ERA WHIP	IP WLS BF H R ER SO BB IBB HBP BLK WP HR S P ERA WHIP			
Storm Davis, R ERA: 3.4 (1, 1)	6.0	3.0	6.0	6.0	28	16	28	28	28	0.00	0.00	0.00	0.00	0.00	0.00	0.00	0.667			
Tippy Martinez, L ERA: 2.4 (7, 1)	3.0	3.0	3.0	3.0	16	16	16	16	16	0.00	0.00	0.00	0.00	0.00	0.00	0.00	1.000			

AB	32
R	1
H	6
RBI	1
BB	1
SO	4
LOB	10



livebaseballscorecards.com

Batter	1	2	3	4	5	6	7	8	9	AB R H RBI BB SO LOB	TOP							
Lou Whitaker, L (1, 4) OBP: 0.381, SLG: 0.460	0-0 1B SF7 1B	0-0 4-3		0-0 4-3		0-0 SF9 1-H		0-0 1B		4 1 2 1 0 0 1								
Alan Trammell, R (1, 6) OBP: 0.383, SLG: 0.474	0-0 1-3 BB 1B	0-0 F2		0-0 1B FC6-4 1B		0-0 F4		0-0 F8		5 1 2 0 0 0 2								
Larry Herndon, R (1, 7) OBP: 0.346, SLG: 0.470	4-0 1-2 BB		0-0 F8	0-0 1-3 FC6-4 1B		0-0 F9		0-0 HR 1B		4 1 2 0 1 0 0								
Lance Parrish, R (1, 2) OBP: 0.312, SLG: 0.486	0-0 SF7 3-H		0-0 F8	0-0 1-2f FC6-4 1B		0-0 F6		0-0 1-H HR		4 1 1 4 0 0 1								
John Wockenfuss, R (1, 10) OBP: 0.349, SLG: 0.423	0-0 F8		0-0 1B 1B	0-0 F7		4-0 BB BB BB G6-3 BB		0-3 K		4 1 1 0 1 1 3								
Enos Cabell, R (1, 3) OBP: 0.337, SLG: 0.432	0-3 K		0-0 1-3 1B 1B		0-0 F8		0-0 1-2f G6-3		0-3 K	4 1 1 0 0 1 3 1 0 0 0 0 1 0								
Mike Laga, L (9, PH) OBP: 0.214, SLG: 0.154																		
Chet Lemon, R (1, 8) OBP: 0.358, SLG: 0.476		0-0 1B 2B	0-0 1-2 3-H 1B	0-0 6-3		0-0 F9 SF8 2B		0-3 K		5 2 3 1 0 1 0	AB 36 R 9 H 14 RBI 9 BB 3 SO 4 LOB 13							
Glenn Wilson, R (1, 9) OBP: 0.308, SLG: 0.413		0-0 2-H SH1-3 1B	0-0 1-3 2-H 1B	0-0 1-3		0-0 F9				4 0 2 2 0 0 1								
Tom Brookens, R (1, 5) OBP: 0.277, SLG: 0.327		0-0 1-2 SH1-3	0-0 1-2f FC6-4	0-0 FC6-4		4-0 WP S SF9 BB		0-0 3-H SF8		1 1 0 1 1 0 2								
Inning Stats	R: 1 E: 0 K: 1 S: 7	H: 2 LOB: 2 BB: 1 P: 11	R: 1 E: 0 K: 0 S: 5	H: 2 LOB: 1 BB: 0 P: 5	R: 2 E: 0 K: 0 S: 7	H: 4 LOB: 2 BB: 0 P: 7	R: 1 E: 0 K: 0 S: 3	H: 0 LOB: 0 BB: 1 P: 7	R: 0 E: 0 K: 0 S: 2	H: 0 LOB: 0 BB: 1 P: 6	R: 1 E: 0 K: 0 S: 5	H: 2 LOB: 1 BB: 0 P: 5	R: 2 E: 0 K: 3 S: 11	H: 2 LOB: 0 BB: 0 P: 11	1B: 11 2B: 2 3B: 0 HR: 1	SF: 3 SAC: 1 DP: 1 HBP: 0	WP: 1 PB: 0 SB: 1 CS: 0	PA: 43
PITCHER	IP WLS BF H R ER SO BB IBB HBP BLK WP HR S P ERA WHIP																	
Scott McGregor, L (1, 1) ERA: 3.19	4.0 L 23 10 5 5 1 1 0 0 0 0 0 0 24 28 11.25 2.750																	
Sammy Stewart, R (5, 1) ERA: 3.71	3.0 10 0 1 1 0 2 0 0 0 1 0 8 16 3.00 0.667																	
Tim Stoddard, R (8, 1) ERA: 6.04	2.0 10 4 3 3 3 0 0 0 0 0 1 16 16 13.50 2.000																	

Detroit Tigers @ Baltimore Orioles
Memorial Stadium, Baltimore, MD

Tue Sep 27 1983, 7:05 PM EDT
Att. 29,142 - Unknown - 75 F



livebaseballscorecards.com

Batter	1	2	3	4	5	6	7	8	9	AB	R	H	RBI	BB	SO	LOB
Al Bumbry, L (1, 8) John Shelby, S (6, 8) OBP: 0.325, SLG: 0.358 OBP: 0.300, SLG: 0.366	0-0 4-3 ①		0-0 3-1 ②		0-0 1-2 1B ③			0-3 K ②	0-3 K ③	3	0	1	0	0	0	0
Jim Dwyer, L (1, 9) OBP: 0.382, SLG: 0.500	0-0 FC4-6 1B		0-0 3-1 ③		0-0 L8 ③			0-0 PB 1B		4	1	2	0	0	0	2
Cal Ripken Jr., R (1, 6) OBP: 0.368, SLG: 0.509	0-0 FC4-6 1-2f			0-0 F3		0-3 K ①		4-0 1B BB		3	0	0	0	1	1	1
Eddie Murray, S (1, 3) OBP: 0.393, SLG: 0.536	0-3 K ③			0-0 G3		0-0 6-3 ②		0-0 1-3 2-H 1B		4	0	1	1	0	1	1
John Lowenstein, L (1, 7) Mike Young, S (9, 7) OBP: 0.376, SLG: 0.482 OBP: 0.237, SLG: 0.286		0-0 HR		4-0 BB		0-0 4-3 ③		0-3 K ③		3	1	1	1	1	1	2
Ken Singleton, S (1, 10) Bobby Bonner, R (9, PR) OBP: 0.397, SLG: 0.445		0-0 F7		0-0 5-6-3 ③			0-0 5-3 ①		4-0 BB BB	3	0	0	0	1	0	1
Joe Nolan, L (1, 2) John Stefero, L (8, 2) OBP: 0.350, SLG: 0.441 OBP: 0.615, SLG: 0.600		0-0 F9			0-0 5-3 ①		0-0 F7 ②		4-0 1-2 BB	3	0	0	0	0	0	0
Todd Cruz, R (1, 5) OBP: 0.242, SLG: 0.317		0-3 K ③			0-3 K ②		0-3 K ③		0-3 K ①	4	0	0	0	0	4	2
Rich Dauer, R (1, 4) OBP: 0.306, SLG: 0.309			0-0 F8		0-0 1B 1B			0-0 5-3 ①	0-0 F3 ②	4	0	1	0	0	0	2

Inning Stats	R: 0	H: 1	R: 1	H: 1	R: 0	H: 0	R: 0	H: 2	R: 0	H: 0	R: 1	H: 2	R: 0	H: 0	R: 0	H: 0	1B: 5	SF: 0
	E: 0	LOB: 1	E: 0	LOB: 0	E: 0	LOB: 0	E: 0	LOB: 2	E: 0	LOB: 0	E: 0	LOB: 2	E: 0	LOB: 2	E: 0	LOB: 2	2B: 0	SAC: 0
	K: 1	BB: 0	K: 1	BB: 0	K: 0	BB: 0	K: 1	BB: 0	K: 1	BB: 0	K: 2	BB: 1	K: 2	BB: 2	K: 2	BB: 2	3B: 0	DP: 0
	S: 6	P: 6	S: 6	P: 6	S: 3	P: 3	S: 7	P: 7	S: 5	P: 5	S: 5	P: 5	S: 9	P: 13	S: 7	P: 15	HR: 1	HBP: 0

PITCHER	IP	WLS	BF	H	R	ER	SO	BB	IBB	HBP	BLK	WP	HR	S	P	ERA	WHIP	WP: 0	PA: 37
Jack Morris, R (1, 1) ERA: 3.23	9.0	W	37	6	2	2	9	4	0	0	0	0	1	51	67	2.00	1.111	PB: 1	
																		SB: 0	
																		CS: 0	

BOTTOM

Detroit Tigers @ Baltimore Orioles
Memorial Stadium, Baltimore, MD

Tue Sep 27 1983, 7:05 PM EDT
Att: 29,142 - Unknown - 75 F

livebaseballscores.com

AB	33
R	2
H	6
RBI	2
BB	4
SO	9
LOB	13



Batter	1	2	3	4	5	6	7	8	9	AB R H RBI BB SO LOB	TOP											
Lou Whitaker, L (1, 4) OBP: 0.384, SLG: 0.463	0-0 E S FC1-5-2-5 1B	0-0 1-3 3-H 1B 2B	4-0 WP BB		0-0 G1-6-3 1-2f			0-0 1-3 1B 1B		4 1 3 1 1 0 1												
Alan Trammell, R (1, 6) OBP: 0.382, SLG: 0.472	0-0 FC1-5-2-5 1-H	0-0 S S S S S S HR 1B	0-3 K			0-0 L9		0-0 F9		5 1 1 2 0 1 4												
Larry Herndon, R (1, 10) OBP: 0.348, SLG: 0.476	0-0 6-3	0-0 1-H HR	0-0 1-2 1B			0-0 6-3		0-0 1-2 3-H 1B		5 1 3 3 0 0 1												
Lance Parrish, R (1, 2) OBP: 0.311, SLG: 0.484	0-0 5-3	0-0 2B SF9 1B	0-3 K			0-3 K		0-3 K		5 1 1 0 0 3 5												
Kirk Gibson, L (1, 7) OBP: 0.315, SLG: 0.410				0-3 K			0-0 G4-6-3 1B		0-3 K	4 1 2 0 1 2 0												
Johnny Grubb, L (1, 9) OBP: 0.396, SLG: 0.432				0-0 F9			0-0 G4-6-3 1-2f		0-0 5-3	3 0 0 0 1 0 2												
Lynn Jones, R (7, 9) OBP: 0.299, SLG: 0.344				0-0 5-3			0-0 5-3		0-0 5-3	1 0 0 0 0 0 0												
Chet Lemon, R (1, 8) OBP: 0.354, SLG: 0.472										4 1 0 1 0 0 2												
Mike Laga, L (1, 3) OBP: 0.294, SLG: 0.250										3 1 2 1 0 1 2												
Bill Nahorodny, R (8, PH)										0 0 0 0 1 0 0												
Rick Leach, L (8, PR) OBP: 0.302, SLG: 0.340										0 0 0 0 0 0 0												
Wayne Krenchicki, L (1, 5) OBP: 0.333, SLG: 0.328										3 1 1 1 0 0 1												
Tom Brookens, R (8, PH) OBP: 0.277, SLG: 0.326										1 1 0 0 0 0 1												
Inning Stats	R: 0 E: 1 K: 0 S: 4	H: 1 LOB: 1 BB: 0 P: 4	R: 8 E: 1 K: 1 S: 13	H: 7 LOB: 2 BB: 2 P: 21	R: 0 E: 0 K: 2 S: 8	H: 1 LOB: 2 BB: 1 P: 12	R: 0 E: 0 K: 1 S: 5	H: 0 LOB: 0 BB: 0 P: 5	R: 0 E: 0 K: 0 S: 3	H: 1 LOB: 0 BB: 0 P: 3	R: 0 E: 0 K: 0 S: 5	H: 0 LOB: 0 BB: 0 P: 5	R: 0 E: 0 K: 0 S: 3	H: 1 LOB: 0 BB: 0 P: 3	R: 1 E: 0 K: 1 S: 7	H: 2 LOB: 2 BB: 1 P: 11	R: 0 E: 0 K: 1 S: 5	H: 0 LOB: 0 BB: 0 P: 5	1B: 10 2B: 2 3B: 0 HR: 1	SF: 1 SAC: 0 DP: 2 HBP: 0	WP: 1 PB: 0 SB: 3 CS: 0	PA: 43
PITCHER	IP WLS BF H R ER SO BB IBB HBP BLK WP HR S P ERA WHIP																					
Mike Boddicker, R (1, 1) ERA: 2.84	3.0 L 22 9 8 6 3 2 1 0 0 0 1 1 25 37 18.00 3.667																					
Dennis Martinez, R (4, 1) ERA: 5.52	4.0 12 2 0 0 2 0 0 0 0 0 0 0 16 16 0.00 0.500																					
Tippy Martinez, L (8, 1) ERA: 2.45	2.0 9 2 1 1 2 1 0 0 0 0 0 0 12 16 4.50 1.500																					

Detroit Tigers @ Baltimore Orioles
Memorial Stadium, Baltimore, MD
 Wed Sep 28 1983, 7:05 PM EDT
 Att: 19,854 - Unknown

livebaseballscorecards.com

AB	38
R	9
H	13
RBI	9
BB	4
SO	7
LOB	19



BOTTOM

Detroit Tigers @ Baltimore Orioles
Memorial Stadium, Baltimore, MD

Wed Sep 28 1983, 7:05 PM EDT
Att. 19,854 - Unknown

livebaseballscorecards.com

AB	37
R	5
H	13
RBI	5
BB	4
SO	7
LOB	20



WP:	0	PA:	41
PB:	1		
SB:	0		
CS:	1		

AB	4	R	0	H	1	RBI	0	BB	0	SO	2	LOB	4
	1	0	1	0	0	0	0	0	0				

	3	2	1	1	1	0	2						
	1	0	0	0	0	0	3						
	0	0	0	0	0	0	0						

	5	2	3	2	0	0	0						
--	---	---	---	---	---	---	---	--	--	--	--	--	--

	5	0	1	1	0	1	1						
--	---	---	---	---	---	---	---	--	--	--	--	--	--

	3	0	2	1	0	0	0						
	2	0	0	0	0	1	0						

	3	0	1	0	1	1	0						
--	---	---	---	---	---	---	---	--	--	--	--	--	--

	2	0	0	0	1	0	4						
	1	0	0	0	0	0	0						

	3	0	0	0	0	2	5						
	0	0	0	0	0	0	0						
	1	0	1	0	0	0	0						
	0	0	0	0	0	0	0						

	3	1	2	0	1	0	1						
--	---	---	---	---	---	---	---	--	--	--	--	--	--

1B:	7	SF:	0
2B:	4	SAC:	0
3B:	0	DP:	1
HR:	2	HBP:	0

Batter	1	2	3	4	5	6	7	8	9
Tito Landrum, R OBP: 0.333, SLG: 0.459 (1, 8) (7, 9) (8, 7) Jim Dwyer, L OBP: 0.385, SLG: 0.508 (8, PH) (9, 7)	0-0 CS 1B	0-3 K		0-3 K		0-0 F7		0-0 2B	
Lenn Sakata, R OBP: 0.333, SLG: 0.375 Joe Nolan, L OBP: 0.348, SLG: 0.439 Rich Dauer, R OBP: 0.306, SLG: 0.309 (1, 4) (8, PH) (9, 5)	4-0 1B PB 1B BB 1-2	0-0 4-3		0-0 G5-4-3 1-2f			0-0 HR	0-0 G3	
Cal Ripken Jr., R OBP: 0.369, SLG: 0.515 (1, 6)	0-0 1B 2B 1-3	0-0 1B 3-H			0-0 F7		0-0 HR		0-0 4-3
Eddie Murray, S OBP: 0.392, SLG: 0.533 (1, 3)	0-0 2B 1B 1-2 3-H				0-0 3-1		0-3 K		0-0 F7
John Lowenstein, L OBP: 0.379, SLG: 0.490 Dan Ford, R OBP: 0.330, SLG: 0.440 (1, 7) (7, PH) (8, 9)	0-0 2B 1-3 2-H		0-0 1B 2B		0-0 4-3		0-3 K		0-0 6-3
Ken Singleton, S OBP: 0.398, SLG: 0.444 (1, 10)	4-0 IBB		0-0 FC6-4 1B 2-H			0-0 L8	0-3 K		
Gary Roenicke, R OBP: 0.330, SLG: 0.492 John Shelby, S OBP: 0.299, SLG: 0.365 (1, 9) (7, 8)	0-0 F8		0-0 L5			4-0 1B BB		0-0 F9	
Todd Cruz, R OBP: 0.241, SLG: 0.315 Glenn Gulliver, L OBP: 0.333, SLG: 0.262 Benny Ayala, R OBP: 0.280, SLG: 0.406 Bobby Bonner, R (8, PR) (9, 4)	0-3 K		0-0 FC6-4 1-2f			0-3 K		0-0 2B 1B	
Rick Dempsey, R OBP: 0.312, SLG: 0.325 (1, 2)		0-0 4-3 1B 2B		4-0 G5-4-3 BB		0-0 1B		0-0 P6	

Inning Stats	R	H	E	K	S	WLS	W	BF	H	R	ER	SO	BB	IBB	HBP	BLK	WP	HR	S	P	ERA	WHIP
Dan Petry, R ERA: 3.81 (1, 1)	2	4	0	1	8			30	11	5	5	4	3	1	0	0	0	2	34	50	7.50	2.333
John Martin, L ERA: 4.04 (7, 1)	0	1	0	0	3			5	1	0	0	3	0	0	0	0	0	0	11	11	0.00	0.750
Dave Gumpert, R ERA: 2.64 (8, 1)	0	1	0	0	0			6	1	0	0	0	0	0	0	0	0	0	6	6	0.00	0.600

PITCHER	IP	WLS	W	BF	H	R	ER	SO	BB	IBB	HBP	BLK	WP	HR	S	P	ERA	WHIP
Dan Petry, R ERA: 3.81 (1, 1)	6.0			30	11	5	5	4	3	1	0	0	0	2	34	50	7.50	2.333
John Martin, L ERA: 4.04 (7, 1)	1.1			5	1	0	0	3	0	0	0	0	0	0	11	11	0.00	0.750
Dave Gumpert, R ERA: 2.64 (8, 1)	1.2			6	1	0	0	0	0	0	0	0	0	0	6	6	0.00	0.600

PITCHER	IP	WLS	W	BF	H	R	ER	SO	BB	IBB	HBP	BLK	WP	HR	S	P	ERA	WHIP
Dan Petry, R ERA: 3.81 (1, 1)	6.0			30	11	5	5	4	3	1	0	0	0	2	34	50	7.50	2.333
John Martin, L ERA: 4.04 (7, 1)	1.1			5	1	0	0	3	0	0	0	0	0	0	11	11	0.00	0.750
Dave Gumpert, R ERA: 2.64 (8, 1)	1.2			6	1	0	0	0	0	0	0	0	0	0	6	6	0.00	0.600

Batter	1	2	3	4	5	6	7	8	9	AB R H RBI BB SO LOB	TOP									
Lou Whitaker, L (1, 4) OBP: 0.383, SLG: 0.461	0-0 E 1B	0-0 4-3		0-0 4-3		0-0 L7		0-0 4-3		5 1 1 0 0 0 3										
Alan Trammell, R (1, 6) OBP: 0.384, SLG: 0.473	0-0 E5 1B FC1-6	0-0 2B		0-0 5-3			4-0 1B SF9 BB		4-0 2B E BB	3 3 1 0 2 0 2										
Larry Herndon, R (1, 7) OBP: 0.352, SLG: 0.479	0-0 FC1-6 1B HR	4-0 G5-4-3 BB			0-0 G6-4-3 1B		0-0 1B 1B		0-3 K	3 1 3 1 1 0 0 1 0 0 0 0 1 1 0 0 0 0 0 0 0										
Mike Laga, L (9, PH) OBP: 0.276, SLG: 0.235	1-2 3-H 1B						1-3 1B		0-3 K											
Lynn Jones, R (9, 7) OBP: 0.299, SLG: 0.344									0-3 K											
Lance Parrish, R (1, 10) OBP: 0.312, SLG: 0.486	0-0 FC1-6 1B	0-0 G5-4-3		0-0 G6-4-3 1B		0-0 SF9		0-0 SF9	0-0 E7 HR 2B	4 1 2 1 0 0 3										
John Wockenfuss, R (1, 2) OBP: 0.347, SLG: 0.418	0-0 FC1-6 HR		0-0 P4		0-0 2-3		0-0 1B		0-0 6-3	5 1 1 1 0 0 3										
Enos Cabell, R (1, 3) OBP: 0.339, SLG: 0.440	0-0 HR		0-0 1-3			0-0 1B 1B		0-0 L8	0-0 HR	4 1 2 3 0 0 2 1 1 1 2 0 0 0										
Rick Leach, L (7, 3) OBP: 0.305, SLG: 0.356	1-H 3-H HR								3-H HR											
Chet Lemon, R (1, 8) OBP: 0.353, SLG: 0.471	0-0 2B		0-0 L7			0-0 F3		0-0 F9	0-3 K	5 0 1 0 0 1 3										
Glenn Wilson, R (1, 9) OBP: 0.308, SLG: 0.411	0-0 F7			0-0 4-3		0-0 1B 1B		0-0 F9	0-0 F9	4 0 1 0 0 0 1										
Tom Brookens, R (1, 5) OBP: 0.276, SLG: 0.325	0-0 F3			0-0 E8 1B		0-0 F9		0-3 K	0-3 K	4 0 1 0 0 1 3										
Inning Stats	R: 5 E: 1 K: 0 S: 9	H: 5 LOB: 1 BB: 0 P: 9	R: 0 E: 0 K: 0 S: 3	H: 1 LOB: 1 BB: 1 P: 7	R: 0 E: 0 K: 0 S: 3	H: 0 LOB: 0 BB: 0 P: 3	R: 0 E: 1 K: 0 S: 4	H: 1 LOB: 1 BB: 0 P: 4	R: 0 E: 0 K: 0 S: 5	H: 2 LOB: 2 BB: 0 P: 5	R: 1 E: 0 K: 0 S: 5	H: 2 LOB: 2 BB: 1 P: 9	R: 0 E: 0 K: 1 S: 5	H: 0 LOB: 0 BB: 0 P: 5	R: 3 E: 1 K: 2 S: 9	H: 2 LOB: 0 BB: 1 P: 13	1B: 9 2B: 3 3B: 0 HR: 2	SF: 1 SAC: 0 DP: 2 HBP: 0	WP: 0 PB: 0 SB: 0 CS: 0	PA: 43
PITCHER	IP WLS BF H R ER SO BB IBB HBP BLK WP HR S P ERA WHIP																			
Mike Flanagan, L (1, 1) ERA: 3.3	7.0 L 34 12 6 5 0 2 0 0 0 0 0 1 32 40 6.43 2.000																			
Tim Stoddard, R (8, 1) ERA: 6.31	2.0 9 2 3 3 3 1 0 0 0 0 0 1 14 18 13.50 1.500																			

Detroit Tigers @ Baltimore Orioles
 Memorial Stadium, Baltimore, MD
 Thu Sep 29 1983, 7:05 PM EDT
 Att: 17,721 - Unknown

livebaseballscorecards.com

AB	39
R	9
H	14
RBI	8
BB	3
SO	3
LOB	21



Batter	1	2	3	4	5	6	7	8	9	AB R H RBI BB SO LOB
Al Bumbry, L (1, 8) John Shelby, S (8, 8) OBP: 0.329, SLG: 0.361 OBP: 0.301, SLG: 0.370	0-0 G3-6 1B		4-0 BB		0-0 L8		0-0 1-2 1B		0-0 1-3 2-H 2B	3 0 2 0 1 0 0 1 1 1 1 0 0 0
Dan Ford, R (1, 9) Jim Dwyer, L (7, PH) OBP: 0.386, SLG: 0.513	0-0 G3-6 1-2f		0-3 K		0-0 5-3		0-0 F7		0-0 2-H 3-H 2B	3 0 0 0 0 1 2 2 1 1 2 0 0 2
Cal Ripken Jr., R (1, 6) OBP: 0.368, SLG: 0.512	0-0 1B		0-3 K		0-0 F3		0-0 L3		0-3 K	5 0 1 0 0 2 4
Eddie Murray, S (1, 3)	0-0 P6			1-0 BB 1B HBP		0-0 G3 2B		0-0 G3	0-0 2-H 1B	4 0 2 1 0 0 1
John Lowenstein, L (1, 7) Mike Young, S (9, 7) OBP: 0.375, SLG: 0.484 OBP: 0.231, SLG: 0.278		0-0 F7		0-0 F7		0-0 L6		0-0 F8	0-3 K	4 0 0 0 0 0 2 1 0 0 0 0 1 1
Ken Singleton, S (1, 10)		0-3 K		0-0 L9		0-0 G3		0-0 P6		4 0 0 0 0 1 2
Rich Dauer, R (1, 4) OBP: 0.308, SLG: 0.310		0-0 FC6-4 1B		0-0 BB 1-2 1B		0-3 K			0-0 P6	4 0 2 0 0 1 1
Todd Cruz, R (1, 5) Gary Roenicke, R (8, 5) OBP: 0.241, SLG: 0.313 OBP: 0.332, SLG: 0.492		0-0 FC6-4 1-2f		4-0 BB 1-2 2-3 BB		0-0 F8			4-0 1B 2B BB	2 0 0 0 1 0 1 0 1 0 0 1 0 0
Rick Dempsey, R (1, 2) OBP: 0.313, SLG: 0.325			0-0 F9		0-3 K		4-0 1B BB		0-0 2B 2B 1B	3 1 1 0 1 1 3

Inning Stats	R: 0 E: 0 K: 0 S: 4	H: 2 LOB: 1 BB: 0 P: 4	R: 0 E: 0 K: 1 S: 6	H: 1 LOB: 1 BB: 0 P: 6	R: 0 E: 0 K: 2 S: 7	H: 0 LOB: 1 BB: 1 P: 11	R: 0 E: 0 K: 1 S: 6	H: 1 LOB: 3 BB: 1 P: 11	R: 0 E: 0 K: 0 S: 3	H: 0 LOB: 0 BB: 0 P: 3	R: 0 E: 0 K: 1 S: 6	H: 1 LOB: 1 BB: 0 P: 6	R: 0 E: 0 K: 0 S: 4	H: 1 LOB: 2 BB: 1 P: 8	R: 0 E: 0 K: 0 S: 3	H: 0 LOB: 0 BB: 0 P: 3	R: 4 E: 0 K: 2 S: 11	H: 4 LOB: 1 BB: 1 P: 15	1B: 7 2B: 3 3B: 0 HR: 0	SF: 0 SAC: 0 DP: 1 HBP: 1	WP: 0 PB: 0 SB: 0 CS: 0	PA: 41
PITCHER Milt Wilcox, R (1, 1) ERA: 3.97	IP 9.0 WLS W BF 41 H 10 R 4 ER 4 SO 7 BB 4 IBB 0 HBP 1 BLK 0 WP 0 HR 0 S 50 P 67 ERA 4.00 WHIP 1.556																					

BOTTOM

Detroit Tigers @ Baltimore Orioles
Memorial Stadium, Baltimore, MD
Thu Sep 29 1983, 7:05 PM EDT
Att. 17,721 - Unknown

livebaseballscorecards.com

AB	36
R	4
H	10
RBI	4
BB	4
SO	7
LOB	19



Batter	1	2	3	4	5	6	7	8	9	AB R H RBI BB SO LOB	TOP		
Willie Randolph, R (1, 4) OBP: 0.362, SLG: 0.350	0-0 6-3		0-0 G3 1B	0-0 2B		0-0 FC6-4 1B		0-0 1-3		5 1 3 0 0 0 0			
Don Mattingly, L (1, 3) OBP: 0.344, SLG: 0.422	0-0 F7		0-0 L6	0-0 4-3		0-0 FC6-4 BB 1-2f		0-0 G3		5 0 0 0 0 0 4			
Dave Winfield, R (1, 7) OBP: 0.347, SLG: 0.520	0-0 1B		4-0 G3 1B BB		4-0 E S 2B BB	0-3 K			0-0 P5	3 2 1 0 2 1 1			
Oscar Gamble, L (1, 10) OBP: 0.361, SLG: 0.456	0-0 4-3		0-0 G3		0-0 P4	4-0 BB			0-0 4-3	4 0 0 0 1 0 4			
Butch Wynegar, S (1, 2) OBP: 0.394, SLG: 0.431		4-0 1-3 BB	0-0 1B 1B 2-H 3-H		4-0 2B BB	0-0 F9			0-0 6-3	3 1 1 2 2 0 2			
Roy Smalley, S (1, 5) OBP: 0.355, SLG: 0.451		0-3 K	0-0 1B		0-0 1-H 2B 3-H		0-0 G3			4 1 2 2 0 1 1			
Bobby Meacham, S (1, 6) OBP: 0.319, SLG: 0.302		0-0 1-3	0-0 1-3		0-3 K		0-3 K			4 0 0 0 0 2 4			
Omar Moreno, L (1, 8) OBP: 0.284, SLG: 0.332	0-0 F9			0-0 4-3	0-0 2B		0-0 6-3			4 0 1 1 0 0 1			
Otis Nixon, S (1, 9) OBP: 0.286, SLG: 0.286			0-0 1B S 1B BLK	0-3 K2-3	0-3 K			0-3 K		4 1 1 0 0 3 1			
Inning Stats	R: 0 E: 0 K: 0 S: 4 H: 1 LOB: 1 BB: 0 P: 4	R: 0 E: 0 K: 1 S: 5 H: 0 LOB: 1 BB: 1 P: 9	R: 3 E: 0 K: 0 S: 7 H: 4 LOB: 2 BB: 1 P: 11	R: 0 E: 0 K: 1 S: 6 H: 1 LOB: 1 BB: 0 P: 6	R: 3 E: 0 K: 2 S: 9 H: 2 LOB: 1 BB: 2 P: 17	R: 0 E: 0 K: 1 S: 6 H: 1 LOB: 2 BB: 1 P: 10	R: 0 E: 0 K: 1 S: 5 H: 0 LOB: 0 BB: 0 P: 5	R: 0 E: 0 K: 1 S: 5 H: 0 LOB: 0 BB: 0 P: 5	R: 0 E: 0 K: 0 S: 3 H: 0 LOB: 0 BB: 0 P: 3	1B: 6 2B: 3 3B: 0 HR: 0 SF: 0 SAC: 0 DP: 0 HBP: 0	WP: 0 PB: 0 SB: 3 CS: 0 PA: 41		
PITCHER	IP WLS BF H R ER SO BB IBB HBP BLK WP HR S P ERA WHIP											PITCHER	IP WLS BF H R ER SO BB IBB HBP BLK WP HR S P ERA WHIP
Storm Davis, R (1, 1) ERA: 3.59	4.1 L 24 7 6 6 2 4 0 0 0 1 0 0 24 40 12.46 2.538												
Sammy Stewart, R (5, 1) ERA: 3.67	1.2 8 2 0 0 3 1 0 0 0 0 0 0 13 17 0.00 1.800												
Bill Swaggerty, R (7, 1) ERA: 3.05	3.0 9 0 0 0 2 0 0 0 0 0 0 0 13 13 0.00 0.000												

New York Yankees @ Baltimore Orioles
Memorial Stadium, Baltimore, MD

livebaseballscorecards.com

AB	36
R	6
H	9
RBI	5
BB	5
SO	7
LOB	18



Fri Sep 30 1983, 7:05 PM EDT
Unknown

Batter	1	2	3	4	5	6	7	8	9	AB	R	H	RBI	BB	SO	LOB
Al Bumbry, L OBP: 0.328, SLG: 0.357 (1, 8) BB	4-0 S BB		0-0 1-2 6-3		0-0 F8		0-0 L7		0-0 F8	4	0	0	0	1	0	3
Rich Dauer, R OBP: 0.305, SLG: 0.307 (1, 4) X	0-0 L7 1-2		0-0 F8		0-0 5-3		0-0 P4		0-0 5-3	5	0	0	0	0	0	4
Cal Ripken Jr., R OBP: 0.370, SLG: 0.516 (1, 6) X	0-0 5-3			4-0 1B 6-3 BB		0-0 E9 SF8 2B		0-0 2B 2B		3	3	2	0	1	0	1
John Lowenstein, L OBP: 0.373, SLG: 0.481 (1, 7) Tito Landrum, R OBP: 0.341, SLG: 0.500 (6, 7) X	0-0 G3		0-0 F9		0-0 SF8		0-0 SF9 2B		0-0 FC5-4 SF9 2B	2	0	0	0	0	0	2
Ken Singleton, S OBP: 0.396, SLG: 0.440 (1, 10) X		0-0 3-1		0-0 6-3 1B		0-0 P4		0-0 FC5-4 BB		3	0	1	0	1	0	0
Gary Roenicke, R OBP: 0.331, SLG: 0.489 (1, 3) X		0-3 K		0-0 6-3		0-0 1B		0-0 FC5-4		4	0	1	1	0	1	3
Benny Ayala, R OBP: 0.273, SLG: 0.394 (1, 9) Jim Dwyer, L OBP: 0.385, SLG: 0.513 (8, PH) (9, 9) X		0-0 F8		0-0 1-3		0-0 F8		0-0 SF9		3	0	0	0	0	0	2
Todd Cruz, R OBP: 0.244, SLG: 0.316 (1, 5) Glenn Gulliver, L OBP: 0.327, SLG: 0.256 (8, PH) (9, 5) X			0-0 6-3 1B		0-0 P4		0-0 1B		0-0 4-3	3	0	2	0	0	0	0
Rick Dempsey, R OBP: 0.314, SLG: 0.326 (1, 2) John Shelby, S OBP: 0.300, SLG: 0.369 (9, PH) X			0-0 F9		0-0 1B		0-0 P4		0-3 K	3	0	1	0	0	0	2

Inning Stats	R: 0	H: 0	E: 0	K: 0	S: 3	LOB: 1	BB: 1	P: 7	R: 0	H: 0	E: 0	K: 1	S: 5	LOB: 0	BB: 0	P: 5	R: 0	H: 1	E: 0	K: 0	S: 4	LOB: 1	BB: 0	P: 4	R: 1	H: 1	E: 0	K: 0	S: 4	LOB: 1	BB: 1	P: 8	R: 0	H: 1	E: 0	K: 0	S: 4	LOB: 1	BB: 0	P: 4	R: 1	H: 2	E: 1	K: 0	S: 5	LOB: 1	BB: 0	P: 5	R: 0	H: 1	E: 0	K: 0	S: 4	LOB: 1	BB: 0	P: 4	R: 2	H: 2	E: 0	K: 0	S: 5	LOB: 1	BB: 1	P: 9	R: 0	H: 0	E: 0	K: 1	S: 5	LOB: 0	BB: 0	P: 5	1B: 5	2B: 3	3B: 0	HR: 0	SF: 2	SAC: 0	DP: 0	HBP: 0	WP: 0	PB: 0	SB: 1	CS: 0	PA: 38
PITCHER John Montefusco, R ERA: 3.31 (1, 1) George Frazier, R ERA: 3.48 (8, 1)	IP	WLS	BF	H	R	ER	SO	BB	IBB	HBP	BLK	WP	HR	S	P	ERA	WHIP																																																																				
	7.0	W	31	8	4	4	1	2	0	0	0	0	0	31	39	5.14	1.429																																																																				
	2.0	S	7	0	0	0	1	1	0	0	0	0	0	8	12	0.00	0.500																																																																				


BOTTOM

New York Yankees @ Baltimore Orioles
Memorial Stadium, Baltimore, MD

Fri Sep 30 1983, 7:05 PM EDT
Unknown

livebaseballscorecards.com

AB	33
R	4
H	8
RBI	4
BB	3
SO	2
LOB	18



Batter	1	2	3	4	5	6	7	8	9	AB R H RBI BB SO LOB	TOP											
Omar Moreno, L (1, 8) OBP: 0.285, SLG: 0.332	0-0 F9		4-0 BB		0-0 1-3 2-H 1B			0-3 K		3 0 1 1 1 1 1												
Ken Griffey, L (1, 3) OBP: 0.355, SLG: 0.438	0-0 6-3		0-0 P5		0-0 L7			0-0 G3		4 0 0 0 0 0 4												
Dave Winfield, R (1, 7) OBP: 0.345, SLG: 0.516	0-0 F2			0-0 F8			0-0 4-3	0-3 K		4 0 0 0 0 1 1												
Steve Balboni, R (1, 10) OBP: 0.297, SLG: 0.446		0-0 F7		0-3 K		0-0 P6			0-0 5-3	4 0 0 0 0 1 0												
Don Mattingly, L (1, 9) OBP: 0.340, SLG: 0.418 Don Baylor, R (9, PH) OBP: 0.362, SLG: 0.497		0-0 6-3		0-0 L7		0-0 6-3			0-0 1-3	3 0 0 0 0 0 0 1 0 0 0 0 0 0												
Roy Smalley, S (1, 5) OBP: 0.354, SLG: 0.448		0-3 K			4-0 1B BB		0-0 F7		0-0 P4	3 1 0 0 1 1 0												
Bobby Meacham, S (1, 6) OBP: 0.340, SLG: 0.311			4-0 E S SF9 BB		0-0 1B 1-2 1B		0-0 F7			2 1 1 0 1 0 0												
Juan Espino, R (1, 2) OBP: 0.304, SLG: 0.429			0-0 SF9		0-0 L9		0-0 F9			2 0 0 1 0 0 2												
Larry Milbourne, S (1, 4) OBP: 0.274, SLG: 0.267		0-0 6-3			0-0 F7			0-0 2B		3 0 1 0 0 0 2												
Inning Stats	R: 0 E: 0 K: 0 S: 3	H: 0 LOB: 0 BB: 0 P: 3	R: 0 E: 0 K: 1 S: 5	H: 0 LOB: 0 BB: 0 P: 5	R: 1 E: 0 K: 0 S: 3	H: 0 LOB: 1 BB: 2 P: 11	R: 0 E: 0 K: 1 S: 5	H: 0 LOB: 0 BB: 0 P: 5	R: 1 E: 0 K: 0 S: 5	H: 2 LOB: 2 BB: 1 P: 9	R: 0 E: 0 K: 0 S: 3	H: 0 LOB: 0 BB: 0 P: 3	R: 0 E: 0 K: 0 S: 3	H: 0 LOB: 0 BB: 0 P: 3	R: 0 E: 0 K: 2 S: 8	H: 1 LOB: 1 BB: 0 P: 8	R: 0 E: 0 K: 0 S: 3	H: 0 LOB: 0 BB: 0 P: 3	1B: 2 2B: 1 3B: 0 HR: 0	SF: 1 SAC: 0 DP: 0 HBP: 0	WP: 0 PB: 0 SB: 2 CS: 0	PA: 33
PITCHER	IP WLS BF H R ER SO BB IBB HBP BLK WP HR S P ERA WHIP																					
Jim Palmer, R (1, 1) ERA: 4.23	7.0 W 26 2 2 1 2 3 0 0 0 0 0 0 27 39 1.29 0.714																					
Tippy Martinez, L (8, 1) ERA: 2.4	2.0 S 7 1 0 0 2 0 0 0 0 0 0 0 11 11 0.00 0.500																					

New York Yankees @ Baltimore Orioles
Memorial Stadium, Baltimore, MD
 Fri Sep 30 1983, 7:05 PM EDT
 Att: 44,986 - Unknown

AB	29
R	2
H	3
RBI	2
BB	3
SO	4
LOB	10



WP: 0	PA: 33
-------	--------

Batter	1	2	3	4	5	6	7	8	9
John Shelby, S OBP: 0.299, SLG: 0.367 (1, 8)	0-0 PB S SF7 1B		0-3 K		0-3 K		0-3 K		
Jim Dwyer, L OBP: 0.382, SLG: 0.508 (1, 9)	0-3 K 1-2		0-0 4-3		0-0 WP S 1B		0-0 4-3		
Cal Ripken Jr., R OBP: 0.371, SLG: 0.521 (1, 6)	0-0 SF7 2-H			0-0 HR	4-0 WP BB		0-0 5-3		
Ken Singleton, S OBP: 0.395, SLG: 0.438 (1, 10)	0-0 4-3		0-3 K		4-0 FC6-4 BB		0-0 G3		
Gary Roenicke, R OBP: 0.331, SLG: 0.486 (1, 3)		0-0 P4		0-0 FC3-6 1B	0-0 FC6-4		0-0 P4		
Joe Nolan, L OBP: 0.343, SLG: 0.432 (1, 2)		0-3 K		0-0 FC3-6 1-2f		0-3 K			
Rick Dempsey, R OBP: 0.314, SLG: 0.326 (8, 2)									
Tito Landrum, R OBP: 0.318, SLG: 0.463 (1, 7)		0-3 K		0-3 K		0-0 1-3			
Glenn Gulliver, L OBP: 0.327, SLG: 0.283 (1, 5)			0-0 5-3 2B		0-3 K		0-0 F7		
Todd Cruz, R OBP: 0.244, SLG: 0.316 (7, 5)									
Lenn Sakata, R OBP: 0.333, SLG: 0.369 (1, 4)			0-0 5-3		4-0 S 1B BB		0-0 L6		

Inning Stats	R: 1	H: 1	E: 0	K: 1	S: 6	R: 0	H: 0	E: 0	K: 2	S: 7	R: 0	H: 1	E: 0	K: 1	S: 6	R: 1	H: 2	E: 0	K: 2	S: 9	R: 1	H: 1	E: 0	K: 2	S: 8	R: 0	H: 0	E: 0	K: 1	S: 5	R: 0	H: 0	E: 0	K: 1	S: 5	R: 0	H: 0	E: 0	K: 0	S: 3
	LOB: 0	BB: 0	P: 6	LOB: 0	BB: 0	P: 7	LOB: 1	BB: 0	P: 6	LOB: 1	BB: 0	LOB: 3	BB: 3	P: 20	LOB: 0	BB: 0	LOB: 0	BB: 0	P: 5	LOB: 0	BB: 0	LOB: 0	BB: 0	LOB: 0	BB: 0	LOB: 0	BB: 0	LOB: 0	BB: 0	LOB: 0	BB: 0	LOB: 0	BB: 0	LOB: 0	BB: 0	LOB: 0	BB: 0	LOB: 0	BB: 0	LOB: 0

PITCHER	IP	WLS	BF	H	R	ER	SO	BB	IBB	HBP	BLK	WP	HR	S	P	ERA	WHIP
Jay Howell, R ERA: 5.38 (1, 1)	4.2	L	21	5	3	2	8	2	0	0	0	0	1	35	43	3.86	1.500
Dale Murray, R ERA: 4.58 (5, 1)	3.1		11	0	0	0	2	1	0	0	0	1	0	14	18	0.00	0.300

AB R H RBI BB SO LOB

4	1	1	0	0	3	2
4	0	1	1	0	1	2
2	1	1	2	1	0	0
3	0	0	0	1	1	0
4	0	1	0	0	0	3
3	0	0	0	0	2	1
0	0	0	0	0	0	0
3	0	0	0	0	2	1
3	0	1	0	0	1	0
0	0	0	0	0	0	0
2	1	0	0	1	0	1

AB	28
R	3
H	5
RBI	3
BB	3
SO	10
LOB	10



WP	PA	ERA	WHIP
1	32		

New York Yankees @ Baltimore Orioles
 Memorial Stadium, Baltimore, MD
 Fri Sep 30 1983, 7:05 PM EDT
 Att. 44,986 - Unknown

livebaseballscorecards.com

Batter	1	2	3	4	5	6	7	8	9	10	11	12	AB	R	H	RBI	BB	SO	LOB	TOP					
Willie Randolph, R OBP: 0.360, SLG: 0.349 (1, 4)	L5		5-3			2B		5-3		5-3		P6	6	1	1	0	0	0	1						
Roy Smalley, S OBP: 0.360, SLG: 0.456 Omar Moreno, L OBP: 0.285, SLG: 0.332 (12, PR) (12, 8)	F7			1B		2B		G6-4-3 1B		G4-6-3 BB		PB BB E 1B	5	1	4	1	1	0	0						
Dave Winfield, R OBP: 0.345, SLG: 0.513 (1, 9) (9, 7)	P4					1B		G6-4-3		G4-6-3		PB E BB	5	0	1	1	1	0	3						
Bert Campaneris, R OBP: 0.355, SLG: 0.357 (12, 5)						1B		1-2f		1-2f		1-2	0	0	0	0	0	0	0						
Don Baylor, R OBP: 0.361, SLG: 0.494 (1, 10)		F8				FC1-4		FC1-4		HR		FC5	5	1	1	0	1	0	3						
Steve Balboni, R OBP: 0.287, SLG: 0.430 Don Mattingly, L OBP: 0.337, SLG: 0.413 (9, PH) (9, 9) (12, 7)	F8					FC5-4		FC5-4		F7		F7	3	0	0	0	0	0	2						
Brian Dayett, R OBP: 0.267, SLG: 0.286 Ken Griffey, L OBP: 0.356, SLG: 0.438 (9, PH) (9, 3)						FC5-4		1-2f		P4		F8	3	0	0	0	0	0	1						
Bobby Meacham, S OBP: 0.321, SLG: 0.292 Graig Nettles, L OBP: 0.344, SLG: 0.450 Larry Mibourne, S OBP: 0.272, SLG: 0.265 (1, 6) (9, PH) (9, 6)			6-3			K		4-3		HR		K	3	0	0	0	0	1	0						
Juan Espino, R OBP: 0.280, SLG: 0.391 Butch Wynegar, S OBP: 0.399, SLG: 0.431 (7, PH) (7, 2)			L7			F8		BB		BB		BB	2	0	0	0	0	0	0						
Otis Nixon, S OBP: 0.167, SLG: 0.167 (1, 8) (12, 9)			E4			2-3		4-3		1-3		K	5	0	0	0	0	1	5						
Inning Stats	R: 0 E: 0 K: 0 S: 3	H: 0 LOB: 0 BB: 0 P: 3	R: 0 E: 0 K: 0 S: 3	H: 0 LOB: 0 BB: 0 P: 3	R: 0 E: 1 K: 0 S: 4	H: 0 LOB: 1 BB: 0 P: 4	R: 1 E: 0 K: 0 S: 5	H: 2 LOB: 1 BB: 0 P: 5	R: 0 E: 0 K: 1 S: 5	H: 0 LOB: 1 BB: 1 P: 7	R: 0 E: 0 K: 0 S: 3	H: 1 LOB: 0 BB: 0 P: 3	R: 2 E: 0 K: 0 S: 5	H: 2 LOB: 1 BB: 1 P: 9	R: 0 E: 0 K: 2 S: 8	H: 1 LOB: 3 BB: 2 P: 16	R: 1 E: 1 K: 0 S: 4	H: 1 LOB: 1 BB: 1 P: 8	1B: 5 2B: 3 3B: 0 HR: 1	SF: 0 SAC: 0 DP: 2 HBP: 0	WP: 0 PB: 1 SB: 0 CS: 0	PA: 50			
PITCHER	IP	WLS	BF	H	R	ER	SO	BB	IBB	HBP	BLK	WP	HR	S	P	ERA	WHIP								
Scott McGregor, L ERA: 3.18 (1, 1)	6.0		23	4	2	2	1	0	0	0	0	0	0	25	25	3.00	0.667								
Dennis Martinez, R ERA: 5.53 (7, 1)	3.0		13	3	2	2	0	2	0	0	0	0	1	11	19	6.00	1.667								
Tim Stoddard, R ERA: 6.09 (10, 1)	2.0		9	1	0	0	2	3	0	0	0	0	0	10	22	0.00	2.000								
Bill Swaggerty, R ERA: 2.91 (12, 1)	1.0	L	5	1	1	0	0	1	0	0	0	0	0	4	8	0.00	2.000								

New York Yankees @ Baltimore Orioles
Memorial Stadium, Baltimore, MD

Sat Oct 01 1983, 7:05 PM EDT
 Att. 38,038 - Unknown

AB	44
R	5
H	9
RBI	4
BB	6
SO	3
LOB	21



livebaseballscorecards.com

Batter	1	2	3	4	5	6	7	8	9	10	11	12	AB R H RBI BB SO LOB
John Shelby, S OBP: 0.300, SLG: 0.366 (1, 8) X	0-0 G3			0-0 L8	0-0 SF8 1B		0-0 1B			0-0 1-3		0-0 L7	6 1 2 1 0 0 0
Rich Dauer, R OBP: 0.306, SLG: 0.309 (1, 4) S (10, 5) S	0-3 K			0-0 1B	0-0 SF8		0-0 1B			4-0 BB		0-0 F7	3 1 2 1 0 1 0
Glenn Gulliver, L OBP: 0.333, SLG: 0.277 (10, PH) (11, 5)				1B	2-3 3-H		1-3 1B			BB		0-0 BB	1 0 0 0 1 0 0
Cal Ripken Jr., R OBP: 0.372, SLG: 0.520 (1, 6) X	0-0 5-3			1B	0-0 1B		0-0 F3			4-0 BB		0-3 K	5 0 2 1 1 1 2
Gary Roenicke, R OBP: 0.329, SLG: 0.481 (1, 3)		0-3 K		0-0 1B	0-3 K		0-0 F8			0-0 P3			5 0 1 1 0 2 3
Ken Singleton, S OBP: 0.393, SLG: 0.436 (1, 10) Eddie Murray, S OBP: 0.391, SLG: 0.532 (6, PH)	0-0 5-3			0-3 K		0-0 4-3		0-3 K		0-3 K			2 0 0 0 0 1 2 3 0 0 0 0 2 2
Tito Landrum, R OBP: 0.306, SLG: 0.435 (1, 7)	0-0 6-3			0-0 F8		0-0 G4-6-3 1B		0-3 K				0-3 K	5 0 1 0 0 2 2
Benny Ayala, R OBP: 0.277, SLG: 0.396 (1, 9) Jim Dwyer, L OBP: 0.382, SLG: 0.505 (6, PH) (7, 9)			0-3 K		0-0 1B	0-0 G4-6-3			0-0 F8		0-0 1B		2 1 1 0 0 1 0 3 0 1 0 0 0 1
Todd Cruz, R OBP: 0.242, SLG: 0.313 (1, 5) John Lowenstein, L OBP: 0.374, SLG: 0.481 (9, PH) Lenn Sakata, R OBP: 0.331, SLG: 0.366 (9, PR) (10, 4)			0-0 6-3		0-0 F9		0-0 6-3		4-0 BB		0-0 P4		3 0 0 0 0 0 1 0 0 0 0 1 0 0 1 0 0 0 0 0 1
Rick Dempsey, R OBP: 0.314, SLG: 0.326 (1, 2) Joe Nolan, L OBP: 0.342, SLG: 0.429 (9, PH) Dave Huppert, R (10, 2) John Stefero, L OBP: 0.571, SLG: 0.545 (11, PH) (12, 2)			0-0 F8		0-0 1B		0-0 L7		0-3 K		0-0 L4		3 1 1 0 0 0 0 1 0 0 0 0 1 1 0 0 0 0 0 0 0 1 0 0 0 0 0 1

Inning Stats	R: 0 E: 0 K: 5 S: 5	H: 0 LOB: 0 BB: 0 P: 5	R: 0 E: 0 K: 5 S: 5	H: 0 LOB: 0 BB: 0 P: 5	R: 0 E: 0 K: 1 S: 5	H: 0 LOB: 0 BB: 0 P: 5	R: 1 E: 0 K: 1 S: 8	H: 3 LOB: 2 BB: 0 P: 8	R: 3 E: 0 K: 1 S: 9	H: 4 LOB: 1 BB: 0 P: 9	R: 0 E: 0 K: 0 S: 3	H: 1 LOB: 0 BB: 0 P: 3	R: 0 E: 0 K: 0 S: 5	H: 2 LOB: 2 BB: 0 P: 5	R: 0 E: 0 K: 2 S: 7	H: 0 LOB: 0 BB: 0 P: 7	R: 0 E: 0 K: 1 S: 4	H: 0 LOB: 1 BB: 1 P: 8	R: 0 E: 0 K: 1 S: 5	H: 0 LOB: 2 BB: 2 P: 13	R: 0 E: 0 K: 1 S: 6	H: 1 LOB: 1 BB: 0 P: 6	R: 0 E: 0 K: 1 S: 5	H: 0 LOB: 0 BB: 0 P: 5	1B: 11 2B: 0 3B: 0 HR: 0	SF: 1 SAC: 0 DP: 1 HBP: 0	WP: 0 PB: 0 SB: 0 CS: 1	PA: 48
--------------	------------------------------	---------------------------------	------------------------------	---------------------------------	------------------------------	---------------------------------	------------------------------	---------------------------------	------------------------------	---------------------------------	------------------------------	---------------------------------	------------------------------	---------------------------------	------------------------------	---------------------------------	------------------------------	---------------------------------	------------------------------	----------------------------------	------------------------------	---------------------------------	------------------------------	---------------------------------	-----------------------------------	------------------------------------	----------------------------------	--------

PITCHER	IP	WLS	BF	H	R	ER	SO	BB	IBB	HBP	BLK	WP	HR	S	P	ERA	WHIP
Bob Shirley, L ERA: 5.08 (1, 1)	5.0		22	7	4	4	5	0	0	0	0	0	0	32	32	7.20	1.400
Dale Murray, R ERA: 4.53 (6, 1)	1.0		3	1	0	0	0	0	0	0	0	0	0	3	3	0.00	1.000
Curt Kaufman, R ERA: 3.12 (7, 1)	2.0		8	2	0	0	2	0	0	0	0	0	0	12	12	0.00	1.000
George Frazier, R ERA: 3.43 (9, 1)	1.2		7	0	0	0	1	3	0	0	0	0	0	6	18	0.00	1.800
Rich Gossage, R ERA: 2.27 (10, 1)	2.1	W	8	1	0	0	3	0	0	0	0	0	0	14	14	0.00	0.429


BOTTOM

New York Yankees @ Baltimore Orioles
Memorial Stadium, Baltimore, MD

Sat Oct 01 1983, 7:05 PM EDT
Att: 38,038 - Unknown

livebaseballscorecards.com

AB	44
R	4
H	11
RBI	4
BB	3
SO	11
LOB	16



Batter	1	2	3	4	5	6	7	8	9	AB R H RBI BB SO LOB	TOP											
Willie Randolph, R (1, 4) OBP: 0.361, SLG: 0.348	0-0 5-3		0-0 L5			4-0 FC4-6 BB		4-0 BB		2 0 0 0 2 0 0												
Ken Griffey, L (1, 3) OBP: 0.355, SLG: 0.437	0-3 K			0-0 S 1B		0-3 K		0-0 4-3		4 0 1 0 0 2 3												
Don Mattingly, L (1, 7) OBP: 0.333, SLG: 0.409 Steve Balboni, R (9, PH) OBP: 0.295, SLG: 0.430 Larry Milbourne, S (9, PR) OBP: 0.272, SLG: 0.265	0-3 K			0-3 K		0-0 FC4-6		4-0 BB		3 0 0 0 0 2 3 0 0 0 0 1 0 0 0 0 0 0 0 0 0												
Graig Nettles, L (1, 10) OBP: 0.341, SLG: 0.446		0-0 4-3		0-0 6-3		0-0 F9		0-0 F9		4 0 0 0 0 0 4												
Butch Wynegar, S (1, 2) OBP: 0.399, SLG: 0.429 Brian Dayett, R (9, PH) OBP: 0.258, SLG: 0.276		4-0 FC3-6 BB		0-0 F9		0-0 6-3		0-0 F3		2 0 0 0 1 0 1 1 0 0 0 0 0 1												
Roy Smalley, S (1, 5) OBP: 0.357, SLG: 0.452		0-0 FC3-6 FC6		0-0 4-3		0-3 K		0-0 1-3		4 0 0 0 0 1 2												
Bobby Meacham, S (1, 6) OBP: 0.304, SLG: 0.275		0-0 FC6		0-3 K		0-0 F8				3 0 0 0 0 1 1												
Omar Moreno, L (1, 8) OBP: 0.284, SLG: 0.330			0-0 3-1		0-0 G2			0-3 K		3 0 0 0 0 1 0												
Otis Nixon, S (1, 9) OBP: 0.200, SLG: 0.143			0-0 1-3			4-0 FC4-6 S BB		0-0 1-3		2 0 0 0 1 0 0												
Inning Stats	R: 0 E: 0 K: 2 S: 7	H: 0 LOB: 0 BB: 0 P: 7	R: 0 E: 0 K: 0 S: 3	H: 0 LOB: 1 BB: 1 P: 7	R: 0 E: 0 K: 0 S: 3	H: 0 LOB: 0 BB: 0 P: 3	R: 0 E: 0 K: 1 S: 6	H: 1 LOB: 1 BB: 0 P: 6	R: 0 E: 0 K: 1 S: 5	H: 0 LOB: 0 BB: 0 P: 5	R: 0 E: 0 K: 1 S: 5	H: 0 LOB: 2 BB: 2 P: 13	R: 0 E: 0 K: 1 S: 5	H: 0 LOB: 0 BB: 0 P: 5	R: 0 E: 0 K: 1 S: 5	H: 0 LOB: 1 BB: 1 P: 9	R: 0 E: 0 K: 0 S: 3	H: 0 LOB: 1 BB: 1 P: 7	1B: 1 2B: 0 3B: 0 HR: 0	SF: 0 SAC: 0 DP: 0 HBP: 0	WP: 0 PB: 0 SB: 2 CS: 0	PA: 33
PITCHER	IP WLS BF H R ER SO BB IBB HBP BLK WP HR S P ERA WHIP																					
Mike Boddicker, R (1, 1) ERA: 2.77	5.0 W 17 1 0 0 4 1 0 0 0 0 0 0 24 28 0.00 0.400																					
Sammy Stewart, R (6, 1) ERA: 3.62	2.0 8 0 0 0 2 2 0 0 0 0 0 0 10 18 0.00 1.000																					
Tippy Martinez, L (8, 1) ERA: 2.35	2.0 S 8 0 0 0 1 2 0 0 0 0 0 0 8 16 0.00 1.000																					

New York Yankees @ Baltimore Orioles
 Memorial Stadium, Baltimore, MD
 Sun Oct 02 1983, 3:33 AM EDT
 Att: 41,314 - Unknown

livebaseballscorecards.com

AB	28
R	0
H	1
RBI	0
BB	5
SO	7
LOB	15



Batter	1	2	3	4	5	6	7	8	9	AB	R	H	RBI	BB	SO	LOB
John Shelby, S (1, 8) OBP: 0.297, SLG: 0.363	0-0 F8			0-0 6-3		0-3 K				3	0	0	0	0	1	0
Dan Ford, R (1, 9) Tito Landrum, R (4, PR) OBP: 0.328, SLG: 0.440 OBP: 0.320, SLG: 0.447	0-0 6-3			0-0 F9 HR 2B		0-0 CS 1B				2	0	1	0	0	0	0
Cal Ripken Jr., R (1, 6) OBP: 0.371, SLG: 0.517	0-0 6-3			0-0 F9 2-3		0-0 CS 1-2		0-0 F9		3	0	0	0	0	0	1
Eddie Murray, S (1, 10) OBP: 0.393, SLG: 0.538		0-0 6-3		0-0 HR		0-0 FC6-4 1B				3	1	2	2	0	0	0
Gary Roenicke, R (1, 3) OBP: 0.326, SLG: 0.477		0-0 5-3		0-0 1-3		0-0 P4				3	0	0	0	0	0	2
Benny Ayala, R (1, 7) Mike Young, S (8, 7) OBP: 0.278, SLG: 0.404 OBP: 0.231, SLG: 0.278		0-0 F8			0-0 P6-4 2B		0-0 FC6-4 1-2f			3	0	1	0	0	0	1
Lenn Sakata, R (1, 4) OBP: 0.338, SLG: 0.373			0-0 G5-4-3 1B		0-0 5-3		0-0 CS 1B			3	0	2	0	0	0	1
Todd Cruz, R (1, 5) OBP: 0.241, SLG: 0.311			0-0 G5-4-3 1-2f		0-0 P6-4 2-3f		0-0 4-3 1-2			3	0	0	0	0	0	3
Rick Dempsey, R (1, 2) OBP: 0.311, SLG: 0.323			0-0 F9			0-0 6-3		0-3 K		3	0	0	0	0	1	0

Inning Stats	R: 0	H: 0	E: 0	K: 0	S: 3	H: 0	LOB: 0	BB: 0	P: 3	R: 0	H: 1	E: 0	K: 0	S: 3	H: 2	LOB: 1	BB: 0	P: 5	R: 0	H: 1	E: 0	K: 0	S: 3	H: 1	LOB: 0	BB: 0	P: 3	R: 0	H: 1	E: 0	K: 1	S: 5	H: 1	LOB: 1	BB: 0	P: 5	R: 0	H: 1	E: 0	K: 0	S: 4	H: 1	LOB: 0	BB: 0	P: 5	R: 0	H: 1	E: 0	K: 1	S: 5
--------------	------	------	------	------	------	------	--------	-------	------	------	------	------	------	------	------	--------	-------	------	------	------	------	------	------	------	--------	-------	------	------	------	------	------	------	------	--------	-------	------	------	------	------	------	------	------	--------	-------	------	------	------	------	------	------


PITCHER	IP	WLS	BF	H	R	ER	SO	BB	IBB	HBP	BLK	WP	HR	S	P	ERA	WHIP
Shane Rawley, L (1, 1) ERA: 3.78	7.0	L	24	6	2	2	1	0	0	0	0	0	1	26	26	2.57	0.857
Dale Murray, R (8, 1) ERA: 4.48	1.0		3	1	0	0	1	0	0	0	0	0	0	5	5	0.00	1.000

BOTTOM

New York Yankees @ Baltimore Orioles
Memorial Stadium, Baltimore, MD

Sun Oct 02 1983, 3:33 AM EDT
Att. 41,314 - Unknown

AB	27
R	2
H	7
RBI	2
BB	0
SO	2
LOB	8



WP	PA	ERA	WHIP
0	28		

Batter	1	2	3	4	5	6	7	8	9	AB R H RBI BB SO LOB	TOP											
Rudy Law, L (1, 8) OBP: 0.600, SLG: 0.800	0-1 G3		2-1 1B 1B		1-1 1B		0-0 1-3 2B		0-1 FC1-5 4-3	5 1 3 0 0 0 2												
Carlton Fisk, R (1, 2) OBP: 0.200, SLG: 0.200	2-2 L5		0-0 1B 1B		2-0 5-3		2-3 K		1-0 4-3	5 0 1 0 0 1 5												
Tom Paciorek, R (1, 3) OBP: 0.600, SLG: 0.500 (7, 7)	2-2 5-3		3-1 1B 1-2 2-H		4-1 E G6-4-3 BB		0-0 FC6-4 BB 1B		2-1 5-3	4 1 2 1 1 0 2												
Greg Luzinski, R (1, 10) OBP: 0.500, SLG: 0.667		1-1 2B	0-0 F7		2-2 E3 G6-4-3		4-2 FC6-4 BB			3 0 1 0 1 0 3												
Ron Kittle, R (1, 7) Mike Squires, L (7, 3)		1-3 K		2-3 K		0-0 G6-4-3		2-1 FC6-4 WP FC3-2-5		3 0 0 0 0 2 2 1 0 0 0 0 0 2												
Harold Baines, L (1, 9)		0-1 F4		2-1 4-3		0-2 F3		0-0 FC3-2-5 WP		4 0 0 0 0 0 3												
Vance Law, R (1, 5)		2-1 F9		0-0 L6		4-0 SH1-4 BLK BB BB		2-3 K		3 0 0 0 1 1 3												
Scott Fletcher, R (1, 6)			0-0 L6		1-0 5-3		0-0 SH1-4		4-2 FC1-5 BB BB	2 0 0 0 1 0 0												
Julio Cruz, S (1, 4)			1-1 5-3		0-1 5-3		4-2 2B BB 3-H		4-1 4-3 FC1-5 BB 1-2	2 0 0 0 2 0 0												
Inning Stats	R: 0 E: 0 K: 0 S: 8	H: 0 LOB: 0 BB: 0 P: 12	R: 0 E: 0 K: 1 S: 10	H: 1 LOB: 1 BB: 0 P: 14	R: 1 E: 0 K: 0 S: 9	H: 3 LOB: 2 BB: 0 P: 15	R: 0 E: 0 K: 1 S: 6	H: 0 LOB: 0 BB: 0 P: 10	R: 0 E: 0 K: 0 S: 6	H: 1 LOB: 1 BB: 0 P: 10	R: 1 E: 1 K: 0 S: 8	H: 0 LOB: 0 BB: 1 P: 14	R: 0 E: 0 K: 1 S: 9	H: 1 LOB: 2 BB: 2 P: 18	R: 0 E: 0 K: 1 S: 10	H: 1 LOB: 2 BB: 1 P: 18	R: 0 E: 0 K: 0 S: 9	H: 0 LOB: 2 BB: 2 P: 20	1B: 5 2B: 2 3B: 0 HR: 0	SF: 0 SAC: 1 DP: 1 HBP: 0	WP: 1 PB: 0 SB: 0 CS: 0	PA: 39
PITCHER	IP WLS BF H R ER SO BB IBB HBP BLK WP HR S P ERA WHIP																					
Scott McGregor, L (1, 1) ERA: 1.35	6.2 L 28 6 2 1 2 3 0 0 0 1 0 0 53 88 1.35 1.350																					
Sammy Stewart, R (7, 1) ERA:	0.1 3 1 0 0 1 1 0 0 0 0 0 6 12 0.00 6.000																					
Tippy Martinez, L (8, 1) ERA:	2.0 8 0 0 0 1 2 0 0 0 1 0 16 31 0.00 1.000																					

Chicago White Sox @ Baltimore Orioles
 Memorial Stadium, Baltimore, MD
 Wed Oct 05 1983, 3:33 AM EDT
 Att. 51,289 - Unknown - 81 F

AB	32
R	2
H	7
RBI	1
BB	6
SO	4
LOB	22



WP: 1	PA: 39
-------	--------

Batter	1	2	3	4	5	6	7	8	9	AB R H RBI BB SO LOB
Al Bumbry, L (1, 8) C X	0-1 4-3 ①		2-1 SAFE F8 ③			0-1 FC4-6 ① 1-2f G6-4-3			1-3 K ②	4 0 0 0 0 1 2
Dan Ford, R (1, 9) OBP: 0.250, SLG: 0.500 Tito Landrum, R (9, PR) C F F F B S	1-3 K ②			0-2 4-3 ①		1-2 SAFE SAFE G6-4-3 ② ③ 1-2f			0-0 1B 2B	4 0 1 0 0 1 1 0 1 0 0 0 0 0
Cal Ripken Jr., R (1, 6) OBP: 0.250, SLG: 0.250 C B F C B B B X	3-2 5-3 ③			0-3 K ②			1-1 4-3 ①		1-2 FC6 1B 2-H	4 0 1 1 0 1 0
Eddie Murray, S (1, 3) B X		1-0 4-3 ①		2-2 3-1 ③			0-0 F9 ②		0-0 FC6 ③ 1-2f	4 0 0 0 0 0 2
John Lowenstein, L (1, 7) F B X		1-1 G3 ②			1-1 F9 ①		2-3 K ③			3 0 0 0 0 1 0
Ken Singleton, S (1, 10) OBP: 0.333, SLG: 0.667 B X		1-0 3-1 ③			0-0 2B			0-0 F8 ①		3 0 1 0 0 0 0
Rich Dauer, R (1, 4) S C X			0-2 5-3 ①		0-1 1-3 ②			1-1 F9 ②		3 0 0 0 0 0 1
Todd Cruz, R (1, 5) OBP: 0.333, SLG: 0.333 F B X			1-1 1B		0-1 6-3 ③			2-0 F2 ③		3 0 1 0 0 0 1
Rick Dempsey, R (1, 2) OBP: 0.500, SLG: 0.500 Jim Dwyer, L (9, PH) B B S SAFE F F X			2-2 SAFE F7 ②			0-1 FC4-6 1B			1-1 L3 ①	2 0 1 0 0 0 1 1 0 0 0 0 0 0

Inning Stats	R: 0 E: 0 K: 1 S: 12	H: 0 LOB: 0 BB: 0 P: 16	R: 0 E: 0 K: 0 S: 4	H: 0 LOB: 0 BB: 0 P: 7	R: 0 E: 0 K: 1 S: 11	H: 1 LOB: 1 BB: 0 P: 16	R: 0 E: 0 K: 1 S: 10	H: 0 LOB: 0 BB: 0 P: 12	R: 0 E: 0 K: 0 S: 7	H: 1 LOB: 1 BB: 0 P: 8	R: 0 E: 0 K: 1 S: 7	H: 1 LOB: 0 BB: 0 P: 8	R: 0 E: 0 K: 1 S: 6	H: 0 LOB: 0 BB: 0 P: 9	R: 0 E: 0 K: 0 S: 4	H: 0 LOB: 0 BB: 0 P: 7	R: 1 E: 0 K: 1 S: 11	H: 2 LOB: 2 BB: 0 P: 14	1B: 3 2B: 2 3B: 0 HR: 0	SF: 0 SAC: 0 DP: 1 HBP: 0
PITCHER LaMarr Hoyt, R (1, 1) ERA: 1.0	IP 9.0 WLS W BF 31 H 5 R 1 ER 1 SO 4 BB 0 IBB 0 HBP 0 BLK 0 WP 0 HR 0 S 72 P 97 ERA 1.00 WHIP 0.556																		WP: 0 PB: 0 SB: 0 CS: 0	PA: 31 ERA WHIP

Chicago White Sox @ Baltimore Orioles
Memorial Stadium, Baltimore, MD
 Wed Oct 05 1983, 3:33 AM EDT
 Att: 51,289 - Unknown - 81 F

livebaseballscorecards.com

AB	31
R	1
H	5
RBI	1
BB	0
SO	4
LOB	8



Batter	1	2	3	4	5	6	7	8	9	AB R H RBI BB SO LOB	TOP
Rudy Law, L OBP: 0.556, SLG: 0.667 (1, 8) X	0-0 4-3		3-1 S 1B			0-0 4-3		1 SAFE 1 SAFE C B B X 2-1 S 1B		4 0 2 0 0 0 0	
Carlton Fisk, R OBP: 0.222, SLG: 0.125 (1, 2) M C	0-3 K		3-2 F X F3 1-2			4-0 FC5-4 BB		B B B C C C C C 2-3 K		3 0 0 0 1 2 3	
Harold Baines, L Jerry Dybzinski, R (1, 9) (8, 6) B B S F S	2-3 K			1-3 K		2-3 K		X C B B S S 0-0 4-3		4 0 0 0 0 3 3 0 0 0 0 0 0 0	
Greg Luzinski, R OBP: 0.375, SLG: 0.333 (1, 10)		2-3 K		2-2 F8		0-0 FC5-4 1-2f		X 0-0 5-3 1B HBP		3 0 0 0 0 1 1	
Tom Paciorek, R OBP: 0.556, SLG: 0.429 (1, 3)		0-0 CS BB HBP		0-3 K		3-2 F9		C B B X 2-1 5-3 1B		3 0 1 0 0 1 0	
Ron Kittle, R OBP: 0.286, SLG: 0.167 (1, 7)		4-1 SAFE 1-2 BB		2-2 FC5-4 1B		0-0 F7		C X 0-1 5-3		3 0 1 0 1 0 2	
Vance Law, R Greg Walker, L (7, PH) Aurelio Rodriguez, R (7, 5) Mike Squires, L (9, PH)		3-2 K		2-3 K		0-3 K		S X 0-1 1-3		2 0 0 0 0 2 3 1 0 0 0 0 1 0 0 0 0 0 0 0 0 1 0 0 0 0 0 2	
Scott Fletcher, R Jerry Hairston, S (1, 6) (8, PH) (8, 9)			0-0 F2		1-2 FC5-4 1-2f		1-3 K	1-3 K	4-2 BB	2 0 0 0 0 0 1 1 0 0 0 1 1 0	
Julio Cruz, S OBP: 0.375, SLG: 0.167 (1, 4)			0-2 K		1-3 K		1-2 1B	1-3 K		4 0 1 0 0 3 4	
Inning Stats	R: 0 E: 0 K: 2 S: 7 H: 0 LOB: 0 BB: 0 P: 9	R: 0 E: 0 K: 2 S: 9 H: 0 LOB: 2 BB: 1 P: 18	R: 0 E: 0 K: 1 S: 11 H: 1 LOB: 1 BB: 0 P: 17	R: 0 E: 0 K: 2 S: 10 H: 0 LOB: 0 BB: 0 P: 13	R: 0 E: 0 K: 2 S: 15 H: 1 LOB: 1 BB: 0 P: 21	R: 0 E: 0 K: 1 S: 5 H: 0 LOB: 1 BB: 1 P: 11	R: 0 E: 0 K: 1 S: 7 H: 0 LOB: 0 BB: 0 P: 10	R: 0 E: 0 K: 2 S: 14 H: 2 LOB: 2 BB: 0 P: 20	R: 0 E: 0 K: 1 S: 14 H: 1 LOB: 3 BB: 1 P: 21	1B: 5 2B: 1 3B: 0 HR: 0 SF: 0 SAC: 0 DP: 1 HBP: 2	WP: 0 PB: 0 SB: 2 CS: 1 PA: 36
PITCHER Mike Boddicker, R (1, 1) ERA:	IP WLS BF H R ER SO BB IBB HBP BLK WP HR S P ERA WHIP										
	9.0 W 36 5 0 0 14 3 0 2 0 0 0 92 140 0.00 0.889										
PITCHER	IP WLS BF H R ER SO BB IBB HBP BLK WP HR S P ERA WHIP										

Chicago White Sox @ Baltimore Orioles
 Memorial Stadium, Baltimore, MD
 Thu Oct 06 1983, 7:05 PM EDT
 Att. 52,347 - Unknown - 71 F

AB	31
R	0
H	5
RBI	0
BB	3
SO	14
LOB	19



Batter	1	2	3	4	5	6	7	8	9	AB	R	H	RBI	BB	SO	LOB
John Shelby, S OBP: 0.250, SLG: 0.250 (1, 8)	3-3 K		2-2 F7		1-2 5-3		1-0 S 1B			4	0	1	0	0	1	0
Tito Landrum, R (1, 9)	3-3 K		0-1 F9		0-0 F3		3-2 6-3			4	0	0	0	0	1	1
Cal Ripken Jr., R OBP: 0.375, SLG: 0.500 (1, 6)	1-1 1B		0-1 F4			0-0 F8 HR 2B		1-1 E5 BB		4	1	2	0	0	0	0
Eddie Murray, S (1, 3)	3-3 K			2-3 K		0-1 F8		3-2 F7		4	0	0	0	0	2	3
Gary Roenicke, R OBP: 1.000, SLG: 3.000 (1, 7)		1-0 E 2B		4-1 2B BB		2-2 HR		4-2 G6-3 BB		2	3	2	2	2	0	0
Ken Singleton, S OBP: 0.286, SLG: 0.571 (1, 10)		1-0 E5 2-H		2-1 SAFE 2B 1-H		2-1 5-3		2-2 G6-3		4	0	1	1	0	0	2
Rich Dauer, R (1, 4)		2-1 F2		0-0 F6		2-1 6-3				3	0	0	0	0	0	2
Todd Cruz, R OBP: 0.167, SLG: 0.167 (1, 5)		2-2 5-3		1-2 F8			2-2 6-3			3	0	0	0	0	0	2
Rick Dempsey, R OBP: 0.200, SLG: 0.200 (1, 2)		0-0 F4			1-3 K		0-1 1-4-3			3	0	0	0	0	1	1

Inning Stats	R: 0	H: 1	E: 0	K: 3	S: 17	R: 1	H: 1	E: 1	K: 0	S: 8	R: 0	H: 0	E: 0	K: 0	S: 8	R: 1	H: 1	E: 0	K: 1	S: 10	R: 0	H: 0	E: 0	K: 1	S: 7	R: 2	H: 2	E: 0	K: 0	S: 10	R: 0	H: 1	E: 0	K: 0	S: 11	R: 0	H: 0	E: 1	K: 0	S: 18
	LOB: 1	BB: 0	LOB: 1	BB: 0	P: 27	LOB: 1	BB: 0	LOB: 1	BB: 0	P: 14	LOB: 0	BB: 0	LOB: 0	BB: 0	P: 10	LOB: 1	BB: 1	LOB: 0	BB: 0	P: 9	LOB: 0	BB: 0	LOB: 1	BB: 0	P: 17	LOB: 0	BB: 0	LOB: 1	BB: 1	LOB: 1	BB: 1	LOB: 1	BB: 1	LOB: 1	BB: 1	LOB: 1	BB: 1	LOB: 1	BB: 1	LOB: 1


PITCHER	IP	WLS	BF	H	R	ER	SO	BB	IBB	HBP	BLK	WP	HR	S	P	ERA	WHIP
Floyd Bannister, L ERA: 4.5 (1, 1)	6.0	L	25	5	4	3	5	1	0	0	0	0	1	60	95	4.50	1.000
Salome Barojas, R ERA: (7, 1)	1.0		4	1	0	0	0	0	0	0	0	0	0	11	17	0.00	1.000
Dennis Lamp, R ERA: (8, 1)	1.0		4	0	0	0	0	1	0	0	0	0	0	18	28	0.00	1.000

BOTTOM

Chicago White Sox @ Baltimore Orioles
Memorial Stadium, Baltimore, MD

Thu Oct 06 1983, 7:05 PM EDT
Att: 52,347 - Unknown - 71 F

AB	31
R	4
H	6
RBI	3
BB	2
SO	5
LOB	11



WP	HR	S	P	ERA	WHIP
0	0	0	0	0	0

Batter	1	2	3	4	5	6	7	8	9	AB R H RBI BB SO LOB	TOP	
Al Bumbry, L (1, 8) OBP: 0.125, SLG: 0.250 John Shelby, S (9, PH) OBP: 0.400, SLG: 0.250 (9, 8)	1-3 	1-1 			0-1 		0-1 		4-1 	4 0 1 1 0 1 0 0 1 0 0 1 0 0		
Jim Dwyer, L (1, 9) OBP: 0.400, SLG: 0.500 Tito Landrum, R (9, PH) (9, 9)	0-1 	1-0 			1-0 		4-0 		0-0 	3 1 1 0 1 0 1 1 0 0 0 0 0 1		
Cal Ripken Jr., R (1, 6) OBP: 0.462, SLG: 0.583	3-1 			1-3 	1-0 		3-2 		2-1 	4 3 2 0 0 1 1		
Eddie Murray, S (1, 3) OBP: 0.308, SLG: 0.400	2-0 			1-0 	4-0 			4-1 	4-0 	2 4 1 3 3 0 0		
John Lowenstein, L (1, 7) OBP: 0.286, SLG: 0.333 Gary Roenicke, R (9, PH) OBP: 1.000, SLG: 3.000 (9, 7)	4-1 			2-1 	2-0 			3-3 	4-1 	3 0 1 2 1 1 1 0 1 0 1 1 0 0		
Ken Singleton, S (1, 10) OBP: 0.364, SLG: 0.500 Jim Palmer, R (8, PR) Joe Nolan, L (9, PH)	1-2 			0-0 		3-3 		4-0 	0-1 	3 0 1 0 1 1 1 0 0 0 0 0 0 0 0 0 0 1 0 0 0		
Rich Dauer, R (1, 4)		0-0 		1-0 		0-0 		2-2 	0-0 	4 0 0 1 0 0 3	AB 32 R 11 H 8 RBI 10 BB 9 SO 7 LOB 13	
Todd Cruz, R (1, 5) OBP: 0.182, SLG: 0.182		1-3 		2-1 		2-3 		0-0 	3-3 	5 0 1 1 0 3 2		
Rick Dempsey, R (1, 2) OBP: 0.222, SLG: 0.125		4-1 		0-0 		0-2 		2-2 		3 1 0 0 1 0 3		
Inning Stats	R: 3 H: 3 E: 0 LOB: 0 K: 1 BB: 1 S: 14 P: 25	R: 1 H: 1 E: 0 LOB: 1 K: 1 BB: 1 S: 9 P: 16	R: 0 H: 0 E: 0 LOB: 0 K: 1 BB: 0 S: 7 P: 11	R: 0 H: 1 E: 0 LOB: 1 K: 0 BB: 0 S: 5 P: 8	R: 2 H: 1 E: 0 LOB: 1 K: 0 BB: 1 S: 5 P: 13	R: 0 H: 0 E: 0 LOB: 0 K: 2 BB: 0 S: 7 P: 12	R: 0 H: 0 E: 0 LOB: 1 K: 0 BB: 1 S: 8 P: 15	R: 1 H: 1 E: 0 LOB: 2 K: 1 BB: 2 S: 14 P: 29	R: 4 H: 1 E: 1 LOB: 1 K: 1 BB: 3 S: 11 P: 28	1B: 3 SF: 2 2B: 4 SAC: 0 3B: 0 DP: 1 HR: 1 HBP: 1	WP: 0 PA: 44 PB: 0 SB: 1 CS: 0	
PITCHER Richard Dotson, R (1, 1) ERA: 10.8 Dick Tidrow, R (6, 1) ERA: 3.0 Jerry Koosman, L (9, 1) ERA: 54.0 Dennis Lamp, R (9, 1) ERA:	IP WLS BF H R ER SO BB IBB HBP BLK WP HR S P ERA WHIP											PITCHER IP WLS BF H R ER SO BB IBB HBP BLK WP HR S P ERA WHIP

Baltimore Orioles @ Chicago White Sox
 Comiskey Park, Chicago, IL
 Fri Oct 07 1983, 8:05 PM EDT
 Att. 46,635 - Unknown - 76 F

livebaseballscorecards.com



Batter	1	2	3	4	5	6	7	8	9	AB	R	H	RBI	BB	SO	LOB
Rudy Law, L OBP: 0.538, SLG: 0.615 (1, 8)	1-1 1B		1-1 F8		0-1 1B			1-1 3-1		4	0	2	0	0	0	0
Carlton Fisk, R OBP: 0.231, SLG: 0.250 (1, 2)	0-2 F5		1-2 4-3 2B		2-1 F7			0-2 F7		4	0	1	0	0	0	2
Tom Paciorek, R OBP: 0.385, SLG: 0.273 (1, 3)	1-0 F9		0-0 4-3		2-0 F8			1-0 F9		4	0	0	0	0	0	2
Greg Luzinski, R OBP: 0.333, SLG: 0.300 (1, 10)	2-3 K		1-0 F9		1-0 6-3			1-2 3-4-1 1B		4	0	1	0	0	1	2
Ron Kittle, R OBP: 0.444, SLG: 0.429 Jerry Hairston, S (6, PH) (7, 7)		3-2 G3 1B 2B		3-2 G4-6-3 HBP		2-2 4-3		1-1 3-4-1		1	1	1	0	0	0	0
Harold Baines, L (1, 9)		0-2 G3		1-1 G4-6-3		3-2 5-3		0-0 F9		4	0	0	0	0	0	3
Vance Law, R OBP: 0.250, SLG: 0.143 Mike Squires, L Aurelio Rodriguez, R (7, PH) (8, 5)		0-0 FC6-4 1B		2-1 F9		2-1 F6		2-1 F6		2	0	1	1	0	0	0
Scott Fletcher, R (1, 6)		2-1 F7		0-1 F8		1-1 6-3		1-1 6-3		3	0	0	0	0	0	1
Julio Cruz, S OBP: 0.273, SLG: 0.111 (1, 4)		1-0 FC6-4		2-1 F9		1-3 K				3	0	0	0	0	1	1

Inning Stats	R: 0	H: 1	E: 0	LOB: 1	K: 1	S: 10	P: 14	R: 1	H: 2	E: 0	LOB: 1	K: 0	S: 10	P: 16	R: 0	H: 1	E: 0	LOB: 1	K: 0	S: 8	P: 11	R: 0	H: 0	E: 0	LOB: 0	K: 0	S: 7	R: 0	H: 1	E: 0	LOB: 1	K: 0	S: 8	P: 12	R: 0	H: 0	E: 0	LOB: 0	K: 0	S: 5	P: 10	R: 0	H: 0	E: 0	LOB: 0	K: 0	S: 7	P: 13	R: 0	H: 0	E: 0	LOB: 0	K: 1	S: 8	P: 10	R: 0	H: 1	E: 0	LOB: 1	K: 0	S: 7	P: 10	1B: 4	SF: 0	2B: 2	SAC: 0	3B: 0	DP: 1	HR: 0	HBP: 1	WP: 0	PA: 33
--------------	------	------	------	--------	------	-------	-------	------	------	------	--------	------	-------	-------	------	------	------	--------	------	------	-------	------	------	------	--------	------	------	------	------	------	--------	------	------	-------	------	------	------	--------	------	------	-------	------	------	------	--------	------	------	-------	------	------	------	--------	------	------	-------	------	------	------	--------	------	------	-------	-------	-------	-------	--------	-------	-------	-------	--------	-------	--------

PITCHER	IP	WLS	BF	H	R	ER	SO	BB	IBB	HBP	BLK	WP	HR	S	P	ERA	WHIP
Mike Flanagan, L ERA: 1.8 (1, 1)	5.0	W	20	5	1	1	1	0	0	0	0	0	0	43	66	1.80	1.000
Sammy Stewart, R ERA: (6, 1)	4.0	S	13	1	0	0	1	0	0	0	0	0	0	27	43	0.00	0.250

BOTTOM

Baltimore Orioles @ Chicago White Sox
Comiskey Park, Chicago, IL
Fri Oct 07 1983, 8:05 PM EDT
Att: 46,635 - Unknown - 76 F

AB	32
R	1
H	6
RBI	1
BB	0
SO	2
LOB	12



PITCHER	IP	WLS	BF	H	R	ER	SO	BB	IBB	HBP	BLK	WP	HR	S	P	ERA	WHIP
---------	----	-----	----	---	---	----	----	----	-----	-----	-----	----	----	---	---	-----	------

Batter	1	2	3	4	5	6	7	8	9	10	AB R H RBI BB SO LOB	TOP										
John Shelby, S (1, 8) OBP: 0.300, SLG: 0.222	2-2 FC1-6 1B		2-3 K		1-1 F2			1-0 6-3		2-3 K	5 0 1 0 0 2 1	Baltimore Orioles @ Chicago White Sox Comiskey Park, Chicago, IL Sat Oct 08 1983, 4:33 AM EDT Att. 45,477 - Unknown - 57 F										
Tito Landrum, R (1, 9) OBP: 0.200, SLG: 0.500	1 SAFE 1 SAFE 1 SAFE FC1-6 1-2f G6-3		2-0 P4			1-2 BB 1B		2-3 K		0-1 HR	5 1 2 1 0 1 1											
Cal Ripken Jr., R (1, 6) OBP: 0.500, SLG: 0.533	1 SAFE G6-3 1-2f			1-3 K		4-2 F 1 SAFE 1 SAFE 1-2 BB G5-4-3		4-2 HBP 1B BB		2-1 1B 1B	3 1 1 0 2 1 1											
Eddie Murray, S (1, 3) OBP: 0.389, SLG: 0.467		1-1 BB 1B		1-0 4-3		1-3 K		1-2 HBP 1B		1-0 1B 1B SF8	5 1 3 0 0 1 2											
Gary Roenicke, R (1, 7) OBP: 0.900, SLG: 1.750		4-1 FC6-4 1-2 BB		4-2 BB		1-1 G5-4-3 1-2f		3-0 HBP		1-0 SF8 1B	2 0 1 1 2 0 2											
Ken Singleton, S (1, 10) OBP: 0.357, SLG: 0.417		2-3 K		0-0 6-3			4-0 SH3-4 BB		0-2 P4	1-0 SF8 1-2 3-H	2 0 0 0 1 1 3 0 0 0 0 0 0 0 1 0 0 0 0 0 3 0 0 0 0 0 0 0 0 0 0 1 0 0 0											
Al Bumbry, L (7, PR) OBP: 0.125, SLG: 0.250																						
Dan Ford, R (8, PH) OBP: 0.200, SLG: 0.400																						
John Lowenstein, L (10, PH) OBP: 0.286, SLG: 0.333																						
Benny Ayala, R (10, PH)																						
Rich Dauer, R (1, 4)		2-1 F7			1-1 5-3				0-0 SH3-4		3-1 F4	1-2 6-3	4 0 0 0 0 0 3									
Todd Cruz, R (1, 5) OBP: 0.133, SLG: 0.133		1-0 FC6-4 1-2f		1-3 K2-3		1-3 K		1-3 K		2-2 6-3			4 0 0 0 0 2 4									
Rick Dempsey, R (1, 2) OBP: 0.231, SLG: 0.167			1-1 6-3		0-2 1B			2-2 F8		1-1 5-3			4 0 1 0 0 0 2									
Inning Stats	R: 0 E: 0 K: 0 S: 8	H: 1 LOB: 0 BB: 0 P: 13	R: 0 E: 0 K: 1 S: 9	H: 1 LOB: 2 BB: 1 P: 19	R: 0 E: 0 K: 1 S: 7	H: 0 LOB: 0 BB: 0 P: 12	R: 0 E: 0 K: 1 S: 10	H: 1 LOB: 1 BB: 0 P: 13	R: 0 E: 0 K: 1 S: 12	H: 1 LOB: 1 BB: 1 P: 19	R: 0 E: 0 K: 1 S: 7	H: 0 LOB: 2 BB: 1 P: 14	R: 0 E: 0 K: 1 S: 15	H: 1 LOB: 3 BB: 1 P: 26	R: 0 E: 0 K: 0 S: 7	H: 0 LOB: 0 BB: 0 P: 13	R: 3 E: 0 K: 1 S: 15	H: 4 LOB: 1 BB: 0 P: 23	1B: 8 2B: 0 3B: 0 HR: 1	SF: 1 SAC: 1 DP: 2 HBP: 1	WP: 0 PB: 0 SB: 0 CS: 0	PA: 43
PITCHER	IP WLS BF H R ER SO BB IBB HBP BLK WP HR S P ERA WHIP																					
Britt Burns, L (1, 1) ERA: 0.96	9.1			6	1	1	8	5	0	0	0	0	0	1	88	150	0.96	1.179				
Salome Barojas, R (10, 1) ERA: 18.0	0.0		3	3	1	1	0	0	0	0	0	0	0	0	4	8	∞	∞				
Juan Agosto, L (10, 1) ERA:	0.1		1	0	1	1	0	0	0	0	0	0	0	1	2	27.00	0.000					
Dennis Lamp, R (10, 1) ERA:	0.1		1	0	0	0	0	0	0	0	0	0	0	4	5	0.00	0.000					

AB	35
R	3
H	9
RBI	3
BB	5
SO	8
LOB	22



livebaseballscorecards.com

Batter	1	2	3	4	5	6	7	8	9	10	AB	R	H	RBI	BB	SO	LOB
Rudy Law, L OBP: 0.389, SLG: 0.444 (1, 8)	2-1 4-3		0-2 F9		3-2 F8		2-2 F7		1-3 K		5	0	0	0	0	1	6
Carlton Fisk, R OBP: 0.222, SLG: 0.235 (1, 2)	1-2 L6-3 1B		1-1 F3			0-2 5-3		1-1 F8		2-1 F7	5	0	1	0	0	0	1
Harold Baines, L OBP: 0.176, SLG: 0.125 (1, 9)	3-1 L6-3			0-0 F7		0-0 1B		4-2 BB		1-2 1B	4	0	2	0	1	0	1
Greg Luzinski, R OBP: 0.235, SLG: 0.200 (1, 10)		2-3 K		1-1 F2		1-1 F2		0-3 K		0-3 K	5	0	0	0	0	3	3
Tom Paciorek, R OBP: 0.333, SLG: 0.250 (1, 7)		2-1 6-3		1-2 1B		0-0 F6		3-2 6-3		1-3 K2-3	5	0	1	0	0	1	3
Greg Walker, L OBP: 0.500, SLG: 0.333 (1, 3) Mike Squires, L (7, PR) (8, 3)		4-2 FC6 BB		3-3 K			3-1 FC2-5 1B		1-2 1-3		2	0	1	0	1	1	1
Vance Law, R OBP: 0.250, SLG: 0.182 (1, 5)	1-2 FC6				1-2 5-3		1-0 FC2-5 1B		1-2 F8		4	0	1	0	0	0	1
Jerry Dybzinski, R OBP: 0.250, SLG: 0.250 (1, 6)			1-0 6-3		0-1 6-3		3-1 FC2-5 BLK 1B		1-1 1B		4	0	1	0	0	0	2
Julio Cruz, S OBP: 0.467, SLG: 0.333 (1, 4)			4-1 F9 S BB		0-0 S 1B		3-1 BLK 1B		0-0 DI 1B		3	0	3	0	1	0	0

Inning Stats	R: 0	H: 1	E: 0	K: 0	S: 7	R: 0	H: 0	E: 0	K: 1	S: 11	R: 0	H: 0	E: 0	K: 0	S: 7	R: 0	H: 1	E: 0	K: 1	S: 12	R: 0	H: 1	E: 0	K: 0	S: 9	R: 0	H: 1	E: 0	K: 0	S: 8	R: 0	H: 3	E: 0	K: 0	S: 10	R: 0	H: 0	E: 0	K: 1	S: 11	R: 0	H: 2	E: 0	K: 1	S: 13	R: 0	H: 1	E: 0	K: 2	S: 11	1B: 10	SF: 0	2B: 1	SAC: 0	3B: 0	DP: 1	HR: 0	HBP: 0	WP: 0	PA: 41
Storm Davis, R ERA: (1, 1)	IP: 6.0	WLS: 1	BF: 24	H: 5	R: 0	ER: 0	SO: 2	BB: 2	IBB: 0	HBP: 0	BLK: 0	WP: 0	HR: 0	S: 56	P: 90	ERA: 0.00	WHIP: 1.167																																											
Tippy Martinez, L ERA: (7, 1)	IP: 4.0	WLS: 0	BF: 17	H: 5	R: 0	ER: 0	SO: 4	BB: 1	IBB: 0	HBP: 0	BLK: 1	WP: 0	HR: 0	S: 43	P: 68	ERA: 0.00	WHIP: 1.500																																											


BOTTOM

Baltimore Orioles @ Chicago White Sox
Comiskey Park, Chicago, IL

Sat Oct 08 1983, 4:33 AM EDT
Att. 45,477 - Unknown - 57 F

livebaseballscorecards.com

AB	38
R	0
H	10
RBI	0
BB	3
SO	6
LOB	18



Batter	1	2	3	4	5	6	7	8	9	AB R H RBI BB SO LOB	TOP											
Joe Morgan, L (1, 4) OBP: 0.238, SLG: 0.316	1-2 E5 CS			0-2 FC5-4 1B		1-2 HR			2-0 P3	4 1 2 1 0 0 0												
Pete Rose, S (1, 3) OBP: 0.381, SLG: 0.350	3-3 K			1-1 FC5-4		0-1 6-3			0-0 1B	4 0 1 0 0 1 2												
Mike Schmidt, R (1, 5) OBP: 0.429, SLG: 0.632	1-2 L8			1-0 F8					3-3 K	4 0 0 0 0 2 2												
Sixto Lezcano, R (1, 9) OBP: 0.294, SLG: 0.438 Von Hayes, L (9, PH)			0-1 L6	3-3 K					0-1 G3	3 0 0 0 0 1 1 1 0 0 0 0 0 1												
Gary Matthews, R (1, 7) OBP: 0.474, SLG: 0.941			1-0 F8		0-0 G6-4-3 1B				2-2 F9	3 0 1 0 0 0 0												
Garry Maddox, R (1, 8) OBP: 0.286, SLG: 0.571			0-3 K		0-2 G6-4-3				0-0 HR	3 1 1 1 0 1 1												
Bo Diaz, R (1, 2) OBP: 0.222, SLG: 0.188			2-2 5-3		2-0 F8				1-0 F7	3 0 0 0 0 0 0												
Ivan De Jesus, R (1, 6) OBP: 0.333, SLG: 0.200			0-3 K			0-0 F9			0-0 6-3	3 0 0 0 0 1 0												
John Denny, R (1, 1) Al Holland, R (8, 1)			0-1 F7			2-3 K			0-0 5-3	3 0 0 0 0 1 0 0 0 0 0 0 0 0												
Inning Stats	R: 0 E: 1 K: 1 S: 9	H: 0 LOB: 0 BB: 0 P: 14	R: 0 E: 0 K: 1 S: 8	H: 0 LOB: 0 BB: 0 P: 9	R: 0 E: 0 K: 1 S: 8	H: 0 LOB: 0 BB: 0 P: 10	R: 0 E: 0 K: 1 S: 11	H: 1 LOB: 1 BB: 0 P: 16	R: 0 E: 0 K: 0 S: 6	H: 1 LOB: 0 BB: 0 P: 8	R: 1 E: 0 K: 1 S: 9	H: 1 LOB: 0 BB: 0 P: 12	R: 0 E: 0 K: 1 S: 8	H: 0 LOB: 0 BB: 0 P: 11	R: 1 E: 0 K: 0 S: 4	H: 1 LOB: 0 BB: 0 P: 5	R: 0 E: 0 K: 1 S: 8	H: 1 LOB: 1 BB: 0 P: 13	1B: 3 2B: 0 3B: 0 HR: 2	SF: 0 SAC: 0 DP: 1 HBP: 0	WP: 0 PB: 0 SB: 0 CS: 1	PA: 31
PITCHER Scott McGregor, L (1, 1) ERA: 1.84 Sammy Stewart, R (9, 1) ERA: Tippy Martinez, L (9, 1) ERA:	IP 8.0	WLS L	BF 27	H 4	R 2	ER 2	SO 6	BB 0	IBB 0	HBP 0	BLK 0	WP 0	HR 2	S 63	P 85	ERA 2.25	WHIP 0.500					
PITCHER	IP	WLS	BF	H	R	ER	SO	BB	IBB	HBP	BLK	WP	HR	S	P	ERA	WHIP					

Philadelphia Phillies @ Baltimore Orioles
 Memorial Stadium, Baltimore, MD
 Tue Oct 11 1983, 7:05 PM EDT
 Att: 52,204 - Unknown

AB	31
R	2
H	5
RBI	2
BB	0
SO	7
LOB	7



WP: 0	PA: 31
PB: 0	
SB: 0	
CS: 1	

ERA	2.25
WHIP	0.500

Batter	1	2	3	4	5	6	7	8	9	AB	R	H	RBI	BB	SO	LOB
Al Bumbry, L (1, 8) Sammy Stewart, R (9, 1) Tippy Martinez, L (9, 1)	0-0 L8		0-0 F7			1-1 F8		0-1 2B		4	0	1	0	0	0	0
Jim Dwyer, L (1, 9) Dan Ford, R (8, PH) Dan Ford, R (9, 9)	3-2 HR		3-2 4-3			0-1 F2		0-0 F7		3	1	1	1	0	0	0
Cal Ripken Jr., R (1, 6)	1-2 6-3				2-1 FC6-4 1B	2-3 K		0-2 F6		4	0	1	0	0	1	0
Eddie Murray, S (1, 3)	1-2 1B				1-2 FC6-4 1-2f			2-3 K		4	0	1	0	0	1	1
John Lowenstein, L (1, 7) Gary Roenicke, R (9, PH)	3-3 K				2-0 F7			3-2 F7		3	0	1	0	0	1	2
Rich Dauer, R (1, 4)		2-3 K			0-0 6-3			1-0 F8		3	0	0	0	0	1	2
Todd Cruz, R (1, 5)		3-3 K			2-2 6-3			0-2 4-3		3	0	0	0	0	1	1
Rick Dempsey, R (1, 2) John Shelby, S (8, PH)		1-2 6-3			0-0 5-3			3-3 K		2	0	0	0	0	0	0
Scott McGregor, S (1, 1) Joe Nolan, L (8, PH)			2-2 4-3		0-0 4-3			0-1 4-3		2	0	0	0	0	0	0

Inning Stats	R: 1	H: 2	E: 0	K: 1	S: 13	LOB: 1	BB: 0	P: 21	R: 0	H: 0	E: 0	K: 2	S: 12	LOB: 0	BB: 0	P: 18	R: 0	H: 0	E: 0	K: 0	S: 7	LOB: 0	BB: 0	P: 12	R: 0	H: 1	E: 0	K: 0	S: 7	LOB: 1	BB: 0	P: 12	R: 0	H: 0	E: 0	K: 0	S: 5	LOB: 0	BB: 0	P: 7	R: 0	H: 0	E: 0	K: 1	S: 10	LOB: 0	BB: 0	P: 13	R: 0	H: 1	E: 0	K: 0	S: 11	LOB: 1	BB: 0	P: 14	R: 0	H: 1	E: 0	K: 1	S: 10	LOB: 1	BB: 0	P: 13	R: 0	H: 0	E: 0	K: 1	S: 9	LOB: 0	BB: 0	P: 14	1B: 3	2B: 1	3B: 0	HR: 1	SF: 0	SAC: 0	DP: 0	HBP: 0	WP: 0	PB: 0	SB: 0	CS: 0	PA: 32
--------------	------	------	------	------	-------	--------	-------	-------	------	------	------	------	-------	--------	-------	-------	------	------	------	------	------	--------	-------	-------	------	------	------	------	------	--------	-------	-------	------	------	------	------	------	--------	-------	------	------	------	------	------	-------	--------	-------	-------	------	------	------	------	-------	--------	-------	-------	------	------	------	------	-------	--------	-------	-------	------	------	------	------	------	--------	-------	-------	-------	-------	-------	-------	-------	--------	-------	--------	-------	-------	-------	-------	--------

PITCHER	IP	WLS	BF	H	R	ER	SO	BB	IBB	HBP	BLK	WP	HR	S	P	ERA	WHIP
John Denny, R (1, 1) ERA: 0.66	7.2	W	28	5	1	1	5	0	0	0	0	0	1	74	109	1.17	0.652
Al Holland, L (8, 1) ERA:	1.1	S	4	0	0	0	1	0	0	0	0	0	0	10	15	0.00	0.000


BOTTOM

Philadelphia Phillies @ Baltimore Orioles
Memorial Stadium, Baltimore, MD

Tue Oct 11 1983, 7:05 PM EDT
Att. 52,204 - Unknown

livebaseballscores.com

AB	32
R	1
H	5
RBI	1
BB	0
SO	6
LOB	7



Batter	1	2	3	4	5	6	7	8	9	AB R H RBI BB SO LOB	TOP											
Joe Morgan, L (1, 4) OBP: 0.240, SLG: 0.304	3-3 K			0-2 SF8 1B		2-2 G3			0-1 F8	4 1 1 0 0 1 0	Philadelphia Phillies @ Baltimore Orioles Memorial Stadium, Baltimore, MD Wed Oct 12 1983, 7:05 PM EDT Att: 52,132 - Unknown livebaseballscorecards.com											
Pete Rose, S (1, 3) OBP: 0.320, SLG: 0.292	3-3 K			2-0 B2-3 1-2		0-2 5-3			0-1 1-3	4 0 0 0 0 1 1												
Mike Schmidt, R (1, 5) OBP: 0.360, SLG: 0.522	1-0 6-3			3-1 E3 SF8 2-3				2-2 F9	0-3 K	4 0 0 0 0 1 1												
Joe Lefebvre, L (1, 9)		0-3 K		0-0 SF8 1-2 3-H				0-1 G3		2 0 0 1 0 1 0												
Gary Matthews, R (1, 7) OBP: 0.455, SLG: 0.850		2-1 5-3		0-1 F8				2-2 FC5-4 1B		3 0 1 0 0 0 1												
Greg Gross, L (1, 8)		0-1 4-3			1-1 6-3			1-2 FC5-4 1-2f		3 0 0 0 0 0 1												
Bo Diaz, R (1, 2) OBP: 0.238, SLG: 0.211			1-2 P5		1-3 K			3-2 FC6-4 1B		3 0 1 0 0 1 0												
Juan Samuel, R (8, PR)										0 0 0 0 0 0 0												
Ozzie Virgil, R (8, 2)										0 0 0 0 0 0 0												
Ivan De Jesus, R (1, 6) OBP: 0.286, SLG: 0.167			2-0 6-3		0-1 3-1			0-0 FC6-4 G4-6-3 1-2f		3 0 0 0 0 0 1												
Charles Hudson, S (1, 1)			1-1 1-3			2-3 K		1-1 G4-6-3 1-2f		1 0 0 0 0 0 0												
Willie Hernandez, L (5, 1)										0 0 0 0 0 0 0												
Von Hayes, L (6, PH)										1 0 0 0 0 1 0												
Larry Andersen, R (6, 1)										0 0 0 0 0 0 0												
Tony Perez, R (8, PH)										1 0 0 0 0 0 1												
Ron Reed, R (8, 1)										0 0 0 0 0 0 0												
Inning Stats	R: 0 E: 0 K: 2 S: 9	H: 0 LOB: 0 BB: 0 P: 16	R: 0 E: 0 K: 1 S: 7	H: 0 LOB: 0 BB: 0 P: 9	R: 0 E: 0 K: 0 S: 6	H: 0 LOB: 0 BB: 0 P: 10	R: 1 E: 1 K: 0 S: 10	H: 1 LOB: 1 BB: 0 P: 14	R: 0 E: 0 K: 1 S: 8	H: 0 LOB: 0 BB: 0 P: 10	R: 0 E: 0 K: 1 S: 9	H: 0 LOB: 0 BB: 0 P: 13	R: 0 E: 0 K: 0 S: 12	H: 1 LOB: 1 BB: 0 P: 17	R: 0 E: 0 K: 0 S: 7	H: 1 LOB: 1 BB: 0 P: 11	R: 0 E: 0 K: 1 S: 7	H: 0 LOB: 0 BB: 0 P: 7	1B: 3 2B: 0 3B: 0 HR: 0	SF: 1 SAC: 0 DP: 1 HBP: 0	WP: 0 PB: 0 SB: 1 CS: 0	PA: 30
PITCHER Mike Boddicker, R (1, 1) ERA:	IP 9.0	WLS W	BF 30	H 3	R 1	ER 0	SO 6	BB 0	IBB 0	HBP 0	BLK 0	WP 0	HR 0	S 75	P 107	ERA 0.00	WHIP 0.333					
PITCHER	IP	WLS	BF	H	R	ER	SO	BB	IBB	HBP	BLK	WP	HR	S	P	ERA	WHIP					

Philadelphia Phillies @ Baltimore Orioles
Memorial Stadium, Baltimore, MD
 Wed Oct 12 1983, 7:05 PM EDT
 Att: 52,132 - Unknown

AB	29
R	1
H	3
RBI	1
BB	0
SO	6
LOB	6



Batter	1	2	3	4	5	6	7	8	9
Al Bumbry, L OBP: 0.143, SLG: 0.286 John Shelby, S OBP: 0.308, SLG: 0.250 (1, 8) (5, PH) (6, 8)	2-2 2-3		2-3 K		1-3 K		2-2 1B 1B		
Dan Ford, R OBP: 0.300, SLG: 0.333 (1, 9)	2-2 5-3			1-3 K	0-1 BB HBP		1-3 1B 1B		
Cal Ripken Jr., R OBP: 0.462, SLG: 0.455 (1, 6)	1-1 F9			0-2 F8	4-2 BB		0-0 1B		
Eddie Murray, S OBP: 0.308, SLG: 0.348 (1, 3)		1-0 F8		1-2 5-3	1-0 F8		2-1 4-3		
John Lowenstein, L OBP: 0.429, SLG: 0.769 Tito Landrum, R OBP: 0.200, SLG: 0.500 (1, 7) (8, PR) (9, 7)		0-0 F7 2B			2-0 HR	3-2 3-1		0-1 S 1B	
Rich Dauer, R OBP: 0.045, SLG: 0.048 (1, 4)		1-1 F7 2-3		1-2 1B 2B 1B	1-2 L6		0-3 K		
Todd Cruz, R OBP: 0.136, SLG: 0.136 (1, 5)		0-0 F8		0-0 2B SF7 1B	0-0 5-3		0-2 F3		
Rick Dempsey, R OBP: 0.263, SLG: 0.235 (1, 2)			2-2 P4		1-2 BB 2B		0-3 K	4-0 IBB	
Mike Boddicker, R (1, 1)			2-3 K		2-1 SF7		2-1 6-3	0-0 F8	

AB	R	H	RBI	BB	SO	LOB
2	0	0	0	0	1	0
2	1	1	0	0	1	1
3	0	1	0	0	1	0
3	0	1	1	1	0	0
4	0	0	0	0	0	5
4	1	3	1	0	0	0
0	0	0	0	0	0	0
4	1	1	0	0	1	2
4	1	1	0	0	0	2
3	0	1	1	1	1	0
3	0	0	1	0	1	2

BOTTOM

Philadelphia Phillies @ Baltimore Orioles
Memorial Stadium, Baltimore, MD
 Wed Oct 12 1983, 7:05 PM EDT
 Att. 52,132 - Unknown

livebaseballscorecards.com

AB	32
R	4
H	9
RBI	4
BB	2
SO	6
LOB	12



1B: 6	SF: 1
2B: 2	SAC: 0
3B: 0	DP: 0
HR: 1	HBP: 1

WP: 0	PA: 36
PB: 0	
SB: 1	
CS: 0	

Inning Stats		R: 0	H: 0	R: 0	H: 1	R: 0	H: 0	R: 0	H: 0	R: 3	H: 4	R: 0	H: 0	R: 1	H: 3	R: 0	H: 1	
Pitcher		IP	WLS	BF	H	R	ER	SO	BB	IBB	HBP	BLK	WP	HR	S	P	ERA	WHIP
Charles Hudson, R ERA: 3.38	(1, 1)	4.1	L	18	5	3	3	3	0	0	0	0	0	1	45	66	6.23	1.154
Willie Hernandez, L ERA:	(5, 1)	0.2		4	0	0	0	1	1	0	1	0	0	0	13	19	0.00	1.500
Larry Andersen, R ERA: 4.5	(6, 1)	2.0		9	3	1	1	1	0	0	0	0	0	0	29	39	4.50	1.500
Ron Reed, R ERA: 2.06	(8, 1)	1.0		5	1	0	0	1	0	1	0	0	0	0	9	13	0.00	1.000

Batter	1	2	3	4	5	6	7	8	9	AB	R	H	RBI	BB	SO	LOB
John Shelby, S (1, 8) OBP: 0.353, SLG: 0.313	0-3 K			0-0 BB BB 1B		2-3 K	0-0 E 1B			4	0	2	0	0	2	0
Dan Ford, R (1, 9) OBP: 0.357, SLG: 0.583	3-1 6-3			4-0 BB 1B		0-0 HR	1-2 E6 2-H			3	1	1	1	1	0	1
Cal Ripken Jr., R (1, 6) OBP: 0.433, SLG: 0.400	1-3 K			4-1 G5-4-3 BB		3-2 E5 FC6-4	0-0 F8			3	0	0	0	1	1	2
Eddie Murray, S (1, 3) OBP: 0.267, SLG: 0.296				0-0 P4		0-3 K		0-2 F9		4	0	0	0	0	2	4
Gary Roenicke, R (1, 7) OBP: 0.600, SLG: 0.778				3-2 G5-4-3 1-2f		2-1 FC6-4 1-2f		2-3 K		4	0	0	0	0	1	4
Rich Dauer, R (1, 4) OBP: 0.038, SLG: 0.040				0-0 6-3		1-2 5-3		0-3 K		4	0	0	0	0	1	0
Todd Cruz, R (1, 5) OBP: 0.154, SLG: 0.120				4-2 G6-4-3 BB		2-2 5-3		0-0 P4		3	0	0	0	1	0	0
Rick Dempsey, R (1, 2) OBP: 0.304, SLG: 0.381				0-1 G6-4-3 1-2f		0-1 2B		0-3 K		4	1	2	0	0	1	1
Mike Flanagan, L (1, 1) Ken Singleton, S (5, PH) Jim Palmer, R (5, 1) Benny Ayala, R (7, PH) Sammy Stewart, R (7, 1) Tippy Martinez, L (8, 1)				3-3 K		3-3 K		0-3 K		1	0	0	0	0	1	0

TOP

Baltimore Orioles @ Philadelphia Phillies
Veterans Stadium, Philadelphia, PA
 Fri Oct 14 1983, 7:05 PM EDT
 Att: 65,792 - Unknown

AB	33
R	3
H	6
RBI	2
BB	3
SO	11
LOB	13



Inning Stats		R: 0	H: 0	R: 0	H: 0	R: 0	H: 0	R: 0	H: 1	R: 1	H: 1	R: 2	H: 3	R: 0	H: 0	R: 0	H: 0	1B: 3	SF: 0	WP: 1	PA: 36		
		E: 0	LOB: 0	E: 0	LOB: 0	E: 0	LOB: 0	E: 0	LOB: 1	E: 1	LOB: 1	E: 1	LOB: 2	E: 0	LOB: 0	E: 0	LOB: 0	2B: 2	SAC: 0	PB: 0			
		K: 2	BB: 0	K: 1	BB: 0	K: 0	BB: 2	K: 0	BB: 2	K: 2	BB: 0	K: 0	BB: 0	K: 2	BB: 0	K: 2	BB: 0	3B: 0	DP: 2	SB: 0			
		S: 9	P: 13	S: 7	P: 11	S: 8	P: 15	S: 6	P: 17	S: 12	P: 19	S: 13	P: 21	S: 9	P: 11	S: 7	P: 7	HR: 1	HBP: 0	CS: 0			
PITCHER	IP	WLS	BF	H	R	ER	SO	BB	IBB	HBP	BLK	WP	HR	S	P	ERA	WHIP					ERA	WHIP
Steve Carlton, L (1, 1) ERA: 1.33	6.2	L	27	5	3	2	7	3	0	0	0	1	1	61	107	2.70	1.200						
Al Holland, L (7, 1) ERA:	2.1		9	1	0	0	4	0	0	0	0	0	0	21	24	0.00	0.429						

Batter	1	2	3	4	5	6	7	8	9	AB	R	H	RBI	BB	SO	LOB
Joe Morgan, L OBP: 0.276, SLG: 0.423 (1, 4)	1-1 4-3		3-0 HR		2-1 P4		4-2 CS BB			3	1	1	1	1	0	0
Sixto Lezcano, R OBP: 0.286, SLG: 0.400 (1, 9) Von Hayes, L (8, 9)	2-2 6-3		2-1 F9		2-0 FC5-4 1B		0-3 SAFE SAFE			4	0	1	0	0	1	1
Mike Schmidt, R OBP: 0.310, SLG: 0.444 (1, 5)	1-1 F8		0-1 5-3		1-1 F2		3-3 SAFE			4	0	0	0	0	1	2
Gary Matthews, R OBP: 0.462, SLG: 0.913 (1, 7)		0-1 HR	4-1 BB		3-1 FC5-4 1-2f		2-3 K			3	1	1	1	1	1	1
Tony Perez, R OBP: 0.333, SLG: 0.333 (1, 3)		1-0 E 1B 1B	1-1 F7		3-2 F8		2-0 P6			4	0	1	0	0	0	1
Garry Maddox, R OBP: 0.222, SLG: 0.444 (1, 8)		1-2 F8		1-3 K2-3		2-2 6-3		2-1 5-3		4	0	0	0	0	1	1
Bo Diaz, R OBP: 0.292, SLG: 0.273 (1, 2) Joe Lefebvre, L (9, PH) Pete Rose, S OBP: 0.308, SLG: 0.280 (9, PH)		1-2 F8		2-2 1B		3-1 WP 1B			1-2 5-3	3	0	2	0	0	0	1
Ivan De Jesus, R OBP: 0.360, SLG: 0.238 (1, 6)		1-0 SAFE E5 1B		0-0 1B		4-1 1-2 BB			1-1 F8	3	0	2	0	1	0	0
Steve Carlton, L OBP: 0.125, SLG: 0.125 (1, 1) Al Holland, R (7, 1) Ozzie Virgil, R (9, PH)		1-2 5-3		1-0 SAFE 4-3		2-3 K			1-0 6-3	3	0	0	0	0	1	5

Inning Stats	R: 0	H: 0	E: 0	K: 8	S: 8	H: 0	LOB: 0	BB: 0	P: 12	R: 1	H: 3	E: 1	K: 0	S: 15	R: 1	H: 1	E: 0	K: 0	S: 8	R: 0	H: 2	E: 0	K: 1	S: 8	R: 0	H: 1	E: 0	K: 0	S: 7	R: 0	H: 1	E: 0	K: 1	S: 13	R: 0	H: 0	E: 0	K: 2	S: 10	R: 0	H: 0	E: 0	K: 1	S: 6	R: 0	H: 0	E: 0	K: 1	S: 6	R: 0	H: 0	E: 0	K: 0	S: 8	R: 0	H: 0	E: 0	K: 0	S: 11	1B: 6	2B: 0	3B: 0	HR: 2	SF: 0	SAC: 0	DP: 0	HBP: 0	WP: 1	PB: 0	SB: 0	CS: 1	PA: 36
--------------	------	------	------	------	------	------	--------	-------	-------	------	------	------	------	-------	------	------	------	------	------	------	------	------	------	------	------	------	------	------	------	------	------	------	------	-------	------	------	------	------	-------	------	------	------	------	------	------	------	------	------	------	------	------	------	------	------	------	------	------	------	-------	-------	-------	-------	-------	-------	--------	-------	--------	-------	-------	-------	-------	--------

PITCHER	IP	WLS	BF	H	R	ER	SO	BB	IBB	HBP	BLK	WP	HR	S	P	ERA	WHIP
Mike Flanagan, L ERA: 3.0 (1, 1)	4.0		18	6	2	2	1	1	0	0	0	0	2	39	62	4.50	1.750
Jim Palmer, R ERA: (5, 1)	2.0	W	9	2	0	0	1	1	0	0	0	1	0	20	42	0.00	1.500
Sammy Stewart, R ERA: (7, 1)	2.0		6	0	0	0	3	1	0	0	0	0	0	16	29	0.00	0.500
Tippy Martinez, L ERA: (9, 1)	1.0	S	3	0	0	0	0	0	0	0	0	0	0	8	11	0.00	0.000


BOTTOM

Baltimore Orioles @ Philadelphia Phillies
Veterans Stadium, Philadelphia, PA

Fri Oct 14 1983, 7:05 PM EDT
Att. 65,792 - Unknown

livebaseballscorecards.com

AB	33
R	2
H	8
RBI	2
BB	3
SO	5
LOB	12



Batter	1	2	3	4	5	6	7	8	9	AB	R	H	RBI	BB	SO	LOB	TOP																		
Al Bumbry, L (1, 8) <small>OBP: 0.118, SLG: 0.235</small> Dan Ford, R (6, PH) <small>OBP: 0.333, SLG: 0.538</small> Sammy Stewart, R (6, 1) Tippy Martinez, L (8, 1)	0-1 3-1		0-1 L7		0-0 3-1	2-3 K		1 SAFE 0-0 B1-6-4		3	0	0	0	0	0	1																			
Jim Dwyer, L (1, 9) <small>OBP: 0.385, SLG: 0.750</small> Tito Landrum, R (9, 9) <small>OBP: 0.200, SLG: 0.500</small>	1-2 4-3			2-0 1B 1B	1-2 3-1		0-1 1B		3-2 G3	5	2	2	0	0	0	0																			
Cal Ripken Jr., R (1, 6) <small>OBP: 0.400, SLG: 0.367</small>	2-1 F7			1-0 1B	2-2 P3		1-3 K		3-2 L9	5	1	1	0	0	1	1																			
Eddie Murray, S (1, 3) <small>OBP: 0.286, SLG: 0.290</small>		3-1 F9		1-0 1B		1-0 F8	4-0 1B		1-1 G3	4	0	1	0	1	0	0																			
John Lowenstein, L (1, 7) <small>OBP: 0.389, SLG: 0.647</small>		1-0 L8		1-3 K		1-2 2B	3-3 K			4	1	1	0	0	2	5																			
Rich Dauer, R (1, 4) <small>OBP: 0.133, SLG: 0.172</small>		0-0 1-3		1-0 IBB		1-2 BB	0-1			4	1	3	3	0	0	0																			
Todd Cruz, R (1, 5) <small>OBP: 0.179, SLG: 0.148</small> Joe Nolan, L (6, PH) (6, 2)			1-2 1B	1-3 K		4-0 IBB	2-2 P6			2	0	1	0	0	1	2																			
Rick Dempsey, R (1, 2) <small>OBP: 0.320, SLG: 0.364</small> Ken Singleton, S (6, PH) <small>OBP: 0.375, SLG: 0.385</small> Lenn Sakata, R (6, PR) (6, 4)		1-1 F8		4-0 IBB		4-0 BB		3-2 F9		1	0	0	0	1	0	1																			
Storm Davis, R (1, 1) John Shelby, S (6, PH) <small>OBP: 0.368, SLG: 0.353</small> (6, 8)			0-3 K	0-3 K		1-0 SF7		1-0 B1-6-4		2	0	0	0	0	2	4																			
Inning Stats	R: 0 E: 0 K: 0 S: 8	H: 0 LOB: 0 BB: 0 P: 11	R: 0 E: 0 K: 1 S: 4	H: 0 LOB: 0 BB: 0 P: 8	R: 0 E: 0 K: 1 S: 10	H: 1 LOB: 1 BB: 0 P: 12	R: 2 E: 0 K: 3 S: 15	H: 4 LOB: 3 BB: 1 P: 26	R: 0 E: 0 K: 0 S: 9	H: 0 LOB: 0 BB: 0 P: 12	R: 2 E: 0 K: 1 S: 12	H: 2 LOB: 2 BB: 2 P: 26	R: 1 E: 0 K: 2 S: 14	H: 2 LOB: 2 BB: 1 P: 24	R: 0 E: 0 K: 0 S: 5	H: 1 LOB: 0 BB: 0 P: 9	R: 0 E: 0 K: 0 S: 10	H: 0 LOB: 0 BB: 0 P: 17	1B: 8 2B: 2 3B: 0 HR: 0	SF: 1 SAC: 0 DP: 1 HBP: 0	WP: 0 PB: 0 SB: 0 CS: 0	PA: 40													
PITCHER	IP	WLS	BF	H	R	ER	SO	BB	IBB	HBP	BLK	WP	HR	S	P	ERA	WHIP																		
John Denny, R (1, 1) <small>ERA: 2.37</small> Willie Hernandez, L (6, 1) <small>ERA:</small> Ron Reed, R (6, 1) <small>ERA: 3.18</small> Larry Andersen, R (8, 1) <small>ERA: 2.25</small>	5.1	L	26	7	4	4	4	1	2	0	0	0	0	54	88	6.75	1.500																		
																		PITCHER	IP	WLS	BF	H	R	ER	SO	BB	IBB	HBP	BLK	WP	HR	S	P	ERA	WHIP

Baltimore Orioles @ Philadelphia Phillies
 Veterans Stadium, Philadelphia, PA
 Sat Oct 15 1983, 3:33 AM EDT
 Att: 66,947 - Unknown

AB	35
R	5
H	10
RBI	5
BB	4
SO	7
LOB	19



Batter	1	2	3	4	5	6	7	8	9	AB	R	H	RBI	BB	SO	LOB
Joe Morgan, L (1, 4) OBP: 0.235, SLG: 0.355	3-3 K			0-0 F8	2-1 G3		3-2 F8		0-1 L4	5	0	0	0	0	1	2
Pete Rose, S (1, 3) OBP: 0.367, SLG: 0.357	1-3 K			1-2 1B 2B	2-2 2B			4-0 1B BB		3	1	2	1	1	1	0
Mike Schmidt, R (1, 5) OBP: 0.303, SLG: 0.419	2-3 K			0-1 2B 1B	1-1 F7			2-1 F5		4	0	1	0	0	1	2
Joe Lefebvre, L (1, 9) OBP: 0.111, SLG: 0.286		3-2 F8		1-0 2B		0-1 F8		2-1 1B		3	0	1	1	0	0	0
Tony Perez, R (8, PH) OBP: 0.429, SLG: 0.429				1-3 3-H 2B				1-2 1B		1	0	1	0	0	0	0
Juan Samuel, R (8, PR)				4-2 3-H BB				0-2 G6-4-3		0	0	0	0	0	0	0
Sixto Lezcano, R (9, 9) OBP: 0.286, SLG: 0.400								1-2 1B		0	0	0	0	0	0	0
Gary Matthews, R (1, 7) OBP: 0.467, SLG: 0.846		0-2 5-3		4-2 G4-3 BB		0-0 BLK 1B		0-2 G6-4-3		3	0	1	0	1	0	2
Greg Gross, L (1, 8)				1-2 G4-3		2-2 L8				3	0	0	0	0	0	4
Garry Maddox, R (9, PH) OBP: 0.211, SLG: 0.421		1-1 1-3		1-2 1-2f G4-3		2-2 L8			1-2 4-3	1	0	0	0	0	0	0
Bo Diaz, R (1, 2) OBP: 0.321, SLG: 0.346			1-0 P4		0-1 WP E 2B	0-3 K			1-1 1B	4	1	2	0	0	1	1
Bob Dernier, R (9, PR)									5-3 1B	0	1	0	0	0	0	0
Ivan De Jesus, R (1, 6) OBP: 0.310, SLG: 0.200			2-1 F8		1-2 L3		1-3 K		1-2 5-3	4	0	0	0	0	1	2
John Denny, R (1, 1) OBP: 0.167, SLG: 0.167			0-1 L7		1-0 E7		3-2 G3		3-2 1B	2	1	1	1	0	0	0
Willie Hernandez, L (6, 1)					2B 1B				2-H 1B	0	0	0	0	0	0	0
Ron Reed, R (6, 1)										0	0	0	0	0	0	0
Von Hayes, L (7, PH)										1	0	0	0	0	0	0
Larry Andersen, R (8, 1)										0	0	0	0	0	0	0
Ozzie Virgil, R (9, PH) OBP: 0.333, SLG: 0.333										1	0	1	1	0	0	0

Inning Stats	R: 0	H: 0	E: 0	K: 3	S: 9	LOB: 0	BB: 0	P: 15	R: 0	H: 0	E: 0	K: 0	S: 9	LOB: 0	BB: 0	P: 13	R: 0	H: 0	E: 0	K: 0	S: 5	LOB: 0	BB: 0	P: 8	R: 1	H: 3	E: 0	K: 0	S: 15	LOB: 2	BB: 1	P: 22	R: 2	H: 3	E: 1	K: 0	S: 13	LOB: 1	BB: 0	P: 20	R: 0	H: 1	E: 0	K: 1	S: 9	LOB: 1	BB: 0	P: 11	R: 0	H: 0	E: 0	K: 1	S: 11	LOB: 0	BB: 0	P: 18	R: 0	H: 1	E: 0	K: 0	S: 7	LOB: 2	BB: 1	P: 15	R: 1	H: 2	E: 0	K: 0	S: 14	LOB: 1	BB: 0	P: 20	1B: 7	2B: 3	3B: 0	HR: 0	SF: 0	SAC: 0	DP: 2	HBP: 0	WP: 1	PA: 37
--------------	------	------	------	------	------	--------	-------	-------	------	------	------	------	------	--------	-------	-------	------	------	------	------	------	--------	-------	------	------	------	------	------	-------	--------	-------	-------	------	------	------	------	-------	--------	-------	-------	------	------	------	------	------	--------	-------	-------	------	------	------	------	-------	--------	-------	-------	------	------	------	------	------	--------	-------	-------	------	------	------	------	-------	--------	-------	-------	-------	-------	-------	-------	-------	--------	-------	--------	-------	--------


PITCHER	IP	WLS	BF	H	R	ER	SO	BB	IBB	HBP	BLK	WP	HR	S	P	ERA	WHIP
Storm Davis, R (1, 1) ERA: 2.45	5.0	W	21	6	3	3	3	1	0	0	0	1	0	51	78	5.40	1.400
Sammy Stewart, R (6, 1) ERA:	2.1		9	1	0	0	2	1	0	0	1	0	0	22	37	0.00	0.857
Tippy Martinez, L (8, 1) ERA: 1.0	1.2	S	7	3	1	1	0	0	0	0	0	0	0	19	27	5.40	1.800

BOTTOM

Baltimore Orioles @ Philadelphia Phillies
Veterans Stadium, Philadelphia, PA
Sat Oct 15 1983, 3:33 AM EDT
Att. 66,947 - Unknown

livebaseballscorecards.com

AB	35
R	4
H	10
RBI	4
BB	2
SO	5
LOB	13



Batter	1	2	3	4	5	6	7	8	9	AB R H RBI BB SO LOB	TOP													
Al Bumbry, L (1, 8) OBP: 0.100, SLG: 0.211 John Shelby, S (8, PH) OBP: 0.350, SLG: 0.333 (8, 8)	0-2 L6		1-0 6-3		2-1 SF7 1-2 2-H		3-2 F8		2 0 0 1 0 0 0 1 0 0 0 0 0 0															
Dan Ford, R (1, 9) OBP: 0.263, SLG: 0.412 Tito Landrum, R (8, 9) OBP: 0.200, SLG: 0.500	2-3 K		0-3 K		2-2 6-3		0-3 K		4 0 0 0 0 3 1 0 0 0 0 0 0 0															
Cal Ripken Jr., R (1, 6) OBP: 0.385, SLG: 0.333	3-2 L7			4-2 HR BB	2-3 K		2-2 L9		3 1 0 0 1 1 1															
Eddie Murray, S (1, 3) OBP: 0.333, SLG: 0.514		2-2 HR		0-1 HR 1-H		1-3 K		1-1 1B	4 2 3 3 0 1 0															
John Lowenstein, L (1, 7) OBP: 0.350, SLG: 0.579 Gary Roenicke, R (6, PH) OBP: 0.529, SLG: 0.636 (6, 7)		2-0 F9		0-0 P5		3-3 K		3-2 F8 SAFE	2 0 0 0 0 0 0 2 0 0 0 0 1 1															
Rich Dauer, R (1, 4) OBP: 0.118, SLG: 0.152		2-1 F8		2-1 F7		0-0 3-1		0-1 F7	4 0 0 0 0 0 1															
Todd Cruz, R (1, 5) OBP: 0.156, SLG: 0.129		2-3 K		0-1 F7		2-2 5-3		0-1 5-3	4 0 0 0 0 1 1															
Rick Dempsey, R (1, 2) OBP: 0.357, SLG: 0.560			1-0 HR		0-0 WP SF7 2B		3-2 F7		3 2 2 1 0 0 0															
Scott McGregor, S (1, 1)			2-2 F9		0-2 E2 WP		0-0 4-3		3 0 0 0 0 0 1															
Inning Stats	R: 0 E: 0 K: 1 S: 13	H: 0 LOB: 0 BB: 0 P: 18	R: 1 E: 0 K: 1 S: 12	H: 1 LOB: 0 BB: 0 P: 20	R: 1 E: 0 K: 1 S: 9	H: 1 LOB: 0 BB: 1 P: 13	R: 2 E: 0 K: 0 S: 9	H: 1 LOB: 0 BB: 1 P: 15	R: 1 E: 1 K: 1 S: 14	H: 1 LOB: 1 BB: 0 P: 20	R: 0 E: 0 K: 2 S: 7	H: 0 LOB: 0 BB: 0 P: 11	R: 0 E: 0 K: 0 S: 7	H: 0 LOB: 0 BB: 0 P: 12	R: 0 E: 0 K: 1 S: 10	H: 0 LOB: 0 BB: 0 P: 15	R: 0 E: 0 K: 0 S: 10	H: 1 LOB: 1 BB: 0 P: 14	1B: 1 2B: 1 3B: 0 HR: 3	SF: 1 SAC: 0 DP: 0 HBP: 0	WP: 1 PB: 0 SB: 0 CS: 0	PA: 34		
PITCHER	IP WLS BF H R ER SO BB IBB HBP BLK WP HR S P ERA WHIP																							
Charles Hudson, R (1, 1) ERA: 5.19 Marty Bystrom, R (5, 1) ERA: Willie Hernandez, L (6, 1) ERA: Ron Reed, R (9, 1) ERA: 2.7	4.0 L 17 4 5 5 3 1 0 0 0 0 3 44 67 11.25 1.250	1.0 4 0 0 0 1 0 0 0 0 1 0 13 19 0.00 0.000	3.0 9 0 0 0 3 0 0 0 0 0 0 24 38 0.00 0.000	1.0 4 1 0 0 0 0 0 0 0 0 0 10 14 0.00 1.000																				

Baltimore Orioles @ Philadelphia Phillies
 Veterans Stadium, Philadelphia, PA
 Sun Oct 16 1983, 3:33 AM EDT
 Att: 67,064 - Unknown

AB	32
R	5
H	5
RBI	5
BB	1
SO	7
LOB	6



Batter	1	2	3	4	5	6	7	8	9	AB R H RBI BB SO LOB
Joe Morgan, L (1, 4) OBP: 0.263, SLG: 0.412	3-3 K		4-1 BB			1-0 P6		0-1 3B		3 0 1 0 1 1 0
Pete Rose, S (1, 9) OBP: 0.382, SLG: 0.375	0-0 1B		0-2 P6			0-2 FC5-4 1B		1-0 F7		4 0 2 0 0 0 2
Mike Schmidt, R (1, 5) OBP: 0.270, SLG: 0.371	0-0 F9				1-2 5-3	2-3 K		0-1 5-3		4 0 0 0 0 1 3
Gary Matthews, R (1, 7) OBP: 0.412, SLG: 0.733	2-2 F9				0-3 K	0-0 FC5-4 1-2f		2-0 F9		4 0 0 0 0 1 2
Tony Perez, R (1, 3) OBP: 0.273, SLG: 0.273			3-3 K		2-2 F8			1-2 F8		4 0 0 0 0 2 0
Garry Maddox, R (1, 8) OBP: 0.261, SLG: 0.478			0-0 F8			0-1 G5-4-3 BB 1B		0-2 L6		4 0 2 0 0 0 0
Bo Diaz, R (1, 2) OBP: 0.323, SLG: 0.321			0-2 F3			4-0 G5-4-3 BB		0-2 F2		2 0 0 0 1 0 1
Ivan De Jesus, R (1, 6) OBP: 0.281, SLG: 0.179			0-2 F9			1-0 G5-4-3 1-2f 2-3		2-2 5-3		3 0 0 0 0 0 3
Charles Hudson, S (1, 1) Marty Bystrom, R (5, 1) Juan Samuel, R (5, PH) Willie Hernandez, L (6, 1) Sixto Lezcano, R (8, PH) Ron Reed, R (9, 1)			0-3 K			0-2 F8		0-0 5-3		1 0 0 0 0 0 1 0 0 0 0 0 0 0 0 0 1 0 0 0 0 0 0 1 0 0 0 0 0 0 0 0 1 0 0 0 0 0 0 0 0 0 0 0 0 0 0 0

Inning Stats	R: 0 E: 0 K: 1 S: 10	H: 1 LOB: 1 BB: 0 P: 15	R: 0 E: 0 K: 1 S: 9	H: 0 LOB: 0 BB: 0 P: 12	R: 0 E: 0 K: 1 S: 11	H: 0 LOB: 1 BB: 1 P: 15	R: 0 E: 0 K: 1 S: 13	H: 0 LOB: 0 BB: 0 P: 16	R: 0 E: 0 K: 0 S: 7	H: 1 LOB: 1 BB: 1 P: 12	R: 0 E: 0 K: 1 S: 10	H: 1 LOB: 1 BB: 0 P: 13	R: 0 E: 0 K: 1 S: 10	H: 1 LOB: 1 BB: 0 P: 13	R: 0 E: 0 K: 0 S: 6	H: 1 LOB: 1 BB: 0 P: 7	R: 0 E: 0 K: 0 S: 7	H: 0 LOB: 0 BB: 0 P: 10	1B: 3 2B: 1 3B: 1 HR: 0	SF: 0 SAC: 0 DP: 1 HBP: 0
--------------	-------------------------------	----------------------------------	------------------------------	----------------------------------	-------------------------------	----------------------------------	-------------------------------	----------------------------------	------------------------------	----------------------------------	-------------------------------	----------------------------------	-------------------------------	----------------------------------	------------------------------	---------------------------------	------------------------------	----------------------------------	----------------------------------	------------------------------------

PITCHER	IP	WLS	BF	H	R	ER	SO	BB	IBB	HBP	BLK	WP	HR	S	P	ERA	WHIP
Scott McGregor, L (1, 1) ERA: 1.14	9.0	W	33	5	0	0	6	2	0	0	0	0	0	83	113	0.00	0.778

BOTTOM

Baltimore Orioles @ Philadelphia Phillies
Veterans Stadium, Philadelphia, PA
Sun Oct 16 1983, 3:33 AM EDT
Att. 67,064 - Unknown

AB	31
R	0
H	5
RBI	0
BB	2
SO	6
LOB	12



WP	PA	33
PB	0	
SB	0	
CS	0	

PITCHER	IP	WLS	BF	H	R	ER	SO	BB	IBB	HBP	BLK	WP	HR	S	P	ERA	WHIP
---------	----	-----	----	---	---	----	----	----	-----	-----	-----	----	----	---	---	-----	------