


Baltimore Orioles - 1983

| Batter | 1 | 2 | 3 | 4 | 5 | 6 | 7 | 8 | 9 | AB | R | H | RBI | BB | SO | LOB | TOP | | | |
|--|---|---------------------------------|------------------------------|---------------------------------|------------------------------|---------------------------------|------------------------------|---------------------------------|------------------------------|---------------------------------|------------------------------|---------------------------------|------------------------------|---------------------------------|------------------------------|---------------------------------|---|------------------------------------|----------------------------------|--------|
| Willie Wilson, S (1,7) OBP: 0.444, SLG: 0.556 | 1-3 | | F4 | | 5-3 | | | F9 2B | | 4 | 0 | 1 | 0 | 0 | 0 | 1 | Kansas City Royals @ Baltimore Orioles Memorial Stadium, Baltimore, MD Wed Apr 06 1983, 6:05 PM EST Att: 7,904 - Unknown - 53 F | | | |
| U L Washington, S (1,6) | G3 | | 6-3 | | | K | | F9 2B | | 4 | 0 | 0 | 0 | 0 | 1 | | | | | |
| George Brett, L (1,5) OBP: 0.444, SLG: 0.875 | | | G3 | | | 5-3 | | F6 | | 4 | 0 | 1 | 0 | 0 | 0 | 1 | | | | |
| Amos Otis, R (1,8) OBP: 0.111, SLG: 0.111 | F8 | | | 5-3 | | F9 | | | K | 4 | 0 | 0 | 0 | 0 | 1 | | | | | |
| Hal McRae, R (1,10) OBP: 0.333, SLG: 0.750 | | HR | | F9 | | | K | | 6-3 | 4 | 1 | 1 | 1 | 0 | 1 | 0 | | | | |
| Frank White, R (1,4) OBP: 0.333, SLG: 0.444 | | G3-6 1B | | F7 | | | F7 | | | 4 | 0 | 2 | 0 | 0 | 0 | 0 | | | | |
| Willie Aikens, L (1,3) OBP: 0.333, SLG: 0.625 | | G3-6 1-2 1B | | | K | | FC5-4 1B | | 4-3 | 4 | 0 | 1 | 0 | 0 | 1 | 2 | | | | |
| Jerry Martin, R (1,9) OBP: 0.286, SLG: 0.857 | | | | F8 | | | FC5-4 1-2 1B | | | 3 | 0 | 1 | 0 | 0 | 0 | 1 | | | | |
| John Wathan, R (1,2) OBP: 0.286, SLG: 0.286 | | 6-3 | | | | | | F3 | | 3 | 0 | 1 | 0 | 0 | 0 | 1 | | | | |
| Inning Stats | R: 0 E: 0 K: 0 S: 4 | H: 1 LOB: 1 BB: 0 P: 4 | R: 1 E: 0 K: 0 S: 5 | H: 3 LOB: 1 BB: 0 P: 5 | R: 0 E: 0 K: 0 S: 3 | H: 0 LOB: 0 BB: 0 P: 3 | R: 0 E: 0 K: 0 S: 3 | H: 0 LOB: 0 BB: 0 P: 3 | R: 0 E: 0 K: 1 S: 6 | H: 1 LOB: 1 BB: 0 P: 6 | R: 0 E: 0 K: 1 S: 6 | H: 1 LOB: 1 BB: 0 P: 6 | R: 0 E: 0 K: 0 S: 4 | H: 1 LOB: 1 BB: 0 P: 4 | R: 0 E: 0 K: 1 S: 6 | H: 1 LOB: 1 BB: 0 P: 6 | 1B: 5 2B: 2 3B: 0 HR: 1 | SF: 0 SAC: 0 DP: 1 HBP: 0 | WP: 0 PB: 0 SB: 0 CS: 0 | PA: 34 |
| PITCHER | IP WLS BF H R ER SO BB IBB HBP BLK WP HR S P ERA WHIP | | | | | | | | | | | | | | | | | | | |
| Mike Flanagan, L (1,1) ERA: 1.13 | 8.0 W 30 7 1 1 3 0 0 0 0 0 1 36 36 1.12 0.875 | | | | | | | | | | | | | | | | | | | |
| Tim Stoddard, R (9,1) ERA: | 1.0 4 1 0 0 1 0 0 0 0 0 0 6 6 0.00 1.000 | | | | | | | | | | | | | | | | | | | |

| Batter | 1 | 2 | 3 | 4 | 5 | 6 | 7 | 8 | 9 | AB | R | H | RBI | BB | SO | LOB | BOTTOM | | | |
|--|---|---------------------------------|------------------------------|---------------------------------|------------------------------|----------------------------------|------------------------------|---------------------------------|------------------------------|----------------------------------|------------------------------|----------------------------------|------------------------------|----------------------------------|------------------------------|---------------------------------|---|------------------------------------|----------------------------------|--------|
| Al Bumbry, L (1,8) OBP: 0.800, SLG: 0.667 | F7 | | S 1B BB | | 2B 1B | E BB | 1B 1B | 1B 1B | | 3 | 4 | 2 | 1 | 2 | 0 | 0 | Kansas City Royals @ Baltimore Orioles Memorial Stadium, Baltimore, MD Wed Apr 06 1983, 6:05 PM EST Att: 7,904 - Unknown - 53 F | | | |
| Dan Ford, R (1,9) OBP: 0.444, SLG: 0.556 | 5-3 | | 1B | | F7 | E7 | 1B | 1B | | 5 | 0 | 2 | 1 | 0 | 0 | 1 | | | | |
| Cal Ripken Jr., R (1,6) OBP: 0.444, SLG: 0.625 | F6 | | K | | 1B | 6-3 | FC6-4 1B | | | 5 | 1 | 2 | 1 | 0 | 1 | 2 | | | | |
| Eddie Murray, S (1,3) OBP: 0.444, SLG: 0.429 | | 1B 2B | 4-3 | | 1B | F9 | FC6-4 1B | | | 4 | 1 | 1 | 0 | 1 | 0 | 3 | | | | |
| Ken Singleton, S (1,10) OBP: 0.250, SLG: 0.143 | | | | F4 | K | | 1B BB | FC5-4 1B | | 3 | 0 | 0 | 0 | 1 | 1 | 4 | | | | |
| Jim Dwyer, L (7, PR) | | | | | | | | | | 0 | 1 | 0 | 0 | 0 | 0 | 0 | | | | |
| Benny Ayala, R (8, PH) OBP: 1.000, SLG: 1.000 | | | | | | | | | | 1 | 0 | 1 | 0 | 0 | 0 | 0 | | | | |
| John Lowenstein, L (1,7) OBP: 0.800, SLG: 0.800 | | | | K | | | 2B SF9 | F8 | | 4 | 1 | 3 | 3 | 0 | 1 | 0 | | | | |
| Gary Roenicke, R (8, PH) (9,7) | | 2H 1B | | | 1-3 2H 3H 1B | | | | | 1 | 0 | 0 | 0 | 0 | 0 | 1 | | | | |
| Rich Dauer, R (1,4) OBP: 0.333, SLG: 0.556 | | F9 | | 2B 2B | 4-3 | | SF9 WP 2B | FC5-4 1-2 1B | | 5 | 2 | 2 | 1 | 0 | 0 | 4 | | | | |
| Leo Hernandez, R (1,5) OBP: 0.222, SLG: 0.250 | | F7 | | | | 4-3 | WP 1B | 1-3 | | 4 | 1 | 1 | 1 | 1 | 0 | 2 | | | | |
| Rick Dempsey, R (1,2) | | | K | | K | | SF9 | | | 3 | 0 | 0 | 1 | 0 | 3 | 1 | | | | |
| Inning Stats | R: 0 E: 0 K: 0 S: 3 | H: 0 LOB: 0 BB: 0 P: 3 | R: 1 E: 0 K: 0 S: 5 | H: 2 LOB: 1 BB: 0 P: 5 | R: 1 E: 0 K: 2 S: 8 | H: 1 LOB: 1 BB: 1 P: 12 | R: 1 E: 0 K: 2 S: 9 | H: 2 LOB: 1 BB: 0 P: 9 | R: 2 E: 0 K: 1 S: 8 | H: 3 LOB: 2 BB: 1 P: 12 | R: 1 E: 1 K: 1 S: 6 | H: 0 LOB: 1 BB: 1 P: 10 | R: 5 E: 0 K: 0 S: 8 | H: 5 LOB: 2 BB: 2 P: 16 | R: 0 E: 0 K: 0 S: 4 | H: 1 LOB: 1 BB: 0 P: 4 | 1B: 9 2B: 5 3B: 0 HR: 0 | SF: 1 SAC: 0 DP: 0 HBP: 0 | WP: 1 PB: 0 SB: 1 CS: 0 | PA: 44 |
| PITCHER | IP WLS BF H R ER SO BB IBB HBP BLK WP HR S P ERA WHIP | | | | | | | | | | | | | | | | | | | |
| Dennis Leonard, R (1,1) ERA: 9.64 | 4.2 L 24 8 5 4 1 2 1 0 0 0 0 0 11 23 18.00 2.000 | | | | | | | | | | | | | | | | | | | |
| Bill Castro, R (5,1) ERA: 18.0 | 2.0 12 2 5 4 1 2 1 0 0 0 0 0 11 23 18.00 2.000 | | | | | | | | | | | | | | | | | | | |
| Bob Tufts, L (7,1) ERA: 6.75 | 1.1 8 4 1 1 0 0 0 0 0 0 1 0 8 8 6.75 3.000 | | | | | | | | | | | | | | | | | | | |

AB 34
R 1
H 8
RBI 1
BB 0
SO 4
LOB 8



AB 38
R 11
H 14
RBI 9
BB 5
SO 6
LOB 18



| Batter | 1 | 2 | 3 | 4 | 5 | 6 | 7 | 8 | 9 | AB | R | H | RBI | BB | SO | LOB | TOP | | | | | | | | | | | |
|--|------------------------------|---------------------------------|------------------------------|---------------------------------|------------------------------|----------------------------------|------------------------------|---------------------------------|------------------------------|---------------------------------|------------------------------|---------------------------------|------------------------------|---------------------------------|-------------------------------|----------------------------------|----------------------------------|------------------------------------|----------------------------------|--------|--|--|--|--|--|--|--|--|
| Al Bumbry, L OBP: 0.556, SLG: 0.333 John Shelby, S OBP: 0.200, SLG: 0.200 | 0-0 3-1 | | 4-0 2B BB | 0-0 F7 | | | 0-0 4-3 | | 0-0 2B BB 1B | 3 | 0 | 0 | 0 | 1 | 0 | 1 | | | | | | | | | | | | |
| Dan Ford, R OBP: 0.429, SLG: 0.643 Jim Dwyer, L (9, FR) | 0-0 F8 | | 0-0 2B | 0-0 P4 | | | 0-0 F9 | | 0-0 BB 2B | 5 | 0 | 2 | 1 | 0 | 0 | 0 | | | | | | | | | | | | |
| Cal Ripken Jr., R OBP: 0.357, SLG: 0.417 | 0-0 F8 | | 0-3 K | 0-0 F9 | | | 0-0 L5 | | 4-0 BB BB | 4 | 0 | 0 | 0 | 1 | 1 | 2 | | | | | | | | | | | | |
| Eddie Murray, S OBP: 0.500, SLG: 0.333 | | 0-0 L4 | 4-0 BB | 4-0 BB | | | | 0-3 K | 4-0 BB BB | 2 | 0 | 0 | 1 | 3 | 1 | 0 | | | | | | | | | | | | |
| John Lowenstein, L OBP: 0.444, SLG: 0.444 Gary Roenicke, R (9, PH) | 0-0 F5 | | 0-0 5-3 | 0-0 4-3 | | | | 0-0 3-1 | 0-0 K | 4 | 0 | 0 | 0 | 0 | 0 | 4 | | | | | | | | | | | | |
| Ken Singleton, S OBP: 0.333, SLG: 0.636 | 0-0 2B | | 0-0 HR | 0-3 K | | | | 0-0 1-3 | | 4 | 1 | 2 | 1 | 0 | 1 | 0 | | | | | | | | | | | | |
| Rich Dauer, R OBP: 0.308, SLG: 0.462 | 0-0 4-3 | | 0-0 F9 | 0-0 1B | | | | 0-0 F9 | | 4 | 0 | 1 | 0 | 0 | 0 | 1 | | | | | | | | | | | | |
| Leo Hernandez, R OBP: 0.308, SLG: 0.545 | | | 4-0 2B S BB | 0-0 F3 | | | 0-0 F8 | | 0-0 HR | 3 | 2 | 1 | 1 | 1 | 0 | 1 | | | | | | | | | | | | |
| Rick Dempsey, R OBP: 0.091, SLG: 0.200 | | | 0-3 K | 0-0 2B | | | 0-3 K | | 0-3 K | 4 | 0 | 1 | 0 | 0 | 3 | 2 | | | | | | | | | | | | |
| Inning Stats | R: 0 E: 0 K: 0 S: 3 | H: 0 LOB: 0 BB: 0 P: 3 | R: 0 E: 0 K: 0 S: 4 | H: 1 LOB: 1 BB: 0 P: 4 | R: 1 E: 0 K: 2 S: 8 | H: 1 LOB: 3 BB: 3 P: 20 | R: 1 E: 0 K: 0 S: 5 | H: 2 LOB: 1 BB: 0 P: 5 | R: 0 E: 0 K: 0 S: 3 | H: 0 LOB: 1 BB: 1 P: 7 | R: 0 E: 0 K: 0 S: 3 | H: 0 LOB: 0 BB: 0 P: 3 | R: 0 E: 0 K: 1 S: 5 | H: 0 LOB: 0 BB: 0 P: 5 | R: 2 E: 0 K: 2 S: 10 | H: 3 LOB: 3 BB: 2 P: 18 | 1B: 2 2B: 4 3B: 0 HR: 2 | SF: 0 SAC: 0 DP: 0 HBP: 0 | WP: 0 PB: 0 SB: 1 CS: 0 | PA: 41 | | | | | | | | |
| PITCHER | IP | WLS | BF | H | R | ER | SO | BB | IBB | HBP | BLK | WP | HR | S | P | ERA | WHIP | | | | | | | | | | | |
| Rick Sutcliffe, R ERA: 3.77 | (1, 1) | 8.0 | W | 33 | 5 | 2 | 2 | 5 | 4 | 0 | 0 | 0 | 0 | 1 | 39 | 55 | 2.25 | 1.125 | | | | | | | | | | |
| Ed Glynn, L ERA: 16.2 | (9, 1) | 0.2 | L | 7 | 3 | 2 | 2 | 1 | 2 | 0 | 0 | 0 | 0 | 1 | 7 | 15 | 27.00 | 7.500 | | | | | | | | | | |
| Dan Spillner, R ERA: | (9, 1) | 0.1 | S | 1 | 0 | 0 | 0 | 1 | 0 | 0 | 0 | 0 | 0 | 0 | 3 | 3 | 0.00 | 0.000 | | | | | | | | | | |

Baltimore Orioles @ Cleveland Indians
Cleveland Municipal Stadium, Cleveland, OH
Sat Apr 09 1983, 3:33 AM EST
Att: 52,150 - Unknown

AB 35
R 4
H 8
RBI 4
BB 6
SO 7
LOB 14



| Batter | 1 | 2 | 3 | 4 | 5 | 6 | 7 | 8 | 9 | AB | R | H | RBI | BB | SO | LOB | BOTTOM | | | | | | | | | | | |
|--|------------------------------|---------------------------------|------------------------------|---------------------------------|------------------------------|---------------------------------|------------------------------|---------------------------------|------------------------------|---------------------------------|------------------------------|----------------------------------|----------------------------------|------------------------------------|----------------------------------|--------|--------|-------|--|--|--|--|--|--|--|--|--|--|
| Mike Hargrove, L OBP: 0.329, SLG: 0.286 | 1-0 2B SF8 HBP | | 0-0 5-3 | | 0-0 1B | | 0-0 5-3 | | 0-0 6-3 | 4 | 1 | 1 | 0 | 0 | 0 | 0 | | | | | | | | | | | | |
| Alan Bannister, R OBP: 0.444, SLG: 0.500 | 0-0 SF8 1B 2B | | 0-0 L1 | | 0-0 F2 | | | 4-0 CS BB | | 3 | 1 | 1 | 0 | 1 | 0 | 1 | | | | | | | | | | | | |
| Toby Harrah, R OBP: 0.550, SLG: 0.667 | 0-0 SF8 | | 0-0 F7 | | 0-0 F7 | | | 4-0 1-2 BB BB | | 2 | 1 | 0 | 1 | 1 | 0 | 1 | | | | | | | | | | | | |
| Andre Thornton, R OBP: 0.778, SLG: 1.308 | 0-0 1-3 1B 1B | | 0-0 2B | | 0-0 1B | | | 4-0 1-2 BB HR BB | | 3 | 1 | 3 | 1 | 1 | 0 | 0 | | | | | | | | | | | | |
| Bake McBride, L OBP: 0.273, SLG: 0.273 Ron Hassey, L OBP: 0.500, SLG: 0.500 | 0-0 1-3 1B | | 0-0 F7 | | 0-0 P6 | | | 0-0 1-2 2-H HR 1B | | 3 | 0 | 1 | 0 | 0 | 0 | 2 | | | | | | | | | | | | |
| Manny Trillo, R OBP: 0.611, SLG: 0.500 | 0-0 1-3 | | 0-0 P5 | | 0-0 1B | | | 4-0 1-2 2-3 HR BB | | 3 | 1 | 1 | 0 | 1 | 0 | 2 | | | | | | | | | | | | |
| Rick Manning, L OBP: 0.222, SLG: 0.222 | 0-3 K | | 0-0 P5 | | 0-0 F8 | | | 0-3 K | | 4 | 0 | 0 | 0 | 0 | 2 | 6 | | | | | | | | | | | | |
| Jim Essian, R George Vukovich, L OBP: 0.188, SLG: 0.375 (7, PH) (8, 9) | | 0-0 F8 | | 0-0 P4 | | | 0-0 G3 | | 0-0 HR | 2 | 0 | 0 | 0 | 0 | 0 | 0 | | | | | | | | | | | | |
| Julio Franco, R OBP: 0.278, SLG: 0.438 | | 0-0 F7 | | 0-0 F8 | | | 0-0 L3 | | 0-0 HR | 4 | 1 | 1 | 1 | 0 | 0 | 0 | | | | | | | | | | | | |
| Inning Stats | R: 2 E: 0 K: 1 S: 8 | H: 3 LOB: 2 BB: 0 P: 9 | R: 0 E: 0 K: 0 S: 3 | H: 0 LOB: 0 BB: 0 P: 3 | R: 0 E: 0 K: 0 S: 4 | H: 0 LOB: 0 BB: 0 P: 3 | R: 0 E: 0 K: 0 S: 4 | H: 2 LOB: 1 BB: 0 P: 4 | R: 0 E: 0 K: 0 S: 3 | H: 0 LOB: 0 BB: 0 P: 3 | R: 6 E: 0 K: 1 S: 7 | H: 3 LOB: 4 BB: 4 P: 23 | 1B: 6 2B: 2 3B: 0 HR: 2 | SF: 1 SAC: 0 DP: 0 HBP: 1 | WP: 0 PB: 0 SB: 0 CS: 1 | PA: 37 | | | | | | | | | | | | |
| PITCHER | IP | WLS | BF | H | R | ER | SO | BB | IBB | HBP | BLK | WP | HR | S | P | ERA | WHIP | | | | | | | | | | | |
| Scott McGregor, L ERA: 3.0 | (1, 1) | 6.0 | L | 25 | 7 | 2 | 2 | 1 | 0 | 0 | 0 | 0 | 0 | 26 | 27 | 3.00 | 1.167 | | | | | | | | | | | |
| Sammy Stewart, R ERA: 13.5 | (7, 1) | 1.1 | L | 6 | 0 | 2 | 2 | 0 | 3 | 0 | 0 | 0 | 0 | 3 | 15 | 13.50 | 2.250 | | | | | | | | | | | |
| Tippy Martinez, L ERA: 21.6 | (8, 1) | 0.2 | L | 6 | 3 | 4 | 4 | 1 | 1 | 0 | 0 | 0 | 0 | 2 | 7 | 11 | 54.00 | 6.000 | | | | | | | | | | |

Baltimore Orioles @ Cleveland Indians
Cleveland Municipal Stadium, Cleveland, OH
Sat Apr 09 1983, 3:33 AM EST
Att: 52,150 - Unknown

AB 31
R 8
H 10
RBI 8
BB 4
SO 2
LOB 12



| Batter | 1 | 2 | 3 | 4 | 5 | 6 | 7 | 8 | 9 | AB | R | H | RBI | BB | SO | LOB | TOP | | | | | | | | | | | |
|---|------------------------------|---------------------------------|------------------------------|---------------------------------|------------------------------|----------------------------------|------------------------------|---------------------------------|------------------------------|---------------------------------|------------------------------|---------------------------------|------------------------------|---------------------------------|------------------------------|----------------------------------|------------------------------|----------------------------------|----------------------------------|------------------------------------|----------------------------------|--------|--|--|--|--|--|--|
| Al Bumby, L OBP: 0.538, SLG: 0.250 John Shelby, S OBP: 0.286, SLG: 0.429 | 0-3 K | 0-0 F7 | 4-0 BB | | 4-0 BB | | | 0-0 5-3 | 0-0 2B | 2 | 0 | 0 | 0 | 2 | 1 | 1 | | | | | | | | | | | | |
| Jim Dwyer, L OBP: 0.333, SLG: 0.200 | 0-0 3-1 | | 1-2 BB | | 0-3 K | | | 0-0 F7 | 0-0 BB | 5 | 1 | 1 | 0 | 1 | 1 | 3 | | | | | | | | | | | | |
| Cal Ripken Jr., R OBP: 0.400, SLG: 0.471 | 0-0 1B | | 0-0 F8 | 0-0 WP | | 0-0 F9 | | 4-0 HR | 0-0 5-3 | 5 | 3 | 2 | 0 | 1 | 0 | 3 | | | | | | | | | | | | |
| Eddie Murray, S OBP: 0.579, SLG: 0.786 | 0-0 3B | | 0-0 2B | 4-3 SF7 | | 0-0 F7 | | 0-0 HR | | 5 | 4 | 4 | 4 | 0 | 0 | 0 | | | | | | | | | | | | |
| John Lowenstein, L OBP: 0.462, SLG: 0.692 Gary Roenicke, R | 0-0 3B | | 0-0 1B | 4-3 2B | | 0-0 F5 | | 0-0 5-3 | | 4 | 1 | 2 | 3 | 0 | 0 | 1 | | | | | | | | | | | | |
| Ken Singleton, S OBP: 0.294, SLG: 0.500 | 0-0 F7 | | 0-0 1B | | | | | | | 3 | 1 | 0 | 1 | 1 | 0 | 1 | | | | | | | | | | | | |
| Rich Dauer, R OBP: 0.278, SLG: 0.389 | | 0-0 F7 | 0-0 F8 | 0-0 F8 | | | 0-0 F8 | | | 5 | 1 | 1 | 0 | 0 | 0 | 2 | | | | | | | | | | | | |
| Leo Hernandez, R OBP: 0.353, SLG: 0.500 Aurelio Rodriguez, R | | 0-0 P4 | 0-0 1B | | 0-0 F8 | | | 0-0 F9 | | 3 | 1 | 1 | 0 | 1 | 0 | 0 | | | | | | | | | | | | |
| Joe Nolan, L OBP: 0.600, SLG: 0.750 | | 4-0 BB | 0-0 1B | | 0-0 F7 | | | 0-0 2B | | 4 | 1 | 2 | 2 | 1 | 0 | 1 | | | | | | | | | | | | |
| Inning Stats | R: 2 E: 0 K: 1 S: 8 | H: 3 LOB: 1 BB: 0 P: 8 | R: 0 E: 0 K: 0 S: 3 | H: 0 LOB: 1 BB: 1 P: 7 | R: 5 E: 0 K: 0 S: 8 | H: 5 LOB: 2 BB: 2 P: 16 | R: 2 E: 0 K: 0 S: 5 | H: 2 LOB: 0 BB: 0 P: 5 | R: 0 E: 0 K: 1 S: 5 | H: 0 LOB: 1 BB: 1 P: 9 | R: 0 E: 0 K: 0 S: 3 | H: 0 LOB: 0 BB: 0 P: 3 | R: 0 E: 0 K: 0 S: 3 | H: 0 LOB: 1 BB: 1 P: 7 | R: 2 E: 0 K: 0 S: 4 | H: 1 LOB: 2 BB: 1 P: 10 | R: 2 E: 0 K: 0 S: 6 | H: 3 LOB: 5 BB: 1 P: 10 | 1B: 7 2B: 5 3B: 1 HR: 1 | SF: 1 SAC: 0 DP: 0 HBP: 0 | WP: 2 PB: 2 SB: 0 CS: 0 | PA: 48 | | | | | | |
| PITCHER | IP | WLS | BF | H | R | ER | SO | BB | IBB | HBP | BLK | WP | HR | S | P | ERA | WHIP | | | | | | | | | | | |
| Lary Sorensen, R ERA: 23.63 | (1, 1) | 2.2 | L | 18 | 8 | 7 | 7 | 1 | 1 | 1 | 0 | 0 | 0 | 0 | 18 | 26 | 23.62 | 3.375 | | | | | | | | | | |
| Juan Eichelberger, R ERA: 4.7 | (3, 1) | 4.1 | | 18 | 2 | 2 | 2 | 1 | 3 | 0 | 0 | 0 | 2 | 0 | 17 | 29 | 4.15 | 1.154 | | | | | | | | | | |
| Rick Waits, L ERA: 18.0 | (8, 1) | 2.0 | | 12 | 4 | 4 | 4 | 0 | 2 | 0 | 0 | 0 | 0 | 1 | 10 | 18 | 18.00 | 3.000 | | | | | | | | | | |

Baltimore Orioles @ Cleveland Indians
Cleveland Municipal Stadium, Cleveland, OH
Sun Apr 10 1983, 3:33 AM EST
Att: 10,721 - Unknown

AB 40
R 13
H 14
RBI 12
BB 7
SO 2
LOB 13



| Batter | 1 | 2 | 3 | 4 | 5 | 6 | 7 | 8 | 9 | AB | R | H | RBI | BB | SO | LOB | BOTTOM | | | | | | | | | | | |
|---|------------------------------|----------------------------------|------------------------------|---------------------------------|------------------------------|---------------------------------|------------------------------|---------------------------------|------------------------------|---------------------------------|------------------------------|---------------------------------|------------------------------|----------------------------------|------------------------------|----------------------------------|----------------------------------|------------------------------------|----------------------------------|--------|--|--|--|--|--|--|--|--|
| Mike Hargrove, L OBP: 0.300, SLG: 0.235 | 0-0 F8 | 0-0 8-3 | | | 4-0 BB | | | 0-0 G3 | | 3 | 0 | 0 | 0 | 1 | 0 | 2 | | | | | | | | | | | | |
| Miguel Dilone, S | 4-0 2B | | 0-0 1-3 | | 0-0 F7 | | | 0-0 F9 | | 3 | 1 | 0 | 0 | 1 | 0 | 1 | | | | | | | | | | | | |
| Toby Harrah, R OBP: 0.583, SLG: 0.647 | 4-0 2B | | 0-0 1B | | 0-0 1-3 | | | 4-0 BB | | 2 | 1 | 1 | 0 | 2 | 0 | 1 | | | | | | | | | | | | |
| Andre Thornton, R OBP: 0.727, SLG: 1.125 | 0-0 F8 | | 0-0 F8 | | 0-0 F8 | | | 4-0 BB | | 3 | 0 | 1 | 0 | 1 | 0 | 3 | | | | | | | | | | | | |
| George Vukovich, L OBP: 0.200, SLG: 0.400 | 0-0 2B | | 0-0 F5 | | 0-0 P6 | | | 0-0 F8 | | 4 | 0 | 1 | 2 | 0 | 0 | 4 | | | | | | | | | | | | |
| Manny Trillo, R OBP: 0.500, SLG: 0.375 | 0-0 F9 | | | 0-3 K | | 0-0 G6-4-3 | | 0-0 4-3 | | 4 | 0 | 0 | 0 | 0 | 1 | 2 | | | | | | | | | | | | |
| Rick Manning, L OBP: 0.227, SLG: 0.190 | | 0-0 3-1 | | 0-0 1-4-3 | | 0-0 4-3 | | 4-0 BB | | 3 | 0 | 0 | 0 | 1 | 0 | 0 | | | | | | | | | | | | |
| Ron Hassey, L OBP: 0.500, SLG: 0.417 | | 4-0 1B | | 0-0 3-1 | | 0-0 4-3 | | 4-0 BB | | 2 | 0 | 0 | 0 | 2 | 0 | 0 | | | | | | | | | | | | |
| Julio Franco, R OBP: 0.273, SLG: 0.400 | | 0-0 1B | | | 0-3 K | | 0-0 6-3 | 0-0 G4-6-3 | | 4 | 0 | 1 | 0 | 0 | 1 | 2 | | | | | | | | | | | | |
| Inning Stats | R: 2 E: 0 K: 0 S: 4 | H: 1 LOB: 2 BB: 2 P: 12 | R: 0 E: 0 K: 0 S: 3 | H: 1 LOB: 1 BB: 1 P: 7 | R: 0 E: 0 K: 0 S: 4 | H: 1 LOB: 1 BB: 0 P: 4 | R: 0 E: 0 K: 1 S: 5 | H: 0 LOB: 0 BB: 0 P: 5 | R: 0 E: 0 K: 0 S: 3 | H: 1 LOB: 2 BB: 0 P: 3 | R: 0 E: 0 K: 0 S: 3 | H: 0 LOB: 0 BB: 0 P: 3 | R: 0 E: 0 K: 0 S: 3 | H: 0 LOB: 2 BB: 2 P: 11 | R: 0 E: 0 K: 0 S: 2 | H: 0 LOB: 1 BB: 2 P: 10 | 1B: 3 2B: 2 3B: 0 HR: 0 | SF: 0 SAC: 0 DP: 3 HBP: 0 | WP: 0 PB: 0 SB: 2 CS: 0 | PA: 36 | | | | | | | | |
| PITCHER | IP | WLS | BF | H | R | ER | SO | BB | IBB | HBP | BLK | WP | HR | S | P | ERA | WHIP | | | | | | | | | | | |
| Dennis Martinez, R ERA: 3.21 | (1, 1) | 8.0 | W | 32 | 4 | 2 | 2 | 2 | 6 | 0 | 0 | 0 | 0 | 0 | 30 | 54 | 2.25 | 1.250 | | | | | | | | | | |
| Tim Stoddard, R ERA: | (9, 1) | 1.0 | | 4 | 0 | 0 | 0 | 0 | 2 | 0 | 0 | 0 | 0 | 2 | 10 | 0.00 | 2.000 | | | | | | | | | | | |

Baltimore Orioles @ Cleveland Indians
Cleveland Municipal Stadium, Cleveland, OH
Sun Apr 10 1983, 3:33 AM EST
Att: 10,721 - Unknown

AB 28
R 2
H 4
RBI 2
BB 8
SO 2
LOB 15



| Batter | 1 | 2 | 3 | 4 | 5 | 6 | 7 | 8 | 9 | AB | R | H | RBI | BB | SO | LOB | TOP | | | | | | | | |
|---|------------------------------|----------------------------------|------------------------------|----------------------------------|------------------------------|---------------------------------|------------------------------|---------------------------------|------------------------------|---------------------------------|------------------------------|---------------------------------|------------------------------|----------------------------------|------------------------------|---------------------------------|---|---------------------------------|-----------------------------------|------------------------------------|----------------------------------|--------|--|--|--|
| John Shelby, S OBP: 0.417, SLG: 0.750 (1, 8) | | | | | | | | | | 5 | 2 | 3 | 1 | 0 | 0 | 1 | Baltimore Orioles @ Chicago White Sox Comiskey Park, Chicago, IL Tue Apr 12 1983, 4:33 AM EST Att: 38,306 - Unknown | | | | | | | | |
| Dan Ford, R OBP: 0.368, SLG: 0.500 (1, 9) | | | | | | | | | | 4 | 1 | 0 | 0 | 1 | 1 | 2 | | | | | | | | | |
| Cal Ripken Jr., R OBP: 0.400, SLG: 0.455 (1, 6) | | | | | | | | | | 5 | 2 | 2 | 1 | 0 | 0 | 2 | | | | | | | | | |
| Eddie Murray, S OBP: 0.583, SLG: 0.722 (1, 3) | | | | | | | | | | 4 | 1 | 2 | 1 | 1 | 1 | 0 | | | | | | | | | |
| Gary Roenicke, R OBP: 0.111, SLG: 0.444 (7, PH) | | | | | | | | | | 3 | 1 | 1 | 3 | 0 | 0 | 2 | | | | | | | | | |
| John Lowenstein, L OBP: 0.500, SLG: 0.692 (7, 5) | | | | | | | | | | 0 | 1 | 0 | 0 | 1 | 0 | 0 | | | | | | | | | |
| Aurelio Rodriguez, R (7, 5) | | | | | | | | | | 1 | 0 | 0 | 0 | 0 | 0 | 0 | | | | | | | | | |
| Ken Singleton, S OBP: 0.333, SLG: 0.556 (9, PR) | | | | | | | | | | 4 | 0 | 2 | 0 | 0 | 1 | 2 | | | | | | | | | |
| Jim Dwyer, L OBP: 0.333, SLG: 0.200 (9, PR) | | | | | | | | | | 0 | 0 | 0 | 0 | 0 | 0 | 0 | | | | | | | | | |
| Rich Dauer, R OBP: 0.261, SLG: 0.348 (1, 4) | | | | | | | | | | 5 | 1 | 1 | 1 | 0 | 0 | 4 | | | | | | | | | |
| Leo Hernandez, R OBP: 0.350, SLG: 0.471 (7, PH) | | | | | | | | | | 3 | 0 | 1 | 0 | 0 | 0 | 2 | | | | | | | | | |
| Al Bumbry, L OBP: 0.533, SLG: 0.300 (7, 7) | | | | | | | | | | 2 | 1 | 1 | 1 | 0 | 0 | 2 | | | | | | | | | |
| Rick Dempsey, R OBP: 0.133, SLG: 0.286 (1, 2) | | | | | | | | | | 4 | 0 | 1 | 2 | 0 | 1 | 1 | | | | | | | | | |
| Inning Stats | R: 3 E: 1 K: 1 S: 9 | H: 4 LOB: 2 BB: 1 P: 13 | R: 4 E: 0 K: 1 S: 8 | H: 3 LOB: 0 BB: 1 P: 12 | R: 0 E: 0 K: 0 S: 3 | H: 0 LOB: 0 BB: 0 P: 3 | R: 0 E: 0 K: 0 S: 3 | H: 0 LOB: 0 BB: 0 P: 3 | R: 0 E: 0 K: 1 S: 6 | H: 1 LOB: 1 BB: 0 P: 6 | R: 0 E: 0 K: 1 S: 7 | H: 2 LOB: 2 BB: 0 P: 7 | R: 0 E: 0 K: 0 S: 6 | H: 3 LOB: 1 BB: 1 P: 10 | R: 0 E: 0 K: 0 S: 3 | H: 0 LOB: 0 BB: 0 P: 3 | R: 0 E: 0 K: 0 S: 4 | H: 1 LOB: 2 BB: 0 P: 4 | 1B: 10 2B: 2 3B: 0 HR: 2 | SF: 0 SAC: 1 DP: 0 HBP: 0 | WP: 0 PB: 0 SB: 3 CS: 0 | PA: 44 | | | |
| PITCHER | IP | WLS | BF | H | R | ER | SO | BB | IBB | HBP | BLK | WP | HR | S | P | ERA | WHIP | | | | | | | | |
| Floyd Bannister, L ERA: 12.27 (1, 1) | 1.2 | | 14 | 7 | 7 | 2 | 2 | 2 | 0 | 0 | 0 | 0 | 0 | 2 | 24 | 37.80 | 5.400 | | | | | | | | |
| Dennis Lamp, R ERA: 4.35 (2, 1) | 4.1 | L | 18 | 4 | 2 | 2 | 1 | 0 | 0 | 0 | 0 | 0 | 0 | 21 | 25 | 4.15 | 1.154 | | | | | | | | |
| Dick Tidrow, R ERA: 2.25 (7, 1) | 2.0 | | 8 | 2 | 1 | 1 | 0 | 0 | 0 | 0 | 0 | 0 | 0 | 8 | 8 | 4.50 | 1.000 | | | | | | | | |
| Salome Barojas, R ERA: (9, 1) | 1.0 | | 4 | 1 | 0 | 0 | 0 | 0 | 0 | 0 | 0 | 0 | 0 | 4 | 4 | 0.00 | 1.000 | | | | | | | | |

| Batter | 1 | 2 | 3 | 4 | 5 | 6 | 7 | 8 | 9 | AB | R | H | RBI | BB | SO | LOB | BOTTOM | | | | | | | | |
|---|------------------------------|---------------------------------|------------------------------|---------------------------------|------------------------------|----------------------------------|------------------------------|---------------------------------|------------------------------|---------------------------------|------------------------------|----------------------------------|------------------------------|---------------------------------|------------------------------|---------------------------------|---|----------------------------------|----------------------------------|------------------------------------|----------------------------------|--------|--|--|--|
| Tony Bernazard, S OBP: 0.397, SLG: 0.538 (1, 4) | | | | | | | | | | 5 | 1 | 1 | 2 | 0 | 1 | 1 | Baltimore Orioles @ Chicago White Sox Comiskey Park, Chicago, IL Tue Apr 12 1983, 4:33 AM EST Att: 38,306 - Unknown | | | | | | | | |
| Tom Paciorek, R OBP: 0.294, SLG: 0.471 (1, 3) | | | | | | | | | | 5 | 1 | 3 | 1 | 0 | 0 | 0 | | | | | | | | | |
| Harold Baines, L OBP: 0.481, SLG: 0.450 (1, 9) | | | | | | | | | | 4 | 0 | 1 | 1 | 1 | 0 | 1 | | | | | | | | | |
| Greg Luzinski, R OBP: 0.444, SLG: 0.350 (1, 10) | | | | | | | | | | 3 | 1 | 2 | 0 | 2 | 0 | 1 | | | | | | | | | |
| Ron Kittle, R OBP: 0.304, SLG: 0.591 (1, 7) | | | | | | | | | | 5 | 2 | 2 | 2 | 0 | 1 | 5 | | | | | | | | | |
| Carlton Fisk, R OBP: 0.280, SLG: 0.318 (1, 2) | | | | | | | | | | 4 | 1 | 1 | 1 | 1 | 1 | 5 | | | | | | | | | |
| Vance Law, R OBP: 0.190, SLG: 0.200 (9, PH) | | | | | | | | | | | 4 | 1 | 1 | 1 | 0 | 2 | | | | | | | | | |
| Jerry Hairston, S (9, PH) | | | | | | | | | | | 1 | 0 | 0 | 0 | 0 | 2 | | | | | | | | | |
| Rusty Kuntz, R OBP: 0.429, SLG: 0.429 (3, PH) | | | | | | | | | | | 1 | 0 | 1 | 0 | 0 | 0 | | | | | | | | | |
| Rudy Law, L OBP: 0.293, SLG: 0.278 (4, 8) | | | | | | | | | | | 4 | 0 | 0 | 0 | 1 | 4 | | | | | | | | | |
| Scott Fletcher, R OBP: 0.235, SLG: 0.133 (7, PH) | | | | | | | | | | 2 | 1 | 0 | 0 | 1 | 0 | 2 | | | | | | | | | |
| Greg Walker, L OBP: 0.200, SLG: 0.333 (7, 6) | | | | | | | | | | 1 | 0 | 0 | 0 | 0 | 1 | 0 | | | | | | | | | |
| Jerry Dybzinski, R (8, 6) | | | | | | | | | | 0 | 0 | 0 | 0 | 0 | 0 | 0 | | | | | | | | | |
| Inning Stats | R: 0 E: 0 K: 0 S: 3 | H: 0 LOB: 1 BB: 1 P: 7 | R: 5 E: 0 K: 0 S: 8 | H: 6 LOB: 0 BB: 0 P: 8 | R: 2 E: 0 K: 1 S: 6 | H: 1 LOB: 0 BB: 1 P: 10 | R: 0 E: 0 K: 0 S: 4 | H: 1 LOB: 1 BB: 0 P: 4 | R: 0 E: 0 K: 2 S: 9 | H: 1 LOB: 2 BB: 0 P: 9 | R: 1 E: 0 K: 0 S: 5 | H: 2 LOB: 3 BB: 2 P: 13 | R: 0 E: 0 K: 2 S: 7 | H: 0 LOB: 0 BB: 0 P: 7 | R: 0 E: 0 K: 1 S: 5 | H: 0 LOB: 0 BB: 0 P: 5 | R: 0 E: 0 K: 1 S: 6 | H: 1 LOB: 2 BB: 1 P: 10 | 1B: 6 2B: 3 3B: 0 HR: 3 | SF: 0 SAC: 0 DP: 1 HBP: 0 | WP: 0 PB: 0 SB: 0 CS: 0 | PA: 44 | | | |
| PITCHER | IP | WLS | BF | H | R | ER | SO | BB | IBB | HBP | BLK | WP | HR | S | P | ERA | WHIP | | | | | | | | |
| Mike Flanagan, L ERA: 6.3 (1, 1) | 2.0 | | 13 | 6 | 6 | 6 | 0 | 2 | 0 | 0 | 0 | 0 | 0 | 1 | 11 | 27.00 | 4.000 | | | | | | | | |
| Storm Davis, R ERA: 5.09 (3, 1) | 3.1 | | 16 | 4 | 2 | 2 | 3 | 1 | 0 | 0 | 0 | 0 | 0 | 1 | 21 | 5.40 | 1.500 | | | | | | | | |
| Sammy Stewart, R ERA: 3.6 (6, 1) | 3.2 | W | 15 | 2 | 0 | 0 | 4 | 1 | 1 | 0 | 0 | 0 | 0 | 0 | 21 | 0.00 | 0.818 | | | | | | | | |

| | |
|-----|----|
| AB | 40 |
| R | 10 |
| H | 14 |
| RBI | 10 |
| BB | 3 |
| SO | 4 |
| LOB | 18 |



| Batter | 1 | 2 | 3 | 4 | 5 | 6 | 7 | 8 | 9 | AB | R | H | RBI | BB | SO | LOB | TOP | |
|---|------------------------------|---------------------------------|------------------------------|---------------------------------|------------------------------|---------------------------------|------------------------------|---------------------------------|------------------------------|---------------------------------|-------------------------------|----------------------------------|------------------------------|---------------------------------|----------------------------------|------------------------------------|--|--|
| Mike Hargrove, L (1, 3) OBP: 0.341, SLG: 0.400 Miguel Dilone, S (9, FR) | F7 | | 1B | | L4 | | | 1B BB | BB | 4 | 0 | 2 | 0 | 1 | 0 | 2 | Cleveland Indians @ Baltimore Orioles Memorial Stadium, Baltimore, MD Sat Apr 16 1983, 3:33 AM EST Unknown - 51 F | |
| Toby Harrah, R (1, 5) OBP: 0.459, SLG: 0.429 | B2 | | F6 | | FC5-4 | | | 1B | 1-3 | 4 | 0 | 0 | 0 | 1 | 0 | 5 | | |
| Bake McBride, L (1, 9) OBP: 0.316, SLG: 0.278 | L6 | | F8 | | | 4-3 | | 1B | | 4 | 0 | 1 | 0 | 0 | 0 | 1 | | |
| Andre Thornton, R (1, 10) OBP: 0.529, SLG: 0.714 | | | FC6-4 | | F7 | | | K | | 4 | 0 | 1 | 0 | 0 | 1 | 3 | | |
| George Vukovich, L (1, 7) OBP: 0.194, SLG: 0.333 | | | FC6-4 | | F8 | | | K | | 4 | 0 | 0 | 0 | 0 | 1 | 4 | | |
| Manny Trillo, R (1, 4) OBP: 0.471, SLG: 0.393 | | | FC1-5-2 | | 6-3 | | | K | | 4 | 0 | 1 | 0 | 0 | 2 | 3 | | |
| Rick Manning, L (1, 8) OBP: 0.156, SLG: 0.129 Alan Bannister, R (9, PH) OBP: 0.428, SLG: 0.500 | | | FC1-5-2 | | F8 | | | G1 | | 3 | 0 | 0 | 0 | 0 | 0 | 2 | | |
| Ron Hassey, L (1, 2) OBP: 0.529, SLG: 0.467 Wil Culmer, R (9, PH) OBP: 0.500, SLG: 0.500 | | | F7 | | 1B | | | G1 | | 3 | 0 | 2 | 0 | 0 | 0 | 2 | | |
| Julio Franco, R (1, 6) OBP: 0.258, SLG: 0.345 | | | 2-3 | | 1B | | | 1B | | 1 | 0 | 0 | 0 | 0 | 0 | 1 | | |
| Inning Stats | R: 0 E: 0 K: 0 S: 3 | H: 0 LOB: 0 BB: 0 P: 3 | R: 0 E: 0 K: 0 S: 5 | H: 2 LOB: 2 BB: 0 P: 5 | R: 0 E: 0 K: 0 S: 4 | H: 1 LOB: 1 BB: 0 P: 4 | R: 0 E: 0 K: 0 S: 3 | H: 0 LOB: 0 BB: 0 P: 3 | R: 0 E: 0 K: 1 S: 6 | H: 1 LOB: 1 BB: 0 P: 6 | R: 0 E: 0 K: 3 S: 11 | H: 2 LOB: 3 BB: 1 P: 15 | R: 0 E: 0 K: 0 S: 4 | H: 1 LOB: 2 BB: 1 P: 8 | 1B: 9 2B: 0 3B: 0 HR: 0 | SF: 0 SAC: 0 DP: 0 HBP: 0 | | WP: 0 PA: 38 PB: 0 SB: 0 CS: 0 |
| PITCHER | IP | WLS | BF | H | R | ER | SO | BB | IBB | HBP | BLK | WP | HR | S | P | ERA | WHIP | |
| Jim Palmer, R (1, 1) ERA: 14.73 | 5.0 | W | 20 | 5 | 0 | 0 | 0 | 0 | 0 | 0 | 0 | 0 | 0 | 20 | 20 | 0.00 | 1.000 | |
| Storm Davis, R (6, 1) ERA: 3.52 | 2.1 | | 11 | 3 | 0 | 0 | 2 | 1 | 0 | 0 | 0 | 0 | 0 | 14 | 18 | 0.00 | 1.714 | |
| Tippy Martinez, L (8, 1) ERA: 14.73 | 1.2 | S | 7 | 1 | 0 | 0 | 2 | 1 | 0 | 0 | 0 | 0 | 0 | 10 | 14 | 0.00 | 1.200 | |

| Batter | 1 | 2 | 3 | 4 | 5 | 6 | 7 | 8 | 9 | AB | R | H | RBI | BB | SO | LOB | BOTTOM | |
|---|------------------------------|---------------------------------|------------------------------|----------------------------------|------------------------------|---------------------------------|------------------------------|---------------------------------|------------------------------|---------------------------------|------------------------------|----------------------------------|------------------------------|----------------------------------|----------------------------------|------------------------------------|--|--|
| Al Bumbry, L (1, 8) OBP: 0.309, SLG: 0.188 | 6-3 | 1-3 | | | L8 | | | L1 | | 4 | 0 | 0 | 0 | 0 | 0 | 2 | Cleveland Indians @ Baltimore Orioles Memorial Stadium, Baltimore, MD Sat Apr 16 1983, 3:33 AM EST Unknown - 51 F | |
| Jim Dwyer, L (1, 9) OBP: 0.400, SLG: 0.250 | F7 | | FC4-6 | | F7 | | | WP | | 3 | 1 | 1 | 0 | 1 | 0 | 0 | | |
| Cal Ripken Jr., R (1, 6) OBP: 0.429, SLG: 0.563 | | | FC4-6 | | | | | 4-3 | | 4 | 0 | 3 | 0 | 0 | 0 | 1 | | |
| Eddie Murray, S (1, 3) OBP: 0.515, SLG: 0.577 | G3 | | FC4-6 | | F6 | | | WP | | 3 | 0 | 0 | 0 | 1 | 0 | 4 | | |
| John Lowenstein, L (1, 7) OBP: 0.500, SLG: 0.647 Gary Roenicke, R (8, PH) OBP: 0.083, SLG: 0.333 | | | SF8 | | 4-3 | | | F7 | | 1 | 1 | 0 | 1 | 1 | 0 | 0 | | |
| Ken Singleton, S (1, 10) OBP: 0.267, SLG: 0.407 | | | FC6-4 | | 6-3 | | | K | | 1 | 0 | 0 | 0 | 0 | 0 | 2 | | |
| Rich Dauer, R (1, 4) OBP: 0.355, SLG: 0.483 | | | 1B | | 1-3 | | | F8 | | 3 | 0 | 1 | 1 | 0 | 0 | 0 | | |
| Leo Hernandez, R (1, 5) OBP: 0.357, SLG: 0.417 Aurelio Rodriguez, R (8, 5) | | | 1B | | 4-3 | | | K | | 3 | 0 | 1 | 0 | 0 | 1 | 0 | | |
| Joe Nolan, L (1, 2) OBP: 0.231, SLG: 0.250 | | | K | | F7 | | | 4-3 | | 3 | 0 | 0 | 0 | 0 | 1 | 2 | | |
| Inning Stats | R: 0 E: 0 K: 0 S: 4 | H: 1 LOB: 1 BB: 0 P: 4 | R: 1 E: 0 K: 2 S: 9 | H: 2 LOB: 2 BB: 1 P: 13 | R: 1 E: 0 K: 0 S: 4 | H: 1 LOB: 1 BB: 1 P: 8 | R: 0 E: 0 K: 0 S: 3 | H: 0 LOB: 0 BB: 0 P: 3 | R: 0 E: 0 K: 1 S: 5 | H: 0 LOB: 0 BB: 0 P: 5 | R: 0 E: 0 K: 1 S: 6 | H: 0 LOB: 2 BB: 1 P: 10 | R: 0 E: 0 K: 1 S: 6 | H: 1 LOB: 2 BB: 1 P: 10 | 1B: 6 2B: 0 3B: 0 HR: 0 | SF: 1 SAC: 0 DP: 0 HBP: 0 | | WP: 2 PA: 33 PB: 0 SB: 0 CS: 0 |
| PITCHER | IP | WLS | BF | H | R | ER | SO | BB | IBB | HBP | BLK | WP | HR | S | P | ERA | WHIP | |
| Lary Sorensen, R (1, 1) ERA: 8.1 | 7.1 | L | 31 | 6 | 2 | 2 | 3 | 2 | 1 | 0 | 0 | 1 | 0 | 34 | 46 | 2.46 | 1.091 | |
| Ed Glynn, L (8, 1) ERA: 11.57 | 0.2 | | 2 | 0 | 0 | 0 | 1 | 0 | 0 | 0 | 0 | 1 | 0 | 4 | 4 | 0.00 | 0.000 | |

AB 36
R 0
H 9
RBI 0
BB 2
SO 4
LOB 25



AB 29
R 2
H 6
RBI 2
BB 3
SO 4
LOB 15



| Batter | 1 | 2 | 3 | 4 | 5 | 6 | 7 | 8 | 9 | AB | R | H | RBI | BB | SO | LOB | TOP | | | | | | | | | | |
|---|------------------------------|----------------------------------|------------------------------|---------------------------------|------------------------------|---------------------------------|------------------------------|----------------------------------|------------------------------|---------------------------------|------------------------------|---------------------------------|------------------------------|---------------------------------|------------------------------|---------------------------------|----------------------------------|------------------------------------|----------------------------------|--------|--|--|--|--|--|--|--|
| Miguel Dilone, S OBP: 0.444, SLG: 0.571 (1, 7) | 0-0 2B | | 0-0 4-3 | 4-0 2B BB | | 0-0 5-3 | | 0-0 2B | | 4 | 1 | 2 | 1 | 1 | 0 | 0 | | | | | | | | | | | |
| Toby Harrah, R OBP: 0.474, SLG: 0.429 Julio Franco, R OBP: 0.286, SLG: 0.394 (1, 5) (1, 6) | 1-0 HBP | | 0-0 1B | 0-0 G3 2B | | | 0-0 F9 | 0-0 F8 | | 0 | 0 | 0 | 0 | 0 | 0 | 0 | | | | | | | | | | | |
| Broderick Perkins, L OBP: 0.200, SLG: 0.200 (1, 3) | 0-3 K | | 0-3 K | 0-3 G3 | | | 0-0 1B | | 0-0 F7 | 5 | 0 | 1 | 0 | 0 | 2 | 4 | | | | | | | | | | | |
| Andre Thornton, R OBP: 0.538, SLG: 0.677 (1, 10) | 4-0 1-2 BB | | 0-0 1B | 0-3 K | | | 0-0 F7 | | 4-0 BB | 3 | 0 | 1 | 1 | 2 | 1 | 2 | | | | | | | | | | | |
| George Vukovich, L OBP: 0.167, SLG: 0.286 (1, 9) | 0-3 K | | 0-3 6-3 | | 0-3 K | | 0-0 5-3 | | 0-0 F7 | 5 | 0 | 0 | 0 | 0 | 2 | 5 | | | | | | | | | | | |
| Manny Trillo, R OBP: 0.436, SLG: 0.364 (1, 4) | | 0-0 F4 | | 0-0 1B | 0-0 6-3 | | | 0-0 4-3 | 0-0 F9 | 5 | 1 | 1 | 0 | 0 | 0 | 1 | | | | | | | | | | | |
| Rick Manning, L OBP: 0.194, SLG: 0.200 (1, 8) | | 0-0 4-6-3 1B | | 0-0 F8 | 0-0 6-3 | | | 0-0 1B | | 4 | 1 | 2 | 0 | 0 | 0 | 1 | | | | | | | | | | | |
| Chris Bando, S OBP: 0.455, SLG: 0.400 (1, 2) | | 0-0 4-6-3 | | 0-0 BB 1B | 0-0 4-3 | | | 0-0 2B | | 4 | 2 | 2 | 1 | 0 | 0 | 1 | | | | | | | | | | | |
| Mike Fischlin, R OBP: 0.333, SLG: 0.333 (1, 6) (1, 5) | | 0-0 1-3 | | 0-0 BB 2B 1B | 0-0 3-1 | | | 0-0 SH2-3 | | 3 | 1 | 1 | 1 | 0 | 0 | 1 | | | | | | | | | | | |
| Inning Stats | R: 0 E: 0 K: 2 S: 7 | H: 1 LOB: 2 BB: 1 P: 12 | R: 0 E: 0 K: 0 S: 4 | H: 1 LOB: 1 BB: 0 P: 4 | R: 1 E: 0 K: 1 S: 7 | H: 2 LOB: 1 BB: 0 P: 7 | R: 4 E: 0 K: 1 S: 9 | H: 4 LOB: 1 BB: 1 P: 13 | R: 0 E: 0 K: 0 S: 3 | H: 0 LOB: 0 BB: 0 P: 3 | R: 0 E: 0 K: 0 S: 4 | H: 1 LOB: 1 BB: 0 P: 4 | R: 2 E: 0 K: 0 S: 6 | H: 3 LOB: 1 BB: 0 P: 6 | R: 0 E: 0 K: 0 S: 3 | H: 0 LOB: 1 BB: 1 P: 7 | 1B: 8 2B: 4 3B: 0 HR: 0 | SF: 0 SAC: 1 DP: 0 HBP: 1 | WP: 0 PB: 0 SB: 1 CS: 0 | PA: 42 | | | | | | | |
| PITCHER | IP | WLS | BF | H | R | ER | SO | BB | IBB | HBP | BLK | WP | HR | S | P | ERA | WHIP | | | | | | | | | | |
| Dennis Martinez, R ERA: 5.19 (1, 1) | 3.1 | L | 20 | 8 | 5 | 5 | 3 | 2 | 0 | 0 | 0 | 0 | 0 | 23 | 32 | 13.50 | 3.000 | | | | | | | | | | |
| Don Welchel, R ERA: 4.29 (4, 1) | 4.1 | | 17 | 4 | 2 | 2 | 2 | 0 | 0 | 0 | 0 | 0 | 0 | 21 | 21 | 4.15 | 0.923 | | | | | | | | | | |
| Tippy Martinez, L ERA: 10.8 (8, 1) | 1.1 | | 5 | 0 | 0 | 0 | 0 | 1 | 0 | 0 | 0 | 0 | 0 | 4 | 8 | 0.00 | 0.750 | | | | | | | | | | |

Cleveland Indians @ Baltimore Orioles
Memorial Stadium, Baltimore, MD
Sat Apr 16 1983, 6:05 PM EST
Att: 10,016 - Unknown - 49 F

AB 37
R 7
H 12
RBI 7
BB 3
SO 5
LOB 16



| Batter | 1 | 2 | 3 | 4 | 5 | 6 | 7 | 8 | 9 | AB | R | H | RBI | BB | SO | LOB | BOTTOM | | | | | | | | | | |
|---|------------------------------|---------------------------------|------------------------------|---------------------------------|------------------------------|---------------------------------|------------------------------|---------------------------------|------------------------------|---------------------------------|------------------------------|---------------------------------|------------------------------|---------------------------------|------------------------------|---------------------------------|----------------------------------|------------------------------------|----------------------------------|--------|--|--|--|--|--|--|--|
| John Shelby, S OBP: 0.421, SLG: 0.684 (1, 8) | 0-0 6-3 | | 0-0 2B SF8 1B | | 0-0 5-3 | | | 0-0 F9 | | 4 | 1 | 1 | 0 | 0 | 0 | 0 | | | | | | | | | | | |
| Dan Ford, R OBP: 0.483, SLG: 0.577 (1, 9) | 0-0 F8 | | 0-0 SF8 2B | | | 0-0 G5-4-3 1B | | 0-0 6-3 | | 4 | 0 | 2 | 1 | 0 | 0 | 0 | | | | | | | | | | | |
| Cal Ripken Jr., R OBP: 0.385, SLG: 0.514 (1, 6) | 0-0 F9 | | 0-0 SF8 | | | 0-0 F9 | | 0-0 F9 | | 3 | 0 | 0 | 1 | 0 | 0 | 1 | | | | | | | | | | | |
| Eddie Murray, S OBP: 0.486, SLG: 0.533 (1, 3) | | 0-0 F8 | 0-0 L5 | | | 0-0 G5-4-3 | | | 0-0 G4-6-3 1B | 4 | 0 | 1 | 0 | 0 | 0 | 2 | | | | | | | | | | | |
| Gary Roenicke, R OBP: 0.133, SLG: 0.400 John Lowenstein, L (9, PH) OBP: 0.476, SLG: 0.611 (1, 7) (9, PH) | | 0-0 E5 FC6-4 | | 0-0 F6 | | | 0-0 6-3 E 2B | | 0-3 K | 3 | 1 | 1 | 0 | 0 | 0 | 0 | | | | | | | | | | | |
| Benny Ayala, R OBP: 0.250, SLG: 0.250 Ken Singleton, S (9, PH) OBP: 0.258, SLG: 0.393 (1, 10) (9, PH) | | 0-0 F8 | | 0-0 6-3 | | | 0-0 6-3 | | 0-0 G4-6-3 | 3 | 0 | 0 | 0 | 0 | 0 | 2 | | | | | | | | | | | |
| Rich Dauer, R OBP: 0.324, SLG: 0.438 (1, 4) | | 0-0 FC6-4 | | 0-0 F9 | | | 0-0 F9 | | | 3 | 0 | 0 | 0 | 0 | 0 | 2 | | | | | | | | | | | |
| Leo Hernandez, R OBP: 0.355, SLG: 0.481 (1, 5) | | | 0-0 F4 | | 0-0 6-3 | | 0-0 E6 | | | 3 | 1 | 1 | 1 | 0 | 0 | 0 | | | | | | | | | | | |
| Rick Dempsey, R OBP: 0.167, SLG: 0.250 (1, 2) | | | 4-0 1B 2B BB | | 0-0 F9 | | 3-0 F8 | | | 2 | 1 | 0 | 0 | 1 | 0 | 0 | | | | | | | | | | | |
| Inning Stats | R: 0 E: 0 K: 0 S: 3 | H: 0 LOB: 0 BB: 0 P: 3 | R: 0 E: 1 K: 0 S: 4 | H: 0 LOB: 1 BB: 0 P: 4 | R: 2 E: 0 K: 0 S: 5 | H: 2 LOB: 1 BB: 1 P: 9 | R: 0 E: 0 K: 0 S: 3 | H: 0 LOB: 0 BB: 0 P: 3 | R: 0 E: 0 K: 0 S: 3 | H: 1 LOB: 0 BB: 0 P: 3 | R: 2 E: 1 K: 0 S: 5 | H: 2 LOB: 0 BB: 0 P: 5 | R: 0 E: 0 K: 0 S: 3 | H: 0 LOB: 0 BB: 0 P: 3 | R: 0 E: 0 K: 1 S: 5 | H: 1 LOB: 0 BB: 0 P: 5 | 1B: 3 2B: 2 3B: 1 HR: 0 | SF: 1 SAC: 0 DP: 2 HBP: 0 | WP: 0 PB: 0 SB: 0 CS: 0 | PA: 33 | | | | | | | |
| PITCHER | IP | WLS | BF | H | R | ER | SO | BB | IBB | HBP | BLK | WP | HR | S | P | ERA | WHIP | | | | | | | | | | |
| Neal Heaton, L ERA: 3.0 (1, 1) | 7.0 | W | 27 | 5 | 4 | 3 | 0 | 1 | 0 | 0 | 0 | 0 | 0 | 26 | 30 | 3.86 | 0.857 | | | | | | | | | | |
| Dan Spillner, R ERA: (8, 1) | 2.0 | S | 6 | 1 | 0 | 0 | 1 | 0 | 0 | 0 | 0 | 0 | 0 | 8 | 8 | 0.00 | 0.500 | | | | | | | | | | |

Cleveland Indians @ Baltimore Orioles
Memorial Stadium, Baltimore, MD
Sat Apr 16 1983, 6:05 PM EST
Att: 10,016 - Unknown - 49 F

AB 31
R 4
H 6
RBI 3
BB 1
SO 1
LOB 9



| Batter | 1 | 2 | 3 | 4 | 5 | 6 | 7 | 8 | 9 | AB | R | H | RBI | BB | SO | LOB | TOP |
|--|--|---------------------------------|------------------------------|---------------------------------|------------------------------|---------------------------------|------------------------------|---------------------------------|------------------------------|---------------------------------|------------------------------|---------------------------------|----------------------------------|------------------------------------|----------------------------------|--------|--|
| Alan Bannister, R OBP: 0.333, SLG: 0.375 (1, 8) | 0-0 4-3 | 0-0 FC5-4 | | | 0-0 L9 | | | 0-0 6-3 | | 4 | 0 | 0 | 0 | 0 | 0 | 1 | Cleveland Indians @ Baltimore Orioles Memorial Stadium, Baltimore, MD Sun Apr 17 1983, 3:33 AM EST Att: 36,430 - Unknown - 54 F |
| Miguel Dilone, S OBP: 0.492, SLG: 0.444 (1, 7) | 4-0 1B SF7 BB | | 4-0 4-3 BB | | 0-0 F8 | | | 0-0 E6 | | 2 | 1 | 0 | 0 | 2 | 0 | | |
| Manny Trillo, R OBP: 0.419, SLG: 0.351 (1, 4) | 0-0 HBP 1-3 1B | | 0-0 4-3 | | 0-0 4-3 | | | 0-0 L8 | | 4 | 0 | 1 | 0 | 0 | 2 | | |
| Andre Thornton, R OBP: 0.512, SLG: 0.647 (1, 3) | 0-0 SF7 | | 0-0 L7 | | 0-0 1B | | | 0-0 F7 | | 3 | 0 | 1 | 1 | 0 | 2 | | |
| Bake McBride, L OBP: 0.304, SLG: 0.238 (1, 9) | 3-H 1-2 HBP | | 0-0 F9 | | 0-3 K | | | 0-3 K | | 3 | 0 | 0 | 0 | 2 | 2 | | |
| Wil Culmer, R OBP: 0.250, SLG: 0.250 (1, 10) | 0-0 F9 | | 0-0 F8 | | 0-3 K | | | 0-0 5-3 | | 4 | 0 | 0 | 0 | 1 | 3 | | |
| Julio Franco, R OBP: 0.282, SLG: 0.378 (1, 6) | | 0-0 5-3 | | 0-0 F9 | | | | 0-0 6-3 | | 4 | 0 | 1 | 0 | 0 | 0 | | |
| Chris Bando, S OBP: 0.333, SLG: 0.286 (1, 2) | | 0-0 5-3 | | 0-0 5-3 | | | | 0-0 L4 | | 4 | 0 | 0 | 0 | 0 | 1 | | |
| Mike Fischlin, R OBP: 0.333, SLG: 0.200 (1, 5) | | 4-0 FC5-4 BB | | 0-0 6-3 | | | | 0-0 F6 | | 2 | 0 | 0 | 0 | 1 | 0 | | |
| Inning Stats | R: 1 E: 0 K: 0 S: 4 | H: 1 LOB: 2 BB: 1 P: 9 | R: 0 E: 0 K: 0 S: 3 | H: 0 LOB: 1 BB: 1 P: 7 | R: 0 E: 0 K: 0 S: 3 | H: 0 LOB: 0 BB: 0 P: 3 | R: 0 E: 0 K: 2 S: 8 | H: 1 LOB: 1 BB: 0 P: 8 | R: 0 E: 1 K: 0 S: 4 | H: 0 LOB: 1 BB: 0 P: 4 | R: 0 E: 0 K: 1 S: 6 | H: 1 LOB: 1 BB: 0 P: 6 | 1B: 3 2B: 0 3B: 0 HR: 0 | SF: 1 SAC: 0 DP: 0 HBP: 1 | WP: 0 PB: 0 SB: 0 CS: 0 | PA: 35 | |
| PITCHER Mike Flanagan, L ERA: 3.79 (1, 1) | IP: 9.0 WLS: W BF: 35 H: 3 R: 1 ER: 1 SO: 3 BB: 3 IBB: 0 HBP: 1 BLK: 0 WP: 0 HR: 0 S: 37 P: 50 ERA: 1.00 WHIP: 0.667 | | | | | | | | | | | | | | | | |

| Batter | 1 | 2 | 3 | 4 | 5 | 6 | 7 | 8 | 9 | AB | R | H | RBI | BB | SO | LOB | BOTTOM | |
|--|--|----------------------------------|------------------------------|---------------------------------|------------------------------|---------------------------------|------------------------------|---------------------------------|------------------------------|---------------------------------|------------------------------|---------------------------------|------------------------------|---------------------------------|----------------------------------|------------------------------------|--|--------|
| Al Bumbry, L OBP: 0.423, SLG: 0.263 (1, 8) | 4-0 BB PB BB | 0-0 6-3 | | 0-0 1B 2B | | 0-0 F7 | | | | 3 | 2 | 1 | 1 | 1 | 0 | 1 | Cleveland Indians @ Baltimore Orioles Memorial Stadium, Baltimore, MD Sun Apr 17 1983, 3:33 AM EST Att: 36,430 - Unknown - 54 F | |
| Dan Ford, R OBP: 0.515, SLG: 0.586 (1, 9) | 4-0 PB 1-2 1B BB | 0-3 K | | 0-0 1B | | | | 0-0 1B | | 3 | 1 | 2 | 1 | 1 | 1 | | | |
| Cal Ripken Jr., R OBP: 0.372, SLG: 0.474 (1, 6) | 4-0 1-2 2-3 1B BB | | 0-0 6-3 | 0-0 L8 | | | | 0-0 F4 | | 3 | 1 | 0 | 0 | 1 | 2 | | | |
| Eddie Murray, S OBP: 0.488, SLG: 0.529 (1, 3) | 0-0 1-H 2-H 3-H 1B | | 0-0 4-3 1B | | 0-0 F9 | | | 0-3 K | | 4 | 1 | 2 | 2 | 0 | 1 | | | |
| John Lowenstein, L OBP: 0.400, SLG: 0.500 (1, 7) | 0-0 1-3 | | 0-0 4-3 | | 0-0 1-3 | | | 0-3 K | | 4 | 0 | 0 | 0 | 0 | 2 | | | |
| Jim Dwyer, L OBP: 0.500, SLG: 0.364 (1, 10) | 0-0 FC6 1B | | 0-0 CS 1B | | 4-0 BB | | | 0-0 F2 | | 3 | 0 | 2 | 1 | 1 | 0 | | | |
| Rich Dauer, R OBP: 0.289, SLG: 0.389 (1, 4) | 0-0 FC6 1-2 | | 0-0 CS 1-2 | | 0-3 5-3 K | | | 0-0 F5 | | 4 | 0 | 0 | 0 | 0 | 2 | | | |
| Leo Hernandez, R OBP: 0.353, SLG: 0.500 Aurelio Rodriguez, R ERA: 6.48 (7, 5) | | 0-0 2B | | 0-3 K | | 0-0 L4 | | 0-0 L3 | | 3 | 0 | 1 | 0 | 0 | 1 | 0 | | |
| Joe Nolan, L OBP: 0.250, SLG: 0.267 (1, 2) | | 0-3 K | | 0-0 2B 1B | | 0-0 4-3 | | | | 3 | 1 | 1 | 0 | 0 | 1 | | | |
| Inning Stats | R: 3 E: 0 K: 0 S: 4 | H: 2 LOB: 1 BB: 3 P: 16 | R: 0 E: 0 K: 2 S: 8 | H: 1 LOB: 0 BB: 0 P: 8 | R: 1 E: 0 K: 0 S: 4 | H: 2 LOB: 0 BB: 0 P: 4 | R: 2 E: 0 K: 1 S: 8 | H: 3 LOB: 1 BB: 0 P: 8 | R: 0 E: 0 K: 0 S: 3 | H: 0 LOB: 0 BB: 0 P: 3 | R: 0 E: 0 K: 2 S: 8 | H: 1 LOB: 1 BB: 0 P: 8 | R: 0 E: 0 K: 0 S: 3 | H: 0 LOB: 0 BB: 0 P: 3 | 1B: 7 2B: 2 3B: 0 HR: 0 | SF: 0 SAC: 0 DP: 0 HBP: 0 | WP: 0 PB: 1 SB: 0 CS: 1 | PA: 36 |
| PITCHER Bert Blyleven, R ERA: 3.09 (5, 1) | IP: 4.0 WLS: L BF: 14 H: 1 R: 0 ER: 0 SO: 3 BB: 1 IBB: 0 HBP: 0 BLK: 0 WP: 0 HR: 0 S: 19 P: 23 ERA: 0.00 WHIP: 0.500 | | | | | | | | | | | | | | | | | |

| Batter | 1 | 2 | 3 | 4 | 5 | 6 | 7 | 8 | 9 | AB | R | H | RBI | BB | SO | LOB | TOP | | | | | |
|---|--|---------------------------------|------------------------------|----------------------------------|------------------------------|---------------------------------|------------------------------|---------------------------------|------------------------------|---------------------------------|------------------------------|---------------------------------|------------------------------|---------------------------------|------------------------------|---------------------------------|------------------------------|---------------------------------|----------------------------------|------------------------------------|----------------------------------|--------|
| Mike Hargrove, L (1, 3) OBP: 0.385, SLG: 0.333 | 0-0 3-1 | | 0-3 K | | 0-0 F6 | | 0-0 1-3 | | 0-0 4-3 | 5 | 0 | 0 | 0 | 0 | 1 | 2 | | | | | | |
| Manny Trillo, R (1, 4) OBP: 0.404, SLG: 0.325 | 0-3 K | | 0-0 F7 | | 4-0 1B 1-2 BB | | 0-0 F6 | | | 3 | 0 | 0 | 0 | 1 | 1 | 0 | | | | | | |
| Alan Bannister, R (1, 7) OBP: 0.364, SLG: 0.400 | 0-0 6-3 | | | 0-0 F7 | 0-0 1B 1-2 2-H | | | | 0-0 1B | 4 | 0 | 2 | 1 | 0 | 0 | 0 | | | | | | |
| Andre Thornton, R (1, 10) OBP: 0.489, SLG: 0.595 | | 0-3 K | | 4-0 1B BB | 0-0 F8 | | | 0-0 F9 | | 3 | 0 | 0 | 0 | 1 | 1 | 3 | | | | | | |
| Bake McBride, L (1, 9) OBP: 0.259, SLG: 0.200 | | 0-3 K | | 0-0 F9 | | 0-0 G3 | | 0-0 F8 | | 4 | 0 | 0 | 0 | 0 | 1 | 2 | | | | | | |
| Pat Tabler, R (1, 5) OBP: 0.750, SLG: 1.000 | | 4-0 1B BB | | 0-0 FC6-4 1B | 0-0 2B | | 0-0 F9 | | | 3 | 0 | 2 | 0 | 1 | 0 | 1 | | | | | | |
| Rick Manning, L (1, 8) OBP: 0.225, SLG: 0.231 | | 0-0 1B | | 0-0 FC6-4 1-2 | 0-0 F9 | | | 0-0 1B | | 4 | 0 | 2 | 0 | 0 | 0 | 3 | | | | | | |
| Ron Hassey, L (1, 2) OBP: 0.476, SLG: 0.421 | | 0-0 L7 | | | 0-0 FC1-6 1B | | 0-0 F6 | | 0-0 F8 | 4 | 0 | 1 | 0 | 0 | 0 | 4 | | | | | | |
| Julio Franco, R (1, 6) OBP: 0.256, SLG: 0.341 | | | 0-0 L4 | | 0-0 FC1-6 1B | | 0-0 F9 | | 0-0 F9 | 4 | 1 | 0 | 0 | 0 | 0 | 2 | | | | | | |
| Inning Stats | R: 0 E: 0 K: 1 S: 5 | H: 0 LOB: 0 BB: 0 P: 5 | R: 0 E: 0 K: 2 S: 8 | H: 1 LOB: 2 BB: 1 P: 12 | R: 0 E: 0 K: 1 S: 5 | H: 0 LOB: 0 BB: 0 P: 5 | R: 0 E: 0 K: 0 S: 4 | H: 1 LOB: 2 BB: 1 P: 8 | R: 1 E: 0 K: 0 S: 5 | H: 2 LOB: 2 BB: 1 P: 9 | R: 0 E: 0 K: 0 S: 4 | H: 1 LOB: 1 BB: 0 P: 4 | R: 0 E: 0 K: 0 S: 3 | H: 0 LOB: 0 BB: 0 P: 3 | R: 0 E: 0 K: 0 S: 4 | H: 1 LOB: 1 BB: 0 P: 4 | R: 0 E: 0 K: 0 S: 4 | H: 1 LOB: 1 BB: 0 P: 4 | 1B: 6 2B: 1 3B: 0 HR: 0 | SF: 0 SAC: 0 DP: 0 HBP: 0 | WP: 0 PB: 0 SB: 0 CS: 0 | PA: 37 |
| PITCHER Scott McGregor, L (1, 1) ERA: 5.03 | IP: 9.0 WLS: W BF: 37 H: 7 R: 1 ER: 1 SO: 4 BB: 3 IBB: 0 HBP: 0 BLK: 0 WP: 0 HR: 0 S: 42 P: 54 ERA: 1.00 WHIP: 1.111 | | | | | | | | | | | | | | | PITCHER | | | | | | |

Cleveland Indians @ Baltimore Orioles
Memorial Stadium, Baltimore, MD
Mon Apr 18 1983, 6:05 PM EST
Att. 9,610 - Unknown - 47 F


AB 34
R 1
H 7
RBI 1
BB 3
SO 4
LOB 17



| Batter | 1 | 2 | 3 | 4 | 5 | 6 | 7 | 8 | 9 | AB | R | H | RBI | BB | SO | LOB | BOTTOM | | | |
|---|--|---------------------------------|------------------------------|---------------------------------|------------------------------|---------------------------------|------------------------------|---------------------------------|------------------------------|---------------------------------|------------------------------|---------------------------------|------------------------------|---------------------------------|------------------------------|---------------------------------|----------------------------------|------------------------------------|----------------------------------|--------|
| Al Bumbry, L (1, 8) OBP: 0.467, SLG: 0.348 | 0-0 9-3 1B | | 0-0 FC6-4 1B | | | 0-3 K | | 0-0 G5-4-3 1B | | 4 | 0 | 3 | 0 | 0 | 1 | 0 | | | | |
| Dan Ford, R (1, 9) OBP: 0.459, SLG: 0.515 | 0-0 9-3 1-2 | | 0-0 FC6-4 1-2 | | | 0-0 4-3 | | 0-3 K | | 4 | 0 | 0 | 0 | 0 | 1 | 3 | | | | |
| Cal Ripken Jr., R (1, 6) OBP: 0.362, SLG: 0.452 | 0-3 K | | | 0-0 L4-3 1B | | 0-3 K | | 0-0 G5-4-3 1-2 | | 4 | 0 | 1 | 0 | 0 | 2 | 1 | | | | |
| Eddie Murray, S (1, 3) OBP: 0.500, SLG: 0.541 | | 0-0 G4-6-3 1B | | 0-3 K | | 0-0 FC4-6 1B 1B | | | | 3 | 1 | 2 | 0 | 0 | 1 | 1 | | | | |
| John Lowenstein, L (1, 7) OBP: 0.393, SLG: 0.458 | | 0-0 G4-6-3 1-2 | | 0-0 L4-3 1-2 | | 4-0 FC4-6 BB | | 0-0 FC4-6 1B | | 2 | 0 | 0 | 0 | 1 | 0 | 2 | | | | |
| Jim Dwyer, L (1, 10) OBP: 0.471, SLG: 0.571 | | 0-3 K | | | 0-0 HR | | 0-0 FC4-6 2B | | 0-0 FC4-6 1B | 3 | 2 | 1 | 1 | 0 | 1 | 2 | | | | |
| Rich Dauer, R (1, 4) OBP: 0.317, SLG: 0.436 | | | 0-0 G3 SF9 2B | | 0-0 6-3 | | 0-0 1-2 2B 1B | | | 3 | 1 | 2 | 1 | 0 | 0 | 0 | | | | |
| Leo Hernandez, R (1, 5) OBP: 0.324, SLG: 0.455 | | | 0-0 G3 2-3 | | 0-3 K | | 0-0 3-H F9 | | | 3 | 0 | 0 | 0 | 0 | 1 | 3 | | | | |
| Rick Dempsey, R (1, 2) OBP: 0.190, SLG: 0.333 | | | 0-0 SF9 3-H | | 0-0 G3 | | 0-0 1-H 2-H 2B | | | 2 | 0 | 1 | 2 | 0 | 0 | 0 | | | | |
| Inning Stats | R: 0 E: 0 K: 1 S: 5 | H: 1 LOB: 0 BB: 0 P: 5 | R: 0 E: 0 K: 1 S: 5 | H: 1 LOB: 0 BB: 0 P: 5 | R: 1 E: 0 K: 0 S: 5 | H: 2 LOB: 1 BB: 0 P: 5 | R: 0 E: 0 K: 1 S: 5 | H: 1 LOB: 0 BB: 0 P: 5 | R: 1 E: 0 K: 1 S: 6 | H: 1 LOB: 0 BB: 0 P: 6 | R: 0 E: 0 K: 2 S: 7 | H: 0 LOB: 0 BB: 0 P: 7 | R: 2 E: 0 K: 0 S: 5 | H: 3 LOB: 2 BB: 1 P: 9 | R: 0 E: 0 K: 1 S: 5 | H: 1 LOB: 0 BB: 0 P: 5 | 1B: 7 2B: 4 3B: 0 HR: 1 | SF: 1 SAC: 0 DP: 4 HBP: 0 | WP: 0 PB: 0 SB: 0 CS: 0 | PA: 30 |
| PITCHER Len Barker, R (1, 1) ERA: 3.38 Dan Spillner, R (7, 1) ERA: | IP: 6.1 WLS: L BF: 25 H: 8 R: 4 ER: 4 SO: 6 BB: 1 IBB: 0 HBP: 0 BLK: 0 WP: 0 HR: 1 S: 36 P: 40 ERA: 5.68 WHIP: 1.421 | | | | | | | | | | | | | | | PITCHER | | | | |

Cleveland Indians @ Baltimore Orioles
Memorial Stadium, Baltimore, MD
Mon Apr 18 1983, 6:05 PM EST
Att. 9,610 - Unknown - 47 F


AB 28
R 4
H 10
RBI 4
BB 1
SO 7
LOB 12



| Batter | 1 | 2 | 3 | 4 | 5 | 6 | 7 | 8 | 9 | AB | R | H | RBI | BB | SO | LOB | TOP | | |
|--|------------------------------|---------------------------------|------------------------------|---------------------------------|------------------------------|---------------------------------|------------------------------|---------------------------------|------------------------------|---------------------------------|------------------------------|---------------------------------|------------------------------|---------------------------------|----------------------------------|------------------------------------|----------------------------------|--------|--|
| Bill Sample, R OBP: 0.315, SLG: 0.429 (1, 7) | 0-0 5-3 | | 0-3 K | | | 0-3 K | | 0-0 FC6-4 | | 4 | 0 | 0 | 0 | 0 | 2 | 1 | | | |
| Mike Richardt, R OBP: 0.212, SLG: 0.353 (1, 4) | 0-0 F3 | | 0-0 L8 | | | 0-0 L3 | | | 0-0 F8 | 4 | 0 | 0 | 0 | 0 | 0 | 0 | | | |
| Buddy Bell, R OBP: 0.250, SLG: 0.314 (1, 5) | 0-0 4-3 | | | 0-0 6-3 | | 0-0 F9 | | | 0-0 F9 | 4 | 0 | 0 | 0 | 0 | 0 | 0 | | | |
| Dave Hostetter, R OBP: 0.364, SLG: 0.417 (1, 10) | | 0-3 K | | 0-3 K | | | 0-3 K | | 0-3 K | 4 | 0 | 0 | 0 | 0 | 4 | 0 | | | |
| Pete O'Brien, L OBP: 0.278, SLG: 0.219 (1, 3) (2, 9) | | 0-0 3-1 | | 0-0 4-3 | | | 0-3 K | | | 3 | 0 | 0 | 0 | 0 | 1 | 0 | | | |
| Larry Parrish, R OBP: 0.237, SLG: 0.273 Larry Bittner, L OBP: 0.400, SLG: 0.462 (1, 9) (2, 3) | | 0-0 6-3 | | | 4-0 6-3 SH2-4 BB | | 0-0 3-1 | | | 1 | 0 | 0 | 0 | 0 | 0 | 0 | | | |
| Jim Sundberg, R OBP: 0.195, SLG: 0.231 (1, 2) | | | 0-0 E5 2B | | 0-0 SH2-4 | | | 0-0 FC1-6 1B | | 2 | 1 | 2 | 0 | 0 | 0 | 0 | | | |
| George Wright, S OBP: 0.333, SLG: 0.372 (1, 8) | | | 0-0 6-3 2B | | 0-0 6-3 | | 0-0 FC1-6 FC6-4 | | 0-0 FC1-6 FC6-4 | 3 | 1 | 1 | 1 | 0 | 0 | 2 | | | |
| Bucky Dent, R OBP: 0.310, SLG: 0.393 (1, 6) | | | 0-0 6-3 | | 0-0 F2 | | 0-0 F6 | | | 3 | 0 | 0 | 1 | 0 | 0 | 2 | | | |
| Inning Stats | R: 0 E: 0 K: 0 S: 3 | H: 0 LOB: 0 BB: 0 P: 3 | R: 0 E: 0 K: 1 S: 5 | H: 0 LOB: 0 BB: 0 P: 5 | R: 2 E: 2 K: 1 S: 7 | H: 2 LOB: 0 BB: 0 P: 7 | R: 0 E: 0 K: 1 S: 5 | H: 0 LOB: 0 BB: 0 P: 5 | R: 0 E: 0 K: 2 S: 7 | H: 0 LOB: 0 BB: 0 P: 7 | R: 0 E: 0 K: 0 S: 4 | H: 1 LOB: 1 BB: 0 P: 4 | R: 0 E: 0 K: 1 S: 5 | H: 0 LOB: 0 BB: 0 P: 5 | 1B: 2 2B: 1 3B: 0 HR: 0 | SF: 0 SAC: 1 DP: 0 HBP: 0 | WP: 0 PB: 0 SB: 0 CS: 0 | PA: 31 | |
| PITCHER | IP | WLS | BF | H | R | ER | SO | BB | IBB | HBP | BLK | WP | HR | S | P | ERA | WHIP | | |
| Storm Davis, R ERA: 2.84 (1, 1) | 5.0 | | 18 | 2 | 2 | 1 | 3 | 1 | 0 | 0 | 0 | 0 | 0 | 23 | 27 | 1.80 | 0.600 | | |
| Sammy Stewart, R ERA: 2.89 (6, 1) | 4.0 | W | 13 | 1 | 0 | 0 | 4 | 0 | 0 | 0 | 0 | 0 | 0 | 21 | 21 | 0.00 | 0.250 | | |

Texas Rangers @ Baltimore Orioles
Memorial Stadium, Baltimore, MD
Tue Apr 19 1983, 6:05 PM EST
Att. 6,305 - Unknown - 40 F

AB 29
R 2
H 3
RBI 2
BB 1
SO 7
LOB 5



| Batter | 1 | 2 | 3 | 4 | 5 | 6 | 7 | 8 | 9 | AB | R | H | RBI | BB | SO | LOB | BOTTOM | | |
|--|------------------------------|----------------------------------|------------------------------|---------------------------------|------------------------------|---------------------------------|------------------------------|---------------------------------|------------------------------|---------------------------------|------------------------------|---------------------------------|------------------------------|---------------------------------|----------------------------------|------------------------------------|----------------------------------|--------|--|
| Al Bumbry, L OBP: 0.471, SLG: 0.370 (1, 8) | 0-0 4-3 | 0-0 F7 | | 0-0 S 1B | | | 0-0 E SH1-4 1B | | | 4 | 0 | 2 | 0 | 0 | 0 | 0 | | | |
| Dan Ford, R OBP: 0.450, SLG: 0.500 (1, 9) | | | 0-0 F9 | 0-3 K | | 0-0 SH1-4 | | | | 3 | 1 | 1 | 0 | 0 | 1 | 1 | | | |
| Cal Ripken Jr., R OBP: 0.392, SLG: 0.522 (1, 6) | 0-0 BB 1-3 2B | | 0-0 1B 2B | | 0-0 F5 | | 0-0 E1 G1-6-3 1B | | | 4 | 1 | 3 | 0 | 0 | 0 | 0 | | | |
| Eddie Murray, S OBP: 0.458, SLG: 0.488 (1, 3) | 0-3 K | | 0-0 L9 | | 0-0 F9 | | 0-0 G1-6-3 | | | 4 | 0 | 0 | 0 | 0 | 1 | 5 | | | |
| John Lowenstein, L OBP: 0.438, SLG: 0.593 (1, 7) | 4-0 BB BB | | 0-0 2B 1B | | 0-3 K CS | | 0-0 HR | | | 3 | 1 | 2 | 2 | 1 | 1 | 0 | | | |
| Jim Dwyer, L OBP: 0.476, SLG: 0.588 (1, 10) | 4-0 FC5-4 BB | | 0-0 1-3 2B | | 0-0 CS | | 0-0 F4 | | 0-0 1-3 | 3 | 0 | 1 | 1 | 1 | 0 | 0 | | | |
| Rich Dauer, R OBP: 0.311, SLG: 0.405 (1, 4) | 0-0 FC5-4 | | 0-3 K | | 4-0 BB | | 0-0 5-3 | | | 3 | 0 | 0 | 0 | 1 | 1 | 5 | | | |
| Leo Hernandez, R OBP: 0.317, SLG: 0.514 Aurelio Rodriguez, R (9, 5) | | 0-0 F5 | | 0-0 1-6-3 | | 0-0 F2 | | 0-0 HR | | 4 | 1 | 1 | 1 | 0 | 0 | 1 | | | |
| Rick Dempsey, R OBP: 0.160, SLG: 0.273 (1, 2) | | 0-0 F8 | | 0-0 L5 | | 0-0 F9 | | 0-0 F9 | | 4 | 0 | 0 | 0 | 0 | 0 | 1 | | | |
| Inning Stats | R: 1 E: 0 K: 1 S: 7 | H: 2 LOB: 3 BB: 2 P: 15 | R: 0 E: 0 K: 0 S: 3 | H: 0 LOB: 0 BB: 0 P: 3 | R: 1 E: 0 K: 1 S: 8 | H: 3 LOB: 2 BB: 0 P: 8 | R: 0 E: 0 K: 1 S: 6 | H: 1 LOB: 0 BB: 0 P: 6 | R: 0 E: 1 K: 0 S: 3 | H: 0 LOB: 1 BB: 1 P: 7 | R: 0 E: 1 K: 0 S: 4 | H: 2 LOB: 1 BB: 0 P: 4 | R: 2 E: 0 K: 0 S: 5 | H: 2 LOB: 0 BB: 0 P: 5 | 1B: 5 2B: 3 3B: 0 HR: 2 | SF: 0 SAC: 1 DP: 1 HBP: 0 | WP: 0 PB: 0 SB: 1 CS: 1 | PA: 37 | |
| PITCHER | IP | WLS | BF | H | R | ER | SO | BB | IBB | HBP | BLK | WP | HR | S | P | ERA | WHIP | | |
| Charlie Hough, R ERA: 3.0 (1, 1) | 8.0 | L | 36 | 10 | 4 | 4 | 4 | 3 | 0 | 0 | 0 | 0 | 2 | 41 | 53 | 4.50 | 1.625 | | |

Texas Rangers @ Baltimore Orioles
Memorial Stadium, Baltimore, MD
Tue Apr 19 1983, 6:05 PM EST
Att. 6,305 - Unknown - 40 F

AB 32
R 4
H 10
RBI 4
BB 3
SO 4
LOB 13



| Batter | 1 | 2 | 3 | 4 | 5 | 6 | 7 | 8 | 9 | AB | R | H | RBI | BB | SO | LOB | TOP | | | | | |
|--|--|---------------------------------|------------------------------|---------------------------------|-------------------------------|----------------------------------|------------------------------|---------------------------------|------------------------------|---------------------------------|------------------------------|---------------------------------|------------------------------|---------------------------------|------------------------------|---------------------------------|--|------------------------------|---------------------------------|-----------------------------------|------------------------------------|----------------------------------|
| Mickey Rivers, L OBP: 0.500, SLG: 0.500 | | | | | | | | | | 5 | 3 | 4 | 1 | 0 | 0 | 0 | Texas Rangers @ Baltimore Orioles Memorial Stadium, Baltimore, MD Wed Apr 20 1983, 6:05 PM EST Att. 6,947 - Unknown - 47 F | | | | | |
| Mike Richardt, R OBP: 0.211, SLG: 0.339 | | | | | | | | | | 5 | 0 | 1 | 2 | 0 | 0 | 5 | | | | | | |
| Bill Sample, R OBP: 0.339, SLG: 0.500 | | | | | | | | | | 5 | 2 | 3 | 3 | 0 | 0 | 4 | | | | | | |
| Larry Bittner, L OBP: 0.400, SLG: 0.500 | | | | | | | | | | 5 | 1 | 2 | 1 | 0 | 1 | 1 | | | | | | |
| Buddy Bell, R OBP: 0.228, SLG: 0.286 | | | | | | | | | | 5 | 1 | 0 | 1 | 0 | 1 | 3 | | | | | | |
| Pete O'Brien, L OBP: 0.288, SLG: 0.243 | | | | | | | | | | 5 | 1 | 1 | 1 | 0 | 0 | 0 | | | | | | |
| Jim Sundberg, R OBP: 0.239, SLG: 0.273 | | | | | | | | | | 5 | 1 | 3 | 2 | 0 | 0 | 0 | | | | | | |
| George Wright, S OBP: 0.320, SLG: 0.354 | | | | | | | | | | 5 | 2 | 1 | 0 | 0 | 0 | 2 | | | | | | |
| Bucky Dent, R OBP: 0.294, SLG: 0.364 | | | | | | | | | | 5 | 0 | 1 | 0 | 0 | 2 | 3 | | | | | | |
| Inning Stats | R: 1 E: 1 K: 0 S: 5 | H: 2 LOB: 1 BB: 0 P: 5 | R: 0 E: 0 K: 0 S: 4 | H: 1 LOB: 1 BB: 0 P: 4 | R: 7 E: 2 K: 1 S: 14 | H: 7 LOB: 2 BB: 0 P: 14 | R: 0 E: 0 K: 0 S: 3 | H: 0 LOB: 0 BB: 0 P: 3 | R: 0 E: 0 K: 0 S: 3 | H: 1 LOB: 0 BB: 0 P: 3 | R: 1 E: 0 K: 0 S: 5 | H: 2 LOB: 1 BB: 0 P: 5 | R: 1 E: 1 K: 0 S: 6 | H: 2 LOB: 2 BB: 0 P: 6 | R: 1 E: 0 K: 2 S: 8 | H: 1 LOB: 0 BB: 0 P: 8 | | R: 0 E: 0 K: 1 S: 5 | H: 0 LOB: 0 BB: 0 P: 5 | 1B: 13 2B: 2 3B: 0 HR: 1 | SF: 0 SAC: 0 DP: 2 HBP: 0 | WP: 0 PB: 0 SB: 0 CS: 0 |
| PITCHER | IP WLS BF H R ER SO BB IBB HBP BLK WP HR S P ERA WHIP | | | | | | | | | | | | | | | | | | | | | |
| Dennis Martinez, R ERA: 4.58 | (1, 1) 2.1 L 15 6 6 2 0 0 0 0 0 0 0 0 15 15 7.71 2.571 | | | | | | | | | | | | | | | | | | | | | |
| Don Welch, R ERA: 4.91 | (3, 1) 4.2 23 9 4 1 1 0 0 0 0 0 0 0 25 25 1.93 1.929 | | | | | | | | | | | | | | | | | | | | | |
| Tim Stoddard, R ERA: 1.93 | (8, 1) 2.0 7 1 1 1 3 0 0 0 0 0 0 1 13 13 4.50 0.500 | | | | | | | | | | | | | | | | | | | | | |
| Batter | 1 | 2 | 3 | 4 | 5 | 6 | 7 | 8 | 9 | AB | R | H | RBI | BB | SO | LOB | BOTTOM | | | | | |
| Al Bumbry, L OBP: 0.321, SLG: 0.323 | | | | | | | | | | 4 | 0 | 0 | 0 | 0 | 0 | 1 | Texas Rangers @ Baltimore Orioles Memorial Stadium, Baltimore, MD Wed Apr 20 1983, 6:05 PM EST Att. 6,947 - Unknown - 47 F | | | | | |
| Dan Ford, R OBP: 0.432, SLG: 0.475 | | | | | | | | | | 4 | 0 | 1 | 0 | 0 | 1 | 1 | | | | | | |
| Cal Ripken Jr., R OBP: 0.400, SLG: 0.520 | | | | | | | | | | 4 | 0 | 2 | 0 | 0 | 0 | 1 | | | | | | |
| Eddie Murray, S OBP: 0.462, SLG: 0.556 | | | | | | | | | | 4 | 1 | 2 | 1 | 0 | 0 | 2 | | | | | | |
| John Lowenstein, L OBP: 0.444, SLG: 0.567 | | | | | | | | | | 3 | 1 | 1 | 0 | 1 | 1 | 2 | | | | | | |
| Jim Dwyer, L OBP: 0.440, SLG: 0.524 | | | | | | | | | | 4 | 0 | 1 | 0 | 0 | 0 | 4 | | | | | | |
| Rich Dauer, R OBP: 0.286, SLG: 0.370 | | | | | | | | | | 4 | 0 | 0 | 0 | 0 | 0 | 5 | | | | | | |
| Leo Hernandez, R OBP: 0.311, SLG: 0.488 | | | | | | | | | | 4 | 0 | 1 | 1 | 0 | 0 | 2 | | | | | | |
| Rick Dempsey, R OBP: 0.138, SLG: 0.231 | | | | | | | | | | | 4 | 0 | 0 | 0 | 0 | 2 | | | | | | |
| Inning Stats | R: 0 E: 0 K: 0 S: 3 | H: 1 LOB: 0 BB: 0 P: 3 | R: 2 E: 0 K: 0 S: 6 | H: 3 LOB: 1 BB: 0 P: 6 | R: 0 E: 0 K: 0 S: 3 | H: 0 LOB: 0 BB: 0 P: 3 | R: 0 E: 0 K: 0 S: 5 | H: 2 LOB: 2 BB: 0 P: 5 | R: 0 E: 0 K: 1 S: 5 | H: 0 LOB: 0 BB: 0 P: 5 | R: 0 E: 0 K: 0 S: 4 | H: 1 LOB: 2 BB: 1 P: 8 | R: 0 E: 1 K: 0 S: 4 | H: 0 LOB: 1 BB: 0 P: 4 | R: 0 E: 0 K: 1 S: 6 | H: 1 LOB: 1 BB: 0 P: 6 | | R: 0 E: 0 K: 0 S: 3 | H: 0 LOB: 0 BB: 0 P: 3 | 1B: 7 2B: 0 3B: 0 HR: 1 | SF: 0 SAC: 0 DP: 1 HBP: 0 | WP: 0 PB: 0 SB: 0 CS: 0 |
| PITCHER | IP WLS BF H R ER SO BB IBB HBP BLK WP HR S P ERA WHIP | | | | | | | | | | | | | | | | | | | | | |
| Mike Smithson, R ERA: 2.45 | (1, 1) 9.0 W 36 8 2 2 2 1 0 0 0 0 0 1 39 43 2.00 1.000 | | | | | | | | | | | | | | | | | | | | | |

| Batter | 1 | 2 | 3 | 4 | 5 | 6 | 7 | 8 | 9 | 10 | 11 | 12 | 13 | 14 | AB | R | H | RBI | BB | SO | LOB | TOP | | | | | |
|---|------------------------------|---------------------------------|------------------------------|---------------------------------|------------------------------|---------------------------------|------------------------------|---------------------------------|------------------------------|---------------------------------|------------------------------|---------------------------------|------------------------------|---------------------------------|------------------------------|---------------------------------|------------------------------|---------------------------------|------------------------------|---------------------------------|------------------------------|---------------------------------|----------------------------------|------------------------------------|----------------------------------|--------|--|
| Mickey Rivers, L OBP: 0.400, SLG: 0.400 (1, 10) | | | | | | | | | | | | | | | 6 | 1 | 1 | 0 | 0 | 0 | 4 | | | | | | |
| Mike Richardt, R OBP: 0.190, SLG: 0.306 (1, 4) | | | | | | | | | | | | | | | 6 | 1 | 0 | 0 | 0 | 1 | 4 | | | | | | |
| Bill Sample, R OBP: 0.313, SLG: 0.458 (1, 7) | | | | | | | | | | | | | | | 5 | 0 | 0 | 0 | 0 | 1 | 1 | | | | | | |
| Larry Bittner, L OBP: 0.348, SLG: 0.429 (1, 3) | | | | | | | | | | | | | | | 3 | 0 | 0 | 1 | 0 | 0 | 1 | | | | | | |
| Bill Stein, R OBP: 0.333, SLG: 0.333 (9, PH) | | | | | | | | | | | | | | | 1 | 0 | 0 | 0 | 0 | 1 | 0 | | | | | | |
| Bucky Dent, R OBP: 0.278, SLG: 0.343 (10, 6) | | | | | | | | | | | | | | | 2 | 0 | 0 | 0 | 0 | 1 | 0 | | | | | | |
| Buddy Bell, R OBP: 0.226, SLG: 0.295 (1, 5) | | | | | | | | | | | | | | | 5 | 0 | 1 | 1 | 0 | 1 | 0 | | | | | | |
| Pete O'Brien, L OBP: 0.261, SLG: 0.262 (1, 9) | | | | | | | | | | | | | | | 5 | 0 | 1 | 0 | 0 | 1 | 1 | | | | | | |
| Jim Anderson, R (1, 6) | | | | | | | | | | | | | | | 3 | 0 | 0 | 0 | 0 | 1 | | | | | | | |
| Dave Hostetler, R OBP: 0.348, SLG: 0.395 (10, PH) | | | | | | | | | | | | | | | 2 | 0 | 0 | 0 | 0 | 2 | 0 | | | | | | |
| George Wright, S OBP: 0.309, SLG: 0.340 (1, 8) | | | | | | | | | | | | | | | 5 | 0 | 1 | 0 | 0 | 2 | 0 | | | | | | |
| Bob Johnson, R OBP: 0.353, SLG: 0.286 (1, 2) | | | | | | | | | | | | | | | 2 | 0 | 1 | 0 | 0 | 1 | 0 | | | | | | |
| Jim Sundberg, R OBP: 0.245, SLG: 0.277 (8, PH) | | | | | | | | | | | | | | | 3 | 0 | 1 | 0 | 0 | 1 | 0 | | | | | | |
| Inning Stats | R: 2 E: 1 K: 0 S: 6 | H: 2 LOB: 1 BB: 0 P: 6 | R: 0 E: 0 K: 1 S: 5 | H: 0 LOB: 0 BB: 0 P: 5 | R: 0 E: 0 K: 0 S: 3 | H: 0 LOB: 0 BB: 0 P: 3 | R: 0 E: 0 K: 0 S: 3 | H: 1 LOB: 1 BB: 0 P: 4 | R: 0 E: 0 K: 0 S: 3 | H: 0 LOB: 0 BB: 0 P: 3 | R: 0 E: 0 K: 0 S: 3 | H: 0 LOB: 0 BB: 0 P: 3 | R: 0 E: 0 K: 2 S: 7 | H: 0 LOB: 0 BB: 0 P: 7 | R: 0 E: 0 K: 2 S: 7 | H: 0 LOB: 0 BB: 0 P: 7 | R: 0 E: 0 K: 2 S: 7 | H: 0 LOB: 0 BB: 0 P: 7 | R: 0 E: 0 K: 2 S: 7 | H: 0 LOB: 0 BB: 0 P: 7 | R: 0 E: 0 K: 2 S: 7 | H: 0 LOB: 0 BB: 0 P: 7 | 1B: 4 2B: 2 3B: 0 HR: 0 | SF: 0 SAC: 1 DP: 1 HBP: 0 | WP: 0 PB: 0 SB: 0 CS: 0 | PA: 49 | |
| PITCHER | IP | WLS | BF | H | R | ER | SO | BB | IBB | HBP | BLK | WP | HR | S | P | ERA | WHIP | | | | | | | | | | |
| Jim Palmer, R ERA: 1.35 (1, 1) | 8.0 | | 30 | 5 | 2 | 0 | 1 | 0 | 0 | 0 | 0 | 0 | 0 | 32 | 32 | 0.00 | 0.625 | | | | | | | | | | |
| Tippy Martinez, L ERA: 6.0 (9, 1) | 4.0 | | 13 | 1 | 0 | 0 | 7 | 0 | 0 | 0 | 0 | 0 | 0 | 27 | 27 | 0.00 | 0.250 | | | | | | | | | | |
| Tim Stoddard, R ERA: 1.35 (13, 1) | 2.0 | W | 6 | 0 | 0 | 0 | 4 | 0 | 0 | 0 | 0 | 0 | 0 | 14 | 14 | 0.00 | 0.000 | | | | | | | | | | |

Texas Rangers @ Baltimore Orioles
Memorial Stadium, Baltimore, MD
Thu Apr 21 1983, 3:33 AM EST
Att: 10,311 - Unknown

AB 48
R 2
H 6
RBI 2
BB 0
SO 12
LOB 12

| Batter | 1 | 2 | 3 | 4 | 5 | 6 | 7 | 8 | 9 | 10 | 11 | 12 | 13 | 14 | AB | R | H | RBI | BB | SO | LOB | BOTTOM | | | | | | | | |
|---|------------------------------|---------------------------------|------------------------------|---------------------------------|------------------------------|----------------------------------|------------------------------|---------------------------------|------------------------------|---------------------------------|------------------------------|---------------------------------|------------------------------|----------------------------------|------------------------------|---------------------------------|------------------------------|---------------------------------|------------------------------|---------------------------------|------------------------------|---------------------------------|------------------------------|----------------------------------|------------------------------|---------------------------------|----------------------------------|------------------------------------|----------------------------------|--------|
| John Shelby, S OBP: 0.462, SLG: 0.680 (1, 8) | | | | | | | | | | | | | | | 6 | 2 | 3 | 0 | 1 | 0 | 1 | | | | | | | | | |
| Dan Ford, R OBP: 0.431, SLG: 0.457 (1, 9) | | | | | | | | | | | | | | | 6 | 0 | 2 | 0 | 1 | 0 | 1 | | | | | | | | | |
| Cal Ripken Jr., R OBP: 0.371, SLG: 0.474 (1, 6) | | | | | | | | | | | | | | | 7 | 0 | 1 | 1 | 0 | 0 | 5 | | | | | | | | | |
| Eddie Murray, S OBP: 0.448, SLG: 0.510 (1, 3) | | | | | | | | | | | | | | | 4 | 0 | 0 | 0 | 2 | 1 | 1 | | | | | | | | | |
| Gary Roenicke, R OBP: 0.167, SLG: 0.353 (1, 7) | | | | | | | | | | | | | | | 2 | 0 | 0 | 0 | 1 | 0 | 2 | | | | | | | | | |
| John Lowenstein, L OBP: 0.432, SLG: 0.548 (8, PH) | | | | | | | | | | | | | | | 1 | 0 | 0 | 0 | 0 | 1 | 0 | | | | | | | | | |
| Lenn Sakata, R (10, PH) | | | | | | | | | | | | | | | 1 | 0 | 0 | 0 | 0 | 1 | 1 | | | | | | | | | |
| Jim Dwyer, L OBP: 0.423, SLG: 0.500 (11, 7) | | | | | | | | | | | | | | | 1 | 0 | 0 | 0 | 0 | 1 | 0 | | | | | | | | | |
| Benny Ayala, R OBP: 0.429, SLG: 1.000 (1, 10) | | | | | | | | | | | | | | | 3 | 1 | 2 | 1 | 0 | 0 | 2 | | | | | | | | | |
| Ken Singleton, S OBP: 0.265, SLG: 0.452 (8, PH) | | | | | | | | | | | | | | | 3 | 0 | 1 | 0 | 0 | 0 | 0 | | | | | | | | | |
| Rich Dauer, R OBP: 0.291, SLG: 0.373 (1, 4) | | | | | | | | | | | | | | | 5 | 0 | 1 | 0 | 1 | 2 | 1 | | | | | | | | | |
| Leo Hernandez, R OBP: 0.445 (1, 5) | | | | | | | | | | | | | | | 3 | 0 | 0 | 0 | 0 | 0 | 1 | | | | | | | | | |
| Aurelio Rodriguez, R (8, 5) | | | | | | | | | | | | | | | 3 | 0 | 0 | 0 | 0 | 0 | 3 | | | | | | | | | |
| Rick Dempsey, R OBP: 0.143, SLG: 0.194 (1, 2) | | | | | | | | | | | | | | | 5 | 0 | 0 | 0 | 1 | 1 | 2 | | | | | | | | | |
| Inning Stats | R: 0 E: 0 K: 0 S: 4 | H: 1 LOB: 2 BB: 1 P: 8 | R: 0 E: 0 K: 0 S: 4 | H: 1 LOB: 1 BB: 0 P: 4 | R: 1 E: 0 K: 0 S: 4 | H: 2 LOB: 2 BB: 2 P: 12 | R: 0 E: 0 K: 0 S: 3 | H: 0 LOB: 0 BB: 0 P: 3 | R: 0 E: 0 K: 0 S: 3 | H: 0 LOB: 0 BB: 0 P: 3 | R: 1 E: 0 K: 2 S: 8 | H: 1 LOB: 2 BB: 2 P: 8 | R: 0 E: 0 K: 0 S: 3 | H: 0 LOB: 1 BB: 0 P: 11 | R: 0 E: 0 K: 1 S: 5 | H: 0 LOB: 1 BB: 0 P: 9 | R: 0 E: 0 K: 1 S: 6 | H: 1 LOB: 1 BB: 0 P: 6 | R: 0 E: 0 K: 0 S: 4 | H: 1 LOB: 1 BB: 0 P: 4 | R: 0 E: 0 K: 0 S: 3 | H: 0 LOB: 0 BB: 0 P: 3 | R: 0 E: 0 K: 1 S: 6 | H: 1 LOB: 2 BB: 1 P: 10 | R: 1 E: 0 K: 1 S: 6 | H: 2 LOB: 2 BB: 0 P: 6 | 1B: 5 2B: 3 3B: 1 HR: 1 | SF: 0 SAC: 0 DP: 1 HBP: 0 | WP: 1 PB: 0 SB: 0 CS: 0 | PA: 57 |
| PITCHER | IP | WLS | BF | H | R | ER | SO | BB | IBB | HBP | BLK | WP | HR | S | P | ERA | WHIP | | | | | | | | | | | | | |
| Jon Matlack, L ERA: 3.52 (1, 1) | 6.2 | | 28 | 5 | 2 | 2 | 2 | 0 | 0 | 0 | 0 | 0 | 0 | 28 | 44 | 2.70 | 1.350 | | | | | | | | | | | | | |
| Dave Tobik, R ERA: 2.25 (7, 1) | 3.0 | | 12 | 1 | 0 | 0 | 2 | 2 | 0 | 0 | 0 | 1 | 0 | 14 | 22 | 0.00 | 1.000 | | | | | | | | | | | | | |
| Frank Tanana, L ERA: 2.25 (10, 1) | 3.1 | | 13 | 2 | 0 | 0 | 2 | 0 | 1 | 0 | 0 | 0 | 0 | 16 | 20 | 0.00 | 0.600 | | | | | | | | | | | | | |
| Odel Jones, R ERA: 2.25 (14, 1) | 0.2 | L | 4 | 2 | 1 | 1 | 1 | 0 | 0 | 0 | 0 | 0 | 0 | 6 | 6 | 13.50 | 3.000 | | | | | | | | | | | | | |

Texas Rangers @ Baltimore Orioles
Memorial Stadium, Baltimore, MD
Thu Apr 21 1983, 3:33 AM EST
Att: 10,311 - Unknown

AB 50
R 3
H 10
RBI 2
BB 7
SO 7
LOB 20

| Batter | 1 | 2 | 3 | 4 | 5 | 6 | 7 | 8 | 9 | 10 | 11 | AB | R | H | RBI | BB | SO | LOB | TOP | | | | | | | |
|---|--|--|---|---|------------------------------|---------------------------------|------------------------------|---------------------------------|------------------------------|---------------------------------|------------------------------|---------------------------------|------------------------------|---------------------------------|------------------------------|---------------------------------|------------------------------|---------------------------------|------------------------------|---------------------------------|----------------------------------|------------------------------------|----------------------------------|--------|--|--|
| Al Bumbry, L OBP: 0.405, SLG: 0.400 John Shetty, S OBP: 0.429, SLG: 0.630 | L7 | | 1-3 | | 1-H HR | | 6-3 | | K | | K | 4 | 1 | 1 | 2 | 0 | 0 | 1 | | | | | | | | |
| Dan Ford, R OBP: 0.429, SLG: 0.510 | 6-3 | | 5-3 | | | | 1B 2B | | K | | | 5 | 1 | 2 | 0 | 0 | 1 | 1 | | | | | | | | |
| Cal Ripken Jr., R OBP: 0.358, SLG: 0.452 | K | | | | F3 | | F8 | | 6-3 | | | 5 | 0 | 1 | 1 | 0 | 1 | 1 | | | | | | | | |
| Eddie Murray, S OBP: 0.444, SLG: 0.491 | | F8 | | | S BB | | HR 1B | | 6-3 | | | 4 | 1 | 1 | 0 | 1 | 1 | 1 | | | | | | | | |
| John Lowenstein, L OBP: 0.439, SLG: 0.629 Gary Roenicke, R OBP: 0.211, SLG: 0.444 | | | | | K | | 1-H HR | | K | | | 4 | 1 | 2 | 2 | 0 | 2 | 1 | | | | | | | | |
| Jim Dwyer, L OBP: 0.379, SLG: 0.440 Ken Singleton, S OBP: 0.306, SLG: 0.469 | | 1B | | | F7 | | F8 | | K | | | 3 | 0 | 0 | 0 | 0 | 1 | 2 | | | | | | | | |
| Rich Dauer, R OBP: 0.283, SLG: 0.357 | | F9 | | | | | F8 | | 1B | | | 1 | 0 | 1 | 0 | 1 | 0 | 0 | | | | | | | | |
| Leo Hernandez, R OBP: 0.264, SLG: 0.408 | | | 6-3 | | | | 4-3 | | 1B | | | 5 | 0 | 0 | 0 | 0 | 2 | 2 | | | | | | | | |
| Joe Nolan, L OBP: 0.316, SLG: 0.389 Benny Ayala, R OBP: 0.375, SLG: 0.875 Rick Dempsey, R OBP: 0.139, SLG: 0.188 | | | | | | | HR 1B | | F9 | | | 3 | 1 | 2 | 0 | 0 | 0 | 0 | | | | | | | | |
| Inning Stats | R: 0 E: 0 K: 1 S: 5 | H: 0 LOB: 0 BB: 0 P: 5 | R: 0 E: 0 K: 0 S: 4 | H: 1 LOB: 1 BB: 0 P: 4 | R: 0 E: 0 K: 0 S: 4 | H: 1 LOB: 1 BB: 0 P: 4 | R: 0 E: 0 K: 1 S: 5 | H: 0 LOB: 1 BB: 1 P: 9 | R: 2 E: 0 K: 0 S: 6 | H: 3 LOB: 1 BB: 0 P: 6 | R: 2 E: 0 K: 2 S: 9 | H: 2 LOB: 0 BB: 0 P: 9 | R: 1 E: 0 K: 1 S: 7 | H: 2 LOB: 1 BB: 0 P: 7 | R: 0 E: 0 K: 1 S: 7 | H: 2 LOB: 2 BB: 0 P: 7 | R: 0 E: 0 K: 2 S: 7 | H: 1 LOB: 1 BB: 1 P: 7 | R: 0 E: 0 K: 2 S: 7 | H: 0 LOB: 0 BB: 0 P: 7 | 1B: 6 2B: 3 3B: 1 HR: 2 | SF: 0 SAC: 0 DP: 1 HBP: 0 | WP: 0 PB: 0 SB: 1 CS: 0 | PA: 46 | | |
| PITCHER | IP ERA WHS BF H R ER SO BB IBB HBP BLK WP HR S P ERA WHIP | 1.1 5.79 0.1 1 0 0 0 1 0 0 0 0 0 0 3 3 0.00 0.000 | 7.1 8.22 2.1 10 3 0 0 3 0 0 0 0 0 0 16 16 0.00 1.286 | 8.1 4.5 1.2 5 0 0 0 2 0 0 1 0 0 0 0 8 12 0.00 0.000 | | | | | | | | | | | | | | | | | | | | | | |

Baltimore Orioles @ California Angels
Anaheim Stadium, Anaheim, CA
Fri Apr 22 1983, 9:05 PM EST
Att: 31,794 - Unknown

AB 44
R 5
H 12
RBI 5
BB 2
SO 10
LOB 14

| Batter | 1 | 2 | 3 | 4 | 5 | 6 | 7 | 8 | 9 | 10 | 11 | AB | R | H | RBI | BB | SO | LOB | BOTTOM | | | | | |
|--|--|--|---|---|------------------------------|---------------------------------|------------------------------|---------------------------------|------------------------------|---------------------------------|------------------------------|---------------------------------|------------------------------|----------------------------------|------------------------------|---------------------------------|------------------------------|----------------------------------|------------------------------|----------------------------------|-----------------------------------|------------------------------------|----------------------------------|--------|
| Rod Carew, L OBP: 0.446, SLG: 0.527 | K | | 6-3 1B 2B | | L6 | | | | | | | 7 | 1 | 5 | 3 | 0 | 1 | 0 | | | | | | |
| Bobby Clark, R OBP: 0.275, SLG: 0.333 | 5-3 | | 6-3 | | 6-3 | | P3 | | | | | 5 | 0 | 1 | 0 | 1 | 0 | 2 | | | | | | |
| Fred Lynn, L OBP: 0.338, SLG: 0.547 | FC5-4 BB | | | | | | | | | | | 3 | 0 | 1 | 0 | 3 | 0 | 2 | | | | | | |
| Doug DeCinces, R OBP: 0.328, SLG: 0.525 | FC5-4 | | | | E1 | | | | | | | 6 | 0 | 1 | 1 | 0 | 2 | 8 | | | | | | |
| Reggie Jackson, L OBP: 0.469, SLG: 0.574 Ron Jackson, R OBP: 0.438, SLG: 0.357 | | | 6-3 | | 4-3 | | | | | | | 4 | 0 | 0 | 0 | 0 | 2 | 4 | | | | | | |
| Brian Downing, R OBP: 0.408, SLG: 0.393 | | F9 | | | 6-3 | | | | | | | 6 | 3 | 4 | 0 | 0 | 0 | 0 | | | | | | |
| Bobby Grich, R OBP: 0.426, SLG: 0.471 | | | | | 4-3 | | | | | | | 3 | 2 | 1 | 1 | 2 | 0 | 1 | | | | | | |
| Tim Lincecum, R OBP: 0.356, SLG: 0.357 | | | | | 5-3 | | | | | | | 4 | 0 | 1 | 0 | 1 | 1 | 3 | | | | | | |
| Bob Boone, R OBP: 0.298, SLG: 0.298 Daryl Sconiers, L OBP: 0.387, SLG: 0.444 Joe Ferguson, R OBP: 0.231, SLG: 0.188 | | | 6-3 | | F9 | | | | | | | 3 | 0 | 0 | 0 | 0 | 0 | 2 | | | | | | |
| Inning Stats | R: 0 E: 0 K: 1 S: 5 | H: 0 LOB: 1 BB: 1 P: 9 | R: 0 E: 0 K: 1 S: 5 | H: 0 LOB: 1 BB: 1 P: 9 | R: 1 E: 0 K: 0 S: 5 | H: 2 LOB: 2 BB: 1 P: 9 | R: 0 E: 0 K: 0 S: 4 | H: 1 LOB: 1 BB: 0 P: 4 | R: 0 E: 0 K: 0 S: 6 | H: 3 LOB: 1 BB: 0 P: 6 | R: 2 E: 0 K: 0 S: 6 | H: 0 LOB: 0 BB: 0 P: 7 | R: 2 E: 1 K: 0 S: 6 | H: 3 LOB: 3 BB: 2 P: 14 | R: 0 E: 0 K: 1 S: 6 | H: 1 LOB: 1 BB: 0 P: 6 | R: 0 E: 0 K: 1 S: 7 | H: 2 LOB: 3 BB: 1 P: 11 | R: 1 E: 1 K: 0 S: 3 | H: 2 LOB: 3 BB: 2 P: 11 | 1B: 11 2B: 3 3B: 0 HR: 0 | SF: 0 SAC: 2 DP: 0 HBP: 0 | WP: 1 PB: 0 SB: 0 CS: 0 | PA: 55 |
| PITCHER | IP ERA WHS BF H R ER SO BB IBB HBP BLK WP HR S P ERA WHIP | 1.1 4.13 2.2 11 6 2 2 2 2 1 0 0 0 1 0 14 18 6.75 1.125 | 8.1 3.52 2.1 14 4 0 0 2 1 1 0 0 0 0 16 24 0.00 2.143 | 11.1 5.56 0.1 5 2 1 1 0 1 1 0 0 0 0 3 11 27.00 9.000 | | | | | | | | | | | | | | | | | | | | |

Baltimore Orioles @ California Angels
Anaheim Stadium, Anaheim, CA
Fri Apr 22 1983, 9:05 PM EST
Att: 31,794 - Unknown

AB 45
R 6
H 14
RBI 6
BB 8
SO 6
LOB 26

| Batter | 1 | 2 | 3 | 4 | 5 | 6 | 7 | 8 | 9 | AB | R | H | RBI | BB | SO | LOB | TOP | | | | | |
|--|------------------------------|---------------------------------|-------------------------------------|----------------------------------|------------------------------|---------------------------------|------------------------------|---------------------------------|------------------------------|---------------------------------|------------------------------|---------------------------------|------------------------------|---------------------------------|------------------------------|---------------------------------|--|---------------------------------|-----------------------------------|------------------------------------|----------------------------------|--------|
| John Shelby, S OBP: 0.485, SLG: 0.688 (1, 8) | | | | | | | | | | 5 | 1 | 4 | 0 | 0 | 0 | 1 | Baltimore Orioles @ California Angels Anaheim Stadium, Anaheim, CA Sat Apr 23 1983, 10:05 PM EST Att: 63,073 - Unknown livebaseballscorecards.com | | | | | |
| Dan Ford, R OBP: 0.410, SLG: 0.482 (1, 9) | | | | | | | | | | 5 | 0 | 1 | 1 | 0 | 1 | 4 | | | | | | |
| Cal Ripken Jr., R OBP: 0.352, SLG: 0.439 (1, 6) | | | | | | | | | | 4 | 0 | 1 | 0 | 0 | 1 | 2 | | | | | | |
| Eddie Murray, S OBP: 0.448, SLG: 0.491 (1, 3) | | | | | | | | | | 4 | 1 | 2 | 0 | 0 | 1 | 2 | | | | | | |
| Gary Roenicke, R OBP: 0.217, SLG: 0.409 (1, 7) | | | | | | | | | | 4 | 0 | 1 | 0 | 0 | 0 | 3 | | | | | | |
| Ken Singleton, S OBP: 0.300, SLG: 0.444 (1, 10) | | | | | | | | | | 4 | 0 | 1 | 0 | 0 | 1 | 2 | | | | | | |
| Rich Dauer, R OBP: 0.297, SLG: 0.367 (1, 4) | | | | | | | | | | 4 | 0 | 2 | 1 | 0 | 0 | 1 | | | | | | |
| Leo Hernandez, R OBP: 0.288, SLG: 0.404 (1, 5) | | | | | | | | | | 3 | 0 | 1 | 0 | 0 | 0 | 1 | | | | | | |
| Aurelio Rodriguez, R (7, 5) | | | | | | | | | | 1 | 0 | 0 | 0 | 0 | 0 | 2 | | | | | | |
| Rick Dempsey, R OBP: 0.154, SLG: 0.200 (1, 2) | | | | | | | | | | 3 | 1 | 1 | 0 | 0 | 1 | 0 | | | | | | |
| Inning Stats | R: 1 E: 0 K: 0 S: 4 | H: 2 LOB: 0 BB: 0 P: 4 | R: 0 E: 0 K: 0 S: 4 | H: 1 LOB: 1 BB: 0 P: 4 | R: 1 E: 0 K: 1 S: 8 | H: 3 LOB: 2 BB: 0 P: 8 | R: 0 E: 0 K: 0 S: 3 | H: 0 LOB: 0 BB: 0 P: 3 | R: 0 E: 0 K: 1 S: 6 | H: 1 LOB: 1 BB: 0 P: 6 | R: 0 E: 0 K: 0 S: 4 | H: 2 LOB: 1 BB: 0 P: 4 | R: 0 E: 0 K: 1 S: 6 | H: 1 LOB: 1 BB: 0 P: 6 | R: 1 E: 0 K: 1 S: 8 | H: 3 LOB: 2 BB: 0 P: 8 | R: 0 E: 0 K: 1 S: 5 | H: 1 LOB: 0 BB: 0 P: 5 | 1B: 13 2B: 1 3B: 0 HR: 0 | SF: 0 SAC: 1 DP: 3 HBP: 0 | WP: 0 PB: 0 SB: 0 CS: 0 | PA: 38 |
| PITCHER Tommy John, L ERA: 3.66 (1, 1) | IP: 9.0 WLS: L BF: 38 | H: 14 R: 3 ER: 3 SO: 5 | BB: 0 IBB: 0 HBP: 0 BLK: 0 | WP: 0 HR: 0 S: 48 P: 48 | ERA: 3.00 WHIP: 1.556 | | | | | | | | | | | | | | | | | |

| Batter | 1 | 2 | 3 | 4 | 5 | 6 | 7 | 8 | 9 | AB | R | H | RBI | BB | SO | LOB | BOTTOM | | | | | |
|--|------------------------------|---------------------------------|-------------------------------------|----------------------------------|------------------------------|---------------------------------|------------------------------|---------------------------------|------------------------------|---------------------------------|------------------------------|---------------------------------|------------------------------|---------------------------------|------------------------------|---------------------------------|--|---------------------------------|----------------------------------|------------------------------------|----------------------------------|--------|
| Rod Carew, L OBP: 0.417, SLG: 0.492 (1, 3) | | | | | | | | | | 4 | 0 | 0 | 0 | 0 | 0 | 2 | Baltimore Orioles @ California Angels Anaheim Stadium, Anaheim, CA Sat Apr 23 1983, 10:05 PM EST Att: 63,073 - Unknown livebaseballscorecards.com | | | | | |
| Juan Beniquez, R OBP: 0.286, SLG: 0.211 (1, 8) | | | | | | | | | | 4 | 0 | 1 | 0 | 0 | 0 | 0 | | | | | | |
| Ron Jackson, R OBP: 0.400, SLG: 0.333 (1, 10) | | | | | | | | | | 4 | 0 | 1 | 0 | 0 | 0 | 1 | | | | | | |
| Doug DeCinces, R OBP: 0.338, SLG: 0.538 (1, 5) | | | | | | | | | | 4 | 0 | 2 | 0 | 0 | 0 | 0 | | | | | | |
| Brian Downing, R OBP: 0.384, SLG: 0.367 (1, 7) | | | | | | | | | | 4 | 0 | 0 | 0 | 0 | 0 | 3 | | | | | | |
| Bobby Clark, R OBP: 0.285, SLG: 0.372 (1, 9) | | | | | | | | | | 4 | 0 | 2 | 0 | 0 | 1 | 2 | | | | | | |
| Bobby Grich, R OBP: 0.415, SLG: 0.473 (1, 4) | | | | | | | | | | 4 | 1 | 1 | 0 | 0 | 0 | 2 | | | | | | |
| Tim Foli, R OBP: 0.355, SLG: 0.356 (1, 6) | | | | | | | | | | 3 | 0 | 1 | 0 | 0 | 0 | 1 | | | | | | |
| Fred Lynn, L OBP: 0.333, SLG: 0.538 (9, PH) | | | | | | | | | | 1 | 0 | 0 | 0 | 0 | 1 | 1 | | | | | | |
| Bob Boone, R OBP: 0.264, SLG: 0.300 (1, 2) | | | | | | | | | | 3 | 0 | 1 | 1 | 0 | 0 | 0 | | | | | | |
| Inning Stats | R: 0 E: 0 K: 0 S: 3 | H: 0 LOB: 0 BB: 0 P: 3 | R: 0 E: 0 K: 0 S: 4 | H: 1 LOB: 1 BB: 0 P: 4 | R: 0 E: 0 K: 0 S: 3 | H: 0 LOB: 0 BB: 0 P: 3 | R: 0 E: 0 K: 0 S: 4 | H: 2 LOB: 1 BB: 0 P: 4 | R: 0 E: 0 K: 1 S: 7 | H: 2 LOB: 2 BB: 0 P: 7 | R: 0 E: 0 K: 0 S: 5 | H: 2 LOB: 2 BB: 0 P: 5 | R: 1 E: 0 K: 0 S: 4 | H: 1 LOB: 0 BB: 0 P: 4 | R: 0 E: 0 K: 0 S: 3 | H: 0 LOB: 0 BB: 0 P: 3 | R: 0 E: 0 K: 1 S: 6 | H: 1 LOB: 1 BB: 0 P: 6 | 1B: 6 2B: 3 3B: 0 HR: 0 | SF: 0 SAC: 0 DP: 0 HBP: 0 | WP: 0 PB: 0 SB: 0 CS: 0 | PA: 35 |
| PITCHER Scott McGregor, L ERA: 3.77 (1, 1) | IP: 9.0 WLS: W BF: 35 | H: 9 R: 1 ER: 1 SO: 2 | BB: 0 IBB: 0 HBP: 0 BLK: 0 | WP: 0 HR: 0 S: 39 P: 39 | ERA: 1.00 WHIP: 1.000 | | | | | | | | | | | | | | | | | |

| Batter | 1 | 2 | 3 | 4 | 5 | 6 | 7 | 8 | 9 | AB | R | H | RBI | BB | SO | LOB | TOP | | | |
|--|------------------------------|---------------------------------|------------------------------|---------------------------------|------------------------------|---------------------------------|------------------------------|---------------------------------|------------------------------|---------------------------------|------------------------------|---------------------------------|------------------------------|---------------------------------|------------------------------|---------------------------------|---|------------------------------------|----------------------------------|--------|
| Al Bumbry, L OBP: 0.383, SLG: 0.400 (1, 8) | F8 | | 1-H 2B | | 4-3 | | F8 | | FC1-6 | 5 | 0 | 1 | 2 | 0 | 0 | 4 | Baltimore Orioles @ California Angels Anaheim Stadium, Anaheim, CA Sun Apr 24 1983, 6:33 AM EDT Att: 43,521 - Unknown | | | |
| Dan Ford, R OBP: 0.379, SLG: 0.443 (1, 9) | 6-3 | | K | | 5-3 | | F3 | | F9 | 5 | 0 | 0 | 0 | 0 | 1 | 5 | | | | |
| Cal Ripken Jr., R OBP: 0.360, SLG: 0.486 (1, 6) | K | | | | G3-6 1B | | HR | | F9 | 4 | 1 | 2 | 1 | 0 | 1 | 0 | | | | |
| Eddie Murray, S OBP: 0.437, SLG: 0.492 (1, 3) | | K | | | G3-6 1-2 | | K | | 2B | 4 | 0 | 1 | 0 | 0 | 2 | 1 | | | | |
| John Lowenstein, L OBP: 0.422, SLG: 0.615 (1, 7) | | L4 | | | 2B | | F7 | | 1-3 | 4 | 0 | 1 | 0 | 0 | 0 | 1 | | | | |
| Ken Singleton, S OBP: 0.295, SLG: 0.410 (1, 10) | | F7 | | | F9 | | BB | | 4-3 | 3 | 0 | 0 | 0 | 1 | 0 | 2 | | | | |
| Rich Dauer, R OBP: 0.294, SLG: 0.349 (1, 4) | | | | | 5-3 | | F9 | | F9 | 3 | 1 | 0 | 0 | 1 | 0 | 1 | | | | |
| Leo Hernandez, R OBP: 0.300, SLG: 0.429 (1, 5) | | | | | 2B 1B | | SH1-4 4-3 1B | | FC1-6 BB 1B | 4 | 1 | 3 | 0 | 0 | 0 | 0 | | | | |
| Rick Dempsey, R OBP: 0.190, SLG: 0.216 (1, 2) | | P2 | | | SH1-4 | | 1-2 2-3 1B | | FC1-6 BB | 2 | 0 | 1 | 0 | 1 | 0 | 1 | | | | |
| Inning Stats | R: 0 E: 0 K: 1 S: 5 | H: 0 LOB: 0 BB: 0 P: 5 | R: 0 E: 0 K: 1 S: 5 | H: 0 LOB: 0 BB: 0 P: 5 | R: 1 E: 0 K: 1 S: 7 | H: 2 LOB: 1 BB: 0 P: 7 | R: 0 E: 0 K: 0 S: 4 | H: 2 LOB: 1 BB: 0 P: 4 | R: 1 E: 0 K: 0 S: 4 | H: 1 LOB: 1 BB: 1 P: 8 | R: 0 E: 0 K: 0 S: 4 | H: 1 LOB: 1 BB: 0 P: 4 | R: 0 E: 0 K: 0 S: 4 | H: 1 LOB: 2 BB: 1 P: 8 | R: 0 E: 0 K: 0 S: 4 | H: 1 LOB: 1 BB: 0 P: 4 | 1B: 5 2B: 3 3B: 0 HR: 1 | SF: 0 SAC: 1 DP: 1 HBP: 0 | WP: 0 PB: 0 SB: 0 CS: 0 | PA: 38 |
| PITCHER | IP | WLS | BF | H | R | ER | SO | BB | IBB | HBP | BLK | WP | HR | S | P | ERA | WHIP | | | |
| Dave Goltz, R ERA: 5.21 (1, 1) | 5.2 | | 24 | 6 | 3 | 3 | 4 | 2 | 0 | 0 | 0 | 0 | 1 | 30 | 38 | 4.76 | 1.412 | | | |
| Mike Witt, R ERA: 6.75 (6, 1) | 3.1 | W | 14 | 3 | 0 | 0 | 0 | 1 | 0 | 0 | 0 | 0 | 0 | 13 | 17 | 0.00 | 1.200 | | | |

| Batter | 1 | 2 | 3 | 4 | 5 | 6 | 7 | 8 | 9 | AB | R | H | RBI | BB | SO | LOB | BOTTOM | | | |
|--|------------------------------|---------------------------------|------------------------------|---------------------------------|------------------------------|---------------------------------|------------------------------|---------------------------------|------------------------------|---------------------------------|------------------------------|----------------------------------|-------------------------------|----------------------------------|-------------------------------|----------------------------------|---|------------------------------------|----------------------------------|--------|
| Rod Carew, L OBP: 0.446, SLG: 0.563 (1, 3) | SF8 3B | | 4-3 | | SH1-3 6-3 2B | | 1-3 3-H 1B | | BB 1B 1B | 5 | 2 | 4 | 0 | 0 | 0 | 0 | Baltimore Orioles @ California Angels Anaheim Stadium, Anaheim, CA Sun Apr 24 1983, 6:33 AM EDT Att: 43,521 - Unknown | | | |
| Tim Lincecum, R OBP: 0.364, SLG: 0.371 (1, 6) | SF8 | | 1B | | SH1-3 | | F8 | | BB 1B | 3 | 0 | 2 | 2 | 0 | 0 | 2 | | | | |
| Daryl Sconiers, L OBP: 0.371, SLG: 0.419 (1, 10) | 3-H | | 1B | | 2-3 | | 2-3 | | 1-2 2-H 1B | 4 | 0 | 1 | 1 | 0 | 2 | 0 | | | | |
| Ron Jackson, R OBP: 0.381, SLG: 0.316 (6, PH) | K | | 1-2 1B | | 6-3 | | K | | K | 1 | 0 | 0 | 0 | 0 | 1 | 2 | | | | |
| Fred Lynn, L OBP: 0.351, SLG: 0.544 (1, 8) | | | P6 | | 4-3 | | FC5-4 BB | | 1-2 2-3 BB | 3 | 0 | 1 | 0 | 2 | 0 | 2 | | | | |
| Brian Downing, R OBP: 0.390, SLG: 0.422 (1, 7) | P6 | | | | | | K | | K | 4 | 2 | 2 | 1 | 0 | 1 | 2 | | | | |
| Bobby Clark, R OBP: 0.289, SLG: 0.364 (8, 9) | | | | | S 1B | | HR | | K | 1 | 0 | 0 | 0 | 0 | 1 | 3 | | | | |
| Juan Beniquez, R OBP: 0.320, SLG: 0.304 (1, 9) | | | 6-3 | | 1-H 1B | | 1B 2B | | FC5-4 1-2 | 4 | 1 | 2 | 1 | 0 | 0 | 1 | | | | |
| Bobby Grich, R OBP: 0.406, SLG: 0.448 (1, 4) | | | 5-3 | | 1-3 | | 6-3 | | SH5-4 1B BB | 3 | 1 | 0 | 0 | 1 | 0 | 2 | | | | |
| Rob Wilfong, L OBP: 0.143, SLG: 0.143 (1, 5) | | | G3 | | F8 | | E WP 1B | | SH5-4 | 3 | 0 | 1 | 1 | 0 | 0 | 1 | | | | |
| Bob Boone, R OBP: 0.263, SLG: 0.296 (1, 2) | | | P4 | | 4-3 | | E5 1B WP | | 1B 1B | 4 | 1 | 1 | 1 | 0 | 0 | 2 | | | | |
| Inning Stats | R: 1 E: 0 K: 1 S: 7 | H: 2 LOB: 1 BB: 0 P: 7 | R: 0 E: 0 K: 0 S: 3 | H: 0 LOB: 0 BB: 0 P: 3 | R: 0 E: 0 K: 0 S: 5 | H: 2 LOB: 1 BB: 0 P: 5 | R: 1 E: 0 K: 0 S: 5 | H: 2 LOB: 1 BB: 0 P: 5 | R: 1 E: 1 K: 0 S: 7 | H: 4 LOB: 2 BB: 0 P: 7 | R: 0 E: 0 K: 2 S: 7 | H: 0 LOB: 1 BB: 1 P: 11 | R: 2 E: 0 K: 2 S: 10 | H: 3 LOB: 3 BB: 2 P: 18 | R: 0 E: 0 K: 0 S: 10 | H: 1 LOB: 1 BB: 0 P: 11 | 1B: 9 2B: 3 3B: 1 HR: 1 | SF: 1 SAC: 2 DP: 0 HBP: 0 | WP: 1 PB: 0 SB: 2 CS: 0 | PA: 41 |
| PITCHER | IP | WLS | BF | H | R | ER | SO | BB | IBB | HBP | BLK | WP | HR | S | P | ERA | WHIP | | | |
| Dennis Martinez, R ERA: 5.47 (1, 1) | 5.0 | L | 24 | 9 | 5 | 5 | 1 | 0 | 0 | 0 | 0 | 0 | 1 | 26 | 26 | 9.00 | 1.800 | | | |
| Sammy Stewart, R ERA: 3.21 (6, 1) | 2.1 | | 14 | 5 | 2 | 2 | 2 | 2 | 0 | 0 | 0 | 1 | 0 | 16 | 24 | 7.71 | 3.000 | | | |
| Tippy Martinez, L ERA: 5.59 (8, 1) | 0.2 | | 3 | 0 | 0 | 0 | 2 | 1 | 0 | 0 | 0 | 0 | 0 | 6 | 10 | 0.00 | 1.500 | | | |

AB 34
R 3
H 9
RBI 3
BB 3
SO 4
LOB 15




AB 35
R 7
H 14
RBI 7
BB 3
SO 5
LOB 17



| Batter | 1 | 2 | 3 | 4 | 5 | 6 | 7 | 8 | 9 | AB | R | H | RBI | BB | SO | LOB | TOP | | | | | | | | | | |
|--|------------------------------|---------------------------------|------------------------------|---------------------------------|------------------------------|---------------------------------|------------------------------|---------------------------------|------------------------------|---------------------------------|------------------------------|---------------------------------|------------------------------|----------------------------------|------------------------------|---------------------------------|----------------------------------|------------------------------------|----------------------------------|--------|--|--|--|--|--|--|--|
| Al Bumbry, L OBP: 0.373, SLG: 0.386 (1, 8) | | | | | | | | | | | | | | | | | | | | | | | | | | | |
| Joe Nolan, L OBP: 0.316, SLG: 0.389 (8, 2) | | | | | | | | | | | | | | | | | | | | | | | | | | | |
| Benny Ayala, R OBP: 0.333, SLG: 0.778 (9, PH) | | | | | | | | | | | | | | | | | | | | | | | | | | | |
| Dan Ford, R OBP: 0.371, SLG: 0.446 (1, 9) | | | | | | | | | | | | | | | | | | | | | | | | | | | |
| Cal Ripken Jr., R OBP: 0.367, SLG: 0.479 (1, 6) | | | | | | | | | | | | | | | | | | | | | | | | | | | |
| Eddie Murray, S OBP: 0.440, SLG: 0.484 (1, 3) | | | | | | | | | | | | | | | | | | | | | | | | | | | |
| John Lowenstein, L OBP: 0.438, SLG: 0.634 (8, PH) | | | | | | | | | | | | | | | | | | | | | | | | | | | |
| Gary Roenicke, R OBP: 0.208, SLG: 0.391 (8, 7) | | | | | | | | | | | | | | | | | | | | | | | | | | | |
| Ken Singleton, S OBP: 0.271, SLG: 0.372 (1, 10) | | | | | | | | | | | | | | | | | | | | | | | | | | | |
| Rich Dauer, R OBP: 0.306, SLG: 0.348 (9, PR) | | | | | | | | | | | | | | | | | | | | | | | | | | | |
| Leo Hernandez, R OBP: 0.297, SLG: 0.417 (1, 5) | | | | | | | | | | | | | | | | | | | | | | | | | | | |
| Rick Dempsey, R OBP: 0.205, SLG: 0.211 (8, PH) | | | | | | | | | | | | | | | | | | | | | | | | | | | |
| John Shelby, S OBP: 0.486, SLG: 0.706 (8, 8) | | | | | | | | | | | | | | | | | | | | | | | | | | | |
| Inning Stats | R: 0 E: 0 K: 0 S: 3 | H: 1 LOB: 0 BB: 0 P: 3 | R: 0 E: 0 K: 0 S: 2 | H: 0 LOB: 0 BB: 1 P: 6 | R: 0 E: 0 K: 0 S: 3 | H: 0 LOB: 0 BB: 0 P: 3 | R: 0 E: 0 K: 0 S: 3 | H: 0 LOB: 0 BB: 0 P: 3 | R: 0 E: 0 K: 0 S: 2 | H: 0 LOB: 0 BB: 1 P: 6 | R: 2 E: 0 K: 1 S: 8 | H: 3 LOB: 1 BB: 0 P: 8 | R: 1 E: 0 K: 1 S: 7 | H: 2 LOB: 2 BB: 1 P: 11 | R: 0 E: 0 K: 1 S: 7 | H: 2 LOB: 2 BB: 0 P: 7 | 1B: 5 2B: 3 3B: 0 HR: 0 | SF: 0 SAC: 0 DP: 3 HBP: 0 | WP: 0 PB: 0 SB: 0 CS: 0 | PA: 37 | | | | | | | |
| PITCHER | IP | WLS | BF | H | R | ER | SO | BB | IBB | HBP | BLK | WP | HR | S | P | ERA | WHIP | | | | | | | | | | |
| Chris Codiroli, R ERA: 3.28 | 7.0 | W | 26 | 4 | 2 | 2 | 1 | 4 | 0 | 0 | 0 | 0 | 0 | 24 | 40 | 2.57 | 1.143 | | | | | | | | | | |
| Dave Beard, R ERA: 3.27 | 0.1 | 3 | 2 | 1 | 1 | 1 | 1 | 0 | 0 | 0 | 0 | 0 | 0 | 5 | 5 | 27.00 | 6.000 | | | | | | | | | | |
| Steve McCatty, R ERA: 2.45 | 0.1 | 2 | 0 | 0 | 0 | 0 | 1 | 0 | 0 | 0 | 0 | 0 | 0 | 1 | 5 | 0.00 | 3.000 | | | | | | | | | | |
| Tom Burgmeier, L ERA: | 1.1 | S | 6 | 2 | 0 | 0 | 1 | 0 | 0 | 0 | 0 | 0 | 0 | 8 | 8 | 0.00 | 1.500 | | | | | | | | | | |

Baltimore Orioles @ Oakland Athletics
Oakland-Alameda County Coliseum, Oakland, CA
Tue Apr 26 1983, 7:05 PM PDT
Att: 8,653 - Unknown


AB 32
R 3
H 8
RBI 3
BB 5
SO 3
LOB 20



| Batter | 1 | 2 | 3 | 4 | 5 | 6 | 7 | 8 | 9 | AB | R | H | RBI | BB | SO | LOB | BOTTOM | | | | | | | | | | |
|--|------------------------------|---------------------------------|------------------------------|---------------------------------|------------------------------|----------------------------------|------------------------------|----------------------------------|------------------------------|---------------------------------|------------------------------|----------------------------------|------------------------------|---------------------------------|------------------------------|---------------------------------|-----------------------------------|------------------------------------|----------------------------------|--------|--|--|--|--|--|--|--|
| Rickey Henderson, R OBP: 0.500, SLG: 0.429 (1, 7) | | | | | | | | | | | | | | | | | | | | | | | | | | | |
| Mike Davis, L OBP: 0.308, SLG: 0.378 (1, 9) | | | | | | | | | | | | | | | | | | | | | | | | | | | |
| Carney Lansford, R OBP: 0.333, SLG: 0.333 (1, 5) | | | | | | | | | | | | | | | | | | | | | | | | | | | |
| Dwayne Murphy, L OBP: 0.286, SLG: 0.316 (1, 8) | | | | | | | | | | | | | | | | | | | | | | | | | | | |
| Jeff Burroughs, R OBP: 0.358, SLG: 0.417 (1, 10) | | | | | | | | | | | | | | | | | | | | | | | | | | | |
| Bill Almon, R OBP: 0.422, SLG: 0.475 (9, 3) | | | | | | | | | | | | | | | | | | | | | | | | | | | |
| Wayne Gross, L OBP: 0.500, SLG: 0.500 | | | | | | | | | | | | | | | | | | | | | | | | | | | |
| Davey Lopes, R OBP: 0.344, SLG: 0.379 (1, 4) | | | | | | | | | | | | | | | | | | | | | | | | | | | |
| Kelvin Moore, R OBP: 0.246, SLG: 0.273 (9, 6) | | | | | | | | | | | | | | | | | | | | | | | | | | | |
| Tony Phillips, S OBP: 0.281, SLG: 0.240 | | | | | | | | | | | | | | | | | | | | | | | | | | | |
| Bob Kearney, R OBP: 0.292, SLG: 0.283 (1, 2) | | | | | | | | | | | | | | | | | | | | | | | | | | | |
| Inning Stats | R: 2 E: 0 K: 0 S: 5 | H: 3 LOB: 0 BB: 0 P: 5 | R: 0 E: 0 K: 2 S: 8 | H: 1 LOB: 1 BB: 0 P: 8 | R: 0 E: 0 K: 1 S: 5 | H: 0 LOB: 3 BB: 3 P: 17 | R: 2 E: 0 K: 0 S: 6 | H: 3 LOB: 2 BB: 1 P: 10 | R: 0 E: 0 K: 0 S: 4 | H: 1 LOB: 1 BB: 0 P: 4 | R: 0 E: 0 K: 2 S: 6 | H: 0 LOB: 0 BB: 1 P: 10 | R: 0 E: 0 K: 0 S: 3 | H: 1 LOB: 0 BB: 0 P: 3 | R: 0 E: 0 K: 0 S: 3 | H: 1 LOB: 0 BB: 0 P: 3 | 1B: 10 2B: 0 3B: 0 HR: 0 | SF: 1 SAC: 0 DP: 3 HBP: 0 | WP: 0 PB: 0 SB: 2 CS: 1 | PA: 35 | | | | | | | |
| PITCHER | IP | WLS | BF | H | R | ER | SO | BB | IBB | HBP | BLK | WP | HR | S | P | ERA | WHIP | | | | | | | | | | |
| Jim Palmer, R ERA: 2.16 | 3.2 | L | 21 | 7 | 4 | 4 | 3 | 4 | 0 | 0 | 1 | 0 | 0 | 23 | 39 | 9.82 | 3.000 | | | | | | | | | | |
| Storm Davis, R ERA: 2.89 | 3.1 | 11 | 2 | 0 | 0 | 2 | 1 | 0 | 0 | 0 | 0 | 0 | 0 | 14 | 18 | 0.00 | 0.900 | | | | | | | | | | |
| Tippy Martinez, L ERA: 5.06 | 1.0 | 3 | 1 | 0 | 0 | 0 | 0 | 0 | 0 | 0 | 0 | 0 | 0 | 3 | 3 | 0.00 | 1.000 | | | | | | | | | | |

Baltimore Orioles @ Oakland Athletics
Oakland-Alameda County Coliseum, Oakland, CA
Tue Apr 26 1983, 7:05 PM PDT
Att: 8,653 - Unknown

AB 29
R 4
H 10
RBI 3
BB 5
SO 5
LOB 19



| Batter | 1 | 2 | 3 | 4 | 5 | 6 | 7 | 8 | 9 | AB | R | H | RBI | BB | SO | LOB | TOP | | | | | | | | |
|--|------------------------------|---------------------------------|------------------------------|---------------------------------|------------------------------|---------------------------------|------------------------------|---------------------------------|------------------------------|---------------------------------|-------------------------------|----------------------------------|------------------------------|---------------------------------|------------------------------|---------------------------------|------------------------------|----------------------------------|----------------------------------|------------------------------------|----------------------------------|--------|--|--|--|
| John Shelby, S OBP: 0.450, SLG: 0.641 (1, 8) | 6-3 | | | BLK 1B | | E6 1B | | | P4 | 5 | 0 | 1 | 0 | 0 | 1 | 4 | | | | | | | | | |
| Dan Ford, R OBP: 0.373, SLG: 0.435 (1, 9) | F8 | | | F8 | | FC5-2 1B | 4-3 | | WP BB | 4 | 2 | 1 | 0 | 1 | 0 | 1 | | | | | | | | | |
| Cal Ripken Jr., R OBP: 0.369, SLG: 0.468 (1, 6) | 5-3 | | | 5-3 | | FC5-2 1B | F8 | | BB WP | 4 | 1 | 1 | 1 | 1 | 0 | 1 | | | | | | | | | |
| Eddie Murray, S OBP: 0.425, SLG: 0.456 (1, 3) | | 6-3 | | K | | FC5-2 1B | G3 | | BB | 4 | 1 | 0 | 0 | 1 | 1 | 4 | | | | | | | | | |
| Gary Roenicke, R OBP: 0.310, SLG: 0.423 (1, 7) | | 5-3 | | | 5-3 1B | BB E | | PB BB | FC6-4 BB | 3 | 1 | 2 | 3 | 2 | 0 | 0 | | | | | | | | | |
| Ken Singleton, S OBP: 0.294, SLG: 0.340 (1, 10) | | | K | | F9 | F8 E | | F7 | FC6-4 | 4 | 0 | 0 | 0 | 1 | 1 | 5 | | | | | | | | | |
| Rich Dauer, R OBP: 0.289, SLG: 0.329 (1, 4) | | | 6-3 | | 5-3 | E5 BB | | K | | 4 | 0 | 0 | 1 | 0 | 1 | 3 | AB 35 | | | | | | | | |
| Leo Hernandez, R OBP: 0.279, SLG: 0.391 (1, 5) | | | P6 | | 4-3 | F8 | | 6-3 | | 4 | 0 | 0 | 0 | 0 | 0 | 4 | R 6 | | | | | | | | |
| Rick Dempsey, R OBP: 0.229, SLG: 0.220 (1, 2) | | | 6-3 | | | E6 1B | | F8 | | 3 | 1 | 1 | 0 | 1 | 0 | 0 | H 6 | | | | | | | | |
| Inning Stats | R: 0 E: 0 K: 0 S: 3 | H: 0 LOB: 0 BB: 0 P: 3 | R: 0 E: 0 K: 1 S: 5 | H: 0 LOB: 0 BB: 0 P: 5 | R: 0 E: 0 K: 0 S: 3 | H: 0 LOB: 0 BB: 0 P: 3 | R: 0 E: 0 K: 1 S: 6 | H: 1 LOB: 1 BB: 0 P: 6 | R: 0 E: 0 K: 0 S: 4 | H: 1 LOB: 1 BB: 0 P: 4 | R: 5 E: 3 K: 1 S: 11 | H: 4 LOB: 3 BB: 2 P: 19 | R: 0 E: 0 K: 0 S: 3 | H: 0 LOB: 0 BB: 0 P: 3 | R: 0 E: 0 K: 1 S: 5 | H: 0 LOB: 1 BB: 1 P: 9 | R: 1 E: 0 K: 0 S: 3 | H: 0 LOB: 3 BB: 4 P: 19 | 1B: 6 2B: 0 3B: 0 HR: 0 | SF: 0 SAC: 0 DP: 0 HBP: 0 | WP: 1 PB: 1 SB: 0 CS: 0 | PA: 42 | | | |
| PITCHER | IP | WLS | BF | H | R | ER | SO | BB | IBB | HBP | BLK | WP | HR | S | P | ERA | WHIP | | | | | | | | |
| Bill Krueger, L ERA: 2.83 (1, 1) | 5.1 | L | 23 | 6 | 5 | 2 | 2 | 0 | 0 | 0 | 0 | 0 | 0 | 27 | 27 | 3.38 | 1.125 | | | | | | | | |
| Matt Keough, R ERA: 7.41 (6, 1) | 1.2 | | 8 | 0 | 0 | 0 | 1 | 2 | 0 | 0 | 0 | 0 | 0 | 8 | 16 | 0.00 | 1.200 | | | | | | | | |
| Tim Conroy, L ERA: 2.38 (8, 1) | 1.2 | | 9 | 0 | 1 | 1 | 1 | 4 | 0 | 0 | 0 | 1 | 0 | 7 | 23 | 5.40 | 2.400 | | | | | | | | |
| Steve Baker, R ERA: 3.12 (9, 1) | 0.1 | | 2 | 0 | 0 | 0 | 0 | 1 | 0 | 0 | 0 | 0 | 0 | 1 | 5 | 0.00 | 3.000 | | | | | | | | |

Baltimore Orioles @ Oakland Athletics
Oakland-Alameda County Coliseum, Oakland, CA
Wed Apr 27 1983, 7:05 PM PDT
Att: 7,273 - Unknown

AB 35
R 6
H 6
RBI 5
BB 7
SO 4
LOB 22



| Batter | 1 | 2 | 3 | 4 | 5 | 6 | 7 | 8 | 9 | AB | R | H | RBI | BB | SO | LOB | BOTTOM | | | | | | | | |
|--|------------------------------|---------------------------------|------------------------------|---------------------------------|------------------------------|---------------------------------|------------------------------|---------------------------------|------------------------------|---------------------------------|------------------------------|---------------------------------|------------------------------|---------------------------------|----------------------------------|------------------------------------|----------------------------------|--------|--|--|--|--|--|--|--|
| Rickey Henderson, R OBP: 0.486, SLG: 0.434 (1, 7) | F8 | | 2B | | F9 | | | F9 | | 4 | 0 | 1 | 0 | 0 | 0 | 1 | | | | | | | | | |
| Bill Almon, R OBP: 0.408, SLG: 0.455 (1, 9) | FC5-4 1B | | F8 | | | 5-3 | | K | | 4 | 0 | 1 | 0 | 0 | 1 | 1 | | | | | | | | | |
| Carney Lansford, R OBP: 0.306, SLG: 0.303 (6, PH) | L6 | | F8 | | | 5-3 | | P5 | | 3 | 0 | 0 | 0 | 0 | 0 | 2 | | | | | | | | | |
| Wayne Gross, L OBP: 0.486, SLG: 0.483 (9, 5) | | | | | | 5-3 | | | | 1 | 0 | 0 | 0 | 0 | 0 | 0 | | | | | | | | | |
| Jeff Burroughs, R OBP: 0.352, SLG: 0.406 (1, 10) | FC5-4 | | | 5-3 | | | | 1B | | 4 | 0 | 1 | 0 | 0 | 0 | 1 | | | | | | | | | |
| Dwayne Murphy, L OBP: 0.269, SLG: 0.295 (1, 8) | | 5-3 | | F2 | | F7 | | 4-3 | | 4 | 0 | 0 | 0 | 0 | 0 | 1 | | | | | | | | | |
| Davey Lopes, R OBP: 0.338, SLG: 0.371 (1, 4) | | | FC5-4 1B | | F8 | | | 5-3 | | 4 | 0 | 1 | 0 | 0 | 0 | 0 | | | | | | | | | |
| Kelvin Moore, R OBP: 0.234, SLG: 0.259 (1, 3) | | | FC5-4 FC6-4 | | | 1-3 | | K | | 3 | 0 | 0 | 0 | 0 | 1 | 1 | AB 33 | | | | | | | | |
| Darryl Clax, R OBP: 0.333, SLG: 0.667 (1, 2) | | | FC6-4 | | P5 | | | | | 3 | 0 | 1 | 0 | 0 | 0 | 1 | R 0 | | | | | | | | |
| Tony Phillips, S OBP: 0.283, SLG: 0.245 (1, 6) | | | P6 | | | | | K | | 3 | 0 | 1 | 0 | 0 | 1 | 1 | H 6 | | | | | | | | |
| Inning Stats | R: 0 E: 0 K: 0 S: 4 | H: 1 LOB: 1 BB: 0 P: 4 | R: 0 E: 0 K: 0 S: 4 | H: 1 LOB: 1 BB: 0 P: 4 | R: 0 E: 0 K: 0 S: 3 | H: 0 LOB: 0 BB: 0 P: 3 | R: 0 E: 0 K: 0 S: 4 | H: 1 LOB: 1 BB: 0 P: 4 | R: 0 E: 0 K: 2 S: 8 | H: 1 LOB: 1 BB: 0 P: 8 | R: 0 E: 0 K: 1 S: 5 | H: 0 LOB: 0 BB: 0 P: 5 | R: 0 E: 0 K: 0 S: 3 | H: 0 LOB: 0 BB: 0 P: 3 | 1B: 4 2B: 2 3B: 0 HR: 0 | SF: 0 SAC: 0 DP: 0 HBP: 0 | WP: 0 PB: 0 SB: 0 CS: 0 | PA: 33 | | | | | | | |
| PITCHER | IP | WLS | BF | H | R | ER | SO | BB | IBB | HBP | BLK | WP | HR | S | P | ERA | WHIP | | | | | | | | |
| Mike Flanagan, L ERA: 3.41 (1, 1) | 5.0 | W | 19 | 4 | 0 | 0 | 0 | 0 | 0 | 0 | 0 | 0 | 0 | 19 | 19 | 0.00 | 0.800 | | | | | | | | |
| Sammy Stewart, R ERA: 2.5 (6, 1) | 4.0 | S | 14 | 2 | 0 | 0 | 3 | 0 | 0 | 0 | 0 | 0 | 0 | 20 | 20 | 0.00 | 0.500 | | | | | | | | |

Baltimore Orioles @ Oakland Athletics
Oakland-Alameda County Coliseum, Oakland, CA
Wed Apr 27 1983, 7:05 PM PDT
Att: 7,273 - Unknown

AB 33
R 0
H 6
RBI 0
BB 0
SO 3
LOB 9



| Batter | 1 | 2 | 3 | 4 | 5 | 6 | 7 | 8 | 9 | AB | R | H | RBI | BB | SO | LOB | TOP | | | | | | | | | | | |
|--|-------------------------------------|----------------------------------|------------------------------|---------------------------------|-------------------------------|----------------------------------|------------------------------|---------------------------------|------------------------------|---------------------------------|------------------------------|---------------------------------|------------------------------|----------------------------------|------------------------------|----------------------------------|---|------------------------------------|----------------------------------|--------|--|--|--|--|--|--|--|--|
| Al Bumbry, L OBP: 0.377, SLG: 0.391 John Shelby, S OBP: 0.419, SLG: 0.595 | 0-0 BB 1B 1B | 0-0 L6-3 | | 0-0 6-3 | | | 0-0 F8 | | 0-0 4-3 | 2 | 0 | 1 | 0 | 0 | 0 | 2 | Baltimore Orioles @ Seattle Mariners The Kingdome, Seattle, WA Fri Apr 29 1983, 10:05 PM EDT Att: 7,371 - Unknown | | | | | | | | | | | |
| Dan Ford, R OBP: 0.375, SLG: 0.432 | 0-3 K | | 0-0 1B S 1B | 0-3 K | | | 0-0 6-3 | | 0-0 E 1B | 5 | 2 | 2 | 0 | 0 | 2 | 1 | | | | | | | | | | | | |
| Cal Ripken Jr., R OBP: 0.348, SLG: 0.439 | 0-3 K | | 0-3 K | 0-0 1-3 | | | 0-3 K | | 0-0 E5 1B E | 5 | 1 | 0 | 1 | 0 | 3 | 2 | | | | | | | | | | | | |
| Eddie Murray, S OBP: 0.435, SLG: 0.458 | 0-0 BB 1-2 1B | | 0-0 1B 2B 1B | | | | 0-0 6-3 | | 0-3 K E 1B IBB | 4 | 2 | 2 | 0 | 1 | 1 | 0 | | | | | | | | | | | | |
| John Lowenstein, L OBP: 0.460, SLG: 0.643 Gary Roenicke, R OBP: 0.375, SLG: 0.464 | 4-0 BB BB 1-2 2-3 BB | | 0-0 2B 1B | | | | 4-0 G1-4-3 BB | | 0-0 E SF9 1B | 1 | 1 | 1 | 1 | 1 | 0 | 0 | | | | | | | | | | | | |
| Ken Singleton, S OBP: 0.276, SLG: 0.365 | 0-0 F9 | | 0-0 6-3 1B 2B | | | | 0-0 G1-4-3 | | 0-0 F8 SF9 E7 1B | 5 | 1 | 2 | 4 | 0 | 0 | 5 | | | | | | | | | | | | |
| Rich Dauer, R OBP: 0.296, SLG: 0.329 | | 0-0 1B 1B | 0-0 6-3 | | | | 0-0 F8 | | 4-0 FC6-4 BB SF9 | 3 | 0 | 1 | 1 | 1 | 0 | 1 | | | | | | | | | | | | |
| Leo Hernandez, R OBP: 0.288, SLG: 0.382 | 0-3 K | | 0-0 FC6-4 1B | | | | 4-0 G1-6-3 BB | | 0-0 FC6-4 5-3 | 4 | 0 | 1 | 1 | 1 | 1 | 4 | | | | | | | | | | | | |
| Joe Nolan, L OBP: 0.333, SLG: 0.400 Rick Dempsey, R OBP: 0.240, SLG: 0.214 | 0-0 L6-3 1B | | 0-0 FC6-4 | | | | 0-0 G1-6-3 | | 4-0 1B E BB | 2 | 0 | 1 | 0 | 0 | 0 | 1 | | | | | | | | | | | | |
| Inning Stats | R: 0 E: 0 K: 2 S: 9 | H: 2 LOB: 3 BB: 1 P: 13 | R: 0 E: 0 K: 1 S: 6 | H: 2 LOB: 1 BB: 0 P: 6 | R: 4 E: 0 K: 1 S: 10 | H: 5 LOB: 1 BB: 0 P: 10 | R: 0 E: 0 K: 1 S: 5 | H: 0 LOB: 0 BB: 0 P: 5 | R: 0 E: 0 K: 0 S: 2 | H: 0 LOB: 0 BB: 1 P: 6 | R: 0 E: 0 K: 1 S: 5 | H: 0 LOB: 0 BB: 0 P: 5 | R: 0 E: 0 K: 1 S: 6 | H: 1 LOB: 2 BB: 1 P: 10 | R: 5 E: 2 K: 0 S: 7 | H: 3 LOB: 1 BB: 2 P: 15 | 1B: 12 2B: 2 3B: 0 HR: 0 | SF: 1 SAC: 0 DP: 3 HBP: 0 | WP: 0 PB: 0 SB: 2 CS: 0 | PA: 44 | | | | | | | | |
| PITCHER | IP | WLS | BF | H | R | ER | SO | BB | IBB | HBP | BLK | WP | HR | S | P | ERA | WHIP | | | | | | | | | | | |
| Jim Beattie, R ERA: 13.5 | (1, 1) | 2.2 | L | 17 | 9 | 4 | 4 | 4 | 1 | 0 | 0 | 0 | 0 | 0 | 24 | 28 | 13.50 | 3.750 | | | | | | | | | | |
| Bryan Clark, L ERA: 1.92 | (3, 1) | 5.0 | | 17 | 1 | 0 | 0 | 3 | 3 | 0 | 0 | 0 | 0 | 0 | 20 | 32 | 0.00 | 0.800 | | | | | | | | | | |
| Roy Thomas, R ERA: 3.31 | (8, 1) | 0.2 | | 7 | 2 | 5 | 3 | 0 | 1 | 1 | 0 | 0 | 0 | 5 | 13 | 40.50 | 4.500 | | | | | | | | | | | |
| Ed Vande Berg, L ERA: 5.79 | (9, 1) | 0.2 | | 3 | 1 | 0 | 0 | 0 | 0 | 0 | 0 | 0 | 0 | 3 | 3 | 0.00 | 1.500 | | | | | | | | | | | |

| Batter | 1 | 2 | 3 | 4 | 5 | 6 | 7 | 8 | 9 | AB | R | H | RBI | BB | SO | LOB | BOTTOM | | | | | | | | | | |
|---|------------------------------|---------------------------------|------------------------------|---------------------------------|------------------------------|---------------------------------|------------------------------|---------------------------------|------------------------------|---------------------------------|------------------------------|---------------------------------|------------------------------|---------------------------------|------------------------------|---------------------------------|---|---------------------------------|----------------------------------|------------------------------------|----------------------------------|--------|--|--|--|--|--|
| Steve Henderson, R OBP: 0.414, SLG: 0.471 | 0-0 1B 1B 1B | | 0-0 5-3 | | | | 0-0 F6 | | 0-0 6-3 | 4 | 0 | 1 | 0 | 0 | 0 | 2 | Baltimore Orioles @ Seattle Mariners The Kingdome, Seattle, WA Fri Apr 29 1983, 10:05 PM EDT Att: 7,371 - Unknown | | | | | | | | | | |
| Dave Edler, R OBP: 0.326, SLG: 0.410 | 0-0 P6 | | 0-0 4-3 | | | | 0-0 F8 | | 0-0 F8 | 4 | 0 | 0 | 0 | 0 | 0 | 3 | | | | | | | | | | | |
| Dave Henderson, R OBP: 0.293, SLG: 0.423 | 0-0 1B 1-2 1B | | 0-0 P2 | | | | 0-0 F9 | | 0-3 K | 4 | 0 | 1 | 0 | 0 | 1 | 0 | | | | | | | | | | | |
| Richie Zisk, R OBP: 0.217, SLG: 0.266 | 0-0 1-3 2-3 1B | | 0-0 6-3 | | | | 0-0 HR | | 0-0 F7 | 4 | 1 | 2 | 1 | 0 | 0 | 0 | | | | | | | | | | | |
| Todd Cruz, R OBP: 0.326, SLG: 0.432 | 0-0 F9 | | 0-3 K | | | | 0-0 F8 | | 0-0 1B 1B | 4 | 0 | 1 | 0 | 0 | 1 | 2 | | | | | | | | | | | |
| Pat Putnam, L OBP: 0.250, SLG: 0.313 | | 0-3 K | | 0-0 F7 | | | 0-0 G3 | | 0-0 1B 1B | 4 | 0 | 1 | 0 | 0 | 1 | 0 | | | | | | | | | | | |
| Rod Allen, R OBP: 0.167, SLG: 0.167 | | 0-0 F8 | | 0-0 6-3 | | | 0-0 6-3 | | 0-0 F8 | 4 | 0 | 0 | 0 | 0 | 0 | 2 | | | | | | | | | | | |
| Orlando Mercado, R OBP: 0.237, SLG: 0.378 | | 0-0 3B | | 0-0 S 1B 1B | | | 0-0 F9 | | 0-0 F8 | 4 | 0 | 2 | 0 | 0 | 0 | 2 | | | | | | | | | | | |
| Julio Cruz, S OBP: 0.364, SLG: 0.464 | | 0-0 1-3 | | 0-0 S 1B | | | 0-0 5-3 | | | 3 | 0 | 1 | 0 | 0 | 0 | 1 | | | | | | | | | | | |
| Inning Stats | R: 0 E: 0 K: 0 S: 5 | H: 3 LOB: 2 BB: 0 P: 5 | R: 0 E: 0 K: 1 S: 6 | H: 1 LOB: 1 BB: 0 P: 6 | R: 0 E: 0 K: 0 S: 3 | H: 0 LOB: 0 BB: 0 P: 3 | R: 0 E: 0 K: 1 S: 5 | H: 0 LOB: 0 BB: 0 P: 5 | R: 0 E: 0 K: 0 S: 5 | H: 2 LOB: 2 BB: 0 P: 5 | R: 1 E: 0 K: 0 S: 4 | H: 1 LOB: 0 BB: 0 P: 4 | R: 0 E: 0 K: 0 S: 3 | H: 0 LOB: 0 BB: 0 P: 3 | R: 0 E: 0 K: 1 S: 5 | H: 0 LOB: 2 BB: 0 P: 5 | R: 0 E: 0 K: 0 S: 5 | H: 2 LOB: 2 BB: 0 P: 5 | 1B: 7 2B: 0 3B: 1 HR: 1 | SF: 0 SAC: 0 DP: 0 HBP: 0 | WP: 0 PB: 0 SB: 2 CS: 0 | PA: 35 | | | | | |
| PITCHER | IP | WLS | BF | H | R | ER | SO | BB | IBB | HBP | BLK | WP | HR | S | P | ERA | WHIP | | | | | | | | | | |
| Scott McGregor, L ERA: 3.11 | (1, 1) | 9.0 | W | 35 | 9 | 1 | 1 | 3 | 0 | 0 | 0 | 0 | 1 | 41 | 41 | 1.00 | 1.000 | | | | | | | | | | |



| Batter | 1 | 2 | 3 | 4 | 5 | 6 | 7 | 8 | 9 | AB | R | H | RBI | BB | SO | LOB | TOP | | | |
|--|------------------------------|---------------------------------|------------------------------|---------------------------------|------------------------------|---------------------------------|------------------------------|---------------------------------|------------------------------|---------------------------------|------------------------------|---------------------------------|------------------------------|---------------------------------|------------------------------|---------------------------------|--|----------------------------------|------------------------------------|----------------------------------|
| Al Bumbry, L OBP: 0.368, SLG: 0.380 John Shelby, S OBP: 0.409, SLG: 0.581 | K2-3 | | FC4-2 SH1-3 1-2 1B | F5 | | | F5 | | F9 | 4 | 0 | 1 | 0 | 0 | 1 | 2 | Baltimore Orioles @ Seattle Mariners The Kingdome, Seattle, WA Sat Apr 30 1983, 10:05 PM EDT Att: 21,093 - Unknown | | | |
| Dan Ford, R OBP: 0.369, SLG: 0.423 | F2 | | SH1-3 | | 6-3 | | | | 5-3 | 4 | 0 | 1 | 0 | 0 | 0 | 1 | | | | |
| Cal Ripken Jr., R OBP: 0.344, SLG: 0.424 | F6 | | FC4-2 | | F9 | | | | | 3 | 0 | 0 | 0 | 1 | 0 | 2 | | | | |
| Eddie Murray, S OBP: 0.416, SLG: 0.434 | | K | P3 | | F7 | | | | F8 | 4 | 0 | 0 | 0 | 0 | 1 | 5 | | | | |
| John Lowenstein, L OBP: 0.434, SLG: 0.600 Gary Roenicke, R OBP: 0.364, SLG: 0.448 | 1-3 | | | F5 | | | F7 | | F9 | 3 | 0 | 0 | 0 | 0 | 0 | 0 | | | | |
| Ken Singleton, S OBP: 0.290, SLG: 0.393 | | 1B 2B | | | 4-3 | | | | 5-3 | 4 | 1 | 2 | 0 | 0 | 0 | 0 | | | | |
| Rich Dauer, R OBP: 0.294, SLG: 0.325 | | | | K | | | F7 | | K | 4 | 0 | 1 | 0 | 0 | 2 | 1 | | | | |
| Leo Hernandez, R OBP: 0.299, SLG: 0.389 | | | | | | | | | 5-3 | 4 | 1 | 2 | 0 | 0 | 0 | 2 | | | | |
| Joe Nolan, L OBP: 0.375, SLG: 0.409 Benny Ayala, R OBP: 0.400, SLG: 0.800 | | | SH1-3 FC4-2 1B | WP 1B | | | P4 | | | 2 | 0 | 1 | 1 | 1 | 0 | 1 | | | | |
| Inning Stats | R: 0 E: 0 K: 1 S: 5 | H: 0 LOB: 0 BB: 0 P: 5 | R: 0 E: 0 K: 1 S: 7 | H: 2 LOB: 2 BB: 0 P: 7 | R: 0 E: 0 K: 0 S: 4 | H: 1 LOB: 2 BB: 1 P: 8 | R: 2 E: 0 K: 1 S: 8 | H: 3 LOB: 1 BB: 0 P: 8 | R: 0 E: 0 K: 0 S: 3 | H: 0 LOB: 0 BB: 0 P: 3 | R: 0 E: 0 K: 0 S: 3 | H: 2 LOB: 3 BB: 1 P: 9 | R: 0 E: 0 K: 1 S: 5 | H: 0 LOB: 0 BB: 0 P: 5 | R: 0 E: 0 K: 0 S: 4 | H: 1 LOB: 1 BB: 0 P: 4 | | 1B: 8 2B: 1 3B: 0 HR: 0 | SF: 0 SAC: 1 DP: 0 HBP: 0 | WP: 1 PB: 0 SB: 0 CS: 0 |
| PITCHER | IP | WLS | BF | H | R | ER | SO | BB | IBB | HBP | BLK | WP | HR | S | P | ERA | WHIP | | | |
| Bob Stoddard, R ERA: 4.6 | 6.2 | W | 30 | 8 | 2 | 2 | 3 | 2 | 0 | 0 | 0 | 1 | 0 | 34 | 42 | 2.70 | 1.500 | | | |
| Ed Vande Berg, L ERA: 3.85 | 7.1 | S | 8 | 1 | 0 | 0 | 1 | 0 | 0 | 0 | 0 | 0 | 0 | 10 | 10 | 0.00 | 0.429 | | | |

| Batter | 1 | 2 | 3 | 4 | 5 | 6 | 7 | 8 | 9 | AB | R | H | RBI | BB | SO | LOB | BOTTOM | | | |
|--|------------------------------|---------------------------------|------------------------------|---------------------------------|------------------------------|---------------------------------|------------------------------|---------------------------------|------------------------------|---------------------------------|------------------------------|----------------------------------|------------------------------|---------------------------------|------------------------------|---------------------------------|--|----------------------------------|------------------------------------|----------------------------------|
| John Moses, S OBP: 0.238, SLG: 0.059 | S 6-3 1B | | K | | K | | | | | 3 | 1 | 1 | 0 | 1 | 2 | 1 | Baltimore Orioles @ Seattle Mariners The Kingdome, Seattle, WA Sat Apr 30 1983, 10:05 PM EDT Att: 21,093 - Unknown | | | |
| Dave Edler, R OBP: 0.304, SLG: 0.381 Manny Castillo, S OBP: 0.234, SLG: 0.250 | K | | K | | G3 | | F5 BB | | | 3 | 0 | 0 | 0 | 0 | 2 | 2 | | | | |
| Steve Henderson, R OBP: 0.408, SLG: 0.461 | 6-3 | | | 1B FC3-2 1B | 6-3 | | K | | | 4 | 0 | 1 | 1 | 0 | 1 | 0 | | | | |
| Richie Zisk, R OBP: 0.233, SLG: 0.279 Rod Allen, R OBP: 0.167, SLG: 0.167 | 5-3 | | | FC3-2 1B 1B | | | F8 | | G6-4-3 1B | 4 | 1 | 2 | 0 | 0 | 0 | 0 | | | | |
| Pat Putnam, L OBP: 0.263, SLG: 0.314 | | | | FC3-2 1B 1B | | | 1B HR BB | | F5 | 3 | 2 | 1 | 0 | 1 | 0 | 3 | | | | |
| Dave Henderson, R OBP: 0.276, SLG: 0.400 | | F8 | | K | | | F8 | | G6-4-3 | 4 | 0 | 0 | 0 | 0 | 1 | 5 | | | | |
| Rick Sweet, S OBP: 0.353, SLG: 0.323 | | G1-6-3 | | 1B | | | 1B HR | | | 3 | 1 | 2 | 1 | 0 | 0 | 1 | | | | |
| Todd Cruz, R OBP: 0.337, SLG: 0.476 | | | | 1B | | | 1B HR | | | 3 | 1 | 2 | 4 | 0 | 0 | 0 | | | | |
| Julio Cruz, S OBP: 0.363, SLG: 0.458 | | | | S 1B | | | K | | | 3 | 0 | 1 | 0 | 0 | 1 | 2 | | | | |
| Inning Stats | R: 1 E: 0 K: 1 S: 6 | H: 1 LOB: 0 BB: 0 P: 6 | R: 0 E: 0 K: 0 S: 3 | H: 1 LOB: 0 BB: 0 P: 3 | R: 0 E: 0 K: 2 S: 8 | H: 1 LOB: 1 BB: 0 P: 8 | R: 2 E: 0 K: 1 S: 9 | H: 4 LOB: 2 BB: 0 P: 9 | R: 0 E: 0 K: 1 S: 5 | H: 0 LOB: 0 BB: 0 P: 5 | R: 3 E: 0 K: 1 S: 7 | H: 2 LOB: 1 BB: 1 P: 11 | R: 0 E: 0 K: 1 S: 4 | H: 0 LOB: 0 BB: 1 P: 8 | R: 0 E: 0 K: 0 S: 3 | H: 1 LOB: 1 BB: 0 P: 3 | | 1B: 9 2B: 0 3B: 0 HR: 1 | SF: 0 SAC: 0 DP: 2 HBP: 0 | WP: 0 PB: 0 SB: 3 CS: 0 |
| PITCHER | IP | WLS | BF | H | R | ER | SO | BB | IBB | HBP | BLK | WP | HR | S | P | ERA | WHIP | | | |
| Dennis Martinez, R ERA: 5.72 | 3.2 | L | 17 | 7 | 3 | 3 | 4 | 0 | 0 | 0 | 0 | 0 | 0 | 25 | 25 | 7.36 | 1.909 | | | |
| Sammy Stewart, R ERA: 3.38 | 4.1 | | 13 | 2 | 3 | 3 | 3 | 2 | 0 | 0 | 0 | 0 | 1 | 17 | 25 | 8.10 | 1.200 | | | |
| Tim Stoddard, R ERA: 1.17 | 8.1 | | 3 | 1 | 0 | 0 | 0 | 0 | 0 | 0 | 0 | 0 | 0 | 3 | 3 | 0.00 | 1.000 | | | |



| Batter | 1 | 2 | 3 | 4 | 5 | 6 | 7 | 8 | 9 | AB | R | H | RBI | BB | SO | LOB | TOP | | | | | | | | | | |
|--|------------------------------|----------------------------------|------------------------------|---------------------------------|------------------------------|---------------------------------|------------------------------|---------------------------------|------------------------------|---------------------------------|------------------------------|---------------------------------|------------------------------|----------------------------------|------------------------------|----------------------------------|-----------------------------------|------------------------------------|----------------------------------|--------|--|--|--|--|--|--|--|
| Al Bumby, L OBP: 0.371, SLG: 0.382 (1, 8) | | | | | | | | | | 5 | 1 | 2 | 0 | 0 | 0 | 1 | | | | | | | | | | | |
| Dan Ford, R OBP: 0.371, SLG: 0.422 (1, 9) | | | | | | | | | | 5 | 1 | 2 | 0 | 0 | 0 | 1 | | | | | | | | | | | |
| Cal Ripken Jr., R OBP: 0.337, SLG: 0.422 (1, 6) | | | | | | | | | | 5 | 1 | 1 | 0 | 0 | 2 | 5 | | | | | | | | | | | |
| Eddie Murray, S OBP: 0.415, SLG: 0.432 (1, 3) | | | | | | | | | | 5 | 1 | 2 | 4 | 0 | 0 | 0 | | | | | | | | | | | |
| John Lowenstein, L OBP: 0.456, SLG: 0.667 (9, PH) | | | | | | | | | | 3 | 2 | 2 | 1 | 1 | 1 | 0 | | | | | | | | | | | |
| Gary Roenicke, R OBP: 0.382, SLG: 0.467 (9, 7) | | | | | | | | | | 1 | 0 | 1 | 0 | 0 | 0 | 0 | | | | | | | | | | | |
| Ken Singleton, S OBP: 0.313, SLG: 0.450 (1, 10) | | | | | | | | | | 4 | 1 | 2 | 3 | 1 | 0 | 3 | | | | | | | | | | | |
| Rich Dauer, R OBP: 0.292, SLG: 0.321 (1, 4) | | | | | | | | | | 4 | 0 | 1 | 0 | 0 | 1 | 3 | | | | | | | | | | | |
| Leo Hernandez, R OBP: 0.284, SLG: 0.368 (1, 5) | | | | | | | | | | 4 | 0 | 0 | 0 | 0 | 0 | 3 | | | | | | | | | | | |
| Rick Dempsey, R OBP: 0.259, SLG: 0.222 (1, 2) | | | | | | | | | | 3 | 1 | 1 | 0 | 1 | 0 | 1 | | | | | | | | | | | |
| Inning Stats | R: 5 E: 0 K: 0 S: 8 | H: 5 LOB: 1 BB: 1 P: 12 | R: 0 E: 0 K: 1 S: 5 | H: 0 LOB: 0 BB: 0 P: 5 | R: 1 E: 0 K: 0 S: 4 | H: 1 LOB: 0 BB: 0 P: 4 | R: 0 E: 0 K: 0 S: 3 | H: 0 LOB: 0 BB: 0 P: 3 | R: 0 E: 0 K: 1 S: 5 | H: 1 LOB: 0 BB: 0 P: 5 | R: 0 E: 0 K: 0 S: 3 | H: 2 LOB: 2 BB: 0 P: 5 | R: 0 E: 0 K: 1 S: 6 | H: 1 LOB: 2 BB: 1 P: 10 | R: 2 E: 0 K: 1 S: 8 | H: 4 LOB: 2 BB: 1 P: 12 | 1B: 11 2B: 1 3B: 0 HR: 2 | SF: 0 SAC: 0 DP: 2 HBP: 0 | WP: 1 PB: 0 SB: 1 CS: 0 | PA: 42 | | | | | | | |
| PITCHER | IP | WLS | BF | H | R | ER | SO | BB | IBB | HBP | BLK | WP | HR | S | P | ERA | WHIP | | | | | | | | | | |
| Gaylord Perry, R ERA: 6.88 (1, 1) | 3.0 | L | 16 | 6 | 6 | 6 | 1 | 1 | 0 | 0 | 0 | 0 | 2 | 17 | 21 | 18.00 | 2.333 | | | | | | | | | | |
| Roy Thomas, R ERA: 2.55 (4, 1) | 4.0 | | 14 | 3 | 0 | 0 | 1 | 0 | 0 | 0 | 0 | 1 | 0 | 16 | 16 | 0.00 | 0.750 | | | | | | | | | | |
| Mike Stanton, R ERA: 1.69 (8, 1) | 1.0 | | 5 | 1 | 0 | 0 | 1 | 0 | 1 | 0 | 0 | 0 | 0 | 6 | 10 | 0.00 | 1.000 | | | | | | | | | | |
| Bill Caudill, R ERA: 5.25 (9, 1) | 0.1 | | 5 | 3 | 2 | 2 | 1 | 1 | 0 | 0 | 0 | 0 | 0 | 6 | 10 | 54.00 | 12.000 | | | | | | | | | | |
| Ed Yande Berg, L ERA: 3.52 (9, 1) | 0.2 | | 2 | 1 | 0 | 0 | 0 | 0 | 0 | 0 | 0 | 0 | 0 | 2 | 2 | 0.00 | 1.500 | | | | | | | | | | |

Baltimore Orioles @ Seattle Mariners
The Kingdome, Seattle, WA
Sun May 01 1983, 6:33 AM EDT
Att: 7,602 - Unknown

AB 39
R 8
H 14
RBI 8
BB 3
SO 4
LOB 17



| Batter | 1 | 2 | 3 | 4 | 5 | 6 | 7 | 8 | 9 | AB | R | H | RBI | BB | SO | LOB | BOTTOM | | | | | | | | | | |
|--|------------------------------|---------------------------------|------------------------------|---------------------------------|------------------------------|---------------------------------|------------------------------|---------------------------------|------------------------------|---------------------------------|------------------------------|---------------------------------|------------------------------|---------------------------------|------------------------------|---------------------------------|----------------------------------|------------------------------------|----------------------------------|--------|--|--|--|--|--|--|--|
| John Moses, S OBP: 0.250, SLG: 0.053 (1, 7) | | | | | | | | | | 2 | 0 | 0 | 0 | 1 | 0 | 0 | | | | | | | | | | | |
| Steve Henderson, R OBP: 0.404, SLG: 0.456 (8, PH) | | | | | | | | | | 1 | 0 | 0 | 0 | 0 | 0 | 0 | | | | | | | | | | | |
| Jamie Allen, R OBP: 0.250, SLG: 0.500 (1, 5) | | | | | | | | | | 4 | 0 | 1 | 0 | 0 | 1 | 1 | | | | | | | | | | | |
| Al Cowens, R OBP: 0.215, SLG: 0.233 (1, 9) | | | | | | | | | | 4 | 0 | 1 | 0 | 0 | 0 | 1 | | | | | | | | | | | |
| Pat Putnam, L OBP: 0.263, SLG: 0.324 (1, 10) | | | | | | | | | | 4 | 1 | 1 | 0 | 0 | 0 | 2 | | | | | | | | | | | |
| Ken Phelps, L OBP: 0.278, SLG: 0.521 (1, 3) | | | | | | | | | | 2 | 0 | 1 | 1 | 2 | 0 | 1 | | | | | | | | | | | |
| Dave Henderson, R OBP: 0.277, SLG: 0.392 (1, 8) | | | | | | | | | | 4 | 0 | 1 | 0 | 0 | 0 | 3 | | | | | | | | | | | |
| Rick Sweet, S OBP: 0.351, SLG: 0.412 (1, 2) | | | | | | | | | | 3 | 1 | 1 | 1 | 0 | 0 | 2 | | | | | | | | | | | |
| Dave Edler, R OBP: 0.298, SLG: 0.372 (9, PH) | | | | | | | | | | 1 | 0 | 0 | 0 | 0 | 0 | 1 | | | | | | | | | | | |
| Todd Cruz, R OBP: 0.326, SLG: 0.460 (1, 6) | | | | | | | | | | 3 | 0 | 0 | 0 | 0 | 0 | 2 | | | | | | | | | | | |
| Julio Cruz, S OBP: 0.349, SLG: 0.440 (1, 4) | | | | | | | | | | 3 | 0 | 0 | 0 | 0 | 3 | 1 | | | | | | | | | | | |
| Inning Stats | R: 0 E: 0 K: 1 S: 5 | H: 0 LOB: 0 BB: 0 P: 5 | R: 1 E: 0 K: 0 S: 4 | H: 2 LOB: 0 BB: 0 P: 4 | R: 0 E: 0 K: 1 S: 5 | H: 0 LOB: 1 BB: 1 P: 9 | R: 0 E: 0 K: 0 S: 3 | H: 0 LOB: 1 BB: 1 P: 7 | R: 1 E: 0 K: 1 S: 6 | H: 1 LOB: 0 BB: 0 P: 6 | R: 0 E: 0 K: 0 S: 4 | H: 1 LOB: 1 BB: 0 P: 4 | R: 0 E: 0 K: 0 S: 4 | H: 1 LOB: 1 BB: 0 P: 4 | R: 0 E: 0 K: 0 S: 2 | H: 0 LOB: 0 BB: 1 P: 6 | 1B: 2 2B: 4 3B: 0 HR: 1 | SF: 0 SAC: 0 DP: 3 HBP: 0 | WP: 0 PB: 0 SB: 0 CS: 0 | PA: 34 | | | | | | | |
| PITCHER | IP | WLS | BF | H | R | ER | SO | BB | IBB | HBP | BLK | WP | HR | S | P | ERA | WHIP | | | | | | | | | | |
| Storm Davis, R ERA: 3.0 (1, 1) | 5.1 | W | 21 | 4 | 2 | 2 | 3 | 2 | 0 | 0 | 0 | 0 | 1 | 25 | 33 | 3.38 | 1.125 | | | | | | | | | | |
| Tippy Martinez, L ERA: 3.77 (6, 1) | 3.2 | S | 13 | 2 | 0 | 0 | 1 | 1 | 0 | 0 | 0 | 0 | 0 | 14 | 18 | 0.00 | 0.818 | | | | | | | | | | |

Baltimore Orioles @ Seattle Mariners
The Kingdome, Seattle, WA
Sun May 01 1983, 6:33 AM EDT
Att: 7,602 - Unknown

AB 31
R 2
H 6
RBI 2
BB 3
SO 4
LOB 14



| Batter | 1 | 2 | 3 | 4 | 5 | 6 | 7 | 8 | 9 | AB | R | H | RBI | BB | SO | LOB | TOP | | | |
|--|--|---------------------------------|------------------------------|---------------------------------|------------------------------|----------------------------------|------------------------------|---------------------------------|------------------------------|---------------------------------|------------------------------|---------------------------------|------------------------------|---------------------------------|------------------------------|---------------------------------|--|------------------------------------|----------------------------------|--------|
| Rod Carew, L (1, 3) OBP: 0.484, SLG: 0.586 | | | | | | | | | | 4 | 1 | 2 | 0 | 0 | 2 | 0 | California Angels @ Baltimore Orioles Memorial Stadium, Baltimore, MD Tue May 03 1983, 7:05 PM EDT Att: 20,837 - Unknown - 71 F | | | |
| Juan Beniquez, R (1, 8) OBP: 0.420, SLG: 0.467 | | | | | | | | | | 4 | 1 | 2 | 0 | 0 | 0 | 1 | | | | |
| Brian Downing, R (1, 7) OBP: 0.364, SLG: 0.338 | | | | | | | | | | 3 | 0 | 0 | 0 | 1 | 0 | 2 | | | | |
| Doug DeCinces, R (1, 5) OBP: 0.340, SLG: 0.575 | | | | | | | | | | 4 | 0 | 2 | 2 | 0 | 1 | 0 | | | | |
| Reggie Jackson, L (1, 10) OBP: 0.413, SLG: 0.516 | | | | | | | | | | 4 | 0 | 0 | 0 | 0 | 2 | 4 | | | | |
| Bobby Clark, R (1, 9) OBP: 0.286, SLG: 0.354 | | | | | | | | | | 4 | 0 | 1 | 0 | 0 | 1 | 0 | | | | |
| Tim Foli, R (1, 6) OBP: 0.322, SLG: 0.317 | | | | | | | | | | 4 | 0 | 0 | 0 | 0 | 0 | 1 | | | | |
| Bob Boone, R (1, 2) OBP: 0.269, SLG: 0.333 | | | | | | | | | | 3 | 0 | 0 | 0 | 0 | 0 | 0 | | | | |
| Ricky Adams, R (1, 4) | | | | | | | | | | 3 | 0 | 0 | 0 | 0 | 2 | 0 | | | | |
| Inning Stats | R: 0 E: 0 K: 2 S: 9 | H: 2 LOB: 2 BB: 0 P: 9 | R: 0 E: 0 K: 1 S: 5 | H: 0 LOB: 0 BB: 0 P: 5 | R: 2 E: 0 K: 1 S: 7 | H: 3 LOB: 1 BB: 1 P: 11 | R: 0 E: 0 K: 0 S: 3 | H: 0 LOB: 0 BB: 0 P: 3 | R: 0 E: 0 K: 0 S: 4 | H: 1 LOB: 1 BB: 0 P: 4 | R: 0 E: 0 K: 2 S: 8 | H: 1 LOB: 1 BB: 0 P: 8 | R: 0 E: 0 K: 0 S: 7 | H: 0 LOB: 0 BB: 0 P: 7 | R: 0 E: 0 K: 0 S: 3 | H: 0 LOB: 0 BB: 0 P: 3 | 1B: 7 2B: 0 3B: 0 HR: 0 | SF: 0 SAC: 0 DP: 1 HBP: 0 | WP: 0 PB: 0 SB: 0 CS: 0 | PA: 34 |
| PITCHER Mike Flanagan, L (1, 1) ERA: 3.08 | IP: 9.0 WLS: W BF: 34 H: 7 R: 2 ER: 2 SO: 8 BB: 1 IBB: 0 HBP: 0 BLK: 0 WP: 0 HR: 0 S: 49 P: 53 ERA: 2.00 WHIP: 0.889 | | | | | | | | | | | | | | | PITCHER | | | | |

| Batter | 1 | 2 | 3 | 4 | 5 | 6 | 7 | 8 | 9 | AB | R | H | RBI | BB | SO | LOB | BOTTOM | | | |
|---|---|---------------------------------|------------------------------|---------------------------------|------------------------------|---------------------------------|------------------------------|---------------------------------|------------------------------|---------------------------------|------------------------------|---------------------------------|------------------------------|---------------------------------|------------------------------|---------------------------------|--|------------------------------------|----------------------------------|--------|
| John Shelby, S (1, 8) OBP: 0.375, SLG: 0.532 | | | | | | | | | | 4 | 0 | 0 | 0 | 0 | 1 | 4 | California Angels @ Baltimore Orioles Memorial Stadium, Baltimore, MD Tue May 03 1983, 7:05 PM EDT Att: 20,837 - Unknown - 71 F | | | |
| Dan Ford, R (1, 9) OBP: 0.387, SLG: 0.430 | | | | | | | | | | 3 | 1 | 2 | 1 | 1 | 0 | 0 | | | | |
| Cal Ripken Jr., R (1, 6) OBP: 0.343, SLG: 0.468 | | | | | | | | | | 4 | 1 | 2 | 2 | 0 | 1 | 2 | | | | |
| Eddie Murray, S (1, 3) OBP: 0.398, SLG: 0.412 | | | | | | | | | | 4 | 0 | 0 | 0 | 0 | 1 | 2 | | | | |
| Gary Roenicke, R (1, 7) OBP: 0.368, SLG: 0.424 | | | | | | | | | | 3 | 0 | 0 | 0 | 1 | 0 | 0 | | | | |
| Ken Singleton, S (1, 10) OBP: 0.310, SLG: 0.438 | | | | | | | | | | 4 | 0 | 1 | 0 | 0 | 1 | 1 | | | | |
| Al Bumbry, L (8, FR) OBP: 0.371, SLG: 0.382 | | | | | | | | | | 0 | 0 | 0 | 0 | 0 | 0 | 0 | | | | |
| Rich Dauer, R (1, 4) OBP: 0.304, SLG: 0.345 | | | | | | | | | | 3 | 0 | 2 | 0 | 0 | 0 | 1 | | | | |
| Leo Hernandez, R (1, 5) OBP: 0.298, SLG: 0.380 | | | | | | | | | | 3 | 1 | 2 | 0 | 0 | 0 | 1 | | | | |
| Rick Dempsey, R (1, 2) OBP: 0.263, SLG: 0.229 | | | | | | | | | | 3 | 1 | 1 | 0 | 0 | 0 | 2 | | | | |
| Inning Stats | R: 0 E: 0 K: 2 S: 8 | H: 1 LOB: 1 BB: 0 P: 8 | R: 0 E: 0 K: 1 S: 4 | H: 0 LOB: 0 BB: 1 P: 8 | R: 2 E: 1 K: 1 S: 8 | H: 3 LOB: 1 BB: 0 P: 8 | R: 0 E: 0 K: 0 S: 4 | H: 1 LOB: 1 BB: 0 P: 4 | R: 0 E: 0 K: 0 S: 4 | H: 1 LOB: 1 BB: 0 P: 4 | R: 0 E: 0 K: 0 S: 3 | H: 0 LOB: 0 BB: 0 P: 3 | R: 0 E: 0 K: 0 S: 4 | H: 2 LOB: 1 BB: 0 P: 4 | R: 2 E: 0 K: 0 S: 4 | H: 2 LOB: 1 BB: 1 P: 8 | 1B: 7 2B: 2 3B: 0 HR: 1 | SF: 0 SAC: 0 DP: 1 HBP: 0 | WP: 0 PB: 0 SB: 1 CS: 2 | PA: 34 |
| PITCHER Geoff Zahn, L (1, 1) ERA: 2.72 Mike Witt, R (8, 1) ERA: 4.79 | IP: 7.2 WLS: L BF: 33 H: 10 R: 4 ER: 3 SO: 4 BB: 2 IBB: 0 HBP: 0 BLK: 0 WP: 0 HR: 1 S: 39 P: 47 ERA: 3.52 WHIP: 1.565 | | | | | | | | | | | | | | | PITCHER | | | | |

| Batter | 1 | 2 | 3 | 4 | 5 | 6 | 7 | 8 | 9 | AB | R | H | RBI | BB | SO | LOB | TOP | | | | | | |
|--|--|---------------------------------|------------------------------|---------------------------------|------------------------------|---------------------------------|------------------------------|---------------------------------|------------------------------|---------------------------------|------------------------------|---------------------------------|--|---------------------------------|------------------------------|---------------------------------|---|----------------------------------|------------------------------------|----------------------------------|--------|--|--|
| Rickey Henderson, R OBP: 0.463, SLG: 0.437 Gary Hancock, L OBP: 0.313, SLG: 0.267 | 0-0 G1-6-3 1B | | 0-0 F8 | | 0-3 K | | | 0-0 S 1B | | 4 | 0 | 2 | 0 | 0 | 1 | 1 | Oakland Athletics @ Baltimore Orioles Memorial Stadium, Baltimore, MD Fri May 06 1983, 7:05 PM EDT Att: 44,252 - Unknown - 66 F | | | | | | |
| Mike Davis, L OBP: 0.304, SLG: 0.367 | 0-0 G1-6-3 1-2 | | 0-0 G6-3 1-2 | | | 0-0 6-3 | | 0-0 6-3 1-2 | | 4 | 0 | 0 | 0 | 0 | 0 | 3 | | | | | | | |
| Wayne Gross, L OBP: 0.382, SLG: 0.388 | 0-0 3-1 | | | 0-0 F4 | | | 0-0 L8 | | 0-0 F7 | 4 | 0 | 0 | 0 | 0 | 0 | 0 | | | | | | | |
| Dwayne Murphy, L OBP: 0.275, SLG: 0.250 | | 0-0 F8 | | | 0-0 1B | | | 0-0 1-3 | | 3 | 0 | 1 | 0 | 1 | 0 | 0 | | | | | | | |
| Jeff Burroughs, R OBP: 0.349, SLG: 0.395 | | 0-0 1B | | 0-0 F2 | | | 0-0 G6-4-3 1B | | 0-0 F7 | 4 | 0 | 2 | 0 | 0 | 0 | 2 | | | | | | | |
| Davey Lopes, R OBP: 0.326, SLG: 0.346 Bill Almon, R OBP: 0.355, SLG: 0.375 | | 0-3 K | | 0-0 F7 | | | 0-0 F6 | | 0-3 K | 3 | 0 | 0 | 0 | 0 | 1 | 3 | | | | | | | |
| Kevin Moore, R OBP: 0.225, SLG: 0.292 | | 0-3 K | | | 0-0 HR | | 0-0 G6-4-3 1-2 | | | 3 | 1 | 1 | 1 | 0 | 1 | 2 | | | | | | | |
| Bob Kearney, R OBP: 0.288, SLG: 0.351 | | | 0-0 HR | | 0-0 6-3 | | | 0-0 F7 | | 3 | 1 | 1 | 1 | 0 | 0 | 0 | | | | | | | |
| Tony Phillips, S OBP: 0.266, SLG: 0.257 | | | 0-0 G6-3 1B | | 0-0 F8 | | | 0-0 F7 | | 3 | 0 | 1 | 0 | 0 | 0 | 0 | | | | | | | |
| Inning Stats | R: 0 E: 0 K: 0 S: 3 | H: 1 LOB: 0 BB: 0 P: 3 | R: 0 E: 0 K: 2 S: 8 | H: 1 LOB: 1 BB: 0 P: 8 | R: 1 E: 0 K: 0 S: 4 | H: 2 LOB: 0 BB: 0 P: 4 | R: 0 E: 0 K: 0 S: 4 | H: 1 LOB: 1 BB: 0 P: 4 | R: 1 E: 0 K: 1 S: 6 | H: 1 LOB: 0 BB: 0 P: 6 | R: 0 E: 0 K: 0 S: 3 | H: 0 LOB: 0 BB: 0 P: 3 | R: 0 E: 0 K: 0 S: 3 | H: 1 LOB: 0 BB: 0 P: 3 | R: 0 E: 0 K: 1 S: 5 | H: 0 LOB: 1 BB: 1 P: 9 | | 1B: 6 2B: 0 3B: 0 HR: 2 | SF: 0 SAC: 0 DP: 3 HBP: 0 | WP: 0 PB: 0 SB: 1 CS: 0 | PA: 33 | | |
| PITCHER Dennis Martinez, R ERA: 4.82 | IP: 9.0 WLS: W BF: 33 H: 8 R: 2 ER: 2 SO: 4 BB: 1 IBB: 0 HBP: 0 BLK: 0 WP: 0 HR: 2 S: 40 P: 44 ERA: 2.00 WHIP: 1.000 | | | | | | | | | | | PITCHER | IP: 9.0 WLS: W BF: 33 H: 8 R: 2 ER: 2 SO: 4 BB: 1 IBB: 0 HBP: 0 BLK: 0 WP: 0 HR: 2 S: 40 P: 44 ERA: 2.00 WHIP: 1.000 | | | | | | | | | | |

| Batter | 1 | 2 | 3 | 4 | 5 | 6 | 7 | 8 | 9 | AB | R | H | RBI | BB | SO | LOB | BOTTOM | | | | | | |
|---|--|---------------------------------|------------------------------|---------------------------------|------------------------------|---------------------------------|------------------------------|---------------------------------|------------------------------|----------------------------------|-------------------------------|----------------------------------|--|---------------------------------|------------------------------|---------------------------------|---|----------------------------------|------------------------------------|----------------------------------|--------|--|--|
| Al Bumbry, L OBP: 0.366, SLG: 0.365 John Shelby, S OBP: 0.367, SLG: 0.521 | 4-0 G5-4-3 BB | | 0-0 FC3-6 CS 1-2 | | 0-0 4-3 | 0-0 P5 | 0-3 K | | | 3 | 0 | 0 | 0 | 1 | 0 | 2 | Oakland Athletics @ Baltimore Orioles Memorial Stadium, Baltimore, MD Fri May 06 1983, 7:05 PM EDT Att: 44,252 - Unknown - 66 F | | | | | | |
| Dan Ford, R OBP: 0.406, SLG: 0.500 | 0-0 G5-4-3 1-2 | | 0-0 HR 2B | | 0-0 HR 1B | 0-0 HR | 0-3 K | | | 5 | 3 | 3 | 2 | 0 | 1 | 1 | | | | | | | |
| Cal Ripken Jr., R OBP: 0.357, SLG: 0.520 | 0-0 P3 | | 0-0 HR 2H | | 0-0 HR 1H | 0-0 1B | 0-0 F8 | | | 5 | 2 | 3 | 4 | 0 | 0 | 0 | | | | | | | |
| Eddie Murray, S OBP: 0.407, SLG: 0.413 | | 0-0 6-3 | 4-0 BB 1B | | 0-0 BB 2B | 0-0 1B | 4-0 K | | 4-0 BB 1B | 3 | 1 | 2 | 0 | 2 | 0 | 0 | | | | | | | |
| John Lowenstein, L OBP: 0.431, SLG: 0.600 Gary Roenicke, R OBP: 0.350, SLG: 0.400 | | 0-0 F9 | 0-0 L4 | | 4-0 BB 1B | 0-3 K | 0-0 F6 | | 0-0 F6 | 2 | 1 | 0 | 0 | 1 | 0 | 1 | | | | | | | |
| Ken Singleton, S OBP: 0.338, SLG: 0.479 | | 0-0 PB 1B | | 0-3 K | 0-0 F9 | 0-3 K | | | | 4 | 0 | 1 | 0 | 0 | 2 | 4 | | | | | | | |
| Rich Dauer, R OBP: 0.310, SLG: 0.344 Lenn Sakata, R | | 4-0 FC6-4 BB | | 0-0 6-3 | 0-0 2B | 0-0 2B | 0-0 6-3 | | | 3 | 1 | 1 | 2 | 1 | 0 | 0 | | | | | | | |
| Leo Hernandez, R OBP: 0.312, SLG: 0.402 | | 0-0 FC6-4 1-2 | | 0-0 P3 | 0-0 2B | 4-0 BB 1B | | | | 3 | 0 | 1 | 1 | 1 | 0 | 2 | | | | | | | |
| Rick Dempsey, R OBP: 0.279, SLG: 0.269 | | | 0-0 FC3-6 1B | | 0-0 2B | 0-0 6-3 | | 0-0 F4 | | 4 | 1 | 2 | 0 | 0 | 0 | 2 | | | | | | | |
| Inning Stats | R: 0 E: 0 K: 0 S: 2 | H: 0 LOB: 0 BB: 1 P: 6 | R: 0 E: 0 K: 0 S: 4 | H: 1 LOB: 2 BB: 1 P: 8 | R: 2 E: 0 K: 0 S: 5 | H: 3 LOB: 1 BB: 1 P: 9 | R: 0 E: 0 K: 1 S: 5 | H: 0 LOB: 0 BB: 0 P: 5 | R: 6 E: 0 K: 0 S: 9 | H: 6 LOB: 1 BB: 1 P: 13 | R: 1 E: 0 K: 2 S: 10 | H: 3 LOB: 2 BB: 0 P: 10 | R: 0 E: 0 K: 1 S: 5 | H: 0 LOB: 1 BB: 1 P: 9 | R: 0 E: 0 K: 1 S: 5 | H: 0 LOB: 1 BB: 1 P: 9 | | 1B: 6 2B: 4 3B: 0 HR: 3 | SF: 0 SAC: 0 DP: 1 HBP: 0 | WP: 0 PB: 1 SB: 0 CS: 1 | PA: 41 | | |
| PITCHER Mike Norris, R ERA: 3.66 Matt Keough, R ERA: 9.0 Tim Conroy, L ERA: 3.07 | IP: 4.1 WLS: L BF: 21 H: 7 R: 5 ER: 4 SO: 0 BB: 1 IBB: 0 HBP: 0 BLK: 0 WP: 0 HR: 1 S: 9 P: 13 ERA: 36.00 WHIP: 7.000 | | | | | | | | | | | PITCHER | IP: 4.1 WLS: L BF: 21 H: 7 R: 5 ER: 4 SO: 0 BB: 1 IBB: 0 HBP: 0 BLK: 0 WP: 0 HR: 1 S: 9 P: 13 ERA: 36.00 WHIP: 7.000 | | | | | | | | | | |

| Batter | 1 | 2 | 3 | 4 | 5 | 6 | 7 | 8 | 9 | AB | R | H | RBI | BB | SO | LOB | TOP | | | | | | | | | | |
|---|------------------------------|----------------------------------|------------------------------|---------------------------------|------------------------------|----------------------------------|------------------------------|---------------------------------|------------------------------|---------------------------------|------------------------------|---------------------------------|------------------------------|---------------------------------|------------------------------|---------------------------------|--|------------------------------|---------------------------------|----------------------------------|------------------------------------|----------------------------------|--------|--|--|--|--|
| Rickey Henderson, R OBP: 0.476, SLG: 0.463 (1, 7) | 4-0 CS BB | | 0-3 K | | 0-0 S 1B | | 0-0 FC5-4 1B | | 0-3 K | 4 | 0 | 2 | 0 | 1 | 2 | 2 | Oakland Athletics @ Baltimore Orioles Memorial Stadium, Baltimore, MD Sun May 08 1983, 3:33 AM EDT Att: 15,392 - Unknown - 61 F | | | | | | | | | | |
| Mike Davis, L OBP: 0.291, SLG: 0.349 Bill Almon, R OBP: 0.338, SLG: 0.355 Garry Hancock, L OBP: 0.353, SLG: 0.313 (1, 9) (7, PH) (7, 9) | 0-3 K | | 0-0 F7 | | 0-0 4-3 | | 0-0 FC5-4 1B | | 0-0 1B | 3 | 0 | 0 | 0 | 0 | 1 | 4 | | | | | | | | | | | |
| Wayne Gross, L OBP: 0.377, SLG: 0.426 (1, 5) | 0-3 K | | | 0-0 E5 BB | | 0-0 BB | | 0-0 HR | 5-3 | 4 | 1 | 1 | 1 | 1 | 1 | 2 | | | | | | | | | | | |
| Dwayne Murphy, L OBP: 0.280, SLG: 0.241 (1, 8) | | 0-0 4-3 | | 4-0 BB | | 0-0 F8 | | 0-0 5-3 | | 3 | 0 | 0 | 0 | 1 | 0 | 1 | | | | | | | | | | | |
| Jeff Burroughs, R OBP: 0.337, SLG: 0.381 (1, 10) | 0-3 K | | 0-0 F5 | | 0-0 BB | | 0-0 F9 | | 0-0 E7 1B | 4 | 0 | 0 | 0 | 0 | 1 | 3 | | | | | | | | | | | |
| Davey Lopes, R OBP: 0.316, SLG: 0.333 (1, 4) | 0-3 K | | 0-0 F9 | | 0-0 F9 | | 0-0 6-3 | | 0-0 1B | 4 | 0 | 1 | 0 | 0 | 1 | 3 | | | | | | | | | | | |
| Kelvin Moore, R OBP: 0.238, SLG: 0.297 (1, 3) | | | 0-3 K | | 0-0 G3 | | 0-3 K | | 0-0 F3 | 4 | 0 | 0 | 0 | 0 | 2 | 4 | | | | | | | | | | | |
| Bob Kearney, R OBP: 0.314, SLG: 0.359 Mitchell Page, L OBP: 0.238, SLG: 0.250 Darryl Clax, R OBP: 0.375, SLG: 0.429 (1, 2) (7, PR) (7, 2) | | | 4-0 1B BB | | 0-0 3-1 | | 0-0 1B 1B | | 0-0 F3 | 2 | 0 | 1 | 0 | 1 | 0 | 0 | | | | | | | | | | | |
| Tony Phillips, S OBP: 0.267, SLG: 0.260 (1, 6) | | | 0-0 1B | | 0-3 K | | 0-3 K | | 0-0 1-3 | 4 | 0 | 1 | 0 | 0 | 2 | 1 | | | | | | | | | | | |
| Inning Stats | R: 0 E: 0 K: 2 S: 6 | H: 0 LOB: 0 BB: 1 P: 10 | R: 0 E: 0 K: 2 S: 7 | H: 0 LOB: 0 BB: 0 P: 7 | R: 0 E: 0 K: 2 S: 8 | H: 1 LOB: 2 BB: 1 P: 12 | R: 0 E: 1 K: 0 S: 4 | H: 0 LOB: 2 BB: 1 P: 8 | R: 0 E: 0 K: 1 S: 6 | H: 1 LOB: 1 BB: 0 P: 6 | R: 0 E: 0 K: 0 S: 3 | H: 0 LOB: 1 BB: 0 P: 7 | R: 0 E: 0 K: 2 S: 9 | H: 2 LOB: 2 BB: 0 P: 9 | R: 1 E: 1 K: 0 S: 6 | H: 2 LOB: 2 BB: 0 P: 6 | | R: 0 E: 0 K: 1 S: 6 | H: 1 LOB: 1 BB: 0 P: 6 | 1B: 6 2B: 0 3B: 0 HR: 1 | SF: 0 SAC: 0 DP: 0 HBP: 0 | WP: 0 PB: 0 SB: 1 CS: 1 | PA: 39 | | | | |
| PITCHER | IP | WLS | BF | H | R | ER | SO | BB | IBB | HBP | BLK | WP | HR | S | P | ERA | WHIP | | | | | | | | | | |
| Storm Davis, R ERA: 2.4 (1, 1) | 6.0 | | 24 | 2 | 0 | 0 | 7 | 4 | 0 | 0 | 0 | 0 | 0 | 34 | 50 | 0.00 | 1.000 | | | | | | | | | | |
| Tim Stoddard, R ERA: 2.53 (7, 1) | 0.2 | | 4 | 2 | 0 | 0 | 2 | 0 | 0 | 0 | 0 | 0 | 0 | 8 | 8 | 0.00 | 3.000 | | | | | | | | | | |
| Tippy Martinez, L ERA: 4.91 (7, 1) | 0.2 | L | 3 | 1 | 1 | 1 | 0 | 0 | 0 | 0 | 0 | 0 | 1 | 3 | 3 | 13.50 | 1.500 | | | | | | | | | | |
| Mike Boddicker, R ERA: (8, 1) | 1.2 | | 8 | 2 | 0 | 0 | 1 | 0 | 0 | 0 | 0 | 0 | 0 | 10 | 10 | 0.00 | 1.200 | | | | | | | | | | |

| Batter | 1 | 2 | 3 | 4 | 5 | 6 | 7 | 8 | 9 | AB | R | H | RBI | BB | SO | LOB | BOTTOM | | | | | | | | | | |
|---|------------------------------|---------------------------------|------------------------------|---------------------------------|------------------------------|---------------------------------|------------------------------|---------------------------------|------------------------------|---------------------------------|------------------------------|---------------------------------|------------------------------|---------------------------------|------------------------------|----------------------------------|--|------------------------------|----------------------------------|----------------------------------|------------------------------------|----------------------------------|--------|--|--|--|--|
| John Shelby, S OBP: 0.375, SLG: 0.527 (1, 8) | 0-0 F3 | | 0-0 L7 | | 0-0 F9 | | | 0-0 FC6-4 BB | | 4 | 0 | 0 | 0 | 0 | 0 | 3 | Oakland Athletics @ Baltimore Orioles Memorial Stadium, Baltimore, MD Sun May 08 1983, 3:33 AM EDT Att: 15,392 - Unknown - 61 F | | | | | | | | | | |
| Dan Ford, R OBP: 0.400, SLG: 0.475 (1, 9) | 0-0 1B | | 4-0 CS BB | | 0-0 F9 | | 0-0 F9 | | 4-0 BB | 2 | 0 | 1 | 0 | 2 | 0 | 0 | | | | | | | | | | | |
| Cal Ripken Jr., R OBP: 0.355, SLG: 0.500 (1, 6) | 0-0 1B | | 0-0 CS | | 0-0 G5-4-3 1B | | 4-0 G5-4-3 BB | | 0-3 K | 3 | 0 | 2 | 0 | 1 | 1 | 2 | | | | | | | | | | | |
| Eddie Murray, S OBP: 0.414, SLG: 0.418 (1, 3) | 0-3 K | | 0-0 G5-4-3 | | 0-0 G5-4-3 | | 0-0 G5-4-3 | | 4-0 SH1-4 BB | 3 | 0 | 0 | 0 | 1 | 1 | 3 | | | | | | | | | | | |
| Gary Roenicke, R OBP: 0.311, SLG: 0.350 (1, 7) | | 0-0 E5 | | 0-0 5-3 | | | 0-0 5-3 | | 0-0 SH1-4 | 3 | 0 | 0 | 0 | 0 | 0 | 0 | | | | | | | | | | | |
| Ken Singleton, S OBP: 0.352, SLG: 0.506 Jim Dwyer, L OBP: 0.387, SLG: 0.423 (1, 10) (8, PR) | 0-3 K | | 0-0 E6 6-3 | | 0-0 1-3 | | 0-0 1-3 | | 4-0 BB | 3 | 0 | 0 | 0 | 1 | 1 | 1 | | | | | | | | | | | |
| Rich Dauer, R OBP: 0.306, SLG: 0.330 (1, 4) | 0-0 F8 | | 0-0 6-3 | | 0-0 6-3 | | 0-0 5-3 | | 0-0 F9 | 4 | 0 | 0 | 0 | 0 | 0 | 4 | | | | | | | | | | | |
| Leo Hernandez, R OBP: 0.303, SLG: 0.387 Al Bumbry, L OBP: 0.365, SLG: 0.364 Joe Nolan, L OBP: 0.333, SLG: 0.357 (1, 5) (8, PH) (9, 2) | 0-0 6-3 | | 0-0 1B | | 0-0 K | | 0-0 6-3 | | 0-0 F5 | 2 | 0 | 1 | 0 | 0 | 0 | 1 | | | | | | | | | | | |
| Rick Dempsey, R OBP: 0.284, SLG: 0.316 John Lowenstein, L OBP: 0.448, SLG: 0.607 Benny Ayala, R OBP: 0.453, SLG: 0.800 Aurelio Rodriguez, R (1, 2) (8, PH) (8, PH) (9, 5) | 0-0 F4 | | 0-0 F4 | | 0-3 K | | 4-0 FC6-4 BB | | 0-0 BB | 2 | 0 | 0 | 0 | 0 | 0 | 0 | | | | | | | | | | | |
| Inning Stats | R: 0 E: 0 K: 1 S: 6 | H: 2 LOB: 1 BB: 0 P: 6 | R: 0 E: 1 K: 1 S: 6 | H: 0 LOB: 0 BB: 0 P: 6 | R: 0 E: 0 K: 0 S: 2 | H: 0 LOB: 0 BB: 1 P: 6 | R: 0 E: 1 K: 0 S: 3 | H: 1 LOB: 0 BB: 0 P: 3 | R: 0 E: 1 K: 1 S: 7 | H: 1 LOB: 2 BB: 0 P: 7 | R: 0 E: 0 K: 0 S: 2 | H: 0 LOB: 0 BB: 1 P: 6 | R: 0 E: 0 K: 0 S: 3 | H: 0 LOB: 0 BB: 0 P: 3 | R: 0 E: 0 K: 1 S: 5 | H: 0 LOB: 2 BB: 2 P: 13 | | R: 0 E: 0 K: 0 S: 3 | H: 0 LOB: 2 BB: 2 P: 11 | 1B: 4 2B: 0 3B: 0 HR: 0 | SF: 0 SAC: 1 DP: 2 HBP: 0 | WP: 0 PB: 0 SB: 0 CS: 1 | PA: 36 | | | | |
| PITCHER | IP | WLS | BF | H | R | ER | SO | BB | IBB | HBP | BLK | WP | HR | S | P | ERA | WHIP | | | | | | | | | | |
| Bill Krueger, L ERA: 2.53 (1, 1) | 7.0 | | 25 | 4 | 0 | 0 | 3 | 2 | 0 | 0 | 0 | 0 | 0 | 29 | 37 | 0.00 | 0.857 | | | | | | | | | | |
| Steve McCatty, R ERA: 1.23 (8, 1) | 0.1 | | 1 | 0 | 0 | 0 | 0 | 0 | 0 | 0 | 0 | 0 | 0 | 1 | 1 | 0.00 | 0.000 | | | | | | | | | | |
| Tom Burgmeier, L ERA: 0.5 (8, 1) | 0.1 | | 2 | 0 | 0 | 0 | 0 | 1 | 0 | 0 | 0 | 0 | 0 | 1 | 5 | 0.00 | 3.000 | | | | | | | | | | |
| Dave Beard, R ERA: 2.7 (8, 1) | 1.1 | S | 7 | 0 | 0 | 0 | 1 | 3 | 0 | 0 | 0 | 0 | 0 | 6 | 18 | 0.00 | 2.250 | | | | | | | | | | |

| Batter | 1 | 2 | 3 | 4 | 5 | 6 | 7 | 8 | 9 | AB | R | H | RBI | BB | SO | LOB | TOP | | | | | | | | |
|--|---|---|---|---|---|---|---|---|---|---|---|---|---|---|---|---|---|---|---|---|---|---|---|---|---|
| Steve Henderson, R (1, 7) OBP: 0.398, SLG: 0.435 John Moses, S (9, 7) OBP: 0.240, SLG: 0.050 | F9 | F3 | | 6-3 | | | F6 | | 5-3 | 5 | 0 | 0 | 0 | 0 | 0 | 3 | | | | | | | | | |
| Jamie Allen, R (1, 5) OBP: 0.406, SLG: 0.571 | HR | FC6-4 1B | | | K | | FC1-5-4-1 | | CS BB | 4 | 1 | 2 | 3 | 1 | 1 | 1 | | | | | | | | | |
| Al Cowens, R (1, 9) OBP: 0.223, SLG: 0.257 | S 6-3 2B | FC6-4 | | | E1 SF8 | | F8 | | 5-3 | 5 | 2 | 1 | 0 | 0 | 0 | 3 | | | | | | | | | |
| Dave Henderson, R (1, 8) OBP: 0.320, SLG: 0.411 | S BB | | | | SF8 | | | | F3 | 2 | 0 | 1 | 1 | 1 | 0 | 0 | | | | | | | | | |
| Todd Cruz, R (1, 6) OBP: 0.301, SLG: 0.443 | 6-3 1-2 2-H | | | | F8 | | F4 | | BB 1B BB | 3 | 1 | 0 | 1 | 1 | 0 | 2 | | | | | | | | | |
| Pat Putnam, L (1, 10) OBP: 0.305, SLG: 0.383 Dave Edler, R (8, PR) OBP: 0.314, SLG: 0.370 | 3-1 | | | | F8 | | G3 | | 1B BB | 3 | 0 | 0 | 0 | 1 | 0 | 2 | | | | | | | | | |
| Jim Maler, R (1, 3) Ken Phelps, L (8, PH) OBP: 0.250, SLG: 0.438 | | 2B 1B BB | | | F4 | | K | | 1-2 2-H 1B | 2 | 1 | 0 | 0 | 1 | 1 | 1 | AB 33 R 6 H 7 RBI 6 BB 5 SO 4 LOB 17 | | | | | | | | |
| Orlando Mercado, R (1, 2) OBP: 0.222, SLG: 0.341 Rick Sweet, S (8, PH) OBP: 0.333, SLG: 0.367 | | F9 | | | F3 | | K | | F6 | 3 | 0 | 0 | 0 | 0 | 1 | 1 | | | | | | | | | |
| Julio Cruz, S (1, 4) OBP: 0.377, SLG: 0.441 | | 1-3 1B 2B | | | K | | | | 1-3 | 4 | 1 | 2 | 0 | 0 | 1 | 2 | | | | | | | | | |
| Inning Stats | R: 2 E: 0 K: 0 S: 5 | H: 2 LOB: 1 BB: 1 P: 9 | R: 2 E: 0 K: 0 S: 5 | H: 2 LOB: 1 BB: 1 P: 9 | R: 0 E: 0 K: 1 S: 4 | H: 1 LOB: 0 BB: 0 P: 4 | R: 0 E: 0 K: 1 S: 5 | H: 0 LOB: 0 BB: 0 P: 5 | R: 1 E: 1 K: 1 S: 6 | H: 0 LOB: 0 BB: 0 P: 6 | R: 0 E: 0 K: 2 S: 7 | H: 0 LOB: 0 BB: 0 P: 7 | R: 0 E: 0 K: 0 S: 4 | H: 1 LOB: 2 BB: 0 P: 4 | R: 1 E: 0 K: 0 S: 4 | H: 1 LOB: 2 BB: 2 P: 12 | R: 0 E: 0 K: 0 S: 2 | H: 0 LOB: 0 BB: 1 P: 6 | 1B: 4 2B: 2 3B: 0 HR: 1 | SF: 1 SAC: 0 DP: 0 HBP: 0 | WP: 0 PB: 0 SB: 5 CS: 1 | PA: 39 | | | |
| PITCHER | IP WLS BF H R ER SO BB IBB HBP BLK WP HR S P ERA WHIP | IP WLS BF H R ER SO BB IBB HBP BLK WP HR S P ERA WHIP | IP WLS BF H R ER SO BB IBB HBP BLK WP HR S P ERA WHIP | IP WLS BF H R ER SO BB IBB HBP BLK WP HR S P ERA WHIP | IP WLS BF H R ER SO BB IBB HBP BLK WP HR S P ERA WHIP | IP WLS BF H R ER SO BB IBB HBP BLK WP HR S P ERA WHIP | IP WLS BF H R ER SO BB IBB HBP BLK WP HR S P ERA WHIP | IP WLS BF H R ER SO BB IBB HBP BLK WP HR S P ERA WHIP | IP WLS BF H R ER SO BB IBB HBP BLK WP HR S P ERA WHIP | IP WLS BF H R ER SO BB IBB HBP BLK WP HR S P ERA WHIP | IP WLS BF H R ER SO BB IBB HBP BLK WP HR S P ERA WHIP | IP WLS BF H R ER SO BB IBB HBP BLK WP HR S P ERA WHIP | IP WLS BF H R ER SO BB IBB HBP BLK WP HR S P ERA WHIP | IP WLS BF H R ER SO BB IBB HBP BLK WP HR S P ERA WHIP | IP WLS BF H R ER SO BB IBB HBP BLK WP HR S P ERA WHIP | IP WLS BF H R ER SO BB IBB HBP BLK WP HR S P ERA WHIP | IP WLS BF H R ER SO BB IBB HBP BLK WP HR S P ERA WHIP | IP WLS BF H R ER SO BB IBB HBP BLK WP HR S P ERA WHIP | IP WLS BF H R ER SO BB IBB HBP BLK WP HR S P ERA WHIP | IP WLS BF H R ER SO BB IBB HBP BLK WP HR S P ERA WHIP | IP WLS BF H R ER SO BB IBB HBP BLK WP HR S P ERA WHIP | IP WLS BF H R ER SO BB IBB HBP BLK WP HR S P ERA WHIP | IP WLS BF H R ER SO BB IBB HBP BLK WP HR S P ERA WHIP | IP WLS BF H R ER SO BB IBB HBP BLK WP HR S P ERA WHIP | IP WLS BF H R ER SO BB IBB HBP BLK WP HR S P ERA WHIP |

Seattle Mariners @ Baltimore Orioles
 Memorial Stadium, Baltimore, MD
 Mon May 09 1983, 7:05 PM EDT
 Att. 9,605 - Unknown - 53 F



| Batter | 1 | 2 | 3 | 4 | 5 | 6 | 7 | 8 | 9 | AB | R | H | RBI | BB | SO | LOB | BOTTOM | | | | | | | | | |
|---|---|---|---|---|---|---|---|---|---|---|---|---|---|---|---|---|---|---|---|---|---|---|---|---|---|---|
| Al Bumbry, L (1, 8) OBP: 0.367, SLG: 0.380 | F8 | | 1-3 | | FC6-4 1B | | 2B 2B | | K | 5 | 1 | 2 | 0 | 0 | 1 | 0 | | | | | | | | | | |
| Dan Ford, R (1, 9) OBP: 0.391, SLG: 0.457 | 1-3 | | 5-3 | | FC6-4 1-2 | | 2B WP BB | | K | 4 | 1 | 0 | 0 | 1 | 1 | 1 | | | | | | | | | | |
| Cal Ripken Jr., R (1, 6) OBP: 0.349, SLG: 0.496 | 4-3 | | | 6-3 | | 1-3 | 2B | | F4 | 5 | 0 | 1 | 2 | 0 | 0 | 0 | | | | | | | | | | |
| Eddie Murray, S (1, 3) OBP: 0.417, SLG: 0.422 | | G3 1B | | G3 | | FC3-6 1B | F9 | | | 4 | 0 | 2 | 0 | 0 | 0 | 1 | | | | | | | | | | |
| John Lowenstein, L (1, 7) OBP: 0.443, SLG: 0.586 Gary Roenicke, R (8, PH) OBP: 0.304, SLG: 0.341 | | F7 | | | BB | FC3-6 1-2 | | F9 | | 2 | 0 | 0 | 0 | 1 | 0 | 2 | | | | | | | | | | |
| Ken Singleton, S (1, 10) OBP: 0.348, SLG: 0.488 | | G3 | | K | | F7 | | FC5-4 BB | | 3 | 0 | 0 | 0 | 1 | 1 | 3 | | | | | | | | | | |
| Rich Dauer, R (1, 4) OBP: 0.313, SLG: 0.330 | | FC6-4 BB | | | 5-3 | | 2B 2B 1B | FC5-4 1-2 | | 3 | 1 | 1 | 0 | 1 | 0 | 1 | AB 34 R 4 H 7 RBI 3 BB 5 SO 7 LOB 14 | | | | | | | | | |
| Leo Hernandez, R (1, 5) OBP: 0.297, SLG: 0.379 Jim Dwyer, L (7, PH) OBP: 0.375, SLG: 0.407 Aurelio Rodriguez, R (8, 5) John Shelby, S (8, PH) OBP: 0.386, SLG: 0.527 Lenn Sakata, R (9, 4) | | FC6-4 | | | K | | K | | BB | 2 | 0 | 0 | 0 | 0 | 1 | 2 | | | | | | | | | | |
| Joe Nolan, L (1, 2) OBP: 0.324, SLG: 0.438 | | | | K | | HR | | F7 | K | 4 | 1 | 1 | 1 | 0 | 2 | 3 | | | | | | | | | | |
| Inning Stats | R: 0 E: 0 K: 0 S: 3 | H: 0 LOB: 0 BB: 0 P: 3 | R: 0 E: 0 K: 0 S: 4 | H: 1 LOB: 2 BB: 1 P: 8 | R: 0 E: 0 K: 1 S: 5 | H: 0 LOB: 0 BB: 0 P: 5 | R: 0 E: 0 K: 1 S: 5 | H: 0 LOB: 1 BB: 1 P: 9 | R: 1 E: 0 K: 1 S: 7 | H: 2 LOB: 1 BB: 0 P: 7 | R: 0 E: 0 K: 0 S: 4 | H: 1 LOB: 1 BB: 0 P: 4 | R: 3 E: 0 K: 1 S: 8 | H: 3 LOB: 1 BB: 1 P: 12 | R: 0 E: 0 K: 1 S: 5 | H: 0 LOB: 2 BB: 2 P: 13 | R: 0 E: 0 K: 2 S: 7 | H: 0 LOB: 0 BB: 0 P: 7 | 1B: 4 2B: 2 3B: 0 HR: 1 | SF: 0 SAC: 0 DP: 0 HBP: 0 | WP: 1 PB: 0 SB: 0 CS: 0 | PA: 39 | | | | |
| PITCHER | IP WLS BF H R ER SO BB IBB HBP BLK WP HR S P ERA WHIP | IP WLS BF H R ER SO BB IBB HBP BLK WP HR S P ERA WHIP | IP WLS BF H R ER SO BB IBB HBP BLK WP HR S P ERA WHIP | IP WLS BF H R ER SO BB IBB HBP BLK WP HR S P ERA WHIP | IP WLS BF H R ER SO BB IBB HBP BLK WP HR S P ERA WHIP | IP WLS BF H R ER SO BB IBB HBP BLK WP HR S P ERA WHIP | IP WLS BF H R ER SO BB IBB HBP BLK WP HR S P ERA WHIP | IP WLS BF H R ER SO BB IBB HBP BLK WP HR S P ERA WHIP | IP WLS BF H R ER SO BB IBB HBP BLK WP HR S P ERA WHIP | IP WLS BF H R ER SO BB IBB HBP BLK WP HR S P ERA WHIP | IP WLS BF H R ER SO BB IBB HBP BLK WP HR S P ERA WHIP | IP WLS BF H R ER SO BB IBB HBP BLK WP HR S P ERA WHIP | IP WLS BF H R ER SO BB IBB HBP BLK WP HR S P ERA WHIP | IP WLS BF H R ER SO BB IBB HBP BLK WP HR S P ERA WHIP | IP WLS BF H R ER SO BB IBB HBP BLK WP HR S P ERA WHIP | IP WLS BF H R ER SO BB IBB HBP BLK WP HR S P ERA WHIP | IP WLS BF H R ER SO BB IBB HBP BLK WP HR S P ERA WHIP | IP WLS BF H R ER SO BB IBB HBP BLK WP HR S P ERA WHIP | IP WLS BF H R ER SO BB IBB HBP BLK WP HR S P ERA WHIP | IP WLS BF H R ER SO BB IBB HBP BLK WP HR S P ERA WHIP | IP WLS BF H R ER SO BB IBB HBP BLK WP HR S P ERA WHIP | IP WLS BF H R ER SO BB IBB HBP BLK WP HR S P ERA WHIP | IP WLS BF H R ER SO BB IBB HBP BLK WP HR S P ERA WHIP | IP WLS BF H R ER SO BB IBB HBP BLK WP HR S P ERA WHIP | IP WLS BF H R ER SO BB IBB HBP BLK WP HR S P ERA WHIP | IP WLS BF H R ER SO BB IBB HBP BLK WP HR S P ERA WHIP |

Seattle Mariners @ Baltimore Orioles
 Memorial Stadium, Baltimore, MD
 Mon May 09 1983, 7:05 PM EDT
 Att. 9,605 - Unknown - 53 F



| Batter | 1 | 2 | 3 | 4 | 5 | 6 | 7 | 8 | 9 | AB | R | H | RBI | BB | SO | LOB | TOP | | | | | |
|---|---|---------------------------------|------------------------------|---------------------------------|------------------------------|---------------------------------|------------------------------|---------------------------------|------------------------------|---------------------------------|------------------------------|---------------------------------|------------------------------|---------------------------------|------------------------------|---------------------------------|---|---------------------------------|-----------------------------------|------------------------------------|----------------------------------|--------|
| Steve Henderson, R (1,7) OBP: 0.413, SLG: 0.450 | | | | | | | | | | 5 | 1 | 4 | 0 | 0 | 0 | 1 | | | | | | |
| Jamie Allen, R (1,5) OBP: 0.376, SLG: 0.515 | | | | | | | | | | 5 | 0 | 1 | 0 | 0 | 0 | 5 | | | | | | |
| Al Cowens, R (1,9) OBP: 0.232, SLG: 0.291 | | | | | | | | | | 4 | 1 | 2 | 1 | 0 | 0 | 3 | | | | | | |
| Pat Putnam, L (1,3) OBP: 0.303, SLG: 0.378 | | | | | | | | | | 4 | 0 | 1 | 0 | 0 | 1 | 3 | | | | | | |
| Ken Phelps, L (1,10) OBP: 0.250, SLG: 0.426 | | | | | | | | | | 4 | 0 | 1 | 1 | 0 | 1 | 2 | | | | | | |
| Dave Henderson, R (1,8) OBP: 0.327, SLG: 0.414 | | | | | | | | | | 4 | 0 | 2 | 0 | 0 | 0 | 3 | | | | | | |
| Rick Sweet, S (1,2) OBP: 0.328, SLG: 0.358 | | | | | | | | | | 4 | 0 | 1 | 0 | 0 | 0 | 2 | | | | | | |
| Todd Cruz, R (1,6) OBP: 0.293, SLG: 0.431 | | | | | | | | | | 3 | 0 | 0 | 0 | 0 | 1 | 1 | | | | | | |
| Domingo Ramos, R (9, PH) OBP: 0.350, SLG: 0.579 | | | | | | | | | | 1 | 0 | 0 | 0 | 0 | 0 | 0 | | | | | | |
| Julio Cruz, S (1,4) OBP: 0.367, SLG: 0.427 | | | | | | | | | | 3 | 0 | 0 | 0 | 0 | 1 | 1 | | | | | | |
| Manny Castillo, S (9, PH) OBP: 0.245, SLG: 0.261 | | | | | | | | | | 1 | 0 | 1 | 0 | 0 | 0 | 0 | | | | | | |
| Inning Stats | R: 0 E: 0 K: 1 S: 6 | H: 1 LOB: 1 BB: 0 P: 6 | R: 0 E: 0 K: 0 S: 3 | H: 1 LOB: 0 BB: 0 P: 3 | R: 0 E: 0 K: 0 S: 4 | H: 1 LOB: 1 BB: 0 P: 4 | R: 0 E: 0 K: 0 S: 4 | H: 2 LOB: 1 BB: 0 P: 4 | R: 0 E: 0 K: 0 S: 3 | H: 0 LOB: 0 BB: 0 P: 3 | R: 1 E: 0 K: 0 S: 6 | H: 3 LOB: 2 BB: 0 P: 6 | R: 0 E: 0 K: 2 S: 9 | H: 2 LOB: 2 BB: 0 P: 9 | R: 1 E: 0 K: 1 S: 7 | H: 2 LOB: 1 BB: 0 P: 7 | R: 0 E: 0 K: 0 S: 4 | H: 1 LOB: 1 BB: 0 P: 4 | 1B: 12 2B: 0 3B: 0 HR: 1 | SF: 0 SAC: 0 DP: 1 HBP: 0 | WP: 0 PB: 0 SB: 2 CS: 0 | PA: 38 |
| PITCHER Dennis Martinez, R (1,1) ERA: 4.27 | IP: 9.0 WLS: W BF: 38 H: 13 R: 2 ER: 2 SO: 4 BB: 0 IBB: 0 HBP: 0 BLK: 0 WP: 0 HR: 1 S: 46 P: 46 ERA: 2.00 WHIP: 1.444 | | | | | | | | | | | | | | | PITCHER | IP: 9.0 WLS: W BF: 38 H: 13 R: 2 ER: 2 SO: 4 BB: 0 IBB: 0 HBP: 0 BLK: 0 WP: 0 HR: 1 S: 46 P: 46 ERA: 2.00 WHIP: 1.444 | | | | | |

Seattle Mariners @ Baltimore Orioles
Memorial Stadium, Baltimore, MD
Tue May 10 1983, 7:05 PM EDT
Att: 8,508 - Unknown

AB 38
R 2
H 13
RBI 2
BB 0
SO 4
LOB 21



| Batter | 1 | 2 | 3 | 4 | 5 | 6 | 7 | 8 | 9 | AB | R | H | RBI | BB | SO | LOB | BOTTOM | | | |
|--|---|---------------------------------|------------------------------|----------------------------------|------------------------------|---------------------------------|-------------------------------|----------------------------------|------------------------------|---------------------------------|------------------------------|----------------------------------|------------------------------|----------------------------------|------------------------------|----------------------------------|---|------------------------------------|----------------------------------|--------|
| Al Bumbry, L (1,8) OBP: 0.366, SLG: 0.405 | | | | | | | | | | 3 | 1 | 1 | 3 | 0 | 2 | 2 | | | | |
| John Shelby, S (6, PH) OBP: 0.390, SLG: 0.544 | | | | | | | | | | 2 | 1 | 1 | 0 | 0 | 1 | 2 | | | | |
| Dan Ford, R (1,9) OBP: 0.392, SLG: 0.482 | | | | | | | | | | 5 | 2 | 2 | 3 | 0 | 1 | 2 | | | | |
| Cal Ripken Jr., R (1,6) OBP: 0.359, SLG: 0.492 | | | | | | | | | | 3 | 2 | 1 | 0 | 2 | 0 | 0 | | | | |
| Eddie Murray, S (1,3) OBP: 0.424, SLG: 0.425 | | | | | | | | | | 4 | 2 | 2 | 0 | 0 | 0 | 1 | | | | |
| John Lowenstein, L (1,7) OBP: 0.444, SLG: 0.583 | | | | | | | | | | 2 | 0 | 1 | 0 | 0 | 0 | 1 | | | | |
| Gary Roenicke, R (5, PH) OBP: 0.306, SLG: 0.349 | | | | | | | | | | 2 | 0 | 1 | 3 | 0 | 0 | 0 | | | | |
| Ken Singleton, S (1,10) OBP: 0.371, SLG: 0.488 | | | | | | | | | | 2 | 2 | 1 | 0 | 3 | 1 | 1 | | | | |
| Rich Dauer, R (1,4) OBP: 0.310, SLG: 0.327 | | | | | | | | | | 4 | 1 | 1 | 0 | 0 | 0 | 4 | | | | |
| Lenn Sakata, R (8, PH) OBP: 0.306, SLG: 0.349 | | | | | | | | | | 1 | 0 | 0 | 1 | 0 | 0 | 2 | | | | |
| Leo Hernandez, R (1,5) OBP: 0.311, SLG: 0.378 | | | | | | | | | | 3 | 1 | 1 | 1 | 2 | 0 | 2 | | | | |
| Rick Dempsey, R (1,2) OBP: 0.296, SLG: 0.305 | | | | | | | | | | 2 | 1 | 0 | 1 | 2 | 1 | 5 | | | | |
| Inning Stats | R: 0 E: 0 K: 1 S: 5 | H: 0 LOB: 0 BB: 0 P: 5 | R: 2 E: 0 K: 1 S: 7 | H: 2 LOB: 2 BB: 2 P: 15 | R: 0 E: 0 K: 1 S: 5 | H: 0 LOB: 0 BB: 0 P: 5 | R: 5 E: 0 K: 1 S: 10 | H: 5 LOB: 1 BB: 1 P: 14 | R: 0 E: 0 K: 0 S: 2 | H: 0 LOB: 0 BB: 1 P: 6 | R: 0 E: 0 K: 1 S: 4 | H: 0 LOB: 2 BB: 2 P: 12 | R: 1 E: 0 K: 1 S: 6 | H: 1 LOB: 1 BB: 1 P: 10 | R: 5 E: 1 K: 0 S: 7 | H: 4 LOB: 2 BB: 2 P: 16 | 1B: 9 2B: 1 3B: 1 HR: 1 | SF: 1 SAC: 0 DP: 2 HBP: 1 | WP: 1 PB: 0 SB: 0 CS: 0 | PA: 44 |
| PITCHER Ed Nunez, R (1,1) ERA: 6.65 | IP: 3.2 WLS: L BF: 19 H: 6 R: 6 ER: 6 SO: 4 BB: 2 IBB: 0 HBP: 0 BLK: 0 WP: 1 HR: 1 S: 25 P: 33 ERA: 14.73 WHIP: 2.182 | | | | | | | | | | | | | | | PITCHER | IP: 3.2 WLS: L BF: 19 H: 6 R: 6 ER: 6 SO: 4 BB: 2 IBB: 0 HBP: 0 BLK: 0 WP: 1 HR: 1 S: 25 P: 33 ERA: 14.73 WHIP: 2.182 | | | |
| Bryan Clark, L (4,1) ERA: 2.19 | IP: 2.1 WLS: L BF: 12 H: 2 R: 2 ER: 2 SO: 1 BB: 5 IBB: 0 HBP: 0 BLK: 0 WP: 1 HR: 1 S: 9 P: 29 ERA: 7.71 WHIP: 3.000 | | | | | | | | | | | | | | | PITCHER | IP: 2.1 WLS: L BF: 12 H: 2 R: 2 ER: 2 SO: 1 BB: 5 IBB: 0 HBP: 0 BLK: 0 WP: 1 HR: 1 S: 9 P: 29 ERA: 7.71 WHIP: 3.000 | | | |
| Roy Thomas, R (7,1) ERA: 4.56 | IP: 1.1 WLS: L BF: 10 H: 4 R: 5 ER: 5 SO: 1 BB: 1 IBB: 0 HBP: 1 BLK: 0 WP: 0 HR: 0 S: 10 P: 15 ERA: 33.75 WHIP: 3.750 | | | | | | | | | | | | | | | PITCHER | IP: 1.1 WLS: L BF: 10 H: 4 R: 5 ER: 5 SO: 1 BB: 1 IBB: 0 HBP: 1 BLK: 0 WP: 0 HR: 0 S: 10 P: 15 ERA: 33.75 WHIP: 3.750 | | | |
| Ed Vande Berg, L (8,1) ERA: 3.86 | IP: 0.2 WLS: L BF: 3 H: 0 R: 0 ER: 0 SO: 0 BB: 1 IBB: 0 HBP: 0 BLK: 0 WP: 0 HR: 0 S: 2 P: 6 ERA: 0.00 WHIP: 1.500 | | | | | | | | | | | | | | | PITCHER | IP: 0.2 WLS: L BF: 3 H: 0 R: 0 ER: 0 SO: 0 BB: 1 IBB: 0 HBP: 0 BLK: 0 WP: 0 HR: 0 S: 2 P: 6 ERA: 0.00 WHIP: 1.500 | | | |

Seattle Mariners @ Baltimore Orioles
Memorial Stadium, Baltimore, MD
Tue May 10 1983, 7:05 PM EDT
Att: 8,508 - Unknown

AB 33
R 13
H 12
RBI 12
BB 9
SO 6
LOB 22



| Batter | 1 | 2 | 3 | 4 | 5 | 6 | 7 | 8 | 9 | AB | R | H | RBI | BB | SO | LOB | TOP | | | | | |
|---|--|---------------------------------|------------------------------|---------------------------------|------------------------------|---------------------------------|------------------------------|---------------------------------|------------------------------|---------------------------------|------------------------------|---------------------------------|------------------------------|---------------------------------|------------------------------|---------------------------------|--|---------------------------------|----------------------------------|------------------------------------|----------------------------------|--------|
| Steve Henderson, R (1, 7) OBP: 0.401, SLG: 0.435 Pat Putnam, L (8, 3) OBP: 0.303, SLG: 0.378 | L4 | | F8 | | | F3 | | G6-4-3 | | 4 | 0 | 0 | 0 | 0 | 0 | 2 | | | | | | |
| Jamie Allen, R (1, 5) OBP: 0.366, SLG: 0.486 | F7 | | | | | 4-3 | | | | 4 | 0 | 1 | 0 | 0 | 0 | 0 | | | | | | |
| Al Cowens, R (1, 9) OBP: 0.225, SLG: 0.281 | 6-3 | | | | | 4-3 | | | | 4 | 0 | 0 | 0 | 0 | 0 | 1 | | | | | | |
| Dave Henderson, R (1, 8) OBP: 0.333, SLG: 0.427 | | | | | | F6 | | | | 4 | 0 | 2 | 0 | 0 | 0 | 0 | | | | | | |
| Todd Cruz, R (1, 6) OBP: 0.283, SLG: 0.416 | | | | | | | | | | | | | | | | | | | | | | |
| Dave Edler, R (1, 10) OBP: 0.315, SLG: 0.354 | | | | | | | | | | | | | | | | | | | | | | |
| Jim Maler, R (1, 3) OBP: 0.300, SLG: 0.222 John Moses, S (8, FR) OBP: 0.240, SLG: 0.050 | | | | | | | | | | | | | | | | | | | | | | |
| Orlando Mercado, R (1, 2) OBP: 0.234, SLG: 0.370 | | | | | | | | | | | | | | | | | | | | | | |
| Julio Cruz, S (1, 4) OBP: 0.366, SLG: 0.424 | | | | | | | | | | | | | | | | | | | | | | |
| Inning Stats | R: 0 E: 0 K: 0 S: 3 | H: 0 LOB: 0 BB: 0 P: 3 | R: 0 E: 0 K: 0 S: 3 | H: 1 LOB: 1 BB: 0 P: 4 | R: 0 E: 0 K: 0 S: 3 | H: 0 LOB: 0 BB: 0 P: 3 | R: 0 E: 0 K: 0 S: 3 | H: 0 LOB: 0 BB: 0 P: 3 | R: 0 E: 0 K: 1 S: 7 | H: 2 LOB: 2 BB: 0 P: 7 | R: 0 E: 0 K: 0 S: 3 | H: 0 LOB: 0 BB: 0 P: 3 | R: 0 E: 0 K: 0 S: 3 | H: 0 LOB: 0 BB: 0 P: 3 | R: 0 E: 0 K: 0 S: 4 | H: 2 LOB: 2 BB: 0 P: 4 | R: 0 E: 0 K: 0 S: 4 | H: 2 LOB: 1 BB: 0 P: 4 | 1B: 5 2B: 2 3B: 0 HR: 0 | SF: 0 SAC: 1 DP: 2 HBP: 1 | WP: 0 PB: 0 SB: 0 CS: 1 | PA: 32 |
| PITCHER Mike Flanagan, L (1, 1) ERA: 2.73 | IP: 9.0 WLS: W BF: 32 H: 7 R: 0 ER: 0 SO: 1 BB: 0 IBB: 0 HBP: 1 BLK: 0 WP: 0 HR: 0 S: 33 P: 34 ERA: 0.00 WHIP: 0.778 | | | | | | | | | | | | | | | PITCHER | IP: WLS: BF: H: R: ER: SO: BB: IBB: HBP: BLK: WP: HR: S: P: ERA: WHIP: | | | | | |

Seattle Mariners @ Baltimore Orioles
Memorial Stadium, Baltimore, MD
Wed May 11 1983, 7:05 PM EDT
Att: 10,208 - Unknown - 65 F

AB 30
R 0
H 7
RBI 0
BB 0
SO 1
LOB 8



| Batter | 1 | 2 | 3 | 4 | 5 | 6 | 7 | 8 | 9 | AB | R | H | RBI | BB | SO | LOB | BOTTOM | | | |
|---|--|---------------------------------|------------------------------|----------------------------------|------------------------------|---------------------------------|------------------------------|---------------------------------|------------------------------|----------------------------------|------------------------------|---------------------------------|------------------------------|---------------------------------|------------------------------|---------------------------------|--|------------------------------------|----------------------------------|--------|
| Al Bumby, L (1, 8) OBP: 0.360, SLG: 0.397 John Shelby, S (8, 8) OBP: 0.390, SLG: 0.544 | | | 1-3 | | | | | | | 4 | 0 | 1 | 0 | 0 | 0 | 0 | | | | |
| Dan Ford, R (1, 9) OBP: 0.398, SLG: 0.496 Jim Dwyer, L (5, FR) OBP: 0.364, SLG: 0.393 | | | | | | | | | | 3 | 0 | 2 | 0 | 0 | 0 | 1 | | | | |
| Cal Ripken Jr., R (1, 6) OBP: 0.356, SLG: 0.492 | | | | | | | | | | 4 | 0 | 1 | 1 | 0 | 1 | 2 | | | | |
| Eddie Murray, S (1, 3) OBP: 0.419, SLG: 0.413 | | | | | | | | | | 3 | 0 | 0 | 0 | 1 | 0 | 1 | | | | |
| Gary Roenicke, R (1, 7) OBP: 0.321, SLG: 0.348 | | | | | | | | | | 3 | 0 | 1 | 0 | 1 | 1 | 0 | | | | |
| Ken Singleton, S (1, 10) OBP: 0.376, SLG: 0.483 | | | | | | | | | | 3 | 0 | 1 | 0 | 1 | 1 | 3 | | | | |
| Rich Dauer, R (1, 4) OBP: 0.311, SLG: 0.327 | | | | | | | | | | 3 | 0 | 1 | 0 | 0 | 0 | 2 | | | | |
| Leo Hernandez, R (1, 5) OBP: 0.312, SLG: 0.370 | | | | | | | | | | 2 | 0 | 0 | 0 | 1 | 0 | 2 | | | | |
| Rick Dempsey, R (1, 2) OBP: 0.284, SLG: 0.290 | | | | | | | | | | 3 | 0 | 0 | 0 | 0 | 0 | 2 | | | | |
| Inning Stats | R: 0 E: 0 K: 1 S: 6 | H: 1 LOB: 1 BB: 0 P: 6 | R: 0 E: 0 K: 0 S: 3 | H: 1 LOB: 2 BB: 2 P: 11 | R: 0 E: 0 K: 0 S: 3 | H: 1 LOB: 0 BB: 0 P: 3 | R: 0 E: 0 K: 0 S: 5 | H: 2 LOB: 2 BB: 0 P: 5 | R: 1 E: 0 K: 1 S: 7 | H: 2 LOB: 3 BB: 2 P: 15 | R: 0 E: 0 K: 0 S: 3 | H: 0 LOB: 0 BB: 0 P: 3 | R: 0 E: 0 K: 1 S: 5 | H: 0 LOB: 0 BB: 0 P: 5 | R: 0 E: 0 K: 1 S: 5 | H: 0 LOB: 0 BB: 0 P: 5 | 1B: 5 2B: 2 3B: 0 HR: 0 | SF: 0 SAC: 0 DP: 2 HBP: 0 | WP: 0 PB: 0 SB: 0 CS: 0 | PA: 33 |
| PITCHER Gaylord Perry, R (1, 1) ERA: 5.77 | IP: 8.0 WLS: L BF: 33 H: 7 R: 1 ER: 1 SO: 4 BB: 3 IBB: 1 HBP: 0 BLK: 0 WP: 0 HR: 0 S: 37 P: 53 ERA: 1.12 WHIP: 1.250 | | | | | | | | | | | | | | | PITCHER | IP: WLS: BF: H: R: ER: SO: BB: IBB: HBP: BLK: WP: HR: S: P: ERA: WHIP: | | | |

Seattle Mariners @ Baltimore Orioles
Memorial Stadium, Baltimore, MD
Wed May 11 1983, 7:05 PM EDT
Att: 10,208 - Unknown - 65 F

AB 29
R 1
H 7
RBI 1
BB 4
SO 4
LOB 13



| Batter | 1 | 2 | 3 | 4 | 5 | 6 | 7 | 8 | 9 | AB | R | H | RBI | BB | SO | LOB | TOP | | | | | | | | | | |
|---|------------------------------|---------------------------------|------------------------------|---------------------------------|------------------------------|---------------------------------|------------------------------|----------------------------------|------------------------------|----------------------------------|------------------------------|---------------------------------|------------------------------|----------------------------------|------------------------------|---------------------------------|------------------------------|---------------------------------|----------------------------------|------------------------------------|----------------------------------|--------|--|--|--|--|--|
| Al Bumbry, L OBP: 0.341, SLG: 0.373 (1, 8) (7, 7) | 0-0 5-3 | 0-0 CS | 0-0 F3 | 0-0 4-1 | | | 0-0 4-3 | 0-0 4-3 | | 5 | 0 | 0 | 0 | 0 | 0 | 2 | | | | | | | | | | | |
| Dan Ford, R OBP: 0.398, SLG: 0.508 (1, 9) | 0-0 F8 | | 0-0 5-3 | | 0-0 F9 SF9 2B | | 0-0 1B 2B | | 0-0 F8 | 5 | 2 | 2 | 0 | 0 | 0 | 0 | | | | | | | | | | | |
| Cal Ripken Jr., R OBP: 0.364, SLG: 0.492 (1, 6) | 0-0 5-3 | | 0-0 P6 | | 4-0 BB | | 0-0 2B 1B | | 0-0 4-3 1B | 4 | 1 | 2 | 1 | 1 | 0 | 0 | | | | | | | | | | | |
| Eddie Murray, S OBP: 0.418, SLG: 0.416 (1, 3) | | 4-0 HR BB | | 0-0 F7 | 0-0 F9 | | 0-0 1B 2B | | 0-0 4-3 | 4 | 1 | 1 | 1 | 1 | 0 | 3 | | | | | | | | | | | |
| John Lowenstein, L OBP: 0.461, SLG: 0.639 John Shelby, S OBP: 0.383, SLG: 0.534 (7, PR) (7, 8) | | 0-0 HR | | 4-0 HR BB | 0-0 SF9 | | 4-0 BB | | 0-0 6-3 | 1 | 2 | 1 | 3 | 2 | 0 | 0 | | | | | | | | | | | |
| Ken Singleton, S OBP: 0.381, SLG: 0.549 (1, 10) | | 0-0 HR | | 0-0 HR | 0-3 K | | 0-0 F9 | | | 4 | 2 | 2 | 3 | 0 | 1 | 3 | | | | | | | | | | | |
| Rich Dauer, R OBP: 0.301, SLG: 0.315 (1, 4) | | 0-0 5-3 | | 0-0 F2 | | 0-0 F8 | 0-0 F3 | | | 4 | 0 | 0 | 0 | 0 | 0 | 2 | | | | | | | | | | | |
| Leo Hernandez, R OBP: 0.310, SLG: 0.365 Aurelio Rodriguez, R (8, 5) | | 0-0 F7 | | 0-0 1B | | 0-0 F8 | | 0-0 P5 | | 4 | 0 | 1 | 0 | 0 | 0 | 0 | | | | | | | | | | | |
| Rick Dempsey, R OBP: 0.295, SLG: 0.303 (1, 2) | | 0-0 CS 1B | | 0-0 1B | | 0-0 F8 | | 0-0 F3 | | 4 | 0 | 2 | 0 | 0 | 0 | 0 | | | | | | | | | | | |
| Inning Stats | R: 0 E: 0 K: 0 S: 3 | H: 0 LOB: 0 BB: 0 P: 3 | R: 3 E: 0 K: 0 S: 5 | H: 3 LOB: 0 BB: 1 P: 9 | R: 0 E: 0 K: 0 S: 3 | H: 0 LOB: 0 BB: 0 P: 3 | R: 2 E: 0 K: 0 S: 6 | H: 3 LOB: 2 BB: 1 P: 10 | R: 1 E: 0 K: 0 S: 6 | H: 1 LOB: 1 BB: 1 P: 10 | R: 0 E: 0 K: 0 S: 3 | H: 0 LOB: 0 BB: 0 P: 3 | R: 2 E: 0 K: 0 S: 6 | H: 3 LOB: 2 BB: 1 P: 10 | R: 0 E: 0 K: 0 S: 3 | H: 0 LOB: 0 BB: 0 P: 3 | R: 0 E: 0 K: 0 S: 4 | H: 1 LOB: 1 BB: 0 P: 4 | 1B: 5 2B: 3 3B: 0 HR: 3 | SF: 1 SAC: 0 DP: 0 HBP: 0 | WP: 0 PB: 0 SB: 0 CS: 1 | PA: 42 | | | | | |
| PITCHER | IP | WLS | BF | H | R | ER | SO | BB | IBB | HBP | BLK | WP | HR | S | P | ERA | WHIP | | | | | | | | | | |
| Charlie Hough, R ERA: 4.85 (1, 1) | 3.1 | L | 15 | 4 | 5 | 5 | 0 | 2 | 0 | 0 | 0 | 0 | 3 | 13 | 21 | 13.50 | 1.800 | | | | | | | | | | |
| John Butcher, R ERA: 3.39 (4, 1) | 3.2 | | 19 | 6 | 3 | 3 | 1 | 2 | 0 | 0 | 0 | 0 | 0 | 19 | 27 | 7.36 | 2.182 | | | | | | | | | | |
| Dave Schmidt, R ERA: (8, 1) | 2.0 | | 7 | 1 | 0 | 0 | 0 | 0 | 0 | 0 | 0 | 0 | 0 | 7 | 7 | 0.00 | 0.500 | | | | | | | | | | |

Baltimore Orioles @ Texas Rangers
Arlington Stadium, Arlington, TX
Fri May 13 1983, 8:05 PM EDT
Att: 17,463 - Unknown

AB 36
R 8
H 11
RBI 8
BB 4
SO 1
LOB 11



| Batter | 1 | 2 | 3 | 4 | 5 | 6 | 7 | 8 | 9 | AB | R | H | RBI | BB | SO | LOB | BOTTOM | | | | | | | | | | |
|---|------------------------------|---------------------------------|------------------------------|---------------------------------|------------------------------|---------------------------------|------------------------------|----------------------------------|------------------------------|---------------------------------|------------------------------|---------------------------------|------------------------------|---------------------------------|------------------------------|---------------------------------|------------------------------|---------------------------------|-----------------------------------|------------------------------------|----------------------------------|--------|--|--|--|--|--|
| Bill Sample, R OBP: 0.316, SLG: 0.390 (1, 7) | 0-0 FC6-4 1B | | 0-0 F8 | | 0-0 5-3 | | 0-0 F9 | | 0-0 FC5 1B | 5 | 0 | 2 | 0 | 0 | 0 | 3 | | | | | | | | | | | |
| Buddy Bell, R OBP: 0.282, SLG: 0.361 (1, 5) | 0-0 FC6-4 1-2 | | 0-0 1B | | 0-0 5-3 | | 0-0 F8 | | 0-0 FC5 FC6-4 | 5 | 0 | 1 | 1 | 0 | 0 | 5 | | | | | | | | | | | |
| Larry Parrish, R OBP: 0.309, SLG: 0.500 (1, 9) | 0-0 F7 | | 0-0 1B | | 0-0 1B | | 0-3 K | | 0-0 FC6-4 1-2 | 5 | 0 | 2 | 0 | 0 | 1 | 5 | | | | | | | | | | | |
| Dave Hostetter, R OBP: 0.343, SLG: 0.349 (1, 10) | 0-0 6-3 | | 0-3 K | | 0-0 F7 | | | 0-3 K | | 4 | 0 | 0 | 0 | 0 | 2 | 4 | | | | | | | | | | | |
| Pete O'Brien, L OBP: 0.238, SLG: 0.265 (1, 3) | | 0-0 F2 | | 0-3 K | | 0-0 F7 | | 0-3 K | | 4 | 0 | 0 | 0 | 0 | 2 | 0 | | | | | | | | | | | |
| George Wright, S OBP: 0.283, SLG: 0.272 (1, 8) | | 0-0 4-3 | | 4-0 FC5-4 BB | | 0-0 L6 | | 0-0 1B | | 3 | 0 | 1 | 0 | 1 | 0 | 0 | | | | | | | | | | | |
| Jim Sundberg, R OBP: 0.239, SLG: 0.259 (1, 2) | | 0-0 F9 | | 0-0 FC5-4 2B | | 0-0 F7 | | 0-0 6-3 | | 4 | 0 | 0 | 0 | 0 | 2 | | | | | | | | | | | | |
| Bucky Dent, R OBP: 0.322, SLG: 0.376 (1, 6) | | | 0-0 6-3 1B | | 0-0 1B | | 0-0 1B | | 0-0 FC5 1B | 4 | 1 | 4 | 0 | 0 | 0 | 0 | | | | | | | | | | | |
| Wayne Tolleson, S OBP: 0.304, SLG: 0.344 (1, 4) | | 0-0 6-3 | | 0-0 6-3 | | 0-0 1B | | 0-3 K | | 4 | 0 | 1 | 0 | 0 | 1 | 4 | | | | | | | | | | | |
| Inning Stats | R: 0 E: 0 K: 0 S: 4 | H: 1 LOB: 1 BB: 0 P: 4 | R: 0 E: 0 K: 0 S: 3 | H: 0 LOB: 0 BB: 0 P: 3 | R: 1 E: 0 K: 1 S: 8 | H: 3 LOB: 0 BB: 0 P: 8 | R: 0 E: 0 K: 1 S: 6 | H: 1 LOB: 2 BB: 1 P: 10 | R: 0 E: 0 K: 0 S: 4 | H: 1 LOB: 1 BB: 0 P: 4 | R: 0 E: 0 K: 0 S: 3 | H: 0 LOB: 0 BB: 0 P: 3 | R: 0 E: 0 K: 1 S: 7 | H: 2 LOB: 2 BB: 0 P: 7 | R: 0 E: 0 K: 2 S: 8 | H: 1 LOB: 1 BB: 0 P: 8 | R: 0 E: 0 K: 1 S: 7 | H: 2 LOB: 2 BB: 0 P: 7 | 1B: 10 2B: 1 3B: 0 HR: 0 | SF: 0 SAC: 0 DP: 0 HBP: 0 | WP: 0 PB: 0 SB: 0 CS: 0 | PA: 39 | | | | | |
| PITCHER | IP | WLS | BF | H | R | ER | SO | BB | IBB | HBP | BLK | WP | HR | S | P | ERA | WHIP | | | | | | | | | | |
| Storm Davis, R ERA: 2.19 (1, 1) | 7.0 | W | 30 | 8 | 1 | 1 | 3 | 1 | 0 | 0 | 0 | 0 | 0 | 35 | 39 | 1.29 | 1.286 | | | | | | | | | | |
| Tim Stoddard, R ERA: 2.13 (8, 1) | 2.0 | | 9 | 3 | 0 | 0 | 3 | 0 | 0 | 0 | 0 | 0 | 0 | 15 | 15 | 0.00 | 1.500 | | | | | | | | | | |

Baltimore Orioles @ Texas Rangers
Arlington Stadium, Arlington, TX
Fri May 13 1983, 8:05 PM EDT
Att: 17,463 - Unknown

AB 38
R 1
H 11
RBI 1
BB 1
SO 6
LOB 23



| Batter | 1 | 2 | 3 | 4 | 5 | 6 | 7 | 8 | 9 | AB | R | H | RBI | BB | SO | LOB | TOP | | | | | | | | | | | |
|--|------------------------------|----------------------------------|------------------------------|---------------------------------|------------------------------|---------------------------------|------------------------------|---------------------------------|------------------------------|---------------------------------|------------------------------|---------------------------------|------------------------------|---------------------------------|------------------------------|---------------------------------|--|------------------------------------|----------------------------------|--------|--|--|--|--|--|--|--|--|
| Al Bumby, L OBP: 0.527, SLG: 0.356 Aurelio Rodriguez, R (8, 5) | | | L1-3 | | | L6 | | G3 | | 4 | 0 | 0 | 0 | 0 | 1 | 3 | <p>Baltimore Orioles @ Texas Rangers Arlington Stadium, Arlington, TX Sun May 15 1983, 4:33 AM EDT Att: 11,262 - Unknown</p> | | | | | | | | | | | |
| Dan Ford, R OBP: 0.388, SLG: 0.492 (1, 9) | | | | 5-3 | | 4-3 | | F8 | | 3 | 0 | 0 | 0 | 1 | 0 | 1 | | | | | | | | | | | | |
| Cal Ripken Jr., R OBP: 0.360, SLG: 0.489 (1, 6) | | | | K | | | 1B 4-1 E | | 4-3 | 4 | 1 | 1 | 0 | 0 | 2 | 1 | | | | | | | | | | | | |
| Eddie Murray, S OBP: 0.414, SLG: 0.420 Jim Dwyer, L OBP: 0.342, SLG: 0.344 (1, 3) | | F9 | | F2 | | F9 | | K | | 0 | 0 | 0 | 0 | 0 | 0 | 0 | | | | | | | | | | | | |
| John Lowenstein, L OBP: 0.439, SLG: 0.642 (1, 7) | | | | | 3-1 | | 4-1 | | K | 4 | 0 | 0 | 0 | 0 | 2 | 1 | | | | | | | | | | | | |
| Ken Singleton, S OBP: 0.381, SLG: 0.526 (1, 10) | | | | | F7 | | E BB | | | 2 | 0 | 0 | 0 | 1 | 1 | 0 | | | | | | | | | | | | |
| Lenn Sakata, R OBP: 0.500, SLG: 0.625 (1, 4) | | | | 5-3 | | 5-3 | | E4 1-3 2-H | | 3 | 0 | 2 | 0 | 0 | 0 | 0 | | | | | | | | | | | | |
| Leo Hernandez, R OBP: 0.311, SLG: 0.357 Joe Nolan, L OBP: 0.324, SLG: 0.438 (8, 2) | | | F8 | | | 5-3 | | | | 2 | 0 | 0 | 0 | 1 | 0 | 3 | | | | | | | | | | | | |
| Rick Dempsey, R OBP: 0.314, SLG: 0.324 John Shelby, S OBP: 0.400, SLG: 0.540 (8, PH) | | | | | | F8 | | K | | 0 | 0 | 0 | 0 | 0 | 0 | 0 | | | | | | | | | | | | |
| | | | | | | | | | | 2 | 0 | 1 | 0 | 0 | 0 | 1 | | | | | | | | | | | | |
| Inning Stats | R: 0 E: 0 K: 2 S: 6 | H: 0 LOB: 0 BB: 1 P: 10 | R: 0 E: 0 K: 2 S: 7 | H: 0 LOB: 0 BB: 0 P: 7 | R: 0 E: 0 K: 0 S: 4 | H: 2 LOB: 1 BB: 0 P: 4 | R: 0 E: 0 K: 1 S: 5 | H: 0 LOB: 0 BB: 0 P: 5 | R: 0 E: 0 K: 0 S: 3 | H: 0 LOB: 1 BB: 1 P: 7 | R: 1 E: 1 K: 0 S: 5 | H: 2 LOB: 2 BB: 1 P: 9 | R: 0 E: 0 K: 1 S: 5 | H: 0 LOB: 0 BB: 0 P: 5 | R: 0 E: 0 K: 2 S: 7 | H: 0 LOB: 0 BB: 0 P: 7 | 1B: 4 2B: 1 3B: 0 HR: 0 | SF: 0 SAC: 0 DP: 1 HBP: 0 | WP: 0 PB: 0 SB: 0 CS: 1 | PA: 32 | | | | | | | | |
| PITCHER | IP | WLS | BF | H | R | ER | SO | BB | IBB | HBP | BLK | WP | HR | S | P | ERA | WHIP | | | | | | | | | | | |
| Danny Darwin, R ERA: 3.46 Odell Jones, R ERA: 3.78 | (1, 1) | 6.2 | W | 25 | 4 | 1 | 0 | 5 | 3 | 0 | 0 | 0 | 0 | 0 | 32 | 44 | 0.00 | 1.050 | | | | | | | | | | |
| (7, 1) | 2.1 | S | 7 | 0 | 0 | 0 | 3 | 0 | 0 | 0 | 0 | 0 | 0 | 13 | 13 | 0.00 | 0.000 | | | | | | | | | | | |

| Batter | 1 | 2 | 3 | 4 | 5 | 6 | 7 | 8 | 9 | AB | R | H | RBI | BB | SO | LOB | BOTTOM | | | | | | | | | | | |
|--|------------------------------|---------------------------------|------------------------------|---------------------------------|------------------------------|---------------------------------|------------------------------|---------------------------------|------------------------------|---------------------------------|------------------------------|---------------------------------|------------------------------|---------------------------------|------------------------------|---------------------------------|--|------------------------------|---------------------------------|----------------------------------|------------------------------------|----------------------------------|--------|--|--|--|--|--|
| Bill Sample, R OBP: 0.319, SLG: 0.406 (1, 7) | | | P4 | | | 6-3 | | F7 | | 4 | 0 | 0 | 0 | 0 | 1 | 3 | <p>Baltimore Orioles @ Texas Rangers Arlington Stadium, Arlington, TX Sun May 15 1983, 4:33 AM EDT Att: 11,262 - Unknown</p> | | | | | | | | | | | |
| Buddy Bell, R OBP: 0.275, SLG: 0.341 (1, 5) | F7 | | F7 | | | 5-3 | | 1B BB | | 3 | 0 | 0 | 0 | 1 | 0 | 0 | | | | | | | | | | | | |
| Larry Parrish, R OBP: 0.317, SLG: 0.484 (1, 9) | | | | G6-4-3 BB | | F8 | | 1-3 1B | | 3 | 0 | 1 | 0 | 1 | 1 | 0 | | | | | | | | | | | | |
| Dave Hostetter, R OBP: 0.339, SLG: 0.344 (1, 10) | | K | | G6-4-3 | | K | | F2 | | 4 | 0 | 0 | 0 | 0 | 2 | 3 | | | | | | | | | | | | |
| Pete O'Brien, L OBP: 0.241, SLG: 0.267 (1, 3) | | 2B 1B | | F8 | | | | F9 | | 3 | 1 | 1 | 0 | 0 | 0 | 0 | | | | | | | | | | | | |
| George Wright, S OBP: 0.297, SLG: 0.303 (1, 8) | | P6 | | | | 6-3 | | F9 | | 3 | 0 | 0 | 0 | 0 | 0 | 1 | | | | | | | | | | | | |
| Jim Sundberg, R OBP: 0.297, SLG: 0.333 (1, 2) | | 1B 2B | | | | 2B 1B | | BB | | 2 | 1 | 2 | 1 | 1 | 0 | 0 | | | | | | | | | | | | |
| Bucky Dent, R OBP: 0.333, SLG: 0.404 (1, 6) | | CS 1B | | | | 4-3 | | | | 3 | 0 | 2 | 1 | 0 | 0 | 1 | | | | | | | | | | | | |
| Wayne Tolleson, S OBP: 0.303, SLG: 0.338 (1, 4) | | CS | | CS 1B | | K | | 4-3 | | 3 | 0 | 1 | 0 | 0 | 1 | 2 | | | | | | | | | | | | |
| Inning Stats | R: 0 E: 0 K: 2 S: 7 | H: 3 LOB: 0 BB: 0 P: 7 | R: 2 E: 0 K: 1 S: 7 | H: 3 LOB: 0 BB: 0 P: 7 | R: 0 E: 0 K: 0 S: 3 | H: 1 LOB: 0 BB: 0 P: 3 | R: 0 E: 0 K: 0 S: 2 | H: 0 LOB: 0 BB: 1 P: 6 | R: 0 E: 0 K: 1 S: 7 | H: 2 LOB: 2 BB: 0 P: 7 | R: 0 E: 0 K: 1 S: 5 | H: 0 LOB: 0 BB: 0 P: 5 | R: 0 E: 0 K: 0 S: 3 | H: 0 LOB: 1 BB: 1 P: 7 | R: 0 E: 0 K: 0 S: 4 | H: 1 LOB: 2 BB: 1 P: 8 | | R: 0 E: 0 K: 0 S: 7 | H: 0 LOB: 0 BB: 0 P: 7 | 1B: 5 2B: 2 3B: 0 HR: 0 | SF: 0 SAC: 0 DP: 1 HBP: 0 | WP: 0 PB: 0 SB: 0 CS: 2 | PA: 32 | | | | | |
| PITCHER | IP | WLS | BF | H | R | ER | SO | BB | IBB | HBP | BLK | WP | HR | S | P | ERA | WHIP | | | | | | | | | | | |
| Dennis Martinez, R ERA: 3.98 | (1, 1) | 8.0 | L | 31 | 7 | 2 | 2 | 5 | 3 | 0 | 0 | 0 | 0 | 0 | 38 | 50 | 2.25 | 1.250 | | | | | | | | | | |

| | |
|-----|----|
| AB | 29 |
| R | 1 |
| H | 4 |
| RBI | 0 |
| BB | 3 |
| SO | 8 |
| LOB | 11 |



| Batter | 1 | 2 | 3 | 4 | 5 | 6 | 7 | 8 | 9 | AB | R | H | RBI | BB | SO | LOB | TOP | | | |
|--|---|---------------------------------|------------------------------|----------------------------------|------------------------------|---------------------------------|------------------------------|---------------------------------|------------------------------|---------------------------------|------------------------------|----------------------------------|------------------------------|----------------------------------|------------------------------|---------------------------------|--|------------------------------------|----------------------------------|--------|
| Lorenzo Gray, R OBP: 0.255, SLG: 0.235 | F9 | BB | | F3 | | | SH1-3 | | 6-3 | 3 | 0 | 0 | 0 | 1 | 0 | 0 | Chicago White Sox @ Baltimore Orioles Memorial Stadium, Baltimore, MD Tue May 17 1983, 7:05 PM EDT Unknown - 61 F | | | |
| Tony Bemazard, S OBP: 0.316, SLG: 0.419 | BB | K | | F6 | | | F8 | | K | 5 | 0 | 1 | 0 | 0 | 2 | 4 | | | | |
| Harold Baines, L OBP: 0.321, SLG: 0.333 | L9 | | | BB | | | | | F7 | 4 | 1 | 1 | 0 | 1 | 0 | 1 | | | | |
| Ron Kittle, R OBP: 0.304, SLG: 0.495 | BB | | | BB | | | | | F3 | 4 | 1 | 2 | 0 | 0 | 1 | 2 | | | | |
| Tom Paciorek, R OBP: 0.333, SLG: 0.466 | K | | | BB | | | | | F8 | 3 | 0 | 0 | 1 | 1 | 1 | 3 | | | | |
| Greg Luzinski, R OBP: 0.322, SLG: 0.305 | | | | F3 | | | | | F9 | 4 | 0 | 0 | 0 | 0 | 0 | 2 | | | | |
| Marc Hill, R OBP: 0.315, SLG: 0.375 | | | | | | | | | F7 | 3 | 0 | 1 | 1 | 0 | 0 | 0 | | | | |
| Mike Squires, L OBP: 0.275, SLG: 0.197 | | | | | | | | | F3 | 1 | 0 | 0 | 0 | 0 | 0 | 1 | | | | |
| Carlton Fisk, R OBP: 0.232, SLG: 0.280 | | | | | | | | | F7 | 0 | 0 | 0 | 0 | 0 | 0 | 0 | | | | |
| Rusty Kuntz, R OBP: 0.359, SLG: 0.242 | | | | | | | | | | 2 | 0 | 0 | 0 | 1 | 2 | 1 | | | | |
| Jerry Hairston, S OBP: 0.350, SLG: 0.381 | | | | | | | | | K | 1 | 0 | 1 | 0 | 0 | 0 | 0 | | | | |
| Jerry Dybzinski, R OBP: 0.325, SLG: 0.314 | | | | | | | | | | 1 | 0 | 0 | 0 | 1 | 0 | 0 | | | | |
| Rudy Law, L OBP: 0.315, SLG: 0.289 | | | | | | | | | | 0 | 0 | 0 | 0 | 1 | 0 | 0 | | | | |
| Scott Fletcher, R OBP: 0.365, SLG: 0.349 | | | | | | | | | | 0 | 0 | 0 | 0 | 0 | 0 | 0 | | | | |
| Greg Walker, L OBP: 0.289, SLG: 0.457 | | | | | | | | | | 1 | 0 | 0 | 0 | 0 | 1 | 2 | | | | |
| Vance Law, R OBP: 0.228, SLG: 0.241 | | | | | | | | | | 0 | 0 | 0 | 0 | 0 | 0 | 0 | | | | |
| Inning Stats | R: 0 E: 0 K: 1 S: 7 | H: 2 LOB: 2 BB: 0 P: 7 | R: 0 E: 0 K: 1 S: 5 | H: 0 LOB: 3 BB: 3 P: 17 | R: 2 E: 0 K: 1 S: 8 | H: 3 LOB: 1 BB: 0 P: 8 | R: 0 E: 0 K: 0 S: 3 | H: 0 LOB: 0 BB: 0 P: 3 | R: 0 E: 0 K: 1 S: 5 | H: 0 LOB: 0 BB: 0 P: 5 | R: 0 E: 0 K: 1 S: 5 | H: 0 LOB: 2 BB: 2 P: 13 | R: 0 E: 0 K: 1 S: 6 | H: 1 LOB: 2 BB: 1 P: 10 | R: 0 E: 0 K: 1 S: 5 | H: 0 LOB: 0 BB: 0 P: 5 | 1B: 6 2B: 0 3B: 0 HR: 0 | SF: 0 SAC: 1 DP: 0 HBP: 0 | WP: 0 PB: 0 SB: 1 CS: 0 | PA: 39 |
| PITCHER | IP WLS BF H R ER SO BB IBB HBP BLK WP HR S P ERA WHIP | | | | | | | | | | | | | | | | | | | |
| Mike Flanagan, L ERA: 2.72 | (1, 1) 0.1 2 1 0 0 0 0 0 0 0 0 0 2 2 0.00 3.000 | | | | | | | | | | | | | | | | | | | |
| Sammy Stewart, R ERA: 4.04 | (1, 1) 5.2 24 4 2 2 4 3 0 0 0 0 0 29 41 3.18 1.235 | | | | | | | | | | | | | | | | | | | |
| Tim Stoddard, R ERA: 1.69 | (7, 1) 3.0 W 13 1 0 0 3 2 1 0 0 0 0 16 28 0.00 1.000 | | | | | | | | | | | | | | | | | | | |

| Batter | 1 | 2 | 3 | 4 | 5 | 6 | 7 | 8 | 9 | AB | R | H | RBI | BB | SO | LOB | BOTTOM | | | |
|--|--|----------------------------------|------------------------------|---------------------------------|------------------------------|---------------------------------|------------------------------|----------------------------------|------------------------------|---------------------------------|------------------------------|---------------------------------|------------------------------|----------------------------------|------------------------------|----------------------------------|--|------------------------------------|----------------------------------|--------|
| Al Bumbry, L OBP: 0.317, SLG: 0.344 | F8 | | | F4 | | | SH1-4 | | | 3 | 0 | 0 | 0 | 0 | 0 | 1 | Chicago White Sox @ Baltimore Orioles Memorial Stadium, Baltimore, MD Tue May 17 1983, 7:05 PM EDT Unknown - 61 F | | | |
| Rick Dempsey, R OBP: 0.322, SLG: 0.324 | | CS | | | | | | | BB | 0 | 0 | 0 | 0 | 1 | 0 | 0 | | | | |
| Dan Ford, R OBP: 0.396, SLG: 0.496 | BB | CS | | F8 | | | BB | | K | 5 | 2 | 3 | 1 | 0 | 1 | 2 | | | | |
| Cal Ripken Jr., R OBP: 0.364, SLG: 0.486 | BB | | | F4 | | | BB | | BB | 3 | 1 | 1 | 0 | 1 | 1 | 1 | | | | |
| Eddie Murray, S OBP: 0.417, SLG: 0.423 | BB | | | FC1-6 | | | BB | | BB | 4 | 1 | 2 | 1 | 0 | 0 | 1 | | | | |
| John Lowenstein, L OBP: 0.435, SLG: 0.629 | | | | | | | | | BB | 3 | 0 | 1 | 1 | 0 | 1 | 2 | | | | |
| Gary Roenicke, R OBP: 0.328, SLG: 0.431 | | | | | | | | | HR | 1 | 1 | 1 | 3 | 0 | 0 | 0 | | | | |
| Ken Singleton, S OBP: 0.376, SLG: 0.510 | | | | F5 | | | | | L3 | 3 | 0 | 0 | 0 | 1 | 1 | 3 | | | | |
| Lenn Sakala, R OBP: 0.333, SLG: 0.417 | | | | | | | | | F3 | 4 | 0 | 0 | 0 | 0 | 1 | 4 | | | | |
| Leo Hernandez, R OBP: 0.310, SLG: 0.379 | | | | | | | | | K | 4 | 1 | 1 | 1 | 0 | 3 | 0 | | | | |
| Joe Nolan, L OBP: 0.351, SLG: 0.471 | | | | | | | | | | 2 | 0 | 1 | 0 | 1 | 0 | 0 | | | | |
| John Shelby, S OBP: 0.394, SLG: 0.531 | | | | | | | | | | 1 | 1 | 0 | 0 | 0 | 0 | 0 | | | | |
| Inning Stats | R: 1 E: 0 K: 0 S: 6 | H: 3 LOB: 3 BB: 1 P: 10 | R: 0 E: 1 K: 1 S: 5 | H: 0 LOB: 0 BB: 0 P: 5 | R: 0 E: 0 K: 0 S: 5 | H: 2 LOB: 2 BB: 0 P: 5 | R: 1 E: 0 K: 1 S: 6 | H: 1 LOB: 1 BB: 1 P: 10 | R: 0 E: 0 K: 2 S: 7 | H: 0 LOB: 0 BB: 0 P: 7 | R: 0 E: 0 K: 2 S: 7 | H: 0 LOB: 0 BB: 0 P: 7 | R: 5 E: 0 K: 0 S: 7 | H: 4 LOB: 1 BB: 1 P: 11 | R: 0 E: 0 K: 2 S: 7 | H: 0 LOB: 1 BB: 1 P: 11 | 1B: 7 2B: 1 3B: 0 HR: 2 | SF: 0 SAC: 1 DP: 0 HBP: 0 | WP: 0 PB: 0 SB: 0 CS: 1 | PA: 39 |
| PITCHER | IP WLS BF H R ER SO BB IBB HBP BLK WP HR S P ERA WHIP | | | | | | | | | | | | | | | | | | | |
| LaMarr Hoyt, R ERA: 5.07 | (1, 1) 6.1 L 31 9 7 7 6 2 1 0 0 0 0 1 40 52 9.95 1.737 | | | | | | | | | | | | | | | | | | | |
| Jerry Koosman, L ERA: 4.96 | (7, 1) 1.2 7 1 0 0 2 1 0 0 0 0 0 1 10 14 0.00 1.200 | | | | | | | | | | | | | | | | | | | |

| Batter | 1 | 2 | 3 | 4 | 5 | 6 | 7 | 8 | 9 | AB | R | H | RBI | BB | SO | LOB | TOP | | |
|--|--|---------------------------------|------------------------------|---------------------------------|------------------------------|---------------------------------|------------------------------|---------------------------------|------------------------------|---------------------------------|------------------------------|---------------------------------|------------------------------|---------------------------------|------------------------------|--|----------------------------------|------------------------------------|-----------------|
| Rudy Law, L OBP: 0.313, SLG: 0.287 (1, 8) | 5-3 | | E S 1B | | | G3 | | G4-3-6 1-2 | | 4 | 0 | 1 | 0 | 0 | 0 | 1 | | | |
| Mike Squires, L OBP: 0.288, SLG: 0.215 (1, 3) | FC4-6 1B | | F9 1-3 | | | | | 4-3 | | 4 | 0 | 2 | 0 | 0 | 0 | 1 | | | |
| Harold Baines, L OBP: 0.311, SLG: 0.322 (1, 9) | FC4-6 1-2 | | | 4-3 | | K | | | F8 | 4 | 0 | 0 | 0 | 0 | 1 | 2 | | | |
| Ron Kittle, R OBP: 0.294, SLG: 0.478 (1, 7) | K | | | F3 | | 5-3 | | | K | 4 | 0 | 0 | 0 | 0 | 2 | 2 | | | |
| Greg Walker, L OBP: 0.286, SLG: 0.462 (1, 10) | | 4-3 | | L8 | | | | | K | 4 | 0 | 1 | 0 | 0 | 1 | 0 | | | |
| Carlton Fisk, R OBP: 0.235, SLG: 0.282 (1, 2) | | K | | | | S 1B | | 5-3 | | 3 | 0 | 1 | 0 | 0 | 1 | 1 | | | |
| Tony Bernazard, S OBP: 0.311, SLG: 0.409 (1, 4) | | K | | | | F5 1-2 | | F4 | | 3 | 0 | 0 | 0 | 0 | 1 | 2 | | | |
| Vance Law, R OBP: 0.217, SLG: 0.228 (1, 5) | | | | K | | K | | F8 | | 3 | 0 | 0 | 0 | 0 | 2 | 2 | | | |
| Scott Fletcher, R OBP: 0.352, SLG: 0.333 (1, 6) | | | | F5 | | F7 | | | | 2 | 0 | 0 | 0 | 0 | 0 | 1 | | | |
| Jerry Hairston, S OBP: 0.395, SLG: 0.381 (8, PH) | | | | | | | | | | 0 | 0 | 0 | 0 | 1 | 0 | 0 | | | |
| Jerry Dybzinski, R OBP: 0.325, SLG: 0.314 (8, 6) | | | | | | | | G4-3-6 BB | | 0 | 0 | 0 | 0 | 0 | 0 | 0 | | | |
| Inning Stats | R: 0 E: 0 K: 1 S: 6 | H: 1 LOB: 1 BB: 0 P: 6 | R: 0 E: 0 K: 2 S: 7 | H: 0 LOB: 0 BB: 0 P: 7 | R: 0 E: 0 K: 1 S: 6 | H: 1 LOB: 1 BB: 0 P: 6 | R: 0 E: 0 K: 0 S: 3 | H: 0 LOB: 0 BB: 0 P: 3 | R: 0 E: 0 K: 1 S: 6 | H: 1 LOB: 1 BB: 0 P: 6 | R: 0 E: 0 K: 0 S: 4 | H: 1 LOB: 1 BB: 0 P: 4 | R: 0 E: 0 K: 2 S: 2 | H: 0 LOB: 0 BB: 1 P: 6 | R: 0 E: 0 K: 2 S: 7 | H: 0 LOB: 0 BB: 0 P: 7 | 1B: 4 2B: 1 3B: 0 HR: 0 | SF: 0 SAC: 0 DP: 1 HBP: 0 | WP: 0 PA: 32 |
| PITCHER Mike Boddicker, R ERA: (1, 1) | IP: 9.0 WLS: W BF: 32 H: 5 R: 0 ER: 0 SO: 8 BB: 1 IBB: 0 HBP: 0 BLK: 0 WP: 0 HR: 0 S: 47 P: 51 ERA: 0.00 WHIP: 0.667 | | | | | | | | | | | | | | | PITCHER IP: WLS: BF: H: R: ER: SO: BB: IBB: HBP: BLK: WP: HR: S: P: ERA: WHIP: | | | |

Chicago White Sox @ Baltimore Orioles
Memorial Stadium, Baltimore, MD
Tue May 17 1983, 7:05 PM EDT
Att: 14,314 - Unknown

AB 31
R 0
H 5
RBI 0
BB 1
SO 8
LOB 12



| Batter | 1 | 2 | 3 | 4 | 5 | 6 | 7 | 8 | 9 | AB | R | H | RBI | BB | SO | LOB | BOTTOM | | |
|---|---|---------------------------------|-------------------------------|----------------------------------|------------------------------|---------------------------------|------------------------------|---------------------------------|-------------------------------|----------------------------------|------------------------------|---------------------------------|-------------------------------|----------------------------------|------------------------------|--|----------------------------------|------------------------------------|-----------------|
| John Shelby, S OBP: 0.371, SLG: 0.500 (1, 8) | 4-3 | 4-3 | | 4-3 | | | | | | 4 | 0 | 0 | 0 | 0 | 1 | 0 | | | |
| Jim Dwyer, L OBP: 0.381, SLG: 0.389 (1, 9) | F8 | | 1B 1B | | 1B 1B | | | | | 4 | 1 | 3 | 0 | 0 | 0 | 0 | | | |
| Cal Ripken Jr., R OBP: 0.367, SLG: 0.486 (1, 6) | E8 1B | | 1B 1B | | K | | | | | 4 | 1 | 2 | 0 | 0 | 2 | 2 | | | |
| Eddie Murray, S OBP: 0.419, SLG: 0.425 (1, 3) | F8 | | 1B 1B | | S 1B | | | | | 4 | 0 | 2 | 1 | 0 | 1 | 2 | | | |
| John Lowenstein, L OBP: 0.427, SLG: 0.622 (1, 10) | | HR 2B | F5 | | K | | | | | 4 | 1 | 1 | 0 | 0 | 2 | 4 | | | |
| Gary Roenicke, R OBP: 0.339, SLG: 0.436 (1, 7) | | K | G5-4-3 1-2 2H 1B | | K | | | | | 4 | 0 | 2 | 1 | 0 | 2 | 3 | | | |
| Lenn Sakata, R OBP: 0.250, SLG: 0.313 (1, 4) | | K | G5-4-3 1-2 1B | | | | | | | 4 | 0 | 0 | 0 | 0 | 1 | 4 | | | |
| Leo Hernandez, R OBP: 0.310, SLG: 0.403 (1, 5) | | HR | | | F8 | | | | | 3 | 1 | 1 | 2 | 0 | 0 | 0 | | | |
| Aurelio Rodriguez, R (7, 5) | | 2H HR | | | | | | | | 1 | 0 | 0 | 0 | 0 | 0 | 1 | | | |
| Rick Dempsey, R OBP: 0.322, SLG: 0.364 (1, 2) | | HR | | | 5-3 | | | | | 3 | 1 | 1 | 1 | 0 | 0 | 0 | | | |
| Inning Stats | R: 0 E: 1 K: 0 S: 4 | H: 1 LOB: 1 BB: 0 P: 4 | R: 3 E: 0 K: 2 S: 10 | H: 3 LOB: 0 BB: 0 P: 10 | R: 2 E: 0 K: 0 S: 6 | H: 4 LOB: 1 BB: 0 P: 6 | R: 0 E: 0 K: 0 S: 3 | H: 0 LOB: 0 BB: 0 P: 3 | R: 0 E: 0 K: 3 S: 11 | H: 2 LOB: 2 BB: 0 P: 11 | R: 0 E: 0 K: 0 S: 3 | H: 0 LOB: 0 BB: 0 P: 3 | R: 0 E: 0 K: 3 S: 10 | H: 1 LOB: 1 BB: 0 P: 10 | R: 0 E: 0 K: 1 S: 6 | H: 1 LOB: 1 BB: 0 P: 6 | 1B: 9 2B: 1 3B: 0 HR: 2 | SF: 0 SAC: 0 DP: 1 HBP: 0 | WP: 0 PA: 35 |
| PITCHER Dennis Lamp, R ERA: 4.75 (1, 1) | IP: 2.1 WLS: L BF: 15 H: 8 R: 5 ER: 5 SO: 2 BB: 0 IBB: 0 HBP: 0 BLK: 0 WP: 0 HR: 2 S: 19 P: 19 ERA: 19.29 WHIP: 3.429 | | | | | | | | | | | | | | | PITCHER IP: WLS: BF: H: R: ER: SO: BB: IBB: HBP: BLK: WP: HR: S: P: ERA: WHIP: | | | |
| Dick Tidrow, R ERA: 4.18 (3, 1) | 5.2 L 20 4 0 0 7 0 0 0 0 0 0 34 34 0.00 0.706 | | | | | | | | | | | | | | | PITCHER IP: WLS: BF: H: R: ER: SO: BB: IBB: HBP: BLK: WP: HR: S: P: ERA: WHIP: | | | |

Chicago White Sox @ Baltimore Orioles
Memorial Stadium, Baltimore, MD
Tue May 17 1983, 7:05 PM EDT
Att: 14,314 - Unknown


AB 35
R 5
H 12
RBI 5
BB 0
SO 9
LOB 16



| Batter | 1 | 2 | 3 | 4 | 5 | 6 | 7 | 8 | 9 | AB | R | H | RBI | BB | SO | LOB | TOP | | | | | | | | | | |
|--|------------------------------|---------------------------------|------------------------------|---------------------------------|------------------------------|---------------------------------|------------------------------|---------------------------------|------------------------------|---------------------------------|------------------------------|---------------------------------|------------------------------|----------------------------------|------------------------------|---------------------------------|----------------------------------|------------------------------------|----------------------------------|--------|--|--|--|--|--|--|--|
| Rudy Law, L OBP: 0.303, SLG: 0.278 Rusty Kuntz, R OBP: 0.350, SLG: 0.235 | 6-3 | | F2 | | | G3 | | L5 | | 3 | 0 | 0 | 0 | 0 | 0 | 0 | | | | | | | | | | | |
| Mike Squires, L OBP: 0.276, SLG: 0.206 Marc Hill, R OBP: 0.353, SLG: 0.364 | F5 | | F8 | | | K | | 1-2-3 | 3 | 0 | 0 | 0 | 0 | 1 | 0 | | | | | | | | | | | | |
| Harold Baines, L OBP: 0.317, SLG: 0.328 | FC5-4 1B | | F2 | | | 4-3 | | FC6-4 1B | 4 | 0 | 2 | 0 | 0 | 0 | 0 | | | | | | | | | | | | |
| Greg Luzinski, R OBP: 0.311, SLG: 0.293 | FC5-4 1-2 | | K | | | F4 | | K | 4 | 0 | 0 | 0 | 0 | 2 | 2 | | | | | | | | | | | | |
| Tom Paciorek, R OBP: 0.328, SLG: 0.468 | | | 5-3 | | | L8 | | FC6-4 1-2 | 4 | 0 | 1 | 0 | 0 | 0 | 1 | | | | | | | | | | | | |
| Carlton Fisk, R OBP: 0.239, SLG: 0.284 | | | K | | | G4-3 1B | | E5 SH5-3 | 3 | 0 | 1 | 0 | 0 | 1 | 1 | | | | | | | | | | | | |
| Tony Bernazard, S OBP: 0.307, SLG: 0.403 | | | K | | | K | | SH5-3 2-3 | 2 | 0 | 0 | 0 | 0 | 2 | 2 | | | | | | | | | | | | |
| Lorenzo Gray, R OBP: 0.246, SLG: 0.226 Jerry Hairston, S OBP: 0.407, SLG: 0.381 Vance Law, R OBP: 0.217, SLG: 0.228 | 6-3 | | | | | G4-3 1-2 | | IBB | 2 | 0 | 0 | 0 | 0 | 0 | 2 | | | | | | | | | | | | |
| Jerry Dybzinski, R OBP: 0.310, SLG: 0.297 Greg Walker, L OBP: 0.266, SLG: 0.462 Ron Kittle, R OBP: 0.292, SLG: 0.474 Scott Fletcher, R OBP: 0.352, SLG: 0.333 | | | 6-3 | | | 4-3 | | K | 2 | 0 | 0 | 0 | 0 | 0 | 0 | | | | | | | | | | | | |
| Inning Stats | R: 0 E: 0 K: 0 S: 4 | H: 1 LOB: 1 BB: 0 P: 4 | R: 0 E: 0 K: 2 S: 8 | H: 1 LOB: 1 BB: 0 P: 8 | R: 0 E: 0 K: 0 S: 3 | H: 0 LOB: 0 BB: 0 P: 3 | R: 0 E: 0 K: 1 S: 5 | H: 0 LOB: 0 BB: 0 P: 5 | R: 0 E: 0 K: 1 S: 5 | H: 0 LOB: 0 BB: 0 P: 5 | R: 0 E: 0 K: 0 S: 3 | H: 0 LOB: 0 BB: 0 P: 3 | R: 0 E: 1 K: 1 S: 6 | H: 0 LOB: 2 BB: 1 P: 10 | R: 0 E: 0 K: 1 S: 6 | H: 1 LOB: 1 BB: 0 P: 6 | 1B: 3 2B: 1 3B: 0 HR: 0 | SF: 0 SAC: 1 DP: 1 HBP: 0 | WP: 0 PB: 0 SB: 0 CS: 0 | PA: 32 | | | | | | | |
| PITCHER | IP | WLS | BF | H | R | ER | SO | BB | IBB | HBP | BLK | WP | HR | S | P | ERA | WHIP | | | | | | | | | | |
| Storm Davis, R ERA: 1.83 | 7.1 | | 26 | 3 | 0 | 0 | 5 | 0 | 1 | 0 | 0 | 0 | 0 | 35 | 39 | 0.00 | 0.409 | | | | | | | | | | |
| Tippy Martinez, L ERA: 4.71 | 1.2 | W | 6 | 1 | 0 | 0 | 2 | 0 | 0 | 0 | 0 | 0 | 0 | 10 | 10 | 0.00 | 0.600 | | | | | | | | | | |

Chicago White Sox @ Baltimore Orioles
Memorial Stadium, Baltimore, MD
Wed May 18, 1983, 7:05 PM EDT
Att: 12,582 - Unknown


AB 30
R 0
H 4
RBI 0
BB 1
SO 7
LOB 12



| Batter | 1 | 2 | 3 | 4 | 5 | 6 | 7 | 8 | 9 | AB | R | H | RBI | BB | SO | LOB | BOTTOM | | | | | | | | | | |
|--|------------------------------|----------------------------------|------------------------------|---------------------------------|------------------------------|---------------------------------|------------------------------|---------------------------------|------------------------------|---------------------------------|------------------------------|---------------------------------|------------------------------|---------------------------------|------------------------------|---------------------------------|----------------------------------|------------------------------------|----------------------------------|--------|--|--|--|--|--|--|--|
| Al Bumbry, L OBP: 0.305, SLG: 0.330 John Shelby, S OBP: 0.371, SLG: 0.500 | G3 | K | | | F7 | | | K | | 4 | 0 | 0 | 0 | 0 | 2 | 4 | | | | | | | | | | | |
| Dan Ford, R OBP: 0.399, SLG: 0.515 | | | K | | K | | | HR | | 3 | 1 | 1 | 1 | 1 | 2 | 1 | | | | | | | | | | | |
| Cal Ripken Jr., R OBP: 0.358, SLG: 0.473 | F8 | | F9 | | F8 | | | L5 | | 4 | 0 | 0 | 0 | 0 | 0 | 2 | | | | | | | | | | | |
| Eddie Murray, S OBP: 0.408, SLG: 0.412 | 4-3 | | 1-3 | | | | F3 | 4-3 | | 4 | 0 | 0 | 0 | 0 | 0 | 1 | | | | | | | | | | | |
| John Lowenstein, L OBP: 0.435, SLG: 0.613 | | BB BB BB | | | 4-3 | | G4-6-3 BB | | | 1 | 0 | 0 | 0 | 2 | 0 | 0 | | | | | | | | | | | |
| Ken Singleton, S OBP: 0.375, SLG: 0.500 | | BB BB BB | | | K | | G4-6-3 1-2 | | | 2 | 0 | 0 | 0 | 1 | 1 | 1 | | | | | | | | | | | |
| Lenn Sakata, R OBP: 0.283, SLG: 0.278 | | B2 | | | | | F8 | | | 2 | 0 | 0 | 0 | 1 | 0 | 2 | | | | | | | | | | | |
| Leo Hernandez, R OBP: 0.303, SLG: 0.393 | | L5 | | | | | F8 | | | 3 | 0 | 0 | 0 | 0 | 0 | 3 | | | | | | | | | | | |
| Rick Dempsey, R OBP: 0.333, SLG: 0.359 | | | | | | | 5-3 | | | 1 | 0 | 0 | 0 | 2 | 0 | 0 | | | | | | | | | | | |
| Inning Stats | R: 0 E: 0 K: 0 S: 3 | H: 0 LOB: 3 BB: 3 P: 17 | R: 0 E: 0 K: 1 S: 5 | H: 0 LOB: 0 BB: 0 P: 5 | R: 0 E: 0 K: 1 S: 5 | H: 0 LOB: 1 BB: 1 P: 9 | R: 0 E: 0 K: 1 S: 5 | H: 0 LOB: 0 BB: 1 P: 9 | R: 0 E: 0 K: 0 S: 2 | H: 0 LOB: 0 BB: 1 P: 6 | R: 0 E: 0 K: 0 S: 3 | H: 0 LOB: 0 BB: 0 P: 3 | R: 1 E: 0 K: 1 S: 6 | H: 1 LOB: 0 BB: 0 P: 6 | R: 0 E: 0 K: 1 S: 6 | H: 0 LOB: 0 BB: 0 P: 6 | 1B: 0 2B: 0 3B: 0 HR: 1 | SF: 0 SAC: 0 DP: 1 HBP: 0 | WP: 1 PB: 0 SB: 0 CS: 0 | PA: 31 | | | | | | | |
| PITCHER | IP | WLS | BF | H | R | ER | SO | BB | IBB | HBP | BLK | WP | HR | S | P | ERA | WHIP | | | | | | | | | | |
| Richard Dotson, R ERA: 3.75 | 8.0 | L | 31 | 1 | 1 | 1 | 5 | 7 | 0 | 0 | 0 | 1 | 1 | 34 | 62 | 1.12 | 1.000 | | | | | | | | | | |

Chicago White Sox @ Baltimore Orioles
Memorial Stadium, Baltimore, MD
Wed May 18, 1983, 7:05 PM EDT
Att: 12,582 - Unknown


AB 24
R 1
H 1
RBI 1
BB 7
SO 5
LOB 14



| Batter | 1 | 2 | 3 | 4 | 5 | 6 | 7 | 8 | 9 | AB | R | H | RBI | BB | SO | LOB | TOP | | | | | | | | | | |
|--|------------------------------|---------------------------------|------------------------------|---------------------------------|------------------------------|---------------------------------|------------------------------|---------------------------------|------------------------------|---------------------------------|------------------------------|---------------------------------|------------------------------|---------------------------------|------------------------------|---------------------------------|------------------------------|----------------------------------|----------------------------------|------------------------------------|----------------------------------|--------|--|--|--|--|--|
| John Shelby, S OBP: 0.365, SLG: 0.500 (1, 8) | 0-0 4-3 | | 0-3 K | | 0-0 5-3 | | | 0-0 HR 2B | | 4 | 1 | 1 | 0 | 0 | 1 | 0 | | | | | | | | | | | |
| Dan Ford, R OBP: 0.401, SLG: 0.543 (1, 9) | 0-0 2B | | 0-0 P4 | | 0-0 F9 | | | 0-0 2H HR | | 4 | 1 | 2 | 2 | 0 | 0 | 0 | | | | | | | | | | | |
| Cal Ripken Jr., R OBP: 0.355, SLG: 0.463 (1, 6) | 4-0 BB | | 0-3 K | | 0-0 1-3 | | | 0-3 K | | 3 | 0 | 0 | 0 | 1 | 2 | 0 | | | | | | | | | | | |
| Eddie Murray, S OBP: 0.404, SLG: 0.407 (1, 3) | 0-0 F5 | | 0-3 K | | 0-3 K | | | 0-0 BB 1B | | 4 | 0 | 1 | 0 | 0 | 2 | 1 | | | | | | | | | | | |
| John Lowenstein, L OBP: 0.417, SLG: 0.582 (1, 7) | | 0-3 K | | 0-0 E3 1B WP | | | 0-0 F9 | 0-0 F7 | | 4 | 0 | 0 | 0 | 0 | 1 | 1 | | | | | | | | | | | |
| Ken Singleton, S OBP: 0.387, SLG: 0.514 (1, 10) | 0-0 1B 2B | | 0-0 1-3 1B | | 0-3 K | | | 4-0 1-2 BB | | 3 | 0 | 2 | 0 | 1 | 1 | 0 | | | | | | | | | | | |
| Al Bumbry, L OBP: 0.305, SLG: 0.330 (9, PR) | | | | | | | | | | 0 | 0 | 0 | 0 | 0 | 0 | 0 | | | | | | | | | | | |
| Rich Dauer, R OBP: 0.295, SLG: 0.308 (1, 4) | 0-0 2-3 1B | | 0-0 9-2-4-6 1-2 | | 0-0 F8 | | | 0-0 F9 | | 4 | 0 | 1 | 0 | 0 | 0 | 4 | | | | | | | | | | | |
| Leo Hernandez, R OBP: 0.294, SLG: 0.381 (1, 5) | 0-0 P4 | | 0-0 P6 | | 0-0 P6 | | | 0-0 F5 | 0-3 K | 4 | 0 | 0 | 0 | 0 | 1 | 4 | | | | | | | | | | | |
| Aurelio Rodriguez, R (9, 5) | | | | | | | | | | 0 | 0 | 0 | 0 | 0 | 0 | 0 | | | | | | | | | | | |
| Rick Dempsey, R OBP: 0.323, SLG: 0.346 (1, 2) | 0-0 F7 | | 0-0 F9 | | 0-0 F9 | | | 0-3 K | | 3 | 0 | 0 | 0 | 0 | 1 | 2 | | | | | | | | | | | |
| Inning Stats | R: 0 E: 0 K: 0 S: 3 | H: 1 LOB: 1 BB: 1 P: 7 | R: 0 E: 0 K: 1 S: 7 | H: 2 LOB: 2 BB: 0 P: 7 | R: 0 E: 0 K: 2 S: 7 | H: 0 LOB: 0 BB: 0 P: 7 | R: 0 E: 1 K: 1 S: 6 | H: 1 LOB: 1 BB: 0 P: 6 | R: 0 E: 0 K: 0 S: 3 | H: 0 LOB: 0 BB: 0 P: 3 | R: 0 E: 0 K: 1 S: 5 | H: 0 LOB: 0 BB: 0 P: 5 | R: 0 E: 0 K: 1 S: 5 | H: 0 LOB: 0 BB: 0 P: 5 | R: 2 E: 0 K: 2 S: 9 | H: 2 LOB: 2 BB: 0 P: 9 | R: 0 E: 0 K: 1 S: 6 | H: 1 LOB: 2 BB: 1 P: 10 | 1B: 3 2B: 4 3B: 0 HR: 1 | SF: 0 SAC: 0 DP: 1 HBP: 0 | WP: 1 PB: 0 SB: 0 CS: 0 | PA: 35 | | | | | |
| PITCHER | IP | WLS | BF | H | R | ER | SO | BB | IBB | HBP | BLK | WP | HR | S | P | ERA | WHIP | | | | | | | | | | |
| Mike Morgan, R ERA: 3.41 (1, 1) | 7.2 | L | 29 | 6 | 2 | 2 | 7 | 1 | 0 | 0 | 0 | 1 | 1 | 42 | 46 | 2.35 | 0.913 | | | | | | | | | | |
| Joey McLaughlin, R ERA: 2.92 (8, 1) | 1.1 | | 6 | 1 | 0 | 0 | 2 | 1 | 0 | 0 | 0 | 0 | 0 | 9 | 13 | 0.00 | 1.500 | | | | | | | | | | |

Baltimore Orioles @ Toronto Blue Jays
Exhibition Stadium, Toronto, ON
Thu May 19 1983, 7:05 PM EDT
Att: 11,569 - Unknown


AB 33
R 2
H 7
RBI 2
BB 2
SO 9
LOB 12



| Batter | 1 | 2 | 3 | 4 | 5 | 6 | 7 | 8 | 9 | AB | R | H | RBI | BB | SO | LOB | BOTTOM | | | | | | | | | | |
|--|------------------------------|---------------------------------|------------------------------|---------------------------------|------------------------------|---------------------------------|------------------------------|---------------------------------|------------------------------|---------------------------------|------------------------------|---------------------------------|------------------------------|---------------------------------|------------------------------|---------------------------------|------------------------------|---------------------------------|----------------------------------|------------------------------------|----------------------------------|--------|--|--|--|--|--|
| Damaso Garcia, R OBP: 0.279, SLG: 0.293 (1, 4) | 0-0 P6 | | 0-0 P4 | | 0-0 P6 | | | 0-0 3-1 | | 4 | 0 | 0 | 0 | 0 | 0 | 1 | | | | | | | | | | | |
| Garth Iorg, R OBP: 0.325, SLG: 0.367 (1, 5) | 0-0 P4 | | 0-0 FC6 1-2 | | 0-0 6-3 | | | 0-0 F7 | | 4 | 0 | 0 | 0 | 0 | 0 | 1 | | | | | | | | | | | |
| Barry Bonnell, R OBP: 0.333, SLG: 0.384 (1, 7) | 0-0 F9 | | 0-0 F9 | | 0-0 2B 1B | | | 0-3 K | | 4 | 0 | 1 | 0 | 0 | 1 | 0 | | | | | | | | | | | |
| Cliff Johnson, R OBP: 0.378, SLG: 0.500 (1, 10) | 0-0 F9 | | 0-0 P4 | | 0-0 2B 1B | | | 0-0 HR | | 4 | 1 | 2 | 1 | 0 | 0 | 0 | | | | | | | | | | | |
| Jesse Barfield, R OBP: 0.245, SLG: 0.455 (1, 9) | 0-0 E5 | | 0-0 F9 | | 0-0 FC1-6 1B | | | 0-0 F7 | | 3 | 0 | 1 | 0 | 0 | 0 | 0 | | | | | | | | | | | |
| Jorge Orta, L OBP: 0.257, SLG: 0.313 (9, PH) | | | | | | | | | | 1 | 0 | 0 | 0 | 0 | 0 | 0 | | | | | | | | | | | |
| Willie Upshaw, L OBP: 0.364, SLG: 0.518 (1, 3) | 0-0 P6 | | 0-0 P4 | | 0-0 FC1-6 1-2 | | | 0-0 F8 | | 4 | 0 | 0 | 0 | 0 | 0 | 2 | | | | | | | | | | | |
| Buck Martinez, R OBP: 0.377, SLG: 0.469 (1, 2) | 0-0 P5 | | 0-0 2B | | 0-0 P4 | | | 0-0 P4 | | 3 | 0 | 1 | 0 | 0 | 0 | 2 | | | | | | | | | | | |
| Lloyd Moseby, L OBP: 0.297, SLG: 0.376 (1, 8) | 0-0 FC6 1B | | 0-0 K | | 0-3 K | | | 0-0 F5 | | 3 | 0 | 1 | 0 | 0 | 1 | 2 | | | | | | | | | | | |
| Alfredo Griffin, S OBP: 0.270, SLG: 0.373 (1, 6) | 0-0 K | | 0-3 K | | 0-3 K | | | 0-0 B1-3 | | 3 | 0 | 0 | 0 | 0 | 2 | 2 | | | | | | | | | | | |
| Inning Stats | R: 0 E: 0 K: 0 S: 3 | H: 0 LOB: 0 BB: 0 P: 3 | R: 0 E: 1 K: 0 S: 4 | H: 0 LOB: 1 BB: 0 P: 4 | R: 0 E: 0 K: 1 S: 6 | H: 1 LOB: 1 BB: 0 P: 6 | R: 0 E: 0 K: 0 S: 3 | H: 0 LOB: 0 BB: 0 P: 3 | R: 0 E: 0 K: 2 S: 8 | H: 1 LOB: 1 BB: 0 P: 8 | R: 0 E: 0 K: 0 S: 4 | H: 2 LOB: 2 BB: 0 P: 4 | R: 0 E: 0 K: 0 S: 4 | H: 1 LOB: 1 BB: 0 P: 4 | R: 0 E: 0 K: 0 S: 3 | H: 0 LOB: 0 BB: 0 P: 3 | R: 1 E: 0 K: 1 S: 6 | H: 1 LOB: 0 BB: 0 P: 6 | 1B: 3 2B: 2 3B: 0 HR: 1 | SF: 0 SAC: 0 DP: 0 HBP: 0 | WP: 0 PB: 0 SB: 0 CS: 0 | PA: 33 | | | | | |
| PITCHER | IP | WLS | BF | H | R | ER | SO | BB | IBB | HBP | BLK | WP | HR | S | P | ERA | WHIP | | | | | | | | | | |
| Scott McGregor, L ERA: 4.71 (1, 1) | 8.1 | W | 31 | 6 | 1 | 1 | 4 | 0 | 0 | 0 | 0 | 0 | 1 | 39 | 39 | 1.08 | 0.720 | | | | | | | | | | |
| Tim Stoddard, R ERA: 1.65 (9, 1) | 0.1 | | 1 | 0 | 0 | 0 | 0 | 0 | 0 | 0 | 0 | 0 | 0 | 1 | 1 | 0.00 | 0.000 | | | | | | | | | | |
| Tippy Martinez, L ERA: 4.64 (9, 1) | 0.1 | S | 1 | 0 | 0 | 0 | 0 | 0 | 0 | 0 | 0 | 0 | 0 | 1 | 1 | 0.00 | 0.000 | | | | | | | | | | |

Baltimore Orioles @ Toronto Blue Jays
Exhibition Stadium, Toronto, ON
Thu May 19 1983, 7:05 PM EDT
Att: 11,569 - Unknown

AB 33
R 1
H 6
RBI 1
BB 0
SO 4
LOB 10



| Batter | 1 | 2 | 3 | 4 | 5 | 6 | 7 | 8 | 9 | AB | R | H | RBI | BB | SO | LOB | TOP | | | | | |
|--|---|---------------------------------|------------------------------|---------------------------------|------------------------------|---------------------------------|------------------------------|---------------------------------|------------------------------|---------------------------------|------------------------------|----------------------------------|------------------------------|---------------------------------|------------------------------|----------------------------------|--|----------------------------------|----------------------------------|------------------------------------|----------------------------------|--------|
| Al Bumby, L OBP: 0.309, SLG: 0.327 (1, 8) | | | | | | | | | | 4 | 1 | 1 | 0 | 1 | 0 | 0 | Baltimore Orioles @ Toronto Blue Jays Exhibition Stadium, Toronto, ON Fri May 20 1983, 7:05 PM EDT Att: 16,034 - Unknown | | | | | |
| Dan Ford, R OBP: 0.395, SLG: 0.552 (1, 9) | | | | | | | | | | 5 | 1 | 1 | 1 | 0 | 1 | 3 | | | | | | |
| Cal Ripken Jr., R OBP: 0.368, SLG: 0.464 (1, 6) | | | | | | | | | | 2 | 0 | 1 | 0 | 3 | 1 | 0 | | | | | | |
| Eddie Murray, S OBP: 0.410, SLG: 0.410 (1, 3) | | | | | | | | | | 4 | 0 | 2 | 1 | 1 | 1 | 1 | | | | | | |
| John Lowenstein, L OBP: 0.396, SLG: 0.548 (1, 7) | | | | | | | | | | 5 | 0 | 0 | 1 | 0 | 2 | 8 | | | | | | |
| Ken Singleton, S OBP: 0.383, SLG: 0.532 (1, 10) | | | | | | | | | | 4 | 1 | 1 | 1 | 0 | 1 | 2 | | | | | | |
| Rich Dauer, R OBP: 0.293, SLG: 0.306 (1, 4) | | | | | | | | | | 4 | 0 | 1 | 0 | 0 | 1 | 0 | | | | | | |
| Leo Hernandez, R OBP: 0.295, SLG: 0.380 (9, PH) | | | | | | | | | | 3 | 0 | 1 | 0 | 0 | 1 | 1 | | | | | | |
| Jim Dwyer, L OBP: 0.395, SLG: 0.486 (9, PH) | | | | | | | | | | 1 | 1 | 1 | 1 | 0 | 0 | 0 | | | | | | |
| Rick Dempsey, R OBP: 0.313, SLG: 0.333 (9, PH) | | | | | | | | | | 3 | 0 | 0 | 0 | 0 | 1 | 2 | | | | | | |
| Joe Nolan, L OBP: 0.368, SLG: 0.471 (9, PH) | | | | | | | | | | 0 | 1 | 0 | 0 | 1 | 0 | 0 | | | | | | |
| Inning Stats | R: 0 E: 0 K: 0 S: 5 | H: 2 LOB: 2 BB: 0 P: 5 | R: 1 E: 0 K: 0 S: 4 | H: 2 LOB: 0 BB: 0 P: 4 | R: 0 E: 0 K: 1 S: 5 | H: 0 LOB: 0 BB: 0 P: 5 | R: 0 E: 0 K: 0 S: 3 | H: 0 LOB: 0 BB: 0 P: 3 | R: 0 E: 0 K: 2 S: 7 | H: 0 LOB: 0 BB: 0 P: 7 | R: 1 E: 0 K: 2 S: 8 | H: 1 LOB: 1 BB: 1 P: 12 | R: 0 E: 0 K: 0 S: 4 | H: 1 LOB: 1 BB: 0 P: 4 | R: 1 E: 0 K: 1 S: 6 | H: 1 LOB: 2 BB: 2 P: 14 | R: 2 E: 0 K: 3 S: 11 | H: 2 LOB: 3 BB: 3 P: 23 | 1B: 6 2B: 0 3B: 0 HR: 3 | SF: 0 SAC: 0 DP: 1 HBP: 0 | WP: 0 PB: 0 SB: 0 CS: 0 | PA: 41 |
| PITCHER | IP WLS BF H R ER SO BB IBB HBP BLK WP HR S P ERA WHIP | | | | | | | | | | | | | | | | | | | | | |
| Jim Gott, R ERA: 6.69 (1, 1) | 5.0 W 18 4 1 1 3 0 0 0 0 0 0 1 24 24 1.80 0.800 | | | | | | | | | | | | | | | | | | | | | |
| Roy Lee Jackson, R ERA: 5.16 (6, 1) | 2.1 12 2 2 2 2 3 0 0 0 0 0 1 13 25 7.71 2.143 | | | | | | | | | | | | | | | | | | | | | |
| Randy Moffitt, R ERA: 1.17 (8, 1) | 1.1 10 3 2 2 3 3 0 0 0 0 0 1 13 25 13.50 4.500 | | | | | | | | | | | | | | | | | | | | | |
| Joey McLaughlin, R ERA: 2.84 (9, 1) | 0.1 S 1 0 0 0 1 0 0 0 0 0 0 0 3 3 0.00 0.000 | | | | | | | | | | | | | | | | | | | | | |

| Batter | 1 | 2 | 3 | 4 | 5 | 6 | 7 | 8 | 9 | AB | R | H | RBI | BB | SO | LOB | BOTTOM | | | |
|---|---|---------------------------------|------------------------------|---------------------------------|------------------------------|----------------------------------|------------------------------|---------------------------------|------------------------------|---------------------------------|------------------------------|----------------------------------|------------------------------|---------------------------------|------------------------------|---------------------------------|--|------------------------------------|----------------------------------|--------|
| Rance Mulliniks, L OBP: 0.365, SLG: 0.449 (1, 5) | | | | | | | | | | 5 | 1 | 1 | 0 | 0 | 1 | 0 | Baltimore Orioles @ Toronto Blue Jays Exhibition Stadium, Toronto, ON Fri May 20 1983, 7:05 PM EDT Att: 16,034 - Unknown | | | |
| Hosken Powell, L OBP: 0.225, SLG: 0.289 (1, 9) | | | | | | | | | | 3 | 0 | 1 | 1 | 0 | 0 | 0 | | | | |
| Jesse Barfield, R OBP: 0.259, SLG: 0.466 (6, PH) (7, 9) | | | | | | | | | | 2 | 1 | 2 | 0 | 0 | 0 | 0 | | | | |
| Willie Upshaw, L OBP: 0.366, SLG: 0.517 (1, 3) | | | | | | | | | | 4 | 1 | 2 | 1 | 0 | 0 | 2 | | | | |
| Jorge Orta, L OBP: 0.270, SLG: 0.303 (1, 10) | | | | | | | | | | 1 | 1 | 0 | 0 | 1 | 0 | 1 | | | | |
| Cliff Johnson, R OBP: 0.377, SLG: 0.489 (4, PH) | | | | | | | | | | 2 | 1 | 0 | 0 | 1 | 0 | 2 | | | | |
| Ernie Whitt, L OBP: 0.333, SLG: 0.351 (1, 2) | | | | | | | | | | 4 | 1 | 1 | 2 | 1 | 1 | 1 | | | | |
| Lloyd Moseby, L OBP: 0.305, SLG: 0.381 (1, 8) | | | | | | | | | | 4 | 0 | 2 | 3 | 0 | 1 | 0 | | | | |
| Barry Bonnell, R OBP: 0.341, SLG: 0.390 (1, 7) | | | | | | | | | | 4 | 0 | 2 | 0 | 0 | 0 | 3 | | | | |
| Garth Iorg, R OBP: 0.337, SLG: 0.366 (1, 4) | | | | | | | | | | 3 | 0 | 1 | 0 | 1 | 0 | 0 | | | | |
| Alfredo Griffin, S OBP: 0.269, SLG: 0.368 (1, 6) | | | | | | | | | | 4 | 1 | 1 | 0 | 0 | 0 | 4 | | | | |
| Inning Stats | R: 0 E: 0 K: 0 S: 4 | H: 1 LOB: 1 BB: 0 P: 4 | R: 0 E: 0 K: 0 S: 4 | H: 1 LOB: 2 BB: 1 P: 8 | R: 3 E: 0 K: 0 S: 6 | H: 3 LOB: 1 BB: 1 P: 10 | R: 2 E: 1 K: 0 S: 6 | H: 3 LOB: 1 BB: 0 P: 6 | R: 0 E: 0 K: 2 S: 9 | H: 2 LOB: 2 BB: 0 P: 9 | R: 2 E: 0 K: 0 S: 5 | H: 2 LOB: 2 BB: 2 P: 13 | R: 0 E: 0 K: 1 S: 5 | H: 0 LOB: 0 BB: 0 P: 5 | R: 0 E: 0 K: 0 S: 4 | H: 1 LOB: 1 BB: 0 P: 4 | 1B: 12 2B: 1 3B: 0 HR: 0 | SF: 1 SAC: 0 DP: 0 HBP: 0 | WP: 0 PB: 0 SB: 2 CS: 0 | PA: 41 |
| PITCHER | IP WLS BF H R ER SO BB IBB HBP BLK WP HR S P ERA WHIP | | | | | | | | | | | | | | | | | | | |
| Dennis Martinez, R ERA: 4.37 (1, 1) | 3.1 L 20 8 5 4 0 2 0 0 0 0 0 0 14 14 3.86 1.286 | | | | | | | | | | | | | | | | | | | |
| Dan Morigiello, L ERA: 3.66 (4, 1) | 2.1 10 3 1 1 2 0 0 0 0 0 0 0 14 14 3.86 1.286 | | | | | | | | | | | | | | | | | | | |
| Don Welch, R ERA: 4.74 (6, 1) | 2.1 11 2 1 1 1 2 0 0 0 0 0 0 11 19 3.86 1.714 | | | | | | | | | | | | | | | | | | | |

| | |
|-----|----|
| AB | 35 |
| R | 5 |
| H | 9 |
| RBI | 5 |
| BB | 6 |
| SO | 9 |
| LOB | 17 |

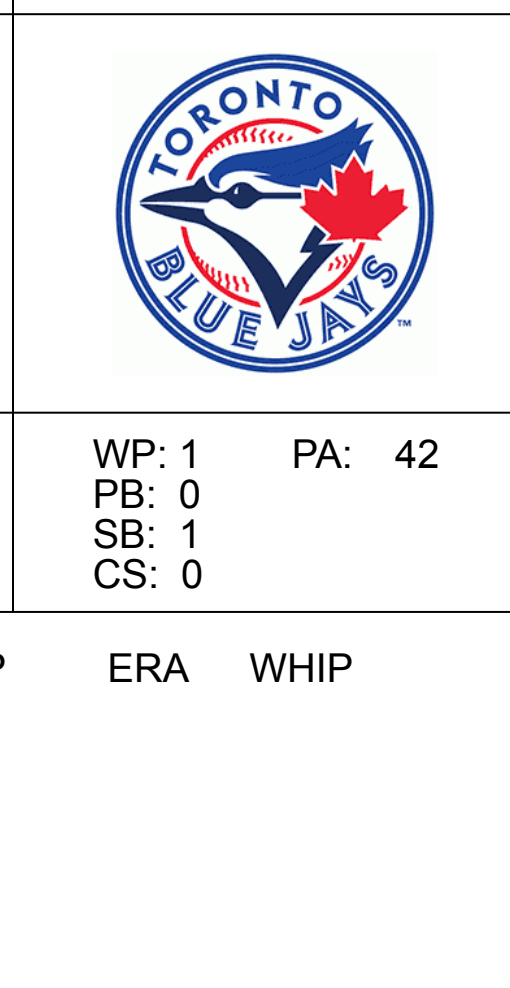


| Batter | 1 | 2 | 3 | 4 | 5 | 6 | 7 | 8 | 9 | AB | R | H | RBI | BB | SO | LOB | TOP | | | |
|--|--|---------------------------------|------------------------------|---------------------------------|------------------------------|---------------------------------|------------------------------|---------------------------------|------------------------------|---------------------------------|------------------------------|---------------------------------|------------------------------|---------------------------------|------------------------------|---------------------------------|--|------------------------------------|----------------------------------|--------|
| John Shelby, S OBP: 0.346, SLG: 0.474 (1, 8) | G1 | | F7 | | | 4-3 | | 4-3 | | 4 | 0 | 0 | 0 | 0 | 0 | 1 | Baltimore Orioles @ Toronto Blue Jays Exhibition Stadium, Toronto, ON Sat May 21 1983, 3:33 AM EDT Att: 20,165 - Unknown | | | |
| Dan Ford, R OBP: 0.391, SLG: 0.544 (1, 9) | F9 | | G6-3 | | | G3 1B | | 1-3 | | 4 | 0 | 1 | 0 | 0 | 0 | 1 | | | | |
| Cal Ripken Jr., R OBP: 0.366, SLG: 0.458 (1, 6) | K | | | P6 | | G3 1B | | | | 4 | 0 | 1 | 0 | 0 | 1 | 0 | | | | |
| Eddie Murray, S OBP: 0.400, SLG: 0.399 (1, 3) | | P6 | | F8 | | G3 1B | | | | 4 | 0 | 0 | 0 | 0 | 2 | | | | | |
| John Lowenstein, L OBP: 0.390, SLG: 0.529 (1, 7) | | P6 | | | BB | | | | | 3 | 0 | 0 | 0 | 1 | 1 | 2 | | | | |
| Ken Singleton, S OBP: 0.382, SLG: 0.523 (1, 10) | | 1B HBP | | | K | | | | | 2 | 0 | 0 | 0 | 0 | 1 | 1 | | | | |
| Rich Dauer, R OBP: 0.294, SLG: 0.306 (1, 4) | | | | | | F9 | | F7 | | 3 | 0 | 1 | 0 | 0 | 0 | 0 | | | | |
| Leo Hernandez, R OBP: 0.289, SLG: 0.371 (1, 5) | | P6 | | | | 6-3 | | F6 | | 3 | 0 | 0 | 0 | 0 | 0 | 2 | | | | |
| Joe Nolan, L OBP: 0.366, SLG: 0.459 (1, 2) | | | | | | K | | F8 | | 3 | 0 | 1 | 0 | 0 | 1 | 0 | | | | |
| Inning Stats | R: 0 E: 0 K: 1 S: 5 | H: 0 LOB: 0 BB: 0 P: 5 | R: 0 E: 0 K: 0 S: 4 | H: 1 LOB: 2 BB: 0 P: 5 | R: 0 E: 0 K: 0 S: 3 | H: 1 LOB: 0 BB: 0 P: 3 | R: 0 E: 0 K: 1 S: 5 | H: 0 LOB: 0 BB: 0 P: 9 | R: 0 E: 0 K: 1 S: 7 | H: 2 LOB: 2 BB: 0 P: 7 | R: 0 E: 0 K: 0 S: 3 | H: 0 LOB: 0 BB: 0 P: 3 | R: 0 E: 0 K: 0 S: 3 | H: 0 LOB: 0 BB: 0 P: 3 | R: 0 E: 0 K: 0 S: 3 | H: 0 LOB: 0 BB: 0 P: 3 | 1B: 4 2B: 0 3B: 0 HR: 0 | SF: 0 SAC: 0 DP: 1 HBP: 1 | WP: 0 PB: 0 SB: 0 CS: 0 | PA: 32 |
| PITCHER Dave Stieb, R ERA: 1.04 (1, 1) | IP: 9.0 WLS: W BF: 32 H: 4 R: 0 ER: 0 SO: 4 BB: 1 IBB: 0 HBP: 1 BLK: 0 WP: 0 HR: 0 S: 38 P: 43 ERA: 0.00 WHIP: 0.556 | | | | | | | | | | | | | | | PITCHER | | | | |

| Batter | 1 | 2 | 3 | 4 | 5 | 6 | 7 | 8 | 9 | AB | R | H | RBI | BB | SO | LOB | BOTTOM | | | |
|---|--|----------------------------------|------------------------------|---------------------------------|------------------------------|---------------------------------|------------------------------|---------------------------------|------------------------------|----------------------------------|------------------------------|----------------------------------|------------------------------|----------------------------------|------------------------------|---------------------------------|--|------------------------------------|----------------------------------|--------|
| Rance Mulliniks, L OBP: 0.367, SLG: 0.459 (1, 5) | 4-3 | K | | E7 2B | | 4-3 | | | | 5 | 0 | 2 | 1 | 0 | 1 | 1 | Baltimore Orioles @ Toronto Blue Jays Exhibition Stadium, Toronto, ON Sat May 21 1983, 3:33 AM EDT Att: 20,165 - Unknown | | | |
| Hosken Powell, L OBP: 0.256, SLG: 0.300 (1, 9) | | | | F5 | | | | | | 2 | 0 | 1 | 0 | 1 | 0 | 1 | | | | |
| Jesse Barfield, R OBP: 0.273, SLG: 0.481 (6, PH) (7, 9) | BB 1B | | | 4-3 BB | | E 2B | | | | 1 | 1 | 1 | 0 | 1 | 0 | 0 | | | | |
| Willie Upshaw, L OBP: 0.367, SLG: 0.508 (1, 3) | 4-0 BB | | | F9 | | E6 BB 1B | | | | 4 | 1 | 1 | 1 | 1 | 1 | 4 | | | | |
| Jorge Orta, L OBP: 0.275, SLG: 0.286 (1, 10) | | | | 4-3 | | E 1B BB | | | | 2 | 0 | 0 | 0 | 1 | 0 | 3 | | | | |
| Cliff Johnson, R OBP: 0.379, SLG: 0.484 (6, PH) (7, 9) | F7 | | | 4-3 | | BB BB | | | | 1 | 0 | 0 | 0 | 1 | 0 | 0 | | | | |
| Ernie Whitt, L OBP: 0.337, SLG: 0.346 (1, 2) | K | | | 3-1 | | E BB | | | | 4 | 0 | 1 | 0 | 1 | 2 | 3 | | | | |
| Lloyd Moseby, L OBP: 0.309, SLG: 0.386 (1, 8) | | | | 4-3 | | K 2B | | | | 4 | 1 | 1 | 1 | 1 | 1 | 2 | | | | |
| Barry Bonnell, R OBP: 0.349, SLG: 0.388 (1, 7) | | | | | | K 2B | | | | 3 | 1 | 1 | 0 | 1 | 1 | 4 | | | | |
| Garth Iorg, R OBP: 0.333, SLG: 0.372 (1, 4) | | | | | | K 3B | | | | 4 | 1 | 1 | 1 | 0 | 1 | 4 | | | | |
| Alfredo Griffin, S OBP: 0.276, SLG: 0.390 (1, 6) | | | | | | E 3B | | | | 4 | 1 | 2 | 2 | 0 | 0 | 0 | | | | |
| Inning Stats | R: 0 E: 0 K: 1 S: 6 | H: 1 LOB: 2 BB: 1 P: 10 | R: 1 E: 0 K: 2 S: 9 | H: 2 LOB: 1 BB: 0 P: 9 | R: 0 E: 0 K: 0 S: 3 | H: 0 LOB: 1 BB: 1 P: 7 | R: 3 E: 1 K: 1 S: 9 | H: 4 LOB: 1 BB: 0 P: 9 | R: 0 E: 1 K: 1 S: 5 | H: 1 LOB: 2 BB: 2 P: 13 | R: 2 E: 1 K: 0 S: 5 | H: 2 LOB: 3 BB: 3 P: 17 | R: 0 E: 0 K: 1 S: 6 | H: 1 LOB: 2 BB: 1 P: 10 | R: 0 E: 0 K: 1 S: 5 | H: 0 LOB: 0 BB: 0 P: 5 | 1B: 6 2B: 4 3B: 1 HR: 0 | SF: 0 SAC: 0 DP: 1 HBP: 0 | WP: 1 PB: 0 SB: 1 CS: 0 | PA: 42 |
| PITCHER Sammy Stewart, R ERA: 4.54 (1, 1) | IP: 4.0 WLS: L BF: 23 H: 8 R: 4 ER: 4 SO: 4 BB: 3 IBB: 0 HBP: 0 BLK: 1 WP: 1 HR: 0 S: 28 P: 40 ERA: 9.00 WHIP: 2.750 | | | | | | | | | | | | | | | PITCHER | | | | |
| Dan Morigello, L ERA: 6.75 (6, 1) | 1.2 WLS: L BF: 10 H: 2 R: 2 ER: 2 SO: 1 BB: 2 IBB: 0 HBP: 0 BLK: 0 WP: 0 HR: 0 S: 8 P: 24 ERA: 10.80 WHIP: 2.400 | | | | | | | | | | | | | | | PITCHER | | | | |
| Don Welch, R ERA: 4.22 (6, 1) | 2.1 WLS: L BF: 9 H: 1 R: 0 ER: 0 SO: 2 BB: 1 IBB: 0 HBP: 0 BLK: 0 WP: 0 HR: 0 S: 12 P: 16 ERA: 0.00 WHIP: 0.857 | | | | | | | | | | | | | | | PITCHER | | | | |

| | |
|-----|----|
| AB | 30 |
| R | 0 |
| H | 4 |
| RBI | 0 |
| BB | 1 |
| SO | 4 |
| LOB | 9 |

| | |
|-----|----|
| AB | 34 |
| R | 6 |
| H | 11 |
| RBI | 6 |
| BB | 8 |
| SO | 7 |
| LOB | 22 |



| Batter | 1 | 2 | 3 | 4 | 5 | 6 | 7 | 8 | 9 | AB | R | H | RBI | BB | SO | LOB | TOP | | | | |
|---|------------------------------|---------------------------------|-------------------------------------|----------------------------------|------------------------------|---------------------------------|------------------------------|---------------------------------|------------------------------|---------------------------------|------------------------------|---------------------------------|------------------------------|---------------------------------|------------------------------|---------------------------------|--|------------------------------------|----------------------------------|--------|--|
| John Shelby, S OBP: 0.354, SLG: 0.468 (1, 8) | | | | | | | | | | 3 | 0 | 1 | 0 | 1 | 0 | 0 | Baltimore Orioles @ Toronto Blue Jays Exhibition Stadium, Toronto, ON Sun May 22 1983, 3:33 AM EDT Att: 15,222 - Unknown livebaseballscorecards.com | | | | |
| Jim Dwyer, L OBP: 0.362, SLG: 0.439 (1, 9) | | | | | | | | | | 4 | 0 | 0 | 0 | 0 | 0 | 2 | | | | | |
| Cal Ripken Jr., R OBP: 0.374, SLG: 0.462 (1, 6) | | | | | | | | | | 3 | 0 | 2 | 0 | 1 | 1 | 0 | | | | | |
| Eddie Murray, S OBP: 0.391, SLG: 0.388 (1, 3) | | | | | | | | | | 4 | 0 | 0 | 0 | 0 | 0 | 4 | | | | | |
| John Lowenstein, L OBP: 0.380, SLG: 0.511 (1, 7) | | | | | | | | | | 3 | 0 | 0 | 0 | 0 | 1 | 1 | | | | | |
| Ken Singleton, S OBP: 0.373, SLG: 0.509 (1, 10) | | | | | | | | | | 3 | 0 | 0 | 0 | 0 | 0 | 1 | | | | | |
| Rich Dauer, R OBP: 0.288, SLG: 0.299 (1, 4) | | | | | | | | | | 3 | 0 | 0 | 0 | 0 | 0 | 0 | | | | | |
| Leo Hernandez, R OBP: 0.285, SLG: 0.366 (8, PH) | | | | | | | | | | 2 | 0 | 0 | 0 | 0 | 2 | 0 | | | | | |
| Al Bumby, L OBP: 0.506, SLG: 0.324 (8, 5) | | | | | | | | | | 1 | 0 | 0 | 0 | 0 | 0 | 1 | | | | | |
| Aurelio Rodriguez, R (8, 5) | | | | | | | | | | 0 | 0 | 0 | 0 | 0 | 0 | 0 | | | | | |
| Rick Dempsey, R OBP: 0.304, SLG: 0.322 (1, 2) | | | | | | | | | | 3 | 0 | 0 | 0 | 0 | 0 | 0 | | | | | |
| Inning Stats | R: 0 E: 0 K: 0 S: 3 | H: 1 LOB: 1 BB: 1 P: 7 | R: 0 E: 0 K: 0 S: 3 | H: 0 LOB: 0 BB: 0 P: 3 | R: 0 E: 0 K: 1 S: 5 | H: 0 LOB: 1 BB: 1 P: 9 | R: 0 E: 0 K: 2 S: 7 | H: 0 LOB: 0 BB: 0 P: 7 | R: 0 E: 0 K: 1 S: 5 | H: 0 LOB: 0 BB: 0 P: 5 | R: 0 E: 0 K: 0 S: 4 | H: 1 LOB: 1 BB: 0 P: 4 | R: 0 E: 1 K: 0 S: 3 | H: 0 LOB: 0 BB: 0 P: 3 | R: 0 E: 0 K: 0 S: 4 | H: 1 LOB: 1 BB: 0 P: 4 | 1B: 3 2B: 0 3B: 0 HR: 0 | SF: 0 SAC: 0 DP: 2 HBP: 0 | WP: 0 PB: 0 SB: 0 CS: 0 | PA: 31 | |
| PITCHER Jim Clancy, R ERA: 4.27 (1, 1) | IP: 9.0 WLS: W BF: 31 | H: 3 R: 0 ER: 0 SO: 4 | BB: 2 IBB: 0 HBP: 0 BLK: 0 | WP: 0 HR: 0 S: 37 P: 45 | ERA: 0.00 WHIP: 0.556 | | | | | | | | | | | ERA: 0.00 WHIP: 0.556 | | | | | |

| Batter | 1 | 2 | 3 | 4 | 5 | 6 | 7 | 8 | 9 | AB | R | H | RBI | BB | SO | LOB | BOTTOM | | | | |
|--|------------------------------|---------------------------------|-------------------------------------|----------------------------------|------------------------------|---------------------------------|------------------------------|---------------------------------|------------------------------|---------------------------------|------------------------------|---------------------------------|------------------------------|---------------------------------|------------------------------|---------------------------------|--|------------------------------------|----------------------------------|--------|--|
| Rance Mulliniks, L OBP: 0.373, SLG: 0.500 (1, 5) | | | | | | | | | | 4 | 1 | 2 | 2 | 0 | 1 | 0 | Baltimore Orioles @ Toronto Blue Jays Exhibition Stadium, Toronto, ON Sun May 22 1983, 3:33 AM EDT Att: 15,222 - Unknown livebaseballscorecards.com | | | | |
| Lloyd Moseby, L OBP: 0.316, SLG: 0.408 (1, 8) | | | | | | | | | | 2 | 1 | 1 | 1 | 1 | 1 | 1 | | | | | |
| Willie Upshaw, L OBP: 0.359, SLG: 0.496 (1, 3) | | | | | | | | | | 3 | 0 | 0 | 1 | 0 | 1 | 2 | | | | | |
| Jorge Orta, L OBP: 0.256, SLG: 0.263 (1, 10) | | | | | | | | | | 3 | 0 | 0 | 0 | 0 | 0 | 1 | | | | | |
| Cliff Johnson, R OBP: 0.365, SLG: 0.521 (8, PH) | | | | | | | | | | 1 | 1 | 1 | 1 | 0 | 0 | 0 | | | | | |
| Ernie Whitt, L OBP: 0.333, SLG: 0.341 (1, 2) | | | | | | | | | | 4 | 0 | 1 | 0 | 0 | 1 | 0 | | | | | |
| Jesse Barfield, R OBP: 0.274, SLG: 0.477 (1, 9) | | | | | | | | | | 3 | 0 | 1 | 0 | 0 | 0 | 1 | | | | | |
| Barry Bonnell, R OBP: 0.348, SLG: 0.378 (1, 7) | | | | | | | | | | 2 | 0 | 0 | 0 | 1 | 1 | 0 | | | | | |
| Garth Iorg, R OBP: 0.333, SLG: 0.371 (1, 4) | | | | | | | | | | 3 | 1 | 1 | 0 | 0 | 0 | 1 | | | | | |
| Alfredo Griffin, S OBP: 0.280, SLG: 0.392 (1, 6) | | | | | | | | | | 2 | 1 | 1 | 0 | 0 | 0 | 0 | | | | | |
| Inning Stats | R: 0 E: 0 K: 1 S: 5 | H: 0 LOB: 1 BB: 1 P: 9 | R: 0 E: 0 K: 0 S: 3 | H: 1 LOB: 1 BB: 1 P: 7 | R: 2 E: 0 K: 0 S: 5 | H: 2 LOB: 0 BB: 0 P: 5 | R: 0 E: 0 K: 0 S: 3 | H: 0 LOB: 0 BB: 0 P: 3 | R: 1 E: 0 K: 1 S: 7 | H: 2 LOB: 1 BB: 0 P: 7 | R: 0 E: 0 K: 1 S: 5 | H: 1 LOB: 0 BB: 0 P: 5 | R: 0 E: 0 K: 1 S: 5 | H: 0 LOB: 0 BB: 0 P: 5 | R: 2 E: 0 K: 1 S: 7 | H: 2 LOB: 0 BB: 0 P: 7 | 1B: 4 2B: 1 3B: 2 HR: 1 | SF: 1 SAC: 2 DP: 1 HBP: 0 | WP: 0 PB: 0 SB: 1 CS: 1 | PA: 33 | |
| PITCHER Mike Boddicker, R ERA: 1.53 Tippy Martinez, L ERA: 5.24 (8, 1) | IP: 7.0 WLS: L BF: 27 | H: 6 R: 3 ER: 3 SO: 4 | BB: 2 IBB: 0 HBP: 0 BLK: 0 | WP: 0 HR: 0 S: 33 P: 41 | ERA: 3.86 WHIP: 1.143 | | | | | | | | | | | ERA: 18.00 WHIP: 2.000 | | | | | |

| Batter | 1 | 2 | 3 | 4 | 5 | 6 | 7 | 8 | 9 | AB | R | H | RBI | BB | SO | LOB | TOP | | | | | | | | |
|--|------------------------------|---------------------------------|------------------------------|---------------------------------|------------------------------|---------------------------------|------------------------------|---------------------------------|------------------------------|----------------------------------|------------------------------|---------------------------------|------------------------------|---------------------------------|------------------------------|---------------------------------|---|----------------------------------|----------------------------------|------------------------------------|----------------------------------|--------|--|--|--|
| Bobby Mitchell, L (1, 8) OBP: 0.378, SLG: 0.300 | 0-3 K | | | 0-3 K | 4-0 BB HR BB | 0-0 1B | | 0-0 4-3 | | 4 | 1 | 1 | 2 | 1 | 2 | 0 | Minnesota Twins @ Baltimore Orioles Memorial Stadium, Baltimore, MD Mon May 23 1983, 7:05 PM EDT Att: 16,985 - Unknown - 83 F livebaseballscorecards.com | | | | | | | | |
| John Castino, R (1, 4) OBP: 0.383, SLG: 0.529 | 0-0 F8 | | | 0-3 K | 4-0 BB HR BB | 0-0 F7 | | | 0-3 K | 4 | 1 | 0 | 0 | 1 | 2 | 1 | | | | | | | | | |
| Gary Ward, R (1, 7) OBP: 0.306, SLG: 0.469 | 0-0 F4 | | | 0-0 WP 2B | 0-0 HR | 0-0 1B | | | 0-0 HR | 5 | 2 | 4 | 4 | 0 | 0 | 0 | | | | | | | | | |
| Kent Hrbek, L (1, 3) OBP: 0.399, SLG: 0.544 | | 0-3 K | | 0-0 F5 | 0-0 2B 1B | 0-0 6-3 | | | 4-0 1B HR BB | 4 | 1 | 1 | 0 | 1 | 1 | 3 | | | | | | | | | |
| Gary Gaetti, R (1, 5) OBP: 0.320, SLG: 0.436 | | 0-0 5-3 | | | 0-0 HR HBP | | 0-0 F3 | | 0-0 F2 | 4 | 1 | 1 | 0 | 0 | 0 | 1 | | | | | | | | | |
| Randy Bush, L (1, 10) OBP: 0.375, SLG: 0.500 | | | | | 0-0 F7 | | 0-0 F9 | | 0-0 1B | 2 | 0 | 0 | 0 | 0 | 1 | 1 | | | | | | | | | |
| Mickey Hatcher, R (5, PH) OBP: 0.374, SLG: 0.456 | | | | | 0-0 2-3 | | | | 1-3 HR | 3 | 1 | 1 | 0 | 0 | 0 | 2 | | | | | | | | | |
| Tom Brunansky, R (1, 9) OBP: 0.276, SLG: 0.333 | | | | 0-0 F6 | 0-0 HR | 0-0 F6 | 0-0 5-3 | | 0-0 HR | 5 | 2 | 2 | 5 | 0 | 0 | 0 | | | | | | | | | |
| Dave Engle, R (1, 2) OBP: 0.333, SLG: 0.489 | | | | 0-0 L4 | 0-0 HR | 0-0 2B 1B 1B | | 0-0 5-3 | 0-3 K | 5 | 2 | 2 | 1 | 0 | 1 | 0 | | | | | | | | | |
| Ron Washington, R (1, 6) OBP: 0.302, SLG: 0.319 | | | | 0-0 3-1 | 4-0 CS BB | 0-0 1-3 1B 2B | | 0-0 6-3 | | 3 | 1 | 1 | 0 | 1 | 0 | 0 | | | | | | | | | |
| Inning Stats | R: 0 E: 0 K: 1 S: 5 | H: 0 LOB: 0 BB: 0 P: 5 | R: 0 E: 0 K: 2 S: 7 | H: 0 LOB: 0 BB: 0 P: 7 | R: 0 E: 0 K: 0 S: 3 | H: 0 LOB: 0 BB: 0 P: 3 | R: 0 E: 0 K: 2 S: 8 | H: 1 LOB: 1 BB: 0 P: 8 | R: 6 E: 0 K: 0 S: 7 | H: 5 LOB: 3 BB: 3 P: 20 | R: 2 E: 0 K: 0 S: 7 | H: 4 LOB: 2 BB: 0 P: 7 | R: 0 E: 0 K: 0 S: 3 | H: 0 LOB: 0 BB: 0 P: 3 | R: 0 E: 0 K: 0 S: 3 | H: 0 LOB: 0 BB: 0 P: 3 | R: 4 E: 0 K: 2 S: 10 | H: 3 LOB: 0 BB: 1 P: 14 | 1B: 5 2B: 3 3B: 0 HR: 5 | SF: 0 SAC: 0 DP: 0 HBP: 1 | WP: 1 PB: 0 SB: 0 CS: 1 | PA: 44 | | | |
| PITCHER | IP | WLS | BF | H | R | ER | SO | BB | IBB | HBP | BLK | WP | HR | S | P | ERA | WHIP | | | | | | | | |
| Storm Davis, R (1, 1) ERA: 2.39 | 4.2 | L | 19 | 3 | 4 | 4 | 5 | 2 | 0 | 1 | 0 | 0 | 1 | 2 | 35 | 7.71 | 1.071 | | | | | | | | |
| Don Welch, R (5, 1) ERA: 5.09 | 0.0 | | 4 | 3 | 2 | 2 | 0 | 1 | 0 | 0 | 0 | 0 | 1 | 3 | 7 | ∞ | ∞ | | | | | | | | |
| Dan Morogiello, L (5, 1) ERA: 7.11 | 2.1 | | 11 | 4 | 2 | 2 | 0 | 0 | 0 | 0 | 0 | 0 | 0 | 11 | 11 | 7.71 | 1.714 | | | | | | | | |
| Tim Stoddard, R (8, 1) ERA: 3.44 | 2.0 | | 10 | 3 | 4 | 4 | 2 | 1 | 0 | 0 | 0 | 0 | 2 | 13 | 17 | 18.00 | 2.000 | | | | | | | | |

| Batter | 1 | 2 | 3 | 4 | 5 | 6 | 7 | 8 | 9 | AB | R | H | RBI | BB | SO | LOB | BOTTOM | | | | | | | | |
|---|------------------------------|----------------------------------|------------------------------|---------------------------------|------------------------------|---------------------------------|------------------------------|---------------------------------|------------------------------|---------------------------------|------------------------------|---------------------------------|------------------------------|---------------------------------|------------------------------|---------------------------------|---|---------------------------------|----------------------------------|------------------------------------|----------------------------------|--------|--|--|--|
| John Shelby, S (1, 8) OBP: 0.333, SLG: 0.440 | 0-3 K | | 0-0 FC6-4 2B | | 0-0 F5 | | 0-0 L7 | | 0-0 1-3 | 5 | 1 | 0 | 0 | 0 | 1 | 4 | Minnesota Twins @ Baltimore Orioles Memorial Stadium, Baltimore, MD Mon May 23 1983, 7:05 PM EDT Att: 16,985 - Unknown - 83 F livebaseballscorecards.com | | | | | | | | |
| Dan Ford, R (1, 9) OBP: 0.388, SLG: 0.542 | 0-0 5-3 | | 0-0 1-3 2B | | 0-0 F8 | | 0-3 K | | | 4 | 0 | 1 | 1 | 0 | 1 | 1 | | | | | | | | | |
| Cal Ripken Jr., R (1, 6) OBP: 0.377, SLG: 0.478 | 4-0 BB | | 0-0 5-3 | | 0-0 HR | | | 0-3 K | | 3 | 1 | 1 | 2 | 1 | 1 | 1 | | | | | | | | | |
| Eddie Murray, S (1, 3) OBP: 0.387, SLG: 0.384 | 0-3 K | | | 0-0 G5-3 1B | 0-3 K | | | 0-3 K | | 4 | 0 | 1 | 0 | 0 | 3 | 1 | | | | | | | | | |
| Gary Roenicke, R (1, 7) OBP: 0.348, SLG: 0.492 | | 0-0 F8 | | 0-0 G5-3 1B | 0-0 HR | | | 0-0 F4 | | 4 | 1 | 2 | 1 | 0 | 0 | 0 | | | | | | | | | |
| Benny Avila, R (1, 10) OBP: 0.400, SLG: 0.615 | | 4-0 BB | | 0-0 G5-3 | 0-0 5-3 | | | 0-0 F8 | | 3 | 0 | 0 | 0 | 1 | 0 | 2 | | | | | | | | | |
| Rich Dauer, R (1, 4) OBP: 0.287, SLG: 0.292 | | 0-0 G5-4-3 | | 4-0 BB | 0-0 F3 | | | 0-0 F9 | | 3 | 0 | 0 | 0 | 1 | 0 | 1 | | | | | | | | | |
| Leo Hernandez, R (1, 5) OBP: 0.291, SLG: 0.370 | | | 0-0 FC6-4 1B | 0-0 F6 | 0-0 5-3 | | | 0-0 BB 1B | | 4 | 0 | 2 | 0 | 0 | 0 | 2 | | | | | | | | | |
| Rick Dempsey, R (1, 2) OBP: 0.311, SLG: 0.322 | | | 0-3 K | | 0-0 HR 1B | | 0-0 5-3 | | 4-0 1-2 BB | 3 | 1 | 1 | 0 | 1 | 1 | 1 | | | | | | | | | |
| Inning Stats | R: 0 E: 0 K: 2 S: 7 | H: 0 LOB: 1 BB: 1 P: 11 | R: 0 E: 0 K: 0 S: 2 | H: 0 LOB: 0 BB: 1 P: 6 | R: 1 E: 0 K: 1 S: 7 | H: 2 LOB: 1 BB: 0 P: 7 | R: 0 E: 0 K: 0 S: 4 | H: 2 LOB: 2 BB: 1 P: 8 | R: 2 E: 0 K: 1 S: 7 | H: 2 LOB: 0 BB: 0 P: 7 | R: 1 E: 0 K: 0 S: 4 | H: 1 LOB: 0 BB: 0 P: 4 | R: 0 E: 0 K: 1 S: 5 | H: 0 LOB: 0 BB: 0 P: 5 | R: 0 E: 0 K: 2 S: 7 | H: 0 LOB: 0 BB: 0 P: 7 | R: 0 E: 0 K: 0 S: 4 | H: 1 LOB: 2 BB: 1 P: 8 | 1B: 5 2B: 1 3B: 0 HR: 2 | SF: 0 SAC: 0 DP: 2 HBP: 0 | WP: 0 PB: 0 SB: 0 CS: 0 | PA: 37 | | | |
| PITCHER | IP | WLS | BF | H | R | ER | SO | BB | IBB | HBP | BLK | WP | HR | S | P | ERA | WHIP | | | | | | | | |
| Frank Viola, L (1, 1) ERA: 5.03 | 9.0 | W | 37 | 8 | 4 | 3 | 7 | 4 | 0 | 0 | 0 | 0 | 2 | 47 | 63 | 3.00 | 1.333 | | | | | | | | |

| Batter | 1 | 2 | 3 | 4 | 5 | 6 | 7 | 8 | 9 | AB | R | H | RBI | BB | SO | LOB | TOP | | | | | | | | |
|--|------------------------------|---------------------------------|------------------------------|---------------------------------|------------------------------|---------------------------------|------------------------------|---------------------------------|------------------------------|---------------------------------|------------------------------|---------------------------------|------------------------------|---------------------------------|------------------------------|----------------------------------|------------------------------|----------------------------------|----------------------------------|------------------------------------|----------------------------------|--------|--|--|--|
| Darrell Brown, S OBP: 0.308, SLG: 0.310 (1, 8) | F8 | | | | G3 | | F7 | | 2-3 | 5 | 0 | 1 | 0 | 0 | 0 | 2 | | | | | | | | | |
| John Castino, R OBP: 0.381, SLG: 0.539 (1, 4) | HR | 1-3 | | 6-3 | | | K | | | 4 | 1 | 1 | 1 | 0 | 1 | 3 | | | | | | | | | |
| Gary Ward, R OBP: 0.299, SLG: 0.459 (1, 7) | K | | | K | | F8 | | 6-3 | | 4 | 0 | 0 | 0 | 0 | 2 | 0 | | | | | | | | | |
| Kent Hrbek, L OBP: 0.390, SLG: 0.530 (1, 3) | G3 | | | F6 | | 3-1 | | F5 | | 4 | 0 | 0 | 0 | 0 | 0 | 0 | | | | | | | | | |
| Gary Gaetti, R OBP: 0.319, SLG: 0.432 (1, 5) | | G6-4-3 1B | | K | | G3 | | K | | 4 | 0 | 1 | 0 | 0 | 2 | 0 | | | | | | | | | |
| Mickey Hatcher, R OBP: 0.369, SLG: 0.447 (1, 10) | | G6-4-3 1-2 | | K | | F7 | | G4-3 BB WP 1B | | 4 | 1 | 1 | 0 | 0 | 1 | 1 | | | | | | | | | |
| Tom Brunansky, R OBP: 0.287, SLG: 0.365 (1, 9) | | HR | | 2B | | F8 | | G4-3 BB 1-2 | | 3 | 2 | 2 | 1 | 1 | 0 | 0 | | | | | | | | | |
| Dave Engle, R OBP: 0.330, SLG: 0.490 (1, 2) | | 1B 2B | | E5 2B | | F8 | | G4-3 1-2 2-3 | | 4 | 2 | 1 | 0 | 0 | 0 | 3 | | | | | | | | | |
| Ron Washington, R OBP: 0.316, SLG: 0.353 (1, 6) | | 1B 2H 1B | | 1H 2H 2B | | 4-3 | | K 3H | | 4 | 0 | 2 | 3 | 0 | 1 | 0 | | | | | | | | | |
| Inning Stats | R: 1 E: 0 K: 1 S: 6 | H: 1 LOB: 0 BB: 0 P: 6 | R: 2 E: 0 K: 0 S: 7 | H: 5 LOB: 2 BB: 0 P: 7 | R: 0 E: 0 K: 2 S: 7 | H: 0 LOB: 0 BB: 0 P: 7 | R: 2 E: 1 K: 1 S: 8 | H: 2 LOB: 1 BB: 0 P: 8 | R: 0 E: 0 K: 0 S: 3 | H: 0 LOB: 0 BB: 0 P: 3 | R: 0 E: 0 K: 0 S: 5 | H: 0 LOB: 0 BB: 0 P: 5 | R: 0 E: 0 K: 1 S: 5 | H: 0 LOB: 0 BB: 0 P: 5 | R: 0 E: 0 K: 1 S: 6 | H: 0 LOB: 0 BB: 0 P: 10 | R: 1 E: 0 K: 1 S: 6 | H: 1 LOB: 1 BB: 1 P: 10 | 1B: 4 2B: 3 3B: 0 HR: 2 | SF: 0 SAC: 0 DP: 2 HBP: 0 | WP: 1 PB: 0 SB: 0 CS: 0 | PA: 37 | | | |
| PITCHER | IP | WLS | BF | H | R | ER | SO | BB | IBB | HBP | BLK | WP | HR | S | P | ERA | WHIP | | | | | | | | |
| Scott McGregor, L ERA: 4.83 (1, 1) | 6.0 | L | 26 | 8 | 5 | 4 | 4 | 0 | 0 | 0 | 0 | 0 | 2 | 34 | 34 | 6.00 | 1.333 | | | | | | | | |
| Sammy Stewart, R ERA: 4.43 (7, 1) | 3.0 | | 11 | 1 | 1 | 1 | 3 | 1 | 0 | 0 | 0 | 1 | 0 | 16 | 20 | 3.00 | 0.667 | | | | | | | | |

Minnesota Twins @ Baltimore Orioles
Memorial Stadium, Baltimore, MD
Tue May 24 1983, 7:05 PM EDT
Att: 10,707 - Unknown

AB 36
R 6
H 9
RBI 5
BB 1
SO 7
LOB 9



| Batter | 1 | 2 | 3 | 4 | 5 | 6 | 7 | 8 | 9 | AB | R | H | RBI | BB | SO | LOB | BOTTOM | | | | | | | | |
|--|------------------------------|----------------------------------|------------------------------|---------------------------------|------------------------------|---------------------------------|------------------------------|---------------------------------|------------------------------|---------------------------------|------------------------------|---------------------------------|------------------------------|---------------------------------|------------------------------|---------------------------------|----------------------------------|------------------------------------|----------------------------------|--------|--|--|--|--|--|
| Al Bumbry, L OBP: 0.313, SLG: 0.330 (1, 8) | G3 | | | | | | K | | | 4 | 0 | 2 | 0 | 0 | 1 | 1 | | | | | | | | | |
| Dan Ford, R OBP: 0.385, SLG: 0.535 (1, 9) | BB BB 1B | 7-2 | | | F4 | | K | | | 4 | 1 | 1 | 0 | 0 | 1 | 5 | | | | | | | | | |
| Cal Ripken Jr., R OBP: 0.380, SLG: 0.472 (1, 6) | BB 1-2 BB | 3-H | | 5-3 | F4 | | BB | | | 2 | 0 | 0 | 0 | 2 | 0 | 2 | | | | | | | | | |
| Eddie Murray, S OBP: 0.384, SLG: 0.377 (1, 3) | BB 1-2 2-3 BB | | | 1-3 | K | | K | | | 3 | 0 | 0 | 0 | 1 | 2 | 3 | | | | | | | | | |
| John Lowenstein, L OBP: 0.366, SLG: 0.489 (1, 7) | K | | | F8 | | 3-1 | | F8 | | 4 | 0 | 0 | 0 | 0 | 1 | 4 | | | | | | | | | |
| Ken Singleton, S OBP: 0.370, SLG: 0.496 (1, 10) | | | | F9 | | F8 | | F9 | | 3 | 0 | 0 | 1 | 1 | 0 | 1 | | | | | | | | | |
| Rich Dauer, R OBP: 0.279, SLG: 0.284 (1, 4) | F8 | | | 5-3 | | F8 | | L5 | | 4 | 0 | 0 | 0 | 0 | 0 | 3 | | | | | | | | | |
| Joe Nolan, L OBP: 0.356, SLG: 0.463 (1, 2) | | 1B 7-2 2B | | F6 | | F2 | | 4-3 | | 4 | 0 | 1 | 0 | 0 | 0 | 0 | | | | | | | | | |
| Aurelio Rodriguez, R OBP: 0.167, SLG: 0.167 (1, 5) | | 6-3 | | | | | | K | | 4 | 0 | 2 | 0 | 0 | 1 | 1 | | | | | | | | | |
| Inning Stats | R: 1 E: 0 K: 1 S: 6 | H: 1 LOB: 3 BB: 3 P: 18 | R: 0 E: 0 K: 0 S: 4 | H: 2 LOB: 1 BB: 0 P: 4 | R: 0 E: 0 K: 0 S: 3 | H: 0 LOB: 0 BB: 0 P: 3 | R: 0 E: 0 K: 0 S: 3 | H: 0 LOB: 0 BB: 0 P: 3 | R: 0 E: 0 K: 2 S: 8 | H: 1 LOB: 1 BB: 0 P: 8 | R: 0 E: 0 K: 1 S: 5 | H: 0 LOB: 1 BB: 1 P: 9 | R: 0 E: 0 K: 1 S: 5 | H: 0 LOB: 0 BB: 0 P: 5 | R: 0 E: 0 K: 1 S: 5 | H: 0 LOB: 0 BB: 0 P: 5 | 1B: 5 2B: 2 3B: 0 HR: 0 | SF: 0 SAC: 0 DP: 1 HBP: 0 | WP: 0 PB: 0 SB: 0 CS: 0 | PA: 36 | | | | | |
| PITCHER | IP | WLS | BF | H | R | ER | SO | BB | IBB | HBP | BLK | WP | HR | S | P | ERA | WHIP | | | | | | | | |
| Bobby Castillo, R ERA: 3.33 (1, 1) | 9.0 | W | 36 | 6 | 1 | 1 | 6 | 4 | 0 | 0 | 0 | 0 | 0 | 44 | 60 | 1.00 | 1.111 | | | | | | | | |

Minnesota Twins @ Baltimore Orioles
Memorial Stadium, Baltimore, MD
Tue May 24 1983, 7:05 PM EDT
Att: 10,707 - Unknown

AB 32
R 1
H 6
RBI 1
BB 4
SO 6
LOB 20



| Batter | 1 | 2 | 3 | 4 | 5 | 6 | 7 | 8 | 9 | AB | R | H | RBI | BB | SO | LOB | TOP | | | | | | | | | | |
|--|------------------------------|----------------------------------|-------------------------------|----------------------------------|------------------------------|---------------------------------|------------------------------|---------------------------------|------------------------------|----------------------------------|------------------------------|----------------------------------|------------------------------|---------------------------------|------------------------------|---------------------------------|---|---------------------------------|----------------------------------|------------------------------------|----------------------------------|--------|--|--|--|--|--|
| Bobby Mitchell, L OBP: 0.380, SLG: 0.308 (1, 8) | | | | | | | | | | 5 | 2 | 1 | 0 | 1 | 2 | | Minnesota Twins @ Baltimore Orioles Memorial Stadium, Baltimore, MD Wed May 25 1983, 7:05 PM EDT Att: 17,791 - Unknown - 73 F | | | | | | | | | | |
| John Castino, R OBP: 0.386, SLG: 0.541 (1, 4) | | | | | | | | | | 3 | 2 | 1 | 0 | 2 | 0 | 0 | | | | | | | | | | | |
| Gary Ward, R OBP: 0.292, SLG: 0.447 (1, 7) | | | | | | | | | | 5 | 0 | 0 | 0 | 0 | 1 | 5 | | | | | | | | | | | |
| Kent Hrbek, L OBP: 0.390, SLG: 0.532 (1, 3) | | | | | | | | | | 5 | 1 | 2 | 4 | 0 | 0 | 1 | | | | | | | | | | | |
| Gary Gaetti, R OBP: 0.332, SLG: 0.445 (1, 5) | | | | | | | | | | 4 | 0 | 3 | 1 | 1 | 1 | 0 | | | | | | | | | | | |
| Randy Bush, L OBP: 0.370, SLG: 0.485 (1, 10) | | | | | | | | | | 3 | 0 | 0 | 0 | 1 | 1 | 4 | | | | | | | | | | | |
| Mickey Hatcher, R OBP: 0.375, SLG: 0.453 (9, PH) | | | | | | | | | | 1 | 0 | 1 | 0 | 0 | 0 | 0 | | | | | | | | | | | |
| Tom Brunansky, R OBP: 0.284, SLG: 0.356 (1, 9) | | | | | | | | | | 4 | 1 | 0 | 0 | 1 | 2 | 6 | | | | | | | | | | | |
| Dave Engle, R OBP: 0.333, SLG: 0.485 (1, 2) | | | | | | | | | | 5 | 1 | 2 | 0 | 0 | 1 | 2 | | | | | | | | | | | |
| Ron Washington, R OBP: 0.311, SLG: 0.345 (1, 6) | | | | | | | | | | 4 | 0 | 1 | 1 | 0 | 1 | 1 | | | | | | | | | | | |
| Inning Stats | R: 2 E: 0 K: 0 S: 6 | H: 3 LOB: 2 BB: 1 P: 10 | R: 4 E: 0 K: 3 S: 13 | H: 4 LOB: 2 BB: 2 P: 21 | R: 0 E: 0 K: 1 S: 5 | H: 0 LOB: 0 BB: 0 P: 5 | R: 0 E: 0 K: 0 S: 3 | H: 0 LOB: 0 BB: 0 P: 3 | R: 1 E: 0 K: 1 S: 7 | H: 2 LOB: 2 BB: 1 P: 11 | R: 0 E: 0 K: 1 S: 6 | H: 1 LOB: 2 BB: 1 P: 10 | R: 0 E: 0 K: 1 S: 5 | H: 0 LOB: 0 BB: 0 P: 5 | R: 0 E: 0 K: 0 S: 3 | H: 0 LOB: 0 BB: 0 P: 7 | R: 0 E: 0 K: 1 S: 7 | H: 2 LOB: 2 BB: 0 P: 7 | 1B: 9 2B: 3 3B: 0 HR: 0 | SF: 0 SAC: 0 DP: 0 HBP: 0 | WP: 1 PB: 0 SB: 1 CS: 0 | PA: 44 | | | | | |
| PITCHER | IP | WLS | BF | H | R | ER | SO | BB | IBB | HBP | BLK | WP | HR | S | P | ERA | WHIP | | | | | | | | | | |
| Dennis Martinez, R ERA: 5.16 (1, 1) | 1.2 | L | 13 | 6 | 6 | 6 | 2 | 2 | 0 | 0 | 0 | 0 | 0 | 15 | 23 | 32.40 | 4.800 | | | | | | | | | | |
| Don Welch, R ERA: 4.51 (2, 1) | 3.0 | | 14 | 3 | 1 | 1 | 3 | 2 | 0 | 0 | 0 | 1 | 0 | 18 | 26 | 3.00 | 1.667 | | | | | | | | | | |
| Dan Morigiello, L ERA: 4.66 (5, 1) | 3.1 | | 12 | 1 | 0 | 0 | 2 | 1 | 0 | 0 | 0 | 0 | 0 | 15 | 19 | 0.00 | 0.600 | | | | | | | | | | |
| Tippy Martinez, L ERA: 5.01 (9, 1) | 1.0 | | 5 | 2 | 0 | 0 | 1 | 0 | 0 | 0 | 0 | 0 | 0 | 7 | 7 | 0.00 | 2.000 | | | | | | | | | | |

| Batter | 1 | 2 | 3 | 4 | 5 | 6 | 7 | 8 | 9 | AB | R | H | RBI | BB | SO | LOB | BOTTOM | | | | | | | | | | |
|--|------------------------------|---------------------------------|------------------------------|---------------------------------|------------------------------|----------------------------------|------------------------------|---------------------------------|------------------------------|---------------------------------|------------------------------|---------------------------------|------------------------------|---------------------------------|------------------------------|----------------------------------|---|---------------------------------|----------------------------------|------------------------------------|----------------------------------|--------|--|--|--|--|--|
| Al Bumby, L OBP: 0.308, SLG: 0.324 (1, 8) | | | | | | | | | | 5 | 0 | 1 | 0 | 0 | 0 | 6 | Minnesota Twins @ Baltimore Orioles Memorial Stadium, Baltimore, MD Wed May 25 1983, 7:05 PM EDT Att: 17,791 - Unknown - 73 F | | | | | | | | | | |
| Dan Ford, R OBP: 0.379, SLG: 0.525 (1, 9) | | | | | | | | | | 3 | 1 | 0 | 1 | 1 | 1 | 1 | | | | | | | | | | | |
| Cal Ripken Jr., R OBP: 0.380, SLG: 0.467 (1, 6) | | | | | | | | | | 4 | 0 | 1 | 0 | 1 | 1 | 0 | | | | | | | | | | | |
| Eddie Murray, S OBP: 0.385, SLG: 0.377 (1, 3) | | | | | | | | | | 5 | 0 | 2 | 0 | 0 | 0 | 6 | | | | | | | | | | | |
| John Lowenstein, L OBP: 0.376, SLG: 0.490 (1, 7) | | | | | | | | | | 4 | 1 | 2 | 0 | 1 | 1 | 1 | | | | | | | | | | | |
| Ken Singleton, S OBP: 0.371, SLG: 0.483 (1, 10) | | | | | | | | | | 3 | 0 | 0 | 0 | 2 | 0 | 3 | | | | | | | | | | | |
| Joe Nolan, L OBP: 0.387, SLG: 0.455 (1, 2) | | | | | | | | | | 3 | 1 | 1 | 1 | 1 | 0 | 2 | | | | | | | | | | | |
| Lenn Sakata, R OBP: 0.304, SLG: 0.364 (1, 4) | | | | | | | | | | 4 | 1 | 2 | 0 | 0 | 0 | 4 | | | | | | | | | | | |
| Aurelio Rodriguez, R OBP: 0.200, SLG: 0.200 (1, 5) | | | | | | | | | | 3 | 0 | 1 | 0 | 0 | 0 | 1 | | | | | | | | | | | |
| Jim Dwyer, L OBP: 0.354, SLG: 0.429 (8, PH) | | | | | | | | | | 1 | 0 | 0 | 0 | 0 | 0 | 2 | | | | | | | | | | | |
| Leo Hernandez, R OBP: 0.291, SLG: 0.370 (9, 5) | | | | | | | | | | 0 | 0 | 0 | 0 | 0 | 0 | 0 | | | | | | | | | | | |
| Inning Stats | R: 0 E: 0 K: 1 S: 5 | H: 0 LOB: 0 BB: 0 P: 5 | R: 0 E: 0 K: 0 S: 3 | H: 1 LOB: 0 BB: 0 P: 3 | R: 0 E: 0 K: 0 S: 5 | H: 2 LOB: 2 BB: 2 P: 13 | R: 0 E: 0 K: 0 S: 3 | H: 1 LOB: 1 BB: 1 P: 7 | R: 0 E: 0 K: 0 S: 5 | H: 2 LOB: 2 BB: 0 P: 5 | R: 0 E: 0 K: 1 S: 5 | H: 0 LOB: 0 BB: 0 P: 5 | R: 2 E: 1 K: 0 S: 5 | H: 1 LOB: 1 BB: 1 P: 9 | R: 0 E: 0 K: 0 S: 4 | H: 1 LOB: 2 BB: 2 P: 12 | R: 0 E: 0 K: 1 S: 7 | H: 2 LOB: 2 BB: 0 P: 7 | 1B: 9 2B: 1 3B: 0 HR: 0 | SF: 1 SAC: 0 DP: 2 HBP: 0 | WP: 0 PB: 0 SB: 0 CS: 0 | PA: 42 | | | | | |
| PITCHER | IP | WLS | BF | H | R | ER | SO | BB | IBB | HBP | BLK | WP | HR | S | P | ERA | WHIP | | | | | | | | | | |
| Ken Schrom, R ERA: 3.32 (1, 1) | 7.0 | W | 33 | 7 | 4 | 2 | 2 | 6 | 0 | 0 | 0 | 0 | 0 | 31 | 55 | 2.57 | 1.857 | | | | | | | | | | |
| Ron Davis, R ERA: 3.35 (8, 1) | 2.0 | S | 9 | 3 | 0 | 0 | 1 | 0 | 0 | 0 | 0 | 0 | 0 | 11 | 11 | 0.00 | 1.500 | | | | | | | | | | |



| Batter | 1 | 2 | 3 | 4 | 5 | 6 | 7 | 8 | 9 | AB | R | H | RBI | BB | SO | LOB | TOP | | | | | | | | | | |
|---|------------------------------|----------------------------------|------------------------------|---------------------------------|------------------------------|---------------------------------|------------------------------|---------------------------------|------------------------------|---------------------------------|------------------------------|---------------------------------|------------------------------|---------------------------------|------------------------------|---------------------------------|---|------------------------------------|----------------------------------|--------|--|--|--|--|--|--|--|
| John Shelby, S OBP: 0.330, SLG: 0.432 | | | | | | | | | | 4 | 1 | 1 | 0 | 0 | 0 | 1 | Baltimore Orioles @ Kansas City Royals Royals Stadium, Kansas City, MO Thu May 26 1983, 8:05 PM EDT Att: 26,131 - Unknown | | | | | | | | | | |
| Dan Ford, R OBP: 0.371, SLG: 0.512 | | | | | | | | | | 4 | 0 | 0 | 0 | 0 | 2 | | | | | | | | | | | | |
| Cal Ripken Jr., R OBP: 0.378, SLG: 0.462 | | | | | | | | | | 4 | 1 | 1 | 1 | 0 | 0 | | | | | | | | | | | | |
| Eddie Murray, S OBP: 0.382, SLG: 0.370 | | | | | | | | | | 3 | 0 | 0 | 0 | 1 | 0 | | | | | | | | | | | | |
| John Lowenstein, L OBP: 0.380, SLG: 0.490 | | | | | | | | | | 4 | 0 | 2 | 1 | 0 | 0 | | | | | | | | | | | | |
| Ken Singleton, S OBP: 0.374, SLG: 0.484 | | | | | | | | | | 4 | 0 | 2 | 0 | 0 | 2 | | | | | | | | | | | | |
| Rich Dauer, R OBP: 0.275, SLG: 0.279 | | | | | | | | | | 2 | 0 | 0 | 0 | 0 | 2 | | | | | | | | | | | | |
| Jim Dwyer, L OBP: 0.347, SLG: 0.419 | | | | | | | | | | 1 | 0 | 0 | 0 | 0 | 2 | | | | | | | | | | | | |
| Lenn Sakata, R OBP: 0.292, SLG: 0.348 | | | | | | | | | | 1 | 0 | 0 | 0 | 0 | 1 | | | | | | | | | | | | |
| Leo Hernandez, R OBP: 0.283, SLG: 0.359 | | | | | | | | | | 4 | 0 | 0 | 0 | 0 | 1 | | | | | | | | | | | | |
| Rick Dempsey, R OBP: 0.312, SLG: 0.323 | | | | | | | | | | 3 | 0 | 1 | 0 | 0 | 1 | | | | | | | | | | | | |
| Inning Stats | R: 2 E: 0 K: 0 S: 6 | H: 3 LOB: 2 BB: 1 P: 10 | R: 0 E: 0 K: 1 S: 5 | H: 0 LOB: 0 BB: 0 P: 5 | R: 0 E: 0 K: 0 S: 3 | H: 0 LOB: 0 BB: 0 P: 3 | R: 0 E: 0 K: 0 S: 3 | H: 0 LOB: 1 BB: 0 P: 3 | R: 0 E: 0 K: 0 S: 4 | H: 1 LOB: 1 BB: 0 P: 4 | R: 0 E: 0 K: 0 S: 5 | H: 2 LOB: 2 BB: 0 P: 5 | R: 0 E: 0 K: 0 S: 3 | H: 0 LOB: 0 BB: 0 P: 3 | R: 0 E: 0 K: 0 S: 4 | H: 1 LOB: 1 BB: 0 P: 4 | 1B: 7 2B: 0 3B: 0 HR: 0 | SF: 0 SAC: 0 DP: 0 HBP: 0 | WP: 0 PB: 0 SB: 1 CS: 0 | PA: 35 | | | | | | | |
| PITCHER | IP | WLS | BF | H | R | ER | SO | BB | IBB | HBP | BLK | WP | HR | S | P | ERA | WHIP | | | | | | | | | | |
| Steve Renko, R ERA: 3.86 | (1, 1) | 7.0 | W | 28 | 6 | 2 | 2 | 1 | 1 | 0 | 0 | 0 | 0 | 29 | 33 | 2.57 | 1.000 | | | | | | | | | | |
| Mike Armstrong, R ERA: 2.5 | (8, 1) | 2.0 | | 7 | 1 | 0 | 0 | 0 | 0 | 0 | 0 | 0 | 0 | 7 | 7 | 0.00 | 0.500 | | | | | | | | | | |

| Batter | 1 | 2 | 3 | 4 | 5 | 6 | 7 | 8 | 9 | AB | R | H | RBI | BB | SO | LOB | BOTTOM | | | | | | | | | | | |
|---|------------------------------|---------------------------------|------------------------------|----------------------------------|------------------------------|----------------------------------|------------------------------|---------------------------------|------------------------------|---------------------------------|------------------------------|---------------------------------|------------------------------|----------------------------------|----------------------------------|------------------------------------|---|--------|--|--|--|--|--|--|--|--|--|--|
| Willie Wilson, S OBP: 0.350, SLG: 0.409 | | | | | | | | | | 5 | 0 | 1 | 0 | 0 | 2 | 5 | Baltimore Orioles @ Kansas City Royals Royals Stadium, Kansas City, MO Thu May 26 1983, 8:05 PM EDT Att: 26,131 - Unknown | | | | | | | | | | | |
| Pat Sheridan, L OBP: 0.229, SLG: 0.382 | | | | | | | | | | 5 | 1 | 2 | 0 | 0 | 1 | 5 | | | | | | | | | | | | |
| George Brett, L OBP: 0.469, SLG: 0.768 | | | | | | | | | | 4 | 0 | 1 | 1 | 0 | 2 | | | | | | | | | | | | | |
| Hal McRae, R OBP: 0.406, SLG: 0.529 | | | | | | | | | | 2 | 1 | 0 | 0 | 1 | 0 | 3 | | | | | | | | | | | | |
| Amos Otis, R OBP: 0.293, SLG: 0.325 | | | | | | | | | | 4 | 2 | 2 | 1 | 0 | 1 | 1 | | | | | | | | | | | | |
| Cesar Geronimo, L OBP: 0.200, SLG: 0.130 | | | | | | | | | | 0 | 0 | 0 | 0 | 0 | 0 | 0 | | | | | | | | | | | | |
| Frank White, R OBP: 0.320, SLG: 0.468 | | | | | | | | | | 3 | 1 | 1 | 3 | 1 | 1 | 0 | | | | | | | | | | | | |
| Onix Concepcion, R OBP: 0.143, SLG: 0.077 | | | | | | | | | | 0 | 0 | 0 | 0 | 0 | 0 | 0 | | | | | | | | | | | | |
| John Wathan, R OBP: 0.307, SLG: 0.316 | | | | | | | | | | 3 | 1 | 0 | 0 | 1 | 1 | 2 | | | | | | | | | | | | |
| Joe Simpson, L OBP: 0.239, SLG: 0.190 | | | | | | | | | | 3 | 1 | 1 | 1 | 1 | 0 | 0 | | | | | | | | | | | | |
| U L Washington, S OBP: 0.299, SLG: 0.273 | | | | | | | | | | 3 | 1 | 3 | 2 | 1 | 0 | 0 | | | | | | | | | | | | |
| Inning Stats | R: 0 E: 0 K: 1 S: 6 | H: 1 LOB: 1 BB: 0 P: 6 | R: 2 E: 0 K: 1 S: 5 | H: 1 LOB: 2 BB: 2 P: 13 | R: 4 E: 0 K: 0 S: 6 | H: 3 LOB: 0 BB: 1 P: 10 | R: 0 E: 0 K: 1 S: 6 | H: 1 LOB: 1 BB: 0 P: 6 | R: 0 E: 0 K: 1 S: 4 | H: 0 LOB: 0 BB: 0 P: 5 | R: 1 E: 0 K: 0 S: 5 | H: 3 LOB: 1 BB: 0 P: 5 | R: 0 E: 0 K: 1 S: 7 | H: 2 LOB: 3 BB: 2 P: 15 | 1B: 6 2B: 5 3B: 0 HR: 1 | SF: 0 SAC: 0 DP: 1 HBP: 1 | WP: 1 PB: 0 SB: 3 CS: 1 | PA: 38 | | | | | | | | | | |
| PITCHER | IP | WLS | BF | H | R | ER | SO | BB | IBB | HBP | BLK | WP | HR | S | P | ERA | WHIP | | | | | | | | | | | |
| Mike Boddicker, R ERA: 3.98 | (1, 1) | 2.2 | L | 15 | 5 | 6 | 6 | 2 | 3 | 0 | 0 | 0 | 0 | 16 | 28 | 20.25 | 3.000 | | | | | | | | | | | |
| Sammy Stewart, R ERA: 4.21 | (3, 1) | 4.1 | | 16 | 4 | 1 | 1 | 3 | 0 | 0 | 1 | 0 | 0 | 21 | 22 | 2.08 | 0.923 | | | | | | | | | | | |
| Tim Stoddard, R ERA: 3.72 | (8, 1) | 1.0 | | 7 | 2 | 1 | 1 | 1 | 2 | 0 | 0 | 0 | 1 | 0 | 7 | 15 | 9.00 | 4.000 | | | | | | | | | | |

| | |
|-----|----|
| AB | 34 |
| R | 2 |
| H | 7 |
| RBI | 2 |
| BB | 1 |
| SO | 1 |
| LOB | 11 |



| | |
|-----|----|
| AB | 32 |
| R | 8 |
| H | 11 |
| RBI | 8 |
| BB | 5 |
| SO | 6 |
| LOB | 18 |



| Batter | 1 | 2 | 3 | 4 | 5 | 6 | 7 | 8 | 9 | AB | R | H | RBI | BB | SO | LOB | TOP | | | | | |
|---|------------------------------|---------------------------------|------------------------------|---------------------------------|------------------------------|---------------------------------|------------------------------|---------------------------------|------------------------------|----------------------------------|------------------------------|---------------------------------|------------------------------|---------------------------------|------------------------------|---------------------------------|------------------------------|----------------------------------|-------------------------|------------------------------------|-------------------------|--------|
| John Shelby, S OBP: 0.344, SLG: 0.457 (1, 8) | | | | | | | | | | 4 | 3 | 2 | 0 | 1 | 0 | 0 | | | | | | |
| Dan Ford, R OBP: 0.366, SLG: 0.518 (1, 9) | | | | | | | | | | 4 | 0 | 1 | 2 | 0 | 1 | 1 | | | | | | |
| Cal Ripken Jr., R OBP: 0.373, SLG: 0.451 (1, 6) | | | | | | | | | | 4 | 1 | 0 | 0 | 1 | 1 | 2 | | | | | | |
| Eddie Murray, S OBP: 0.384, SLG: 0.398 (1, 3) | | | | | | | | | | 4 | 1 | 2 | 3 | 0 | 0 | 0 | | | | | | |
| Gary Roenicke, R OBP: 0.357, SLG: 0.532 (1, 7) | | | | | | | | | | 3 | 1 | 1 | 1 | 1 | 0 | 1 | | | | | | |
| Benny Avila, R OBP: 0.421, SLG: 0.625 (1, 10) | | | | | | | | | | 3 | 1 | 1 | 0 | 1 | 0 | 1 | | | | | | |
| Rich Dauer, R OBP: 0.275, SLG: 0.279 (1, 4) | | | | | | | | | | 4 | 0 | 1 | 0 | 0 | 0 | 2 | | | | | | |
| Leo Hernandez, R OBP: 0.276, SLG: 0.349 (1, 5) | | | | | | | | | | 4 | 0 | 0 | 0 | 0 | 0 | 2 | | | | | | |
| Rick Dempsey, R OBP: 0.310, SLG: 0.320 (1, 2) | | | | | | | | | | 4 | 0 | 1 | 1 | 0 | 1 | 1 | | | | | | |
| Inning Stats | R: 1 E: 0 K: 0 S: 4 | H: 1 LOB: 0 BB: 0 P: 4 | R: 1 E: 0 K: 0 S: 5 | H: 2 LOB: 1 BB: 0 P: 5 | R: 2 E: 0 K: 0 S: 5 | H: 2 LOB: 1 BB: 1 P: 9 | R: 0 E: 0 K: 0 S: 3 | H: 0 LOB: 0 BB: 0 P: 3 | R: 1 E: 0 K: 1 S: 6 | H: 1 LOB: 1 BB: 0 P: 10 | R: 1 E: 0 K: 0 S: 4 | H: 2 LOB: 1 BB: 0 P: 4 | R: 0 E: 0 K: 1 S: 5 | H: 0 LOB: 0 BB: 0 P: 5 | R: 0 E: 0 K: 0 S: 3 | H: 0 LOB: 1 BB: 1 P: 7 | R: 1 E: 0 K: 1 S: 6 | H: 1 LOB: 1 BB: 1 P: 10 | 1B: 3 2B: 2 HR: 2 | SF: 1 SAC: 0 DP: 0 HBP: 0 | WP: 0 PB: 0 CS: 0 | PA: 39 |
| PITCHER | IP | WLS | BF | H | R | ER | SO | BB | IBB | HBP | BLK | WP | HR | S | P | ERA | WHIP | | | | | |
| Larry Gura, L ERA: 4.01 (1, 1) | 2.2 | L | 14 | 5 | 4 | 4 | 0 | 1 | 0 | 0 | 0 | 0 | 2 | 13 | 17 | 13.50 | 2.250 | | | | | |
| Bill Castro, R ERA: 8.88 (3, 1) | 3.1 | | 13 | 3 | 2 | 2 | 1 | 1 | 0 | 0 | 0 | 0 | 0 | 14 | 18 | 5.40 | 1.200 | | | | | |
| Vida Blue, L ERA: 4.53 (7, 1) | 3.0 | | 12 | 1 | 1 | 1 | 2 | 2 | 0 | 0 | 0 | 0 | 0 | 14 | 22 | 3.00 | 1.000 | | | | | |

Baltimore Orioles @ Kansas City Royals
Royals Stadium, Kansas City, MO
Fri May 27 1983, 8:05 PM EDT
Att: 23,675 - Unknown

| | |
|-----|----|
| AB | 34 |
| R | 7 |
| H | 9 |
| RBI | 7 |
| BB | 4 |
| SO | 3 |
| LOB | 10 |



| Batter | 1 | 2 | 3 | 4 | 5 | 6 | 7 | 8 | 9 | AB | R | H | RBI | BB | SO | LOB | BOTTOM | | | | | |
|---|------------------------------|---------------------------------|------------------------------|---------------------------------|------------------------------|---------------------------------|------------------------------|---------------------------------|------------------------------|---------------------------------|------------------------------|----------------------------------|------------------------------|---------------------------------|------------------------------|---------------------------------|-------------------------|------------------------------------|-------------------------|--------|--|--|
| Willie Wilson, S OBP: 0.341, SLG: 0.396 (1, 7) | | | | | | | | | | 5 | 0 | 0 | 0 | 0 | 1 | 3 | | | | | | |
| Pat Sheridan, L OBP: 0.237, SLG: 0.378 (1, 9) | | | | | | | | | | 3 | 1 | 1 | 0 | 0 | 1 | 1 | | | | | | |
| Leon Roberts, R OBP: 0.281, SLG: 0.379 (7, PH) (8, 9) | | | | | | | | | | 1 | 0 | 0 | 0 | 0 | 0 | 2 | | | | | | |
| George Brett, L OBP: 0.463, SLG: 0.752 (1, 5) | | | | | | | | | | 4 | 1 | 1 | 0 | 0 | 1 | 3 | | | | | | |
| Hal McRae, R OBP: 0.415, SLG: 0.542 (1, 10) | | | | | | | | | | 4 | 1 | 3 | 1 | 0 | 0 | 0 | | | | | | |
| Amos Otis, R OBP: 0.291, SLG: 0.347 (1, 8) | | | | | | | | | | 4 | 1 | 1 | 1 | 1 | 0 | 2 | | | | | | |
| Frank White, R OBP: 0.312, SLG: 0.455 (1, 4) | | | | | | | | | | 4 | 0 | 0 | 0 | 0 | 0 | 4 | | | | | | |
| John Wathan, R OBP: 0.306, SLG: 0.321 (1, 2) | | | | | | | | | | 4 | 0 | 1 | 2 | 0 | 1 | 2 | | | | | | |
| Joe Simpson, L OBP: 0.243, SLG: 0.185 (1, 3) | | | | | | | | | | 2 | 0 | 0 | 0 | 1 | 0 | 1 | | | | | | |
| Onix Concepcion, R OBP: 0.153, SLG: 0.071 (9, PH) | | | | | | | | | | 1 | 0 | 0 | 0 | 0 | 0 | 0 | | | | | | |
| U L Washington, S OBP: 0.304, SLG: 0.275 (1, 6) | | | | | | | | | | 3 | 0 | 1 | 0 | 1 | 1 | 0 | | | | | | |
| Inning Stats | R: 0 E: 0 K: 1 S: 5 | H: 0 LOB: 0 BB: 0 P: 5 | R: 0 E: 0 K: 0 S: 4 | H: 1 LOB: 1 BB: 0 P: 4 | R: 0 E: 0 K: 1 S: 5 | H: 0 LOB: 0 BB: 0 P: 5 | R: 3 E: 0 K: 1 S: 9 | H: 4 LOB: 1 BB: 0 P: 9 | R: 0 E: 0 K: 1 S: 5 | H: 1 LOB: 1 BB: 1 P: 9 | R: 0 E: 0 K: 1 S: 6 | H: 1 LOB: 2 BB: 1 P: 10 | R: 0 E: 0 K: 1 S: 6 | H: 1 LOB: 0 BB: 0 P: 6 | R: 0 E: 0 K: 0 S: 3 | H: 0 LOB: 0 BB: 0 P: 3 | 1B: 5 2B: 2 HR: 1 | SF: 0 SAC: 0 DP: 0 HBP: 0 | WP: 0 PB: 1 CS: 0 | PA: 37 | | |
| PITCHER | IP | WLS | BF | H | R | ER | SO | BB | IBB | HBP | BLK | WP | HR | S | P | ERA | WHIP | | | | | |
| Storm Davis, R ERA: 2.62 (1, 1) | 6.0 | W | 27 | 7 | 3 | 3 | 5 | 2 | 0 | 0 | 0 | 0 | 1 | 35 | 43 | 4.50 | 1.500 | | | | | |
| Tippy Martinez, L ERA: 4.79 (7, 1) | 3.0 | S | 10 | 1 | 1 | 1 | 2 | 0 | 0 | 0 | 0 | 0 | 1 | 14 | 14 | 3.00 | 0.333 | | | | | |

Baltimore Orioles @ Kansas City Royals
Royals Stadium, Kansas City, MO
Fri May 27 1983, 8:05 PM EDT
Att: 23,675 - Unknown

| | |
|-----|----|
| AB | 35 |
| R | 4 |
| H | 8 |
| RBI | 4 |
| BB | 2 |
| SO | 7 |
| LOB | 20 |



| Batter | 1 | 2 | 3 | 4 | 5 | 6 | 7 | 8 | 9 | AB | R | H | RBI | BB | SO | LOB | TOP | | | | | |
|--|------------------------------|---------------------------------|------------------------------|---------------------------------|------------------------------|---------------------------------|------------------------------|---------------------------------|------------------------------|---------------------------------|------------------------------|---------------------------------|------------------------------|---------------------------------|------------------------------|---------------------------------|------------------------------|---------------------------------|----------------------------------|------------------------------------|----------------------------------|--------|
| John Shelby, S OBP: 0.330, SLG: 0.438 (1, 8) | L6 | | K | | | 6-3 | | | F8 | 4 | 0 | 0 | 0 | 0 | 1 | 0 | | | | | | |
| Dan Ford, R OBP: 0.358, SLG: 0.506 (1, 9) | K | | | 6-3 | | 5-3 | | | F7 | 4 | 0 | 0 | 0 | 0 | 1 | 0 | | | | | | |
| Cal Ripken Jr., R OBP: 0.371, SLG: 0.447 (1, 6) | K | | | F7 | | | 6-3 | | | 4 | 0 | 1 | 0 | 0 | 1 | 0 | | | | | | |
| Eddie Murray, S OBP: 0.381, SLG: 0.412 (1, 3) | | 4-3 | | F7 | | | HR | | F9 | 4 | 1 | 1 | 1 | 0 | 0 | 1 | | | | | | |
| John Lowenstein, L OBP: 0.387, SLG: 0.500 (1, 7) | | FC6-4 BB | | | 2B | | F8 | | | 2 | 0 | 1 | 0 | 1 | 0 | 0 | | | | | | |
| Ken Singleton, S OBP: 0.373, SLG: 0.476 (1, 10) | K | | | L4 BB | | | K | | | 2 | 0 | 0 | 0 | 1 | 2 | 1 | | | | | | |
| Rich Dauer, R OBP: 0.269, SLG: 0.273 (1, 4) | FC6-4 | | | P5 | | | | G3 | | 3 | 0 | 0 | 0 | 0 | 0 | 3 | | | | | | |
| Leo Hernandez, R OBP: 0.270, SLG: 0.342 (1, 5) | | | 5-3 | | L4 | | | K | | 3 | 0 | 0 | 0 | 0 | 1 | 2 | | | | | | |
| Rick Dempsey, R OBP: 0.302, SLG: 0.310 (1, 2) | | | | P5 | | F3 | | L4 | | 3 | 0 | 0 | 0 | 0 | 0 | 0 | | | | | | |
| Inning Stats | R: 0 E: 0 K: 2 S: 7 | H: 0 LOB: 0 BB: 0 P: 7 | R: 0 E: 0 K: 1 S: 5 | H: 0 LOB: 1 BB: 1 P: 9 | R: 0 E: 0 K: 1 S: 5 | H: 0 LOB: 0 BB: 0 P: 5 | R: 0 E: 0 K: 0 S: 3 | H: 0 LOB: 0 BB: 0 P: 3 | R: 0 E: 0 K: 0 S: 3 | H: 1 LOB: 1 BB: 1 P: 7 | R: 0 E: 0 K: 0 S: 3 | H: 0 LOB: 0 BB: 0 P: 3 | R: 1 E: 0 K: 1 S: 6 | H: 1 LOB: 0 BB: 0 P: 6 | R: 0 E: 0 K: 1 S: 5 | H: 0 LOB: 0 BB: 0 P: 5 | R: 0 E: 0 K: 0 S: 4 | H: 1 LOB: 1 BB: 0 P: 4 | 1B: 1 2B: 2 3B: 0 HR: 1 | SF: 0 SAC: 0 DP: 1 HBP: 0 | WP: 0 PB: 0 SB: 0 CS: 0 | PA: 31 |
| PITCHER | IP | WLS | BF | H | R | ER | SO | BB | IBB | HBP | BLK | WP | HR | S | P | ERA | WHIP | | | | | |
| Dennis Leonard, R ERA: 3.71 (1, 1) | 3.1 | | 11 | 0 | 0 | 0 | 4 | 1 | 0 | 0 | 0 | 0 | 0 | 18 | 22 | 0.00 | 0.300 | | | | | |
| Mike Armstrong, R ERA: 2.33 (4, 1) | 4.2 | L | 16 | 2 | 1 | 1 | 2 | 1 | 0 | 0 | 0 | 0 | 1 | 19 | 23 | 1.93 | 0.643 | | | | | |
| Dan Quisenberry, R ERA: 1.32 (9, 1) | 1.0 | | 4 | 1 | 0 | 0 | 0 | 0 | 0 | 0 | 0 | 0 | 0 | 4 | 4 | 0.00 | 1.000 | | | | | |

Baltimore Orioles @ Kansas City Royals
Royals Stadium, Kansas City, MO
Sat May 28 1983, 8:05 PM EDT
Att: 29,616 - Unknown

AB 29
R 1
H 3
RBI 1
BB 2
SO 6
LOB 7



| Batter | 1 | 2 | 3 | 4 | 5 | 6 | 7 | 8 | 9 | AB | R | H | RBI | BB | SO | LOB | BOTTOM | | | | | |
|--|------------------------------|---------------------------------|------------------------------|---------------------------------|------------------------------|---------------------------------|------------------------------|---------------------------------|------------------------------|---------------------------------|------------------------------|---------------------------------|------------------------------|---------------------------------|------------------------------|---------------------------------|------------------------------|---------------------------------|----------------------------------|------------------------------------|----------------------------------|--------|
| Willie Wilson, S OBP: 0.333, SLG: 0.387 (1, 7) | 6-3 | | | 1-3 | | 6-3 | | L8-2 | | 4 | 0 | 0 | 0 | 0 | 2 | | | | | | | |
| John Wathan, R OBP: 0.304, SLG: 0.319 (1, 2) | 5-3 | | | S 1B | | K | | | F7 | 4 | 0 | 1 | 0 | 0 | 1 | 0 | | | | | | |
| George Brett, L OBP: 0.451, SLG: 0.729 (1, 3) | F8 | | | F8 | | | F8 | | F3 | 4 | 0 | 0 | 0 | 0 | 1 | | | | | | | |
| Hal McRae, R OBP: 0.411, SLG: 0.531 (1, 10) | | F7 | | F9 | | | F8 | | | 3 | 0 | 0 | 0 | 1 | 0 | 1 | | | | | | |
| Amos Otis, R OBP: 0.290, SLG: 0.339 (1, 8) | | CS BB | | 6-3 | | E6 | | F7 | | 3 | 0 | 0 | 0 | 1 | 0 | 1 | | | | | | |
| Frank White, R OBP: 0.306, SLG: 0.445 (1, 4) | F7 | | | 3-1 | | F3 | | | | 3 | 0 | 0 | 0 | 0 | 2 | | | | | | | |
| Leon Roberts, R OBP: 0.286, SLG: 0.355 (1, 9) | | | F5 | | BB BB | 6-3 | | F9 | | 2 | 0 | 0 | 0 | 1 | 0 | 0 | | | | | | |
| U L Washington, S OBP: 0.305, SLG: 0.271 (1, 6) | | | F7 | | BB BB | F7 | | 1B L8-2 BB | | 2 | 0 | 0 | 0 | 1 | 0 | 1 | | | | | | |
| Onix Concepcion, R OBP: 0.167, SLG: 0.118 (1, 5) | | | F9 | | | 6-3 | | 1-3 1B | | 3 | 0 | 1 | 0 | 0 | 0 | 0 | | | | | | |
| Inning Stats | R: 0 E: 0 K: 0 S: 3 | H: 0 LOB: 0 BB: 0 P: 3 | R: 0 E: 0 K: 0 S: 2 | H: 0 LOB: 0 BB: 1 P: 6 | R: 0 E: 0 K: 0 S: 3 | H: 0 LOB: 0 BB: 0 P: 3 | R: 0 E: 0 K: 0 S: 4 | H: 1 LOB: 1 BB: 0 P: 4 | R: 0 E: 0 K: 0 S: 3 | H: 0 LOB: 0 BB: 0 P: 7 | R: 0 E: 0 K: 1 S: 5 | H: 0 LOB: 0 BB: 0 P: 5 | R: 0 E: 1 K: 0 S: 4 | H: 0 LOB: 1 BB: 0 P: 4 | R: 0 E: 0 K: 0 S: 3 | H: 1 LOB: 1 BB: 1 P: 7 | R: 0 E: 0 K: 0 S: 3 | H: 0 LOB: 1 BB: 1 P: 7 | 1B: 2 2B: 1 3B: 0 HR: 0 | SF: 0 SAC: 0 DP: 1 HBP: 0 | WP: 0 PB: 0 SB: 1 CS: 1 | PA: 32 |
| PITCHER | IP | WLS | BF | H | R | ER | SO | BB | IBB | HBP | BLK | WP | HR | S | P | ERA | WHIP | | | | | |
| Scott McGregor, L ERA: 4.23 (1, 1) | 9.0 | W | 32 | 2 | 0 | 0 | 1 | 4 | 0 | 0 | 0 | 0 | 0 | 30 | 46 | 0.00 | 0.667 | | | | | |

Baltimore Orioles @ Kansas City Royals
Royals Stadium, Kansas City, MO
Sat May 28 1983, 8:05 PM EDT
Att: 29,616 - Unknown

AB 28
R 0
H 2
RBI 0
BB 4
SO 1
LOB 8



| Batter | 1 | 2 | 3 | 4 | 5 | 6 | 7 | 8 | 9 | AB | R | H | RBI | BB | SO | LOB | TOP | | | | | | | | |
|--|------------------------------|---------------------------------|------------------------------|---------------------------------|------------------------------|---------------------------------|------------------------------|----------------------------------|------------------------------|---------------------------------|------------------------------|----------------------------------|------------------------------|---------------------------------|------------------------------|---------------------------------|------------------------------|---------------------------------|----------------------------------|------------------------------------|----------------------------------|--------|--|--|--|
| John Shelby S (1, 8) OBP: 0.327, SLG: 0.430 | 0-0 G1-4-3 1B | | 0-3 K | | | 0-0 6-3 | | 0-0 P6 | | 4 | 0 | 1 | 0 | 0 | 1 | 0 | | | | | | | | | |
| Dan Ford R (1, 9) OBP: 0.356, SLG: 0.500 | 0-0 G1-4-3 1B | | | 0-0 5-3 | | 0-0 6-3 | | 0-0 F8 | | 4 | 0 | 1 | 0 | 0 | 0 | 0 | | | | | | | | | |
| Cal Ripken Jr. R (1, 6) OBP: 0.368, SLG: 0.440 | 0-0 G1-4-3 | | | 0-0 F9 | | 4-0 BB BB | | 0-0 5-3 | | 3 | 0 | 0 | 0 | 1 | 0 | 2 | | | | | | | | | |
| Eddie Murray S (1, 3) OBP: 0.384, SLG: 0.410 | 0-0 5-3 | | | 0-0 BB 1B | | 4-0 BB BB | | 0-0 F8 | | 3 | 0 | 1 | 0 | 1 | 0 | 1 | | | | | | | | | |
| Gary Roenicke R (1, 7) OBP: 0.356, SLG: 0.516 | | 0-0 4-3 | | 4-0 BB BB | | 0-0 4-3 | | 0-0 6-3 | | 2 | 0 | 0 | 0 | 1 | 0 | 2 | | | | | | | | | |
| Jim Dwyer L (9, PH) OBP: 0.340, SLG: 0.409 | | | | 1-2 BB | | | | | | 1 | 0 | 0 | 0 | 0 | 0 | 0 | | | | | | | | | |
| Benny Ayala R (1, 10) OBP: 0.384, SLG: 0.526 | | 0-0 P4 | | 0-3 K | | | | 0-0 F8 | | 3 | 0 | 0 | 0 | 0 | 1 | 2 | | | | | | | | | |
| Ken Singleton S (9, PH) OBP: 0.377, SLG: 0.480 | | | | | | | | | | 1 | 0 | 1 | 0 | 0 | 0 | 0 | | | | | | | | | |
| Rich Dauer R (1, 4) OBP: 0.270, SLG: 0.269 | | 0-0 6-3 | | | | 4-0 G5-4-3 BB | | 0-0 3-1 | | 2 | 0 | 0 | 0 | 1 | 0 | 0 | | | | | | | | | |
| John Lowenstein L (9, PH) OBP: 0.392, SLG: 0.505 | | | | | | | | | | 1 | 0 | 1 | 0 | 0 | 0 | 0 | | | | | | | | | |
| Leo Hernandez R (1, 5) OBP: 0.278, SLG: 0.349 | | | 0-0 G4-6-3 1B | | | 0-0 G5-4-3 | | 0-0 F8 | | 3 | 0 | 2 | 0 | 0 | 0 | 1 | | | | | | | | | |
| Al Bumbry L (9, PH) OBP: 0.306, SLG: 0.321 | | | | 1-2 G4-6-3 1B | | 0-3 K | | | | 1 | 0 | 0 | 0 | 0 | 0 | 2 | | | | | | | | | |
| Rick Dempsey R (1, 2) OBP: 0.294, SLG: 0.301 | | | 0-0 G4-6-3 | | | 0-3 K | | 0-0 F7 | | 3 | 0 | 0 | 0 | 0 | 1 | 2 | | | | | | | | | |
| Inning Stats | R: 0 E: 0 K: 0 S: 4 | H: 2 LOB: 1 BB: 0 P: 4 | R: 0 E: 0 K: 0 S: 3 | H: 0 LOB: 0 BB: 0 P: 3 | R: 0 E: 0 K: 1 S: 5 | H: 1 LOB: 0 BB: 0 P: 5 | R: 0 E: 0 K: 1 S: 6 | H: 1 LOB: 2 BB: 1 P: 10 | R: 0 E: 0 K: 1 S: 4 | H: 0 LOB: 0 BB: 1 P: 8 | R: 0 E: 0 K: 0 S: 3 | H: 0 LOB: 2 BB: 2 P: 11 | R: 0 E: 0 K: 0 S: 4 | H: 1 LOB: 1 BB: 0 P: 4 | R: 0 E: 0 K: 0 S: 3 | H: 0 LOB: 0 BB: 0 P: 3 | R: 0 E: 0 K: 0 S: 5 | H: 2 LOB: 2 BB: 0 P: 5 | 1B: 7 2B: 0 3B: 0 HR: 0 | SF: 0 SAC: 0 DP: 3 HBP: 0 | WP: 0 PB: 0 SB: 0 CS: 0 | PA: 35 | | | |
| PITCHER | IP | WLS | BF | H | R | ER | SO | BB | IBB | HBP | BLK | WP | HR | S | P | ERA | WHIP | | | | | | | | |
| Paul Spittorf L (1, 1) ERA: 4.44 | 7.0 | W | 27 | 5 | 0 | 0 | 3 | 4 | 0 | 0 | 0 | 0 | 0 | 29 | 45 | 0.00 | 1.286 | | | | | | | | |
| Dan Quisenberry R (8, 1) ERA: 1.25 | 2.0 | S | 8 | 2 | 0 | 0 | 0 | 0 | 0 | 0 | 0 | 0 | 0 | 8 | 8 | 0.00 | 1.000 | | | | | | | | |

Baltimore Orioles @ Kansas City Royals
Royals Stadium, Kansas City, MO
Sun May 29 1983, 4:33 AM EDT
Att: 29,035 - Unknown

AB 31
R 0
H 7
RBI 0
BB 4
SO 3
LOB 12



| Batter | 1 | 2 | 3 | 4 | 5 | 6 | 7 | 8 | 9 | AB | R | H | RBI | BB | SO | LOB | BOTTOM | | | | | | | | |
|--|------------------------------|---------------------------------|------------------------------|---------------------------------|------------------------------|----------------------------------|------------------------------|---------------------------------|------------------------------|---------------------------------|------------------------------|---------------------------------|------------------------------|---------------------------------|------------------------------|---------------------------------|------------------------------|---------------------------------|----------------------------------|------------------------------------|----------------------------------|--------|--|--|--|
| Willie Wilson S (1, 7) OBP: 0.330, SLG: 0.379 | 0-0 4-3 | | 4-0 S 1B BB | | 0-0 1-3 | 0-3 K | | 0-0 4-1 | | 4 | 1 | 0 | 0 | 1 | 1 | 2 | | | | | | | | | |
| Pat Sheridan L (1, 9) OBP: 0.282, SLG: 0.450 | 0-0 HR | | 4-0 1B 1-2 BB | | 0-0 5-3 | | 0-0 F2 | | | 3 | 1 | 1 | 1 | 1 | 0 | 0 | | | | | | | | | |
| George Brett L (1, 5) OBP: 0.452, SLG: 0.723 | 0-0 G6-4-3 1B | | 0-0 F7 | | 0-0 E 1B | | 0-0 3-1 | | | 4 | 1 | 2 | 0 | 0 | 0 | 2 | | | | | | | | | |
| Hal McRae R (1, 10) OBP: 0.413, SLG: 0.530 | 0-0 G6-4-3 | | 0-0 1-3 2H 1B | | 0-0 E8 1B | | 0-0 1B | | | 4 | 0 | 2 | 1 | 0 | 0 | 1 | | | | | | | | | |
| Amos Otis R (1, 8) OBP: 0.289, SLG: 0.336 | | 0-0 6-3 | 0-3 K | | 0-0 1-2 1B | | 0-0 F7 | | | 4 | 0 | 1 | 0 | 0 | 1 | 3 | | | | | | | | | |
| Willie Aikens L (1, 3) OBP: 0.388, SLG: 0.493 | | 0-0 1-3 | | 0-0 3B | | 0-0 3-1 | | 0-0 4-3 | | 3 | 0 | 1 | 0 | 0 | 0 | 2 | | | | | | | | | |
| Joe Simpson L (8, 3) OBP: 0.240, SLG: 0.182 | | | | | | | | | | 1 | 0 | 0 | 0 | 0 | 0 | 0 | | | | | | | | | |
| Frank White R (1, 4) OBP: 0.304, SLG: 0.440 | | 0-0 S 1B | | 0-0 6-3 | | 0-0 5-3 | | 0-0 F8 | | 4 | 0 | 1 | 0 | 0 | 0 | 1 | | | | | | | | | |
| John Wathan R (1, 2) OBP: 0.309, SLG: 0.326 | | 0-0 6-3 | | 0-0 F3 | | 0-0 2B | | 4-0 S 2B BB | | 3 | 1 | 1 | 0 | 1 | 0 | 2 | | | | | | | | | |
| U L Washington S (1, 6) OBP: 0.304, SLG: 0.277 | | | 0-0 F8 | | 0-0 4-3 | 0-3 K | | 0-0 2B | | 4 | 0 | 1 | 1 | 0 | 1 | 2 | | | | | | | | | |
| Inning Stats | R: 1 E: 0 K: 0 S: 4 | H: 2 LOB: 0 BB: 0 P: 4 | R: 0 E: 0 K: 0 S: 4 | H: 1 LOB: 1 BB: 0 P: 4 | R: 1 E: 0 K: 1 S: 6 | H: 1 LOB: 2 BB: 2 P: 14 | R: 0 E: 0 K: 0 S: 4 | H: 1 LOB: 1 BB: 0 P: 4 | R: 1 E: 0 K: 0 S: 4 | H: 2 LOB: 2 BB: 0 P: 6 | R: 0 E: 0 K: 2 S: 8 | H: 1 LOB: 1 BB: 0 P: 8 | R: 0 E: 0 K: 0 S: 4 | H: 1 LOB: 1 BB: 1 P: 4 | R: 0 E: 0 K: 0 S: 4 | H: 1 LOB: 1 BB: 1 P: 8 | R: 1 E: 0 K: 0 S: 4 | H: 1 LOB: 1 BB: 1 P: 8 | 1B: 6 2B: 2 3B: 1 HR: 1 | SF: 0 SAC: 0 DP: 1 HBP: 0 | WP: 0 PB: 0 SB: 3 CS: 0 | PA: 37 | | | |
| PITCHER | IP | WLS | BF | H | R | ER | SO | BB | IBB | HBP | BLK | WP | HR | S | P | ERA | WHIP | | | | | | | | |
| Dennis Martinez R (1, 1) ERA: 4.95 | 8.0 | L | 37 | 10 | 4 | 3 | 3 | 3 | 0 | 0 | 0 | 0 | 1 | 40 | 52 | 3.38 | 1.625 | | | | | | | | |

Baltimore Orioles @ Kansas City Royals
Royals Stadium, Kansas City, MO
Sun May 29 1983, 4:33 AM EDT
Att: 29,035 - Unknown

AB 34
R 4
H 10
RBI 3
BB 3
SO 3
LOB 15



| Batter | 1 | 2 | 3 | 4 | 5 | 6 | 7 | 8 | 9 | AB | R | H | RBI | BB | SO | LOB | TOP | |
|--|--|---------------------------------|------------------------------|---------------------------------|------------------------------|---------------------------------|------------------------------|---------------------------------|------------------------------|---------------------------------|------------------------------|---------------------------------|------------------------------|---------------------------------|----------------------------------|------------------------------------|----------------------------------|--------|
| Al Bumby, L OBP: 0.313, SLG: 0.322 (1, 8) | 0-0 HR 1B | | 0-0 4-3 HBP 1B | | 0-0 G3 | | 0-0 4-3 | | 0-0 4-3 | 5 | 1 | 2 | 0 | 0 | 0 | 1 | | |
| Dan Ford, R OBP: 0.350, SLG: 0.489 (1, 9) | 0-0 1-3 1-2 | | 1-0 4-3 HBP | | 0-0 5-3 | | 0-3 K | | | 3 | 0 | 0 | 0 | 0 | 1 | 1 | | |
| Cal Ripken Jr., R OBP: 0.364, SLG: 0.455 (1, 6) | 0-0 F8 | | 0-0 4-3 1-2 2-3 | | 0-0 F7 | | | | 0-0 F8 | 4 | 0 | 0 | 0 | 0 | 0 | 3 | | |
| Eddie Murray, S OBP: 0.379, SLG: 0.436 (1, 3) | 0-0 HR | | 0-0 4-3 | | 0-0 F9 | | | | 0-0 F8 | 4 | 1 | 1 | 2 | 0 | 0 | 2 | | |
| John Lowenstein, L OBP: 0.397, SLG: 0.500 (1, 7) | 0-0 5-3 | | | 0-0 3-1 | | 4-0 F9 1B BB | | | 0-0 4-3 | 3 | 0 | 0 | 0 | 1 | 0 | 0 | | |
| Ken Singleton, S OBP: 0.403, SLG: 0.500 (1, 10) | | 4-0 BB | | 4-0 2B BB | | 0-0 1B | | | 0-0 FC3-6 1B | 2 | 0 | 2 | 0 | 2 | 0 | 0 | | |
| Joe Nolan, L OBP: 0.351, SLG: 0.462 (1, 2) | | 0-0 F2 | | 0-0 2B | | 0-0 F9 | | | 0-0 FC3-6 2B | 4 | 1 | 1 | 0 | 0 | 0 | 4 | | |
| Rich Dauer, R OBP: 0.267, SLG: 0.265 (1, 4) | | 0-0 G3-6-3 | | 0-0 F3 | | 0-0 F7 | | | 0-0 F9 | 2 | 0 | 0 | 0 | 0 | 0 | 3 | | |
| Jim Dwyer, L OBP: 0.333, SLG: 0.400 (6, PH) | | 0-0 G3-6-3 | | | | | | | | 1 | 0 | 0 | 0 | 0 | 0 | 2 | | |
| Lenn Sakata, R OBP: 0.241, SLG: 0.286 (6, 4) | | 0-0 1-2 | | | | | | | | 1 | 0 | 0 | 0 | 0 | 0 | 1 | | |
| Aurelio Rodriguez, R OBP: 0.143, SLG: 0.143 (1, 5) | | | 0-0 F8 | | 0-0 6-3 | | | | 0-0 K | 2 | 0 | 0 | 0 | 0 | 0 | 2 | | |
| John Shetby, S OBP: 0.334, SLG: 0.426 (7, PH) | | | | | | | | | | 1 | 0 | 0 | 0 | 0 | 1 | 0 | | |
| Leo Hernandez, R OBP: 0.282, SLG: 0.359 (7, 5) | | | | | | | | | 1-H 2B | 1 | 0 | 1 | 1 | 0 | 0 | 0 | | |
| Inning Stats | R: 2 E: 0 K: 0 S: 5 | H: 2 LOB: 0 BB: 0 P: 5 | R: 0 E: 0 K: 0 S: 2 | H: 0 LOB: 0 BB: 1 P: 6 | R: 0 E: 0 K: 0 S: 4 | H: 1 LOB: 2 BB: 0 P: 5 | R: 0 E: 0 K: 0 S: 4 | H: 1 LOB: 0 BB: 0 P: 3 | R: 0 E: 0 K: 2 S: 7 | H: 0 LOB: 0 BB: 0 P: 7 | R: 0 E: 0 K: 0 S: 3 | H: 0 LOB: 1 BB: 0 P: 3 | R: 1 E: 0 K: 0 S: 5 | H: 2 LOB: 1 BB: 0 P: 5 | 1B: 4 2B: 2 3B: 0 HR: 1 | SF: 0 SAC: 0 DP: 1 HBP: 1 | WP: 0 PB: 0 SB: 0 CS: 0 | PA: 37 |
| PITCHER Ken Schrom, R ERA: 3.19 (1, 1) | IP: 9.0 WLS: W BF: 37 H: 7 R: 3 ER: 3 SO: 2 BB: 3 IBB: 0 HBP: 1 BLK: 0 WP: 0 HR: 1 S: 37 P: 50 ERA: 3.00 WHIP: 1.111 | | | | | | | | | | | | | | | PITCHER | | |

Baltimore Orioles @ Minnesota Twins
Hubert H. Humphrey Metrodome, Minneapolis, MN
Tue May 31 1983, 8:05 PM EDT
Att: 4,242 - Unknown

AB 33
R 3
H 7
RBI 3
BB 3
SO 2
LOB 19



| Batter | 1 | 2 | 3 | 4 | 5 | 6 | 7 | 8 | 9 | AB | R | H | RBI | BB | SO | LOB | BOTTOM | | | |
|---|---|---------------------------------|------------------------------|---------------------------------|------------------------------|---------------------------------|------------------------------|---------------------------------|------------------------------|---------------------------------|------------------------------|---------------------------------|------------------------------|----------------------------------|------------------------------|---------------------------------|-----------------------------------|------------------------------------|----------------------------------|--------|
| Bobby Mitchell, L OBP: 0.352, SLG: 0.344 (1, 8) | 0-3 K | | 0-0 6-3 1-2 | 0-0 1-H 3B | | 0-3 K | 0-0 F7 | | | 5 | 0 | 1 | 1 | 0 | 2 | 3 | | | | |
| John Castino, R OBP: 0.377, SLG: 0.500 (1, 4) | 0-0 F8 | | 0-0 F3 | 0-0 6-3 | | | 0-0 1B 1B | | 0-0 1B | 5 | 1 | 2 | 0 | 0 | 0 | 2 | | | | |
| Gary Ward, R OBP: 0.294, SLG: 0.429 (1, 7) | 0-0 1-3 | | 0-0 5-3 | | 0-0 5-3 2B 1B | | 0-0 1B 1B | | 0-0 F7 | 5 | 2 | 2 | 0 | 0 | 0 | 2 | | | | |
| Kent Hrbek, L OBP: 0.384, SLG: 0.525 (1, 3) | | 0-0 1B 2B | | 0-0 2B 3B | | 0-0 F9 | 4-0 1B BB | | 0-0 F8 | 4 | 3 | 2 | 0 | 1 | 0 | 2 | | | | |
| Gary Gaetti, R OBP: 0.321, SLG: 0.442 (1, 5) | | 0-0 5-3 | | 0-0 1B 2B | 1-2 5-3 | | 0-0 1B 1B | 0-3 K | | 5 | 2 | 2 | 3 | 0 | 1 | 3 | | | | |
| Randy Bush, L OBP: 0.386, SLG: 0.462 (1, 10) | | 0-0 1B | | 0-0 3-H 1B 2B | 1-2 2B | | 1-2 2-H 3-H 1B | | | 3 | 0 | 3 | 3 | 0 | 0 | 0 | | | | |
| Mickey Hatcher, R OBP: 0.364, SLG: 0.436 (7, PH) | | 0-0 2-H 1B | | 0-0 FC5-4 1B | 2-H 2B | | 1-3 2-H 3-H 1B | | | 1 | 0 | 1 | 1 | 0 | 0 | 0 | | | | |
| Tom Brunansky, R OBP: 0.276, SLG: 0.346 (1, 9) | | 0-0 F3 | | 0-0 FC5-4 1B | 0-0 F9 | | 0-0 1B | | 1-2 3-H 1B | 4 | 1 | 1 | 1 | 0 | 0 | 3 | | | | |
| Dave Engle, R OBP: 0.333, SLG: 0.475 (1, 2) | | 0-0 4-3 | | 0-0 F7 | | 0-3 K | 0-0 P5 | | | 4 | 0 | 0 | 0 | 0 | 1 | 4 | | | | |
| Ron Washington, R OBP: 0.309, SLG: 0.324 (1, 6) | | | 0-0 6-3 1B | 0-0 1-H 3B 1B | | 0-0 4-3 | 0-0 F8 | | | 4 | 1 | 2 | 1 | 0 | 0 | 2 | | | | |
| Inning Stats | R: 0 E: 0 K: 1 S: 5 | H: 0 LOB: 0 BB: 0 P: 5 | R: 1 E: 0 K: 0 S: 5 | H: 2 LOB: 1 BB: 0 P: 5 | R: 0 E: 0 K: 0 S: 4 | H: 1 LOB: 1 BB: 0 P: 4 | R: 4 E: 0 K: 0 S: 8 | H: 5 LOB: 1 BB: 0 P: 8 | R: 1 E: 0 K: 0 S: 5 | H: 2 LOB: 1 BB: 0 P: 5 | R: 0 E: 0 K: 2 S: 7 | H: 0 LOB: 0 BB: 0 P: 7 | R: 4 E: 0 K: 0 S: 8 | H: 5 LOB: 2 BB: 1 P: 12 | R: 0 E: 0 K: 1 S: 6 | H: 1 LOB: 0 BB: 0 P: 6 | 1B: 11 2B: 3 3B: 2 HR: 0 | SF: 0 SAC: 0 DP: 0 HBP: 0 | WP: 0 PB: 0 SB: 1 CS: 0 | PA: 41 |
| PITCHER Storm Davis, R ERA: 3.22 (1, 1) | IP: 3.2 WLS: L BF: 19 H: 8 R: 5 ER: 5 SO: 1 BB: 0 IBB: 0 HBP: 0 BLK: 0 WP: 0 HR: 0 S: 21 P: 21 ERA: 12.27 WHIP: 2.182 | | | | | | | | | | | | | | | PITCHER | | | | |
| Don Welch, R ERA: 5.4 (4, 1) | 2.1 11 4 3 3 2 0 0 0 0 0 0 15 15 11.57 1.714 | | | | | | | | | | | | | | | | | | | |
| Dan Morigiello, L ERA: 5.4 (7, 1) | 2.0 11 4 2 2 1 1 0 0 0 0 0 12 16 9.00 2.500 | | | | | | | | | | | | | | | | | | | |

Baltimore Orioles @ Minnesota Twins
Hubert H. Humphrey Metrodome, Minneapolis, MN
Tue May 31 1983, 8:05 PM EDT
Att: 4,242 - Unknown

AB 40
R 10
H 16
RBI 10
BB 1
SO 4
LOB 21



| Batter | 1 | 2 | 3 | 4 | 5 | 6 | 7 | 8 | 9 | AB | R | H | RBI | BB | SO | LOB | TOP | | | | | | | | |
|---|-------------------------------|----------------------------------|------------------------------|---------------------------------|------------------------------|----------------------------------|------------------------------|---------------------------------|------------------------------|---------------------------------|------------------------------|---------------------------------|------------------------------|---------------------------------|------------------------------|---------------------------------|---|---------------------------------|----------------------------------|------------------------------------|----------------------------------|--------|--|--|--|
| John Shelby, S OBP: 0.327, SLG: 0.453 (1, 8) | | | | | | | | | | 5 | 1 | 2 | 1 | 0 | 0 | 2 | Baltimore Orioles @ Minnesota Twins Hubert H. Humphrey Metrodome, Minneapolis, MN Wed Jun 01 1983, 8:05 PM EDT Att: 5,564 - Unknown | | | | | | | | |
| Dan Ford, R OBP: 0.343, SLG: 0.479 (1, 9) | | | | | | | | | | 4 | 0 | 0 | 0 | 0 | 0 | 1 | | | | | | | | | |
| Jim Dwyer, L OBP: 0.327, SLG: 0.391 (7, 9) | | | | | | | | | | 1 | 0 | 0 | 0 | 0 | 0 | 0 | | | | | | | | | |
| Cal Ripken Jr., R OBP: 0.369, SLG: 0.456 (1, 6) | | | | | | | | | | 4 | 2 | 2 | 0 | 1 | 1 | 0 | | | | | | | | | |
| Eddie Murray, S OBP: 0.384, SLG: 0.452 (1, 3) | | | | | | | | | | 5 | 1 | 3 | 0 | 0 | 0 | 1 | | | | | | | | | |
| Gary Roenicke, R OBP: 0.388, SLG: 0.580 (1, 7) | | | | | | | | | | 4 | 1 | 4 | 4 | 0 | 0 | 0 | | | | | | | | | |
| Benny Avila, R OBP: 0.380, SLG: 0.476 (1, 10) | | | | | | | | | | 2 | 0 | 0 | 0 | 1 | 1 | 2 | | | | | | | | | |
| Ken Singleton, S OBP: 0.404, SLG: 0.496 (7, PH) | | | | | | | | | | 1 | 0 | 0 | 0 | 1 | 0 | 1 | | | | | | | | | |
| Rich Dauer, R OBP: 0.265, SLG: 0.258 (1, 4) | | | | | | | | | | 4 | 0 | 0 | 0 | 1 | 2 | 8 | | | | | | | | | |
| Rick Dempsey, R OBP: 0.293, SLG: 0.299 (1, 2) | | | | | | | | | | 4 | 1 | 1 | 0 | 0 | 0 | 1 | | | | | | | | | |
| Aurelio Rodriguez, R OBP: 0.125, SLG: 0.130 (1, 5) | | | | | | | | | | 2 | 0 | 0 | 1 | 0 | 0 | 0 | | | | | | | | | |
| Inning Stats | R: 2 E: 0 K: 2 S: 11 | H: 4 LOB: 2 BB: 0 P: 11 | R: 0 E: 0 K: 0 S: 4 | H: 1 LOB: 1 BB: 0 P: 4 | R: 0 E: 0 K: 0 S: 3 | H: 1 LOB: 2 BB: 2 P: 11 | R: 0 E: 0 K: 0 S: 3 | H: 0 LOB: 0 BB: 0 P: 3 | R: 0 E: 0 K: 1 S: 5 | H: 0 LOB: 0 BB: 0 P: 5 | R: 1 E: 1 K: 0 S: 5 | H: 1 LOB: 2 BB: 1 P: 9 | R: 1 E: 0 K: 0 S: 5 | H: 2 LOB: 2 BB: 1 P: 9 | R: 1 E: 1 K: 0 S: 4 | H: 1 LOB: 0 BB: 0 P: 4 | R: 1 E: 0 K: 1 S: 7 | H: 2 LOB: 1 BB: 0 P: 7 | 1B: 8 2B: 2 3B: 0 HR: 2 | SF: 2 SAC: 0 DP: 1 HBP: 0 | WP: 0 PB: 0 SB: 0 CS: 0 | PA: 43 | | | |
| PITCHER | IP | WLS | BF | H | R | ER | SO | BB | IBB | HBP | BLK | WP | HR | S | P | ERA | WHIP | | | | | | | | |
| Pete Filson, L ERA: 2.72 (1, 1) | 5.1 | | 25 | 7 | 3 | 3 | 3 | 3 | 0 | 0 | 0 | 0 | 2 | 28 | 40 | 5.06 | 1.875 | | | | | | | | |
| Rick Lysander, R ERA: 3.0 (6, 1) | 2.2 | L | 13 | 3 | 2 | 1 | 0 | 1 | 0 | 0 | 0 | 0 | 0 | 12 | 16 | 3.38 | 1.500 | | | | | | | | |
| Ron Davis, R ERA: 3.29 (9, 1) | 1.0 | | 5 | 2 | 1 | 1 | 1 | 0 | 0 | 0 | 0 | 0 | 0 | 7 | 7 | 9.00 | 2.000 | | | | | | | | |

| Batter | 1 | 2 | 3 | 4 | 5 | 6 | 7 | 8 | 9 | AB | R | H | RBI | BB | SO | LOB | BOTTOM | | | | | | | | |
|---|------------------------------|---------------------------------|------------------------------|---------------------------------|------------------------------|---------------------------------|------------------------------|---------------------------------|------------------------------|---------------------------------|------------------------------|---------------------------------|------------------------------|----------------------------------|------------------------------|---------------------------------|---|---------------------------------|----------------------------------|------------------------------------|----------------------------------|--------|--|--|--|
| Darrell Brown, S OBP: 0.313, SLG: 0.315 (1, 8) | | | | | | | | | | 5 | 2 | 2 | 0 | 0 | 0 | 3 | Baltimore Orioles @ Minnesota Twins Hubert H. Humphrey Metrodome, Minneapolis, MN Wed Jun 01 1983, 8:05 PM EDT Att: 5,564 - Unknown | | | | | | | | |
| John Castino, R OBP: 0.386, SLG: 0.514 (1, 4) | | | | | | | | | | 4 | 0 | 3 | 2 | 1 | 0 | 0 | | | | | | | | | |
| Gary Ward, R OBP: 0.296, SLG: 0.429 (1, 7) | | | | | | | | | | 5 | 0 | 2 | 0 | 0 | 1 | 3 | | | | | | | | | |
| Kent Hrbek, L OBP: 0.380, SLG: 0.514 (1, 3) | | | | | | | | | | 4 | 0 | 0 | 0 | 1 | 2 | 5 | | | | | | | | | |
| Gary Gaetti, R OBP: 0.320, SLG: 0.435 (1, 5) | | | | | | | | | | 3 | 0 | 0 | 0 | 1 | 0 | 4 | | | | | | | | | |
| Mickey Hatcher, R OBP: 0.360, SLG: 0.429 (1, 10) | | | | | | | | | | 4 | 0 | 1 | 0 | 0 | 0 | 5 | | | | | | | | | |
| Tom Brunansky, R OBP: 0.280, SLG: 0.357 (1, 9) | | | | | | | | | | 3 | 1 | 1 | 0 | 1 | 0 | 1 | | | | | | | | | |
| Dave Engle, R OBP: 0.339, SLG: 0.475 (1, 2) | | | | | | | | | | 4 | 0 | 2 | 1 | 0 | 0 | 1 | | | | | | | | | |
| Bobby Mitchell, L OBP: 0.352, SLG: 0.344 (8, PR) | | | | | | | | | | 0 | 0 | 0 | 0 | 0 | 0 | 0 | | | | | | | | | |
| Ray Smith, R OBP: 0.345, SLG: 0.208 (9, 2) | | | | | | | | | | 0 | 0 | 0 | 0 | 0 | 0 | 0 | | | | | | | | | |
| Ron Washington, R OBP: 0.306, SLG: 0.321 (1, 6) | | | | | | | | | | 4 | 0 | 1 | 0 | 0 | 0 | 4 | | | | | | | | | |
| Inning Stats | R: 1 E: 0 K: 1 S: 7 | H: 2 LOB: 1 BB: 0 P: 7 | R: 1 E: 0 K: 0 S: 5 | H: 2 LOB: 1 BB: 0 P: 5 | R: 0 E: 0 K: 0 S: 4 | H: 1 LOB: 0 BB: 1 P: 8 | R: 0 E: 0 K: 0 S: 3 | H: 1 LOB: 0 BB: 0 P: 3 | R: 1 E: 0 K: 0 S: 5 | H: 2 LOB: 1 BB: 0 P: 5 | R: 0 E: 0 K: 0 S: 4 | H: 1 LOB: 1 BB: 0 P: 4 | R: 0 E: 0 K: 1 S: 7 | H: 2 LOB: 3 BB: 1 P: 11 | R: 0 E: 0 K: 0 S: 3 | H: 1 LOB: 2 BB: 1 P: 7 | R: 0 E: 0 K: 1 S: 4 | H: 0 LOB: 0 BB: 1 P: 8 | 1B: 9 2B: 2 3B: 1 HR: 0 | SF: 0 SAC: 0 DP: 1 HBP: 0 | WP: 0 PB: 0 SB: 1 CS: 1 | PA: 41 | | | |
| PITCHER | IP | WLS | BF | H | R | ER | SO | BB | IBB | HBP | BLK | WP | HR | S | P | ERA | WHIP | | | | | | | | |
| Scott McGregor, L ERA: 4.23 (1, 1) | 6.1 | | 30 | 11 | 3 | 3 | 1 | 1 | 0 | 0 | 0 | 0 | 0 | 31 | 35 | 4.26 | 1.895 | | | | | | | | |
| Tippy Martinez, L ERA: 4.34 (7, 1) | 2.2 | S | 10 | 1 | 0 | 0 | 2 | 3 | 0 | 0 | 0 | 0 | 0 | 11 | 23 | 0.00 | 1.500 | | | | | | | | |



| Batter | 1 | 2 | 3 | 4 | 5 | 6 | 7 | 8 | 9 | AB | R | H | RBI | BB | SO | LOB | TOP | | | | | | | | | | | | | | | | | | | |
|---|------------------------------|----------------------------------|------------------------------|---------------------------------|------------------------------|---------------------------------|------------------------------|---------------------------------|------------------------------|---------------------------------|------------------------------|---------------------------------|------------------------------|----------------------------------|------------------------------|---------------------------------|---|-----------------------------------|------------------------------------|----------------------------------|--------|----|---|---|----|----|----|-----|-----|-----|----|----|---|---|-----|------|
| Damaso Garcia, R (1,4) OBP: 0.290, SLG: 0.339 | 5-3 | | K | | | | 1-3 | | 5-3 | 5 | 0 | 1 | 0 | 0 | 1 | 0 | Toronto Blue Jays @ Baltimore Orioles Memorial Stadium, Baltimore, MD Fri Jun 03 1983, 7:05 PM EDT Att: 40,393 - Unknown | | | | | | | | | | | | | | | | | | | |
| Dave Collins, S (1,7) OBP: 0.272, SLG: 0.245 Hosken Powell, L (9,7) OBP: 0.226, SLG: 0.260 | BB 1B BB | | F7 | | | | K | | | 3 | 0 | 0 | 0 | 2 | 2 | 1 | | | | | | | | | | | | | | | | | | | | |
| Willie Upshaw, L (1,3) OBP: 0.362, SLG: 0.515 | BB 1B | | | | | | K | | 1-3 | 4 | 1 | 2 | 0 | 1 | 1 | 1 | | | | | | | | | | | | | | | | | | | | |
| Jorge Orta, L (1,10) OBP: 0.239, SLG: 0.328 | BB 1B | | G3 | | | | 1-3 | | FC6-4 1B WP 1B | 3 | 1 | 1 | 1 | 1 | 0 | 1 | | | | | | | | | | | | | | | | | | | | |
| Ernie Whitt, L (1,2) OBP: 0.310, SLG: 0.365 Buck Martinez, R (8, PH) OBP: 0.381, SLG: 0.483 | G6-4-3 BB | | | | | | K | | K | 3 | 0 | 0 | 0 | 0 | 1 | 3 | | | | | | | | | | | | | | | | | | | | |
| Lloyd Moseby, L (1,8) OBP: 0.351, SLG: 0.511 Barry Bonnell, R (8, PH) OBP: 0.351, SLG: 0.370 | 5-3 1B | | | | | | 1B 1B | | FC6-4 1B | 3 | 0 | 2 | 0 | 0 | 1 | 0 | | | | | | | | | | | | | | | | | | | | |
| Garth Iorg, R (1,5) OBP: 0.321, SLG: 0.347 | 5-3 1B | | | | | | 1B 1B | | FC6-4 1B | 4 | 0 | 2 | 0 | 0 | 0 | 3 | | | | | | | | | | | | | | | | | | | | |
| Jesse Barfield, R (1,9) OBP: 0.256, SLG: 0.431 | K | | | | | | FC5-4 1B | | FC6-4 WP | 4 | 0 | 1 | 0 | 0 | 1 | 4 | | | | | | | | | | | | | | | | | | | | |
| Alfredo Griffin, S (1,6) OBP: 0.253, SLG: 0.350 | 1-3 | | | | | | FC5-4 1B | | 5-3 | 4 | 0 | 0 | 0 | 0 | 0 | 3 | | | | | | | | | | | | | | | | | | | | |
| Inning Stats | R: 0 E: 0 K: 0 S: 3 | H: 1 LOB: 2 BB: 2 P: 11 | R: 0 E: 0 K: 1 S: 6 | H: 1 LOB: 1 BB: 0 P: 6 | R: 0 E: 0 K: 1 S: 6 | H: 1 LOB: 1 BB: 0 P: 6 | R: 0 E: 0 K: 2 S: 7 | H: 2 LOB: 2 BB: 0 P: 7 | R: 0 E: 0 K: 1 S: 7 | H: 1 LOB: 0 BB: 0 P: 7 | R: 0 E: 0 K: 1 S: 5 | H: 0 LOB: 0 BB: 0 P: 5 | R: 2 E: 0 K: 1 S: 7 | H: 2 LOB: 1 BB: 1 P: 11 | R: 0 E: 0 K: 0 S: 3 | H: 0 LOB: 1 BB: 1 P: 7 | | 1B: 10 2B: 0 3B: 0 HR: 0 | SF: 0 SAC: 0 DP: 1 HBP: 0 | WP: 1 PB: 0 SB: 1 CS: 1 | PA: 39 | | | | | | | | | | | | | | | |
| PITCHER | IP | WLS | BF | H | R | ER | SO | BB | IBB | HBP | BLK | WP | HR | S | P | ERA | WHIP | PITCHER | | IP | WLS | BF | H | R | ER | SO | BB | IBB | HBP | BLK | WP | HR | S | P | ERA | WHIP |
| Dennis Martinez, R (1,1) ERA: 4.72 | 7.0 | | 31 | 9 | 2 | 2 | 7 | 3 | 0 | 0 | 0 | 0 | 0 | 42 | 54 | 2.57 | 1.714 | | | | | | | | | | | | | | | | | | | |
| Tippy Martinez, L (8,1) ERA: 4.06 | 2.0 | W | 8 | 1 | 0 | 0 | 1 | 1 | 0 | 0 | 0 | 1 | 0 | 9 | 13 | 0.00 | 1.000 | | | | | | | | | | | | | | | | | | | |

| Batter | 1 | 2 | 3 | 4 | 5 | 6 | 7 | 8 | 9 | AB | R | H | RBI | BB | SO | LOB | BOTTOM | | | | | | | | | | | | | | | | | | | |
|---|------------------------------|---------------------------------|------------------------------|---------------------------------|------------------------------|---------------------------------|------------------------------|---------------------------------|------------------------------|----------------------------------|------------------------------|---------------------------------|------------------------------|---------------------------------|------------------------------|----------------------------------|---|----------------------------------|----------------------------------|------------------------------------|----------------------------------|--------|---|---|----|----|----|-----|-----|-----|----|----|---|---|-----|------|
| Al Bumbry, L (1,8) OBP: 0.316, SLG: 0.320 | K | | 1-3 | | | | | F9 | | 4 | 0 | 1 | 0 | 1 | 1 | 0 | Toronto Blue Jays @ Baltimore Orioles Memorial Stadium, Baltimore, MD Fri Jun 03 1983, 7:05 PM EDT Att: 40,393 - Unknown | | | | | | | | | | | | | | | | | | | |
| Rich Dauer, R (1,4) OBP: 0.272, SLG: 0.261 Jim Dwyer, L (8, PH) OBP: 0.340, SLG: 0.404 Lenn Sakata, R (8, PR) OBP: 0.241, SLG: 0.286 | FC6-4 1B | | F8 | | | | 1B 1B | | BB 1B | 2 | 0 | 1 | 0 | 1 | 0 | 0 | | | | | | | | | | | | | | | | | | | | |
| John Shelby, S (9, PH) OBP: 0.333, SLG: 0.453 | BB 1B | | | | | | BB | | BB | 0 | 0 | 0 | 1 | 1 | 0 | 0 | | | | | | | | | | | | | | | | | | | | |
| Cal Ripken Jr., R (1,6) OBP: 0.372, SLG: 0.459 | F3 | | | | | | K | | 1B BB | 3 | 0 | 1 | 0 | 1 | 1 | 3 | | | | | | | | | | | | | | | | | | | | |
| Eddie Murray, S (1,3) OBP: 0.381, SLG: 0.447 | FC6-4 | | G3 | | | | G3 | | | 4 | 0 | 1 | 1 | 0 | 0 | 2 | | | | | | | | | | | | | | | | | | | | |
| John Lowenstein, L (1,7) OBP: 0.385, SLG: 0.482 | | | K | | | | F8 | | G3 | 4 | 0 | 0 | 0 | 0 | 2 | 2 | | | | | | | | | | | | | | | | | | | | |
| Ken Singleton, S (1,10) OBP: 0.406, SLG: 0.500 | | | | | | | G3 | | K | 3 | 1 | 1 | 0 | 1 | 0 | 2 | | | | | | | | | | | | | | | | | | | | |
| Gary Roenicke, R (1,9) OBP: 0.381, SLG: 0.562 | E 2B | | | | | | G1-6-3 BB | | F8 | 4 | 0 | 1 | 1 | 0 | 2 | 1 | | | | | | | | | | | | | | | | | | | | |
| Rick Dempsey, R (1,2) OBP: 0.291, SLG: 0.297 | E7 1B | | | | | | G1-6-3 | | | 4 | 0 | 1 | 1 | 0 | 2 | 1 | | | | | | | | | | | | | | | | | | | | |
| Aurelio Rodriguez, R (1,5) OBP: 0.143, SLG: 0.148 | F8 | | | | | | 5-3 | | | 4 | 1 | 1 | 0 | 0 | 1 | 1 | | | | | | | | | | | | | | | | | | | | |
| Inning Stats | R: 0 E: 0 K: 1 S: 6 | H: 1 LOB: 1 BB: 0 P: 6 | R: 1 E: 1 K: 1 S: 7 | H: 2 LOB: 1 BB: 0 P: 7 | R: 0 E: 0 K: 0 S: 4 | H: 1 LOB: 0 BB: 0 P: 4 | R: 0 E: 0 K: 0 S: 2 | H: 0 LOB: 0 BB: 1 P: 6 | R: 0 E: 0 K: 2 S: 8 | H: 1 LOB: 2 BB: 1 P: 12 | R: 0 E: 0 K: 0 S: 3 | H: 0 LOB: 0 BB: 0 P: 3 | R: 0 E: 0 K: 3 S: 9 | H: 0 LOB: 0 BB: 0 P: 9 | R: 1 E: 0 K: 1 S: 7 | H: 2 LOB: 2 BB: 1 P: 11 | R: 1 E: 0 K: 1 S: 5 | H: 2 LOB: 2 BB: 2 P: 13 | 1B: 7 2B: 2 3B: 0 HR: 0 | SF: 0 SAC: 0 DP: 1 HBP: 0 | WP: 0 PB: 0 SB: 0 CS: 0 | PA: 38 | | | | | | | | | | | | | | |
| PITCHER | IP | WLS | BF | H | R | ER | SO | BB | IBB | HBP | BLK | WP | HR | S | P | ERA | WHIP | PITCHER | | IP | WLS | BF | H | R | ER | SO | BB | IBB | HBP | BLK | WP | HR | S | P | ERA | WHIP |
| Jim Gott, R (1,1) ERA: 4.94 | 7.0 | | 27 | 5 | 1 | 1 | 7 | 2 | 0 | 0 | 0 | 0 | 0 | 39 | 47 | 1.29 | 1.000 | | | | | | | | | | | | | | | | | | | |
| Randy Moffitt, R (8,1) ERA: 2.0 | 0.1 | | 3 | 1 | 1 | 1 | 0 | 1 | 0 | 0 | 0 | 0 | 0 | 2 | 6 | 27.00 | 6.000 | | | | | | | | | | | | | | | | | | | |
| Joey McLaughlin, R (8,1) ERA: 2.42 | 1.0 | L | 8 | 3 | 1 | 1 | 2 | 1 | 1 | 0 | 0 | 0 | 0 | 10 | 18 | 9.00 | 4.000 | | | | | | | | | | | | | | | | | | | |

| | |
|-----|----|
| AB | 35 |
| R | 2 |
| H | 10 |
| RBI | 1 |
| BB | 4 |
| SO | 8 |
| LOB | 17 |

| | |
|-----|----|
| AB | 33 |
| R | 3 |
| H | 9 |
| RBI | 3 |
| BB | 5 |
| SO | 9 |
| LOB | 12 |



| Batter | 1 | 2 | 3 | 4 | 5 | 6 | 7 | 8 | 9 | AB | R | H | RBI | BB | SO | LOB | TOP | | | | | | | | | | |
|--|------------------------------|---------------------------------|------------------------------|---------------------------------|------------------------------|---------------------------------|------------------------------|---------------------------------|------------------------------|---------------------------------|------------------------------|---------------------------------|------------------------------|---------------------------------|------------------------------|---------------------------------|------------------------------|---------------------------------|----------------------------------|------------------------------------|----------------------------------|--------|--|--|--|--|--|
| Damaso Garcia, R (1, 4) OBP: 0.289, SLG: 0.337 | 0-0 6-3 | | 0-0 2B 1B | | 0-0 5-3 | | 0-0 5-3 | | | 4 | 0 | 1 | 0 | 0 | 0 | 1 | | | | | | | | | | | |
| Rance Mulliniks, L (1, 5) OBP: 0.400, SLG: 0.505 | 0-0 G3 | | 0-0 WP 1-2 2B | | | 0-0 1B FC6-4 1B | | 0-0 6-3 | | 4 | 1 | 2 | 0 | 0 | 0 | 0 | | | | | | | | | | | |
| Willie Upshaw, L (1, 3) OBP: 0.365, SLG: 0.512 | 4-0 CS BB | | 0-3 K | | | 0-0 FC6-4 1B | | 0-0 F7 | | 3 | 0 | 1 | 0 | 1 | 1 | 1 | | | | | | | | | | | |
| Cliff Johnson, R (1, 10) OBP: 0.396, SLG: 0.588 | 0-0 CS 1-2 | 0-3 K | | 0-0 HR | | 0-3 K | | 0-0 E 2B | | 4 | 2 | 2 | 1 | 0 | 2 | 2 | | | | | | | | | | | |
| Lloyd Moseby, L (1, 8) OBP: 0.348, SLG: 0.504 | | 0-0 F8 | | 0-0 1-3 | | 0-0 FC6-4 1-2 3-H | | 0-0 E7 2H 1B | | 4 | 0 | 1 | 2 | 0 | 0 | 1 | | | | | | | | | | | |
| Ernie Whitt, L (1, 2) OBP: 0.308, SLG: 0.387 | | 0-0 HR | | 0-0 4-3 | | 0-0 F6 | | 0-3 K | | 4 | 1 | 1 | 1 | 0 | 1 | 2 | | | | | | | | | | | |
| Barry Bonnell, R (1, 7) OBP: 0.348, SLG: 0.365 | | 0-0 1B | | 0-3 K | | | 0-0 B5-3 | | 0-0 F7 | 4 | 0 | 1 | 0 | 0 | 1 | 0 | | | | | | | | | | | |
| Jesse Barfield, R (1, 9) OBP: 0.250, SLG: 0.421 | | 0-0 F8 | | 0-3 K | | | 0-0 5-3 | | 0-0 F8 | 3 | 0 | 0 | 0 | 0 | 1 | 1 | | | | | | | | | | | |
| Hosken Powell, L (9, PH) OBP: 0.222, SLG: 0.255 | | | | | | | | | | 1 | 0 | 0 | 0 | 0 | 0 | 0 | | | | | | | | | | | |
| Alfredo Griffin, S (1, 6) OBP: 0.255, SLG: 0.346 | | | 0-0 G3 | | | | 0-0 F7 | | | 2 | 0 | 0 | 0 | 1 | 0 | 0 | | | | | | | | | | | |
| Jorge Orta, L (9, PH) OBP: 0.236, SLG: 0.323 | | | | | | | | | 0-0 F4 | 1 | 0 | 0 | 0 | 0 | 0 | 0 | | | | | | | | | | | |
| Inning Stats | R: 0 E: 0 K: 0 S: 2 | H: 0 LOB: 0 BB: 1 P: 6 | R: 1 E: 0 K: 1 S: 7 | H: 2 LOB: 1 BB: 0 P: 7 | R: 0 E: 0 K: 1 S: 6 | H: 2 LOB: 1 BB: 0 P: 6 | R: 1 E: 0 K: 1 S: 6 | H: 1 LOB: 0 BB: 0 P: 6 | R: 0 E: 0 K: 1 S: 5 | H: 0 LOB: 0 BB: 0 P: 5 | R: 1 E: 0 K: 1 S: 7 | H: 2 LOB: 1 BB: 0 P: 7 | R: 0 E: 0 K: 0 S: 3 | H: 0 LOB: 1 BB: 1 P: 7 | R: 1 E: 0 K: 1 S: 7 | H: 2 LOB: 1 BB: 0 P: 7 | R: 0 E: 0 K: 0 S: 3 | H: 0 LOB: 0 BB: 0 P: 3 | 1B: 5 2B: 2 3B: 0 HR: 2 | SF: 0 SAC: 0 DP: 0 HBP: 0 | WP: 1 PB: 0 SB: 0 CS: 1 | PA: 37 | | | | | |
| PITCHER | IP | WLS | BF | H | R | ER | SO | BB | IBB | HBP | BLK | WP | HR | S | P | ERA | WHIP | | | | | | | | | | |
| Mike Boddicker, R (1, 1) ERA: 3.34 | 5.0 | W | 21 | 7 | 3 | 3 | 4 | 1 | 0 | 0 | 0 | 1 | 2 | 28 | 32 | 5.40 | 1.600 | | | | | | | | | | |
| Sammy Stewart, R (6, 1) ERA: 4.08 | 4.0 | S | 15 | 2 | 1 | 1 | 2 | 1 | 0 | 0 | 0 | 0 | 0 | 18 | 22 | 2.25 | 0.750 | | | | | | | | | | |

Toronto Blue Jays @ Baltimore Orioles
Memorial Stadium, Baltimore, MD
Sat Jun 04 1983, 7:05 PM EDT
Att: 22,659 - Unknown - 77 F

| | |
|-----|----|
| AB | 34 |
| R | 4 |
| H | 9 |
| RBI | 4 |
| BB | 2 |
| SO | 6 |
| LOB | 8 |



| Batter | 1 | 2 | 3 | 4 | 5 | 6 | 7 | 8 | 9 | AB | R | H | RBI | BB | SO | LOB | BOTTOM | | | | | | | | | | |
|--|------------------------------|----------------------------------|------------------------------|---------------------------------|------------------------------|---------------------------------|------------------------------|---------------------------------|------------------------------|---------------------------------|------------------------------|---------------------------------|------------------------------|---------------------------------|------------------------------|---------------------------------|----------------------------------|------------------------------------|----------------------------------|--------|--|--|--|--|--|--|--|
| Al Bumbry, L (1, 8) OBP: 0.321, SLG: 0.349 | 0-0 5-3 | | 0-0 HR | 0-0 1-2 3-H 1B | | | 0-0 1-4-3 | | | 4 | 1 | 2 | 2 | 0 | 0 | 0 | | | | | | | | | | | |
| Rich Dauer, R (1, 4) OBP: 0.272, SLG: 0.256 | 0-0 F7 | | 0-0 5-3 | 0-0 G5-3 | | | 4-0 BB | | | 3 | 0 | 0 | 0 | 1 | 0 | 2 | | | | | | | | | | | |
| Cal Ripken Jr., R (1, 6) OBP: 0.370, SLG: 0.452 | 4-0 HR BB | | 0-0 L8 | | 0-0 6-3 | | 0-0 F8 | | | 3 | 1 | 0 | 0 | 1 | 0 | 1 | | | | | | | | | | | |
| Eddie Murray, S (1, 3) OBP: 0.384, SLG: 0.461 | 0-0 1-H HR | | 4-0 HR BB | | 0-0 3-1 | | 0-3 K | | | 3 | 2 | 1 | 2 | 1 | 1 | 1 | | | | | | | | | | | |
| John Lowenstein, L (1, 7) OBP: 0.381, SLG: 0.500 | 0-3 K | | 0-0 1-H HR | | 0-3 K | | | 0-0 G3 | | 4 | 1 | 1 | 2 | 0 | 2 | 0 | | | | | | | | | | | |
| John Shelby, S (9, 8) OBP: 0.333, SLG: 0.453 | | | | | | | | | | 0 | 0 | 0 | 0 | 0 | 0 | 0 | | | | | | | | | | | |
| Ken Singleton, S (1, 10) OBP: 0.396, SLG: 0.486 | | 0-0 4-3 | 0-0 G3 | | | 0-0 F8 | | 0-0 G3 | | 4 | 0 | 0 | 0 | 0 | 0 | 0 | | | | | | | | | | | |
| Gary Roenicke, R (1, 9) OBP: 0.386, SLG: 0.547 | | 1-0 HBP | | 4-0 1B BB | | 0-0 5-3 | | 0-0 F7 | | 2 | 1 | 0 | 0 | 1 | 0 | 0 | | | | | | | | | | | |
| Rick Dempsey, R (1, 2) OBP: 0.300, SLG: 0.301 | | 0-3 K | | 0-0 G5-3 1B 1-3 1B | | 4-0 FC5-4 BB | | | | 2 | 0 | 1 | 0 | 1 | 1 | 1 | | | | | | | | | | | |
| Aurelio Rodriguez, R (1, 5) OBP: 0.129, SLG: 0.133 | | 0-0 F8 | | 0-0 F4 | | 0-0 FC5-4 | | | | 3 | 0 | 0 | 0 | 0 | 0 | 4 | | | | | | | | | | | |
| Inning Stats | R: 2 E: 0 K: 1 S: 6 | H: 1 LOB: 0 BB: 1 P: 10 | R: 0 E: 0 K: 1 S: 5 | H: 0 LOB: 0 BB: 0 P: 6 | R: 3 E: 0 K: 0 S: 5 | H: 2 LOB: 0 BB: 1 P: 9 | R: 1 E: 0 K: 0 S: 4 | H: 2 LOB: 1 BB: 1 P: 8 | R: 0 E: 0 K: 1 S: 5 | H: 0 LOB: 0 BB: 0 P: 5 | R: 0 E: 0 K: 0 S: 3 | H: 0 LOB: 1 BB: 1 P: 7 | R: 0 E: 0 K: 1 S: 5 | H: 0 LOB: 1 BB: 1 P: 9 | R: 0 E: 0 K: 0 S: 3 | H: 0 LOB: 0 BB: 0 P: 3 | 1B: 2 2B: 0 3B: 0 HR: 3 | SF: 0 SAC: 0 DP: 1 HBP: 1 | WP: 0 PB: 0 SB: 0 CS: 0 | PA: 34 | | | | | | | |
| PITCHER | IP | WLS | BF | H | R | ER | SO | BB | IBB | HBP | BLK | WP | HR | S | P | ERA | WHIP | | | | | | | | | | |
| Dave Stieb, R (1, 1) ERA: 2.07 | 2.2 | L | 14 | 3 | 5 | 5 | 2 | 2 | 0 | 1 | 0 | 0 | 3 | 15 | 24 | 16.88 | 1.875 | | | | | | | | | | |
| Jim Acker, R (3, 1) ERA: 3.8 | 2.1 | | 9 | 2 | 1 | 1 | 1 | 1 | 0 | 0 | 0 | 0 | 0 | 10 | 14 | 3.86 | 1.286 | | | | | | | | | | |
| Mike Morgan, R (6, 1) ERA: 4.33 | 3.0 | | 11 | 0 | 0 | 0 | 1 | 2 | 0 | 0 | 0 | 0 | 0 | 11 | 19 | 0.00 | 0.667 | | | | | | | | | | |

Toronto Blue Jays @ Baltimore Orioles
Memorial Stadium, Baltimore, MD
Sat Jun 04 1983, 7:05 PM EDT
Att: 22,659 - Unknown - 77 F

| | |
|-----|----|
| AB | 28 |
| R | 6 |
| H | 5 |
| RBI | 6 |
| BB | 5 |
| SO | 4 |
| LOB | 9 |



| Batter | 1 | 2 | 3 | 4 | 5 | 6 | 7 | 8 | 9 | AB | R | H | RBI | BB | SO | LOB | TOP | | | | | | | | | | |
|---|------------------------------|----------------------------------|------------------------------|---------------------------------|------------------------------|---------------------------------|------------------------------|---------------------------------|------------------------------|---------------------------------|------------------------------|---------------------------------|------------------------------|---------------------------------|------------------------------|---------------------------------|----------------------------------|------------------------------------|----------------------------------|--------|--|--|--|--|--|--|--|
| Damaso Garcia, R (1, 4) OBP: 0.292, SLG: 0.339 | | | | | | | | | | 5 | 0 | 2 | 0 | 0 | 1 | 1 | | | | | | | | | | | |
| Rance Mulliniks, L (1, 5) OBP: 0.395, SLG: 0.491 | | | | | | | | | | 3 | 1 | 0 | 0 | 1 | 2 | 1 | | | | | | | | | | | |
| Garth Iorg, R (9, PH) OBP: 0.318, SLG: 0.343 | | | | | | | | | | 1 | 0 | 0 | 0 | 0 | 0 | 1 | | | | | | | | | | | |
| Willie Upshaw, L (1, 3) OBP: 0.360, SLG: 0.503 | | | | | | | | | | 5 | 0 | 1 | 0 | 0 | 2 | 2 | | | | | | | | | | | |
| Cliff Johnson, R (1, 10) OBP: 0.399, SLG: 0.578 | | | | | | | | | | 2 | 0 | 0 | 0 | 2 | 0 | 1 | | | | | | | | | | | |
| Jorge Orta, L (1, 7) OBP: 0.240, SLG: 0.324 | | | | | | | | | | 3 | 1 | 1 | 1 | 0 | 0 | 2 | | | | | | | | | | | |
| Barry Bonnell, R (6, 7) OBP: 0.345, SLG: 0.362 | | | | | | | | | | 1 | 0 | 0 | 0 | 0 | 1 | 1 | | | | | | | | | | | |
| Lloyd Moseby, L (1, 8) OBP: 0.352, SLG: 0.507 | | | | | | | | | | 3 | 1 | 1 | 0 | 1 | 1 | 0 | | | | | | | | | | | |
| Hosken Powell, L (1, 9) OBP: 0.224, SLG: 0.241 | | | | | | | | | | 3 | 1 | 0 | 0 | 1 | 0 | 2 | | | | | | | | | | | |
| Buck Martinez, R (1, 2) OBP: 0.388, SLG: 0.525 | | | | | | | | | | 3 | 1 | 1 | 4 | 1 | 0 | 1 | | | | | | | | | | | |
| Alfredo Griffin, S (1, 6) OBP: 0.254, SLG: 0.344 | | | | | | | | | | 4 | 0 | 1 | 0 | 0 | 0 | 2 | | | | | | | | | | | |
| Inning Stats | R: 0 E: 0 K: 1 S: 6 | H: 1 LOB: 2 BB: 1 P: 10 | R: 0 E: 0 K: 0 S: 4 | H: 1 LOB: 1 BB: 0 P: 4 | R: 0 E: 0 K: 2 S: 7 | H: 0 LOB: 0 BB: 0 P: 7 | R: 0 E: 0 K: 1 S: 6 | H: 0 LOB: 1 BB: 0 P: 6 | R: 0 E: 0 K: 1 S: 5 | H: 0 LOB: 0 BB: 0 P: 5 | R: 0 E: 0 K: 1 S: 6 | H: 1 LOB: 1 BB: 0 P: 6 | R: 0 E: 0 K: 0 S: 3 | H: 0 LOB: 1 BB: 1 P: 7 | R: 0 E: 0 K: 0 S: 3 | H: 1 LOB: 0 BB: 0 P: 3 | 1B: 5 2B: 1 3B: 0 HR: 1 | SF: 0 SAC: 0 DP: 1 HBP: 0 | WP: 1 PB: 0 SB: 2 CS: 0 | PA: 39 | | | | | | | |
| PITCHER | IP | WLS | BF | H | R | ER | SO | BB | IBB | HBP | BLK | WP | HR | S | P | ERA | WHIP | | | | | | | | | | |
| Storm Davis, R (1, 1) ERA: 3.36 | 5.2 | L | 24 | 3 | 3 | 3 | 6 | 4 | 0 | 0 | 0 | 1 | 0 | 32 | 48 | 4.76 | 1.235 | | | | | | | | | | |
| Tim Stoddard, R (6, 1) ERA: 4.15 | 2.1 | | 12 | 3 | 2 | 2 | 1 | 2 | 0 | 0 | 0 | 0 | 1 | 12 | 20 | 7.71 | 2.143 | | | | | | | | | | |
| Dan Morigiello, L (9, 1) ERA: 4.97 | 1.0 | | 3 | 1 | 0 | 0 | 0 | 0 | 0 | 0 | 0 | 0 | 0 | 3 | 3 | 0.00 | 1.000 | | | | | | | | | | |

Toronto Blue Jays @ Baltimore Orioles
Memorial Stadium, Baltimore, MD
Sun Jun 05 1983, 3:33 AM EDT
Att: 20,953 - Unknown - 81 F

AB 33
R 5
H 7
RBI 5
BB 6
SO 7
LOB 14



| Batter | 1 | 2 | 3 | 4 | 5 | 6 | 7 | 8 | 9 | AB | R | H | RBI | BB | SO | LOB | BOTTOM | | | | | | | | | | |
|---|------------------------------|---------------------------------|------------------------------|---------------------------------|------------------------------|----------------------------------|------------------------------|---------------------------------|------------------------------|---------------------------------|------------------------------|---------------------------------|------------------------------|---------------------------------|------------------------------|---------------------------------|----------------------------------|------------------------------------|----------------------------------|--------|--|--|--|--|--|--|--|
| Al Bumbry, L (1, 8) OBP: 0.324, SLG: 0.346 | | | | | | | | | | 4 | 0 | 1 | 0 | 1 | 1 | 1 | | | | | | | | | | | |
| Rich Dauer, R (1, 4) OBP: 0.270, SLG: 0.250 | | | | | | | | | | 4 | 0 | 0 | 0 | 1 | 1 | 4 | | | | | | | | | | | |
| Cal Ripken Jr., R (1, 6) OBP: 0.368, SLG: 0.458 | | | | | | | | | | 4 | 1 | 1 | 0 | 0 | 2 | 4 | | | | | | | | | | | |
| Eddie Murray, S (1, 3) OBP: 0.386, SLG: 0.456 | | | | | | | | | | 2 | 0 | 0 | 0 | 2 | 0 | 2 | | | | | | | | | | | |
| John Lowenstein, L (1, 7) OBP: 0.378, SLG: 0.521 | | | | | | | | | | 3 | 1 | 1 | 2 | 0 | 0 | 1 | | | | | | | | | | | |
| Ken Singleton, S (1, 10) OBP: 0.393, SLG: 0.479 | | | | | | | | | | 4 | 0 | 1 | 0 | 0 | 0 | 1 | | | | | | | | | | | |
| Gary Roenicke, R (1, 9) OBP: 0.380, SLG: 0.532 | | | | | | | | | | 4 | 0 | 1 | 0 | 0 | 1 | 2 | | | | | | | | | | | |
| Rick Dempsey, R (1, 2) OBP: 0.301, SLG: 0.302 | | | | | | | | | | 3 | 0 | 1 | 0 | 0 | 0 | 2 | | | | | | | | | | | |
| Joe Nolan, L (8, PH) OBP: 0.345, SLG: 0.453 | | | | | | | | | | 1 | 0 | 0 | 0 | 0 | 0 | 2 | | | | | | | | | | | |
| Aurelio Rodriguez, R (1, 5) OBP: 0.152, SLG: 0.156 | | | | | | | | | | 2 | 0 | 1 | 0 | 0 | 0 | 0 | | | | | | | | | | | |
| Jim Dwyer, L (7, PH) OBP: 0.333, SLG: 0.396 | | | | | | | | | | 1 | 0 | 0 | 0 | 0 | 0 | 1 | | | | | | | | | | | |
| Leo Hernandez, R (8, 5) OBP: 0.280, SLG: 0.357 | | | | | | | | | | 1 | 0 | 0 | 0 | 0 | 0 | 0 | | | | | | | | | | | |
| Inning Stats | R: 0 E: 0 K: 1 S: 5 | H: 0 LOB: 0 BB: 0 P: 5 | R: 0 E: 0 K: 0 S: 4 | H: 1 LOB: 2 BB: 1 P: 8 | R: 0 E: 0 K: 1 S: 6 | H: 1 LOB: 0 BB: 0 P: 10 | R: 1 E: 0 K: 1 S: 6 | H: 1 LOB: 0 BB: 0 P: 6 | R: 0 E: 0 K: 0 S: 3 | H: 0 LOB: 0 BB: 0 P: 3 | R: 0 E: 1 K: 0 S: 5 | H: 1 LOB: 2 BB: 0 P: 5 | R: 0 E: 0 K: 0 S: 5 | H: 2 LOB: 2 BB: 1 P: 9 | R: 0 E: 0 K: 2 S: 7 | H: 0 LOB: 0 BB: 0 P: 7 | 1B: 5 2B: 0 3B: 1 HR: 1 | SF: 1 SAC: 0 DP: 1 HBP: 0 | WP: 0 PB: 0 SB: 1 CS: 0 | PA: 38 | | | | | | | |
| PITCHER | IP | WLS | BF | H | R | ER | SO | BB | IBB | HBP | BLK | WP | HR | S | P | ERA | WHIP | | | | | | | | | | |
| Jim Clancy, R (1, 1) ERA: 3.58 | 7.0 | | 29 | 5 | 1 | 1 | 3 | 3 | 0 | 0 | 0 | 0 | 1 | 32 | 44 | 1.29 | 1.143 | | | | | | | | | | |
| Roy Lee Jackson, R (8, 1) ERA: 4.71 | 0.2 | | 5 | 2 | 1 | 1 | 0 | 1 | 0 | 0 | 0 | 0 | 0 | 4 | 8 | 13.50 | 4.500 | | | | | | | | | | |
| Joey McLaughlin, R (8, 1) ERA: 2.28 | 1.1 | S | 4 | 0 | 0 | 0 | 2 | 0 | 0 | 0 | 0 | 0 | 0 | 8 | 8 | 0.00 | 0.000 | | | | | | | | | | |

Toronto Blue Jays @ Baltimore Orioles
Memorial Stadium, Baltimore, MD
Sun Jun 05 1983, 3:33 AM EDT
Att: 20,953 - Unknown - 81 F

AB 33
R 2
H 7
RBI 2
BB 4
SO 5
LOB 20



| Batter | 1 | 2 | 3 | 4 | 5 | 6 | 7 | 8 | 9 | AB | R | H | RBI | BB | SO | LOB | TOP | | | | | | | | | | | | | | | | |
|--|--|---------------------------------|------------------------------|---------------------------------|------------------------------|---------------------------------|------------------------------|---------------------------------|------------------------------|---------------------------------|------------------------------|---------------------------------|-----|----|----|----------------|----------------------------------|------------------------------------|--|---|---|----|----|----|-----|-----|-----|----|----|---|---|-----|------|
| Damaso Garcia, R OBP: 0.287, SLG: 0.333 (1, 4) | F6 | | 4-3 | | F8 | | | | | 3 | 0 | 0 | 0 | 0 | 0 | 2 | | | | | | | | | | | | | | | | | |
| Garth Iorg, R OBP: 0.309, SLG: 0.333 (1, 5) | F8 | | K | | F7 | | | | | 3 | 0 | 0 | 0 | 0 | 1 | 2 | | | | | | | | | | | | | | | | | |
| Barry Bonnell, R OBP: 0.353, SLG: 0.364 (1, 7) | 1B | | | L8 | | | | BB | | 2 | 0 | 1 | 0 | 1 | 0 | 0 | | | | | | | | | | | | | | | | | |
| Cliff Johnson, R OBP: 0.400, SLG: 0.602 (1, 10) | F8 | | | HR | | | | | | 2 | 1 | 1 | 1 | 0 | 0 | 1 | | | | | | | | | | | | | | | | | |
| Jesse Barfield, R OBP: 0.254, SLG: 0.422 (1, 9) | | 1B | | 5-3 | | | | | | 2 | 0 | 1 | 0 | 0 | 0 | 0 | | | | | | | | | | | | | | | | | |
| Willie Upshaw, L OBP: 0.397, SLG: 0.497 (1, 3) | F7 | | | F3 | | | | | | 2 | 0 | 0 | 0 | 0 | 0 | 1 | | | | | | | | | | | | | | | | | |
| Buck Martinez, R OBP: 0.377, SLG: 0.508 (1, 2) | F6 | | | | F7 | | | | | 2 | 0 | 0 | 0 | 0 | 0 | 1 | | | | | | | | | | | | | | | | | |
| Lloyd Moseby, L OBP: 0.354, SLG: 0.507 (1, 8) | K | | | | F8 | 1B | | | | 2 | 0 | 1 | 0 | 0 | 1 | 1 | | | | | | | | | | | | | | | | | |
| Alfredo Griffin, S OBP: 0.257, SLG: 0.345 (1, 6) | | | G3 | | F8 | 1B | | | | 2 | 0 | 1 | 0 | 0 | 0 | 0 | | | | | | | | | | | | | | | | | |
| Inning Stats | R: 0 E: 0 K: 0 S: 4 | H: 1 LOB: 1 BB: 0 P: 4 | R: 0 E: 0 K: 1 S: 6 | H: 1 LOB: 1 BB: 0 P: 6 | R: 0 E: 0 K: 1 S: 5 | H: 0 LOB: 0 BB: 0 P: 5 | R: 1 E: 0 K: 0 S: 4 | H: 1 LOB: 0 BB: 0 P: 4 | R: 0 E: 0 K: 0 S: 5 | H: 2 LOB: 2 BB: 0 P: 5 | R: 0 E: 0 K: 0 S: 0 | H: 0 LOB: 1 BB: 1 P: 4 | | | | | 1B: 4 2B: 0 3B: 0 HR: 1 | SF: 0 SAC: 0 DP: 0 HBP: 0 | WP: 0 PA: 21 PB: 0 SB: 0 CS: 0 | | | | | | | | | | | | | | |
| PITCHER Scott McGregor, L ERA: 4.09 (1, 1) | IP: 5.0 WLS: W BF: 21 H: 5 R: 1 ER: 1 SO: 2 BB: 1 IBB: 0 HBP: 0 BLK: 0 WP: 0 HR: 1 S: 24 P: 28 ERA: 1.80 WHIP: 1.200 | | | | | | | | | | | | | | | PITCHER | IP | WLS | BF | H | R | ER | SO | BB | IBB | HBP | BLK | WP | HR | S | P | ERA | WHIP |

Toronto Blue Jays @ Baltimore Orioles
Memorial Stadium, Baltimore, MD
Mon Jun 06 1983, 7:05 PM EDT
Att: 16,649 - Unknown - 77 F

| | |
|-----|----|
| AB | 20 |
| R | 1 |
| H | 5 |
| RBI | 1 |
| BB | 1 |
| SO | 2 |
| LOB | 8 |



| Batter | 1 | 2 | 3 | 4 | 5 | 6 | 7 | 8 | 9 | AB | R | H | RBI | BB | SO | LOB | BOTTOM | | | | | | | | | | | | | | | | |
|---|--|---------------------------------|------------------------------|---------------------------------|------------------------------|----------------------------------|------------------------------|---------------------------------|------------------------------|----------------------------------|------------------------------|---------------------------------|-----|----|----|----------------|----------------------------------|------------------------------------|--|---|---|----|----|----|-----|-----|-----|----|----|---|---|-----|------|
| Al Bumbry, L OBP: 0.318, SLG: 0.338 (1, 8) | E4 2B | 4-3 | | L6 | | | | | | 3 | 1 | 0 | 0 | 0 | 0 | 1 | | | | | | | | | | | | | | | | | |
| Jim Dwyer, L OBP: 0.351, SLG: 0.431 (1, 9) | HR 2B | | K | 1B | | | | | | 3 | 1 | 2 | 1 | 0 | 1 | 0 | | | | | | | | | | | | | | | | | |
| Cal Ripken Jr., R OBP: 0.367, SLG: 0.471 (1, 6) | HR | | K | F8 | | | | | | 3 | 1 | 1 | 2 | 0 | 1 | 1 | | | | | | | | | | | | | | | | | |
| Eddie Murray, S OBP: 0.385, SLG: 0.452 (1, 3) | F7 | | 2B E BB | | K | | | | | 2 | 1 | 0 | 0 | 1 | 1 | 0 | | | | | | | | | | | | | | | | | |
| John Lowenstein, L OBP: 0.379, SLG: 0.528 Gary Roenicke, R OBP: 0.387, SLG: 0.550 (5, PH) (6, 7) | F8 | | E 2B | | HR 2B | | | | | 2 | 1 | 1 | 0 | 0 | 0 | 0 | | | | | | | | | | | | | | | | | |
| Ken Singleton, S OBP: 0.396, SLG: 0.476 (1, 10) | 3-1 | | E IBB | | HR BB | | | | | 1 | 1 | 0 | 0 | 2 | 0 | 0 | | | | | | | | | | | | | | | | | |
| Joe Nolan, L OBP: 0.328, SLG: 0.429 (1, 2) | | G3 | E3 1-3 2-H 3-H | | K | | | | | 3 | 0 | 0 | 0 | 0 | 1 | 3 | | | | | | | | | | | | | | | | | |
| Leo Hernandez, R OBP: 0.281, SLG: 0.376 (1, 5) | | 5-3 | 5-3 | | HR | | | | | 3 | 1 | 1 | 3 | 0 | 0 | 2 | | | | | | | | | | | | | | | | | |
| Lenn Sakata, R OBP: 0.250, SLG: 0.267 (1, 4) | | | | K | F7 | | | | | 2 | 0 | 0 | 0 | 1 | 1 | 0 | | | | | | | | | | | | | | | | | |
| Inning Stats | R: 3 E: 1 K: 0 S: 6 | H: 2 LOB: 0 BB: 0 P: 6 | R: 0 E: 0 K: 0 S: 3 | H: 0 LOB: 1 BB: 1 P: 7 | R: 2 E: 1 K: 2 S: 9 | H: 1 LOB: 2 BB: 2 P: 17 | R: 0 E: 0 K: 1 S: 6 | H: 1 LOB: 1 BB: 0 P: 6 | R: 3 E: 0 K: 2 S: 9 | H: 2 LOB: 0 BB: 1 P: 13 | R: 0 E: 0 K: 0 S: 0 | H: 0 LOB: 1 BB: 1 P: 4 | | | | | 1B: 1 2B: 3 3B: 0 HR: 2 | SF: 0 SAC: 0 DP: 0 HBP: 0 | WP: 0 PA: 27 PB: 0 SB: 0 CS: 0 | | | | | | | | | | | | | | |
| PITCHER Luis Leal, R ERA: 3.63 Dave Gessel, L ERA: 4.85 (1, 1) (4, 1) | IP: 3.0 WLS: L BF: 17 H: 3 R: 3 ER: 2 SO: 2 BB: 2 IBB: 1 HBP: 0 BLK: 0 WP: 0 HR: 1 S: 18 P: 30 ERA: 6.00 WHIP: 1.667 | | | | | | | | | | | | | | | PITCHER | IP | WLS | BF | H | R | ER | SO | BB | IBB | HBP | BLK | WP | HR | S | P | ERA | WHIP |

Toronto Blue Jays @ Baltimore Orioles
Memorial Stadium, Baltimore, MD
Mon Jun 06 1983, 7:05 PM EDT
Att: 16,649 - Unknown - 77 F

| | |
|-----|----|
| AB | 23 |
| R | 8 |
| H | 6 |
| RBI | 6 |
| BB | 4 |
| SO | 5 |
| LOB | 7 |



| Batter | 1 | 2 | 3 | 4 | 5 | 6 | 7 | 8 | 9 | AB | R | H | RBI | BB | SO | LOB | TOP | | | | | | | | | | |
|--|------------------------------|---------------------------------|------------------------------|---------------------------------|------------------------------|---------------------------------|------------------------------|---------------------------------|------------------------------|---------------------------------|------------------------------|---------------------------------|------------------------------|---------------------------------|------------------------------|---------------------------------|------------------------------|----------------------------------|----------------------------------|------------------------------------|----------------------------------|--------|--|--|--|--|--|
| Paul Moltzer, R OBP: 0.363, SLG: 0.443 (1, 5) | | | | | | | | | | 5 | 0 | 1 | 0 | 0 | 0 | 2 | | | | | | | | | | | |
| Rick Manning, L OBP: 0.313, SLG: 0.318 Don Money, R OBP: 0.217, SLG: 0.241 (9, PH) | | | | | | | | | | 4 | 1 | 0 | 0 | 0 | 1 | 1 | | | | | | | | | | | |
| Robin Yount, R OBP: 0.402, SLG: 0.537 (1, 6) | | | | | | | | | | 4 | 0 | 1 | 0 | 0 | 0 | 1 | | | | | | | | | | | |
| Cecil Cooper, L OBP: 0.317, SLG: 0.483 (1, 3) | | | | | | | | | | 4 | 0 | 2 | 1 | 0 | 0 | 1 | | | | | | | | | | | |
| Ted Simmons, S OBP: 0.355, SLG: 0.464 (1, 10) | | | | | | | | | | 4 | 1 | 1 | 0 | 0 | 2 | 3 | | | | | | | | | | | |
| Ben Oglivie, L OBP: 0.400, SLG: 0.505 (1, 7) | | | | | | | | | | 4 | 0 | 1 | 1 | 0 | 0 | 2 | | | | | | | | | | | |
| Charlie Moore, R OBP: 0.372, SLG: 0.443 (1, 9) | | | | | | | | | | 3 | 0 | 0 | 0 | 1 | 2 | 1 | AB 36 | | | | | | | | | | |
| Jim Gantner, L OBP: 0.337, SLG: 0.449 (1, 4) | | | | | | | | | | 3 | 1 | 1 | 0 | 1 | 0 | 1 | R 4 | | | | | | | | | | |
| Ned Yost, R OBP: 0.301, SLG: 0.535 (1, 2) | | | | | | | | | | 4 | 1 | 1 | 2 | 0 | 1 | 3 | H 8 | | | | | | | | | | |
| Inning Stats | R: 1 E: 0 K: 0 S: 5 | H: 2 LOB: 1 BB: 0 P: 5 | R: 0 E: 0 K: 1 S: 6 | H: 1 LOB: 1 BB: 0 P: 6 | R: 0 E: 0 K: 1 S: 5 | H: 0 LOB: 0 BB: 0 P: 5 | R: 1 E: 0 K: 0 S: 5 | H: 2 LOB: 1 BB: 0 P: 5 | R: 0 E: 0 K: 0 S: 3 | H: 0 LOB: 0 BB: 0 P: 3 | R: 0 E: 0 K: 1 S: 6 | H: 1 LOB: 1 BB: 0 P: 6 | R: 2 E: 1 K: 1 S: 7 | H: 1 LOB: 0 BB: 0 P: 7 | R: 0 E: 0 K: 1 S: 6 | H: 1 LOB: 1 BB: 0 P: 6 | R: 0 E: 0 K: 1 S: 5 | H: 0 LOB: 2 BB: 2 P: 13 | 1B: 6 2B: 1 3B: 0 HR: 1 | SF: 0 SAC: 0 DP: 0 HBP: 0 | WP: 0 PB: 0 SB: 1 CS: 0 | PA: 38 | | | | | |
| PITCHER | IP | WLS | BF | H | R | ER | SO | BB | IBB | HBP | BLK | WP | HR | S | P | ERA | WHIP | | | | | | | | | | |
| Dennis Martinez, R ERA: 4.63 (1, 1) | 7.1 | W | 31 | 8 | 4 | 3 | 4 | 0 | 0 | 0 | 0 | 0 | 1 | 39 | 39 | 3.68 | 1.091 | | | | | | | | | | |
| Tippy Martinez, L ERA: 3.86 (8, 1) | 1.2 | S | 7 | 0 | 0 | 0 | 2 | 2 | 0 | 0 | 0 | 0 | 0 | 9 | 17 | 0.00 | 1.200 | | | | | | | | | | |

Milwaukee Brewers @ Baltimore Orioles
Memorial Stadium, Baltimore, MD
Tue Jun 07 1983, 7:05 PM EDT
Att: 18,476 - Unknown

AB 36
R 4
H 8
RBI 4
BB 2
SO 6
LOB 17



| Batter | 1 | 2 | 3 | 4 | 5 | 6 | 7 | 8 | 9 | AB | R | H | RBI | BB | SO | LOB | BOTTOM | | | | | | | | | | |
|---|------------------------------|---------------------------------|------------------------------|---------------------------------|------------------------------|---------------------------------|------------------------------|---------------------------------|------------------------------|---------------------------------|------------------------------|---------------------------------|------------------------------|---------------------------------|------------------------------|---------------------------------|----------------------------------|------------------------------------|----------------------------------|--------|--|--|--|--|--|--|--|
| John Shelby, S OBP: 0.322, SLG: 0.436 (1, 8) | | | | | | | | | | 4 | 0 | 0 | 0 | 0 | 0 | 4 | | | | | | | | | | | |
| Rich Dauer, R OBP: 0.275, SLG: 0.274 (1, 4) | | | | | | | | | | 4 | 1 | 2 | 1 | 0 | 0 | 0 | | | | | | | | | | | |
| Cal Ripken Jr., R OBP: 0.369, SLG: 0.469 (1, 6) | | | | | | | | | | 3 | 1 | 1 | 0 | 1 | 0 | 1 | | | | | | | | | | | |
| Eddie Murray, S OBP: 0.383, SLG: 0.463 (1, 3) | | | | | | | | | | 4 | 1 | 1 | 2 | 0 | 0 | 2 | | | | | | | | | | | |
| Gary Roenicke, R OBP: 0.381, SLG: 0.571 (9, 7) | | | | | | | | | | 4 | 1 | 1 | 1 | 0 | 0 | 2 | | | | | | | | | | | |
| Ken Singleton, S OBP: 0.389, SLG: 0.463 (1, 10) | | | | | | | | | | 4 | 0 | 0 | 0 | 0 | 1 | 1 | | | | | | | | | | | |
| Benny Ayala, R OBP: 0.357, SLG: 0.583 Jim Dwyer, L OBP: 0.345, SLG: 0.423 (6, PH) (9, 9) | | | | | | | | | | 3 | 2 | 1 | 1 | 0 | 0 | 1 | AB 34 | | | | | | | | | | |
| Leo Hernandez, R OBP: 0.288, SLG: 0.388 Aurelio Rodriguez, R OBP: 0.147, SLG: 0.152 (7, 5) | | | | | | | | | | 3 | 0 | 2 | 0 | 0 | 0 | 0 | R 6 | | | | | | | | | | |
| Rick Dempsey, R OBP: 0.309, SLG: 0.311 (1, 2) | | | | | | | | | | 3 | 0 | 2 | 1 | 0 | 0 | 1 | H 10 | | | | | | | | | | |
| Inning Stats | R: 3 E: 0 K: 0 S: 5 | H: 2 LOB: 0 BB: 1 P: 9 | R: 0 E: 0 K: 0 S: 4 | H: 1 LOB: 1 BB: 0 P: 4 | R: 0 E: 0 K: 0 S: 3 | H: 0 LOB: 0 BB: 0 P: 3 | R: 1 E: 1 K: 0 S: 6 | H: 2 LOB: 2 BB: 0 P: 6 | R: 0 E: 0 K: 0 S: 4 | H: 1 LOB: 1 BB: 0 P: 4 | R: 1 E: 0 K: 0 S: 5 | H: 2 LOB: 0 BB: 0 P: 5 | R: 1 E: 0 K: 0 S: 4 | H: 2 LOB: 0 BB: 0 P: 4 | R: 0 E: 0 K: 1 S: 5 | H: 0 LOB: 0 BB: 0 P: 5 | 1B: 5 2B: 1 3B: 0 HR: 4 | SF: 0 SAC: 0 DP: 0 HBP: 0 | WP: 0 PB: 0 SB: 0 CS: 1 | PA: 35 | | | | | | | |
| PITCHER | IP | WLS | BF | H | R | ER | SO | BB | IBB | HBP | BLK | WP | HR | S | P | ERA | WHIP | | | | | | | | | | |
| Mike Caldwell, L ERA: 3.9 (1, 1) | 5.1 | L | 26 | 8 | 5 | 4 | 4 | 1 | 0 | 0 | 0 | 0 | 1 | 25 | 29 | 6.75 | 1.688 | | | | | | | | | | |
| Bob Gibson, R ERA: 2.0 (6, 1) | 2.2 | | 9 | 2 | 1 | 1 | 1 | 0 | 0 | 0 | 0 | 0 | 1 | 11 | 11 | 3.38 | 0.750 | | | | | | | | | | |

Milwaukee Brewers @ Baltimore Orioles
Memorial Stadium, Baltimore, MD
Tue Jun 07 1983, 7:05 PM EDT
Att: 18,476 - Unknown

AB 34
R 6
H 10
RBI 6
BB 1
SO 1
LOB 12



| Batter | 1 | 2 | 3 | 4 | 5 | 6 | 7 | 8 | 9 | AB | R | H | RBI | BB | SO | LOB | TOP | | | | | | | | | | |
|--|------------------------------|----------------------------------|------------------------------|----------------------------------|------------------------------|---------------------------------|------------------------------|---------------------------------|------------------------------|---------------------------------|------------------------------|---------------------------------|------------------------------|---------------------------------|------------------------------|---------------------------------|------------------------------|---------------------------------|----------------------------------|------------------------------------|----------------------------------|--------|--|--|--|--|--|
| Paul Mollitor, R OBP: 0.369, SLG: 0.465 (1, 5) | | | | | | | | | | 5 | 1 | 3 | 0 | 0 | 0 | 1 | | | | | | | | | | | |
| Rick Manning, L OBP: 0.307, SLG: 0.312 (1, 8) | | | | | | | | | | 4 | 0 | 0 | 0 | 0 | 0 | 3 | | | | | | | | | | | |
| Robin Yount, R OBP: 0.399, SLG: 0.529 (1, 6) | | | | | | | | | | 3 | 1 | 0 | 0 | 1 | 0 | 1 | | | | | | | | | | | |
| Cecil Cooper, L OBP: 0.320, SLG: 0.486 (1, 3) | | | | | | | | | | 3 | 1 | 1 | 0 | 1 | 0 | 0 | | | | | | | | | | | |
| Ted Simmons, S OBP: 0.358, SLG: 0.470 (1, 2) | | | | | | | | | | 4 | 0 | 2 | 2 | 0 | 1 | 1 | | | | | | | | | | | |
| Ben Oglivie, L OBP: 0.397, SLG: 0.500 (1, 7) | | | | | | | | | | 4 | 0 | 1 | 1 | 0 | 0 | 2 | | | | | | | | | | | |
| Roy Howell, L OBP: 0.356, SLG: 0.447 (1, 10) | | | | | | | | | | 1 | 0 | 0 | 0 | 2 | 0 | 1 | | | | | | | | | | | |
| Don Money, R OBP: 0.215, SLG: 0.238 (8, PH) | | | | | | | | | | 1 | 0 | 0 | 0 | 0 | 1 | | | | | | | | | | | | |
| Charlie Moore, R OBP: 0.365, SLG: 0.433 (1, 9) | | | | | | | | | | 4 | 0 | 0 | 0 | 0 | 1 | 2 | | | | | | | | | | | |
| Jim Gantner, L OBP: 0.335, SLG: 0.442 (1, 4) | | | | | | | | | | 3 | 0 | 0 | 0 | 1 | 1 | 0 | | | | | | | | | | | |
| Inning Stats | R: 2 E: 0 K: 0 S: 4 | H: 2 LOB: 1 BB: 2 P: 12 | R: 0 E: 0 K: 0 S: 2 | H: 0 LOB: 1 BB: 2 P: 10 | R: 0 E: 0 K: 0 S: 3 | H: 0 LOB: 0 BB: 0 P: 3 | R: 0 E: 0 K: 0 S: 3 | H: 0 LOB: 1 BB: 1 P: 7 | R: 0 E: 0 K: 1 S: 6 | H: 1 LOB: 1 BB: 0 P: 6 | R: 0 E: 0 K: 0 S: 4 | H: 1 LOB: 1 BB: 0 P: 4 | R: 0 E: 0 K: 1 S: 6 | H: 1 LOB: 1 BB: 0 P: 6 | R: 1 E: 0 K: 2 S: 9 | H: 2 LOB: 1 BB: 0 P: 9 | R: 0 E: 0 K: 0 S: 3 | H: 0 LOB: 0 BB: 0 P: 3 | 1B: 3 2B: 3 3B: 1 HR: 0 | SF: 0 SAC: 0 DP: 0 HBP: 0 | WP: 1 PB: 0 SB: 1 CS: 1 | PA: 37 | | | | | |
| PITCHER | IP | WLS | BF | H | R | ER | SO | BB | IBB | HBP | BLK | WP | HR | S | P | ERA | WHIP | | | | | | | | | | |
| Allan Ramirez, R ERA: 2.57 (1, 1) | 7.0 | | 29 | 5 | 2 | 2 | 2 | 5 | 0 | 0 | 0 | 1 | 0 | 28 | 48 | 2.57 | 1.429 | | | | | | | | | | |
| Sammy Stewart, R ERA: 4.22 (8, 1) | 0.1 | | 2 | 1 | 1 | 1 | 0 | 0 | 0 | 0 | 0 | 0 | 0 | 2 | 2 | 27.00 | 3.000 | | | | | | | | | | |
| Tippy Martinez, L ERA: 3.82 (8, 1) | 0.1 | | 2 | 1 | 0 | 0 | 1 | 0 | 0 | 0 | 0 | 0 | 0 | 4 | 4 | 0.00 | 3.000 | | | | | | | | | | |
| Tim Stoddard, R ERA: 3.91 (8, 1) | 1.1 | W | 4 | 0 | 0 | 0 | 1 | 0 | 0 | 0 | 0 | 0 | 0 | 6 | 6 | 0.00 | 0.000 | | | | | | | | | | |

Milwaukee Brewers @ Baltimore Orioles
Memorial Stadium, Baltimore, MD
Wed Jun 08 1983, 7:05 PM EDT
Att: 22,341 - Unknown

AB 32
R 3
H 7
RBI 3
BB 5
SO 4
LOB 12



| Batter | 1 | 2 | 3 | 4 | 5 | 6 | 7 | 8 | 9 | AB | R | H | RBI | BB | SO | LOB | BOTTOM | | | | | | | | | | |
|---|------------------------------|---------------------------------|------------------------------|---------------------------------|------------------------------|---------------------------------|------------------------------|---------------------------------|------------------------------|---------------------------------|------------------------------|---------------------------------|------------------------------|----------------------------------|----------------------------------|------------------------------------|----------------------------------|--------|--|--|--|--|--|--|--|--|--|
| Al Bumbry, L OBP: 0.316, SLG: 0.336 (1, 8) | | | | | | | | | | 4 | 0 | 1 | 0 | 0 | 1 | 1 | | | | | | | | | | | |
| Rich Dauer, R OBP: 0.280, SLG: 0.280 (1, 4) | | | | | | | | | | 4 | 1 | 2 | 1 | 0 | 0 | 1 | | | | | | | | | | | |
| Cal Ripken Jr., R OBP: 0.367, SLG: 0.479 (1, 6) | | | | | | | | | | 4 | 1 | 1 | 2 | 0 | 3 | 1 | | | | | | | | | | | |
| Eddie Murray, S OBP: 0.385, SLG: 0.461 (1, 3) | | | | | | | | | | 3 | 2 | 1 | 0 | 1 | 1 | 1 | | | | | | | | | | | |
| John Lowenstein, L OBP: 0.376, SLG: 0.543 Aurelio Rodriguez, R OBP: 0.147, SLG: 0.152 (1, 7) | | | | | | | | | | 4 | 1 | 1 | 2 | 0 | 1 | 1 | | | | | | | | | | | |
| Ken Singleton, S OBP: 0.386, SLG: 0.477 (1, 10) | | | | | | | | | | 4 | 1 | 1 | 2 | 0 | 0 | 1 | | | | | | | | | | | |
| Gary Roenicke, R OBP: 0.370, SLG: 0.552 (1, 9) | | | | | | | | | | 3 | 0 | 0 | 0 | 0 | 0 | 0 | | | | | | | | | | | |
| Leo Hernandez, R OBP: 0.285, SLG: 0.383 Jim Dwyer, L OBP: 0.339, SLG: 0.415 Rick Dempsey, R OBP: 0.309, SLG: 0.311 (1, 5) | | | | | | | | | | 2 | 0 | 0 | 0 | 0 | 0 | 0 | | | | | | | | | | | |
| Joe Nolan, L OBP: 0.328, SLG: 0.424 John Shelby, S OBP: 0.322, SLG: 0.436 (1, 2) | | | | | | | | | | 3 | 0 | 1 | 0 | 0 | 1 | 0 | | | | | | | | | | | |
| Inning Stats | R: 0 E: 0 K: 2 S: 8 | H: 1 LOB: 1 BB: 0 P: 8 | R: 0 E: 0 K: 1 S: 5 | H: 0 LOB: 0 BB: 0 P: 5 | R: 0 E: 0 K: 1 S: 6 | H: 1 LOB: 1 BB: 0 P: 6 | R: 0 E: 0 K: 2 S: 7 | H: 0 LOB: 0 BB: 0 P: 7 | R: 0 E: 0 K: 0 S: 3 | H: 0 LOB: 0 BB: 0 P: 3 | R: 2 E: 0 K: 1 S: 7 | H: 2 LOB: 0 BB: 0 P: 7 | R: 5 E: 0 K: 0 S: 7 | H: 4 LOB: 1 BB: 1 P: 11 | 1B: 5 2B: 0 3B: 0 HR: 3 | SF: 0 SAC: 0 DP: 0 HBP: 0 | WP: 0 PB: 0 SB: 1 CS: 0 | PA: 33 | | | | | | | | | |
| PITCHER | IP | WLS | BF | H | R | ER | SO | BB | IBB | HBP | BLK | WP | HR | S | P | ERA | WHIP | | | | | | | | | | |
| Don Sutton, R ERA: 3.54 (1, 1) | 7.0 | | 25 | 4 | 2 | 2 | 7 | 0 | 0 | 0 | 0 | 0 | 1 | 39 | 39 | 2.57 | 0.571 | | | | | | | | | | |
| Tom Tellmann, R ERA: 3.03 (8, 1) | 1.0 | L | 8 | 4 | 5 | 5 | 0 | 1 | 0 | 0 | 0 | 0 | 2 | 7 | 11 | 45.00 | 5.000 | | | | | | | | | | |

Milwaukee Brewers @ Baltimore Orioles
Memorial Stadium, Baltimore, MD
Wed Jun 08 1983, 7:05 PM EDT
Att: 22,341 - Unknown

AB 32
R 7
H 8
RBI 7
BB 1
SO 7
LOB 6



| Batter | 1 | 2 | 3 | 4 | 5 | 6 | 7 | 8 | 9 | AB | R | H | RBI | BB | SO | LOB | TOP | | | | | |
|---|------------------------------|---------------------------------|------------------------------|----------------------------------|------------------------------|---------------------------------|------------------------------|---------------------------------|------------------------------|---------------------------------|------------------------------|---------------------------------|------------------------------|----------------------------------|------------------------------|---------------------------------|---|---------------------------------|----------------------------------|------------------------------------|----------------------------------|--------|
| Paul Moltzer, R OBP: 0.360, SLG: 0.452 (1, 5) | 5-3 | | K | | K | FC6-4 | | K | | 5 | 0 | 0 | 0 | 0 | 3 | 2 | Milwaukee Brewers @ Baltimore Orioles Memorial Stadium, Baltimore, MD Thu Jun 09 1983, 7:05 PM EDT Att: 23,399 - Unknown - 71 F | | | | | |
| Rick Manning, L OBP: 0.311, SLG: 0.317 Mark Brouhard, R (9, FH) | 6-3 | | 6-3 2B | | E4 3B | | 1-3 1B BB | F3 | | 3 | 2 | 1 | 0 | 1 | 0 | 0 | | | | | | |
| Robin Yount, R OBP: 0.395, SLG: 0.531 (1, 6) | G3 | | 6-3 | | 2B 3B | | K | 6-3 | | 5 | 1 | 1 | 1 | 0 | 1 | 2 | | | | | | |
| Cecil Cooper, L OBP: 0.318, SLG: 0.484 (1, 3) | | L8 | 4-3 | | E 2B | | 1-3 | 1-3 | | 5 | 0 | 1 | 1 | 0 | 0 | 2 | | | | | | |
| Ted Simmons, S OBP: 0.356, SLG: 0.465 (1, 10) | | 3-1 | | | F6 L3 | | FC6 1B | | | 4 | 0 | 1 | 1 | 0 | 0 | 1 | | | | | | |
| Ben Oglivie, L OBP: 0.399, SLG: 0.497 (1, 7) | | E HR BB | | | E SF9 1B | | FC6 1B | | | 3 | 2 | 1 | 0 | 1 | 0 | 2 | | | | | | |
| Charlie Moore, R OBP: 0.357, SLG: 0.424 (1, 9) | | E5 1-2 HR | | | E5 1-3 | | 6-3 | 5-3 | | 4 | 1 | 0 | 0 | 0 | 0 | 2 | | | | | | |
| Jim Gantner, L OBP: 0.338, SLG: 0.461 (1, 4) | | 1-2 HR | | | SF9 1B | | FC6-4 1B | 1-3 | | 3 | 1 | 2 | 4 | 0 | 0 | 0 | | | | | | |
| Ned Yost, R OBP: 0.299, SLG: 0.514 (1, 2) | | 1-2 HR | | | F6 | | K | BB | | 3 | 0 | 0 | 0 | 1 | 2 | 2 | | | | | | |
| Inning Stats | R: 0 E: 0 K: 0 S: 3 | H: 0 LOB: 0 BB: 0 P: 3 | R: 3 E: 1 K: 1 S: 7 | H: 1 LOB: 0 BB: 1 P: 11 | R: 0 E: 0 K: 1 S: 6 | H: 1 LOB: 1 BB: 0 P: 6 | R: 1 E: 1 K: 0 S: 5 | H: 1 LOB: 1 BB: 0 P: 5 | R: 2 E: 3 K: 1 S: 8 | H: 2 LOB: 1 BB: 0 P: 8 | R: 0 E: 0 K: 1 S: 6 | H: 1 LOB: 1 BB: 0 P: 6 | R: 1 E: 0 K: 1 S: 6 | H: 1 LOB: 1 BB: 1 P: 10 | R: 0 E: 0 K: 1 S: 5 | H: 0 LOB: 0 BB: 1 P: 9 | R: 0 E: 0 K: 0 S: 3 | H: 0 LOB: 0 BB: 0 P: 3 | 1B: 3 2B: 2 3B: 1 HR: 1 | SF: 1 SAC: 0 DP: 0 HBP: 0 | WP: 0 PB: 0 SB: 0 CS: 0 | PA: 40 |
| PITCHER | IP | WLS | BF | H | R | ER | SO | BB | IBB | HBP | BLK | WP | HR | S | P | ERA | WHIP | | | | | |
| Mike Boddicker, R ERA: 3.13 (1, 1) | 5.0 | W | 24 | 5 | 6 | 1 | 3 | 1 | 0 | 0 | 0 | 0 | 1 | 29 | 33 | 1.80 | 1.200 | | | | | |
| Sammy Stewart, R ERA: 4.25 (6, 1) | 1.2 | | 8 | 2 | 1 | 1 | 2 | 1 | 0 | 0 | 0 | 0 | 0 | 11 | 15 | 5.40 | 1.800 | | | | | |
| Tippy Martinez, L ERA: 3.57 (7, 1) | 2.1 | S | 8 | 0 | 0 | 0 | 1 | 1 | 0 | 0 | 0 | 0 | 0 | 9 | 13 | 0.00 | 0.429 | | | | | |

| Batter | 1 | 2 | 3 | 4 | 5 | 6 | 7 | 8 | 9 | AB | R | H | RBI | BB | SO | LOB | BOTTOM | | | | | |
|---|-------------------------------|----------------------------------|------------------------------|---------------------------------|------------------------------|---------------------------------|------------------------------|---------------------------------|------------------------------|---------------------------------|------------------------------|---------------------------------|-------------------------------|----------------------------------|------------------------------|----------------------------------|---|---------------------------------|----------------------------------|------------------------------------|----------------------------------|--------|
| John Shelby, S OBP: 0.333, SLG: 0.447 (1, 8) | | | WP BB | | | 6-3 | | K | | 4 | 1 | 2 | 0 | 1 | 1 | 0 | Milwaukee Brewers @ Baltimore Orioles Memorial Stadium, Baltimore, MD Thu Jun 09 1983, 7:05 PM EDT Att: 23,399 - Unknown - 71 F | | | | | |
| Dan Ford, R OBP: 0.341, SLG: 0.479 Jim Dwyer, L (7, 9) | | | F3 | | | F9 | | F8 | | 4 | 1 | 1 | 1 | 0 | 0 | 2 | | | | | | |
| Cal Ripken Jr., R OBP: 0.372, SLG: 0.484 (1, 6) | 4-0 2B BB | | | | G6-3 1B | 4-3 | | FC5 2B | | 4 | 1 | 2 | 0 | 1 | 0 | 0 | | | | | | |
| Eddie Murray, S OBP: 0.385, SLG: 0.457 (1, 3) | | F8 | | | G6-3 | | K | | | 4 | 1 | 1 | 1 | 1 | 1 | 1 | | | | | | |
| Gary Roenicke, R OBP: 0.381, SLG: 0.565 (1, 7) | | 1B HR 1B | | | F3 | | 1B 1B | FC5 | | 5 | 3 | 3 | 1 | 0 | 0 | 2 | | | | | | |
| Benny Avila, R OBP: 0.345, SLG: 0.560 Ken Singleton, S (2, FH) | | K | | | K | | K | | | 1 | 0 | 0 | 0 | 0 | 1 | 2 | | | | | | |
| Rich Dauer, R OBP: 0.284, SLG: 0.285 (1, 4) | | HR 1B | | | 6-3 | | 1B 1B | | | 4 | 1 | 2 | 1 | 0 | 0 | 0 | | | | | | |
| Leo Hernandez, R OBP: 0.295, SLG: 0.410 Aurelio Rodriguez, R (8, 5) | | HR | | | F2 | | FC6-4 1B | 1-3 2H 1B | | 4 | 1 | 3 | 4 | 0 | 0 | 0 | | | | | | |
| Rick Dempsey, R OBP: 0.300, SLG: 0.301 (1, 2) | | K | | | K | | FC6-4 | F3 | | 4 | 0 | 0 | 0 | 0 | 2 | 3 | | | | | | |
| Inning Stats | R: 7 E: 0 K: 2 S: 14 | H: 7 LOB: 1 BB: 1 P: 18 | R: 2 E: 0 K: 0 S: 5 | H: 2 LOB: 0 BB: 0 P: 5 | R: 0 E: 0 K: 1 S: 5 | H: 0 LOB: 1 BB: 1 P: 9 | R: 0 E: 0 K: 0 S: 3 | H: 1 LOB: 0 BB: 0 P: 3 | R: 0 E: 0 K: 1 S: 6 | H: 1 LOB: 1 BB: 0 P: 6 | R: 0 E: 0 K: 0 S: 3 | H: 0 LOB: 0 BB: 0 P: 3 | R: 1 E: 0 K: 2 S: 10 | H: 3 LOB: 2 BB: 0 P: 10 | R: 0 E: 0 K: 1 S: 6 | H: 1 LOB: 2 BB: 1 P: 10 | R: 0 E: 0 K: 1 S: 6 | H: 1 LOB: 0 BB: 0 P: 3 | 1B: 9 2B: 4 3B: 0 HR: 2 | SF: 0 SAC: 0 DP: 1 HBP: 0 | WP: 1 PB: 0 SB: 1 CS: 0 | PA: 41 |
| PITCHER | IP | WLS | BF | H | R | ER | SO | BB | IBB | HBP | BLK | WP | HR | S | P | ERA | WHIP | | | | | |
| Jerry Augustine, L ERA: 7.71 (1, 1) | 0.1 | L | 7 | 5 | 6 | 6 | 1 | 1 | 0 | 0 | 0 | 1 | 2 | 16 | 20 | 10.12 | 1.875 | | | | | |
| Jim Slaton, R ERA: 3.19 (4, 1) | 2.2 | | 13 | 4 | 3 | 3 | 2 | 0 | 0 | 0 | 0 | 0 | 0 | 21 | 21 | 2.46 | 1.364 | | | | | |
| Bob Gibson, R ERA: 1.86 (7, 1) | 1.1 | | 6 | 1 | 0 | 0 | 1 | 0 | 1 | 0 | 0 | 0 | 0 | 7 | 11 | 0.00 | 0.750 | | | | | |

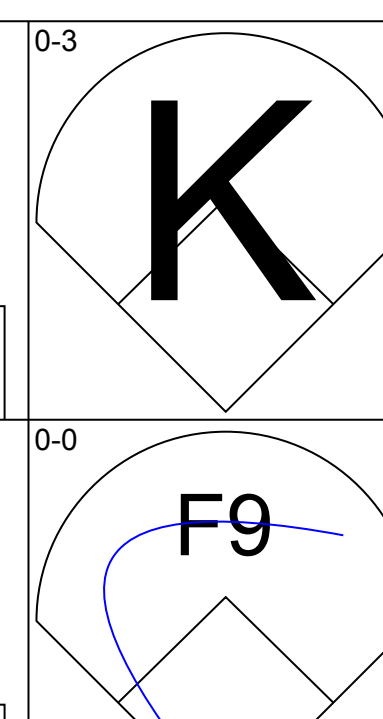
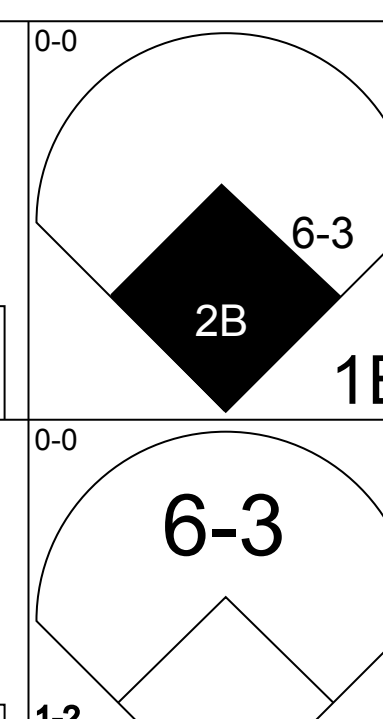
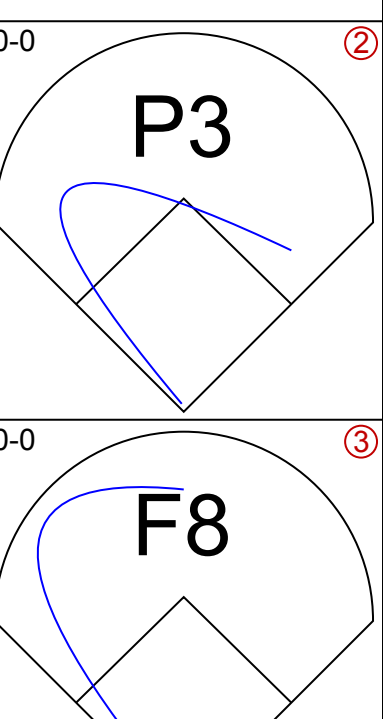
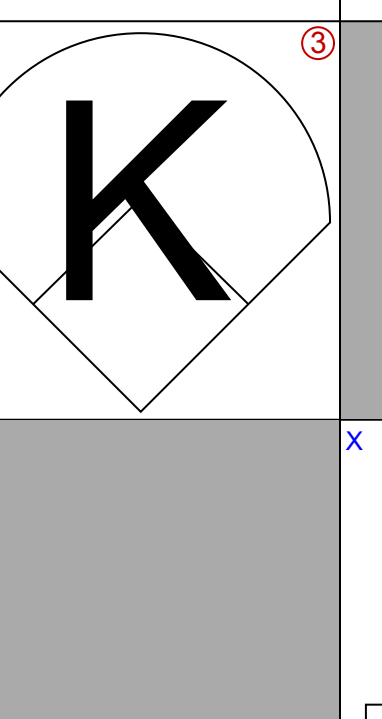
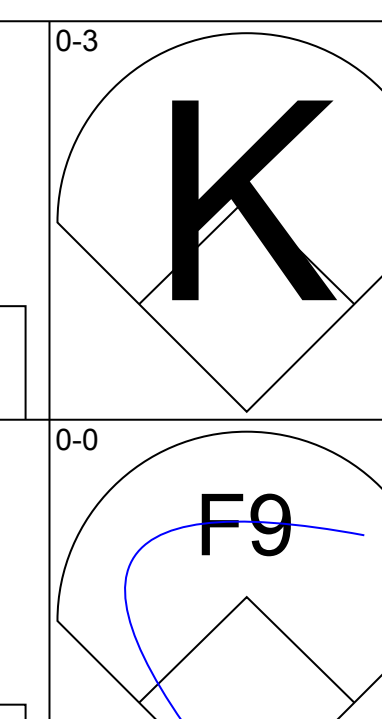
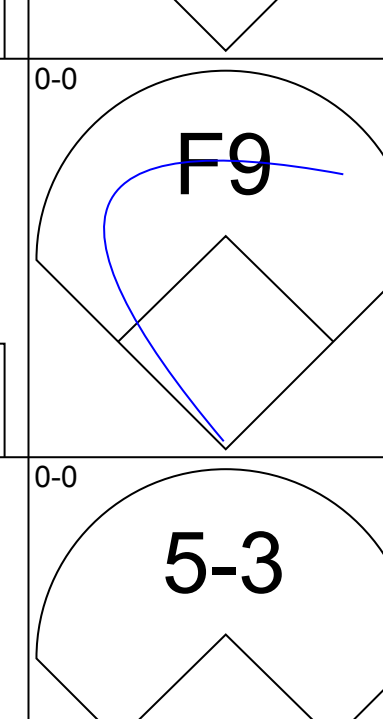
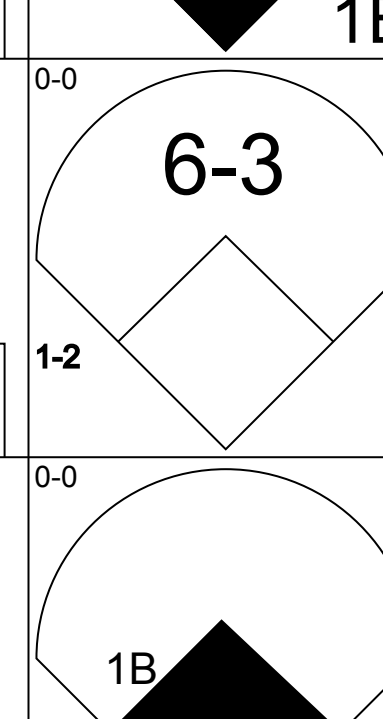
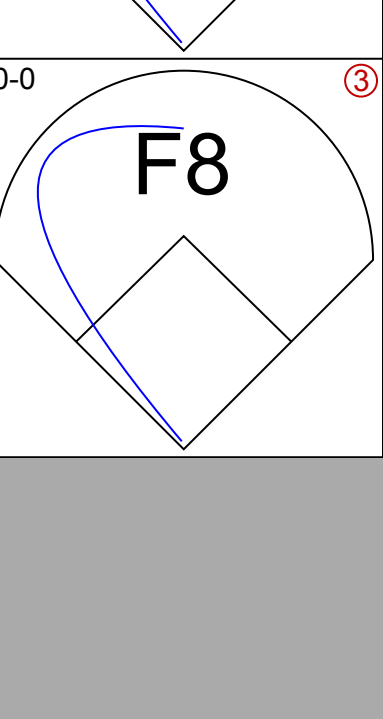
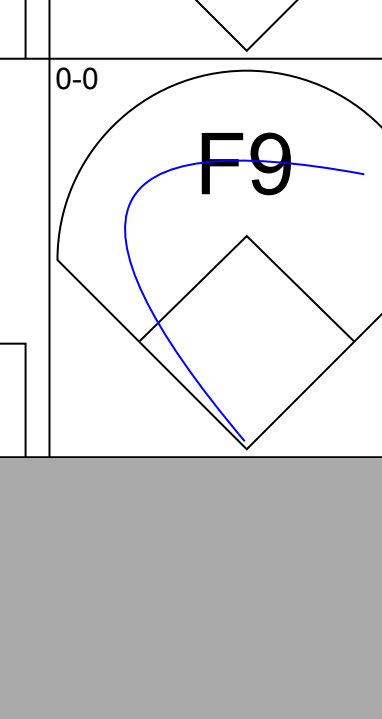
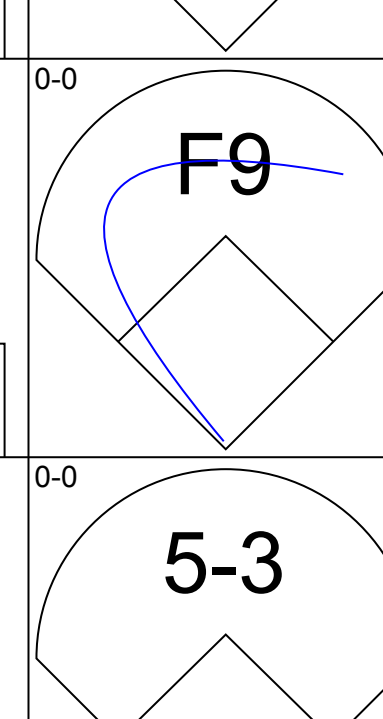
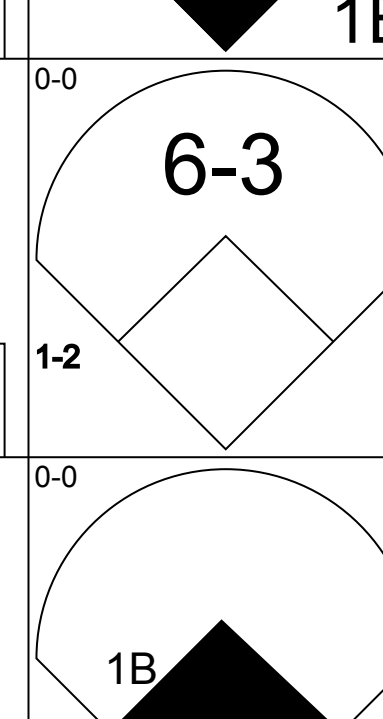
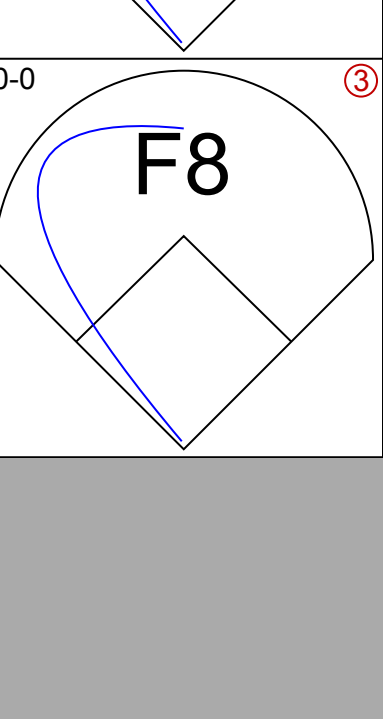
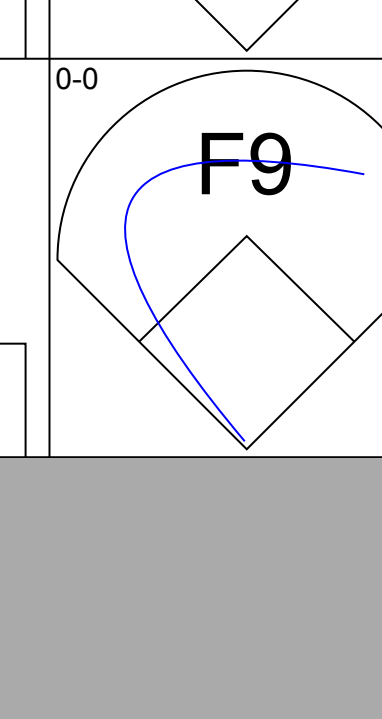
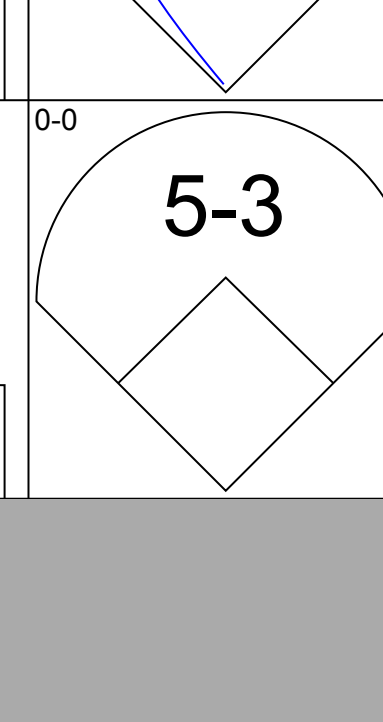
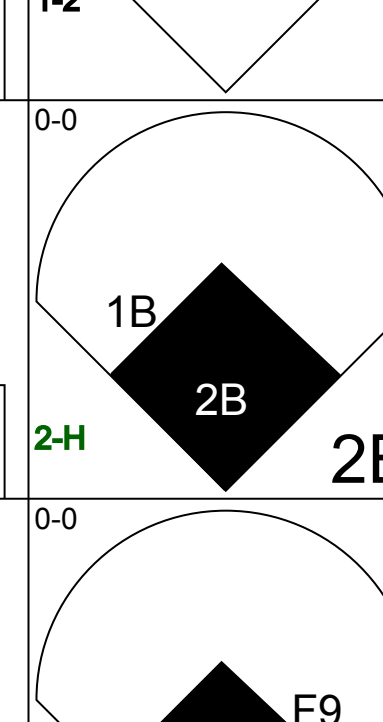
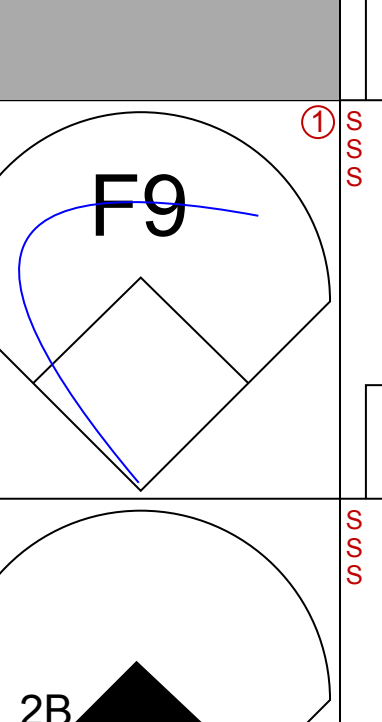
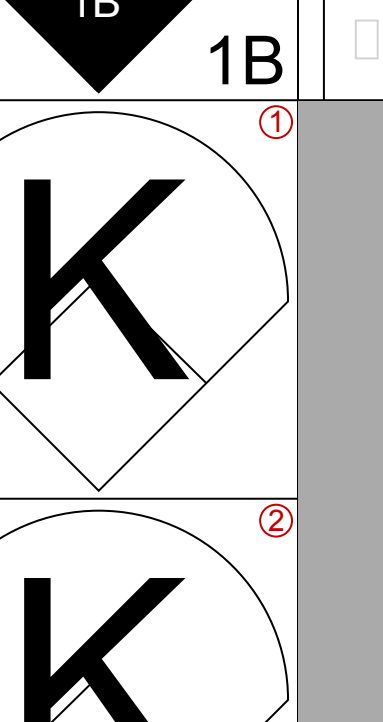
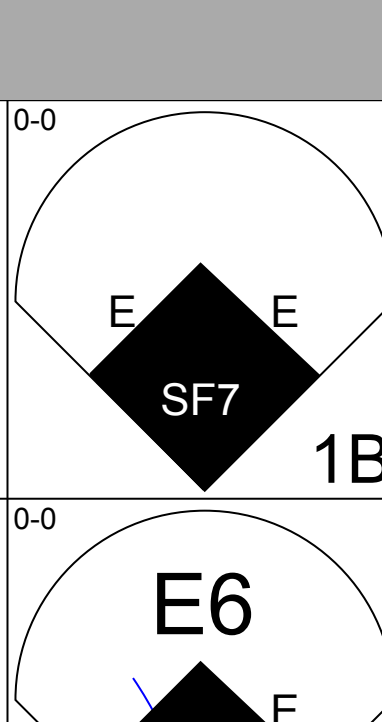
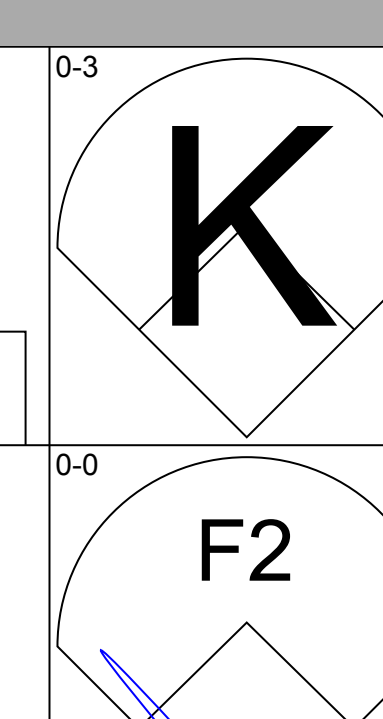
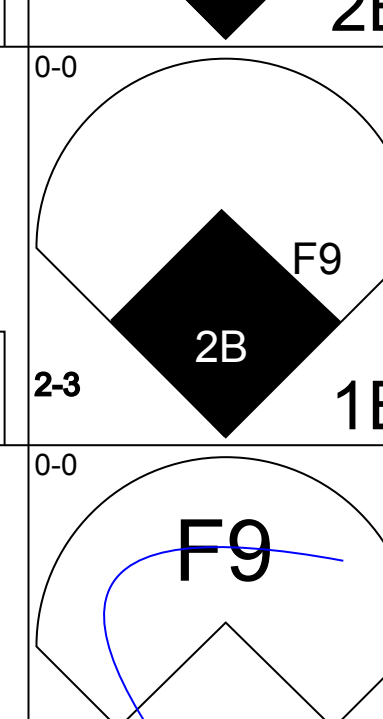
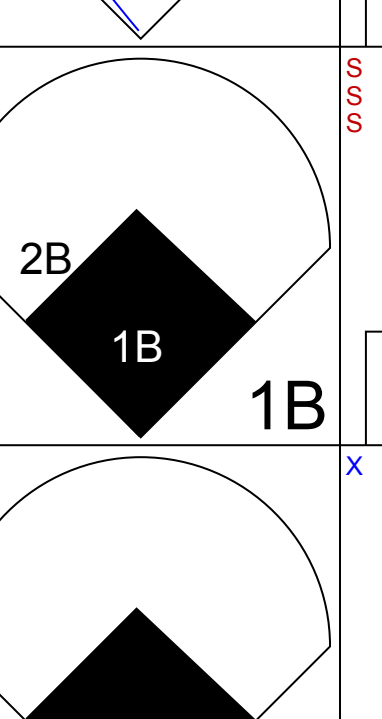
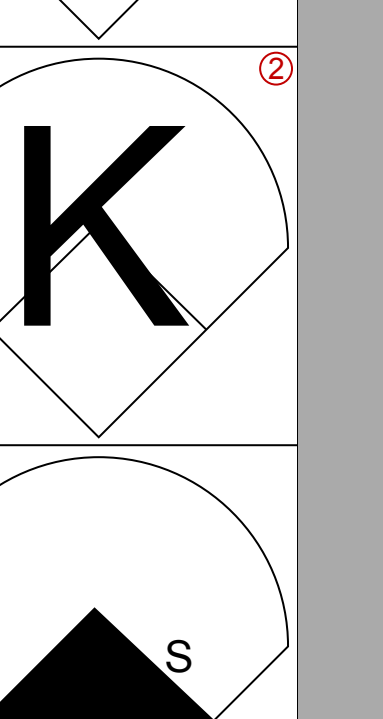
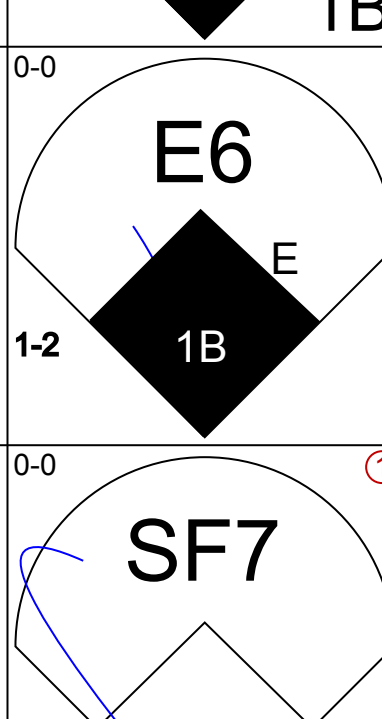
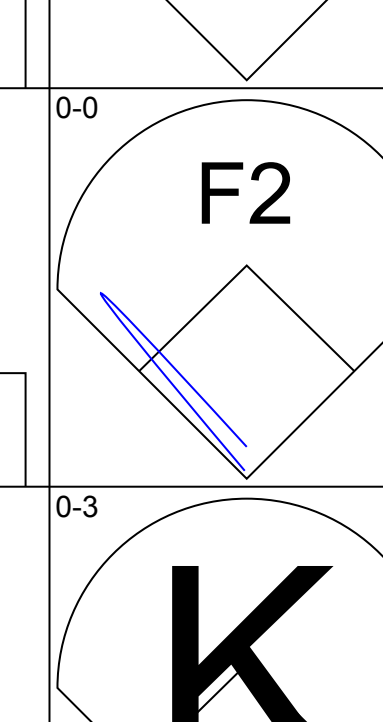
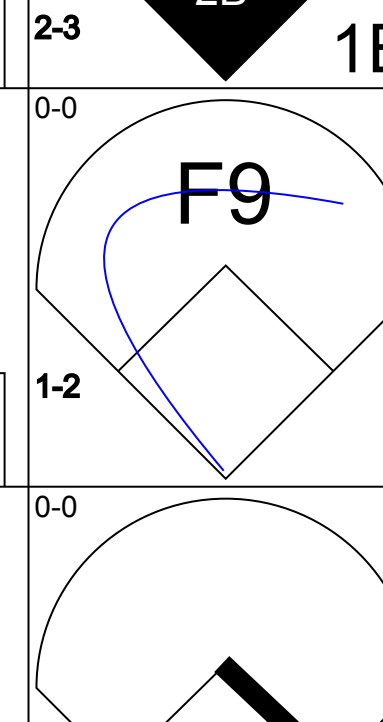
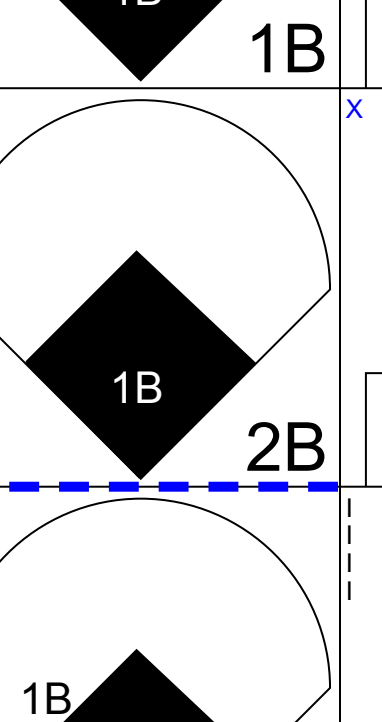
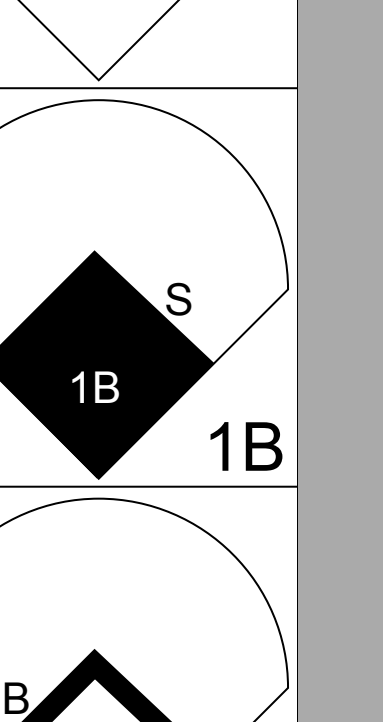
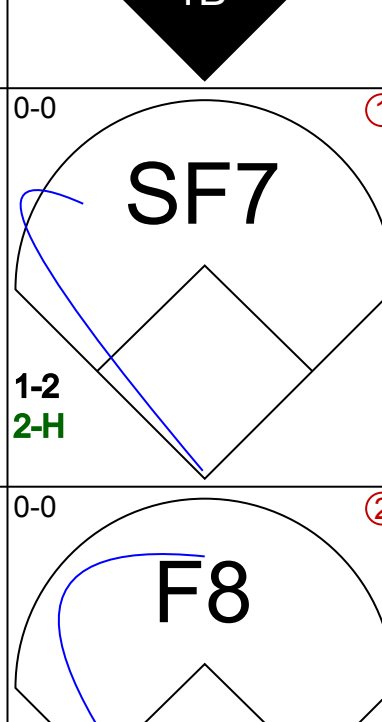
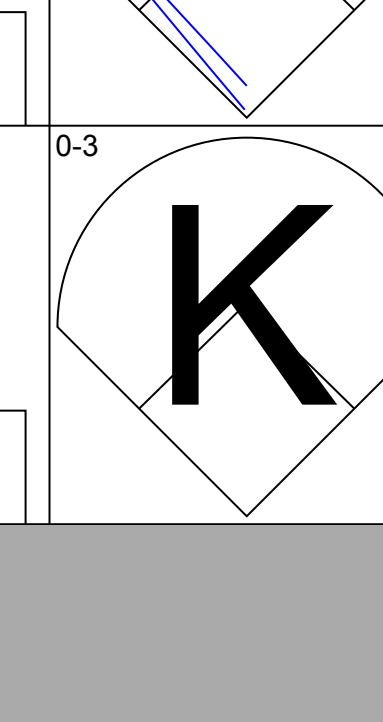
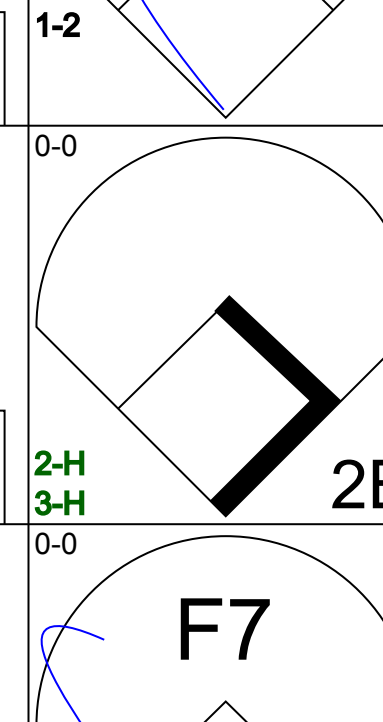
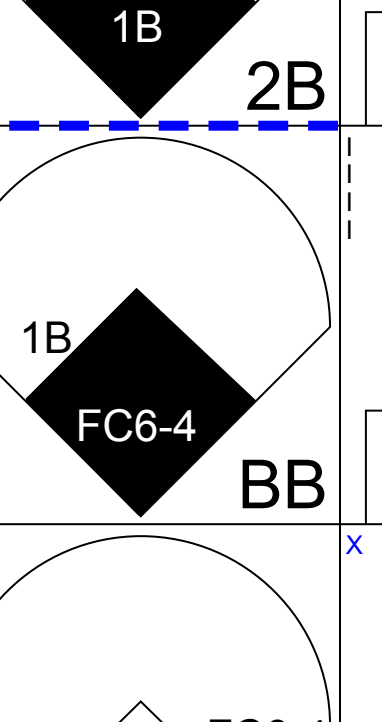

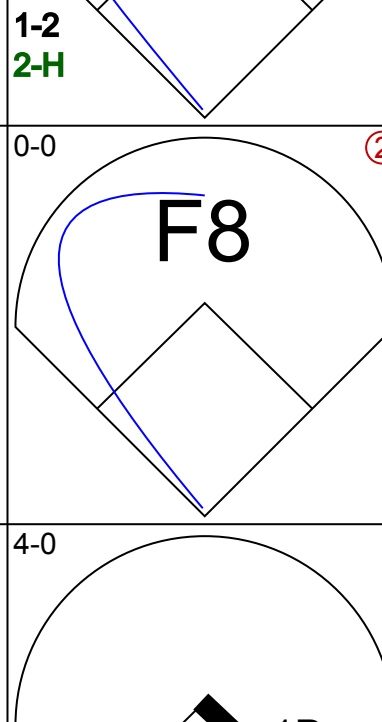
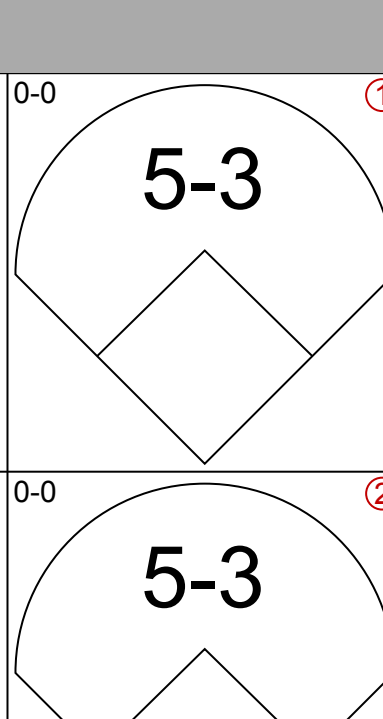
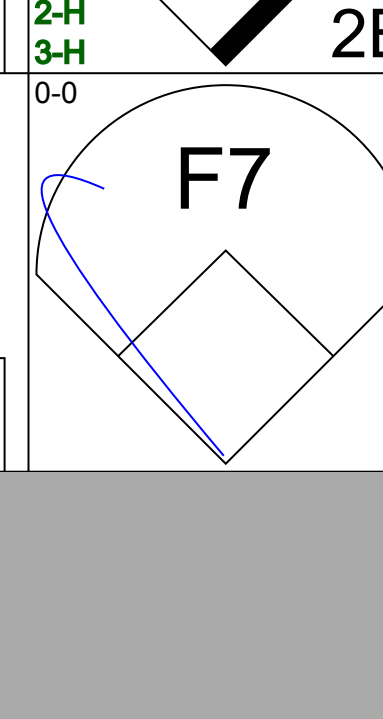
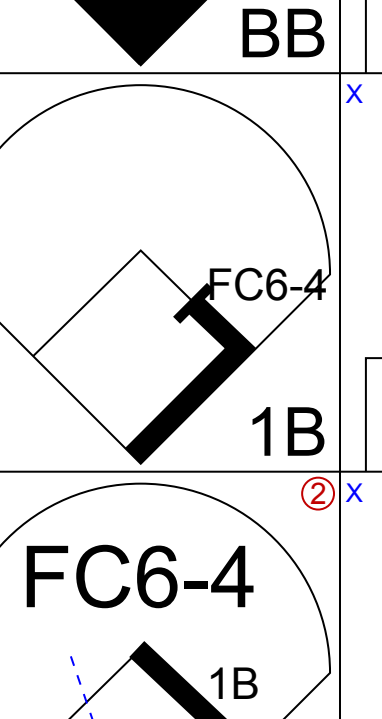
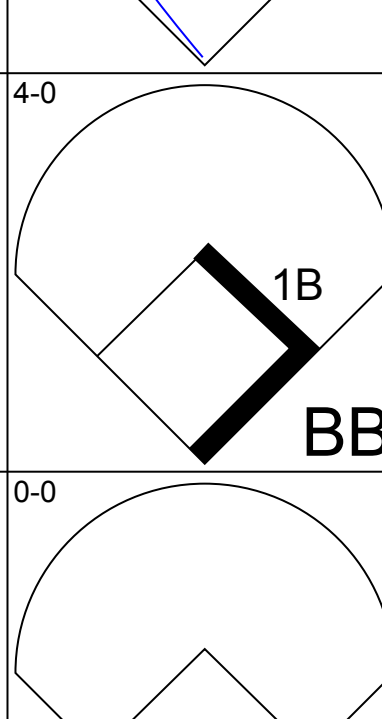
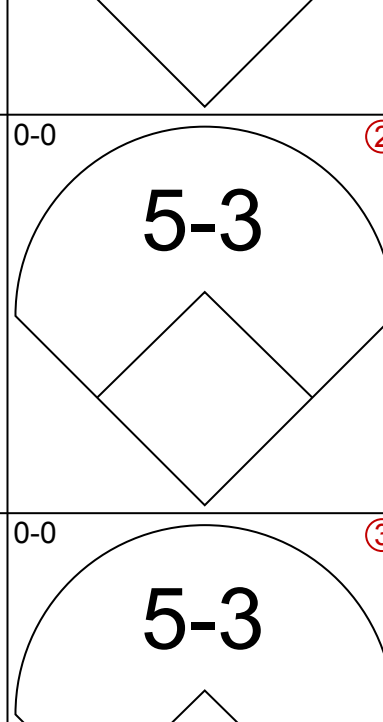

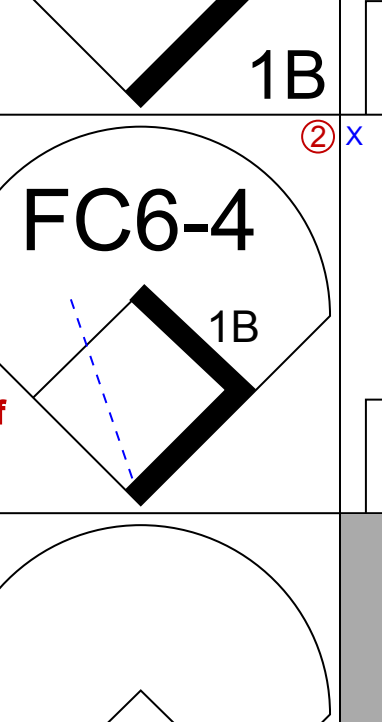
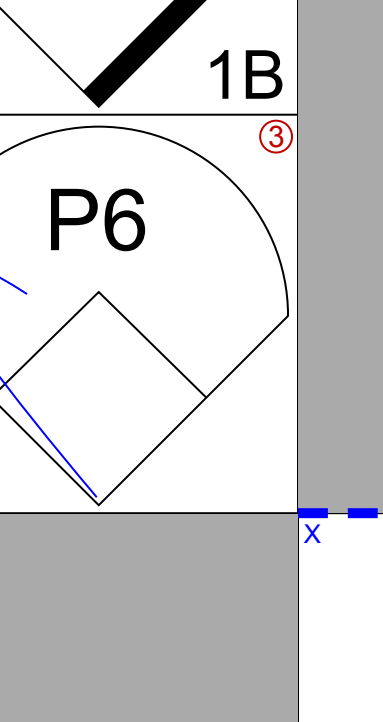
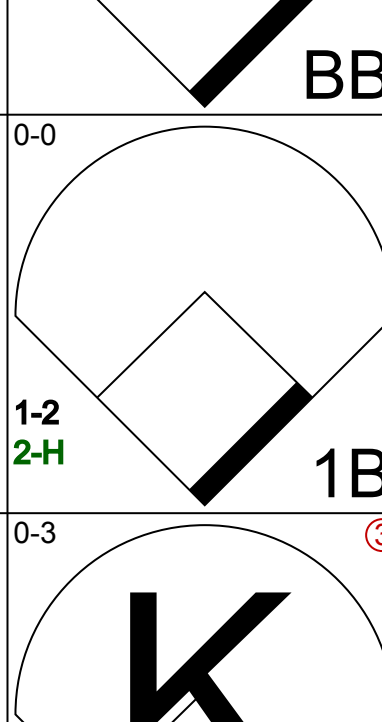
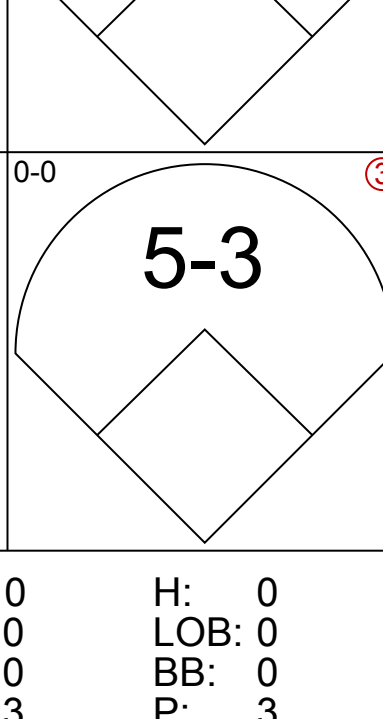
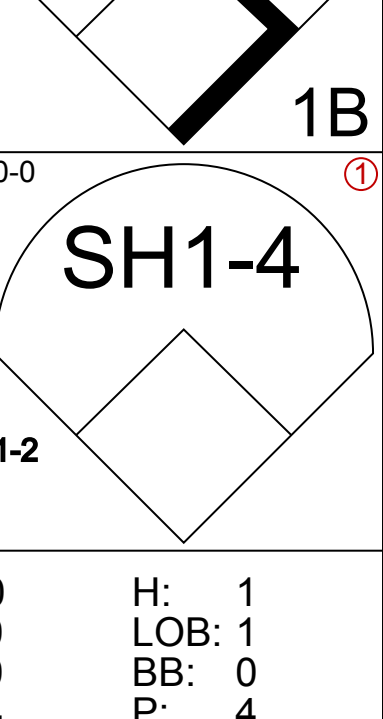
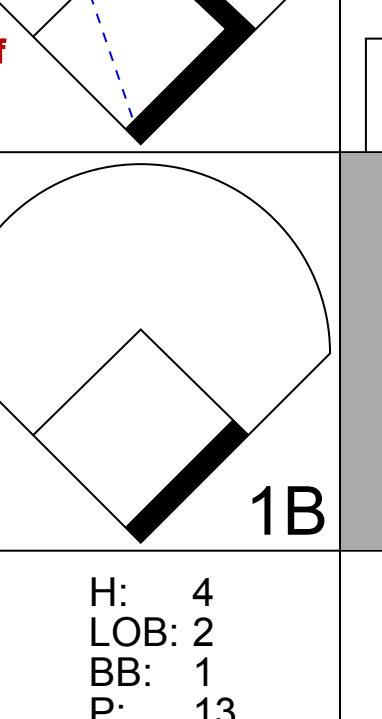

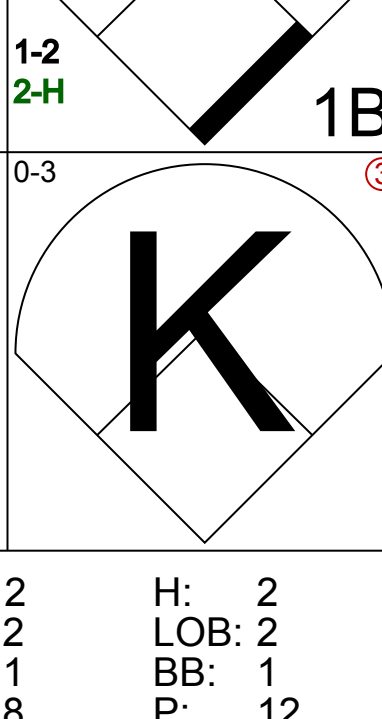
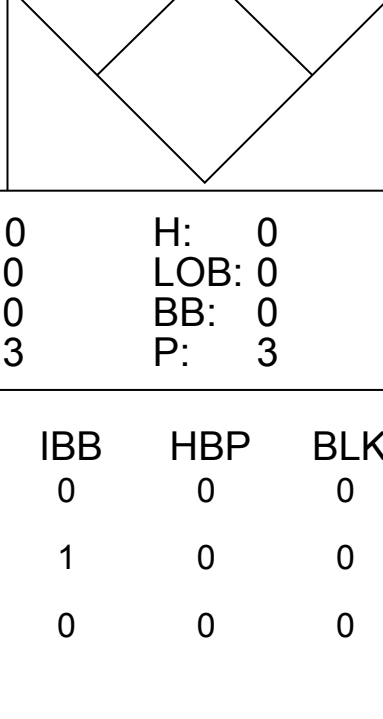
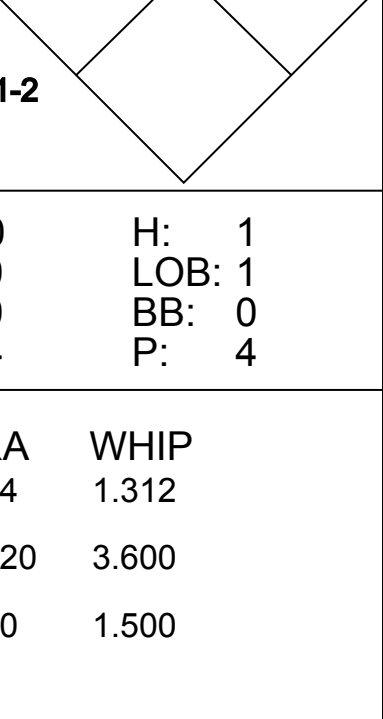
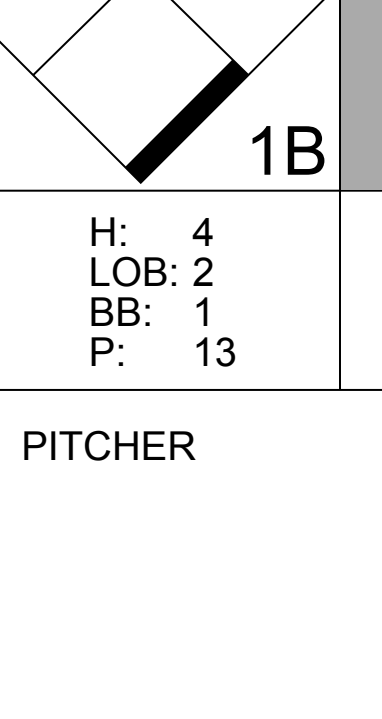
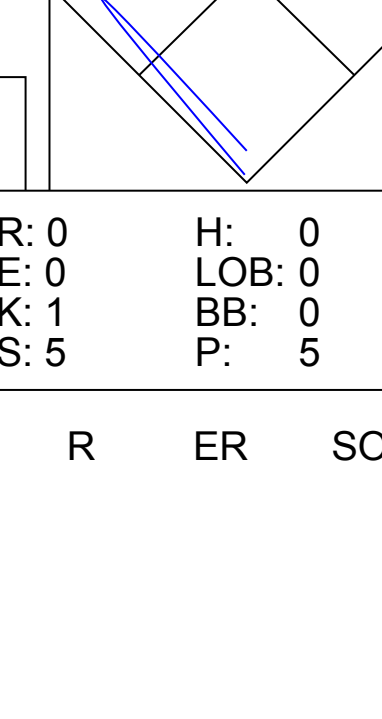
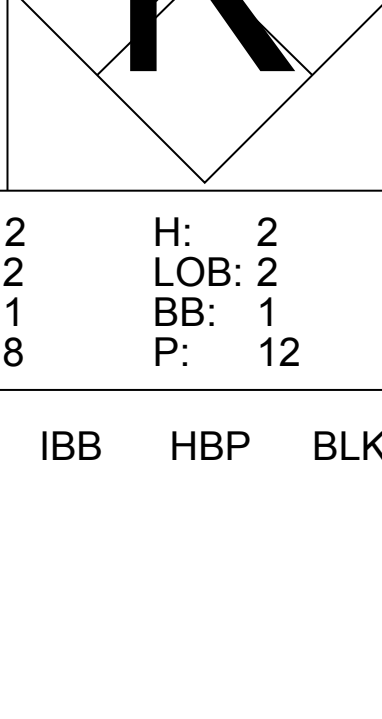
| | |
|-----|----|
| AB | 36 |
| R | 7 |
| H | 7 |
| RBI | 7 |
| BB | 3 |
| SO | 6 |
| LOB | 13 |

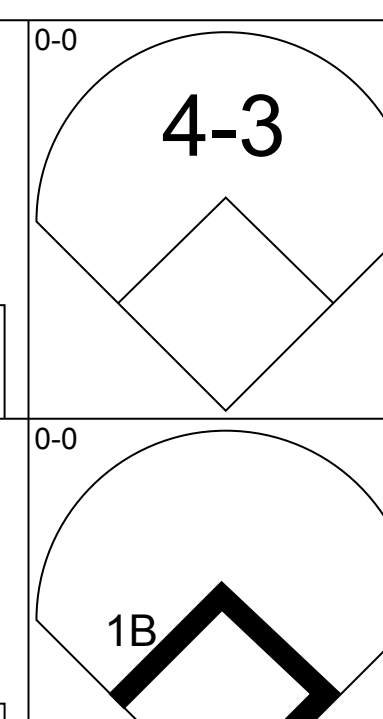
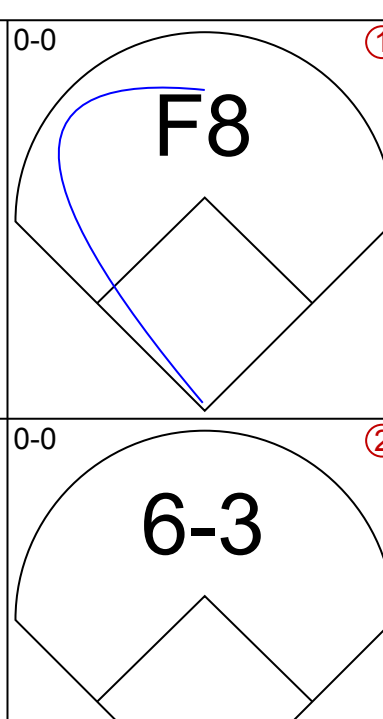
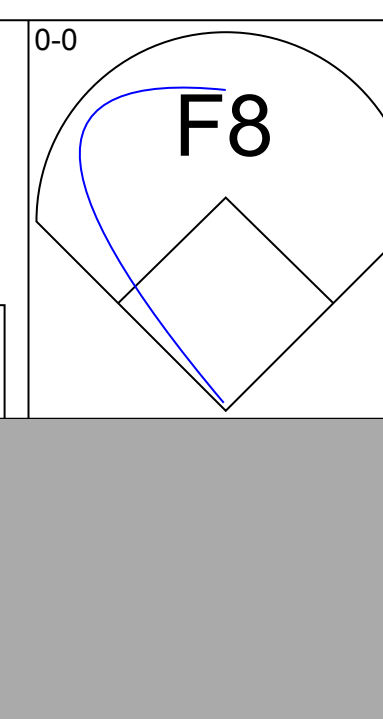
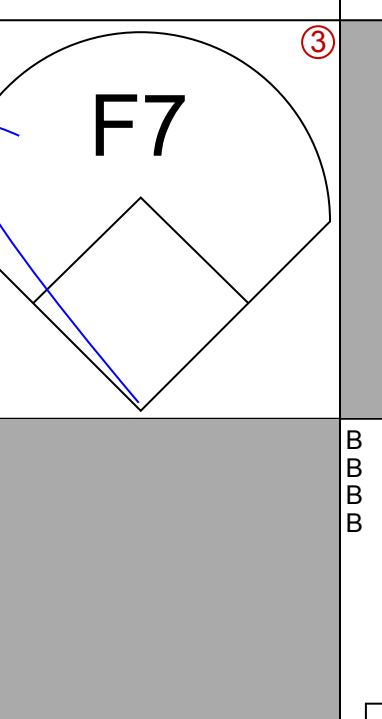
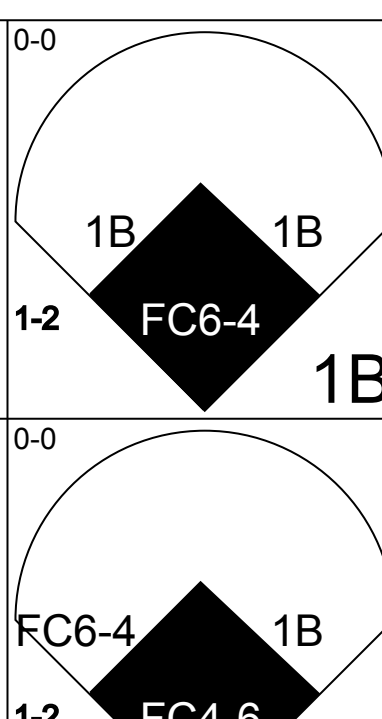
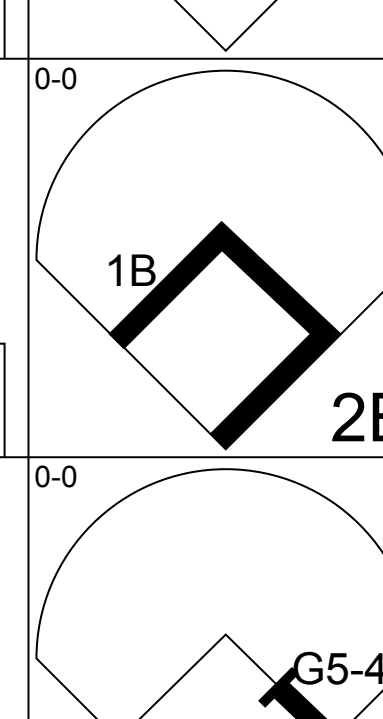
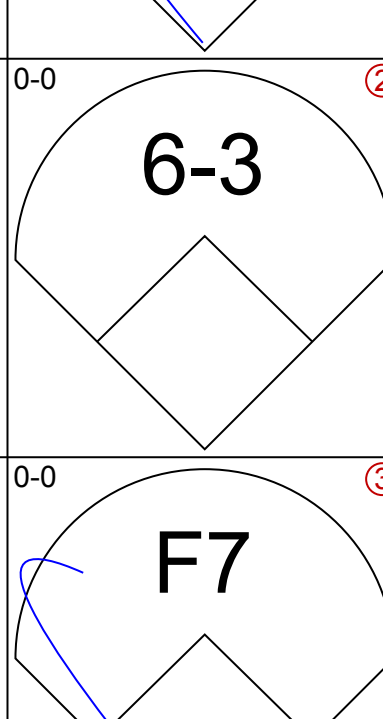
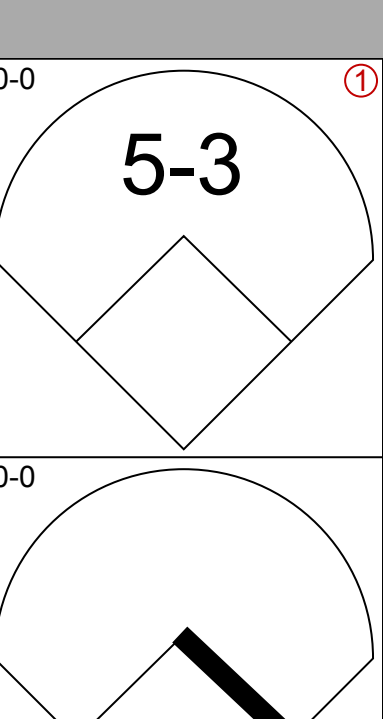

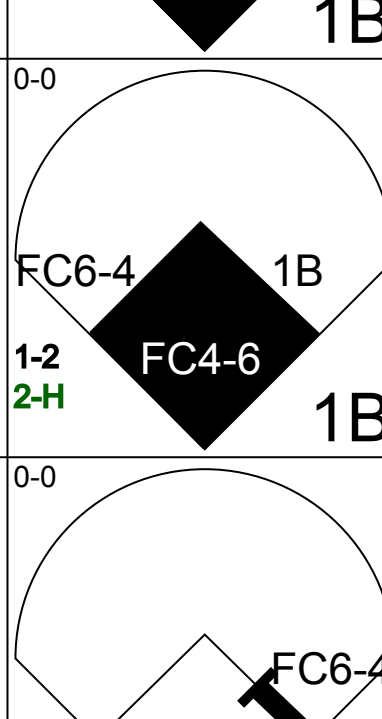
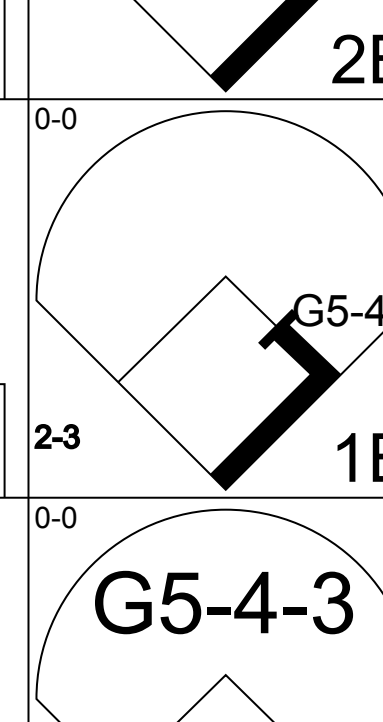
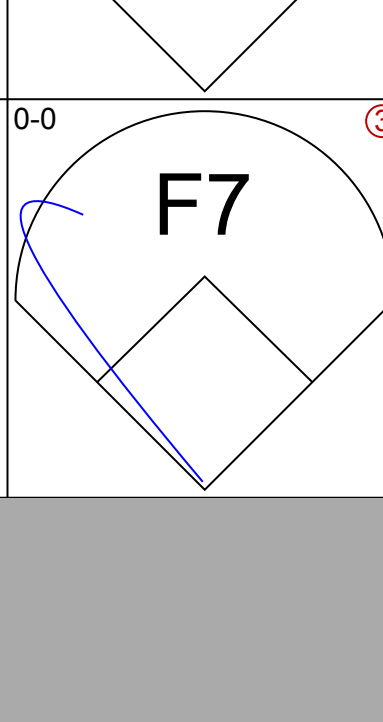
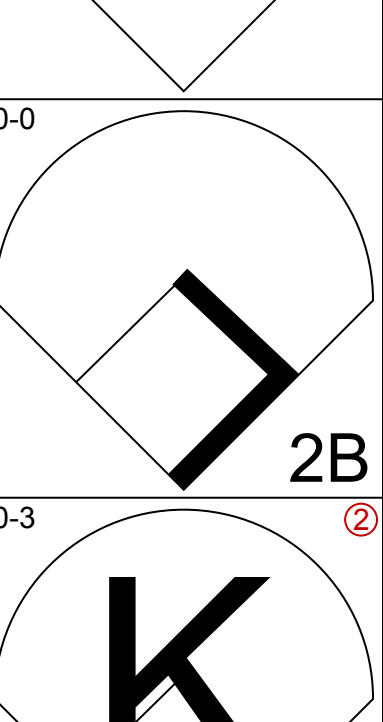
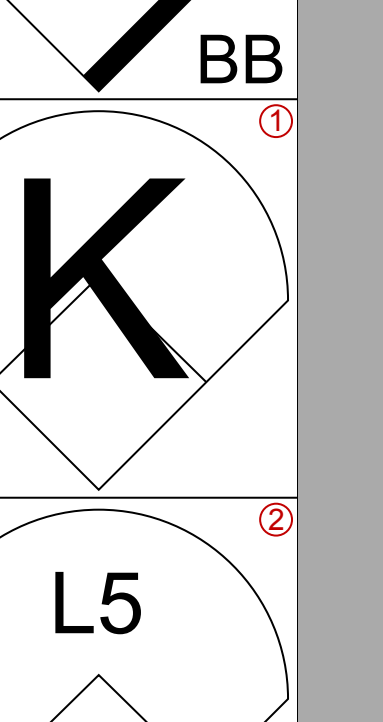
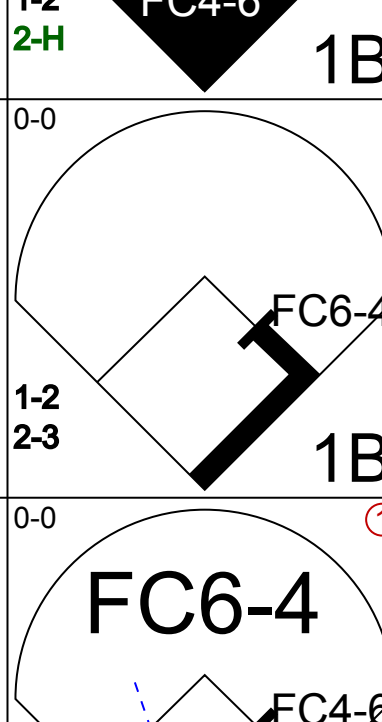
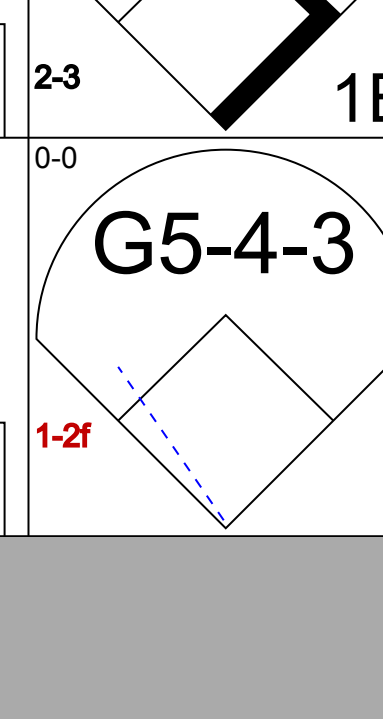
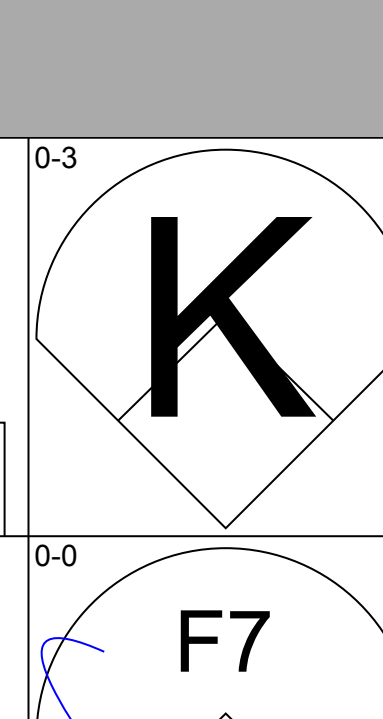
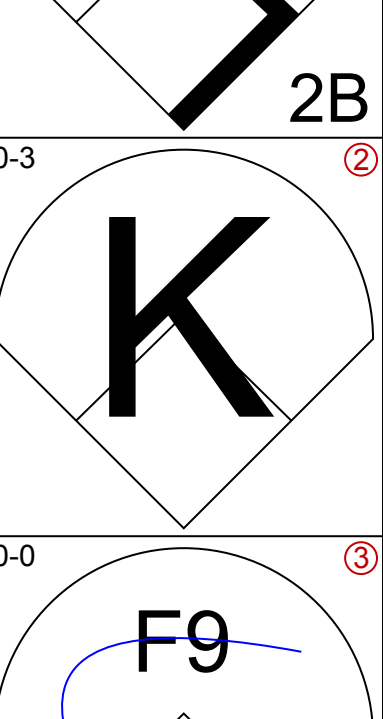
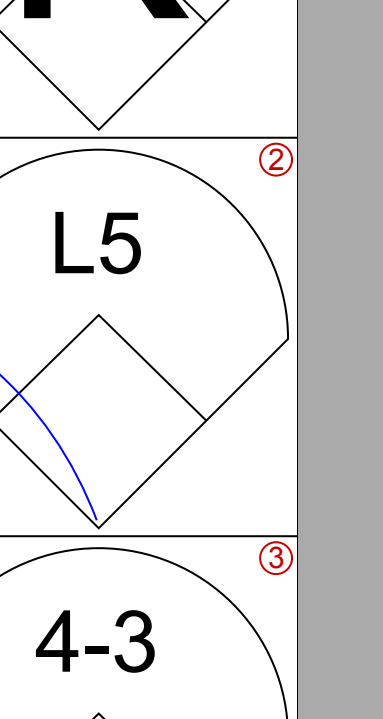
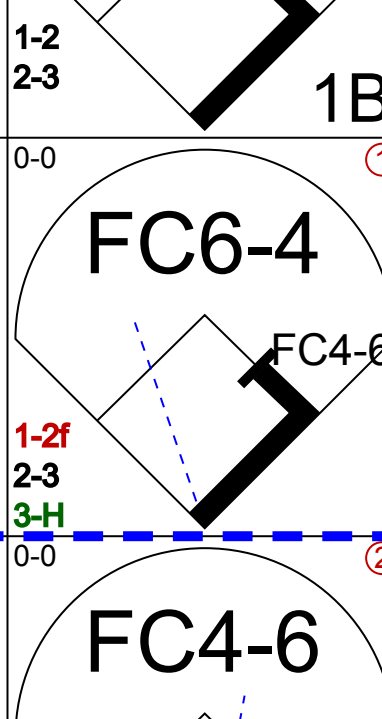
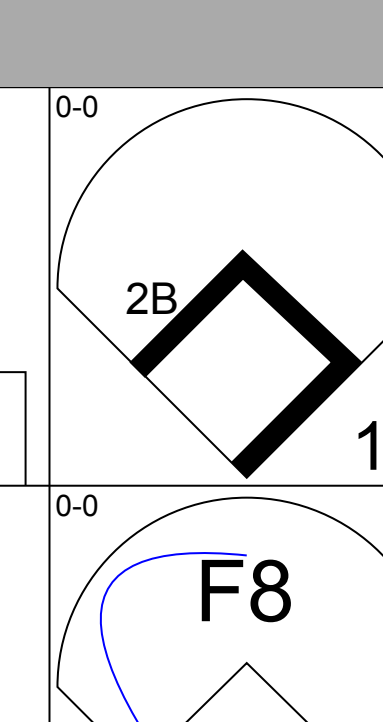
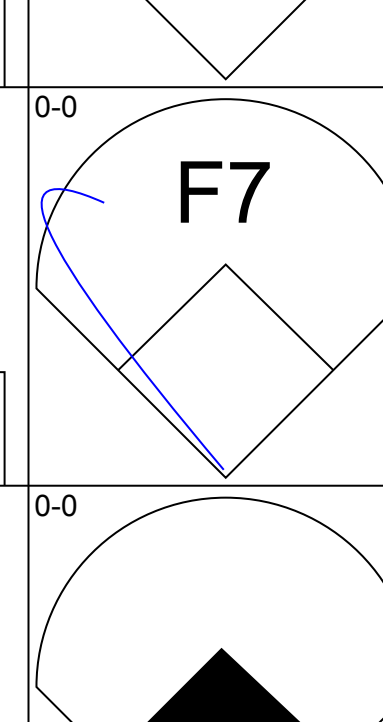
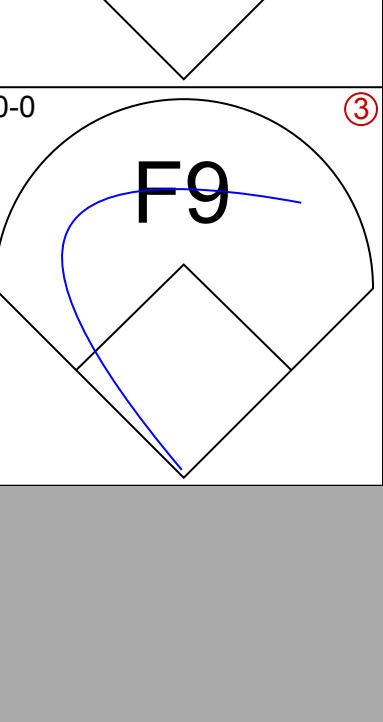
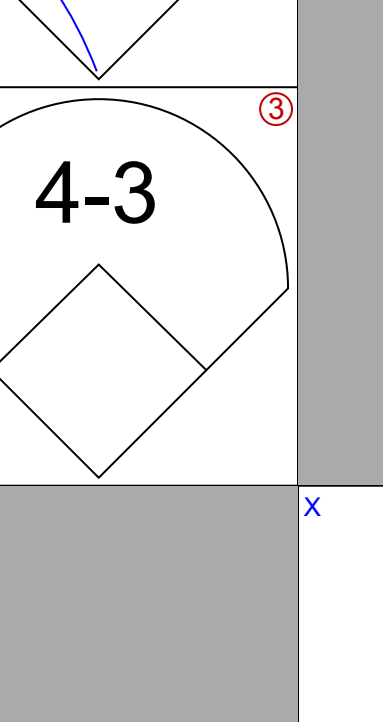
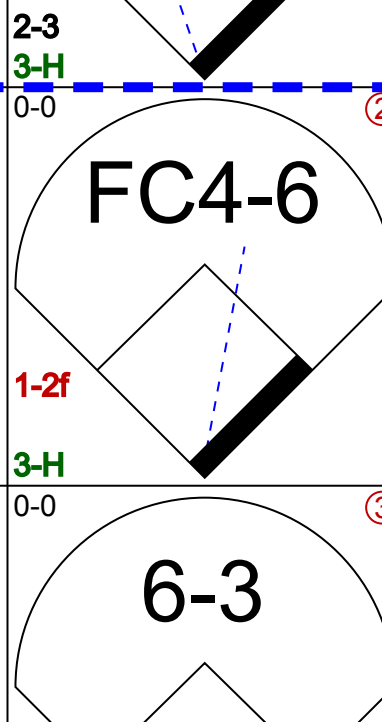
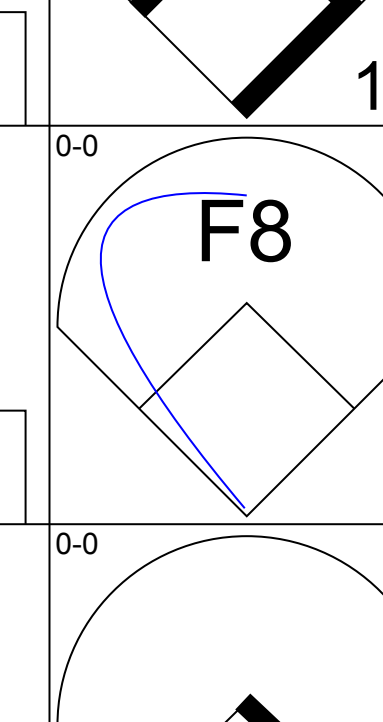
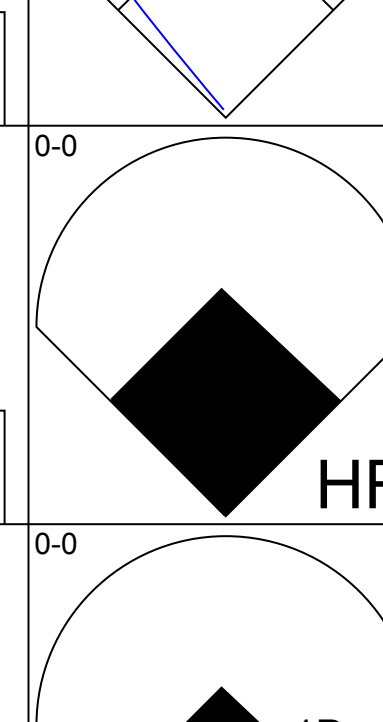
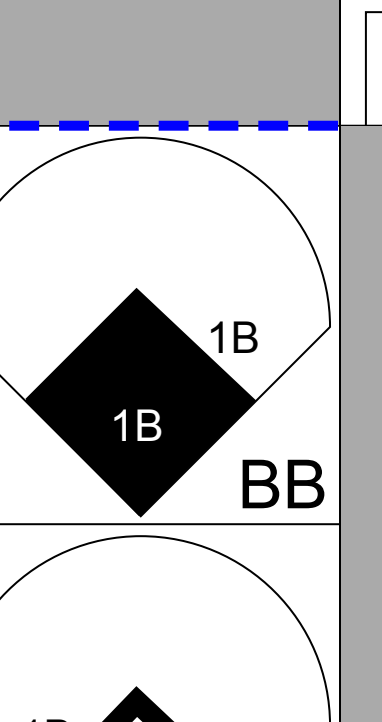
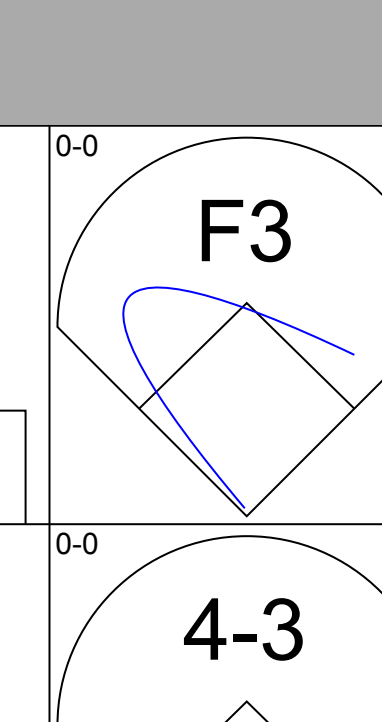
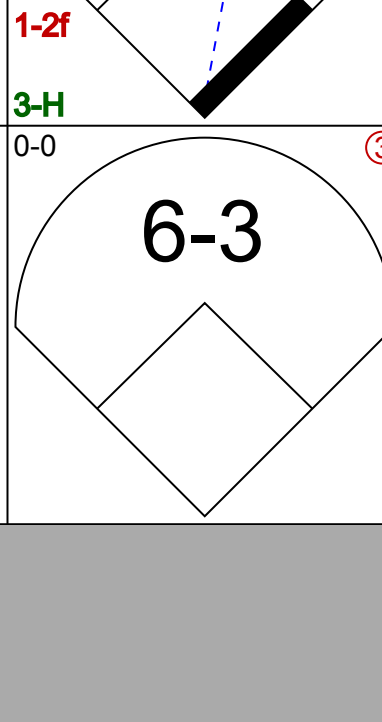
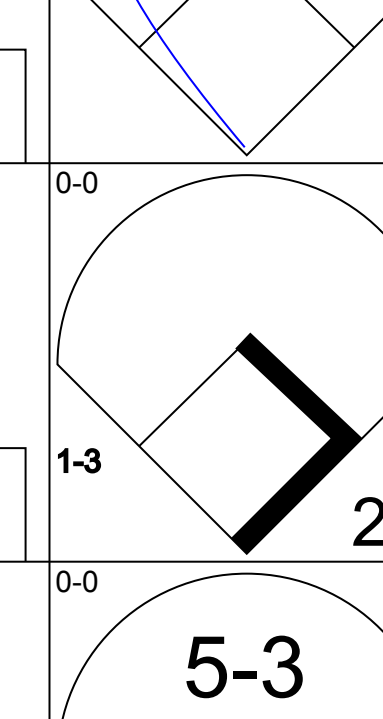
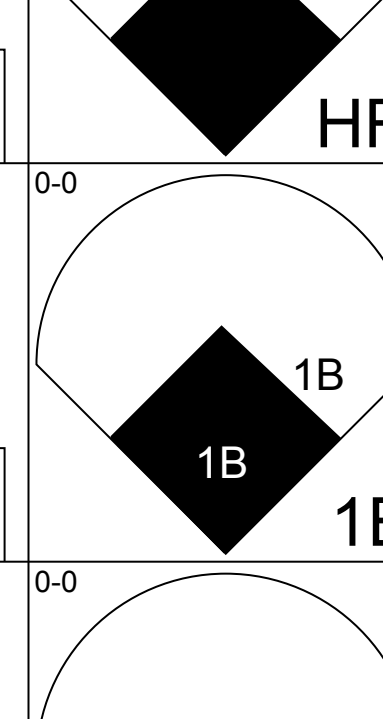
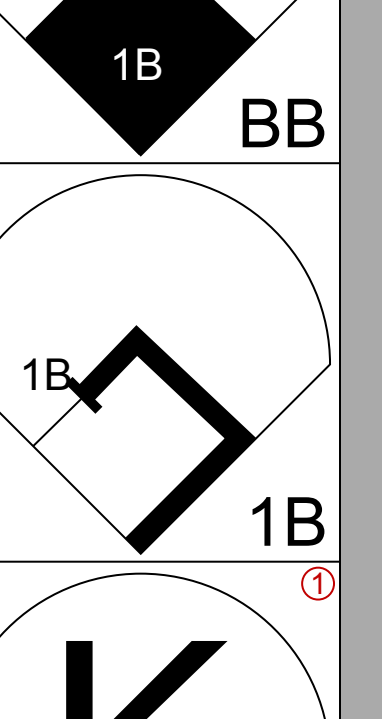
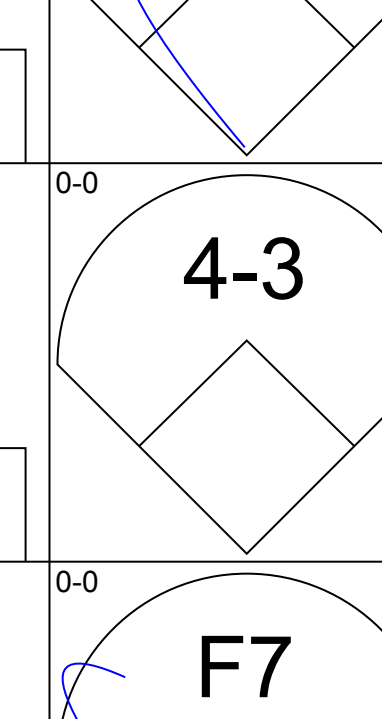
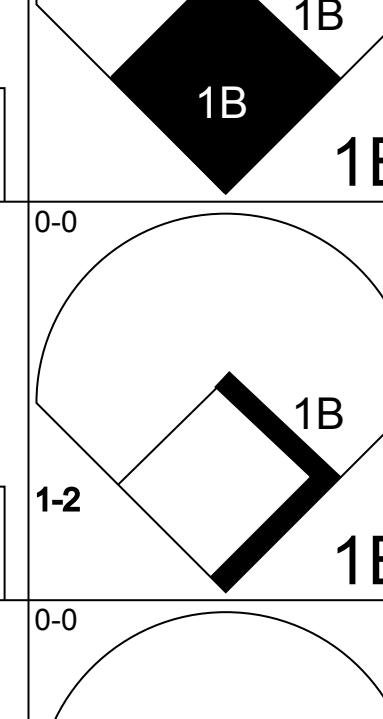
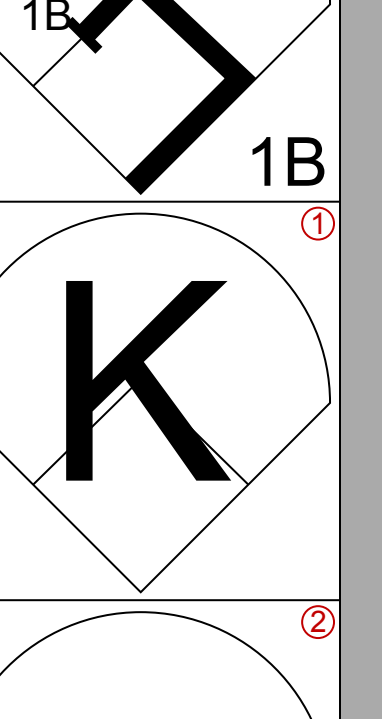
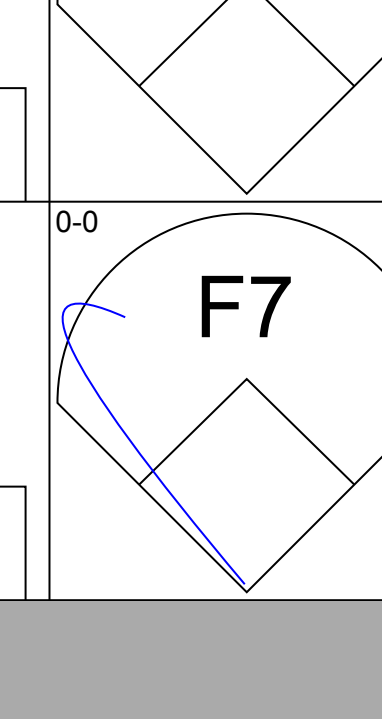
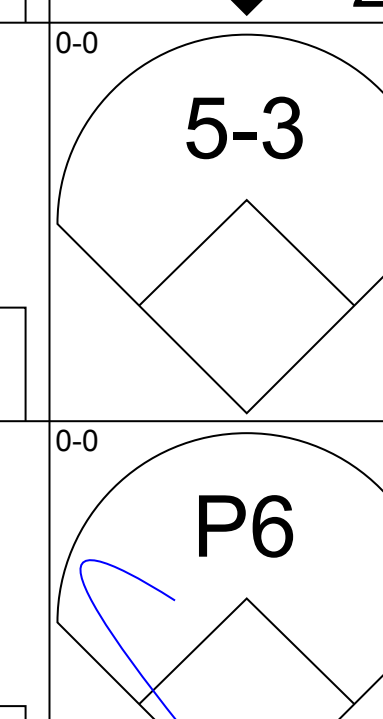
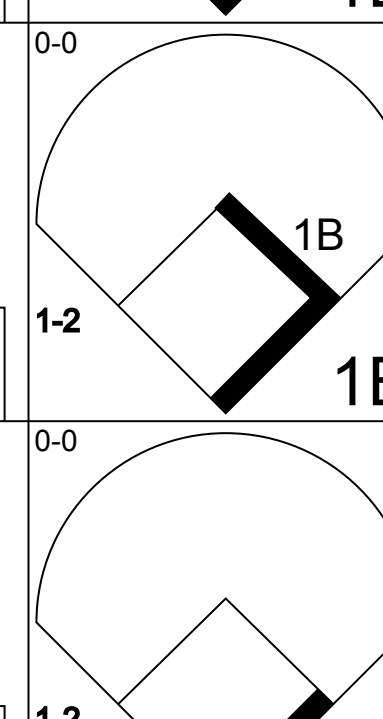
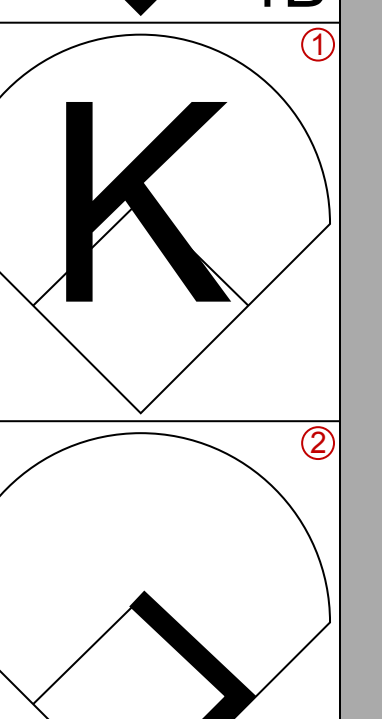
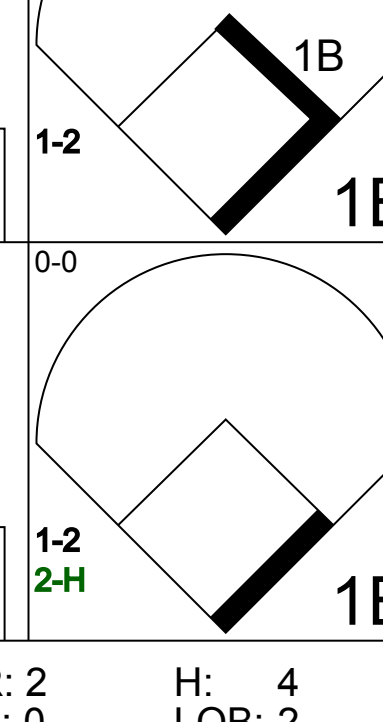
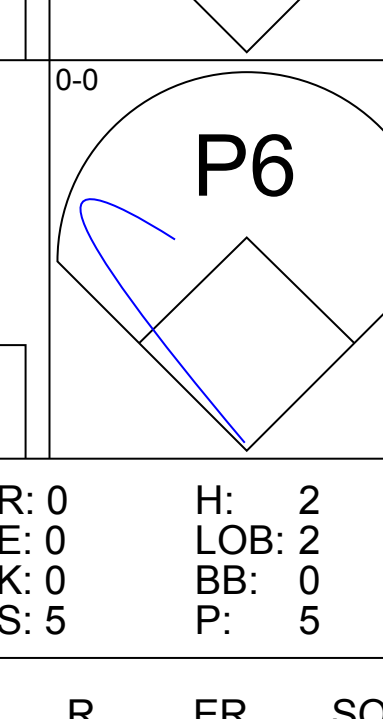
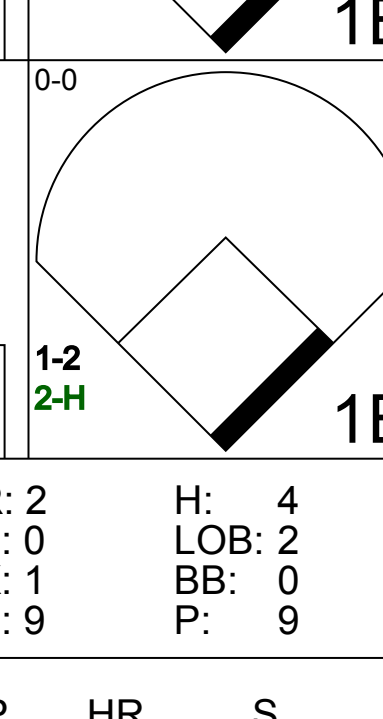
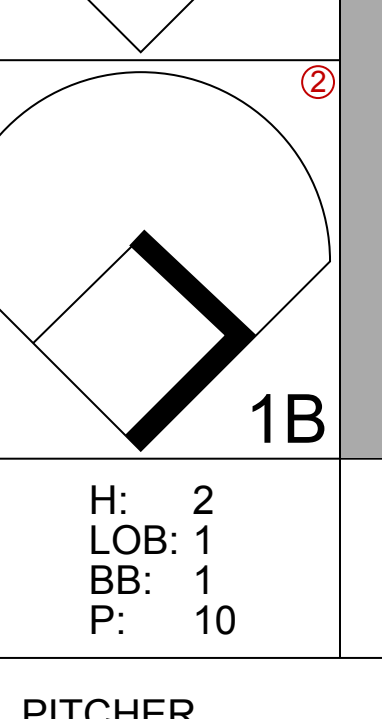
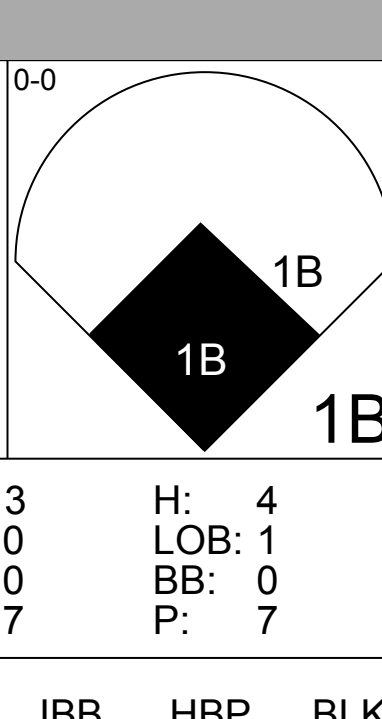
| | |
|-----|----|
| AB | 38 |
| R | 10 |
| H | 15 |
| RBI | 10 |
| BB | 3 |
| SO | 7 |
| LOB | 11 |

| | | | |
|----|---|----|----|
| WP | 1 | PA | 41 |
| PB | 0 | | |
| SB | 1 | | |
| CS | 0 | | |

| Batter | 1 | 2 | 3 | 4 | 5 | 6 | 7 | 8 | 9 | AB | R | H | RBI | BB | SO | LOB | TOP | | | | | | | | | |
|--|------------------------------|---------------------------------|-------------------------------------|----------------------------------|------------------------------|---------------------------------|------------------------------|---------------------------------|------------------------------|---------------------------------|------------------------------|---------------------------------|------------------------------|---------------------------------|------------------------------|---------------------------------|---|------------------------------------|----------------------------------|--------|--|--|--|--|--|--|
| John Shelby, S OBP: 0.333, SLG: 0.444 (1, 8) | | | | | | | | | | 3 | 0 | 1 | 0 | 0 | 0 | 0 | Baltimore Orioles @ Boston Red Sox Fenway Park, Boston, MA Fri Jun 10 1983, 7:05 PM EDT Att: 30,195 - Unknown | | | | | | | | | |
| Rich Dauer, R OBP: 0.285, SLG: 0.282 (1, 4) | | | | | | | | | | 2 | 0 | 0 | 0 | 1 | 0 | 1 | | | | | | | | | | |
| Cal Ripken Jr., R OBP: 0.366, SLG: 0.475 (1, 6) | | | | | | | | | | 4 | 0 | 0 | 0 | 0 | 3 | 3 | | | | | | | | | | |
| Eddie Murray, S OBP: 0.379, SLG: 0.448 (1, 3) | | | | | | | | | | 4 | 0 | 0 | 0 | 0 | 0 | 2 | | | | | | | | | | |
| Gary Roenicke, R OBP: 0.385, SLG: 0.589 (1, 9) | | | | | | | | | | 3 | 2 | 1 | 1 | 1 | 0 | 0 | | | | | | | | | | |
| Ken Singleton, S OBP: 0.364, SLG: 0.509 (1, 10) | | | | | | | | | | 3 | 0 | 2 | 0 | 1 | 0 | 0 | | | | | | | | | | |
| Jim Dwyer, L OBP: 0.333, SLG: 0.407 (9, PR) | | | | | | | | | | 0 | 0 | 0 | 0 | 0 | 0 | 0 | | | | | | | | | | |
| Benny Ayala, R OBP: 0.393, SLG: 0.552 (9, PR) | | | | | | | | | | 4 | 0 | 2 | 1 | 0 | 1 | 1 | | | | | | | | | | |
| Al Bumbry, L OBP: 0.316, SLG: 0.336 (9, 7) | | | | | | | | | | 0 | 1 | 0 | 0 | 0 | 0 | 0 | | | | | | | | | | |
| Leo Hernandez, R OBP: 0.289, SLG: 0.400 (1, 5) | | | | | | | | | | 4 | 0 | 0 | 0 | 0 | 0 | 4 | | | | | | | | | | |
| Aurelio Rodriguez, R OBP: 0.147, SLG: 0.152 (9, 5) | | | | | | | | | | 0 | 0 | 0 | 0 | 0 | 0 | 0 | | | | | | | | | | |
| Rick Dempsey, R OBP: 0.299, SLG: 0.299 (1, 2) | | | | | | | | | | 4 | 0 | 1 | 0 | 0 | 1 | 2 | | | | | | | | | | |
| Inning Stats | R: 0 E: 0 K: 1 S: 5 | H: 1 LOB: 0 BB: 0 P: 5 | R: 1 E: 0 K: 0 S: 4 | H: 2 LOB: 1 BB: 1 P: 8 | R: 0 E: 0 K: 1 S: 5 | H: 0 LOB: 1 BB: 1 P: 9 | R: 1 E: 0 K: 1 S: 7 | H: 2 LOB: 1 BB: 0 P: 7 | R: 0 E: 0 K: 1 S: 5 | H: 0 LOB: 0 BB: 0 P: 5 | R: 0 E: 0 K: 0 S: 3 | H: 0 LOB: 0 BB: 0 P: 3 | R: 0 E: 1 K: 0 S: 5 | H: 1 LOB: 2 BB: 0 P: 5 | R: 1 E: 1 K: 0 S: 4 | H: 1 LOB: 2 BB: 1 P: 8 | 1B: 5 2B: 0 3B: 1 HR: 1 | SF: 0 SAC: 2 DP: 2 HBP: 0 | WP: 0 PB: 0 SB: 0 CS: 0 | PA: 36 | | | | | | |
| PITCHER Bruce Hurst, L ERA: 4.04 (1, 1) | IP: 9.0 WLS: L BF: 36 | H: 7 R: 3 ER: 2 SO: 5 | BB: 3 IBB: 0 HBP: 0 BLK: 0 | WP: 0 HR: 1 S: 43 P: 55 | ERA: 2.00 WHIP: 1.111 | PITCHER | | | | | | | | | | ERA: 2.00 WHIP: 1.111 | PITCHER | | | | | | | | | |

| Batter | 1 | 2 | 3 | 4 | 5 | 6 | 7 | 8 | 9 | AB | R | H | RBI | BB | SO | LOB | BOTTOM | | | | | | | | | |
|--|------------------------------|---------------------------------|-------------------------------------|----------------------------------|------------------------------|----------------------------------|------------------------------|---------------------------------|------------------------------|---------------------------------|------------------------------|---------------------------------|------------------------------|---------------------------------|------------------------------|---------------------------------|---|----------------------------------|------------------------------------|----------------------------------|--------|--|--|--|--|--|
| Jerry Remy, L OBP: 0.275, SLG: 0.287 (1, 4) | | | | | | | | | | 4 | 0 | 1 | 0 | 0 | 1 | 2 | Baltimore Orioles @ Boston Red Sox Fenway Park, Boston, MA Fri Jun 10 1983, 7:05 PM EDT Att: 30,195 - Unknown | | | | | | | | | |
| Rick Miller, L OBP: 0.377, SLG: 0.370 (1, 8) | | | | | | | | | | 3 | 0 | 0 | 0 | 1 | 0 | 3 | | | | | | | | | | |
| Jim Rice, R OBP: 0.346, SLG: 0.498 (1, 7) | | | | | | | | | | 4 | 0 | 1 | 0 | 0 | 0 | 1 | | | | | | | | | | |
| Dwight Evans, R OBP: 0.308, SLG: 0.390 (1, 9) | | | | | | | | | | 3 | 0 | 0 | 0 | 0 | 0 | 1 | | | | | | | | | | |
| Wade Boggs, L OBP: 0.366, SLG: 0.470 (1, 5) | | | | | | | | | | 3 | 0 | 0 | 0 | 0 | 1 | 1 | | | | | | | | | | |
| Carl Yastrzemski, L OBP: 0.536, SLG: 0.933 (1, 10) | | | | | | | | | | 3 | 0 | 0 | 0 | 0 | 0 | 1 | | | | | | | | | | |
| Dave Stapleton, R OBP: 0.262, SLG: 0.316 (1, 3) | | | | | | | | | | 3 | 0 | 0 | 0 | 0 | 0 | 0 | | | | | | | | | | |
| Rich Gedman, L OBP: 0.347, SLG: 0.413 (1, 2) | | | | | | | | | | 2 | 0 | 0 | 0 | 1 | 0 | 0 | | | | | | | | | | |
| Glenn Hoffman, R OBP: 0.308, SLG: 0.335 (1, 6) | | | | | | | | | | 3 | 0 | 1 | 0 | 0 | 0 | 0 | | | | | | | | | | |
| Inning Stats | R: 0 E: 0 K: 0 S: 2 | H: 0 LOB: 0 BB: 1 P: 6 | R: 0 E: 0 K: 1 S: 5 | H: 0 LOB: 0 BB: 0 P: 5 | R: 0 E: 0 K: 1 S: 6 | H: 1 LOB: 2 BB: 1 P: 10 | R: 0 E: 0 K: 0 S: 3 | H: 0 LOB: 0 BB: 0 P: 3 | R: 0 E: 0 K: 0 S: 3 | H: 0 LOB: 0 BB: 0 P: 3 | R: 0 E: 0 K: 0 S: 4 | H: 1 LOB: 1 BB: 0 P: 4 | R: 0 E: 0 K: 0 S: 3 | H: 0 LOB: 0 BB: 0 P: 3 | R: 0 E: 0 K: 0 S: 3 | H: 1 LOB: 0 BB: 0 P: 3 | | 1B: 3 2B: 0 3B: 0 HR: 0 | SF: 0 SAC: 0 DP: 2 HBP: 0 | WP: 0 PB: 0 SB: 0 CS: 0 | PA: 30 | | | | | |
| PITCHER Storm Davis, R ERA: 2.95 (1, 1) | IP: 9.0 WLS: W BF: 30 | H: 3 R: 0 ER: 0 SO: 2 | BB: 2 IBB: 0 HBP: 0 BLK: 0 | WP: 0 HR: 0 S: 32 P: 40 | ERA: 0.00 WHIP: 0.556 | PITCHER | | | | | | | | | | ERA: 0.00 WHIP: 0.556 | PITCHER | | | | | | | | | |

| Batter | 1 | 2 | 3 | 4 | 5 | 6 | 7 | 8 | 9 | AB | R | H | RBI | BB | SO | LOB | TOP | | | | | |
|---|---|---|---|--|--|---|---|---|---|---------------------------------|------------------------------|----------------------------------|-------------------------------|----------------------------------|------------------------------|---------------------------------|---|----------------------------------|-----------------------------------|------------------------------------|----------------------------------|--------|
| John Shelby, S OBP: 0.328, SLG: 0.434 (1, 8) |  | | |  |  |  | |  | | 5 | 1 | 1 | 0 | 0 | 3 | 3 | Baltimore Orioles @ Boston Red Sox Fenway Park, Boston, MA Sat Jun 11 1983, 3:33 AM EDT Att: 32,522 - Unknown | | | | | |
| Rich Dauer, R OBP: 0.284, SLG: 0.280 (1, 4) |  | | |  |  | | |  | | 1 | 0 | 0 | 0 | 0 | 0 | 0 | | | | | | |
| Lenn Sakata, R OBP: 0.250, SLG: 0.265 (2, 4) |  | | |  |  | | |  | | 4 | 1 | 1 | 0 | 0 | 0 | 2 | | | | | | |
| Cal Ripken Jr., R OBP: 0.367, SLG: 0.478 (1, 6) |  | | |  | |  |  | |  | 5 | 2 | 2 | 1 | 0 | 1 | 1 | | | | | | |
| Eddie Murray, S OBP: 0.379, SLG: 0.447 (1, 3) | |  | |  | |  |  | |  | 5 | 3 | 2 | 0 | 0 | 2 | 2 | | | | | | |
| Gary Roenicke, R OBP: 0.386, SLG: 0.596 (1, 9) |  | | |  | |  |  | |  | 4 | 2 | 2 | 2 | 0 | 0 | 2 | | | | | | |
| Ken Singleton, S OBP: 0.398, SLG: 0.512 (1, 10) |  | | |  | |  |  | |  | 3 | 1 | 1 | 2 | 2 | 1 | 1 | | | | | | |
| Benny Ayala, R OBP: 0.343, SLG: 0.516 (6, PH) | | |  |  | |  | |  | 2 | 0 | 0 | 0 | 0 | 0 | 1 | | | | | | | |
| John Lowenstein, L OBP: 0.388, SLG: 0.550 (6, 7) | | |  |  | |  |  | |  | 2 | 0 | 2 | 3 | 1 | 0 | 0 | | | | | | |
| Leo Hernandez, R OBP: 0.292, SLG: 0.400 (1, 5) | | |  | |  |  |  | |  | 5 | 0 | 2 | 2 | 0 | 0 | 3 | | | | | | |
| Rick Dempsey, R OBP: 0.297, SLG: 0.298 (1, 2) |  | | |  | |  | |  |  | 4 | 0 | 1 | 0 | 0 | 1 | 2 | | | | | | |
| Inning Stats | R: 0 E: 0 K: 1 S: 5 | H: 0 LOB: 0 BB: 0 P: 5 | R: 0 E: 0 K: 2 S: 7 | H: 0 LOB: 0 BB: 0 P: 7 | R: 0 E: 0 K: 0 S: 3 | H: 0 LOB: 0 BB: 0 P: 3 | R: 3 E: 0 K: 0 S: 7 | H: 4 LOB: 1 BB: 0 P: 7 | R: 0 E: 0 K: 0 S: 4 | H: 1 LOB: 1 BB: 0 P: 4 | R: 3 E: 0 K: 1 S: 9 | H: 4 LOB: 2 BB: 1 P: 13 | R: 2 E: 0 K: 2 S: 10 | H: 3 LOB: 2 BB: 1 P: 14 | R: 0 E: 0 K: 1 S: 5 | H: 0 LOB: 0 BB: 0 P: 5 | R: 2 E: 0 K: 1 S: 8 | H: 2 LOB: 2 BB: 1 P: 12 | 1B: 11 2B: 3 3B: 0 HR: 0 | SF: 1 SAC: 1 DP: 0 HBP: 0 | WP: 0 PB: 0 SB: 2 CS: 0 | PA: 45 |
| PITCHER | IP | WLS | BF | H | R | ER | SO | BB | IBB | HBP | BLK | WP | HR | S | P | ERA | WHIP | | | | | |
| Bob Ojeda, L ERA: 5.44 (1, 1) | 5.1 | L | 23 | 7 | 5 | 5 | 3 | 0 | 0 | 0 | 0 | 0 | 0 | 29 | 29 | 8.44 | 1.312 | | | | | |
| Bob Stanley, R ERA: 2.26 (6, 1) | 1.2 | | 12 | 5 | 3 | 3 | 3 | 1 | 1 | 0 | 0 | 0 | 0 | 16 | 24 | 16.20 | 3.600 | | | | | |
| John Henry Johnson, L ERA: 2.92 (8, 1) | 2.0 | | 10 | 2 | 2 | 0 | 2 | 1 | 0 | 0 | 0 | 0 | 0 | 13 | 17 | 0.00 | 1.500 | | | | | |

| Batter | 1 | 2 | 3 | 4 | 5 | 6 | 7 | 8 | 9 | AB | R | H | RBI | BB | SO | LOB | BOTTOM | | | | | |
|--|---|---|---|---|--|---|---|---|---|---------------------------------|------------------------------|----------------------------------|------------------------------|---------------------------------|------------------------------|---------------------------------|---|---------------------------------|-----------------------------------|------------------------------------|----------------------------------|--------|
| Jerry Remy, L OBP: 0.273, SLG: 0.284 (1, 4) |  | |  |  | |  | | |  | 5 | 1 | 1 | 0 | 0 | 0 | 3 | Baltimore Orioles @ Boston Red Sox Fenway Park, Boston, MA Sat Jun 11 1983, 3:33 AM EDT Att: 32,522 - Unknown | | | | | |
| Dwight Evans, R OBP: 0.314, SLG: 0.396 (1, 9) |  | |  | |  | |  | |  | 4 | 1 | 2 | 1 | 1 | 0 | 0 | | | | | | |
| Jim Rice, R OBP: 0.351, SLG: 0.504 (1, 7) |  | |  | |  | |  | |  | 5 | 0 | 3 | 0 | 0 | 1 | 1 | | | | | | |
| Tony Armas, R OBP: 0.292, SLG: 0.482 (1, 10) |  | | |  |  | |  | |  | 5 | 0 | 0 | 1 | 0 | 2 | 6 | | | | | | |
| Wade Boggs, L OBP: 0.460, SLG: 0.463 (1, 5) | |  | |  |  | |  | |  | 5 | 0 | 1 | 1 | 0 | 0 | 3 | | | | | | |
| Reid Nichols, R OBP: 0.348, SLG: 0.426 (1, 8) | |  | |  | |  | |  |  | 4 | 2 | 1 | 1 | 1 | 0 | 2 | | | | | | |
| Dave Stapleton, R OBP: 0.271, SLG: 0.330 (1, 3) | |  | |  | |  | |  | | 4 | 1 | 3 | 0 | 0 | 0 | 0 | | | | | | |
| Gary Allenson, R OBP: 0.306, SLG: 0.326 (1, 2) | | | |  | |  | |  | | 3 | 0 | 1 | 0 | 0 | 1 | 4 | | | | | | |
| Rick Miller, L OBP: 0.371, SLG: 0.364 (6, PH) | |  | |  | |  | | | | 1 | 0 | 0 | 0 | 0 | 0 | 0 | | | | | | |
| Rich Gedman, L OBP: 0.347, SLG: 0.413 (9, 2) | | | |  | | | | | | 0 | 0 | 0 | 0 | 0 | 0 | 0 | | | | | | |
| Glenn Hoffman, R OBP: 0.317, SLG: 0.344 (1, 6) | |  | |  | |  | |  | | 4 | 1 | 3 | 2 | 0 | 0 | 2 | | | | | | |
| Inning Stats | R: 0 E: 0 K: 0 S: 4 | H: 2 LOB: 1 BB: 0 P: 4 | R: 0 E: 0 K: 0 S: 5 | H: 2 LOB: 2 BB: 0 P: 5 | R: 0 E: 0 K: 0 S: 3 | H: 0 LOB: 0 BB: 0 P: 3 | R: 2 E: 0 K: 1 S: 9 | H: 4 LOB: 2 BB: 0 P: 9 | R: 0 E: 0 K: 1 S: 6 | H: 1 LOB: 1 BB: 0 P: 6 | R: 1 E: 0 K: 1 S: 6 | H: 2 LOB: 1 BB: 1 P: 10 | R: 0 E: 0 K: 1 S: 5 | H: 0 LOB: 1 BB: 1 P: 9 | R: 0 E: 0 K: 0 S: 3 | H: 0 LOB: 0 BB: 0 P: 3 | R: 3 E: 0 K: 0 S: 7 | H: 4 LOB: 1 BB: 0 P: 7 | 1B: 11 2B: 3 3B: 0 HR: 1 | SF: 0 SAC: 0 DP: 1 HBP: 0 | WP: 0 PB: 0 SB: 0 CS: 0 | PA: 42 |
| PITCHER | IP | WLS | BF | H | R | ER | SO | BB | IBB | HBP | BLK | WP | HR | S | P | ERA | WHIP | | | | | |
| Scott McGregor, L ERA: 4.06 (1, 1) | 5.0 | W | 23 | 9 | 2 | 2 | 2 | 2 | 0 | 0 | 0 | 0 | 0 | 19 | 27 | 10.80 | 2.400 | | | | | |
| Sammy Stewart, R ERA: 4.53 (6, 1) | 3.1 | | 17 | 6 | 4 | 4 | 2 | 2 | 0 | 0 | 0 | 0 | 0 | 2 | 2 | 0.00 | 0.000 | | | | | |
| Tippy Martinez, L ERA: 3.5 (9, 1) | 0.2 | | 2 | 0 | 0 | 0 | 0 | 0 | 0 | 0 | 0 | 0 | 0 | 2 | 2 | 0.00 | 0.000 | | | | | |

AB 40
R 10
H 14
RBI 10
BB 3
SO 8
LOB 17



AB 40
R 6
H 15
RBI 6
BB 2
SO 4
LOB 21



| Batter | 1 | 2 | 3 | 4 | 5 | 6 | 7 | 8 | 9 | AB | R | H | RBI | BB | SO | LOB | TOP | | | | | |
|--|------------------------------|---------------------------------|------------------------------|---------------------------------|------------------------------|---------------------------------|------------------------------|---------------------------------|------------------------------|----------------------------------|------------------------------|---------------------------------|------------------------------|----------------------------------|------------------------------|---------------------------------|---|---------------------------------|----------------------------------|------------------------------------|----------------------------------|--------|
| John Shelby, S OBP: 0.331, SLG: 0.452 (1, 8) | | | | | | | | | | 4 | 1 | 1 | 3 | 1 | 1 | 1 | Baltimore Orioles @ Boston Red Sox Fenway Park, Boston, MA Sun Jun 12 1983, 3:33 AM EDT Att: 28,656 - Unknown | | | | | |
| Benny Ayala, R OBP: 0.308, SLG: 0.457 Jim Dwyer, L OBP: 0.344, SLG: 0.436 (9, PH) (9, 7) | | | | | | | | | | 4 | 0 | 0 | 0 | 0 | 2 | 2 | | | | | | |
| Cal Ripken Jr., R OBP: 0.367, SLG: 0.481 (1, 6) | | | | | | | | | | 5 | 1 | 2 | 0 | 0 | 0 | 3 | | | | | | |
| Eddie Murray, S OBP: 0.389, SLG: 0.452 (1, 3) | | | | | | | | | | 2 | 1 | 2 | 0 | 2 | 0 | 0 | | | | | | |
| Gary Roenicke, R OBP: 0.373, SLG: 0.573 (1, 9) | | | | | | | | | | 4 | 0 | 0 | 0 | 0 | 1 | 3 | | | | | | |
| Ken Singleton, S OBP: 0.400, SLG: 0.512 Al Bumbry, L OBP: 0.316, SLG: 0.336 (8, FR) (1, 10) | | | | | | | | | | 4 | 0 | 2 | 2 | 0 | 0 | 1 | | | | | | |
| Leo Hernandez, R OBP: 0.296, SLG: 0.402 (1, 5) | | | | | | | | | | 4 | 1 | 2 | 0 | 0 | 0 | 1 | | | | | | |
| Lenn Sakata, R OBP: 0.250, SLG: 0.289 (1, 4) | | | | | | | | | | 4 | 0 | 1 | 1 | 0 | 0 | 2 | | | | | | |
| Rick Dempsey, R OBP: 0.303, SLG: 0.311 (1, 2) | | | | | | | | | | 4 | 1 | 2 | 0 | 0 | 0 | 2 | | | | | | |
| Inning Stats | R: 0 E: 0 K: 0 S: 3 | H: 0 LOB: 0 BB: 0 P: 3 | R: 0 E: 0 K: 1 S: 5 | H: 1 LOB: 0 BB: 0 P: 5 | R: 0 E: 0 K: 0 S: 4 | H: 1 LOB: 0 BB: 0 P: 4 | R: 2 E: 0 K: 0 S: 5 | H: 2 LOB: 1 BB: 1 P: 9 | R: 0 E: 0 K: 1 S: 6 | H: 1 LOB: 2 BB: 1 P: 10 | R: 0 E: 0 K: 0 S: 3 | H: 1 LOB: 0 BB: 0 P: 3 | R: 3 E: 0 K: 1 S: 8 | H: 4 LOB: 1 BB: 1 P: 12 | R: 1 E: 0 K: 0 S: 5 | H: 2 LOB: 2 BB: 0 P: 5 | R: 0 E: 0 K: 1 S: 5 | H: 1 LOB: 0 BB: 0 P: 5 | 1B: 8 2B: 5 3B: 0 HR: 1 | SF: 0 SAC: 0 DP: 2 HBP: 0 | WP: 1 PB: 0 SB: 1 CS: 0 | PA: 40 |
| PITCHER | IP | WLS | BF | H | R | ER | SO | BB | IBB | HBP | BLK | WP | HR | S | P | ERA | WHIP | | | | | |
| John Tudor, L ERA: 3.56 Bob Stanley, R ERA: 2.32 | (1, 1) | 6.2 | 30 | 10 | 5 | 5 | 3 | 2 | 0 | 0 | 0 | 1 | 1 | 34 | 42 | 6.75 | 1.800 | | | | | |
| Bob Stanley, R ERA: 2.32 | (7, 1) | 2.1 | W | 9 | 3 | 1 | 1 | 1 | 0 | 1 | 0 | 0 | 0 | 10 | 14 | 3.86 | 1.286 | | | | | |

| Batter | 1 | 2 | 3 | 4 | 5 | 6 | 7 | 8 | 9 | AB | R | H | RBI | BB | SO | LOB | BOTTOM | | | | | | | |
|---|------------------------------|---------------------------------|------------------------------|---------------------------------|------------------------------|---------------------------------|------------------------------|---------------------------------|------------------------------|---------------------------------|------------------------------|---------------------------------|------------------------------|---------------------------------|------------------------------|---------------------------------|---|----------------------------------|------------------------------|----------------------------------|----------------------------------|------------------------------------|----------------------------------|--------|
| Jerry Remy, L OBP: 0.271, SLG: 0.282 (1, 4) | | | | | | | | | | 5 | 1 | 1 | 0 | 0 | 0 | 0 | Baltimore Orioles @ Boston Red Sox Fenway Park, Boston, MA Sun Jun 12 1983, 3:33 AM EDT Att: 28,656 - Unknown | | | | | | | |
| Dwight Evans, R OBP: 0.323, SLG: 0.434 (1, 9) | | | | | | | | | | 4 | 2 | 3 | 2 | 1 | 0 | 0 | | | | | | | | |
| Jim Rice, R OBP: 0.352, SLG: 0.513 (1, 7) | | | | | | | | | | 4 | 1 | 1 | 1 | 1 | 1 | 1 | | | | | | | | |
| Tony Armas, R OBP: 0.290, SLG: 0.490 (1, 8) | | | | | | | | | | 5 | 1 | 1 | 1 | 0 | 0 | 4 | | | | | | | | |
| Wade Boggs, L OBP: 0.467, SLG: 0.476 (1, 5) | | | | | | | | | | 3 | 1 | 2 | 1 | 2 | 1 | 0 | | | | | | | | |
| Carl Yastrzemski, L OBP: 0.345, SLG: 0.324 Reid Nichols, R OBP: 0.345, SLG: 0.422 (8, PH) (1, 10) | | | | | | | | | | 3 | 0 | 2 | 1 | 0 | 0 | 1 | | | | | | | | |
| Dave Stapleton, R OBP: 0.266, SLG: 0.323 (1, 3) | | | | | | | | | | 4 | 0 | 0 | 0 | 0 | 0 | 4 | | | | | | | | |
| Rich Gedman, L OBP: 0.346, SLG: 0.404 Ed Jurak, R OBP: 0.353, SLG: 0.419 Jeff Newman, R OBP: 0.254, SLG: 0.367 (8, PH) (9, 2) (1, 2) | | | | | | | | | | 2 | 0 | 0 | 0 | 1 | 0 | 2 | | | | | | | | |
| Glenn Hoffman, R OBP: 0.310, SLG: 0.337 (1, 6) | | | | | | | | | | 4 | 0 | 0 | 0 | 0 | 0 | 3 | | | | | | | | |
| Inning Stats | R: 0 E: 0 K: 0 S: 3 | H: 0 LOB: 0 BB: 0 P: 3 | R: 1 E: 0 K: 0 S: 5 | H: 2 LOB: 1 BB: 0 P: 5 | R: 1 E: 0 K: 1 S: 6 | H: 1 LOB: 0 BB: 0 P: 6 | R: 1 E: 0 K: 0 S: 5 | H: 2 LOB: 2 BB: 1 P: 9 | R: 2 E: 0 K: 1 S: 7 | H: 2 LOB: 0 BB: 0 P: 7 | R: 0 E: 0 K: 0 S: 4 | H: 1 LOB: 1 BB: 0 P: 4 | R: 0 E: 0 K: 0 S: 3 | H: 0 LOB: 1 BB: 1 P: 7 | R: 1 E: 0 K: 0 S: 3 | H: 1 LOB: 1 BB: 1 P: 7 | R: 0 E: 0 K: 0 S: 4 | H: 2 LOB: 3 BB: 2 P: 12 | R: 1 E: 0 K: 0 S: 4 | H: 2 LOB: 3 BB: 2 P: 12 | 1B: 2 2B: 5 3B: 0 HR: 4 | SF: 0 SAC: 0 DP: 0 HBP: 0 | WP: 0 PB: 0 SB: 0 CS: 0 | PA: 41 |
| PITCHER | IP | WLS | BF | H | R | ER | SO | BB | IBB | HBP | BLK | WP | HR | S | P | ERA | WHIP | | | | | | | |
| Dennis Martinez, R ERA: 4.9 Dan Morigiello, L ERA: 4.4 Tim Stoddard, R ERA: 4.07 Tippy Martinez, L ERA: 3.65 | (1, 1) | 4.2 | 22 | 7 | 5 | 5 | 1 | 1 | 0 | 0 | 0 | 0 | 0 | 8 | 8 | 0.00 | 0.600 | | | | | | | |
| Tim Stoddard, R ERA: 4.07 | (7, 1) | 1.1 | 6 | 0 | 1 | 1 | 0 | 2 | 0 | 0 | 0 | 0 | 0 | 4 | 12 | 6.75 | 1.500 | | | | | | | |
| Tippy Martinez, L ERA: 3.65 | (8, 1) | 1.0 | L | 7 | 3 | 1 | 1 | 1 | 1 | 0 | 0 | 0 | 0 | 5 | 13 | 9.00 | 4.000 | | | | | | | |



| Batter | 1 | 2 | 3 | 4 | 5 | 6 | 7 | 8 | 9 | AB | R | H | RBI | BB | SO | LOB | TOP | | | |
|--|--|---------------------------------|------------------------------|---------------------------------|------------------------------|----------------------------------|------------------------------|---------------------------------|--------------------------------|---------------------------------|------------------------------|----------------------------------|------------------------------|---------------------------------|------------------------------|---------------------------------|--|----------------------------------|------------------------------------|----------------------------------|
| Al Bumby, L OBP: 0.318, SLG: 0.345 (1, 8) | 0-0 1-3 | | 0-0 G3 | | 0-0 2B | | 0-0 BB S 1B | 0-0 4-3 | 5 0 2 0 0 0 1 | | | | | | | | Baltimore Orioles @ Milwaukee Brewers Milwaukee County Stadium, Milwaukee, WI Mon Jun 13 1983, 8:05 PM EDT Att: 21,532 - Unknown livebaseballscorecards.com | | | |
| Dan Ford, R OBP: 0.343, SLG: 0.480 (1, 9) | 0-0 F7 2B | | 4-0 HR BB | | 0-0 F2 | | 0-0 5-3 1-2 | 0-0 F8 | 4 1 1 0 1 0 2 | | | | | | | | | | | |
| Cal Ripken Jr., R OBP: 0.369, SLG: 0.491 (1, 6) | 0-0 F7 2-3 | | 0-0 HR | | 0-0 F7 | | 4-0 BB BB | | 3 1 1 3 1 0 2 | | | | | | | | | | | |
| Eddie Murray, S OBP: 0.387, SLG: 0.446 (1, 3) | 0-0 F2 | | 0-0 3-1 | | 0-0 1-3 | | 4-0 BB BB | | 3 0 0 0 1 0 2 | | | | | | | | | | | |
| John Lowenstein, L OBP: 0.385, SLG: 0.538 John Shelby, S OBP: 0.331, SLG: 0.452 (9, 8) | | | 0-0 F8 | | 0-3 K | | 0-0 F9 | | 3 0 0 0 1 1 3 0 0 0 0 0 0 0 | | | | | | | | | | | |
| Ken Singleton, S OBP: 0.392, SLG: 0.500 (1, 10) | | | 0-3 K | | 0-3 K | | 0-0 F7 | | 4 0 0 0 0 2 1 | | | | | | | | | | | |
| Joe Nolan, L OBP: 0.338, SLG: 0.419 (1, 2) | | | 4-0 FC5-4 BB | | 0-0 F5 | | 0-0 1B | | 3 0 1 0 1 1 0 | | | | | | | | | | | |
| Leo Hernandez, R OBP: 0.290, SLG: 0.393 Aurelio Rodriguez, R OBP: 0.147, SLG: 0.152 (8, 5) | | | 0-0 FC5-4 1-2 | | 0-0 6-3 | | 0-0 5-3 | | 4 0 0 0 0 0 2 0 0 0 0 0 0 0 | | | | | | | | | | | |
| Lenn Sakata, R OBP: 0.250, SLG: 0.286 (1, 4) | | | 0-0 G3 S HR 1B | | 0-3 K | | 0-0 P3 | | 4 1 1 0 0 1 0 | | | | | | | | | | | |
| Inning Stats | R: 0 E: 0 K: 0 S: 4 | H: 1 LOB: 1 BB: 0 P: 4 | R: 0 E: 0 K: 1 S: 5 | H: 0 LOB: 1 BB: 1 P: 9 | R: 3 E: 0 K: 1 S: 7 | H: 2 LOB: 1 BB: 2 P: 15 | R: 0 E: 0 K: 1 S: 5 | H: 0 LOB: 0 BB: 0 P: 5 | R: 0 E: 0 K: 1 S: 6 | H: 1 LOB: 1 BB: 0 P: 6 | R: 0 E: 0 K: 0 S: 4 | H: 1 LOB: 3 BB: 2 P: 12 | R: 0 E: 0 K: 1 S: 5 | H: 0 LOB: 0 BB: 0 P: 5 | R: 0 E: 0 K: 0 S: 3 | H: 0 LOB: 0 BB: 0 P: 3 | | 1B: 3 2B: 2 3B: 0 HR: 1 | SF: 0 SAC: 0 DP: 0 HBP: 0 | WP: 0 PB: 0 SB: 2 CS: 0 |
| PITCHER Don Sutton, R ERA: 3.49 (1, 1) | IP: 9.0 WLS: L BF: 38 H: 6 R: 3 ER: 3 SO: 5 BB: 5 IBB: 0 HBP: 0 BLK: 0 WP: 0 HR: 1 S: 43 P: 63 ERA: 3.00 WHIP: 1.222 | | | | | | | | | | | | | | | PITCHER | | | | |

| Batter | 1 | 2 | 3 | 4 | 5 | 6 | 7 | 8 | 9 | AB | R | H | RBI | BB | SO | LOB | BOTTOM | | | |
|--|--|---------------------------------|------------------------------|---------------------------------|----------------------------------|----------------------------------|----------------------------------|---------------------------------|------------------------------|---|------------------------------|---------------------------------|------------------------------|---------------------------------|------------------------------|---------------------------------|--|-----------------------------------|------------------------------------|----------------------------------|
| Paul Molitor, R OBP: 0.356, SLG: 0.448 (1, 5) | 0-0 P6 | | 4-0 F8 S BB | | 0-0 F9 | | 0-0 4-3 | 0-0 CS 1-2 | 0-0 HR | 4 1 1 1 1 0 0 | | | | | | | Baltimore Orioles @ Milwaukee Brewers Milwaukee County Stadium, Milwaukee, WI Mon Jun 13 1983, 8:05 PM EDT Att: 21,532 - Unknown livebaseballscorecards.com | | | |
| Rick Manning, L OBP: 0.316, SLG: 0.320 Rob Picciolo, R OBP: 0.200, SLG: 0.200 (9, PH) | 4-0 S BB | | 0-0 F9 | | 0-0 1B 1B | | 0-0 1B 1B | | 0-0 6-3 | 3 1 2 0 1 0 1 1 0 0 0 0 0 0 | | | | | | | | | | |
| Robin Yount, R OBP: 0.389, SLG: 0.513 (1, 6) | 0-0 F8 1-2 | | 4-0 F8 BB | | 0-0 FC6-4 1-3 1B | | 0-0 F3 | | 0-0 1B 1B | 4 0 2 0 1 0 2 | | | | | | | | | | |
| Cecil Cooper, L OBP: 0.321, SLG: 0.483 (1, 3) | 0-0 P6 | | 0-0 F8 | | 0-0 FC6-4 1-2 3-H 1B | | 0-0 1B 1B | | 0-0 G6-4-3 1B | 5 0 3 1 0 0 3 | | | | | | | | | | |
| Ted Simmons, S OBP: 0.350, SLG: 0.464 (1, 2) | | | 0-0 G3 | | 0-3 K | | 0-0 FC6-4 1-2 2-3 1B | | 0-0 G6-4-3 1B | 5 0 0 0 0 2 8 | | | | | | | | | | |
| Roy Howell, L OBP: 0.363, SLG: 0.443 (1, 10) | | | 4-0 1B FC1-2-5 BB | | 0-0 3-1 | | 0-0 F8 | | 0-0 FC5-6 1B 1B | 3 0 1 0 1 0 2 | | | | | | | | | | |
| Mark Brouhard, R OBP: 0.529, SLG: 0.647 (9, 9) | | | 0-0 FC5-6 1B | | 0-0 1-4-3 2B | | 0-0 F7 | | 0-0 FC5-6 1B | 4 0 3 0 0 0 0 | | | | | | | | | | |
| Jim Gantner, L OBP: 0.332, SLG: 0.440 (1, 4) | | | 0-0 FC1-2-5 FC4 | | 0-0 1-4-3 | | 0-0 F9 | | 0-0 FC5-6 CS | 4 0 0 0 0 0 5 | | | | | | | | | | |
| Marshall Edwards, L OBP: 0.250, SLG: 0.250 Don Money, R OBP: 0.231, SLG: 0.235 Ed Romero, R OBP: 0.308, SLG: 0.538 (9, 7) | | | 0-0 FC4 1-2 | | 0-0 G3 | | 0-0 F9 | | 0-0 K | 3 0 0 0 0 0 3 1 0 0 0 0 1 2 0 0 0 0 0 0 0 | | | | | | | | | | |
| Inning Stats | R: 0 E: 0 K: 0 S: 3 | H: 0 LOB: 1 BB: 1 P: 7 | R: 0 E: 0 K: 0 S: 4 | H: 1 LOB: 2 BB: 1 P: 8 | R: 0 E: 0 K: 1 S: 5 | H: 0 LOB: 2 BB: 2 P: 13 | R: 0 E: 0 K: 0 S: 4 | H: 1 LOB: 1 BB: 0 P: 4 | R: 1 E: 0 K: 0 S: 6 | H: 3 LOB: 2 BB: 0 P: 6 | R: 0 E: 0 K: 1 S: 7 | H: 2 LOB: 2 BB: 0 P: 7 | R: 0 E: 0 K: 1 S: 6 | H: 2 LOB: 1 BB: 0 P: 6 | R: 0 E: 0 K: 0 S: 5 | H: 3 LOB: 1 BB: 0 P: 5 | | 1B: 10 2B: 1 3B: 0 HR: 1 | SF: 0 SAC: 0 DP: 1 HBP: 0 | WP: 0 PB: 0 SB: 2 CS: 1 |
| PITCHER Allan Ramirez, R ERA: 2.25 Sammy Stewart, R ERA: 4.48 Tippy Martinez, L ERA: 3.69 (8, 1) | IP: 5.0 WLS: W BF: 24 H: 5 R: 1 ER: 1 SO: 1 BB: 4 IBB: 0 HBP: 0 BLK: 0 WP: 0 HR: 0 S: 22 P: 38 ERA: 1.80 WHIP: 1.800 | | | | | | | | | | | | | | | PITCHER | | | | |

| Batter | 1 | 2 | 3 | 4 | 5 | 6 | 7 | 8 | 9 | 10 | AB | R | H | RBI | BB | SO | LOB | TOP | | | | | | |
|--|--|--|--|--|--|--|--|--|--|--|--|--|--|--|--|--|--|--|--|--|--|--|--|--|
| John Shelby, S OBP: 0.353, SLG: 0.462 (1, 8) | 6-3 | | E1 1B | | | FC6-4 BB | HR BB | WP 1B | | E 1B | 4 | 2 | 3 | 2 | 2 | 0 | 0 | Baltimore Orioles @ Milwaukee Brewers Milwaukee County Stadium, Milwaukee, WI Wed Jun 15 1983, 4:33 AM EDT Att: 38,368 - Unknown AB 40 R 11 H 14 RBI 11 BB 7 SO 6 LOB 14 | | | | | | |
| Dan Ford, R OBP: 0.347, SLG: 0.477 (1, 9) | PO 1B | | K | | | FC6-4 1-2f | SF8 | | | E BB | 3 | 1 | 1 | 1 | 2 | 1 | 3 | | | | | | | |
| Cal Ripken Jr., R OBP: 0.369, SLG: 0.504 (1, 6) | F9 | | | | F2 | | 4-3 | | | F8 | 6 | 2 | 2 | 5 | 0 | 0 | 5 | | | | | | | |
| Eddie Murray, S OBP: 0.362, SLG: 0.438 (1, 3) | PO | P4 | | | 5-3 | | | | | F5 | 4 | 0 | 0 | 1 | 1 | 1 | 0 | | | | | | | |
| Gary Roenicke, R OBP: 0.355, SLG: 0.550 (1, 7) | | | | K | | | | | | 6-3 | 6 | 0 | 1 | 0 | 0 | 2 | 2 | | | | | | | |
| Benny Ayala, R OBP: 0.286, SLG: 0.421 (1, 10) | | | | | | | | | | | 3 | 0 | 0 | 0 | 0 | 0 | 1 | | | | | | | |
| Al Bumbry, L OBP: 0.321, SLG: 0.347 (8, PH) | L4-3 | | | | | | | | | | 2 | 0 | 1 | 0 | 0 | 0 | 0 | | | | | | | |
| Leo Hernandez, R OBP: 0.298, SLG: 0.399 (1, 5) | | | K | | | | | | | | 5 | 2 | 3 | 0 | 0 | 2 | 1 | | | | | | | |
| Lenn Sakata, R OBP: 0.255, SLG: 0.289 (1, 4) | | | | | | | | | | | 3 | 1 | 1 | 0 | 0 | 0 | 1 | | | | | | | |
| John Lowenstein, L OBP: 0.389, SLG: 0.538 (8, PH) | | | 4-3 | | | | | | | | 0 | 1 | 0 | 0 | 1 | 0 | 0 | | | | | | | |
| Joe Nolan, L OBP: 0.333, SLG: 0.413 (8, 2) | | | | | | | | | | | 1 | 1 | 0 | 0 | 0 | 0 | 0 | | | | | | | |
| Rick Dempsey, R OBP: 0.310, SLG: 0.321 (1, 2) | | | | | | | | | | | 2 | 1 | 1 | 1 | 1 | 0 | 1 | | | | | | | |
| Ken Singleton, S OBP: 0.355, SLG: 0.503 (8, PH) | | | | | | | | | | | 1 | 0 | 1 | 1 | 0 | 0 | 0 | | | | | | | |
| Rich Dauer, R OBP: 0.284, SLG: 0.280 (8, 4) | | | | | | | | | | | 0 | 0 | 0 | 0 | 0 | 0 | 0 | | | | | | | |
| Inning Stats | R: 0 E: 0 K: 0 S: 3 | H: 1 LOB: 0 BB: 0 P: 3 | R: 0 E: 0 K: 0 S: 3 | H: 1 LOB: 0 BB: 0 P: 3 | R: 0 E: 1 K: 2 S: 8 | H: 1 LOB: 2 BB: 1 P: 12 | R: 0 E: 0 K: 1 S: 5 | H: 0 LOB: 0 BB: 0 P: 5 | R: 0 E: 0 K: 1 S: 5 | H: 0 LOB: 2 BB: 2 P: 13 | R: 5 E: 0 K: 1 S: 9 | H: 4 LOB: 0 BB: 1 P: 13 | R: 2 E: 0 K: 0 S: 6 | H: 3 LOB: 3 BB: 2 P: 14 | R: 0 E: 0 K: 1 S: 6 | H: 1 LOB: 1 BB: 0 P: 6 | R: 4 E: 2 K: 0 S: 6 | H: 2 LOB: 0 BB: 1 P: 10 | 1B: 11 2B: 3 3B: 0 HR: 1 | SF: 2 SAC: 1 DP: 1 HBP: 0 | WP: 1 PB: 0 SB: 2 CS: 0 | PA: 51 | | |
| PITCHER | IP WLS BF H R ER SO ERA WHIP | IP WLS BF H R ER SO ERA WHIP | IP WLS BF H R ER SO ERA WHIP | IP WLS BF H R ER SO ERA WHIP | IP WLS BF H R ER SO ERA WHIP | IP WLS BF H R ER SO ERA WHIP | IP WLS BF H R ER SO ERA WHIP | IP WLS BF H R ER SO ERA WHIP | IP WLS BF H R ER SO ERA WHIP | IP WLS BF H R ER SO ERA WHIP | IP WLS BF H R ER SO ERA WHIP | IP WLS BF H R ER SO ERA WHIP | IP WLS BF H R ER SO ERA WHIP | IP WLS BF H R ER SO ERA WHIP | IP WLS BF H R ER SO ERA WHIP | IP WLS BF H R ER SO ERA WHIP | IP WLS BF H R ER SO ERA WHIP | IP WLS BF H R ER SO ERA WHIP | IP WLS BF H R ER SO ERA WHIP | IP WLS BF H R ER SO ERA WHIP | IP WLS BF H R ER SO ERA WHIP | IP WLS BF H R ER SO ERA WHIP | IP WLS BF H R ER SO ERA WHIP | IP WLS BF H R ER SO ERA WHIP |
| Rick Waits, L ERA: 4.25 (1, 1) | 6.1 | 27 | 7 | 3 | 3 | 4 | 3 | 0 | 0 | 0 | 4.26 | 1.579 | | | | | | | | | | | | |
| Tom Tellmann, R ERA: 3.79 (7, 1) | 1.1 | 8 | 2 | 4 | 4 | 1 | 2 | 0 | 0 | 0 | 27.00 | 3.000 | | | | | | | | | | | | |
| Bob Gibson, R ERA: 2.22 (8, 1) | 2.1 | 15 | 5 | 4 | 2 | 1 | 2 | 0 | 0 | 0 | 7.71 | 3.000 | | | | | | | | | | | | |

| Batter | 1 | 2 | 3 | 4 | 5 | 6 | 7 | 8 | 9 | 10 | AB | R | H | RBI | BB | SO | LOB | BOTTOM | | | | | |
|---|--|--|--|--|--|--|--|--|--|--|--|--|--|--|--|--|--|--|--|--|--|--|--|
| Paul Molitor, R OBP: 0.357, SLG: 0.447 (1, 5) | SF9 1B | 6-3 | | | | WP 1B | | G4-6-3 | | K | 5 | 2 | 2 | 0 | 0 | 1 | 2 | Baltimore Orioles @ Milwaukee Brewers Milwaukee County Stadium, Milwaukee, WI Wed Jun 15 1983, 4:33 AM EDT Att: 38,368 - Unknown AB 41 R 8 H 15 RBI 7 BB 0 SO 3 LOB 15 | | | | | |
| Rick Manning, L OBP: 0.314, SLG: 0.317 (1, 8) | FC4-6 1B | 5-3 | | | | P6 | | F8 | | K | 5 | 0 | 1 | 0 | 0 | 1 | 1 | | | | | | |
| Robin Yount, R OBP: 0.393, SLG: 0.522 (1, 6) | SF9 | | | | | SF8 WP 1B | | F8 | | 1B WP 2B | 4 | 1 | 3 | 1 | 0 | 0 | 0 | | | | | | |
| Cecil Cooper, L OBP: 0.319, SLG: 0.479 (1, 3) | K | | | | | SF8 | | 6-3 | | 4-3 WP 1B | 4 | 0 | 1 | 1 | 0 | 1 | 2 | | | | | | |
| Ted Simmons, S OBP: 0.249, SLG: 0.460 (1, 2) | FC4-6 | | | | | G3 | | | | 4-3 | 4 | 0 | 1 | 0 | 0 | 0 | 3 | | | | | | |
| Ned Yost, R OBP: 0.270, SLG: 0.471 (8, PR) (9, 2) | FC4-6 | | | | | FC6-4 | | | | 1-3 3-H | 1 | 0 | 0 | 0 | 0 | 0 | 1 | | | | | | |
| Roy Howell, L OBP: 0.368, SLG: 0.446 (1, 10) | | | | | | | | | | F6 | 4 | 2 | 2 | 0 | 0 | 0 | 2 | | | | | | |
| Don Money, R OBP: 0.219, SLG: 0.233 (10, PH) | | | | | | | | | | | 1 | 0 | 0 | 0 | 0 | 0 | 1 | | | | | | |
| Mark Brouhard, R OBP: 0.500, SLG: 0.773 (1, 7) | | | | | | | | | | G3 | 5 | 2 | 2 | 2 | 0 | 0 | 2 | | | | | | |
| Jim Gantner, L OBP: 0.330, SLG: 0.436 (1, 4) | | | | | | | | | | | 4 | 1 | 1 | 2 | 0 | 0 | 1 | | | | | | |
| Marshall Edwards, L OBP: 0.333, SLG: 0.333 (1, 9) | | | | | | | | | | 5-3 | 4 | 0 | 2 | 1 | 0 | 0 | 0 | | | | | | |
| Inning Stats | R: 1 E: 0 K: 1 S: 7 | H: 2 LOB: 1 BB: 0 P: 7 | R: 3 E: 0 K: 0 S: 6 | H: 4 LOB: 4 BB: 0 P: 6 | R: 0 E: 0 K: 0 S: 4 | H: 1 LOB: 1 BB: 0 P: 4 | R: 0 E: 0 K: 0 S: 3 | H: 0 LOB: 0 BB: 0 P: 3 | R: 1 E: 0 K: 0 S: 5 | H: 2 LOB: 1 BB: 0 P: 5 | R: 2 E: 0 K: 0 S: 5 | H: 3 LOB: 0 BB: 0 P: 5 | R: 0 E: 0 K: 0 S: 3 | H: 0 LOB: 0 BB: 0 P: 3 | R: 0 E: 0 K: 2 S: 7 | H: 0 LOB: 0 BB: 0 P: 7 | R: 1 E: 0 K: 0 S: 5 | H: 2 LOB: 1 BB: 0 P: 5 | 1B: 12 2B: 2 3B: 0 HR: 1 | SF: 2 SAC: 0 DP: 1 HBP: 0 | WP: 2 PB: 0 SB: 0 CS: 1 | PA: 43 | |
| PITCHER | IP WLS BF H R ER SO ERA WHIP | IP WLS BF H R ER SO ERA WHIP | IP WLS BF H R ER SO ERA WHIP | IP WLS BF H R ER SO ERA WHIP | IP WLS BF H R ER SO ERA WHIP | IP WLS BF H R ER SO ERA WHIP | IP WLS BF H R ER SO ERA WHIP | IP WLS BF H R ER SO ERA WHIP | IP WLS BF H R ER SO ERA WHIP | IP WLS BF H R ER SO ERA WHIP | IP WLS BF H R ER SO ERA WHIP | IP WLS BF H R ER SO ERA WHIP | IP WLS BF H R ER SO ERA WHIP | IP WLS BF H R ER SO ERA WHIP | IP WLS BF H R ER SO ERA WHIP | IP WLS BF H R ER SO ERA WHIP | IP WLS BF H R ER SO ERA WHIP | IP WLS BF H R ER SO ERA WHIP | IP WLS BF H R ER SO ERA WHIP | IP WLS BF H R ER SO ERA WHIP | IP WLS BF H R ER SO ERA WHIP | IP WLS BF H R ER SO ERA WHIP | IP WLS BF H R ER SO ERA WHIP |
| Storm Davis, R ERA: 3.33 (1, 1) | 5.0 | 23 | 9 | 5 | 5 | 1 | 0 | 0 | 0 | 0 | 9.00 | 1.800 | | | | | | | | | | | |
| Jim Palmer, R ERA: 2.75 (6, 1) | 3.0 | 12 | 4 | 2 | 2 | 0 | 0 | 0 | 0 | 0 | 6.00 | 1.333 | | | | | | | | | | | |
| Tipoy Martinez, L ERA: 3.73 (9, 1) | 2.0 | 8 | 2 | 1 | 1 | 2 | 0 | 0 | 0 | 0 | 4.50 | 1.000 | | | | | | | | | | | |

| Batter | 1 | 2 | 3 | 4 | 5 | 6 | 7 | 8 | 9 | 10 | 11 | AB | R | H | RBI | BB | SO | LOB | TOP | | | |
|--|------------------------------|---------------------------------|------------------------------|---------------------------------|------------------------------|---------------------------------|------------------------------|---------------------------------|------------------------------|---------------------------------|------------------------------|---------------------------------|------------------------------|---------------------------------|------------------------------|----------------------------------|------------------------------|---------------------------------|----------------------------------|------------------------------------|----------------------------------|--------|
| Al Bumbry, L OBP: 0.321, SLG: 0.346 (1, 8) (8, 7) | F7 | FC4-6 | | | F7 | | G3 | | F7 | | 6-3 | 6 | 0 | 2 | 0 | 0 | 0 | 3 | | | | |
| Dan Ford, R OBP: 0.338, SLG: 0.463 (1, 9) | 6-3 | | F9 | | P6 | | F8 | | F7 | | 6-3 | 6 | 0 | 0 | 0 | 0 | 0 | 3 | | | | |
| Cal Ripken Jr., R OBP: 0.373, SLG: 0.504 (1, 6) BB | 2B | | F7 | | | FC4-6 | | FC3-6 | | 6-3 | | 4 | 1 | 2 | 0 | 1 | 0 | 1 | | | | |
| Eddie Murray, S OBP: 0.386, SLG: 0.443 (1, 3) | BB | | K | | | FC4-6 | | FC3-6 | | FC5 | | 4 | 0 | 2 | 0 | 1 | 1 | 1 | | | | |
| John Lowenstein, L OBP: 0.385, SLG: 0.529 (8, PR) | G3 | | | | G3 | | FC4-6 | | BB | | SH5-4 | 4 | 0 | 1 | 0 | 0 | 0 | 4 | | | | |
| John Shelby, S OBP: 0.353, SLG: 0.462 (8, 8) | | | | | | FC4-6 | | BB | | SH5-4 | | 0 | 0 | 0 | 0 | 0 | 0 | 0 | | | | |
| Ken Singleton, S OBP: 0.330, SLG: 0.491 (1, 10) | | | F8 | | K | | 4-3 | | F7 | | | 4 | 0 | 0 | 1 | 1 | 1 | 3 | | | | |
| Joe Nolan, L OBP: 0.356, SLG: 0.424 (10, PH) | | | | | | | | | | | | 3 | 0 | 2 | 0 | 1 | 1 | 1 | | | | |
| Gary Roenicke, R OBP: 0.360, SLG: 0.545 (10, 2) | BB | | | | | | | | | | F5 | 1 | 0 | 0 | 0 | 0 | 0 | 2 | | | | |
| Rick Dempsey, R OBP: 0.310, SLG: 0.321 (10, 2) | 1B | | | | | | | | | | | 0 | 0 | 0 | 0 | 0 | 0 | 0 | | | | |
| Leo Hernandez, R OBP: 0.291, SLG: 0.395 (8, PH) | | | | | | | | | | | | 2 | 0 | 0 | 0 | 1 | 1 | 1 | | | | |
| Jim Dwyer, L OBP: 0.339, SLG: 0.429 (8, 5) | | | | | F7 | | | | | | FC5 | 1 | 0 | 0 | 0 | 0 | 1 | 3 | | | | |
| Aurelio Rodriguez, R OBP: 0.143, SLG: 0.147 (8, 5) | FC4-6 | | | | | | | | | | | 1 | 0 | 0 | 0 | 0 | 0 | 2 | | | | |
| Rich Dauer, R OBP: 0.261, SLG: 0.278 (1, 4) | F7 | | | | F8 | | | | F9 | | K | 5 | 0 | 1 | 0 | 0 | 1 | 2 | | | | |
| Inning Stats | R: 0 E: 0 K: 0 S: 4 | H: 1 LOB: 2 BB: 1 P: 8 | R: 0 E: 0 K: 0 S: 4 | H: 1 LOB: 2 BB: 1 P: 8 | R: 0 E: 0 K: 0 S: 5 | H: 0 LOB: 0 BB: 0 P: 5 | R: 0 E: 0 K: 1 S: 6 | H: 1 LOB: 1 BB: 0 P: 6 | R: 0 E: 0 K: 1 S: 7 | H: 2 LOB: 1 BB: 0 P: 7 | R: 0 E: 0 K: 1 S: 6 | H: 1 LOB: 1 BB: 0 P: 6 | R: 0 E: 0 K: 0 S: 4 | H: 1 LOB: 1 BB: 0 P: 4 | R: 0 E: 0 K: 0 S: 3 | H: 0 LOB: 2 BB: 2 P: 11 | R: 0 E: 0 K: 1 S: 5 | H: 1 LOB: 0 BB: 0 P: 5 | 1B: 9 2B: 1 3B: 0 HR: 0 | SF: 0 SAC: 1 DP: 0 HBP: 0 | WP: 0 PB: 0 SB: 1 CS: 0 | PA: 47 |
| PITCHER | IP | WLS | BF | H | R | ER | SO | BB | IBB | HBP | BLK | WP | HR | S | P | ERA | WHIP | | | | | |
| Moose Haas, R ERA: 4.16 (1, 1) | 9.0 | | 39 | 9 | 1 | 1 | 5 | 3 | 3 | 0 | 0 | 0 | 0 | 46 | 58 | 1.00 | 1.333 | | | | | |
| Jerry Augustine, L ERA: 7.39 (10, 1) | 0.1 | | 3 | 0 | 0 | 0 | 0 | 1 | 1 | 0 | 0 | 0 | 0 | 1 | 9 | 0.00 | 3.000 | | | | | |
| Jim Slaton, R ERA: 3.05 (10, 1) | 1.2 | W | 5 | 1 | 0 | 0 | 1 | 0 | 0 | 0 | 0 | 0 | 0 | 7 | 7 | 0.00 | 0.600 | | | | | |

Baltimore Orioles @ Milwaukee Brewers
Milwaukee County Stadium, Milwaukee, WI
Thu Jun 16 1983, 8:05 PM EDT
Att: 22,728 - Unknown

livebaseballscores.com

AB 41
R 1
H 10
RBI 1
BB 5
SO 6
LOB 26



| Batter | 1 | 2 | 3 | 4 | 5 | 6 | 7 | 8 | 9 | 10 | 11 | AB | R | H | RBI | BB | SO | LOB | BOTTOM | | | |
|---|------------------------------|---------------------------------|------------------------------|---------------------------------|------------------------------|---------------------------------|------------------------------|---------------------------------|------------------------------|---------------------------------|------------------------------|---------------------------------|------------------------------|---------------------------------|------------------------------|---------------------------------|------------------------------|---------------------------------|----------------------------------|------------------------------------|----------------------------------|--------|
| Paul Molitor, R OBP: 0.349, SLG: 0.436 (1, 5) | K | | F7 | | | B1-3 | | F8 | | | F9 | 5 | 0 | 0 | 0 | 0 | 1 | 0 | | | | |
| Rick Manning, L OBP: 0.312, SLG: 0.328 (1, 8) | F8 | | F8 | | | 5-3 | | | | 4-3 | | 5 | 1 | 1 | 1 | 0 | 0 | 0 | | | | |
| Robin Yount, R OBP: 0.391, SLG: 0.517 (1, 6) | | | | | F9 | | F9 | | | K | | 4 | 0 | 1 | 0 | 0 | 1 | 0 | | | | |
| Cecil Cooper, L OBP: 0.318, SLG: 0.479 (1, 3) | P5 | | | | F8 | | P4 | | | 1B | 2B | 4 | 1 | 1 | 1 | 0 | 0 | 1 | | | | |
| Ted Simmons, S OBP: 0.351, SLG: 0.461 (1, 10) | | | F3 | | K | | | | | | 1B | 4 | 0 | 2 | 1 | 0 | 1 | 0 | | | | |
| Mark Brouhard, R OBP: 0.423, SLG: 0.654 (1, 7) | | | | | | | | | | 2H | 1B | 4 | 0 | 0 | 0 | 0 | 0 | 2 | | | | |
| Charlie Moore, R OBP: 0.356, SLG: 0.412 (1, 9) | | | | | | | | | | | | 3 | 0 | 1 | 0 | 1 | 0 | 1 | | | | |
| Jim Gantner, L OBP: 0.325, SLG: 0.428 (1, 4) | | | F7 | | | 4-3 | | F6 | | | F7 | 4 | 0 | 0 | 0 | 0 | 0 | 2 | | | | |
| Ned Yost, R OBP: 0.258, SLG: 0.449 (1, 2) | | | F8 | | | | | | | | F9 | 4 | 0 | 0 | 0 | 0 | 1 | 1 | | | | |
| Inning Stats | R: 0 E: 0 K: 1 S: 6 | H: 1 LOB: 1 BB: 0 P: 6 | R: 0 E: 0 K: 0 S: 4 | H: 1 LOB: 1 BB: 0 P: 4 | R: 0 E: 0 K: 0 S: 3 | H: 0 LOB: 0 BB: 0 P: 3 | R: 0 E: 0 K: 1 S: 5 | H: 0 LOB: 0 BB: 0 P: 5 | R: 0 E: 0 K: 0 S: 3 | H: 1 LOB: 1 BB: 0 P: 4 | R: 0 E: 0 K: 0 S: 3 | H: 2 LOB: 0 BB: 0 P: 7 | R: 0 E: 0 K: 0 S: 3 | H: 0 LOB: 0 BB: 0 P: 3 | R: 0 E: 0 K: 0 S: 3 | H: 0 LOB: 0 BB: 0 P: 3 | R: 1 E: 0 K: 0 S: 2 | H: 1 LOB: 0 BB: 0 P: 2 | 1B: 4 2B: 1 3B: 0 HR: 1 | SF: 0 SAC: 0 DP: 0 HBP: 0 | WP: 0 PB: 0 SB: 0 CS: 0 | PA: 38 |
| PITCHER | IP | WLS | BF | H | R | ER | SO | BB | IBB | HBP | BLK | WP | HR | S | P | ERA | WHIP | | | | | |
| Scott McGregor, L ERA: 3.74 (1, 1) | 10.0 | | 36 | 5 | 1 | 1 | 4 | 1 | 0 | 0 | 0 | 0 | 0 | 43 | 47 | 0.90 | 0.600 | | | | | |
| Tim Stoddard, R ERA: 4.38 (11, 1) | 0.1 | L | 2 | 1 | 1 | 1 | 0 | 0 | 0 | 0 | 0 | 0 | 1 | 2 | 2 | 27.00 | 3.000 | | | | | |

Baltimore Orioles @ Milwaukee Brewers
Milwaukee County Stadium, Milwaukee, WI
Thu Jun 16 1983, 8:05 PM EDT
Att: 22,728 - Unknown

livebaseballscores.com

AB 37
R 2
H 6
RBI 2
BB 1
SO 4
LOB 7



| Batter | 1 | 2 | 3 | 4 | 5 | 6 | 7 | 8 | 9 | AB | R | H | RBI | BB | SO | LOB | TOP | | | | | | | | | | |
|--|------------------------------|---------------------------------|-------------------------------|----------------------------------|------------------------------|---------------------------------|-------------------------------|----------------------------------|------------------------------|---------------------------------|------------------------------|---------------------------------|------------------------------|---------------------------------|------------------------------|---------------------------------|------------------------------|---------------------------------|-----------------------------------|------------------------------------|----------------------------------|--------|--|--|--|--|--|
| Jerry Remy, L (1,4) OBP: 0.280, SLG: 0.290 | | | | | | | | | | 5 | 1 | 4 | 1 | 0 | 0 | 1 | | | | | | | | | | | |
| Dwight Evans, R (1,9) OBP: 0.323, SLG: 0.434 | | | | | | | | | | 5 | 1 | 1 | 2 | 0 | 1 | 4 | | | | | | | | | | | |
| Jim Rice, R (1,7) OBP: 0.346, SLG: 0.506 | | | | | | | | | | 5 | 0 | 2 | 1 | 0 | 0 | 3 | | | | | | | | | | | |
| Tony Armas, R (1,8) OBP: 0.282, SLG: 0.460 | | | | | | | | | | 4 | 0 | 0 | 0 | 1 | 3 | 5 | | | | | | | | | | | |
| Wade Boggs, L (1,5) OBP: 0.354, SLG: 0.464 | | | | | | | | | | 4 | 0 | 0 | 0 | 0 | 0 | 4 | | | | | | | | | | | |
| Carl Yastrzemski, L (1,10) OBP: 0.356, SLG: 0.345 | | | | | | | | | | 4 | 1 | 2 | 0 | 0 | 0 | 0 | | | | | | | | | | | |
| Ed Jurak, R (1,3) OBP: 0.422, SLG: 0.421 | | | | | | | | | | 3 | 1 | 1 | 0 | 1 | 0 | 1 | | | | | | | | | | | |
| Gary Allenson, R (1,2) OBP: 0.308, SLG: 0.326 | | | | | | | | | | 3 | 1 | 1 | 0 | 0 | 0 | 1 | | | | | | | | | | | |
| Glenn Hoffman, R (1,6) OBP: 0.298, SLG: 0.323 | | | | | | | | | | 3 | 0 | 1 | 1 | 0 | 0 | 1 | | | | | | | | | | | |
| Inning Stats | R: 0 E: 0 K: 1 S: 6 | H: 2 LOB: 1 BB: 0 P: 6 | R: 5 E: 0 K: 1 S: 11 | H: 6 LOB: 1 BB: 0 P: 11 | R: 0 E: 0 K: 0 S: 4 | H: 1 LOB: 1 BB: 0 P: 4 | R: 0 E: 1 K: 2 S: 10 | H: 2 LOB: 3 BB: 0 P: 10 | R: 0 E: 0 K: 0 S: 3 | H: 0 LOB: 0 BB: 0 P: 3 | R: 0 E: 0 K: 0 S: 4 | H: 1 LOB: 1 BB: 0 P: 4 | R: 0 E: 0 K: 0 S: 2 | H: 0 LOB: 0 BB: 1 P: 6 | R: 0 E: 0 K: 0 S: 3 | H: 0 LOB: 1 BB: 1 P: 7 | R: 0 E: 0 K: 0 S: 3 | H: 0 LOB: 0 BB: 0 P: 3 | 1B: 11 2B: 1 3B: 0 HR: 0 | SF: 1 SAC: 1 DP: 2 HBP: 0 | WP: 1 PB: 0 SB: 0 CS: 0 | PA: 40 | | | | | |
| PITCHER | IP | WLS | BF | H | R | ER | SO | BB | IBB | HBP | BLK | WP | HR | S | P | ERA | WHIP | | | | | | | | | | |
| Dennis Martinez, R (1,1) ERA: 5.22 | 1.2 | L | 10 | 6 | 4 | 4 | 1 | 0 | 0 | 0 | 0 | 0 | 0 | 12 | 12 | 21.60 | 3.600 | | | | | | | | | | |
| Sammy Stewart, R (2,1) ERA: 4.12 | 7.1 | S | 30 | 6 | 1 | 1 | 3 | 2 | 0 | 0 | 0 | 1 | 0 | 34 | 42 | 1.23 | 1.091 | | | | | | | | | | |

Boston Red Sox @ Baltimore Orioles
Memorial Stadium, Baltimore, MD

AB 36
R 5
H 12
RBI 5
BB 2
SO 4
LOB 20



WP: 1
PB: 0
SB: 0
CS: 0

| Batter | 1 | 2 | 3 | 4 | 5 | 6 | 7 | 8 | 9 | AB | R | H | RBI | BB | SO | LOB | BOTTOM | | | | | | | | | | |
|--|------------------------------|---------------------------------|------------------------------|----------------------------------|------------------------------|---------------------------------|------------------------------|----------------------------------|------------------------------|---------------------------------|------------------------------|---------------------------------|------------------------------|---------------------------------|------------------------------|---------------------------------|------------------------------|---------------------------------|----------------------------------|------------------------------------|----------------------------------|--------|--|--|--|--|--|
| John Shelby, S (1,8) OBP: 0.347, SLG: 0.452 | | | | | | | | | | 5 | 1 | 1 | 0 | 0 | 0 | 1 | | | | | | | | | | | |
| Dan Ford, R (1,9) OBP: 0.335, SLG: 0.457 | | | | | | | | | | 5 | 0 | 1 | 0 | 0 | 0 | 1 | | | | | | | | | | | |
| Cal Ripken Jr., R (1,6) OBP: 0.370, SLG: 0.498 | | | | | | | | | | 5 | 0 | 1 | 1 | 0 | 0 | 0 | | | | | | | | | | | |
| Eddie Murray, S (1,3) OBP: 0.386, SLG: 0.460 | | | | | | | | | | 5 | 1 | 2 | 1 | 0 | 1 | 2 | | | | | | | | | | | |
| Gary Roenicke, R (1,7) OBP: 0.362, SLG: 0.544 | | | | | | | | | | 4 | 1 | 1 | 0 | 1 | 1 | 3 | | | | | | | | | | | |
| Ken Singleton, S (1,10) OBP: 0.402, SLG: 0.500 | | | | | | | | | | 1 | 0 | 1 | 0 | 3 | 0 | 0 | | | | | | | | | | | |
| Rich Dauer, R (1,4) OBP: 0.282, SLG: 0.275 | | | | | | | | | | 2 | 0 | 0 | 0 | 1 | 0 | 4 | | | | | | | | | | | |
| Al Bumbry, L (6, PH) OBP: 0.325, SLG: 0.351 | | | | | | | | | | 1 | 0 | 1 | 1 | 0 | 0 | 0 | | | | | | | | | | | |
| Lenn Sakata, R (9,4) OBP: 0.255, SLG: 0.289 | | | | | | | | | | 3 | 0 | 0 | 0 | 0 | 0 | 4 | | | | | | | | | | | |
| Leo Hernandez, R (1,5) OBP: 0.294, SLG: 0.389 | | | | | | | | | | 1 | 0 | 0 | 0 | 0 | 0 | 2 | | | | | | | | | | | |
| John Lovestein, L (8, PH) OBP: 0.383, SLG: 0.526 | | | | | | | | | | 0 | 0 | 0 | 0 | 0 | 0 | 0 | | | | | | | | | | | |
| Aurelio Rodriguez, R (9,5) OBP: 0.143, SLG: 0.147 | | | | | | | | | | 0 | 0 | 0 | 0 | 0 | 0 | 0 | | | | | | | | | | | |
| Rick Dempsey, R (1,2) OBP: 0.310, SLG: 0.317 | | | | | | | | | | 2 | 0 | 0 | 0 | 1 | 0 | 2 | | | | | | | | | | | |
| Jim Dwyer, L (8, PH) OBP: 0.333, SLG: 0.421 | | | | | | | | | | 1 | 0 | 0 | 0 | 0 | 0 | 0 | | | | | | | | | | | |
| Inning Stats | R: 0 E: 0 K: 0 S: 3 | H: 0 LOB: 0 BB: 0 P: 3 | R: 1 E: 0 K: 1 S: 7 | H: 2 LOB: 1 BB: 1 P: 11 | R: 0 E: 0 K: 0 S: 3 | H: 0 LOB: 0 BB: 0 P: 3 | R: 0 E: 0 K: 0 S: 3 | H: 0 LOB: 2 BB: 2 P: 11 | R: 0 E: 0 K: 0 S: 3 | H: 0 LOB: 0 BB: 0 P: 3 | R: 0 E: 0 K: 0 S: 4 | H: 1 LOB: 2 BB: 1 P: 8 | R: 0 E: 0 K: 0 S: 3 | H: 0 LOB: 1 BB: 1 P: 7 | R: 1 E: 0 K: 0 S: 5 | H: 2 LOB: 2 BB: 1 P: 9 | R: 1 E: 0 K: 1 S: 8 | H: 3 LOB: 3 BB: 0 P: 8 | 1B: 4 2B: 3 3B: 0 HR: 1 | SF: 0 SAC: 0 DP: 0 HBP: 0 | WP: 0 PB: 0 SB: 0 CS: 0 | PA: 41 | | | | | |
| PITCHER | IP | WLS | BF | H | R | ER | SO | BB | IBB | HBP | BLK | WP | HR | S | P | ERA | WHIP | | | | | | | | | | |
| Bob Ojeda, L (1,1) ERA: 4.97 | 7.2 | W | 33 | 4 | 2 | 2 | 1 | 6 | 0 | 0 | 0 | 0 | 0 | 29 | 53 | 2.35 | 1.304 | | | | | | | | | | |
| Bob Stanley, R (8,1) ERA: 2.36 | 1.1 | S | 8 | 4 | 1 | 1 | 1 | 0 | 0 | 0 | 0 | 0 | 0 | 10 | 10 | 6.75 | 3.000 | | | | | | | | | | |

Boston Red Sox @ Baltimore Orioles
Memorial Stadium, Baltimore, MD

AB 35
R 3
H 8
RBI 3
BB 6
SO 2
LOB 19



WP: 0
PB: 0
SB: 0
CS: 0

| Batter | 1 | 2 | 3 | 4 | 5 | 6 | 7 | 8 | 9 | AB | R | H | RBI | BB | SO | LOB | TOP | | | | | | | | | | | | | | | | |
|--|---|---------------------------------|------------------------------|---------------------------------|------------------------------|---------------------------------|------------------------------|---------------------------------|------------------------------|---------------------------------|------------------------------|---------------------------------|------------------------------|---------------------------------|----------------------------------|------------------------------------|--|--|--|--|--|--|--|--|--|--|--|--|--|--|--|--|--|
| Jerry Remy, L (1.4) OBP: 0.279, SLG: 0.289 | 0-0 4-3 | | 0-0 6-3 | | | 0-0 L9 | | 0-0 2B SF8 1B | | 4 | 1 | 1 | 0 | 0 | 0 | 0 | | | | | | | | | | | | | | | | | |
| Dwight Evans, R (1.9) OBP: 0.325, SLG: 0.437 | 0-0 4-3 | | 0-3 K | | | 4-0 BB | | 0-0 1-3 2-H 2B | | 3 | 0 | 1 | 1 | 1 | 1 | 0 | | | | | | | | | | | | | | | | | |
| Jim Rice, R (1.7) OBP: 0.348, SLG: 0.516 | 0-0 HR | | | 0-3 K | | 0-0 G3 | | 4-0 IBB | | 3 | 1 | 1 | 1 | 1 | 1 | 1 | | | | | | | | | | | | | | | | | |
| Tony Armas, R (1.8) OBP: 0.277, SLG: 0.454 | 0-0 F2 | | | 0-0 6-3 | | | 0-0 L8 | 0-0 SF8 | | 3 | 0 | 0 | 1 | 0 | 0 | 0 | | | | | | | | | | | | | | | | | |
| Wade Boggs, L (1.5) OBP: 0.351, SLG: 0.460 | | 0-0 BB 1B | | 0-0 F6 | | | 0-3 K | 0-0 3-H F7 | | 4 | 0 | 1 | 0 | 0 | 1 | 2 | | | | | | | | | | | | | | | | | |
| Carl Yastrzemski, L (1.10) OBP: 0.360, SLG: 0.339 | | 4-0 BB | | | 0-0 4-1 | | 4-0 BB | | 0-3 K | 2 | 0 | 0 | 0 | 2 | 1 | 0 | | | | | | | | | | | | | | | | | |
| Ed Jurak, R (1.6) OBP: 0.388, SLG: 0.381 | | 0-3 K | | 0-0 F4 | | | 0-0 L5 | | 0-0 4-3 | 4 | 0 | 0 | 0 | 0 | 1 | 3 | AB 29 | | | | | | | | | | | | | | | | |
| Dave Stapleton, R (1.3) OBP: 0.260, SLG: 0.311 | | 0-0 G3 | | | 0-3 K | | | 0-0 F7 | 0-3 K | 4 | 0 | 0 | 0 | 0 | 2 | 1 | R 3 | | | | | | | | | | | | | | | | |
| Jeff Newman, R (1.2) OBP: 0.246, SLG: 0.355 | | | 0-0 5-3 | | | 0-3 K | | 4-0 1B 2B BB | | 2 | 0 | 0 | 0 | 0 | 1 | 0 | H 4 | | | | | | | | | | | | | | | | |
| Rick Miller, L (8, PH) OBP: 0.400, SLG: 0.375 | | | | | | | | | | 0 | 1 | 0 | 0 | 1 | 0 | 0 | RBI 3 | | | | | | | | | | | | | | | | |
| Rich Gedman, L (8, 2) OBP: 0.339, SLG: 0.390 | | | | | | | | | | 0 | 0 | 0 | 0 | 0 | 0 | 0 | BB 5 | | | | | | | | | | | | | | | | |
| Inning Stats | R: 1 E: 0 K: 0 S: 4 | H: 1 LOB: 0 BB: 0 P: 4 | R: 0 E: 0 K: 1 S: 5 | H: 1 LOB: 1 BB: 1 P: 9 | R: 0 E: 0 K: 1 S: 5 | H: 0 LOB: 0 BB: 0 P: 5 | R: 0 E: 0 K: 1 S: 5 | H: 0 LOB: 1 BB: 1 P: 9 | R: 0 E: 0 K: 1 S: 5 | H: 0 LOB: 1 BB: 1 P: 9 | R: 0 E: 0 K: 2 S: 7 | H: 0 LOB: 0 BB: 0 P: 7 | R: 0 E: 0 K: 2 S: 7 | H: 0 LOB: 0 BB: 0 P: 7 | 1B: 2 2B: 1 3B: 0 HR: 1 | SF: 1 SAC: 0 DP: 0 HBP: 0 | WP: 0 PA: 35 PB: 0 SB: 0 CS: 0 | | | | | | | | | | | | | | | | |
| PITCHER | IP WLS BF H R ER SO BB IBB HBP BLK WP HR S P ERA WHIP | | | | | | | | | | | | | | | | | | | | | | | | | | | | | | | | |
| Mike Boddicker, R (1.1) ERA: 3.02 | 7.1 | 27 | 2 | 2 | 2 | 6 | 4 | 0 | 0 | 0 | 0 | 0 | 1 | 35 | 51 | 2.46 | 0.818 | | | | | | | | | | | | | | | | |
| Tippy Martinez, L (8, 1) ERA: 3.6 | 1.2 | L 8 | 2 | 1 | 1 | 2 | 0 | 1 | 0 | 0 | 0 | 0 | 0 | 11 | 15 | 5.40 | 1.200 | | | | | | | | | | | | | | | | |

Boston Red Sox @ Baltimore Orioles
Memorial Stadium, Baltimore, MD

AB 29
R 3
H 4
RBI 3
BB 5
SO 8
LOB 7



WP: 0 PA: 35
PB: 0
SB: 0
CS: 0

Sat Jun 18 1983, 7:05 PM EDT
Att: 36,668 - Unknown - 73 F

livebaseballscores.com

| Batter | 1 | 2 | 3 | 4 | 5 | 6 | 7 | 8 | 9 | AB | R | H | RBI | BB | SO | LOB | BOTTOM | | | | | | | | | | | | | | | | |
|--|---|---------------------------------|------------------------------|---------------------------------|------------------------------|---------------------------------|------------------------------|----------------------------------|------------------------------|---------------------------------|------------------------------|---------------------------------|------------------------------|---------------------------------|------------------------------|---------------------------------|----------------------------------|------------------------------------|---|--|--|--|--|--|--|--|--|--|--|--|--|--|--|
| John Shelby, S (1.8) OBP: 0.338, SLG: 0.439 | 0-0 F9 | | 0-0 G6-4-3 | | 0-0 F9 | | | 0-0 F7 | | 4 | 0 | 0 | 0 | 0 | 0 | 1 | | | | | | | | | | | | | | | | | |
| Rich Dauer, R (1.4) OBP: 0.286, SLG: 0.276 | 0-0 5-3 | | | 4-0 1B BB | 0-0 L8 | | | 0-0 G5-4-3 1B | | 3 | 1 | 1 | 0 | 1 | 0 | 0 | | | | | | | | | | | | | | | | | |
| Cal Ripken Jr., R (1.6) OBP: 0.368, SLG: 0.494 | 0-0 F8 | | | 0-0 BB 1B SF8 1B | | 0-0 F7 | | 0-0 G5-4-3 1B | | 4 | 1 | 1 | 0 | 0 | 0 | 1 | | | | | | | | | | | | | | | | | |
| Eddie Murray, S (1.3) OBP: 0.384, SLG: 0.456 | | 0-0 F4 | | 0-0 SF8 BB 1B | 0-0 F4 | | | 0-0 F8 | | 4 | 0 | 1 | 1 | 0 | 0 | 0 | | | | | | | | | | | | | | | | | |
| Gary Roenicke, R (1.9) OBP: 0.358, SLG: 0.534 | | 0-0 F9 | | 0-0 F7 | | | | 0-0 F7 | | 4 | 0 | 1 | 0 | 0 | 0 | 2 | | | | | | | | | | | | | | | | | |
| Ken Singleton, S (1.10) OBP: 0.404, SLG: 0.497 | | 0-0 FC5-4 1B | | 4-0 1-2 2-3 BB | | 0-0 1B | | 0-0 4-3 | | 3 | 0 | 1 | 0 | 1 | 1 | 1 | | | | | | | | | | | | | | | | | |
| Benny Ayala, R (1.7) OBP: 0.287, SLG: 0.490 | | 0-0 FC5-4 | | 0-0 SF8 | | | 0-0 F7 | | | 2 | 0 | 0 | 1 | 0 | 0 | 1 | AB 29 | | | | | | | | | | | | | | | | |
| Al Bumbry, L (8, 7) OBP: 0.325, SLG: 0.351 | | 0-0 FC5-4 | | 0-0 2-3 3-H K | | | | | | 0 | 0 | 0 | 0 | 0 | 0 | 0 | R 2 | | | | | | | | | | | | | | | | |
| Aurelio Rodriguez, R (1.5) OBP: 0.158, SLG: 0.139 | | | 1-0 G6-4-3 HBP | | 0-3 K | | | 0-0 F9 | | 2 | 0 | 0 | 0 | 0 | 1 | 2 | RBI 2 | | | | | | | | | | | | | | | | |
| Rick Dempsey, R (1.2) OBP: 0.304, SLG: 0.310 | | | 0-0 F9 | | 0-0 F5 | | | 0-0 F3 | | 3 | 0 | 0 | 0 | 0 | 0 | 1 | BB 2 | | | | | | | | | | | | | | | | |
| Inning Stats | R: 0 E: 0 K: 0 S: 3 | H: 0 LOB: 0 BB: 0 P: 3 | R: 0 E: 0 K: 0 S: 2 | H: 1 LOB: 1 BB: 0 P: 4 | R: 0 E: 0 K: 1 S: 7 | H: 0 LOB: 0 BB: 0 P: 3 | R: 2 E: 0 K: 1 S: 7 | H: 2 LOB: 2 BB: 2 P: 15 | R: 0 E: 0 K: 1 S: 3 | H: 0 LOB: 0 BB: 0 P: 3 | R: 0 E: 0 K: 1 S: 6 | H: 1 LOB: 1 BB: 0 P: 6 | R: 0 E: 0 K: 0 S: 3 | H: 0 LOB: 0 BB: 0 P: 3 | R: 0 E: 0 K: 0 S: 3 | H: 0 LOB: 0 BB: 0 P: 3 | 1B: 5 2B: 0 3B: 0 HR: 0 | SF: 1 SAC: 0 DP: 2 HBP: 1 | WP: 0 PA: 33 PB: 0 SB: 0 CS: 0 | | | | | | | | | | | | | | |
| PITCHER | IP WLS BF H R ER SO BB IBB HBP BLK WP HR S P ERA WHIP | | | | | | | | | | | | | | | | | | | | | | | | | | | | | | | | |
| John Tudor, L (1.1) ERA: 3.42 | 9.0 | W 33 | 5 | 2 | 2 | 2 | 2 | 0 | 1 | 0 | 0 | 0 | 0 | 34 | 43 | 2.00 | 0.778 | | | | | | | | | | | | | | | | |

Boston Red Sox @ Baltimore Orioles
Memorial Stadium, Baltimore, MD


AB 29
R 2
H 5
RBI 2
BB 2
SO 2
LOB 9




WP: 0 PA: 33
PB: 0
SB: 0
CS: 0

Sat Jun 18 1983, 7:05 PM EDT
Att: 36,668 - Unknown - 73 F

livebaseballscores.com

| Batter | 1 | 2 | 3 | 4 | 5 | 6 | 7 | 8 | 9 | AB | R | H | RBI | BB | SO | LOB | TOP | | | | | | | | | | | |
|---|------------------------------|---------------------------------|------------------------------|---------------------------------|------------------------------|---------------------------------|------------------------------|---------------------------------|------------------------------|----------------------------------|------------------------------|---------------------------------|------------------------------|---------------------------------|-------------------------------|----------------------------------|--|----------------------------------|------------------------------------|----------------------------------|--------|--|--|--|--|--|--|--|
| Jerry Remy, L (1,4) OBP: 0.282, SLG: 0.292 | F7 | | | 4-3 | | E6 | | | | 5 | 0 | 2 | 2 | 0 | 0 | 1 | Boston Red Sox @ Baltimore Orioles Memorial Stadium, Baltimore, MD Sun Jun 19 1983, 3:33 AM EDT Att: 36,369 - Unknown - 85 F AB 36 R 3 H 9 RBI 3 BB 2 SO 6 LOB 27  | | | | | | | | | | | |
| Dwight Evans, R (1,9) OBP: 0.323, SLG: 0.430 | 6-3 | | | BB | | F3 | | F4 | F9 | 4 | 0 | 0 | 0 | 1 | 0 | 5 | | | | | | | | | | | | |
| Jim Rice, R (1,7) OBP: 0.346, SLG: 0.510 | F9 | | | K | | | | F9 | | 3 | 0 | 0 | 0 | 1 | 1 | 3 | | | | | | | | | | | | |
| Tony Armas, R (1,8) OBP: 0.273, SLG: 0.446 | | F9 | | F4 | | K | | F8 | | 4 | 0 | 0 | 0 | 0 | 1 | 6 | | | | | | | | | | | | |
| Wade Boggs, L (1,5) OBP: 0.351, SLG: 0.461 | F7 | | | | | 4-3 | | | | 4 | 1 | 2 | 0 | 0 | 0 | 3 | | | | | | | | | | | | |
| Carl Yastrzemski, L (1,10) OBP: 0.357, SLG: 0.336 Reid Nichols, R (9, PR) OBP: 0.345, SLG: 0.422 | G3 | | | | | | | | | 4 | 0 | 1 | 0 | 0 | 0 | 0 | | | | | | | | | | | | |
| Ed Jurak, R (1,6) OBP: 0.396, SLG: 0.413 | | | F8 | | | | | | | 4 | 1 | 2 | 1 | 0 | 0 | 0 | | | | | | | | | | | | |
| Dave Stapleton, R (1,3) OBP: 0.255, SLG: 0.305 | | | K2-3 | | | | | | | 4 | 0 | 0 | 0 | 0 | 2 | 5 | | | | | | | | | | | | |
| Gary Allenson, R (1,2) OBP: 0.315, SLG: 0.333 Rick Miller, L (8, PH) OBP: 0.409, SLG: 0.386 Rich Gedman, L (8, 2) OBP: 0.339, SLG: 0.390 Jeff Newman, R (9, PH) OBP: 0.242, SLG: 0.349 | | | K | | | | | | | 2 | 0 | 1 | 0 | 0 | 1 | 0 | | | | | | | | | | | | |
| Inning Stats | R: 0 E: 0 K: 0 S: 3 | H: 0 LOB: 0 BB: 0 P: 3 | R: 0 E: 0 K: 0 S: 3 | H: 0 LOB: 0 BB: 0 P: 3 | R: 0 E: 0 K: 2 S: 7 | H: 0 LOB: 0 BB: 0 P: 7 | R: 0 E: 0 K: 1 S: 5 | H: 2 LOB: 1 BB: 1 P: 9 | R: 0 E: 0 K: 0 S: 4 | H: 1 LOB: 3 BB: 1 P: 11 | R: 0 E: 0 K: 0 S: 3 | H: 0 LOB: 0 BB: 0 P: 3 | R: 0 E: 0 K: 0 S: 5 | H: 2 LOB: 2 BB: 0 P: 5 | R: 3 E: 0 K: 2 S: 11 | H: 4 LOB: 1 BB: 0 P: 11 | | 1B: 8 2B: 2 3B: 0 HR: 0 | SF: 0 SAC: 0 DP: 1 HBP: 0 | WP: 0 PB: 0 SB: 0 CS: 0 | PA: 38 | | | | | | | |
| PITCHER | IP | WLS | BF | H | R | ER | SO | BB | IBB | HBP | BLK | WP | HR | S | P | ERA | | WHIP | | | | | | | | | | |
| Jim Palmer, R (1,1) ERA: 2.16 | 5.1 | W | 20 | 3 | 0 | 0 | 3 | 1 | 0 | 0 | 0 | 0 | 0 | 25 | 29 | 0.00 | | 0.750 | | | | | | | | | | |
| Tim Stoddard, R (6,1) ERA: 4.94 | 2.2 | | 14 | 5 | 3 | 3 | 1 | 1 | 0 | 0 | 0 | 0 | 0 | 15 | 19 | 10.12 | | 2.250 | | | | | | | | | | |
| Tippy Martinez, L (9,1) ERA: 3.71 | 1.0 | | 4 | 1 | 0 | 0 | 2 | 0 | 0 | 0 | 0 | 0 | 0 | 8 | 8 | 0.00 | 1.000 | | | | | | | | | | | |

| Batter | 1 | 2 | 3 | 4 | 5 | 6 | 7 | 8 | 9 | AB | R | H | RBI | BB | SO | LOB | BOTTOM | | | | | | | | | | | |
|--|------------------------------|---------------------------------|------------------------------|----------------------------------|------------------------------|---------------------------------|------------------------------|---------------------------------|------------------------------|---------------------------------|------------------------------|---------------------------------|------------------------------|---------------------------------|------------------------------|----------------------------------|---|----------------------------------|------------------------------------|----------------------------------|--------|--|--|--|--|--|--|--|
| Al Bumbry, L (1,8) OBP: 0.320, SLG: 0.344 | F7 | | 4-3 | | | | | | | 3 | 0 | 0 | 0 | 0 | 0 | 0 | Boston Red Sox @ Baltimore Orioles Memorial Stadium, Baltimore, MD Sun Jun 19 1983, 3:33 AM EDT Att: 36,369 - Unknown - 85 F AB 27 R 6 H 6 RBI 6 BB 5 SO 3 LOB 9  | | | | | | | | | | | |
| Dan Ford, R (1,9) OBP: 0.329, SLG: 0.451 | F9 | | F8 | | SF9 | | K | | | 3 | 0 | 0 | 1 | 0 | 1 | 0 | | | | | | | | | | | | |
| Cal Ripken Jr., R (1,6) OBP: 0.363, SLG: 0.486 | 6-3 | | L7 | | 5-3 | | | K | | 4 | 0 | 0 | 0 | 0 | 1 | 1 | | | | | | | | | | | | |
| Eddie Murray, S (1,3) OBP: 0.389, SLG: 0.486 | | | K | | | | | | | 4 | 3 | 3 | 2 | 0 | 1 | 0 | | | | | | | | | | | | |
| John Lowenstein, L (1,7) OBP: 0.386, SLG: 0.521 John Shelby, S (8, PR) OBP: 0.338, SLG: 0.439 | | | HBP | | 3-1 | | | | | 3 | 1 | 1 | 0 | 1 | 0 | 0 | | | | | | | | | | | | |
| Ken Singleton, S (1,10) OBP: 0.410, SLG: 0.503 | | | HBP | | | | | | | 0 | 1 | 0 | 0 | 0 | 0 | 0 | | | | | | | | | | | | |
| Joe Nolan, L (1,2) OBP: 0.366, SLG: 0.441 Rick Dempsey, R (6, PR) OBP: 0.309, SLG: 0.310 | | | HBP | | G4-3 | | | | | 2 | 0 | 1 | 2 | 2 | 0 | 0 | | | | | | | | | | | | |
| Leo Hernandez, R (1,5) OBP: 0.288, SLG: 0.383 | | | | | | | | | | 2 | 0 | 1 | 0 | 0 | 0 | 1 | | | | | | | | | | | | |
| Rich Dauer, R (1,4) OBP: 0.286, SLG: 0.271 | | | | | | | | | | 0 | 0 | 0 | 0 | 1 | 0 | 0 | | | | | | | | | | | | |
| Inning Stats | R: 0 E: 0 K: 0 S: 3 | H: 0 LOB: 0 BB: 0 P: 3 | R: 1 E: 0 K: 1 S: 5 | H: 0 LOB: 2 BB: 2 P: 14 | R: 0 E: 0 K: 0 S: 3 | H: 0 LOB: 0 BB: 0 P: 3 | R: 1 E: 0 K: 0 S: 3 | H: 1 LOB: 0 BB: 1 P: 7 | R: 1 E: 2 K: 0 S: 4 | H: 0 LOB: 1 BB: 1 P: 8 | R: 1 E: 0 K: 0 S: 5 | H: 2 LOB: 1 BB: 0 P: 5 | R: 0 E: 0 K: 1 S: 5 | H: 0 LOB: 0 BB: 0 P: 5 | R: 2 E: 0 K: 1 S: 8 | H: 3 LOB: 2 BB: 1 P: 12 | | 1B: 2 2B: 2 3B: 0 HR: 2 | SF: 2 SAC: 1 DP: 1 HBP: 1 | WP: 0 PB: 0 SB: 0 CS: 0 | PA: 36 | | | | | | | |
| PITCHER | IP | WLS | BF | H | R | ER | SO | BB | IBB | HBP | BLK | WP | HR | S | P | ERA | | WHIP | | | | | | | | | | |
| Mike Brown, R (1,1) ERA: 3.65 | 6.0 | L | 26 | 3 | 4 | 3 | 1 | 4 | 0 | 1 | 0 | 0 | 0 | 23 | 40 | 4.50 | | 1.167 | | | | | | | | | | |
| Mark Clear, R (7,1) ERA: 5.66 | 2.0 | | 10 | 3 | 2 | 2 | 2 | 1 | 0 | 0 | 0 | 0 | 0 | 13 | 17 | 9.00 | | 2.000 | | | | | | | | | | |

| Batter | 1 | 2 | 3 | 4 | 5 | 6 | 7 | 8 | 9 | AB | R | H | RBI | BB | SO | LOB | TOP | | | | | | | | | | | |
|---|------------------------------|---------------------------------|------------------------------|---------------------------------|------------------------------|----------------------------------|------------------------------|---------------------------------|------------------------------|---------------------------------|------------------------------|---------------------------------|------------------------------|----------------------------------|------------------------------|---------------------------------|--|------------------------------------|----------------------------------|--------|--|--|--|--|--|--|--|--|
| Jerry Mumphrey, S OBP: 0.300, SLG: 0.373 | F8 | | K | | K | | | | | 4 | 0 | 1 | 0 | 1 | 2 | 0 | New York Yankees @ Baltimore Orioles Memorial Stadium, Baltimore, MD Tue Jun 21 1983, 7:05 PM EDT Att: 31,173 - Unknown - 61 F livebaseballscorecards.com | | | | | | | | | | | |
| Roy Smalley, S OBP: 0.375, SLG: 0.444 | L9 | | K | | | | | | | 4 | 0 | 0 | 0 | 1 | 1 | 2 | | | | | | | | | | | | |
| Dave Winfield, R OBP: 0.323, SLG: 0.483 | | | | | | | | | | 3 | 0 | 1 | 0 | 1 | 1 | 1 | | | | | | | | | | | | |
| Steve Kemp, L OBP: 0.323, SLG: 0.427 | 4-3 | | K | | 4-3 | | | | | 3 | 1 | 0 | 0 | 1 | 1 | 3 | | | | | | | | | | | | |
| Butch Wynegar, S OBP: 0.393, SLG: 0.427 | | | | | | | | | | 4 | 0 | 1 | 0 | 0 | 2 | 1 | | | | | | | | | | | | |
| Graig Nettles, L OBP: 0.358, SLG: 0.481 | | | | | | | | | | 4 | 1 | 2 | 2 | 0 | 0 | 1 | | | | | | | | | | | | |
| Don Baylor, R OBP: 0.352, SLG: 0.452 | | | | | | | | | | 4 | 0 | 1 | 0 | 0 | 1 | 2 | | | | | | | | | | | | |
| Don Mattingly, L OBP: 0.417, SLG: 0.455 | | | | | | | | | | 4 | 0 | 2 | 0 | 0 | 0 | 0 | | | | | | | | | | | | |
| Andre Robertson, R OBP: 0.272, SLG: 0.342 Lou Piniella, R OBP: 0.382, SLG: 0.406 | | | | | | | | | | 3 | 0 | 0 | 0 | 0 | 0 | 4 | | | | | | | | | | | | |
| Inning Stats | R: 0 E: 0 K: 0 S: 4 | H: 1 LOB: 1 BB: 0 P: 4 | R: 0 E: 0 K: 1 S: 7 | H: 2 LOB: 2 BB: 0 P: 7 | R: 0 E: 0 K: 3 S: 9 | H: 0 LOB: 1 BB: 1 P: 13 | R: 0 E: 0 K: 0 S: 5 | H: 2 LOB: 2 BB: 0 P: 5 | R: 0 E: 0 K: 1 S: 5 | H: 0 LOB: 0 BB: 0 P: 5 | R: 0 E: 0 K: 0 S: 4 | H: 1 LOB: 1 BB: 0 P: 4 | R: 2 E: 0 K: 2 S: 8 | H: 2 LOB: 0 BB: 1 P: 12 | R: 0 E: 0 K: 0 S: 3 | H: 0 LOB: 1 BB: 1 P: 7 | 1B: 7 2B: 0 3B: 0 HR: 1 | SF: 0 SAC: 0 DP: 0 HBP: 0 | WP: 0 PB: 0 SB: 0 CS: 1 | PA: 39 | | | | | | | | |
| PITCHER | IP | WLS | BF | H | R | ER | SO | BB | IBB | HBP | BLK | WP | HR | S | P | ERA | WHIP | | | | | | | | | | | |
| Storm Davis, R ERA: 3.24 | (1, 1) | 7.2 | | 34 | 8 | 2 | 2 | 8 | 3 | 0 | 0 | 0 | 0 | 1 | 47 | 59 | 2.35 | 1.435 | | | | | | | | | | |
| Tippy Martinez, L ERA: 3.6 | (8, 1) | 1.1 | W | 4 | 0 | 0 | 0 | 0 | 1 | 0 | 0 | 0 | 0 | 0 | 3 | 7 | 0.00 | 0.750 | | | | | | | | | | |

| Batter | 1 | 2 | 3 | 4 | 5 | 6 | 7 | 8 | 9 | AB | R | H | RBI | BB | SO | LOB | BOTTOM | | | | | | | | | | | |
|--|------------------------------|---------------------------------|------------------------------|---------------------------------|------------------------------|---------------------------------|------------------------------|----------------------------------|------------------------------|---------------------------------|------------------------------|---------------------------------|------------------------------|---------------------------------|------------------------------|---------------------------------|--|------------------------------------|----------------------------------|--------|--|--|--|--|--|--|--|--|
| John Shelby, S OBP: 0.326, SLG: 0.427 | 5-3 | | G3 | | FC1-6 | | F7 | | | 4 | 0 | 0 | 0 | 0 | 0 | 2 | New York Yankees @ Baltimore Orioles Memorial Stadium, Baltimore, MD Tue Jun 21 1983, 7:05 PM EDT Att: 31,173 - Unknown - 61 F livebaseballscorecards.com | | | | | | | | | | | |
| Dan Ford, R OBP: 0.328, SLG: 0.452 | | | | | 6-3 | | F8 | | | 4 | 0 | 1 | 0 | 0 | 0 | 2 | | | | | | | | | | | | |
| Cal Ripken Jr., R OBP: 0.361, SLG: 0.483 | | | | | F8 | | | | | 4 | 0 | 1 | 0 | 0 | 0 | 2 | | | | | | | | | | | | |
| Eddie Murray, S OBP: 0.394, SLG: 0.488 | | | | | | | F7 | | | 3 | 2 | 2 | 0 | 1 | 0 | 2 | | | | | | | | | | | | |
| Gary Roenicke, R OBP: 0.370, SLG: 0.587 | | | | | | | | | | 3 | 2 | 2 | 4 | 0 | 0 | 2 | | | | | | | | | | | | |
| Benny Avila, R OBP: 0.285, SLG: 0.409 | | | | | | | | | | 4 | 1 | 1 | 0 | 0 | 0 | 1 | | | | | | | | | | | | |
| Rich Dauer, R OBP: 0.285, SLG: 0.276 | | | | | | | | | | 4 | 0 | 1 | 1 | 0 | 0 | 1 | | | | | | | | | | | | |
| Aurelio Rodriguez, R OBP: 0.143, SLG: 0.125 | | | | | | | | | | 4 | 0 | 0 | 0 | 0 | 1 | 2 | | | | | | | | | | | | |
| Rick Dempsey, R OBP: 0.313, SLG: 0.317 | | | | | | | | | | 3 | 0 | 1 | 0 | 1 | 1 | 1 | | | | | | | | | | | | |
| Inning Stats | R: 0 E: 0 K: 0 S: 5 | H: 2 LOB: 2 BB: 0 P: 5 | R: 0 E: 0 K: 0 S: 3 | H: 0 LOB: 0 BB: 0 P: 3 | R: 0 E: 0 K: 0 S: 4 | H: 1 LOB: 1 BB: 0 P: 4 | R: 2 E: 0 K: 1 S: 6 | H: 1 LOB: 0 BB: 1 P: 10 | R: 0 E: 0 K: 0 S: 4 | H: 1 LOB: 2 BB: 1 P: 8 | R: 0 E: 0 K: 0 S: 3 | H: 0 LOB: 1 BB: 0 P: 4 | R: 0 E: 0 K: 0 S: 3 | H: 0 LOB: 0 BB: 0 P: 3 | R: 3 E: 0 K: 1 S: 9 | H: 4 LOB: 1 BB: 0 P: 9 | 1B: 3 2B: 4 3B: 0 HR: 2 | SF: 0 SAC: 0 DP: 0 HBP: 1 | WP: 0 PB: 0 SB: 0 CS: 0 | PA: 36 | | | | | | | | |
| PITCHER | IP | WLS | BF | H | R | ER | SO | BB | IBB | HBP | BLK | WP | HR | S | P | ERA | WHIP | | | | | | | | | | | |
| Shane Rawley, L ERA: 4.05 | (1, 1) | 7.1 | L | 33 | 8 | 5 | 5 | 1 | 0 | 0 | 0 | 0 | 0 | 2 | 32 | 41 | 6.14 | 1.364 | | | | | | | | | | |
| Rich Gossage, R ERA: 2.93 | (8, 1) | 0.2 | | 3 | 1 | 0 | 0 | 1 | 0 | 0 | 0 | 0 | 0 | 5 | 5 | 0.00 | 1.500 | | | | | | | | | | | |

| Batter | 1 | 2 | 3 | 4 | 5 | 6 | 7 | 8 | 9 | AB | R | H | RBI | BB | SO | LOB | TOP | | | | | | | | |
|--|------------------------------|---------------------------------|------------------------------|---------------------------------|------------------------------|---------------------------------|------------------------------|---------------------------------|------------------------------|---------------------------------|------------------------------|---------------------------------|------------------------------|---------------------------------|------------------------------|---------------------------------|------------------------------|---------------------------------|----------------------------------|------------------------------------|----------------------------------|--------|--|--|--|
| Lou Whitaker, L (1, 4) OBP: 0.395, SLG: 0.452 | F6 | G3 | | SF7 | FC6-4 | | | 4-3 | | 4 | 0 | 0 | 1 | 0 | 0 | 3 | | | | | | | | | |
| Enos Cabell, R (1, 3) OBP: 0.354, SLG: 0.464 | | | | | | | | | | 4 | 1 | 1 | 1 | 0 | 0 | 1 | | | | | | | | | |
| Lynn Jones, R (8, PH) OBP: 0.235, SLG: 0.471 | | | 1-3 | F9 | | | | 5-3 | | 1 | 0 | 0 | 0 | 0 | 0 | 0 | | | | | | | | | |
| Bill Fahey, L (8, 2) OBP: 0.368, SLG: 0.313 | HR | | | | | | | | | 0 | 0 | 0 | 0 | 0 | 0 | 0 | | | | | | | | | |
| Kirk Gibson, L (1, 10) OBP: 0.317, SLG: 0.440 | | | 3-1 | 1-3 | | | | 5-3 | | 3 | 1 | 0 | 0 | 1 | 0 | 1 | | | | | | | | | |
| John Wockenfuss, R (8, PH) OBP: 0.278, SLG: 0.360 | 1B | | | | | | | | | 1 | 0 | 0 | 0 | 0 | 0 | 0 | | | | | | | | | |
| Lance Parrish, R (1, 2) OBP: 0.336, SLG: 0.486 | | | | | | | | | | 4 | 0 | 2 | 0 | 0 | 1 | 0 | | | | | | | | | |
| Rick Leach, L (8, 3) OBP: 0.309, SLG: 0.290 | 1B | | | | | | | | | 1 | 0 | 0 | 0 | 0 | 0 | 0 | | | | | | | | | |
| Larry Herndon, R (1, 7) OBP: 0.313, SLG: 0.435 | 1B | | | | | | | | | 5 | 3 | 4 | 1 | 0 | 0 | 1 | | | | | | | | | |
| Glenn Wilson, R (1, 9) OBP: 0.315, SLG: 0.479 | | | | | | | | | | 5 | 2 | 3 | 1 | 0 | 1 | 2 | | | | | | | | | |
| Chet Lemon, R (1, 8) OBP: 0.367, SLG: 0.438 | | | | | | | | | | 5 | 1 | 1 | 3 | 0 | 0 | 3 | | | | | | | | | |
| Tom Brookens, R (1, 6) OBP: 0.309, SLG: 0.348 | | | | | | | | | | 4 | 1 | 2 | 1 | 0 | 0 | 2 | | | | | | | | | |
| Marty Castillo, R (1, 5) OBP: 0.200, SLG: 0.111 | | | | | | | | | | 3 | 0 | 1 | 1 | 0 | 0 | 1 | | | | | | | | | |
| Inning Stats | R: 3 E: 0 K: 0 S: 5 | H: 4 LOB: 1 BB: 1 P: 9 | R: 0 E: 1 K: 0 S: 4 | H: 0 LOB: 1 BB: 0 P: 4 | R: 0 E: 0 K: 0 S: 4 | H: 1 LOB: 1 BB: 0 P: 4 | R: 3 E: 0 K: 0 S: 7 | H: 3 LOB: 1 BB: 0 P: 7 | R: 2 E: 1 K: 1 S: 7 | H: 3 LOB: 2 BB: 0 P: 7 | R: 0 E: 0 K: 1 S: 5 | H: 0 LOB: 0 BB: 0 P: 5 | R: 1 E: 0 K: 1 S: 7 | H: 2 LOB: 1 BB: 0 P: 7 | R: 0 E: 0 K: 0 S: 3 | H: 0 LOB: 0 BB: 0 P: 3 | R: 0 E: 0 K: 0 S: 4 | H: 1 LOB: 0 BB: 0 P: 4 | 1B: 8 2B: 4 3B: 0 HR: 2 | SF: 1 SAC: 1 DP: 0 HBP: 0 | WP: 0 PB: 0 SB: 0 CS: 2 | PA: 43 | | | |
| PITCHER | IP | WLS | BF | H | R | ER | SO | BB | IBB | HBP | BLK | WP | HR | S | P | ERA | WHIP | | | | | | | | |
| Dennis Martinez, R (1, 1) ERA: 5.88 | 4.0 | L | 21 | 8 | 6 | 6 | 0 | 1 | 0 | 0 | 0 | 0 | 2 | 20 | 24 | 13.50 | 2.250 | | | | | | | | |
| Sammy Stewart, R (5, 1) ERA: 4.2 | 3.0 | | 15 | 5 | 3 | 2 | 2 | 0 | 0 | 0 | 0 | 0 | 0 | 19 | 19 | 6.00 | 1.667 | | | | | | | | |
| Dan Morogiello, L (8, 1) ERA: 3.86 | 2.0 | | 7 | 1 | 0 | 0 | 0 | 0 | 0 | 0 | 0 | 0 | 0 | 7 | 7 | 0.00 | 0.500 | | | | | | | | |

Detroit Tigers @ Baltimore Orioles
Memorial Stadium, Baltimore, MD
 Fri Jun 24 1983, 7:05 PM EDT
 Att: 25,796 - Unknown - 86 F

AB 40
R 9
H 14
RBI 9
BB 1
SO 2
LOB 14



| Batter | 1 | 2 | 3 | 4 | 5 | 6 | 7 | 8 | 9 | AB | R | H | RBI | BB | SO | LOB | BOTTOM | | | | | | | | |
|---|------------------------------|---------------------------------|------------------------------|---------------------------------|------------------------------|---------------------------------|------------------------------|---------------------------------|------------------------------|---------------------------------|------------------------------|---------------------------------|------------------------------|---------------------------------|------------------------------|----------------------------------|----------------------------------|------------------------------------|----------------------------------|--------|--|--|--|--|--|
| Al Bumby, L (1, 8) OBP: 0.318, SLG: 0.342 | 1B | | | | | | | 4-3 | | 4 | 0 | 1 | 0 | 0 | 0 | 1 | | | | | | | | | |
| Jim Dwyer, L (1, 9) OBP: 0.343, SLG: 0.417 | | | | | | | | | | 3 | 0 | 1 | 0 | 1 | 1 | 0 | | | | | | | | | |
| Cal Ripken Jr., R (1, 6) OBP: 0.355, SLG: 0.476 | L4-3 | | | | | | | | | 4 | 0 | 0 | 0 | 0 | 0 | 3 | | | | | | | | | |
| Eddie Murray, S (1, 3) OBP: 0.394, SLG: 0.480 | G3 | | | | | | | | | 2 | 0 | 0 | 0 | 2 | 0 | 1 | | | | | | | | | |
| John Lowenstein, L (1, 7) OBP: 0.376, SLG: 0.507 | | | | | | | | | | 4 | 0 | 0 | 0 | 0 | 0 | 3 | | | | | | | | | |
| Ken Singleton, S (1, 10) OBP: 0.404, SLG: 0.489 | | | | | | | | | | 4 | 0 | 1 | 0 | 0 | 0 | 2 | | | | | | | | | |
| John Stefero, L (1, 2) OBP: 0.667, SLG: 0.500 | | | | | | | | | | 2 | 0 | 1 | 0 | 1 | 1 | 0 | | | | | | | | | |
| Leo Hernandez, R (1, 5) OBP: 0.288, SLG: 0.376 | | | | | | | | | | 3 | 0 | 0 | 0 | 0 | 0 | 3 | | | | | | | | | |
| Rich Dauer, R (1, 4) OBP: 0.284, SLG: 0.275 | | | | | | | | | | 3 | 0 | 1 | 0 | 0 | 0 | 2 | | | | | | | | | |
| Inning Stats | R: 0 E: 0 K: 0 S: 4 | H: 2 LOB: 1 BB: 0 P: 4 | R: 0 E: 0 K: 1 S: 5 | H: 0 LOB: 0 BB: 0 P: 5 | R: 0 E: 0 K: 0 S: 3 | H: 0 LOB: 0 BB: 0 P: 3 | R: 0 E: 0 K: 1 S: 5 | H: 0 LOB: 1 BB: 1 P: 9 | R: 0 E: 0 K: 0 S: 3 | H: 0 LOB: 0 BB: 0 P: 3 | R: 0 E: 0 K: 0 S: 3 | H: 0 LOB: 0 BB: 0 P: 3 | R: 0 E: 0 K: 0 S: 4 | H: 2 LOB: 1 BB: 0 P: 4 | R: 0 E: 0 K: 0 S: 3 | H: 0 LOB: 2 BB: 2 P: 11 | 1B: 5 2B: 1 3B: 0 HR: 0 | SF: 0 SAC: 0 DP: 2 HBP: 0 | WP: 1 PB: 0 SB: 0 CS: 0 | PA: 33 | | | | | |
| PITCHER | IP | WLS | BF | H | R | ER | SO | BB | IBB | HBP | BLK | WP | HR | S | P | ERA | WHIP | | | | | | | | |
| Dan Petry, R (1, 1) ERA: 3.9 | 9.0 | W | 33 | 5 | 0 | 0 | 2 | 4 | 0 | 0 | 0 | 1 | 0 | 33 | 49 | 0.00 | 1.000 | | | | | | | | |

Detroit Tigers @ Baltimore Orioles
Memorial Stadium, Baltimore, MD
 Fri Jun 24 1983, 7:05 PM EDT
 Att: 25,796 - Unknown - 86 F

AB 29
R 0
H 5
RBI 0
SO 2
LOB 15



| Batter | 1 | 2 | 3 | 4 | 5 | 6 | 7 | 8 | 9 | AB | R | H | RBI | BB | SO | LOB | TOP | | | | | | | | | | |
|--|------------------------------|---------------------------------|------------------------------|---------------------------------|------------------------------|---------------------------------|------------------------------|---------------------------------|------------------------------|---------------------------------|------------------------------|---------------------------------|------------------------------|---------------------------------|------------------------------|----------------------------------|----------------------------------|------------------------------------|----------------------------------|--------|--|--|--|--|--|--|--|
| Lou Whitaker, L (1, 4) OBP: 0.391, SLG: 0.447 | | | | | | | | | | 4 | 0 | 0 | 0 | 0 | 1 | 1 | | | | | | | | | | | |
| Enos Cabell, R (1, 3) OBP: 0.355, SLG: 0.462 | | | | | | | | | | 3 | 0 | 1 | 0 | 1 | 1 | 0 | | | | | | | | | | | |
| Kirk Gibson, L (1, 7) OBP: 0.304, SLG: 0.421 | | | | | | | | | | 3 | 0 | 0 | 0 | 0 | 1 | 1 | | | | | | | | | | | |
| John Wockenfuss, R (9, PH) OBP: 0.276, SLG: 0.356 | | | | | | | | | | 1 | 0 | 0 | 0 | 0 | 1 | 2 | | | | | | | | | | | |
| Lance Parrish, R (1, 2) OBP: 0.337, SLG: 0.482 | | | | | | | | | | 3 | 0 | 0 | 0 | 0 | 1 | 1 | | | | | | | | | | | |
| Larry Herndon, R (1, 10) OBP: 0.312, SLG: 0.441 | | | | | | | | | | 3 | 0 | 0 | 0 | 0 | 0 | 0 | | | | | | | | | | | |
| Glenn Wilson, R (1, 9) OBP: 0.309, SLG: 0.469 | | | | | | | | | | 3 | 0 | 0 | 0 | 0 | 0 | 0 | | | | | | | | | | | |
| Chet Lemon, R (1, 8) OBP: 0.368, SLG: 0.460 | | | | | | | | | | 3 | 0 | 0 | 0 | 0 | 3 | 0 | | | | | | | | | | | |
| Tom Brookens, R (1, 6) OBP: 0.305, SLG: 0.339 | | | | | | | | | | 2 | 0 | 0 | 0 | 0 | 0 | 0 | | | | | | | | | | | |
| Rick Leach, L (9, PH) OBP: 0.315, SLG: 0.327 | | | | | | | | | | 1 | 1 | 1 | 1 | 0 | 0 | 0 | | | | | | | | | | | |
| Marty Castillo, R (1, 5) OBP: 0.188, SLG: 0.133 | | | | | | | | | | 2 | 0 | 0 | 0 | 0 | 1 | 0 | | | | | | | | | | | |
| Johnny Grubb, L (9, PH) OBP: 0.385, SLG: 0.429 | | | | | | | | | | 0 | 0 | 0 | 0 | 0 | 1 | 0 | | | | | | | | | | | |
| Alan Trammell, R (9, PR) OBP: 0.353, SLG: 0.402 | | | | | | | | | | 0 | 0 | 0 | 0 | 0 | 0 | 0 | | | | | | | | | | | |
| Inning Stats | R: 0 E: 0 K: 3 S: 9 | H: 0 LOB: 0 BB: 0 P: 9 | R: 0 E: 0 K: 0 S: 3 | H: 0 LOB: 0 BB: 0 P: 3 | R: 0 E: 0 K: 2 S: 7 | H: 0 LOB: 1 BB: 0 P: 7 | R: 0 E: 0 K: 1 S: 5 | H: 0 LOB: 0 BB: 1 P: 9 | R: 0 E: 0 K: 1 S: 5 | H: 0 LOB: 0 BB: 0 P: 5 | R: 0 E: 0 K: 0 S: 3 | H: 0 LOB: 0 BB: 0 P: 3 | R: 0 E: 0 K: 1 S: 5 | H: 0 LOB: 0 BB: 0 P: 5 | R: 1 E: 0 K: 1 S: 6 | H: 2 LOB: 2 BB: 1 P: 10 | 1B: 1 2B: 0 3B: 0 HR: 1 | SF: 0 SAC: 0 DP: 0 HBP: 0 | WP: 0 PB: 0 SB: 0 CS: 2 | PA: 30 | | | | | | | |
| PITCHER | IP | WLS | BF | H | R | ER | SO | BB | IBB | HBP | BLK | WP | HR | S | P | ERA | WHIP | | | | | | | | | | |
| Storm Davis, R (1, 1) ERA: 3.06 | 8.0 | W | 27 | 1 | 1 | 1 | 8 | 2 | 0 | 0 | 0 | 0 | 1 | 41 | 49 | 1.12 | 0.375 | | | | | | | | | | |
| Tippy Martinez, L (9, 1) ERA: 3.59 | 1.0 | S | 3 | 1 | 0 | 0 | 1 | 0 | 0 | 0 | 0 | 0 | 0 | 5 | 5 | 0.00 | 1.000 | | | | | | | | | | |

Detroit Tigers @ Baltimore Orioles
 Memorial Stadium, Baltimore, MD
 Sun Jun 26 1983, 3:33 AM EDT
 Att: 33,973 - Unknown

| | |
|-----|----|
| AB | 28 |
| R | 1 |
| H | 2 |
| RBI | 1 |
| BB | 2 |
| SO | 9 |
| LOB | 5 |



| Batter | 1 | 2 | 3 | 4 | 5 | 6 | 7 | 8 | 9 | AB | R | H | RBI | BB | SO | LOB | BOTTOM | | | | | | | | | | |
|---|------------------------------|---------------------------------|------------------------------|---------------------------------|------------------------------|---------------------------------|------------------------------|---------------------------------|------------------------------|---------------------------------|------------------------------|---------------------------------|------------------------------|---------------------------------|------------------------------|---------------------------------|----------------------------------|------------------------------------|----------------------------------|--------|--|--|--|--|--|--|--|
| Al Bumbry, L (1, 8) OBP: 0.324, SLG: 0.367 | | | | | | | | | | 3 | 2 | 2 | 1 | 1 | 0 | 0 | | | | | | | | | | | |
| Gary Roenicke, R (1, 9) OBP: 0.347, SLG: 0.553 | | | | | | | | | | 4 | 0 | 0 | 0 | 0 | 1 | 2 | | | | | | | | | | | |
| Cal Ripken Jr., R (1, 6) OBP: 0.362, SLG: 0.489 | | | | | | | | | | 4 | 1 | 3 | 2 | 0 | 0 | 0 | | | | | | | | | | | |
| Eddie Murray, S (1, 3) OBP: 0.387, SLG: 0.469 | | | | | | | | | | 4 | 0 | 0 | 0 | 0 | 2 | 2 | | | | | | | | | | | |
| John Lowenstein, L (1, 7) OBP: 0.371, SLG: 0.490 | | | | | | | | | | 4 | 0 | 1 | 0 | 0 | 1 | 1 | | | | | | | | | | | |
| John Shelby, S (9, 8) OBP: 0.325, SLG: 0.419 | | | | | | | | | | 0 | 0 | 0 | 0 | 0 | 0 | 0 | | | | | | | | | | | |
| Ken Singleton, S (1, 10) OBP: 0.395, SLG: 0.480 | | | | | | | | | | 4 | 0 | 1 | 0 | 0 | 2 | 0 | | | | | | | | | | | |
| Lenn Sakata, R (1, 4) OBP: 0.296, SLG: 0.333 | | | | | | | | | | 3 | 0 | 2 | 0 | 0 | 0 | 2 | | | | | | | | | | | |
| Rick Dempsey, R (1, 2) OBP: 0.322, SLG: 0.323 | | | | | | | | | | 2 | 0 | 0 | 0 | 1 | 0 | 2 | | | | | | | | | | | |
| Aurelio Rodriguez, R (1, 5) OBP: 0.152, SLG: 0.136 | | | | | | | | | | 2 | 0 | 0 | 0 | 0 | 1 | 1 | | | | | | | | | | | |
| Jim Dwyer, L (6, PH) OBP: 0.333, SLG: 0.403 | | | | | | | | | | 1 | 0 | 0 | 0 | 0 | 0 | 3 | | | | | | | | | | | |
| Leo Hernandez, R (7, 5) OBP: 0.287, SLG: 0.374 | | | | | | | | | | 0 | 0 | 0 | 0 | 0 | 0 | 0 | | | | | | | | | | | |
| Inning Stats | R: 1 E: 0 K: 0 S: 5 | H: 2 LOB: 1 BB: 0 P: 5 | R: 0 E: 0 K: 0 S: 4 | H: 1 LOB: 1 BB: 0 P: 4 | R: 0 E: 0 K: 2 S: 8 | H: 1 LOB: 1 BB: 0 P: 8 | R: 0 E: 0 K: 1 S: 6 | H: 1 LOB: 1 BB: 0 P: 6 | R: 2 E: 0 K: 2 S: 9 | H: 2 LOB: 0 BB: 0 P: 9 | R: 0 E: 0 K: 0 S: 4 | H: 2 LOB: 2 BB: 1 P: 8 | R: 0 E: 0 K: 0 S: 2 | H: 0 LOB: 0 BB: 1 P: 6 | R: 0 E: 0 K: 2 S: 7 | H: 0 LOB: 0 BB: 0 P: 7 | 1B: 6 2B: 1 3B: 0 HR: 2 | SF: 0 SAC: 0 DP: 1 HBP: 0 | WP: 1 PB: 0 SB: 1 CS: 1 | PA: 33 | | | | | | | |
| PITCHER | IP | WLS | BF | H | R | ER | SO | BB | IBB | HBP | BLK | WP | HR | S | P | ERA | WHIP | | | | | | | | | | |
| Jack Morris, R (1, 1) ERA: 4.29 | 8.0 | L | 33 | 9 | 3 | 3 | 7 | 1 | 1 | 0 | 0 | 1 | 2 | 45 | 53 | 3.38 | 1.250 | | | | | | | | | | |

Detroit Tigers @ Baltimore Orioles
 Memorial Stadium, Baltimore, MD
 Sun Jun 26 1983, 3:33 AM EDT
 Att: 33,973 - Unknown

| | |
|-----|----|
| AB | 31 |
| R | 3 |
| H | 9 |
| RBI | 3 |
| BB | 2 |
| SO | 7 |
| LOB | 13 |



| Batter | 1 | 2 | 3 | 4 | 5 | 6 | 7 | 8 | 9 | AB | R | H | RBI | BB | SO | LOB | TOP | | | |
|---|--|---------------------------------|------------------------------|---------------------------------|------------------------------|---------------------------------|------------------------------|---------------------------------|------------------------------|---------------------------------|------------------------------|---------------------------------|------------------------------|---------------------------------|------------------------------|---------------------------------|---|------------------------------------|----------------------------------|--------|
| John Shelby, S (1, 8) OBP: 0.313, SLG: 0.401 | 0-0 4-3 | | 0-3 K | | | 0-3 K | | 0-0 F8 | | 4 | 0 | 0 | 0 | 0 | 2 | 1 | Baltimore Orioles @ New York Yankees Yankee Stadium, Bronx, NY Wed Jun 29 1983, 7:05 PM EDT Att: 33,627 - Unknown livebaseballscores.com | | | |
| Rich Dauer, R (1, 4) OBP: 0.283, SLG: 0.275 | 0-0 FC5-4 1B | | 0-0 F9 | | | 0-0 F9 | | 0-0 F9 | | 4 | 0 | 1 | 0 | 0 | 0 | 1 | | | | |
| Cal Ripken Jr., R (1, 6) OBP: 0.355, SLG: 0.477 | 0-3 K | | | 0-0 F8 | | 0-0 F8 | | 0-0 E5 | | 4 | 0 | 0 | 0 | 0 | 1 | 1 | | | | |
| Eddie Murray, S (1, 3) OBP: 0.385, SLG: 0.468 | 0-0 FC5-4 1-2 | | | 0-0 P4 | | | 0-0 F8 | | 0-0 F7 | 4 | 0 | 0 | 0 | 0 | 0 | 2 | | | | |
| Gary Roenicke, R (1, 9) OBP: 0.333, SLG: 0.525 | | 0-3 K | | 0-0 5-3 | | | 0-0 1B 1B | | 0-0 P6 | 4 | 0 | 1 | 0 | 0 | 1 | 1 | | | | |
| Ken Singleton, S (1, 10) OBP: 0.407, SLG: 0.507 | | 0-0 4-3 | | | 0-0 FC4-6 1B | | 0-0 1-3 G6-4-3 1B | | | 3 | 0 | 2 | 0 | 0 | 0 | 0 | | | | |
| Mike Young, S (1, 7) OBP: 0.324, SLG: 0.325 | | 0-3 K | | | 0-0 FC4-6 1-2 | | 0-0 G6-4-3 1-2 | | | 3 | 0 | 0 | 0 | 0 | 1 | 3 | | | | |
| Rick Dempsey, R (1, 2) OBP: 0.324, SLG: 0.325 | | | 0-0 1B | | 0-3 K | | | 0-0 F7 | | 3 | 0 | 1 | 0 | 0 | 1 | 1 | | | | |
| Aurelio Rodriguez, R (1, 5) OBP: 0.135, SLG: 0.120 | | | 0-3 K | | 0-0 F9 | | | 0-3 K | | 3 | 0 | 0 | 0 | 0 | 2 | 2 | | | | |
| Inning Stats | R: 0 E: 0 K: 1 S: 6 | H: 1 LOB: 1 BB: 0 P: 6 | R: 0 E: 0 K: 2 S: 7 | H: 0 LOB: 0 BB: 0 P: 7 | R: 0 E: 0 K: 2 S: 8 | H: 1 LOB: 1 BB: 0 P: 8 | R: 0 E: 0 K: 0 S: 3 | H: 0 LOB: 0 BB: 0 P: 3 | R: 0 E: 0 K: 1 S: 6 | H: 1 LOB: 1 BB: 0 P: 6 | R: 0 E: 0 K: 0 S: 4 | H: 2 LOB: 1 BB: 0 P: 4 | R: 0 E: 0 K: 1 S: 5 | H: 0 LOB: 0 BB: 0 P: 5 | R: 0 E: 1 K: 0 S: 4 | H: 0 LOB: 1 BB: 0 P: 4 | 1B: 5 2B: 0 3B: 0 HR: 0 | SF: 0 SAC: 0 DP: 1 HBP: 0 | WP: 0 PB: 0 SB: 0 CS: 0 | PA: 32 |
| PITCHER Dave Righetti, L (1, 1) ERA: 3.53 | IP: 9.0 WLS: W BF: 32 H: 5 R: 0 ER: 0 SO: 8 BB: 0 IBB: 0 HBP: 0 BLK: 0 WP: 0 HR: 0 S: 48 P: 48 ERA: 0.00 WHIP: 0.556 | | | | | | | | | | | | | | | PITCHER | | | | |

| Batter | 1 | 2 | 3 | 4 | 5 | 6 | 7 | 8 | 9 | AB | R | H | RBI | BB | SO | LOB | BOTTOM | | | |
|--|--|---------------------------------|------------------------------|---------------------------------|------------------------------|---------------------------------|-------------------------------|---------------------------------|------------------------------|---------------------------------|------------------------------|---------------------------------|------------------------------|---------------------------------|------------------------------|---------------------------------|---|------------------------------------|----------------------------------|--------|
| Don Mattingly, L (1, 3) OBP: 0.333, SLG: 0.484 | 0-0 1-3 6-3 2B | | 0-0 6-3 | | | 0-0 SH3 1B 1B | 0-0 HR 1B | | | 4 | 3 | 3 | 1 | 0 | 0 | 1 | Baltimore Orioles @ New York Yankees Yankee Stadium, Bronx, NY Wed Jun 29 1983, 7:05 PM EDT Att: 33,627 - Unknown livebaseballscores.com | | | |
| Butch Wynegar, S (1, 2) OBP: 0.385, SLG: 0.448 | 0-0 1-3 2-3 | | 0-0 4-3 | | | 0-0 SH3 1-2 | 0-0 HR 1-1 | | | 3 | 1 | 1 | 2 | 0 | 0 | 2 | | | | |
| Oscar Gamble, L (1, 9) OBP: 0.422, SLG: 0.557 | 0-0 6-3 3-H | | | 0-3 K | | 0-0 P6 | 0-0 P6 | | | 4 | 0 | 0 | 1 | 0 | 1 | 1 | | | | |
| Graig Nettles, L (1, 5) OBP: 0.358, SLG: 0.464 | 0-0 F7 3-H | | | 0-0 4-1 | | 0-0 FC6-4 2-H 1B | 0-0 P5 | | | 4 | 0 | 1 | 1 | 0 | 0 | 0 | | | | |
| Dave Winfield, R (1, 8) OBP: 0.311, SLG: 0.449 | | 0-0 5-3 | | 0-0 4-3 | | 0-0 FC6-4 1-2 | | 0-0 F3 | | 4 | 0 | 0 | 0 | 0 | 0 | 1 | | | | |
| Steve Kemp, L (1, 7) OBP: 0.340, SLG: 0.458 | | 0-0 5-3 | | | 4-0 BB | | 0-0 SH3-4 1B E | 0-0 4-3 | | 3 | 1 | 1 | 0 | 1 | 0 | 0 | | | | |
| Don Baylor, R (1, 10) OBP: 0.359, SLG: 0.466 | | 0-0 6-3 | | | 0-0 P3 | | 0-0 SH3-4 1-2 E | 0-0 2B | | 4 | 1 | 2 | 0 | 0 | 0 | 1 | | | | |
| Roy Smalley, S (1, 6) OBP: 0.363, SLG: 0.430 | | | 4-0 E BB | | 0-0 F8 | | 0-0 SH3-4 1-2 2-3 | 0-0 F9 | | 1 | 0 | 0 | 0 | 1 | 0 | 1 | | | | |
| Bert Campaneris, R (8, 4) ERA: 4.58 | | | | | 0-0 F8 | | 0-0 SH3-4 1-2 2-3 | | | 1 | 0 | 0 | 0 | 0 | 0 | 1 | | | | |
| Andre Robertson, R (1, 4) OBP: 0.289, SLG: 0.363 | | | 0-0 P4 1-2 | | 0-0 4-3 | | 0-0 E8 1B 2-H 3-H | | | 3 | 1 | 1 | 2 | 0 | 0 | 2 | | | | |
| Inning Stats | R: 1 E: 0 K: 0 S: 4 | H: 1 LOB: 0 BB: 0 P: 4 | R: 0 E: 0 K: 0 S: 3 | H: 0 LOB: 0 BB: 0 P: 3 | R: 0 E: 1 K: 0 S: 3 | H: 0 LOB: 1 BB: 1 P: 7 | R: 0 E: 0 K: 1 S: 5 | H: 0 LOB: 0 BB: 0 P: 5 | R: 0 E: 0 K: 0 S: 3 | H: 0 LOB: 1 BB: 1 P: 7 | R: 1 E: 0 K: 0 S: 5 | H: 2 LOB: 1 BB: 0 P: 5 | R: 5 E: 1 K: 0 S: 8 | H: 5 LOB: 0 BB: 0 P: 8 | R: 0 E: 0 K: 0 S: 4 | H: 1 LOB: 1 BB: 0 P: 4 | 1B: 6 2B: 2 3B: 0 HR: 1 | SF: 0 SAC: 2 DP: 0 HBP: 0 | WP: 0 PB: 0 SB: 0 CS: 0 | PA: 35 |
| PITCHER Mike Boddicker, R (1, 1) ERA: 3.35 | IP: 6.1 WLS: L BF: 26 H: 5 R: 4 ER: 4 SO: 1 BB: 2 IBB: 0 HBP: 0 BLK: 0 WP: 0 HR: 0 S: 26 P: 34 ERA: 5.68 WHIP: 1.105 | | | | | | | | | | | | | | | PITCHER | | | | |
| Sammy Stewart, R (7, 1) ERA: 4.58 | 0.0 3 3 3 0 0 0 0 0 0 1 3 3 ∞ ∞ | | | | | | | | | | | | | | | | | | | |
| Dan Morigiello, L (7, 1) ERA: 3.5 | 1.2 6 1 0 0 0 0 0 0 0 0 6 6 0.00 0.600 | | | | | | | | | | | | | | | | | | | |

| Batter | 1 | 2 | 3 | 4 | 5 | 6 | 7 | 8 | 9 | AB | R | H | RBI | BB | SO | LOB | TOP | | | | | | | | | |
|--|------------------------------|----------------------------------|------------------------------|---------------------------------|------------------------------|----------------------------------|------------------------------|---------------------------------|------------------------------|---------------------------------|------------------------------|---------------------------------|------------------------------|---------------------------------|------------------------------|----------------------------------|---|---------------------------------|----------------------------------|------------------------------------|----------------------------------|--------|--|--|--|--|
| Al Bumby, L OBP: 0.321, SLG: 0.362 John Shelby, S OBP: 0.312, SLG: 0.399 | G3 | G1-6-3 1B | | F8 | | L5-3 BB | | SH2-4 | | 3 | 0 | 1 | 0 | 0 | 0 | 0 | Baltimore Orioles @ Detroit Tigers Tiger Stadium, Detroit, MI Fri Jul 01, 1983, 7:05 PM EDT Att: 40,493 - Unknown | | | | | | | | | |
| Rich Dauer, R OBP: 0.270, SLG: 0.260 | P4 | G1-6-3 | | F8 | | L5-3 | | E6 WP | | 5 | 0 | 0 | 1 | 0 | 0 | 4 | | | | | | | | | | |
| Cal Ripken Jr., R OBP: 0.358, SLG: 0.483 | HR | | | F8 | | P5 | | F9 | | 4 | 1 | 1 | 1 | 1 | 0 | 2 | | | | | | | | | | |
| Eddie Murray, S OBP: 0.391, SLG: 0.478 | HR | | | 3-1 1B 2B | | CS 1B HR | | F7 | | 4 | 3 | 3 | 1 | 1 | 0 | 0 | | | | | | | | | | |
| John Lowenstein, L OBP: 0.379, SLG: 0.500 Gary Roenicke, R OBP: 0.329, SLG: 0.510 | 2B | | | 3-1 2B | | F8 | | F7 | | 3 | 1 | 2 | 0 | 0 | 0 | 1 | | | | | | | | | | |
| Ken Singleton, S OBP: 0.404, SLG: 0.498 | BB | | | 3-1 | | F8 | | 1B | | 2 | 0 | 0 | 0 | 0 | 0 | 3 | | | | | | | | | | |
| Jim Dwyer, L OBP: 0.336, SLG: 0.385 Benny Ayala, R OBP: 0.241, SLG: 0.377 | K | | | 4-0 | | F9 | | 6-3 | | 1 | 2 | 0 | 0 | 2 | 1 | 2 | | | | | | | | | | |
| Mike Young, S OBP: 0.125, SLG: 0.125 | | | | 2B | | HR | | | | 1 | 0 | 0 | 0 | 0 | 0 | 0 | | | | | | | | | | |
| Todd Cruz, R OBP: 0.230, SLG: 0.347 Aurelio Rodriguez, R OBP: 0.145, SLG: 0.132 | | 6-3 | | 1-2 2-3 | | HR | | SH2-4 1B E | | 3 | 2 | 2 | 6 | 1 | 0 | 0 | | | | | | | | | | |
| Rick Dempsey, R OBP: 0.325, SLG: 0.321 | 1B BB | | | F7 | | P3 | | E SH2-4 1B | | 3 | 0 | 1 | 0 | 1 | 0 | 1 | | | | | | | | | | |
| Inning Stats | R: 2 E: 0 K: 1 S: 8 | H: 3 LOB: 2 BB: 1 P: 12 | R: 0 E: 0 K: 0 S: 3 | H: 1 LOB: 1 BB: 1 P: 7 | R: 3 E: 0 K: 0 S: 6 | H: 3 LOB: 1 BB: 1 P: 10 | R: 0 E: 0 K: 0 S: 3 | H: 0 LOB: 0 BB: 0 P: 3 | R: 3 E: 0 K: 0 S: 5 | H: 2 LOB: 0 BB: 1 P: 9 | R: 0 E: 0 K: 0 S: 1 | H: 0 LOB: 0 BB: 2 P: 9 | R: 0 E: 0 K: 0 S: 4 | H: 1 LOB: 1 BB: 0 P: 4 | R: 1 E: 1 K: 0 S: 5 | H: 1 LOB: 3 BB: 2 P: 13 | R: 0 E: 0 K: 0 S: 3 | H: 0 LOB: 0 BB: 0 P: 3 | 1B: 6 2B: 3 3B: 0 HR: 3 | SF: 0 SAC: 1 DP: 2 HBP: 0 | WP: 1 PB: 1 SB: 0 CS: 0 | PA: 45 | | | | |
| PITCHER | IP | WLS | BF | H | R | ER | SO | BB | IBB | HBP | BLK | WP | HR | S | P | ERA | WHIP | | | | | | | | | |
| Milt Wilcox, R ERA: 3.58 | (1, 1) | 4.2 | L | 26 | 9 | 8 | 8 | 1 | 2 | 2 | 0 | 0 | 0 | 3 | 24 | 40 | 15.43 | 2.357 | | | | | | | | |
| Howard Bailey, L ERA: 3.42 | (5, 1) | 2.1 | | 8 | 1 | 0 | 0 | 0 | 2 | 0 | 0 | 0 | 0 | 6 | 14 | 0.00 | 1.286 | | | | | | | | | |
| Dave Gumpert, R ERA: 3.86 | (8, 1) | 2.0 | | 10 | 1 | 1 | 1 | 0 | 1 | 1 | 0 | 0 | 1 | 0 | 8 | 16 | 4.50 | 1.000 | | | | | | | | |

| | |
|-----|----|
| AB | 35 |
| R | 9 |
| H | 11 |
| RBI | 9 |
| BB | 8 |
| SO | 1 |
| LOB | 17 |



| Batter | 1 | 2 | 3 | 4 | 5 | 6 | 7 | 8 | 9 | AB | R | H | RBI | BB | SO | LOB | BOTTOM | | | | | | | | | |
|--|------------------------------|---------------------------------|------------------------------|---------------------------------|------------------------------|---------------------------------|------------------------------|---------------------------------|------------------------------|---------------------------------|-------------------------------|----------------------------------|------------------------------|---------------------------------|------------------------------|---------------------------------|---|---------------------------------|----------------------------------|------------------------------------|----------------------------------|--------|--|--|--|--|
| Lou Whitaker, L OBP: 0.364, SLG: 0.454 | 4-3 | 4-1 | | | K | | F8 | | | 4 | 0 | 0 | 0 | 0 | 1 | 1 | Baltimore Orioles @ Detroit Tigers Tiger Stadium, Detroit, MI Fri Jul 01, 1983, 7:05 PM EDT Att: 40,493 - Unknown | | | | | | | | | |
| Kirk Gibson, L OBP: 0.295, SLG: 0.400 | 2-3 | | G3 | | K | | F7 | | | 4 | 0 | 0 | 0 | 0 | 1 | 0 | | | | | | | | | | |
| Larry Hemdon, R OBP: 0.303, SLG: 0.421 | 1B HR BB | | K | | | | K | | F8 | 3 | 1 | 0 | 0 | 1 | 2 | 0 | | | | | | | | | | |
| Lance Parrish, R OBP: 0.334, SLG: 0.485 | HR 1B | | F8 | | | HR | | FC3-6 1B | | 4 | 2 | 3 | 1 | 0 | 0 | 0 | | | | | | | | | | |
| Glenn Wilson, R OBP: 0.313, SLG: 0.480 | HR | | | G3-6-1 1B | | 1B | | K | | 4 | 1 | 3 | 3 | 0 | 1 | 1 | | | | | | | | | | |
| Rick Leach, L OBP: 0.308, SLG: 0.327 | F9 | | | G3-6-1 | | K | | FC3-6 | | 4 | 0 | 0 | 0 | 0 | 1 | 3 | | | | | | | | | | |
| Chet Lemon, R OBP: 0.379, SLG: 0.453 | | SH1-3 HBP | | | | K | | | 5-3 | 2 | 0 | 0 | 0 | 1 | 1 | 1 | | | | | | | | | | |
| Wayne Krenchicki, L OBP: 0.333, SLG: 0.288 | | SH1-3 | | | F9 | | | | K | 3 | 0 | 0 | 0 | 0 | 1 | 1 | | | | | | | | | | |
| Marty Castillo, R OBP: 0.276, SLG: 0.357 Johnny Grubb, L OBP: 0.377, SLG: 0.442 | | 6-3 | | | P6 | | | F8 | | 2 | 0 | 0 | 0 | 0 | 0 | 1 | | | | | | | | | | |
| Tom Brookens, R OBP: 0.293, SLG: 0.320 | | | | | | HR | | | | 1 | 0 | 0 | 0 | 0 | 0 | 0 | | | | | | | | | | |
| Inning Stats | R: 3 E: 0 K: 0 S: 5 | H: 2 LOB: 0 BB: 1 P: 9 | R: 0 E: 0 K: 0 S: 3 | H: 0 LOB: 0 BB: 0 P: 4 | R: 0 E: 0 K: 1 S: 5 | H: 0 LOB: 0 BB: 0 P: 5 | R: 0 E: 0 K: 0 S: 3 | H: 1 LOB: 1 BB: 1 P: 7 | R: 0 E: 0 K: 2 S: 7 | H: 0 LOB: 0 BB: 0 P: 7 | R: 1 E: 0 K: 3 S: 11 | H: 2 LOB: 1 BB: 0 P: 11 | R: 1 E: 0 K: 0 S: 4 | H: 1 LOB: 0 BB: 0 P: 4 | R: 0 E: 0 K: 1 S: 6 | H: 1 LOB: 1 BB: 0 P: 6 | R: 0 E: 0 K: 1 S: 5 | H: 0 LOB: 0 BB: 0 P: 5 | 1B: 4 2B: 0 3B: 0 HR: 3 | SF: 0 SAC: 1 DP: 1 HBP: 1 | WP: 0 PB: 0 SB: 0 CS: 0 | PA: 36 | | | | |
| PITCHER | IP | WLS | BF | H | R | ER | SO | BB | IBB | HBP | BLK | WP | HR | S | P | ERA | WHIP | | | | | | | | | |
| Storm Davis, R ERA: 3.23 | (1, 1) | 9.0 | W | 36 | 7 | 5 | 5 | 8 | 2 | 0 | 1 | 0 | 0 | 3 | 49 | 58 | 5.00 | 1.000 | | | | | | | | |



| Batter | 1 | 2 | 3 | 4 | 5 | 6 | 7 | 8 | 9 | AB | R | H | RBI | BB | SO | LOB | TOP | | | | | |
|---|------------------------------|----------------------------------|------------------------------|---------------------------------|------------------------------|---------------------------------|------------------------------|---------------------------------|------------------------------|---------------------------------|------------------------------|---------------------------------|------------------------------|---------------------------------|------------------------------|---------------------------------|--|------------------------------------|--|--|--|--|
| Al Bumbry, L OBP: 0.326, SLG: 0.364 John Shelby, S OBP: 0.314, SLG: 0.406 | 0-0 CS 1B | 0-0 4-3 | | 4-0 HR BB | | | 0-0 5-3 | | 0-0 1-H 2B | 2 | 1 | 1 | 0 | 1 | 0 | 1 | Baltimore Orioles @ Detroit Tigers Tiger Stadium, Detroit, MI Sat Jul 02 1983, 3:33 AM EDT Att: 28,010 - Unknown livebaseballscorecards.com | | | | | |
| Rich Dauer, R OBP: 0.273, SLG: 0.277 | 0-0 5-3 1-2 | | 0-0 FC1-4 1B | 0-0 1-H HR | | | 0-0 F8 | | 0-0 F8 | 5 | 1 | 2 | 2 | 0 | 0 | 2 | | | | | | |
| Cal Ripken Jr., R OBP: 0.357, SLG: 0.483 | 0-0 2B | | 0-0 FC1-4 HR | 0-0 F8 | | | 0-3 K | | | 4 | 2 | 1 | 0 | 0 | 1 | 1 | | | | | | |
| Eddie Murray, S OBP: 0.392, SLG: 0.493 | 0-0 2H 2B | | 0-0 1-H HR | | 0-0 5-3 | | | 0-3 K | | 4 | 1 | 2 | 3 | 0 | 1 | 0 | | | | | | |
| John Lowenstein, L OBP: 0.380, SLG: 0.497 Mike Young, S OBP: 0.100, SLG: 0.100 | 4-0 BB | | 0-0 P5 | | 0-0 5-3 | | | 0-0 6-3 | | 1 | 0 | 0 | 0 | 1 | 0 | 0 | | | | | | |
| Ken Singleton, S OBP: 0.396, SLG: 0.488 | 0-3 K | | 0-0 4-3 | | 0-0 G1 | | | 0-0 F9 | | 2 | 0 | 0 | 0 | 0 | 0 | 0 | | | | | | |
| Jim Dwyer, L OBP: 0.342, SLG: 0.433 Gary Roenicke, R OBP: 0.325, SLG: 0.503 | | 0-0 F8 | | 0-0 HR | | 0-0 5-3 | | 0-0 5-3 | | 2 | 1 | 1 | 1 | 0 | 0 | 0 | | | | | | |
| Todd Cruz, R OBP: 0.226, SLG: 0.341 | 0-3 K | | 0-0 6-3 | | 0-0 6-3 | | | 0-0 6-3 | | 4 | 0 | 0 | 0 | 0 | 1 | 0 | | | | | | |
| Rick Dempsey, R OBP: 0.328, SLG: 0.322 | 4-0 BB | | 0-0 F9 | | 0-0 6-3 | | | 0-0 2B 1B | | 3 | 1 | 1 | 0 | 1 | 0 | 0 | | | | | | |
| Inning Stats | R: 1 E: 0 K: 1 S: 7 | H: 3 LOB: 2 BB: 1 P: 11 | R: 0 E: 0 K: 0 S: 5 | H: 0 LOB: 1 BB: 1 P: 9 | R: 2 E: 0 K: 0 S: 5 | H: 2 LOB: 0 BB: 1 P: 9 | R: 3 E: 0 K: 0 S: 5 | H: 2 LOB: 0 BB: 0 P: 9 | R: 0 E: 0 K: 0 S: 3 | H: 0 LOB: 0 BB: 0 P: 3 | R: 0 E: 0 K: 1 S: 5 | H: 0 LOB: 0 BB: 0 P: 5 | R: 0 E: 0 K: 1 S: 5 | H: 0 LOB: 0 BB: 0 P: 5 | R: 0 E: 0 K: 1 S: 5 | H: 2 LOB: 1 BB: 0 P: 5 | 1B: 3 2B: 3 3B: 0 HR: 3 | SF: 0 SAC: 0 DP: 0 HBP: 0 | WP: 0 PA: 38 PB: 0 SB: 0 CS: 1 | | | |
| PITCHER | IP | WLS | BF | H | R | ER | SO | BB | IBB | HBP | BLK | WP | HR | S | P | ERA | WHIP | | | | | |
| Dan Petry, R ERA: 4.15 | (1, 1) | 3.2 | L | 20 | 7 | 6 | 6 | 2 | 3 | 0 | 0 | 0 | 0 | 3 | 21 | 33 | 14.73 | 2.727 | | | | |
| Howard Bailey, L ERA: 3.13 | (4, 1) | 5.1 | | 18 | 2 | 1 | 1 | 2 | 0 | 0 | 0 | 0 | 0 | 22 | 22 | 1.69 | 0.375 | | | | | |

| Batter | 1 | 2 | 3 | 4 | 5 | 6 | 7 | 8 | 9 | AB | R | H | RBI | BB | SO | LOB | BOTTOM | | | | |
|--|------------------------------|---------------------------------|------------------------------|---------------------------------|------------------------------|---------------------------------|------------------------------|---------------------------------|------------------------------|---------------------------------|------------------------------|---------------------------------|------------------------------|---------------------------------|------------------------------|---------------------------------|--|------------------------------------|--|--|--|
| Lou Whitaker, L OBP: 0.363, SLG: 0.451 | 0-0 F7 | | 0-0 CS 1B | | | 0-3 K | | 0-0 6-3 | | 4 | 0 | 1 | 0 | 0 | 1 | 0 | Baltimore Orioles @ Detroit Tigers Tiger Stadium, Detroit, MI Sat Jul 02 1983, 3:33 AM EDT Att: 28,010 - Unknown livebaseballscorecards.com | | | | |
| Enos Cabell, R OBP: 0.345, SLG: 0.446 | 0-3 K | | 0-0 CS 1B | | | 0-0 F8 | | 0-0 E6 1B | | 4 | 1 | 2 | 0 | 0 | 1 | 0 | | | | | |
| Larry Hemdon, R OBP: 0.305, SLG: 0.426 | 0-0 F3 | | 0-0 4-3 | | | 0-0 2B | | 0-0 G6-4-3 1B | | 4 | 0 | 2 | 1 | 0 | 0 | 2 | | | | | |
| Lance Parrish, R OBP: 0.330, SLG: 0.478 | | 0-0 5-3 | | 0-0 F2 | | 0-0 5-3 | | 0-0 F8 | | 4 | 0 | 0 | 0 | 0 | 0 | 2 | | | | | |
| Glenn Wilson, R OBP: 0.309, SLG: 0.473 | | 0-0 1-3 | | 0-0 F9 | | | 0-0 F9 | | 0-0 G6-4-3 | 4 | 0 | 0 | 0 | 0 | 0 | 1 | | | | | |
| John Wockenfuss, R OBP: 0.286, SLG: 0.365 | 4-0 BB | | 0-0 F7 | | | 0-3 K | | 0-3 K | | 2 | 0 | 0 | 0 | 1 | 1 | 0 | | | | | |
| Chet Lemon, R OBP: 0.375, SLG: 0.447 | 0-0 F5 | | | 0-3 K | | | 0-0 6-3 | | | 3 | 0 | 0 | 0 | 0 | 1 | 1 | | | | | |
| Tom Brookens, R OBP: 0.293, SLG: 0.335 | | | 0-0 HR | | 0-0 P5 | | | 0-0 F9 | | 3 | 1 | 1 | 1 | 0 | 0 | 0 | | | | | |
| Marty Castillo, R OBP: 0.258, SLG: 0.333 Lynn Jones, R OBP: 0.222, SLG: 0.444 Wayne Krenchicki, L OBP: 0.333, SLG: 0.288 | | | 0-0 6-3 | | 0-0 F2 | | | 0-3 K | | 2 | 0 | 0 | 0 | 0 | 0 | 0 | | | | | |
| Inning Stats | R: 0 E: 0 K: 1 S: 5 | H: 0 LOB: 0 BB: 0 P: 5 | R: 0 E: 0 K: 0 S: 3 | H: 0 LOB: 1 BB: 1 P: 7 | R: 1 E: 0 K: 0 S: 5 | H: 3 LOB: 0 BB: 0 P: 5 | R: 0 E: 0 K: 1 S: 3 | H: 0 LOB: 0 BB: 0 P: 3 | R: 0 E: 0 K: 1 S: 5 | H: 1 LOB: 1 BB: 0 P: 6 | R: 0 E: 0 K: 1 S: 5 | H: 0 LOB: 0 BB: 0 P: 5 | R: 0 E: 0 K: 1 S: 5 | H: 0 LOB: 0 BB: 0 P: 5 | R: 0 E: 1 K: 0 S: 4 | H: 2 LOB: 0 BB: 0 P: 4 | 1B: 4 2B: 1 3B: 0 HR: 1 | SF: 0 SAC: 0 DP: 1 HBP: 0 | WP: 0 PA: 32 PB: 0 SB: 0 CS: 2 | | |
| PITCHER | IP | WLS | BF | H | R | ER | SO | BB | IBB | HBP | BLK | WP | HR | S | P | ERA | WHIP | | | | |
| Scott McGregor, L ERA: 3.49 | (1, 1) | 9.0 | W | 32 | 6 | 2 | 2 | 5 | 1 | 0 | 0 | 0 | 1 | 41 | 45 | 2.00 | 0.778 | | | | |

| Batter | 1 | 2 | 3 | 4 | 5 | 6 | 7 | 8 | 9 | AB | R | H | RBI | BB | SO | LOB | TOP | | | | |
|--|------------------------------|---------------------------------|------------------------------|---------------------------------|------------------------------|---------------------------------|------------------------------|---------------------------------|------------------------------|---------------------------------|------------------------------|---------------------------------|------------------------------|---------------------------------|------------------------------|---------------------------------|----------------------------------|------------------------------------|--|--|--|
| Al Bumbry, L OBP: 0.330, SLG: 0.360 (1, 8) | 4-0 F8 BB | | 0-0 F7 | | | 4-0 1B BB | | 0-0 1-3 | | 2 | 0 | 0 | 0 | 2 | 0 | 1 | | | | | |
| Rich Dauer, R OBP: 0.272, SLG: 0.277 (1, 4) | 0-0 F8 1-2 | | | 0-0 P4 | | 0-0 1-2 1B | | 0-0 6-3 | | 4 | 0 | 1 | 0 | 0 | 0 | 1 | | | | | |
| Cal Ripken Jr., R OBP: 0.353, SLG: 0.477 (1, 6) | 0-3 K | | | 0-3 K | | 0-0 G3 | | 0-0 F8 | | 4 | 0 | 0 | 0 | 0 | 2 | 2 | | | | | |
| Eddie Murray, S OBP: 0.390, SLG: 0.490 (1, 3) | | 0-0 CS 1B | | 0-3 K | | | 0-0 F2 | | 0-0 4-3 | | 4 | 0 | 1 | 0 | 0 | 1 | | | | | |
| John Lowenstein, L OBP: 0.374, SLG: 0.487 (1, 7) | | 0-0 F8 1-2 | | | 0-0 4-3 | | 0-3 K | | | 3 | 0 | 0 | 0 | 0 | 1 | 1 | | | | | |
| Ken Singleton, S OBP: 0.393, SLG: 0.482 (1, 10) | | 0-0 P6 | | | 0-0 F7 | | 0-0 4-3 | | | 3 | 0 | 0 | 0 | 0 | 0 | 0 | | | | | |
| Jim Dwyer, L OBP: 0.342, SLG: 0.471 (1, 9) | | | 0-0 HR | | 0-0 F7 | | | 0-0 F9 | | 3 | 1 | 1 | 1 | 0 | 0 | 0 | | | | | |
| Todd Cruz, R OBP: 0.228, SLG: 0.338 (1, 5) | | | 0-0 F8 | | | 0-3 K | | 4-0 BB | | 2 | 0 | 0 | 0 | 1 | 1 | 0 | | | | | |
| Rick Dempsey, R OBP: 0.325, SLG: 0.318 (1, 2) | | | 0-0 4-3 | | | 0-3 K | | 0-0 F7 | | 2 | 0 | 0 | 0 | 0 | 1 | 0 | | | | | |
| John Stefero, L OBP: 0.500, SLG: 0.600 (6, 2) | | | | | | | | 0-0 F7 | | 1 | 0 | 0 | 0 | 0 | 0 | 1 | | | | | |
| Inning Stats | R: 0 E: 0 K: 1 S: 4 | H: 0 LOB: 0 BB: 1 P: 8 | R: 0 E: 0 K: 0 S: 3 | H: 1 LOB: 0 BB: 0 P: 3 | R: 1 E: 0 K: 0 S: 4 | H: 1 LOB: 0 BB: 0 P: 4 | R: 0 E: 0 K: 2 S: 7 | H: 0 LOB: 0 BB: 0 P: 7 | R: 0 E: 0 K: 0 S: 3 | H: 0 LOB: 0 BB: 0 P: 3 | R: 0 E: 0 K: 1 S: 5 | H: 0 LOB: 0 BB: 0 P: 5 | R: 0 E: 0 K: 0 S: 3 | H: 0 LOB: 1 BB: 1 P: 7 | R: 0 E: 0 K: 0 S: 3 | H: 0 LOB: 0 BB: 0 P: 3 | 1B: 2 2B: 0 3B: 0 HR: 1 | SF: 0 SAC: 0 DP: 0 HBP: 0 | WP: 0 PA: 31 PB: 0 SB: 0 CS: 1 | | |
| PITCHER | IP | WLS | BF | H | R | ER | SO | BB | IBB | HBP | BLK | WP | HR | S | P | ERA | WHIP | | | | |
| Juan Berenguer, R ERA: 3.16 (1, 1) | 6.0 | W | 21 | 3 | 1 | 1 | 5 | 2 | 0 | 0 | 0 | 0 | 1 | 29 | 37 | 1.50 | 0.833 | | | | |
| Doug Bair, R ERA: 2.33 (7, 1) | 3.0 | S | 10 | 0 | 0 | 0 | 1 | 1 | 0 | 0 | 0 | 0 | 0 | 11 | 15 | 0.00 | 0.333 | | | | |

Baltimore Orioles @ Detroit Tigers
Tiger Stadium, Detroit, MI
Sun Jul 03 1983, 3:33 AM EDT
Att: 26,703 - Unknown

AB 28
R 1
H 3
RBI 1
BB 3
SO 6
LOB 6



| Batter | 1 | 2 | 3 | 4 | 5 | 6 | 7 | 8 | 9 | AB | R | H | RBI | BB | SO | LOB | BOTTOM | | | | |
|---|------------------------------|---------------------------------|------------------------------|---------------------------------|------------------------------|----------------------------------|------------------------------|---------------------------------|------------------------------|----------------------------------|------------------------------|---------------------------------|------------------------------|----------------------------------|----------------------------------|------------------------------------|--|--|--|--|--|
| Lou Whitaker, L OBP: 0.363, SLG: 0.454 (1, 4) | 0-0 4-1 | | 0-0 2B | 0-0 P6 | | 0-0 F8 | | 0-0 HR 2B | | 5 | 2 | 2 | 0 | 0 | 0 | 1 | | | | | |
| Marty Castillo, R OBP: 0.258, SLG: 0.333 (9, 5) | | | | | | | | | | 0 | 0 | 0 | 0 | 0 | 0 | 0 | | | | | |
| Enos Cabell, R OBP: 0.359, SLG: 0.466 (1, 3) | 0-0 2B | | 0-0 2B 1-H | | 0-0 BB 1B | | 0-3 K | 4-0 HR BB | | 4 | 2 | 3 | 1 | 1 | 1 | 0 | | | | | |
| Kirk Gibson, L OBP: 0.295, SLG: 0.402 (1, 10) | 0-3 K | | 0-0 2B | | 0-0 F8 | | 0-0 3-1 | 0-0 HR 1-H 2-H 3-H | | 4 | 1 | 1 | 0 | 0 | 1 | 2 | | | | | |
| John Wockenfuss, R OBP: 0.292, SLG: 0.402 (6, PH) | | | 0-0 2B | | | | | | | 1 | 1 | 1 | 4 | 0 | 0 | 0 | | | | | |
| Lance Parrish, R OBP: 0.334, SLG: 0.486 (1, 2) | 0-0 5-3 | | 0-0 1B 2B | | 4-0 BB 1-2 | | 0-0 FC5 2B | 0-0 F7 | | 4 | 1 | 2 | 2 | 1 | 0 | 1 | | | | | |
| Bill Fahey, L OBP: 0.366, SLG: 0.313 (9, 2) | | | 0-0 1B 2B | | 0-3 K | | 0-0 FC5 | | | 0 | 0 | 0 | 0 | 0 | 0 | 0 | | | | | |
| Larry Herndon, R OBP: 0.308, SLG: 0.436 (1, 7) | | 0-0 HR | 4-0 1B BB | | 0-3 K | | 0-0 FC5 | | | 3 | 1 | 1 | 1 | 1 | 1 | 3 | | | | | |
| Glenn Wilson, R OBP: 0.308, SLG: 0.469 (1, 9) | | 0-0 5-3 | 0-0 1B | | 0-3 K | | | 0-3 K | | 4 | 0 | 1 | 1 | 0 | 2 | 2 | | | | | |
| Chet Lemon, R OBP: 0.370, SLG: 0.440 (1, 8) | | 0-0 5-3 | 0-0 F9 | | | 0-0 F8 | | 0-0 F2 | | 4 | 0 | 0 | 0 | 0 | 0 | 1 | | | | | |
| Wayne Krenchicki, L OBP: 0.340, SLG: 0.301 (1, 5) | | 0-0 4-3 | | 0-0 L3 | | 4-0 BB | | 0-0 1B 2B | | 3 | 1 | 1 | 0 | 1 | 0 | 0 | | | | | |
| Tom Brookens, R OBP: 0.293, SLG: 0.333 (1, 6) | | | 0-3 K | | 0-0 F9 | | 0-0 F8 | 0-0 2B HR 1B | | 4 | 1 | 1 | 1 | 0 | 1 | 1 | | | | | |
| Inning Stats | R: 0 E: 0 K: 1 S: 6 | H: 1 LOB: 1 BB: 0 P: 6 | R: 1 E: 0 K: 0 S: 4 | H: 1 LOB: 0 BB: 0 P: 4 | R: 4 E: 0 K: 1 S: 9 | H: 5 LOB: 1 BB: 1 P: 13 | R: 0 E: 0 K: 0 S: 3 | H: 0 LOB: 0 BB: 0 P: 3 | R: 0 E: 0 K: 2 S: 8 | H: 1 LOB: 2 BB: 1 P: 12 | R: 0 E: 0 K: 1 S: 6 | H: 1 LOB: 1 BB: 0 P: 6 | R: 5 E: 0 K: 1 S: 9 | H: 4 LOB: 0 BB: 1 P: 13 | 1B: 4 2B: 7 3B: 0 HR: 2 | SF: 0 SAC: 0 DP: 0 HBP: 0 | WP: 0 PA: 40 PB: 0 SB: 0 CS: 0 | | | | |
| PITCHER | IP | WLS | BF | H | R | ER | SO | BB | IBB | HBP | BLK | WP | HR | S | P | ERA | WHIP | | | | |
| Mike Boddicker, R ERA: 4.02 (1, 1) | 2.2 | L | 15 | 7 | 5 | 5 | 2 | 1 | 0 | 0 | 0 | 0 | 1 | 18 | 22 | 16.88 | 3.000 | | | | |
| Sammy Stewart, R ERA: 4.3 (3, 1) | 3.1 | | 13 | 1 | 0 | 0 | 2 | 2 | 0 | 0 | 0 | 0 | 0 | 15 | 23 | 0.00 | 0.900 | | | | |
| Tim Stoddard, R ERA: 6.1 (7, 1) | 1.2 | | 10 | 4 | 4 | 4 | 2 | 1 | 0 | 0 | 0 | 0 | 0 | 13 | 17 | 21.60 | 3.000 | | | | |
| Dan Morogiello, L ERA: 3.86 (8, 1) | 0.1 | | 2 | 1 | 1 | 1 | 0 | 0 | 0 | 0 | 0 | 0 | 1 | 2 | 2 | 27.00 | 3.000 | | | | |

Baltimore Orioles @ Detroit Tigers
Tiger Stadium, Detroit, MI
Sun Jul 03 1983, 3:33 AM EDT
Att: 26,703 - Unknown

AB 36
R 10
H 13
RBI 10
BB 4
SO 6
LOB 11



| Batter | 1 | 2 | 3 | 4 | 5 | 6 | 7 | 8 | 9 | AB | R | H | RBI | BB | SO | LOB | TOP | | | | | | | | |
|--|------------------------------|---------------------------------|-------------------------------------|----------------------------------|------------------------------|---------------------------------|------------------------------|----------------------------------|------------------------------|---------------------------------|------------------------------|---------------------------------|------------------------------|---------------------------------|------------------------------|---------------------------------|------------------------------|---------------------------------|----------------------------------|------------------------------------|----------------------------------|--------|--|--|--|
| Spike Owen, S OBP: 0.395, SLG: 0.459 (1, 6) | | | | | | | | | | 5 | 0 | 3 | 0 | 0 | 1 | 3 | | | | | | | | | |
| Tony Bernazard, S OBP: 0.330, SLG: 0.384 (1, 4) | | | | | | | | | | | 3 | 0 | 0 | 0 | 2 | 2 | 1 | | | | | | | | |
| Ricky Nelson, L OBP: 0.336, SLG: 0.474 (1, 7) | | | | | | | | | | | 4 | 0 | 1 | 0 | 0 | 1 | 2 | | | | | | | | |
| Richie Zisk, R OBP: 0.308, SLG: 0.417 John Moses, S OBP: 0.214, SLG: 0.108 (8, PR) | | | | | | | | | | 4 | 0 | 2 | 0 | 0 | 0 | 1 | | | | | | | | | |
| Pat Putnam, L OBP: 0.299, SLG: 0.405 (1, 3) | | | | | | | | | | 4 | 2 | 1 | 0 | 0 | 1 | | | | | | | | | | |
| Al Cowens, R OBP: 0.241, SLG: 0.268 (1, 9) | | | | | | | | | | 4 | 0 | 1 | 1 | 0 | 0 | 3 | | | | | | | | | |
| Jamie Allen, R OBP: 0.352, SLG: 0.361 (1, 5) | | | | | | | | | | 3 | 0 | 0 | 0 | 1 | 0 | 3 | | | | | | | | | |
| Dave Henderson, R OBP: 0.300, SLG: 0.397 (1, 8) | | | | | | | | | | | 4 | 0 | 1 | 0 | 0 | 1 | 3 | | | | | | | | |
| Rick Sweet, S OBP: 0.246, SLG: 0.242 (1, 2) | | | | | | | | | | | 3 | 0 | 0 | 1 | 1 | 1 | | | | | | | | | |
| Inning Stats | R: 0 E: 0 K: 1 S: 6 | H: 1 LOB: 1 BB: 0 P: 6 | R: 0 E: 0 K: 0 S: 3 | H: 0 LOB: 0 BB: 0 P: 3 | R: 0 E: 0 K: 0 S: 4 | H: 2 LOB: 2 BB: 1 P: 8 | R: 1 E: 1 K: 0 S: 5 | H: 1 LOB: 3 BB: 2 P: 13 | R: 0 E: 0 K: 2 S: 7 | H: 0 LOB: 0 BB: 0 P: 7 | R: 1 E: 0 K: 1 S: 6 | H: 2 LOB: 1 BB: 0 P: 6 | R: 0 E: 0 K: 2 S: 7 | H: 1 LOB: 1 BB: 0 P: 7 | R: 1 E: 0 K: 0 S: 5 | H: 2 LOB: 2 BB: 1 P: 5 | R: 0 E: 0 K: 0 S: 3 | H: 1 LOB: 1 BB: 1 P: 7 | 1B: 9 2B: 2 3B: 0 HR: 0 | SF: 0 SAC: 0 DP: 2 HBP: 0 | WP: 1 PB: 0 SB: 1 CS: 3 | PA: 40 | | | |
| PITCHER Storm Davis, R ERA: 3.13 (1, 1) | IP: 9.0 WLS: L BF: 38 | H: 10 R: 3 ER: 2 SO: 6 | BB: 4 IBB: 0 HBP: 0 BLK: 0 | WP: 1 HR: 0 S: 46 P: 62 | ERA: 2.00 WHIP: 1.556 | | | | | | | | | | | | | | | | | | | | |

Seattle Mariners @ Baltimore Orioles
Memorial Stadium, Baltimore, MD
Fri Jul 08 1983, 7:05 PM EDT
Att: 17,164 - Unknown

AB 34
R 3
H 10
RBI 3
BB 4
SO 6
LOB 18



| Batter | 1 | 2 | 3 | 4 | 5 | 6 | 7 | 8 | 9 | AB | R | H | RBI | BB | SO | LOB | BOTTOM | | | | | | | | |
|--|------------------------------|---------------------------------|-------------------------------------|----------------------------------|------------------------------|---------------------------------|------------------------------|---------------------------------|------------------------------|---------------------------------|------------------------------|---------------------------------|------------------------------|---------------------------------|------------------------------|---------------------------------|------------------------------|---------------------------------|----------------------------------|------------------------------------|----------------------------------|--------|--|--|--|
| Al Bumbry, L OBP: 0.323, SLG: 0.352 John Stefero, L OBP: 0.500, SLG: 0.600 (9, 2) | | | | | | | | | | 4 | 0 | 0 | 0 | 0 | 1 | 2 | | | | | | | | | |
| Rich Dauer, R OBP: 0.272, SLG: 0.276 (1, 4) | | | | | | | | | | 4 | 0 | 1 | 0 | 0 | 0 | 3 | | | | | | | | | |
| Cal Ripken Jr., R OBP: 0.352, SLG: 0.474 (1, 6) | | | | | | | | | | | 4 | 0 | 1 | 0 | 0 | 1 | 2 | | | | | | | | |
| Eddie Murray, S OBP: 0.389, SLG: 0.484 (1, 3) | | | | | | | | | | 3 | 0 | 0 | 0 | 1 | 0 | 2 | | | | | | | | | |
| John Lowenstein, L OBP: 0.366, SLG: 0.475 (1, 7) | | | | | | | | | | 4 | 0 | 0 | 0 | 0 | 0 | 3 | | | | | | | | | |
| Ken Singleton, S OBP: 0.392, SLG: 0.484 (1, 10) | | | | | | | | | | 3 | 0 | 1 | 0 | 0 | 0 | 1 | | | | | | | | | |
| Gary Roenicke, R OBP: 0.320, SLG: 0.494 (1, 9) | | | | | | | | | | 3 | 0 | 0 | 0 | 0 | 0 | 1 | | | | | | | | | |
| Todd Cruz, R OBP: 0.233, SLG: 0.339 (1, 5) | | | | | | | | | | 2 | 0 | 1 | 0 | 1 | 0 | 0 | | | | | | | | | |
| Rick Dempsey, R OBP: 0.327, SLG: 0.316 John Shelby, S OBP: 0.313, SLG: 0.404 (8, PH) | | | | | | | | | 1 | 0 | 0 | 0 | 1 | 0 | 1 | | | | | | | | | | |
| Inning Stats | R: 0 E: 1 K: 0 S: 3 | H: 0 LOB: 0 BB: 0 P: 3 | R: 0 E: 0 K: 0 S: 2 | H: 0 LOB: 0 BB: 1 P: 6 | R: 0 E: 0 K: 0 S: 2 | H: 0 LOB: 0 BB: 1 P: 6 | R: 0 E: 0 K: 0 S: 5 | H: 2 LOB: 2 BB: 0 P: 5 | R: 0 E: 0 K: 0 S: 3 | H: 0 LOB: 0 BB: 0 P: 3 | R: 0 E: 0 K: 0 S: 3 | H: 0 LOB: 1 BB: 1 P: 7 | R: 0 E: 0 K: 0 S: 4 | H: 1 LOB: 1 BB: 0 P: 4 | R: 0 E: 0 K: 1 S: 6 | H: 1 LOB: 1 BB: 0 P: 6 | R: 0 E: 0 K: 1 S: 5 | H: 0 LOB: 0 BB: 0 P: 5 | 1B: 3 2B: 1 3B: 0 HR: 0 | SF: 0 SAC: 0 DP: 3 HBP: 0 | WP: 0 PB: 0 SB: 0 CS: 0 | PA: 32 | | | |
| PITCHER Jim Beattie, R ERA: 3.72 (1, 1) | IP: 9.0 WLS: W BF: 32 | H: 4 R: 0 ER: 0 SO: 2 | BB: 3 IBB: 0 HBP: 0 BLK: 0 | WP: 0 HR: 0 S: 33 P: 45 | ERA: 0.00 WHIP: 0.778 | | | | | | | | | | | | | | | | | | | | |

Seattle Mariners @ Baltimore Orioles
Memorial Stadium, Baltimore, MD
Fri Jul 08 1983, 7:05 PM EDT
Att: 17,164 - Unknown

AB 29
R 0
H 4
RBI 0
BB 3
SO 2
LOB 16



| Batter | 1 | 2 | 3 | 4 | 5 | 6 | 7 | 8 | 9 | 10 | AB | R | H | RBI | BB | SO | LOB | TOP | | | | | | | | | |
|--|------------------------------|---------------------------------|------------------------------|---------------------------------|------------------------------|---------------------------------|------------------------------|---------------------------------|------------------------------|---------------------------------|------------------------------|---------------------------------|------------------------------|---------------------------------|------------------------------|----------------------------------|------------------------------|--|----------------------------------|------------------------------------|----------------------------------|--------|--|--|--|--|--|
| Spike Owen, S OBP: 0.375, SLG: 0.429 (1, 6) | 1-3 | | F2 | | | F9 | | | 2B 1B | K | 5 | 1 | 1 | 0 | 0 | 1 | 1 | Seattle Mariners @ Baltimore Orioles Memorial Stadium, Baltimore, MD Sat Jul 09 1983, 7:05 PM EDT Att: 20,791 - Unknown AB 35 R 3 H 7 RBI 3 BB 3 SO 7 LOB 12 | | | | | | | | | |
| Tony Bernazard, S OBP: 0.328, SLG: 0.378 (1, 4) | K | | G1-6-3 BB | | | F9 | | | F8 | F8 | 4 | 0 | 0 | 0 | 1 | 1 | 2 | | | | | | | | | | |
| Al Cowens, R OBP: 0.241, SLG: 0.272 (1, 9) | F7 | | G1-6-3 1-2f | | | F9 | | | F9 | 1B 2B | 4 | 1 | 1 | 1 | 0 | 0 | 1 | | | | | | | | | | |
| Richie Zisk, R OBP: 0.311, SLG: 0.416 John Moses, S OBP: 0.214, SLG: 0.108 (9, PR) | | 1B | 6-3 | | | F9 | | | F9 | 1B BB | 3 | 0 | 1 | 0 | 1 | 0 | 0 | | | | | | | | | | |
| Steve Henderson, R OBP: 0.250, SLG: 0.256 Ricky Nelson, L OBP: 0.336, SLG: 0.474 (10, 7) | | K | | | | 5-3 | | | | | 4 | 0 | 2 | 1 | 0 | 1 | 1 | | | | | | | | | | |
| Jim Malar, R OBP: 0.297, SLG: 0.403 Pat Putnam, L (9, 3) | | K | | | | 3-1 | | | G4-6-3 1B | 1B | 3 | 0 | 0 | 0 | 0 | 1 | 2 | | | | | | | | | | |
| Jamie Allen, R OBP: 0.355, SLG: 0.360 (1, 5) | | L9 | | | | K | | | G4-6-3 1-2f | K | 1 | 0 | 0 | 0 | 0 | 1 | 2 | | | | | | | | | | |
| Dave Henderson, R OBP: 0.296, SLG: 0.391 (1, 8) | | | | | | | | | BB | BB | 3 | 1 | 1 | 0 | 1 | 1 | 1 | | | | | | | | | | |
| Orlando Mercado, R OBP: 0.247, SLG: 0.316 Rick Sweet, S OBP: 0.252, SLG: 0.248 (10, 2) | | | F7 | | | 6-3 | | | 6-3 | 6-3 | 4 | 0 | 0 | 0 | 0 | 1 | 2 | | | | | | | | | | |
| Orlando Mercado, R OBP: 0.247, SLG: 0.316 Rick Sweet, S OBP: 0.252, SLG: 0.248 (10, 2) | | | 6-3 | | | F9 | | | 6-3 | 6-3 | 3 | 0 | 0 | 0 | 0 | 0 | 0 | | | | | | | | | | |
| Inning Stats | R: 0 E: 0 K: 1 S: 5 | H: 0 LOB: 0 BB: 0 P: 5 | R: 0 E: 0 K: 2 S: 8 | H: 1 LOB: 1 BB: 0 P: 8 | R: 0 E: 0 K: 0 S: 3 | H: 0 LOB: 0 BB: 0 P: 3 | R: 0 E: 0 K: 0 S: 2 | H: 0 LOB: 0 BB: 1 P: 6 | R: 0 E: 0 K: 1 S: 5 | H: 0 LOB: 0 BB: 0 P: 5 | R: 0 E: 0 K: 0 S: 3 | H: 0 LOB: 0 BB: 0 P: 3 | R: 0 E: 0 K: 0 S: 3 | H: 0 LOB: 0 BB: 0 P: 7 | R: 2 E: 0 K: 1 S: 8 | H: 3 LOB: 2 BB: 1 P: 12 | R: 1 E: 0 K: 2 S: 9 | H: 2 LOB: 1 BB: 0 P: 9 | 1B: 6 2B: 1 3B: 0 HR: 0 | SF: 0 SAC: 0 DP: 2 HBP: 0 | WP: 0 PB: 0 SB: 1 CS: 0 | PA: 38 | | | | | |
| PITCHER | IP | WLS | BF | H | R | ER | SO | BB | IBB | HBP | BLK | WP | HR | S | P | ERA | WHIP | | | | | | | | | | |
| Scott McGregor, L ERA: 3.4 | (1, 1) | 8.2 | 30 | 4 | 2 | 2 | 4 | 2 | 0 | 0 | 0 | 0 | 0 | 36 | 44 | 2.08 | 0.692 | | | | | | | | | | |
| Tim Stoddard, R ERA: 6.1 | (9, 1) | 0.0 | 2 | 1 | 0 | 0 | 0 | 1 | 0 | 0 | 0 | 0 | 0 | 1 | 5 | ∞ | ∞ | | | | | | | | | | |
| Dan Murogiello, L ERA: 3.78 | (9, 1) | 0.1 | 1 | 0 | 0 | 0 | 1 | 0 | 0 | 0 | 0 | 0 | 0 | 3 | 3 | 0.00 | 0.000 | | | | | | | | | | |
| Sammy Stewart, R ERA: 4.36 | (10, 1) | 1.0 | L | 5 | 2 | 1 | 1 | 2 | 0 | 0 | 0 | 0 | 0 | 9 | 9 | 9.00 | 2.000 | | | | | | | | | | |

| Batter | 1 | 2 | 3 | 4 | 5 | 6 | 7 | 8 | 9 | 10 | AB | R | H | RBI | BB | SO | LOB | BOTTOM | | | | | | | | | |
|--|------------------------------|---------------------------------|------------------------------|---------------------------------|------------------------------|---------------------------------|------------------------------|---------------------------------|------------------------------|---------------------------------|------------------------------|---------------------------------|------------------------------|---------------------------------|------------------------------|---------------------------------|------------------------------|--|---------------------------------|----------------------------------|------------------------------------|----------------------------------|--------|--|--|--|--|
| Al Bumbry, L OBP: 0.320, SLG: 0.348 (1, 8) | 4-3 | | 1-3 | | | SH2-4 1B | | | 4-3 | | F7 | 5 | 1 | 1 | 0 | 0 | 1 | Seattle Mariners @ Baltimore Orioles Memorial Stadium, Baltimore, MD Sat Jul 09 1983, 7:05 PM EDT Att: 20,791 - Unknown AB 34 R 2 H 7 RBI 2 BB 2 SO 7 LOB 14 | | | | | | | | | |
| Mike Young, S OBP: 0.071, SLG: 0.071 (1, 9) | 4-3 | | | | | F8 | | | G3 | | K | 4 | 0 | 0 | 0 | 1 | 1 | | | | | | | | | | |
| Cal Ripken Jr., R OBP: 0.353, SLG: 0.477 (1, 6) | | | | | | F3 | | | F2 | | 2B | 4 | 0 | 2 | 1 | 0 | 0 | | | | | | | | | | |
| Eddie Murray, S OBP: 0.390, SLG: 0.483 (1, 3) | | | | | | BLK 1B | | | K | | K | 3 | 0 | 1 | 0 | 1 | 2 | | | | | | | | | | |
| John Lowenstein, L OBP: 0.354, SLG: 0.470 (1, 7) | | | | | | G3 | | | L8 | | L9 | 4 | 0 | 1 | 0 | 0 | 3 | | | | | | | | | | |
| Ken Singleton, S OBP: 0.394, SLG: 0.496 (1, 10) | | | | | | SH5-3 BB | | | HR | | F8 | 3 | 1 | 1 | 1 | 1 | 2 | | | | | | | | | | |
| Todd Cruz, R OBP: 0.230, SLG: 0.335 (1, 5) | | | | | | SH5-3 | | | 5-3 | | K | 3 | 0 | 0 | 0 | 1 | 2 | | | | | | | | | | |
| Lenn Sakata, R OBP: 0.281, SLG: 0.350 John Shelby, S OBP: 0.316, SLG: 0.407 (10, PH) | | | | | | 6-3 | | | L7 | | 1B | 3 | 0 | 0 | 0 | 0 | 1 | | | | | | | | | | |
| Rick Dempsey, R OBP: 0.322, SLG: 0.311 Jim Dwyer, L OBP: 0.338, SLG: 0.465 (10, PH) | | | | | | K | | | F8 | | K | 3 | 0 | 0 | 0 | 1 | 1 | | | | | | | | | | |
| Inning Stats | R: 0 E: 0 K: 1 S: 6 | H: 1 LOB: 1 BB: 0 P: 6 | R: 0 E: 0 K: 1 S: 5 | H: 1 LOB: 0 BB: 0 P: 5 | R: 0 E: 0 K: 1 S: 5 | H: 0 LOB: 0 BB: 0 P: 5 | R: 0 E: 0 K: 0 S: 4 | H: 1 LOB: 1 BB: 0 P: 4 | R: 0 E: 0 K: 0 S: 3 | H: 0 LOB: 0 BB: 0 P: 3 | R: 1 E: 0 K: 0 S: 4 | H: 1 LOB: 0 BB: 0 P: 4 | R: 0 E: 0 K: 0 S: 3 | H: 0 LOB: 0 BB: 0 P: 3 | R: 0 E: 0 K: 1 S: 5 | H: 0 LOB: 1 BB: 1 P: 9 | R: 0 E: 0 K: 2 S: 8 | | H: 1 LOB: 1 BB: 0 P: 8 | 1B: 5 2B: 1 3B: 0 HR: 1 | SF: 0 SAC: 2 DP: 1 HBP: 0 | WP: 0 PB: 0 SB: 2 CS: 0 | PA: 38 | | | | |
| PITCHER | IP | WLS | BF | H | R | ER | SO | BB | IBB | HBP | BLK | WP | HR | S | P | ERA | WHIP | | | | | | | | | | |
| Glenn Abbott, R ERA: 2.44 | (1, 1) | 8.0 | 30 | 6 | 2 | 2 | 4 | 1 | 0 | 0 | 1 | 0 | 0 | 37 | 41 | 2.25 | 0.875 | | | | | | | | | | |
| Bill Caudill, R ERA: 3.59 | (9, 1) | 2.0 | W | 8 | 1 | 0 | 3 | 1 | 0 | 0 | 0 | 0 | 0 | 13 | 17 | 0.00 | 1.000 | | | | | | | | | | |

| Batter | 1 | 2 | 3 | 4 | 5 | 6 | 7 | 8 | 9 | AB | R | H | RBI | BB | SO | LOB | TOP | | | | | |
|--|--|---------------------------------|------------------------------|---------------------------------|------------------------------|---------------------------------|------------------------------|----------------------------------|------------------------------|---------------------------------|------------------------------|----------------------------------|------------------------------|---------------------------------|------------------------------|---------------------------------|------------------------------|---------------------------------|----------------------------------|------------------------------------|----------------------------------|--------|
| Spike Owen, S (1, 6) OBP: 0.385, SLG: 0.435 | 1-3 | | L4-3 1B | | G3 | | | FC5-4 1B | | 4 | 0 | 2 | 0 | 0 | 0 | 1 | | | | | | |
| Tony Bernazard, S (1, 4) OBP: 0.327, SLG: 0.375 | F9 | | L4-3 1-2 | | | 4-0 1-4-3 S BB | | F7 | | 3 | 0 | 0 | 0 | 1 | 0 | 2 | | | | | | |
| Ricky Nelson, L (1, 7) OBP: 0.333, SLG: 0.467 | | | | | | | | | | 4 | 0 | 1 | 0 | 0 | 2 | 2 | | | | | | |
| Richie Zisk, R (1, 10) OBP: 0.310, SLG: 0.410 | | | | | | | | | | 3 | 0 | 0 | 0 | 1 | 2 | 2 | | | | | | |
| Pat Putnam, L (1, 3) OBP: 0.300, SLG: 0.402 | | | | | | | | | | 3 | 0 | 1 | 0 | 1 | 0 | 2 | | | | | | |
| Al Cowens, R (1, 9) OBP: 0.238, SLG: 0.268 Manny Castillo, S (9, PH) OBP: 0.233, SLG: 0.277 | | | | | | | | | | 3 | 0 | 0 | 0 | 0 | 2 | 4 | | | | | | |
| Jamie Allen, R (1, 5) OBP: 0.348, SLG: 0.352 | | | | | | | | | | 1 | 0 | 0 | 0 | 0 | 0 | 0 | | | | | | |
| Dave Henderson, R (1, 8) OBP: 0.296, SLG: 0.391 | | | | | | | | | | 3 | 0 | 1 | 0 | 0 | 0 | 1 | | | | | | |
| Rick Sweet, S (1, 2) OBP: 0.247, SLG: 0.243 | | | | | | | | | | 3 | 0 | 0 | 0 | 0 | 0 | 1 | | | | | | |
| Inning Stats | R: 0 E: 0 K: 1 S: 6 | H: 1 LOB: 1 BB: 0 P: 6 | R: 0 E: 0 K: 1 S: 6 | H: 1 LOB: 1 BB: 0 P: 6 | R: 0 E: 0 K: 0 S: 3 | H: 1 LOB: 0 BB: 1 P: 3 | R: 0 E: 0 K: 3 S: 9 | H: 0 LOB: 1 BB: 1 P: 13 | R: 0 E: 0 K: 0 S: 4 | H: 1 LOB: 1 BB: 0 P: 4 | R: 0 E: 0 K: 1 S: 5 | H: 0 LOB: 0 BB: 2 P: 13 | R: 0 E: 0 K: 1 S: 5 | H: 0 LOB: 0 BB: 0 P: 5 | R: 0 E: 0 K: 1 S: 6 | H: 1 LOB: 0 BB: 0 P: 6 | R: 0 E: 0 K: 0 S: 3 | H: 0 LOB: 0 BB: 0 P: 3 | 1B: 5 2B: 1 3B: 0 HR: 0 | SF: 0 SAC: 0 DP: 1 HBP: 0 | WP: 0 PB: 0 SB: 1 CS: 0 | PA: 34 |
| PITCHER Mike Boddicker, R (1, 1) ERA: 3.45 | IP: 9.0 WLS: W BF: 34 H: 5 R: 0 ER: 0 SO: 8 BB: 3 IBB: 0 HBP: 0 BLK: 0 WP: 0 HR: 0 S: 47 P: 59 ERA: 0.00 WHIP: 0.889 | | | | | | | | | | | | | | | | | | | | | |

Seattle Mariners @ Baltimore Orioles
Memorial Stadium, Baltimore, MD
Sun Jul 10 1983, 3:33 AM EDT
Att: 34,289 - Unknown

AB 31
R 0
H 5
RBI 0
BB 3
SO 8
LOB 16



| Batter | 1 | 2 | 3 | 4 | 5 | 6 | 7 | 8 | 9 | AB | R | H | RBI | BB | SO | LOB | BOTTOM | | | |
|--|--|---------------------------------|------------------------------|---------------------------------|------------------------------|---------------------------------|------------------------------|---------------------------------|------------------------------|---------------------------------|----------------------|---------------------------------|------------------------------|---------------------------------|------------------------------|---------------------------------|----------------------------------|------------------------------------|----------------------------------|--------|
| John Shelby, S (1, 8) OBP: 0.305, SLG: 0.398 | K | | F4 | | | K | | K | | 4 | 0 | 0 | 0 | 0 | 3 | 1 | | | | |
| Rich Dauer, R (1, 4) OBP: 0.268, SLG: 0.272 | 6-3 | | | | | L8 | | 6-3 | | 4 | 0 | 0 | 0 | 0 | 0 | 0 | | | | |
| Cal Ripken Jr., R (1, 6) OBP: 0.349, SLG: 0.471 | L9 | | | | | K | | F6 | | 4 | 0 | 0 | 0 | 0 | 2 | 0 | | | | |
| Eddie Murray, S (1, 3) OBP: 0.389, SLG: 0.481 | | | | | | F7 | | | | 3 | 1 | 1 | 0 | 0 | 0 | 0 | | | | |
| Gary Roenicke, R (1, 9) OBP: 0.316, SLG: 0.487 | | | | | | | | | | 2 | 1 | 0 | 0 | 0 | 0 | 0 | | | | |
| Ken Singleton, S (1, 10) OBP: 0.390, SLG: 0.489 Al Bumbry, L (7, FR) OBP: 0.320, SLG: 0.348 | | | | | | | | | | 3 | 0 | 0 | 0 | 0 | 0 | 2 | | | | |
| Benny Ayala, R (1, 7) OBP: 0.248, SLG: 0.490 Mike Young, S (8, 7) OBP: 0.071, SLG: 0.071 | | | | | | | | | | 2 | 0 | 1 | 1 | 0 | 0 | 0 | | | | |
| Todd Cruz, R (1, 5) OBP: 0.232, SLG: 0.332 | | | | | | | | | | 2 | 0 | 0 | 0 | 1 | 1 | 1 | | | | |
| Rick Dempsey, R (1, 2) OBP: 0.322, SLG: 0.307 | | | | | | | | | | 2 | 0 | 0 | 0 | 1 | 0 | 4 | | | | |
| Inning Stats | R: 0 E: 0 K: 1 S: 5 | H: 0 LOB: 0 BB: 0 P: 5 | R: 0 E: 0 K: 0 S: 3 | H: 0 LOB: 0 BB: 0 P: 3 | R: 0 E: 0 K: 0 S: 3 | H: 0 LOB: 1 BB: 1 P: 7 | R: 0 E: 0 K: 1 S: 5 | H: 0 LOB: 0 BB: 0 P: 5 | R: 0 E: 0 K: 2 S: 7 | H: 1 LOB: 2 BB: 0 P: 7 | R: 2 E: 2 S: 8 | H: 1 LOB: 2 BB: 0 P: 8 | R: 0 E: 0 K: 1 S: 5 | H: 0 LOB: 0 BB: 0 P: 5 | R: 0 E: 0 K: 1 S: 5 | H: 0 LOB: 0 BB: 0 P: 5 | 1B: 1 2B: 1 3B: 0 HR: 0 | SF: 1 SAC: 1 DP: 0 HBP: 0 | WP: 1 PB: 0 SB: 0 CS: 0 | PA: 30 |
| PITCHER Matt Young, L (1, 1) ERA: 2.71 Mike Stanton, R (7, 1) ERA: 4.4 | IP: 6.1 WLS: L BF: 25 H: 2 R: 2 ER: 0 SO: 4 BB: 2 IBB: 0 HBP: 0 BLK: 0 WP: 1 HR: 0 S: 31 P: 39 ERA: 0.00 WHIP: 0.632 | | | | | | | | | | | | | | | | | | | |

Seattle Mariners @ Baltimore Orioles
Memorial Stadium, Baltimore, MD
Sun Jul 10 1983, 3:33 AM EDT
Att: 34,289 - Unknown

AB 26
R 2
H 2
RBI 1
BB 2
SO 6
LOB 8



| Batter | 1 | 2 | 3 | 4 | 5 | 6 | 7 | 8 | 9 | AB | R | H | RBI | BB | SO | LOB | TOP | | | | | |
|---|---|---|---|--|------------------------------|---------------------------------|------------------------------|---------------------------------|------------------------------|---------------------------------|---|---------------------------------|------------------------------|---------------------------------|---|---------------------------------|--|---------------------------------|----------------------------------|------------------------------------|----------------------------------|--------|
| Rickey Henderson, R OBP: 0.396, SLG: 0.391 | F9 | | 5-3 | | | CS 2B | 1B | | 1-2 2-3 1B | 5 | 0 | 3 | 0 | 0 | 0 | 0 | Oakland Athletics @ Baltimore Orioles Memorial Stadium, Baltimore, MD Mon Jul 11 1983, 7:05 PM EDT Att: 22,546 - Unknown - 81 F | | | | | |
| Rick Peters, S OBP: 0.313, SLG: 0.286 | G3 | | 4-3 | | CS | F7 | G6-4-3 1B | | F9 | 5 | 0 | 1 | 2 | 0 | 0 | 2 | | | | | | |
| Bill Almon, R OBP: 0.350, SLG: 0.404 | | | F9 | | | | G6-4-3 1B | | F7 | 5 | 1 | 2 | 0 | 0 | 0 | 4 | | | | | | |
| Davey Lopes, R OBP: 0.347, SLG: 0.455 | L6 | | | | F9 S 4-3 1B | | | | HR | 4 | 2 | 2 | 1 | 0 | 1 | 2 | | | | | | |
| Carney Lansford, R OBP: 0.295, SLG: 0.416 | | F6 | | F9 | | | | | HR | 4 | 1 | 1 | 2 | 0 | 0 | 1 | | | | | | |
| Dwayne Murphy, L OBP: 0.325, SLG: 0.319 | | F9 | | 4-3 | | 2H HR | | | SH1-4 | 3 | 0 | 0 | 1 | 0 | 1 | 0 | | | | | | |
| Wayne Gross, L OBP: 0.327, SLG: 0.415 | | | | | | | | | | 2 | 0 | 0 | 0 | 1 | 0 | 0 | | | | | | |
| Jeff Burroughs, R OBP: 0.338, SLG: 0.376 | E 1B BB | | | | | | | | | 1 | 0 | 0 | 0 | 0 | 0 | 1 | | | | | | |
| Tony Phillips, S OBP: 0.305, SLG: 0.268 | | | | | | | | | | 0 | 0 | 0 | 0 | 0 | 0 | 0 | | | | | | |
| Garry Hancock, L OBP: 0.287, SLG: 0.388 | | E9 | | | | | | | | 3 | 1 | 2 | 0 | 0 | 0 | 0 | | | | | | |
| Marshall Brant, R OBP: 0.143, SLG: 0.143 | | 1-3 1B | | | 6-3 | | 1B 1B 1B | | F8 | 1 | 0 | 0 | 0 | 0 | 0 | 0 | | | | | | |
| Bob Kearney, R OBP: 0.311, SLG: 0.389 | | | | | | | | | | 4 | 1 | 2 | 0 | 0 | 1 | 2 | | | | | | |
| Mitchell Page, L OBP: 0.333, SLG: 0.256 | | | | | | | | | | 0 | 0 | 0 | 0 | 0 | 0 | 0 | | | | | | |
| Inning Stats | R: 0 E: 0 K: 0 S: 4 | H: 1 LOB: 1 BB: 0 P: 4 | R: 0 E: 1 K: 1 S: 6 | H: 1 LOB: 2 BB: 1 P: 10 | R: 0 E: 0 K: 0 S: 3 | H: 0 LOB: 0 BB: 0 P: 3 | R: 1 E: 0 K: 0 S: 4 | H: 1 LOB: 0 BB: 0 P: 4 | R: 0 E: 0 K: 2 S: 9 | H: 1 LOB: 0 BB: 0 P: 3 | R: 2 E: 0 K: 2 S: 9 | H: 2 LOB: 0 BB: 0 P: 9 | R: 2 E: 0 K: 0 S: 6 | H: 4 LOB: 1 BB: 0 P: 6 | R: 1 E: 1 K: 0 S: 4 | H: 1 LOB: 0 BB: 0 P: 4 | R: 0 E: 0 K: 0 S: 5 | H: 2 LOB: 2 BB: 0 P: 5 | 1B: 9 2B: 2 3B: 0 HR: 2 | SF: 0 SAC: 1 DP: 1 HBP: 0 | WP: 0 PB: 0 SB: 1 CS: 2 | PA: 40 |
| PITCHER | IP WLS BF H R ER SO BB IBB HBP BLK WP HR S P ERA WHIP | 6.1 W 28 9 5 5 3 1 0 0 0 0 1 33 37 7.11 1.579 | 0.2 S 4 2 1 1 0 0 0 0 0 0 1 4 4 13.50 3.000 | 2.0 S 7 2 0 0 0 0 0 0 0 0 0 7 7 0.00 1.000 | | | | | | | | | | | IP WLS BF H R ER SO BB IBB HBP BLK WP HR S P ERA WHIP | | | | | | | |
| Dennis Martinez, R ERA: 5.64 | | | | | | | | | | | 6.1 W 28 9 5 5 3 1 0 0 0 0 1 33 37 7.11 1.579 | | | | | | | | | | | |
| Sammy Stewart, R ERA: 4.44 | | | | | | | | | | | 0.2 S 4 2 1 1 0 0 0 0 0 0 1 4 4 13.50 3.000 | | | | | | | | | | | |
| Dan Morigiello, L ERA: 3.43 | | | | | | | | | | | 2.0 S 7 2 0 0 0 0 0 0 0 0 0 7 7 0.00 1.000 | | | | | | | | | | | |

| Batter | 1 | 2 | 3 | 4 | 5 | 6 | 7 | 8 | 9 | AB | R | H | RBI | BB | SO | LOB | BOTTOM | | | | |
|--|---|---|--|---|------------------------------|---------------------------------|------------------------------|---------------------------------|------------------------------|---------------------------------|--|---------------------------------|------------------------------|---------------------------------|---|---------------------------------|--|------------------------------------|----------------------------------|--------|--|
| Al Bumby, L OBP: 0.317, SLG: 0.344 | E6 BB 1B | | | FC5-4 | | | G3 | | | 5 | 1 | 1 | 0 | 0 | 0 | 5 | Oakland Athletics @ Baltimore Orioles Memorial Stadium, Baltimore, MD Mon Jul 11 1983, 7:05 PM EDT Att: 22,546 - Unknown - 81 F | | | | |
| Rich Dauer, R OBP: 0.266, SLG: 0.270 | 5-3 | | L7 | | 4-3 | | F9 | | | 5 | 1 | 1 | 0 | 0 | 0 | 3 | | | | | |
| Cal Ripken Jr., R OBP: 0.353, SLG: 0.475 | 1B BB BB | F9 | | 1-2 2-3 1B | FC6 2B | | | | K | 4 | 1 | 2 | 0 | 1 | 1 | | | | | | |
| Eddie Murray, S OBP: 0.390, SLG: 0.488 | 1B BB | | F8 | | FC6 FC5-4 | | | | F8 | 4 | 2 | 1 | 2 | 1 | 0 | 4 | | | | | |
| John Lowenstein, L OBP: 0.365, SLG: 0.470 | | | | | | | | | | 2 | 1 | 1 | 1 | 0 | 1 | 0 | | | | | |
| Gary Roenicke, R OBP: 0.311, SLG: 0.478 | 2B 1B | | F8 | | FC5-4 | | | | F8 | 3 | 0 | 0 | 0 | 0 | 0 | 4 | | | | | |
| Ken Singleton, S OBP: 0.395, SLG: 0.504 | 2B | | | | | | | | | 3 | 1 | 2 | 3 | 1 | 0 | 0 | | | | | |
| Jim Dwyer, L OBP: 0.354, SLG: 0.486 | 1-2 2H 3H | 1B | | | | | | | | 1 | 0 | 1 | 1 | 1 | 0 | 0 | | | | | |
| Mike Young, S OBP: 0.063, SLG: 0.063 | 1-3 2H | 2B | | | | | | | | 2 | 0 | 0 | 0 | 0 | 1 | 1 | | | | | |
| Todd Cruz, R OBP: 0.236, SLG: 0.335 | | | | | | | | | | 4 | 0 | 2 | 0 | 0 | 1 | 1 | | | | | |
| Rick Dempsey, R OBP: 0.321, SLG: 0.306 | F8 | | | | | | | | F9 | 4 | 0 | 1 | 0 | 0 | 0 | 5 | | | | | |
| Inning Stats | R: 4 E: 1 K: 0 S: 8 | H: 4 LOB: 3 BB: 2 P: 16 | R: 3 E: 0 K: 2 S: 10 | H: 3 LOB: 1 BB: 1 P: 14 | R: 0 E: 0 K: 0 S: 6 | H: 3 LOB: 3 BB: 0 P: 6 | R: 0 E: 0 K: 0 S: 4 | H: 1 LOB: 2 BB: 1 P: 8 | R: 0 E: 0 K: 0 S: 4 | H: 1 LOB: 1 BB: 0 P: 4 | R: 0 E: 0 K: 1 S: 5 | H: 0 LOB: 0 BB: 0 P: 5 | R: 0 E: 0 K: 0 S: 3 | H: 0 LOB: 0 BB: 0 P: 3 | R: 0 E: 0 K: 1 S: 5 | H: 0 LOB: 0 BB: 0 P: 5 | 1B: 8 2B: 2 3B: 0 HR: 2 | SF: 0 SAC: 0 DP: 0 HBP: 0 | WP: 0 PB: 0 SB: 0 CS: 0 | PA: 41 | |
| PITCHER | IP WLS BF H R ER SO BB IBB HBP BLK WP HR S P ERA WHIP | 0.1 L 7 3 4 3 0 2 0 0 0 0 2 5 13 81.00 15.000 | 2.0 S 14 7 3 3 2 1 0 0 0 0 2 17 21 13.50 4.000 | 5.2 S 20 2 0 0 2 1 0 0 0 0 0 23 27 0.00 0.529 | | | | | | | | | | | IP WLS BF H R ER SO BB IBB HBP BLK WP HR S P ERA WHIP | | | | | | |
| Steve Baker, R ERA: 4.33 | | | | | | | | | | | 0.1 L 7 3 4 3 0 2 0 0 0 0 2 5 13 81.00 15.000 | | | | | | | | | | |
| Jeff Jones, R ERA: 4.66 | | | | | | | | | | | 2.0 S 14 7 3 3 2 1 0 0 0 0 2 17 21 13.50 4.000 | | | | | | | | | | |
| Tom Burgmeier, L ERA: 2.51 | | | | | | | | | | | 5.2 S 20 2 0 0 2 1 0 0 0 0 0 23 27 0.00 0.529 | | | | | | | | | | |



| Batter | 1 | 2 | 3 | 4 | 5 | 6 | 7 | 8 | 9 | AB | R | H | RBI | BB | SO | LOB | TOP | | | | | |
|---|---|---------------------------------|------------------------------|---------------------------------|------------------------------|---------------------------------|------------------------------|---------------------------------|------------------------------|---------------------------------|------------------------------|---------------------------------|------------------------------|---------------------------------|------------------------------|---------------------------------|--|---------------------------------|----------------------------------|------------------------------------|----------------------------------|--------|
| Rickey Henderson, R OBP: 0.400, SLG: 0.407 (1, 7) | | | | | | | | | | 4 | 1 | 3 | 1 | 0 | 0 | 0 | Oakland Athletics @ Baltimore Orioles Memorial Stadium, Baltimore, MD Tue Jul 12 1983, 7:05 PM EDT Att: 16,265 - Unknown | | | | | |
| Rick Peters, S OBP: 0.324, SLG: 0.300 (1, 10) | | | | | | | | | | 4 | 0 | 2 | 0 | 0 | 0 | 1 | | | | | | |
| Bill Almon, R OBP: 0.349, SLG: 0.406 (1, 6) | | | | | | | | | | 4 | 0 | 1 | 0 | 0 | 0 | 2 | | | | | | |
| Davey Lopes, R OBP: 0.346, SLG: 0.449 (1, 4) | | | | | | | | | | 3 | 0 | 0 | 0 | 1 | 1 | 2 | | | | | | |
| Carney Lansford, R OBP: 0.301, SLG: 0.421 (1, 5) | | | | | | | | | | 3 | 0 | 1 | 0 | 1 | 0 | 3 | | | | | | |
| Dwayne Murphy, L OBP: 0.320, SLG: 0.313 (1, 8) | | | | | | | | | | 4 | 0 | 0 | 0 | 0 | 0 | 4 | | | | | | |
| Garry Hancock, L OBP: 0.279, SLG: 0.376 (1, 9) | | | | | | | | | | 3 | 0 | 0 | 0 | 0 | 0 | 1 | | | | | | |
| Dan Meyer, L OBP: 0.189, SLG: 0.157 (1, 3) | | | | | | | | | | 3 | 0 | 0 | 0 | 0 | 1 | 0 | | | | | | |
| Mike Heath, R OBP: 0.289, SLG: 0.337 (1, 2) | | | | | | | | | | 2 | 0 | 0 | 0 | 0 | 0 | 0 | | | | | | |
| Wayne Gross, L (8, PH) OBP: 0.325, SLG: 0.413 Bob Kearney, R OBP: 0.311, SLG: 0.389 (8, 2) | | | | | | | | | | 1 | 0 | 0 | 0 | 0 | 1 | 0 | | | | | | |
| | | | | | | | | | | 0 | 0 | 0 | 0 | 0 | 0 | 0 | | | | | | |
| Inning Stats | R: 0 E: 0 K: 0 S: 3 | H: 1 LOB: 0 BB: 0 P: 3 | R: 0 E: 0 K: 0 S: 4 | H: 1 LOB: 1 BB: 0 P: 4 | R: 0 E: 0 K: 0 S: 3 | H: 1 LOB: 0 BB: 0 P: 3 | R: 0 E: 0 K: 0 S: 3 | H: 0 LOB: 1 BB: 1 P: 7 | R: 0 E: 0 K: 1 S: 5 | H: 0 LOB: 0 BB: 0 P: 5 | R: 0 E: 0 K: 0 S: 4 | H: 1 LOB: 1 BB: 0 P: 4 | R: 0 E: 0 K: 0 S: 2 | H: 0 LOB: 0 BB: 1 P: 6 | R: 0 E: 0 K: 1 S: 5 | H: 0 LOB: 0 BB: 0 P: 5 | R: 1 E: 0 K: 1 S: 8 | H: 3 LOB: 2 BB: 0 P: 8 | 1B: 4 2B: 2 3B: 0 HR: 1 | SF: 0 SAC: 0 DP: 1 HBP: 0 | WP: 0 PB: 0 SB: 2 CS: 1 | PA: 34 |
| PITCHER | IP WLS BF H R ER SO BB IBB HBP BLK WP HR S P ERA WHIP | | | | | | | | | | | | | | | | | | | | | |
| Allan Ramirez, R ERA: 1.8 (1, 1) | 8.0 W 29 6 1 1 2 2 0 0 0 0 1 31 39 1.12 1.000 | | | | | | | | | | | | | | | | | | | | | |
| Tim Stoddard, R ERA: 5.91 (9, 1) | 1.0 S 4 1 0 0 1 0 0 0 0 0 0 6 6 0.00 1.000 | | | | | | | | | | | | | | | | | | | | | |

| Batter | 1 | 2 | 3 | 4 | 5 | 6 | 7 | 8 | 9 | AB | R | H | RBI | BB | SO | LOB | BOTTOM | | | |
|--|---|---------------------------------|------------------------------|---------------------------------|------------------------------|---------------------------------|------------------------------|---------------------------------|------------------------------|----------------------------------|------------------------------|---------------------------------|------------------------------|---------------------------------|------------------------------|----------------------------------|--|------------------------------------|----------------------------------|--------|
| Todd Cruz, R OBP: 0.240, SLG: 0.335 (1, 5) | | | | | | | | | | 3 | 0 | 1 | 0 | 1 | 0 | 3 | Oakland Athletics @ Baltimore Orioles Memorial Stadium, Baltimore, MD Tue Jul 12 1983, 7:05 PM EDT Att: 16,265 - Unknown | | | |
| Rich Dauer, R OBP: 0.262, SLG: 0.266 (1, 4) | | | | | | | | | | 4 | 0 | 0 | 1 | 0 | 0 | 3 | | | | |
| Cal Ripken Jr., R OBP: 0.352, SLG: 0.470 (1, 6) | | | | | | | | | | 3 | 1 | 0 | 0 | 1 | 1 | 3 | | | | |
| Eddie Murray, S OBP: 0.391, SLG: 0.498 (1, 3) | | | | | | | | | | 4 | 1 | 2 | 2 | 0 | 0 | 0 | | | | |
| Gary Roenicke, R OBP: 0.309, SLG: 0.469 (1, 8) (8, 7) | | | | | | | | | | 3 | 0 | 0 | 0 | 1 | 0 | 2 | | | | |
| Ken Singleton, S OBP: 0.389, SLG: 0.496 (1, 10) | | | | | | | | | | 4 | 0 | 0 | 0 | 0 | 2 | 1 | | | | |
| Benny Ayala, R OBP: 0.250, SLG: 0.414 (1, 7) | | | | | | | | | | 3 | 0 | 1 | 0 | 0 | 0 | 1 | | | | |
| Al Bumbry, L (7, PR) (8, 8) | | | | | | | | | | 0 | 0 | 0 | 0 | 0 | 0 | 0 | | | | |
| Mike Young, S OBP: 0.111, SLG: 0.059 (1, 9) | | | | | | | | | | 1 | 1 | 0 | 0 | 1 | 0 | 0 | | | | |
| Rick Dempsey, R OBP: 0.322, SLG: 0.314 (1, 2) | | | | | | | | | | 2 | 0 | 1 | 0 | 0 | 0 | 2 | | | | |
| Inning Stats | R: 0 E: 0 K: 1 S: 7 | H: 2 LOB: 2 BB: 0 P: 7 | R: 0 E: 0 K: 0 S: 3 | H: 0 LOB: 0 BB: 0 P: 3 | R: 0 E: 0 K: 0 S: 4 | H: 1 LOB: 1 BB: 0 P: 4 | R: 0 E: 0 K: 0 S: 3 | H: 0 LOB: 1 BB: 1 P: 7 | R: 1 E: 1 K: 0 S: 3 | H: 0 LOB: 1 BB: 2 P: 11 | R: 0 E: 0 K: 1 S: 5 | H: 0 LOB: 0 BB: 0 P: 5 | R: 0 E: 0 K: 0 S: 4 | H: 1 LOB: 2 BB: 0 P: 4 | R: 2 E: 0 K: 1 S: 6 | H: 1 LOB: 0 BB: 1 P: 10 | 1B: 2 2B: 2 3B: 0 HR: 1 | SF: 0 SAC: 2 DP: 0 HBP: 0 | WP: 1 PB: 0 SB: 1 CS: 0 | PA: 33 |
| PITCHER | IP WLS BF H R ER SO BB IBB HBP BLK WP HR S P ERA WHIP | | | | | | | | | | | | | | | | | | | |
| Gorman Heimuelter, L ERA: 3.68 (1, 1) | 7.1 L 31 5 3 3 2 4 0 0 0 0 1 31 47 3.68 1.227 | | | | | | | | | | | | | | | | | | | |
| Dave Beard, R ERA: 7.91 (8, 1) | 0.2 2 0 0 0 1 0 0 0 0 0 0 4 4 0.00 0.000 | | | | | | | | | | | | | | | | | | | |



| Batter | 1 | 2 | 3 | 4 | 5 | 6 | 7 | 8 | 9 | AB | R | H | RBI | BB | SO | LOB | TOP | | | | | |
|--|---|---------------------------------|------------------------------|---------------------------------|------------------------------|---------------------------------|------------------------------|---------------------------------|------------------------------|---------------------------------|------------------------------|----------------------------------|------------------------------|---------------------------------|------------------------------|---------------------------------|--|------------------------------|---------------------------------|----------------------------------|------------------------------------|----------------------------------|
| Rickey Henderson, R OBP: 0.398, SLG: 0.405 (1, 7) | | | | | | | | | | 4 | 1 | 1 | 0 | 0 | 2 | 1 | Oakland Athletics @ Baltimore Orioles Memorial Stadium, Baltimore, MD Wed Jul 13 1983, 7:05 PM EDT Att: 14,187 - Unknown livebaseballscorecards.com | | | | | |
| Rick Peters, S OBP: 0.333, SLG: 0.313 (1, 9) (8, 8) | | | | | | | | | | 4 | 1 | 2 | 0 | 0 | 0 | 1 | | | | | | |
| Bill Almon, R OBP: 0.347, SLG: 0.403 (1, 6) | | | | | | | | | | 4 | 0 | 1 | 0 | 0 | 0 | 1 | | | | | | |
| Wayne Gross, L OBP: 0.320, SLG: 0.405 (1, 3) | | | | | | | | | | 4 | 0 | 0 | 0 | 0 | 0 | 3 | | | | | | |
| Carney Lansford, R OBP: 0.306, SLG: 0.424 (1, 5) | | | | | | | | | | 4 | 0 | 2 | 2 | 0 | 0 | 0 | | | | | | |
| Dwayne Murphy, L OBP: 0.327, SLG: 0.319 Dan Meyer, L OBP: 0.188, SLG: 0.155 (1, 8) (8, 9) | | | | | | | | | | 2 | 0 | 2 | 0 | 1 | 0 | 0 | | | | | | |
| Garry Hancock, L OBP: 0.278, SLG: 0.371 (1, 10) | | | | | | | | | | 4 | 0 | 1 | 0 | 0 | 0 | 6 | | | | | | |
| Mike Heath, R OBP: 0.277, SLG: 0.323 (1, 2) | | | | | | | | | | 4 | 0 | 0 | 0 | 0 | 0 | 2 | | | | | | |
| Tony Phillips, S OBP: 0.305, SLG: 0.265 (1, 4) | | | | | | | | | | 2 | 0 | 0 | 0 | 1 | 1 | 0 | | | | | | |
| Inning Stats | R: 0 E: 0 K: 1 S: 5 | H: 0 LOB: 0 BB: 0 P: 5 | R: 0 E: 0 K: 0 S: 4 | H: 1 LOB: 1 BB: 0 P: 4 | R: 0 E: 0 K: 2 S: 7 | H: 0 LOB: 0 BB: 0 P: 7 | R: 0 E: 0 K: 0 S: 3 | H: 1 LOB: 1 BB: 0 P: 3 | R: 0 E: 0 K: 0 S: 4 | H: 2 LOB: 1 BB: 0 P: 4 | R: 2 E: 0 K: 0 S: 7 | H: 4 LOB: 1 BB: 1 P: 11 | R: 0 E: 0 K: 0 S: 3 | H: 0 LOB: 1 BB: 1 P: 7 | R: 0 E: 0 K: 0 S: 3 | H: 0 LOB: 0 BB: 0 P: 3 | | R: 0 E: 0 K: 0 S: 3 | H: 1 LOB: 0 BB: 0 P: 3 | 1B: 9 2B: 0 3B: 0 HR: 0 | SF: 0 SAC: 0 DP: 3 HBP: 0 | WP: 1 PB: 0 SB: 0 CS: 0 |
| PITCHER | IP WLS BF H R ER SO BB IBB HBP BLK WP HR S P ERA WHIP | | | | | | | | | | | | | | | | | | | | | |
| Storm Davis, R ERA: 3.13 Sammy Stewart, R ERA: 4.28 (1, 1) (7, 1) | 6.0 W 25 8 2 2 3 1 0 0 0 0 0 30 34 3.00 1.500 | | | | | | | | | | | | | | | | | | | | | |
| 3.0 S 10 1 0 0 0 1 0 0 0 1 0 9 13 0.00 0.667 | | | | | | | | | | | | | | | | | | | | | | |

| Batter | 1 | 2 | 3 | 4 | 5 | 6 | 7 | 8 | 9 | AB | R | H | RBI | BB | SO | LOB | BOTTOM | | | |
|---|---|---------------------------------|------------------------------|---------------------------------|------------------------------|---------------------------------|------------------------------|----------------------------------|------------------------------|---------------------------------|------------------------------|---------------------------------|------------------------------|---------------------------------|------------------------------|---------------------------------|--|----------------------------------|------------------------------------|----------------------------------|
| Todd Cruz, R OBP: 0.243, SLG: 0.342 (1, 5) | | | | | | | | | | 4 | 1 | 1 | 0 | 1 | 2 | 0 | Oakland Athletics @ Baltimore Orioles Memorial Stadium, Baltimore, MD Wed Jul 13 1983, 7:05 PM EDT Att: 14,187 - Unknown livebaseballscorecards.com | | | |
| Rich Dauer, R OBP: 0.266, SLG: 0.269 (1, 4) | | | | | | | | | | 4 | 1 | 2 | 0 | 0 | 0 | 4 | | | | |
| Cal Ripken Jr., R OBP: 0.351, SLG: 0.477 (1, 6) | | | | | | | | | | 4 | 1 | 1 | 4 | 0 | 0 | 2 | | | | |
| Eddie Murray, S OBP: 0.392, SLG: 0.497 (1, 3) | | | | | | | | | | 3 | 0 | 1 | 0 | 1 | 1 | 1 | | | | |
| Gary Roenicke, R OBP: 0.308, SLG: 0.470 (1, 8) (9, 7) | | | | | | | | | | 4 | 0 | 1 | 1 | 0 | 1 | 1 | | | | |
| Ken Singleton, S OBP: 0.384, SLG: 0.487 (1, 10) | | | | | | | | | | 4 | 0 | 0 | 0 | 0 | 1 | 3 | | | | |
| Benny Ayala, R OBP: 0.279, SLG: 0.467 Al Bumbry, L OBP: 0.317, SLG: 0.344 (1, 7) (9, 8) | | | | | | | | | | 2 | 2 | 1 | 1 | 2 | 1 | 0 | | | | |
| Mike Young, S OBP: 0.227, SLG: 0.200 (1, 9) | | | | | | | | | | 3 | 1 | 2 | 0 | 0 | 0 | 0 | | | | |
| Rick Dempsey, R OBP: 0.318, SLG: 0.309 (1, 2) | | | | | | | | | | 3 | 0 | 0 | 0 | 0 | 0 | 2 | | | | |
| Inning Stats | R: 0 E: 0 K: 1 S: 6 | H: 1 LOB: 1 BB: 0 P: 6 | R: 0 E: 0 K: 0 S: 4 | H: 1 LOB: 2 BB: 1 P: 8 | R: 1 E: 0 K: 1 S: 8 | H: 3 LOB: 2 BB: 0 P: 8 | R: 4 E: 0 K: 1 S: 6 | H: 1 LOB: 2 BB: 2 P: 15 | R: 0 E: 0 K: 3 S: 9 | H: 0 LOB: 0 BB: 0 P: 9 | R: 0 E: 0 K: 0 S: 4 | H: 2 LOB: 1 BB: 0 P: 4 | R: 0 E: 0 K: 0 S: 3 | H: 0 LOB: 1 BB: 1 P: 7 | R: 1 E: 0 K: 0 S: 4 | H: 1 LOB: 0 BB: 0 P: 4 | | 1B: 4 2B: 2 3B: 1 HR: 2 | SF: 0 SAC: 1 DP: 0 HBP: 1 | WP: 0 PB: 0 SB: 0 CS: 0 |
| PITCHER | IP WLS BF H R ER SO BB IBB HBP BLK WP HR S P ERA WHIP | | | | | | | | | | | | | | | | | | | |
| Tim Conroy, L ERA: 3.46 Dave Beard, R ERA: 7.09 Tom Underwood, L ERA: 5.09 (1, 1) (4, 1) (7, 1) | 3.2 L 21 6 5 5 2 3 0 0 0 0 0 1 21 34 12.27 2.455 | | | | | | | | | | | | | | | | | | | |
| 2.1 8 2 0 0 4 0 0 0 0 0 0 16 16 0.00 0.857 | | | | | | | | | | | | | | | | | | | | |
| 2.0 8 1 1 1 0 1 0 0 0 0 1 7 11 4.50 1.000 | | | | | | | | | | | | | | | | | | | | |

| Batter | 1 | 2 | 3 | 4 | 5 | 6 | 7 | 8 | 9 | AB | R | H | RBI | BB | SO | LOB | TOP | | | |
|---|--|---------------------------------|------------------------------|---------------------------------|------------------------------|---------------------------------|------------------------------|---------------------------------|------------------------------|---------------------------------|------------------------------|---------------------------------|------------------------------|---------------------------------|------------------------------|---------------------------------|--|------------------------------------|----------------------------------|--------|
| Rick Burleson, R OBP: 0.452, SLG: 0.513 (1, 6) | | | | | | | | | | 4 | 1 | 1 | 0 | 0 | 0 | 0 | California Angels @ Baltimore Orioles Memorial Stadium, Baltimore, MD Thu Jul 14 1983, 7:05 PM EDT Att: 26,608 - Unknown | | | |
| Tim Foli, R OBP: 0.274, SLG: 0.308 (1, 5) | | | | | | | | | | 4 | 0 | 1 | 0 | 0 | 0 | 1 | | | | |
| Ron Jackson, R OBP: 0.318, SLG: 0.367 (1, 3) | | | | | | | | | | 4 | 0 | 1 | 0 | 0 | 0 | 1 | | | | |
| Brian Downing, R OBP: 0.375, SLG: 0.401 (1, 10) | | | | | | | | | | 3 | 0 | 1 | 1 | 0 | 1 | 1 | | | | |
| Fred Lynn, L OBP: 0.371, SLG: 0.506 (1, 8) | | | | | | | | | | 4 | 0 | 3 | 0 | 0 | 0 | 1 | | | | |
| Bobby Grich, R OBP: 0.393, SLG: 0.390 (1, 4) | | | | | | | | | | 4 | 0 | 0 | 0 | 0 | 0 | 6 | | | | |
| Ellis Valentine, R OBP: 0.278, SLG: 0.443 (1, 9) | | | | | | | | | | 3 | 0 | 0 | 0 | 0 | 1 | 1 | | | | |
| Bobby Clark, R OBP: 0.266, SLG: 0.343 (1, 7) | | | | | | | | | | 3 | 0 | 0 | 0 | 0 | 0 | 0 | | | | |
| Bob Boone, R OBP: 0.267, SLG: 0.313 (1, 2) | | | | | | | | | | 3 | 0 | 0 | 0 | 0 | 1 | 0 | | | | |
| Inning Stats | R: 0 E: 0 K: 0 S: 3 | H: 0 LOB: 0 BB: 0 P: 3 | R: 0 E: 0 K: 0 S: 4 | H: 2 LOB: 1 BB: 0 P: 4 | R: 0 E: 0 K: 1 S: 3 | H: 0 LOB: 0 BB: 0 P: 3 | R: 0 E: 0 K: 1 S: 7 | H: 2 LOB: 2 BB: 0 P: 7 | R: 0 E: 0 K: 0 S: 3 | H: 0 LOB: 0 BB: 0 P: 3 | R: 0 E: 0 K: 0 S: 3 | H: 1 LOB: 0 BB: 0 P: 3 | R: 0 E: 0 K: 2 S: 7 | H: 0 LOB: 0 BB: 0 P: 7 | R: 1 E: 1 K: 0 S: 6 | H: 2 LOB: 2 BB: 0 P: 6 | 1B: 6 2B: 1 3B: 0 HR: 0 | SF: 1 SAC: 0 DP: 1 HBP: 0 | WP: 0 PB: 0 SB: 0 CS: 0 | PA: 33 |
| PITCHER Scott McGregor, L ERA: 3.25 (1, 1) | IP: 9.0 WLS: W BF: 33 H: 7 R: 1 ER: 1 SO: 3 BB: 0 IBB: 0 HBP: 0 BLK: 0 WP: 0 HR: 0 S: 39 P: 39 ERA: 1.00 WHIP: 0.778 | | | | | | | | | | | | | | | PITCHER | | | | |

| Batter | 1 | 2 | 3 | 4 | 5 | 6 | 7 | 8 | 9 | AB | R | H | RBI | BB | SO | LOB | BOTTOM | | | |
|--|--|---------------------------------|------------------------------|---------------------------------|------------------------------|---------------------------------|------------------------------|---------------------------------|------------------------------|---------------------------------|------------------------------|---------------------------------|------------------------------|---------------------------------|------------------------------|---------------------------------|--|------------------------------------|----------------------------------|--------|
| Al Bumbry, L OBP: 0.521, SLG: 0.357 (1, 8) | | | | | | | | | | 4 | 2 | 2 | 1 | 0 | 1 | 1 | California Angels @ Baltimore Orioles Memorial Stadium, Baltimore, MD Thu Jul 14 1983, 7:05 PM EDT Att: 26,608 - Unknown | | | |
| Jim Dwyer, L OBP: 0.360, SLG: 0.520 (1, 9) | | | | | | | | | | 3 | 1 | 1 | 3 | 1 | 1 | 1 | | | | |
| Cal Ripken Jr., R OBP: 0.350, SLG: 0.474 (1, 6) | | | | | | | | | | 4 | 0 | 1 | 1 | 0 | 1 | 2 | | | | |
| Eddie Murray, S OBP: 0.388, SLG: 0.490 (1, 3) | | | | | | | | | | 4 | 0 | 0 | 0 | 0 | 1 | 3 | | | | |
| John Lowenstein, L OBP: 0.363, SLG: 0.462 Mike Young, S OBP: 0.227, SLG: 0.200 (9, 7) | | | | | | | | | | 3 | 0 | 0 | 0 | 1 | 0 | 2 | | | | |
| Ken Singleton, S OBP: 0.380, SLG: 0.481 (1, 10) | | | | | | | | | | 0 | 0 | 0 | 0 | 0 | 0 | 0 | | | | |
| Joe Nolan, L OBP: 0.354, SLG: 0.423 (1, 2) | | | | | | | | | | 3 | 0 | 0 | 0 | 0 | 0 | 1 | | | | |
| Todd Cruz, R OBP: 0.240, SLG: 0.337 (1, 5) | | | | | | | | | | 3 | 0 | 0 | 0 | 0 | 0 | 1 | | | | |
| Rich Dauer, R OBP: 0.274, SLG: 0.286 Lenn Sakata, R OBP: 0.281, SLG: 0.350 (8, PR) (9, 4) | | | | | | | | | | 3 | 1 | 3 | 0 | 0 | 0 | 0 | | | | |
| Inning Stats | R: 0 E: 0 K: 1 S: 5 | H: 0 LOB: 1 BB: 1 P: 9 | R: 0 E: 0 K: 0 S: 3 | H: 0 LOB: 1 BB: 1 P: 7 | R: 2 E: 0 K: 1 S: 7 | H: 2 LOB: 0 BB: 0 P: 7 | R: 0 E: 0 K: 0 S: 3 | H: 0 LOB: 0 BB: 0 P: 3 | R: 0 E: 0 K: 0 S: 4 | H: 1 LOB: 1 BB: 0 P: 4 | R: 0 E: 0 K: 1 S: 5 | H: 0 LOB: 0 BB: 0 P: 5 | R: 0 E: 0 K: 1 S: 8 | H: 3 LOB: 1 BB: 0 P: 8 | R: 3 E: 0 K: 1 S: 8 | H: 3 LOB: 1 BB: 0 P: 8 | 1B: 3 2B: 3 3B: 1 HR: 1 | SF: 0 SAC: 0 DP: 1 HBP: 0 | WP: 0 PB: 0 SB: 0 CS: 1 | PA: 32 |
| PITCHER Ken Forsch, R ERA: 3.83 (1, 1) | IP: 8.0 WLS: L BF: 32 H: 7 R: 5 ER: 5 SO: 5 BB: 2 IBB: 0 HBP: 0 BLK: 0 WP: 0 HR: 1 S: 40 P: 48 ERA: 5.62 WHIP: 1.125 | | | | | | | | | | | | | | | PITCHER | | | | |

| Batter | 1 | 2 | 3 | 4 | 5 | 6 | 7 | 8 | 9 | AB | R | H | RBI | BB | SO | LOB | TOP | | | |
|---|----------------------------------|---------------------------------|-------------------------------------|----------------------------------|------------------------------|---|------------------------------|---------------------------------|------------------------------|---------------------------------|------------------------------|---------------------------------|------------------------------|---------------------------------|------------------------------|---------------------------------|---|------------------------------------|----------------------------------|--------|
| Rod Carew, L (1, 3) OBP: 0.451, SLG: 0.490 | 4-0 2B 1B BB | | 0-0 3-1 | | | 0-0 G3 | | 0-0 1-3 | | 3 | 1 | 0 | 0 | 1 | 0 | 0 | California Angels @ Baltimore Orioles Memorial Stadium, Baltimore, MD Fri Jul 15 1983, 7:05 PM EDT Att: 34,249 - Unknown | | | |
| Rick Burleson, R (1, 6) OBP: 0.457, SLG: 0.524 | 0-0 1B 1-3 G4-6-3 2B | | 4-0 2B BB | | | 0-3 K | | 0-0 F8 | 0-0 F8 | 3 | 2 | 1 | 0 | 1 | 1 | 0 | | | | |
| Daryl Sconiers, L (1, 10) OBP: 0.286, SLG: 0.448 | 0-0 G4-6-3 1B | | 0-0 1B 2B | | | 0-0 F8 | | 0-0 4-3 1B | 0-0 4-3 1B | 4 | 1 | 3 | 2 | 0 | 0 | 0 | | | | |
| Fred Lynn, L (1, 8) OBP: 0.370, SLG: 0.502 | 0-0 G4-6-3 | | 0-0 1B 2B | | | 0-0 3-1 | | 0-0 4-3 | 0-0 4-3 | 4 | 0 | 1 | 1 | 0 | 0 | 2 | | | | |
| Brian Downing, R (1, 7) OBP: 0.373, SLG: 0.398 | 0-0 F9 | | 0-0 1B 2B | | | 0-0 F5 | | 0-0 F8 | 0-0 F8 | 4 | 0 | 1 | 0 | 0 | 0 | 1 | | | | |
| Reggie Jackson, L (1, 9) OBP: 0.328, SLG: 0.403 | | 0-0 6-3 | | 0-0 G6-3 | | 0-0 3-1 | | | | 3 | 0 | 0 | 0 | 0 | 0 | 1 | | | | |
| Ron Jackson, R (1, 5) OBP: 0.313, SLG: 0.361 | | 0-3 K | | 0-0 F3 | | 0-0 5-3 | | | | 3 | 0 | 0 | 0 | 0 | 1 | 0 | | | | |
| Bobby Grich, R (1, 4) OBP: 0.390, SLG: 0.385 | | 0-0 5-3 | | | 0-3 K | | 0-0 6-3 | | | 3 | 0 | 0 | 0 | 0 | 1 | 0 | | | | |
| Mike O'Berry, R (1, 2) OBP: 0.111, SLG: 0.167 | | | 0-0 F9 | | 0-0 5-3 | | 0-0 5-3 | | | 3 | 0 | 0 | 0 | 0 | 0 | 0 | | | | |
| Inning Stats | R: 2 E: 0 K: 0 S: 4 | H: 2 LOB: 0 BB: 1 P: 8 | R: 0 E: 0 K: 1 S: 5 | H: 0 LOB: 0 BB: 0 P: 5 | R: 2 E: 0 K: 0 S: 4 | H: 2 LOB: 1 BB: 1 P: 8 | R: 0 E: 0 K: 1 S: 3 | H: 1 LOB: 0 BB: 0 P: 3 | R: 0 E: 0 K: 1 S: 5 | H: 0 LOB: 0 BB: 0 P: 5 | R: 0 E: 0 K: 0 S: 3 | H: 0 LOB: 0 BB: 0 P: 3 | R: 0 E: 0 K: 0 S: 3 | H: 0 LOB: 0 BB: 0 P: 3 | R: 0 E: 0 K: 0 S: 4 | H: 1 LOB: 1 BB: 0 P: 4 | 1B: 4 2B: 2 3B: 0 HR: 0 | SF: 0 SAC: 0 DP: 2 HBP: 0 | WP: 0 PB: 0 SB: 0 CS: 0 | PA: 32 |
| PITCHER Mike Boddicker, R (1, 1) ERA: 3.52 | IP: 9.0 WLS: W BF: 32 | H: 6 R: 4 ER: 4 SO: 3 | BB: 2 IBB: 0 HBP: 0 BLK: 0 | WP: 0 HR: 0 S: 36 P: 44 | ERA: 4.00 WHIP: 0.889 | PITCHER IP: 0 WLS: 0 BF: 0 H: 0 R: 0 ER: 0 SO: 0 BB: 0 IBB: 0 HBP: 0 BLK: 0 WP: 0 HR: 0 S: 0 P: 0 ERA: 0.00 WHIP: 0.000 | | | | | | | | | | | | | | |

| Batter | 1 | 2 | 3 | 4 | 5 | 6 | 7 | 8 | 9 | AB | R | H | RBI | BB | SO | LOB | BOTTOM | | | | |
|---|------------------------------|---------------------------------|-------------------------------------|----------------------------------|------------------------------|---|------------------------------|---------------------------------|------------------------------|---------------------------------|------------------------------|---------------------------------|------------------------------|----------------------------------|------------------------------|---------------------------------|---|-----------------------------------|------------------------------------|----------------------------------|--------|
| Todd Cruz, R (1, 5) OBP: 0.240, SLG: 0.336 | 0-0 6-3 | | 0-3 K | | 0-0 1B | 0-0 5-3 | | 0-0 L6 | | 1 | 0 | 0 | 0 | 0 | 0 | 0 | California Angels @ Baltimore Orioles Memorial Stadium, Baltimore, MD Fri Jul 15 1983, 7:05 PM EDT Att: 34,249 - Unknown | | | | |
| Aurelio Rodriguez, R (3, 5) OBP: 0.153, SLG: 0.140 | | | | | | | | | | 4 | 0 | 1 | 0 | 0 | 1 | 1 | | | | | |
| Rich Dauer, R (1, 4) OBP: 0.280, SLG: 0.287 | 0-0 F8 | | 4-0 G5-4-3 BB | | 0-3 K | | 0-0 3B 1B | 4-0 1B BB | | 3 | 2 | 1 | 0 | 2 | 1 | 1 | | | | | |
| Cal Ripken Jr., R (1, 6) OBP: 0.350, SLG: 0.471 | 0-0 5-3 | | 0-0 G5-4-3 | | 0-0 HR 1B | 0-0 1B BB | 4-0 3B BB | 0-0 L8 | | 4 | 2 | 1 | 0 | 1 | 0 | 3 | | | | | |
| Eddie Murray, S (1, 3) OBP: 0.396, SLG: 0.513 | | 0-0 4-3 1B 1B | | 4-0 S BB | 0-0 HR 1B | 0-0 1B BB | 0-0 FC4-6 3B | 0-0 1B | | 4 | 3 | 4 | 4 | 1 | 0 | 0 | | | | | |
| Gary Roenicke, R (1, 8) OBP: 0.316, SLG: 0.474 | | 0-0 4-3 | | 0-0 L8 | | 0-0 1B 1B | 0-0 FC4-6 1B | 0-0 1B | | 5 | 0 | 3 | 1 | 0 | 0 | 2 | | | | | |
| Ken Singleton, S (1, 10) OBP: 0.377, SLG: 0.476 | | 0-0 6-3 | | 0-0 5-3 | | 0-0 3B 1B | 0-0 FC4-6 1B | 0-0 6-3 | | 5 | 1 | 1 | 0 | 0 | 0 | 6 | | | | | |
| Benny Ayala, R (1, 7) OBP: 0.232, SLG: 0.460 | | 0-0 1B | | 0-0 5-3 | | 0-0 FC5-2-5 3B | 0-0 FC4-6 BB | | | 3 | 1 | 1 | 1 | 0 | 0 | 3 | | | | | |
| Al Bumbry, L (7, 8) OBP: 0.319, SLG: 0.355 | | 2-H 1B | | | 0-0 5-3 | 0-0 FC5-2-5 3B | 0-0 FC4-6 BB | | | 1 | 0 | 0 | 1 | 0 | 0 | 1 | | | | | |
| Mike Young, S (1, 9) OBP: 0.269, SLG: 0.304 | | 0-0 6-3 | | | 0-0 5-3 | 0-0 SF8 3B | 0-0 FC6-4 BB | | | 3 | 1 | 1 | 2 | 1 | 0 | 1 | | | | | |
| Rick Dempsey, R (1, 2) OBP: 0.317, SLG: 0.319 | | | 0-0 3B | | 0-0 L5 | 0-0 SF8 | 0-0 FC6-4 | | | 3 | 0 | 1 | 1 | 0 | 0 | 2 | | | | | |
| Inning Stats | R: 0 E: 0 K: 0 S: 3 | H: 0 LOB: 0 BB: 0 P: 3 | R: 1 E: 0 K: 0 S: 5 | H: 2 LOB: 1 BB: 0 P: 5 | R: 0 E: 0 K: 1 S: 5 | H: 1 LOB: 1 BB: 1 P: 9 | R: 0 E: 0 K: 0 S: 3 | H: 0 LOB: 1 BB: 1 P: 7 | R: 0 E: 0 K: 1 S: 6 | H: 1 LOB: 1 BB: 0 P: 6 | R: 5 E: 0 K: 0 S: 8 | H: 5 LOB: 0 BB: 0 P: 8 | R: 3 E: 0 K: 0 S: 6 | H: 3 LOB: 2 BB: 2 P: 14 | R: 1 E: 0 K: 0 S: 5 | H: 2 LOB: 2 BB: 1 P: 9 | | 1B: 10 2B: 0 3B: 3 HR: 1 | SF: 1 SAC: 0 DP: 1 HBP: 0 | WP: 0 PB: 0 SB: 1 CS: 0 | PA: 42 |
| PITCHER Tommy John, L (1, 1) ERA: 4.44 | IP: 5.1 WLS: L BF: 26 | H: 9 R: 6 ER: 6 SO: 2 | BB: 2 IBB: 0 HBP: 0 BLK: 0 | WP: 0 HR: 1 S: 28 P: 36 | ERA: 10.12 WHIP: 2.062 | PITCHER IP: 0 WLS: 0 BF: 0 H: 0 R: 0 ER: 0 SO: 0 BB: 0 IBB: 0 HBP: 0 BLK: 0 WP: 0 HR: 0 S: 0 P: 0 ERA: 0.00 WHIP: 0.000 | | | | | | | | | | | | | | | |
| Mike Witt, R (6, 1) ERA: 4.59 | 1.0 7 3 3 3 0 | 1 0 0 0 0 | 0 0 0 0 | 0 0 6 10 | 27.00 4.000 | | | | | | | | | | | | | | | | |
| Andy Hassler, L (7, 1) ERA: 5.85 | 1.2 9 2 1 1 0 | 2 0 0 0 | 0 0 0 0 | 0 0 7 15 | 5.40 2.400 | | | | | | | | | | | | | | | | |

| Batter | 1 | 2 | 3 | 4 | 5 | 6 | 7 | 8 | 9 | AB | R | H | RBI | BB | SO | LOB | TOP | | | | |
|---|------------------------------|---------------------------------|------------------------------|---------------------------------|------------------------------|---------------------------------|------------------------------|----------------------------------|-------------------------------|----------------------------------|------------------------------|----------------------------------|------------------------------|---------------------------------|------------------------------|---------------------------------|-----------------------------------|------------------------------------|----------------------------------|--------|--|
| Rick Burleson, R OBP: 0.451, SLG: 0.511 (1, 6) | | | | | | | | | | 5 | 1 | 2 | 2 | 0 | 0 | 3 | | | | | |
| Tim Foli, R OBP: 0.273, SLG: 0.306 (1, 5) | | | | | | | | | | 5 | 0 | 1 | 0 | 0 | 0 | 2 | | | | | |
| Daryl Sconiers, L OBP: 0.289, SLG: 0.444 (1, 3) | | | | | | | | | | 4 | 1 | 1 | 1 | 1 | 1 | 1 | | | | | |
| Fred Lynn, L OBP: 0.367, SLG: 0.496 (1, 8) | | | | | | | | | | 5 | 0 | 1 | 0 | 0 | 0 | 2 | | | | | |
| Brian Downing, R OBP: 0.378, SLG: 0.418 (1, 10) | | | | | | | | | | 4 | 2 | 2 | 2 | 1 | 0 | 1 | | | | | |
| Reggie Jackson, L OBP: 0.331, SLG: 0.402 (1, 9) | | | | | | | | | | 3 | 2 | 1 | 0 | 1 | 0 | 3 | | | | | |
| Ellis Valentine, R OBP: 0.276, SLG: 0.440 (7, 9) | | | | | | | | | | 1 | 0 | 0 | 0 | 0 | 0 | 0 | | | | | |
| Bobby Grich, R OBP: 0.393, SLG: 0.387 (1, 4) | | | | | | | | | | 4 | 1 | 2 | 0 | 1 | 1 | 2 | | | | | |
| Bobby Clark, R OBP: 0.265, SLG: 0.358 (1, 7) | | | | | | | | | | 4 | 1 | 1 | 3 | 0 | 1 | 5 | | | | | |
| Bob Boone, R OBP: 0.270, SLG: 0.313 (1, 2) | | | | | | | | | | 3 | 0 | 1 | 0 | 1 | 1 | 3 | | | | | |
| Inning Stats | R: 1 E: 0 K: 0 S: 5 | H: 3 LOB: 2 BB: 1 P: 9 | R: 0 E: 0 K: 0 S: 3 | H: 1 LOB: 1 BB: 1 P: 7 | R: 0 E: 0 K: 1 S: 5 | H: 0 LOB: 0 BB: 0 P: 5 | R: 2 E: 1 K: 0 S: 6 | H: 2 LOB: 2 BB: 1 P: 10 | R: 5 E: 0 K: 1 S: 10 | H: 5 LOB: 1 BB: 1 P: 10 | R: 0 E: 0 K: 1 S: 6 | H: 1 LOB: 2 BB: 1 P: 10 | R: 0 E: 0 K: 0 S: 3 | H: 0 LOB: 0 BB: 0 P: 3 | R: 0 E: 0 K: 1 S: 5 | H: 0 LOB: 0 BB: 0 P: 5 | 1B: 10 2B: 0 3B: 0 HR: 2 | SF: 0 SAC: 0 DP: 2 HBP: 0 | WP: 0 PB: 0 SB: 0 CS: 0 | PA: 43 | |
| PITCHER | IP | WLS | BF | H | R | ER | SO | BB | IBB | HBP | BLK | WP | HR | S | P | ERA | WHIP | | | | |
| Dennis Martinez, R ERA: 5.67 (1, 1) | 4.1 | L | 23 | 8 | 5 | 3 | 1 | 3 | 0 | 0 | 0 | 0 | 1 | 22 | 34 | 6.23 | 2.538 | | | | |
| Sammy Stewart, R ERA: 4.57 (5, 1) | 0.2 | S | 5 | 3 | 3 | 3 | 1 | 0 | 0 | 0 | 0 | 0 | 1 | 7 | 7 | 40.50 | 4.500 | | | | |
| Paul Mirabella, L ERA: (6, 1) | 4.0 | S | 15 | 1 | 0 | 0 | 2 | 2 | 0 | 0 | 0 | 0 | 0 | 17 | 25 | 0.00 | 0.750 | | | | |

California Angels @ Baltimore Orioles
Memorial Stadium, Baltimore, MD
Sat Jul 16 1983, 7:05 PM EDT
Att: 40,952 - Unknown - 94 F

livebaseballscores.com

AB 38
R 8
H 12
RBI 8
BB 5
SO 4
LOB 22

| Batter | 1 | 2 | 3 | 4 | 5 | 6 | 7 | 8 | 9 | AB | R | H | RBI | BB | SO | LOB | BOTTOM | | | | |
|---|------------------------------|----------------------------------|------------------------------|---------------------------------|------------------------------|---------------------------------|------------------------------|---------------------------------|------------------------------|---------------------------------|------------------------------|---------------------------------|------------------------------|---------------------------------|------------------------------|---------------------------------|----------------------------------|------------------------------------|----------------------------------|--------|--|
| Benny Ayala, R OBP: 0.289, SLG: 0.500 (1, 7) | | | | | | | | | | 5 | 1 | 2 | 2 | 0 | 2 | 0 | | | | | |
| Rich Dauer, R OBP: 0.283, SLG: 0.290 (1, 4) | | | | | | | | | | 4 | 1 | 2 | 0 | 0 | 0 | 0 | | | | | |
| John Lowenstein, L OBP: 0.361, SLG: 0.459 (9, FH) | | | | | | | | | | 1 | 0 | 0 | 0 | 0 | 0 | 2 | | | | | |
| Cal Ripken Jr., R OBP: 0.352, SLG: 0.470 (1, 6) | | | | | | | | | | 3 | 1 | 1 | 0 | 1 | 1 | 1 | | | | | |
| Eddie Murray, S OBP: 0.400, SLG: 0.524 (1, 3) | | | | | | | | | | 3 | 1 | 2 | 1 | 1 | 0 | 0 | | | | | |
| Gary Roenicke, R OBP: 0.309, SLG: 0.463 (1, 8) | | | | | | | | | | 4 | 0 | 0 | 0 | 0 | 0 | 4 | | | | | |
| Ken Singleton, S OBP: 0.375, SLG: 0.472 (1, 10) | | | | | | | | | | 4 | 0 | 1 | 2 | 0 | 0 | 0 | | | | | |
| Mike Young, S OBP: 0.287, SLG: 0.333 (1, 9) | | | | | | | | | | 4 | 1 | 1 | 0 | 0 | 1 | 2 | | | | | |
| Rick Dempsey, R OBP: 0.311, SLG: 0.313 (1, 2) | | | | | | | | | | 4 | 0 | 0 | 0 | 0 | 1 | 1 | | | | | |
| Aurelio Rodriguez, R OBP: 0.143, SLG: 0.131 (1, 5) | | | | | | | | | | 4 | 0 | 0 | 0 | 0 | 1 | 2 | | | | | |
| Inning Stats | R: 2 E: 0 K: 0 S: 5 | H: 2 LOB: 2 BB: 2 P: 13 | R: 1 E: 0 K: 1 S: 7 | H: 2 LOB: 1 BB: 0 P: 7 | R: 1 E: 0 K: 1 S: 6 | H: 1 LOB: 0 BB: 0 P: 6 | R: 0 E: 0 K: 1 S: 5 | H: 0 LOB: 0 BB: 0 P: 5 | R: 0 E: 0 K: 0 S: 4 | H: 2 LOB: 1 BB: 0 P: 4 | R: 0 E: 0 K: 0 S: 3 | H: 0 LOB: 0 BB: 0 P: 3 | R: 0 E: 0 K: 1 S: 5 | H: 0 LOB: 0 BB: 0 P: 5 | R: 0 E: 0 K: 1 S: 5 | H: 2 LOB: 2 BB: 0 P: 8 | 1B: 6 2B: 1 3B: 0 HR: 2 | SF: 0 SAC: 0 DP: 0 HBP: 0 | WP: 0 PB: 0 SB: 0 CS: 0 | PA: 38 | |
| PITCHER | IP | WLS | BF | H | R | ER | SO | BB | IBB | HBP | BLK | WP | HR | S | P | ERA | WHIP | | | | |
| Geoff Zahn, L ERA: 3.75 (1, 1) | 8.2 | W | 37 | 9 | 5 | 4 | 6 | 2 | 0 | 0 | 0 | 0 | 2 | 47 | 55 | 4.15 | 1.269 | | | | |
| Luis Sanchez, R ERA: 3.06 (9, 1) | 0.1 | S | 1 | 0 | 0 | 0 | 0 | 0 | 0 | 0 | 0 | 0 | 0 | 1 | 1 | 0.00 | 0.000 | | | | |

California Angels @ Baltimore Orioles
Memorial Stadium, Baltimore, MD
Sat Jul 16 1983, 7:05 PM EDT
Att: 40,952 - Unknown - 94 F

livebaseballscores.com


AB 36
R 5
H 9
RBI 5
BB 2
SO 6
LOB 12

| Batter | 1 | 2 | 3 | 4 | 5 | 6 | 7 | 8 | 9 | AB | R | H | RBI | BB | SO | LOB | TOP | | | |
|---|--|---------------------------------|------------------------------|----------------------------------|------------------------------|---------------------------------|------------------------------|---------------------------------|------------------------------|---------------------------------|------------------------------|---------------------------------|------------------------------|---------------------------------|------------------------------|---------------------------------|---|------------------------------------|----------------------------------|--------|
| Rob Wilfong, L OBP: 0.167, SLG: 0.292 (1, 5) | 0-0 4-3 | | 0-0 6-3 | | 0-0 4-3 | | | 0-0 3-1 | | 4 | 0 | 0 | 0 | 0 | 0 | 0 | California Angels @ Baltimore Orioles Memorial Stadium, Baltimore, MD Sun Jul 17 1983, 3:33 AM EDT Att: 41,684 - Unknown - 95 F livebaseballscorecards.com | | | |
| Tim Foli, R OBP: 0.273, SLG: 0.306 Ellis Valentine, R OBP: 0.274, SLG: 0.437 (1, 6) | 0-0 6-3 | | | | | 0-0 F7 | | 0-0 F8 | | 3 | 0 | 1 | 0 | 0 | 0 | 0 | | | | |
| Daryl Sconiers, L OBP: 0.293, SLG: 0.448 (1, 3) | 4-0 BB | | 0-0 F9 | | | 0-0 1B | | 0-0 F8 | | 3 | 0 | 1 | 0 | 1 | 0 | 1 | | | | |
| Fred Lynn, L OBP: 0.362, SLG: 0.489 (1, 8) | 0-3 K | | | | 0-0 F7 | | | 0-0 F5 | | 4 | 0 | 0 | 0 | 0 | 1 | 2 | | | | |
| Brian Downing, R OBP: 0.380, SLG: 0.416 (1, 10) | | 4-0 BB | | | 0-0 F9 | | | 0-0 5-3 | | 3 | 0 | 1 | 0 | 1 | 0 | 0 | | | | |
| Reggie Jackson, L OBP: 0.326, SLG: 0.395 (1, 9) | 0-3 K | | | | 0-0 F5 | | | 0-0 F8 | | 4 | 0 | 0 | 0 | 0 | 1 | 3 | | | | |
| Bobby Grich, R OBP: 0.392, SLG: 0.398 (1, 4) | | | | | | | 0-0 HR | | | 3 | 1 | 1 | 1 | 0 | 0 | 1 | | | | |
| Bobby Clark, R OBP: 0.261, SLG: 0.352 (1, 7) | 0-3 K | | | | 0-0 F3 | | | 0-0 F9 | | 3 | 0 | 0 | 0 | 0 | 1 | 1 | | | | |
| Bob Boone, R OBP: 0.269, SLG: 0.312 Mike O'Berry, R OBP: 0.100, SLG: 0.150 (5, PH) | | | | | 0-0 L8 | | | 0-0 F7 | | 1 | 0 | 0 | 0 | 0 | 0 | 0 | | | | |
| Inning Stats | R: 0 E: 0 K: 1 S: 5 | H: 0 LOB: 1 BB: 1 P: 9 | R: 0 E: 0 K: 2 S: 7 | H: 0 LOB: 1 BB: 1 P: 11 | R: 0 E: 0 K: 0 S: 4 | H: 1 LOB: 1 BB: 0 P: 4 | R: 0 E: 0 K: 0 S: 3 | H: 0 LOB: 0 BB: 0 P: 3 | R: 1 E: 0 K: 0 S: 4 | H: 1 LOB: 0 BB: 0 P: 4 | R: 0 E: 0 K: 0 S: 5 | H: 2 LOB: 2 BB: 0 P: 5 | R: 0 E: 0 K: 0 S: 3 | H: 0 LOB: 0 BB: 0 P: 3 | R: 0 E: 0 K: 0 S: 3 | H: 0 LOB: 0 BB: 0 P: 3 | 1B: 2 2B: 1 3B: 0 HR: 1 | SF: 0 SAC: 0 DP: 0 HBP: 0 | WP: 0 PB: 0 SB: 1 CS: 0 | PA: 33 |
| PITCHER Allan Ramirez, R ERA: 1.55 (1, 1) | IP: 9.0 WLS: W BF: 33 H: 4 R: 1 ER: 1 SO: 3 BB: 2 IBB: 0 HBP: 0 BLK: 0 WP: 0 HR: 1 S: 37 P: 45 ERA: 1.00 WHIP: 0.667 | | | | | | | | | | | | | | | PITCHER | | | | |

| Batter | 1 | 2 | 3 | 4 | 5 | 6 | 7 | 8 | 9 | AB | R | H | RBI | BB | SO | LOB | BOTTOM | | | |
|---|--|---------------------------------|------------------------------|----------------------------------|------------------------------|----------------------------------|------------------------------|---------------------------------|------------------------------|---------------------------------|------------------------------|---------------------------------|------------------------------|---------------------------------|------------------------------|---------------------------------|---|------------------------------------|----------------------------------|--------|
| Al Bumbry, L OBP: 0.321, SLG: 0.353 (1, 8) | 0-0 F6 | | | | 0-0 1B | | | 0-0 1-3 | | 4 | 2 | 1 | 0 | 1 | 1 | 4 | California Angels @ Baltimore Orioles Memorial Stadium, Baltimore, MD Sun Jul 17 1983, 3:33 AM EDT Att: 41,684 - Unknown - 95 F livebaseballscorecards.com | | | |
| Jim Dwyer, L OBP: 0.385, SLG: 0.575 Mike Young, S OBP: 0.267, SLG: 0.333 (1, 9) | 0-0 2B | | | | 0-0 1B | | | 0-0 4-3 | | 5 | 2 | 4 | 4 | 0 | 0 | 0 | | | | |
| Cal Ripken Jr., R OBP: 0.352, SLG: 0.472 (1, 6) | 0-0 2B | | | | 0-0 1B | | | 0-0 F9 | | 5 | 0 | 2 | 2 | 0 | 0 | 2 | | | | |
| Eddie Murray, S OBP: 0.400, SLG: 0.522 (1, 3) | 0-3 K | | | | 0-0 F4 | | | 0-0 HR | | 5 | 1 | 2 | 1 | 0 | 1 | 1 | | | | |
| John Lowenstein, L OBP: 0.363, SLG: 0.457 Gary Roenicke, R OBP: 0.315, SLG: 0.483 (4, PH) | 0-0 F8 | | | | 0-0 F6 | | | 0-0 HR | | 1 | 1 | 0 | 0 | 1 | 0 | 1 | | | | |
| Ken Singleton, S OBP: 0.375, SLG: 0.469 (1, 10) | | | | | 0-0 F9 | | | 0-0 1B | | 4 | 1 | 1 | 0 | 1 | 0 | 4 | | | | |
| Joe Nolan, L OBP: 0.389, SLG: 0.453 (1, 2) | | | | | 0-0 SH1-4 | | | 0-0 FC4-6 | | 4 | 2 | 2 | 0 | 1 | 0 | 1 | | | | |
| Rich Dauer, R OBP: 0.284, SLG: 0.292 (1, 5) | | | | | 0-0 SH1-4 | | | 0-0 1B | | 2 | 0 | 1 | 2 | 0 | 0 | 0 | | | | |
| Lenn Sakata, R OBP: 0.294, SLG: 0.349 (1, 4) | | | | | 0-0 2B | | | 0-0 S | | 3 | 1 | 1 | 0 | 1 | 1 | 2 | | | | |
| Inning Stats | R: 1 E: 0 K: 1 S: 7 | H: 2 LOB: 1 BB: 0 P: 7 | R: 3 E: 0 K: 1 S: 7 | H: 2 LOB: 2 BB: 2 P: 15 | R: 1 E: 0 K: 1 S: 6 | H: 1 LOB: 2 BB: 2 P: 14 | R: 2 E: 0 K: 0 S: 6 | H: 4 LOB: 1 BB: 0 P: 6 | R: 2 E: 0 K: 0 S: 5 | H: 2 LOB: 1 BB: 1 P: 9 | R: 0 E: 0 K: 0 S: 3 | H: 1 LOB: 0 BB: 0 P: 3 | R: 0 E: 0 K: 0 S: 4 | H: 1 LOB: 1 BB: 0 P: 4 | R: 2 E: 0 K: 0 S: 6 | H: 3 LOB: 1 BB: 0 P: 6 | 1B: 10 2B: 4 3B: 1 HR: 1 | SF: 1 SAC: 1 DP: 2 HBP: 0 | WP: 0 PB: 0 SB: 1 CS: 0 | PA: 43 |
| PITCHER Byron McLaughlin, R ERA: 5.22 Bill Travers, L ERA: 5.91 (1, 1) | IP: 3.0 WLS: L BF: 21 H: 8 R: 4 ER: 4 SO: 3 BB: 4 IBB: 0 HBP: 0 BLK: 0 WP: 0 HR: 1 S: 23 P: 39 ERA: 7.20 WHIP: 1.800 | | | | | | | | | | | | | | | PITCHER | | | | |

| Batter | 1 | 2 | 3 | 4 | 5 | 6 | 7 | 8 | 9 | AB | R | H | RBI | BB | SO | LOB | TOP | | | |
|--|---|----------------------------------|------------------------------|---------------------------------|------------------------------|---------------------------------|------------------------------|---------------------------------|------------------------------|---------------------------------|-------------------------------|----------------------------------|------------------------------|---------------------------------|------------------------------|---------------------------------|---|------------------------------------|----------------------------------|--------|
| Al Bumby, L OBP: 0.327, SLG: 0.358 (1, 8) | | | | | | | | | | 3 | 2 | 1 | 0 | 2 | 0 | 1 | Baltimore Orioles @ Seattle Mariners The Kingdome, Seattle, WA Mon Jul 18 1983, 10:05 PM EDT Att: 7,309 - Unknown | | | |
| Jim Dwyer, L OBP: 0.400, SLG: 0.619 (1, 9) | | | | | | | | | | 4 | 2 | 3 | 2 | 0 | 1 | 0 | | | | |
| Mike Young, S OBP: 0.267, SLG: 0.333 (8, PH) (8, 9) | | | | | | | | | | 0 | 0 | 0 | 0 | 0 | 0 | 0 | | | | |
| Cal Ripken Jr., R OBP: 0.353, SLG: 0.475 (1, 6) | | | | | | | | | | 4 | 1 | 2 | 2 | 0 | 0 | 3 | | | | |
| Eddie Murray, S OBP: 0.397, SLG: 0.517 (1, 3) | | | | | | | | | | 5 | 0 | 1 | 0 | 0 | 2 | 3 | | | | |
| John Lowenstein, L OBP: 0.362, SLG: 0.451 (1, 7) | | | | | | | | | | 2 | 1 | 0 | 0 | 1 | 0 | 2 | | | | |
| Gary Roenicke, R OBP: 0.312, SLG: 0.478 (7, PH) (7, 7) | | | | | | | | | | 2 | 0 | 0 | 0 | 0 | 1 | 1 | | | | |
| Ken Singleton, S OBP: 0.382, SLG: 0.483 (1, 10) | | | | | | | | | | 5 | 2 | 4 | 2 | 0 | 0 | 0 | | | | |
| Todd Cruz, R OBP: 0.243, SLG: 0.337 (1, 5) | | | | | | | | | | 5 | 0 | 2 | 2 | 0 | 0 | 2 | | | | |
| Rich Dauer, R OBP: 0.279, SLG: 0.286 (1, 4) | | | | | | | | | | 5 | 0 | 0 | 0 | 0 | 0 | 3 | | | | |
| Rick Dempsey, R OBP: 0.314, SLG: 0.318 (1, 2) | | | | | | | | | | 3 | 1 | 1 | 0 | 0 | 1 | 0 | | | | |
| Inning Stats | R: 4 E: 0 K: 1 S: 9 | H: 4 LOB: 1 BB: 1 P: 13 | R: 0 E: 0 K: 1 S: 5 | H: 1 LOB: 1 BB: 1 P: 9 | R: 0 E: 0 K: 0 S: 4 | H: 1 LOB: 1 BB: 0 P: 4 | R: 2 E: 0 K: 0 S: 7 | H: 4 LOB: 2 BB: 0 P: 7 | R: 0 E: 0 K: 1 S: 5 | H: 0 LOB: 0 BB: 0 P: 5 | R: 2 E: 1 K: 2 S: 10 | H: 3 LOB: 1 BB: 0 P: 10 | R: 1 E: 0 K: 0 S: 3 | H: 0 LOB: 1 BB: 1 P: 8 | R: 0 E: 0 K: 0 S: 4 | H: 1 LOB: 1 BB: 0 P: 4 | 1B: 7 2B: 8 3B: 1 HR: 0 | SF: 1 SAC: 1 DP: 0 HBP: 1 | WP: 0 PB: 0 SB: 0 CS: 0 | PA: 44 |
| PITCHER | IP WLS BF H R ER SO BB IBB HBP BLK WP HR S P ERA WHIP | | | | | | | | | | | | | | | | | | | |
| Jim Beattie, R ERA: 4.05 (1, 1) | 2.0 L 12 5 4 4 2 2 0 0 0 0 0 0 14 22 18.00 3.500 | | | | | | | | | | | | | | | | | | | |
| Roy Thomas, R ERA: 4.57 (3, 1) | 4.0 18 6 3 3 1 0 0 0 0 0 0 0 20 20 6.75 1.500 | | | | | | | | | | | | | | | | | | | |
| Ed Vande Berg, L ERA: 4.2 (7, 1) | 2.0 10 2 2 1 2 1 0 0 1 1 0 0 12 17 4.50 1.500 | | | | | | | | | | | | | | | | | | | |
| Mike Stanton, R ERA: 4.41 (9, 1) | 1.0 4 1 0 0 0 0 0 0 0 0 0 0 4 4 0.00 1.000 | | | | | | | | | | | | | | | | | | | |

| Batter | 1 | 2 | 3 | 4 | 5 | 6 | 7 | 8 | 9 | AB | R | H | RBI | BB | SO | LOB | BOTTOM | | | | | |
|--|---|---------------------------------|------------------------------|---------------------------------|------------------------------|---------------------------------|------------------------------|---------------------------------|------------------------------|----------------------------------|------------------------------|---------------------------------|------------------------------|---------------------------------|------------------------------|---------------------------------|---|---------------------------------|----------------------------------|------------------------------------|----------------------------------|--------|
| Spike Owen, S OBP: 0.345, SLG: 0.403 (1, 6) | | | | | | | | | | 4 | 0 | 1 | 0 | 0 | 1 | 0 | Baltimore Orioles @ Seattle Mariners The Kingdome, Seattle, WA Mon Jul 18 1983, 10:05 PM EDT Att: 7,309 - Unknown | | | | | |
| Tony Bemazard, S OBP: 0.317, SLG: 0.355 (1, 4) | | | | | | | | | | 4 | 0 | 0 | 0 | 0 | 2 | 1 | | | | | | |
| Ricky Nelson, L OBP: 0.306, SLG: 0.437 (1, 7) | | | | | | | | | | 4 | 0 | 0 | 0 | 0 | 4 | 1 | | | | | | |
| Richie Zisk, R OBP: 0.304, SLG: 0.394 (1, 10) | | | | | | | | | | 4 | 1 | 1 | 0 | 0 | 0 | 0 | | | | | | |
| Pat Putnam, L OBP: 0.309, SLG: 0.423 (1, 3) | | | | | | | | | | 4 | 1 | 2 | 2 | 0 | 0 | 0 | | | | | | |
| Dave Henderson, R OBP: 0.301, SLG: 0.407 (1, 9) | | | | | | | | | | 4 | 1 | 2 | 1 | 0 | 0 | 1 | | | | | | |
| Manny Castillo, S OBP: 0.228, SLG: 0.270 (1, 5) | | | | | | | | | | 3 | 0 | 0 | 0 | 0 | 1 | 2 | | | | | | |
| Jim Maler, R OBP: 0.293, SLG: 0.275 (9, PH) | | | | | | | | | | 1 | 0 | 0 | 0 | 0 | 0 | 0 | | | | | | |
| Orlando Mercado, R OBP: 0.269, SLG: 0.331 (1, 2) | | | | | | | | | | 3 | 0 | 0 | 0 | 0 | 0 | 1 | | | | | | |
| John Moses, S OBP: 0.239, SLG: 0.183 (1, 8) | | | | | | | | | | 2 | 1 | 0 | 0 | 1 | 1 | 1 | | | | | | |
| Inning Stats | R: 0 E: 0 K: 3 S: 9 | H: 0 LOB: 0 BB: 0 P: 9 | R: 2 E: 0 K: 0 S: 6 | H: 3 LOB: 1 BB: 0 P: 6 | R: 0 E: 0 K: 1 S: 5 | H: 0 LOB: 0 BB: 0 P: 5 | R: 1 E: 0 K: 1 S: 6 | H: 1 LOB: 0 BB: 0 P: 6 | R: 1 E: 1 K: 1 S: 6 | H: 1 LOB: 1 BB: 1 P: 10 | R: 0 E: 0 K: 0 S: 4 | H: 1 LOB: 1 BB: 0 P: 4 | R: 0 E: 0 K: 1 S: 5 | H: 0 LOB: 0 BB: 0 P: 5 | R: 0 E: 0 K: 2 S: 7 | H: 0 LOB: 0 BB: 0 P: 7 | R: 0 E: 0 K: 0 S: 3 | H: 0 LOB: 0 BB: 0 P: 3 | 1B: 4 2B: 0 3B: 0 HR: 2 | SF: 0 SAC: 0 DP: 0 HBP: 0 | WP: 0 PB: 0 SB: 0 CS: 0 | PA: 34 |
| PITCHER | IP WLS BF H R ER SO BB IBB HBP BLK WP HR S P ERA WHIP | | | | | | | | | | | | | | | | | | | | | |
| Storm Davis, R ERA: 3.19 (1, 1) | 9.0 W 34 6 4 4 9 1 0 0 0 0 0 2 51 55 4.00 0.778 | | | | | | | | | | | | | | | | | | | | | |



| Batter | 1 | 2 | 3 | 4 | 5 | 6 | 7 | 8 | 9 | AB | R | H | RBI | BB | SO | LOB | TOP | | | | | | | | |
|---|------------------------------|---------------------------------|------------------------------|---------------------------------|------------------------------|---------------------------------|------------------------------|---------------------------------|------------------------------|----------------------------------|------------------------------|---------------------------------|------------------------------|----------------------------------|------------------------------|---------------------------------|------------------------------|---------------------------------|----------------------------------|------------------------------------|----------------------------------|--------|--|--|--|
| Al Bumbry, L OBP: 0.325, SLG: 0.354 (1, 8) | F7 | G3 | | | FC4-5 | P6 | | FC6-4 | | 5 | 1 | 1 | 0 | 0 | 0 | 2 | | | | | | | | | |
| Jim Dwyer, L OBP: 0.400, SLG: 0.614 (1, 9) | 4-3 | | G3 | | FC4-5 | | | K | | 4 | 1 | 1 | 1 | 1 | 1 | 1 | | | | | | | | | |
| Cal Ripken Jr., R OBP: 0.356, SLG: 0.487 (1, 6) | | | | | FC4-5 | | | | | 4 | 2 | 2 | 3 | 1 | 0 | 1 | | | | | | | | | |
| Eddie Murray, S OBP: 0.392, SLG: 0.509 (1, 3) | G3 | | 3-1 | | F7 | | | G1 | | 5 | 0 | 0 | 0 | 0 | 0 | 3 | | | | | | | | | |
| John Lowenstein, L OBP: 0.370, SLG: 0.452 (1, 7) | | | | | | | | | | 2 | 2 | 1 | 0 | 1 | 1 | 0 | | | | | | | | | |
| Mike Young, S OBP: 0.290, SLG: 0.357 (7, PR) (7, 7) | | | K | | | | | | | 1 | 0 | 1 | 0 | 0 | 0 | 0 | | | | | | | | | |
| Ken Singleton, S OBP: 0.383, SLG: 0.481 (1, 10) | | | | | K | | | P5 | | 5 | 1 | 2 | 1 | 0 | 2 | 3 | | | | | | | | | |
| Joe Nolan, L OBP: 0.364, SLG: 0.443 (1, 2) | | | | | F7 | | | | | 4 | 0 | 1 | 1 | 0 | 0 | 3 | | | | | | | | | |
| Todd Cruz, R OBP: 0.239, SLG: 0.333 (1, 5) | | | | | | | | | | 3 | 0 | 0 | 1 | 0 | 0 | 0 | | | | | | | | | |
| Aurelio Rodriguez, R OBP: 0.143, SLG: 0.131 (8, 5) | SF8 | | | | 6-3 | | | F9 | | 0 | 0 | 0 | 0 | 0 | 0 | 0 | | | | | | | | | |
| Rich Dauer, R OBP: 0.282, SLG: 0.289 (1, 4) | F9 | | | | | | | | | 4 | 1 | 2 | 0 | 0 | 0 | 1 | | | | | | | | | |
| Inning Stats | R: 0 E: 0 K: 0 S: 3 | H: 0 LOB: 1 BB: 1 P: 7 | R: 2 E: 0 K: 0 S: 6 | H: 3 LOB: 1 BB: 0 P: 6 | R: 1 E: 0 K: 1 S: 6 | H: 1 LOB: 0 BB: 0 P: 6 | R: 0 E: 0 K: 1 S: 5 | H: 0 LOB: 0 BB: 0 P: 5 | R: 4 E: 1 K: 0 S: 7 | H: 4 LOB: 1 BB: 1 P: 11 | R: 0 E: 0 K: 0 S: 3 | H: 0 LOB: 0 BB: 0 P: 3 | R: 1 E: 0 K: 1 S: 6 | H: 1 LOB: 2 BB: 1 P: 11 | R: 0 E: 0 K: 1 S: 6 | H: 1 LOB: 1 BB: 0 P: 6 | R: 0 E: 0 K: 0 S: 4 | H: 1 LOB: 1 BB: 0 P: 4 | 1B: 8 2B: 2 3B: 0 HR: 1 | SF: 1 SAC: 0 DP: 0 HBP: 1 | WP: 0 PB: 0 SB: 0 CS: 0 | PA: 42 | | | |
| PITCHER | IP | WLS | BF | H | R | ER | SO | BB | IBB | HBP | BLK | WP | HR | S | P | ERA | WHIP | | | | | | | | |
| Glenn Abbott, R ERA: 3.54 (1, 1) | 4.2 | L | 23 | 7 | 7 | 6 | 2 | 2 | 0 | 0 | 0 | 0 | 1 | 25 | 33 | 11.57 | 1.929 | | | | | | | | |
| Bob Stoddard, R ERA: 5.03 (5, 1) | 4.1 | | 19 | 4 | 1 | 1 | 2 | 1 | 0 | 1 | 0 | 0 | 0 | 21 | 26 | 2.08 | 1.154 | | | | | | | | |

Baltimore Orioles @ Seattle Mariners
The Kingdome, Seattle, WA
Tue Jul 19 1983, 10:05 PM EDT
Att: 14,670 - Unknown

AB 37
R 8
H 11
RBI 7
BB 3
SO 4
LOB 14



| Batter | 1 | 2 | 3 | 4 | 5 | 6 | 7 | 8 | 9 | AB | R | H | RBI | BB | SO | LOB | BOTTOM | | | | | | | | |
|--|------------------------------|---------------------------------|------------------------------|---------------------------------|------------------------------|---------------------------------|------------------------------|---------------------------------|------------------------------|---------------------------------|------------------------------|---------------------------------|------------------------------|---------------------------------|------------------------------|---------------------------------|----------------------------------|------------------------------------|----------------------------------|--------|--|--|--|--|--|
| Spike Owen, S OBP: 0.341, SLG: 0.395 (1, 6) | | | F7 | | | P4 | | | P6 | 4 | 1 | 1 | 0 | 0 | 0 | 0 | | | | | | | | | |
| Jamie Allen, R OBP: 0.335, SLG: 0.337 (1, 5) | | | K | | | 6-3 | | | 6-3 | 4 | 0 | 1 | 0 | 0 | 1 | 0 | | | | | | | | | |
| Steve Henderson, R OBP: 0.357, SLG: 0.395 (1, 7) | | | | | 1-3 | | | | L1 | 3 | 0 | 0 | 1 | 0 | 0 | 0 | | | | | | | | | |
| Richie Zisk, R OBP: 0.300, SLG: 0.389 (1, 10) | | | | | F8 | | | | | 3 | 0 | 0 | 0 | 0 | 0 | 1 | | | | | | | | | |
| Jim Mauer, R OBP: 0.295, SLG: 0.278 (1, 3) | | | | | | | | | P4 | 3 | 0 | 1 | 0 | 0 | 0 | 1 | | | | | | | | | |
| Dave Henderson, R OBP: 0.296, SLG: 0.403 (1, 9) | | | | | 1-3 | | | | F8 | 3 | 0 | 0 | 0 | 0 | 0 | 1 | | | | | | | | | |
| Domingo Ramos, R OBP: 0.343, SLG: 0.397 (1, 4) | | | | | | | | | | 3 | 0 | 1 | 0 | 0 | 0 | 0 | | | | | | | | | |
| Orlando Mercado, R OBP: 0.265, SLG: 0.325 (1, 2) | | | | | | | | | | 3 | 0 | 0 | 0 | 0 | 0 | 1 | | | | | | | | | |
| John Moses, S OBP: 0.229, SLG: 0.175 (1, 8) | | | | | 4-3 | | | | 1-3 | 3 | 0 | 0 | 0 | 0 | 0 | 0 | | | | | | | | | |
| Inning Stats | R: 1 E: 0 K: 0 S: 5 | H: 2 LOB: 1 BB: 0 P: 5 | R: 0 E: 0 K: 0 S: 3 | H: 1 LOB: 0 BB: 0 P: 3 | R: 0 E: 0 K: 1 S: 5 | H: 0 LOB: 0 BB: 0 P: 5 | R: 0 E: 0 K: 0 S: 4 | H: 1 LOB: 1 BB: 0 P: 4 | R: 0 E: 0 K: 0 S: 3 | H: 0 LOB: 0 BB: 0 P: 3 | R: 0 E: 0 K: 0 S: 3 | H: 0 LOB: 0 BB: 0 P: 3 | R: 0 E: 0 K: 0 S: 3 | H: 0 LOB: 0 BB: 0 P: 3 | R: 0 E: 0 K: 0 S: 3 | H: 0 LOB: 0 BB: 0 P: 3 | 1B: 4 2B: 0 3B: 0 HR: 0 | SF: 1 SAC: 0 DP: 1 HBP: 0 | WP: 0 PB: 0 SB: 0 CS: 0 | PA: 30 | | | | | |
| PITCHER | IP | WLS | BF | H | R | ER | SO | BB | IBB | HBP | BLK | WP | HR | S | P | ERA | WHIP | | | | | | | | |
| Scott McGregor, L ERA: 3.11 (1, 1) | 9.0 | W | 30 | 4 | 1 | 1 | 1 | 0 | 0 | 0 | 0 | 0 | 0 | 32 | 32 | 1.00 | 0.444 | | | | | | | | |

Baltimore Orioles @ Seattle Mariners
The Kingdome, Seattle, WA
Tue Jul 19 1983, 10:05 PM EDT
Att: 14,670 - Unknown

AB 29
R 1
H 4
RBI 1
BB 0
SO 1
LOB 4



| Batter | 1 | 2 | 3 | 4 | 5 | 6 | 7 | 8 | 9 | AB | R | H | RBI | BB | SO | LOB | TOP | | | | | | | | |
|--|------------------------------|---------------------------------|------------------------------|---------------------------------|------------------------------|---------------------------------|----------------------------------|----------------------------------|------------------------------|---------------------------------|------------------------------|----------------------------------|------------------------------|---------------------------------|------------------------------|---------------------------------|------------------------------|---------------------------------|----------------------------------|------------------------------------|----------------------------------|--------|--|--|--|
| Dan Ford, R OBP: 0.342, SLG: 0.502 (1, 9) | 0-0 HR | | 0-0 HR | | 4-0 BB | | 0-0 1B 1-2 | | 0-0 HR | 4 | 3 | 4 | 3 | 1 | 0 | 0 | | | | | | | | | |
| Rich Dauer, R OBP: 0.277, SLG: 0.284 (1, 4) | 0-0 4-3 | | 0-3 K | | 0-0 F8 | | 0-3 K | | 0-0 F9 | 5 | 0 | 0 | 0 | 0 | 2 | 3 | | | | | | | | | |
| Cal Ripken Jr., R OBP: 0.362, SLG: 0.494 (1, 6) | 0-3 K | | | 0-0 G6-4-3 BB 1B | | 0-0 BB 2B | 0-0 1B 1-2 2-H | | 0-0 G4-6-3 1B | 5 | 0 | 4 | 1 | 0 | 1 | 0 | | | | | | | | | |
| Eddie Murray, S OBP: 0.390, SLG: 0.503 (1, 3) | 0-3 K | | | 4-0 G6-4-3 BB 1-2 | | 0-0 6-3 | 0-0 P6 | | 0-0 G4-6-3 1-2 | 4 | 0 | 0 | 0 | 1 | 1 | 4 | | | | | | | | | |
| Gary Roenicke, R OBP: 0.305, SLG: 0.467 (1, 8) (8, 7) | 0-0 5-3 | | 0-0 G6-4-3 1-2 2-3 | | 4-0 6-3 | | 0-0 P4 | | | 4 | 0 | 0 | 0 | 0 | 0 | 5 | | | | | | | | | |
| Ken Singleton, S OBP: 0.387, SLG: 0.479 Lenn Sakata, R OBP: 0.294, SLG: 0.349 (1, 10) (8, PR) | 0-0 5-3 | | 4-0 BB BB | | 4-0 BB IBB | | 4-0 FC5-6 BB | | | 1 | 0 | 0 | 0 | 3 | 0 | 0 | | | | | | | | | |
| Benny Ayala, R OBP: 0.291, SLG: 0.486 Al Bumbry, L OBP: 0.323, SLG: 0.352 (1, 7) (8, PH) | 0-0 1-3 | | 0-3 K | | 4-0 1-2 2-3 BB | | 0-0 FC5-6 1-2 5-3 BB | | | 2 | 0 | 0 | 0 | 1 | 1 | 2 | | | | | | | | | |
| Todd Cruz, R OBP: 0.236, SLG: 0.328 (1, 5) | | | 0-0 F5 | | 0-3 K | | 0-0 4-3 | | 0-0 5-3 | 4 | 0 | 0 | 0 | 0 | 1 | 4 | | | | | | | | | |
| Rick Dempsey, R OBP: 0.317, SLG: 0.322 (1, 2) | | | 0-0 1-3 | | 0-0 1B | | 0-0 1B 1B | | 0-0 4-3 | 4 | 1 | 2 | 0 | 0 | 0 | 2 | | | | | | | | | |
| Inning Stats | R: 1 E: 0 K: 2 S: 8 | H: 1 LOB: 0 BB: 0 P: 8 | R: 0 E: 0 K: 0 S: 3 | H: 0 LOB: 0 BB: 0 P: 3 | R: 1 E: 0 K: 1 S: 6 | H: 1 LOB: 0 BB: 0 P: 6 | R: 0 E: 0 K: 1 S: 5 | H: 1 LOB: 2 BB: 2 P: 13 | R: 0 E: 0 K: 1 S: 5 | H: 1 LOB: 3 BB: 1 P: 9 | R: 0 E: 0 K: 0 S: 4 | H: 1 LOB: 3 BB: 2 P: 12 | R: 1 E: 0 K: 1 S: 8 | H: 3 LOB: 2 BB: 0 P: 8 | R: 0 E: 0 K: 0 S: 3 | H: 0 LOB: 2 BB: 1 P: 7 | R: 1 E: 0 K: 0 S: 4 | H: 2 LOB: 0 BB: 0 P: 4 | 1B: 6 2B: 1 3B: 0 HR: 3 | SF: 0 SAC: 0 DP: 2 HBP: 0 | WP: 0 PB: 0 SB: 0 CS: 0 | PA: 40 | | | |
| PITCHER | IP | WLS | BF | H | R | ER | SO | BB | IBB | HBP | BLK | WP | HR | S | P | ERA | WHIP | | | | | | | | |
| Matt Young, L ERA: 2.75 (1, 1) | 6.0 | L | 27 | 6 | 3 | 3 | 5 | 4 | 1 | 0 | 0 | 0 | 2 | 32 | 52 | 4.50 | 1.667 | | | | | | | | |
| Mike Stanton, R ERA: 4.37 (7, 1) | 2.1 | | 12 | 4 | 1 | 1 | 1 | 1 | 0 | 0 | 0 | 0 | 1 | 13 | 17 | 3.86 | 2.143 | | | | | | | | |
| Ed Vande Berg, L ERA: 4.14 (9, 1) | 0.2 | | 1 | 0 | 0 | 0 | 0 | 0 | 0 | 0 | 0 | 0 | 0 | 1 | 1 | 0.00 | 0.000 | | | | | | | | |

Baltimore Orioles @ Seattle Mariners
The Kingdome, Seattle, WA
Wed Jul 20 1983, 6:33 AM EDT
Att: 7,444 - Unknown

AB 34
R 4
H 10
RBI 4
BB 6
SO 6
LOB 21



| Batter | 1 | 2 | 3 | 4 | 5 | 6 | 7 | 8 | 9 | AB | R | H | RBI | BB | SO | LOB | BOTTOM | | | | | | | | |
|---|------------------------------|---------------------------------|------------------------------|---------------------------------|------------------------------|---------------------------------|------------------------------|----------------------------------|------------------------------|---------------------------------|------------------------------|---------------------------------|------------------------------|---------------------------------|------------------------------|---------------------------------|------------------------------|----------------------------------|----------------------------------|------------------------------------|----------------------------------|--------|--|--|--|
| Spike Owen, S OBP: 0.326, SLG: 0.376 (1, 6) | 0-0 6-3 | | 0-0 F8 | | 0-0 4-3 | | 0-0 P4 | | | 4 | 0 | 0 | 1 | 0 | 0 | 3 | | | | | | | | | |
| Tony Bemazzard, S OBP: 0.319, SLG: 0.353 (1, 4) | 4-0 BB | | | 4-0 S BB | 0-3 K | | 0-0 F8 | | | 2 | 1 | 0 | 0 | 2 | 1 | 3 | | | | | | | | | |
| Jim Maler, R OBP: 0.292, SLG: 0.276 (1, 10) | 0-0 P3 | | | 0-3 K | | 0-0 1B | | 0-0 P3 | | 4 | 0 | 1 | 0 | 0 | 1 | 2 | | | | | | | | | |
| Pat Putnam, L OBP: 0.308, SLG: 0.419 (1, 3) | 0-0 4-3 | | | 4-0 1B BB | | 0-0 F7 | | 0-0 G3 | | 3 | 0 | 0 | 0 | 1 | 0 | 2 | | | | | | | | | |
| Ricky Nelson, L OBP: 0.299, SLG: 0.427 (1, 9) | | 0-0 1-3 | | 0-0 F7 | | 0-3 K | | 0-0 F2 | | 4 | 0 | 0 | 0 | 0 | 1 | 3 | | | | | | | | | |
| Steve Henderson, R OBP: 0.358, SLG: 0.394 Domingo Ramos, R OBP: 0.343, SLG: 0.397 (1, 7) (8, PR) | 0-0 5-3 | | | 0-0 1B | | 0-3 K | | 4-0 BB | | 3 | 0 | 1 | 1 | 1 | 1 | 1 | | | | | | | | | |
| Rick Sweet, S OBP: 0.255, SLG: 0.247 Al Cowens, R OBP: 0.240, SLG: 0.271 Orlando Mercado, R OBP: 0.263, SLG: 0.323 (1, 2) (7, PR) (8, 2) | 0-3 K | | 0-0 1-2 2-H 1B | | 0-0 L5 | | 4-0 1B BB | | 0-3 K | 2 | 0 | 0 | 0 | 1 | 1 | 2 | | | | | | | | | |
| Jamie Allen, R OBP: 0.338, SLG: 0.337 (1, 5) | | | 4-0 G4-6-3 BB | | 0-0 2B 4-3 1B | | 0-0 P3 | | 0-3 K | 3 | 1 | 1 | 0 | 1 | 1 | 2 | | | | | | | | | |
| John Moses, S OBP: 0.247, SLG: 0.212 Dave Henderson, R OBP: 0.298, SLG: 0.402 (1, 8) (8, PH) | 0-0 G4-6-3 | | | 0-0 4-3 CS 2B | | 0-0 1-2 1B | | 0-0 K | | 3 | 0 | 2 | 0 | 0 | 0 | 1 | | | | | | | | | |
| Inning Stats | R: 0 E: 0 K: 0 S: 3 | H: 0 LOB: 1 BB: 1 P: 7 | R: 0 E: 0 K: 1 S: 5 | H: 0 LOB: 0 BB: 0 P: 5 | R: 0 E: 0 K: 0 S: 2 | H: 0 LOB: 1 BB: 1 P: 6 | R: 1 E: 0 K: 1 S: 6 | H: 1 LOB: 2 BB: 2 P: 14 | R: 1 E: 0 K: 1 S: 6 | H: 2 LOB: 0 BB: 0 P: 6 | R: 0 E: 0 K: 2 S: 8 | H: 1 LOB: 1 BB: 0 P: 8 | R: 0 E: 0 K: 0 S: 4 | H: 1 LOB: 2 BB: 1 P: 8 | R: 0 E: 0 K: 0 S: 3 | H: 0 LOB: 0 BB: 0 P: 3 | R: 0 E: 0 K: 3 S: 9 | H: 0 LOB: 1 BB: 1 P: 13 | 1B: 4 2B: 1 3B: 0 HR: 0 | SF: 0 SAC: 0 DP: 1 HBP: 0 | WP: 0 PB: 0 SB: 1 CS: 1 | PA: 36 | | | |
| PITCHER | IP | WLS | BF | H | R | ER | SO | BB | IBB | HBP | BLK | WP | HR | S | P | ERA | WHIP | | | | | | | | |
| Mike Boddicker, R ERA: 3.55 (1, 1) | 4.1 | | 19 | 3 | 2 | 2 | 2 | 4 | 0 | 0 | 0 | 0 | 0 | 19 | 35 | 4.15 | 1.615 | | | | | | | | |
| Sammy Stewart, R ERA: 4.38 (5, 1) | 3.2 | W | 14 | 2 | 0 | 0 | 3 | 2 | 0 | 0 | 0 | 0 | 0 | 18 | 26 | 0.00 | 1.091 | | | | | | | | |
| Tim Stoddard, R ERA: 5.73 (9, 1) | 1.0 | S | 3 | 0 | 0 | 0 | 3 | 0 | 0 | 0 | 0 | 0 | 0 | 9 | 9 | 0.00 | 0.000 | | | | | | | | |

Baltimore Orioles @ Seattle Mariners
The Kingdome, Seattle, WA
Wed Jul 20 1983, 6:33 AM EDT
Att: 7,444 - Unknown

AB 30
R 2
H 5
RBI 2
BB 6
SO 8
LOB 21



| Batter | 1 | 2 | 3 | 4 | 5 | 6 | 7 | 8 | 9 | AB | R | H | RBI | BB | SO | LOB | TOP | | | | | | | | | | | | | | | | | |
|--|---|---------------------------------|------------------------------|---------------------------------|------------------------------|---------------------------------|------------------------------|---------------------------------|------------------------------|----------------------------------|------------------------------|---------------------------------|-----------------------------------|---------------------------------------|------------------------------|---------------------------------|--|------------------------------|---------------------------------|----------------------------------|------------------------------------|--|--|--|--|--|--|--|--|--|--|--|--|--|
| Dan Ford, R OBP: 0.343, SLG: 0.504 (1, 9) | | | | | | | | | | 5 | 1 | 2 | 3 | 0 | 0 | 5 | <p>Baltimore Orioles @ Oakland Athletics Oakland-Alameda County Coliseum, Oakland, CA</p> <p>Thu Jul 21 1983, 7:05 PM PDT Att: 9,326 - Unknown</p> <p>livebaseballscores.com</p> <p>AB 36 R 7 H 11 RBI 7 BB 7 SO 3 LOB 21</p> | | | | | | | | | | | | | | | | | |
| Lenn Sakata, R OBP: 0.301, SLG: 0.368 (1, 4) | | | | | | | | | | 5 | 0 | 2 | 1 | 0 | 0 | 6 | | | | | | | | | | | | | | | | | | |
| Cal Ripken Jr., R OBP: 0.360, SLG: 0.493 (1, 6) | | | | | | | | | | 5 | 0 | 1 | 0 | 0 | 0 | 2 | | | | | | | | | | | | | | | | | | |
| Eddie Murray, S OBP: 0.390, SLG: 0.509 (1, 3) | | | | | | | | | | 4 | 1 | 1 | 1 | 1 | 1 | 1 | | | | | | | | | | | | | | | | | | |
| Gary Roenicke, R OBP: 0.308, SLG: 0.468 (1, 8) (7, 7) | | | | | | | | | | 4 | 1 | 1 | 0 | 1 | 0 | 2 | | | | | | | | | | | | | | | | | | |
| Ken Singleton, S OBP: 0.392, SLG: 0.479 (1, 10) Al Bumby, L OBP: 0.322, SLG: 0.351 (7, PR) | | | | | | | | | | 2 | 0 | 1 | 0 | 2 | 0 | 1 | | | | | | | | | | | | | | | | | | |
| Benny Ayala, R OBP: 0.296, SLG: 0.479 (5, PH) Jim Dwyer, L OBP: 0.396, SLG: 0.607 (5, 7) John Shelby, S OBP: 0.311, SLG: 0.405 (7, PH) (7, 8) | | | | | | | | | | 1 | 1 | 0 | 0 | 1 | 0 | 0 | | | | | | | | | | | | | | | | | | |
| Todd Cruz, R OBP: 0.240, SLG: 0.330 (7, PH) John Lowenstein, L OBP: 0.373, SLG: 0.452 (7, 2) Joe Nolan, L OBP: 0.360, SLG: 0.438 (7, 2) | | | | | | | | | | 2 | 1 | 1 | 0 | 1 | 0 | 0 | | | | | | | | | | | | | | | | | | |
| Rick Dempsey, R OBP: 0.318, SLG: 0.322 (7, PH) Rich Dauer, R OBP: 0.279, SLG: 0.284 (7, 5) | | | | | | | | | 3 | 1 | 1 | 0 | 0 | 1 | 1 | | | | | | | | | | | | | | | | | | | |
| Inning Stats | R: 0 E: 0 K: 0 S: 3 | H: 1 LOB: 0 BB: 0 P: 3 | R: 0 E: 0 K: 0 S: 2 | H: 0 LOB: 0 BB: 1 P: 6 | R: 0 E: 1 K: 0 S: 4 | H: 0 LOB: 2 BB: 1 P: 8 | R: 0 E: 0 K: 0 S: 3 | H: 1 LOB: 1 BB: 1 P: 7 | R: 4 E: 1 K: 0 S: 7 | H: 4 LOB: 3 BB: 3 P: 19 | R: 0 E: 0 K: 1 S: 6 | H: 1 LOB: 1 BB: 0 P: 6 | R: 3 E: 0 K: 0 S: 7 | H: 4 LOB: 3 BB: 1 P: 12 | R: 0 E: 0 K: 1 S: 5 | H: 0 LOB: 0 BB: 0 P: 5 | | R: 0 E: 0 K: 1 S: 5 | H: 0 LOB: 0 BB: 0 P: 5 | 1B: 5 2B: 5 3B: 0 HR: 1 | SF: 0 SAC: 0 DP: 2 HBP: 1 | WP: 0 PA: 45 PB: 0 SB: 0 CS: 1 | | | | | | | | | | | | |
| PITCHER | IP WLS BF H R ER SO BB IBB HBP BLK WP HR S P ERA WHIP | | | | | | | | | | | | | | | | | | | | | | | | | | | | | | | | | |
| Goman Heimueler, L ERA: 6.48 Keith Atherton, R ERA: 2.79 Tom Underwood, L ERA: 5.03 Dave Beard, R ERA: 7.22 Tom Burgmeier, L ERA: 2.96 | 4.0 2.1 0.0 1.2 1.0 | 19 13 2 7 3 | 5 4 2 0 0 | 4 2 0 1 0 | 0 1 0 1 0 | 4 2 0 1 0 | 0 0 0 1 0 | 0 0 0 1 0 | 0 0 0 0 0 | 0 1 0 7 5 | 15 13 2 12 5 | 31 21 2 12 5 | 9.00 7.71 ∞ 5.40 0.00 | 2.250 2.571 ∞ 0.000 0.000 | | | | | | | | | | | | | | | | | | | | |

| Batter | 1 | 2 | 3 | 4 | 5 | 6 | 7 | 8 | 9 | AB | R | H | RBI | BB | SO | LOB | BOTTOM | | | | | | | | | | | | | | | | | |
|--|---|---------------------------------|------------------------------|----------------------------------|------------------------------|---------------------------------|------------------------------|---------------------------------|------------------------------|----------------------------------|------------------------------|---------------------------------|---|---|----------------------------------|------------------------------------|--|--|--|--|--|--|--|--|--|--|--|--|--|--|--|--|--|--|
| Rickey Henderson, R OBP: 0.409, SLG: 0.433 (1, 7) | | | | | | | | | | 3 | 2 | 1 | 0 | 2 | 1 | 0 | <p>Baltimore Orioles @ Oakland Athletics Oakland-Alameda County Coliseum, Oakland, CA</p> <p>Thu Jul 21 1983, 7:05 PM PDT Att: 9,326 - Unknown</p> <p>livebaseballscores.com</p> <p>AB 32 R 9 H 11 RBI 8 BB 6 SO 2 LOB 12</p> | | | | | | | | | | | | | | | | | |
| Rick Peters, S OBP: 0.349, SLG: 0.305 (1, 9) | | | | | | | | | | 4 | 1 | 3 | 3 | 0 | 0 | 2 | | | | | | | | | | | | | | | | | | |
| Davey Lopes, R OBP: 0.346, SLG: 0.475 (1, 4) | | | | | | | | | | 4 | 1 | 1 | 1 | 1 | 0 | 3 | | | | | | | | | | | | | | | | | | |
| Jeff Burroughs, R OBP: 0.345, SLG: 0.403 (1, 10) | | | | | | | | | | 5 | 1 | 1 | 2 | 0 | 1 | 1 | | | | | | | | | | | | | | | | | | |
| Bill Almon, R OBP: 0.330, SLG: 0.409 Wayne Gross, L OBP: 0.311, SLG: 0.394 (9, 5) | | | | | | | | | | 4 | 0 | 1 | 0 | 0 | 0 | 1 | | | | | | | | | | | | | | | | | | |
| Dwayne Murphy, L OBP: 0.334, SLG: 0.354 (1, 8) | | | | | | | | | | 3 | 1 | 1 | 1 | 1 | 0 | 1 | | | | | | | | | | | | | | | | | | |
| Mike Heath, R OBP: 0.336, SLG: 0.395 (1, 2) | | | | | | | | | | 3 | 1 | 1 | 0 | 1 | 0 | 2 | | | | | | | | | | | | | | | | | | |
| Garry Hancock, L OBP: 0.303, SLG: 0.422 (1, 3) | | | | | | | | | | 4 | 1 | 2 | 0 | 0 | 0 | 2 | | | | | | | | | | | | | | | | | | |
| Tony Phillips, S OBP: 0.305, SLG: 0.262 (1, 6) | | | | | | | | | | 2 | 1 | 0 | 1 | 1 | 0 | 0 | | | | | | | | | | | | | | | | | | |
| Inning Stats | R: 2 E: 0 K: 0 S: 5 | H: 2 LOB: 2 BB: 1 P: 9 | R: 0 E: 0 K: 0 S: 3 | H: 0 LOB: 2 BB: 2 P: 11 | R: 0 E: 0 K: 1 S: 5 | H: 0 LOB: 0 BB: 0 P: 5 | R: 0 E: 0 K: 0 S: 3 | H: 1 LOB: 0 BB: 0 P: 3 | R: 4 E: 0 K: 0 S: 6 | H: 3 LOB: 1 BB: 2 P: 14 | R: 0 E: 0 K: 0 S: 4 | H: 1 LOB: 2 BB: 1 P: 8 | R: 2 E: 0 K: 1 S: 7 | H: 2 LOB: 0 BB: 0 P: 7 | 1B: 6 2B: 1 3B: 1 HR: 3 | SF: 1 SAC: 1 DP: 1 HBP: 0 | | WP: 1 PA: 40 PB: 0 SB: 0 CS: 0 | | | | | | | | | | | | | | | | |
| PITCHER | IP WLS BF H R ER SO BB IBB HBP BLK WP HR S P ERA WHIP | | | | | | | | | | | | | | | | | | | | | | | | | | | | | | | | | |
| Paul Mirabella, L ERA: 4.05 Dennis Martinez, R ERA: 5.84 Sammy Stewart, R ERA: 4.34 Dan Morogiello, L ERA: 3.68 Tim Stoddard, R ERA: 5.89 | 2.2 3.0 0.2 1.0 0.2 | 15 13 4 5 3 | 4 3 2 1 1 | 3 4 0 1 1 | 3 4 0 1 1 | 0 0 0 0 0 | 0 0 0 0 0 | 0 0 0 0 0 | 0 0 0 0 0 | 0 1 0 4 1 | 12 21 4 8 5 | 24 21 4 8 5 | 12.00 12.00 0.00 9.00 13.50 | 1.667 1.667 3.000 1.000 1.500 | | | | | | | | | | | | | | | | | | | | |

| Batter | 1 | 2 | 3 | 4 | 5 | 6 | 7 | 8 | 9 | AB | R | H | RBI | BB | SO | LOB | TOP | | | | | | | |
|---|---|---|---|---------------------------------|------------------------------|---------------------------------|---------------------------------|---------------------------------|------------------------------|---------------------------------|------------------------------|----------------------------------|------------------------------|---------------------------------|------------------------------|---------------------------------|--|---------------------------------|-----------------------------------|------------------------------------|----------------------------------|--------|--|--|
| Al Bumbry, L OBP: 0.326, SLG: 0.355 John Shelby, S OBP: 0.314, SLG: 0.406 | 0-0 FC5-4 1B | | 0-0 1-3 1B | | 0-0 3-1 | 0-0 1-2 2-3 1B | | 0-0 FC6-4 | | 3 | 0 | 2 | 0 | 0 | 0 | 0 | | | | | | | | |
| Dan Ford, R OBP: 0.336, SLG: 0.494 | 0-0 FC5-4 1-2 G4-6-3 | | 0-0 F8 | | 0-0 G3 | 0-0 6-3 | | | 0-0 5-3 | 5 | 0 | 0 | 0 | 0 | 0 | 6 | | | | | | | | |
| Cal Ripken Jr., R OBP: 0.358, SLG: 0.492 | 0-0 G4-6-3 | | 0-0 F7 | | 0-0 2B | | 0-0 F8 | | 0-0 1-3 | 5 | 0 | 1 | 0 | 0 | 0 | 3 | | | | | | | | |
| Eddie Murray, S OBP: 0.390, SLG: 0.506 | | 0-0 F2 | | 0-0 G3 | 0-0 F7 | | 4-0 G5-4-3 BB | | 0-0 BB 1B | 4 | 0 | 1 | 0 | 1 | 0 | 1 | | | | | | | | |
| Jim Dwyer, L OBP: 0.404, SLG: 0.641 Gary Roenicke, R OBP: 0.310, SLG: 0.466 | 0-0 F8 | | 0-0 E 1B 1B | | 0-0 HR | | 0-0 G5-4-3 1-2 | | 4-0 FC6-4 BB | 3 | 2 | 2 | 1 | 0 | 0 | 0 | | | | | | | | |
| Ken Singleton, S OBP: 0.392, SLG: 0.476 | 0-0 F7 | | 0-0 E8 1B 1-3 1B | | 4-0 FC1-6 BB | | 0-0 1-3 | | 0-0 FC6-4 1-2 | 4 | 0 | 1 | 0 | 1 | 0 | 2 | | | | | | | | |
| Joe Nolan, L OBP: 0.349, SLG: 0.422 Benny Ayala, R OBP: 0.293, SLG: 0.472 Rick Dempsey, R OBP: 0.318, SLG: 0.322 | | | 0-0 P6 | | 0-0 F7 | | 0-0 FC1-6 1B BB 1-2 | | 0-0 1-3 | 3 | 0 | 0 | 0 | 0 | 0 | 3 | AB R H RBI BB SO LOB | | | | | | | |
| Todd Cruz, R OBP: 0.247, SLG: 0.347 | | | 0-0 HR | | 0-0 1-3 3-H 1B | | 0-0 F7 | | 0-0 1B 1B | 4 | 1 | 3 | 2 | 0 | 0 | 1 | | | | | | | | |
| Lenn Sakata, R OBP: 0.325, SLG: 0.380 | | | 0-0 1B 1B | | 0-0 F3 | | 4-0 1-2 1B BB | | 0-0 FC6-4 1-2 1B | 3 | 0 | 2 | 0 | 1 | 0 | 2 | | | | | | | | |
| Inning Stats | R: 0 E: 0 K: 0 S: 3 | H: 1 LOB: 0 BB: 0 P: 3 | R: 0 E: 0 K: 0 S: 3 | H: 0 LOB: 0 BB: 0 P: 3 | R: 1 E: 0 K: 0 S: 6 | H: 3 LOB: 2 BB: 0 P: 6 | R: 1 E: 1 K: 0 S: 6 | H: 3 LOB: 2 BB: 0 P: 6 | R: 0 E: 0 K: 0 S: 4 | H: 1 LOB: 1 BB: 0 P: 4 | R: 1 E: 0 K: 0 S: 5 | H: 2 LOB: 3 BB: 2 P: 13 | R: 0 E: 0 K: 0 S: 2 | H: 0 LOB: 0 BB: 1 P: 6 | R: 0 E: 0 K: 0 S: 5 | H: 2 LOB: 2 BB: 0 P: 5 | R: 0 E: 0 K: 0 S: 4 | H: 1 LOB: 2 BB: 1 P: 8 | 1B: 10 2B: 1 3B: 0 HR: 2 | SF: 0 SAC: 0 DP: 2 HBP: 0 | WP: 0 PB: 0 SB: 0 CS: 0 | PA: 42 | | |
| PITCHER | IP WLS BF H R ER SO BB IBB HBP BLK WP HR S P ERA WHIP | 5.0 L 24 9 3 3 0 1 0 0 0 0 2 23 27 5.40 2.000 | 4.0 W 18 4 0 0 0 3 0 0 0 0 0 15 27 0.00 1.750 | | | | | | | | | | | | | | | | | | | | | |

Baltimore Orioles @ Oakland Athletics
Oakland-Alameda County Coliseum, Oakland, CA
Fri Jul 22 1983, 7:05 PM PDT
Att: 15,211 - Unknown

AB 38
R 3
H 13
RBI 3
BB 4
SO 0
LOB 21

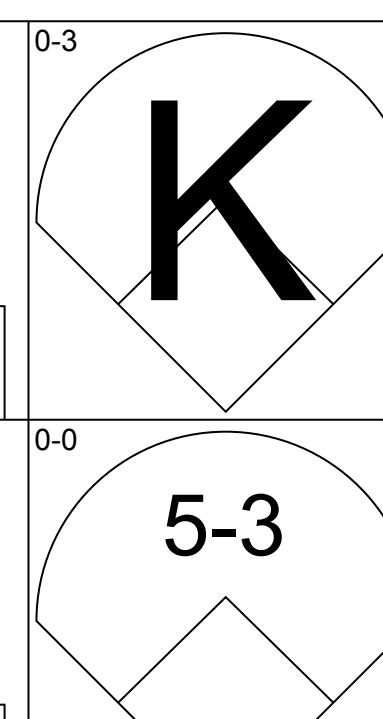
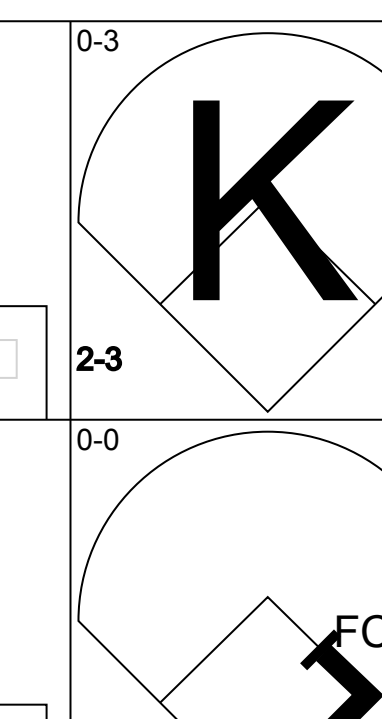
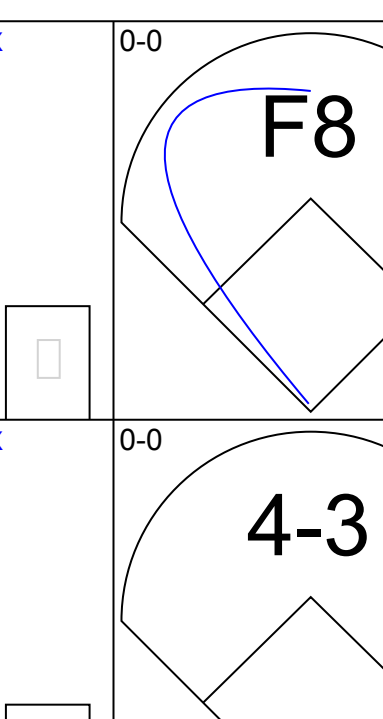
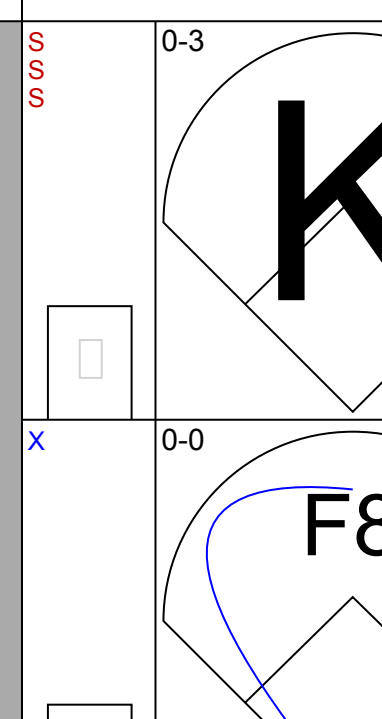
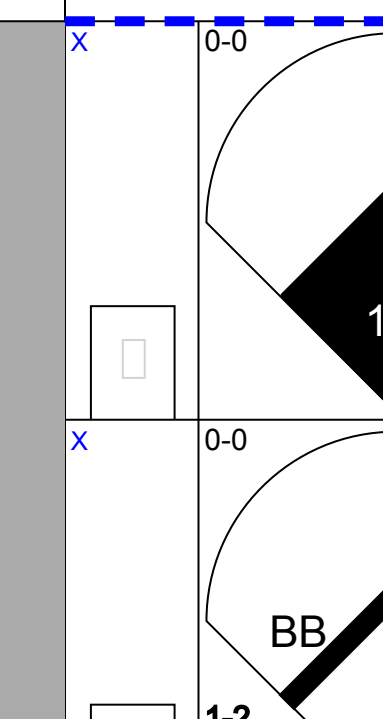
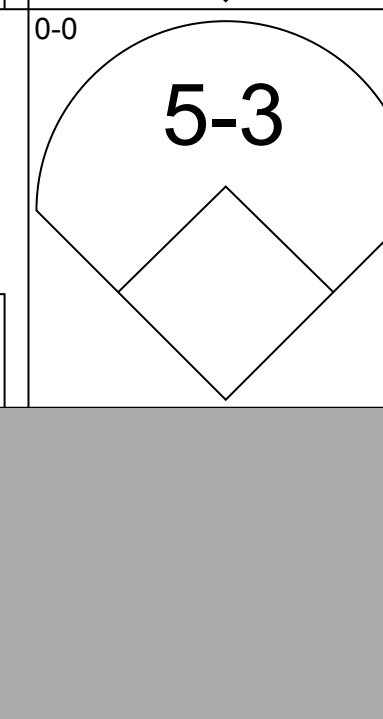
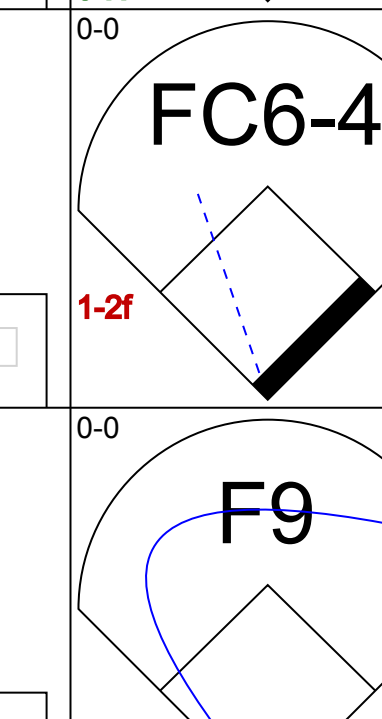


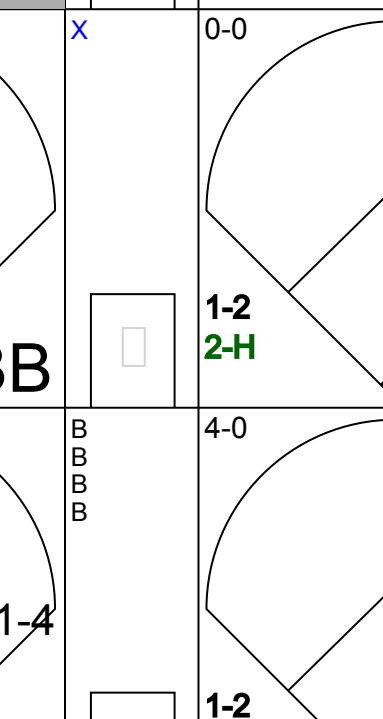




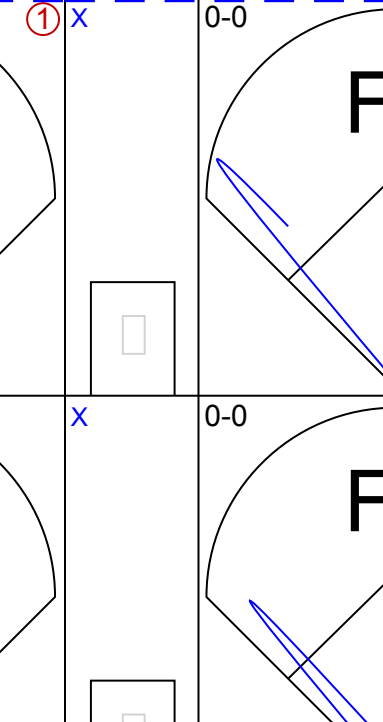
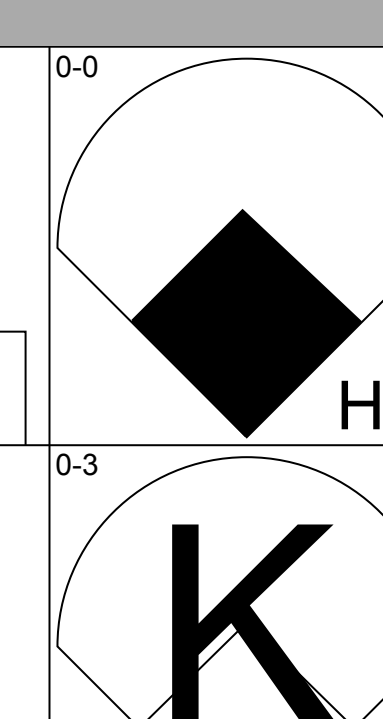
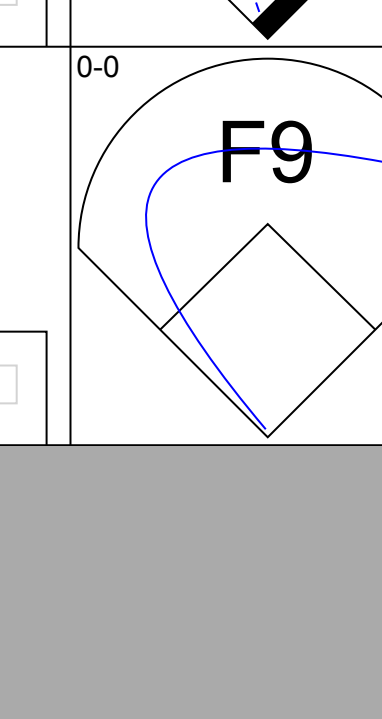


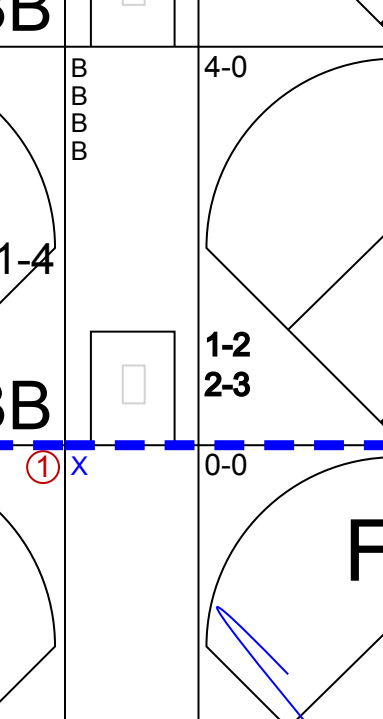
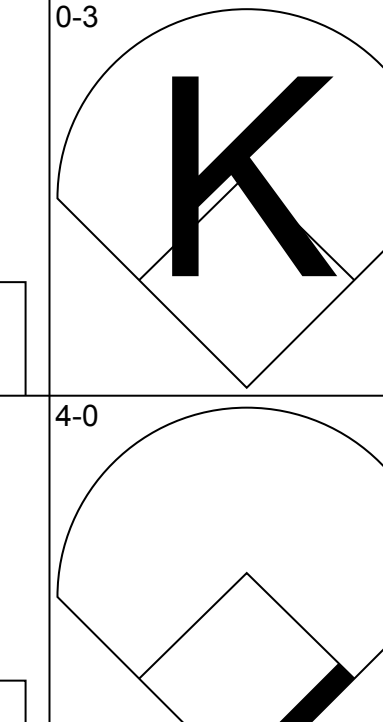
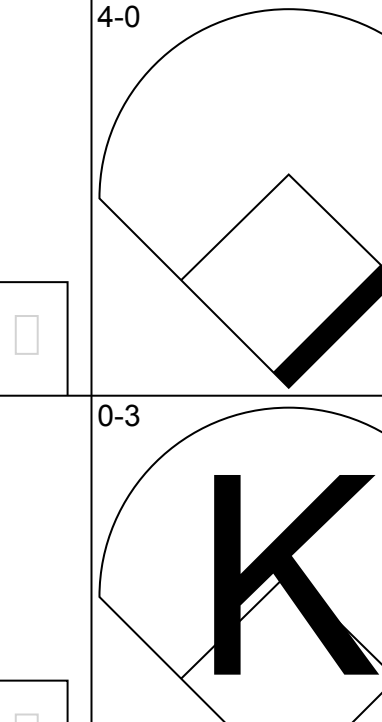


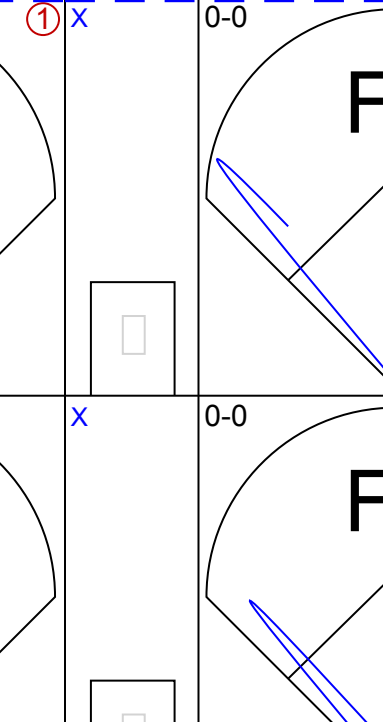
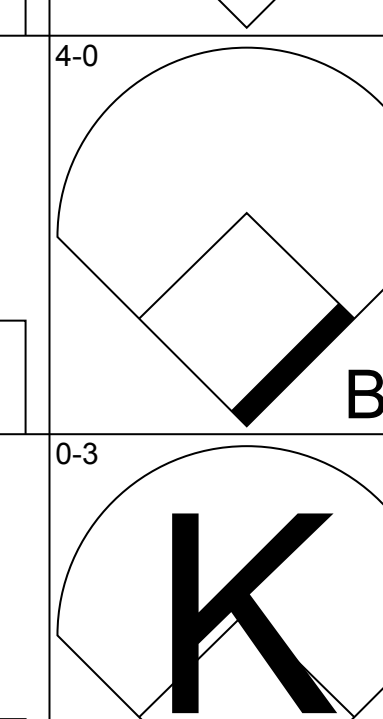
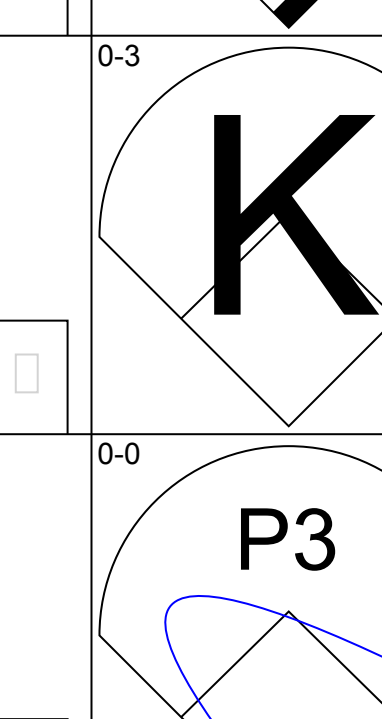


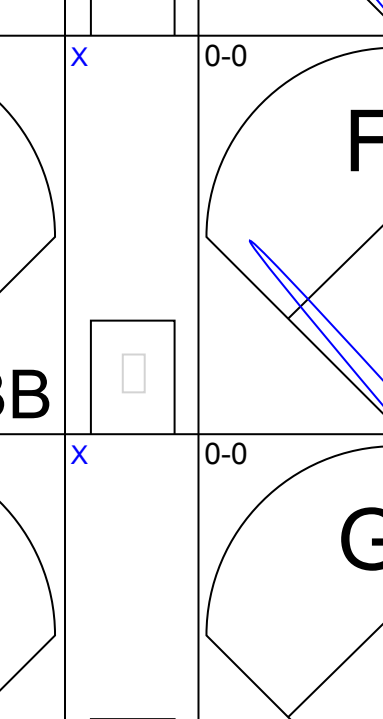
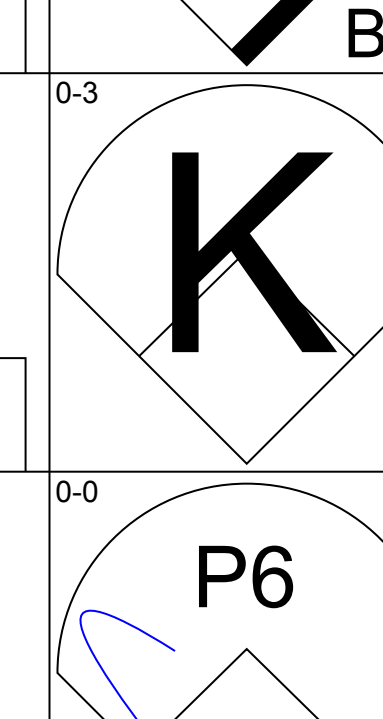
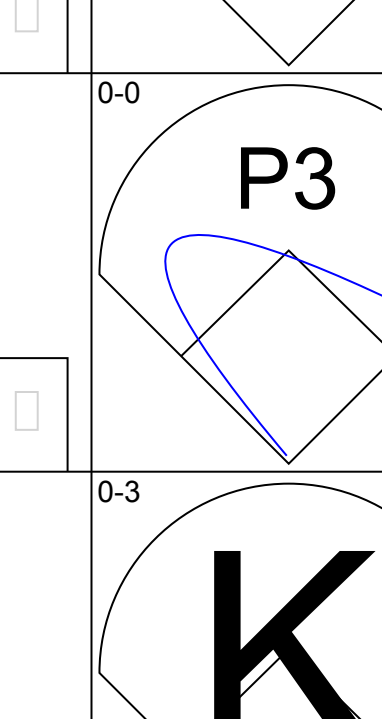


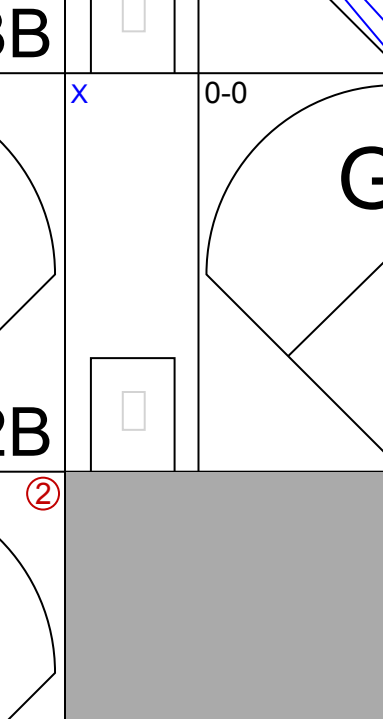
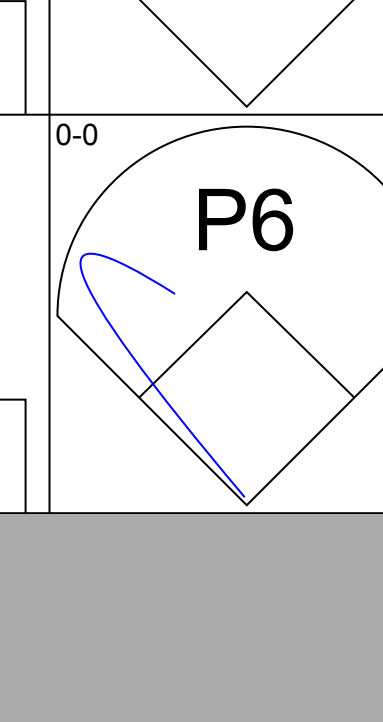
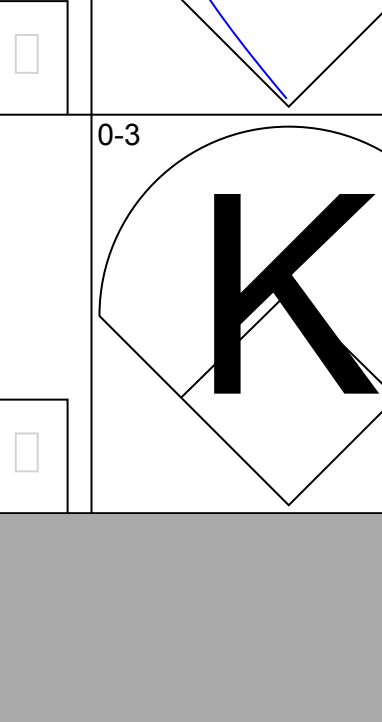
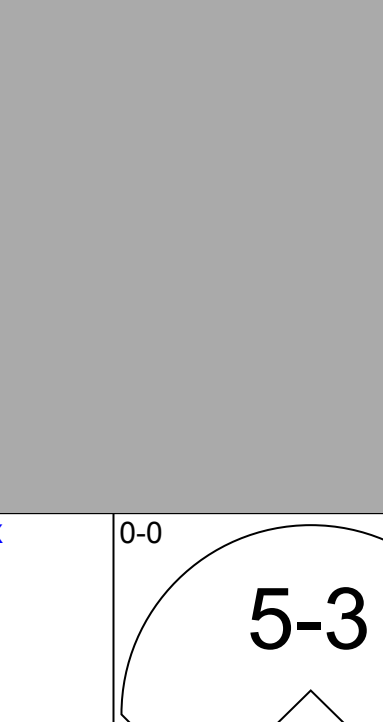
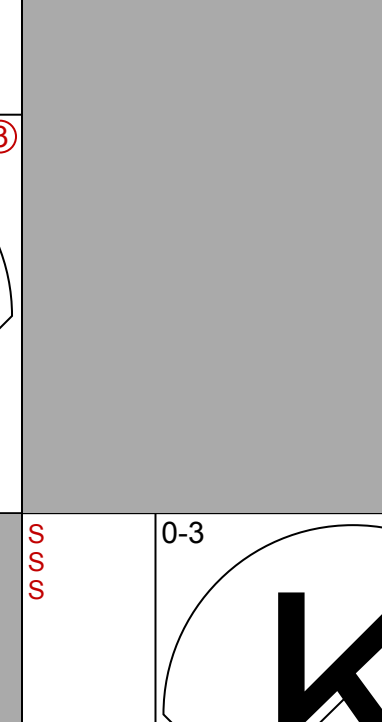


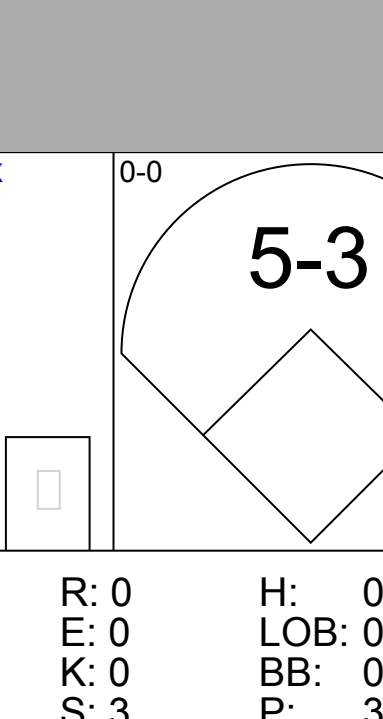
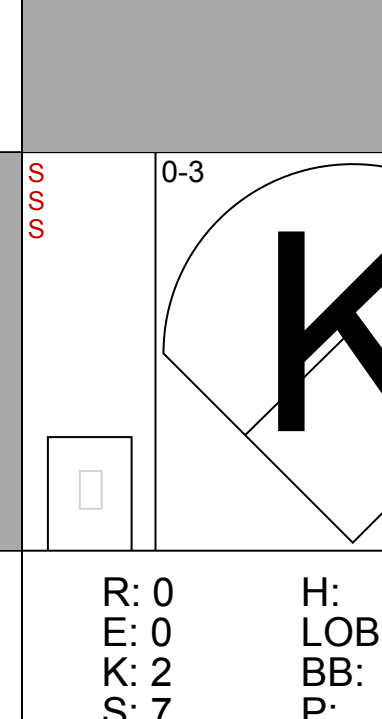
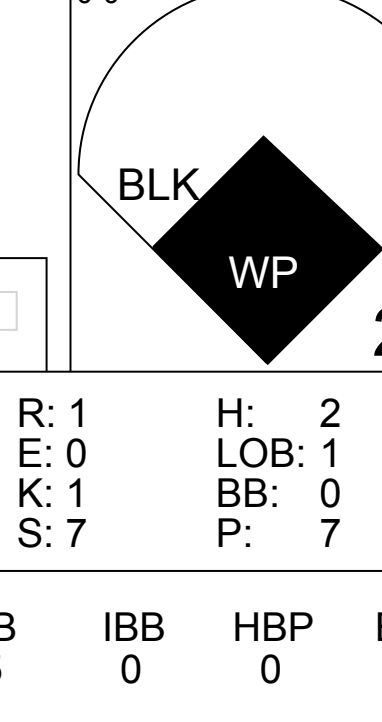
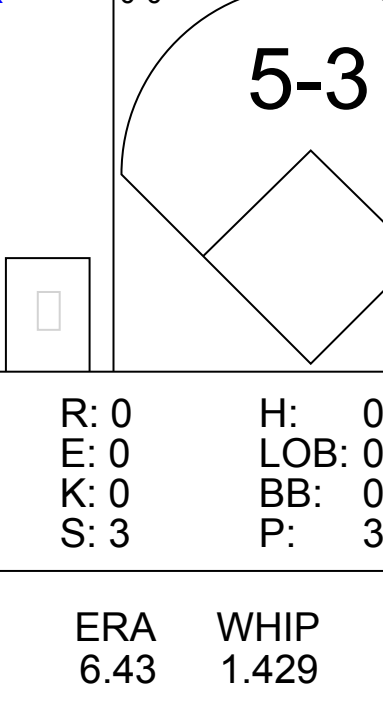
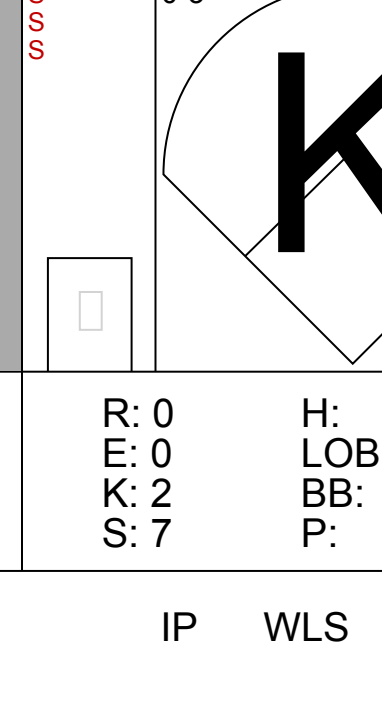
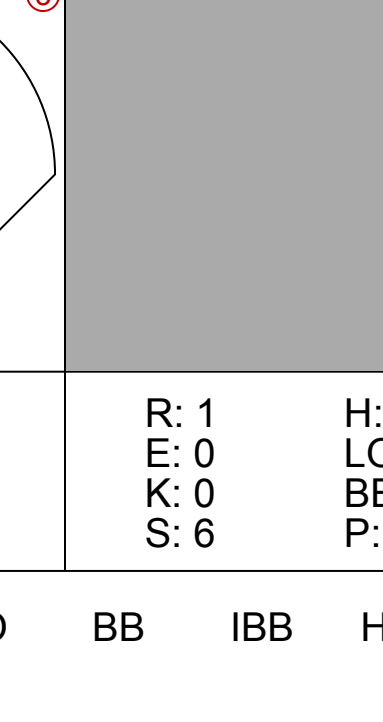


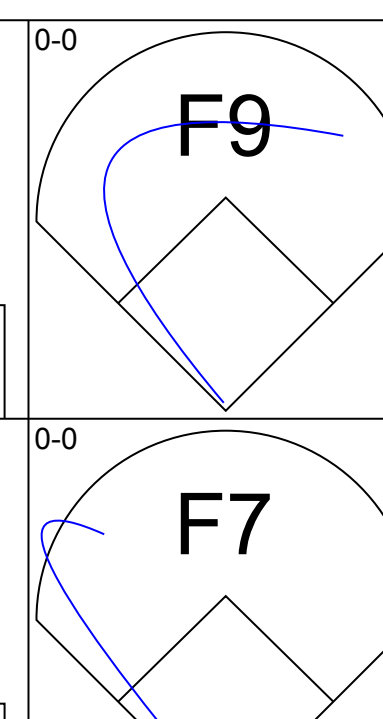
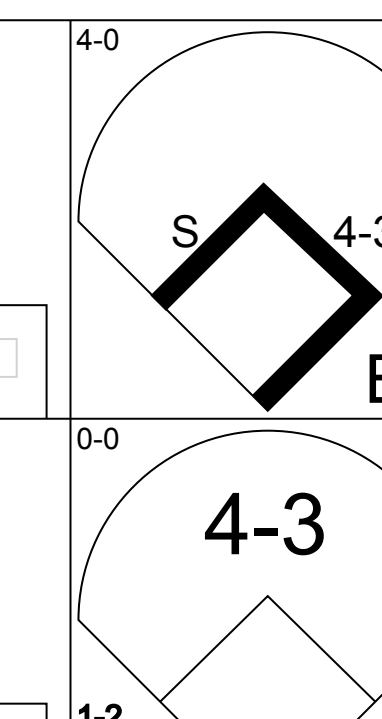
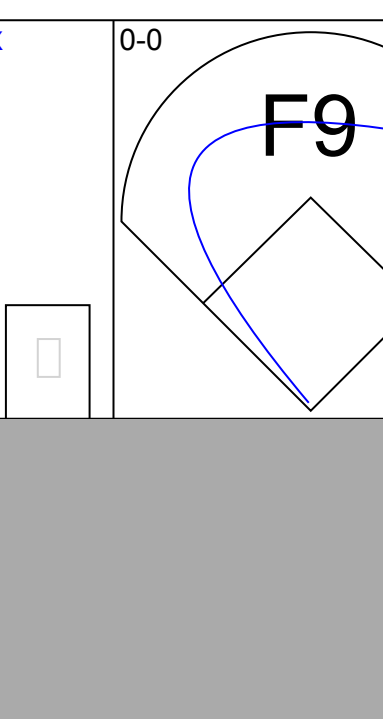

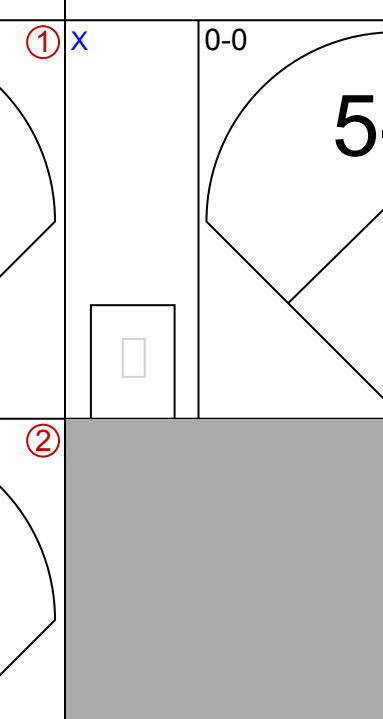
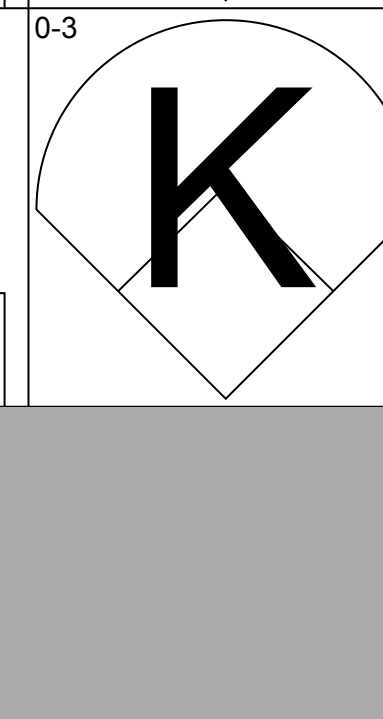
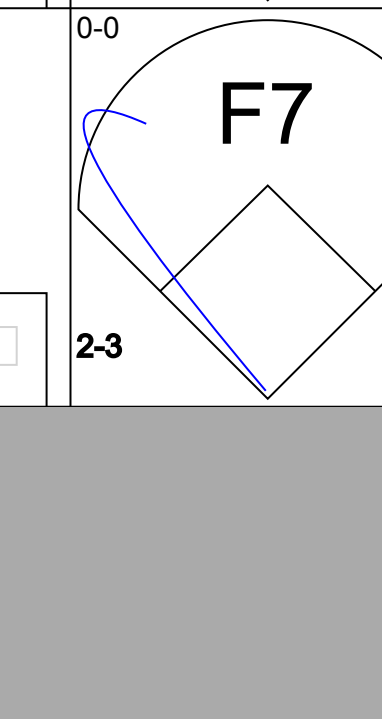





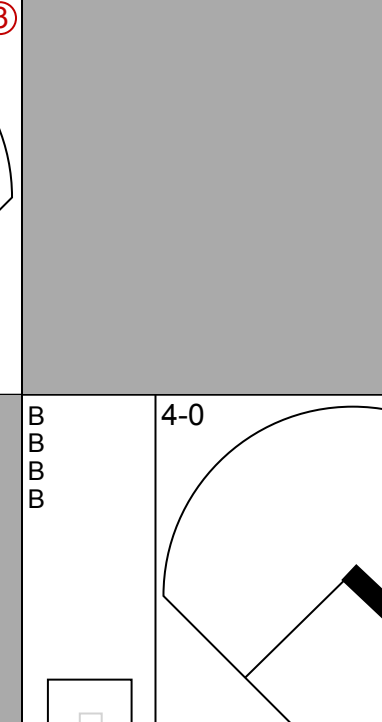
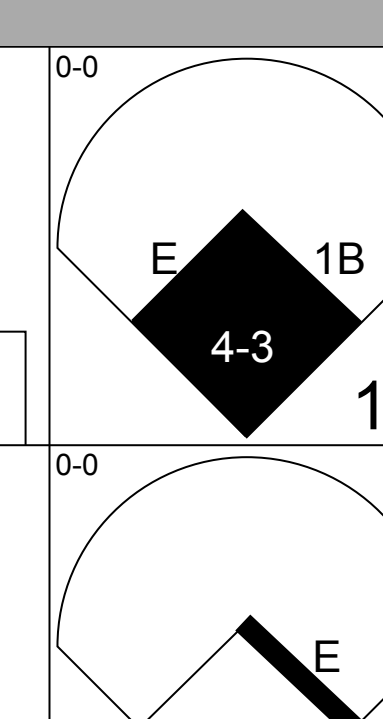
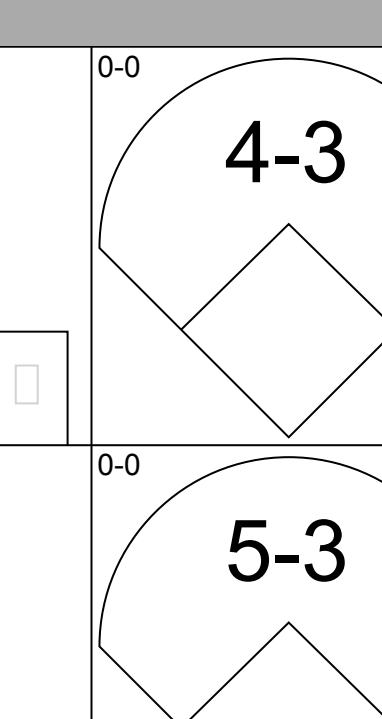


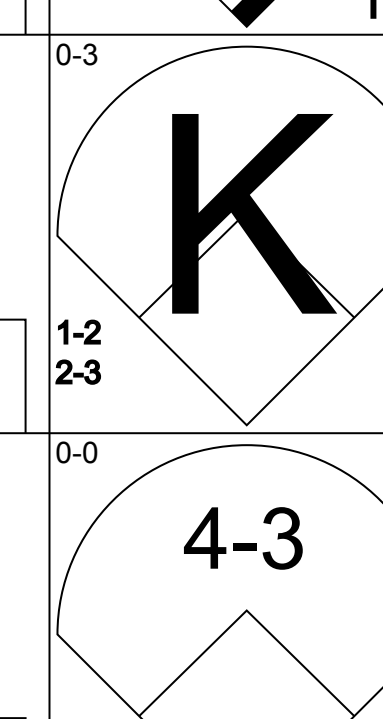
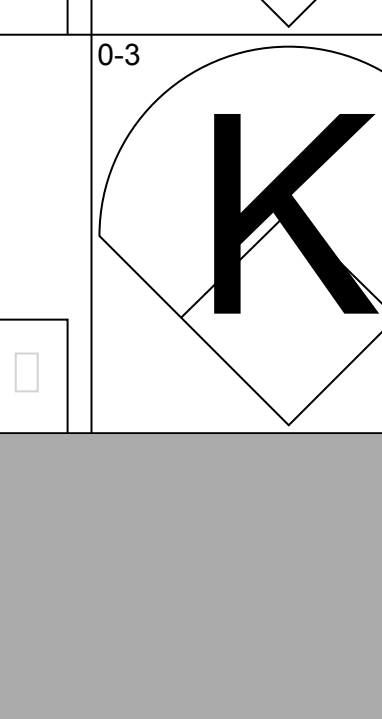
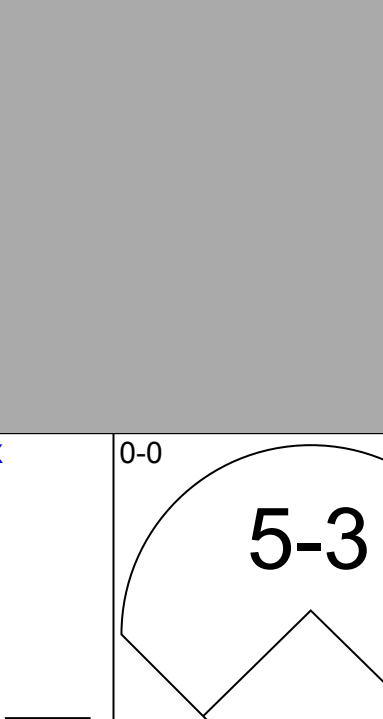
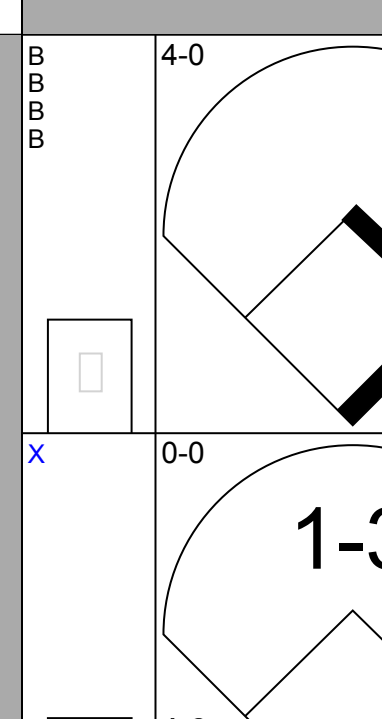
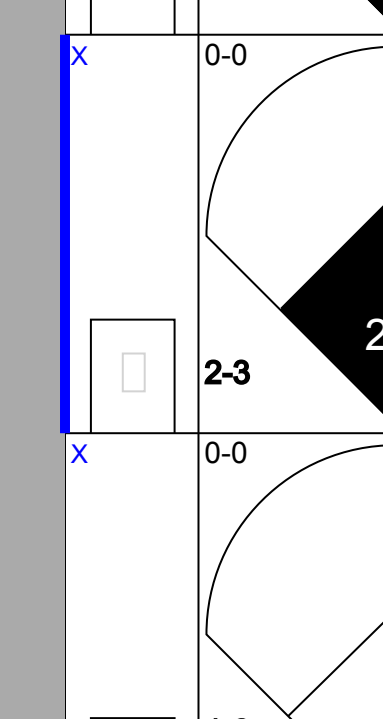
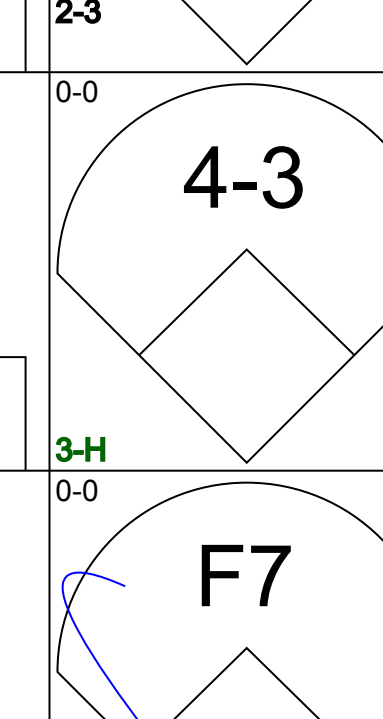

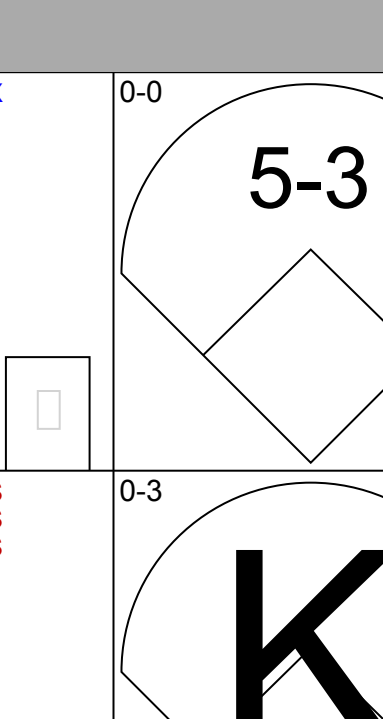
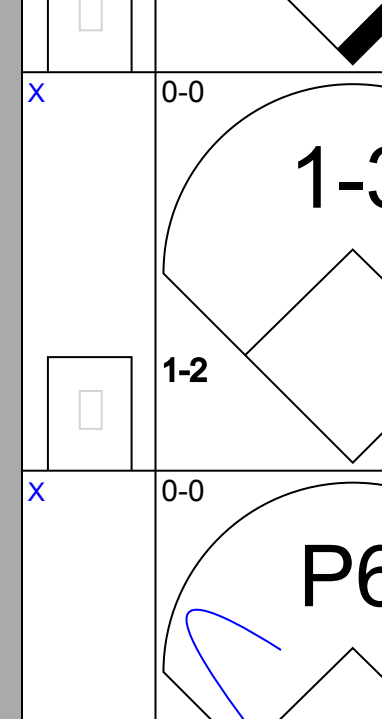
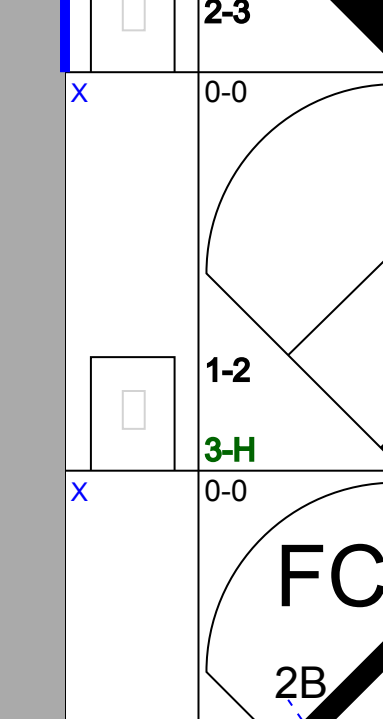
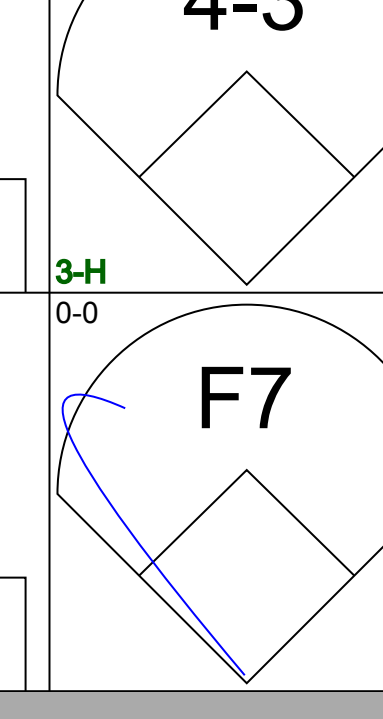

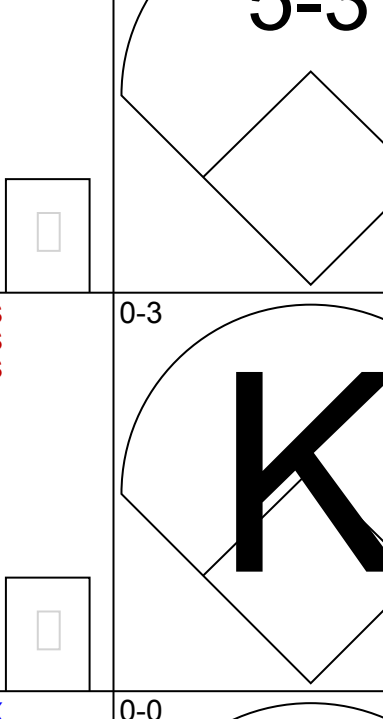
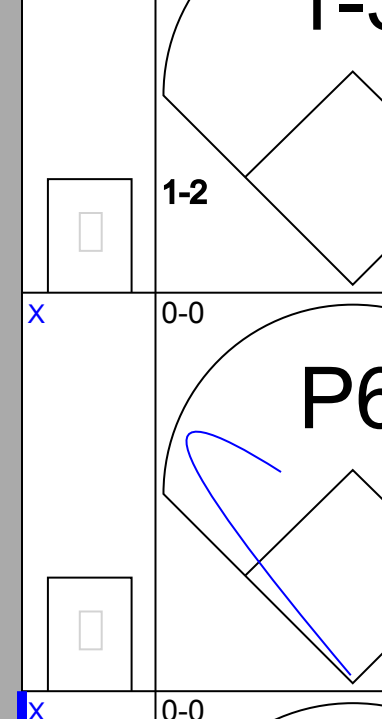
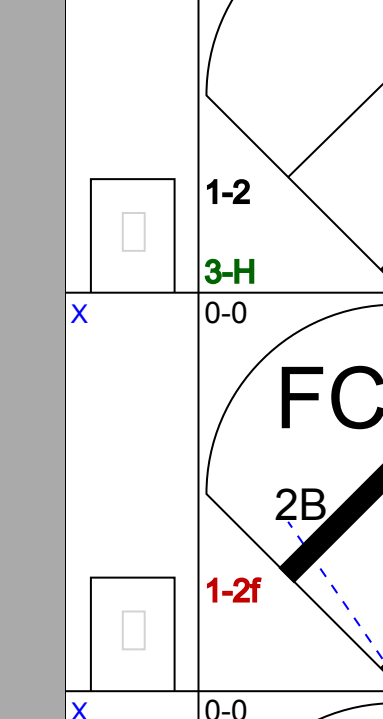
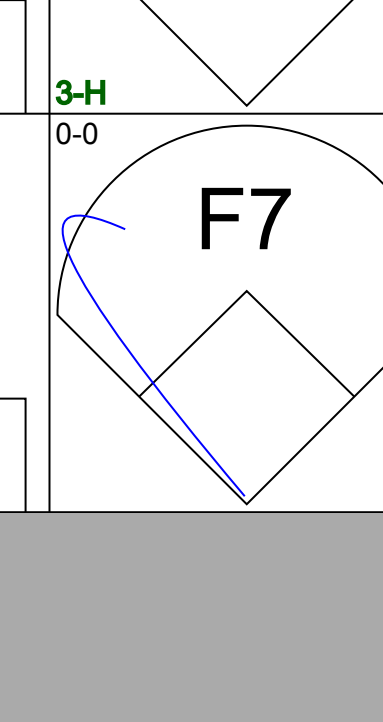

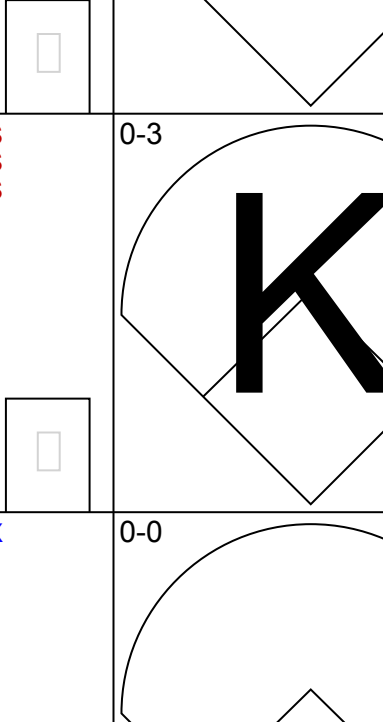
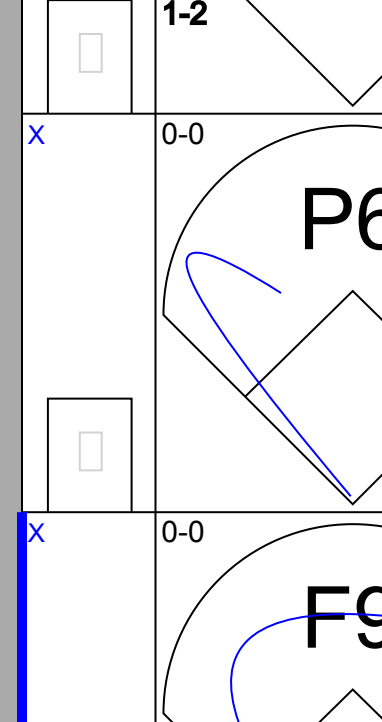
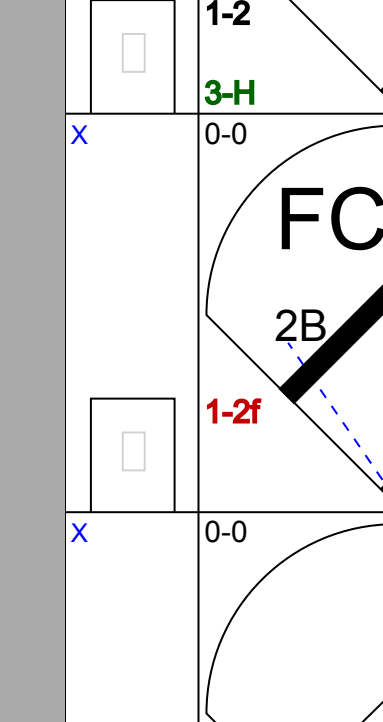
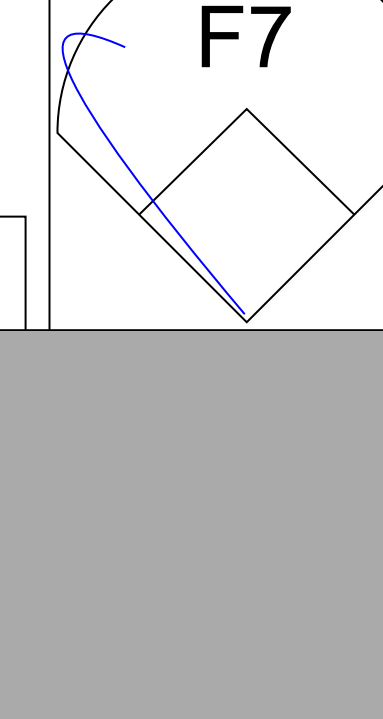

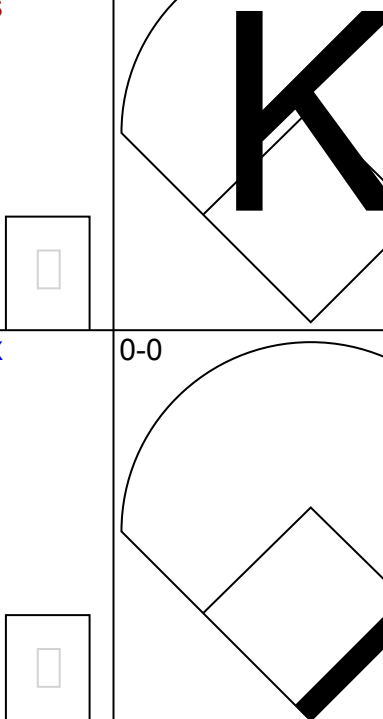
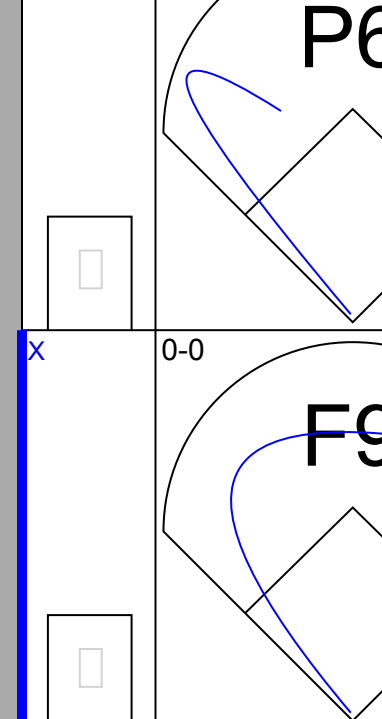
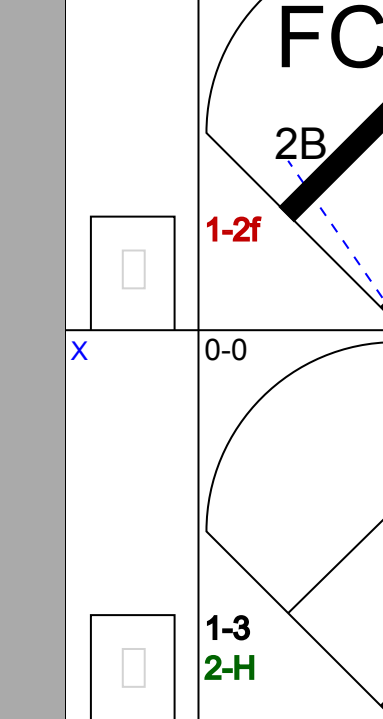
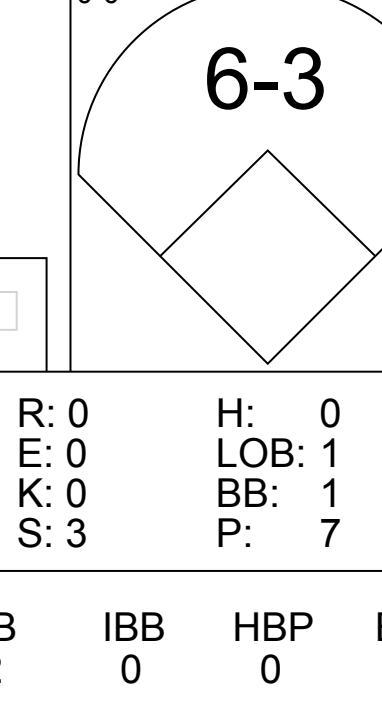
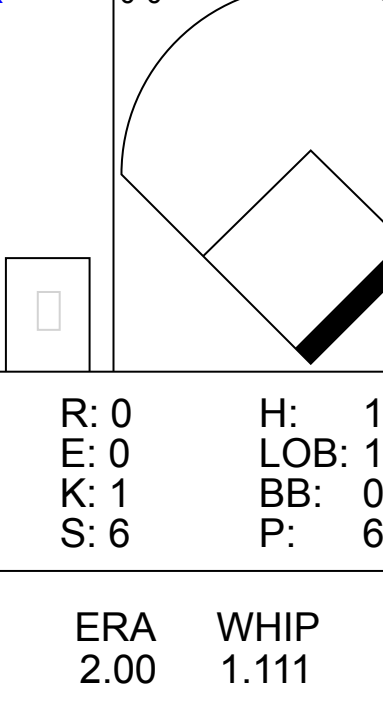
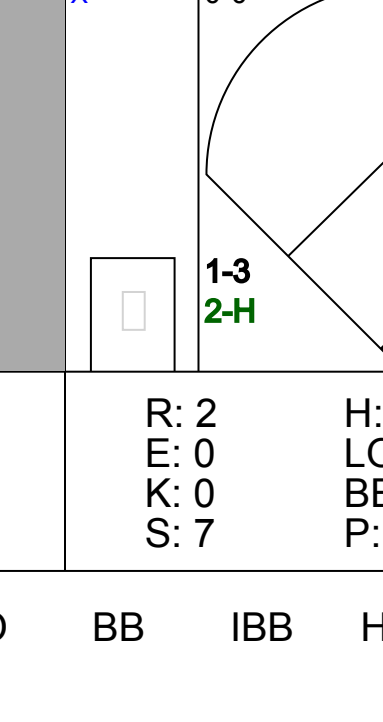
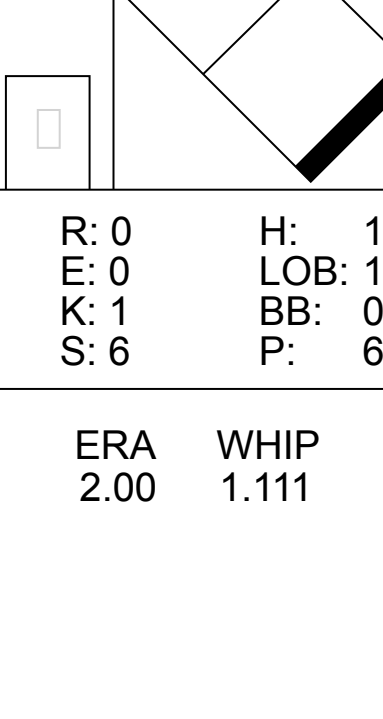
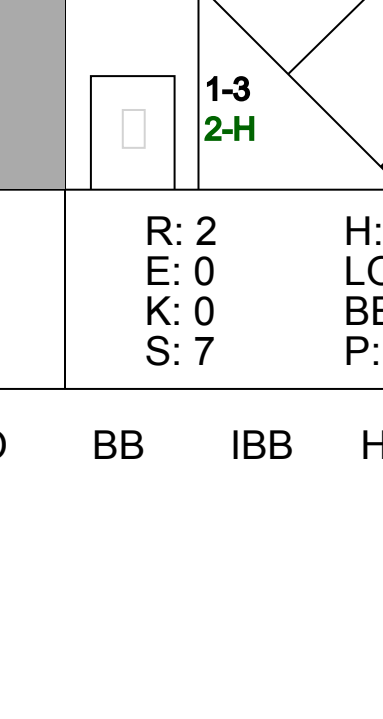
| Batter | 1 | 2 | 3 | 4 | 5 | 6 | 7 | 8 | 9 | AB | R | H | RBI | BB | SO | LOB | BOTTOM | | | | | | |
|--|---|---|--|---|------------------------------|---------------------------------|------------------------------|---------------------------------|------------------------------|---------------------------------|------------------------------|----------------------------------|------------------------------|----------------------------------|------------------------------|---------------------------------|--|------------------------------------|----------------------------------|--------|--|--|--|
| Rickey Henderson, R OBP: 0.410, SLG: 0.430 | 0-0 F9 | | 0-0 G6-4-3 1-2 | | | 4-0 S S BB | 4-0 BB | | | 2 | 0 | 0 | 0 | 2 | 0 | 1 | | | | | | | |
| Rick Peters, S OBP: 0.336, SLG: 0.293 | 0-0 3-1 | | | | 0-0 F9 | | 0-0 F7 | | 0-0 4-3 | 4 | 0 | 0 | 0 | 0 | 0 | 4 | | | | | | | |
| Dwayne Murphy, L OBP: 0.333, SLG: 0.364 | 0-0 HR | | | | 0-0 6-3 | | 0-3 K 2-3 | | 0-3 K | 4 | 1 | 1 | 1 | 0 | 2 | 1 | | | | | | | |
| Davey Lopes, R OBP: 0.351, SLG: 0.478 | 0-3 K | | | | 0-0 PO 1B | | 0-0 BB 1B | | 0-0 1B | 4 | 1 | 3 | 0 | 0 | 1 | 0 | | | | | | | |
| Carney Lansford, R OBP: 0.339, SLG: 0.450 | | 0-0 G6-4-3 1B | | 0-0 PO | 0-0 F9 | | 0-0 F8 | | 0-0 F8 | 4 | 0 | 1 | 0 | 0 | 0 | 2 | | | | | | | |
| Jeff Burroughs, R OBP: 0.345, SLG: 0.400 Dan Meyer, L OBP: 0.184, SLG: 0.152 | | 0-0 G6-4-3 1-2 | | | 0-0 F7 | | 4-0 1B E BB | | 0-0 F7 | 2 | 0 | 0 | 0 | 1 | 0 | 1 | | | | | | | |
| Bill Almon, R OBP: 0.330, SLG: 0.408 Wayne Gross, L OBP: 0.311, SLG: 0.394 | | 0-0 F8 | | | 0-0 1-3 | | 0-0 WP E 1B | | 0-0 1B | 3 | 0 | 1 | 1 | 0 | 0 | 0 | AB R H RBI BB SO LOB | | | | | | |
| Garry Hancock, L OBP: 0.314, SLG: 0.458 Bob Kearney, R OBP: 0.308, SLG: 0.396 Tony Phillips, S OBP: 0.305, SLG: 0.262 | | | 0-0 G6-4-3 1B | | | 0-0 HR | | 0-0 E6 WP | | 2 | 1 | 2 | 1 | 0 | 0 | 0 | | | | | | | |
| Mike Heath, R OBP: 0.328, SLG: 0.386 | | | 0-3 K | | 0-0 F7 | | 0-0 F7 | | 0-3 K | 3 | 0 | 0 | 0 | 0 | 2 | 3 | | | | | | | |
| Inning Stats | R: 1 E: 0 K: 1 S: 6 | H: 1 LOB: 0 BB: 0 P: 6 | R: 0 E: 0 K: 0 S: 3 | H: 1 LOB: 0 BB: 0 P: 3 | R: 0 E: 0 K: 0 S: 5 | H: 1 LOB: 0 BB: 0 P: 5 | R: 0 E: 0 K: 0 S: 3 | H: 1 LOB: 0 BB: 0 P: 3 | R: 0 E: 0 K: 0 S: 6 | H: 0 LOB: 0 BB: 0 P: 3 | R: 1 E: 0 K: 1 S: 6 | H: 1 LOB: 1 BB: 1 P: 10 | R: 2 E: 1 K: 1 S: 8 | H: 2 LOB: 3 BB: 2 P: 16 | R: 0 E: 0 K: 1 S: 6 | H: 1 LOB: 1 BB: 0 P: 6 | 1B: 6 2B: 0 3B: 0 HR: 2 | SF: 0 SAC: 0 DP: 2 HBP: 0 | WP: 1 PB: 0 SB: 2 CS: 0 | PA: 34 | | | |
| PITCHER | IP WLS BF H R ER SO BB IBB HBP BLK WP HR S P ERA WHIP | 6.1 L 25 7 4 4 3 2 0 0 0 0 2 29 37 5.68 1.421 | 0.1 2 0 0 0 1 0 0 0 0 0 1 0 4 4 0.00 0.000 | 1.1 6 1 0 0 1 1 0 0 0 0 0 0 7 11 0.00 1.500 | | | | | | | | | | | | | | | | | | | |


Baltimore Orioles @ Oakland Athletics
Oakland-Alameda County Coliseum, Oakland, CA
Fri Jul 22 1983, 7:05 PM PDT
Att: 15,211 - Unknown

AB 30
R 4
H 8
RBI 4
BB 3
SO 5
LOB 14



| Batter | 1 | 2 | 3 | 4 | 5 | 6 | 7 | 8 | 9 | AB | R | H | RBI | BB | SO | LOB | TOP | | | | | |
|---|---|---|---|---|--|--|---|---|---|---------------------------------|------------------------------|----------------------------------|------------------------------|---------------------------------|------------------------------|----------------------------------|---|----------------------------------|----------------------------------|------------------------------------|----------------------------------|--------|
| John Shelby, S OBP: 0.311, SLG: 0.400 (1, 8) |  | |  | |  | |  | |  | 5 | 1 | 1 | 0 | 0 | 3 | 1 | Baltimore Orioles @ Oakland Athletics Oakland-Alameda County Coliseum, Oakland, CA Sat Jul 23 1983, 3:33 AM PDT Att: 23,069 - Unknown livebaseballscorecards.com | | | | | |
| Rich Dauer, R OBP: 0.281, SLG: 0.286 (1, 4) |  | |  | |  | |  | |  | 5 | 0 | 2 | 0 | 0 | 0 | 0 | | | | | | |
| Cal Ripken Jr., R OBP: 0.361, SLG: 0.500 (1, 6) |  | |  | | |  | |  |  | 4 | 2 | 2 | 2 | 1 | 0 | 1 | | | | | | |
| Eddie Murray, S OBP: 0.395, SLG: 0.516 (1, 3) | |  |  | | |  | |  |  | 3 | 2 | 2 | 1 | 2 | 0 | 1 | | | | | | |
| Gary Roenicke, R OBP: 0.313, SLG: 0.461 (1, 9) |  | | |  | |  | |  |  | 2 | 0 | 0 | 0 | 2 | 1 | 3 | | | | | | |
| Ken Singleton, S OBP: 0.392, SLG: 0.471 (1, 10) |  | | |  | |  | |  |  | 3 | 1 | 0 | 0 | 2 | 2 | 6 | | | | | | |
| Benny Ayala, R OBP: 0.292, SLG: 0.453 (8, PH) |  | | |  | |  | |  |  | 3 | 0 | 0 | 0 | 0 | 1 | 4 | | | | | | |
| Jim Dwyer, L OBP: 0.406, SLG: 0.649 (8, 7) |  | | |  | |  | |  | | 2 | 0 | 1 | 2 | 0 | 0 | 3 | | | | | | |
| Todd Cruz, R OBP: 0.244, SLG: 0.343 (1, 5) |  | | |  | |  | |  | | 3 | 0 | 0 | 1 | 0 | 1 | 4 | | | | | | |
| Rick Dempsey, R OBP: 0.316, SLG: 0.325 (1, 2) | | |  | |  | |  | |  | 4 | 1 | 1 | 0 | 0 | 1 | 1 | | | | | | |
| Inning Stats | R: 0 E: 0 K: 1 S: 5 | H: 0 LOB: 0 BB: 0 P: 5 | R: 1 E: 0 K: 2 S: 8 | H: 1 LOB: 1 BB: 1 P: 12 | R: 1 E: 0 K: 1 S: 7 | H: 2 LOB: 1 BB: 0 P: 7 | R: 0 E: 0 K: 2 S: 7 | H: 0 LOB: 1 BB: 1 P: 11 | R: 0 E: 0 K: 0 S: 3 | H: 0 LOB: 0 BB: 0 P: 3 | R: 1 E: 0 K: 1 S: 7 | H: 2 LOB: 2 BB: 1 P: 11 | R: 0 E: 0 K: 0 S: 7 | H: 0 LOB: 0 BB: 0 P: 7 | R: 3 E: 0 K: 0 S: 4 | H: 1 LOB: 1 BB: 3 P: 16 | R: 1 E: 0 K: 0 S: 6 | H: 3 LOB: 3 BB: 1 P: 10 | 1B: 5 2B: 2 3B: 0 HR: 2 | SF: 1 SAC: 1 DP: 0 HBP: 0 | WP: 2 PB: 0 SB: 0 CS: 0 | PA: 43 |
| PITCHER | IP | WLS | BF | H | R | ER | SO | BB | IBB | HBP | BLK | WP | HR | S | P | ERA | WHIP | | | | | |
| Tim Conroy, L ERA: 3.71 (1, 1) | 7.0 | L | 31 | 5 | 5 | 5 | 9 | 5 | 0 | 0 | 1 | 2 | 2 | 44 | 64 | 6.43 | 1.429 | | | | | |
| Keith Atherton, R ERA: 3.39 (8, 1) | 1.0 | | 5 | 1 | 1 | 1 | 0 | 0 | 1 | 0 | 0 | 0 | 0 | 4 | 8 | 9.00 | 1.000 | | | | | |
| Rich Wortham, L ERA: (9, 1) | 0.0 | | 4 | 3 | 1 | 1 | 0 | 1 | 0 | 0 | 0 | 0 | 0 | 3 | 7 | ∞ | ∞ | | | | | |
| Dave Beard, R ERA: 6.98 (9, 1) | 1.0 | | 3 | 0 | 0 | 0 | 0 | 0 | 0 | 0 | 0 | 0 | 0 | 3 | 3 | 0.00 | 0.000 | | | | | |

| Batter | 1 | 2 | 3 | 4 | 5 | 6 | 7 | 8 | 9 | AB | R | H | RBI | BB | SO | LOB | BOTTOM | | | | |
|---|---|---|---|---|--|--|--|---|---|---------------------------------|------------------------------|---------------------------------|------------------------------|---------------------------------|------------------------------|---------------------------------|---|------------------------------------|----------------------------------|--------|--|
| Rickey Henderson, R OBP: 0.407, SLG: 0.425 (1, 7) |  | |  | |  | | |  |  | 4 | 0 | 0 | 0 | 1 | 0 | 3 | Baltimore Orioles @ Oakland Athletics Oakland-Alameda County Coliseum, Oakland, CA Sat Jul 23 1983, 3:33 AM PDT Att: 23,069 - Unknown livebaseballscorecards.com | | | | |
| Rick Peters, S OBP: 0.333, SLG: 0.301 (1, 9) |  | |  | | |  | |  | | 4 | 0 | 1 | 0 | 0 | 0 | 1 | | | | | |
| Dwayne Murphy, L OBP: 0.329, SLG: 0.358 (1, 8) |  | |  | | |  | |  | | 4 | 0 | 0 | 0 | 0 | 1 | 2 | | | | | |
| Davey Lopes, R OBP: 0.350, SLG: 0.475 (1, 4) | |  | |  | |  | |  | | 4 | 1 | 1 | 0 | 0 | 0 | 1 | | | | | |
| Carney Lansford, R OBP: 0.342, SLG: 0.457 (1, 5) | |  | |  | |  | |  |  | 4 | 1 | 2 | 0 | 0 | 0 | 1 | | | | | |
| Jeff Burroughs, R OBP: 0.345, SLG: 0.397 (1, 10) | |  | |  | | |  |  |  | 2 | 0 | 0 | 0 | 1 | 2 | 2 | | | | | |
| Tom Burgmeier, L (7, FR) | | | | | | | | | | 0 | 0 | 0 | 0 | 0 | 0 | 0 | | | | | |
| Wayne Gross, L OBP: 0.313, SLG: 0.397 (9, PH) | |  | |  | | |  |  |  | 1 | 1 | 1 | 0 | 0 | 0 | 0 | | | | | |
| Bill Almon, R OBP: 0.329, SLG: 0.406 (1, 6) | |  | | |  | |  |  |  | 4 | 0 | 1 | 2 | 0 | 0 | 2 | | | | | |
| Garry Hancock, L OBP: 0.304, SLG: 0.443 (1, 3) | |  | | |  | |  |  |  | 4 | 0 | 0 | 0 | 0 | 1 | 5 | | | | | |
| Bob Kearney, R OBP: 0.309, SLG: 0.397 (1, 2) | | |  | | | |  | |  | 2 | 0 | 1 | 0 | 0 | 0 | 0 | | | | | |
| Mike Heath, R OBP: 0.331, SLG: 0.395 (7, 2) | | | | | | |  | |  | 2 | 0 | 1 | 1 | 0 | 0 | 2 | | | | | |
| Inning Stats | R: 0 E: 0 K: 1 S: 5 | H: 2 LOB: 1 BB: 0 P: 7 | R: 1 E: 1 K: 1 S: 7 | H: 2 LOB: 1 BB: 0 P: 7 | R: 0 E: 0 K: 1 S: 5 | H: 0 LOB: 0 BB: 0 P: 5 | R: 0 E: 0 K: 1 S: 5 | H: 0 LOB: 0 BB: 0 P: 5 | R: 0 E: 0 K: 0 S: 3 | H: 1 LOB: 2 BB: 1 P: 7 | R: 0 E: 0 K: 0 S: 3 | H: 0 LOB: 2 BB: 1 P: 7 | R: 0 E: 0 K: 0 S: 3 | H: 0 LOB: 0 BB: 0 P: 3 | R: 2 E: 0 K: 0 S: 7 | H: 4 LOB: 2 BB: 0 P: 7 | 1B: 5 2B: 3 3B: 0 HR: 0 | SF: 0 SAC: 0 DP: 0 HBP: 0 | WP: 0 PB: 0 SB: 1 CS: 0 | PA: 37 | |
| PITCHER | IP | WLS | BF | H | R | ER | SO | BB | IBB | HBP | BLK | WP | HR | S | P | ERA | WHIP | | | | |
| Storm Davis, R ERA: 3.11 (1, 1) | 9.0 | W | 37 | 8 | 3 | 2 | 4 | 2 | 0 | 0 | 0 | 0 | 0 | 43 | 51 | 2.00 | 1.111 | | | | |



| Batter | 1 | 2 | 3 | 4 | 5 | 6 | 7 | 8 | 9 | AB | R | H | RBI | BB | SO | LOB | TOP | | | | | |
|--|------------------------------|----------------------------------|------------------------------|---------------------------------|------------------------------|---------------------------------|------------------------------|---------------------------------|------------------------------|----------------------------------|------------------------------|---------------------------------|------------------------------|---------------------------------|------------------------------|---------------------------------|------------------------------|---------------------------------|----------------------------------|------------------------------------|----------------------------------|--------|
| Al Bumbry, L OBP: 0.324, SLG: 0.352 (1, 7) | F7 | F7 | | | | F8 | | | 6-3 | 5 | 1 | 1 | 0 | 0 | 0 | 1 | | | | | | |
| John Shelby, S OBP: 0.316, SLG: 0.404 (1, 8) | WP 2B | K | | | SH2-3 | | | | | 3 | 1 | 2 | 0 | 0 | 1 | 1 | | | | | | |
| Cal Ripken Jr., R OBP: 0.360, SLG: 0.496 (1, 6) | 2B | | | | 5-3 | | | | G6-4-3 | 3 | 0 | 0 | 0 | 1 | 1 | 2 | | | | | | |
| Eddie Murray, S OBP: 0.396, SLG: 0.517 (1, 3) | 1-3 2H | 2B | | | F8 | | | | F8 | 3 | 1 | 1 | 1 | 1 | 0 | 0 | | | | | | |
| Jim Dwyer, L OBP: 0.404, SLG: 0.649 Gary Roenicke, R OBP: 0.312, SLG: 0.458 (8, 9) | F9 | | | | | | | | 4-3 | 3 | 1 | 1 | 1 | 0 | 1 | 2 | | | | | | |
| Ken Singleton, S OBP: 0.393, SLG: 0.469 (1, 10) | | | | | 4-3 | | | | L4 | 1 | 0 | 0 | 0 | 0 | 0 | 0 | | | | | | |
| Joe Nolan, L OBP: 0.337, SLG: 0.407 Rick Dempsey, R OBP: 0.315, SLG: 0.324 (8, 2) | K | | | | F2 | | | | 5-3 | 3 | 0 | 0 | 0 | 0 | 1 | 4 | | | | | | |
| Todd Cruz, R OBP: 0.247, SLG: 0.343 (1, 5) | | | | | | | | | 5-3 | 3 | 0 | 1 | 0 | 1 | 0 | 0 | | | | | | |
| Rich Dauer, R OBP: 0.278, SLG: 0.282 (1, 4) | | | | | 5-3 | | | | 6-3 | 4 | 0 | 0 | 0 | 0 | 0 | 2 | | | | | | |
| Inning Stats | R: 1 E: 0 K: 1 S: 7 | H: 2 LOB: 3 BB: 2 P: 15 | R: 0 E: 0 K: 1 S: 5 | H: 0 LOB: 1 BB: 1 P: 9 | R: 0 E: 0 K: 2 S: 7 | H: 0 LOB: 0 BB: 0 P: 7 | R: 0 E: 0 K: 0 S: 4 | H: 1 LOB: 1 BB: 0 P: 4 | R: 3 E: 0 K: 0 S: 6 | H: 3 LOB: 1 BB: 1 P: 10 | R: 0 E: 0 K: 0 S: 3 | H: 0 LOB: 0 BB: 0 P: 3 | R: 0 E: 0 K: 0 S: 3 | H: 1 LOB: 0 BB: 0 P: 3 | R: 0 E: 0 K: 0 S: 3 | H: 0 LOB: 0 BB: 0 P: 3 | R: 0 E: 0 K: 0 S: 3 | H: 0 LOB: 0 BB: 0 P: 3 | 1B: 5 2B: 2 3B: 0 HR: 0 | SF: 0 SAC: 1 DP: 1 HBP: 0 | WP: 1 PB: 0 SB: 1 CS: 0 | PA: 37 |
| PITCHER | IP | WLS | BF | H | R | ER | SO | BB | IBB | HBP | BLK | WP | HR | S | P | ERA | WHIP | | | | | |
| Steve McCatty, R ERA: 4.32 (1, 1) | 6.0 | L | 29 | 7 | 4 | 4 | 4 | 3 | 1 | 0 | 0 | 1 | 0 | 33 | 49 | 6.00 | 1.667 | | | | | |
| Tom Underwood, L ERA: 4.89 (7, 1) | 3.0 | | 8 | 0 | 0 | 0 | 0 | 0 | 0 | 0 | 0 | 0 | 0 | 8 | 8 | 0.00 | 0.000 | | | | | |

Baltimore Orioles @ Oakland Athletics
Oakland-Alameda County Coliseum, Oakland, CA

Sun Jul 24 1983, 3:33 AM PDT
Att: 23,215 - Unknown

AB 32
R 4
H 7
RBI 4
BB 4
SO 4
LOB 12



| Batter | 1 | 2 | 3 | 4 | 5 | 6 | 7 | 8 | 9 | AB | R | H | RBI | BB | SO | LOB | BOTTOM | | | | |
|--|------------------------------|---------------------------------|------------------------------|---------------------------------|------------------------------|---------------------------------|------------------------------|---------------------------------|------------------------------|---------------------------------|-------------------------------|----------------------------------|------------------------------|---------------------------------|------------------------------|---------------------------------|----------------------------------|------------------------------------|----------------------------------|--------|--|
| Rickey Henderson, R OBP: 0.406, SLG: 0.422 (1, 7) | F8 | | | | G4-3-6-3-4-9-1 | | | | E5 | 4 | 0 | 1 | 0 | 0 | 0 | 3 | | | | | |
| Rick Peters, S OBP: 0.331, SLG: 0.292 (1, 9) | F9 | | | | FC5-4 | | | | K | 3 | 0 | 0 | 0 | 1 | 1 | 1 | | | | | |
| Davey Lopes, R OBP: 0.346, SLG: 0.469 (1, 4) | P6 | | | | FC5-4 | | | | F8 | 4 | 0 | 0 | 0 | 0 | 0 | 3 | | | | | |
| Jeff Burroughs, R OBP: 0.347, SLG: 0.399 (1, 10) | | | | | | | | | 5-3 | 4 | 1 | 2 | 0 | 0 | 0 | 0 | | | | | |
| Carney Lansford, R OBP: 0.340, SLG: 0.469 (1, 5) | | | | | G5-4-3 | | | | F9 | 4 | 1 | 1 | 2 | 0 | 1 | 1 | | | | | |
| Dwayne Murphy, L OBP: 0.334, SLG: 0.375 (1, 8) | | | | | | | | | HR | 4 | 1 | 3 | 1 | 0 | 1 | 0 | | | | | |
| Bill Almon, R OBP: 0.328, SLG: 0.404 (1, 3) | | | | | | | | | K | 4 | 0 | 1 | 0 | 0 | 1 | 2 | | | | | |
| Mike Heath, R OBP: 0.321, SLG: 0.383 (1, 2) | | | | | F9 | | | | F8 | 4 | 0 | 0 | 0 | 0 | 1 | 1 | | | | | |
| Tony Phillips, S OBP: 0.307, SLG: 0.266 (1, 6) | | | | | | | | | F9 | 4 | 0 | 2 | 0 | 0 | 1 | 0 | | | | | |
| Inning Stats | R: 0 E: 0 K: 0 S: 3 | H: 0 LOB: 0 BB: 0 P: 3 | R: 0 E: 0 K: 2 S: 7 | H: 0 LOB: 0 BB: 0 P: 7 | R: 0 E: 0 K: 0 S: 4 | H: 2 LOB: 1 BB: 0 P: 4 | R: 0 E: 0 K: 0 S: 3 | H: 1 LOB: 1 BB: 0 P: 3 | R: 2 E: 0 K: 0 S: 6 | H: 3 LOB: 1 BB: 0 P: 6 | R: 0 E: 1 K: 3 S: 10 | H: 1 LOB: 0 BB: 0 P: 10 | R: 0 E: 0 K: 0 S: 3 | H: 0 LOB: 0 BB: 0 P: 3 | R: 1 E: 0 K: 1 S: 6 | H: 1 LOB: 0 BB: 0 P: 6 | 1B: 8 2B: 0 3B: 0 HR: 2 | SF: 0 SAC: 0 DP: 2 HBP: 0 | WP: 0 PB: 0 SB: 1 CS: 0 | PA: 36 | |
| PITCHER | IP | WLS | BF | H | R | ER | SO | BB | IBB | HBP | BLK | WP | HR | S | P | ERA | WHIP | | | | |
| Scott McGregor, L ERA: 3.11 (1, 1) | 9.0 | W | 36 | 10 | 3 | 3 | 6 | 1 | 0 | 0 | 0 | 0 | 2 | 47 | 51 | 3.00 | 1.222 | | | | |

Baltimore Orioles @ Oakland Athletics
Oakland-Alameda County Coliseum, Oakland, CA

Sun Jul 24 1983, 3:33 AM PDT
Att: 23,215 - Unknown

AB 35
R 3
H 10
RBI 3
BB 1
SO 6
LOB 11



| Batter | 1 | 2 | 3 | 4 | 5 | 6 | 7 | 8 | 9 | AB | R | H | RBI | BB | SO | LOB | TOP | | | | | | | | | | |
|---|------------------------------|---------------------------------|------------------------------|---------------------------------|------------------------------|---------------------------------|-------------------------------|----------------------------------|------------------------------|---------------------------------|------------------------------|---------------------------------|------------------------------|---------------------------------|------------------------------|---------------------------------|---|------------------------------------|----------------------------------|--------|--|--|--|--|--|--|--|
| John Shelby, S OBP: 0.320, SLG: 0.422 (1, 8) | | | | | | | | | | 4 | 1 | 2 | 1 | 0 | 0 | 2 | Baltimore Orioles @ California Angels Anaheim Stadium, Anaheim, CA Mon Jul 25 1983, 6:33 AM EDT Att: 24,127 - Unknown livebaseballscores.com | | | | | | | | | | |
| Dan Ford, R OBP: 0.335, SLG: 0.489 (1, 9) | | | | | | | | | | 4 | 0 | 1 | 0 | 0 | 1 | 1 | | | | | | | | | | | |
| Cal Ripken Jr., R OBP: 0.359, SLG: 0.493 (1, 6) | | | | | | | | | | 4 | 0 | 1 | 0 | 0 | 1 | 1 | | | | | | | | | | | |
| Eddie Murray, S OBP: 0.395, SLG: 0.513 (1, 3) | | | | | | | | | | 3 | 1 | 0 | 0 | 1 | 0 | 2 | | | | | | | | | | | |
| Gary Roenicke, R OBP: 0.315, SLG: 0.459 (1, 7) | | | | | | | | | | 4 | 0 | 2 | 0 | 0 | 0 | 1 | | | | | | | | | | | |
| Ken Singleton, S OBP: 0.389, SLG: 0.463 (1, 10) | | | | | | | | | | 4 | 0 | 0 | 0 | 0 | 3 | 2 | | | | | | | | | | | |
| Rich Dauer, R OBP: 0.281, SLG: 0.285 (1, 4) | | | | | | | | | | 4 | 0 | 2 | 0 | 0 | 0 | 0 | | | | | | | | | | | |
| Todd Cruz, R OBP: 0.244, SLG: 0.338 (1, 5) | | | | | | | | | | 4 | 0 | 0 | 0 | 0 | 0 | 3 | | | | | | | | | | | |
| Rick Dempsey, R OBP: 0.320, SLG: 0.325 (1, 2) | | | | | | | | | | 2 | 0 | 1 | 0 | 1 | 0 | 0 | | | | | | | | | | | |
| Inning Stats | R: 0 E: 0 K: 0 S: 3 | H: 1 LOB: 0 BB: 0 P: 3 | R: 0 E: 0 K: 0 S: 3 | H: 0 LOB: 0 BB: 0 P: 3 | R: 0 E: 0 K: 0 S: 3 | H: 0 LOB: 1 BB: 1 P: 7 | R: 1 E: 0 K: 3 S: 10 | H: 1 LOB: 1 BB: 1 P: 14 | R: 0 E: 0 K: 0 S: 4 | H: 1 LOB: 1 BB: 0 P: 4 | R: 0 E: 0 K: 1 S: 5 | H: 1 LOB: 0 BB: 0 P: 5 | R: 1 E: 0 K: 0 S: 5 | H: 2 LOB: 1 BB: 0 P: 5 | R: 0 E: 0 K: 1 S: 6 | H: 2 LOB: 1 BB: 0 P: 6 | 1B: 8 2B: 0 3B: 0 HR: 1 | SF: 0 SAC: 0 DP: 3 HBP: 0 | WP: 1 PB: 0 SB: 0 CS: 0 | PA: 35 | | | | | | | |
| PITCHER | IP | WLS | BF | H | R | ER | SO | BB | IBB | HBP | BLK | WP | HR | S | P | ERA | WHIP | | | | | | | | | | |
| Tommy John, L ERA: 4.39 (1, 1) | 7.2 | W | 30 | 7 | 2 | 2 | 4 | 2 | 0 | 0 | 0 | 1 | 1 | 36 | 44 | 2.35 | 1.174 | | | | | | | | | | |
| Andy Hassler, L ERA: 4.73 (8, 1) | 1.1 | S | 5 | 2 | 0 | 0 | 1 | 0 | 0 | 0 | 0 | 0 | 0 | 7 | 7 | 0.00 | 1.500 | | | | | | | | | | |

| Batter | 1 | 2 | 3 | 4 | 5 | 6 | 7 | 8 | 9 | AB | R | H | RBI | BB | SO | LOB | BOTTOM | | | | | | | | | | |
|--|------------------------------|---------------------------------|------------------------------|---------------------------------|------------------------------|---------------------------------|------------------------------|----------------------------------|------------------------------|---------------------------------|------------------------------|----------------------------------|------------------------------|----------------------------------|------------------------------|----------------------------------|---|------------------------------------|----------------------------------|--------|--|--|--|--|--|--|--|
| Rod Carew, L OBP: 0.429, SLG: 0.462 (1, 3) | | | | | | | | | | 4 | 0 | 0 | 0 | 1 | 1 | 4 | Baltimore Orioles @ California Angels Anaheim Stadium, Anaheim, CA Mon Jul 25 1983, 6:33 AM EDT Att: 24,127 - Unknown livebaseballscores.com | | | | | | | | | | |
| Steve Lubratich, R OBP: 0.269, SLG: 0.308 (1, 6) | | | | | | | | | | 5 | 1 | 3 | 0 | 0 | 0 | 1 | | | | | | | | | | | |
| Mike Brown, R OBP: 0.273, SLG: 0.524 (1, 7) | | | | | | | | | | 5 | 1 | 2 | 1 | 0 | 1 | 3 | | | | | | | | | | | |
| Fred Lynn, L OBP: 0.349, SLG: 0.472 (1, 8) | | | | | | | | | | 3 | 0 | 1 | 1 | 1 | 2 | 1 | | | | | | | | | | | |
| Brian Downing, R OBP: 0.375, SLG: 0.425 (1, 10) | | | | | | | | | | 4 | 0 | 0 | 0 | 0 | 1 | 4 | | | | | | | | | | | |
| Reggie Jackson, L OBP: 0.326, SLG: 0.401 (1, 9) | | | | | | | | | | 3 | 1 | 1 | 1 | 0 | 1 | 3 | | | | | | | | | | | |
| Ellis Valentine, R OBP: 0.260, SLG: 0.413 (8, 9) | | | | | | | | | | 0 | 0 | 0 | 0 | 0 | 0 | 0 | | | | | | | | | | | |
| Bobby Grich, R OBP: 0.395, SLG: 0.399 (1, 4) | | | | | | | | | | 2 | 1 | 0 | 0 | 2 | 0 | 3 | | | | | | | | | | | |
| Rob Wilfong, L OBP: 0.246, SLG: 0.350 (1, 5) | | | | | | | | | | 4 | 0 | 2 | 0 | 0 | 2 | 2 | | | | | | | | | | | |
| Bob Boone, R OBP: 0.273, SLG: 0.328 (1, 2) | | | | | | | | | | 4 | 1 | 2 | 2 | 0 | 0 | 3 | | | | | | | | | | | |
| Inning Stats | R: 1 E: 1 K: 0 S: 5 | H: 2 LOB: 1 BB: 0 P: 5 | R: 1 E: 0 K: 0 S: 4 | H: 2 LOB: 0 BB: 0 P: 4 | R: 0 E: 0 K: 2 S: 8 | H: 1 LOB: 1 BB: 0 P: 8 | R: 1 E: 0 K: 2 S: 9 | H: 2 LOB: 2 BB: 1 P: 13 | R: 1 E: 0 K: 1 S: 6 | H: 1 LOB: 0 BB: 0 P: 6 | R: 0 E: 0 K: 1 S: 5 | H: 0 LOB: 2 BB: 1 P: 10 | R: 0 E: 0 K: 1 S: 7 | H: 2 LOB: 3 BB: 1 P: 11 | R: 1 E: 0 K: 1 S: 6 | H: 1 LOB: 1 BB: 1 P: 10 | 1B: 8 2B: 0 3B: 0 HR: 3 | SF: 0 SAC: 0 DP: 0 HBP: 1 | WP: 0 PB: 0 SB: 0 CS: 1 | PA: 39 | | | | | | | |
| PITCHER | IP | WLS | BF | H | R | ER | SO | BB | IBB | HBP | BLK | WP | HR | S | P | ERA | WHIP | | | | | | | | | | |
| Mike Boddicker, R ERA: 3.67 (1, 1) | 5.0 | L | 23 | 8 | 4 | 3 | 5 | 1 | 0 | 0 | 0 | 0 | 0 | 32 | 36 | 5.40 | 1.800 | | | | | | | | | | |
| Dan Morigiello, L ERA: 3.47 (6, 1) | 1.0 | | 8 | 2 | 0 | 0 | 1 | 2 | 0 | 1 | 0 | 0 | 0 | 7 | 16 | 0.00 | 4.000 | | | | | | | | | | |
| Sammy Stewart, R ERA: 4.34 (7, 1) | 2.0 | | 8 | 1 | 1 | 1 | 2 | 1 | 0 | 0 | 0 | 0 | 1 | 11 | 15 | 4.50 | 1.000 | | | | | | | | | | |

| Batter | 1 | 2 | 3 | 4 | 5 | 6 | 7 | 8 | 9 | AB | R | H | RBI | BB | SO | LOB | TOP | | | |
|---|--|----------------------------------|------------------------------|---------------------------------|------------------------------|---------------------------------|------------------------------|---------------------------------|------------------------------|---------------------------------|------------------------------|---------------------------------|------------------------------|---------------------------------|------------------------------|---------------------------------|----------------------------------|------------------------------------|----------------------------------|--------|
| Dan Ford, R OBP: 0.333, SLG: 0.485 (1, 9) | | | | | | | | | | 4 | 0 | 1 | 0 | 0 | 1 | 0 | | | | |
| Rich Dauer, R OBP: 0.280, SLG: 0.288 (1, 4) | | | | | | | | | | 4 | 1 | 1 | 0 | 0 | 0 | 0 | | | | |
| Cal Ripken Jr., R OBP: 0.358, SLG: 0.491 (1, 6) | | | | | | | | | | 4 | 2 | 1 | 0 | 0 | 0 | 3 | | | | |
| Eddie Murray, S OBP: 0.396, SLG: 0.524 (1, 3) | | | | | | | | | | 4 | 2 | 2 | 3 | 0 | 0 | 0 | | | | |
| Gary Roenicke, R OBP: 0.314, SLG: 0.452 (1, 8) (9, 7) | | | | | | | | | | 3 | 0 | 0 | 0 | 1 | 1 | 0 | | | | |
| Ken Singleton, S OBP: 0.387, SLG: 0.460 (1, 10) | | | | | | | | | | 4 | 0 | 1 | 0 | 0 | 1 | 3 | | | | |
| Benny Ayala, R OBP: 0.281, SLG: 0.436 John Shelby, S OBP: 0.320, SLG: 0.422 (9, 8) | | | | | | | | | | 3 | 0 | 0 | 1 | 1 | 0 | 1 | | | | |
| Todd Cruz, R OBP: 0.247, SLG: 0.338 (1, 5) | | | | | | | | | | 3 | 0 | 1 | 1 | 1 | 0 | 1 | | | | |
| Rick Dempsey, R OBP: 0.314, SLG: 0.319 (1, 2) | | | | | | | | | | 4 | 0 | 0 | 0 | 0 | 0 | 4 | | | | |
| Inning Stats | R: 3 E: 0 K: 1 S: 8 | H: 3 LOB: 3 BB: 3 P: 20 | R: 0 E: 1 K: 1 S: 5 | H: 0 LOB: 0 BB: 0 P: 5 | R: 0 E: 0 K: 0 S: 3 | H: 0 LOB: 0 BB: 0 P: 3 | R: 0 E: 0 K: 0 S: 3 | H: 1 LOB: 0 BB: 0 P: 3 | R: 0 E: 0 K: 0 S: 5 | H: 0 LOB: 0 BB: 0 P: 3 | R: 0 E: 0 K: 1 S: 4 | H: 1 LOB: 1 BB: 0 P: 4 | R: 0 E: 0 K: 0 S: 4 | H: 0 LOB: 0 BB: 0 P: 5 | R: 0 E: 0 K: 0 S: 5 | H: 1 LOB: 1 BB: 0 P: 4 | 1B: 4 2B: 2 3B: 0 HR: 1 | SF: 0 SAC: 0 DP: 2 HBP: 0 | WP: 0 PB: 0 SB: 0 CS: 0 | PA: 36 |
| PITCHER Geoff Zahn, L ERA: 3.7 (1, 1) | IP: 9.0 WLS: L BF: 36 H: 7 R: 5 ER: 5 SO: 3 BB: 2 IBB: 1 HBP: 0 BLK: 0 WP: 0 HR: 1 S: 39 P: 51 ERA: 5.00 WHIP: 1.000 | | | | | | | | | | | | | | | PITCHER | | | | |

Baltimore Orioles @ California Angels
Anaheim Stadium, Anaheim, CA
Tue Jul 26 1983, 10:05 PM EDT
Att: 32,668 - Unknown

AB 33
R 5
H 7
RBI 5
BB 3
SO 3
LOB 12



| Batter | 1 | 2 | 3 | 4 | 5 | 6 | 7 | 8 | 9 | AB | R | H | RBI | BB | SO | LOB | BOTTOM | | | |
|--|--|---------------------------------|------------------------------|---------------------------------|------------------------------|----------------------------------|------------------------------|---------------------------------|------------------------------|---------------------------------|------------------------------|---------------------------------|------------------------------|---------------------------------|------------------------------|---------------------------------|----------------------------------|------------------------------------|----------------------------------|--------|
| Steve Lubratich, R OBP: 0.267, SLG: 0.333 (1, 5) | | | | | | | | | | 4 | 0 | 1 | 0 | 0 | 1 | 0 | | | | |
| Ron Jackson, R OBP: 0.314, SLG: 0.362 (1, 3) | | | | | | | | | | 3 | 2 | 2 | 0 | 1 | 0 | 0 | | | | |
| Mike Brown, R OBP: 0.308, SLG: 0.542 (1, 8) | | | | | | | | | | 3 | 1 | 1 | 1 | 1 | 0 | 1 | | | | |
| Brian Downing, R OBP: 0.373, SLG: 0.419 (1, 10) | | | | | | | | | | 3 | 0 | 0 | 0 | 0 | 0 | 4 | | | | |
| Bobby Grich, R OBP: 0.397, SLG: 0.403 (1, 4) | | | | | | | | | | 4 | 1 | 2 | 2 | 0 | 1 | 2 | | | | |
| Reggie Jackson, L OBP: 0.322, SLG: 0.395 (1, 9) | | | | | | | | | | 4 | 0 | 0 | 0 | 0 | 2 | 3 | | | | |
| Ellis Valentine, R OBP: 0.256, SLG: 0.405 Rod Carew, L OBP: 0.428, SLG: 0.461 (9, PH) | | | | | | | | | | 3 | 0 | 0 | 1 | 0 | 0 | 0 | | | | |
| Tim Foli, R OBP: 0.269, SLG: 0.303 Fred Lynn, L OBP: 0.346, SLG: 0.470 (9, PH) | | | | | | | | | | 3 | 0 | 1 | 0 | 0 | 0 | 0 | | | | |
| Bob Boone, R OBP: 0.270, SLG: 0.324 (1, 2) | | | | | | | | | | 3 | 0 | 0 | 0 | 0 | 1 | | | | | |
| Inning Stats | R: 0 E: 1 K: 1 S: 6 | H: 1 LOB: 1 BB: 0 P: 6 | R: 1 E: 0 K: 0 S: 4 | H: 1 LOB: 0 BB: 0 P: 4 | R: 2 E: 0 K: 1 S: 7 | H: 2 LOB: 2 BB: 2 P: 15 | R: 0 E: 0 K: 0 S: 3 | H: 1 LOB: 0 BB: 0 P: 3 | R: 0 E: 0 K: 2 S: 7 | H: 0 LOB: 0 BB: 0 P: 7 | R: 0 E: 0 K: 0 S: 3 | H: 0 LOB: 0 BB: 0 P: 3 | R: 1 E: 0 K: 0 S: 4 | H: 2 LOB: 1 BB: 0 P: 5 | R: 0 E: 0 K: 1 S: 5 | H: 0 LOB: 0 BB: 0 P: 5 | 1B: 3 2B: 4 3B: 0 HR: 0 | SF: 0 SAC: 0 DP: 2 HBP: 1 | WP: 0 PB: 0 SB: 0 CS: 0 | PA: 35 |
| PITCHER Paul Mirabella, L ERA: 5.59 Dennis Martinez, R ERA: 5.62 (4, 1) | IP: 3.0 WLS: W BF: 20 H: 4 R: 3 ER: 1 SO: 3 BB: 0 IBB: 0 HBP: 1 BLK: 0 WP: 0 HR: 0 S: 17 P: 25 ERA: 9.00 WHIP: 2.000 | | | | | | | | | | | | | | | PITCHER | | | | |

Baltimore Orioles @ California Angels
Anaheim Stadium, Anaheim, CA
Tue Jul 26 1983, 10:05 PM EDT
Att: 32,668 - Unknown

AB 32
R 4
H 7
RBI 4
BB 2
SO 5
LOB 11



| Batter | 1 | 2 | 3 | 4 | 5 | 6 | 7 | 8 | 9 | AB | R | H | RBI | BB | SO | LOB | TOP | | | | | | | | | | |
|--|------------------------------|----------------------------------|------------------------------|---------------------------------|------------------------------|----------------------------------|------------------------------|---------------------------------|------------------------------|----------------------------------|------------------------------|---------------------------------|------------------------------|----------------------------------|------------------------------|---------------------------------|------------------------------|----------------------------------|-----------------------------------|------------------------------------|----------------------------------|--------|--|--|--|--|--|
| Al Bumbry, L OBP: 0.325, SLG: 0.353 John Shelby, S OBP: 0.323, SLG: 0.422 | 6-3 | | K | | | WP 1B | F7 | SH1-4 1B | E IBB | 5 | 2 | 2 | 0 | 0 | 1 | 1 | | | | | | | | | | | |
| Jim Dwyer, L OBP: 0.416, SLG: 0.646 Dan Ford, R OBP: 0.336, SLG: 0.488 | 6-3 | | BB | | | 1B FC5-2 | 1B | SH1-4 | E9 2B | 2 | 0 | 1 | 0 | 2 | 0 | 0 | | | | | | | | | | | |
| Cal Ripken Jr., R OBP: 0.362, SLG: 0.496 | 1B | | K | | | 1-3 2-H | 3-1 FC5-2 | F9 | HBP 1B | 6 | 1 | 4 | 3 | 0 | 1 | 3 | | | | | | | | | | | |
| Eddie Murray, S OBP: 0.397, SLG: 0.519 | 1-2 BB | | | | | G3 | FC5-2 3-1 | 2B FC1-2-5 | P6 BB | 3 | 0 | 0 | 0 | 3 | 0 | 3 | | | | | | | | | | | |
| John Lowenstein, L OBP: 0.374, SLG: 0.453 Gary Roenicke, R OBP: 0.322, SLG: 0.465 | K | | | | | 1B 4-3 | 3-1 | FC1-2-5 2B | HBP 2B | 2 | 1 | 1 | 0 | 0 | 1 | 2 | | | | | | | | | | | |
| Ken Singleton, S OBP: 0.389, SLG: 0.457 | | | K | | | 1-3 2B | 4-3 | BB FC1-2-5 | K IBB | 4 | 1 | 1 | 0 | 2 | 2 | 4 | | | | | | | | | | | |
| Joe Nolan, L OBP: 0.330, SLG: 0.398 Benny Ayala, R OBP: 0.278, SLG: 0.430 Rick Dempsey, R OBP: 0.310, SLG: 0.315 | 4-3 | | | | | 1-2 3-H | 4-3 | 1-2 2-3 3-H | FC1-2-5 BB | 2 | 0 | 0 | 1 | 0 | 0 | 1 | | | | | | | | | | | |
| Todd Cruz, R OBP: 0.253, SLG: 0.344 | P3 | | | | | 2-H 1B | 2B | 1-2 2-3 | BB | 4 | 2 | 2 | 1 | 1 | 0 | 0 | | | | | | | | | | | |
| Rich Dauer, R OBP: 0.285, SLG: 0.295 | | | | | | 2-H 1B | 5-3 | 1B | F9 | 4 | 1 | 2 | 1 | 1 | 0 | 3 | | | | | | | | | | | |
| Inning Stats | R: 0 E: 0 K: 1 S: 6 | H: 1 LOB: 2 BB: 1 P: 10 | R: 0 E: 0 K: 1 S: 5 | H: 0 LOB: 0 BB: 0 P: 5 | R: 0 E: 0 K: 2 S: 7 | H: 0 LOB: 1 BB: 1 P: 11 | R: 3 E: 0 K: 0 S: 6 | H: 4 LOB: 1 BB: 0 P: 6 | R: 1 E: 0 K: 1 S: 7 | H: 2 LOB: 3 BB: 2 P: 15 | R: 0 E: 0 K: 0 S: 4 | H: 1 LOB: 2 BB: 1 P: 8 | R: 0 E: 0 K: 0 S: 3 | H: 1 LOB: 3 BB: 3 P: 15 | R: 1 E: 0 K: 1 S: 7 | H: 2 LOB: 2 BB: 0 P: 8 | R: 5 E: 1 K: 0 S: 8 | H: 5 LOB: 2 BB: 2 P: 16 | 1B: 11 2B: 5 3B: 0 HR: 0 | SF: 0 SAC: 1 DP: 1 HBP: 1 | WP: 1 PB: 0 SB: 0 CS: 0 | PA: 52 | | | | | |
| PITCHER | IP | WLS | BF | H | R | ER | SO | BB | IBB | HBP | BLK | WP | HR | S | P | ERA | WHIP | | | | | | | | | | |
| Mike Witt, R ERA: 4.64 | 4.0 | L | 21 | 7 | 4 | 4 | 4 | 3 | 0 | 0 | 0 | 1 | 0 | 26 | 38 | 9.00 | 2.500 | | | | | | | | | | |
| John Curtis, L ERA: 3.89 | 2.0 | | 12 | 2 | 0 | 0 | 1 | 2 | 2 | 0 | 0 | 0 | 0 | 10 | 26 | 0.00 | 2.000 | | | | | | | | | | |
| Rick Steiner, R ERA: 8.59 | 2.1 | | 12 | 4 | 3 | 3 | 1 | 1 | 0 | 1 | 0 | 0 | 0 | 12 | 17 | 11.57 | 2.143 | | | | | | | | | | |
| Andy Hassler, L ERA: 5.6 | 0.2 | | 7 | 3 | 3 | 3 | 0 | 1 | 1 | 0 | 0 | 0 | 0 | 5 | 13 | 40.50 | 6.000 | | | | | | | | | | |

Baltimore Orioles @ California Angels
Anaheim Stadium, Anaheim, CA
Wed Jul 27 1983, 10:05 PM EDT
Att: 31,088 - Unknown

AB 40
R 10
H 16
RBI 8
BB 10
SO 6
LOB 27



| Batter | 1 | 2 | 3 | 4 | 5 | 6 | 7 | 8 | 9 | AB | R | H | RBI | BB | SO | LOB | BOTTOM | | | | | | | | | | |
|---|------------------------------|---------------------------------|------------------------------|---------------------------------|------------------------------|---------------------------------|------------------------------|----------------------------------|------------------------------|---------------------------------|------------------------------|----------------------------------|------------------------------|---------------------------------|------------------------------|---------------------------------|------------------------------|---------------------------------|----------------------------------|------------------------------------|----------------------------------|--------|--|--|--|--|--|
| Steve Lubratich, R OBP: 0.229, SLG: 0.286 | F6 | | F9 | | | F8 | FC3-6 | | G1-6-3 | 5 | 0 | 0 | 0 | 0 | 0 | 4 | | | | | | | | | | | |
| Ron Jackson, R OBP: 0.313, SLG: 0.365 | F9 | | 4-3 | | | 1B | G5-4-3 | | G5-4-3 | 4 | 1 | 1 | 0 | 0 | 0 | 2 | | | | | | | | | | | |
| Mike Brown, R OBP: 0.267, SLG: 0.464 | K | | | | | F3 | F8 | | P4 | 4 | 0 | 0 | 0 | 0 | 1 | 1 | | | | | | | | | | | |
| Fred Lynn, L OBP: 0.352, SLG: 0.482 | | | | | | 1B HR | BB BB SF9 | 1B | 6-3 | 3 | 2 | 2 | 2 | 1 | 0 | 0 | | | | | | | | | | | |
| Brian Downing, R OBP: 0.371, SLG: 0.413 | | | | | | F9 | SF9 BB | BB | 6-3 | 3 | 0 | 0 | 0 | 1 | 0 | 1 | | | | | | | | | | | |
| Bobby Grich, R OBP: 0.401, SLG: 0.406 | | | | | | F8 | FC6-4 BB | | | 3 | 1 | 2 | 0 | 1 | 0 | 0 | | | | | | | | | | | |
| Reggie Jackson, L OBP: 0.318, SLG: 0.391 | | | | | | 1B | FC6-4 BB | | 1B | 3 | 0 | 0 | 1 | 0 | 2 | 3 | | | | | | | | | | | |
| Tim Foli, R OBP: 0.269, SLG: 0.303 | | | | | | F8 | SF9 | | K | 3 | 0 | 0 | 1 | 0 | 2 | 3 | | | | | | | | | | | |
| Bob Boone, R OBP: 0.277, SLG: 0.328 | | | | | | F8 | 2-3 3-H | | 1B | 4 | 0 | 1 | 0 | 0 | 0 | 2 | | | | | | | | | | | |
| Bob Boone, R OBP: 0.277, SLG: 0.328 | | | | | | 4-3 | FC3-6 | | G1-6-3 | 3 | 0 | 2 | 1 | 1 | 0 | 0 | | | | | | | | | | | |
| Inning Stats | R: 0 E: 0 K: 1 S: 5 | H: 0 LOB: 0 BB: 0 P: 5 | R: 1 E: 0 K: 0 S: 4 | H: 1 LOB: 0 BB: 0 P: 4 | R: 0 E: 0 K: 0 S: 3 | H: 0 LOB: 1 BB: 1 P: 7 | R: 0 E: 0 K: 1 S: 6 | H: 1 LOB: 2 BB: 1 P: 10 | R: 0 E: 0 K: 0 S: 3 | H: 0 LOB: 0 BB: 0 P: 3 | R: 2 E: 0 K: 0 S: 5 | H: 2 LOB: 2 BB: 2 P: 13 | R: 0 E: 0 K: 0 S: 3 | H: 1 LOB: 0 BB: 0 P: 3 | R: 0 E: 0 K: 0 S: 3 | H: 0 LOB: 0 BB: 0 P: 3 | R: 1 E: 0 K: 1 S: 7 | H: 3 LOB: 1 BB: 0 P: 7 | 1B: 6 2B: 1 3B: 0 HR: 1 | SF: 1 SAC: 0 DP: 2 HBP: 0 | WP: 0 PB: 0 SB: 0 CS: 0 | PA: 37 | | | | | |
| PITCHER | IP | WLS | BF | H | R | ER | SO | BB | IBB | HBP | BLK | WP | HR | S | P | ERA | WHIP | | | | | | | | | | |
| Allan Ramirez, R ERA: 2.66 | 5.1 | W | 23 | 4 | 3 | 3 | 2 | 3 | 0 | 0 | 0 | 0 | 0 | 24 | 36 | 5.06 | 1.312 | | | | | | | | | | |
| Sammy Stewart, R ERA: 4.27 | 3.2 | S | 14 | 4 | 1 | 1 | 1 | 1 | 0 | 0 | 0 | 0 | 0 | 15 | 19 | 2.46 | 1.364 | | | | | | | | | | |

Baltimore Orioles @ California Angels
Anaheim Stadium, Anaheim, CA
Wed Jul 27 1983, 10:05 PM EDT
Att: 31,088 - Unknown

AB 32
R 4
H 8
RBI 4
BB 4
SO 3
LOB 13



| Batter | 1 | 2 | 3 | 4 | 5 | 6 | 7 | 8 | 9 | AB | R | H | RBI | BB | SO | LOB | TOP | | |
|---|---|---------------------------------|------------------------------|---------------------------------|------------------------------|---------------------------------|------------------------------|---------------------------------|------------------------------|---------------------------------|------------------------------|---------------------------------|------------------------------|---------------------------------|------------------------------|---------------------------------|--|----------------------------------|------------------------------------|
| Bill Sample, R OBP: 0.344, SLG: 0.427 (1, 7) | | | | | | | | | | 4 | 0 | 1 | 0 | 0 | 0 | 2 | Texas Rangers @ Baltimore Orioles Memorial Stadium, Baltimore, MD Sat Jul 30 1983, 7:05 PM EDT Att: 32,884 - Unknown | | |
| Bucky Dent, R OBP: 0.303, SLG: 0.316 Jim Anderson, R OBP: 0.233, SLG: 0.211 (8, FR) (8, 6) | | | | | | | | | | 3 | 0 | 1 | 0 | 1 | 0 | 1 | | | |
| Buddy Bell, R OBP: 0.338, SLG: 0.432 (1, 5) | | | | | | | | | | 4 | 0 | 1 | 0 | 0 | 0 | 2 | | | |
| Larry Parrish, R OBP: 0.355, SLG: 0.531 (1, 9) | | | | | | | | | | 4 | 0 | 0 | 0 | 1 | 3 | | | | |
| Pete O'Brien, L OBP: 0.319, SLG: 0.343 (1, 3) | | | | | | | | | | 4 | 0 | 0 | 0 | 0 | 1 | 3 | | | |
| Bill Stein, R OBP: 0.314, SLG: 0.405 (1, 4) | | | | | | | | | | 4 | 2 | 2 | 0 | 0 | 0 | 0 | | | |
| George Wright, S OBP: 0.323, SLG: 0.431 (1, 8) | | | | | | | | | | 4 | 0 | 2 | 1 | 0 | 0 | 1 | | | |
| Jim Sundberg, R OBP: 0.265, SLG: 0.262 Larry Blittner, L OBP: 0.365, SLG: 0.383 (9, PH) | | | | | | | | | | 2 | 0 | 0 | 0 | 1 | 0 | 2 | | | |
| Dave Hostetler, R OBP: 0.311, SLG: 0.362 (1, 10) | | | | | | | | | | 1 | 0 | 0 | 0 | 0 | 0 | 0 | | | |
| Inning Stats | R: 0 E: 0 K: 0 S: 3 | H: 1 LOB: 0 BB: 0 P: 3 | R: 1 E: 0 K: 1 S: 7 | H: 2 LOB: 1 BB: 0 P: 7 | R: 1 E: 0 K: 0 S: 4 | H: 1 LOB: 0 BB: 0 P: 4 | R: 0 E: 0 K: 1 S: 5 | H: 0 LOB: 0 BB: 0 P: 5 | R: 0 E: 0 K: 0 S: 4 | H: 1 LOB: 1 BB: 0 P: 4 | R: 2 E: 0 K: 0 S: 5 | H: 2 LOB: 2 BB: 0 P: 5 | R: 0 E: 0 K: 0 S: 3 | H: 1 LOB: 2 BB: 1 P: 7 | R: 0 E: 0 K: 0 S: 3 | H: 0 LOB: 0 BB: 0 P: 3 | | 1B: 6 2B: 1 3B: 0 HR: 2 | SF: 0 SAC: 0 DP: 3 HBP: 0 |
| PITCHER | IP WLS BF H R ER SO BB IBB HBP BLK WP HR S P ERA WHIP | | | | | | | | | | | | | | | | | | |
| Scott McGregor, L ERA: 3.19 Tim Stoddard, R ERA: 5.35 (1, 1) (8, 1) | 7.0 W 30 9 4 4 2 2 0 0 0 0 0 2 32 40 5.14 1.571 | | | | | | | | | | | | | | | | | | |
| | 2.0 S 5 0 0 0 0 0 0 0 0 0 0 0 5 5 0.00 0.000 | | | | | | | | | | | | | | | | | | |

| Batter | 1 | 2 | 3 | 4 | 5 | 6 | 7 | 8 | 9 | AB | R | H | RBI | BB | SO | LOB | BOTTOM | | |
|---|---|---------------------------------|------------------------------|---------------------------------|------------------------------|----------------------------------|------------------------------|----------------------------------|------------------------------|---------------------------------|------------------------------|---------------------------------|------------------------------|----------------------------------|------------------------------|---------------------------------|--|-----------------------------------|------------------------------------|
| Al Bumbry, L OBP: 0.329, SLG: 0.357 (1, 8) | | | | | | | | | | 5 | 1 | 2 | 1 | 0 | 0 | 2 | Texas Rangers @ Baltimore Orioles Memorial Stadium, Baltimore, MD Sat Jul 30 1983, 7:05 PM EDT Att: 32,884 - Unknown | | |
| Jim Dwyer, L OBP: 0.424, SLG: 0.637 (1, 9) | | | | | | | | | | 3 | 1 | 1 | 0 | 2 | 1 | 2 | | | |
| Cal Ripken Jr., R OBP: 0.365, SLG: 0.501 (1, 6) | | | | | | | | | | 4 | 1 | 1 | 1 | 0 | 1 | 5 | | | |
| Eddie Murray, S OBP: 0.395, SLG: 0.522 (1, 3) | | | | | | | | | | 4 | 1 | 1 | 2 | 0 | 0 | 0 | | | |
| John Lowenstein, L OBP: 0.370, SLG: 0.448 Gary Roenicke, R OBP: 0.323, SLG: 0.463 (8, PH) (9, 7) | | | | | | | | | | 2 | 0 | 0 | 1 | 1 | 1 | 0 | | | |
| Ken Singleton, S OBP: 0.395, SLG: 0.456 (1, 10) | | | | | | | | | | 5 | 1 | 3 | 1 | 0 | 0 | 0 | | | |
| Joe Nolan, L OBP: 0.337, SLG: 0.413 (1, 2) | | | | | | | | | | 4 | 1 | 2 | 1 | 0 | 0 | 2 | | | |
| Todd Cruz, R OBP: 0.253, SLG: 0.348 (1, 5) | | | | | | | | | | 4 | 0 | 1 | 0 | 0 | 1 | 3 | | | |
| Rich Dauer, R OBP: 0.294, SLG: 0.309 (1, 4) | | | | | | | | | | 3 | 1 | 2 | 0 | 1 | 0 | 1 | | | |
| Inning Stats | R: 0 E: 0 K: 1 S: 5 | H: 0 LOB: 0 BB: 0 P: 5 | R: 0 E: 0 K: 1 S: 7 | H: 2 LOB: 2 BB: 0 P: 7 | R: 3 E: 0 K: 0 S: 7 | H: 4 LOB: 2 BB: 1 P: 11 | R: 0 E: 0 K: 1 S: 6 | H: 1 LOB: 2 BB: 1 P: 10 | R: 0 E: 0 K: 0 S: 5 | H: 0 LOB: 0 BB: 0 P: 5 | R: 0 E: 1 K: 0 S: 5 | H: 1 LOB: 2 BB: 0 P: 5 | R: 4 E: 0 K: 0 S: 8 | H: 5 LOB: 3 BB: 2 P: 16 | R: 0 E: 0 K: 0 S: 3 | H: 0 LOB: 0 BB: 0 P: 3 | | 1B: 10 2B: 2 3B: 1 HR: 0 | SF: 3 SAC: 0 DP: 0 HBP: 0 |
| PITCHER | IP WLS BF H R ER SO BB IBB HBP BLK WP HR S P ERA WHIP | | | | | | | | | | | | | | | | | | |
| Mike Smithson, R ERA: 4.35 John Butcher, R ERA: 3.6 Jon Matlack, L ERA: 4.53 (1, 1) (7, 1) (8, 1) | 6.1 L 33 11 6 6 4 2 0 0 0 0 0 0 4 12 8.53 2.053 | | | | | | | | | | | | | | | | | | |
| | 0.2 6 2 1 1 0 2 0 0 0 0 0 0 4 12 13.50 6.000 | | | | | | | | | | | | | | | | | | |
| | 1.0 3 0 0 0 0 0 0 0 0 0 0 0 3 3 0.00 0.000 | | | | | | | | | | | | | | | | | | |

| Batter | 1 | 2 | 3 | 4 | 5 | 6 | 7 | 8 | 9 | AB | R | H | RBI | BB | SO | LOB | TOP | | | |
|---|--|---------------------------------|------------------------------|---------------------------------|------------------------------|---------------------------------|------------------------------|---------------------------------|------------------------------|---------------------------------|------------------------------|---------------------------------|------------------------------|---------------------------------|------------------------------|---------------------------------|----------------------------------|------------------------------------|----------------------------------|--------|
| Wayne Tolleson, S OBP: 0.326, SLG: 0.341 | 0-0 3-1 | | 0-0 G1 | | | 0-0 G4-6-3 | | | 0-0 1B | 4 | 0 | 1 | 0 | 0 | 0 | 1 | | | | |
| Bill Stein, R OBP: 0.304, SLG: 0.392 | 0-0 6-3 | | | 0-0 6-3 | | | 0-0 4-3 | | 0-3 K | 4 | 0 | 0 | 0 | 0 | 1 | 1 | | | | |
| Buddy Bell, R OBP: 0.340, SLG: 0.432 | 0-0 FC6-4 1B | | | 0-0 L8 | | | 0-0 G3-6-4 1B | | 0-0 F8 | 4 | 0 | 2 | 0 | 0 | 0 | 1 | | | | |
| Pete O'Brien, L OBP: 0.317, SLG: 0.340 | 0-0 FC6-4 | | | 0-0 L9 | | | 0-0 G3-6-1 | | | 3 | 0 | 0 | 0 | 0 | 0 | 2 | | | | |
| Larry Parrish, R OBP: 0.355, SLG: 0.529 | | 0-3 K | | | 0-0 5-3 | | | | 0-0 WP 1B | 3 | 0 | 1 | 0 | 0 | 1 | 0 | | | | |
| George Wright, S OBP: 0.321, SLG: 0.428 | | 0-0 F7 | | | 0-3 K | | | | 0-0 F7 | 3 | 0 | 0 | 0 | 0 | 1 | 1 | | | | |
| Bill Sample, R OBP: 0.342, SLG: 0.423 | | 0-0 L7 | | | 0-0 F2 | | | | 0-0 6-3 | 3 | 0 | 0 | 0 | 0 | 0 | 1 | | | | |
| Bob Johnson, R OBP: 0.269, SLG: 0.341 | | | 0-0 L7 | | | 4-0 G4-6-3 BB | | | 0-0 5-3 | 1 | 0 | 0 | 0 | 0 | 0 | 0 | | | | |
| Jim Sundberg, R OBP: 0.297, SLG: 0.261 | | | | | | | | | | 1 | 0 | 0 | 0 | 1 | 0 | 1 | | | | |
| Bob Jones, L OBP: 0.340, SLG: 0.362 | | | 0-0 G3 | | | 0-0 F9 | | | 0-0 G3 | 3 | 0 | 0 | 0 | 0 | 0 | 1 | | | | |
| Inning Stats | R: 0 E: 0 K: 0 S: 4 | H: 1 LOB: 1 BB: 0 P: 4 | R: 0 E: 0 K: 1 S: 5 | H: 0 LOB: 0 BB: 0 P: 5 | R: 0 E: 0 K: 0 S: 3 | H: 0 LOB: 0 BB: 0 P: 3 | R: 0 E: 0 K: 0 S: 3 | H: 0 LOB: 0 BB: 0 P: 3 | R: 0 E: 0 K: 0 S: 2 | H: 0 LOB: 0 BB: 1 P: 6 | R: 0 E: 0 K: 0 S: 3 | H: 1 LOB: 0 BB: 0 P: 3 | R: 0 E: 0 K: 0 S: 4 | H: 1 LOB: 1 BB: 0 P: 4 | R: 0 E: 0 K: 1 S: 6 | H: 1 LOB: 1 BB: 0 P: 6 | 1B: 4 2B: 0 3B: 0 HR: 0 | SF: 0 SAC: 0 DP: 2 HBP: 0 | WP: 1 PB: 0 SB: 0 CS: 0 | PA: 30 |
| PITCHER Mike Boddicker, R ERA: 3.3 | IP: 9.0 WLS: W BF: 30 H: 4 R: 0 ER: 0 SO: 3 BB: 1 IBB: 0 HBP: 0 BLK: 0 WP: 1 HR: 0 S: 35 P: 39 ERA: 0.00 WHIP: 0.556 | | | | | | | | | | | | | | | PITCHER | | | | |

Texas Rangers @ Baltimore Orioles
Memorial Stadium, Baltimore, MD
Sun Jul 31 1983, 3:33 AM EDT
Att: 23,174 - Unknown


AB 29
R 0
H 4
RBI 0
BB 1
SO 3
LOB 9



| Batter | 1 | 2 | 3 | 4 | 5 | 6 | 7 | 8 | 9 | AB | R | H | RBI | BB | SO | LOB | BOTTOM | | | |
|---|--|---------------------------------|------------------------------|---------------------------------|------------------------------|---------------------------------|------------------------------|----------------------------------|------------------------------|---------------------------------|------------------------------|---------------------------------|------------------------------|---------------------------------|------------------------------|---------------------------------|----------------------------------|------------------------------------|----------------------------------|--------|
| John Shelby, S OBP: 0.317, SLG: 0.411 | 0-0 1B 1B | 0-3 K | | 0-0 F7 | | 0-0 F7 | | 0-0 4-3 | | 5 | 1 | 1 | 0 | 0 | 1 | 5 | | | | |
| Dan Ford, R OBP: 0.332, SLG: 0.478 | 0-0 F8 | | 0-0 P5 | | 0-0 F9 | | 0-3 K | | | 4 | 0 | 0 | 0 | 0 | 1 | 1 | | | | |
| Cal Ripken Jr., R OBP: 0.364, SLG: 0.497 | 0-0 P6 | | 0-0 F8 | | 0-0 6-3 | | 4-0 G4-6-3 BB | | | 3 | 0 | 0 | 0 | 1 | 0 | 1 | | | | |
| Eddie Murray, S OBP: 0.396, SLG: 0.530 | 0-0 1B 1B | | 0-0 HR | | 0-0 2-3 | | 0-0 G4-6-3 | | | 4 | 2 | 2 | 1 | 0 | 0 | 1 | | | | |
| Gary Roenicke, R OBP: 0.326, SLG: 0.478 | 0-0 1B 1B | | 0-0 F8 | | | 0-0 E5 WP | | 0-0 HR | | 4 | 2 | 2 | 2 | 0 | 0 | 0 | | | | |
| Ken Singleton, S OBP: 0.396, SLG: 0.457 | 0-0 FC5-4 1B | | 0-0 L7 | | 0-0 5-3 | | 0-0 FC5-4 1B | | | 4 | 0 | 2 | 1 | 0 | 0 | 1 | | | | |
| Todd Cruz, R OBP: 0.250, SLG: 0.344 | 0-0 FC5-4 | | 0-0 F7 | | 0-0 P4 | | 0-0 FC5-4 1B | | | 4 | 0 | 0 | 0 | 0 | 0 | 4 | | | | |
| Rich Dauer, R OBP: 0.293, SLG: 0.306 | | 0-0 F7 | | 4-0 BB BB | | 0-0 E5 WP | | 0-0 F9 | | 3 | 1 | 0 | 0 | 1 | 0 | 2 | | | | |
| Rick Dempsey, R OBP: 0.314, SLG: 0.320 | | 0-0 5-3 | | 4-0 BB BB | | 0-0 2B | | 0-0 1B | | 3 | 0 | 2 | 1 | 1 | 0 | 0 | | | | |
| Inning Stats | R: 2 E: 0 K: 0 S: 7 | H: 4 LOB: 2 BB: 0 P: 7 | R: 0 E: 0 K: 1 S: 5 | H: 0 LOB: 0 BB: 0 P: 5 | R: 1 E: 0 K: 0 S: 4 | H: 1 LOB: 0 BB: 0 P: 4 | R: 0 E: 0 K: 0 S: 3 | H: 0 LOB: 2 BB: 2 P: 11 | R: 0 E: 0 K: 0 S: 3 | H: 0 LOB: 0 BB: 0 P: 3 | R: 2 E: 2 K: 0 S: 6 | H: 1 LOB: 1 BB: 0 P: 6 | R: 0 E: 0 K: 1 S: 4 | H: 0 LOB: 0 BB: 1 P: 8 | R: 0 E: 0 K: 0 S: 6 | H: 3 LOB: 2 BB: 0 P: 6 | 1B: 6 2B: 1 3B: 0 HR: 2 | SF: 0 SAC: 0 DP: 1 HBP: 0 | WP: 1 PB: 0 SB: 0 CS: 0 | PA: 37 |
| PITCHER Frank Tanana, L ERA: 2.9 | IP: 5.2 WLS: L BF: 26 H: 5 R: 5 ER: 3 SO: 3 BB: 2 IBB: 0 HBP: 0 BLK: 0 WP: 0 HR: 1 S: 26 P: 34 ERA: 4.76 WHIP: 1.235 | | | | | | | | | | | | | | | PITCHER | | | | |
| Dave Schmidt, R ERA: 4.94 | IP: 1.1 WLS: L BF: 5 H: 1 R: 0 ER: 0 SO: 1 BB: 1 IBB: 0 HBP: 0 BLK: 0 WP: 1 HR: 0 S: 6 P: 10 ERA: 0.00 WHIP: 1.500 | | | | | | | | | | | | | | | PITCHER | | | | |
| Odell Jones, R ERA: 3.27 | IP: 1.0 WLS: L BF: 6 H: 3 R: 1 ER: 1 SO: 0 BB: 0 IBB: 0 HBP: 0 BLK: 0 WP: 0 HR: 1 S: 6 P: 6 ERA: 9.00 WHIP: 3.000 | | | | | | | | | | | | | | | PITCHER | | | | |

Texas Rangers @ Baltimore Orioles
Memorial Stadium, Baltimore, MD
Sun Jul 31 1983, 3:33 AM EDT
Att: 23,174 - Unknown

AB 34
R 6
H 9
RBI 5
BB 3
SO 2
LOB 15



| Batter | 1 | 2 | 3 | 4 | 5 | 6 | 7 | 8 | 9 | AB | R | H | RBI | BB | SO | LOB | TOP | | | | | | | | | | |
|--|------------------------------|---------------------------------|------------------------------|---------------------------------|------------------------------|---------------------------------|------------------------------|---------------------------------|------------------------------|----------------------------------|------------------------------|---------------------------------|------------------------------|---------------------------------|------------------------------|----------------------------------|---|----------------------------------|------------------------------------|----------------------------------|--------|--|--|--|--|--|--|
| Al Bumbry, L OBP: 0.329, SLG: 0.353 John Shelby, S OBP: 0.314, SLG: 0.407 (8, PH) | 1-3 | | F7 | | | 1B BB | | F9 | F8 | 2 | 0 | 0 | 0 | 1 | 0 | 1 | Baltimore Orioles @ Cleveland Indians Cleveland Municipal Stadium, Cleveland, OH Tue Aug 02 1983, 7:05 PM EDT Unknown livebaseballscorecards.com | | | | | | | | | | |
| Dan Ford, R OBP: 0.335, SLG: 0.476 | P4 | | | FC1-6 1B | | K | | | | 3 | 0 | 1 | 0 | 1 | 1 | | | | | | | | | | | | |
| Cal Ripken Jr., R OBP: 0.361, SLG: 0.493 | P4 | | | FC1-6 1-2 | | F9 | | F8 | | 4 | 0 | 0 | 0 | 0 | 3 | | | | | | | | | | | | |
| Eddie Murray, S OBP: 0.397, SLG: 0.532 | | 1-3 | | K | | | | | G3 1B 2B | 4 | 1 | 2 | 0 | 0 | 1 | | | | | | | | | | | | |
| John Lowenstein, L OBP: 0.365, SLG: 0.440 Gary Roenicke, R OBP: 0.325, SLG: 0.476 (9, PH) | | G3 | | K | | F7 | | F8 | | 3 | 0 | 0 | 0 | 0 | 1 | | | | | | | | | | | | |
| Ken Singleton, S OBP: 0.395, SLG: 0.454 | | F6 | | | | FC3-6 1B | | F8 | G3 | 4 | 0 | 1 | 0 | 0 | 1 | | | | | | | | | | | | |
| Joe Nolan, L OBP: 0.340, SLG: 0.415 Rick Dempsey, R OBP: 0.315, SLG: 0.319 (7, PH) | | | | FC5-4 1B | | FC3-6 1-2 | | 4-3 | E 1B BB | 2 | 0 | 1 | 0 | 0 | 0 | | | | | | | | | | | | |
| Todd Cruz, R OBP: 0.253, SLG: 0.343 | | | | FC5-4 BB | | K | | F9 | E5 | 3 | 0 | 1 | 1 | 1 | 1 | | | | | | | | | | | | |
| Rich Dauer, R OBP: 0.290, SLG: 0.303 Jim Dwyer, L OBP: 0.429, SLG: 0.637 (9, PH) Lenn Sakata, R OBP: 0.325, SLG: 0.380 (9, PR) | | | | FC5-4 1-2 2-3 | | F7 | | 1-3 4-0 | 1B BB | 3 | 0 | 0 | 0 | 0 | 0 | | | | | | | | | | | | |
| Inning Stats | R: 0 E: 0 K: 0 S: 3 | H: 0 LOB: 0 BB: 0 P: 3 | R: 0 E: 0 K: 0 S: 3 | H: 0 LOB: 0 BB: 0 P: 3 | R: 0 E: 0 K: 0 S: 3 | H: 1 LOB: 1 BB: 1 P: 7 | R: 0 E: 0 K: 2 S: 8 | H: 1 LOB: 1 BB: 0 P: 8 | R: 0 E: 0 K: 1 S: 6 | H: 1 LOB: 2 BB: 1 P: 10 | R: 0 E: 0 K: 0 S: 3 | H: 0 LOB: 0 BB: 0 P: 3 | R: 0 E: 0 K: 0 S: 3 | H: 0 LOB: 1 BB: 1 P: 7 | R: 1 E: 1 K: 0 S: 5 | H: 2 LOB: 3 BB: 2 P: 13 | | 1B: 5 2B: 1 3B: 0 HR: 0 | SF: 0 SAC: 0 DP: 1 HBP: 0 | WP: 0 PB: 0 SB: 0 CS: 0 | PA: 37 | | | | | | |
| PITCHER | IP | WLS | BF | H | R | ER | SO | BB | IBB | HBP | BLK | WP | HR | S | P | ERA | WHIP | | | | | | | | | | |
| Bert Blyleven, R ERA: 3.69 | (1, 1) | 6.0 | W | 23 | 4 | 0 | 0 | 4 | 2 | 0 | 0 | 0 | 0 | 29 | 37 | 0.00 | 1.000 | | | | | | | | | | |
| Jamie Easterly, L ERA: 3.04 | (7, 1) | 2.2 | | 12 | 2 | 1 | 1 | 0 | 2 | 0 | 0 | 0 | 0 | 10 | 18 | 3.38 | 1.500 | | | | | | | | | | |
| Bud Anderson, R ERA: 2.43 | (9, 1) | 0.1 | S | 2 | 0 | 0 | 0 | 0 | 1 | 0 | 0 | 0 | 0 | 1 | 5 | 0.00 | 3.000 | | | | | | | | | | |

| Batter | 1 | 2 | 3 | 4 | 5 | 6 | 7 | 8 | 9 | AB | R | H | RBI | BB | SO | LOB | BOTTOM | | | | | | | | | | |
|---|------------------------------|---------------------------------|------------------------------|---------------------------------|------------------------------|---------------------------------|------------------------------|---------------------------------|------------------------------|---------------------------------|------------------------------|---------------------------------|------------------------------|---------------------------------|------------------------------|---------------------------------|---|----------------------------------|------------------------------------|----------------------------------|--------|--|--|--|--|--|--|
| Broderick Perkins, L OBP: 0.288, SLG: 0.326 | 6-3 | | G3 | E5 | | G3 | | | | 4 | 0 | 0 | 0 | 0 | 0 | 3 | Baltimore Orioles @ Cleveland Indians Cleveland Municipal Stadium, Cleveland, OH Tue Aug 02 1983, 7:05 PM EDT Unknown livebaseballscorecards.com | | | | | | | | | | |
| Toby Harrah, R OBP: 0.381, SLG: 0.395 | P4 | | E5 1B | F9 | | | | G6-4-3 1B | | 4 | 1 | 1 | 0 | 0 | 0 | 3 | | | | | | | | | | | |
| Bake McBride, L OBP: 0.329, SLG: 0.357 George Vukovich, L OBP: 0.248, SLG: 0.289 | 4-3 | | | | | F7 | | G6-4-3 1-2 | | 4 | 1 | 1 | 1 | 0 | 0 | 1 | | | | | | | | | | | |
| Andre Thornton, R OBP: 0.401, SLG: 0.473 | | F9 | | 1B 2B | | K | | 5-3 | | 4 | 0 | 1 | 1 | 0 | 1 | 0 | | | | | | | | | | | |
| Pat Tabler, R OBP: 0.367, SLG: 0.417 | | 1B 1B | | 6-3 | | K | | F9 | | 4 | 0 | 1 | 0 | 0 | 1 | 1 | | | | | | | | | | | |
| Gorman Thomas, R OBP: 0.292, SLG: 0.380 | | K | | 6-3 | | SH1-3 6-3 2B | | K | | 4 | 1 | 1 | 0 | 0 | 2 | 1 | | | | | | | | | | | |
| Ron Hassey, L OBP: 0.332, SLG: 0.341 | | | | F7 | | SH1-3 2-3 | | 6-3 | | 3 | 0 | 1 | 0 | 0 | 0 | 0 | | | | | | | | | | | |
| Julio Franco, R OBP: 0.312, SLG: 0.412 | | F8 | | | | 6-3 | | | | 3 | 0 | 1 | 1 | 0 | 0 | 2 | | | | | | | | | | | |
| Mike Fischlin, R OBP: 0.274, SLG: 0.230 | | | | K | | FC 1B | | 6-3 | | 3 | 0 | 1 | 0 | 0 | 1 | 1 | | | | | | | | | | | |
| Inning Stats | R: 0 E: 0 K: 0 S: 3 | H: 0 LOB: 0 BB: 0 P: 3 | R: 0 E: 0 K: 1 S: 7 | H: 2 LOB: 2 BB: 0 P: 7 | R: 2 E: 1 K: 1 S: 8 | H: 2 LOB: 1 BB: 0 P: 8 | R: 0 E: 0 K: 0 S: 6 | H: 1 LOB: 3 BB: 0 P: 6 | R: 0 E: 0 K: 2 S: 7 | H: 0 LOB: 0 BB: 0 P: 7 | R: 1 E: 0 K: 0 S: 5 | H: 2 LOB: 1 BB: 0 P: 5 | R: 0 E: 0 K: 0 S: 3 | H: 1 LOB: 0 BB: 0 P: 3 | R: 0 E: 0 K: 1 S: 5 | H: 0 LOB: 0 BB: 0 P: 5 | | 1B: 6 2B: 2 3B: 0 HR: 0 | SF: 0 SAC: 1 DP: 1 HBP: 0 | WP: 0 PB: 0 SB: 0 CS: 0 | PA: 34 | | | | | | |
| PITCHER | IP | WLS | BF | H | R | ER | SO | BB | IBB | HBP | BLK | WP | HR | S | P | ERA | WHIP | | | | | | | | | | |
| Dennis Martinez, R ERA: 5.41 | (1, 1) | 6.0 | L | 29 | 8 | 3 | 1 | 4 | 0 | 0 | 0 | 0 | 0 | 37 | 37 | 1.50 | 1.333 | | | | | | | | | | |
| Tippy Martinez, L ERA: 3.05 | (7, 1) | 2.0 | | 5 | 0 | 0 | 0 | 1 | 0 | 0 | 0 | 0 | 0 | 7 | 7 | 0.00 | 0.000 | | | | | | | | | | |

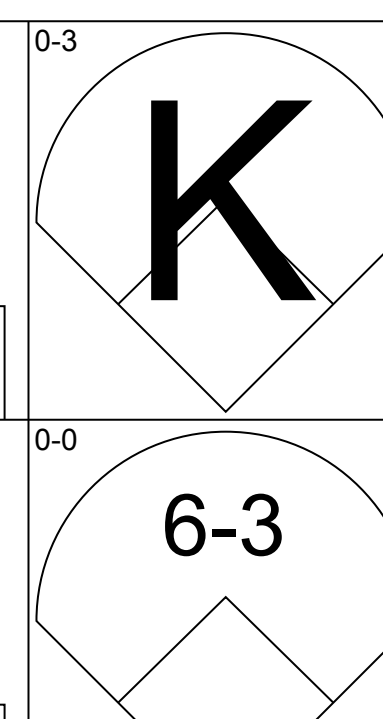
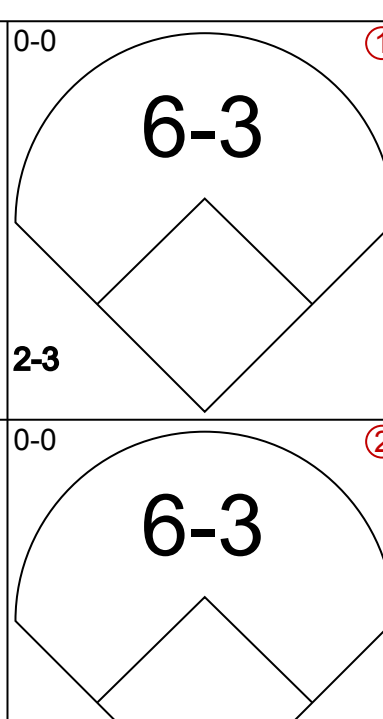
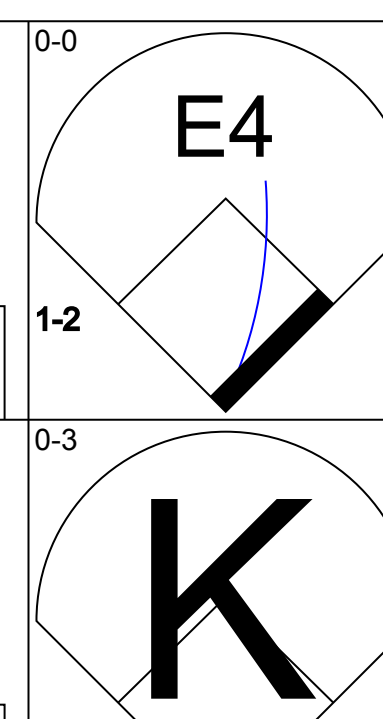
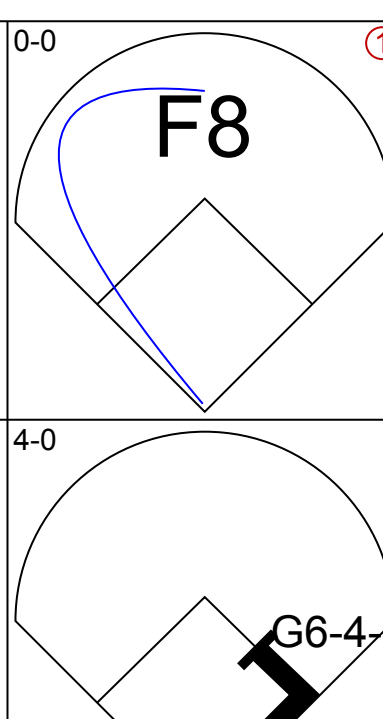
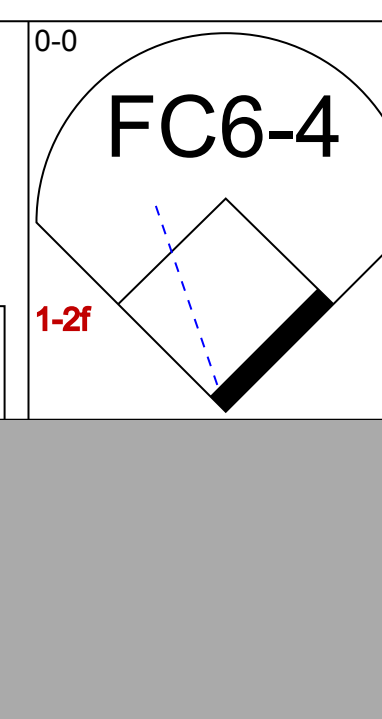
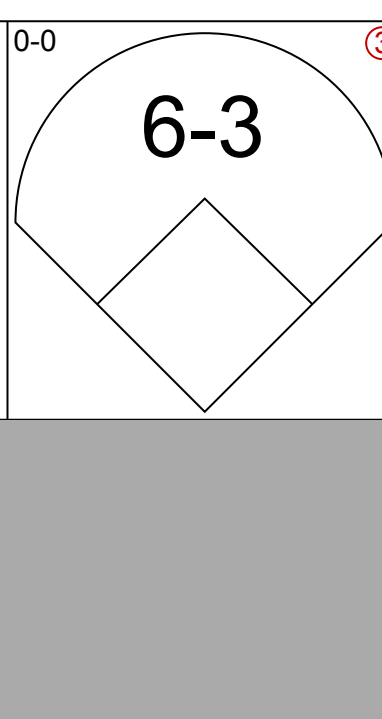
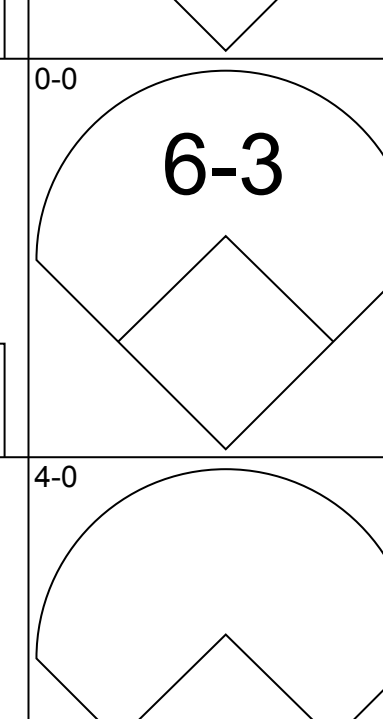
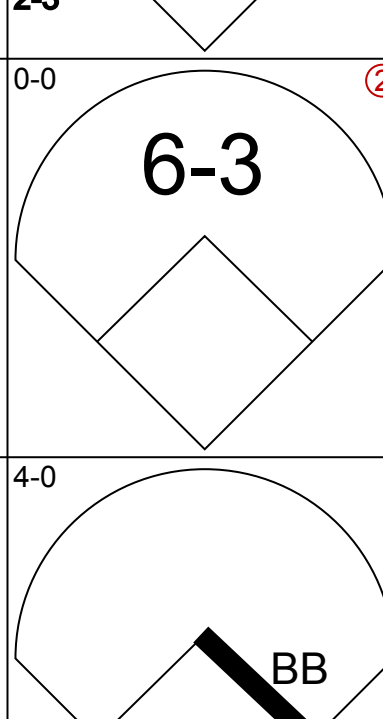
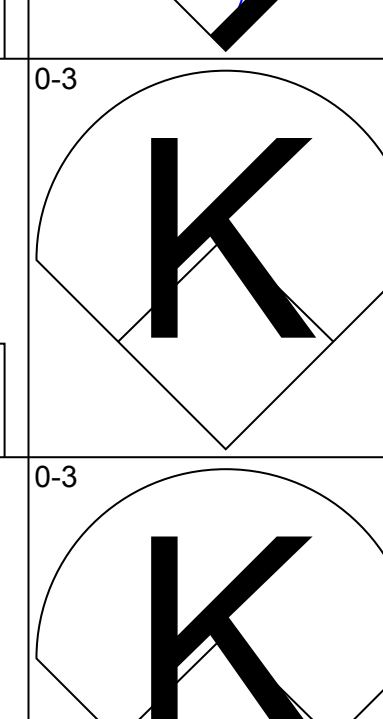
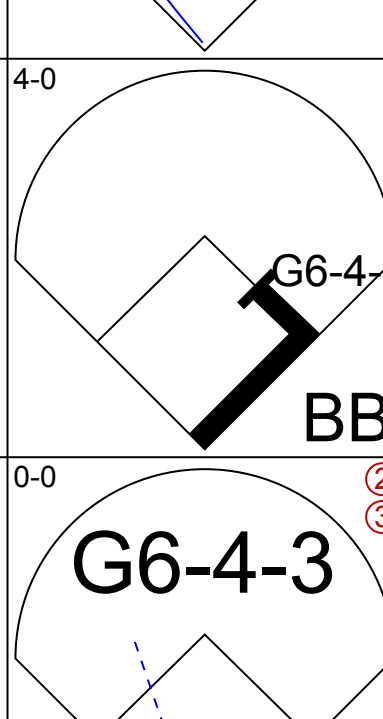

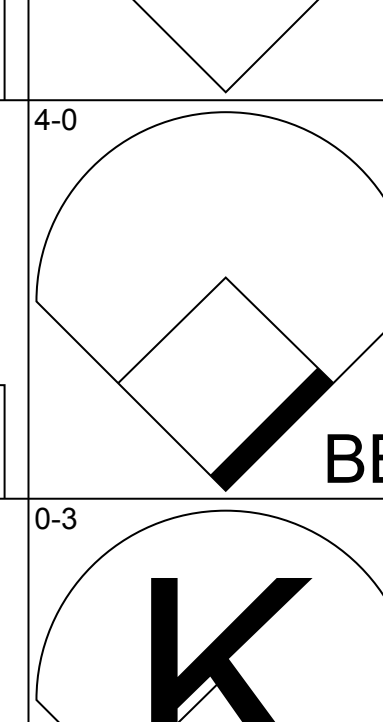
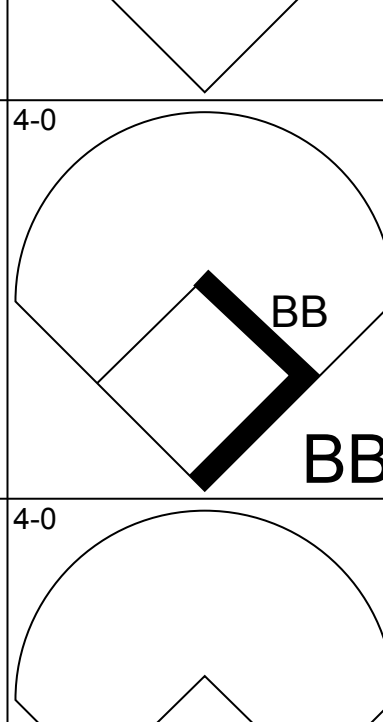
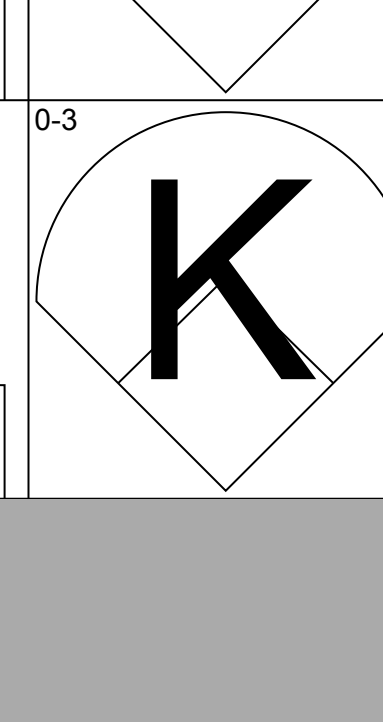
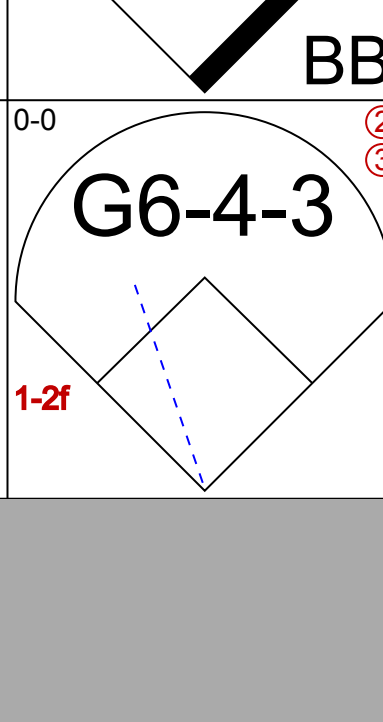

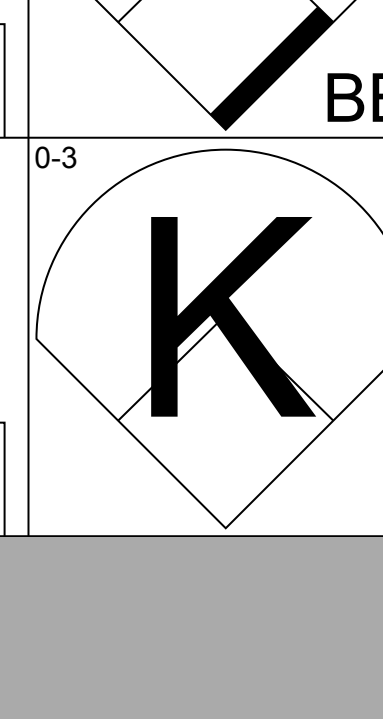
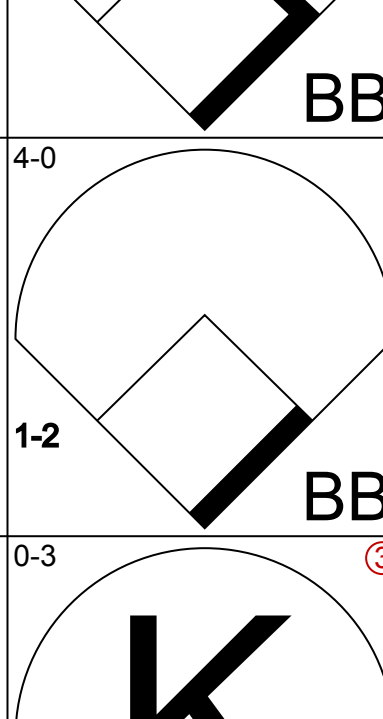
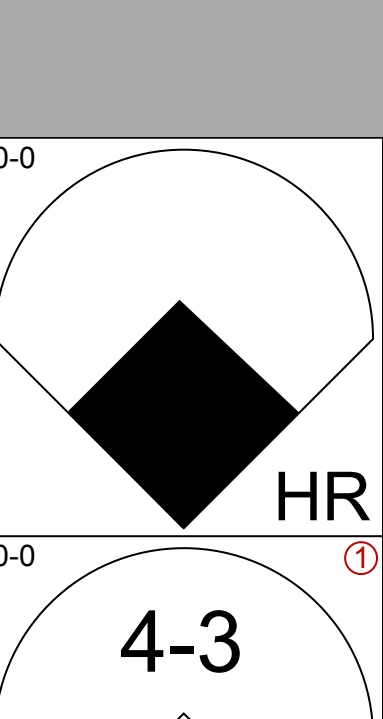
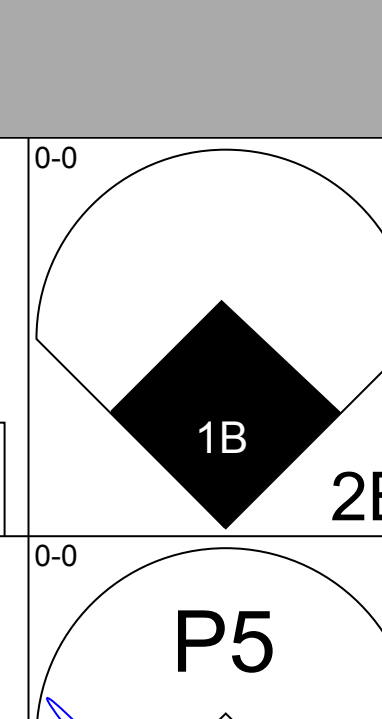

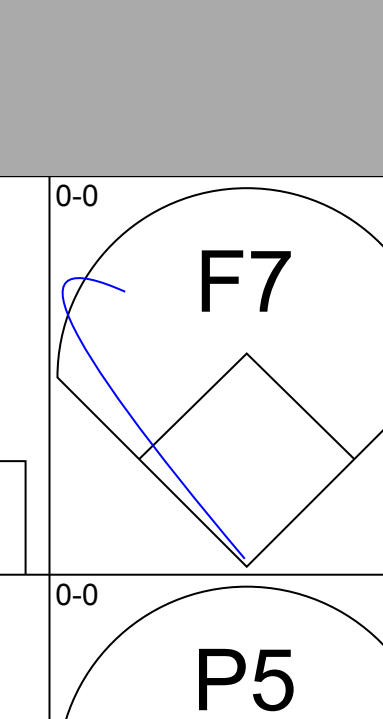

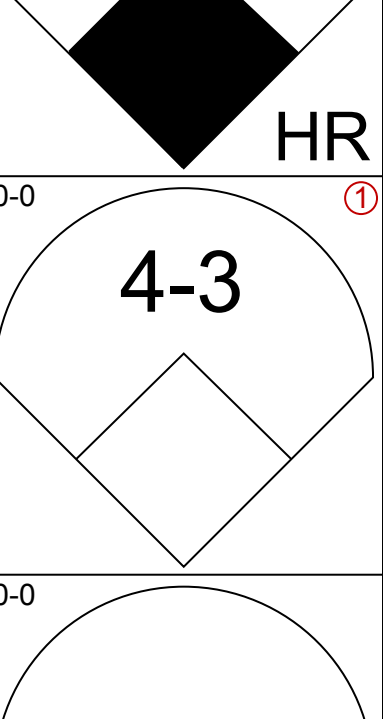
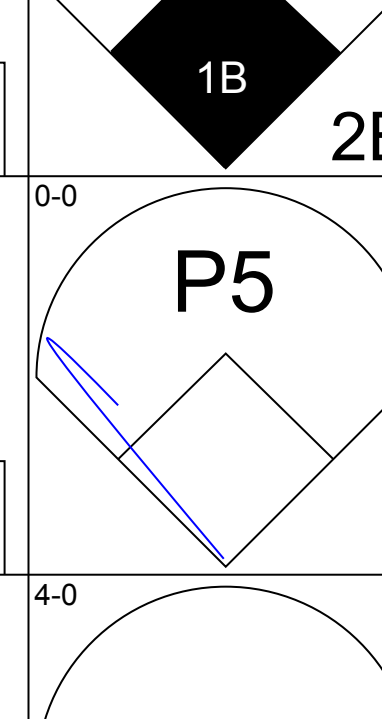


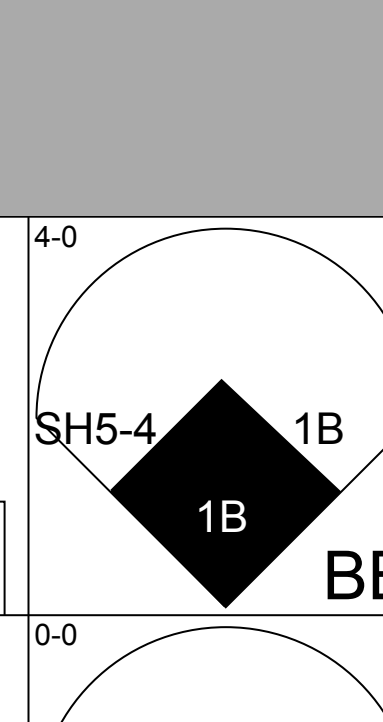
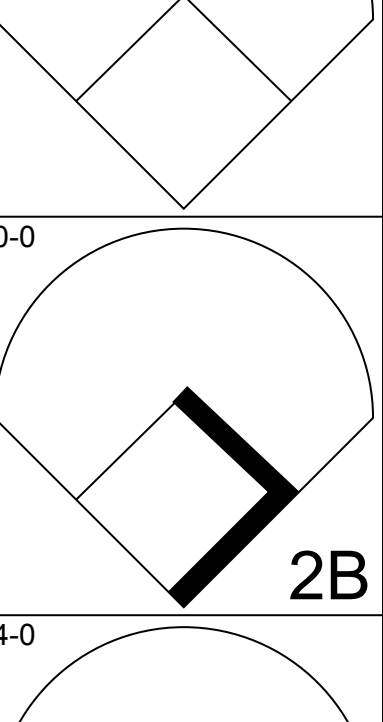
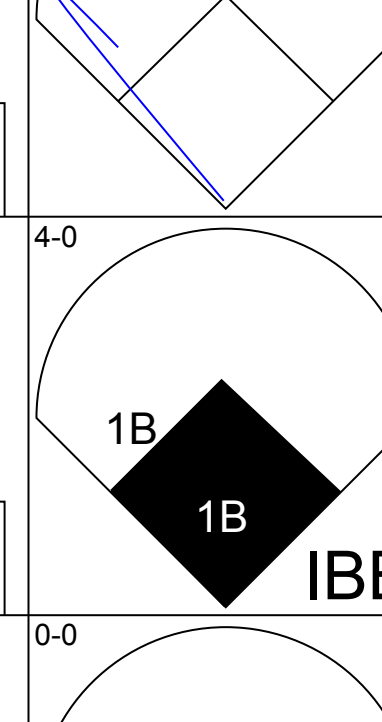


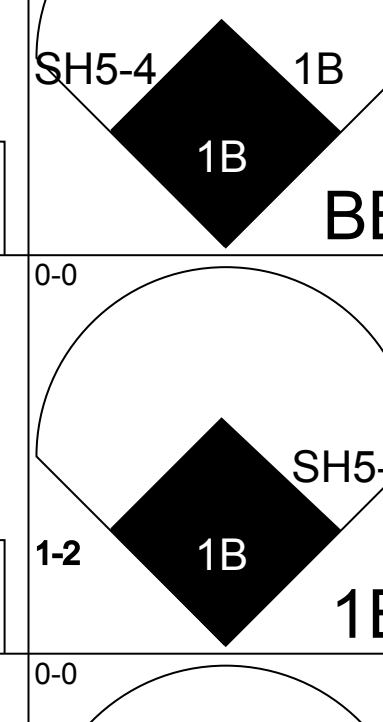
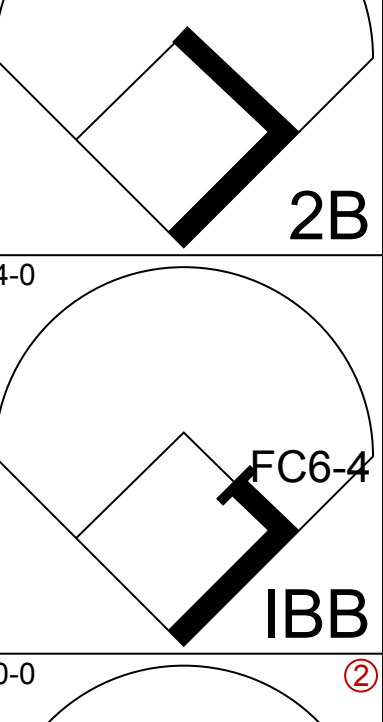
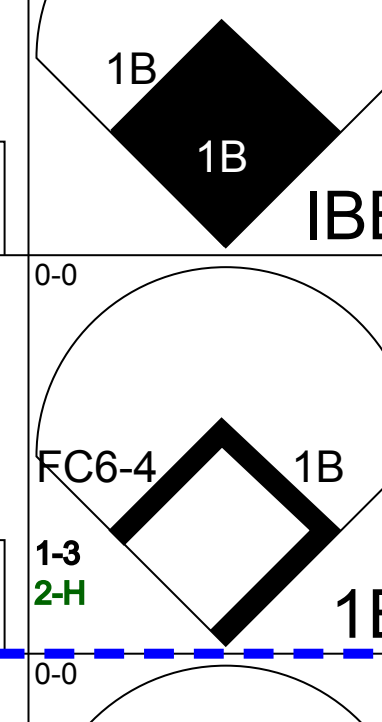

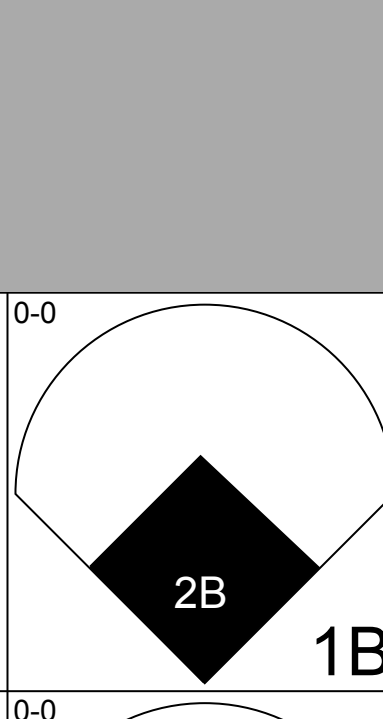
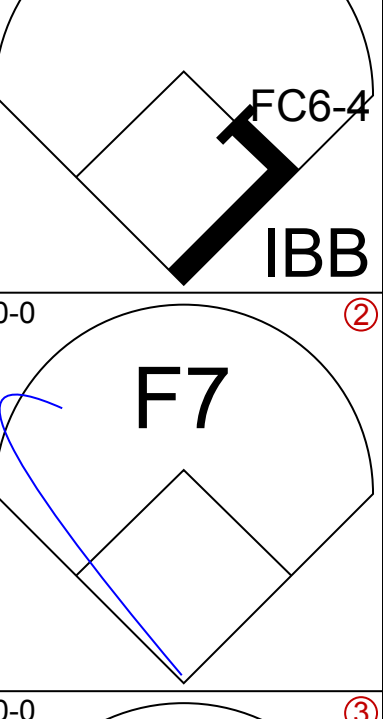
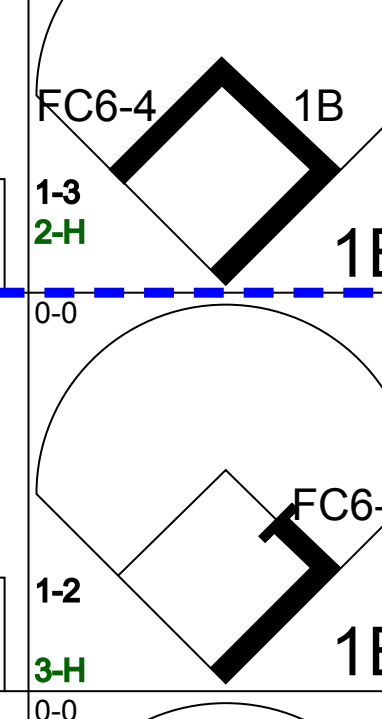
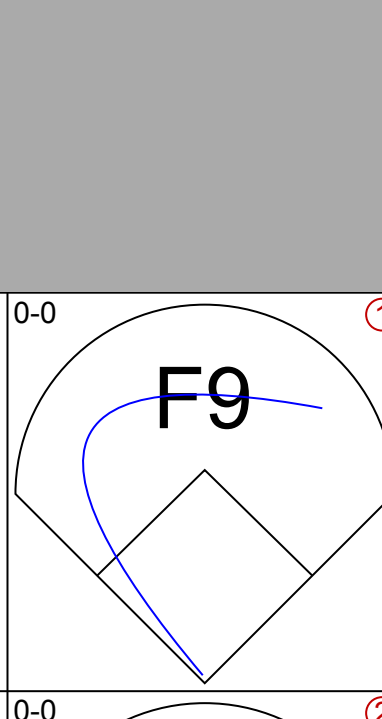
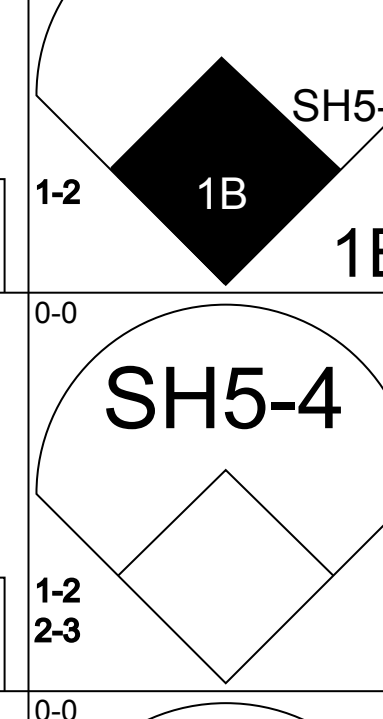
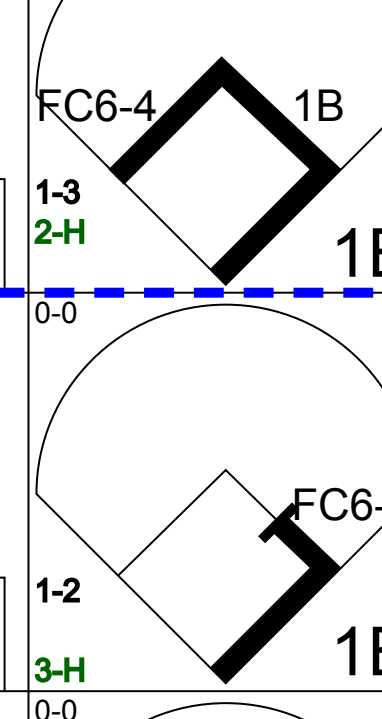

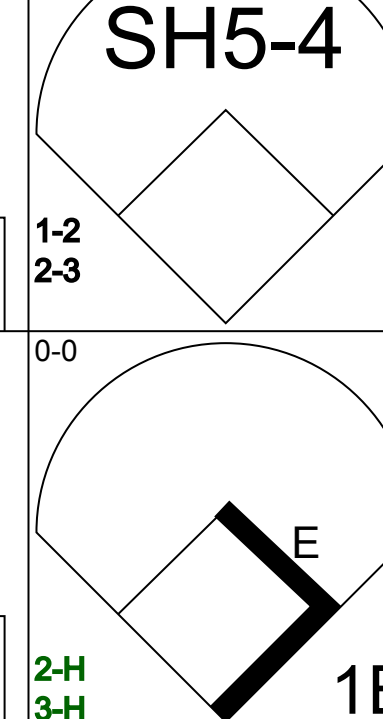
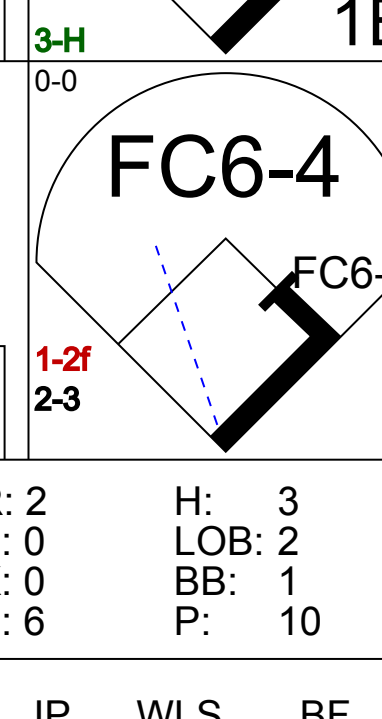
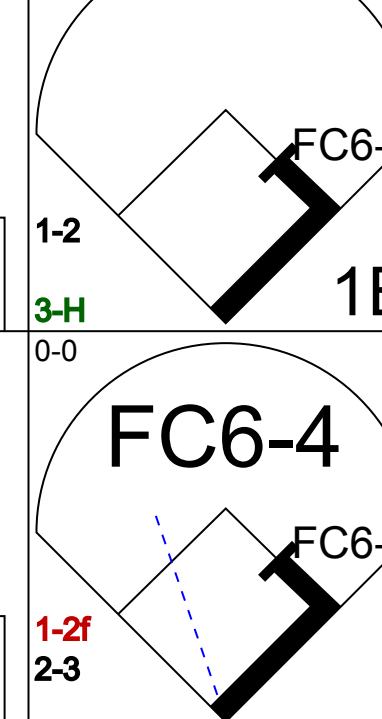
| Batter | 1 | 2 | 3 | 4 | 5 | 6 | 7 | 8 | 9 | AB | R | H | RBI | BB | SO | LOB | TOP | | | |
|---|---|---------------------------------|------------------------------|---------------------------------|------------------------------|---------------------------------|------------------------------|---------------------------------|------------------------------|---------------------------------|------------------------------|---------------------------------|------------------------------|---------------------------------|------------------------------|---------------------------------|---|------------------------------------|----------------------------------|--------|
| John Shelby, S OBP: 0.318, SLG: 0.409 (1, 8) | | | | | | | | | | 4 | 1 | 2 | 1 | 0 | 0 | 1 | Baltimore Orioles @ Cleveland Indians Cleveland Municipal Stadium, Cleveland, OH Tue Aug 02 1983, 7:05 PM EDT Att: 17,286 - Unknown | | | |
| Jim Dwyer, L OBP: 0.423, SLG: 0.632 (1, 9) | | | | | | | | | | 4 | 0 | 1 | 0 | 0 | 0 | 0 | | | | |
| Cal Ripken Jr., R OBP: 0.360, SLG: 0.493 (1, 6) | | | | | | | | | | 4 | 1 | 1 | 0 | 0 | 0 | 2 | | | | |
| Eddie Murray, S OBP: 0.398, SLG: 0.530 (1, 3) | | | | | | | | | | 3 | 0 | 1 | 1 | 1 | 0 | 0 | | | | |
| Ken Singleton, S OBP: 0.393, SLG: 0.451 (1, 10) | | | | | | | | | | 4 | 0 | 1 | 0 | 0 | 0 | 3 | | | | |
| Gary Roenicke, R OBP: 0.324, SLG: 0.472 (1, 7) | | | | | | | | | | 4 | 0 | 1 | 0 | 0 | 0 | 2 | | | | |
| Todd Cruz, R OBP: 0.254, SLG: 0.341 (1, 5) | | | | | | | | | | 2 | 0 | 0 | 0 | 0 | 1 | 1 | | | | |
| Lenn Sakata, R OBP: 0.329, SLG: 0.384 (1, 4) | | | | | | | | | | 2 | 1 | 1 | 0 | 0 | 0 | 1 | | | | |
| John Lowenstein, L OBP: 0.363, SLG: 0.438 (7, PH) | | | | | | | | | | 1 | 0 | 0 | 0 | 0 | 0 | 1 | | | | |
| Rich Dauer, R OBP: 0.290, SLG: 0.302 (7, 4) | | | | | | | | | | 1 | 0 | 0 | 0 | 0 | 0 | 1 | | | | |
| Rick Dempsey, R OBP: 0.313, SLG: 0.316 (1, 2) | | | | | | | | | | 2 | 0 | 0 | 0 | 0 | 0 | 1 | | | | |
| Al Bumbry, L OBP: 0.328, SLG: 0.352 (8, PH) | | | | | | | | | | 1 | 0 | 0 | 0 | 0 | 0 | 0 | | | | |
| Joe Nolan, L OBP: 0.337, SLG: 0.411 (8, 2) | | | | | | | | | | 1 | 0 | 0 | 0 | 0 | 1 | 1 | | | | |
| Inning Stats | R: 0 E: 0 K: 0 S: 3 | H: 0 LOB: 0 BB: 0 P: 3 | R: 0 E: 0 K: 0 S: 3 | H: 0 LOB: 0 BB: 0 P: 3 | R: 0 E: 1 K: 0 S: 3 | H: 0 LOB: 1 BB: 0 P: 4 | R: 1 E: 0 K: 0 S: 5 | H: 2 LOB: 1 BB: 0 P: 5 | R: 1 E: 0 K: 0 S: 4 | H: 2 LOB: 0 BB: 0 P: 4 | R: 0 E: 0 K: 1 S: 6 | H: 1 LOB: 1 BB: 0 P: 6 | R: 1 E: 0 K: 0 S: 5 | H: 2 LOB: 2 BB: 1 P: 9 | R: 0 E: 0 K: 1 S: 6 | H: 1 LOB: 1 BB: 0 P: 6 | 1B: 6 2B: 2 3B: 0 HR: 0 | SF: 0 SAC: 1 DP: 1 HBP: 1 | WP: 1 PB: 0 SB: 0 CS: 1 | PA: 37 |
| PITCHER | IP WLS BF H R ER SO BB IBB HBP BLK WP HR S P ERA WHIP | | | | | | | | | | | | | | | | | | | |
| Tom Brennan, R ERA: 3.86 (1, 1) | 6.0 W 23 5 2 2 0 0 0 0 1 0 0 0 22 23 3.00 0.833 | | | | | | | | | | | | | | | | | | | |
| Dan Spillner, R ERA: 4.94 (7, 1) | 1.2 8 2 1 1 1 1 0 0 0 1 0 9 13 5.40 1.800 | | | | | | | | | | | | | | | | | | | |
| Bud Anderson, R ERA: 2.36 (8, 1) | 1.1 S 5 1 0 0 1 0 0 0 0 0 0 7 7 0.00 0.750 | | | | | | | | | | | | | | | | | | | |

| Batter | 1 | 2 | 3 | 4 | 5 | 6 | 7 | 8 | 9 | AB | R | H | RBI | BB | SO | LOB | BOTTOM | | | |
|--|---|---------------------------------|------------------------------|---------------------------------|------------------------------|----------------------------------|------------------------------|---------------------------------|------------------------------|---------------------------------|------------------------------|---------------------------------|------------------------------|----------------------------------|------------------------------|----------------------------------|---|------------------------------------|----------------------------------|--------|
| Alan Bannister, R OBP: 0.325, SLG: 0.404 (1, 4) | | | | | | | | | | 3 | 1 | 0 | 0 | 1 | 0 | 4 | Baltimore Orioles @ Cleveland Indians Cleveland Municipal Stadium, Cleveland, OH Tue Aug 02 1983, 7:05 PM EDT Att: 17,286 - Unknown | | | |
| Bake McBride, L OBP: 0.327, SLG: 0.355 (8, PH) | | | | | | | | | | 1 | 0 | 0 | 0 | 0 | 0 | 2 | | | | |
| Mike Fischlin, R OBP: 0.274, SLG: 0.230 (9, 4) | | | | | | | | | | 0 | 0 | 0 | 0 | 0 | 0 | 0 | | | | |
| Toby Harrah, R OBP: 0.383, SLG: 0.397 (1, 5) | | | | | | | | | | 4 | 1 | 2 | 0 | 0 | 0 | 2 | | | | |
| Andre Thornton, R OBP: 0.400, SLG: 0.471 (1, 3) | | | | | | | | | | 4 | 0 | 1 | 2 | 0 | 0 | 1 | | | | |
| Pat Tabler, R OBP: 0.372, SLG: 0.420 (1, 7) | | | | | | | | | | 3 | 1 | 2 | 0 | 1 | 0 | 0 | | | | |
| Otto Velez, R OBP: 0.312, SLG: 0.412 (1, 10) | | | | | | | | | | 4 | 0 | 0 | 0 | 0 | 0 | 4 | | | | |
| Gorman Thomas, R OBP: 0.294, SLG: 0.384 (1, 8) | | | | | | | | | | 4 | 1 | 2 | 0 | 0 | 0 | 0 | | | | |
| Julio Franco, R OBP: 0.312, SLG: 0.412 (1, 6) | | | | | | | | | | 3 | 0 | 1 | 1 | 0 | 0 | 1 | | | | |
| George Vukovich, L OBP: 0.252, SLG: 0.286 (1, 9) | | | | | | | | | | 2 | 0 | 0 | 0 | 2 | 0 | 1 | | | | |
| Jim Essian, R OBP: 0.267, SLG: 0.216 (1, 2) | | | | | | | | | | 2 | 0 | 1 | 1 | 2 | 1 | 0 | | | | |
| Inning Stats | R: 0 E: 0 K: 0 S: 3 | H: 0 LOB: 0 BB: 0 P: 3 | R: 1 E: 0 K: 0 S: 3 | H: 1 LOB: 1 BB: 1 P: 7 | R: 2 E: 0 K: 1 S: 8 | H: 3 LOB: 2 BB: 1 P: 12 | R: 0 E: 0 K: 0 S: 4 | H: 1 LOB: 2 BB: 1 P: 8 | R: 0 E: 0 K: 0 S: 4 | H: 2 LOB: 1 BB: 0 P: 4 | R: 0 E: 0 K: 0 S: 5 | H: 0 LOB: 0 BB: 1 P: 9 | R: 0 E: 0 K: 0 S: 3 | H: 0 LOB: 2 BB: 2 P: 11 | R: 0 E: 0 K: 0 S: 3 | H: 0 LOB: 2 BB: 2 P: 11 | 1B: 8 2B: 1 3B: 0 HR: 0 | SF: 1 SAC: 0 DP: 1 HBP: 0 | WP: 0 PB: 0 SB: 0 CS: 1 | PA: 38 |
| PITCHER | IP WLS BF H R ER SO BB IBB HBP BLK WP HR S P ERA WHIP | | | | | | | | | | | | | | | | | | | |
| Allan Ramirez, R ERA: 3.05 (1, 1) | 3.2 L 18 5 3 3 1 3 0 0 0 0 0 0 15 27 2.25 1.500 | | | | | | | | | | | | | | | | | | | |
| Sammy Stewart, R ERA: 4.15 (4, 1) | 4.0 18 4 1 1 0 2 1 0 0 0 0 0 15 27 2.25 1.500 | | | | | | | | | | | | | | | | | | | |
| Tim Stoddard, R ERA: 5.3 (8, 1) | 0.1 1 0 0 0 0 0 0 0 0 0 0 0 1 1 0.00 0.000 | | | | | | | | | | | | | | | | | | | |

| | |
|-----|----|
| AB | 33 |
| R | 3 |
| H | 8 |
| RBI | 2 |
| BB | 1 |
| SO | 2 |
| LOB | 14 |

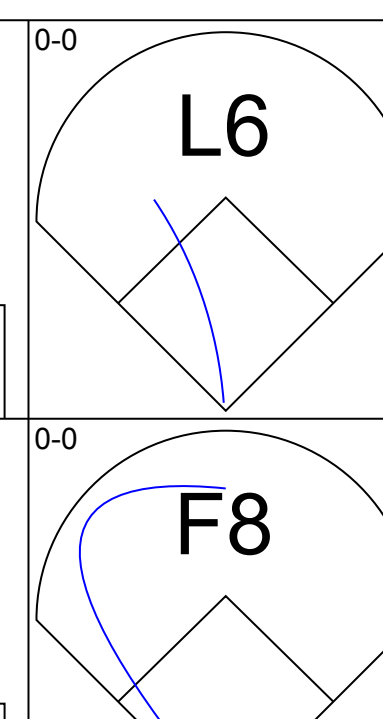
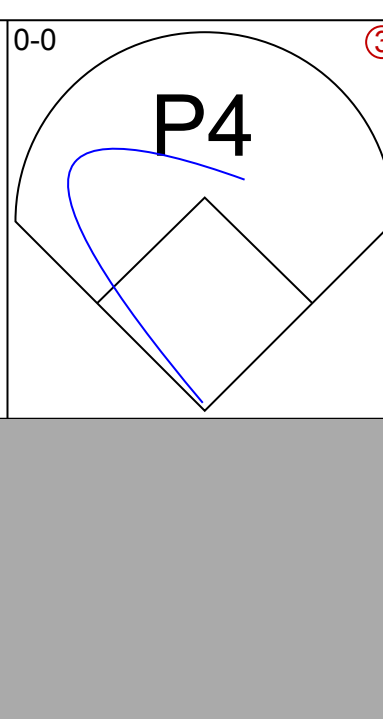
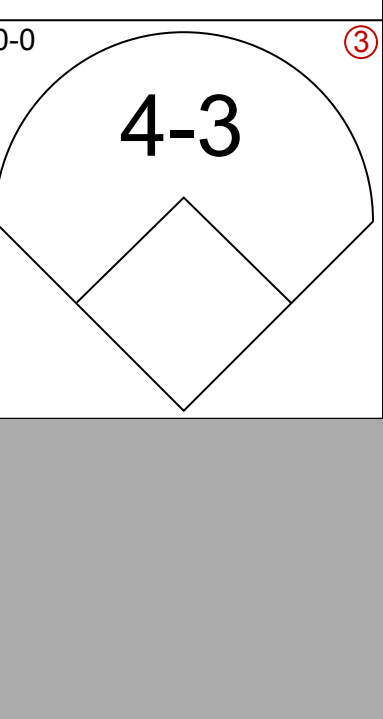
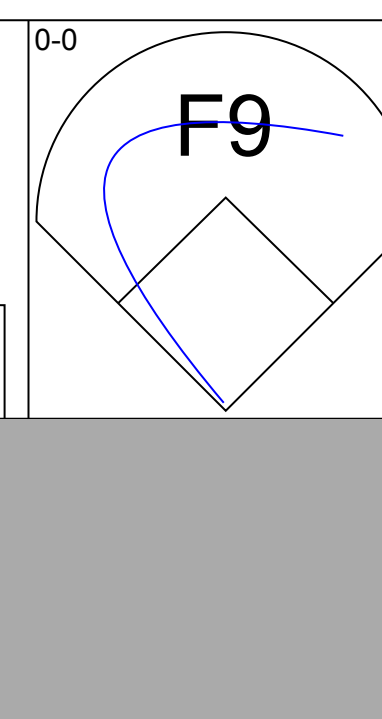
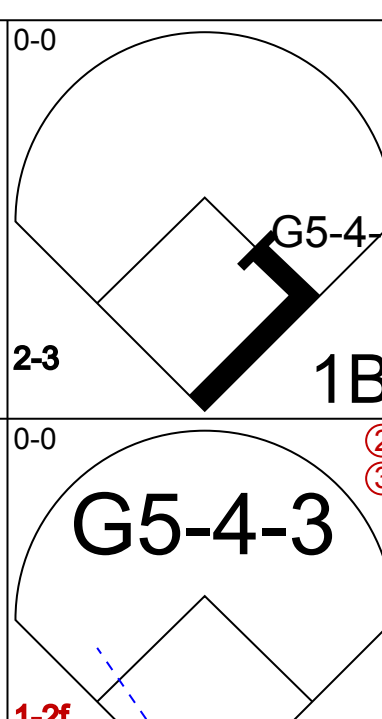
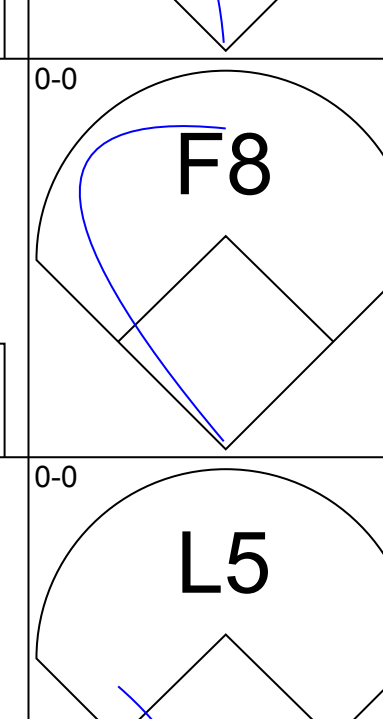
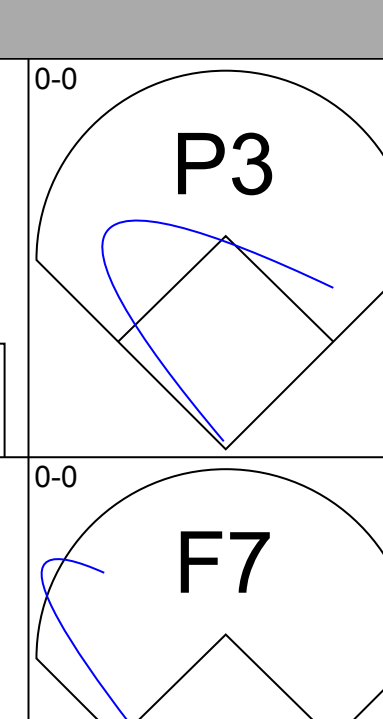
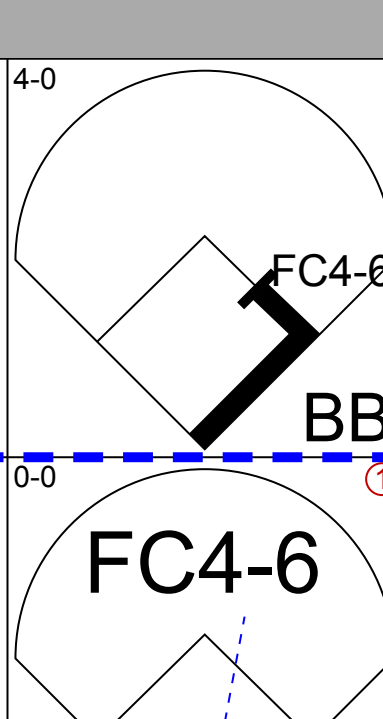
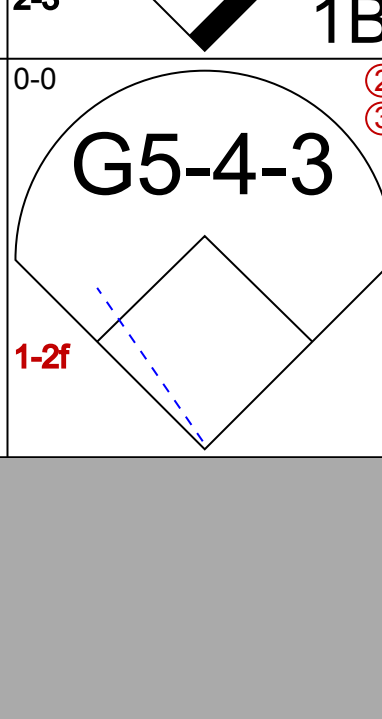
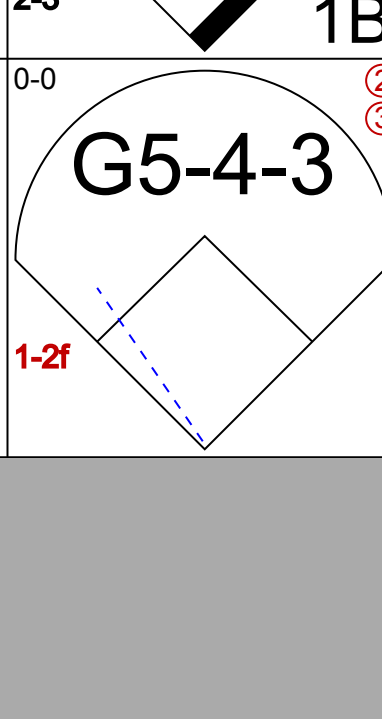
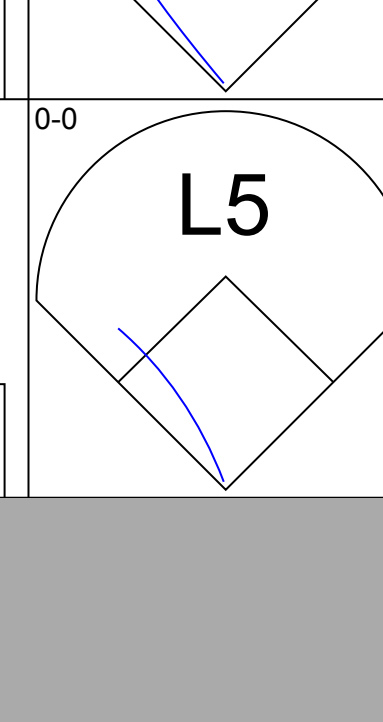
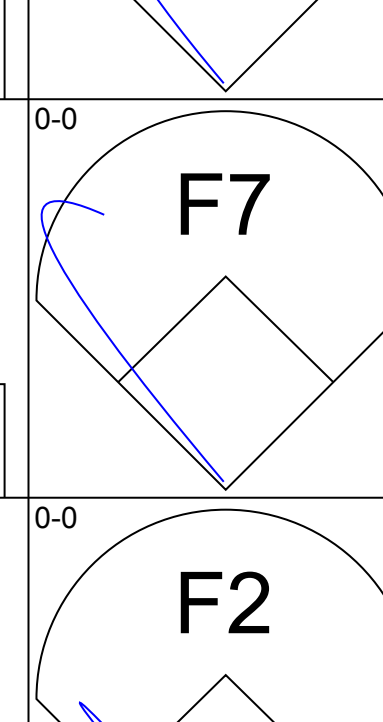
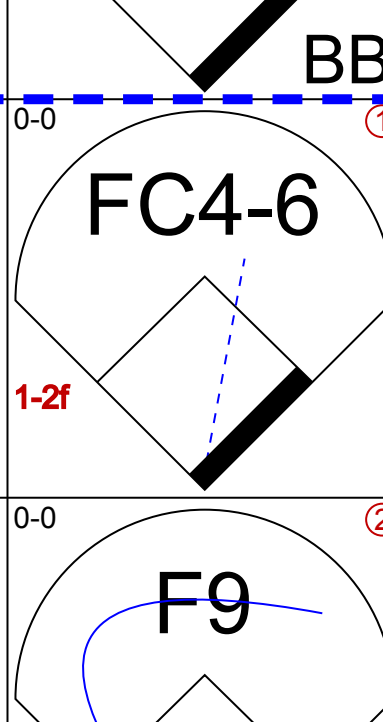

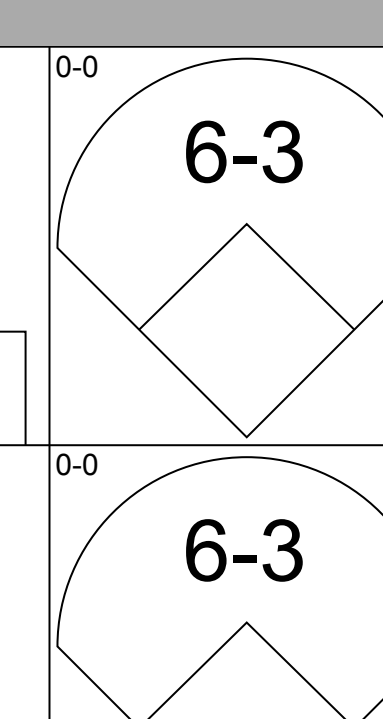
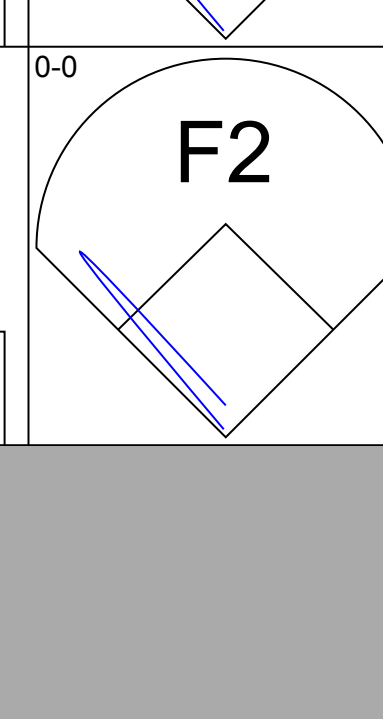
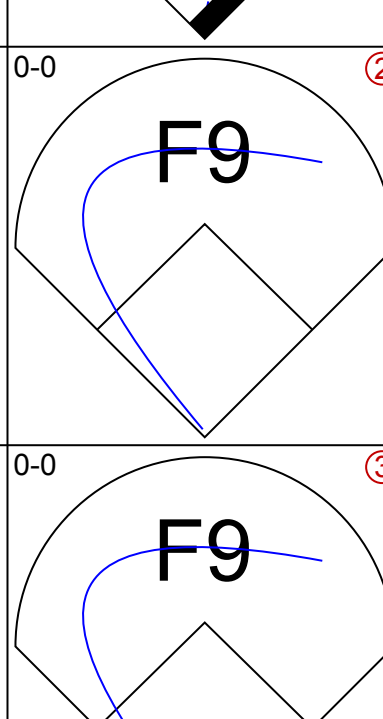

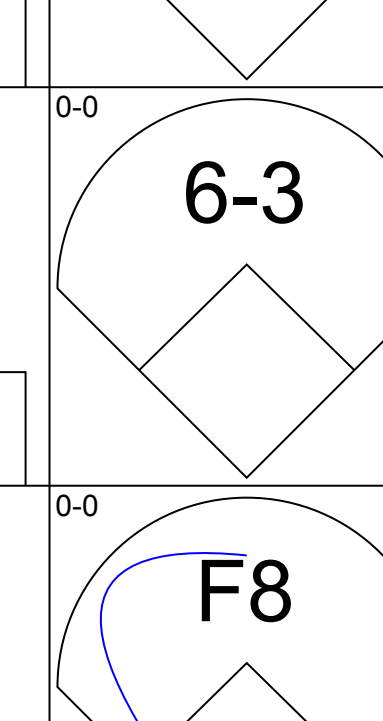
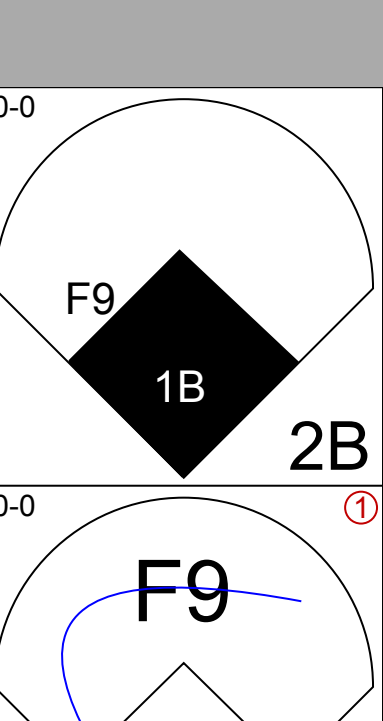
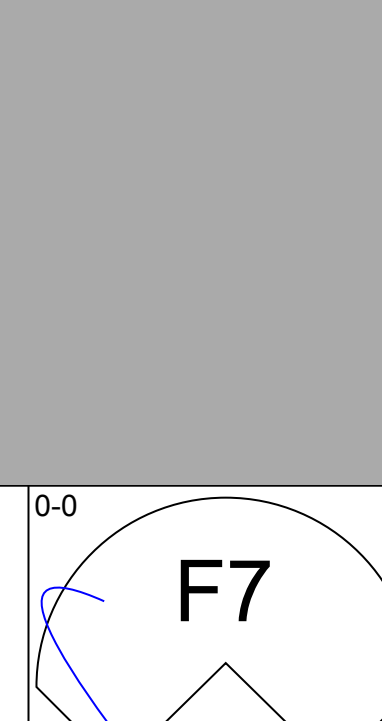

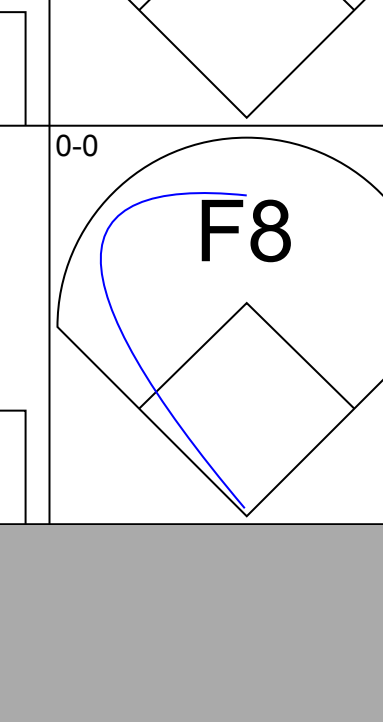
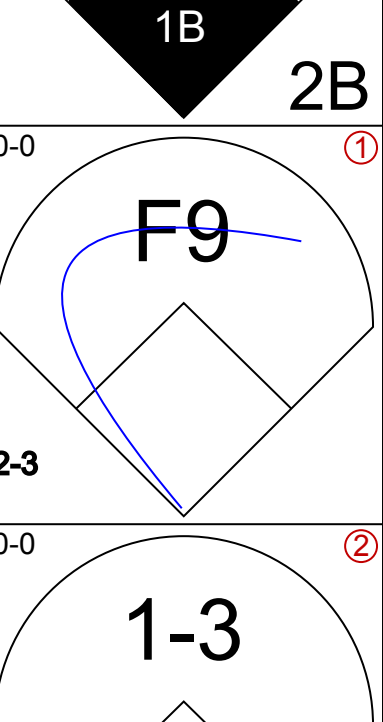
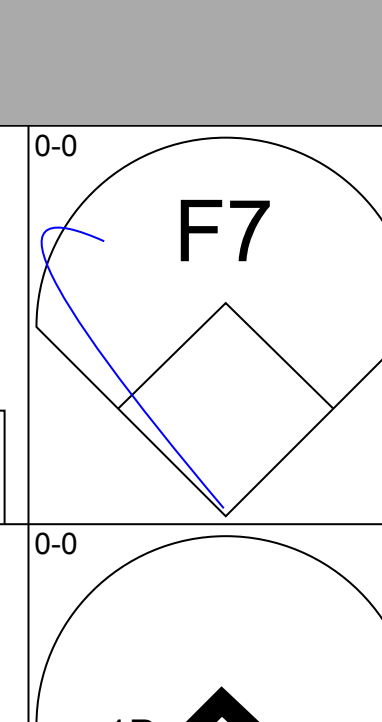

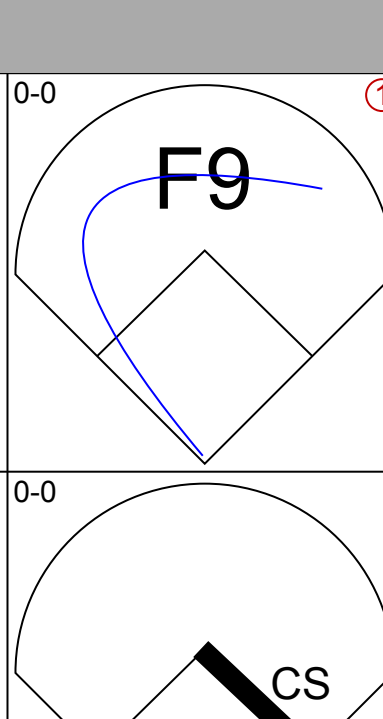
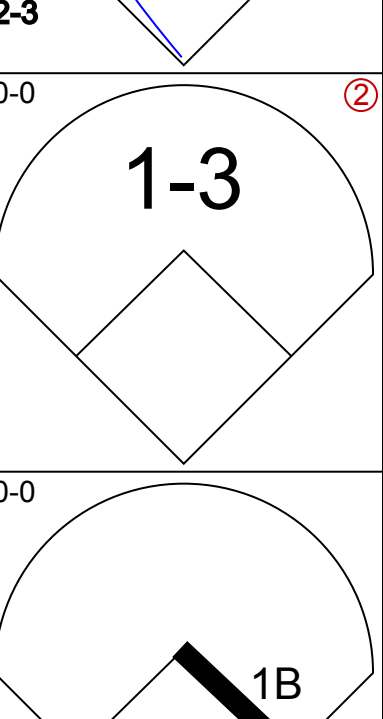
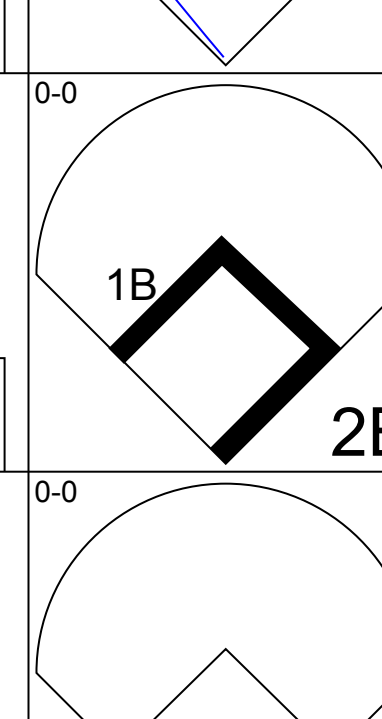
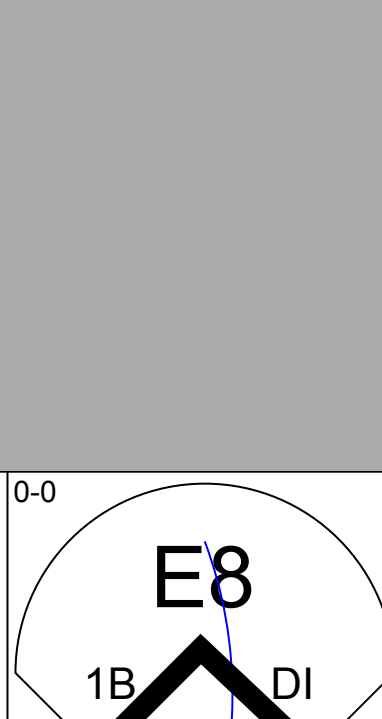
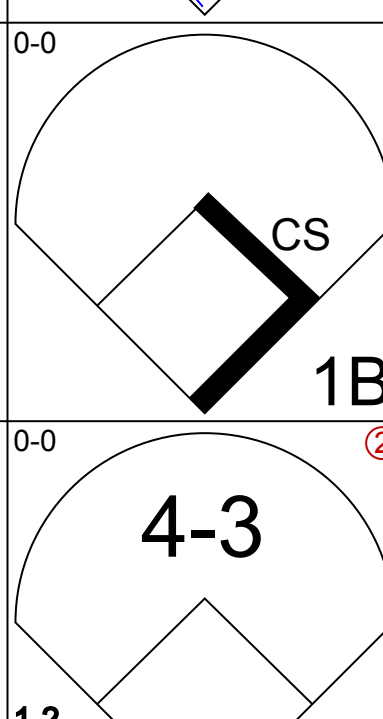
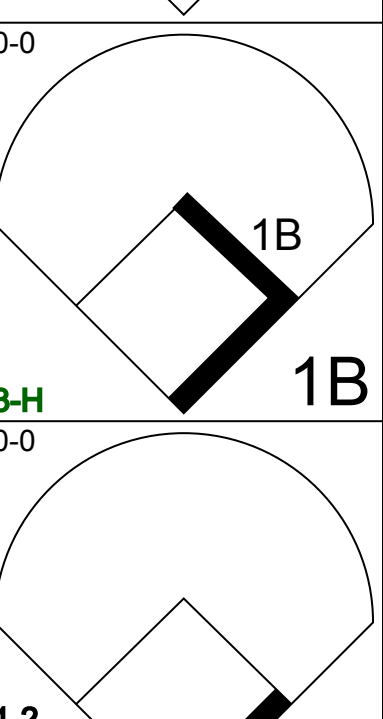
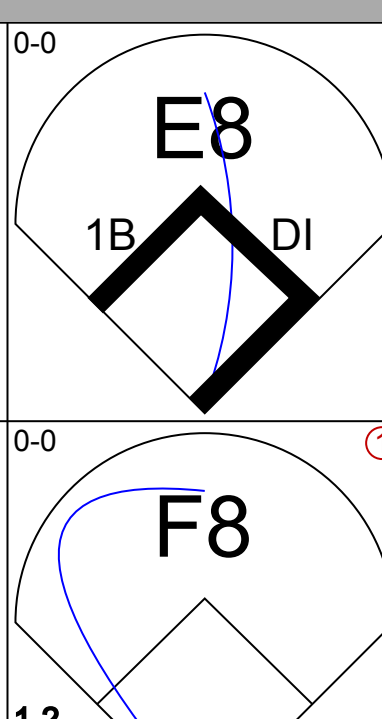
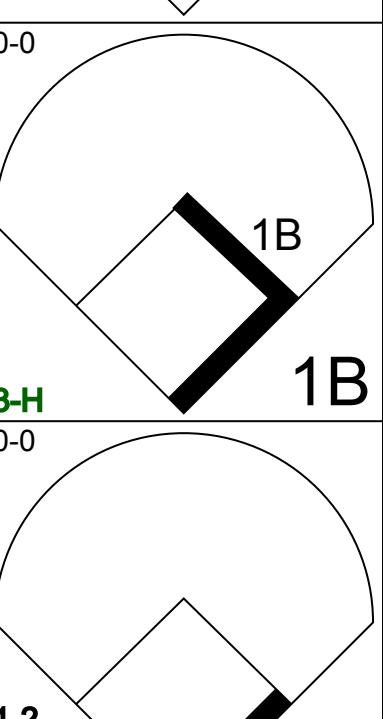
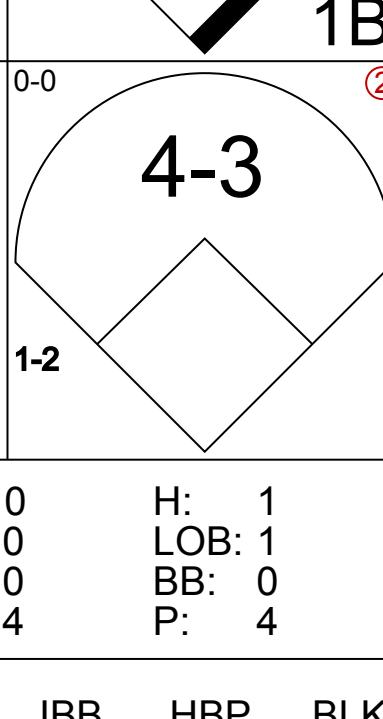
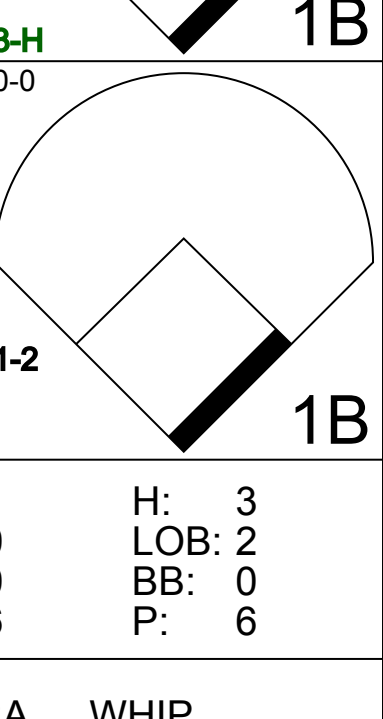
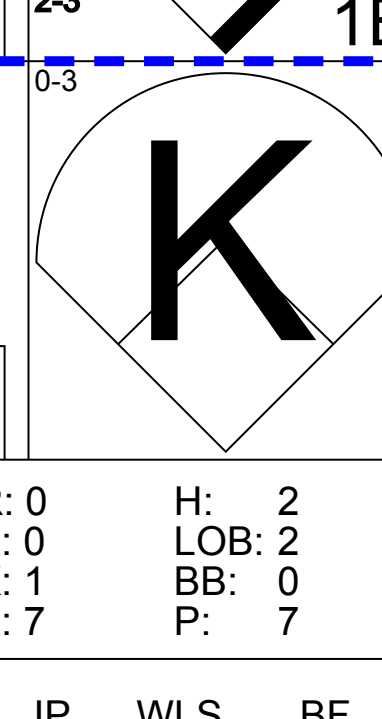
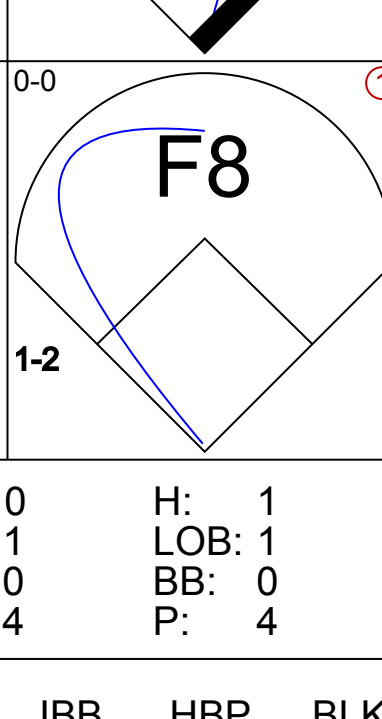
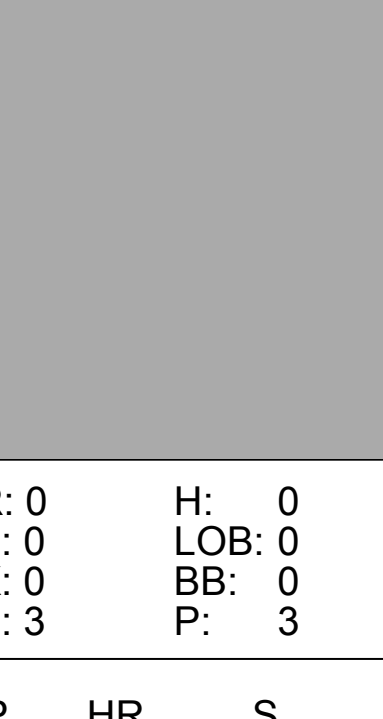
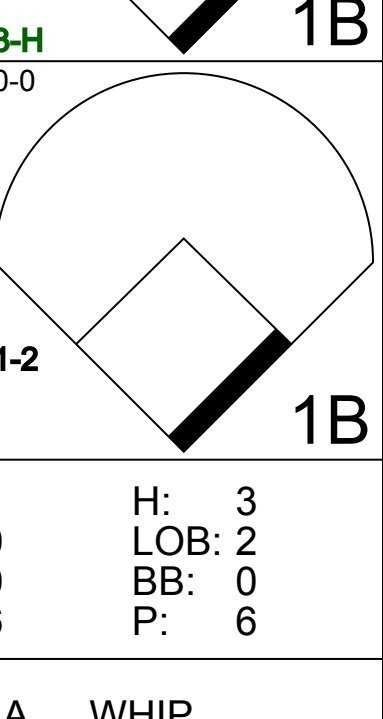
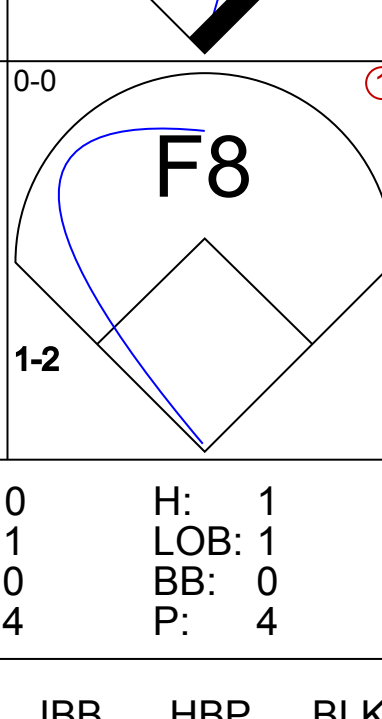
| | |
|-----|----|
| AB | 30 |
| R | 4 |
| H | 9 |
| RBI | 4 |
| BB | 6 |
| SO | 1 |
| LOB | 15 |

| | |
|----|---|
| WP | 0 |
| PB | 0 |
| SB | 0 |
| CS | 1 |

| Batter | 1 | 2 | 3 | 4 | 5 | 6 | 7 | 8 | 9 | AB | R | H | RBI | BB | SO | LOB | TOP | | | | | |
|---|--|---|---|--|--|---|---|---|--|---------------------------------|------------------------------|---------------------------------|------------------------------|----------------------------------|------------------------------|----------------------------------|--|---------------------------------|----------------------------------|------------------------------------|----------------------------------|--------|
| Al Bumby, L OBP: 0.320, SLG: 0.343 (1, 8) |  | |  |  | |  |  | |  | 6 | 0 | 0 | 0 | 0 | 1 | 4 | Baltimore Orioles @ Cleveland Indians Cleveland Municipal Stadium, Cleveland, OH Wed Aug 03 1983, 7:05 PM EDT Att: 8,549 - Unknown livebaseballscorecards.com | | | | | |
| Dan Ford, R OBP: 0.332, SLG: 0.469 (1, 9) |  | |  |  | |  | |  | | 4 | 0 | 0 | 0 | 1 | 2 | 3 | | | | | | |
| Cal Ripken Jr., R OBP: 0.360, SLG: 0.489 (1, 6) |  | |  |  | |  | |  | | 3 | 0 | 0 | 0 | 2 | 1 | 3 | | | | | | |
| Eddie Murray, S OBP: 0.402, SLG: 0.542 (1, 3) |  | |  | |  | |  |  | | 3 | 3 | 2 | 1 | 2 | 1 | 1 | | | | | | |
| John Lowenstein, L OBP: 0.360, SLG: 0.429 (1, 7) | |  |  | |  | |  |  | | 4 | 1 | 0 | 0 | 1 | 1 | 4 | | | | | | |
| Ken Singleton, S OBP: 0.396, SLG: 0.460 (1, 10) |  | | |  |  | |  |  | | 3 | 2 | 2 | 2 | 2 | 0 | 0 | | | | | | |
| Joe Nolan, L OBP: 0.349, SLG: 0.414 (1, 2) |  | | |  |  | |  |  | | 4 | 1 | 2 | 1 | 1 | 2 | 1 | | | | | | |
| Todd Cruz, R OBP: 0.255, SLG: 0.342 (1, 5) | | |  | |  | |  | |  | 2 | 1 | 1 | 0 | 0 | 0 | 2 | | | | | | |
| Jim Dwyer, L OBP: 0.427, SLG: 0.636 (7, PH) | | | |  | | | | | | 1 | 0 | 1 | 1 | 0 | 0 | 0 | | | | | | |
| Aurelio Rodriguez, R OBP: 0.141, SLG: 0.123 (7, 5) | | | | | | | | | | 1 | 0 | 0 | 0 | 0 | 0 | 0 | | | | | | |
| Rich Dauer, R OBP: 0.291, SLG: 0.306 (1, 4) | |  |  | |  | |  |  | | 5 | 0 | 2 | 3 | 0 | 0 | 4 | | | | | | |
| Inning Stats | R: 0 E: 0 K: 2 S: 7 | H: 0 LOB: 1 BB: 1 P: 11 | R: 0 E: 0 K: 1 S: 5 | H: 0 LOB: 0 BB: 0 P: 5 | R: 1 E: 0 K: 1 S: 7 | H: 2 LOB: 3 BB: 2 P: 15 | R: 2 E: 1 K: 2 S: 10 | H: 2 LOB: 2 BB: 1 P: 14 | R: 1 E: 0 K: 0 S: 5 | H: 2 LOB: 2 BB: 1 P: 9 | R: 0 E: 0 K: 0 S: 2 | H: 0 LOB: 0 BB: 1 P: 6 | R: 2 E: 0 K: 0 S: 6 | H: 3 LOB: 2 BB: 1 P: 10 | R: 2 E: 0 K: 2 S: 8 | H: 1 LOB: 1 BB: 2 P: 16 | R: 0 E: 0 K: 0 S: 3 | H: 0 LOB: 0 BB: 0 P: 3 | 1B: 5 2B: 4 3B: 0 HR: 1 | SF: 0 SAC: 1 DP: 1 HBP: 0 | WP: 0 PB: 0 SB: 0 CS: 0 | PA: 46 |
| PITCHER | IP | WLS | BF | H | R | ER | SO | BB | IBB | HBP | BLK | WP | HR | S | P | ERA | WHIP | | | | | |
| Rick Sutcliffe, R ERA: 4.3 (1, 1) | 6.1 | L | 34 | 8 | 6 | 6 | 6 | 5 | 2 | 0 | 0 | 0 | 0 | 1 | 39 | 67 | 8.53 | 2.053 | | | | |
| Dan Spillner, R ERA: 5.02 (7, 1) | 2.2 | | 12 | 2 | 2 | 2 | 2 | 2 | 0 | 0 | 0 | 0 | 0 | 14 | 22 | 6.75 | 1.500 | | | | | |

AB 36
R 8
H 10
RBI 8
BB 9
SO 8
LOB 22



| Batter | 1 | 2 | 3 | 4 | 5 | 6 | 7 | 8 | 9 | AB | R | H | RBI | BB | SO | LOB | BOTTOM | | | | | |
|--|---|---|---|---|--|---|---|---|---|---------------------------------|------------------------------|---------------------------------|------------------------------|---------------------------------|------------------------------|---------------------------------|--|---------------------------------|----------------------------------|------------------------------------|----------------------------------|--------|
| Alan Bannister, R OBP: 0.323, SLG: 0.399 (1, 4) (8, 9) |  | |  | |  | |  | |  | 5 | 0 | 1 | 0 | 0 | 0 | 5 | Baltimore Orioles @ Cleveland Indians Cleveland Municipal Stadium, Cleveland, OH Wed Aug 03 1983, 7:05 PM EDT Att: 8,549 - Unknown livebaseballscorecards.com | | | | | |
| Toby Harrah, R OBP: 0.383, SLG: 0.395 (1, 5) |  | | |  | |  | |  |  | 4 | 1 | 1 | 0 | 1 | 0 | 2 | | | | | | |
| Bake McBride, L OBP: 0.325, SLG: 0.352 (1, 10) |  | | |  | |  | |  | | 4 | 0 | 1 | 0 | 0 | 0 | 1 | | | | | | |
| Andre Thornton, R OBP: 0.398, SLG: 0.466 (1, 3) | |  | |  | |  | |  | | 3 | 0 | 0 | 0 | 1 | 0 | 1 | | | | | | |
| Pat Tabler, R OBP: 0.374, SLG: 0.425 (1, 7) | |  | | |  | |  |  | | 4 | 1 | 2 | 1 | 0 | 0 | 1 | | | | | | |
| Gorman Thomas, R OBP: 0.291, SLG: 0.380 (1, 8) | |  | | |  | |  |  | | 4 | 0 | 0 | 0 | 0 | 0 | 4 | | | | | | |
| Julio Franco, R OBP: 0.311, SLG: 0.413 (1, 6) | | |  | |  | |  |  | | 4 | 0 | 1 | 0 | 0 | 0 | 4 | | | | | | |
| George Vukovich, L OBP: 0.259, SLG: 0.293 (1, 9) | | | |  | |  | |  | | 2 | 0 | 2 | 1 | 0 | 0 | 0 | | | | | | |
| Chris Bando, S OBP: 0.345, SLG: 0.384 (7, PH) (8, 2) | | | | |  | | | | | 2 | 0 | 1 | 0 | 0 | 0 | 0 | | | | | | |
| Jim Essian, R OBP: 0.277, SLG: 0.231 (1, 2) (7, PH) | | |  | |  | |  | |  | 2 | 0 | 1 | 0 | 0 | 0 | 1 | | | | | | |
| Mike Fischlin, R OBP: 0.274, SLG: 0.230 (8, 4) Ron Hassey, L OBP: 0.331, SLG: 0.340 (8, PH) | | | |  | |  | | |  | 1 | 0 | 0 | 0 | 0 | 0 | 1 | | | | | | |
| Inning Stats | R: 0 E: 0 K: 0 S: 3 | H: 0 LOB: 0 BB: 0 P: 3 | R: 0 E: 0 K: 0 S: 3 | H: 0 LOB: 0 BB: 0 P: 3 | R: 0 E: 0 K: 0 S: 4 | H: 1 LOB: 1 BB: 0 P: 4 | R: 0 E: 0 K: 0 S: 3 | H: 0 LOB: 0 BB: 0 P: 3 | R: 1 E: 0 K: 0 S: 6 | H: 3 LOB: 2 BB: 0 P: 6 | R: 0 E: 0 K: 0 S: 3 | H: 0 LOB: 1 BB: 1 P: 7 | R: 0 E: 0 K: 1 S: 7 | H: 2 LOB: 2 BB: 0 P: 7 | R: 1 E: 0 K: 0 S: 5 | H: 3 LOB: 2 BB: 1 P: 9 | R: 0 E: 1 K: 0 S: 4 | H: 1 LOB: 1 BB: 0 P: 4 | 1B: 8 2B: 2 3B: 0 HR: 0 | SF: 0 SAC: 0 DP: 2 HBP: 0 | WP: 0 PB: 0 SB: 0 CS: 1 | PA: 38 |
| PITCHER | IP | WLS | BF | H | R | ER | SO | BB | IBB | HBP | BLK | WP | HR | S | P | ERA | WHIP | | | | | |
| Storm Davis, R ERA: 3.12 (1, 1) | 5.0 | W | 20 | 4 | 1 | 1 | 0 | 0 | 0 | 0 | 0 | 0 | 0 | 6 | 6 | 0.00 | 1.500 | | | | | |
| Dan Morogiello, L ERA: 3.28 (6, 1) | 1.1 | | 6 | 2 | 0 | 0 | 0 | 0 | 0 | 0 | 0 | 0 | 0 | 6 | 6 | 0.00 | 1.500 | | | | | |
| Tim Stoddard, R ERA: 5.18 (7, 1) | 2.2 | | 12 | 4 | 1 | 1 | 1 | 1 | 0 | 0 | 0 | 0 | 0 | 13 | 17 | 3.38 | 1.875 | | | | | |



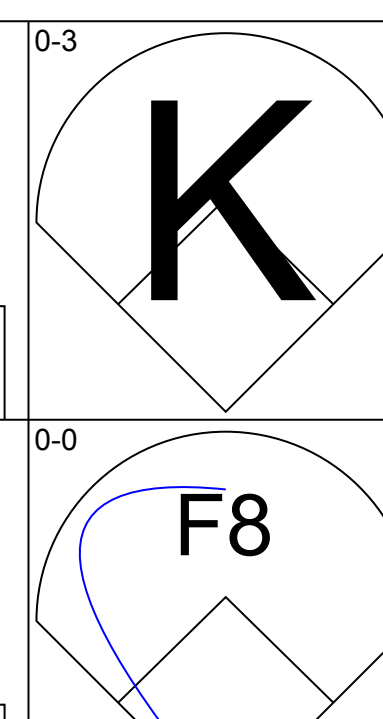
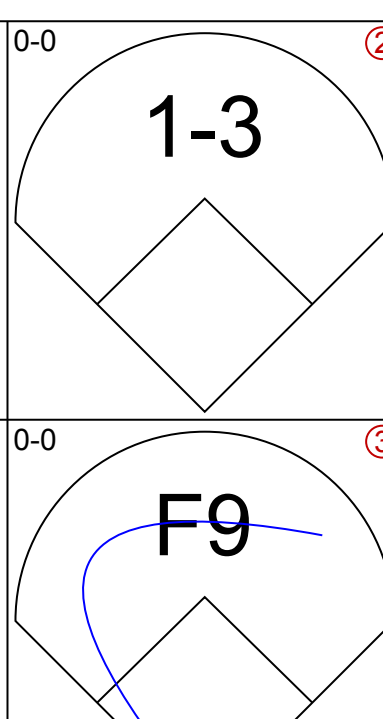
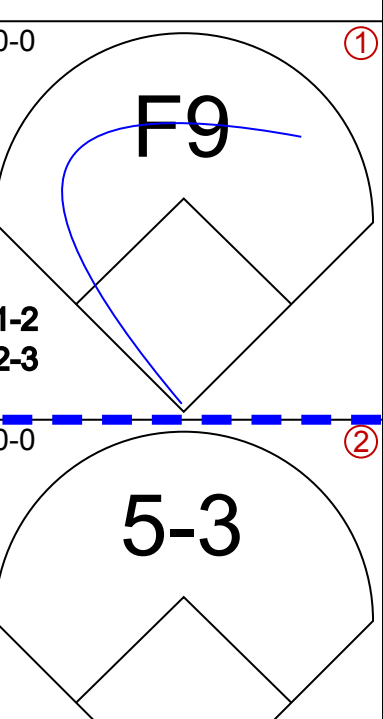
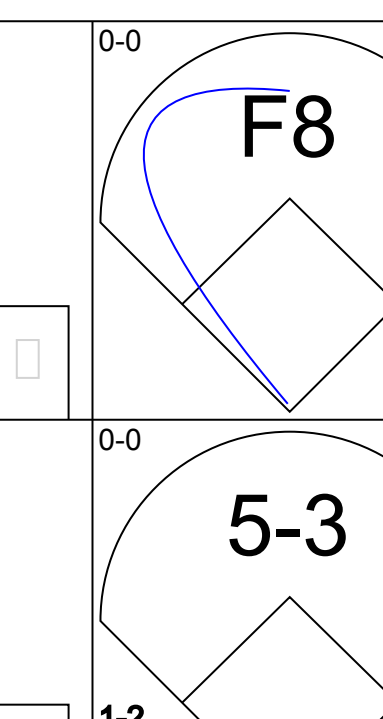
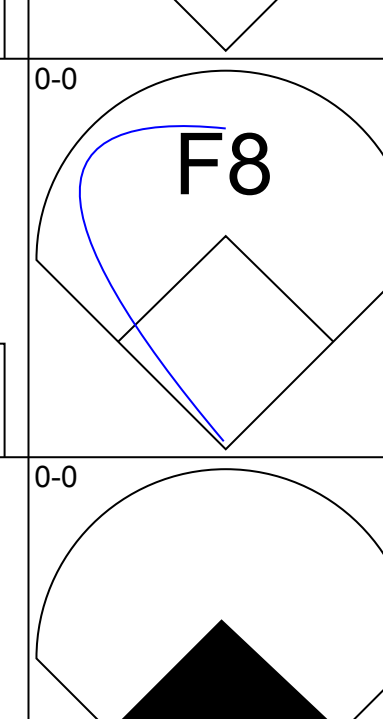
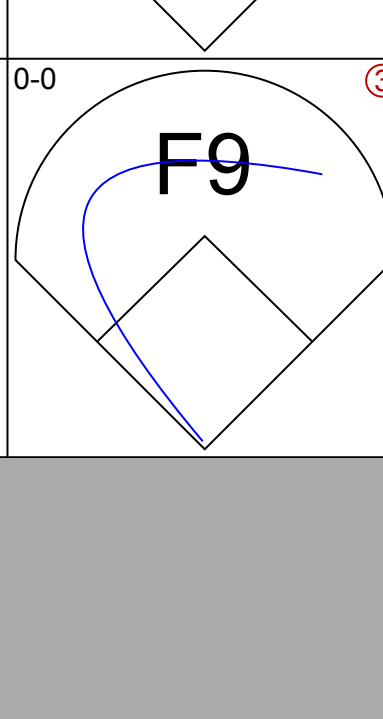
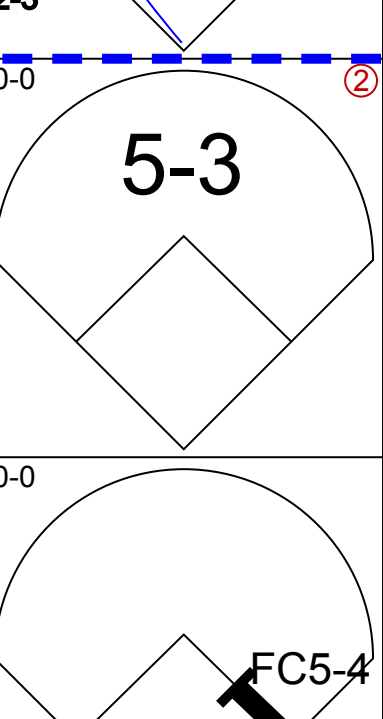
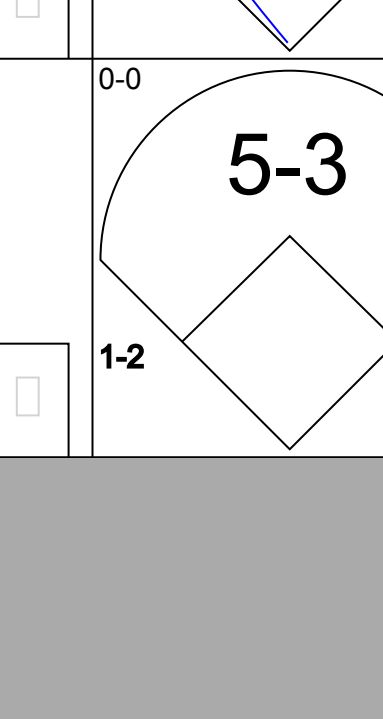
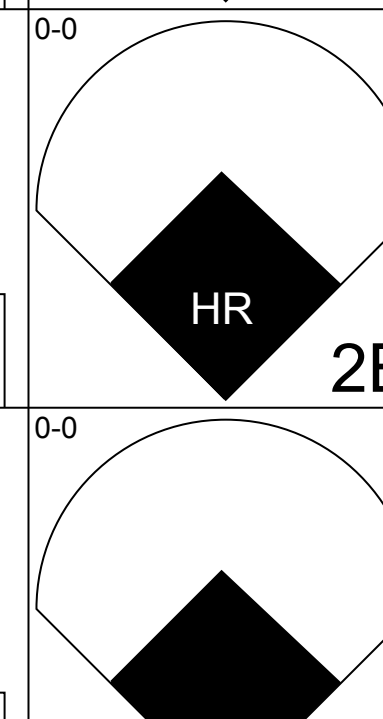
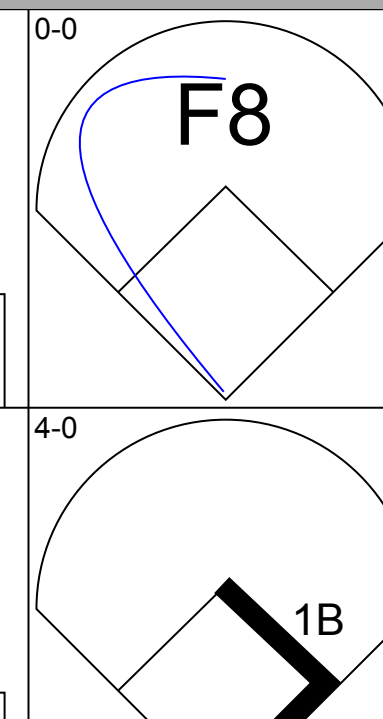
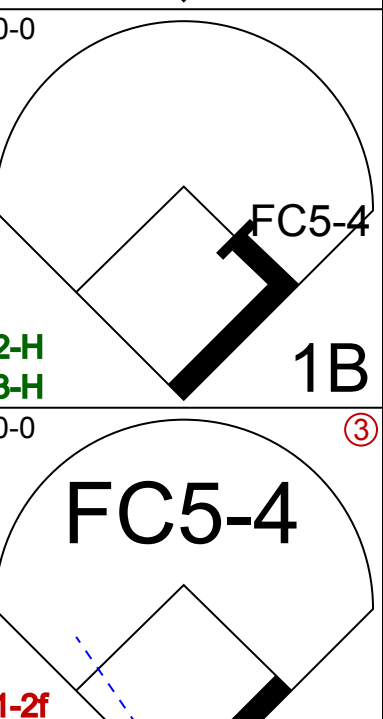
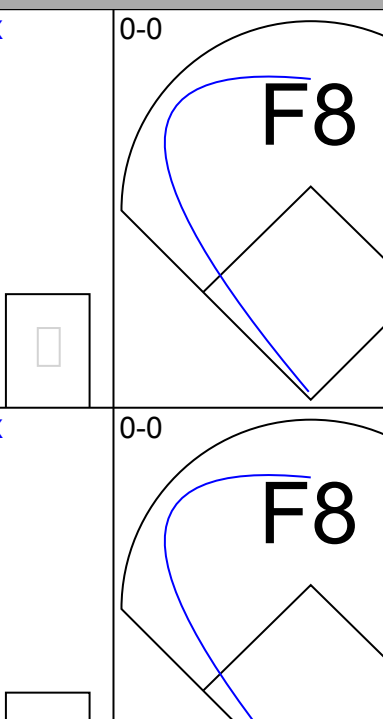
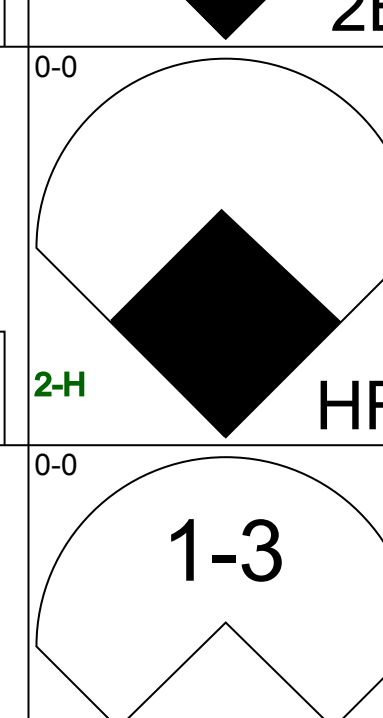
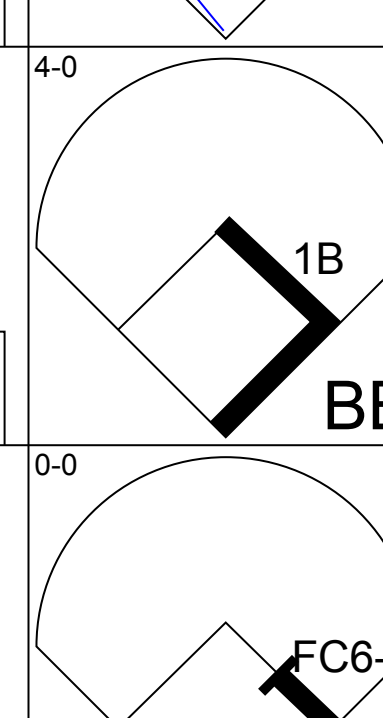
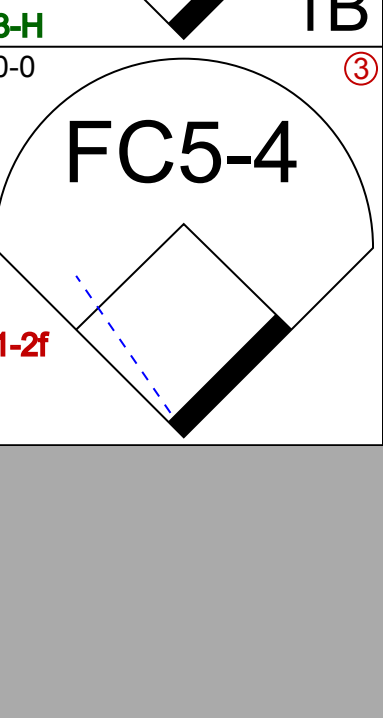
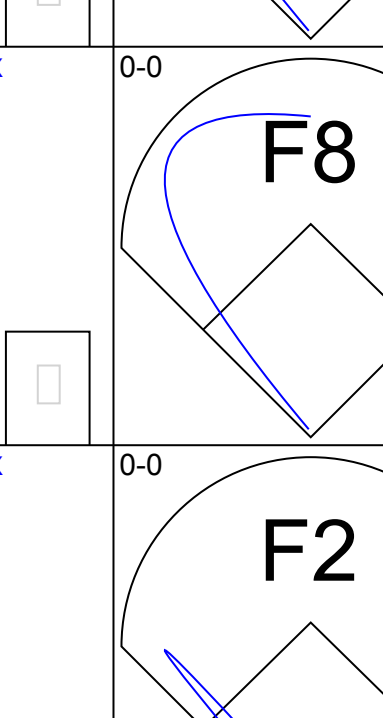
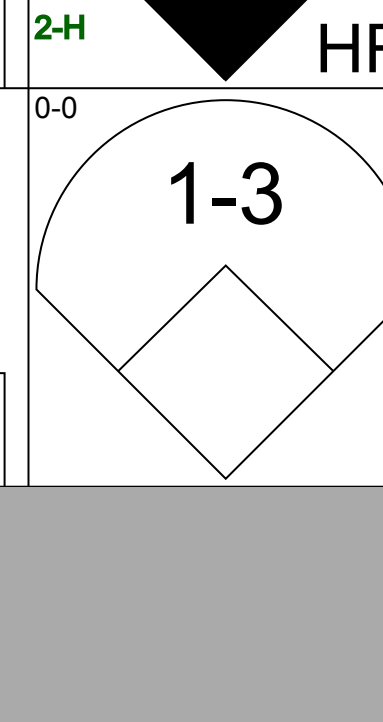
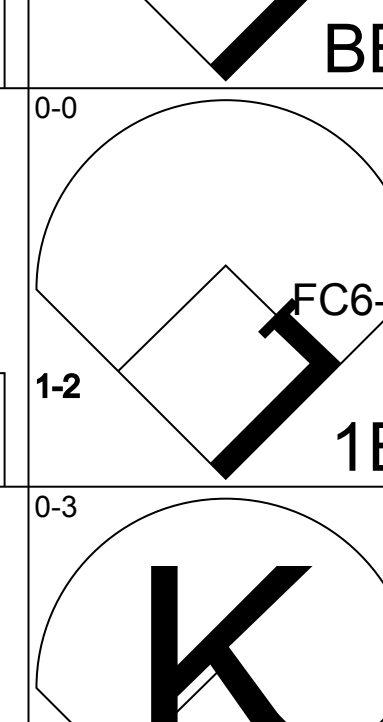
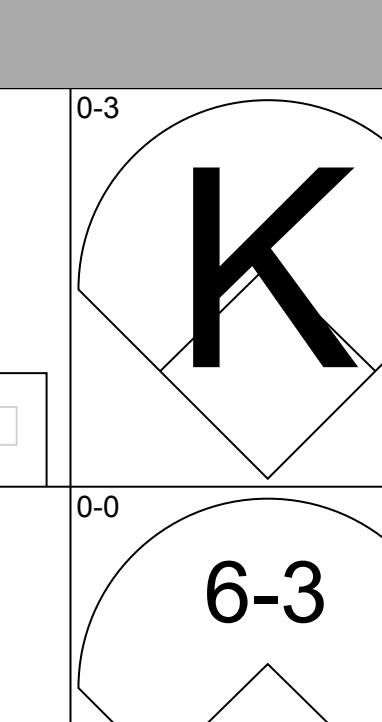
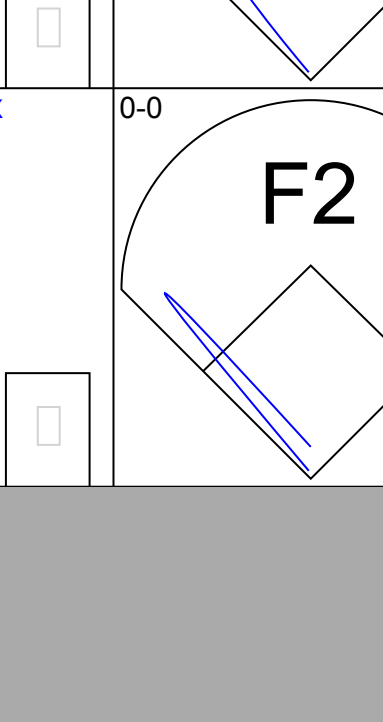
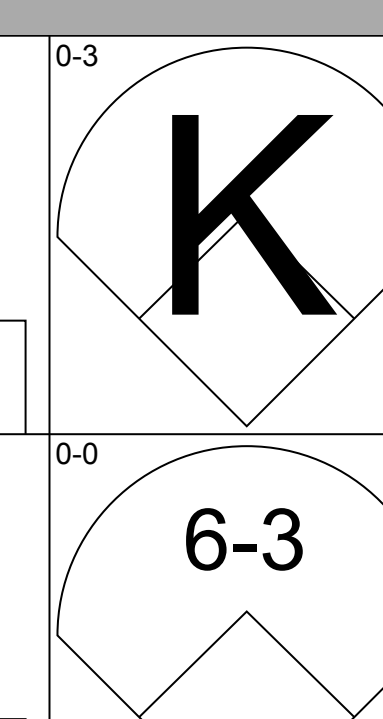
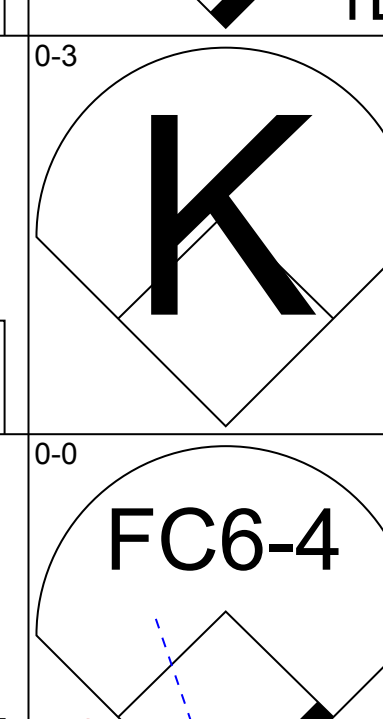
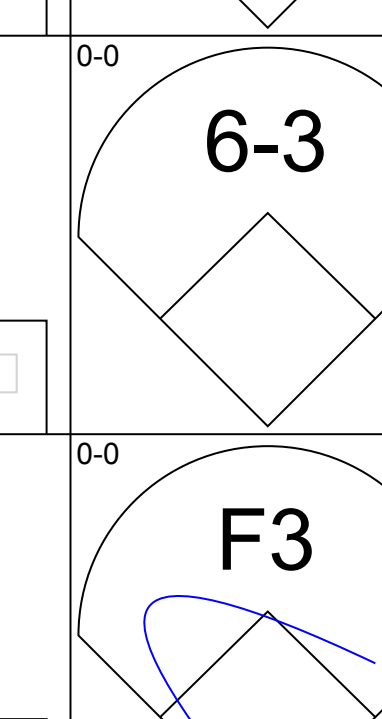
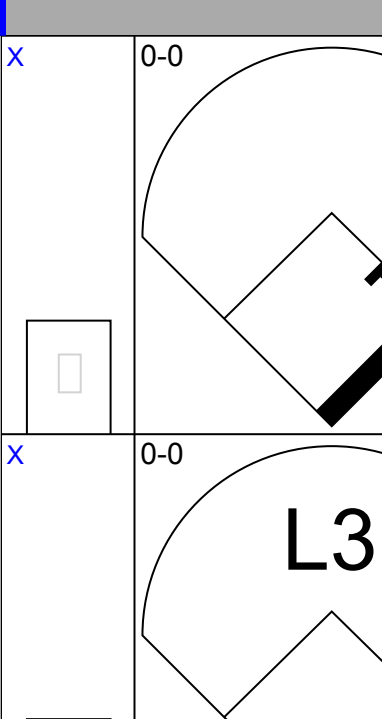
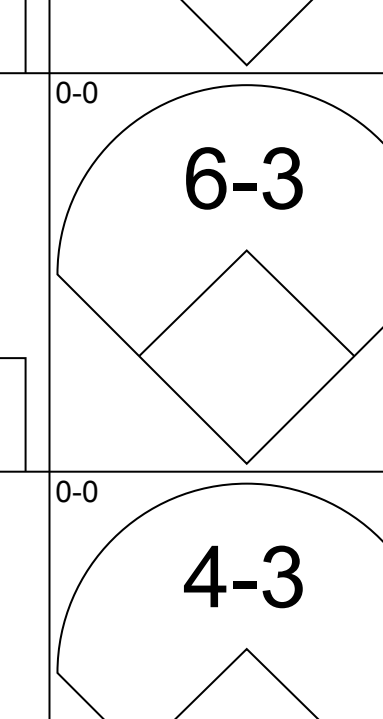
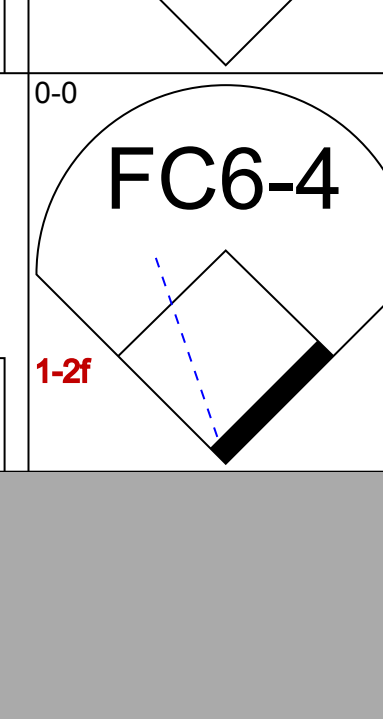
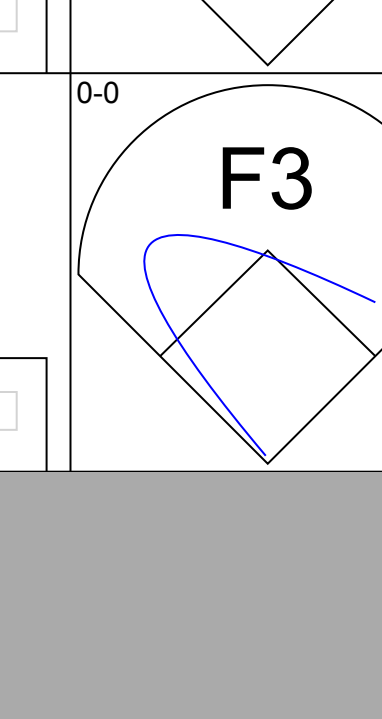
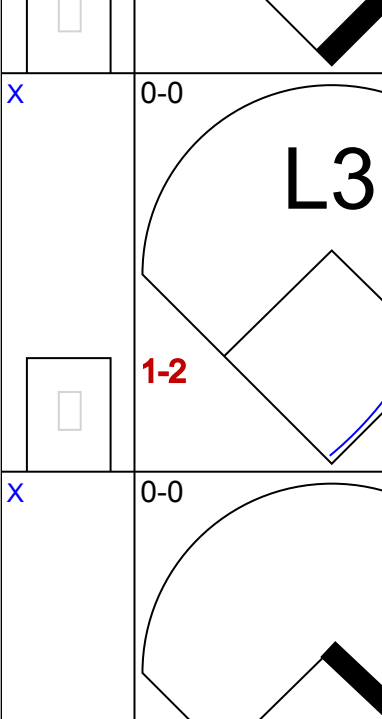
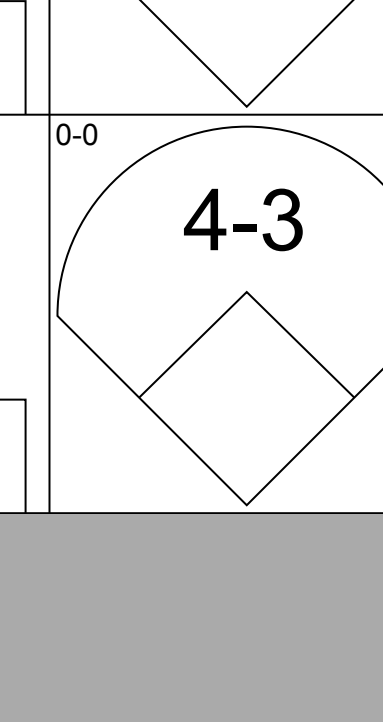
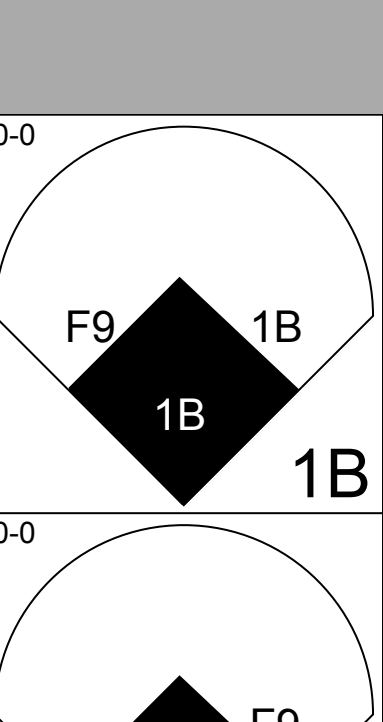
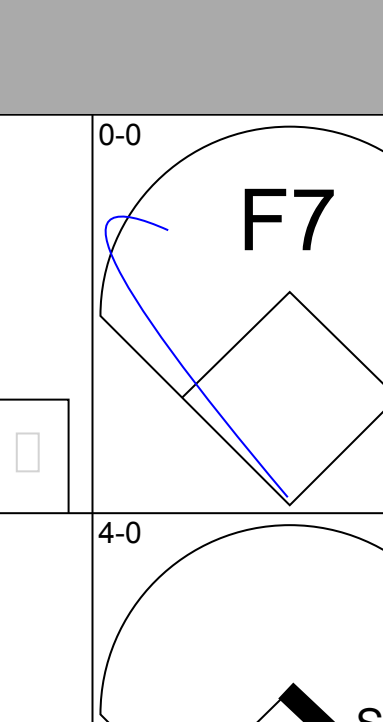
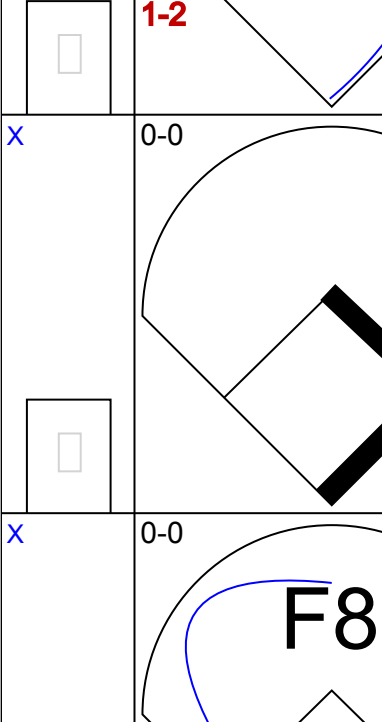
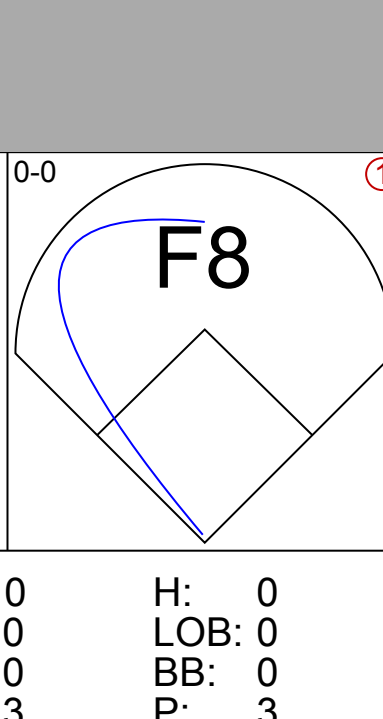
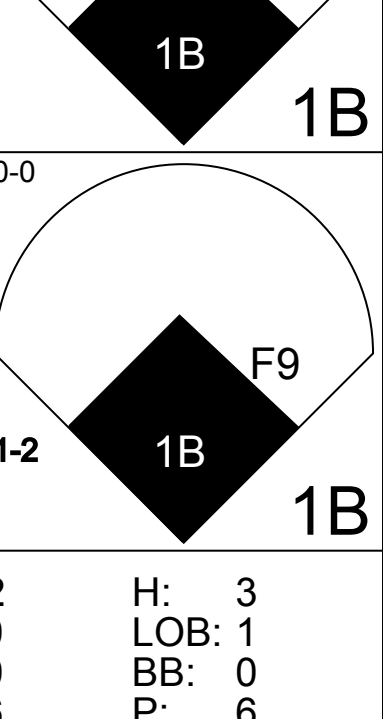
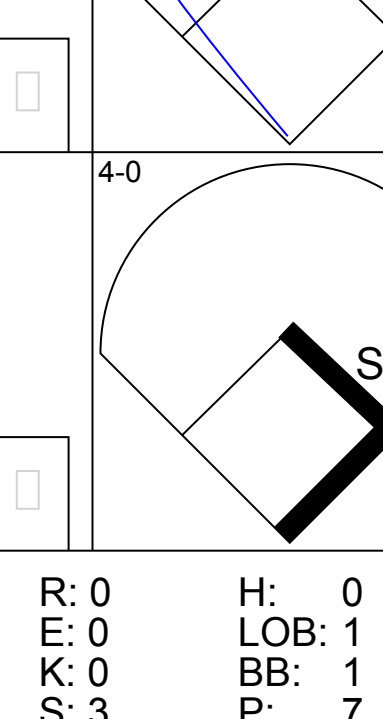
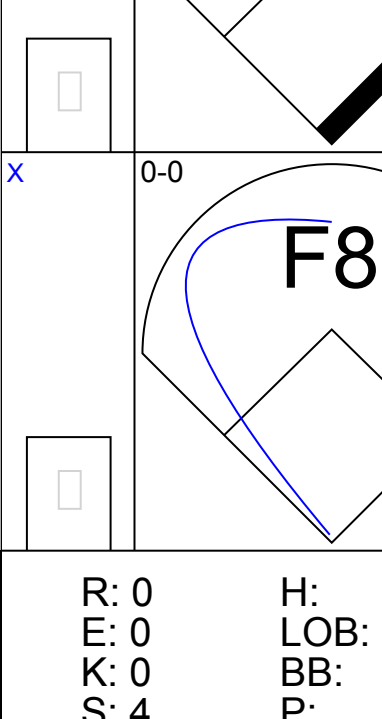
| Batter | 1 | 2 | 3 | 4 | 5 | 6 | 7 | 8 | 9 | AB | R | H | RBI | BB | SO | LOB | TOP | | | |
|--|--|---------------------------------|------------------------------|---------------------------------|------------------------------|---------------------------------|------------------------------|---------------------------------|-------------------------------|----------------------------------|------------------------------|---------------------------------|------------------------------|---------------------------------|------------------------------|---------------------------------|--|----------------------------------|------------------------------------|-------------------------|
| Rudy Law, L OBP: 0.391, SLG: 0.352 (1, 8) | F6 | PO | G3 | | | WP 1B | | 3-1 | | 4 | 1 | 1 | 0 | 0 | 0 | 0 | Chicago White Sox @ Baltimore Orioles Memorial Stadium, Baltimore, MD Fri Aug 05 1983, 7:05 PM EDT Att: 39,544 - Unknown - 78 F | | | |
| Carlton Fisk, R OBP: 0.399, SLG: 0.547 (1, 2) | 1-3 | | K | | | WP BB | | F8 | | 3 | 0 | 0 | 0 | 1 | 1 | 0 | | | | |
| Harold Baines, L OBP: 0.341, SLG: 0.422 (1, 9) | HR | | F8 | | | 1-2 2-H 1B | | K | | 4 | 1 | 2 | 2 | 0 | 1 | 0 | | | | |
| Greg Luzinski, R OBP: 0.347, SLG: 0.494 (1, 10) | 3B 1B | | | K | | K | | | HR | 4 | 2 | 2 | 1 | 0 | 2 | 2 | | | | |
| Greg Walker, L OBP: 0.311, SLG: 0.442 Mike Squires, L OBP: 0.331, SLG: 0.274 (6, 3) | 1-H 3B | | | 3-1 | | K | | 4-3 | | 3 | 0 | 1 | 1 | 0 | 1 | 2 | | | | |
| Ron Kittle, R OBP: 0.302, SLG: 0.494 (1, 7) | F6 | | | 4-3 | | K | | F7 | | 4 | 0 | 0 | 0 | 0 | 1 | 3 | | | | |
| Vance Law, R OBP: 0.296, SLG: 0.329 (1, 5) | | 5-3 | | | K | | | F8 | | 4 | 0 | 0 | 0 | 0 | 1 | 0 | | | | |
| Scott Fletcher, R OBP: 0.381, SLG: 0.475 (1, 6) | | 5-3 | | | 6-3 | | | | | 3 | 0 | 0 | 0 | 0 | 0 | 0 | | | | |
| Julio Cruz, S OBP: 0.311, SLG: 0.327 (1, 4) | | | PO 1B | | K | | | 3-1 | | 3 | 0 | 1 | 0 | 0 | 1 | 0 | | | | |
| Inning Stats | R: 2 E: 0 K: 0 S: 6 | H: 3 LOB: 1 BB: 0 P: 6 | R: 0 E: 0 K: 0 S: 3 | H: 1 LOB: 0 BB: 0 P: 3 | R: 0 E: 0 K: 1 S: 5 | H: 0 LOB: 0 BB: 0 P: 5 | R: 0 E: 0 K: 2 S: 7 | H: 0 LOB: 0 BB: 0 P: 7 | R: 1 E: 0 K: 3 S: 11 | H: 2 LOB: 2 BB: 1 P: 15 | R: 0 E: 0 K: 0 S: 3 | H: 0 LOB: 0 BB: 0 P: 3 | R: 0 E: 0 K: 1 S: 5 | H: 0 LOB: 0 BB: 0 P: 5 | R: 1 E: 0 K: 0 S: 4 | H: 1 LOB: 0 BB: 0 P: 4 | | 1B: 4 2B: 0 3B: 1 HR: 2 | SF: 0 SAC: 0 DP: 0 HBP: 0 | WP: 1 PB: 0 CS: 1 |
| PITCHER Mike Boddicker, R ERA: 3.36 (1, 1) | IP: 9.0 WLS: W BF: 34 H: 7 R: 4 ER: 4 SO: 8 BB: 1 IBB: 0 HBP: 0 BLK: 0 WP: 1 HR: 2 S: 49 P: 53 ERA: 4.00 WHIP: 0.889 | | | | | | | | | | | | | | | PITCHER | | | | |

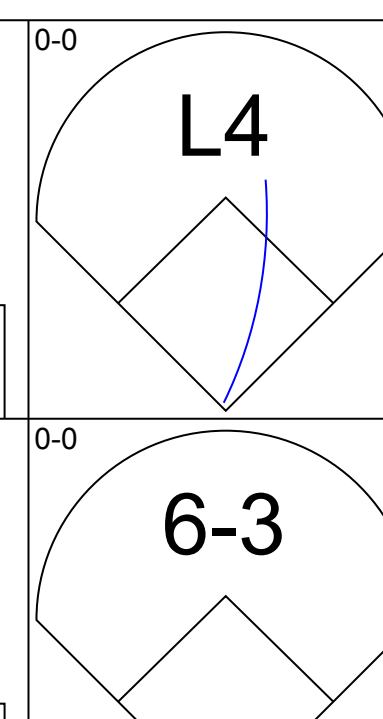
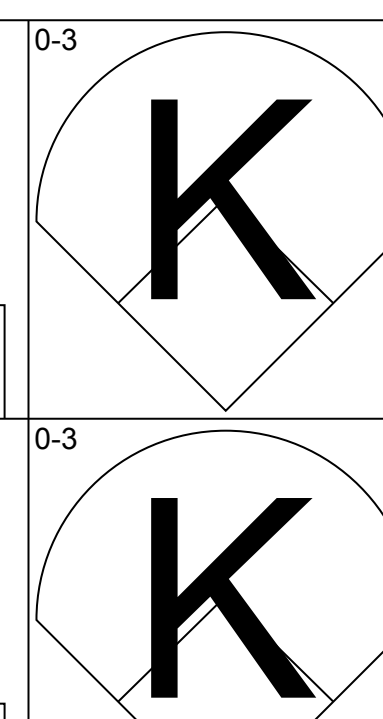
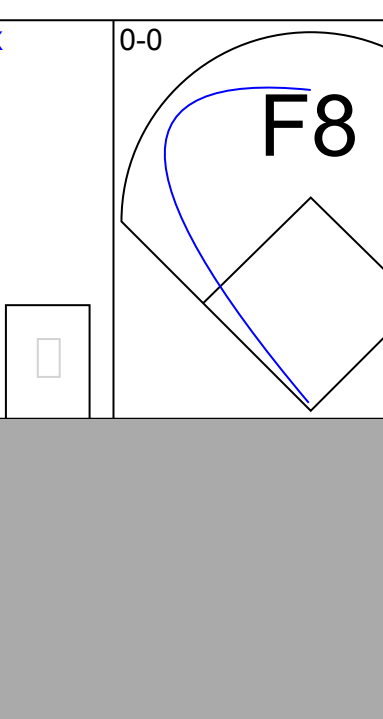
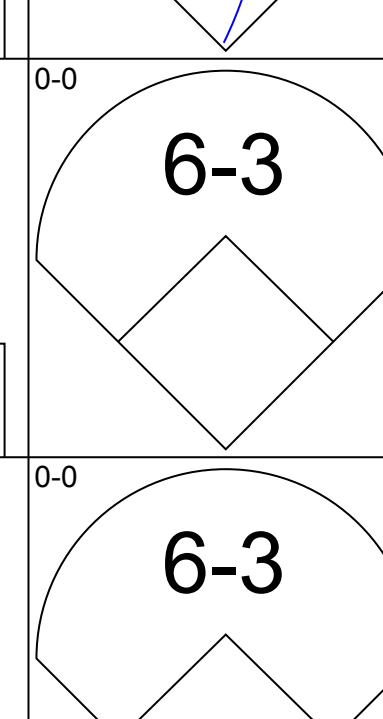
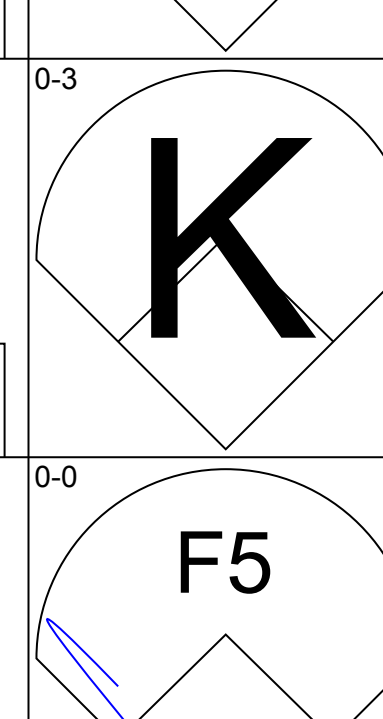
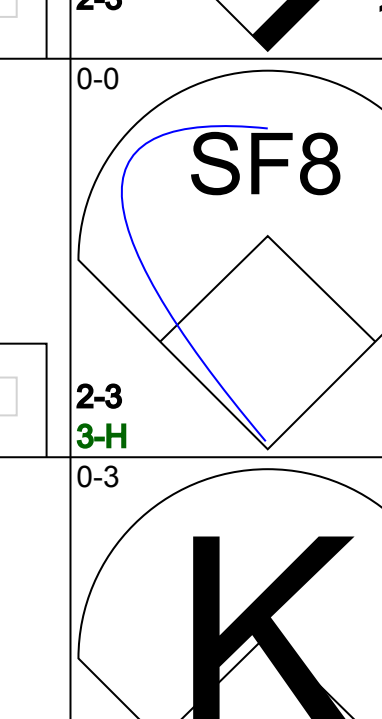
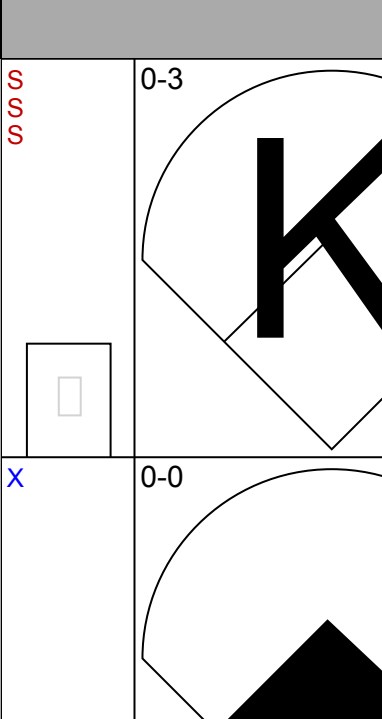
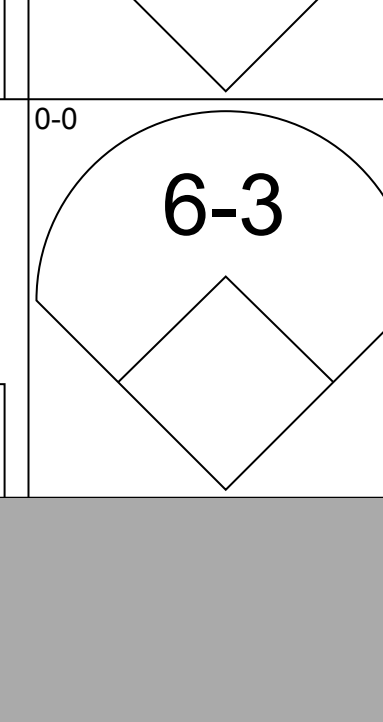
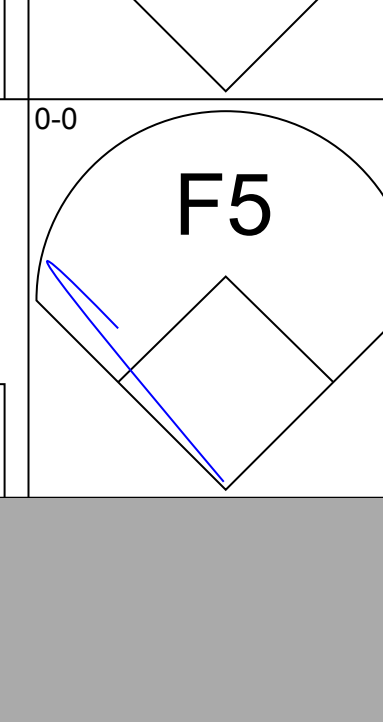
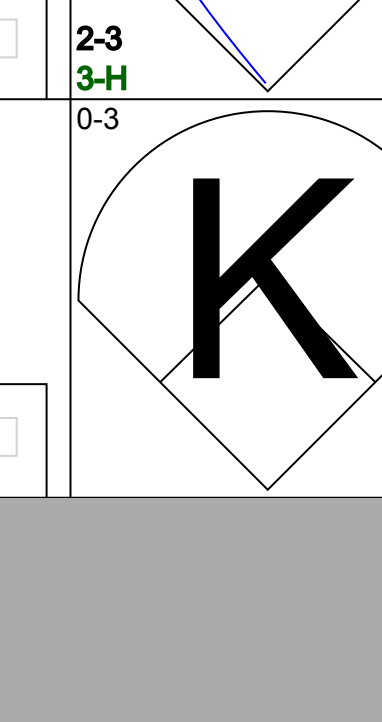
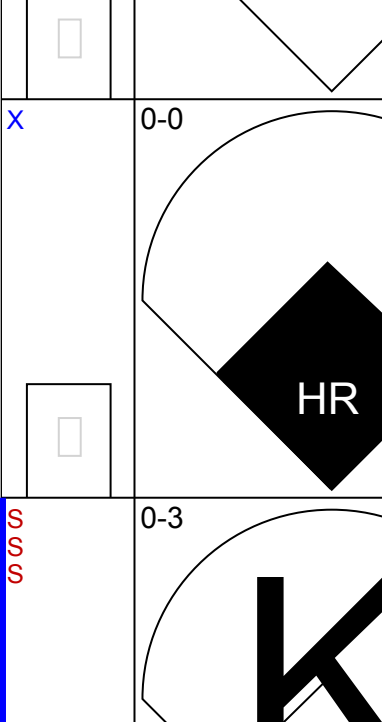
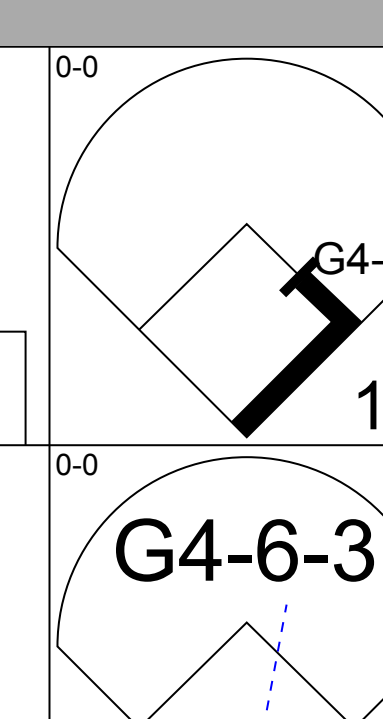
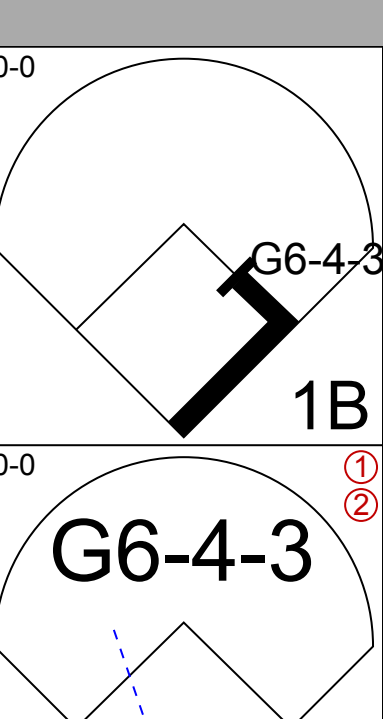
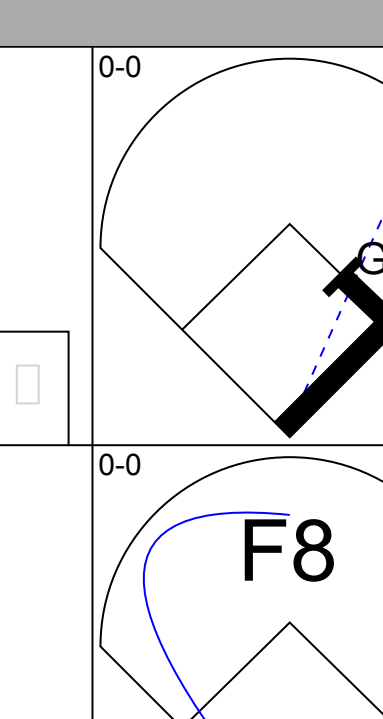
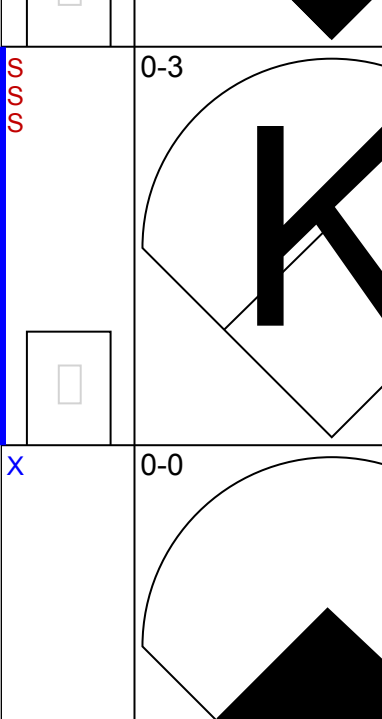
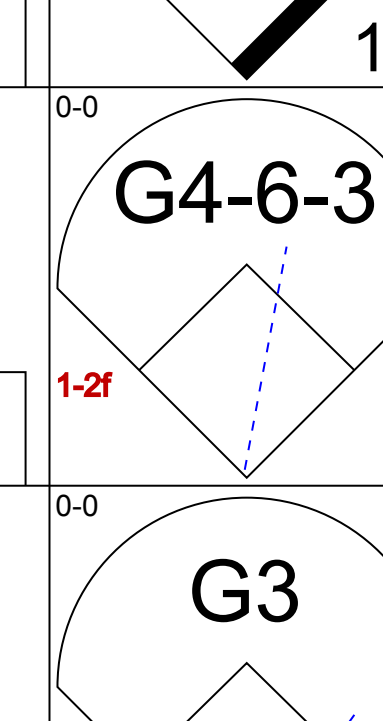
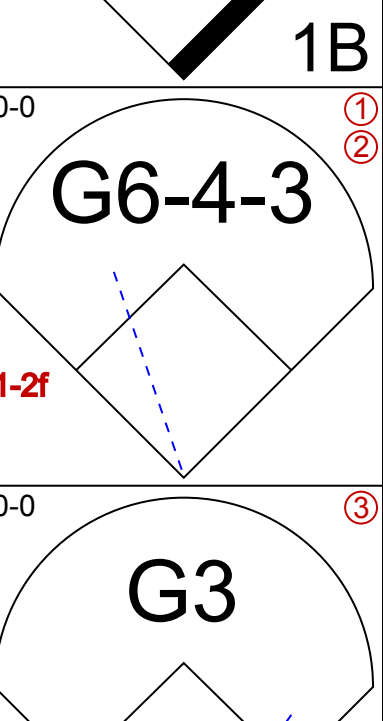
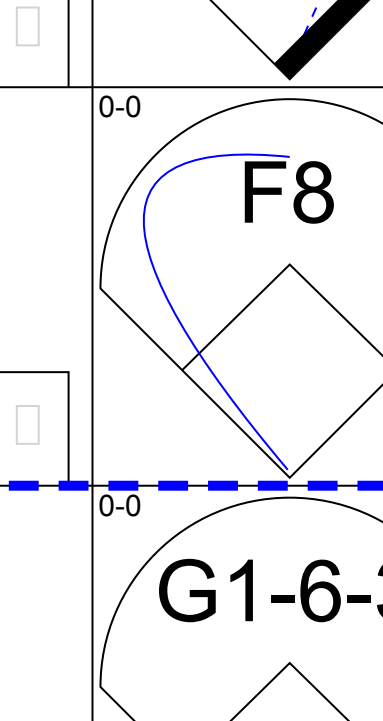
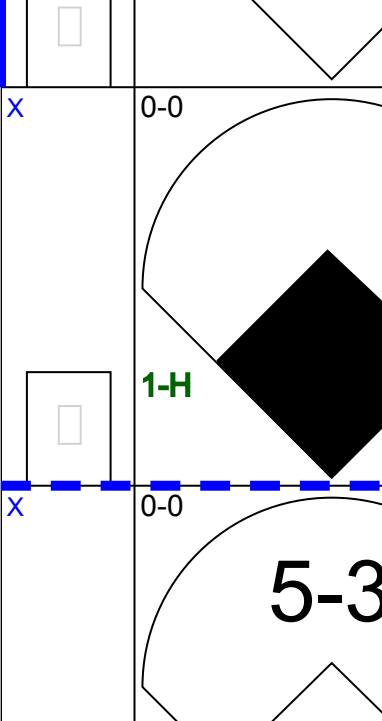
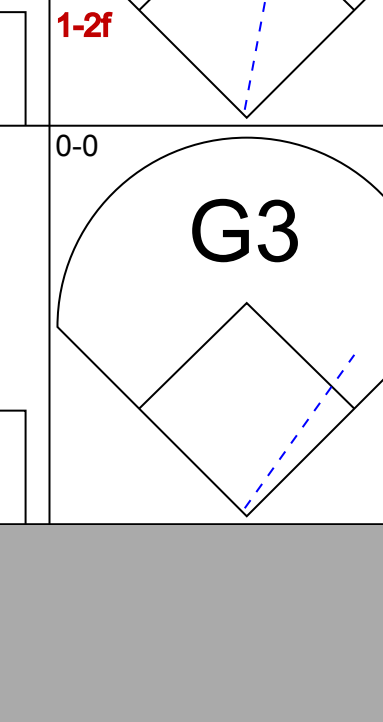
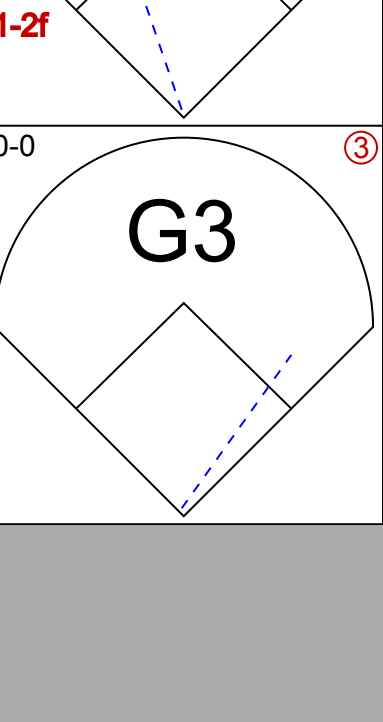
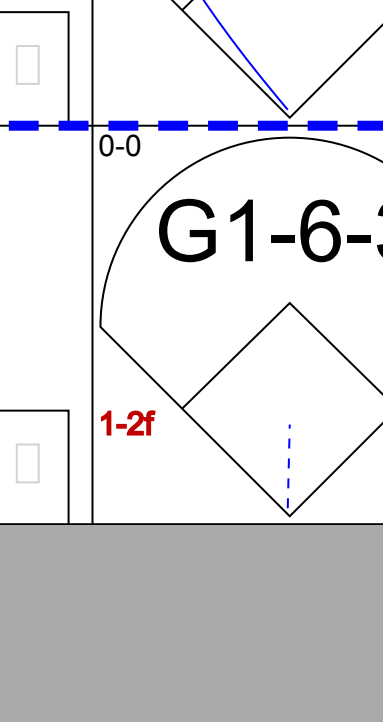
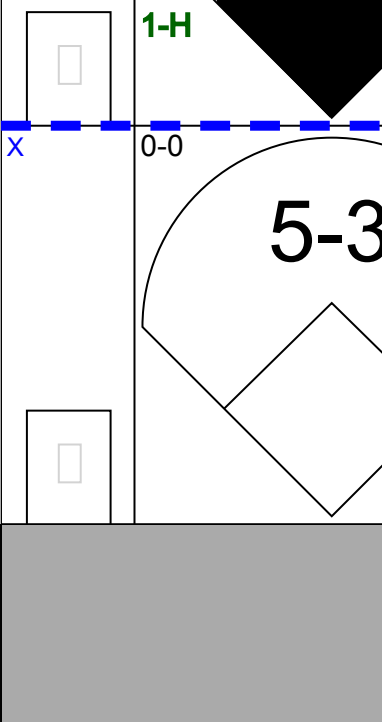
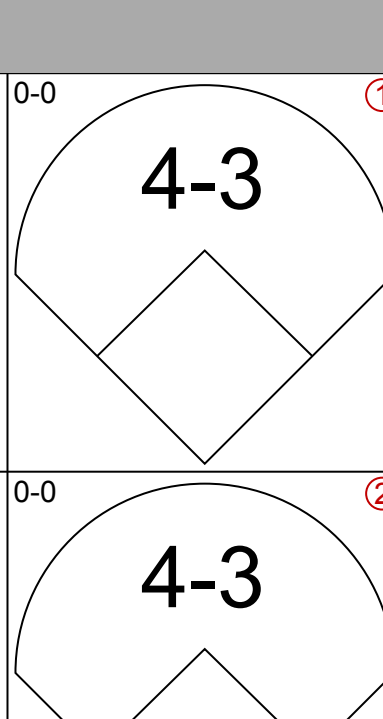

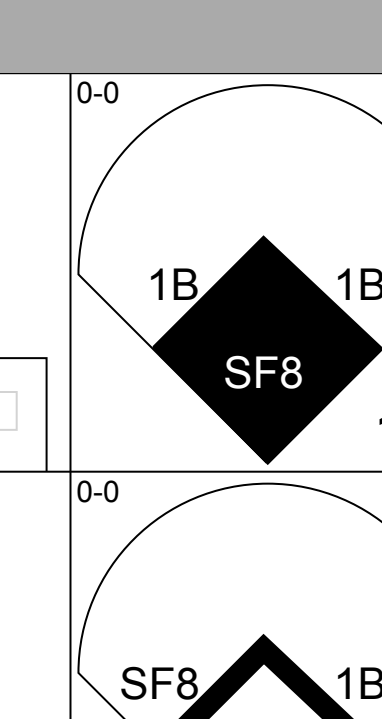
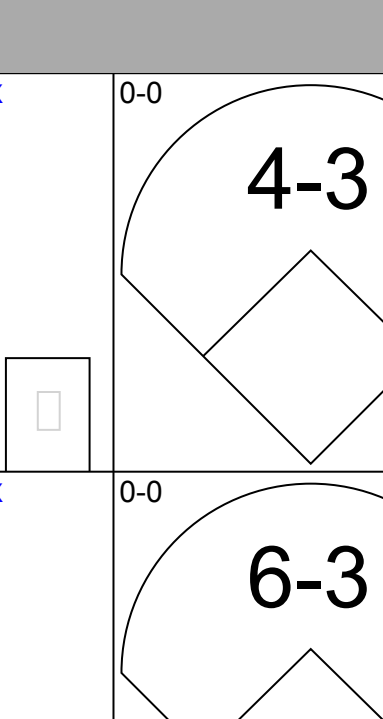
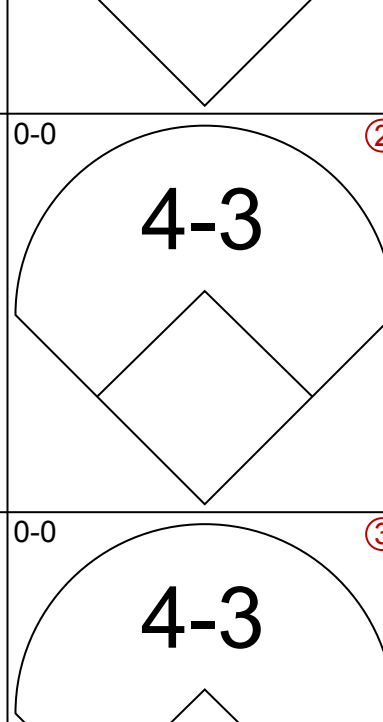

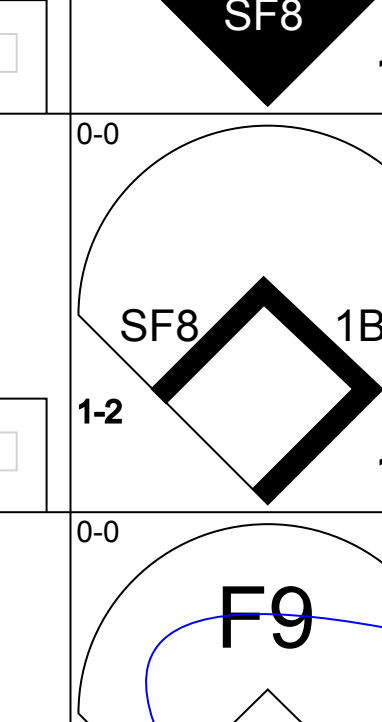
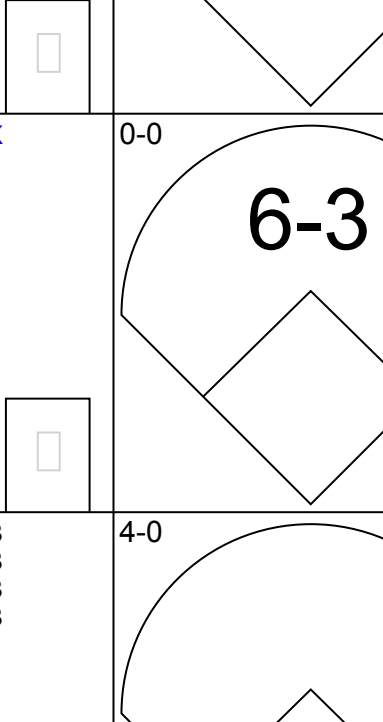
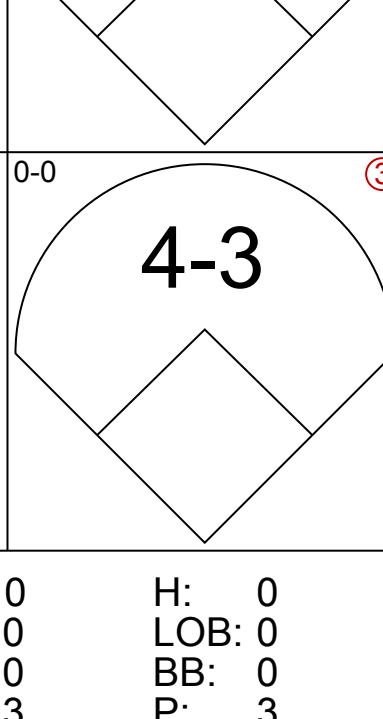

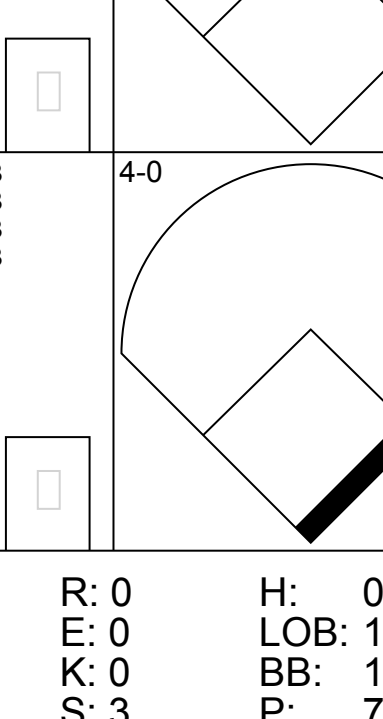
| Batter | 1 | 2 | 3 | 4 | 5 | 6 | 7 | 8 | 9 | AB | R | H | RBI | BB | SO | LOB | BOTTOM | | | |
|---|--|---------------------------------|------------------------------|---------------------------------|------------------------------|---------------------------------|------------------------------|---------------------------------|------------------------------|----------------------------------|------------------------------|---------------------------------|------------------------------|---------------------------------|------------------------------|---------------------------------|--|-----------------------------------|------------------------------------|-------------------------|
| Al Bumbry, L OBP: 0.322, SLG: 0.344 (1, 8) | 1B | | 4-3 | | G3 | F9 | | | G6-4-3 1B | 5 | 0 | 2 | 0 | 0 | 0 | 2 | Chicago White Sox @ Baltimore Orioles Memorial Stadium, Baltimore, MD Fri Aug 05 1983, 7:05 PM EDT Att: 39,544 - Unknown - 78 F | | | |
| Dan Ford, R OBP: 0.338, SLG: 0.474 (1, 9) | 1B | | | | 6-3 | | 6-3 | G6-4-3 1B | 5 | 0 | 2 | 0 | 0 | 0 | 1 | 0 | | | | |
| Cal Ripken Jr., R OBP: 0.355, SLG: 0.480 (1, 6) | K | | L8 | | 4-3 | | 6-3 | 1B | 5 | 1 | 1 | 0 | 0 | 1 | 3 | 0 | | | | |
| Eddie Murray, S OBP: 0.409, SLG: 0.545 (1, 3) | P6 | | F8 | | | FC4-6 1B BB | 1B | 1B 1B | 4 | 2 | 2 | 0 | 1 | 0 | 3 | 0 | | | | |
| John Lowenstein, L OBP: 0.365, SLG: 0.430 John Shelby, S OBP: 0.311, SLG: 0.399 (9, PR) | F7 | | | F7 1B | | FC4-6 1B BB | F5 | 1B 1B | 4 | 0 | 2 | 1 | 1 | 0 | 3 | 0 | | | | |
| Ken Singleton, S OBP: 0.396, SLG: 0.453 (1, 10) | | 3-1 | | F7 | | K | | F7 | 5 | 0 | 1 | 1 | 0 | 1 | 3 | 0 | | | | |
| Rich Dauer, R OBP: 0.292, SLG: 0.305 (7, 5) | | | | | F9 | FC4-6 1B | | F4 | 4 | 1 | 1 | 1 | 1 | 0 | 3 | 0 | | | | |
| Rick Dempsey, R OBP: 0.322, SLG: 0.336 (1, 2) | | F8 | | | | 1B 1B | | 1B | 3 | 0 | 2 | 1 | 1 | 0 | 1 | 0 | | | | |
| Aurelio Rodriguez, R OBP: 0.136, SLG: 0.125 Jim Dwyer, L OBP: 0.432, SLG: 0.639 Lenn Sakata, R OBP: 0.325, SLG: 0.378 (7, 4) | | 4-3 | | | 6-3 | 1B 1B | | 5-3 | 2 | 0 | 0 | 0 | 0 | 0 | 3 | 0 | | | | |
| Inning Stats | R: 0 E: 0 K: 1 S: 7 | H: 2 LOB: 2 BB: 0 P: 7 | R: 0 E: 0 K: 0 S: 3 | H: 0 LOB: 1 BB: 1 P: 7 | R: 0 E: 0 K: 0 S: 4 | H: 1 LOB: 2 BB: 1 P: 8 | R: 0 E: 0 K: 0 S: 3 | H: 0 LOB: 0 BB: 0 P: 3 | R: 2 E: 0 K: 1 S: 7 | H: 2 LOB: 2 BB: 2 P: 15 | R: 0 E: 0 K: 0 S: 4 | H: 1 LOB: 1 BB: 0 P: 4 | R: 0 E: 0 K: 0 S: 4 | H: 1 LOB: 1 BB: 0 P: 4 | R: 3 E: 0 K: 0 S: 7 | H: 6 LOB: 2 BB: 0 P: 7 | | 1B: 14 2B: 0 3B: 0 HR: 0 | SF: 0 SAC: 0 DP: 1 HBP: 0 | WP: 0 PB: 0 CS: 0 |
| PITCHER Randy Martz, R ERA: 3.6 Salome Barojas, R ERA: 2.91 Dennis Lamp, R ERA: 3.95 Dick Tidrow, R ERA: 3.55 (1, 1) | IP: 5.0 WLS: 23 BF: 4 H: 4 R: 2 ER: 2 SO: 1 BB: 4 IBB: 0 HBP: 0 BLK: 0 WP: 0 HR: 0 S: 21 P: 37 ERA: 3.60 WHIP: 1.600 | | | | | | | | | | | | | | | PITCHER | | | | |

| | |
|-----|----|
| AB | 33 |
| R | 4 |
| H | 7 |
| RBI | 4 |
| BB | 1 |
| SO | 8 |
| LOB | 7 |


| | |
|-----|----|
| AB | 39 |
| R | 5 |
| H | 14 |
| RBI | 5 |
| BB | 4 |
| SO | 2 |
| LOB | 23 |

| Batter | 1 | 2 | 3 | 4 | 5 | 6 | 7 | 8 | 9 | AB | R | H | RBI | BB | SO | LOB | TOP | | | | | | | | |
|---|------------------------------|---------------------------------|------------------------------|----------------------------------|------------------------------|---------------------------------|------------------------------|---------------------------------|-------------------------------|----------------------------------|------------------------------|---------------------------------|------------------------------|---------------------------------|------------------------------|---------------------------------|--|------------------------------------|----------------------------------|------------------------------------|-------------------------|--------|--|--|--|
| Rudy Law, L OBP: 0.346, SLG: 0.347 (1, 8) | 0-0 4-3 | 0-0 4-3 | | | 0-0 6-3 | 0-0 CS | 0-0 6-3 | | 0-0 L4 | 5 | 0 | 0 | 0 | 0 | 0 | 3 | Chicago White Sox @ Baltimore Orioles Memorial Stadium, Baltimore, MD Sat Aug 06 1983, 7:05 PM EDT Att: 32,769 - Unknown - 85 F | | | | | | | | |
| Carlton Fisk, R OBP: 0.365, SLG: 0.561 (1, 2) | 0-0 G1-6-3 1B | | 0-0 F9 | | 0-0 HR 1B | | 0-0 4-3 2B | | 0-0 3B | 5 | 1 | 4 | 1 | 0 | 0 | | | | | | | | | | |
| Harold Baines, L OBP: 0.342, SLG: 0.429 (1, 9) | 0-0 G1-6-3 1-2 | | 0-0 G6-3 1B | | 0-0 HR | | 0-0 4-3 | | 0-0 F7 | 5 | 1 | 2 | 2 | 0 | 3 | | | | | | | | | | |
| Greg Luzinski, R OBP: 0.349, SLG: 0.501 (1, 10) | | 4-0 1B SF8 BB | 0-0 G6-3 1-2 | | 0-0 HR | | 0-0 F3 | | | 3 | 2 | 1 | 1 | 1 | 0 | 2 | | | | | | | | | |
| Greg Walker, L OBP: 0.314, SLG: 0.443 (1, 3) | 0-0 1B | | | 0-0 4-3 | 0-0 1B | | | 0-0 F8 | | 4 | 1 | 2 | 0 | 0 | 0 | 0 | | | | | | | | | |
| Mike Squires, L OBP: 0.331, SLG: 0.274 (8, 3) | 1-3 2B 1B | | | 0-0 4-3 | 0-0 1B | | | | | 0 | 0 | 0 | 0 | 0 | 0 | 0 | | | | | | | | | |
| Ron Kittle, R OBP: 0.302, SLG: 0.493 (1, 7) | 0-0 SF8 | | | 0-0 P5 | 0-3 K | | | 0-0 CS 1B | | 3 | 0 | 1 | 1 | 0 | 1 | 1 | | | | | | | | | |
| Vance Law, R OBP: 0.299, SLG: 0.329 (1, 5) | 0-0 2B 1-2 1B | | | 0-3 K | | 0-0 F6 | | 4-0 1-2 BB | | 3 | 0 | 1 | 0 | 1 | 1 | 0 | | | | | | | | | |
| Scott Fletcher, R OBP: 0.378, SLG: 0.467 (1, 6) | 0-0 F8 | | | | 0-0 6-3 1-3 1B | 0-0 5-3 | | 0-0 F8 | | 4 | 1 | 1 | 0 | 0 | 0 | 3 | | | | | | | | | |
| Julio Cruz, S OBP: 0.313, SLG: 0.330 (1, 4) | 0-0 1-3 2-H 2B | | | 0-0 1-3 | 0-0 CS BB | | | 0-0 F8 | | 3 | 0 | 1 | 1 | 1 | 0 | 1 | | | | | | | | | |
| Inning Stats | R: 0 E: 0 K: 0 S: 3 | H: 1 LOB: 0 BB: 0 P: 3 | R: 2 E: 0 K: 0 S: 6 | H: 3 LOB: 2 BB: 1 P: 10 | R: 0 E: 0 K: 0 S: 3 | H: 1 LOB: 0 BB: 0 P: 3 | R: 0 E: 0 K: 1 S: 5 | H: 0 LOB: 0 BB: 0 P: 5 | R: 4 E: 0 K: 1 S: 10 | H: 5 LOB: 1 BB: 0 P: 10 | R: 0 E: 0 K: 0 S: 2 | H: 0 LOB: 1 BB: 1 P: 6 | R: 0 E: 0 K: 0 S: 4 | H: 1 LOB: 1 BB: 0 P: 4 | R: 0 E: 0 K: 0 S: 3 | H: 1 LOB: 1 BB: 1 P: 7 | R: 0 E: 0 K: 0 S: 4 | H: 1 LOB: 1 BB: 0 P: 4 | 1B: 8 2B: 2 3B: 1 HR: 2 | SF: 1 SAC: 0 DP: 2 HBP: 0 | WP: 0 PB: 0 CS: 2 | PA: 40 | | | |
| PITCHER | IP | WLS | BF | H | R | ER | SO | BB | IBB | HBP | BLK | WP | HR | S | P | ERA | WHIP | PITCHER | | | | | | | |
| Dennis Martinez, R ERA: 5.64 (1, 1) | 4.2 | L | 22 | 9 | 6 | 6 | 1 | 1 | 0 | 0 | 0 | 0 | 2 | 23 | 27 | 11.57 | 2.143 | | | | | | | | |
| Dan Moroguello, L ERA: 3.24 (5, 1) | 0.1 | | 2 | 1 | 0 | 0 | 1 | 0 | 0 | 0 | 0 | 0 | 0 | 4 | 4 | 0.00 | 3.000 | | | | | | | | |
| Allan Ramirez, R ERA: 2.85 (6, 1) | 3.0 | | 11 | 2 | 0 | 0 | 0 | 2 | 0 | 0 | 0 | 0 | 0 | 9 | 17 | 0.00 | 1.333 | | | | | | | | |
| Tippy Martinez, L ERA: 2.97 (9, 1) | 1.0 | | 4 | 1 | 0 | 0 | 0 | 0 | 0 | 0 | 0 | 0 | 0 | 4 | 4 | 0.00 | 1.000 | | | | | | | | |
| Batter | 1 | 2 | 3 | 4 | 5 | 6 | 7 | 8 | 9 | AB | R | H | RBI | BB | SO | LOB | BOTTOM | | | | | | | | |
| John Shelby, S OBP: 0.317, SLG: 0.408 (1, 8) | 0-3 K | | 0-0 F8 | | | 0-0 1B 2B | | 0-0 CS-4-3 1B 1B | 0-0 1-2 1B | 5 | 2 | 3 | 0 | 0 | 1 | 0 | Chicago White Sox @ Baltimore Orioles Memorial Stadium, Baltimore, MD Sat Aug 06 1983, 7:05 PM EDT Att: 32,769 - Unknown - 85 F | | | | | | | | |
| Dan Ford, R OBP: 0.342, SLG: 0.480 (1, 9) | 0-0 2B | | | 0-3 K | | 0-0 2-H HR 1B | | 0-0 G5-4-3 1B | 0-0 F7 | 5 | 1 | 3 | 1 | 0 | 1 | 2 | | | | | | | | | |
| Cal Ripken Jr., R OBP: 0.352, SLG: 0.475 (1, 6) | 0-0 5-3 | | | 0-0 6-3 | | 0-0 F7 | | 0-0 G5-4-3 | | 4 | 0 | 0 | 0 | 0 | 0 | 4 | | | | | | | | | |
| Gary Roenicke, R OBP: 0.332, SLG: 0.498 (1, 3) | 0-3 K | | | 0-0 5-3 | | 0-0 1-H HR | | 4-0 1B BB | | 3 | 1 | 1 | 2 | 1 | 1 | 1 | | | | | | | | | |
| Ken Singleton, S OBP: 0.397, SLG: 0.452 (1, 10) | | 0-3 K | | | 0-0 5-3 | 4-0 BB BB | | 0-0 1-2 1B | | 3 | 0 | 1 | 1 | 1 | 1 | 0 | | | | | | | | | |
| Al Bumbry, L OBP: 0.322, SLG: 0.344 (8, PR) | | | | | 0-0 5-3 | 0-0 BB | | 0-0 1-2 3-H 1B | | 0 | 0 | 0 | 0 | 0 | 0 | 0 | | | | | | | | | |
| Benny Avila, R OBP: 0.274, SLG: 0.417 (1, 7) | 0-0 F8 | | | 0-0 F8 | | 0-0 1B | | 0-0 F9 | | 4 | 0 | 1 | 0 | 0 | 0 | 3 | | | | | | | | | |
| Rich Dauer, R OBP: 0.289, SLG: 0.301 (1, 4) | 0-0 F9 | | | | 0-0 F3 | | 0-0 4-3 | | 0-0 E7 1B | 4 | 0 | 0 | 0 | 0 | 0 | 1 | | | | | | | | | |
| Rick Dempsey, R OBP: 0.317, SLG: 0.331 (1, 2) | | | 0-0 F7 | | 0-0 L6 | | 0-0 P4 | | 0-0 F4 | 4 | 0 | 0 | 0 | 0 | 0 | 2 | | | | | | | | | |
| Aurelio Rodriguez, R OBP: 0.130, SLG: 0.119 (1, 5) | | | | 0-0 F2 | | 0-0 5-3 | | 0-0 F6 | | 3 | 0 | 0 | 0 | 0 | 0 | 0 | | | | | | | | | |
| Lenn Sakata, R OBP: 0.321, SLG: 0.373 (8, PH) | | | | | | | | 0-0 F7 | | 1 | 0 | 0 | 0 | 0 | 0 | 1 | | | | | | | | | |
| Inning Stats | R: 0 E: 0 K: 2 S: 8 | H: 1 LOB: 1 BB: 0 P: 8 | R: 0 E: 0 K: 1 S: 5 | H: 0 LOB: 0 BB: 0 P: 5 | R: 0 E: 0 K: 1 S: 5 | H: 0 LOB: 0 BB: 0 P: 5 | R: 0 E: 0 K: 1 S: 4 | H: 0 LOB: 0 BB: 0 P: 4 | R: 3 E: 0 K: 0 S: 6 | H: 3 LOB: 1 BB: 1 P: 10 | R: 0 E: 0 K: 0 S: 3 | H: 0 LOB: 0 BB: 0 P: 3 | R: 1 E: 0 K: 0 S: 5 | H: 3 LOB: 2 BB: 1 P: 9 | R: 0 E: 1 K: 0 S: 5 | H: 1 LOB: 2 BB: 0 P: 5 | 1B: 6 2B: 2 3B: 0 HR: 1 | SF: 0 SAC: 0 DP: 1 HBP: 0 | WP: 0 PB: 0 CS: 0 | PA: 38 | | | | | |
| PITCHER | IP | WLS | BF | H | R | ER | SO | BB | IBB | HBP | BLK | WP | HR | S | P | ERA | WHIP | PITCHER | | | | | | | |
| Floyd Bannister, L ERA: 3.76 (1, 1) | 7.0 | | 27 | 5 | 3 | 3 | 4 | 1 | 0 | 0 | 0 | 0 | 1 | 34 | 38 | 3.86 | 0.857 | | | | | | | | |
| Al Jones, R ERA: 13.5 (8, 1) | 0.2 | | 4 | 2 | 1 | 1 | 0 | 1 | 0 | 0 | 0 | 0 | 0 | 3 | 7 | 13.50 | 4.500 | | | | | | | | |
| Britt Burns, L ERA: 4.16 (8, 1) | 1.0 | | 6 | 2 | 0 | 0 | 0 | 0 | 0 | 0 | 0 | 0 | 0 | 6 | 6 | 0.00 | 2.000 | | | | | | | | |
| Salome Barojas, R ERA: 2.89 (9, 1) | 0.1 | S | 1 | 0 | 0 | 0 | 0 | 0 | 0 | 0 | 0 | 0 | 0 | 1 | 1 | 0.00 | 0.000 | | | | | | | | |


| Batter | 1 | 2 | 3 | 4 | 5 | 6 | 7 | 8 | 9 | AB | R | H | RBI | BB | SO | LOB | TOP | | | | | | | | |
|--|--|---------------------------------|---|---|--|---|---|--|---|---------------------------------|------------------------------|---------------------------------|------------------------------|---------------------------------|------------------------------|---------------------------------|--|------------------------------|---------------------------------|----------------------------------|------------------------------------|----------------------------------|--------|--|--|
| Rudy Law, L OBP: 0.342, SLG: 0.342 (1, 8) |  | |  | |  | |  | | | 4 | 0 | 0 | 0 | 0 | 1 | 3 | Chicago White Sox @ Baltimore Orioles Memorial Stadium, Baltimore, MD Sun Aug 07 1983, 3:33 AM EDT Att: 24,384 - Unknown - 90 F | | | | | | | | |
| Scott Fletcher, R OBP: 0.367, SLG: 0.452 (1, 6) |  | |  | |  | |  | | | 4 | 0 | 0 | 0 | 0 | 0 | 3 | | | | | | | | | |
| Tom Paciorek, R OBP: 0.316, SLG: 0.430 (1, 3) (8, 7) |  | | |  |  | | |  | | 4 | 1 | 2 | 2 | 0 | 0 | 0 | | | | | | | | | |
| Greg Luzinski, R OBP: 0.350, SLG: 0.509 (1, 10) |  | | |  |  | | |  | | 3 | 1 | 1 | 2 | 1 | 0 | 1 | | | | | | | | | |
| Ron Kittle, R OBP: 0.301, SLG: 0.490 Mike Squires, L OBP: 0.331, SLG: 0.274 (1, 7) (8, 3) |  | | |  | |  | |  | | 4 | 0 | 1 | 0 | 0 | 1 | 0 | | | | | | | | | |
| Harold Baines, L OBP: 0.341, SLG: 0.427 (1, 9) |  | |  | |  | | |  | | 4 | 0 | 1 | 0 | 0 | 2 | 2 | | | | | | | | | |
| Vance Law, R OBP: 0.295, SLG: 0.324 (1, 5) |  | |  | |  | | |  | | 4 | 0 | 0 | 0 | 0 | 0 | 3 | | | | | | | | | |
| Marc Hill, R OBP: 0.270, SLG: 0.302 (1, 2) |  | | | |  | |  | |  | 4 | 1 | 2 | 0 | 0 | 0 | 0 | | | | | | | | | |
| Julio Cruz, S OBP: 0.315, SLG: 0.330 (1, 4) | | |  | |  | |  | |  | 3 | 1 | 1 | 0 | 1 | 0 | 1 | | | | | | | | | |
| Inning Stats | R: 2 E: 0 K: 1 S: 7 | H: 2 LOB: 0 BB: 0 P: 7 | R: 0 E: 0 K: 1 S: 5 | H: 0 LOB: 0 BB: 0 P: 5 | R: 0 E: 0 K: 0 S: 3 | H: 0 LOB: 0 BB: 0 P: 3 | R: 0 E: 0 K: 1 S: 6 | H: 1 LOB: 2 BB: 1 P: 10 | R: 2 E: 0 K: 0 S: 6 | H: 3 LOB: 1 BB: 0 P: 6 | R: 0 E: 0 K: 1 S: 5 | H: 0 LOB: 0 BB: 0 P: 5 | R: 0 E: 0 K: 0 S: 3 | H: 0 LOB: 1 BB: 1 P: 7 | R: 0 E: 0 K: 0 S: 3 | H: 0 LOB: 0 BB: 0 P: 3 | | R: 0 E: 0 K: 0 S: 4 | H: 2 LOB: 1 BB: 0 P: 4 | 1B: 5 2B: 3 3B: 0 HR: 1 | SF: 0 SAC: 0 DP: 1 HBP: 0 | WP: 0 PB: 0 SB: 1 CS: 0 | PA: 36 | | |
| PITCHER | IP | WLS | BF | H | R | ER | SO | BB | IBB | HBP | BLK | WP | HR | S | P | ERA | WHIP | | | | | | | | |
| Mike Flanagan, L ERA: 3.14 Sammy Stewart, R ERA: 3.94 | (1, 1) (5, 1) | 4.1 4.2 | L 17 | 19 3 | 5 0 | 4 0 | 4 0 | 3 1 | 3 0 | 0 0 | 0 0 | 0 0 | 0 0 | 1 18 | 28 22 | 0.00 0.857 | | | | | | | | | |

| Batter | 1 | 2 | 3 | 4 | 5 | 6 | 7 | 8 | 9 | AB | R | H | RBI | BB | SO | LOB | BOTTOM | | | | | | | | |
|---|---|---------------------------------|---|--|--|---|------------------------------|---|---|---------------------------------|------------------------------|---------------------------------|------------------------------|---------------------------------|----------------------------------|------------------------------------|--|----------------------------------|--------|--|--|--|--|--|--|
| Al Bumbry, L OBP: 0.322, SLG: 0.344 John Shelby, S OBP: 0.316, SLG: 0.407 (1, 8) (8, PH) (9, 8) |  | | |  | | | |  | | 3 | 0 | 1 | 0 | 0 | 1 | 0 | Chicago White Sox @ Baltimore Orioles Memorial Stadium, Baltimore, MD Sun Aug 07 1983, 3:33 AM EDT Att: 24,384 - Unknown - 90 F | | | | | | | | |
| Dan Ford, R OBP: 0.338, SLG: 0.474 (1, 9) |  | | |  | |  | | |  | 3 | 0 | 0 | 1 | 0 | 2 | 0 | | | | | | | | | |
| Cal Ripken Jr., R OBP: 0.351, SLG: 0.473 (1, 6) |  | | |  | |  | | |  | 4 | 1 | 1 | 0 | 0 | 1 | 2 | | | | | | | | | |
| John Lowenstein, L OBP: 0.373, SLG: 0.439 Benny Ayala, R OBP: 0.271, SLG: 0.412 (1, 7) (9, PH) |  | | |  | |  | |  | | 3 | 0 | 3 | 0 | 0 | 0 | 0 | | | | | | | | | |
| Ken Singleton, S OBP: 0.395, SLG: 0.459 (1, 10) |  | | |  | |  | |  | | 4 | 1 | 1 | 2 | 0 | 0 | 3 | | | | | | | | | |
| Jim Dwyer, L OBP: 0.425, SLG: 0.627 Gary Roenicke, R OBP: 0.329, SLG: 0.493 (1, 3) (7, PH) (8, 3) |  | | |  | |  | |  | | 2 | 0 | 0 | 0 | 0 | 0 | 0 | | | | | | | | | |
| Joe Nolan, L OBP: 0.351, SLG: 0.416 Rick Dempsey, R OBP: 0.316, SLG: 0.329 (1, 2) (8, PH) (9, 2) | | |  | |  |  | |  | | 2 | 1 | 1 | 0 | 0 | 0 | 0 | | | | | | | | | |
| Todd Cruz, R OBP: 0.253, SLG: 0.338 (1, 5) | | |  | |  |  | |  | | 3 | 0 | 1 | 0 | 0 | 0 | 0 | | | | | | | | | |
| Rich Dauer, R OBP: 0.289, SLG: 0.299 (1, 4) | | |  | |  | | |  | | 2 | 0 | 0 | 0 | 1 | 0 | 2 | | | | | | | | | |
| Inning Stats | R: 0 E: 0 K: 0 S: 3 | H: 0 LOB: 0 BB: 0 P: 3 | R: 0 E: 0 K: 0 S: 3 | H: 1 LOB: 0 BB: 0 P: 3 | R: 0 E: 0 K: 2 S: 7 | H: 0 LOB: 0 BB: 0 P: 7 | R: 0 E: 0 K: 1 S: 8 | H: 3 LOB: 2 BB: 0 P: 8 | R: 0 E: 0 K: 0 S: 3 | H: 1 LOB: 0 BB: 0 P: 3 | R: 0 E: 0 K: 0 S: 3 | H: 0 LOB: 1 BB: 1 P: 7 | R: 0 E: 0 K: 2 S: 9 | H: 2 LOB: 0 BB: 0 P: 9 | 1B: 7 2B: 0 3B: 0 HR: 1 | SF: 1 SAC: 0 DP: 3 HBP: 0 | | WP: 0 PB: 0 SB: 0 CS: 0 | PA: 33 | | | | | | |
| PITCHER | IP | WLS | BF | H | R | ER | SO | BB | IBB | HBP | BLK | WP | HR | S | P | ERA | WHIP | | | | | | | | |
| LaMarr Hoyt, R ERA: 4.33 Juan Agosto, L ERA: 4.97 Dennis Lamp, R ERA: 3.94 | (1, 1) (7, 1) (9, 1) | 6.1 2.1 0.1 | W 9 S | 23 9 1 | 6 2 0 | 1 2 0 | 1 2 0 | 3 2 0 | 0 1 0 | 0 0 0 | 0 0 0 | 0 0 0 | 0 1 0 | 0 12 1 | 29 16 1 | 1.42 7.71 0.000 | | | | | | | | | |

| | |
|-----|----|
| AB | 34 |
| R | 4 |
| H | 8 |
| RBI | 4 |
| BB | 2 |
| SO | 4 |
| LOB | 13 |



| | |
|-----|----|
| AB | 31 |
| R | 3 |
| H | 8 |
| RBI | 3 |
| BB | 1 |
| SO | 5 |
| LOB | 10 |



| Batter | 1 | 2 | 3 | 4 | 5 | 6 | 7 | 8 | 9 | AB | R | H | RBI | BB | SO | LOB | TOP | | | | | |
|---|------------------------------|---------------------------------|------------------------------|---------------------------------|------------------------------|---------------------------------|------------------------------|----------------------------------|------------------------------|---------------------------------|------------------------------|---------------------------------|------------------------------|---------------------------------|------------------------------|----------------------------------|---|---------------------------------|----------------------------------|------------------------------------|----------------------------------|--------|
| Toby Harrah, R OBP: 0.369, SLG: 0.373 (1, 5) | F7 | | | F8 | L6 | | K | | F3 | 5 | 0 | 0 | 0 | 0 | 1 | 2 | Cleveland Indians @ Baltimore Orioles Memorial Stadium, Baltimore, MD Tue Aug 09 1983, 7:05 PM EDT Att: 19,026 - Unknown - 87 F | | | | | |
| Alan Bannister, R OBP: 0.327, SLG: 0.409 (1, 9) (9, 7) | F9 | | | BB 1B | 1B | | 6-3 | | L7 | 5 | 1 | 2 | 1 | 0 | 0 | 0 | | | | | | |
| Pat Tabler, R OBP: 0.379, SLG: 0.423 George Vukovich, L OBP: 0.260, SLG: 0.293 (1, 7) (9, 9) | K | | | K | FC5 | | | | K | 4 | 0 | 0 | 0 | 1 | 3 | 3 | | | | | | |
| Andre Thornton, R OBP: 0.393, SLG: 0.455 (1, 3) | | F7 | | | | | | | | 3 | 1 | 1 | 0 | 1 | 0 | 1 | | | | | | |
| Gorman Thomas, R OBP: 0.288, SLG: 0.370 (1, 8) | | | | BB 1B | | | F7 | | K | 4 | 0 | 2 | 1 | 0 | 1 | 1 | | | | | | |
| Julio Franco, R OBP: 0.311, SLG: 0.410 (1, 6) | | FC4-6 1B | | | | | | | 6-3 | 4 | 1 | 1 | 1 | 0 | 0 | 3 | | | | | | |
| Ron Hassey, L OBP: 0.333, SLG: 0.342 (1, 10) | | | | | | | | | | 3 | 0 | 1 | 1 | 0 | 0 | 0 | | | | | | |
| Jim Essian, R OBP: 0.328, SLG: 0.354 (1, 2) | | | | F8 | | | | | | 3 | 1 | 2 | 0 | 1 | 0 | 0 | | | | | | |
| Mike Fischlin, R OBP: 0.288, SLG: 0.270 (1, 4) | | | | F7 | | | | | | 4 | 0 | 1 | 0 | 0 | 1 | 3 | | | | | | |
| Inning Stats | R: 0 E: 0 K: 1 S: 5 | H: 0 LOB: 0 BB: 0 P: 5 | R: 0 E: 0 K: 0 S: 3 | H: 1 LOB: 0 BB: 0 P: 3 | R: 0 E: 0 K: 0 S: 3 | H: 0 LOB: 0 BB: 0 P: 3 | R: 1 E: 0 K: 1 S: 7 | H: 2 LOB: 2 BB: 1 P: 11 | R: 1 E: 0 K: 0 S: 6 | H: 3 LOB: 2 BB: 0 P: 6 | R: 2 E: 0 K: 0 S: 6 | H: 3 LOB: 1 BB: 0 P: 6 | R: 0 E: 0 K: 1 S: 5 | H: 0 LOB: 1 BB: 1 P: 9 | R: 0 E: 1 K: 2 S: 8 | H: 1 LOB: 2 BB: 1 P: 12 | R: 0 E: 0 K: 1 S: 5 | H: 0 LOB: 0 BB: 0 P: 5 | 1B: 7 2B: 2 3B: 1 HR: 0 | SF: 1 SAC: 0 DP: 0 HBP: 0 | WP: 0 PB: 0 SB: 0 CS: 1 | PA: 40 |
| PITCHER | IP | WLS | BF | H | R | ER | SO | BB | IBB | HBP | BLK | WP | HR | S | P | ERA | WHIP | | | | | |
| Scott McGregor, L ERA: 3.23 (1, 1) | 5.2 | L | 26 | 9 | 4 | 4 | 2 | 1 | 0 | 0 | 0 | 0 | 0 | 29 | 33 | 6.35 | 1.765 | | | | | |
| Sammy Stewart, R ERA: 3.82 (6, 1) | 3.1 | | 13 | 1 | 0 | 0 | 4 | 2 | 0 | 0 | 0 | 0 | 0 | 19 | 27 | 0.00 | 0.900 | | | | | |

| Batter | 1 | 2 | 3 | 4 | 5 | 6 | 7 | 8 | 9 | AB | R | H | RBI | BB | SO | LOB | BOTTOM | | | | | |
|---|------------------------------|---------------------------------|------------------------------|---------------------------------|------------------------------|---------------------------------|------------------------------|---------------------------------|------------------------------|---------------------------------|------------------------------|---------------------------------|------------------------------|---------------------------------|------------------------------|---------------------------------|---|---------------------------------|----------------------------------|------------------------------------|----------------------------------|--------|
| John Shelby, S OBP: 0.306, SLG: 0.397 (1, 8) | F7 | K | | | F7 | | F4 | | F9 | 5 | 0 | 0 | 0 | 0 | 1 | 2 | Cleveland Indians @ Baltimore Orioles Memorial Stadium, Baltimore, MD Tue Aug 09 1983, 7:05 PM EDT Att: 19,026 - Unknown - 87 F | | | | | |
| Dan Ford, R OBP: 0.338, SLG: 0.470 (1, 9) | E8 1B | | | 5-3 | | | F9 | | | 4 | 1 | 1 | 0 | 0 | 0 | 1 | | | | | | |
| Cal Ripken Jr., R OBP: 0.351, SLG: 0.473 (1, 6) | 1B 2H 1B | | | K | | | 4-3 | | F9 | 4 | 1 | 1 | 1 | 0 | 1 | 1 | | | | | | |
| Gary Roenicke, R OBP: 0.332, SLG: 0.498 (1, 3) | 1B S 1B | | | K | | | 5-3 | | | 4 | 1 | 2 | 0 | 0 | 1 | 0 | | | | | | |
| Ken Singleton, S OBP: 0.390, SLG: 0.449 (1, 10) | K | | | 5-3 | | | F2 | | F4 | 4 | 0 | 0 | 0 | 0 | 1 | 3 | | | | | | |
| Benny Avila, R OBP: 0.275, SLG: 0.407 (1, 7) | | | | 5-3 | | | | | F8 | 4 | 0 | 2 | 2 | 0 | 0 | 1 | | | | | | |
| Rich Dauer, R OBP: 0.288, SLG: 0.294 (1, 4) | FC5-4 1B | | | | | | 1B | | | 3 | 0 | 0 | 0 | 1 | 0 | 2 | | | | | | |
| Todd Cruz, R OBP: 0.250, SLG: 0.332 (1, 5) | | 6-3 | | | F8 | | | | | 4 | 0 | 1 | 0 | 0 | 1 | 1 | | | | | | |
| Rick Dempsey, R OBP: 0.316, SLG: 0.326 Eddie Murray, S (9, PH) OBP: 0.408, SLG: 0.544 (1, 2) | | K | | | 6-3 | | | | 6-3 1B | 2 | 0 | 0 | 0 | 1 | 1 | 0 | | | | | | |
| Inning Stats | R: 3 E: 1 K: 1 S: 9 | H: 3 LOB: 1 BB: 0 P: 9 | R: 0 E: 0 K: 2 S: 7 | H: 0 LOB: 0 BB: 0 P: 7 | R: 0 E: 0 K: 2 S: 7 | H: 0 LOB: 0 BB: 0 P: 7 | R: 0 E: 0 K: 0 S: 3 | H: 0 LOB: 1 BB: 1 P: 7 | R: 0 E: 0 K: 0 S: 4 | H: 1 LOB: 1 BB: 0 P: 4 | R: 0 E: 0 K: 0 S: 4 | H: 1 LOB: 1 BB: 0 P: 4 | R: 0 E: 0 K: 1 S: 5 | H: 0 LOB: 1 BB: 1 P: 9 | R: 0 E: 0 K: 0 S: 4 | H: 1 LOB: 1 BB: 0 P: 4 | R: 0 E: 0 K: 0 S: 4 | H: 1 LOB: 1 BB: 0 P: 4 | 1B: 6 2B: 1 3B: 0 HR: 0 | SF: 0 SAC: 0 DP: 0 HBP: 0 | WP: 0 PB: 0 SB: 1 CS: 0 | PA: 37 |
| PITCHER | IP | WLS | BF | H | R | ER | SO | BB | IBB | HBP | BLK | WP | HR | S | P | ERA | WHIP | | | | | |
| Neal Heaton, L ERA: 4.04 (1, 1) | 9.0 | W | 37 | 7 | 3 | 0 | 6 | 2 | 0 | 0 | 0 | 0 | 0 | 47 | 55 | 0.00 | 1.000 | | | | | |



| Batter | 1 | 2 | 3 | 4 | 5 | 6 | 7 | 8 | 9 | AB | R | H | RBI | BB | SO | LOB | TOP | | | |
|--|------------------------------|---------------------------------|-------------------------------------|----------------------------------|------------------------------|---------------------------------|------------------------------|----------------------------------|------------------------------|---------------------------------|------------------------------|---------------------------------|------------------------------|----------------------------------|------------------------------|---|---|------------------------------------|----------------------------------|--------|
| Toby Harrah, R OBP: 0.367, SLG: 0.370 (1, 5) | | | | | | | | | | 5 | 1 | 1 | 0 | 0 | 0 | 1 | Cleveland Indians @ Baltimore Orioles Memorial Stadium, Baltimore, MD Wed Aug 10 1983, 7:05 PM EDT Att: 18,294 - Unknown | | | |
| Alan Bannister, R OBP: 0.332, SLG: 0.412 (1, 4) (8, 3) | | | | | | | | | | 5 | 1 | 3 | 1 | 0 | 1 | 0 | | | | |
| Pat Tabler, R OBP: 0.380, SLG: 0.424 (1, 7) | | | | | | | | | | 4 | 0 | 2 | 0 | 0 | 0 | 1 | | | | |
| Andre Thornton, R OBP: 0.389, SLG: 0.450 (1, 10) | | | | | | | | | | 4 | 0 | 0 | 1 | 0 | 1 | 3 | | | | |
| Broderick Perkins, L OBP: 0.302, SLG: 0.346 (1, 3) Mike Fischlin, R OBP: 0.259, SLG: 0.270 (8, 4) | | | | | | | | | 4 | 0 | 1 | 0 | 0 | 0 | 1 | 2 | | | | |
| Gorman Thomas, R OBP: 0.290, SLG: 0.368 (1, 8) | | | | | | | | | 2 | 1 | 0 | 0 | 2 | 1 | 2 | | | | | |
| Ron Hassey, L OBP: 0.332, SLG: 0.345 (1, 2) | | | | | | | | | 4 | 1 | 1 | 1 | 0 | 1 | 1 | | | | | |
| Julio Franco, R OBP: 0.308, SLG: 0.406 (1, 6) | | | | | | | | | 4 | 0 | 0 | 0 | 0 | 0 | 2 | | | | | |
| George Vukovich, L OBP: 0.261, SLG: 0.294 (1, 9) | | | | | | | | | 3 | 0 | 1 | 1 | 0 | 0 | 0 | | | | | |
| Inning Stats | R: 1 E: 0 K: 1 S: 8 | H: 3 LOB: 2 BB: 0 P: 8 | R: 0 E: 0 K: 0 S: 3 | H: 0 LOB: 0 BB: 0 P: 3 | R: 0 E: 0 K: 1 S: 7 | H: 2 LOB: 2 BB: 0 P: 7 | R: 3 E: 0 K: 0 S: 6 | H: 3 LOB: 1 BB: 1 P: 10 | R: 0 E: 0 K: 0 S: 4 | H: 1 LOB: 1 BB: 0 P: 4 | R: 0 E: 0 K: 0 S: 3 | H: 0 LOB: 0 BB: 0 P: 3 | R: 0 E: 0 K: 2 S: 7 | H: 0 LOB: 1 BB: 0 P: 11 | R: 0 E: 0 K: 1 S: 5 | H: 0 LOB: 0 BB: 0 P: 5 | 1B: 8 2B: 1 3B: 0 HR: 0 | SF: 0 SAC: 1 DP: 0 HBP: 0 | WP: 0 PB: 0 SB: 2 CS: 0 | PA: 38 |
| PITCHER Mike Boddicker, R ERA: 3.42 (1, 1) | IP: 9.0 WLS: L BF: 38 | H: 9 R: 4 ER: 4 SO: 5 | BB: 2 IBB: 0 HBP: 0 BLK: 0 | WP: 0 HR: 0 S: 46 P: 54 | ERA: 4.00 WHIP: 1.222 | | | | | | | | | | | PITCHER IP: WLS: BF: H: R: ER: SO: BB: IBB: HBP: BLK: WP: HR: S: P: ERA: WHIP | | | | |

| Batter | 1 | 2 | 3 | 4 | 5 | 6 | 7 | 8 | 9 | AB | R | H | RBI | BB | SO | LOB | BOTTOM | | | | | |
|--|------------------------------|---------------------------------|-------------------------------------|----------------------------------|------------------------------|---------------------------------|------------------------------|----------------------------------|------------------------------|---------------------------------|------------------------------|---------------------------------|------------------------------|---------------------------------|------------------------------|---|---|---------------------------------|----------------------------------|------------------------------------|----------------------------------|--------|
| Al Bumby, L OBP: 0.324, SLG: 0.349 (1, 8) | | | | | | | | | | 4 | 0 | 2 | 0 | 0 | 0 | 0 | Cleveland Indians @ Baltimore Orioles Memorial Stadium, Baltimore, MD Wed Aug 10 1983, 7:05 PM EDT Att: 18,294 - Unknown | | | | | |
| Dan Ford, R OBP: 0.337, SLG: 0.470 (1, 9) | | | | | | | | | | 4 | 1 | 1 | 0 | 0 | 0 | 2 | | | | | | |
| Cal Ripken Jr., R OBP: 0.350, SLG: 0.471 (1, 6) | | | | | | | | | | 4 | 0 | 1 | 0 | 0 | 0 | 1 | | | | | | |
| John Lowenstein, L OBP: 0.373, SLG: 0.428 (1, 7) | | | | | | | | | 3 | 1 | 0 | 0 | 1 | 1 | 1 | | | | | | | |
| Ken Singleton, S OBP: 0.389, SLG: 0.456 (1, 10) | | | | | | | | | 4 | 1 | 1 | 3 | 0 | 1 | 0 | | | | | | | |
| Jim Dwyer, L OBP: 0.400, SLG: 0.585 (1, 3) | | | | | | | | | 4 | 0 | 0 | 0 | 0 | 1 | 0 | | | | | | | |
| Joe Nolan, L OBP: 0.356, SLG: 0.454 (1, 2) | | | | | | | | | 3 | 0 | 1 | 0 | 0 | 2 | 0 | | | | | | | |
| Todd Cruz, R OBP: 0.248, SLG: 0.329 (1, 5) | | | | | | | | | 3 | 0 | 0 | 0 | 0 | 2 | 1 | | | | | | | |
| Rich Dauer, R OBP: 0.286, SLG: 0.291 (1, 4) | | | | | | | | | 3 | 0 | 0 | 0 | 0 | 2 | 1 | | | | | | | |
| Inning Stats | R: 0 E: 0 K: 1 S: 6 | H: 2 LOB: 1 BB: 0 P: 6 | R: 0 E: 0 K: 2 S: 7 | H: 0 LOB: 0 BB: 0 P: 7 | R: 0 E: 0 K: 2 S: 7 | H: 0 LOB: 0 BB: 0 P: 7 | R: 3 E: 0 K: 1 S: 7 | H: 2 LOB: 1 BB: 1 P: 11 | R: 0 E: 0 K: 2 S: 8 | H: 1 LOB: 1 BB: 0 P: 8 | R: 0 E: 0 K: 0 S: 3 | H: 0 LOB: 0 BB: 0 P: 3 | R: 0 E: 0 K: 1 S: 6 | H: 1 LOB: 1 BB: 0 P: 6 | R: 0 E: 0 K: 0 S: 3 | H: 0 LOB: 0 BB: 0 P: 3 | R: 0 E: 0 K: 0 S: 3 | H: 0 LOB: 0 BB: 0 P: 3 | 1B: 3 2B: 2 3B: 0 HR: 1 | SF: 0 SAC: 0 DP: 1 HBP: 0 | WP: 0 PB: 0 SB: 0 CS: 0 | PA: 33 |
| PITCHER Lary Sorensen, R ERA: 4.55 (1, 1) | IP: 9.0 WLS: W BF: 33 | H: 6 R: 3 ER: 3 SO: 9 | BB: 1 IBB: 0 HBP: 0 BLK: 0 | WP: 0 HR: 1 S: 50 P: 54 | ERA: 3.00 WHIP: 0.778 | | | | | | | | | | | PITCHER IP: WLS: BF: H: R: ER: SO: BB: IBB: HBP: BLK: WP: HR: S: P: ERA: WHIP | | | | | | |

| Batter | 1 | 2 | 3 | 4 | 5 | 6 | 7 | 8 | 9 | AB | R | H | RBI | BB | SO | LOB | TOP | | | | | | | | | | |
|---|------------------------------|---------------------------------|-------------------------------|----------------------------------|------------------------------|---------------------------------|------------------------------|---------------------------------|------------------------------|---------------------------------|------------------------------|----------------------------------|------------------------------|---------------------------------|------------------------------|---------------------------------|----------------------------------|------------------------------------|----------------------------------|--------|--|--|--|--|--|--|--|
| John Shelby, S OBP: 0.306, SLG: 0.390 (1, 8) | | | | | | | | | | | | | | | | | | | | | | | | | | | |
| Dan Ford, R OBP: 0.333, SLG: 0.465 (1, 9) | | | | | | | | | | | | | | | | | | | | | | | | | | | |
| Jim Dwyer, L OBP: 0.397, SLG: 0.580 (7, PH) | | | | | | | | | | | | | | | | | | | | | | | | | | | |
| Cal Ripken Jr., R OBP: 0.352, SLG: 0.474 (1, 6) | | | | | | | | | | | | | | | | | | | | | | | | | | | |
| Eddie Murray, S OBP: 0.404, SLG: 0.538 (1, 3) | | | | | | | | | | | | | | | | | | | | | | | | | | | |
| Gary Roenicke, R OBP: 0.331, SLG: 0.491 (1, 7) | | | | | | | | | | | | | | | | | | | | | | | | | | | |
| Ken Singleton, S OBP: 0.392, SLG: 0.466 (1, 10) | | | | | | | | | | | | | | | | | | | | | | | | | | | |
| Todd Cruz, R OBP: 0.245, SLG: 0.325 (1, 5) | | | | | | | | | | | | | | | | | | | | | | | | | | | |
| Lenn Sakata, R OBP: 0.318, SLG: 0.367 (1, 4) | | | | | | | | | | | | | | | | | | | | | | | | | | | |
| Rick Dempsey, R OBP: 0.319, SLG: 0.327 (1, 2) | | | | | | | | | | | | | | | | | | | | | | | | | | | |
| Inning Stats | R: 0 E: 0 K: 2 S: 8 | H: 1 LOB: 1 BB: 0 P: 8 | R: 2 E: 1 K: 3 S: 11 | H: 2 LOB: 1 BB: 1 P: 15 | R: 0 E: 0 K: 0 S: 4 | H: 1 LOB: 1 BB: 0 P: 4 | R: 0 E: 0 K: 2 S: 7 | H: 0 LOB: 0 BB: 0 P: 7 | R: 0 E: 0 K: 2 S: 7 | H: 0 LOB: 0 BB: 0 P: 7 | R: 1 E: 0 K: 0 S: 5 | H: 2 LOB: 3 BB: 2 P: 13 | R: 0 E: 0 K: 1 S: 5 | H: 0 LOB: 1 BB: 1 P: 9 | R: 0 E: 0 K: 1 S: 5 | H: 0 LOB: 0 BB: 0 P: 5 | 1B: 4 2B: 1 3B: 0 HR: 1 | SF: 0 SAC: 0 DP: 0 HBP: 0 | WP: 0 PB: 0 SB: 0 CS: 0 | PA: 37 | | | | | | | |
| PITCHER | IP | WLS | BF | H | R | ER | SO | BB | IBB | HBP | BLK | WP | HR | S | P | ERA | WHIP | | | | | | | | | | |
| Floyd Bannister, L ERA: 3.78 (1, 1) | 6.1 | W | 26 | 6 | 3 | 3 | 11 | 1 | 0 | 0 | 0 | 0 | 1 | 47 | 51 | 4.26 | 1.105 | | | | | | | | | | |
| Salome Barojas, R ERA: 2.62 (7, 1) | 2.2 | | 11 | 0 | 0 | 0 | 2 | 3 | 0 | 0 | 0 | 0 | 0 | 12 | 24 | 0.00 | 1.125 | | | | | | | | | | |

Baltimore Orioles @ Chicago White Sox
Comiskey Park, Chicago, IL
Thu Aug 11 1983, 8:05 PM EDT
Att: 31,810 - Unknown

AB 33
R 3
H 6
RBI 3
BB 4
SO 13
LOB 12



| Batter | 1 | 2 | 3 | 4 | 5 | 6 | 7 | 8 | 9 | AB | R | H | RBI | BB | SO | LOB | BOTTOM | | | | | | | | | | |
|---|------------------------------|---------------------------------|------------------------------|---------------------------------|------------------------------|----------------------------------|------------------------------|---------------------------------|------------------------------|---------------------------------|-------------------------------|----------------------------------|------------------------------|---------------------------------|------------------------------|---------------------------------|-----------------------------------|------------------------------------|----------------------------------|--------|--|--|--|--|--|--|--|
| Rudy Law, L OBP: 0.337, SLG: 0.339 (1, 8) | | | | | | | | | | | | | | | | | | | | | | | | | | | |
| Carlton Fisk, R OBP: 0.359, SLG: 0.546 (1, 2) | | | | | | | | | | | | | | | | | | | | | | | | | | | |
| Harold Baines, L OBP: 0.339, SLG: 0.419 (1, 9) | | | | | | | | | | | | | | | | | | | | | | | | | | | |
| Greg Luzinski, R OBP: 0.350, SLG: 0.496 (1, 10) | | | | | | | | | | | | | | | | | | | | | | | | | | | |
| Tom Paciorek, R OBP: 0.328, SLG: 0.446 (1, 7) | | | | | | | | | | | | | | | | | | | | | | | | | | | |
| Greg Walker, L OBP: 0.318, SLG: 0.445 (1, 3) | | | | | | | | | | | | | | | | | | | | | | | | | | | |
| Mike Squires, L OBP: 0.331, SLG: 0.270 (7, 3) | | | | | | | | | | | | | | | | | | | | | | | | | | | |
| Vance Law, R OBP: 0.300, SLG: 0.342 (1, 5) | | | | | | | | | | | | | | | | | | | | | | | | | | | |
| Scott Fletcher, R OBP: 0.380, SLG: 0.463 (1, 6) | | | | | | | | | | | | | | | | | | | | | | | | | | | |
| Julio Cruz, S OBP: 0.316, SLG: 0.328 (1, 4) | | | | | | | | | | | | | | | | | | | | | | | | | | | |
| Inning Stats | R: 0 E: 0 K: 1 S: 5 | H: 0 LOB: 1 BB: 1 P: 9 | R: 0 E: 0 K: 1 S: 5 | H: 1 LOB: 1 BB: 1 P: 9 | R: 6 E: 0 K: 0 S: 7 | H: 4 LOB: 1 BB: 3 P: 19 | R: 0 E: 0 K: 0 S: 3 | H: 0 LOB: 0 BB: 0 P: 3 | R: 0 E: 0 K: 1 S: 6 | H: 1 LOB: 1 BB: 0 P: 6 | R: 3 E: 0 K: 1 S: 10 | H: 5 LOB: 2 BB: 0 P: 10 | R: 0 E: 0 K: 0 S: 4 | H: 1 LOB: 1 BB: 0 P: 4 | R: 0 E: 0 K: 0 S: 3 | H: 1 LOB: 1 BB: 1 P: 7 | 1B: 11 2B: 2 3B: 0 HR: 0 | SF: 0 SAC: 1 DP: 1 HBP: 0 | WP: 0 PB: 0 SB: 1 CS: 0 | PA: 41 | | | | | | | |
| PITCHER | IP | WLS | BF | H | R | ER | SO | BB | IBB | HBP | BLK | WP | HR | S | P | ERA | WHIP | | | | | | | | | | |
| Allan Ramirez, R ERA: 3.81 (1, 1) | 2.1 | L | 15 | 4 | 6 | 6 | 2 | 4 | 1 | 0 | 0 | 0 | 0 | 14 | 34 | 23.14 | 3.429 | | | | | | | | | | |
| Sammy Stewart, R ERA: 3.95 (3, 1) | 3.1 | | 17 | 7 | 3 | 3 | 1 | 0 | 0 | 0 | 0 | 0 | 0 | 19 | 19 | 8.10 | 2.100 | | | | | | | | | | |
| Dennis Martinez, R ERA: 5.51 (6, 1) | 2.1 | | 9 | 2 | 0 | 0 | 1 | 1 | 0 | 0 | 0 | 0 | 0 | 10 | 14 | 0.00 | 1.286 | | | | | | | | | | |

Baltimore Orioles @ Chicago White Sox
Comiskey Park, Chicago, IL
Thu Aug 11 1983, 8:05 PM EDT
Att: 31,810 - Unknown

AB 34
R 9
H 13
RBI 9
BB 6
SO 4
LOB 15



| Batter | 1 | 2 | 3 | 4 | 5 | 6 | 7 | 8 | 9 | AB | R | H | RBI | BB | SO | LOB | TOP | | | | | |
|--|--|---------------------------------|------------------------------|---------------------------------|------------------------------|---------------------------------|------------------------------|---------------------------------|------------------------------|----------------------------------|------------------------------|---------------------------------|------------------------------|---------------------------------|------------------------------|----------------------------------|---|------------------------------|---------------------------------|----------------------------------|------------------------------------|-------------------------|
| Al Bumbry, L OBP: 0.320, SLG: 0.345 Rich Dauer, R OBP: 0.288, SLG: 0.291 | 0-0 4-3 | | 0-0 G3 | | | 0-0 G3 | | 4-0 BB | | 3 | 0 | 0 | 0 | 0 | 0 | 0 | Baltimore Orioles @ Chicago White Sox Comiskey Park, Chicago, IL Fri Aug 12 1983, 8:05 PM EDT Att: 45,588 - Unknown | | | | | |
| Jim Dwyer, L OBP: 0.393, SLG: 0.569 | 0-0 G5-4-3 1B | | | 0-0 F9 | | 0-0 F8 | | 0-3 K | | 4 | 0 | 1 | 0 | 0 | 1 | 1 | | | | | | |
| Cal Ripken Jr., R OBP: 0.351, SLG: 0.472 | 0-0 G5-4-3 1-2 | | | 0-0 1B | | 0-3 K | | 0-3 K | | 4 | 0 | 1 | 0 | 0 | 2 | 2 | | | | | | |
| Eddie Murray, S OBP: 0.401, SLG: 0.533 | | 0-0 E5 G4-6-3 1B | | 0-0 4-3 | | | 0-0 F5 | | 0-0 4-3 | 4 | 0 | 0 | 0 | 0 | 0 | 0 | | | | | | |
| John Lowenstein, L OBP: 0.379, SLG: 0.431 | | 0-0 G4-6-3 1B | | | 4-0 2B BB | | 0-0 1B | | 0-3 K | 3 | 1 | 2 | 0 | 1 | 1 | 0 | | | | | | |
| Ken Singleton, S OBP: 0.396, SLG: 0.471 Mike Boddicker, R (9, PR) | 0-0 G4-6-3 1-2 2-3 | | | | 0-0 2B | | 0-0 1B | | 4-0 BB | 3 | 0 | 2 | 1 | 1 | 0 | 2 | | | | | | |
| Joe Nolan, L OBP: 0.344, SLG: 0.438 | 0-0 4-3 | | | | 0-3 K | | 0-0 F8 | | 0-0 F8 | 4 | 0 | 0 | 0 | 0 | 1 | 5 | | | | | | |
| Todd Cruz, R OBP: 0.244, SLG: 0.323 John Shelby, S OBP: 0.305, SLG: 0.388 | | | 0-3 K | | 0-3 K | | 0-3 K | | | 2 | 0 | 0 | 0 | 0 | 2 | 1 | | | | | | |
| Lenn Sakata, R OBP: 0.307, SLG: 0.354 | | | 0-3 K | | 0-0 1-3 | | | 0-0 P5 | | 3 | 0 | 0 | 0 | 0 | 1 | 1 | | | | | | |
| Inning Stats | R: 0 E: 0 K: 0 S: 3 | H: 1 LOB: 0 BB: 0 P: 3 | R: 0 E: 1 K: 0 S: 4 | H: 1 LOB: 1 BB: 0 P: 4 | R: 0 E: 0 K: 2 S: 7 | H: 0 LOB: 0 BB: 0 P: 7 | R: 0 E: 0 K: 0 S: 3 | H: 1 LOB: 0 BB: 0 P: 3 | R: 1 E: 0 K: 2 S: 8 | H: 1 LOB: 1 BB: 1 P: 12 | R: 0 E: 0 K: 1 S: 5 | H: 0 LOB: 0 BB: 0 P: 5 | R: 0 E: 0 K: 1 S: 7 | H: 2 LOB: 2 BB: 0 P: 7 | R: 0 E: 0 K: 2 S: 7 | H: 0 LOB: 1 BB: 1 P: 11 | | R: 0 E: 0 K: 1 S: 5 | H: 0 LOB: 1 BB: 1 P: 9 | 1B: 5 2B: 1 3B: 0 HR: 0 | SF: 0 SAC: 0 DP: 2 HBP: 0 | WP: 0 PB: 0 CS: 1 |
| PITCHER LaMarr Hoyt, R ERA: 4.16 | IP: 9.0 WLS: W BF: 34 H: 6 R: 1 ER: 1 SO: 9 BB: 3 IBB: 0 HBP: 0 BLK: 0 WP: 0 HR: 0 S: 49 P: 61 ERA: 1.00 WHIP: 1.000 | | | | | | | | | | | | | | | PITCHER | | | | | | |

| Batter | 1 | 2 | 3 | 4 | 5 | 6 | 7 | 8 | 9 | AB | R | H | RBI | BB | SO | LOB | BOTTOM | |
|--|--|---------------------------------|------------------------------|---------------------------------|------------------------------|---------------------------------|------------------------------|----------------------------------|------------------------------|---------------------------------|------------------------------|---------------------------------|------------------------------|---------------------------------|----------------------------------|------------------------------------|---|-------------------------|
| Dave Stegman, R OBP: 0.250, SLG: 0.333 | 0-0 E6 7-4-3 | | 0-0 1B | | 0-0 SF8 | | 0-3 K | | | 3 | 0 | 1 | 1 | 0 | 1 | 0 | Baltimore Orioles @ Chicago White Sox Comiskey Park, Chicago, IL Fri Aug 12 1983, 8:05 PM EDT Att: 45,588 - Unknown | |
| Carlton Fisk, R OBP: 0.358, SLG: 0.547 | 0-0 P4 | | 0-3 K | | 0-0 SF7 | | 0-0 2B | | | 3 | 0 | 1 | 1 | 0 | 1 | 2 | | |
| Tom Paciorek, R OBP: 0.326, SLG: 0.443 | 0-0 7-4-3 1-2 | | | 0-0 5-3 | 0-0 1B | | 0-3 K | | | 4 | 0 | 1 | 0 | 0 | 1 | 2 | | |
| Greg Luzinski, R OBP: 0.350, SLG: 0.493 | | 0-0 1B | | 0-3 K | 0-3 K | | | 0-3 K | | 4 | 0 | 1 | 0 | 0 | 3 | 2 | | |
| Ron Kittle, R OBP: 0.305, SLG: 0.500 Mike Squires, L OBP: 0.331, SLG: 0.270 | | 0-0 F8 | | 0-0 1B | | 0-0 SH1-4 2B | | 0-3 K | | 4 | 0 | 2 | 0 | 0 | 1 | 1 | | |
| Harold Baines, L OBP: 0.337, SLG: 0.416 | | 0-3 K | | 0-0 4-3 | | 0-0 SH1-4 2-3 | | 0-0 4-3 | | 3 | 0 | 0 | 0 | 0 | 1 | 2 | | |
| Vance Law, R OBP: 0.300, SLG: 0.339 | 0-0 F9 | | | | 4-0 E SF8 1B BB | | 0-3 K | | | 2 | 1 | 0 | 0 | 1 | 1 | 2 | | |
| Scott Fletcher, R OBP: 0.379, SLG: 0.460 | | | 0-0 F3 | | 0-0 SF8 SF7 E 1B | | 0-0 6-3 | | | 3 | 1 | 1 | 0 | 0 | 0 | 1 | | |
| Julio Cruz, S OBP: 0.313, SLG: 0.325 | | | 0-0 5-3 | | 0-0 FC2 1B SF7 | | 0-0 6-3 | | | 3 | 0 | 0 | 0 | 0 | 0 | 2 | | |
| Inning Stats | R: 0 E: 1 K: 0 S: 3 | H: 0 LOB: 0 BB: 0 P: 3 | R: 0 E: 0 K: 1 S: 6 | H: 1 LOB: 1 BB: 0 P: 6 | R: 0 E: 0 K: 1 S: 6 | H: 1 LOB: 1 BB: 0 P: 6 | R: 0 E: 0 K: 1 S: 6 | H: 1 LOB: 2 BB: 1 P: 12 | R: 0 E: 0 K: 1 S: 6 | H: 1 LOB: 1 BB: 0 P: 6 | R: 0 E: 0 K: 2 S: 8 | H: 1 LOB: 1 BB: 0 P: 8 | R: 0 E: 0 K: 2 S: 7 | H: 0 LOB: 0 BB: 0 P: 7 | 1B: 5 2B: 3 3B: 0 HR: 0 | SF: 2 SAC: 1 DP: 1 HBP: 0 | | WP: 0 PB: 0 CS: 0 |
| PITCHER Mike Flanagan, L ERA: 2.84 Tippy Martinez, L ERA: 2.73 | IP: 6.0 WLS: L BF: 26 H: 6 R: 2 ER: 0 SO: 5 BB: 1 IBB: 0 HBP: 0 BLK: 0 WP: 0 HR: 0 S: 35 P: 39 ERA: 0.00 WHIP: 1.167 | | | | | | | | | | | | | | | PITCHER | | |

| | |
|-----|----|
| AB | 31 |
| R | 1 |
| H | 6 |
| RBI | 1 |
| BB | 3 |
| SO | 9 |
| LOB | 14 |



| | |
|-----|----|
| AB | 29 |
| R | 2 |
| H | 7 |
| RBI | 2 |
| BB | 1 |
| SO | 9 |
| LOB | 14 |



| Batter | 1 | 2 | 3 | 4 | 5 | 6 | 7 | 8 | 9 | AB | R | H | RBI | BB | SO | LOB | TOP | | | | | | | | | | |
|--|------------------------------|---------------------------------|------------------------------|---------------------------------|------------------------------|---------------------------------|------------------------------|---------------------------------|------------------------------|---------------------------------|------------------------------|---------------------------------|------------------------------|---------------------------------|------------------------------|---------------------------------|------------------------------|---------------------------------|----------------------------------|------------------------------------|----------------------------------|--------|--|--|--|--|--|
| John Shelby, S OBP: 0.299, SLG: 0.380 (1, 8) | | | | | | | | | | 5 | 0 | 0 | 0 | 0 | 1 | 1 | | | | | | | | | | | |
| Dan Ford, R OBP: 0.335, SLG: 0.469 (1, 9) | | | | | | | | | | 4 | 2 | 2 | 0 | 0 | 0 | 0 | | | | | | | | | | | |
| Cal Ripken Jr., R OBP: 0.352, SLG: 0.481 (1, 6) | | | | | | | | | | 4 | 1 | 2 | 3 | 0 | 1 | 0 | | | | | | | | | | | |
| Eddie Murray, S OBP: 0.397, SLG: 0.527 (1, 3) | | | | | | | | | | 4 | 0 | 0 | 0 | 0 | 0 | 1 | | | | | | | | | | | |
| Gary Roenicke, R OBP: 0.330, SLG: 0.500 (1, 7) | | | | | | | | | | 4 | 1 | 1 | 1 | 0 | 0 | 1 | | | | | | | | | | | |
| Ken Singleton, S OBP: 0.397, SLG: 0.471 (1, 10) | | | | | | | | | | 4 | 0 | 2 | 0 | 0 | 1 | 1 | | | | | | | | | | | |
| Rich Dauer, R OBP: 0.288, SLG: 0.290 (1, 5) | | | | | | | | | | 2 | 0 | 0 | 0 | 1 | 0 | 0 | | | | | | | | | | | |
| Lenn Sakata, R OBP: 0.304, SLG: 0.349 (1, 4) | | | | | | | | | | 4 | 1 | 1 | 0 | 0 | 0 | 3 | | | | | | | | | | | |
| Rick Dempsey, R OBP: 0.318, SLG: 0.325 (1, 2) | | | | | | | | | | 4 | 0 | 1 | 1 | 0 | 1 | 3 | | | | | | | | | | | |
| Inning Stats | R: 0 E: 0 K: 1 S: 5 | H: 0 LOB: 0 BB: 0 P: 5 | R: 0 E: 1 K: 0 S: 3 | H: 0 LOB: 0 BB: 0 P: 3 | R: 0 E: 0 K: 0 S: 3 | H: 0 LOB: 0 BB: 0 P: 3 | R: 1 E: 0 K: 1 S: 7 | H: 2 LOB: 1 BB: 0 P: 7 | R: 0 E: 0 K: 0 S: 6 | H: 1 LOB: 1 BB: 0 P: 6 | R: 0 E: 0 K: 0 S: 3 | H: 0 LOB: 0 BB: 0 P: 3 | R: 1 E: 0 K: 0 S: 5 | H: 2 LOB: 2 BB: 1 P: 9 | R: 2 E: 0 K: 0 S: 5 | H: 2 LOB: 0 BB: 0 P: 5 | R: 1 E: 0 K: 1 S: 7 | H: 2 LOB: 1 BB: 0 P: 7 | 1B: 5 2B: 2 3B: 0 HR: 2 | SF: 0 SAC: 1 DP: 1 HBP: 0 | WP: 0 PB: 0 SB: 1 CS: 0 | PA: 37 | | | | | |
| PITCHER | IP | WLS | BF | H | R | ER | SO | BB | IBB | HBP | BLK | WP | HR | S | P | ERA | WHIP | | | | | | | | | | |
| Jerry Koosman, L ERA: 5.03 (1, 1) | 7.1 | L | 30 | 7 | 4 | 4 | 3 | 1 | 0 | 0 | 0 | 0 | 2 | 35 | 39 | 4.91 | 1.091 | | | | | | | | | | |
| Dennis Lamp, R ERA: 3.86 (8, 1) | 1.2 | | 7 | 2 | 1 | 1 | 1 | 0 | 0 | 0 | 0 | 0 | 0 | 9 | 9 | 5.40 | 1.200 | | | | | | | | | | |

Baltimore Orioles @ Chicago White Sox
Comiskey Park, Chicago, IL
Sat Aug 13 1983, 8:05 PM EDT
Att: 36,323 - Unknown

| | |
|-----|----|
| AB | 35 |
| R | 5 |
| H | 9 |
| RBI | 5 |
| BB | 1 |
| SO | 4 |
| LOB | 10 |



| Batter | 1 | 2 | 3 | 4 | 5 | 6 | 7 | 8 | 9 | AB | R | H | RBI | BB | SO | LOB | BOTTOM | | | | | | | | | | |
|---|------------------------------|----------------------------------|------------------------------|---------------------------------|------------------------------|---------------------------------|------------------------------|---------------------------------|------------------------------|---------------------------------|------------------------------|---------------------------------|------------------------------|---------------------------------|------------------------------|----------------------------------|------------------------------|---------------------------------|----------------------------------|------------------------------------|----------------------------------|--------|--|--|--|--|--|
| Rudy Law, L OBP: 0.333, SLG: 0.335 (1, 8) | | | | | | | | | | 4 | 0 | 0 | 1 | 0 | 0 | 3 | | | | | | | | | | | |
| Dave Stegman, R OBP: 0.200, SLG: 0.250 (9, PH) | | | | | | | | | | 1 | 0 | 0 | 0 | 0 | 0 | 0 | | | | | | | | | | | |
| Scott Fletcher, R OBP: 0.380, SLG: 0.472 (1, 6) | | | | | | | | | | 5 | 0 | 2 | 1 | 0 | 1 | 0 | | | | | | | | | | | |
| Harold Baines, L OBP: 0.334, SLG: 0.412 (1, 9) | | | | | | | | | | 4 | 0 | 0 | 0 | 0 | 0 | 4 | | | | | | | | | | | |
| Greg Luzinski, R OBP: 0.349, SLG: 0.489 (1, 10) | | | | | | | | | | 3 | 0 | 0 | 0 | 1 | 1 | 0 | | | | | | | | | | | |
| Tom Paciorek, R OBP: 0.325, SLG: 0.438 (1, 7) | | | | | | | | | | 3 | 0 | 0 | 0 | 1 | 1 | 0 | | | | | | | | | | | |
| Greg Walker, L OBP: 0.321, SLG: 0.444 (1, 3) | | | | | | | | | | 3 | 0 | 1 | 0 | 1 | 0 | 3 | | | | | | | | | | | |
| Vance Law, R OBP: 0.304, SLG: 0.341 (1, 5) | | | | | | | | | | 2 | 1 | 1 | 0 | 1 | 0 | 1 | | | | | | | | | | | |
| Jerry Hairston, S OBP: 0.389, SLG: 0.545 (8, PH) | | | | | | | | | | 1 | 0 | 0 | 0 | 0 | 0 | 1 | | | | | | | | | | | |
| Jerry Dybzinski, R OBP: 0.282, SLG: 0.275 (9, 5) | | | | | | | | | | 0 | 0 | 0 | 0 | 0 | 0 | 0 | | | | | | | | | | | |
| Marc Hill, R OBP: 0.274, SLG: 0.314 (1, 2) | | | | | | | | | | 3 | 0 | 2 | 0 | 0 | 0 | 1 | | | | | | | | | | | |
| Carlton Fisk, R OBP: 0.357, SLG: 0.545 (9, 2) | | | | | | | | | | 1 | 0 | 0 | 0 | 0 | 1 | 1 | | | | | | | | | | | |
| Julio Cruz, S OBP: 0.313, SLG: 0.324 (1, 4) | | | | | | | | | | 4 | 1 | 1 | 0 | 0 | 1 | 3 | | | | | | | | | | | |
| Inning Stats | R: 0 E: 1 K: 0 S: 4 | H: 0 LOB: 3 BB: 2 P: 12 | R: 1 E: 0 K: 0 S: 5 | H: 2 LOB: 2 BB: 1 P: 9 | R: 0 E: 0 K: 0 S: 4 | H: 1 LOB: 1 BB: 0 P: 4 | R: 1 E: 0 K: 0 S: 5 | H: 3 LOB: 1 BB: 0 P: 5 | R: 0 E: 0 K: 1 S: 5 | H: 0 LOB: 0 BB: 0 P: 5 | R: 0 E: 0 K: 1 S: 6 | H: 1 LOB: 1 BB: 0 P: 6 | R: 0 E: 0 K: 0 S: 3 | H: 0 LOB: 0 BB: 0 P: 3 | R: 0 E: 0 K: 2 S: 7 | H: 0 LOB: 1 BB: 1 P: 11 | R: 0 E: 0 K: 1 S: 5 | H: 0 LOB: 0 BB: 0 P: 5 | 1B: 5 2B: 1 3B: 1 HR: 0 | SF: 0 SAC: 0 DP: 0 HBP: 0 | WP: 0 PB: 0 SB: 1 CS: 0 | PA: 38 | | | | | |
| PITCHER | IP | WLS | BF | H | R | ER | SO | BB | IBB | HBP | BLK | WP | HR | S | P | ERA | WHIP | | | | | | | | | | |
| Bill Swaggerty, R ERA: 3.0 (1, 1) | 6.0 | | 28 | 7 | 2 | 2 | 2 | 3 | 0 | 0 | 0 | 0 | 0 | 29 | 41 | 3.00 | 1.667 | | | | | | | | | | |
| Sammy Stewart, R ERA: 3.9 (7, 1) | 1.1 | W | 5 | 0 | 0 | 0 | 1 | 1 | 0 | 0 | 0 | 0 | 0 | 6 | 10 | 0.00 | 0.750 | | | | | | | | | | |
| Tippy Martinez, L ERA: 2.66 (8, 1) | 1.2 | S | 5 | 0 | 0 | 0 | 2 | 0 | 0 | 0 | 0 | 0 | 0 | 9 | 9 | 0.00 | 0.000 | | | | | | | | | | |

Baltimore Orioles @ Chicago White Sox
Comiskey Park, Chicago, IL
Sat Aug 13 1983, 8:05 PM EDT
Att: 36,323 - Unknown

| | |
|-----|----|
| AB | 34 |
| R | 2 |
| H | 7 |
| RBI | 2 |
| BB | 4 |
| SO | 5 |
| LOB | 17 |



| Batter | 1 | 2 | 3 | 4 | 5 | 6 | 7 | 8 | 9 | AB | R | H | RBI | BB | SO | LOB | TOP | | | |
|---|--|---------------------------------|------------------------------|---------------------------------|------------------------------|---------------------------------|------------------------------|----------------------------------|------------------------------|---------------------------------|------------------------------|---------------------------------|------------------------------|---------------------------------|------------------------------|----------------------------------|---|----------------------------------|------------------------------------|-------------------------|
| Al Bumbry, L OBP: 0.316, SLG: 0.340 (1, 8) | 0-0 4-3 | | 0-0 F9 | | 0-3 K | | | 0-0 6-3 | | 4 | 0 | 0 | 0 | 0 | 1 | 2 | <p>Baltimore Orioles @ Chicago White Sox Comiskey Park, Chicago, IL Sun Aug 14 1983, 4:33 AM EDT Att: 37,846 - Unknown</p> | | | |
| Jim Dwyer, L OBP: 0.389, SLG: 0.556 (1, 9) | 0-0 P6 | | 0-0 3-1 | | | | 0-0 G3 | 4-0 BB | | 3 | 0 | 0 | 0 | 1 | 0 | 0 | | | | |
| Cal Ripken Jr., R OBP: 0.353, SLG: 0.482 (1, 6) | 4-0 BB | | | 0-0 6-3 | | 0-0 PB SF8 2B | | 0-0 F8 | | 3 | 1 | 1 | 0 | 1 | 0 | 1 | | | | |
| Eddie Murray, S OBP: 0.394, SLG: 0.523 (1, 3) | 0-0 4-3 | | | 0-0 F9 | | 0-0 SF8 2H | | 0-0 G3 | | 3 | 0 | 0 | 1 | 0 | 0 | 1 | | | | |
| John Lowenstein, L OBP: 0.377, SLG: 0.425 John Shelby, S OBP: 0.299, SLG: 0.380 (9, PR) (9, 8) | | 0-0 F8 | | 0-0 F8 | | 0-0 G3 | | 4-0 S 1B BB | | 3 | 0 | 0 | 0 | 1 | 0 | 0 | | | | |
| Ken Singleton, S OBP: 0.400, SLG: 0.471 Benny Ayala, R OBP: 0.275, SLG: 0.407 (9, PR) (9, 8) | | 0-0 1B | | | 4-0 HBP BB | | 0-0 F7 | 4-0 1B 1-2 BB | | 2 | 0 | 1 | 0 | 2 | 0 | 0 | | | | |
| Joe Nolan, L OBP: 0.341, SLG: 0.431 (1, 2) | 0-3 K | | | 0-0 F9 | | 0-3 K | | 0-0 1-2 2H 1B | | 4 | 0 | 1 | 1 | 0 | 2 | 2 | | | | |
| Rich Dauer, R OBP: 0.288, SLG: 0.287 (1, 5) | 0-0 F2 | | | 1-0 HBP | | 0-0 6-3 | | 0-0 L4 | | 3 | 0 | 0 | 0 | 0 | 0 | 3 | | | | |
| Lenn Sakata, R OBP: 0.292, SLG: 0.333 (1, 4) | | 0-0 4-3 | | 0-0 F9 | | 0-0 F9 | | 0-0 5-3 | 0-3 K | 4 | 0 | 0 | 0 | 0 | 1 | 4 | | | | |
| Inning Stats | R: 0 E: 0 K: 0 S: 3 | H: 0 LOB: 1 BB: 1 P: 7 | R: 0 E: 0 K: 1 S: 6 | H: 1 LOB: 1 BB: 0 P: 6 | R: 0 E: 0 K: 0 S: 3 | H: 0 LOB: 0 BB: 0 P: 3 | R: 0 E: 0 K: 0 S: 3 | H: 0 LOB: 2 BB: 1 P: 10 | R: 1 E: 0 K: 0 S: 4 | H: 1 LOB: 0 BB: 0 P: 4 | R: 0 E: 0 K: 1 S: 5 | H: 0 LOB: 0 BB: 0 P: 5 | R: 0 E: 0 K: 0 S: 3 | H: 0 LOB: 1 BB: 1 P: 7 | R: 1 E: 0 K: 1 S: 6 | H: 1 LOB: 2 BB: 2 P: 14 | | 1B: 2 2B: 1 3B: 0 HR: 0 | SF: 1 SAC: 0 DP: 0 HBP: 1 | WP: 0 PB: 1 CS: 1 |
| PITCHER Richard Dotson, R ERA: 3.9 (1, 1) | IP: 9.0 WLS: L BF: 36 H: 3 R: 2 ER: 1 SO: 4 BB: 5 IBB: 0 HBP: 1 BLK: 0 WP: 0 HR: 0 S: 38 P: 59 ERA: 1.00 WHIP: 0.889 | | | | | | | | | | | | | | | | | | | |

| Batter | 1 | 2 | 3 | 4 | 5 | 6 | 7 | 8 | 9 | AB | R | H | RBI | BB | SO | LOB | BOTTOM | | | | | |
|---|--|----------------------------------|------------------------------|----------------------------------|------------------------------|---------------------------------|------------------------------|---------------------------------|------------------------------|----------------------------------|------------------------------|---------------------------------|------------------------------|---------------------------------|------------------------------|---------------------------------|---|-------------------------------|----------------------------------|----------------------------------|------------------------------------|----------------------------------|
| Rudy Law, L OBP: 0.332, SLG: 0.332 Harold Baines, L OBP: 0.334, SLG: 0.412 (1, 8) (8, 9) | 0-0 F5 | 0-0 F9 | | | 4-0 2B BB | 0-0 P5 | | | 0-0 SH FC6 | 3 | 0 | 0 | 0 | 1 | 0 | 4 | <p>Baltimore Orioles @ Chicago White Sox Comiskey Park, Chicago, IL Sun Aug 14 1983, 4:33 AM EDT Att: 37,846 - Unknown</p> | | | | | |
| Carlton Fisk, R OBP: 0.355, SLG: 0.543 (1, 2) | 0-3 K | | 0-0 P4 | | 0-0 1-3 2B | | 0-0 3-1 | 0-3 K | | 5 | 0 | 1 | 0 | 0 | 2 | 3 | | | | | | |
| Tom Paciorek, R OBP: 0.327, SLG: 0.435 (1, 3) (9, 7) | 0-0 1B | | 0-0 6-3 | | 4-0 IBB | | 0-0 F8 | 0-3 K | | 4 | 0 | 1 | 0 | 1 | 1 | 3 | | | | | | |
| Greg Luzinski, R OBP: 0.345, SLG: 0.482 (1, 10) | 0-0 F3 | | 0-0 F8 | | 0-0 F2 | | 0-0 6-3 | 0-0 FC6 | | 5 | 0 | 0 | 0 | 0 | 0 | 7 | | | | | | |
| Ron Kittle, R OBP: 0.307, SLG: 0.501 Mike Squires, L OBP: 0.331, SLG: 0.270 (1, 7) (8, PR) (9, 3) | | 0-3 K | | 0-0 FC6-5 2B | 0-3 K | | 4-0 CS BB | | 3 | 0 | 1 | 0 | 1 | 2 | 3 | 0 | | | | | | |
| Dave Stegman, R OBP: 0.222, SLG: 0.375 (1, 9) (8, 8) | 0-0 6-3 | | | 0-0 FC6-5-4 1B | | 0-0 FC6-5 2B | 0-0 6-3 | | 4 | 0 | 1 | 0 | 0 | 0 | 2 | | | | | | | |
| Vance Law, R OBP: 0.306, SLG: 0.340 (1, 5) | 4-0 E 1B BB | | | 0-0 G5-4-3 1B | | 0-0 FC6-5 SH1-3 | 0-0 F3 | | 3 | 1 | 1 | 0 | 1 | 0 | 2 | | | | | | | |
| Scott Fletcher, R OBP: 0.379, SLG: 0.469 (1, 6) | 0-0 E5 1B | | | 0-0 G5-4-3 | | 0-0 SH1-3 | | 0-0 SH 1B | | 3 | 0 | 1 | 0 | 0 | 3 | | | | | | | |
| Julio Cruz, S OBP: 0.317, SLG: 0.327 (1, 4) | 0-0 1-2 2H 1B | | | 0-0 B1-3 | | 4-0 BB | | 0-0 SH 1B | | 3 | 0 | 2 | 1 | 1 | 0 | 0 | | | | | | |
| Inning Stats | R: 0 E: 0 K: 1 S: 6 | H: 1 LOB: 2 BB: 1 P: 11 | R: 1 E: 0 K: 1 S: 7 | H: 1 LOB: 1 BB: 1 P: 11 | R: 0 E: 0 K: 0 S: 3 | H: 0 LOB: 0 BB: 0 P: 3 | R: 0 E: 0 K: 0 S: 4 | H: 2 LOB: 1 BB: 0 P: 4 | R: 0 E: 0 K: 0 S: 6 | H: 1 LOB: 3 BB: 2 P: 14 | R: 0 E: 0 K: 0 S: 4 | H: 1 LOB: 2 BB: 1 P: 8 | R: 0 E: 0 K: 0 S: 3 | H: 0 LOB: 0 BB: 0 P: 3 | R: 0 E: 0 K: 0 S: 2 | H: 0 LOB: 1 BB: 1 P: 6 | | R: 0 E: 1 K: 2 S: 10 | H: 2 LOB: 3 BB: 0 P: 10 | 1B: 5 2B: 3 3B: 0 HR: 0 | SF: 0 SAC: 2 DP: 1 HBP: 0 | WP: 0 PB: 0 SB: 0 CS: 1 |
| PITCHER Scott McGregor, L ERA: 3.1 Tim Stoddard, R ERA: 4.93 (9, 1) | IP: 8.0 WLS: W BF: 37 H: 8 R: 1 ER: 0 SO: 3 BB: 4 IBB: 1 HBP: 0 BLK: 0 WP: 0 HR: 0 S: 38 P: 58 ERA: 0.00 WHIP: 1.500 | | | | | | | | | | | | | | | | | | | | | |

| Batter | 1 | 2 | 3 | 4 | 5 | 6 | 7 | 8 | 9 | AB | R | H | RBI | BB | SO | LOB | TOP | | | | | | | | |
|--|------------------------------|---------------------------------|------------------------------|---------------------------------|------------------------------|-------------------------------------|------------------------------|----------------------------------|------------------------------|---------------------------------|------------------------------|----------------------------------|------------------------------|---------------------------------|------------------------------|---------------------------------|------------------------------|---------------------------------|----------------------------------|------------------------------------|----------------------------------|--------|--|--|--|
| Al Bumby, L OBP: 0.323, SLG: 0.355 John Shelby, S OBP: 0.300, SLG: 0.378 (6, PH) | 0-0 G6-4-3 2B | | 0-0 1B | | 0-0 2B | 1-2 BB BB | | 0-0 F2 | | 3 | 0 | 3 | 0 | 0 | 0 | 0 | | | | | | | | | |
| Dan Ford, R OBP: 0.333, SLG: 0.464 | 4-0 G6-4-3 BB | | 0-0 5-3 | | 0-0 6-3 | 0-0 SF8 | | 0-0 F8 | | 3 | 0 | 0 | 1 | 1 | 0 | 2 | | | | | | | | | |
| Cal Ripken Jr., R OBP: 0.354, SLG: 0.480 | 0-0 G6-4-3 1-2 2-3 | | | 0-0 5-3 | | 0-0 1B | | 0-3 K | | 4 | 1 | 1 | 0 | 1 | 1 | 2 | | | | | | | | | |
| Eddie Murray, S OBP: 0.392, SLG: 0.520 | 0-0 3-1 | | | 0-3 K | | 0-0 1B | | 0-0 1-3 | | 5 | 1 | 1 | 0 | 0 | 1 | 4 | | | | | | | | | |
| John Lowenstein, L OBP: 0.384, SLG: 0.452 Gary Roenicke, R OBP: 0.331, SLG: 0.500 | | 0-0 G4-6-3 1B | | 0-0 2B | | 0-0 1-1 2-H HR | | 0-0 SH1-3 2B 1B | | 3 | 1 | 3 | 3 | 0 | 0 | 0 | | | | | | | | | |
| Ken Singleton, S OBP: 0.401, SLG: 0.469 | | 0-0 G4-6-3 1-2 | | 4-0 BB | | 4-0 FC3-6 BB | | 0-0 SH1-3 1-2 | | 2 | 0 | 0 | 0 | 2 | 1 | 1 | | | | | | | | | |
| Rich Dauer, R OBP: 0.288, SLG: 0.289 | | 0-0 6-3 | | 0-0 6-3 | | 0-0 FC3-6 1B HBP | | 0-0 2B | | 4 | 1 | 1 | 1 | 0 | 0 | 3 | | | | | | | | | |
| Lenn Sakata, R OBP: 0.290, SLG: 0.323 | | | 0-0 G3 | | 0-0 6-3 | 1-0 1B SF8 HBP | | 0-3 K | | 3 | 1 | 0 | 0 | 0 | 1 | 1 | | | | | | | | | |
| Rick Dempsey, R OBP: 0.317, SLG: 0.324 | | | 0-0 4-3 | | 0-0 F7 | 1-2 1-3 2-H BB BB 1B | | 0-0 F7 | | 4 | 0 | 1 | 1 | 0 | 0 | 1 | | | | | | | | | |
| Inning Stats | R: 0 E: 0 K: 0 S: 3 | H: 1 LOB: 1 BB: 1 P: 7 | R: 0 E: 0 K: 0 S: 3 | H: 1 LOB: 0 BB: 0 P: 3 | R: 0 E: 0 K: 0 S: 4 | H: 1 LOB: 1 BB: 0 P: 4 | R: 0 E: 0 K: 1 S: 6 | H: 1 LOB: 2 BB: 1 P: 10 | R: 0 E: 0 K: 0 S: 4 | H: 1 LOB: 1 BB: 0 P: 4 | R: 5 E: 1 K: 0 S: 7 | H: 4 LOB: 3 BB: 3 P: 20 | R: 1 E: 0 K: 1 S: 7 | H: 2 LOB: 1 BB: 0 P: 7 | R: 0 E: 0 K: 1 S: 5 | H: 0 LOB: 0 BB: 0 P: 5 | R: 0 E: 0 K: 1 S: 5 | H: 0 LOB: 0 BB: 0 P: 5 | 1B: 6 2B: 4 3B: 0 HR: 1 | SF: 1 SAC: 1 DP: 2 HBP: 1 | WP: 0 PB: 0 SB: 0 CS: 0 | PA: 42 | | | |
| PITCHER | IP | WLS | BF | H | R | ER | SO | BB | IBB | HBP | BLK | WP | HR | S | P | ERA | WHIP | | | | | | | | |
| Mike Smithson, R ERA: 4.25 | 5.1 | L | 27 | 9 | 5 | 5 | 1 | 3 | 0 | 1 | 0 | 0 | 1 | 25 | 38 | 8.44 | 2.250 | | | | | | | | |
| Jon Matlack, L ERA: 5.02 | 1.2 | | 9 | 2 | 1 | 1 | 1 | 2 | 0 | 0 | 0 | 0 | 0 | 9 | 17 | 5.40 | 2.400 | | | | | | | | |
| Tom Henke, R ERA: 2.45 | 2.0 | | 6 | 0 | 0 | 0 | 2 | 0 | 0 | 0 | 0 | 0 | 0 | 10 | 10 | 0.00 | 0.000 | | | | | | | | |

Baltimore Orioles @ Texas Rangers
Arlington Stadium, Arlington, TX
Mon Aug 15 1983, 8:05 PM EDT
Att: 9,660 - Unknown

| | |
|-----|----|
| AB | 34 |
| R | 6 |
| H | 11 |
| RBI | 6 |
| BB | 5 |
| SO | 4 |
| LOB | 14 |



| Batter | 1 | 2 | 3 | 4 | 5 | 6 | 7 | 8 | 9 | AB | R | H | RBI | BB | SO | LOB | BOTTOM | | | | | | | | |
|--|------------------------------|---------------------------------|------------------------------|---------------------------------|------------------------------|---------------------------------|------------------------------|---------------------------------|------------------------------|---------------------------------|------------------------------|---------------------------------|-------------------------------|----------------------------------|------------------------------|---------------------------------|------------------------------|----------------------------------|----------------------------------|------------------------------------|----------------------------------|--------|--|--|--|
| Wayne Tolleson, S OBP: 0.316, SLG: 0.325 | 0-0 1B S 1B | | 0-0 F8 | | | 0-0 4-3 1B | | 0-0 1-3 | | 4 | 0 | 1 | 0 | 1 | 0 | 0 | | | | | | | | | |
| Buddy Bell, R OBP: 0.347, SLG: 0.438 | 0-3 K | | | 4-0 4-3 BB | | 0-0 1B 2B | | 0-0 F9 | | 4 | 1 | 2 | 0 | 1 | 1 | 1 | | | | | | | | | |
| George Wright, S OBP: 0.323, SLG: 0.432 | 0-0 G1-4-3 1B | | | 0-0 4-3 | | 0-0 1-2 G4-6-3 1B | | 0-0 F7 | | 5 | 0 | 2 | 1 | 0 | 0 | 4 | | | | | | | | | |
| Larry Parrish, R OBP: 0.351, SLG: 0.525 | 0-0 G1-4-3 1-2 | | | 0-0 6-3 | | 0-0 G4-6-3 | | 0-0 E 1B | | 4 | 0 | 1 | 0 | 0 | 0 | 4 | | | | | | | | | |
| Mickey Rivers, L OBP: 0.308, SLG: 0.351 | | 0-0 F7 | | 0-0 F8 | | 0-0 1B HR 1B | | 0-0 E6 FC4-6 | | 4 | 1 | 1 | 0 | 0 | 0 | 2 | | | | | | | | | |
| Bill Sample, R OBP: 0.343, SLG: 0.435 | | 0-0 5-3 | | | 0-0 F8 | | 0-0 1-2 HR 1B | | 0-0 FC4-6 | | 4 | 1 | 1 | 0 | 0 | 2 | | | | | | | | | |
| Pete O'Brien, L OBP: 0.320, SLG: 0.365 | | 0-0 F8 | | | 0-0 F7 | | 0-0 1-2 HR 1B | | 0-3 K | | 4 | 1 | 1 | 3 | 0 | 1 | | | | | | | | | |
| Bucky Dent, R OBP: 0.290, SLG: 0.294 Bob Jones, L OBP: 0.297, SLG: 0.298 Jim Anderson, R OBP: 0.238, SLG: 0.217 Bill Stein, R OBP: 0.350, SLG: 0.433 (9, PH) | | | 0-0 6-3 | | | 0-0 1B | | 0-3 K | | 2 | 0 | 1 | 0 | 0 | 0 | 0 | | | | | | | | | |
| Jim Sundberg, R OBP: 0.274, SLG: 0.259 | | | 0-0 5-3 | | 0-0 4-3 | | 0-3 K | | 0-0 1B BB 1B | | 4 | 0 | 1 | 0 | 0 | 1 | | | | | | | | | |
| Inning Stats | R: 0 E: 0 K: 1 S: 6 | H: 2 LOB: 1 BB: 0 P: 6 | R: 0 E: 0 K: 0 S: 3 | H: 0 LOB: 0 BB: 0 P: 3 | R: 0 E: 0 K: 0 S: 3 | H: 0 LOB: 0 BB: 0 P: 3 | R: 0 E: 0 K: 0 S: 3 | H: 0 LOB: 1 BB: 1 P: 7 | R: 0 E: 0 K: 0 S: 4 | H: 1 LOB: 1 BB: 0 P: 4 | R: 1 E: 0 K: 0 S: 4 | H: 2 LOB: 0 BB: 0 P: 4 | R: 3 E: 0 K: 2 S: 10 | H: 3 LOB: 0 BB: 0 P: 10 | R: 0 E: 1 K: 0 S: 5 | H: 1 LOB: 2 BB: 0 P: 5 | R: 0 E: 0 K: 1 S: 7 | H: 2 LOB: 3 BB: 1 P: 11 | 1B: 9 2B: 1 3B: 0 HR: 1 | SF: 0 SAC: 0 DP: 2 HBP: 0 | WP: 0 PB: 0 SB: 1 CS: 0 | PA: 39 | | | |
| PITCHER | IP | WLS | BF | H | R | ER | SO | BB | IBB | HBP | BLK | WP | HR | S | P | ERA | WHIP | | | | | | | | |
| Mike Boddicker, R ERA: 3.47 | 6.0 | W | 24 | 7 | 3 | 3 | 1 | 1 | 0 | 0 | 0 | 0 | 0 | 25 | 29 | 4.50 | 1.333 | | | | | | | | |
| Sammy Stewart, R ERA: 3.91 | 2.0 | | 9 | 2 | 1 | 1 | 2 | 0 | 0 | 0 | 0 | 0 | 1 | 13 | 13 | 4.50 | 1.000 | | | | | | | | |
| Tippy Martinez, L ERA: 2.63 | 0.2 | S | 4 | 1 | 0 | 0 | 1 | 1 | 0 | 0 | 0 | 0 | 0 | 5 | 9 | 0.00 | 3.000 | | | | | | | | |
| Tim Stoddard, R ERA: 4.89 | 0.1 | | 2 | 1 | 0 | 0 | 0 | 0 | 0 | 0 | 0 | 0 | 0 | 2 | 2 | 0.00 | 3.000 | | | | | | | | |

Baltimore Orioles @ Texas Rangers
Arlington Stadium, Arlington, TX
Mon Aug 15 1983, 8:05 PM EDT
Att: 9,660 - Unknown

| | |
|-----|----|
| AB | 37 |
| R | 4 |
| H | 11 |
| RBI | 4 |
| BB | 2 |
| SO | 4 |
| LOB | 14 |



| Batter | 1 | 2 | 3 | 4 | 5 | 6 | 7 | 8 | 9 | AB | R | H | RBI | BB | SO | LOB | TOP | | |
|--|--|---------------------------------|------------------------------|---------------------------------|------------------------------|---------------------------------|------------------------------|---------------------------------|------------------------------|---------------------------------|------------------------------|---------------------------------|------------------------------|---------------------------------|------------------------------|---------------------------------|----------------------------------|------------------------------------|--|
| Al Bumbry, L OBP: 0.322, SLG: 0.353 (1, 8) | 0-0 1-6-3 | | 0-0 1B | | | 0-0 P6 | | | 0-0 F9 | 4 | 0 | 1 | 0 | 0 | 0 | 0 | | | |
| Dan Ford, R OBP: 0.329, SLG: 0.458 (1, 9) | 0-0 F9 | | 0-0 F8 | | | 0-0 6-3 | | | 0-0 2-3 | 4 | 0 | 0 | 0 | 0 | 0 | 2 | | | |
| Cal Ripken Jr., R OBP: 0.352, SLG: 0.477 (1, 6) | 0-0 5-3 | | | 0-0 F9 | | | | | 0-0 F9 | 3 | 0 | 0 | 0 | 0 | 0 | 0 | | | |
| Eddie Murray, S OBP: 0.390, SLG: 0.516 (1, 3) | | 0-3 K | | 0-0 3-1 | | | | | 0-0 F7 | 3 | 0 | 0 | 0 | 0 | 1 | 0 | | | |
| John Lowenstein, L OBP: 0.380, SLG: 0.446 (1, 7) | | 0-0 G3 | | 0-0 4-3 | | | | | 0-0 F9 | 3 | 0 | 0 | 0 | 0 | 0 | 0 | | | |
| Ken Singleton, S OBP: 0.398, SLG: 0.465 (1, 10) | | 0-0 G3 | | | 0-0 G3 | | | | 0-0 6-3 | 3 | 0 | 0 | 0 | 0 | 0 | 0 | | | |
| Joe Nolan, L OBP: 0.333, SLG: 0.420 (1, 2) | | | 0-0 4-3 | | 0-0 4-3 | | | 0-3 K | | 3 | 0 | 0 | 0 | 0 | 1 | 0 | | | |
| Rich Dauer, R OBP: 0.286, SLG: 0.288 (8, PH) | | | 0-0 F9 | | 0-0 5-3 | | | 0-0 G3 | | 2 | 0 | 0 | 0 | 0 | 0 | 0 | | | |
| Jim Dwyer, L OBP: 0.386, SLG: 0.551 (8, PH) | | | | | | | | | | 1 | 0 | 0 | 0 | 0 | 0 | 0 | | | |
| Todd Cruz, R OBP: 0.244, SLG: 0.323 (8, 5) | | | | | | | | | | 0 | 0 | 0 | 0 | 0 | 0 | 0 | | | |
| Lenn Sakata, R OBP: 0.294, SLG: 0.319 (1, 4) | | | 4-0 1B | | | 0-0 F2 | | | 0-0 F3 | 1 | 0 | 0 | 0 | 1 | 0 | 0 | | | |
| John Shelby, S OBP: 0.299, SLG: 0.377 (9, PH) | | | | | | | | | | 1 | 0 | 0 | 0 | 0 | 0 | 0 | | | |
| Inning Stats | R: 0 E: 0 K: 0 S: 3 | H: 0 LOB: 0 BB: 0 P: 3 | R: 0 E: 0 K: 1 S: 5 | H: 0 LOB: 0 BB: 0 P: 5 | R: 0 E: 0 K: 0 S: 4 | H: 1 LOB: 2 BB: 1 P: 8 | R: 0 E: 0 K: 0 S: 3 | H: 0 LOB: 0 BB: 0 P: 3 | R: 0 E: 0 K: 0 S: 3 | H: 0 LOB: 0 BB: 0 P: 3 | R: 0 E: 0 K: 1 S: 5 | H: 0 LOB: 0 BB: 0 P: 5 | R: 0 E: 0 K: 0 S: 3 | H: 0 LOB: 0 BB: 0 P: 3 | R: 0 E: 0 K: 0 S: 3 | H: 0 LOB: 0 BB: 0 P: 3 | 1B: 1 2B: 0 3B: 0 HR: 0 | SF: 0 SAC: 0 DP: 0 HBP: 0 | WP: 0 PA: 29 PB: 0 SB: 0 CS: 0 |
| PITCHER John Butcher, R ERA: 2.98 (1, 1) | IP: 9.0 WLS: W BF: 29 H: 1 R: 0 ER: 0 SO: 2 BB: 1 IBB: 0 HBP: 0 BLK: 0 WP: 0 HR: 0 S: 32 P: 36 ERA: 0.00 WHIP: 0.222 | | | | | | | | | | | | | | | | | | |

Baltimore Orioles @ Texas Rangers
Arlington Stadium, Arlington, TX
Tue Aug 16 1983, 8:05 PM EDT
Att: 11,931 - Unknown

| | |
|-----|----|
| AB | 28 |
| R | 0 |
| H | 1 |
| RBI | 0 |
| BB | 1 |
| SO | 2 |
| LOB | 2 |



| Batter | 1 | 2 | 3 | 4 | 5 | 6 | 7 | 8 | 9 | AB | R | H | RBI | BB | SO | LOB | BOTTOM | | |
|---|--|---------------------------------|------------------------------|---------------------------------|------------------------------|---------------------------------|------------------------------|---------------------------------|------------------------------|---------------------------------|------------------------------|---------------------------------|------------------------------|---------------------------------|------------------------------|---------------------------------|----------------------------------|------------------------------------|--|
| Wayne Tolleson, S OBP: 0.315, SLG: 0.324 (1, 6) | 0-0 CS | | 0-3 K | | 0-0 F8 | | | 0-3 K | | 4 | 0 | 1 | 0 | 0 | 2 | 2 | | | |
| Buddy Bell, R OBP: 0.348, SLG: 0.444 (1, 5) | 0-0 1B | | 0-0 F8 | | | 4-0 L6-3 | | 0-0 5-3 | | 3 | 1 | 1 | 1 | 1 | 0 | 1 | | | |
| George Wright, S OBP: 0.325, SLG: 0.434 (1, 8) | 0-0 F2 | | | 0-0 2B | | 0-3 K | | 0-0 FC6-4 | | 4 | 0 | 2 | 0 | 0 | 1 | 1 | | | |
| Larry Parrish, R OBP: 0.348, SLG: 0.520 (1, 9) | 0-0 4-3 | | | 0-0 F9 | | 0-0 L6-3 | | 0-0 FC6-4 | | 4 | 0 | 0 | 0 | 0 | 0 | 3 | | | |
| Mickey Rivers, L OBP: 0.303, SLG: 0.346 (1, 10) | | 0-0 4-3 | | 0-0 G3 | | | 0-0 4-3 | | | 3 | 0 | 0 | 0 | 0 | 0 | 1 | | | |
| Bill Sample, R OBP: 0.343, SLG: 0.436 (1, 7) | | 0-3 K | | 0-0 5-3 | | | 0-0 1B | | | 3 | 1 | 1 | 0 | 0 | 1 | 1 | | | |
| Pete O'Brien, L OBP: 0.320, SLG: 0.365 (1, 3) | | 0-0 F5 | | | 0-0 F9 | | | 0-0 1B | | 3 | 0 | 1 | 1 | 0 | 0 | 0 | | | |
| Bill Stein, R OBP: 0.356, SLG: 0.438 (1, 4) | | | 0-0 SH1-3 | | 0-0 K | | 0-0 K | 0-0 G6-4-3 | | 3 | 0 | 2 | 0 | 0 | 1 | 0 | | | |
| Jim Sundberg, R OBP: 0.275, SLG: 0.258 (1, 2) | | | 0-0 SH1-3 | | 0-0 1B | | 4-0 BB | 0-0 G6-4-3 | | 1 | 0 | 0 | 0 | 1 | 0 | 2 | | | |
| Inning Stats | R: 1 E: 0 K: 0 S: 4 | H: 2 LOB: 0 BB: 0 P: 4 | R: 0 E: 0 K: 1 S: 5 | H: 0 LOB: 0 BB: 0 P: 5 | R: 0 E: 0 K: 1 S: 6 | H: 1 LOB: 1 BB: 0 P: 6 | R: 0 E: 0 K: 0 S: 4 | H: 1 LOB: 1 BB: 0 P: 4 | R: 0 E: 0 K: 1 S: 5 | H: 0 LOB: 1 BB: 1 P: 9 | R: 0 E: 0 K: 1 S: 4 | H: 0 LOB: 0 BB: 1 P: 8 | R: 1 E: 0 K: 0 S: 5 | H: 3 LOB: 1 BB: 0 P: 5 | R: 0 E: 0 K: 1 S: 6 | H: 1 LOB: 1 BB: 0 P: 6 | 1B: 5 2B: 3 3B: 0 HR: 1 | SF: 0 SAC: 1 DP: 2 HBP: 0 | WP: 0 PA: 31 PB: 0 SB: 0 CS: 1 |
| PITCHER Allan Ramirez, R ERA: 3.56 (1, 1) | IP: 6.0 WLS: L BF: 22 H: 4 R: 1 ER: 1 SO: 4 BB: 2 IBB: 0 HBP: 0 BLK: 0 WP: 0 HR: 1 S: 28 P: 36 ERA: 1.50 WHIP: 1.000 | | | | | | | | | | | | | | | | | | |
| Tippy Martinez, L ERA: 2.69 (7, 1) | IP: 2.0 WLS: L BF: 9 H: 4 R: 1 ER: 1 SO: 1 BB: 0 IBB: 0 HBP: 0 BLK: 0 WP: 0 HR: 0 S: 11 P: 11 ERA: 4.50 WHIP: 2.000 | | | | | | | | | | | | | | | | | | |

Baltimore Orioles @ Texas Rangers
Arlington Stadium, Arlington, TX
Tue Aug 16 1983, 8:05 PM EDT
Att: 11,931 - Unknown

| | |
|-----|----|
| AB | 28 |
| R | 2 |
| H | 8 |
| RBI | 2 |
| BB | 2 |
| SO | 5 |
| LOB | 11 |



| Batter | 1 | 2 | 3 | 4 | 5 | 6 | 7 | 8 | 9 | AB | R | H | RBI | BB | SO | LOB | TOP | | | | | | | | |
|---|------------------------------|---------------------------------|------------------------------|---------------------------------|------------------------------|---------------------------------|------------------------------|---------------------------------|------------------------------|---------------------------------|------------------------------|---------------------------------|------------------------------|---------------------------------|------------------------------|---------------------------------|--|---------------------------------|----------------------------------|------------------------------------|----------------------------------|--------|--|--|--|
| Willie Wilson, S (1, 8) OBP: 0.320, SLG: 0.362 Joe Simpson, L (9, 7) OBP: 0.250, SLG: 0.226 | | | | | | | | | | 5 | 1 | 4 | 1 | 0 | 0 | 1 | Kansas City Royals @ Baltimore Orioles Memorial Stadium, Baltimore, MD Fri Aug 19 1983, 7:05 PM EDT Unknown - 89 F | | | | | | | | |
| U L Washington, S (1, 6) OBP: 0.305, SLG: 0.337 | | | | | | | | | | 4 | 1 | 2 | 2 | 0 | 0 | 2 | | | | | | | | | |
| George Brett, L (1, 5) OBP: 0.402, SLG: 0.609 | | | | | | | | | | 4 | 0 | 0 | 0 | 0 | 0 | 4 | | | | | | | | | |
| Hal McRae, R (1, 10) OBP: 0.387, SLG: 0.488 | | | | | | | | | | 4 | 0 | 0 | 0 | 0 | 0 | 0 | | | | | | | | | |
| Amos Otis, R (1, 9) OBP: 0.306, SLG: 0.357 | | | | | | | | | | 4 | 1 | 1 | 0 | 0 | 0 | 0 | | | | | | | | | |
| Frank White, R (1, 4) OBP: 0.275, SLG: 0.390 | | | | | | | | | | 4 | 0 | 2 | 0 | 0 | 0 | 0 | | | | | | | | | |
| Leon Roberts, R (1, 7) OBP: 0.323, SLG: 0.425 Pat Sheridan, L (9, PH) OBP: 0.327, SLG: 0.457 | | | | | | | | | | 3 | 0 | 1 | 1 | 0 | 1 | 1 | | | | | | | | | |
| John Wathan, R (1, 3) OBP: 0.315, SLG: 0.340 | | | | | | | | | | 4 | 1 | 1 | 0 | 0 | 0 | 2 | | | | | | | | | |
| Don Slaught, R (1, 2) OBP: 0.298, SLG: 0.331 | | | | | | | | | | 4 | 0 | 1 | 0 | 0 | 0 | 1 | | | | | | | | | |
| Inning Stats | R: 0 E: 0 K: 0 S: 3 | H: 1 LOB: 0 BB: 0 P: 3 | R: 0 E: 0 K: 0 S: 3 | H: 0 LOB: 0 BB: 0 P: 3 | R: 0 E: 0 K: 1 S: 5 | H: 0 LOB: 0 BB: 0 P: 5 | R: 3 E: 0 K: 0 S: 8 | H: 5 LOB: 2 BB: 0 P: 8 | R: 0 E: 0 K: 0 S: 4 | H: 1 LOB: 1 BB: 0 P: 4 | R: 0 E: 0 K: 0 S: 4 | H: 1 LOB: 1 BB: 0 P: 4 | R: 1 E: 0 K: 0 S: 5 | H: 3 LOB: 1 BB: 0 P: 5 | R: 0 E: 0 K: 0 S: 3 | H: 0 LOB: 0 BB: 0 P: 3 | R: 0 E: 0 K: 0 S: 4 | H: 1 LOB: 1 BB: 0 P: 4 | 1B: 8 2B: 4 3B: 0 HR: 1 | SF: 0 SAC: 0 DP: 2 HBP: 0 | WP: 0 PB: 0 SB: 0 CS: 0 | PA: 37 | | | |
| PITCHER | IP | WLS | BF | H | R | ER | SO | BB | IBB | HBP | BLK | WP | HR | S | P | ERA | WHIP | | | | | | | | |
| Scott McGregor, L (1, 1) ERA: 3.17 | 7.0 | | 30 | 11 | 4 | 4 | 1 | 0 | 0 | 0 | 0 | 0 | 1 | 32 | 32 | 5.14 | 1.571 | | | | | | | | |
| Sammy Stewart, R (8, 1) ERA: 3.85 | 2.0 | W | 7 | 1 | 0 | 0 | 0 | 0 | 0 | 0 | 0 | 0 | 0 | 7 | 7 | 0.00 | 0.500 | | | | | | | | |

| Batter | 1 | 2 | 3 | 4 | 5 | 6 | 7 | 8 | 9 | AB | R | H | RBI | BB | SO | LOB | BOTTOM | | | | | | | | |
|---|------------------------------|---------------------------------|------------------------------|---------------------------------|------------------------------|---------------------------------|------------------------------|---------------------------------|------------------------------|---------------------------------|------------------------------|---------------------------------|------------------------------|---------------------------------|------------------------------|---------------------------------|--|------------------------------------|----------------------------------|--------|--|--|--|--|--|
| Al Bumbry, L (1, 8) OBP: 0.321, SLG: 0.352 | | | | | | | | | | 4 | 1 | 1 | 0 | 0 | 1 | 0 | Kansas City Royals @ Baltimore Orioles Memorial Stadium, Baltimore, MD Fri Aug 19 1983, 7:05 PM EDT Unknown - 89 F | | | | | | | | |
| Dan Ford, R (1, 9) OBP: 0.323, SLG: 0.451 | | | | | | | | | | 4 | 0 | 0 | 0 | 0 | 0 | 1 | | | | | | | | | |
| Cal Ripken Jr., R (1, 6) OBP: 0.353, SLG: 0.476 | | | | | | | | | | 4 | 0 | 0 | 0 | 0 | 0 | 1 | | | | | | | | | |
| Eddie Murray, S (1, 3) OBP: 0.389, SLG: 0.512 John Shelby, S (9, PR) OBP: 0.296, SLG: 0.372 | | | | | | | | | | 4 | 1 | 2 | 1 | 0 | 0 | 0 | | | | | | | | | |
| John Lowenstein, L (1, 7) OBP: 0.380, SLG: 0.442 | | | | | | | | | | 3 | 1 | 1 | 0 | 1 | 1 | 1 | | | | | | | | | |
| Ken Singleton, S (1, 10) OBP: 0.400, SLG: 0.468 | | | | | | | | | | 4 | 1 | 2 | 1 | 0 | 0 | 1 | | | | | | | | | |
| Joe Nolan, L (1, 2) OBP: 0.336, SLG: 0.426 Lenn Sakata, R (8, PR) OBP: 0.301, SLG: 0.326 | | | | | | | | | | 3 | 0 | 1 | 1 | 0 | 0 | 0 | | | | | | | | | |
| Todd Cruz, R (1, 5) OBP: 0.245, SLG: 0.323 Jim Dwyer, L (8, PH) OBP: 0.384, SLG: 0.547 Rick Dempsey, R (9, 2) OBP: 0.314, SLG: 0.320 | | | | | | | | | | 2 | 0 | 0 | 0 | 0 | 1 | 0 | | | | | | | | | |
| Rich Dauer, R (1, 4) OBP: 0.282, SLG: 0.283 | | | | | | | | | | 3 | 0 | 0 | 0 | 0 | 0 | 2 | | | | | | | | | |
| Inning Stats | R: 0 E: 0 K: 0 S: 3 | H: 0 LOB: 0 BB: 0 P: 3 | R: 0 E: 0 K: 0 S: 2 | H: 0 LOB: 0 BB: 1 P: 6 | R: 0 E: 0 K: 1 S: 5 | H: 0 LOB: 0 BB: 0 P: 5 | R: 0 E: 0 K: 0 S: 3 | H: 0 LOB: 0 BB: 0 P: 3 | R: 0 E: 0 K: 0 S: 3 | H: 0 LOB: 0 BB: 0 P: 3 | R: 0 E: 0 K: 1 S: 5 | H: 0 LOB: 0 BB: 0 P: 5 | R: 2 E: 0 K: 1 S: 8 | H: 3 LOB: 2 BB: 0 P: 8 | R: 3 E: 0 K: 0 S: 7 | H: 5 LOB: 2 BB: 0 P: 7 | 1B: 7 2B: 1 3B: 0 HR: 0 | SF: 0 SAC: 0 DP: 1 HBP: 0 | WP: 0 PB: 0 SB: 0 CS: 0 | PA: 34 | | | | | |
| PITCHER | IP | WLS | BF | H | R | ER | SO | BB | IBB | HBP | BLK | WP | HR | S | P | ERA | WHIP | | | | | | | | |
| Gaylord Perry, R (1, 1) ERA: 4.66 | 8.0 | | 27 | 3 | 2 | 2 | 3 | 1 | 0 | 0 | 0 | 0 | 0 | 32 | 36 | 2.25 | 0.500 | | | | | | | | |
| Dan Quisenberry, R (9, 1) ERA: 1.92 | 0.2 | L | 7 | 5 | 3 | 3 | 0 | 0 | 0 | 0 | 0 | 0 | 0 | 7 | 7 | 40.50 | 7.500 | | | | | | | | |

| Batter | 1 | 2 | 3 | 4 | 5 | 6 | 7 | 8 | 9 | AB | R | H | RBI | BB | SO | LOB | TOP | | | | | | | | | | | | | | | | | | | | | |
|--|------------------------------|----------------------------------|------------------------------|---------------------------------|------------------------------|---------------------------------|------------------------------|---------------------------------|------------------------------|---------------------------------|------------------------------|---------------------------------|------------------------------|---------------------------------|------------------------------|----------------------------------|------------------------------|---------------------------------|----------------------------------|------------------------------------|--|----|-----|----|---|---|----|----|----|-----|-----|-----|----|----|---|---|-----|------|
| U L Washington, S (1, 6) OBP: 0.303, SLG: 0.333 | 0-3 K | | 0-0 6-3 | | | 0-0 F8 | | 0-0 F9 | | 4 | 0 | 0 | 0 | 0 | 1 | 3 | | | | | | | | | | | | | | | | | | | | | | |
| Pat Sheridan, L (1, 8) OBP: 0.326, SLG: 0.449 Don Slaught, R (8, PH) OBP: 0.296, SLG: 0.329 | 0-3 K | | | 0-0 3-1 | | 0-0 4-3 | | 0-0 5-3 | | 3 | 0 | 0 | 0 | 0 | 1 | 1 | | | | | | | | | | | | | | | | | | | | | | |
| George Brett, L (1, 5) OBP: 0.401, SLG: 0.601 | 4-0 BB | | | 4-0 1B FC3-2 BB | | 0-0 E5 | | 0-3 K | | 2 | 0 | 0 | 0 | 2 | 1 | 2 | | | | | | | | | | | | | | | | | | | | | | |
| Hal McRae, R (1, 10) OBP: 0.389, SLG: 0.487 | 0-0 F9 | | | 0-0 PO FC3-2 1B | | 0-0 L9 | | | 0-0 G5-4-3 1B | 4 | 0 | 2 | 0 | 0 | 0 | 2 | | | | | | | | | | | | | | | | | | | | | | |
| Willie Aikens, L (1, 3) OBP: 0.374, SLG: 0.513 | | 0-0 5-3 | | 0-0 FC3-2 | | | 0-0 4-3 | | 0-0 F7 | 4 | 0 | 0 | 0 | 0 | 0 | 3 | | | | | | | | | | | | | | | | | | | | | | |
| Frank White, R (1, 4) OBP: 0.273, SLG: 0.385 | | 0-0 6-3 | | 0-0 PO | 0-0 F8 | | 0-0 1-3 | | 0-0 G5-4-3 | 4 | 0 | 0 | 0 | 0 | 0 | 1 | | | | | | | | | | | | | | | | | | | | | | |
| Amos Otis, R (1, 9) OBP: 0.303, SLG: 0.353 | | 0-0 6-3 | | | 0-0 5-3 | | 0-0 5-3 | | | 3 | 0 | 0 | 0 | 0 | 0 | 0 | | | | | | | | | | | | | | | | | | | | | | |
| Leon Roberts, R (1, 7) OBP: 0.323, SLG: 0.419 | | | 0-0 5-3 | | 0-0 L7 | | | 4-0 2B BB | | 2 | 0 | 0 | 0 | 1 | 0 | 0 | | | | | | | | | | | | | | | | | | | | | | |
| John Wathan, R (1, 2) OBP: 0.315, SLG: 0.343 | | | 0-0 5-3 | | | 4-3 S E 1B | | 1-3 2B | | 3 | 1 | 2 | 0 | 0 | 0 | 0 | | | | | | | | | | | | | | | | | | | | | | |
| Inning Stats | R: 0 E: 0 K: 2 S: 7 | H: 0 LOB: 1 BB: 1 P: 11 | R: 0 E: 0 K: 0 S: 3 | H: 0 LOB: 0 BB: 0 P: 3 | R: 0 E: 0 K: 0 S: 3 | H: 0 LOB: 0 BB: 0 P: 3 | R: 0 E: 0 K: 0 S: 3 | H: 1 LOB: 1 BB: 0 P: 7 | R: 0 E: 0 K: 0 S: 3 | H: 0 LOB: 0 BB: 0 P: 3 | R: 1 E: 1 K: 0 S: 5 | H: 1 LOB: 1 BB: 0 P: 5 | R: 0 E: 0 K: 0 S: 3 | H: 0 LOB: 0 BB: 0 P: 3 | R: 0 E: 0 K: 1 S: 6 | H: 1 LOB: 2 BB: 1 P: 10 | R: 0 E: 0 K: 0 S: 3 | H: 1 LOB: 0 BB: 0 P: 3 | 1B: 3 2B: 1 3B: 0 HR: 0 | SF: 0 SAC: 0 DP: 1 HBP: 0 | WP: 0 PA: 34 PB: 0 SB: 1 CS: 0 | | | | | | | | | | | | | | | | | |
| PITCHER | IP | WLS | BF | H | R | ER | SO | BB | IBB | HBP | BLK | WP | HR | S | P | ERA | WHIP | PITCHER | | | | IP | WLS | BF | H | R | ER | SO | BB | IBB | HBP | BLK | WP | HR | S | P | ERA | WHIP |
| Mike Boddicker, R (1, 1) ERA: 3.27 | 7.0 | W | 27 | 3 | 1 | 0 | 2 | 3 | 0 | 0 | 0 | 0 | 0 | 28 | 40 | 0.00 | 0.857 | | | | | | | | | | | | | | | | | | | | | |
| Tippy Martinez, L (8, 1) ERA: 2.54 | 2.0 | S | 6 | 1 | 0 | 0 | 1 | 0 | 0 | 0 | 0 | 0 | 0 | 8 | 8 | 0.00 | 0.500 | | | | | | | | | | | | | | | | | | | | | |

Kansas City Royals @ Baltimore Orioles
 Memorial Stadium, Baltimore, MD
 Sat Aug 20 1983, 3:33 AM EDT
 Att: 23,069 - Unknown - 93 F


| | |
|-----|----|
| AB | 30 |
| R | 1 |
| H | 4 |
| RBI | 0 |
| BB | 3 |
| SO | 3 |
| LOB | 14 |

| Batter | 1 | 2 | 3 | 4 | 5 | 6 | 7 | 8 | 9 | AB | R | H | RBI | BB | SO | LOB | BOTTOM | | | | | | | | | | | | | | | | | | | | | |
|--|------------------------------|---------------------------------|------------------------------|---------------------------------|------------------------------|---------------------------------|------------------------------|---------------------------------|------------------------------|---------------------------------|------------------------------|----------------------------------|------------------------------|---------------------------------|-------------------------------|----------------------------------|----------------------------------|------------------------------------|--|--|--|----|-----|----|---|---|----|----|----|-----|-----|-----|----|----|---|---|-----|------|
| John Shelby, S (1, 8) OBP: 0.296, SLG: 0.366 | 0-0 F8 | | 0-0 F7 | | 0-0 5-3 | | 0-0 6-3 S 1B | 0-3 K | | 5 | 0 | 1 | 1 | 0 | 1 | 2 | | | | | | | | | | | | | | | | | | | | | | |
| Dan Ford, R (1, 9) OBP: 0.325, SLG: 0.455 | 0-0 F2 | | | 0-0 S 1B | | 0-0 5-3 2B | 0-0 6-3 | | | 4 | 1 | 2 | 0 | 0 | 0 | 1 | | | | | | | | | | | | | | | | | | | | | | |
| Cal Ripken Jr., R (1, 6) OBP: 0.353, SLG: 0.474 | 0-0 P3 | | | 0-0 F9 | | 4-0 5-3 BB | 0-0 6-3 | | | 3 | 0 | 0 | 0 | 1 | 0 | 2 | | | | | | | | | | | | | | | | | | | | | | |
| Eddie Murray, S (1, 3) OBP: 0.388, SLG: 0.506 | | 0-3 K | | 4-0 1B BB | | 0-0 P3 | | 0-3 K | | 3 | 0 | 0 | 0 | 1 | 2 | 2 | | | | | | | | | | | | | | | | | | | | | | |
| Gary Roenicke, R (1, 7) OBP: 0.330, SLG: 0.500 | | 0-0 HR | | 0-0 G5-4-3 1B | | 0-0 5-3 | | 0-0 F7 | | 4 | 1 | 2 | 2 | 0 | 0 | 2 | | | | | | | | | | | | | | | | | | | | | | |
| Ken Singleton, S (1, 10) OBP: 0.400, SLG: 0.472 | | 0-0 6-3 | | 0-0 G5-4-3 | | 4-0 IBB | | 0-0 HR | | 3 | 1 | 1 | 1 | 1 | 0 | 2 | | | | | | | | | | | | | | | | | | | | | | |
| Todd Cruz, R (1, 5) OBP: 0.247, SLG: 0.323 | | 0-3 K | | | 0-0 L5 | 0-0 F5 | | 0-0 2B 1B | | 4 | 1 | 1 | 0 | 0 | 1 | 3 | | | | | | | | | | | | | | | | | | | | | | |
| Rich Dauer, R (1, 4) OBP: 0.284, SLG: 0.291 | | | 0-0 F8 | | 0-0 F9 | | 0-0 1B 2B | 0-0 1B 2B | | 4 | 2 | 2 | 1 | 0 | 0 | 0 | | | | | | | | | | | | | | | | | | | | | | |
| Rick Dempsey, R (1, 2) OBP: 0.316, SLG: 0.335 | | | 0-3 K | | 0-0 3B | | 0-0 F8 | 0-0 1B | | 4 | 0 | 2 | 1 | 0 | 1 | 1 | | | | | | | | | | | | | | | | | | | | | | |
| Inning Stats | R: 0 E: 0 K: 0 S: 3 | H: 0 LOB: 0 BB: 0 P: 3 | R: 1 E: 0 K: 2 S: 8 | H: 1 LOB: 0 BB: 0 P: 8 | R: 0 E: 0 K: 1 S: 5 | H: 0 LOB: 0 BB: 0 P: 5 | R: 1 E: 0 K: 0 S: 4 | H: 2 LOB: 1 BB: 1 P: 8 | R: 0 E: 0 K: 0 S: 4 | H: 1 LOB: 1 BB: 0 P: 4 | R: 0 E: 0 K: 0 S: 4 | H: 1 LOB: 3 BB: 2 P: 12 | R: 1 E: 0 K: 0 S: 5 | H: 2 LOB: 1 BB: 0 P: 5 | R: 3 E: 0 K: 2 S: 11 | H: 4 LOB: 1 BB: 0 P: 11 | 1B: 5 2B: 3 3B: 1 HR: 2 | SF: 0 SAC: 0 DP: 1 HBP: 0 | WP: 0 PA: 37 PB: 0 SB: 3 CS: 0 | | | | | | | | | | | | | | | | | | | |
| PITCHER | IP | WLS | BF | H | R | ER | SO | BB | IBB | HBP | BLK | WP | HR | S | P | ERA | WHIP | PITCHER | | | | IP | WLS | BF | H | R | ER | SO | BB | IBB | HBP | BLK | WP | HR | S | P | ERA | WHIP |
| Larry Gura, L (1, 1) ERA: 5.14 | 6.1 | L | 28 | 7 | 3 | 3 | 3 | 2 | 0 | 0 | 0 | 0 | 1 | 31 | 43 | 4.26 | 1.421 | | | | | | | | | | | | | | | | | | | | | |
| Mike Armstrong, R (7, 1) ERA: 3.91 | 1.2 | | 9 | 4 | 3 | 3 | 2 | 0 | 0 | 0 | 0 | 0 | 0 | 13 | 13 | 16.20 | 2.400 | | | | | | | | | | | | | | | | | | | | | |

Kansas City Royals @ Baltimore Orioles
 Memorial Stadium, Baltimore, MD
 Sat Aug 20 1983, 3:33 AM EDT
 Att: 23,069 - Unknown - 93 F


| | |
|-----|----|
| AB | 34 |
| R | 6 |
| H | 11 |
| RBI | 6 |
| BB | 3 |
| SO | 5 |
| LOB | 15 |

| Batter | 1 | 2 | 3 | 4 | 5 | 6 | 7 | 8 | 9 | AB | R | H | RBI | BB | SO | LOB | TOP | | | | | | |
|--|---|--|--|---|------------------------------|---------------------------------|------------------------------|---------------------------------|------------------------------|---------------------------------|------------------------------|---------------------------------|------------------------------|---------------------------------|------------------------------|----------------------------------|------------------------------|----------------------------------|-----------------------------------|------------------------------------|----------------------------------|--------|--|
| U L Washington, S OBP: 0.304, SLG: 0.334 | | | | | | | | | | 4 | 2 | 2 | 0 | 0 | 0 | 2 | | | | | | | |
| Pat Sheridan, L OBP: 0.329, SLG: 0.450 | | | | | | | | | | 4 | 0 | 2 | 1 | 0 | 0 | 2 | | | | | | | |
| George Brett, L OBP: 0.399, SLG: 0.594 | | | | | | | | | | 4 | 1 | 0 | 0 | 1 | 1 | 4 | | | | | | | |
| Hal McRae, R OBP: 0.391, SLG: 0.497 | | | | | | | | | | 5 | 2 | 3 | 4 | 0 | 0 | 1 | | | | | | | |
| Willie Aikens, L OBP: 0.373, SLG: 0.508 Joe Simpson, L OBP: 0.250, SLG: 0.220 | | | | | | | | | | 3 | 0 | 0 | 0 | 1 | 1 | 2 | | | | | | | |
| Frank White, R OBP: 0.272, SLG: 0.383 | | | | | | | | | | 5 | 0 | 1 | 0 | 0 | 0 | 3 | | | | | | | |
| Amos Otis, R OBP: 0.304, SLG: 0.351 | | | | | | | | | | 4 | 0 | 1 | 1 | 1 | 2 | 1 | | | | | | | |
| Leon Roberts, R OBP: 0.320, SLG: 0.431 | | | | | | | | | | 5 | 1 | 1 | 1 | 0 | 1 | 5 | | | | | | | |
| Don Slaught, R OBP: 0.312, SLG: 0.352 | | | | | | | | | | 4 | 2 | 4 | 0 | 0 | 0 | 0 | | | | | | | |
| Inning Stats | R: 1 E: 0 K: 0 S: 5 | H: 2 LOB: 1 BB: 0 P: 5 | R: 1 E: 0 K: 1 S: 7 | H: 2 LOB: 1 BB: 0 P: 7 | R: 0 E: 0 K: 0 S: 4 | H: 1 LOB: 1 BB: 0 P: 4 | R: 0 E: 0 K: 1 S: 5 | H: 0 LOB: 0 BB: 0 P: 5 | R: 0 E: 0 K: 0 S: 4 | H: 1 LOB: 1 BB: 0 P: 4 | R: 1 E: 0 K: 1 S: 7 | H: 2 LOB: 1 BB: 0 P: 7 | R: 1 E: 0 K: 1 S: 6 | H: 2 LOB: 1 BB: 0 P: 6 | R: 0 E: 0 K: 1 S: 5 | H: 0 LOB: 2 BB: 2 P: 13 | R: 4 E: 0 K: 0 S: 7 | H: 4 LOB: 2 BB: 2 P: 15 | 1B: 10 2B: 3 3B: 0 HR: 2 | SF: 0 SAC: 2 DP: 1 HBP: 0 | WP: 0 PB: 0 SB: 1 CS: 1 | PA: 44 | |
| PITCHER | IP WLS BF H R ER SO BB IBB HBP BLK WP HR S P ERA WHIP | 6.1 L 29 10 4 4 3 0 0 0 0 0 2 35 35 5.68 1.579 | 7.1 6 0 0 0 2 2 0 0 0 0 0 8 16 0.00 1.200 | 9.1 9 4 4 4 0 1 1 0 1 0 0 7 15 36.00 5.000 | | | | | | | | | | | | | | | | | | | |

Kansas City Royals @ Baltimore Orioles
Memorial Stadium, Baltimore, MD
Sun Aug 21 1983, 3:33 AM EDT
Att: 29,044 - Unknown - 83 F

| | |
|-----|----|
| AB | 38 |
| R | 8 |
| H | 14 |
| RBI | 7 |
| BB | 4 |
| SO | 5 |
| LOB | 20 |



| Batter | 1 | 2 | 3 | 4 | 5 | 6 | 7 | 8 | 9 | AB | R | H | RBI | BB | SO | LOB | BOTTOM | |
|---|---|---|--|----------------------------------|------------------------------|---------------------------------|------------------------------|---------------------------------|------------------------------|---------------------------------|------------------------------|---------------------------------|------------------------------|---------------------------------|----------------------------------|------------------------------------|----------------------------------|--------|
| John Shelby, S OBP: 0.291, SLG: 0.360 | | | | | | | | | | 4 | 0 | 0 | 0 | 0 | 0 | 1 | | |
| Dan Ford, R OBP: 0.327, SLG: 0.455 | | | | | | | | | | 4 | 0 | 2 | 0 | 0 | 0 | 1 | | |
| Cal Ripken Jr., R OBP: 0.356, SLG: 0.478 | | | | | | | | | | 4 | 1 | 3 | 0 | 0 | 0 | 1 | | |
| Eddie Murray, S OBP: 0.387, SLG: 0.510 | | | | | | | | | | 4 | 1 | 1 | 2 | 0 | 0 | 4 | | |
| Gary Roenicke, R OBP: 0.329, SLG: 0.508 | | | | | | | | | | 4 | 1 | 1 | 1 | 0 | 1 | 1 | | |
| Ken Singleton, S OBP: 0.398, SLG: 0.468 | | | | | | | | | | 3 | 0 | 0 | 0 | 1 | 2 | 0 | | |
| Todd Cruz, R OBP: 0.245, SLG: 0.322 Benny Ayala, R OBP: 0.272, SLG: 0.402 Lenn Sakata, R OBP: 0.295, SLG: 0.320 Al Bumby, L OBP: 0.319, SLG: 0.349 | | | | | | | | | | 2 | 0 | 0 | 0 | 0 | 1 | 0 | | |
| Rich Dauer, R OBP: 0.287, SLG: 0.292 John Lowenstein, L OBP: 0.379, SLG: 0.440 | | | | | | | | | | 2 | 0 | 1 | 0 | 1 | 0 | 0 | | |
| Rick Dempsey, R OBP: 0.313, SLG: 0.331 Jim Dwyer, L OBP: 0.384, SLG: 0.561 | | | | | | | | | | 3 | 0 | 0 | 0 | 0 | 0 | 2 | | |
| Inning Stats | R: 0 E: 0 K: 0 S: 4 | H: 2 LOB: 1 BB: 0 P: 4 | R: 1 E: 0 K: 1 S: 6 | H: 1 LOB: 1 BB: 1 P: 10 | R: 0 E: 0 K: 2 S: 7 | H: 0 LOB: 0 BB: 0 P: 7 | R: 0 E: 0 K: 0 S: 4 | H: 1 LOB: 2 BB: 1 P: 8 | R: 0 E: 0 K: 1 S: 3 | H: 0 LOB: 0 BB: 0 P: 3 | R: 2 E: 0 K: 1 S: 7 | H: 2 LOB: 0 BB: 0 P: 7 | R: 0 E: 0 K: 0 S: 3 | H: 0 LOB: 0 BB: 0 P: 3 | 1B: 5 2B: 1 3B: 0 HR: 2 | SF: 0 SAC: 0 DP: 1 HBP: 0 | WP: 0 PB: 0 SB: 0 CS: 0 | PA: 36 |
| PITCHER | IP WLS BF H R ER SO BB IBB HBP BLK WP HR S P ERA WHIP | 7.1 W 30 7 2 2 3 2 0 0 0 0 1 34 42 2.46 1.227 | 8.1 S 6 1 1 1 1 0 0 0 0 0 1 8 8 5.40 0.600 | | | | | | | | | | | | | | | |

Kansas City Royals @ Baltimore Orioles
Memorial Stadium, Baltimore, MD
Sun Aug 21 1983, 3:33 AM EDT
Att: 29,044 - Unknown - 83 F

| | |
|-----|----|
| AB | 34 |
| R | 3 |
| H | 8 |
| RBI | 3 |
| BB | 2 |
| SO | 4 |
| LOB | 12 |



| Batter | 1 | 2 | 3 | 4 | 5 | 6 | 7 | 8 | 9 | AB | R | H | RBI | BB | SO | LOB | TOP | | | | |
|--|------------------------------|---------------------------------|------------------------------|---------------------------------|------------------------------|----------------------------------|-------------------------------|----------------------------------|------------------------------|---------------------------------|------------------------------|---------------------------------|------------------------------|---------------------------------|------------------------------|---------------------------------|---|-----------------------------------|------------------------------------|----------------------------------|--------|
| Damaso Garcia, R OBP: 0.338, SLG: 0.387 | 1-3 | | 1B | BB | | 4-3 | | 1B | | 5 | 2 | 3 | 1 | 0 | 0 | 0 | <p>Toronto Blue Jays @ Baltimore Orioles Memorial Stadium, Baltimore, MD Tue Aug 23 1983, 7:05 PM EDT Att: 47,387 - Unknown - 79 F</p> | | | | |
| Lloyd Moseby, L OBP: 0.375, SLG: 0.524 | F8 | | F7 | E4 | | BB | | 1B | | 4 | 1 | 2 | 3 | 1 | 0 | 1 | | | | | |
| Garth Iorg, R OBP: 0.384, SLG: 0.384 Rance Mulliniks, L OBP: 0.381, SLG: 0.454 | 5-3 | | E4 | 1B | | BB | | G3 | | 2 | 0 | 0 | 1 | 0 | 0 | 1 | | | | | |
| Cliff Johnson, R OBP: 0.389, SLG: 0.529 Jorge Orta, L OBP: 0.368, SLG: 0.378 | | 1B | F7 | K | | F8 | | K | | 3 | 1 | 0 | 0 | 1 | 1 | 7 | | | | | |
| Barry Bonnell, R OBP: 0.365, SLG: 0.458 | | 1B | | | | 5-3 | | F7 | | 4 | 0 | 2 | 2 | 1 | 0 | 2 | | | | | |
| Jesse Barfield, R OBP: 0.295, SLG: 0.426 Dave Collins, S OBP: 0.333, SLG: 0.329 | SF9 | | FC5-2 | G4-6-3 | | | | K | | 1 | 0 | 0 | 1 | 0 | 0 | 3 | | | | | |
| Willie Upshaw, L OBP: 0.358, SLG: 0.499 | G1-6-3 | | | SH | | F7 | | | | 4 | 1 | 1 | 0 | 0 | 1 | 2 | | | | | |
| Buck Martinez, R OBP: 0.340, SLG: 0.451 | | | 1B | SH | | F6 | | G1-6-3 | | 3 | 2 | 1 | 0 | 0 | 0 | 1 | | | | | |
| Alfredo Griffin, S OBP: 0.291, SLG: 0.360 | | | 1B | SH | | L1 | | F7 | | 3 | 2 | 1 | 0 | 0 | 0 | 0 | | | | | |
| Inning Stats | R: 0 E: 0 K: 0 S: 3 | H: 0 LOB: 0 BB: 0 P: 3 | R: 1 E: 0 K: 0 S: 3 | H: 1 LOB: 0 BB: 1 P: 7 | R: 3 E: 1 K: 0 S: 7 | H: 4 LOB: 1 BB: 1 P: 11 | R: 5 E: 3 K: 1 S: 10 | H: 3 LOB: 1 BB: 1 P: 14 | R: 0 E: 0 K: 1 S: 5 | H: 0 LOB: 0 BB: 0 P: 5 | R: 0 E: 0 K: 0 S: 3 | H: 1 LOB: 0 BB: 0 P: 3 | R: 0 E: 0 K: 2 S: 4 | H: 2 LOB: 1 BB: 0 P: 4 | R: 0 E: 0 K: 2 S: 7 | H: 0 LOB: 0 BB: 0 P: 7 | | 1B: 11 2B: 0 3B: 0 HR: 0 | SF: 1 SAC: 2 DP: 4 HBP: 0 | WP: 0 PB: 0 SB: 0 CS: 0 | PA: 42 |
| PITCHER | IP | WLS | BF | H | R | ER | SO | BB | IBB | HBP | BLK | WP | HR | S | P | ERA | WHIP | | | | |
| Mike Flanagan, L ERA: 3.23 | 3.0 | L | 18 | 6 | 7 | 6 | 0 | 1 | 1 | 0 | 0 | 0 | 0 | 16 | 24 | 18.00 | 2.333 | | | | |
| Sammy Stewart, R ERA: 3.84 | 1.0 | | 6 | 2 | 2 | 0 | 1 | 1 | 0 | 0 | 0 | 0 | 0 | 7 | 11 | 0.00 | 3.000 | | | | |
| Dennis Martinez, R ERA: 5.31 | 5.0 | | 18 | 3 | 0 | 0 | 3 | 2 | 0 | 0 | 0 | 0 | 0 | 22 | 30 | 0.00 | 1.000 | | | | |

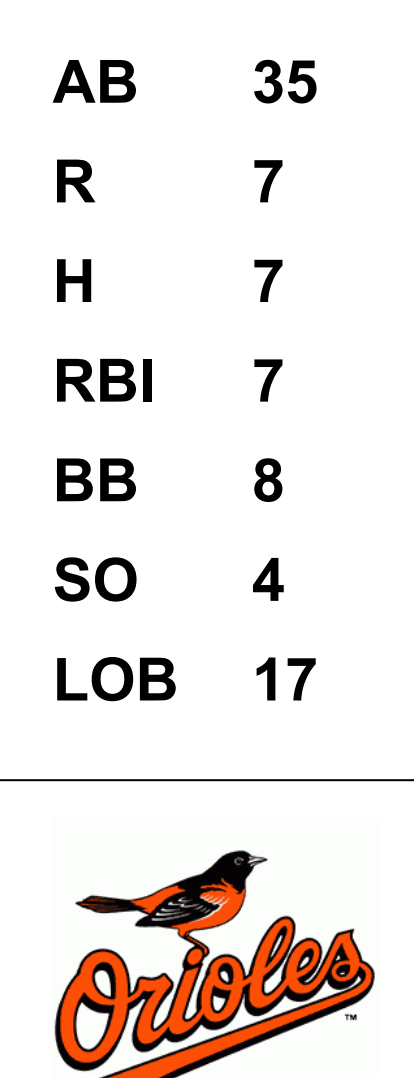
| Batter | 1 | 2 | 3 | 4 | 5 | 6 | 7 | 8 | 9 | AB | R | H | RBI | BB | SO | LOB | BOTTOM | | | | | |
|--|------------------------------|---------------------------------|------------------------------|---------------------------------|------------------------------|---------------------------------|------------------------------|---------------------------------|------------------------------|---------------------------------|------------------------------|---------------------------------|------------------------------|---------------------------------|------------------------------|---------------------------------|---|------------------------------|---------------------------------|----------------------------------|------------------------------------|----------------------------------|
| Al Bumbry, L OBP: 0.318, SLG: 0.348 | HR | | 6-3 | | F5 | | F8 | | | 4 | 1 | 1 | 0 | 0 | 0 | 0 | <p>Toronto Blue Jays @ Baltimore Orioles Memorial Stadium, Baltimore, MD Tue Aug 23 1983, 7:05 PM EDT Att: 47,387 - Unknown - 79 F</p> | | | | | |
| Jim Dwyer, L OBP: 0.381, SLG: 0.551 | F7 | | F8 | | G3 | | | 1B | | 4 | 0 | 1 | 0 | 0 | 0 | 1 | | | | | | |
| Cal Ripken Jr., R OBP: 0.358, SLG: 0.478 | F9 | | | | | | | L5 | | 4 | 0 | 2 | 0 | 0 | 0 | 2 | | | | | | |
| Eddie Murray, S OBP: 0.386, SLG: 0.515 | HR | | 1-3 | | K | | | F8 | | 4 | 1 | 1 | 2 | 0 | 1 | 3 | | | | | | |
| John Lowenstein, L OBP: 0.373, SLG: 0.432 | F8 | | | 3-1 | | 1-3 | | F5 | | 4 | 0 | 0 | 0 | 0 | 0 | 1 | | | | | | |
| Ken Singleton, S OBP: 0.395, SLG: 0.463 | | 4-3 | | F8 | | K | | F8 | | 4 | 0 | 0 | 0 | 0 | 1 | 0 | | | | | | |
| Joe Nolan, L OBP: 0.343, SLG: 0.424 | | FC5-4 | | 2B | | F4 | | K | | 3 | 1 | 1 | 0 | 1 | 1 | 0 | | | | | | |
| Todd Cruz, R OBP: 0.245, SLG: 0.324 | F8 | | | | | | | F5 | | 4 | 0 | 1 | 1 | 0 | 1 | 1 | | | | | | |
| Lenn Sakata, R OBP: 0.287, SLG: 0.310 | FC5-4 | | | F4 | | F6 | | | | 3 | 0 | 0 | 0 | 0 | 0 | 2 | | | | | | |
| Inning Stats | R: 2 E: 0 K: 0 S: 5 | H: 2 LOB: 0 BB: 0 P: 5 | R: 0 E: 0 K: 0 S: 3 | H: 0 LOB: 1 BB: 1 P: 7 | R: 0 E: 0 K: 0 S: 4 | H: 1 LOB: 1 BB: 0 P: 4 | R: 1 E: 0 K: 0 S: 5 | H: 2 LOB: 1 BB: 0 P: 5 | R: 0 E: 0 K: 1 S: 6 | H: 1 LOB: 1 BB: 0 P: 6 | R: 0 E: 0 K: 1 S: 5 | H: 0 LOB: 0 BB: 0 P: 5 | R: 0 E: 0 K: 1 S: 5 | H: 0 LOB: 0 BB: 0 P: 5 | R: 0 E: 0 K: 0 S: 4 | H: 1 LOB: 1 BB: 0 P: 4 | | R: 0 E: 0 K: 1 S: 5 | H: 0 LOB: 0 BB: 0 P: 5 | 1B: 5 2B: 1 3B: 0 HR: 1 | SF: 0 SAC: 0 DP: 0 HBP: 0 | WP: 0 PB: 0 SB: 0 CS: 0 |
| PITCHER | IP | WLS | BF | H | R | ER | SO | BB | IBB | HBP | BLK | WP | HR | S | P | ERA | WHIP | | | | | |
| Luis Leal, R ERA: 4.17 | 9.0 | W | 35 | 7 | 3 | 3 | 4 | 1 | 0 | 0 | 0 | 0 | 1 | 42 | 46 | 3.00 | 0.889 | | | | | |



| Batter | 1 | 2 | 3 | 4 | 5 | 6 | 7 | 8 | 9 | 10 | AB | R | H | RBI | BB | SO | LOB | TOP | | | | | | | |
|--|---|---|---|---|---|---|---|---|---|---|---|---|---|---|---|---|---|--|---|---|---|---|---|---|---|
| Damaso Garcia, R OBP: 0.334, SLG: 0.383 (1, 4) | L9 | | F3 | | F9 | | 4-3 | | L9 | | 5 | 0 | 0 | 0 | 0 | 0 | 0 | Toronto Blue Jays @ Baltimore Orioles Memorial Stadium, Baltimore, MD Wed Aug 24 1983, 7:05 PM EDT Att: 25,882 - Unknown - 82 F | | | | | | | |
| Lloyd Moseby, L OBP: 0.381, SLG: 0.528 (1, 8) | 1B | | SF9 3B | | 1B E BB | | 6-3 | | 3-1 | | 4 | 2 | 2 | 0 | 1 | 0 | 0 | | | | | | | | |
| Garth Iorg, R OBP: 0.310, SLG: 0.385 (1, 5) | F3 | | SF9 | | E 1B | | | | F4 | | 4 | 0 | 2 | 1 | 0 | 0 | 1 | | | | | | | | |
| Cliff Johnson, R OBP: 0.389, SLG: 0.535 (1, 10) | 5-3 | | | | E5 FC6 1B | | F7 | | | HR | 4 | 1 | 1 | 1 | 1 | 0 | 3 | | | | | | | | |
| Barry Bonnell, R OBP: 0.356, SLG: 0.458 (1, 7) (10, 9) | | | F9 | | K | | FC6 1-2r | | | | 5 | 1 | 2 | 0 | 0 | 1 | 3 | | | | | | | | |
| Jesse Barfield, R OBP: 0.289, SLG: 0.427 (1, 9) | | | | | | | | | | | | | | | | | | | | | | | | | |
| Dave Collins, S OBP: 0.335, SLG: 0.329 (10, PH) (10, 7) | | | | | | | | | | | | | | | | | | | | | | | | | |
| Willie Upshaw, L OBP: 0.359, SLG: 0.498 (1, 3) | | | | | | | | | | | | | | | | | | | | | | | | | |
| Buck Martinez, R OBP: 0.333, SLG: 0.444 (1, 2) | | | | | | | | | | | | | | | | | | | | | | | | | |
| Alfredo Griffin, S OBP: 0.289, SLG: 0.356 (1, 6) | | | | | | | | | | | | | | | | | | | | | | | | | |
| Inning Stats | R: 0 E: 0 K: 0 S: 4 | H: 1 LOB: 1 BB: 0 P: 4 | R: 0 E: 1 K: 0 S: 5 | H: 1 LOB: 2 BB: 0 P: 5 | R: 1 E: 0 K: 1 S: 6 | H: 1 LOB: 1 BB: 1 P: 10 | R: 0 E: 0 K: 0 S: 3 | H: 0 LOB: 0 BB: 0 P: 3 | R: 1 E: 1 K: 0 S: 5 | H: 1 LOB: 2 BB: 1 P: 9 | R: 0 E: 0 K: 1 S: 6 | H: 1 LOB: 1 BB: 0 P: 6 | R: 0 E: 0 K: 0 S: 4 | H: 1 LOB: 1 BB: 0 P: 4 | R: 1 E: 0 K: 0 S: 5 | H: 2 LOB: 1 BB: 0 P: 5 | R: 0 E: 0 K: 0 S: 3 | H: 0 LOB: 0 BB: 0 P: 3 | R: 1 E: 0 K: 0 S: 3 | H: 3 LOB: 0 BB: 1 P: 7 | 1B: 9 2B: 0 3B: 1 HR: 1 | SF: 2 SAC: 0 DP: 0 HBP: 0 | WP: 0 PA: 44 PB: 0 SB: 1 CS: 1 | | |
| PITCHER | IP WLS BF H R ER SO BB IBB HBP BLK WP HR S P ERA WHIP | IP WLS BF H R ER SO BB IBB HBP BLK WP HR S P ERA WHIP | IP WLS BF H R ER SO BB IBB HBP BLK WP HR S P ERA WHIP | IP WLS BF H R ER SO BB IBB HBP BLK WP HR S P ERA WHIP | IP WLS BF H R ER SO BB IBB HBP BLK WP HR S P ERA WHIP | IP WLS BF H R ER SO BB IBB HBP BLK WP HR S P ERA WHIP | IP WLS BF H R ER SO BB IBB HBP BLK WP HR S P ERA WHIP | IP WLS BF H R ER SO BB IBB HBP BLK WP HR S P ERA WHIP | IP WLS BF H R ER SO BB IBB HBP BLK WP HR S P ERA WHIP | IP WLS BF H R ER SO BB IBB HBP BLK WP HR S P ERA WHIP | IP WLS BF H R ER SO BB IBB HBP BLK WP HR S P ERA WHIP | IP WLS BF H R ER SO BB IBB HBP BLK WP HR S P ERA WHIP | IP WLS BF H R ER SO BB IBB HBP BLK WP HR S P ERA WHIP | IP WLS BF H R ER SO BB IBB HBP BLK WP HR S P ERA WHIP | IP WLS BF H R ER SO BB IBB HBP BLK WP HR S P ERA WHIP | IP WLS BF H R ER SO BB IBB HBP BLK WP HR S P ERA WHIP | IP WLS BF H R ER SO BB IBB HBP BLK WP HR S P ERA WHIP | IP WLS BF H R ER SO BB IBB HBP BLK WP HR S P ERA WHIP | IP WLS BF H R ER SO BB IBB HBP BLK WP HR S P ERA WHIP | IP WLS BF H R ER SO BB IBB HBP BLK WP HR S P ERA WHIP | IP WLS BF H R ER SO BB IBB HBP BLK WP HR S P ERA WHIP | IP WLS BF H R ER SO BB IBB HBP BLK WP HR S P ERA WHIP | IP WLS BF H R ER SO BB IBB HBP BLK WP HR S P ERA WHIP | IP WLS BF H R ER SO BB IBB HBP BLK WP HR S P ERA WHIP | IP WLS BF H R ER SO BB IBB HBP BLK WP HR S P ERA WHIP |
| Scott McGregor, L ERA: 3.12 (1, 1) | 9.0 | 2 | 2 | 1 | 1 | 0 | 0 | 0 | 0 | 0 | 0 | 0 | 0 | 0 | 0 | 0 | 0 | 2.00 | 1.111 | | | | | | |
| Tim Stoddard, R ERA: 5.88 (10, 1) | 0.0 | 2 | 2 | 1 | 1 | 0 | 0 | 0 | 0 | 0 | 0 | 0 | 0 | 0 | 0 | 0 | 0 | ∞ | ∞ | | | | | | |
| Tippy Martinez, L ERA: 2.5 (10, 1) | 1.0 | W | 2 | 1 | 0 | 0 | 0 | 1 | 0 | 0 | 0 | 0 | 0 | 0 | 0 | 0 | 0 | 0.00 | 2.000 | | | | | | |

| Batter | 1 | 2 | 3 | 4 | 5 | 6 | 7 | 8 | 9 | 10 | AB | R | H | RBI | BB | SO | LOB | BOTTOM | | | | | | |
|---|---|---|---|---|---|---|---|---|---|---|---|---|---|---|---|---|---|--|---|---|---|---|---|---|
| Al Bumbry, L OBP: 0.316, SLG: 0.346 (1, 8) | 4-3 | | SF7 | | F7 | | 1-3 | | | | 4 | 0 | 1 | 2 | 0 | 0 | 3 | Toronto Blue Jays @ Baltimore Orioles Memorial Stadium, Baltimore, MD Wed Aug 24 1983, 7:05 PM EDT Att: 25,882 - Unknown - 82 F | | | | | | |
| Dan Ford, R OBP: 0.323, SLG: 0.448 (1, 9) | K | | 5-3 | | | | | | | | 5 | 0 | 0 | 0 | 0 | 2 | 2 | | | | | | | |
| Cal Ripken Jr., R OBP: 0.356, SLG: 0.482 (1, 6) | F8 | | | | | | | | | | 5 | 1 | 1 | 1 | 0 | 0 | 0 | | | | | | | |
| Eddie Murray, S OBP: 0.386, SLG: 0.511 (1, 3) | | | F8 | | 1B BB | | F7 | | L8 | | 3 | 1 | 0 | 0 | 2 | 0 | 0 | | | | | | | |
| John Lowenstein, L OBP: 0.356, SLG: 0.423 (1, 7) (10, 4) | | | F8 | | F9 | | | | | | 5 | 0 | 0 | 0 | 0 | 0 | 2 | | | | | | | |
| Ken Singleton, S OBP: 0.399, SLG: 0.464 (1, 10) | | | | | | | | | | | 1 | 0 | 1 | 0 | 2 | 0 | 0 | | | | | | | |
| John Shelby, S OBP: 0.297, SLG: 0.363 (7, PR) | | | | | | | | | | | 1 | 2 | 1 | 0 | 1 | 0 | 0 | | | | | | | |
| Rich Dauer, R OBP: 0.287, SLG: 0.291 (1, 4) (8, 5) | | | | | | | | | | | 2 | 0 | 0 | 0 | 1 | 0 | 3 | | | | | | | |
| Gary Roenicke, R OBP: 0.326, SLG: 0.504 (9, PH) (10, 5) | | | | | | | | | | | 2 | 0 | 0 | 0 | 0 | 2 | 3 | | | | | | | |
| Todd Cruz, R OBP: 0.247, SLG: 0.328 (1, 5) | | | | | | | | | | | 2 | 1 | 1 | 0 | 0 | 0 | 0 | | | | | | | |
| Jim Dwyer, L OBP: 0.355, SLG: 0.551 (7, PH) | | | | | | | | | | | 0 | 0 | 0 | 0 | 1 | 0 | 0 | | | | | | | |
| Lenn Sakata, R OBP: 0.300, SLG: 0.347 (8, 4) (10, 2) | | | F9 SF7 2B | | | | | | | | 1 | 2 | 1 | 3 | 1 | 0 | 0 | | | | | | | |
| Rick Dempsey, R OBP: 0.311, SLG: 0.328 (1, 2) | | | | | | | | | | | 2 | 0 | 0 | 0 | 0 | 0 | 1 | | | | | | | |
| Joe Nolan, L OBP: 0.341, SLG: 0.421 (7, PH) (8, 2) | | | F9 | | F8 | | | | | | 1 | 0 | 0 | 0 | 0 | 0 | 3 | | | | | | | |
| Benny Ayala, R OBP: 0.279, SLG: 0.409 (9, PH) (10, 7) | | | | | | | | | | | 1 | 0 | 1 | 1 | 0 | 0 | 0 | | | | | | | |
| Inning Stats | R: 0 E: 0 K: 1 S: 5 | H: 0 LOB: 0 BB: 0 P: 5 | R: 0 E: 0 K: 0 S: 3 | H: 0 LOB: 1 BB: 1 P: 7 | R: 1 E: 0 K: 0 S: 4 | H: 1 LOB: 0 BB: 0 P: 4 | R: 0 E: 0 K: 0 S: 4 | H: 1 LOB: 2 BB: 1 P: 8 | R: 0 E: 0 K: 0 S: 3 | H: 0 LOB: 0 BB: 0 P: 3 | R: 0 E: 0 K: 0 S: 3 | H: 0 LOB: 3 BB: 3 P: 15 | R: 0 E: 0 K: 0 S: 3 | H: 0 LOB: 0 BB: 0 P: 3 | R: 2 E: 0 K: 2 S: 10 | H: 3 LOB: 2 BB: 1 P: 14 | R: 4 E: 0 K: 1 S: 6 | H: 2 LOB: 0 BB: 2 P: 14 | 1B: 4 2B: 1 3B: 0 HR: 2 | SF: 1 SAC: 0 DP: 0 HBP: 0 | WP: 0 PA: 44 PB: 0 SB: 0 CS: 0 | | | |
| PITCHER | IP WLS BF H R ER SO BB IBB HBP BLK WP HR S P ERA WHIP | IP WLS BF H R ER SO BB IBB HBP BLK WP HR S P ERA WHIP | IP WLS BF H R ER SO BB IBB HBP BLK WP HR S P ERA WHIP | IP WLS BF H R ER SO BB IBB HBP BLK WP HR S P ERA WHIP | IP WLS BF H R ER SO BB IBB HBP BLK WP HR S P ERA WHIP | IP WLS BF H R ER SO BB IBB HBP BLK WP HR S P ERA WHIP | IP WLS BF H R ER SO BB IBB HBP BLK WP HR S P ERA WHIP | IP WLS BF H R ER SO BB IBB HBP BLK WP HR S P ERA WHIP | IP WLS BF H R ER SO BB IBB HBP BLK WP HR S P ERA WHIP | IP WLS BF H R ER SO BB IBB HBP BLK WP HR S P ERA WHIP | IP WLS BF H R ER SO BB IBB HBP BLK WP HR S P ERA WHIP | IP WLS BF H R ER SO BB IBB HBP BLK WP HR S P ERA WHIP | IP WLS BF H R ER SO BB IBB HBP BLK WP HR S P ERA WHIP | IP WLS BF H R ER SO BB IBB HBP BLK WP HR S P ERA WHIP | IP WLS BF H R ER SO BB IBB HBP BLK WP HR S P ERA WHIP | IP WLS BF H R ER SO BB IBB HBP BLK WP HR S P ERA WHIP | IP WLS BF H R ER SO BB IBB HBP BLK WP HR S P ERA WHIP | IP WLS BF H R ER SO BB IBB HBP BLK WP HR S P ERA WHIP | IP WLS BF H R ER SO BB IBB HBP BLK WP HR S P ERA WHIP | IP WLS BF H R ER SO BB IBB HBP BLK WP HR S P ERA WHIP | IP WLS BF H R ER SO BB IBB HBP BLK WP HR S P ERA WHIP | IP WLS BF H R ER SO BB IBB HBP BLK WP HR S P ERA WHIP | IP WLS BF H R ER SO BB IBB HBP BLK WP HR S P ERA WHIP | IP WLS BF H R ER SO BB IBB HBP BLK WP HR S P ERA WHIP |
| Jim Clancy, R ERA: 3.49 (1, 1) | 8.2 | 3 | 3 | 0 | 3 | 2 | 6 | 0 | 0 | 0 | 0 | 0 | 0 | 0 | 0 | 0 | 0 | 3.12 | 1.038 | | | | | |
| Dave Geisel, L ERA: 4.33 (9, 1) | 0.0 | 2 | 2 | 0 | 0 | 0 | 0 | 0 | 0 | 0 | 0 | 0 | 0 | 0 | 0 | 0 | 0 | ∞ | ∞ | | | | | |
| Joey McLaughlin, R ERA: 3.99 (9, 1) | 0.2 | L | 5 | 1 | 3 | 3 | 1 | 1 | 1 | 0 | 0 | 0 | 1 | 5 | 13 | 40.50 | 3.000 | | | | | | | |
| Randy Moffitt, R ERA: 3.76 (10, 1) | 0.1 | 2 | 1 | 1 | 1 | 1 | 0 | 0 | 0 | 0 | 0 | 0 | 1 | 4 | 4 | 27.00 | 3.000 | | | | | | | |

| | |
|-----|----|
| AB | 38 |
| R | 4 |
| H | 11 |
| RBI | 3 |
| BB | 3 |
| SO | 2 |
| LOB | 16 |




| Batter | 1 | 2 | 3 | 4 | 5 | 6 | 7 | 8 | 9 | 10 | AB | R | H | RBI | BB | SO | LOB | | |
|--|------------------------------|---------------------------------|------------------------------|---------------------------------|------------------------------|---------------------------------|------------------------------|---------------------------------|------------------------------|---------------------------------|------------------------------|---------------------------------|------------------------------|---------------------------------|------------------------------|---------------------------------|----------------------------------|------------------------------------|--|
| Dave Collins, S OBP: 0.334, SLG: 0.328 (1, 7) | K | | | L4 | | | 6-3 | | SH2-4 1B | | 4 | 0 | 1 | 0 | 0 | 1 | 0 | | |
| Rance Mulliniks, L OBP: 0.381, SLG: 0.450 (1, 5) (8, 6) | F6 | | | 1-3 | | | FC6-4 BB | | SH2-4 | | 2 | 0 | 0 | 0 | 1 | 0 | 0 | | |
| Lloyd Moseby, L OBP: 0.378, SLG: 0.523 (1, 8) | F7 | | | B2-3 | | | FC6-4 1-2 | | 1-3 | | 4 | 0 | 0 | 0 | 0 | 0 | 2 | | |
| Willie Upshaw, L OBP: 0.358, SLG: 0.496 (1, 3) | | F8 | | | | CS 1B | F2 | | 4-3 | | 4 | 0 | 1 | 0 | 0 | 0 | 2 | | |
| Jorge Orta, L OBP: 0.309, SLG: 0.383 (1, 10) | | | | | | | | | | 4-3 | 3 | 0 | 1 | 0 | 0 | 1 | 1 | | |
| Jesse Barfield, R OBP: 0.259, SLG: 0.425 (10, PH) | 3-1 | | | K | | 1-2 | | | | | 1 | 0 | 0 | 0 | 0 | 0 | 0 | | |
| Ernie Whitt, L OBP: 0.343, SLG: 0.423 (1, 2) | | | | | | | | | | | 2 | 0 | 0 | 0 | 1 | 0 | 0 | | |
| Buck Martinez, R OBP: 0.332, SLG: 0.441 (10, PH) (10, 2) | G3 | | | F5 | | | | | | 6-3 | 1 | 0 | 0 | 0 | 0 | 0 | 0 | | |
| Barry Bonnell, R OBP: 0.365, SLG: 0.464 (1, 9) | | | | | | | | | | | 4 | 1 | 1 | 1 | 0 | 0 | 2 | | |
| Damaso Garcia, R OBP: 0.331, SLG: 0.379 (1, 4) | | | | L7 | | | | | | HR | 4 | 0 | 0 | 0 | 0 | 0 | 2 | | |
| Alfredo Griffin, S OBP: 0.287, SLG: 0.354 (1, 6) | | | | | | | | | | | 2 | 0 | 0 | 0 | 0 | 1 | 0 | | |
| Cliff Johnson, R OBP: 0.368, SLG: 0.533 (8, PH) | | | | | | | | | | | 1 | 0 | 0 | 0 | 0 | 0 | 2 | | |
| Garth Iorg, R OBP: 0.310, SLG: 0.385 (8, 5) | | | | K | | | | | | | 0 | 0 | 0 | 0 | 0 | 0 | 0 | | |
| Inning Stats | R: 0 E: 0 K: 1 S: 5 | H: 0 LOB: 0 BB: 0 P: 5 | R: 0 E: 0 K: 0 S: 3 | H: 0 LOB: 0 BB: 0 P: 3 | R: 0 E: 0 K: 1 S: 5 | H: 0 LOB: 0 BB: 0 P: 5 | R: 0 E: 0 K: 0 S: 3 | H: 0 LOB: 0 BB: 0 P: 3 | R: 0 E: 0 K: 0 S: 3 | H: 0 LOB: 1 BB: 1 P: 7 | R: 0 E: 0 K: 0 S: 4 | H: 1 LOB: 2 BB: 1 P: 8 | R: 0 E: 0 K: 0 S: 4 | H: 1 LOB: 1 BB: 0 P: 4 | R: 1 E: 0 K: 0 S: 4 | H: 1 LOB: 0 BB: 0 P: 4 | 1B: 2 2B: 2 3B: 0 HR: 1 | SF: 0 SAC: 1 DP: 1 HBP: 0 | WP: 0 PA: 35 PB: 0 SB: 0 CS: 1 |
| PITCHER | IP | WLS | BF | H | R | ER | SO | BB | IBB | HBP | BLK | WP | HR | S | P | ERA | WHIP | | |
| Storm Davis, R ERA: 3.28 (1, 1) | 8.0 | | 27 | 2 | 0 | 0 | 3 | 2 | 0 | 0 | 0 | 0 | 0 | 31 | 39 | 0.00 | 0.500 | | |
| Tippy Martinez, L ERA: 2.55 (9, 1) | 2.0 | W | 8 | 2 | 1 | 1 | 0 | 0 | 0 | 0 | 0 | 0 | 1 | 8 | 8 | 4.50 | 1.000 | | |

TOP

Toronto Blue Jays @ Baltimore Orioles
Memorial Stadium, Baltimore, MD
Thu Aug 25 1983, 7:05 PM EDT
Att: 28,615 - Unknown - 81 F

AB 32
R 1
H 4
RBI 1
BB 2
SO 3
LOB 11




| Batter | 1 | 2 | 3 | 4 | 5 | 6 | 7 | 8 | 9 | 10 | AB | R | H | RBI | BB | SO | LOB | | |
|---|-------------------------------|----------------------------------|------------------------------|---------------------------------|------------------------------|---------------------------------|------------------------------|----------------------------------|------------------------------|---------------------------------|------------------------------|---------------------------------|------------------------------|---------------------------------|------------------------------|---------------------------------|----------------------------------|------------------------------------|--|
| Al Bumbry, L OBP: 0.314, SLG: 0.344 (1, 8) | K | | FC6-4 | | 3-1 | | | L4 | | 2B 1B | 5 | 1 | 1 | 0 | 0 | 1 | 1 | | |
| Dan Ford, R OBP: 0.324, SLG: 0.449 (1, 9) | K | | 1-3 | | | H 1-0 | | 5-3 | | 1B 2B | 4 | 0 | 1 | 2 | 0 | 1 | 2 | | |
| Cal Ripken Jr., R OBP: 0.357, SLG: 0.484 (1, 6) | F8 | | | | | | F9 | | G3 1B | | 4 | 0 | 2 | 0 | 0 | 0 | 2 | | |
| Eddie Murray, S OBP: 0.383, SLG: 0.507 (1, 3) | K | | | | | | F7 | | F8 | | 4 | 0 | 0 | 0 | 0 | 1 | 4 | | |
| John Lowenstein, L OBP: 0.305, SLG: 0.420 (1, 7) | | K | | | | | F6 | | G3 1B | | 4 | 0 | 1 | 0 | 0 | 1 | 2 | | |
| Ken Singleton, S OBP: 0.397, SLG: 0.461 (1, 10) | | F8 | | | | | | F7 | | G3 | 3 | 0 | 0 | 0 | 1 | 0 | 2 | | |
| Rich Dauer, R OBP: 0.287, SLG: 0.290 (1, 4) | | F8 | | | | | | | F6 | | 4 | 0 | 1 | 0 | 0 | 1 | 4 | | |
| Todd Cruz, R OBP: 0.245, SLG: 0.325 (1, 5) | | | | | | | | | | | 3 | 0 | 0 | 0 | 0 | 0 | 1 | | |
| Jim Dwyer, L OBP: 0.382, SLG: 0.547 (10, PH) | | | 5-3 | | | | F5 | | G6-4-3 1B | | 1 | 0 | 0 | 0 | 0 | 0 | 0 | | |
| Rick Dempsey, R OBP: 0.311, SLG: 0.326 (1, 2) | | | | | | | | | | | 2 | 0 | 0 | 0 | 1 | 0 | 0 | | |
| Joe Nolan, L OBP: 0.345, SLG: 0.425 (10, PH) | | | | | | | | | | 1B 2B 1B | 1 | 1 | 1 | 0 | 0 | 0 | 0 | | |
| Inning Stats | R: 0 E: 0 K: 3 S: 10 | H: 0 LOB: 1 BB: 0 P: 10 | R: 0 E: 0 K: 1 S: 5 | H: 0 LOB: 0 BB: 0 P: 5 | R: 0 E: 0 K: 0 S: 3 | H: 0 LOB: 1 BB: 1 P: 7 | R: 0 E: 0 K: 1 S: 6 | H: 1 LOB: 2 BB: 1 P: 10 | R: 0 E: 0 K: 0 S: 3 | H: 0 LOB: 0 BB: 0 P: 3 | R: 0 E: 0 K: 0 S: 3 | H: 1 LOB: 0 BB: 0 P: 3 | R: 0 E: 0 K: 0 S: 5 | H: 2 LOB: 2 BB: 0 P: 5 | R: 2 E: 0 K: 0 S: 4 | H: 3 LOB: 1 BB: 0 P: 4 | 1B: 5 2B: 2 3B: 0 HR: 0 | SF: 0 SAC: 0 DP: 1 HBP: 1 | WP: 0 PA: 38 PB: 1 SB: 1 CS: 0 |
| PITCHER | IP | WLS | BF | H | R | ER | SO | BB | IBB | HBP | BLK | WP | HR | S | P | ERA | WHIP | | |
| Dave Stieb, R ERA: 2.78 (1, 1) | 9.0 | | 34 | 4 | 0 | 0 | 5 | 2 | 0 | 0 | 0 | 0 | 0 | 41 | 50 | 0.00 | 0.667 | | |
| Roy Lee Jackson, R ERA: 4.61 (10, 1) | 0.1 | L | 4 | 3 | 2 | 0 | 0 | 0 | 0 | 0 | 0 | 0 | 0 | 4 | 4 | 54.00 | 9.000 | | |

BOTTOM

Toronto Blue Jays @ Baltimore Orioles
Memorial Stadium, Baltimore, MD
Thu Aug 25 1983, 7:05 PM EDT
Att: 28,615 - Unknown - 81 F

AB 35
R 2
H 7
RBI 2
BB 2
SO 5
LOB 18



| Batter | 1 | 2 | 3 | 4 | 5 | 6 | 7 | 8 | 9 | AB | R | H | RBI | BB | SO | LOB | TOP | | | |
|--|--|---------------------------------|------------------------------|---------------------------------|------------------------------|---------------------------------|------------------------------|---------------------------------|------------------------------|---------------------------------|------------------------------|---------------------------------|------------------------------|---------------------------------|------------------------------|---------------------------------|--|------------------------------------|----------------------------------|--------|
| Darrell Brown, S OBP: 0.304, SLG: 0.312 | G3 | | FC4-6 | | F9 | | | G3 | | 4 | 0 | 0 | 0 | 0 | 0 | 1 | <p>Minnesota Twins @ Baltimore Orioles Memorial Stadium, Baltimore, MD Fri Aug 26 1983, 7:05 PM EDT Att: 23,988 - Unknown - 82 F</p> | | | |
| John Castino, R OBP: 0.356, SLG: 0.423 | F4 | | FC4-6 | | | 4-3 | | 5-3 | | 4 | 0 | 0 | 0 | 0 | 0 | 1 | | | | |
| Gary Ward, R OBP: 0.327, SLG: 0.471 | | | K | | | F8 | | | F3 | 4 | 0 | 1 | 0 | 0 | 1 | | | | | |
| Kent Hrbek, L OBP: 0.377, SLG: 0.490 | 4-3 | | | 4-3 | | 4-3 | | | K | 4 | 0 | 0 | 0 | 0 | 1 | | | | | |
| Dave Engle, R OBP: 0.364, SLG: 0.480 | | 5-3 | | K | | | 5-3 | | 6-3 | 4 | 0 | 0 | 0 | 0 | 1 | | | | | |
| Gary Gaetti, R OBP: 0.305, SLG: 0.415 | | K | | | | F8 | | | | 2 | 0 | 0 | 0 | 1 | 1 | | | | | |
| Mickey Hatcher, R OBP: 0.360, SLG: 0.458 | | | | F6 | | | BB | | | 2 | 0 | 1 | 0 | 1 | 0 | | | | | |
| Tom Brunansky, R OBP: 0.298, SLG: 0.411 | | FC6-4 | | | F3 | | K | | | 3 | 0 | 0 | 0 | 0 | 1 | | | | | |
| Ron Washington, R OBP: 0.291, SLG: 0.321 | | | | | 6-3 | | | 5-3 | | 3 | 0 | 1 | 0 | 0 | 0 | | | | | |
| Inning Stats | R: 0 E: 0 K: 0 S: 4 | H: 1 LOB: 1 BB: 0 P: 4 | R: 0 E: 0 K: 1 S: 6 | H: 1 LOB: 1 BB: 0 P: 6 | R: 0 E: 0 K: 1 S: 5 | H: 0 LOB: 1 BB: 1 P: 9 | R: 0 E: 0 K: 0 S: 3 | H: 0 LOB: 0 BB: 0 P: 3 | R: 0 E: 0 K: 1 S: 5 | H: 0 LOB: 1 BB: 1 P: 9 | R: 0 E: 0 K: 0 S: 3 | H: 0 LOB: 0 BB: 0 P: 3 | R: 0 E: 0 K: 1 S: 5 | H: 0 LOB: 0 BB: 0 P: 5 | R: 0 E: 0 K: 1 S: 5 | H: 0 LOB: 0 BB: 0 P: 5 | 1B: 2 2B: 1 3B: 0 HR: 0 | SF: 0 SAC: 0 DP: 0 HBP: 0 | WP: 0 PB: 0 SB: 0 CS: 0 | PA: 32 |
| PITCHER Mike Boddicker, R ERA: 3.05 | IP: 9.0 WLS: W BF: 32 H: 3 R: 0 ER: 0 SO: 5 BB: 2 IBB: 0 HBP: 0 BLK: 0 WP: 0 HR: 0 S: 40 P: 48 ERA: 0.00 WHIP: 0.556 | | | | | | | | | | | | | | | | | | | |

| Batter | 1 | 2 | 3 | 4 | 5 | 6 | 7 | 8 | 9 | AB | R | H | RBI | BB | SO | LOB | BOTTOM | | | |
|--|---|---------------------------------|------------------------------|----------------------------------|------------------------------|---------------------------------|------------------------------|---------------------------------|------------------------------|---------------------------------|------------------------------|---------------------------------|------------------------------|----------------------------------|------------------------------|---------------------------------|--|------------------------------------|----------------------------------|--------|
| Al Bumbry, L OBP: 0.314, SLG: 0.345 | F7 | SF9 | | | | F9 | FC6-4 | | | 2 | 0 | 1 | 3 | 0 | 0 | 0 | <p>Minnesota Twins @ Baltimore Orioles Memorial Stadium, Baltimore, MD Fri Aug 26 1983, 7:05 PM EDT Att: 23,988 - Unknown - 82 F</p> | | | |
| John Shelby, S OBP: 0.294, SLG: 0.360 | | | | | | | | | | 2 | 0 | 0 | 0 | 0 | 0 | 2 | | | | |
| Dan Ford, R OBP: 0.322, SLG: 0.445 | | K | | F9 | | K | | 1-4-3 | | 5 | 1 | 1 | 0 | 0 | 2 | | | | | |
| Cal Ripken Jr., R OBP: 0.356, SLG: 0.483 | | | F8 | | 5-3 | F9 | | 4-3 | | 5 | 0 | 1 | 1 | 0 | 0 | | | | | |
| Eddie Murray, S OBP: 0.383, SLG: 0.510 | F7 | | F7 | | | | BB 1B 2B | K | | 5 | 2 | 2 | 0 | 0 | 1 | | | | | |
| John Lowenstein, L OBP: 0.364, SLG: 0.419 | | | F7 | | | | F5 | | | 3 | 1 | 1 | 1 | 0 | 1 | | | | | |
| Gary Roenicke, R OBP: 0.325, SLG: 0.502 | K | | | | | | | | | 1 | 0 | 0 | 0 | 0 | 0 | | | | | |
| Ken Singleton, S OBP: 0.396, SLG: 0.458 | | F7 | | | | | E6 BB 1B | | | 4 | 2 | 1 | 0 | 0 | 0 | | | | | |
| Rich Dauer, R OBP: 0.291, SLG: 0.293 | | BB 1B SF9 1B | | 5-3 | | | | 1B BB | | 3 | 1 | 2 | 0 | 1 | 0 | | | | | |
| Todd Cruz, R OBP: 0.250, SLG: 0.330 | | BB SF9 1B | | | | | | FC6-4 1B | | 4 | 1 | 3 | 3 | 0 | 0 | | | | | |
| Rick Dempsey, R OBP: 0.314, SLG: 0.330 | | | SF9 BB | | | | | K | | 3 | 1 | 1 | 1 | 1 | 2 | | | | | |
| Inning Stats | R: 1 E: 0 K: 1 S: 7 | H: 2 LOB: 1 BB: 0 P: 7 | R: 2 E: 0 K: 1 S: 7 | H: 2 LOB: 1 BB: 1 P: 11 | R: 0 E: 0 K: 0 S: 3 | H: 0 LOB: 0 BB: 0 P: 3 | R: 2 E: 0 K: 0 S: 6 | H: 3 LOB: 1 BB: 0 P: 6 | R: 2 E: 0 K: 1 S: 9 | H: 4 LOB: 2 BB: 0 P: 9 | R: 0 E: 0 K: 1 S: 5 | H: 0 LOB: 0 BB: 0 P: 5 | R: 2 E: 1 K: 1 S: 8 | H: 2 LOB: 2 BB: 1 P: 12 | R: 0 E: 0 K: 1 S: 5 | H: 0 LOB: 0 BB: 0 P: 5 | 1B: 9 2B: 4 3B: 0 HR: 0 | SF: 1 SAC: 0 DP: 0 HBP: 0 | WP: 0 PB: 0 SB: 0 CS: 0 | PA: 40 |
| PITCHER Ken Schrom, R ERA: 4.08 | IP: 3.2 WLS: L BF: 19 H: 7 R: 5 ER: 5 SO: 2 BB: 1 IBB: 0 HBP: 0 BLK: 0 WP: 0 HR: 0 S: 22 P: 26 ERA: 12.27 WHIP: 2.182 | | | | | | | | | | | | | | | | | | | |
| Rick Lysander, R ERA: 3.14 | IP: 1.1 WLS: L BF: 8 H: 4 R: 2 ER: 2 SO: 1 BB: 0 IBB: 0 HBP: 0 BLK: 0 WP: 0 HR: 0 S: 10 P: 10 ERA: 13.50 WHIP: 3.000 | | | | | | | | | | | | | | | | | | | |
| Mike Walters, R ERA: 3.72 | IP: 2.0 WLS: L BF: 10 H: 2 R: 2 ER: 1 SO: 2 BB: 1 IBB: 0 HBP: 0 BLK: 0 WP: 0 HR: 0 S: 13 P: 17 ERA: 4.50 WHIP: 1.500 | | | | | | | | | | | | | | | | | | | |
| Jack O'Connor, L ERA: 6.11 | IP: 1.0 WLS: L BF: 3 H: 0 R: 0 ER: 0 SO: 1 BB: 0 IBB: 0 HBP: 0 BLK: 0 WP: 0 HR: 0 S: 5 P: 5 ERA: 0.00 WHIP: 0.000 | | | | | | | | | | | | | | | | | | | |

| Batter | 1 | 2 | 3 | 4 | 5 | 6 | 7 | 8 | 9 | AB | R | H | RBI | BB | SO | LOB | TOP | | | | | | | | | | | |
|---|------------------------------|---------------------------------|------------------------------|---------------------------------|------------------------------|---------------------------------|------------------------------|---------------------------------|------------------------------|---------------------------------|------------------------------|---------------------------------|------------------------------|---------------------------------|------------------------------|----------------------------------|---|------------------------------------|----------------------------------|--------|--|--|--|--|--|--|--|--|
| Darrell Brown, S OBP: 0.301, SLG: 0.309 | 0-0 1-3 1B | | 0-0 4-3 | | 0-0 1-3 | | | 0-0 6-3 | 0-0 4-3 | 5 | 0 | 1 | 0 | 0 | 0 | 4 | Minnesota Twins @ Baltimore Orioles Memorial Stadium, Baltimore, MD Sat Aug 27 1983, 7:05 PM EDT Att: 33,921 - Unknown - 88 F | | | | | | | | | | | |
| John Castino, R OBP: 0.355, SLG: 0.421 | 0-0 F9 | | | 0-0 4-3 | | 0-0 F8 | | 0-0 BB 2B 1B | 0-0 6-3 | 5 | 1 | 1 | 0 | 0 | 0 | 3 | | | | | | | | | | | | |
| Gary Ward, R OBP: 0.327, SLG: 0.468 | 0-0 1-3 1-2 | | | 0-0 L3 | | 0-0 F9 | | 4-0 2B 1-2 BB | | 3 | 0 | 0 | 0 | 1 | 0 | 1 | | | | | | | | | | | | |
| Kent Hrbek, L OBP: 0.378, SLG: 0.491 | 0-3 K | | | 0-0 5-3 | | 4-0 FC5-4 BB | | 0-0 BB 1-3 2H 2B | | 3 | 0 | 1 | 1 | 1 | 1 | 1 | | | | | | | | | | | | |
| Dave Engle, R OBP: 0.359, SLG: 0.473 | | 0-0 5-3 | | | 0-0 F8 | 0-0 FC5-4 1-2 | | 0-0 F9 | | 4 | 0 | 0 | 0 | 0 | 0 | 3 | | | | | | | | | | | | |
| Gary Gaetti, R OBP: 0.305, SLG: 0.416 | | 0-0 L4 | | | 0-0 E5 1B | | 0-0 5-3 | | 0-0 WP 1B 2B | 4 | 2 | 1 | 0 | 0 | 0 | 0 | | | | | | | | | | | | |
| Mickey Hatcher, R OBP: 0.362, SLG: 0.459 | | 0-0 4-1 | | | 0-0 1B 2H | | 0-0 F9 | | 0-0 4-3 BB 2H 1B | 4 | 0 | 2 | 2 | 0 | 0 | 0 | | | | | | | | | | | | |
| Tom Brunansky, R OBP: 0.296, SLG: 0.407 | | | 0-0 F8 | | 0-0 F9 | | 0-0 4-3 | | 0-3 K | 4 | 0 | 0 | 0 | 0 | 1 | 2 | | | | | | | | | | | | |
| Ron Washington, R OBP: 0.293, SLG: 0.321 | | | 0-0 6-3 | | | 0-0 1-2 1B | | 0-0 6-3 | 4-0 1-2 BB | 3 | 0 | 1 | 0 | 1 | 0 | 0 | | | | | | | | | | | | |
| Inning Stats | R: 0 E: 0 K: 1 S: 6 | H: 1 LOB: 1 BB: 0 P: 6 | R: 0 E: 0 K: 0 S: 3 | H: 0 LOB: 0 BB: 0 P: 3 | R: 0 E: 0 K: 0 S: 3 | H: 0 LOB: 0 BB: 0 P: 3 | R: 1 E: 1 K: 0 S: 6 | H: 2 LOB: 2 BB: 0 P: 6 | R: 0 E: 0 K: 0 S: 3 | H: 0 LOB: 1 BB: 1 P: 7 | R: 0 E: 0 K: 0 S: 3 | H: 0 LOB: 0 BB: 0 P: 3 | R: 1 E: 0 K: 0 S: 5 | H: 2 LOB: 2 BB: 1 P: 9 | R: 1 E: 0 K: 1 S: 7 | H: 2 LOB: 2 BB: 1 P: 11 | 1B: 5 2B: 2 3B: 0 HR: 0 | SF: 0 SAC: 0 DP: 0 HBP: 0 | WP: 1 PB: 0 SB: 0 CS: 0 | PA: 38 | | | | | | | | |
| PITCHER | IP | WLS | BF | H | R | ER | SO | BB | IBB | HBP | BLK | WP | HR | S | P | ERA | WHIP | | | | | | | | | | | |
| Jim Palmer, R ERA: 3.35 | (1, 1) | 7.0 | W | 26 | 3 | 1 | 0 | 1 | 1 | 0 | 0 | 0 | 0 | 27 | 31 | 0.00 | 0.571 | | | | | | | | | | | |
| Tippy Martinez, L ERA: 2.74 | (8, 1) | 1.2 | | 11 | 4 | 2 | 2 | 1 | 2 | 0 | 0 | 0 | 1 | 0 | 11 | 19 | 10.80 | 3.600 | | | | | | | | | | |
| Tim Stoddard, R ERA: 5.64 | (9, 1) | 0.1 | S | 1 | 0 | 0 | 0 | 0 | 0 | 0 | 0 | 0 | 0 | 1 | 1 | 0.00 | 0.000 | | | | | | | | | | | |

| Batter | 1 | 2 | 3 | 4 | 5 | 6 | 7 | 8 | 9 | AB | R | H | RBI | BB | SO | LOB | BOTTOM | | | | | | | | | | |
|--|------------------------------|---------------------------------|------------------------------|---------------------------------|------------------------------|---------------------------------|------------------------------|---------------------------------|------------------------------|---------------------------------|------------------------------|---------------------------------|------------------------------|---------------------------------|----------------------------------|------------------------------------|---|--------|--|--|--|--|--|--|--|--|--|
| Al Bumbry, L OBP: 0.314, SLG: 0.345 | 0-0 2B 6-3 1B | | 0-3 K | | | 0-0 SH5-3 1-2 | | 0-0 FC1-6 F8 1-2 | | 3 | 1 | 1 | 0 | 0 | 1 | 1 | Minnesota Twins @ Baltimore Orioles Memorial Stadium, Baltimore, MD Sat Aug 27 1983, 7:05 PM EDT Att: 33,921 - Unknown - 88 F | | | | | | | | | | |
| John Shelby, S OBP: 0.294, SLG: 0.360 | | | | | | | | | | 0 | 0 | 0 | 0 | 0 | 0 | 0 | | | | | | | | | | | |
| Dan Ford, R OBP: 0.321, SLG: 0.446 | 0-0 6-3 1-3 2B | | 0-0 F9 | | 0-0 L4 2-3 | | 0-0 F8 | | | 4 | 1 | 1 | 0 | 0 | 0 | 2 | | | | | | | | | | | |
| Cal Ripken Jr., R OBP: 0.357, SLG: 0.489 | 0-0 6-3 2-3 3H | | 0-0 HR | | | 0-0 F9 1B FC4-6 1B | | 0-0 F9 | | 4 | 2 | 2 | 2 | 0 | 0 | 2 | | | | | | | | | | | |
| Eddie Murray, S OBP: 0.382, SLG: 0.508 | 0-0 E3 1B | | 0-0 F7 | | | 0-0 FC4-6 1B | | 0-3 K | | 4 | 1 | 1 | 1 | 0 | 1 | 0 | | | | | | | | | | | |
| John Lowenstein, L OBP: 0.364, SLG: 0.418 | 0-0 3H | | 0-0 F8 | | | 0-0 F9 | | 0-0 1B | | 3 | 0 | 1 | 1 | 0 | 0 | 2 | | | | | | | | | | | |
| Gary Roenicke, R OBP: 0.328, SLG: 0.504 | 0-0 FC6-4 2H 1B | | 0-0 F8 | | | 0-0 F9 2-3 | | 0-0 1B | | 1 | 0 | 1 | 0 | 0 | 0 | 0 | | | | | | | | | | | |
| Ken Singleton, S OBP: 0.395, SLG: 0.456 | 0-0 F8 | | | 0-0 G6-4-3 1B | | 0-0 FC4-6 1B 1-2 | | 0-0 L6 | | 4 | 0 | 1 | 1 | 0 | 0 | 3 | | | | | | | | | | | |
| Rich Dauer, R OBP: 0.291, SLG: 0.293 | 0-0 FC6-4 1-2 | | | 0-0 G6-4-3 1-2 | | 0-0 1B | | 0-0 F9 | | 4 | 0 | 1 | 0 | 0 | 0 | 3 | | | | | | | | | | | |
| Todd Cruz, R OBP: 0.248, SLG: 0.327 | | 0-0 F4 | | 0-0 F7 | | 0-0 F7 | | | | 3 | 0 | 0 | 0 | 0 | 0 | 2 | | | | | | | | | | | |
| Rick Dempsey, R OBP: 0.317, SLG: 0.333 | | 0-0 6-3 | | | 0-0 L4 SH5-3 1B | | 0-0 FC1-6 1B | | | 3 | 0 | 2 | 0 | 0 | 0 | 0 | | | | | | | | | | | |
| Inning Stats | R: 3 E: 1 K: 0 S: 7 | H: 3 LOB: 1 BB: 0 P: 7 | R: 0 E: 0 K: 1 S: 5 | H: 0 LOB: 0 BB: 0 P: 5 | R: 1 E: 0 K: 0 S: 4 | H: 1 LOB: 0 BB: 0 P: 4 | R: 0 E: 0 K: 0 S: 3 | H: 1 LOB: 0 BB: 0 P: 3 | R: 1 E: 0 K: 0 S: 6 | H: 3 LOB: 2 BB: 0 P: 6 | R: 0 E: 0 K: 0 S: 4 | H: 1 LOB: 1 BB: 0 P: 4 | R: 0 E: 0 K: 1 S: 6 | H: 1 LOB: 1 BB: 0 P: 6 | 1B: 9 2B: 2 3B: 0 HR: 1 | SF: 0 SAC: 1 DP: 2 HBP: 0 | WP: 0 PB: 0 SB: 0 CS: 0 | PA: 34 | | | | | | | | | |
| PITCHER | IP | WLS | BF | H | R | ER | SO | BB | IBB | HBP | BLK | WP | HR | S | P | ERA | WHIP | | | | | | | | | | |
| Albert Williams, R ERA: 4.67 | (1, 1) | 5.1 | L | 23 | 8 | 5 | 5 | 1 | 0 | 0 | 0 | 0 | 0 | 25 | 25 | 8.44 | 1.500 | | | | | | | | | | |
| Rick Lysander, R ERA: 3.09 | (6, 1) | 1.2 | | 7 | 2 | 0 | 0 | 0 | 0 | 0 | 0 | 0 | 0 | 7 | 7 | 0.00 | 1.200 | | | | | | | | | | |
| Len Whitehouse, L ERA: 3.49 | (8, 1) | 1.0 | | 4 | 1 | 0 | 0 | 1 | 0 | 0 | 0 | 0 | 0 | 6 | 6 | 0.00 | 1.000 | | | | | | | | | | |

| | |
|-----|----|
| AB | 35 |
| R | 3 |
| H | 7 |
| RBI | 3 |
| BB | 3 |
| SO | 2 |
| LOB | 14 |



| | |
|-----|----|
| AB | 33 |
| R | 5 |
| H | 11 |
| RBI | 5 |
| BB | 0 |
| SO | 2 |
| LOB | 15 |



| Batter | 1 | 2 | 3 | 4 | 5 | 6 | 7 | 8 | 9 | AB | R | H | RBI | BB | SO | LOB | TOP | | | | | | | | | | |
|--|------------------------------|---------------------------------|------------------------------|----------------------------------|------------------------------|---------------------------------|------------------------------|---------------------------------|------------------------------|---------------------------------|------------------------------|---------------------------------|------------------------------|---------------------------------|------------------------------|---------------------------------|----------------------------------|------------------------------------|----------------------------------|--------|--|--|--|--|--|--|--|
| Darrell Brown, S OBP: 0.303, SLG: 0.308 (1, 8) | 0-0 3-1 | 0-0 L9 | | | 0-0 G4-6-3 1B | | 0-0 G4-6-3 1B | | 0-0 G4-6-3 BB | 4-0 | 4 | 0 | 1 | 0 | 1 | 0 | 4 | | | | | | | | | | |
| John Castino, R OBP: 0.352, SLG: 0.416 (1, 4) | 0-0 5-3 | | 0-0 6-3 | | 0-0 G4-6-3 1B | | 0-0 F4 | | 0-0 F9 | 5 | 0 | 0 | 0 | 0 | 0 | 0 | 3 | | | | | | | | | | |
| Gary Ward, R OBP: 0.326, SLG: 0.467 (1, 7) | 0-0 P3 | | 0-0 F9 | | | 0-0 F7 | | | 0-0 PB 1B | 4 | 0 | 1 | 0 | 0 | 0 | 0 | 0 | | | | | | | | | | |
| Kent Hrbek, L OBP: 0.383, SLG: 0.502 (1, 3) | | 0-0 HR | 0-0 FC6-4 1B | | | 4-0 FC5-4 BB | | | 0-0 PB 1B | 3 | 1 | 3 | 1 | 1 | 0 | 0 | 0 | | | | | | | | | | |
| Dave Engle, R OBP: 0.355, SLG: 0.466 (1, 2) | | 0-0 5-3 | 0-0 FC6-4 1B | | | 0-0 FC5-4 HR | | | 0-3 K | 4 | 1 | 0 | 0 | 0 | 1 | 4 | 0 | | | | | | | | | | |
| Gary Gaetti, R OBP: 0.306, SLG: 0.421 (1, 5) | | 4-0 BB 1B | | 0-0 5-3 | | 0-0 HR | | | 0-3 K | 3 | 2 | 1 | 2 | 1 | 1 | 2 | 0 | | | | | | | | | | |
| Mickey Hatcher, R OBP: 0.356, SLG: 0.452 (1, 10) | | 0-0 F8 | | 0-0 F8 | | 0-0 6-3 | | | 0-0 4-3 | 4 | 0 | 0 | 0 | 0 | 0 | 3 | 0 | | | | | | | | | | |
| Tom Brunansky, R OBP: 0.297, SLG: 0.407 (1, 9) | | 4-0 1B BB | 0-0 F8 | | | 0-0 G4-6-3 1B | | | 0-0 F3 | 3 | 0 | 1 | 0 | 1 | 0 | 0 | 0 | | | | | | | | | | |
| Ron Washington, R OBP: 0.296, SLG: 0.323 (1, 6) | | 0-0 1-3 2-H 1B | | 0-0 5-3 | | 0-0 G4-6-3 1B | | | 0-0 6-3 | 4 | 0 | 2 | 1 | 0 | 0 | 0 | 0 | | | | | | | | | | |
| Inning Stats | R: 0 E: 0 K: 0 S: 3 | H: 0 LOB: 0 BB: 0 P: 3 | R: 2 E: 0 K: 0 S: 5 | H: 2 LOB: 2 BB: 2 P: 13 | R: 0 E: 0 K: 0 S: 4 | H: 1 LOB: 1 BB: 0 P: 4 | R: 0 E: 0 K: 0 S: 3 | H: 0 LOB: 0 BB: 0 P: 3 | R: 0 E: 0 K: 0 S: 4 | H: 1 LOB: 0 BB: 1 P: 8 | R: 0 E: 0 K: 0 S: 4 | H: 2 LOB: 1 BB: 0 P: 4 | R: 0 E: 0 K: 2 S: 9 | H: 2 LOB: 2 BB: 0 P: 9 | R: 0 E: 0 K: 0 S: 3 | H: 0 LOB: 1 BB: 1 P: 7 | 1B: 7 2B: 0 3B: 0 HR: 2 | SF: 0 SAC: 0 DP: 2 HBP: 0 | WP: 0 PB: 1 SB: 0 CS: 0 | PA: 38 | | | | | | | |
| PITCHER | IP | WLS | BF | H | R | ER | SO | BB | IBB | HBP | BLK | WP | HR | S | P | ERA | WHIP | | | | | | | | | | |
| Mike Flanagan, L ERA: 3.43 (1, 1) | 6.0 | W | 25 | 5 | 4 | 4 | 0 | 3 | 0 | 0 | 0 | 0 | 2 | 22 | 34 | 6.00 | 1.333 | | | | | | | | | | |
| Sammy Stewart, R ERA: 3.74 (7, 1) | 3.0 | S | 13 | 4 | 0 | 0 | 2 | 1 | 0 | 0 | 0 | 0 | 0 | 16 | 20 | 0.00 | 1.667 | | | | | | | | | | |

Minnesota Twins @ Baltimore Orioles
Memorial Stadium, Baltimore, MD
Sun Aug 28 1983, 3:33 AM EDT
Att: 30,922 - Unknown - 81 F

AB 34
R 4
H 9
RBI 4
BB 4
SO 2
LOB 16



| Batter | 1 | 2 | 3 | 4 | 5 | 6 | 7 | 8 | 9 | AB | R | H | RBI | BB | SO | LOB | BOTTOM | | | | | | | | | | |
|--|------------------------------|---------------------------------|-------------------------------|----------------------------------|------------------------------|---------------------------------|------------------------------|---------------------------------|------------------------------|----------------------------------|------------------------------|---------------------------------|------------------------------|----------------------------------|------------------------------|---------------------------------|-----------------------------------|------------------------------------|----------------------------------|--------|--|--|--|--|--|--|--|
| Al Bumbry, L OBP: 0.318, SLG: 0.353 (1, 8) | 0-0 5-3 3B | 4-0 1B BB IBB | 0-0 F5 | | | 0-0 SH1-4 | 0-0 F8 | | | 2 | 2 | 1 | 0 | 1 | 0 | 2 | 0 | | | | | | | | | | |
| John Shelby, S OBP: 0.293, SLG: 0.359 (6, PH) (7, 8) | | | | | | 1-2 2-3 | | | | 1 | 0 | 0 | 0 | 0 | 0 | 1 | 0 | | | | | | | | | | |
| Dan Ford, R OBP: 0.323, SLG: 0.445 (1, 9) | 0-0 5-3 | 0-0 BB 1B | | 0-0 5-3 | | 4-0 E 1B IBB | | 0-0 E9 | | 3 | 1 | 1 | 3 | 1 | 0 | 0 | 0 | | | | | | | | | | |
| Jim Dwyer, L OBP: 0.386, SLG: 0.558 (7, 9) | | 1-2 2-H 3-H 1B | | | | | | 0-0 1B 2B | | 1 | 1 | 1 | 0 | 0 | 0 | 0 | 0 | | | | | | | | | | |
| Cal Ripken Jr., R OBP: 0.357, SLG: 0.488 (1, 6) | 0-0 L7 | 0-0 BB 1B | | 0-3 K | | 0-0 E4 1B 1B | | 0-0 BB 1B | | 5 | 2 | 2 | 2 | 0 | 1 | 2 | 0 | | | | | | | | | | |
| Eddie Murray, S OBP: 0.384, SLG: 0.507 (1, 3) | 0-3 K | 4-0 BB | | 0-0 5-3 | | 0-0 1B 1B | | 0-0 1B BB | | 3 | 0 | 1 | 3 | 2 | 1 | 0 | 0 | | | | | | | | | | |
| John Lowenstein, L OBP: 0.365, SLG: 0.431 (1, 7) | | | | | | 0-0 CS 1B | | 0-3 K | | 2 | 1 | 1 | 1 | 0 | 0 | 3 | 0 | | | | | | | | | | |
| Gary Roenicke, R OBP: 0.331, SLG: 0.506 (5, 7) | | | | | | 1-2 3-H 1B | | 0-0 K | | 3 | 0 | 2 | 1 | 0 | 1 | 2 | 0 | | | | | | | | | | |
| Ken Singleton, S OBP: 0.397, SLG: 0.457 (1, 10) | | 0-0 FC5-4 1B | 4-0 SH1-4 1B BB | | 0-0 F9 | 0-0 G3-6-3-2 1B | | 0-0 FC5-4 1B | | 4 | 0 | 2 | 1 | 1 | 0 | 3 | 0 | | | | | | | | | | |
| Joe Nolan, L OBP: 0.347, SLG: 0.420 (1, 2) | | 0-0 FC5-4 1B | 0-0 SH1-4 1B | | 0-3 K | | 4-0 4-3 BB | 0-0 F8 | | 4 | 1 | 1 | 0 | 1 | 1 | 4 | 0 | | | | | | | | | | |
| Rich Dauer, R OBP: 0.293, SLG: 0.293 (1, 4) | | 0-0 1B 1B | 0-0 SH1-4 | | | 4-0 SH1-4 SH BB | 0-0 4-3 | 0-0 FC5-4 | | 3 | 2 | 1 | 0 | 1 | 0 | 3 | 0 | | | | | | | | | | |
| Todd Cruz, R OBP: 0.246, SLG: 0.324 (1, 5) | | 0-3 K | 0-0 L5 | | | 0-0 SH 1B | 0-0 F8 | | | 3 | 1 | 0 | 0 | 0 | 1 | 5 | 0 | | | | | | | | | | |
| Inning Stats | R: 1 E: 0 K: 1 S: 6 | H: 1 LOB: 0 BB: 0 P: 6 | R: 4 E: 0 K: 1 S: 10 | H: 5 LOB: 3 BB: 2 P: 18 | R: 0 E: 0 K: 0 S: 4 | H: 1 LOB: 2 BB: 1 P: 8 | R: 0 E: 0 K: 1 S: 5 | H: 0 LOB: 0 BB: 0 P: 5 | R: 0 E: 1 K: 0 S: 6 | H: 2 LOB: 1 BB: 2 P: 14 | R: 0 E: 0 K: 0 S: 3 | H: 0 LOB: 1 BB: 1 P: 7 | R: 2 E: 1 K: 1 S: 8 | H: 3 LOB: 2 BB: 1 P: 12 | R: 0 E: 0 K: 0 S: 3 | H: 0 LOB: 1 BB: 1 P: 7 | 1B: 10 2B: 2 3B: 1 HR: 1 | SF: 0 SAC: 3 DP: 1 HBP: 0 | WP: 0 PB: 0 SB: 0 CS: 1 | PA: 44 | | | | | | | |
| PITCHER | IP | WLS | BF | H | R | ER | SO | BB | IBB | HBP | BLK | WP | HR | S | P | ERA | WHIP | | | | | | | | | | |
| Bobby Castillo, R ERA: 4.77 (1, 1) | 3.0 | L | 19 | 7 | 5 | 5 | 2 | 2 | 1 | 0 | 0 | 0 | 0 | 12 | 20 | 15.00 | 3.000 | | | | | | | | | | |
| Jack O'Connor, L ERA: 6.29 (4, 1) | 2.1 | | 10 | 1 | 3 | 3 | 2 | 1 | 1 | 0 | 0 | 0 | 0 | 12 | 20 | 11.57 | 0.857 | | | | | | | | | | |
| Mike Walters, R ERA: 3.92 (6, 1) | 2.2 | | 15 | 5 | 3 | 2 | 1 | 2 | 0 | 0 | 0 | 0 | 0 | 15 | 23 | 6.75 | 2.625 | | | | | | | | | | |

Minnesota Twins @ Baltimore Orioles
Memorial Stadium, Baltimore, MD
Sun Aug 28 1983, 3:33 AM EDT
Att: 30,922 - Unknown - 81 F

AB 34
R 11
H 13
RBI 11
BB 7
SO 5
LOB 25



| Batter | 1 | 2 | 3 | 4 | 5 | 6 | 7 | 8 | 9 | AB | R | H | RBI | BB | SO | LOB | TOP | | | | | | | | |
|---|------------------------------|---------------------------------|------------------------------|-------------------------|------------------------------|---------------------------------|------------------------------|---------------------------------|------------------------------|---------------------------------|------------------------------|---------------------------------|------------------------------|---------------------------------|------------------------------|---------------------------------|---|----------------------------------|----------------------------------|------------------------------------|----------------------------------|--------|--|--|--|
| Al Bumbry, L OBP: 0.319, SLG: 0.363 (1, 8) | G3 | 1B | | P4 | | | 2B | | FC4 FC6-4 1B HR | 5 | 2 | 2 | 0 | 0 | 0 | 2 | Baltimore Orioles @ Kansas City Royals Royals Stadium, Kansas City, MO Mon Aug 29 1983, 8:05 PM EDT Att: 20,367 - Unknown | | | | | | | | |
| Dan Ford, R OBP: 0.327, SLG: 0.453 (1, 9) | HR | 1B | | K | | | L5 | | FC6-4 1B | 5 | 2 | 3 | 2 | 0 | 1 | 1 | | | | | | | | | |
| Cal Ripken Jr., R OBP: 0.358, SLG: 0.493 (1, 6) | HR | 1B | | | 5-3 | | K | | FC6-4 BB HR | 5 | 2 | 2 | 2 | 0 | 1 | 3 | | | | | | | | | |
| Eddie Murray, S OBP: 0.386, SLG: 0.509 (1, 3) | 4-3 | 1B | | | | | | 3-1 | HR BB | 4 | 1 | 2 | 1 | 1 | 0 | 0 | | | | | | | | | |
| John Lowenstein, L OBP: 0.367, SLG: 0.432 John Shelby, S OBP: 0.296, SLG: 0.373 (8, PR) (8, 8) | 1B | 4-3 | | | | | | 1B | HR | 4 | 0 | 2 | 0 | 0 | 1 | 2 | | | | | | | | | |
| Ken Singleton, S OBP: 0.397, SLG: 0.455 (1, 10) | 1B | | | F7 | | | | L5 | 4-3 | 4 | 0 | 1 | 0 | 1 | 0 | 1 | | | | | | | | | |
| Rich Dauer, R OBP: 0.290, SLG: 0.290 (1, 4) | K | | | F8 | | | | L5 | | 4 | 0 | 0 | 0 | 0 | 1 | 4 | | | | | | | | | |
| Todd Cruz, R OBP: 0.246, SLG: 0.323 (1, 5) | | F7 | 1-3 | | | | G5-4-3 | | 1B 1B | 4 | 1 | 1 | 0 | 0 | 0 | 1 | | | | | | | | | |
| Rick Dempsey, R OBP: 0.316, SLG: 0.332 (1, 2) | G3 | | | F8 | | | | F9 | FC4 1B | 4 | 0 | 1 | 0 | 0 | 0 | 0 | | | | | | | | | |
| Inning Stats | R: 2 E: 0 K: 1 S: 9 | H: 4 LOB: 2 BB: 0 P: 9 | R: 2 E: 0 K: 0 S: 7 | H: 4 LOB: 2 BB: 7 | R: 0 E: 0 K: 0 S: 3 | H: 0 LOB: 0 BB: 0 P: 3 | R: 0 E: 0 K: 1 S: 5 | H: 0 LOB: 0 BB: 0 P: 5 | R: 0 E: 0 K: 1 S: 5 | H: 1 LOB: 0 BB: 0 P: 5 | R: 0 E: 0 K: 0 S: 2 | H: 0 LOB: 0 BB: 1 P: 6 | R: 0 E: 0 K: 1 S: 6 | H: 1 LOB: 1 BB: 0 P: 6 | R: 0 E: 0 K: 0 S: 4 | H: 1 LOB: 1 BB: 0 P: 4 | R: 5 E: 0 K: 0 S: 7 | H: 4 LOB: 0 BB: 1 P: 11 | 1B: 9 2B: 2 3B: 2 HR: 2 | SF: 0 SAC: 0 DP: 1 HBP: 0 | WP: 0 PB: 0 SB: 0 CS: 0 | PA: 42 | | | |
| PITCHER | IP | WLS | BF | H | R | ER | SO | BB | IBB | HBP | BLK | WP | HR | S | P | ERA | WHIP | | | | | | | | |
| Gaylord Perry, R ERA: 4.77 Keith Creel, R ERA: 5.43 | (1, 1) (2, 1) | 1.2 7.1 | L 29 | 13 7 | 8 5 | 4 5 | 1 3 | 0 2 | 0 0 | 0 0 | 0 0 | 0 0 | 1 1 | 15 33 | 15 41 | 21.60 6.14 | 4.800 1.227 | | | | | | | | |

| | |
|-----|----|
| AB | 40 |
| R | 9 |
| H | 15 |
| RBI | 9 |
| BB | 2 |
| SO | 4 |
| LOB | 14 |



| Batter | 1 | 2 | 3 | 4 | 5 | 6 | 7 | 8 | 9 | AB | R | H | RBI | BB | SO | LOB | BOTTOM | | | | | | | | |
|--|------------------------------|---------------------------------|------------------------------|---------------------------------|------------------------------|---------------------------------|------------------------------|---------------------------------|------------------------------|---------------------------------|------------------------------|---------------------------------|------------------------------|---------------------------------|------------------------------|---------------------------------|---|---------------------------------|----------------------------------|------------------------------------|----------------------------------|--------|--|--|--|
| U L Washington, S OBP: 0.296, SLG: 0.319 (1, 6) | 5-3 | | | 6-3 | | | | | | 4 | 0 | 1 | 1 | 0 | 0 | 0 | Baltimore Orioles @ Kansas City Royals Royals Stadium, Kansas City, MO Mon Aug 29 1983, 8:05 PM EDT Att: 20,367 - Unknown | | | | | | | | |
| John Wathan, R OBP: 0.300, SLG: 0.324 (1, 3) | F8 | | | F9 | | | | 1B | | 4 | 0 | 0 | 0 | 0 | 0 | 2 | | | | | | | | | |
| George Brett, L OBP: 0.391, SLG: 0.579 (1, 5) | 4-3 | | | F7 | | | | | F7 | 4 | 0 | 0 | 0 | 0 | 0 | 0 | | | | | | | | | |
| Hal McRae, R OBP: 0.388, SLG: 0.491 (1, 10) | | | | | G5-4-3 1B | | | | 1B 2B | 3 | 0 | 2 | 0 | 1 | 0 | 0 | | | | | | | | | |
| Frank White, R OBP: 0.275, SLG: 0.398 (1, 4) | | G5-4-3 | | | G5-4-3 | | | | 1B | 4 | 0 | 1 | 0 | 0 | 1 | 2 | | | | | | | | | |
| Leon Roberts, R OBP: 0.325, SLG: 0.438 (1, 9) | | G1 | | | HR | | | | P6 | 4 | 1 | 1 | 1 | 0 | 0 | 2 | | | | | | | | | |
| Don Slaught, R OBP: 0.317, SLG: 0.344 (1, 2) | | | | P4 | | | | | F8 | 4 | 1 | 2 | 0 | 0 | 0 | 2 | | | | | | | | | |
| Butch Davis, R OBP: 0.360, SLG: 0.458 (1, 7) | | | | F7 | | | | | 1B | 3 | 0 | 1 | 0 | 0 | 0 | 1 | | | | | | | | | |
| Pat Sheridan, L OBP: 0.337, SLG: 0.446 (1, 8) | | | | 3-1 | | | | | K | 3 | 0 | 0 | 0 | 0 | 1 | 2 | | | | | | | | | |
| Inning Stats | R: 0 E: 0 K: 0 S: 3 | H: 0 LOB: 0 BB: 0 P: 3 | R: 0 E: 0 K: 0 S: 3 | H: 1 LOB: 0 BB: 0 P: 3 | R: 0 E: 0 K: 0 S: 3 | H: 0 LOB: 0 BB: 0 P: 3 | R: 0 E: 0 K: 0 S: 3 | H: 0 LOB: 0 BB: 0 P: 3 | R: 1 E: 0 K: 0 S: 4 | H: 2 LOB: 1 BB: 1 P: 8 | R: 0 E: 0 K: 0 S: 3 | H: 0 LOB: 0 BB: 0 P: 3 | R: 0 E: 0 K: 1 S: 5 | H: 0 LOB: 0 BB: 0 P: 5 | R: 1 E: 0 K: 1 S: 8 | H: 3 LOB: 2 BB: 0 P: 8 | R: 0 E: 0 K: 0 S: 5 | H: 2 LOB: 2 BB: 0 P: 5 | 1B: 6 2B: 1 3B: 0 HR: 1 | SF: 0 SAC: 0 DP: 2 HBP: 0 | WP: 0 PB: 0 SB: 0 CS: 0 | PA: 34 | | | |
| PITCHER | IP | WLS | BF | H | R | ER | SO | BB | IBB | HBP | BLK | WP | HR | S | P | ERA | WHIP | | | | | | | | |
| Scott McGregor, L ERA: 3.07 | (1, 1) | 9.0 | W | 34 | 8 | 2 | 2 | 2 | 1 | 0 | 0 | 0 | 1 | 37 | 41 | 2.00 | 1.000 | | | | | | | | |

| | |
|-----|----|
| AB | 33 |
| R | 2 |
| H | 8 |
| RBI | 2 |
| BB | 1 |
| SO | 2 |
| LOB | 11 |



| Batter | 1 | 2 | 3 | 4 | 5 | 6 | 7 | 8 | 9 | AB | R | H | RBI | BB | SO | LOB | TOP | | | | | | | | |
|--|------------------------------|---------------------------------|------------------------------|---------------------------------|------------------------------|---------------------------------|------------------------------|---------------------------------|--------------------------------|---------------------------------|------------------------------|---------------------------------|------------------------------|---------------------------------|------------------------------|---------------------------------|------------------------------|----------------------------------|----------------------------------|------------------------------------|----------------------------------|--------|--|--|--|
| Al Bumbry, L OBP: 0.322, SLG: 0.367 (1, 8) | 0-0 1B 1B | 0-0 FC5 2B | | 0-0 4-3 | | 4-0 E S BB | | 0-0 F7 | 0-0 P6 | 5 | 1 | 2 | 0 | 1 | 0 | 2 | | | | | | | | | |
| Dan Ford, R OBP: 0.325, SLG: 0.449 (1, 9) | 0-0 4-3 1B 1B | 0-0 FC5 | | 0-0 P6 | | 0-3 K | | 0-3 K | | 5 | 1 | 1 | 0 | 0 | 2 | 2 | | | | | | | | | |
| Cal Ripken Jr., R OBP: 0.360, SLG: 0.500 (1, 6) | 0-0 1B 4-3 G3 1B | | | 0-0 HR | | 0-0 5-3 | | 0-0 G4-6-3 1B | 0-0 F2 | 5 | 2 | 3 | 2 | 0 | 0 | 0 | | | | | | | | | |
| Eddie Murray, S OBP: 0.387, SLG: 0.506 (1, 3) | 0-0 4-3 | | | 0-0 2B SF7 1B | | 0-0 4-3 | | 0-0 G4-6-3 1-2 | 4-0 2B 1B BB | 4 | 2 | 1 | 0 | 1 | 0 | 3 | | | | | | | | | |
| John Lowenstein, L OBP: 0.378, SLG: 0.457 (9, PR) | 0-0 G3 1B | | | 0-0 1-3 2B | | 4-0 HR BB | | 0-0 1B 3B | 0-0 1B 2B | 4 | 2 | 4 | 1 | 1 | 0 | 0 | | | | | | | | | |
| John Shelby, S OBP: 0.296, SLG: 0.373 (9, PR) | 0-0 2-3 3-H 1B | | | 0-0 1-3 2B | | 0-0 HR BB | | 0-0 1B 3B | 0-0 1B 2B | 0 | 1 | 0 | 0 | 0 | 0 | 0 | | | | | | | | | |
| Ken Singleton, S OBP: 0.399, SLG: 0.463 (1, 10) | 0-0 G3 | | | 0-0 5-3 | | 0-0 HR | | 0-0 PB 1B | 4-0 1B 2B | 4 | 2 | 2 | 4 | 1 | 0 | 3 | | | | | | | | | |
| Rich Dauer, R OBP: 0.291, SLG: 0.290 (9, PR) | 0-0 F7 | | | 0-0 SF7 | | 0-0 5-3 | | 0-0 BB | 0-0 2B SF8 1B | 3 | 0 | 1 | 3 | 1 | 0 | 1 | | | | | | | | | |
| Lenn Sakata, R OBP: 0.300, SLG: 0.347 (9, 4) | | | | 0-0 SF7 | | 0-0 5-3 | | 0-0 BB | 0-0 1-2 2-H 3-H 1B | 0 | 1 | 0 | 0 | 0 | 0 | 0 | | | | | | | | | |
| Todd Cruz, R OBP: 0.246, SLG: 0.324 (1, 5) | | | | 0-3 K | | 0-3 K | | 0-0 5-3 | 0-0 F8 | 5 | 0 | 1 | 1 | 0 | 2 | 3 | | | | | | | | | |
| Rick Dempsey, R OBP: 0.312, SLG: 0.327 (1, 2) | | | | 0-0 F3 | | 0-0 4-3 | | 0-0 4-3 | 0-0 5-3 SF8 | 4 | 0 | 0 | 1 | 0 | 0 | 0 | | | | | | | | | |
| Inning Stats | R: 3 E: 0 K: 0 S: 7 | H: 4 LOB: 1 BB: 0 P: 7 | R: 0 E: 0 K: 1 S: 6 | H: 1 LOB: 1 BB: 0 P: 6 | R: 2 E: 0 K: 1 S: 8 | H: 3 LOB: 1 BB: 0 P: 8 | R: 0 E: 0 K: 0 S: 3 | H: 0 LOB: 0 BB: 0 P: 3 | R: 2 E: 0 K: 0 S: 4 | H: 1 LOB: 0 BB: 1 P: 8 | R: 0 E: 0 K: 1 S: 5 | H: 0 LOB: 1 BB: 1 P: 9 | R: 1 E: 0 K: 0 S: 5 | H: 3 LOB: 2 BB: 1 P: 9 | R: 0 E: 0 K: 1 S: 5 | H: 0 LOB: 0 BB: 0 P: 5 | R: 4 E: 0 K: 0 S: 6 | H: 3 LOB: 2 BB: 2 P: 14 | 1B: 8 2B: 4 3B: 1 HR: 2 | SF: 2 SAC: 0 DP: 1 HBP: 0 | WP: 0 PB: 1 SB: 1 CS: 0 | PA: 46 | | | |
| PITCHER | IP | WLS | BF | H | R | ER | SO | BB | IBB | HBP | BLK | WP | HR | S | P | ERA | WHIP | | | | | | | | |
| Eric Rasmussen, R ERA: 6.75 (1, 1) | 2.0 | L | 14 | 8 | 5 | 5 | 1 | 0 | 0 | 0 | 0 | 0 | 1 | 16 | 16 | 22.50 | 4.000 | | | | | | | | |
| Mark Huisman, R ERA: 5.09 (3, 1) | 5.0 | | 21 | 4 | 3 | 3 | 2 | 3 | 0 | 0 | 0 | 0 | 1 | 22 | 34 | 5.40 | 1.400 | | | | | | | | |
| Mike Armstrong, R ERA: 3.92 (8, 1) | 2.0 | | 11 | 3 | 4 | 4 | 1 | 1 | 1 | 0 | 0 | 0 | 0 | 11 | 19 | 18.00 | 2.000 | | | | | | | | |

Baltimore Orioles @ Kansas City Royals
 Royals Stadium, Kansas City, MO
 Tue Aug 30 1983, 8:05 PM EDT
 Att: 15,769 - Unknown

AB 39
 R 12
 H 15
 RBI 12
 BB 5
 SO 4
 LOB 14



| Batter | 1 | 2 | 3 | 4 | 5 | 6 | 7 | 8 | 9 | AB | R | H | RBI | BB | SO | LOB | BOTTOM | | | | | | | | |
|---|------------------------------|---------------------------------|------------------------------|---------------------------------|------------------------------|---------------------------------|------------------------------|---------------------------------|------------------------------|----------------------------------|------------------------------|---------------------------------|------------------------------|---------------------------------|------------------------------|---------------------------------|------------------------------|---------------------------------|----------------------------------|------------------------------------|----------------------------------|--------|--|--|--|
| Butch Davis, R OBP: 0.379, SLG: 0.444 (1, 7) | 0-0 1-3 | | | | 4-0 1B 1-2 BB | | 0-0 FC5-4 | | | 3 | 0 | 1 | 1 | 1 | 0 | 1 | | | | | | | | | |
| Pat Sheridan, L OBP: 0.336, SLG: 0.443 (1, 8) | 0-3 K | | | 0-0 F7 | | 0-0 1-3 2-H 1B | | 0-0 4-3 | | 4 | 0 | 1 | 1 | 0 | 1 | 2 | | | | | | | | | |
| George Brett, L OBP: 0.388, SLG: 0.573 (1, 5) | 0-0 F7 | | | 0-0 4-3 | | 0-0 F7 | | 0-0 F7 | | 4 | 0 | 0 | 0 | 0 | 0 | 2 | | | | | | | | | |
| Hal McRae, R OBP: 0.387, SLG: 0.489 (1, 10) | | | | 0-0 K | | 0-0 G6-3 1B | | 0-0 F8 | 0-0 F9 | 4 | 0 | 1 | 0 | 0 | 1 | 0 | | | | | | | | | |
| Willie Aikens, L OBP: 0.383, SLG: 0.516 (1, 3) | | | | 0-0 HR | | 0-0 G6-3 | | 0-3 K | 0-0 3-1 | 4 | 1 | 1 | 1 | 0 | 1 | 1 | | | | | | | | | |
| Leon Roberts, R OBP: 0.318, SLG: 0.428 (1, 9) | | | | 0-0 1-3 | | 0-0 6-3 | | 0-0 6-3 | 0-0 F7 | 4 | 0 | 0 | 0 | 0 | 0 | 0 | | | | | | | | | |
| Don Slaught, R OBP: 0.320, SLG: 0.352 (1, 2) | | | | 0-0 4-3 | | 0-0 3-1 1B | | 0-0 F7 | 0-0 2B | 4 | 1 | 2 | 0 | 0 | 0 | 0 | | | | | | | | | |
| Greg Pryor, R OBP: 0.271, SLG: 0.284 (1, 4) | | | | 0-0 4-3 | | 0-0 3-1 | | 4-0 E FC5-4 BB | 0-0 P4 | 3 | 1 | 0 | 0 | 1 | 0 | 2 | | | | | | | | | |
| Onix Concepcion, R OBP: 0.266, SLG: 0.323 (1, 6) | | | | 0-0 4-3 | | 0-0 2-H 1B | | 0-0 E4 FC5-4 | 0-0 6-3 | 4 | 1 | 1 | 1 | 0 | 0 | 2 | | | | | | | | | |
| Inning Stats | R: 0 E: 0 K: 1 S: 5 | H: 0 LOB: 0 BB: 0 P: 5 | R: 1 E: 0 K: 1 S: 6 | H: 1 LOB: 0 BB: 0 P: 6 | R: 0 E: 0 K: 0 S: 4 | H: 1 LOB: 1 BB: 0 P: 4 | R: 0 E: 0 K: 0 S: 3 | H: 1 LOB: 0 BB: 0 P: 3 | R: 2 E: 0 K: 0 S: 6 | H: 3 LOB: 2 BB: 1 P: 10 | R: 0 E: 0 K: 1 S: 5 | H: 0 LOB: 0 BB: 0 P: 5 | R: 1 E: 1 K: 0 S: 4 | H: 0 LOB: 1 BB: 1 P: 8 | R: 0 E: 0 K: 0 S: 3 | H: 0 LOB: 0 BB: 0 P: 3 | R: 0 E: 0 K: 0 S: 4 | H: 1 LOB: 1 BB: 0 P: 4 | 1B: 5 2B: 1 3B: 0 HR: 1 | SF: 0 SAC: 0 DP: 1 HBP: 0 | WP: 0 PB: 0 SB: 0 CS: 0 | PA: 36 | | | |
| PITCHER | IP | WLS | BF | H | R | ER | SO | BB | IBB | HBP | BLK | WP | HR | S | P | ERA | WHIP | | | | | | | | |
| Storm Davis, R ERA: 3.26 (1, 1) | 9.0 | W | 36 | 7 | 4 | 3 | 3 | 2 | 0 | 0 | 0 | 0 | 1 | 40 | 48 | 3.00 | 1.000 | | | | | | | | |

Baltimore Orioles @ Kansas City Royals
 Royals Stadium, Kansas City, MO
 Tue Aug 30 1983, 8:05 PM EDT
 Att: 15,769 - Unknown

AB 34
 R 4
 H 7
 RBI 4
 BB 2
 SO 3
 LOB 10



| Batter | 1 | 2 | 3 | 4 | 5 | 6 | 7 | 8 | 9 | AB | R | H | RBI | BB | SO | LOB | TOP | | | | |
|---|------------------------------|----------------------------------|------------------------------|---------------------------------|------------------------------|---------------------------------|------------------------------|---------------------------------|------------------------------|---------------------------------|------------------------------|----------------------------------|------------------------------|---------------------------------|------------------------------|----------------------------------|--|-----------------------------------|------------------------------------|----------------------------------|--------|
| Al Bumby, L OBP: 0.320, SLG: 0.362 (1, 8) | | | | | | | | | | 4 | 1 | 0 | 0 | 1 | 0 | 0 | Baltimore Orioles @ Toronto Blue Jays Exhibition Stadium, Toronto, ON Wed Aug 31 1983, 7:05 PM EDT Att: 37,127 - Unknown | | | | |
| Jim Dwyer, L OBP: 0.387, SLG: 0.549 Tito Landrum, R OBP: 0.333, SLG: 0.600 (1, 9) (9, 9) | | | | | | | | | | 4 | 1 | 1 | 0 | 1 | 1 | 0 | | | | | |
| Cal Ripken Jr., R OBP: 0.360, SLG: 0.498 (1, 6) | | | | | | | | | | 4 | 2 | 1 | 0 | 1 | 0 | 1 | | | | | |
| Eddie Murray, S OBP: 0.390, SLG: 0.515 (1, 3) | | | | | | | | | | 4 | 3 | 3 | 2 | 1 | 0 | 1 | | | | | |
| John Lowenstein, L OBP: 0.383, SLG: 0.460 John Shelby, S OBP: 0.299, SLG: 0.375 (1, 7) (7, PR) | | | | | | | | | | 3 | 0 | 2 | 1 | 1 | 0 | 1 | | | | | |
| Ken Singleton, S OBP: 0.399, SLG: 0.462 (1, 10) | | | | | | | | | | 5 | 1 | 2 | 1 | 0 | 0 | 3 | | | | | |
| Rich Dauer, R OBP: 0.293, SLG: 0.291 (1, 4) | | | | | | | | | | 3 | 1 | 1 | 2 | 1 | 0 | 2 | | | | | |
| Todd Cruz, R OBP: 0.247, SLG: 0.333 (1, 5) | | | | | | | | | | 5 | 1 | 2 | 3 | 0 | 2 | 3 | | | | | |
| Rick Dempsey, R OBP: 0.308, SLG: 0.323 (1, 2) | | | | | | | | | | 4 | 0 | 0 | 0 | 0 | 0 | 4 | | | | | |
| Inning Stats | R: 7 E: 0 K: 0 S: 8 | H: 5 LOB: 0 BB: 2 P: 16 | R: 0 E: 0 K: 0 S: 4 | H: 1 LOB: 2 BB: 1 P: 8 | R: 0 E: 0 K: 1 S: 5 | H: 0 LOB: 0 BB: 0 P: 5 | R: 1 E: 0 K: 0 S: 5 | H: 2 LOB: 1 BB: 0 P: 5 | R: 0 E: 0 K: 0 S: 3 | H: 0 LOB: 0 BB: 0 P: 3 | R: 1 E: 0 K: 0 S: 4 | H: 1 LOB: 2 BB: 2 P: 12 | R: 0 E: 0 K: 1 S: 5 | H: 0 LOB: 0 BB: 0 P: 5 | R: 1 E: 0 K: 1 S: 6 | H: 2 LOB: 1 BB: 1 P: 10 | | 1B: 10 2B: 1 3B: 1 HR: 1 | SF: 1 SAC: 0 DP: 2 HBP: 0 | WP: 0 PB: 0 SB: 0 CS: 0 | PA: 44 |
| PITCHER | IP | WLS | BF | H | R | ER | SO | BB | IBB | HBP | BLK | WP | HR | S | P | ERA | WHIP | | | | |
| Jim Gott, R ERA: 4.76 (1, 1) | 0.0 | L | 6 | 4 | 6 | 6 | 0 | 2 | 0 | 0 | 0 | 0 | 0 | 4 | 12 | ∞ | ∞ | | | | |
| Mike Morgan, R ERA: 5.27 (1, 1) | 6.0 | | 26 | 6 | 3 | 3 | 1 | 3 | 0 | 0 | 0 | 0 | 1 | 25 | 37 | 4.50 | 1.500 | | | | |
| Joey McLaughlin, R ERA: 4.31 (7, 1) | 3.0 | | 12 | 3 | 1 | 1 | 2 | 1 | 0 | 0 | 0 | 0 | 0 | 15 | 19 | 3.00 | 1.333 | | | | |

| | |
|-----|----|
| AB | 37 |
| R | 10 |
| H | 13 |
| RBI | 9 |
| BB | 6 |
| SO | 3 |
| LOB | 15 |



| Batter | 1 | 2 | 3 | 4 | 5 | 6 | 7 | 8 | 9 | AB | R | H | RBI | BB | SO | LOB | BOTTOM | | | | | |
|---|------------------------------|---------------------------------|------------------------------|----------------------------------|------------------------------|---------------------------------|------------------------------|---------------------------------|------------------------------|---------------------------------|------------------------------|---------------------------------|------------------------------|---------------------------------|------------------------------|---------------------------------|--|----------------------------------|------------------------------------|----------------------------------|--------|--|
| Dave Collins, S OBP: 0.341, SLG: 0.330 (1, 7) | | | | | | | | | | 4 | 0 | 0 | 0 | 0 | 0 | 2 | Baltimore Orioles @ Toronto Blue Jays Exhibition Stadium, Toronto, ON Wed Aug 31 1983, 7:05 PM EDT Att: 37,127 - Unknown | | | | | |
| Rance Mulliniks, L OBP: 0.378, SLG: 0.448 (1, 5) | | | | | | | | | | 4 | 0 | 0 | 0 | 0 | 1 | 0 | | | | | | |
| Lloyd Moseby, L OBP: 0.374, SLG: 0.523 (1, 8) | | | | | | | | | | 3 | 0 | 1 | 0 | 1 | 0 | 0 | | | | | | |
| Willie Upshaw, L OBP: 0.361, SLG: 0.489 (1, 3) | | | | | | | | | | 4 | 0 | 0 | 0 | 0 | 2 | 2 | | | | | | |
| Jorge Orta, L OBP: 0.302, SLG: 0.370 Cliff Johnson, R OBP: 0.377, SLG: 0.506 (1, 10) (8, PH) | | | | | | | | | | 2 | 1 | 0 | 0 | 1 | 0 | 0 | | | | | | |
| Ernie Whitt, L OBP: 0.336, SLG: 0.414 Buck Martinez, R OBP: 0.335, SLG: 0.454 (1, 2) (8, PH) | | | | | | | | | | 3 | 0 | 0 | 0 | 0 | 1 | 2 | | | | | | |
| Jesse Barfield, R OBP: 0.273, SLG: 0.461 (1, 9) | | | | | | | | | | 3 | 1 | 1 | 2 | 1 | 1 | 0 | | | | | | |
| Garth Iorg, R OBP: 0.303, SLG: 0.384 (1, 4) | | | | | | | | | | 4 | 0 | 1 | 0 | 0 | 0 | 2 | | | | | | |
| Alfredo Griffin, S OBP: 0.287, SLG: 0.364 (1, 6) | | | | | | | | | | 3 | 0 | 1 | 0 | 0 | 0 | 3 | | | | | | |
| Inning Stats | R: 0 E: 0 K: 0 S: 4 | H: 1 LOB: 1 BB: 0 P: 4 | R: 2 E: 0 K: 1 S: 7 | H: 2 LOB: 1 BB: 1 P: 11 | R: 0 E: 0 K: 1 S: 5 | H: 0 LOB: 0 BB: 0 P: 5 | R: 0 E: 0 K: 0 S: 4 | H: 0 LOB: 0 BB: 0 P: 5 | R: 0 E: 0 K: 1 S: 5 | H: 0 LOB: 0 BB: 0 P: 5 | R: 0 E: 0 K: 0 S: 4 | H: 1 LOB: 1 BB: 0 P: 4 | R: 0 E: 0 K: 1 S: 5 | H: 0 LOB: 1 BB: 1 P: 9 | R: 0 E: 0 K: 1 S: 5 | H: 0 LOB: 0 BB: 0 P: 5 | | 1B: 2 2B: 1 3B: 0 HR: 1 | SF: 0 SAC: 0 DP: 0 HBP: 0 | WP: 0 PB: 0 SB: 1 CS: 0 | PA: 35 | |
| PITCHER | IP | WLS | BF | H | R | ER | SO | BB | IBB | HBP | BLK | WP | HR | S | P | ERA | WHIP | | | | | |
| Mike Boddicker, R ERA: 3.02 (1, 1) | 7.0 | W | 28 | 4 | 2 | 2 | 4 | 2 | 0 | 0 | 0 | 0 | 0 | 1 | 34 | 42 | 2.57 | 0.857 | | | | |
| Tippy Martinez, L ERA: 2.67 (8, 1) | 2.0 | | 7 | 0 | 0 | 0 | 2 | 1 | 0 | 0 | 0 | 0 | 0 | 10 | 14 | 0.00 | 0.500 | | | | | |



| Batter | 1 | 2 | 3 | 4 | 5 | 6 | 7 | 8 | 9 | AB | R | H | RBI | BB | SO | LOB | TOP | | | | | |
|---|--|---------------------------------|------------------------------|---------------------------------|------------------------------|---------------------------------|------------------------------|----------------------------------|------------------------------|---------------------------------|------------------------------|---------------------------------|------------------------------|---------------------------------|------------------------------|---------------------------------|--|---------------------------------|----------------------------------|------------------------------------|----------------------------------|--------|
| Al Bumby, L OBP: 0.317, SLG: 0.358 (1, 8) | | | | | | | | | | 4 | 0 | 0 | 0 | 0 | 0 | 0 | Baltimore Orioles @ Toronto Blue Jays Exhibition Stadium, Toronto, ON Thu Sep 01 1983, 3:33 AM EDT Att: 30,062 - Unknown | | | | | |
| Jim Dwyer, L OBP: 0.395, SLG: 0.549 (1, 9) | | | | | | | | | | 2 | 1 | 1 | 0 | 2 | 1 | 0 | | | | | | |
| Cal Ripken Jr., R OBP: 0.359, SLG: 0.496 (1, 6) | | | | | | | | | | 4 | 1 | 1 | 0 | 0 | 1 | 2 | | | | | | |
| Eddie Murray, S OBP: 0.391, SLG: 0.521 (1, 3) | | | | | | | | | | 4 | 1 | 2 | 2 | 0 | 0 | 1 | | | | | | |
| John Lowenstein, L OBP: 0.381, SLG: 0.457 (1, 7) | | | | | | | | | | 4 | 0 | 1 | 1 | 0 | 1 | 1 | | | | | | |
| Ken Singleton, S OBP: 0.396, SLG: 0.457 (1, 10) | | | | | | | | | | 4 | 0 | 0 | 0 | 0 | 0 | 2 | | | | | | |
| Rich Dauer, R OBP: 0.291, SLG: 0.288 (7, PH) | | | | | | | | | | 3 | 0 | 0 | 0 | 0 | 1 | 2 | | | | | | |
| Todd Cruz, R OBP: 0.246, SLG: 0.332 (7, PH) | | | | | | | | | | 2 | 0 | 0 | 0 | 0 | 0 | 2 | | | | | | |
| Glenn Gulliver, L OBP: 0.500, SLG: 1.000 (7, 5) | | | | | | | | | | 2 | 0 | 1 | 0 | 0 | 1 | 0 | | | | | | |
| Rick Dempsey, R OBP: 0.306, SLG: 0.321 (7, PH) | | | | | | | | | | 2 | 0 | 0 | 0 | 0 | 1 | 0 | | | | | | |
| Joe Nolan, L OBP: 0.342, SLG: 0.414 (7, 2) | | | | | | | | | | 2 | 0 | 0 | 0 | 0 | 0 | 1 | | | | | | |
| Inning Stats | R: 0 E: 0 K: 1 S: 5 | H: 0 LOB: 1 BB: 1 P: 9 | R: 0 E: 0 K: 0 S: 3 | H: 0 LOB: 0 BB: 0 P: 3 | R: 0 E: 0 K: 0 S: 3 | H: 0 LOB: 0 BB: 0 P: 3 | R: 2 E: 0 K: 0 S: 6 | H: 3 LOB: 2 BB: 1 P: 10 | R: 0 E: 0 K: 1 S: 6 | H: 1 LOB: 1 BB: 0 P: 6 | R: 1 E: 0 K: 1 S: 6 | H: 1 LOB: 0 BB: 0 P: 6 | R: 0 E: 0 K: 1 S: 5 | H: 0 LOB: 0 BB: 0 P: 5 | R: 0 E: 1 K: 2 S: 8 | H: 0 LOB: 1 BB: 0 P: 8 | R: 0 E: 0 K: 0 S: 4 | H: 1 LOB: 1 BB: 0 P: 4 | 1B: 4 2B: 1 3B: 0 HR: 1 | SF: 0 SAC: 0 DP: 0 HBP: 0 | WP: 0 PB: 0 SB: 0 CS: 0 | PA: 36 |
| PITCHER Doyle Alexander, R ERA: 5.07 (1, 1) | IP: 9.0 WLS: W BF: 36 H: 6 R: 3 ER: 3 SO: 6 BB: 2 IBB: 0 HBP: 0 BLK: 0 WP: 0 HR: 1 S: 46 P: 54 ERA: 3.00 WHIP: 0.889 | | | | | | | | | | | | | | | PITCHER | | | | | | |

| | |
|-----|----|
| AB | 34 |
| R | 3 |
| H | 6 |
| RBI | 3 |
| BB | 2 |
| SO | 6 |
| LOB | 11 |



| Batter | 1 | 2 | 3 | 4 | 5 | 6 | 7 | 8 | 9 | AB | R | H | RBI | BB | SO | LOB | BOTTOM | | | |
|--|--|----------------------------------|------------------------------|---------------------------------|------------------------------|---------------------------------|------------------------------|---------------------------------|------------------------------|---------------------------------|------------------------------|---------------------------------|------------------------------|---------------------------------|------------------------------|---------------------------------|--|------------------------------------|----------------------------------|--------|
| Dave Collins, S OBP: 0.343, SLG: 0.332 (1, 7) | | | | | | | | | | 4 | 0 | 2 | 0 | 0 | 1 | 0 | Baltimore Orioles @ Toronto Blue Jays Exhibition Stadium, Toronto, ON Thu Sep 01 1983, 3:33 AM EDT Att: 30,062 - Unknown | | | |
| Rance Mulliniks, L OBP: 0.375, SLG: 0.443 (1, 5) | | | | | | | | | | 3 | 0 | 0 | 0 | 0 | 0 | 3 | | | | |
| Damaso Garcia, R OBP: 0.331, SLG: 0.384 (8, PH) | | | | | | | | | | 1 | 0 | 0 | 0 | 0 | 1 | 0 | | | | |
| Lloyd Moseby, L OBP: 0.373, SLG: 0.520 (1, 8) | | | | | | | | | | 3 | 1 | 0 | 0 | 1 | 2 | 1 | | | | |
| Willie Upshaw, L OBP: 0.364, SLG: 0.498 (1, 3) | | | | | | | | | | 4 | 1 | 3 | 2 | 0 | 0 | 0 | | | | |
| Jorge Orta, L OBP: 0.298, SLG: 0.365 (1, 10) | | | | | | | | | | 3 | 0 | 0 | 0 | 0 | 1 | 2 | | | | |
| Cliff Johnson, R OBP: 0.376, SLG: 0.504 (8, PH) | | | | | | | | | | 1 | 0 | 0 | 0 | 0 | 0 | 0 | | | | |
| Ernie Whitt, L OBP: 0.339, SLG: 0.425 (1, 2) | | | | | | | | | | 2 | 1 | 1 | 1 | 1 | 0 | 0 | | | | |
| Jesse Barfield, R OBP: 0.277, SLG: 0.484 (1, 9) | | | | | | | | | | 3 | 2 | 2 | 2 | 0 | 0 | 1 | | | | |
| Garth Iorg, R OBP: 0.300, SLG: 0.380 (1, 4) | | | | | | | | | | 3 | 0 | 0 | 0 | 0 | 1 | 0 | | | | |
| Alfredo Griffin, S OBP: 0.287, SLG: 0.363 (1, 6) | | | | | | | | | | 3 | 0 | 1 | 0 | 0 | 0 | 0 | | | | |
| Inning Stats | R: 1 E: 1 K: 1 S: 6 | H: 2 LOB: 1 BB: 1 P: 10 | R: 1 E: 0 K: 1 S: 6 | H: 1 LOB: 0 BB: 0 P: 6 | R: 0 E: 0 K: 2 S: 7 | H: 0 LOB: 0 BB: 0 P: 7 | R: 2 E: 0 K: 0 S: 5 | H: 2 LOB: 2 BB: 0 P: 5 | R: 0 E: 0 K: 1 S: 6 | H: 2 LOB: 1 BB: 0 P: 6 | R: 0 E: 0 K: 0 S: 3 | H: 1 LOB: 1 BB: 1 P: 7 | R: 0 E: 0 K: 0 S: 3 | H: 0 LOB: 0 BB: 0 P: 3 | R: 1 E: 0 K: 1 S: 6 | H: 1 LOB: 0 BB: 0 P: 6 | 1B: 5 2B: 0 3B: 0 HR: 4 | SF: 0 SAC: 0 DP: 1 HBP: 0 | WP: 0 PB: 0 SB: 1 CS: 2 | PA: 32 |
| PITCHER Jim Palmer, R ERA: 3.59 (1, 1) | IP: 7.0 WLS: L BF: 28 H: 8 R: 4 ER: 4 SO: 5 BB: 2 IBB: 0 HBP: 0 BLK: 0 WP: 0 HR: 3 S: 36 P: 44 ERA: 5.14 WHIP: 1.429 | | | | | | | | | | | | | | | PITCHER | | | | |
| Tippy Martinez, L ERA: 2.75 (8, 1) | IP: 1.0 WLS: L BF: 4 H: 1 R: 1 ER: 1 SO: 1 BB: 0 IBB: 0 HBP: 0 BLK: 0 WP: 0 HR: 1 S: 6 P: 6 ERA: 9.00 WHIP: 1.000 | | | | | | | | | | | | | | | PITCHER | | | | |

| | |
|-----|----|
| AB | 30 |
| R | 5 |
| H | 9 |
| RBI | 5 |
| BB | 2 |
| SO | 6 |
| LOB | 7 |



| Batter | 1 | 2 | 3 | 4 | 5 | 6 | 7 | 8 | 9 | AB | R | H | RBI | BB | SO | LOB | TOP | | | | | | | | | | | |
|---|------------------------------|---------------------------------|------------------------------|---------------------------------|------------------------------|---------------------------------|------------------------------|---------------------------------|------------------------------|---------------------------------|------------------------------|---------------------------------|------------------------------|----------------------------------|------------------------------|---------------------------------|---|------------------------------|----------------------------------|----------------------------------|------------------------------------|----------------------------------|--------|--|--|--|--|--|
| John Shelby, S OBP: 0.293, SLG: 0.368 (1, 8) | F7 | | K | | B1-3 | | F7 | | | 4 | 0 | 0 | 0 | 0 | 1 | 5 | Baltimore Orioles @ Minnesota Twins Hubert H. Humphrey Metrodome, Minneapolis, MN Fri Sep 02 1983, 8:05 PM EDT Att: 7,996 - Unknown livebaseballscorecards.com | | | | | | | | | | | |
| Dan Ford, R OBP: 0.325, SLG: 0.445 (1, 9) | K | | F7 | | | | F7 | | BB | 3 | 0 | 0 | 0 | 1 | 1 | 1 | | | | | | | | | | | | |
| Cal Ripken Jr., R OBP: 0.357, SLG: 0.492 (1, 6) | F3 | | | | F9 | | 6-3 | | F5 | 4 | 0 | 0 | 0 | 0 | 0 | 1 | | | | | | | | | | | | |
| Eddie Murray, S OBP: 0.390, SLG: 0.518 (1, 3) | | HBP | | | P6 | | P4 | | F8 | 3 | 0 | 0 | 0 | 0 | 0 | 1 | | | | | | | | | | | | |
| Gary Roenicke, R OBP: 0.333, SLG: 0.506 Tito Landrum, R OBP: 0.333, SLG: 0.600 (9, 7) | F9 | | | | FC6-4 | | P3 | | 1B | 4 | 0 | 2 | 0 | 0 | 0 | 1 | | | | | | | | | | | | |
| Ken Singleton, S OBP: 0.397, SLG: 0.465 (1, 10) | K | | | | FC6-4 | | BB | | 1B | 0 | 0 | 0 | 0 | 0 | 0 | 0 | | | | | | | | | | | | |
| Todd Cruz, R OBP: 0.244, SLG: 0.328 (1, 5) | 4-3 | | | | 1-2 | | BB | | 1B | 4 | 1 | 2 | 1 | 0 | 1 | 2 | | | | | | | | | | | | |
| Lenn Sakata, R OBP: 0.316, SLG: 0.350 (1, 4) | | | F9 | | | | P6 | | K | 4 | 0 | 0 | 0 | 0 | 2 | 2 | | | | | | | | | | | | |
| Rick Dempsey, R OBP: 0.308, SLG: 0.318 (1, 2) | | | | | | | P6 | | BB | 2 | 0 | 1 | 0 | 2 | 0 | 0 | | | | | | | | | | | | |
| Inning Stats | R: 0 E: 0 K: 1 S: 5 | H: 0 LOB: 0 BB: 0 P: 5 | R: 0 E: 0 K: 1 S: 5 | H: 0 LOB: 1 BB: 0 P: 6 | R: 0 E: 0 K: 1 S: 5 | H: 0 LOB: 1 BB: 1 P: 9 | R: 0 E: 0 K: 0 S: 4 | H: 1 LOB: 1 BB: 0 P: 4 | R: 0 E: 0 K: 1 S: 6 | H: 1 LOB: 1 BB: 0 P: 6 | R: 0 E: 0 K: 0 S: 3 | H: 0 LOB: 0 BB: 3 P: 3 | R: 0 E: 0 K: 0 S: 4 | H: 1 LOB: 3 BB: 2 P: 12 | R: 0 E: 0 K: 0 S: 3 | H: 1 LOB: 2 BB: 1 P: 7 | | R: 1 E: 0 K: 2 S: 7 | H: 1 LOB: 0 BB: 1 P: 11 | 1B: 4 2B: 0 3B: 0 HR: 1 | SF: 0 SAC: 0 DP: 0 HBP: 1 | WP: 0 PB: 0 SB: 0 CS: 1 | PA: 36 | | | | | |
| PITCHER | IP | WLS | BF | H | R | ER | SO | BB | IBB | HBP | BLK | WP | HR | S | P | ERA | WHIP | | | | | | | | | | | |
| Frank Viola, L ERA: 5.15 Ron Davis, R ERA: 3.25 | (1, 1) | 8.1 | L | 35 | 5 | 1 | 1 | 5 | 5 | 0 | 1 | 0 | 0 | 1 | 39 | 60 | 1.08 | 1.200 | | | | | | | | | | |
| PITCHER | IP | WLS | BF | H | R | ER | SO | BB | IBB | HBP | BLK | WP | HR | S | P | ERA | WHIP | | | | | | | | | | | |

| Batter | 1 | 2 | 3 | 4 | 5 | 6 | 7 | 8 | 9 | AB | R | H | RBI | BB | SO | LOB | BOTTOM | | | | | | | | | | | |
|---|------------------------------|---------------------------------|------------------------------|---------------------------------|------------------------------|---------------------------------|------------------------------|---------------------------------|------------------------------|---------------------------------|------------------------------|---------------------------------|------------------------------|---------------------------------|------------------------------|----------------------------------|---|----------------------------------|------------------------------------|----------------------------------|--------|--|--|--|--|--|--|--|
| Darrell Brown, S OBP: 0.307, SLG: 0.312 (1, 8) | F7 | | 6-3 | | | | | | | 4 | 0 | 1 | 0 | 0 | 0 | 0 | Baltimore Orioles @ Minnesota Twins Hubert H. Humphrey Metrodome, Minneapolis, MN Fri Sep 02 1983, 8:05 PM EDT Att: 7,996 - Unknown livebaseballscorecards.com | | | | | | | | | | | |
| John Castino, R OBP: 0.348, SLG: 0.414 (1, 4) | | | F9 | | FC5-4 | | | | F9 | 4 | 0 | 1 | 0 | 0 | 0 | 1 | | | | | | | | | | | | |
| Mickey Hatcher, R OBP: 0.353, SLG: 0.442 (1, 7) | L4 | | | | 1B | | | | | 4 | 0 | 1 | 0 | 0 | 0 | 1 | | | | | | | | | | | | |
| Kent Hrbek, L OBP: 0.377, SLG: 0.495 (1, 3) | L4 | | | | 4-3 | | | | | 3 | 0 | 0 | 0 | 1 | 0 | 2 | | | | | | | | | | | | |
| Dave Engle, R OBP: 0.353, SLG: 0.452 Ron Washington, R OBP: 0.295, SLG: 0.327 (9, PR) | F8 | | | | F9 | | | | F9 | 3 | 0 | 0 | 0 | 1 | 0 | 0 | | | | | | | | | | | | |
| Gary Gaetti, R OBP: 0.308, SLG: 0.423 (1, 5) | | | | | | | | | | 0 | 0 | 0 | 0 | 0 | 0 | 0 | | | | | | | | | | | | |
| Tom Brunansky, R OBP: 0.303, SLG: 0.419 (1, 10) | | | | | 6-3 | | | | 5-3 | 4 | 0 | 1 | 0 | 0 | 0 | 2 | | | | | | | | | | | | |
| Rusty Kuntz, R OBP: 0.303, SLG: 0.314 (1, 9) | | | | | | | | | FC1-6 | 3 | 0 | 0 | 0 | 1 | 0 | 0 | | | | | | | | | | | | |
| Lenny Faedo, R OBP: 0.311, SLG: 0.378 (1, 6) | | | | | | | | | BB | 4 | 0 | 1 | 0 | 0 | 0 | 2 | | | | | | | | | | | | |
| Inning Stats | R: 0 E: 0 K: 0 S: 4 | H: 1 LOB: 1 BB: 0 P: 4 | R: 0 E: 0 K: 0 S: 4 | H: 1 LOB: 2 BB: 1 P: 8 | R: 0 E: 0 K: 0 S: 4 | H: 1 LOB: 1 BB: 0 P: 4 | R: 0 E: 0 K: 0 S: 3 | H: 0 LOB: 0 BB: 0 P: 3 | R: 0 E: 0 K: 0 S: 4 | H: 2 LOB: 1 BB: 0 P: 4 | R: 0 E: 0 K: 0 S: 3 | H: 0 LOB: 0 BB: 0 P: 3 | R: 0 E: 0 K: 0 S: 3 | H: 0 LOB: 0 BB: 0 P: 3 | R: 0 E: 0 K: 0 S: 3 | H: 0 LOB: 2 BB: 2 P: 11 | | 1B: 4 2B: 1 3B: 0 HR: 0 | SF: 0 SAC: 0 DP: 1 HBP: 0 | WP: 0 PB: 0 SB: 0 CS: 0 | PA: 34 | | | | | | | |
| PITCHER | IP | WLS | BF | H | R | ER | SO | BB | IBB | HBP | BLK | WP | HR | S | P | ERA | WHIP | | | | | | | | | | | |
| Mike Flanagan, L ERA: 3.11 Tim Stoddard, R ERA: 5.56 | (1, 1) | 8.1 | W | 32 | 5 | 0 | 0 | 0 | 3 | 0 | 0 | 0 | 0 | 0 | 29 | 41 | 0.00 | 0.960 | | | | | | | | | | |
| PITCHER | IP | WLS | BF | H | R | ER | SO | BB | IBB | HBP | BLK | WP | HR | S | P | ERA | WHIP | | | | | | | | | | | |

| Batter | 1 | 2 | 3 | 4 | 5 | 6 | 7 | 8 | 9 | AB | R | H | RBI | BB | SO | LOB | TOP | | | | | | | | | |
|---|------------------------------|---------------------------------|------------------------------|---------------------------------|-------------------------------|----------------------------------|------------------------------|----------------------------------|------------------------------|---------------------------------|------------------------------|---------------------------------|------------------------------|---------------------------------|------------------------------|---------------------------------|---|------------------------------|---------------------------------|----------------------------------|------------------------------------|----------------------------------|--------|--|--|--|
| Al Bumbry, L OBP: 0.317, SLG: 0.358 John Shelby, S OBP: 0.290, SLG: 0.364 (5, 8) | P6 | | | | 5-3 | | 2-3 | K | | 3 | 1 | 1 | 1 | 0 | 1 | 2 | Baltimore Orioles @ Minnesota Twins Hubert H. Humphrey Metrodome, Minneapolis, MN Sat Sep 03 1983, 4:33 AM EDT Att: 9,230 - Unknown livebaseballscorecards.com | | | | | | | | | |
| Dan Ford, R OBP: 0.329, SLG: 0.457 Mike Young, S OBP: 0.273, SLG: 0.333 (5, 7) | L6 | | | | | | K | | E5 2B | 4 | 1 | 3 | 2 | 0 | 0 | 0 | | | | | | | | | | |
| Cal Ripken Jr., R OBP: 0.362, SLG: 0.511 (1, 6) | | | | | | | | | | 6 | 3 | 5 | 4 | 0 | 1 | 1 | | | | | | | | | | |
| Eddie Murray, S OBP: 0.390, SLG: 0.515 (1, 3) | F8 | | | | | | | | | 5 | 1 | 1 | 0 | 1 | 0 | 3 | | | | | | | | | | |
| John Lowenstein, L OBP: 0.380, SLG: 0.455 Tito Landrum, R OBP: 0.364, SLG: 0.556 (3, 7) (5, 9) | | | | | | | | | | 1 | 0 | 0 | 0 | 0 | 1 | 0 | | | | | | | | | | |
| Ken Singleton, S OBP: 0.396, SLG: 0.469 (1, 10) | | | | | | | | | | 4 | 1 | 1 | 0 | 1 | 0 | 4 | | | | | | | | | | |
| Joe Nolan, L OBP: 0.351, SLG: 0.438 (1, 2) | | | | | | | | | | 5 | 1 | 1 | 4 | 1 | 2 | 3 | | | | | | | | | | |
| Rich Dauer, R OBP: 0.297, SLG: 0.303 (1, 4) | | | | | | | | | | 4 | 1 | 2 | 1 | 0 | 0 | 3 | | | | | | | | | | |
| Todd Cruz, R OBP: 0.241, SLG: 0.325 (1, 5) | | | | | | | | | | 5 | 2 | 4 | 1 | 0 | 0 | 1 | | | | | | | | | | |
| Inning Stats | R: 1 E: 0 K: 0 S: 4 | H: 1 LOB: 0 BB: 0 P: 4 | R: 0 E: 0 K: 2 S: 7 | H: 0 LOB: 0 BB: 0 P: 7 | R: 7 E: 1 K: 2 S: 14 | H: 6 LOB: 2 BB: 1 P: 19 | R: 0 E: 0 K: 1 S: 6 | H: 1 LOB: 3 BB: 2 P: 14 | R: 2 E: 0 K: 0 S: 6 | H: 3 LOB: 1 BB: 0 P: 6 | R: 1 E: 0 K: 2 S: 9 | H: 2 LOB: 1 BB: 0 P: 9 | R: 1 E: 0 K: 1 S: 8 | H: 3 LOB: 2 BB: 0 P: 8 | R: 0 E: 0 K: 2 S: 8 | H: 1 LOB: 1 BB: 0 P: 8 | | R: 1 E: 1 K: 0 S: 5 | H: 1 LOB: 1 BB: 0 P: 5 | 1B: 9 2B: 3 3B: 0 HR: 6 | SF: 0 SAC: 1 DP: 0 HBP: 1 | WP: 2 PB: 0 SB: 0 CS: 0 | PA: 51 | | | |
| PITCHER | IP | WLS | BF | H | R | ER | SO | BB | IBB | HBP | BLK | WP | HR | S | P | ERA | WHIP | | | | | | | | | |
| Ken Schrom, R ERA: 4.35 Len Whitehouse, L ERA: 3.5 Jack O'Connor, L ERA: 6.45 | (1, 1) | 2.0 | L | 12 | 5 | 6 | 5 | 2 | 0 | 0 | 0 | 0 | 1 | 16 | 16 | 22.50 | 2.500 | | | | | | | | | |
| PITCHER | IP | WLS | BF | H | R | ER | SO | BB | IBB | HBP | BLK | WP | HR | S | P | ERA | WHIP | | | | | | | | | |
| Ken Schrom, R ERA: 4.35 Len Whitehouse, L ERA: 3.5 Jack O'Connor, L ERA: 6.45 | (1, 1) | 3.0 | | 19 | 6 | 4 | 4 | 3 | 2 | 1 | 1 | 0 | 2 | 3 | 21 | 34 | 12.00 | 2.667 | | | | | | | | |
| Ken Schrom, R ERA: 4.35 Len Whitehouse, L ERA: 3.5 Jack O'Connor, L ERA: 6.45 | (6, 1) | 4.0 | | 20 | 7 | 3 | 2 | 5 | 0 | 0 | 0 | 0 | 0 | 2 | 30 | 30 | 4.50 | 1.750 | | | | | | | | |

| Batter | 1 | 2 | 3 | 4 | 5 | 6 | 7 | 8 | 9 | AB | R | H | RBI | BB | SO | LOB | BOTTOM | | | | | | | | |
|---|------------------------------|---------------------------------|------------------------------|---------------------------------|------------------------------|---------------------------------|------------------------------|---------------------------------|------------------------------|---------------------------------|------------------------------|---------------------------------|------------------------------|---------------------------------|------------------------------|---------------------------------|---|------------------------------|---------------------------------|----------------------------------|------------------------------------|----------------------------------|--------|--|--|
| Darrell Brown, S OBP: 0.314, SLG: 0.323 (1, 8) | | | | | | | | | | 4 | 0 | 3 | 0 | 0 | 0 | 0 | Baltimore Orioles @ Minnesota Twins Hubert H. Humphrey Metrodome, Minneapolis, MN Sat Sep 03 1983, 4:33 AM EDT Att: 9,230 - Unknown livebaseballscorecards.com | | | | | | | | |
| Tim Tauler, R OBP: 0.250, SLG: 0.250 (1, 4) | | | | | | | | | | 4 | 0 | 1 | 0 | 0 | 0 | 4 | | | | | | | | | |
| Mickey Hatcher, R OBP: 0.348, SLG: 0.435 (1, 7) | | | | | | | | | | 4 | 0 | 0 | 0 | 0 | 0 | 5 | | | | | | | | | |
| Kent Hrbek, L OBP: 0.376, SLG: 0.493 Scott Ulmer, R OBP: 0.234, SLG: 0.222 (6, 3) | | | | | | | | | | 2 | 0 | 0 | 0 | 0 | 0 | 1 | | | | | | | | | |
| Dave Engle, R OBP: 0.353, SLG: 0.449 Tim Laudner, R OBP: 0.252, SLG: 0.322 (7, 2) | | | | | | | | | | 2 | 0 | 0 | 0 | 1 | 0 | 0 | | | | | | | | | |
| Gary Gaetti, R OBP: 0.305, SLG: 0.423 Ron Washington, R OBP: 0.296, SLG: 0.328 (6, 5) | | | | | | | | | | 2 | 0 | 1 | 0 | 0 | 0 | 1 | | | | | | | | | |
| Tom Brunansky, R OBP: 0.302, SLG: 0.417 (1, 10) | | | | | | | | | | 2 | 0 | 1 | 0 | 0 | 0 | 0 | | | | | | | | | |
| Rusty Kuntz, R OBP: 0.297, SLG: 0.307 (1, 9) | | | | | | | | | | 4 | 0 | 1 | 0 | 0 | 0 | 2 | | | | | | | | | |
| Lenny Faedo, R OBP: 0.312, SLG: 0.377 (1, 6) | | | | | | | | | | 3 | 0 | 0 | 0 | 0 | 2 | 2 | | | | | | | | | |
| Inning Stats | R: 0 E: 0 K: 0 S: 4 | H: 1 LOB: 1 BB: 0 P: 4 | R: 0 E: 0 K: 1 S: 5 | H: 1 LOB: 1 BB: 1 P: 9 | R: 0 E: 0 K: 0 S: 4 | H: 1 LOB: 1 BB: 0 P: 4 | R: 0 E: 0 K: 0 S: 4 | H: 1 LOB: 1 BB: 0 P: 4 | R: 0 E: 0 K: 1 S: 7 | H: 2 LOB: 2 BB: 0 P: 7 | R: 0 E: 0 K: 1 S: 5 | H: 0 LOB: 0 BB: 0 P: 5 | R: 0 E: 0 K: 0 S: 3 | H: 0 LOB: 0 BB: 0 P: 3 | R: 0 E: 0 K: 0 S: 4 | H: 1 LOB: 1 BB: 0 P: 4 | | R: 0 E: 0 K: 0 S: 3 | H: 1 LOB: 0 BB: 0 P: 3 | 1B: 7 2B: 1 3B: 0 HR: 0 | SF: 0 SAC: 0 DP: 1 HBP: 0 | WP: 0 PB: 0 SB: 0 CS: 0 | PA: 34 | | |
| PITCHER | IP | WLS | BF | H | R | ER | SO | BB | IBB | HBP | BLK | WP | HR | S | P | ERA | WHIP | | | | | | | | |
| Scott McGregor, L ERA: 2.95 | (1, 1) | 9.0 | W | 34 | 8 | 0 | 0 | 3 | 1 | 0 | 0 | 0 | 0 | 39 | 43 | 0.00 | 1.000 | | | | | | | | |
| PITCHER | IP | WLS | BF | H | R | ER | SO | BB | IBB | HBP | BLK | WP | HR | S | P | ERA | WHIP | | | | | | | | |
| Scott McGregor, L ERA: 2.95 | (1, 1) | 9.0 | | 34 | 8 | 0 | 0 | 3 | 1 | 0 | 0 | 0 | 0 | 39 | 43 | 0.00 | 1.000 | | | | | | | | |



| Batter | 1 | 2 | 3 | 4 | 5 | 6 | 7 | 8 | 9 | AB | R | H | RBI | BB | SO | LOB | TOP | | | | | | | | |
|--|------------------------------|---------------------------------|-------------------------------|----------------------------------|------------------------------|---------------------------------|------------------------------|---------------------------------|------------------------------|---------------------------------|------------------------------|---------------------------------|------------------------------|---------------------------------|------------------------------|----------------------------------|---|---------------------------------|----------------------------------|------------------------------------|----------------------------------|--------|--|--|--|
| John Shelby S (1, 8) OBP: 0.292, SLG: 0.365 | 0-3 K | 0-0 1B | | 0-0 F8 | | | 0-0 E6 | 0-0 | | 5 | 1 | 2 | 2 | 0 | 1 | 1 | Baltimore Orioles @ Minnesota Twins Hubert H. Humphrey Metrodome, Minneapolis, MN Sun Sep 04 1983, 4:33 AM EDT Att: 8,296 - Unknown livebaseballscorecards.com | | | | | | | | |
| Dan Ford R (1, 9) OBP: 0.327, SLG: 0.454 | 0-0 F8 | 0-0 1B | | 0-0 4-3 | | | 0-0 F9 | 0-3 K | | 5 | 0 | 1 | 2 | 0 | 1 | 4 | | | | | | | | | |
| Cal Ripken Jr. R (1, 6) OBP: 0.362, SLG: 0.510 | 0-0 FC5-4 1B | 0-3 K | | | 0-0 F9 | | 0-0 F9 | | 0-0 SH5-4 1B | 5 | 1 | 2 | 0 | 0 | 1 | 2 | | | | | | | | | |
| Eddie Murray S (1, 3) OBP: 0.391, SLG: 0.524 | 0-0 FC5-4 1-2 | | | 0-0 HR | | | 0-0 F8 | | 0-0 BB SF8 2B | 5 | 2 | 3 | 1 | 0 | 0 | 1 | | | | | | | | | |
| Gary Roenicke R (1, 10) OBP: 0.333, SLG: 0.502 | | 0-0 6-3 | | 4-0 G6-4-3 BB | | | 0-3 K | | 4-0 1B BB | 2 | 0 | 0 | 0 | 1 | 1 | 0 | | | | | | | | | |
| Al Bumbry L (8, PH) OBP: 0.319, SLG: 0.358 | | | | | 0-3 K | | | | 0-0 SH5-4 | 0 | 1 | 0 | 0 | 1 | 0 | 0 | | | | | | | | | |
| Tito Landrum R (1, 7) OBP: 0.357, SLG: 0.750 | | 0-0 | | 0-0 G6-4-3 | | | 0-0 F8 | | 0-0 | 3 | 1 | 1 | 1 | 0 | 0 | 1 | | | | | | | | | |
| Jim Dwyer L (8, PH) OBP: 0.399, SLG: 0.549 | | | | | 0-0 G6-4-3 | | | | 0-0 SF9 | 0 | 1 | 0 | 0 | 1 | 0 | 0 | | | | | | | | | |
| Lenn Sakata R (8, 4) OBP: 0.316, SLG: 0.350 | | | | | | | | | 4-0 1B BB | 0 | 0 | 0 | 0 | 0 | 0 | 0 | | | | | | | | | |
| Glenn Gulliver L (8, PH) OBP: 0.333, SLG: 1.000 | | | | | | | | | 1-2 2-3 BB | 0 | 0 | 0 | 1 | 0 | 0 | 0 | | | | | | | | | |
| Bobby Bonner R (9, 4) OBP: 0.333, SLG: 1.000 | | | | | | | | | 2-3 3-H | 0 | 0 | 0 | 0 | 0 | 0 | 0 | | | | | | | | | |
| Rich Dauer R (1, 4) OBP: 0.297, SLG: 0.305 | | 0-0 | | 0-0 F9 | | | 0-0 F8 | | 0-0 SF8 | 3 | 1 | 1 | 0 | 0 | 0 | 0 | | | | | | | | | |
| John Lowenstein L (8, PH) OBP: 0.377, SLG: 0.453 | | | | | | | | | 0-0 F8 | 1 | 0 | 0 | 1 | 0 | 0 | 1 | | | | | | | | | |
| Todd Cruz R (1, 5) OBP: 0.241, SLG: 0.324 | | 0-0 6-3 | | 0-3 K | | | 0-0 5-3 | | 0-0 1B 2-3 1B | 4 | 0 | 1 | 0 | 0 | 1 | 1 | | | | | | | | | |
| Rick Dempsey R (1, 2) OBP: 0.311, SLG: 0.320 | | 0-0 E8 1B | | 4-0 | | | 0-0 5-3 | | 0-0 P4 | 2 | 1 | 1 | 1 | 1 | 0 | 0 | | | | | | | | | |
| Joe Nolan L (8, PH) OBP: 0.349, SLG: 0.435 | | | | | | | | | | 1 | 0 | 0 | 0 | 0 | 0 | 3 | | | | | | | | | |
| Inning Stats | R: 0 E: 0 K: 1 S: 6 | H: 1 LOB: 1 BB: 0 P: 6 | R: 4 E: 1 K: 1 S: 10 | H: 5 LOB: 1 BB: 0 P: 10 | R: 1 E: 0 K: 0 S: 3 | H: 1 LOB: 0 BB: 1 P: 7 | R: 0 E: 0 K: 1 S: 5 | H: 0 LOB: 0 BB: 1 P: 9 | R: 0 E: 0 K: 1 S: 5 | H: 0 LOB: 0 BB: 0 P: 5 | R: 0 E: 0 K: 0 S: 3 | H: 0 LOB: 0 BB: 0 P: 3 | R: 0 E: 1 K: 0 S: 4 | H: 0 LOB: 1 BB: 0 P: 4 | R: 3 E: 0 K: 1 S: 8 | H: 3 LOB: 2 BB: 2 P: 16 | R: 1 E: 0 K: 0 S: 5 | H: 2 LOB: 1 BB: 0 P: 5 | 1B: 8 2B: 2 3B: 0 HR: 2 | SF: 2 SAC: 1 DP: 1 HBP: 0 | WP: 0 PB: 0 SB: 1 CS: 0 | PA: 43 | | | |
| PITCHER | IP | WLS | BF | H | R | ER | SO | BB | IBB | HBP | BLK | WP | HR | S | P | ERA | WHIP | | | | | | | | |
| Pete Filson L (1, 1) ERA: 3.76 | 6.2 | | 29 | 7 | 5 | 5 | 4 | 2 | 0 | 0 | 0 | 0 | 2 | 35 | 43 | 6.75 | 1.350 | | | | | | | | |
| Ron Davis R (7, 1) ERA: 3.62 | 2.1 | L | 14 | 5 | 4 | 4 | 1 | 2 | 0 | 0 | 0 | 0 | 0 | 14 | 22 | 15.43 | 3.000 | | | | | | | | |

| Batter | 1 | 2 | 3 | 4 | 5 | 6 | 7 | 8 | 9 | AB | R | H | RBI | BB | SO | LOB | BOTTOM | | | | | | | | | |
|--|------------------------------|---------------------------------|------------------------------|---------------------------------|------------------------------|---------------------------------|------------------------------|---------------------------------|------------------------------|----------------------------------|------------------------------|---------------------------------|------------------------------|---------------------------------|------------------------------|---------------------------------|---|------------------------------|---------------------------------|----------------------------------|------------------------------------|----------------------------------|--------|--|--|--|
| Darrell Brown S (1, 8) OBP: 0.313, SLG: 0.322 | 0-0 4-3 | | 0-0 G5-4-3 1-2 | | | | 0-0 6-3 | | | 4 | 0 | 1 | 2 | 0 | 0 | 1 | Baltimore Orioles @ Minnesota Twins Hubert H. Humphrey Metrodome, Minneapolis, MN Sun Sep 04 1983, 4:33 AM EDT Att: 8,296 - Unknown livebaseballscorecards.com | | | | | | | | | |
| John Castino R (1, 4) OBP: 0.345, SLG: 0.410 | 0-0 6-3 | | | 0-0 5-3 | 0-0 2-3 | | | 0-0 5-3 | | 4 | 0 | 0 | 0 | 0 | 0 | 1 | | | | | | | | | | |
| Mickey Hatcher R (1, 7) OBP: 0.350, SLG: 0.436 | 0-0 5-3 | | | 0-0 5-3 | | | 0-0 G4-6-3 1B | 0-0 1B SF9 | | 4 | 1 | 2 | 0 | 0 | 0 | 0 | | | | | | | | | | |
| Kent Hrbek L (1, 3) OBP: 0.375, SLG: 0.491 | | 0-0 1-3 | | 0-0 F7 | | | 0-3 K | 0-0 CS 1B | | 4 | 0 | 1 | 0 | 0 | 1 | 1 | | | | | | | | | | |
| Dave Engle R (1, 2) OBP: 0.355, SLG: 0.451 | | 0-0 | | | 0-0 F9 1B | 0-0 G4-6-3 1-2 | | 0-0 SF9 | | 3 | 1 | 2 | 1 | 0 | 0 | 1 | | | | | | | | | | |
| Randy Bush L (1, 10) OBP: 0.330, SLG: 0.438 | | 0-3 K | | | 0-0 F8 | | 0-0 3B 3B | 0-0 CS | 0-0 F9 | 3 | 1 | 1 | 0 | 0 | 1 | 2 | | | | | | | | | | |
| Tim Laudner R (8, PH) OBP: 0.252, SLG: 0.322 | | | | | | | | | 0-0 F9 | 0 | 0 | 0 | 0 | 0 | 0 | 0 | | | | | | | | | | |
| Tim Teufel R (8, PH) OBP: 0.200, SLG: 0.200 | | | | | | | | | 1-2 | 1 | 0 | 0 | 0 | 0 | 0 | 0 | | | | | | | | | | |
| Gary Gaetti R (1, 5) OBP: 0.309, SLG: 0.421 | | 0-0 F7 | | | 4-0 1B 1-2 BB | | 0-3 K | | 0-0 5-3 | 3 | 1 | 0 | 0 | 1 | 1 | 2 | | | | | | | | | | |
| Tom Brunansky R (1, 9) OBP: 0.304, SLG: 0.421 | | | | 0-0 F8 | | | 0-0 F9 | | 4-0 | 3 | 1 | 1 | 1 | 1 | 0 | 2 | | | | | | | | | | |
| Lenny Faedo R (1, 6) OBP: 0.310, SLG: 0.376 | | | 0-0 E5 G5-4-3 | | 0-0 F9 | | 0-0 1B 1B | 3-H SF9 | 0-0 L5 | 3 | 1 | 1 | 2 | 0 | 0 | 1 | | | | | | | | | | |
| Inning Stats | R: 0 E: 0 K: 0 S: 3 | H: 0 LOB: 0 BB: 0 P: 3 | R: 0 E: 0 K: 1 S: 6 | H: 1 LOB: 1 BB: 0 P: 6 | R: 0 E: 1 K: 0 S: 3 | H: 0 LOB: 0 BB: 0 P: 3 | R: 0 E: 0 K: 0 S: 3 | H: 0 LOB: 0 BB: 0 P: 3 | R: 3 E: 0 K: 0 S: 6 | H: 3 LOB: 1 BB: 1 P: 10 | R: 0 E: 0 K: 1 S: 5 | H: 1 LOB: 0 BB: 0 P: 5 | R: 2 E: 0 K: 1 S: 7 | H: 2 LOB: 0 BB: 0 P: 7 | R: 1 E: 0 K: 0 S: 4 | H: 2 LOB: 0 BB: 0 P: 4 | | R: 0 E: 0 K: 0 S: 3 | H: 0 LOB: 1 BB: 1 P: 7 | 1B: 7 2B: 0 3B: 2 HR: 0 | SF: 2 SAC: 0 DP: 2 HBP: 0 | WP: 0 PB: 0 SB: 0 CS: 1 | PA: 37 | | | |
| PITCHER | IP | WLS | BF | H | R | ER | SO | BB | IBB | HBP | BLK | WP | HR | S | P | ERA | | WHIP | | | | | | | | |
| Storm Davis R (1, 1) ERA: 3.39 | 7.0 | | 28 | 7 | 5 | 5 | 3 | 1 | 0 | 0 | 0 | 0 | 0 | 7 | 33 | 6.43 | | 1.143 | | | | | | | | |
| Tippy Martinez L (8, 1) ERA: 2.79 | 2.0 | S | 8 | 2 | 1 | 1 | 0 | 1 | 0 | 0 | 0 | 0 | 0 | 7 | 11 | 4.50 | | 1.500 | | | | | | | | |



| Batter | 1 | 2 | 3 | 4 | 5 | 6 | 7 | 8 | 9 | AB | R | H | RBI | BB | SO | LOB | TOP | | | | | |
|--|------------------------------|---------------------------------|-------------------------------------|----------------------------------|-------------------------------|---------------------------------|------------------------------|---------------------------------|------------------------------|----------------------------------|------------------------------|---------------------------------|------------------------------|---------------------------------|------------------------------|---------------------------------|--|-------------------------------------|----------------------------------|------------------------------------|----------------------------------|--------|
| Jerry Remy, L OBP: 0.316, SLG: 0.311 (1, 4) | 0-0 6-3 | | 0-0 B2-3 | | 0-0 BB 1B | | 0-0 L4 | | | 4 | 1 | 1 | 1 | 0 | 0 | 0 | Boston Red Sox @ Baltimore Orioles Memorial Stadium, Baltimore, MD Mon Sep 05 1983, 7:05 PM EDT Att: 41,202 - Unknown - 95 F | | | | | |
| Wade Boggs, L OBP: 0.447, SLG: 0.509 (1, 5) | 4-0 BB | | 0-0 F8 | | 3-H 4-0 1B 1-2 BB | | | 0-0 F8 | | 2 | 0 | 0 | 0 | 2 | 0 | 0 | | | | | | |
| Jim Rice, R OBP: 0.363, SLG: 0.553 (1, 7) | 0-0 L8 | | | 0-0 F3 | | 0-0 1-2 2-H 1B | | 0-0 F9 | | 4 | 0 | 1 | 1 | 0 | 0 | 1 | | | | | | |
| Tony Armas, R OBP: 0.255, SLG: 0.445 (1, 8) | 0-3 K | | | 0-3 K | | 0-3 K | | 0-0 L3 | | 4 | 0 | 0 | 0 | 0 | 3 | 3 | | | | | | |
| Carl Yastrzemski, L OBP: 0.380, SLG: 0.440 (1, 10) | | 0-0 5-3 | | 0-0 1B | | 0-0 4-3 | | | 0-0 G3 | | 4 | 0 | 1 | 0 | 0 | 0 | | | | | | |
| Rick Miller, L OBP: 0.375, SLG: 0.350 (1, 9) | 0-3 K | | | 0-0 5-3 | | 4-0 G5-4-3 BB | | 0-0 3-1 | | 3 | 0 | 0 | 0 | 1 | 1 | 1 | | | | | | |
| Rich Gedman, L OBP: 0.346, SLG: 0.405 (1, 2) | | 0-0 1B | | | 0-0 1B 3B | | 0-0 G5-4-3 | | 0-0 F4 | | 4 | 1 | 2 | 0 | 0 | 1 | | | | | | |
| Dave Stapleton, R OBP: 0.297, SLG: 0.366 (1, 3) | 0-3 K | | | 0-0 5-3 | | 0-0 5-3 | | 0-0 F7 | | 3 | 0 | 0 | 0 | 0 | 1 | 2 | | | | | | |
| Glenn Hoffman, R OBP: 0.308, SLG: 0.339 (1, 6) | | | 0-3 K | | 0-0 5-3 | | 0-3 K | | | 3 | 0 | 0 | 0 | 0 | 2 | 1 | | | | | | |
| Inning Stats | R: 0 E: 0 K: 1 S: 5 | H: 0 LOB: 1 BB: 1 P: 9 | R: 0 E: 0 K: 2 S: 8 | H: 1 LOB: 1 BB: 0 P: 8 | R: 0 E: 0 K: 1 S: 5 | H: 0 LOB: 0 BB: 0 P: 5 | R: 0 E: 0 K: 1 S: 6 | H: 1 LOB: 1 BB: 0 P: 6 | R: 2 E: 0 K: 1 S: 8 | H: 3 LOB: 2 BB: 1 P: 12 | R: 0 E: 0 K: 0 S: 2 | H: 0 LOB: 0 BB: 0 P: 6 | R: 0 E: 0 K: 1 S: 5 | H: 0 LOB: 0 BB: 0 P: 5 | R: 0 E: 0 K: 0 S: 3 | H: 0 LOB: 0 BB: 0 P: 3 | R: 0 E: 0 K: 0 S: 3 | H: 0 LOB: 0 BB: 0 P: 3 | 1B: 4 2B: 0 3B: 1 HR: 0 | SF: 0 SAC: 0 DP: 1 HBP: 0 | WP: 0 PB: 0 SB: 0 CS: 0 | PA: 34 |
| PITCHER Mike Boddicker, R ERA: 2.96 (1, 1) | IP: 9.0 WLS: L BF: 34 | H: 5 R: 2 ER: 2 SO: 7 | BB: 3 IBB: 0 HBP: 0 BLK: 0 | WP: 0 HR: 0 S: 45 P: 57 | ERA: 2.00 WHIP: 0.889 | PITCHER | | | | | | | | | | IP: 9.0 WLS: L BF: 34 | H: 5 R: 2 ER: 2 SO: 7 | BB: 3 IBB: 0 HBP: 0 BLK: 0 | WP: 0 HR: 0 S: 45 P: 57 | ERA: 2.00 WHIP: 0.889 | | |

| | |
|-----|----|
| AB | 31 |
| R | 2 |
| H | 5 |
| RBI | 2 |
| BB | 3 |
| SO | 7 |
| LOB | 9 |



| Batter | 1 | 2 | 3 | 4 | 5 | 6 | 7 | 8 | 9 | AB | R | H | RBI | BB | SO | LOB | BOTTOM | | | | | | | |
|--|------------------------------|---------------------------------|-------------------------------------|----------------------------------|------------------------------|---------------------------------|------------------------------|---------------------------------|------------------------------|---------------------------------|------------------------------|---------------------------------|------------------------------|---------------------------------|------------------------------|---------------------------------|--|-------------------------------------|----------------------------------|---------------------------------|----------------------------------|------------------------------------|----------------------------------|--------|
| John Shelby, S OBP: 0.296, SLG: 0.370 (1, 8) | 0-0 6-3 1B | | 0-0 1B | | | 0-0 FC5-4 1B | | 0-0 B2-3 | | 4 | 0 | 3 | 0 | 0 | 0 | 0 | Boston Red Sox @ Baltimore Orioles Memorial Stadium, Baltimore, MD Mon Sep 05 1983, 7:05 PM EDT Att: 41,202 - Unknown - 95 F | | | | | | | |
| Dan Ford, R OBP: 0.327, SLG: 0.452 (1, 9) | 0-0 F4 | | 0-3 K | | 0-0 FC5-4 WP | | 0-0 1-2 1B | | 0-0 4-3 1B | 4 | 0 | 1 | 0 | 0 | 1 | 3 | | | | | | | | |
| Cal Ripken Jr., R OBP: 0.361, SLG: 0.507 (1, 6) | 0-0 6-3 1-2 | | | 0-0 E5 G5-4-3 | | 4-0 1-2 BB | | 0-0 F7 | | 3 | 0 | 0 | 0 | 1 | 0 | 2 | | | | | | | | |
| Eddie Murray, S OBP: 0.389, SLG: 0.520 (1, 3) | 0-0 F8 | | | 0-0 G5-4-3 | | 0-0 F5 | | 0-0 4-3 | | 4 | 0 | 0 | 0 | 0 | 0 | 5 | | | | | | | | |
| Gary Roenicke, R OBP: 0.331, SLG: 0.498 (1, 10) | | 0-0 6-3 | | 0-3 K | | 0-0 G6-4-3 BB | | 0-0 F7 | | 2 | 0 | 0 | 0 | 0 | 1 | 0 | | | | | | | | |
| Al Bumbry, L OBP: 0.320, SLG: 0.356 (7, PH) | | | | | | 4-0 G6-4-3 BB | | 0-0 F7 | | 1 | 0 | 0 | 0 | 1 | 0 | 1 | | | | | | | | |
| Tito Landrum, R OBP: 0.375, SLG: 0.714 John Lowenstein, L OBP: 0.376, SLG: 0.451 (7, PH) (8, 7) | | 0-0 G5-4-3 1B | | | 0-0 F7 | | 0-0 F7 | | | 2 | 0 | 1 | 0 | 0 | 0 | 0 | | | | | | | | |
| Rich Dauer, R OBP: 0.297, SLG: 0.304 (1, 4) | | 0-0 G5-4-3 | | | 4-0 G4-3 BB | | 0-0 G6-4-3 | | | 2 | 0 | 0 | 0 | 1 | 0 | 2 | | | | | | | | |
| Todd Cruz, R OBP: 0.240, SLG: 0.322 Glenn Gulliver, L OBP: 0.250, SLG: 0.667 (8, PH) (9, 5) | | | 0-0 5-3 | | 0-0 G4-3 | | | 0-0 F9 | | 2 | 0 | 0 | 0 | 0 | 0 | 1 | | | | | | | | |
| Rick Dempsey, R OBP: 0.310, SLG: 0.318 Joe Nolan, L OBP: 0.346, SLG: 0.432 (8, PH) (9, 2) | | | 0-3 K | | 0-0 5-3 | | | 0-3 K | | 2 | 0 | 0 | 0 | 0 | 1 | 0 | | | | | | | | |
| Inning Stats | R: 0 E: 0 K: 0 S: 4 | H: 1 LOB: 1 BB: 0 P: 4 | R: 0 E: 0 K: 0 S: 3 | H: 1 LOB: 0 BB: 0 P: 3 | R: 0 E: 0 K: 2 S: 8 | H: 1 LOB: 1 BB: 0 P: 8 | R: 0 E: 1 K: 1 S: 5 | H: 0 LOB: 0 BB: 0 P: 5 | R: 0 E: 0 K: 1 S: 2 | H: 0 LOB: 0 BB: 0 P: 6 | R: 0 E: 0 K: 0 S: 4 | H: 1 LOB: 2 BB: 1 P: 8 | R: 0 E: 0 K: 0 S: 2 | H: 0 LOB: 0 BB: 1 P: 6 | R: 0 E: 0 K: 1 S: 5 | H: 0 LOB: 0 BB: 0 P: 5 | R: 0 E: 0 K: 0 S: 4 | H: 1 LOB: 1 BB: 0 P: 4 | R: 0 E: 0 K: 0 S: 4 | H: 1 LOB: 1 BB: 0 P: 4 | 1B: 5 2B: 0 3B: 0 HR: 0 | SF: 0 SAC: 0 DP: 4 HBP: 0 | WP: 1 PB: 0 SB: 0 CS: 0 | PA: 32 |
| PITCHER Bob Ojeda, L ERA: 4.63 Bob Stanley, R ERA: 2.96 (7, 1) | IP: 6.0 WLS: W BF: 22 | H: 4 R: 0 ER: 0 SO: 3 | BB: 2 IBB: 0 HBP: 0 BLK: 0 | WP: 0 HR: 0 S: 26 P: 34 | ERA: 0.00 WHIP: 1.000 | PITCHER | | | | | | | | | | IP: 3.0 WLS: S BF: 10 | H: 1 R: 0 ER: 0 SO: 1 | BB: 1 IBB: 0 HBP: 0 BLK: 0 | WP: 0 HR: 0 S: 11 P: 15 | ERA: 0.00 WHIP: 0.667 | | | | |

| | |
|-----|----|
| AB | 29 |
| R | 0 |
| H | 5 |
| RBI | 0 |
| BB | 3 |
| SO | 4 |
| LOB | 15 |



| Batter | 1 | 2 | 3 | 4 | 5 | 6 | 7 | 8 | 9 | AB | R | H | RBI | BB | SO | LOB | TOP | | | | | | | | | | |
|--|------------------------------|----------------------------------|------------------------------|---------------------------------|------------------------------|---------------------------------|------------------------------|---------------------------------|------------------------------|---------------------------------|------------------------------|---------------------------------|------------------------------|---------------------------------|------------------------------|---------------------------------|--|------------------------------------|----------------------------------|--------|--|--|--|--|--|--|--|
| Jerry Remy, L (1,4) OBP: 0.314, SLG: 0.310 Marty Barrett, R (8, FR) OBP: 0.256, SLG: 0.275 | 6-3 | | G5-4-3 | | 1-3 | | | 1B | | 4 | 0 | 1 | 0 | 0 | 0 | 1 | Boston Red Sox @ Baltimore Orioles Memorial Stadium, Baltimore, MD Tue Sep 06 1983, 7:05 PM EDT Att: 19,710 - Unknown - 95 F | | | | | | | | | | |
| Wade Boggs, L (1,5) OBP: 0.348, SLG: 0.510 Ed Jurak, R (8, FR) OBP: 0.348, SLG: 0.360 | BB | | | 5-3 | | G6-4-3 | 1B | G4-6-3 | | 3 | 0 | 2 | 0 | 1 | 0 | 0 | | | | | | | | | | | |
| Jim Rice, R (1,7) OBP: 0.360, SLG: 0.549 Reid Nichols, R (8,7) OBP: 0.345, SLG: 0.417 | K | | | 5-3 | | G6-4-3 | 1B | G4-6-3 | | 4 | 0 | 0 | 0 | 0 | 1 | 4 | | | | | | | | | | | |
| Tony Armas, R (1,8) OBP: 0.255, SLG: 0.445 | K | | | 1B | 2B | L7 | | | 6-3 | 4 | 1 | 1 | 0 | 0 | 1 | 1 | | | | | | | | | | | |
| Carl Yastrzemski, L (1,10) OBP: 0.379, SLG: 0.438 | K | | | 1B | 1B | | 3-1 | | F7 | 4 | 0 | 1 | 1 | 0 | 1 | 0 | | | | | | | | | | | |
| Rick Miller, L (1,9) OBP: 0.377, SLG: 0.350 | 6-3 | | | 1B | 1B | | G3 | | FC5-4 | 3 | 0 | 1 | 0 | 1 | 0 | 0 | | | | | | | | | | | |
| Dave Stapleton, R (1,3) OBP: 0.297, SLG: 0.365 | F6 | | | F7 | | | FC5-4 | 1B | FC5-4 | 4 | 0 | 1 | 0 | 0 | 0 | 3 | | | | | | | | | | | |
| Gary Allenson, R (1,2) OBP: 0.315, SLG: 0.323 | | | F5 | | G5-4-3 | BB | FC5-4 | 1B | FC5-4 | 2 | 0 | 0 | 0 | 1 | 0 | 1 | | | | | | | | | | | |
| Glenn Hoffman, R (1,6) OBP: 0.309, SLG: 0.340 Chico Walker, S (8, PH) Jackie Gutierrez, R (8,6) | | | G5-4-3 | | G5-4-3 | 1B | | F9 | | 2 | 0 | 1 | 0 | 0 | 0 | 1 | | | | | | | | | | | |
| | | | | | | | | | | 1 | 0 | 0 | 0 | 0 | 0 | 0 | | | | | | | | | | | |
| | | | | | | | | | | 0 | 0 | 0 | 0 | 0 | 0 | 0 | | | | | | | | | | | |
| Inning Stats | R: 0 E: 0 K: 2 S: 7 | H: 0 LOB: 1 BB: 1 P: 11 | R: 0 E: 0 K: 1 S: 5 | H: 0 LOB: 0 BB: 0 P: 5 | R: 0 E: 0 K: 0 S: 3 | H: 1 LOB: 0 BB: 0 P: 3 | R: 1 E: 0 K: 0 S: 6 | H: 3 LOB: 2 BB: 0 P: 6 | R: 0 E: 0 K: 0 S: 3 | H: 1 LOB: 1 BB: 0 P: 3 | R: 0 E: 0 K: 0 S: 4 | H: 1 LOB: 1 BB: 0 P: 4 | R: 0 E: 0 K: 0 S: 4 | H: 2 LOB: 2 BB: 0 P: 4 | R: 0 E: 0 K: 0 S: 3 | H: 0 LOB: 1 BB: 1 P: 7 | 1B: 7 2B: 1 3B: 0 HR: 0 | SF: 0 SAC: 0 DP: 4 HBP: 0 | WP: 0 PB: 0 SB: 0 CS: 0 | PA: 34 | | | | | | | |
| PITCHER | IP | WLS | BF | H | R | ER | SO | BB | IBB | HBP | BLK | WP | HR | S | P | ERA | WHIP | | | | | | | | | | |
| Jim Palmer, R (1,1) ERA: 3.3 | 7.1 | W | 29 | 8 | 1 | 1 | 3 | 2 | 0 | 0 | 0 | 0 | 0 | 33 | 41 | 1.23 | 1.364 | | | | | | | | | | |
| Tim Stoddard, R (8,1) ERA: 5.36 | 1.2 | | 5 | 0 | 0 | 0 | 0 | 1 | 0 | 0 | 0 | 0 | 0 | 4 | 8 | 0.00 | 0.600 | | | | | | | | | | |

| Batter | 1 | 2 | 3 | 4 | 5 | 6 | 7 | 8 | 9 | AB | R | H | RBI | BB | SO | LOB | BOTTOM | | | | | | | | | | |
|--|------------------------------|---------------------------------|------------------------------|---------------------------------|------------------------------|---------------------------------|------------------------------|---------------------------------|-------------------------------|----------------------------------|------------------------------|---------------------------------|------------------------------|----------------------------------|------------------------------|---------------------------------|--|------------------------------------|----------------------------------|--------|--|--|--|--|--|--|--|
| Al Bumbry, L (1,8) OBP: 0.321, SLG: 0.357 | F8 | K | | | 1B | 1B | | 4-3 | | 5 | 1 | 2 | 0 | 0 | 1 | 1 | Boston Red Sox @ Baltimore Orioles Memorial Stadium, Baltimore, MD Tue Sep 06 1983, 7:05 PM EDT Att: 19,710 - Unknown - 95 F | | | | | | | | | | |
| Jim Dwyer, L (1,9) OBP: 0.405, SLG: 0.547 | F6 | | L4 | | 1B | FC5 | 1B | 1B | BB | 4 | 0 | 2 | 1 | 1 | 0 | 0 | | | | | | | | | | | |
| Cal Ripken Jr., R (1,6) OBP: 0.362, SLG: 0.506 | HR | 1B | G3 | | FC5 | 1B | K | F8 | | 5 | 2 | 2 | 1 | 0 | 1 | 3 | | | | | | | | | | | |
| Eddie Murray, S (1,3) OBP: 0.388, SLG: 0.523 | HR | | F6 | | FC5 | 1B | K | | | 4 | 1 | 1 | 2 | 0 | 1 | 3 | | | | | | | | | | | |
| John Lowenstein, L (1,7) OBP: 0.373, SLG: 0.448 Gary Roenicke, R (5, PH) OBP: 0.329, SLG: 0.494 | F5 | | F7 | | F8 | | 1-4-3 | | | 2 | 0 | 0 | 0 | 0 | 0 | 0 | | | | | | | | | | | |
| Ken Singleton, S (1,10) OBP: 0.397, SLG: 0.468 | F8 | | G3 | | 1B | HR | BB | | | 3 | 1 | 1 | 1 | 1 | 0 | 0 | | | | | | | | | | | |
| Joe Nolan, L (1,2) ERA: 0.01 Benny Ayala, R (5, PH) OBP: 0.276, SLG: 0.404 Rick Dempsey, R (6,2) OBP: 0.312, SLG: 0.330 | G3 | | | BB | K | | HR | | | 1 | 0 | 0 | 0 | 1 | 0 | 0 | | | | | | | | | | | |
| Glenn Gulliver, L (1,5) OBP: 0.286, SLG: 0.667 Todd Cruz, R (7,5) OBP: 0.240, SLG: 0.321 | 1B | 2B | | | F6 | | K | F8 | | 3 | 1 | 1 | 0 | 0 | 1 | 1 | | | | | | | | | | | |
| Rich Dauer, R (1,4) OBP: 0.300, SLG: 0.310 Lenn Sakata, R (5, FR) OBP: 0.310, SLG: 0.343 | 2B | 1B | | | 1B | 2B | 6-3 | F8 | | 2 | 0 | 2 | 1 | 0 | 0 | 0 | | | | | | | | | | | |
| | | | | | | | | | | 2 | 1 | 0 | 0 | 0 | 0 | 0 | | | | | | | | | | | |
| Inning Stats | R: 2 E: 0 K: 0 S: 5 | H: 2 LOB: 0 BB: 0 P: 5 | R: 1 E: 0 K: 1 S: 7 | H: 2 LOB: 1 BB: 0 P: 7 | R: 0 E: 0 K: 0 S: 3 | H: 0 LOB: 0 BB: 0 P: 3 | R: 0 E: 0 K: 0 S: 3 | H: 0 LOB: 1 BB: 1 P: 7 | R: 3 E: 0 K: 1 S: 10 | H: 5 LOB: 2 BB: 0 P: 10 | R: 0 E: 0 K: 2 S: 9 | H: 2 LOB: 2 BB: 0 P: 9 | R: 2 E: 0 K: 1 S: 6 | H: 1 LOB: 0 BB: 1 P: 10 | R: 0 E: 0 K: 0 S: 3 | H: 0 LOB: 1 BB: 1 P: 7 | 1B: 8 2B: 2 3B: 0 HR: 2 | SF: 0 SAC: 0 DP: 0 HBP: 0 | WP: 0 PB: 0 SB: 0 CS: 0 | PA: 39 | | | | | | | |
| PITCHER | IP | WLS | BF | H | R | ER | SO | BB | IBB | HBP | BLK | WP | HR | S | P | ERA | WHIP | | | | | | | | | | |
| Dennis Eckersley, R (1,1) ERA: 0.01 | 4.0 | L | 21 | 8 | 6 | 6 | 1 | 1 | 0 | 0 | 0 | 0 | 0 | 22 | 26 | 13.50 | 2.250 | | | | | | | | | | |
| John Henry Johnson, L (5,1) ERA: 3.55 | 1.0 | | 4 | 1 | 0 | 0 | 1 | 0 | 0 | 0 | 0 | 0 | 0 | 6 | 6 | 0.00 | 1.000 | | | | | | | | | | |
| Doug Bird, R (6,1) ERA: 0.62 | 2.0 | | 10 | 3 | 2 | 2 | 3 | 1 | 0 | 0 | 0 | 0 | 1 | 15 | 19 | 9.00 | 2.000 | | | | | | | | | | |
| Al Nipper, R (8,1) ERA: | 1.0 | | 4 | 0 | 0 | 0 | 0 | 1 | 0 | 0 | 0 | 0 | 0 | 3 | 7 | 0.00 | 1.000 | | | | | | | | | | |

| Batter | 1 | 2 | 3 | 4 | 5 | 6 | 7 | 8 | 9 | AB | R | H | RBI | BB | SO | LOB | TOP | | | |
|--|--|---------------------------------|------------------------------|---------------------------------|------------------------------|---------------------------------|------------------------------|---------------------------------|------------------------------|---------------------------------|------------------------------|---------------------------------|------------------------------|---------------------------------|------------------------------|---------------------------------|---|----------------------------------|------------------------------------|----------------------------------|
| John Shelby S (1, 8) OBP: 0.298, SLG: 0.369 | F7 | G3 | | | | | FC6-4 | | | 4 | 0 | 1 | 0 | 0 | 0 | 3 | Baltimore Orioles @ New York Yankees Yankee Stadium, Bronx, NY Fri Sep 09 1983, 7:05 PM EDT Att: 47,221 - Unknown livebaseballscorecards.com | | | |
| Dan Ford R (1, 9) OBP: 0.326, SLG: 0.452 | | | P5 | | K | | | 3-1 | | 4 | 0 | 1 | 0 | 0 | 1 | 1 | | | | |
| Cal Ripken Jr. R (1, 6) OBP: 0.362, SLG: 0.504 | K | | | | F9 | | | HR | 1B | 3 | 1 | 1 | 0 | 1 | 1 | 2 | | | | |
| Eddie Murray S (1, 3) OBP: 0.384, SLG: 0.519 | F8 | | F8 | | | K | | K | | 4 | 0 | 0 | 0 | 0 | 2 | 3 | | | | |
| Gary Roenicke R (1, 7) OBP: 0.331, SLG: 0.505 | | 5-3 | F8 | | | | | HR | | 4 | 1 | 2 | 2 | 0 | 0 | 1 | | | | |
| Ken Singleton S (1, 10) OBP: 0.396, SLG: 0.464 | F7 | | | K | | 8-6 | | 5-3 | | 4 | 0 | 0 | 0 | 0 | 1 | 1 | | | | |
| Rich Dauer R (1, 4) OBP: 0.299, SLG: 0.308 Lenn Sakata R (9, PR) OBP: 0.311, SLG: 0.352 | | BB | | F7 | | | F8 | | E6 | 4 | 1 | 1 | 0 | 0 | 0 | 0 | | | | |
| Todd Cruz R (1, 5) OBP: 0.240, SLG: 0.319 Benny Ayala R (9, PH) OBP: 0.274, SLG: 0.400 | | BB | | F8 | | | F8 | | G6-4-3 | 2 | 0 | 0 | 0 | 1 | 0 | 0 | | | | |
| Rick Dempsey R (1, 2) OBP: 0.314, SLG: 0.330 | | | | | F2 | | | F7 | | 3 | 0 | 1 | 1 | 0 | 0 | 1 | | | | |
| Inning Stats | R: 0 E: 0 K: 1 S: 6 | H: 1 LOB: 1 BB: 0 P: 6 | R: 1 E: 0 K: 0 S: 5 | H: 2 LOB: 2 BB: 1 P: 9 | R: 0 E: 0 K: 0 S: 3 | H: 0 LOB: 0 BB: 1 P: 7 | R: 0 E: 0 K: 1 S: 5 | H: 0 LOB: 0 BB: 0 P: 5 | R: 0 E: 0 K: 1 S: 6 | H: 1 LOB: 1 BB: 0 P: 6 | R: 0 E: 0 K: 0 S: 3 | H: 0 LOB: 0 BB: 0 P: 4 | R: 2 E: 0 K: 1 S: 7 | H: 2 LOB: 0 BB: 0 P: 7 | R: 0 E: 1 K: 0 S: 3 | H: 0 LOB: 1 BB: 0 P: 3 | | 1B: 5 2B: 2 3B: 0 HR: 1 | SF: 0 SAC: 0 DP: 2 HBP: 1 | WP: 0 PB: 0 SB: 0 CS: 0 |
| PITCHER Ron Guidry L (1, 1) ERA: 3.59 | IP: 9.0 WLS: W BF: 36 H: 7 R: 3 ER: 3 SO: 5 BB: 2 IBB: 0 HBP: 1 BLK: 0 WP: 0 HR: 1 S: 43 P: 52 ERA: 3.00 WHIP: 1.000 | | | | | | | | | | | | | | | PITCHER | | | | |

| Batter | 1 | 2 | 3 | 4 | 5 | 6 | 7 | 8 | 9 | AB | R | H | RBI | BB | SO | LOB | BOTTOM | | | |
|---|---|---------------------------------|------------------------------|---------------------------------|------------------------------|---------------------------------|------------------------------|---------------------------------|------------------------------|----------------------------------|------------------------------|---------------------------------|-------------------------------|----------------------------------|-------------------------------|---|----------------------------------|----------------------------------|------------------------------------|----------------------------------|
| Willie Randolph R (1, 4) OBP: 0.365, SLG: 0.340 | HR | F9 | | | E | | G3-6-3 | | | 3 | 2 | 0 | 1 | 0 | 1 | Baltimore Orioles @ New York Yankees Yankee Stadium, Bronx, NY Fri Sep 09 1983, 7:05 PM EDT Att: 47,221 - Unknown livebaseballscorecards.com | | | | |
| Ken Griffey L (1, 3) OBP: 0.371, SLG: 0.454 | HR | | F2 | | K | | G3-6-3 | | | 4 | 1 | 1 | 2 | 0 | 1 | | 2 | | | |
| Dave Winfield R (1, 7) OBP: 0.334, SLG: 0.494 | F9 | | F7 | | E4 | | F7 | | | 4 | 0 | 1 | 1 | 0 | 0 | | 0 | | | |
| Don Baylor R (1, 10) OBP: 0.356, SLG: 0.496 | F3 | | 5-3 | | F3 | | | HR | 1B | 4 | 1 | 1 | 0 | 0 | 0 | | 1 | | | |
| Graig Nettles L (1, 5) OBP: 0.348, SLG: 0.458 | | | | K | | E | | HR | | 4 | 1 | 3 | 2 | 0 | 1 | | 0 | | | |
| Roy Smalley S (1, 6) OBP: 0.382, SLG: 0.449 Otis Nixon S (8, PR) OBP: 0.344, SLG: 0.405 Rick Cerone R (9, 2) OBP: 0.253, SLG: 0.261 | F2 | | | | | F9 | | HR | | 4 | 0 | 2 | 0 | 0 | 0 | | 2 | | | |
| Don Mattingly L (1, 9) OBP: 0.363, SLG: 0.479 | | | | | F9 | | | SH1-3 | 1B | 0 | 0 | 0 | 0 | 0 | 0 | | 0 | | | |
| Juan Espino R (1, 2) OBP: 0.368, SLG: 0.500 Lou Piniella R (8, PH) OBP: 0.344, SLG: 0.405 Larry Milbourne S (9, 6) OBP: 0.274, SLG: 0.258 | | K | | | F7 | | P2 | | K | 3 | 0 | 0 | 0 | 0 | 1 | | 4 | | | |
| Omar Moreno L (1, 8) OBP: 0.282, SLG: 0.331 | | K | | | B1-3 | | F3 | | K | 1 | 0 | 0 | 0 | 0 | 0 | | 0 | | | |
| Inning Stats | R: 2 E: 0 K: 0 S: 6 | H: 3 LOB: 1 BB: 0 P: 6 | R: 0 E: 0 K: 2 S: 8 | H: 1 LOB: 1 BB: 0 P: 8 | R: 0 E: 0 K: 1 S: 6 | H: 0 LOB: 0 BB: 0 P: 3 | R: 0 E: 0 K: 1 S: 6 | H: 1 LOB: 1 BB: 0 P: 6 | R: 1 E: 1 K: 1 S: 6 | H: 1 LOB: 1 BB: 1 P: 10 | R: 0 E: 1 K: 0 S: 4 | H: 1 LOB: 2 BB: 1 P: 8 | R: 0 E: 0 K: 2 S: 10 | H: 3 LOB: 2 BB: 0 P: 10 | R: 2 E: 0 K: 2 S: 10 | | H: 3 LOB: 3 BB: 0 P: 10 | 1B: 5 2B: 4 3B: 0 HR: 2 | SF: 0 SAC: 1 DP: 1 HBP: 0 | WP: 0 PB: 0 SB: 0 CS: 0 |
| PITCHER Scott McGregor L (1, 1) ERA: 3.05 Tippy Martinez L (8, 1) ERA: 2.67 | IP: 7.0 WLS: L BF: 33 H: 11 R: 5 ER: 5 SO: 4 BB: 2 IBB: 0 HBP: 0 BLK: 0 WP: 0 HR: 2 S: 39 P: 47 ERA: 6.43 WHIP: 1.857 | | | | | | | | | | | | | | | PITCHER | | | | |

| Batter | 1 | 2 | 3 | 4 | 5 | 6 | 7 | 8 | 9 | AB | R | H | RBI | BB | SO | LOB | TOP | | | | | | | | |
|--|------------------------------|---------------------------------|------------------------------|---------------------------------|------------------------------|---------------------------------|------------------------------|---------------------------------|------------------------------|---------------------------------|------------------------------|----------------------------------|------------------------------|----------------------------------|------------------------------|---------------------------------|--|----------------------------------|----------------------------------|------------------------------------|----------------------------------|--------|--|--|--|
| John Shelby, S (1, 8) OBP: 0.297, SLG: 0.371 | B2 | | | FC6-4 | K | | K | | 2B HR | 4 | 0 | 1 | 0 | 0 | 2 | 4 | Baltimore Orioles @ New York Yankees Yankee Stadium, Bronx, NY Sat Sep 10 1983, 7:05 PM EDT Unknown livebaseballscorecards.com | | | | | | | | |
| Joe Nolan, L (9, PH) OBP: 0.356, SLG: 0.441 | | | | | | | | | 1-2 2-H | 1 | 0 | 1 | 1 | 0 | 0 | 0 | | | | | | | | | |
| Tito Landrum, R (9, PR) OBP: 0.375, SLG: 0.714 | | | | | | | | | 1B | 0 | 1 | 0 | 0 | 0 | 0 | 0 | | | | | | | | | |
| Dan Ford, R (1, 9) OBP: 0.328, SLG: 0.450 | K | | | FC6-4 | | F8 | 4-3 | | P6 | 2 | 1 | 0 | 0 | 1 | 1 | 2 | | | | | | | | | |
| Jim Dwyer, L (9, PH) OBP: 0.393, SLG: 0.529 | | | | HBP | | E | | | | 1 | 0 | 0 | 0 | 0 | 0 | 2 | | | | | | | | | |
| Cal Ripken Jr., R (1, 6) OBP: 0.362, SLG: 0.504 | G3 | | | FC6-4 | | CS | | | F7 | 5 | 1 | 2 | 1 | 0 | 0 | 2 | | | | | | | | | |
| Eddie Murray, S (1, 3) | | | | 1-2 2-3 | K | 1-2 | | | HR | 3 | 1 | 1 | 0 | 2 | 1 | 4 | | | | | | | | | |
| Gary Roenicke, R (1, 7) OBP: 0.327, SLG: 0.498 | | | | | | F8 | | | S | | | | | | | | | | | | | | | | |
| John Lowenstein, L (9, PH) OBP: 0.374, SLG: 0.470 | G6-4-3 | | | F7 | | E6 | | | P4 | 4 | 0 | 0 | 1 | 0 | 0 | 5 | | | | | | | | | |
| Ken Singleton, S (1, 10) | | | | | | 1-2 3-H | | | HR | 1 | 1 | 1 | 4 | 0 | 0 | 0 | | | | | | | | | |
| Rich Dauer, R (1, 4) OBP: 0.302, SLG: 0.309 | | | | L6 | | | | | E6 | 2 | 0 | 1 | 0 | 1 | 0 | 0 | | | | | | | | | |
| Lenn Sakata, R (7, PR) OBP: 0.314, SLG: 0.355 | | | | | | 1-2 | | | SH1-4 | 2 | 2 | 1 | 0 | 0 | 0 | 0 | | | | | | | | | |
| Todd Cruz, R (1, 5) OBP: 0.238, SLG: 0.316 | | | | 1-3 | | | | | SH5-4 | 3 | 0 | 0 | 0 | 0 | 1 | 4 | | | | | | | | | |
| Rick Dempsey, R (1, 2) OBP: 0.316, SLG: 0.333 | | | | | | | | | 1-3 | | | | | | | | | | | | | | | | |
| | F9 | | | | | | | | 2B | 3 | 1 | 1 | 1 | 1 | 0 | 2 | | | | | | | | | |
| Inning Stats | R: 0 E: 0 K: 1 S: 5 | H: 0 LOB: 0 BB: 0 P: 5 | R: 0 E: 0 K: 0 S: 3 | H: 1 LOB: 0 BB: 0 P: 3 | R: 0 E: 0 K: 0 S: 3 | H: 0 LOB: 0 BB: 0 P: 3 | R: 0 E: 0 K: 1 S: 6 | H: 1 LOB: 2 BB: 0 P: 7 | R: 0 E: 0 K: 2 S: 9 | H: 2 LOB: 2 BB: 0 P: 9 | R: 1 E: 1 K: 1 S: 6 | H: 1 LOB: 2 BB: 1 P: 10 | R: 1 E: 0 K: 0 S: 6 | H: 1 LOB: 2 BB: 1 P: 10 | R: 0 E: 0 K: 0 S: 3 | H: 0 LOB: 1 BB: 1 P: 7 | R: 6 E: 1 K: 0 S: 9 | H: 5 LOB: 2 BB: 2 P: 17 | 1B: 7 2B: 4 3B: 0 HR: 1 | SF: 0 SAC: 2 DP: 2 HBP: 1 | WP: 0 PB: 0 SB: 1 CS: 1 | PA: 44 | | | |
| PITCHER | IP | WLS | BF | H | R | ER | SO | BB | IBB | HBP | BLK | WP | HR | S | P | ERA | WHIP | | | | | | | | |
| Shane Rawley, L (1, 1) ERA: 3.68 | 8.1 | L | 35 | 6 | 3 | 3 | 6 | 3 | 0 | 1 | 0 | 0 | 0 | 43 | 56 | 3.24 | 1.080 | | | | | | | | |
| Rich Gossage, R (9, 1) ERA: 2.51 | 0.2 | | 9 | 5 | 5 | 4 | 0 | 1 | 1 | 0 | 0 | 0 | 1 | 7 | 15 | 54.00 | 9.000 | | | | | | | | |

| Batter | 1 | 2 | 3 | 4 | 5 | 6 | 7 | 8 | 9 | AB | R | H | RBI | BB | SO | LOB | BOTTOM | | | | | | | | |
|---|------------------------------|---------------------------------|------------------------------|----------------------------------|------------------------------|----------------------------------|------------------------------|---------------------------------|------------------------------|---------------------------------|------------------------------|---------------------------------|------------------------------|---------------------------------|----------------------------------|------------------------------------|--|----------------------------------|--------|--|--|--|--|--|--|
| Willie Randolph, R (1, 4) OBP: 0.363, SLG: 0.338 | 4-3 | G3 | | K | | L5 | | | 1B 1B | 5 | 1 | 1 | 0 | 0 | 1 | 3 | Baltimore Orioles @ New York Yankees Yankee Stadium, Bronx, NY Sat Sep 10 1983, 7:05 PM EDT Unknown livebaseballscorecards.com | | | | | | | | |
| Ken Griffey, L (1, 3) OBP: 0.371, SLG: 0.456 | | | | 4-3 | | | | | 1B | 5 | 1 | 2 | 0 | 0 | 1 | 3 | | | | | | | | | |
| Dave Winfield, R (1, 7) OBP: 0.333, SLG: 0.491 | P5 | | | F8 | | F9 | | | 1B | 5 | 0 | 1 | 0 | 0 | 0 | 1 | | | | | | | | | |
| Graig Nettles, L (1, 5) OBP: 0.349, SLG: 0.459 | F8 | | | G3 | | | | | 1B | 4 | 0 | 2 | 1 | 0 | 0 | 1 | | | | | | | | | |
| Don Baylor, R (1, 10) OBP: 0.357, SLG: 0.495 | | 6-3 | | S | | F8 | | | 1B | 5 | 0 | 2 | 1 | 0 | 0 | 2 | | | | | | | | | |
| Don Mattingly, L (1, 9) OBP: 0.394, SLG: 0.473 | | E8 | | 1-2 | | | | | 1B | 3 | 1 | 0 | 0 | 2 | 1 | 2 | | | | | | | | | |
| Butch Wynegar, S (1, 2) OBP: 0.386, SLG: 0.430 | | 2B | | K | | L3 | | | K | 4 | 1 | 1 | 1 | 0 | 2 | 4 | | | | | | | | | |
| Roy Smalley, S (1, 6) OBP: 0.363, SLG: 0.447 | | 2B | | | | F8 | | | K | 2 | 0 | 0 | 0 | 2 | 1 | 0 | | | | | | | | | |
| Omar Moreno, L (1, 8) OBP: 0.282, SLG: 0.332 | | | | F7 | | K | | | G3 | 4 | 0 | 1 | 1 | 0 | 1 | 1 | | | | | | | | | |
| Inning Stats | R: 0 E: 0 K: 0 S: 4 | H: 1 LOB: 1 BB: 0 P: 4 | R: 2 E: 1 K: 1 S: 8 | H: 2 LOB: 2 BB: 1 P: 12 | R: 0 E: 0 K: 1 S: 6 | H: 1 LOB: 2 BB: 1 P: 10 | R: 0 E: 0 K: 1 S: 5 | H: 0 LOB: 1 BB: 1 P: 9 | R: 0 E: 0 K: 0 S: 4 | H: 1 LOB: 1 BB: 0 P: 4 | R: 0 E: 0 K: 2 S: 7 | H: 0 LOB: 0 BB: 0 P: 7 | R: 2 E: 0 K: 1 S: 9 | H: 4 LOB: 2 BB: 0 P: 9 | 1B: 8 2B: 2 3B: 0 HR: 0 | SF: 1 SAC: 0 DP: 0 HBP: 0 | | WP: 1 PB: 0 SB: 1 CS: 0 | PA: 42 | | | | | | |
| PITCHER | IP | WLS | BF | H | R | ER | SO | BB | IBB | HBP | BLK | WP | HR | S | P | ERA | WHIP | | | | | | | | |
| Storm Davis, R (1, 1) ERA: 3.34 | 5.0 | | 25 | 5 | 2 | 1 | 3 | 4 | 0 | 0 | 0 | 0 | 0 | 27 | 43 | 1.80 | 1.800 | | | | | | | | |
| Sammy Stewart, R (6, 1) ERA: 3.79 | 3.1 | W | 14 | 4 | 2 | 2 | 3 | 0 | 0 | 0 | 0 | 0 | 0 | 20 | 20 | 5.40 | 1.200 | | | | | | | | |
| Tippy Martinez, L (9, 1) ERA: 2.65 | 0.2 | | 3 | 1 | 0 | 0 | 1 | 0 | 0 | 0 | 0 | 0 | 0 | 5 | 5 | 0.00 | 1.500 | | | | | | | | |

| Batter | 1 | 2 | 3 | 4 | 5 | 6 | 7 | 8 | 9 | AB | R | H | RBI | BB | SO | LOB | TOP | | | | | | | | |
|--|------------------------------|---------------------------------|------------------------------|---------------------------------|------------------------------|----------------------------------|------------------------------|---------------------------------|------------------------------|---------------------------------|------------------------------|----------------------------------|------------------------------|---------------------------------|------------------------------|---------------------------------|--|------------------------------|---------------------------------|----------------------------------|------------------------------------|----------------------------------|--------|--|--|
| Al Bumbry, L OBP: 0.316, SLG: 0.348 (1, 8) | 0-0 4-3 | | 0-0 F2 | | 0-0 F8 | | 0-0 5-3 | | 0-0 L6 | 5 | 0 | 0 | 0 | 0 | 0 | 1 | Baltimore Orioles @ New York Yankees Yankee Stadium, Bronx, NY Sat Sep 10 1983, 7:05 PM EDT Att: 55,605 - Unknown AB 33 R 3 H 6 RBI 2 BB 3 SO 3 LOB 16 | | | | | | | | |
| Todd Cruz, R OBP: 0.238, SLG: 0.316 (9, 5) | | | 1-2 | | | | | | | 0 | 0 | 0 | 0 | 0 | 0 | | | | | | | | | | |
| Jim Dwyer, L OBP: 0.389, SLG: 0.523 (1, 9) | 0-0 F7 | | 0-0 F7 | | | 4-0 2B 1B BB | | | | 2 | 0 | 0 | 0 | 0 | 1 | | | | | | | | | | |
| Dan Ford, R OBP: 0.331, SLG: 0.451 (6, PH) (6, 9) | | | | | | | | | | 1 | 1 | 1 | 0 | 1 | 0 | | | | | | | | | | |
| Cal Ripken Jr., R OBP: 0.361, SLG: 0.504 (1, 6) | 0-0 L5 | | | 0-3 K | | 0-0 1B E 2B | | | 0-0 L4 | 4 | 1 | 1 | 0 | 0 | 1 | | | | | | | | | | |
| Eddie Murray, S OBP: 0.385, SLG: 0.518 (1, 3) | | 0-0 2B | | 0-0 F7 | | 0-0 G3 | | 0-0 E1 SH5-3 | | 4 | 0 | 1 | 0 | 0 | 2 | | | | | | | | | | |
| John Lowenstein, L OBP: 0.375, SLG: 0.474 (1, 7) | 0-0 F9 | | 0-0 1B 2B | | 0-0 E 1B | | 0-0 SH5-3 | | 0-0 SH5-3 | 2 | 1 | 1 | 0 | 0 | 1 | | | | | | | | | | |
| Gary Roenicke, R OBP: 0.329, SLG: 0.500 (6, PH) (6, 7) | | | | | | | | 1-2 | | 1 | 0 | 1 | 1 | 0 | 0 | | | | | | | | | | |
| Ken Singleton, S OBP: 0.395, SLG: 0.461 (1, 10) | 0-0 F9 | | 0-0 1B | | 0-3 K | | 0-0 4-3 | | 0-0 4-3 | 4 | 0 | 1 | 1 | 0 | 1 | | | | | | | | | | |
| Joe Nolan, L OBP: 0.357, SLG: 0.430 (1, 2) | 0-0 4-3 | | 2-H 1B | | 0-0 E8 | | 0-0 G3 | | 0-0 G3 | 4 | 0 | 0 | 0 | 0 | 4 | | | | | | | | | | |
| Rick Dempsey, R OBP: 0.316, SLG: 0.333 (8, 2) | | | | | | 1-3 3-H | | | | 0 | 0 | 0 | 0 | 0 | 0 | | | | | | | | | | |
| Glenn Gulliver, L OBP: 0.357, SLG: 0.500 (1, 5) | | | 4-0 CS BB | | 0-0 G3 | | 0-0 F7 | | 0-0 4-3 | 3 | 0 | 0 | 0 | 1 | 2 | | | | | | | | | | |
| John Shelby, S OBP: 0.297, SLG: 0.371 (9, 8) | | | | | | | | | | 0 | 0 | 0 | 0 | 0 | 0 | | | | | | | | | | |
| Lenn Sakata, R OBP: 0.312, SLG: 0.345 (1, 4) | | | 4-0 1-2 S BB | | 0-0 F2 | | 0-0 6-3 | | 0-3 K | 3 | 0 | 0 | 0 | 1 | 1 | | | | | | | | | | |
| Inning Stats | R: 0 E: 0 K: 0 S: 3 | H: 0 LOB: 0 BB: 0 P: 3 | R: 0 E: 0 K: 0 S: 4 | H: 1 LOB: 1 BB: 0 P: 4 | R: 0 E: 0 K: 0 S: 2 | H: 0 LOB: 1 BB: 2 P: 10 | R: 1 E: 0 K: 1 S: 7 | H: 2 LOB: 1 BB: 0 P: 7 | R: 0 E: 0 K: 0 S: 3 | H: 0 LOB: 0 BB: 0 P: 3 | R: 2 E: 1 K: 1 S: 8 | H: 2 LOB: 2 BB: 1 P: 12 | R: 0 E: 0 K: 0 S: 4 | H: 1 LOB: 1 BB: 0 P: 4 | R: 0 E: 1 K: 0 S: 4 | H: 0 LOB: 1 BB: 0 P: 4 | | R: 0 E: 0 K: 1 S: 5 | H: 0 LOB: 0 BB: 0 P: 5 | 1B: 3 2B: 3 3B: 0 HR: 0 | SF: 0 SAC: 1 DP: 0 HBP: 0 | WP: 0 PB: 0 SB: 1 CS: 1 | PA: 37 | | |
| PITCHER | IP | WLS | BF | H | R | ER | SO | BB | IBB | HBP | BLK | WP | HR | S | P | ERA | WHIP | | | | | | | | |
| John Montefusco, R ERA: 3.28 (1, 1) | 5.0 | | 19 | 3 | 1 | 1 | 1 | 2 | 0 | 0 | 0 | 0 | 0 | 19 | 27 | 1.80 | 1.000 | | | | | | | | |
| Rudy May, L ERA: 6.23 (6, 1) | 0.1 | L | 3 | 1 | 2 | 1 | 0 | 1 | 0 | 0 | 0 | 0 | 0 | 2 | 6 | 27.00 | 6.000 | | | | | | | | |
| George Frazier, R ERA: 3.62 (6, 1) | 3.2 | | 15 | 2 | 0 | 0 | 2 | 0 | 0 | 0 | 0 | 0 | 0 | 19 | 19 | 0.00 | 0.545 | | | | | | | | |

| Batter | 1 | 2 | 3 | 4 | 5 | 6 | 7 | 8 | 9 | AB | R | H | RBI | BB | SO | LOB | BOTTOM | | | | | | | | | |
|--|------------------------------|---------------------------------|------------------------------|---------------------------------|------------------------------|---------------------------------|------------------------------|---------------------------------|------------------------------|---------------------------------|------------------------------|---------------------------------|------------------------------|---------------------------------|------------------------------|---------------------------------|---|----------------------------------|------------------------------------|----------------------------------|--------|--|--|--|--|--|
| Willie Randolph, R OBP: 0.362, SLG: 0.337 (1, 4) | 0-0 CS 1B | | 0-3 K | | 0-3 K | | | 0-0 F7 | | 4 | 0 | 1 | 0 | 0 | 2 | 1 | Baltimore Orioles @ New York Yankees Yankee Stadium, Bronx, NY Sat Sep 10 1983, 7:05 PM EDT Att: 55,605 - Unknown AB 33 R 1 H 7 RBI 1 BB 0 SO 5 LOB 9 | | | | | | | | | |
| Ken Griffey, L OBP: 0.368, SLG: 0.451 (1, 3) | 0-0 P6 | | 0-0 G3 | | 0-0 G3 | | 0-0 3-1 | | 0-0 3-1 | 4 | 0 | 0 | 0 | 0 | 1 | | | | | | | | | | | |
| Dave Winfield, R OBP: 0.334, SLG: 0.492 (1, 7) | 0-0 E 2B 1B | | | 0-3 K | | 0-0 4-3 | | | 0-0 G3 1B | 4 | 1 | 2 | 0 | 0 | 1 | | | | | | | | | | | |
| Graig Nettles, L OBP: 0.348, SLG: 0.459 (1, 5) | 0-0 1-H 2B | | 0-0 4-3 | | 0-0 K | | 0-3 K | | 0-0 G3 | 4 | 0 | 1 | 1 | 0 | 1 | | | | | | | | | | | |
| Oscar Gamble, L OBP: 0.375, SLG: 0.503 (1, 10) | 0-0 6-3 | | | | | | | | 0-0 F9 | 3 | 0 | 1 | 0 | 0 | 1 | | | | | | | | | | | |
| Don Baylor, R OBP: 0.356, SLG: 0.494 (9, PH) | | | | | | | | | 0-0 F9 | 1 | 0 | 0 | 0 | 0 | 1 | | | | | | | | | | | |
| Don Mattingly, L OBP: 0.358, SLG: 0.464 (1, 9) | | 0-3 K | | 0-0 4-3 | | 0-0 L6 | | 0-0 L6 | | 4 | 0 | 0 | 0 | 0 | 2 | | | | | | | | | | | |
| Butch Wynegar, S OBP: 0.385, SLG: 0.429 (1, 2) | 0-0 F9 | | | | 0-0 G3 | | 0-0 1B | | | 3 | 0 | 1 | 0 | 0 | 0 | | | | | | | | | | | |
| Roy Smalley, S OBP: 0.363, SLG: 0.449 (1, 6) | 0-0 G3 | | | | 0-0 2B | | 0-0 F8 | | | 3 | 0 | 1 | 0 | 0 | 1 | | | | | | | | | | | |
| Omar Moreno, L OBP: 0.281, SLG: 0.331 (1, 8) | | | 0-0 1-3 | | 0-0 5-3 | | | 0-0 4-3 | | 2 | 0 | 0 | 0 | 0 | 1 | | | | | | | | | | | |
| Bert Campaneris, R OBP: 0.358, SLG: 0.360 (8, PH) | | | | | | | | | | 1 | 0 | 0 | 0 | 0 | 0 | | | | | | | | | | | |
| Otis Nixon, S (9, 8) | | | | | | | | | | 0 | 0 | 0 | 0 | 0 | 0 | | | | | | | | | | | |
| Inning Stats | R: 1 E: 1 K: 0 S: 5 | H: 3 LOB: 1 BB: 0 P: 5 | R: 0 E: 0 K: 1 S: 5 | H: 0 LOB: 0 BB: 0 P: 5 | R: 0 E: 0 K: 1 S: 5 | H: 0 LOB: 0 BB: 0 P: 5 | R: 0 E: 0 K: 1 S: 6 | H: 1 LOB: 1 BB: 0 P: 6 | R: 0 E: 0 K: 1 S: 5 | H: 0 LOB: 0 BB: 0 P: 5 | R: 0 E: 0 K: 0 S: 4 | H: 1 LOB: 1 BB: 0 P: 4 | R: 0 E: 0 K: 0 S: 3 | H: 0 LOB: 0 BB: 0 P: 3 | R: 0 E: 0 K: 0 S: 4 | H: 1 LOB: 1 BB: 0 P: 4 | | 1B: 5 2B: 2 3B: 0 HR: 0 | SF: 0 SAC: 0 DP: 0 HBP: 0 | WP: 0 PB: 0 SB: 0 CS: 1 | PA: 33 | | | | | |
| PITCHER | IP | WLS | BF | H | R | ER | SO | BB | IBB | HBP | BLK | WP | HR | S | P | ERA | | WHIP | | | | | | | | |
| Mike Boddicker, R ERA: 2.82 (1, 1) | 7.0 | W | 26 | 6 | 1 | 0 | 5 | 0 | 0 | 0 | 0 | 0 | 0 | 7 | 7 | 0.00 | | 0.857 | | | | | | | | |
| Tippy Martinez, L ERA: 2.59 (8, 1) | 2.0 | S | 7 | 1 | 0 | 0 | 0 | 0 | 0 | 0 | 0 | 0 | 0 | 7 | 7 | 0.00 | 0.500 | | | | | | | | | |

| Batter | 1 | 2 | 3 | 4 | 5 | 6 | 7 | 8 | 9 | AB | R | H | RBI | BB | SO | LOB | TOP | | | | | | | | | | |
|---|------------------------------|---------------------------------|-------------------------------|----------------------------------|------------------------------|----------------------------------|------------------------------|---------------------------------|------------------------------|---------------------------------|------------------------------|---------------------------------|------------------------------|---------------------------------|------------------------------|---------------------------------|---|------------------------------------|----------------------------------|--------|--|--|--|--|--|--|--|
| John Shelby, S (1, 8) OBP: 0.295, SLG: 0.367 | 0-3 K | 0-0 1B | | 0-0 4-3 | | 0-3 K | | | 0-0 F8 | 5 | 0 | 1 | 0 | 0 | 2 | 0 | Baltimore Orioles @ New York Yankees Yankee Stadium, Bronx, NY Sun Sep 11 1983, 3:33 AM EDT Att: 45,649 - Unknown | | | | | | | | | | |
| Dan Ford, R (1, 9) OBP: 0.329, SLG: 0.449 | 0-0 5-3 | 0-3 K | | 4-0 BB | | 0-0 L1 | | | 0-0 F2 | 2 | 0 | 0 | 0 | 0 | 1 | 2 | | | | | | | | | | | |
| Jim Dwyer, L (4, PH) OBP: 0.388, SLG: 0.516 | | | | | | | | | | 2 | 0 | 0 | 0 | 0 | 1 | 2 | | | | | | | | | | | |
| Tito Landrum, R (9, 9) OBP: 0.375, SLG: 0.714 | | | | | | | | | | 2 | 0 | 0 | 0 | 0 | 1 | 0 | | | | | | | | | | | |
| Cal Ripken Jr., R (1, 6) OBP: 0.360, SLG: 0.502 | 0-3 K | 0-0 1B | | 0-0 L4 | | | | | 0-0 P4 | 5 | 0 | 1 | 1 | 0 | 1 | 1 | | | | | | | | | | | |
| Eddie Murray, S (1, 3) | | | | | | | | | | 4 | 0 | 1 | 0 | 0 | 1 | 3 | | | | | | | | | | | |
| Gary Roenicke, R (1, 7) OBP: 0.331, SLG: 0.498 | | 0-0 FC5-4 1B | 0-0 BB | | 4-0 FC5-4 1B | | | | 0-0 4-3 | 3 | 1 | 1 | 0 | 1 | 0 | 1 | | | | | | | | | | | |
| Ken Singleton, S (1, 10) OBP: 0.398, SLG: 0.462 | | 0-0 BB | 4-0 BB | | 0-0 FC5-4 1B | | | | 0-0 4-1 | 3 | 1 | 2 | 0 | 1 | 0 | 0 | | | | | | | | | | | |
| Rich Dauer, R (1, 4) OBP: 0.303, SLG: 0.310 | | 4-0 2B | 0-0 F3 | | 0-0 FC5-4 FC5-4 | | | | 0-0 E7 | 3 | 1 | 1 | 0 | 1 | 0 | 4 | | | | | | | | | | | |
| Todd Cruz, R (1, 5) OBP: 0.238, SLG: 0.318 | | 0-0 1B | 0-3 K | | 0-0 FC5-4 | | | | 0-0 F8 | 4 | 1 | 1 | 2 | 0 | 1 | 4 | | | | | | | | | | | |
| Rick Dempsey, R (1, 2) OBP: 0.315, SLG: 0.332 | | 0-0 1B | 0-3 K | | | | | | 0-0 F7 | 4 | 1 | 1 | 2 | 0 | 1 | 3 | | | | | | | | | | | |
| Inning Stats | R: 0 E: 0 K: 2 S: 7 | H: 0 LOB: 0 BB: 0 P: 7 | R: 5 E: 0 K: 2 S: 13 | H: 6 LOB: 2 BB: 1 P: 17 | R: 0 E: 0 K: 2 S: 8 | H: 1 LOB: 2 BB: 1 P: 12 | R: 0 E: 0 K: 0 S: 3 | H: 0 LOB: 1 BB: 1 P: 7 | R: 0 E: 0 K: 1 S: 5 | H: 0 LOB: 0 BB: 0 P: 5 | R: 0 E: 0 K: 0 S: 3 | H: 0 LOB: 0 BB: 0 P: 3 | R: 0 E: 1 K: 0 S: 4 | H: 1 LOB: 1 BB: 0 P: 4 | R: 0 E: 0 K: 0 S: 3 | H: 0 LOB: 0 BB: 0 P: 3 | 1B: 8 2B: 1 3B: 0 HR: 0 | SF: 0 SAC: 0 DP: 1 HBP: 0 | WP: 0 PB: 0 SB: 0 CS: 0 | PA: 39 | | | | | | | |
| PITCHER | IP | WLS | BF | H | R | ER | SO | BB | IBB | HBP | BLK | WP | HR | S | P | ERA | WHIP | | | | | | | | | | |
| Dave Righetti, L (1, 1) ERA: 3.31 | 1.2 | L | 12 | 6 | 5 | 5 | 3 | 1 | 0 | 0 | 0 | 0 | 0 | 17 | 21 | 27.00 | 4.200 | | | | | | | | | | |
| Roger Erickson, R (2, 1) ERA: 1.59 | 7.1 | | 27 | 3 | 0 | 0 | 4 | 3 | 0 | 0 | 0 | 0 | 0 | 32 | 44 | 0.00 | 0.818 | | | | | | | | | | |

| Batter | 1 | 2 | 3 | 4 | 5 | 6 | 7 | 8 | 9 | AB | R | H | RBI | BB | SO | LOB | BOTTOM | | | | | | | | | | |
|--|------------------------------|---------------------------------|------------------------------|---------------------------------|------------------------------|---------------------------------|------------------------------|---------------------------------|------------------------------|---------------------------------|------------------------------|---------------------------------|------------------------------|---------------------------------|------------------------------|---------------------------------|---|------------------------------------|----------------------------------|--------|--|--|--|--|--|--|--|
| Willie Randolph, R (1, 4) OBP: 0.363, SLG: 0.342 | 0-0 1B | | 0-0 F7 | | | 0-0 5-3 | | | 0-0 G4-6-3 1B | 4 | 0 | 2 | 0 | 0 | 0 | 0 | Baltimore Orioles @ New York Yankees Yankee Stadium, Bronx, NY Sun Sep 11 1983, 3:33 AM EDT Att: 45,649 - Unknown | | | | | | | | | | |
| Ken Griffey, L (1, 3) OBP: 0.369, SLG: 0.452 | 0-0 1B | | | 0-0 4-3 1B | | 0-3 K | | | 0-0 G4-6-3 | 4 | 0 | 2 | 0 | 0 | 1 | 2 | | | | | | | | | | | |
| Dave Winfield, R (1, 7) OBP: 0.333, SLG: 0.489 | 0-0 5-3 | | | 0-0 4-3 | | 0-3 K | | | 4-0 HR | 3 | 1 | 0 | 0 | 1 | 1 | 2 | | | | | | | | | | | |
| Don Baylor, R (1, 10) OBP: 0.359, SLG: 0.504 | 0-0 F7 | | | 0-0 1B | | 0-0 K | | | 0-0 HR | 4 | 2 | 3 | 2 | 0 | 0 | 1 | | | | | | | | | | | |
| Oscar Gamble, L (1, 9) OBP: 0.367, SLG: 0.491 | | 0-0 F9 | | 0-3 K | | 0-0 F9 | | | 0-0 G3 | 4 | 0 | 0 | 0 | 0 | 1 | 2 | | | | | | | | | | | |
| Bert Campaneris, R (1, 5) OBP: 0.356, SLG: 0.357 | | 0-3 K | | | 0-3 K2-3 | | | | 0-0 FC5-4 1B | 1 | 0 | 0 | 0 | 0 | 1 | 0 | | | | | | | | | | | |
| Bobby Meacham, S (3, 5) | | | | | | | | | | 2 | 0 | 0 | 0 | 0 | 2 | 1 | | | | | | | | | | | |
| Steve Balboni, R (9, PH) OBP: 0.293, SLG: 0.418 | | | | | | | | | | 1 | 0 | 1 | 0 | 0 | 0 | 0 | | | | | | | | | | | |
| Otis Nixon, S (9, PR) | | | | | | | | | | 0 | 0 | 0 | 0 | 0 | 0 | 0 | | | | | | | | | | | |
| Rick Cerone, R (1, 2) OBP: 0.253, SLG: 0.261 | 0-0 5-3 | | | | 0-0 P4 | | | | 0-0 F7 | 4 | 0 | 1 | 1 | 0 | 0 | 1 | | | | | | | | | | | |
| Larry Milbourne, S (1, 6) OBP: 0.275, SLG: 0.260 | | | 0-3 K | | | 0-3 K | | | 0-0 FC5-4 | 3 | 0 | 1 | 0 | 0 | 2 | 0 | | | | | | | | | | | |
| Roy Smalley, S (9, PH) OBP: 0.362, SLG: 0.448 | | | | | | | | | 0-0 1B | 1 | 0 | 0 | 0 | 0 | 0 | 1 | | | | | | | | | | | |
| Omar Moreno, L (1, 8) OBP: 0.280, SLG: 0.329 | | | 0-0 B1-3 | | | 0-0 F9 | | | | 2 | 0 | 0 | 0 | 0 | 0 | 1 | | | | | | | | | | | |
| Brian Dayett, R (8, PH) OBP: 1.000, SLG: 1.000 | | | | | | | | | 0-0 1B | 1 | 0 | 1 | 0 | 0 | 0 | 0 | | | | | | | | | | | |
| Inning Stats | R: 0 E: 0 K: 0 S: 4 | H: 2 LOB: 1 BB: 0 P: 4 | R: 0 E: 0 K: 1 S: 5 | H: 0 LOB: 0 BB: 0 P: 5 | R: 0 E: 0 K: 1 S: 5 | H: 0 LOB: 0 BB: 0 P: 5 | R: 0 E: 0 K: 1 S: 6 | H: 2 LOB: 1 BB: 0 P: 6 | R: 0 E: 0 K: 2 S: 7 | H: 0 LOB: 0 BB: 0 P: 7 | R: 1 E: 0 K: 1 S: 6 | H: 2 LOB: 1 BB: 0 P: 6 | R: 0 E: 0 K: 1 S: 6 | H: 2 LOB: 1 BB: 0 P: 6 | R: 2 E: 0 K: 0 S: 5 | H: 2 LOB: 1 BB: 1 P: 9 | 1B: 8 2B: 2 3B: 0 HR: 1 | SF: 0 SAC: 0 DP: 1 HBP: 0 | WP: 0 PB: 0 SB: 0 CS: 0 | PA: 35 | | | | | | | |
| PITCHER | IP | WLS | BF | H | R | ER | SO | BB | IBB | HBP | BLK | WP | HR | S | P | ERA | WHIP | | | | | | | | | | |
| Mike Flanagan, L (1, 1) ERA: 3.11 | 8.1 | W | 33 | 11 | 3 | 3 | 8 | 1 | 0 | 0 | 0 | 0 | 0 | 48 | 52 | 3.24 | 1.440 | | | | | | | | | | |
| Tippy Martinez, L (9, 1) ERA: 2.57 | 0.2 | S | 2 | 0 | 0 | 0 | 0 | 0 | 0 | 0 | 0 | 0 | 0 | 2 | 2 | 0.00 | 0.000 | | | | | | | | | | |

AB 35
R 5
H 9
RBI 5
BB 4
SO 7
LOB 18



AB 34
R 3
H 11
RBI 3
BB 1
SO 8
LOB 11



| Batter | 1 | 2 | 3 | 4 | 5 | 6 | 7 | 8 | 9 | 10 | 11 | 12 | AB | R | H | RBI | BB | SO | LOB | TOP | | | | |
|---|------------------------------|---------------------------------|------------------------------|---------------------------------|------------------------------|---------------------------------|------------------------------|---------------------------------|------------------------------|---------------------------------|------------------------------|---------------------------------|------------------------------|---------------------------------|------------------------------|---------------------------------|------------------------------|---------------------------------|------------------------------|----------------------------------|----------------------------------|------------------------------------|----------------------------------|--------|
| Al Bumby, L John Shelby, S OBP: 0.177, SLG: 0.352 OBP: 0.284, SLG: 0.366 | 4-3 | | | | F7 | | | | L6 | | | 6-3 | 5 | 0 | 2 | 0 | 0 | 0 | 0 | | | | | |
| Dan Ford, R OBP: 0.329, SLG: 0.447 | E SF9 1B | | F9 | | F8 | | FC4-6 1B | | | P4 | | 2B 1B | 6 | 2 | 2 | 1 | 0 | 0 | 2 | | | | | |
| Cal Ripken Jr., R OBP: 0.360, SLG: 0.503 | E6 | | F8 | | | FC3-6 1B | 1-3 | | | F7 | | 2B | 6 | 2 | 2 | 0 | 0 | 0 | 3 | | | | | |
| Eddie Murray, S OBP: 0.385, SLG: 0.515 | SF9 | | | | 1B | FC3-6 BB | | | F7 | | | 2B | 3 | 2 | 1 | 1 | 2 | 0 | 0 | | | | | |
| John Lowenstein, L OBP: 0.370, SLG: 0.467 | 4-3 | | | | F7 | FC3-6 | | | | | | | 4 | 0 | 0 | 0 | 0 | 0 | 4 | | | | | |
| Tito Landrum, R OBP: 0.412, SLG: 0.733 | | | | | | 1-2 2-3 | | | 4-3 | | | | 1 | 0 | 1 | 0 | 0 | 0 | 0 | | | | | |
| Jim Dwyer, L OBP: 0.391, SLG: 0.525 | | | | | | 1-2 3-H | | | | | | 1B | 1 | 0 | 1 | 3 | 0 | 0 | 0 | | | | | |
| Ken Singleton, S OBP: 0.403, SLG: 0.466 | | G6-3 BB | | | | 1-2 | | | | | | | 3 | 0 | 3 | 1 | 1 | 0 | 0 | | | | | |
| Mike Young, S OBP: 0.257, SLG: 0.313 | | | | | | 1-2 3-H | | | | | B5 | F7 | 2 | 0 | 0 | 0 | 0 | 0 | 2 | | | | | |
| Joe Nolan, L OBP: 0.343, SLG: 0.422 | | G6-3 | | | | L1-3 | | | | | | | 5 | 0 | 1 | 1 | 0 | 0 | 5 | | | | | |
| Glenn Gulliver, L OBP: 0.294, SLG: 0.400 | | | | | | | | | | | | | 3 | 0 | 0 | 0 | 0 | 0 | 2 | | | | | |
| Todd Cruz, R OBP: 0.238, SLG: 0.318 | | | | | G4-6-3 | | | | | | | | 1 | 0 | 0 | 0 | 0 | 0 | 0 | | | | | |
| Gary Roenicke, R OBP: 0.330, SLG: 0.496 | | | | | | | | | | | | | 1 | 0 | 0 | 0 | 0 | 0 | 1 | | | | | |
| Lenn Sakata, R OBP: 0.312, SLG: 0.345 | | | | | | | | | | | | | 0 | 0 | 0 | 0 | 0 | 0 | 0 | | | | | |
| Rich Dauer, R OBP: 0.302, SLG: 0.307 | | | | | F9 | | | | | | | | 4 | 1 | 0 | 0 | 1 | 0 | 0 | | | | | |
| Inning Stats | R: 1 E: 1 K: 0 S: 5 | H: 1 LOB: 1 BB: 0 P: 5 | R: 0 E: 0 K: 0 S: 2 | H: 0 LOB: 0 BB: 1 P: 6 | R: 0 E: 0 K: 1 S: 4 | H: 1 LOB: 1 BB: 0 P: 4 | R: 0 E: 0 K: 0 S: 5 | H: 3 LOB: 1 BB: 0 P: 6 | R: 0 E: 0 K: 0 S: 3 | H: 0 LOB: 0 BB: 0 P: 3 | R: 1 E: 0 K: 0 S: 4 | H: 1 LOB: 1 BB: 1 P: 8 | R: 0 E: 0 K: 0 S: 4 | H: 1 LOB: 0 BB: 0 P: 4 | R: 0 E: 0 K: 0 S: 3 | H: 0 LOB: 0 BB: 0 P: 3 | R: 0 E: 0 K: 0 S: 4 | H: 1 LOB: 1 BB: 0 P: 4 | R: 3 E: 0 K: 1 S: 6 | H: 3 LOB: 1 BB: 1 P: 10 | 1B: 9 2B: 5 3B: 0 HR: 0 | SF: 1 SAC: 0 DP: 3 HBP: 0 | WP: 0 PB: 0 SB: 0 CS: 0 | PA: 51 |
| PITCHER | IP | WLS | BF | H | R | ER | SO | BB | IBB | HBP | BLK | WP | HR | S | P | ERA | WHIP | | | | | | | |
| Oil Can Boyd, R ERA: 3.46 | (1, 1) | 11.0 | 44 | 10 | 4 | 3 | 0 | 0 | 0 | 0 | 0 | 0 | 0 | 6 | 10 | 27.00 | 3.000 | | | | | | | |
| Bob Stanley, R ERA: 3.07 | (12, 1) | 1.0 | L | 7 | 3 | 3 | 0 | 0 | 1 | 0 | 0 | 0 | 0 | 0 | 6 | 10 | 27.00 | 3.000 | | | | | | |

Baltimore Orioles @ Boston Red Sox
Fenway Park, Boston, MA
Tue Sep 13 1983, 7:05 PM EDT
Unknown

AB 46
R 7
H 13
RBI 7
BB 4
SO 0
LOB 19



| Batter | 1 | 2 | 3 | 4 | 5 | 6 | 7 | 8 | 9 | 10 | 11 | 12 | AB | R | H | RBI | BB | SO | LOB | BOTTOM | | | | | | |
|---|------------------------------|---------------------------------|------------------------------|---------------------------------|------------------------------|---------------------------------|------------------------------|---------------------------------|------------------------------|---------------------------------|------------------------------|---------------------------------|------------------------------|---------------------------------|------------------------------|---------------------------------|------------------------------|---------------------------------|------------------------------|---------------------------------|------------------------------|---------------------------------|----------------------------------|------------------------------------|----------------------------------|--------|
| Jerry Remy, L OBP: 0.321, SLG: 0.315 | F9 | | | | F7 | | | | F9 | | | 4-3 | 6 | 0 | 1 | 1 | 0 | 0 | 2 | | | | | | | |
| Wade Boggs, L OBP: 0.443, SLG: 0.498 | L7 | | 2H 1B | | 4-3 | | | WP 1B | | F7 | | 4-3 | 6 | 1 | 1 | 0 | 0 | 1 | 2 | | | | | | | |
| Jim Rice, R OBP: 0.356, SLG: 0.547 | K | | | | G1 | | | 6-3 WP 1B | | F8 | | | 6 | 2 | 3 | 1 | 0 | 1 | 0 | | | | | | | |
| Dwight Evans, R OBP: 0.344, SLG: 0.445 | | L6 | | | F4 | | HR | 6-3 1B | | | | 1B | 5 | 0 | 0 | 1 | 1 | 1 | 2 | | | | | | | |
| Dave Stapleton, R OBP: 0.289, SLG: 0.370 | | K | | | | L6 | | SF7 | | F7 | | | 4 | 0 | 1 | 1 | 0 | 1 | 1 | | | | | | | |
| Reid Nichols, R OBP: 0.350, SLG: 0.432 | F9 | | | | | | | 3-H K | | | | | 5 | 0 | 3 | 0 | 0 | 1 | 0 | | | | | | | |
| Rick Miller, L OBP: 0.366, SLG: 0.358 | | | | | F5 | | | | | E3 SH1-4 | | 2B | 5 | 1 | 1 | 0 | 0 | 1 | 4 | | | | | | | |
| Glenn Hoffman, R OBP: 0.308, SLG: 0.336 | | | | | P6 | | | | | SH1-4 | | | 4 | 0 | 0 | 0 | 0 | 0 | 2 | | | | | | | |
| Ed Jurak, R OBP: 0.346, SLG: 0.360 | | | | | F5 | | | | | | | | 0 | 0 | 0 | 0 | 0 | 0 | 0 | | | | | | | |
| Gary Allenson, R OBP: 0.313, SLG: 0.317 | | | | | 6-3 | | | | | | | | 3 | 0 | 1 | 0 | 0 | 0 | 1 | | | | | | | |
| Carl Yastrzemski, L OBP: 0.390, SLG: 0.448 | | | | | | | | | | | | | 1 | 0 | 0 | 0 | 0 | 0 | 1 | | | | | | | |
| Jeff Newman, R OBP: 0.222, SLG: 0.267 | | | | | | | | | | | | | 1 | 0 | 0 | 0 | 0 | 1 | 1 | | | | | | | |
| Inning Stats | R: 0 E: 0 K: 1 S: 5 | H: 0 LOB: 0 BB: 0 P: 5 | R: 0 E: 0 K: 1 S: 5 | H: 0 LOB: 0 BB: 0 P: 5 | R: 1 E: 0 K: 1 S: 7 | H: 2 LOB: 1 BB: 0 P: 7 | R: 0 E: 0 K: 0 S: 5 | H: 2 LOB: 2 BB: 0 P: 6 | R: 0 E: 0 K: 0 S: 4 | H: 1 LOB: 1 BB: 0 P: 4 | R: 1 E: 0 K: 0 S: 5 | H: 2 LOB: 1 BB: 1 P: 8 | R: 2 E: 0 K: 1 S: 7 | H: 2 LOB: 0 BB: 0 P: 7 | R: 0 E: 1 K: 0 S: 4 | H: 0 LOB: 1 BB: 1 P: 4 | R: 0 E: 0 K: 0 S: 3 | H: 0 LOB: 1 BB: 0 P: 7 | R: 0 E: 0 K: 1 S: 6 | H: 1 LOB: 1 BB: 0 P: 8 | R: 0 E: 0 K: 1 S: 6 | H: 1 LOB: 1 BB: 1 P: 6 | 1B: 8 2B: 2 3B: 0 HR: 1 | SF: 1 SAC: 1 DP: 0 HBP: 0 | WP: 1 PB: 0 SB: 0 CS: 0 | PA: 49 |
| PITCHER | IP | WLS | BF | H | R | ER | SO | BB | IBB | HBP | BLK | WP | HR | S | P | ERA | WHIP | | | | | | | | | |
| Scott McGregor, L ERA: 3.04 | (1, 1) | 7.0 | 28 | 7 | 2 | 2 | 3 | 0 | 0 | 0 | 0 | 0 | 1 | 34 | 34 | 2.57 | 1.000 | | | | | | | | | |
| Tim Stoddard, R ERA: 5.59 | (8, 1) | 1.1 | 7 | 2 | 2 | 2 | 1 | 0 | 0 | 0 | 0 | 0 | 1 | 0 | 9 | 9 | 13.500 | 1.500 | | | | | | | | |
| Tippy Martinez, L ERA: 3.54 | (9, 1) | 1.0 | 3 | 0 | 0 | 0 | 0 | 0 | 0 | 0 | 0 | 0 | 0 | 3 | 3 | 0.000 | 0.000 | | | | | | | | | |
| Sammy Stewart, R ERA: 3.7 | (10, 1) | 2.2 | W | 11 | 2 | 0 | 0 | 3 | 1 | 0 | 0 | 0 | 0 | 16 | 20 | 0.000 | 1.125 | | | | | | | | | |

Baltimore Orioles @ Boston Red Sox
Fenway Park, Boston, MA
Tue Sep 13 1983, 7:05 PM EDT
Unknown

AB 46
R 4
H 11
RBI 4
BB 1
SO 7
LOB 16



| Batter | 1 | 2 | 3 | 4 | 5 | 6 | 7 | 8 | 9 | AB | R | H | RBI | BB | SO | LOB | TOP | | | | | | | | | | | | | | | | | |
|--|---|---|------------------------------|---------------------------------|------------------------------|----------------------------------|------------------------------|---------------------------------|------------------------------|---------------------------------|------------------------------|---------------------------------|------------------------------|---------------------------------|------------------------------|----------------------------------|------------------------------|---------------------------------|-----------------------------------|------------------------------------|----------------------------------|--------|--|--|--|--|--|--|--|--|--|--|--|--|
| John Shelby, S (1, 8) OBP: 0.296, SLG: 0.365 | | | | | | | | | | 4 | 1 | 1 | 0 | 1 | 0 | 0 | | | | | | | | | | | | | | | | | | |
| Jim Dwyer, L (1, 9) OBP: 0.390, SLG: 0.519 | | | | | | | | | | 2 | 0 | 0 | 0 | 1 | 0 | 1 | | | | | | | | | | | | | | | | | | |
| Tito Landrum, R (7, 9) OBP: 0.474, SLG: 0.765 | | | | | | | | | | 2 | 1 | 2 | 0 | 0 | 0 | 0 | | | | | | | | | | | | | | | | | | |
| Cal Ripken Jr., R (1, 6) OBP: 0.358, SLG: 0.501 | | | | | | | | | | 5 | 1 | 1 | 1 | 0 | 1 | 4 | | | | | | | | | | | | | | | | | | |
| Eddie Murray, S (1, 3) OBP: 0.389, SLG: 0.519 | | | | | | | | | | 5 | 2 | 4 | 0 | 0 | 0 | 2 | | | | | | | | | | | | | | | | | | |
| Ken Singleton, S (1, 10) OBP: 0.403, SLG: 0.466 | | | | | | | | | | 2 | 0 | 1 | 1 | 1 | 0 | 1 | | | | | | | | | | | | | | | | | | |
| Al Bumbry, L (8, PR) OBP: 0.316, SLG: 0.351 | | | | | | | | | | 1 | 1 | 0 | 0 | 0 | 0 | 2 | | | | | | | | | | | | | | | | | | |
| Gary Roenicke, R (1, 7) OBP: 0.332, SLG: 0.507 | | | | | | | | | | 4 | 1 | 2 | 4 | 0 | 0 | 1 | | | | | | | | | | | | | | | | | | |
| Todd Cruz, R (1, 5) OBP: 0.238, SLG: 0.317 | | | | | | | | | | 4 | 0 | 1 | 1 | 0 | 2 | 3 | | | | | | | | | | | | | | | | | | |
| Lenn Sakata, R (1, 4) OBP: 0.318, SLG: 0.350 | | | | | | | | | | 4 | 0 | 2 | 0 | 0 | 2 | 1 | | | | | | | | | | | | | | | | | | |
| Rick Dempsey, R (1, 2) OBP: 0.312, SLG: 0.328 | | | | | | | | | | 4 | 0 | 0 | 0 | 0 | 1 | 1 | | | | | | | | | | | | | | | | | | |
| Inning Stats | R: 1 E: 0 K: 0 S: 5 | H: 2 LOB: 1 BB: 0 P: 5 | R: 0 E: 0 K: 1 S: 5 | H: 1 LOB: 0 BB: 0 P: 5 | R: 0 E: 0 K: 1 S: 5 | H: 0 LOB: 2 BB: 2 P: 13 | R: 0 E: 0 K: 1 S: 6 | H: 2 LOB: 1 BB: 0 P: 6 | R: 0 E: 0 K: 0 S: 3 | H: 0 LOB: 0 BB: 0 P: 3 | R: 2 E: 0 K: 0 S: 5 | H: 3 LOB: 0 BB: 0 P: 5 | R: 0 E: 0 K: 1 S: 5 | H: 0 LOB: 0 BB: 0 P: 5 | R: 4 E: 0 K: 1 S: 9 | H: 4 LOB: 1 BB: 1 P: 13 | R: 0 E: 0 K: 1 S: 7 | H: 2 LOB: 2 BB: 0 P: 7 | 1B: 12 2B: 1 3B: 0 HR: 1 | SF: 1 SAC: 0 DP: 1 HBP: 0 | WP: 0 PB: 0 SB: 2 CS: 2 | PA: 43 | | | | | | | | | | | | |
| PITCHER | IP WLS BF H R ER SO BB IBB HBP BLK WP HR S P ERA WHIP | IP WLS BF H R ER SO BB IBB HBP BLK WP HR S P ERA WHIP | | | | | | | | | | | | | | | | | | | | | | | | | | | | | | | | |
| Al Nipper, R (1, 1) ERA: 3.88 | 6.0 | L | 25 | 8 | 3 | 3 | 3 | 2 | 0 | 0 | 0 | 0 | 0 | 0 | 29 | 37 | 4.50 | 1.667 | | | | | | | | | | | | | | | | |
| John Henry Johnson, L (7, 1) ERA: 3.93 | 2.0 | | 11 | 4 | 4 | 4 | 2 | 0 | 1 | 0 | 0 | 0 | 0 | 1 | 14 | 18 | 18.00 | 2.000 | | | | | | | | | | | | | | | | |
| Luis Aponte, R (9, 1) ERA: 3.83 | 1.0 | | 5 | 2 | 0 | 0 | 1 | 0 | 0 | 0 | 0 | 0 | 0 | 0 | 7 | 7 | 0.00 | 2.000 | | | | | | | | | | | | | | | | |

Baltimore Orioles @ Boston Red Sox
Fenway Park, Boston, MA
Tue Sep 13 1983, 7:05 PM EDT
Att: 17,440 - Unknown

AB 37
R 7
H 14
RBI 7
BB 3
SO 6
LOB 16



| Batter | 1 | 2 | 3 | 4 | 5 | 6 | 7 | 8 | 9 | AB | R | H | RBI | BB | SO | LOB | BOTTOM | | | | | | | | | | | | | | | | | |
|---|---|---|------------------------------|---------------------------------|------------------------------|---------------------------------|------------------------------|---------------------------------|------------------------------|---------------------------------|------------------------------|---------------------------------|------------------------------|---------------------------------|------------------------------|---------------------------------|------------------------------|---------------------------------|----------------------------------|------------------------------------|----------------------------------|--------|--|--|--|--|--|--|--|--|--|--|--|--|
| Jerry Remy, L (1, 4) OBP: 0.321, SLG: 0.315 | | | | | | | | | | 4 | 0 | 1 | 0 | 0 | 0 | 2 | | | | | | | | | | | | | | | | | | |
| Wade Boggs, L (1, 5) OBP: 0.442, SLG: 0.496 | | | | | | | | | | 4 | 0 | 1 | 0 | 0 | 0 | 1 | | | | | | | | | | | | | | | | | | |
| Jim Rice, R (1, 7) OBP: 0.353, SLG: 0.544 | | | | | | | | | | 4 | 0 | 0 | 0 | 0 | 0 | 2 | | | | | | | | | | | | | | | | | | |
| Carl Yastrzemski, L (1, 10) OBP: 0.376, SLG: 0.443 | | | | | | | | | | 4 | 0 | 0 | 0 | 0 | 1 | 2 | | | | | | | | | | | | | | | | | | |
| Dave Stapleton, R (1, 3) OBP: 0.299, SLG: 0.369 | | | | | | | | | | 4 | 0 | 1 | 0 | 0 | 0 | 0 | | | | | | | | | | | | | | | | | | |
| Rick Miller, L (1, 9) OBP: 0.384, SLG: 0.356 | | | | | | | | | | 4 | 1 | 1 | 0 | 0 | 0 | 1 | | | | | | | | | | | | | | | | | | |
| Reid Nichols, R (1, 8) OBP: 0.360, SLG: 0.441 | | | | | | | | | | 2 | 0 | 2 | 0 | 2 | 0 | 0 | | | | | | | | | | | | | | | | | | |
| Ed Jurak, R (1, 6) OBP: 0.359, SLG: 0.367 | | | | | | | | | | 3 | 0 | 2 | 1 | 1 | 0 | 1 | | | | | | | | | | | | | | | | | | |
| Jeff Newman, R (1, 2) OBP: 0.227, SLG: 0.271 | | | | | | | | | | 2 | 0 | 1 | 0 | 0 | 0 | 2 | | | | | | | | | | | | | | | | | | |
| Dwight Evans, R (7, PH) OBP: 0.343, SLG: 0.444 | | | | | | | | | | 1 | 0 | 0 | 0 | 0 | 0 | 1 | | | | | | | | | | | | | | | | | | |
| Gary Allenson, R (8, 2) OBP: 0.313, SLG: 0.317 | | | | | | | | | | 0 | 0 | 0 | 0 | 0 | 0 | 0 | | | | | | | | | | | | | | | | | | |
| Rich Gedman, L (8, PH) OBP: 0.346, SLG: 0.409 | | | | | | | | | | 1 | 0 | 0 | 0 | 0 | 0 | 2 | | | | | | | | | | | | | | | | | | |
| Inning Stats | R: 0 E: 0 K: 0 S: 3 | H: 0 LOB: 0 BB: 0 P: 3 | R: 0 E: 0 K: 0 S: 3 | H: 0 LOB: 0 BB: 0 P: 3 | R: 0 E: 0 K: 0 S: 3 | H: 1 LOB: 1 BB: 1 P: 7 | R: 0 E: 0 K: 0 S: 3 | H: 0 LOB: 0 BB: 0 P: 3 | R: 0 E: 0 K: 0 S: 4 | H: 2 LOB: 2 BB: 1 P: 8 | R: 0 E: 0 K: 1 S: 6 | H: 1 LOB: 1 BB: 0 P: 6 | R: 1 E: 0 K: 0 S: 5 | H: 2 LOB: 1 BB: 0 P: 5 | R: 0 E: 0 K: 0 S: 4 | H: 1 LOB: 1 BB: 0 P: 4 | R: 0 E: 0 K: 0 S: 4 | H: 2 LOB: 2 BB: 1 P: 8 | 1B: 8 2B: 1 3B: 0 HR: 0 | SF: 0 SAC: 0 DP: 2 HBP: 0 | WP: 0 PB: 0 SB: 1 CS: 0 | PA: 36 | | | | | | | | | | | | |
| PITCHER | IP WLS BF H R ER SO BB IBB HBP BLK WP HR S P ERA WHIP | IP WLS BF H R ER SO BB IBB HBP BLK WP HR S P ERA WHIP | | | | | | | | | | | | | | | | | | | | | | | | | | | | | | | | |
| Allan Ramirez, R (1, 1) ERA: 3.47 | 1.1 | | 4 | 0 | 0 | 0 | 0 | 0 | 0 | 0 | 0 | 0 | 0 | 0 | 4 | 4 | 0.00 | 0.000 | | | | | | | | | | | | | | | | |
| Bill Swagerty, R (2, 1) ERA: 2.31 | 5.2 | W | 23 | 6 | 1 | 1 | 1 | 2 | 0 | 0 | 0 | 0 | 0 | 0 | 23 | 31 | 1.59 | 1.412 | | | | | | | | | | | | | | | | |
| Tippy Martinez, L (8, 1) ERA: 2.51 | 1.0 | | 4 | 1 | 0 | 0 | 0 | 0 | 0 | 0 | 0 | 0 | 0 | 4 | 4 | 0.00 | 1.000 | | | | | | | | | | | | | | | | | |
| Tim Stoddard, R (9, 1) ERA: 5.47 | 1.0 | | 5 | 2 | 0 | 0 | 0 | 1 | 0 | 0 | 0 | 0 | 0 | 4 | 8 | 0.00 | 3.000 | | | | | | | | | | | | | | | | | |

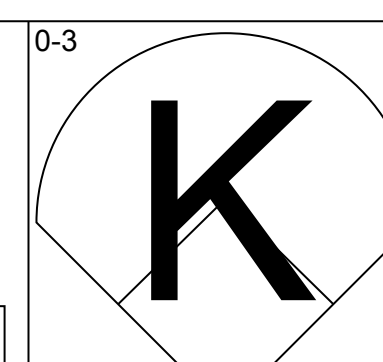
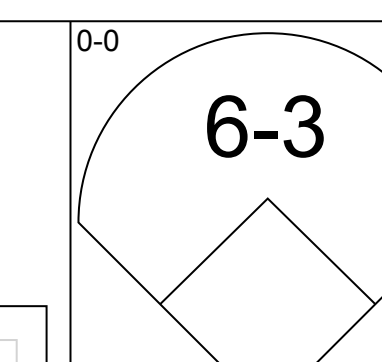
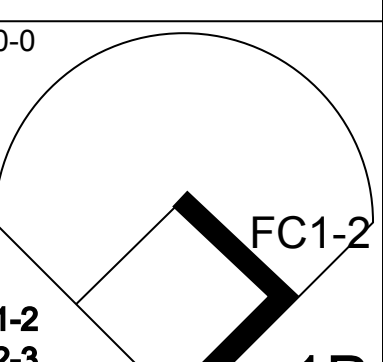
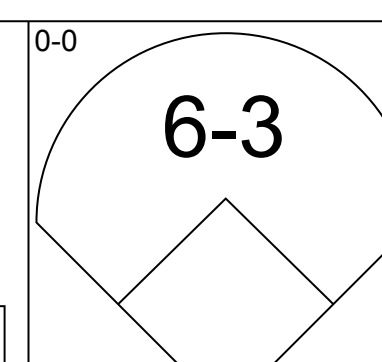
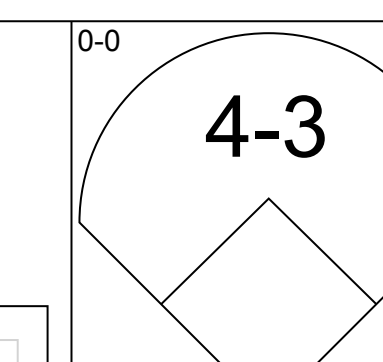
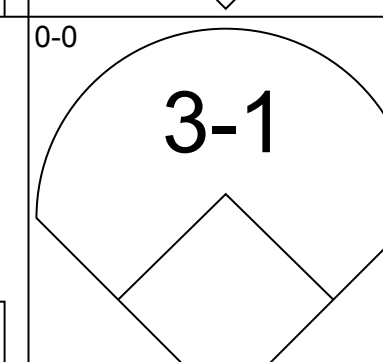
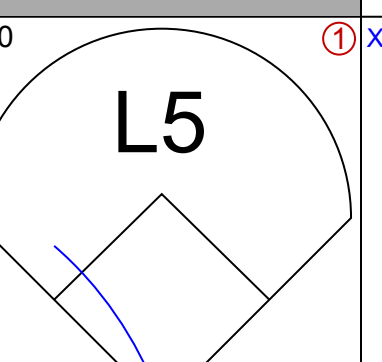
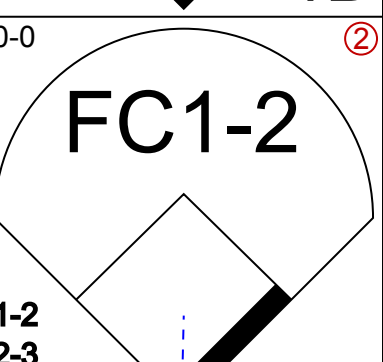
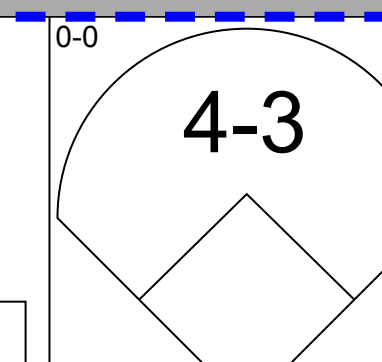
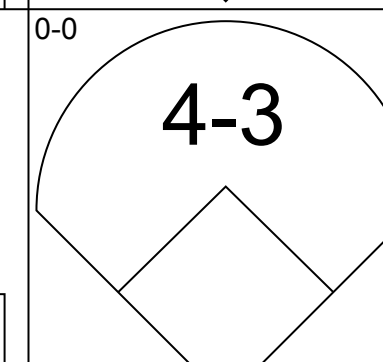
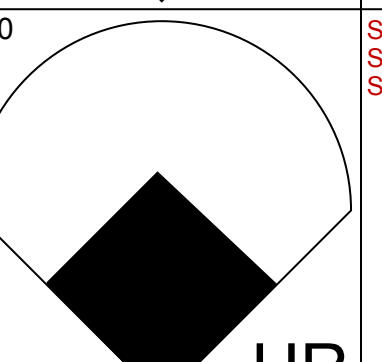
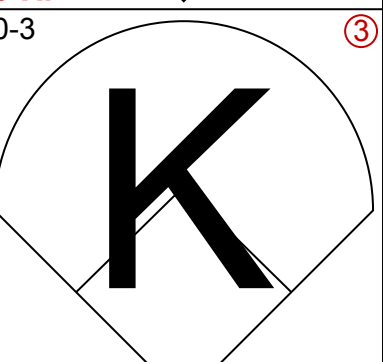
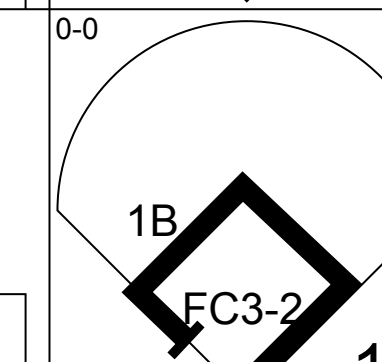
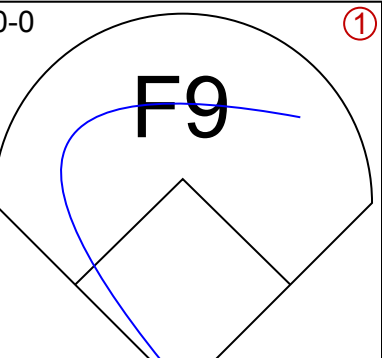

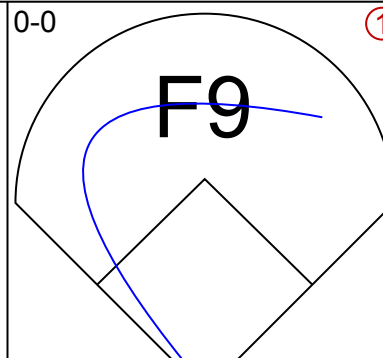
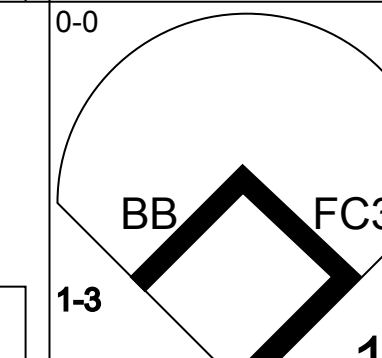
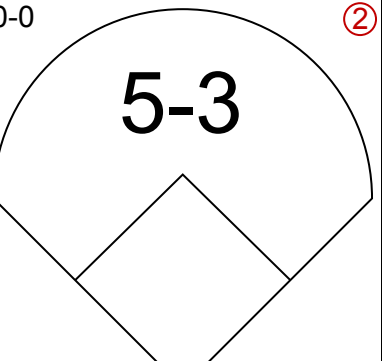
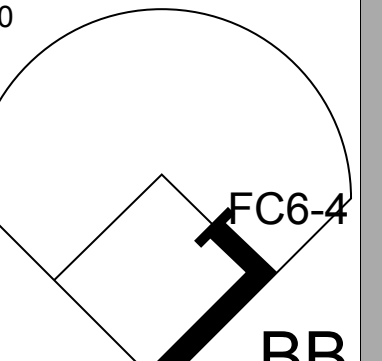
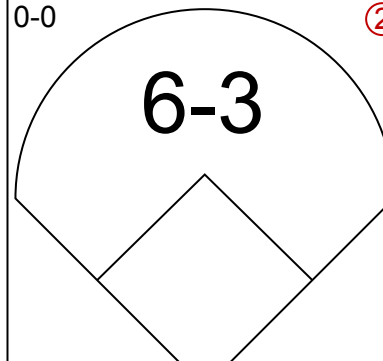
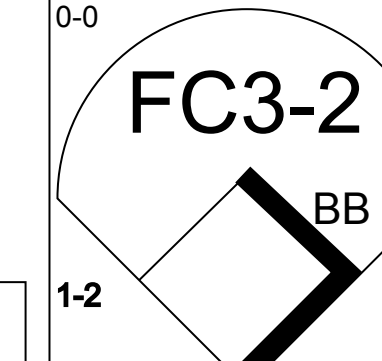
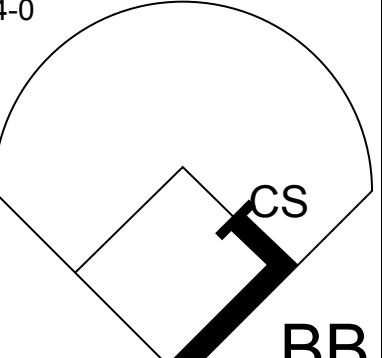
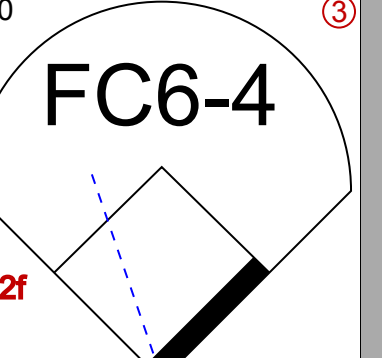
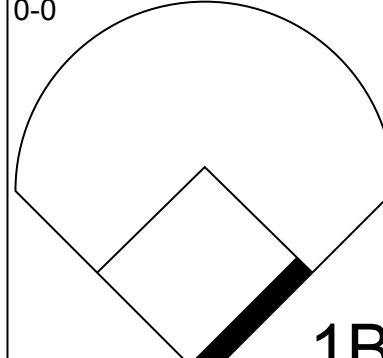
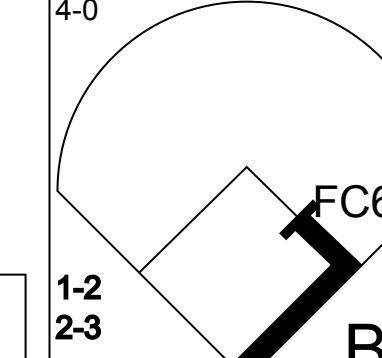
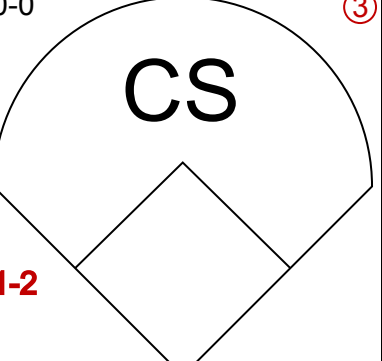
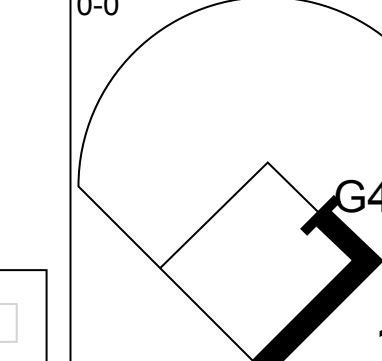
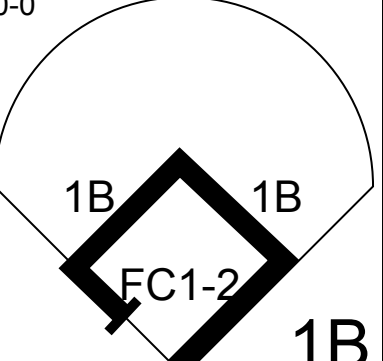
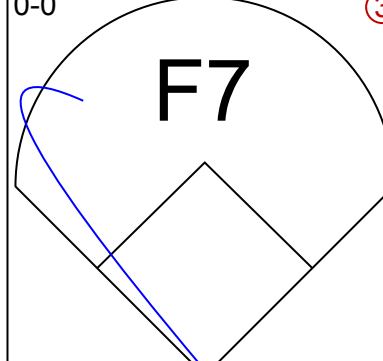
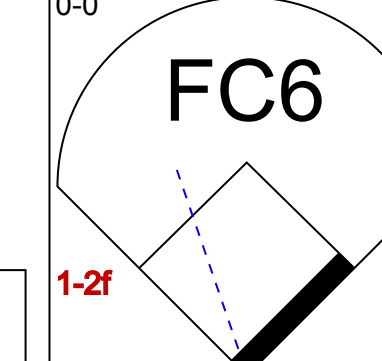
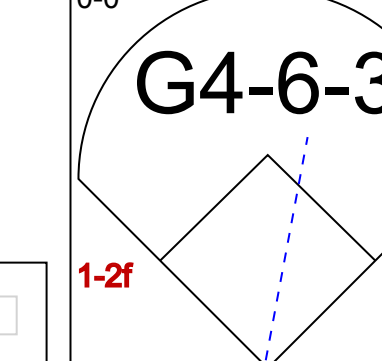
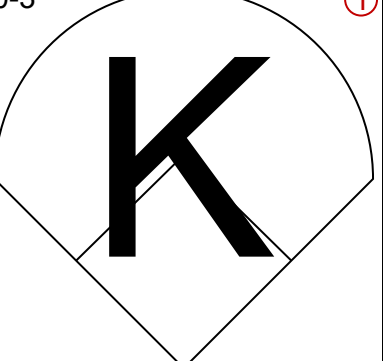
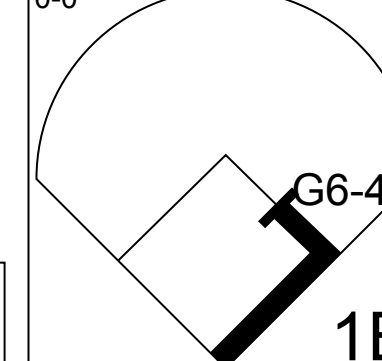
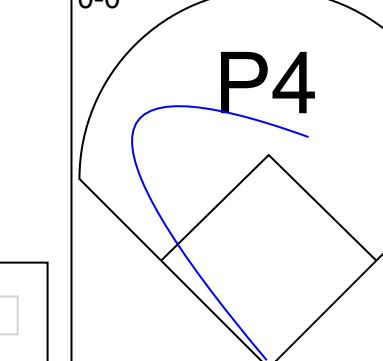
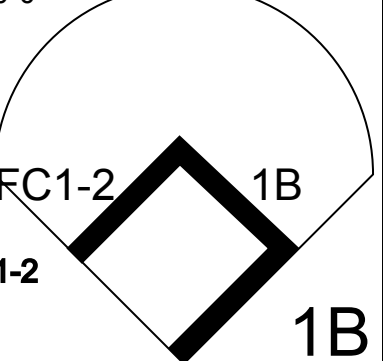
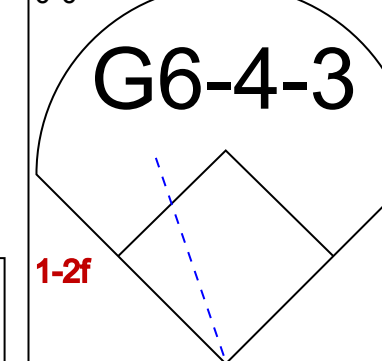
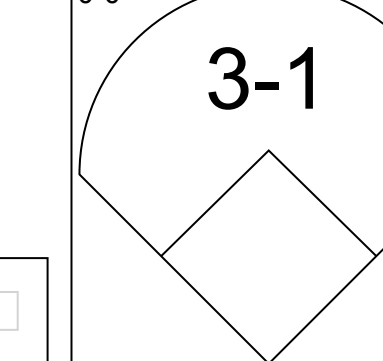
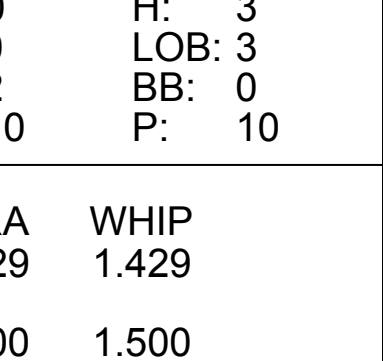
Baltimore Orioles @ Boston Red Sox
Fenway Park, Boston, MA
Tue Sep 13 1983, 7:05 PM EDT
Att: 17,440 - Unknown

AB 33
R 1
H 9
RBI 1
BB 3
SO 1
LOB 14




| Batter | 1 | 2 | 3 | 4 | 5 | 6 | 7 | 8 | 9 | AB | R | H | RBI | BB | SO | LOB | TOP | | | | | |
|--|------------------------------|---------------------------------|------------------------------|---------------------------------|------------------------------|---------------------------------|------------------------------|----------------------------------|------------------------------|----------------------------------|------------------------------|----------------------------------|------------------------------|---------------------------------|------------------------------|---------------------------------|---|------------------------------------|----------------------------------|--------|--|--|
| Tito Landrum, R OBP: 0.417, SLG: 0.636 (1, 8) | 5-3 | | K | | F8 | K | | | 4-3 1B 6-3 1B | 5 | 1 | 1 | 0 | 0 | 2 | 1 | Baltimore Orioles @ Boston Red Sox Fenway Park, Boston, MA Wed Sep 14 1983, 7:05 PM EDT Att: 16,414 - Unknown | | | | | |
| Dan Ford, R OBP: 0.328, SLG: 0.446 (1, 9) | 2B | | | K | K | | F8 | | 6-3 | 5 | 0 | 1 | 0 | 0 | 2 | 1 | | | | | | |
| Cal Ripken Jr., R OBP: 0.360, SLG: 0.502 (1, 6) | F8 | | | WP 2B 1B | BB 1B | | BB 1B | | 4-3 | 5 | 1 | 3 | 0 | 0 | 0 | 2 | | | | | | |
| Eddie Murray, S OBP: 0.392, SLG: 0.522 (1, 3) | K | | | HR 2B | BB | | BB | | | 3 | 1 | 2 | 2 | 2 | 1 | 1 | | | | | | |
| Gary Roenicke, R OBP: 0.332, SLG: 0.516 John Lowenstein, L OBP: 0.368, SLG: 0.463 (7, 7) | F9 | | | | F7 | | | | K | 3 | 1 | 1 | 2 | 0 | 0 | 2 | | | | | | |
| John Shelby, S OBP: 0.296, SLG: 0.365 (9, 8) | | | | HR 2H | | | | | | 2 | 0 | 0 | 0 | 0 | 2 | 3 | | | | | | |
| Ken Singleton, S OBP: 0.402, SLG: 0.464 (1, 10) | 4-3 | | | G3 1B | | | F8 | | K | 0 | 0 | 0 | 0 | 0 | 0 | 0 | | | | | | |
| Lenn Sakata, R OBP: 0.323, SLG: 0.358 (1, 4) | K | | | G3 | | | | | K | 3 | 1 | 1 | 0 | 1 | 1 | 1 | | | | | | |
| Todd Cruz, R OBP: 0.242, SLG: 0.318 (1, 5) | | | | G5-4-3 BB | FC6-4 BB | | | | G4-6-3 BB | 2 | 0 | 1 | 0 | 2 | 0 | 1 | | | | | | |
| Rick Dempsey, R OBP: 0.308, SLG: 0.325 (1, 2) | | | | G5-4-3 1-2 | FC6-4 1-2 | | SF8 | | F7 | 3 | 0 | 0 | 1 | 0 | 0 | 3 | | | | | | |
| Inning Stats | R: 0 E: 0 K: 1 S: 6 | H: 1 LOB: 1 BB: 0 P: 6 | R: 0 E: 0 K: 1 S: 5 | H: 0 LOB: 0 BB: 0 P: 5 | R: 0 E: 0 K: 1 S: 4 | H: 0 LOB: 0 BB: 1 P: 8 | R: 3 E: 0 K: 1 S: 9 | H: 4 LOB: 2 BB: 1 P: 13 | R: 0 E: 0 K: 1 S: 6 | H: 1 LOB: 2 BB: 1 P: 10 | R: 0 E: 0 K: 1 S: 6 | H: 1 LOB: 2 BB: 1 P: 10 | R: 0 E: 0 K: 0 S: 2 | H: 0 LOB: 0 BB: 1 P: 6 | R: 1 E: 0 K: 1 S: 7 | H: 2 LOB: 1 BB: 0 P: 7 | 1B: 7 2B: 3 3B: 0 HR: 1 | SF: 1 SAC: 0 DP: 2 HBP: 0 | WP: 1 PB: 0 SB: 0 CS: 0 | PA: 41 | | |
| PITCHER | IP | WLS | BF | H | R | ER | SO | BB | IBB | HBP | BLK | WP | HR | S | P | ERA | WHIP | | | | | |
| John Tudor, L ERA: 4.27 Mark Clear, R ERA: 6.42 | (1, 1) | 6.1 | L | 31 | 9 | 4 | 4 | 6 | 4 | 0 | 0 | 0 | 1 | 1 | 39 | 55 | 5.68 | 2.053 | | | | |
| PITCHER | IP | WLS | BF | H | R | ER | SO | BB | IBB | HBP | BLK | WP | HR | S | P | ERA | WHIP | | | | | |

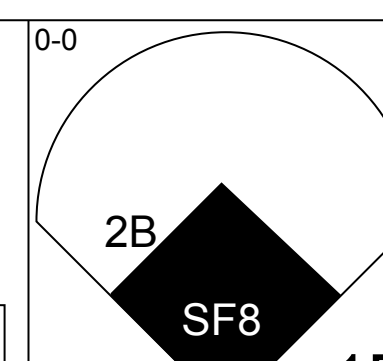
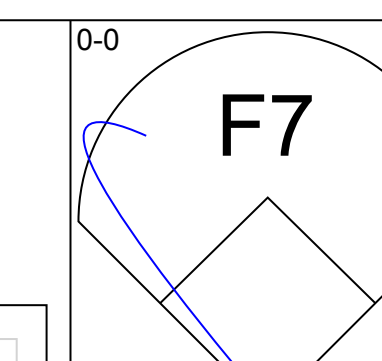
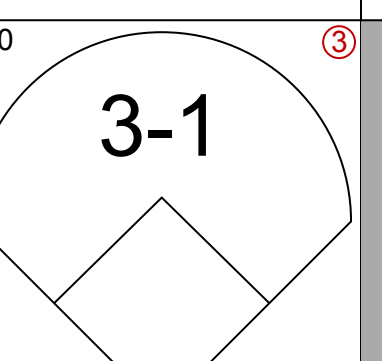
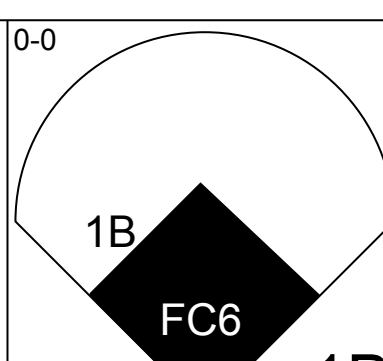
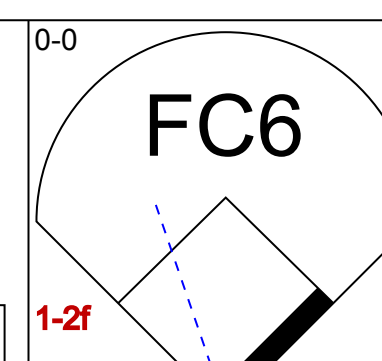
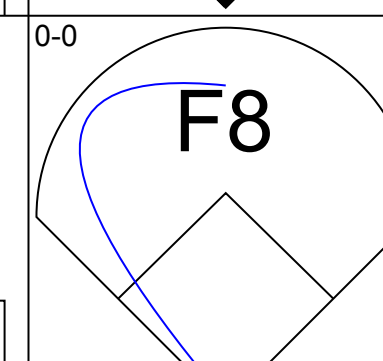
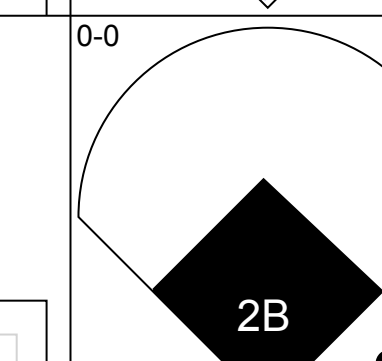
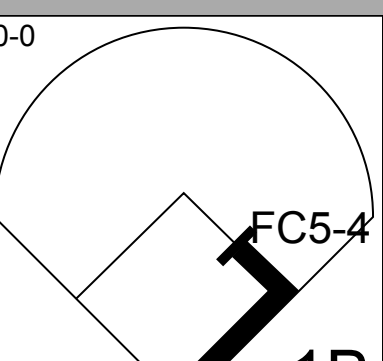
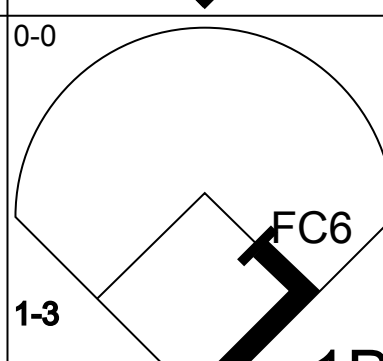
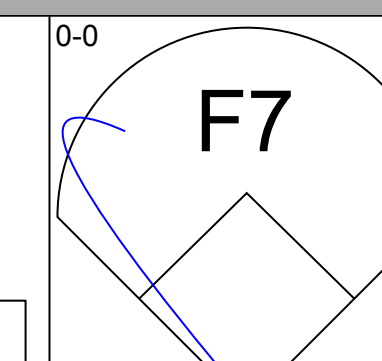
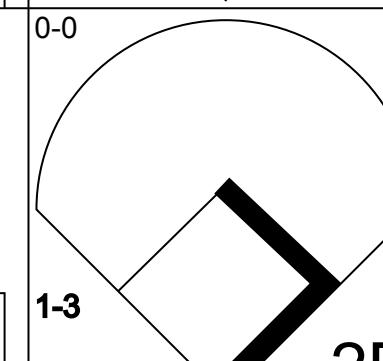
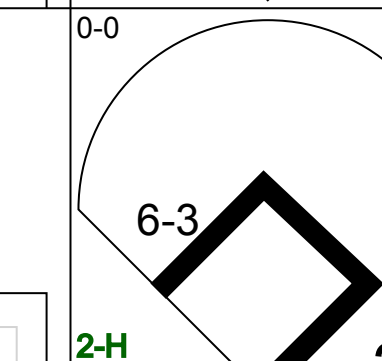
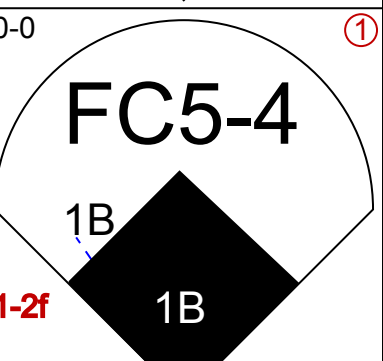
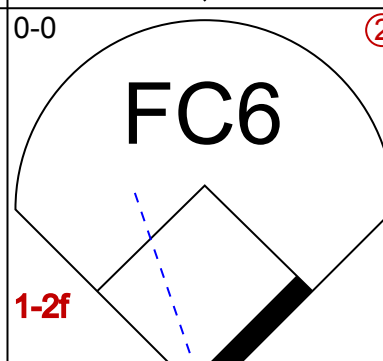
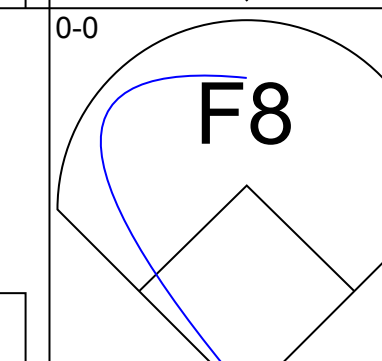
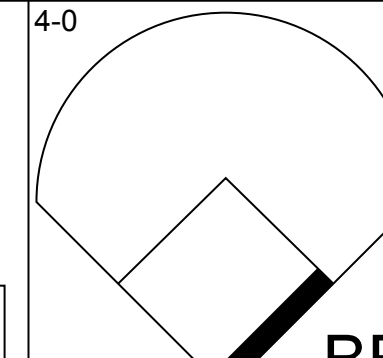
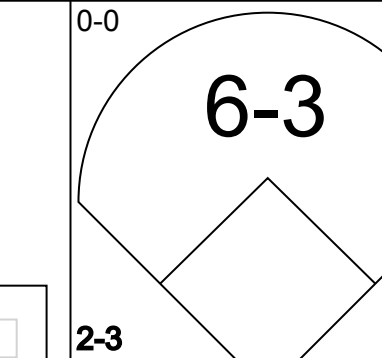
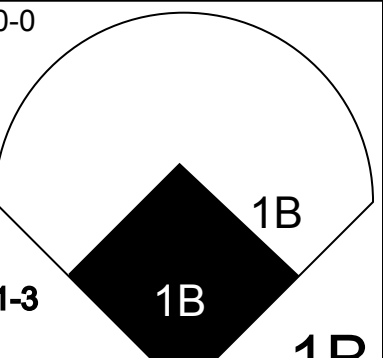
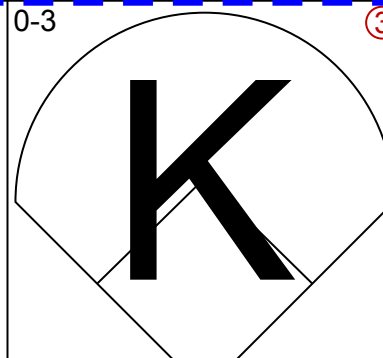
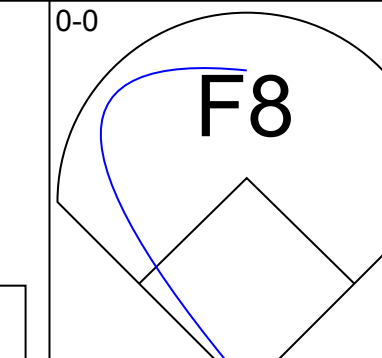
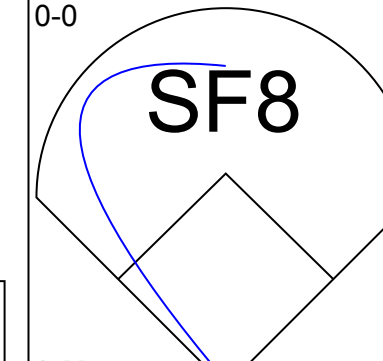
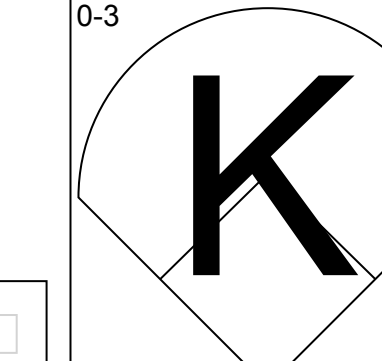
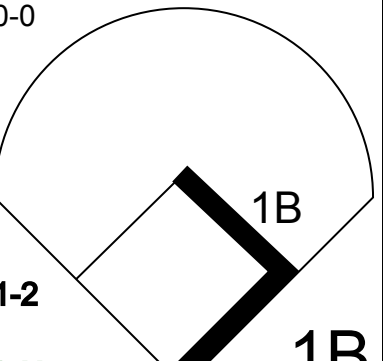
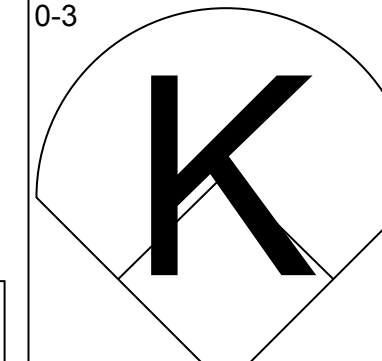
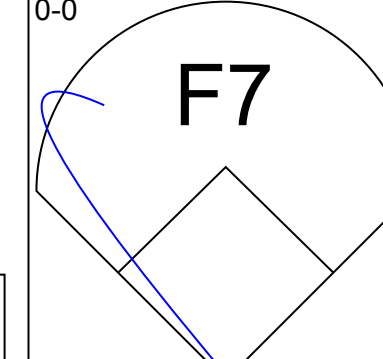
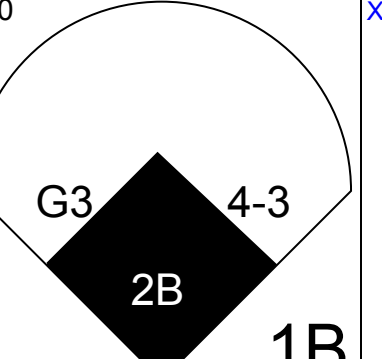
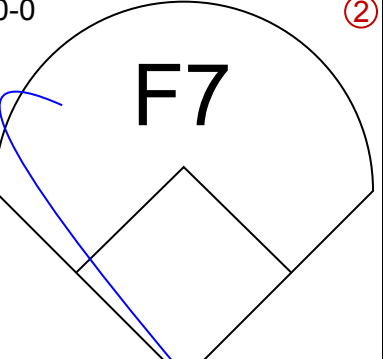
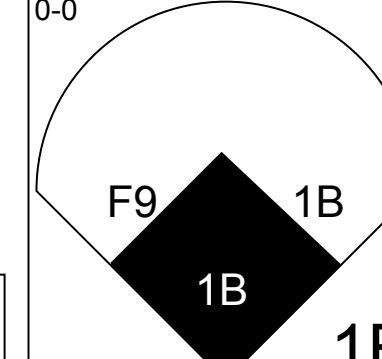

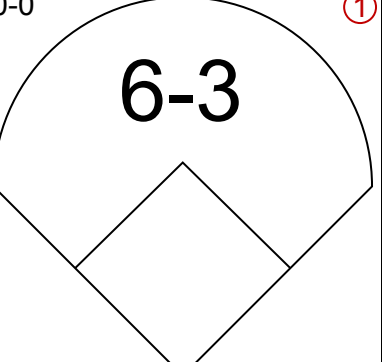
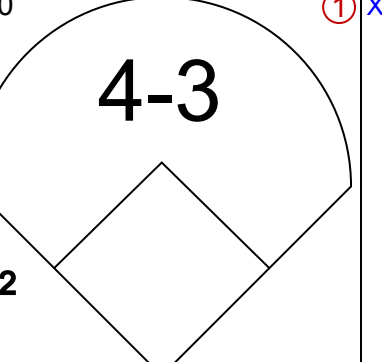
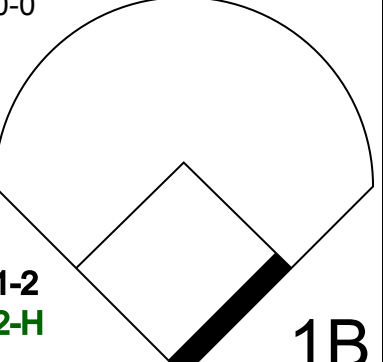
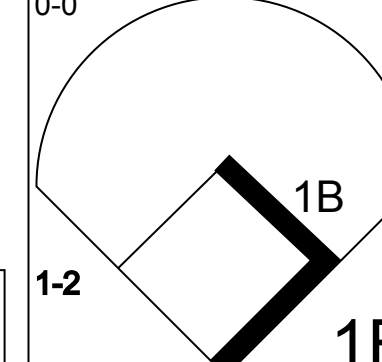

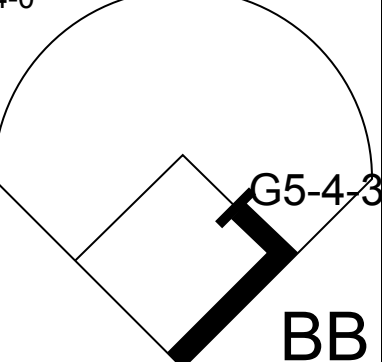
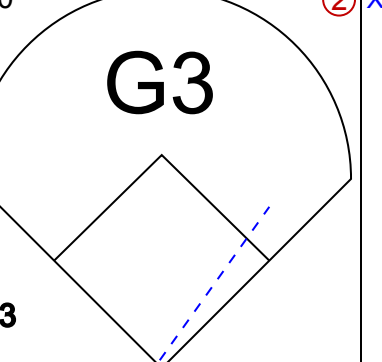
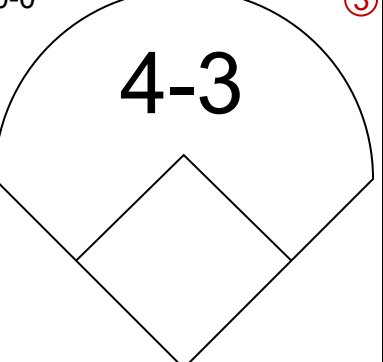
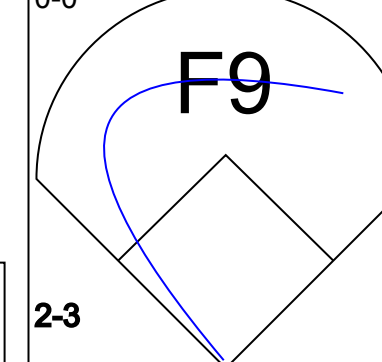

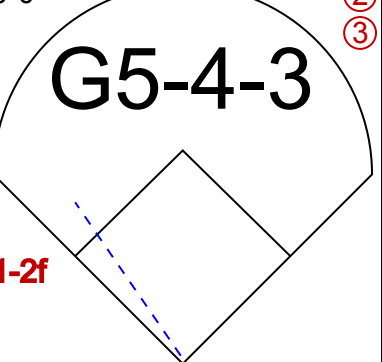
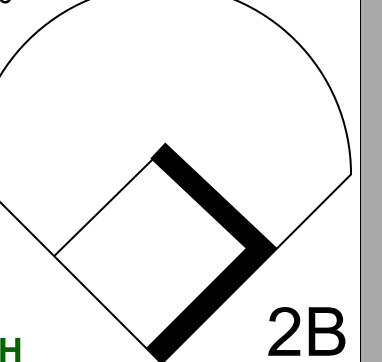

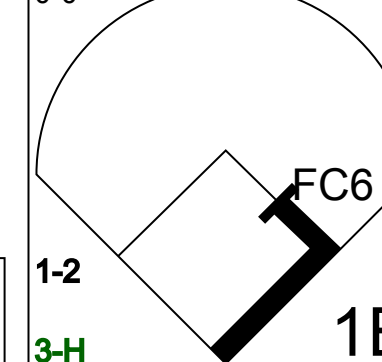
| Batter | 1 | 2 | 3 | 4 | 5 | 6 | 7 | 8 | 9 | AB | R | H | RBI | BB | SO | LOB | BOTTOM | | | | | |
|--|------------------------------|---------------------------------|------------------------------|---------------------------------|------------------------------|---------------------------------|------------------------------|---------------------------------|------------------------------|---------------------------------|------------------------------|---------------------------------|------------------------------|---------------------------------|------------------------------|---------------------------------|---|---------------------------------|----------------------------------|------------------------------------|----------------------------------|--------|
| Jerry Remy, L OBP: 0.320, SLG: 0.313 (1, 4) | 3-1 | | 6-3 | | | F8 | | | | 3 | 0 | 0 | 0 | 1 | 0 | 0 | Baltimore Orioles @ Boston Red Sox Fenway Park, Boston, MA Wed Sep 14 1983, 7:05 PM EDT Att: 16,414 - Unknown | | | | | |
| Wade Boggs, L OBP: 0.440, SLG: 0.496 (1, 5) | F8 | | | K | | F8 2B | | | G6-4-3 BB | 4 | 0 | 1 | 0 | 0 | 1 | 1 | | | | | | |
| Jim Rice, R OBP: 0.354, SLG: 0.543 (1, 7) | F8 | | | 1B 1B | | F8 2-3 | | | F9 G3 1B | 4 | 0 | 2 | 0 | 0 | 0 | 1 | | | | | | |
| Carl Yastrzemski, L OBP: 0.374, SLG: 0.441 (1, 10) | | G3 | | G6-4-3 1B | | 4-3 | | | G3 | 4 | 0 | 1 | 0 | 0 | 0 | 2 | | | | | | |
| Reid Nichols, R OBP: 0.362, SLG: 0.450 (1, 8) | | | | G6-4-3 1-2 | | | | | F9 | 4 | 0 | 2 | 0 | 0 | 0 | 3 | | | | | | |
| Rick Miller, L OBP: 0.362, SLG: 0.351 (1, 9) | | 2B | | | | G5-3 2B | | | 2-3 | 3 | 0 | 0 | 0 | 1 | 2 | 2 | | | | | | |
| Dave Stapleton, R OBP: 0.299, SLG: 0.368 (1, 3) | | | | 6-3 | | K | | | K | 2 | 0 | 0 | 0 | 1 | 1 | 3 | | | | | | |
| Ed Jurak, R OBP: 0.351, SLG: 0.359 (1, 6) | | | | | | WP BB | | | | 2 | 0 | 0 | 0 | 1 | 1 | 3 | | | | | | |
| Ed Jurak, R OBP: 0.351, SLG: 0.359 (1, 6) | | | | 6-3 | | F9 | | | G5-3 | 3 | 0 | 0 | 0 | 0 | 0 | 3 | | | | | | |
| Gary Allenson, R OBP: 0.310, SLG: 0.313 Rich Gedman, L OBP: 0.344, SLG: 0.407 (8, 2) | | | | F9 | | P3 | | | F8 | 2 | 0 | 0 | 0 | 0 | 0 | 0 | | | | | | |
| Inning Stats | R: 0 E: 0 K: 0 S: 3 | H: 0 LOB: 0 BB: 0 P: 3 | R: 0 E: 0 K: 0 S: 4 | H: 1 LOB: 1 BB: 0 P: 4 | R: 0 E: 0 K: 0 S: 3 | H: 0 LOB: 0 BB: 0 P: 3 | R: 0 E: 0 K: 1 S: 6 | H: 2 LOB: 1 BB: 0 P: 6 | R: 0 E: 0 K: 1 S: 5 | H: 0 LOB: 1 BB: 1 P: 9 | R: 0 E: 0 K: 0 S: 4 | H: 1 LOB: 1 BB: 0 P: 4 | R: 0 E: 0 K: 1 S: 5 | H: 1 LOB: 1 BB: 1 P: 9 | R: 0 E: 0 K: 0 S: 2 | H: 0 LOB: 0 BB: 1 P: 6 | R: 0 E: 0 K: 1 S: 6 | H: 1 LOB: 1 BB: 0 P: 6 | 1B: 3 2B: 3 3B: 0 HR: 0 | SF: 0 SAC: 0 DP: 3 HBP: 0 | WP: 1 PB: 0 SB: 0 CS: 0 | PA: 33 |
| PITCHER | IP | WLS | BF | H | R | ER | SO | BB | IBB | HBP | BLK | WP | HR | S | P | ERA | WHIP | | | | | |
| Dennis Martinez, R ERA: 5.09 Sammy Stewart, R ERA: 3.62 | (1, 1) | 6.0 | W | 22 | 4 | 0 | 2 | 2 | 1 | 0 | 0 | 0 | 0 | 0 | 25 | 29 | 0.00 | 0.833 | | | | |
| PITCHER | IP | WLS | BF | H | R | ER | SO | BB | IBB | HBP | BLK | WP | HR | S | P | ERA | WHIP | | | | | |

| Batter | 1 | 2 | 3 | 4 | 5 | 6 | 7 | 8 | 9 | AB | R | H | RBI | BB | SO | LOB | TOP | | | | | |
|---|---|---|--|---|--|---------------------------------|---|---|---|----------------------------------|------------------------------|---------------------------------|------------------------------|---------------------------------|------------------------------|---------------------------------|------------------------------|---------------------------------|----------------------------------|------------------------------------|----------------------------------|--------|
| John Shelby, S OBP: 0.294, SLG: 0.362 (1, 8) |  | |  | |  1B | |  | |  | 5 | 0 | 1 | 0 | 0 | 1 | 1 | | | | | | |
| Dan Ford, R OBP: 0.325, SLG: 0.443 Jim Dwyer, L OBP: 0.388, SLG: 0.516 (8, PH) (8, 9) |  | | |  |  1B | | |  | | 3 | 0 | 0 | 0 | 0 | 0 | 3 | | | | | | |
| Cal Ripken Jr., R OBP: 0.361, SLG: 0.507 (1, 6) |  | | |  |  | | |  1B | | 4 | 1 | 2 | 1 | 0 | 1 | 3 | | | | | | |
| Eddie Murray, S OBP: 0.391, SLG: 0.520 (1, 3) | |  | |  | | |  | |  1B | 4 | 0 | 1 | 0 | 0 | 1 | 0 | | | | | | |
| Gary Roenicke, R OBP: 0.332, SLG: 0.512 John Lowenstein, L OBP: 0.366, SLG: 0.462 (8, PH) (8, 7) |  | | |  BB |  | | |  BB | | 2 | 0 | 0 | 0 | 1 | 0 | 0 | | | | | | |
| Ken Singleton, S OBP: 0.405, SLG: 0.464 (1, 10) |  | | |  1B |  | | |  BB | | 2 | 0 | 1 | 0 | 2 | 0 | 1 | | | | | | |
| Rich Dauer, R OBP: 0.305, SLG: 0.309 Al Bumbry, L OBP: 0.315, SLG: 0.350 Bobby Bonner, R (8, PH) (8, 4) |  | |  1B | |  1B | |  | |  1B | 3 | 0 | 2 | 0 | 0 | 0 | 1 | | | | | | |
| Todd Cruz, R OBP: 0.243, SLG: 0.318 Glenn Gulliver, L OBP: 0.276, SLG: 0.375 (9, PH) | | |  1B | |  | |  1B | |  | 3 | 0 | 1 | 0 | 0 | 1 | 2 | | | | | | |
| Rick Dempsey, R OBP: 0.311, SLG: 0.326 Dave Huppert, R (7, 2) | | | | |  1B | |  1B | |  | 0 | 0 | 0 | 0 | 0 | 0 | 0 | | | | | | |
| Joe Nolan, L OBP: 0.341, SLG: 0.419 (9, PH) | | | | |  | | | | | 1 | 0 | 0 | 0 | 0 | 0 | 0 | | | | | | |
| Inning Stats | R: 0 E: 0 K: 1 S: 5 | H: 0 LOB: 0 BB: 0 P: 5 | R: 0 E: 0 K: 0 S: 2 | H: 0 LOB: 0 BB: 1 P: 6 | R: 0 E: 0 K: 0 S: 3 | H: 1 LOB: 1 BB: 1 P: 7 | R: 1 E: 0 K: 1 S: 6 | H: 1 LOB: 1 BB: 1 P: 10 | R: 0 E: 0 K: 2 S: 10 | H: 3 LOB: 3 BB: 0 P: 10 | R: 0 E: 0 K: 0 S: 4 | H: 1 LOB: 0 BB: 0 P: 4 | R: 0 E: 0 K: 0 S: 3 | H: 1 LOB: 0 BB: 0 P: 3 | R: 0 E: 0 K: 0 S: 5 | H: 2 LOB: 3 BB: 1 P: 9 | R: 0 E: 0 K: 0 S: 3 | H: 0 LOB: 0 BB: 0 P: 3 | 1B: 8 2B: 0 3B: 0 HR: 1 | SF: 0 SAC: 0 DP: 2 HBP: 0 | WP: 0 PB: 0 SB: 0 CS: 1 | PA: 38 |
| PITCHER | IP | WLS | BF | H | R | ER | SO | BB | IBB | HBP | BLK | WP | HR | S | P | ERA | WHIP | | | | | |
| Bruce Hurst, L ERA: 4.03 Bob Stanley, R ERA: 3.03 | (1, 1) (8, 1) | 7.0 2.0 | W 9 | 28 2 | 7 0 | 1 0 | 4 0 | 3 1 | 0 0 | 0 0 | 0 0 | 0 0 | 1 0 | 8 8 | 45 12 | 1.29 0.00 | 1.429 1.500 | | | | | |

Baltimore Orioles @ Boston Red Sox
Fenway Park, Boston, MA
Thu Sep 15 1983, 7:05 PM EDT
Att: 16,994 - Unknown


AB 33
R 1
H 9
RBI 1
BB 4
SO 4
LOB 17



| Batter | 1 | 2 | 3 | 4 | 5 | 6 | 7 | 8 | 9 | AB | R | H | RBI | BB | SO | LOB | BOTTOM | | | | |
|---|---|---|---|---|--|---|---|---|---|---------------------------------|------------------------------|---------------------------------|------------------------------|---------------------------------|------------------------------|---------------------------------|-----------------------------------|------------------------------------|----------------------------------|--------|--|
| Jerry Remy, L OBP: 0.321, SLG: 0.314 (1, 4) |  1B | |  |  | |  1B |  1B | | | 5 | 2 | 2 | 0 | 0 | 0 | 3 | | | | | |
| Wade Boggs, L OBP: 0.442, SLG: 0.499 (1, 5) |  | |  | |  1B |  1B | |  | | 5 | 1 | 3 | 0 | 0 | 0 | 1 | | | | | |
| Jim Rice, R OBP: 0.355, SLG: 0.545 (1, 7) |  | |  2B | |  1B |  1B | |  | | 5 | 1 | 2 | 2 | 0 | 0 | 2 | | | | | |
| Carl Yastrzemski, L OBP: 0.375, SLG: 0.439 (1, 10) |  | |  | |  1B |  | |  | | 4 | 1 | 1 | 0 | 1 | 1 | 2 | | | | | |
| Reid Nichols, R OBP: 0.360, SLG: 0.449 (1, 8) |  | |  | |  1B | |  | | | 3 | 0 | 1 | 2 | 0 | 2 | 1 | | | | | |
| Rick Miller, L OBP: 0.364, SLG: 0.354 (1, 9) |  | | |  2B |  1B | |  1B | |  1B | 4 | 2 | 2 | 0 | 0 | 4 | | | | | | |
| Dave Stapleton, R OBP: 0.301, SLG: 0.369 (1, 3) | |  | |  1B |  1B | |  1B | |  1B | 4 | 0 | 2 | 1 | 0 | 0 | 1 | | | | | |
| Ed Jurak, R OBP: 0.349, SLG: 0.351 (1, 6) | |  BB | |  2B |  1B | |  1B | |  1B | 3 | 0 | 0 | 0 | 1 | 0 | 5 | | | | | |
| Gary Allenson, R OBP: 0.313, SLG: 0.322 (1, 2) | |  1B | |  2B |  1B | |  1B | | | 4 | 0 | 2 | 2 | 0 | 0 | 1 | | | | | |
| Inning Stats | R: 1 E: 0 K: 0 S: 5 | H: 2 LOB: 2 BB: 1 P: 9 | R: 0 E: 0 K: 0 S: 2 | H: 0 LOB: 0 BB: 1 P: 6 | R: 1 E: 0 K: 1 S: 7 | H: 2 LOB: 1 BB: 0 P: 7 | R: 1 E: 0 K: 0 S: 5 | H: 2 LOB: 2 BB: 0 P: 5 | R: 2 E: 0 K: 0 S: 7 | H: 4 LOB: 2 BB: 0 P: 7 | R: 1 E: 0 K: 1 S: 7 | H: 2 LOB: 0 BB: 0 P: 7 | R: 1 E: 0 K: 1 S: 8 | H: 3 LOB: 2 BB: 0 P: 8 | R: 0 E: 0 K: 0 S: 3 | H: 0 LOB: 0 BB: 0 P: 3 | 1B: 11 2B: 4 3B: 0 HR: 0 | SF: 1 SAC: 0 DP: 1 HBP: 0 | WP: 0 PB: 0 SB: 0 CS: 0 | PA: 40 | |
| PITCHER | IP | WLS | BF | H | R | ER | SO | BB | IBB | HBP | BLK | WP | HR | S | P | ERA | WHIP | | | | |
| Storm Davis, R ERA: 3.51 Bill Swaggerty, R ERA: 2.77 Dan Morogiello, L ERA: 3.29 | (1, 1) (5, 1) (6, 1) | 4.1 1.1 2.1 | L 7 10 | 23 3 3 | 5 1 1 | 5 1 1 | 0 0 2 | 2 0 0 | 0 0 0 | 0 0 0 | 0 0 0 | 0 0 0 | 0 7 14 | 0 7 14 | 23 7 14 | 10.38 6.75 3.86 | 2.538 2.250 1.286 | | | | |

Baltimore Orioles @ Boston Red Sox
Fenway Park, Boston, MA
Thu Sep 15 1983, 7:05 PM EDT
Att: 16,994 - Unknown

AB 37
R 7
H 15
RBI 7
BB 2
SO 3
LOB 20



| Batter | 1 | 2 | 3 | 4 | 5 | 6 | 7 | 8 | 9 | AB | R | H | RBI | BB | SO | LOB | TOP | | | | | |
|--|--|---------------------------------|------------------------------|---------------------------------|------------------------------|---------------------------------|------------------------------|---------------------------------|------------------------------|---------------------------------|------------------------------|---------------------------------|------------------------------|---------------------------------|------------------------------|---------------------------------|--|---------------------------------|----------------------------------|------------------------------------|----------------------------------|--------|
| Paul Moltzer, R OBP: 0.346, SLG: 0.434 (1, 5) | | | | | | | | | | 4 | 0 | 2 | 0 | 0 | 2 | 1 | Milwaukee Brewers @ Baltimore Orioles Memorial Stadium, Baltimore, MD Fri Sep 16 1983, 7:05 PM EDT Att: 34,899 - Unknown | | | | | |
| Jim Gantner, L OBP: 0.344, SLG: 0.421 (1, 4) | | | | | | | | | | 4 | 0 | 2 | 0 | 0 | 0 | 2 | | | | | | |
| Robin Yount, R OBP: 0.379, SLG: 0.483 (1, 6) | | | | | | | | | | 4 | 1 | 1 | 1 | 0 | 1 | 3 | | | | | | |
| Cecil Cooper, L OBP: 0.335, SLG: 0.508 (1, 3) | | | | | | | | | | 4 | 0 | 0 | 0 | 0 | 0 | 2 | | | | | | |
| Ted Simmons, S OBP: 0.351, SLG: 0.445 (1, 10) | | | | | | | | | | 4 | 0 | 1 | 0 | 0 | 0 | 0 | | | | | | |
| Rick Manning, L OBP: 0.287, SLG: 0.305 (1, 8) | | | | | | | | | | 3 | 0 | 0 | 0 | 1 | 0 | 0 | | | | | | |
| Ned Yost, R OBP: 0.253, SLG: 0.372 (1, 2) | | | | | | | | | | 3 | 0 | 0 | 0 | 0 | 1 | 2 | | | | | | |
| Dion James, L (1, 7) | | | | | | | | | | 3 | 0 | 0 | 0 | 0 | 1 | 0 | | | | | | |
| Charlie Moore, R OBP: 0.345, SLG: 0.356 (1, 9) | | | | | | | | | | 3 | 0 | 1 | 0 | 0 | 0 | 0 | | | | | | |
| Inning Stats | R: 0 E: 0 K: 1 S: 5 | H: 1 LOB: 0 BB: 0 P: 5 | R: 0 E: 0 K: 0 S: 3 | H: 0 LOB: 0 BB: 0 P: 3 | R: 0 E: 0 K: 0 S: 3 | H: 0 LOB: 0 BB: 0 P: 3 | R: 0 E: 0 K: 1 S: 6 | H: 2 LOB: 1 BB: 0 P: 6 | R: 0 E: 0 K: 1 S: 5 | H: 0 LOB: 0 BB: 0 P: 5 | R: 0 E: 0 K: 1 S: 6 | H: 1 LOB: 1 BB: 0 P: 6 | R: 0 E: 0 K: 0 S: 4 | H: 1 LOB: 2 BB: 1 P: 8 | R: 0 E: 0 K: 1 S: 6 | H: 1 LOB: 1 BB: 0 P: 6 | R: 1 E: 0 K: 0 S: 4 | H: 1 LOB: 0 BB: 0 P: 4 | 1B: 6 2B: 0 3B: 0 HR: 1 | SF: 0 SAC: 0 DP: 2 HBP: 0 | WP: 0 PB: 0 SB: 0 CS: 0 | PA: 33 |
| PITCHER Mike Boddicker, R ERA: 2.72 (1, 1) | IP: 9.0 WLS: W BF: 33 H: 7 R: 1 ER: 1 SO: 5 BB: 1 IBB: 0 HBP: 0 BLK: 0 WP: 0 HR: 1 S: 42 P: 46 ERA: 1.00 WHIP: 0.889 | | | | | | | | | | | | | | | PITCHER | IP: 9.0 WLS: W BF: 33 H: 7 R: 1 ER: 1 SO: 5 BB: 1 IBB: 0 HBP: 0 BLK: 0 WP: 0 HR: 1 S: 42 P: 46 ERA: 1.00 WHIP: 0.889 | | | | | |

| Batter | 1 | 2 | 3 | 4 | 5 | 6 | 7 | 8 | 9 | AB | R | H | RBI | BB | SO | LOB | BOTTOM | | | |
|---|---|----------------------------------|------------------------------|---------------------------------|------------------------------|---------------------------------|------------------------------|----------------------------------|------------------------------|---------------------------------|------------------------------|---------------------------------|------------------------------|---------------------------------|------------------------------|---------------------------------|---|------------------------------------|----------------------------------|--------|
| Al Bumbry, L OBP: 0.321, SLG: 0.357 John Shelby, S OBP: 0.296, SLG: 0.369 (1, 8) | | | | | | | | | | 2 | 2 | 2 | 1 | 1 | 0 | 0 | Milwaukee Brewers @ Baltimore Orioles Memorial Stadium, Baltimore, MD Fri Sep 16 1983, 7:05 PM EDT Att: 34,899 - Unknown | | | |
| Jim Dwyer, L OBP: 0.393, SLG: 0.524 Tito Landrum, R OBP: 0.423, SLG: 0.625 (1, 9) | | | | | | | | | | 3 | 1 | 2 | 1 | 0 | 0 | 1 | | | | |
| Cal Ripken Jr., R OBP: 0.363, SLG: 0.511 (1, 6) | | | | | | | | | | 5 | 1 | 3 | 1 | 0 | 1 | 3 | | | | |
| Eddie Murray, S OBP: 0.393, SLG: 0.521 (1, 3) | | | | | | | | | | 3 | 1 | 2 | 1 | 1 | 0 | 2 | | | | |
| John Lowenstein, L OBP: 0.370, SLG: 0.464 Gary Roenicke, R OBP: 0.335, SLG: 0.512 (1, 7) | | | | | | | | | | 1 | 0 | 1 | 0 | 1 | 0 | 0 | | | | |
| Ken Singleton, S OBP: 0.403, SLG: 0.460 (1, 10) | | | | | | | | | | 4 | 0 | 0 | 0 | 1 | 1 | 4 | | | | |
| Joe Nolan, L OBP: 0.349, SLG: 0.423 Rick Dempsey, R OBP: 0.309, SLG: 0.324 (1, 2) | | | | | | | | | | 1 | 1 | 1 | 0 | 1 | 0 | 0 | | | | |
| Glenn Gulliver, L OBP: 0.300, SLG: 0.389 Todd Cruz, R OBP: 0.242, SLG: 0.316 (1, 5) | | | | | | | | | | 2 | 0 | 0 | 0 | 0 | 1 | 4 | | | | |
| Rich Dauer, R OBP: 0.306, SLG: 0.313 (1, 4) | | | | | | | | | | 4 | 1 | 2 | 1 | 0 | 0 | 2 | | | | |
| Inning Stats | R: 1 E: 0 K: 0 S: 4 | H: 1 LOB: 2 BB: 2 P: 12 | R: 2 E: 0 K: 0 S: 6 | H: 4 LOB: 1 BB: 0 P: 6 | R: 1 E: 0 K: 0 S: 5 | H: 3 LOB: 2 BB: 1 P: 9 | R: 3 E: 0 K: 1 S: 8 | H: 4 LOB: 2 BB: 2 P: 16 | R: 0 E: 0 K: 1 S: 7 | H: 2 LOB: 2 BB: 0 P: 7 | R: 0 E: 0 K: 0 S: 2 | H: 0 LOB: 1 BB: 1 P: 6 | R: 1 E: 0 K: 1 S: 7 | H: 2 LOB: 1 BB: 0 P: 7 | R: 0 E: 0 K: 1 S: 5 | H: 1 LOB: 0 BB: 0 P: 5 | 1B: 11 2B: 5 3B: 1 HR: 0 | SF: 1 SAC: 0 DP: 5 HBP: 0 | WP: 0 PB: 0 SB: 0 CS: 0 | PA: 42 |
| PITCHER Tom Candiotti, R ERA: 2.27 Bob McClure, L ERA: 4.5 Jim Slaton, R ERA: 3.94 Rick Waits, L ERA: 4.84 Tom Tellmann, R ERA: 2.92 | IP: 2.0 WLS: L BF: 14 H: 7 R: 4 ER: 4 SO: 4 BB: 2 IBB: 0 HBP: 0 BLK: 0 WP: 0 HR: 0 S: 12 P: 20 ERA: 18.00 WHIP: 4.500 | | | | | | | | | | | | | | | PITCHER | IP: 2.0 WLS: L BF: 14 H: 7 R: 4 ER: 4 SO: 4 BB: 2 IBB: 0 HBP: 0 BLK: 0 WP: 0 HR: 0 S: 12 P: 20 ERA: 18.00 WHIP: 4.500 | | | |

| Batter | 1 | 2 | 3 | 4 | 5 | 6 | 7 | 8 | 9 | AB | R | H | RBI | BB | SO | LOB | TOP | | | | | | | | | | |
|--|------------------------------|---------------------------------|------------------------------|---------------------------------|------------------------------|---------------------------------|------------------------------|---------------------------------|------------------------------|---------------------------------|------------------------------|---------------------------------|------------------------------|---------------------------------|------------------------------|---------------------------------|---|------------------------------|----------------------------------|----------------------------------|------------------------------------|--|--|--|--|--|--|
| Paul Moltzer, R (1, 5) OBP: 0.343, SLG: 0.430 | F9 | | | F3 | | L8 | | 5-3 | F9 | 5 | 0 | 0 | 0 | 0 | 0 | 4 | Milwaukee Brewers @ Baltimore Orioles Memorial Stadium, Baltimore, MD Sat Sep 17 1983, 7:05 PM EDT Att: 41,137 - Unknown - 79 F | | | | | | | | | | |
| Randy Ready, R (1, 10) OBP: 0.316, SLG: 0.294 Ben Oglivie, L (8, PH) OBP: 0.362, SLG: 0.425 | F7 | | | FC5-4 BB | | 1-2 2-3 1B | | G3 | | 2 | 0 | 1 | 0 | 1 | 0 | 0 | | | | | | | | | | | |
| Robin Yount, R (1, 6) OBP: 0.376, SLG: 0.480 | K | | | FC5-4 1-2 | | SF9 2-3 3-H | | 5-3 | | 3 | 0 | 0 | 1 | 0 | 1 | 1 | | | | | | | | | | | |
| Cecil Cooper, L (1, 3) OBP: 0.335, SLG: 0.506 | | 4-3 | | L4 | | 4-3 | | | WP BB 1B BB | 3 | 1 | 0 | 0 | 1 | 0 | 3 | | | | | | | | | | | |
| Ted Simmons, S (1, 2) OBP: 0.352, SLG: 0.444 | | 5-3 | | | | 1B | | F8 | 1B WP E BB | 3 | 1 | 1 | 0 | 1 | 0 | 0 | | | | | | | | | | | |
| Mark Brouhard, R (1, 7) OBP: 0.307, SLG: 0.434 Roy Howell, L (9, PH) OBP: 0.323, SLG: 0.407 Don Money, R (9, PH) OBP: 0.220, SLG: 0.219 | F9 | | | | | G3-6-3 BB | | K | | 2 | 0 | 0 | 0 | 1 | 1 | 0 | | | | | | | | | | | |
| Rick Manning, L (1, 8) OBP: 0.287, SLG: 0.307 Ed Romero, R (9, PH) OBP: 0.326, SLG: 0.369 | | | 4-3 | | | G3-6-3 1-2 | | | E 1B | 3 | 1 | 1 | 0 | 0 | 0 | 1 | | | | | | | | | | | |
| Charlie Moore, R (1, 9) OBP: 0.348, SLG: 0.359 | | | | | | SF9 1B | | | E6 1-3 3-H | 4 | 1 | 3 | 2 | 0 | 0 | 1 | | | | | | | | | | | |
| Jim Gantner, L (1, 4) OBP: 0.343, SLG: 0.420 Rob Picciolo, R (9, PH) OBP: 0.214, SLG: 0.333 | | | | | | SF9 1-2 1B | | 1-3 | K | 3 | 0 | 1 | 0 | 0 | 0 | 2 | | | | | | | | | | | |
| Inning Stats | R: 0 E: 0 K: 1 S: 5 | H: 0 LOB: 0 BB: 0 P: 5 | R: 0 E: 0 K: 0 S: 3 | H: 0 LOB: 0 BB: 0 P: 3 | R: 0 E: 0 K: 0 S: 3 | H: 1 LOB: 0 BB: 0 P: 3 | R: 0 E: 0 K: 0 S: 3 | H: 0 LOB: 1 BB: 1 P: 7 | R: 0 E: 0 K: 0 S: 2 | H: 1 LOB: 0 BB: 1 P: 6 | R: 1 E: 0 K: 0 S: 6 | H: 3 LOB: 2 BB: 0 P: 6 | R: 1 E: 0 K: 1 S: 7 | H: 2 LOB: 1 BB: 0 P: 7 | R: 0 E: 0 K: 0 S: 3 | H: 0 LOB: 0 BB: 0 P: 3 | | R: 2 E: 1 K: 1 S: 7 | H: 1 LOB: 2 BB: 2 P: 15 | 1B: 7 2B: 1 3B: 0 HR: 0 | SF: 1 SAC: 0 DP: 1 HBP: 0 | WP: 1 PA: 37 PB: 0 SB: 0 CS: 0 | | | | | |
| PITCHER | IP | WLS | BF | H | R | ER | SO | BB | IBB | HBP | BLK | WP | HR | S | P | ERA | WHIP | | | | | | | | | | |
| Mike Flanagan, L (1, 1) ERA: 3.07 | 7.0 | W | 27 | 7 | 2 | 2 | 2 | 2 | 0 | 0 | 0 | 0 | 0 | 29 | 37 | 2.57 | 1.286 | | | | | | | | | | |
| Sammy Stewart, R (8, 1) ERA: 3.73 | 1.0 | | 5 | 0 | 2 | 2 | 0 | 2 | 0 | 0 | 0 | 0 | 0 | 3 | 11 | 18.00 | 2.000 | | | | | | | | | | |
| Tippy Martinez, L (9, 1) ERA: 2.48 | 1.0 | S | 5 | 1 | 0 | 0 | 1 | 0 | 0 | 0 | 0 | 1 | 0 | 7 | 7 | 0.00 | 1.000 | | | | | | | | | | |

| Batter | 1 | 2 | 3 | 4 | 5 | 6 | 7 | 8 | 9 | AB | R | H | RBI | BB | SO | LOB | BOTTOM | | | | | | | | | | |
|---|------------------------------|----------------------------------|------------------------------|---------------------------------|------------------------------|---------------------------------|------------------------------|---------------------------------|------------------------------|----------------------------------|------------------------------|----------------------------------|------------------------------|---------------------------------|------------------------------|---------------------------------|---|----------------------------------|------------------------------------|--|--|--|--|--|--|--|--|
| Al Bumbry, L (1, 8) OBP: 0.326, SLG: 0.363 John Shelby, S (8, PH) OBP: 0.298, SLG: 0.369 | L9 SF8 BB 1B | E S BB | | | SH1-3 1B | S 1B E 1B | | 6-3 BB | | 3 | 3 | 3 | 0 | 1 | 0 | 0 | Milwaukee Brewers @ Baltimore Orioles Memorial Stadium, Baltimore, MD Sat Sep 17 1983, 7:05 PM EDT Att: 41,137 - Unknown - 79 F | | | | | | | | | | |
| Dan Ford, R (1, 9) OBP: 0.328, SLG: 0.443 Tito Landrum, R (8, PH) OBP: 0.407, SLG: 0.600 | 1B S BB | F7 | | | SH1-3 | S 1B | | 6-3 | | 2 | 0 | 1 | 1 | 1 | 0 | 1 | | | | | | | | | | | |
| Cal Ripken Jr., R (1, 6) OBP: 0.362, SLG: 0.508 | L9 2-3 | | | F4 | E SF7 1B | K 1-2 2-H | | 4-3 | | 5 | 1 | 1 | 1 | 0 | 1 | 5 | | | | | | | | | | | |
| Eddie Murray, S (1, 3) OBP: 0.390, SLG: 0.518 | SF8 3-H | | | 4-3 | E6 1-3 BB | K | | K | | 3 | 0 | 0 | 1 | 0 | 1 | 2 | | | | | | | | | | | |
| John Lowenstein, L (1, 7) OBP: 0.373, SLG: 0.464 Gary Roenicke, R (7, PH) OBP: 0.334, SLG: 0.510 | BB 1-3 1B | | | F9 | | | | F7 | | 2 | 0 | 1 | 0 | 1 | 0 | 0 | | | | | | | | | | | |
| Ken Singleton, S (1, 10) OBP: 0.402, SLG: 0.458 | | | | | G3 | SF7 3-H | | 4-3 | | 2 | 0 | 0 | 1 | 1 | 0 | 0 | | | | | | | | | | | |
| Joe Nolan, L (1, 2) OBP: 0.349, SLG: 0.421 Rick Dempsey, R (7, PH) OBP: 0.309, SLG: 0.323 | F4 | | | | G5-3 BB 1B | | | 6-3 | | 3 | 0 | 1 | 0 | 0 | 0 | 5 | | | | | | | | | | | |
| Glenn Gulliver, L (1, 5) OBP: 0.304, SLG: 0.350 Todd Cruz, R (7, 5) OBP: 0.244, SLG: 0.320 | | 4-3 | | | | F4 | | | 6-3 2B | 2 | 0 | 0 | 0 | 1 | 0 | 0 | | | | | | | | | | | |
| Rich Dauer, R (1, 4) OBP: 0.306, SLG: 0.311 | | P1 | | | G5-3 2-3 | 1B BB | | 5-3 | | 3 | 1 | 0 | 0 | 1 | 0 | 3 | | | | | | | | | | | |
| Inning Stats | R: 1 E: 0 K: 0 S: 5 | H: 2 LOB: 3 BB: 2 P: 13 | R: 0 E: 0 K: 0 S: 3 | H: 0 LOB: 1 BB: 1 P: 7 | R: 0 E: 0 K: 0 S: 3 | H: 0 LOB: 0 BB: 0 P: 3 | R: 0 E: 0 K: 0 S: 3 | H: 1 LOB: 1 BB: 1 P: 7 | R: 2 E: 1 K: 2 S: 9 | H: 2 LOB: 2 BB: 1 P: 10 | R: 2 E: 0 K: 2 S: 9 | H: 2 LOB: 1 BB: 1 P: 13 | R: 0 E: 0 K: 0 S: 3 | H: 0 LOB: 0 BB: 0 P: 3 | R: 0 E: 0 K: 0 S: 4 | H: 1 LOB: 2 BB: 1 P: 8 | | 1B: 7 2B: 1 3B: 0 HR: 0 | SF: 2 SAC: 1 DP: 1 HBP: 0 | WP: 0 PA: 39 PB: 0 SB: 4 CS: 0 | | | | | | | |
| PITCHER | IP | WLS | BF | H | R | ER | SO | BB | IBB | HBP | BLK | WP | HR | S | P | ERA | WHIP | | | | | | | | | | |
| Bob Gibson, R (1, 1) ERA: 3.86 | 6.0 | L | 31 | 7 | 5 | 3 | 2 | 6 | 0 | 0 | 0 | 0 | 0 | 29 | 53 | 4.50 | 2.167 | | | | | | | | | | |
| Jerry Augustine, L (7, 1) ERA: 5.75 | 1.1 | | 6 | 1 | 0 | 0 | 0 | 1 | 0 | 0 | 0 | 0 | 0 | 5 | 9 | 0.00 | 1.500 | | | | | | | | | | |
| Pete Ladd, R (8, 1) ERA: 2.23 | 0.2 | | 2 | 0 | 0 | 0 | 0 | 0 | 0 | 0 | 0 | 0 | 0 | 2 | 2 | 0.00 | 0.000 | | | | | | | | | | |



| Batter | 1 | 2 | 3 | 4 | 5 | 6 | 7 | 8 | 9 | AB | R | H | RBI | BB | SO | LOB | TOP | | | | | | | | | | |
|--|------------------------------|---------------------------------|-------------------------------|----------------------------------|------------------------------|---------------------------------|------------------------------|---------------------------------|------------------------------|---------------------------------|------------------------------|---------------------------------|------------------------------|---------------------------------|------------------------------|---------------------------------|---|------------------------------------|--|--|--|--|--|--|--|--|--|
| Paul Moltzer, R OBP: 0.342, SLG: 0.430 | F7 | HR | FC5-4 | | F8 | | | F8 | | 5 | 1 | 1 | 1 | 0 | 0 | 3 | Milwaukee Brewers @ Baltimore Orioles Memorial Stadium, Baltimore, MD Sun Sep 18 1983, 3:33 AM EDT Att: 35,804 - Unknown - 81 F | | | | | | | | | | |
| Jim Gantner, L OBP: 0.342, SLG: 0.424 | 3-1 | HR | F5 | | | K | | F7 | | 5 | 1 | 1 | 3 | 0 | 1 | 2 | | | | | | | | | | | |
| Robin Yount, R OBP: 0.378, SLG: 0.483 | | 1B | 4-3 | | | 4-3 | | | WP SF7 | 5 | 2 | 3 | 0 | 0 | 0 | 1 | | | | | | | | | | | |
| Cecil Cooper, L OBP: 0.334, SLG: 0.502 | 5-3 | FC5 | 1B | | F7 | G3 | | | K | 4 | 0 | 0 | 0 | 1 | 1 | 2 | | | | | | | | | | | |
| Ted Simmons, S OBP: 0.353, SLG: 0.445 | | 1B | | | K | | L6 | | SF7 | 4 | 1 | 2 | 2 | 0 | 1 | 0 | | | | | | | | | | | |
| Rick Manning, L OBP: 0.287, SLG: 0.306 | | | | | F5 | | F7 | | | 4 | 1 | 1 | 0 | 0 | 0 | 2 | | | | | | | | | | | |
| Mark Brouhard, R OBP: 0.312, SLG: 0.462 | | | | | | | | HR | | 1 | 1 | 1 | 1 | 0 | 0 | 0 | | | | | | | | | | | |
| Ned Yost, R OBP: 0.253, SLG: 0.370 | | | | | F9 | | 2-3 | | F8 | 4 | 1 | 1 | 0 | 0 | 0 | 0 | | | | | | | | | | | |
| Dion James, L OBP: 0.143, SLG: 0.143 | | | | | F8 | | | | | 4 | 0 | 1 | 1 | 0 | 0 | 4 | | | | | | | | | | | |
| Charlie Moore, R OBP: 0.351, SLG: 0.361 | | 2B | HR | BB | | | | F9 | | 3 | 1 | 2 | 0 | 1 | 0 | 1 | | | | | | | | | | | |
| Inning Stats | R: 0 E: 0 K: 0 S: 4 | H: 1 LOB: 1 BB: 0 P: 4 | R: 7 E: 1 K: 0 S: 11 | H: 7 LOB: 3 BB: 2 P: 19 | R: 0 E: 0 K: 0 S: 4 | H: 1 LOB: 0 BB: 0 P: 4 | R: 0 E: 0 K: 1 S: 5 | H: 0 LOB: 0 BB: 0 P: 5 | R: 0 E: 0 K: 0 S: 4 | H: 1 LOB: 0 BB: 0 P: 4 | R: 0 E: 0 K: 0 S: 3 | H: 0 LOB: 0 BB: 0 P: 3 | R: 0 E: 0 K: 0 S: 4 | H: 1 LOB: 1 BB: 0 P: 4 | R: 2 E: 0 K: 1 S: 7 | H: 2 LOB: 0 BB: 0 P: 7 | 1B: 9 2B: 2 3B: 0 HR: 2 | SF: 1 SAC: 1 DP: 0 HBP: 0 | WP: 1 PA: 43 PB: 0 SB: 1 CS: 0 | | | | | | | | |
| PITCHER | IP | WLS | BF | H | R | ER | SO | BB | IBB | HBP | BLK | WP | HR | S | P | ERA | WHIP | | | | | | | | | | |
| Jim Palmer, R ERA: 4.11 | 1.1 | | 12 | 6 | 7 | 6 | 0 | 1 | 0 | 0 | 0 | 0 | 1 | 11 | 15 | 40.50 | 5.250 | | | | | | | | | | |
| Dan Moroguello, L ERA: 2.55 | 6.2 | | 26 | 5 | 0 | 0 | 2 | 1 | 0 | 0 | 0 | 0 | 0 | 29 | 33 | 0.00 | 0.900 | | | | | | | | | | |
| Tim Stoddard, R ERA: 5.66 | 0.0 | | 1 | 1 | 1 | 1 | 0 | 0 | 0 | 0 | 0 | 0 | 0 | 1 | 1 | ∞ | ∞ | | | | | | | | | | |
| Tippy Martinez, L ERA: 2.55 | 1.0 | W | 4 | 1 | 1 | 1 | 1 | 0 | 0 | 0 | 0 | 1 | 1 | 6 | 6 | 9.00 | 1.000 | | | | | | | | | | |

| Batter | 1 | 2 | 3 | 4 | 5 | 6 | 7 | 8 | 9 | AB | R | H | RBI | BB | SO | LOB | BOTTOM | | | | | | | | | | |
|--|------------------------------|---------------------------------|------------------------------|----------------------------------|------------------------------|---------------------------------|------------------------------|---------------------------------|------------------------------|----------------------------------|------------------------------|----------------------------------|------------------------------|---------------------------------|------------------------------|----------------------------------|---|---------------------------------|-----------------------------------|------------------------------------|--|--|--|--|--|--|--|
| Al Bumbry, L OBP: 0.332, SLG: 0.364 | 5-3 | | | | | | 4-3 | 1B | | 4 | 1 | 2 | 1 | 1 | 0 | 1 | Milwaukee Brewers @ Baltimore Orioles Memorial Stadium, Baltimore, MD Sun Sep 18 1983, 3:33 AM EDT Att: 35,804 - Unknown - 81 F | | | | | | | | | | |
| John Shelby, S OBP: 0.298, SLG: 0.369 | | | FC4-6 | | G6-4-3 | | | HR | | 0 | 0 | 0 | 0 | 0 | 0 | 0 | | | | | | | | | | | |
| Jim Dwyer, L OBP: 0.393, SLG: 0.515 | | | 1B | | BB | | | 1B | | 3 | 1 | 0 | 0 | 2 | 0 | 4 | | | | | | | | | | | |
| Tito Landrum, R OBP: 0.407, SLG: 0.600 | G3 | | FC4-6 | | G6-4-3 | | E | HR | | 0 | 1 | 0 | 0 | 0 | 0 | 0 | | | | | | | | | | | |
| Cal Ripken Jr., R OBP: 0.362, SLG: 0.507 | K | | G6-3 | | 4-3 | | E1 | HR | | 5 | 1 | 2 | 1 | 0 | 1 | 3 | | | | | | | | | | | |
| Eddie Murray, S OBP: 0.390, SLG: 0.525 | | 3-1 | | | | K | SF8 | HR | | 4 | 2 | 2 | 5 | 0 | 1 | 0 | | | | | | | | | | | |
| John Lowenstein, L OBP: 0.373, SLG: 0.462 | | | | | 1B | | | HR | | 3 | 0 | 1 | 0 | 0 | 2 | 1 | | | | | | | | | | | |
| Mike Young, S OBP: 0.243, SLG: 0.294 | | BB | | | K | | F8 | K | | 2 | 0 | 0 | 0 | 0 | 1 | 2 | | | | | | | | | | | |
| Ken Singleton, S OBP: 0.404, SLG: 0.458 | | BB | | | | | | | | 3 | 0 | 1 | 1 | 2 | 0 | 0 | | | | | | | | | | | |
| Glenn Gulliver, L OBP: 0.393, SLG: 0.391 | | BB | | | FC4-6 | | 1B | | | 3 | 2 | 2 | 0 | 2 | 0 | 1 | | | | | | | | | | | |
| Rich Dauer, R OBP: 0.304, SLG: 0.309 | | | | | | | | 1B | | 3 | 0 | 0 | 0 | 0 | 0 | 6 | | | | | | | | | | | |
| Todd Cruz, R OBP: 0.244, SLG: 0.320 | | | | | FC5-4 | | 5-3 | | | 0 | 0 | 0 | 0 | 0 | 0 | 0 | | | | | | | | | | | |
| Joe Nolan, L OBP: 0.347, SLG: 0.419 | | | | | | | | F8 | | 1 | 0 | 0 | 0 | 0 | 0 | 1 | | | | | | | | | | | |
| Lenn Sakata, R OBP: 0.328, SLG: 0.358 | | | | | | | | | 1B | 0 | 0 | 0 | 0 | 1 | 0 | 0 | | | | | | | | | | | |
| Rick Dempsey, R OBP: 0.310, SLG: 0.323 | | | | | | | | | | 0 | 0 | 0 | 0 | 0 | 0 | 0 | | | | | | | | | | | |
| John Stefero, L OBP: 0.600, SLG: 0.625 | | | FC4-6 | | | | G6-4-3 | BB | | 3 | 2 | 2 | 1 | 1 | 0 | 0 | | | | | | | | | | | |
| Inning Stats | R: 0 E: 0 K: 1 S: 5 | H: 0 LOB: 0 BB: 0 P: 5 | R: 0 E: 0 K: 0 S: 3 | H: 1 LOB: 2 BB: 2 P: 11 | R: 0 E: 0 K: 0 S: 3 | H: 1 LOB: 2 BB: 0 P: 4 | R: 1 E: 0 K: 1 S: 7 | H: 2 LOB: 1 BB: 0 P: 7 | R: 0 E: 0 K: 0 S: 2 | H: 0 LOB: 1 BB: 2 P: 10 | R: 0 E: 0 K: 2 S: 8 | H: 1 LOB: 2 BB: 1 P: 12 | R: 2 E: 2 K: 0 S: 5 | H: 1 LOB: 1 BB: 1 P: 9 | R: 6 E: 0 K: 1 S: 9 | H: 4 LOB: 1 BB: 2 P: 17 | R: 1 E: 0 K: 0 S: 3 | H: 2 LOB: 2 BB: 1 P: 7 | 1B: 10 2B: 1 3B: 0 HR: 1 | SF: 1 SAC: 0 DP: 3 HBP: 1 | WP: 0 PA: 45 PB: 0 SB: 0 CS: 0 | | | | | | |
| PITCHER | IP | WLS | BF | H | R | ER | SO | BB | IBB | HBP | BLK | WP | HR | S | P | ERA | WHIP | | | | | | | | | | |
| Jaime Cocanower, R ERA: 2.08 | 6.1 | | 30 | 6 | 3 | 1 | 4 | 6 | 0 | 1 | 0 | 0 | 0 | 31 | 56 | 1.42 | 1.895 | | | | | | | | | | |
| Jim Staton, R ERA: 4.14 | 1.1 | | 7 | 2 | 3 | 3 | 0 | 1 | 0 | 0 | 0 | 0 | 0 | 6 | 10 | 20.25 | 2.250 | | | | | | | | | | |
| Pete Ladd, R ERA: 3.07 | 0.2 | L | 8 | 4 | 4 | 4 | 1 | 2 | 0 | 0 | 0 | 0 | 1 | 8 | 16 | 54.00 | 9.000 | | | | | | | | | | |

| Batter | 1 | 2 | 3 | 4 | 5 | 6 | 7 | 8 | 9 | 10 | 11 | AB | R | H | RBI | BB | SO | LOB | TOP | | | | | | | | |
|--|------------------------------|---------------------------------|------------------------------|---------------------------------|------------------------------|---------------------------------|------------------------------|---------------------------------|------------------------------|----------------------------------|------------------------------|---------------------------------|------------------------------|---------------------------------|------------------------------|---------------------------------|------------------------------|---------------------------------|------------------------------|----------------------------------|------------------------------|----------------------------------|----------------------------------|------------------------------------|----------------------------------|--------|--|
| Paul Molitor, R OBP: 0.342, SLG: 0.428 (1, 5) | 4-3 ① | | 5-3 ② | | E BB | | FC6 1B | K | | F6 ① | | 5 | 1 | 1 | 0 | 1 | 1 | 1 | | | | | | | | | |
| Randy Ready, R OBP: 0.292, SLG: 0.273 Ben Oglivie, L OBP: 0.361, SLG: 0.424 (1, 10) | F3 | | F7 | | E7 1B | | K | | F9 ① | | K | 5 | 0 | 1 | 1 | 0 | 1 | 1 | | | | | | | | | |
| Robin Yount, R OBP: 0.379, SLG: 0.485 (1, 6) | BB | | | | 6-3 ② | | F8 | | F9 ② | | S 1B HBP | 4 | 1 | 1 | 0 | 1 | 0 | 2 | | | | | | | | | |
| Cecil Cooper, L OBP: 0.332, SLG: 0.498 (1, 3) | L9 | | | | F9 ① | | F7 | | FC6 ③ | | K | 5 | 0 | 0 | 0 | 1 | 1 | 4 | | | | | | | | | |
| Ted Simmons, S OBP: 0.354, SLG: 0.447 (1, 2) | | | | | K | | 6-3 ① | | | | 1B 1B | 6 | 1 | 3 | 1 | 0 | 1 | 1 | | | | | | | | | |
| Mark Brouhard, R OBP: 0.319, SLG: 0.485 (1, 7) | F4 | | | | K | | | HR | | | 1B 1B | 6 | 2 | 3 | 1 | 0 | 1 | 4 | | | | | | | | | |
| Rick Manning, L OBP: 0.288, SLG: 0.310 Ed Romero, R OBP: 0.331, SLG: 0.369 Dion James, L OBP: 0.143, SLG: 0.143 (1, 8) | F7 | | | | 1B 2B | | L9 | | | | 4-3 SH1-4 1B | 4 | 1 | 2 | 1 | 0 | 0 | 1 | | | | | | | | | |
| Charlie Moore, R OBP: 0.350, SLG: 0.362 (1, 9) | 5-3 ③ | | | | P3 | | | | | | SH1-4 ① | 4 | 0 | 1 | 0 | 0 | 1 | 4 | | | | | | | | | |
| Jim Gantner, L OBP: 0.341, SLG: 0.422 (1, 4) | | | | | K | | | | | | 4-3 ② | 5 | 1 | 1 | 1 | 0 | 1 | 4 | | | | | | | | | |
| Inning Stats | R: 0 E: 0 K: 0 S: 3 | H: 0 LOB: 1 BB: 1 P: 7 | R: 0 E: 0 K: 0 S: 4 | H: 1 LOB: 1 BB: 0 P: 4 | R: 0 E: 0 K: 1 S: 5 | H: 0 LOB: 0 BB: 0 P: 5 | R: 0 E: 0 K: 2 S: 8 | H: 1 LOB: 1 BB: 0 P: 8 | R: 3 E: 1 K: 0 S: 6 | H: 3 LOB: 1 BB: 1 P: 10 | R: 1 E: 0 K: 0 S: 5 | H: 2 LOB: 1 BB: 0 P: 5 | R: 0 E: 0 K: 1 S: 6 | H: 1 LOB: 1 BB: 0 P: 6 | R: 2 E: 0 K: 1 S: 8 | H: 3 LOB: 1 BB: 0 P: 8 | R: 0 E: 0 K: 1 S: 5 | H: 0 LOB: 0 BB: 0 P: 5 | R: 0 E: 0 K: 1 S: 6 | H: 1 LOB: 2 BB: 1 P: 10 | R: 1 E: 0 K: 1 S: 6 | H: 1 LOB: 2 BB: 1 P: 11 | 1B: 8 2B: 3 3B: 1 HR: 1 | SF: 0 SAC: 1 DP: 0 HBP: 1 | WP: 0 PB: 0 SB: 1 CS: 0 | PA: 51 | |
| PITCHER | IP ERA WHIP | WLS BF | H R ER SO | R 4 2 3 | ER 3 | SO 3 | BB 0 | IBB 0 | HBP 0 | BLK 0 | WP 0 | HR 1 | S 31 | P 39 | ERA 4.50 | WHIP 1.500 | | | | | | | | | | | |
| Scott McGregor, L ERA: 3.07 (1, 1) | 1.1 | 8 | 4 | 2 | 2 | 1 | 0 | 0 | 0 | 0 | 0 | 0 | 10 | 10 | 13.50 | 3.000 | | | | | | | | | | | |
| Sammy Stewart, R ERA: 3.83 (7, 1) | 2.2 | 10 | 1 | 0 | 0 | 3 | 1 | 0 | 0 | 0 | 0 | 0 | 15 | 19 | 0.00 | 0.750 | | | | | | | | | | | |
| Tippy Martinez, L ERA: 2.45 (8, 1) | 1.0 | W | 6 | 1 | 1 | 1 | 1 | 0 | 1 | 1 | 0 | 0 | 0 | 6 | 11 | 9.00 | 1.000 | | | | | | | | | | |
| Tim Stoddard, R ERA: 5.72 (11, 1) | | | | | | | | | | | 5 | 1 | 1 | 1 | 0 | 1 | 4 | | | | | | | | | | |

Milwaukee Brewers @ Baltimore Orioles
Memorial Stadium, Baltimore, MD
Mon Sep 19 1983, 7:05 PM EDT
Att. 39,462 - Unknown - 85 F

livebaseballscorecards.com



AB 45
R 7
H 13
RBI 5
BB 4
SO 8
LOB 22

| Batter | 1 | 2 | 3 | 4 | 5 | 6 | 7 | 8 | 9 | 10 | 11 | AB | R | H | RBI | BB | SO | LOB | BOTTOM | | | | | | | | |
|---|------------------------------|---------------------------------|------------------------------|---------------------------------|------------------------------|---------------------------------|------------------------------|----------------------------------|-------------------------------|----------------------------------|------------------------------|---------------------------------|------------------------------|----------------------------------|------------------------------|---------------------------------|------------------------------|----------------------------------|------------------------------|---------------------------------|------------------------------|---------------------------------|-----------------------------------|------------------------------------|----------------------------------|--------|--|
| Al Bumbry, L OBP: 0.332, SLG: 0.365 (1, 8) | F8 | | | | K | | | 4-3 ③ | | 5-3 ② | | 2 | 0 | 1 | 2 | 0 | 0 | 0 | | | | | | | | | |
| Tito Landrum, R OBP: 0.379, SLG: 0.556 (4, PH) | | | | | | | | | | | | 2 | 0 | 0 | 0 | 0 | 1 | 1 | | | | | | | | | |
| Jim Dwyer, L OBP: 0.381, SLG: 0.512 Rich Dauer, R OBP: 0.303, SLG: 0.308 (8, PH) | | | | | | | | | | | | 1 | 0 | 0 | 0 | 0 | 0 | 0 | | | | | | | | | |
| Dan Ford, R OBP: 0.329, SLG: 0.445 (1, 9) | 4-3 ② | | | | K | | | F8 | | | | 5 | 1 | 1 | 0 | 1 | 1 | 0 | | | | | | | | | |
| Cal Ripken Jr., R OBP: 0.365, SLG: 0.509 (1, 6) | 6-3 ③ | | | | | | | | | | | 6 | 2 | 4 | 1 | 0 | 0 | 0 | | | | | | | | | |
| Eddie Murray, S OBP: 0.391, SLG: 0.526 (1, 3) | | | | | | | | | | | | 5 | 1 | 2 | 0 | 1 | 0 | 4 | | | | | | | | | |
| John Lowenstein, L OBP: 0.372, SLG: 0.461 Gary Roenicke, R OBP: 0.338, SLG: 0.508 (3, PH) | | | | | | | | | | | | 1 | 1 | 0 | 0 | 0 | 0 | 1 | | | | | | | | | |
| Ken Singleton, S OBP: 0.406, SLG: 0.458 (1, 10) | | | | | | | | | | | | 4 | 0 | 2 | 3 | 2 | 1 | 2 | | | | | | | | | |
| Joe Nolan, L OBP: 0.350, SLG: 0.422 Rick Dempsey, R OBP: 0.308, SLG: 0.320 (4, PH) | | | | | | | | | | | | 1 | 1 | 1 | 1 | 0 | 0 | 0 | | | | | | | | | |
| John Stefro, L OBP: 0.593, SLG: 0.600 (9, PH) | | | | | | | | | | | | 2 | 0 | 1 | 1 | 0 | 0 | 3 | | | | | | | | | |
| Glenn Gulliver, L OBP: 0.414, SLG: 0.417 Todd Cruz, R OBP: 0.243, SLG: 0.319 (4, PH) | | | | | | | | | | | | 1 | 1 | 1 | 0 | 0 | 0 | 0 | | | | | | | | | |
| John Shelby, S OBP: 0.299, SLG: 0.370 (8, PH) | | | | | | | | | | | | 2 | 0 | 1 | 0 | 0 | 1 | 0 | | | | | | | | | |
| Lenn Sakata, R OBP: 0.333, SLG: 0.358 Bobby Bonner, R (11, 4) | | | | | | | | | | | | 3 | 0 | 1 | 0 | 1 | 0 | 0 | | | | | | | | | |
| Inning Stats | R: 0 E: 0 K: 0 S: 3 | H: 0 LOB: 0 BB: 0 P: 3 | R: 3 E: 1 K: 1 S: 9 | H: 5 LOB: 2 BB: 0 P: 9 | R: 1 E: 0 K: 0 S: 4 | H: 2 LOB: 1 BB: 1 P: 8 | R: 0 E: 0 K: 2 S: 7 | H: 0 LOB: 0 BB: 1 P: 11 | R: 2 E: 0 K: 2 S: 10 | H: 3 LOB: 2 BB: 1 P: 14 | R: 0 E: 0 K: 0 S: 3 | H: 0 LOB: 0 BB: 0 P: 3 | R: 0 E: 0 K: 1 S: 5 | H: 0 LOB: 2 BB: 2 P: 13 | R: 0 E: 0 K: 1 S: 5 | H: 0 LOB: 0 BB: 0 P: 5 | R: 0 E: 0 K: 0 S: 4 | H: 1 LOB: 3 BB: 2 P: 12 | R: 0 E: 0 K: 0 S: 3 | H: 1 LOB: 0 BB: 0 P: 3 | R: 2 E: 0 K: 0 S: 6 | H: 4 LOB: 2 BB: 0 P: 6 | 1B: 14 2B: 1 3B: 1 HR: 0 | SF: 0 SAC: 1 DP: 1 HBP: 0 | WP: 1 PB: 0 SB: 0 CS: 1 | PA: 52 | |
| PITCHER | IP ERA WHIP | WLS BF | H R ER SO | R 4 2 3 | ER 3 | SO 3 | BB 0 | IBB 0 | HBP 0 | BLK 0 | WP 0 | HR 0 | S 14 | P 14 | ERA 18.00 | WHIP 3.500 | | | | | | | | | | | |
| Chuck Porter, R ERA: 4.28 (3, 1) | 2.1 | 12 | 7 | 2 | 2 | 3 | 2 | 1 | 0 | 0 | 0 | 0 | 15 | 27 | 7.71 | 2.143 | | | | | | | | | | | |
| Jerry Augustine, L ERA: 5.83 (5, 1) | 6.1 | L | 28 | 6 | 2 | 2 | 3 | 2 | 2 | 0 | 0 | 1 | 0 | 30 | 46 | 2.84 | 1.263 | | | | | | | | | | |

Milwaukee Brewers @ Baltimore Orioles
Memorial Stadium, Baltimore, MD
Mon Sep 19 1983, 7:05 PM EDT
Att. 39,462 - Unknown - 85 F

livebaseballscorecards.com



AB 44
R 8
H 16
RBI 8
BB 7
SO 7
LOB 21

| Batter | 1 | 2 | 3 | 4 | 5 | 6 | 7 | 8 | 9 | AB | R | H | RBI | BB | SO | LOB | TOP | | | |
|---|------------------------------|---------------------------------|------------------------------|----------------------------------|-------------------------------|----------------------------------|------------------------------|---------------------------------|------------------------------|---------------------------------|------------------------------|---------------------------------|------------------------------|---------------------------------|----------------------------------|------------------------------------|--|--|--|--|
| Al Bumbry, L OBP: 0.327, SLG: 0.360 (1, 8) | 0-0 5-3 | 0-0 SF7 | | | 0-0 4-3 | | 0-3 K | | | 3 | 0 | 0 | 1 | 0 | 1 | 1 | Baltimore Orioles @ Detroit Tigers Tiger Stadium, Detroit, MI Wed Sep 21 1983, 7:05 PM EDT Unknown | | | |
| Jim Dwyer, L OBP: 0.383, SLG: 0.500 John Shelby, S OBP: 0.298, SLG: 0.369 (1, 9) | 0-3 K | 0-0 P6 | | | 0-0 F8 | | | 0-3 K | | 4 | 0 | 0 | 0 | 0 | 2 | 2 | | | | |
| Cal Ripken Jr., R OBP: 0.366, SLG: 0.514 (1, 6) | 0-3 K | | | | 0-0 P4 | | | 0-0 HR | | 4 | 2 | 2 | 1 | 0 | 1 | 0 | | | | |
| Eddie Murray, S OBP: 0.392, SLG: 0.531 (1, 3) | | 0-0 HR | | | 0-0 K | | | 0-0 F9 | | 4 | 1 | 1 | 1 | 0 | 1 | 1 | | | | |
| John Lowenstein, L OBP: 0.371, SLG: 0.467 Tito Landrum, R OBP: 0.367, SLG: 0.536 (1, 7) | | 4-0 HR | | | 0-0 K | | | 0-0 F8 | | 3 | 2 | 1 | 2 | 1 | 1 | 0 | | | | |
| Ken Singleton, S OBP: 0.404, SLG: 0.454 (1, 10) | | 0-0 BB | | | 0-0 K | | | 0-0 HR | | 0 | 0 | 0 | 0 | 0 | 0 | 0 | | | | |
| Glenn Gulliver, L OBP: 0.392, SLG: 0.357 Todd Cruz, R OBP: 0.242, SLG: 0.318 (1, 5) | | 0-0 BB | | | 0-0 K | | | 0-0 P4 | | 4 | 1 | 1 | 0 | 0 | 1 | 0 | | | | |
| Rich Dauer, R OBP: 0.304, SLG: 0.307 (1, 4) | | 0-0 BB | | | 0-0 K | | | 0-0 6-3 | | 3 | 0 | 0 | 0 | 0 | 1 | 2 | | | | |
| Rick Dempsey, R OBP: 0.307, SLG: 0.317 (1, 2) | | 0-0 BB | | | 0-0 K | | | 0-0 K | | 1 | 0 | 0 | 0 | 0 | 1 | 0 | | | | |
| Inning Stats | R: 0 E: 0 K: 2 S: 7 | H: 0 LOB: 0 BB: 7 P: 7 | R: 3 E: 0 K: 1 S: 7 | H: 2 LOB: 2 BB: 3 P: 19 | R: 1 E: 0 K: 3 S: 10 | H: 1 LOB: 0 BB: 0 P: 10 | R: 0 E: 0 K: 0 S: 3 | H: 0 LOB: 0 BB: 0 P: 3 | R: 0 E: 0 K: 0 S: 3 | H: 1 LOB: 1 BB: 0 P: 6 | R: 2 E: 0 K: 1 S: 7 | H: 2 LOB: 0 BB: 0 P: 7 | R: 0 E: 0 K: 1 S: 5 | H: 0 LOB: 0 BB: 0 P: 5 | 1B: 3 2B: 0 3B: 0 HR: 3 | SF: 1 SAC: 0 DP: 0 HBP: 0 | | WP: 0 PA: 36 FB: 0 SB: 0 CS: 0 | | |
| PITCHER | IP | WLS | BF | H | R | ER | SO | BB | IBB | HBP | BLK | WP | HR | S | P | ERA | WHIP | | | |
| Jack Morris, R ERA: 3.27 Dave Rozema, R ERA: 3.44 | (1, 1) | 8.0 | L | 33 | 6 | 6 | 6 | 8 | 3 | 0 | 0 | 0 | 0 | 3 | 46 | 58 | 6.75 | 1.125 | | |
| PITCHER | IP | WLS | BF | H | R | ER | SO | BB | IBB | HBP | BLK | WP | HR | S | P | ERA | WHIP | | | |
| | (9, 1) | 1.0 | | 3 | 0 | 0 | 0 | 1 | 0 | 0 | 0 | 0 | 0 | 5 | 5 | 0.00 | 0.000 | | | |

| | |
|-----|----|
| AB | 32 |
| R | 6 |
| H | 6 |
| RBI | 6 |
| BB | 3 |
| SO | 9 |
| LOB | 7 |



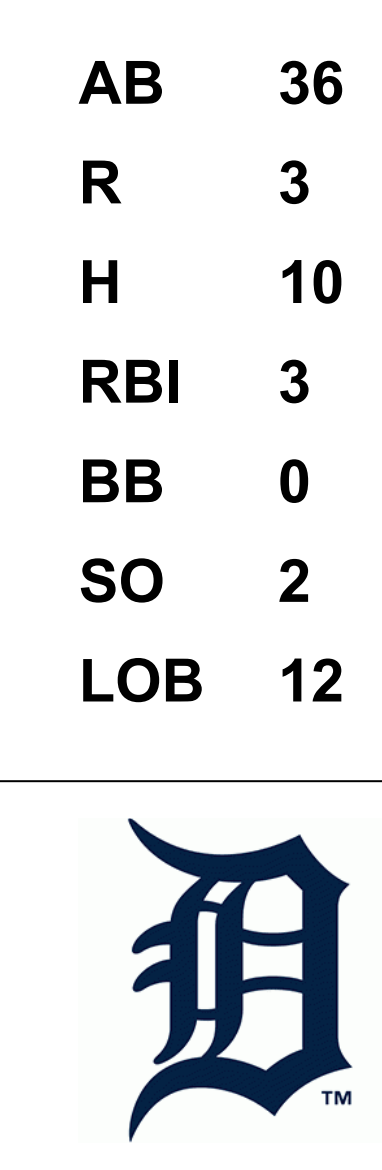
| Batter | 1 | 2 | 3 | 4 | 5 | 6 | 7 | 8 | 9 | AB | R | H | RBI | BB | SO | LOB | BOTTOM | | | | |
|---|------------------------------|----------------------------------|------------------------------|---------------------------------|------------------------------|---------------------------------|------------------------------|----------------------------------|------------------------------|---------------------------------|------------------------------|---------------------------------|------------------------------|---------------------------------|------------------------------|---------------------------------|--|------------------------------|---------------------------------|----------------------------------|------------------------------------|
| Lou Whitaker, L OBP: 0.377, SLG: 0.458 (1, 4) | 0-0 E6 | | 0-0 G3 | | 0-0 WP | | 0-0 FC4-6 | | | 4 | 0 | 2 | 0 | 0 | 0 | 2 | Baltimore Orioles @ Detroit Tigers Tiger Stadium, Detroit, MI Wed Sep 21 1983, 7:05 PM EDT Unknown | | | | |
| Alan Trammell, R OBP: 0.383, SLG: 0.477 Tom Brookens, R OBP: 0.278, SLG: 0.331 Rick Leach, L OBP: 0.302, SLG: 0.332 Marty Castillo, R OBP: 0.244, SLG: 0.284 (1, 6) | 0-0 F9 | | 0-3 K | | 0-3 K | | 0-0 4-3 | | | 2 | 0 | 0 | 0 | 0 | 1 | 1 | | | | | |
| Larry Hemdon, R OBP: 0.345, SLG: 0.472 (1, 7) | 4-0 S | | | | 0-0 BB | | 0-3 K | | 4-0 G4-6-3 | 2 | 0 | 1 | 0 | 2 | 1 | 1 | | | | | |
| Lance Parrish, R OBP: 0.317, SLG: 0.488 (1, 2) | 0-3 K | | | | 0-3 K | | 0-0 F2 | | 0-0 G4-6-3 | 4 | 0 | 0 | 0 | 0 | 2 | 4 | | | | | |
| Kirk Gibson, L OBP: 0.312, SLG: 0.399 (1, 10) | 0-0 4-3 | | | | 4-0 BB | | 0-0 F9 | | 0-0 1B | 3 | 0 | 1 | 0 | 1 | 0 | 2 | | | | | |
| Enos Cabell, R OBP: 0.337, SLG: 0.430 (1, 3) | | 0-0 B5-3 | | | 0-0 P6 | | 0-0 6-3 | | 0-3 K | 4 | 0 | 0 | 0 | 0 | 1 | 3 | | | | | |
| Chet Lemon, R OBP: 0.361, SLG: 0.483 (1, 8) | 0-3 K | | | | 4-0 BB | | 0-0 L3 | | 0-3 K | 3 | 0 | 0 | 0 | 1 | 2 | 0 | | | | | |
| Glenn Wilson, R OBP: 0.306, SLG: 0.414 (1, 9) | 0-3 K | | | | 0-0 1-3 | | 0-0 BB | | 0-3 K | 4 | 0 | 1 | 0 | 0 | 2 | 3 | | | | | |
| Wayne Krenchicki, L OBP: 0.335, SLG: 0.319 (1, 5) | | | 0-3 K | | 0-0 4-1 | | 4-0 FC4-6 | | 0-3 K | 3 | 0 | 0 | 0 | 1 | 2 | 0 | | | | | |
| Inning Stats | R: 0 E: 1 K: 1 S: 6 | H: 1 LOB: 2 BB: 1 P: 10 | R: 0 E: 0 K: 2 S: 7 | H: 0 LOB: 0 BB: 0 P: 7 | R: 0 E: 0 K: 2 S: 6 | H: 0 LOB: 0 BB: 0 P: 7 | R: 0 E: 0 K: 1 S: 6 | H: 1 LOB: 3 BB: 2 P: 14 | R: 0 E: 0 K: 2 S: 8 | H: 1 LOB: 1 BB: 0 P: 8 | R: 0 E: 0 K: 0 S: 3 | H: 0 LOB: 0 BB: 0 P: 3 | R: 0 E: 0 K: 0 S: 4 | H: 1 LOB: 2 BB: 1 P: 8 | R: 0 E: 0 K: 1 S: 5 | H: 1 LOB: 1 BB: 1 P: 9 | | R: 0 E: 0 K: 3 S: 9 | H: 0 LOB: 0 BB: 0 P: 9 | 1B: 4 2B: 1 3B: 0 HR: 0 | SF: 0 SAC: 0 DP: 1 HBP: 0 |
| PITCHER | IP | WLS | BF | H | R | ER | SO | BB | IBB | HBP | BLK | WP | HR | S | P | ERA | WHIP | | | | |
| Mike Boddicker, R ERA: 2.88 | (1, 1) | 9.0 | W | 36 | 5 | 0 | 0 | 12 | 5 | 0 | 0 | 0 | 1 | 0 | 55 | 75 | 0.00 | 1.111 | | | |



| Batter | 1 | 2 | 3 | 4 | 5 | 6 | 7 | 8 | 9 | AB | R | H | RBI | BB | SO | LOB | TOP | | |
|--|---|---------------------------------|------------------------------|----------------------------------|------------------------------|----------------------------------|------------------------------|---------------------------------|------------------------------|---------------------------------|------------------------------|---------------------------------|------------------------------|---------------------------------|------------------------------|----------------------------------|--|------------------------------------|--|
| John Shelby, S OBP: 0.300, SLG: 0.370 (1, 8) | | | | | | | | | | 5 | 1 | 2 | 0 | 0 | 0 | 0 | Baltimore Orioles @ Detroit Tigers Tiger Stadium, Detroit, MI Wed Sep 21 1983, 7:05 PM EDT Att: 32,198 - Unknown | | |
| Dan Ford, R OBP: 0.334, SLG: 0.447 (1, 9) | | | | | | | | | | 3 | 1 | 3 | 0 | 2 | 0 | 0 | | | |
| Cal Ripken Jr., R OBP: 0.363, SLG: 0.510 (1, 6) | | | | | | | | | | 5 | 0 | 0 | 0 | 0 | 0 | 7 | | | |
| Eddie Murray, S OBP: 0.394, SLG: 0.536 (1, 3) | | | | | | | | | | 3 | 2 | 1 | 1 | 2 | 0 | 2 | | | |
| Ken Singleton, S OBP: 0.405, SLG: 0.455 (8, PR) | | | | | | | | | | 4 | 0 | 2 | 0 | 0 | 0 | 2 | | | |
| Mike Young, S OBP: 0.237, SLG: 0.286 (8, PR) | | | | | | | | | | 1 | 0 | 0 | 0 | 0 | 1 | 3 | | | |
| Gary Roenicke, R OBP: 0.335, SLG: 0.503 (8, PH) | | | | | | | | | | 3 | 0 | 0 | 0 | 0 | 0 | 1 | | | |
| John Lowenstein, L OBP: 0.372, SLG: 0.477 (8, 7) | | | | | | | | | | 2 | 1 | 1 | 4 | 0 | 0 | 1 | | | |
| Tito Landrum, R OBP: 0.367, SLG: 0.536 (9, 7) | | | | | | | | | | 0 | 0 | 0 | 0 | 0 | 0 | 0 | | | |
| Joe Nolan, L OBP: 0.359, SLG: 0.443 (1, 2) | | | | | | | | | | 4 | 1 | 2 | 1 | 1 | 0 | 2 | | | |
| Glenn Gulliver, L OBP: 0.359, SLG: 0.333 (1, 5) | | | | | | | | | | 5 | 0 | 1 | 0 | 0 | 0 | 5 | | | |
| Lenn Sakata, R OBP: 0.329, SLG: 0.352 (7, PH) | | | | | | | | | | 2 | 0 | 0 | 0 | 0 | 1 | 3 | | | |
| Al Bumbry, L OBP: 0.326, SLG: 0.359 (7, PH) | | | | | | | | | | 1 | 0 | 0 | 0 | 0 | 0 | 0 | | | |
| Todd Cruz, R OBP: 0.242, SLG: 0.318 (7, 4) | | | | | | | | | | 0 | 0 | 0 | 0 | 0 | 0 | 0 | | | |
| Jim Dwyer, L OBP: 0.386, SLG: 0.500 (9, PH) | | | | | | | | | | 0 | 1 | 0 | 0 | 1 | 0 | 0 | | | |
| Rich Dauer, R OBP: 0.304, SLG: 0.307 (9, 4) | | | | | | | | | | 0 | 0 | 0 | 0 | 0 | 0 | 0 | | | |
| Inning Stats | R: 0 E: 0 K: 0 S: 3 | H: 1 LOB: 1 BB: 1 P: 7 | R: 0 E: 0 K: 1 S: 6 | H: 1 LOB: 2 BB: 1 P: 10 | R: 0 E: 0 K: 0 S: 3 | H: 0 LOB: 2 BB: 2 P: 11 | R: 0 E: 0 K: 0 S: 4 | H: 1 LOB: 1 BB: 0 P: 4 | R: 0 E: 0 K: 0 S: 4 | H: 1 LOB: 1 BB: 0 P: 4 | R: 0 E: 0 K: 0 S: 4 | H: 1 LOB: 1 BB: 0 P: 4 | R: 0 E: 0 K: 0 S: 4 | H: 1 LOB: 2 BB: 0 P: 5 | R: 6 E: 0 K: 1 S: 9 | H: 4 LOB: 0 BB: 2 P: 17 | 1B: 9 2B: 1 3B: 0 HR: 3 | SF: 0 SAC: 0 DP: 1 HBP: 0 | WP: 3 PA: 44 PB: 0 SB: 1 CS: 0 |
| PITCHER | IP WLS BF H R ER SO BB IBB HBP BLK WP HR S P ERA WHIP | | | | | | | | | | | | | | | | | | |
| Glenn Abbott, R ERA: 3.66 (1, 1) | 7.0 | 32 | 8 | 1 | 1 | 1 | 4 | 0 | 0 | 0 | 0 | 2 | 1 | 30 | 46 | 1.29 | 1.714 | | |
| Dave Gumpert, R ERA: 2.79 (8, 1) | 1.0 | L | 6 | 2 | 3 | 3 | 0 | 1 | 0 | 0 | 0 | 0 | 0 | 5 | 9 | 27.00 | 3.000 | | |
| Aurelio Lopez, R ERA: 2.81 (9, 1) | 1.0 | | 6 | 2 | 3 | 3 | 1 | 0 | 1 | 0 | 0 | 1 | 2 | 7 | 11 | 27.00 | 2.000 | | |

| Batter | 1 | 2 | 3 | 4 | 5 | 6 | 7 | 8 | 9 | AB | R | H | RBI | BB | SO | LOB | BOTTOM | | | | |
|--|---|---------------------------------|------------------------------|---------------------------------|------------------------------|---------------------------------|------------------------------|---------------------------------|------------------------------|---------------------------------|------------------------------|---------------------------------|------------------------------|---------------------------------|------------------------------|---------------------------------|--|---------------------------------|----------------------------------|------------------------------------|--|
| Lou Whitaker, L OBP: 0.378, SLG: 0.458 (1, 4) | | | | | | | | | | 4 | 0 | 2 | 0 | 0 | 0 | 0 | Baltimore Orioles @ Detroit Tigers Tiger Stadium, Detroit, MI Wed Sep 21 1983, 7:05 PM EDT Att: 32,198 - Unknown | | | | |
| Alan Trammell, R OBP: 0.380, SLG: 0.473 (1, 6) | | | | | | | | | | 4 | 0 | 0 | 0 | 0 | 0 | 2 | | | | | |
| Larry Hemdon, R OBP: 0.345, SLG: 0.470 (1, 7) | | | | | | | | | | 4 | 0 | 1 | 0 | 0 | 0 | 1 | | | | | |
| John Wockenfuss, R OBP: 0.355, SLG: 0.439 (1, 2) | | | | | | | | | | 4 | 0 | 1 | 0 | 0 | 0 | 1 | | | | | |
| Kirk Gibson, L OBP: 0.313, SLG: 0.403 (1, 10) | | | | | | | | | | 1 | 1 | 1 | 0 | 0 | 0 | 0 | | | | | |
| Lance Parrish, R OBP: 0.317, SLG: 0.488 (3, PH) | | | | | | | | | | 3 | 0 | 1 | 0 | 0 | 1 | 3 | | | | | |
| Enos Cabell, R OBP: 0.338, SLG: 0.436 (1, 3) | | | | | | | | | | 4 | 1 | 2 | 1 | 0 | 0 | 1 | | | | | |
| Chet Lemon, R OBP: 0.359, SLG: 0.479 (1, 8) | | | | | | | | | | 4 | 0 | 0 | 0 | 0 | 1 | 3 | | | | | |
| Rick Leach, L OBP: 0.305, SLG: 0.348 (1, 9) | | | | | | | | | | 4 | 1 | 2 | 2 | 0 | 0 | 0 | | | | | |
| Tom Brookens, R OBP: 0.276, SLG: 0.328 (1, 5) | | | | | | | | | | 3 | 0 | 0 | 0 | 0 | 0 | 1 | | | | | |
| Wayne Krenchicki, L OBP: 0.333, SLG: 0.318 (9, PH) | | | | | | | | | | 1 | 0 | 0 | 0 | 0 | 0 | 0 | | | | | |
| Inning Stats | R: 0 E: 0 K: 0 S: 3 | H: 0 LOB: 0 BB: 0 P: 3 | R: 3 E: 0 K: 1 S: 8 | H: 3 LOB: 0 BB: 0 P: 8 | R: 0 E: 0 K: 0 S: 5 | H: 2 LOB: 2 BB: 0 P: 5 | R: 0 E: 0 K: 0 S: 4 | H: 1 LOB: 1 BB: 0 P: 4 | R: 0 E: 0 K: 0 S: 3 | H: 0 LOB: 0 BB: 0 P: 3 | R: 0 E: 0 K: 0 S: 4 | H: 2 LOB: 1 BB: 0 P: 4 | R: 0 E: 0 K: 0 S: 4 | H: 1 LOB: 1 BB: 0 P: 4 | R: 0 E: 0 K: 1 S: 6 | H: 1 LOB: 1 BB: 0 P: 6 | R: 0 E: 0 K: 0 S: 3 | H: 0 LOB: 0 BB: 0 P: 3 | 1B: 7 2B: 2 3B: 1 HR: 1 | SF: 0 SAC: 0 DP: 1 HBP: 0 | WP: 0 PA: 36 PB: 0 SB: 0 CS: 0 |
| PITCHER | IP WLS BF H R ER SO BB IBB HBP BLK WP HR S P ERA WHIP | | | | | | | | | | | | | | | | | | | | |
| Bill Swaggerty, R ERA: 4.02 (1, 1) | 2.2 | 13 | 5 | 3 | 3 | 1 | 0 | 0 | 0 | 0 | 0 | 0 | 0 | 15 | 15 | 10.12 | 1.875 | | | | |
| Dan Morigiello, L ERA: 2.41 (3, 1) | 3.1 | 12 | 3 | 0 | 0 | 0 | 0 | 0 | 0 | 0 | 0 | 0 | 0 | 12 | 12 | 0.00 | 0.900 | | | | |
| Sammy Stewart, R ERA: 3.74 (7, 1) | 3.0 | W | 11 | 2 | 0 | 0 | 1 | 0 | 0 | 0 | 0 | 0 | 0 | 13 | 13 | 0.00 | 0.667 | | | | |

AB 38
R 7
H 12
RBI 6
BB 6
SO 2
LOB 26



| Batter | 1 | 2 | 3 | 4 | 5 | 6 | 7 | 8 | 9 | 10 | AB | R | H | RBI | BB | SO | LOB | TOP | | | | |
|---|------------------------------|----------------------------------|------------------------------|----------------------------------|------------------------------|---------------------------------|------------------------------|---------------------------------|------------------------------|---------------------------------|-------------------------------|----------------------------------|------------------------------|---------------------------------|------------------------------|---------------------------------|------------------------------|---------------------------------|----------------------------------|------------------------------------|----------------------------------|--------|
| Al Bumbry, L OBP: 0.322, SLG: 0.354 John Shelby, S OBP: 0.302, SLG: 0.370 | (1, 8) 0-3 K | (0, 0) FC5-4 | | (0, 0) F8 | | (0, 0) F9 | | (0, 0) F3 | | (4, 0) BB | 5 | 0 | 0 | 0 | 0 | 1 | 4 | | | | | |
| Jim Dwyer, L OBP: 0.382, SLG: 0.489 Titie Landrum, R OBP: 0.355, SLG: 0.517 | (1, 9) 0-0 P6 | | (0, 0) F8 | (4, 0) BB | | (0, 0) G3 | (0, 0) F9 | | | (0, 0) F7 | 4 | 0 | 0 | 0 | 1 | 0 | 0 | | | | | |
| Cal Ripken Jr., R OBP: 0.364, SLG: 0.510 | (1, 6) 4-0 HR BB | | (0, 0) G3 | (0, 0) 4-3 | | | (0, 0) K | | (0, 0) 6-3 | | 4 | 1 | 1 | 0 | 1 | 1 | 3 | | | | | |
| Eddie Murray, S OBP: 0.398, SLG: 0.546 | (1, 3) 0-0 HR | | (4, 0) G3 BB | | (0, 3) K | | (0, 0) HR | | (0, 0) P5 | | 4 | 2 | 2 | 3 | 1 | 1 | 0 | | | | | |
| John Lowenstein, L OBP: 0.372, SLG: 0.476 Mike Young, S OBP: 0.237, SLG: 0.286 | (1, 7) 0-3 K | | (0, 0) G3 | (1, 2) 2-3 BB | | (0, 0) F8 | (0, 0) BB | (0, 0) 1B | | (0, 0) 1B | 5 | 1 | 2 | 0 | 0 | 1 | 2 | | | | | |
| Ken Singleton, S OBP: 0.405, SLG: 0.453 | (1, 10) 0-0 K | (0, 3) K | (0, 0) 3-1 | | | | (0, 0) 1B | | (0, 0) F7 | | 4 | 0 | 1 | 0 | 1 | 1 | 3 | | | | | |
| Joe Nolan, L OBP: 0.360, SLG: 0.439 Rick Dempsey, R OBP: 0.307, SLG: 0.317 | (1, 2) 0-3 K | | | (4, 0) FC3-6 BB | | (0, 0) G3 | | (1, 2) 2H 1B | | (0, 0) G3 | 4 | 0 | 1 | 1 | 1 | 1 | 1 | | | | | |
| Glenn Gulliver, L OBP: 0.357, SLG: 0.314 Todd Cruz, R OBP: 0.241, SLG: 0.317 | (1, 5) 4-0 BB BB | | (0, 0) BB BB | (0, 0) FC3-6 BB BLK | | (0, 0) F9 | (0, 0) K | | | (0, 0) P3 | 2 | 0 | 0 | 0 | 1 | 0 | 1 | | | | | |
| Rich Dauer, R OBP: 0.307, SLG: 0.307 Lenn Sakata, R OBP: 0.329, SLG: 0.352 | (1, 4) 4-0 FC5-4 BB | | (4, 0) BB | (4, 0) BB | | (0, 0) 5-3 | | (0, 0) 5-3 | | (0, 0) BB | 3 | 0 | 1 | 0 | 2 | 0 | 0 | | | | | |
| Inning Stats | R: 2 E: 0 K: 2 S: 8 | H: 1 LOB: 0 BB: 1 P: 12 | R: 0 E: 0 K: 2 S: 7 | H: 0 LOB: 2 BB: 2 P: 15 | R: 0 E: 0 K: 0 S: 4 | H: 1 LOB: 3 BB: 3 P: 8 | R: 0 E: 0 K: 1 S: 6 | H: 1 LOB: 1 BB: 0 P: 6 | R: 0 E: 0 K: 0 S: 3 | H: 0 LOB: 0 BB: 0 P: 3 | R: 2 E: 0 K: 2 S: 10 | H: 3 LOB: 1 BB: 1 P: 14 | R: 0 E: 0 K: 0 S: 3 | H: 0 LOB: 0 BB: 0 P: 3 | R: 0 E: 0 K: 0 S: 4 | H: 1 LOB: 1 BB: 0 P: 4 | R: 0 E: 0 K: 0 S: 4 | H: 1 LOB: 2 BB: 1 P: 8 | 1B: 5 2B: 1 3B: 0 HR: 2 | SF: 0 SAC: 0 DP: 0 HBP: 0 | WP: 0 PB: 0 SB: 0 CS: 0 | PA: 47 |
| PITCHER | IP | WLS | BF | H | R | ER | SO | BB | IBB | HBP | BLK | WP | HR | S | P | ERA | WHIP | | | | | |
| Mitt Wilcox, R ERA: 3.97 | (1, 1) 7.0 | | 35 | 6 | 4 | 4 | 7 | 8 | 0 | 0 | 1 | 0 | 2 | 41 | 73 | 5.14 | 2.000 | | | | | |
| Doug Bair, R ERA: 3.76 | (8, 1) 3.0 | W | 12 | 2 | 0 | 0 | 0 | 1 | 0 | 0 | 0 | 0 | 0 | 11 | 15 | 0.00 | 1.000 | | | | | |

Baltimore Orioles @ Detroit Tigers
Tiger Stadium, Detroit, MI
Thu Sep 22 1983, 7:05 PM EDT
Att: 25,540 - Unknown

| | |
|-----|----|
| AB | 38 |
| R | 4 |
| H | 8 |
| RBI | 4 |
| BB | 9 |
| SO | 7 |
| LOB | 18 |



| Batter | 1 | 2 | 3 | 4 | 5 | 6 | 7 | 8 | 9 | 10 | AB | R | H | RBI | BB | SO | LOB | BOTTOM | | | | |
|--|------------------------------|---------------------------------|------------------------------|---------------------------------|------------------------------|---------------------------------|------------------------------|---------------------------------|------------------------------|---------------------------------|------------------------------|---------------------------------|------------------------------|---------------------------------|------------------------------|----------------------------------|------------------------------|---------------------------------|-----------------------------------|------------------------------------|----------------------------------|--------|
| Lou Whitaker, L OBP: 0.382, SLG: 0.461 | (1, 4) 4-0 FC6-4 BB | | (0, 0) 1H BB | (0, 0) 2-3 1B | | (0, 0) 4-3 | | | (0, 0) 1B | (0, 0) 1B | 5 | 0 | 4 | 3 | 1 | 0 | 1 | | | | | |
| Alan Trammell, R OBP: 0.381, SLG: 0.471 | (1, 6) 0-0 F9 | | (4, 0) 1-2 BB | (0, 0) P6 | | | (0, 0) 6-3 | | (0, 0) BB | (1, 3) 1B | 4 | 0 | 1 | 0 | 1 | 0 | 3 | | | | | |
| Larry Hemdon, R OBP: 0.343, SLG: 0.467 | (1, 7) 0-0 FC6-4 | | (0, 0) F9 | | (0, 0) 4-3 | | (0, 0) 6-3 | | (4, 0) 1-2 BB | | 4 | 0 | 0 | 0 | 1 | 0 | 3 | | | | | |
| Lance Parrish, R OBP: 0.314, SLG: 0.483 | (1, 2) 0-0 F3 | | (0, 0) F8 | | (0, 3) K | | (0, 3) K | | (0, 3) K | | 5 | 0 | 0 | 0 | 0 | 3 | 6 | | | | | |
| John Wockenfuss, R OBP: 0.279, SLG: 0.435 Kirk Gibson, L OBP: 0.312, SLG: 0.401 | (1, 10) 0-0 F9 | | (0, 0) 6-3 | (0, 0) FC5-4 BB | (4, 0) K | | (0, 0) F8 | (0, 3) K | | (0, 0) K | 2 | 0 | 0 | 0 | 1 | 0 | 0 | | | | | |
| Enos Cabell, R OBP: 0.339, SLG: 0.435 | (1, 3) 0-3 K | | (0, 0) 1B | (0, 0) 1B | (1, 2) FC5-4 | | (0, 0) 6-3 | | | (0, 0) WP | 5 | 2 | 2 | 0 | 0 | 1 | 1 | | | | | |
| Chet Lemon, R OBP: 0.359, SLG: 0.477 | (1, 8) 0-0 5-3 | | (0, 0) 1B | (1, 3) 1B | | (4, 0) BB | | (0, 0) 6-3 | | (0, 0) P4 | 4 | 0 | 1 | 0 | 1 | 0 | 1 | | | | | |
| Glenn Wilson, R OBP: 0.308, SLG: 0.413 Rick Leach, L OBP: 0.308, SLG: 0.346 | (1, 9) 0-3 K | | (0, 0) 5-3 | (0, 0) E | (1, 3) 3-H 1B | | (0, 0) F7 | | (0, 0) 3-1 | (4, 0) 1B | 3 | 1 | 1 | 1 | 0 | 0 | 1 | | | | | |
| Tom Brookens, R OBP: 0.279, SLG: 0.331 Johnny Grubb, L OBP: 0.403, SLG: 0.448 Marty Castillo, R OBP: 0.244, SLG: 0.284 Wayne Krenchicki, L OBP: 0.333, SLG: 0.318 Lynn Jones, R OBP: 0.282, SLG: 0.339 | (1, 5) 0-0 WP | | (0, 0) 1B | (1, 3) 2-H 1B | | (0, 0) F8 | | (0, 0) 1B | (4, 0) PB | (0, 0) F3 | 3 | 1 | 2 | 1 | 0 | 0 | 1 | | | | | |
| Inning Stats | R: 0 E: 0 K: 0 S: 3 | H: 0 LOB: 1 BB: 1 P: 7 | R: 0 E: 0 K: 1 S: 5 | H: 0 LOB: 0 BB: 0 P: 5 | R: 1 E: 0 K: 0 S: 5 | H: 2 LOB: 2 BB: 1 P: 9 | R: 2 E: 1 K: 0 S: 7 | H: 5 LOB: 2 BB: 0 P: 7 | R: 0 E: 0 K: 1 S: 5 | H: 0 LOB: 1 BB: 1 P: 9 | R: 0 E: 0 K: 0 S: 3 | H: 0 LOB: 0 BB: 0 P: 5 | R: 0 E: 0 K: 0 S: 3 | H: 0 LOB: 0 BB: 0 P: 3 | R: 1 E: 0 K: 2 S: 9 | H: 2 LOB: 3 BB: 2 P: 17 | R: 1 E: 0 K: 0 S: 4 | H: 2 LOB: 2 BB: 1 P: 8 | 1B: 11 2B: 0 3B: 0 HR: 0 | SF: 0 SAC: 0 DP: 0 HBP: 0 | WP: 2 PB: 1 SB: 0 CS: 0 | PA: 46 |
| PITCHER | IP | WLS | BF | H | R | ER | SO | BB | IBB | HBP | BLK | WP | HR | S | P | ERA | WHIP | | | | | |
| Mike Flanagan, L ERA: 3.12 | (1, 1) 7.0 | | 31 | 7 | 3 | 3 | 3 | 4 | 0 | 0 | 0 | 1 | 0 | 33 | 49 | 3.86 | 1.571 | | | | | |
| Tim Stoddard, R ERA: 5.76 | (8, 1) 1.1 | 5 | 0 | 1 | 1 | 0 | 0 | 0 | 0 | 0 | 0 | 0 | 0 | 4 | 8 | 6.75 | 0.750 | | | | | |
| Tipoy Martinez, L ERA: 2.48 | (9, 1) 0.0 | 3 | 2 | 0 | 0 | 0 | 0 | 1 | 0 | 0 | 0 | 0 | 0 | 2 | 6 | = | = | | | | | |
| Sammy Stewart, R ERA: 3.78 | (9, 1) 1.0 | L | 5 | 1 | 1 | 1 | 2 | 0 | 1 | 0 | 0 | 1 | 0 | 8 | 12 | 9.00 | 1.000 | | | | | |
| Dan Morigiello, L ERA: 2.39 | (10, 1) 0.1 | 2 | 1 | 0 | 0 | 0 | 0 | 0 | 0 | 0 | 0 | 0 | 0 | 2 | 2 | 0.00 | 3.000 | | | | | |

Baltimore Orioles @ Detroit Tigers
Tiger Stadium, Detroit, MI
Thu Sep 22 1983, 7:05 PM EDT
Att: 25,540 - Unknown

| | |
|-----|----|
| AB | 39 |
| R | 5 |
| H | 11 |
| RBI | 5 |
| BB | 7 |
| SO | 5 |
| LOB | 22 |



| Batter | 1 | 2 | 3 | 4 | 5 | 6 | 7 | 8 | 9 | AB | R | H | RBI | BB | SO | LOB | TOP | | | | | | | | | | |
|--|------------------------------|---------------------------------|------------------------------|----------------------------------|------------------------------|---------------------------------|------------------------------|---------------------------------|------------------------------|---------------------------------|------------------------------|---------------------------------|-------------------------------|----------------------------------|------------------------------|---------------------------------|---|------------------------------|---------------------------------|-----------------------------------|------------------------------------|----------------------------------|--------|--|--|--|--|
| Al Bumbry, L OBP: 0.322, SLG: 0.354 Tito Landrum, R OBP: 0.364, SLG: 0.516 (1, 8) X | L5 | | | | 6-3 | | | | P3 | 3 | 0 | 1 | 1 | 0 | 0 | 0 | Baltimore Orioles @ Milwaukee Brewers Milwaukee County Stadium, Milwaukee, WI Fri Sep 23 1983, 8:05 PM EDT Att: 38,096 - Unknown livebaseballscorecards.com | | | | | | | | | | |
| Jim Dwyer, L OBP: 0.381, SLG: 0.486 John Shelby, S OBP: 0.300, SLG: 0.367 (1, 9) X | P6 | 2H | 1B | | 1B | | 1B | | 1-3 | 3 | 0 | 1 | 0 | 0 | 0 | 1 | | | | | | | | | | | |
| Cal Ripken Jr., R OBP: 0.367, SLG: 0.512 (1, 6) X | 1B | | | 1-3 | 1B | | 1B | | 1B | 5 | 0 | 4 | 1 | 0 | 0 | 0 | | | | | | | | | | | |
| Eddie Murray, S OBP: 0.397, SLG: 0.545 (1, 3) X | K | | | | 1B | | L4 | | 1B | 3 | 0 | 1 | 0 | 2 | 1 | 3 | | | | | | | | | | | |
| John Lowenstein, L OBP: 0.373, SLG: 0.474 Gary Roenicke, R OBP: 0.332, SLG: 0.498 (1, 7) X | | 2B | BB | F8 | G6-4-3 | | K | | 5-3 | 1 | 1 | 0 | 0 | 1 | 0 | 1 | | | | | | | | | | | |
| Ken Singleton, S OBP: 0.402, SLG: 0.449 (1, 10) X | F7 | | | 4-3 | | | L5 | | 6-3 | 4 | 0 | 0 | 0 | 0 | 0 | 2 | | | | | | | | | | | |
| Glenn Gulliver, L OBP: 0.297, SLG: 0.297 Todd Cruz, R OBP: 0.244, SLG: 0.320 (6, PH) X | F8 | | | | F9 | | CS | | 1B | 2 | 0 | 0 | 0 | 0 | 0 | 1 | | | | | | | | | | | |
| Rich Dauer, R OBP: 0.306, SLG: 0.309 (1, 4) X | 2B | | | 5-3 | | | K | | F7 | 4 | 1 | 1 | 1 | 0 | 1 | 2 | | | | | | | | | | | |
| Rick Dempsey, R OBP: 0.309, SLG: 0.322 (1, 2) X | 1B | 2B | | F9 | | | 1B | | F3 | 4 | 2 | 2 | 1 | 0 | 0 | 1 | | | | | | | | | | | |
| Inning Stats | R: 0 E: 0 K: 1 S: 6 | H: 1 LOB: 1 BB: 0 P: 6 | R: 3 E: 0 K: 0 S: 6 | H: 3 LOB: 1 BB: 1 P: 10 | R: 0 E: 0 K: 0 S: 3 | H: 0 LOB: 1 BB: 1 P: 7 | R: 0 E: 0 K: 0 S: 3 | H: 0 LOB: 0 BB: 0 P: 3 | R: 0 E: 0 K: 1 S: 4 | H: 2 LOB: 2 BB: 1 P: 8 | R: 0 E: 0 K: 0 S: 5 | H: 1 LOB: 0 BB: 0 P: 5 | R: 1 E: 0 K: 2 S: 10 | H: 3 LOB: 2 BB: 0 P: 10 | R: 0 E: 0 K: 0 S: 4 | H: 1 LOB: 1 BB: 0 P: 4 | | R: 0 E: 0 K: 0 S: 5 | H: 2 LOB: 2 BB: 0 P: 5 | 1B: 11 2B: 2 3B: 0 HR: 0 | SF: 0 SAC: 0 DP: 1 HBP: 0 | WP: 1 PB: 0 SB: 0 CS: 1 | PA: 41 | | | | |
| PITCHER | IP | WLS | BF | H | R | ER | SO | BB | IBB | HBP | BLK | WP | HR | S | P | ERA | WHIP | | | | | | | | | | |
| Bob Gibson, R ERA: 4.0 | 4.1 | L | 22 | 6 | 3 | 3 | 1 | 3 | 0 | 0 | 0 | 1 | 0 | 21 | 33 | 6.23 | 2.077 | | | | | | | | | | |
| Rick Waits, L ERA: 4.89 | 4.2 | | 19 | 7 | 1 | 1 | 3 | 0 | 0 | 0 | 0 | 0 | 0 | 25 | 25 | 1.93 | 1.500 | | | | | | | | | | |

| Batter | 1 | 2 | 3 | 4 | 5 | 6 | 7 | 8 | 9 | AB | R | H | RBI | BB | SO | LOB | BOTTOM | | | | | | | | | | |
|---|------------------------------|---------------------------------|------------------------------|---------------------------------|------------------------------|---------------------------------|------------------------------|---------------------------------|------------------------------|---------------------------------|------------------------------|----------------------------------|------------------------------|---------------------------------|----------------------------------|------------------------------------|---|----------------------------------|--------|--|--|--|--|--|--|--|--|
| Paul Molitor, R OBP: 0.337, SLG: 0.420 (1, 5) X | K | | | 6-3 | | 5-3 | | G6-4-3 | | 4 | 0 | 0 | 0 | 0 | 1 | 2 | Baltimore Orioles @ Milwaukee Brewers Milwaukee County Stadium, Milwaukee, WI Fri Sep 23 1983, 8:05 PM EDT Att: 38,096 - Unknown livebaseballscorecards.com | | | | | | | | | | |
| Robin Yount, R OBP: 0.380, SLG: 0.486 (1, 6) X | F9 | | | F8 | | | F9 | 2B | 5-3 | 4 | 1 | 1 | 0 | 0 | 0 | 1 | | | | | | | | | | | |
| Cecil Cooper, L OBP: 0.333, SLG: 0.494 (1, 3) X | F3 | | | G3 | | | F9 | | 6-3 | 4 | 0 | 0 | 0 | 0 | 0 | 1 | | | | | | | | | | | |
| Ted Simmons, S OBP: 0.358, SLG: 0.454 (1, 10) X | | 5-3 | | | 1B | | E8 | | P4 | 4 | 0 | 2 | 1 | 0 | 0 | 0 | | | | | | | | | | | |
| Mark Brouhard, R OBP: 0.327, SLG: 0.490 (1, 7) X | K | | | F8 | | | 1-3 | | 5-3 | 4 | 0 | 0 | 0 | 0 | 1 | 2 | | | | | | | | | | | |
| Charlie Moore, R OBP: 0.352, SLG: 0.365 (1, 9) X | F9 | | | P4 | | | F2 | | | 3 | 0 | 0 | 0 | 0 | 0 | 2 | | | | | | | | | | | |
| Rick Manning, L OBP: 0.182, SLG: 0.306 Ed Romero, R OBP: 0.338, SLG: 0.376 Dion James, L OBP: 0.125, SLG: 0.125 (1, 8) X | | | 5-3 | | K | | | BB | BB | 2 | 0 | 0 | 0 | 0 | 0 | 0 | | | | | | | | | | | |
| Bill Schroeder, R OBP: 0.182, SLG: 0.274 Randy Ready, R OBP: 0.394, SLG: 0.500 Ned Yost, R OBP: 0.253, SLG: 0.367 (1, 2) X | | | K | | | 5-3 | | G6-4-3 | BB | 2 | 0 | 0 | 0 | 1 | 0 | 0 | | | | | | | | | | | |
| Jim Gantner, L OBP: 0.337, SLG: 0.414 (1, 4) X | F7 | | | | | | F9 | | G6-4-3 | 2 | 0 | 0 | 0 | 1 | 0 | 0 | | | | | | | | | | | |
| Inning Stats | R: 0 E: 0 K: 1 S: 5 | H: 0 LOB: 0 BB: 0 P: 5 | R: 0 E: 0 K: 1 S: 5 | H: 0 LOB: 0 BB: 0 P: 5 | R: 0 E: 0 K: 1 S: 3 | H: 0 LOB: 0 BB: 0 P: 3 | R: 0 E: 0 K: 0 S: 3 | H: 0 LOB: 0 BB: 0 P: 3 | R: 1 E: 1 K: 0 S: 5 | H: 2 LOB: 1 BB: 0 P: 5 | R: 0 E: 0 K: 0 S: 3 | H: 1 LOB: 2 BB: 2 P: 11 | R: 0 E: 0 K: 0 S: 3 | H: 0 LOB: 0 BB: 0 P: 3 | 1B: 3 2B: 1 3B: 0 HR: 0 | SF: 0 SAC: 0 DP: 1 HBP: 0 | | WP: 0 PB: 0 SB: 0 CS: 0 | PA: 32 | | | | | | | | |
| PITCHER | IP | WLS | BF | H | R | ER | SO | BB | IBB | HBP | BLK | WP | HR | S | P | ERA | WHIP | | | | | | | | | | |
| Scott McGregor, L ERA: 3.06 | 7.0 | W | 27 | 4 | 2 | 2 | 4 | 2 | 0 | 0 | 0 | 0 | 0 | 33 | 41 | 2.57 | 0.857 | | | | | | | | | | |
| Sammy Stewart, R ERA: 3.73 | 2.0 | S | 5 | 0 | 0 | 0 | 0 | 0 | 0 | 0 | 0 | 0 | 0 | 5 | 5 | 0.00 | 0.000 | | | | | | | | | | |

| Batter | 1 | 2 | 3 | 4 | 5 | 6 | 7 | 8 | 9 | AB | R | H | RBI | BB | SO | LOB | TOP | | | | | | | | |
|--|------------------------------|---------------------------------|------------------------------|---------------------------------|------------------------------|---------------------------------|------------------------------|---------------------------------|------------------------------|----------------------------------|------------------------------|---------------------------------|------------------------------|---------------------------------|------------------------------|---------------------------------|--|---------------------------------|----------------------------------|------------------------------------|----------------------------------|--------|--|--|--|
| Al Bumby, L OBP: 0.322, SLG: 0.355 (1, 8) | 4-3 | | 1-3 | | 1-3 2B | | 4-3 | | | 4 | 0 | 1 | 1 | 0 | 0 | 0 | Baltimore Orioles @ Milwaukee Brewers Milwaukee County Stadium, Milwaukee, WI Sat Sep 24 1983, 8:05 PM EDT Att: 48,659 - Unknown | | | | | | | | |
| Dan Ford, R OBP: 0.331, SLG: 0.443 (1, 9) | 6-3 | | L5 | | 1-3 | | | 6-3 | | 4 | 0 | 0 | 0 | 0 | 0 | 2 | | | | | | | | | |
| Cal Ripken Jr., R OBP: 0.368, SLG: 0.512 (1, 6) | BB 1B | | | P4 | K | | | 1-3 1B | | 4 | 1 | 2 | 0 | 0 | 1 | 2 | | | | | | | | | |
| Eddie Murray, S OBP: 0.396, SLG: 0.542 (1, 3) | 1-2 BB | | | F5 | | | L6 | 1-3 | | 3 | 0 | 0 | 0 | 1 | 0 | 1 | | | | | | | | | |
| John Lowenstein, L OBP: 0.377, SLG: 0.476 (1, 7) | 4-3 | | | FC4-6 1B | 4-3 BB | | | WP 1B | | 3 | 0 | 2 | 1 | 1 | 0 | 2 | | | | | | | | | |
| Ken Singleton, S OBP: 0.399, SLG: 0.445 (1, 10) | | 4-3 | | FC4-6 | 4-3 | | | 6-3 | | 4 | 0 | 0 | 0 | 0 | 0 | 3 | | | | | | | | | |
| Glenn Gulliver, L OBP: 0.354, SLG: 0.282 (1, 5) | | G6-4-3 BB | | | F7 1B 2B | | F8 | F9 | | 2 | 1 | 0 | 0 | 2 | 0 | 1 | | | | | | | | | |
| Rich Dauer, R OBP: 0.306, SLG: 0.309 (1, 4) | | G6-4-3 | | | 2B 1B | | 4-3 | F9 | | 3 | 0 | 1 | 0 | 0 | 0 | 1 | | | | | | | | | |
| Jim Dwyer, L OBP: 0.379, SLG: 0.483 (9, PH) | | 1-2 | | | | | | | | 1 | 0 | 0 | 0 | 0 | 0 | 0 | | | | | | | | | |
| Rick Dempsey, R OBP: 0.307, SLG: 0.319 (1, 2) | | | 5-3 | | F7 | | P6 | K | | 3 | 0 | 0 | 0 | 0 | 0 | 2 | | | | | | | | | |
| Joe Nolan, L OBP: 0.358, SLG: 0.436 (9, PH) | | | | | 2-3 | | | | | 1 | 0 | 0 | 0 | 0 | 1 | 0 | | | | | | | | | |
| Inning Stats | R: 0 E: 0 K: 0 S: 4 | H: 1 LOB: 2 BB: 1 P: 8 | R: 0 E: 0 K: 0 S: 2 | H: 0 LOB: 0 BB: 1 P: 6 | R: 0 E: 0 K: 0 S: 3 | H: 0 LOB: 0 BB: 0 P: 3 | R: 0 E: 0 K: 0 S: 4 | H: 1 LOB: 1 BB: 0 P: 4 | R: 1 E: 0 K: 1 S: 7 | H: 2 LOB: 2 BB: 1 P: 11 | R: 0 E: 0 K: 0 S: 3 | H: 0 LOB: 0 BB: 0 P: 7 | R: 0 E: 0 K: 0 S: 3 | H: 0 LOB: 0 BB: 0 P: 3 | R: 1 E: 0 K: 0 S: 5 | H: 2 LOB: 1 BB: 0 P: 5 | R: 0 E: 0 K: 1 S: 5 | H: 0 LOB: 0 BB: 0 P: 5 | 1B: 5 2B: 1 3B: 0 HR: 0 | SF: 0 SAC: 0 DP: 1 HBP: 0 | WP: 1 PB: 0 SB: 0 CS: 0 | PA: 36 | | | |
| PITCHER | IP | WLS | BF | H | R | ER | SO | BB | IBB | HBP | BLK | WP | HR | S | P | ERA | WHIP | | | | | | | | |
| Jaime Cocanower, R ERA: 2.14 (1, 1) | 8.0 | W | 33 | 6 | 2 | 2 | 1 | 4 | 0 | 0 | 0 | 1 | 0 | 31 | 47 | 2.25 | 1.250 | | | | | | | | |
| Pete Ladd, R ERA: 2.82 (9, 1) | 1.0 | S | 3 | 0 | 0 | 0 | 1 | 0 | 0 | 0 | 0 | 0 | 0 | 5 | 5 | 0.00 | 0.000 | | | | | | | | |

| Batter | 1 | 2 | 3 | 4 | 5 | 6 | 7 | 8 | 9 | AB | R | H | RBI | BB | SO | LOB | BOTTOM | | | | | | | | |
|--|------------------------------|---------------------------------|------------------------------|---------------------------------|------------------------------|---------------------------------|------------------------------|---------------------------------|------------------------------|---------------------------------|------------------------------|---------------------------------|------------------------------|---------------------------------|------------------------------|---------------------------------|--|----------------------------------|------------------------------------|----------------------------------|--------|--|--|--|--|
| Paul Moltzer, R OBP: 0.338, SLG: 0.419 (1, 5) | 2B BB | L4 | | 1B | F9 | | | 6-3 | | 4 | 1 | 1 | 0 | 1 | 0 | 4 | Baltimore Orioles @ Milwaukee Brewers Milwaukee County Stadium, Milwaukee, WI Sat Sep 24 1983, 8:05 PM EDT Att: 48,659 - Unknown | | | | | | | | |
| Robin Yount, R OBP: 0.382, SLG: 0.491 (1, 6) | 4-3 1B 2B | F8 | | FC4-6 1B | | | | 4-3 | | 5 | 1 | 3 | 1 | 0 | 0 | 2 | | | | | | | | | |
| Cecil Cooper, L OBP: 0.332, SLG: 0.494 (1, 3) | 4-3 | | 2B | FC4-6 | F3 | | | P6 | | 5 | 1 | 1 | 0 | 0 | 0 | 4 | | | | | | | | | |
| Ted Simmons, S OBP: 0.357, SLG: 0.454 (1, 2) | 4-1 | | F8 1B 2B | F8 | F9 | | | | | 4 | 1 | 1 | 2 | 0 | 0 | 3 | | | | | | | | | |
| Roy Howell, L OBP: 0.322, SLG: 0.413 (1, 10) | 3B | | F8 | | 4-3 | | | 6-3 | | 4 | 0 | 1 | 0 | 0 | 0 | 2 | | | | | | | | | |
| Mark Brouhard, R OBP: 0.325, SLG: 0.484 (1, 7) | F9 | | 4-3 1B | | F9 | | K | | | 4 | 0 | 1 | 1 | 0 | 1 | 1 | | | | | | | | | |
| Rick Manning, L OBP: 0.287, SLG: 0.306 (1, 8) | | F5 | 4-3 | | 1B 2B | | G3 | | | 4 | 1 | 1 | 0 | 0 | 0 | 1 | | | | | | | | | |
| Jim Gantner, L OBP: 0.339, SLG: 0.416 (1, 4) | | 1B | K | | 2B 1B | | | 1B | | 4 | 0 | 3 | 0 | 0 | 1 | 1 | | | | | | | | | |
| Charlie Moore, R OBP: 0.353, SLG: 0.368 (1, 9) | | 1B | | | F8 | | | 1-3 | | 4 | 0 | 2 | 1 | 0 | 0 | 1 | | | | | | | | | |
| Inning Stats | R: 2 E: 0 K: 0 S: 5 | H: 2 LOB: 1 BB: 1 P: 9 | R: 0 E: 0 K: 0 S: 5 | H: 2 LOB: 2 BB: 0 P: 5 | R: 2 E: 0 K: 1 S: 8 | H: 3 LOB: 1 BB: 0 P: 8 | R: 0 E: 0 K: 0 S: 5 | H: 2 LOB: 2 BB: 0 P: 5 | R: 1 E: 0 K: 0 S: 6 | H: 3 LOB: 2 BB: 0 P: 6 | R: 0 E: 0 K: 0 S: 4 | H: 1 LOB: 1 BB: 0 P: 4 | R: 0 E: 0 K: 1 S: 6 | H: 1 LOB: 1 BB: 0 P: 6 | R: 0 E: 0 K: 0 S: 3 | H: 0 LOB: 0 BB: 0 P: 3 | | 1B: 8 2B: 5 3B: 1 HR: 0 | SF: 0 SAC: 0 DP: 0 HBP: 0 | WP: 0 PB: 0 SB: 0 CS: 0 | PA: 39 | | | | |
| PITCHER | IP | WLS | BF | H | R | ER | SO | BB | IBB | HBP | BLK | WP | HR | S | P | ERA | WHIP | | | | | | | | |
| Dennis Martinez, R ERA: 5.67 (1, 1) | 2.1 | L | 15 | 7 | 4 | 4 | 0 | 1 | 0 | 0 | 0 | 0 | 0 | 14 | 18 | 15.43 | 3.429 | | | | | | | | |
| Jim Palmer, R ERA: 4.52 (3, 1) | 3.2 | | 17 | 6 | 1 | 1 | 1 | 0 | 0 | 0 | 0 | 0 | 0 | 19 | 19 | 2.46 | 1.636 | | | | | | | | |
| Bill Swaggerty, R ERA: 3.57 (7, 1) | 2.0 | | 7 | 1 | 0 | 0 | 1 | 0 | 0 | 0 | 0 | 0 | 0 | 9 | 9 | 0.00 | 0.500 | | | | | | | | |


| Batter | 1 | 2 | 3 | 4 | 5 | 6 | 7 | 8 | 9 | AB | R | H | RBI | BB | SO | LOB | TOP | | | | |
|---|------------------------------|---------------------------------|------------------------------|---------------------------------|------------------------------|---------------------------------|------------------------------|---------------------------------|------------------------------|---------------------------------|------------------------------|---------------------------------|------------------------------|---------------------------------|------------------------------|---------------------------------|--|------------------------------------|----------------------------------|--------|--|
| Al Bumby, L OBP: 0.325, SLG: 0.359 (1, 8) | 0-0 FC6-4 1B | | 0-0 1-2 HR 1B | | 0-0 G4-6-3 1B | | | 0-0 L6 | | 2 | 1 | 2 | 0 | 0 | 0 | 0 | Baltimore Orioles @ Milwaukee Brewers Milwaukee County Stadium, Milwaukee, WI Sun Sep 25 1983, 4:33 AM EDT Att: 45,181 - Unknown livebaseballscorecards.com | | | | |
| John Shelby, S OBP: 0.302, SLG: 0.368 (5, PH) (5, 8) | | | | | | | | 0-3 K | | 2 | 1 | 1 | 3 | 0 | 0 | 1 | | | | | |
| Jim Dwyer, L OBP: 0.380, SLG: 0.500 (1, 9) | 0-0 FC6-4 1-2 | | 0-0 1-H 2-H HR | | 0-0 F3 | | | 0-0 K | | 2 | 0 | 0 | 0 | 0 | 1 | 1 | | | | | |
| Tito Landrum, R OBP: 0.343, SLG: 0.485 (5, PH) (5, 9) | | | | | | | | 0-0 1B | | 4 | 0 | 2 | 0 | 0 | 0 | 2 | | | | | |
| Cal Ripken Jr., R OBP: 0.368, SLG: 0.512 (1, 6) | 0-0 G4-6-3 1-2 | | 0-0 1B | | 0-0 G4-6-3 1-2 | | | 0-0 1B | | 4 | 0 | 0 | 0 | 0 | 0 | 2 | | | | | |
| Eddie Murray, S OBP: 0.394, SLG: 0.538 (1, 3) | | 0-0 F7 | 0-0 F9 | | 0-0 3-1 | | | 0-0 F5 | | 4 | 0 | 0 | 0 | 0 | 0 | 2 | | | | | |
| John Lowenstein, L OBP: 0.375, SLG: 0.473 (1, 7) | | 0-0 3-1 | | 0-0 4-3 | | 0-0 F7 | | 0-0 6-3 | | 2 | 0 | 0 | 0 | 0 | 0 | 0 | | | | | |
| Gary Roenicke, R OBP: 0.330, SLG: 0.495 (4, 7) | | | | | | | | 0-0 F9 | | 2 | 0 | 0 | 0 | 0 | 0 | 0 | | | | | |
| Ken Singleton, S OBP: 0.398, SLG: 0.448 (1, 10) | 0-3 K | | 0-0 HR 3B | | 0-0 F8 | | | 0-0 F9 | | 4 | 1 | 1 | 0 | 0 | 1 | 0 | | | | | |
| Joe Nolan, L OBP: 0.356, SLG: 0.449 (1, 2) | | | 0-0 F3 | 0-0 HR | | 0-0 F7 | | 0-0 F5 | | 4 | 1 | 1 | 2 | 0 | 0 | 0 | | | | | |
| Glenn Gulliver, L OBP: 0.333, SLG: 0.262 (1, 5) | | | 0-3 K | 0-0 4-3 | | 0-0 3-1 | | | | 3 | 0 | 0 | 0 | 0 | 1 | 0 | | | | | |
| Todd Cruz, R OBP: 0.244, SLG: 0.320 (7, 5) | | | | | | | | 0-0 1-3 | | 0 | 0 | 0 | 0 | 0 | 0 | 0 | | | | | |
| Rich Dauer, R OBP: 0.306, SLG: 0.309 (1, 4) | | | 0-0 HR 1B | 0-3 K | | | | | | 3 | 1 | 1 | 0 | 0 | 1 | 0 | | | | | |
| Inning Stats | R: 0 E: 0 K: 0 S: 3 | H: 1 LOB: 0 BB: 0 P: 3 | R: 0 E: 0 K: 1 S: 5 | H: 0 LOB: 0 BB: 0 P: 5 | R: 3 E: 0 K: 1 S: 9 | H: 4 LOB: 1 BB: 0 P: 9 | R: 2 E: 0 K: 1 S: 7 | H: 2 LOB: 0 BB: 0 P: 7 | R: 0 E: 0 K: 0 S: 3 | H: 0 LOB: 0 BB: 0 P: 3 | R: 0 E: 0 K: 1 S: 6 | H: 1 LOB: 1 BB: 0 P: 6 | R: 0 E: 0 K: 0 S: 3 | H: 0 LOB: 0 BB: 0 P: 3 | R: 0 E: 0 K: 1 S: 6 | H: 0 LOB: 0 BB: 0 P: 3 | 1B: 6 2B: 0 3B: 1 HR: 2 | SF: 0 SAC: 0 DP: 2 HBP: 0 | WP: 0 PB: 0 SB: 0 CS: 0 | PA: 34 | |
| PITCHER | IP | WLS | BF | H | R | ER | SO | BB | IBB | HBP | BLK | WP | HR | S | P | ERA | WHIP | | | | |
| Chuck Porter, R ERA: 4.5 (1, 1) | 4.0 | L | 18 | 7 | 5 | 5 | 3 | 0 | 0 | 0 | 0 | 0 | 2 | 24 | 24 | 11.25 | 1.750 | | | | |
| Jerry Augustine, L ERA: 5.74 (5, 1) | 1.0 | | 3 | 1 | 0 | 0 | 0 | 0 | 0 | 0 | 0 | 0 | 0 | 3 | 3 | 0.00 | 1.000 | | | | |
| Tom Tellmann, R ERA: 2.78 (6, 1) | 4.0 | | 13 | 1 | 0 | 0 | 1 | 0 | 0 | 0 | 0 | 0 | 0 | 15 | 15 | 0.00 | 0.250 | | | | |

| Batter | 1 | 2 | 3 | 4 | 5 | 6 | 7 | 8 | 9 | AB | R | H | RBI | BB | SO | LOB | BOTTOM | | | | |
|---|------------------------------|---------------------------------|------------------------------|---------------------------------|------------------------------|---------------------------------|------------------------------|---------------------------------|------------------------------|---------------------------------|------------------------------|---------------------------------|------------------------------|---------------------------------|------------------------------|---------------------------------|--|------------------------------------|----------------------------------|--------|--|
| Paul Moltor, R OBP: 0.337, SLG: 0.418 (1, 5) | 0-0 3-1 | | 0-0 5-3 | | | 0-0 L4 | | 0-0 1B | | 4 | 0 | 1 | 0 | 0 | 0 | 2 | Baltimore Orioles @ Milwaukee Brewers Milwaukee County Stadium, Milwaukee, WI Sun Sep 25 1983, 4:33 AM EDT Att: 45,181 - Unknown livebaseballscorecards.com | | | | |
| Robin Yount, R OBP: 0.381, SLG: 0.489 (1, 6) | 0-3 K | | | 0-0 5-3 | | 0-0 1B | | 0-0 1-3 | | 4 | 0 | 1 | 1 | 0 | 1 | 1 | | | | | |
| Cecil Cooper, L OBP: 0.330, SLG: 0.491 (1, 3) | 0-0 F7 | | | 0-0 P4 | | 0-0 4-3 | | 0-0 F8 | | 4 | 0 | 0 | 0 | 0 | 0 | 1 | | | | | |
| Ted Simmons, S OBP: 0.357, SLG: 0.452 (1, 10) | | 4-0 BB | | 0-0 F7 | | 0-3 K | | 0-0 F8 | | 3 | 0 | 0 | 0 | 1 | 1 | 0 | | | | | |
| Mark Brouhard, R OBP: 0.329, SLG: 0.484 (1, 7) (8, 9) | | 0-0 G6-3 1-2 | | | 0-0 5-3 | | 0-0 1B | | 0-0 1B | 4 | 0 | 2 | 0 | 0 | 0 | 1 | | | | | |
| Jim Gantner, L OBP: 0.337, SLG: 0.413 (1, 4) | | 0-0 F7 | | | 0-0 F8 | | 0-0 F5 | | 0-0 F7 | 4 | 0 | 0 | 0 | 0 | 0 | 2 | | | | | |
| Rick Manning, L OBP: 0.286, SLG: 0.305 (1, 8) | | | 0-0 3-1 | | 0-0 F8 | | 0-0 P3 | | | 2 | 0 | 0 | 0 | 0 | 0 | 0 | | | | | |
| Ed Romero, R OBP: 0.336, SLG: 0.373 (7, PH) (8, 7) | | | | | | | | | | 1 | 0 | 0 | 0 | 0 | 0 | 1 | | | | | |
| Bill Schroeder, R OBP: 0.203, SLG: 0.308 (1, 2) | | | | | | 0-0 PB 1B 1B | | 0-3 K | | 3 | 1 | 2 | 0 | 0 | 1 | 0 | | | | | |
| Charlie Moore, R OBP: 0.352, SLG: 0.367 (1, 9) | | | 0-3 K | | 0-0 F9 | | | 0-0 1-3 | | 1 | 0 | 0 | 0 | 0 | 1 | 1 | | | | | |
| Dion James, L OBP: 0.100, SLG: 0.100 (4, 9) (8, 8) | | | | | | | | | | 2 | 0 | 0 | 0 | 0 | 0 | 1 | | | | | |
| Inning Stats | R: 0 E: 0 K: 1 S: 5 | H: 0 LOB: 0 BB: 1 P: 5 | R: 0 E: 0 K: 0 S: 2 | H: 0 LOB: 0 BB: 1 P: 6 | R: 0 E: 0 K: 1 S: 6 | H: 1 LOB: 0 BB: 0 P: 6 | R: 0 E: 0 K: 0 S: 3 | H: 0 LOB: 0 BB: 0 P: 3 | R: 1 E: 0 K: 0 S: 5 | H: 2 LOB: 1 BB: 0 P: 5 | R: 0 E: 0 K: 1 S: 6 | H: 1 LOB: 1 BB: 0 P: 6 | R: 0 E: 0 K: 1 S: 6 | H: 1 LOB: 1 BB: 0 P: 6 | R: 0 E: 0 K: 0 S: 4 | H: 1 LOB: 1 BB: 0 P: 4 | 1B: 5 2B: 1 3B: 0 HR: 0 | SF: 0 SAC: 0 DP: 1 HBP: 0 | WP: 0 PB: 1 SB: 0 CS: 0 | PA: 33 | |
| PITCHER | IP | WLS | BF | H | R | ER | SO | BB | IBB | HBP | BLK | WP | HR | S | P | ERA | WHIP | | | | |
| Storm Davis, R ERA: 3.4 (1, 1) | 6.0 | W | 21 | 3 | 1 | 0 | 2 | 1 | 0 | 0 | 0 | 0 | 0 | 24 | 28 | 0.00 | 0.667 | | | | |
| Tippy Martinez, L ERA: 2.4 (7, 1) | 3.0 | S | 12 | 3 | 0 | 0 | 2 | 0 | 0 | 0 | 0 | 0 | 0 | 16 | 16 | 0.00 | 1.000 | | | | |

| Batter | 1 | 2 | 3 | 4 | 5 | 6 | 7 | 8 | 9 | AB | R | H | RBI | BB | SO | LOB | TOP | | | | |
|---|------------------------------|----------------------------------|------------------------------|---------------------------------|------------------------------|---------------------------------|------------------------------|---------------------------------|------------------------------|---------------------------------|------------------------------|---------------------------------|------------------------------|---------------------------------|-------------------------------|----------------------------------|-----------------------------------|------------------------------------|----------------------------------|--------|--|
| Lou Whitaker, L OBP: 0.391, SLG: 0.460 (1, 4) | 0-0 1B SF7 | 0-0 4-3 | | 0-0 4-3 | | 0-0 SF9 1-H | | 0-0 1B | | 4 | 1 | 2 | 1 | 0 | 0 | 1 | | | | | |
| Alan Trammell, R OBP: 0.383, SLG: 0.474 (1, 6) | 0-0 1B BB | 0-0 F2 | | 0-0 1B FC6-4 | | 0-0 F4 | | 0-0 F8 | | 5 | 1 | 2 | 0 | 0 | 0 | 2 | | | | | |
| Larry Hemdon, R OBP: 0.346, SLG: 0.470 (1, 7) | 4-0 1-2 BB | | 0-0 F8 | 0-0 1-3 FC6-4 | | 0-0 F9 | | | 0-0 HR 1B | 4 | 1 | 2 | 0 | 1 | 0 | 0 | | | | | |
| Lance Parrish, R OBP: 0.312, SLG: 0.486 (1, 2) | 0-0 SF7 | | 0-0 F8 | 0-0 1-2 FC6-4 | | | 0-0 F6 | | 0-0 1-H HR | 4 | 1 | 1 | 4 | 0 | 0 | 1 | | | | | |
| John Wockenfuss, R OBP: 0.349, SLG: 0.423 (1, 10) | 0-0 F8 | | 0-0 1B 1B | 0-0 F7 | | | 4-0 G6-3 BB | | 0-3 K | 4 | 1 | 1 | 0 | 1 | 1 | 3 | | | | | |
| Enos Cabell, R OBP: 0.337, SLG: 0.432 Mike Laga, L OBP: 0.214, SLG: 0.154 (9, PH) (9, 3) | 0-3 K | | 0-0 1B 1B | | 0-0 F8 | | 0-0 G6-3 | | 0-3 K | 4 | 1 | 1 | 0 | 0 | 1 | 3 | | | | | |
| Chet Lemon, R OBP: 0.358, SLG: 0.476 (1, 8) | | 0-0 1B 2B | 0-0 1-2 3-H 1B | 0-0 6-3 | | | | 0-0 F9 SF8 2B | 0-3 K | 5 | 2 | 3 | 1 | 0 | 1 | 0 | | | | | |
| Glenn Wilson, R OBP: 0.308, SLG: 0.413 (1, 9) | | 0-0 SH1-3 1B | 0-0 FC6-4 1B | 0-0 1-3 | | | | 0-0 F9 | | 4 | 0 | 2 | 2 | 0 | 0 | 1 | | | | | |
| Tom Brookens, R OBP: 0.277, SLG: 0.327 (1, 5) | | 0-0 SH1-3 1-2 | 0-0 FC6-4 1-2 | | 4-0 WP SF9 BB | | | 0-0 SF8 | | 1 | 1 | 0 | 1 | 1 | 0 | 2 | | | | | |
| Inning Stats | R: 1 E: 0 K: 1 S: 7 | H: 2 LOB: 2 BB: 1 P: 11 | R: 1 E: 0 K: 0 S: 5 | H: 2 LOB: 1 BB: 0 P: 5 | R: 2 E: 0 K: 0 S: 7 | H: 4 LOB: 2 BB: 0 P: 7 | R: 1 E: 0 K: 0 S: 5 | H: 2 LOB: 1 BB: 0 P: 5 | R: 0 E: 0 K: 0 S: 3 | H: 0 LOB: 0 BB: 1 P: 3 | R: 0 E: 0 K: 0 S: 2 | H: 0 LOB: 0 BB: 1 P: 6 | R: 1 E: 0 K: 0 S: 5 | H: 2 LOB: 1 BB: 0 P: 5 | R: 2 E: 0 K: 3 S: 11 | H: 2 LOB: 0 BB: 0 P: 11 | 1B: 11 2B: 2 3B: 0 HR: 1 | SF: 3 SAC: 1 DP: 1 HBP: 0 | WP: 1 PB: 0 SB: 1 CS: 0 | PA: 43 | |
| PITCHER | IP | WLS | BF | H | R | ER | SO | BB | IBB | HBP | BLK | WP | HR | S | P | ERA | WHIP | | | | |
| Scott McGregor, L ERA: 3.19 Sammy Stewart, R ERA: 3.71 Tim Stoddard, R ERA: 6.04 | (1, 1) 4.0 | (5, 1) 3.0 | (8, 1) 2.0 | (1, 1) 10 | (6, 8) 1 | (1, 9) 5 | (1, 6) 1 | (1, 3) 0 | (1, 7) 0 | (9, 7) 0 | (1, 10) 0 | (1, 2) 0 | (1, 2) 0 | (1, 2) 8 | (1, 5) 16 | 11.25 | 2.750 | | | | |

Detroit Tigers @ Baltimore Orioles
Memorial Stadium, Baltimore, MD
 Tue Sep 27 1983, 7:05 PM EDT
 Att: 29,142 - Unknown - 75 F


AB 36
 R 9
 H 14
 RBI 9
 BB 3
 SO 4
 LOB 13



| Batter | 1 | 2 | 3 | 4 | 5 | 6 | 7 | 8 | 9 | AB | R | H | RBI | BB | SO | LOB | BOTTOM | | | | | |
|---|------------------------------|---------------------------------|------------------------------|---------------------------------|------------------------------|---------------------------------|------------------------------|---------------------------------|------------------------------|---------------------------------|------------------------------|---------------------------------|------------------------------|---------------------------------|------------------------------|----------------------------------|------------------------------|----------------------------------|----------------------------------|------------------------------------|----------------------------------|--------|
| Al Bumbry, L OBP: 0.325, SLG: 0.358 John Shelby, S OBP: 0.300, SLG: 0.366 (1, 8) (6, 8) | 0-0 4-3 | | 0-0 3-1 | | 0-0 1-2 1B | | | 0-3 K | 0-3 K | 3 | 0 | 1 | 0 | 0 | 0 | 0 | | | | | | |
| Jim Dwyer, L OBP: 0.382, SLG: 0.500 (1, 9) | 0-0 FC4-6 1B | | 0-0 3-1 | | 0-0 L8 | | | 0-0 PB 1B | | 4 | 1 | 2 | 0 | 0 | 0 | 2 | | | | | | |
| Cal Ripken Jr., R OBP: 0.368, SLG: 0.509 (1, 6) | 0-0 FC4-6 1-2 | | | 0-0 F3 | | 0-3 K | | 4-0 1B BB | | 3 | 0 | 0 | 0 | 1 | 1 | 1 | | | | | | |
| Eddie Murray, S OBP: 0.393, SLG: 0.536 (1, 3) | 0-3 K | | | 0-0 G3 | | 0-0 6-3 | | 0-0 1-3 2-H 1B | | 4 | 0 | 1 | 1 | 0 | 1 | 1 | | | | | | |
| John Lowenstein, L OBP: 0.376, SLG: 0.482 Mike Young, S OBP: 0.237, SLG: 0.286 (1, 7) (9, 7) | | 0-0 HR | | 4-0 BB | | 0-0 4-3 | | 0-3 K | | 3 | 1 | 1 | 1 | 1 | 1 | 2 | | | | | | |
| Ken Singleton, S OBP: 0.397, SLG: 0.445 Bobby Bonner, R (9, FR) (1, 10) | | 0-0 F7 | | 0-0 5-6-3 | | | 0-0 5-3 | | 4-0 BB BB | 3 | 0 | 0 | 0 | 1 | 0 | 1 | | | | | | |
| Joe Nolan, L OBP: 0.350, SLG: 0.441 John Stefro, L OBP: 0.815, SLG: 0.600 (1, 2) (8, 2) | | 0-0 F9 | | | 0-0 5-3 | | 0-0 F7 | | 4-0 1-2 BB | 3 | 0 | 0 | 0 | 0 | 0 | 0 | | | | | | |
| Todd Cruz, R OBP: 0.242, SLG: 0.317 (1, 5) | | 0-3 K | | | 0-3 K | | 0-3 K | | 0-3 K | 4 | 0 | 0 | 0 | 0 | 4 | 2 | | | | | | |
| Rich Dauer, R OBP: 0.306, SLG: 0.309 (1, 4) | | | 0-0 F8 | | | | | 0-0 5-3 | 0-0 F3 | 4 | 0 | 1 | 0 | 0 | 0 | 2 | | | | | | |
| Inning Stats | R: 0 E: 0 K: 1 S: 6 | H: 1 LOB: 1 BB: 0 P: 6 | R: 1 E: 0 K: 1 S: 6 | H: 1 LOB: 0 BB: 0 P: 6 | R: 0 E: 0 K: 0 S: 3 | H: 0 LOB: 0 BB: 0 P: 3 | R: 0 E: 0 K: 0 S: 3 | H: 0 LOB: 1 BB: 1 P: 7 | R: 0 E: 0 K: 1 S: 7 | H: 2 LOB: 2 BB: 0 P: 7 | R: 0 E: 0 K: 1 S: 5 | H: 0 LOB: 0 BB: 0 P: 5 | R: 0 E: 0 K: 1 S: 5 | H: 0 LOB: 0 BB: 0 P: 5 | R: 1 E: 0 K: 2 S: 9 | H: 2 LOB: 2 BB: 1 P: 13 | R: 0 E: 0 K: 2 S: 7 | H: 0 LOB: 2 BB: 2 P: 15 | 1B: 5 2B: 0 3B: 0 HR: 1 | SF: 0 SAC: 0 DP: 0 HBP: 0 | WP: 0 PB: 1 SB: 0 CS: 0 | PA: 37 |
| PITCHER | IP | WLS | BF | H | R | ER | SO | BB | IBB | HBP | BLK | WP | HR | S | P | ERA | WHIP | | | | | |
| Jack Morris, R ERA: 3.23 | (1, 1) 9.0 | (1, 1) W | (1, 1) 37 | (1, 1) 6 | (1, 1) 2 | (1, 1) 2 | (1, 1) 9 | (1, 1) 4 | (1, 1) 0 | (1, 1) 0 | (1, 1) 0 | (1, 1) 0 | (1, 1) 1 | (1, 1) 51 | (1, 1) 67 | 2.00 | 1.111 | | | | | |

Detroit Tigers @ Baltimore Orioles
Memorial Stadium, Baltimore, MD
 Tue Sep 27 1983, 7:05 PM EDT
 Att: 29,142 - Unknown - 75 F

AB 33
 R 2
 H 6
 RBI 2
 BB 4
 SO 9
 LOB 13



| Batter | 1 | 2 | 3 | 4 | 5 | 6 | 7 | 8 | 9 | AB | R | H | RBI | BB | SO | LOB | TOP | | | | | | | | | | | | | | | | | | | | | |
|--|------------------------------|---------------------------------|-------------------------------|----------------------------------|------------------------------|----------------------------------|------------------------------|---------------------------------|------------------------------|---------------------------------|------------------------------|---------------------------------|------------------------------|---------------------------------|------------------------------|----------------------------------|---|---------------------------------|-----------------------------------|------------------------------------|----------------------------------|--------|-----|----|---|---|----|----|----|-----|-----|-----|----|----|---|---|-----|------|
| Lou Whitaker, L (1, 4) OBP: 0.394, SLG: 0.463 | | | | | | | | | | 4 | 1 | 3 | 1 | 1 | 0 | 1 | Detroit Tigers @ Baltimore Orioles Memorial Stadium, Baltimore, MD Wed Sep 28 1983, 7:05 PM EDT Att: 19,854 - Unknown | | | | | | | | | | | | | | | | | | | | | |
| Alan Trammell, R (1, 6) OBP: 0.382, SLG: 0.472 | | | | | | | | | | 5 | 1 | 1 | 2 | 0 | 1 | 4 | | | | | | | | | | | | | | | | | | | | | | |
| Larry Hemdon, R (1, 10) OBP: 0.348, SLG: 0.476 | | | | | | | | | | 5 | 1 | 3 | 3 | 0 | 0 | 1 | | | | | | | | | | | | | | | | | | | | | | |
| Lance Parrish, R (1, 2) OBP: 0.311, SLG: 0.484 | | | | | | | | | | 5 | 1 | 1 | 0 | 0 | 3 | 5 | | | | | | | | | | | | | | | | | | | | | | |
| Kirk Gibson, L (1, 7) OBP: 0.315, SLG: 0.410 | | | | | | | | | | 4 | 1 | 2 | 0 | 1 | 2 | 0 | | | | | | | | | | | | | | | | | | | | | | |
| Johnny Grubb, L (1, 9) OBP: 0.396, SLG: 0.432 | | | | | | | | | | 3 | 0 | 0 | 0 | 1 | 0 | 2 | | | | | | | | | | | | | | | | | | | | | | |
| Lynn Jones, R (7, 9) OBP: 0.299, SLG: 0.344 | | | | | | | | | | 1 | 0 | 0 | 0 | 0 | 0 | 0 | | | | | | | | | | | | | | | | | | | | | | |
| Chet Lemon, R (1, 8) OBP: 0.354, SLG: 0.472 | | | | | | | | | | 4 | 1 | 0 | 1 | 0 | 0 | 2 | | | | | | | | | | | | | | | | | | | | | | |
| Mike Laga, L (1, 3) OBP: 0.294, SLG: 0.250 | | | | | | | | | | 3 | 1 | 2 | 1 | 0 | 1 | 2 | | | | | | | | | | | | | | | | | | | | | | |
| Bill Nahorodny, R (8, PH) | | | | | | | | | | 0 | 0 | 0 | 0 | 1 | 0 | 0 | | | | | | | | | | | | | | | | | | | | | | |
| Rick Leach, L (8, PR) OBP: 0.302, SLG: 0.340 | | | | | | | | | | 0 | 0 | 0 | 0 | 0 | 0 | 0 | | | | | | | | | | | | | | | | | | | | | | |
| Wayne Krenchicki, L (1, 5) OBP: 0.333, SLG: 0.328 | | | | | | | | | | 3 | 1 | 1 | 1 | 0 | 0 | 1 | | | | | | | | | | | | | | | | | | | | | | |
| Tom Brookens, R (8, PH) OBP: 0.277, SLG: 0.326 | | | | | | | | | | 1 | 1 | 0 | 0 | 0 | 0 | 1 | | | | | | | | | | | | | | | | | | | | | | |
| Inning Stats | R: 0 E: 1 K: 0 S: 4 | H: 1 LOB: 1 BB: 0 P: 4 | R: 3 E: 1 K: 1 S: 13 | H: 7 LOB: 2 BB: 1 P: 21 | R: 0 E: 0 K: 2 S: 8 | H: 1 LOB: 2 BB: 1 P: 12 | R: 0 E: 0 K: 1 S: 5 | H: 0 LOB: 0 BB: 0 P: 5 | R: 0 E: 0 K: 1 S: 5 | H: 0 LOB: 0 BB: 0 P: 5 | R: 0 E: 0 K: 0 S: 3 | H: 1 LOB: 1 BB: 0 P: 3 | R: 0 E: 0 K: 1 S: 5 | H: 0 LOB: 0 BB: 0 P: 3 | R: 1 E: 0 K: 1 S: 7 | H: 2 LOB: 2 BB: 1 P: 11 | R: 0 E: 0 K: 1 S: 5 | H: 0 LOB: 0 BB: 0 P: 5 | 1B: 10 2B: 2 3B: 0 HR: 1 | SF: 1 SAC: 0 DP: 2 HBP: 0 | WP: 1 PB: 0 SB: 3 CS: 0 | PA: 43 | | | | | | | | | | | | | | | | |
| PITCHER | IP | WLS | BF | H | R | ER | SO | BB | IBB | HBP | BLK | WP | HR | S | P | ERA | WHIP | PITCHER | | | | IP | WLS | BF | H | R | ER | SO | BB | IBB | HBP | BLK | WP | HR | S | P | ERA | WHIP |
| Mike Boddicker, R (1, 1) ERA: 2.84 | 3.0 | L | 22 | 9 | 8 | 6 | 3 | 2 | 1 | 0 | 0 | 1 | 1 | 25 | 37 | 18.00 | 3.667 | | | | | | | | | | | | | | | | | | | | | |
| Dennis Martinez, R (4, 1) ERA: 5.52 | 4.0 | | 12 | 2 | 0 | 0 | 2 | 0 | 0 | 0 | 0 | 0 | 0 | 16 | 16 | 0.00 | 0.500 | | | | | | | | | | | | | | | | | | | | | |
| Tippy Martinez, L (8, 1) ERA: 2.45 | 2.0 | | 9 | 2 | 1 | 1 | 2 | 1 | 0 | 0 | 0 | 0 | 0 | 12 | 16 | 4.50 | 1.500 | | | | | | | | | | | | | | | | | | | | | |

| | |
|-----|----|
| AB | 38 |
| R | 9 |
| H | 13 |
| RBI | 9 |
| BB | 4 |
| SO | 7 |
| LOB | 19 |



| Batter | 1 | 2 | 3 | 4 | 5 | 6 | 7 | 8 | 9 | AB | R | H | RBI | BB | SO | LOB | BOTTOM | | | | | | | | | | | | | | | | | | | | | |
|--|------------------------------|----------------------------------|------------------------------|---------------------------------|------------------------------|---------------------------------|------------------------------|---------------------------------|------------------------------|---------------------------------|------------------------------|----------------------------------|-------------------------------|----------------------------------|------------------------------|---------------------------------|---|---------------------------------|----------------------------------|------------------------------------|----------------------------------|--------|-----|----|---|---|----|----|----|-----|-----|-----|----|----|---|---|-----|------|
| Tito Landrum, R (1, 8) OBP: 0.333, SLG: 0.459 | | | | | | | | | | 4 | 0 | 1 | 0 | 0 | 2 | 4 | Detroit Tigers @ Baltimore Orioles Memorial Stadium, Baltimore, MD Wed Sep 28 1983, 7:05 PM EDT Att: 19,854 - Unknown | | | | | | | | | | | | | | | | | | | | | |
| Jim Dwyer, L (8, PH) OBP: 0.385, SLG: 0.508 | | | | | | | | | | 1 | 0 | 1 | 0 | 0 | 0 | 0 | | | | | | | | | | | | | | | | | | | | | | |
| Lenn Sakata, R (1, 4) OBP: 0.333, SLG: 0.375 | | | | | | | | | | 3 | 2 | 1 | 1 | 1 | 0 | 2 | | | | | | | | | | | | | | | | | | | | | | |
| Joe Nolan, L (8, PH) OBP: 0.348, SLG: 0.439 | | | | | | | | | | 1 | 0 | 0 | 0 | 0 | 3 | | | | | | | | | | | | | | | | | | | | | | | |
| Rich Dauer, R (9, 5) OBP: 0.306, SLG: 0.309 | | | | | | | | | | 0 | 0 | 0 | 0 | 0 | 0 | | | | | | | | | | | | | | | | | | | | | | | |
| Cal Ripken Jr., R (1, 6) OBP: 0.369, SLG: 0.515 | | | | | | | | | | 5 | 2 | 3 | 2 | 0 | 0 | | | | | | | | | | | | | | | | | | | | | | | |
| Eddie Murray, S (1, 3) OBP: 0.392, SLG: 0.533 | | | | | | | | | | 5 | 0 | 1 | 1 | 0 | 1 | | | | | | | | | | | | | | | | | | | | | | | |
| John Lowenstein, L (1, 7) OBP: 0.379, SLG: 0.490 | | | | | | | | | | 3 | 0 | 2 | 1 | 0 | 0 | | | | | | | | | | | | | | | | | | | | | | | |
| Dan Ford, R (7, PH) OBP: 0.330, SLG: 0.440 | | | | | | | | | | 2 | 0 | 0 | 0 | 0 | 1 | | | | | | | | | | | | | | | | | | | | | | | |
| Ken Singleton, S (1, 10) OBP: 0.398, SLG: 0.444 | | | | | | | | | | 3 | 0 | 1 | 0 | 1 | 1 | | | | | | | | | | | | | | | | | | | | | | | |
| Gary Roenicke, R (1, 9) OBP: 0.330, SLG: 0.492 | | | | | | | | | | 2 | 0 | 0 | 0 | 1 | 0 | 4 | | | | | | | | | | | | | | | | | | | | | | |
| John Shelby, S (7, 8) OBP: 0.299, SLG: 0.365 | | | | | | | | | | 1 | 0 | 0 | 0 | 0 | 0 | | | | | | | | | | | | | | | | | | | | | | | |
| Todd Cruz, R (1, 5) OBP: 0.241, SLG: 0.315 | | | | | | | | | | 3 | 0 | 0 | 0 | 0 | 2 | 5 | | | | | | | | | | | | | | | | | | | | | | |
| Glenn Guitierrez, L (7, 5) OBP: 0.333, SLG: 0.262 | | | | | | | | | | 0 | 0 | 0 | 0 | 0 | 0 | 0 | | | | | | | | | | | | | | | | | | | | | | |
| Benny Ayala, R (8, PH) OBP: 0.280, SLG: 0.406 | | | | | | | | | | 1 | 0 | 1 | 0 | 0 | 0 | 0 | | | | | | | | | | | | | | | | | | | | | | |
| Bobby Bonner, R (8, PR) OBP: 0.280, SLG: 0.406 | | | | | | | | | | 0 | 0 | 0 | 0 | 0 | 0 | 0 | | | | | | | | | | | | | | | | | | | | | | |
| Rick Dempsey, R (1, 2) OBP: 0.312, SLG: 0.325 | | | | | | | | | | 3 | 1 | 2 | 0 | 1 | 0 | 1 | | | | | | | | | | | | | | | | | | | | | | |
| Inning Stats | R: 2 E: 0 K: 1 S: 8 | H: 4 LOB: 3 BB: 2 P: 16 | R: 1 E: 0 K: 1 S: 7 | H: 2 LOB: 1 BB: 0 P: 7 | R: 0 E: 0 K: 0 S: 4 | H: 2 LOB: 1 BB: 0 P: 4 | R: 0 E: 0 K: 1 S: 4 | H: 0 LOB: 0 BB: 1 P: 8 | R: 0 E: 0 K: 0 S: 3 | H: 0 LOB: 0 BB: 0 P: 3 | R: 0 E: 0 K: 1 S: 6 | H: 1 LOB: 2 BB: 1 P: 10 | R: 2 E: 0 K: 3 S: 11 | H: 2 LOB: 0 BB: 0 P: 11 | R: 0 E: 0 K: 0 S: 5 | H: 2 LOB: 2 BB: 0 P: 5 | R: 0 E: 0 K: 0 S: 3 | H: 0 LOB: 0 BB: 0 P: 3 | 1B: 7 2B: 4 3B: 0 HR: 2 | SF: 0 SAC: 0 DP: 1 HBP: 0 | WP: 0 PB: 1 SB: 0 CS: 1 | PA: 41 | | | | | | | | | | | | | | | | |
| PITCHER | IP | WLS | BF | H | R | ER | SO | BB | IBB | HBP | BLK | WP | HR | S | P | ERA | WHIP | PITCHER | | | | IP | WLS | BF | H | R | ER | SO | BB | IBB | HBP | BLK | WP | HR | S | P | ERA | WHIP |
| Dan Petry, R (1, 1) ERA: 3.81 | 6.0 | W | 30 | 11 | 5 | 5 | 4 | 3 | 1 | 0 | 0 | 0 | 0 | 34 | 50 | 7.50 | 2.333 | | | | | | | | | | | | | | | | | | | | | |
| John Martin, L (7, 1) ERA: 4.04 | 1.1 | | 5 | 1 | 0 | 0 | 3 | 0 | 0 | 0 | 0 | 0 | 0 | 11 | 11 | 0.00 | 0.750 | | | | | | | | | | | | | | | | | | | | | |
| Dave Gumpert, R (8, 1) ERA: 2.64 | 1.2 | | 6 | 1 | 0 | 0 | 0 | 0 | 0 | 0 | 0 | 0 | 0 | 6 | 6 | 0.00 | 0.600 | | | | | | | | | | | | | | | | | | | | | |

| | |
|-----|----|
| AB | 37 |
| R | 5 |
| H | 13 |
| RBI | 5 |
| BB | 4 |
| SO | 7 |
| LOB | 20 |



| Batter | 1 | 2 | 3 | 4 | 5 | 6 | 7 | 8 | 9 | AB | R | H | RBI | BB | SO | LOB | TOP | | | | | |
|--|------------------------------|---------------------------------|------------------------------|---------------------------------|------------------------------|----------------------------------|------------------------------|---------------------------------|------------------------------|---------------------------------|------------------------------|---------------------------------|------------------------------|---------------------------------|------------------------------|---------------------------------|--|---------------------------------|----------------------------------|------------------------------------|----------------------------------|--------|
| Omar Moreno, L (1, 8) OBP: 0.285, SLG: 0.332 | F9 | | BB | 4-0 | | | | K | | 3 | 0 | 1 | 1 | 1 | 1 | 1 | New York Yankees @ Baltimore Orioles Memorial Stadium, Baltimore, MD Fri Sep 30 1983, 7:05 PM EDT Att: 44,986 - Unknown | | | | | |
| Ken Griffey, L (1, 3) OBP: 0.355, SLG: 0.438 | 6-3 | | P5 | | | | | G3 | | 4 | 0 | 0 | 0 | 0 | 4 | | | | | | | |
| Dave Winfield, R (1, 7) OBP: 0.345, SLG: 0.516 | F2 | | | | | | | K | | 4 | 0 | 0 | 0 | 0 | 1 | | | | | | | |
| Steve Balboni, R (1, 10) OBP: 0.297, SLG: 0.446 | | F7 | | K | | | | | 5-3 | 4 | 0 | 0 | 0 | 1 | 0 | | | | | | | |
| Don Mattingly, L (1, 9) OBP: 0.340, SLG: 0.418 Don Baylor, R (9, PH) OBP: 0.362, SLG: 0.497 | 6-3 | | L7 | | | | | | 1-3 | 3 | 0 | 0 | 0 | 0 | 0 | | | | | | | |
| Roy Smalley, S (1, 5) OBP: 0.354, SLG: 0.448 | K | | | | | | | | P4 | 3 | 1 | 0 | 0 | 1 | 1 | | | | | | | |
| Bobby Meacham, S (1, 6) OBP: 0.340, SLG: 0.311 | | | SF9 | | | | | | | 2 | 1 | 1 | 0 | 1 | 0 | | | | | | | |
| Juan Espino, R (1, 2) OBP: 0.304, SLG: 0.429 | | | SF9 | | | | | | | 2 | 0 | 0 | 1 | 0 | 2 | | | | | | | |
| Larry Milbourne, S (1, 4) OBP: 0.274, SLG: 0.267 | 6-3 | | | | | | | | | 3 | 0 | 1 | 0 | 0 | 2 | | | | | | | |
| Inning Stats | R: 0 E: 0 K: 0 S: 3 | H: 0 LOB: 0 BB: 0 P: 3 | R: 0 E: 0 K: 1 S: 5 | H: 0 LOB: 0 BB: 0 P: 5 | R: 1 E: 0 K: 0 S: 3 | H: 0 LOB: 1 BB: 2 P: 11 | R: 0 E: 0 K: 1 S: 5 | H: 0 LOB: 0 BB: 0 P: 5 | R: 1 E: 0 K: 0 S: 5 | H: 2 LOB: 2 BB: 1 P: 9 | R: 0 E: 0 K: 0 S: 3 | H: 0 LOB: 0 BB: 0 P: 3 | R: 0 E: 0 K: 0 S: 3 | H: 0 LOB: 0 BB: 0 P: 3 | R: 0 E: 0 K: 2 S: 8 | H: 1 LOB: 1 BB: 0 P: 8 | R: 0 E: 0 K: 0 S: 3 | H: 0 LOB: 0 BB: 0 P: 3 | 1B: 2 2B: 1 3B: 0 HR: 0 | SF: 1 SAC: 0 DP: 0 HBP: 0 | WP: 0 PB: 0 SB: 2 CS: 0 | PA: 33 |
| PITCHER | IP | WLS | BF | H | R | ER | SO | BB | IBB | HBP | BLK | WP | HR | S | P | ERA | WHIP | | | | | |
| Jim Palmer, R (1, 1) ERA: 4.23 | 7.0 | W | 26 | 2 | 2 | 1 | 2 | 3 | 0 | 0 | 0 | 0 | 0 | 27 | 39 | 1.29 | 0.714 | | | | | |
| Tippy Martinez, L (8, 1) ERA: 2.4 | 2.0 | S | 7 | 1 | 0 | 0 | 2 | 0 | 0 | 0 | 0 | 0 | 0 | 11 | 11 | 0.00 | 0.500 | | | | | |

| Batter | 1 | 2 | 3 | 4 | 5 | 6 | 7 | 8 | 9 | AB | R | H | RBI | BB | SO | LOB | BOTTOM | | | | |
|---|------------------------------|---------------------------------|------------------------------|---------------------------------|------------------------------|---------------------------------|------------------------------|---------------------------------|------------------------------|----------------------------------|------------------------------|---------------------------------|------------------------------|---------------------------------|------------------------------|---------------------------------|--|------------------------------------|----------------------------------|--------|--|
| John Shelby, S (1, 8) OBP: 0.299, SLG: 0.367 | PB | | K | | | | | K | | 4 | 1 | 1 | 0 | 0 | 3 | 2 | New York Yankees @ Baltimore Orioles Memorial Stadium, Baltimore, MD Fri Sep 30 1983, 7:05 PM EDT Att: 44,986 - Unknown | | | | |
| Jim Dwyer, L (1, 9) OBP: 0.382, SLG: 0.508 | K | | 4-3 | | | | | 4-3 | | 4 | 0 | 1 | 1 | 0 | 1 | 2 | | | | | |
| Cal Ripken Jr., R (1, 6) OBP: 0.371, SLG: 0.521 | SF7 | | | | | | | | 5-3 | 2 | 1 | 1 | 2 | 1 | 0 | 0 | | | | | |
| Ken Singleton, S (1, 10) OBP: 0.395, SLG: 0.438 | 4-3 | | | | | | | G3 | | 3 | 0 | 0 | 0 | 1 | 1 | 0 | | | | | |
| Gary Roenicke, R (1, 3) OBP: 0.331, SLG: 0.486 | P4 | | | | | | | P4 | | 4 | 0 | 1 | 0 | 0 | 0 | 3 | | | | | |
| Joe Nolan, L (1, 2) OBP: 0.343, SLG: 0.432 Rick Dempsey, R (8, 2) OBP: 0.314, SLG: 0.326 | K | | | | | | | | | 3 | 0 | 0 | 0 | 0 | 2 | 1 | | | | | |
| Tito Landrum, R (1, 7) OBP: 0.318, SLG: 0.463 | K | | | | | | | | 1-3 | 3 | 0 | 0 | 0 | 0 | 2 | 1 | | | | | |
| Glenn Gulliver, L (1, 5) OBP: 0.327, SLG: 0.283 Todd Cruz, R (7, 5) OBP: 0.244, SLG: 0.316 | | | 5-3 | | | | | K | F7 | 3 | 0 | 1 | 0 | 0 | 1 | 0 | | | | | |
| Lenn Sakata, R (1, 4) OBP: 0.333, SLG: 0.369 | | 5-3 | | | | | | | L6 | 2 | 1 | 0 | 0 | 1 | 0 | 1 | | | | | |
| Inning Stats | R: 1 E: 0 K: 1 S: 6 | H: 1 LOB: 0 BB: 0 P: 6 | R: 0 E: 0 K: 2 S: 7 | H: 0 LOB: 0 BB: 0 P: 7 | R: 0 E: 0 K: 1 S: 6 | H: 1 LOB: 1 BB: 0 P: 6 | R: 1 E: 0 K: 2 S: 9 | H: 2 LOB: 1 BB: 0 P: 9 | R: 1 E: 0 K: 2 S: 8 | H: 1 LOB: 3 BB: 3 P: 20 | R: 0 E: 0 K: 1 S: 5 | H: 0 LOB: 0 BB: 0 P: 5 | R: 0 E: 0 K: 1 S: 5 | H: 0 LOB: 0 BB: 0 P: 5 | R: 0 E: 0 K: 0 S: 3 | H: 0 LOB: 0 BB: 0 P: 3 | 1B: 3 2B: 1 3B: 0 HR: 1 | SF: 1 SAC: 0 DP: 0 HBP: 0 | WP: 1 PB: 1 SB: 3 CS: 0 | PA: 32 | |
| PITCHER | IP | WLS | BF | H | R | ER | SO | BB | IBB | HBP | BLK | WP | HR | S | P | ERA | WHIP | | | | |
| Jay Howell, R (1, 1) ERA: 5.38 | 4.2 | L | 21 | 5 | 3 | 2 | 8 | 2 | 0 | 0 | 0 | 0 | 0 | 35 | 43 | 3.86 | 1.500 | | | | |
| Dale Murray, R (5, 1) ERA: 4.99 | 3.1 | | 11 | 0 | 0 | 0 | 2 | 1 | 0 | 0 | 0 | 1 | 0 | 14 | 18 | 0.00 | 0.300 | | | | |

| Batter | 1 | 2 | 3 | 4 | 5 | 6 | 7 | 8 | 9 | 10 | 11 | 12 | AB | R | H | RBI | BB | SO | LOB | TOP |
|--|------------------------------|---------------------------------|------------------------------|---------------------------------|------------------------------|---------------------------------|------------------------------|---------------------------------|------------------------------|---------------------------------|------------------------------|---------------------------------|------------------------------|---------------------------------|----------------------------------|------------------------------------|----------------------------------|--------|-----|-----|
| Wille Randolph, R OBP: 0.360, SLG: 0.349 | L5 | | 5-3 | | | 2B | | 5-3 | | 5-3 | | P6 | 6 | 1 | 1 | 0 | 0 | 0 | 1 | |
| Roy Smalley, S OBP: 0.360, SLG: 0.456 Omar Moreno, L OBP: 0.289, SLG: 0.332 | F7 | | | 1B | 2B | | | | | | | PB | 5 | 1 | 4 | 1 | 1 | 0 | 0 | |
| Dave Winfield, R OBP: 0.345, SLG: 0.513 | P4 | | | | | | | | | | | | | 5 | 0 | 1 | 1 | 1 | 0 | 3 |
| Bert Campaneris, R OBP: 0.355, SLG: 0.357 | | | | | | | | | | | | | | 0 | 0 | 0 | 0 | 0 | 0 | 0 |
| Don Baylor, R OBP: 0.361, SLG: 0.494 | | F8 | | F7 | | | | | | | | | | 5 | 1 | 1 | 0 | 1 | 0 | 3 |
| Siege Balboni, R OBP: 0.287, SLG: 0.430 Don Mattingly, L OBP: 0.337, SLG: 0.413 | | F8 | | F8 | | | | | | | | | | 3 | 0 | 0 | 0 | 0 | 0 | 2 |
| Brian Davett, R OBP: 0.267, SLG: 0.286 Ken Griffey, L OBP: 0.356, SLG: 0.438 | | | 5-3 | | FC5-4 | | | | | | | | | 3 | 0 | 0 | 0 | 0 | 0 | 1 |
| Bobby Meacham, S OBP: 0.321, SLG: 0.292 Graig Nettles, L OBP: 0.344, SLG: 0.450 Larry Milbourne, S OBP: 0.272, SLG: 0.285 | | | 6-3 | | | | | | | | | | | 3 | 0 | 0 | 0 | 0 | 1 | 0 |
| Juan Espino, R OBP: 0.280, SLG: 0.391 Butch Wynegar, S OBP: 0.399, SLG: 0.431 | | | L7 | | | | | | | | | | | 1 | 1 | 1 | 2 | 0 | 0 | 0 |
| Otis Nixon, S OBP: 0.167, SLG: 0.167 | | | E4 | | | | | | | | | | | 0 | 0 | 0 | 0 | 3 | 0 | 0 |
| Inning Stats | R: 0 E: 0 K: 0 S: 3 | H: 0 LOB: 0 BB: 0 P: 3 | R: 0 E: 0 K: 0 S: 3 | H: 0 LOB: 0 BB: 0 P: 3 | R: 0 E: 1 K: 0 S: 4 | H: 0 LOB: 1 BB: 0 P: 4 | R: 1 E: 0 K: 0 S: 5 | H: 2 LOB: 1 BB: 0 P: 5 | R: 0 E: 0 K: 0 S: 3 | H: 1 LOB: 0 BB: 0 P: 3 | R: 0 E: 0 K: 0 S: 2 | H: 0 LOB: 0 BB: 1 P: 6 | R: 1 E: 1 K: 0 S: 4 | H: 1 LOB: 1 BB: 1 P: 8 | 1B: 5 2B: 3 3B: 0 HR: 1 | SF: 0 SAC: 0 DP: 2 HBP: 0 | WP: 0 PB: 1 SB: 0 CS: 0 | PA: 50 | | |
| PITCHER | IP | WLS | BF | H | R | ER | SO | BB | IBB | HBP | BLK | WP | HR | S | P | ERA | WHIP | | | |
| Scott McGregor, L ERA: 3.18 | (1.1) | 6.0 | 23 | 4 | 2 | 2 | 1 | 0 | 0 | 0 | 0 | 0 | 0 | 11 | 19 | 6.00 | 1.667 | | | |
| Dennis Martinez, R ERA: 5.53 | (7.1) | 3.0 | 13 | 3 | 2 | 2 | 0 | 2 | 0 | 0 | 0 | 0 | 1 | 11 | 19 | 6.00 | 1.667 | | | |
| Tim Stoddard, R ERA: 5.69 | (10.1) | 2.0 | 9 | 1 | 0 | 0 | 2 | 3 | 0 | 0 | 0 | 0 | 0 | 10 | 22 | 0.00 | 2.000 | | | |
| Bill Swagerty, R ERA: 2.91 | (12.1) | 1.0 | L | 5 | 1 | 1 | 0 | 1 | 0 | 0 | 0 | 0 | 0 | 4 | 8 | 0.00 | 2.000 | | | |

New York Yankees @ Baltimore Orioles
Memorial Stadium, Baltimore, MD
Sat Oct 01 1983, 7:05 PM EDT
Alt. 38,038 - Unknown

AB 44
R 5
H 9
RBI 4
BB 6
SO 3
LOB 21



| Batter | 1 | 2 | 3 | 4 | 5 | 6 | 7 | 8 | 9 | 10 | 11 | 12 | AB | R | H | RBI | BB | SO | LOB | BOTTOM | | | | |
|--|------------------------------|---------------------------------|------------------------------|---------------------------------|------------------------------|---------------------------------|------------------------------|---------------------------------|------------------------------|---------------------------------|------------------------------|---------------------------------|------------------------------|---------------------------------|------------------------------|----------------------------------|------------------------------|---------------------------------|------------------------------|---------------------------------|-----------------------------------|------------------------------------|----------------------------------|--------|
| John Shelby, S OBP: 0.300, SLG: 0.366 | G3 | | | L8 | SF8 | | | | | | | L7 | 6 | 1 | 2 | 1 | 0 | 0 | 0 | | | | | |
| Rich Dauer, R OBP: 0.306, SLG: 0.309 | | | | | | | | | | | | | | 3 | 1 | 2 | 1 | 0 | 1 | 0 | | | | |
| Glenn Gulliver, L OBP: 0.333, SLG: 0.277 | K | | | 1B | SF8 | | | | | | | F7 | 1 | 0 | 0 | 0 | 1 | 0 | 0 | | | | | |
| Cal Ripken Jr., R OBP: 0.372, SLG: 0.520 | 5-3 | | | 1B | | | | | | | | | | 5 | 0 | 2 | 1 | 1 | 1 | 2 | | | | |
| Gary Roenicke, R OBP: 0.329, SLG: 0.481 | | | | 1B | | | | | | | | | | 5 | 0 | 1 | 1 | 0 | 2 | 3 | | | | |
| Ken Singleton, S OBP: 0.393, SLG: 0.436 Eddie Murray, S OBP: 0.381, SLG: 0.532 | | | | 1B | | | | | | | | | | 2 | 0 | 0 | 0 | 0 | 1 | 2 | | | | |
| Tito Landrum, R OBP: 0.396, SLG: 0.435 | | | | K | | | | | | | | | | 3 | 0 | 0 | 0 | 0 | 2 | 2 | | | | |
| Tito Landrum, R OBP: 0.396, SLG: 0.435 | | | | | | | | | | | | | | 5 | 0 | 1 | 0 | 0 | 2 | 2 | | | | |
| Benny Ayala, R OBP: 0.277, SLG: 0.396 Jim Dwyer, L OBP: 0.382, SLG: 0.505 | | | | K | | | | | | | | | | 2 | 1 | 1 | 0 | 0 | 1 | 0 | | | | |
| Todd Cruz, R OBP: 0.242, SLG: 0.313 John Lowenstein, L OBP: 0.374, SLG: 0.481 Lenn Sakata, R OBP: 0.331, SLG: 0.366 | | | | | | | | | | | | | | 3 | 0 | 0 | 0 | 0 | 0 | 1 | | | | |
| Rick Dempsey, R OBP: 0.314, SLG: 0.326 Joe Nolan, L OBP: 0.342, SLG: 0.429 Dave Huppert, R OBP: 0.371, SLG: 0.545 | | | | F8 | | | | | | | | | | 3 | 1 | 1 | 0 | 0 | 0 | 0 | | | | |
| Inning Stats | R: 0 E: 0 K: 1 S: 5 | H: 0 LOB: 0 BB: 0 P: 5 | R: 0 E: 0 K: 1 S: 5 | H: 0 LOB: 0 BB: 0 P: 5 | R: 0 E: 0 K: 1 S: 5 | H: 0 LOB: 0 BB: 0 P: 5 | R: 1 E: 0 K: 1 S: 8 | H: 3 LOB: 2 BB: 0 P: 8 | R: 3 E: 0 K: 1 S: 9 | H: 4 LOB: 1 BB: 0 P: 9 | R: 0 E: 0 K: 0 S: 3 | H: 1 LOB: 0 BB: 0 P: 3 | R: 0 E: 0 K: 0 S: 7 | H: 2 LOB: 2 BB: 0 P: 7 | R: 0 E: 0 K: 1 S: 4 | H: 0 LOB: 1 BB: 2 P: 13 | R: 0 E: 0 K: 1 S: 6 | H: 1 LOB: 1 BB: 0 P: 6 | R: 0 E: 0 K: 1 S: 5 | H: 0 LOB: 0 BB: 0 P: 5 | 1B: 11 2B: 0 3B: 0 HR: 0 | SF: 1 SAC: 0 DP: 1 HBP: 0 | WP: 0 PB: 0 SB: 0 CS: 1 | PA: 48 |
| PITCHER | IP | WLS | BF | H | R | ER | SO | BB | IBB | HBP | BLK | WP | HR | S | P | ERA | WHIP | | | | | | | |
| Bob Shirley, L ERA: 5.68 | (1.1) | 5.0 | 32 | 7 | 4 | 4 | 5 | 0 | 0 | 0 | 0 | 0 | 0 | 32 | 32 | 7.20 | 1.400 | | | | | | | |
| Dale Murray, R ERA: 4.53 | (6.1) | 1.0 | 3 | 1 | 0 | 0 | 0 | 0 | 0 | 0 | 0 | 0 | 0 | 3 | 3 | 0.00 | 1.000 | | | | | | | |
| Curt Kaufman, R ERA: 3.12 | (7.1) | 2.0 | 8 | 2 | 0 | 0 | 2 | 0 | 0 | 0 | 0 | 0 | 0 | 12 | 12 | 0.00 | 1.000 | | | | | | | |
| George Frazier, R ERA: 3.43 | (9.1) | 1.2 | 7 | 0 | 0 | 0 | 1 | 3 | 0 | 0 | 0 | 0 | 0 | 6 | 18 | 0.00 | 1.800 | | | | | | | |
| Rich Gossage, R ERA: 2.27 | (10.1) | 2.1 | W | 8 | 1 | 0 | 3 | 0 | 0 | 0 | 0 | 0 | 0 | 14 | 14 | 0.00 | 0.429 | | | | | | | |

New York Yankees @ Baltimore Orioles
Memorial Stadium, Baltimore, MD
Sat Oct 01 1983, 7:05 PM EDT
Alt. 38,038 - Unknown

AB 44
R 4
H 11
RBI 4
BB 3
SO 11
LOB 16



| Batter | 1 | 2 | 3 | 4 | 5 | 6 | 7 | 8 | 9 | AB | R | H | RBI | BB | SO | LOB | TOP | | |
|--|------------------------------|----------------------------|------------------------------|-------------------------|------------------------------|---------------------------------|------------------------------|---------------------------------|------------------------------|-------------------------|------------------------------|---------------------------------|------------------------------|-------------------------|----------------------------------|------------------------------------|---|--|--|
| Willie Randolph, R (1, 4) OBP: 0.361, SLG: 0.348 | 0-0 5-3 | | 0-0 L5 | | | 4-0 FC4-6 BB | | 4-0 BB | | 2 | 0 | 0 | 0 | 2 | 0 | 0 | New York Yankees @ Baltimore Orioles Memorial Stadium, Baltimore, MD Sun Oct 02 1983, 3:33 AM EDT Att: 41,314 - Unknown livebaseballscorecards.com | | |
| Ken Griffey, L (1, 3) OBP: 0.355, SLG: 0.437 | 0-3 K | | | 0-0 S 1B | | 0-3 K | | 0-0 4-3 | | 4 | 0 | 1 | 0 | 0 | 2 | 3 | | | |
| Don Mattingly, L (1, 7) OBP: 0.333, SLG: 0.409 Steve Balboni, R (9, PH) OBP: 0.295, SLG: 0.430 Larry Milbourne, S (9, FR) OBP: 0.272, SLG: 0.265 | 0-3 K | | | 0-3 K | | 0-0 FC4-6 | | 4-0 BB | | 3 | 0 | 0 | 0 | 0 | 2 | 3 | | | |
| Graig Nettles, L (1, 10) OBP: 0.341, SLG: 0.446 | | 0-0 4-3 | | 0-0 6-3 | | 0-0 F9 | | 0-0 F9 | | 4 | 0 | 0 | 0 | 0 | 0 | 4 | | | |
| Butch Wynegar, S (1, 2) OBP: 0.399, SLG: 0.429 Brian Dayett, R (9, PH) OBP: 0.258, SLG: 0.276 | | 4-0 FC3-6 BB | | 0-0 F9 | | | 0-0 6-3 | | 0-0 F3 | | 2 | 0 | 0 | 0 | 1 | 0 | | | |
| Roy Smalley, S (1, 5) OBP: 0.357, SLG: 0.452 | | 0-0 FC3-6 FC6 1-2 | | | 0-0 4-3 | | 0-3 K | | 0-0 1-3 | | 4 | 0 | 0 | 0 | 0 | 1 | | | |
| Bobby Meacham, S (1, 6) OBP: 0.304, SLG: 0.275 | | 0-0 FC6 1-2 | | | 0-3 K | | 0-0 F8 | | | | 3 | 0 | 0 | 0 | 0 | 1 | | | |
| Omar Moreno, L (1, 8) OBP: 0.284, SLG: 0.330 | | | 0-0 3-1 | | 0-0 G2 | | | 0-3 K | | 3 | 0 | 0 | 0 | 0 | 1 | 0 | | | |
| Otis Nixon, S (1, 9) OBP: 0.200, SLG: 0.143 | | | 0-0 1-3 | | | 4-0 FC4-6 S BB | | 0-0 1-3 | | 2 | 0 | 0 | 0 | 1 | 0 | 0 | | | |
| Inning Stats | R: 0 E: 0 K: 2 S: 7 | H: 0 LOB: 0 BB: 7 | R: 0 E: 0 K: 0 S: 3 | H: 0 LOB: 1 BB: 7 | R: 0 E: 0 K: 0 S: 3 | H: 1 LOB: 1 BB: 0 P: 6 | R: 0 E: 0 K: 1 S: 5 | H: 0 LOB: 0 BB: 0 P: 5 | R: 0 E: 0 K: 1 S: 5 | H: 0 LOB: 0 BB: 5 | R: 0 E: 0 K: 1 S: 5 | H: 0 LOB: 1 BB: 1 P: 9 | R: 0 E: 0 K: 0 S: 3 | H: 0 LOB: 1 BB: 7 | 1B: 1 2B: 0 3B: 0 HR: 0 | SF: 0 SAC: 0 DP: 0 HBP: 0 | WP: 0 PA: 33 PB: 0 SB: 2 CS: 0 | | |
| PITCHER | IP | WLS | BF | H | R | ER | SO | BB | IBB | HBP | BLK | WP | HR | S | P | ERA | WHIP | | |
| Mike Boddicker, R (1, 1) ERA: 2.77 | 5.0 | W | 17 | 1 | 0 | 0 | 4 | 1 | 0 | 0 | 0 | 0 | 0 | 24 | 28 | 0.00 | 0.400 | | |
| Sammy Stewart, R (6, 1) ERA: 3.52 | 2.0 | | 8 | 0 | 0 | 0 | 2 | 2 | 0 | 0 | 0 | 0 | 0 | 10 | 18 | 0.00 | 1.000 | | |
| Tippy Martinez, L (8, 1) ERA: 2.35 | 2.0 | S | 8 | 0 | 0 | 0 | 1 | 2 | 0 | 0 | 0 | 0 | 0 | 8 | 16 | 0.00 | 1.000 | | |

| Batter | 1 | 2 | 3 | 4 | 5 | 6 | 7 | 8 | 9 | AB | R | H | RBI | BB | SO | LOB | BOTTOM | | |
|---|------------------------------|---------------------------------|------------------------------|---------------------------------|------------------------------|---------------------------------|------------------------------|---------------------------------|------------------------------|---------------------------------|------------------------------|---------------------------------|------------------------------|---------------------------------|----------------------------------|------------------------------------|---|--|--|
| John Shelby, S (1, 8) OBP: 0.297, SLG: 0.363 | 0-0 F8 | | | 0-0 6-3 | | 0-3 K | | | | 3 | 0 | 0 | 0 | 0 | 1 | 0 | New York Yankees @ Baltimore Orioles Memorial Stadium, Baltimore, MD Sun Oct 02 1983, 3:33 AM EDT Att: 41,314 - Unknown livebaseballscorecards.com | | |
| Dan Ford, R (1, 9) OBP: 0.328, SLG: 0.440 Tito Landrum, R (4, FR) OBP: 0.320, SLG: 0.447 | 0-0 6-3 | | | 0-0 F9 HR 2B | | 0-0 CS 1B | | | | 2 | 0 | 1 | 0 | 0 | 0 | 0 | | | |
| Cal Ripken Jr., R (1, 6) OBP: 0.371, SLG: 0.517 | 0-0 6-3 | | | 0-0 F9 2-3 | | 0-0 CS 1-2 | | 0-0 F9 | | 3 | 0 | 0 | 0 | 0 | 0 | 1 | | | |
| Eddie Murray, S (1, 10) OBP: 0.393, SLG: 0.538 | | 0-0 6-3 | | 0-0 HR | | 0-0 FC6-4 1B | | | | 3 | 1 | 2 | 2 | 0 | 0 | 0 | | | |
| Gary Roenicke, R (1, 3) OBP: 0.326, SLG: 0.477 | | 0-0 5-3 | | 0-0 1-3 | | 0-0 P4 | | | | 3 | 0 | 0 | 0 | 0 | 0 | 2 | | | |
| Benny Avila, R (1, 7) OBP: 0.278, SLG: 0.404 Mike Young, S (8, 7) OBP: 0.231, SLG: 0.278 | | 0-0 F8 | | | 0-0 P6-4 2B | | 0-0 FC6-4 1-2 | | | 3 | 0 | 1 | 0 | 0 | 0 | 1 | | | |
| Lenn Sakata, R (1, 4) OBP: 0.338, SLG: 0.373 | | | 0-0 G5-4-3 1B | | 0-0 5-3 | | | 0-0 CS 1B | | 3 | 0 | 2 | 0 | 0 | 0 | 1 | | | |
| Todd Cruz, R (1, 5) OBP: 0.241, SLG: 0.311 | | | 0-0 G5-4-3 1-2 | | 0-0 P6-4 2-3 | | | 0-0 4-3 | | 3 | 0 | 0 | 0 | 0 | 0 | 3 | | | |
| Rick Dempsey, R (1, 2) OBP: 0.311, SLG: 0.323 | | | 0-0 F9 | | | 0-0 6-3 | | 0-3 K | | 3 | 0 | 0 | 0 | 0 | 1 | 0 | | | |
| Inning Stats | R: 0 E: 0 K: 0 S: 3 | H: 0 LOB: 0 BB: 0 P: 3 | R: 0 E: 0 K: 0 S: 3 | H: 0 LOB: 0 BB: 0 P: 3 | R: 0 E: 0 K: 0 S: 3 | H: 1 LOB: 1 BB: 0 P: 5 | R: 2 E: 0 K: 0 S: 5 | H: 2 LOB: 1 BB: 0 P: 5 | R: 0 E: 0 K: 1 S: 5 | H: 1 LOB: 0 BB: 0 P: 5 | R: 0 E: 0 K: 0 S: 4 | H: 1 LOB: 1 BB: 0 P: 4 | R: 0 E: 0 K: 1 S: 5 | H: 1 LOB: 0 BB: 0 P: 5 | 1B: 4 2B: 3 3B: 0 HR: 1 | SF: 0 SAC: 0 DP: 2 HBP: 0 | WP: 0 PA: 28 PB: 0 SB: 0 CS: 2 | | |
| PITCHER | IP | WLS | BF | H | R | ER | SO | BB | IBB | HBP | BLK | WP | HR | S | P | ERA | WHIP | | |
| Shane Rawley, L (1, 1) ERA: 3.78 | 7.0 | L | 24 | 6 | 2 | 2 | 1 | 0 | 0 | 0 | 0 | 0 | 0 | 26 | 26 | 2.57 | 0.857 | | |
| Dale Murray, R (8, 1) ERA: 4.45 | 1.0 | | 3 | 1 | 0 | 0 | 1 | 0 | 0 | 0 | 0 | 0 | 0 | 5 | 5 | 0.00 | 1.000 | | |

| Batter | 1 | 2 | 3 | 4 | 5 | 6 | 7 | 8 | 9 | AB | R | H | RBI | BB | SO | LOB | TOP | | | | |
|---|------------------------------|----------------------------------|-------------------------------|----------------------------------|------------------------------|----------------------------------|------------------------------|----------------------------------|------------------------------|----------------------------------|------------------------------|----------------------------------|------------------------------|----------------------------------|-------------------------------|----------------------------------|--|------------------------------|----------------------------------|----------------------------------|------------------------------------|
| Rudy Law, L OBP: 0.600, SLG: 0.800 (1, 8) | G3 | | 1B | | | | | | FC1-5 | 5 | 1 | 3 | 0 | 0 | 0 | 2 | Chicago White Sox @ Baltimore Orioles Memorial Stadium, Baltimore, MD Wed Oct 05 1983, 3:33 AM EDT Att: 51,289 - Unknown - 81 F | | | | |
| Carlton Fisk, R OBP: 0.200, SLG: 0.200 (1, 2) | L5 | | 1B | | | | | | 4-3 | 5 | 0 | 1 | 0 | 0 | 1 | 5 | | | | | |
| Tom Paciorek, R OBP: 0.600, SLG: 0.500 (7, 7) | 5-3 | | 1B | | | | | | 5-3 | 4 | 1 | 2 | 1 | 1 | 0 | 2 | | | | | |
| Greg Luzinski, R OBP: 0.500, SLG: 0.667 (1, 10) | | | | | | | | | 5-3 | 3 | 0 | 1 | 0 | 1 | 0 | 3 | | | | | |
| Ron Kittle, R Mike Squires, L (1, 7) (7, 3) | | | | | | | | | 5-3 | 3 | 0 | 0 | 0 | 0 | 2 | 2 | | | | | |
| Harold Baines, L (1, 9) | | | | | | | | | 5-3 | 1 | 0 | 0 | 0 | 0 | 0 | 2 | | | | | |
| Vance Law, R (1, 5) | | | | | | | | | 5-3 | 4 | 0 | 0 | 0 | 0 | 0 | 3 | | | | | |
| Scott Fletcher, R (1, 6) | | | | | | | | | 5-3 | 3 | 0 | 0 | 0 | 1 | 1 | 3 | | | | | |
| Julio Cruz, S (1, 4) | | | | | | | | | 5-3 | 2 | 0 | 0 | 0 | 1 | 0 | 0 | | | | | |
| Inning Stats | R: 0 E: 0 K: 0 S: 8 | H: 0 LOB: 0 BB: 0 P: 12 | R: 0 E: 0 K: 1 S: 10 | H: 1 LOB: 1 BB: 0 P: 14 | R: 1 E: 0 K: 0 S: 9 | H: 3 LOB: 2 BB: 0 P: 15 | R: 0 E: 0 K: 1 S: 6 | H: 0 LOB: 0 BB: 0 P: 10 | R: 0 E: 0 K: 0 S: 6 | H: 1 LOB: 1 BB: 0 P: 10 | R: 1 E: 1 K: 0 S: 8 | H: 0 LOB: 0 BB: 1 P: 14 | R: 0 E: 0 K: 1 S: 9 | H: 1 LOB: 2 BB: 2 P: 18 | R: 0 E: 0 K: 1 S: 10 | H: 1 LOB: 2 BB: 1 P: 18 | | R: 0 E: 0 K: 0 S: 9 | H: 0 LOB: 2 BB: 2 P: 20 | 1B: 5 2B: 2 3B: 0 HR: 0 | SF: 0 SAC: 1 DP: 1 HBP: 0 |
| PITCHER | IP | WLS | BF | H | R | ER | SO | BB | IBB | HBP | BLK | WP | HR | S | P | ERA | WHIP | | | | |
| Scott McGregor, L ERA: 1.35 (1, 1) | 6.2 | L | 28 | 6 | 2 | 1 | 2 | 3 | 0 | 0 | 1 | 0 | 0 | 53 | 88 | 1.35 | 1.350 | | | | |
| Sammy Stewart, R ERA: (7, 1) | 0.1 | | 3 | 1 | 0 | 0 | 1 | 1 | 0 | 0 | 0 | 0 | 0 | 6 | 12 | 0.00 | 6.000 | | | | |
| Tippy Martinez, L ERA: (8, 1) | 2.0 | | 8 | 0 | 0 | 0 | 1 | 2 | 0 | 0 | 0 | 1 | 0 | 16 | 31 | 0.00 | 1.000 | | | | |

| Batter | 1 | 2 | 3 | 4 | 5 | 6 | 7 | 8 | 9 | AB | R | H | RBI | BB | SO | LOB | BOTTOM | | | | |
|--|-------------------------------|----------------------------------|------------------------------|---------------------------------|-------------------------------|----------------------------------|-------------------------------|----------------------------------|------------------------------|---------------------------------|------------------------------|---------------------------------|------------------------------|---------------------------------|------------------------------|---------------------------------|--|-------------------------------|----------------------------------|----------------------------------|------------------------------------|
| Al Bumbry, L (1, 8) | 4-3 | | F8 | | | | | | K | 4 | 0 | 0 | 0 | 0 | 1 | 2 | Chicago White Sox @ Baltimore Orioles Memorial Stadium, Baltimore, MD Wed Oct 05 1983, 3:33 AM EDT Att: 51,289 - Unknown - 81 F | | | | |
| Dan Ford, R OBP: 0.250, SLG: 0.500 Tito Landrum, R (9, FR) | K | | | | | | | | 1B | 4 | 0 | 1 | 0 | 0 | 1 | 1 | | | | | |
| Cal Ripken Jr., R OBP: 0.250, SLG: 0.250 (1, 6) | 5-3 | | | | | | | | 2B | 4 | 0 | 1 | 1 | 0 | 1 | 0 | | | | | |
| Eddie Murray, S (1, 3) | | | | | | | | | 1B | 4 | 0 | 0 | 0 | 0 | 0 | 2 | | | | | |
| John Lowenstein, L (1, 7) | | | | | | | | | FC6 | 3 | 0 | 0 | 0 | 0 | 1 | 0 | | | | | |
| Ken Singleton, S OBP: 0.333, SLG: 0.667 (1, 10) | | | | | | | | | 1B | 3 | 0 | 1 | 0 | 0 | 0 | 0 | | | | | |
| Rich Dauer, R (1, 4) | | | | | | | | | FC6 | 3 | 0 | 0 | 0 | 0 | 0 | 1 | | | | | |
| Todd Cruz, R OBP: 0.333, SLG: 0.333 (1, 5) | | | | | | | | | 1B | 3 | 0 | 1 | 0 | 0 | 0 | 1 | | | | | |
| Rick Dempsey, R OBP: 0.500, SLG: 0.500 Jim Dwyer, L (9, PH) | | | | | | | | | 1B | 2 | 0 | 1 | 0 | 0 | 0 | 1 | | | | | |
| Inning Stats | R: 0 E: 0 K: 1 S: 12 | H: 0 LOB: 0 BB: 0 P: 16 | R: 0 E: 0 K: 0 S: 4 | H: 0 LOB: 0 BB: 0 P: 7 | R: 0 E: 0 K: 0 S: 11 | H: 1 LOB: 1 BB: 0 P: 16 | R: 0 E: 0 K: 1 S: 10 | H: 0 LOB: 0 BB: 0 P: 12 | R: 0 E: 0 K: 0 S: 7 | H: 1 LOB: 1 BB: 0 P: 8 | R: 0 E: 0 K: 0 S: 7 | H: 0 LOB: 0 BB: 0 P: 8 | R: 0 E: 0 K: 1 S: 6 | H: 0 LOB: 0 BB: 0 P: 9 | R: 0 E: 0 K: 0 S: 4 | H: 0 LOB: 0 BB: 0 P: 7 | | R: 1 E: 0 K: 1 S: 11 | H: 2 LOB: 2 BB: 0 P: 14 | 1B: 3 2B: 2 3B: 0 HR: 0 | SF: 0 SAC: 0 DP: 1 HBP: 0 |
| PITCHER | IP | WLS | BF | H | R | ER | SO | BB | IBB | HBP | BLK | WP | HR | S | P | ERA | WHIP | | | | |
| LaMarr Hoyt, R ERA: 1.0 (1, 1) | 9.0 | W | 31 | 5 | 1 | 1 | 4 | 0 | 0 | 0 | 0 | 0 | 0 | 72 | 97 | 1.00 | 0.556 | | | | |


| | |
|-----|----|
| AB | 32 |
| R | 2 |
| H | 7 |
| RBI | 1 |
| BB | 6 |
| SO | 4 |
| LOB | 22 |

| | |
|-----|----|
| AB | 31 |
| R | 1 |
| H | 5 |
| RBI | 1 |
| BB | 0 |
| SO | 4 |
| LOB | 8 |


| Batter | 1 | 2 | 3 | 4 | 5 | 6 | 7 | 8 | 9 | AB | R | H | RBI | BB | SO | LOB | TOP | | | | | |
|--|--|---------------------------------|----------------------|----------------------------------|-----------------------|----------------------------------|-----------------------|----------------------------------|-------------------------|----------------------------------|----------------------|----------------------------------|----------------------|----------------------------------|-----------------------|----------------------------------|--|-----------------------|----------------------------------|----------------------------------|------------------------------------|----------------------------------|
| Rudy Law, L OBP: 0.556, SLG: 0.667 (1, 8) | 0-0 4-3 | | 3-1 1B | | | 0-0 4-3 | | 1 SAFE 2-1 1B | | 4 | 0 | 2 | 0 | 0 | 0 | 0 | Chicago White Sox @ Baltimore Orioles Memorial Stadium, Baltimore, MD Thu Oct 06 1983, 7:05 PM EDT Att: 52,347 - Unknown - 71 F | | | | | |
| Carlton Fisk, R OBP: 0.222, SLG: 0.125 (1, 2) | 0-3 K | | 3-2 F3 | | | 4-0 FC5-4 BB | | 2-3 K | | 3 | 0 | 0 | 0 | 1 | 2 | 3 | | | | | | |
| Harold Baines, L Jerry Dyzinski, R (8, 6) | 2-3 K | | | 1-3 K | | 2-3 K | | 0-0 4-3 | | 4 | 0 | 0 | 0 | 0 | 3 | 3 | | | | | | |
| Greg Luzinski, R OBP: 0.375, SLG: 0.333 (1, 10) | | 2-3 K | | 2-2 F8 | | 0-0 FC5-4 | | | 0-0 5-3 1B HBP | 3 | 0 | 0 | 0 | 0 | 1 | 1 | | | | | | |
| Tom Paciorek, R OBP: 0.556, SLG: 0.429 (1, 3) | | 0-0 CS BB HBP | | 0-3 K | | | 3-2 F9 | | 2-1 5-3 1B | 3 | 0 | 1 | 0 | 0 | 1 | 0 | | | | | | |
| Ron Kittle, R OBP: 0.286, SLG: 0.167 (1, 7) | | 4-1 SAFE 1B BB | | | 2-2 FC5-4 1B | | 0-0 F7 | | 0-1 5-3 | 3 | 0 | 1 | 0 | 1 | 0 | 2 | | | | | | |
| Vance Law, R Greg Walker, L (7, PH) Aurelio Rodriguez, R (7, 5) Mike Squires, L (8, PH) | | 3-2 K | | | 2-3 K | | 0-3 K | | 0-1 1-3 | 2 | 0 | 0 | 0 | 0 | 2 | 3 | | | | | | |
| Scott Fletcher, R Jerry Hairston, S (8, PH) (8, 9) | | | 0-0 F2 | | 1-2 FC5-4 | | | 1-3 K | 4-2 BB | 2 | 0 | 0 | 0 | 0 | 1 | 1 | | | | | | |
| Julio Cruz, S OBP: 0.375, SLG: 0.167 (1, 4) | | | 0-2 K | | 1-3 K | | | 1-2 1B | 1-3 K | 4 | 0 | 1 | 0 | 0 | 3 | 4 | | | | | | |
| Inning Stats | R: 0 K: 2 S: 7 | H: 0 LOB: 0 BB: 0 P: 9 | R: 0 K: 2 S: 9 | H: 0 LOB: 2 BB: 1 P: 18 | R: 0 K: 1 S: 11 | H: 1 LOB: 1 BB: 0 P: 17 | R: 0 K: 2 S: 10 | H: 0 LOB: 0 BB: 0 P: 13 | R: 0 K: 2 S: 15 | H: 1 LOB: 1 BB: 0 P: 21 | R: 0 K: 1 S: 5 | H: 0 LOB: 1 BB: 1 P: 11 | R: 0 K: 1 S: 7 | H: 0 LOB: 0 BB: 0 P: 10 | R: 0 K: 2 S: 14 | H: 2 LOB: 2 BB: 0 P: 20 | | R: 0 K: 1 S: 14 | H: 1 LOB: 3 BB: 1 P: 21 | 1B: 5 2B: 1 3B: 0 HR: 0 | SF: 0 SAC: 0 DP: 1 HBP: 2 | WP: 0 PB: 0 SB: 2 CS: 1 |
| PITCHER Mike Boddicker, R ERA: | IP: 9.0 WLS: W BF: 36 H: 5 R: 0 ER: 0 SO: 14 BB: 3 IBB: 0 HBP: 2 BLK: 0 WP: 0 HR: 0 S: 92 P: 140 ERA: 0.00 WHIP: 0.889 | | | | | | | | | | | | | | | PITCHER | | | | | | |

| Batter | 1 | 2 | 3 | 4 | 5 | 6 | 7 | 8 | 9 | AB | R | H | RBI | BB | SO | LOB | BOTTOM | | | |
|---|--|----------------------------------|----------------------|----------------------------------|----------------------|----------------------------------|-----------------------|----------------------------------|----------------------|---------------------------------|-----------------------|----------------------------------|-----------------------|----------------------------------|-----------------------|----------------------------------|--|----------------------------------|------------------------------------|----------------------------------|
| John Shelby, S OBP: 0.250, SLG: 0.250 (1, 8) | 3-3 K | | 2-2 F7 | | 1-2 5-3 | | 1-0 S 1B | | | 4 | 0 | 1 | 0 | 0 | 1 | 0 | Chicago White Sox @ Baltimore Orioles Memorial Stadium, Baltimore, MD Thu Oct 06 1983, 7:05 PM EDT Att: 52,347 - Unknown - 71 F | | | |
| Tito Landrum, R (1, 9) | 3-3 K | | 0-1 F9 | | 0-0 F3 | | 3-2 6-3 | | | 4 | 0 | 0 | 0 | 0 | 1 | 1 | | | | |
| Cal Ripken Jr., R OBP: 0.375, SLG: 0.500 (1, 6) | 1-1 1B | | 0-1 F4 | | | 0-0 F8 HR 2B | | 1-1 E5 BB | | 4 | 1 | 2 | 0 | 0 | 0 | 0 | | | | |
| Eddie Murray, S (1, 3) | 3-3 K | | | 2-3 K | | 0-1 F8 | | 3-2 F7 | | 4 | 0 | 0 | 0 | 0 | 2 | 3 | | | | |
| Gary Roenicke, R OBP: 1.000, SLG: 3.000 (1, 7) | | 1-0 E 2B | | 4-1 2B BB | | 2-2 HR | | 4-2 G6-3 BB | | 2 | 3 | 2 | 2 | 2 | 0 | 0 | | | | |
| Ken Singleton, S OBP: 0.286, SLG: 0.571 (1, 10) | | 1-0 E5 2H | | 2-1 2B | | 3H 5-3 | | 2-2 G6-3 | | 4 | 0 | 1 | 1 | 0 | 0 | 2 | | | | |
| Rich Dauer, R (1, 4) | | 2-1 F2 | | 0-0 F6 | | 2-1 6-3 | | | | 3 | 0 | 0 | 0 | 0 | 0 | 2 | | | | |
| Todd Cruz, R OBP: 0.167, SLG: 0.167 (1, 5) | | 2-2 5-3 | | 1-2 F8 | | | 2-2 6-3 | | | 3 | 0 | 0 | 0 | 0 | 0 | 2 | | | | |
| Rick Dempsey, R OBP: 0.200, SLG: 0.200 (1, 2) | | 0-0 F4 | | | 1-3 K | | 0-1 1-4-3 | | | 3 | 0 | 0 | 0 | 0 | 1 | 1 | | | | |
| Inning Stats | R: 0 K: 3 S: 17 | H: 1 LOB: 1 BB: 0 P: 27 | R: 1 K: 0 S: 8 | H: 1 LOB: 1 BB: 0 P: 14 | R: 0 K: 0 S: 8 | H: 0 LOB: 0 BB: 0 P: 10 | R: 1 K: 1 S: 10 | H: 1 LOB: 1 BB: 1 P: 19 | R: 0 K: 1 S: 7 | H: 0 LOB: 0 BB: 0 P: 9 | R: 2 K: 0 S: 10 | H: 2 LOB: 0 BB: 0 P: 16 | R: 0 K: 0 S: 11 | H: 1 LOB: 1 BB: 0 P: 17 | R: 0 K: 0 S: 18 | H: 0 LOB: 1 BB: 1 P: 28 | | 1B: 2 2B: 3 3B: 0 HR: 1 | SF: 0 SAC: 0 DP: 1 HBP: 0 | WP: 0 PB: 0 SB: 1 CS: 0 |
| PITCHER Floyd Bannister, L ERA: 4.5 Salome Barojas, R Dennis Lamp, R ERA: | IP: 6.0 WLS: L BF: 25 H: 5 R: 4 ER: 3 SO: 5 BB: 1 IBB: 0 HBP: 0 BLK: 0 WP: 0 HR: 1 S: 60 P: 95 ERA: 4.50 WHIP: 1.000 | | | | | | | | | | | | | | | PITCHER | | | | |

| | |
|-----|----|
| AB | 31 |
| R | 0 |
| H | 5 |
| RBI | 0 |
| BB | 3 |
| SO | 14 |
| LOB | 19 |



| | |
|-----|----|
| AB | 31 |
| R | 4 |
| H | 6 |
| RBI | 3 |
| BB | 2 |
| SO | 5 |
| LOB | 11 |



| Batter | 1 | 2 | 3 | 4 | 5 | 6 | 7 | 8 | 9 | AB R H RBI BB SO LOB | TOP | |
|--|---|--|--|---|--|--|--|---|---|--|--|---|
| Al Bumby, L (1, 8) <small>OBP: 0.125, SLG: 0.250</small> John Shelby, S (9, PH) <small>OBP: 0.400, SLG: 0.250</small> | <small>1-3</small> | <small>1-1</small> | | | <small>0-1</small> | | <small>0-1</small> | | <small>4-1</small> | 4 0 1 1 0 1 0 0 1 0 0 1 0 0 | Baltimore Orioles @ Chicago White Sox Comiskey Park, Chicago, IL Fri Oct 07 1983, 8:05 PM EDT Att: 46,635 - Unknown - 76 F | |
| Jim Dwyer, L (1, 9) <small>OBP: 0.400, SLG: 0.500</small> Tito Landrum, R (9, PH) <small>OBP: 0.400, SLG: 0.500</small> | <small>0-1</small> | <small>1-0</small> | | | <small>1-0</small> | | <small>4-0</small> | <small>0-0</small> | 3 1 1 0 1 0 1 1 0 0 0 0 0 1 | | | |
| Cal Ripken Jr., R (1, 6) <small>OBP: 0.462, SLG: 0.583</small> | <small>3-1</small> | | <small>1-3</small> | | <small>1-0</small> | | <small>3-2</small> | <small>2-1</small> | 4 3 2 0 0 1 1 | | | |
| Eddie Murray, S (1, 3) <small>OBP: 0.308, SLG: 0.400</small> | <small>2-0</small> | | <small>1-0</small> | | <small>4-0</small> | | | <small>4-1</small> | <small>4-0</small> | 2 4 1 3 3 0 0 | | |
| John Lowenstein, L (1, 7) <small>OBP: 0.286, SLG: 0.333</small> Gary Roenicke, R (9, PH) <small>OBP: 1.000, SLG: 3.000</small> | <small>4-1</small> | | <small>2-1</small> | | <small>2-0</small> | | | <small>3-3</small> | <small>4-1</small> | 3 0 1 2 1 1 1 0 1 0 1 1 0 0 | | |
| Ken Singleton, S (1, 10) <small>OBP: 0.394, SLG: 0.500</small> Jim Palmer, R (8, PR) <small>OBP: 0.394, SLG: 0.500</small> Joe Nolan, L (9, PH) | <small>1-2</small> | | | <small>0-0</small> | | <small>3-3</small> | | <small>4-0</small> | <small>0-1</small> | 3 0 1 0 1 1 1 0 0 0 0 0 0 0 0 0 0 1 0 0 0 | | |
| Rich Dauer, R (1, 4) | | <small>0-0</small> | | <small>1-0</small> | | <small>0-0</small> | | <small>2-2</small> | <small>0-0</small> | 4 0 0 1 0 0 3 | | |
| Todd Cruz, R (1, 5) <small>OBP: 0.182, SLG: 0.182</small> | <small>1-3</small> | | <small>2-1</small> | | <small>2-3</small> | | | <small>0-0</small> | <small>3-3</small> | 5 0 1 1 0 3 2 | | |
| Rick Dempsey, R (1, 2) <small>OBP: 0.222, SLG: 0.125</small> | <small>4-1</small> | | <small>0-0</small> | | | <small>0-2</small> | | <small>2-2</small> | | 3 1 0 0 1 0 3 | | |
| Inning Stats | R: 3 H: 3 E: 0 LOB: 0 K: 1 BB: 1 S: 14 P: 25 | R: 1 H: 1 E: 0 LOB: 1 K: 1 BB: 1 S: 9 P: 16 | R: 0 H: 0 E: 0 LOB: 0 K: 1 BB: 0 S: 7 P: 11 | R: 0 H: 1 E: 0 LOB: 1 K: 0 BB: 0 S: 5 P: 8 | R: 2 H: 1 E: 0 LOB: 1 K: 0 BB: 1 S: 5 P: 13 | R: 0 H: 0 E: 0 LOB: 0 K: 2 BB: 0 S: 7 P: 12 | R: 0 H: 0 E: 0 LOB: 1 K: 0 BB: 1 S: 8 P: 15 | R: 1 H: 1 E: 0 LOB: 2 K: 1 BB: 3 S: 14 P: 29 | R: 4 H: 1 E: 1 LOB: 1 K: 1 BB: 3 S: 11 P: 28 | 1B: 3 SF: 2 2B: 4 SAC: 0 3B: 0 DP: 1 HR: 1 HBP: 1 | WP: 0 PA: 44 PB: 0 SB: 1 CS: 0 | |
| PITCHER | IP WLS BF H R ER SO BB IBB HBP BLK WP HR S P ERA WHIP | PITCHER | | | | | | | | | | IP WLS BF H R ER SO BB IBB HBP BLK WP HR S P ERA WHIP |
| Richard Dotson, R (1, 1) <small>ERA: 10.8</small> | 5.0 L 23 6 6 6 3 3 0 1 0 0 0 1 40 73 10.80 1.800 | | | | | | | | | | | |
| Dick Tidrow, R (6, 1) <small>ERA: 3.0</small> | 3.0 13 1 1 1 3 2 1 0 0 0 0 29 56 3.00 1.000 | | | | | | | | | | | |
| Jerry Koosman, L (9, 1) <small>ERA: 54.0</small> | 0.1 4 1 3 2 0 1 1 0 0 0 0 4 14 54.00 6.000 | | | | | | | | | | | |
| Dennis Lamp, R (9, 1) <small>ERA:</small> | 0.2 4 0 1 0 1 1 0 0 0 0 0 7 14 0.00 1.500 | | | | | | | | | | | |

| Batter | 1 | 2 | 3 | 4 | 5 | 6 | 7 | 8 | 9 | AB R H RBI BB SO LOB | BOTTOM | |
|--|---|---|--|--|--|--|--|--|--|--|--|---|
| Rudy Law, L (1, 8) <small>OBP: 0.538, SLG: 0.615</small> | <small>1-1</small> | | <small>1-1</small> | | <small>0-1</small> | | | <small>1-1</small> | | 4 0 2 0 0 0 0 | Baltimore Orioles @ Chicago White Sox Comiskey Park, Chicago, IL Fri Oct 07 1983, 8:05 PM EDT Att: 46,635 - Unknown - 76 F | |
| Carlton Fisk, R (1, 2) <small>OBP: 0.231, SLG: 0.250</small> | <small>0-2</small> | | <small>1-2</small> | | <small>2-1</small> | | <small>0-2</small> | | 4 0 1 0 0 0 2 | | | |
| Tom Paciorek, R (1, 3) <small>OBP: 0.385, SLG: 0.273</small> | <small>1-0</small> | | <small>0-0</small> | | <small>2-0</small> | | <small>1-0</small> | <small>1-0</small> | 4 0 0 0 0 0 2 | | | |
| Greg Luzinski, R (1, 10) <small>OBP: 0.333, SLG: 0.300</small> | <small>2-3</small> | | <small>1-0</small> | | <small>1-0</small> | | | <small>1-2</small> | 4 0 1 0 0 1 2 | | | |
| Ron Kittle, R (1, 7) <small>OBP: 0.444, SLG: 0.429</small> Jerry Hairston, S (6, PH) <small>OBP: 0.444, SLG: 0.429</small> | | <small>3-2</small> | | <small>3-2</small> | | <small>2-2</small> | | <small>1-1</small> | <small>1-2</small> | 1 1 1 0 0 0 0 2 0 0 0 0 0 1 | | |
| Harold Baines, L (1, 9) | | <small>0-2</small> | | <small>1-1</small> | | <small>3-2</small> | | <small>0-0</small> | <small>0-0</small> | 4 0 0 0 0 0 3 | | |
| Vance Law, R (1, 5) <small>OBP: 0.250, SLG: 0.143</small> Mike Squires, L (7, PH) <small>OBP: 0.250, SLG: 0.143</small> Aurelio Rodriguez, R (8, 5) | | <small>0-0</small> | | <small>2-1</small> | | <small>2-1</small> | | <small>2-1</small> | | 2 0 1 1 0 0 0 1 0 0 0 0 0 0 0 0 0 0 0 0 0 | | |
| Scott Fletcher, R (1, 6) | | <small>2-1</small> | | | <small>0-1</small> | | <small>1-1</small> | | | 3 0 0 0 0 0 1 | | |
| Julio Cruz, S (1, 4) <small>OBP: 0.273, SLG: 0.111</small> | <small>1-0</small> | | <small>2-1</small> | | <small>2-1</small> | | | <small>1-3</small> | | 3 0 0 0 0 1 1 | | |
| Inning Stats | R: 0 H: 1 E: 0 LOB: 1 K: 1 BB: 0 S: 10 P: 14 | R: 1 H: 2 E: 0 LOB: 1 K: 0 BB: 0 S: 10 P: 16 | R: 0 H: 1 E: 0 LOB: 0 K: 0 BB: 0 S: 8 P: 11 | R: 0 H: 0 E: 0 LOB: 0 K: 0 BB: 0 S: 7 P: 13 | R: 0 H: 1 E: 0 LOB: 1 K: 0 BB: 0 S: 8 P: 12 | R: 0 H: 0 E: 0 LOB: 0 K: 0 BB: 0 S: 5 P: 10 | R: 0 H: 0 E: 0 LOB: 0 K: 0 BB: 0 S: 7 P: 13 | R: 0 H: 0 E: 0 LOB: 0 K: 1 BB: 0 S: 8 P: 10 | R: 0 H: 1 E: 0 LOB: 1 K: 0 BB: 0 S: 7 P: 10 | 1B: 4 SF: 0 2B: 2 SAC: 0 3B: 0 DP: 1 HR: 0 HBP: 1 | WP: 0 PA: 33 PB: 0 SB: 0 CS: 0 | |
| PITCHER | IP WLS BF H R ER SO BB IBB HBP BLK WP HR S P ERA WHIP | PITCHER | | | | | | | | | | IP WLS BF H R ER SO BB IBB HBP BLK WP HR S P ERA WHIP |
| Mike Flanagan, L (1, 1) <small>ERA: 1.8</small> | 5.0 W 20 5 1 1 1 0 0 0 0 0 0 27 43 0.00 0.250 | | | | | | | | | | | |
| Sammy Stewart, R (6, 1) <small>ERA:</small> | 4.0 S 13 1 0 0 1 0 0 0 0 0 0 27 43 0.00 0.250 | | | | | | | | | | | |

| | |
|-----|----|
| AB | 32 |
| R | 11 |
| H | 8 |
| RBI | 10 |
| BB | 9 |
| SO | 7 |
| LOB | 13 |



| | |
|-----|----|
| AB | 32 |
| R | 1 |
| H | 6 |
| RBI | 1 |
| BB | 0 |
| SO | 2 |
| LOB | 12 |

| Batter | 1 | 2 | 3 | 4 | 5 | 6 | 7 | 8 | 9 | 10 | AB | R | H | RBI | BB | SO | LOB | TOP | | | | |
|--|---|---|---|---|---|---|---|---|---|---|---|---|---|---|---|---|---|---|---|---|---|--|
| John Shelby, S OBP: 0.300, SLG: 0.222 | (1, 8) 2-2 FC1-6 1B | | (2, 3) 2-3 K | | (1, 1) 1-1 F2 | | | (1, 0) 1-0 6-3 | | (1, 5) 2-3 K | 5 | 0 | 1 | 0 | 0 | 2 | 1 | | | | | |
| Tito Landrum, R OBP: 0.200, SLG: 0.500 | (1, 9) 2-1 FC1-6 G6-3 | | (1, 3) 2-0 P4 | | | (1, 2) 1-2 BB | | (2, 3) 2-3 K | | (0, 1) 0-1 HR | 5 | 1 | 2 | 1 | 0 | 1 | 1 | | | | | |
| Cal Ripken Jr., R OBP: 0.500, SLG: 0.533 | (1, 6) 1-2 G6-3 | | | (1, 3) 1-3 K | | (4, 2) 4-2 BB | (1, 2) 1-2 BB | (4, 2) 4-2 HBP 1B | | (2, 1) 2-1 1B 1B | 3 | 1 | 1 | 0 | 2 | 1 | 1 | | | | | |
| Eddie Murray, S OBP: 0.389, SLG: 0.467 | (1, 3) | (1, 1) 1-1 BB 1B | | (1, 0) 1-0 4-3 | | (1, 3) 1-3 K | | (1, 2) 1-2 HBP 1B | | (1, 0) 1-0 1B 1B | 5 | 1 | 3 | 0 | 0 | 1 | 2 | | | | | |
| Gary Roenicke, R OBP: 0.900, SLG: 1.750 | (1, 7) 4-1 FC6-4 BB | | (4, 2) 4-2 BB | | (1, 1) 1-1 G5-4-3 | | | (3, 0) 3-0 HBP 1B | | (1, 0) 1-0 SF8 1B | 2 | 0 | 1 | 1 | 2 | 0 | 2 | | | | | |
| Ken Singleton, S OBP: 0.357, SLG: 0.417 | (1, 10) 2-3 K | | (0, 0) 0-0 6-3 | | | (4, 0) 4-0 SH3-4 BB | | (0, 2) 0-2 P4 | | (1, 0) 1-0 SF8 1B | 2 | 0 | 0 | 0 | 1 | 1 | 3 | | | | | |
| Al Bumbry, L OBP: 0.125, SLG: 0.250 | (7, PR) | | | | | | | | | (1, 2) 1-2 3H | 0 | 0 | 0 | 0 | 0 | 0 | 0 | | | | | |
| Dan Ford, R OBP: 0.200, SLG: 0.400 | (8, PH) | | | | | | | | | (1, 2) 1-2 3H | 0 | 0 | 0 | 0 | 0 | 0 | 0 | | | | | |
| John Lowenstein, L OBP: 0.286, SLG: 0.333 | (10, PH) | | | | | | | | | (1, 2) 1-2 3H | 0 | 0 | 0 | 0 | 0 | 0 | 0 | | | | | |
| Benny Ayala, R OBP: 0.286, SLG: 0.333 | (10, PH) | | | | | | | | | (1, 2) 1-2 3H | 0 | 0 | 0 | 1 | 0 | 0 | 0 | | | | | |
| Rich Dauer, R OBP: 0.133, SLG: 0.133 | (1, 4) 2-1 F7 | | | | (1, 1) 1-1 5-3 | | | (0, 0) 0-0 SH3-4 BB | | (3, 1) 3-1 F4 | 4 | 0 | 0 | 0 | 0 | 0 | 3 | | | | | |
| Todd Cruz, R OBP: 0.133, SLG: 0.133 | (1, 5) 1-0 FC6-4 | | | (1, 3) 1-3 K2-3 | | | | (1, 2) 1-2 K | | (2, 2) 2-2 6-3 | 4 | 0 | 0 | 0 | 0 | 2 | 4 | | | | | |
| Rick Dempsey, R OBP: 0.231, SLG: 0.167 | (1, 2) 1-1 6-3 | | | (0, 2) 0-2 1B | | | | (2, 2) 2-2 F8 | | (1, 1) 1-1 5-3 | 4 | 0 | 1 | 0 | 0 | 0 | 2 | | | | | |
| Inning Stats | R: 0 E: 0 K: 0 S: 8 | H: 1 LOB: 0 BB: 0 P: 13 | R: 0 E: 0 K: 1 S: 9 | H: 1 LOB: 2 BB: 1 P: 19 | R: 0 E: 0 K: 1 S: 7 | H: 0 LOB: 0 BB: 0 P: 12 | R: 0 E: 0 K: 1 S: 7 | H: 0 LOB: 1 BB: 1 P: 13 | R: 0 E: 0 K: 1 S: 10 | H: 1 LOB: 1 BB: 0 P: 19 | R: 0 E: 0 K: 1 S: 7 | H: 0 LOB: 2 BB: 1 P: 14 | R: 0 E: 0 K: 1 S: 15 | H: 1 LOB: 3 BB: 1 P: 26 | R: 0 E: 0 K: 0 S: 7 | H: 0 LOB: 0 BB: 0 P: 13 | R: 3 E: 0 K: 1 S: 15 | H: 4 LOB: 1 BB: 0 P: 23 | 1B: 8 2B: 0 3B: 0 HR: 1 | SF: 1 SAC: 1 DP: 2 HBP: 1 | WP: 0 PA: 43 | |
| PITCHER | IP WLS BF H R ER SO BB IBB HBP BLK WP HR S P ERA WHIP | IP WLS BF H R ER SO BB IBB HBP BLK WP HR S P ERA WHIP | IP WLS BF H R ER SO BB IBB HBP BLK WP HR S P ERA WHIP | IP WLS BF H R ER SO BB IBB HBP BLK WP HR S P ERA WHIP | IP WLS BF H R ER SO BB IBB HBP BLK WP HR S P ERA WHIP | IP WLS BF H R ER SO BB IBB HBP BLK WP HR S P ERA WHIP | IP WLS BF H R ER SO BB IBB HBP BLK WP HR S P ERA WHIP | IP WLS BF H R ER SO BB IBB HBP BLK WP HR S P ERA WHIP | IP WLS BF H R ER SO BB IBB HBP BLK WP HR S P ERA WHIP | IP WLS BF H R ER SO BB IBB HBP BLK WP HR S P ERA WHIP | IP WLS BF H R ER SO BB IBB HBP BLK WP HR S P ERA WHIP | IP WLS BF H R ER SO BB IBB HBP BLK WP HR S P ERA WHIP | IP WLS BF H R ER SO BB IBB HBP BLK WP HR S P ERA WHIP | IP WLS BF H R ER SO BB IBB HBP BLK WP HR S P ERA WHIP | IP WLS BF H R ER SO BB IBB HBP BLK WP HR S P ERA WHIP | IP WLS BF H R ER SO BB IBB HBP BLK WP HR S P ERA WHIP | IP WLS BF H R ER SO BB IBB HBP BLK WP HR S P ERA WHIP | IP WLS BF H R ER SO BB IBB HBP BLK WP HR S P ERA WHIP | IP WLS BF H R ER SO BB IBB HBP BLK WP HR S P ERA WHIP | IP WLS BF H R ER SO BB IBB HBP BLK WP HR S P ERA WHIP | IP WLS BF H R ER SO BB IBB HBP BLK WP HR S P ERA WHIP | |
| Britt Burns, L ERA: 0.96 | (1, 1) 9.1 | (10, 1) 0.0 | (10, 1) 0.1 | (10, 1) 0.1 | | | | | | | | | | | | | | | | | | |
| Salome Barojas, R ERA: 18.0 | | | | | | | | | | | | | | | | | | | | | | |
| Juan Agosto, L ERA: | | | | | | | | | | | | | | | | | | | | | | |
| Dennis Lamp, R ERA: | | | | | | | | | | | | | | | | | | | | | | |

Baltimore Orioles @ Chicago White Sox
Comiskey Park, Chicago, IL
Sat Oct 08 1983, 4:33 AM EDT
Att. 45,477 - Unknown - 57 F

AB 35
R 3
H 9
RBI 3
BB 5
SO 8
LOB 22



| Batter | 1 | 2 | 3 | 4 | 5 | 6 | 7 | 8 | 9 | 10 | AB | R | H | RBI | BB | SO | LOB | BOTTOM | | | | |
|--|---|---|---|---|---|---|---|---|---|---|---|---|---|---|---|---|---|---|---|---|---|--|
| Rudy Law, L OBP: 0.389, SLG: 0.444 | (1, 8) 2-1 4-3 | | (1, 3) 0-2 F9 | | (1, 2) 3-2 F8 | | (1, 2) 2-2 F7 | | (1, 3) 1-3 K | | 5 | 0 | 0 | 0 | 0 | 1 | 6 | | | | | |
| Carlton Fisk, R OBP: 0.222, SLG: 0.235 | (1, 2) 1-2 L6-3 1B | | (1, 1) 1-1 F3 | | (0, 0) 0-0 F7 | | (0, 2) 0-2 5-3 | | (1, 1) 1-1 F8 | | (2, 1) 2-1 F7 | 5 | 0 | 1 | 0 | 0 | 0 | 1 | | | | |
| Harold Baines, L OBP: 0.176, SLG: 0.125 | (1, 9) 3-1 L6-3 | | | | | | | | | | | | | | | | | | | | | |
| Greg Luzinski, R OBP: 0.235, SLG: 0.200 | (1, 10) | (2, 3) 2-3 K | | (1, 1) 1-1 F2 | | (1, 1) 1-1 F2 | | (0, 3) 0-3 K | | (0, 3) 0-3 K | 5 | 0 | 0 | 0 | 0 | 3 | 3 | | | | | |
| Tom Paciorek, R OBP: 0.333, SLG: 0.250 | (1, 7) 2-1 6-3 | | | (1, 2) 1-2 1B | | (0, 0) 0-0 F6 | | (3, 2) 3-2 6-3 | | (1, 3) 1-3 K2-3 | 5 | 0 | 1 | 0 | 0 | 1 | 3 | | | | | |
| Greg Walker, L OBP: 0.500, SLG: 0.333 | (1, 3) 4-2 FC6 BB | | | (3, 3) 3-3 K | | | | | | | | | | | | | | | | | | |
| Mike Squires, L (8, 3) | | | | | | | | | | | | | | | | | | | | | | |
| Vance Law, R OBP: 0.250, SLG: 0.182 | (1, 5) 1-2 FC6 | | | | (1, 2) 1-2 5-3 | | | | | | | | | | | | | | | | | |
| Jerry Dybzinski, R OBP: 0.250, SLG: 0.250 | (1, 6) 1-0 6-3 | | | | (0, 1) 0-1 6-3 | | | | | | | | | | | | | | | | | |
| Julio Cruz, S OBP: 0.467, SLG: 0.333 | (1, 4) 4-1 F9 S BB | | | | (0, 0) 0-0 S 1B | | | | | | | | | | | | | | | | | |
| Inning Stats | R: 0 E: 0 K: 0 S: 7 | H: 1 LOB: 0 BB: 0 P: 13 | R: 0 E: 0 K: 1 S: 11 | H: 0 LOB: 1 BB: 1 P: 20 | R: 0 E: 0 K: 0 S: 7 | H: 0 LOB: 1 BB: 1 P: 13 | R: 0 E: 0 K: 1 S: 12 | H: 1 LOB: 1 BB: 0 P: 17 | R: 0 E: 0 K: 0 S: 9 | H: 3 LOB: 3 BB: 0 P: 22 | R: 0 E: 0 K: 1 S: 11 | H: 0 LOB: 1 BB: 1 P: 19 | R: 0 E: 0 K: 1 S: 13 | H: 2 LOB: 2 BB: 0 P: 17 | R: 0 E: 0 K: 2 S: 11 | H: 1 LOB: 1 BB: 0 P: 15 | 1B: 10 2B: 1 3B: 0 HR: 0 | SF: 0 SAC: 0 DP: 1 HBP: 0 | WP: 0 PA: 41 | | | |
| PITCHER | IP WLS BF H R ER SO BB IBB HBP BLK WP HR S P ERA WHIP | IP WLS BF H R ER SO BB IBB HBP BLK WP HR S P ERA WHIP | IP WLS BF H R ER SO BB IBB HBP BLK WP HR S P ERA WHIP | IP WLS BF H R ER SO BB IBB HBP BLK WP HR S P ERA WHIP | IP WLS BF H R ER SO BB IBB HBP BLK WP HR S P ERA WHIP | IP WLS BF H R ER SO BB IBB HBP BLK WP HR S P ERA WHIP | IP WLS BF H R ER SO BB IBB HBP BLK WP HR S P ERA WHIP | IP WLS BF H R ER SO BB IBB HBP BLK WP HR S P ERA WHIP | IP WLS BF H R ER SO BB IBB HBP BLK WP HR S P ERA WHIP | IP WLS BF H R ER SO BB IBB HBP BLK WP HR S P ERA WHIP | IP WLS BF H R ER SO BB IBB HBP BLK WP HR S P ERA WHIP | IP WLS BF H R ER SO BB IBB HBP BLK WP HR S P ERA WHIP | IP WLS BF H R ER SO BB IBB HBP BLK WP HR S P ERA WHIP | IP WLS BF H R ER SO BB IBB HBP BLK WP HR S P ERA WHIP | IP WLS BF H R ER SO BB IBB HBP BLK WP HR S P ERA WHIP | IP WLS BF H R ER SO BB IBB HBP BLK WP HR S P ERA WHIP | IP WLS BF H R ER SO BB IBB HBP BLK WP HR S P ERA WHIP | IP WLS BF H R ER SO BB IBB HBP BLK WP HR S P ERA WHIP | IP WLS BF H R ER SO BB IBB HBP BLK WP HR S P ERA WHIP | IP WLS BF H R ER SO BB IBB HBP BLK WP HR S P ERA WHIP | IP WLS BF H R ER SO BB IBB HBP BLK WP HR S P ERA WHIP | |
| Storm Davis, R ERA: | (1, 1) 6.0 | | | | | | | | | | | | | | | | | | | | | |
| Tippy Martinez, L ERA: | (7, 1) 4.0 | | | | | | | | | | | | | | | | | | | | | |

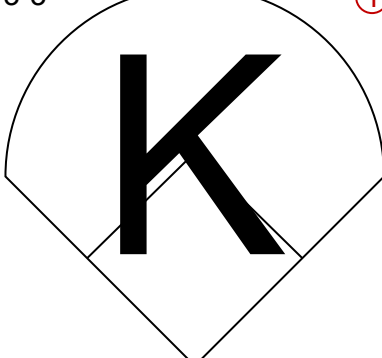
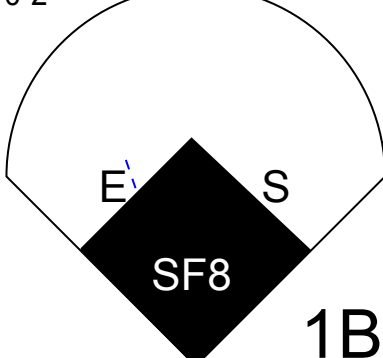
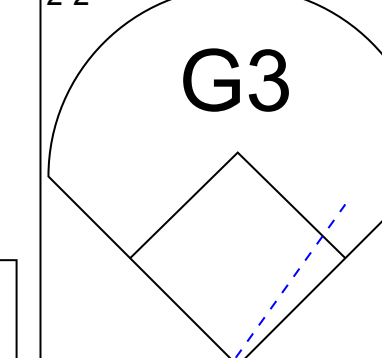
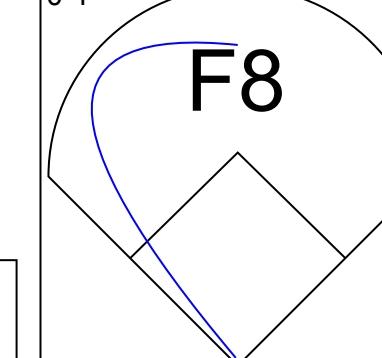
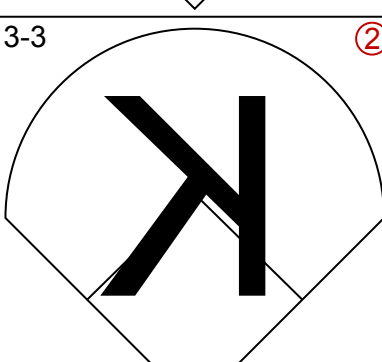
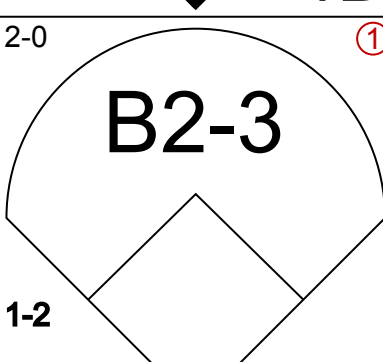
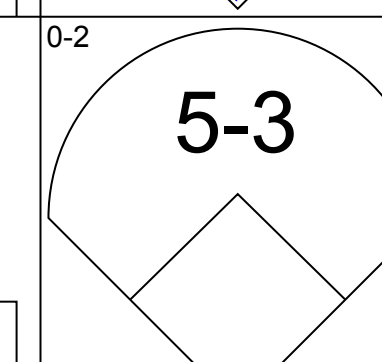
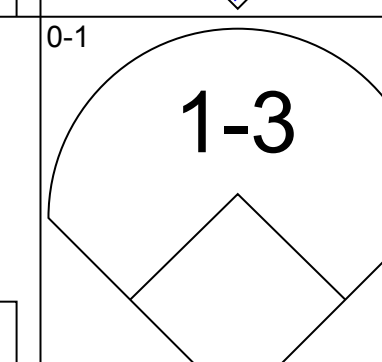
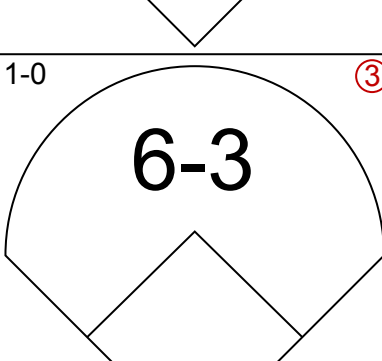
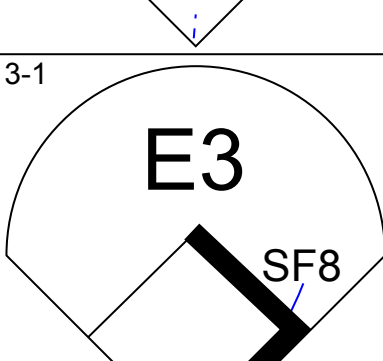
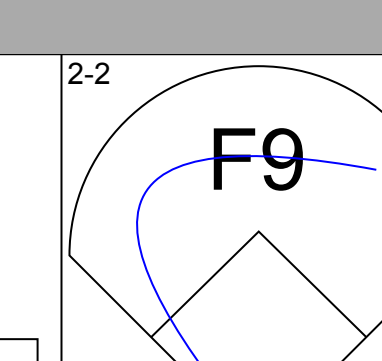
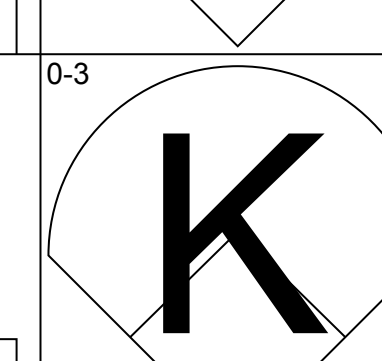
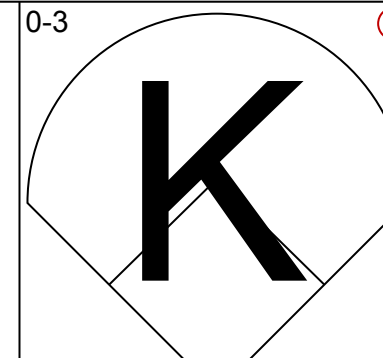
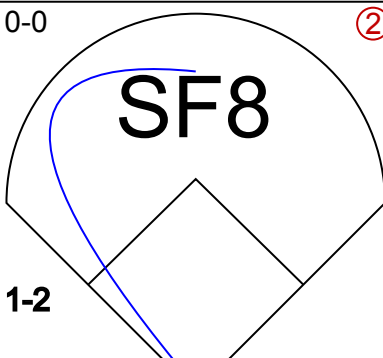
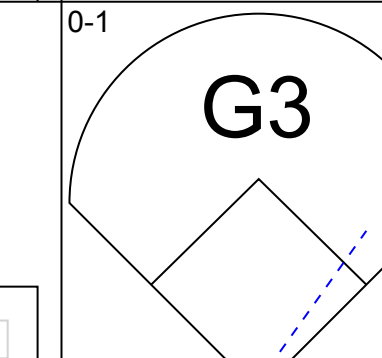
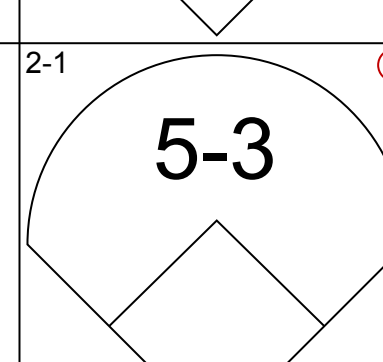
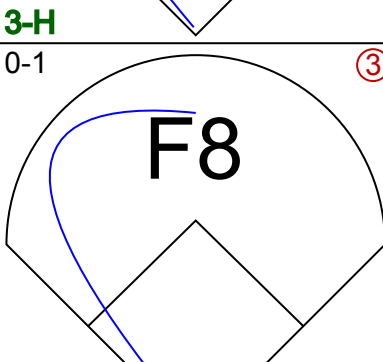
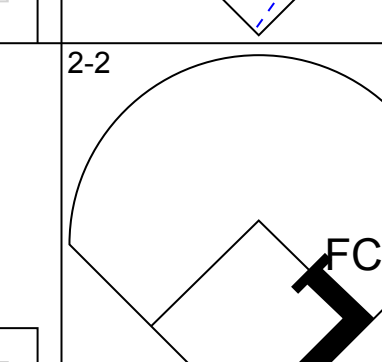
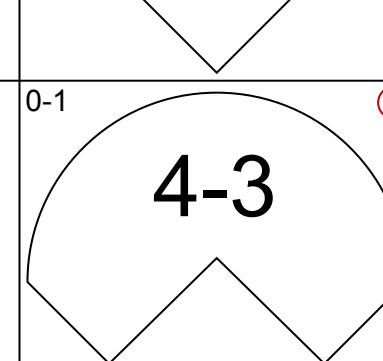
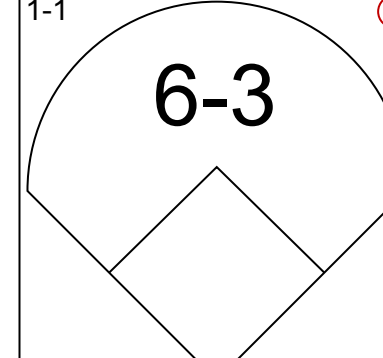
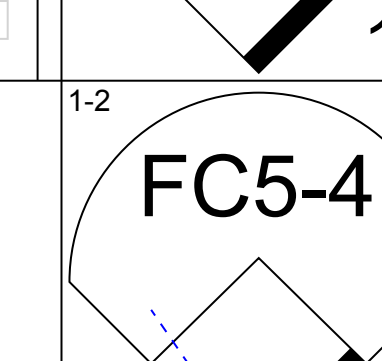
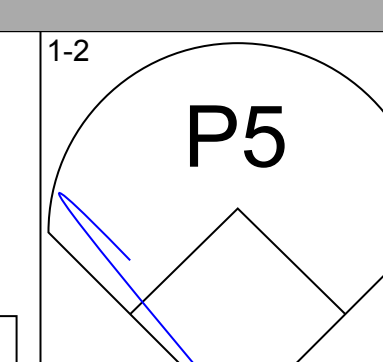
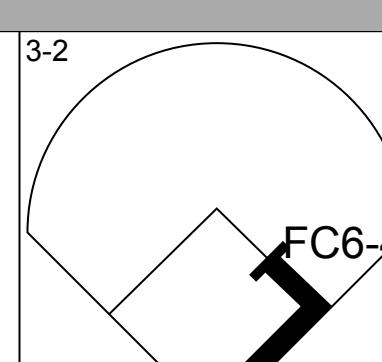
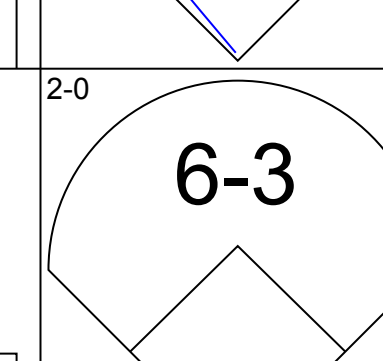
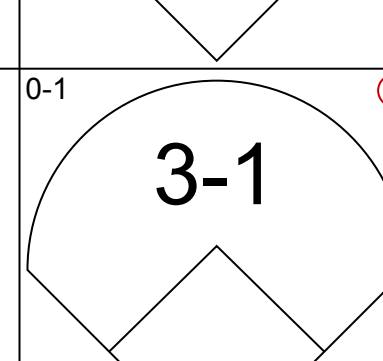
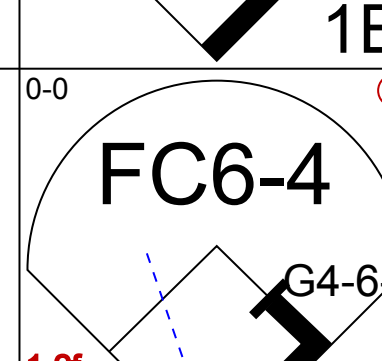
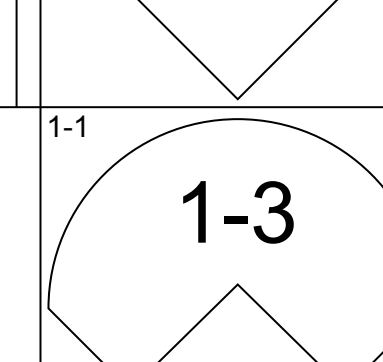
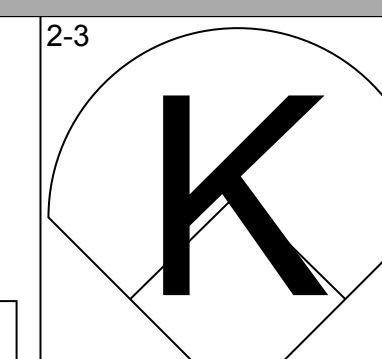
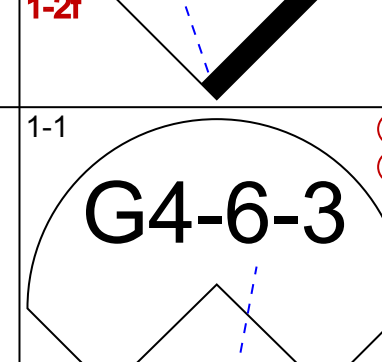

Baltimore Orioles @ Chicago White Sox
Comiskey Park, Chicago, IL
Sat Oct 08 1983, 4:33 AM EDT
Att. 45,477 - Unknown - 57 F

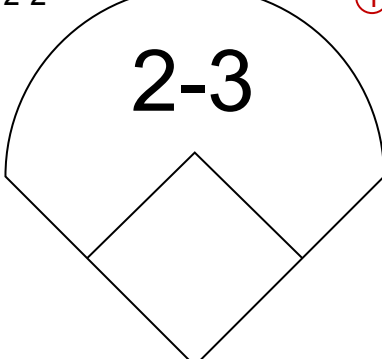
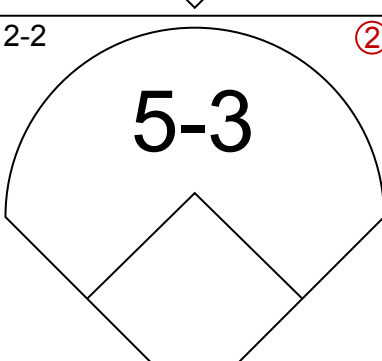
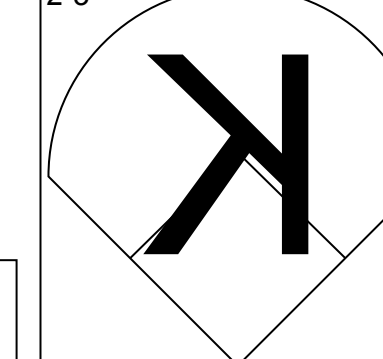
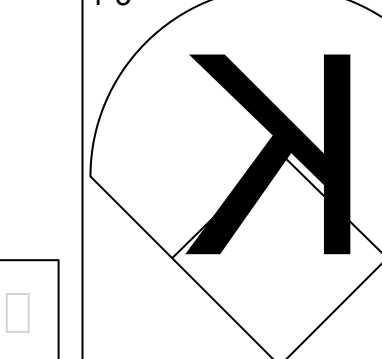
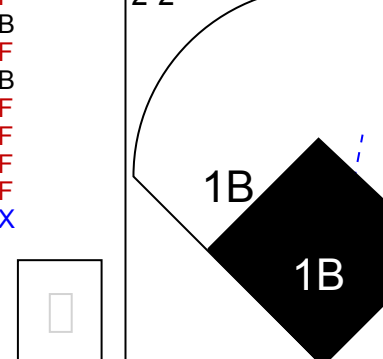
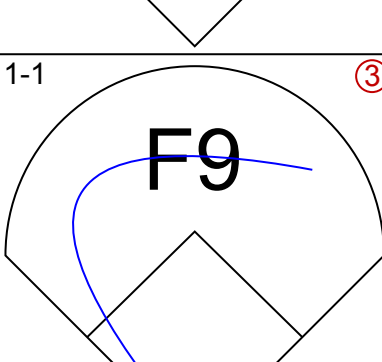
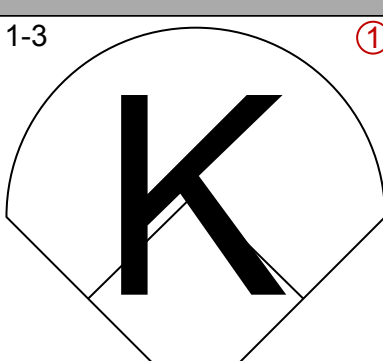
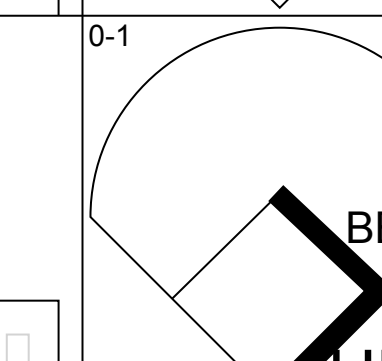
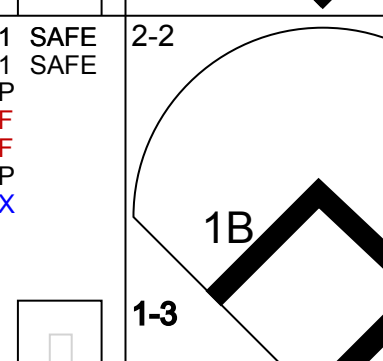
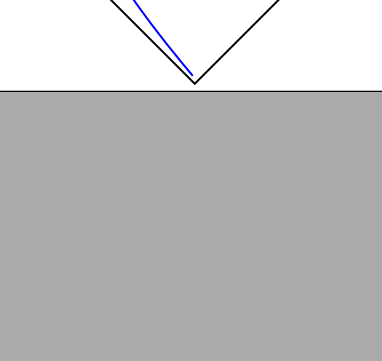
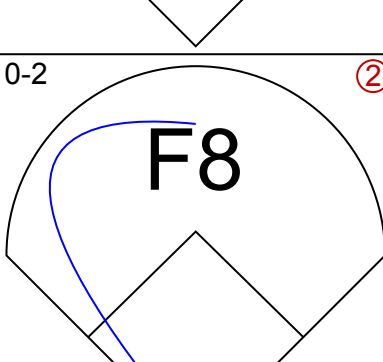
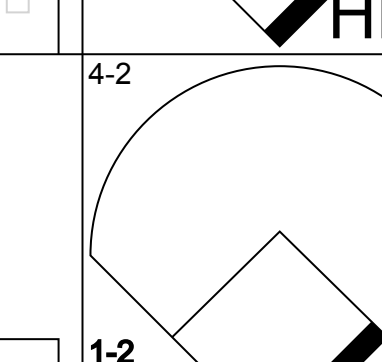
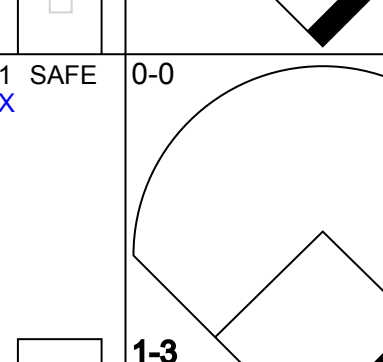
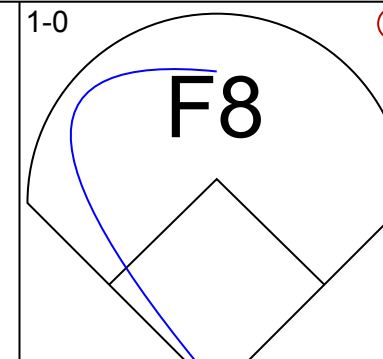
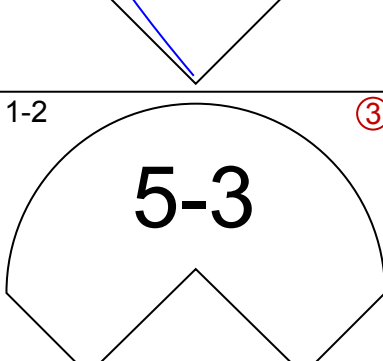
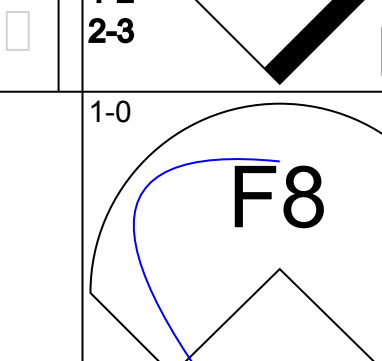
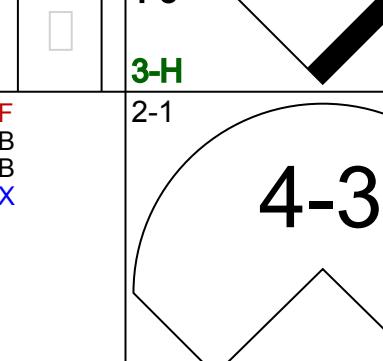
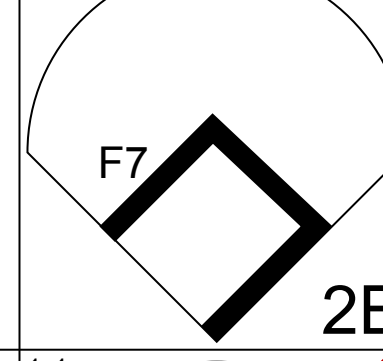
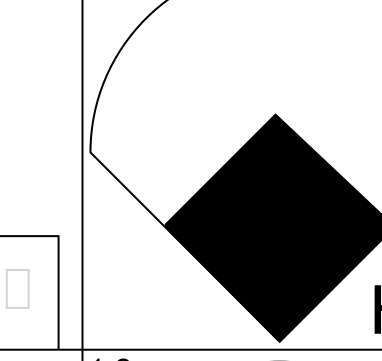
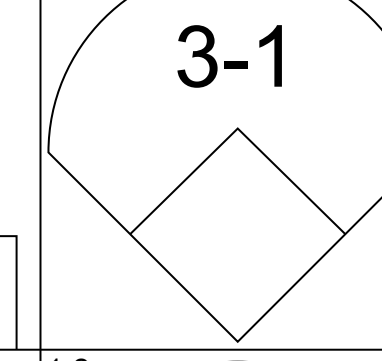
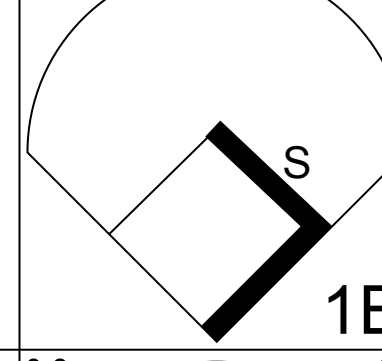
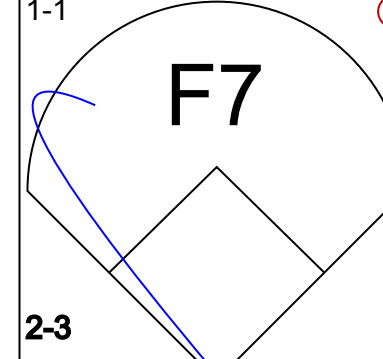
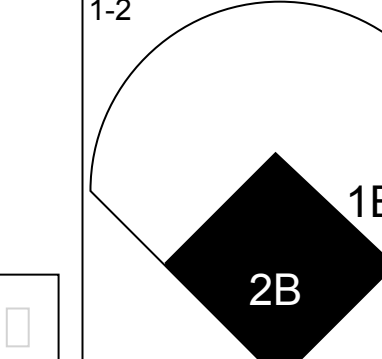
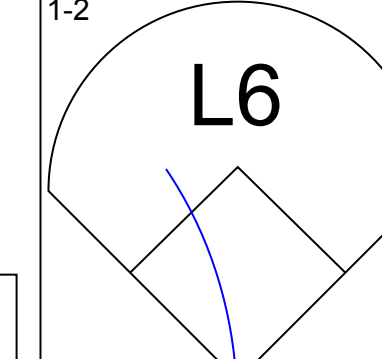
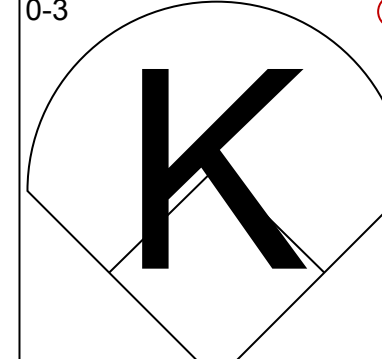
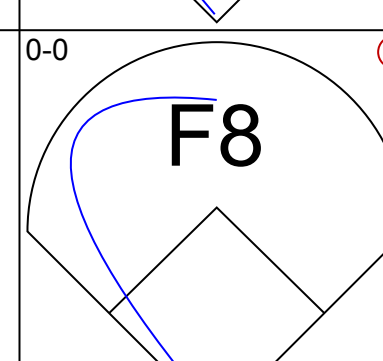
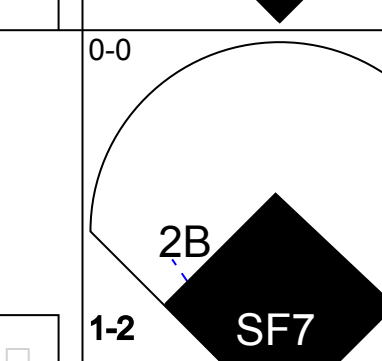
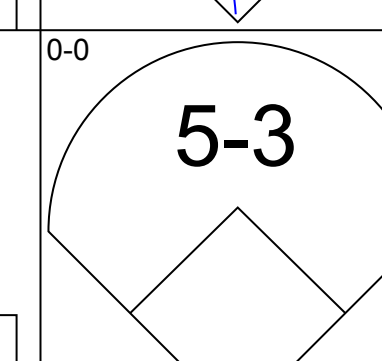
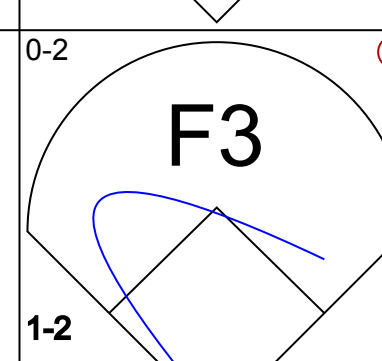
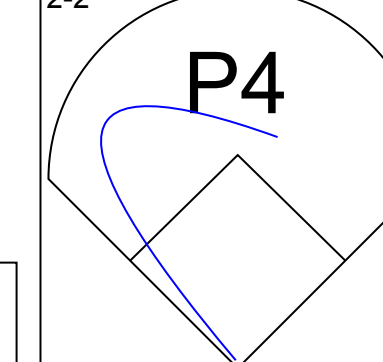
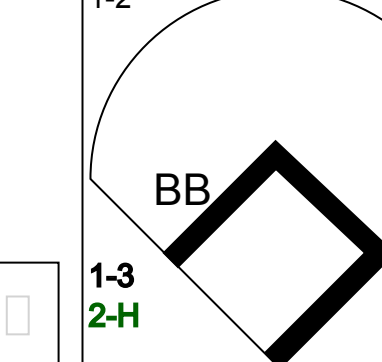
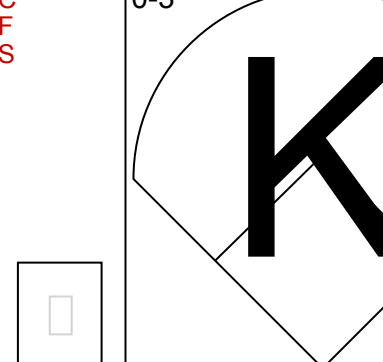
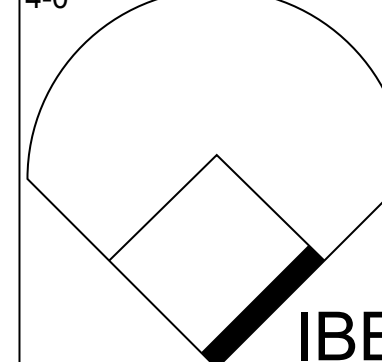
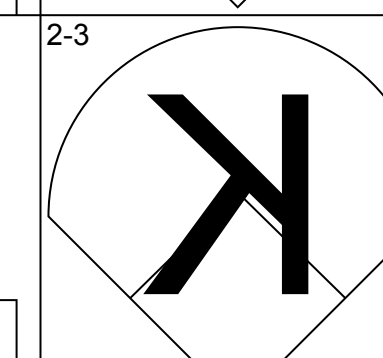
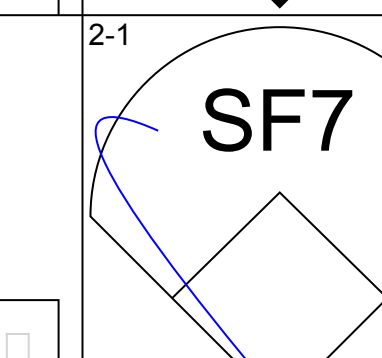
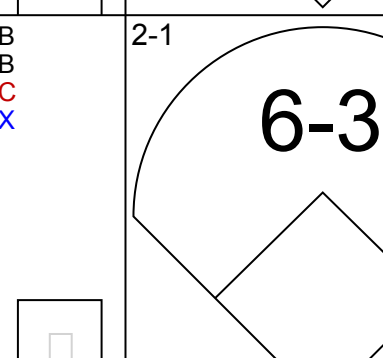
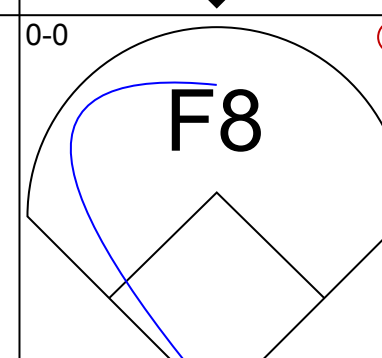
AB 38
R 0
H 10
RBI 0
BB 3
SO 6
LOB 18



| Batter | 1 | 2 | 3 | 4 | 5 | 6 | 7 | 8 | 9 | AB | R | H | RBI | BB | SO | LOB | TOP | | | | | | | | |
|--|------------------------------|----------------------------------|------------------------------|---------------------------------|------------------------------|----------------------------------|-------------------------------|----------------------------------|------------------------------|---------------------------------|------------------------------|----------------------------------|------------------------------|----------------------------------|------------------------------|---------------------------------|--|----------------------------------|----------------------------------|------------------------------------|----------------------------------|--------|--|--|--|
| Joe Morgan, L (1,4) OBP: 0.238, SLG: 0.316 | E5 CS | | | FC5-4 1B | | HR | | | P3 | 4 | 1 | 2 | 1 | 0 | 0 | 0 | Philadelphia Phillies @ Baltimore Orioles Memorial Stadium, Baltimore, MD Tue Oct 11 1983, 7:05 PM EDT Att: 52,204 - Unknown livebaseballscorecards.com | | | | | | | | |
| Pete Rose, S (1,3) OBP: 0.381, SLG: 0.350 | K | | | FC5-4 1-2 | | 6-3 | | | 1B | 4 | 0 | 1 | 0 | 0 | 1 | 2 | | | | | | | | | |
| Mike Schmidt, R (1,5) OBP: 0.429, SLG: 0.632 | L8 | | | F8 | | | | | K | 4 | 0 | 0 | 0 | 0 | 2 | 2 | | | | | | | | | |
| Sixto Lezcano, R (1,9) Von Hayes, L (9,9) | | L6 | | | | | | | 6-3 | 3 | 0 | 0 | 0 | 0 | 1 | 1 | | | | | | | | | |
| Gary Matthews, R (1,7) OBP: 0.474, SLG: 0.941 | | F8 | | | | | | | 1B | 3 | 0 | 1 | 0 | 0 | 0 | 0 | | | | | | | | | |
| Gary Maddox, R (1,8) OBP: 0.286, SLG: 0.571 | | K | | | G6-4-3 1B | | | | F9 | 3 | 1 | 1 | 1 | 0 | 1 | 1 | | | | | | | | | |
| Bo Diaz, R (1,2) OBP: 0.222, SLG: 0.188 | | | | | F8 | | | | HR | 3 | 0 | 0 | 0 | 0 | 0 | 0 | | | | | | | | | |
| Ivan De Jesus, R (1,6) OBP: 0.333, SLG: 0.200 | | | | | | F9 | | | 6-3 | 3 | 0 | 0 | 0 | 0 | 1 | 0 | | | | | | | | | |
| John Denny, R (1,1) Al Holland, R (8,1) | | | | | | K | | | 5-3 | 3 | 0 | 0 | 0 | 0 | 1 | 0 | | | | | | | | | |
| | | | | | | | | | | 0 | 0 | 0 | 0 | 0 | 0 | 0 | | | | | | | | | |
| Inning Stats | R: 0 E: 1 K: 1 S: 9 | H: 0 LOB: 0 BB: 0 P: 14 | R: 0 E: 0 K: 1 S: 8 | H: 0 LOB: 0 BB: 0 P: 9 | R: 0 E: 0 K: 1 S: 8 | H: 0 LOB: 0 BB: 0 P: 10 | R: 0 E: 0 K: 1 S: 11 | H: 1 LOB: 1 BB: 0 P: 16 | R: 0 E: 0 K: 0 S: 6 | H: 1 LOB: 0 BB: 0 P: 8 | R: 1 E: 0 K: 1 S: 9 | H: 1 LOB: 0 BB: 0 P: 12 | R: 0 E: 0 K: 1 S: 8 | H: 0 LOB: 0 BB: 0 P: 11 | R: 1 E: 0 K: 0 S: 4 | H: 1 LOB: 0 BB: 0 P: 5 | R: 0 E: 0 K: 1 S: 8 | H: 1 LOB: 1 BB: 0 P: 13 | 1B: 3 2B: 0 3B: 0 HR: 2 | SF: 0 SAC: 0 DP: 1 HBP: 0 | WP: 0 PB: 0 SB: 0 CS: 1 | PA: 31 | | | |
| PITCHER | IP | WLS | BF | H | R | ER | SO | BB | IBB | HBP | BLK | WP | HR | S | P | ERA | WHIP | | | | | | | | |
| Scott McGregor, L (1,1) ERA: 1.84 | 8.0 | L | 27 | 4 | 2 | 2 | 6 | 0 | 0 | 0 | 0 | 0 | 2 | 63 | 85 | 2.25 | 0.500 | | | | | | | | |
| Sammy Stewart, R (9,1) ERA: | 0.2 | | 3 | 1 | 0 | 0 | 1 | 0 | 0 | 0 | 0 | 0 | 0 | 6 | 11 | 0.00 | 1.500 | | | | | | | | |
| Tippy Martinez, L (9,1) ERA: | 0.1 | | 1 | 0 | 0 | 0 | 0 | 0 | 0 | 0 | 0 | 0 | 0 | 2 | 2 | 0.00 | 0.000 | | | | | | | | |

| Batter | 1 | 2 | 3 | 4 | 5 | 6 | 7 | 8 | 9 | AB | R | H | RBI | BB | SO | LOB | BOTTOM | | | | | | | | |
|---|-------------------------------|----------------------------------|-------------------------------|----------------------------------|------------------------------|----------------------------------|------------------------------|----------------------------------|------------------------------|---------------------------------|-------------------------------|----------------------------------|-------------------------------|----------------------------------|-------------------------------|----------------------------------|--|----------------------------------|----------------------------------|------------------------------------|----------------------------------|--------|--|--|--|
| Al Bumbry, L (1,8) OBP: 0.167, SLG: 0.333 Sammy Stewart, R (9,1) Tippy Martinez, L (9,1) | L8 | | | | | F8 | | | | 4 | 0 | 1 | 0 | 0 | 0 | 0 | Philadelphia Phillies @ Baltimore Orioles Memorial Stadium, Baltimore, MD Tue Oct 11 1983, 7:05 PM EDT Att: 52,204 - Unknown livebaseballscorecards.com | | | | | | | | |
| Jim Dwyer, L (1,9) OBP: 0.375, SLG: 0.857 Dan Ford, R (8,9) | | | | | | F2 | | 2B | | 3 | 1 | 1 | 1 | 0 | 0 | 0 | | | | | | | | | |
| Cal Ripken Jr., R (1,6) OBP: 0.455, SLG: 0.474 | 6-3 | | | | | K | | | | 4 | 0 | 1 | 0 | 0 | 1 | 0 | | | | | | | | | |
| Eddie Murray, S (1,3) OBP: 0.364, SLG: 0.421 | | | | | | FC6-4 1B | | | | 4 | 0 | 1 | 0 | 0 | 1 | 1 | | | | | | | | | |
| John Lowenstein, L (1,7) OBP: 0.300, SLG: 0.333 Gary Roenicke, R (9,9) | | | | | | F7 | | | | 3 | 0 | 1 | 0 | 0 | 1 | 2 | | | | | | | | | |
| Rich Dauer, R (1,4) | | | | | | 6-3 | | | | 3 | 0 | 0 | 0 | 0 | 1 | 2 | | | | | | | | | |
| Todd Cruz, R (1,5) OBP: 0.111, SLG: 0.111 | | | | | | | | | | 3 | 0 | 0 | 0 | 0 | 1 | 1 | | | | | | | | | |
| Rick Dempsey, R (1,2) OBP: 0.200, SLG: 0.143 John Shelby, S (9,8) | | | | | | | | | | 2 | 0 | 0 | 0 | 0 | 0 | 0 | | | | | | | | | |
| Scott McGregor, S (1,1) Joe Nolan, L (9,2) | | | | | | | | | | 2 | 0 | 0 | 0 | 0 | 0 | 0 | | | | | | | | | |
| | | | | | | | | | | 1 | 0 | 0 | 0 | 0 | 0 | 0 | | | | | | | | | |
| Inning Stats | R: 1 E: 0 K: 1 S: 13 | H: 2 LOB: 1 BB: 0 P: 21 | R: 0 E: 0 K: 2 S: 12 | H: 0 LOB: 0 BB: 0 P: 18 | R: 0 E: 0 K: 0 S: 7 | H: 0 LOB: 0 BB: 0 P: 12 | R: 0 E: 0 K: 0 S: 7 | H: 1 LOB: 1 BB: 0 P: 12 | R: 0 E: 0 K: 0 S: 5 | H: 0 LOB: 0 BB: 0 P: 7 | R: 0 E: 0 K: 1 S: 10 | H: 0 LOB: 0 BB: 0 P: 13 | R: 0 E: 0 K: 0 S: 11 | H: 1 LOB: 1 BB: 0 P: 14 | R: 0 E: 0 K: 1 S: 10 | H: 1 LOB: 1 BB: 0 P: 13 | R: 0 E: 0 K: 1 S: 9 | H: 0 LOB: 0 BB: 0 P: 14 | 1B: 3 2B: 1 3B: 0 HR: 1 | SF: 0 SAC: 0 DP: 0 HBP: 0 | WP: 0 PB: 0 SB: 0 CS: 0 | PA: 32 | | | |
| PITCHER | IP | WLS | BF | H | R | ER | SO | BB | IBB | HBP | BLK | WP | HR | S | P | ERA | WHIP | | | | | | | | |
| John Denny, R (1,1) ERA: 0.66 | 7.2 | W | 28 | 5 | 1 | 1 | 5 | 0 | 0 | 0 | 0 | 0 | 0 | 1 | 74 | 1.17 | 0.652 | | | | | | | | |
| Al Holland, L (8,1) ERA: | 1.1 | S | 4 | 0 | 0 | 0 | 1 | 0 | 0 | 0 | 0 | 0 | 0 | 10 | 15 | 0.00 | 0.000 | | | | | | | | |

| Batter | 1 | 2 | 3 | 4 | 5 | 6 | 7 | 8 | 9 | AB | R | H | RBI | BB | SO | LOB | TOP | | | |
|---|---|---|---|--|---|---|-------------------------------|--|--|----------------------------------|-------------------------------|----------------------------------|------------------------------|----------------------------------|------------------------------|---------------------------------|--|----------------------------------|------------------------------------|----------------------------------|
| Joe Morgan, L (1, 4) OBP: 0.240, SLG: 0.304 |  | | |  1B | |  | | |  | 4 | 1 | 1 | 0 | 0 | 1 | 0 | Philadelphia Phillies @ Baltimore Orioles Memorial Stadium, Baltimore, MD Wed Oct 12 1983, 7:05 PM EDT Att: 52,132 - Unknown | | | |
| Pete Rose, S (1, 3) OBP: 0.320, SLG: 0.292 |  | | |  1-2 | |  | | |  | 4 | 0 | 0 | 0 | 0 | 1 | 1 | | | | |
| Mike Schmidt, R (1, 5) OBP: 0.360, SLG: 0.522 |  | | |  SF8 | | | |  |  | 4 | 0 | 0 | 0 | 0 | 1 | 1 | | | | |
| Joe Lefebvre, L (1, 9) | |  | |  1-2 | | | |  | | 2 | 0 | 0 | 1 | 0 | 1 | 0 | | | | |
| Gary Matthews, R (1, 7) OBP: 0.455, SLG: 0.850 |  | | |  3-H | | | |  1B | | 3 | 0 | 1 | 0 | 0 | 0 | 1 | | | | |
| Greg Gross, L (1, 8) |  | | | |  | | |  1-2 | | 3 | 0 | 0 | 0 | 0 | 0 | 1 | | | | |
| Bo Diaz, R (1, 2) OBP: 0.238, SLG: 0.211 | | |  | | | | | |  1B | 3 | 0 | 1 | 0 | 0 | 1 | 0 | | | | |
| Juan Samuel, R (8, PR) Ozzie Virgil, R (8, 2) | | |  | |  | | | |  G4-6-3 | 3 | 0 | 0 | 0 | 0 | 0 | 1 | | | | |
| Ivan De Jesus, R (1, 6) OBP: 0.286, SLG: 0.167 | | |  | | |  | | |  1-2 | 1 | 0 | 0 | 0 | 0 | 0 | 0 | | | | |
| Charles Hudson, S (1, 1) Willie Hernandez, L (5, 1) Von Hayes, L (6, PH) Larry Andersen, R (6, 1) Tony Perez, R (8, PH) Ron Reed, R (8, 1) | | | | | | | | | | 0 | 0 | 0 | 0 | 0 | 0 | 0 |  | | | |
| Inning Stats | R: 0 E: 0 K: 2 S: 9 | H: 0 LOB: 0 BB: 0 P: 16 | R: 0 E: 0 K: 1 S: 7 | H: 0 LOB: 0 BB: 0 P: 9 | R: 0 E: 0 K: 0 S: 6 | H: 0 LOB: 0 BB: 0 P: 10 | R: 1 E: 1 K: 0 S: 10 | H: 1 LOB: 1 BB: 0 P: 14 | R: 0 E: 0 K: 1 S: 8 | H: 0 LOB: 0 BB: 0 P: 10 | R: 0 E: 0 K: 0 S: 12 | H: 1 LOB: 1 BB: 0 P: 17 | R: 0 E: 0 K: 0 S: 7 | H: 1 LOB: 1 BB: 0 P: 11 | R: 0 E: 0 K: 1 S: 7 | H: 0 LOB: 0 BB: 0 P: 7 | | 1B: 3 2B: 0 3B: 0 HR: 0 | SF: 1 SAC: 0 DP: 1 HBP: 0 | WP: 0 PB: 0 SB: 1 CS: 0 |
| PITCHER Mike Boddicker, R (1, 1) ERA: | IP: 9.0 WLS: W BF: 30 H: 3 R: 1 ER: 0 SO: 6 BB: 0 IBB: 0 HBP: 0 BLK: 0 WP: 0 HR: 0 S: 75 P: 107 ERA: 0.00 WHIP: 0.333 | | | | | | | | | | | | | | | PITCHER | IP: WLS: BF: H: R: ER: SO: BB: IBB: HBP: BLK: WP: HR: S: P: ERA: WHIP: | | | |

| Batter | 1 | 2 | 3 | 4 | 5 | 6 | 7 | 8 | 9 | AB | R | H | RBI | BB | SO | LOB | BOTTOM | | | |
|--|--|---|---|--|---|----------------------------------|--|----------------------------------|---|----------------------------------|------------------------------|----------------------------------|-------------------------------|----------------------------------|------------------------------|----------------------------------|--|------------------------------------|----------------------------------|--------|
| Al Bumbry, L (1, 8) OBP: 0.143, SLG: 0.286 |  | | | | | | | | | 2 | 0 | 0 | 0 | 0 | 1 | 0 | Philadelphia Phillies @ Baltimore Orioles Memorial Stadium, Baltimore, MD Wed Oct 12 1983, 7:05 PM EDT Att: 52,132 - Unknown | | | |
| John Shelby, S (5, FH) OBP: 0.308, SLG: 0.250 |  | |  | |  | |  1B | | | 2 | 1 | 1 | 0 | 0 | 1 | 1 | | | | |
| Dan Ford, R (1, 9) OBP: 0.300, SLG: 0.333 |  | | |  BB |  | |  1B | | | 3 | 0 | 1 | 0 | 0 | 1 | 0 | | | | |
| Cal Ripken Jr., R (1, 6) OBP: 0.462, SLG: 0.455 |  | | |  1-2 |  2-3 | |  1B | | | 3 | 0 | 1 | 1 | 1 | 0 | 0 | | | | |
| Eddie Murray, S (1, 3) OBP: 0.308, SLG: 0.348 |  | | |  1-2 |  1-0 | |  3-H | | | 4 | 0 | 0 | 0 | 0 | 0 | 5 | | | | |
| John Lowenstein, L (1, 7) OBP: 0.429, SLG: 0.769 | |  2B | | |  HR | |  | |  1B | 4 | 1 | 3 | 1 | 0 | 0 | 0 | | | | |
| Tito Landrum, R (8, PR) OBP: 0.200, SLG: 0.500 | | | | | | | | | | 0 | 0 | 0 | 0 | 0 | 0 | 0 | | | | |
| Rich Dauer, R (1, 4) OBP: 0.045, SLG: 0.048 |  2-3 | | | |  2B | |  1B | |  1 SAFE | 4 | 1 | 1 | 0 | 0 | 1 | 2 | | | | |
| Todd Cruz, R (1, 5) OBP: 0.136, SLG: 0.136 |  | | | |  2B | |  1B | |  1-2 | 4 | 1 | 1 | 0 | 0 | 0 | 2 | | | | |
| Rick Dempsey, R (1, 2) OBP: 0.263, SLG: 0.235 | | |  | |  2B | |  | |  IBB | 3 | 0 | 1 | 1 | 1 | 1 | 0 | | | | |
| Mike Boddicker, R (1, 1) |  | | | |  3-H | |  | |  | 3 | 0 | 0 | 1 | 0 | 1 | 2 | | | | |
| Inning Stats | R: 0 E: 0 K: 0 S: 10 | H: 0 LOB: 0 BB: 0 P: 15 | R: 0 E: 0 K: 0 S: 5 | H: 1 LOB: 1 BB: 0 P: 7 | R: 0 E: 0 K: 2 S: 10 | H: 0 LOB: 0 BB: 0 P: 16 | R: 0 E: 0 K: 1 S: 9 | H: 0 LOB: 0 BB: 0 P: 11 | R: 3 E: 0 K: 1 S: 24 | H: 4 LOB: 3 BB: 1 P: 36 | R: 0 E: 0 K: 0 S: 9 | H: 0 LOB: 0 BB: 0 P: 13 | R: 1 E: 0 K: 1 S: 20 | H: 3 LOB: 2 BB: 0 P: 26 | R: 0 E: 0 K: 1 S: 9 | H: 1 LOB: 2 BB: 1 P: 13 | 1B: 6 2B: 2 3B: 0 HR: 1 | SF: 1 SAC: 0 DP: 0 HBP: 1 | WP: 0 PB: 0 SB: 1 CS: 0 | PA: 36 |
| PITCHER Charles Hudson, R (1, 1) ERA: 3.38 Willie Hernandez, L (5, 1) ERA: 4.5 Larry Andersen, R (6, 1) Ron Reed, R (8, 1) ERA: 2.08 | IP: 4.1 WLS: L BF: 18 H: 5 R: 3 ER: 3 SO: 3 BB: 0 IBB: 0 HBP: 0 BLK: 0 WP: 0 HR: 0 S: 45 P: 66 ERA: 6.23 WHIP: 1.154 | | | | | | | | | | | | | | | PITCHER | IP: WLS: BF: H: R: ER: SO: BB: IBB: HBP: BLK: WP: HR: S: P: ERA: WHIP: | | | |

| Batter | 1 | 2 | 3 | 4 | 5 | 6 | 7 | 8 | 9 | AB | R | H | RBI | BB | SO | LOB | TOP | | | | | |
|---|------------------------------|----------------------------------|------------------------------|----------------------------------|------------------------------|----------------------------------|------------------------------|----------------------------------|-------------------------------|----------------------------------|-------------------------------|----------------------------------|-------------------------------|----------------------------------|------------------------------|----------------------------------|---|---------------------------------|----------------------------------|------------------------------------|-------------------------|--------|
| John Shelby, S (1, 8) OBP: 0.353, SLG: 0.313 | | | | | | | | | | 4 | 0 | 2 | 0 | 0 | 2 | 0 | Baltimore Orioles @ Philadelphia Phillies Veterans Stadium, Philadelphia, PA Fri Oct 14 1983, 7:05 PM EDT Att: 65,792 - Unknown | | | | | |
| Dan Ford, R (1, 9) OBP: 0.357, SLG: 0.583 | | | | | | | | | | 3 | 1 | 1 | 1 | 1 | 0 | 1 | | | | | | |
| Cal Ripken Jr., R (1, 6) OBP: 0.433, SLG: 0.400 | | | | | | | | | | 3 | 0 | 0 | 0 | 1 | 1 | 2 | | | | | | |
| Eddie Murray, S (1, 3) OBP: 0.267, SLG: 0.296 | | | | | | | | | | 4 | 0 | 0 | 0 | 0 | 2 | 4 | | | | | | |
| Gary Roenicke, R (1, 7) OBP: 0.600, SLG: 0.778 | | | | | | | | | | 4 | 0 | 0 | 0 | 0 | 1 | 4 | | | | | | |
| Rich Dauer, R (1, 4) OBP: 0.038, SLG: 0.040 | | | | | | | | | | 4 | 0 | 0 | 0 | 0 | 1 | 0 | | | | | | |
| Todd Cruz, R (1, 5) OBP: 0.154, SLG: 0.120 | | | | | | | | | | 3 | 0 | 0 | 0 | 1 | 0 | 0 | | | | | | |
| Rick Dempsey, R (1, 2) OBP: 0.304, SLG: 0.381 | | | | | | | | | | 4 | 1 | 2 | 0 | 0 | 1 | 1 | | | | | | |
| Mike Flanagan, L (1, 1) Ken Singleton, S (5, PH) Jim Palmer, R (5, 1) Benny Ayala, R (7, PH) Sammy Stewart, R (7, 1) Tippy Martinez, L (9, 1) | | | | | | | | | | 1 | 0 | 0 | 0 | 0 | 1 | 0 | | | | | | |
| Inning Stats | R: 0 E: 0 K: 2 S: 9 | H: 0 LOB: 0 BB: 0 P: 13 | R: 0 E: 0 K: 1 S: 7 | H: 0 LOB: 0 BB: 0 P: 11 | R: 0 E: 0 K: 1 S: 8 | H: 0 LOB: 0 BB: 1 P: 15 | R: 0 E: 0 K: 0 S: 6 | H: 1 LOB: 2 BB: 2 P: 17 | R: 0 E: 0 K: 1 S: 11 | H: 1 LOB: 1 BB: 0 P: 17 | R: 1 E: 1 K: 2 S: 12 | H: 1 LOB: 1 BB: 0 P: 19 | R: 2 E: 1 K: 0 S: 13 | H: 3 LOB: 2 BB: 0 P: 21 | R: 0 E: 0 K: 2 S: 9 | H: 0 LOB: 0 BB: 0 P: 11 | R: 0 E: 0 K: 2 S: 7 | H: 0 LOB: 0 BB: 0 P: 7 | 1B: 3 2B: 2 3B: 0 HR: 1 | SF: 0 SAC: 0 DP: 2 HBP: 0 | WP: 1 PB: 0 CS: 0 | PA: 36 |
| PITCHER | IP | WLS | BF | H | R | ER | SO | BB | IBB | HBP | BLK | WP | HR | S | P | ERA | WHIP | | | | | |
| Steve Carlton, L (1, 1) ERA: 1.33 | 6.2 | L | 27 | 5 | 3 | 2 | 7 | 3 | 0 | 0 | 0 | 1 | 1 | 61 | 107 | 2.70 | 1.200 | | | | | |
| Al Holland, L (7, 1) ERA: | 2.1 | | 9 | 1 | 0 | 0 | 4 | 0 | 0 | 0 | 0 | 0 | 0 | 21 | 24 | 0.00 | 0.429 | | | | | |

| Batter | 1 | 2 | 3 | 4 | 5 | 6 | 7 | 8 | 9 | AB | R | H | RBI | BB | SO | LOB | BOTTOM | | | | | |
|--|------------------------------|----------------------------------|-------------------------------|----------------------------------|------------------------------|----------------------------------|------------------------------|----------------------------------|------------------------------|----------------------------------|-------------------------------|----------------------------------|-------------------------------|----------------------------------|------------------------------|----------------------------------|---|----------------------------------|----------------------------------|------------------------------------|-------------------------|--------|
| Joe Morgan, L (1, 4) OBP: 0.276, SLG: 0.423 | | | | | | | | | | 3 | 1 | 1 | 1 | 1 | 0 | 0 | Baltimore Orioles @ Philadelphia Phillies Veterans Stadium, Philadelphia, PA Fri Oct 14 1983, 7:05 PM EDT Att: 65,792 - Unknown | | | | | |
| Sixto Lezcano, R (1, 9) OBP: 0.286, SLG: 0.400 | | | | | | | | | | 4 | 0 | 1 | 0 | 0 | 1 | 1 | | | | | | |
| Van Hayes, L (8, 9) | | | | | | | | | | 0 | 0 | 0 | 0 | 0 | 0 | 0 | | | | | | |
| Mike Schmidt, R (1, 5) OBP: 0.310, SLG: 0.444 | | | | | | | | | | 4 | 0 | 0 | 0 | 0 | 1 | 2 | | | | | | |
| Gary Matthews, R (1, 7) OBP: 0.462, SLG: 0.913 | | | | | | | | | | 3 | 1 | 1 | 1 | 1 | 1 | 1 | | | | | | |
| Tony Perez, R (1, 3) OBP: 0.333, SLG: 0.333 | | | | | | | | | | 4 | 0 | 1 | 0 | 0 | 0 | 1 | | | | | | |
| Gary Maddox, R (1, 8) OBP: 0.222, SLG: 0.444 | | | | | | | | | | 4 | 0 | 0 | 0 | 0 | 1 | 1 | | | | | | |
| Bo Diaz, R (1, 2) OBP: 0.292, SLG: 0.273 | | | | | | | | | | 3 | 0 | 2 | 0 | 0 | 0 | 1 | | | | | | |
| Joe Lefebvre, L (9, PH) | | | | | | | | | | 0 | 0 | 0 | 0 | 0 | 0 | 0 | | | | | | |
| Pete Rose, S (9, PH) OBP: 0.308, SLG: 0.280 | | | | | | | | | | 1 | 0 | 0 | 0 | 0 | 0 | 0 | | | | | | |
| Ivan De Jesus, R (1, 6) OBP: 0.360, SLG: 0.238 | | | | | | | | | | 3 | 0 | 2 | 0 | 1 | 0 | 0 | | | | | | |
| Steve Carlton, L (1, 1) OBP: 0.125, SLG: 0.125 | | | | | | | | | | 3 | 0 | 0 | 0 | 0 | 1 | 5 | | | | | | |
| Al Holland, R (7, 1) Ozzie Virgil, R (9, PH) | | | | | | | | | | 0 | 0 | 0 | 0 | 0 | 0 | 0 | | | | | | |
| Inning Stats | R: 0 E: 0 K: 0 S: 8 | H: 0 LOB: 0 BB: 0 P: 12 | R: 1 E: 1 K: 0 S: 15 | H: 3 LOB: 2 BB: 0 P: 20 | R: 1 E: 0 K: 0 S: 8 | H: 1 LOB: 1 BB: 1 P: 18 | R: 0 E: 0 K: 1 S: 8 | H: 2 LOB: 1 BB: 0 P: 12 | R: 0 E: 0 K: 0 S: 7 | H: 1 LOB: 1 BB: 0 P: 15 | R: 0 E: 0 K: 1 S: 13 | H: 1 LOB: 2 BB: 1 P: 27 | R: 0 E: 0 K: 2 S: 10 | H: 0 LOB: 0 BB: 1 P: 17 | R: 0 E: 0 K: 1 S: 6 | H: 0 LOB: 0 BB: 0 P: 12 | R: 0 E: 0 K: 0 S: 8 | H: 0 LOB: 0 BB: 0 P: 11 | 1B: 6 2B: 0 3B: 0 HR: 2 | SF: 0 SAC: 0 DP: 0 HBP: 0 | WP: 1 PB: 0 CS: 1 | PA: 36 |
| PITCHER | IP | WLS | BF | H | R | ER | SO | BB | IBB | HBP | BLK | WP | HR | S | P | ERA | WHIP | | | | | |
| Mike Flanagan, L (1, 1) ERA: 3.0 | 4.0 | | 18 | 6 | 2 | 2 | 1 | 1 | 0 | 0 | 0 | 1 | 0 | 20 | 42 | 0.00 | 1.500 | | | | | |
| Jim Palmer, R (5, 1) ERA: | 2.0 | W | 9 | 2 | 0 | 0 | 1 | 1 | 0 | 0 | 0 | 0 | 0 | 16 | 29 | 0.00 | 0.500 | | | | | |
| Sammy Stewart, R (7, 1) ERA: | 2.0 | | 6 | 0 | 0 | 0 | 3 | 1 | 0 | 0 | 0 | 0 | 0 | 8 | 11 | 0.00 | 0.000 | | | | | |
| Tippy Martinez, L (9, 1) ERA: | 1.0 | S | 3 | 0 | 0 | 0 | 0 | 0 | 0 | 0 | 0 | 0 | 0 | 8 | 11 | 0.00 | 0.000 | | | | | |



| | |
|-----|----|
| AB | 33 |
| R | 3 |
| H | 6 |
| RBI | 2 |
| BB | 3 |
| SO | 11 |
| LOB | 13 |

| | |
|-----|----|
| AB | 33 |
| R | 2 |
| H | 8 |
| RBI | 2 |
| BB | 3 |
| SO | 5 |
| LOB | 12 |

livebaseballscorecards.com

livebaseballscorecards.com

| Batter | 1 | 2 | 3 | 4 | 5 | 6 | 7 | 8 | 9 | AB | R | H | RBI | BB | SO | LOB | TOP | | | | | |
|--|------------------------------|----------------------------------|------------------------------|---------------------------------|-------------------------------|----------------------------------|-------------------------------|----------------------------------|------------------------------|----------------------------------|-------------------------------|----------------------------------|-------------------------------|----------------------------------|------------------------------|---------------------------------|---|-------------------------------|----------------------------------|----------------------------------|------------------------------------|-------------------------|
| Al Bumby, L OBP: 0.118, SLG: 0.235 Dan Ford, R OBP: 0.333, SLG: 0.538 Sammy Stewart, R (6, PH) Tippy Martinez, L (8, 1) | 0-1 3-1 | | 0-1 L7 | | 0-0 3-1 | 2-3 K | | 0-0 B1-6-4 | | 3 | 0 | 0 | 0 | 0 | 0 | 1 | Baltimore Orioles @ Philadelphia Phillies Veterans Stadium, Philadelphia, PA Sat Oct 15 1983, 3:33 AM EDT Att: 66,947 - Unknown | | | | | |
| Jim Dwyer, L OBP: 0.385, SLG: 0.750 Tito Landrum, R OBP: 0.200, SLG: 0.500 | 1-2 4-3 | | | 2-0 1B 1B | 1-2 3-1 | | 0-1 1B 2B | | 3-2 G3 | 5 | 2 | 2 | 0 | 0 | 0 | 0 | | | | | | |
| Cal Ripken Jr., R OBP: 0.400, SLG: 0.367 | 2-1 F7 | | | 1-0 1B | 2-2 P3 | | 1-3 K | | 3-2 L9 | 5 | 1 | 1 | 0 | 0 | 1 | 1 | | | | | | |
| Eddie Murray, S OBP: 0.286, SLG: 0.290 | | 3-1 F9 | | 1-0 1B | | 1-0 F8 | | 4-0 1B | | 1-1 G3 | 4 | 0 | 1 | 0 | 1 | 0 | | | | | | |
| John Lowenstein, L OBP: 0.389, SLG: 0.647 | | 1-0 L8 | | 1-3 K | | 1-2 2B | | 3-3 K | | | 4 | 1 | 1 | 0 | 0 | 2 | | | | | | |
| Rich Dauer, R OBP: 0.133, SLG: 0.172 (6, 5) | | 0-0 1-3 | | 1-0 1BB | | 1-2 BB | | 0-1 1B | | | 4 | 1 | 3 | 3 | 0 | 0 | | | | | | |
| Todd Cruz, R OBP: 0.179, SLG: 0.148 Joe Nolan, L (6, 2) | | | 1-2 1B | | 1-3 K | | 4-0 BB | | 2-2 P6 | 2 | 0 | 1 | 0 | 0 | 1 | 2 | | | | | | |
| Rick Dempsey, R OBP: 0.320, SLG: 0.364 Ken Singleton, S OBP: 0.375, SLG: 0.385 Lenn Sakata, R (6, FR) | | | 1-1 F8 | | 4-0 1B | | 4-0 1BB | | 3-2 F9 | 1 | 0 | 0 | 0 | 1 | 0 | 1 | | | | | | |
| Storm Davis, R (1, 1) John Shelby, S OBP: 0.368, SLG: 0.353 (6, 8) | | | 0-3 K | | 0-3 K | | 1-2 3H | | 1-0 B1-6-4 | 1 | 0 | 1 | 1 | 0 | 0 | 0 | | | | | | |
| Inning Stats | R: 0 E: 0 K: 0 S: 8 | H: 0 LOB: 0 BB: 0 P: 11 | R: 0 E: 0 K: 0 S: 4 | H: 0 LOB: 0 BB: 0 P: 8 | R: 0 E: 0 K: 1 S: 10 | H: 1 LOB: 1 BB: 0 P: 12 | R: 2 E: 0 K: 3 S: 15 | H: 4 LOB: 3 BB: 1 P: 26 | R: 0 E: 0 K: 0 S: 9 | H: 0 LOB: 0 BB: 0 P: 12 | R: 2 E: 0 K: 1 S: 12 | H: 2 LOB: 2 BB: 2 P: 26 | R: 1 E: 0 K: 2 S: 14 | H: 2 LOB: 2 BB: 1 P: 24 | R: 0 E: 0 K: 0 S: 5 | H: 1 LOB: 0 BB: 0 P: 9 | | R: 0 E: 0 K: 0 S: 10 | H: 0 LOB: 0 BB: 0 P: 17 | 1B: 8 2B: 2 3B: 0 HR: 0 | SF: 1 SAC: 0 DP: 1 HBP: 0 | WP: 0 PB: 0 CS: 0 |
| PITCHER | IP | WLS | BF | H | R | ER | SO | BB | IBB | HBP | BLK | WP | HR | S | P | ERA | WHIP | | | | | |
| John Denny, R ERA: 2.37 | 5.1 | L | 26 | 7 | 4 | 4 | 4 | 1 | 2 | 0 | 0 | 0 | 0 | 54 | 88 | 6.75 | 1.500 | | | | | |
| Willie Hernandez, L ERA: | 0.1 | | 1 | 0 | 0 | 0 | 0 | 0 | 0 | 0 | 0 | 0 | 0 | 1 | 2 | 0.00 | 0.000 | | | | | |
| Ron Reed, R ERA: 3.18 | 1.1 | | 7 | 2 | 1 | 1 | 3 | 1 | 0 | 0 | 0 | 0 | 0 | 17 | 29 | 6.75 | 2.250 | | | | | |
| Larry Andersen, R ERA: 2.25 | 2.0 | | 6 | 1 | 0 | 0 | 0 | 0 | 0 | 0 | 0 | 0 | 0 | 15 | 26 | 0.00 | 0.500 | | | | | |

| Batter | 1 | 2 | 3 | 4 | 5 | 6 | 7 | 8 | 9 | AB | R | H | RBI | BB | SO | LOB | BOTTOM | | | | | |
|--|------------------------------|----------------------------------|------------------------------|----------------------------------|------------------------------|---------------------------------|-------------------------------|----------------------------------|-------------------------------|----------------------------------|------------------------------|----------------------------------|-------------------------------|----------------------------------|------------------------------|----------------------------------|---|----------------------------------|----------------------------------|------------------------------------|-------------------------|--------|
| Joe Morgan, L OBP: 0.235, SLG: 0.355 (1, 4) | 3-3 K | | | 0-0 F8 | 2-1 G3 | | 3-2 F8 | | 0-1 L4 | 5 | 0 | 0 | 0 | 0 | 1 | 2 | Baltimore Orioles @ Philadelphia Phillies Veterans Stadium, Philadelphia, PA Sat Oct 15 1983, 3:33 AM EDT Att: 66,947 - Unknown | | | | | |
| Pete Rose, S OBP: 0.367, SLG: 0.357 (1, 3) | 1-3 K | | | 1-2 1B | 2-2 2B | | 4-0 1B | | | 3 | 1 | 2 | 1 | 1 | 1 | 0 | | | | | | |
| Mike Schmidt, R OBP: 0.303, SLG: 0.419 (1, 5) | 2-3 K | | | 0-1 2B | 1-1 F7 | | 2-1 F5 | | | 4 | 0 | 1 | 0 | 0 | 1 | 2 | | | | | | |
| Joe Lefebvre, L OBP: 0.111, SLG: 0.286 Tony Perez, R OBP: 0.429, SLG: 0.429 Juan Samuel, R (8, FR) | | 3-2 F8 | | 1-0 2B | | 0-1 F8 | | 2-1 G6-4-3 | | 3 | 0 | 1 | 1 | 0 | 0 | 0 | | | | | | |
| Sixto Lezcano, R OBP: 0.286, SLG: 0.400 (9, 9) | | | | 1-3 3H | 4-2 2B | | 1-2 1B | | | 0 | 0 | 0 | 0 | 0 | 0 | 0 | | | | | | |
| Gary Matthews, R OBP: 0.467, SLG: 0.846 (1, 7) | | 0-2 5-3 | | 4-2 G4-3 | | 0-0 BLK | | 0-2 G6-4-3 | | 3 | 0 | 1 | 0 | 1 | 0 | 2 | | | | | | |
| Greg Gross, L (1, 8) Garry Maddox, R OBP: 0.211, SLG: 0.421 (9, PH) | | 1-1 1-3 | | 1-2 G4-3 | | 2-2 L8 | | | 1-2 4-3 | 3 | 0 | 0 | 0 | 0 | 0 | 4 | | | | | | |
| Bo Diaz, R OBP: 0.321, SLG: 0.346 Bob Dernier, R (9, PR) | | | 1-0 P4 | | 0-1 WP | | 0-3 K | | 1-1 1B | 4 | 1 | 2 | 0 | 0 | 1 | 1 | | | | | | |
| Ivan De Jesus, R OBP: 0.310, SLG: 0.200 (1, 6) | | | 2-1 F8 | | 1-2 L3 | | 1-3 K | | 1-2 5-3 | 4 | 0 | 0 | 0 | 0 | 1 | 2 | | | | | | |
| John Denny, R OBP: 0.167, SLG: 0.167 Willie Hernandez, L Ron Reed, R Von Hayes, L Larry Andersen, R Ozzie Virgil, R OBP: 0.333, SLG: 0.333 (9, PH) | | | 0-1 L7 | | 1-0 E7 | | 3-2 G3 | | 3-2 1B | 2 | 1 | 1 | 1 | 0 | 0 | 0 | | | | | | |
| Inning Stats | R: 0 E: 0 K: 3 S: 9 | H: 0 LOB: 0 BB: 0 P: 15 | R: 0 E: 0 K: 0 S: 9 | H: 0 LOB: 0 BB: 0 P: 13 | R: 0 E: 0 K: 0 S: 5 | H: 0 LOB: 0 BB: 0 P: 8 | R: 1 E: 0 K: 0 S: 15 | H: 3 LOB: 1 BB: 1 P: 22 | R: 2 E: 1 K: 0 S: 13 | H: 3 LOB: 1 BB: 0 P: 20 | R: 0 E: 0 K: 1 S: 9 | H: 1 LOB: 1 BB: 0 P: 11 | R: 0 E: 0 K: 1 S: 11 | H: 0 LOB: 0 BB: 0 P: 18 | R: 0 E: 0 K: 0 S: 7 | H: 1 LOB: 2 BB: 1 P: 15 | R: 1 E: 0 K: 0 S: 14 | H: 2 LOB: 1 BB: 0 P: 20 | 1B: 7 2B: 3 3B: 0 HR: 0 | SF: 0 SAC: 0 DP: 2 HBP: 0 | WP: 1 PB: 0 CS: 0 | PA: 37 |
| PITCHER | IP | WLS | BF | H | R | ER | SO | BB | IBB | HBP | BLK | WP | HR | S | P | ERA | WHIP | | | | | |
| Storm Davis, R ERA: 2.45 | 5.0 | W | 21 | 6 | 3 | 3 | 3 | 1 | 0 | 0 | 0 | 0 | 0 | 51 | 78 | 5.40 | 1.400 | | | | | |
| Sammy Stewart, R ERA: | 2.1 | | 9 | 1 | 0 | 0 | 2 | 1 | 0 | 0 | 1 | 0 | 0 | 22 | 37 | 0.00 | 0.857 | | | | | |
| Tippy Martinez, L ERA: 1.0 | 1.2 | S | 7 | 3 | 1 | 1 | 0 | 0 | 0 | 0 | 0 | 0 | 0 | 19 | 27 | 5.40 | 1.800 | | | | | |



| Batter | 1 | 2 | 3 | 4 | 5 | 6 | 7 | 8 | 9 | AB | R | H | RBI | BB | SO | LOB | TOP | | | | | | | | |
|--|-------------------------------|----------------------------------|-------------------------------|----------------------------------|------------------------------|----------------------------------|------------------------------|----------------------------------|-------------------------------|----------------------------------|------------------------------|----------------------------------|------------------------------|----------------------------------|-------------------------------|----------------------------------|---|----------------------------------|----------------------------------|------------------------------------|----------------------------------|--------|--|--|--|
| Al Bumbry, L OBP: 0.100, SLG: 0.211 John Shelby, S OBP: 0.350, SLG: 0.333 | 0-2 L6 | | 1-0 6-3 | | 2-1 SF7 | | | 3-2 F8 | | 2 | 0 | 0 | 1 | 0 | 0 | 0 | Baltimore Orioles @ Philadelphia Phillies Veterans Stadium, Philadelphia, PA Sun Oct 16 1983, 3:33 AM EDT Att: 67,064 - Unknown | | | | | | | | |
| Dan Ford, R OBP: 0.263, SLG: 0.412 Tito Landrum, R OBP: 0.200, SLG: 0.500 | 2-3 K | | 0-3 K | | 2-2 6-3 | | | 0-3 K | | 4 | 0 | 0 | 0 | 0 | 3 | 1 | | | | | | | | | |
| Cal Ripken Jr., R OBP: 0.385, SLG: 0.333 | 3-2 L7 | | | 4-2 HR | 2-3 K | | | 2-2 L9 | | 3 | 1 | 0 | 0 | 1 | 1 | | | | | | | | | | |
| Eddie Murray, S OBP: 0.333, SLG: 0.514 | | 2-2 HR | | 0-1 HR | | 1-3 K | | 1-1 1B | | 4 | 2 | 3 | 3 | 0 | 1 | 0 | | | | | | | | | |
| John Lowenstein, L OBP: 0.350, SLG: 0.579 Gary Roenicke, R OBP: 0.529, SLG: 0.636 | 2-0 F9 | | 0-0 P5 | | 3-3 K | | | 3-2 F8 | | 2 | 0 | 0 | 0 | 0 | 0 | 0 | | | | | | | | | |
| Rich Dauer, R OBP: 0.118, SLG: 0.152 | 2-1 F8 | | 2-1 F7 | | 0-0 3-1 | | | 0-1 F7 | | 4 | 0 | 0 | 0 | 0 | 0 | 1 | | | | | | | | | |
| Todd Cruz, R OBP: 0.156, SLG: 0.129 | 2-3 K | | 0-1 F7 | | 2-2 5-3 | | | 0-1 5-3 | | 4 | 0 | 0 | 0 | 0 | 1 | 1 | | | | | | | | | |
| Rick Dempsey, R OBP: 0.357, SLG: 0.560 | | | 1-0 HR | | 0-0 WP | 3-2 F7 | | | | 3 | 2 | 2 | 1 | 0 | 0 | 0 | | | | | | | | | |
| Scott McGregor, S OBP: 0.357, SLG: 0.560 | 2-2 F9 | | 0-2 E2 | | 0-0 4-3 | | | | | 3 | 0 | 0 | 0 | 0 | 0 | 1 | | | | | | | | | |
| Inning Stats | R: 0 E: 0 K: 1 S: 13 | H: 0 LOB: 0 BB: 0 P: 18 | R: 1 E: 0 K: 1 S: 12 | H: 1 LOB: 0 BB: 0 P: 20 | R: 1 E: 0 K: 1 S: 9 | H: 1 LOB: 0 BB: 1 P: 13 | R: 2 E: 0 K: 0 S: 9 | H: 1 LOB: 0 BB: 1 P: 15 | R: 1 E: 1 K: 1 S: 14 | H: 1 LOB: 1 BB: 0 P: 20 | R: 0 E: 0 K: 2 S: 7 | H: 0 LOB: 0 BB: 0 P: 11 | R: 0 E: 0 K: 0 S: 7 | H: 0 LOB: 0 BB: 0 P: 12 | R: 0 E: 0 K: 1 S: 10 | H: 1 LOB: 1 BB: 0 P: 15 | R: 0 E: 0 K: 0 S: 10 | H: 1 LOB: 1 BB: 0 P: 14 | 1B: 1 2B: 1 3B: 0 HR: 3 | SF: 1 SAC: 0 DP: 0 HBP: 0 | WP: 1 PB: 0 SB: 0 CS: 0 | PA: 34 | | | |
| PITCHER | IP | WLS | BF | H | R | ER | SO | BB | IBB | HBP | BLK | WP | HR | S | P | ERA | WHIP | | | | | | | | |
| Charles Hudson, R ERA: 5.19 | 4.0 | L | 17 | 4 | 5 | 5 | 3 | 1 | 0 | 0 | 0 | 0 | 3 | 44 | 67 | 11.25 | 1.250 | | | | | | | | |
| Marty Bystrom, R ERA: 5.19 | 1.0 | | 4 | 0 | 0 | 0 | 1 | 0 | 0 | 0 | 0 | 1 | 0 | 13 | 19 | 0.00 | 0.000 | | | | | | | | |
| Willie Hernandez, L ERA: 2.7 | 3.0 | | 9 | 0 | 0 | 0 | 3 | 0 | 0 | 0 | 0 | 0 | 0 | 24 | 38 | 0.00 | 0.000 | | | | | | | | |
| Ron Reed, R ERA: 2.7 | 1.0 | | 4 | 1 | 0 | 0 | 0 | 0 | 0 | 0 | 0 | 0 | 0 | 10 | 14 | 0.00 | 1.000 | | | | | | | | |

| Batter | 1 | 2 | 3 | 4 | 5 | 6 | 7 | 8 | 9 | AB | R | H | RBI | BB | SO | LOB | BOTTOM | | | | | | | | |
|--|-------------------------------|----------------------------------|------------------------------|----------------------------------|-------------------------------|----------------------------------|-------------------------------|----------------------------------|------------------------------|----------------------------------|-------------------------------|----------------------------------|-------------------------------|----------------------------------|------------------------------|---------------------------------|---|----------------------------------|----------------------------------|------------------------------------|----------------------------------|--------|--|--|--|
| Joe Morgan, L OBP: 0.263, SLG: 0.412 | 3-3 K | | 4-1 BB | | 1-0 P6 | | | 0-1 3B | | 3 | 0 | 1 | 0 | 1 | 1 | 0 | Baltimore Orioles @ Philadelphia Phillies Veterans Stadium, Philadelphia, PA Sun Oct 16 1983, 3:33 AM EDT Att: 67,064 - Unknown | | | | | | | | |
| Pete Rose, S OBP: 0.382, SLG: 0.375 | 0-0 1B | | 0-2 P6 | | 0-2 FC5-4 | | | 1-0 F7 | | 4 | 0 | 2 | 0 | 0 | 0 | 2 | | | | | | | | | |
| Mike Schmidt, R OBP: 0.270, SLG: 0.371 | 0-0 F9 | | | 1-2 5-3 | | 2-3 K | | 0-1 5-3 | | 4 | 0 | 0 | 0 | 0 | 1 | 3 | | | | | | | | | |
| Gary Matthews, R OBP: 0.412, SLG: 0.733 | 2-2 F9 | | 0-3 K | | 0-0 FC5-4 | | | 2-0 F9 | | 4 | 0 | 0 | 0 | 0 | 1 | 2 | | | | | | | | | |
| Tony Perez, R OBP: 0.273, SLG: 0.273 | | 3-3 K | | 2-2 F8 | | | 1-3 K | | 1-2 F8 | | 4 | 0 | 0 | 0 | 0 | 2 | | | | | | | | | |
| Gary Maddox, R OBP: 0.261, SLG: 0.478 | 0-0 F8 | | | | 0-1 G5-4-3 | | 0-0 2B | | 0-2 L6 | | 4 | 0 | 2 | 0 | 0 | 0 | | | | | | | | | |
| Bo Diaz, R OBP: 0.323, SLG: 0.321 | 0-2 F3 | | | | 4-0 G5-4-3 | | 0-2 F2 | | | 2 | 0 | 0 | 0 | 1 | 0 | 1 | | | | | | | | | |
| Ivan De Jesus, R OBP: 0.281, SLG: 0.179 | | | 0-2 F9 | | 1-0 G5-4-3 | | 2-2 5-3 | | | 3 | 0 | 0 | 0 | 0 | 0 | 3 | | | | | | | | | |
| Charles Hudson, S ERA: 5.19 Marty Bystrom, R ERA: 5.19 Juan Samuel, R ERA: 5.19 Willie Hernandez, L ERA: 2.7 Sixto Lezcano, R OBP: 0.371, SLG: 0.333 Ron Reed, R ERA: 2.7 | 0-3 K | | | | 0-2 F8 | | 0-0 5-3 | | | 1 | 0 | 0 | 0 | 0 | 1 | 0 | | | | | | | | | |
| Inning Stats | R: 0 E: 0 K: 1 S: 10 | H: 1 LOB: 1 BB: 0 P: 15 | R: 0 E: 0 K: 1 S: 9 | H: 0 LOB: 0 BB: 0 P: 12 | R: 0 E: 0 K: 1 S: 11 | H: 0 LOB: 1 BB: 1 P: 15 | R: 0 E: 0 K: 1 S: 13 | H: 0 LOB: 0 BB: 0 P: 16 | R: 0 E: 0 K: 0 S: 7 | H: 1 LOB: 1 BB: 1 P: 12 | R: 0 E: 0 K: 1 S: 10 | H: 1 LOB: 1 BB: 0 P: 13 | R: 0 E: 0 K: 1 S: 10 | H: 1 LOB: 1 BB: 0 P: 13 | R: 0 E: 0 K: 0 S: 6 | H: 1 LOB: 1 BB: 0 P: 7 | R: 0 E: 0 K: 0 S: 7 | H: 0 LOB: 0 BB: 0 P: 10 | 1B: 3 2B: 1 3B: 1 HR: 0 | SF: 0 SAC: 0 DP: 1 HBP: 0 | WP: 0 PB: 0 SB: 0 CS: 0 | PA: 33 | | | |
| PITCHER | IP | WLS | BF | H | R | ER | SO | BB | IBB | HBP | BLK | WP | HR | S | P | ERA | WHIP | | | | | | | | |
| Scott McGregor, L ERA: 1.14 | 9.0 | W | 33 | 5 | 0 | 0 | 6 | 2 | 0 | 0 | 0 | 0 | 0 | 83 | 113 | 0.00 | 0.778 | | | | | | | | |

| | |
|-----|----|
| AB | 32 |
| R | 5 |
| H | 5 |
| RBI | 5 |
| BB | 1 |
| SO | 7 |
| LOB | 6 |



| | |
|-----|----|
| AB | 31 |
| R | 0 |
| H | 5 |
| RBI | 0 |
| BB | 2 |
| SO | 6 |
| LOB | 12 |

