

# Baltimore Orioles - 1984

Batter	1	2	3	4	5	6	7	8	9	AB	R	H	RBI	BB	SO	LOB	TOP			
Rudy Law, L OBP: 0.400, SLG: 0.500 (1, 8)										4	1	2	1	0	1	1	Chicago White Sox @ Baltimore Orioles Memorial Stadium, Baltimore, MD Mon Apr 02 1984, 3:33 AM EST Att: 51,333 - Unknown			
Carlton Fisk, R OBP: 0.600, SLG: 0.333 (1, 2)										3	2	1	0	2	0	0				
Harold Baines, L OBP: 0.200, SLG: 0.400 (1, 9)										5	0	1	3	0	1	4				
Greg Luzinski, R OBP: 0.400, SLG: 0.250 (1, 10)										4	0	1	0	1	1	4				
Tom Paciorek, R OBP: 0.500, SLG: 0.333 Mike Squires, L (7, 3)										3	0	1	0	1	0	0				
Ron Kittle, R (1, 7)										3	0	0	1	0	1	2				
Vance Law, R (1, 5)										4	0	0	0	0	1	4				
Scott Fletcher, R (1, 6)										3	1	0	0	1	1	0				
Julio Cruz, S OBP: 0.500, SLG: 0.333 (1, 4)										3	1	1	0	1	1	1				
<b>Inning Stats</b>	R: 2 E: 0 K: 0 S: 5	H: 2 LOB: 2 BB: 2 P: 13	R: 1 E: 0 K: 1 S: 5	H: 0 LOB: 0 BB: 1 P: 9	R: 0 E: 0 K: 0 S: 5	H: 2 LOB: 2 BB: 0 P: 5	R: 0 E: 0 K: 1 S: 5	H: 2 LOB: 3 BB: 1 P: 9	R: 0 E: 0 K: 1 S: 5	H: 0 LOB: 0 BB: 0 P: 5	R: 0 E: 0 K: 1 S: 5	H: 0 LOB: 0 BB: 0 P: 5	R: 0 E: 0 K: 1 S: 5	H: 0 LOB: 0 BB: 0 P: 5	R: 0 E: 0 K: 1 S: 5	H: 0 LOB: 0 BB: 0 P: 5		1B: 6 2B: 1 3B: 0 HR: 0	SF: 2 SAC: 0 DP: 0 HBP: 0	WP: 0 PB: 0 SB: 1 CS: 0
<b>PITCHER</b>	IP WLS BF H R ER SO BB IBB HBP BLK WP HR S P ERA WHIP	5.2 L 30 7 5 4 3 4 2 0 0 0 0 30 54 6.35 1.941	6.1 S 10 0 0 0 4 0 0 0 0 0 0 18 18 0.00 0.000	<b>PITCHER</b>																

Batter	1	2	3	4	5	6	7	8	9	AB	R	H	RBI	BB	SO	LOB	BOTTOM					
John Shelby, S (1, 8)										4	0	0	0	0	0	1	Chicago White Sox @ Baltimore Orioles Memorial Stadium, Baltimore, MD Mon Apr 02 1984, 3:33 AM EST Att: 51,333 - Unknown					
Dan Ford, R OBP: 0.750, SLG: 1.000 (1, 9)										4	1	3	0	0	0	0						
Cal Ripken Jr., R OBP: 0.500, SLG: 1.250 (1, 6)										4	1	2	1	0	0	2						
Eddie Murray, S OBP: 0.250, SLG: 0.250 (1, 3)										4	0	1	1	0	0	2						
John Lowenstein, L OBP: 0.667, SLG: 0.500 Gary Roenicke, R (8, PH) (9, 7)										2	0	1	0	1	0	0						
Ken Singleton, S (1, 10)										4	0	0	0	0	2	6						
Wayne Gross, L Todd Cruz, R (9, PH)											3	0	0	0	0	0						
Rich Dauer, R OBP: 0.250, SLG: 0.250 (1, 4)											4	0	1	0	0	0						
Rick Dempsey, R (1, 2)											4	0	0	0	1	1						
<b>Inning Stats</b>	R: 1 E: 0 K: 0 S: 4	H: 1 LOB: 0 BB: 0 P: 4	R: 0 E: 0 K: 1 S: 5	H: 0 LOB: 0 BB: 0 P: 5	R: 0 E: 0 K: 0 S: 3	H: 0 LOB: 0 BB: 0 P: 3	R: 0 E: 0 K: 0 S: 5	H: 2 LOB: 2 BB: 0 P: 5	R: 0 E: 0 K: 1 S: 6	H: 1 LOB: 1 BB: 0 P: 6	R: 0 E: 0 K: 1 S: 6	H: 1 LOB: 2 BB: 1 P: 10	R: 0 E: 0 K: 0 S: 3	H: 0 LOB: 0 BB: 0 P: 3	R: 1 E: 0 K: 0 S: 6	H: 3 LOB: 2 BB: 0 P: 6		R: 0 E: 0 K: 1 S: 5	H: 0 LOB: 0 BB: 0 P: 5	1B: 6 2B: 1 3B: 0 HR: 1	SF: 0 SAC: 0 DP: 0 HBP: 0	WP: 0 PB: 0 SB: 0 CS: 0
<b>PITCHER</b>	IP WLS BF H R ER SO BB IBB HBP BLK WP HR S P ERA WHIP	7.1 W 30 7 2 2 3 1 0 0 0 0 0 35 39 2.46 1.091	8.1 S 6 1 0 0 1 0 0 0 0 0 0 8 8 0.00 0.600	<b>PITCHER</b>																		



Batter	1	2	3	4	5	6	7	8	9	AB	R	H	RBI	BB	SO	LOB	TOP				
<b>Al Bumby, L</b> OBP: 0.200, SLG: 0.200 (1, 8)	3-1		5-3			F7		4-3	1B	5	0	1	1	0	0	2	<b>Baltimore Orioles @ Minnesota Twins</b> Hubert H. Humphrey Metrodome, Minneapolis, MN Fri Apr 06 1984, 7:05 PM EST Att: 8,644 - Unknown <a href="http://livebaseballscorecards.com">livebaseballscorecards.com</a>				
<b>Dan Ford, R</b> OBP: 0.556, SLG: 1.111 (1, 9)	F8		5-3			HR		1B	2B	5	2	2	1	0	0	4					
<b>Cal Ripken Jr., R</b> OBP: 0.625, SLG: 1.125 (1, 6)	K			WP 3-1		1B		G3	1B	4	1	3	1	0	1	0					
<b>Eddie Murray, S</b> OBP: 0.250, SLG: 0.143 (1, 3)		G6-4-3		3-1		K		G3		3	0	0	1	1	1	2					
<b>John Lowenstein, L</b> OBP: 0.286, SLG: 0.167 (1, 7)	F8			G3		F7		4-3		4	0	0	0	0	0	3					
<b>Ken Singleton, S</b> (1, 10)	G6-4-3			4-3		F8			F7	4	0	0	0	0	0	1					
<b>Wayne Gross, L</b> OBP: 0.429, SLG: 0.200 (1, 5)			SH1-4		F7			1B	BB	2	1	1	0	2	0	0					
<b>Rich Dauer, R</b> OBP: 0.429, SLG: 0.429 (9, PH)						F6			1B	3	0	2	0	0	0	1					
<b>Joe Nolan, L</b> OBP: 1.000, SLG: 1.000 (9, PH)			SH1-4						1B	1	0	1	0	0	0	0					
<b>Rick Dempsey, R</b> Jim Dwyer, L (9, PH)			SH1-4		G5-4-3				1B	2	0	0	0	0	0	2					
<b>Inning Stats</b>	R: 0 E: 0 K: 1 S: 5	H: 0 LOB: 0 BB: 0 P: 5	R: 0 E: 0 K: 0 S: 2	H: 0 LOB: 0 BB: 1 P: 6	R: 0 E: 0 K: 0 S: 4	H: 1 LOB: 2 BB: 1 P: 8	R: 1 E: 0 K: 0 S: 4	H: 1 LOB: 0 BB: 0 P: 4	R: 0 E: 0 K: 0 S: 3	H: 1 LOB: 0 BB: 0 P: 3	R: 1 E: 0 K: 1 S: 7	H: 2 LOB: 1 BB: 0 P: 7	R: 0 E: 0 K: 0 S: 4	H: 1 LOB: 0 BB: 0 P: 4	R: 1 E: 0 K: 0 S: 5	H: 2 LOB: 1 BB: 1 P: 9	1B: 7 2B: 2 3B: 0 HR: 1	SF: 0 SAC: 1 DP: 2 HBP: 0	WP: 1 PB: 0 SB: 0 CS: 0	PA: 38	
<b>PITCHER</b>	IP	WLS	BF	H	R	ER	SO	BB	IBB	HBP	BLK	WP	HR	S	P	ERA	WHIP				
<b>Mike Smithson, R</b> ERA: 3.68 (1, 1)	7.1	W	30	8	3	3	2	2	0	0	0	1	1	32	40	3.68	1.364				
<b>Ron Davis, R</b> ERA: 5.4 (8, 1)	1.2		8	2	1	1	0	1	0	0	0	0	0	7	11	5.40	1.800				

Batter	1	2	3	4	5	6	7	8	9	AB	R	H	RBI	BB	SO	LOB	BOTTOM				
<b>Darrell Brown, S</b> OBP: 0.200, SLG: 0.200 (1, 8)	G3		FC3-6			F8		5-3		5	1	1	0	0	0	2	<b>Baltimore Orioles @ Minnesota Twins</b> Hubert H. Humphrey Metrodome, Minneapolis, MN Fri Apr 06 1984, 7:05 PM EST Att: 8,644 - Unknown <a href="http://livebaseballscorecards.com">livebaseballscorecards.com</a>				
<b>Tim Tauler, R</b> OBP: 0.333, SLG: 0.364 (1, 4)	HR		F8		PO		BB			3	2	2	0	1	0	1					
<b>Kent Hrbek, L</b> OBP: 0.167, SLG: 0.364 (1, 3)	HR		G3		IBB		K			3	1	1	2	1	1	3					
<b>Tom Brunansky, R</b> OBP: 0.333, SLG: 0.500 (1, 9)	4-3				PO		HR		BB	2	2	1	1	2	0	0					
<b>Mickey Hatcher, R</b> OBP: 0.273, SLG: 0.545 (1, 7)	F8				F9		5-3		SF7	4	1	1	3	0	0	1					
<b>Jim Eisenreich, L</b> OBP: 0.250, SLG: 0.300 (1, 10)		F8		K					SF7	3	1	1	1	0	1	1					
<b>Gary Gaetti, R</b> OBP: 0.364, SLG: 0.500 (1, 5)		5-3		K		K		K		4	0	0	0	0	3	2					
<b>Jeff Reed, L</b> OBP: 0.200, SLG: 0.400 (1, 2)									F8	2	1	1	0	0	1	0					
<b>Tim Laudner, R</b> OBP: 0.200, SLG: 0.400 (6, PH) (7, 2)		K			WP					2	0	1	1	0	0	0					
<b>Lenny Faedo, R</b> OBP: 0.300, SLG: 0.222 (1, 6)				FC3-6		F9		F6		4	0	1	0	0	0	2					
<b>Inning Stats</b>	R: 2 E: 0 K: 0 S: 4	H: 1 LOB: 0 BB: 1 P: 8	R: 0 E: 0 K: 1 S: 5	H: 0 LOB: 0 BB: 0 P: 5	R: 0 E: 0 K: 0 S: 4	H: 1 LOB: 1 BB: 0 P: 4	R: 0 E: 0 K: 2 S: 7	H: 0 LOB: 1 BB: 1 P: 11	R: 1 E: 0 K: 0 S: 4	H: 2 LOB: 1 BB: 1 P: 8	R: 2 E: 0 K: 1 S: 8	H: 3 LOB: 0 BB: 0 P: 8	R: 4 E: 0 K: 2 S: 10	H: 3 LOB: 0 BB: 1 P: 14	R: 0 E: 0 K: 0 S: 3	H: 0 LOB: 0 BB: 0 P: 3	1B: 3 2B: 4 3B: 1 HR: 2	SF: 1 SAC: 0 DP: 0 HBP: 0	WP: 1 PB: 0 SB: 0 CS: 0	PA: 38	
<b>PITCHER</b>	IP	WLS	BF	H	R	ER	SO	BB	IBB	HBP	BLK	WP	HR	S	P	ERA	WHIP				
<b>Mike Boddicker, R</b> ERA: 7.94 (1, 1)	5.2	L	25	6	5	5	4	2	1	0	0	0	0	12	16	27.00	3.750				
<b>Tippy Martinez, L</b> ERA: 27.0 (6, 1)	1.1		9	4	4	4	2	1	0	0	0	0	0	3	3	0.00	0.000				
<b>Dennis Martinez, R</b> ERA: (8, 1)	1.0		3	0	0	0	0	0	0	0	0	0	0	3	3	0.00	0.000				



Batter	1	2	3	4	5	6	7	8	9	AB	R	H	RBI	BB	SO	LOB	TOP				
John Shelby, S OBP: 0.111, SLG: 0.111	G3		1-2 1B			F8		4-3	K	5	0	1	0	0	1	2					
Dan Ford, R OBP: 0.462, SLG: 0.846 Lenn Sakata, R (8, 4)	6-3		F9			5-3				4	0	1	0	0	0	2					
Cal Ripken Jr., R OBP: 0.417, SLG: 0.750	G3		6-3			5-3				4	0	0	0	0	0	3					
Eddie Murray, S OBP: 0.167, SLG: 0.091		3-1		4-3			F8		K	4	0	0	0	0	1	0					
John Lowenstein, L OBP: 0.400, SLG: 0.444 Gary Roenicke, R (9, PH)				F7			F7 HR		HR BB	3	1	2	0	0	0	0					
Ken Singleton, S (1, 10)			F7		G3		F7		K	4	0	0	0	0	1	3					
Wayne Gross, L OBP: 0.400, SLG: 0.625 Todd Cruz, R OBP: 0.500, SLG: 2.000 (9, PH)			F4				F7			3	1	1	2	0	0	1					
Joe Nolan, L OBP: 0.250, SLG: 0.250 Rick Dempsey, R (9, PH)				F8			4-3			3	0	0	0	0	0	0					
Rich Dauer, R OBP: 0.444, SLG: 0.444 Jim Dwyer, L (8, PH)							5-3			2	0	1	0	0	0	0					
Benny Ayala, R (9, PH)									F5	1	0	0	0	0	0	0					
Inning Stats	R: 0 E: 0 K: 0 S: 3	H: 0 LOB: 0 BB: 0 P: 3	R: 0 E: 0 K: 0 S: 4	H: 1 LOB: 1 BB: 0 P: 4	R: 0 E: 0 K: 0 S: 5	H: 2 LOB: 2 BB: 0 P: 5	R: 0 E: 0 K: 0 S: 3	H: 0 LOB: 0 BB: 0 P: 3	R: 0 E: 0 K: 0 S: 3	H: 0 LOB: 0 BB: 0 P: 3	R: 2 E: 0 K: 0 S: 5	H: 2 LOB: 0 BB: 0 P: 5	R: 0 E: 0 K: 0 S: 4	H: 1 LOB: 1 BB: 0 P: 4	R: 2 E: 0 K: 3 S: 10	H: 1 LOB: 2 BB: 3 P: 22	1B: 4 2B: 1 3B: 0 HR: 2	SF: 0 SAC: 0 DP: 0 HBP: 0	WP: 0 PB: 0 SB: 0 CS: 0	PA: 37	
PITCHER	IP	WLS	BF	H	R	ER	SO	BB	IBB	HBP	BLK	WP	HR	S	P	ERA	WHIP				
John Butcher, R ERA: 2.25	8.0	W	30	6	2	2	0	0	0	0	0	0	1	30	30	2.25	0.750				
Pete Filson, L ERA: 9.0	1.0		7	1	2	2	3	3	0	0	0	0	1	10	22	18.00	4.000				

Baltimore Orioles @ Minnesota Twins  
Hubert H. Humphrey Metrodome, Minneapolis, MN  
Sat Apr 07 1984, 4:33 AM EST  
Att: 10,245 - Unknown

AB 34  
R 4  
H 7  
RBI 4  
BB 3  
SO 3  
LOB 11



Batter	1	2	3	4	5	6	7	8	9	AB	R	H	RBI	BB	SO	LOB	BOTTOM				
Darrell Brown, S OBP: 0.400, SLG: 0.333	E5 HR			4-1						4	1	2	1	1	0	0					
Tim Tauler, R OBP: 0.412, SLG: 0.600										4	2	2	2	1	0	3					
Tom Brunansky, R OBP: 0.294, SLG: 0.357										4	0	0	0	1	0	5					
Kent Hrbek, L OBP: 0.235, SLG: 0.375										5	1	2	2	0	1	2					
Mickey Hatcher, R OBP: 0.313, SLG: 0.563										5	1	2	0	0	0	1					
Dave Engle, R OBP: 0.500, SLG: 0.600										4	2	2	1	1	0	1					
Gary Gaetti, R OBP: 0.375, SLG: 0.467										5	2	2	2	0	0	2					
Tim Laudner, R OBP: 0.300, SLG: 0.700										5	2	2	2	0	0	4					
Lenny Faedo, R OBP: 0.357, SLG: 0.538										4	2	2	3	0	0	2					
Inning Stats	R: 2 E: 1 K: 0 S: 5	H: 1 LOB: 0 BB: 0 P: 5	R: 5 E: 2 K: 0 S: 7	H: 4 LOB: 1 BB: 2 P: 15	R: 0 E: 0 K: 0 S: 4	H: 1 LOB: 1 BB: 0 P: 4	R: 0 E: 1 K: 1 S: 6	H: 1 LOB: 1 BB: 0 P: 6	R: 0 E: 0 K: 0 S: 3	H: 0 LOB: 0 BB: 0 P: 3	R: 0 E: 0 K: 0 S: 4	H: 1 LOB: 2 BB: 1 P: 8	R: 6 E: 0 K: 0 S: 9	H: 7 LOB: 1 BB: 1 P: 13	R: 0 E: 0 K: 0 S: 4	H: 1 LOB: 1 BB: 0 P: 4	1B: 11 2B: 3 3B: 0 HR: 3	SF: 0 SAC: 0 DP: 1 HBP: 0	WP: 1 PB: 0 SB: 0 CS: 1	PA: 44	
PITCHER	IP	WLS	BF	H	R	ER	SO	BB	IBB	HBP	BLK	WP	HR	S	P	ERA	WHIP				
Mike Flanagan, L ERA: 16.2	1.2	L	13	5	7	3	0	0	0	0	0	0	1	11	19	16.20	4.200				
Storm Davis, R ERA	4.1		17	3	0	0	1	1	0	0	0	1	0	18	22	0.00	0.923				
Tom Underwood, L ERA: 54.0	1.0		10	7	6	6	0	1	0	0	0	0	2	9	13	54.00	8.000				
Sammy Stewart, R ERA	8.1		4	1	0	0	0	0	0	0	0	0	0	4	4	0.00	1.000				

Baltimore Orioles @ Minnesota Twins  
Hubert H. Humphrey Metrodome, Minneapolis, MN  
Sat Apr 07 1984, 4:33 AM EST  
Att: 10,245 - Unknown

AB 40  
R 13  
H 16  
RBI 13  
BB 4  
SO 1  
LOB 20





Batter	1	2	3	4	5	6	7	8	9	AB	R	H	RBI	BB	SO	LOB	TOP										
<b>Al Bumby, L</b> OBP: 0.300, SLG: 0.222 (1, 8)	0-0 4-3		0-0 4-3		4-0 WP WP BB		0-0 1B		0-0 6-3	4	0	1	0	1	0	1	<b>Baltimore Orioles @ Minnesota Twins</b> Hubert H. Humphrey Metrodome, Minneapolis, MN Sun Apr 08 1984, 4:33 AM EST Att: 13,286 - Unknown <a href="http://livebaseballscorecards.com">livebaseballscorecards.com</a>										
<b>Jim Dwyer, L</b> (1, 9)	0-0 F2		0-0 SF8		4-0 WP BB		0-3 K			2	0	0	1	1	1	1											
<b>Cal Ripken Jr., R</b> OBP: 0.375, SLG: 0.625 (1, 6)	0-0 1B		0-3 K		0-3 K					4	0	1	0	0	2	2											
<b>Eddie Murray, S</b> OBP: 0.250, SLG: 0.143 (1, 3)	0-0 F7			4-0 1B BB		0-0 1-3				3	1	1	0	1	0	3											
<b>John Lowenstein, L</b> OBP: 0.357, SLG: 0.385 (1, 7)		0-0 F4		0-0 1B 1-2 1B		0-0 4-3		0-3 K		4	0	1	0	0	1	1											
<b>Ken Singleton, S</b> OBP: 0.063, SLG: 0.063 (1, 10)		0-0 4-3		0-0 F8		0-0 1-3		0-0 1-3 1B		4	0	1	0	0	0	2											
<b>Wayne Gross, L</b> OBP: 0.429, SLG: 0.833 (1, 5)		0-0 HR		0-0 G6-4-3 1B		0-0 F8		0-0 F3		4	1	2	2	0	0	2											
<b>Rich Dauer, R</b> OBP: 0.333, SLG: 0.333 (9, PH)		0-0 F5		0-0 G6-4-3		0-0 F8		0-3 K		3	0	0	0	0	0	2											
<b>John Shelby, S</b> OBP: 0.100, SLG: 0.100 (9, PH)				0-0 1-2				0-3 K		1	0	0	0	0	1	0											
<b>Rick Dempsey, R</b> OBP: 0.200, SLG: 0.222 (9, PH)				0-0 4-3 SF8 2B		0-0 F9		0-3 K		3	1	1	0	0	0	0											
<b>Joe Nolan, L</b> OBP: 0.200, SLG: 0.200 (9, PH)								0-3 K		1	0	0	0	0	1	0											
<b>Inning Stats</b>	R: 0 E: 0 K: 0 S: 4	H: 1 LOB: 1 BB: 0 P: 4	R: 1 E: 0 K: 0 S: 4	H: 1 LOB: 0 BB: 0 P: 4	R: 1 E: 0 K: 1 S: 6	H: 1 LOB: 0 BB: 0 P: 6	R: 1 E: 0 K: 0 S: 4	H: 2 LOB: 1 BB: 1 P: 8	R: 0 E: 0 K: 0 S: 5	H: 0 LOB: 2 BB: 2 P: 13	R: 0 E: 0 K: 0 S: 3	H: 0 LOB: 0 BB: 0 P: 3	R: 0 E: 0 K: 1 S: 6	H: 1 LOB: 1 BB: 0 P: 6	R: 0 E: 0 K: 1 S: 7	H: 2 LOB: 2 BB: 0 P: 7	R: 0 E: 0 K: 2 S: 7	H: 0 LOB: 0 BB: 0 P: 7	1B: 6 2B: 1 3B: 0 HR: 1	SF: 1 SAC: 0 DP: 1 HBP: 0	WP: 2 PB: 2 SB: 0 CS: 0	PA: 37					
<b>PITCHER</b>	IP	WLS	BF	H	R	ER	SO	BB	IBB	HBP	BLK	WP	HR	S	P	ERA	WHIP										
<b>Albert Williams, R</b> ERA: 6.08 (1, 1)	7.0	W	29	6	3	3	3	3	0	0	0	2	1	32	44	3.86	1.286										
<b>Ron Davis, R</b> ERA: 2.45 (8, 1)	2.0	S	8	2	0	0	3	0	0	0	0	0	0	14	14	0.00	1.000										

Batter	1	2	3	4	5	6	7	8	9	AB	R	H	RBI	BB	SO	LOB	BOTTOM										
<b>Darrell Brown, S</b> OBP: 0.533, SLG: 0.417 (1, 8)	4-0 F7 1B BB	4-0 BB BB		0-0 S 2B 1B		0-0 2B 1B		0-0 6-3		3	2	2	1	2	0	0	<b>Baltimore Orioles @ Minnesota Twins</b> Hubert H. Humphrey Metrodome, Minneapolis, MN Sun Apr 08 1984, 4:33 AM EST Att: 13,286 - Unknown <a href="http://livebaseballscorecards.com">livebaseballscorecards.com</a>										
<b>Tim Lincecum, R</b> OBP: 0.500, SLG: 0.684 (1, 4)	0-0 1B	4-0 1B BB		0-0 1B 2B		0-0 F8		0-0 BB 1B		4	2	3	1	1	0	1											
<b>Kent Hrbek, L</b> OBP: 0.318, SLG: 0.476 (1, 3)	0-0 F6	0-3 K		0-0 1B		0-0 1-3 2B		0-0 BB 1B		5	1	3	1	0	1	5											
<b>Tom Brunansky, R</b> OBP: 0.273, SLG: 0.278 (1, 9)	0-0 F7		0-0 F7	0-0 F8		0-0 5-3		4-0 1B BB		4	0	0	0	1	0	5											
<b>Mickey Hatcher, R</b> OBP: 0.429, SLG: 0.714 (1, 7)	0-0 1B		0-0 1B		0-0 SF9 3B		0-0 F9	0-0 1-3 2-H 3-H 1B		5	1	4	3	0	0	0											
<b>Jim Eisenreich, L</b> OBP: 0.188, SLG: 0.231 (1, 10)	0-0 F8		0-3 K		0-0 SF9		0-0 F8			3	0	0	1	0	1	2											
<b>Gary Gaetti, R</b> OBP: 0.400, SLG: 0.526 (1, 5)		0-0 F7		0-0 3-1 1B 2B		0-0 K		0-0 1B		4	1	2	0	0	1	0											
<b>Lenny Faedo, R</b> OBP: 0.278, SLG: 0.412 (1, 6)		0-0 F8		0-0 F4	0-0 5-3		0-0 6-3			4	0	0	0	0	0	2											
<b>Jeff Reed, L</b> OBP: 0.250, SLG: 0.286 (1, 2)		4-0 BB BB		0-0 3-1		0-0 4-3		0-3 K		2	0	0	0	1	0	1											
<b>Tim Lincecum, R</b> OBP: 0.273, SLG: 0.636 (8, PH)				0-0 2-3						1	0	0	0	0	1	0											
<b>Inning Stats</b>	R: 1 E: 0 K: 0 S: 5	H: 2 LOB: 2 BB: 1 P: 9	R: 0 E: 0 K: 1 S: 5	H: 0 LOB: 3 BB: 3 P: 17	R: 0 E: 0 K: 1 S: 5	H: 1 LOB: 0 BB: 0 P: 5	R: 3 E: 0 K: 0 S: 7	H: 4 LOB: 1 BB: 0 P: 7	R: 1 E: 0 K: 1 S: 6	H: 1 LOB: 0 BB: 0 P: 6	R: 0 E: 0 K: 0 S: 5	H: 2 LOB: 2 BB: 0 P: 5	R: 0 E: 0 K: 0 S: 4	H: 1 LOB: 1 BB: 0 P: 4	R: 2 E: 0 K: 1 S: 7	H: 3 LOB: 2 BB: 1 P: 11	1B: 10 2B: 3 3B: 1 HR: 0	SF: 1 SAC: 0 DP: 0 HBP: 0	WP: 0 PB: 0 SB: 1 CS: 0	PA: 41							
<b>PITCHER</b>	IP	WLS	BF	H	R	ER	SO	BB	IBB	HBP	BLK	WP	HR	S	P	ERA	WHIP										
<b>Jim Palmer, R</b> ERA: 9.0 (1, 1)	4.0	L	22	7	4	4	2	4	0	0	0	0	0	15	15	3.00	1.333										
<b>Dennis Martinez, R</b> ERA: 2.25 (5, 1)	3.0		13	4	1	1	1	0	0	0	0	0	0	15	15	3.00	1.333										
<b>Tippy Martinez, L</b> ERA: 23.14 (8, 1)	1.0		6	3	2	2	1	1	0	0	0	0	0	7	11	18.00	4.000										









Batter	1	2	3	4	5	6	7	8	9	AB	R	H	RBI	BB	SO	LOB	TOP								
<b>Onix Concepcion, R</b> OBP: 0.194, SLG: 0.276 (1, 6)	5-3		4-3		5-3		5-3			4	0	0	0	0	0	0	<b>Kansas City Royals @ Baltimore Orioles</b> Memorial Stadium, Baltimore, MD Wed Apr 11 1984, 6:05 PM EST Att: 19,886 - Unknown <a href="http://livebaseballscorecards.com">livebaseballscorecards.com</a>								
<b>Pat Sheridan, L</b> OBP: 0.333, SLG: 0.583 (1, 8)	3-1			E3 1B	F5			4-3		4	1	0	0	0	0										
<b>Jorge Orta, L</b> OBP: 0.276, SLG: 0.444 <b>Darryl Motley, R</b> OBP: 0.429, SLG: 0.643 (8, 9)	4-3			BB 1B	4-3			F7		4	1	1	1	0	0										
<b>Hal McRae, R</b> OBP: 0.448, SLG: 0.417 (1, 10)				BB BB BB				5-3		3	1	1	0	1	0										
<b>Frank White, R</b> OBP: 0.357, SLG: 0.400 (1, 4)	4-3			BB BB BB	6-3			F8		3	0	0	0	1	0										
<b>Steve Balboni, R</b> OBP: 0.310, SLG: 0.440 (1, 3)	K			BB BB BB	HR			BB		2	2	1	2	2	1										
<b>Butch Davis, R</b> OBP: 0.250, SLG: 0.269 (1, 7)	1-3			WP BB	F8			F9		3	0	0	1	1	0										
<b>Don Slaught, R</b> OBP: 0.346, SLG: 0.318 (1, 2)	1-3			WP BB	G5-2-3			F8		4	0	0	0	0	4										
<b>Greg Pryor, R</b> OBP: 0.375, SLG: 0.435 (1, 5)	6-3			1-2 2-3 3-H	F8			F8		3	0	0	0	0	1										
<b>Inning Stats</b>	R: 0 E: 0 K: 0 S: 3	H: 0 LOB: 0 BB: 0 P: 3	R: 0 E: 0 K: 1 S: 6	H: 1 LOB: 1 BB: 0 P: 6	R: 0 E: 0 K: 0 S: 3	H: 0 LOB: 0 BB: 0 P: 3	R: 4 E: 1 K: 0 S: 4	H: 1 LOB: 1 BB: 4 P: 20	R: 0 E: 0 K: 0 S: 3	H: 0 LOB: 0 BB: 0 P: 3	R: 1 E: 0 K: 0 S: 4	H: 1 LOB: 0 BB: 0 P: 4	R: 0 E: 0 K: 0 S: 3	H: 0 LOB: 0 BB: 0 P: 3	R: 0 E: 0 K: 0 S: 3	H: 0 LOB: 1 BB: 1 P: 7	1B: 2 2B: 0 3B: 0 HR: 1	SF: 0 SAC: 0 DP: 1 HBP: 0	WP: 1 PB: 0 SB: 1 CS: 0	PA: 35					
<b>PITCHER</b>	IP	WLS	BF	H	R	ER	SO	BB	IBB	HBP	BLK	WP	HR	S	P	ERA	WHIP								
<b>Mike Boddicker, R</b> ERA: 7.27 (1, 1)	3.0	L	16	2	4	2	1	4	0	0	0	0	0	14	30	6.00	2.000								
<b>Dennis Martinez, R</b> ERA: 2.57 (4, 1)	3.0		9	1	1	1	0	0	0	0	0	1	1	9	9	3.00	0.333								
<b>Sammy Stewart, R</b> ERA: (7, 1)	3.0		10	0	0	0	0	1	0	0	0	0	0	9	13	0.00	0.333								

Batter	1	2	3	4	5	6	7	8	9	AB	R	H	RBI	BB	SO	LOB	BOTTOM								
<b>John Shelby, S</b> OBP: 0.167, SLG: 0.118 (1, 8)	K		6-3		G6-4-3 BB			4-3		3	0	0	0	1	1	0	<b>Kansas City Royals @ Baltimore Orioles</b> Memorial Stadium, Baltimore, MD Wed Apr 11 1984, 6:05 PM EST Att: 19,886 - Unknown <a href="http://livebaseballscorecards.com">livebaseballscorecards.com</a>								
<b>Dan Ford, R</b> OBP: 0.350, SLG: 0.600 <b>Jim Dwyer, L</b> (8, PH) (9, 9)	6-3		F9		G6-4-3 1-2			F8		3	0	0	0	0	1										
<b>Cal Ripken Jr., R</b> OBP: 0.375, SLG: 0.783 (1, 6)	5-3		F8		F9			4-3		4	0	0	0	0	0										
<b>Eddie Murray, S</b> OBP: 0.375, SLG: 0.400 (1, 3)		1B BB BB		HR				F8		3	1	1	1	1	0										
<b>Gary Roenicke, R</b> OBP: 0.556, SLG: 0.200 <b>Al Bumbry, L</b> OBP: 0.273, SLG: 0.200 (9, PH)		1B BB		1-3 HBP				G3		0	0	0	0	2	0										
<b>Ken Singleton, S</b> OBP: 0.042, SLG: 0.042 (1, 10)			F5		1-3			4-3		4	0	0	0	0	4										
<b>Todd Cruz, R</b> OBP: 0.333, SLG: 0.667 (1, 5)					K					3	0	2	0	0	1										
<b>Rich Dauer, R</b> OBP: 0.316, SLG: 0.278 (1, 4)					1-3			G5-4-3		3	0	0	0	0	5										
<b>Rick Dempsey, R</b> OBP: 0.235, SLG: 0.438 (1, 2)					HR			K		3	1	1	1	0	1										
<b>Inning Stats</b>	R: 0 E: 0 K: 1 S: 5	H: 0 LOB: 0 BB: 0 P: 5	R: 0 E: 0 K: 0 S: 4	H: 1 LOB: 3 BB: 2 P: 12	R: 0 E: 0 K: 0 S: 3	H: 0 LOB: 0 BB: 0 P: 3	R: 1 E: 0 K: 1 S: 6	H: 1 LOB: 1 BB: 0 P: 7	R: 1 E: 0 K: 0 S: 3	H: 1 LOB: 0 BB: 1 P: 7	R: 0 E: 0 K: 0 S: 2	H: 0 LOB: 0 BB: 1 P: 6	R: 0 E: 0 K: 1 S: 5	H: 1 LOB: 0 BB: 0 P: 5	R: 0 E: 0 K: 0 S: 3	H: 0 LOB: 0 BB: 0 P: 3	R: 0 E: 0 K: 0 S: 3	H: 0 LOB: 0 BB: 0 P: 3	1B: 2 2B: 0 3B: 0 HR: 2	SF: 0 SAC: 0 DP: 3 HBP: 1	WP: 0 PB: 0 SB: 0 CS: 0	PA: 33			
<b>PITCHER</b>	IP	WLS	BF	H	R	ER	SO	BB	IBB	HBP	BLK	WP	HR	S	P	ERA	WHIP								
<b>Larry Gura, L</b> ERA: 3.86 (1, 1)	7.0	W	27	4	2	2	3	4	0	1	0	0	0	2	28	4.5	1.143								
<b>Dan Quisenberry, R</b> ERA: (8, 1)	2.0	S	6	0	0	0	0	0	0	0	0	0	0	6	6	0.00	0.000								



Batter	1	2	3	4	5	6	7	8	9	AB	R	H	RBI	BB	SO	LOB	TOP			
<b>Al Bumby, L</b> OBP: 0.200, SLG: 0.143 (1, 8)										4	0	0	0	0	1	4	<b>Baltimore Orioles @ Cleveland Indians</b> Cleveland Municipal Stadium, Cleveland, OH Sat Apr 14 1984, 3:33 AM EST Att: 57,114 - Unknown			
<b>Jim Dwyer, L</b> OBP: 0.182, SLG: 0.111 (1, 9)										4	0	1	0	0	1	0				
<b>Cal Ripken Jr., R</b> OBP: 0.357, SLG: 0.704 (1, 6)										4	0	1	1	0	1	0				
<b>Eddie Murray, S</b> OBP: 0.393, SLG: 0.391 (1, 3)										3	0	1	0	1	2	0				
<b>John Lowenstein, L</b> OBP: 0.278, SLG: 0.294 (1, 7)										4	0	0	0	0	0	4				
<b>Ken Singleton, S</b> OBP: 0.107, SLG: 0.107 (1, 10)										4	0	2	0	0	1	0				
<b>Wayne Gross, L</b> OBP: 0.444, SLG: 0.938 (1, 5)										4	1	2	1	0	2	1				
<b>Rich Dauer, R</b> OBP: 0.304, SLG: 0.238 (1, 4)										3	1	0	0	1	0	2				
<b>Rick Dempsey, R</b> OBP: 0.200, SLG: 0.368 (1, 2)										3	0	0	0	0	0	4				
<b>Inning Stats</b>	R: 0 E: 0 K: 1 S: 5	H: 0 LOB: 0 BB: 0 P: 5	R: 0 E: 0 K: 2 S: 8	H: 1 LOB: 1 BB: 0 P: 8	R: 1 E: 1 K: 1 S: 7	H: 2 LOB: 3 BB: 2 P: 15	R: 0 E: 0 K: 2 S: 7	H: 0 LOB: 0 BB: 0 P: 7	R: 0 E: 0 K: 0 S: 3	H: 1 LOB: 0 BB: 0 P: 3	R: 0 E: 1 K: 0 S: 5	H: 2 LOB: 2 BB: 0 P: 5	R: 0 E: 0 K: 2 S: 7	H: 0 LOB: 0 BB: 0 P: 7	R: 1 E: 0 K: 0 S: 4	H: 1 LOB: 0 BB: 0 P: 4	1B: 6 2B: 0 3B: 0 HR: 1	SF: 0 SAC: 0 DP: 2 HBP: 0	WP: 0 PB: 0 SB: 2 CS: 0	PA: 35
<b>PITCHER</b> <b>Rick Sutcliffe, R</b> ERA: 2.16 (1, 1)	IP: 9.0 WLS: W BF: 35 H: 7 R: 2 ER: 2 SO: 8 BB: 2 IBB: 0 HBP: 0 BLK: 0 WP: 0 HR: 1 S: 49 P: 57 ERA: 2.00 WHIP: 1.000															<b>PITCHER</b>				

Batter	1	2	3	4	5	6	7	8	9	AB	R	H	RBI	BB	SO	LOB	BOTTOM			
<b>Brett Butler, L</b> OBP: 0.281, SLG: 0.300 (1, 8)										5	0	0	0	0	1	3	<b>Baltimore Orioles @ Cleveland Indians</b> Cleveland Municipal Stadium, Cleveland, OH Sat Apr 14 1984, 3:33 AM EST Att: 57,114 - Unknown			
<b>Tony Bemazard, S</b> OBP: 0.571, SLG: 0.476 (1, 4)										2	1	1	0	2	0	0				
<b>Julio Franco, R</b> OBP: 0.286, SLG: 0.333 (1, 6)										4	2	2	0	0	0	2				
<b>Andre Thornton, R</b> OBP: 0.308, SLG: 0.391 (1, 10)										3	3	2	3	1	1	1				
<b>Pat Tabler, R</b> OBP: 0.429, SLG: 0.500 (7, PH)										2	1	1	1	1	0	0				
<b>Mike Hargrove, L</b> OBP: 0.375, SLG: 0.167 (8, 3)										0	0	0	0	1	0	0				
<b>Brook Jacoby, R</b> OBP: 0.393, SLG: 0.542 (1, 5)										3	1	0	0	0	0	2				
<b>Ron Hassey, L</b> OBP: 0.346, SLG: 0.360 (1, 2)										4	0	1	2	0	1	1				
<b>Carmen Castillo, R</b> OBP: 0.250, SLG: 0.333 (1, 9)										3	0	1	1	0	0	0				
<b>Otis Nixon, S</b> OBP: 0.120, SLG: 0.083 (1, 7)										4	0	1	0	0	0	1				
<b>Inning Stats</b>	R: 2 E: 0 K: 0 S: 5	H: 2 LOB: 1 BB: 1 P: 9	R: 0 E: 0 K: 0 S: 3	H: 0 LOB: 0 BB: 0 P: 3	R: 0 E: 0 K: 1 S: 6	H: 1 LOB: 1 BB: 0 P: 6	R: 0 E: 0 K: 0 S: 3	H: 0 LOB: 0 BB: 0 P: 3	R: 0 E: 0 K: 0 S: 3	H: 1 LOB: 0 BB: 0 P: 3	R: 4 E: 0 K: 0 S: 6	H: 3 LOB: 2 BB: 2 P: 15	R: 2 E: 0 K: 1 S: 6	H: 2 LOB: 1 BB: 2 P: 14	R: 0 E: 0 K: 1 S: 5	H: 0 LOB: 0 BB: 0 P: 5	1B: 7 2B: 1 3B: 0 HR: 1	SF: 1 SAC: 0 DP: 0 HBP: 1	WP: 0 PB: 1 SB: 2 CS: 1	PA: 37
<b>PITCHER</b> <b>Scott McGregor, L</b> ERA: 6.61 (1, 1)	IP: 5.1 WLS: L BF: 23 H: 5 R: 5 ER: 5 SO: 1 BB: 3 IBB: 0 HBP: 0 BLK: 0 WP: 0 HR: 1 S: 22 P: 34 ERA: 8.44 WHIP: 1.500															<b>PITCHER</b>				
<b>Sammy Stewart, R</b> ERA: 5.4 (6, 1)	IP: 1.0 WLS: L BF: 8 H: 4 R: 3 ER: 3 SO: 0 BB: 1 IBB: 0 HBP: 1 BLK: 0 WP: 0 HR: 0 S: 6 P: 11 ERA: 27.00 WHIP: 5.000															<b>PITCHER</b>				
<b>Tom Underwood, L</b> ERA: 20.25 (7, 1)	IP: 1.2 WLS: L BF: 6 H: 0 R: 0 ER: 0 SO: 2 BB: 1 IBB: 0 HBP: 0 BLK: 0 WP: 0 HR: 0 S: 9 P: 13 ERA: 0.00 WHIP: 0.600															<b>PITCHER</b>				

AB	33
R	2
H	7
RBI	2
BB	2
SO	8
LOB	15



WP	0	PA	35
PB	0		
SB	2		
CS	0		

AB	30
R	8
H	9
RBI	7
BB	5
SO	3
LOB	10



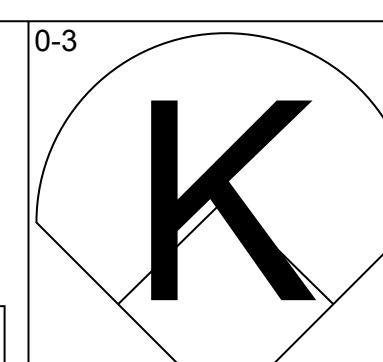
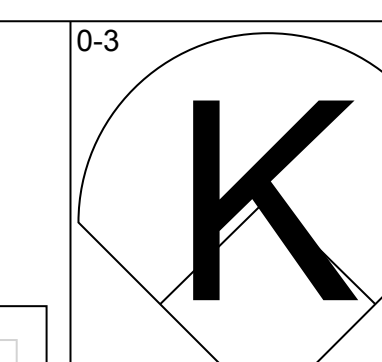
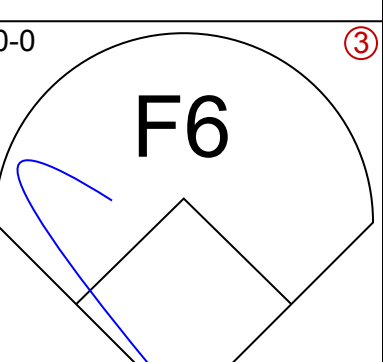
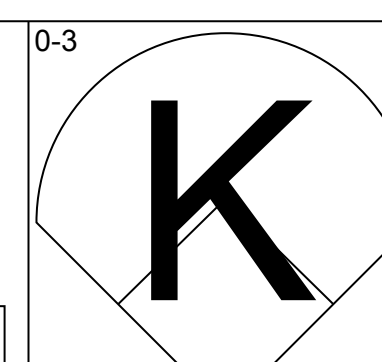
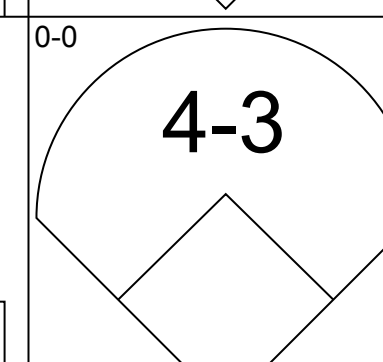
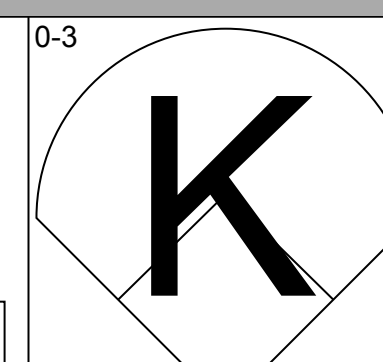
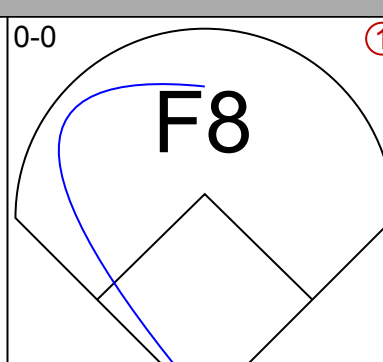
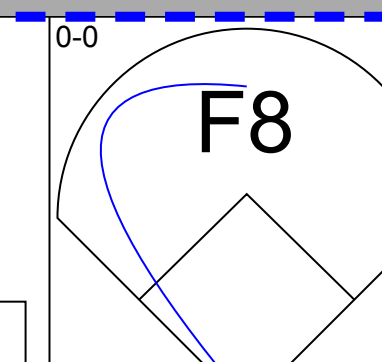
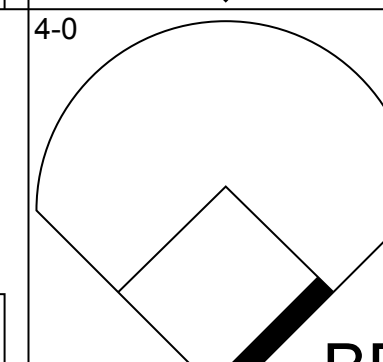
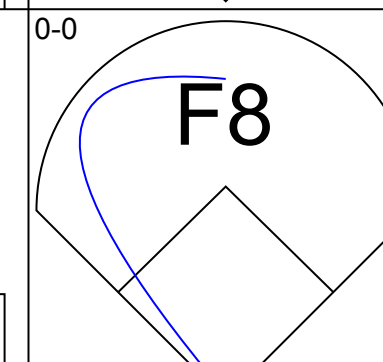
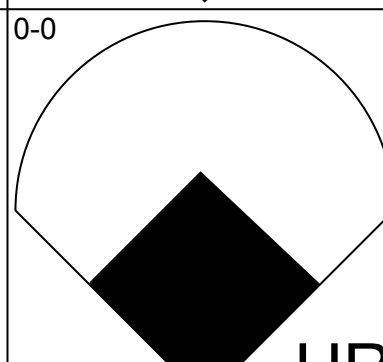
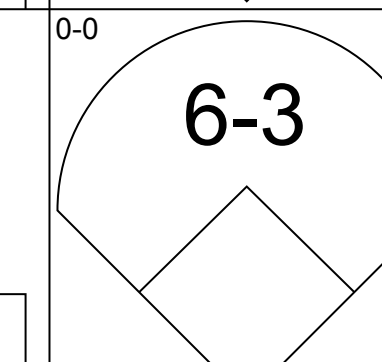
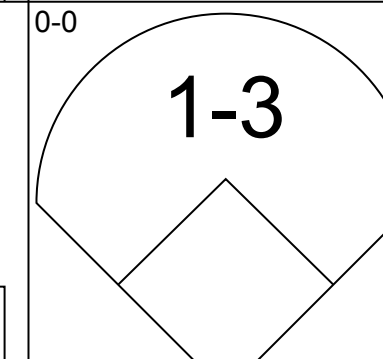
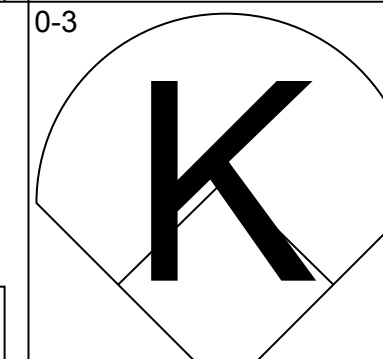
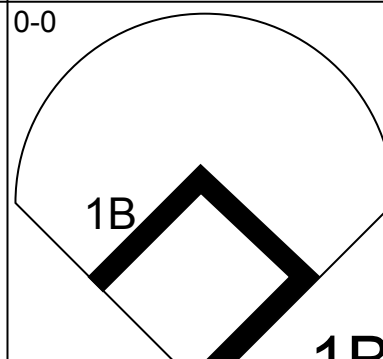
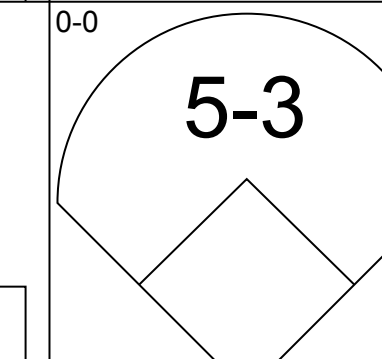
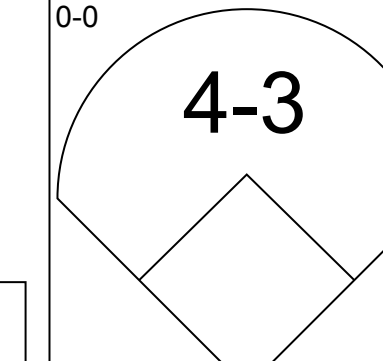
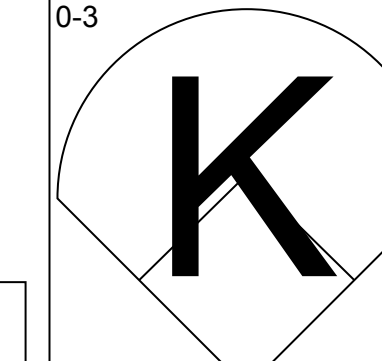
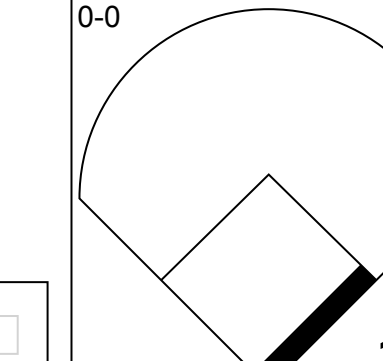

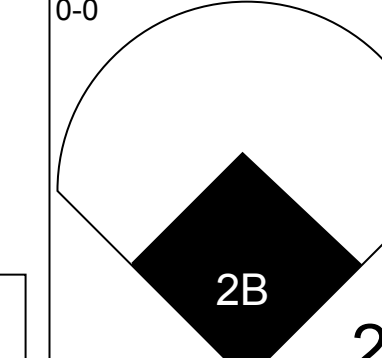
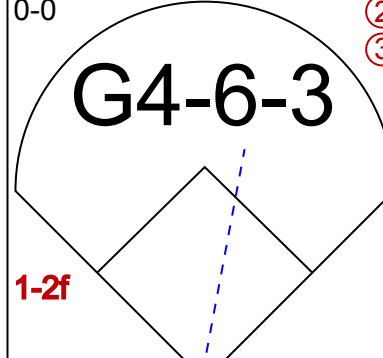
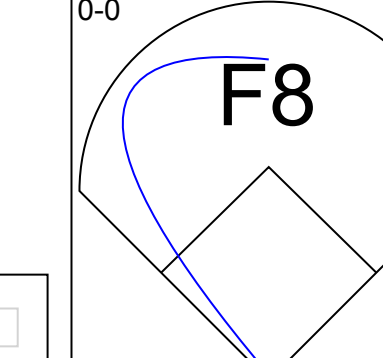

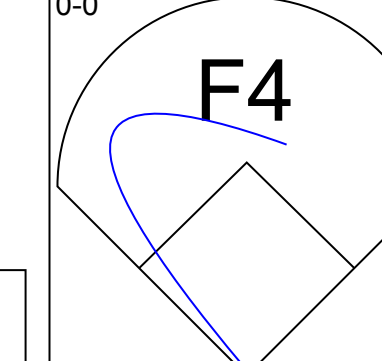
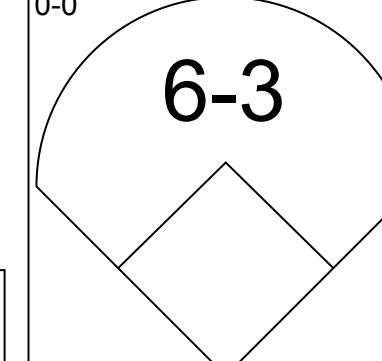
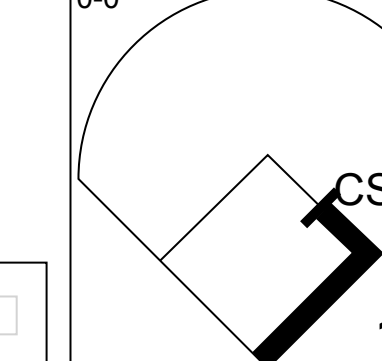
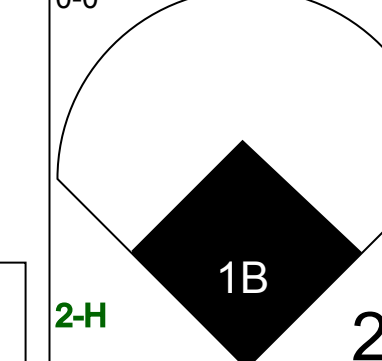
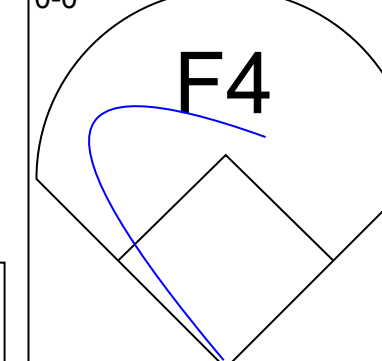

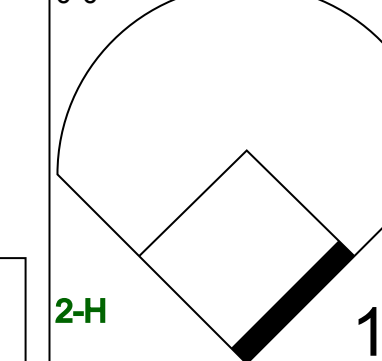
WP	0	PA	37
PB	1		
SB	2		
CS	1		



Batter	1	2	3	4	5	6	7	8	9	AB	R	H	RBI	BB	SO	LOB	TOP										
John Shelby, S OBP: 0.174, SLG: 0.182 (1, 8)	F7		4-3		F8		SH1-3 SF9 2B	6-3		5	1	1	0	0	0	1	<b>Baltimore Orioles @ Cleveland Indians</b> Cleveland Municipal Stadium, Cleveland, OH Sun Apr 15 1984, 3:33 AM EST Att: 10,008 - Unknown <a href="http://livebaseballscorecards.com">livebaseballscorecards.com</a>										
Dan Ford, R OBP: 0.304, SLG: 0.522 Jim Dwyer, L OBP: 0.167, SLG: 0.100 (9, PH) (9, 9)	6-3		F3		6-3		SH1-3 2-3		F8	3	0	0	0	0	0	1											
Cal Ripken Jr., R OBP: 0.455, SLG: 0.767 (1, 6)							BB 2B 1B	BB 1B BB	E1 BB 1B	3	3	3	0	2	0	0											
Eddie Murray, S OBP: 0.394, SLG: 0.360 (1, 3)	F3		F8				2B 1-2 BB	SF9	1B BB 2B IBB	2	1	0	1	2	0	2											
Gary Roenicke, R OBP: 0.615, SLG: 0.556 John Lowenstein, L OBP: 0.316, SLG: 0.294 (9, PH) (9, 7)					6-3		1-3 2-H 2B	1-2 1B 1B	1B 2B BB	4	0	3	1	0	0	0											
Ken Singleton, S OBP: 0.152, SLG: 0.125 Al Bumbry, L OBP: 0.200, SLG: 0.143 (1, 10) (9, PR)			K		F8		1-2 2-3 BB	1-2 2-3 BB	2B FC5-2 1B	4	0	1	1	1	1	3											
Todd Cruz, R OBP: 0.306, SLG: 0.538 Wayne Gross, L OBP: 0.474, SLG: 1.000 (9, PH) (9, 5)	F8				F8		1-2 2-3 3-H 1B		FC5-2 1-3 2-H 3-H 2B	4	0	1	1	0	0	3											
Lenn Sakata, R OBP: 0.400, SLG: 0.250 (1, 4)					5-3				FC5-2 2B	4	0	1	0	1	0	3											
Rick Dempsey, R OBP: 0.200, SLG: 0.333 (1, 2)	F3								2-3 3-H 1B	5	0	1	0	0	1	7											
<b>Inning Stats</b>	R: 0 E: 0 K: 0 S: 3	H: 0 LOB: 1 BB: 1 P: 7	R: 0 E: 0 K: 1 S: 7	H: 2 LOB: 2 BB: 0 P: 7	R: 0 E: 0 K: 0 S: 4	H: 1 LOB: 1 BB: 0 P: 4	R: 0 E: 0 K: 0 S: 3	H: 0 LOB: 0 BB: 0 P: 3	R: 0 E: 0 K: 1 S: 4	H: 1 LOB: 3 BB: 2 P: 4	R: 1 E: 0 K: 1 S: 7	H: 2 LOB: 3 BB: 2 P: 15	R: 2 E: 0 K: 0 S: 5	H: 3 LOB: 2 BB: 2 P: 13	R: 0 E: 0 K: 0 S: 3	H: 0 LOB: 0 BB: 0 P: 3		R: 3 E: 1 K: 0 S: 6	H: 3 LOB: 3 BB: 2 P: 14	1B: 8 2B: 4 3B: 0 HR: 0	SF: 1 SAC: 1 DP: 0 HBP: 0	WP: 0 PA: 45 PB: 0 SB: 1 CS: 0					
<b>PITCHER</b>	IP	WLS	BF	H	R	ER	SO	BB	IBB	HBP	BLK	WP	HR	S	P	ERA	WHIP										
Neal Heaton, L ERA: 5.4 (1, 1)	6.1		30	7	3	3	2	3	1	0	0	0	0	30	46	4.26	1.579										
Tom Waddell, R ERA: 7.1 (7, 1)	0.1		2	1	0	0	0	0	0	0	0	0	0	2	2	0.00	3.000										
Mike Jeffcoat, L ERA: 6.75 (7, 1)	1.1		5	1	0	0	0	1	0	0	0	0	0	4	8	0.00	1.500										
George Frazier, R ERA: 14.4 (9, 1)	1.0	L	8	3	3	3	0	1	1	0	0	0	0	6	14	27.00	4.000										

Batter	1	2	3	4	5	6	7	8	9	AB	R	H	RBI	BB	SO	LOB	BOTTOM										
Brett Butler, L OBP: 0.324, SLG: 0.343 (1, 8)	E SF8 1B		4-3		2-3		WP S 1-3 1B		E9 S 9-2 1B	5	1	3	1	0	0	0	<b>Baltimore Orioles @ Cleveland Indians</b> Cleveland Municipal Stadium, Cleveland, OH Sun Apr 15 1984, 3:33 AM EST Att: 10,008 - Unknown <a href="http://livebaseballscorecards.com">livebaseballscorecards.com</a>										
Tony Bemazzard, S OBP: 0.545, SLG: 0.440 (1, 4)	E2 1-3 1B		G4-6-3 BB		K		6-3 1-3 3-H		9-2 2-H	4	0	1	0	1	2												
Julio Franco, R OBP: 0.281, SLG: 0.310 (1, 6)	SF8 3-H		G4-6-3 1-2		5-3				BB BB	2	0	0	1	1	0												
Andre Thornton, R OBP: 0.333, SLG: 0.360 (1, 10)	5-3				F9 FC4-6 BB		F7		G4-6-3 BB	2	1	0	0	2	0												
Pat Tabler, R OBP: 0.400, SLG: 0.455 Mike Hargrove, L OBP: 0.375, SLG: 0.167 (1, 3) (9, 3)	K				FC4-6 1B		6-3		F8	4	0	1	0	0	1												
Brook Jacoby, R OBP: 0.344, SLG: 0.464 (1, 5)					F9		F8		G4-6-3 1-2	4	0	0	0	0	4												
Ron Hassey, L OBP: 0.333, SLG: 0.321 (1, 2)					FC4-6 1B				F7	3	1	0	1	1	0												
George Vukovich, L OBP: 0.385, SLG: 0.381 (1, 9) (8, 7)					FC6-4 BB				F9	2	1	1	0	2	0												
Otis Nixon, S OBP: 0.111, SLG: 0.077 Carmen Castillo, R OBP: 0.200, SLG: 0.250 (7, PH) (8, 9)					FC6-4 1B				F9	2	0	0	0	0	3												
Broderick Perkins, L OBP: 0.159 (9, PH)					F8				K	1	0	0	0	1	1												
<b>Inning Stats</b>	R: 1 E: 1 K: 1 S: 7	H: 2 LOB: 1 BB: 0 P: 7	R: 0 E: 0 K: 0 S: 3	H: 0 LOB: 1 BB: 1 P: 7	R: 0 E: 0 K: 0 S: 2	H: 0 LOB: 0 BB: 1 P: 6	R: 1 E: 0 K: 0 S: 5	H: 2 LOB: 2 BB: 1 P: 9	R: 0 E: 0 K: 1 S: 5	H: 0 LOB: 0 BB: 0 P: 5	R: 0 E: 0 K: 0 S: 3	H: 0 LOB: 0 BB: 0 P: 3	R: 1 E: 0 K: 1 S: 6	H: 1 LOB: 1 BB: 1 P: 10	R: 0 E: 0 K: 0 S: 2	H: 0 LOB: 1 BB: 2 P: 10	R: 2 E: 1 K: 0 S: 3	H: 1 LOB: 0 BB: 2 P: 11	1B: 6 2B: 1 3B: 0 HR: 0	SF: 1 SAC: 0 DP: 3 HBP: 0	WP: 1 PA: 38 PB: 0 SB: 2 CS: 0						
<b>PITCHER</b>	IP	WLS	BF	H	R	ER	SO	BB	IBB	HBP	BLK	WP	HR	S	P	ERA	WHIP										
Storm Davis, R ERA: 1.04 (1, 1)	6.0		24	4	2	2	2	3	0	0	0	0	0	25	37	3.00	1.167										
Tippy Martinez, L ERA: 18.9 (7, 1)	1.0		7	1	1	1	1	3	0	0	0	1	0	6	18	9.00	4.000										
Sammy Stewart, R ERA: 5.14 (8, 1)	2.0	W	7	1	2	1	0	2	0	0	0	0	0	5	13	4.50	1.500										

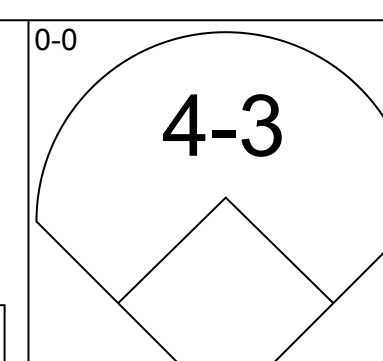
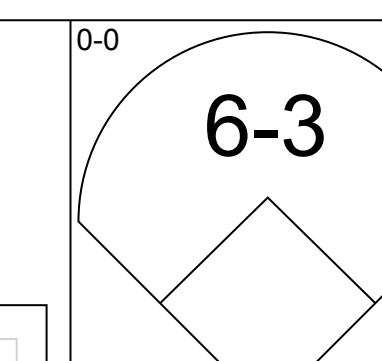
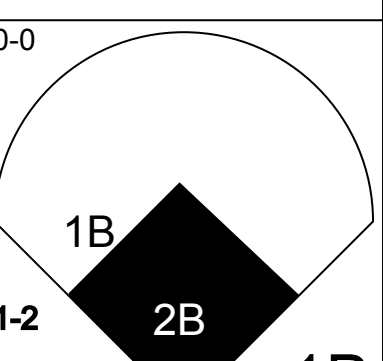
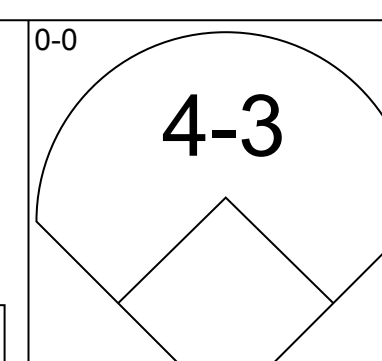
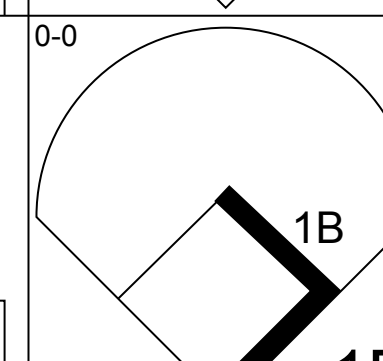
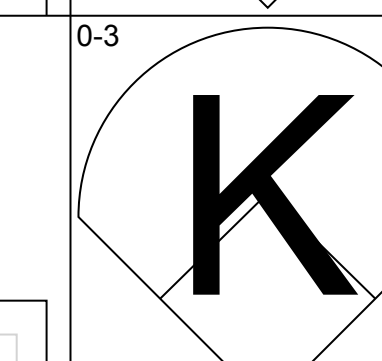
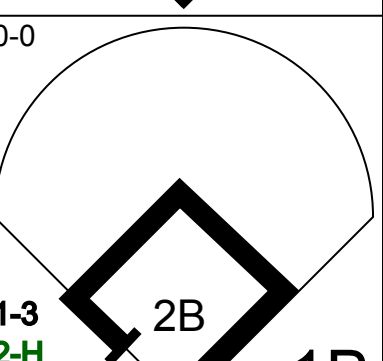
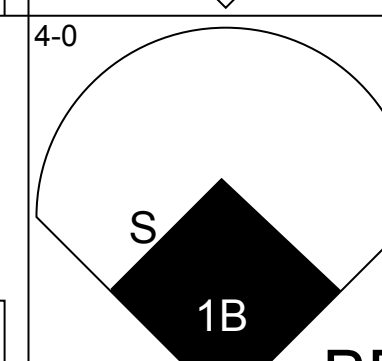
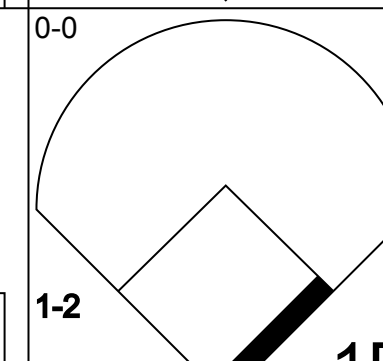
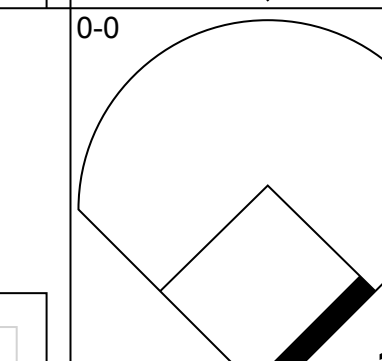
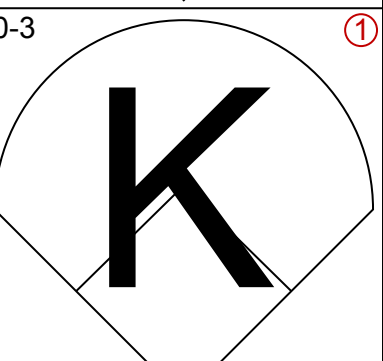
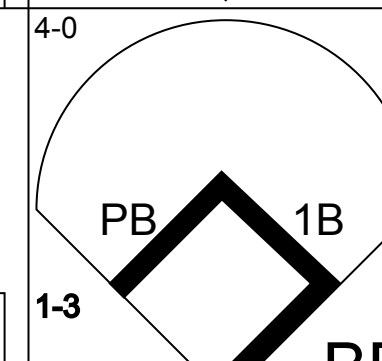
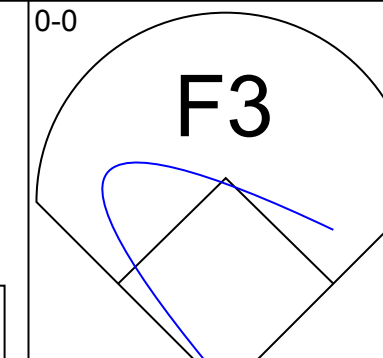
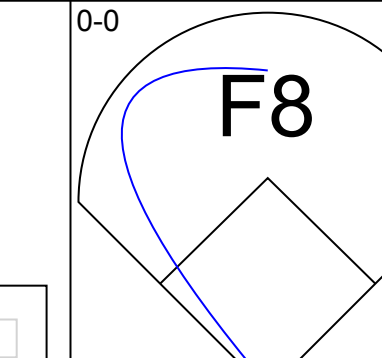
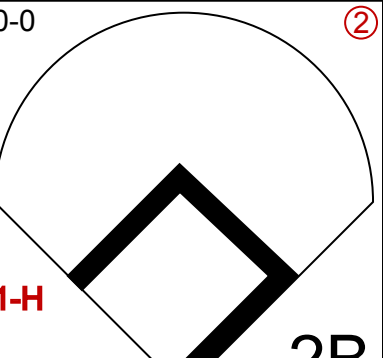
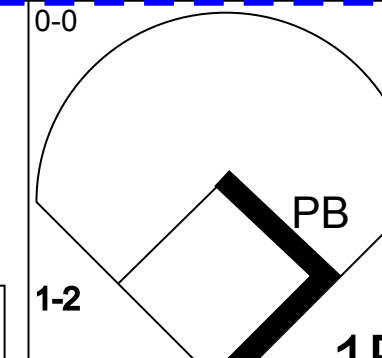
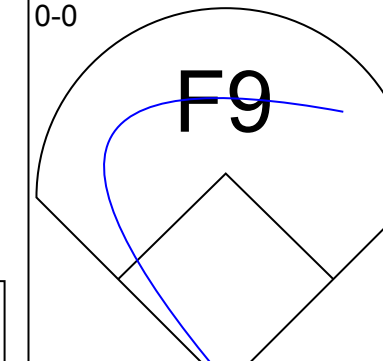
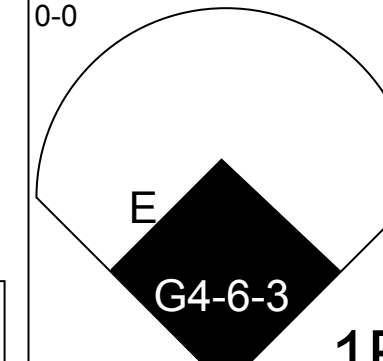
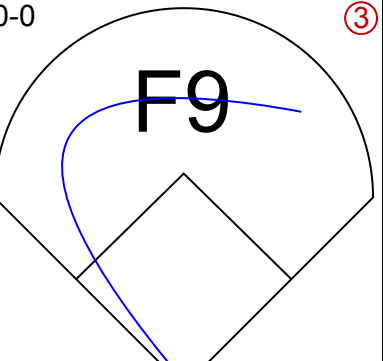
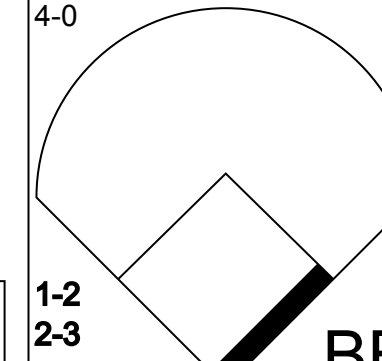
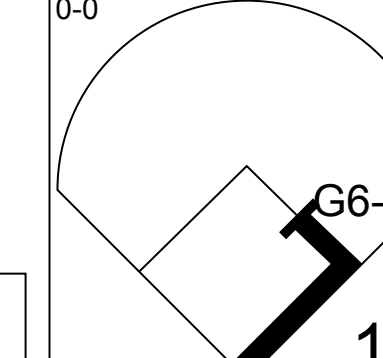
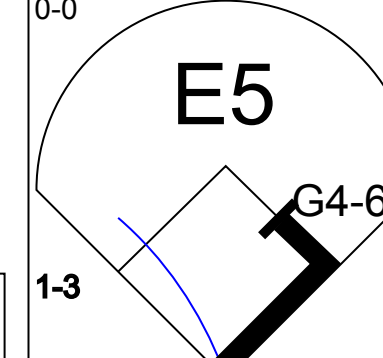
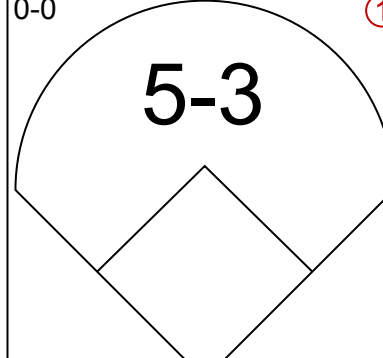

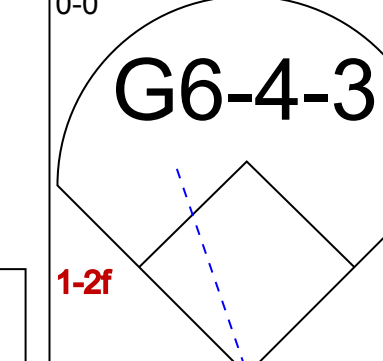
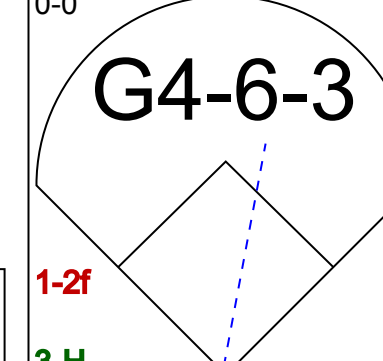
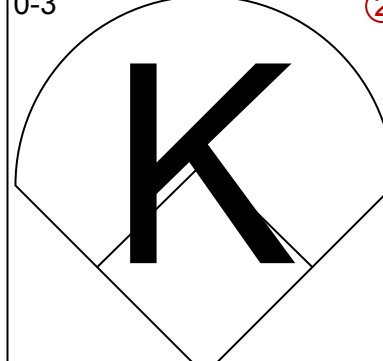
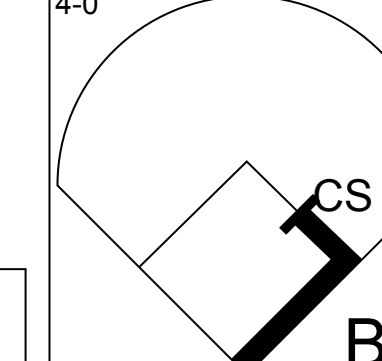
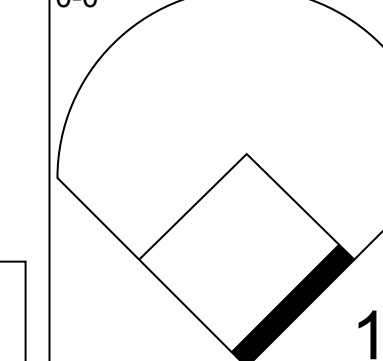
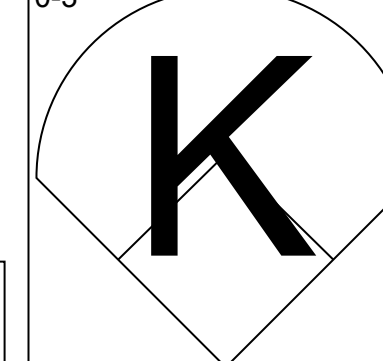
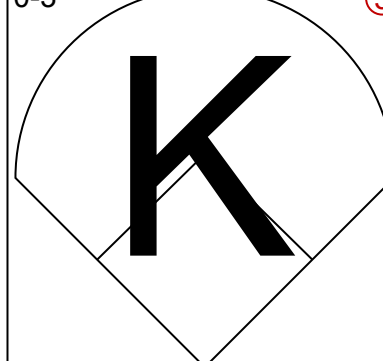
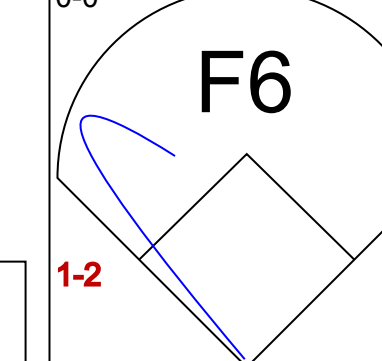
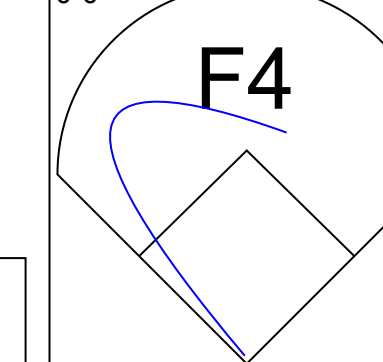
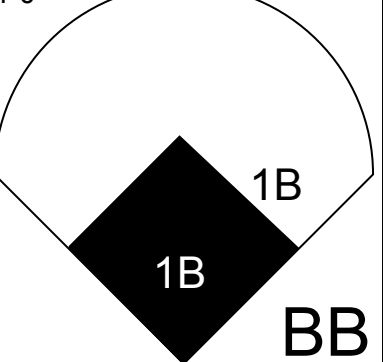
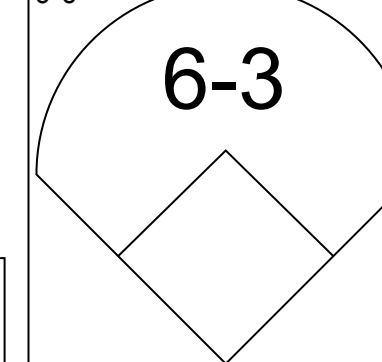


Batter	1	2	3	4	5	6	7	8	9	AB	R	H	RBI	BB	SO	LOB	TOP								
<b>John Shelby, S</b> OBP: 0.148, SLG: 0.154 (1, 8)																	4 0 0 0 0 3 2								
<b>Jim Dwyer, L</b> OBP: 0.125, SLG: 0.071 (1, 9)																	4 0 0 0 0 1 0								
<b>Cal Ripken Jr., R</b> OBP: 0.459, SLG: 0.818 (1, 6)																	3 1 1 1 1 0 0								
<b>Eddie Murray, S</b> OBP: 0.378, SLG: 0.345 (1, 3)																	4 0 1 0 0 1 1								
<b>John Lowenstein, L</b> OBP: 0.348, SLG: 0.333 <b>Al Bumbry, L</b> OBP: 0.200, SLG: 0.143 (9, PR)																	4 0 2 0 0 1 0 0 0 0 0 0 0 0								
<b>Ken Singleton, S</b> OBP: 0.162, SLG: 0.167 (1, 10)																	4 1 1 0 0 1 3								
<b>Joe Nolan, L</b> OBP: 0.111, SLG: 0.111 (1, 2)																	4 0 0 0 0 0 2								
<b>Todd Cruz, R</b> OBP: 0.375, SLG: 0.625 <b>Gary Roenicke, R</b> OBP: 0.571, SLG: 0.500 (9, PH)																	3 1 2 1 0 0 0 1 0 0 0 0 0 1								
<b>Rich Dauer, R</b> OBP: 0.346, SLG: 0.292 (1, 4)																	3 0 2 1 0 0 1								
<b>Inning Stats</b>	R: 0 E: 0 K: 1 S: 5	H: 0 LOB: 1 BB: 1 P: 9	R: 0 E: 0 K: 1 S: 5	H: 0 LOB: 0 BB: 0 P: 5	R: 0 E: 0 K: 1 S: 5	H: 1 LOB: 0 BB: 0 P: 5	R: 0 E: 0 K: 2 S: 7	H: 0 LOB: 0 BB: 0 P: 7	R: 2 E: 0 K: 1 S: 8	H: 3 LOB: 1 BB: 0 P: 8	R: 1 E: 0 K: 0 S: 5	H: 3 LOB: 1 BB: 0 P: 5	R: 0 E: 0 K: 1 S: 6	H: 1 LOB: 1 BB: 0 P: 6	R: 0 E: 0 K: 0 S: 3	H: 0 LOB: 0 BB: 0 P: 3	R: 0 E: 0 K: 0 S: 4	H: 1 LOB: 1 BB: 0 P: 4	1B: 6 2B: 2 HR: 1	SF: 0 SAC: 0 HBP: 0	WP: 0 PB: 0 SB: 0 CS: 1	PA: 35			
<b>PITCHER</b>	IP	WLS	BF	H	R	ER	SO	BB	IBB	HBP	BLK	WP	HR	S	P	ERA	WHIP								
<b>Bert Blyleven, R</b> ERA: 2.57 (1, 1)	7.0	W	28	8	3	3	7	1	0	0	0	0	1	41	45	3.86	1.286								
<b>Ernie Camacho, R</b> ERA: (8, 1)	2.0	S	7	1	0	0	0	0	0	0	0	0	0	7	7	0.00	0.500								

**Baltimore Orioles @ Cleveland Indians**  
Cleveland Municipal Stadium, Cleveland, OH  
Mon Apr 16 1984, 3:33 AM EST  
Att. 4,741 - Unknown

AB 34  
R 3  
H 9  
RBI 3  
BB 1  
SO 7  
LOB 10



Batter	1	2	3	4	5	6	7	8	9	AB	R	H	RBI	BB	SO	LOB	BOTTOM								
<b>Brett Butler, L</b> OBP: 0.317, SLG: 0.333 (1, 8)																	4 1 1 0 0 0 0								
<b>Tony Bemazard, S</b> OBP: 0.586, SLG: 0.464 (1, 4)																	3 1 2 1 1 1 0								
<b>Julio Franco, R</b> OBP: 0.333, SLG: 0.344 (1, 6)																	3 0 2 0 1 1 2								
<b>Andre Thornton, R</b> OBP: 0.353, SLG: 0.414 (1, 10)																	4 0 2 2 0 0 3								
<b>Pat Tabler, R</b> OBP: 0.414, SLG: 0.440 <b>Mike Hargrove, L</b> OBP: 0.375, SLG: 0.167 (8, 3)																	3 1 1 0 1 0 3 0 0 0 0 0 0 0								
<b>Brook Jacoby, R</b> OBP: 0.333, SLG: 0.438 (1, 5)																	4 0 1 0 0 0 4								
<b>Carmen Castillo, R</b> OBP: 0.222, SLG: 0.143 (1, 9)																	3 0 0 0 1 1 2								
<b>Ron Hassey, L</b> OBP: 0.324, SLG: 0.313 (1, 2)																	4 0 1 0 0 2 1								
<b>Otis Nixon, S</b> OBP: 0.129, SLG: 0.069 (1, 7)																	3 1 0 0 1 0 1								
<b>Inning Stats</b>	R: 0 E: 0 K: 0 S: 5	H: 2 LOB: 2 BB: 0 P: 5	R: 0 E: 0 K: 0 S: 4	H: 2 LOB: 1 BB: 0 P: 4	R: 0 E: 0 K: 1 S: 6	H: 1 LOB: 0 BB: 0 P: 6	R: 1 E: 1 K: 1 S: 6	H: 1 LOB: 0 BB: 0 P: 6	R: 2 E: 0 K: 1 S: 7	H: 3 LOB: 1 BB: 1 P: 11	R: 0 E: 0 K: 2 S: 7	H: 0 LOB: 0 BB: 0 P: 7	R: 1 E: 0 K: 0 S: 4	H: 1 LOB: 3 BB: 3 P: 16	R: 0 E: 0 K: 0 S: 2	H: 0 LOB: 0 BB: 1 P: 6	1B: 9 2B: 1 3B: 0 HR: 0	SF: 0 SAC: 0 DP: 2 HBP: 0	WP: 0 PB: 1 SB: 2 CS: 1	PA: 36					
<b>PITCHER</b>	IP	WLS	BF	H	R	ER	SO	BB	IBB	HBP	BLK	WP	HR	S	P	ERA	WHIP								
<b>Mike Flanagan, L</b> ERA: 6.48 (1, 1)	6.2	L	30	9	4	3	5	3	0	0	0	0	0	37	49	4.05	1.800								
<b>Dennis Martinez, R</b> ERA: 2.45 (7, 1)	0.1		4	1	0	0	0	2	0	0	0	0	0	2	10	0.00	9.000								
<b>Tippy Martinez, L</b> ERA: 14.54 (8, 1)	1.0		2	0	0	0	0	0	0	0	0	0	0	2	2	0.00	0.000								

**Baltimore Orioles @ Cleveland Indians**  
Cleveland Municipal Stadium, Cleveland, OH  
Mon Apr 16 1984, 3:33 AM EST  
Att. 4,741 - Unknown

AB 31  
R 4  
H 10  
RBI 3  
BB 5  
SO 5  
LOB 16





Batter	1	2	3	4	5	6	7	8	9	AB	R	H	RBI	BB	SO	LOB	TOP				
<b>Al Bumbry, L</b> OBP: 0.222, SLG: 0.176 <b>John Shelby, S</b> OBP: 0.143, SLG: 0.148	G3			F2				F3		3	0	1	1	0	0	0	<b>Baltimore Orioles @ Toronto Blue Jays</b> Exhibition Stadium, Toronto, ON Tue Apr 17 1984, 3:33 AM EST Att: 35,602 - Unknown				
<b>Jim Dwyer, L</b> OBP: 0.105, SLG: 0.059 <b>Benny Ayala, R</b>	F5			3-1	G3			F9		3	0	0	0	0	0	3					
<b>Cal Ripken Jr., R</b> OBP: 0.415, SLG: 0.730	G1			5-3				F7		4	0	0	0	0	0	0					
<b>Eddie Murray, S</b> OBP: 0.341, SLG: 0.303		F9			K			4-3		4	0	0	0	0	1	0					
<b>John Lowenstein, L</b> OBP: 0.346, SLG: 0.458 <b>Gary Roenicke, R</b> OBP: 0.600, SLG: 0.636		F7						4-3		3	1	1	1	0	0	0					
<b>Ken Singleton, S</b> OBP: 0.171, SLG: 0.200		G3						1-3		4	0	1	0	0	0	1					
<b>Todd Cruz, R</b> OBP: 0.421, SLG: 0.632 <b>Joe Nolan, L</b> OBP: 0.200, SLG: 0.111 <b>Lenn Sakata, R</b> OBP: 0.400, SLG: 0.250				K				1-3		3	1	2	0	0	1	0					
<b>Rich Dauer, R</b> OBP: 0.300, SLG: 0.250				K				1-3		0	0	0	0	1	0	0					
<b>Rick Dempsey, R</b> OBP: 0.214, SLG: 0.308				K				1-3		0	0	0	0	0	0	0					
<b>Inning Stats</b>	R: 0 E: 0 K: 0 S: 3	H: 0 LOB: 0 BB: 0 P: 3	R: 0 E: 0 K: 0 S: 3	H: 0 LOB: 0 BB: 0 P: 3	R: 0 E: 0 K: 3 S: 9	H: 0 LOB: 0 BB: 0 P: 9	R: 0 E: 0 K: 0 S: 3	H: 0 LOB: 0 BB: 0 P: 3	R: 2 E: 0 K: 1 S: 9	H: 4 LOB: 3 BB: 1 P: 13	R: 0 E: 0 K: 0 S: 3	H: 0 LOB: 0 BB: 0 P: 3	R: 0 E: 0 K: 0 S: 4	H: 1 LOB: 1 BB: 0 P: 4	R: 0 E: 0 K: 0 S: 3	H: 1 LOB: 2 BB: 1 P: 8		1B: 3 2B: 2 3B: 0 HR: 1	SF: 0 SAC: 0 DP: 0 HBP: 0	WP: 0 PB: 0 SB: 0 CS: 0	PA: 35
<b>PITCHER</b>	IP	WLS	BF	H	R	ER	SO	BB	IBB	HBP	BLK	WP	HR	S	P	ERA	WHIP				
<b>Doyle Alexander, R</b> ERA: 5.11	7.0		27	5	2	2	4	1	0	0	0	0	1	34	38	2.57	0.857				
<b>Jimmy Key, L</b> ERA:	1.2	W	6	1	0	0	0	0	0	0	0	0	0	6	6	0.00	0.600				
<b>Dennis Lamp, R</b> ERA: 3.68	0.1	S	2	0	0	0	0	1	0	0	0	0	0	1	5	0.00	3.000				

Batter	1	2	3	4	5	6	7	8	9	AB	R	H	RBI	BB	SO	LOB	BOTTOM				
<b>Damaso Garcia, R</b> OBP: 0.373, SLG: 0.490	F8		F9					1-6-3		4	0	1	0	0	0	1	<b>Baltimore Orioles @ Toronto Blue Jays</b> Exhibition Stadium, Toronto, ON Tue Apr 17 1984, 3:33 AM EST Att: 35,602 - Unknown				
<b>Rance Mulliniks, L</b> OBP: 0.333, SLG: 0.296 <b>Garth Iorg, R</b> OBP: 0.056, SLG: 0.111	3-1		4-3					F9		3	0	0	0	0	1	2					
<b>Lloyd Moseby, L</b> OBP: 0.313, SLG: 0.432			1-3					F5		4	1	2	0	0	0	1					
<b>Willie Upshaw, L</b> OBP: 0.514, SLG: 0.839	4-3							1B		4	2	2	0	0	0	1					
<b>Cliff Johnson, R</b> OBP: 0.409, SLG: 0.571 <b>Mitch Webster, S</b>		F7						1B		3	0	2	1	1	0	0					
<b>George Bell, R</b> OBP: 0.413, SLG: 0.591		F9						1B		0	0	0	0	0	0	0					
<b>Ernie Whitt, L</b> OBP: 0.371, SLG: 0.500 <b>Buck Martinez, R</b> OBP: 0.091, SLG: 0.222								1B		3	0	1	1	1	1	1					
<b>Jesse Barfield, R</b> OBP: 0.235, SLG: 0.281 <b>Dave Collins, S</b> OBP: 0.357, SLG: 0.333								1B		1	0	0	0	1	0	1					
<b>Alfredo Griffin, S</b> OBP: 0.211, SLG: 0.324								1B		1	0	0	1	0	0	2					
<b>Inning Stats</b>	R: 0 E: 0 K: 0 S: 4	H: 1 LOB: 1 BB: 0 P: 4	R: 0 E: 0 K: 1 S: 5	H: 0 LOB: 1 BB: 1 P: 9	R: 0 E: 0 K: 0 S: 4	H: 1 LOB: 1 BB: 0 P: 4	R: 0 E: 0 K: 1 S: 6	H: 1 LOB: 1 BB: 0 P: 6	R: 0 E: 0 K: 2 S: 8	H: 1 LOB: 1 BB: 0 P: 8	R: 2 E: 0 K: 0 S: 6	H: 3 LOB: 2 BB: 1 P: 10	R: 0 E: 0 K: 0 S: 3	H: 0 LOB: 0 BB: 0 P: 3	R: 1 E: 0 K: 0 S: 4	H: 2 LOB: 2 BB: 1 P: 8		1B: 5 2B: 3 3B: 1 HR: 0	SF: 1 SAC: 0 DP: 1 HBP: 0	WP: 0 PB: 0 SB: 0 CS: 0	PA: 35
<b>PITCHER</b>	IP	WLS	BF	H	R	ER	SO	BB	IBB	HBP	BLK	WP	HR	S	P	ERA	WHIP				
<b>Mike Boddicker, R</b> ERA: 5.93	5.0		24	7	2	2	4	2	0	0	0	0	0	30	38	3.60	1.800				
<b>Tippy Martinez, L</b> ERA: 11.37	2.0	L	8	1	1	1	0	0	1	0	0	0	0	7	11	4.50	0.500				
<b>Sammy Stewart, R</b> ERA: 4.5	1.0		3	1	0	0	0	0	0	0	0	0	0	3	3	0.00	1.000				

AB	33
R	2
H	6
RBI	2
BB	2
SO	4
LOB	10



AB	31
R	3
H	9
RBI	3
BB	3
SO	4
LOB	16






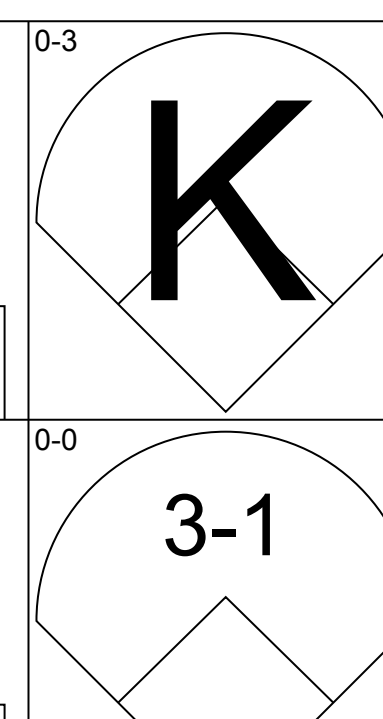
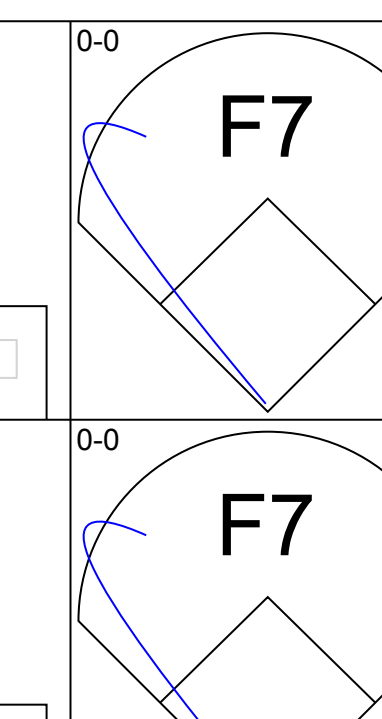
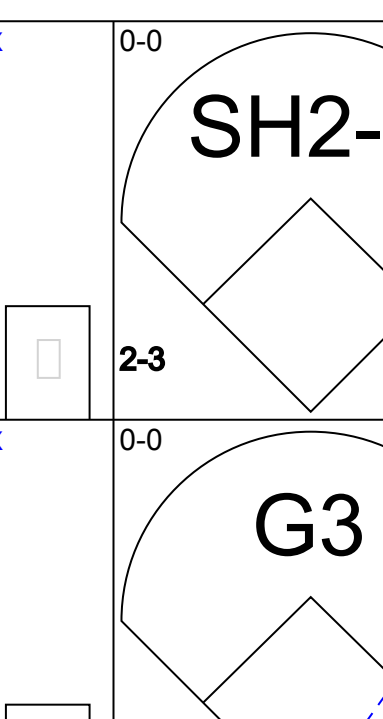
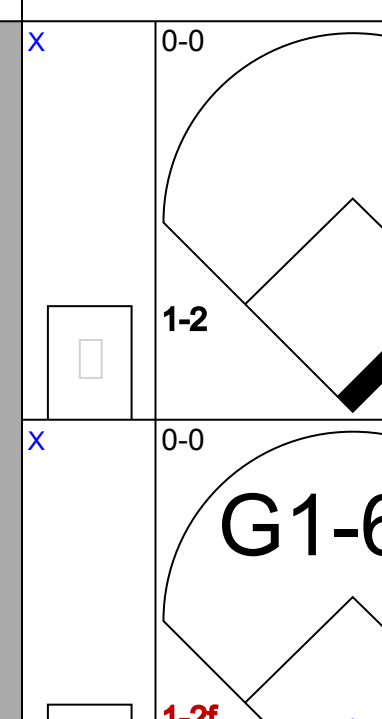
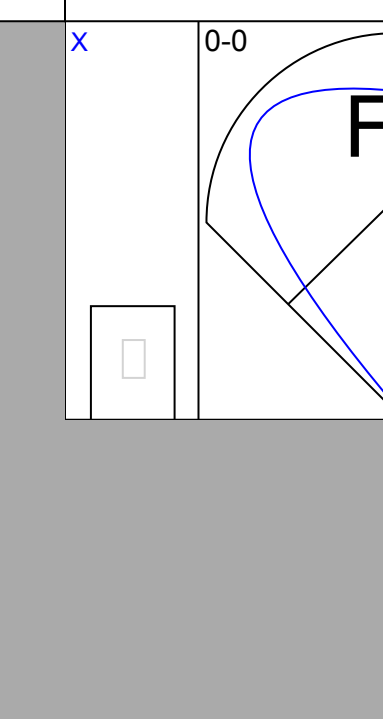
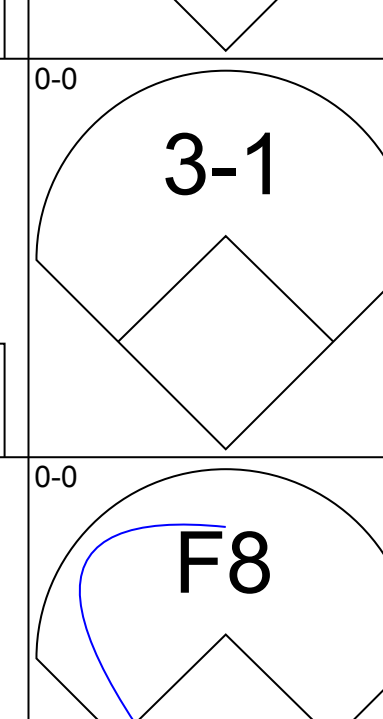
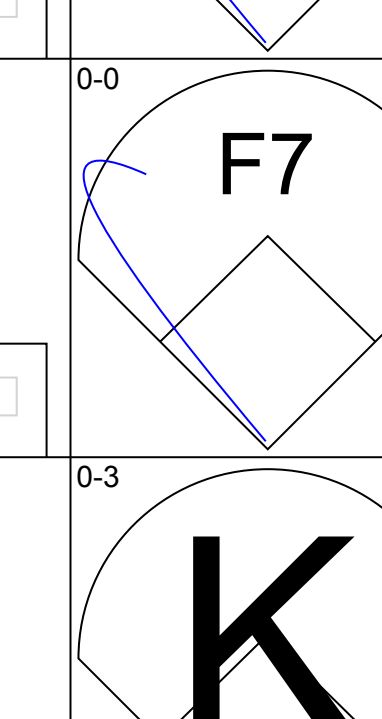
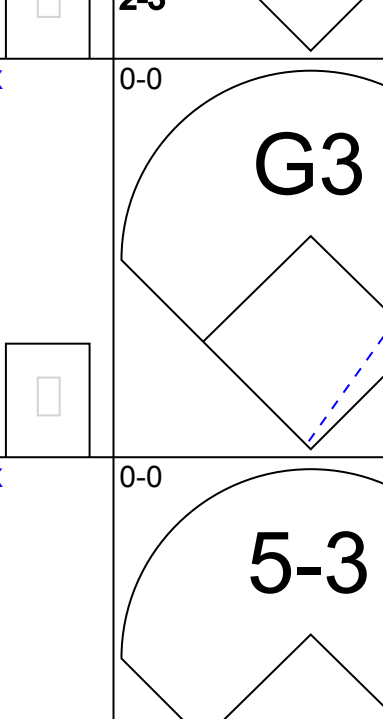
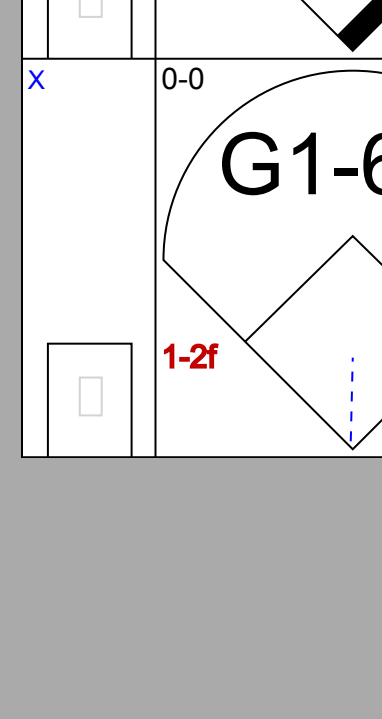
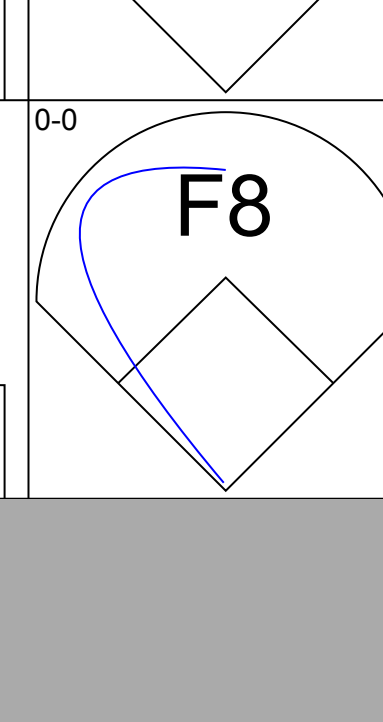
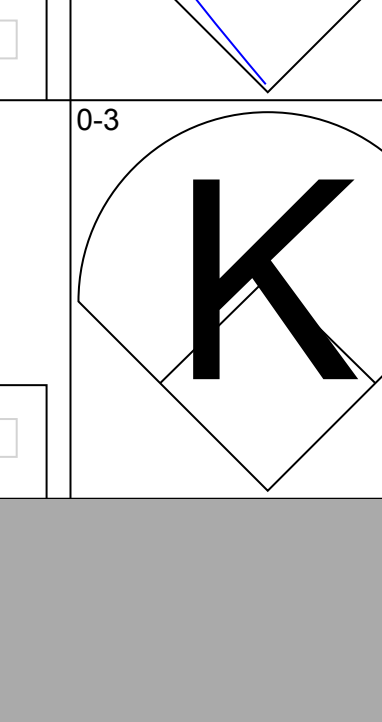
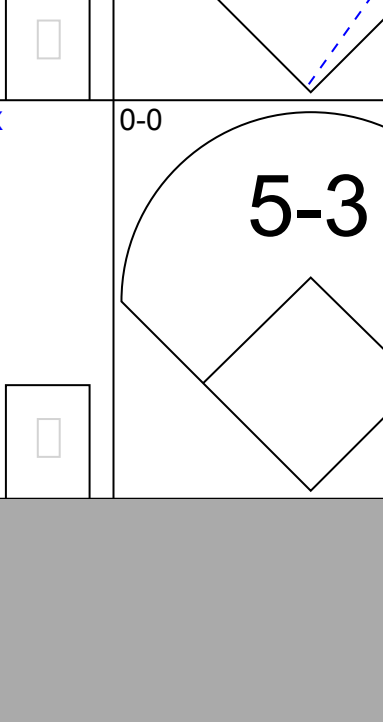
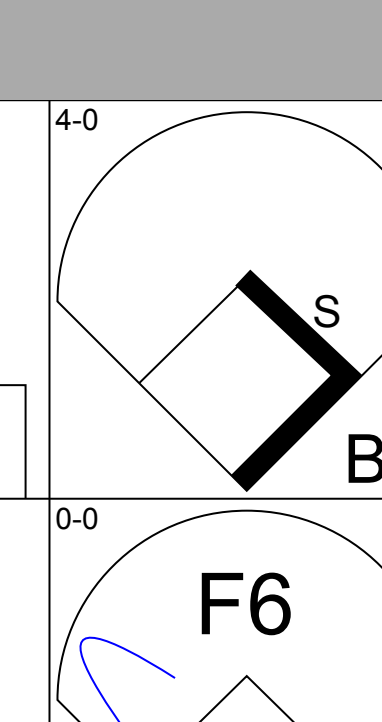
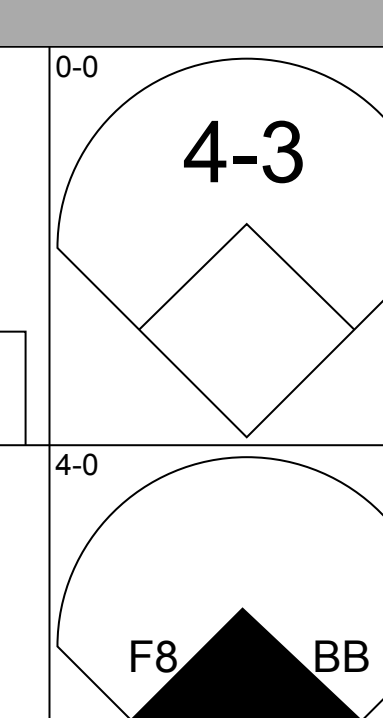
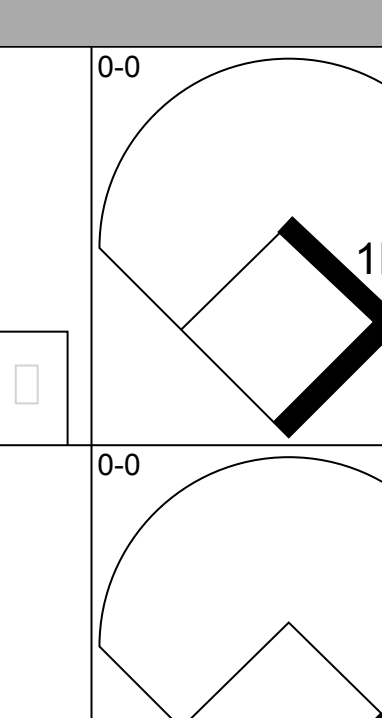
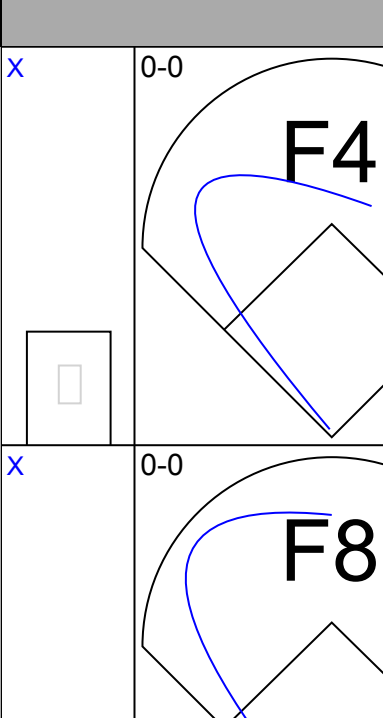
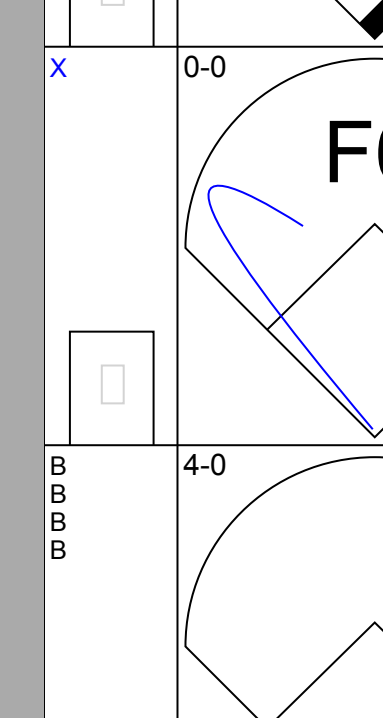
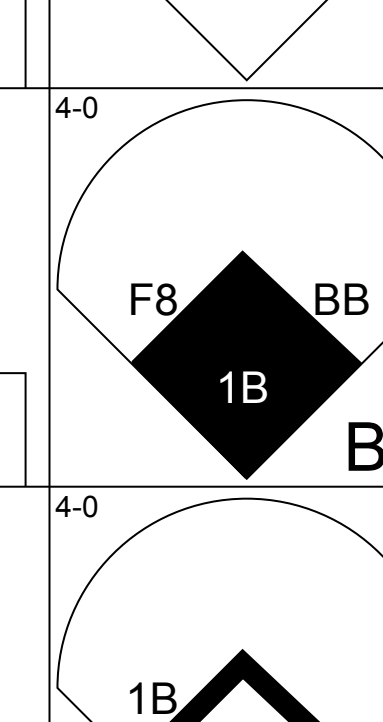
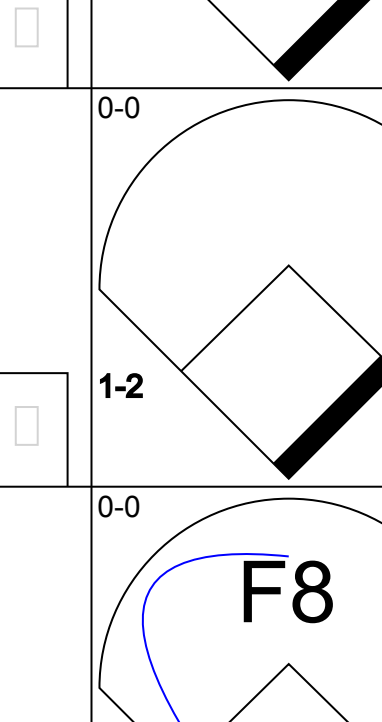
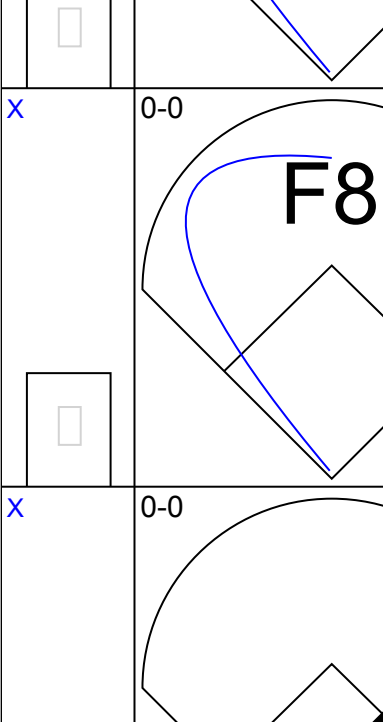
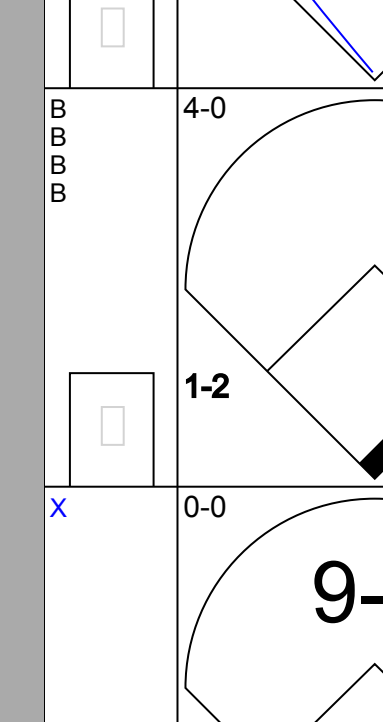
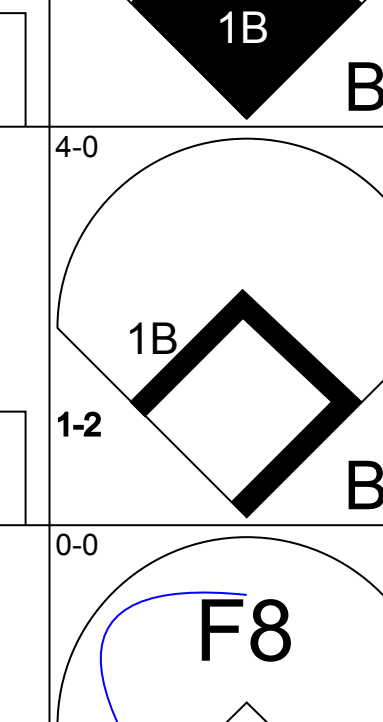
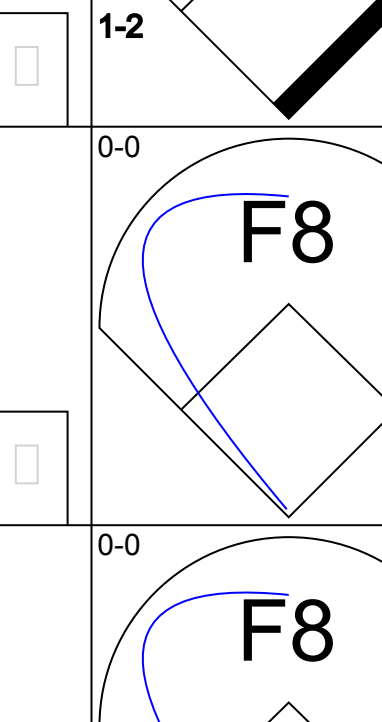
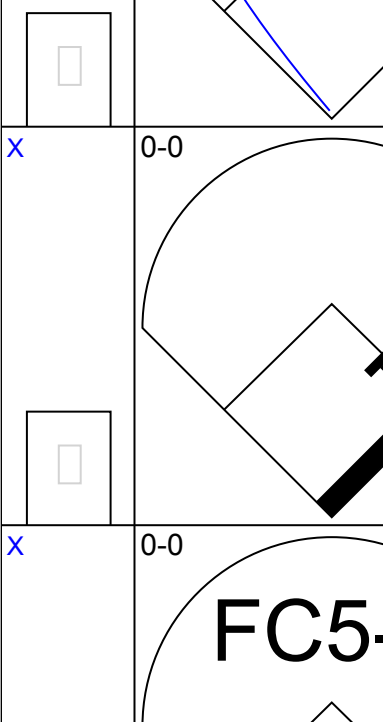
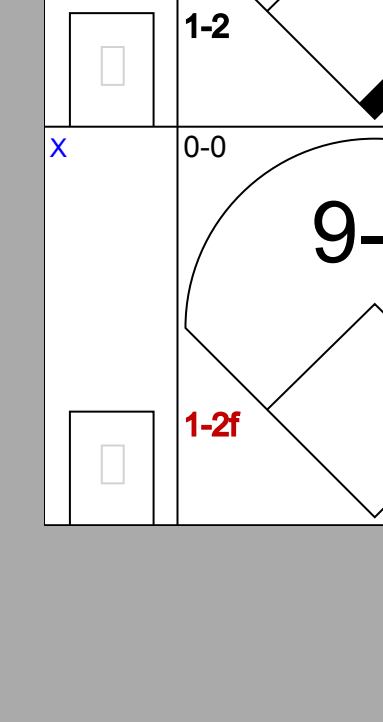
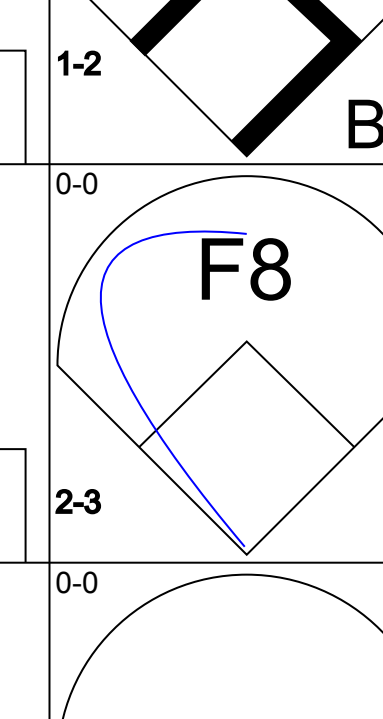
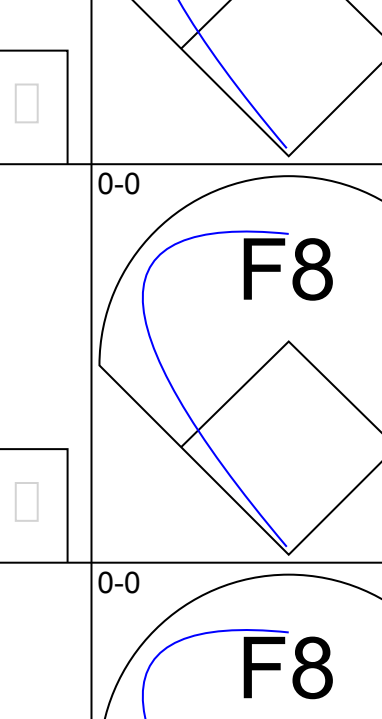
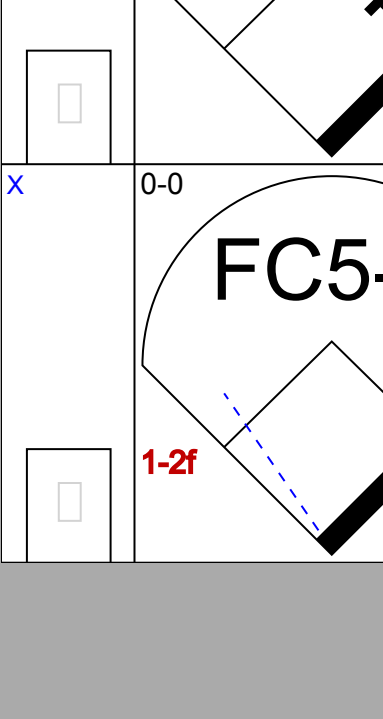
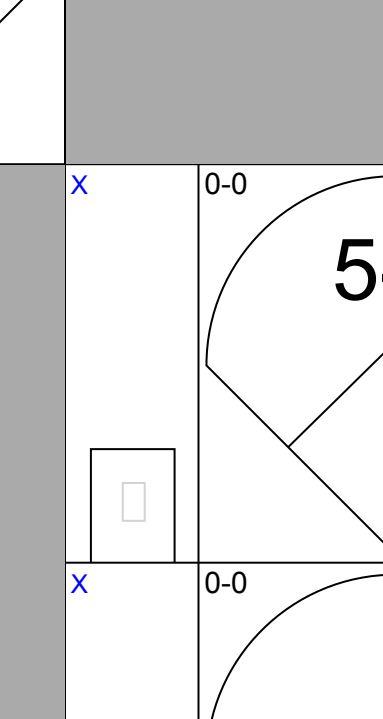
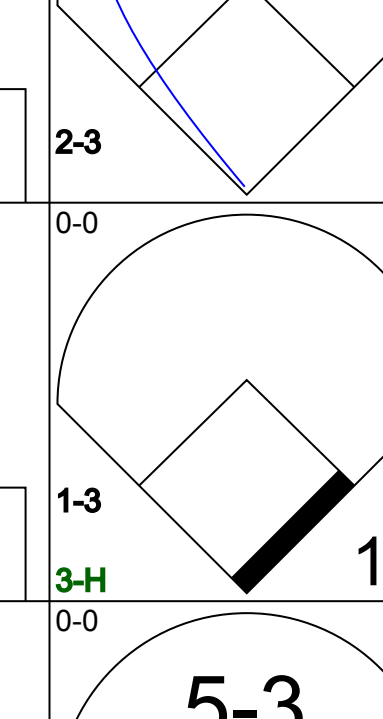
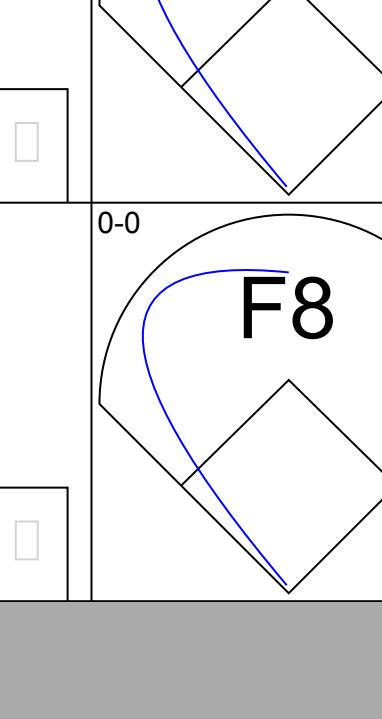
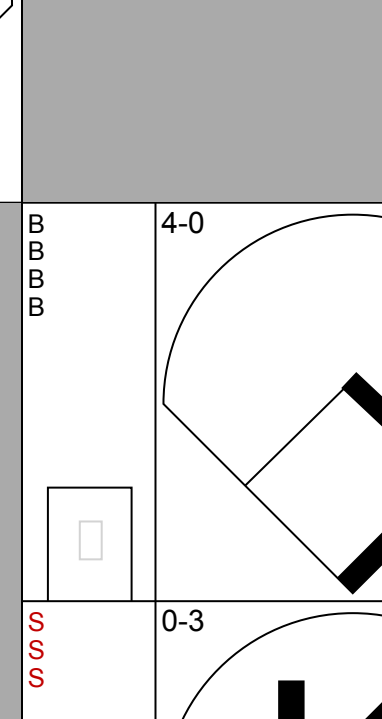
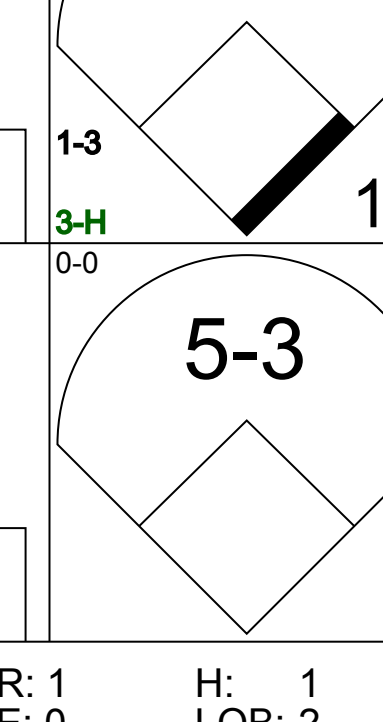
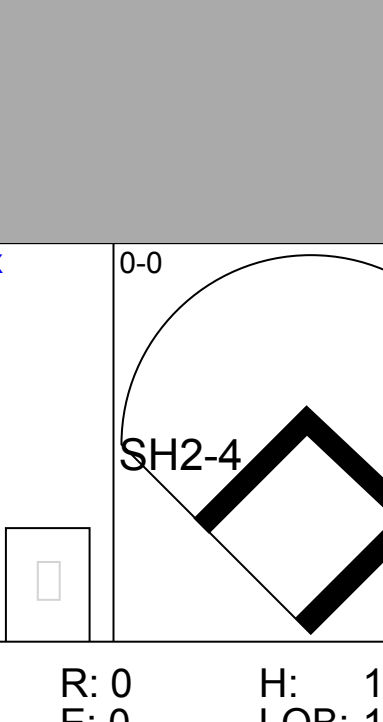
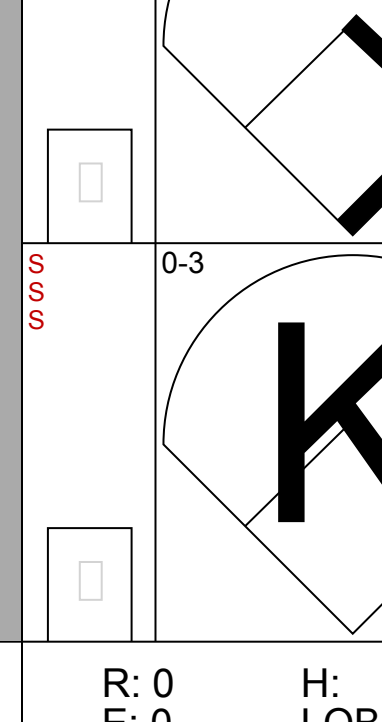
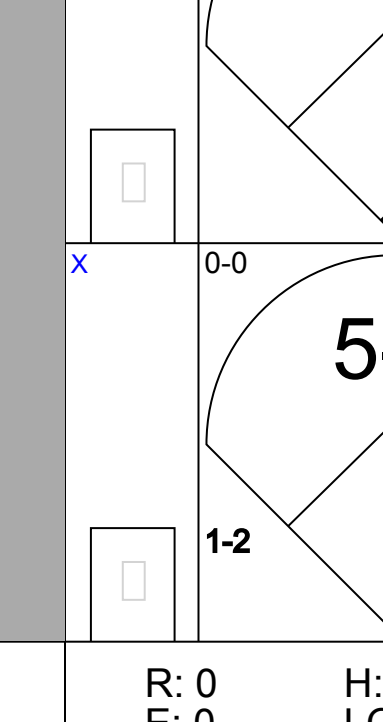
Batter	1	2	3	4	5	6	7	8	9	AB	R	H	RBI	BB	SO	LOB	TOP										
<b>Al Bumby, L</b> OBP: 0.227, SLG: 0.150 (1, 8)	0-0 1-3		0-3 K			0-0 4-1		4-0 BB		3	0	0	0	1	1	0	<b>Baltimore Orioles @ Toronto Blue Jays</b> Exhibition Stadium, Toronto, ON Wed Apr 18 1984, 3:33 AM EST Att: 13,489 - Unknown										
<b>Jim Dwyer, L</b> OBP: 0.087, SLG: 0.048 <b>Lenn Sakata, R</b> OBP: 0.400, SLG: 0.250 (1, 9) (8, 4)	0-3 K		0-0 F4			0-0 F8		0-0 F5		4	0	0	0	0	1	1											
<b>Cal Ripken Jr., R</b> OBP: 0.400, SLG: 0.683 (1, 6)	0-0 1B			0-3 K		0-0 F7		0-0 F9		4	0	1	0	0	1	1											
<b>Eddie Murray, S</b> OBP: 0.311, SLG: 0.270 (1, 3)	0-0 F7			0-3 K			0-0 F4		0-0 4-3	4	0	0	0	0	1	1											
<b>John Lowenstein, L</b> OBP: 0.333, SLG: 0.429 (1, 7)		0-0 1-3		0-0 6-3			0-0 3-4-1 1B		0-0 1-3	4	0	1	0	0	0	0											
<b>Ken Singleton, S</b> OBP: 0.200, SLG: 0.209 (1, 10)		4-0 BB				0-0 1B		0-0 3-4-1 1-2		3	0	1	0	1	0	1											
<b>Todd Cruz, R</b> OBP: 0.391, SLG: 0.565 (1, 5)		0-3 K				0-0 1-3 1B		0-0 F9		4	0	1	0	0	1	3											
<b>Rich Dauer, R</b> OBP: 0.281, SLG: 0.233 <b>John Shelby, S</b> OBP: 0.135, SLG: 0.143 (1, 4) (8, PH) (8, 9)		0-0 F9				0-0 F6		0-0 F6		2	0	0	0	0	0	3											
<b>Rick Dempsey, R</b> OBP: 0.200, SLG: 0.286 <b>Joe Nolan, L</b> OBP: 0.273, SLG: 0.500 (1, 2) (8, PH) (8, 2)			0-0 F8			0-0 G1-6-3 1-2		0-0 HR		2	0	0	0	0	0	2											
<b>Inning Stats</b>	R: 0 E: 0 K: 1 S: 6	H: 1 LOB: 1 BB: 0 P: 6	R: 0 E: 0 K: 1 S: 5	H: 0 LOB: 1 BB: 1 P: 9	R: 0 E: 0 K: 1 S: 5	H: 0 LOB: 0 BB: 0 P: 5	R: 0 E: 0 K: 2 S: 7	H: 0 LOB: 0 BB: 0 P: 7	R: 0 E: 0 K: 0 S: 4	H: 2 LOB: 1 BB: 0 P: 4	R: 0 E: 0 K: 0 S: 3	H: 0 LOB: 0 BB: 0 P: 3	R: 0 E: 0 K: 0 S: 4	H: 1 LOB: 1 BB: 0 P: 4	R: 1 E: 0 K: 0 S: 4	H: 1 LOB: 1 BB: 1 P: 8		R: 0 E: 1 K: 0 S: 4	H: 0 LOB: 1 BB: 0 P: 4	1B: 4 2B: 0 3B: 0 HR: 1	SF: 0 SAC: 0 DP: 1 HBP: 0	WP: 0 PB: 0 SB: 0 CS: 0	PA: 34				
<b>PITCHER</b>	IP	WLS	BF	H	R	ER	SO	BB	IBB	HBP	BLK	WP	HR	S	P	ERA	WHIP										
<b>Dave Stieb, R</b> ERA: 1.64 <b>Dennis Lamp, R</b> ERA: 3.24	(1, 1) (9, 1)	8.0 1.0	W 4	30 0	5 0	1 0	1 0	5 0	2 0	0 0	0 0	0 0	1 0	38 4	46 4	1.12 0.00	0.875 0.000										

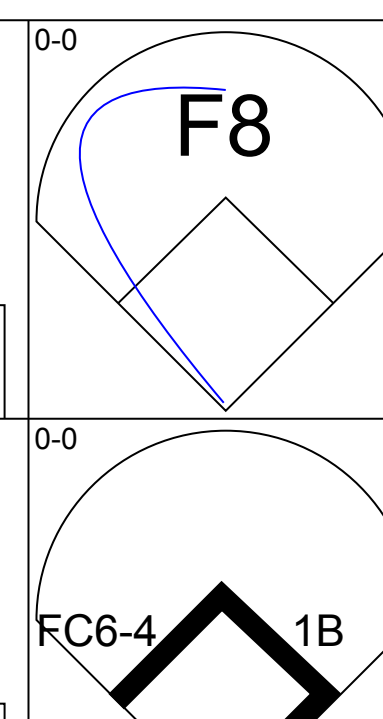
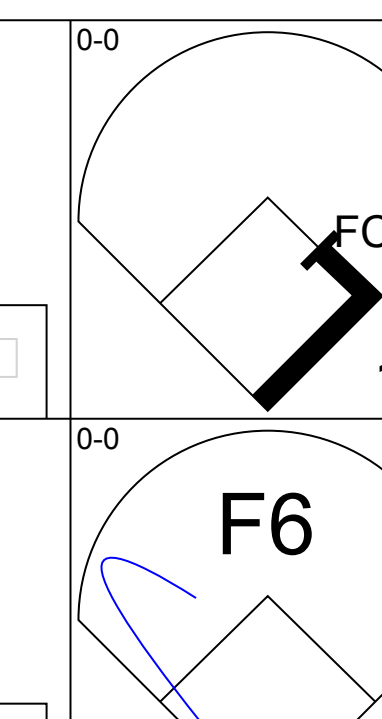
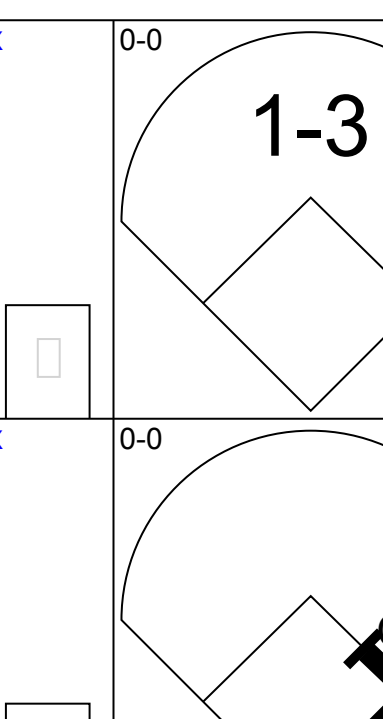
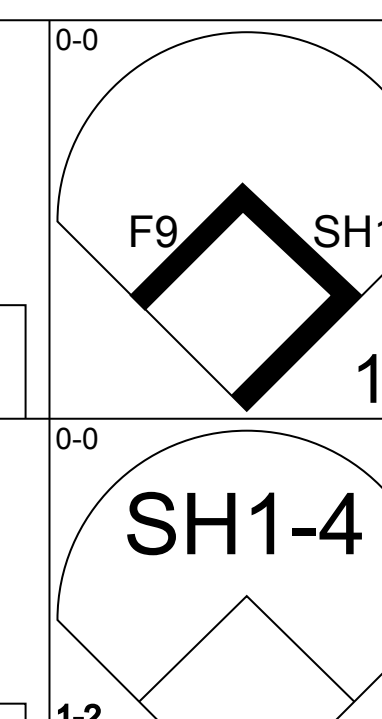
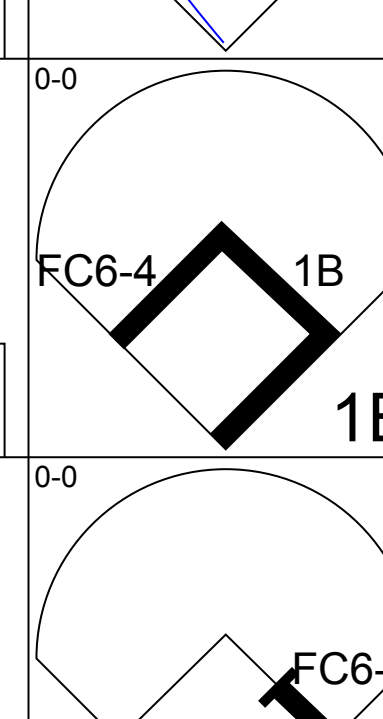
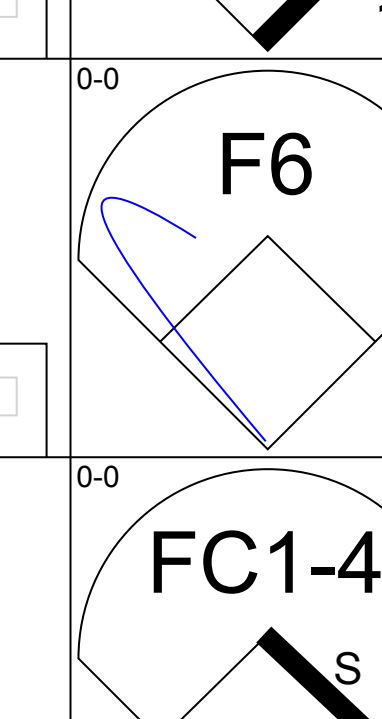
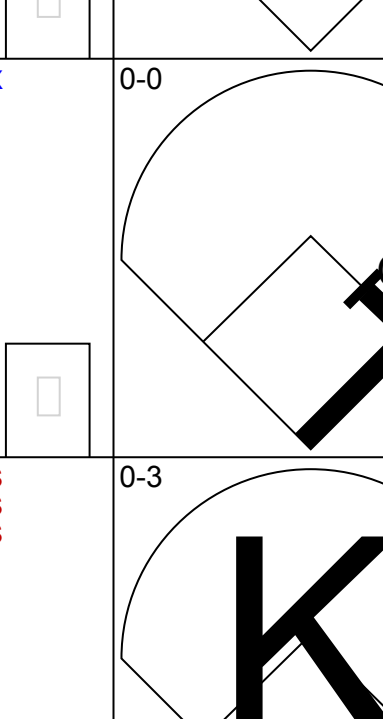
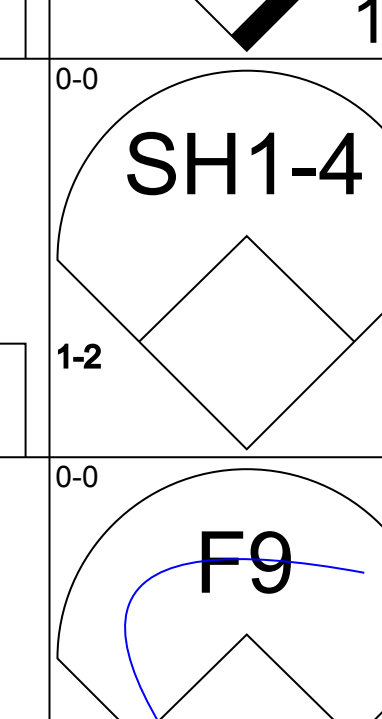
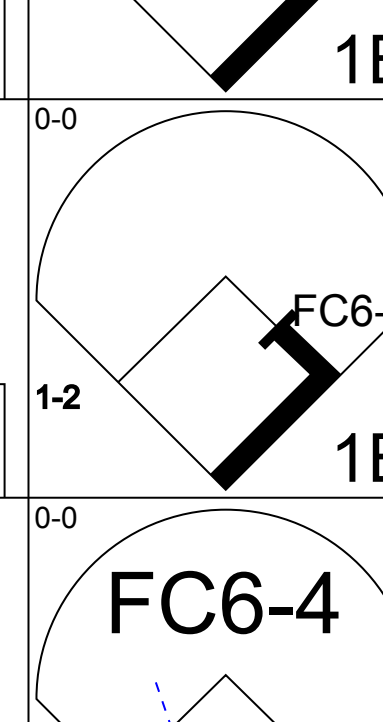
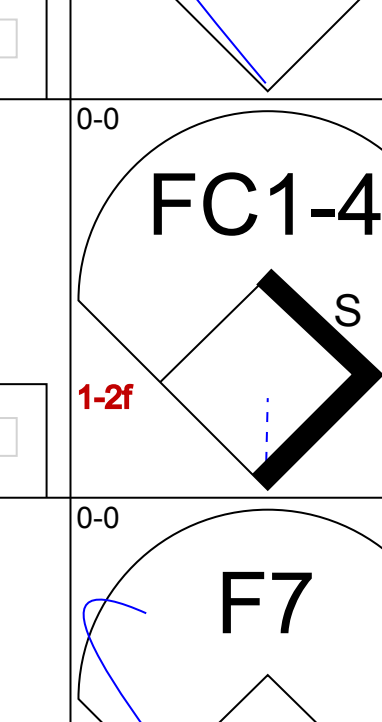
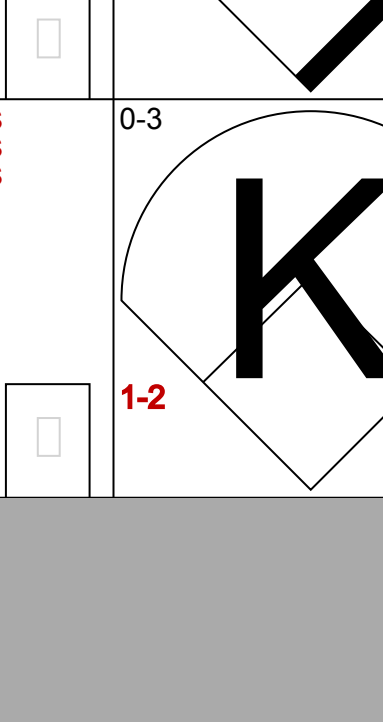
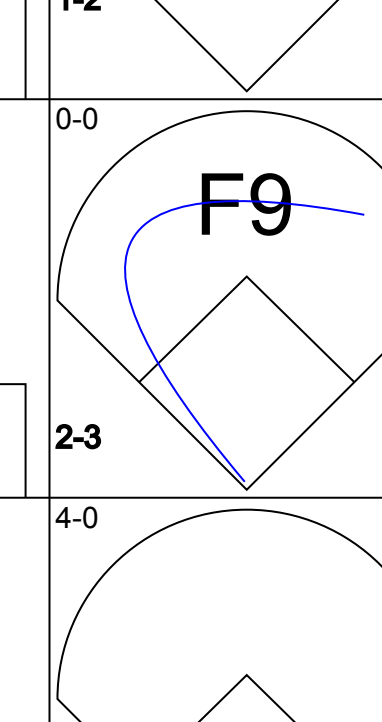
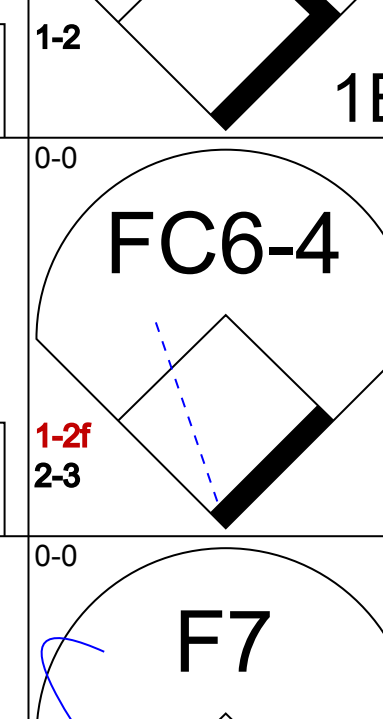
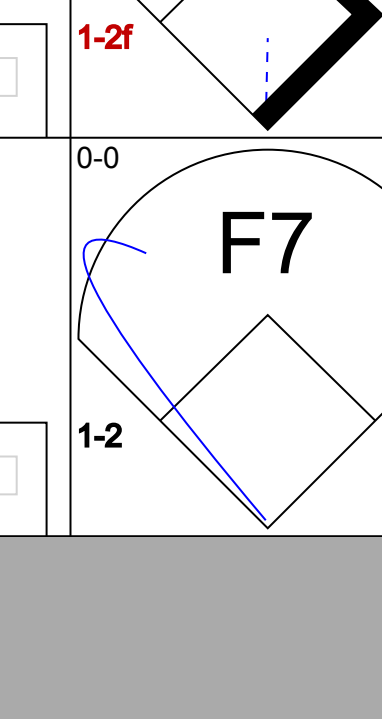
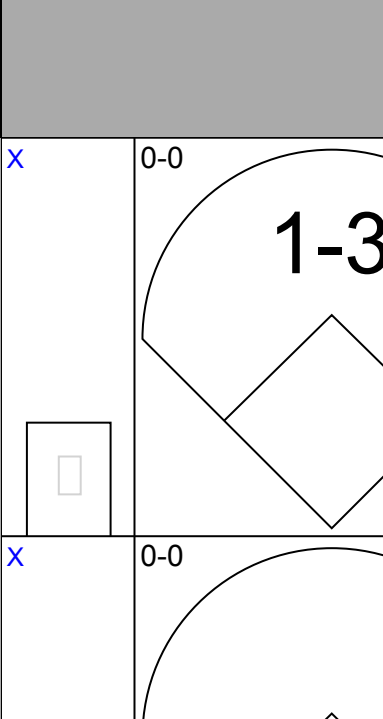
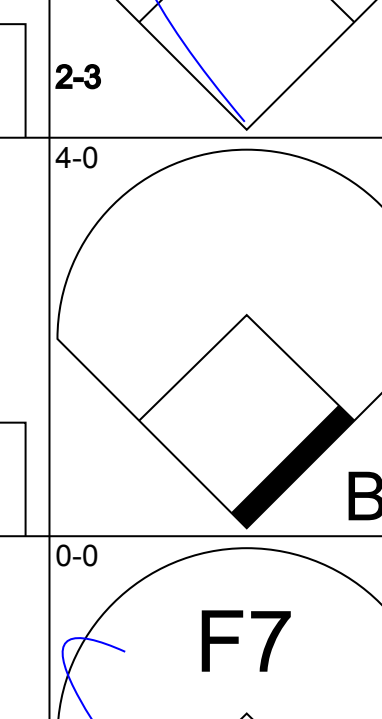
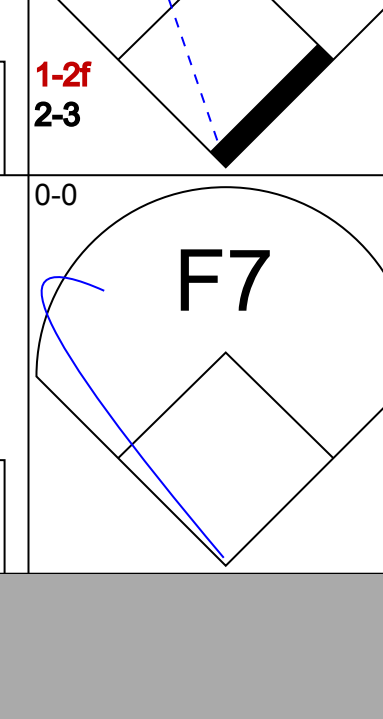
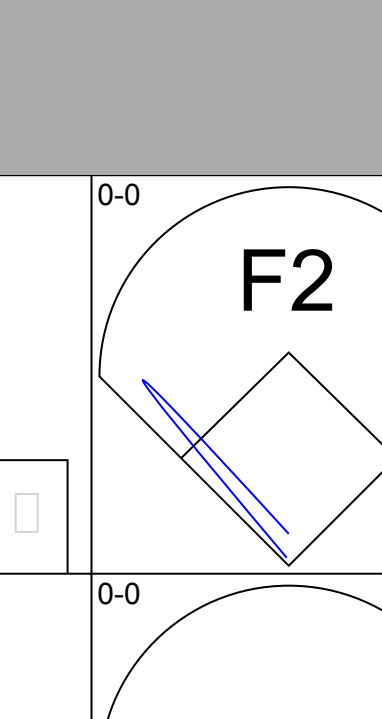
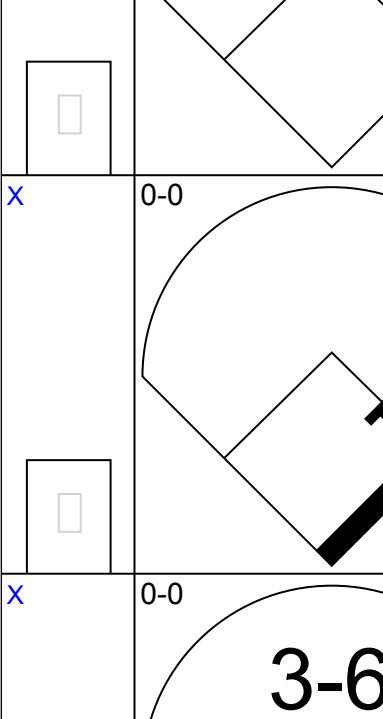
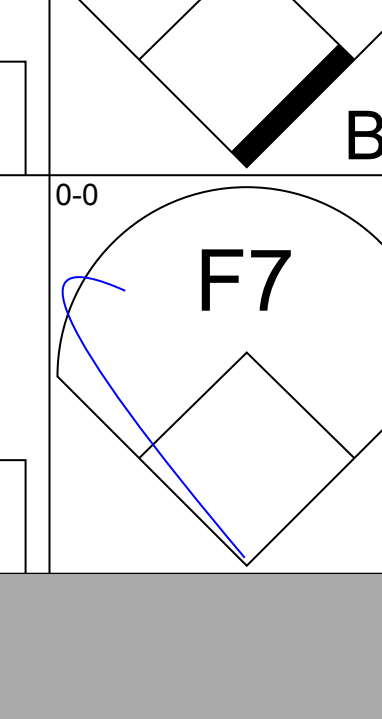
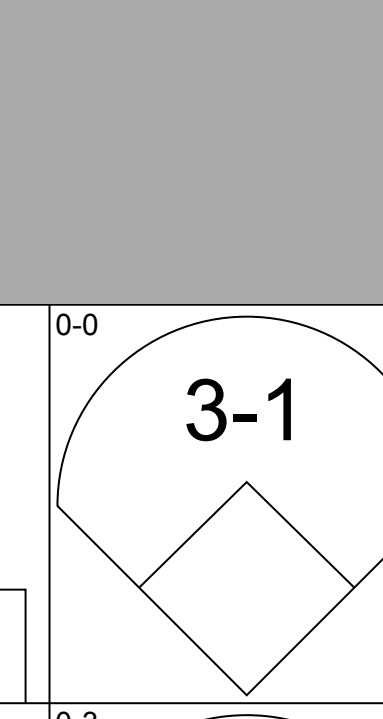
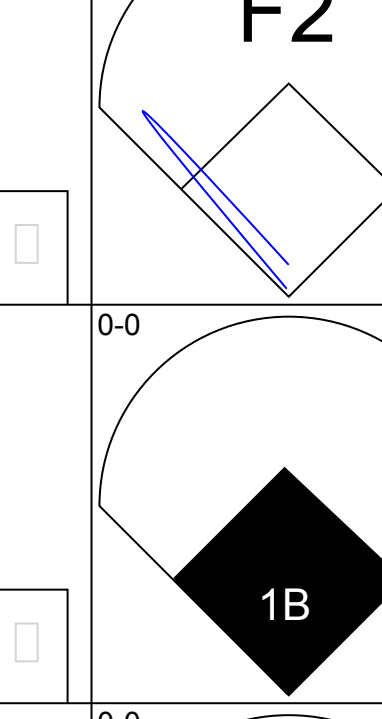
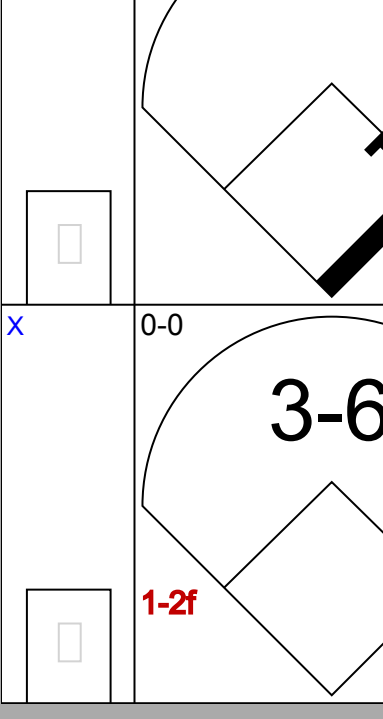
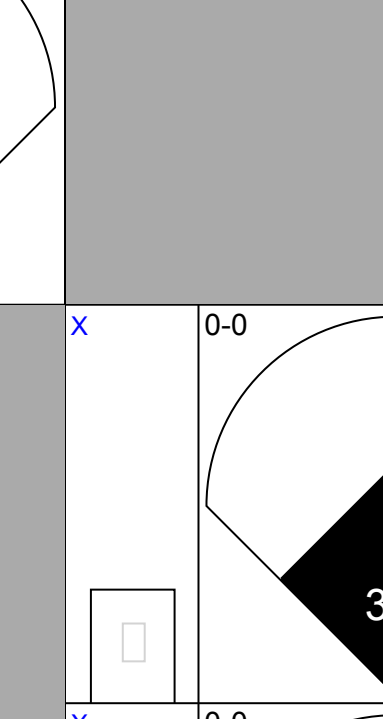
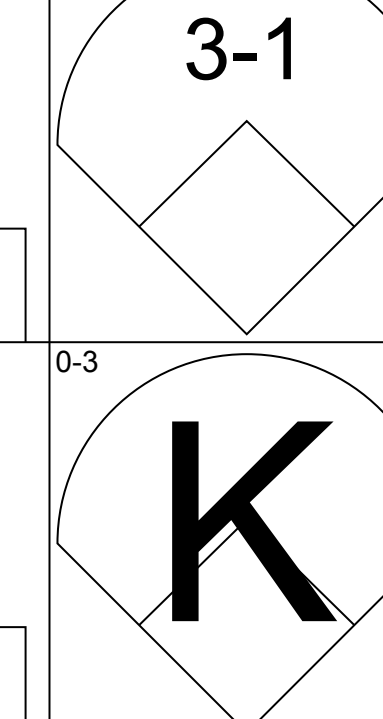
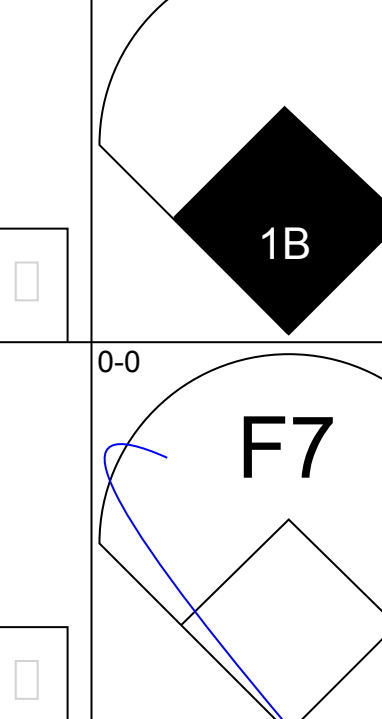
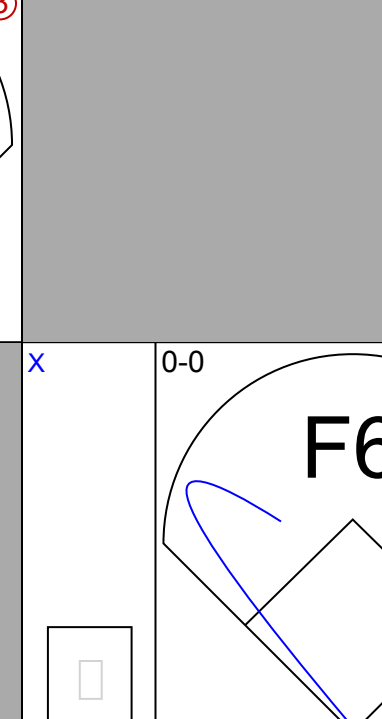
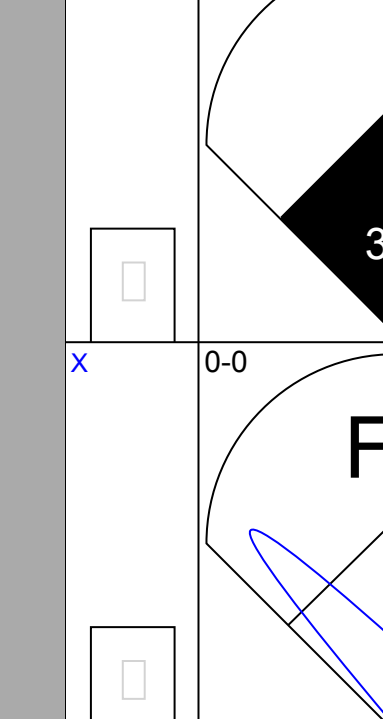
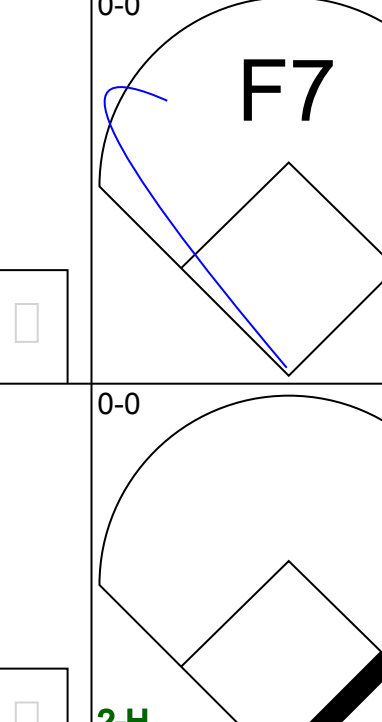
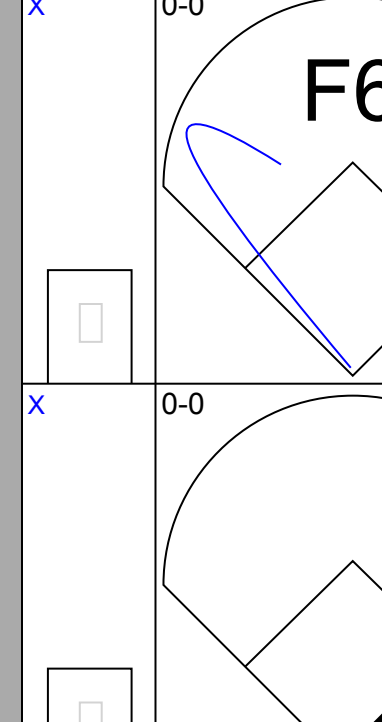
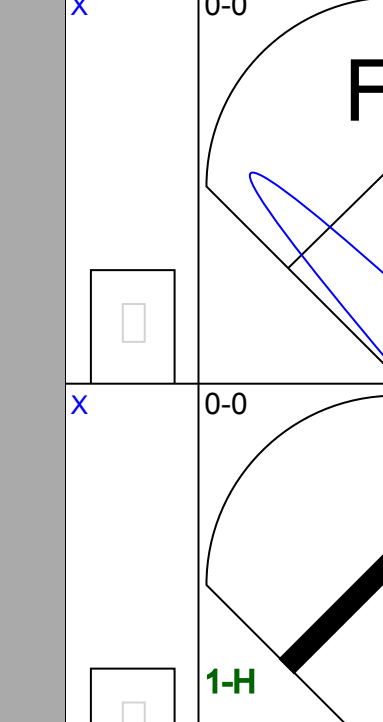
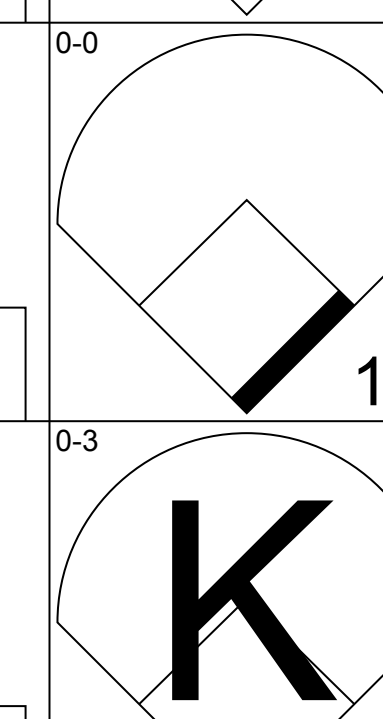
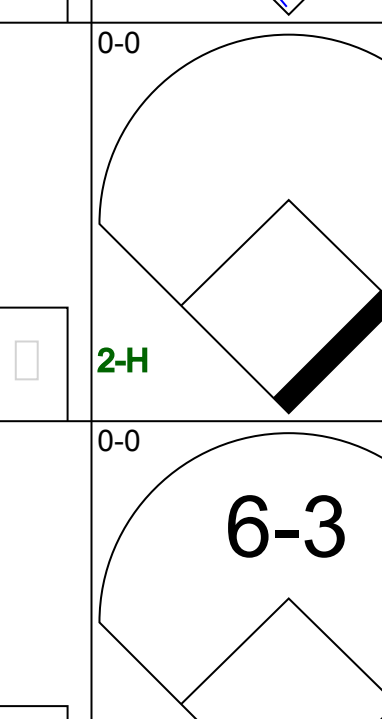
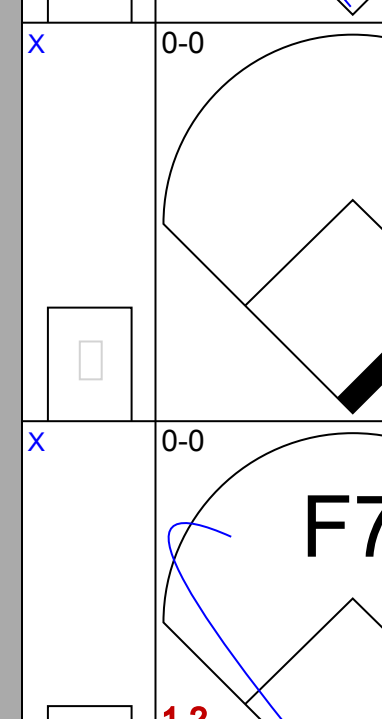
Batter	1	2	3	4	5	6	7	8	9	AB	R	H	RBI	BB	SO	LOB	BOTTOM										
<b>Damaso Garcia, R</b> OBP: 0.357, SLG: 0.500 (1, 4)	0-0 1B 3B		0-0 5-3	0-0 F8		0-0 1-3		0-0 F3		5	1	1	0	0	0	2	<b>Baltimore Orioles @ Toronto Blue Jays</b> Exhibition Stadium, Toronto, ON Wed Apr 18 1984, 3:33 AM EST Att: 13,489 - Unknown										
<b>Dave Collins, S</b> OBP: 0.406, SLG: 0.419 (1, 7)	0-0 S 1B		0-0 4-3		0-0 F9 SF9 2B	0-0 1B		0-0 1B		4	1	3	3	0	0	0											
<b>Lloyd Moseby, L</b> OBP: 0.308, SLG: 0.404 (1, 8)	0-3 K		4-0 1B WP BB		0-0 F9 2-3	0-0 1-3		0-0 1-3		3	1	0	0	1	1	3											
<b>Willie Upshaw, L</b> OBP: 0.488, SLG: 0.794 (1, 3)	0-0 5-3		0-0 1B BB		0-0 SF9		0-3 K			3	1	1	2	0	1	1											
<b>Cliff Johnson, R</b> OBP: 0.396, SLG: 0.526 (1, 10)	0-0 5-3		4-0 1B BB		0-0 1-3		0-0 F7			3	0	0	0	1	0	1											
<b>George Bell, R</b> OBP: 0.440, SLG: 0.596 (1, 9)		0-0 F8	0-0 1-2 2H			4-0 BB E BB		0-0 1B		3	1	2	1	1	0	0											
<b>Rance Mulliniks, L</b> OBP: 0.313, SLG: 0.276 <b>Garth Iorg, R</b> OBP: 0.100, SLG: 0.105 (1, 5) (6, PH) (7, 5)		0-0 F8	0-0 6-3			4-0 E 1B BB		0-0 F8		2	0	0	0	0	0	2											
<b>Ernie Whitt, L</b> OBP: 0.378, SLG: 0.483 <b>Buck Martinez, R</b> OBP: 0.077, SLG: 0.182 (1, 2) (6, PH) (7, 2)		4-0 FC6-4 BB		0-0 F6		0-0 F8		0-0 F4		1	0	0	0	1	0	0											
<b>Alfredo Griffin, S</b> OBP: 0.190, SLG: 0.293 (1, 6)		0-0 FC6-4		0-0 F9		0-0 E7 1B		0-0 5-3		2	0	0	0	0	0	2											
<b>Inning Stats</b>	R: 1 E: 0 K: 1 S: 7	H: 2 LOB: 1 BB: 0 P: 7	R: 0 E: 0 K: 0 S: 3	H: 0 LOB: 1 BB: 1 P: 7	R: 2 E: 0 K: 0 S: 5	H: 2 LOB: 2 BB: 2 P: 13	R: 0 E: 0 K: 0 S: 3	H: 0 LOB: 0 BB: 0 P: 3	R: 1 E: 0 K: 0 S: 4	H: 1 LOB: 0 BB: 0 P: 4	R: 3 E: 1 K: 0 S: 5	H: 1 LOB: 1 BB: 2 P: 13	R: 0 E: 0 K: 1 S: 6	H: 1 LOB: 1 BB: 0 P: 6	R: 0 E: 0 K: 0 S: 3	H: 0 LOB: 0 BB: 0 P: 3		1B: 5 2B: 1 3B: 1 HR: 0	SF: 1 SAC: 0 DP: 0 HBP: 0	WP: 1 PB: 0 SB: 2 CS: 0	PA: 37						
<b>PITCHER</b>	IP	WLS	BF	H	R	ER	SO	BB	IBB	HBP	BLK	WP	HR	S	P	ERA	WHIP										
<b>Jim Palmer, R</b> ERA: 8.0 <b>Tom Underwood, L</b> ERA: 9.53	(1, 1) (6, 1)	5.0 3.0	L 14	23 2	5 3	4 0	4 1	1 2	0 0	0 0	0 0	0 0	0 0	14 14	22 22	0.00 0.00	1.333 1.600										

AB	32
R	1
H	5
RBI	1
BB	2
SO	5
LOB	12





Batter	1	2	3	4	5	6	7	8	9	AB	R	H	RBI	BB	SO	LOB	TOP					
Lenn Sakata, R OBP: 0.333, SLG: 0.250 (1, 4)										4	0	1	0	0	1	2	<b>Baltimore Orioles @ Toronto Blue Jays</b> Exhibition Stadium, Toronto, ON Thu Apr 19 1984, 3:33 AM EST Att: 14,323 - Unknown					
John Shelby, S OBP: 0.121, SLG: 0.125 (1, 8)										4	0	0	0	0	0	3						
Cal Ripken Jr., R OBP: 0.388, SLG: 0.636 (1, 6)										3	0	0	0	1	1	1						
Eddie Murray, S OBP: 0.306, SLG: 0.268 (1, 3)										4	0	1	0	0	0	1						
John Lowenstein, L OBP: 0.382, SLG: 0.433 (1, 7)										2	1	1	0	2	0	0						
Ken Singleton, S OBP: 0.224, SLG: 0.217 (1, 10)										3	0	1	0	1	0	4						
Gary Roenicke, R OBP: 0.474, SLG: 0.467 (1, 9)										4	0	0	0	0	0	5						
Joe Nolan, L OBP: 0.400, SLG: 0.538 (9, PR)										3	0	2	1	1	0	2						
Al Bumbry, L OBP: 0.227, SLG: 0.150 (9, 2)										0	0	0	0	0	0	0						
Rick Dempsey, R OBP: 0.200, SLG: 0.286 (9, 2)										0	0	0	0	0	0	0						
Todd Cruz, R OBP: 0.370, SLG: 0.556 (1, 5)										4	0	1	0	0	1	4						
<b>Inning Stats</b>	R: 0 E: 0 K: 1 S: 5	H: 0 LOB: 0 BB: 0 P: 5	R: 1 E: 0 K: 0 S: 4	H: 1 LOB: 2 BB: 2 P: 12	R: 0 E: 0 K: 1 S: 5	H: 0 LOB: 0 BB: 0 P: 5	R: 0 E: 0 K: 0 S: 5	H: 2 LOB: 2 BB: 0 P: 5	R: 0 E: 0 K: 0 S: 4	H: 1 LOB: 1 BB: 0 P: 4	R: 0 E: 0 K: 0 S: 4	H: 1 LOB: 1 BB: 0 P: 4	R: 0 E: 0 K: 1 S: 5	H: 1 LOB: 1 BB: 1 P: 9	R: 0 E: 0 K: 0 S: 2	H: 0 LOB: 2 BB: 2 P: 10	R: 0 E: 0 K: 0 S: 4	H: 1 LOB: 2 BB: 0 P: 4	1B: 6 2B: 2 3B: 0 HR: 0	SF: 0 SAC: 1 DP: 2 HBP: 0	WP: 0 PB: 0 SB: 1 CS: 0	PA: 37
<b>PITCHER</b> Jim Clancy, R ERA: 1.95 (1, 1)	IP: 9.0 WLS: W BF: 37 H: 7 R: 1 ER: 1 SO: 3 BB: 5 IBB: 0 HBP: 0 BLK: 0 WP: 0 HR: 0 S: 38 P: 58 ERA: 1.00 WHIP: 1.333																					

Batter	1	2	3	4	5	6	7	8	9	AB	R	H	RBI	BB	SO	LOB	BOTTOM					
Damaso Garcia, R OBP: 0.367, SLG: 0.500 (1, 4)										4	0	2	0	0	0	0	<b>Baltimore Orioles @ Toronto Blue Jays</b> Exhibition Stadium, Toronto, ON Thu Apr 19 1984, 3:33 AM EST Att: 14,323 - Unknown					
Lloyd Moseby, L OBP: 0.327, SLG: 0.420 (1, 8)										3	0	2	0	0	0	1						
George Bell, R OBP: 0.426, SLG: 0.569 (1, 7)										4	0	1	0	0	1	3						
Cliff Johnson, R OBP: 0.385, SLG: 0.488 (1, 10)										3	0	0	0	1	0	3						
Jesse Barfield, R OBP: 0.237, SLG: 0.278 (1, 9)										4	0	1	0	0	0	4						
Willie Upshaw, L OBP: 0.488, SLG: 0.789 (1, 3)										4	2	2	0	0	0	1						
Buck Martinez, R OBP: 0.059, SLG: 0.133 (1, 2)										4	0	0	0	0	1	2						
Garth Iorg, R OBP: 0.250, SLG: 0.348 (1, 5)										4	0	4	2	0	0	0						
Alfredo Griffin, S OBP: 0.178, SLG: 0.273 (1, 6)										3	0	0	0	0	1	3						
<b>Inning Stats</b>	R: 0 E: 0 K: 0 S: 5	H: 2 LOB: 2 BB: 0 P: 5	R: 0 E: 0 K: 2 S: 8	H: 1 LOB: 1 BB: 0 P: 8	R: 0 E: 0 K: 0 S: 4	H: 1 LOB: 1 BB: 0 P: 4	R: 1 E: 0 K: 0 S: 5	H: 2 LOB: 1 BB: 0 P: 5	R: 0 E: 0 K: 1 S: 5	H: 1 LOB: 0 BB: 0 P: 5	R: 0 E: 0 K: 0 S: 3	H: 1 LOB: 0 BB: 0 P: 3	R: 0 E: 0 K: 0 S: 3	H: 1 LOB: 2 BB: 1 P: 8	R: 0 E: 0 K: 0 S: 4	H: 1 LOB: 1 BB: 1 P: 8		R: 1 E: 0 K: 0 S: 3	H: 2 LOB: 1 BB: 0 P: 3	1B: 10 2B: 2 3B: 1 HR: 0	SF: 0 SAC: 1 DP: 1 HBP: 0	WP: 0 PB: 0 SB: 1 CS: 2
<b>PITCHER</b> Scott McGregor, L ERA: 5.11 (1, 1)	IP: 8.1 WLS: L BF: 35 H: 12 R: 2 ER: 2 SO: 3 BB: 1 IBB: 0 HBP: 0 BLK: 0 WP: 0 HR: 0 S: 40 P: 44 ERA: 2.16 WHIP: 1.560																					





Batter	1	2	3	4	5	6	7	8	9	10	AB	R	H	RBI	BB	SO	LOB	TOP	
Darrell Brown, S OBP: 0.429, SLG: 0.588 (1, 8)	6-3		2B 1B		F8			2B	F9		5	1	2	0	0	0	2		
Tim Teufel, R OBP: 0.359, SLG: 0.426 (1, 4)	F7		2B 1H 2H		F9			F9	F9		4	0	1	2	1	0	1		
Kent Hrbek, L OBP: 0.422, SLG: 0.473 (1, 3)	F8		IBB		F8			F9	K		4	0	0	0	1	1	2		
Tom Brunansky, R OBP: 0.270, SLG: 0.321 (1, 9)		F2	2-3		F8			FC4-6 BB	F7		4	0	0	0	1	0	2		
Mickey Hatcher, R OBP: 0.296, SLG: 0.423 (1, 7)	F7			BB	F9			FC4-6 1-2			3	0	0	0	1	0	2		
Randy Bush, L OBP: 0.313, SLG: 0.357 (1, 10)	K				F9				F8		4	0	0	0	0	1	1		
Gary Gaetti, R OBP: 0.368, SLG: 0.415 (1, 5)			F7		F9				F5		4	0	0	0	0	0	1		
Dave Engle, R OBP: 0.393, SLG: 0.481 (1, 2)			CS 1B		F3				5-3		4	0	2	0	0	0	1		
Lenny Faedo, R OBP: 0.320, SLG: 0.348 (1, 6)			1B 2B 1B		5-3				5-3		3	1	1	0	1	0	0		
<b>Inning Stats</b>	R: 0 E: 0 K: 0 S: 3	H: 0 LOB: 0 BB: 0 P: 3	R: 0 E: 0 K: 1 S: 5	H: 0 LOB: 0 BB: 0 P: 5	R: 2 E: 0 K: 0 S: 6	H: 4 LOB: 2 BB: 1 P: 10	R: 0 E: 0 K: 0 S: 3	H: 0 LOB: 1 BB: 1 P: 7	R: 0 E: 0 K: 0 S: 3	H: 0 LOB: 2 BB: 0 P: 3	R: 0 E: 0 K: 0 S: 4	H: 1 LOB: 2 BB: 1 P: 8	R: 0 E: 0 K: 1 S: 5	H: 1 LOB: 0 BB: 1 P: 5	R: 0 E: 0 K: 1 S: 5	H: 0 LOB: 0 BB: 0 P: 5	1B: 4 2B: 2 3B: 0 HR: 0	SF: 0 SAC: 0 DP: 0 HBP: 0	WP: 0 PA: 40 PB: 0 SB: 0 CS: 1
<b>PITCHER</b>	IP WLS BF H R ER SO ERA WHIP	IP WLS BF H R ER SO ERA WHIP	IP WLS BF H R ER SO ERA WHIP	IP WLS BF H R ER SO ERA WHIP	IP WLS BF H R ER SO ERA WHIP	IP WLS BF H R ER SO ERA WHIP	IP WLS BF H R ER SO ERA WHIP	IP WLS BF H R ER SO ERA WHIP	IP WLS BF H R ER SO ERA WHIP	IP WLS BF H R ER SO ERA WHIP	IP WLS BF H R ER SO ERA WHIP	IP WLS BF H R ER SO ERA WHIP	IP WLS BF H R ER SO ERA WHIP	IP WLS BF H R ER SO ERA WHIP	IP WLS BF H R ER SO ERA WHIP	IP WLS BF H R ER SO ERA WHIP	IP WLS BF H R ER SO ERA WHIP	IP WLS BF H R ER SO ERA WHIP	
Storm Davis, R ERA: 1.48 (1, 1)	7.0	0.2	2.1	2.1	2.1	2.1	2.1	2.1	2.1	2.1	2.1	2.1	2.1	2.1	2.1	2.1	2.1	2.1	2.1
Tippy Martinez, L ERA: 10.29 (8, 1)	0.2	3	1	0	0	0	0	0	0	0	0	0	0	0	0	0	0	0	0
Sammy Stewart, R ERA: 3.48 (8, 1)	2.1	W	10	1	0	0	1	2	0	0	0	0	0	0	0	0	0	0	0

Minnesota Twins @ Baltimore Orioles  
Memorial Stadium, Baltimore, MD  
Fri Apr 20 1984, 6:05 PM EST  
Att: 21,482 - Unknown

AB	35
R	2
H	6
RBI	2
BB	5
SO	2
LOB	12



Batter	1	2	3	4	5	6	7	8	9	10	AB	R	H	RBI	BB	SO	LOB	BOTTOM					
Lenn Sakata, R OBP: 0.214, SLG: 0.154 (1, 4)	F8		F7		K		E6 1B 1B		K		5	1	0	0	0	2	1						
John Shelby, S OBP: 0.158, SLG: 0.162 (1, 8)	FC4-6 1B		5-3		1B 2H		F9		F8		5	0	2	1	0	0	1						
Cal Ripken Jr., R OBP: 0.389, SLG: 0.612 (1, 6)	FC4-6 1-2			K	4-3		1B 1B				5	1	2	0	0	1	2						
Eddie Murray, S OBP: 0.333, SLG: 0.356 (1, 3)	F7			5-3		FC1-6 BB	1-3 2H 1B				4	1	2	3	1	0	1						
Gary Roenicke, R OBP: 0.435, SLG: 0.389 (1, 9)		5-3		WP 1B BB		FC1-6 1B FC3-2 1-2	F8				3	0	0	0	1	0	3						
Ken Singleton, S OBP: 0.264, SLG: 0.245 (1, 10)					1B 1-2		FC3-2 1B		F8		3	0	2	0	1	0	0						
Benny Ayala, R (1, 7)					5-3		FC3-2		4-3		3	0	0	0	0	0	5						
John Lowenstein, L OBP: 0.371, SLG: 0.419 (8, PH) (9, 7)	F7			5-3		FC3-2	1-2		4-3		1	0	0	0	0	0	0						
Floyd Rayford, R OBP: 0.250, SLG: 0.250 (1, 2)	F8				5-3 1B		F9		K		4	1	1	0	0	1	3						
Todd Cruz, R OBP: 0.333, SLG: 0.500 (1, 5)			F9		5-3				F7		3	0	0	0	0	1	1						
Joe Nolan, L OBP: 0.376, SLG: 0.500 (9, PH)					5-3						1	0	0	0	0	0	0						
Rich Dauer, R OBP: 0.281, SLG: 0.233 (10, 5)							K				0	0	0	0	0	0	0						
<b>Inning Stats</b>	R: 0 E: 0 K: 0 S: 4	H: 1 LOB: 1 BB: 0 P: 4	R: 0 E: 0 K: 0 S: 3	H: 0 LOB: 1 BB: 1 P: 7	R: 0 E: 0 K: 0 S: 3	H: 0 LOB: 0 BB: 0 P: 3	R: 0 E: 0 K: 1 S: 6	H: 1 LOB: 2 BB: 1 P: 10	R: 1 E: 0 K: 1 S: 7	H: 2 LOB: 1 BB: 0 P: 7	R: 0 E: 0 K: 0 S: 4	H: 1 LOB: 2 BB: 0 P: 8	R: 1 E: 1 K: 1 S: 8	H: 2 LOB: 2 BB: 0 P: 8	R: 0 E: 0 K: 1 S: 5	H: 0 LOB: 0 BB: 0 P: 5	R: 0 E: 0 K: 1 S: 5	H: 0 LOB: 0 BB: 0 P: 5	R: 2 E: 0 K: 0 S: 2	H: 2 LOB: 0 BB: 0 P: 2	1B: 8 2B: 0 3B: 0 HR: 1	SF: 0 SAC: 0 DP: 0 HBP: 0	WP: 1 PA: 40 PB: 0 SB: 0 CS: 0
<b>PITCHER</b>	IP WLS BF H R ER SO ERA WHIP	IP WLS BF H R ER SO ERA WHIP	IP WLS BF H R ER SO ERA WHIP	IP WLS BF H R ER SO ERA WHIP	IP WLS BF H R ER SO ERA WHIP	IP WLS BF H R ER SO ERA WHIP	IP WLS BF H R ER SO ERA WHIP	IP WLS BF H R ER SO ERA WHIP	IP WLS BF H R ER SO ERA WHIP	IP WLS BF H R ER SO ERA WHIP	IP WLS BF H R ER SO ERA WHIP	IP WLS BF H R ER SO ERA WHIP	IP WLS BF H R ER SO ERA WHIP	IP WLS BF H R ER SO ERA WHIP	IP WLS BF H R ER SO ERA WHIP	IP WLS BF H R ER SO ERA WHIP	IP WLS BF H R ER SO ERA WHIP	IP WLS BF H R ER SO ERA WHIP					
Frank Viola, L ERA: 3.51 (1, 1)	6.2	30	6	2	1	3	3	0	0	0	6.2	0	0	0	0	0	0	0					
Ron Davis, R ERA: 5.0 (7, 1)	2.1	L	10	3	2	2	0	0	0	0	2.1	1	14	14	7.71	1.286							

Minnesota Twins @ Baltimore Orioles  
Memorial Stadium, Baltimore, MD  
Fri Apr 20 1984, 6:05 PM EST  
Att: 21,482 - Unknown

AB	37
R	4
H	9
RBI	4
BB	3
SO	5
LOB	17





Batter	1	2	3	4	5	6	7	8	9	AB	R	H	RBI	BB	SO	LOB	TOP				
Darrell Brown, S OBP: 0.410, SLG: 0.545	5-3		5-3		1-3		F9		BB	4	0	0	0	1	0	0	<b>Minnesota Twins @ Baltimore Orioles</b> Memorial Stadium, Baltimore, MD Sat Apr 21 1984, 3:33 AM EST Att: 27,152 - Unknown				
Tim Taulfel, R OBP: 0.346, SLG: 0.407	K				F8		F5		BB	5	0	1	0	0	2	3					
Tom Brunansky, R OBP: 0.284, SLG: 0.310					4-3				F9	2	1	0	0	2	0	1					
Kent Hrbek, L OBP: 0.412, SLG: 0.458	K				1B		F8		F7	4	1	1	0	0	1	1					
Dave Engle, R OBP: 0.375, SLG: 0.448		K			SF8		1B		1-4-3	2	1	0	1	1	1	0					
Mickey Hatcher, R OBP: 0.310, SLG: 0.429		6-3			1B		FC6-4		F9	4	0	2	0	0	0	0					
Gary Gaetti, R OBP: 0.377, SLG: 0.411					1B		FC6-4		BB	3	0	1	2	1	0	1					
Tim Laudner, R OBP: 0.194, SLG: 0.265			K		F3		F6		K	4	0	0	0	0	2	4					
Lenny Faedo, R OBP: 0.315, SLG: 0.340			6-3							4	0	1	0	0	1	0					
Ron Washington, R OBP: 0.333, SLG: 1.333					K				BB	0	0	0	0	0	0	0					
<b>Inning Stats</b>	R: 0 E: 0 K: 2 S: 7	H: 0 LOB: 1 BB: 1 P: 11	R: 0 E: 0 K: 1 S: 5	H: 0 LOB: 0 BB: 0 P: 5	R: 0 E: 0 K: 1 S: 5	H: 0 LOB: 0 BB: 0 P: 5	R: 2 E: 0 K: 0 S: 6	H: 3 LOB: 2 BB: 1 P: 10	R: 0 E: 0 K: 1 S: 6	H: 1 LOB: 1 BB: 0 P: 6	R: 1 E: 0 K: 0 S: 4	H: 1 LOB: 1 BB: 1 P: 8	R: 0 E: 0 K: 0 S: 3	H: 0 LOB: 0 BB: 0 P: 3	R: 0 E: 0 K: 2 S: 8	H: 1 LOB: 3 BB: 2 P: 16	1B: 6 2B: 0 3B: 0 HR: 0	SF: 1 SAC: 0 DP: 0 HBP: 0	WP: 0 PB: 0 SB: 0 CS: 0	PA: 38	
<b>PITCHER</b>	IP	WLS	BF	H	R	ER	SO	BB	IBB	HBP	BLK	WP	HR	S	P	ERA	WHIP				
Mike Flanagan, L ERA: 5.28	(1, 1)	7.0	W	29	5	3	3	5	3	0	0	0	0	36	48	3.86	1.143				
Tippy Martinez, L ERA: 8.0	(8, 1)	2.0	S	9	1	0	0	2	2	0	0	0	0	11	19	0.00	1.500				

Batter	1	2	3	4	5	6	7	8	9	AB	R	H	RBI	BB	SO	LOB	BOTTOM				
Lenn Sakata, R OBP: 0.278, SLG: 0.235	F4		1B		SH3-4		F3			4	1	2	0	0	0	2	<b>Minnesota Twins @ Baltimore Orioles</b> Memorial Stadium, Baltimore, MD Sat Apr 21 1984, 3:33 AM EST Att: 27,152 - Unknown				
John Shelby, S OBP: 0.205, SLG: 0.195			1B		FC2-4		F3			4	1	2	0	1	0	1					
Cal Ripken Jr., R OBP: 0.424, SLG: 0.608			1B		1B		BB		F3	2	1	1	1	3	1	1					
Eddie Murray, S OBP: 0.356, SLG: 0.375			1B		K		BB		F8	3	1	2	2	1	0	1					
John Lowenstein, L OBP: 0.350, SLG: 0.417			1B		IBB		BB		F8	3	1	2	2	1	0	1					
Ken Singleton, S OBP: 0.283, SLG: 0.245			K		3-1		F4		2B	5	0	1	0	0	1	8					
Al Bumbry, L OBP: 0.227, SLG: 0.150										4	0	1	1	0	0	1					
Gary Roenicke, R OBP: 0.385, SLG: 0.333										0	0	0	0	0	0	0					
Joe Nolan, L OBP: 0.450, SLG: 0.500										3	0	0	0	0	0	2					
Todd Cruz, R OBP: 0.324, SLG: 0.471										2	0	1	1	2	0	0					
<b>Inning Stats</b>	R: 0 E: 0 K: 0 S: 4	H: 2 LOB: 2 BB: 1 P: 8	R: 0 E: 0 K: 0 S: 3	H: 0 LOB: 1 BB: 1 P: 7	R: 4 E: 2 K: 1 S: 11	H: 5 LOB: 2 BB: 0 P: 11	R: 0 E: 0 K: 1 S: 6	H: 1 LOB: 2 BB: 1 P: 10	R: 0 E: 0 K: 0 S: 3	H: 0 LOB: 0 BB: 0 P: 3	R: 1 E: 0 K: 0 S: 4	H: 1 LOB: 2 BB: 2 P: 12	R: 0 E: 0 K: 0 S: 4	H: 1 LOB: 2 BB: 1 P: 8	R: 0 E: 0 K: 0 S: 3	H: 1 LOB: 2 BB: 1 P: 7	1B: 10 2B: 1 3B: 0 HR: 0	SF: 1 SAC: 2 DP: 0 HBP: 0	WP: 0 PB: 0 SB: 1 CS: 1	PA: 41	
<b>PITCHER</b>	IP	WLS	BF	H	R	ER	SO	BB	IBB	HBP	BLK	WP	HR	S	P	ERA	WHIP				
Mike Smithson, R ERA: 2.4	(1, 1)	5.1	L	28	5	3	2	2	0	0	0	0	0	29	41	5.06	2.062				
Pete Filson, L ERA: 4.05	(6, 1)	0.0		2	0	0	0	2	0	0	0	0	0	8							
Mike Walters, R ERA: 1.17	(6, 1)	2.2		11	2	0	0	1	1	0	0	0	0	9	17	0.00	1.125				

AB	32
R	3
H	6
RBI	3
BB	5
SO	7
LOB	10

AB	31
R	5
H	11
RBI	5
BB	7
SO	2
LOB	21

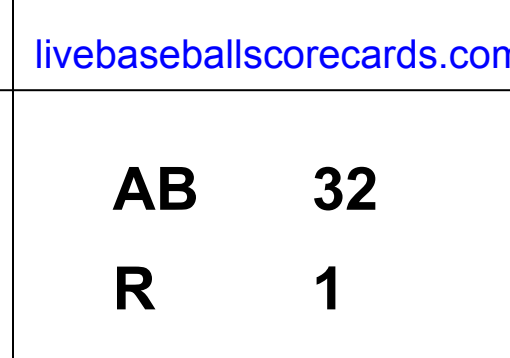




Batter	1	2	3	4	5	6	7	8	9	AB	R	H	RBI	BB	SO	LOB	TOP								
<b>Darrell Brown, S</b> (1, 8) OBP: 0.394, SLG: 0.508	4-0 BB G5-4-3		0-0 G3		0-0 6-3	0-0 F3		0-0 L4		4	0	0	0	1	0	5	<b>Minnesota Twins @ Baltimore Orioles</b> Memorial Stadium, Baltimore, MD Sun Apr 22 1984, 3:33 AM EST Att: 16,560 - Unknown								
<b>Ron Washington, R</b> (1, 6) OBP: 0.250, SLG: 0.825	0-0 G5-4-3		0-0 5-3		0-0 6-3		0-0 F9		0-0 1B 1B	5	1	1	0	0	0	1									
<b>Kent Hrbek, L</b> (1, 3) OBP: 0.411, SLG: 0.453	0-0 4-3		0-0 BB 1B			0-0 1B SF9 1B	0-3 K		0-0 6-3	5	1	2	0	0	1	1									
<b>Dave Engle, R</b> (1, 2) OBP: 0.405, SLG: 0.455		0-3 K	4-0 BB 1B			0-0 SF9 BB 1B	0-0 F9		0-0 BB 1B	4	1	2	1	1	1	0									
<b>Randy Bush, L</b> (1, 10) OBP: 0.263, SLG: 0.313		0-0 F8	0-3 K2-3			0-0 SF9		0-0 E3 1B BB 1B	0-0 F8	2	0	0	1	0	1	2									
<b>Lenny Faedo, R</b> (8, PH) OBP: 0.304, SLG: 0.327										2	1	0	0	0	0	0									
<b>Tom Brunansky, R</b> (1, 9) OBP: 0.310, SLG: 0.317		0-0 1B BB E 1B		0-3 K		0-0 BB F5 BB		4-0 1B BB		2	2	1	0	2	1	0									
<b>Gary Gaetti, R</b> (1, 5) OBP: 0.385, SLG: 0.407		4-0 E BB 1B		0-0 1-3		0-0 F5		0-0 CS 1B BB		3	0	1	0	1	0	2									
<b>Mickey Hatcher, R</b> (1, 7) OBP: 0.339, SLG: 0.441		0-0 E4 BB 1B		0-0 5-3		4-0 BB BB		0-0 L4 CS 1B		3	0	2	2	1	0	0									
<b>Tim Teufel, R</b> (1, 4) OBP: 0.356, SLG: 0.393		0-3 K		0-0 1-3		4-0 1-2 2-3 3-H BB		4-0 1-2 2-3 BB		2	0	0	1	2	1	2									
<b>Inning Stats</b>	R: 0 E: 0 K: 0 S: 2	H: 0 LOB: 0 BB: 1 P: 6	R: 1 E: 1 K: 2 S: 9	H: 2 LOB: 2 BB: 1 P: 13	R: 0 E: 0 K: 1 S: 6	H: 1 LOB: 2 BB: 1 P: 10	R: 0 E: 0 K: 1 S: 5	H: 0 LOB: 0 BB: 0 P: 5	R: 0 E: 0 K: 1 S: 5	H: 0 LOB: 0 BB: 0 P: 5	R: 2 E: 0 K: 0 S: 5	H: 2 LOB: 3 BB: 3 P: 17	R: 0 E: 0 K: 1 S: 5	H: 0 LOB: 0 BB: 0 P: 5	R: 2 E: 1 K: 0 S: 4	H: 2 LOB: 1 BB: 2 P: 12	R: 1 E: 0 K: 0 S: 4	H: 2 LOB: 0 BB: 0 P: 4	1B: 9 2B: 1 3B: 0 HR: 0	SF: 1 SAC: 0 DP: 2 HBP: 0	WP: 0 PB: 0 SB: 0 CS: 2	PA: 41			
<b>PITCHER</b>	IP	WLS	BF	H	R	ER	SO	BB	IBB	HBP	BLK	WP	HR	S	P	ERA	WHIP								
<b>Mike Boddicker, R</b> (1, 1) ERA: 5.12	5.2	L	27	5	3	2	4	6	0	0	0	0	0	29	53	3.18	1.941								
<b>Tom Underwood, L</b> (6, 1) ERA: 7.89	2.1		10	2	2	1	1	2	0	0	0	0	0	10	18	3.86	1.714								
<b>Dennis Martinez, R</b> (9, 1) ERA: 3.24	1.0		4	2	1	1	0	0	0	0	0	0	0	4	4	9.00	2.000								

Batter	1	2	3	4	5	6	7	8	9	AB	R	H	RBI	BB	SO	LOB	BOTTOM								
<b>Lenn Sakata, R</b> (1, 4) OBP: 0.238, SLG: 0.200	0-0 6-3			0-3 K		0-0 5-3			0-0 F8	3	0	0	0	0	1	1	<b>Minnesota Twins @ Baltimore Orioles</b> Memorial Stadium, Baltimore, MD Sun Apr 22 1984, 3:33 AM EST Att: 16,560 - Unknown								
<b>Al Bumbry, L</b> (9, PH) OBP: 0.217, SLG: 0.143									0-0 F8	1	0	0	0	0	0	0									
<b>John Shelby, S</b> (1, 8) OBP: 0.191, SLG: 0.178	0-3 K			0-0 G3			0-0 5-3		0-0 F9	4	0	0	0	0	1	0									
<b>Cal Ripken Jr., R</b> (1, 6) OBP: 0.413, SLG: 0.636	0-0 F9			0-0 6-3			0-0 F6		0-0 HR	4	1	1	1	0	0	0									
<b>Eddie Murray, S</b> (1, 3) OBP: 0.349, SLG: 0.365		0-0 6-3			0-0 G3		0-0 F3		0-0 1B	4	0	1	0	0	0	0									
<b>John Lowenstein, L</b> (1, 7) OBP: 0.364, SLG: 0.425		0-0 G1-4-3 1B			0-0 F6			0-0 G3 1B	0-0 3-1	4	0	2	0	0	0	1									
<b>Ken Singleton, S</b> (1, 10) OBP: 0.267, SLG: 0.250			0-0 G1-4-3			0-0 F7		0-0 G3 1B		3	0	1	0	0	0	1									
<b>Gary Roenicke, R</b> (1, 9) OBP: 0.345, SLG: 0.292				0-0 4-3			0-0 6-3		0-0 F6	3	0	0	0	0	0	2									
<b>Joe Nolan, L</b> (1, 2) OBP: 0.435, SLG: 0.474					0-0 F9		0-0 1B		0-0 G3	3	0	1	0	0	0	2									
<b>Todd Cruz, R</b> (1, 5) OBP: 0.306, SLG: 0.444					0-0 F8		0-0 1B		0-0 1-3	2	0	0	0	0	0	1									
<b>Jim Dwyer, L</b> (8, PH) OBP: 0.083, SLG: 0.045						0-0 F8				1	0	0	0	0	0	2									
<b>Floyd Rayford, R</b> (9, 5) OBP: 0.250, SLG: 0.250										0	0	0	0	0	0	0									
<b>Inning Stats</b>	R: 0 E: 0 K: 1 S: 5	H: 0 LOB: 0 BB: 0 P: 5	R: 0 E: 0 K: 0 S: 3	H: 1 LOB: 0 BB: 0 P: 3	R: 0 E: 0 K: 1 S: 5	H: 0 LOB: 0 BB: 0 P: 3	R: 0 E: 0 K: 1 S: 5	H: 0 LOB: 0 BB: 0 P: 5	R: 0 E: 0 K: 0 S: 3	H: 0 LOB: 0 BB: 0 P: 3	R: 0 E: 0 K: 0 S: 4	H: 1 LOB: 1 BB: 0 P: 4	R: 0 E: 0 K: 0 S: 3	H: 0 LOB: 0 BB: 0 P: 3	R: 0 E: 0 K: 0 S: 5	H: 2 LOB: 2 BB: 0 P: 5	R: 1 E: 0 K: 0 S: 5	H: 2 LOB: 1 BB: 0 P: 5	1B: 5 2B: 0 3B: 0 HR: 1	SF: 0 SAC: 0 DP: 1 HBP: 0	WP: 0 PB: 0 SB: 0 CS: 0	PA: 32			
<b>PITCHER</b>	IP	WLS	BF	H	R	ER	SO	BB	IBB	HBP	BLK	WP	HR	S	P	ERA	WHIP								
<b>John Butcher, R</b> (1, 1) ERA: 1.91	9.0	W	32	6	1	1	2	0	0	0	0	0	1	36	36	1.00	0.667								

livebaseballscores.com






Batter	1	2	3	4	5	6	7	8	9	10	AB	R	H	RBI	BB	SO	LOB	TOP							
<b>Gary Roenicke, R</b> OBP: 0.231, SLG: 0.286 (1, 9)	0-0 1B 2B 1B	0-0 3 1-2		0-0 5-3		0-0 F6		4-0 BB			4	1	1	0	1	0	2	<b>Baltimore Orioles @ Chicago White Sox</b> Comiskey Park, Chicago, IL Mon Apr 23 1984, 7:05 PM EST Att. 16,939 - Unknown							
<b>John Shelby, S</b> OBP: 0.231, SLG: 0.245 (1, 8)	0-0 2B 1B		0-0 HR 3B		4-0 2B SF7 BB		0-0 F9	0-3 K			4	2	2	0	1	1	2								
<b>Cal Ripken Jr., R</b> OBP: 0.426, SLG: 0.717 (1, 6)	0-0 2B		0-0 HR		0-0 WP 2B		0-0 F8	0-3 K			5	1	3	3	0	1	0								
<b>Eddie Murray, S</b> OBP: 0.324, SLG: 0.333 (1, 3)	0-3 K		0-3 K		0-3 K		0-0 4-3	0-3 K			5	0	0	0	0	4	4								
<b>John Lowenstein, L</b> OBP: 0.275, SLG: 0.415 <b>Floyd Rayford, R</b> OBP: 0.200, SLG: 0.200 (8, 5)	0-3 K		4-0 FC6-4 BB		0-0 SF7		4-0 1B BB	0-3 K			1	1	0	1	2	1	2								
<b>Ken Singleton, S</b> OBP: 0.281, SLG: 0.254 <b>Al Bumbry, L</b> OBP: 0.208, SLG: 0.136 (8, PR)	4-0 IBB		0-0 F8		0-3 K		0-0 1B SF8 1B	0-3 K			3	0	1	0	1	1	2								
<b>Todd Cruz, R</b> OBP: 0.282, SLG: 0.410 <b>Joe Nolan, L</b> OBP: 0.458, SLG: 0.500 <b>Lenn Sakata, R</b> OBP: 0.227, SLG: 0.190 (8, 4)	0-0 F9		0-0 FC6-4 1-2		0-3 K		0-0 1B BB	0-3 K			1	0	1	1	0	0	0								
<b>Rich Dauer, R</b> OBP: 0.257, SLG: 0.212 <b>Jim Dwyer, L</b> OBP: 0.363, SLG: 0.045 <b>Benny Ayala, R</b> OBP: 0.286, SLG: 0.167 (8, 7)		0-0 5-3		0-0 6-3		0-0 F8		0-0 K			3	0	0	0	0	0	0								
<b>Rick Dempsey, R</b> OBP: 0.235, SLG: 0.323 (1, 2)		0-0 1B		0-0 5-3		0-0 1B		0-0 SF8			3	0	2	1	0	0	0								
<b>Inning Stats</b>	R: 1 E: 0 K: 2 S: 10	H: 3 LOB: 3 BB: 1 P: 14	R: 0 E: 0 K: 0 S: 3	H: 1 LOB: 0 BB: 0 P: 3	R: 2 E: 0 K: 1 S: 7	H: 2 LOB: 1 BB: 1 P: 11	R: 0 E: 0 K: 0 S: 3	H: 0 LOB: 0 BB: 0 P: 3	R: 1 E: 0 K: 2 S: 8	H: 1 LOB: 1 BB: 1 P: 12	R: 0 E: 0 K: 1 S: 6	H: 1 LOB: 1 BB: 0 P: 6	R: 0 E: 0 K: 0 S: 3	H: 0 LOB: 0 BB: 0 P: 3	R: 2 E: 0 K: 2 S: 9	H: 2 LOB: 2 BB: 2 P: 17	R: 0 E: 0 K: 3 S: 9		H: 0 LOB: 0 BB: 0 P: 9	R: 0 E: 0 K: 2 S: 7	H: 1 LOB: 1 BB: 0 P: 7	1B: 7 2B: 3 3B: 1 HR: 1	SF: 2 SAC: 0 DP: 1 HBP: 0	WP: 1 PB: 0 SB: 0 CS: 0	PA: 44
<b>PITCHER</b>	IP	WLS	BF	H	R	ER	SO	BB	IBB	HBP	BLK	WP	HR	S	P	ERA	WHIP								
<b>Tom Seaver, R</b> ERA: 7.04 <b>Ron Reed, R</b> ERA: 2.7 <b>Britt Burns, L</b> ERA: 6.23	(1, 1) (7, 1) (8, 1)	6.0 1.0 3.0	WLS 28 6 10	H 8 2 1	R 4 2 0	ER 4 2 0	SO 6 0 7	BB 2 0 1	IBB 0 0 0	HBP 0 0 0	BLK 0 0 0	WP 1 0 0	HR 1 0 0	S 37 5 23	P 49 9 27	ERA 6.00 18.00 0.00	WHIP 1.667 3.000 0.667								

Batter	1	2	3	4	5	6	7	8	9	10	AB	R	H	RBI	BB	SO	LOB	BOTTOM							
<b>Rudy Law, L</b> OBP: 0.364, SLG: 0.438 <b>Dave Stegman, R</b> OBP: 0.375, SLG: 0.500 (9, 8)	4-0 4-3 PB 1-3 BB	0-0 F2		0-0 1B 2B		0-0 F8		0-0 1B			3	2	1	1	1	0	1	<b>Baltimore Orioles @ Chicago White Sox</b> Comiskey Park, Chicago, IL Mon Apr 23 1984, 7:05 PM EST Att. 16,939 - Unknown							
<b>Carlton Fisk, R</b> OBP: 0.343, SLG: 0.321 (1, 2)	0-0 4-3 1-3		0-0 HR	0-0 1B		0-0 BB HBP		0-0 6-3			4	1	2	3	0	0	2								
<b>Harold Baines, L</b> OBP: 0.254, SLG: 0.264 (1, 9)	0-0 1-3		0-0 F9	0-0 F7		0-0 F7		0-3 K			5	0	0	1	0	1	2								
<b>Greg Luzinski, R</b> OBP: 0.354, SLG: 0.273 <b>Jerry Dyzinski, R</b> (9, PR)	4-0 BB		0-0 F8		0-0 F7		4-0 BB BB	0-0 E 1B			3	0	1	0	2	0	0								
<b>Greg Walker, L</b> OBP: 0.323, SLG: 0.621 <b>Mike Squires, L</b> OBP: 0.250, SLG: 0.143 <b>Ron Kittle, R</b> OBP: 0.237, SLG: 0.364 (10, 7)	0-0 F2		0-0 4-3		0-3 K		0-0 F4	0-0 F7			3	0	0	0	0	1	1								
<b>Tom Paciorek, R</b> OBP: 0.295, SLG: 0.243 (10, 3)		0-0 5-3 1B		4-0 FC6-4 BB		0-0 S 1B		4-0 1-2 2-3 BB			3	1	2	0	2	1	1								
<b>Vance Law, R</b> OBP: 0.205, SLG: 0.250 (1, 5)		0-0 5-3 1-3		0-0 FC6-4 2B		0-0 1-3		0-0 F9			4	2	0	0	1	0	6								
<b>Scott Fletcher, R</b> OBP: 0.327, SLG: 0.348 (1, 6)		0-0 4-3 1B		0-0 6-3 1-2		0-0 F8		0-0 4-3			4	0	1	1	1	0	1								
<b>Julio Cruz, S</b> OBP: 0.364, SLG: 0.270 (1, 4)		0-0 4-3 1-2		4-0 2B 1B BB		0-3 K		0-3 K			4	1	1	1	1	2	1								
<b>Inning Stats</b>	R: 1 E: 0 K: 0 S: 3	H: 0 LOB: 1 BB: 2 P: 11	R: 1 E: 0 K: 0 S: 5	H: 2 LOB: 1 BB: 0 P: 5	R: 1 E: 0 K: 0 S: 4	H: 1 LOB: 0 BB: 4 P: 4	R: 3 E: 0 K: 0 S: 5	H: 2 LOB: 1 BB: 2 P: 13	R: 0 E: 0 K: 1 S: 6	H: 1 LOB: 1 BB: 0 P: 6	R: 0 E: 0 K: 1 S: 5	H: 0 LOB: 0 BB: 5 P: 5	R: 0 E: 0 K: 0 S: 3	H: 0 LOB: 3 BB: 2 P: 12	R: 0 E: 0 K: 1 S: 6	H: 1 LOB: 1 BB: 0 P: 6	R: 0 E: 1 K: 2 S: 8		H: 1 LOB: 2 BB: 0 P: 8	R: 1 E: 0 K: 0 S: 1	H: 1 LOB: 2 BB: 2 P: 9	1B: 7 2B: 1 3B: 0 HR: 1	SF: 0 SAC: 0 DP: 0 HBP: 1	WP: 0 PB: 1 SB: 1 CS: 0	PA: 45
<b>PITCHER</b>	IP	WLS	BF	H	R	ER	SO	BB	IBB	HBP	BLK	WP	HR	S	P	ERA	WHIP								
<b>Jim Palmer, R</b> ERA: 8.53 <b>Dennis Martinez, R</b> ERA: 3.27 <b>Tipoy Martinez, L</b> ERA: 6.94 <b>Sammy Stewart, R</b> ERA: 3.48	(1, 1) (4, 1) (7, 1) (10, 1)	3.2 2.2 2.2 0.0	WLS 18 13 1 1	H 5 2 1	R 3 1 1	ER 4 1 1	SO 0 2 3 0	BB 4 0 3 0	IBB 0 0 0 0	HBP 0 1 0 0	BLK 0 0 0 0	WP 0 0 0 0	HR 1 0 0 0	S 14 15 16 1	P 30 20 28 1	ERA 9.82 3.38 3.38 ∞	WHIP 1.909 1.500 1.875 ∞								

AB	37
R	6
H	11
RBI	6
BB	5
SO	13
LOB	18

AB	36
R	7
H	9
RBI	7
BB	8
SO	5
LOB	18





Batter	1	2	3	4	5	6	7	8	9	AB	R	H	RBI	BB	SO	LOB	TOP								
<b>Gary Roenicke, R</b> OBP: 0.316, SLG: 0.250 (1, 9)	F3		1-3		F6		F3		SH FC1-5 1B	4	1	0	0	0	0	4	<b>Baltimore Orioles @ Chicago White Sox</b> Comiskey Park, Chicago, IL Tue Apr 24 1984, 7:05 PM EST Att: 20,035 - Unknown  <a href="http://livebaseballscorecards.com">livebaseballscorecards.com</a>								
<b>John Shelby, S</b> OBP: 0.226, SLG: 0.241 (1, 8)	K			4-3		HR 1B	3-1		FC1-5 1B	5	2	1	0	0	1	3									
<b>Cal Ripken Jr., R</b> OBP: 0.425, SLG: 0.738 (1, 6)	F9			6-3		F8		HR	1B 1-2 2-3f 1B	5	2	2	2	0	0	1									
<b>Eddie Murray, S</b> OBP: 0.342, SLG: 0.403 (1, 3)		F7		F5		HR		HR	1B 1-2 2H 1B	5	2	3	3	0	0	0									
<b>John Lowenstein, L</b> OBP: 0.373, SLG: 0.395 (1, 7)		G3			FC1-6 1B	K		FC1-5 1H 2B	2	1	0	0	0	1	1	0									
<b>Benny Ayala, R</b> OBP: 0.375, SLG: 0.429 (8, PH)									SF8	1	0	1	1	0	0	0									
<b>Al Bumbry, L</b> OBP: 0.200, SLG: 0.136 (9, PH)										0	0	0	1	0	0	0									
<b>Ken Singleton, S</b> OBP: 0.319, SLG: 0.274 (1, 10)		6-3			FC1-6 1B			FC1-5 BB	FC5-4 1B	3	0	2	0	2	0	0									
<b>Todd Cruz, R</b> OBP: 0.273, SLG: 0.372 (1, 5)			4-0 BB	5-3 BB	F8	K		FC1-5 1-2 2-3f G6-4-3	FC5-4 1B	4	0	0	0	1	1	7									
<b>Rich Dauer, R</b> OBP: 0.256, SLG: 0.216 (1, 4)			5-3		FC1-6 2B		SH2-4 1B	G6-4-3		4	0	1	0	0	0	5									
<b>Rick Dempsey, R</b> OBP: 0.270, SLG: 0.364 (1, 2)			K		1-3 3H 2B		SH2-4		FC1-5 SH BB	2	0	1	1	1	1	1									
<b>Inning Stats</b>	R: 0 E: 0 K: 1 S: 5	H: 0 LOB: 0 BB: 0 P: 5	R: 0 E: 0 K: 0 S: 3	H: 0 LOB: 0 BB: 0 P: 3	R: 0 E: 0 K: 1 S: 5	H: 0 LOB: 1 BB: 1 P: 9	R: 0 E: 0 K: 0 S: 3	H: 0 LOB: 0 BB: 0 P: 3	R: 1 E: 0 K: 0 S: 5	H: 2 LOB: 2 BB: 1 P: 9	R: 2 E: 0 K: 2 S: 9	H: 2 LOB: 1 BB: 1 P: 13	R: 0 E: 0 K: 0 S: 4	H: 1 LOB: 1 BB: 0 P: 4	R: 2 E: 0 K: 0 S: 5	H: 3 LOB: 1 BB: 1 P: 9	R: 3 E: 1 K: 0 S: 7	H: 3 LOB: 2 BB: 1 P: 11	1B: 7 2B: 2 3B: 0 HR: 2	SF: 1 SAC: 2 DP: 1 HBP: 0	WP: 0 PB: 0 CS: 0	PA: 43			
<b>PITCHER</b>	IP	WLS	BF	H	R	ER	SO	BB	IBB	HBP	BLK	WP	HR	S	P	ERA	WHIP								
<b>Richard Dotson, R</b> ERA: 2.45 (1, 1)	7.0	L	31	7	5	5	4	3	0	0	0	0	2	36	48	6.43	1.429								
<b>Juan Agosto, L</b> ERA: 7.35 (8, 1)	0.0		2	1	0	0	0	1	0	0	0	0	0	1	5	∞	∞								
<b>Tom Brennan, R</b> ERA: 4.05 (8, 1)	1.1		6	1	3	1	0	1	0	0	0	0	0	5	9	6.75	1.500								
<b>Ron Reed, R</b> ERA: 2.53 (9, 1)	0.2		4	2	0	0	0	0	0	0	0	0	0	4	4	0.00	3.000								

Batter	1	2	3	4	5	6	7	8	9	AB	R	H	RBI	BB	SO	LOB	BOTTOM								
<b>Rudy Law, L</b> OBP: 0.339, SLG: 0.404 (1, 8)	F8		G3		F8		F9		1-3	4	0	0	0	0	0	0	<b>Baltimore Orioles @ Chicago White Sox</b> Comiskey Park, Chicago, IL Tue Apr 24 1984, 7:05 PM EST Att: 20,035 - Unknown  <a href="http://livebaseballscorecards.com">livebaseballscorecards.com</a>								
<b>Jerry Hairston, S</b> OBP: 0.182, SLG: 0.100 (9, PH)										1	0	0	0	0	0	1									
<b>Carlton Fisk, R</b> OBP: 0.333, SLG: 0.313 (1, 2)	K		K		1B		1-3			4	0	1	0	0	2	0									
<b>Tom Paciorek, R</b> OBP: 0.292, SLG: 0.244 (1, 3)			5-3		K					4	0	1	0	0	1	1									
<b>Greg Luzinski, R</b> OBP: 0.339, SLG: 0.250 (1, 10)	F9			F7	F3		F1			4	0	0	0	0	2										
<b>Ron Kittle, R</b> OBP: 0.262, SLG: 0.459 (1, 7)		F9		1B 1B		F9		HR		4	2	2	1	0	0	0									
<b>Dave Stegman, R</b> OBP: 0.417, SLG: 0.500 (1, 9)		1-3		1B 1-2 1B		FC6-4 1B		F8		4	0	2	0	0	0	0									
<b>Vance Law, R</b> OBP: 0.208, SLG: 0.318 (1, 5)				F7		F4				4	1	1	1	0	0	3									
<b>Scott Fletcher, R</b> OBP: 0.339, SLG: 0.347 (1, 6)			FC6-4 BB		1-3 2H 1B	FC6-4		F8		3	0	1	1	1	0	1									
<b>Julio Cruz, S</b> OBP: 0.354, SLG: 0.293 (1, 4)		FC6-4		F9			F8			4	0	1	0	0	0	3									
<b>Inning Stats</b>	R: 0 E: 0 K: 1 S: 6	H: 1 LOB: 1 BB: 0 P: 6	R: 1 E: 0 K: 0 S: 4	H: 1 LOB: 1 BB: 1 P: 8	R: 0 E: 0 K: 1 S: 5	H: 0 LOB: 0 BB: 0 P: 5	R: 1 E: 0 K: 0 S: 6	H: 3 LOB: 2 BB: 0 P: 6	R: 0 E: 0 K: 1 S: 6	H: 1 LOB: 1 BB: 0 P: 6	R: 0 E: 0 K: 0 S: 4	H: 1 LOB: 0 BB: 0 P: 4	R: 0 E: 0 K: 0 S: 3	H: 0 LOB: 0 BB: 0 P: 3	R: 1 E: 0 K: 0 S: 4	H: 1 LOB: 0 BB: 0 P: 4	R: 0 E: 0 K: 0 S: 4	H: 1 LOB: 1 BB: 0 P: 4	1B: 6 2B: 1 3B: 0 HR: 2	SF: 0 SAC: 0 DP: 0 HBP: 0	WP: 0 PB: 0 CS: 0	PA: 37			
<b>PITCHER</b>	IP	WLS	BF	H	R	ER	SO	BB	IBB	HBP	BLK	WP	HR	S	P	ERA	WHIP								
<b>Scott McGregor, L</b> ERA: 4.54 (1, 1)	9.0	W	37	9	3	3	3	1	0	0	0	0	2	42	46	3.00	1.111								



Batter	1	2	3	4	5	6	7	8	9	AB	R	H	RBI	BB	SO	LOB	TOP								
<b>Gary Roenicke, R</b> OBP: 0.310, SLG: 0.229 (1, 9)	4-0 SH G6-4-3 BB		0-3 K			0-0 F8		0-0 6-3		3	1	0	0	1	1	2									
<b>John Shelby, S</b> OBP: 0.233, SLG: 0.232 (1, 8)	0-0 SH G6-4-3		0-0 6-3			0-0 F8		4-0 5-3 BB		2	0	0	0	1	0	2									
<b>Cal Ripken Jr., R</b> OBP: 0.416, SLG: 0.710 (1, 6)	0-0 G6-4-3			0-0 5-3		0-0 1B		0-0 5-3		4	0	1	0	0	0	2									
<b>Eddie Murray, S</b> OBP: 0.351, SLG: 0.400 (1, 3)	0-0 F9		0-3 K			0-0 1B		4-0 1B		3	0	1	1	1	1	0									
<b>Benny Ayala, R</b> OBP: 0.250, SLG: 0.273 (1, 7)		0-0 F7		0-3 K		0-3 K		0-0 F6		4	0	0	0	0	2	4									
<b>Al Bumbry, L</b> OBP: 0.200, SLG: 0.136 (8, 7)									0-0 F6	0	0	0	0	0	0	0									
<b>Ken Singleton, S</b> OBP: 0.301, SLG: 0.258 (1, 10)		0-0 F8			0-0 5-3			0-0 1-3		4	0	0	0	0	0	0									
<b>Todd Cruz, R</b> OBP: 0.319, SLG: 0.348 (1, 5)									0-0 F9	3	0	0	0	0	0	0									
<b>Wayne Gross, L</b> OBP: 0.450, SLG: 0.944 (9, PH)		0-0 1-3								1	0	0	0	0	0	0									
<b>Rich Dauer, R</b> OBP: 0.279, SLG: 0.250 (1, 4)			0-0 F9						0-0 1-3	3	0	1	0	1	0	0									
<b>Rick Dempsey, R</b> OBP: 0.275, SLG: 0.361 (1, 2)			0-0 F9							3	1	1	0	0	0	2									
<b>Inning Stats</b>	R: 1 E: 1 K: 0 S: 3	H: 0 LOB: 0 BB: 1 P: 7	R: 0 E: 0 K: 0 S: 3	H: 0 LOB: 0 BB: 0 P: 3	R: 0 E: 0 K: 1 S: 6	H: 1 LOB: 1 BB: 0 P: 6	R: 0 E: 0 K: 2 S: 7	H: 0 LOB: 0 BB: 0 P: 7	R: 0 E: 0 K: 0 S: 3	H: 0 LOB: 1 BB: 1 P: 7	R: 1 E: 0 K: 1 S: 8	H: 3 LOB: 2 BB: 0 P: 8	R: 0 E: 0 K: 0 S: 3	H: 0 LOB: 1 BB: 1 P: 7	R: 0 E: 0 K: 0 S: 3	H: 0 LOB: 0 BB: 0 P: 3	R: 0 E: 0 K: 0 S: 3	H: 0 LOB: 0 BB: 0 P: 3	1B: 3 2B: 1 3B: 0 HR: 0	SF: 0 SAC: 1 DP: 1 HBP: 0	WP: 0 PB: 0 SB: 0 CS: 0	PA: 35			
<b>PITCHER</b>	IP	WLS	BF	H	R	ER	SO	BB	IBB	HBP	BLK	WP	HR	S	P	ERA	WHIP								
<b>Larry Gura, L</b> ERA: 3.33 (1, 1)	8.0		32	4	2	1	4	3	1	0	0	0	0	36	52	1.12	0.875								
<b>Dan Quisenberry, R</b> ERA: 1.6 (9, 1)	1.0	W	3	0	0	0	0	0	0	0	0	0	0	3	3	0.00	0.000								

**Baltimore Orioles @ Kansas City Royals**  
Royals Stadium, Kansas City, MO  
Wed Apr 25 1984, 7:05 PM EST  
Att: 15,716 - Unknown

AB 30  
R 2  
H 4  
RBI 1  
BB 4  
SO 4  
LOB 12



Batter	1	2	3	4	5	6	7	8	9	AB	R	H	RBI	BB	SO	LOB	BOTTOM								
<b>Darryl Motley, R</b> OBP: 0.382, SLG: 0.455 (1, 7)	0-0 4-3 S 1B		0-0 F7			4-0 SH5-3 BB		0-0 SH3-4		2	0	1	0	1	0	0									
<b>Pat Sheridan, L</b> OBP: 0.403, SLG: 0.509 (1, 8)	0-0 F7			0-0 4-3 S 1B		0-0 SH5-3		0-0 E9		2	0	1	0	0	0	1									
<b>Leon Roberts, R</b> OBP: 0.200, SLG: 0.200 (8, PH)	1-2 F7					1-2 2-3		2-H E9		1	0	0	0	0	0	0									
<b>Jorge Orta, L</b> OBP: 0.319, SLG: 0.467 (1, 9)	0-0 4-3			0-0 5-3		0-0 SF9		0-3 K		2	0	0	1	0	0	2									
<b>Butch Davis, R</b> OBP: 0.241, SLG: 0.204 (8, PH)	2-3 4-3			1-2 5-3		3-H F4		4-0 1B		1	0	0	0	0	1	1									
<b>Hal McRae, R</b> OBP: 0.364, SLG: 0.407 (1, 10)	0-0 6-3			0-0 4-3		0-0 F4			0-0 1B	3	0	0	0	1	0	3									
<b>Frank White, R</b> OBP: 0.354, SLG: 0.467 (1, 4)		0-0 F9		0-0 6-3			0-0 BLK 1B	0-0 F6		4	0	1	0	0	0	3									
<b>Steve Balboni, R</b> OBP: 0.348, SLG: 0.414 (1, 3)		0-0 5-3			0-0 F2				0-3 K	4	0	0	0	0	1	1									
<b>John Wathan, R</b> (1, 2)		0-0 5-3			0-0 E6				0-0 6-3	4	0	0	0	0	1	1									
<b>Greg Pryor, R</b> OBP: 0.357, SLG: 0.453 (1, 5)			0-0 6-3							4	1	1	1	0	0	2									
<b>Onix Concepcion, R</b> OBP: 0.215, SLG: 0.250 (1, 6)			0-0 F9							2	2	1	0	1	0	0									
<b>Inning Stats</b>	R: 0 E: 0 K: 0 S: 4	H: 1 LOB: 1 BB: 0 P: 4	R: 0 E: 0 K: 0 S: 3	H: 0 LOB: 0 BB: 0 P: 3	R: 0 E: 0 K: 0 S: 3	H: 0 LOB: 0 BB: 0 P: 3	R: 0 E: 0 K: 0 S: 4	H: 1 LOB: 1 BB: 0 P: 4	R: 0 E: 0 K: 0 S: 3	H: 0 LOB: 0 BB: 0 P: 3	R: 1 E: 0 K: 1 S: 4	H: 1 LOB: 1 BB: 1 P: 8	R: 0 E: 0 K: 1 S: 6	H: 1 LOB: 1 BB: 0 P: 6	R: 1 E: 1 K: 1 S: 6	H: 0 LOB: 2 BB: 2 P: 14	R: 0 E: 0 K: 1 S: 5	H: 1 LOB: 0 BB: 0 P: 5	1B: 4 2B: 0 3B: 0 HR: 1	SF: 1 SAC: 2 DP: 1 HBP: 0	WP: 0 PB: 0 SB: 3 CS: 0	PA: 35			
<b>PITCHER</b>	IP	WLS	BF	H	R	ER	SO	BB	IBB	HBP	BLK	WP	HR	S	P	ERA	WHIP								
<b>Storm Davis, R</b> ERA: 1.48 (1, 1)	6.0		22	3	1	1	0	1	0	0	0	0	0	21	25	1.50	0.667								
<b>Sammy Stewart, R</b> ERA: 3.09 (7, 1)	1.1	L	6	1	1	0	1	1	0	0	1	0	0	7	11	0.00	1.500								
<b>Tippy Martinez, L</b> ERA: 6.92 (8, 1)	1.1	L	7	1	1	1	2	0	1	0	0	0	1	10	14	6.75	0.750								

**Baltimore Orioles @ Kansas City Royals**  
Royals Stadium, Kansas City, MO  
Wed Apr 25 1984, 7:05 PM EST  
Att: 15,716 - Unknown

AB 29  
R 3  
H 5  
RBI 2  
BB 3  
SO 3  
LOB 14





Batter	1	2	3	4	5	6	7	8	9	AB	R	H	RBI	BB	SO	LOB	TOP								
<b>Gary Roenicke, R</b> OBP: 0.333, SLG: 0.275 (1, 9)										5	1	2	1	1	0	3									
<b>John Shelby, S</b> OBP: 0.292, SLG: 0.283 (1, 8)										4	0	2	0	1	0	0									
<b>Cal Ripken Jr., R</b> OBP: 0.422, SLG: 0.730 (1, 6)										5	2	2	2	1	1	5									
<b>Eddie Murray, S</b> OBP: 0.373, SLG: 0.426 (1, 3)										3	2	2	2	2	0	0									
<b>Benny Ayala, R</b> OBP: 0.286, SLG: 0.308 <b>John Lowenstein, L</b> (4, PH) OBP: 0.364, SLG: 0.370 (4, 7)										2	1	1	1	0	0	2									
<b>Ken Singleton, S</b> OBP: 0.295, SLG: 0.268 (1, 10)										5	1	1	1	0	0	1									
<b>Floyd Rayford, R</b> OBP: 0.300, SLG: 0.400 (1, 5)										5	1	2	1	0	1	2									
<b>Rich Dauer, R</b> OBP: 0.313, SLG: 0.311 (1, 4)										5	1	3	2	0	0	1									
<b>Rick Dempsey, R</b> OBP: 0.311, SLG: 0.375 (1, 2)										4	1	2	1	1	0	1									
<b>Inning Stats</b>	R: 0 E: 0 K: 0 S: 4	H: 2 LOB: 2 BB: 1 P: 8	R: 0 E: 0 K: 0 S: 4	H: 1 LOB: 2 BB: 1 P: 8	R: 3 E: 2 K: 0 S: 7	H: 4 LOB: 1 BB: 0 P: 7	R: 0 E: 0 K: 2 S: 8	H: 1 LOB: 3 BB: 2 P: 16	R: 0 E: 0 K: 0 S: 3	H: 0 LOB: 0 BB: 0 P: 3	R: 0 E: 0 K: 0 S: 4	H: 1 LOB: 1 BB: 0 P: 4	R: 6 E: 0 K: 1 S: 10	H: 5 LOB: 2 BB: 3 P: 22	R: 1 E: 0 K: 0 S: 5	H: 2 LOB: 1 BB: 0 P: 5	R: 1 E: 0 K: 0 S: 4	H: 1 LOB: 0 BB: 0 P: 4	1B: 10 2B: 5 3B: 1 HR: 1	SF: 1 SAC: 1 DP: 1 HBP: 0	WP: 0 PB: 0 SB: 0 CS: 0	PA: 50			
<b>PITCHER</b>	IP	WLS	BF	H	R	ER	SO	BB	IBB	HBP	BLK	WP	HR	S	P	ERA	WHIP								
<b>Danny Jackson, L</b> ERA: 3.45 (1, 1)	3.1	L	20	8	3	2	0	3	0	0	1	0	0	17	29	5.40	3.300								
<b>Mark Huisman, R</b> ERA: 8.03 (4, 1)	3.0		16	5	5	5	3	1	1	0	0	0	0	20	28	15.00	2.000								
<b>Joe Beckwith, R</b> ERA: 4.22 (7, 1)	2.2		14	4	3	3	0	2	0	0	0	0	1	12	20	10.12	2.250								

Baltimore Orioles @ Kansas City Royals  
Royals Stadium, Kansas City, MO  
Thu Apr 26 1984, 7:05 PM EST  
Att: 16,585 - Unknown

AB 41  
R 11  
H 17  
RBI 11  
BB 7  
SO 3  
LOB 20



Batter	1	2	3	4	5	6	7	8	9	AB	R	H	RBI	BB	SO	LOB	BOTTOM								
<b>Onix Concepcion, R</b> OBP: 0.203, SLG: 0.234 (1, 6)										4	0	0	0	0	1	1									
<b>Darryl Motley, R</b> OBP: 0.368, SLG: 0.432 (1, 9)										4	0	1	0	0	0	0									
<b>Frank White, R</b> OBP: 0.353, SLG: 0.508 <b>Tucker Ashford, R</b> OBP: 1.000, SLG: 2.000 (9, 5)										3	1	1	1	0	0	1									
<b>Hal McRae, R</b> OBP: 0.371, SLG: 0.413 (1, 10)										4	0	2	0	0	0	2									
<b>Steve Balboni, R</b> OBP: 0.357, SLG: 0.459 (1, 3)										3	1	1	2	1	1	2									
<b>John Wathan, R</b> OBP: 0.200, SLG: 0.111 (1, 2)										4	0	1	0	0	0	2									
<b>Greg Pryor, R</b> OBP: 0.350, SLG: 0.439 (9, 4)										4	0	1	0	0	0	3									
<b>Butch Davis, R</b> OBP: 0.228, SLG: 0.192 (1, 7)										3	0	0	0	0	0	2									
<b>Pat Sheridan, L</b> OBP: 0.385, SLG: 0.483 (1, 8)										3	0	0	0	0	2	1									
<b>Inning Stats</b>	R: 0 E: 0 K: 0 S: 3	H: 0 LOB: 0 BB: 0 P: 3	R: 0 E: 0 K: 1 S: 6	H: 1 LOB: 0 BB: 0 P: 6	R: 0 E: 0 K: 1 S: 5	H: 0 LOB: 0 BB: 0 P: 5	R: 0 E: 0 K: 0 S: 3	H: 1 LOB: 0 BB: 0 P: 3	R: 0 E: 0 K: 0 S: 3	H: 0 LOB: 0 BB: 1 P: 7	R: 0 E: 0 K: 1 S: 5	H: 0 LOB: 0 BB: 0 P: 5	R: 1 E: 0 K: 0 S: 4	H: 2 LOB: 0 BB: 0 P: 4	R: 0 E: 0 K: 1 S: 6	H: 1 LOB: 1 BB: 0 P: 6	R: 2 E: 0 K: 0 S: 6	H: 3 LOB: 1 BB: 0 P: 6	1B: 5 2B: 1 3B: 0 HR: 2	SF: 0 SAC: 0 DP: 2 HBP: 0	WP: 0 PB: 0 SB: 0 CS: 0	PA: 34			
<b>PITCHER</b>	IP	WLS	BF	H	R	ER	SO	BB	IBB	HBP	BLK	WP	HR	S	P	ERA	WHIP								
<b>Mike Flanagan, L</b> ERA: 4.44 (1, 1)	9.0	W	34	8	3	3	4	1	0	0	0	0	2	41	45	3.00	1.000								

Baltimore Orioles @ Kansas City Royals  
Royals Stadium, Kansas City, MO  
Thu Apr 26 1984, 7:05 PM EST  
Att: 16,585 - Unknown

AB 33  
R 3  
H 8  
RBI 3  
BB 1  
SO 4  
LOB 14






Batter	1	2	3	4	5	6	7	8	9	10	11	AB	R	H	RBI	BB	SO	LOB	TOP	
Bill Sample, R OBP: 0.267, SLG: 0.321 (1, 7)	5-3		1-3			K		4-3		BB		4	0	0	0	1	1	2		
Gary Ward, R OBP: 0.304, SLG: 0.237 (1, 9)	F3		K			2B		BB		BB		4	1	2	1	1	1	2		
George Wright, S OBP: 0.221, SLG: 0.298 (1, 8)	4-3			F7		1B		K		F8		5	1	1	1	0	1	3		
Buddy Bell, R OBP: 0.435, SLG: 0.514 (1, 5)		F9		F4		2B				K		5	0	2	1	0	1	2		
Larry Parrish, R OBP: 0.325, SLG: 0.410 (1, 10)																				
Mickey Rivers, L OBP: 0.250, SLG: 0.250 (11, PR)	6-3			4-3		F5				G3		5	0	1	0	0	0	2		
Pete O'Brien, L OBP: 0.379, SLG: 0.491 (1, 3)																				
Bill Stein, R OBP: 0.333, SLG: 0.250 (9, PH)	4-3																			
Ned Yost, R OBP: 0.188, SLG: 0.262 (1, 2)																				
Wayne Tolleson, S OBP: 0.359, SLG: 0.357 (1, 4)																				
Curtis Wilkerson, S OBP: 0.175, SLG: 0.151 (1, 6)																				
Bob Jones, L OBP: 0.450, SLG: 0.765 (11, PH)																				
<b>Inning Stats</b>	R: 0 E: 0 K: 0 S: 3	H: 0 LOB: 0 P: 3	R: 0 E: 0 K: 0 S: 3	H: 0 LOB: 0 P: 3	R: 0 E: 1 K: 1 S: 6	H: 0 LOB: 2 P: 10	R: 0 E: 0 K: 0 S: 3	H: 0 LOB: 0 P: 3	R: 0 E: 0 K: 0 S: 3	H: 0 LOB: 0 P: 3	R: 0 E: 0 K: 1 S: 5	H: 1 LOB: 1 P: 7	R: 1 E: 0 K: 1 S: 6	H: 1 LOB: 2 P: 14	R: 0 E: 0 K: 2 S: 9	H: 2 LOB: 2 P: 9	1B: 5 2B: 2 3B: 0 HR: 0	SF: 0 SAC: 0 DP: 1 HBP: 0	WP: 0 PB: 0 SB: 2 CS: 0	PA: 45
<b>PITCHER</b>	IP ERA WLS BF H R ER SO BB IBB HBP BLK WP HR S P ERA WHIP	<b>PITCHER</b>										IP ERA WLS BF H R ER SO BB IBB HBP BLK WP HR S P ERA WHIP								
Mike Boddicker, R ERA: 4.23 (1, 1)	8.1	5	0	1	1	0	2	1	0	0	0	0	0	0	2	14	9.00	2.000		
Tippy Martinez, L ERA: 7.07 (9, 1)	1.0	W	8	3	0	0	3	0	0	0	0	0	0	0	14	14	0.00	1.800		
Sammy Stewart, R ERA: 2.7 (10, 1)	1.2																			

Texas Rangers @ Baltimore Orioles  
Memorial Stadium, Baltimore, MD  
Fri Apr 27 1984, 6:05 PM EST  
Att: 35,629 - Unknown

AB 40  
R 3  
H 7  
RBI 3  
BB 5  
SO 7  
LOB 20



Batter	1	2	3	4	5	6	7	8	9	10	11	AB	R	H	RBI	BB	SO	LOB	BOTTOM			
Gary Roenicke, R OBP: 0.321, SLG: 0.250 (1, 9)	F9		5-3		F5			6-3		BB		4	0	0	0	1	0	1				
John Shelby, S OBP: 0.257, SLG: 0.277 (1, 8)	BB		F6			K		F3		K		5	1	1	0	0	2	2				
Cal Ripken Jr., R OBP: 0.420, SLG: 0.709 (1, 6)	F9		6-3			F8				1B		5	1	2	0	0	0	1				
Eddie Murray, S OBP: 0.375, SLG: 0.417 (1, 3)	1B					F5				G4-6-3		4	0	1	1	1	0	1				
John Lowenstein, L OBP: 0.367, SLG: 0.373 (1, 7)																						
Ken Singleton, S OBP: 0.280, SLG: 0.253 (1, 10)	F8																					
Wayne Gross, L OBP: 0.458, SLG: 0.864 (1, 5)																						
Todd Cruz, R OBP: 0.255, SLG: 0.348 (10, PR)																						
Rich Dauer, R OBP: 0.300, SLG: 0.298 (1, 4)																						
Al Bumbry, L OBP: 0.192, SLG: 0.130 (8, PH)																						
Floyd Rayford, R OBP: 0.273, SLG: 0.364 (9, 2)																						
Rick Dempsey, R OBP: 0.319, SLG: 0.381 (1, 2)																						
Jim Dwyer, L OBP: 0.120, SLG: 0.217 (8, PH)																						
Lenn Sakata, R OBP: 0.217, SLG: 0.182 (9, 4)																						
<b>Inning Stats</b>	R: 1 E: 0 K: 0 S: 6	H: 3 LOB: 2 P: 6	R: 0 E: 0 K: 0 S: 3	H: 1 LOB: 0 P: 3	R: 0 E: 0 K: 0 S: 3	H: 0 LOB: 0 P: 3	R: 0 E: 0 K: 1 S: 5	H: 0 LOB: 0 P: 5	R: 0 E: 0 K: 0 S: 5	H: 0 LOB: 0 P: 5	R: 1 E: 0 K: 0 S: 4	H: 1 LOB: 0 P: 4	R: 0 E: 0 K: 0 S: 3	H: 1 LOB: 1 P: 3	R: 1 E: 1 K: 1 S: 7	H: 1 LOB: 3 P: 11	R: 1 E: 0 K: 0 S: 2	H: 2 LOB: 2 P: 6	1B: 9 2B: 0 3B: 0 HR: 1	SF: 0 SAC: 0 DP: 2 HBP: 0	WP: 2 PB: 0 SB: 1 CS: 0	PA: 41
<b>PITCHER</b>	IP ERA WLS BF H R ER SO BB IBB HBP BLK WP HR S P ERA WHIP	<b>PITCHER</b>										IP ERA WLS BF H R ER SO BB IBB HBP BLK WP HR S P ERA WHIP										
Danny Darwin, R ERA: 2.75 (1, 1)	9.0	L	9	3	2	1	1	1	1	0	0	2	0	9	17	9.00	4.000					
Dave Tobik, R ERA: 1.54 (10, 1)	1.0																					

Texas Rangers @ Baltimore Orioles  
Memorial Stadium, Baltimore, MD  
Fri Apr 27 1984, 6:05 PM EST  
Att: 35,629 - Unknown

AB 39  
R 4  
H 10  
RBI 3  
BB 2  
SO 3  
LOB 12





Batter	1	2	3	4	5	6	7	8	9	AB	R	H	RBI	BB	SO	LOB	TOP				
Bill Sample, R OBP: 0.281, SLG: 0.322 (1, 7)	F6		1B		BB		F6			3	0	1	0	1	0	0	<b>Texas Rangers @ Baltimore Orioles</b> Memorial Stadium, Baltimore, MD Sat Apr 28 1984, 6:05 PM EST Att: 22,124 - Unknown				
Gary Ward, R OBP: 0.286, SLG: 0.222 (1, 9)	5-3		K				F9	F9		4	0	0	0	0	1	3					
George Wright, S OBP: 0.211, SLG: 0.284 (1, 8)	K			K			5-3	F8		4	0	0	0	0	2	0					
Buddy Bell, R OBP: 0.427, SLG: 0.500 (1, 5)		5-3		1B	1B		6-3	K		4	0	1	0	0	1	0					
Larry Parrish, R OBP: 0.333, SLG: 0.407 (1, 10)		6-3		1B	G4-6-3		1B		6-3	3	0	1	0	1	0	0					
Dave Hostetter, R OBP: 0.400, SLG: 0.500 (1, 3)				1B	G4-6-3		BB			3	1	2	1	1	0	2					
Ned Yost, R OBP: 0.176, SLG: 0.246 (1, 2)	K						F1	F5	K	4	0	0	0	0	2	3					
Wayne Tolleson, S OBP: 0.354, SLG: 0.351 (1, 4)			F9				BB	K	3-1	4	0	1	0	0	1	1					
Curtis Wilkerson, S OBP: 0.169, SLG: 0.143 (1, 6)			K				F2	F3		3	0	0	0	0	1	1					
<b>Inning Stats</b>	R: 0 E: 0 K: 1 S: 5	H: 0 LOB: 0 BB: 0 P: 5	R: 1 E: 0 K: 0 S: 6	H: 1 LOB: 0 BB: 0 P: 6	R: 0 E: 0 K: 2 S: 8	H: 1 LOB: 1 BB: 0 P: 8	R: 0 E: 0 K: 1 S: 6	H: 2 LOB: 1 BB: 0 P: 6	R: 0 E: 0 K: 0 S: 4	H: 1 LOB: 2 BB: 1 P: 8	R: 0 E: 0 K: 1 S: 5	H: 0 LOB: 0 BB: 0 P: 5	R: 0 E: 0 K: 1 S: 5	H: 0 LOB: 0 BB: 0 P: 5	R: 0 E: 0 K: 1 S: 5	H: 0 LOB: 1 BB: 1 P: 9	1B: 5 2B: 0 3B: 0 HR: 1	SF: 0 SAC: 0 DP: 1 HBP: 0	WP: 0 PB: 0 SB: 0 CS: 0	PA: 35	
<b>PITCHER</b>	IP	WLS	BF	H	R	ER	SO	BB	IBB	HBP	BLK	WP	HR	S	P	ERA	WHIP				
Scott McGregor, L ERA: 3.98 (1, 1)	7.0	W	28	6	1	1	6	2	0	0	0	0	1	38	46	1.29	1.143				
Sammy Stewart, R ERA: 2.35 (8, 1)	2.0		7	0	0	0	2	1	0	0	0	0	0	10	14	0.00	0.500				

AB	32
R	1
H	6
RBI	1
BB	3
SO	8
LOB	10



Batter	1	2	3	4	5	6	7	8	9	AB	R	H	RBI	BB	SO	LOB	BOTTOM				
Al Bumbry, L OBP: 0.226, SLG: 0.179 (1, 8)	1B	2B	K			FC6-4		F5		5	2	2	0	0	1	2	<b>Texas Rangers @ Baltimore Orioles</b> Memorial Stadium, Baltimore, MD Sat Apr 28 1984, 6:05 PM EST Att: 22,124 - Unknown				
Jim Dwyer, L OBP: 0.148, SLG: 0.240 (1, 9)	1B	1B			6-3					2	1	1	0	0	0	1					
Gary Roenicke, R OBP: 0.327, SLG: 0.244 (4, PH)	BB	1B					BB			1	0	0	0	1	0	0					
Cal Ripken Jr., R OBP: 0.424, SLG: 0.707 (1, 6)	BB	1B			1-3		1-3			3	2	1	0	1	0	2					
Eddie Murray, S OBP: 0.380, SLG: 0.421 (1, 3)	BB	1B			F6			4-3		4	1	2	4	0	0	0					
John Lowenstein, L OBP: 0.371, SLG: 0.365 (1, 7)	F6					6-3				1	0	0	0	1	0	2					
Benny Ayala, R OBP: 0.267, SLG: 0.286 (5, PH)							1-3			1	0	0	0	0	0	0					
John Shelby, S OBP: 0.254, SLG: 0.273 (7, 8)										1	0	0	0	0	0	0					
Ken Singleton, S OBP: 0.267, SLG: 0.241 (1, 10)	F9	F9			K			4-3		4	0	0	0	0	1	4					
Wayne Gross, L OBP: 0.429, SLG: 0.760 (1, 5)	2B	G3			K			F9		3	0	0	0	1	1	2					
Floyd Rayford, R OBP: 0.267, SLG: 0.400 (1, 2)			F3			5-3		5-3		4	0	1	2	0	0	0					
Rich Dauer, R OBP: 0.315, SLG: 0.320 (1, 4)	K		K			FC6-4				3	0	1	0	1	2	2					
<b>Inning Stats</b>	R: 4 E: 0 K: 1 S: 9	H: 4 LOB: 2 BB: 2 P: 17	R: 2 E: 0 K: 0 S: 6	H: 3 LOB: 2 BB: 1 P: 10	R: 0 E: 0 K: 2 S: 7	H: 0 LOB: 0 BB: 0 P: 7	R: 0 E: 0 K: 0 S: 3	H: 0 LOB: 0 BB: 0 P: 3	R: 0 E: 0 K: 2 S: 7	H: 0 LOB: 0 BB: 0 P: 7	R: 0 E: 0 K: 0 S: 3	H: 0 LOB: 2 BB: 2 P: 11	R: 0 E: 0 K: 0 S: 3	H: 0 LOB: 0 BB: 0 P: 3	R: 0 E: 0 K: 0 S: 4	H: 1 LOB: 1 BB: 0 P: 4	1B: 5 2B: 3 3B: 0 HR: 0	SF: 0 SAC: 0 DP: 0 HBP: 0	WP: 0 PB: 0 SB: 1 CS: 0	PA: 37	
<b>PITCHER</b>	IP	WLS	BF	H	R	ER	SO	BB	IBB	HBP	BLK	WP	HR	S	P	ERA	WHIP				
Charlie Hough, R ERA: 5.5 (1, 1)	1.1	L	14	7	6	6	1	3	0	0	0	0	0	13	25	40.50	7.500				
Mike Mason, L ERA: 1.75 (2, 1)	3.2		11	0	0	0	4	0	0	0	0	0	0	19	19	0.00	0.000				
Jim Bibby, R ERA: 1.5 (6, 1)	3.0		12	1	0	0	0	2	0	0	0	0	0	10	18	0.00	1.000				

AB	32
R	6
H	8
RBI	6
BB	5
SO	5
LOB	15





Batter	1	2	3	4	5	6	7	8	9	AB	R	H	RBI	BB	SO	LOB	TOP				
Mickey Rivers, L OBP: 0.250, SLG: 0.250 (1, 8)	5-3		1-3 1B		6-3			F8		4	1	1	0	0	0	0	<b>Texas Rangers @ Baltimore Orioles</b> Memorial Stadium, Baltimore, MD Sun Apr 29 1984, 3:33 AM EDT Att: 34,467 - Unknown				
Gary Ward, R OBP: 0.299, SLG: 0.227 (1, 9)	5-3		1-3			4-3 WP 1B		S BB		3	0	1	1	1	0	1					
Bob Jones, L OBP: 0.417, SLG: 0.667 (1, 7)	6-3		3-H 1B		4-3			F4		4	0	1	1	0	0	2					
Buddy Bell, R OBP: 0.409, SLG: 0.476 (1, 5)		5-3	6-3			F8		F7		4	0	0	0	0	0	3					
Larry Parrish, R OBP: 0.341, SLG: 0.412 Bill Sample, R OBP: 0.281, SLG: 0.322 (9, PR)		FC4-6 1B		6-3		6-3		S S 1B		4	0	2	0	0	0	1					
Pete O'Brien, L OBP: 0.371, SLG: 0.475 (1, 3)		F7		F7				K 1-2		4	0	1	0	0	1	2					
Mary Foley, L OBP: 0.341, SLG: 0.750 Bill Stein, R OBP: 0.300, SLG: 0.222 (9, PH)		FC4-6 1-2		1-3				F9 2-3		3	0	0	0	0	0	2					
Wayne Tolleson, S OBP: 0.349, SLG: 0.338 (1, 4)			4-0 1B 1-3 BB		6-3			B3-4		3	1	0	0	1	0	3					
Jim Anderson, R (1, 6)			F9 1-2		F7			K		3	0	0	0	0	1	2					
<b>Inning Stats</b>	R: 0 E: 0 K: 0 S: 3	H: 0 LOB: 0 BB: 0 P: 3	R: 0 E: 0 K: 0 S: 4	H: 1 LOB: 1 BB: 0 P: 4	R: 2 E: 0 K: 0 S: 5	H: 2 LOB: 1 BB: 1 P: 9	R: 0 E: 0 K: 0 S: 3	H: 0 LOB: 0 BB: 0 P: 3	R: 0 E: 0 K: 0 S: 4	H: 1 LOB: 1 BB: 0 P: 4	R: 0 E: 1 K: 1 S: 6	H: 1 LOB: 1 BB: 0 P: 6	R: 0 E: 0 K: 0 S: 3	H: 0 LOB: 1 BB: 1 P: 7	R: 0 E: 0 K: 2 S: 8	H: 1 LOB: 2 BB: 0 P: 8		1B: 6 2B: 0 3B: 0 HR: 0	SF: 0 SAC: 0 DP: 0 HBP: 0	WP: 1 PB: 0 SB: 4 CS: 0	PA: 35
<b>PITCHER</b>	IP WLS BF H R ER SO BB IBB HBP BLK WP HR S P ERA WHIP	IP WLS BF H R ER SO BB IBB HBP BLK WP HR S P ERA WHIP	IP WLS BF H R ER SO BB IBB HBP BLK WP HR S P ERA WHIP	IP WLS BF H R ER SO BB IBB HBP BLK WP HR S P ERA WHIP	IP WLS BF H R ER SO BB IBB HBP BLK WP HR S P ERA WHIP	IP WLS BF H R ER SO BB IBB HBP BLK WP HR S P ERA WHIP	IP WLS BF H R ER SO BB IBB HBP BLK WP HR S P ERA WHIP	IP WLS BF H R ER SO BB IBB HBP BLK WP HR S P ERA WHIP	IP WLS BF H R ER SO BB IBB HBP BLK WP HR S P ERA WHIP	IP WLS BF H R ER SO BB IBB HBP BLK WP HR S P ERA WHIP	IP WLS BF H R ER SO BB IBB HBP BLK WP HR S P ERA WHIP	IP WLS BF H R ER SO BB IBB HBP BLK WP HR S P ERA WHIP	IP WLS BF H R ER SO BB IBB HBP BLK WP HR S P ERA WHIP	IP WLS BF H R ER SO BB IBB HBP BLK WP HR S P ERA WHIP	IP WLS BF H R ER SO BB IBB HBP BLK WP HR S P ERA WHIP	IP WLS BF H R ER SO BB IBB HBP BLK WP HR S P ERA WHIP	IP WLS BF H R ER SO BB IBB HBP BLK WP HR S P ERA WHIP	IP WLS BF H R ER SO BB IBB HBP BLK WP HR S P ERA WHIP	IP WLS BF H R ER SO BB IBB HBP BLK WP HR S P ERA WHIP	IP WLS BF H R ER SO BB IBB HBP BLK WP HR S P ERA WHIP	IP WLS BF H R ER SO BB IBB HBP BLK WP HR S P ERA WHIP

AB	33
R	2
H	6
RBI	2
BB	2
SO	3
LOB	18



Batter	1	2	3	4	5	6	7	8	9	AB	R	H	RBI	BB	SO	LOB	BOTTOM				
Al Bumbry, L OBP: 0.200, SLG: 0.156 (1, 8)	5-3		F1			1-3		4-3		4	0	0	0	0	0	0	<b>Texas Rangers @ Baltimore Orioles</b> Memorial Stadium, Baltimore, MD Sun Apr 29 1984, 3:33 AM EDT Att: 34,467 - Unknown				
Jim Dwyer, L OBP: 0.194, SLG: 0.310 (1, 9)			F7			3B 2B		F9		4	1	2	0	0	0	0					
Cal Ripken Jr., R OBP: 0.421, SLG: 0.718 (1, 6)					F9			1B 3B		3	1	1	1	0	1	1					
Eddie Murray, S OBP: 0.379, SLG: 0.418 (1, 3)		4-3			G3			G4-6-3 1B		3	0	1	1	0	0	1					
John Lowenstein, L OBP: 0.354, SLG: 0.345 (1, 7)			F7		F9			G4-6-3 1-2		3	0	0	0	0	0	1					
Ken Singleton, S OBP: 0.298, SLG: 0.232 (1, 10)						K		K		3	0	0	0	0	2	0					
Wayne Gross, L OBP: 0.452, SLG: 0.852 (1, 5)						HR		K		2	1	1	1	1	1	0					
Floyd Rayford, R OBP: 0.222, SLG: 0.333 (1, 2)								K		3	0	0	0	0	2	1					
Rich Dauer, R OBP: 0.298, SLG: 0.302 (1, 4)								K		3	0	0	0	0	0	0					
<b>Inning Stats</b>	R: 0 E: 0 K: 1 S: 6	H: 1 LOB: 1 BB: 0 P: 6	R: 0 E: 0 K: 1 S: 5	H: 0 LOB: 1 BB: 1 P: 9	R: 0 E: 0 K: 0 S: 3	H: 0 LOB: 0 BB: 0 P: 3	R: 0 E: 0 K: 0 S: 3	H: 0 LOB: 0 BB: 0 P: 3	R: 1 E: 0 K: 2 S: 8	H: 1 LOB: 0 BB: 0 P: 8	R: 2 E: 0 K: 0 S: 5	H: 3 LOB: 0 BB: 0 P: 5	R: 0 E: 0 K: 2 S: 7	H: 0 LOB: 0 BB: 0 P: 7	R: 0 E: 0 K: 0 S: 3	H: 0 LOB: 0 BB: 0 P: 3		1B: 2 2B: 1 3B: 1 HR: 1	SF: 0 SAC: 0 DP: 1 HBP: 0	WP: 0 PB: 0 SB: 0 CS: 0	PA: 29
<b>PITCHER</b>	IP WLS BF H R ER SO BB IBB HBP BLK WP HR S P ERA WHIP	IP WLS BF H R ER SO BB IBB HBP BLK WP HR S P ERA WHIP	IP WLS BF H R ER SO BB IBB HBP BLK WP HR S P ERA WHIP	IP WLS BF H R ER SO BB IBB HBP BLK WP HR S P ERA WHIP	IP WLS BF H R ER SO BB IBB HBP BLK WP HR S P ERA WHIP	IP WLS BF H R ER SO BB IBB HBP BLK WP HR S P ERA WHIP	IP WLS BF H R ER SO BB IBB HBP BLK WP HR S P ERA WHIP	IP WLS BF H R ER SO BB IBB HBP BLK WP HR S P ERA WHIP	IP WLS BF H R ER SO BB IBB HBP BLK WP HR S P ERA WHIP	IP WLS BF H R ER SO BB IBB HBP BLK WP HR S P ERA WHIP	IP WLS BF H R ER SO BB IBB HBP BLK WP HR S P ERA WHIP	IP WLS BF H R ER SO BB IBB HBP BLK WP HR S P ERA WHIP	IP WLS BF H R ER SO BB IBB HBP BLK WP HR S P ERA WHIP	IP WLS BF H R ER SO BB IBB HBP BLK WP HR S P ERA WHIP	IP WLS BF H R ER SO BB IBB HBP BLK WP HR S P ERA WHIP	IP WLS BF H R ER SO BB IBB HBP BLK WP HR S P ERA WHIP	IP WLS BF H R ER SO BB IBB HBP BLK WP HR S P ERA WHIP	IP WLS BF H R ER SO BB IBB HBP BLK WP HR S P ERA WHIP	IP WLS BF H R ER SO BB IBB HBP BLK WP HR S P ERA WHIP	IP WLS BF H R ER SO BB IBB HBP BLK WP HR S P ERA WHIP	IP WLS BF H R ER SO BB IBB HBP BLK WP HR S P ERA WHIP

AB	28
R	3
H	5
RBI	3
BB	1
SO	6
LOB	4





Batter	1	2	3	4	5	6	7	8	9	AB	R	H	RBI	BB	SO	LOB	TOP										
<b>Brett Butler, L</b> OBP: 0.388, SLG: 0.342 (1, 8)	F6			F8	BB		PO 1-H 2B			3	0	1	1	1	0	0	<b>Cleveland Indians @ Baltimore Orioles</b> Memorial Stadium, Baltimore, MD Mon Apr 30 1984, 7:05 PM EDT Att: 14,998 - Unknown										
<b>Tony Bemazard, S</b> OBP: 0.444, SLG: 0.339 (1, 4)	K			1B BB	F9		PO 2-3	6-3		3	0	0	0	1	1	3											
<b>Julio Franco, R</b> OBP: 0.358, SLG: 0.357 (1, 6)	4-3			G5-4-3 1B	K			F9		4	0	1	0	0	1	3											
<b>Andre Thornton, R</b> OBP: 0.303, SLG: 0.394 (1, 10)		F8		G5-4-3 1-2		CS BB		5-3		3	0	0	0	1	0	2											
<b>Pat Tabler, R</b> OBP: 0.397, SLG: 0.379 <b>Mike Hargrove, L</b> OBP: 0.333, SLG: 0.235 (1, 3) (8, 3)	K			1B BB E BB	5-3	1-2		WP BB		2	1	0	0	1	1	1											
<b>Brook Jacoby, R</b> OBP: 0.301, SLG: 0.333 <b>Broderick Perkins, L</b> <b>Kevin Rhomberg, R</b> (1, 5) (9, PH) (9, PH)	6-3			E 1B SF7 BB	6-3			K		2	1	0	0	1	0	0											
<b>Ron Hassey, L</b> OBP: 0.348, SLG: 0.317 (1, 2)				SF7 E 1B	6-3		F4	K		4	0	2	0	0	1	1											
<b>Carmen Castillo, R</b> OBP: 0.176, SLG: 0.071 (1, 9)		6-3		E6 SF7	1-3		1-3	1-3		4	0	0	1	0	0	4											
<b>Otis Nixon, S</b> OBP: 0.226, SLG: 0.145 (1, 7)	F9			SF7	2B BB					1	1	0	1	1	0	0											
<b>Inning Stats</b>	R: 0 E: 0 K: 1 S: 5	H: 0 LOB: 0 BB: 0 P: 5	R: 0 E: 0 K: 1 S: 5	H: 0 LOB: 0 BB: 0 P: 5	R: 0 E: 0 K: 0 S: 3	H: 1 LOB: 0 BB: 0 P: 3	R: 0 E: 0 K: 0 S: 3	H: 1 LOB: 1 BB: 1 P: 7	R: 2 E: 1 K: 1 S: 7	H: 1 LOB: 3 BB: 3 P: 19	R: 0 E: 0 K: 0 S: 2	H: 0 LOB: 0 BB: 1 P: 6	R: 1 E: 0 K: 0 S: 3	H: 1 LOB: 0 BB: 1 P: 7	R: 0 E: 0 K: 2 S: 3	H: 0 LOB: 0 BB: 0 P: 3		R: 0 E: 0 K: 2 S: 7	H: 0 LOB: 1 BB: 1 P: 11	1B: 3 2B: 1 3B: 0 HR: 0	SF: 1 SAC: 0 DP: 1 HBP: 0	WP: 1 PB: 0 SB: 0 CS: 1	PA: 36				
<b>PITCHER</b>	IP	WLS	BF	H	R	ER	SO	BB	IBB	HBP	BLK	WP	HR	S	P	ERA	WHIP										
<b>Mike Flanagan, L</b> ERA: 4.15 <b>Sammy Stewart, R</b> ERA: 2.5 <b>Tippy Martinez, L</b> ERA: 6.19	(1, 1)	6.0	24	3	2	2	3	5	0	0	0	0	0	25	45	3.00	1.333										
<b>John Shelby, S</b> OBP: 0.237, SLG: 0.254 (1, 8)	4-3			4-3																5	0	0	0	0	0	2	<b>Cleveland Indians @ Baltimore Orioles</b> Memorial Stadium, Baltimore, MD Mon Apr 30 1984, 7:05 PM EDT Att: 14,998 - Unknown
<b>Todd Cruz, R</b> OBP: 0.285, SLG: 0.340 (1, 5)	4-3			F3	G5-4-3 1B															4	0	1	0	0	0	1	
<b>Cal Ripken Jr., R</b> OBP: 0.424, SLG: 0.705 (1, 6)	BB 1B BB			F8	G5-4-3 1-2															3	2	1	0	1	0	1	
<b>Eddie Murray, S</b> OBP: 0.394, SLG: 0.457 (1, 3)	1B BB			BB BB	F8															2	2	1	2	2	0	0	
<b>Gary Roenicke, R</b> OBP: 0.339, SLG: 0.250 (1, 9)	1B			BB	F7															3	0	1	1	1	0	0	
<b>Ken Singleton, S</b> OBP: 0.280, SLG: 0.247 (1, 10)	1B			FC6-4 BB	F8															3	1	2	1	1	0	0	
<b>Benny Ayala, R</b> OBP: 0.222, SLG: 0.235 <b>John Lowenstein, L</b> OBP: 0.354, SLG: 0.345 <b>Lenn Sakata, R</b> OBP: 0.250, SLG: 0.261 (1, 7) (6, PH) (8, PH) (9, 4)	F7			FC6-4 1-2	G3															3	0	0	0	0	0	5	
<b>Floyd Rayford, R</b> OBP: 0.227, SLG: 0.286 (1, 2)		G6-4-3 BB		1-3																3	0	0	0	1	1	1	
<b>Rich Dauer, R</b> OBP: 0.300, SLG: 0.321 <b>Al Bumbry, L</b> OBP: 0.222, SLG: 0.182 (1, 4) (8, PH) (9, 7)	G6-4-3			F6																3	0	1	0	0	0	1	
<b>Inning Stats</b>	R: 2 E: 0 K: 0 S: 5	H: 2 LOB: 2 BB: 2 P: 13	R: 0 E: 0 K: 0 S: 2	H: 0 LOB: 1 BB: 1 P: 6	R: 0 E: 0 K: 0 S: 3	H: 0 LOB: 3 BB: 3 P: 15	R: 0 E: 0 K: 0 S: 3	H: 0 LOB: 0 BB: 0 P: 3	R: 0 E: 0 K: 0 S: 3	H: 1 LOB: 0 BB: 0 P: 3	R: 0 E: 0 K: 0 S: 3	H: 0 LOB: 0 BB: 0 P: 3	R: 0 E: 0 K: 1 S: 6	H: 1 LOB: 1 BB: 0 P: 6	R: 4 E: 1 K: 0 S: 8	H: 5 LOB: 1 BB: 0 P: 8	1B: 6 2B: 2 3B: 0 HR: 1	SF: 0 SAC: 0 DP: 2 HBP: 0	WP: 0 PB: 0 SB: 0 CS: 0	PA: 37							
<b>PITCHER</b>	IP	WLS	BF	H	R	ER	SO	BB	IBB	HBP	BLK	WP	HR	S	P	ERA	WHIP										
<b>Neal Heaton, L</b> ERA: 4.58 <b>Ernie Camacho, R</b> ERA: 3.52 <b>Mike Jeffcoat, L</b> ERA: 3.86 <b>George Frazier, R</b> ERA: 7.5	(1, 1)	7.0	29	4	2	2	1	6	0	0	0	0	0	4	4	81.00	9.000										
	(8, 1)	0.1	4	3	3	3	0	0	0	0	0	0	1	4	4												
	(8, 1)	0.0	1	1	0	0	0	0	0	0	0	0	0	1	1												
	(8, 1)	0.2	3	1	1	1	0	0	0	0	0	0	0	3	3	13.50	1.500										

AB 27  
R 3  
H 4  
RBI 3  
BB 7  
SO 5  
LOB 15



AB 31  
R 6  
H 9  
RBI 6  
BB 6  
SO 1  
LOB 11





Batter	1	2	3	4	5	6	7	8	9	AB	R	H	RBI	BB	SO	LOB	TOP					
<b>Brett Butler, L</b> OBP: 0.393, SLG: 0.342 (1, 8)										3	0	1	0	1	1	1	<b>Cleveland Indians @ Baltimore Orioles</b> Memorial Stadium, Baltimore, MD Tue May 01 1984, 7:05 PM EDT Att: 15,668 - Unknown					
<b>Tony Bernazard, S</b> OBP: 0.424, SLG: 0.317 (1, 4)										4	0	0	0	0	1	4						
<b>Julio Franco, R</b> OBP: 0.365, SLG: 0.356 (1, 6)										3	0	1	0	1	1	2						
<b>Andre Thornton, R</b> OBP: 0.313, SLG: 0.391 (1, 10)										3	0	1	0	1	1	1						
<b>Pat Tabler, R</b> OBP: 0.375, SLG: 0.355 (1, 3)										4	0	0	0	0	1	3						
<b>Ron Hassey, L</b> OBP: 0.325, SLG: 0.297 (1, 2)										4	0	0	0	0	0	2						
<b>Brook Jacoby, R</b> OBP: 0.289, SLG: 0.318 (1, 5)										3	0	0	0	0	2	1						
<b>George Vukovich, L</b> OBP: 0.350, SLG: 0.389 (1, 9) (8, 7)										3	0	3	0	0	0	0						
<b>Otis Nixon, S</b> OBP: 0.219, SLG: 0.140 (1, 7)										2	0	0	0	0	1	2						
<b>Broderick Perkins, L</b> (8, PH)										1	0	0	0	0	1	1						
<b>Carmen Castillo, R</b> OBP: 0.176, SLG: 0.071 (8, 9)										0	0	0	0	0	0	0						
<b>Inning Stats</b>	R: 0 E: 0 K: 0 S: 4	H: 2 LOB: 1 BB: 0 P: 4	R: 0 E: 0 K: 1 S: 5	H: 0 LOB: 0 BB: 0 P: 5	R: 0 E: 0 K: 1 S: 5	H: 1 LOB: 0 BB: 0 P: 5	R: 0 E: 0 K: 3 S: 9	H: 0 LOB: 0 BB: 0 P: 9	R: 0 E: 0 K: 1 S: 5	H: 0 LOB: 0 BB: 0 P: 5	R: 0 E: 0 K: 1 S: 5	H: 1 LOB: 2 BB: 1 P: 8	R: 0 E: 0 K: 1 S: 5	H: 0 LOB: 1 BB: 1 P: 9	R: 0 E: 0 K: 2 S: 8	H: 1 LOB: 1 BB: 0 P: 8	R: 0 E: 0 K: 0 S: 3	H: 1 LOB: 1 BB: 1 P: 7	1B: 6 2B: 1 3B: 0 HR: 0	SF: 0 SAC: 0 DP: 1 HBP: 0	WP: 1 PB: 0 SB: 2 CS: 1	PA: 33
<b>PITCHER</b> <b>Mike Boddicker, R</b> ERA: 3.19 (1, 1)	IP: 9.0 WLS: W BF: 33 H: 6 R: 0 ER: 0 SO: 9 BB: 3 IBB: 0 HBP: 0 BLK: 0 WP: 1 HR: 0 S: 48 P: 60 ERA: 0.00 WHIP: 1.000															<b>PITCHER</b> IP: WLS: BF: H: R: ER: SO: BB: IBB: HBP: BLK: WP: HR: S: P: ERA: WHIP						

AB	30
R	0
H	6
RBI	0
BB	3
SO	9
LOB	17



Batter	1	2	3	4	5	6	7	8	9	AB	R	H	RBI	BB	SO	LOB	BOTTOM			
<b>Al Bumbry, L</b> OBP: 0.200, SLG: 0.162 (1, 8) (9, 7)										4	0	0	0	0	0	1	<b>Cleveland Indians @ Baltimore Orioles</b> Memorial Stadium, Baltimore, MD Tue May 01 1984, 7:05 PM EDT Att: 15,668 - Unknown			
<b>Jim Dwyer, L</b> OBP: 0.171, SLG: 0.273 (1, 9)										4	0	0	0	0	2	1				
<b>Cal Ripken Jr., R</b> OBP: 0.427, SLG: 0.689 (1, 6)										2	0	0	0	2	1	1				
<b>Eddie Murray, S</b> OBP: 0.408, SLG: 0.470 (1, 3)										2	0	1	0	2	0	1				
<b>John Lowenstein, L</b> OBP: 0.348, SLG: 0.339 (1, 7)										4	2	1	0	0	1	4				
<b>John Shelby, S</b> OBP: 0.237, SLG: 0.254 (9, 8)										0	0	0	0	0	0	0				
<b>Ken Singleton, S</b> OBP: 0.286, SLG: 0.236 (1, 10)										4	0	0	0	0	1	3				
<b>Wayne Gross, L</b> OBP: 0.457, SLG: 0.833 (1, 5)										3	1	1	1	1	1	1				
<b>Floyd Rayford, R</b> OBP: 0.240, SLG: 0.333 (1, 2)										3	0	1	2	0	1	1				
<b>Rich Dauer, R</b> OBP: 0.302, SLG: 0.322 (1, 4)										3	0	1	0	0	0	2				
<b>Inning Stats</b>	R: 0 E: 0 K: 1 S: 5	H: 0 LOB: 1 BB: 1 P: 9	R: 1 E: 0 K: 1 S: 7	H: 2 LOB: 1 BB: 0 P: 7	R: 0 E: 0 K: 2 S: 7	H: 0 LOB: 0 BB: 0 P: 7	R: 2 E: 0 K: 0 S: 4	H: 1 LOB: 1 BB: 2 P: 12	R: 0 E: 0 K: 0 S: 4	H: 1 LOB: 2 BB: 1 P: 8	R: 0 E: 0 K: 1 S: 5	H: 0 LOB: 0 BB: 0 P: 5	R: 0 E: 0 K: 0 S: 4	H: 1 LOB: 1 BB: 0 P: 4	R: 0 E: 0 K: 2 S: 7	H: 0 LOB: 1 BB: 1 P: 11	1B: 2 2B: 3 3B: 0 HR: 0	SF: 0 SAC: 0 DP: 0 HBP: 0	WP: 0 PB: 0 SB: 1 CS: 0	PA: 34
<b>PITCHER</b> <b>Bert Blyleven, R</b> ERA: 3.14 (1, 1)	IP: 7.0 WLS: L BF: 30 H: 5 R: 3 ER: 3 SO: 3 BB: 3 IBB: 1 HBP: 0 BLK: 0 WP: 0 HR: 0 S: 36 P: 52 ERA: 3.86 WHIP: 1.143															<b>PITCHER</b> IP: WLS: BF: H: R: ER: SO: BB: IBB: HBP: BLK: WP: HR: S: P: ERA: WHIP				
<b>Tom Waddell, R</b> ERA: (8, 1)	IP: 1.0 WLS: L BF: 4 H: 0 R: 0 ER: 0 SO: 2 BB: 1 IBB: 0 HBP: 0 BLK: 0 WP: 0 HR: 0 S: 7 P: 11 ERA: 0.00 WHIP: 1.000															<b>PITCHER</b> IP: WLS: BF: H: R: ER: SO: BB: IBB: HBP: BLK: WP: HR: S: P: ERA: WHIP				

AB	29
R	3
H	5
RBI	3
BB	5
SO	7
LOB	15





Batter	1	2	3	4	5	6	7	8	9	10	11	12	13	14	15	16	AB	R	H	RBI	BB	SO	LOB	TOP				
<b>Brett Butler, L</b> OBP: 0.396, SLG: 0.325 (1, 6)	1-3		B3-4		5-3		FC5-4 BB		SH1-3		4-3 SH1-3 BB		K				4	0	0	0	3	1	1					
<b>Tony Bemazard, S</b> OBP: 0.407, SLG: 0.294 (16, PR)	F8				F9		F8		FC5-4		SH5-3		SH1-3				5	0	0	1	1	0	3					
<b>Mike Fischlin, R</b> (16, 4)							FC5-4										0	1	0	0	0	0	0					
<b>Julio Franco, R</b> OBP: 0.355, SLG: 0.358 (1, 6)	5-3				5-3				E3 BB HR		4-3		4-3				8	2	2	0	0	0	2					
<b>Andre Thornton, R</b> OBP: 0.352, SLG: 0.380 (1, 10)									F9								2	1	0	0	6	0	3					
<b>Pat Tabler, R</b> OBP: 0.377, SLG: 0.384 (9, 3)									2B E BB								4	2	1	0	1	0	4					
<b>Mike Hargrove, L</b> OBP: 0.348, SLG: 0.222 (9, 3)									E								1	0	0	0	1	0	2					
<b>Brook Jacoby, R</b> OBP: 0.286, SLG: 0.356 (1, 5)									F9								4	2	1	0	1	0	4					
<b>Ron Hassey, L</b> OBP: 0.333, SLG: 0.306 (1, 2)									E								1	0	0	0	1	0	2					
<b>George Mukovich, L</b> OBP: 0.324, SLG: 0.344 (7, 7)									2B								7	2	2	4	0	1	2					
<b>Otis Nixon, S</b> OBP: 0.212, SLG: 0.136 (7, PH)									E5								2	2	2	4	0	1	2					
<b>Carmen Castillo, R</b> OBP: 0.227, SLG: 0.211 (7, 9)									2H 3H								8	0	3	1	0	0	3					
<b>George M. Baker, L</b> OBP: 0.333, SLG: 0.306 (1, 2)									F9								8	0	3	1	0	0	3					
<b>George M. Baker, L</b> OBP: 0.333, SLG: 0.306 (1, 2)									F9								8	0	3	1	0	0	3					
<b>George M. Baker, L</b> OBP: 0.333, SLG: 0.306 (1, 2)									1-3								7	0	0	1	1	1	4					
<b>Otis Nixon, S</b> OBP: 0.212, SLG: 0.136 (7, PH)									F9								2	0	0	0	0	0	0					
<b>Carmen Castillo, R</b> OBP: 0.227, SLG: 0.211 (7, 9)									F9								5	1	2	0	0	1	3					
<b>Inning Stats</b>	R: 0 E: 0 K: 0 S: 3	H: 0 LOB: 0 BB: 0 P: 3	R: 0 E: 0 K: 0 S: 3	H: 0 LOB: 1 BB: 1 P: 7	R: 0 E: 0 K: 0 S: 3	H: 0 LOB: 0 BB: 0 P: 3	R: 0 E: 0 K: 0 S: 3	H: 0 LOB: 1 BB: 1 P: 7	R: 0 E: 0 K: 0 S: 3	H: 0 LOB: 0 BB: 0 P: 3	R: 0 E: 0 K: 0 S: 3	H: 0 LOB: 1 BB: 1 P: 6	R: 0 E: 0 K: 0 S: 3	H: 0 LOB: 0 BB: 0 P: 3	R: 0 E: 0 K: 0 S: 3	H: 0 LOB: 1 BB: 1 P: 7	R: 0 E: 0 K: 0 S: 3	H: 0 LOB: 0 BB: 0 P: 9	R: 2 E: 0 K: 0 S: 5	H: 2 LOB: 2 BB: 2 P: 13	1B: 6 2B: 3 3B: 0 HR: 1	SF: 1 SAC: 4 DP: 1 HBP: 0	WP: 0 PB: 0 SB: 0 CS: 1	PA: 72				
<b>PITCHER</b>	IP 7.1	WLS 3	BF 32	H 3	R 5	ER 3	SO 0	BB 0	IBB 0	HBP 0	BLK 0	WP 0	HR 0	S 27	P 47	ERA 3.68	WHIP 1.091											
<b>Scott McGregor, L</b> ERA: 3.75											<b>PITCHER</b>	IP 3.0	WLS 0	BF 10	H 1	R 0	ER 0	SO 2	BB 0	IBB 0	HBP 0	BLK 0	WP 0	HR 0	S 14	P 14	ERA 0.00	WHIP 0.333
<b>Sammy Stewart, R</b> ERA: 3.12											<b>George Frazier, R</b> ERA: 0.0																	
<b>Tipoy Martinez, L</b> ERA: 6.11																												
<b>Tom Underwood, L</b> ERA: 5.05																												
<b>Jim Palmer, R</b> ERA: 8.04																												

Cleveland Indians @ Baltimore Orioles  
Memorial Stadium, Baltimore, MD  
Wed May 02 1984, 3:33 AM EDT  
Att: 12,968 - Unknown

AB 53  
R 10  
H 9  
RBI 7  
BB 13  
SO 4  
LOB 27



Batter	1	2	3	4	5	6	7	8	9	10	11	12	13	14	15	16	AB	R	H	RBI	BB	SO	LOB	BOTTOM								
<b>Al Bumbry, L</b> OBP: 0.233, SLG: 0.200 (6, PH)	F7																3	1	2	1	0	0	0									
<b>John Shelby, S</b> OBP: 0.226, SLG: 0.250 (7, 8)																	5	0	1	0	0	0	2									
<b>Jim Dwyer, L</b> OBP: 0.162, SLG: 0.257 (6, PH)	F6																2	0	0	0	0	1	2									
<b>Gary Roenicke, R</b> OBP: 0.317, SLG: 0.231 (7, 9)																	4	0	0	0	0	0	3									
<b>Cal Ripken Jr., R</b> OBP: 0.409, SLG: 0.646 (1, 6)	F9																6	0	0	0	1	4	2									
<b>Eddie Murray, S</b> OBP: 0.409, SLG: 0.511 (1, 3)																	7	1	3	3	0	0	0									
<b>John Lowenstein, L</b> OBP: 0.347, SLG: 0.339 (7, PH)																	3	0	1	0	0	2	2									
<b>Benny Ayala, R</b> OBP: 0.227, SLG: 0.200 (8, 7)																	3	0	0	0	1	1	1									
<b>Ken Singleton, S</b> OBP: 0.280, SLG: 0.229 (1, 10)																	7	0	1	0	0	0	5									
<b>Wayne Gross, L</b> OBP: 0.467, SLG: 0.970 (9, 5)																	3	3	2	1	1	1	0									
<b>Todd Cruz, R</b> OBP: 0.324, SLG: 0.321 (9, 5)																	3	0	0	0	0	1	1									
<b>Floyd Rayford, R</b> OBP: 0.219, SLG: 0.387 (1, 2)																	7	1	1	2	0	0	1									
<b>Rich Dauer, R</b> OBP: 0.324, SLG: 0.333 (11, PR)																	4	1	2	0	1	0	2									
<b>Lenn Sakata, R</b> OBP: 0.231, SLG: 0.240 (12, 4)																	2	0	0	0	0	0	0									
<b>Inning Stats</b>	R: 0 E: 0 K: 0 S: 3	H: 0 LOB: 0 BB: 0 P: 3	R: 0 E: 0 K: 1 S: 5	H: 0 LOB: 0 BB: 0 P: 5	R: 4 E: 0 K: 1 S: 10	H: 5 LOB: 2 BB: 1 P: 14	R: 1 E: 0 K: 2 S: 9	H: 1 LOB: 2 BB: 1 P: 13	R: 1 E: 0 K: 0 S: 6	H: 2 LOB: 0 BB: 0 P: 6	R: 0 E: 0 K: 0 S: 4	H: 1 LOB: 1 BB: 0 P: 4	R: 0 E: 0 K: 0 S: 4	H: 0 LOB: 0 BB: 0 P: 5	R: 0 E: 0 K: 1 S: 5	H: 0 LOB: 0 BB: 0 P: 5	R: 0 E: 0 K: 0 S: 3	H: 0 LOB: 1 BB: 1 P: 9	R: 0 E: 0 K: 1 S: 6	H: 1 LOB: 1 BB: 0 P: 6	R: 0 E: 0 K: 0 S: 3	H: 0 LOB: 0 BB: 0 P: 3	R: 0 E: 0 K: 0 S: 3	H: 0 LOB: 0 BB: 0 P: 5	R: 0 E: 0 K: 0 S: 3	H: 1 LOB: 1 BB: 0 P: 6	R: 0 E: 0 K: 0 S: 3	H: 0 LOB: 0 BB: 0 P: 3	1B: 8 2B: 1 3B: 1 HR: 3	SF: 0 SAC: 1 DP: 2 HBP: 0	WP: 0 PB: 0 SB: 1 CS: 0	PA: 64
<b>PITCHER</b>	IP 4.0	WLS 23	BF 8	H 6	R 6	ER 5	SO 4	BB 2	IBB 0	HBP 0	BLK 0	WP 0	HR 2	S 29	P 37	ERA 11.25	WHIP 2.500															
<b>Rick Sutcliffe, R</b> ERA: 3.44											<b>PITCHER</b>	IP 3.0	WLS 0	BF 10	H 1	R 0	ER 0	SO 2	BB 0	IBB 0	HBP 0	BLK 0	WP 0	HR 0	S 14	P 14	ERA 0.00	WHIP 0.333				
<b>Mike Jeffcoat, L</b> ERA: 2.35																																
<b>Luis Aponte, R</b> ERA: 1.93																																
<b>Tom Waddell, R</b> ERA: 2.33																																
<b>Ernie Camacho, R</b> ERA: 2.33																																

Cleveland Indians @ Baltimore Orioles  
Memorial Stadium, Baltimore, MD  
Wed May 02 1984, 3:33 AM EDT  
Att: 12,968 - Unknown

AB 59  
R 13  
H 17  
RBI 7  
BB 4  
SO 10  
LOB 21





Batter	1	2	3	4	5	6	7	8	9	AB	R	H	RBI	BB	SO	LOB	TOP		
<b>John Shelby S</b> (1, 8) OBP: 0.235, SLG: 0.250	0-3 K		0-0 BLK 1B			0-0 FC1-6	0-0 F7			4	0	1	0	0	1	3			
<b>Rich Dauer R</b> (1, 4) OBP: 0.318, SLG: 0.328	0-3 K		0-0 5-3			0-0 F9		0-0 CS 1B		4	0	1	0	0	1	2			
<b>Cal Ripken Jr. R</b> (1, 6) OBP: 0.404, SLG: 0.640	0-0 2B			0-3 K		0-0 F9		0-0 F3		4	0	1	0	0	1	2			
<b>Eddie Murray S</b> (1, 3) OBP: 0.395, SLG: 0.489	0-3 K			0-0 F7			0-0 F7	0-3 K		4	0	0	0	0	2	2			
<b>Gary Roenicke R</b> (1, 9) OBP: 0.328, SLG: 0.236		0-3 K		0-0 6-3			0-0 FC4-6 WP 1B	4-0 G4-6-3 BB		3	1	1	0	1	1	0			
<b>Ken Singleton S</b> (1, 10) OBP: 0.259, SLG: 0.222		0-0 5-3			0-0 5-3		4-0 FC4-6 BB	0-0 G4-6-3		3	0	0	0	1	0	1			
<b>Benny Ayala R</b> (1, 7) <b>John Lowenstein L</b> (7, PH) OBP: 0.351, SLG: 0.344		0-0 F4			0-0 6-3		0-0 FC4-6 1B E	0-0 HBP 1B		2	0	0	0	0	0	0			
<b>Floyd Rayford R</b> (1, 2) OBP: 0.250, SLG: 0.382			0-0 F6		0-3 K		0-0 E 1B 3-H 2-H	1-0 HBP		3	0	1	1	0	1	0			
<b>Todd Cruz R</b> (1, 5) OBP: 0.241, SLG: 0.316			0-3 K			0-0 FC1-6 1B	0-0 E7	0-0 F2		4	0	1	0	0	1	3			
<b>Inning Stats</b>	R: 0 E: 0 K: 3 S: 10	H: 1 LOB: 1 BB: 0 P: 10	R: 0 E: 0 K: 1 S: 5	H: 0 LOB: 0 BB: 0 P: 5	R: 0 E: 0 K: 1 S: 6	H: 1 LOB: 1 BB: 0 P: 6	R: 0 E: 0 K: 1 S: 5	H: 0 LOB: 0 BB: 0 P: 5	R: 0 E: 0 K: 0 S: 4	H: 1 LOB: 1 BB: 0 P: 4	R: 2 E: 1 K: 0 S: 6	H: 2 LOB: 2 BB: 1 P: 10	R: 0 E: 0 K: 1 S: 5	H: 1 LOB: 1 BB: 0 P: 5	R: 0 E: 0 K: 0 S: 3	H: 1 LOB: 1 BB: 1 P: 8	1B: 6 2B: 2 3B: 0 HR: 0	SF: 0 SAC: 0 DP: 2 HBP: 1	WP: 1 PA: 36 PB: 0 SB: 0 CS: 1
<b>PITCHER</b>	IP	WLS	BF	H	R	ER	SO	BB	IBB	HBP	BLK	WP	HR	S	P	ERA	WHIP		
<b>Mike Mason L</b> (1, 1) ERA: 1.27	6.0		21	3	0	0	7	0	0	0	1	0	0	35	35	0.00	0.500		
<b>Dave Schmidt R</b> (7, 1) ERA: 2.53	1.0	L	7	2	2	1	0	1	0	0	0	1	0	6	10	9.00	3.000		
<b>Odell Jones R</b> (8, 1) ERA: 1.38	2.0		8	2	0	0	1	1	0	1	0	0	0	8	13	0.00	1.500		

Baltimore Orioles @ Texas Rangers  
Arlington Stadium, Arlington, TX  
Fri May 04 1984, 8:05 PM EDT  
Att: 14,199 - Unknown

AB 33  
R 2  
H 7  
RBI 1  
BB 2  
SO 8  
LOB 15



Batter	1	2	3	4	5	6	7	8	9	AB	R	H	RBI	BB	SO	LOB	BOTTOM		
<b>Bill Sample R</b> (1, 7) OBP: 0.316, SLG: 0.356	0-0 6-3			0-0 F8		0-0 F9			0-0 F9	4	0	0	0	0	0	2			
<b>Gary Ward R</b> (1, 9) OBP: 0.290, SLG: 0.305	0-0 6-3			0-0 5-3			0-0 6-3		0-0 F3	4	0	0	0	0	0	1			
<b>George Wright S</b> (1, 8) OBP: 0.215, SLG: 0.279	0-0 4-3			0-0 4-3			0-0 2-3		0-0 6-3	4	0	0	0	0	0	1			
<b>Buddy Bell R</b> (1, 5) OBP: 0.394, SLG: 0.466		0-0 6-3			0-0 4-3		0-0 3-1			0	0	0	0	0	0	0			
<b>Jim Anderson R</b> (1, 5) <b>Mickey Rivers L</b> (7, PH) OBP: 0.262, SLG: 0.262		0-0 6-3			0-0 4-3		0-0 F9		0-0 5-3	2	0	0	0	0	0	0			
<b>Bill Stein R</b> (8, 5) OBP: 0.273, SLG: 0.200		0-0 6-3			0-0 F9		0-0 F9		0-0 BB 1B	1	0	0	0	0	0	0			
<b>Larry Parrish R</b> (1, 10) OBP: 0.336, SLG: 0.394		0-0 4-3			0-0 F9			0-0 5-3		3	0	0	0	0	0	0			
<b>Pete O'Brien L</b> (1, 3) OBP: 0.341, SLG: 0.440		0-0 6-3			0-0 F9			0-0 BB 1B		3	0	1	0	0	0	0			
<b>Mary Foley L</b> (1, 2) OBP: 0.357, SLG: 0.609			0-0 1-6-3			0-0 CS-6-4 1B		4-0 G4-3 BB		2	0	1	0	1	0	0			
<b>Wayne Tolleson S</b> (1, 4) OBP: 0.324, SLG: 0.304			0-0 G3			0-3 K		0-0 G4-3		3	0	0	0	0	1	3			
<b>Curtis Wilkerson S</b> (1, 6) OBP: 0.229, SLG: 0.242			0-0 3-1			0-0 FC5-6-4			0-0 2B	3	0	1	0	0	0	1			
<b>Inning Stats</b>	R: 0 E: 0 K: 0 S: 3	H: 0 LOB: 0 BB: 0 P: 3	R: 0 E: 0 K: 0 S: 3	H: 0 LOB: 0 BB: 0 P: 3	R: 0 E: 0 K: 0 S: 3	H: 0 LOB: 0 BB: 0 P: 3	R: 0 E: 0 K: 1 S: 6	H: 1 LOB: 1 BB: 0 P: 6	R: 0 E: 0 K: 0 S: 3	H: 0 LOB: 0 BB: 0 P: 3	R: 0 E: 0 K: 0 S: 3	H: 1 LOB: 1 BB: 1 P: 7	R: 0 E: 0 K: 0 S: 4	H: 1 LOB: 1 BB: 0 P: 4	1B: 2 2B: 1 3B: 0 HR: 0	SF: 0 SAC: 0 DP: 1 HBP: 0	WP: 0 PA: 30 PB: 0 SB: 0 CS: 0		
<b>PITCHER</b>	IP	WLS	BF	H	R	ER	SO	BB	IBB	HBP	BLK	WP	HR	S	P	ERA	WHIP		
<b>Storm Davis R</b> (1, 1) ERA: 1.33	9.0	W	30	3	0	0	1	1	0	0	0	0	0	31	35	0.00	0.444		

Baltimore Orioles @ Texas Rangers  
Arlington Stadium, Arlington, TX  
Fri May 04 1984, 8:05 PM EDT  
Att: 14,199 - Unknown

AB 29  
R 0  
H 3  
RBI 0  
BB 1  
SO 1  
LOB 8





Batter	1	2	3	4	5	6	7	8	9	AB	R	H	RBI	BB	SO	LOB	TOP	
<b>Al Bumby, L</b> OBP: 0.217, SLG: 0.186 <b>John Shelby, S</b> OBP: 0.253, SLG: 0.329										3	1	0	0	0	0	4		
<b>Rich Dauer, R</b> OBP: 0.299, SLG: 0.306										5	0	0	0	0	1	4		
<b>Cal Ripken Jr., R</b> OBP: 0.395, SLG: 0.629										5	1	1	0	0	2	2		
<b>Eddie Murray, S</b> OBP: 0.412, SLG: 0.535										5	2	4	2	0	0	1		
<b>John Lowenstein, L</b> OBP: 0.364, SLG: 0.373 <b>Benny Ayala, R</b> OBP: 0.231, SLG: 0.333										3	0	2	0	0	0	1		
<b>Ken Singleton, S</b> OBP: 0.257, SLG: 0.221										5	0	1	1	0	0	2		
<b>Wayne Gross, L</b> OBP: 0.405, SLG: 0.892										4	0	1	0	0	0	2		
<b>Jim Dwyer, L</b> OBP: 0.205, SLG: 0.297 <b>Gary Roenicke, R</b> OBP: 0.333, SLG: 0.232										2	0	2	0	0	0	0		
<b>Rick Dempsey, R</b> OBP: 0.333, SLG: 0.378										3	1	1	0	1	0	3		
<b>Inning Stats</b>	R: 2 E: 1 K: 0 S: 6	H: 2 LOB: 1 BB: 0 P: 6	R: 0 E: 0 K: 0 S: 5	H: 2 LOB: 2 BB: 0 P: 5	R: 0 E: 0 K: 1 S: 6	H: 1 LOB: 1 BB: 1 P: 7	R: 1 E: 0 K: 1 S: 8	H: 3 LOB: 2 BB: 1 P: 8	R: 1 E: 0 K: 1 S: 7	H: 2 LOB: 1 BB: 0 P: 7	R: 0 E: 0 K: 0 S: 3	H: 1 LOB: 0 BB: 3 P: 3	1B: 9 2B: 3 3B: 1 HR: 3	SF: 0 SAC: 0 DP: 3 HBP: 0	WP: 0 PB: 0 SB: 0 CS: 0	PA: 42		
<b>PITCHER</b>	IP	WLS	BF	H	R	ER	SO	BB	IBB	HBP	BLK	WP	HR	S	P	ERA	WHIP	
<b>Danny Darwin, R</b> ERA: 2.34	5.0		25	9	3	1	2	1	0	0	0	0	1	28	32	1.80	2.000	
<b>Ricky Wright, L</b> ERA: 11.25	2.0	L	9	3	3	3	0	1	0	0	0	0	2	8	12	13.50	2.000	
<b>Dave Schmidt, R</b> ERA: 2.87	2.0		8	3	1	1	1	0	0	0	0	0	0	10	10	4.50	1.500	

Baltimore Orioles @ Texas Rangers  
Arlington Stadium, Arlington, TX  
Sat May 05 1984, 8:05 PM EDT  
Att: 18,248 - Unknown

AB 40  
R 7  
H 15  
RBI 7  
BB 2  
SO 3  
LOB 20



Batter	1	2	3	4	5	6	7	8	9	AB	R	H	RBI	BB	SO	LOB	BOTTOM			
<b>Mickey Rivers, L</b> OBP: 0.255, SLG: 0.255										5	0	1	0	0	0	0				
<b>Bill Sample, R</b> OBP: 0.321, SLG: 0.372										5	1	2	0	0	0	1				
<b>Gary Ward, R</b> OBP: 0.309, SLG: 0.310										2	1	1	1	2	0	0				
<b>Larry Parrish, R</b> OBP: 0.324, SLG: 0.379										4	0	0	0	0	0	4				
<b>George Wright, S</b> OBP: 0.225, SLG: 0.315										4	2	2	2	0	0	0				
<b>Dave Hostetler, R</b> OBP: 0.474, SLG: 0.667 <b>Pete O'Brien, L</b> OBP: 0.337, SLG: 0.434										3	0	2	1	0	0	0				
<b>Ned Yost, R</b> OBP: 0.182, SLG: 0.243										4	1	1	0	0	0	2				
<b>Wayne Tolleson, S</b> OBP: 0.321, SLG: 0.313										4	0	1	1	0	1	2				
<b>Curtis Wilkerson, S</b> OBP: 0.219, SLG: 0.232 <b>Mike Richardt, R</b> ERA: 5.49										3	0	0	0	0	0	1				
<b>Inning Stats</b>	R: 0 E: 0 K: 0 S: 3	H: 0 LOB: 0 BB: 0 P: 3	R: 1 E: 0 K: 0 S: 5	H: 2 LOB: 1 BB: 0 P: 5	R: 0 E: 0 K: 0 S: 4	H: 1 LOB: 2 BB: 1 P: 8	R: 1 E: 0 K: 0 S: 5	H: 2 LOB: 1 BB: 0 P: 5	R: 3 E: 0 K: 0 S: 6	H: 3 LOB: 0 BB: 0 P: 6	R: 0 E: 0 K: 0 S: 3	H: 0 LOB: 0 BB: 0 P: 3	R: 0 E: 0 K: 1 S: 6	H: 1 LOB: 1 BB: 0 P: 6	R: 0 E: 0 K: 0 S: 3	H: 0 LOB: 0 BB: 0 P: 3	1B: 6 2B: 2 3B: 1 HR: 1	SF: 0 SAC: 0 DP: 0 HBP: 0	WP: 0 PB: 0 SB: 1 CS: 1	PA: 38
<b>PITCHER</b>	IP	WLS	BF	H	R	ER	SO	BB	IBB	HBP	BLK	WP	HR	S	P	ERA	WHIP			
<b>Mike Flanagan, L</b> ERA: 4.89	4.2		23	8	1	0	0	1	0	0	0	0	0	7	11	0.00	0.857			
<b>Dennis Martinez, R</b> ERA: 2.7	2.1	W	8	1	0	0	0	1	0	0	0	0	0	7	11	0.00	0.857			
<b>Tippy Martinez, L</b> ERA: 5.49	2.0	S	7	1	0	0	1	0	0	0	0	0	0	9	9	0.00	0.500			

Baltimore Orioles @ Texas Rangers  
Arlington Stadium, Arlington, TX  
Sat May 05 1984, 8:05 PM EDT  
Att: 18,248 - Unknown

AB 36  
R 5  
H 10  
RBI 5  
BB 2  
SO 1  
LOB 10





Batter	1	2	3	4	5	6	7	8	9	AB	R	H	RBI	BB	SO	LOB	TOP				
<b>John Shelby, S</b> OBP: 0.250, SLG: 0.322 (1, 8)	F3	5-3				FC3-2		K		5	0	1	1	0	1	6					
<b>Rich Dauer, R</b> OBP: 0.300, SLG: 0.307 <b>John Lowenstein, L</b> OBP: 0.359, SLG: 0.368 <b>Lenn Sakata, R</b> OBP: 0.222, SLG: 0.231 (1, 4)	6-3					K			F9	3	1	1	0	0	0	1					
<b>Cal Ripken Jr., R</b> OBP: 0.411, SLG: 0.691 (1, 6)	F7									5	2	4	2	0	0	0					
<b>Eddie Murray, S</b> OBP: 0.403, SLG: 0.519 (1, 3)		F6				FC3-6				5	0	1	0	0	1	3					
<b>Gary Roenicke, R</b> OBP: 0.324, SLG: 0.217 (3, 7)						G5-4-3			F9	4	1	0	0	1	2	3					
<b>Ken Singleton, S</b> OBP: 0.254, SLG: 0.220 (1, 10)										5	1	1	0	0	1	3					
<b>Benny Ayala, R</b> OBP: 0.259, SLG: 0.333 <b>Jim Dwyer, L</b> OBP: 0.238, SLG: 0.325 (3, 9)										0	0	0	0	1	0	0					
<b>Todd Cruz, R</b> OBP: 0.226, SLG: 0.300 (1, 5)										3	0	0	1	0	0	3					
<b>Rick Dempsey, R</b> OBP: 0.352, SLG: 0.383 (1, 2)										2	0	1	0	1	0	2					
<b>Inning Stats</b>	R: 0 E: 0 K: 0 S: 3	H: 0 LOB: 0 BB: 0 P: 3	R: 2 E: 2 K: 0 S: 5	H: 0 LOB: 2 BB: 2 P: 13	R: 2 E: 0 K: 2 S: 9	H: 2 LOB: 0 BB: 0 P: 9	R: 1 E: 0 K: 0 S: 5	H: 2 LOB: 1 BB: 0 P: 5	R: 0 E: 0 K: 1 S: 7	H: 2 LOB: 3 BB: 1 P: 11	R: 0 E: 0 K: 2 S: 8	H: 1 LOB: 1 BB: 0 P: 8	R: 0 E: 0 K: 1 S: 6	H: 1 LOB: 1 BB: 0 P: 6	R: 1 E: 0 K: 0 S: 5	H: 2 LOB: 1 BB: 0 P: 5	1B: 8 2B: 1 3B: 1 HR: 1	SF: 1 SAC: 1 DP: 1 HBP: 0	WP: 0 PB: 0 SB: 1 CS: 0	PA: 42	
<b>PITCHER</b>	IP	WLS	BF	H	R	ER	SO	BB	IBB	HBP	BLK	WP	HR	S	P	ERA	WHIP				
<b>Frank Tanana, L</b> ERA: 3.96 (1, 1)	2.1	L	13	2	4	2	1	2	0	0	0	0	0	13	21	7.71	1.714				
<b>Jim Blitby, R</b> ERA: 2.51 (3, 1)	3.0		14	5	1	1	1	1	0	0	1	0	0	15	19	3.00	2.000				
<b>Dave Tobik, R</b> ERA: 2.95 (6, 1)	3.2		15	4	1	1	4	0	0	0	0	0	1	23	23	2.46	1.091				

Baltimore Orioles @ Texas Rangers  
Arlington Stadium, Arlington, TX  
Sun May 06 1984, 4:33 AM EDT  
Att: 13,224 - Unknown

AB 37  
R 6  
H 11  
RBI 4  
BB 3  
SO 6  
LOB 24



Batter	1	2	3	4	5	6	7	8	9	AB	R	H	RBI	BB	SO	LOB	BOTTOM				
<b>Mickey Rivers, L</b> OBP: 0.275, SLG: 0.260 (1, 10)			F9					G3		3	0	1	0	1	0	1					
<b>Wayne Tolleson, S</b> OBP: 0.309, SLG: 0.300 (1, 4)	G6-3									4	0	0	0	0	1	2					
<b>Gary Ward, R</b> OBP: 0.307, SLG: 0.307 (1, 9)	G3									4	0	1	0	0	1	0					
<b>Larry Parrish, R</b> OBP: 0.313, SLG: 0.364 (1, 5)										4	0	0	0	0	0	1					
<b>George Wright, S</b> OBP: 0.228, SLG: 0.309 (1, 8)										2	0	0	0	1	0	0					
<b>Pete O'Brien, L</b> OBP: 0.337, SLG: 0.430 (1, 3)										3	0	1	0	0	0	0					
<b>Ned Yost, R</b> OBP: 0.188, SLG: 0.286 (1, 2)										3	1	1	1	0	1	2					
<b>Bob Jones, L</b> OBP: 0.355, SLG: 0.536 (1, 7)										3	0	0	0	0	0	0					
<b>Curtis Wilkerson, S</b> OBP: 0.224, SLG: 0.250 (1, 6)										3	0	1	0	0	1	0					
<b>Inning Stats</b>	R: 0 E: 0 K: 0 S: 2	H: 0 LOB: 1 BB: 0 P: 6	R: 0 E: 0 K: 0 S: 3	H: 0 LOB: 0 BB: 0 P: 3	R: 0 E: 0 K: 0 S: 4	H: 1 LOB: 1 BB: 0 P: 4	R: 0 E: 0 K: 1 S: 5	H: 0 LOB: 0 BB: 0 P: 5	R: 1 E: 0 K: 0 S: 4	H: 1 LOB: 0 BB: 0 P: 4	R: 0 E: 0 K: 1 S: 5	H: 1 LOB: 2 BB: 1 P: 10	R: 0 E: 0 K: 0 S: 3	H: 0 LOB: 0 BB: 0 P: 3	R: 0 E: 0 K: 1 S: 5	H: 0 LOB: 0 BB: 0 P: 5	1B: 3 2B: 2 3B: 0 HR: 1	SF: 0 SAC: 0 DP: 3 HBP: 0	WP: 0 PB: 0 SB: 0 CS: 0	PA: 31	
<b>PITCHER</b>	IP	WLS	BF	H	R	ER	SO	BB	IBB	HBP	BLK	WP	HR	S	P	ERA	WHIP				
<b>Mike Boddicker, R</b> ERA: 2.76 (1, 1)	9.0	W	31	5	1	1	4	2	0	0	0	0	1	37	45	1.00	0.778				

Baltimore Orioles @ Texas Rangers  
Arlington Stadium, Arlington, TX  
Sun May 06 1984, 4:33 AM EDT  
Att: 13,224 - Unknown

AB 29  
R 1  
H 5  
RBI 1  
BB 2  
SO 4  
LOB 6






Batter	1	2	3	4	5	6	7	8	9	AB	R	H	RBI	BB	SO	LOB	TOP			
Damaso Garcia, R OBP: 0.389, SLG: 0.443 (1, 4)	F9		BB			F7		L3 1B		3	0	1	0	1	0	0	<p>Toronto Blue Jays @ Baltimore Orioles Memorial Stadium, Baltimore, MD Wed May 09 1984, 7:05 PM EDT Unknown</p>			
Lloyd Moseby, L OBP: 0.336, SLG: 0.447 (1, 8)	F8		BB			F4		L3 1-2		4	0	0	0	0	0	3				
Jesse Barfield, R OBP: 0.275, SLG: 0.430 (1, 9)	HR					F8			K	4	1	1	1	0	2	2				
Cliff Johnson, R OBP: 0.354, SLG: 0.469 Mitch Webster, S OBP: 0.296, SLG: 0.429 (1, 10)	6-3					F8			K	4	0	1	0	0	1	0				
George Bell, R OBP: 0.405, SLG: 0.542 (1, 7)		F7				5-3			2B	4	1	1	1	0	0	0				
Willie Upshaw, L OBP: 0.325, SLG: 0.704 (1, 3)		G3				K			2B	4	1	2	2	0	1	0				
Garth Iorg, R OBP: 0.228, SLG: 0.286 (1, 5)		F8				6-3			1B	4	0	1	0	0	0	1				
Buck Martinez, R OBP: 0.229, SLG: 0.333 (1, 2)						4-3			F4	4	0	0	0	0	0	3				
Alfredo Griffin, S OBP: 0.243, SLG: 0.308 (1, 6)						K			F2	3	0	1	0	0	1	0				
<b>Inning Stats</b>	R: 1 E: 0 K: 0 S: 4	H: 1 LOB: 0 BB: 0 P: 4	R: 0 E: 0 K: 0 S: 3	H: 0 LOB: 0 BB: 0 P: 3	R: 0 E: 0 K: 1 S: 6	H: 1 LOB: 2 BB: 1 P: 10	R: 0 E: 0 K: 1 S: 5	H: 0 LOB: 0 BB: 0 P: 5	R: 0 E: 0 K: 1 S: 5	H: 0 LOB: 0 BB: 0 P: 5	R: 0 E: 0 K: 1 S: 7	H: 2 LOB: 2 BB: 0 P: 7	R: 0 E: 0 K: 0 S: 3	H: 1 LOB: 0 BB: 0 P: 3	R: 3 E: 0 K: 1 S: 8	H: 3 LOB: 1 BB: 0 P: 8	1B: 3 2B: 4 3B: 0 HR: 2	SF: 0 SAC: 0 DP: 1 HBP: 0	WP: 0 PB: 0 SB: 1 CS: 0	PA: 35
<b>PITCHER</b> Scott McGregor, L ERA: 3.79 (1, 1)	IP: 9.0 WLS: W BF: 35 H: 8 R: 4 ER: 4 SO: 5 BB: 1 IBB: 0 HBP: 0 BLK: 0 WP: 0 HR: 2 S: 44 P: 48 ERA: 4.00 WHIP: 1.000															<b>PITCHER</b>				

Batter	1	2	3	4	5	6	7	8	9	AB	R	H	RBI	BB	SO	LOB	BOTTOM			
Al Bumbry, L OBP: 0.255, SLG: 0.229 (1, 8)	F9					1-3		WP E6 1B		5	0	3	0	0	0	0	<p>Toronto Blue Jays @ Baltimore Orioles Memorial Stadium, Baltimore, MD Wed May 09 1984, 7:05 PM EDT Unknown</p>			
Rich Dauer, R OBP: 0.294, SLG: 0.291 (1, 4)	F7		G1-2-3	FC4-6		2B E BB		E6		4	1	0	0	1	0	6				
Cal Ripken Jr., R OBP: 0.422, SLG: 0.702 (1, 6)	F3					E9				4	2	3	0	0	0	0				
Eddie Murray, S OBP: 0.406, SLG: 0.519 (1, 3)		F7				K				4	2	2	1	0	1	1				
John Lowenstein, L OBP: 0.366, SLG: 0.375 John Shelby, S OBP: 0.250, SLG: 0.322 (1, 7)		F7								4	0	2	0	0	0	2				
Ken Singleton, S OBP: 0.270, SLG: 0.232 Mike Young, S (7, FR)										0	0	0	0	0	0	0				
Wayne Gross, L OBP: 0.447, SLG: 0.825 (1, 5)										3	1	2	0	1	1	0				
Jim Dwyer, L OBP: 0.261, SLG: 0.326 (1, 9)										3	0	1	2	1	0	1				
Rick Dempsey, R OBP: 0.345, SLG: 0.373 (1, 2)										4	0	1	1	0	0	2				
<b>Inning Stats</b>	R: 0 E: 0 K: 0 S: 3	H: 0 LOB: 0 BB: 0 P: 3	R: 0 E: 0 K: 1 S: 5	H: 0 LOB: 0 BB: 0 P: 5	R: 0 E: 0 K: 0 S: 4	H: 2 LOB: 2 BB: 1 P: 8	R: 4 E: 0 K: 0 S: 7	H: 4 LOB: 2 BB: 2 P: 15	R: 2 E: 0 K: 1 S: 6	H: 4 LOB: 1 BB: 0 P: 6	R: 1 E: 1 K: 1 S: 6	H: 1 LOB: 1 BB: 1 P: 10	R: 0 E: 0 K: 0 S: 3	H: 2 LOB: 1 BB: 0 P: 3	R: 0 E: 2 K: 0 S: 4	H: 1 LOB: 2 BB: 0 P: 4	1B: 13 2B: 3 3B: 0 HR: 0	SF: 0 SAC: 0 DP: 4 HBP: 0	WP: 2 PB: 0 SB: 0 CS: 0	PA: 38
<b>PITCHER</b> Jim Clancy, R ERA: 3.57 Jim Acker, R ERA: 4.5 Joey McLaughlin, R ERA: 1.0 (1, 1)	IP: 3.2 WLS: L BF: 19 H: 6 R: 4 ER: 2 SO: 1 BB: 3 IBB: 0 HBP: 0 BLK: 0 WP: 0 HR: 0 S: 18 P: 30 ERA: 9.82 WHIP: 2.455															<b>PITCHER</b>				

AB 34  
R 4  
H 8  
RBI 4  
BB 1  
SO 5  
LOB 9



AB 34  
R 7  
H 14  
RBI 5  
BB 4  
SO 2  
LOB 15





Batter	1	2	3	4	5	6	7	8	9	AB	R	H	RBI	BB	SO	LOB	TOP										
Damaso Garcia, R (1,4) OBP: 0.390, SLG: 0.441	0-0 4-3		0-0 1B	0-0 2B		0-0 6-3		0-0 F7	5 1 2 0 0 0 2																		
Dave Collins, S (1,7) OBP: 0.341, SLG: 0.375	0-0 4-3		0-3 K	0-0 2B			0-3 K	0-0 F9	5 0 1 1 0 2 2																		
Lloyd Moseby, L (1,8) OBP: 0.338, SLG: 0.445	0-0 5-3		0-0 1B		0-3 K		0-0 4-3	0-0 1B	5 0 2 2 0 1 0																		
Willie Upshaw, L (1,3)		0-3 K	0-0 F7		0-0 F7		0-0 4-3	0-0 F9	5 0 0 0 0 1 2																		
Cliff Johnson, R (1,10) OBP: 0.350, SLG: 0.459		0-0 6-3	0-0 1B		0-0 F7		0-0 5-3		4 0 1 0 0 0 0																		
Rance Mulliniks, L (1,5) OBP: 0.373, SLG: 0.367		4-0 BB	0-0 F7			0-0 2B		0-0 4-3	2 0 1 0 1 0 2																		
Garth Iorg, R (8,PH) OBP: 0.241, SLG: 0.298		4-0 BB				0-3 K		0-0 4-3	1 0 1 0 0 0 0																		
Ernie Whitt, L (1,2) OBP: 0.342, SLG: 0.365		4-0 1B		0-0 2B		0-3 K		0-0 4-3	3 1 1 0 1 1 2																		
Rick Leach, L (1,9)		0-3 K		0-0 F7		0-0 1B		4-0 1B	2 0 0 0 0 1 3																		
Jesse Barfield, R (6,PH) OBP: 0.230, SLG: 0.448				0-0 F7		1-3 2B		1-2 IBB	1 0 1 0 1 0 0																		
Alfredo Griffin, S (1,6) OBP: 0.243, SLG: 0.306			0-0 1B	0-3 K		0-0 5-3		0-0 6-3	4 1 1 0 0 1 5																		
<b>Inning Stats</b>	R: 0 E: 0 K: 0 S: 3	H: 0 LOB: 0 BB: 3 P: 3	R: 0 E: 0 K: 2 S: 7	H: 0 LOB: 2 BB: 2 P: 15	R: 2 E: 0 K: 1 S: 9	H: 4 LOB: 2 BB: 0 P: 9	R: 1 E: 0 K: 1 S: 7	H: 3 LOB: 2 BB: 0 P: 7	R: 0 E: 0 K: 1 S: 5	H: 0 LOB: 0 BB: 0 P: 5	R: 0 E: 0 K: 1 S: 5	H: 0 LOB: 0 BB: 0 P: 5	R: 0 E: 0 K: 0 S: 4	H: 1 LOB: 2 BB: 1 P: 8	R: 0 E: 0 K: 0 S: 4	H: 1 LOB: 1 BB: 0 P: 4	1B: 9 2B: 2 3B: 0 HR: 0	SF: 0 SAC: 0 DP: 0 HBP: 0	WP: 0 PB: 0 SB: 2 CS: 0	PA: 40							
<b>PITCHER</b>	IP	WLS	BF	H	R	ER	SO	BB	IBB	HBP	BLK	WP	HR	S	P	ERA	WHIP										
Storm Davis, R (1,1) ERA: 1.75	4.0		20	7	3	3	4	2	0	0	0	0	0	26	34	6.75	2.250										
Tippy Martinez, L (5,1) ERA: 4.38	5.0	W	20	4	0	0	3	0	1	0	0	0	0	25	29	0.00	0.800										

Toronto Blue Jays @ Baltimore Orioles  
Memorial Stadium, Baltimore, MD  
Wed May 09 1984, 7:05 PM EDT  
Att: 18,731 - Unknown

AB	37
R	3
H	11
RBI	3
BB	3
SO	7
LOB	18



Batter	1	2	3	4	5	6	7	8	9	AB	R	H	RBI	BB	SO	LOB	BOTTOM											
Gary Roenicke, R (1,9) OBP: 0.354, SLG: 0.226	4-0 BB		0-0 1B		0-0 6-3		4-0 BB	4-0 BB	2 0 1 0 3 0 0																			
John Shelby, S (1,8) OBP: 0.247, SLG: 0.308	0-0 F5		4-0 1B		0-0 F8		0-3 K	0-0 F7	4 0 0 0 1 1 3																			
Cal Ripken Jr., R (1,6) OBP: 0.417, SLG: 0.712	0-0 G4-3		0-3 K		0-0 HR		0-3 K		4 1 1 1 0 2 3																			
Eddie Murray, S (1,3) OBP: 0.409, SLG: 0.514		0-0 1B	0-0 1-3		0-0 4-3		4-0 1B	4-0 BB	3 1 1 0 1 0 2																			
John Lowenstein, L (1,7) OBP: 0.353, SLG: 0.360		0-0 F7		0-0 F8		0-0 F8		0-3 K	3 0 0 0 0 0 1																			
Benny Ayala, R (8,PH) OBP: 0.250, SLG: 0.320									1 0 0 0 0 1 1																			
Al Bumbry, L (9,7) OBP: 0.255, SLG: 0.229									0 0 0 0 0 0 0																			
Ken Singleton, S (1,10) OBP: 0.286, SLG: 0.243		0-0 1B	4-0 FC6-4		0-3 K		0-0 1B	1-2 1B	3 1 2 1 1 1 0																			
Wayne Gross, L (1,5) OBP: 0.440, SLG: 0.860		0-0 F6		0-3 K		0-0 HR		1-3 1B	3 1 1 1 0 1 3																			
Todd Cruz, R (8,PH) OBP: 0.238, SLG: 0.311									1 1 1 0 0 0 0																			
Lenn Sakata, R (1,4) OBP: 0.226, SLG: 0.233		0-0 4-3		0-0 FC6-4		0-0 6-3		1-2 1B	4 1 1 1 0 0 3																			
Floyd Rayford, R (1,2) OBP: 0.250, SLG: 0.447			0-3 K		0-0 4-3		0-0 F5	1-2 HR	4 1 1 3 0 1 0																			
<b>Inning Stats</b>	R: 0 E: 0 K: 0 S: 2	H: 0 LOB: 1 BB: 1 P: 6	R: 0 E: 0 K: 0 S: 5	H: 2 LOB: 0 BB: 0 P: 5	R: 0 E: 0 K: 2 S: 8	H: 1 LOB: 1 BB: 1 P: 12	R: 0 E: 0 K: 1 S: 5	H: 0 LOB: 1 BB: 1 P: 9	R: 0 E: 0 K: 0 S: 3	H: 0 LOB: 0 BB: 0 P: 3	R: 1 E: 0 K: 1 S: 6	H: 1 LOB: 0 BB: 0 P: 6	R: 1 E: 0 K: 1 S: 6	H: 1 LOB: 1 BB: 1 P: 10	R: 5 E: 0 K: 2 S: 11	H: 4 LOB: 1 BB: 2 P: 19	1B: 6 2B: 0 3B: 0 HR: 3	SF: 0 SAC: 0 DP: 1 HBP: 0	WP: 0 PB: 0 SB: 1 CS: 0	PA: 38								
<b>PITCHER</b>	IP	WLS	BF	H	R	ER	SO	BB	IBB	HBP	BLK	WP	HR	S	P	ERA	WHIP											
Doyle Alexander, R (1,1) ERA: 3.57	6.1		26	5	2	2	4	3	0	0	0	0	0	2	31	43	2.84	1.263										
Dennis Lamp, R (7,1) ERA: 3.54	1.0		5	0	1	1	2	2	0	0	0	0	0	7	15	9.00	2.000											
Jimmy Key, L (8,1) ERA: 6.14	0.1	L	6	4	4	4	1	1	0	0	0	0	1	7	11	108.00	15.000											
Roy Lee Jackson, R (8,1) ERA: 1.76	0.1		1	0	0	0	0	0	0	0	0	0	0	1	1	0.00	0.000											

Toronto Blue Jays @ Baltimore Orioles  
Memorial Stadium, Baltimore, MD  
Wed May 09 1984, 7:05 PM EDT  
Att: 18,731 - Unknown

AB	32
R	7
H	9
RBI	7
BB	6
SO	7
LOB	16









Batter	1	2	3	4	5	6	7	8	9	AB	R	H	RBI	BB	SO	LOB	TOP				
Rickey Henderson, R OBP: 0.341, SLG: 0.377 (1, 7)	6-3		5-3 2B BB				1B		BB	2	1	1	0	3	0	0					
Mike Davis, L OBP: 0.324, SLG: 0.388 (1, 8)	F8		5-3				F4		BB	4	0	0	0	0	0	5					
Jeff Burroughs, R OBP: 0.238, SLG: 0.316 (9, PH)							1-3			0	0	0	1	1	0	0					
Bill Almon, R OBP: 0.214, SLG: 0.205 (9, PR)									BB	0	0	0	0	0	0	0					
Joe Morgan, L OBP: 0.433, SLG: 0.400 (1, 4)	3-1						F4		BB	5	0	1	2	0	1	3					
Dave Kingman, R OBP: 0.309, SLG: 0.566 (1, 10)			6-3				FC5-4 1B		BB	3	0	2	0	1	0	1					
Davey Lopes, R OBP: 0.323, SLG: 0.416 (1, 5)			6-3				FC5-4 1B		BB	4	0	0	0	0	0	3					
Bruce Bochte, L OBP: 0.313, SLG: 0.225 (1, 3)							4-3			4	0	0	0	0	0	2					
Mike Heath, R OBP: 0.323, SLG: 0.372 (1, 2)							F4		F8	4	0	0	0	0	0	1					
Garry Hancock, L OBP: 0.261, SLG: 0.261 (1, 9)							3-1		1B BB	4	1	2	0	0	0	0					
Tony Phillips, S OBP: 0.313, SLG: 0.326 (1, 6)							F7		BB BB	4	1	1	0	0	0	1					
			E4 5-3 2B BB				F7		BB BB	4	1	1	0	0	0	1					
<b>Inning Stats</b>	R: 0 E: 0 K: 0 S: 3	H: 0 LOB: 0 BB: 0 P: 3	R: 0 E: 0 K: 0 S: 4	H: 1 LOB: 1 BB: 0 P: 4	R: 2 E: 1 K: 0 S: 5	H: 1 LOB: 1 BB: 1 P: 9	R: 0 E: 0 K: 0 S: 3	H: 0 LOB: 0 BB: 0 P: 3	R: 0 E: 0 K: 0 S: 4	H: 1 LOB: 1 BB: 0 P: 4	R: 0 E: 0 K: 0 S: 4	H: 1 LOB: 2 BB: 1 P: 8	R: 0 E: 0 K: 0 S: 2	H: 0 LOB: 0 BB: 1 P: 6	R: 1 E: 0 K: 1 S: 7	H: 2 LOB: 3 BB: 2 P: 15	1B: 6 2B: 1 3B: 0 HR: 0	SF: 0 SAC: 0 DP: 1 HBP: 0	WP: 0 PB: 0 SB: 0 CS: 0	PA: 39	
<b>PITCHER</b>	IP WLS BF H R ER SO BB IBB HBP BLK WP HR S P ERA WHIP	IP WLS BF H R ER SO BB IBB HBP BLK WP HR S P ERA WHIP	IP WLS BF H R ER SO BB IBB HBP BLK WP HR S P ERA WHIP	IP WLS BF H R ER SO BB IBB HBP BLK WP HR S P ERA WHIP	IP WLS BF H R ER SO BB IBB HBP BLK WP HR S P ERA WHIP	IP WLS BF H R ER SO BB IBB HBP BLK WP HR S P ERA WHIP	IP WLS BF H R ER SO BB IBB HBP BLK WP HR S P ERA WHIP	IP WLS BF H R ER SO BB IBB HBP BLK WP HR S P ERA WHIP	IP WLS BF H R ER SO BB IBB HBP BLK WP HR S P ERA WHIP	IP WLS BF H R ER SO BB IBB HBP BLK WP HR S P ERA WHIP	IP WLS BF H R ER SO BB IBB HBP BLK WP HR S P ERA WHIP	IP WLS BF H R ER SO BB IBB HBP BLK WP HR S P ERA WHIP	IP WLS BF H R ER SO BB IBB HBP BLK WP HR S P ERA WHIP	IP WLS BF H R ER SO BB IBB HBP BLK WP HR S P ERA WHIP	IP WLS BF H R ER SO BB IBB HBP BLK WP HR S P ERA WHIP	IP WLS BF H R ER SO BB IBB HBP BLK WP HR S P ERA WHIP	IP WLS BF H R ER SO BB IBB HBP BLK WP HR S P ERA WHIP	IP WLS BF H R ER SO BB IBB HBP BLK WP HR S P ERA WHIP	IP WLS BF H R ER SO BB IBB HBP BLK WP HR S P ERA WHIP	IP WLS BF H R ER SO BB IBB HBP BLK WP HR S P ERA WHIP	IP WLS BF H R ER SO BB IBB HBP BLK WP HR S P ERA WHIP

Oakland Athletics @ Baltimore Orioles  
Memorial Stadium, Baltimore, MD  
Fri May 11 1984, 7:05 PM EDT  
Att: 39,760 - Unknown

AB 34  
R 3  
H 7  
RBI 3  
BB 5  
SO 1  
LOB 16



Batter	1	2	3	4	5	6	7	8	9	AB	R	H	RBI	BB	SO	LOB	BOTTOM				
John Shelby, S OBP: 0.235, SLG: 0.292 (1, 8)	F5	F6		F9		K		1-3		5	0	0	0	0	1	3					
Mike Young, S OBP: 0.600, SLG: 0.667 (1, 7)		G3		BB		F8				3	0	1	0	1	0	3					
Cal Ripken Jr., R OBP: 0.397, SLG: 0.669 (1, 6)	6-3			F7		K			K	4	0	0	0	0	2	2					
Eddie Murray, S OBP: 0.426, SLG: 0.513 (1, 3)		BB		F9		F7		F8 BB	1B	3	0	1	0	1	0	0					
John Lowenstein, L OBP: 0.363, SLG: 0.375 (7, PH)	4-3			BB		F8		F8 BB		3	1	1	0	0	0	2					
Benny Ayala, R OBP: 0.258, SLG: 0.296 (7, PH)				2B		1B		1-2 BB		0	0	0	0	1	0	0					
Wayne Gross, L OBP: 0.421, SLG: 0.771 (8, 5)		G3		2B		BB		F8		2	1	0	0	1	0	0					
Todd Cruz, R OBP: 0.234, SLG: 0.306 (8, 5)				2B		BB		F9		1	0	0	0	0	0	2					
Jim Dwyer, L OBP: 0.340, SLG: 0.370 (1, 9)				2B		BB		F7		2	2	1	2	2	0	2					
Rich Dauer, R OBP: 0.293, SLG: 0.314 (1, 4)				2B		BB		F7		4	0	2	2	0	0	1					
Rick Dempsey, R OBP: 0.354, SLG: 0.345 (1, 2)				BB		F8		SH3-4 2B		2	0	0	0	1	0	0					
								F8		2	0	0	0	1	0	0					
<b>Inning Stats</b>	R: 0 E: 0 K: 0 S: 4	H: 1 LOB: 2 BB: 1 P: 8	R: 1 E: 0 K: 0 S: 4	H: 1 LOB: 2 BB: 2 P: 12	R: 2 E: 0 K: 0 S: 5	H: 2 LOB: 1 BB: 1 P: 9	R: 0 E: 0 K: 1 S: 5	H: 0 LOB: 1 BB: 1 P: 9	R: 0 E: 0 K: 0 S: 3	H: 0 LOB: 0 BB: 0 P: 3	R: 1 E: 0 K: 1 S: 6	H: 1 LOB: 1 BB: 1 P: 10	R: 0 E: 0 K: 1 S: 6	H: 1 LOB: 2 BB: 1 P: 10	R: 0 E: 0 K: 0 S: 3	H: 0 LOB: 0 BB: 0 P: 3	1B: 2 2B: 4 3B: 0 HR: 0	SF: 0 SAC: 1 DP: 0 HBP: 0	WP: 0 PB: 0 SB: 0 CS: 0	PA: 37	
<b>PITCHER</b>	IP WLS BF H R ER SO BB IBB HBP BLK WP HR S P ERA WHIP	IP WLS BF H R ER SO BB IBB HBP BLK WP HR S P ERA WHIP	IP WLS BF H R ER SO BB IBB HBP BLK WP HR S P ERA WHIP	IP WLS BF H R ER SO BB IBB HBP BLK WP HR S P ERA WHIP	IP WLS BF H R ER SO BB IBB HBP BLK WP HR S P ERA WHIP	IP WLS BF H R ER SO BB IBB HBP BLK WP HR S P ERA WHIP	IP WLS BF H R ER SO BB IBB HBP BLK WP HR S P ERA WHIP	IP WLS BF H R ER SO BB IBB HBP BLK WP HR S P ERA WHIP	IP WLS BF H R ER SO BB IBB HBP BLK WP HR S P ERA WHIP	IP WLS BF H R ER SO BB IBB HBP BLK WP HR S P ERA WHIP	IP WLS BF H R ER SO BB IBB HBP BLK WP HR S P ERA WHIP	IP WLS BF H R ER SO BB IBB HBP BLK WP HR S P ERA WHIP	IP WLS BF H R ER SO BB IBB HBP BLK WP HR S P ERA WHIP	IP WLS BF H R ER SO BB IBB HBP BLK WP HR S P ERA WHIP	IP WLS BF H R ER SO BB IBB HBP BLK WP HR S P ERA WHIP	IP WLS BF H R ER SO BB IBB HBP BLK WP HR S P ERA WHIP	IP WLS BF H R ER SO BB IBB HBP BLK WP HR S P ERA WHIP	IP WLS BF H R ER SO BB IBB HBP BLK WP HR S P ERA WHIP	IP WLS BF H R ER SO BB IBB HBP BLK WP HR S P ERA WHIP	IP WLS BF H R ER SO BB IBB HBP BLK WP HR S P ERA WHIP	IP WLS BF H R ER SO BB IBB HBP BLK WP HR S P ERA WHIP

Oakland Athletics @ Baltimore Orioles  
Memorial Stadium, Baltimore, MD  
Fri May 11 1984, 7:05 PM EDT  
Att: 39,760 - Unknown

AB 29  
R 4  
H 6  
RBI 4  
BB 7  
SO 3  
LOB 15





Batter	1	2	3	4	5	6	7	8	9	AB	R	H	RBI	BB	SO	LOB	TOP					
Rickey Henderson, R OBP: 0.336, SLG: 0.365 Bill Almon, R OBP: 0.209, SLG: 0.200	4-0 CS BB		0-3 K		0-0 6-3	0-3 K		0-0 F9	0-0 F7	4	0	0	0	1	2	3						
Joe Morgan, L OBP: 0.440, SLG: 0.434 Mark Wagner, R OBP: 0.286, SLG: 0.333	0-0 6-3		4-0 BB 1B BB		0-3 K	0-0 HR		4-0 HR BB	0-0 6-3	3	2	1	3	2	1	1						
Davey Lopes, R OBP: 0.346, SLG: 0.462 Garry Hancock, L OBP: 0.261, SLG: 0.261	4-0 BB		0-0 BB 1B		0-0 BB	0-0 HR 1B		0-0 HR		4	2	3	3	1	0	0						
Dave Kingman, R OBP: 0.313, SLG: 0.556	0-0 F6		4-0 BB 1B		0-0 G5-4-3 BB	0-0 HR 1B		0-0 F7	0-0 F2	4	1	1	0	1	0	1						
Carney Lansford, R OBP: 0.316, SLG: 0.407		0-0 HR	0-0 G5-4-3		0-0 HR 1B	0-0 BB 1B		0-0 1B	0-0 1B	5	2	4	2	0	0	3						
Bruce Bochte, L OBP: 0.327, SLG: 0.265	4-0 BB		0-3 K		0-0 HR	0-0 BB		0-3 K		3	1	1	3	2	2	1						
Mike Heath, R OBP: 0.306, SLG: 0.352	0-3 K		0-3 K		0-0 F3	0-3 K		0-0 F9		5	0	0	0	0	3	3						
Mike Davis, L OBP: 0.329, SLG: 0.417	0-0 F7		0-3 K		0-0 HR WP 1B	0-0 L4		0-0 1B 3B		5	2	2	0	0	1	3						
Tony Phillips, S OBP: 0.340, SLG: 0.340	0-0 F8		0-3 K		0-0 HR BB			0-0 HR WP 1B		4	2	2	1	1	1	1						
<b>Inning Stats</b>	R: 0 E: 0 K: 0 S: 2	H: 0 LOB: 1 BB: 2 P: 10	R: 1 E: 0 K: 1 S: 6	H: 1 LOB: 1 BB: 1 P: 10	R: 0 E: 0 K: 1 S: 5	H: 1 LOB: 2 BB: 2 P: 13	R: 0 E: 0 K: 3 S: 9	H: 0 LOB: 0 BB: 0 P: 9	R: 0 E: 0 K: 1 S: 7	H: 0 LOB: 0 BB: 0 P: 7	R: 0 E: 0 K: 1 S: 6	H: 1 LOB: 2 BB: 1 P: 10	R: 3 E: 0 K: 1 S: 8	H: 3 LOB: 1 BB: 0 P: 12	R: 1 E: 0 K: 0 S: 5	H: 2 LOB: 1 BB: 0 P: 5	1B: 9 2B: 0 3B: 1 HR: 4	SF: 0 SAC: 0 DP: 1 HBP: 0	WP: 2 PB: 0 SB: 0 CS: 1	PA: 47		
<b>PITCHER</b>	IP WLS BF H R ER SO BB IBB HBP BLK WP HR S P ERA WHIP	3.0 L 14 2 1 1 2 5 0 0 0 0 1 13 33 3.00 2.333	2.1 L 12 5 5 5 5 0 0 0 0 1 1 22 19.29 2.143	1.2 L 9 2 2 2 2 2 0 0 0 0 1 1 11 10.80 2.400	2.0 L 12 5 4 4 1 1 0 0 0 1 1 13 17 18.00 3.000	<b>PITCHER</b>										IP WLS BF H R ER SO BB IBB HBP BLK WP HR S P ERA WHIP	3.0 L 14 2 1 1 2 5 0 0 0 0 1 13 33 3.00 2.333					
Tom Underwood, L ERA: 4.7											3.0 L 14 2 1 1 2 5 0 0 0 0 1 13 33 3.00 2.333											
Dennis Martinez, R ERA: 5.4											2.1 L 12 5 5 5 5 0 0 0 0 1 1 22 19.29 2.143											
Sammy Stewart, R ERA: 3.38											1.2 L 9 2 2 2 2 2 0 0 0 0 1 1 11 10.80 2.400											
Jim Palmer, R ERA: 9.17											2.0 L 12 5 4 4 1 1 0 0 0 1 1 13 17 18.00 3.000											
Batter	1	2	3	4	5	6	7	8	9	AB	R	H	RBI	BB	SO	LOB	BOTTOM					
John Shelby, S OBP: 0.236, SLG: 0.300	0-0 F8		0-0 2B		0-0 6-3	0-0 6-3		0-3 K		4	0	1	1	0	1	1						
Mike Young, S OBP: 0.424, SLG: 0.429	0-3 K		0-0 5-3		0-0 6-3	0-0 6-3		0-0 E 1B		4	0	1	0	0	1	1						
Cal Ripken Jr., R OBP: 0.400, SLG: 0.662	4-0 FC6-4 BB		0-0 6-3		0-0 6-3	0-0 6-3		0-0 E5 1B		3	0	1	0	1	0	1						
Eddie Murray, S OBP: 0.428, SLG: 0.508	0-0 FC6-4		4-0 G6-3 BB		0-0 F7	0-0 F8		0-0 F8		3	0	1	0	1	0	3						
Benny Ayala, R OBP: 0.257, SLG: 0.267		4-0 L6-3 BB	0-0 G6-3		0-0 F7	0-0 F8		0-3 K		3	0	0	0	1	1	2						
Todd Cruz, R OBP: 0.221, SLG: 0.288		0-0 L6-3	0-3 K		0-0 F8	0-0 F8		0-0 F8		4	0	0	0	0	1	2						
Rich Dauer, R OBP: 0.281, SLG: 0.300		0-0 6-3	0-0 K		0-0 4-3	0-0 L6		0-0 F7		4	0	0	0	0	0	1						
Floyd Rayford, R OBP: 0.279, SLG: 0.463			0-0 2B 1B		0-3 K	0-0 1B E 1B		0-0 1B E 1B		3	2	2	0	0	1	0						
Jim Dwyer, L OBP: 0.321, SLG: 0.347			0-0 F3		0-0 4-3	0-0 F5		0-0 F5		3	0	0	0	0	0	2						
<b>Inning Stats</b>	R: 0 E: 0 K: 1 S: 5	H: 0 LOB: 1 BB: 1 P: 9	R: 0 E: 0 K: 0 S: 2	H: 0 LOB: 0 BB: 1 P: 6	R: 1 E: 0 K: 0 S: 5	H: 2 LOB: 1 BB: 0 P: 5	R: 0 E: 0 K: 1 S: 4	H: 0 LOB: 0 BB: 1 P: 8	R: 0 E: 0 K: 1 S: 5	H: 0 LOB: 0 BB: 0 P: 5	R: 0 E: 0 K: 0 S: 3	H: 0 LOB: 0 BB: 0 P: 3	R: 0 E: 0 K: 0 S: 4	H: 1 LOB: 1 BB: 0 P: 4	R: 1 E: 1 K: 1 S: 8	H: 3 LOB: 2 BB: 0 P: 8	R: 0 E: 0 K: 1 S: 5	H: 0 LOB: 0 BB: 0 P: 5	1B: 5 2B: 2 3B: 0 HR: 0	SF: 0 SAC: 0 DP: 2 HBP: 0	WP: 0 PB: 0 SB: 0 CS: 0	PA: 34
<b>PITCHER</b>	IP WLS BF H R ER SO BB IBB HBP BLK WP HR S P ERA WHIP	9.0 W 34 6 2 1 5 3 0 0 0 0 0 41 53 1.00 1.000	<b>PITCHER</b>										IP WLS BF H R ER SO BB IBB HBP BLK WP HR S P ERA WHIP	9.0 W 34 6 2 1 5 3 0 0 0 0 0 41 53 1.00 1.000								
Bill Krueger, L ERA: 1.0											9.0 W 34 6 2 1 5 3 0 0 0 0 0 41 53 1.00 1.000											

Oakland Athletics @ Baltimore Orioles  
Memorial Stadium, Baltimore, MD  
Sat May 12 1984, 7:05 PM EDT  
Att: 27,193 - Unknown

AB 39  
R 12  
H 14  
RBI 12  
BB 8  
SO 10  
LOB 18



Oakland Athletics @ Baltimore Orioles  
Memorial Stadium, Baltimore, MD  
Sat May 12 1984, 7:05 PM EDT  
Att: 27,193 - Unknown

AB 31  
R 2  
H 6  
RBI 1  
BB 3  
SO 5  
LOB 13





Batter	1	2	3	4	5	6	7	8	9	AB	R	H	RBI	BB	SO	LOB	TOP			
Rickey Henderson, R OBP: 0.340, SLG: 0.389 (1, 7)										4	0	2	0	0	1	0	<b>Oakland Athletics @ Baltimore Orioles</b> <b>Memorial Stadium, Baltimore, MD</b> Sun May 13 1984, 3:33 AM EDT Att: 25,480 - Unknown			
Mike Davis, L OBP: 0.313, SLG: 0.395 (1, 9)										4	0	0	0	0	0	2				
Joe Morgan, L OBP: 0.425, SLG: 0.414 (1, 4)										4	0	0	0	0	1					
Dave Kingman, R OBP: 0.311, SLG: 0.545 (1, 10)										4	1	1	0	0	0	0				
Carney Lansford, R OBP: 0.314, SLG: 0.409 (1, 5)										4	0	1	0	0	0	1				
Davey Lopes, R OBP: 0.346, SLG: 0.458 (1, 8)										3	0	1	1	0	0	1				
Bruce Bochte, L OBP: 0.327, SLG: 0.267 (1, 3)										3	0	1	0	0	2	1				
Jim Essian, R OBP: 0.297, SLG: 0.290 (1, 2)										2	0	0	0	0	0	1				
Garry Hancock, L OBP: 0.250, SLG: 0.250 (7, PH)										1	0	0	0	0	0	3				
Mike Heath, R OBP: 0.306, SLG: 0.352 (7, 2)										0	0	0	0	0	0	0				
Tony Phillips, S OBP: 0.321, SLG: 0.321 (1, 6)										3	0	0	0	0	1	0				
<b>Inning Stats</b>	R: 0 E: 0 K: 0 S: 3	H: 0 LOB: 0 BB: 0 P: 3	R: 1 E: 0 K: 1 S: 7	H: 2 LOB: 1 BB: 0 P: 7	R: 0 E: 0 K: 0 S: 3	H: 1 LOB: 0 BB: 0 P: 3	R: 0 E: 0 K: 0 S: 5	H: 0 LOB: 0 BB: 0 P: 5	R: 0 E: 0 K: 1 S: 4	H: 1 LOB: 1 BB: 0 P: 4	R: 0 E: 1 K: 0 S: 5	H: 2 LOB: 2 BB: 0 P: 5	R: 0 E: 0 K: 2 S: 7	H: 0 LOB: 0 BB: 0 P: 7	R: 0 E: 0 K: 0 S: 3	H: 0 LOB: 0 BB: 0 P: 3	1B: 5 2B: 1 3B: 0 HR: 0	SF: 0 SAC: 0 DP: 2 HBP: 0	WP: 0 PB: 1 SB: 0 CS: 0	PA: 32
<b>PITCHER</b> Storm Davis, R ERA: 1.64 (1, 1)	IP: 9.0 WLS: W BF: 32	H: 6 R: 1 ER: 1 SO: 4	BB: 0 IBB: 0 HBP: 0 BLK: 0	WP: 0 HR: 0 S: 40 P: 40	ERA: 1.00 WHIP: 0.667	<b>PITCHER</b>										IP: 9.0 WLS: W BF: 32	H: 6 R: 1 ER: 1 SO: 4	BB: 0 IBB: 0 HBP: 0 BLK: 0	WP: 0 HR: 0 S: 40 P: 40	ERA: 1.00 WHIP: 0.667

AB	32
R	1
H	6
RBI	1
BB	0
SO	4
LOB	10



Batter	1	2	3	4	5	6	7	8	9	AB	R	H	RBI	BB	SO	LOB	BOTTOM			
Al Bumbry, L OBP: 0.233, SLG: 0.211 (1, 8)										4	0	1	0	0	0	0	<b>Oakland Athletics @ Baltimore Orioles</b> <b>Memorial Stadium, Baltimore, MD</b> Sun May 13 1984, 3:33 AM EDT Att: 25,480 - Unknown			
Jim Dwyer, L OBP: 0.300, SLG: 0.321 (1, 9)										4	0	0	0	0	0	1				
Cal Ripken Jr., R OBP: 0.399, SLG: 0.654 (1, 6)										3	1	1	0	0	0	0				
Eddie Murray, S OBP: 0.426, SLG: 0.504 (1, 3)										3	1	1	0	0	1	1				
John Lowenstein, L OBP: 0.372, SLG: 0.390 (1, 10)										2	2	1	0	1	0	0				
Wayne Gross, L OBP: 0.433, SLG: 0.824 (1, 5)										3	1	2	5	0	1	0				
Mike Young, S OBP: 0.333, SLG: 0.300 (1, 7)										3	0	0	0	0	1	1				
Rich Dauer, R OBP: 0.273, SLG: 0.290 (1, 4)										3	0	0	0	0	0	0				
Rick Dempsey, R OBP: 0.338, SLG: 0.328 (1, 2)										3	0	0	0	0	2	0				
<b>Inning Stats</b>	R: 0 E: 0 K: 0 S: 3	H: 0 LOB: 0 BB: 0 P: 3	R: 2 E: 0 K: 0 S: 5	H: 3 LOB: 0 BB: 0 P: 5	R: 0 E: 0 K: 1 S: 5	H: 0 LOB: 0 BB: 0 P: 5	R: 3 E: 0 K: 0 S: 5	H: 2 LOB: 1 BB: 1 P: 9	R: 0 E: 0 K: 1 S: 5	H: 1 LOB: 0 BB: 0 P: 5	R: 0 E: 0 K: 2 S: 7	H: 0 LOB: 0 BB: 0 P: 7	R: 0 E: 0 K: 0 S: 3	H: 0 LOB: 0 BB: 0 P: 3	R: 0 E: 0 K: 0 S: 3	H: 0 LOB: 0 BB: 0 P: 3		1B: 4 2B: 1 3B: 0 HR: 1	SF: 0 SAC: 0 DP: 1 HBP: 0	WP: 0 PB: 0 SB: 0 CS: 1
<b>PITCHER</b> Steve McCatty, R ERA: 4.56 (1, 1)	IP: 8.0 WLS: L BF: 29	H: 6 R: 5 ER: 5 SO: 5	BB: 1 IBB: 0 HBP: 0 BLK: 0	WP: 0 HR: 1 S: 38 P: 42	ERA: 5.62 WHIP: 0.875	<b>PITCHER</b>										IP: 8.0 WLS: L BF: 29	H: 6 R: 5 ER: 5 SO: 5	BB: 1 IBB: 0 HBP: 0 BLK: 0	WP: 0 HR: 1 S: 38 P: 42	ERA: 5.62 WHIP: 0.875

AB	28
R	5
H	6
RBI	5
BB	1
SO	5
LOB	3





Batter	1	2	3	4	5	6	7	8	9	AB	R	H	RBI	BB	SO	LOB	TOP			
Gary Pettis, S OBP: 0.350, SLG: 0.322 (1, 8)										3	0	1	0	1	0	0				
Rod Carew, L OBP: 0.350, SLG: 0.363 (1, 3)										3	0	0	0	0	0	1				
Reggie Jackson, L OBP: 0.293, SLG: 0.477 (1, 10)										4	1	2	0	0	2	1				
Doug DeCinces, R OBP: 0.336, SLG: 0.504 (1, 5)										4	0	0	0	0	1	3				
Brian Downing, R OBP: 0.344, SLG: 0.400 (1, 7)											3	0	0	0	1	0				
Juan Beniquez, R OBP: 0.327, SLG: 0.404 (1, 9)											4	0	2	1	0	0				
Bob Boone, R OBP: 0.280, SLG: 0.336 (1, 2)											3	0	0	0	1	0				
Dick Schofield, R OBP: 0.268, SLG: 0.299 (9, PH)											3	0	0	0	0	0				
Ron Jackson, R OBP: 0.200, SLG: 0.176 (9, PH)										1	0	0	0	0	0	1				
Rob Piccolo, R OBP: 0.308, SLG: 0.462 (1, 4)											3	0	0	0	0	0				
<b>Inning Stats</b>	R: 0 E: 0 K: 1 S: 6	H: 2 LOB: 1 BB: 0 P: 6	R: 0 E: 0 K: 0 S: 3	H: 0 LOB: 0 BB: 0 P: 3	R: 0 E: 0 K: 0 S: 3	H: 0 LOB: 0 BB: 0 P: 3	R: 1 E: 0 K: 0 S: 5	H: 2 LOB: 3 BB: 2 P: 13	R: 0 E: 0 K: 0 S: 3	H: 0 LOB: 1 BB: 0 P: 6	R: 0 E: 0 K: 0 S: 3	H: 0 LOB: 0 BB: 0 P: 3	R: 0 E: 0 K: 1 S: 5	H: 0 LOB: 1 BB: 1 P: 9	R: 0 E: 0 K: 0 S: 4	H: 1 LOB: 1 BB: 0 P: 4	1B: 4 2B: 1 3B: 0 HR: 0	SF: 0 SAC: 1 DP: 1 HBP: 0	WP: 0 PB: 0 SB: 0 CS: 0	PA: 35
<b>PITCHER</b> Scott McGregor, L ERA: 3.41 (1, 1)	IP: 9.0 WLS: W BF: 35 H: 5 R: 1 ER: 1 SO: 3 BB: 3 IBB: 0 HBP: 0 BLK: 0 WP: 0 HR: 0 S: 38 P: 50 ERA: 1.00 WHIP: 0.889															<b>PITCHER</b>				

California Angels @ Baltimore Orioles  
Memorial Stadium, Baltimore, MD  
Mon May 14 1984, 7:05 PM EDT  
Att: 21,666 - Unknown

AB 31  
R 1  
H 5  
RBI 1  
BB 3  
SO 3  
LOB 12



Batter	1	2	3	4	5	6	7	8	9	AB	R	H	RBI	BB	SO	LOB	BOTTOM			
John Shelby, S OBP: 0.245, SLG: 0.301 (1, 8)										3	1	1	0	1	0	0				
Rich Dauer, R OBP: 0.282, SLG: 0.309 (1, 4)										4	1	2	2	0	0	2				
Cal Ripken Jr., R OBP: 0.395, SLG: 0.657 (1, 6)										4	1	1	1	0	1	1				
Eddie Murray, S OBP: 0.421, SLG: 0.496 (1, 3)										4	0	1	1	0	0	0				
Gary Roenicke, R OBP: 0.361, SLG: 0.258 (9, 7)										3	0	1	0	0	1	0				
Benny Avila, R OBP: 0.237, SLG: 0.242 (8, PH)										3	0	0	0	0	1	1				
John Lowenstein, L OBP: 0.379, SLG: 0.390 (8, PH)										1	0	0	0	0	0	2				
Mike Young, S OBP: 0.353, SLG: 0.308 (1, 7)										3	0	1	0	0	0	2				
Jim Dwyer, L OBP: 0.295, SLG: 0.315 (9, 9)										1	0	0	0	0	0	2				
Todd Cruz, R OBP: 0.229, SLG: 0.294 (1, 5)										2	0	1	0	0	0	0				
Rick Dempsey, R OBP: 0.352, SLG: 0.333 (1, 2)										2	1	1	0	1	0	0				
<b>Inning Stats</b>	R: 0 E: 0 K: 0 S: 3	H: 0 LOB: 0 BB: 0 P: 3	R: 0 E: 0 K: 0 S: 3	H: 0 LOB: 0 BB: 0 P: 3	R: 2 E: 0 K: 0 S: 4	H: 2 LOB: 1 BB: 2 P: 12	R: 0 E: 0 K: 2 S: 7	H: 0 LOB: 0 BB: 0 P: 7	R: 0 E: 0 K: 0 S: 5	H: 3 LOB: 2 BB: 0 P: 5	R: 0 E: 1 K: 1 S: 7	H: 1 LOB: 2 BB: 0 P: 7	R: 0 E: 0 K: 0 S: 3	H: 0 LOB: 0 BB: 0 P: 3	R: 2 E: 0 K: 0 S: 5	H: 3 LOB: 1 BB: 1 P: 9	1B: 6 2B: 2 3B: 1 HR: 0	SF: 0 SAC: 2 DP: 1 HBP: 0	WP: 0 PB: 0 SB: 0 CS: 0	PA: 34
<b>PITCHER</b> Geoff Zahn, L ERA: 2.63 (8, 1)	IP: 7.0 WLS: L BF: 31 H: 9 R: 4 ER: 4 SO: 3 BB: 2 IBB: 0 HBP: 0 BLK: 0 WP: 0 HR: 0 S: 35 P: 43 ERA: 5.14 WHIP: 1.571															<b>PITCHER</b>				
Doug Corbett, R ERA: 3.6 (8, 1)	IP: 1.0 WLS: L BF: 3 H: 0 R: 0 ER: 0 SO: 0 BB: 0 IBB: 1 HBP: 0 BLK: 0 WP: 0 HR: 0 S: 2 P: 6 ERA: 0.00 WHIP: 0.000															<b>PITCHER</b>				

California Angels @ Baltimore Orioles  
Memorial Stadium, Baltimore, MD  
Mon May 14 1984, 7:05 PM EDT  
Att: 21,666 - Unknown

AB 29  
R 4  
H 9  
RBI 4  
BB 3  
SO 3  
LOB 8





Batter	1	2	3	4	5	6	7	8	9	AB	R	H	RBI	BB	SO	LOB	TOP				
Gary Pettis, S OBP: 0.352, SLG: 0.319 (1, 8)	F8			1B	G1-6-3		4-3		K	4	1	1	0	1	1	0	<b>California Angels @ Baltimore Orioles</b> Memorial Stadium, Baltimore, MD Tue May 15 1984, 7:05 PM EDT Att: 16,165 - Unknown				
Rod Carew, L OBP: 0.345, SLG: 0.352 (1, 3)	K			6-3	G1-6-3		BB		K	4	0	0	0	1	2	2					
Reggie Jackson, L OBP: 0.297, SLG: 0.470 (1, 10)	F3			1B			K		F7	4	1	1	1	1	1	1					
Doug DeCinces, R OBP: 0.333, SLG: 0.496 (1, 5)		F3		1B	5-3		E5			4	1	1	0	0	0	2					
Brian Downing, R OBP: 0.354, SLG: 0.436 Juan Beniquez, R OBP: 0.327, SLG: 0.404 (1, 7) (7, 7)		6-3		1B						3	2	2	3	1	0	0					
Fred Lynn, L OBP: 0.349, SLG: 0.419 (1, 9)		4-3		1B						0	0	0	0	0	0	0					
Bobby Grich, R OBP: 0.333, SLG: 0.427 (1, 4)			4-3	K					F9	3	0	0	0	1	1	1					
Bob Boone, R OBP: 0.279, SLG: 0.336 (1, 2)			F8		SF8		F7			3	0	1	1	0	0	0					
Rob Picciolo, R OBP: 0.235, SLG: 0.353 (1, 6)			4-3	F8			5-3			4	0	0	0	0	1	3					
<b>Inning Stats</b>	R: 0 E: 0 K: 1 S: 5	H: 0 LOB: 0 BB: 0 P: 5	R: 0 E: 0 K: 0 S: 3	H: 0 LOB: 0 BB: 0 P: 3	R: 0 E: 0 K: 0 S: 3	H: 0 LOB: 0 BB: 0 P: 3	R: 4 E: 0 K: 1 S: 11	H: 6 LOB: 2 BB: 0 P: 11	R: 0 E: 0 K: 0 S: 2	H: 0 LOB: 1 BB: 2 P: 10	R: 0 E: 1 K: 1 S: 6	H: 0 LOB: 3 BB: 2 P: 14	R: 0 E: 0 K: 0 S: 3	H: 0 LOB: 0 BB: 0 P: 3	R: 0 E: 0 K: 2 S: 7	H: 0 LOB: 0 BB: 0 P: 7	1B: 4 2B: 2 3B: 0 HR: 1	SF: 1 SAC: 0 DP: 1 HBP: 0	WP: 0 PB: 0 SB: 1 CS: 0	PA: 39	
<b>PITCHER</b>	IP	WLS	BF	H	R	ER	SO	BB	IBB	HBP	BLK	WP	HR	S	P	ERA	WHIP				
Mike Flanagan, L ERA: 5.16 (1, 1)	4.0	L	18	6	4	4	2	0	0	0	0	0	1	22	22	9.00	1.500				
Dennis Martinez, R ERA: 5.3 (5, 1)	2.0		9	1	1	1	1	3	0	0	0	0	0	8	20	4.50	2.000				
Tom Underwood, L ERA: 3.93 (7, 1)	3.0		12	0	0	0	3	2	0	0	0	0	0	16	24	0.00	0.667				

Batter	1	2	3	4	5	6	7	8	9	AB	R	H	RBI	BB	SO	LOB	BOTTOM					
Al Bumbry, L OBP: 0.215, SLG: 0.194 (1, 8)	3-1		4-3		F9	4-3		G6-4-3		5	0	0	0	0	0	5	<b>California Angels @ Baltimore Orioles</b> Memorial Stadium, Baltimore, MD Tue May 15 1984, 7:05 PM EDT Att: 16,165 - Unknown					
Jim Dwyer, L OBP: 0.288, SLG: 0.305 (1, 9)	K		F9		1-3		F8		G4-6-3	5	0	1	0	0	1	1						
Cal Ripken Jr., R OBP: 0.395, SLG: 0.643 (1, 6)			F4		F6		BB		G4-6-3	3	0	0	0	1	0	2						
Eddie Murray, S OBP: 0.427, SLG: 0.515 (1, 3)	F9			K		HR	BB		BB	3	1	1	1	2	1	1						
John Lowenstein, L OBP: 0.380, SLG: 0.395 (1, 7)		F9		1B		3-1			F5	4	1	1	0	1	0	1						
Ken Singleton, S OBP: 0.295, SLG: 0.256 Mike Young, S OBP: 0.313, SLG: 0.286 (1, 10) (6, FR)			FC6-4		FC6-4		1B		K	3	0	3	1	0	0	0						
Wayne Gross, L OBP: 0.422, SLG: 0.778 (1, 5)		F8		E3		1B			4-3	1	0	0	0	0	1	3						
Rich Dauer, R OBP: 0.271, SLG: 0.297 (1, 4)		FC6-4		FC6-4		K			F8	4	0	0	0	0	1	5						
Rick Dempsey, R OBP: 0.373, SLG: 0.349 (1, 2)				4-3					G6-4-3	3	0	2	0	1	0	2						
<b>Inning Stats</b>	R: 0 E: 0 K: 1 S: 5	H: 0 LOB: 1 BB: 1 P: 9	R: 0 E: 0 K: 0 S: 4	H: 1 LOB: 1 BB: 0 P: 4	R: 0 E: 0 K: 0 S: 3	H: 0 LOB: 1 BB: 1 P: 7	R: 1 E: 1 K: 1 S: 8	H: 2 LOB: 2 BB: 0 P: 8	R: 0 E: 0 K: 0 S: 3	H: 0 LOB: 0 BB: 0 P: 3	R: 1 E: 0 K: 1 S: 8	H: 3 LOB: 3 BB: 1 P: 12	R: 0 E: 0 K: 1 S: 5	H: 0 LOB: 3 BB: 2 P: 14	R: 0 E: 0 K: 0 S: 3	H: 1 LOB: 1 BB: 0 P: 3	R: 0 E: 0 K: 0 S: 3	H: 1 LOB: 1 BB: 1 P: 7	1B: 6 2B: 1 3B: 0 HR: 1	SF: 0 SAC: 0 DP: 2 HBP: 1	WP: 0 PB: 0 SB: 0 CS: 0	PA: 41
<b>PITCHER</b>	IP	WLS	BF	H	R	ER	SO	BB	IBB	HBP	BLK	WP	HR	S	P	ERA	WHIP					
Ron Romanick, R ERA: 5.17 (1, 1)	5.1	W	25	5	2	2	2	3	0	0	0	0	1	26	38	3.38	1.500					
Jim Slaton, R ERA: 6.75 (6, 1)	1.0		7	1	0	0	1	2	0	1	0	0	0	6	15	0.00	3.000					
Luis Sanchez, R ERA: 2.25 (7, 1)	2.2	S	9	2	0	0	1	1	0	0	0	0	0	10	14	0.00	1.125					



Batter	1	2	3	4	5	6	7	8	9	AB	R	H	RBI	BB	SO	LOB	TOP			
Gary Pettis, S OBP: 0.342, SLG: 0.309 (1, 8)	0-0 4-1		0-3 K		0-0 F6			0-0 4-3		4	0	0	0	0	1	0	<b>California Angels @ Baltimore Orioles</b> Memorial Stadium, Baltimore, MD Wed May 16 1984, 7:05 PM EDT Att: 22,948 - Unknown			
Rod Carew, L OBP: 0.348, SLG: 0.351 (1, 3)	4-0 1-3 1B BB		0-3 K			0-0 3-1 1B FC5-2 1B		0-3 K		3	0	1	0	1	2	0				
Fred Lynn, L OBP: 0.353, SLG: 0.421 (1, 9)	0-0 1-3 1B		0-0 3-1			0-0 FC5-2 3-1 1B		0-0 1-3		4	0	2	0	0	0	0				
Reggie Jackson, L OBP: 0.295, SLG: 0.464 (1, 10)	0-0 1-3			0-0 CS WP 1B		0-0 3-1			0-0 3-1	4	0	1	0	0	0	4				
Brian Downing, R OBP: 0.358, SLG: 0.430 (1, 7)	0-3 K			4-0 1-2 CS BB 1B		0-0 FC5-2		4-0 4-3 1B BB		2	0	0	0	2	1	4				
Ron Jackson, R OBP: 0.208, SLG: 0.190 (1, 5)				0-0 F9 K		0-0 1-3			0-0 4-3 1B	4	0	1	0	0	1	4				
Rob Wilfong, L OBP: 0.363, SLG: 0.456 (1, 4)				0-3 K		0-0 F9			0-0 4-3	4	0	0	0	0	1	3				
Bob Boone, R OBP: 0.278, SLG: 0.350 (1, 2)				0-0 3B		0-0 F8		0-0 F8	0-3 K	4	0	1	0	0	1	2				
Rob Picciolo, R OBP: 0.200, SLG: 0.300 (1, 6)				0-0 4-3		0-0 1-3		0-0 5-3		3	0	0	0	0	0	1				
<b>Inning Stats</b>	R: 0 E: 0 K: 1 S: 6	H: 1 LOB: 2 BB: 1 P: 10	R: 0 E: 0 K: 1 S: 6	H: 1 LOB: 1 BB: 0 P: 6	R: 0 E: 0 K: 2 S: 7	H: 0 LOB: 0 BB: 0 P: 7	R: 0 E: 0 K: 1 S: 5	H: 1 LOB: 1 BB: 1 P: 9	R: 0 E: 0 K: 0 S: 3	H: 0 LOB: 0 BB: 0 P: 3	R: 0 E: 0 K: 0 S: 5	H: 2 LOB: 2 BB: 0 P: 5	R: 0 E: 0 K: 0 S: 3	H: 0 LOB: 0 BB: 0 P: 3	R: 0 E: 0 K: 1 S: 5	H: 1 LOB: 2 BB: 1 P: 10	1B: 5 2B: 1 3B: 1 HR: 0	SF: 0 SAC: 0 DP: 1 HBP: 0	WP: 1 PB: 0 SB: 0 CS: 2	PA: 35
<b>PITCHER</b> Mike Boddicker, R ERA: 2.13 (1, 1)	IP: 9.0 WLS: W BF: 35 H: 6 R: 0 ER: 0 SO: 7 BB: 3 IBB: 0 HBP: 0 BLK: 0 WP: 1 HR: 0 S: 46 P: 58 ERA: 0.00 WHIP: 1.000															<b>PITCHER</b>	IP: 9.0 WLS: W BF: 35 H: 6 R: 0 ER: 0 SO: 7 BB: 3 IBB: 0 HBP: 0 BLK: 0 WP: 1 HR: 0 S: 46 P: 58 ERA: 0.00 WHIP: 1.000			

Batter	1	2	3	4	5	6	7	8	9	AB	R	H	RBI	BB	SO	LOB	BOTTOM			
Al Bumbry, L OBP: 0.243, SLG: 0.239 (1, 8)	0-0 BB BB 1B		0-0 6-3		0-0 1B S FC4-6 1B	0-0 1B 2B		0-0 4-3		5	1	3	0	0	0	0	<b>California Angels @ Baltimore Orioles</b> Memorial Stadium, Baltimore, MD Wed May 16 1984, 7:05 PM EDT Att: 22,948 - Unknown			
Jim Dwyer, L OBP: 0.296, SLG: 0.290 (1, 9)	0-0 F7		4-0 4-3 WP BB		4-0 FC4-6 1B BB	0-0 F9		0-0 E1 2B SF8		3	2	0	0	2	0	2				
Cal Ripken Jr., R OBP: 0.407, SLG: 0.653 (1, 6)	4-0 1-2 BB BB		0-0 4-3		0-0 FC4-6 1B	0-0 2H 1B		0-0 SF8 2B		4	0	3	0	1	0	1				
Eddie Murray, S OBP: 0.432, SLG: 0.508 (1, 3)	4-0 1-2 2-3 BB		4-0 BB		0-0 FC4-6 1B BB		0-0 4-3	4-0 IBB		2	1	0	1	3	0	2				
John Lowenstein, L OBP: 0.362, SLG: 0.378 (1, 10)	0-3 K		0-0 F8		0-3 K		0-0 4-3	0-0 SF8		4	0	0	1	0	2	7				
Wayne Gross, L OBP: 0.420, SLG: 0.741 (1, 5)	0-0 F8			0-3 K	4-0 FC5 1B BB		0-0 BB E 1B	0-0 F3		4	1	1	0	1	1	5				
Mike Young, S OBP: 0.400, SLG: 0.353 (1, 7)			0-0 F7		0-0 FC6-4 1B		4-0 E BB		0-0 F7	3	0	2	2	1	0	0				
Rich Dauer, R OBP: 0.270, SLG: 0.295 (1, 4)			0-0 F8		0-0 F9	0-0 FC5		0-0 E8 1B		4	0	1	1	0	0	3				
Rick Dempsey, R OBP: 0.354, SLG: 0.328 (1, 2)			0-0 5-3		0-0 FC6-4		0-0 6-3	0-3 K		4	0	0	0	0	1	3				
<b>Inning Stats</b>	R: 0 E: 0 K: 1 S: 6	H: 1 LOB: 3 BB: 2 P: 14	R: 0 E: 0 K: 0 S: 3	H: 0 LOB: 0 BB: 0 P: 3	R: 0 E: 0 K: 0 S: 3	H: 0 LOB: 2 BB: 2 P: 11	R: 0 E: 0 K: 1 S: 6	H: 1 LOB: 1 BB: 0 P: 6	R: 3 E: 0 K: 1 S: 8	H: 3 LOB: 2 BB: 2 P: 16	R: 0 E: 0 K: 0 S: 4	H: 2 LOB: 2 BB: 0 P: 4	R: 1 E: 1 K: 1 S: 7	H: 2 LOB: 2 BB: 1 P: 11	R: 1 E: 1 K: 0 S: 5	H: 1 LOB: 2 BB: 1 P: 9	1B: 8 2B: 2 3B: 0 HR: 0	SF: 1 SAC: 0 DP: 0 HBP: 0	WP: 1 PB: 0 SB: 1 CS: 0	PA: 42
<b>PITCHER</b> Mike Witt, R ERA: 4.15 Frank LaCorte, R ERA: 6.39 (7, 1)	IP: 6.2 WLS: L BF: 35 H: 9 R: 4 ER: 4 SO: 4 BB: 7 IBB: 0 HBP: 0 BLK: 0 WP: 0 HR: 0 S: 34 P: 62 ERA: 5.40 WHIP: 2.400															<b>PITCHER</b>	IP: 6.2 WLS: L BF: 35 H: 9 R: 4 ER: 4 SO: 4 BB: 7 IBB: 0 HBP: 0 BLK: 0 WP: 0 HR: 0 S: 34 P: 62 ERA: 5.40 WHIP: 2.400			



Batter	1	2	3	4	5	6	7	8	9	AB	R	H	RBI	BB	SO	LOB	TOP			
Jack Perconte, L (1,4) OBP: 0.339, SLG: 0.346	0-0 6-3		0-0 6-3					0-0 F8		4	1	1	0	0	0	0				
Barry Bonnell, R (1,7) OBP: 0.316, SLG: 0.367	0-0 G4-1			0-0 4-3				0-0 F8		4	0	0	0	0	0	1				
Alvin Davis, L (1,3) OBP: 0.465, SLG: 0.706	0-3 K			0-3 K				0-0 F7		4	0	1	0	0	2	0				
Ken Phelps, L (1,10) OBP: 0.500, SLG: 1.000 Phil Bradley, R (9, PR) OBP: 0.393, SLG: 0.286		0-3 K		0-0 3-1				0-0 SF8		2	0	0	1	1	1	0				
Al Cowens, R (1,9) OBP: 0.315, SLG: 0.437		0-0 1B						0-0 K		4	0	3	0	0	1	1				
Dave Henderson, R (1,8) OBP: 0.254, SLG: 0.169		0-0 F7						0-0 F4		4	0	1	0	0	0	4				
Darnell Coles, R (1,5) OBP: 0.289, SLG: 0.236		0-0 5-3						0-0 F7		4	0	0	0	0	0	4				
Bob Kearney, R (1,2) OBP: 0.290, SLG: 0.376			0-0 F8					0-0 F6		3	0	0	0	0	1	2				
Spike Owen, S (1,6) OBP: 0.367, SLG: 0.429			0-3 K					0-0 1-3		3	0	0	0	0	1	2				
<b>Inning Stats</b>	R: 0 E: 0 K: 1 S: 5	H: 0 LOB: 0 BB: 0 P: 5	R: 0 E: 0 K: 1 S: 6	H: 1 LOB: 1 BB: 0 P: 6	R: 0 E: 0 K: 1 S: 5	H: 0 LOB: 0 BB: 0 P: 5	R: 0 E: 0 K: 1 S: 5	H: 0 LOB: 0 BB: 0 P: 5	R: 0 E: 0 K: 1 S: 7	H: 2 LOB: 2 BB: 0 P: 7	R: 1 E: 0 K: 0 S: 6	H: 3 LOB: 2 BB: 0 P: 6	R: 0 E: 0 K: 0 S: 3	H: 0 LOB: 0 BB: 0 P: 3	R: 0 E: 0 K: 1 S: 5	H: 0 LOB: 1 BB: 1 P: 9	1B: 6 2B: 0 3B: 0 HR: 0	SF: 1 SAC: 0 DP: 0 HBP: 0	WP: 0 PB: 0 SB: 0 CS: 0	PA: 34
<b>PITCHER</b> Storm Davis, R (1,1) ERA: 1.56	IP: 9.0 WLS: W BF: 34 H: 6 R: 1 ER: 1 SO: 6 BB: 1 IBB: 0 HBP: 0 BLK: 0 WP: 0 HR: 0 S: 45 P: 49 ERA: 1.00 WHIP: 0.778															<b>PITCHER</b>				

Seattle Mariners @ Baltimore Orioles  
Memorial Stadium, Baltimore, MD  
Fri May 18 1984, 7:05 PM EDT  
Att: 38,143 - Unknown

AB 32  
R 1  
H 6  
RBI 1  
BB 1  
SO 6  
LOB 14



Batter	1	2	3	4	5	6	7	8	9	AB	R	H	RBI	BB	SO	LOB	BOTTOM			
Al Bumbry, L (1,8) OBP: 0.243, SLG: 0.257 Lenn Sakata, R (8,4) OBP: 0.212, SLG: 0.219	0-0 F9 HR 2B		0-0 F6					0-0 SF8		3	1	1	1	0	0	0				
Jim Dwyer, L (1,9) OBP: 0.293, SLG: 0.277	0-0 F9		4-0 G5-4-3 BB					0-0 F8		3	0	0	0	1	1	2				
Cal Ripken Jr., R (1,6) OBP: 0.398, SLG: 0.635	0-0 F8		0-0 G5-4-3 1-2					0-0 F8		4	0	0	0	0	1	2				
Eddie Murray, S (1,3) OBP: 0.434, SLG: 0.529	0-0 HR			0-0 FC6-4 1B				0-0 F7		4	1	2	2	0	0	0				
John Lowenstein, L (1,10) OBP: 0.349, SLG: 0.362	0-0 F7			0-0 FC6-4 1B				0-0 F6		4	1	0	0	0	0	1				
Wayne Gross, L (1,5) OBP: 0.417, SLG: 0.717		0-0 F8		4-0 1B BB				0-0 K		2	0	0	0	1	1	0				
Mike Young, S (1,7) OBP: 0.435, SLG: 0.450		0-3 K		0-0 1B BB				0-0 1B SF8 2B		3	1	2	1	0	1	0				
Rich Dauer, R (1,4) OBP: 0.281, SLG: 0.306 John Shelby, S (7, PR) OBP: 0.245, SLG: 0.301		0-0 1B		0-0 F2				0-0 1B		3	0	2	0	0	0	2				
Rick Dempsey, R (1,2) OBP: 0.341, SLG: 0.314		0-0 5-3		0-3 K				0-0 F4		3	0	0	0	0	1	5				
<b>Inning Stats</b>	R: 2 E: 0 K: 0 S: 5	H: 2 LOB: 0 BB: 0 P: 5	R: 0 E: 0 K: 1 S: 6	H: 1 LOB: 1 BB: 0 P: 6	R: 0 E: 0 K: 0 S: 2	H: 0 LOB: 0 BB: 1 P: 6	R: 1 E: 0 K: 1 S: 7	H: 2 LOB: 2 BB: 1 P: 11	R: 0 E: 0 K: 1 S: 5	H: 0 LOB: 0 BB: 0 P: 5	R: 0 E: 0 K: 1 S: 5	H: 0 LOB: 0 BB: 0 P: 5	R: 1 E: 0 K: 0 S: 5	H: 2 LOB: 1 BB: 0 P: 5	R: 0 E: 0 K: 1 S: 5	H: 0 LOB: 0 BB: 0 P: 5	1B: 4 2B: 2 3B: 0 HR: 1	SF: 1 SAC: 0 DP: 1 HBP: 0	WP: 0 PB: 0 SB: 0 CS: 0	PA: 32
<b>PITCHER</b> Jim Beattie, R (1,1) ERA: 3.02	IP: 8.0 WLS: L BF: 32 H: 7 R: 4 ER: 4 SO: 5 BB: 2 IBB: 0 HBP: 0 BLK: 0 WP: 0 HR: 1 S: 40 P: 48 ERA: 4.50 WHIP: 1.125															<b>PITCHER</b>				

Seattle Mariners @ Baltimore Orioles  
Memorial Stadium, Baltimore, MD  
Fri May 18 1984, 7:05 PM EDT  
Att: 38,143 - Unknown

AB 29  
R 4  
H 7  
RBI 4  
BB 2  
SO 5  
LOB 12





Batter	1	2	3	4	5	6	7	8	9	10	AB	R	H	RBI	BB	SO	LOB	TOP							
Jack Perconte, L OBP: 0.341, SLG: 0.344 (1.4)	E3 G6-4-3		F5			1B 1B	SH2-3 1B		4-3		4	1	1	0	1	0	0								
Barry Bonnell, R OBP: 0.331, SLG: 0.395 (1.7)	G6-4-3			4-3 2B		1B HR 1B	SH2-3				4	1	3	1	0	0	1								
Alvin Davis, L OBP: 0.462, SLG: 0.689 (1.3)	K		F6			1B HR 1B			K		4	1	1	1	1	2	2								
Al Cowens, R OBP: 0.311, SLG: 0.452 (1.9)		6-3		4-3		1B HR			5-3		5	1	1	3	0	1	3								
Dave Henderson, R OBP: 0.264, SLG: 0.234 (1.8)		F9		1-3		5-3					5	1	2	1	0	0	1								
Steve Henderson, R OBP: 0.329, SLG: 0.348 Pat Putnam, L OBP: 0.253, SLG: 0.272 Phil Bradley, R OBP: 0.354, SLG: 0.278 (8. PH)						F8	F5		K		2	0	0	0	1	0	0								
Darnell Coles, R OBP: 0.284, SLG: 0.224 (1.5)		BB		1-3		6-3	E BB		6-3		4	0	0	0	1	0	1								
Bob Kearney, R OBP: 0.281, SLG: 0.364 (1.2)			3-1			F9	E5		5-3		4	0	0	0	0	0	1								
Spike Owen, S OBP: 0.364, SLG: 0.423 (1.6)			F8						K		4	1	1	0	0	1	2								
<b>Inning Stats</b>	R: 0 E: 1 K: 1 S: 5	H: 0 LOB: 0 BB: 0 P: 5	R: 0 E: 0 K: 0 S: 3	H: 0 LOB: 1 BB: 1 P: 7	R: 0 E: 0 K: 0 S: 3	H: 0 LOB: 0 BB: 0 P: 3	R: 0 E: 0 K: 0 S: 4	H: 1 LOB: 1 BB: 0 P: 4	R: 0 E: 0 K: 0 S: 3	H: 0 LOB: 0 BB: 0 P: 3	R: 5 E: 1 K: 0 S: 8	H: 4 LOB: 2 BB: 2 P: 16	R: 0 E: 0 K: 1 S: 6	H: 2 LOB: 2 BB: 1 P: 10	R: 0 E: 0 K: 1 S: 5	H: 0 LOB: 0 BB: 0 P: 5	R: 0 E: 0 K: 2 S: 8	H: 1 LOB: 1 BB: 0 P: 8	R: 1 E: 0 K: 0 S: 4	H: 1 LOB: 0 BB: 0 P: 4	1B: 5 2B: 2 3B: 0 HR: 2	SF: 0 SAC: 1 DP: 1 HBP: 0	WP: 0 PA: 43 PB: 0 SB: 0 CS: 0		
<b>PITCHER</b>	IP 5.0	WLS 22	BF 5	H 5	R 5	ER 5	SO 1	BB 2	IBB 0	HBP 0	BLK 0	WP 0	HR 1	S 22	P 30	ERA 9.00	WHIP 1.400								
Scott McGregor, L ERA: 3.8 (1.1)	2.0	10	2	0	0	1	1	1	0	0	0	0	0	10	18	0.00	1.500								
Sammy Stewart, R ERA: 3.09 (6.1)	3.0	L	11	2	1	1	3	0	0	0	0	0	0	1	17	17	3.00	0.667							
Tipoy Martinez, L ERA: 4.18 (8.1)																									

Seattle Mariners @ Baltimore Orioles  
 Memorial Stadium, Baltimore, MD  
 Sat May 19 1984, 7:05 PM EDT  
 Att: 28,187 - Unknown

AB	38
R	6
H	9
RBI	6
BB	4
SO	5
LOB	11



Batter	1	2	3	4	5	6	7	8	9	10	AB	R	H	RBI	BB	SO	LOB	BOTTOM							
John Shelby, S OBP: 0.243, SLG: 0.290 (1.8)	F9	F8			1B 3B BB	6-3		K			4	1	0	0	1	1	4								
Rich Dauer, R OBP: 0.294, SLG: 0.336 (1.4)	1B 2B	F8			1-2 3B 1B		6-3 2B	F8			5	1	3	0	0	0	3								
Cal Ripken Jr., R OBP: 0.352, SLG: 0.621 (1.6)	BB 1B		F8		F7		6-3		6-3		5	1	1	0	0	0	3								
Eddie Murray, S OBP: 0.439, SLG: 0.540 (1.3)	1B BB		4-3		4-3		BB IBB		F9		3	0	1	2	2	0	0								
Gary Roenicke, R OBP: 0.364, SLG: 0.257 (1.9)	1-2 2H 1B		F4		6-3		G6-4-3 BB		K		4	0	1	1	1	1	1								
Benny Ayala, R OBP: 0.233, SLG: 0.237 Al Bumbry, L OBP: 0.243, SLG: 0.257 (10. PR)	F6			6-3		F5	G6-4-3				5	0	1	0	0	0	5								
Mike Young, S OBP: 0.464, SLG: 0.625 (1.7)			F8 1B HBP		F4	2B 2B		HR		K	4	2	2	1	0	1	1								
Floyd Rayford, R OBP: 0.271, SLG: 0.457 (1.2)		K		F8			2B	K		F5	5	0	1	1	0	2	2								
Todd Cruz, R OBP: 0.240, SLG: 0.301 (1.5)					F3					4-3	5	0	2	0	0	1	2								
<b>Inning Stats</b>	R: 1 E: 0 K: 0 S: 5	H: 3 LOB: 2 BB: 1 P: 9	R: 0 E: 0 K: 1 S: 6	H: 1 LOB: 2 BB: 0 P: 7	R: 0 E: 0 K: 0 S: 3	H: 0 LOB: 0 BB: 0 P: 3	R: 0 E: 0 K: 0 S: 3	H: 0 LOB: 0 BB: 0 P: 3	R: 2 E: 0 K: 0 S: 5	H: 2 LOB: 1 BB: 1 P: 9	R: 1 E: 0 K: 1 S: 7	H: 2 LOB: 1 BB: 0 P: 7	R: 0 E: 0 K: 0 S: 3	H: 1 LOB: 2 BB: 1 P: 11	R: 1 E: 0 K: 1 S: 9	H: 2 LOB: 1 BB: 0 P: 9	R: 0 E: 0 K: 1 S: 5	H: 0 LOB: 0 BB: 0 P: 5	R: 0 E: 0 K: 1 S: 6	H: 1 LOB: 1 BB: 0 P: 6	1B: 6 2B: 4 3B: 1 HR: 1	SF: 0 SAC: 0 DP: 1 HBP: 1	WP: 0 PA: 45 PB: 0 SB: 0 CS: 0		
<b>PITCHER</b>	IP 5.1	WLS 26	BF 8	H 4	R 4	ER 4	SO 1	BB 2	IBB 1	HBP 1	BLK 0	WP 0	HR 0	S 25	P 34	ERA 6.75	WHIP 1.875								
Mark Langston, L ERA: 5.32 (1.1)	4.2	W	19	4	1	1	5	1	1	0	0	0	0	1	27	35	1.93	1.071							
Ed Vande Berg, L ERA: 2.52 (6.1)																									

Seattle Mariners @ Baltimore Orioles  
 Memorial Stadium, Baltimore, MD  
 Sat May 19 1984, 7:05 PM EDT  
 Att: 28,187 - Unknown

AB	40
R	5
H	12
RBI	5
BB	4
SO	6
LOB	21





Batter	1	2	3	4	5	6	7	8	9	AB	R	H	RBI	BB	SO	LOB	TOP										
Jack Perconte, L (1,4) OBP: 0.333, SLG: 0.335	4-3		K		F3		SH2-4		K2-3	4	0	0	0	0	2	2											
Barry Bonnell, R (1,7) OBP: 0.336, SLG: 0.394	1B BB		1-3		1B		6-3			3	0	1	1	1	0	2											
Alvin Davis, L (1,3) OBP: 0.463, SLG: 0.679	G4-6-3 1B		K		F6		FC4-6 BB			3	0	1	0	1	1	2											
Al Cowens, R (1,9) OBP: 0.301, SLG: 0.438	G4-6-3 1-2			K		K	FC4-6			4	0	0	0	0	2	4											
Dave Henderson, R (1,8) OBP: 0.263, SLG: 0.235		F3		4-3		5-3		CS 1B		4	0	1	0	0	0	0											
Steve Henderson, R (1,10) OBP: 0.354, SLG: 0.357									F7	1	0	1	0	2	0	0											
Pat Putnam, L (8, FH) OBP: 0.253, SLG: 0.272	E 1B					1B BB				0	0	0	0	0	0	0											
Larry Milbourne, S (8, FH) OBP: 0.345, SLG: 0.255										1	0	0	0	0	0	1											
Domingo Ramos, R (1,5) OBP: 0.059, SLG: 0.059		F9		4-3		1B			6-3	4	0	1	0	0	0	2											
Bob Kearney, R (1,2) OBP: 0.273, SLG: 0.353		K				F7			5-3	4	0	0	0	0	2	3											
Spike Owen, S (1,6) OBP: 0.374, SLG: 0.436				1-3 1B		S 1B 2B		6-3 SH2-4 BB	6-3	3	1	2	0	1	0	0											
<b>Inning Stats</b>	R: 0 E: 0 K: 0 S: 3	H: 1 LOB: 1 BB: 1 P: 7	R: 0 E: 0 K: 1 S: 6	H: 1 LOB: 1 BB: 0 P: 6	R: 0 E: 0 K: 2 S: 8	H: 1 LOB: 1 BB: 0 P: 8	R: 0 E: 0 K: 1 S: 5	H: 0 LOB: 1 BB: 1 P: 9	R: 1 E: 0 K: 0 S: 5	H: 2 LOB: 1 BB: 0 P: 5	R: 0 E: 0 K: 2 S: 8	H: 1 LOB: 2 BB: 1 P: 12	R: 0 E: 0 K: 0 S: 3	H: 0 LOB: 2 BB: 2 P: 11	R: 0 E: 0 K: 0 S: 3	H: 1 LOB: 0 BB: 0 P: 3	R: 0 E: 0 K: 1 S: 5	H: 0 LOB: 0 BB: 0 P: 5	1B: 6 2B: 1 3B: 0 HR: 0	SF: 0 SAC: 1 DP: 1 HBP: 0	WP: 0 PB: 0 SB: 2 CS: 1	PA: 37					
<b>PITCHER</b>	IP	WLS	BF	H	R	ER	SO	BB	IBB	HBP	BLK	WP	HR	S	P	ERA	WHIP										
Mike Flanagan, L (1,1) ERA: 4.67	6.2	W	30	6	1	1	6	5	0	0	0	0	0	37	57	1.35	1.650										
Bill Swaggerty, R (7,1) ERA:	0.1		2	1	0	0	0	0	0	0	0	0	0	2	2	0.00	3.000										
Tippy Martinez, L (8,1) ERA: 3.9	2.0	S	5	0	0	0	1	0	0	0	0	0	0	7	7	0.00	0.000										

Seattle Mariners @ Baltimore Orioles  
Memorial Stadium, Baltimore, MD  
Sun May 20 1984, 3:33 AM EDT  
Att: 34,194 - Unknown

AB 31  
R 1  
H 7  
RBI 1  
BB 5  
SO 7  
LOB 16



Batter	1	2	3	4	5	6	7	8	9	AB	R	H	RBI	BB	SO	LOB	BOTTOM										
Al Bumbry, L (1,8) OBP: 0.247, SLG: 0.250	G3-6-3 BB		F6		6-3			SH1-4		2	0	0	0	1	0	0											
John Shelby, S (8, FH) OBP: 0.243, SLG: 0.290										0	0	0	0	0	0	0											
Jim Dwyer, L (1,9) OBP: 0.299, SLG: 0.273	G3-6-3			HR BB		F9		K		1	1	0	0	1	0	1											
Gary Roenicke, R (6, FH) OBP: 0.356, SLG: 0.250	1-2			HR BB		G3		HR BB		2	0	0	0	0	1	1											
Cal Ripken Jr., R (1,6) OBP: 0.394, SLG: 0.635	K			HR				HR BB		3	2	1	2	1	1	0											
Eddie Murray, S (1,3) OBP: 0.440, SLG: 0.559		F4		K				HR		4	1	2	3	0	1	0											
John Lowenstein, L (1,10) OBP: 0.351, SLG: 0.358					F9			HR		1	0	0	0	1	0	0											
Benny Ayala, R (6, FH) OBP: 0.222, SLG: 0.225					F9			K		2	0	0	0	0	1	1											
Wayne Gross, L (1,5) OBP: 0.419, SLG: 0.705										1	0	0	0	1	0	1											
Todd Cruz, R (7, FH) OBP: 0.237, SLG: 0.297										1	0	0	0	0	0	0											
Mike Young, S (1,7) OBP: 0.419, SLG: 0.556					G3					3	0	0	0	0	1	2											
Rich Dauer, R (1,4) OBP: 0.287, SLG: 0.328										3	0	0	0	0	0	0											
Orlando Sanchez, L (1,2) OBP: 0.091, SLG: 0.182										1	0	0	0	0	0	0											
Floyd Rayford, R (4,2) OBP: 0.280, SLG: 0.447								SH1-4 HR BB		1	1	0	0	1	0	0											
<b>Inning Stats</b>	R: 0 E: 0 K: 1 S: 4	H: 0 LOB: 0 BB: 1 P: 8	R: 0 E: 0 K: 1 S: 5	H: 0 LOB: 1 BB: 1 P: 9	R: 0 E: 0 K: 0 S: 3	H: 0 LOB: 0 BB: 0 P: 3	R: 2 E: 0 K: 1 S: 6	H: 1 LOB: 2 BB: 2 P: 14	R: 0 E: 0 K: 0 S: 3	H: 0 LOB: 0 BB: 0 P: 3	R: 0 E: 0 K: 0 S: 4	H: 1 LOB: 1 BB: 0 P: 4	R: 0 E: 0 K: 0 S: 3	H: 0 LOB: 0 BB: 0 P: 3	R: 3 E: 0 K: 2 S: 8	H: 1 LOB: 0 BB: 2 P: 16	1B: 1 2B: 0 3B: 0 HR: 2	SF: 0 SAC: 1 DP: 1 HBP: 0	WP: 0 PB: 0 SB: 0 CS: 0	PA: 32							
<b>PITCHER</b>	IP	WLS	BF	H	R	ER	SO	BB	IBB	HBP	BLK	WP	HR	S	P	ERA	WHIP										
Mike Moore, R (1,1) ERA: 3.06	5.0	L	19	1	2	2	3	4	0	0	0	0	0	21	37	3.60	1.000										
Paul Mirabella, L (6,1) ERA: 3.0	2.1		9	1	1	1	0	1	0	0	0	0	0	8	12	3.86	0.857										
Dave Beard, R (8,1) ERA: 3.98	0.2		4	1	2	2	2	1	0	0	0	0	1	7	11	27.00	3.000										

Seattle Mariners @ Baltimore Orioles  
Memorial Stadium, Baltimore, MD  
Sun May 20 1984, 3:33 AM EDT  
Att: 34,194 - Unknown

AB 25  
R 5  
H 3  
RBI 5  
BB 6  
SO 5  
LOB 6





Batter	1	2	3	4	5	6	7	8	9	AB	R	H	RBI	BB	SO	LOB	TOP										
<b>Al Bumby, L</b> OBP: 0.244, SLG: 0.237 (1, 8)	1-3		BB		F7		F8		F7	4	0	0	0	1	0	1	<b>Baltimore Orioles @ Oakland Athletics</b> Oakland-Alameda County Coliseum, Oakland, CA Tue May 22 1984, 7:05 PM PDT Att: 14,027 - Unknown										
<b>Jim Dwyer, L</b> OBP: 0.288, SLG: 0.261 (1, 9) <b>Gary Roenicke, R</b> OBP: 0.370, SLG: 0.260 (7, PH) (7, 9)	F8		F9		F7		WP		E	3	0	0	0	0	0	1											
<b>Cal Ripken Jr., R</b> OBP: 0.383, SLG: 0.615 (1, 6)	F8		F7		F8		BB		BB	1	0	1	0	1	0	0											
<b>Eddie Murray, S</b> OBP: 0.444, SLG: 0.555 (1, 3)		FC4-6	BB		4-3				K	3	0	1	0	2	1	0											
<b>John Lowenstein, L</b> OBP: 0.345, SLG: 0.360 (1, 10)		FC4-6	BB		G3				F4	5	1	1	0	0	0	5											
<b>Wayne Gross, L</b> OBP: 0.418, SLG: 0.677 (1, 5)		HR			G3				BB	4	2	1	0	1	2	4											
<b>Mike Young, S</b> OBP: 0.429, SLG: 0.548 (1, 7)		F8			F7				BB	4	0	2	0	0	0	3											
<b>Rich Dauer, R</b> OBP: 0.288, SLG: 0.353 (8, PH) <b>Orlando Sanchez, L</b> OBP: 0.167, SLG: 0.250 (8, 2)		HR			F7				BB	3	1	1	3	0	0	1											
<b>Rick Dempsey, R</b> OBP: 0.341, SLG: 0.315 (1, 2) <b>John Shelby, S</b> OBP: 0.241, SLG: 0.287 (8, PH) <b>Lenn Sakata, R</b> OBP: 0.212, SLG: 0.219 (8, 4)		F8			F8		WP		K	1	0	0	0	0	1	2											
<b>Inning Stats</b>	R: 0 E: 0 K: 0 S: 3	H: 0 LOB: 0 BB: 0 P: 3	R: 3 E: 0 K: 0 S: 5	H: 2 LOB: 0 BB: 1 P: 9	R: 0 E: 0 K: 1 S: 3	H: 0 LOB: 2 BB: 2 P: 11	R: 0 E: 0 K: 1 S: 6	H: 1 LOB: 1 BB: 0 P: 6	R: 0 E: 0 K: 0 S: 3	H: 1 LOB: 1 BB: 0 P: 4	R: 0 E: 0 K: 0 S: 4	H: 1 LOB: 2 BB: 1 P: 8	R: 1 E: 0 K: 2 S: 10	H: 3 LOB: 2 BB: 0 P: 10	R: 0 E: 1 K: 2 S: 9	H: 1 LOB: 3 BB: 1 P: 13	1B: 7 2B: 1 3B: 0 HR: 1	SF: 0 SAC: 0 DP: 0 HBP: 0	WP: 2 PB: 0 SB: 0 CS: 0	PA: 42							
<b>PITCHER</b>	IP	WLS	BF	H	R	ER	SO	BB	IBB	HBP	BLK	WP	HR	S	P	ERA	WHIP										
<b>Ray Burris, R</b> ERA: 1.99 (1, 1)	6.2	W	28	5	3	3	1	3	0	0	0	1	1	27	39	4.05	1.200										
<b>Tim Conroy, L</b> ERA: 5.2 (7, 1)	0.0		1	0	0	0	0	1	0	0	0	0	0	0	4	∞	∞										
<b>Keith Atherton, R</b> ERA: 2.12 (7, 1)	1.0	S	5	2	1	1	1	0	0	0	0	1	0	7	7	9.00	2.000										
<b>Bill Caudill, R</b> ERA: 3.38 (8, 1)	1.1	S	8	2	0	0	3	1	0	0	0	0	0	13	17	0.00	2.250										

AB 37  
R 4  
H 9  
RBI 4  
BB 5  
SO 5  
LOB 22



Batter	1	2	3	4	5	6	7	8	9	AB	R	H	RBI	BB	SO	LOB	BOTTOM										
<b>Rickey Henderson, R</b> OBP: 0.360, SLG: 0.393 (1, 7)	F9				S				FC3-6	3	1	2	0	2	0	0	<b>Baltimore Orioles @ Oakland Athletics</b> Oakland-Alameda County Coliseum, Oakland, CA Tue May 22 1984, 7:05 PM PDT Att: 14,027 - Unknown										
<b>Dwayne Murphy, L</b> OBP: 0.343, SLG: 0.431 (1, 8)	BB	3-1			2B		F7		FC3-6	4	1	1	0	1	0	5											
<b>Joe Morgan, L</b> OBP: 0.407, SLG: 0.382 (1, 4)	BB				HR				K	3	1	2	1	1	1	0											
<b>Dave Kingman, R</b> OBP: 0.290, SLG: 0.530 (1, 10)	K				SF8				HR	3	1	1	2	0	1	3											
<b>Carney Lansford, R</b> OBP: 0.339, SLG: 0.436 (1, 5)	1-3				HR				S	3	1	1	2	1	0	2											
<b>Bruce Bochte, L</b> OBP: 0.313, SLG: 0.282 (1, 3)		F8			1-3		F9		F5	4	0	0	0	0	0	1											
<b>Mike Davis, L</b> OBP: 0.308, SLG: 0.402 (1, 9)		1B			4-3		F8		5-3	3	1	0	0	1	0	1											
<b>Mike Heath, R</b> OBP: 0.317, SLG: 0.377 (1, 2)		2B			6-3		K		F3	4	0	1	0	0	1	0											
<b>Tony Phillips, S</b> OBP: 0.325, SLG: 0.338 (1, 6)		SF7			1-3		1B		K	3	0	1	1	0	1	0											
<b>Inning Stats</b>	R: 0 E: 0 K: 1 S: 6	H: 1 LOB: 2 BB: 1 P: 10	R: 1 E: 0 K: 0 S: 5	H: 2 LOB: 2 BB: 1 P: 9	R: 0 E: 0 K: 0 S: 3	H: 0 LOB: 0 BB: 0 P: 3	R: 0 E: 0 K: 0 S: 3	H: 0 LOB: 0 BB: 0 P: 3	R: 4 E: 0 K: 0 S: 5	H: 2 LOB: 0 BB: 2 P: 13	R: 0 E: 0 K: 1 S: 7	H: 2 LOB: 2 BB: 0 P: 7	R: 1 E: 0 K: 1 S: 6	H: 1 LOB: 1 BB: 1 P: 10	R: 0 E: 0 K: 1 S: 5	H: 0 LOB: 1 BB: 1 P: 9	1B: 5 2B: 2 3B: 0 HR: 2	SF: 2 SAC: 0 DP: 0 HBP: 0	WP: 0 PB: 0 SB: 2 CS: 0	PA: 38							
<b>PITCHER</b>	IP	WLS	BF	H	R	ER	SO	BB	IBB	HBP	BLK	WP	HR	S	P	ERA	WHIP										
<b>Mike Boddicker, R</b> ERA: 2.65 (1, 1)	4.2	L	23	6	5	5	1	4	0	0	0	0	1	21	37	9.64	2.143										
<b>Tom Underwood, L</b> ERA: 3.92 (5, 1)	2.1		11	3	1	1	2	1	0	0	0	0	0	14	18	3.86	1.714										
<b>Dennis Martinez, R</b> ERA: 5.12 (8, 1)	0.2		3	0	0	0	1	1	0	0	0	0	0	4	8	0.00	1.500										
<b>Tippy Martinez, L</b> ERA: 3.86 (8, 1)	0.1		1	0	0	0	0	0	0	0	0	0	0	1	1	0.00	0.000										

AB 30  
R 6  
H 9  
RBI 6  
BB 6  
SO 4  
LOB 12





Batter	1	2	3	4	5	6	7	8	9	AB	R	H	RBI	BB	SO	LOB	TOP																			
<b>Al Bumbry, L</b> OBP: 0.247, SLG: 0.241 <b>Gary Roenicke, R</b> OBP: 0.368, SLG: 0.253 (6, PH) (6, 9)	F8			4-3				K	F8	3	0	1	0	0	0	2	<b>Baltimore Orioles @ Oakland Athletics</b> <b>Oakland-Alameda County Coliseum, Oakland, CA</b> Wed May 23 1984, 3:33 AM PDT Att: 10,675 - Unknown																			
<b>Jim Dwyer, L</b> OBP: 0.301, SLG: 0.257 <b>Floyd Rayford, R</b> OBP: 0.269, SLG: 0.438 (6, PH) (6, 2)			F8					F8		1	1	0	0	2	0	1																				
<b>Cal Ripken Jr., R</b> OBP: 0.384, SLG: 0.612 (1, 6)	K			1B						4	1	1	0	1	2	3																				
<b>Eddie Murray, S</b> OBP: 0.449, SLG: 0.557 (1, 10)	F8			1B						3	2	2	1	1	0	1																				
<b>John Lowenstein, L</b> OBP: 0.339, SLG: 0.352 <b>Todd Cruz, R</b> OBP: 0.237, SLG: 0.297 (9, PR) (9, 5)			F8	F5						5	0	1	0	0	1	6																				
<b>Wayne Gross, L</b> OBP: 0.417, SLG: 0.652 (1, 5) (9, 3)				1B						4	2	1	1	1	0	1																				
<b>Mike Young, S</b> OBP: 0.450, SLG: 0.529 (1, 7)				1B						3	1	1	2	2	0	0																				
<b>Orlando Sanchez, L</b> OBP: 0.200, SLG: 0.267 <b>John Shelby, S</b> OBP: 0.246, SLG: 0.291 (6, PR) (6, 8)			K	F8						3	0	1	0	0	1	2																				
<b>Rich Dauer, R</b> OBP: 0.292, SLG: 0.350 (1, 4)			5-3							4	0	1	1	1	0	2																				
<b>Inning Stats</b>	R: 0 E: 0 K: 1 S: 5	H: 0 LOB: 1 BB: 1 P: 9	R: 0 E: 0 K: 0 S: 3	H: 0 LOB: 0 BB: 0 P: 3	R: 0 E: 0 K: 1 S: 6	H: 1 LOB: 1 BB: 0 P: 6	R: 3 E: 0 K: 0 S: 6	H: 3 LOB: 2 BB: 2 P: 14	R: 1 E: 0 K: 1 S: 6	H: 1 LOB: 1 BB: 1 P: 10	R: 2 E: 0 K: 0 S: 4	H: 1 LOB: 3 BB: 4 P: 20	R: 0 E: 0 K: 1 S: 5	H: 0 LOB: 0 BB: 0 P: 5	R: 0 E: 0 K: 1 S: 5	H: 0 LOB: 0 BB: 0 P: 5		R: 3 E: 1 K: 1 S: 9	H: 4 LOB: 2 BB: 1 P: 13	1B: 9 2B: 1 3B: 0 HR: 0	SF: 2 SAC: 0 DP: 0 HBP: 0	WP: 1 PB: 0 SB: 0 CS: 0	PA: 46													
<b>PITCHER</b>	IP	WLS	BF	H	R	ER	SO	BB	IBB	HBP	BLK	WP	HR	S	P	ERA	WHIP	<b>PITCHER</b>		IP	WLS	BF	H	R	ER	SO	BB	IBB	HBP	BLK	WP	HR	S	P	ERA	WHIP
<b>Mike Warren, R</b> ERA: 5.34	(1, 1)	4.0	L	21	5	4	4	2	4	0	0	0	0	0	21	37	9.00	2.250	<b>Lary Sorensen, R</b> ERA: 4.25		(9, 1)	0.2		2	0	0	0	0	0	0	0	0	2	2	0.00	0.000
<b>Chris Codiroli, R</b> ERA: 7.57	(5, 1)	1.0		6	1	2	2	1	2	0	0	0	0	0	6	14	18.00	3.000																		
<b>Tim Conroy, L</b> ERA: 5.14	(6, 1)	0.1		2	0	0	0	0	1	0	0	0	0	0	1	5	0.00	3.000																		
<b>Keith Atherton, R</b> ERA: 2.43	(6, 1)	3.0		12	2	2	2	3	0	1	0	0	0	0	17	21	6.00	0.667																		
<b>Bill Caudill, R</b> ERA: 3.5	(9, 1)	0.0		3	2	1	1	0	1	0	0	0	1	0	2	6	∞	∞																		

AB	35
R	9
H	10
RBI	9
BB	9
SO	6
LOB	20



Batter	1	2	3	4	5	6	7	8	9	AB	R	H	RBI	BB	SO	LOB	BOTTOM																					
<b>Rickey Henderson, R</b> OBP: 0.358, SLG: 0.391 <b>Bill Almon, R</b> OBP: 0.271, SLG: 0.209 <b>Mike Davis, L</b> OBP: 0.306, SLG: 0.398 (7, PH) (8, 9)	F7								F4	1	0	0	0	0	0	0	<b>Baltimore Orioles @ Oakland Athletics</b> <b>Oakland-Alameda County Coliseum, Oakland, CA</b> Wed May 23 1984, 3:33 AM PDT Att: 10,675 - Unknown																					
<b>Jim Essian, R</b> OBP: 0.256, SLG: 0.257 (9, PH)			HR							1	0	0	0	0	0	0																						
<b>Dwayne Murphy, L</b> OBP: 0.352, SLG: 0.457 (1, 8)	6-3		HR							4	1	2	2	0	0	0																						
<b>Davey Lopes, R</b> OBP: 0.325, SLG: 0.411 (7, 4)			5-3							4	0	1	0	1	0	1																						
<b>Dave Kingman, R</b> OBP: 0.287, SLG: 0.539 (1, 10)	FC6-4		5-3							5	1	1	1	0	0	4																						
<b>Carney Lansford, R</b> OBP: 0.337, SLG: 0.431 (1, 5)										4	1	1	0	0	1	0																						
<b>Mike Heath, R</b> OBP: 0.331, SLG: 0.402 (1, 2)										3	0	2	1	1	0	0																						
<b>Bruce Bochte, L</b> OBP: 0.311, SLG: 0.281 (1, 3)										4	0	1	0	0	0	3																						
<b>Mark Wagner, R</b> OBP: 0.256, SLG: 0.200 <b>Gary Hancock, L</b> OBP: 0.259, SLG: 0.259 (6, PH) (7, 9)										1	0	0	0	1	0	1																						
<b>Jeff Burroughs, R</b> OBP: 0.308, SLG: 0.318 (8, PH) (8, 7)										0	0	0	0	1	0	0																						
<b>Tony Phillips, S</b> OBP: 0.321, SLG: 0.372 (1, 6)			5-3							4	1	1	1	0	1	3																						
<b>Inning Stats</b>	R: 0 E: 0 K: 0 S: 4	H: 1 LOB: 1 BB: 0 P: 4	R: 0 E: 0 K: 0 S: 4	H: 1 LOB: 0 BB: 0 P: 4	R: 2 E: 0 K: 0 S: 5	H: 2 LOB: 0 BB: 0 P: 5	R: 1 E: 0 K: 0 S: 4	H: 2 LOB: 1 BB: 1 P: 8	R: 0 E: 0 K: 0 S: 2	H: 0 LOB: 1 BB: 1 P: 7	R: 0 E: 0 K: 0 S: 4	H: 1 LOB: 1 BB: 0 P: 4	R: 1 E: 0 K: 2 S: 8	H: 1 LOB: 2 BB: 2 P: 16	R: 0 E: 0 K: 0 S: 4	H: 1 LOB: 1 BB: 0 P: 4	1B: 6 2B: 0 3B: 1 HR: 3	SF: 0 SAC: 0 DP: 1 HBP: 1	WP: 2 PB: 0 SB: 1 CS: 1	PA: 40																		
<b>PITCHER</b>	IP	WLS	BF	H	R	ER	SO	BB	IBB	HBP	BLK	WP	HR	S	P	ERA	WHIP	<b>PITCHER</b>		IP	WLS	BF	H	R	ER	SO	BB	IBB	HBP	BLK	WP	HR	S	P	ERA	WHIP		
<b>Scott McGregor, L</b> ERA: 3.94	(1, 1)	4.1		21	6	3	3	0	2	0	0	0	0	1	18	27	6.23	1.846	<b>Bill Swagerty, R</b> ERA: 5.4		(5, 1)	3.0	W	12	3	2	2	1	1	0	0	0	0	2	13	17	6.00	1.333
<b>Tippy Martinez, L</b> ERA: 3.66	(8, 1)	1.2	S	7	1	0	0	1	1	0	0	0	2	0	8	12	0.00	1.200																				

AB	35
R	5
H	10
RBI	5
BB	4
SO	2
LOB	13





Batter	1	2	3	4	5	6	7	8	9	AB	R	H	RBI	BB	SO	LOB	TOP						
<b>John Shelby, S</b> OBP: 0.268, SLG: 0.322 (1, 8)	0-0 4-3 1B	0-0 1-3 2-H 3-H 2B		0-0 F9			0-0 6-3 1B		0-0 1B	5	0	4	2	0	0	2	<b>Baltimore Orioles @ Oakland Athletics</b> Oakland-Alameda County Coliseum, Oakland, CA Thu May 24 1984, 3:33 AM PDT Att: 9,309 - Unknown <a href="http://livebaseballscorecards.com">livebaseballscorecards.com</a>						
<b>Rich Dauer, R</b> OBP: 0.281, SLG: 0.336 (1, 4)	0-0 4-3 1-2	0-0 4-3			0-3 K2-3		0-0 6-3 1-2		0-0 F9	5	0	0	0	0	1	5							
<b>Cal Ripken Jr., R</b> OBP: 0.379, SLG: 0.600 (1, 6)	0-0 6-3		0-0 1-3		0-0 F8		0-0 F4		0-0 1-2 1B	5	0	1	0	0	0	2							
<b>Eddie Murray, S</b> OBP: 0.447, SLG: 0.546 (1, 10)	0-0 F9		0-0 6-3		4-0 FC6-4 BB		4-0 1B		0-0 F5	3	0	0	0	2	0	3							
<b>Gary Roenicke, R</b> OBP: 0.354, SLG: 0.241 (1, 9)		0-0 4-3	0-0 6-3		0-0 FC6-4		0-0 F2		0-3 K	4	0	0	0	0	0	3							
<b>John Lowenstein, L</b> OBP: 0.336, SLG: 0.349 (9, PH)					1-2					1	0	0	0	0	1	2							
<b>Floyd Rayford, R</b> OBP: 0.286, SLG: 0.431 (1, 3) (8, 2)		4-0 1B BB 2B BB		0-0 FC6-4 1B		0-0 5-3		0-0 F9		3	1	1	0	1	0	0							
<b>Mike Young, S</b> OBP: 0.432, SLG: 0.486 (1, 7)		4-0 1B BB 2B BB		0-0 FC6-4 1B 1-2		0-0 E6		0-0 5-3		3	1	0	0	1	0	1							
<b>Todd Cruz, R</b> OBP: 0.250, SLG: 0.308 (1, 5)		0-0 2B 1B 1-2 2-3		0-0 CS 1B 1-3		0-0 F6		0-0 E3		4	0	2	0	0	0	1							
<b>Rick Dempsey, R</b> OBP: 0.341, SLG: 0.307 (1, 2)		0-0 F6		4-0 1B BB 1-2		0-0 F7		0-0 F8		2	0	0	0	1	0	4							
<b>Benny Ayala, R</b> OBP: 0.217, SLG: 0.220 (8, PH)				1-2 BB						1	0	0	0	0	0	1							
<b>Wayne Gross, L</b> OBP: 0.417, SLG: 0.652 (8, 3)				1-2 BB						0	0	0	0	0	0	0							
<b>Inning Stats</b>	R: 0 E: 0 K: 0 S: 4	H: 1 LOB: 1 BB: 0 P: 4	R: 2 E: 0 K: 0 S: 5	H: 2 LOB: 2 BB: 2 P: 13	R: 0 E: 0 K: 0 S: 3	H: 0 LOB: 0 BB: 0 P: 3	R: 0 E: 0 K: 0 S: 4	H: 2 LOB: 2 BB: 1 P: 8	R: 0 E: 0 K: 1 S: 5	H: 0 LOB: 1 BB: 1 P: 9	R: 0 E: 0 K: 0 S: 4	H: 1 LOB: 2 BB: 1 P: 8	R: 0 E: 1 K: 0 S: 4	H: 0 LOB: 1 BB: 0 P: 4	R: 0 E: 0 K: 0 S: 4	H: 0 LOB: 2 BB: 0 P: 4	R: 0 E: 0 K: 1 S: 7	H: 2 LOB: 2 BB: 0 P: 7	1B: 7 2B: 1 3B: 0 HR: 0	SF: 0 SAC: 0 DP: 0 HBP: 0	WP: 0 PB: 0 SB: 0 CS: 1	PA: 41	
<b>PITCHER</b>	IP WLS BF H R ER SO	IP WLS BF H R ER SO	IP WLS BF H R ER SO	IP WLS BF H R ER SO	IP WLS BF H R ER SO	IP WLS BF H R ER SO	IP WLS BF H R ER SO	IP WLS BF H R ER SO	IP WLS BF H R ER SO	IP WLS BF H R ER SO	IP WLS BF H R ER SO	IP WLS BF H R ER SO	IP WLS BF H R ER SO	IP WLS BF H R ER SO	IP WLS BF H R ER SO	IP WLS BF H R ER SO	IP WLS BF H R ER SO	IP WLS BF H R ER SO	IP WLS BF H R ER SO	ERA WHIP	ERA WHIP	ERA WHIP	
<b>Bill Krueger, L</b> ERA: 4.34 (1, 1)	8.1 W 39	8 2 2 1	4 1 0 0	0 0 0 0	0 0 0 0	0 0 0 0	0 0 4 4	0.00 0.000															
<b>Bill Caudill, R</b> ERA: 3.68 (9, 1)	0.2 S	2 0 0 0	0 0 0 1	0 0 0 0	0 0 0 0	0 0 0 0	0 0 4 4	0.00 0.000															

Batter	1	2	3	4	5	6	7	8	9	AB	R	H	RBI	BB	SO	LOB	BOTTOM						
<b>Davey Lopes, R</b> OBP: 0.320, SLG: 0.404 (1, 7)	0-0 6-3		0-3 K		0-0 G6-3			0-0 SH		2	0	0	0	0	1	0	<b>Baltimore Orioles @ Oakland Athletics</b> Oakland-Alameda County Coliseum, Oakland, CA Thu May 24 1984, 3:33 AM PDT Att: 9,309 - Unknown <a href="http://livebaseballscorecards.com">livebaseballscorecards.com</a>						
<b>Garry Hancock, L</b> OBP: 0.250, SLG: 0.250 (4, 7)					1-2			1-2 SH5-4		1	0	0	0	0	2								
<b>Dwayne Murphy, L</b> OBP: 0.351, SLG: 0.462 (1, 8)	0-0 6-4 2B		0-0 6-3					0-0 SH5-4		3	0	1	0	0	0								
<b>Joe Morgan, L</b> OBP: 0.410, SLG: 0.375 (1, 4)	4-0 BB			0-0 F4		0-0 4-3		4-0 1B		2	0	0	0	2	0								
<b>Dave Kingman, R</b> OBP: 0.281, SLG: 0.529 (1, 10)	0-0 6-4 2-3f			0-0 5-3		0-3 K		0-0 SF8		3	0	0	1	0	1								
<b>Carney Lansford, R</b> OBP: 0.337, SLG: 0.429 (1, 5)		0-0 F8		0-0 5-3				0-0 5-3		3	1	1	0	0	0								
<b>Jeff Burroughs, R</b> OBP: 0.296, SLG: 0.304 (8, PH)								0-0 2B 1B		1	0	0	0	0	2								
<b>Mark Wagner, R</b> OBP: 0.250, SLG: 0.200 (9, 5)								0-0 SH2-4 2B 1B		0	0	0	0	0	0								
<b>Bruce Bochte, L</b> OBP: 0.321, SLG: 0.281 (1, 3)		4-0 FC4-6 BB		4-0 FC8-4 BB		0-0 SH2-4		1-2		0	0	0	0	2	0								
<b>Mike Davis, L</b> OBP: 0.306, SLG: 0.406 (1, 9)		0-3 K		0-0 FC8-4 1B		0-0 2B		0-0 2B		3	1	1	1	0	1								
<b>Mike Heath, R</b> OBP: 0.331, SLG: 0.400 (1, 2)		0-0 FC4-6		0-0 1B 1B		0-0 F7				3	0	1	1	0	0								
<b>Tony Phillips, S</b> OBP: 0.333, SLG: 0.383 (1, 6)			0-0 F7		0-0 G6-3 1B			0-0 SH5-4 SH SF8 1B		3	1	2	0	0	0								
<b>Inning Stats</b>	R: 0 E: 0 K: 0 S: 3	H: 1 LOB: 1 BB: 1 P: 7	R: 0 E: 0 K: 1 S: 5	H: 0 LOB: 1 BB: 1 P: 9	R: 0 E: 0 K: 1 S: 5	H: 0 LOB: 0 BB: 0 P: 5	R: 0 E: 0 K: 0 S: 3	H: 0 LOB: 0 BB: 0 P: 3	R: 1 E: 0 K: 0 S: 4	H: 2 LOB: 1 BB: 1 P: 8	R: 0 E: 0 K: 1 S: 5	H: 0 LOB: 0 BB: 0 P: 5	R: 1 E: 0 K: 0 S: 4	H: 2 LOB: 0 BB: 0 P: 4	R: 1 E: 0 K: 0 S: 5	H: 1 LOB: 2 BB: 1 P: 9	1B: 4 2B: 3 3B: 0 HR: 0	SF: 1 SAC: 3 DP: 2 HBP: 0	WP: 0 PB: 0 SB: 1 CS: 0	PA: 32			
<b>PITCHER</b>	IP WLS BF H R ER SO	IP WLS BF H R ER SO	IP WLS BF H R ER SO	IP WLS BF H R ER SO	IP WLS BF H R ER SO	IP WLS BF H R ER SO	IP WLS BF H R ER SO	IP WLS BF H R ER SO	IP WLS BF H R ER SO	IP WLS BF H R ER SO	IP WLS BF H R ER SO	IP WLS BF H R ER SO	IP WLS BF H R ER SO	IP WLS BF H R ER SO	IP WLS BF H R ER SO	IP WLS BF H R ER SO	IP WLS BF H R ER SO	IP WLS BF H R ER SO	IP WLS BF H R ER SO	ERA WHIP	ERA WHIP	ERA WHIP	
<b>Storm Davis, R</b> ERA: 1.77 (1, 1)	7.0 L	28 6 3 3	3 3 3 3	0 0 0 0	0 0 0 0	0 0 0 0	0 0 1 5	0.00 0.000															
<b>Tom Underwood, L</b> ERA: 3.66 (8, 1)	0.1	2 0 0 0	0 0 0 0	0 0 0 0	0 0 0 0	0 0 0 0	0 0 2 2	0.00 0.000															
<b>Sammy Stewart, R</b> ERA: 3.0 (8, 1)	0.2	2 0 0 0	0 0 0 0	0 0 0 0	0 0 0 0	0 0 0 0	0 0 2 2	0.00 0.000															





Batter	1	2	3	4	5	6	7	8	9	AB	R	H	RBI	BB	SO	LOB	TOP			
<b>Al Bumbry, L</b> OBP: 0.258, SLG: 0.253 (1, 8)										4	0	2	0	0	0	1	<b>Baltimore Orioles @ California Angels</b> Anaheim Stadium, Anaheim, CA Fri May 25 1984, 10:05 PM EDT Att: 31,650 - Unknown			
<b>Jim Dwyer, L</b> OBP: 0.287, SLG: 0.247 (1, 9)										3	0	0	1	0	0	2				
<b>Cal Ripken Jr., R</b> OBP: 0.376, SLG: 0.598 (1, 6)										4	1	1	0	0	0	1				
<b>Eddie Murray, S</b> OBP: 0.438, SLG: 0.532 (1, 3)										4	0	0	0	0	1	2				
<b>Wayne Gross, L</b> OBP: 0.398, SLG: 0.616 (1, 5)										4	0	0	0	0	0	1				
<b>John Lowenstein, L</b> OBP: 0.349, SLG: 0.373 (1, 10)										4	0	3	1	0	0	0				
<b>Mike Young, S</b> OBP: 0.396, SLG: 0.439 (1, 7)										4	0	0	0	0	0	3				
<b>Orlando Sanchez, L</b> OBP: 0.167, SLG: 0.222 (1, 2)										3	0	0	0	0	1	1				
<b>Rich Dauer, R</b> OBP: 0.283, SLG: 0.344 (1, 4)										3	1	1	0	0	1	0				
<b>Inning Stats</b>	R: 0 E: 0 K: 1 S: 6	H: 1 LOB: 1 BB: 0 P: 6	R: 0 E: 0 K: 0 S: 3	H: 0 LOB: 0 BB: 0 P: 3	R: 0 E: 0 K: 0 S: 4	H: 1 LOB: 1 BB: 0 P: 4	R: 1 E: 0 K: 0 S: 5	H: 2 LOB: 1 BB: 0 P: 5	R: 0 E: 0 K: 1 S: 5	H: 0 LOB: 0 BB: 0 P: 5	R: 0 E: 0 K: 1 S: 6	H: 1 LOB: 1 BB: 0 P: 6	R: 1 E: 0 K: 0 S: 4	H: 1 LOB: 0 BB: 0 P: 4	R: 0 E: 0 K: 0 S: 4	H: 1 LOB: 1 BB: 0 P: 4	1B: 4 2B: 3 3B: 0 HR: 0	SF: 1 SAC: 0 DP: 0 HBP: 0	WP: 0 PB: 0 SB: 0 CS: 0	PA: 34
<b>PITCHER</b> <b>Ron Romanick, R</b> ERA: 4.13 (1, 1)	IP: 9.0 WLS: W BF: 34 H: 7 R: 2 ER: 2 SO: 3 BB: 0 IBB: 0 HBP: 0 BLK: 0 WP: 0 HR: 0 S: 40 P: 40 ERA: 2.00 WHIP: 0.778															<b>PITCHER</b> IP: WLS: BF: H: R: ER: SO: BB: IBB: HBP: BLK: WP: HR: S: P: ERA: WHIP:				

Batter	1	2	3	4	5	6	7	8	9	AB	R	H	RBI	BB	SO	LOB	BOTTOM			
<b>Gary Pettis, S</b> OBP: 0.324, SLG: 0.298 (1, 8)										4	1	0	0	1	1	2	<b>Baltimore Orioles @ California Angels</b> Anaheim Stadium, Anaheim, CA Fri May 25 1984, 10:05 PM EDT Att: 31,650 - Unknown			
<b>Juan Beniquez, R</b> OBP: 0.348, SLG: 0.460 (1, 7)										5	1	4	4	0	0	0				
<b>Mike Brown, R</b> OBP: 0.300, SLG: 0.400 (1, 9)										5	0	1	1	0	1	2				
<b>Doug DeCinces, R</b> OBP: 0.346, SLG: 0.506 <b>Dick Schofield, R</b> OBP: 0.276, SLG: 0.338 (7, 6)										3	2	1	0	1	0	2				
<b>Brian Downing, R</b> OBP: 0.342, SLG: 0.426 (1, 10)										4	1	1	2	0	1	1				
<b>Ron Jackson, R</b> OBP: 0.231, SLG: 0.206 (1, 3)										4	0	2	0	0	0	1				
<b>Bob Boone, R</b> OBP: 0.248, SLG: 0.304 (1, 2)										3	1	0	0	1	0	2				
<b>Rob Wilfong, L</b> OBP: 0.367, SLG: 0.476 (1, 4)										4	2	2	2	0	1	0				
<b>Rob Picciolo, R</b> OBP: 0.214, SLG: 0.286 (7, 5)										4	2	2	1	0	0	1				
<b>Inning Stats</b>	R: 0 E: 0 K: 0 S: 3	H: 0 LOB: 0 BB: 0 P: 3	R: 0 E: 0 K: 0 S: 4	H: 1 LOB: 1 BB: 0 P: 4	R: 0 E: 0 K: 0 S: 3	H: 0 LOB: 0 BB: 0 P: 3	R: 2 E: 0 K: 0 S: 5	H: 3 LOB: 1 BB: 1 P: 9	R: 2 E: 0 K: 1 S: 7	H: 2 LOB: 0 BB: 0 P: 7	R: 5 E: 0 K: 0 S: 8	H: 5 LOB: 2 BB: 2 P: 16	R: 0 E: 0 K: 1 S: 5	H: 0 LOB: 0 BB: 0 P: 5	R: 1 E: 0 K: 2 S: 9	H: 2 LOB: 1 BB: 0 P: 9	1B: 10 2B: 1 3B: 0 HR: 2	SF: 0 SAC: 0 DP: 1 HBP: 0	WP: 1 PB: 0 SB: 0 CS: 0	PA: 39
<b>PITCHER</b> <b>Mike Flanagan, L</b> ERA: 4.89 <b>Dennis Martinez, R</b> ERA: 7.2 <b>Sammy Stewart, R</b> ERA: 3.08 (6, 1)	IP: 5.0 WLS: L BF: 21 H: 6 R: 4 ER: 4 SO: 1 BB: 1 IBB: 0 HBP: 0 BLK: 0 WP: 0 HR: 2 S: 22 P: 26 ERA: 7.20 WHIP: 1.400	(6, 1)	0.2 9 5 5 5 0 2 0 0 0 0 0 7 15 67.50 10.500	(6, 1)	2.1 9 2 1 1 3 0 0 0 0 1 0 15 15 3.86 0.857															<b>PITCHER</b> IP: WLS: BF: H: R: ER: SO: BB: IBB: HBP: BLK: WP: HR: S: P: ERA: WHIP:



Batter	1	2	3	4	5	6	7	8	9	AB	R	H	RBI	BB	SO	LOB	TOP		
<b>John Shelby S</b> OBP: 0.266, SLG: 0.317 (1, 8)										5	1	1	0	0	1	2	<b>Baltimore Orioles @ California Angels</b> Anaheim Stadium, Anaheim, CA Sat May 26 1984, 6:33 AM EDT Att: 36,967 - Unknown  livebaseballscorecards.com		
<b>Jim Dwyer L</b> OBP: 0.293, SLG: 0.269 (1, 9)										5	1	2	1	0	0	1			
<b>Cal Ripken Jr. R</b> OBP: 0.382, SLG: 0.609 (1, 6)										5	1	3	1	0	0	1			
<b>Eddie Murray S</b> OBP: 0.442, SLG: 0.540 (1, 3)										5	0	3	1	0	0	3			
<b>Wayne Gross L</b> OBP: 0.387, SLG: 0.584 (1, 5)										4	1	0	0	1	2	4			
<b>John Lowenstein L</b> OBP: 0.351, SLG: 0.395 (1, 10)										4	1	1	3	1	1	1			
<b>Mike Young S</b> OBP: 0.358, SLG: 0.391 (1, 7)										5	1	0	0	0	2	4			
<b>Rich Dauer R</b> OBP: 0.287, SLG: 0.346 (1, 4)										5	1	2	0	0	0	3			
<b>Rick Dempsey R</b> OBP: 0.348, SLG: 0.346 (1, 2)										3	2	1	2	1	1	1			
<b>Inning Stats</b>	R: 2 E: 0 K: 0 S: 6	H: 3 LOB: 1 BB: 0 P: 6	R: 0 E: 0 K: 0 S: 3	H: 0 LOB: 0 BB: 0 P: 3	R: 0 E: 0 K: 1 S: 3	H: 2 LOB: 0 BB: 0 P: 7	R: 1 E: 0 K: 0 S: 4	H: 1 LOB: 1 BB: 1 P: 8	R: 0 E: 0 K: 2 S: 7	H: 0 LOB: 0 BB: 0 P: 7	R: 2 E: 0 K: 2 S: 11	H: 4 LOB: 2 BB: 0 P: 11	R: 1 E: 1 K: 1 S: 7	H: 1 LOB: 1 BB: 0 P: 7	R: 1 E: 0 K: 1 S: 7	H: 2 LOB: 2 BB: 2 P: 15	1B: 8 2B: 2 3B: 1 HR: 2	SF: 0 SAC: 0 DP: 0 HBP: 0	WP: 1 PA: 44 PB: 0 SB: 3 CS: 0
<b>PITCHER</b>	IP WLS BF H R ER SO BB IBB HBP BLK WP HR S P ERA WHIP																		
<b>Craig Swan R</b> ERA: 8.34 (1, 1)	4.0 L 17 5 4 4 1 0 0 0 0 0 0 1 1 19 19 9.00 1.250																		
<b>Frank LaCorte R</b> ERA: 6.52 (5, 1)	2.2 14 5 3 3 3 1 0 0 0 0 1 1 19 23 10.12 2.250																		
<b>Curt Kaufman R</b> ERA: 4.34 (7, 1)	1.1 6 1 1 0 2 0 0 0 0 0 0 0 0 10 10 0.00 0.750																		
<b>Doug Corbett R</b> ERA: 3.21 (9, 1)	1.0 7 2 1 1 1 1 1 0 0 0 0 0 7 15 9.00 3.000																		
<b>Batter</b>	<b>1</b>	<b>2</b>	<b>3</b>	<b>4</b>	<b>5</b>	<b>6</b>	<b>7</b>	<b>8</b>	<b>9</b>	<b>AB</b>	<b>R</b>	<b>H</b>	<b>RBI</b>	<b>BB</b>	<b>SO</b>	<b>LOB</b>	<b>BOTTOM</b>		
<b>Gary Pettis S</b> OBP: 0.326, SLG: 0.292 (1, 8)										3	1	0	0	2	1	2	<b>Baltimore Orioles @ California Angels</b> Anaheim Stadium, Anaheim, CA Sat May 26 1984, 6:33 AM EDT Att: 36,967 - Unknown  livebaseballscorecards.com		
<b>Rod Carew L</b> OBP: 0.346, SLG: 0.361 (1, 3)										2	1	0	1	1	0	1			
<b>Ron Jackson R</b> OBP: 0.225, SLG: 0.200 (9, PH)										1	0	0	0	0	0	1			
<b>Fred Lynn L</b> OBP: 0.348, SLG: 0.446 (1, 9)										4	2	2	3	0	0	1			
<b>Doug DeCinces R</b> OBP: 0.344, SLG: 0.500 (1, 5)										4	0	1	0	0	1	1			
<b>Brian Downing R</b> OBP: 0.340, SLG: 0.418 (1, 10)										3	0	0	0	1	0	1			
<b>Rob Wilfong L</b> OBP: 0.373, SLG: 0.477 (1, 4)										4	0	2	0	0	0	1			
<b>Juan Beniquez R</b> OBP: 0.343, SLG: 0.493 (1, 7)										4	1	1	1	0	0	2			
<b>Jerry Narron L</b> OBP: 0.286, SLG: 0.341 (1, 2)										4	0	1	0	0	0	2			
<b>Rob Picciolo R</b> OBP: 0.200, SLG: 0.267 (1, 6)										2	0	0	0	0	0	1			
<b>Reggie Jackson L</b> OBP: 0.292, SLG: 0.405 (7, PH)										1	0	0	0	0	0	1			
<b>Dick Schofield R</b> OBP: 0.278, SLG: 0.338 (8, 6)										0	0	0	0	0	0	0			
<b>Mike Brown R</b> OBP: 0.364, SLG: 0.455 (9, PH)										1	0	1	0	0	0	0			
<b>Inning Stats</b>	R: 1 E: 1 K: 0 S: 3	H: 0 LOB: 0 BB: 1 P: 7	R: 0 E: 0 K: 0 S: 4	H: 1 LOB: 1 BB: 0 P: 4	R: 2 E: 0 K: 1 S: 7	H: 2 LOB: 1 BB: 1 P: 11	R: 0 E: 0 K: 0 S: 4	H: 1 LOB: 1 BB: 0 P: 4	R: 0 E: 0 K: 0 S: 3	H: 0 LOB: 0 BB: 0 P: 3	R: 0 E: 0 K: 0 S: 3	H: 1 LOB: 0 BB: 0 P: 3	R: 1 E: 0 K: 1 S: 6	H: 1 LOB: 1 BB: 1 P: 10	R: 1 E: 0 K: 0 S: 5	H: 2 LOB: 1 BB: 0 P: 5	1B: 5 2B: 0 3B: 0 HR: 3	SF: 1 SAC: 0 DP: 1 HBP: 0	WP: 0 PA: 38 PB: 0 SB: 1 CS: 0
<b>PITCHER</b>	IP WLS BF H R ER SO BB IBB HBP BLK WP HR S P ERA WHIP																		
<b>Mike Boddicker R</b> ERA: 2.83 (1, 1)	8.1 W 36 8 5 4 2 4 0 0 0 0 0 0 0 2 52 4.32 1.440																		
<b>Tippy Martinez L</b> ERA: 3.59 (9, 1)	0.2 2 0 0 0 0 0 0 0 0 0 0 0 0 2 2 0.00 0.000																		



Batter	1	2	3	4	5	6	7	8	9	AB	R	H	RBI	BB	SO	LOB	TOP								
<b>Al Bumbry, L</b> OBP: 0.287, SLG: 0.284 <b>John Shelby, S</b> OBP: 0.266, SLG: 0.317	0-0 CS 1B	0-0 FC6-4 1-2 1B		0-0 5-3 HR 1B		0-0 FC6 1B		0-0 1B BB 1B		5	2	4	1	0	0	2									
<b>Jim Dwyer, L</b> OBP: 0.302, SLG: 0.280 <b>Gary Roenicke, R</b> OBP: 0.360, SLG: 0.241	0-0 2B 1B		4-3	0-0 5-3 HR 1B		0-3 K 1B		4-0 BB 1B BB		4	2	2	0	0	1	1									
<b>Cal Ripken Jr., R</b> OBP: 0.377, SLG: 0.596	0-3 K		4-0 BB BB	0-0 5-3		0-3 K		0-0 F7		4	0	0	1	1	2	6									
<b>Eddie Murray, S</b> OBP: 0.446, SLG: 0.545	0-0 1-H 2B		0-0 F7	0-0 HR IBB		0-0 FC6 1-2 1B		0-0 BB 1B		4	1	2	1	1	0	2									
<b>Wayne Gross, L</b> OBP: 0.398, SLG: 0.613	0-0 F5		4-0 BB	0-0 HR		0-0 G3		4-0 BB		3	1	1	5	2	0	1									
<b>John Lowenstein, L</b> OBP: 0.353, SLG: 0.385		4-0 F9 BB BB	0-0 4-3	0-0 F7		4-0 BB		0-3 K		3	0	0	0	2	1	5									
<b>Mike Young, S</b> OBP: 0.362, SLG: 0.380		4-0 FC6-4 BB		0-0 1B S 1B		0-3 K		0-0 F7		4	0	1	0	1	2	1									
<b>Rich Dauer, R</b> OBP: 0.284, SLG: 0.340		0-0 F9		0-0 F3		0-0 F9		0-3 K		5	1	1	0	0	1	3									
<b>Rick Dempsey, R</b> OBP: 0.330, SLG: 0.325		0-3 K		0-0 FC5-2-5 1B 1B 1-2 3-H		0-3 K		0-0 5-3		5	1	0	0	0	3	4									
<b>Inning Stats</b>	R: 1 E: 0 K: 1 S: 7	H: 3 LOB: 1 BB: 0 P: 7	R: 0 E: 0 K: 1 S: 5	H: 0 LOB: 2 BB: 2 P: 13	R: 0 E: 0 K: 0 S: 3	H: 0 LOB: 2 BB: 2 P: 11	R: 6 E: 0 K: 0 S: 8	H: 5 LOB: 0 BB: 1 P: 12	R: 0 E: 0 K: 2 S: 7	H: 0 LOB: 0 BB: 0 P: 7	R: 0 E: 0 K: 2 S: 8	H: 1 LOB: 1 BB: 0 P: 8	R: 0 E: 0 K: 0 S: 3	H: 0 LOB: 1 BB: 1 P: 7	R: 1 E: 0 K: 1 S: 7	H: 2 LOB: 2 BB: 2 P: 15	R: 0 E: 0 K: 3 S: 9	H: 0 LOB: 0 BB: 0 P: 9	1B: 9 2B: 1 3B: 0 HR: 1	SF: 0 SAC: 0 DP: 0 HBP: 0	WP: 0 PB: 0 SB: 1 CS: 1	PA: 45			
<b>PITCHER</b>	IP	WLS	BF	H	R	ER	SO	BB	IBB	HBP	BLK	WP	HR	S	P	ERA	WHIP								
<b>Mike Witt, R</b> ERA: 4.77	4.0	L	24	8	7	7	2	4	1	0	0	0	1	23	43	15.75	3.000								
<b>Curt Kauffman, R</b> ERA: 4.03	3.2		16	3	1	1	4	2	0	0	0	0	0	22	30	2.46	1.364								
<b>Luis Sanchez, R</b> ERA: 2.03	1.1		5	0	0	0	4	1	0	0	0	0	0	12	16	0.00	0.750								

Baltimore Orioles @ California Angels  
Anaheim Stadium, Anaheim, CA  
Sun May 27 1984, 6:33 AM EDT  
Att: 33,528 - Unknown

AB 37  
R 8  
H 11  
RBI 8  
BB 8  
SO 10  
LOB 25



Batter	1	2	3	4	5	6	7	8	9	AB	R	H	RBI	BB	SO	LOB	BOTTOM								
<b>Gary Pettis, S</b> OBP: 0.319, SLG: 0.285	0-0 F8		0-0 6-3			0-0 F8		0-3 K		4	0	0	0	0	1	1									
<b>Juan Beniquez, R</b> OBP: 0.351, SLG: 0.507	0-0 1B		0-0 5-3			0-0 F9		0-0 F8 2B		4	0	2	0	0	0	0									
<b>Mike Brown, R</b> OBP: 0.333, SLG: 0.400	0-0 F9			0-0 F8		0-0 1B		0-0 F8		4	0	1	0	0	0	2									
<b>Doug DeCinces, R</b> OBP: 0.337, SLG: 0.488	0-0 F4			0-0 F6		0-0 F7		0-0 5-3		4	0	0	0	0	0	3									
<b>Brian Downing, R</b> OBP: 0.333, SLG: 0.408		0-0 6-3		0-0 6-3		0-0 F4		0-3 K		4	0	0	0	0	1	2									
<b>Ron Jackson, R</b> OBP: 0.233, SLG: 0.211		0-0 FC5-4 1B		0-0 F8		0-0 F7				3	0	1	0	0	0	1									
<b>Bobby Grich, R</b> OBP: 0.337, SLG: 0.434		0-0 FC5-4 1-2		0-0 5-3		0-3 K				3	0	0	0	0	1	1									
<b>Bob Boone, R</b> OBP: 0.243, SLG: 0.298		0-0 F7		0-0 6-3		0-0 6-3				3	0	0	0	0	0	1									
<b>Dick Schofield, R</b> OBP: 0.279, SLG: 0.333			0-0 5-3			0-0 F8		4-0 BB		2	0	0	0	1	0	0									
<b>Inning Stats</b>	R: 0 E: 0 K: 0 S: 4	H: 1 LOB: 1 BB: 0 P: 4	R: 0 E: 0 K: 0 S: 4	H: 1 LOB: 0 BB: 0 P: 4	R: 0 E: 0 K: 0 S: 3	H: 0 LOB: 0 BB: 0 P: 3	R: 0 E: 0 K: 0 S: 3	H: 0 LOB: 0 BB: 0 P: 3	R: 0 E: 0 K: 2 S: 7	H: 0 LOB: 1 BB: 1 P: 11	R: 0 E: 0 K: 1 S: 6	H: 1 LOB: 1 BB: 0 P: 6	1B: 3 2B: 1 3B: 0 HR: 0	SF: 0 SAC: 0 DP: 0 HBP: 0	WP: 0 PB: 0 SB: 0 CS: 0	PA: 32									
<b>PITCHER</b>	IP	WLS	BF	H	R	ER	SO	BB	IBB	HBP	BLK	WP	HR	S	P	ERA	WHIP								
<b>Scott McGregor, L</b> ERA: 3.85	6.0	W	20	2	0	0	0	0	0	0	0	0	0	20	20	0.00	0.333								
<b>Tom Underwood, L</b> ERA: 3.69	1.0		4	1	0	0	0	0	0	0	0	0	0	4	4	0.00	1.000								
<b>Bill Swaggerty, R</b> ERA: 3.38	2.0		8	1	0	0	3	1	0	0	0	0	0	13	17	0.00	1.000								

Baltimore Orioles @ California Angels  
Anaheim Stadium, Anaheim, CA  
Sun May 27 1984, 6:33 AM EDT  
Att: 33,528 - Unknown

AB 31  
R 0  
H 4  
RBI 0  
BB 1  
SO 3  
LOB 11





Batter	1	2	3	4	5	6	7	8	9	AB	R	H	RBI	BB	SO	LOB	TOP								
<b>Al Bumby, L</b> OBP: 0.303, SLG: 0.297 (1, 8)										3	2	2	2	1	0	0	<b>Baltimore Orioles @ Seattle Mariners</b> The Kingdome, Seattle, WA Mon May 28 1984, 10:05 PM EDT Att: 11,251 - Unknown								
<b>Jim Dwyer, L</b> OBP: 0.307, SLG: 0.274 <b>Gary Roenicke, R</b> OBP: 0.360, SLG: 0.241 (1, 9)										2	0	0	1	2	1	2									
<b>Cal Ripken Jr., R</b> OBP: 0.373, SLG: 0.585 (1, 6)										5	0	1	0	0	1	4									
<b>Eddie Murray, S</b> OBP: 0.450, SLG: 0.542 (1, 10)										1	1	0	1	3	0	0									
<b>Wayne Gross, L</b> OBP: 0.388, SLG: 0.588 (7, 3)										5	0	1	1	0	2	3									
<b>John Lowenstein, L</b> OBP: 0.394, SLG: 0.387 <b>Todd Cruz, R</b> OBP: 0.247, SLG: 0.304 (7, 5)										2	0	1	0	2	0	1									
<b>Mike Young, S</b> OBP: 0.371, SLG: 0.365 (1, 7)										2	2	0	0	2	0	3									
<b>Lenn Sakata, R</b> OBP: 0.216, SLG: 0.222 (1, 4)										4	2	1	0	0	0	3									
<b>Rick Dempsey, R</b> OBP: 0.330, SLG: 0.326 (1, 2)										3	0	1	1	0	0	1									
<b>Inning Stats</b>	R: 1 E: 0 K: 1 S: 6	H: 1 LOB: 1 BB: 1 P: 10	R: 0 E: 0 K: 0 S: 3	H: 0 LOB: 1 BB: 1 P: 7	R: 2 E: 0 K: 0 S: 4	H: 2 LOB: 2 BB: 3 P: 16	R: 0 E: 0 K: 0 S: 3	H: 0 LOB: 0 BB: 0 P: 3	R: 0 E: 0 K: 1 S: 4	H: 0 LOB: 1 BB: 2 P: 12	R: 2 E: 0 K: 1 S: 7	H: 2 LOB: 1 BB: 1 P: 11	R: 0 E: 0 K: 0 S: 3	H: 0 LOB: 1 BB: 1 P: 7	R: 2 E: 0 K: 1 S: 7	H: 2 LOB: 1 BB: 1 P: 11	R: 0 E: 0 K: 0 S: 3	H: 0 LOB: 0 BB: 0 P: 3	1B: 7 2B: 1 3B: 0 HR: 0	SF: 3 SAC: 1 DP: 2 HBP: 0	WP: 1 PB: 0 SB: 0 CS: 0	PA: 42			
<b>PITCHER</b>	IP	WLS	BF	H	R	ER	SO	BB	IBB	HBP	BLK	WP	HR	S	P	ERA	WHIP								
<b>Jim Beattie, R</b> ERA: 3.32 (1, 1)	2.2	L	14	3	3	3	1	4	0	0	0	1	0	12	28	10.12	2.625								
<b>Roy Thomas, R</b> ERA: 4.33 (3, 1)	4.1		21	3	4	4	2	6	0	0	0	0	0	19	43	8.31	2.077								
<b>Dave Beard, R</b> ERA: 4.11 (8, 1)	2.0		7	1	0	0	1	0	0	0	0	0	0	9	9	0.00	0.500								

Batter	1	2	3	4	5	6	7	8	9	AB	R	H	RBI	BB	SO	LOB	BOTTOM								
<b>Jack Perconte, L</b> OBP: 0.324, SLG: 0.317 (1, 4)										4	0	1	0	0	1	2	<b>Baltimore Orioles @ Seattle Mariners</b> The Kingdome, Seattle, WA Mon May 28 1984, 10:05 PM EDT Att: 11,251 - Unknown								
<b>Ken Phelps, L</b> OBP: 0.429, SLG: 0.897 (1, 10)										4	1	1	1	0	2	1									
<b>Alvin Davis, L</b> OBP: 0.461, SLG: 0.689 (1, 3)										4	2	2	0	0	0	1									
<b>Pat Putnam, L</b> OBP: 0.257, SLG: 0.267 <b>Steve Henderson, R</b> OBP: 0.344, SLG: 0.395 (7, PH) (8, 7)										2	0	0	0	0	1	1									
<b>Al Cowens, R</b> OBP: 0.279, SLG: 0.400 (1, 9)										3	0	0	1	0	1	0									
<b>Barry Bonnell, R</b> OBP: 0.326, SLG: 0.389 (1, 8)										4	0	0	0	0	0	0									
<b>Darnell Coles, R</b> OBP: 0.303, SLG: 0.235 (1, 5)										3	0	0	0	0	1	0									
<b>Bill Nahorodny, R</b> OBP: 0.333, SLG: 0.333 (1, 2)										3	0	1	0	0	1	0									
<b>Spike Owen, S</b> OBP: 0.353, SLG: 0.413 (1, 6)										2	0	0	0	1	0	1									
<b>Inning Stats</b>	R: 0 E: 0 K: 2 S: 8	H: 1 LOB: 0 BB: 0 P: 8	R: 0 E: 0 K: 0 S: 3	H: 0 LOB: 0 BB: 0 P: 3	R: 0 E: 0 K: 0 S: 2	H: 0 LOB: 0 BB: 1 P: 6	R: 1 E: 0 K: 1 S: 6	H: 1 LOB: 0 BB: 0 P: 6	R: 0 E: 0 K: 1 S: 5	H: 0 LOB: 0 BB: 0 P: 5	R: 0 E: 0 K: 1 S: 4	H: 1 LOB: 0 BB: 0 P: 4	R: 0 E: 0 K: 1 S: 6	H: 1 LOB: 1 BB: 0 P: 6	R: 2 E: 0 K: 1 S: 7	H: 2 LOB: 0 BB: 0 P: 7	1B: 2 2B: 2 3B: 0 HR: 2	SF: 1 SAC: 0 DP: 1 HBP: 0	WP: 0 PB: 0 SB: 0 CS: 0	PA: 33					
<b>PITCHER</b>	IP	WLS	BF	H	R	ER	SO	BB	IBB	HBP	BLK	WP	HR	S	P	ERA	WHIP								
<b>Storm Davis, R</b> ERA: 1.75 (1, 1)	6.0	W	20	2	1	1	5	1	0	0	0	0	1	29	33	1.50	0.500								
<b>Tom Underwood, L</b> ERA: 4.44 (7, 1)	2.1		11	4	3	3	2	0	0	0	0	0	1	15	15	11.57	1.714								
<b>Sammy Stewart, R</b> ERA: 3.0 (9, 1)	0.2		2	0	0	0	0	0	0	0	0	0	0	2	2	0.00	0.000								



Batter	1	2	3	4	5	6	7	8	9	AB	R	H	RBI	BB	SO	LOB	TOP					
<b>John Shelby, S</b> OBP: 0.278, SLG: 0.352 (1, 8)										5	1	3	1	0	0	0	<b>Baltimore Orioles @ Seattle Mariners</b> The Kingdome, Seattle, WA Tue May 29 1984, 10:05 PM EDT Att: 6,849 - Unknown					
<b>Lenn Sakata, R</b> OBP: 0.220, SLG: 0.205 (1, 4)										3	0	0	0	1	0	1						
<b>Cal Ripken Jr., R</b> OBP: 0.371, SLG: 0.578 (1, 6)										4	1	1	0	0	1	3						
<b>Eddie Murray, S</b> OBP: 0.455, SLG: 0.539 (1, 3)										1	1	0	0	3	1	0						
<b>Gary Roenicke, R</b> OBP: 0.356, SLG: 0.232 (1, 9)										3	0	0	0	1	1	2						
<b>Benny Avila, R</b> OBP: 0.240, SLG: 0.227 (1, 10)										3	0	1	2	1	0	1						
<b>Mike Young, S</b> OBP: 0.354, SLG: 0.345 (1, 7)										3	0	0	0	0	2	3						
<b>Floyd Rayford, R</b> OBP: 0.267, SLG: 0.400 (1, 2)										4	0	0	0	0	2	1						
<b>Todd Cruz, R</b> OBP: 0.247, SLG: 0.301 (1, 5)										4	0	1	0	0	2	1						
<b>Inning Stats</b>	R: 0 E: 0 K: 0 S: 3	H: 1 LOB: 0 BB: 0 P: 3	R: 0 E: 0 K: 2 S: 7	H: 0 LOB: 0 BB: 0 P: 7	R: 0 E: 0 K: 3 S: 11	H: 2 LOB: 3 BB: 1 P: 15	R: 0 E: 0 K: 1 S: 5	H: 0 LOB: 1 BB: 1 P: 9	R: 1 E: 0 K: 1 S: 6	H: 1 LOB: 0 BB: 0 P: 6	R: 0 E: 0 K: 2 S: 2	H: 0 LOB: 0 BB: 1 P: 6	R: 0 E: 0 K: 2 S: 7	H: 0 LOB: 1 BB: 1 P: 11	R: 2 E: 0 K: 0 S: 5	H: 2 LOB: 2 BB: 2 P: 13	R: 0 E: 0 K: 0 S: 3	H: 0 LOB: 0 BB: 0 P: 3	1B: 5 2B: 0 3B: 0 HR: 1	SF: 0 SAC: 1 DP: 2 HBP: 0	WP: 1 PB: 0 SB: 0 CS: 0	PA: 37
<b>PITCHER</b>	IP	WLS	BF	H	R	ER	SO	BB	IBB	HBP	BLK	WP	HR	S	P	ERA	WHIP					
<b>Mark Langston, L</b> ERA: 4.68 (1, 1)	7.2		30	5	2	2	9	4	0	0	0	1	1	44	60	2.35	1.174					
<b>Paul Mirabella, L</b> ERA: 2.92 (8, 1)	1.1	L	7	1	1	1	0	2	0	0	0	0	0	5	13	6.75	2.250					

Batter	1	2	3	4	5	6	7	8	9	AB	R	H	RBI	BB	SO	LOB	BOTTOM				
<b>Larry Milbourne, S</b> OBP: 0.353, SLG: 0.271 (1, 4)										3	0	0	0	1	0	3	<b>Baltimore Orioles @ Seattle Mariners</b> The Kingdome, Seattle, WA Tue May 29 1984, 10:05 PM EDT Att: 6,849 - Unknown				
<b>Phil Bradley, R</b> OBP: 0.354, SLG: 0.274 (1, 8)										5	1	1	0	0	0	2					
<b>Alvin Davis, L</b> OBP: 0.459, SLG: 0.674 (1, 3)										3	0	0	0	2	0	1					
<b>Al Cowens, R</b> OBP: 0.302, SLG: 0.430 (1, 9)										4	0	4	2	1	0	0					
<b>Steve Henderson, R</b> OBP: 0.351, SLG: 0.375 (1, 7)										2	0	0	0	2	1	2					
<b>Paul Mirabella, L</b> ERA: 2.92 (8, 1)										0	0	0	0	0	0	0					
<b>Bill Nahorodny, R</b> OBP: 0.500, SLG: 0.333 (9, PH)										0	0	0	0	1	0	0					
<b>Jack Perconte, L</b> OBP: 0.324, SLG: 0.317 (9, FR)										0	0	0	0	0	0	0					
<b>Ken Phelps, L</b> OBP: 0.395, SLG: 0.813 (1, 10)										3	0	0	0	0	0	3					
<b>Barry Bonnell, R</b> OBP: 0.325, SLG: 0.384 (7, PH) (8, 7)										2	0	0	0	0	1	5					
<b>Bob Kearney, R</b> OBP: 0.282, SLG: 0.410 (1, 2)										3	0	0	0	1	0	3					
<b>Darnell Coles, R</b> OBP: 0.311, SLG: 0.247 (1, 5)										4	0	2	0	0	1	0					
<b>Spike Owen, S</b> OBP: 0.351, SLG: 0.405 (1, 6)										3	1	0	0	1	2	3					
<b>Inning Stats</b>	R: 1 E: 0 K: 0 S: 5	H: 2 LOB: 1 BB: 0 P: 5	R: 0 E: 0 K: 1 S: 5	H: 0 LOB: 0 BB: 0 P: 5	R: 1 E: 0 K: 0 S: 4	H: 1 LOB: 3 BB: 3 P: 16	R: 0 E: 0 K: 0 S: 4	H: 1 LOB: 1 BB: 0 P: 4	R: 0 E: 0 K: 1 S: 5	H: 0 LOB: 2 BB: 1 P: 9	R: 0 E: 0 K: 1 S: 6	H: 1 LOB: 3 BB: 2 P: 14	R: 0 E: 0 K: 1 S: 5	H: 0 LOB: 1 BB: 1 P: 9	R: 0 E: 0 K: 0 S: 3	H: 1 LOB: 2 BB: 1 P: 7	1B: 5 2B: 2 3B: 0 HR: 0	SF: 0 SAC: 1 DP: 1 HBP: 0	WP: 0 PB: 0 SB: 2 CS: 0	PA: 42	
<b>PITCHER</b>	IP	WLS	BF	H	R	ER	SO	BB	IBB	HBP	BLK	WP	HR	S	P	ERA	WHIP				
<b>Mike Flanagan, L</b> ERA: 4.69 (1, 1)	6.1		30	5	2	2	3	5	1	0	0	0	0	30	54	2.84	1.579				
<b>Bill Swaggerty, R</b> ERA: 3.39 (7, 1)	0.0		2	1	0	0	0	0	1	0	0	0	0	1	5	∞	∞				
<b>Tippy Martinez, L</b> ERA: 3.31 (7, 1)	2.2	W	10	1	0	0	2	2	0	0	0	0	0	12	20	0.00	1.125				

AB 30  
R 3  
H 6  
RBI 3  
BB 6  
SO 9  
LOB 12





Batter	1	2	3	4	5	6	7	8	9	AB	R	H	RBI	BB	SO	LOB	TOP								
<b>John Shelby S</b> (1, 8) OBP: 0.268, SLG: 0.338	F8		F8		6-3		6-3	E5 BLK 1B		5	0	0	0	0	0	0	<b>Baltimore Orioles @ Seattle Mariners</b> The Kingdome, Seattle, WA Wed May 30 1984, 6:33 AM EDT Att: 8,104 - Unknown								
<b>Lenn Sakata R</b> (1, 4) OBP: 0.239, SLG: 0.227	F8				6-3		5-3	BLK 1B 1-2		5	1	2	0	0	0	0									
<b>Cal Ripken Jr. R</b> (1, 6) OBP: 0.372, SLG: 0.574	6-3				5-3			K 1-2 2-3		5	1	2	0	0	1	2									
<b>Eddie Murray S</b> (1, 3) OBP: 0.459, SLG: 0.558										5	2	3	3	0	0	1									
<b>Gary Roenicke R</b> (1, 9) OBP: 0.358, SLG: 0.264	F8							F8		5	1	2	0	0	0	1									
<b>Benny Avila R</b> (1, 10) OBP: 0.226, SLG: 0.217	F7									2	0	0	1	0	0	3									
<b>John Lowenstein L</b> (8, PH) OBP: 0.366, SLG: 0.397										2	1	1	0	0	0	0									
<b>Mike Young S</b> (1, 7) OBP: 0.377, SLG: 0.379	FC6-4 1-2									3	1	2	1	1	0	1									
<b>Todd Cruz R</b> (1, 5) OBP: 0.258, SLG: 0.345										4	1	2	3	0	1	1									
<b>Rick Dempsey R</b> (1, 2) OBP: 0.317, SLG: 0.311										4	0	0	0	0	1	3									
<b>Inning Stats</b>	R: 0 E: 0 K: 0 S: 3	H: 0 LOB: 0 BB: 0 P: 3	R: 0 E: 0 K: 0 S: 4	H: 1 LOB: 1 BB: 0 P: 4	R: 0 E: 0 K: 2 S: 7	H: 0 LOB: 0 BB: 0 P: 7	R: 4 E: 0 K: 0 S: 8	H: 5 LOB: 1 BB: 0 P: 8	R: 0 E: 0 K: 0 S: 3	H: 0 LOB: 0 BB: 0 P: 3	R: 1 E: 0 K: 0 S: 5	H: 3 LOB: 2 BB: 1 P: 9	R: 0 E: 0 K: 0 S: 4	H: 1 LOB: 1 BB: 0 P: 4	R: 3 E: 1 K: 1 S: 10	H: 4 LOB: 2 BB: 0 P: 10	R: 0 E: 0 K: 0 S: 3	H: 0 LOB: 0 BB: 0 P: 3	1B: 9 2B: 2 3B: 1 HR: 2	SF: 1 SAC: 0 DP: 1 HBP: 0	WP: 1 PB: 0 SB: 0 CS: 0	PA: 42			
<b>PITCHER</b>	IP	WLS	BF	H	R	ER	SO	BB	IBB	HBP	BLK	WP	HR	S	P	ERA	WHIP								
<b>Ed Vande Berg L</b> (1, 1) ERA: 2.92	5.2	L	26	9	5	5	2	1	0	0	0	1	1	29	33	7.94	1.765								
<b>Bob Stoddard R</b> (6, 1) ERA: 4.54	2.0		12	5	3	2	0	0	0	0	0	0	1	12	12	9.00	2.500								
<b>Dave Beard R</b> (8, 1) ERA: 3.96	1.1		4	0	0	0	1	0	0	0	1	0	0	6	6	0.00	0.000								

Batter	1	2	3	4	5	6	7	8	9	AB	R	H	RBI	BB	SO	LOB	BOTTOM								
<b>Jack Perconte L</b> (1, 4) OBP: 0.322, SLG: 0.316	F7		4-3		4-3					4	0	1	0	0	0	0	<b>Baltimore Orioles @ Seattle Mariners</b> The Kingdome, Seattle, WA Wed May 30 1984, 6:33 AM EDT Att: 8,104 - Unknown								
<b>Ken Phelps L</b> (1, 10) OBP: 0.405, SLG: 0.771	1B E		S BB		F8			F5		3	1	1	0	1	0	1									
<b>Alvin Davis L</b> (1, 3) OBP: 0.460, SLG: 0.667	E8 1H 1-3		1-2 BB					F7		3	1	1	0	1	0	1									
<b>Pat Putnam L</b> (1, 7) OBP: 0.248, SLG: 0.257	1-3		1-3					F7		4	0	0	1	0	0	3									
<b>Barry Bonnell R</b> (1, 9) OBP: 0.317, SLG: 0.374	4-3							F7		4	0	0	0	0	0	0									
<b>Bill Nahorodny R</b> (1, 2) OBP: 0.250, SLG: 0.143			K		5-3					4	0	0	0	0	2	0									
<b>Darnell Coles R</b> (1, 5) OBP: 0.311, SLG: 0.250										3	0	1	0	0	1	0									
<b>Larry Milbourne S</b> (8, PH) OBP: 0.348, SLG: 0.267			5-3							1	0	0	0	0	0	0									
<b>Phil Bradley R</b> (1, 8) OBP: 0.354, SLG: 0.267										2	0	0	0	1	0	1									
<b>Spike Owen S</b> (1, 6) OBP: 0.345, SLG: 0.398			1-3							3	0	0	0	0	1	1									
<b>Inning Stats</b>	R: 2 E: 1 K: 0 S: 5	H: 2 LOB: 0 BB: 0 P: 5	R: 0 E: 0 K: 1 S: 5	H: 0 LOB: 0 BB: 0 P: 5	R: 0 E: 0 K: 0 S: 3	H: 0 LOB: 2 BB: 2 P: 11	R: 0 E: 0 K: 0 S: 4	H: 1 LOB: 1 BB: 0 P: 4	R: 0 E: 0 K: 1 S: 5	H: 0 LOB: 0 BB: 0 P: 5	R: 0 E: 0 K: 2 S: 7	H: 0 LOB: 1 BB: 1 P: 11	R: 0 E: 0 K: 0 S: 4	H: 1 LOB: 1 BB: 0 P: 4	R: 0 E: 0 K: 0 S: 3	H: 0 LOB: 0 BB: 0 P: 3	1B: 4 2B: 0 3B: 0 HR: 0	SF: 0 SAC: 0 DP: 0 HBP: 0	WP: 0 PB: 0 SB: 1 CS: 0	PA: 34					
<b>PITCHER</b>	IP	WLS	BF	H	R	ER	SO	BB	IBB	HBP	BLK	WP	HR	S	P	ERA	WHIP								
<b>Mike Boddicker R</b> (1, 1) ERA: 2.53	9.0	W	34	4	2	0	4	3	0	0	0	0	0	39	51	0.00	0.778								



Batter	1	2	3	4	5	6	7	8	9	AB	R	H	RBI	BB	SO	LOB	TOP		
<b>Al Bumby, L</b> OBP: 0.304, SLG: 0.298 <b>John Shelby, S</b> OBP: 0.266, SLG: 0.336										3	0	1	0	0	0	0	<b>Baltimore Orioles @ Detroit Tigers</b> Tiger Stadium, Detroit, MI Fri Jun 01 1984, 7:05 PM EDT Att: 47,252 - Unknown		
<b>Jim Dwyer, L</b> OBP: 0.295, SLG: 0.261										4	0	0	0	0	0	1			
<b>Cal Ripken Jr., R</b> OBP: 0.365, SLG: 0.562										4	0	0	0	0	0	1			
<b>Eddie Murray, S</b> OBP: 0.450, SLG: 0.545										4	0	0	0	0	1	0			
<b>Wayne Gross, L</b> OBP: 0.383, SLG: 0.573										4	1	1	0	0	2	0			
<b>John Lowenstein, L</b> OBP: 0.372, SLG: 0.423 <b>Mike Young, S</b> OBP: 0.386, SLG: 0.407										2	1	1	2	1	0	0			
<b>Ken Singleton, S</b> OBP: 0.301, SLG: 0.264										4	0	2	0	0	0	1			
<b>Rich Dauer, R</b> OBP: 0.285, SLG: 0.340										3	0	1	0	0	0	3			
<b>Rick Dempsey, R</b> OBP: 0.308, SLG: 0.301										3	0	0	0	0	1	2			
<b>Inning Stats</b>	R: 0 E: 0 K: 0 S: 3	H: 1 LOB: 0 BB: 0 P: 3	R: 0 E: 0 K: 1 S: 6	H: 1 LOB: 2 BB: 1 P: 10	R: 0 E: 0 K: 0 S: 3	H: 0 LOB: 0 BB: 0 P: 3	R: 0 E: 0 K: 0 S: 3	H: 0 LOB: 0 BB: 0 P: 3	R: 2 E: 0 K: 2 S: 10	H: 3 LOB: 1 BB: 0 P: 10	R: 0 E: 0 K: 1 S: 6	H: 0 LOB: 0 BB: 0 P: 3	R: 0 E: 0 K: 1 S: 6	H: 1 LOB: 1 BB: 0 P: 6	1B: 5 2B: 1 3B: 0 HR: 1	SF: 0 SAC: 0 DP: 1 HBP: 0		WP: 0 PA: 34 PB: 0 SB: 0 CS: 0	
<b>PITCHER</b>	IP	WLS	BF	H	R	ER	SO	BB	IBB	HBP	BLK	WP	HR	S	P	ERA	WHIP		
<b>Dan Petry, R</b> ERA: 2.68 <b>Doug Bair, R</b> ERA: 2.89	(1, 1) (7, 1)	6.0 3.0	W S	21 13	3 4	0 2	0 2	1 3	0 0	0 0	0 0	0 0	0 1	22 19	26 19	0.00 6.00	0.667 1.333		


Batter	1	2	3	4	5	6	7	8	9	AB	R	H	RBI	BB	SO	LOB	BOTTOM		
<b>Lou Whitaker, L</b> OBP: 0.379, SLG: 0.404										3	1	1	1	1	0	1	<b>Baltimore Orioles @ Detroit Tigers</b> Tiger Stadium, Detroit, MI Fri Jun 01 1984, 7:05 PM EDT Att: 47,252 - Unknown		
<b>Alan Trammell, R</b> OBP: 0.433, SLG: 0.566 <b>Marty Castillo, R</b> OBP: 0.333, SLG: 0.346										5	2	3	3	0	0	1			
<b>Barbaro Garbey, R</b> OBP: 0.361, SLG: 0.425										4	1	1	1	0	0	2			
<b>Lance Parrish, R</b> OBP: 0.310, SLG: 0.472 <b>Dwight Lowry, L</b> OBP: 0.296, SLG: 0.423										4	3	2	2	0	0	3			
<b>Larry Herndon, R</b> OBP: 0.307, SLG: 0.321										5	1	2	1	0	0	1			
<b>Darrell Evans, L</b> OBP: 0.373, SLG: 0.394 <b>Tom Brookens, R</b> OBP: 0.202, SLG: 0.205										3	1	0	0	1	2	2			
<b>Chet Lemon, R</b> OBP: 0.394, SLG: 0.585 <b>Dave Bergman, L</b> OBP: 0.371, SLG: 0.380										4	2	2	3	0	1	0			
<b>Kirk Gibson, L</b> OBP: 0.356, SLG: 0.510										3	1	1	1	0	0	0			
<b>Rusty Kuntz, R</b> OBP: 0.488, SLG: 0.737 <b>Howard Johnson, S</b> OBP: 0.375, SLG: 0.400										1	1	1	2	0	0	0			
<b>Inning Stats</b>	R: 6 E: 0 K: 0 S: 8	H: 5 LOB: 0 BB: 0 P: 9	R: 3 E: 1 K: 1 S: 7	H: 1 LOB: 0 BB: 1 P: 11	R: 3 E: 0 K: 1 S: 7	H: 2 LOB: 0 BB: 1 P: 11	R: 1 E: 1 K: 1 S: 8	H: 2 LOB: 3 BB: 1 P: 12	R: 0 E: 0 K: 1 S: 5	H: 0 LOB: 0 BB: 0 P: 5	R: 0 E: 0 K: 0 S: 4	H: 1 LOB: 1 BB: 0 P: 4	R: 1 E: 0 K: 2 S: 9	H: 2 LOB: 1 BB: 0 P: 9	1B: 9 2B: 1 3B: 0 HR: 3	SF: 2 SAC: 0 DP: 0 HBP: 1		WP: 0 PA: 43 PB: 0 SB: 0 CS: 0	
<b>PITCHER</b>	IP	WLS	BF	H	R	ER	SO	BB	IBB	HBP	BLK	WP	HR	S	P	ERA	WHIP		
<b>Scott McGregor, L</b> ERA: 4.23 <b>Bill Swagerty, R</b> ERA: 8.22 <b>Dennis Martinez, R</b> ERA: 6.75	(1, 1) (2, 1) (5, 1)	1.2 2.1 4.0	L	11 13 19	5 6 5	2 5 2	4 2 4	1 0 0	0 0 0	0 0 0	0 0 0	0 0 0	0 2 26	15 23 30	23 19.29 4.50	1.500			



Batter	1	2	3	4	5	6	7	8	9	AB	R	H	RBI	BB	SO	LOB	TOP											
<b>Al Bumbry, L</b> OBP: 0.305, SLG: 0.320 <b>John Shelby, S</b> OBP: 0.262, SLG: 0.331 (7, PH)	0-0 SF5 3B	0-0 FC6-4			0-0 1-3		0-3 K		0-0 4-3	3	1	1	0	0	0	1												
<b>Jim Dwyer, L</b> OBP: 0.296, SLG: 0.267 <b>Gary Roenicke, R</b> OBP: 0.360, SLG: 0.270 (7, PH)	0-0 SF5		0-0 F3		0-0 1B		0-0 1B		0-3 K	2	0	1	1	0	0	0												
<b>Cal Ripken Jr., R</b> OBP: 0.372, SLG: 0.564	0-0 6-3		4-0 F3 HR		0-0 1B		0-0 1B			3	1	2	0	1	0	0												
<b>Eddie Murray, S</b> OBP: 0.442, SLG: 0.533	0-0 F3		0-0 F3		0-0 F8		0-3 K			4	0	0	0	0	1	5												
<b>Wayne Gross, L</b> OBP: 0.382, SLG: 0.598 <b>Todd Cruz, R</b> OBP: 0.256, SLG: 0.341 (8, PH)		0-0 4-3	0-0 HR		0-0 F3			0-3 K	1	3	1	1	2	0	0	2												
<b>John Lowenstein, L</b> OBP: 0.372, SLG: 0.421 <b>Mike Young, S</b> OBP: 0.380, SLG: 0.400 (8, PH)		0-0 HR	0-3 K		0-0 4-3			0-0 F6	2	3	1	1	0	0	1	0												
<b>Ken Singleton, S</b> OBP: 0.307, SLG: 0.289		0-0 HR			0-0 F7		0-0 4-3	4-0 BB	1	3	1	1	2	1	0	0												
<b>Rich Dauer, R</b> OBP: 0.277, SLG: 0.331		0-0 F4			0-0 F4		0-0 F9	0-0 F8	3	4	0	0	0	0	0	1												
<b>Rick Dempsey, R</b> OBP: 0.306, SLG: 0.299		0-0 FC6-4 1B			0-0 6-3		0-0 F6		0-3 K	1	4	0	1	0	0	1												
<b>Inning Stats</b>	R: 1 E: 0 K: 0 S: 4	H: 1 LOB: 0 BB: 0 P: 4	R: 2 E: 0 K: 0 S: 6	H: 3 LOB: 1 BB: 0 P: 6	R: 2 E: 0 K: 1 S: 6	H: 1 LOB: 0 BB: 1 P: 10	R: 0 E: 0 K: 0 S: 3	H: 0 LOB: 0 BB: 0 P: 3	R: 0 E: 0 K: 2 S: 5	H: 2 LOB: 2 BB: 0 P: 5	R: 0 E: 0 K: 0 S: 3	H: 0 LOB: 0 BB: 0 P: 3	R: 0 E: 0 K: 2 S: 9	H: 2 LOB: 2 BB: 0 P: 9	R: 0 E: 0 K: 1 S: 5	H: 0 LOB: 1 BB: 1 P: 9	R: 0 E: 0 K: 2 S: 7	H: 0 LOB: 0 BB: 0 P: 7	1B: 6 2B: 0 3B: 1 HR: 2	SF: 1 SAC: 0 DP: 0 HBP: 0	WP: 0 PA: 38 PB: 0 SB: 0 CS: 0							
<b>PITCHER</b>	IP	WLS	BF	H	R	ER	SO	BB	IBB	HBP	BLK	WP	HR	S	P	ERA	WHIP											
<b>Jack Morris, R</b> ERA: 2.2	(1, 1)	6.0	L	26	7	5	5	1	1	0	0	0	0	2	27	31	7.50	1.333										
<b>Willie Hernandez, L</b> ERA: 2.53	(7, 1)	1.2		8	2	0	0	3	1	0	0	0	0	0	13	17	0.00	1.800										
<b>Aurelio Lopez, R</b> ERA: 1.67	(8, 1)	1.1		4	0	0	0	2	0	0	0	0	0	0	8	8	0.00	0.000										

**Baltimore Orioles @ Detroit Tigers**  
Tiger Stadium, Detroit, MI  
Sat Jun 02 1984, 3:33 AM EDT  
Att: 40,292 - Unknown


**AB 35**  
**R 5**  
**H 9**  
**RBI 5**  
**BB 2**  
**SO 6**  
**LOB 9**



Batter	1	2	3	4	5	6	7	8	9	AB	R	H	RBI	BB	SO	LOB	BOTTOM											
<b>Lou Whitaker, L</b> OBP: 0.371, SLG: 0.396 (1, 4)	0-0 F7		0-0 F7			0-0 F8			0-0 5-3	4	0	0	0	0	0	2												
<b>Alan Trammell, R</b> OBP: 0.429, SLG: 0.560 (1, 6)	0-0 CS 1B			0-0 1-3		0-0 FC6-4			0-0 F9	4	0	1	0	0	0	1												
<b>Kirk Gibson, L</b> OBP: 0.350, SLG: 0.500 (1, 9)	0-0 2-3			0-0 3-1			0-0 F8			3	0	0	0	0	0	1												
<b>Lance Parrish, R</b> OBP: 0.305, SLG: 0.463 (1, 2)		0-0 F6		0-0 F8			0-0 1-3			3	0	0	0	0	0	0												
<b>Darrell Evans, L</b> OBP: 0.367, SLG: 0.386 (1, 10)		0-0 F8			0-0 F8		0-0 F9			3	0	0	0	0	0	0												
<b>Johnny Grubb, L</b> OBP: 0.436, SLG: 0.523 (1, 7)		0-0 6-3			0-0 F8			0-0 F8	1	3	0	0	0	0	0	0												
<b>Chet Lemon, R</b> OBP: 0.388, SLG: 0.575 (1, 8)			0-3 K		0-0 6-3			0-0 F8	2	3	0	0	0	0	1	0												
<b>Dave Bergman, L</b> OBP: 0.380, SLG: 0.383 (1, 3)			4-0 2B BB			0-0 FC6-4 1B		0-3 K	3	2	0	1	0	1	1	0												
<b>Howard Johnson, S</b> OBP: 0.373, SLG: 0.413 (1, 5)			0-0 1B			0-0 F5			0-0 F7	1	3	0	1	0	0	1												
<b>Inning Stats</b>	R: 0 E: 0 K: 0 S: 3	H: 1 LOB: 0 BB: 0 P: 3	R: 0 E: 0 K: 0 S: 3	H: 0 LOB: 0 BB: 0 P: 3	R: 0 E: 0 K: 1 S: 5	H: 1 LOB: 1 BB: 1 P: 9	R: 0 E: 0 K: 0 S: 3	H: 0 LOB: 0 BB: 0 P: 3	R: 0 E: 0 K: 0 S: 4	H: 1 LOB: 1 BB: 0 P: 4	R: 0 E: 0 K: 0 S: 3	H: 0 LOB: 0 BB: 0 P: 3	R: 0 E: 0 K: 1 S: 5	H: 0 LOB: 0 BB: 0 P: 5	R: 0 E: 0 K: 0 S: 3	H: 0 LOB: 0 BB: 0 P: 3	1B: 2 2B: 1 3B: 0 HR: 0	SF: 0 SAC: 0 DP: 0 HBP: 0	WP: 0 PA: 29 PB: 0 SB: 0 CS: 1									
<b>PITCHER</b>	IP	WLS	BF	H	R	ER	SO	BB	IBB	HBP	BLK	WP	HR	S	P	ERA	WHIP											
<b>Storm Davis, R</b> ERA: 1.58	(1, 1)	9.0	W	29	3	0	0	2	1	0	0	0	0	0	32	36	0.00	0.444										

**Baltimore Orioles @ Detroit Tigers**  
Tiger Stadium, Detroit, MI  
Sat Jun 02 1984, 3:33 AM EDT  
Att: 40,292 - Unknown


**AB 28**  
**R 0**  
**H 3**  
**RBI 0**  
**BB 1**  
**SO 2**  
**LOB 5**










Batter	1	2	3	4	5	6	7	8	9	AB	R	H	RBI	BB	SO	LOB	TOP			
Rick Manning, L OBP: 0.331, SLG: 0.402 (1, 8)	G1		F6			F8			F5	4	0	0	0	0	0	2	<b>Milwaukee Brewers @ Baltimore Orioles</b> Memorial Stadium, Baltimore, MD Mon Jun 04 1984, 7:05 PM EDT Att: 19,896 - Unknown			
Robin Yount, R OBP: 0.369, SLG: 0.438 (1, 6)	4-3		F9			5-3			F9	4	0	0	0	0	0	2				
Cecil Cooper, L OBP: 0.313, SLG: 0.351 (1, 3)	4-3			G3					3-1	4	1	1	2	0	0	0				
Ben Oglivie, L OBP: 0.359, SLG: 0.405 (1, 7)		G3-6-1 BB 1B		F5					G3	3	0	1	0	1	0	0				
Ted Simmons, S OBP: 0.256, SLG: 0.298 (1, 10)		G3-6-1 1-2 BB		6-3					F6	3	0	0	0	1	0	1				
Roy Howell, L OBP: 0.333, SLG: 0.368 (1, 5)		G3-6-1 1-2 2-3			4-3				4-3	3	0	0	0	0	0	2				
Jim Gantner, L OBP: 0.305, SLG: 0.328 (1, 4)				6-3					F7	3	0	0	0	0	0	1				
Jim Sundberg, R OBP: 0.310, SLG: 0.370 (1, 2)					F7				F9	3	0	1	0	0	0	0				
Dion James, L OBP: 0.330, SLG: 0.346 (1, 9)					F7				4-3	3	1	1	0	0	0	1				
<b>Inning Stats</b>	R: 0 E: 0 K: 0 S: 3	H: 0 LOB: 0 BB: 0 P: 3	R: 0 E: 0 K: 0 S: 3	H: 1 LOB: 1 BB: 1 P: 7	R: 0 E: 0 K: 0 S: 4	H: 1 LOB: 1 BB: 0 P: 4	R: 0 E: 0 K: 0 S: 3	H: 0 LOB: 0 BB: 0 P: 3	R: 0 E: 0 K: 0 S: 3	H: 0 LOB: 0 BB: 0 P: 3	R: 0 E: 0 K: 0 S: 3	H: 0 LOB: 0 BB: 0 P: 3	R: 0 E: 0 K: 0 S: 3	H: 0 LOB: 0 BB: 0 P: 3	R: 2 E: 0 K: 0 S: 5	H: 2 LOB: 1 BB: 1 P: 9	1B: 2 2B: 1 3B: 0 HR: 1	SF: 0 SAC: 0 DP: 1 HBP: 0	WP: 0 PB: 0 SB: 0 CS: 0	PA: 32
<b>PITCHER</b> Mike Boddicker, R ERA: 2.48 (1, 1)	IP: 9.0 WLS: W BF: 32 H: 4 R: 2 ER: 2 SO: 0 BB: 2 IBB: 0 HBP: 0 BLK: 0 WP: 0 HR: 1 S: 30 P: 38 ERA: 2.00 WHIP: 0.667																			

Batter	1	2	3	4	5	6	7	8	9	AB	R	H	RBI	BB	SO	LOB	BOTTOM			
Al Bumbry, L OBP: 0.316, SLG: 0.324 (1, 8) (8, 7)	K	HR 1B		1B 1B	4-3			6-3		5	1	2	1	0	1	1	<b>Milwaukee Brewers @ Baltimore Orioles</b> Memorial Stadium, Baltimore, MD Mon Jun 04 1984, 7:05 PM EDT Att: 19,896 - Unknown			
Jim Dwyer, L OBP: 0.304, SLG: 0.263 (1, 9) Mike Young, S OBP: 0.378, SLG: 0.397 (5, 9)	BB BB	F6		F5		F9		1B		2	0	0	0	1	0	3				
Cal Ripken Jr., R OBP: 0.370, SLG: 0.567 (1, 6)	BB 1-2	BB HR		F7		F7		F6		4	1	1	3	1	0	2				
Eddie Murray, S OBP: 0.436, SLG: 0.537 (1, 3)	F8	HR		1B		F8				4	1	2	1	0	0	2				
Wayne Gross, L OBP: 0.390, SLG: 0.573 (1, 5)	BB 1-2 2-3	BB		K				G4-6-3 BB		1	0	0	0	3	1	2				
John Lowenstein, L OBP: 0.374, SLG: 0.412 (1, 7) John Shelby, S OBP: 0.262, SLG: 0.331 (8, 8)	F7	K			K			G4-6-3 1-2		4	0	0	0	0	2	5				
Ken Singleton, S OBP: 0.324, SLG: 0.306 (1, 10)		1B 2B		1B		2B SF7		BB		3	2	3	0	1	0	0				
Rich Dauer, R OBP: 0.288, SLG: 0.346 (1, 4)		1B HR 1B		4-3				K		4	1	2	0	0	1	2				
Rick Dempsey, R OBP: 0.286, SLG: 0.279 (1, 2)	K	1B		F3		SF7		6-3		3	0	0	1	0	1	2				
<b>Inning Stats</b>	R: 0 E: 0 K: 1 S: 5	H: 0 LOB: 3 BB: 3 P: 17	R: 5 E: 0 K: 2 S: 12	H: 5 LOB: 1 BB: 1 P: 16	R: 0 E: 0 K: 0 S: 3	H: 1 LOB: 0 BB: 0 P: 3	R: 0 E: 0 K: 1 S: 7	H: 2 LOB: 2 BB: 0 P: 7	R: 1 E: 0 K: 1 S: 7	H: 2 LOB: 1 BB: 0 P: 7	R: 0 E: 0 K: 0 S: 3	H: 0 LOB: 0 BB: 0 P: 3	R: 0 E: 0 K: 1 S: 4	H: 0 LOB: 1 BB: 2 P: 12	R: 0 E: 0 K: 0 S: 4	H: 1 LOB: 1 BB: 0 P: 4	1B: 7 2B: 3 3B: 0 HR: 2	SF: 1 SAC: 0 DP: 2 HBP: 0	WP: 0 PB: 0 SB: 0 CS: 0	PA: 39
<b>PITCHER</b> Pete Ladd, R ERA: 6.75 (1, 1) Jack Lazorko, R ERA: 2.25 (5, 1)	IP: 4.0 WLS: L BF: 23 H: 8 R: 5 ER: 5 SO: 4 BB: 4 IBB: 0 HBP: 0 BLK: 0 WP: 0 HR: 2 S: 27 P: 43 ERA: 11.25 WHIP: 3.000																			



Batter	1	2	3	4	5	6	7	8	9	AB	R	H	RBI	BB	SO	LOB	TOP											
<b>Rick Manning, L</b> OBP: 0.333, SLG: 0.419 (1, 8)	0-0 6-3	0-0 HR		4-0 BB	0-0 4-3			0-0 F7		4	1	2	1	0	3													
<b>Robin Yount, R</b> OBP: 0.374, SLG: 0.439 (1, 6)	4-0 BB	0-0 1B		0-0 1-3		0-0 6-3		0-0 1B		4	0	2	0	1	0	1												
<b>Cecil Cooper, L</b> OBP: 0.309, SLG: 0.347 (1, 3)	0-0 G3-6-1	0-0 1B		0-0 F9		0-0 F8		0-0 G4-6-3		5	0	1	0	0	0	3												
<b>Ben Oglivie, L</b> OBP: 0.360, SLG: 0.412 (1, 7)		0-0 1B			0-0 1B		0-0 F8		0-0 F9	5	2	2	0	0	0	2												
<b>Ted Simmons, S</b> OBP: 0.255, SLG: 0.292 (1, 10)		4-0 G3 1B BB	0-0 E6		0-0 1-3		0-0 F8		0-0 6-3	4	2	0	0	1	0	1												
<b>Roy Howell, L</b> OBP: 0.342, SLG: 0.417 (1, 5)		0-0 G3	0-0 G6-4-3		0-0 F7		0-0 HR		0-0 FC4-6	4	1	2	2	0	0	2												
<b>Ed Romero, R</b> OBP: 0.306, SLG: 0.261 (7, 5)		1-3 2-H	1-3 1B							1	0	1	0	0	0	0												
<b>Jim Gantner, L</b> OBP: 0.307, SLG: 0.330 (1, 4)		0-0 1B SH1-3	0-0 G6-4-3		0-0 1B		0-0 F1		0-0 FC4-6	5	1	2	2	0	0	2												
<b>Jim Sundberg, R</b> OBP: 0.321, SLG: 0.376 (1, 2)		0-0 SH1-3	0-0 5-3		0-0 1B		0-0 BB			3	1	2	0	1	0	0												
<b>Dion James, L</b> OBP: 0.330, SLG: 0.346 (1, 9)		1-2 3-H	0-0 SH1-3		0-0 4-3		0-0 K			3	0	1	1	0	1	1												
<b>Inning Stats</b>	R: 0 E: 0 K: 0 S: 2	H: 0 LOB: 0 BB: 1 P: 6	R: 5 E: 0 K: 0 S: 9	H: 6 LOB: 2 BB: 1 P: 13	R: 1 E: 1 K: 0 S: 4	H: 1 LOB: 0 BB: 0 P: 4	R: 0 E: 0 K: 0 S: 3	H: 0 LOB: 1 BB: 1 P: 7	R: 1 E: 0 K: 0 S: 7	H: 4 LOB: 3 BB: 0 P: 7	R: 0 E: 0 K: 0 S: 3	H: 0 LOB: 0 BB: 0 P: 3	R: 1 E: 0 K: 1 S: 6	H: 1 LOB: 1 BB: 1 P: 10	R: 0 E: 0 K: 0 S: 3	H: 1 LOB: 0 BB: 0 P: 3	R: 0 E: 0 K: 0 S: 4	H: 1 LOB: 1 BB: 0 P: 4	1B: 11 2B: 1 3B: 0 HR: 2	SF: 0 SAC: 1 DP: 3 HBP: 0	WP: 0 PA: 43 PB: 0 SB: 0 CS: 0							
<b>PITCHER</b>	IP	WLS	BF	H	R	ER	SO	BB	IBB	HBP	BLK	WP	HR	S	P	ERA	WHIP											
<b>Bill Swaggerty, R</b> ERA: 11.0 (1, 1)	1.1	L	8	3	4	4	0	2	0	0	1	0	0	6	14	27.00	3.750											
<b>Tom Underwood, L</b> ERA: 4.5 (2, 1)	3.2		20	8	3	2	0	1	0	0	0	0	1	19	23	4.91	2.455											
<b>Dennis Martinez, R</b> ERA: 6.58 (6, 1)	2.0		8	1	1	1	1	1	0	0	0	0	0	1	9	13	4.50	1.000										
<b>Sammy Stewart, R</b> ERA: 2.89 (8, 1)	1.0		3	1	0	0	0	0	0	0	0	0	0	3	3	0.00	1.000											
<b>Tippy Martinez, L</b> ERA: 3.22 (9, 1)	1.0		4	1	0	0	0	0	0	0	0	0	0	4	4	0.00	1.000											

**Milwaukee Brewers @ Baltimore Orioles**  
**Memorial Stadium, Baltimore, MD**  
 Tue Jun 05 1984, 7:05 PM EDT  
 Att: 20,581 - Unknown

AB	38
R	8
H	14
RBI	7
BB	4
SO	1
LOB	15



Batter	1	2	3	4	5	6	7	8	9	AB	R	H	RBI	BB	SO	LOB	BOTTOM										
<b>Al Bumbry, L</b> OBP: 0.322, SLG: 0.330 (1, 8)	0-0 6-3		0-0 FC5-4			0-0 4-3		0-0 BB		4	1	2	0	0	0	0											
<b>Jim Dwyer, L</b> OBP: 0.311, SLG: 0.265 (1, 9)	0-0 4-3		0-0 FC5-4			0-0 1B		4-0 1B		3	1	1	0	1	0	1											
<b>Cal Ripken Jr., R</b> OBP: 0.372, SLG: 0.563 (1, 6)	4-0 BB			0-0 1-4-3		0-0 G6-4-3		0-0 1B		3	0	1	2	1	0	1											
<b>Eddie Murray, S</b> OBP: 0.437, SLG: 0.536 (1, 3)	0-0 4-3			0-0 BB		0-0 1B		0-0 1B		4	0	2	1	0	1	1											
<b>Wayne Gross, L</b> OBP: 0.385, SLG: 0.556 (1, 5)		0-3 K		4-0 G6-4-3		0-0 3-1		0-3 K		3	0	0	0	1	2	2											
<b>John Lowenstein, L</b> OBP: 0.387, SLG: 0.403 (1, 7)		0-0 6-3		0-0 BB		0-0 G6-4-3				3	0	0	0	0	1	2											
<b>Mike Young, S</b> OBP: 0.387, SLG: 0.397 (8, 7)			0-0 G6-4-3		0-0 1-2		0-3 K		4-0 G6-4-3	0	0	0	0	1	0	0											
<b>Ken Singleton, S</b> OBP: 0.316, SLG: 0.297 (1, 10)		0-0 F6			0-3 K		0-3 K		0-0 F8	4	0	0	0	0	2	1											
<b>Rich Dauer, R</b> OBP: 0.281, SLG: 0.338 (1, 4)			0-0 1-3		0-0 6-3		0-0 5-3		0-0 G6-4-3	4	0	0	0	0	0	1											
<b>Rick Dempsey, R</b> OBP: 0.287, SLG: 0.280 (1, 2)			0-0 4-3		0-0 4-3		0-0 BB			3	1	1	0	0	0	0											
<b>Inning Stats</b>	R: 0 E: 0 K: 0 S: 3	H: 0 LOB: 1 BB: 1 P: 7	R: 0 E: 0 K: 1 S: 5	H: 0 LOB: 0 BB: 0 P: 5	R: 0 E: 0 K: 0 S: 4	H: 1 LOB: 1 BB: 0 P: 4	R: 0 E: 0 K: 0 S: 3	H: 1 LOB: 1 BB: 1 P: 7	R: 0 E: 0 K: 1 S: 5	H: 0 LOB: 0 BB: 0 P: 5	R: 0 E: 0 K: 0 S: 3	H: 1 LOB: 0 BB: 0 P: 3	R: 0 E: 0 K: 2 S: 7	H: 0 LOB: 0 BB: 0 P: 7	R: 3 E: 0 K: 2 S: 11	H: 4 LOB: 2 BB: 1 P: 15	R: 0 E: 0 K: 0 S: 2	H: 0 LOB: 0 BB: 1 P: 6	1B: 7 2B: 0 3B: 0 HR: 0	SF: 0 SAC: 0 DP: 3 HBP: 0	WP: 0 PA: 35 PB: 0 SB: 0 CS: 0						
<b>PITCHER</b>	IP	WLS	BF	H	R	ER	SO	BB	IBB	HBP	BLK	WP	HR	S	P	ERA	WHIP										
<b>Jaime Coanower, R</b> ERA: 2.72 (1, 1)	7.2	W	31	7	3	3	5	3	0	0	0	0	0	5	9	0.00	0.750										
<b>Rolie Fingers, R</b> ERA: 1.57 (8, 1)	1.1		4	0	0	0	1	1	0	0	0	0	0	5	9	0.00	0.750										

**Milwaukee Brewers @ Baltimore Orioles**  
**Memorial Stadium, Baltimore, MD**  
 Tue Jun 05 1984, 7:05 PM EDT  
 Att: 20,581 - Unknown

AB	31
R	3
H	7
RBI	3
BB	4
SO	6
LOB	9





Batter	1	2	3	4	5	6	7	8	9	AB	R	H	RBI	BB	SO	LOB	TOP			
Randy Ready, R OBP: 0.310, SLG: 0.388 (1, 5)	F7					G1-4-3-6-4			F4	4	0	1	0	0	0	1	<b>Milwaukee Brewers @ Baltimore Orioles</b> Memorial Stadium, Baltimore, MD Wed Jun 06 1984, 7:05 PM EDT Att: 20,909 - Unknown			
Jim Sundberg, R OBP: 0.313, SLG: 0.366 (1, 2)	5-3			6-3			1-3		F4	4	0	0	0	0	0	1				
Cecil Cooper, L OBP: 0.308, SLG: 0.350 (1, 3)	F4			F6			2B		1-3	4	0	1	0	0	0	1				
Robin Yount, R OBP: 0.373, SLG: 0.435 (1, 6)		F7		K			G6-3 BB			2	0	0	0	1	1	1				
Ted Simmons, S OBP: 0.251, SLG: 0.288 (1, 10)	F6				4-3		G6-3			3	0	0	0	0	0	2				
Ben Oglivie, L OBP: 0.356, SLG: 0.406 Mark Brouhard, R OBP: 0.313, SLG: 0.425 (1, 7) (7, 7)	1-3				F3			F4	2	0	0	0	0	0	0	0				
Jim Gantner, L OBP: 0.302, SLG: 0.325 (1, 4)			1-3		F7			E1	3	0	0	0	0	0	0	0				
Charlie Moore, R OBP: 0.263, SLG: 0.302 (1, 9)			F5			F9		F7	3	0	0	0	0	0	0	1				
Rick Manning, L OBP: 0.333, SLG: 0.417 (1, 8)			F8				1B	F6	3	0	1	0	0	0	0	1				
<b>Inning Stats</b>	R: 0 E: 0 K: 0 S: 3	H: 0 LOB: 0 BB: 0 P: 3	R: 0 E: 0 K: 0 S: 3	H: 0 LOB: 0 BB: 0 P: 3	R: 0 E: 0 K: 0 S: 3	H: 0 LOB: 0 BB: 0 P: 3	R: 0 E: 0 K: 1 S: 6	H: 1 LOB: 1 BB: 0 P: 6	R: 0 E: 0 K: 0 S: 3	H: 0 LOB: 0 BB: 0 P: 3	R: 0 E: 0 K: 0 S: 3	H: 1 LOB: 1 BB: 1 P: 7	R: 0 E: 1 K: 0 S: 4	H: 0 LOB: 1 BB: 0 P: 4	R: 0 E: 0 K: 0 S: 3	H: 0 LOB: 0 BB: 0 P: 3	1B: 1 2B: 2 3B: 0 HR: 0	SF: 0 SAC: 0 DP: 2 HBP: 0	WP: 0 PB: 0 SB: 0 CS: 0	PA: 30
<b>PITCHER</b> Scott McGregor, L ERA: 3.82 (1, 1)	IP: 9.0 WLS: W BF: 30 H: 3 R: 0 ER: 0 SO: 1 BB: 1 IBB: 0 HBP: 0 BLK: 0 WP: 0 HR: 0 S: 31 P: 35 ERA: 0.00 WHIP: 0.444															<b>PITCHER</b>				

Batter	1	2	3	4	5	6	7	8	9	AB	R	H	RBI	BB	SO	LOB	BOTTOM			
Al Bumbry, L OBP: 0.320, SLG: 0.327 (1, 8) (9, 7)	K		F9		1B		F7			4	0	1	1	0	1	1	<b>Milwaukee Brewers @ Baltimore Orioles</b> Memorial Stadium, Baltimore, MD Wed Jun 06 1984, 7:05 PM EDT Att: 20,909 - Unknown			
Jim Dwyer, L OBP: 0.317, SLG: 0.270 (1, 9)	K		SF9		1B					2	0	1	1	1	1	0				
Cal Ripken Jr., R OBP: 0.370, SLG: 0.558 (1, 6)	F9		CS 1B		F9		F9			4	0	1	0	0	0	3				
Eddie Murray, S OBP: 0.434, SLG: 0.536 (1, 3)		F5	CS	F8		4-3 1B	4-3			4	1	1	0	0	0	1				
Wayne Gross, L OBP: 0.381, SLG: 0.539 (1, 5)		BB BB		F8		4-3		F2	3	0	0	0	1	0	1					
John Lowenstein, L OBP: 0.370, SLG: 0.401 John Shelby, S OBP: 0.262, SLG: 0.331 (1, 7) (9, 8)		BB BB		K		5-3 1B		F8	3	0	1	1	1	1	0	0				
Ken Singleton, S OBP: 0.321, SLG: 0.303 (1, 10)		F7			SH1-4 1B	5-3 1B		K	4	1	2	0	0	1	2					
Rich Dauer, R OBP: 0.278, SLG: 0.333 (1, 4)		F8			SH1-4 1B	5-3			2	0	0	0	0	0	4					
Rick Dempsey, R OBP: 0.288, SLG: 0.291 (1, 2)			F9 SF9 2B		F8		F4			3	1	1	0	0	0	3				
<b>Inning Stats</b>	R: 0 E: 0 K: 2 S: 7	H: 0 LOB: 0 BB: 0 P: 7	R: 0 E: 0 K: 0 S: 3	H: 0 LOB: 2 BB: 2 P: 11	R: 1 E: 0 K: 0 S: 4	H: 2 LOB: 0 BB: 0 P: 4	R: 0 E: 0 K: 1 S: 5	H: 0 LOB: 0 BB: 0 P: 5	R: 1 E: 0 K: 0 S: 6	H: 3 LOB: 2 BB: 0 P: 6	R: 1 E: 0 K: 0 S: 6	H: 3 LOB: 2 BB: 0 P: 6	R: 0 E: 0 K: 0 S: 3	H: 0 LOB: 1 BB: 1 P: 7	R: 0 E: 0 K: 1 S: 5	H: 0 LOB: 0 BB: 0 P: 5	1B: 6 2B: 2 3B: 0 HR: 0	SF: 1 SAC: 1 DP: 0 HBP: 0	WP: 0 PB: 0 SB: 0 CS: 1	PA: 35
<b>PITCHER</b> Don Sutton, R ERA: 3.52 Bob Gibson, R ERA: 3.71 (1, 1) (6, 1)	IP: 5.1 WLS: L BF: 25 H: 8 R: 3 ER: 3 SO: 3 BB: 2 IBB: 0 HBP: 0 BLK: 0 WP: 0 HR: 0 S: 29 P: 37 ERA: 5.06 WHIP: 1.875															<b>PITCHER</b>				



Batter	1	2	3	4	5	6	7	8	9	AB	R	H	RBI	BB	SO	LOB	TOP								
Lou Whitaker, L (1, 4) OBP: 0.398, SLG: 0.404	4-3	F7			4-3		4-0 BB		SH SH3-4	3	0	0	0	1	0	1									
Alan Trammell, R (1, 6) OBP: 0.413, SLG: 0.535	5-3		G6-4-3 1B		5-3		SF7		SH3-4	3	0	1	1	0	0	0									
Kirk Gibson, L (1, 9) OBP: 0.335, SLG: 0.459	1B		F7			F8	F6		K	5	1	1	0	0	1	4									
Lance Parrish, R (1, 2) OBP: 0.307, SLG: 0.447	1B		G6-4-3			1B			K	5	0	2	1	0	1	3									
Darrell Evans, L (1, 10) OBP: 0.363, SLG: 0.366	1-2 BB				F9	K			FC6-4	3	0	1	0	1	1	1									
Ruppert Jones, L (1, 7) OBP: 0.394, SLG: 0.700	1-3				4-3	4-3			FC6-4	3	0	0	0	0	0	3									
Rusty Kuntz, R (8, PH) OBP: 0.451, SLG: 0.644									FC6-4	1	0	1	0	0	0	0									
Chet Lemon, R (1, 8) OBP: 0.385, SLG: 0.559							F9		FC6-4	4	0	2	0	0	0	2									
Dave Bergman, L (1, 3) OBP: 0.375, SLG: 0.385									FC6-4	2	1	1	0	1	1	1									
Barbaro Garbey, R (8, PH) OBP: 0.344, SLG: 0.403					K		2B E BB		FC6-4	1	0	0	0	0	0	2									
Howard Johnson, S (1, 5) OBP: 0.391, SLG: 0.468										3	1	1	0	0	1	1									
Tom Brookens, R (7, 5) OBP: 0.223, SLG: 0.256			K				E9 SF7		SH3-4 SH BB	0	0	0	0	1	0	0									
<b>Inning Stats</b>	R: 1 E: 0 K: 0 S: 5	H: 2 LOB: 2 BB: 1 P: 9	R: 0 E: 0 K: 1 S: 6	H: 2 LOB: 1 BB: 0 P: 6	R: 0 E: 0 K: 0 S: 3	H: 1 LOB: 0 BB: 0 P: 3	R: 0 E: 0 K: 1 S: 6	H: 1 LOB: 1 BB: 0 P: 6	R: 0 E: 0 K: 0 S: 3	H: 0 LOB: 0 BB: 0 P: 3	R: 0 E: 0 K: 0 S: 6	H: 1 LOB: 1 BB: 0 P: 6	R: 2 E: 1 K: 0 S: 4	H: 1 LOB: 1 BB: 2 P: 12	R: 0 E: 0 K: 0 S: 5	H: 2 LOB: 2 BB: 0 P: 5	R: 0 E: 1 K: 2 S: 8	H: 0 LOB: 2 BB: 1 P: 12	1B: 7 2B: 3 3B: 0 HR: 0	SF: 1 SAC: 2 DP: 1 HBP: 0	WP: 0 PB: 0 SB: 1 CS: 1	PA: 40			
<b>PITCHER</b>	IP	WLS	BF	H	R	ER	SO	BB	IBB	HBP	BLK	WP	HR	S	P	ERA	WHIP								
Storm Davis, R (1, 1) ERA: 1.66	6.1	L	27	8	3	2	3	2	0	0	0	0	0	31	39	2.84	1.579								
Tippy Martinez, L (7, 1) ERA: 3.03	2.1		12	2	0	0	1	2	0	0	0	0	0	12	20	0.00	1.714								
Sammy Stewart, R (9, 1) ERA: 2.86	0.1		1	0	0	0	1	0	0	0	0	0	0	3	3	0.00	0.000								

**Detroit Tigers @ Baltimore Orioles**  
 Memorial Stadium, Baltimore, MD  
 Fri Jun 08 1984, 7:05 PM EDT  
 Att: 50,361 - Unknown

AB	33
R	3
H	10
RBI	2
BB	4
SO	5
LOB	18



Batter	1	2	3	4	5	6	7	8	9	AB	R	H	RBI	BB	SO	LOB	BOTTOM								
Al Bumbry, L (1, 8) OBP: 0.320, SLG: 0.322	6-3		G4-6-3			WP SH1-3 SF7 BB		6-3		2	1	0	0	1	0	1									
John Shelby, S (8, PH) OBP: 0.261, SLG: 0.328										1	0	0	0	0	0	0									
Jim Dwyer, L (1, 9) OBP: 0.320, SLG: 0.275	6-3					SH1-3				2	0	1	0	0	0	0									
Gary Roenicke, R (8, PH) OBP: 0.366, SLG: 0.278										1	0	1	0	0	0	0									
Cal Ripken Jr., R (1, 6) OBP: 0.368, SLG: 0.550	5-3		F7					F8		3	0	0	0	1	0	2									
Eddie Murray, S (1, 3) OBP: 0.431, SLG: 0.530			F9		F9	SF7				2	0	0	1	1	0	0									
Wayne Gross, L (1, 5) OBP: 0.380, SLG: 0.533					6-3					3	0	1	0	0	0	1									
Benny Ayala, R (8, PH) OBP: 0.222, SLG: 0.213										1	0	0	0	0	1	2									
Todd Cruz, R (9, 5) OBP: 0.256, SLG: 0.341								K		0	0	0	0	0	0	0									
John Lowenstein, L (1, 7) OBP: 0.384, SLG: 0.393										3	0	0	0	0	0	1									
Floyd Rayford, R (9, PH) OBP: 0.262, SLG: 0.393					3-1					1	0	0	0	0	0	0									
Ken Singleton, S (1, 10) OBP: 0.313, SLG: 0.295			K			F8				4	0	0	0	0	1	1									
Rich Dauer, R (1, 4) OBP: 0.279, SLG: 0.339										3	1	1	0	0	0	0									
Lenn Sakata, R (7, PR) OBP: 0.255, SLG: 0.244			1B			F4				1	0	1	0	0	0	0									
Rick Dempsey, R (1, 2) OBP: 0.289, SLG: 0.292										3	0	1	0	0	1	1									
Mike Young, S (9, PH) OBP: 0.382, SLG: 0.391										1	0	0	0	0	1	1									
<b>Inning Stats</b>	R: 0 E: 0 K: 0 S: 3	H: 0 LOB: 0 BB: 0 P: 3	R: 0 E: 0 K: 1 S: 6	H: 1 LOB: 1 BB: 0 P: 6	R: 1 E: 0 K: 0 S: 5	H: 3 LOB: 1 BB: 0 P: 5	R: 0 E: 0 K: 0 S: 3	H: 0 LOB: 0 BB: 0 P: 3	R: 0 E: 0 K: 0 S: 3	H: 0 LOB: 0 BB: 0 P: 3	R: 1 E: 0 K: 0 S: 3	H: 0 LOB: 1 BB: 2 P: 11	R: 0 E: 1 K: 1 S: 6	H: 0 LOB: 1 BB: 0 P: 6	R: 0 E: 0 K: 1 S: 6	H: 1 LOB: 2 BB: 1 P: 10	R: 0 E: 0 K: 1 S: 6	H: 1 LOB: 1 BB: 0 P: 6	1B: 5 2B: 1 3B: 0 HR: 0	SF: 1 SAC: 1 DP: 1 HBP: 0	WP: 1 PB: 0 SB: 0 CS: 0	PA: 36			
<b>PITCHER</b>	IP	WLS	BF	H	R	ER	SO	BB	IBB	HBP	BLK	WP	HR	S	P	ERA	WHIP								
Milt Wilcox, R (1, 1) ERA: 4.11	6.0	W	23	4	2	2	1	2	0	0	0	0	0	23	31	3.00	1.000								
Doug Bair, R (7, 1) ERA: 3.38	1.0		4	0	0	0	1	0	0	0	0	0	0	6	6	0.00	0.000								
Willie Hernandez, L (8, 1) ERA: 2.22	2.0	S	9	2	0	0	2	1	0	0	0	0	0	12	16	0.00	1.500								

**Detroit Tigers @ Baltimore Orioles**  
 Memorial Stadium, Baltimore, MD  
 Fri Jun 08 1984, 7:05 PM EDT  
 Att: 50,361 - Unknown

AB	31
R	2
H	6
RBI	1
BB	3
SO	4
LOB	10





Batter	1	2	3	4	5	6	7	8	9	AB	R	H	RBI	BB	SO	LOB	TOP			
Lou Whitaker, L (1, 4) OBP: 0.396, SLG: 0.401	0-0 1-3		0-0 F5			0-0 4-3		0-0 G5-4-3 1B		4	0	1	0	0	0	0				
Alan Trammell, R (1, 6) OBP: 0.407, SLG: 0.525	0-0 5-3			0-0 6-3		0-0 F7		0-0 G5-4-3 1-2		4	0	0	0	0	0	1				
Barbaro Garbey, R (1, 7) OBP: 0.348, SLG: 0.407	0-0 1B			0-0 5-3		0-0 1B			0-0 5-3	4	0	2	0	0	0	0				
Lance Parrish, R (1, 10) OBP: 0.306, SLG: 0.443	0-0 F4			0-0 F7		0-0 1B			0-0 F8	4	0	1	0	0	0	1				
Chet Lemon, R (1, 8) OBP: 0.382, SLG: 0.557		0-3 K			0-0 1-3	0-0 F7			0-0 2B	4	0	1	0	0	1	2				
Darrell Evans, L (1, 3) OBP: 0.383, SLG: 0.366		0-0 F8			0-0 1B				0-0 F9	3	0	1	0	0	0	0				
Larry Herndon, R (9, PH) OBP: 0.304, SLG: 0.328										1	0	0	0	0	0	1				
Rusty Kuntz, R (1, 9) OBP: 0.444, SLG: 0.625					0-0 5-3	0-0 1-2 1B			0-0 F7	3	0	1	0	0	0	0				
Marty Castillo, R (1, 2) OBP: 0.300, SLG: 0.310				0-0 5-3		0-0 F3			0-0 F9	3	0	0	0	0	0	2				
Tom Brookens, R (1, 5) OBP: 0.216, SLG: 0.247			0-3 K			0-0 F7			0-0 6-3	3	0	0	0	0	1	2				
<b>Inning Stats</b>	R: 0 E: 0 K: 0 S: 4	H: 1 LOB: 1 BB: 0 P: 4	R: 0 E: 0 K: 1 S: 5	H: 0 LOB: 0 BB: 0 P: 5	R: 0 E: 0 K: 1 S: 5	H: 0 LOB: 0 BB: 0 P: 5	R: 0 E: 0 K: 0 S: 3	H: 0 LOB: 0 BB: 0 P: 3	R: 0 E: 0 K: 0 S: 5	H: 2 LOB: 2 BB: 0 P: 5	R: 0 E: 0 K: 0 S: 3	H: 0 LOB: 0 BB: 0 P: 3	R: 0 E: 0 K: 0 S: 3	H: 1 LOB: 0 BB: 0 P: 3	R: 0 E: 0 K: 0 S: 4	H: 1 LOB: 1 BB: 0 P: 4	1B: 6 2B: 1 3B: 0 HR: 0	SF: 0 SAC: 0 DP: 1 HBP: 0	WP: 0 PB: 0 SB: 0 CS: 0	PA: 33
<b>PITCHER</b> Mike Flanagan, L (1, 1) ERA: 3.76	IP: 9.0 WLS: W BF: 33 H: 7 R: 0 ER: 0 SO: 2 BB: 0 IBB: 0 HBP: 0 BLK: 0 WP: 0 HR: 0 S: 37 P: 37 ERA: 0.00 WHIP: 0.778															<b>PITCHER</b>				

**Detroit Tigers @ Baltimore Orioles**  
**Memorial Stadium, Baltimore, MD**  
 Sat Jun 09 1984, 3:33 AM EDT  
 Att: 44,404 - Unknown

AB	33
R	0
H	7
RBI	0
BB	0
SO	2
LOB	9

Batter	1	2	3	4	5	6	7	8	9	AB	R	H	RBI	BB	SO	LOB	BOTTOM			
Al Bumbry, L (1, 8) OBP: 0.318, SLG: 0.319	0-3 K		0-0 1B		0-0 G6-4-3 1-2		0-0 3-1			4	0	1	0	0	1	1				
Jim Dwyer, L (1, 9) OBP: 0.318, SLG: 0.267	4-0 CS		0-0 F7			0-0 F7	0-0 4-3			3	0	0	0	1	0	2				
Mike Young, S (8, 9) OBP: 0.382, SLG: 0.391	BB									0	0	0	0	0	0	0				
Cal Ripken Jr., R (1, 6) OBP: 0.371, SLG: 0.547	0-3 K		0-0 1B		0-0 1-2 2-H	4-0 1B BB	0-0 F8			3	1	1	1	1	1	1				
Eddie Murray, S (1, 3) OBP: 0.432, SLG: 0.532		0-0 F9	0-0 F8			4-0 1B BB		0-0 2B		3	1	1	0	1	0	2				
Wayne Gross, L (1, 5) OBP: 0.383, SLG: 0.528		4-0 BB		0-3 K		0-0 FC3-6 1-2 2-3	0-0 F6			3	1	1	0	1	1	1				
John Lowenstein, L (1, 7) OBP: 0.397, SLG: 0.392		0-3 K		0-3 K		0-0 FC3-6 1-2 2-H 3-H	4-0 G4-6-3 IBB			3	0	1	2	1	2	1				
Ken Singleton, S (1, 10) OBP: 0.305, SLG: 0.287		0-0 G3		0-0 F7		0-0 FC3-6 1-2 2-3	0-0 G4-6-3 1-2			4	0	0	0	0	0	5				
Rich Dauer, R (1, 4) OBP: 0.286, SLG: 0.345			0-0 F7			0-0 G6-4-3 1B	0-0 FC5-4 1-2 1B			3	0	2	1	0	0	0				
Rick Dempsey, R (1, 2) OBP: 0.290, SLG: 0.287			4-0 1B BB		0-3 K	0-0 FC5-4 1-2				2	1	0	0	1	1	3				
<b>Inning Stats</b>	R: 0 E: 0 K: 2 S: 6	H: 0 LOB: 1 BB: 1 P: 10	R: 0 E: 0 K: 1 S: 5	H: 0 LOB: 1 BB: 1 P: 9	R: 1 E: 0 K: 0 S: 5	H: 2 LOB: 2 BB: 1 P: 9	R: 0 E: 0 K: 2 S: 7	H: 0 LOB: 0 BB: 0 P: 7	R: 0 E: 0 K: 1 S: 5	H: 1 LOB: 0 BB: 0 P: 5	R: 3 E: 0 K: 0 S: 6	H: 3 LOB: 2 BB: 2 P: 14	R: 0 E: 0 K: 0 S: 3	H: 0 LOB: 0 BB: 0 P: 3	R: 0 E: 0 K: 0 S: 3	H: 1 LOB: 1 BB: 1 P: 7	1B: 6 2B: 2 3B: 0 HR: 0	SF: 0 SAC: 0 DP: 3 HBP: 0	WP: 0 PB: 0 SB: 0 CS: 1	PA: 34
<b>PITCHER</b> Juan Berenguer, R (1, 1) ERA: 3.47	IP: 5.1 WLS: L BF: 21 H: 3 R: 2 ER: 2 SO: 6 BB: 4 IBB: 0 HBP: 0 BLK: 0 WP: 0 HR: 0 S: 29 P: 45 ERA: 3.38 WHIP: 1.312															<b>PITCHER</b>				
Aurelio Lopez, R (6, 1) ERA: 2.09	0.1 5 3 2 2 0 1 0 0 0 0 0 4 8 54.00 12.000																			
Carl Willis, R (6, 1) ERA:	2.1 8 1 0 0 0 0 1 0 0 0 0 7 11 0.00 0.429																			

**Detroit Tigers @ Baltimore Orioles**  
**Memorial Stadium, Baltimore, MD**  
 Sat Jun 09 1984, 3:33 AM EDT  
 Att: 44,404 - Unknown

AB	28
R	4
H	7
RBI	4
BB	6
SO	6
LOB	16








Batter	1	2	3	4	5	6	7	8	9	AB	R	H	RBI	BB	SO	LOB	TOP								
Lou Whitaker, L (1,4) OBP: 0.390, SLG: 0.406	F6		1B	G4-6-3		F7		SF8		3	1	0	1	1	0	4	<b>Detroit Tigers @ Baltimore Orioles</b> Memorial Stadium, Baltimore, MD Sun Jun 10 1984, 3:38 AM EDT Att: 51,764 - Unknown								
Alan Trammell, R (1,6) OBP: 0.414, SLG: 0.539	CS		1B			F1		FC6-4		5	1	3	0	0	0	3									
Kirk Gibson, L (1,9) OBP: 0.347, SLG: 0.471	1B		1B			K		2-3		5	0	3	2	0	1	0									
Lance Parrish, R (1,2) OBP: 0.299, SLG: 0.432	5-3		F6			K		F7		5	0	0	0	0	2	5									
Darrell Evans, L (1,3) OBP: 0.361, SLG: 0.359			G3			G3		F9		3	0	0	0	1	0	0									
Rusty Kuntz, R (6,7) OBP: 0.455, SLG: 0.633			HBP							1	1	1	0	0	0	0									
Johnny Grubb, L (1,10) OBP: 0.420, SLG: 0.473	4-3		1B			2B		F8		1	0	0	1	0	0	0									
Larry Hemdon, R (6,PH) OBP: 0.299, SLG: 0.322			HBP			1B		5-3		3	1	1	0	0	0	1									
Barbaro Garbey, R (1,7) OBP: 0.350, SLG: 0.408	F9		F6			1B		G3		4	1	1	1	1	0	3									
Ruppert Jones, L (1,8) OBP: 0.267, SLG: 0.500			6-3			1B		E6		2	0	0	0	0	0	0									
Chet Lemon, R (6,PH) OBP: 0.375, SLG: 0.540			4-3			IBB		K		2	1	0	0	1	1	1									
Howard Johnson, S (1,5) OBP: 0.418, SLG: 0.530								1B		3	1	3	2	0	0	0									
Tom Brookens, R (6,5) OBP: 0.220, SLG: 0.250			HR			FC6-4		1B		1	1	1	1	0	0	0									
<b>Inning Stats</b>	R: 0 E: 0 K: 0 S: 4	H: 2 LOB: 1 BB: 0 P: 4	R: 0 E: 0 K: 0 S: 3	H: 0 LOB: 0 BB: 0 P: 3	R: 3 E: 0 K: 0 S: 6	H: 3 LOB: 3 BB: 2 P: 15	R: 0 E: 0 K: 0 S: 3	H: 1 LOB: 0 BB: 0 P: 3	R: 0 E: 0 K: 2 S: 7	H: 0 LOB: 0 BB: 0 P: 7	R: 1 E: 0 K: 0 S: 6	H: 3 LOB: 3 BB: 1 P: 10	R: 0 E: 0 K: 0 S: 3	H: 0 LOB: 0 BB: 0 P: 3	R: 3 E: 1 K: 1 S: 9	H: 3 LOB: 2 BB: 1 P: 13	R: 1 E: 0 K: 1 S: 6	H: 1 LOB: 0 BB: 0 P: 6	1B: 10 2B: 2 3B: 0 HR: 1	SF: 1 SAC: 0 DP: 1 HBP: 1	WP: 1 PB: 0 SB: 0 CS: 1	PA: 44			
<b>PITCHER</b>	IP	WLS	BF	H	R	ER	SO	BB	IBB	HBP	BLK	WP	HR	S	P	ERA	WHIP								
Dennis Martinez, R (1,1) ERA: 6.39	5.0	L	22	6	3	3	2	1	1	1	0	0	1	23	32	5.40	1.400								
Tom Underwood, L (6,1) ERA: 4.65	0.2		6	3	1	1	0	0	1	0	0	0	0	5	9	13.50	4.500								
Bill Swaggerty, R (6,1) ERA: 9.0	2.0		10	2	3	1	0	1	0	0	0	0	0	9	13	4.50	1.500								
Tippy Martinez, L (8,1) ERA: 3.15	1.1		6	2	1	1	2	0	0	0	0	1	0	10	10	6.75	1.500								

Batter	1	2	3	4	5	6	7	8	9	AB	R	H	RBI	BB	SO	LOB	BOTTOM								
Al Bumbry, L (1,7) OBP: 0.309, SLG: 0.310	F4		4-3			3-1			F8	4	0	0	0	0	0	1	<b>Detroit Tigers @ Baltimore Orioles</b> Memorial Stadium, Baltimore, MD Sun Jun 10 1984, 3:38 AM EDT Att: 51,764 - Unknown								
John Shelby, S (1,8) OBP: 0.297, SLG: 0.321	K					F8			F8	4	0	0	0	0	2	1									
Cal Ripken Jr., R (1,6) OBP: 0.368, SLG: 0.539	K					4-3			G6-3	3	0	1	0	0	1	0									
Eddie Murray, S (1,3) OBP: 0.424, SLG: 0.534			F7			1-3			G6-3	3	0	0	0	0	0	1									
Wayne Gross, L (1,5) OBP: 0.381, SLG: 0.522						4-3			BB	2	0	1	0	1	0	0									
Ken Singleton, S (1,10) OBP: 0.310, SLG: 0.312			F8			4-3			4-3	3	0	0	0	0	0	2									
Mike Young, S (1,9) OBP: 0.375, SLG: 0.426			4-3			5-3-2			K	3	0	0	0	0	1	2									
Lenn Sakata, R (1,4) OBP: 0.240, SLG: 0.229			5-3						F8	3	0	0	0	0	0	0									
Floyd Rayford, R (1,2) OBP: 0.262, SLG: 0.400			K						F8	3	0	1	0	0	1	0									
<b>Inning Stats</b>	R: 0 E: 0 K: 2 S: 7	H: 0 LOB: 0 BB: 0 P: 7	R: 0 E: 0 K: 0 S: 3	H: 0 LOB: 1 BB: 1 P: 7	R: 0 E: 0 K: 1 S: 5	H: 0 LOB: 0 BB: 0 P: 5	R: 0 E: 0 K: 0 S: 3	H: 0 LOB: 0 BB: 0 P: 3	R: 0 E: 0 K: 0 S: 3	H: 0 LOB: 0 BB: 0 P: 3	R: 0 E: 0 K: 1 S: 5	H: 1 LOB: 0 BB: 0 P: 5	R: 0 E: 0 K: 1 S: 5	H: 0 LOB: 0 BB: 0 P: 5	R: 0 E: 0 K: 1 S: 4	H: 1 LOB: 1 BB: 0 P: 4		1B: 1 2B: 3 3B: 0 HR: 0	SF: 0 SAC: 0 DP: 2 HBP: 0	WP: 0 PB: 0 SB: 0 CS: 0	PA: 29				
<b>PITCHER</b>	IP	WLS	BF	H	R	ER	SO	BB	IBB	HBP	BLK	WP	HR	S	P	ERA	WHIP								
Dan Petry, R (1,1) ERA: 2.79	9.0	W	29	3	0	0	5	1	0	0	0	0	0	38	42	0.00	0.444								





Batter	1	2	3	4	5	6	7	8	9	AB	R	H	RBI	BB	SO	LOB	TOP				
<b>Al Bumbry, L</b> OBP: 0.305, SLG: 0.300 (1, 8)	F4		FC5 1B BB	F7			1-3		6-3	4	1	0	0	1	0	1	<b>Baltimore Orioles @ Milwaukee Brewers</b> <b>Milwaukee County Stadium, Milwaukee, WI</b> Mon Jun 11 1984, 8:05 PM EDT Att: 19,746 - Unknown <a href="http://livebaseballscorecards.com">livebaseballscorecards.com</a>				
<b>Rich Dauer, R</b> OBP: 0.283, SLG: 0.335 (1, 4)	F6		FC5 1B 1-2 2-3f		F9		1-3		L4 1B 1B	5	0	1	0	0	0	2					
<b>Cal Ripken Jr., R</b> OBP: 0.369, SLG: 0.536 (1, 6)	E5				5-3		K			5	0	2	1	0	1	0					
<b>Eddie Murray, S</b> OBP: 0.420, SLG: 0.526 (1, 3)	K		F5						F9 L4	5	0	1	0	0	1	5					
<b>Wayne Gross, L</b> OBP: 0.378, SLG: 0.521 (1, 5)		5-3							F9	4	1	1	0	0	0	1					
<b>John Lowenstein, L</b> OBP: 0.384, SLG: 0.383 <b>John Shelby, S</b> OBP: 0.257, SLG: 0.321 (8, PR) (8, 8)		G4-6-3 BB				K			E6 1B	3	1	1	1	1	1	0					
<b>Ken Singleton, S</b> OBP: 0.320, SLG: 0.319 (1, 10)		G4-6-3 1-2f								3	0	2	0	1	0	1					
<b>Mike Young, S</b> OBP: 0.393, SLG: 0.444 (1, 9)										4	0	3	1	0	0	1					
<b>Floyd Rayford, R</b> OBP: 0.246, SLG: 0.375 (1, 2)										4	0	0	0	0	2	7					
<b>Inning Stats</b>	R: 0 E: 1 K: 1 S: 6	H: 0 LOB: 1 BB: 0 P: 6	R: 0 E: 0 K: 0 S: 2	H: 0 LOB: 0 BB: 1 P: 6	R: 1 E: 0 K: 1 S: 7	H: 2 LOB: 2 BB: 1 P: 11	R: 2 E: 0 K: 0 S: 6	H: 4 LOB: 1 BB: 0 P: 6	R: 0 E: 0 K: 2 S: 8	H: 1 LOB: 1 BB: 0 P: 8	R: 0 E: 0 K: 1 S: 5	H: 0 LOB: 0 BB: 0 P: 5	R: 0 E: 1 K: 0 S: 5	H: 1 LOB: 3 BB: 1 P: 9	R: 0 E: 0 K: 0 S: 4	H: 2 LOB: 1 BB: 0 P: 4		1B: 10 2B: 3 3B: 0 HR: 0	SF: 0 SAC: 0 DP: 3 HBP: 0	WP: 0 PB: 0 SB: 1 CS: 0	PA: 40
<b>PITCHER</b>	IP	WLS	BF	H	R	ER	SO	BB	IBB	HBP	BLK	WP	HR	S	P	ERA	WHIP				
<b>Don Sutton, R</b> ERA: 3.52 (1, 1)	7.2	L	35	9	3	3	5	2	1	0	0	0	0	42	54	3.52	1.435				
<b>Tom Tellmann, R</b> ERA: 1.23 (8, 1)	1.1		5	2	0	0	0	0	0	0	0	0	0	5	5	0.00	1.500				

Batter	1	2	3	4	5	6	7	8	9	AB	R	H	RBI	BB	SO	LOB	BOTTOM				
<b>Randy Ready, R</b> OBP: 0.301, SLG: 0.367 (1, 5)	F8		5-3							4	0	0	0	0	0	2	<b>Baltimore Orioles @ Milwaukee Brewers</b> <b>Milwaukee County Stadium, Milwaukee, WI</b> Mon Jun 11 1984, 8:05 PM EDT Att: 19,746 - Unknown <a href="http://livebaseballscorecards.com">livebaseballscorecards.com</a>				
<b>Ted Simmons, S</b> OBP: 0.253, SLG: 0.288 (1, 10)	F8		G3							4	0	1	1	0	0	0					
<b>Cecil Cooper, L</b> OBP: 0.308, SLG: 0.372 (1, 3)			F5							3	0	0	0	1	1	2					
<b>Robin Yount, R</b> OBP: 0.376, SLG: 0.425 (1, 6)	F8									3	0	0	0	1	1	1					
<b>Ben Oglivie, L</b> OBP: 0.362, SLG: 0.403 (1, 7)			F7							4	0	1	0	0	0	3					
<b>Bobby Clark, R</b> OBP: 0.327, SLG: 0.400 (1, 8)			F9							4	0	1	0	0	0	1					
<b>Jim Gantner, L</b> OBP: 0.296, SLG: 0.321 (1, 4)										4	0	1	0	0	0	1					
<b>Jim Sundberg, R</b> OBP: 0.315, SLG: 0.377 (1, 2)										4	0	2	0	0	2	0					
<b>Dion James, L</b> OBP: 0.352, SLG: 0.381 (1, 9)			6-3							4	1	1	0	0	1	2					
<b>Inning Stats</b>	R: 0 E: 0 K: 0 S: 3	H: 2 LOB: 2 BB: 0 P: 5	R: 0 E: 0 K: 0 S: 3	H: 0 LOB: 0 BB: 0 P: 3	R: 0 E: 0 K: 1 S: 6	H: 1 LOB: 1 BB: 0 P: 6	R: 1 E: 0 K: 1 S: 8	H: 3 LOB: 3 BB: 1 P: 12	R: 0 E: 0 K: 1 S: 5	H: 0 LOB: 0 BB: 0 P: 5	R: 0 E: 0 K: 0 S: 3	H: 0 LOB: 0 BB: 0 P: 3	R: 0 E: 0 K: 0 S: 4	H: 1 LOB: 1 BB: 0 P: 4	R: 0 E: 0 K: 2 S: 7	H: 0 LOB: 0 BB: 0 P: 7		1B: 7 2B: 0 3B: 0 HR: 0	SF: 0 SAC: 0 DP: 0 HBP: 0	WP: 0 PB: 0 SB: 0 CS: 0	PA: 36
<b>PITCHER</b>	IP	WLS	BF	H	R	ER	SO	BB	IBB	HBP	BLK	WP	HR	S	P	ERA	WHIP				
<b>Scott McGregor, L</b> ERA: 3.56 (1, 1)	9.0	W	36	7	1	1	5	2	0	0	0	0	0	44	52	1.00	1.000				



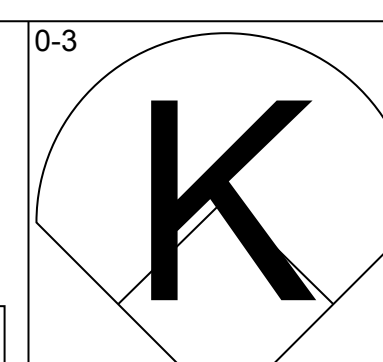
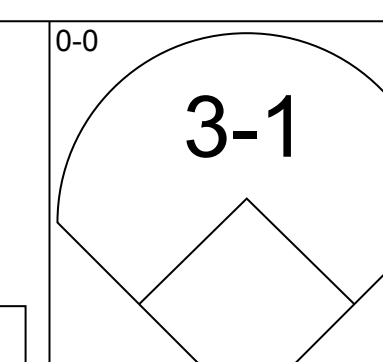
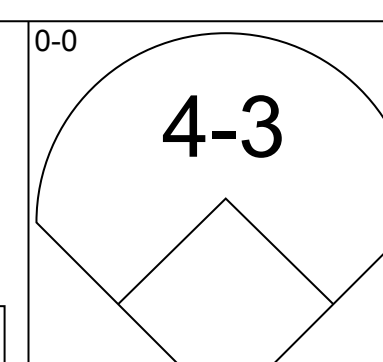
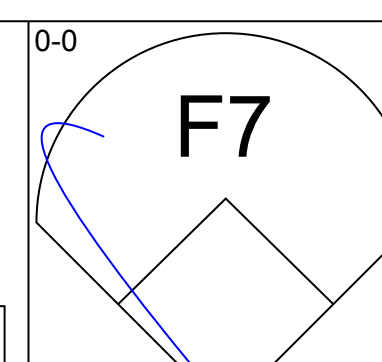
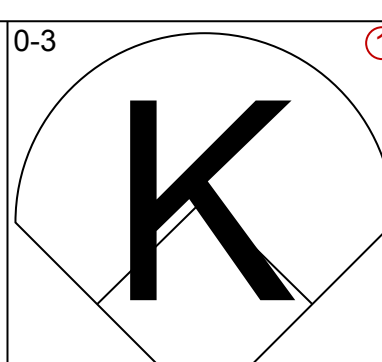
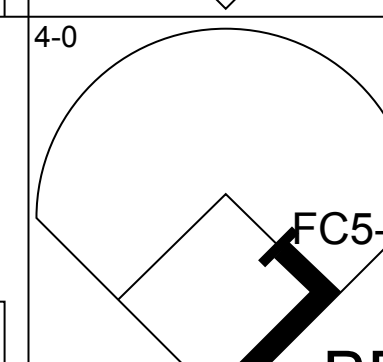
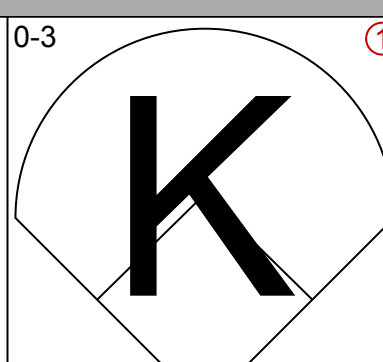
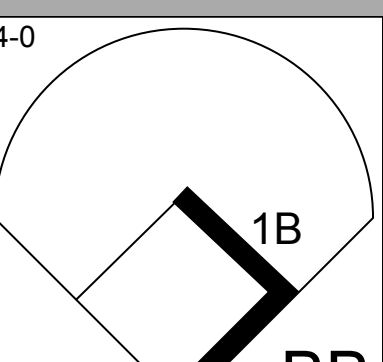
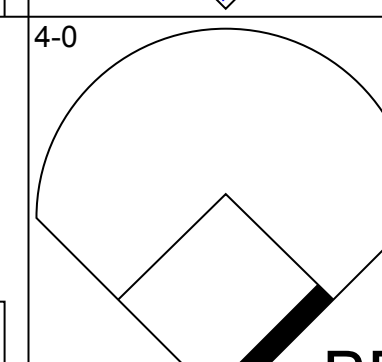
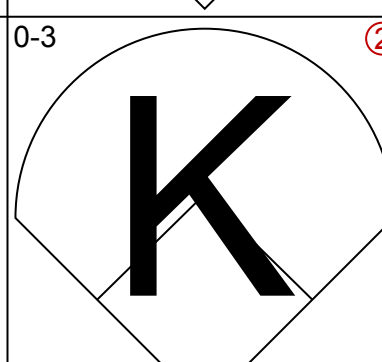
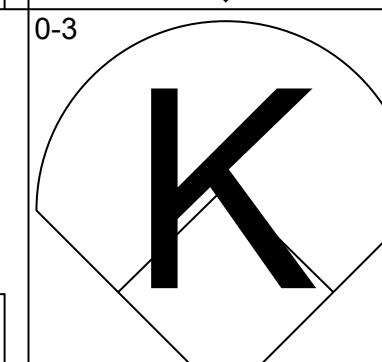
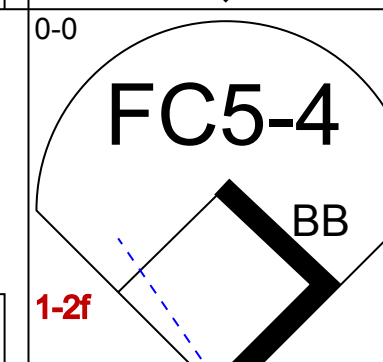
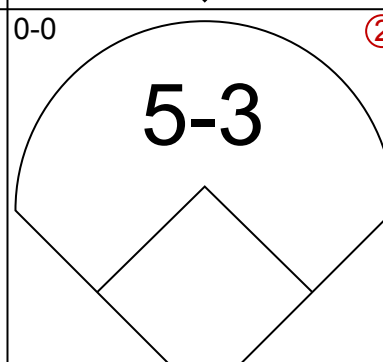
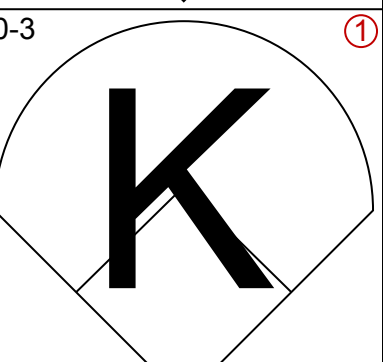
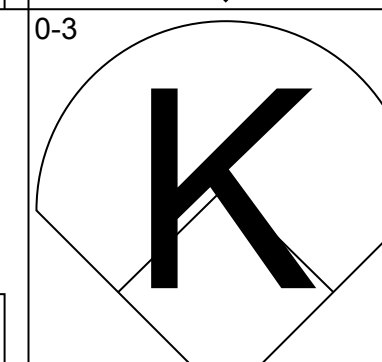
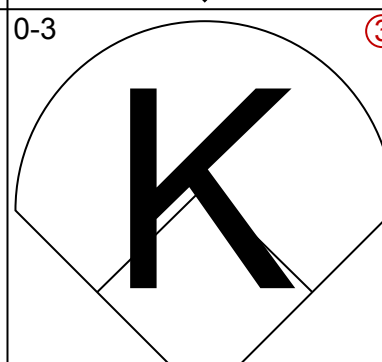
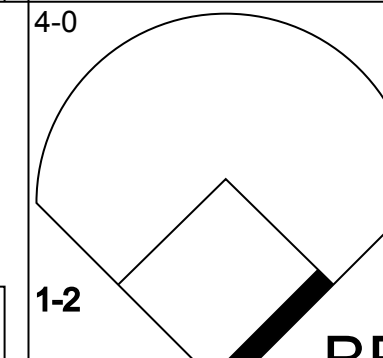

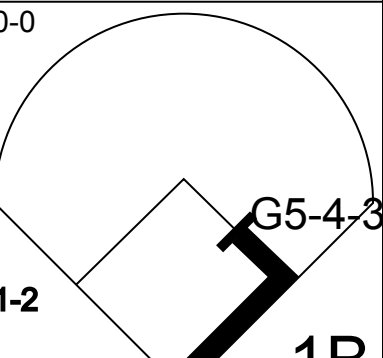
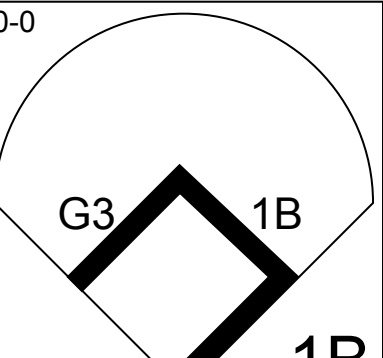
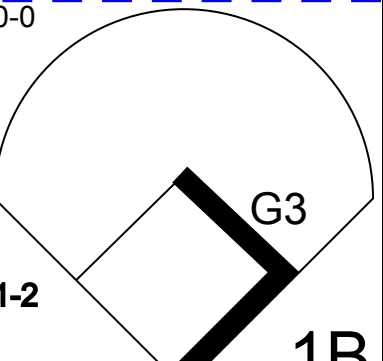
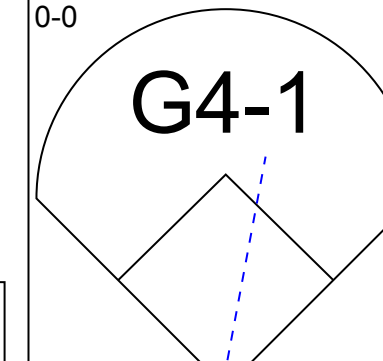
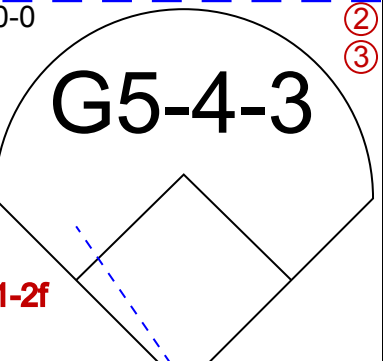
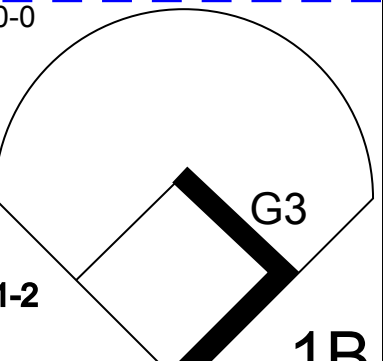
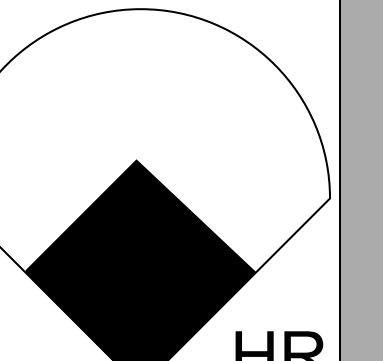
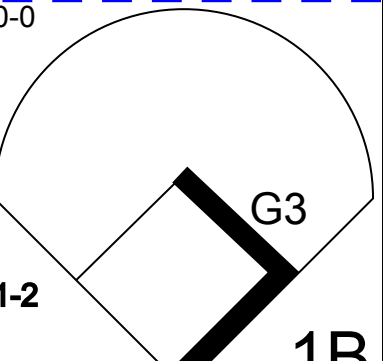
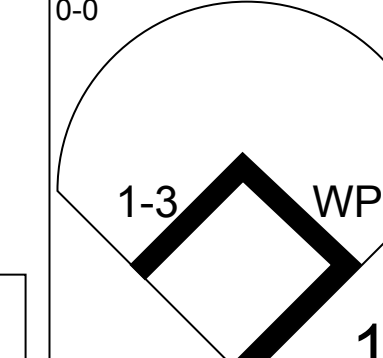
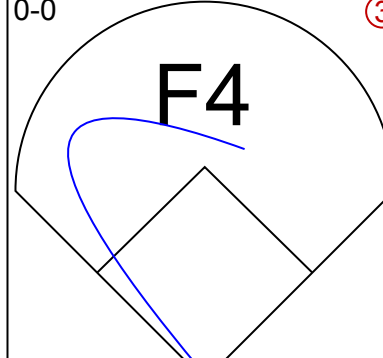
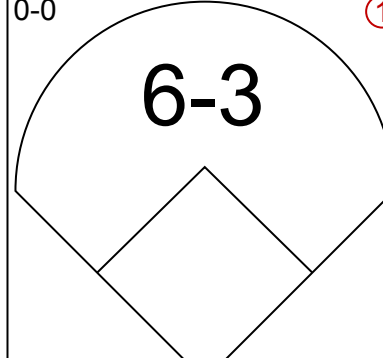
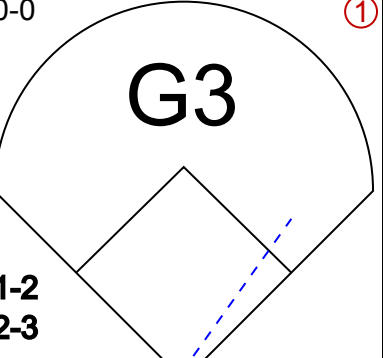
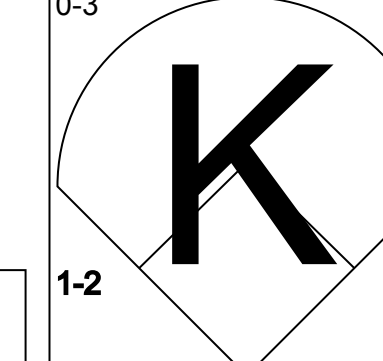
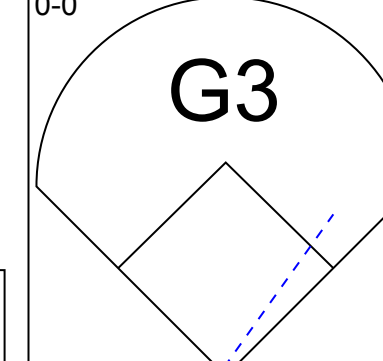
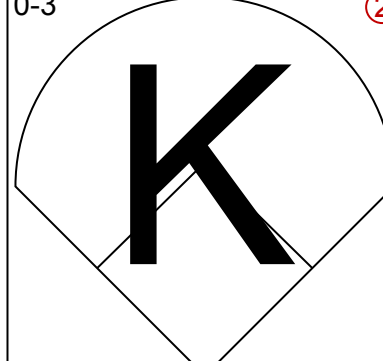
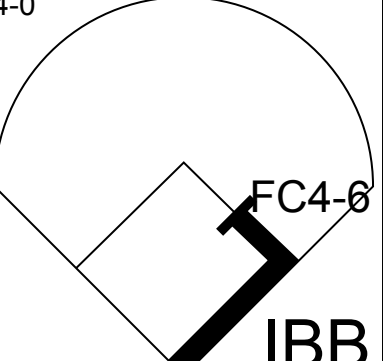
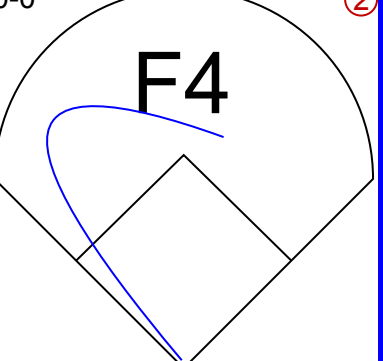
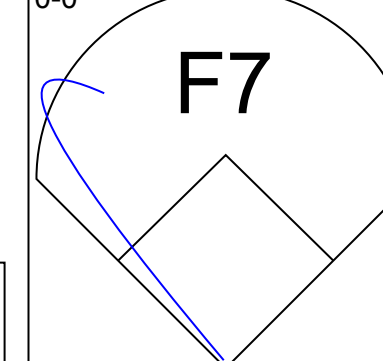
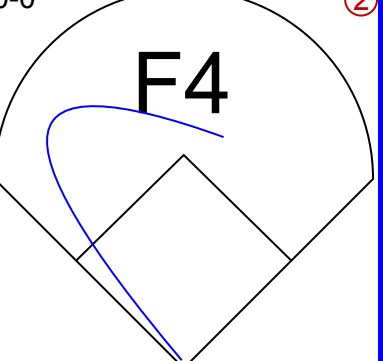
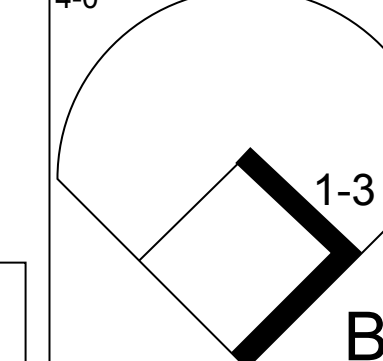
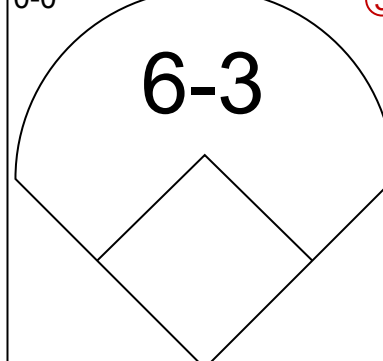
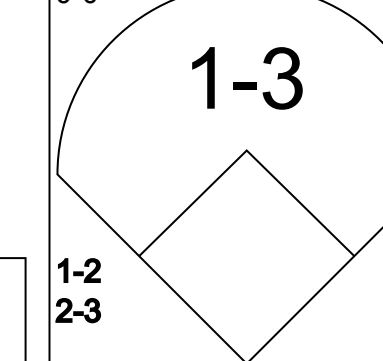
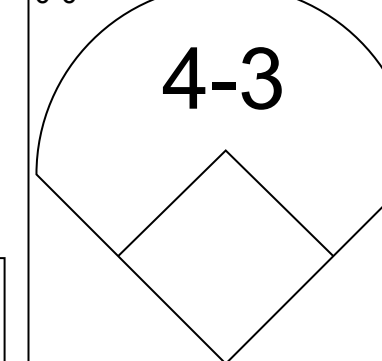
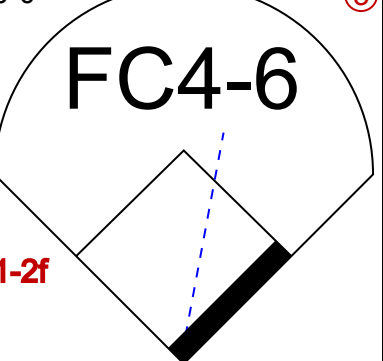


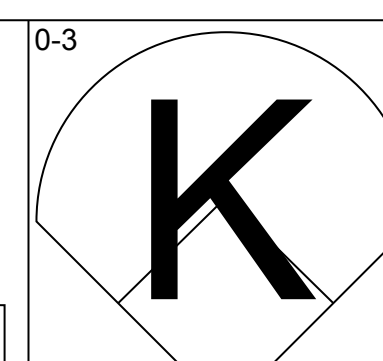
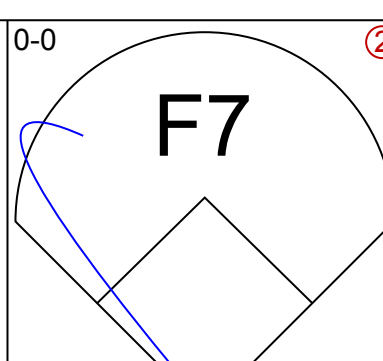
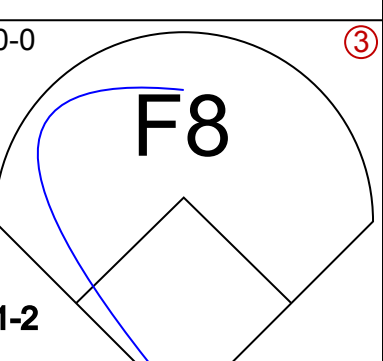
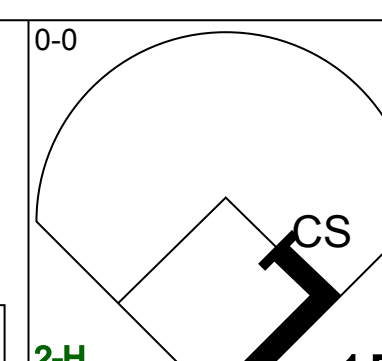
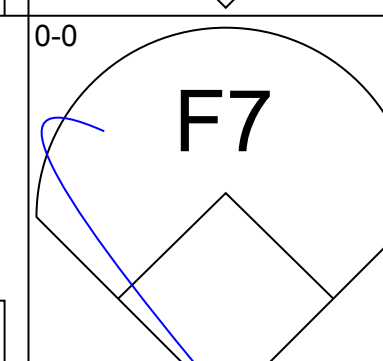
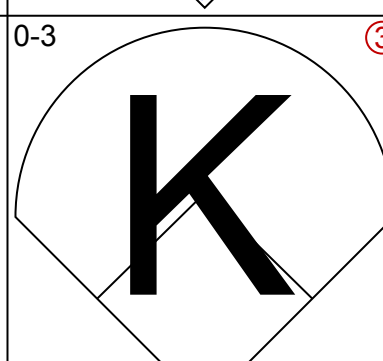
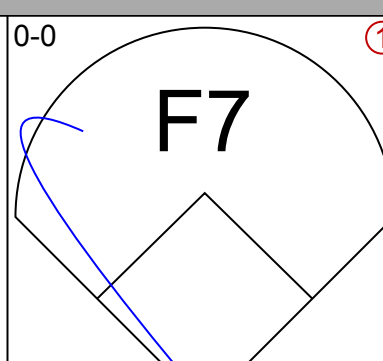
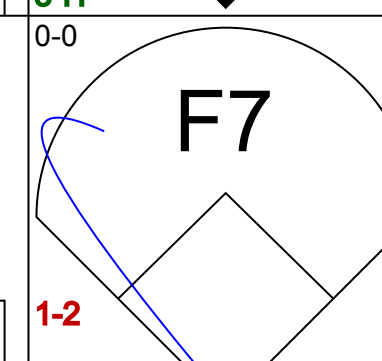
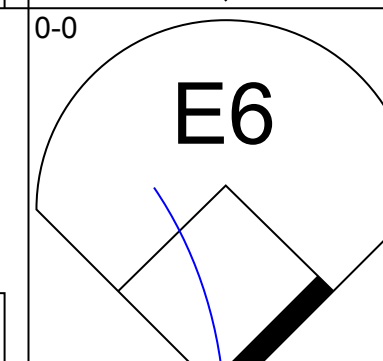
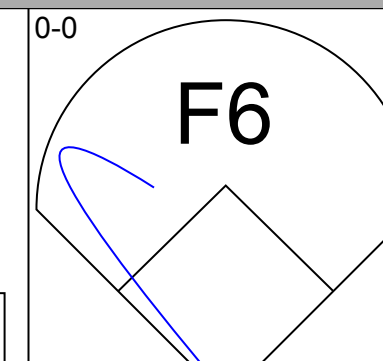
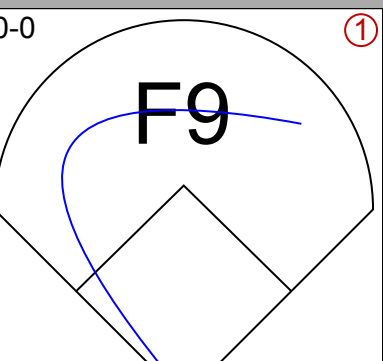
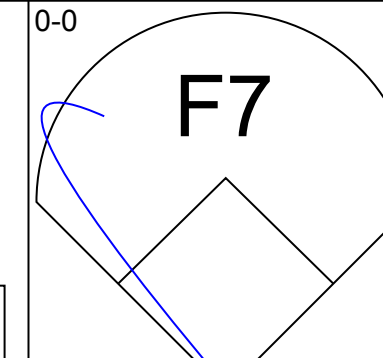
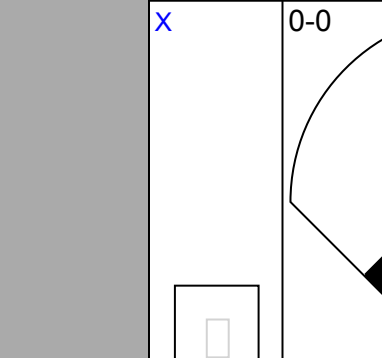
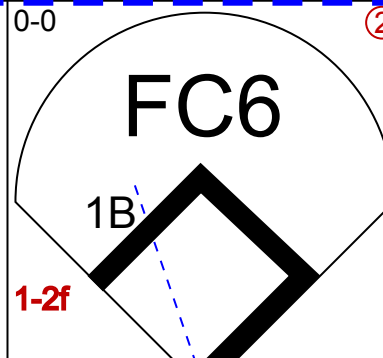
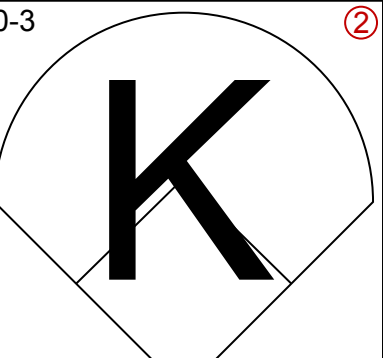
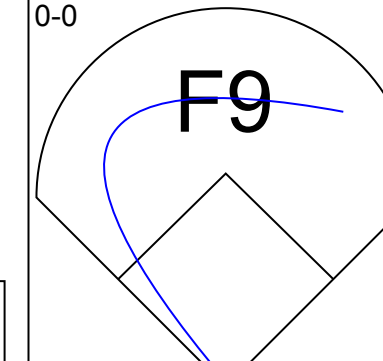
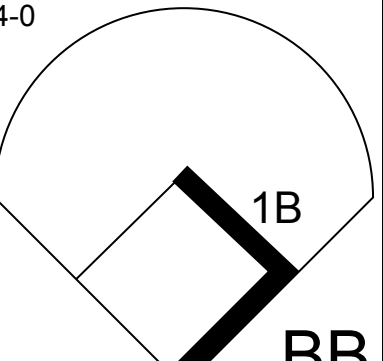
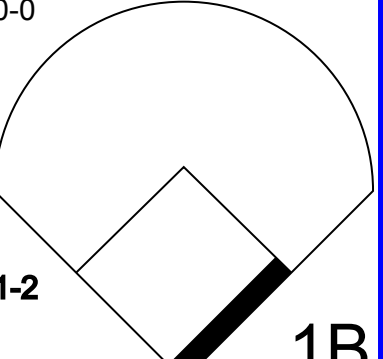
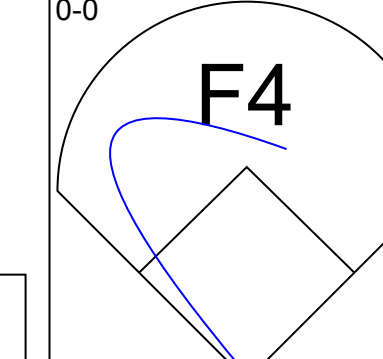
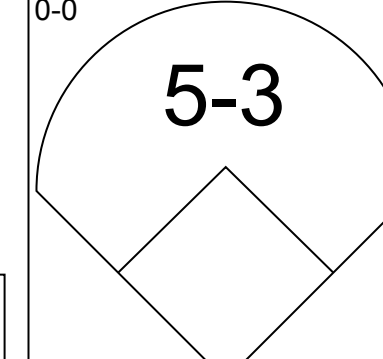
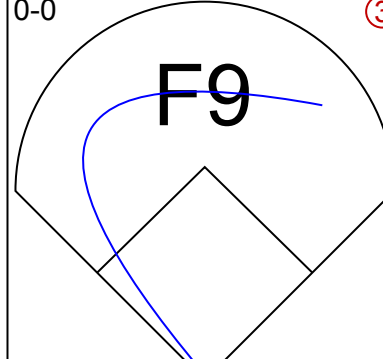
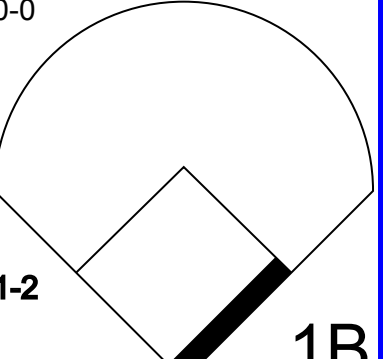
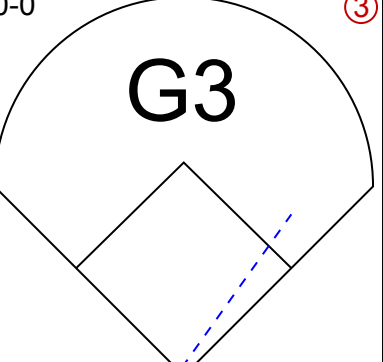
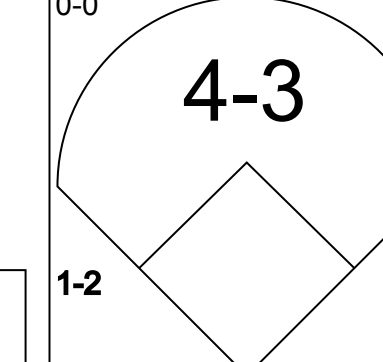
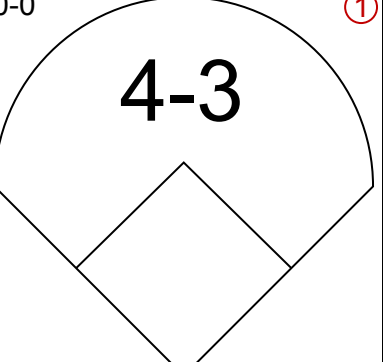
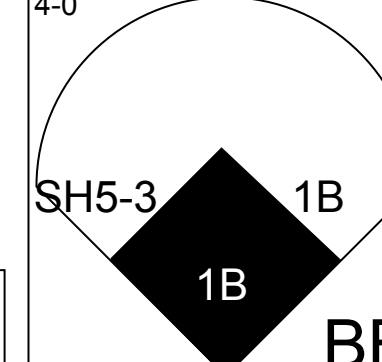

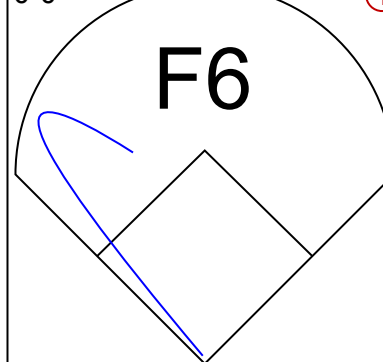
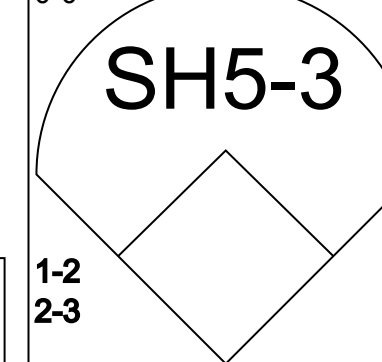


Batter	1	2	3	4	5	6	7	8	9	AB	R	H	RBI	BB	SO	LOB	TOP				
<b>Al Bumby, L</b> OBP: 0.301, SLG: 0.296 (1, 8)										5	0	1	0	0	0	6	<b>Baltimore Orioles @ Milwaukee Brewers</b> Milwaukee County Stadium, Milwaukee, WI Wed Jun 13 1984, 8:05 PM EDT Att: 18,778 - Unknown				
<b>Rich Dauer, R</b> OBP: 0.279, SLG: 0.335 (1, 4)										2	0	0	0	0	0	2					
<b>Jim Dwyer, L</b> OBP: 0.323, SLG: 0.275 (5, FH)										1	0	0	0	0	0	2					
<b>Lenn Sakata, R</b> OBP: 0.235, SLG: 0.224 (5, 4)										1	0	0	0	0	0	0					
<b>Cal Ripken Jr., R</b> OBP: 0.369, SLG: 0.535 (1, 6)										4	0	3	0	0	0	0					
<b>Eddie Murray, S</b> OBP: 0.415, SLG: 0.511 (1, 3)										3	0	0	0	1	1	2					
<b>Wayne Gross, L</b> OBP: 0.365, SLG: 0.500 (1, 5)										4	0	0	0	0	2	5					
<b>John Lowenstein, L</b> OBP: 0.381, SLG: 0.379 (1, 7)										4	0	1	0	0	1	1					
<b>Ken Singleton, S</b> OBP: 0.311, SLG: 0.310 (1, 10)									4	1	0	0	0	0	1						
<b>Mike Young, S</b> OBP: 0.391, SLG: 0.468 (1, 9)										3	0	1	0	1	0	0					
<b>Floyd Rayford, R</b> OBP: 0.303, SLG: 0.437 (1, 2)									4	0	4	1	0	0	0						
<b>Inning Stats</b>	R: 0 E: 0 K: 0 S: 4	H: 2 LOB: 2 BB: 1 P: 8	R: 0 E: 0 K: 1 S: 5	H: 0 LOB: 0 BB: 0 P: 5	R: 0 E: 0 K: 0 S: 3	H: 1 LOB: 0 BB: 0 P: 3	R: 0 E: 0 K: 2 S: 7	H: 0 LOB: 0 BB: 0 P: 7	R: 1 E: 0 K: 0 S: 5	H: 2 LOB: 2 BB: 1 P: 9	R: 0 E: 0 K: 1 S: 6	H: 1 LOB: 1 BB: 0 P: 6	R: 0 E: 0 K: 0 S: 4	H: 1 LOB: 1 BB: 0 P: 4	R: 0 E: 0 K: 0 S: 4	H: 1 LOB: 1 BB: 0 P: 4	R: 0 E: 0 K: 0 S: 5	H: 2 LOB: 2 BB: 0 P: 5	1B: 8 2B: 2 3B: 0 HR: 0	SF: 0 SAC: 0 DP: 2 HBP: 0	WP: 0 PA: 37 PB: 0 SB: 0 CS: 0
<b>PITCHER</b> <b>Moose Haas, R</b> ERA: 4.42 (1, 1)	IP: 9.0 WLS: W BF: 37 H: 10 R: 1 ER: 1 SO: 4 BB: 1 IBB: 1 HBP: 0 BLK: 0 WP: 0 HR: 0 S: 43 P: 51 ERA: 1.00 WHIP: 1.222															<b>PITCHER</b>					

Batter	1	2	3	4	5	6	7	8	9	AB	R	H	RBI	BB	SO	LOB	BOTTOM		
<b>Dion James, L</b> OBP: 0.353, SLG: 0.380 (1, 9)										5	1	1	0	0	0	3	<b>Baltimore Orioles @ Milwaukee Brewers</b> Milwaukee County Stadium, Milwaukee, WI Wed Jun 13 1984, 8:05 PM EDT Att: 18,778 - Unknown		
<b>Randy Ready, R</b> OBP: 0.294, SLG: 0.357 (1, 5)										3	0	0	0	0	1	3			
<b>Robin Yount, R</b> OBP: 0.385, SLG: 0.449 (1, 6)										4	1	4	1	0	0	0			
<b>Cecil Cooper, L</b> OBP: 0.309, SLG: 0.364 (1, 3)										4	0	0	0	0	0	4			
<b>Ted Simmons, S</b> OBP: 0.265, SLG: 0.296 (1, 10)										4	0	1	1	0	0	3			
<b>Ben Oglivie, L</b> OBP: 0.356, SLG: 0.391 (1, 7)										3	1	1	0	1	2	1			
<b>Bobby Clark, R</b> OBP: 0.357, SLG: 0.447 (1, 8)										2	2	1	1	2	0	1			
<b>Jim Sundberg, R</b> OBP: 0.326, SLG: 0.394 (1, 2)										4	1	2	0	0	0	1			
<b>Jim Gantner, L</b> OBP: 0.294, SLG: 0.319 (1, 4)										3	0	1	3	0	1	2			
<b>Inning Stats</b>	R: 1 E: 0 K: 0 S: 5	H: 2 LOB: 1 BB: 0 P: 5	R: 2 E: 0 K: 0 S: 4	H: 1 LOB: 0 BB: 1 P: 8	R: 0 E: 0 K: 0 S: 4	H: 1 LOB: 1 BB: 0 P: 4	R: 2 E: 0 K: 2 S: 9	H: 2 LOB: 1 BB: 1 P: 13	R: 0 E: 0 K: 1 S: 6	H: 1 LOB: 1 BB: 0 P: 6	R: 0 E: 0 K: 1 S: 6	H: 1 LOB: 2 BB: 1 P: 10	R: 1 E: 0 K: 0 S: 5	H: 3 LOB: 1 BB: 0 P: 5	R: 0 E: 0 K: 0 S: 3	H: 0 LOB: 0 BB: 0 P: 3	1B: 6 2B: 4 3B: 1 HR: 0	SF: 0 SAC: 2 DP: 0 HBP: 0	WP: 0 PA: 37 PB: 0 SB: 0 CS: 0
<b>PITCHER</b> <b>Mike Flanagan, L</b> ERA: 4.02 (1, 1)	IP: 6.0 WLS: L BF: 29 H: 6 R: 5 ER: 5 SO: 4 BB: 3 IBB: 0 HBP: 0 BLK: 0 WP: 0 HR: 0 S: 34 P: 46 ERA: 7.50 WHIP: 1.833															<b>PITCHER</b>			
<b>Bill Swaggerty, R</b> ERA: 6.36 (7, 1)	IP: 2.0 WLS: L BF: 8 H: 3 R: 1 ER: 1 SO: 0 BB: 0 IBB: 0 HBP: 0 BLK: 0 WP: 0 HR: 0 S: 8 P: 8 ERA: 4.50 WHIP: 1.500															<b>PITCHER</b>			



Batter	1	2	3	4	5	6	7	8	9	AB	R	H	RBI	BB	SO	LOB	TOP			
<b>John Shelby, S</b> OBP: 0.250, SLG: 0.331 (1, 8)										5	0	0	0	0	2	3	<b>Baltimore Orioles @ Milwaukee Brewers</b> Milwaukee County Stadium, Milwaukee, WI Thu Jun 14 1984, 4:33 AM EDT Att: 32,062 - Unknown <a href="http://livebaseballscorecards.com">livebaseballscorecards.com</a>			
<b>Wayne Gross, L</b> OBP: 0.371, SLG: 0.496 (1, 5)										1	0	0	0	2	1	0				
<b>Todd Cruz, R</b> OBP: 0.253, SLG: 0.326 (7, PH) (7, 5)										1	0	0	0	1	1	0				
<b>Cal Ripken Jr., R</b> OBP: 0.362, SLG: 0.524 (1, 6)										5	0	0	0	0	3	3				
<b>Eddie Murray, S</b> OBP: 0.423, SLG: 0.532 (1, 3)										3	1	3	1	1	0	0				
<b>John Lowenstein, L</b> OBP: 0.363, SLG: 0.400 (1, 7)										2	1	1	1	0	0	2				
<b>Gary Roenicke, R</b> OBP: 0.353, SLG: 0.299 (5, PH) (5, 7)										1	0	0	0	0	0	2				
<b>Jim Dwyer, L</b> OBP: 0.328, SLG: 0.282 (8, PH) (8, 9)										1	0	1	0	0	0	0				
<b>Ken Singleton, S</b> OBP: 0.310, SLG: 0.308 (1, 10)										4	0	1	0	0	0	2				
<b>Mike Young, S</b> OBP: 0.385, SLG: 0.451 (1, 9) (8, 7)										3	0	0	0	1	2	1				
<b>Lenn Sakata, R</b> OBP: 0.241, SLG: 0.216 (1, 4)										2	0	0	0	1	0	0				
<b>Al Bumbry, L</b> OBP: 0.290, SLG: 0.294 (8, PH) (8, 4)										1	0	0	0	0	0	3				
<b>Rich Dauer, R</b> OBP: 0.279, SLG: 0.335 (8, 4)										0	0	0	0	0	0	0				
<b>Floyd Rayford, R</b> OBP: 0.300, SLG: 0.419 (1, 2)										3	0	0	0	1	0	5				
<b>Inning Stats</b>	R: 0 E: 0 K: 1 S: 5	H: 0 LOB: 2 BB: 2 P: 13	R: 0 E: 0 K: 1 S: 6	H: 1 LOB: 2 BB: 1 P: 10	R: 2 E: 0 K: 1 S: 7	H: 2 LOB: 0 BB: 0 P: 7	R: 0 E: 0 K: 0 S: 3	H: 0 LOB: 1 BB: 1 P: 7	R: 0 E: 0 K: 1 S: 5	H: 0 LOB: 0 BB: 0 P: 5	R: 0 E: 0 K: 1 S: 5	H: 0 LOB: 1 BB: 1 P: 9	R: 0 E: 0 K: 0 S: 5	H: 2 LOB: 3 BB: 1 P: 9	R: 0 E: 0 K: 3 S: 9	H: 0 LOB: 0 BB: 0 P: 9	1B: 4 2B: 0 3B: 0 HR: 2	SF: 0 SAC: 0 DP: 1 HBP: 0	WP: 1 PB: 0 SB: 0 CS: 0	PA: 39
<b>PITCHER</b>	IP	WLS	BF	H	R	ER	SO	BB	IBB	HBP	BLK	WP	HR	S	P	ERA	WHIP			
<b>Bob Gibson, R</b> ERA: 5.47 (1, 1)	4.1		22	4	2	2	4	5	0	0	0	1	2	25	45	4.15	2.077			
<b>Rick Waits, L</b> ERA: 1.75 (5, 1)	2.2	W	9	1	0	0	2	1	0	0	0	0	0	12	16	0.00	0.750			
<b>Rollie Fingers, R</b> ERA: 2.25 (8, 1)	2.0	S	8	1	0	0	3	0	1	0	0	0	0	13	17	0.00	0.500			

Batter	1	2	3	4	5	6	7	8	9	AB	R	H	RBI	BB	SO	LOB	BOTTOM			
<b>Dion James, L</b> OBP: 0.350, SLG: 0.375 (1, 9)										4	0	1	2	0	1	1	<b>Baltimore Orioles @ Milwaukee Brewers</b> Milwaukee County Stadium, Milwaukee, WI Thu Jun 14 1984, 4:33 AM EDT Att: 32,062 - Unknown <a href="http://livebaseballscorecards.com">livebaseballscorecards.com</a>			
<b>Jim Gantner, L</b> OBP: 0.289, SLG: 0.313 (1, 4)										4	0	0	0	0	1	1				
<b>Robin Yount, R</b> OBP: 0.383, SLG: 0.446 (1, 6)										4	0	1	0	0	0	0				
<b>Cecil Cooper, L</b> OBP: 0.308, SLG: 0.376 (1, 3)										4	1	1	1	0	1	2				
<b>Ben Oglivie, L</b> OBP: 0.364, SLG: 0.396 (1, 7)										3	0	2	0	1	0	0				
<b>Ted Simmons, S</b> OBP: 0.284, SLG: 0.295 (1, 10)										4	0	1	0	0	0	3				
<b>Charlie Moore, R</b> OBP: 0.256, SLG: 0.294 (8, FR)										0	0	0	0	0	0	0				
<b>Roy Howell, L</b> OBP: 0.326, SLG: 0.398 (1, 5)										2	0	0	0	0	0	1				
<b>Ed Romero, R</b> OBP: 0.333, SLG: 0.269 (7, PH) (8, 5)										1	1	0	0	1	0	2				
<b>Bill Schroeder, R</b> OBP: 0.298, SLG: 0.500 (1, 2)										3	1	1	0	0	0	1				
<b>Rick Manning, L</b> OBP: 0.341, SLG: 0.404 (1, 8)										1	0	0	0	1	0	0				
<b>Inning Stats</b>	R: 0 E: 1 K: 1 S: 6	H: 0 LOB: 1 BB: 0 P: 6	R: 0 E: 0 K: 0 S: 4	H: 1 LOB: 1 BB: 0 P: 4	R: 0 E: 0 K: 1 S: 5	H: 0 LOB: 0 BB: 0 P: 5	R: 1 E: 0 K: 0 S: 4	H: 1 LOB: 0 BB: 0 P: 4	R: 0 E: 0 K: 0 S: 3	H: 0 LOB: 2 BB: 0 P: 5	R: 2 E: 0 K: 0 S: 4	H: 2 LOB: 2 BB: 1 P: 8	R: 0 E: 0 K: 1 S: 6	H: 1 LOB: 2 BB: 1 P: 10	1B: 6 2B: 0 3B: 0 HR: 1	SF: 0 SAC: 1 DP: 0 HBP: 0	WP: 0 PB: 0 SB: 1 CS: 1	PA: 34		
<b>PITCHER</b>	IP	WLS	BF	H	R	ER	SO	BB	IBB	HBP	BLK	WP	HR	S	P	ERA	WHIP			
<b>Dennis Martinez, R</b> ERA: 5.7 (1, 1)	5.1		21	3	1	1	2	1	0	0	0	0	0	24	28	1.69	0.750			
<b>Tom Underwood, L</b> ERA: 4.55 (6, 1)	0.2		3	1	0	0	0	0	0	0	0	0	0	3	3	0.00	1.500			
<b>Storm Davis, R</b> ERA: 1.72 (7, 1)	2.0	L	10	3	2	2	1	2	0	0	0	0	0	10	18	9.00	2.500			



Batter	1	2	3	4	5	6	7	8	9	AB	R	H	RBI	BB	SO	LOB	TOP				
<b>John Shelby, S</b> OBP: 0.250, SLG: 0.329 (1, 8)										4	1	1	0	0	0	1	<b>Baltimore Orioles @ New York Yankees</b> Yankee Stadium, Bronx, NY Fri Jun 15 1984, 7:05 PM EDT Att: 31,610 - Unknown <a href="http://livebaseballscorecards.com">livebaseballscorecards.com</a>				
<b>Rich Dauer, R</b> OBP: 0.280, SLG: 0.335 (1, 4)										3	0	1	0	0	0	0					
<b>Cal Ripken Jr., R</b> OBP: 0.364, SLG: 0.522 (1, 6)										3	0	1	0	1	0	2					
<b>Eddie Murray, S</b> OBP: 0.424, SLG: 0.531 (1, 3)										4	0	2	1	0	0	1					
<b>Gary Roenicke, R</b> OBP: 0.341, SLG: 0.287 (1, 7)										4	0	0	0	0	0	3					
<b>Ken Singleton, S</b> OBP: 0.311, SLG: 0.314 (1, 10)										3	1	1	0	0	0	1					
<b>Mike Young, S</b> OBP: 0.384, SLG: 0.447 (1, 9)										3	0	1	1	0	0	0					
<b>Todd Cruz, R</b> OBP: 0.245, SLG: 0.316 (1, 5)										3	0	0	0	0	0	1					
<b>Rick Dempsey, R</b> OBP: 0.299, SLG: 0.286 (1, 2)										2	0	0	0	1	0	0					
<b>Inning Stats</b>	R: 0 E: 0 K: 0 S: 4	H: 1 LOB: 1 BB: 0 P: 4	R: 1 E: 0 K: 0 S: 4	H: 2 LOB: 0 BB: 0 P: 4	R: 0 E: 0 K: 0 S: 3	H: 1 LOB: 1 BB: 1 P: 7	R: 0 E: 0 K: 0 S: 3	H: 0 LOB: 0 BB: 0 P: 3	R: 0 E: 0 K: 0 S: 3	H: 0 LOB: 0 BB: 0 P: 3	R: 0 E: 0 K: 0 S: 3	H: 0 LOB: 0 BB: 0 P: 3	R: 0 E: 0 K: 0 S: 3	H: 0 LOB: 0 BB: 0 P: 3	R: 1 E: 0 K: 0 S: 4	H: 2 LOB: 1 BB: 1 P: 8	1B: 6 2B: 1 3B: 0 HR: 0	SF: 0 SAC: 1 DP: 4 HBP: 0	WP: 0 PB: 0 SB: 0 CS: 0	PA: 32	
<b>PITCHER</b> <b>Bob Shirley, L</b> ERA: 3.92 (1, 1)	IP: 9.0 WLS: L BF: 32	H: 7 R: 2 ER: 2 SO: 0	BB: 1 IBB: 1 HBP: 0 BLK: 0	WP: 0 HR: 0 S: 30 P: 38	ERA: 2.00 WHIP: 0.889											ERA: 2.00 WHIP: 0.889					

Batter	1	2	3	4	5	6	7	8	9	AB	R	H	RBI	BB	SO	LOB	BOTTOM				
<b>Willie Randolph, R</b> OBP: 0.387, SLG: 0.355 (1, 4)										4	0	1	0	0	0	1	<b>Baltimore Orioles @ New York Yankees</b> Yankee Stadium, Bronx, NY Fri Jun 15 1984, 7:05 PM EDT Att: 31,610 - Unknown <a href="http://livebaseballscorecards.com">livebaseballscorecards.com</a>				
<b>Butch Wynegar, S</b> OBP: 0.338, SLG: 0.369 (1, 2)										4	0	1	0	0	0	1					
<b>Toby Harrah, R</b> OBP: 0.308, SLG: 0.290 (8, PR)										3	0	0	0	0	0	1					
<b>Don Mattingly, L</b> OBP: 0.373, SLG: 0.539 (1, 3)										4	0	0	0	0	2	3					
<b>Dave Winfield, R</b> OBP: 0.368, SLG: 0.526 (1, 9)										4	0	0	0	0	2	3					
<b>Oscar Gamble, L</b> OBP: 0.284, SLG: 0.361 (1, 10)										1	0	0	0	3	0	0					
<b>Steve Kemp, L</b> OBP: 0.388, SLG: 0.397 (1, 7)										3	0	0	0	0	1	2					
<b>Don Baylor, R</b> OBP: 0.321, SLG: 0.492 (8, FH)										1	0	0	0	0	0	2					
<b>Roy Smalley, S</b> OBP: 0.310, SLG: 0.415 (1, 5)										3	1	1	1	0	0	1					
<b>Ken Griffey, L</b> OBP: 0.312, SLG: 0.321 (1, 8)										3	0	0	0	0	0	0					
<b>Omar Moreno, L</b> OBP: 0.256, SLG: 0.321 (8, 8)										0	0	0	0	0	0	0					
<b>Tim Foli, R</b> OBP: 0.176, SLG: 0.216 (8, PR)										3	0	1	0	0	0	0					
<b>Bobby Meacham, S</b> (8, 6)										0	0	0	0	0	0	0					
<b>Inning Stats</b>	R: 0 E: 0 K: 1 S: 6	H: 1 LOB: 1 BB: 0 P: 6	R: 1 E: 0 K: 0 S: 4	H: 1 LOB: 0 BB: 0 P: 4	R: 0 E: 0 K: 0 S: 3	H: 0 LOB: 0 BB: 0 P: 3	R: 0 E: 0 K: 0 S: 3	H: 0 LOB: 0 BB: 1 P: 7	R: 0 E: 0 K: 0 S: 3	H: 0 LOB: 0 BB: 0 P: 3	R: 0 E: 0 K: 1 S: 5	H: 0 LOB: 1 BB: 1 P: 9	R: 0 E: 0 K: 0 S: 3	H: 1 LOB: 1 BB: 0 P: 3	R: 0 E: 0 K: 1 S: 6	H: 1 LOB: 2 BB: 1 P: 10	1B: 3 2B: 0 3B: 0 HR: 1	SF: 0 SAC: 1 DP: 0 HBP: 0	WP: 0 PB: 0 SB: 1 CS: 1	PA: 33	
<b>PITCHER</b> <b>Mike Boddicker, R</b> ERA: 2.6 <b>Tippy Martinez, L</b> ERA: 3.27 (8, 1)	IP: 0.1 WLS: S BF: 1	H: 0 R: 0 ER: 0 SO: 0	BB: 0 IBB: 0 HBP: 0 BLK: 0	WP: 0 HR: 0 S: 1 P: 1	ERA: 0.00 WHIP: 0.000											ERA: 0.00 WHIP: 0.000					



Batter	1	2	3	4	5	6	7	8	9	AB	R	H	RBI	BB	SO	LOB	TOP																					
<b>Al Bumby, L</b> OBP: 0.307, SLG: 0.302 <b>John Shelby, S</b> OBP: 0.259, SLG: 0.338 (6, PH)	0-0 S 1B	0-0 1-2 2-3 1B		0-0 4-3		0-0 1-2 2-3 1B			0-0 HR 1B	3	0	2	0	0	0	1																						
<b>Wayne Gross, L</b> OBP: 0.384, SLG: 0.484 <b>Todd Cruz, R</b> OBP: 0.240, SLG: 0.309 (6, PH)	0-3 K	0-0 3-1			0-0 F3	0-0 G6-4-3			0-0 F8	3	0	0	0	0	1	4																						
<b>Cal Ripken Jr., R</b> OBP: 0.365, SLG: 0.529	0-0 F3			0-0 F6	0-0 F4		0-0 G6-4-3 BB		0-0 HR	4	1	1	2	1	0	1																						
<b>Eddie Murray, S</b> OBP: 0.424, SLG: 0.528	0-3 K		0-3 K		0-0 BB 1B		0-0 F9		0-0 1B	5	0	2	0	0	2	2																						
<b>John Lowenstein, L</b> OBP: 0.368, SLG: 0.401 <b>Gary Roenicke, R</b> OBP: 0.336, SLG: 0.282 (7, PH)		0-0 4-3	0-0 1B		4-0 1-2 BB		0-0 G6-4-3		0-0 F8	2	0	1	0	1	0	0																						
<b>Ken Singleton, S</b> OBP: 0.308, SLG: 0.311	0-0 1B		0-3 K		0-0 F7			0-3 K	0-0 G3	5	0	1	0	0	2	4																						
<b>Mike Young, S</b> OBP: 0.379, SLG: 0.432		4-0 1B BB		0-3 K		0-0 F9		0-0 6-3		3	1	0	0	1	1	0																						
<b>Rich Dauer, R</b> OBP: 0.289, SLG: 0.344		0-0 1B 1B 1B		0-3 K		0-0 1B 1B		0-0 1B		4	0	3	0	0	1	0																						
<b>Rick Dempsey, R</b> OBP: 0.312, SLG: 0.295		0-0 1B		4-0 BB		0-0 1B		0-0 F9		3	0	2	1	1	0	1																						
<b>Inning Stats</b>	R: 0 E: 0 K: 2 S: 8	H: 1 LOB: 1 BB: 0 P: 8	R: 1 E: 0 K: 0 S: 6	H: 4 LOB: 3 BB: 1 P: 10	R: 0 E: 0 K: 2 S: 8	H: 1 LOB: 1 BB: 0 P: 8	R: 0 E: 0 K: 2 S: 7	H: 0 LOB: 1 BB: 1 P: 11	R: 0 E: 0 K: 0 S: 4	H: 3 LOB: 2 BB: 0 P: 5	R: 0 E: 0 K: 0 S: 2	H: 0 LOB: 0 BB: 1 P: 6	R: 0 E: 0 K: 1 S: 6	H: 1 LOB: 1 BB: 0 P: 6	R: 2 E: 0 K: 0 S: 6	H: 3 LOB: 1 BB: 0 P: 6	1B: 13 2B: 0 3B: 0 HR: 1	SF: 0 SAC: 0 DP: 2 HBP: 0	WP: 0 PB: 0 SB: 1 CS: 0	PA: 42																		
<b>PITCHER</b>	IP	WLS	BF	H	R	ER	SO	BB	IBB	HBP	BLK	WP	HR	S	P	ERA	WHIP	<b>PITCHER</b>				IP	WLS	BF	H	R	ER	SO	BB	IBB	HBP	BLK	WP	HR	S	P	ERA	WHIP
<b>Jay Howell, R</b> ERA: 3.59	5.0	W	24	7	1	1	6	3	0	0	0	0	0	33	45	1.80	2.000																					
<b>Ray Fontenot, L</b> ERA: 5.29	3.0		12	4	0	0	1	1	0	0	0	0	0	13	17	0.00	1.667																					
<b>Mike Armstrong, R</b> ERA: 18.0	1.0		6	3	2	2	0	0	0	0	0	0	1	6	6	18.00	3.000																					

Baltimore Orioles @ New York Yankees  
Yankee Stadium, Bronx, NY  
Sat Jun 16 1984, 3:33 AM EDT  
Att: 37,583 - Unknown

AB 38  
R 3  
H 14  
RBI 3  
BB 4  
SO 7  
LOB 19



Batter	1	2	3	4	5	6	7	8	9	AB	R	H	RBI	BB	SO	LOB	BOTTOM																					
<b>Willie Randolph, R</b> OBP: 0.395, SLG: 0.359	0-0 L6-4 1B		0-0 1B BB FC6-4 1B	4-0 1B BB		0-0 4-3		4-0 1B BB		3	3	2	0	2	0	0																						
<b>Butch Wynegar, S</b> OBP: 0.345, SLG: 0.375	0-0 1B		0-3 K	0-0 1B	1-3 2-H 3-H 1B	0-0 1B		0-0 F7		5	0	3	2	0	1	5																						
<b>Dave Winfield, R</b> OBP: 0.373, SLG: 0.526	0-0 L6-4		4-0 FC6-4 1B BB	0-0 1B	1-2 3-H 1B	0-0 F8		0-0 1B		4	0	2	3	1	0	3																						
<b>Don Baylor, R</b> OBP: 0.323, SLG: 0.490	0-0 F4		0-0 FC6-4 1B	0-0 F3	1-2 2-3 3-H 1B	0-0 F8		0-0 1B		5	0	2	2	0	0	4																						
<b>Lou Piniella, R</b> OBP: 0.355, SLG: 0.407 <b>Steve Kemp, L</b> OBP: 0.388, SLG: 0.397		0-0 F9	0-0 FC6-4	0-3 K		0-0 6-3		0-0 G4-6-3		5	0	0	1	0	1	6																						
<b>Toby Harrah, R</b> OBP: 0.301, SLG: 0.282		0-0 5-3	0-0 6-3		0-0 1-3		0-3 K			4	0	0	0	0	1	2																						
<b>Don Mattingly, L</b> OBP: 0.375, SLG: 0.538		0-0 1B		0-0 SH1-3 BB 1B	0-0 F8		0-0 5-3			4	1	2	0	0	0	0																						
<b>Omar Moreno, L</b> OBP: 0.273, SLG: 0.330		0-0 F5		4-0 SH1-3 BB 1B	0-0 1B			0-0 E S 1B		3	2	2	0	1	0	1																						
<b>Bobby Meacham, S</b> OBP: 0.500, SLG: 0.667			0-0 1B 2B	0-0 SH1-3	0-0 4-3			4-0 1B BB		2	2	1	0	1	0	1																						
<b>Inning Stats</b>	R: 0 E: 0 K: 0 S: 4	H: 2 LOB: 1 BB: 0 P: 4	R: 0 E: 0 K: 0 S: 4	H: 1 LOB: 1 BB: 0 P: 4	R: 2 E: 0 K: 1 S: 8	H: 3 LOB: 2 BB: 1 P: 12	R: 3 E: 0 K: 1 S: 8	H: 3 LOB: 2 BB: 2 P: 16	R: 0 E: 0 K: 0 S: 4	H: 1 LOB: 1 BB: 0 P: 4	R: 0 E: 0 K: 1 S: 5	H: 0 LOB: 0 BB: 0 P: 5	R: 3 E: 0 K: 0 S: 5	H: 3 LOB: 1 BB: 2 P: 13	1B: 13 2B: 2 3B: 0 HR: 0	SF: 0 SAC: 1 DP: 2 HBP: 0	WP: 0 PB: 0 SB: 1 CS: 0	PA: 41																				
<b>PITCHER</b>	IP	WLS	BF	H	R	ER	SO	BB	IBB	HBP	BLK	WP	HR	S	P	ERA	WHIP	<b>PITCHER</b>				IP	WLS	BF	H	R	ER	SO	BB	IBB	HBP	BLK	WP	HR	S	P	ERA	WHIP
<b>Scott McGregor, L</b> ERA: 3.88	3.1	L	20	8	5	5	1	3	0	0	0	0	0	19	31	13.50	3.300																					
<b>Bill Swagerty, R</b> ERA: 6.02	3.2		14	3	0	0	2	0	0	0	0	0	0	18	18	0.00	0.818																					
<b>Sammy Stewart, R</b> ERA: 3.48	1.0		7	3	3	3	0	2	0	0	0	0	0	5	13	27.00	5.000																					

Baltimore Orioles @ New York Yankees  
Yankee Stadium, Bronx, NY  
Sat Jun 16 1984, 3:33 AM EDT  
Att: 37,583 - Unknown

AB 35  
R 8  
H 14  
RBI 8  
BB 5  
SO 3  
LOB 22





Batter	1	2	3	4	5	6	7	8	9	AB	R	H	RBI	BB	SO	LOB	TOP				
<b>John Shelby, S</b> OBP: 0.259, SLG: 0.335 (1, 8)	0-0 6-3		0-0 BB 1B		0-0 5-3			0-0 F7									4 0 1 1 0 0 1				
<b>Floyd Rayford, R</b> OBP: 0.298, SLG: 0.410 (1, 5)	0-3 K		0-3 K					0-0 F5									4 1 1 1 0 2 2				
<b>Cal Ripken Jr., R</b> OBP: 0.367, SLG: 0.527 (1, 6)	0-3 K		4-0 BB 1B					0-0 F8									3 1 1 0 1 1 0				
<b>Eddie Murray, S</b> OBP: 0.422, SLG: 0.521 (1, 3)		0-3 K	0-0 F8					4-0 BB 1B									3 1 0 0 1 1 3				
<b>Gary Roenicke, R</b> OBP: 0.341, SLG: 0.318 (1, 7)	0-0 5-3			0-0 G5-4-3 1B				0-0 F7									4 1 2 4 0 0 0				
<b>Ken Singleton, S</b> OBP: 0.302, SLG: 0.304 (1, 10)	0-3 K			0-0 G5-4-3 1B				0-0 F9									4 0 0 0 0 1 1				
<b>Mike Young, S</b> OBP: 0.374, SLG: 0.424 (1, 9)			0-0 1B 1B	0-3 K2-3				0-0 F9									4 1 1 0 0 1 0				
<b>Rich Dauer, R</b> OBP: 0.289, SLG: 0.342 (1, 4)			0-0 BB 1B 1B		0-0 F7			0-0 F2									4 0 1 0 0 0 0				
<b>Rick Dempsey, R</b> OBP: 0.310, SLG: 0.288 (1, 2)			0-0 F2		0-0 F7			4-0 WP 1B BB									3 1 0 0 1 0 2				
<b>Inning Stats</b>	R: 0 E: 0 K: 2 S: 7	H: 0 LOB: 0 BB: 0 P: 7	R: 0 E: 0 K: 2 S: 7	H: 0 LOB: 0 BB: 0 P: 7	R: 1 E: 0 K: 1 S: 8	H: 3 LOB: 3 BB: 1 P: 12	R: 0 E: 0 K: 1 S: 5	H: 1 LOB: 0 BB: 0 P: 5	R: 0 E: 0 K: 0 S: 3	H: 0 LOB: 0 BB: 0 P: 3	R: 0 E: 0 K: 0 S: 3	H: 0 LOB: 0 BB: 0 P: 3	R: 0 E: 0 K: 0 S: 3	R: 5 E: 0 K: 0 S: 6	H: 3 LOB: 2 BB: 14	R: 0 E: 0 K: 0 S: 3	H: 0 LOB: 0 BB: 3	1B: 6 2B: 0 3B: 0 HR: 1	SF: 0 SAC: 0 DP: 1 HBP: 0	WP: 1 PA: 36 PB: 0 SB: 0 CS: 0	
<b>PITCHER</b>	IP	WLS	BF	H	R	ER	SO	BB	IBB	HBP	BLK	WP	HR	S	P	ERA	WHIP				
<b>Dennis Rasmussen, L</b> ERA: 6.8 (1, 1)	8.0	L	33	7	6	6	6	3	0	0	0	1	1	42	54	6.75	1.250				
<b>Shane Rawley, L</b> ERA: 6.06 (9, 1)	1.0		3	0	0	0	0	0	0	0	0	0	0	3	3	0.00	0.000				

**Baltimore Orioles @ New York Yankees**  
Yankee Stadium, Bronx, NY  
Sun Jun 17 1984, 3:33 AM EDT  
Att: 31,539 - Unknown

AB 33  
R 6  
H 7  
RBI 6  
BB 3  
SO 6  
LOB 9



Batter	1	2	3	4	5	6	7	8	9	AB	R	H	RBI	BB	SO	LOB	BOTTOM					
<b>Willie Randolph, R</b> OBP: 0.400, SLG: 0.365 (1, 4)	0-0 HR 1B		0-0 FC6-4 1B		0-0 F7			0-0 G6-4-3 1B									4 1 3 0 0 0 1					
<b>Toby Harrah, R</b> OBP: 0.300, SLG: 0.276 (1, 5)	0-3 K		0-0 FC6-4 1B					0-0 G6-4-3 BB									3 0 0 0 1 1 4					
<b>Dave Winfield, R</b> OBP: 0.367, SLG: 0.516 (1, 9)	0-3 K			0-0 F9				0-0 F7									4 0 0 0 0 1 2					
<b>Don Baylor, R</b> OBP: 0.326, SLG: 0.502 (1, 10)	0-0 1-H HR		4-0 BB		0-0 F7			0-3 K									3 1 1 2 1 1 1					
<b>Roy Smalley, S</b> OBP: 0.309, SLG: 0.407 (1, 3)	4-0 BB			0-0 F9				0-0 F9									3 0 0 0 1 0 2					
<b>Brian Dayett, R</b> (1, 7)	0-3 K2-3			0-0 F7				0-0 F8									4 0 0 0 0 1 2					
<b>Mike O'Berry, R</b> OBP: 0.346, SLG: 0.375 (1, 2)		0-3 K		0-0 F8				0-0 F7									4 0 0 0 0 1 0					
<b>Omar Moreno, L</b> OBP: 0.266, SLG: 0.322 (1, 8)		0-0 F9			0-0 F8			0-3 K									3 0 0 0 0 1 0					
<b>Tim Foli, R</b> OBP: 0.187, SLG: 0.216 (9, PH)																	0 0 0 0 1 0 0					
<b>Bobby Meacham, S</b> OBP: 0.500, SLG: 0.500 (1, 6)		4-0 1B BB			0-0 1B			0-0 F8									3 0 1 0 1 1 1					
<b>Inning Stats</b>	R: 2 E: 0 K: 3 S: 11	H: 2 LOB: 1 BB: 1 P: 15	R: 0 E: 0 K: 1 S: 6	H: 1 LOB: 2 BB: 1 P: 10	R: 0 E: 0 K: 0 S: 3	H: 0 LOB: 1 BB: 1 P: 7	R: 0 E: 0 K: 0 S: 4	H: 1 LOB: 1 BB: 0 P: 4	R: 0 E: 0 K: 0 S: 3	H: 0 LOB: 0 BB: 1 P: 7	R: 0 E: 0 K: 1 S: 5	H: 0 LOB: 0 BB: 0 P: 5	R: 0 E: 0 K: 0 S: 3	R: 0 E: 0 K: 1 S: 5	H: 1 LOB: 0 BB: 0 P: 3	R: 0 E: 0 K: 1 S: 5	H: 0 LOB: 1 BB: 0 P: 5	R: 0 E: 0 K: 1 S: 5	H: 0 LOB: 1 BB: 1 P: 9	1B: 4 2B: 0 3B: 0 HR: 1	SF: 0 SAC: 0 DP: 1 HBP: 0	WP: 0 PA: 36 PB: 0 SB: 0 CS: 0
<b>PITCHER</b>	IP	WLS	BF	H	R	ER	SO	BB	IBB	HBP	BLK	WP	HR	S	P	ERA	WHIP					
<b>Mike Flanagan, L</b> ERA: 3.83 (1, 1)	9.0	W	36	5	2	2	7	5	0	0	0	0	1	45	65	2.00	1.111					

**Baltimore Orioles @ New York Yankees**  
Yankee Stadium, Bronx, NY  
Sun Jun 17 1984, 3:33 AM EDT  
Att: 31,539 - Unknown

AB 31  
R 2  
H 5  
RBI 2  
BB 5  
SO 7  
LOB 13





Batter	1	2	3	4	5	6	7	8	9	AB	R	H	RBI	BB	SO	LOB	TOP								
<b>John Shelby, S</b> OBP: 0.263, SLG: 0.337 (1, 8)	6-3		F9					1B HR	FC1-5	5	2	2	0	0	0	3	<b>Baltimore Orioles @ Boston Red Sox</b> Fenway Park, Boston, MA Tue Jun 19 1984, 7:05 PM EDT Att: 23,230 - Unknown								
<b>Floyd Rayford, R</b> OBP: 0.326, SLG: 0.434 (1, 5) (9, 2)	5-3							HR		5	2	4	1	0	0	0									
<b>Cal Ripken Jr., R</b> OBP: 0.371, SLG: 0.531 (1, 6)			F6					HR		4	2	2	1	1	0	3									
<b>Eddie Murray, S</b> OBP: 0.421, SLG: 0.531 (1, 3)	K							HR		5	1	2	6	0	3	1									
<b>Gary Roenicke, R</b> OBP: 0.341, SLG: 0.327 <b>John Lowenstein, L</b> OBP: 0.364, SLG: 0.396 (8, 7) (8, 7)		F5						F8	K	3	0	1	0	0	0	0									
<b>Lenn Sakata, R</b> OBP: 0.241, SLG: 0.216 (9, 4)				2B						0	0	0	0	0	0	0									
<b>Ken Singleton, S</b> OBP: 0.299, SLG: 0.307 (1, 10)		4-3		K				4-3		5	0	1	1	0	1	1									
<b>Mike Young, S</b> OBP: 0.397, SLG: 0.402 (1, 9)			F9					K	G3	5	0	0	0	0	3	3									
<b>Rich Dauer, R</b> OBP: 0.284, SLG: 0.337 <b>Al Bumbry, L</b> OBP: 0.311, SLG: 0.302 (9, 7) (9, 7)			1-3					4-3	FC1-5	3	0	0	0	0	0	0									
<b>Rick Dempsey, R</b> OBP: 0.311, SLG: 0.297 <b>Wayne Gross, L</b> OBP: 0.368, SLG: 0.488 (9, 5) (9, 5)			F9					5-3	1B FC1-5	3	1	1	0	0	0	0									
<b>Inning Stats</b>	R: 0 E: 0 K: 1 S: 6	H: 1 LOB: 1 BB: 0 P: 6	R: 0 E: 0 K: 0 S: 3	H: 0 LOB: 0 BB: 0 P: 3	R: 1 E: 0 K: 0 S: 5	H: 2 LOB: 1 BB: 0 P: 5	R: 0 E: 0 K: 3 S: 10	H: 1 LOB: 1 BB: 0 P: 10	R: 0 E: 0 K: 0 S: 5	H: 2 LOB: 2 BB: 0 P: 5	R: 0 E: 0 K: 1 S: 5	H: 0 LOB: 0 BB: 0 P: 5	R: 0 E: 0 K: 1 S: 5	H: 0 LOB: 0 BB: 0 P: 5	R: 4 E: 0 K: 1 S: 8	H: 3 LOB: 0 BB: 1 P: 12	R: 4 E: 0 K: 1 S: 10	H: 5 LOB: 2 BB: 1 P: 14	1B: 9 2B: 4 3B: 0 HR: 1	SF: 0 SAC: 0 DP: 0 HBP: 0	WP: 0 PB: 0 SB: 0 CS: 0	PA: 43			
<b>PITCHER</b>	IP	WLS	BF	H	R	ER	SO	BB	IBB	HBP	BLK	WP	HR	S	P	ERA	WHIP								
<b>Bob Ojeda, L</b> ERA: 4.78 (1, 1)	7.0		30	8	4	4	6	1	0	0	0	0	0	41	45	5.14	1.286								
<b>Bob Stanley, R</b> ERA: 4.44 (8, 1)	1.1	L	9	4	5	5	1	1	0	0	0	0	1	10	14	33.75	3.750								
<b>Steve Crawford, R</b> ERA: 3.86 (9, 1)	0.2		4	2	0	0	1	0	0	0	0	0	0	6	6	0.00	3.000								

Batter	1	2	3	4	5	6	7	8	9	AB	R	H	RBI	BB	SO	LOB	BOTTOM									
<b>Wade Boggs, L</b> OBP: 0.307, SLG: 0.377 (1, 5)	6-3	6-3		FC6-4				6-3		5	0	0	0	0	0	2	<b>Baltimore Orioles @ Boston Red Sox</b> Fenway Park, Boston, MA Tue Jun 19 1984, 7:05 PM EDT Att: 23,230 - Unknown									
<b>Dwight Evans, R</b> OBP: 0.386, SLG: 0.486 (1, 9)	1B	HR						F8		3	2	1	0	2	0	0										
<b>Jim Rice, R</b> OBP: 0.331, SLG: 0.512 (1, 7)	1B	HR		2-5	1B				F7	4	2	2	4	1	0	0										
<b>Tony Armas, R</b> OBP: 0.309, SLG: 0.525 (1, 8)	1B	F7			F6			F8	K2-3	5	0	1	0	0	1	1										
<b>Mike Easter, L</b> OBP: 0.387, SLG: 0.517 (1, 10)	1B				1B			HR	K	4	2	3	1	1	1	0										
<b>Bill Buckner, L</b> OBP: 0.321, SLG: 0.379 <b>Rick Miller, L</b> OBP: 0.358, SLG: 0.356 (1, 3) (8, 3)	K			G3-6-3	FC3-6			4-3		4	0	1	1	0	1	4										
<b>Rich Gedman, L</b> OBP: 0.298, SLG: 0.472 (1, 2)	F7				FC3-6					4	0	1	1	0	1	4										
<b>Marty Barrett, R</b> OBP: 0.342, SLG: 0.343 (1, 4)		4-3			FC3-6			F4		4	0	2	0	0	0	1										
<b>Jackie Gutierrez, R</b> OBP: 0.296, SLG: 0.342 (1, 6)				FC3-6	FC6-4			6-3		4	1	1	0	0	0	3										
<b>Inning Stats</b>	R: 1 E: 0 K: 1 S: 9	H: 4 LOB: 3 BB: 0 P: 9	R: 3 E: 0 K: 0 S: 5	H: 2 LOB: 0 BB: 1 P: 9	R: 0 E: 0 K: 1 S: 4	H: 0 LOB: 0 BB: 1 P: 8	R: 0 E: 0 K: 0 S: 3	H: 1 LOB: 2 BB: 1 P: 7	R: 2 E: 0 K: 0 S: 6	H: 3 LOB: 2 BB: 1 P: 10	R: 0 E: 0 K: 0 S: 3	H: 0 LOB: 0 BB: 0 P: 3	R: 1 E: 0 K: 0 S: 5	H: 2 LOB: 1 BB: 0 P: 5	R: 0 E: 0 K: 0 S: 3	H: 0 LOB: 0 BB: 0 P: 3		R: 0 E: 0 K: 2 S: 7	H: 0 LOB: 0 BB: 0 P: 7	1B: 9 2B: 0 3B: 1 HR: 2	SF: 0 SAC: 0 DP: 1 HBP: 0	WP: 0 PB: 0 SB: 0 CS: 0	PA: 41			
<b>PITCHER</b>	IP	WLS	BF	H	R	ER	SO	BB	IBB	HBP	BLK	WP	HR	S	P	ERA	WHIP									
<b>Storm Davis, R</b> ERA: 2.15 (1, 1)	4.1		25	4	1	0	0	4	0	0	0	0	0	1	24	40	12.46	3.000								
<b>Tom Underwood, L</b> ERA: 4.49 (5, 1)	2.2		11	3	1	1	0	0	0	0	0	0	1	11	11	3.38	1.125									
<b>Bill Swaggerty, R</b> ERA: 6.27 (8, 1)	1.0	W	3	0	0	0	0	0	0	0	0	0	0	3	3	0.00	0.000									
<b>Tippy Martinez, L</b> ERA: 3.2 (9, 1)	1.0	S	3	0	0	0	2	0	0	0	0	0	0	7	7	0.00	0.000									



Batter	1	2	3	4	5	6	7	8	9	AB	R	H	RBI	BB	SO	LOB	TOP			
<b>Al Bumbry, L</b> OBP: 0.303, SLG: 0.294 (1, 8)	F8		3-1			F7		1-3		4	0	0	0	0	0	0	<b>Baltimore Orioles @ Boston Red Sox</b> Fenway Park, Boston, MA Wed Jun 20 1984, 7:05 PM EDT Att: 23,736 - Unknown			
<b>Wayne Gross, L</b> OBP: 0.365, SLG: 0.477 (1, 5)	K			4-3			2B HBP	F3		3	1	0	0	0	1	0				
<b>Cal Ripken Jr., R</b> OBP: 0.376, SLG: 0.536 (1, 6)				4-3			2B			3	1	2	0	1	0	0				
<b>Eddie Murray, S</b> OBP: 0.419, SLG: 0.525 (1, 3)	F4			F8			2B	F3		3	1	0	0	1	0	2				
<b>John Lowenstein, L</b> OBP: 0.358, SLG: 0.389 <b>John Shelby, S</b> OBP: 0.262, SLG: 0.335 (7, 8)		K				K			F8	3	0	0	0	0	3	3				
<b>Ken Singleton, S</b> OBP: 0.293, SLG: 0.301 (1, 10)		F7				K			G3	4	0	0	0	0	2	3				
<b>Mike Young, S</b> OBP: 0.353, SLG: 0.406 (1, 9)			3-1			K			K	4	1	1	3	0	2	0				
<b>Lenn Sakata, R</b> OBP: 0.246, SLG: 0.222 (1, 4)				5-3						3	0	1	1	0	0	0				
<b>Rick Dempsey, R</b> OBP: 0.305, SLG: 0.290 (1, 2)				K		F9		1-3		3	0	0	0	0	1	1				
<b>Inning Stats</b>	R: 0 E: 0 K: 1 S: 5	H: 0 LOB: 1 BB: 1 P: 9	R: 0 E: 0 K: 1 S: 5	H: 0 LOB: 0 BB: 0 P: 5	R: 0 E: 0 K: 1 S: 5	H: 0 LOB: 0 BB: 0 P: 5	R: 0 E: 0 K: 0 S: 3	H: 0 LOB: 0 BB: 0 P: 3	R: 0 E: 0 K: 0 S: 3	H: 0 LOB: 0 BB: 0 P: 3	R: 4 E: 0 K: 2 S: 10	H: 3 LOB: 1 BB: 1 P: 15	R: 0 E: 0 K: 1 S: 4	H: 1 LOB: 1 BB: 0 P: 4	R: 0 E: 0 K: 1 S: 5	H: 0 LOB: 0 BB: 0 P: 5	1B: 2 2B: 2 3B: 0 HR: 0	SF: 0 SAC: 0 DP: 0 HBP: 1	WP: 0 PB: 0 SB: 1 CS: 0	PA: 34
<b>PITCHER</b> <b>Oil Can Boyd, R</b> ERA: 5.17 (1, 1)	IP: 9.0 WLS: L BF: 34	H: 4 R: 4 ER: 4 SO: 9	BB: 1 IBB: 1 HBP: 1 BLK: 0	WP: 0 HR: 0 S: 49 P: 58	ERA: 4.00 WHIP: 0.556											IP: 9.0 WLS: W BF: 33	H: 7 R: 1 ER: 1 SO: 3	BB: 0 IBB: 0 HBP: 1 BLK: 0	WP: 0 HR: 1 S: 38 P: 39	ERA: 1.00 WHIP: 0.778

AB	31
R	4
H	4
RBI	4
BB	2
SO	9
LOB	9



Batter	1	2	3	4	5	6	7	8	9	AB	R	H	RBI	BB	SO	LOB	BOTTOM					
<b>Wade Boggs, L</b> OBP: 0.401, SLG: 0.370 (1, 5)	3-1		G3			F7		F8		4	0	0	0	0	0	2	<b>Baltimore Orioles @ Boston Red Sox</b> Fenway Park, Boston, MA Wed Jun 20 1984, 7:05 PM EDT Att: 23,736 - Unknown					
<b>Dwight Evans, R</b> OBP: 0.381, SLG: 0.478 (1, 9)	6-3			F8		4-3		FC4-6		4	0	0	0	0	0	1						
<b>Jim Rice, R</b> OBP: 0.326, SLG: 0.504 (1, 7)	K			4-3		6-3		K		4	0	0	0	0	2	1						
<b>Tony Armas, R</b> OBP: 0.312, SLG: 0.536 (1, 8)		6-3			HR		HBP 1B	F8		4	1	2	1	0	0	0						
<b>Mike Easter, L</b> OBP: 0.392, SLG: 0.518 (1, 10)		4-3								3	0	2	0	0	0	0						
<b>Bill Buckner, L</b> OBP: 0.310, SLG: 0.364 (1, 3)			G3			5-3		F3		4	0	0	0	0	0	3						
<b>Rich Gedman, L</b> OBP: 0.294, SLG: 0.464 (1, 2)			F8			6-3		F9		3	0	0	0	0	0	2						
<b>Marty Barrett, R</b> OBP: 0.348, SLG: 0.356 (1, 4)								F9		3	0	2	0	0	0	2						
<b>Jackie Gutierrez, R</b> OBP: 0.292, SLG: 0.338 <b>Rick Miller, L</b> OBP: 0.358, SLG: 0.367 <b>Glenn Hoffman, R</b> OBP: 0.203, SLG: 0.232 (8, PH) (9, 6)			F9						FC4-6 1B	2	0	0	0	0	1	2						
<b>Inning Stats</b>	R: 0 E: 0 K: 1 S: 5	H: 0 LOB: 0 BB: 0 P: 5	R: 0 E: 0 K: 0 S: 3	H: 0 LOB: 0 BB: 0 P: 3	R: 0 E: 0 K: 0 S: 4	H: 1 LOB: 1 BB: 0 P: 4	R: 1 E: 0 K: 0 S: 4	H: 2 LOB: 1 BB: 0 P: 4	R: 0 E: 0 K: 1 S: 6	H: 1 LOB: 1 BB: 0 P: 6	R: 0 E: 0 K: 0 S: 3	H: 0 LOB: 0 BB: 0 P: 3	R: 0 E: 0 K: 0 S: 4	H: 1 LOB: 2 BB: 0 P: 5	R: 0 E: 0 K: 1 S: 6	H: 1 LOB: 1 BB: 0 P: 6	R: 0 E: 0 K: 0 S: 3	H: 1 LOB: 0 BB: 0 P: 3	1B: 5 2B: 1 3B: 0 HR: 1	SF: 0 SAC: 0 DP: 1 HBP: 1	WP: 0 PB: 0 SB: 0 CS: 0	PA: 33
<b>PITCHER</b> <b>Mike Boddicker, R</b> ERA: 2.48 (1, 1)	IP: 9.0 WLS: W BF: 33	H: 7 R: 1 ER: 1 SO: 3	BB: 0 IBB: 0 HBP: 1 BLK: 0	WP: 0 HR: 1 S: 38 P: 39	ERA: 1.00 WHIP: 0.778											IP: 9.0 WLS: W BF: 33	H: 7 R: 1 ER: 1 SO: 3	BB: 0 IBB: 0 HBP: 1 BLK: 0	WP: 0 HR: 1 S: 38 P: 39	ERA: 1.00 WHIP: 0.778		





Batter	1	2	3	4	5	6	7	8	9	AB	R	H	RBI	BB	SO	LOB	TOP					
<b>Willie Randolph, R</b> OBP: 0.397, SLG: 0.372 (1, 4)	F8	BB 1B		F9		SH1-3 1-H		G4-6-3 BB		4	0	2	1	1	0	0	<b>New York Yankees @ Baltimore Orioles</b> Memorial Stadium, Baltimore, MD Thu Jun 21 1984, 7:05 PM EDT Att: 29,286 - Unknown <a href="http://livebaseballscorecards.com">livebaseballscorecards.com</a>					
<b>Butch Wynegar, S</b> OBP: 0.345, SLG: 0.366 (1, 2)	G3	BB		2B		SH1-3		G4-6-3		4	1	2	0	0	0	1						
<b>Don Mattingly, L</b> OBP: 0.385, SLG: 0.552 (1, 3)	HR	FC6-4		1-H		FC4-6		FC4-6 IBB	F7	3	1	2	1	2	0	0						
<b>Don Baylor, R</b> OBP: 0.324, SLG: 0.500 (1, 10)	1-H	F4		F8		K		F8		5	1	1	2	0	1	6						
<b>Dave Winfield, R</b> OBP: 0.386, SLG: 0.547 (1, 9)	BB	FC6-4				FC4-6		2B		5	1	3	0	0	0	5						
<b>Toby Harrah, R</b> OBP: 0.294, SLG: 0.266 (1, 5)	1B		5-3		F5		K	K		4	0	0	0	1	2	2						
<b>Brian Dayett, R</b> OBP: 0.100, SLG: 0.100 (1, 7)	1-3 2-H		E5		F8		6-3			4	0	1	1	0	0	1						
<b>Ken Griffey, L</b> OBP: 0.307, SLG: 0.315 (1, 8)	F3		L3		F6		4-3			4	0	0	0	0	0	4						
<b>Bobby Meacham, S</b> OBP: 0.269, SLG: 0.333 (1, 6)				4-3		2B		F4		4	1	1	0	0	1	0						
<b>Inning Stats</b>	R: 3 E: 0 K: 0 S: 7	H: 4 LOB: 2 BB: 1 P: 11	R: 0 E: 0 K: 1 S: 7	H: 2 LOB: 3 BB: 1 P: 11	R: 0 E: 1 K: 0 S: 3	H: 0 LOB: 0 BB: 0 P: 3	R: 1 E: 0 K: 0 S: 5	H: 2 LOB: 1 BB: 0 P: 5	R: 0 E: 0 K: 0 S: 4	H: 1 LOB: 1 BB: 0 P: 4	R: 1 E: 0 K: 1 S: 7	H: 2 LOB: 2 BB: 1 P: 11	R: 0 E: 0 K: 0 S: 5	H: 0 LOB: 0 BB: 0 P: 5	R: 0 E: 0 K: 0 S: 2	H: 0 LOB: 1 BB: 1 P: 6	R: 0 E: 0 K: 1 S: 6	H: 1 LOB: 1 BB: 0 P: 6	1B: 8 2B: 4 3B: 0 HR: 1	SF: 0 SAC: 1 DP: 2 HBP: 0	WP: 0 PB: 0 SB: 0 CS: 0	PA: 42
<b>PITCHER</b>	IP	WLS	BF	H	R	ER	SO	BB	IBB	HBP	BLK	WP	HR	S	P	ERA	WHIP					
<b>Scott McGregor, L</b> ERA: 4.12 (1, 1)	5.0	L	28	11	5	5	1	2	0	0	0	0	1	28	36	9.00	2.600					
<b>Sammy Stewart, R</b> ERA: 3.09 (6, 1)	4.0		14	1	0	0	3	1	1	0	0	0	0	18	26	0.00	0.500					

Batter	1	2	3	4	5	6	7	8	9	AB	R	H	RBI	BB	SO	LOB	BOTTOM				
<b>John Shelby, S</b> OBP: 0.254, SLG: 0.325 (1, 8)	F7	F8			F9		K		F9	5	0	0	0	0	1	4	<b>New York Yankees @ Baltimore Orioles</b> Memorial Stadium, Baltimore, MD Thu Jun 21 1984, 7:05 PM EDT Att: 29,286 - Unknown <a href="http://livebaseballscorecards.com">livebaseballscorecards.com</a>				
<b>Floyd Rayford, R</b> OBP: 0.319, SLG: 0.420 (1, 5)	F8		G6-3 1B			4-3		F9	K	5	0	1	0	0	1	2					
<b>Cal Ripken Jr., R</b> OBP: 0.371, SLG: 0.528 (1, 6)	4-3		G6-3			6-3		6-3		4	0	0	0	0	0	1					
<b>Eddie Murray, S</b> OBP: 0.423, SLG: 0.527 (1, 3)		2B 1B BB	6-3			BB 1B		1B 1B		3	1	2	0	1	0	0					
<b>Gary Roenicke, R</b> OBP: 0.356, SLG: 0.348 (8, PH)					FC5-4 1B					2	1	2	0	1	0	0					
<b>Wayne Gross, L</b> OBP: 0.369, SLG: 0.481 (8, PH)										1	0	1	0	0	0	0					
<b>Al Bumbry, L</b> OBP: 0.303, SLG: 0.294 (9, 7)		1-3 1B				1-2 BB		1-2 1B		0	0	0	0	0	0	0					
<b>Ken Singleton, S</b> OBP: 0.292, SLG: 0.299 (1, 10)			FC5-4 1B		FC5-4 G4-6-3		K	F7		4	0	1	2	0	1	5					
<b>Mike Young, S</b> OBP: 0.350, SLG: 0.490 (1, 9)		K			G4-6-3			6-3		4	0	1	0	0	1	2					
<b>Lenn Sakata, R</b> OBP: 0.250, SLG: 0.228 (1, 1)		FC5-4 2B			4-3				F4	3	1	1	0	0	0	1					
<b>Jim Dwyer, L</b> OBP: 0.325, SLG: 0.279 (9, PH)										1	0	0	0	0	0	1					
<b>Rick Dempsey, R</b> OBP: 0.305, SLG: 0.299 (1, 2)					5-3					3	0	1	1	0	1	1					
<b>John Lowenstein, L</b> OBP: 0.361, SLG: 0.393 (9, PH)										1	0	1	0	0	0	0					
<b>Todd Cruz, R</b> OBP: 0.240, SLG: 0.309 (9, PR)										0	0	0	0	0	0	0					
<b>Inning Stats</b>	R: 0 E: 0 K: 0 S: 3	H: 3 LOB: 1 BB: 1 P: 12	R: 0 E: 0 K: 1 S: 3	H: 1 LOB: 0 BB: 0 P: 3	R: 0 E: 0 K: 0 S: 3	H: 1 LOB: 0 BB: 0 P: 3	R: 0 E: 0 K: 0 S: 3	H: 1 LOB: 0 BB: 0 P: 3	R: 0 E: 0 K: 1 S: 6	H: 1 LOB: 2 BB: 1 P: 10	R: 0 E: 0 K: 2 S: 8	H: 1 LOB: 1 BB: 0 P: 8	R: 0 E: 0 K: 0 S: 5	H: 2 LOB: 2 BB: 0 P: 5	R: 0 E: 0 K: 1 S: 7	H: 2 LOB: 2 BB: 0 P: 7	1B: 9 2B: 2 3B: 0 HR: 0	SF: 0 SAC: 0 DP: 2 HBP: 0	WP: 0 PB: 0 SB: 0 CS: 0	PA: 38	
<b>PITCHER</b>	IP	WLS	BF	H	R	ER	SO	BB	IBB	HBP	BLK	WP	HR	S	P	ERA	WHIP				
<b>Shane Rawley, L</b> ERA: 5.58 (1, 1)	7.2	W	31	3	3	3	4	2	0	0	0	0	0	37	45	3.52	1.304				
<b>Clay Christensen, R</b> ERA: 4.74 (8, 1)	1.1	S	7	3	0	0	1	0	0	0	0	0	0	9	9	0.00	2.250				



Batter	1	2	3	4	5	6	7	8	9	AB	R	H	RBI	BB	SO	LOB	TOP										
<b>Willie Randolph, R</b> OBP: 0.395, SLG: 0.367 (1, 4)	0-0 6-3		0-0 F9		4-0 FC3-6 BB		0-0 G6-4-3			3	0	0	0	1	0	2											
<b>Ken Griffey, L</b> OBP: 0.306, SLG: 0.314 (1, 8)	0-0 6-3		0-0 F4		0-0 FC3-6 FC3-6 1-2f			0-0 4-3 WP 6-3 1B		4	1	1	0	0	0	2											
<b>Don Mattingly, L</b> OBP: 0.383, SLG: 0.551 (1, 3)	0-3 K			0-0 1B 6-3 2B	0-0 FC3-6 1-2f			0-0 4-3 1-3		4	1	1	0	0	1	2											
<b>Don Baylor, R</b> OBP: 0.322, SLG: 0.495 (1, 10)		0-0 F8		0-0 6-3 HR 1B		0-0 F9		0-0 6-3		4	1	1	1	0	0	0											
<b>Dave Winfield, R</b> OBP: 0.383, SLG: 0.542 (1, 9)		0-0 1B		0-0 6-3	0-0 FC3-6 2-3 3-H	0-0 F6		0-0 6-3 3-H		4	0	1	1	0	0	1											
<b>Brian Davett, R</b> OBP: 0.214, SLG: 0.385 (1, 7)		0-0 F9		0-0 HR	4-0 FC6-4 BB			0-0 6-3		3	1	1	2	1	0	1											
<b>Mike O'Berry, R</b> OBP: 0.310, SLG: 0.333 (1, 2)		0-0 F8		0-0 4-3	0-0 FC6-4 1-2f			0-0 5-3		3	0	0	0	0	0	2											
<b>Butch Wynegar, S</b> OBP: 0.344, SLG: 0.365 (9, PH)										1	0	0	0	0	0	0											
<b>Toby Harrah, R</b> OBP: 0.298, SLG: 0.267 (1, 5)			0-0 5-3	0-0 6-3		4-0 FC5-4 BB				3	0	1	0	1	0	0											
<b>Bobby Meacham, S</b> OBP: 0.276, SLG: 0.308 (1, 6)			4-0 BB		0-0 F8		0-0 FC5-4 G6-4-3 1-2f		0-0 5-3	2	0	0	0	1	0	1											
<b>Roy Smalley, S</b> OBP: 0.296, SLG: 0.394 (9, PH)										1	0	0	0	0	0	1											
<b>Inning Stats</b>	R: 0 E: 0 K: 1 S: 5	H: 0 LOB: 0 BB: 0 P: 5	R: 0 E: 0 K: 0 S: 4	H: 1 LOB: 1 BB: 0 P: 4	R: 0 E: 0 K: 0 S: 3	H: 0 LOB: 1 BB: 1 P: 7	R: 3 E: 0 K: 0 S: 6	H: 3 LOB: 0 BB: 0 P: 6	R: 0 E: 0 K: 0 S: 3	H: 0 LOB: 1 BB: 1 P: 7	R: 0 E: 0 K: 0 S: 2	H: 0 LOB: 0 BB: 0 P: 6	R: 1 E: 0 K: 0 S: 4	H: 1 LOB: 0 BB: 0 P: 4	R: 0 E: 0 K: 0 S: 4	H: 1 LOB: 1 BB: 0 P: 4	1B: 4 2B: 1 3B: 0 HR: 1	SF: 0 SAC: 0 DP: 1 HBP: 0	WP: 1 PB: 0 SB: 0 CS: 0	PA: 36							
<b>PITCHER</b>	IP	WLS	BF	H	R	ER	SO	BB	IBB	HBP	BLK	WP	HR	S	P	ERA	WHIP										
<b>Mike Flanagan, L</b> ERA: 3.83 (1, 1)	7.0	W	28	4	3	3	1	4	0	0	0	0	1	26	42	3.86	1.143										
<b>Tippy Martinez, L</b> ERA: 3.26 (8, 1)	2.0	S	8	2	1	1	0	0	0	0	0	1	0	8	8	4.50	1.000										

**New York Yankees @ Baltimore Orioles**  
Memorial Stadium, Baltimore, MD  
Fri Jun 22 1984, 7:05 PM EDT  
Att: 37,849 - Unknown

AB 32  
R 4  
H 6  
RBI 4  
BB 4  
SO 1  
LOB 12



Batter	1	2	3	4	5	6	7	8	9	AB	R	H	RBI	BB	SO	LOB	BOTTOM										
<b>John Shelby, S</b> OBP: 0.253, SLG: 0.318 (1, 8)	0-0 F2	0-0 F8		0-3 K		0-3 K		4-0 1-2 BB		4	0	0	0	1	2	4											
<b>Floyd Rayford, R</b> OBP: 0.327, SLG: 0.435 (1, 5)			0-0 E3	0-0 G5-3 BB	0-0 1-3 2-H 1B		0-0 G3	0-0 F9		4	0	2	1	0	0	0											
<b>John Lowenstein, L</b> OBP: 0.359, SLG: 0.390 (8, PH)										1	0	0	0	0	0	2											
<b>Todd Cruz, R</b> OBP: 0.240, SLG: 0.309 (9, 5)										0	0	0	0	0	0	0											
<b>Cal Ripken Jr., R</b> OBP: 0.373, SLG: 0.529 (1, 6)	0-0 F9		4-0 G5-3 BB	0-0 4-3		0-0 1B 2B				3	1	1	0	1	0	3											
<b>Eddie Murray, S</b> OBP: 0.424, SLG: 0.526 (1, 3)	0-3 K		0-0 G5-3		0-0 G5-4-3 1B		0-0 BB 1B			4	0	2	1	0	1	3											
<b>Gary Roenicke, R</b> OBP: 0.348, SLG: 0.339 (1, 7)		0-3 K	0-0 F8		0-0 G5-4-3		4-0 G3-6-4 BB			3	0	0	0	0	1	2											
<b>Wayne Gross, L</b> OBP: 0.373, SLG: 0.481 (7, PH)										0	0	0	0	1	0	0											
<b>Al Bumbray, L</b> OBP: 0.303, SLG: 0.294 (7, PH)										0	0	0	0	0	0	0											
<b>Ken Singleton, S</b> OBP: 0.296, SLG: 0.305 (1, 10)		0-0 E WP 2B		4-0 1B 1B BB	0-0 F7		0-0 G3-6-1			3	2	1	0	1	0	2											
<b>Mike Young, S</b> OBP: 0.347, SLG: 0.389 (1, 9)		4-0 WP E 6-3 BB		0-0 F7		0-0 6-3		0-0 3-1		3	1	0	0	1	0	1											
<b>Rich Dauer, R</b> OBP: 0.284, SLG: 0.335 (1, 4)		0-0 E6 6-3 WP		0-0 1B 1B 1B		0-0 E4		0-0 1-3		4	1	1	0	0	0	2											
<b>Rick Dempsey, R</b> OBP: 0.310, SLG: 0.299 (1, 2)		0-0 6-3		0-0 1B 1B 1B		0-0 F8		4-0 BB BB		3	0	1	2	1	0	2											
<b>Inning Stats</b>	R: 0 E: 0 K: 1 S: 6	H: 1 LOB: 1 BB: 0 P: 6	R: 2 E: 1 K: 1 S: 7	H: 1 LOB: 1 BB: 1 P: 11	R: 0 E: 1 K: 0 S: 3	H: 0 LOB: 1 BB: 1 P: 7	R: 2 E: 0 K: 1 S: 8	H: 3 LOB: 2 BB: 1 P: 12	R: 0 E: 0 K: 0 S: 3	H: 1 LOB: 0 BB: 0 P: 3	R: 0 E: 1 K: 1 S: 6	H: 0 LOB: 1 BB: 0 P: 6	R: 1 E: 0 K: 0 S: 4	H: 2 LOB: 2 BB: 1 P: 8	R: 0 E: 0 K: 0 S: 3	H: 0 LOB: 2 BB: 2 P: 11	1B: 5 2B: 3 3B: 0 HR: 0	SF: 0 SAC: 0 DP: 3 HBP: 0	WP: 1 PB: 0 SB: 0 CS: 0	PA: 38							
<b>PITCHER</b>	IP	WLS	BF	H	R	ER	SO	BB	IBB	HBP	BLK	WP	HR	S	P	ERA	WHIP										
<b>Dennis Rasmussen, L</b> ERA: 6.44 (1, 1)	6.1	L	31	8	5	4	4	3	0	0	0	0	0	36	48	5.68	1.737										
<b>Mike Armstrong, R</b> ERA: 6.75 (7, 1)	1.2		7	0	0	0	0	3	0	0	0	0	0	4	16	0.00	1.800										

**New York Yankees @ Baltimore Orioles**  
Memorial Stadium, Baltimore, MD  
Fri Jun 22 1984, 7:05 PM EDT  
Att: 37,849 - Unknown

AB 32  
R 5  
H 8  
RBI 4  
BB 6  
SO 4  
LOB 21









Batter	1	2	3	4	5	6	7	8	9	AB	R	H	RBI	BB	SO	LOB	TOP									
Wade Boggs, L (1.5) OBP: 0.393, SLG: 0.358	F8		K	4-3		E FC5-2 2B BB		FC6-4 1B		4	1	1	1	1	1	0	<b>Boston Red Sox @ Baltimore Orioles</b> Memorial Stadium, Baltimore, MD Mon Jun 25 1984, 7:05 PM EDT Att: 24,087 - Unknown									
Dwight Evans, R (1.9) OBP: 0.391, SLG: 0.466	1B 1B		K	5-3		FC5-2 E 2B		F6		5	1	1	0	0	1	5										
Jim Rice, R (1.7) OBP: 0.315, SLG: 0.491	1-2 1B		3B 1B		5-3	K		SF8		4	1	2	1	0	1	3										
Tony Armas, R (1.8) OBP: 0.319, SLG: 0.563	K		1B 3B		F3	1-2 2-3 3-H		FC6-4		5	1	2	3	0	1	3										
Mike Easter, L (1.10) OBP: 0.386, SLG: 0.519	F7		2B 1B		4-0 BB	F6				4	0	1	1	1	1	3										
Bill Buckner, L (1.3) OBP: 0.309, SLG: 0.370		F9	1-3 2B		G3			4-3		5	0	1	0	0	0	1										
Rich Gedman, L (1.2) OBP: 0.308, SLG: 0.465		1B	FC6-4 1B			FC BB 1B		4-3		4	1	2	0	1	1	0										
Marty Barrett, R (1.4) OBP: 0.341, SLG: 0.346	F8		FC6-4 1-2			BB FC FC5-2 1B		6-3		4	0	1	0	0	0	4										
Jackie Gutierrez, R (1.6) OBP: 0.284, SLG: 0.331	K			1-3		FC FC5-2 BB E		E1 1B SF8 1B		4	2	1	0	0	1	3										
<b>Inning Stats</b>	R: 0 E: 0 K: 1 S: 7	H: 2 LOB: 2 BB: 0 P: 7	R: 0 E: 0 K: 1 S: 6	H: 1 LOB: 1 BB: 0 P: 6	R: 2 E: 0 K: 2 S: 11	H: 4 LOB: 3 BB: 1 P: 15	R: 0 E: 0 K: 0 S: 3	H: 0 LOB: 0 BB: 0 P: 3	R: 0 E: 0 K: 0 S: 3	H: 0 LOB: 1 BB: 1 P: 7	R: 4 E: 1 K: 1 S: 9	H: 3 LOB: 1 BB: 1 P: 13	R: 0 E: 0 K: 0 S: 3	H: 0 LOB: 0 BB: 0 P: 3	R: 1 E: 1 K: 0 S: 5	H: 2 LOB: 1 BB: 0 P: 5	R: 0 E: 0 K: 2 S: 7	H: 0 LOB: 0 BB: 0 P: 7	1B: 9 2B: 2 3B: 1 HR: 0	SF: 1 SAC: 0 DP: 0 HBP: 0	WP: 0 PB: 0 SB: 0 CS: 0	PA: 43				
<b>PITCHER</b>	IP	WLS	BF	H	R	ER	SO	BB	IBB	HBP	BLK	WP	HR	S	P	ERA	WHIP	<b>PITCHER</b>								
Storm Davis, R (1.1) ERA: 2.45	5.0	L	28	9	6	5	4	2	1	0	0	0	0	0	33	45	9.00	2.200								
Bill Swaggerty, R (6.1) ERA: 5.4	3.0		12	3	1	0	1	0	0	0	0	0	0	14	14	0.00	1.000									
Tippy Martinez, L (9.1) ERA: 3.38	1.0		3	0	0	0	2	0	0	0	0	0	0	7	7	0.00	0.000									

Batter	1	2	3	4	5	6	7	8	9	AB	R	H	RBI	BB	SO	LOB	BOTTOM								
Al Bumbry, L (1.8) OBP: 0.309, SLG: 0.307	F7		1B 2B		1-2 K		1-2 1B		G6-4-3 1-2	5	1	2	0	0	1	2	<b>Boston Red Sox @ Baltimore Orioles</b> Memorial Stadium, Baltimore, MD Mon Jun 25 1984, 7:05 PM EDT Att: 24,087 - Unknown								
Jim Dwyer, L (1.9) OBP: 0.329, SLG: 0.294	F8		2-H 1B			F8		K		5	0	1	1	0	2	2									
Cal Ripken Jr., R (1.6) OBP: 0.364, SLG: 0.514	K		1-3			F9		F8		4	0	0	0	0	1	3									
Eddie Murray, S (1.3) OBP: 0.427, SLG: 0.523		1B BB			F8	K		K		3	0	0	0	1	2	0									
Wayne Gross, L (1.5) OBP: 0.392, SLG: 0.474		F5			K	1B 2B BB		BB BB		2	1	0	0	2	1	1									
Ken Singleton, S (1.10) OBP: 0.301, SLG: 0.301		K			BB	2B 1B		K		3	1	1	0	1	2	2									
Mike Young, S (1.7) OBP: 0.351, SLG: 0.393		1-3 1B			K	1-3 1B 2B		BB		3	1	2	1	1	1	1									
Lenn Sakata, R (1.4) OBP: 0.238, SLG: 0.217					4-3					3	0	0	0	0	1	2									
John Lowenstein, L (8, PH) OBP: 0.361, SLG: 0.392										1	0	0	0	0	1	2									
Rich Dauer, R (9.4) OBP: 0.283, SLG: 0.333										0	0	0	0	0	0	0									
Floyd Rayford, R (1.2) OBP: 0.343, SLG: 0.448		F9				CS 1B		G6-4-3 1B		4	0	3	2	0	0	0									
<b>Inning Stats</b>	R: 0 E: 0 K: 1 S: 5	H: 0 LOB: 0 BB: 0 P: 5	R: 0 E: 0 K: 1 S: 5	H: 1 LOB: 1 BB: 1 P: 9	R: 1 E: 0 K: 0 S: 5	H: 2 LOB: 1 BB: 0 P: 5	R: 0 E: 0 K: 2 S: 7	H: 0 LOB: 1 BB: 1 P: 11	R: 0 E: 0 K: 1 S: 5	H: 1 LOB: 1 BB: 0 P: 5	R: 3 E: 0 K: 2 S: 11	H: 4 LOB: 2 BB: 1 P: 15	R: 0 E: 0 K: 3 S: 9	H: 0 LOB: 2 BB: 2 P: 17	R: 0 E: 0 K: 1 S: 5	H: 1 LOB: 0 BB: 0 P: 5	1B: 7 2B: 3 3B: 0 HR: 0	SF: 0 SAC: 0 DP: 2 HBP: 0	WP: 0 PB: 0 SB: 0 CS: 1	PA: 38					
<b>PITCHER</b>	IP	WLS	BF	H	R	ER	SO	BB	IBB	HBP	BLK	WP	HR	S	P	ERA	WHIP	<b>PITCHER</b>							
Oil Can Boyd, R (1.1) ERA: 5.22	6.1	W	27	7	4	4	7	3	0	0	0	0	0	38	50	5.68	1.579								
Mark Clear, R (7.1) ERA: 3.45	2.2	S	11	2	0	0	5	2	0	0	0	0	0	19	27	0.00	1.500								



Batter	1	2	3	4	5	6	7	8	9	AB	R	H	RBI	BB	SO	LOB	TOP				
Wade Boggs, L (1,5) OBP: 0.396, SLG: 0.363	1-3		F9		1B E	BB 1B		1B 1-3 1B		5	2	3	0	0	0	1	<b>Boston Red Sox @ Baltimore Orioles</b> Memorial Stadium, Baltimore, MD Tue Jun 26 1984, 7:05 PM EDT Att: 27,115 - Unknown				
Dwight Evans, R (1,9) OBP: 0.394, SLG: 0.467	F7		G6-3 BB		E8 3B 1B	K		1-3 WP 1B		4	1	2	0	1	1	2					
Jim Rice, R (1,7) OBP: 0.317, SLG: 0.495	F8		G6-3		3B			1-3		4	0	1	2	1	0	3					
Tony Armas, R (1,8) OBP: 0.320, SLG: 0.559		1B 1B			IBB		F7			4	0	1	0	1	1	4					
Mike Easter, L (1,10) OBP: 0.383, SLG: 0.517	F4				K			6-3		5	1	1	0	0	2	3					
Bill Buckner, L (1,3) OBP: 0.305, SLG: 0.364	F6				F4			F8		5	1	1	1	0	0	3					
Rich Gedman, L (1,2) OBP: 0.311, SLG: 0.464					6-3 1B			4-3		5	0	2	0	0	1	3					
Marty Barrett, R (1,4) OBP: 0.344, SLG: 0.349	F9				E 1B	BB 1B		4-3		4	0	2	1	0	0	3					
Jackie Gutierrez, R (1,6) OBP: 0.283, SLG: 0.329					4-3 1B			4-3		4	0	1	0	0	1	2					
<b>Inning Stats</b>	R: 0 E: 0 K: 0 S: 3	H: 0 LOB: 0 BB: 0 P: 3	R: 0 E: 0 K: 0 S: 5	H: 2 LOB: 2 BB: 0 P: 5	R: 0 E: 0 K: 0 S: 3	H: 1 LOB: 1 BB: 1 P: 7	R: 2 E: 1 K: 1 S: 8	H: 3 LOB: 1 BB: 0 P: 8	R: 2 E: 1 K: 2 S: 10	H: 3 LOB: 2 BB: 1 P: 14	R: 0 E: 0 K: 1 S: 6	H: 1 LOB: 1 BB: 0 P: 6	R: 1 E: 0 K: 0 S: 5	H: 2 LOB: 1 BB: 0 P: 5	R: 0 E: 0 K: 0 S: 3	H: 0 LOB: 0 BB: 0 P: 3		1B: 12 2B: 1 3B: 1 HR: 0	SF: 0 SAC: 0 DP: 1 HBP: 0	WP: 1 PB: 0 SB: 1 CS: 0	PA: 43
<b>PITCHER</b>	IP	WLS	BF	H	R	ER	SO	BB	IBB	HBP	BLK	WP	HR	S	P	ERA	WHIP				
Mike Boddicker, R (1,1) ERA: 2.69	4.0	L	21	9	4	4	1	1	0	0	0	0	0	22	26	9.00	2.500				
Tom Underwood, L (5,1) ERA: 4.3	3.1		16	4	1	1	5	1	1	0	0	0	0	24	32	2.70	1.500				
Sammy Stewart, R (8,1) ERA: 2.77	1.2		6	1	0	0	0	0	0	0	0	1	0	6	6	0.00	0.600				

AB	40
R	5
H	14
RBI	4
BB	3
SO	6
LOB	24



Batter	1	2	3	4	5	6	7	8	9	AB	R	H	RBI	BB	SO	LOB	BOTTOM					
Al Bumbry, L (1,8) OBP: 0.302, SLG: 0.299	K					K				4	0	0	0	0	2	3	<b>Boston Red Sox @ Baltimore Orioles</b> Memorial Stadium, Baltimore, MD Tue Jun 26 1984, 7:05 PM EDT Att: 27,115 - Unknown					
Lenn Sakata, R (8,4) OBP: 0.238, SLG: 0.217			6-3				FC4-6 1-2			0	0	0	0	0	0	0						
Jim Dwyer, L (1,9) OBP: 0.327, SLG: 0.293	K				K			F7		4	0	1	1	0	2	0						
Cal Ripken Jr., R (1,6) OBP: 0.359, SLG: 0.507	5-3				F3		E4 1B	F9		4	0	0	0	0	0	1						
Eddie Murray, S (1,3) OBP: 0.421, SLG: 0.515					F9			4-3		4	0	0	0	0	1	2						
Wayne Gross, L (1,5) OBP: 0.394, SLG: 0.467						K		3-1		2	0	0	0	2	1	0						
Ken Singleton, S (1,10) OBP: 0.304, SLG: 0.301								BB		3	1	1	0	1	0	2						
Mike Young, S (1,7) OBP: 0.348, SLG: 0.388								F7		4	0	1	0	0	0	3						
Floyd Rayford, R (1,2) OBP: 0.330, SLG: 0.430								F7		4	0	0	0	0	0	3						
Rich Dauer, R (1,4) OBP: 0.285, SLG: 0.340								5-3		2	1	1	0	0	0	0						
Gary Roenicke, R (7,PH) OBP: 0.348, SLG: 0.339										1	0	1	1	0	0	0						
<b>Inning Stats</b>	R: 0 E: 0 K: 2 S: 7	H: 0 LOB: 0 BB: 0 P: 7	R: 0 E: 0 K: 1 S: 5	H: 0 LOB: 1 BB: 1 P: 9	R: 0 E: 0 K: 0 S: 3	H: 0 LOB: 0 BB: 0 P: 3	R: 0 E: 0 K: 1 S: 5	H: 0 LOB: 0 BB: 0 P: 5	R: 0 E: 0 K: 1 S: 4	H: 0 LOB: 0 BB: 1 P: 8	R: 1 E: 1 K: 1 S: 8	H: 2 LOB: 2 BB: 0 P: 8	R: 1 E: 0 K: 0 S: 6	H: 3 LOB: 3 BB: 0 P: 6	R: 0 E: 0 K: 0 S: 3	H: 0 LOB: 1 BB: 0 P: 3	R: 0 E: 0 K: 0 S: 3	H: 0 LOB: 1 BB: 1 P: 7	1B: 4 2B: 1 3B: 0 HR: 0	SF: 0 SAC: 0 DP: 1 HBP: 0	WP: 0 PB: 0 SB: 0 CS: 0	PA: 35
<b>PITCHER</b>	IP	WLS	BF	H	R	ER	SO	BB	IBB	HBP	BLK	WP	HR	S	P	ERA	WHIP					
Al Nipper, R (1,1) ERA: 4.25	6.1	W	25	4	2	2	6	2	0	0	0	0	0	35	43	2.84	0.947					
Bob Stanley, R (7,1) ERA: 4.05	2.2	S	10	1	0	0	0	1	0	0	0	0	0	9	13	0.00	0.750					





Batter	1	2	3	4	5	6	7	8	9	AB	R	H	RBI	BB	SO	LOB	TOP										
Wade Boggs, L (1,5) OBP: 0.393, SLG: 0.360	0-0 4-3		0-0 3-1		0-0 6-3		0-0 F8		0-0 1B	5	0	1	0	0	0	1	<b>Boston Red Sox @ Baltimore Orioles</b> Memorial Stadium, Baltimore, MD Wed Jun 27 1984, 7:05 PM EDT Att: 26,372 - Unknown										
Dwight Evans, R (1,9) OBP: 0.394, SLG: 0.466	0-0 F5		0-0 1B		0-0 F8		0-0 F8		0-0 1B	5	0	2	1	0	0	1											
Jim Rice, R (1,7) OBP: 0.318, SLG: 0.493	0-0 1B		0-0 E5		0-0 1B		0-0 1B		0-0 F9	5	0	2	0	0	0	4											
Tony Armas, R (1,8) OBP: 0.319, SLG: 0.555	0-3 K		0-0 F8		0-0 1B		0-0 HBP		0-0 5-3	4	0	1	0	0	1	3											
Mike Easter, L (1,10) OBP: 0.378, SLG: 0.509		0-0 F8		0-0 F8		0-0 FC3-2-5		0-3 K		4	0	0	0	0	1	2											
Bill Buckner, L (1,3) OBP: 0.310, SLG: 0.363		0-0 1B		0-0 F9		0-0 HBP		0-0 F2		3	0	1	0	0	0	0											
Gary Allenson, R (1,2) Ed Jurak, R (9, PR) OBP: 0.296, SLG: 0.388	0-0 F8		0-0 1B		0-0 G5-4-3		0-0 G5-4-3		0-0 1B	4	0	2	0	0	0	4											
Marty Barrett, R (1,4) OBP: 0.348, SLG: 0.349	0-0 6-3		0-0 1B		0-0 1B		0-3 K		0-0 1B	3	0	1	0	1	1	1											
Jackie Gutierrez, R (1,6) Reid Nichols, R (9, PH) OBP: 0.354, SLG: 0.366			0-3 K		0-0 6-3		0-0 1B		0-3 K	3	0	1	0	0	1	0											
<b>Inning Stats</b>	R: 0 E: 0 K: 1 S: 6	H: 1 LOB: 1 BB: 0 P: 6	R: 0 E: 0 K: 0 S: 4	H: 1 LOB: 1 BB: 0 P: 4	R: 0 E: 1 K: 1 S: 7	H: 1 LOB: 2 BB: 0 P: 7	R: 0 E: 0 K: 0 S: 4	H: 2 LOB: 2 BB: 0 P: 4	R: 0 E: 0 K: 0 S: 3	H: 0 LOB: 0 BB: 0 P: 3	R: 0 E: 0 K: 0 S: 4	H: 2 LOB: 2 BB: 0 P: 5	R: 0 E: 0 K: 1 S: 6	H: 1 LOB: 1 BB: 0 P: 6	R: 0 E: 0 K: 1 S: 5	H: 0 LOB: 0 BB: 0 P: 5		R: 1 E: 0 K: 1 S: 8	H: 3 LOB: 3 BB: 1 P: 12	1B: 11 2B: 0 3B: 0 HR: 0	SF: 0 SAC: 0 DP: 1 HBP: 1	WP: 1 PA: 39 PB: 0 SB: 0 CS: 0					
<b>PITCHER</b>	IP	WLS	BF	H	R	ER	SO	BB	IBB	HBP	BLK	WP	HR	S	P	ERA	WHIP										
Scott McGregor, L (1,1) ERA: 3.89	8.2	W	38	11	1	1	5	1	0	1	0	1	0	46	51	1.04	1.385										
Sammy Stewart, R (9,1) ERA: 2.75	0.1	S	1	0	0	0	0	0	0	0	0	0	0	1	1	0.00	0.000										

Batter	1	2	3	4	5	6	7	8	9	AB	R	H	RBI	BB	SO	LOB	BOTTOM										
John Shelby, S (1,8) OBP: 0.246, SLG: 0.309	0-0 4-3	0-0 4-3		0-0 F9			0-0 G1			4	0	0	0	0	0	4	<b>Boston Red Sox @ Baltimore Orioles</b> Memorial Stadium, Baltimore, MD Wed Jun 27 1984, 7:05 PM EDT Att: 26,372 - Unknown										
Mike Young, S (1,9) OBP: 0.345, SLG: 0.384	0-0 1B		0-0 6-3		0-0 F7		0-3 K			4	0	1	0	0	1	1											
Cal Ripken Jr., R (1,6) OBP: 0.361, SLG: 0.507	0-0 F8		0-0 FC4-6		0-0 F3		0-0 E8		0-0 1B	4	1	2	0	0	0	1											
Eddie Murray, S (1,3) OBP: 0.419, SLG: 0.511	0-0 F7		0-0 FC4-6		0-0 4-3		0-0 4-3		0-0 1B	4	0	1	0	0	0	2											
Wayne Gross, L (1,5) Todd Cruz, R (8, PR) OBP: 0.240, SLG: 0.309	0-0 F4		0-0 FC4-6		0-3 K		0-0 1B		0-0 1B	4	0	1	1	0	1	2											
Ken Singleton, S (1,10) Al Bumbry, L (8, PR) OBP: 0.302, SLG: 0.299	0-0 BB		0-0 FC4-6		0-3 K		0-1 CI		0-1 1B	3	0	1	0	0	1	2											
Gary Roenicke, R (1,7) OBP: 0.352, SLG: 0.369	0-0 F5		0-0 1B		0-0 HR		0-0 F8		0-0 1B	4	1	2	1	0	0	1											
Rich Dauer, R (1,4) Jim Dwyer, L (8, PH) Lenn Sakata, R (9,4) OBP: 0.238, SLG: 0.217	0-0 1B		0-0 1B		0-0 F6		0-0 G1		0-0 SF8	3	0	2	0	0	0	0											
Floyd Rayford, R (1,2) OBP: 0.327, SLG: 0.417	0-0 1B		0-0 1B		0-0 F8		0-0 F9		0-0 6-3	3	0	0	0	1	0	3											
<b>Inning Stats</b>	R: 0 E: 0 K: 0 S: 4	H: 1 LOB: 1 BB: 0 P: 4	R: 0 E: 0 K: 0 S: 5	H: 2 LOB: 3 BB: 1 P: 9	R: 0 E: 0 K: 0 S: 5	H: 2 LOB: 2 BB: 0 P: 5	R: 1 E: 0 K: 0 S: 4	H: 1 LOB: 0 BB: 0 P: 4	R: 0 E: 0 K: 2 S: 7	H: 0 LOB: 0 BB: 0 P: 7	R: 0 E: 0 K: 1 S: 6	H: 1 LOB: 1 BB: 0 P: 6	R: 2 E: 2 K: 0 S: 7	H: 3 LOB: 2 BB: 0 P: 7	1B: 9 2B: 0 3B: 0 HR: 1	SF: 1 SAC: 0 DP: 0 HBP: 0		WP: 0 PA: 36 PB: 0 SB: 0 CS: 0									
<b>PITCHER</b>	IP	WLS	BF	H	R	ER	SO	BB	IBB	HBP	BLK	WP	HR	S	P	ERA	WHIP										
Roger Clemens, R (1,1) ERA: 5.17	7.1	L	34	10	3	2	3	1	0	0	0	0	1	39	43	2.46	1.500										
Steve Crawford, R (8,1) ERA: 3.22	0.2		2	0	0	0	0	0	0	0	0	0	0	2	2	0.00	0.000										



Batter	1	2	3	4	5	6	7	8	9	AB	R	H	RBI	BB	SO	LOB	TOP
<b>John Shelby, S</b> OBP: 0.241, SLG: 0.302 (1, 8)										4	0	0	0	0	0	1	<b>Baltimore Orioles @ Chicago White Sox</b> Comiskey Park, Chicago, IL Thu Jun 28 1984, 8:05 PM EDT Att: 31,077 - Unknown
<b>Mike Young, S</b> OBP: 0.336, SLG: 0.372 (1, 9)										4	0	0	0	0	0	1	
<b>Cal Ripken Jr., R</b> OBP: 0.363, SLG: 0.503 (1, 6)										2	1	0	0	2	0	0	
<b>Eddie Murray, S</b> OBP: 0.417, SLG: 0.507 (1, 3)										4	1	1	0	0	0	1	
<b>Wayne Gross, L</b> OBP: 0.390, SLG: 0.455 (1, 5)										2	0	0	0	1	1	1	
<b>Todd Cruz, R</b> OBP: 0.240, SLG: 0.309 (9, 5)										0	0	0	0	0	0	0	
<b>Ken Singleton, S</b> OBP: 0.308, SLG: 0.299 (1, 10)										2	0	0	0	2	1	1	
<b>Al Bumbry, L</b> OBP: 0.302, SLG: 0.299 (9, PR)										0	0	0	0	0	0	0	
<b>Gary Roenicke, R</b> OBP: 0.356, SLG: 0.381 (1, 7)										4	0	2	2	0	0	3	
<b>Rich Dauer, R</b> OBP: 0.285, SLG: 0.338 (1, 4)										4	0	0	0	0	0	4	
<b>Floyd Rayford, R</b> OBP: 0.327, SLG: 0.415 (1, 2)										3	0	1	0	0	0	0	
<b>Inning Stats</b>	R: 0 E: 0 K: 0 S: 3	H: 0 LOB: 0 BB: 0 P: 3	R: 0 E: 0 K: 1 S: 5	H: 0 LOB: 1 BB: 1 P: 9	R: 0 E: 0 K: 0 S: 3	H: 0 LOB: 0 BB: 0 P: 3	R: 0 E: 0 K: 0 S: 3	H: 0 LOB: 0 BB: 0 P: 3	R: 0 E: 0 K: 0 S: 3	H: 0 LOB: 2 BB: 2 P: 11	R: 0 E: 0 K: 0 S: 4	H: 1 LOB: 1 BB: 0 P: 4	R: 2 E: 0 K: 0 S: 4	H: 2 LOB: 2 BB: 2 P: 12	1B: 3 2B: 2 3B: 0 HR: 0	SF: 0 SAC: 1 DP: 1 HBP: 0	WP: 0 PA: 35 PB: 0 SB: 1 CS: 0
<b>PITCHER</b> <b>Tom Seaver, R</b> ERA: 4.12 (1, 1)	IP: 9.0 WLS: L BF: 35	H: 4 R: 2 ER: 2 SO: 2	BB: 4 IBB: 1 HBP: 0 BLK: 0	WP: 0 HR: 0 S: 34 P: 54	ERA: 2.00 WHIP: 0.889	<b>PITCHER</b>											

Batter	1	2	3	4	5	6	7	8	9	AB	R	H	RBI	BB	SO	LOB	BOTTOM		
<b>Dave Stegman, R</b> OBP: 0.302, SLG: 0.395 (1, 8)										4	0	0	0	0	2	2	<b>Baltimore Orioles @ Chicago White Sox</b> Comiskey Park, Chicago, IL Thu Jun 28 1984, 8:05 PM EDT Att: 31,077 - Unknown		
<b>Vance Law, R</b> OBP: 0.282, SLG: 0.402 (1, 5)										4	0	0	0	0	3	1			
<b>Tom Paciorek, R</b> OBP: 0.314, SLG: 0.365 (1, 3)										3	0	1	0	0	0	0			
<b>Jerry Hairston, S</b> OBP: 0.356, SLG: 0.386 (9, PH)										0	0	0	0	1	0	0			
<b>Ron Kittle, R</b> OBP: 0.335, SLG: 0.514 (1, 7)										2	0	0	0	2	1	1			
<b>Greg Luzinski, R</b> OBP: 0.328, SLG: 0.296 (1, 10)										2	0	0	0	1	1	2			
<b>Greg Walker, L</b> OBP: 0.322, SLG: 0.519 (9, PH)										1	0	0	0	0	0	1			
<b>Harold Baines, L</b> OBP: 0.315, SLG: 0.462 (1, 9)										3	0	0	0	1	2	1			
<b>Marc Hill, R</b> OBP: 0.305, SLG: 0.364 (1, 2)										4	0	0	0	0	0	2			
<b>Scott Fletcher, R</b> OBP: 0.347, SLG: 0.296 (1, 4)										3	0	0	0	0	0	0			
<b>Jerry Dybzinski, R</b> OBP: 0.376, SLG: 0.384 (1, 6)										2	0	1	0	1	0	0			
<b>Inning Stats</b>	R: 0 E: 0 K: 1 S: 6	H: 1 LOB: 2 BB: 1 P: 10	R: 0 E: 0 K: 0 S: 3	H: 0 LOB: 0 BB: 0 P: 3	R: 0 E: 0 K: 2 S: 7	H: 0 LOB: 0 BB: 0 P: 7	R: 0 E: 0 K: 1 S: 4	H: 0 LOB: 1 BB: 2 P: 12	R: 0 E: 0 K: 0 S: 3	H: 0 LOB: 1 BB: 1 P: 7	R: 0 E: 0 K: 2 S: 7	H: 0 LOB: 0 BB: 0 P: 7	R: 0 E: 0 K: 2 S: 8	H: 1 LOB: 1 BB: 0 P: 8	R: 0 E: 0 K: 1 S: 5	H: 0 LOB: 2 BB: 2 P: 13	1B: 2 2B: 0 3B: 0 HR: 0	SF: 0 SAC: 0 DP: 0 HBP: 0	WP: 0 PA: 34 PB: 1 SB: 0 CS: 1
<b>PITCHER</b> <b>Mike Flanagan, L</b> ERA: 3.56 (1, 1)	IP: 8.0 WLS: W BF: 29	H: 2 R: 0 ER: 0 SO: 8	BB: 4 IBB: 0 HBP: 0 BLK: 0	WP: 0 HR: 0 S: 41 P: 57	ERA: 0.00 WHIP: 0.750	<b>PITCHER</b>													
<b>Sammy Stewart, R</b> ERA: 2.72 (9, 1)	0.1	2	0	0	0	1	1	0	0	0	0	3	7	0.00	3.000				
<b>Tippy Martinez, L</b> ERA: 3.33 (9, 1)	0.2	S	3	0	0	0	1	0	0	0	2	6	0.00	1.500					



Batter	1	2	3	4	5	6	7	8	9	AB	R	H	RBI	BB	SO	LOB	TOP			
<b>John Shelby, S</b> OBP: 0.241, SLG: 0.297 (1, 8)	4-0 CS BB		0-0 F6			0-0 6-3		0-0 B2-3		3	0	0	0	1	0	0	<b>Baltimore Orioles @ Chicago White Sox</b> Comiskey Park, Chicago, IL Fri Jun 29 1984, 8:05 PM EDT Att: 34,802 - Unknown  <b>AB 30</b> <b>R 1</b> <b>H 3</b> <b>RBI 1</b> <b>BB 3</b> <b>SO 4</b> <b>LOB 11</b>			
<b>Mike Young, S</b> OBP: 0.333, SLG: 0.391 (1, 9)	0-3 K			0-0 HR		0-3 K		0-3 K		4	1	1	1	0	3	1				
<b>Cal Ripken Jr., R</b> OBP: 0.364, SLG: 0.503 (1, 6)	0-0 F5			0-0 6-3		0-0 1B			0-0 1B	4	0	2	0	0	0	0				
<b>Eddie Murray, S</b> OBP: 0.418, SLG: 0.504 (1, 3)		4-0 2-3 BB		4-0 BB		0-0 4-3			0-3 K	2	0	0	0	2	1	2				
<b>Wayne Gross, L</b> OBP: 0.382, SLG: 0.442 (1, 5)		0-0 F9		0-0 F7			0-0 F8		0-0 F4	4	0	0	0	0	0	3				
<b>Ken Singleton, S</b> OBP: 0.303, SLG: 0.294 (1, 10)		0-0 2-3		0-0 4-3			0-0 4-3		0-0 F7	4	0	0	0	0	0	3				
<b>Gary Roenicke, R</b> OBP: 0.349, SLG: 0.372 (1, 7)		0-0 5-3			0-0 6-3		0-0 E6 FC6-4			3	0	0	0	0	0	1				
<b>Rich Dauer, R</b> OBP: 0.283, SLG: 0.335 (7, PH)			0-0 6-3		0-0 F8		0-0 FC6-4			2	0	0	0	0	0	0				
<b>John Lowenstein, L</b> OBP: 0.359, SLG: 0.389 (7, 4)										1	0	0	0	0	0	1				
<b>Lenn Sakata, R</b> OBP: 0.238, SLG: 0.217 (7, 4)										0	0	0	0	0	0	0				
<b>Rick Dempsey, R</b> OBP: 0.297, SLG: 0.285 (8, PH)			0-0 F9		0-0 6-3				0-0 F3	2	0	0	0	0	0	0				
<b>Al Bumbry, L</b> OBP: 0.300, SLG: 0.297 (8, 2)										1	0	0	0	0	0	0				
<b>Floyd Rayford, R</b> OBP: 0.327, SLG: 0.415 (8, 2)										0	0	0	0	0	0	0				
<b>Inning Stats</b>	R: 0 E: 0 K: 1 S: 4	H: 0 LOB: 0 BB: 1 P: 8	R: 0 E: 0 K: 0 S: 3	H: 0 LOB: 1 BB: 1 P: 7	R: 0 E: 0 K: 0 S: 3	H: 0 LOB: 0 BB: 0 P: 3	R: 1 E: 0 K: 0 S: 4	H: 1 LOB: 1 BB: 1 P: 8	R: 0 E: 0 K: 1 S: 6	H: 0 LOB: 1 BB: 0 P: 6	R: 0 E: 1 K: 0 S: 4	H: 0 LOB: 1 BB: 0 P: 4	R: 0 E: 0 K: 1 S: 5	H: 0 LOB: 0 BB: 0 P: 5	R: 0 E: 0 K: 1 S: 6	H: 1 LOB: 1 BB: 0 P: 6	1B: 2 2B: 0 3B: 0 HR: 1	SF: 0 SAC: 0 DP: 0 HBP: 0	WP: 0 PB: 0 CS: 1	PA: 33
<b>PITCHER</b> <b>Richard Dotson, R</b> ERA: 2.74 (1, 1)	IP: 9.0 WLS: W BF: 33 H: 3 R: 1 ER: 1 SO: 4 BB: 3 IBB: 0 HBP: 0 BLK: 0 WP: 0 HR: 1 S: 38 P: 50 ERA: 1.00 WHIP: 0.667																			

Batter	1	2	3	4	5	6	7	8	9	AB	R	H	RBI	BB	SO	LOB	BOTTOM			
<b>Rudy Law, L</b> OBP: 0.330, SLG: 0.371 (1, 8)	0-0 4-3		0-0 3-1		0-0 F6		4-0 BB			3	0	0	0	1	0	0	<b>Baltimore Orioles @ Chicago White Sox</b> Comiskey Park, Chicago, IL Fri Jun 29 1984, 8:05 PM EDT Att: 34,802 - Unknown  <b>AB 27</b> <b>R 2</b> <b>H 6</b> <b>RBI 2</b> <b>BB 3</b> <b>SO 2</b> <b>LOB 13</b>			
<b>Tom Paciorek, R</b> OBP: 0.317, SLG: 0.365 (1, 3)	1-0 FC1-6 HBP		0-0 F9		4-0 1B BB		0-0 G6-4-3			0	0	0	0	0	0	0				
<b>Vance Law, R</b> OBP: 0.282, SLG: 0.398 (3, 5)							0-0 G6-4-3			2	0	0	0	1	0	2				
<b>Harold Baines, L</b> OBP: 0.314, SLG: 0.458 (1, 9)	0-0 FC1-6		0-0 F3		0-0 1B			0-0 F8		4	0	1	0	0	0	1				
<b>Greg Walker, L</b> OBP: 0.320, SLG: 0.512 (1, 10)	0-0 F8			0-0 5-3 BB SF7 1B	0-0 4-3			0-0 F3		4	1	1	0	0	0	3				
<b>Ron Kittle, R</b> OBP: 0.337, SLG: 0.525 (1, 7)		0-0 HR		4-0 5-3 BB		0-0 5-3		0-0 F3		3	1	1	1	1	0	0				
<b>Mike Squires, L</b> OBP: 0.255, SLG: 0.216 (3, 3)		0-0 FC5-4 1B		0-0 5-3		0-0 1-3				3	0	1	0	0	0	2				
<b>Scott Fletcher, R</b> OBP: 0.347, SLG: 0.298 (1, 6)		0-0 FC5-4 1B		0-0 SF7		0-0 F3				2	0	1	1	0	0	0				
<b>Joel Skinner, R</b> OBP: 0.274, SLG: 0.271 (1, 2)		0-0 FC5-4		3-H K			0-0 FC6 1B			3	0	1	0	0	1	3				
<b>Julio Cruz, S</b> OBP: 0.262, SLG: 0.278 (1, 4)		0-0 1-3			0-3 K		0-0 FC6 PB			3	0	0	0	0	1	2				
<b>Inning Stats</b>	R: 0 E: 0 K: 0 S: 3	H: 0 LOB: 1 BB: 0 P: 4	R: 1 E: 0 K: 0 S: 5	H: 3 LOB: 1 BB: 0 P: 5	R: 0 E: 0 K: 0 S: 3	H: 0 LOB: 0 BB: 0 P: 3	R: 1 E: 0 K: 1 S: 6	H: 1 LOB: 1 BB: 1 P: 10	R: 0 E: 0 K: 1 S: 6	H: 1 LOB: 2 BB: 1 P: 10	R: 0 E: 0 K: 0 S: 3	H: 0 LOB: 0 BB: 0 P: 3	R: 0 E: 0 K: 0 S: 3	H: 1 LOB: 1 BB: 1 P: 7	R: 0 E: 0 K: 0 S: 3	H: 0 LOB: 0 BB: 0 P: 3	1B: 5 2B: 0 3B: 0 HR: 1	SF: 1 SAC: 0 DP: 2 HBP: 1	WP: 0 PB: 1 CS: 0	PA: 32
<b>PITCHER</b> <b>Dennis Martinez, R</b> ERA: 4.99 (7, 1)	IP: 6.1 WLS: L BF: 27 H: 6 R: 2 ER: 2 SO: 2 BB: 2 IBB: 1 HBP: 1 BLK: 0 WP: 0 HR: 1 S: 28 P: 37 ERA: 2.84 WHIP: 1.263																			
<b>Tippy Martinez, L</b> ERA: 3.23 (7, 1)	IP: 1.2 WLS: L BF: 5 H: 0 R: 0 ER: 0 SO: 0 BB: 1 IBB: 0 HBP: 0 BLK: 0 WP: 0 HR: 0 S: 4 P: 8 ERA: 0.00 WHIP: 0.600																			







Batter	1	2	3	4	5	6	7	8	9	AB	R	H	RBI	BB	SO	LOB	TOP										
<b>Al Bumbry, L</b> OBP: 0.295, SLG: 0.299 (1, 8)	0-0 4-3		0-0 4-3		0-0 2B		0-0 FC4 3B		0-3 K	5	1	2	0	1	1		<b>Baltimore Orioles @ Chicago White Sox</b> Comiskey Park, Chicago, IL Sun Jul 01 1984, 4:33 AM EDT Att: 33,440 - Unknown										
<b>Mike Young, S</b> OBP: 0.342, SLG: 0.397 (1, 9)	0-3 K			0-0 4-3	0-3 K		0-0 1B 3B		0-0 4-3	5	1	1	1	0	2	1											
<b>Cal Ripken Jr., R</b> OBP: 0.365, SLG: 0.498 (1, 6)	0-0 F9			0-0 HR 1B		0-3 K	0-0 1B			4	1	2	1	0	1	0											
<b>Eddie Murray, S</b> OBP: 0.415, SLG: 0.511 (1, 3)		0-0 F4		0-0 HR		0-0 4-3	0-0 F8			4	1	1	2	0	0	1											
<b>John Lowenstein, L</b> OBP: 0.355, SLG: 0.380 (1, 10)		0-3 K		0-0 F5		0-3 K		0-0 F9		4	0	0	0	0	2	0											
<b>Wayne Gross, L</b> OBP: 0.385, SLG: 0.471 (1, 5)		0-0 1B		0-0 F3			0-0 2B	0-0 HR		4	2	3	1	0	0	0											
<b>Gary Roenicke, R</b> OBP: 0.356, SLG: 0.391 (1, 7)		0-3 K			0-0 G5-4-3 1B		0-0 SH1-4 FC4 2B	0-3 K		4	1	2	1	0	2	1											
<b>Lenn Sakata, R</b> OBP: 0.224, SLG: 0.203 (1, 4)			0-3 K		0-0 G5-4-3		0-0 SH1-4	0-0 4-3		3	0	0	0	0	1	1											
<b>Rick Dempsey, R</b> OBP: 0.302, SLG: 0.293 (1, 2)			0-0 F7		0-0 2B		4-0 FC4 BB		0-0 F7	3	1	1	0	1	0	0											
<b>Inning Stats</b>	R: 0 E: 0 K: 1 S: 5	H: 0 LOB: 0 BB: 0 P: 5	R: 0 E: 0 K: 2 S: 8	H: 1 LOB: 1 BB: 0 P: 8	R: 0 E: 0 K: 1 S: 5	H: 0 LOB: 0 BB: 0 P: 5	R: 2 E: 0 K: 0 S: 5	H: 2 LOB: 0 BB: 0 P: 5	R: 1 E: 0 K: 1 S: 7	H: 3 LOB: 1 BB: 0 P: 7	R: 0 E: 0 K: 2 S: 7	H: 0 LOB: 0 BB: 0 P: 7	R: 4 E: 0 K: 0 S: 7	H: 4 LOB: 1 BB: 1 P: 11	R: 1 E: 0 K: 1 S: 6	H: 1 LOB: 0 BB: 0 P: 6	R: 0 E: 0 K: 1 S: 5	H: 0 LOB: 0 BB: 0 P: 5	1B: 4 2B: 4 3B: 1 HR: 2	SF: 0 SAC: 1 DP: 1 HBP: 0	WP: 0 PB: 0 CS: 0	PA: 38					
<b>PITCHER</b>	IP	WLS	BF	H	R	ER	SO	BB	IBB	HBP	BLK	WP	HR	S	P	ERA	WHIP										
<b>LaMarr Hoyt, R</b> ERA: 3.99 (1, 1)	6.2	L	29	9	7	7	7	1	0	0	0	0	1	42	46	9.45	1.500										
<b>Dan Spillner, R</b> ERA: 5.17 (7, 1)	2.1		9	2	1	1	2	0	0	0	0	0	1	13	13	3.86	0.857										

Batter	1	2	3	4	5	6	7	8	9	AB	R	H	RBI	BB	SO	LOB	BOTTOM										
<b>Rudy Law, L</b> OBP: 0.329, SLG: 0.365 (1, 8)	0-0 F3		0-0 1-3			0-0 S 2B 1B		0-0 F8		4	1	1	0	0	0	0	<b>Baltimore Orioles @ Chicago White Sox</b> Comiskey Park, Chicago, IL Sun Jul 01 1984, 4:33 AM EDT Att: 33,440 - Unknown										
<b>Jerry Dybzinski, R</b> OBP: 0.368, SLG: 0.373 (1, 6)	0-0 1-3			0-0 5-3		0-0 F8		0-0 F8		2	0	0	0	0	0	0											
<b>Mike Squires, L</b> OBP: 0.241, SLG: 0.204 (6, FH) (7, 5)						1-2				2	0	0	0	0	0	1											
<b>Harold Baines, L</b> OBP: 0.319, SLG: 0.459 (1, 9)	0-0 1B			4-0 FC3-6 BB		0-0 F3 2B		0-0 F5		2	0	2	1	1	0	0											
<b>Daryl Boston, L</b> OBP: 0.269, SLG: 0.360 (9, 9)						2-H				1	0	0	0	0	0	0											
<b>Greg Walker, L</b> OBP: 0.317, SLG: 0.506 (1, 3)	0-0 F3			0-0 FC3-6		0-0 F3		0-0 BB 2B 1B		4	1	1	0	0	0	3											
<b>Ron Kittle, R</b> OBP: 0.326, SLG: 0.504 (1, 7)		0-0 F7		0-3 K		0-3 K		0-3 K		4	0	0	0	0	3	3											
<b>Greg Luzinski, R</b> OBP: 0.325, SLG: 0.293 (1, 10)	0-0 4-3				0-0 S 1B		4-0 G4-6-3 BB		4-0 2B BB	1	0	0	0	0	0	0											
<b>Jerry Hairston, S</b> OBP: 0.370, SLG: 0.381 (5, FH)										1	1	1	0	2	0	0											
<b>Vance Law, R</b> OBP: 0.285, SLG: 0.414 (1, 5) (7, 6)	0-0 6-3				0-0 F6		0-0 G4-6-3		0-0 2B	4	0	1	2	0	0	2											
<b>Joel Skinner, R</b> OBP: 0.254, SLG: 0.250 (1, 2)			0-0 5-3		0-3 K		0-0 F8		0-3 K	4	0	0	0	0	2	2											
<b>Julio Cruz, S</b> OBP: 0.263, SLG: 0.275 (1, 4)			0-0 B1-3		0-3 K			0-0 4-3		3	0	0	0	0	1	1											
<b>Inning Stats</b>	R: 0 E: 0 K: 0 S: 4	H: 1 LOB: 1 BB: 0 P: 4	R: 0 E: 0 K: 0 S: 3	H: 0 LOB: 0 BB: 0 P: 3	R: 0 E: 0 K: 1 S: 5	H: 0 LOB: 1 BB: 1 P: 9	R: 0 E: 0 K: 2 S: 8	H: 1 LOB: 1 BB: 0 P: 8	R: 1 E: 0 K: 1 S: 7	H: 2 LOB: 1 BB: 0 P: 7	R: 0 E: 0 K: 0 S: 2	H: 0 LOB: 0 BB: 1 P: 6	R: 0 E: 0 K: 0 S: 3	H: 0 LOB: 0 BB: 0 P: 3	R: 2 E: 0 K: 2 S: 9	H: 2 LOB: 1 BB: 1 P: 13	1B: 4 2B: 2 3B: 0 HR: 0	SF: 0 SAC: 0 DP: 1 HBP: 0	WP: 0 PB: 0 CS: 0	PA: 35							
<b>PITCHER</b>	IP	WLS	BF	H	R	ER	SO	BB	IBB	HBP	BLK	WP	HR	S	P	ERA	WHIP										
<b>Mike Boddicker, R</b> ERA: 2.71 (1, 1)	9.0	W	35	6	3	3	6	3	0	0	0	0	0	44	56	3.00	1.000										



Batter	1	2	3	4	5	6	7	8	9	AB	R	H	RBI	BB	SO	LOB	TOP					
<b>Al Bumby, L</b> OBP: 0.293, SLG: 0.296 (1, 8)										5	1	1	0	0	0	1						
<b>Mike Young, S</b> OBP: 0.343, SLG: 0.418 (1, 9)										5	2	2	0	0	2	1						
<b>Cal Ripken Jr., R</b> OBP: 0.369, SLG: 0.498 (1, 6)										4	0	2	1	1	0	1						
<b>Eddie Murray, S</b> OBP: 0.414, SLG: 0.514 (1, 3)										4	0	2	2	0	1	1						
<b>John Lowenstein, L</b> OBP: 0.353, SLG: 0.374 (1, 10)										3	0	0	0	1	2	2						
<b>Wayne Gross, L</b> OBP: 0.383, SLG: 0.462 (1, 5)										3	0	0	0	1	2	3						
<b>Gary Roenicke, R</b> OBP: 0.361, SLG: 0.394 (1, 7)										4	0	2	0	0	0	3						
<b>Lenn Sakata, R</b> OBP: 0.211, SLG: 0.191 (1, 4)										4	0	0	0	0	0	3						
<b>Rick Dempsey, R</b> OBP: 0.297, SLG: 0.287 (1, 2)										3	0	0	0	0	0	3						
<b>Jim Dwyer, L</b> OBP: 0.327, SLG: 0.304 (9, PH)										1	1	1	0	0	0	0						
<b>Inning Stats</b>	R: 2 E: 1 K: 0 S: 5	H: 2 LOB: 0 BB: 0 P: 5	R: 0 E: 0 K: 1 S: 6	H: 1 LOB: 1 BB: 0 P: 6	R: 1 E: 0 K: 1 S: 7	H: 2 LOB: 2 BB: 2 P: 15	R: 0 E: 0 K: 0 S: 3	H: 0 LOB: 0 BB: 0 P: 3	R: 0 E: 0 K: 2 S: 7	H: 0 LOB: 0 BB: 0 P: 7	R: 0 E: 0 K: 1 S: 6	H: 1 LOB: 2 BB: 1 P: 10	R: 0 E: 0 K: 2 S: 9	H: 2 LOB: 2 BB: 0 P: 9	R: 0 E: 0 K: 0 S: 3	H: 0 LOB: 0 BB: 0 P: 3	R: 1 E: 0 K: 0 S: 5	H: 2 LOB: 1 BB: 0 P: 5	1B: 6 2B: 3 3B: 1 HR: 0	SF: 1 SAC: 0 DP: 0 HBP: 0	WP: 0 PB: 0 SB: 0 CS: 0	PA: 40
<b>PITCHER</b> <b>John Butcher, R</b> ERA: 2.85 (1, 1)	IP: 9.0 WLS: W BF: 40 H: 10 R: 4 ER: 3 SO: 7 BB: 2 IBB: 1 HBP: 0 BLK: 0 WP: 0 HR: 0 S: 51 P: 63 ERA: 3.00 WHIP: 1.333															<b>PITCHER</b>						

Baltimore Orioles @ Minnesota Twins  
 Hubert H. Humphrey Metrodome, Minneapolis, MN  
 Mon Jul 02 1984, 8:05 PM EDT  
 Att: 12,081 - Unknown

AB	36
R	4
H	10
RBI	3
BB	3
SO	7
LOB	18



Batter	1	2	3	4	5	6	7	8	9	AB	R	H	RBI	BB	SO	LOB	BOTTOM			
<b>Kirby Puckett, R</b> OBP: 0.345, SLG: 0.372 (1, 8)										4	1	3	0	0	0	1				
<b>Darrell Brown, S</b> OBP: 0.319, SLG: 0.364 (1, 7)										4	1	1	0	0	0	3				
<b>Mickey Hatcher, R</b> OBP: 0.332, SLG: 0.396 (1, 10)										4	1	1	2	0	0	2				
<b>Kent Hrbek, L</b> OBP: 0.396, SLG: 0.496 (1, 3)										4	2	2	1	0	0	0				
<b>Gary Gaetti, R</b> OBP: 0.323, SLG: 0.355 (1, 5)										4	0	2	1	0	1	0				
<b>Tim Lincecum, R</b> OBP: 0.356, SLG: 0.420 (1, 4)										4	1	1	1	0	0	2				
<b>Dave Meier, R</b> OBP: 0.329, SLG: 0.338 (1, 9)										4	0	0	0	0	0	4				
<b>Tim Lincecum, R</b> OBP: 0.221, SLG: 0.361 (1, 2)										4	0	2	1	0	0	3				
<b>Houston Jimenez, R</b> OBP: 0.248, SLG: 0.262 (1, 6)										3	0	0	0	0	0	2				
<b>Inning Stats</b>	R: 0 E: 0 K: 0 S: 3	H: 1 LOB: 0 BB: 0 P: 3	R: 1 E: 0 K: 0 S: 4	H: 1 LOB: 0 BB: 0 P: 4	R: 0 E: 0 K: 0 S: 4	H: 2 LOB: 1 BB: 0 P: 4	R: 0 E: 0 K: 1 S: 5	H: 0 LOB: 0 BB: 0 P: 5	R: 1 E: 0 K: 0 S: 5	H: 2 LOB: 1 BB: 0 P: 5	R: 2 E: 1 K: 0 S: 7	H: 3 LOB: 2 BB: 0 P: 7	R: 2 E: 0 K: 0 S: 5	H: 2 LOB: 0 BB: 0 P: 5	R: 0 E: 0 K: 0 S: 4	H: 1 LOB: 1 BB: 0 P: 4	1B: 8 2B: 2 3B: 0 HR: 2	SF: 0 SAC: 0 DP: 1 HBP: 0	WP: 0 PB: 0 SB: 1 CS: 1	PA: 35
<b>PITCHER</b> <b>Scott McGregor, L</b> ERA: 4.1 (1, 1)	IP: 7.0 WLS: L BF: 31 H: 11 R: 6 ER: 6 SO: 1 BB: 0 IBB: 0 HBP: 0 BLK: 0 WP: 0 HR: 2 S: 33 P: 33 ERA: 7.71 WHIP: 1.571															<b>PITCHER</b>				
<b>Bill Swaggerty, R</b> ERA: 5.16 (8, 1)	IP: 1.0 WLS: L BF: 4 H: 1 R: 0 ER: 0 SO: 0 BB: 0 IBB: 0 HBP: 0 BLK: 0 WP: 0 HR: 0 S: 4 P: 4 ERA: 0.00 WHIP: 1.000															<b>PITCHER</b>				

Baltimore Orioles @ Minnesota Twins  
 Hubert H. Humphrey Metrodome, Minneapolis, MN  
 Mon Jul 02 1984, 8:05 PM EDT  
 Att: 12,081 - Unknown

AB	35
R	6
H	12
RBI	6
BB	0
SO	1
LOB	17





Batter	1	2	3	4	5	6	7	8	9	AB	R	H	RBI	BB	SO	LOB	TOP			
<b>Al Bumbry, L</b> OBP: 0.292, SLG: 0.295 (1, 8)										4	0	1	1	0	1	0	<b>Baltimore Orioles @ Minnesota Twins</b> Hubert H. Humphrey Metrodome, Minneapolis, MN Tue Jul 03 1984, 8:05 PM EDT Att: 22,803 - Unknown <a href="http://livebaseballscorecards.com">livebaseballscorecards.com</a>			
<b>Wayne Gross, L</b> OBP: 0.375, SLG: 0.450 (1, 5)										4	0	0	0	0	1	2				
<b>Cal Ripken Jr., R</b> OBP: 0.370, SLG: 0.498 (1, 6)										4	0	2	0	0	1	0				
<b>Eddie Murray, S</b> OBP: 0.410, SLG: 0.507 (1, 3)										4	0	0	0	0	2	2				
<b>John Lowenstein, L</b> OBP: 0.351, SLG: 0.371 (1, 7)										4	0	1	0	0	0	1				
<b>Ken Singleton, S</b> OBP: 0.298, SLG: 0.288 (1, 10)										3	0	0	0	0	0	2				
<b>Gary Roenicke, R</b> OBP: 0.355, SLG: 0.386 (1, 9)										3	0	0	0	0	1	1				
<b>Floyd Rayford, R</b> OBP: 0.322, SLG: 0.407 (1, 2)										3	0	0	0	0	1	1				
<b>Rich Dauer, R</b> OBP: 0.281, SLG: 0.332 (1, 4)										2	0	0	0	0	0	0				
<b>Jim Dwyer, L</b> OBP: 0.331, SLG: 0.317 (8, PH)										1	0	1	0	0	0	0				
<b>Lenn Sakata, R</b> OBP: 0.211, SLG: 0.191 (8, 4)										0	1	0	0	0	0	0				
<b>Inning Stats</b>	R: 0 E: 0 K: 1 S: 5	H: 0 LOB: 0 BB: 0 P: 5	R: 0 E: 0 K: 0 S: 3	H: 0 LOB: 0 BB: 0 P: 3	R: 0 E: 0 K: 1 S: 5	H: 0 LOB: 1 BB: 0 P: 6	R: 0 E: 0 K: 0 S: 4	H: 1 LOB: 1 BB: 0 P: 4	R: 0 E: 0 K: 1 S: 5	H: 0 LOB: 0 BB: 0 P: 5	R: 0 E: 0 K: 0 S: 4	H: 1 LOB: 1 BB: 0 P: 4	R: 1 E: 0 K: 2 S: 7	H: 2 LOB: 2 BB: 0 P: 7	R: 0 E: 0 K: 2 S: 7	H: 0 LOB: 0 BB: 0 P: 7	1B: 4 2B: 1 3B: 0 HR: 0	SF: 0 SAC: 0 DP: 0 HBP: 0	WP: 1 PB: 0 CS: 0	PA: 32
<b>PITCHER</b> <b>Mike Smithson, R</b> ERA: 3.88 (1, 1)	IP: 9.0 WLS: W BF: 32 H: 5 R: 1 ER: 1 SO: 7 BB: 0 IBB: 0 HBP: 0 BLK: 0 WP: 1 HR: 0 S: 46 P: 46 ERA: 1.00 WHIP: 0.556															<b>PITCHER</b> IP: WLS: BF: H: R: ER: SO: BB: IBB: HBP: BLK: WP: HR: S: P: ERA: WHIP:				

Batter	1	2	3	4	5	6	7	8	9	AB	R	H	RBI	BB	SO	LOB	BOTTOM			
<b>Kirby Puckett, R</b> OBP: 0.343, SLG: 0.369 (1, 8)										4	1	1	0	0	2	2	<b>Baltimore Orioles @ Minnesota Twins</b> Hubert H. Humphrey Metrodome, Minneapolis, MN Tue Jul 03 1984, 8:05 PM EDT Att: 22,803 - Unknown <a href="http://livebaseballscorecards.com">livebaseballscorecards.com</a>			
<b>Mickey Hatcher, R</b> OBP: 0.331, SLG: 0.394 (1, 7)										4	0	1	0	0	0	0				
<b>Dave Engle, R</b> OBP: 0.342, SLG: 0.396 (1, 10)										2	1	1	1	1	0	0				
<b>Kent Hrbek, L</b> OBP: 0.397, SLG: 0.512 (1, 3)										4	1	2	2	0	1	2				
<b>Gary Gaetti, R</b> OBP: 0.319, SLG: 0.350 (1, 5)										4	0	0	0	0	0	2				
<b>Tim Lincecum, R</b> OBP: 0.355, SLG: 0.419 (1, 4)										3	0	1	0	0	1	0				
<b>Dave Meier, R</b> OBP: 0.315, SLG: 0.324 (1, 9)										3	0	0	0	0	0	1				
<b>Tim Lincecum, R</b> OBP: 0.224, SLG: 0.360 (1, 2)										3	0	1	0	0	0	0				
<b>Houston Jimenez, R</b> OBP: 0.250, SLG: 0.264 (1, 6)										3	0	1	0	0	1	0				
<b>Inning Stats</b>	R: 2 E: 0 K: 1 S: 7	H: 2 LOB: 0 BB: 0 P: 7	R: 0 E: 0 K: 2 S: 9	H: 2 LOB: 2 BB: 0 P: 9	R: 0 E: 0 K: 0 S: 4	H: 1 LOB: 1 BB: 0 P: 4	R: 0 E: 0 K: 0 S: 3	H: 1 LOB: 0 BB: 0 P: 3	R: 1 E: 0 K: 2 S: 9	H: 2 LOB: 1 BB: 0 P: 9	R: 0 E: 0 K: 0 S: 3	H: 0 LOB: 0 BB: 0 P: 3	R: 0 E: 0 K: 0 S: 3	H: 0 LOB: 1 BB: 1 P: 7	R: 0 E: 0 K: 0 S: 3	H: 0 LOB: 1 BB: 1 P: 7	1B: 6 2B: 1 3B: 0 HR: 1	SF: 1 SAC: 0 DP: 0 HBP: 0	WP: 2 PB: 0 CS: 0	PA: 32
<b>PITCHER</b> <b>Mike Flanagan, L</b> ERA: 3.54 (1, 1)	IP: 8.0 WLS: L BF: 32 H: 8 R: 3 ER: 3 SO: 5 BB: 1 IBB: 0 HBP: 0 BLK: 0 WP: 2 HR: 1 S: 41 P: 45 ERA: 3.38 WHIP: 1.125															<b>PITCHER</b> IP: WLS: BF: H: R: ER: SO: BB: IBB: HBP: BLK: WP: HR: S: P: ERA: WHIP:				








Batter	1	2	3	4	5	6	7	8	9	AB	R	H	RBI	BB	SO	LOB	TOP																									
Willie Wilson, S (1, 8) OBP: 0.349, SLG: 0.406	4-0 S 5-3 BB		0-0 4-3		0-0 FC4-6 1B		4-0 S 1B BB		0-0 FC5-2 SF9 1B	3	3	0	0	2	0	3																										
Pat Sheridan, L (1, 9) OBP: 0.359, SLG: 0.475	0-0 4-3		0-0 F3		0-0 1B		0-0 1B		0-0 FC4-6 1B	5	0	3	1	0	0	1																										
George Brett, L (1, 5) OBP: 0.361, SLG: 0.491 Greg Pryor, R (9, 5) OBP: 0.267, SLG: 0.362	0-0 5-3			0-0 4-3 HR 2B	0-0 F7		0-0 4-3		0-0 SF9	4	1	1	2	0	0	3																										
Dane Iorg, L (1, 10) OBP: 0.243, SLG: 0.333	0-0 3B			0-0 4-3	0-0 1B			0-0 3-1	FC4-6	5	0	2	1	0	0	3																										
Darryl Motley, R (1, 7) OBP: 0.330, SLG: 0.450	0-0 6-3			0-0 4-3		0-3 K		0-0 5-3		4	0	0	0	0	1	2																										
Steve Balboni, R (1, 3) OBP: 0.317, SLG: 0.500		0-0 F6		0-0 HR	0-0 5-3			4-0 BB		3	1	1	2	1	0	0																										
Don Slaught, R (1, 2) OBP: 0.280, SLG: 0.317		0-0 F4		0-0 1B	0-3 K			0-0 F9		4	0	1	0	0	1	1																										
Buddy Biancalana, S (1, 4) OBP: 0.297, SLG: 0.389		0-3 K		0-3 K			0-3 K		0-0 1B FC5-2 1B	4	0	1	0	0	3	1																										
U L Washington, S (1, 6) OBP: 0.298, SLG: 0.276			0-0 F9		0-0 FC4-6 1B		0-0 E4 CS		0-0 1B FC5-2 SF9 1B	4	1	2	0	0	0	0																										
<b>Inning Stats</b>	R: 1 E: 0 K: 0 S: 4	H: 1 LOB: 1 BB: 1 P: 8	R: 0 E: 0 K: 1 S: 5	H: 0 LOB: 0 BB: 0 P: 5	R: 0 E: 0 K: 1 S: 3	H: 0 LOB: 0 BB: 0 P: 3	R: 2 E: 0 K: 1 S: 8	H: 3 LOB: 1 BB: 0 P: 8	R: 1 E: 0 K: 2 S: 5	H: 3 LOB: 2 BB: 0 P: 5	R: 0 E: 0 K: 2 S: 7	H: 0 LOB: 0 BB: 0 P: 7	R: 1 E: 1 K: 1 S: 6	H: 1 LOB: 1 BB: 1 P: 10	R: 0 E: 0 K: 0 S: 3	H: 0 LOB: 1 BB: 1 P: 7	R: 1 E: 0 K: 0 S: 6	H: 3 LOB: 2 BB: 0 P: 6	1B: 8 2B: 1 3B: 1 HR: 1	SF: 1 SAC: 0 DP: 0 HBP: 0	WP: 0 PB: 0 CS: 1	PA: 40																				
<b>PITCHER</b>	IP	WLS	BF	H	R	ER	SO	BB	IBB	HBP	BLK	WP	HR	S	P	ERA	WHIP	<b>PITCHER</b>								IP	WLS	BF	H	R	ER	SO	BB	IBB	HBP	BLK	WP	HR	S	P	ERA	WHIP
Mike Boddicker, R (1, 1) ERA: 2.91	6.2	L	29	8	5	5	5	2	0	0	0	0	1	37	45	6.75	1.500																									
Tom Underwood, L (7, 1) ERA: 3.89	2.1		11	3	1	1	0	1	0	0	0	0	0	10	14	3.86	1.714																									

Kansas City Royals @ Baltimore Orioles  
Memorial Stadium, Baltimore, MD  
Fri Jul 06 1984, 7:05 PM EDT  
Att: 24,109 - Unknown


AB 36  
R 6  
H 11  
RBI 6  
BB 3  
SO 5  
LOB 14



Batter	1	2	3	4	5	6	7	8	9	AB	R	H	RBI	BB	SO	LOB	BOTTOM																									
John Shelby, S (1, 8) OBP: 0.233, SLG: 0.286	0-0 F6		0-0 5-3			0-0 6-3		0-0 F8		4	0	0	0	0	0	0																										
Floyd Rayford, R (1, 5) OBP: 0.328, SLG: 0.410	0-0 1B		0-0 F8			0-0 6-3		0-0 1B 1B		4	1	2	0	0	0	0																										
Cal Ripken Jr., R (1, 6) OBP: 0.364, SLG: 0.488	0-0 F6			0-0 6-3		0-3 K		0-0 1B 1B		4	0	1	0	0	1	1																										
Eddie Murray, S (1, 3) OBP: 0.413, SLG: 0.515	0-3 K			0-0 HR		4-0 1B BB		0-0 1B 1B		3	1	2	2	1	1	1																										
Gary Roenicke, R (1, 7) OBP: 0.354, SLG: 0.376 John Lowenstein, L (8, PH) OBP: 0.351, SLG: 0.387 Todd Cruz, R (9, 5) OBP: 0.240, SLG: 0.300		4-0 BB G4-6-3 BB		0-0 F5		0-0 F8		0-0 F3		2	0	0	0	1	0	1																										
Ken Singleton, S (1, 10) OBP: 0.300, SLG: 0.288		0-0 G4-6-3 1-2		0-3 K		0-0 1B		0-0 F3		4	0	1	0	0	1	1																										
Mike Young, S (1, 9) OBP: 0.343, SLG: 0.409		0-0 1B			0-0 6-3		0-3 K		0-0 3-1	4	0	1	0	0	1	2																										
Rich Dauer, R (1, 4) OBP: 0.284, SLG: 0.336 Jim Dwyer, L (7, PH) OBP: 0.333, SLG: 0.328 Lenn Sakata, R (8, 4) OBP: 0.205, SLG: 0.186		0-0 F6			0-0 F2		0-0 3-1		0-0 1-3	2	0	0	0	0	0	1																										
Rick Dempsey, R (1, 2) OBP: 0.292, SLG: 0.277 Al Bumbry, L (8, PH) OBP: 0.298, SLG: 0.297			0-0 F9		0-0 F4			0-0 4-3		2	0	0	0	0	0	0																										
<b>Inning Stats</b>	R: 0 E: 0 K: 1 S: 6	H: 1 LOB: 1 BB: 0 P: 6	R: 0 E: 0 K: 0 S: 3	H: 1 LOB: 1 BB: 1 P: 7	R: 0 E: 0 K: 0 S: 3	H: 0 LOB: 0 BB: 0 P: 3	R: 1 E: 0 K: 1 S: 6	H: 1 LOB: 0 BB: 0 P: 6	R: 0 E: 0 K: 1 S: 5	H: 0 LOB: 0 BB: 0 P: 5	R: 0 E: 0 K: 1 S: 6	H: 1 LOB: 2 BB: 1 P: 10	R: 1 E: 0 K: 0 S: 6	H: 3 LOB: 2 BB: 0 P: 6	R: 0 E: 0 K: 0 S: 3	H: 0 LOB: 0 BB: 0 P: 3	1B: 6 2B: 0 3B: 0 HR: 1	SF: 0 SAC: 0 DP: 1 HBP: 0	WP: 0 PB: 0 CS: 0	PA: 35																						
<b>PITCHER</b>	IP	WLS	BF	H	R	ER	SO	BB	IBB	HBP	BLK	WP	HR	S	P	ERA	WHIP	<b>PITCHER</b>								IP	WLS	BF	H	R	ER	SO	BB	IBB	HBP	BLK	WP	HR	S	P	ERA	WHIP
Charlie Leibrandt, L (1, 1) ERA: 2.91	6.1	W	24	4	1	1	3	2	0	0	0	0	0	28	36	1.42	0.947																									
Dan Quisenberry, R (7, 1) ERA: 2.08	2.2	S	11	3	1	1	1	0	0	0	0	0	0	13	13	3.38	1.125																									

Kansas City Royals @ Baltimore Orioles  
Memorial Stadium, Baltimore, MD  
Fri Jul 06 1984, 7:05 PM EDT  
Att: 24,109 - Unknown

AB 33  
R 2  
H 7  
RBI 2  
BB 2  
SO 4  
LOB 11





Batter	1	2	3	4	5	6	7	8	9	AB	R	H	RBI	BB	SO	LOB	TOP	
Willie Wilson, S (1, 8) OBP: 0.343, SLG: 0.398	F8		G6-4-3		F9			G1-4-3		4	0	0	0	0	0	3	Kansas City Royals @ Baltimore Orioles Memorial Stadium, Baltimore, MD Sat Jul 07 1984, 7:05 PM EDT Unknown <a href="http://livebaseballscorecards.com">livebaseballscorecards.com</a>	
Butch Davis, R (1, 7) OBP: 0.222, SLG: 0.210	F6		F7			E5		F3		4	0	0	0	0	1			
George Brett, L (1, 5) OBP: 0.359, SLG: 0.503	K			6-3		G3-6-3			HR	4	1	1	1	0	1			
Hal McRae, R (1, 10) OBP: 0.340, SLG: 0.349		6-3		F9			FC4-6 1B	FC6-4 1B		4	0	2	0	0	0			
Darryl Motley, R (1, 9) OBP: 0.328, SLG: 0.447		FC6-4 1B		6-3		FC4-6		K		4	0	1	0	0	1			
Steve Balboni, R (1, 3) OBP: 0.316, SLG: 0.493	F7				1B G4-6-3 BB		F8	F4		3	1	0	0	1	2			
Don Slaught, R (1, 2) OBP: 0.279, SLG: 0.315	FC6-4				G4-6-3 1B		F7	FC6-4		4	0	1	0	0	2			
Greg Pryor, R (1, 4) OBP: 0.275, SLG: 0.368			G6-4-3 1B		G4-6-3 1B		4-3			3	0	2	0	0	0			
U L Washington, S (1, 6) OBP: 0.299, SLG: 0.277			G6-4-3 1B		G4-6-3			F9		3	0	1	0	0	2			
<b>Inning Stats</b>	R: 0 E: 0 K: 1 S: 5	H: 0 LOB: 0 BB: 0 P: 5	R: 0 E: 0 K: 0 S: 4	H: 1 LOB: 1 BB: 0 P: 4	R: 0 E: 0 K: 0 S: 4	H: 2 LOB: 1 BB: 0 P: 4	R: 0 E: 0 K: 0 S: 3	H: 0 LOB: 0 BB: 0 P: 3	R: 0 E: 0 K: 0 S: 3	H: 0 LOB: 0 BB: 0 P: 3	R: 0 E: 0 K: 0 S: 3	H: 0 LOB: 0 BB: 0 P: 3	R: 1 E: 0 K: 1 S: 7	H: 2 LOB: 1 BB: 0 P: 7	1B: 7 2B: 0 3B: 0 HR: 1	SF: 0 SAC: 0 DP: 3 HBP: 0	WP: 0 PB: 0 SB: 0 CS: 0	PA: 34
<b>PITCHER</b> Scott McGregor, L (1, 1) ERA: 3.96	IP: 9.0 WLS: W BF: 34 H: 8 R: 2 ER: 2 SO: 2 BB: 1 IBB: 0 HBP: 0 BLK: 0 WP: 0 HR: 1 S: 37 P: 41 ERA: 2.00 WHIP: 1.000																	

Batter	1	2	3	4	5	6	7	8	9	AB	R	H	RBI	BB	SO	LOB	BOTTOM			
Lenn Sakata, R (1, 4) OBP: 0.221, SLG: 0.192	4-3		F7				BB HR BB			3	1	1	0	1	0	0	Kansas City Royals @ Baltimore Orioles Memorial Stadium, Baltimore, MD Sat Jul 07 1984, 7:05 PM EDT Unknown <a href="http://livebaseballscorecards.com">livebaseballscorecards.com</a>			
Floyd Rayford, R (1, 2) OBP: 0.326, SLG: 0.405	6-3		F8		F8		BB HR 1B			4	1	1	0	0	0	1				
Cal Ripken Jr., R (1, 6) OBP: 0.363, SLG: 0.483	5-3		F9		1-3		HR BB			3	1	0	0	1	0	1				
Eddie Murray, S (1, 3) OBP: 0.417, SLG: 0.528		E 2B 1B		G6-4-3 BB 1B		F7	HR			4	2	3	4	0	0	0				
Gary Roenicke, R (1, 7) OBP: 0.358, SLG: 0.382		E7 2B		G6-4-3 BB		F8	K			3	1	1	0	1	1	1				
Benny Avila, R (1, 10) OBP: 0.233, SLG: 0.264		F8 2B		G6-4-3		F8	2B			3	0	1	2	0	0	3				
Jim Dwyer, L (8, FH) OBP: 0.331, SLG: 0.326				1-2 2-3				K		1	0	0	0	0	1	0				
Mike Young, S (1, 9) OBP: 0.341, SLG: 0.401		5-3				K		K2-3		3	0	0	0	0	2	2				
John Shelby, S (1, 8) OBP: 0.229, SLG: 0.280		F8			5-3		F8	K		4	0	0	0	0	1	3				
Todd Cruz, R (1, 5) OBP: 0.234, SLG: 0.291		5-3			5-3		6-3			3	0	0	0	0	0	1				
<b>Inning Stats</b>	R: 0 E: 0 K: 0 S: 3	H: 0 LOB: 0 BB: 0 P: 3	R: 2 E: 1 K: 0 S: 6	H: 2 LOB: 1 BB: 0 P: 6	R: 0 E: 0 K: 0 S: 3	H: 0 LOB: 0 BB: 0 P: 3	R: 0 E: 0 K: 0 S: 3	H: 1 LOB: 2 BB: 1 P: 8	R: 0 E: 0 K: 0 S: 4	H: 1 LOB: 1 BB: 0 P: 4	R: 0 E: 0 K: 1 S: 6	H: 1 LOB: 1 BB: 0 P: 6	R: 4 E: 0 K: 1 S: 7	H: 2 LOB: 2 BB: 2 P: 15	R: 0 E: 0 K: 3 S: 9	H: 0 LOB: 0 BB: 0 P: 9	1B: 4 2B: 2 3B: 0 HR: 1	SF: 0 SAC: 0 DP: 1 HBP: 1	WP: 0 PB: 0 SB: 0 CS: 0	PA: 35
<b>PITCHER</b> Larry Gura, L (1, 1) ERA: 4.85 Joe Beckwith, R (8, 1) ERA: 4.89	IP: 7.0 WLS: L BF: 32 H: 7 R: 0 ER: 5 SO: 2 BB: 3 IBB: 0 HBP: 1 BLK: 0 WP: 0 HR: 1 S: 45 P: 45 ERA: 6.43 WHIP: 1.429																			



Batter	1	2	3	4	5	6	7	8	9	AB	R	H	RBI	BB	SO	LOB	TOP					
Willie Wilson, S (1, 8) OBP: 0.341, SLG: 0.392 Leon Roberts, R (8, 7) OBP: 0.263, SLG: 0.286	0-0 4-3		4-0 BB		0-0 F8			0-0 4-3		3	0	0	0	1	0	1	<b>Kansas City Royals @ Baltimore Orioles</b> Memorial Stadium, Baltimore, MD Sat Jul 07 1984, 7:05 PM EDT Att: 46,842 - Unknown					
U L Washington, S (1, 6) OBP: 0.264, SLG: 0.278	4-0 BB		0-0 F2		0-3 K			0-0 BB 1B		3	0	1	0	1	1	2						
George Brett, L (1, 5) OBP: 0.352, SLG: 0.491 Buddy Biancalana, S (8, 4) OBP: 0.297, SLG: 0.389	0-0 F8			0-0 4-3		0-3 K		0-0 F7		4	0	0	0	0	1	2						
Hal McRae, R (1, 10) OBP: 0.343, SLG: 0.346	0-0 2-3			4-0 1B BB		0-0 F9		4-0 1-2 BB		2	0	0	0	2	0	1						
Darryl Motley, R (1, 9) OBP: 0.327, SLG: 0.444		0-0 F8		0-0 1-2 1B		0-0 6-3		0-0 4-3		4	0	1	0	0	0	2						
Steve Balboni, R (1, 3) OBP: 0.315, SLG: 0.487		0-0 6-3		0-3 K			4-0 WP BB		0-0 F8	3	0	0	0	1	1	2						
Butch Davis, R (1, 7) OBP: 0.215, SLG: 0.202		0-3 K2-3		0-3 K			0-3 K		0-0 6-3	4	0	0	0	0	3	3						
Greg Pryor, R (1, 4) OBP: 0.268, SLG: 0.358			0-0 F9		0-0 F7		0-0 F4		0-0 G3	4	0	0	0	0	0	1						
John Wathan, R (1, 2) OBP: 0.286, SLG: 0.264			0-0 F9				0-0 F7			3	0	1	0	0	0	1						
<b>Inning Stats</b>	R: 0 E: 0 K: 0 S: 3	H: 0 LOB: 1 BB: 1 P: 7	R: 0 E: 0 K: 1 S: 5	H: 0 LOB: 0 BB: 0 P: 5	R: 0 E: 0 K: 0 S: 3	H: 0 LOB: 1 BB: 1 P: 7	R: 0 E: 0 K: 2 S: 8	H: 1 LOB: 2 BB: 1 P: 12	R: 0 E: 0 K: 1 S: 6	H: 1 LOB: 1 BB: 0 P: 6	R: 0 E: 0 K: 1 S: 5	H: 0 LOB: 0 BB: 0 P: 5	R: 0 E: 0 K: 1 S: 5	H: 0 LOB: 1 BB: 1 P: 9	R: 0 E: 0 K: 0 S: 4	H: 1 LOB: 2 BB: 1 P: 8		R: 0 E: 0 K: 0 S: 3	H: 0 LOB: 0 BB: 0 P: 3	1B: 3 2B: 0 3B: 0 HR: 0	SF: 0 SAC: 0 DP: 0 HBP: 0	WP: 1 PB: 0 SB: 0 CS: 0
<b>PITCHER</b> Mike Flanagan, L (1, 1) ERA: 3.3	IP: 9.0 WLS: W BF: 35 H: 3 R: 0 ER: 0 SO: 6 BB: 5 IBB: 0 HBP: 0 BLK: 0 WP: 1 HR: 0 S: 42 P: 62 ERA: 0.00 WHIP: 0.889															<b>PITCHER</b>						

Batter	1	2	3	4	5	6	7	8	9	AB	R	H	RBI	BB	SO	LOB	BOTTOM			
Lenn Sakata, R (1, 4) OBP: 0.232, SLG: 0.195	0-0 F9		0-0 6-3		4-0 2B FC4-6 BB	0-0 2B 1B	0-0 E4			4	2	1	0	1	0	2	<b>Kansas City Royals @ Baltimore Orioles</b> Memorial Stadium, Baltimore, MD Sat Jul 07 1984, 7:05 PM EDT Att: 46,842 - Unknown			
Floyd Rayford, R (1, 2) OBP: 0.336, SLG: 0.416	4-0 BB		0-0 G6-4-3 1B		0-3 K	0-0 1B 2B	0-0 F9			4	0	2	1	1	1	5				
Cal Ripken Jr., R (1, 6) OBP: 0.363, SLG: 0.485	0-0 F3		0-0 G6-4-3 1-2		0-0 FC4-6 1-3 2-H 2B	0-0 6-3		0-0 1B		5	0	2	1	0	0	3				
Eddie Murray, S (1, 3) OBP: 0.422, SLG: 0.528	0-0 5-3			4-0 WP 1B BB	4-0 FC4-6 IBB		4-0 FC4-6 BB	0-0 G6-4-3 1B		2	1	1	0	3	0	1				
Gary Roenicke, R (1, 7) OBP: 0.359, SLG: 0.383 John Lowenstein, L (5, FH) OBP: 0.346, SLG: 0.380		0-0 2B 1B		0-3 K	0-0 FC4-6	0-0 F8	0-0 F5			2	1	1	0	0	1	1				
Benny Avila, R (1, 10) OBP: 0.242, SLG: 0.273 Ken Singleton, S (5, FH) OBP: 0.297, SLG: 0.284		0-3 K		0-0 K	0-3 K	0-0 FC4-6 1B HBP	0-0 G6-4-3			3	0	0	1	0	0	5				
Mike Young, S (1, 9) OBP: 0.344, SLG: 0.419		0-0 F8		0-3 K		0-0 K		0-0 1B E HBP		3	2	1	1	0	1	2				
John Shelby, S (1, 8) OBP: 0.234, SLG: 0.289		0-0 1-H 2B		0-0 G3		0-0 4-3	0-0 E BB 1B			4	0	2	2	0	0	1				
Todd Cruz, R (1, 5) OBP: 0.243, SLG: 0.292		0-0 F9			0-0 2B 1B	0-3 K	4-0 E BB			3	1	1	0	1	1	1				
<b>Inning Stats</b>	R: 0 E: 0 K: 0 S: 3	H: 0 LOB: 1 BB: 1 P: 7	R: 1 E: 0 K: 1 S: 7	H: 2 LOB: 1 BB: 0 P: 7	R: 0 E: 0 K: 0 S: 3	H: 1 LOB: 0 BB: 0 P: 3	R: 1 E: 0 K: 2 S: 8	H: 1 LOB: 1 BB: 1 P: 12	R: 2 E: 0 K: 2 S: 9	H: 2 LOB: 2 BB: 2 P: 17	R: 2 E: 0 K: 1 S: 8	H: 3 LOB: 1 BB: 0 P: 8	R: 2 E: 1 K: 0 S: 5	H: 1 LOB: 3 BB: 2 P: 14	R: 0 E: 0 K: 0 S: 4	H: 2 LOB: 1 BB: 0 P: 4		1B: 8 2B: 3 3B: 0 HR: 1	SF: 0 SAC: 0 DP: 2 HBP: 1	WP: 1 PB: 0 SB: 1 CS: 0
<b>PITCHER</b> Mike Jones, L (1, 1) ERA: 6.91 Mark Huisman, R (5, 1) ERA: 6.27 Joe Beckwith, R (7, 1) ERA: 4.74	IP: 4.0 WLS: L BF: 19 H: 5 R: 4 ER: 4 SO: 3 BB: 3 IBB: 0 HBP: 0 BLK: 0 WP: 0 HR: 0 S: 22 P: 34 ERA: 9.00 WHIP: 2.000															<b>PITCHER</b>				







Batter	1	2	3	4	5	6	7	8	9	AB	R	H	RBI	BB	SO	LOB	TOP								
Rudy Law, L OBP: 0.332, SLG: 0.375 (1, 8)	0-0 4-3			0-0 F9		0-0 1B 2B 1B		0-0 4-3		4	1	1	0	0	0	0	Chicago White Sox @ Baltimore Orioles Memorial Stadium, Baltimore, MD Thu Jul 12 1984, 7:05 PM EDT Unknown  livebaseballscores.com								
Jerry Hairston, S OBP: 0.424, SLG: 0.449 (1, 10)	0-0 6-3			4-0 BB		0-0 2B 1-3 1B		4-0 BB		2	0	1	0	2	0	0									
Harold Baines, L OBP: 0.340, SLG: 0.492 (1, 9)	0-0 1-3			0-3 K		0-0 1-3 2B		0-3 K2-3		4	0	1	1	0	2	2									
Greg Walker, L OBP: 0.307, SLG: 0.483 (1, 3)		0-3 K		0-3 K		0-3 IBB		0-3 K		3	0	0	0	1	3	1									
Ron Kittle, R OBP: 0.326, SLG: 0.504 (1, 7)		0-3 K			0-3 K2-3	0-0 F6		4-0 BB		3	0	0	0	1	2	3									
Marc Hill, R OBP: 0.298, SLG: 0.398 (1, 2)		0-3 K			0-0 F6		0-0 6-3 SH3-4 1B		0-0 F7	3	0	1	0	0	1	0									
Dave Stegman, R OBP: 0.310, SLG: 0.402 (7, PR)										0	0	0	0	0	0	0									
Joel Skinner, R OBP: 0.254, SLG: 0.250 (7, 2)										0	0	0	0	0	0	0									
Carlton Fisk, R OBP: 0.279, SLG: 0.409 (9, PH)										1	0	0	0	0	0	1									
Scott Fletcher, R OBP: 0.354, SLG: 0.316 (1, 6)			0-0 F8		0-0 5-3		0-0 SH3-4		0-0 F9	2	0	0	0	0	0	0									
Greg Luzinski, R OBP: 0.335, SLG: 0.343 (9, PH)							1-2			1	0	0	0	0	0	1									
Vance Law, R OBP: 0.286, SLG: 0.415 (1, 5)			0-0 6-3			0-3 K		0-0 6-3		3	0	0	0	0	1	2									
Julio Cruz, S OBP: 0.271, SLG: 0.278 (1, 4)			0-0 3-1			0-0 6-3		0-0 F7		3	0	0	0	0	0	0									
<b>Inning Stats</b>	R: 0 E: 0 K: 0 S: 3	H: 0 LOB: 0 BB: 0 P: 3	R: 0 E: 0 K: 3 S: 9	H: 0 LOB: 0 BB: 0 P: 9	R: 0 E: 0 K: 0 S: 3	H: 0 LOB: 0 BB: 0 P: 3	R: 0 E: 0 K: 2 S: 7	H: 0 LOB: 1 BB: 1 P: 11	R: 0 E: 0 K: 1 S: 5	H: 0 LOB: 0 BB: 0 P: 5	R: 1 E: 0 K: 1 S: 8	H: 3 LOB: 3 BB: 1 P: 12	R: 0 E: 0 K: 0 S: 3	H: 1 LOB: 1 BB: 0 P: 3	R: 0 E: 0 K: 1 S: 5	H: 0 LOB: 1 BB: 1 P: 9	R: 0 E: 0 K: 1 S: 5	H: 0 LOB: 1 BB: 1 P: 9	1B: 3 2B: 1 3B: 0 HR: 0	SF: 0 SAC: 1 DP: 0 HBP: 0	WP: 0 PB: 0 SB: 0 CS: 0	PA: 34			
<b>PITCHER</b>	IP	WLS	BF	H	R	ER	SO	BB	IBB	HBP	BLK	WP	HR	S	P	ERA	WHIP								
Storm Davis, R ERA: 2.59 (1, 1)	6.0	W	23	3	1	1	7	1	1	0	0	0	0	35	43	1.50	0.667								
Sammy Stewart, R ERA: 2.68 (7, 1)	3.0	S	11	1	0	0	2	2	0	0	0	0	0	13	21	0.00	1.000								

Batter	1	2	3	4	5	6	7	8	9	AB	R	H	RBI	BB	SO	LOB	BOTTOM								
Al Bumbry, L OBP: 0.292, SLG: 0.291 (1, 8)	0-0 F8		0-0 F7		0-3 K			0-0 6-3		4	0	0	0	0	1	0	Chicago White Sox @ Baltimore Orioles Memorial Stadium, Baltimore, MD Thu Jul 12 1984, 7:05 PM EDT Unknown  livebaseballscores.com								
Jim Dwyer, L OBP: 0.323, SLG: 0.316 (1, 9)	0-0 F3		0-0 F9			0-0 F7		0-0 F8		4	0	0	0	0	0	0									
Cal Ripken Jr., R OBP: 0.361, SLG: 0.488 (1, 6)	0-0 1B		0-0 F7			0-0 4-3		0-0 3-1		4	0	1	0	0	0	0									
Eddie Murray, S OBP: 0.420, SLG: 0.532 (1, 3)	0-0 FC6			0-0 F5		0-0 HR				3	1	2	1	0	0	0									
John Lowenstein, L OBP: 0.341, SLG: 0.374 (1, 7)	0-0 FC6			0-0 F3		0-0 E4				3	0	0	0	0	0	2									
Ken Singleton, S OBP: 0.297, SLG: 0.285 (1, 10)		0-0 F3		0-0 1B		0-3 K				3	0	1	0	0	1	1									
Wayne Gross, L OBP: 0.371, SLG: 0.461 (1, 5)		0-0 HR			0-0 4-3			0-0 F9		3	1	1	1	0	0	1									
Todd Cruz, R OBP: 0.246, SLG: 0.287 (8, 5)										0	0	0	0	0	0	0									
Rich Dauer, R OBP: 0.281, SLG: 0.332 (1, 4)		0-0 4-3			0-0 1-3			0-0 F7		3	0	0	0	0	0	0									
Rick Dempsey, R OBP: 0.287, SLG: 0.272 (1, 2)		0-3 K			0-0 4-3			0-0 F6		3	0	0	0	0	1	0									
<b>Inning Stats</b>	R: 0 E: 0 K: 0 S: 5	H: 2 LOB: 2 BB: 0 P: 5	R: 1 E: 0 K: 1 S: 6	H: 1 LOB: 0 BB: 0 P: 6	R: 0 E: 0 K: 0 S: 3	H: 0 LOB: 0 BB: 0 P: 3	R: 0 E: 0 K: 0 S: 4	H: 1 LOB: 1 BB: 0 P: 4	R: 0 E: 0 K: 1 S: 5	H: 0 LOB: 0 BB: 0 P: 5	R: 1 E: 1 K: 1 S: 7	H: 1 LOB: 1 BB: 0 P: 7	R: 0 E: 0 K: 0 S: 3	H: 0 LOB: 0 BB: 0 P: 3	R: 0 E: 0 K: 0 S: 3	H: 0 LOB: 0 BB: 0 P: 3		1B: 3 2B: 0 3B: 0 HR: 2	SF: 0 SAC: 0 DP: 0 HBP: 0	WP: 0 PB: 0 SB: 0 CS: 0	PA: 30				
<b>PITCHER</b>	IP	WLS	BF	H	R	ER	SO	BB	IBB	HBP	BLK	WP	HR	S	P	ERA		WHIP							
LaMarr Hoyt, R ERA: 4.07 (1, 1)	8.0	L	30	5	2	2	3	0	0	0	0	0	2	36	36	2.25	0.625								



Batter	1	2	3	4	5	6	7	8	9	AB	R	H	RBI	BB	SO	LOB	TOP			
Rudy Law, L OBP: 0.332, SLG: 0.372 Jerry Hairston, S OBP: 0.419, SLG: 0.443 (8, PH)	F9		G6-3			BB		K		2	0	0	0	1	0	2	Chicago White Sox @ Baltimore Orioles Memorial Stadium, Baltimore, MD Thu Jul 12 1984, 7:05 PM EDT Att: 36,302 - Unknown			
Scott Fletcher, R OBP: 0.352, SLG: 0.315	B3-1			1B		1-3		F7		4	0	1	0	0	0	1				
Carlton Fisk, R OBP: 0.273, SLG: 0.399	F8			K				F8		4	0	0	0	0	1	1				
Greg Luzinski, R OBP: 0.330, SLG: 0.337		F8		3		5-3		5-3		4	0	0	0	0	1	1				
Ron Kittle, R OBP: 0.327, SLG: 0.502		F3			3-1					3	0	1	0	0	0	0				
Dave Stegman, R OBP: 0.311, SLG: 0.400					F6		1B			3	0	1	0	0	1	0				
Greg Walker, L OBP: 0.312, SLG: 0.488				6-3				F9		2	0	1	0	0	0	2				
Vance Law, R OBP: 0.283, SLG: 0.410				6-3		1-3		F8		3	0	0	0	0	0	2				
Julio Cruz, S OBP: 0.272, SLG: 0.276						4-3		4-3		2	0	0	0	1	0	0				
<b>Inning Stats</b>	R: 0 E: 0 K: 0 S: 3	H: 0 LOB: 0 BB: 0 P: 3	R: 0 E: 0 K: 1 S: 5	H: 0 LOB: 0 BB: 0 P: 5	R: 0 E: 0 K: 1 S: 3	H: 1 LOB: 1 BB: 1 P: 7	R: 0 E: 0 K: 1 S: 5	H: 1 LOB: 0 BB: 0 P: 5	R: 0 E: 0 K: 0 S: 2	H: 0 LOB: 1 BB: 1 P: 6	R: 0 E: 0 K: 0 S: 5	H: 2 LOB: 2 BB: 0 P: 5	R: 0 E: 0 K: 1 S: 5	H: 0 LOB: 0 BB: 0 P: 5	R: 0 E: 0 K: 1 S: 5	H: 0 LOB: 0 BB: 0 P: 5	1B: 3 2B: 3 3B: 0 HR: 0	SF: 0 SAC: 0 DP: 3 HBP: 1	WP: 0 PB: 0 CS: 0	PA: 31
<b>PITCHER</b> Scott McGregor, L ERA: 3.71	IP: 9.0 WLS: W BF: 31 H: 4 R: 0 ER: 0 SO: 4 BB: 2 IBB: 0 HBP: 1 BLK: 0 WP: 0 HR: 0 S: 36 P: 45 ERA: 0.00 WHIP: 0.667																			

Batter	1	2	3	4	5	6	7	8	9	AB	R	H	RBI	BB	SO	LOB	BOTTOM			
John Shelby, S OBP: 0.231, SLG: 0.284	F3					K				4	0	1	1	0	1	2	Chicago White Sox @ Baltimore Orioles Memorial Stadium, Baltimore, MD Thu Jul 12 1984, 7:05 PM EDT Att: 36,302 - Unknown			
Wayne Gross, L OBP: 0.373, SLG: 0.462 Todd Cruz, R OBP: 0.246, SLG: 0.287			F2					4-3		4	1	2	0	0	0	3				
Cal Ripken Jr., R OBP: 0.365, SLG: 0.504						3B				3	1	2	2	0	0	1				
Eddie Murray, S OBP: 0.415, SLG: 0.526										4	0	0	0	0	1	2				
John Lowenstein, L OBP: 0.335, SLG: 0.366										4	0	0	0	0	2	2				
Mike Young, S OBP: 0.337, SLG: 0.404										3	0	0	0	1	2	1				
Gary Roenicke, R OBP: 0.353, SLG: 0.371										2	0	0	0	1	0	2				
Floyd Rayford, R OBP: 0.340, SLG: 0.412										2	0	0	0	1	1	1				
Lenn Sakata, R OBP: 0.225, SLG: 0.190										3	1	1	0	0	0	1				
<b>Inning Stats</b>	R: 0 E: 0 K: 0 S: 3	H: 1 LOB: 0 BB: 0 P: 3	R: 0 E: 0 K: 3 S: 9	H: 0 LOB: 0 BB: 0 P: 9	R: 1 E: 0 K: 0 S: 4	H: 1 LOB: 1 BB: 1 P: 8	R: 0 E: 0 K: 1 S: 5	H: 0 LOB: 2 BB: 1 P: 10	R: 0 E: 0 K: 2 S: 7	H: 0 LOB: 0 BB: 0 P: 7	R: 1 E: 0 K: 1 S: 7	H: 2 LOB: 1 BB: 0 P: 7	R: 0 E: 0 K: 0 S: 4	H: 1 LOB: 2 BB: 1 P: 8	R: 1 E: 0 K: 0 S: 4	H: 1 LOB: 0 BB: 0 P: 4	1B: 4 2B: 0 3B: 1 HR: 1	SF: 0 SAC: 0 DP: 1 HBP: 1	WP: 0 PB: 0 CS: 0	PA: 33
<b>PITCHER</b> Gene Nelson, R ERA: 2.08	IP: 8.0 WLS: L BF: 33 H: 6 R: 3 ER: 3 SO: 7 BB: 3 IBB: 0 HBP: 1 BLK: 0 WP: 0 HR: 1 S: 43 P: 56 ERA: 3.38 WHIP: 1.125																			







Batter	1	2	3	4	5	6	7	8	9	AB	R	H	RBI	BB	SO	LOB	TOP		
Scott Fletcher, R OBP: 0.391, SLG: 0.315 (1, 6)										4	0	0	0	0	0	0			
Carlton Fisk, R OBP: 0.271, SLG: 0.393 (1, 2)										4	0	1	0	0	0	0			
Harold Baines, L OBP: 0.338, SLG: 0.494 (1, 9)										3	2	1	1	0	0	0			
Ron Kittle, R OBP: 0.321, SLG: 0.492 (1, 7)										4	0	0	0	0	1	2			
Greg Luzinski, R OBP: 0.331, SLG: 0.333 (1, 10)										2	0	0	0	2	0	0			
Dave Stegman, R OBP: 0.309, SLG: 0.386 (1, 8)										3	0	0	1	1	0	2			
Greg Walker, L OBP: 0.310, SLG: 0.484 Mike Squires, L OBP: 0.234, SLG: 0.200 (7, 3)										3	0	0	0	0	1	2			
Vance Law, R OBP: 0.286, SLG: 0.405 (1, 5)										3	0	0	0	0	0	0			
Julio Cruz, S OBP: 0.275, SLG: 0.292 (1, 4)										3	1	1	1	0	0	0			
<b>Inning Stats</b>	R: 0 E: 0 K: 0 S: 3	H: 0 LOB: 0 BB: 0 P: 3	R: 0 E: 0 K: 0 S: 3	H: 0 LOB: 0 BB: 0 P: 3	R: 1 E: 0 K: 0 S: 4	H: 1 LOB: 0 BB: 0 P: 4	R: 1 E: 0 K: 1 S: 6	H: 1 LOB: 2 BB: 2 P: 14	R: 0 E: 0 K: 0 S: 3	H: 0 LOB: 0 BB: 0 P: 3	R: 0 E: 0 K: 0 S: 3	H: 0 LOB: 0 BB: 0 P: 3	R: 0 E: 0 K: 0 S: 3	H: 0 LOB: 0 BB: 0 P: 3	R: 1 E: 1 K: 1 S: 7	H: 1 LOB: 2 BB: 1 P: 11	1B: 1 2B: 0 3B: 0 HR: 2	SF: 0 SAC: 1 DP: 0 HBP: 0	WP: 1 PA: 34 CS: 0
<b>PITCHER</b> Mike Flanagan, L ERA: 3.21 (1, 1)	IP: 9.0 WLS: L BF: 34 H: 3 R: 3 ER: 2 SO: 3 BB: 2 IBB: 1 HBP: 0 BLK: 0 WP: 1 HR: 2 S: 37 P: 49 ERA: 2.00 WHIP: 0.556															<b>PITCHER</b> IP: 9.0 WLS: L BF: 34 H: 3 R: 3 ER: 2 SO: 3 BB: 2 IBB: 1 HBP: 0 BLK: 0 WP: 1 HR: 2 S: 37 P: 49 ERA: 2.00 WHIP: 0.556			

Chicago White Sox @ Baltimore Orioles  
Memorial Stadium, Baltimore, MD  
Sat Jul 14 1984, 3:33 AM EDT  
Att: 26,721 - Unknown

AB 30  
R 3  
H 3  
RBI 3  
BB 3  
SO 3  
LOB 8



Batter	1	2	3	4	5	6	7	8	9	AB	R	H	RBI	BB	SO	LOB	BOTTOM				
Al Bumbry, L OBP: 0.289, SLG: 0.288 (1, 8)										4	0	1	0	0	2	1					
Jim Dwyer, L OBP: 0.321, SLG: 0.309 (1, 9)										2	0	0	0	1	1	0					
Cal Ripken Jr., R OBP: 0.367, SLG: 0.520 (1, 6)										4	0	1	1	0	0	1					
Eddie Murray, S OBP: 0.409, SLG: 0.516 (1, 3)										4	0	1	0	0	2	4					
Wayne Gross, L OBP: 0.374, SLG: 0.460 (1, 5)										4	0	1	0	0	0	0					
John Lowenstein, L OBP: 0.332, SLG: 0.378 (1, 7)										4	1	1	1	0	0	2					
Ken Singleton, S OBP: 0.292, SLG: 0.279 (1, 10)										4	0	0	0	0	1	2					
Rich Dauer, R OBP: 0.277, SLG: 0.328 Mike Young, S OBP: 0.333, SLG: 0.394 (9, PH)										3	0	0	0	0	0	2					
Floyd Rayford, R OBP: 0.345, SLG: 0.435 (1, 2)										3	1	2	0	0	0	0					
<b>Inning Stats</b>	R: 0 E: 0 K: 1 S: 5	H: 2 LOB: 2 BB: 0 P: 5	R: 0 E: 0 K: 0 S: 5	H: 2 LOB: 2 BB: 0 P: 5	R: 1 E: 0 K: 1 S: 7	H: 2 LOB: 1 BB: 0 P: 7	R: 0 E: 0 K: 0 S: 3	H: 0 LOB: 0 BB: 0 P: 3	R: 0 E: 0 K: 1 S: 7	H: 2 LOB: 3 BB: 1 P: 11	R: 0 E: 0 K: 1 S: 5	H: 0 LOB: 0 BB: 0 P: 5	R: 0 E: 0 K: 1 S: 5	H: 0 LOB: 0 BB: 0 P: 5	R: 0 E: 0 K: 1 S: 5	H: 0 LOB: 0 BB: 0 P: 5	R: 1 E: 0 K: 1 S: 6	H: 1 LOB: 0 BB: 0 P: 6	1B: 6 2B: 0 3B: 0 HR: 1	SF: 0 SAC: 1 DP: 0 HBP: 0	WP: 1 PA: 35 CS: 0
<b>PITCHER</b> Tom Seaver, R ERA: 4.41 (1, 1)	IP: 9.0 WLS: W BF: 35 H: 7 R: 2 ER: 2 SO: 7 BB: 1 IBB: 0 HBP: 0 BLK: 0 WP: 1 HR: 1 S: 48 P: 52 ERA: 2.00 WHIP: 0.889															<b>PITCHER</b> IP: 9.0 WLS: W BF: 35 H: 7 R: 2 ER: 2 SO: 7 BB: 1 IBB: 0 HBP: 0 BLK: 0 WP: 1 HR: 1 S: 48 P: 52 ERA: 2.00 WHIP: 0.889					

Chicago White Sox @ Baltimore Orioles  
Memorial Stadium, Baltimore, MD  
Sat Jul 14 1984, 3:33 AM EDT  
Att: 26,721 - Unknown

AB 33  
R 2  
H 7  
RBI 2  
BB 1  
SO 7  
LOB 12





Batter	1	2	3	4	5	6	7	8	9	AB	R	H	RBI	BB	SO	LOB	TOP										
<b>Rudy Law, L</b> OBP: 0.336, SLG: 0.369 (1, 8)	4-0 G6-3 BB		0-3 K		0-0 F8			0-0 FC3-6 1B 1B		3	1	1	0	1	1	0											
<b>Carlton Fisk, R</b> OBP: 0.276, SLG: 0.413 (1, 2)	0-0 G6-3 1-2		0-0 F5			0-0 HR		0-0 FC3-6 1B		4	1	2	1	0	0	1											
<b>Harold Baines, L</b> OBP: 0.340, SLG: 0.492 (1, 9)	4-0 BB		0-0 1B			0-0 G4-1		0-0 FC3-6 1B		3	0	1	0	1	0	2											
<b>Greg Walker, L</b> OBP: 0.309, SLG: 0.479 (1, 3)	0-0 4-3		0-0 F7			0-3 K		0-0 FC5-4 1B		4	0	1	1	0	1	2											
<b>Ron Kittle, R</b> OBP: 0.317, SLG: 0.485 (1, 7)		0-0 E5 6-3 6-3		0-3 K		0-3 K		0-3 K		4	1	0	0	0	3	2											
<b>Greg Luzinski, R</b> OBP: 0.333, SLG: 0.344 (1, 10)		0-0 6-3 2-3		0-0 5-3				0-0 FC5-4 1-2		4	1	1	1	0	0	3											
<b>Mike Squires, L</b> OBP: 0.224, SLG: 0.190 <b>Dave Stegman, R</b> OBP: 0.305, SLG: 0.382 (9, PH)		0-0 6-3		0-0 1-3				0-0 6-3		3	0	0	1	0	0	0											
<b>Scott Fletcher, R</b> OBP: 0.353, SLG: 0.322 (1, 6)		0-0 E9 3-H 2B				0-0 F7		0-0 G4-6-3 1B		4	0	2	0	0	1	0											
<b>Julio Cruz, S</b> OBP: 0.271, SLG: 0.287 (1, 4)		0-0 6-3				0-0 F9		0-0 G4-6-3 1-2		4	0	0	0	0	1	2											
<b>Inning Stats</b>	R: 0 E: 0 K: 0 S: 2	H: 0 LOB: 1 BB: 2 P: 10	R: 1 E: 2 K: 0 S: 5	H: 1 LOB: 1 BB: 0 P: 5	R: 0 E: 0 K: 1 S: 6	H: 1 LOB: 0 BB: 0 P: 6	R: 0 E: 0 K: 1 S: 5	H: 0 LOB: 0 BB: 0 P: 5	R: 0 E: 0 K: 0 S: 3	H: 0 LOB: 0 BB: 0 P: 3	R: 1 E: 0 K: 2 S: 8	H: 1 LOB: 0 BB: 0 P: 8	R: 1 E: 0 K: 0 S: 4	H: 2 LOB: 0 BB: 0 P: 4	R: 1 E: 0 K: 1 S: 8	H: 3 LOB: 2 BB: 0 P: 8	R: 0 E: 0 K: 2 S: 7	H: 0 LOB: 0 BB: 0 P: 7	1B: 5 2B: 1 3B: 0 HR: 2	SF: 0 SAC: 0 DP: 2 HBP: 0	WP: 0 PB: 0 SB: 0 CS: 0	PA: 36					
<b>PITCHER</b>	IP	WLS	BF	H	R	ER	SO	BB	IBB	HBP	BLK	WP	HR	S	P	ERA	WHIP										
<b>Dennis Martinez, R</b> ERA: 4.39 (1, 1)	5.2	W	22	3	2	1	3	2	0	0	0	0	1	26	34	1.59	0.882										
<b>Sammy Stewart, R</b> ERA: 3.04 (6, 1)	1.1		7	4	2	2	1	0	0	0	0	0	1	9	9	13.50	3.000										
<b>Tippy Martinez, L</b> ERA: 3.58 (8, 1)	2.0	S	7	1	0	0	3	0	0	0	0	0	0	13	13	0.00	0.500										

Chicago White Sox @ Baltimore Orioles  
Memorial Stadium, Baltimore, MD  
Sun Jul 15 1984, 3:33 AM EDT  
Att: 43,935 - Unknown

AB 34  
R 4  
H 8  
RBI 4  
BB 2  
SO 7  
LOB 12



Batter	1	2	3	4	5	6	7	8	9	AB	R	H	RBI	BB	SO	LOB	BOTTOM										
<b>Mike Young, S</b> OBP: 0.335, SLG: 0.391 (1, 9)	0-0 5-3	0-0 F3 1-2		4-0 BB		0-0 1B		0-0 F7		4	0	1	0	1	0	1											
<b>John Shelby, S</b> OBP: 0.230, SLG: 0.279 (1, 8)	0-0 HR 1B		0-0 F3	4-3 BB		0-0 F8		0-0 F8		5	1	1	0	0	0	3											
<b>Cal Ripken Jr., R</b> OBP: 0.370, SLG: 0.532 (1, 6)	0-0 HR		0-0 4-3		0-0 F8		0-0 F7 1B 2B	0-0 BB BB 1B		5	2	3	2	0	0	0											
<b>Eddie Murray, S</b> OBP: 0.412, SLG: 0.523 (1, 3)	0-0 HR		4-0 BB		0-3 K		0-0 F7	4-0 FC5 BB BB		3	1	1	1	2	1	1											
<b>John Lowenstein, L</b> OBP: 0.336, SLG: 0.379 <b>Ken Singleton, S</b> OBP: 0.293, SLG: 0.278 (7, PH)	0-0 1B		0-0 E4 1-3		4-0 HR BB		0-3 K	4-0 1-2 2-3 BB		2	1	1	0	1	0	1											
<b>Wayne Gross, L</b> OBP: 0.255, SLG: 0.475 <b>Brent Arzoo, R</b> OBP: 0.232, SLG: 0.258 <b>Todd Cruz, R</b> OBP: 0.241, SLG: 0.282 (1, 5)	0-0 F3		0-0 F3		0-0 HR		0-0 HBP BB 1B	0-0 FC5		3	1	1	2	0	0	3											
<b>Jim Dwyer, L</b> OBP: 0.321, SLG: 0.309 <b>Rich Davier, R</b> OBP: 0.276, SLG: 0.326 (8, PH)	0-0 F3		0-0 F3		1-1 HR		0-0 HBP BB 1B	0-0 FC5		0	0	0	0	0	0	0											
<b>Gary Roenicke, R</b> OBP: 0.345, SLG: 0.358 (1, 7)	0-0 5-3			0-0 F7	0-0 F2		0-0 HBP BB			3	0	0	0	1	0	1											
<b>Floyd Rayford, R</b> OBP: 0.349, SLG: 0.429 (1, 2)		0-0 6-3		4-0 BB BB		0-0 6-3	1-0 1-2 2-3 HBP			2	0	0	0	1	0	0											
<b>Lenn Sakata, R</b> OBP: 0.229, SLG: 0.231 (1, 4)		0-0 CS 1B		0-0 F8		0-0 F8	0-0 F3			4	0	1	0	0	0	4											
<b>Inning Stats</b>	R: 3 E: 0 K: 0 S: 7	H: 4 LOB: 1 BB: 0 P: 7	R: 0 E: 0 K: 0 S: 3	H: 1 LOB: 0 BB: 0 P: 3	R: 0 E: 1 K: 0 S: 4	H: 0 LOB: 2 BB: 1 P: 8	R: 0 E: 0 K: 0 S: 3	H: 0 LOB: 2 BB: 2 P: 11	R: 2 E: 0 K: 1 S: 6	H: 1 LOB: 0 BB: 1 P: 10	R: 0 E: 0 K: 0 S: 4	H: 1 LOB: 1 BB: 0 P: 4	R: 1 E: 0 K: 1 S: 7	H: 2 LOB: 3 BB: 1 P: 12	R: 0 E: 0 K: 0 S: 4	H: 1 LOB: 3 BB: 2 P: 12	1B: 6 2B: 1 3B: 0 HR: 3	SF: 0 SAC: 0 DP: 0 HBP: 1	WP: 0 PB: 0 SB: 1 CS: 1	PA: 42							
<b>PITCHER</b>	IP	WLS	BF	H	R	ER	SO	BB	IBB	HBP	BLK	WP	HR	S	P	ERA	WHIP										
<b>Richard Dotson, R</b> ERA: 2.87 (1, 1)	5.0	L	25	4	5	5	1	4	0	0	0	0	0	6	6	6.75	1.500										
<b>Dan Spillner, R</b> ERA: 5.05 (7, PH)	1.1		6	2	1	1	0	0	0	0	0	0	0	6	6	6.75	1.500										
<b>Britt Burns, L</b> ERA: 4.79 (7, 1)	0.1		2	1	0	0	1	0	0	0	0	0	0	4	4	0.00	3.000										
<b>Al Jones, R</b> ERA: 3.98 (7, 1)	1.0		8	1	0	0	0	3	0	1	0	0	0	4	17	0.00	4.000										
<b>Juan Agosto, L</b> ERA: 2.25 (8, 1)	0.1		1	0	0	0	0	0	0	0	0	0	0	1	1	0.00	0.000										

Chicago White Sox @ Baltimore Orioles  
Memorial Stadium, Baltimore, MD  
Sun Jul 15 1984, 3:33 AM EDT  
Att: 43,935 - Unknown

AB 34  
R 6  
H 10  
RBI 6  
BB 7  
SO 2  
LOB 18







Batter	1	2	3	4	5	6	7	8	9	AB	R	H	RBI	BB	SO	LOB	TOP					
<b>Kirby Puckett, R</b> OBP: 0.340, SLG: 0.360 (1, 8)	4-0 L3 BB		0-0 FC4-6 CS			0-3 K2-3		0-0 5-3		3	0	0	1	1	1	2	<b>Minnesota Twins @ Baltimore Orioles</b> Memorial Stadium, Baltimore, MD Mon Jul 16 1984, 7:05 PM EDT Att: 24,178 - Unknown					
<b>Mickey Hatcher, R</b> OBP: 0.321, SLG: 0.380 (1, 7)	0-0 L3		0-0 CS	0-0 5-3		0-0 5-3		0-0 4-3		4	0	0	0	0	0	2						
<b>Kent Hrbek, L</b> OBP: 0.393, SLG: 0.507 (1, 3)	0-0 F9			0-0 F9		0-0 F8			0-0 E6 G5-4-3	4	0	0	0	0	0	0						
<b>Dave Engle, R</b> OBP: 0.331, SLG: 0.393 (1, 2)		0-0 6-3			0-3 K			0-0 FC1-5 2B	0-0 G5-4-3	4	0	1	0	0	1	1						
<b>Randy Bush, L</b> OBP: 0.291, SLG: 0.410 (1, 10)		0-0 F8			0-3 K			0-3 K	0-3 K	4	0	0	0	0	3	1						
<b>Tom Brunansky, R</b> OBP: 0.308, SLG: 0.413 (1, 9)		0-0 CS 1B			4-0 1B BB			0-0 FC1-5		2	0	1	0	1	0	1						
<b>Gary Gaetti, R</b> OBP: 0.316, SLG: 0.353 (1, 5)		0-0 CS	0-0 FC4-6 1B		0-0 F6			0-0 F5		3	1	1	0	0	0	2						
<b>Tim Teufel, R</b> OBP: 0.349, SLG: 0.412 (1, 4)			0-0 FC4-6 1B		0-0 1B			0-0 4-3		3	0	2	0	0	0	0						
<b>Houston Jimenez, R</b> OBP: 0.274, SLG: 0.277 (1, 6)			0-0 FC4-6		0-0 4-3			4-0 5-3 BB		2	0	0	0	0	0	4						
<b>Andre David, L</b> OBP: 0.308, SLG: 0.590 (8, PH)			1-2 2-3							0	0	0	0	1	0	0						
<b>Ron Washington, R</b> OBP: 0.295, SLG: 0.480 (8, 6)			1-2 2-3							0	0	0	0	0	0	0						
<b>Inning Stats</b>	R: 0 E: 0 K: 0 S: 2	H: 0 LOB: 0 BB: 1 P: 6	R: 0 E: 0 K: 0 S: 3	H: 1 LOB: 0 BB: 0 P: 3	R: 1 E: 0 K: 0 S: 4	H: 2 LOB: 0 BB: 0 P: 4	R: 0 E: 0 K: 1 S: 5	H: 0 LOB: 0 BB: 0 P: 5	R: 0 E: 0 K: 1 S: 6	H: 1 LOB: 2 BB: 1 P: 10	R: 0 E: 0 K: 1 S: 5	H: 0 LOB: 0 BB: 0 P: 5	R: 0 E: 0 K: 1 S: 6	H: 1 LOB: 1 BB: 0 P: 6	R: 0 E: 0 K: 0 S: 3	H: 0 LOB: 1 BB: 1 P: 7	R: 0 E: 1 K: 1 S: 5	H: 0 LOB: 0 BB: 0 P: 5	1B: 4 2B: 2 3B: 0 HR: 0	SF: 0 SAC: 0 DP: 2 HBP: 0	WP: 0 PB: 0 SB: 0 CS: 2	PA: 34
<b>PITCHER</b> <b>Storm Davis, R</b> ERA: 2.48 (1, 1)	IP: 9.0 WLS: W BF: 32 H: 5 R: 1 ER: 1 SO: 5 BB: 3 IBB: 0 HBP: 0 BLK: 0 WP: 0 HR: 0 S: 39 P: 51 ERA: 1.00 WHIP: 0.889																					

Batter	1	2	3	4	5	6	7	8	9	AB	R	H	RBI	BB	SO	LOB	BOTTOM					
<b>Al Bumbry, L</b> OBP: 0.284, SLG: 0.282 (1, 8)	0-3 K		0-0 6-3		0-0 F8		0-0 F7			4	0	0	0	0	1	1	<b>Minnesota Twins @ Baltimore Orioles</b> Memorial Stadium, Baltimore, MD Mon Jul 16 1984, 7:05 PM EDT Att: 24,178 - Unknown					
<b>John Shelby, S</b> OBP: 0.235, SLG: 0.296 (1, 9)	0-3 K		0-0 HR		0-0 4-3		2-3 1B			4	1	2	1	0	1	0						
<b>Cal Ripken Jr., R</b> OBP: 0.366, SLG: 0.526 (1, 6)	0-3 K		0-3 K		0-0 F8		0-0 F4			4	0	0	0	0	2	2						
<b>Eddie Murray, S</b> OBP: 0.418, SLG: 0.537 (1, 3)		4-0 1B BB	0-0 1B		0-0 1B		0-0 HR		0-0 HR	3	1	3	1	1	0	0						
<b>John Lowenstein, L</b> OBP: 0.335, SLG: 0.391 (1, 10)		0-0 F9	0-0 F7		0-0 HR		0-0 4-3			4	1	1	1	0	0	2						
<b>Wayne Gross, L</b> OBP: 0.371, SLG: 0.467 (1, 5)		0-0 F9			0-3 K		0-0 F8		4-0 CS BB	3	0	0	0	1	1	1						
<b>Todd Cruz, R</b> OBP: 0.241, SLG: 0.282 (8, FR) (9, 5)		0-0 F9			0-0 K		0-0 F8		0-0 CS BB	0	0	0	0	0	0	0						
<b>Gary Roenicke, R</b> OBP: 0.343, SLG: 0.355 (1, 7)		0-0 HBP 1B			0-0 6-3		0-3 K		0-0 5-3	4	0	1	0	0	1	1						
<b>Floyd Rayford, R</b> OBP: 0.355, SLG: 0.430 (1, 2)		1-0 HBP			0-0 E6 1B		0-0 E5 1B SH2-4			2	0	1	0	0	0	0						
<b>Lenn Sakata, R</b> OBP: 0.224, SLG: 0.226 (1, 4)		0-0 F5			0-0 F7		0-0 SH2-4			2	0	0	0	0	0	4						
<b>Inning Stats</b>	R: 0 E: 0 K: 3 S: 9	H: 0 LOB: 0 BB: 0 P: 9	R: 0 E: 0 K: 0 S: 4	H: 1 LOB: 1 BB: 1 P: 9	R: 1 E: 0 K: 1 S: 7	H: 2 LOB: 1 BB: 0 P: 7	R: 0 E: 1 K: 1 S: 6	H: 1 LOB: 1 BB: 0 P: 6	R: 0 E: 0 K: 0 S: 3	H: 0 LOB: 0 BB: 0 P: 3	R: 1 E: 0 K: 1 S: 6	H: 2 LOB: 0 BB: 0 P: 6	R: 0 E: 1 K: 0 S: 5	H: 1 LOB: 2 BB: 0 P: 5	R: 1 E: 0 K: 0 S: 3	H: 1 LOB: 1 BB: 1 P: 7	R: 1 E: 0 K: 0 S: 3	H: 1 LOB: 1 BB: 1 P: 7	1B: 5 2B: 0 3B: 0 HR: 3	SF: 0 SAC: 1 DP: 0 HBP: 1	WP: 0 PB: 0 SB: 0 CS: 1	PA: 34
<b>PITCHER</b> <b>Mike Smithson, R</b> ERA: 3.67 (1, 1)	IP: 8.0 WLS: L BF: 34 H: 8 R: 3 ER: 3 SO: 6 BB: 2 IBB: 0 HBP: 1 BLK: 0 WP: 0 HR: 3 S: 43 P: 52 ERA: 3.38 WHIP: 1.250																					

**AB 29**  
**R 1**  
**H 5**  
**RBI 1**  
**BB 3**  
**SO 5**  
**LOB 13**



**AB 30**  
**R 3**  
**H 8**  
**RBI 3**  
**BB 2**  
**SO 6**  
**LOB 11**





Batter	1	2	3	4	5	6	7	8	9	AB	R	H	RBI	BB	SO	LOB	TOP			
Kirby Puckett, R OBP: 0.339, SLG: 0.359	0-3 K		0-0 F9			0-0 1B		0-0 4-3		4	0	1	0	0	1	0	<b>Minnesota Twins @ Baltimore Orioles</b> Memorial Stadium, Baltimore, MD Tue Jul 17 1984, 7:05 PM EDT Att: 22,643 - Unknown			
Mickey Hatcher, R OBP: 0.326, SLG: 0.385	0-0 G6-4-3 1B			0-0 8-6 1B		0-0 1B		0-3 K		4	0	3	0	0	1	0				
Dave Engle, R OBP: 0.330, SLG: 0.391	0-0 G6-4-3			0-0 8-6		0-0 F9		0-0 1B		4	0	1	0	0	0	4				
Kent Hrbek, L OBP: 0.388, SLG: 0.500		0-0 F9		0-0 F8		0-0 4-3		0-0 6-3		4	0	0	0	0	0	3				
Tom Brunansky, R OBP: 0.304, SLG: 0.407		0-0 5-3			0-0 6-3		0-0 E5 1B		0-0 F3	4	0	0	0	0	0	0				
Gary Gaetti, R OBP: 0.315, SLG: 0.352		0-0 F9			0-0 5-3		0-0 F9		0-0 1B	4	0	1	0	0	0	1				
Tim Teufel, R OBP: 0.356, SLG: 0.422			0-0 4-3 SF8 2B		0-0 1B		0-0 1-2 1B		0-0 1-2 1B	4	1	4	0	0	0	0				
Dave Meier, R OBP: 0.309, SLG: 0.360			0-0 4-3		0-0 1-3		0-0 F8		0-0 F9	4	0	0	0	0	0	6				
Ron Washington, R OBP: 0.284, SLG: 0.467			0-0 SF8			0-0 F7		0-0 F8		0-0 F5	3	0	0	1	0	4				
<b>Inning Stats</b>	R: 0 E: 0 K: 1 S: 5	H: 1 LOB: 0 BB: 0 P: 5	R: 0 E: 0 K: 0 S: 3	H: 0 LOB: 0 BB: 0 P: 3	R: 1 E: 0 K: 0 S: 4	H: 1 LOB: 0 BB: 0 P: 4	R: 0 E: 0 K: 0 S: 3	H: 1 LOB: 0 BB: 0 P: 3	R: 0 E: 0 K: 0 S: 4	H: 2 LOB: 2 BB: 0 P: 5	R: 0 E: 1 K: 0 S: 5	H: 1 LOB: 2 BB: 0 P: 5	R: 0 E: 0 K: 1 S: 6	H: 1 LOB: 1 BB: 0 P: 6	R: 0 E: 0 K: 0 S: 5	H: 2 LOB: 2 BB: 0 P: 5	1B: 9 2B: 2 3B: 0 HR: 0	SF: 1 SAC: 0 DP: 2 HBP: 0	WP: 0 PB: 0 SB: 0 CS: 0	PA: 36
<b>PITCHER</b> Scott McGregor, L ERA: 3.55	IP: 9.0 WLS: W BF: 36 H: 10 R: 1 ER: 1 SO: 2 BB: 0 IBB: 0 HBP: 0 BLK: 0 WP: 0 HR: 0 S: 40 P: 40 ERA: 1.00 WHIP: 1.111															<b>PITCHER</b>				


Batter	1	2	3	4	5	6	7	8	9	AB	R	H	RBI	BB	SO	LOB	BOTTOM			
Floyd Rayford, R OBP: 0.358, SLG: 0.452	0-0 5-3		0-3 K		0-0 1B		0-0 HR			4	1	2	1	0	1	0	<b>Minnesota Twins @ Baltimore Orioles</b> Memorial Stadium, Baltimore, MD Tue Jul 17 1984, 7:05 PM EDT Att: 22,643 - Unknown			
John Shelby, S OBP: 0.235, SLG: 0.300	0-3 K		0-0 2B		0-0 F7		0-0 E4 2B			4	0	1	0	0	1	2				
Cal Ripken Jr., R OBP: 0.367, SLG: 0.529	0-0 6-3		0-3 K		0-0 FC6-4 1B		0-0 2B			4	0	2	1	0	1	1				
Eddie Murray, S OBP: 0.419, SLG: 0.535		0-0 1B SF7 1B	0-0 1-3		0-0 FC6-4		0-0 IBB			3	1	1	0	1	0	3				
Gary Roenicke, R OBP: 0.343, SLG: 0.355		0-0 SF7 1B		0-0 F4		0-0 F5		0-3 K		3	0	1	0	0	0	0				
John Lowenstein, L OBP: 0.333, SLG: 0.389		0-0 SF7 1B		0-0 F8		0-0 F5		0-0 K		1	0	0	0	0	1	3				
Benny Avila, R OBP: 0.236, SLG: 0.262		0-0 SF7 1B		0-0 F8		0-0 F5		0-3 K		3	0	1	0	0	0	0				
Jim Dwyer, L OBP: 0.319, SLG: 0.307		0-0 SF7 1B		0-0 F8		0-0 F5		0-0 K		1	0	0	0	0	1	0				
Mike Young, S OBP: 0.328, SLG: 0.384		0-0 SF7		0-3 K		0-0 6-3		0-0 F7		3	0	0	1	0	1	0				
Rich Dauer, R OBP: 0.280, SLG: 0.326					0-0 F9		0-0 F7		0-0 1B	3	0	1	0	1	0	0				
Rick Dempsey, R OBP: 0.286, SLG: 0.278		0-0 9-2			0-0 1B 2B		0-0 F8		0-0 1-3	4	1	1	0	0	0	4				
<b>Inning Stats</b>	R: 0 E: 0 K: 1 S: 5	H: 0 LOB: 0 BB: 0 P: 5	R: 1 E: 0 K: 2 S: 8	H: 3 LOB: 1 BB: 1 P: 9	R: 0 E: 0 K: 1 S: 5	H: 1 LOB: 0 BB: 0 P: 8	R: 0 E: 0 K: 1 S: 5	H: 0 LOB: 0 BB: 0 P: 5	R: 1 E: 0 K: 0 S: 6	H: 3 LOB: 2 BB: 0 P: 6	R: 0 E: 0 K: 0 S: 3	H: 0 LOB: 0 BB: 0 P: 3	R: 1 E: 1 K: 1 S: 8	H: 2 LOB: 3 BB: 1 P: 12	R: 0 E: 0 K: 1 S: 6	H: 1 LOB: 1 BB: 0 P: 6	1B: 6 2B: 4 3B: 0 HR: 1	SF: 1 SAC: 0 DP: 1 HBP: 0	WP: 0 PB: 0 SB: 0 CS: 0	PA: 36
<b>PITCHER</b> Frank Viola, L ERA: 2.96	IP: 6.2 WLS: L BF: 30 H: 9 R: 3 ER: 3 SO: 4 BB: 0 IBB: 1 HBP: 0 BLK: 0 WP: 0 HR: 1 S: 37 P: 41 ERA: 4.05 WHIP: 1.350															<b>PITCHER</b> Rick Lysander, R ERA: 3.0				



Batter	1	2	3	4	5	6	7	8	9	AB	R	H	RBI	BB	SO	LOB	TOP					
Kirby Puckett, R OBP: 0.333, SLG: 0.353	5-3		K		6-3		G6-4-3			4	0	0	0	0	1	4						
Andre David, L OBP: 0.352, SLG: 0.462	4-1		F9			G4-6-3 1B		G6-3 HBP		3	0	1	0	0	0	1						
Mickey Hatcher, R OBP: 0.325, SLG: 0.383	F8			F8		G4-6-3 1B		G6-3		4	0	1	0	0	0	1						
Kent Hrbek, L OBP: 0.387, SLG: 0.506		HR		K		G4-6-3 1B		4-3		4	1	1	1	0	1	2						
Tim Teufel, R OBP: 0.352, SLG: 0.417	6-3			6-3		5-3			F4	4	0	0	0	0	0	1						
Dave Engle, R OBP: 0.325, SLG: 0.385	1-3				F7			E5 BB 1B	F5	4	1	0	0	0	0	0						
Tom Brunansky, R OBP: 0.304, SLG: 0.403	F8				E5 BB 1B			6-3		3	1	0	0	1	0	0						
Gary Gaetti, R OBP: 0.318, SLG: 0.352			4-3 BB		6-3			FC6-2 1B		2	0	1	1	1	0	1						
Houston Jimenez, R OBP: 0.275, SLG: 0.278			4-3					FC6-2 1B		3	0	1	1	0	0	3						
<b>Inning Stats</b>	R: 0 E: 0 K: 0 S: 3	H: 0 LOB: 0 BB: 0 P: 3	R: 1 E: 0 K: 0 S: 4	H: 1 LOB: 0 BB: 0 P: 4	R: 0 E: 0 K: 1 S: 5	H: 0 LOB: 1 BB: 1 P: 9	R: 0 E: 0 K: 1 S: 5	H: 0 LOB: 0 BB: 0 P: 5	R: 1 E: 2 K: 0 S: 5	H: 1 LOB: 0 BB: 0 P: 5	R: 0 E: 0 K: 0 S: 4	H: 2 LOB: 1 BB: 0 P: 4	R: 1 E: 1 K: 0 S: 4	H: 1 LOB: 1 BB: 1 P: 8	R: 0 E: 0 K: 0 S: 2	H: 0 LOB: 0 BB: 0 P: 3	R: 0 E: 0 K: 0 S: 3	H: 0 LOB: 0 BB: 0 P: 3	1B: 4 2B: 0 3B: 0 HR: 1	SF: 0 SAC: 0 DP: 3 HBP: 1	WP: 0 PB: 0 SB: 1 CS: 0	PA: 34
<b>PITCHER</b> Mike Boddicker, R ERA: 2.88	IP: 9.0 WLS: L BF: 34 H: 5 R: 3 ER: 1 SO: 2 BB: 2 IBB: 0 HBP: 1 BLK: 0 WP: 0 HR: 1 S: 35 P: 44 ERA: 1.00 WHIP: 0.778															<b>PITCHER</b>	IP: 9.0 WLS: W BF: 34 H: 6 R: 1 ER: 1 SO: 5 BB: 2 IBB: 0 HBP: 0 BLK: 0 WP: 0 HR: 0 S: 42 P: 50 ERA: 1.00 WHIP: 0.889					

Minnesota Twins @ Baltimore Orioles  
Memorial Stadium, Baltimore, MD  
Wed Jul 18 1984, 7:05 PM EDT  
Att: 19,067 - Unknown


AB	31
R	3
H	5
RBI	3
BB	2
SO	2
LOB	13



Batter	1	2	3	4	5	6	7	8	9	AB	R	H	RBI	BB	SO	LOB	BOTTOM					
Al Bumbry, L OBP: 0.288, SLG: 0.292	1B 2B	F7						4-3		4	1	2	0	0	0	2						
John Shelby, S OBP: 0.231, SLG: 0.294	F7		F7		K2			2-3		4	0	0	0	0	1	3						
Cal Ripken Jr., R OBP: 0.366, SLG: 0.526	F7		6-3		F8				1B	4	0	1	0	0	0	3						
Eddie Murray, S OBP: 0.417, SLG: 0.532	2H 1B		F8			3-1		4-3		4	0	1	1	0	0	1						
John Lowenstein, L OBP: 0.332, SLG: 0.386	K			5-3		G1-6-3 1B		4-3		4	0	1	0	0	1	1						
Wayne Gross, L OBP: 0.384, SLG: 0.457		F8		F4		G1-6-3		F8		4	0	0	0	0	0	1						
Gary Roenicke, R OBP: 0.338, SLG: 0.349		K					F2		4-3	3	0	0	0	0	2	0						
Jim Dwyer, L OBP: 0.317, SLG: 0.304										1	0	0	0	0	0	0						
Floyd Rayford, R OBP: 0.358, SLG: 0.456					K		F7			3	0	1	0	0	1	0						
Rich Dauer, R OBP: 0.285, SLG: 0.325		2B BB					F4			1	0	0	0	2	0	0						
<b>Inning Stats</b>	R: 1 E: 0 K: 1 S: 7	H: 2 LOB: 1 BB: 0 P: 7	R: 0 E: 0 K: 1 S: 6	H: 1 LOB: 2 BB: 1 P: 10	R: 0 E: 0 K: 0 S: 3	H: 0 LOB: 0 BB: 0 P: 3	R: 0 E: 0 K: 1 S: 5	H: 0 LOB: 0 BB: 0 P: 5	R: 0 E: 0 K: 2 S: 8	H: 1 LOB: 2 BB: 1 P: 12	R: 0 E: 0 K: 0 S: 3	H: 1 LOB: 0 BB: 0 P: 3	R: 0 E: 0 K: 0 S: 4	H: 0 LOB: 0 BB: 0 P: 3	R: 0 E: 0 K: 0 S: 3	H: 0 LOB: 0 BB: 0 P: 3	R: 0 E: 0 K: 0 S: 3	H: 0 LOB: 0 BB: 0 P: 3	1B: 4 2B: 2 3B: 0 HR: 0	SF: 0 SAC: 0 DP: 1 HBP: 0	WP: 0 PB: 0 SB: 0 CS: 1	PA: 34
<b>PITCHER</b> John Butcher, R ERA: 3.1	IP: 9.0 WLS: W BF: 34 H: 6 R: 1 ER: 1 SO: 5 BB: 2 IBB: 0 HBP: 0 BLK: 0 WP: 0 HR: 0 S: 42 P: 50 ERA: 1.00 WHIP: 0.889															<b>PITCHER</b>	IP: 9.0 WLS: L BF: 34 H: 5 R: 3 ER: 1 SO: 2 BB: 2 IBB: 0 HBP: 1 BLK: 0 WP: 0 HR: 1 S: 35 P: 44 ERA: 1.00 WHIP: 0.778					

Minnesota Twins @ Baltimore Orioles  
Memorial Stadium, Baltimore, MD  
Wed Jul 18 1984, 7:05 PM EDT  
Att: 19,067 - Unknown

AB	32
R	1
H	6
RBI	1
BB	2
SO	5
LOB	11





Batter	1	2	3	4	5	6	7	8	9	AB	R	H	RBI	BB	SO	LOB	TOP					
<b>Al Bumbry, L</b> OBP: 0.292, SLG: 0.292 (1, 8)										3	0	1	0	1	1	0	<b>Baltimore Orioles @ Kansas City Royals</b> Royals Stadium, Kansas City, MO Thu Jul 19 1984, 8:05 PM EDT Att: 29,342 - Unknown					
<b>John Shelby, S</b> OBP: 0.226, SLG: 0.289 (1, 9)										4	0	0	0	0	4	2						
<b>Cal Ripken Jr., R</b> OBP: 0.367, SLG: 0.526 (1, 6)										4	1	2	0	0	0	1						
<b>Eddie Murray, S</b> OBP: 0.418, SLG: 0.533 (1, 3)										3	1	1	1	1	1	2						
<b>John Lowenstein, L</b> OBP: 0.331, SLG: 0.389 (1, 7)										4	0	1	0	0	0	3						
<b>Wayne Gross, L</b> OBP: 0.367, SLG: 0.473 (1, 5)										4	1	2	2	0	1	1						
<b>Ken Singleton, S</b> OBP: 0.289, SLG: 0.273 (1, 10)										4	0	0	0	0	0	2						
<b>Floyd Rayford, R</b> OBP: 0.349, SLG: 0.444 (1, 2)										4	0	0	0	0	1	4						
<b>Lenn Sakata, R</b> OBP: 0.216, SLG: 0.216 (1, 4)										4	0	0	0	0	0	1						
<b>Inning Stats</b>	R: 0 E: 0 K: 1 S: 5	H: 0 LOB: 2 BB: 2 P: 13	R: 0 E: 1 K: 1 S: 6	H: 0 LOB: 1 BB: 0 P: 6	R: 0 E: 0 K: 1 S: 6	H: 2 LOB: 1 BB: 0 P: 6	R: 0 E: 0 K: 1 S: 6	H: 1 LOB: 1 BB: 0 P: 6	R: 0 E: 0 K: 0 S: 7	H: 0 LOB: 0 BB: 0 P: 7	R: 2 E: 1 K: 0 S: 6	H: 3 LOB: 1 BB: 0 P: 6	R: 0 E: 0 K: 1 S: 5	H: 0 LOB: 0 BB: 0 P: 5	R: 0 E: 0 K: 1 S: 5	H: 0 LOB: 0 BB: 0 P: 5	R: 1 E: 0 K: 0 S: 4	H: 1 LOB: 0 BB: 0 P: 4	1B: 4 2B: 2 3B: 0 HR: 1	SF: 0 SAC: 0 DP: 2 HBP: 0	WP: 0 PB: 0 SB: 2 CS: 0	PA: 36
<b>PITCHER</b> <b>Mark Gubicza, R</b> ERA: 3.17 (1, 1)	IP: 9.0 WLS: W BF: 36 H: 7 R: 3 ER: 3 SO: 8 BB: 2 IBB: 0 HBP: 0 BLK: 0 WP: 0 HR: 1 S: 50 P: 58 ERA: 3.00 WHIP: 1.000															<b>PITCHER</b>						

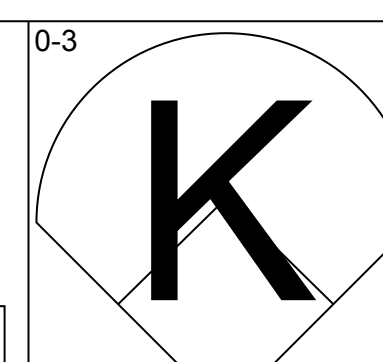
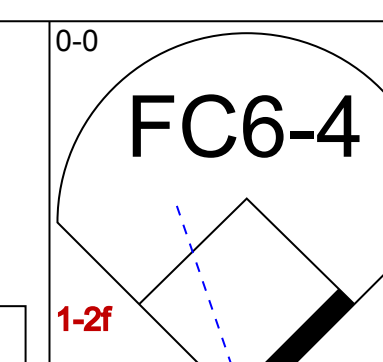
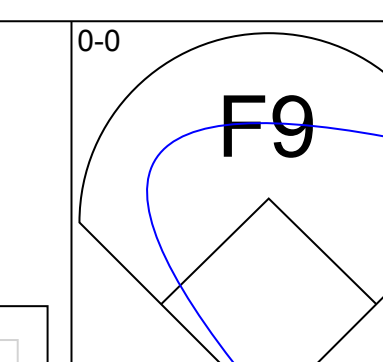

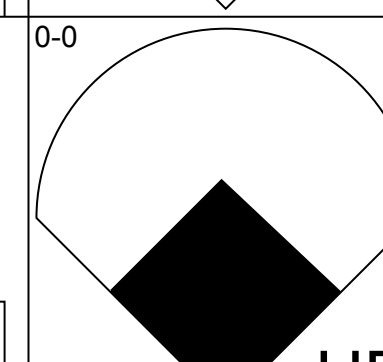
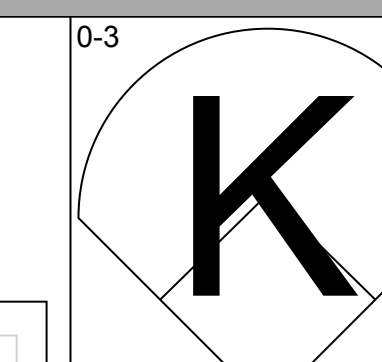
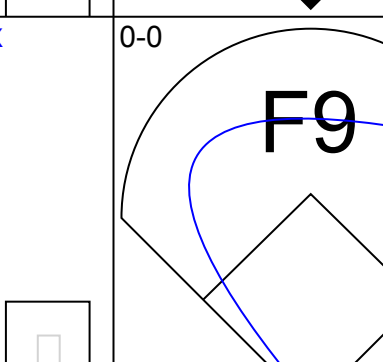
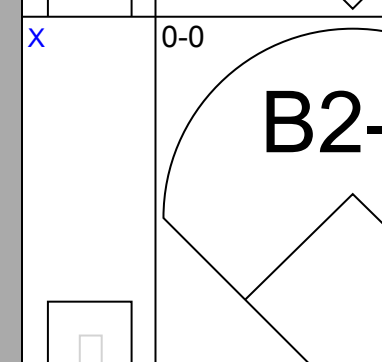
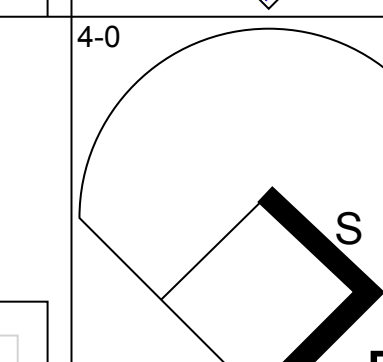
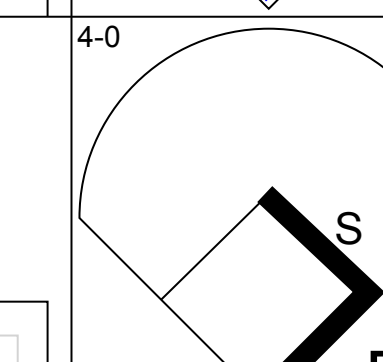
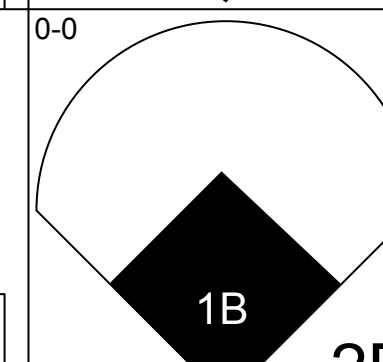

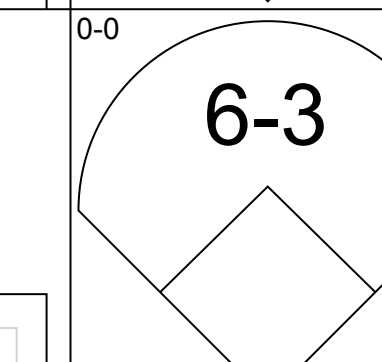
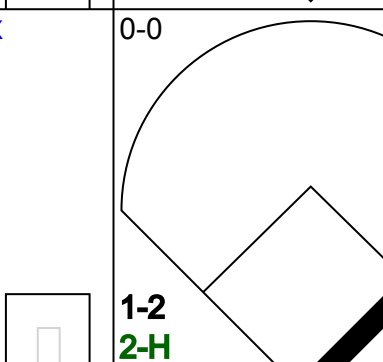

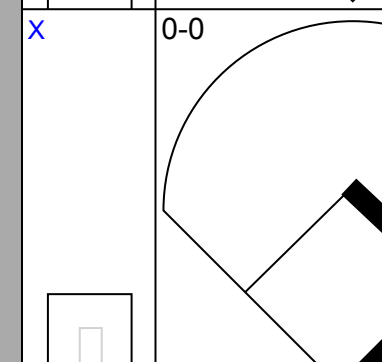
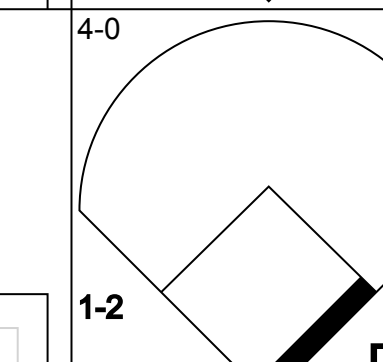
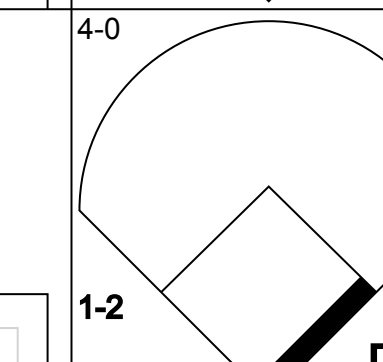
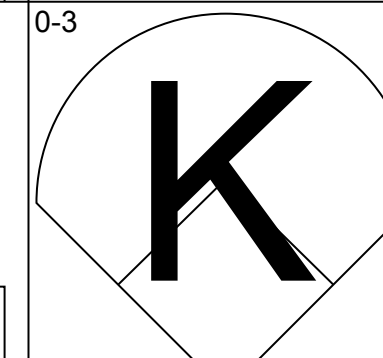
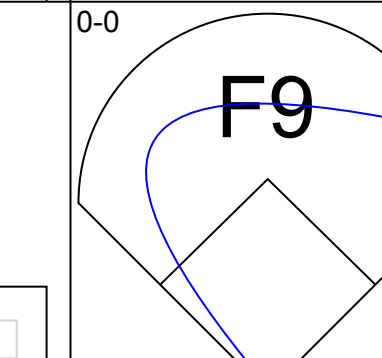
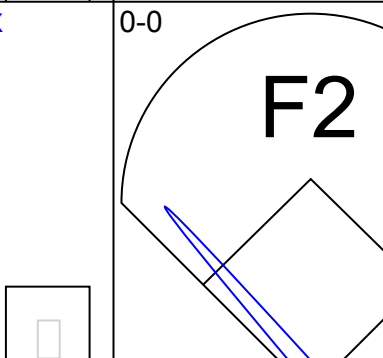
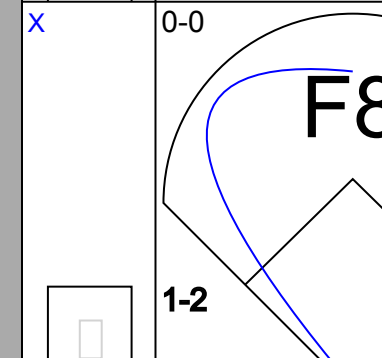
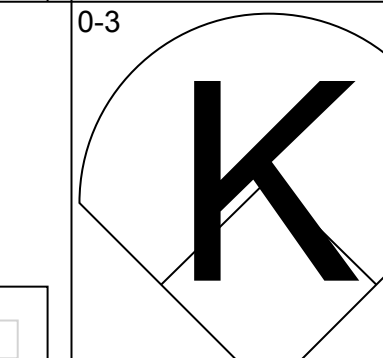
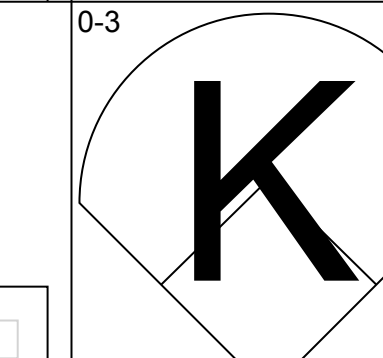
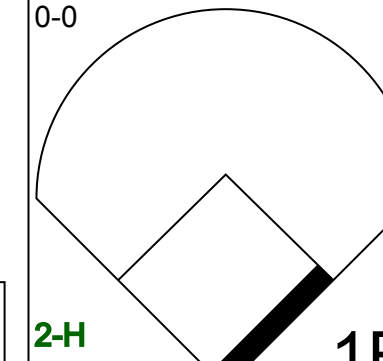
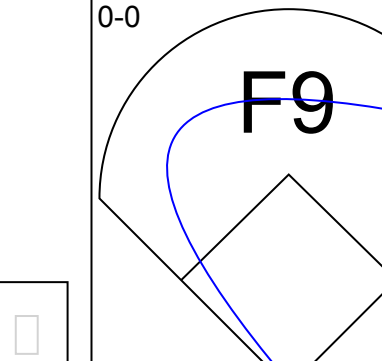
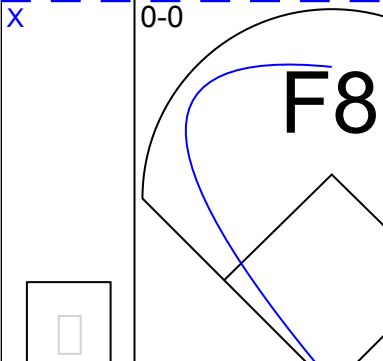
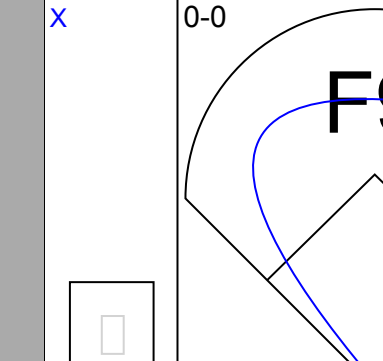
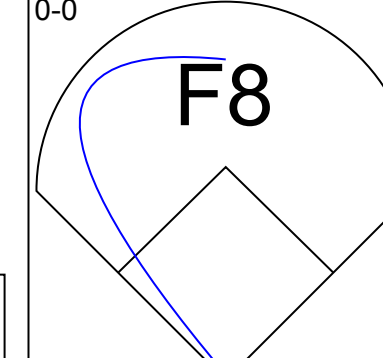
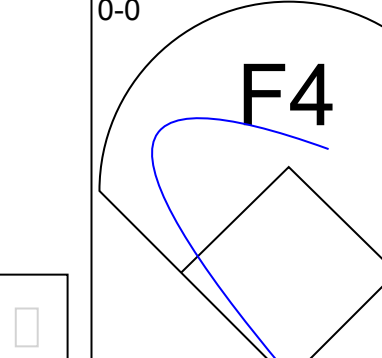
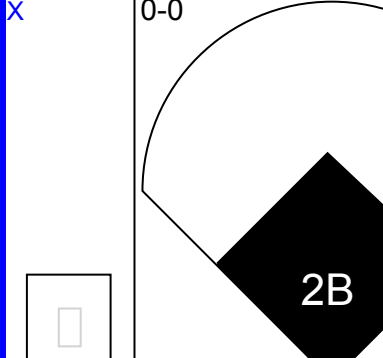

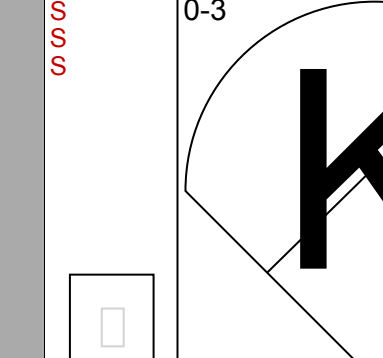
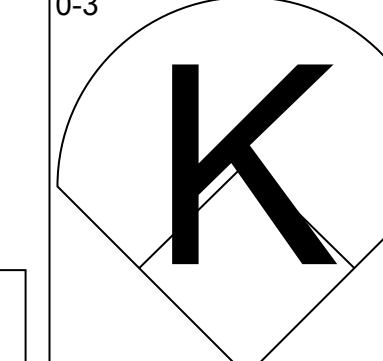
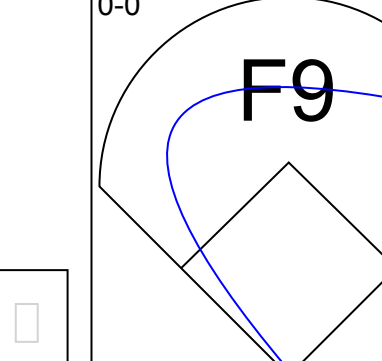
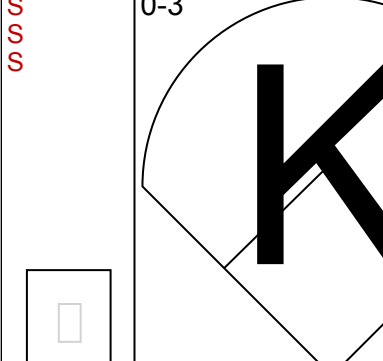
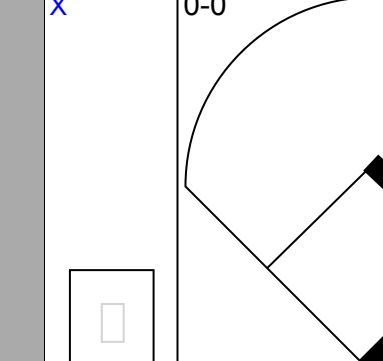
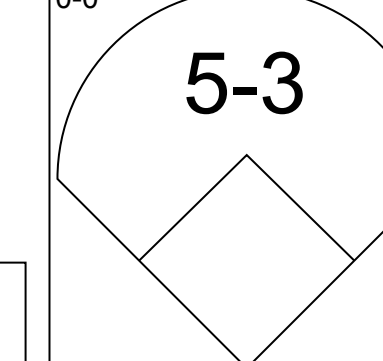

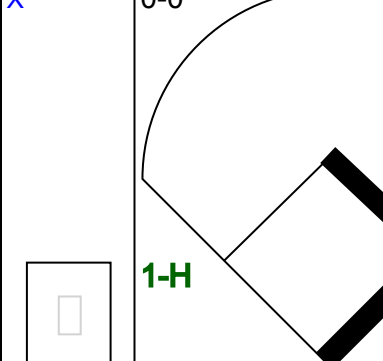
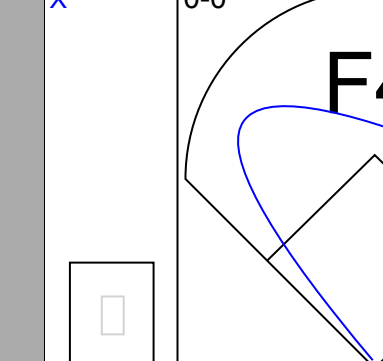
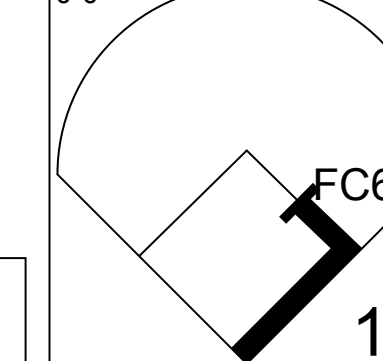

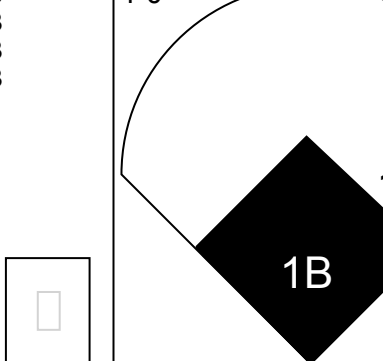
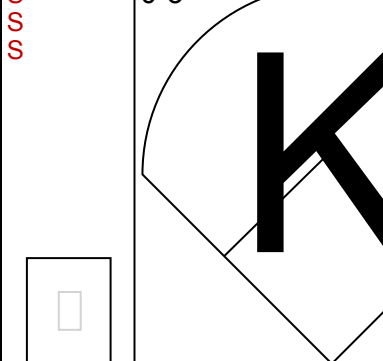


Batter	1	2	3	4	5	6	7	8	9	AB	R	H	RBI	BB	SO	LOB	BOTTOM			
<b>Willie Wilson, S</b> OBP: 0.343, SLG: 0.379 (1, 8)										5	1	2	1	0	0	2	<b>Baltimore Orioles @ Kansas City Royals</b> Royals Stadium, Kansas City, MO Thu Jul 19 1984, 8:05 PM EDT Att: 29,342 - Unknown			
<b>Darryl Motley, R</b> OBP: 0.333, SLG: 0.447 (1, 9) (8, 7)										5	1	2	1	0	0	2				
<b>George Brett, L</b> OBP: 0.366, SLG: 0.477 (1, 5) <b>Buddy Biancalana, S</b> OBP: 0.216, SLG: 0.280 (9, 4)										3	0	0	1	1	0	2				
<b>Hal McRae, R</b> OBP: 0.347, SLG: 0.367 (1, 10)										4	0	2	2	0	0	0				
<b>Steve Balboni, R</b> OBP: 0.313, SLG: 0.466 (1, 3)										3	0	0	0	1	2	2				
<b>Leon Roberts, R</b> OBP: 0.289, SLG: 0.293 (1, 7) <b>Pat Sheridan, L</b> OBP: 0.350, SLG: 0.455 (8, 9)										2	0	1	0	1	1	0				
<b>Don Slaught, R</b> OBP: 0.269, SLG: 0.326 (1, 2)										4	0	1	0	0	0	4				
<b>Greg Pryor, R</b> OBP: 0.270, SLG: 0.353 (1, 4) (9, 5)										4	2	2	1	0	0	2				
<b>Onix Concepcion, R</b> OBP: 0.247, SLG: 0.265 (1, 6)										4	1	2	0	0	0	0				
<b>Inning Stats</b>	R: 0 E: 0 K: 0 S: 3	H: 0 LOB: 0 BB: 0 P: 3	R: 0 E: 0 K: 1 S: 7	H: 2 LOB: 2 BB: 0 P: 7	R: 0 E: 0 K: 0 S: 3	H: 0 LOB: 0 BB: 0 P: 3	R: 0 E: 0 K: 0 S: 3	H: 0 LOB: 0 BB: 0 P: 3	R: 0 E: 0 K: 1 S: 5	H: 0 LOB: 0 BB: 0 P: 5	R: 2 E: 0 K: 0 S: 6	H: 3 LOB: 3 BB: 2 P: 14	R: 2 E: 0 K: 1 S: 8	H: 4 LOB: 2 BB: 1 P: 12	R: 2 E: 0 K: 0 S: 7	H: 4 LOB: 2 BB: 0 P: 7	1B: 11 2B: 2 3B: 0 HR: 0	SF: 1 SAC: 0 DP: 1 HBP: 0	WP: 0 PB: 0 SB: 1 CS: 0	PA: 39
<b>PITCHER</b> <b>Mike Flanagan, L</b> ERA: 3.33 (1, 1) <b>Sammy Stewart, R</b> ERA: 3.31 (7, 1) <b>Tom Underwood, L</b> ERA: 3.86 (8, 1)	IP: 6.0 WLS: L BF: 28 H: 8 R: 4 ER: 4 SO: 2 BB: 2 IBB: 0 HBP: 0 BLK: 0 WP: 0 HR: 0 S: 30 P: 38 ERA: 6.00 WHIP: 1.667															<b>PITCHER</b>				

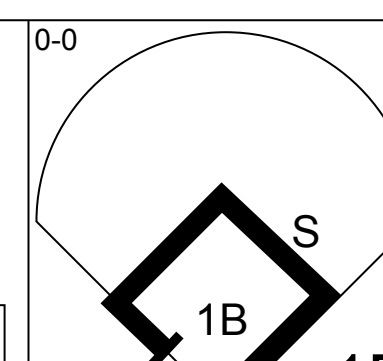
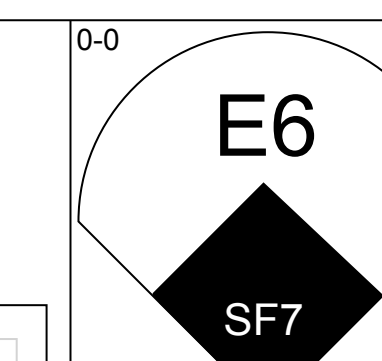
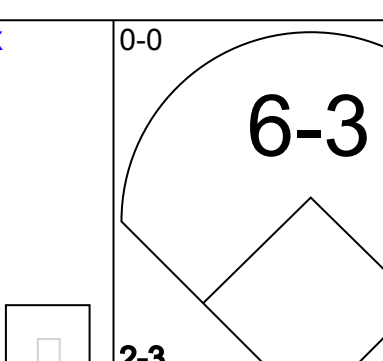
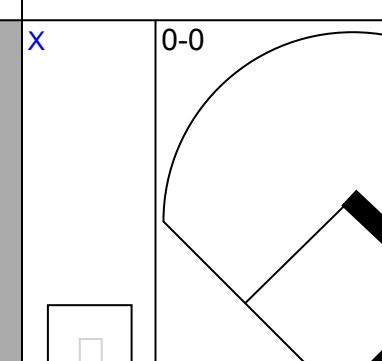
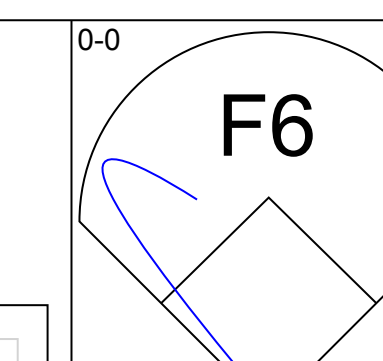

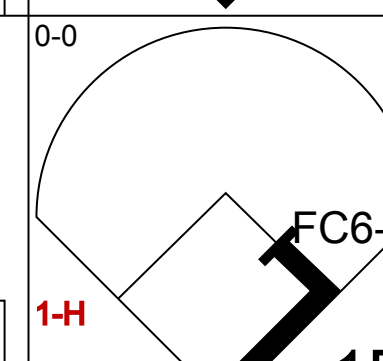
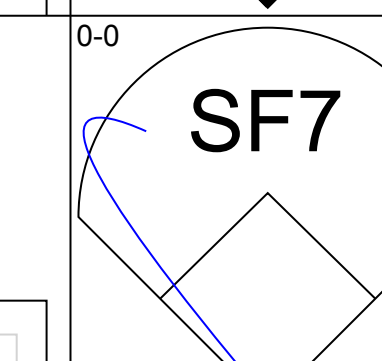
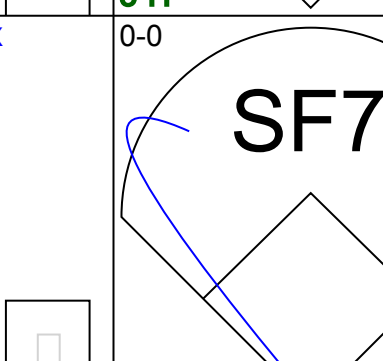
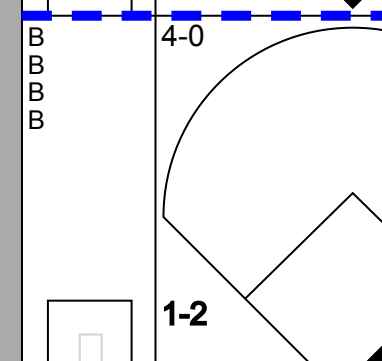
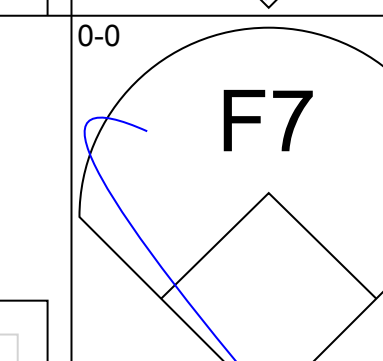
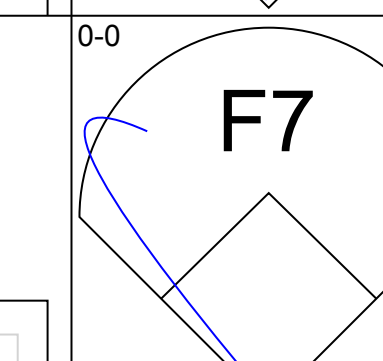
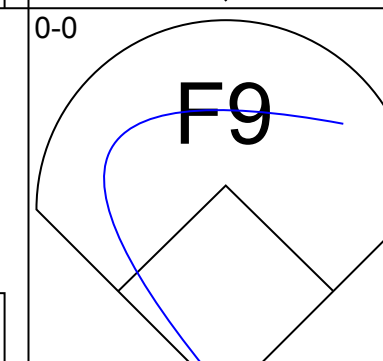
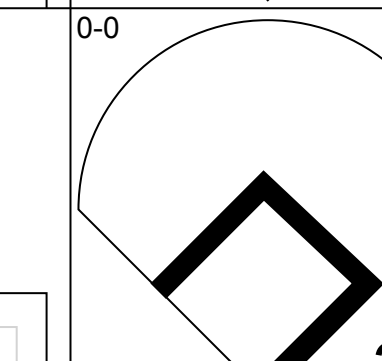
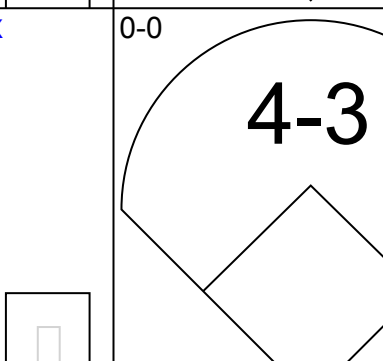
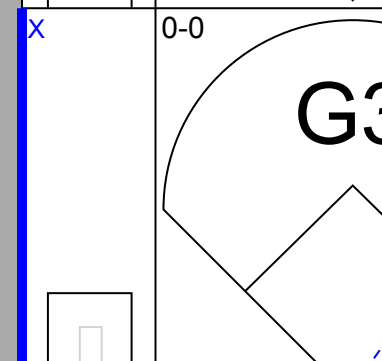
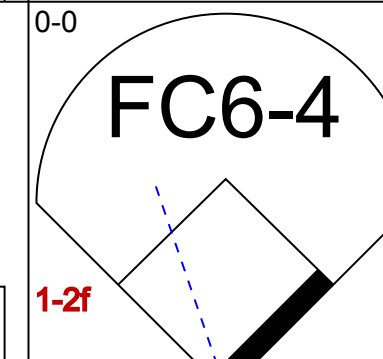
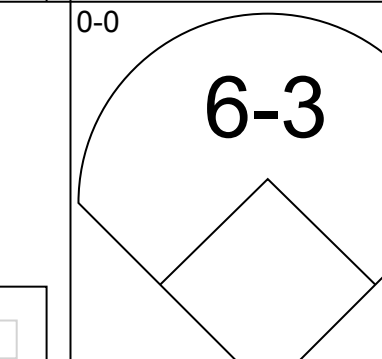

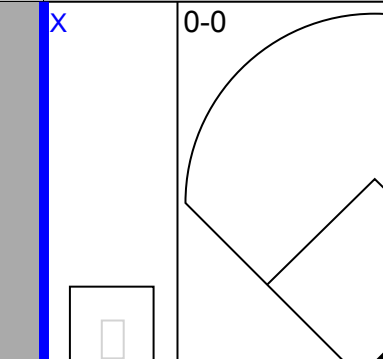

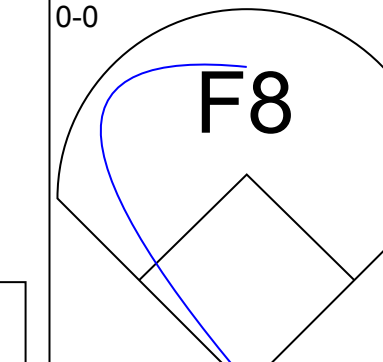
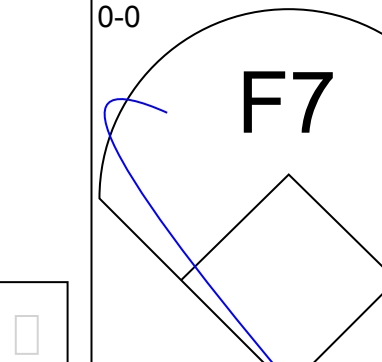
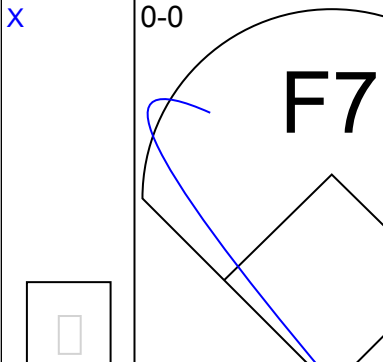
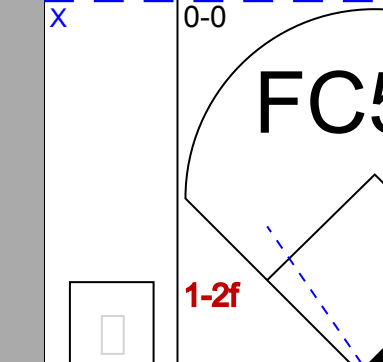
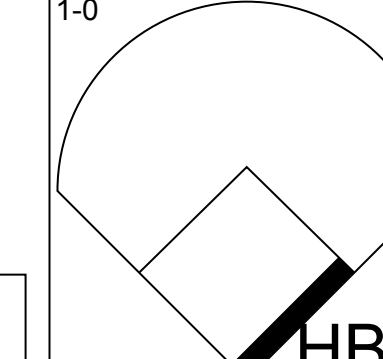
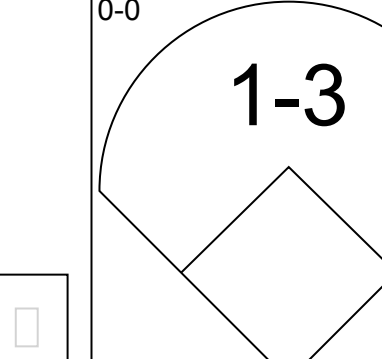
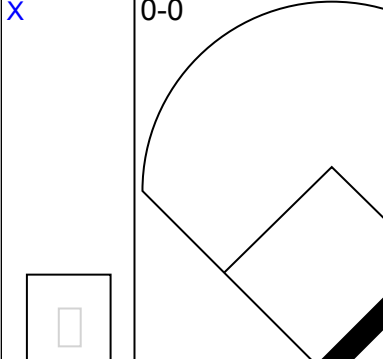
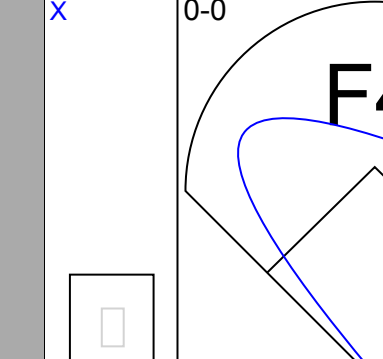
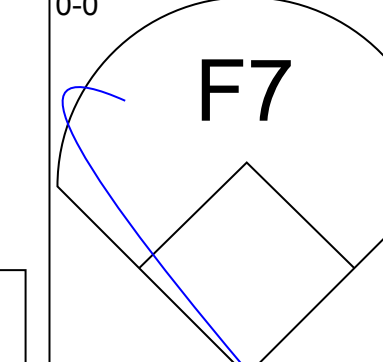
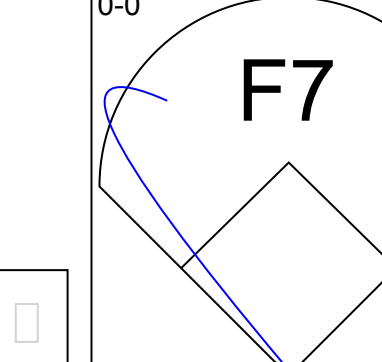
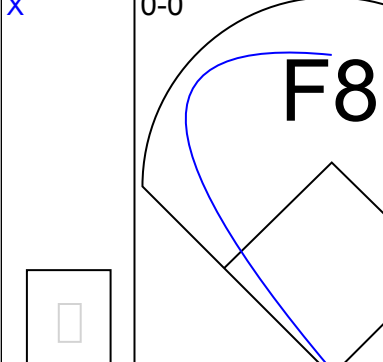
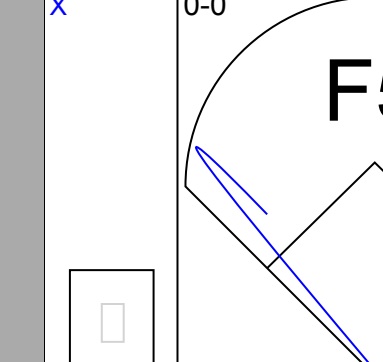
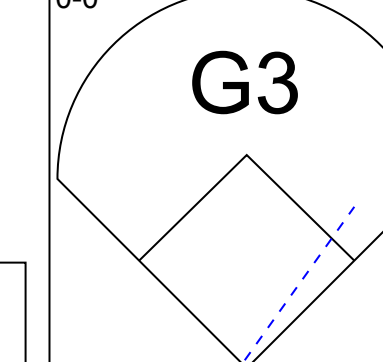
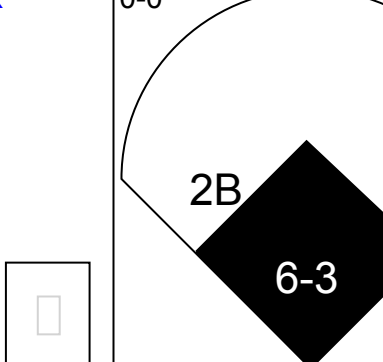

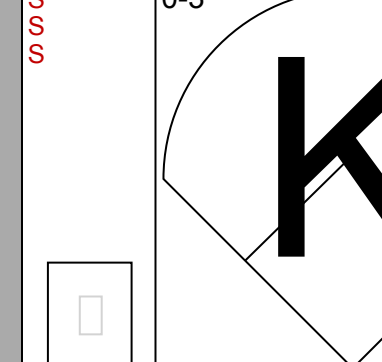
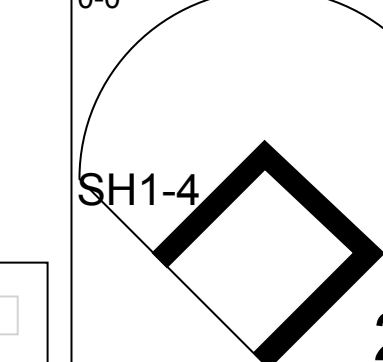
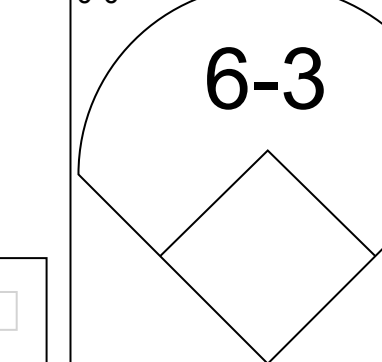
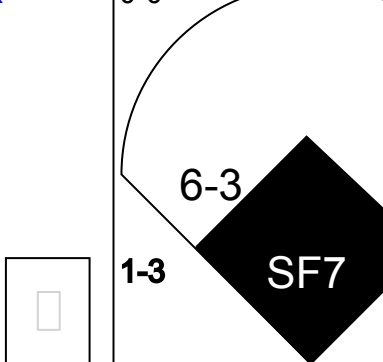

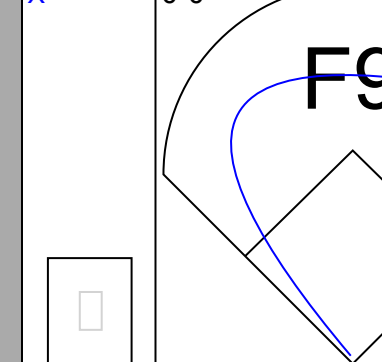
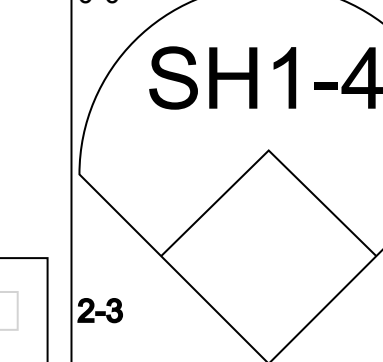


Batter	1	2	3	4	5	6	7	8	9	AB	R	H	RBI	BB	SO	LOB	TOP								
Dan Ford, R OBP: 0.397, SLG: 0.536 (1, 9)										5	0	3	1	0	0	1	<b>Baltimore Orioles @ Kansas City Royals</b> Royals Stadium, Kansas City, MO Fri Jul 20 1984, 8:05 PM EDT Att: 28,707 - Unknown								
Floyd Rayford, R OBP: 0.339, SLG: 0.430 (1, 5)										5	0	0	0	0	1	5									
Cal Ripken Jr., R OBP: 0.370, SLG: 0.528 (1, 6)										4	0	2	0	1	0	1									
Eddie Murray, S OBP: 0.415, SLG: 0.531 (1, 3)										5	0	1	0	0	2	5									
Gary Roenicke, R OBP: 0.341, SLG: 0.345 Ken Singleton, S OBP: 0.288, SLG: 0.272 (1, 7)										2	0	0	0	2	0	2									
Benny Avila, R OBP: 0.227, SLG: 0.250 John Lowenstein, L OBP: 0.328, SLG: 0.385 (1, 10)										3	0	0	0	0	0	2									
John Shelby, S OBP: 0.224, SLG: 0.285 (1, 8)										4	1	0	0	0	1	3									
Rich Dauer, R OBP: 0.289, SLG: 0.326 Wayne Cross, L OBP: 0.395, SLG: 0.471 Lenn Sakata, R OBP: 0.216, SLG: 0.216 (7, 4)										2	2	1	0	1	0	0									
Rick Dempsey, R OBP: 0.296, SLG: 0.285 (1, 2)										3	0	2	1	1	0	0									
<b>Inning Stats</b>	R: 0 E: 0 K: 1 S: 7	H: 2 LOB: 2 BB: 0 P: 7	R: 1 E: 1 K: 1 S: 6	H: 0 LOB: 2 BB: 2 P: 14	R: 0 E: 0 K: 0 S: 4	H: 1 LOB: 1 BB: 1 P: 8	R: 0 E: 0 K: 1 S: 7	H: 2 LOB: 3 BB: 1 P: 11	R: 2 E: 1 K: 0 S: 6	H: 3 LOB: 2 BB: 0 P: 6	R: 0 E: 0 K: 0 S: 3	H: 0 LOB: 0 BB: 0 P: 3	R: 0 E: 0 K: 1 S: 5	H: 0 LOB: 1 BB: 1 P: 9	R: 0 E: 0 K: 0 S: 3	H: 0 LOB: 0 BB: 0 P: 3		R: 0 E: 0 K: 1 S: 6	H: 1 LOB: 1 BB: 0 P: 6	1B: 7 2B: 2 3B: 0 HR: 0	SF: 0 SAC: 0 DP: 0 HBP: 0	WP: 0 PB: 0 SB: 1 CS: 0	PA: 42		
<b>PITCHER</b>	IP	WLS	BF	H	R	ER	SO	BB	IBB	HBP	BLK	WP	HR	S	P	ERA	WHIP								
Charlie Leibrandt, L ERA: 2.95 (1, 1)	5.0		28	8	3	0	3	4	0	0	0	0	0	30	46	0.00	2.400								
Bret Saterhagen, R ERA: 3.4 (6, 1)	3.0	W	10	0	0	0	1	1	0	0	0	0	0	11	15	0.00	0.333								
Dan Quisenberry, R ERA: 2.36 (9, 1)	1.0	S	4	1	0	0	1	0	0	0	0	0	0	6	6	0.00	1.000								

Batter	1	2	3	4	5	6	7	8	9	AB	R	H	RBI	BB	SO	LOB	BOTTOM								
Willie Wilson, S OBP: 0.344, SLG: 0.383 (1, 8)										5	0	2	0	0	0	5	<b>Baltimore Orioles @ Kansas City Royals</b> Royals Stadium, Kansas City, MO Fri Jul 20 1984, 8:05 PM EDT Att: 28,707 - Unknown								
Pat Sheridan, L OBP: 0.351, SLG: 0.454 (1, 9)										5	1	2	0	0	2	4									
George Brett, L OBP: 0.363, SLG: 0.479 Buddy Biancalana, S OBP: 0.216, SLG: 0.280 (1, 5)										3	0	1	1	0	0	1									
Jorge Orta, L OBP: 0.326, SLG: 0.444 Hal McRae, R OBP: 0.349, SLG: 0.367 (7, 4)										0	0	0	0	1	0	0									
Darryl Motley, R OBP: 0.329, SLG: 0.441 (1, 7)										4	0	0	0	0	2	3									
Steve Balboni, R OBP: 0.309, SLG: 0.460 (1, 3)										4	0	0	0	0	3	3									
Don Slaught, R OBP: 0.283, SLG: 0.356 (1, 2)										4	3	4	0	0	0	0									
Greg Pryor, R OBP: 0.276, SLG: 0.353 (6, 5)										3	0	1	0	0	0	2									
Onix Concepcion, R OBP: 0.253, SLG: 0.272 (1, 6)										3	0	2	3	0	0	2									
<b>Inning Stats</b>	R: 0 E: 0 K: 1 S: 6	H: 1 LOB: 1 BB: 0 P: 6	R: 1 E: 0 K: 1 S: 8	H: 3 LOB: 3 BB: 0 P: 8	R: 1 E: 0 K: 2 S: 9	H: 2 LOB: 1 BB: 0 P: 9	R: 0 E: 0 K: 0 S: 4	H: 1 LOB: 1 BB: 0 P: 5	R: 0 E: 0 K: 0 S: 3	H: 0 LOB: 0 BB: 0 P: 3	R: 1 E: 0 K: 1 S: 7	H: 2 LOB: 1 BB: 0 P: 7	R: 0 E: 0 K: 1 S: 6	H: 1 LOB: 2 BB: 1 P: 10	R: 1 E: 0 K: 1 S: 7	H: 2 LOB: 1 BB: 0 P: 7		R: 0 E: 0 K: 1 S: 7	H: 0 LOB: 0 BB: 0 P: 7	1B: 8 2B: 3 3B: 1 HR: 0	SF: 1 SAC: 1 DP: 0 HBP: 1	WP: 0 PB: 0 SB: 1 CS: 0	PA: 38		
<b>PITCHER</b>	IP	WLS	BF	H	R	ER	SO	BB	IBB	HBP	BLK	WP	HR	S	P	ERA	WHIP								
Dennis Martinez, R ERA: 4.4 (1, 1)	6.0		28	9	3	3	5	0	0	1	0	0	0	37	38	4.50	1.500								
Tippy Martinez, L ERA: 3.61 (7, 1)	2.0	L	10	3	1	1	2	0	1	0	0	0	0	13	17	4.50	1.500								



Batter	1	2	3	4	5	6	7	8	9	AB	R	H	RBI	BB	SO	LOB	TOP								
Floyd Rayford, R OBP: 0.335, SLG: 0.423 Todd Cruz, R OBP: 0.241, SLG: 0.282										5	0	1	0	0	2	1	<p><b>Baltimore Orioles @ Kansas City Royals</b> Royals Stadium, Kansas City, MO Sat Jul 21 1984, 4:33 AM EDT Att: 26,355 - Unknown</p> <p>AB 37 R 4 H 10 RBI 4 BB 3 SO 10 LOB 13</p> 								
John Shelby, S OBP: 0.227, SLG: 0.296										4	1	1	1	1	1	2									
Cal Ripken Jr., R OBP: 0.375, SLG: 0.533										4	1	3	1	1	0	0									
Eddie Murray, S OBP: 0.410, SLG: 0.523										5	0	0	0	0	2	6									
Gary Roenicke, R OBP: 0.340, SLG: 0.343										4	0	1	1	0	0	0									
Benny Ayala, R OBP: 0.221, SLG: 0.243 John Lowenstein, L OBP: 0.329, SLG: 0.386										2	0	0	0	0	0	1									
Mike Young, S OBP: 0.327, SLG: 0.387										4	0	1	0	0	2	1									
Rich Dauer, R OBP: 0.289, SLG: 0.329										4	0	1	1	0	0	1									
Rick Dempsey, R OBP: 0.301, SLG: 0.286										3	1	1	0	1	2	1									
<b>Inning Stats</b>	R: 2 E: 0 K: 2 S: 10	H: 3 LOB: 1 BB: 0 P: 10	R: 0 E: 0 K: 1 S: 6	H: 1 LOB: 1 BB: 0 P: 6	R: 0 E: 0 K: 1 S: 5	H: 0 LOB: 0 BB: 0 P: 5	R: 0 E: 0 K: 0 S: 3	H: 0 LOB: 0 BB: 0 P: 3	R: 1 E: 0 K: 0 S: 5	H: 2 LOB: 2 BB: 1 P: 9	R: 1 E: 0 K: 2 S: 9	H: 2 LOB: 1 BB: 0 P: 9	R: 0 E: 0 K: 1 S: 6	H: 1 LOB: 1 BB: 0 P: 6	R: 0 E: 0 K: 1 S: 6	H: 1 LOB: 1 BB: 0 P: 6	R: 0 E: 0 K: 2 S: 7	H: 0 LOB: 2 BB: 2 P: 15	1B: 6 2B: 3 3B: 0 HR: 1	SF: 0 SAC: 0 DP: 0 HBP: 0	WP: 1 PB: 0 SB: 1 CS: 0	PA: 40			
<b>PITCHER</b>	IP	WLS	BF	H	R	ER	SO	BB	IBB	HBP	BLK	WP	HR	S	P	ERA	WHIP								
Mike Jones, L ERA: 4.3	5.0		22	6	3	3	4	1	0	0	0	0	1	29	33	5.40	1.400								
Mark Huisman, R ERA: 5.49	3.0	L	13	4	1	1	4	0	0	0	0	1	0	21	21	3.00	1.333								
Joe Beckwith, R ERA: 4.64	1.0		5	0	0	0	2	2	0	0	0	0	0	7	15	0.00	2.000								

Batter	1	2	3	4	5	6	7	8	9	AB	R	H	RBI	BB	SO	LOB	BOTTOM								
Willie Wilson, S OBP: 0.349, SLG: 0.387										5	1	3	1	0	0	2	<p><b>Baltimore Orioles @ Kansas City Royals</b> Royals Stadium, Kansas City, MO Sat Jul 21 1984, 4:33 AM EDT Att: 26,355 - Unknown</p> <p>AB 33 R 3 H 10 RBI 3 BB 1 SO 1 LOB 14</p> 								
Dane Iorg, L OBP: 0.244, SLG: 0.322										2	0	1	2	1	0	1									
Pat Sheridan, L OBP: 0.351, SLG: 0.460 Darryl Motley, R OBP: 0.328, SLG: 0.440										3	0	1	0	0	0	1									
Jorge Orta, L OBP: 0.321, SLG: 0.438 Hal McRae, R OBP: 0.352, SLG: 0.370 John Wathan, R OBP: 0.284, SLG: 0.258										3	0	0	0	0	0	2									
Steve Balboni, R OBP: 0.305, SLG: 0.453										4	0	0	0	0	0	1									
Don Slaught, R OBP: 0.287, SLG: 0.356										3	0	1	0	0	0	1									
Frank White, R OBP: 0.309, SLG: 0.411										4	0	0	0	0	0	3									
Greg Pryor, R OBP: 0.281, SLG: 0.363										4	1	2	0	0	1	1									
Onix Concepcion, R OBP: 0.254, SLG: 0.280										3	1	1	0	0	0	0									
<b>Inning Stats</b>	R: 0 E: 0 K: 0 S: 4	H: 2 LOB: 1 BB: 0 P: 4	R: 0 E: 0 K: 0 S: 3	H: 0 LOB: 1 BB: 0 P: 4	R: 1 E: 1 K: 0 S: 5	H: 2 LOB: 1 BB: 0 P: 5	R: 0 E: 0 K: 0 S: 3	H: 0 LOB: 0 BB: 0 P: 3	R: 2 E: 0 K: 0 S: 5	H: 2 LOB: 0 BB: 0 P: 5	R: 0 E: 0 K: 0 S: 4	H: 1 LOB: 1 BB: 0 P: 4	R: 0 E: 0 K: 1 S: 6	H: 1 LOB: 2 BB: 1 P: 10	R: 0 E: 0 K: 0 S: 4	H: 1 LOB: 1 BB: 0 P: 4	R: 0 E: 0 K: 0 S: 4	H: 1 LOB: 1 BB: 0 P: 4	1B: 7 2B: 2 3B: 1 HR: 0	SF: 2 SAC: 1 DP: 0 HBP: 1	WP: 0 PB: 0 SB: 1 CS: 0	PA: 38			
<b>PITCHER</b>	IP	WLS	BF	H	R	ER	SO	BB	IBB	HBP	BLK	WP	HR	S	P	ERA	WHIP								
Storm Davis, R ERA: 2.55	6.2	W	28	8	3	3	1	0	0	0	0	0	0	29	30	4.05	1.200								
Tom Underwood, L ERA: 3.63	0.1		3	1	0	0	0	1	0	0	0	0	0	2	6	0.00	6.000								
Sammy Stewart, R ERA: 3.18	2.0	S	7	1	0	0	0	0	0	0	0	0	0	7	7	0.00	0.500								



Batter	1	2	3	4	5	6	7	8	9	AB	R	H	RBI	BB	SO	LOB	TOP										
<b>Rich Dauer, R</b> (1, 4) OBP: 0.292, SLG: 0.336 <b>Ken Singleton, S</b> (9, PH) OBP: 0.287, SLG: 0.271	F6						F8		K	4	0	2	0	0	0	0	<b>Baltimore Orioles @ Kansas City Royals</b> Royals Stadium, Kansas City, MO Sun Jul 22 1984, 4:33 AM EDT Att: 38,190 - Unknown <a href="http://livebaseballscorecards.com">livebaseballscorecards.com</a>										
<b>John Shelby, S</b> (1, 8) OBP: 0.224, SLG: 0.291	F5		6-3				F8		K	4	0	0	0	0	1	3											
<b>Cal Ripken Jr., R</b> (1, 6) OBP: 0.374, SLG: 0.530	F7					5-3			6-3	4	0	1	0	0	0	0											
<b>Eddie Murray, S</b> (1, 3) OBP: 0.409, SLG: 0.520		F3				F5			F7	4	0	1	0	0	0	1											
<b>Gary Roenicke, R</b> (1, 7) OBP: 0.335, SLG: 0.337 <b>John Lowenstein, L</b> (8, PH) OBP: 0.328, SLG: 0.384	F7					F8			K	3	0	0	0	0	1	1											
<b>Benny Ayala, R</b> (1, 10) OBP: 0.225, SLG: 0.288 <b>Al Bumby, L</b> (9, PH) OBP: 0.290, SLG: 0.291	F8					F8				3	1	1	1	0	0	1											
<b>Mike Young, S</b> (1, 9) OBP: 0.325, SLG: 0.400			K			F1			F4	4	1	1	1	0	1	0											
<b>Todd Cruz, R</b> (1, 5) OBP: 0.244, SLG: 0.310 <b>Wayne Gross, L</b> (9, PH) OBP: 0.354, SLG: 0.468	F8					F2				3	1	1	1	0	0	0											
<b>Rick Dempsey, R</b> (1, 2) OBP: 0.310, SLG: 0.314										4	1	3	1	0	1	0											
<b>Inning Stats</b>	R: 0 E: 0 K: 0 S: 3	H: 0 LOB: 0 BB: 0 P: 3	R: 0 E: 0 K: 0 S: 3	H: 0 LOB: 0 BB: 0 P: 3	R: 1 E: 0 K: 1 S: 7	H: 2 LOB: 1 BB: 0 P: 7	R: 0 E: 0 K: 0 S: 4	H: 1 LOB: 1 BB: 0 P: 4	R: 0 E: 0 K: 0 S: 5	H: 2 LOB: 2 BB: 0 P: 5	R: 0 E: 0 K: 1 S: 5	H: 0 LOB: 0 BB: 0 P: 5	R: 2 E: 0 K: 1 S: 7	H: 2 LOB: 0 BB: 0 P: 7	R: 0 E: 0 K: 2 S: 8	H: 1 LOB: 1 BB: 0 P: 8		R: 1 E: 0 K: 1 S: 7	H: 2 LOB: 1 BB: 0 P: 7	1B: 5 2B: 1 3B: 0 HR: 4	SF: 0 SAC: 0 DP: 0 HBP: 0	WP: 0 PB: 0 SB: 0 CS: 0	PA: 37				
<b>PITCHER</b>	IP	WLS	BF	H	R	ER	SO	BB	IBB	HBP	BLK	WP	HR	S	P	ERA	WHIP										
<b>Larry Gura, L</b> (1, 1) ERA: 5.13	7.0	W	28	7	3	3	3	0	0	0	0	0	3	34	34	3.86	1.000										
<b>Joe Beckwith, R</b> (8, 1) ERA: 4.55	1.0		4	1	0	0	2	0	0	0	0	0	0	8	8	0.00	1.000										
<b>Dan Quisenberry, R</b> (9, 1) ERA: 2.45	1.0		5	2	1	1	1	0	0	0	0	0	1	7	7	9.00	2.000										

Batter	1	2	3	4	5	6	7	8	9	AB	R	H	RBI	BB	SO	LOB	BOTTOM										
<b>Willie Wilson, S</b> (1, 8) OBP: 0.353, SLG: 0.389	S SF8 1B	6-3					G3			4	1	2	0	1	0	2	<b>Baltimore Orioles @ Kansas City Royals</b> Royals Stadium, Kansas City, MO Sun Jul 22 1984, 4:33 AM EDT Att: 38,190 - Unknown <a href="http://livebaseballscorecards.com">livebaseballscorecards.com</a>										
<b>Darryl Motley, R</b> (1, 7) OBP: 0.332, SLG: 0.441	S 1B	K					F8			4	1	2	2	1	1	3											
<b>Frank White, R</b> (1, 4) OBP: 0.303, SLG: 0.403	K						F7			5	0	0	0	0	2	5											
<b>Hal McRae, R</b> (1, 10) OBP: 0.353, SLG: 0.369 <b>John Wathan, R</b> (8, PR) OBP: 0.294, SLG: 0.258	SF8						6-3		FC6-4 BB	3	0	1	1	1	0	1											
<b>Steve Balboni, R</b> (1, 3) OBP: 0.307, SLG: 0.450	1B						K		FC6-4 BB	0	0	0	0	0	0	0											
<b>Don Slaught, R</b> (1, 2) OBP: 0.300, SLG: 0.384	1B						K		G6-4-3 BB	4	1	1	1	1	1	3											
<b>Pat Sheridan, L</b> (1, 9) OBP: 0.349, SLG: 0.455	K						1B		5-3	4	2	4	0	0	0	0											
<b>Greg Pryor, R</b> (1, 5) OBP: 0.287, SLG: 0.366							E		G6-4-3 BB	3	1	0	0	1	1	2											
<b>Onix Concepcion, R</b> (1, 6) OBP: 0.260, SLG: 0.285							E3		4-3	4	1	2	2	0	0	1											
<b>Inning Stats</b>	R: 2 E: 0 K: 2 S: 11	H: 4 LOB: 2 BB: 0 P: 11	R: 0 E: 0 K: 1 S: 6	H: 1 LOB: 1 BB: 0 P: 6	R: 0 E: 0 K: 1 S: 5	H: 1 LOB: 1 BB: 0 P: 5	R: 1 E: 1 K: 0 S: 6	H: 2 LOB: 2 BB: 0 P: 6	R: 5 E: 0 K: 0 S: 7	H: 4 LOB: 2 BB: 3 P: 19	R: 0 E: 0 K: 0 S: 2	H: 1 LOB: 1 BB: 1 P: 6	R: 0 E: 0 K: 0 S: 4	H: 1 LOB: 1 BB: 0 P: 4	R: 0 E: 0 K: 1 S: 5	H: 0 LOB: 1 BB: 1 P: 9		1B: 12 2B: 2 3B: 1 HR: 0	SF: 1 SAC: 0 DP: 2 HBP: 0	WP: 0 PB: 0 SB: 2 CS: 1	PA: 41						
<b>PITCHER</b>	IP	WLS	BF	H	R	ER	SO	BB	IBB	HBP	BLK	WP	HR	S	P	ERA	WHIP										
<b>Scott McGregor, L</b> (1, 1) ERA: 3.85	4.2	L	27	11	8	7	4	2	0	0	0	0	0	33	41	13.50	2.786										
<b>Bill Swagerty, R</b> (5, 1) ERA: 4.5	3.1		14	3	0	0	1	3	0	0	0	0	0	13	25	0.00	1.800										



Batter	1	2	3	4	5	6	7	8	9	AB	R	H	RBI	BB	SO	LOB	TOP							
Floyd Rayford, R OBP: 0.331, SLG: 0.417 Lenn Sakata, R OBP: 0.214, SLG: 0.214										5	0	1	0	0	2	4								
John Shelby, S OBP: 0.223, SLG: 0.287										4	1	0	0	1	1	1								
Cal Ripken Jr., R OBP: 0.379, SLG: 0.540										4	1	3	1	1	0	0								
Eddie Murray, S OBP: 0.411, SLG: 0.523										4	2	2	1	1	1	2								
Gary Roenicke, R OBP: 0.335, SLG: 0.353 John Lowenstein, L OBP: 0.329, SLG: 0.385										3	1	1	3	0	0	2								
Benny Ayala, R OBP: 0.232, SLG: 0.293 Ken Singleton, S OBP: 0.284, SLG: 0.268										2	1	1	0	0	0	0								
Mike Young, S OBP: 0.327, SLG: 0.397										4	1	1	0	1	1	1								
Rich Dauer, R OBP: 0.292, SLG: 0.333 Wayne Gross, L OBP: 0.365, SLG: 0.466										2	1	0	0	1	0	3								
Rick Dempsey, R OBP: 0.317, SLG: 0.322										5	0	3	3	0	0	2								
<b>Inning Stats</b>	R: 0 E: 0 K: 1 S: 6	H: 2 LOB: 1 BB: 0 P: 6	R: 1 E: 1 K: 0 S: 6	H: 2 LOB: 2 BB: 0 P: 6	R: 3 E: 0 K: 0 S: 5	H: 2 LOB: 0 BB: 1 P: 9	R: 2 E: 0 K: 1 S: 7	H: 2 LOB: 2 BB: 2 P: 15	R: 0 E: 0 K: 1 S: 6	H: 1 LOB: 1 BB: 0 P: 6	R: 0 E: 0 K: 2 S: 7	H: 0 LOB: 0 BB: 0 P: 7	R: 3 E: 0 K: 2 S: 10	H: 3 LOB: 1 BB: 1 P: 14	R: 0 E: 0 K: 0 S: 3	H: 0 LOB: 1 BB: 1 P: 7	R: 0 E: 0 K: 1 S: 6	H: 1 LOB: 2 BB: 1 P: 10	1B: 9 2B: 2 3B: 1 HR: 1	SF: 0 SAC: 0 DP: 1 HBP: 0	WP: 1 PB: 0 SB: 0 CS: 0	PA: 46		
<b>PITCHER</b>	IP	WLS	BF	H	R	ER	SO	BB	IBB	HBP	BLK	WP	HR	S	P	ERA	WHIP							
Mike Mason, L ERA: 3.02	4.0	L	23	8	6	5	2	2	1	0	0	0	1	24	36	11.25	2.500							
Dave Stewart, R ERA: 5.4	3.0		14	4	3	3	5	1	0	0	0	1	0	23	27	9.00	1.667							
Dave Schmidt, R ERA: 2.45	2.0		9	1	0	0	1	2	0	0	0	0	0	9	17	0.00	1.500							

Baltimore Orioles @ Texas Rangers  
Arlington Stadium, Arlington, TX  
Mon Jul 23 1984, 8:05 PM EDT  
Att: 14,983 - Unknown

AB 40  
R 9  
H 13  
RBI 8  
BB 6  
SO 8  
LOB 22



Batter	1	2	3	4	5	6	7	8	9	AB	R	H	RBI	BB	SO	LOB	BOTTOM							
Tom Dunbar, L OBP: 0.414, SLG: 0.509 Bill Sample, R OBP: 0.290, SLG: 0.333										4	1	2	1	0	1	0								
Gary Ward, R OBP: 0.285, SLG: 0.317										5	0	1	0	0	0	2								
Buddy Bell, R OBP: 0.374, SLG: 0.435										5	1	1	0	0	0	3								
Larry Parrish, R OBP: 0.341, SLG: 0.484										5	1	3	1	0	0	2								
Pete O'Brien, L OBP: 0.361, SLG: 0.468										5	0	0	0	0	1	4								
George Wright, S OBP: 0.232, SLG: 0.284										4	2	2	2	0	1	2								
Jeff Kunkel, R OBP: 0.750, SLG: 0.750										4	0	3	0	0	1	1								
Donnie Scott, S OBP: 0.287, SLG: 0.313										3	0	0	0	1	1	3								
Curtis Wilkerson, S OBP: 0.292, SLG: 0.296										4	0	1	1	0	0	2								
<b>Inning Stats</b>	R: 0 E: 0 K: 1 S: 5	H: 0 LOB: 0 BB: 0 P: 5	R: 0 E: 0 K: 1 S: 6	H: 1 LOB: 1 BB: 0 P: 6	R: 0 E: 0 K: 0 S: 5	H: 2 LOB: 2 BB: 0 P: 5	R: 0 E: 0 K: 1 S: 7	H: 2 LOB: 2 BB: 0 P: 7	R: 0 E: 0 K: 0 S: 3	H: 0 LOB: 0 BB: 0 P: 3	R: 2 E: 0 K: 1 S: 8	H: 3 LOB: 1 BB: 0 P: 8	R: 1 E: 0 K: 0 S: 4	H: 1 LOB: 0 BB: 0 P: 4	R: 2 E: 0 K: 0 S: 6	H: 3 LOB: 2 BB: 1 P: 10	R: 0 E: 0 K: 1 S: 6	H: 1 LOB: 1 BB: 0 P: 6	1B: 8 2B: 2 3B: 0 HR: 3	SF: 0 SAC: 0 DP: 0 HBP: 0	WP: 1 PB: 0 SB: 1 CS: 0	PA: 41		
<b>PITCHER</b>	IP	WLS	BF	H	R	ER	SO	BB	IBB	HBP	BLK	WP	HR	S	P	ERA	WHIP							
Mike Boddicker, R ERA: 3.03	7.1	W	35	12	5	5	4	1	0	0	0	0	0	8	46	6.14	1.773							
Tippy Martinez, L ERA: 3.52	1.2	S	6	1	0	0	1	0	0	0	0	0	0	8	8	0.00	0.600							

Baltimore Orioles @ Texas Rangers  
Arlington Stadium, Arlington, TX  
Mon Jul 23 1984, 8:05 PM EDT  
Att: 14,983 - Unknown

AB 40  
R 5  
H 13  
RBI 5  
BB 1  
SO 5  
LOB 21





Batter	1	2	3	4	5	6	7	8	9	AB	R	H	RBI	BB	SO	LOB	TOP			
<b>Al Bumbry, L</b> OBP: 0.285, SLG: 0.285 (1, 8)	F7		6-3			F7		3-1		4	0	0	0	0	0	2				
<b>Dan Ford, R</b> OBP: 0.344, SLG: 0.531 (1, 9)	F9					F4			E6	4	0	1	2	0	0	0				
<b>John Shelby, S</b> OBP: 0.223, SLG: 0.287 (9, FR)			2B						G4-6-3	0	0	0	0	0	0	0				
<b>Cal Ripken Jr., R</b> OBP: 0.376, SLG: 0.535 (1, 6)	F9		K			F7			G4-6-3	4	0	0	0	0	1	2				
<b>Eddie Murray, S</b> OBP: 0.409, SLG: 0.520 (1, 3)									F8	4	0	1	0	0	0	1				
<b>John Lowenstein, L</b> OBP: 0.329, SLG: 0.382 (1, 10)	F8					F7				2	0	0	0	1	0	1				
<b>Wayne Gross, L</b> OBP: 0.380, SLG: 0.459 (1, 5)	G4-6-3									3	0	0	0	0	0	2				
<b>Gary Roenicke, R</b> OBP: 0.335, SLG: 0.353 (1, 7)										3	1	1	0	0	0	1				
<b>Lenn Sakata, R</b> OBP: 0.217, SLG: 0.218 (1, 4)									F9	3	1	1	0	0	0	0				
<b>Rick Dempsey, R</b> OBP: 0.312, SLG: 0.317 (1, 2)										3	0	0	0	0	1	2				
<b>Inning Stats</b>	R: 0 E: 0 K: 0 S: 3	H: 0 LOB: 0 BB: 0 P: 3	R: 0 E: 0 K: 0 S: 3	H: 1 LOB: 0 BB: 0 P: 3	R: 2 E: 0 K: 2 S: 10	H: 3 LOB: 1 BB: 0 P: 10	R: 0 E: 0 K: 0 S: 3	H: 0 LOB: 0 BB: 0 P: 3	R: 0 E: 0 K: 0 S: 3	H: 0 LOB: 0 BB: 0 P: 3	R: 0 E: 0 K: 0 S: 3	H: 0 LOB: 0 BB: 0 P: 3	R: 0 E: 1 K: 0 S: 3	H: 0 LOB: 1 BB: 0 P: 3	R: 0 E: 0 K: 0 S: 3	H: 0 LOB: 0 BB: 0 P: 3	1B: 3 2B: 1 3B: 0 HR: 0	SF: 0 SAC: 0 DP: 2 HBP: 0	WP: 0 PB: 0 SB: 0 CS: 0	PA: 31
<b>PITCHER</b> <b>Danny Darwin, R</b> ERA: 4.2 (1, 1)	IP: 9.0 WLS: W BF: 31 H: 4 R: 2 ER: 2 SO: 2 BB: 1 IBB: 0 HBP: 0 BLK: 0 WP: 0 HR: 0 S: 34 P: 38 ERA: 2.00 WHIP: 0.556																			

**Baltimore Orioles @ Texas Rangers**  
Arlington Stadium, Arlington, TX  
Tue Jul 24 1984, 8:05 PM EDT  
Att: 15,451 - Unknown

**AB 30**  
**R 2**  
**H 4**  
**RBI 2**  
**BB 1**  
**SO 2**  
**LOB 11**



Batter	1	2	3	4	5	6	7	8	9	AB	R	H	RBI	BB	SO	LOB	BOTTOM			
<b>Bill Sample, R</b> OBP: 0.287, SLG: 0.329 (1, 7)	K	K		F7			F7			4	0	0	0	0	2	3				
<b>Gary Ward, R</b> OBP: 0.290, SLG: 0.322 (1, 8)				FC5-4			FC5-4		G1-6-3	4	0	3	0	0	0	1				
<b>Buddy Bell, R</b> OBP: 0.370, SLG: 0.430 (1, 5)	F8			FC4-6			FC4-6		G1-6-3	4	1	0	0	0	0	3				
<b>Larry Parrish, R</b> OBP: 0.340, SLG: 0.484 (1, 10)	FC5-4			1B			F2			4	1	1	0	0	0	1				
<b>Pete O'Brien, L</b> OBP: 0.360, SLG: 0.465 (1, 3)				SF9			4-3			4	0	1	1	0	0	0				
<b>George Wright, S</b> OBP: 0.233, SLG: 0.291 (1, 9)				SF9						3	1	1	1	0	0	0				
<b>Tom Dunbar, L</b> OBP: 0.414, SLG: 0.509 (9, 9)				1B			F7		5-3	0	0	0	0	0	0	0				
<b>Jeff Kunkel, R</b> OBP: 0.571, SLG: 0.571 (1, 6)				F9						3	0	1	0	0	1	2				
<b>Ned Yost, R</b> OBP: 0.199, SLG: 0.252 (1, 2)				K			K2-3			3	0	1	1	0	1	1				
<b>Curtis Wilkerson, S</b> OBP: 0.295, SLG: 0.290 (1, 4)				1B			FC5-4			3	0	2	0	0	0	1				
<b>Inning Stats</b>	R: 0 E: 0 K: 1 S: 6	H: 1 LOB: 1 BB: 0 P: 6	R: 1 E: 0 K: 1 S: 8	H: 3 LOB: 2 BB: 0 P: 8	R: 2 E: 0 K: 1 S: 8	H: 3 LOB: 1 BB: 0 P: 8	R: 0 E: 0 K: 1 S: 6	H: 1 LOB: 1 BB: 0 P: 6	R: 0 E: 0 K: 0 S: 3	H: 0 LOB: 0 BB: 0 P: 3	R: 0 E: 0 K: 0 S: 4	H: 1 LOB: 1 BB: 0 P: 4	R: 0 E: 0 K: 0 S: 3	H: 1 LOB: 0 BB: 0 P: 3	R: 0 E: 0 K: 0 S: 3	H: 0 LOB: 0 BB: 0 P: 3	1B: 8 2B: 2 3B: 0 HR: 0	SF: 1 SAC: 0 DP: 1 HBP: 0	WP: 0 PB: 0 SB: 0 CS: 0	PA: 33
<b>PITCHER</b> <b>Mike Flanagan, L</b> ERA: 3.33 (1, 1)	IP: 8.0 WLS: L BF: 33 H: 10 R: 3 ER: 3 SO: 4 BB: 0 IBB: 0 HBP: 0 BLK: 0 WP: 0 HR: 0 S: 41 P: 41 ERA: 3.38 WHIP: 1.250																			

**Baltimore Orioles @ Texas Rangers**  
Arlington Stadium, Arlington, TX  
Tue Jul 24 1984, 8:05 PM EDT  
Att: 15,451 - Unknown

**AB 32**  
**R 3**  
**H 10**  
**RBI 3**  
**BB 0**  
**SO 4**  
**LOB 12**





Batter	1	2	3	4	5	6	7	8	9	AB	R	H	RBI	BB	SO	LOB	TOP					
<b>Rich Dauer, R</b> (1,4) OBP: 0.288, SLG: 0.328 <b>John Lowenstein, L</b> (8, FH) OBP: 0.328, SLG: 0.380 (8, 7)	F8	G3		F7			5-3	FC		4	0	0	0	0	0	2						
<b>Dan Ford, R</b> (1,9) OBP: 0.324, SLG: 0.472 <b>Lenn Sakata, R</b> (8,4) OBP: 0.217, SLG: 0.218	2B BB		6-3		K		F8	F8		4	0	0	0	1	1	2						
<b>Cal Ripken Jr., R</b> (1,6) OBP: 0.374, SLG: 0.530	F7			FC6-4 1B		3-1	E5 HR	4-3		5	1	1	0	0	0	3						
<b>Eddie Murray, S</b> (1,3) OBP: 0.409, SLG: 0.529			FC6-4 BB		K			HR		5	1	2	2	0	1	1						
<b>Gary Roenicke, R</b> (1,8) OBP: 0.345, SLG: 0.354				1B BB			FC6-4 1B			2	0	1	0	3	0	0						
<b>Benny Ayala, R</b> (1,10) OBP: 0.221, SLG: 0.278 <b>Ken Singleton, S</b> (9, FH) OBP: 0.286, SLG: 0.268	K		6-3		F8		FC6-4			4	0	0	0	0	1	7						
<b>Mike Young, S</b> (1,7) OBP: 0.320, SLG: 0.387 (8, 9)		5-3		6-3		K		F8		5	0	0	0	0	1	2						
<b>Todd Cruz, R</b> (1,5) OBP: 0.260, SLG: 0.319				F6						3	1	2	0	0	0	0						
<b>Rick Dempsey, R</b> (1,2) OBP: 0.311, SLG: 0.311						5-3		E6 FC		3	0	0	0	1	0	4						
<b>Inning Stats</b>	R: 0 E: 0 K: 1 S: 6	H: 1 LOB: 3 BB: 2 P: 14	R: 0 E: 0 K: 0 S: 3	H: 0 LOB: 1 BB: 0 P: 4	R: 0 E: 0 K: 0 S: 4	H: 1 LOB: 2 BB: 1 P: 8	R: 0 E: 0 K: 0 S: 3	H: 0 LOB: 1 BB: 1 P: 7	R: 0 E: 0 K: 1 S: 7	H: 0 LOB: 0 BB: 0 P: 7	R: 0 E: 0 K: 1 S: 6	H: 1 LOB: 2 BB: 1 P: 10	R: 2 E: 1 K: 0 S: 6	H: 2 LOB: 1 BB: 0 P: 6	R: 1 E: 1 K: 0 S: 6	H: 1 LOB: 2 BB: 0 P: 6	R: 0 E: 0 K: 0 S: 3	H: 0 LOB: 1 BB: 1 P: 7	1B: 4 2B: 1 3B: 0 HR: 1	SF: 0 SAC: 0 DP: 0 HBP: 1	WP: 0 PB: 0 SB: 1 CS: 0	PA: 43
<b>PITCHER</b>	IP	WLS	BF	H	R	ER	SO	BB	IBB	HBP	BLK	WP	HR	S	P	ERA	WHIP					
<b>Frank Tanana, L</b> (1,1) ERA: 3.06	7.0	L	33	5	2	0	4	5	0	1	0	0	1	35	56	0.00	1.429					
<b>Dickie Noles, R</b> (8,1) ERA: 5.43	2.0		10	1	1	0	0	1	0	0	0	0	0	9	13	0.00	1.000					

Baltimore Orioles @ Texas Rangers  
Arlington Stadium, Arlington, TX  
Wed Jul 25 1984, 8:05 PM EDT  
Att: 14,333 - Unknown

AB 36  
R 3  
H 6  
RBI 3  
BB 6  
SO 4  
LOB 22



Batter	1	2	3	4	5	6	7	8	9	AB	R	H	RBI	BB	SO	LOB	BOTTOM					
<b>Tom Dunbar, L</b> (1,9) OBP: 0.387, SLG: 0.474 <b>Donnie Scott, S</b> (9,2) OBP: 0.287, SLG: 0.313	K		1-3			K		F9		4	0	0	0	0	2	0						
<b>Gary Ward, R</b> (1,8) OBP: 0.292, SLG: 0.327	F9			1B 2B		F8				4	0	2	0	0	0	0						
<b>Buddy Bell, R</b> (1,5) OBP: 0.370, SLG: 0.429 <b>Wayne Tolleson, S</b> (8,5) OBP: 0.293, SLG: 0.264	5-3					K		1-3		3	0	1	0	0	1	0						
<b>Larry Parrish, R</b> (1,10) OBP: 0.337, SLG: 0.479		F9		K						4	0	0	0	0	3	2						
<b>Pete O'Brien, L</b> (1,3) OBP: 0.359, SLG: 0.461			FC6-4 BB		K		F7			3	0	0	0	1	1	2						
<b>Bill Sample, R</b> (1,7) OBP: 0.286, SLG: 0.328			FC6-4		5-3					4	0	1	0	0	0	3						
<b>Jeff Kunkel, R</b> (1,6) OBP: 0.400, SLG: 0.490			K							3	0	0	0	0	1	2						
<b>Ned Yost, R</b> (1,2) OBP: 0.196, SLG: 0.248 <b>Mickey Rivers, L</b> (8, FH) OBP: 0.311, SLG: 0.368 (9, 9)			K							2	0	0	0	0	1	0						
<b>Curtis Wilkerson, S</b> (1,4) OBP: 0.292, SLG: 0.287			5-3							3	0	0	0	0	1	0						
<b>Inning Stats</b>	R: 0 E: 0 K: 1 S: 5	H: 0 LOB: 0 BB: 0 P: 5	R: 0 E: 0 K: 1 S: 5	H: 0 LOB: 1 BB: 1 P: 9	R: 0 E: 0 K: 1 S: 5	H: 0 LOB: 0 BB: 0 P: 5	R: 0 E: 0 K: 2 S: 9	H: 2 LOB: 2 BB: 0 P: 9	R: 0 E: 0 K: 1 S: 5	H: 0 LOB: 0 BB: 0 P: 5	R: 0 E: 0 K: 2 S: 7	H: 0 LOB: 0 BB: 0 P: 7	R: 0 E: 0 K: 1 S: 6	H: 1 LOB: 1 BB: 0 P: 6	R: 1 E: 0 K: 0 S: 5	H: 2 LOB: 1 BB: 0 P: 5	R: 0 E: 0 K: 1 S: 5	H: 0 LOB: 0 BB: 0 P: 5	1B: 3 2B: 1 3B: 0 HR: 1	SF: 0 SAC: 0 DP: 0 HBP: 0	WP: 0 PB: 0 SB: 0 CS: 0	PA: 33
<b>PITCHER</b>	IP	WLS	BF	H	R	ER	SO	BB	IBB	HBP	BLK	WP	HR	S	P	ERA	WHIP					
<b>Dennis Martinez, R</b> (1,1) ERA: 4.09	7.2		28	4	1	1	9	1	0	0	0	0	1	45	49	1.17	0.652					
<b>Sammy Stewart, R</b> (8,1) ERA: 3.1	1.1	S	5	1	0	0	1	0	0	0	0	0	0	7	7	0.00	0.750					

Baltimore Orioles @ Texas Rangers  
Arlington Stadium, Arlington, TX  
Wed Jul 25 1984, 8:05 PM EDT  
Att: 14,333 - Unknown

AB 32  
R 1  
H 5  
RBI 1  
BB 1  
SO 10  
LOB 10





Batter	1	2	3	4	5	6	7	8	9	AB	R	H	RBI	BB	SO	LOB	TOP				
<b>Brett Butler, L</b> OBP: 0.365, SLG: 0.325	4-0 1B FC6-4 BB	0-0 FC3-6 1B		0-0 6-3			0-0 G6-3			3	2	0	0	1	0	2	<b>Cleveland Indians @ Baltimore Orioles</b> Memorial Stadium, Baltimore, MD Fri Jul 27 1984, 7:05 PM EDT Att: 37,368 - Unknown				
<b>George Vukovich, L</b> OBP: 0.351, SLG: 0.410	0-3 K	0-0 FC6-4 1B			0-0 F7		0-0 F7			4	0	1	1	0	1	1					
<b>Julio Franco, R</b> OBP: 0.329, SLG: 0.338	0-0 FC6-4 1B	0-0 FC6-4			0-0 5-3		0-0 F3			4	0	1	0	0	0	1					
<b>Andre Thornton, R</b> OBP: 0.355, SLG: 0.493	0-0 FC6-4 1B			0-0 2B		0-0 F8		0-0 F8		4	1	1	1	0	0	1					
<b>Mel Hall, L</b> OBP: 0.332, SLG: 0.433	0-0 1B			0-0 5-3		0-3 K		0-0 5-3		4	0	1	0	0	1	1					
<b>Pat Tabler, R</b> OBP: 0.377, SLG: 0.402	0-0 1B			0-0 3-1		0-0 5-3		0-0 1B		4	0	2	1	0	0	1					
<b>Chris Bando, S</b> OBP: 0.389, SLG: 0.614	0-0 F7			0-0 F8		0-0 4-3		0-0 F7		4	0	0	0	0	0	4					
<b>Brook Jacoby, R</b> OBP: 0.303, SLG: 0.353				0-0 F9			0-0 F9		0-3 K	3	0	1	0	0	0	0					
<b>Broderick Perkins, L</b> OBP: 0.333, SLG: 0.250				0-0 FC3-6 1B						1	0	0	0	0	1	1					
<b>Tony Bernazard, S</b> OBP: 0.312, SLG: 0.272				0-0 F6		0-0 F6		4-0 G6-3 BB		2	0	0	0	1	0	1					
<b>Inning Stats</b>	R: 2 E: 0 K: 1 S: 8	H: 3 LOB: 2 BB: 1 P: 12	R: 1 E: 1 K: 0 S: 5	H: 2 LOB: 1 BB: 0 P: 5	R: 0 E: 0 K: 0 S: 4	H: 1 LOB: 0 BB: 0 P: 4	R: 0 E: 0 K: 0 S: 3	H: 0 LOB: 0 BB: 0 P: 3	R: 0 E: 0 K: 1 S: 5	H: 0 LOB: 0 BB: 0 P: 3	R: 0 E: 0 K: 0 S: 2	H: 0 LOB: 0 BB: 1 P: 6	R: 0 E: 0 K: 0 S: 3	H: 0 LOB: 0 BB: 0 P: 3	R: 0 E: 0 K: 1 S: 6	H: 1 LOB: 1 BB: 0 P: 6	1B: 6 2B: 1 3B: 0 HR: 0	SF: 0 SAC: 0 DP: 1 HBP: 0	WP: 0 PB: 0 SB: 0 CS: 0	PA: 35	
<b>PITCHER</b> <b>Storm Davis, R</b> ERA: 2.52	IP: 9.0 WLS: W BF: 35	H: 7 R: 3 ER: 2 SO: 3	BB: 2 IBB: 0 HBP: 0 BLK: 0	WP: 0 HR: 0 S: 39 P: 47	ERA: 2.00 WHIP: 1.000											ERA: 2.00 WHIP: 1.000					

Batter	1	2	3	4	5	6	7	8	9	AB	R	H	RBI	BB	SO	LOB	BOTTOM				
<b>Lenn Sakata, R</b> OBP: 0.220, SLG: 0.221	0-0 F9			0-0 G5-4-3			0-3 K			3	0	1	0	0	0	1	<b>Cleveland Indians @ Baltimore Orioles</b> Memorial Stadium, Baltimore, MD Fri Jul 27 1984, 7:05 PM EDT Att: 37,368 - Unknown				
<b>John Lowenstein, L</b> OBP: 0.327, SLG: 0.378				1-3 1B			1-2 K			1	0	0	0	0	1	2					
<b>Rich Dauer, R</b> OBP: 0.288, SLG: 0.328				1-2 1B			4-3			0	0	0	0	0	0	0					
<b>Dan Ford, R</b> OBP: 0.293, SLG: 0.425	0-0 4-3			L3			6-3			4	0	0	0	0	0	1					
<b>John Shelby, S</b> OBP: 0.223, SLG: 0.287				1-2 1B			6-3			0	0	0	0	0	0	0					
<b>Cal Ripken Jr., R</b> OBP: 0.379, SLG: 0.534	4-0 BB			1B HR			FC1-6 1B			3	1	3	0	1	0	0					
<b>Eddie Murray, S</b> OBP: 0.408, SLG: 0.526	0-0 F9			1-2 HR			FC1-6 E			4	1	1	0	0	0	3					
<b>Gary Roenicke, R</b> OBP: 0.348, SLG: 0.372				F8			E6			4	1	2	3	0	0	1					
<b>Benny Ayala, R</b> OBP: 0.238, SLG: 0.300				1-1 2-H HR			G6-3			4	1	2	3	0	0	1					
<b>Ken Singleton, S</b> OBP: 0.284, SLG: 0.266				BB			G6-3			1	1	1	0	1	0	0					
<b>Mike Young, S</b> OBP: 0.323, SLG: 0.386				BB			1-2 1B			2	0	0	0	0	0	4					
<b>Todd Cruz, R</b> OBP: 0.260, SLG: 0.325				FC6-4 BB			0-3 K			3	0	1	1	1	1	0					
<b>Rick Dempsey, R</b> OBP: 0.315, SLG: 0.316				1-2 BB			0-0 1B			4	0	1	0	0	1	3					
<b>Inning Stats</b>	R: 0 E: 0 K: 0 S: 3	H: 0 LOB: 1 BB: 1 P: 7	R: 0 E: 0 K: 0 S: 3	H: 0 LOB: 2 BB: 2 P: 11	R: 4 E: 0 K: 1 S: 10	H: 6 LOB: 1 BB: 0 P: 10	R: 0 E: 0 K: 0 S: 3	H: 1 LOB: 0 BB: 0 P: 3	R: 0 E: 1 K: 0 S: 4	H: 1 LOB: 1 BB: 0 P: 4	R: 0 E: 0 K: 2 S: 8	H: 2 LOB: 2 BB: 0 P: 8	R: 0 E: 0 K: 0 S: 5	H: 0 LOB: 0 BB: 0 P: 5	R: 0 E: 0 K: 1 S: 5	H: 0 LOB: 0 BB: 0 P: 5	1B: 9 2B: 4 3B: 0 HR: 1	SF: 0 SAC: 0 DP: 4 HBP: 0	WP: 0 PB: 0 SB: 0 CS: 1	PA: 36	
<b>PITCHER</b> <b>Neal Heaton, L</b> ERA: 4.92	IP: 2.2 WLS: L BF: 16	H: 6 R: 4 ER: 4 SO: 0	BB: 3 IBB: 0 HBP: 0 BLK: 0	WP: 0 HR: 1 S: 13 P: 25	ERA: 13.50 WHIP: 3.375											ERA: 13.50 WHIP: 3.375					
<b>Steve Farr, R</b> ERA: 4.02	IP: 5.1 WLS: L BF: 20	H: 6 R: 0 ER: 0 SO: 4	BB: 0 IBB: 0 HBP: 0 BLK: 0	WP: 0 HR: 0 S: 28 P: 28	ERA: 0.00 WHIP: 1.125											ERA: 0.00 WHIP: 1.125					



Batter	1	2	3	4	5	6	7	8	9	AB	R	H	RBI	BB	SO	LOB	TOP					
<b>Brett Butler, L</b> OBP: 0.365, SLG: 0.329 (1, 8)										5	1	2	1	0	1	2	<b>Cleveland Indians @ Baltimore Orioles</b> Memorial Stadium, Baltimore, MD Sat Jul 28 1984, 7:05 PM EDT Att: 27,273 - Unknown					
<b>Joe Carter, R</b> OBP: 0.282, SLG: 0.385 (1, 7)										5	1	2	1	0	0	0						
<b>Julio Franco, R</b> OBP: 0.330, SLG: 0.338 (1, 6)										5	0	2	0	0	0	0						
<b>Andre Thornton, R</b> OBP: 0.356, SLG: 0.493 (1, 10)										4	1	1	0	1	0	1						
<b>Carmen Castillo, R</b> OBP: 0.323, SLG: 0.497 <b>Mike Hargrove, L</b> OBP: 0.377, SLG: 0.368 (8, 3)										4	1	1	0	0	0	3						
<b>Pat Tabler, R</b> OBP: 0.379, SLG: 0.401 <b>George Vukovich, L</b> OBP: 0.351, SLG: 0.410 (1, 3)										3	1	1	1	1	0	1						
<b>Chris Bando, S</b> OBP: 0.394, SLG: 0.600 (1, 2)										2	0	0	0	2	1	1						
<b>Brook Jacoby, R</b> OBP: 0.305, SLG: 0.353 (1, 5)										3	0	1	1	1	1	2						
<b>Tony Bernazard, S</b> OBP: 0.312, SLG: 0.275 (1, 4)										4	1	1	0	0	1	4						
<b>Inning Stats</b>	R: 0 E: 0 K: 0 S: 4	H: 2 LOB: 2 BB: 1 P: 8	R: 0 E: 0 K: 1 S: 5	H: 0 LOB: 0 BB: 0 P: 5	R: 0 E: 0 K: 1 S: 5	H: 0 LOB: 0 BB: 0 P: 5	R: 1 E: 0 K: 0 S: 5	H: 2 LOB: 2 BB: 1 P: 9	R: 3 E: 1 K: 0 S: 6	H: 4 LOB: 0 BB: 0 P: 6	R: 1 E: 0 K: 1 S: 5	H: 1 LOB: 2 BB: 2 P: 13	R: 0 E: 0 K: 0 S: 3	H: 0 LOB: 0 BB: 0 P: 3	R: 1 E: 0 K: 1 S: 7	H: 2 LOB: 2 BB: 1 P: 11		R: 0 E: 0 K: 0 S: 3	H: 0 LOB: 0 BB: 0 P: 3	1B: 8 2B: 3 3B: 0 HR: 0	SF: 0 SAC: 0 DP: 1 HBP: 0	WP: 0 PB: 0 SB: 2 CS: 1
<b>PITCHER</b>	IP	WLS	BF	H	R	ER	SO	BB	IBB	HBP	BLK	WP	HR	S	P	ERA	WHIP					
<b>Scott McGregor, L</b> ERA: 3.98 (1, 1)	6.0	L	28	9	5	5	3	4	0	0	0	0	0	30	46	7.50	2.167					
<b>Bill Swaggerty, R</b> ERA: 4.51 (7, 1)	1.1		7	2	1	1	0	0	1	0	0	0	0	6	10	6.75	1.500					
<b>Tippy Martinez, L</b> ERA: 3.43 (8, 1)	1.2		5	0	0	0	1	0	0	0	0	0	0	7	7	0.00	0.000					

Batter	1	2	3	4	5	6	7	8	9	AB	R	H	RBI	BB	SO	LOB	BOTTOM				
<b>Dan Ford, R</b> OBP: 0.304, SLG: 0.409 (1, 9)										4	0	1	0	1	0	0	<b>Cleveland Indians @ Baltimore Orioles</b> Memorial Stadium, Baltimore, MD Sat Jul 28 1984, 7:05 PM EDT Att: 27,273 - Unknown				
<b>Wayne Gross, L</b> OBP: 0.353, SLG: 0.447 (1, 10)										5	0	0	0	0	0	2					
<b>Cal Ripken Jr., R</b> OBP: 0.380, SLG: 0.533 (1, 6)										4	1	2	0	0	0	0					
<b>Eddie Murray, S</b> OBP: 0.413, SLG: 0.527 (1, 3)										1	1	1	0	3	0	0					
<b>John Lowenstein, L</b> OBP: 0.322, SLG: 0.372 (1, 7)										4	0	0	0	0	2	6					
<b>Gary Roenicke, R</b> OBP: 0.342, SLG: 0.367 (1, 8)										3	0	0	1	0	1	4					
<b>Rich Dauer, R</b> OBP: 0.291, SLG: 0.343 (1, 4)										4	1	2	1	0	0	2					
<b>Todd Cruz, R</b> OBP: 0.256, SLG: 0.320 <b>Ken Singleton, S</b> OBP: 0.297, SLG: 0.269 <b>Floyd Rayford, R</b> OBP: 0.330, SLG: 0.414 (6, PH) (7, 5)										2	0	0	0	0	1	0					
<b>Rick Dempsey, R</b> OBP: 0.309, SLG: 0.309 (1, 2)										4	0	0	0	0	1	2					
<b>Inning Stats</b>	R: 0 E: 0 K: 0 S: 3	H: 0 LOB: 0 BB: 0 P: 3	R: 0 E: 0 K: 1 S: 5	H: 0 LOB: 0 BB: 1 P: 9	R: 0 E: 0 K: 2 S: 8	H: 1 LOB: 2 BB: 1 P: 12	R: 1 E: 0 K: 1 S: 7	H: 2 LOB: 1 BB: 0 P: 7	R: 2 E: 0 K: 0 S: 7	H: 4 LOB: 2 BB: 0 P: 7	R: 0 E: 0 K: 0 S: 3	H: 0 LOB: 0 BB: 0 P: 3	R: 0 E: 0 K: 0 S: 3	H: 0 LOB: 1 BB: 1 P: 7	R: 0 E: 0 K: 1 S: 5	H: 0 LOB: 1 BB: 1 P: 9		1B: 6 2B: 0 3B: 0 HR: 1	SF: 1 SAC: 0 DP: 0 HBP: 0	WP: 0 PB: 0 SB: 1 CS: 0	PA: 38
<b>PITCHER</b>	IP	WLS	BF	H	R	ER	SO	BB	IBB	HBP	BLK	WP	HR	S	P	ERA	WHIP				
<b>Bert Blyleven, R</b> ERA: 3.27 (1, 1)	5.2	W	26	7	3	3	4	2	0	0	0	0	0	32	40	4.76	1.588				
<b>Tom Waddell, R</b> ERA: 3.15 (6, 1)	3.1	S	12	0	0	0	1	2	0	0	0	0	0	12	20	0.00	0.600				




Batter	1	2	3	4	5	6	7	8	9	AB	R	H	RBI	BB	SO	LOB	TOP				
<b>Brett Butler, L</b> (1, 8) OBP: 0.362, SLG: 0.326	F9			6-3		FC4-6			4-3	4	0	0	0	0	0	2	<b>Cleveland Indians @ Baltimore Orioles</b> Memorial Stadium, Baltimore, MD Sun Jul 29 1984, 3:33 AM EDT Att: 20,707 - Unknown				
<b>Joe Carter, R</b> (1, 7) OBP: 0.256, SLG: 0.349	F9			K		F6			F8	4	0	0	0	0	1	2					
<b>Julio Franco, R</b> (1, 6) OBP: 0.332, SLG: 0.340	5-3			1B				F8	BB	4	0	2	1	0	0	0					
<b>Andre Thornton, R</b> (1, 10)		L1-3		K				5-3	FC5-4	3	0	1	0	1	1	1					
<b>Pat Tabler, R</b> (1, 3) OBP: 0.374, SLG: 0.395		L1-3				K			BB	4	0	0	0	0	1	3					
<b>George Vukovich, L</b> (1, 9) OBP: 0.348, SLG: 0.406		4-3				3-1			FC5-4	3	0	0	0	0	0	0					
<b>Jerry Willard, L</b> (1, 2) OBP: 0.302, SLG: 0.381				4-3		K			BB	3	0	0	0	0	2	0					
<b>Brook Jacoby, R</b> (1, 5) OBP: 0.302, SLG: 0.350				K		5-3			BB	3	0	0	0	0	2	0					
<b>Tony Bernazard, S</b> (1, 4) OBP: 0.314, SLG: 0.274				6-3				FC4-6	BB	1	1	0	0	2	0	0					
<b>Inning Stats</b>	R: 0 E: 0 K: 0 S: 3	H: 0 LOB: 0 BB: 0 P: 3	R: 0 E: 0 K: 0 S: 3	H: 1 LOB: 0 BB: 0 P: 3	R: 0 E: 0 K: 1 S: 5	H: 0 LOB: 0 BB: 0 P: 5	R: 0 E: 0 K: 2 S: 8	H: 1 LOB: 1 BB: 0 P: 8	R: 0 E: 0 K: 2 S: 7	H: 0 LOB: 0 BB: 0 P: 7	R: 0 E: 0 K: 0 S: 3	H: 0 LOB: 0 BB: 0 P: 3	R: 0 E: 0 K: 2 S: 7	H: 0 LOB: 0 BB: 0 P: 7	R: 1 E: 0 K: 0 S: 4	H: 1 LOB: 2 BB: 2 P: 12	1B: 3 2B: 1 3B: 0 HR: 0	SF: 0 SAC: 0 DP: 1 HBP: 0	WP: 0 PB: 0 SB: 2 CS: 0	PA: 32	
<b>PITCHER</b>	IP	WLS	BF	H	R	ER	SO	BB	IBB	HBP	BLK	WP	HR	S	P	ERA	WHIP				
<b>Mike Boddicker, R</b> (1, 1) ERA: 2.93	8.2	W	29	2	1	1	7	2	0	0	0	0	0	41	49	1.04	0.462				
<b>Sammy Stewart, R</b> (9, 1) ERA: 3.08	0.1	S	3	1	0	0	0	1	0	0	0	0	0	2	6	0.00	6.000				

Batter	1	2	3	4	5	6	7	8	9	AB	R	H	RBI	BB	SO	LOB	BOTTOM				
<b>Al Bumbry, L</b> (1, 8) OBP: 0.289, SLG: 0.294	FC4-6	F9		5-3						4	0	2	1	0	0	3	<b>Cleveland Indians @ Baltimore Orioles</b> Memorial Stadium, Baltimore, MD Sun Jul 29 1984, 3:33 AM EDT Att: 20,707 - Unknown				
<b>Dan Ford, R</b> (1, 9) OBP: 0.280, SLG: 0.375	FC4-6			F8		F9		F7		4	0	0	0	0	0	2					
<b>Cal Ripken Jr., R</b> (1, 6) OBP: 0.381, SLG: 0.532						F8		5-3		3	0	1	0	1	0	0					
<b>Eddie Murray, S</b> (1, 3) OBP: 0.412, SLG: 0.527				K				F8		4	0	1	0	0	1	3					
<b>John Lowenstein, L</b> (1, 10) OBP: 0.321, SLG: 0.374				6-3		4-3				4	0	1	0	0	0	4					
<b>Wayne Gross, L</b> (1, 5) OBP: 0.351, SLG: 0.443				F9		F3		F6		4	1	1	0	0	0	1					
<b>Todd Cruz, R</b> (8, 5) OBP: 0.256, SLG: 0.320		1B								0	0	0	0	0	0	0					
<b>Gary Roenicke, R</b> (1, 7) OBP: 0.345, SLG: 0.384				K				6-3		4	1	2	1	0	1	0					
<b>Rich Dauer, R</b> (1, 4) OBP: 0.290, SLG: 0.339		G6-4-3						6-3		3	0	0	0	1	0	1					
<b>Floyd Rayford, R</b> (1, 2) OBP: 0.339, SLG: 0.428								6-3		4	1	3	0	0	0	0					
<b>Inning Stats</b>	R: 0 E: 0 K: 0 S: 4	H: 1 LOB: 2 BB: 1 P: 8	R: 1 E: 0 K: 0 S: 5	H: 3 LOB: 1 BB: 0 P: 5	R: 0 E: 0 K: 1 S: 6	H: 1 LOB: 1 BB: 0 P: 6	R: 0 E: 0 K: 1 S: 6	H: 1 LOB: 2 BB: 1 P: 10	R: 0 E: 0 K: 0 S: 4	H: 1 LOB: 1 BB: 0 P: 4	R: 2 E: 0 K: 0 S: 6	H: 3 LOB: 1 BB: 0 P: 6	R: 0 E: 0 K: 0 S: 4	H: 1 LOB: 1 BB: 0 P: 4	R: 0 E: 0 K: 0 S: 3	H: 0 LOB: 0 BB: 0 P: 3	1B: 6 2B: 4 3B: 0 HR: 1	SF: 0 SAC: 0 DP: 1 HBP: 0	WP: 0 PB: 0 SB: 1 CS: 0	PA: 36	
<b>PITCHER</b>	IP	WLS	BF	H	R	ER	SO	BB	IBB	HBP	BLK	WP	HR	S	P	ERA	WHIP				
<b>Steve Comer, R</b> (1, 1) ERA: 5.04	7.0	L	33	11	3	3	2	2	0	0	0	0	0	35	43	3.86	1.857				
<b>Ernie Camacho, R</b> (8, 1) ERA: 1.79	1.0		3	0	0	0	0	0	0	0	0	0	0	3	3	0.00	0.000				

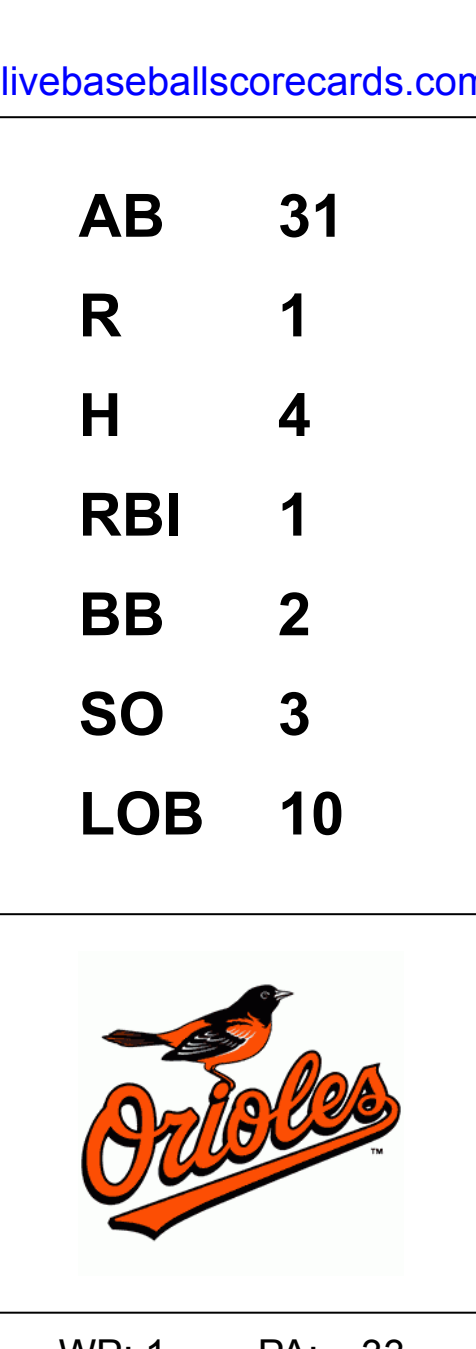


Batter	1	2	3	4	5	6	7	8	9	AB	R	H	RBI	BB	SO	LOB	TOP										
<b>Curtis Wilkerson, S</b> OBP: 0.289, SLG: 0.283 (1, 4)	0-0 6-3	0-0 5-3		0-0 F9			0-0 6-3		0-0 1B	5	0	1	1	0	0	1	<b>Texas Rangers @ Baltimore Orioles</b> Memorial Stadium, Baltimore, MD Mon Jul 30 1984, 7:05 PM EDT Att: 22,529 - Unknown										
<b>Gary Ward, R</b> OBP: 0.328, SLG: 0.328 (1, 8)	0-0 L9		0-0 4-3		0-0 F9		0-0 F3		0-0 L3	5	0	0	0	0	0	2											
<b>Buddy Bell, R</b> OBP: 0.374, SLG: 0.431 (1, 5)	4-0 FC6-4 BB		0-0 L7		0-0 F8			0-0 F6		3	0	0	0	1	0	0											
<b>Larry Parrish, R</b> OBP: 0.337, SLG: 0.492 (1, 9)	0-0 FC6-4 1-2		0-0		0-3 K			0-0 F6		4	1	1	1	0	1	1											
<b>Pete O'Brien, L</b> OBP: 0.360, SLG: 0.474 (1, 3)		0-0 L4	4-0		0-0		0-0 CS 1B	0-3 K		3	0	1	0	1	1	0											
<b>Alan Bannister, R</b> OBP: 0.394, SLG: 0.444 (1, 10)		0-0 1B HR	0-0 F9		4-0 WP BB			0-0 1B		3	2	2	0	1	0	1											
<b>Bill Sample, R</b> OBP: 0.288, SLG: 0.329 (1, 7)		0-0 F9		0-0	0-0 F8			0-0 1B		4	0	2	0	0	0	2											
<b>Jeff Kunkel, R</b> OBP: 0.308, SLG: 0.375 (1, 6)		0-0 HR 1B	0-0 F3		0-3 K			0-0 F9		4	1	1	0	0	1	4											
<b>Ned Yost, R</b> OBP: 0.196, SLG: 0.265 (1, 2)		0-0 HR	0-0 F2		0-0 5-3			0-0 F7		4	1	1	3	0	0	3											
<b>Inning Stats</b>	R: 0 E: 0 K: 0 S: 3	H: 0 LOB: 1 BB: 1 P: 7	R: 3 E: 0 K: 0 S: 6	H: 3 LOB: 0 BB: 0 P: 6	R: 1 E: 0 K: 0 S: 4	H: 1 LOB: 1 BB: 1 P: 8	R: 0 E: 0 K: 0 S: 4	H: 1 LOB: 0 BB: 0 P: 4	R: 0 E: 0 K: 1 S: 5	H: 0 LOB: 0 BB: 0 P: 5	R: 0 E: 0 K: 0 S: 3	H: 0 LOB: 0 BB: 0 P: 3	R: 0 E: 0 K: 1 S: 5	H: 0 LOB: 0 BB: 0 P: 5	R: 1 E: 0 K: 0 S: 6	H: 3 LOB: 2 BB: 0 P: 6	1B: 7 2B: 0 3B: 0 HR: 2	SF: 0 SAC: 0 DP: 0 HBP: 0	WP: 1 PB: 0 SB: 0 CS: 1	PA: 38							
<b>PITCHER</b>	IP	WLS	BF	H	R	ER	SO	BB	IBB	HBP	BLK	WP	HR	S	P	ERA	WHIP										
<b>Mike Flanagan, L</b> ERA: 3.43 (1, 1)	6.0	L	26	6	4	4	2	3	0	0	0	1	2	27	39	6.00	1.500										
<b>Tom Underwood, L</b> ERA: 3.78 (7, 1)	3.0		12	3	1	1	1	0	0	0	0	0	0	14	14	3.00	1.000										

AB	35
R	5
H	9
RBI	5
BB	3
SO	3
LOB	14



Batter	1	2	3	4	5	6	7	8	9	AB	R	H	RBI	BB	SO	LOB	BOTTOM										
<b>Floyd Rayford, R</b> OBP: 0.332, SLG: 0.418 (1, 2)	0-0 4-3		0-3 K			0-0 F8		0-0 F5		4	0	0	0	0	1	2	<b>Texas Rangers @ Baltimore Orioles</b> Memorial Stadium, Baltimore, MD Mon Jul 30 1984, 7:05 PM EDT Att: 22,529 - Unknown										
<b>Dan Ford, R</b> OBP: 0.278, SLG: 0.365 (1, 9)	0-0 5-3			0-0 F7		0-0 F7		0-0 1B		4	0	1	1	0	0	1											
<b>Cal Ripken Jr., R</b> OBP: 0.382, SLG: 0.529 (1, 6)	4-0 BLK BB			0-0 F7		4-0 1-2 BB		0-0 F3		2	0	0	0	2	0	2											
<b>Eddie Murray, S</b> OBP: 0.408, SLG: 0.521 (1, 3)	0-0 5-3 1-2			0-0 F3		0-0 F7			0-0 6-3	4	0	0	0	0	0	3											
<b>Gary Roenicke, R</b> OBP: 0.339, SLG: 0.377 (1, 8)		0-0 F4			0-0 L7		0-0 F7		0-0 F7	4	0	0	0	0	0	0											
<b>Benny Avila, R</b> OBP: 0.228, SLG: 0.286 (1, 10)		0-3 K		0-0 5-3		0-0 F7		0-0 F8		4	0	0	0	0	1	0											
<b>Mike Young, S</b> OBP: 0.323, SLG: 0.385 (1, 7)		0-0 F4			0-0 1B		0-0 G3			3	0	1	0	0	0	0											
<b>Rich Dauer, R</b> OBP: 0.291, SLG: 0.342 (1, 4)			0-0 3-1		0-0 5-3			0-0 1B		3	0	1	0	0	0	1											
<b>Lenn Sakata, R</b> OBP: 0.220, SLG: 0.221 (8, PR) (9, 4)								0-0 2B		0	1	0	0	0	0	0											
<b>Todd Cruz, R</b> OBP: 0.258, SLG: 0.320 (1, 5)			0-0 F7			0-0 WP 1B		0-3 K		3	0	1	0	0	1	1											
<b>Inning Stats</b>	R: 0 E: 0 K: 0 S: 3	H: 0 LOB: 1 BB: 1 P: 7	R: 0 E: 0 K: 1 S: 5	H: 0 LOB: 0 BB: 0 P: 5	R: 0 E: 0 K: 1 S: 5	H: 0 LOB: 0 BB: 0 P: 5	R: 0 E: 0 K: 0 S: 3	H: 0 LOB: 0 BB: 0 P: 3	R: 0 E: 0 K: 0 S: 4	H: 1 LOB: 2 BB: 1 P: 8	R: 0 E: 0 K: 0 S: 3	H: 0 LOB: 0 BB: 0 P: 3	R: 1 E: 0 K: 1 S: 7	H: 2 LOB: 2 BB: 0 P: 7	R: 0 E: 0 K: 0 S: 3	H: 0 LOB: 0 BB: 0 P: 3	1B: 3 2B: 1 3B: 0 HR: 0	SF: 0 SAC: 0 DP: 0 HBP: 0	WP: 1 PB: 0 SB: 0 CS: 0	PA: 33							
<b>PITCHER</b>	IP	WLS	BF	H	R	ER	SO	BB	IBB	HBP	BLK	WP	HR	S	P	ERA	WHIP										
<b>Frank Tanana, L</b> ERA: 2.94 (1, 1)	9.0	W	33	4	1	1	3	2	0	0	0	1	0	37	45	1.00	0.667										





Batter	1	2	3	4	5	6	7	8	9	AB	R	H	RBI	BB	SO	LOB	TOP			
Bill Sample, R OBP: 0.285, SLG: 0.326 (1, 7)	F2			F8	6-3			SH1-4		3	0	0	0	0	0	0	<b>Texas Rangers @ Baltimore Orioles</b> Memorial Stadium, Baltimore, MD Tue Jul 31 1984, 7:05 PM EDT Att: 30,107 - Unknown			
Gary Ward, R OBP: 0.291, SLG: 0.338 (1, 8)	F9			HR			F9	WP 4-3 BB 1B		4	2	2	1	0	0	0				
Buddy Bell, R OBP: 0.375, SLG: 0.430 (1, 5)	F9			HR	1B		F4	4-3 WP BB		3	1	1	0	1	0	0				
Larry Parrish, R OBP: 0.339, SLG: 0.499 (1, 9)		6-3		HR			F9	4-3 IBB		3	1	1	2	1	0	0				
Pete O'Brien, L OBP: 0.359, SLG: 0.480 (1, 3)	F7			HR			F5	4-3		4	1	1	2	0	0	2				
Mary Foley, L OBP: 0.302, SLG: 0.391 Alan Bannister, R OBP: 0.388, SLG: 0.436 (8, PH)	3-1			HR	3-1		4-3	F8		3	0	0	0	0	0	0				
Jeff Kunkel, R OBP: 0.300, SLG: 0.464 (1, 6)			K	F9			HR	L5		4	1	1	1	0	1	0				
Ned Yost, R OBP: 0.192, SLG: 0.259 (1, 2)			F3		F4		4-3	F8		4	0	0	0	0	0	0				
Curtis Wilkerson, S OBP: 0.290, SLG: 0.283 (1, 4)			K	F7				1B SH1-4 WP 1B	4-3	4	1	1	0	0	1	0				
<b>Inning Stats</b>	R: 0 E: 0 K: 0 S: 3	H: 0 LOB: 0 BB: 0 P: 3	R: 0 E: 0 K: 0 S: 3	H: 0 LOB: 0 BB: 0 P: 3	R: 0 E: 0 K: 2 S: 7	H: 0 LOB: 0 BB: 0 P: 7	R: 4 E: 0 K: 0 S: 7	H: 4 LOB: 0 BB: 0 P: 7	R: 0 E: 0 K: 0 S: 3	H: 0 LOB: 0 BB: 0 P: 3	R: 1 E: 0 K: 0 S: 4	H: 1 LOB: 0 BB: 0 P: 4	R: 2 E: 0 K: 0 S: 5	H: 2 LOB: 2 BB: 2 P: 13	R: 0 E: 0 K: 0 S: 3	H: 0 LOB: 0 BB: 0 P: 3		1B: 3 2B: 0 3B: 0 HR: 4	SF: 0 SAC: 1 DP: 0 HBP: 0	WP: 1 PB: 0 SB: 0 CS: 0
<b>PITCHER</b>	IP WLS BF H R ER SO BB IBB HBP BLK WP HR S P ERA WHIP																			
Dennis Martinez, R ERA: 4.28 (1, 1)	7.0	26	5	5	5	2	0	0	0	0	0	0	0	0	4	30	30	6.43	0.714	
Tippy Martinez, L ERA: 3.59 (8, 1)	2.0	L 10	2	2	2	0	1	1	0	0	1	0	8	16	9.00	1.500				

AB 33  
R 7  
H 7  
RBI 6  
BB 2  
SO 2  
LOB 4



Batter	1	2	3	4	5	6	7	8	9	AB	R	H	RBI	BB	SO	LOB	BOTTOM			
Al Bumbry, L OBP: 0.290, SLG: 0.291 John Shelby, S OBP: 0.229, SLG: 0.290 (6, PH)	F8	F7			2B 1B BB	S BB				2	1	0	0	1	0	2	<b>Texas Rangers @ Baltimore Orioles</b> Memorial Stadium, Baltimore, MD Tue Jul 31 1984, 7:05 PM EDT Att: 30,107 - Unknown			
Dan Ford, R OBP: 0.269, SLG: 0.339 Mike Young, S OBP: 0.322, SLG: 0.383 (8, PH)	K		K		K	K		F7		4	0	0	0	0	4	4				
Cal Ripken Jr., R OBP: 0.385, SLG: 0.530 (1, 6)	BB		6-3		1B 2B	BB		6-3		3	1	1	1	2	0	2				
Eddie Murray, S OBP: 0.408, SLG: 0.521 (1, 3)	L7		F8		S 1B IBB	K			1B 2B	4	1	1	0	1	1	4				
John Lowenstein, L OBP: 0.322, SLG: 0.375 Benny Ayala, R OBP: 0.237, SLG: 0.294 Ken Singleton, S OBP: 0.288, SLG: 0.271 Todd Cruz, R OBP: 0.258, SLG: 0.320 (8, PR)		BB 2B 1B		4-3	S 1B	F7			SH2-4 1B	2	1	1	0	0	0	0				
Wayne Gross, L OBP: 0.348, SLG: 0.439 Floyd Rayford, R OBP: 0.328, SLG: 0.413 (6, 5)	F6		K		K	K		SH2-4		2	0	0	0	0	1	1				
Gary Roenicke, R OBP: 0.340, SLG: 0.389 (1, 7)	2B BB			HR	6-3			F5		4	1	1	1	1	0	4				
Rich Dauer, R OBP: 0.294, SLG: 0.348 Lenn Sakata, R OBP: 0.216, SLG: 0.219 (9, 4)				5-3		5-3		1B 1B	F8	4	0	2	1	0	0	0				
Rick Dempsey, R OBP: 0.312, SLG: 0.306 (1, 2)	K				2B HBP	S BB		K		2	1	0	0	1	2	3				
<b>Inning Stats</b>	R: 0 E: 0 K: 1 S: 5	H: 2 LOB: 2 BB: 1 P: 9	R: 1 E: 0 K: 1 S: 7	H: 2 LOB: 2 BB: 1 P: 11	R: 0 E: 0 K: 1 S: 5	H: 0 LOB: 0 BB: 0 P: 5	R: 1 E: 0 K: 1 S: 6	H: 1 LOB: 0 BB: 0 P: 6	R: 3 E: 0 K: 2 S: 9	H: 2 LOB: 2 BB: 2 P: 18	R: 0 E: 0 K: 2 S: 7	H: 0 LOB: 3 BB: 3 P: 19	R: 0 E: 0 K: 1 S: 5	H: 2 LOB: 2 BB: 0 P: 7	R: 1 E: 0 K: 0 S: 5	H: 2 LOB: 2 BB: 0 P: 5		1B: 5 2B: 3 3B: 0 HR: 1	SF: 0 SAC: 1 DP: 0 HBP: 1	WP: 0 PB: 0 SB: 4 CS: 0
<b>PITCHER</b>	IP WLS BF H R ER SO BB IBB HBP BLK WP HR S P ERA WHIP																			
Dave Stewart, R ERA: 5.57 (1, 1)	4.1	22	4	5	5	5	3	1	0	0	0	0	9	17	0.00	2.250				
Mike Mason, L ERA: 2.99 (5, 1)	1.1	7	1	0	0	2	2	0	0	0	0	0	9	17	0.00	2.250				
Odell Jones, R ERA: 3.55 (6, 1)	2.1	W 12	4	1	1	3	1	0	0	0	0	0	17	21	3.86	2.143				
Dave Schmidt, R ERA: 2.34 (9, 1)	1.0	S 3	0	0	0	0	0	0	0	0	0	0	3	3	0.00	0.000				





Batter	1	2	3	4	5	6	7	8	9	AB	R	H	RBI	BB	SO	LOB	TOP			
Alan Bannister, R OBP: 0.389, SLG: 0.424 (1, 7)										4	0	1	0	0	1	4	<p><b>Texas Rangers @ Baltimore Orioles</b> Memorial Stadium, Baltimore, MD Wed Aug 01 1984, 7:05 PM EDT Att: 16,721 - Unknown</p> <p>livebaseballscorecards.com</p>			
Gary Ward, R OBP: 0.290, SLG: 0.336 (1, 8)										5	1	1	0	0	2	3				
Buddy Bell, R OBP: 0.374, SLG: 0.426 (1, 5)										3	0	0	0	1	1	1				
Larry Parrish, R OBP: 0.338, SLG: 0.496 (1, 9)										4	0	1	0	0	0	3				
Pete O'Brien, L OBP: 0.356, SLG: 0.474 (1, 3)										4	1	0	0	0	2	2				
Mickey Rivers, L OBP: 0.312, SLG: 0.371 (1, 10)										4	0	2	0	0	0	1				
Jeff Kunkel, R OBP: 0.265, SLG: 0.406 (1, 6)										4	0	0	0	0	0	3				
Donnie Scott, S OBP: 0.299, SLG: 0.305 (1, 2)										2	0	1	1	2	0	0				
Curtis Wilkerson, S OBP: 0.288, SLG: 0.281 (7, PH)										2	0	0	0	0	0	2				
Wayne Tolleson, S OBP: 0.255, SLG: 0.266 (7, 4)										2	0	1	0	0	0	1				
<b>Inning Stats</b>	R: 0 E: 0 K: 2 S: 7	H: 0 LOB: 1 BB: 0 P: 8	R: 1 E: 1 K: 0 S: 6	H: 2 LOB: 2 BB: 0 P: 6	R: 0 E: 0 K: 1 S: 5	H: 0 LOB: 0 BB: 0 P: 5	R: 0 E: 0 K: 1 S: 5	H: 0 LOB: 0 BB: 0 P: 5	R: 0 E: 0 K: 1 S: 6	H: 1 LOB: 1 BB: 0 P: 6	R: 0 E: 0 K: 0 S: 4	H: 2 LOB: 2 BB: 1 P: 8	R: 1 E: 0 K: 0 S: 4	H: 1 LOB: 1 BB: 1 P: 8	R: 0 E: 0 K: 0 S: 4	H: 1 LOB: 2 BB: 1 P: 8	1B: 7 2B: 0 3B: 0 HR: 0	SF: 0 SAC: 0 DP: 1 HBP: 1	WP: 2 PB: 0 SB: 0 CS: 0	PA: 38
<b>PITCHER</b> Storm Davis, R ERA: 2.43 (1, 1)	IP: 9.0 WLS: W BF: 38 H: 7 R: 2 ER: 1 SO: 6 BB: 3 IBB: 0 HBP: 1 BLK: 0 WP: 2 HR: 0 S: 46 P: 59 ERA: 1.00 WHIP: 1.111															<b>PITCHER</b>	IP: 9.0 WLS: W BF: 38 H: 7 R: 2 ER: 1 SO: 6 BB: 3 IBB: 0 HBP: 1 BLK: 0 WP: 2 HR: 0 S: 46 P: 59 ERA: 1.00 WHIP: 1.111			

Batter	1	2	3	4	5	6	7	8	9	AB	R	H	RBI	BB	SO	LOB	BOTTOM			
Al Bumbry, L OBP: 0.292, SLG: 0.290 (1, 8)										4	1	1	1	1	0	2	<p><b>Texas Rangers @ Baltimore Orioles</b> Memorial Stadium, Baltimore, MD Wed Aug 01 1984, 7:05 PM EDT Att: 16,721 - Unknown</p> <p>livebaseballscorecards.com</p>			
John Lowenstein, L OBP: 0.320, SLG: 0.372 (1, 7)										2	0	0	0	0	2	1				
Mike Young, S OBP: 0.319, SLG: 0.379 (5, 9)										2	0	0	0	0	0	1				
Cal Ripken Jr., R OBP: 0.386, SLG: 0.540 (1, 6)										4	2	2	2	0	1	1				
Eddie Murray, S OBP: 0.411, SLG: 0.530 (1, 3)										3	1	2	1	1	1	0				
Wayne Gross, L OBP: 0.347, SLG: 0.450 (1, 5)										4	1	1	2	0	1	2				
Ken Singleton, S OBP: 0.284, SLG: 0.266 (1, 10)										4	0	0	0	0	0	2				
Gary Roenicke, R OBP: 0.347, SLG: 0.394 (5, 7)										2	0	1	0	2	0	1				
Floyd Rayford, R OBP: 0.327, SLG: 0.407 (1, 2)										3	1	0	0	1	1	4				
Rich Dauer, R OBP: 0.297, SLG: 0.352 (1, 4)										3	1	1	0	1	0	1				
<b>Inning Stats</b>	R: 0 E: 0 K: 1 S: 5	H: 0 LOB: 0 BB: 0 P: 5	R: 5 E: 0 K: 1 S: 10	H: 5 LOB: 1 BB: 1 P: 14	R: 0 E: 0 K: 0 S: 3	H: 0 LOB: 0 BB: 0 P: 3	R: 1 E: 0 K: 1 S: 7	H: 2 LOB: 1 BB: 0 P: 7	R: 1 E: 1 K: 1 S: 5	H: 0 LOB: 1 BB: 2 P: 13	R: 0 E: 0 K: 1 S: 5	H: 0 LOB: 0 BB: 0 P: 5	R: 0 E: 0 K: 0 S: 3	H: 1 LOB: 1 BB: 1 P: 7	R: 0 E: 0 K: 0 S: 3	H: 1 LOB: 1 BB: 1 P: 7	1B: 1 2B: 5 3B: 1 HR: 2	SF: 0 SAC: 0 DP: 1 HBP: 0	WP: 0 PB: 0 SB: 0 CS: 0	PA: 37
<b>PITCHER</b> Charlie Hough, R ERA: 3.56 Joey McLaughlin, R ERA: 4.61 Dickie Noles, R ERA: 5.47	IP: 2.2 WLS: L BF: 16 H: 5 R: 5 ER: 3 SO: 3 BB: 3 IBB: 0 HBP: 0 BLK: 0 WP: 0 HR: 2 S: 19 P: 31 ERA: 16.88 WHIP: 3.000															<b>PITCHER</b>	IP: 2.2 WLS: L BF: 16 H: 5 R: 5 ER: 3 SO: 3 BB: 3 IBB: 0 HBP: 0 BLK: 0 WP: 0 HR: 2 S: 19 P: 31 ERA: 16.88 WHIP: 3.000			



Batter	1	2	3	4	5	6	7	8	9	AB	R	H	RBI	BB	SO	LOB	TOP					
Damaso Garcia, R (1,4) OBP: 0.325, SLG: 0.404	G3		1B			6-3			FC6-4 1B	5	0	3	0	0	0	0	Toronto Blue Jays @ Baltimore Orioles Memorial Stadium, Baltimore, MD Fri Aug 03 1984, 7:05 PM EDT Att: 37,219 - Unknown					
Lloyd Moseby, L (1,8) OBP: 0.364, SLG: 0.506	FC5-4 1B		1B						FC6-4 G1-6-3 1-2	4	0	2	0	1	0	2						
George Bell, R (1,7) OBP: 0.329, SLG: 0.465	F4		F8						G1-6-3 1-2	5	0	1	0	0	0	5						
Cliff Johnson, R (1,10) OBP: 0.390, SLG: 0.509	FC5-4 1-2									4	1	2	0	0	0	3						
Jesse Barfield, R (1,9) OBP: 0.339, SLG: 0.491		G3								3	0	0	0	1	0	2						
Willie Upshaw, L (1,3) OBP: 0.370, SLG: 0.535		3-1								4	1	0	0	0	0	2						
Buck Martinez, R (1,2) OBP: 0.282, SLG: 0.335										4	2	3	2	0	0	0						
Garth Iorg, R (1,5) OBP: 0.249, SLG: 0.290										2	0	0	0	0	0	0						
Willie Aikens, L (6,PH) OBP: 0.314, SLG: 0.397										1	1	1	3	0	0	0						
Tony Fernandez, S (6,5) OBP: 0.277, SLG: 0.315										1	0	1	0	0	0	0						
Alfredo Griffin, S (1,6) OBP: 0.252, SLG: 0.315										4	0	0	0	0	0	1						
<b>Inning Stats</b>	R: 0 E: 0 K: 0 S: 4	H: 1 LOB: 1 BB: 0 P: 4	R: 0 E: 0 K: 0 S: 3	H: 1 LOB: 1 BB: 0 P: 3	R: 0 E: 0 K: 0 S: 5	H: 2 LOB: 2 BB: 0 P: 5	R: 2 E: 0 K: 0 S: 5	H: 2 LOB: 0 BB: 0 P: 5	R: 0 E: 1 K: 0 S: 5	H: 2 LOB: 2 BB: 1 P: 5	R: 3 E: 0 K: 0 S: 5	H: 2 LOB: 0 BB: 1 P: 9	R: 0 E: 0 K: 0 S: 3	H: 1 LOB: 1 BB: 0 P: 7	R: 0 E: 0 K: 0 S: 4	H: 1 LOB: 1 BB: 0 P: 4	R: 0 E: 0 K: 0 S: 3	H: 1 LOB: 0 BB: 0 P: 3	1B: 10 2B: 2 3B: 0 HR: 2	SF: 0 SAC: 0 DP: 2 HBP: 0	WP: 0 PB: 0 SB: 0 CS: 0	PA: 39
<b>PITCHER</b>	IP WLS BF H R ER SO BB IBB HBP BLK WP HR S P ERA WHIP	4.2 L 21 8 2 2 0 0 0 0 0 0 1 21 21 3.86 1.714	2.1 11 3 3 3 0 2 0 0 0 0 1 9 17 11.57 2.143	2.0 7 2 0 0 0 0 0 0 0 0 0 0 7 7 0.00 1.000	<b>PITCHER</b>										IP WLS BF H R ER SO BB IBB HBP BLK WP HR S P ERA WHIP							

AB	37
R	5
H	13
RBI	5
BB	2
SO	0
LOB	15



Batter	1	2	3	4	5	6	7	8	9	AB	R	H	RBI	BB	SO	LOB	BOTTOM					
Al Bumbry, L (1,8) OBP: 0.290, SLG: 0.288	K		4-3						K	5	0	1	0	0	2	2	Toronto Blue Jays @ Baltimore Orioles Memorial Stadium, Baltimore, MD Fri Aug 03 1984, 7:05 PM EDT Att: 37,219 - Unknown					
Dan Ford, R (1,9) OBP: 0.274, SLG: 0.339	F9		1B							3	0	1	0	1	1	0						
Cal Ripken Jr., R (1,6) OBP: 0.385, SLG: 0.537	5-3		1B							4	0	1	0	0	0	3						
Eddie Murray, S (1,3) OBP: 0.412, SLG: 0.537			4-3							4	2	2	1	0	0	2						
Wayne Gross, L (1,5) OBP: 0.349, SLG: 0.448										3	0	1	0	1	0	0						
Ken Singleton, S (1,10) OBP: 0.280, SLG: 0.262			F7							4	0	0	0	0	1	2						
Gary Roenicke, R (1,7) OBP: 0.349, SLG: 0.394										3	0	1	0	1	0	0						
Rich Dauer, R (1,4) OBP: 0.294, SLG: 0.348										3	0	0	0	0	0	2						
Mike Young, S (9,PH) OBP: 0.322, SLG: 0.382										1	0	1	0	0	0	0						
Rick Dempsey, R (1,2) OBP: 0.316, SLG: 0.310			K							4	0	2	0	0	1	0						
<b>Inning Stats</b>	R: 0 E: 0 K: 1 S: 5	H: 0 LOB: 0 BB: 0 P: 5	R: 1 E: 0 K: 0 S: 4	H: 1 LOB: 1 BB: 1 P: 8	R: 0 E: 0 K: 1 S: 7	H: 2 LOB: 2 BB: 0 P: 7	R: 0 E: 0 K: 0 S: 2	H: 0 LOB: 0 BB: 1 P: 6	R: 0 E: 0 K: 0 S: 4	H: 2 LOB: 2 BB: 1 P: 8	R: 1 E: 0 K: 0 S: 5	H: 3 LOB: 1 BB: 0 P: 5	R: 0 E: 0 K: 1 S: 5	H: 0 LOB: 0 BB: 0 P: 5	R: 0 E: 0 K: 2 S: 9	H: 0 LOB: 2 BB: 0 P: 9	R: 0 E: 0 K: 2 S: 9	H: 2 LOB: 2 BB: 0 P: 9	1B: 9 2B: 0 3B: 0 HR: 1	SF: 0 SAC: 0 DP: 3 HBP: 0	WP: 0 PB: 0 SB: 0 CS: 0	PA: 37
<b>PITCHER</b>	IP WLS BF H R ER SO BB IBB HBP BLK WP HR S P ERA WHIP	3.0 13 5 1 1 0 2 0 0 0 0 0 11 19 3.00 1.333	3.0 W 11 2 0 0 3 0 0 0 0 0 0 17 17 0.00 0.667	<b>PITCHER</b>										IP WLS BF H R ER SO BB IBB HBP BLK WP HR S P ERA WHIP								

AB	34
R	2
H	10
RBI	1
BB	3
SO	5
LOB	11





Batter	1	2	3	4	5	6	7	8	9	AB	R	H	RBI	BB	SO	LOB	TOP											
Damaso Garcia, R OBP: 0.328, SLG: 0.406										5	1	3	0	0	0	1	Toronto Blue Jays @ Baltimore Orioles Memorial Stadium, Baltimore, MD Sat Aug 04 1984, 7:05 PM EDT Att: 37,685 - Unknown											
Lloyd Moseby, L OBP: 0.361, SLG: 0.501										4	0	0	0	0	2	3												
George Bell, R OBP: 0.331, SLG: 0.473										4	2	2	1	0	0	1												
Cliff Johnson, R OBP: 0.388, SLG: 0.504										4	1	1	1	0	0	0												
Jesse Barfield, R OBP: 0.338, SLG: 0.486										4	1	1	0	0	0	2												
Willie Upshaw, L OBP: 0.368, SLG: 0.531										3	1	0	0	0	1	3												
Buck Martinez, R OBP: 0.276, SLG: 0.327										4	0	0	0	0	4	3												
Garth Iorg, R OBP: 0.264, SLG: 0.294										4	0	2	2	0	1	1												
Alfredo Griffin, S OBP: 0.252, SLG: 0.314										4	0	1	0	0	0	1												
<b>Inning Stats</b>	R: 1 E: 0 K: 0 S: 4	H: 2 LOB: 0 BB: 0 P: 4	R: 0 E: 0 K: 2 S: 7	H: 0 LOB: 1 BB: 0 P: 8	R: 0 E: 0 K: 1 S: 5	H: 0 LOB: 0 BB: 0 P: 5	R: 0 E: 0 K: 0 S: 3	H: 0 LOB: 0 BB: 0 P: 3	R: 0 E: 0 K: 1 S: 6	H: 1 LOB: 1 BB: 0 P: 6	R: 5 E: 1 K: 2 S: 12	H: 4 LOB: 1 BB: 0 P: 12	R: 0 E: 0 K: 0 S: 4	H: 1 LOB: 0 BB: 0 P: 4	R: 0 E: 0 K: 1 S: 5	H: 1 LOB: 0 BB: 0 P: 5	R: 0 E: 0 K: 1 S: 6	H: 1 LOB: 1 BB: 0 P: 6	1B: 9 2B: 0 3B: 0 HR: 1	SF: 0 SAC: 0 DP: 1 HBP: 1	WP: 2 PB: 0 SB: 1 CS: 1	PA: 37						
<b>PITCHER</b>	IP	WLS	BF	H	R	ER	SO	BB	IBB	HBP	BLK	WP	HR	S	P	ERA	WHIP											
Mike Flanagan, L ERA: 3.47	(1, 1)	6.0	L	26	7	6	3	6	0	0	1	0	2	1	37	38	4.50	1.167										
Sammy Stewart, R ERA: 2.91	(7, 1)	3.0		11	3	0	0	2	0	0	0	0	0	0	15	15	0.00	1.000										

Batter	1	2	3	4	5	6	7	8	9	AB	R	H	RBI	BB	SO	LOB	BOTTOM											
Al Bumbry, L OBP: 0.288, SLG: 0.286										5	0	1	0	0	1	1	Toronto Blue Jays @ Baltimore Orioles Memorial Stadium, Baltimore, MD Sat Aug 04 1984, 7:05 PM EDT Att: 37,685 - Unknown											
Dan Ford, R OBP: 0.273, SLG: 0.323										3	0	0	0	1	1	2												
Cal Ripken Jr., R OBP: 0.383, SLG: 0.537										4	1	1	0	0	1	1												
Eddie Murray, S OBP: 0.415, SLG: 0.538										3	0	2	0	1	0	1												
Wayne Gross, L OBP: 0.344, SLG: 0.440										4	0	0	1	0	0	4												
Gary Roenicke, R OBP: 0.351, SLG: 0.393										3	1	1	0	0	1	1												
Mike Young, S OBP: 0.333, SLG: 0.396										3	0	3	0	1	0	0												
Floyd Rayford, R OBP: 0.320, SLG: 0.398										4	0	0	0	0	0	6												
Lenn Sakata, R OBP: 0.211, SLG: 0.211										4	0	0	0	0	1	2												
<b>Inning Stats</b>	R: 0 E: 0 K: 1 S: 6	H: 1 LOB: 2 BB: 1 P: 10	R: 1 E: 0 K: 1 S: 6	H: 2 LOB: 0 BB: 0 P: 6	R: 0 E: 0 K: 0 S: 3	H: 0 LOB: 0 BB: 0 P: 3	R: 0 E: 0 K: 0 S: 3	H: 1 LOB: 2 BB: 1 P: 8	R: 0 E: 0 K: 1 S: 5	H: 0 LOB: 0 BB: 0 P: 5	R: 1 E: 0 K: 0 S: 4	H: 1 LOB: 0 BB: 0 P: 4	R: 0 E: 0 K: 1 S: 7	H: 2 LOB: 2 BB: 0 P: 7	R: 0 E: 0 K: 1 S: 5	H: 0 LOB: 1 BB: 1 P: 9	R: 0 E: 0 K: 0 S: 4	H: 1 LOB: 1 BB: 0 P: 4	1B: 6 2B: 2 3B: 0 HR: 0	SF: 0 SAC: 0 DP: 2 HBP: 1	WP: 0 PB: 0 SB: 0 CS: 0	PA: 37						
<b>PITCHER</b>	IP	WLS	BF	H	R	ER	SO	BB	IBB	HBP	BLK	WP	HR	S	P	ERA	WHIP											
Jim Clancy, R ERA: 5.1	(1, 1)	9.0	W	37	8	2	2	5	3	0	1	0	0	0	43	56	2.00	1.222										



Batter	1	2	3	4	5	6	7	8	9	AB	R	H	RBI	BB	SO	LOB	TOP										
<b>Damaso Garcia, R</b> OBP: 0.326, SLG: 0.403 (1, 4)	0-0 6-3		0-0 F9		1-0 F8 HBP		0-0 F9		0-3 K	4	0	0	0	0	1	1	<b>Toronto Blue Jays @ Baltimore Orioles</b> Memorial Stadium, Baltimore, MD Sun Aug 05 1984, 3:33 AM EDT Att: 34,016 - Unknown										
<b>Dave Collins, S</b> OBP: 0.361, SLG: 0.469 (1, 7)	0-0 E6		0-0 F7		0-0 F8		0-0 S 1B		0-0 WP S 1B	5	0	2	1	0	0	1											
<b>Lloyd Moseby, L</b> OBP: 0.361, SLG: 0.500 (1, 8)	0-3 K		0-0 S 1B		0-0 FC4-6 1B		0-3 K		0-3 K	5	0	2	0	0	3	3											
<b>Willie Upshaw, L</b> OBP: 0.367, SLG: 0.527 (1, 3)	4-0 S 1-2 BB		0-0 G3		0-0 FC4-6 S 1-2		0-0 3-1			3	0	0	0	1	0	3											
<b>Willie Aikens, L</b> OBP: 0.309, SLG: 0.390 <b>Cliff Johnson, R</b> (8, PH) OBP: 0.390, SLG: 0.519 (1, 10)	0-0 F7			0-3 K		0-0 F3		0-0 HR		3	0	0	0	0	1	3											
<b>George Bell, R</b> OBP: 0.330, SLG: 0.473 (1, 9)		0-0 S 2B		0-3 K		0-0 F9		0-0 4-3		4	0	1	0	0	1	1											
<b>Rance Mulliniks, L</b> OBP: 0.436 <b>Tony Fernandez, S</b> (4, PR) OBP: 0.282, SLG: 0.340 (4, 5)	0-0 F6		0-0 WP S 2B			0-0 S 3B		0-0 4-3		2	0	1	0	0	0	1											
<b>Ernie Whitt, L</b> OBP: 0.348, SLG: 0.424 (1, 2)	0-3 K		0-3 K		0-0 S 2B		0-0 S 1B		0-0 4-3	4	1	1	1	0	2	2											
<b>Alfredo Griffin, S</b> OBP: 0.252, SLG: 0.313 (1, 6)	0-0 F8			0-0 F1		0-0 S 1B		0-0 F9 S 1B		4	1	1	1	0	0	1											
<b>Inning Stats</b>	R: 0 E: 1 K: 1 S: 6	H: 0 LOB: 2 P: 10	R: 0 E: 0 K: 1 S: 6	H: 1 LOB: 1 BB: 0 P: 6	R: 0 E: 0 K: 0 S: 4	H: 1 LOB: 2 BB: 0 P: 10	R: 0 E: 0 K: 0 S: 2	H: 0 LOB: 0 BB: 0 P: 3	R: 0 E: 0 K: 0 S: 4	H: 1 LOB: 1 BB: 0 P: 4	R: 3 E: 0 K: 1 S: 9	H: 4 LOB: 1 BB: 0 P: 9	R: 1 E: 0 K: 0 S: 4	H: 1 LOB: 0 BB: 0 P: 4	R: 0 E: 0 K: 2 S: 8	H: 1 LOB: 1 BB: 0 P: 8		1B: 5 2B: 3 3B: 1 HR: 1	SF: 0 SAC: 0 DP: 0 HBP: 1	WP: 2 PB: 0 SB: 7 CS: 0	PA: 39						
<b>PITCHER</b>	IP	WLS	BF	H	R	ER	SO	BB	IBB	HBP	BLK	WP	HR	S	P	ERA	WHIP										
<b>Dennis Martinez, R</b> ERA: 4.2 (1, 1)	6.0		26	6	2	2	5	1	0	1	0	1	0	34	39	3.00	1.167										
<b>Tippy Martinez, L</b> ERA: 3.69 (7, 1)	3.0	L	13	4	2	2	3	0	0	0	0	1	1	19	19	6.00	1.333										

Batter	1	2	3	4	5	6	7	8	9	AB	R	H	RBI	BB	SO	LOB	BOTTOM										
<b>Al Bumbry, L</b> OBP: 0.292, SLG: 0.290 (1, 8) (7, 7)	0-0 4-3		0-0 2B 6-3 1B		0-0 F3		0-0 SH1-4 1B		0-0 FC5-4	4	2	2	0	0	0	1	<b>Toronto Blue Jays @ Baltimore Orioles</b> Memorial Stadium, Baltimore, MD Sun Aug 05 1984, 3:33 AM EDT Att: 34,016 - Unknown										
<b>Lenn Sakata, R</b> OBP: 0.209, SLG: 0.209 (8, PH) (9, 7)								1-2		1	0	0	0	0	0	1											
<b>Dan Ford, R</b> OBP: 0.286, SLG: 0.348 (1, 10)	0-0 FC6-4 1B		0-0 1-3 2B		0-0 F8		0-0 SH1-4 1-2		0-0 6-3	4	0	2	0	0	0	0											
<b>Cal Ripken Jr., R</b> OBP: 0.384, SLG: 0.534 (1, 6)	0-0 F9		0-0 6-3		0-0 G1-6-3 1B		4-0 1B BB		0-3 K	4	0	1	1	1	1	2											
<b>Eddie Murray, S</b> OBP: 0.414, SLG: 0.536 (1, 3)	0-0 FC6-4 1-2		0-0 3-H 4-0 BB		0-0 G1-6-3 1-2		0-0 G1-6-3 1-3 2-H 1B		0-0 F8	4	0	1	1	1	0	2											
<b>Wayne Gross, L</b> OBP: 0.347, SLG: 0.440 <b>Benny Ayala, R</b> OBP: 0.234, SLG: 0.291 <b>Todd Cruz, R</b> OBP: 0.256, SLG: 0.320 (1, 5) (7, PH) (8, 5)		4-0 S 1B BB		0-0 F3		0-0 2B SF7 1B		0-0 F4		2	1	1	0	1	0	2											
<b>Gary Roenicke, R</b> OBP: 0.349, SLG: 0.389 <b>John Shelby, S</b> OBP: 0.231, SLG: 0.295 (1, 7) (6, PH) (7, 8)		0-0 F9		0-3 K		0-0 S 2B		0-3 K		2	0	0	0	0	1	3											
<b>Mike Young, S</b> OBP: 0.326, SLG: 0.389 (1, 9)	0-0 F7			0-0 3-1		0-3 K		0-0 F7		4	0	0	0	0	1	3											
<b>Floyd Rayford, R</b> OBP: 0.319, SLG: 0.397 (1, 2)	0-0 S 1-2 1B			0-0 E6 CS		0-0 SF7		0-0 5-3		3	0	1	1	0	0	0											
<b>Rich Dauer, R</b> OBP: 0.297, SLG: 0.350 (1, 4)	0-0 F9			0-0 S 1-2 1B		0-0 3-H 5-3		0-0 FC5-4 1B		4	0	2	0	0	0	3											
<b>Inning Stats</b>	R: 0 E: 0 K: 0 S: 4	H: 1 LOB: 2 BB: 0 P: 4	R: 0 E: 0 K: 0 S: 4	H: 1 LOB: 1 BB: 1 P: 8	R: 1 E: 1 K: 1 S: 7	H: 2 LOB: 1 BB: 1 P: 11	R: 0 E: 0 K: 0 S: 3	H: 1 LOB: 0 BB: 0 P: 3	R: 1 E: 0 K: 1 S: 7	H: 2 LOB: 1 BB: 0 P: 7	R: 1 E: 0 K: 1 S: 7	H: 2 LOB: 2 BB: 1 P: 11	R: 0 E: 0 K: 0 S: 4	H: 1 LOB: 1 BB: 0 P: 4	R: 0 E: 0 K: 1 S: 5	H: 0 LOB: 0 BB: 0 P: 5	1B: 9 2B: 2 3B: 0 HR: 0	SF: 1 SAC: 1 DP: 1 HBP: 0	WP: 0 PB: 0 SB: 0 CS: 1	PA: 40							
<b>PITCHER</b>	IP	WLS	BF	H	R	ER	SO	BB	IBB	HBP	BLK	WP	HR	S	P	ERA	WHIP										
<b>Doyle Alexander, R</b> ERA: 3.98 (1, 1)	6.0		28	9	3	3	2	2	0	0	0	0	0	30	38	4.50	1.833										
<b>Jim Gott, R</b> ERA: 4.21 (7, 1)	0.1		3	1	0	0	0	1	0	0	0	0	0	2	6	0.00	6.000										
<b>Jimmy Key, L</b> ERA: 5.7 (7, 1)	1.2	W	6	1	0	0	1	0	0	0	0	0	0	8	8	0.00	0.600										
<b>Dennis Lamp, R</b> ERA: 3.66 (9, 1)	1.0	S	3	0	0	0	1	0	0	0	0	0	0	5	5	0.00	0.000										





Batter	1	2	3	4	5	6	7	8	9	AB	R	H	RBI	BB	SO	LOB	TOP								
<b>Al Bumbry, L</b> OBP: 0.290, SLG: 0.285 (1, 8)	G3		E4	BB			4-3		5-3	4	0	0	0	1	0	2									
<b>Dan Ford, R</b> OBP: 0.270, SLG: 0.329 (1, 10)	K		F7	F8			6-3			4	0	0	0	0	1	3									
<b>Cal Ripken Jr., R</b> OBP: 0.380, SLG: 0.529 (1, 6)	F8		6-3						F9	4	0	0	0	0	1	1									
<b>Eddie Murray, S</b> OBP: 0.415, SLG: 0.535 (1, 3)		F8		BB	F8				4-3	4	1	2	0	0	0	0									
<b>Wayne Gross, L</b> OBP: 0.350, SLG: 0.452 (1, 5)		HR		2B	F2				4-3	3	2	1	1	1	0	1									
<b>Gary Roenicke, R</b> OBP: 0.347, SLG: 0.391 (1, 7)	4-3		SF8	SF7			F7		5-3	4	1	1	1	0	0	1									
<b>Mike Young, S</b> OBP: 0.327, SLG: 0.385 (1, 9)		BB	SF8	SF7			F7		1-3	2	0	0	1	1	0	0									
<b>Rich Dauer, R</b> OBP: 0.296, SLG: 0.348 (9, PR)	1-3		SF7				4-3		1B	2	0	0	1	1	0	1									
<b>Lenn Sakata, R</b> OBP: 0.209, SLG: 0.209 (9, 4)	1-3		SF7				4-3		1B	0	0	0	0	0	0	0									
<b>Rick Dempsey, R</b> OBP: 0.319, SLG: 0.310 (1, 2)			F9	BB			F8		5-3	3	0	1	0	1	0	0									
<b>Inning Stats</b>	R: 0 E: 0 K: 1 S: 5	H: 0 LOB: 0 BB: 0 P: 5	R: 1 E: 0 K: 0 S: 4	H: 1 LOB: 1 BB: 1 P: 8	R: 0 E: 2 K: 0 S: 4	H: 0 LOB: 1 BB: 0 P: 4	R: 3 E: 0 K: 0 S: 5	H: 2 LOB: 2 BB: 3 P: 17	R: 0 E: 0 K: 1 S: 5	H: 0 LOB: 0 BB: 0 P: 5	R: 0 E: 0 K: 0 S: 3	H: 0 LOB: 0 BB: 0 P: 3	R: 0 E: 0 K: 0 S: 3	H: 0 LOB: 0 BB: 0 P: 3	R: 0 E: 0 K: 0 S: 4	H: 1 LOB: 1 BB: 0 P: 4	R: 0 E: 0 K: 0 S: 3	H: 1 LOB: 2 BB: 1 P: 7	1B: 3 2B: 2 3B: 0 HR: 1	SF: 2 SAC: 0 DP: 1 HBP: 0	WP: 0 PB: 0 SB: 2 CS: 0	PA: 37			
<b>PITCHER</b>	IP	WLS	BF	H	R	ER	SO	BB	IBB	HBP	BLK	WP	HR	S	P	ERA	WHIP								
<b>Steve Farr, R</b> ERA: 4.2 (1, 1)	3.2	L	18	3	4	4	1	3	0	0	0	0	1	17	29	9.82	1.636								
<b>Roy Smith, R</b> ERA: 4.71 (4, 1)	2.1		8	0	0	0	1	1	0	0	0	0	0	9	13	0.00	0.429								
<b>Don Schulze, R</b> ERA: 6.17 (7, 1)	2.0		7	1	0	0	0	0	0	0	0	0	0	7	7	0.00	0.500								
<b>Ernie Camacho, R</b> ERA: 1.78 (9, 1)	1.0		4	1	0	0	0	1	0	0	0	0	0	3	7	0.00	2.000								

**Baltimore Orioles @ Cleveland Indians**  
Cleveland Municipal Stadium, Cleveland, OH  
Mon Aug 06 1984, 7:05 PM EDT  
Att: 5,504 - Unknown

AB 30  
R 4  
H 5  
RBI 4  
BB 5  
SO 2  
LOB 9



Batter	1	2	3	4	5	6	7	8	9	AB	R	H	RBI	BB	SO	LOB	BOTTOM								
<b>Brett Butler, L</b> OBP: 0.362, SLG: 0.322 (1, 8)	2-3		S	BB			G3		1-3	3	0	0	0	1	0	0									
<b>Julio Franco, R</b> OBP: 0.323, SLG: 0.332 (1, 6)	3-1		F1				F8		5-3	4	0	0	0	0	0	1									
<b>Pat Tabler, R</b> OBP: 0.374, SLG: 0.400 (1, 3)	F4						5-3			4	1	1	0	0	0	0									
<b>Andre Thornton, R</b> OBP: 0.346, SLG: 0.474 (1, 10)		5-3					F9		F8	4	0	0	0	0	0	1									
<b>Mel Hall, L</b> OBP: 0.337, SLG: 0.433 (1, 7)		1-3					4-3			4	0	2	0	0	0	0									
<b>George Vukovich, L</b> OBP: 0.343, SLG: 0.414 (1, 9)			1B				F7		F3	4	0	2	1	0	0	1									
<b>Brook Jacoby, R</b> OBP: 0.299, SLG: 0.355 (1, 5)							F9			3	0	0	0	0	1	1									
<b>Broderick Perkins, L</b> OBP: 0.328, SLG: 0.245 (9, PH)		K					F9		F7	1	0	0	0	0	0	2									
<b>Jerry Willard, L</b> OBP: 0.291, SLG: 0.379 (1, 2)			4-3				F7			3	1	1	1	0	0	0									
<b>Tony Bernazard, S</b> OBP: 0.303, SLG: 0.261 (1, 4)			4-3				6-3		F8	3	0	0	0	0	0	0									
<b>Inning Stats</b>	R: 0 E: 0 K: 0 S: 3	H: 0 LOB: 0 BB: 0 P: 3	R: 0 E: 0 K: 1 S: 6	H: 1 LOB: 1 BB: 0 P: 6	R: 0 E: 0 K: 0 S: 3	H: 0 LOB: 1 BB: 1 P: 7	R: 0 E: 0 K: 0 S: 3	H: 0 LOB: 0 BB: 0 P: 3	R: 0 E: 0 K: 0 S: 3	H: 0 LOB: 0 BB: 0 P: 3	R: 0 E: 0 K: 0 S: 4	H: 1 LOB: 1 BB: 0 P: 4	R: 1 E: 0 K: 0 S: 4	H: 1 LOB: 2 BB: 0 P: 4	R: 1 E: 0 K: 0 S: 6	H: 3 LOB: 2 BB: 0 P: 6	1B: 5 2B: 0 3B: 0 HR: 1	SF: 0 SAC: 0 DP: 0 HBP: 0	WP: 0 PB: 0 SB: 1 CS: 0	PA: 34					
<b>PITCHER</b>	IP	WLS	BF	H	R	ER	SO	BB	IBB	HBP	BLK	WP	HR	S	P	ERA	WHIP								
<b>Storm Davis, R</b> ERA: 2.41 (1, 1)	9.0	W	34	6	2	2	1	1	0	0	0	0	1	35	39	2.00	0.778								

**Baltimore Orioles @ Cleveland Indians**  
Cleveland Municipal Stadium, Cleveland, OH  
Mon Aug 06 1984, 7:05 PM EDT  
Att: 5,504 - Unknown

AB 33  
R 2  
H 6  
RBI 2  
BB 1  
SO 1  
LOB 6





Batter	1	2	3	4	5	6	7	8	9	AB	R	H	RBI	BB	SO	LOB	TOP								
<b>Al Bumbry, L</b> OBP: 0.284, SLG: 0.279 (1, 8)	0-0 6-3		0-0 1-3		0-0 4-3		0-0 6-3		0-0 1-3	5	0	0	0	0	0	0									
<b>Dan Ford, R</b> OBP: 0.282, SLG: 0.329 (1, 10)	4-0 FC4-6 BB			0-0 1B		0-0 F8	0-3 K			3	1	1	0	1	1	0									
<b>Cal Ripken Jr., R</b> OBP: 0.381, SLG: 0.529 (1, 6)	0-0 FC4-6 1-2		0-0 F8		0-0 BB	0-0 1B		0-0 1B	0-3 FC6-4 1B	4	2	2	0	0	0	2									
<b>Eddie Murray, S</b> OBP: 0.414, SLG: 0.532 (1, 3)	0-0 G3		0-0 1B	1-2 1B		0-0 F7		0-3 K		4	0	1	0	0	1	3									
<b>Wayne Gross, L</b> OBP: 0.356, SLG: 0.455 (1, 5)		0-3 K		0-0 1B	1-2 2-H 1B	4-0 BB	1-2 BB	0-0 FC6-4 1B		3	1	2	1	1	1	0									
<b>Gary Roenicke, R</b> OBP: 0.346, SLG: 0.386 (1, 7)	0-0 5-3		0-3 K		0-0 1B	4-0 BB	1-2 2-3 BB	0-0 FC6-4 1B	1-2 3-H	3	0	0	1	1	1	3									
<b>Mike Young, S</b> OBP: 0.325, SLG: 0.382 (1, 9)	0-3 K		0-3 K		0-0 1B	1-2 2-H 3-H 1B		0-0 F8		4	0	1	2	0	2	3									
<b>Rich Dauer, R</b> OBP: 0.292, SLG: 0.343 (1, 4)			0-0 5-3		0-0 F9	0-0 F4		0-0 1-3		4	0	0	0	0	0	2									
<b>Rick Dempsey, R</b> OBP: 0.316, SLG: 0.307 (1, 2)			0-3 K		0-3 K		0-0 F7		0-3 K	2	0	0	0	0	2	0									
<b>Ken Singleton, S</b> OBP: 0.279, SLG: 0.261 (7, PH)										1	0	0	0	0	0	0									
<b>Floyd Rayford, R</b> OBP: 0.317, SLG: 0.395 (7, 2)										1	0	0	0	0	1	0									
<b>Inning Stats</b>	R: 0 E: 0 K: 0 S: 3	H: 0 LOB: 1 BB: 1 P: 7	R: 0 E: 0 K: 2 S: 7	H: 0 LOB: 0 BB: 0 P: 7	R: 0 E: 0 K: 1 S: 5	H: 0 LOB: 0 BB: 0 P: 5	R: 1 E: 0 K: 2 S: 10	H: 3 LOB: 2 BB: 0 P: 10	R: 0 E: 0 K: 1 S: 5	H: 0 LOB: 0 BB: 0 P: 5	R: 2 E: 0 K: 0 S: 5	H: 2 LOB: 0 BB: 0 P: 13	R: 0 E: 0 K: 1 S: 7	H: 0 LOB: 1 BB: 0 P: 7	R: 1 E: 0 K: 1 S: 5	H: 2 LOB: 0 BB: 0 P: 5	R: 0 E: 0 K: 1 S: 5	H: 0 LOB: 0 BB: 0 P: 5	1B: 7 2B: 0 3B: 0 HR: 0	SF: 0 SAC: 0 DP: 0 HBP: 0	WP: 0 PB: 0 SB: 0 CS: 0	PA: 37			
<b>PITCHER</b>	IP	WLS	BF	H	R	ER	SO	BB	IBB	HBP	BLK	WP	HR	S	P	ERA	WHIP								
<b>Bert Blyleven, R</b> ERA: 3.34 (1, 1)	7.1	W	32	7	4	4	8	3	0	0	0	0	0	45	57	4.91	1.364								
<b>Ernie Camacho, R</b> ERA: 1.74 (8, 1)	1.2	S	5	0	0	0	1	0	0	0	0	0	0	7	7	0.00	0.000								

Baltimore Orioles @ Cleveland Indians  
Cleveland Municipal Stadium, Cleveland, OH  
Tue Aug 07 1984, 7:05 PM EDT  
Att: 5,040 - Unknown

AB 34  
R 4  
H 7  
RBI 4  
BB 3  
SO 9  
LOB 13



Batter	1	2	3	4	5	6	7	8	9	AB	R	H	RBI	BB	SO	LOB	BOTTOM								
<b>Joe Carter, R</b> OBP: 0.266, SLG: 0.365 (1, 8) (8, 7)	0-0 HR	0-0 BB		0-0 F6		0-0 2-3		0-0 F2		5	1	2	1	0	0	2									
<b>Julio Franco, R</b> OBP: 0.328, SLG: 0.337 (1, 6)	0-0 1B	4-0 BB			0-0 CS	4-0 1B		0-0 BB		2	1	2	0	2	0	0									
<b>Mike Hargrove, L</b> OBP: 0.370, SLG: 0.360 (1, 3)	0-3 K	0-0 4-3			4-0 1B	0-3 K	1-2 BB			3	0	0	0	1	2	6									
<b>Andre Thornton, R</b> OBP: 0.347, SLG: 0.473 (1, 10)	0-0 E6 1B		4-0 CS		0-0 F8		0-0 1B	0-0 SF7 1B		3	2	1	0	1	0	2									
<b>Pat Tabler, R</b> OBP: 0.379, SLG: 0.403 (1, 7)	0-0 1B		4-0 BB		0-0 F7		0-0 G4-6-3 1B			3	0	2	1	1	0	1									
<b>Brett Butler, L</b> OBP: 0.362, SLG: 0.322 (8, 8)	1-2 2-H 1B		1-2 BB							0	0	0	0	0	0	0									
<b>Chris Bando, S</b> OBP: 0.384, SLG: 0.528 (1, 2)	0-0 1B		0-3 K		0-0 6-3		0-0 SF7			3	0	1	2	0	1	1									
<b>Carmen Castillo, R</b> OBP: 0.309, SLG: 0.484 (1, 9)	0-0 F7		0-0 F7		0-0 1B	0-0 1B	0-0 G4-6-3 1B	1-2		4	1	1	0	0	0	3									
<b>Brook Jacoby, R</b> OBP: 0.296, SLG: 0.354 (1, 5)		0-0 6-3		0-0 6-3		0-0 2-3 1B		0-0 6-3		4	0	1	0	0	0	0									
<b>Tony Bernazard, S</b> OBP: 0.302, SLG: 0.261 (1, 4)		0-0 F9		0-0 F9		0-0 2-3 1B		0-0 G3		4	0	1	1	0	0	0									
<b>Inning Stats</b>	R: 3 E: 1 K: 1 S: 9	H: 4 LOB: 1 BB: 0 P: 9	R: 0 E: 0 K: 0 S: 4	H: 1 LOB: 2 BB: 1 P: 8	R: 0 E: 0 K: 1 S: 4	H: 0 LOB: 1 BB: 2 P: 12	R: 0 E: 0 K: 0 S: 3	H: 0 LOB: 0 BB: 0 P: 3	R: 0 E: 0 K: 0 S: 3	H: 1 LOB: 1 BB: 1 P: 7	R: 1 E: 0 K: 0 S: 8	H: 3 LOB: 3 BB: 1 P: 12	R: 1 E: 0 K: 0 S: 4	H: 2 LOB: 0 BB: 0 P: 4	R: 0 E: 0 K: 0 S: 3	H: 0 LOB: 0 BB: 0 P: 3	R: 0 E: 0 K: 0 S: 3	H: 0 LOB: 0 BB: 0 P: 3	1B: 9 2B: 1 3B: 0 HR: 1	SF: 1 SAC: 0 DP: 1 HBP: 0	WP: 0 PB: 0 SB: 0 CS: 2	PA: 37			
<b>PITCHER</b>	IP	WLS	BF	H	R	ER	SO	BB	IBB	HBP	BLK	WP	HR	S	P	ERA	WHIP								
<b>Scott McGregor, L</b> ERA: 4.01 (1, 1)	5.1	L	27	9	4	3	2	4	0	0	0	0	1	27	43	5.06	2.438								
<b>Sammy Stewart, R</b> ERA: 2.93 (6, 1)	2.2		10	2	1	1	1	1	0	0	0	0	0	11	15	3.38	1.125								

Baltimore Orioles @ Cleveland Indians  
Cleveland Municipal Stadium, Cleveland, OH  
Tue Aug 07 1984, 7:05 PM EDT  
Att: 5,040 - Unknown

AB 31  
R 5  
H 11  
RBI 5  
BB 5  
SO 3  
LOB 15





Batter	1	2	3	4	5	6	7	8	9	AB	R	H	RBI	BB	SO	LOB	TOP					
<b>Al Bumby, L</b> OBP: 0.287, SLG: 0.287 <b>John Shelby, S</b> OBP: 0.231, SLG: 0.295	F6		4-3					SH2-3		4	1	2	0	0	0	0	<b>Baltimore Orioles @ Cleveland Indians</b> Cleveland Municipal Stadium, Cleveland, OH Wed Aug 08 1984, 7:05 PM EDT Att: 5,401 - Unknown					
<b>Mike Young, S</b> OBP: 0.335, SLG: 0.397	F8			FC3-6 1B	HR			HBP		2	2	1	3	2	0							
<b>Cal Ripken Jr., R</b> OBP: 0.382, SLG: 0.530	F4			FC3-6 1B	F4			K		5	0	2	0	0	1							
<b>Eddie Murray, S</b> OBP: 0.412, SLG: 0.528		F7		FC3-6 1B	1B			1-3		5	2	1	0	0	0							
<b>Wayne Gross, L</b> OBP: 0.363, SLG: 0.460 <b>Todd Cruz, R</b> OBP: 0.261, SLG: 0.323				E9				F8		2	0	2	1	1	0							
<b>Ken Singleton, S</b> OBP: 0.276, SLG: 0.259 <b>Benny Ayala, R</b> OBP: 0.250, SLG: 0.341				E3	SF8			CS		2	0	0	1	0	0							
<b>Gary Roenicke, R</b> OBP: 0.347, SLG: 0.385				SF7				K		3	0	1	1	1	1							
<b>Rich Dauer, R</b> OBP: 0.291, SLG: 0.342				K	F8					4	0	1	0	0	1							
<b>Rick Dempsey, R</b> OBP: 0.319, SLG: 0.311				G6-4-3				SH2-3		4	1	2	0	0	0							
<b>Inning Stats</b>	R: 0 E: 0 K: 0 S: 3	H: 0 LOB: 0 BB: 0 P: 3	R: 0 E: 0 K: 0 S: 3	H: 1 LOB: 0 BB: 0 P: 7	R: 0 E: 0 K: 0 S: 3	H: 1 LOB: 0 BB: 0 P: 3	R: 2 E: 2 K: 1 S: 8	H: 2 LOB: 2 BB: 1 P: 12	R: 4 E: 0 K: 0 S: 8	H: 5 LOB: 2 BB: 1 P: 12	R: 0 E: 0 K: 0 S: 4	H: 2 LOB: 2 BB: 1 P: 8	R: 1 E: 0 K: 0 S: 4	H: 3 LOB: 0 BB: 0 P: 4	R: 0 E: 0 K: 1 S: 6	H: 1 LOB: 2 BB: 0 P: 7		R: 0 E: 0 K: 1 S: 5	H: 1 LOB: 1 BB: 0 P: 5	1B: 11 2B: 3 3B: 0 HR: 2	SF: 2 SAC: 1 DP: 3 HBP: 1	WP: 0 PB: 0 SB: 0 CS: 2
<b>PITCHER</b>	IP	WLS	BF	H	R	ER	SO	BB	IBB	HBP	BLK	WP	HR	S	P	ERA	WHIP					
<b>Steve Comer, R</b> ERA: 5.47	4.0	L	19	5	4	3	1	2	0	0	0	0	0	19	27	6.75	1.750					
<b>Tom Waddell, L</b> ERA: 3.27	1.2		11	5	2	2	0	2	0	0	0	0	1	9	17	10.80	4.200					
<b>Mike Jeffcoat, L</b> ERA: 2.85	1.1		5	3	1	1	0	0	0	0	0	0	1	5	5	6.75	2.250					
<b>Jamie Easterly, L</b> ERA: 3.35	2.0		8	2	0	0	2	0	0	1	0	0	0	11	12	0.00	1.000					

Batter	1	2	3	4	5	6	7	8	9	AB	R	H	RBI	BB	SO	LOB	BOTTOM					
<b>Brett Butler, L</b> OBP: 0.361, SLG: 0.320 <b>Chris Bando, S</b> OBP: 0.361, SLG: 0.523	4-3			HR	4-3		F6		FC6-4	3	1	0	0	1	0	2	<b>Baltimore Orioles @ Cleveland Indians</b> Cleveland Municipal Stadium, Cleveland, OH Wed Aug 08 1984, 7:05 PM EDT Att: 5,401 - Unknown					
<b>Julio Franco, R</b> OBP: 0.325, SLG: 0.333	K			F9	F9			K	1-3	5	0	0	0	0	2							
<b>Mel Hall, L</b> OBP: 0.335, SLG: 0.428	4-3			K			F7			3	0	0	0	1	1							
<b>Andre Thornton, R</b> OBP: 0.350, SLG: 0.474				HR			F9			3	1	2	0	1	0							
<b>Pat Tabler, R</b> OBP: 0.377, SLG: 0.411				G6-4-3			5-3		F4	4	1	1	3	0	0							
<b>George Vukovich, L</b> OBP: 0.343, SLG: 0.413 <b>Carmen Castillo, R</b> OBP: 0.308, SLG: 0.481							4-3		K	3	0	1	0	0	0							
<b>Jerry Willard, L</b> OBP: 0.291, SLG: 0.379 <b>Joe Carter, R</b> OBP: 0.277, SLG: 0.375				F4	F9				FC6-4	3	0	1	0	0	0							
<b>Brook Jacoby, R</b> OBP: 0.293, SLG: 0.351				F7			FC5-6-4		K	4	1	0	0	0	2							
<b>Tony Bernazard, S</b> OBP: 0.307, SLG: 0.272				4-3					FC6-4	4	0	3	1	0	0							
<b>Inning Stats</b>	R: 0 E: 0 K: 1 S: 5	H: 0 LOB: 0 BB: 0 P: 5	R: 0 E: 0 K: 0 S: 3	H: 1 LOB: 0 BB: 0 P: 3	R: 0 E: 0 K: 0 S: 3	H: 0 LOB: 0 BB: 0 P: 3	R: 3 E: 0 K: 1 S: 7	H: 2 LOB: 1 BB: 2 P: 15	R: 0 E: 0 K: 0 S: 6	H: 1 LOB: 1 BB: 0 P: 6	R: 0 E: 0 K: 0 S: 3	H: 0 LOB: 0 BB: 0 P: 3	R: 1 E: 0 K: 0 S: 5	H: 2 LOB: 1 BB: 0 P: 5	R: 0 E: 1 K: 2 S: 8	H: 1 LOB: 2 BB: 1 P: 12		R: 0 E: 0 K: 1 S: 7	H: 2 LOB: 2 BB: 0 P: 7	1B: 6 2B: 2 3B: 0 HR: 1	SF: 0 SAC: 0 DP: 1 HBP: 0	WP: 0 PB: 0 SB: 1 CS: 0
<b>PITCHER</b>	IP	WLS	BF	H	R	ER	SO	BB	IBB	HBP	BLK	WP	HR	S	P	ERA	WHIP					
<b>Mike Boddicker, R</b> ERA: 3.01	7.2	W	32	7	4	4	4	3	0	0	0	0	0	37	49	4.70	1.304					
<b>Tippy Martinez, L</b> ERA: 3.63	1.1	S	6	2	0	0	2	0	0	0	0	0	0	10	10	0.00	1.500					





Batter	1	2	3	4	5	6	7	8	9	AB	R	H	RBI	BB	SO	LOB	TOP										
<b>Al Bumbry, L</b> OBP: 0.288, SLG: 0.285 <b>John Shelby, S</b> OBP: 0.233, SLG: 0.294 (7, PH) (7, 8)	0-0 6-3		4-0 WP 6-3 BLK BB		0-0 F9		0-0 F8		4-0 2B BB	2	1	0	0	1	0	0	<b>Baltimore Orioles @ Cleveland Indians</b> Cleveland Municipal Stadium, Cleveland, OH Thu Aug 09 1984, 7:05 PM EDT Att: 5,341 - Unknown <a href="http://livebaseballscorecards.com">livebaseballscorecards.com</a>										
<b>Mike Young, S</b> OBP: 0.240, SLG: 0.417 (1, 9)	0-0 HR		4-0 WP 1-2 BB		0-0 3-1		0-0 F7		0-0 F9 1-H 2B	4	1	2	2	1	0	0											
<b>Cal Ripken Jr., R</b> OBP: 0.382, SLG: 0.527 (1, 6)	0-0 G3		0-0 6-3		4-0 BB 1B BB		0-0 BB 1B		0-0 6-3	4	0	1	1	1	0	2											
<b>Eddie Murray, S</b> OBP: 0.411, SLG: 0.526 (1, 3)	0-3 K2-3		0-0 F9		0-0 BB 1-2 1B		4-0 BB 1-2 BB		0-0 E3	4	0	1	0	1	1	2											
<b>Wayne Gross, L</b> OBP: 0.364, SLG: 0.461 <b>Dan Ford, R</b> OBP: 0.291, SLG: 0.329 <b>Rick Dempsey, R</b> OBP: 0.316, SLG: 0.308 (5, PR) (5, 2)		0-0 1-3 1B		0-0 F4		4-0 1-2 2-3 BB		0-0 F9	2	2	0	1	0	0	0	0											
<b>Ken Singleton, S</b> OBP: 0.275, SLG: 0.257 <b>Benny Ayala, R</b> OBP: 0.247, SLG: 0.337 <b>Joe Nolan, L</b> OBP: 0.423, SLG: 0.455 (8, PH)		0-0 1-3		0-0 F7		0-3 K		0-0 F9	2	2	0	0	0	0	0	1											
<b>Gary Roenicke, R</b> OBP: 0.345, SLG: 0.380 (1, 7)		0-3 K		4-0 HR BB		0-0 6-3		0-0 F6	3	1	0	0	1	1	1												
<b>Lenn Sakata, R</b> OBP: 0.218, SLG: 0.246 (1, 4)		0-3 K		0-0 1-H HR		0-0 F8		0-0 1B	4	1	2	2	0	1	1												
<b>Floyd Rayford, R</b> OBP: 0.316, SLG: 0.392 (5, 5)			0-0 CS 1B		0-0 6-3		0-0 6-3		0-3 K	4	0	1	0	0	1	1											
<b>Inning Stats</b>	R: 1 E: 0 K: 1 S: 6	H: 1 LOB: 0 BB: 0 P: 6	R: 0 E: 0 K: 2 S: 8	H: 1 LOB: 1 BB: 0 P: 8	R: 1 E: 0 K: 0 S: 3	H: 1 LOB: 1 BB: 2 P: 11	R: 2 E: 0 K: 0 S: 4	H: 1 LOB: 0 BB: 1 P: 8	R: 0 E: 0 K: 1 S: 6	H: 0 LOB: 3 BB: 2 P: 14	R: 0 E: 0 K: 0 S: 4	H: 1 LOB: 2 BB: 1 P: 8	R: 0 E: 0 K: 1 S: 6	H: 1 LOB: 1 BB: 0 P: 6	R: 1 E: 1 K: 0 S: 5	H: 1 LOB: 2 BB: 1 P: 9		1B: 5 2B: 1 3B: 0 HR: 2	SF: 0 SAC: 0 DP: 0 HBP: 0	WP: 1 PB: 0 SB: 0 CS: 1	PA: 42						
<b>PITCHER</b>	IP	WLS	BF	H	R	ER	SO	BB	IBB	HBP	BLK	WP	HR	S	P	ERA	WHIP										
<b>Roy Smith, R</b> ERA: 4.97 <b>Jamie Easterly, L</b> ERA: 3.2 <b>Ernie Camacho, R</b> ERA: 1.81	(1, 1) (5, 1) (7, 1)	4.2 2.0 2.1	22 9 11	5 1 2	4 0 1	4 0 1	3 1 1	4 2 1	0 0 0	0 0 0	1 0 0	1 0 0	2 0 1	0 9 12	40 17 16	7.71 0.00 3.86	1.929 1.500 1.286										

Batter	1	2	3	4	5	6	7	8	9	AB	R	H	RBI	BB	SO	LOB	BOTTOM										
<b>Brett Butler, L</b> OBP: 0.362, SLG: 0.320 (1, 8)	0-0 S 2B 1B		0-0 F2		4-0 1B BB		0-0 SH1-4		0-0 F7 3-H	3	1	1	0	1	0	1	<b>Baltimore Orioles @ Cleveland Indians</b> Cleveland Municipal Stadium, Cleveland, OH Thu Aug 09 1984, 7:05 PM EDT Att: 5,341 - Unknown <a href="http://livebaseballscorecards.com">livebaseballscorecards.com</a>										
<b>Joe Carter, R</b> OBP: 0.304, SLG: 0.403 <b>Mike Hargrove, L</b> OBP: 0.370, SLG: 0.360 (8, 3)			0-3 K		0-0 1-2 2-H 3-H 1B		4-0 G4-6-3 BB			3	0	2	2	1	1	0											
<b>Julio Franco, R</b> OBP: 0.326, SLG: 0.335 (1, 6)	0-0 S 2-H 1B		0-0 5-3		0-0 2B 1B		0-0 G4-6-3 1-2			4	1	2	0	0	0	2											
<b>Andre Thornton, R</b> OBP: 0.354, SLG: 0.485 (1, 10)	4-0 G3-6-3 BB				0-0 HR F9 1-H E 2B		0-0 F6			3	2	2	2	1	0	0											
<b>Pat Tabler, R</b> OBP: 0.373, SLG: 0.405 <b>Mel Hall, L</b> OBP: 0.335, SLG: 0.428 (8, 7)			0-0 G3-6-3		0-0 F8		0-0 F8		0-0 F4	4	0	0	0	0	0	3											
<b>Chris Bando, S</b> OBP: 0.386, SLG: 0.523 (1, 2)		0-0 FC4-6 1B		0-0 1B 1B		0-0 F9 2-3		0-0 F9	4	1	2	0	0	0	1												
<b>Carmen Castillo, R</b> OBP: 0.306, SLG: 0.476 <b>George Vukovich, L</b> OBP: 0.343, SLG: 0.413 (9, 9)		0-0 FC4-6 1B 1-2		0-0 F8 1B 1B		0-0 E6 3-H		0-0 4-3	4	1	1	0	0	0	1												
<b>Brook Jacoby, R</b> OBP: 0.297, SLG: 0.353 (1, 5)		0-0 G4-3 1B		0-0 BB 1B 1B		0-0 5-3		4-0 3B BB	3	1	2	1	1	0	1												
<b>Tony Bernazard, S</b> OBP: 0.308, SLG: 0.278 (1, 4)		0-0 G4-3		0-0 F8		4-0 SH1-4 BB		0-0 1-H CS 3B	3	0	1	1	1	0	4												
<b>Inning Stats</b>	R: 1 E: 0 K: 0 S: 4	H: 3 LOB: 1 BB: 1 P: 8	R: 0 E: 0 K: 0 S: 4	H: 2 LOB: 1 BB: 0 P: 4	R: 0 E: 0 K: 1 S: 5	H: 0 LOB: 0 BB: 0 P: 5	R: 3 E: 0 K: 0 S: 7	H: 5 LOB: 2 BB: 1 P: 11	R: 2 E: 1 K: 0 S: 6	H: 2 LOB: 1 BB: 0 P: 6	R: 0 E: 0 K: 0 S: 2	H: 0 LOB: 1 BB: 2 P: 10	R: 0 E: 0 K: 0 S: 3	H: 0 LOB: 0 BB: 0 P: 3	R: 1 E: 0 K: 0 S: 3	H: 1 LOB: 0 BB: 1 P: 7		1B: 9 2B: 2 3B: 1 HR: 1	SF: 0 SAC: 1 DP: 3 HBP: 0	WP: 0 PB: 0 SB: 2 CS: 1	PA: 37						
<b>PITCHER</b>	IP	WLS	BF	H	R	ER	SO	BB	IBB	HBP	BLK	WP	HR	S	P	ERA	WHIP										
<b>Mike Flanagan, L</b> ERA: 3.6 <b>Mark Brown, R</b> ERA: 9.0 <b>Tom Underwood, L</b> ERA: 3.59	(1, 1) (5, 1) (6, 1)	4.0 1.0 3.0	20 6 11	10 2 1	4 2 1	4 1 1	0 0 0	0 0 3	0 0 0	0 0 0	0 0 0	0 0 0	0 6 8	20 6 20	9.00 9.00 3.00	3.000 2.000 1.333											



Batter	1	2	3	4	5	6	7	8	9	AB	R	H	RBI	BB	SO	LOB	TOP			
<b>Al Bumbry, L</b> OBP: 0.287, SLG: 0.284 (1, 8)	0-0 4-3			0-0 4-3		0-3 K			0-0 1B	4	0	1	0	0	1	0				
<b>Dan Ford, R</b> OBP: 0.289, SLG: 0.325 (1, 10)	0-3 K			0-0 1B			0-0 F7		0-0 F8	4	0	1	0	0	1	1				
<b>Cal Ripken Jr., R</b> OBP: 0.381, SLG: 0.527 (1, 6)	0-0 5-3			0-0 F5			0-0 2B		0-0 F7	4	0	1	0	0	0	2				
<b>Eddie Murray, S</b> OBP: 0.408, SLG: 0.520 (1, 3)		0-0 F7		0-3 K			0-0 4-3		0-0 F3	4	0	0	0	0	1	3				
<b>Wayne Gross, L</b> OBP: 0.360, SLG: 0.455 (1, 5)		0-0 F8			0-0 5-3		0-0 F8			3	0	0	0	0	0	1				
<b>Mike Young, S</b> OBP: 0.340, SLG: 0.413 (1, 9)	0-3 K				0-0 G3			4-0 BB		2	0	0	0	1	1	0				
<b>Gary Roenicke, R</b> OBP: 0.342, SLG: 0.376 (1, 7)			0-0 F1		0-0 F7			0-0 F7		3	0	0	0	0	0	1				
<b>Rich Dauer, R</b> OBP: 0.289, SLG: 0.339 (8, PH)				0-0 1-3		0-0 5-3		0-3 K		2	0	0	0	0	0	0				
<b>Joe Nolan, L</b> OBP: 0.407, SLG: 0.435 (8, PH)										1	0	0	0	0	1	1				
<b>Lenn Sakata, R</b> OBP: 0.218, SLG: 0.246 (8, 4)										0	0	0	0	0	0	0				
<b>Rick Dempsey, R</b> OBP: 0.314, SLG: 0.305 (8, PH)				0-3 K		0-3 K		0-0 F8		2	0	0	0	0	2	0				
<b>Ken Singleton, S</b> OBP: 0.274, SLG: 0.257 (8, PH)										1	0	0	0	0	0	1				
<b>Floyd Rayford, R</b> OBP: 0.316, SLG: 0.392 (8, 2)										0	0	0	0	0	0	0				
<b>Inning Stats</b>	R: 0 E: 0 K: 1 S: 5	H: 0 LOB: 0 BB: 0 P: 5	R: 0 E: 0 K: 1 S: 5	H: 0 LOB: 0 BB: 0 P: 5	R: 0 E: 0 K: 1 S: 5	H: 0 LOB: 0 BB: 0 P: 5	R: 0 E: 0 K: 1 S: 6	H: 1 LOB: 1 BB: 0 P: 6	R: 0 E: 0 K: 0 S: 3	H: 0 LOB: 0 BB: 0 P: 3	R: 0 E: 0 K: 0 S: 4	H: 1 LOB: 1 BB: 0 P: 4	R: 0 E: 0 K: 1 S: 5	H: 0 LOB: 1 BB: 1 P: 9	R: 0 E: 0 K: 0 S: 4	H: 1 LOB: 1 BB: 0 P: 4	1B: 2 2B: 1 3B: 0 HR: 0	SF: 0 SAC: 0 DP: 0 HBP: 0	WP: 0 PB: 0 SB: 0 CS: 0	PA: 31
<b>PITCHER</b> <b>Doyle Alexander, R</b> ERA: 3.39 (1, 1)	IP: 9.0 WLS: W BF: 31 H: 3 R: 0 ER: 0 SO: 7 BB: 1 IBB: 0 HBP: 0 BLK: 0 WP: 0 HR: 0 S: 44 P: 48 ERA: 0.00 WHIP: 0.444																			

Baltimore Orioles @ Toronto Blue Jays  
Exhibition Stadium, Toronto, ON  
Fri Aug 10 1984, 7:05 PM EDT  
Att: 34,107 - Unknown

AB 30  
R 0  
H 3  
RBI 0  
BB 1  
SO 7  
LOB 10




Batter	1	2	3	4	5	6	7	8	9	AB	R	H	RBI	BB	SO	LOB	BOTTOM			
<b>Damaso Garcia, R</b> OBP: 0.323, SLG: 0.395 (1, 4)	0-0 F4		0-0 5-3			0-0 F8				3	0	0	0	0	0	0				
<b>Dave Collins, S</b> OBP: 0.371, SLG: 0.477 (1, 7)	0-0 F8			0-0 G3		4-0 BB	4-0 F3			2	1	0	0	1	0	0				
<b>Lloyd Moseby, L</b> OBP: 0.361, SLG: 0.490 (1, 8)	0-0 1-3			0-0 G3		0-0 4-3	1-2			3	0	0	0	0	0	1				
<b>Willie Upshaw, L</b> OBP: 0.365, SLG: 0.520 (1, 3)		0-0 F7		0-0 F6		0-0 F3	2-3			3	0	0	0	0	0	1				
<b>Willie Aikens, L</b> OBP: 0.302, SLG: 0.379 (1, 10)		0-0 G1-3-6			0-0 F5		0-0 5-3			3	0	1	0	0	0	0				
<b>George Bell, R</b> OBP: 0.331, SLG: 0.478 (1, 9)		0-0 G1-3-6		0-3 K		0-0 4-3	3-H		0-0 G3	3	0	1	0	0	1	1				
<b>Rance Mulliniks, L</b> OBP: 0.391, SLG: 0.430 (1, 5)			0-0 4-3		0-0 4-3			0-0 G3		3	0	0	0	0	0	1				
<b>Garth Iorg, R</b> OBP: 0.251, SLG: 0.291 (9, 5)								0-0 G3		0	0	0	0	0	0	0				
<b>Ernie Whitt, L</b> OBP: 0.343, SLG: 0.422 (1, 2)			0-3 K			0-0 F9		4-0 1-3		2	0	0	0	1	1	0				
<b>Tony Fernandez, S</b> OBP: 0.305, SLG: 0.413 (1, 6)			0-0 HR			0-0 6-3		0-0 1-3		3	1	1	1	0	0	2				
<b>Inning Stats</b>	R: 0 E: 0 K: 0 S: 3	H: 0 LOB: 0 BB: 0 P: 3	R: 0 E: 0 K: 0 S: 3	H: 1 LOB: 0 BB: 0 P: 3	R: 1 E: 0 K: 1 S: 6	H: 1 LOB: 0 BB: 0 P: 6	R: 0 E: 0 K: 0 S: 3	H: 0 LOB: 0 BB: 0 P: 3	R: 0 E: 0 K: 0 S: 3	H: 0 LOB: 0 BB: 0 P: 3	R: 1 E: 0 K: 0 S: 3	H: 0 LOB: 1 BB: 1 P: 7	R: 0 E: 0 K: 0 S: 3	H: 1 LOB: 1 BB: 1 P: 7	R: 0 E: 0 K: 0 S: 3	H: 1 LOB: 1 BB: 1 P: 7	1B: 1 2B: 2 3B: 0 HR: 1	SF: 0 SAC: 0 DP: 2 HBP: 0	WP: 1 PB: 0 SB: 1 CS: 0	PA: 27
<b>PITCHER</b> <b>Dennis Martinez, R</b> ERA: 4.05 (1, 1)	IP: 8.0 WLS: L BF: 27 H: 3 R: 2 ER: 2 SO: 2 BB: 1 IBB: 1 HBP: 0 BLK: 0 WP: 1 HR: 1 S: 29 P: 37 ERA: 2.25 WHIP: 0.500																			


Baltimore Orioles @ Toronto Blue Jays  
Exhibition Stadium, Toronto, ON  
Fri Aug 10 1984, 7:05 PM EDT  
Att: 34,107 - Unknown

AB 25  
R 2  
H 3  
RBI 1  
BB 2  
SO 2  
LOB 6





Batter	1	2	3	4	5	6	7	8	9	AB	R	H	RBI	BB	SO	LOB	TOP																	
Mike Young, S OBP: 0.341, SLG: 0.408 (1, 9)	F7		1B BB		K		F8		G3 BB	3	0	0	0	2	1	1	<p><b>Baltimore Orioles @ Toronto Blue Jays</b> Exhibition Stadium, Toronto, ON Sat Aug 11 1984, 3:33 AM EDT Att: 41,426 - Unknown</p> <p>AB 34 R 2 H 7 RBI 2 BB 5 SO 6 LOB 20</p> 																	
John Shelby, S OBP: 0.233, SLG: 0.296 (1, 8)	K		F5		1B 2B		3-1		G3	5	1	1	1	0	1	2																		
Cal Ripken Jr., R OBP: 0.385, SLG: 0.529 (1, 6)	1B BB		1-3 1B		1B				BB 1B	4	0	3	1	1	0	1																		
Eddie Murray, S OBP: 0.411, SLG: 0.522 (1, 3)	1-2 1B		3-1		1B				BB 1B	3	0	2	0	1	0	2																		
Wayne Gross, L OBP: 0.358, SLG: 0.449 (1, 5)	F9				6-3				BB 1B	3	0	0	0	1	0	4																		
Dan Ford, R OBP: 0.276, SLG: 0.309 (1, 10)					4-3				BB	4	0	0	0	0	2	3																		
Gary Roenicke, R OBP: 0.337, SLG: 0.369 (1, 7)					5-3				F3	4	0	0	0	0	1	3																		
Rich Dauer, R OBP: 0.289, SLG: 0.341 (1, 4)					F8				FC6-4	4	1	1	0	0	0	3																		
Rick Dempsey, R OBP: 0.309, SLG: 0.299 (1, 2)					F8				K	4	0	0	0	0	1	1																		
Floyd Rayford, R OBP: 0.316, SLG: 0.392 (9, 2)					6-3					0	0	0	0	0	0	0																		
<b>Inning Stats</b>	R: 0 E: 0 K: 1 S: 6	H: 1 LOB: 2 BB: 1 P: 10	R: 0 E: 0 K: 2 S: 7	H: 0 LOB: 0 BB: 0 P: 7	R: 0 E: 0 K: 0 S: 4	H: 1 LOB: 2 BB: 1 P: 8	R: 0 E: 0 K: 0 S: 3	H: 0 LOB: 0 BB: 0 P: 3	R: 2 E: 0 K: 1 S: 8	H: 3 LOB: 2 BB: 1 P: 12	R: 0 E: 0 K: 0 S: 3	H: 0 LOB: 0 BB: 0 P: 3	R: 0 E: 0 K: 1 S: 7	H: 2 LOB: 3 BB: 1 P: 11	R: 0 E: 0 K: 1 S: 5	H: 0 LOB: 1 BB: 1 P: 9	1B: 5 2B: 2 HR: 0	SF: 0 SAC: 0 DP: 0 HBP: 0	WP: 0 PB: 0 CS: 0	PA: 39														
<b>PITCHER</b>	IP WLS BF H R ER SO BB IBB HBP BLK WP HR S P ERA WHIP																																	
Luis Leal, R ERA: 3.11 (1, 1)	7.0	31	7	2	2	4	2	1	0	0	0	0	0	0	36	48	2.57	1.286																
Jim Gott, R ERA: 4.15 (8, 1)	2.0	W 8	0	0	0	2	2	0	0	0	0	0	0	10	18	0.00	1.000																	

Batter	1	2	3	4	5	6	7	8	9	AB	R	H	RBI	BB	SO	LOB	BOTTOM															
Damaso Garcia, R OBP: 0.322, SLG: 0.393 (1, 4)	1-3				5-3			6-3		3	0	0	0	0	0	1	<p><b>Baltimore Orioles @ Toronto Blue Jays</b> Exhibition Stadium, Toronto, ON Sat Aug 11 1984, 3:33 AM EDT Att: 41,426 - Unknown</p> <p>AB 28 R 3 H 7 RBI 3 BB 2 SO 3 LOB 10</p> 															
Dave Collins, S OBP: 0.367, SLG: 0.472 (1, 7)	4-3		HBP				F4	F9		3	0	0	1	0	0	0																
Lloyd Moseby, L OBP: 0.362, SLG: 0.490 (1, 8)	1-3		3-H F8				G6-3 1B	1B		4	0	2	0	0	0	2																
Willie Upshaw, L OBP: 0.361, SLG: 0.514 (1, 3)			G3		K		G6-3	G3		4	0	0	0	0	1	2																
Willie Aikens, L OBP: 0.303, SLG: 0.374 (1, 10)			F8		F9					2	0	0	0	1	0	0																
Rick Leach, L OBP: 0.344, SLG: 0.431 (7, PR)							1B BB	HR 1B		1	1	1	0	0	0	0																
George Bell, R OBP: 0.330, SLG: 0.483 (1, 9)			F9		K		F8		HR	4	1	1	2	0	1	1																
Rance Mulliniks, L OBP: 0.394, SLG: 0.433 (1, 5)					4-3					3	1	2	0	0	0	0																
Ernie Whitt, L OBP: 0.343, SLG: 0.417 (1, 2)			SH3-4 BB SF8 1B							2	0	0	0	1	1	2																
Alfredo Griffin, S OBP: 0.252, SLG: 0.311 (1, 6)					K					1	0	1	0	0	0	0																
Cliff Johnson, R OBP: 0.386, SLG: 0.525 (7, PH)			SH3-4 BB							1	0	0	0	0	0	2																
Tony Fernandez, S OBP: 0.305, SLG: 0.413 (8, 6)								FC6-4		0	0	0	0	0	0	0																
<b>Inning Stats</b>	R: 0 E: 0 K: 0 S: 3	H: 0 LOB: 0 BB: 0 P: 3	R: 0 E: 0 K: 0 S: 3	H: 0 LOB: 0 BB: 0 P: 3	R: 1 E: 0 K: 0 S: 4	H: 1 LOB: 2 BB: 1 P: 9	R: 0 E: 0 K: 2 S: 7	H: 0 LOB: 0 BB: 0 P: 7	R: 0 E: 0 K: 1 S: 6	H: 1 LOB: 1 BB: 0 P: 6	R: 0 E: 0 K: 0 S: 3	H: 1 LOB: 0 BB: 0 P: 3	R: 0 E: 0 K: 0 S: 4	H: 1 LOB: 2 BB: 1 P: 8	R: 0 E: 0 K: 0 S: 4	H: 1 LOB: 1 BB: 0 P: 4	R: 2 E: 0 K: 0 S: 2	H: 2 LOB: 0 BB: 0 P: 2	1B: 6 2B: 0 3B: 0 HR: 1	SF: 1 SAC: 1 DP: 1 HBP: 1	WP: 0 PB: 0 CS: 0	PA: 33										
<b>PITCHER</b>	IP WLS BF H R ER SO BB IBB HBP BLK WP HR S P ERA WHIP																															
Storm Davis, R ERA: 2.45 (1, 1)	8.0	L 33	7	3	3	3	2	0	1	0	0	1	36	45	3.38	1.125																



Batter	1	2	3	4	5	6	7	8	9	AB	R	H	RBI	BB	SO	LOB	TOP								
<b>Al Bumbry, L</b> OBP: 0.286, SLG: 0.282 <b>John Shelby, S</b> OBP: 0.233, SLG: 0.296	0-3 K		0-0 4-3			0-0 G4-6-3 1B		0-3 K	0-0 F9	5	0	1	0	0	2	2									
<b>Dan Ford, R</b> OBP: 0.283, SLG: 0.314	0-0 F9			0-0 F8		0-0 G4-6-3 1-2		0-0 1B 3B	0-0 1B	5	1	2	0	0	0	1									
<b>Cal Ripken Jr., R</b> OBP: 0.383, SLG: 0.525	0-0 F5			0-3 K		0-0 6-3		0-0 1-2 2-3 3B	0-0 F9	5	1	1	0	0	1	2									
<b>Eddie Murray, S</b> OBP: 0.412, SLG: 0.526		0-0 F6		0-0 2B 1B			0-0 F8	0-0 HR 3B		4	1	2	3	0	0	0									
<b>Wayne Gross, L</b> OBP: 0.358, SLG: 0.451 <b>Benny Ayala, R</b> OBP: 0.245, SLG: 0.333 <b>Todd Cruz, R</b> OBP: 0.281, SLG: 0.323		0-3 K		0-0 1-3 2B			0-0 F4	0-0 5-3		3	0	1	0	0	1	0									
<b>Mike Young, S</b> OBP: 0.347, SLG: 0.424		0-0 1B		0-3 K			4-0 BB	0-0 HR		3	1	2	2	1	1	2									
<b>Gary Roenicke, R</b> OBP: 0.336, SLG: 0.365		0-0 F8			0-0 5-3		4-0 1-2 BB	0-0 F8		3	0	0	0	1	0	1									
<b>Rich Dauer, R</b> OBP: 0.287, SLG: 0.339 <b>Joe Nolan, L</b> OBP: 0.393, SLG: 0.417 <b>Lenn Sakata, R</b> OBP: 0.217, SLG: 0.243			0-0 6-3		0-0 6-3		0-3 K		0-0 4-3	2	0	0	0	0	0	0									
<b>Floyd Rayford, R</b> OBP: 0.310, SLG: 0.384			0-3 K			0-0 F4		0-0 E6 1B 3B	0-0 E5 1B	4	1	0	0	0	1	0									
<b>Inning Stats</b>	R: 0 E: 0 K: 1 S: 5	H: 0 LOB: 0 BB: 0 P: 5	R: 0 E: 0 K: 1 S: 6	H: 1 LOB: 0 BB: 0 P: 6	R: 0 E: 0 K: 1 S: 5	H: 0 LOB: 0 BB: 0 P: 5	R: 0 E: 0 K: 2 S: 9	H: 2 LOB: 2 BB: 0 P: 9	R: 0 E: 0 K: 0 S: 3	H: 0 LOB: 0 BB: 0 P: 3	R: 0 E: 0 K: 0 S: 3	H: 1 LOB: 0 BB: 0 P: 3	R: 0 E: 0 K: 1 S: 5	H: 0 LOB: 2 BB: 2 P: 13	R: 5 E: 1 K: 1 S: 10	H: 4 LOB: 0 BB: 0 P: 10	R: 0 E: 1 K: 0 S: 5	H: 1 LOB: 2 BB: 0 P: 5	1B: 6 2B: 1 3B: 1 HR: 1	SF: 0 SAC: 0 DP: 1 HBP: 0	WP: 0 PB: 0 SB: 0 CS: 0	PA: 39			
<b>PITCHER</b>	IP	WLS	BF	H	R	ER	SO	BB	IBB	HBP	BLK	WP	HR	S	P	ERA	WHIP								
<b>Dave Stieb, R</b> ERA: 2.49	(1, 1)	7.0	26	4	0	0	6	2	0	0	0	0	0	36	44	0.00	0.857								
<b>Roy Lee Jackson, R</b> ERA: 3.89	(8, 1)	0.1	L	5	3	4	3	1	0	0	0	0	0	7	7	81.00	9.000								
<b>Jimmy Key, L</b> ERA: 5.54	(8, 1)	0.2		3	1	1	0	0	0	0	0	0	1	3	3	0.00	1.500								
<b>Dennis Lamp, R</b> ERA: 3.74	(9, 1)	1.0		5	1	0	0	0	0	0	0	0	0	5	5	0.00	1.000								

Baltimore Orioles @ Toronto Blue Jays  
Exhibition Stadium, Toronto, ON  
Sun Aug 12 1984, 3:33 AM EDT  
Att: 36,363 - Unknown

AB 37  
R 5  
H 9  
RBI 5  
BB 2  
SO 7  
LOB 11



Batter	1	2	3	4	5	6	7	8	9	AB	R	H	RBI	BB	SO	LOB	BOTTOM								
<b>Damaso Garcia, R</b> OBP: 0.323, SLG: 0.395	0-0 4-3 1B 2B	0-0 F8		0-0 2-H 1B			0-3 K		0-0 F8	5	1	2	1	0	1	2									
<b>Lloyd Moseby, L</b> OBP: 0.356, SLG: 0.484	0-0 F3	0-0 F2		0-0 4-3			0-3 K		0-3 K	5	0	0	0	0	2	4									
<b>George Bell, R</b> OBP: 0.327, SLG: 0.477	0-0 4-3 2-3		0-0 6-3		0-0 F7		0-0 F8		0-0 5-3	5	0	0	0	0	0	1									
<b>Cliff Johnson, R</b> OBP: 0.391, SLG: 0.527	0-0 3-H 2B 1B		0-0 1B		0-3 K		4-0 2B 1B BB			3	2	2	1	1	1	0									
<b>Jesse Barfield, R</b> OBP: 0.343, SLG: 0.491	0-0 1-H 2B		0-0 F9		4-0 BB		0-3 K			3	0	1	1	1	1	2									
<b>Willie Upshaw, L</b> OBP: 0.361, SLG: 0.514	0-0 4-3		0-0 4-3		0-0 F7		0-0 1B 1-3 2B			4	0	1	0	0	0	3									
<b>Garth Iorg, R</b> OBP: 0.282, SLG: 0.286 <b>Rance Mulliniks, L</b> OBP: 0.396, SLG: 0.435 <b>Tony Fernandez, S</b> OBP: 0.305, SLG: 0.413		0-0 F8		0-0 F9		0-0 F9		0-0 2-3 3-H 1B		3	0	0	0	0	0	0									
<b>Buck Martinez, R</b> OBP: 0.282, SLG: 0.339 <b>Willie Aikens, L</b> OBP: 0.303, SLG: 0.374 <b>Dave Collins, S</b> OBP: 0.366, SLG: 0.470 <b>Ernie Whitt, L</b> OBP: 0.343, SLG: 0.417		0-0 1B 1B		0-0 1B 2B		0-0 F7		0-0 K		3	1	2	0	0	0	0									
<b>Alfredo Griffin, S</b> OBP: 0.251, SLG: 0.310		0-0 1-2 1B		0-0 6-3		0-0 F8		0-0 F9		4	0	1	0	0	0	3									
<b>Inning Stats</b>	R: 2 E: 0 K: 0 S: 6	H: 3 LOB: 1 BB: 0 P: 6	R: 0 E: 0 K: 0 S: 5	H: 2 LOB: 2 BB: 0 P: 5	R: 0 E: 0 K: 0 S: 4	H: 1 LOB: 1 BB: 0 P: 4	R: 1 E: 0 K: 0 S: 5	H: 2 LOB: 1 BB: 0 P: 5	R: 0 E: 0 K: 1 S: 5	H: 0 LOB: 1 BB: 1 P: 9	R: 0 E: 0 K: 0 S: 3	H: 0 LOB: 0 BB: 0 P: 3	R: 0 E: 0 K: 2 S: 7	H: 0 LOB: 0 BB: 0 P: 7	R: 1 E: 0 K: 2 S: 9	H: 2 LOB: 2 BB: 1 P: 13	R: 0 E: 0 K: 1 S: 5	H: 0 LOB: 0 BB: 0 P: 5	1B: 6 2B: 4 3B: 0 HR: 0	SF: 0 SAC: 0 DP: 0 HBP: 0	WP: 0 PB: 0 SB: 0 CS: 0	PA: 39			
<b>PITCHER</b>	IP	WLS	BF	H	R	ER	SO	BB	IBB	HBP	BLK	WP	HR	S	P	ERA	WHIP								
<b>Scott McGregor, L</b> ERA: 4.05	(1, 1)	7.1	W	33	9	4	4	4	2	0	0	0	0	39	47	4.91	1.500								
<b>Sammy Stewart, R</b> ERA: 2.53	(8, 1)	0.0		1	1	0	0	0	0	0	0	0	0	1	1	∞	∞								
<b>Tippy Martinez, L</b> ERA: 3.54	(8, 1)	1.2	S	5	0	0	0	2	0	0	0	0	0	9	9	0.00	0.000								

Baltimore Orioles @ Toronto Blue Jays  
Exhibition Stadium, Toronto, ON  
Sun Aug 12 1984, 3:33 AM EDT  
Att: 36,363 - Unknown

AB 37  
R 4  
H 10  
RBI 4  
BB 2  
SO 6  
LOB 17





Batter	1	2	3	4	5	6	7	8	9	AB	R	H	RBI	BB	SO	LOB	TOP			
<b>Al Bumbry, L</b> OBP: 0.293, SLG: 0.290 <b>John Shelby, S</b> OBP: 0.233, SLG: 0.296	0-0 FC4-6 1B		0-0 4-3 BB 1B		0-3 K		0-0 1B			4	0	3	0	0	1	0				
<b>Joe Nolan, L</b> OBP: 0.406, SLG: 0.407	0-0 F2		4-0 4-3 BB		0-0 F9		0-0 1B			3	0	1	0	1	0	1				
<b>Cal Ripken Jr., R</b> OBP: 0.380, SLG: 0.521	0-0 FC4-6		0-0 F8		0-0 5-3				0-0 F8	4	0	0	0	0	0	3				
<b>Eddie Murray, S</b> OBP: 0.410, SLG: 0.522	0-0 F6		0-0 4-3		4-0 1B BB				0-0 6-3	3	0	0	0	1	0	3				
<b>Wayne Gross, L</b> OBP: 0.353, SLG: 0.444 <b>Todd Cruz, R</b> OBP: 0.261, SLG: 0.323		0-0 F2	0-0 G3		0-3 K				0-3 K	4	0	0	0	0	2	3				
<b>Mike Young, S</b> OBP: 0.345, SLG: 0.421		0-3 K		0-0 F7		0-0 1B			0-3 K	4	0	1	0	0	2	0				
<b>Gary Roenicke, R</b> OBP: 0.334, SLG: 0.367		0-0 HR 2B		0-3 K		0-3 K			0-3 K	4	1	1	0	0	3	2				
<b>Lenn Sakata, R</b> OBP: 0.218, SLG: 0.269		0-0 2H HR		0-0 F8					0-0 F9	4	1	1	2	0	0	0				
<b>Rick Dempsey, R</b> OBP: 0.305, SLG: 0.295		0-0 4-3			0-0 6-3				0-0 F3	3	0	0	0	0	0	0				
<b>Inning Stats</b>	R: 0 E: 0 K: 0 S: 4	H: 1 LOB: 1 BB: 0 P: 4	R: 2 E: 0 K: 1 S: 7	H: 2 LOB: 0 BB: 0 P: 7	R: 0 E: 0 K: 0 S: 4	H: 1 LOB: 2 BB: 1 P: 8	R: 0 E: 0 K: 1 S: 5	H: 0 LOB: 0 BB: 0 P: 5	R: 0 E: 0 K: 2 S: 8	H: 1 LOB: 2 BB: 1 P: 12	R: 0 E: 0 K: 0 S: 4	H: 2 LOB: 2 BB: 0 P: 4	R: 0 E: 0 K: 2 S: 5	H: 0 LOB: 0 BB: 0 P: 5	R: 0 E: 0 K: 2 S: 7	H: 0 LOB: 0 BB: 0 P: 7	1B: 5 2B: 1 3B: 0 HR: 1	SF: 0 SAC: 0 DP: 0 HBP: 0	WP: 0 PB: 0 SB: 0 CS: 0	PA: 35
<b>PITCHER</b> <b>Jim Clancy, R</b> ERA: 4.73	IP: 9.0 WLS: L BF: 35	H: 7 R: 2 ER: 2 SO: 8	BB: 2 IBB: 0 HBP: 0 BLK: 0	WP: 0 HR: 1 S: 49 P: 57	ERA: 2.00 WHIP: 1.000															

Baltimore Orioles @ Toronto Blue Jays  
Exhibition Stadium, Toronto, ON  
Mon Aug 13 1984, 7:05 PM EDT  
Att: 33,238 - Unknown

AB 33  
R 2  
H 7  
RBI 2  
BB 2  
SO 8  
LOB 12



Batter	1	2	3	4	5	6	7	8	9	AB	R	H	RBI	BB	SO	LOB	BOTTOM			
<b>Damaso Garcia, R</b> OBP: 0.321, SLG: 0.392	0-0 F7		0-0 F7			0-0 6-3			0-0 3-1	4	0	0	0	0	0	0				
<b>Dave Collins, S</b> OBP: 0.364, SLG: 0.466	0-0 4-3			0-0 4-3			1-0 E E HBP		0-0 F8	3	0	0	0	0	0	0				
<b>Lloyd Moseby, L</b> OBP: 0.356, SLG: 0.480	0-0 F7			0-0 F8			0-3 K		0-0 4-3	4	0	0	0	0	1	1				
<b>Willie Upshaw, L</b> OBP: 0.358, SLG: 0.511		0-3 K		0-0 F9			0-0 5-3			3	0	0	0	0	1	1				
<b>Willie Aikens, L</b> OBP: 0.303, SLG: 0.370 <b>Rick Leach, L</b> OBP: 0.344, SLG: 0.431		0-0 4-3			0-3 K		4-0 BB			2	0	0	0	1	1	0				
<b>George Bell, R</b> OBP: 0.324, SLG: 0.474		0-3 K			0-0 F7		0-0 F9			3	0	0	0	0	1	2				
<b>Rance Mulliniks, L</b> OBP: 0.395, SLG: 0.438			0-0 4-3 2B		0-0 3-1				0-0 4-3	3	1	1	0	0	0	0				
<b>Ernie Whitt, L</b> OBP: 0.339, SLG: 0.411			0-0 4-3			0-3 K			0-0 F8	3	0	0	0	0	1	1				
<b>Alfredo Griffin, S</b> OBP: 0.250, SLG: 0.308 <b>Cliff Johnson, R</b> OBP: 0.369, SLG: 0.524 <b>Tony Fernandez, S</b> OBP: 0.305, SLG: 0.413			0-0 4-3			0-0 1-3			0-3 K	2	0	0	1	0	0	0				
<b>Inning Stats</b>	R: 0 E: 0 K: 0 S: 3	H: 0 LOB: 0 BB: 0 P: 3	R: 0 E: 0 K: 2 S: 7	H: 0 LOB: 0 BB: 0 P: 7	R: 1 E: 0 K: 0 S: 4	H: 1 LOB: 0 BB: 0 P: 4	R: 0 E: 0 K: 0 S: 3	H: 0 LOB: 0 BB: 0 P: 3	R: 0 E: 0 K: 1 S: 5	H: 0 LOB: 0 BB: 0 P: 5	R: 0 E: 0 K: 1 S: 5	H: 0 LOB: 2 BB: 0 P: 10	R: 0 E: 0 K: 1 S: 5	H: 0 LOB: 0 BB: 0 P: 5	R: 0 E: 0 K: 0 S: 3	H: 0 LOB: 0 BB: 0 P: 3	1B: 0 2B: 1 3B: 0 HR: 0	SF: 0 SAC: 0 DP: 0 HBP: 1	WP: 0 PB: 0 SB: 0 CS: 0	PA: 30
<b>PITCHER</b> <b>Mike Boddicker, R</b> ERA: 2.91	IP: 9.0 WLS: W BF: 30	H: 1 R: 1 ER: 1 SO: 6	BB: 1 IBB: 0 HBP: 1 BLK: 0	WP: 0 HR: 0 S: 40 P: 45	ERA: 1.00 WHIP: 0.222															

Baltimore Orioles @ Toronto Blue Jays  
Exhibition Stadium, Toronto, ON  
Mon Aug 13 1984, 7:05 PM EDT  
Att: 33,238 - Unknown

AB 28  
R 1  
H 1  
RBI 1  
BB 1  
SO 6  
LOB 5









Batter	1	2	3	4	5	6	7	8	9	AB	R	H	RBI	BB	SO	LOB	TOP					
<b>Rickey Henderson, R</b> OBP: 0.403, SLG: 0.464 (1.7)	F3		F7		F7		F3	FC3-4		5	0	0	0	0	0	4	<b>Oakland Athletics @ Baltimore Orioles</b> <b>Memorial Stadium, Baltimore, MD</b> Wed Aug 15 1984, 7:05 PM EDT Att: 16,249 - Unknown <a href="http://livebaseballscorecards.com">livebaseballscorecards.com</a>					
<b>Carney Lansford, R</b> OBP: 0.332, SLG: 0.406 (1.5)	HR		1B		F9		1B 2B	G4-6-3		5	2	3	1	0	0	4						
<b>Dwayne Murphy, L</b> OBP: 0.335, SLG: 0.469 (1.8)	1B		G3		1B		K			5	0	3	1	0	1	2						
<b>Dave Kingman, R</b> OBP: 0.330, SLG: 0.536 (1.10)	F8			5-3	F7		1B 2B			5	1	1	0	0	0	4						
<b>Bruce Bochte, L</b> OBP: 0.333, SLG: 0.340 (1.3)	F7			4-3		1B SF8	2B 1B	G4-6-3		5	1	2	0	0	0	2						
<b>Mike Heath, R</b> OBP: 0.289, SLG: 0.418 (1.2)		6-3		1-3		SF8 1B	2B			4	0	2	2	0	0	0						
<b>Mike Davis, L</b> OBP: 0.295, SLG: 0.330 (1.9)		F6			E 1B BB	SF8	K			2	1	0	1	1	1	2						
<b>Donnie Hill, S</b> OBP: 0.243, SLG: 0.287 (1.6)		K			1B BB	WP 1B	FC3-4 BB			4	1	3	1	0	1	0						
<b>Tony Phillips, S</b> OBP: 0.331, SLG: 0.348 (1.4)			F8		1B BB	K	FC3-4 BB			2	0	0	0	2	1	1						
<b>Inning Stats</b>	R: 1 E: 0 K: 0 S: 5	H: 2 LOB: 1 BB: 0 P: 5	R: 0 E: 0 K: 1 S: 5	H: 0 LOB: 0 BB: 0 P: 5	R: 0 E: 0 K: 0 S: 4	H: 1 LOB: 1 BB: 0 P: 4	R: 0 E: 0 K: 0 S: 3	H: 0 LOB: 0 BB: 0 P: 3	R: 2 E: 1 K: 0 S: 5	H: 2 LOB: 2 BB: 2 P: 13	R: 1 E: 0 K: 1 S: 7	H: 3 LOB: 1 BB: 0 P: 7	R: 2 E: 0 K: 2 S: 11	H: 4 LOB: 2 BB: 0 P: 11	R: 0 E: 0 K: 0 S: 3	H: 1 LOB: 1 BB: 1 P: 7	R: 0 E: 0 K: 0 S: 3	H: 1 LOB: 0 BB: 0 P: 3	1B: 11 2B: 2 3B: 0 HR: 1	SF: 1 SAC: 0 DP: 2 HBP: 0	WP: 1 PB: 0 SB: 0 CS: 0	PA: 41
<b>PITCHER</b>	IP	WLS	BF	H	R	ER	SO	BB	IBB	HBP	BLK	WP	HR	S	P	ERA	WHIP					
<b>Dennis Martinez, R</b> ERA: 4.19 (1.1)	5.0	L	24	7	4	4	1	2	0	0	0	0	1	24	32	7.20	1.800					
<b>Tom Underwood, L</b> ERA: 3.79 (6.1)	2.0		10	5	2	2	3	0	0	0	0	1	0	16	16	9.00	2.500					
<b>Mark Brown, R</b> ERA: 3.0 (8.1)	2.0		7	2	0	0	0	1	0	0	0	0	0	6	10	0.00	1.500					

Batter	1	2	3	4	5	6	7	8	9	AB	R	H	RBI	BB	SO	LOB	BOTTOM				
<b>Floyd Rayford, R</b> OBP: 0.312, SLG: 0.389 (1.5)	F8		2B		F9		BB 1B		5-3	5	0	2	0	0	0	0	<b>Oakland Athletics @ Baltimore Orioles</b> <b>Memorial Stadium, Baltimore, MD</b> Wed Aug 15 1984, 7:05 PM EDT Att: 16,249 - Unknown <a href="http://livebaseballscorecards.com">livebaseballscorecards.com</a>				
<b>Dan Ford, R</b> OBP: 0.286, SLG: 0.308 (1.10)	1B		K		E5		FC6-4 BB		4-3	4	0	1	0	1	1	1					
<b>Cal Ripken Jr., R</b> OBP: 0.378, SLG: 0.518 (1.6)	F9		F8		3		F6			4	0	0	0	0	0	5					
<b>Eddie Murray, S</b> OBP: 0.408, SLG: 0.516 (1.3)	F2		F8			F7	FC6-4			4	0	0	0	0	0	4					
<b>Gary Roenicke, R</b> OBP: 0.336, SLG: 0.375 (1.7)		F7			F4	2B				4	1	2	0	0	0	0					
<b>Mike Young, S</b> OBP: 0.350, SLG: 0.444 (1.9)		6-3			1B	2B		5-3		4	0	2	1	0	0	1					
<b>John Shelby, S</b> OBP: 0.233, SLG: 0.295 (1.8)		1B			F9	6-3		5-3		4	0	1	0	0	0	3					
<b>Rich Dauer, R</b> OBP: 0.290, SLG: 0.341 (1.4)		FC6-4			1B	F7		F9		4	0	2	0	0	0	2					
<b>Rick Dempsey, R</b> OBP: 0.304, SLG: 0.288 (1.2)		FC6-4			F8		F8		F2	4	0	0	0	0	0	4					
<b>Inning Stats</b>	R: 0 E: 0 K: 0 S: 4	H: 1 LOB: 1 BB: 0 P: 4	R: 0 E: 0 K: 0 S: 5	H: 2 LOB: 2 BB: 0 P: 5	R: 0 E: 0 K: 1 S: 6	H: 1 LOB: 1 BB: 0 P: 6	R: 0 E: 0 K: 0 S: 5	H: 2 LOB: 2 BB: 0 P: 5	R: 0 E: 0 K: 0 S: 4	H: 1 LOB: 2 BB: 1 P: 8	R: 0 E: 0 K: 0 S: 4	H: 1 LOB: 1 BB: 0 P: 4	R: 0 E: 0 K: 0 S: 3	H: 0 LOB: 0 BB: 0 P: 3	1B: 6 2B: 5 3B: 0 HR: 0	SF: 0 SAC: 0 DP: 1 HBP: 0	WP: 0 PB: 0 SB: 0 CS: 0	PA: 38			
<b>PITCHER</b>	IP	WLS	BF	H	R	ER	SO	BB	IBB	HBP	BLK	WP	HR	S	P	ERA	WHIP				
<b>Curt Young, L</b> ERA: 2.54 (1.1)	9.0	W	38	10	1	1	1	1	0	0	0	0	0	39	43	1.00	1.222				



Batter	1	2	3	4	5	6	7	8	9	AB	R	H	RBI	BB	SO	LOB	TOP										
Rickey Henderson, R OBP: 0.404, SLG: 0.464 Jim Essian, R OBP: 0.343, SLG: 0.384	0-0 2B 1B		1B BB 1B		F9			5-3 1-2		4	1	2	0	0	0	4	1 2 0 0 0 4 1 0 0 0 0 0 1										
Carney Lansford, R OBP: 0.331, SLG: 0.404	F7		1B BB 1B	4-3		F9		F6		5	1	1	0	0	0	2	5 1 1 0 0 0 2										
Dwayne Murphy, L OBP: 0.338, SLG: 0.472 Bill Almon, R OBP: 0.245, SLG: 0.348	SF8 2B		1B BB 1B	G5-4-3 1B		5-3		K		1	2	1	1	1	0	0	1 2 1 1 1 0 0 3 0 1 0 0 1 0										
Dave Kingman, R OBP: 0.329, SLG: 0.533	SF8		1B BB 1B	G5-4-3 1B		K		F7		4	1	1	1	0	1	1	4 1 1 1 0 1 1										
Bruce Bochte, L OBP: 0.334, SLG: 0.343	2B		1B BB 1B			K		5-3		5	1	2	2	0	1	0	5 1 2 2 0 1 0										
Mike Heath, R OBP: 0.289, SLG: 0.419	6-3		F8			2B		F3		4	1	1	0	0	0	3	4 1 1 0 0 0 3										
Mike Davis, L OBP: 0.261, SLG: 0.333			1B BB 1B			2B		F7		3	1	2	1	1	0	0	3 1 2 1 1 0 0										
Donnie Hill, S OBP: 0.245, SLG: 0.288		SH5-3-6	1B BB 1B			F5		G3		3	0	1	1	0	0	2	3 0 1 1 0 0 2										
Tony Phillips, S OBP: 0.335, SLG: 0.356	F5		1B BB 1B			2B		WP 1B		4	0	3	2	0	0	0	4 0 3 2 0 0 0										
<b>Inning Stats</b>	R: 2 E: 0 K: 0 S: 6	H: 3 LOB: 1 BB: 0 P: 6	R: 0 E: 0 K: 0 S: 2	H: 0 LOB: 0 BB: 1 P: 6	R: 5 E: 0 K: 0 S: 9	H: 7 LOB: 2 BB: 1 P: 13	R: 0 E: 0 K: 0 S: 3	H: 1 LOB: 0 BB: 0 P: 3	R: 1 E: 0 K: 1 S: 8	H: 3 LOB: 2 BB: 0 P: 8	R: 0 E: 0 K: 0 S: 5	H: 0 LOB: 0 BB: 0 P: 5	R: 0 E: 0 K: 0 S: 3	H: 0 LOB: 0 BB: 0 P: 3	R: 0 E: 0 K: 0 S: 4	H: 1 LOB: 1 BB: 0 P: 4	R: 0 E: 0 K: 1 S: 5	H: 0 LOB: 0 BB: 0 P: 5	1B: 11 2B: 5 3B: 0 HR: 0	SF: 1 SAC: 1 DP: 2 HBP: 0	WP: 1 PB: 0 SB: 1 CS: 0	PA: 41					
<b>PITCHER</b>	IP	WLS	BF	H	R	ER	SO	BB	IBB	HBP	BLK	WP	HR	S	P	ERA	WHIP	<b>PITCHER</b>									
Storm Davis, R ERA: 2.67	2.1	L	13	6	5	5	0	2	0	0	0	0	0	11	19	19.29	3.429										
Tippy Martinez, L ERA: 3.65	4.2		21	8	3	3	2	0	0	0	0	0	0	25	25	5.79	1.714										
Mark Brown, R ERA: 1.8	2.0		7	1	0	0	1	0	0	0	0	1	0	9	9	0.00	0.500										

Oakland Athletics @ Baltimore Orioles  
Memorial Stadium, Baltimore, MD  
Thu Aug 16 1984, 7:05 PM EDT  
Att: 23,510 - Unknown

livebaseballscores.com

**AB 37**  
**R 8**  
**H 15**  
**RBI 8**  
**BB 2**  
**SO 3**  
**LOB 13**



Batter	1	2	3	4	5	6	7	8	9	AB	R	H	RBI	BB	SO	LOB	BOTTOM										
Al Bumbry, L OBP: 0.288, SLG: 0.285	1-3 BB 1B		G6-4-3 1-2			F7		K		4	0	1	0	0	1	1	4 0 1 0 0 1 1										
Mike Young, S OBP: 0.352, SLG: 0.441	1-3 BB		F8			F8		4-3 BB		2	0	0	0	2	0	0	2 0 0 0 2 0 0										
Cal Ripken Jr., R OBP: 0.377, SLG: 0.516	1-3				F9			F7		4	0	1	0	0	0	3	4 0 1 0 0 0 3										
Eddie Murray, S OBP: 0.405, SLG: 0.511	F8				4-3			F6		4	0	0	0	0	0	4	4 0 0 0 0 0 4										
Wayne Gross, L OBP: 0.356, SLG: 0.453	F8				HR			F4		3	1	1	1	0	0	2	3 1 1 1 0 0 2										
Ken Singleton, S OBP: 0.271, SLG: 0.254			F8		4-3			K		3	0	0	0	0	1	0	3 0 0 0 0 1 0										
Gary Roenicke, R OBP: 0.332, SLG: 0.371 John Shelby, S OBP: 0.233, SLG: 0.295			6-3			5-3		K		3	0	0	0	0	0	0	3 0 0 0 0 1 0 0 0 0 0 0 0 0										
Rich Dauer, R OBP: 0.287, SLG: 0.338			5-3			F4		5-3		3	0	0	0	0	0	0	3 0 0 0 0 0 0										
Floyd Rayford, R OBP: 0.312, SLG: 0.388			G6-4-3 1B			6-3		5-3		3	0	1	0	0	0	0	3 0 1 0 0 0 0										
<b>Inning Stats</b>	R: 0 E: 0 K: 0 S: 4	H: 1 LOB: 2 BB: 1 P: 8	R: 0 E: 0 K: 0 S: 3	H: 0 LOB: 0 BB: 0 P: 3	R: 0 E: 0 K: 0 S: 3	H: 1 LOB: 0 BB: 0 P: 3	R: 1 E: 0 K: 0 S: 4	H: 1 LOB: 0 BB: 0 P: 4	R: 0 E: 0 K: 2 S: 7	H: 0 LOB: 0 BB: 0 P: 7	R: 0 E: 0 K: 1 S: 5	H: 0 LOB: 0 BB: 0 P: 5	R: 0 E: 0 K: 0 S: 2	H: 0 LOB: 0 BB: 1 P: 6	1B: 3 2B: 1 3B: 0 HR: 1	SF: 0 SAC: 0 DP: 2 HBP: 0	WP: 0 PB: 0 SB: 0 CS: 0	PA: 31									
<b>PITCHER</b>	IP	WLS	BF	H	R	ER	SO	BB	IBB	HBP	BLK	WP	HR	S	P	ERA	WHIP	<b>PITCHER</b>									
Lary Sorensen, R ERA: 4.66	9.0	W	31	4	1	1	3	2	0	0	0	0	1	35	43	1.00	0.667										

Oakland Athletics @ Baltimore Orioles  
Memorial Stadium, Baltimore, MD  
Thu Aug 16 1984, 7:05 PM EDT  
Att: 23,510 - Unknown

livebaseballscores.com

**AB 29**  
**R 1**  
**H 4**  
**RBI 1**  
**BB 2**  
**SO 3**  
**LOB 10**





Batter	1	2	3	4	5	6	7	8	9	AB	R	H	RBI	BB	SO	LOB	TOP				
Juan Beniquez, R OBP: 0.385, SLG: 0.488 (1, 9)										5	1	1	0	0	0	2					
Bobby Grich, R OBP: 0.316, SLG: 0.391 (1, 4) (8, 3)										5	2	3	0	0	1	1					
Fred Lynn, L OBP: 0.356, SLG: 0.455 (1, 8)										5	0	0	0	0	1	5					
Doug DeCinces, R OBP: 0.330, SLG: 0.452 (1, 5)										4	2	2	4	0	0	1					
Brian Downing, R OBP: 0.348, SLG: 0.441 (1, 7)										4	0	1	1	0	1	1					
Reggie Jackson, L OBP: 0.320, SLG: 0.444 (1, 10)										3	0	1	0	0	1	1					
Darrell Miller, R OBP: 0.667, SLG: 0.667 (8, PH) Rob Wilfong, L OBP: 0.305, SLG: 0.354 (8, 4)										3	0	2	0	0	0	1					
Dick Schofield, R OBP: 0.270, SLG: 0.276 (8, PH) Daryl Scomiers, L OBP: 0.290, SLG: 0.356 Rob Picciolo, R OBP: 0.205, SLG: 0.288 (8, 6)										2	0	1	0	0	0	2					
Bob Boone, R OBP: 0.249, SLG: 0.278 (8, PH) Jerry Narron, L OBP: 0.275, SLG: 0.336 (8, 2)										3	0	0	0	0	0	2					
<b>Inning Stats</b>	R: 3 E: 1 K: 2 S: 11	H: 3 LOB: 1 BB: 0 P: 11	R: 0 E: 0 K: 0 S: 3	H: 1 LOB: 0 BB: 0 P: 3	R: 2 E: 0 K: 0 S: 6	H: 3 LOB: 2 BB: 0 P: 7	R: 0 E: 0 K: 1 S: 6	H: 1 LOB: 0 BB: 0 P: 6	R: 0 E: 0 K: 0 S: 3	H: 0 LOB: 0 BB: 0 P: 3	R: 0 E: 0 K: 1 S: 6	H: 1 LOB: 1 BB: 0 P: 6	R: 0 E: 0 K: 1 S: 6	H: 1 LOB: 1 BB: 0 P: 6	R: 0 E: 0 K: 0 S: 3	H: 0 LOB: 0 BB: 0 P: 3	1B: 9 2B: 0 3B: 1 HR: 1	SF: 0 SAC: 1 DP: 1 HBP: 1	WP: 0 PB: 0 SB: 0 CS: 0	PA: 39	
<b>PITCHER</b>	IP	WLS	BF	H	R	ER	SO	BB	IBB	HBP	BLK	WP	HR	S	P	ERA	WHIP				
Scott McGregor, L ERA: 4.11 Sammy Stewart, R ERA: 2.86	(1, 1) (7, 1)	6.1 2.2	W S	30 9	10 1	5 0	4 2	3 0	0 0	0 0	0 0	0 0	1 0	35 13	36 13	5.68 0.00	1.579 0.375				

California Angels @ Baltimore Orioles  
Memorial Stadium, Baltimore, MD  
Fri Aug 17 1984, 7:05 PM EDT  
Att: 29,432 - Unknown

AB	37
R	5
H	11
RBI	5
BB	0
SO	5
LOB	19



Batter	1	2	3	4	5	6	7	8	9	AB	R	H	RBI	BB	SO	LOB	BOTTOM				
Mike Young, S OBP: 0.354, SLG: 0.437 (1, 9)										2	1	0	0	2	1	0					
John Shelby, S OBP: 0.233, SLG: 0.295 (1, 8)										4	1	1	0	0	1	1					
Cal Ripken Jr., R OBP: 0.378, SLG: 0.515 (1, 6)										3	1	1	0	1	0	0					
Eddie Murray, S OBP: 0.405, SLG: 0.510 (1, 3)										3	0	1	1	1	1	1					
Wayne Gross, L OBP: 0.351, SLG: 0.446 Todd Cruz, R OBP: 0.261, SLG: 0.323 (1, 5) (8, 5)										4	1	0	1	0	0	3					
Joe Nolan, L OBP: 0.400, SLG: 0.382 (1, 10)										4	0	2	1	0	0	0					
Gary Roenicke, R OBP: 0.334, SLG: 0.388 (1, 7)										4	1	2	2	0	1	2					
Rich Dauer, R OBP: 0.287, SLG: 0.334 (1, 4)										3	0	0	0	1	2	2					
Rick Dempsey, R OBP: 0.307, SLG: 0.305 (1, 2)										4	1	2	1	0	0	3					
<b>Inning Stats</b>	R: 4 E: 0 K: 0 S: 6	H: 3 LOB: 2 BB: 3 P: 18	R: 0 E: 0 K: 2 S: 8	H: 1 LOB: 1 BB: 0 P: 8	R: 1 E: 0 K: 1 S: 6	H: 1 LOB: 0 BB: 0 P: 6	R: 0 E: 0 K: 1 S: 5	H: 1 LOB: 0 BB: 0 P: 5	R: 0 E: 0 K: 1 S: 7	H: 2 LOB: 2 BB: 0 P: 7	R: 1 E: 0 K: 1 S: 5	H: 1 LOB: 1 BB: 1 P: 9	R: 0 E: 0 K: 0 S: 3	H: 0 LOB: 0 BB: 0 P: 3	R: 0 E: 0 K: 0 S: 3	H: 0 LOB: 1 BB: 1 P: 7	1B: 6 2B: 1 3B: 0 HR: 2	SF: 0 SAC: 0 DP: 0 HBP: 0	WP: 0 PB: 0 SB: 0 CS: 1	PA: 36	
<b>PITCHER</b>	IP	WLS	BF	H	R	ER	SO	BB	IBB	HBP	BLK	WP	HR	S	P	ERA	WHIP				
Jim Slaton, R ERA: 5.45	(1, 1)	8.0	L	36	9	6	6	6	5	0	0	0	2	43	63	6.75	1.750				

California Angels @ Baltimore Orioles  
Memorial Stadium, Baltimore, MD  
Fri Aug 17 1984, 7:05 PM EDT  
Att: 29,432 - Unknown

AB	31
R	6
H	9
RBI	6
BB	5
SO	6
LOB	12





Batter	1	2	3	4	5	6	7	8	9	AB	R	H	RBI	BB	SO	LOB	TOP	
Gary Pettis, S OBP: 0.337, SLG: 0.313 (1, 8)	0-0 1-3		0-0 4-3			4-0 BB		0-0 4-3		3	0	0	0	1	0	0	California Angels @ Baltimore Orioles Memorial Stadium, Baltimore, MD Sat Aug 18 1984, 3:33 AM EDT Att: 29,219 - Unknown	
Rob Wilfong, L OBP: 0.304, SLG: 0.352 (1, 4)	0-0 BB 1B			0-3 K		0-3 K			0-0 F1	4	0	1	0	0	2	1		
Fred Lynn, L OBP: 0.360, SLG: 0.455 (1, 9)	4-0 G6-3 BB			0-0 FC4-6 1B		0-0 F7			4-0 B3-4 BB	2	0	1	0	2	0	1		
Doug DeCinces, R OBP: 0.327, SLG: 0.448 (1, 5)	0-0 G6-3			0-0 FC4-6 1B		0-0 4-3			0-0 B3-4 BB	4	0	0	0	0	0	5		
Brian Downing, R OBP: 0.349, SLG: 0.442 (1, 7)		0-0 G5-6-3 1B		0-0 1-2 1B			0-0 4-3		0-0 F4	4	0	2	0	0	0	1		
Reggie Jackson, L OBP: 0.318, SLG: 0.441 (1, 10)		0-0 G5-6-3		0-0 4-3			0-0 3-1			3	0	0	0	0	0	3		
Daryl Sconiers, L OBP: 0.282, SLG: 0.346 (1, 3)		0-0 4-3			0-0 3-1			0-0 F8		3	0	0	0	0	0	0		
Dick Schofield, R OBP: 0.269, SLG: 0.275 (8, PH)			0-0 4-3		0-0 F3			0-0 5-3		2	0	0	0	0	0	0		
Juan Benitez, R OBP: 0.394, SLG: 0.486 (8, PH)					0-0 F6					1	0	0	0	0	0	0		
Rob Picciolo, R OBP: 0.205, SLG: 0.288 (8, 6)					0-0 6-3			0-0 3-1		0	0	0	0	0	0	0		
Bob Boone, R OBP: 0.248, SLG: 0.276 (8, PH)										2	0	0	0	0	0	0		
Jerry Narron, L OBP: 0.273, SLG: 0.333 (8, 2)										1	0	0	0	0	0	0		
<b>Inning Stats</b>	R: 0 E: 0 K: 0 S: 3	H: 1 LOB: 1 BB: 1 P: 7	R: 0 E: 0 K: 0 S: 3	H: 1 LOB: 0 BB: 0 P: 3	R: 0 E: 0 K: 1 S: 7	H: 2 LOB: 2 BB: 0 P: 7	R: 0 E: 0 K: 0 S: 3	H: 0 LOB: 0 BB: 0 P: 3	R: 0 E: 0 K: 1 S: 5	H: 0 LOB: 1 BB: 1 P: 9	R: 0 E: 0 K: 0 S: 3	H: 0 LOB: 0 BB: 0 P: 3	R: 0 E: 0 K: 0 S: 3	H: 0 LOB: 1 BB: 1 P: 7	1B: 4 2B: 0 3B: 0 HR: 0	SF: 0 SAC: 0 DP: 2 HBP: 0	WP: 0 PB: 0 SB: 1 CS: 0	PA: 32
<b>PITCHER</b> Mike Boddicker, R ERA: 2.77 (1, 1)	IP: 9.0 WLS: W BF: 32 H: 4 R: 0 ER: 0 SO: 2 BB: 3 IBB: 0 HBP: 0 BLK: 0 WP: 0 HR: 0 S: 33 P: 45 ERA: 0.00 WHIP: 0.778																	

Batter	1	2	3	4	5	6	7	8	9	AB	R	H	RBI	BB	SO	LOB	BOTTOM			
Mike Young, S OBP: 0.351, SLG: 0.437 (1, 9)	0-0 F8 E 2B	0-0 F7			0-0 F7	0-0 F9		0-0 F8		5	1	1	0	0	0	5	California Angels @ Baltimore Orioles Memorial Stadium, Baltimore, MD Sat Aug 18 1984, 3:33 AM EDT Att: 29,219 - Unknown			
John Shelby, S OBP: 0.233, SLG: 0.294 (1, 8)	0-0 F8 2-3		0-3 K		0-0 F8		0-0 S 1B			4	0	1	0	0	1	1				
Cal Ripken Jr., R OBP: 0.377, SLG: 0.511 (1, 6)	0-3 K		0-3 K		4-0 1B BB		0-0 6-3 1-2			3	0	0	0	1	2	2				
Eddie Murray, S OBP: 0.408, SLG: 0.514 (1, 3)	0-0 E1 3-H		0-0 2B		0-0 1-2 1B		4-0 IBB			3	0	2	0	1	0	0				
Wayne Gross, L OBP: 0.347, SLG: 0.439 (8, 5)	0-0 F9		0-0 4-3		0-0 3-1		0-3 K			4	0	0	0	0	1	6				
Todd Cruz, R OBP: 0.261, SLG: 0.323 (8, 5)										0	0	0	0	0	0	0				
Joe Nolan, L OBP: 0.364, SLG: 0.342 (1, 10)		0-3 K		0-0 4-3		0-0 G3	0-0 G3			4	0	0	0	0	1	2				
Gary Roenicke, R OBP: 0.340, SLG: 0.386 (1, 7)		0-0 5-3		4-0 CS BB		4-0 1B BB		4-0 SH4-3 BB		1	0	0	0	3	0	0				
Rich Dauer, R OBP: 0.293, SLG: 0.339 (1, 4)		4-0 BB BB		0-0 1-2 1B		0-0 1-2 1B		0-0 SH4-3		2	0	2	0	1	0	0				
Rick Dempsey, R OBP: 0.307, SLG: 0.301 (1, 2)		4-0 BB 1-2 BB		0-0 F9		0-3 K		0-3 K		3	0	0	0	1	2	4				
<b>Inning Stats</b>	R: 1 E: 1 K: 1 S: 7	H: 1 LOB: 1 BB: 0 P: 7	R: 0 E: 0 K: 1 S: 5	H: 0 LOB: 2 BB: 2 P: 13	R: 0 E: 0 K: 2 S: 8	H: 1 LOB: 1 BB: 0 P: 8	R: 0 E: 0 K: 0 S: 3	H: 1 LOB: 1 BB: 1 P: 7	R: 0 E: 0 K: 0 S: 4	H: 1 LOB: 2 BB: 1 P: 8	R: 0 E: 0 K: 1 S: 6	H: 1 LOB: 2 BB: 1 P: 10	R: 0 E: 0 K: 1 S: 6	H: 1 LOB: 2 BB: 1 P: 10	R: 0 E: 0 K: 1 S: 5	H: 0 LOB: 1 BB: 1 P: 9	1B: 4 2B: 2 3B: 0 HR: 0	SF: 0 SAC: 1 DP: 0 HBP: 0	WP: 0 PB: 0 SB: 1 CS: 1	PA: 37
<b>PITCHER</b> Mike Witt, R ERA: 3.57 Luis Sanchez, R ERA: 2.37 (8, 1)	IP: 7.0 WLS: L BF: 33 H: 6 R: 1 ER: 0 SO: 6 BB: 5 IBB: 1 HBP: 0 BLK: 0 WP: 0 HR: 0 S: 39 P: 63 ERA: 0.00 WHIP: 1.571																			








Batter	1	2	3	4	5	6	7	8	9	AB	R	H	RBI	BB	SO	LOB	TOP										
Jack Perconte, L (1, 4) OBP: 0.354, SLG: 0.336	0-0 6-3		0-0 FC1-5-2 2-3 1B		0-0 6-3			0-0 E G3 1B	0-0 E6	5	1	2	0	0	0	1											
Phil Bradley, R (1, 8) OBP: 0.309, SLG: 0.332	0-3 K		0-0 FC1-5-2 2-3 3H 0-0		0-0 F9			0-0 E1 G3 G1-5-3 1B	0-3 K	5	1	1	0	0	2	4											
Alvin Davis, L (1, 3) OBP: 0.400, SLG: 0.511	0-0 F9		0-0 F8		0-0 G3			4-0 G1-5-3 G3 BB	0-0 F5	4	0	0	0	1	0	4											
Ken Phelps, L (1, 10) OBP: 0.399, SLG: 0.596 Barry Bonnell, R (8, PH) OBP: 0.301, SLG: 0.363		0-3 K		0-0 F5		0-0 3-1		0-0 G3		3	0	0	0	0	1	0											
Al Cowens, R (1, 9) OBP: 0.311, SLG: 0.447		0-0 1B		0-0 HR		4-0 BB		1-2 2-3 3-H 0-0 G1-5-3		3	1	2	2	1	0	1											
Steve Henderson, R (1, 7) OBP: 0.366, SLG: 0.447		0-0 F8		0-0 5-3 S 1B		0-0 5-3		2-3 3-H 0-3 K		4	0	1	0	0	1	3											
Bob Kearney, R (1, 2) OBP: 0.273, SLG: 0.363		0-0 F6		0-0 5-3		0-0 F7		0-0 1-3		4	0	0	0	0	0	2											
Jim Presley, R (1, 5) OBP: 0.252, SLG: 0.366 Larry Milbourne, S (9, PH) OBP: 0.308, SLG: 0.313			0-0 1B FC1-2-2 2B		0-0 F9		0-0 F8		0-0 1B 2B	3	0	1	0	0	0	1											
Spike Owen, S (1, 6) OBP: 0.322, SLG: 0.351 Pat Putnam, L (9, PH) OBP: 0.254, SLG: 0.277 Domingo Ramos, R (9, PR) OBP: 0.243, SLG: 0.229			0-0 F5		0-0 G3		0-3 K		0-0 WP 1B 2H	3	0	0	0	0	1	1											
<b>Inning Stats</b>	R: 0 E: 0 K: 1 S: 5	H: 0 LOB: 0 BB: 0 P: 5	R: 0 E: 0 K: 1 S: 6	H: 1 LOB: 1 BB: 0 P: 6	R: 0 E: 0 K: 0 S: 5	H: 2 LOB: 2 BB: 0 P: 5	R: 1 E: 0 K: 0 S: 5	H: 2 LOB: 1 BB: 0 P: 5	R: 0 E: 0 K: 0 S: 3	H: 0 LOB: 0 BB: 0 P: 7	R: 0 E: 0 K: 1 S: 5	H: 0 LOB: 0 BB: 0 P: 5	R: 2 E: 1 K: 1 S: 7	H: 2 LOB: 1 BB: 1 P: 11	R: 1 E: 1 K: 1 S: 8	H: 2 LOB: 2 BB: 0 P: 8	1B: 6 2B: 2 3B: 0 HR: 1	SF: 0 SAC: 0 DP: 0 HBP: 0	WP: 1 PB: 0 SB: 1 CS: 0	PA: 39							
<b>PITCHER</b>	IP	WLS	BF	H	R	ER	SO	BB	IBB	HBP	BLK	WP	HR	S	P	ERA	WHIP										
Dennis Martinez, R (1, 1) ERA: 4.17	7.0	W	29	7	3	3	3	1	0	0	0	0	1	34	38	3.86	1.143										
Tippy Martinez, L (8, 1) ERA: 3.62	0.2		3	0	0	0	0	1	0	0	0	0	0	2	6	0.00	1.500										
Sammy Stewart, R (8, 1) ERA: 2.85	1.1	S	7	2	1	1	2	0	0	0	0	1	0	11	11	6.75	1.500										

Seattle Mariners @ Baltimore Orioles  
Memorial Stadium, Baltimore, MD  
Mon Aug 20 1984, 7:05 PM EDT  
Att: 19,620 - Unknown

AB 37  
R 4  
H 9  
RBI 4  
BB 2  
SO 5  
LOB 19



Batter	1	2	3	4	5	6	7	8	9	AB	R	H	RBI	BB	SO	LOB	BOTTOM										
Mike Young, S (1, 9) OBP: 0.359, SLG: 0.462	0-0 HR		0-0 HR	4-0 1-3 BB		4-0 IBB		0-0 F9		3	2	2	2	2	0	0											
John Shelby, S (1, 8) OBP: 0.235, SLG: 0.299	4-0 BB BB		0-3 K	0-0 1-3		0-0 F4		0-3 K		4	0	0	0	1	2	3											
Cal Ripken Jr., R (1, 6) OBP: 0.376, SLG: 0.507	4-0 1-2 BB		0-0 WP BB 1B	0-0 6-3		0-0 E6 E 1B				3	2	1	0	1	0	1											
Eddie Murray, S (1, 3) OBP: 0.409, SLG: 0.511	0-3 K		0-0 BB WP 1B		0-0 G3		0-0 F7			4	0	1	0	0	1	3											
Wayne Gross, L (1, 5) OBP: 0.345, SLG: 0.435 Todd Cruz, R (7, PR) OBP: 0.265, SLG: 0.320	0-3 K		0-3 K		0-0 F8		0-0 3B 1B			4	0	1	1	0	2	4											
Joe Nolan, L (1, 10) OBP: 0.392, SLG: 0.409 Al Bumbry, L (7, PR) OBP: 0.288, SLG: 0.285	0-3 K		4-0 BB IBB		0-0 F4		0-0 3B			3	0	1	1	1	1	2											
Gary Roenicke, R (1, 7) OBP: 0.346, SLG: 0.394		0-0 6-3	4-0 1-2 2-3 3-H BB		4-0 4-3 BB		0-0 1-3			2	0	0	1	2	0	2											
Rich Dauer, R (1, 4) OBP: 0.288, SLG: 0.332		0-0 5-3	0-0 F6		0-0 4-3		0-3 K			4	0	0	0	0	1	6											
Rick Dempsey, R (1, 2) OBP: 0.305, SLG: 0.325		0-0 5-3		0-0 F3		0-0 5-3		0-0 5-3		4	0	0	0	0	0	1											
<b>Inning Stats</b>	R: 1 E: 0 K: 3 S: 10	H: 1 LOB: 2 BB: 2 P: 18	R: 0 E: 0 K: 0 S: 3	H: 0 LOB: 0 BB: 0 P: 3	R: 2 E: 0 K: 2 S: 10	H: 3 LOB: 3 BB: 2 P: 18	R: 0 E: 0 K: 0 S: 3	H: 0 LOB: 1 BB: 1 P: 7	R: 0 E: 0 K: 0 S: 3	H: 0 LOB: 0 BB: 0 P: 3	R: 0 E: 0 K: 0 S: 3	H: 0 LOB: 2 BB: 2 P: 11	R: 2 E: 2 K: 1 S: 8	H: 2 LOB: 2 BB: 0 P: 8	R: 0 E: 0 K: 1 S: 5	H: 0 LOB: 0 BB: 0 P: 5	1B: 3 2B: 0 3B: 1 HR: 2	SF: 0 SAC: 0 DP: 0 HBP: 0	WP: 1 PB: 0 SB: 0 CS: 0	PA: 38							
<b>PITCHER</b>	IP	WLS	BF	H	R	ER	SO	BB	IBB	HBP	BLK	WP	HR	S	P	ERA	WHIP										
Jim Beattie, R (1, 1) ERA: 3.69	6.1	L	33	6	5	4	5	5	2	0	0	0	2	36	64	5.68	1.737										
Ed Nunez, R (7, 1) ERA: 3.33	1.2		5	0	0	0	2	0	0	0	0	0	0	9	9	0.00	0.000										

Seattle Mariners @ Baltimore Orioles  
Memorial Stadium, Baltimore, MD  
Mon Aug 20 1984, 7:05 PM EDT  
Att: 19,620 - Unknown

AB 31  
R 5  
H 6  
RBI 5  
BB 7  
SO 7  
LOB 22





Batter	1	2	3	4	5	6	7	8	9	AB	R	H	RBI	BB	SO	LOB	TOP					
Jack Perconte, L (1, 4) OBP: 0.356, SLG: 0.345			6-3					G3		5	1	3	2	0	0	0	<b>Seattle Mariners @ Baltimore Orioles</b> Memorial Stadium, Baltimore, MD Tue Aug 21 1984, 7:05 PM EDT Att: 16,587 - Unknown					
Phil Bradley, R (1, 8) OBP: 0.371, SLG: 0.335								CI		4	1	2	0	0	1	2						
Alvin Davis, L (1, 3) OBP: 0.400, SLG: 0.510										4	0	1	1	1	2	2						
Ken Phelps, L (1, 10) OBP: 0.401, SLG: 0.594 Barry Bonnell, R (8, PH) OBP: 0.300, SLG: 0.362										4	0	2	0	0	1	3						
Al Cowens, R (1, 9) OBP: 0.310, SLG: 0.444										5	0	1	0	0	0	4						
Steve Henderson, R (1, 7) OBP: 0.371, SLG: 0.448 Ivan Calderon, R (9, 7) OBP: 0.238, SLG: 0.316										4	1	2	0	1	1	3						
Larry Milbourne, S (1, 6) OBP: 0.308, SLG: 0.314 Spike Owen, S (7, 6) OBP: 0.321, SLG: 0.350										3	0	1	0	0	1	1						
Jim Presley, R (1, 5) OBP: 0.252, SLG: 0.370										4	1	1	0	0	0	4						
Orlando Mercado, R (1, 2) OBP: 0.217, SLG: 0.224										4	0	0	0	0	2	3						
<b>Inning Stats</b>	R: 0 E: 1 K: 2 S: 9	H: 1 LOB: 3 BB: 1 P: 13	R: 0 E: 0 K: 1 S: 5	H: 0 LOB: 0 BB: 0 P: 5	R: 0 E: 0 K: 1 S: 7	H: 3 LOB: 2 BB: 0 P: 7	R: 2 E: 0 K: 1 S: 8	H: 3 LOB: 1 BB: 0 P: 8	R: 0 E: 0 K: 0 S: 5	H: 2 LOB: 3 BB: 1 P: 9	R: 2 E: 0 K: 0 S: 6	H: 3 LOB: 1 BB: 0 P: 6	R: 0 E: 0 K: 1 S: 6	H: 1 LOB: 1 BB: 0 P: 6	R: 0 E: 1 K: 2 S: 8	H: 0 LOB: 1 BB: 0 P: 8		R: 0 E: 0 K: 1 S: 5	H: 0 LOB: 0 BB: 0 P: 5	1B: 8 2B: 5 3B: 0 HR: 0	SF: 0 SAC: 1 DP: 0 HBP: 0	WP: 1 PB: 0 SB: 1 CS: 0
<b>PITCHER</b>	IP WLS BF H R ER SO BB IBB HBP BLK WP HR S P ERA WHIP																					
Storm Davis, R (1, 1) ERA: 2.79	5.1 L 30 12 4 4 5 2 0 0 0 0 1 0 38 46 6.75 2.625																					
Tom Underwood, L (6, 1) ERA: 3.53	2.1 9 1 0 0 2 0 0 0 0 0 0 0 13 13 0.00 0.429																					
Sammy Stewart, R (8, 1) ERA: 2.79	1.1 4 0 0 0 2 0 0 0 0 0 0 0 8 8 0.00 0.000																					

Batter	1	2	3	4	5	6	7	8	9	AB	R	H	RBI	BB	SO	LOB	BOTTOM					
Mike Young, S (1, 9) OBP: 0.363, SLG: 0.460										3	0	1	0	2	0	1	<b>Seattle Mariners @ Baltimore Orioles</b> Memorial Stadium, Baltimore, MD Tue Aug 21 1984, 7:05 PM EDT Att: 16,587 - Unknown					
John Shelby, S (1, 8) OBP: 0.242, SLG: 0.301										5	0	2	0	0	0	3						
Cal Ripken Jr., R (1, 6) OBP: 0.374, SLG: 0.503										4	1	0	0	0	1	5						
Eddie Murray, S (1, 3) OBP: 0.407, SLG: 0.509										4	1	1	1	0	2	2						
Wayne Gross, L (1, 5) OBP: 0.346, SLG: 0.433 Todd Cruz, R (6, PH) OBP: 0.270, SLG: 0.333										1	0	0	0	1	0	0						
Al Bumbry, L (8, PH) OBP: 0.290, SLG: 0.287 Floyd Rayford, R (9, 5) OBP: 0.312, SLG: 0.388										1	1	1	0	0	0	0						
Joe Nolan, L (1, 10) OBP: 0.377, SLG: 0.391 Benny Ayala, R (6, PH) OBP: 0.260, SLG: 0.348 Ken Singleton, S (8, PH) OBP: 0.272, SLG: 0.253										1	0	1	0	0	0	0						
Gary Roenicke, R (1, 7) OBP: 0.348, SLG: 0.399										4	0	2	0	0	1	1						
Rich Dauer, R (1, 4) OBP: 0.285, SLG: 0.328										4	0	0	0	0	1	3						
Rick Dempsey, R (1, 2) OBP: 0.304, SLG: 0.324 Lenn Sakata, R (9, PR) OBP: 0.213, SLG: 0.262										4	0	1	0	0	1	0						
<b>Inning Stats</b>	R: 0 E: 0 K: 1 S: 7	H: 2 LOB: 3 BB: 1 P: 11	R: 0 E: 0 K: 2 S: 7	H: 0 LOB: 0 BB: 0 P: 7	R: 0 E: 0 K: 1 S: 4	H: 0 LOB: 0 BB: 1 P: 8	R: 0 E: 0 K: 0 S: 3	H: 0 LOB: 0 BB: 0 P: 3	R: 0 E: 0 K: 0 S: 3	H: 1 LOB: 0 BB: 0 P: 3	R: 3 E: 1 K: 0 S: 8	H: 5 LOB: 2 BB: 0 P: 8	R: 0 E: 0 K: 0 S: 3	H: 0 LOB: 1 BB: 1 P: 7	R: 0 E: 0 K: 1 S: 6	H: 1 LOB: 1 BB: 0 P: 6	R: 0 E: 0 K: 1 S: 6	H: 1 LOB: 1 BB: 0 P: 6	1B: 8 2B: 2 3B: 0 HR: 0	SF: 0 SAC: 0 DP: 0 HBP: 0	WP: 0 PB: 0 SB: 0 CS: 2	PA: 38
<b>PITCHER</b>	IP WLS BF H R ER SO BB IBB HBP BLK WP HR S P ERA WHIP																					
Salome Barojas, R (1, 1) ERA: 3.73	0.0 W 22 2 2 1 1 0 0 0 0 0 0 0 2 2 ∞ ∞																					
Ed Yarde Berg, L (6, 1) ERA: 4.82	0.0 2 2 1 1 0 0 0 0 0 0 0 0 2 2 ∞ ∞																					
Ed Nunez, R (6, 1) ERA: 3.12	3.1 S 14 3 0 0 2 1 0 0 0 0 0 0 17 21 0.00 1.200																					



Batter	1	2	3	4	5	6	7	8	9	AB	R	H	RBI	BB	SO	LOB	TOP					
Jack Perconte, L (1,4) OBP: 0.357, SLG: 0.346										4	0	2	0	0	2	1						
Barry Bonnell, R (1,7) OBP: 0.305, SLG: 0.366										4	0	2	0	0	0	2						
Alvin Davis, L (1,3) OBP: 0.400, SLG: 0.510										4	0	2	0	0	0	2						
Al Cowens, R (1,9) OBP: 0.307, SLG: 0.440										4	0	0	0	0	0	6						
Steve Henderson, R (1,10) OBP: 0.365, SLG: 0.440										4	0	0	0	0	0	0						
Ivan Calderon, R (1,8) OBP: 0.280, SLG: 0.391										4	0	2	0	0	0	0						
Jim Presley, R (1,5) OBP: 0.245, SLG: 0.360										4	0	0	0	0	2	3						
Bob Kearney, R (1,2) OBP: 0.271, SLG: 0.360										3	0	0	0	0	0	3						
Domingo Ramos, R (1,6) OBP: 0.247, SLG: 0.233										3	0	1	0	0	0	1						
<b>Inning Stats</b>	R: 0 E: 0 K: 1 S: 6	H: 2 LOB: 1 BB: 0 P: 6	R: 0 E: 1 K: 1 S: 6	H: 0 LOB: 1 BB: 0 P: 6	R: 0 E: 0 K: 0 S: 5	H: 2 LOB: 2 BB: 0 P: 5	R: 0 E: 0 K: 0 S: 4	H: 1 LOB: 1 BB: 0 P: 4	R: 0 E: 0 K: 1 S: 5	H: 1 LOB: 0 BB: 0 P: 5	R: 0 E: 0 K: 0 S: 3	H: 0 LOB: 0 BB: 0 P: 3	R: 0 E: 0 K: 0 S: 4	H: 1 LOB: 1 BB: 0 P: 4	R: 0 E: 0 K: 0 S: 4	H: 2 LOB: 1 BB: 0 P: 4	R: 0 E: 0 K: 1 S: 5	H: 0 LOB: 0 BB: 0 P: 5	1B: 7 2B: 2 3B: 0 HR: 0	SF: 0 SAC: 0 DP: 0 HBP: 0	WP: 0 PB: 0 SB: 1 CS: 2	PA: 34
<b>PITCHER</b> Scott McGregor, L (1,1) ERA: 3.92	IP: 9.0 WLS: W BF: 34 H: 9 R: 0 ER: 0 SO: 4 BB: 0 IBB: 0 HBP: 0 BLK: 0 WP: 0 HR: 0 S: 42 P: 42 ERA: 0.00 WHIP: 1.000															<b>PITCHER</b>						

Seattle Mariners @ Baltimore Orioles  
Memorial Stadium, Baltimore, MD  
Wed Aug 22 1984, 7:05 PM EDT  
Att: 15,808 - Unknown

AB 34  
R 0  
H 9  
RBI 0  
BB 0  
SO 4  
LOB 18



Batter	1	2	3	4	5	6	7	8	9	AB	R	H	RBI	BB	SO	LOB	BOTTOM					
Mike Young, S (1,9) OBP: 0.362, SLG: 0.455										3	1	0	0	1	2	1						
John Shelby, S (1,8) OBP: 0.235, SLG: 0.297										4	0	0	0	0	0	2						
Cal Ripken Jr., R (1,6) OBP: 0.375, SLG: 0.502										3	0	1	1	1	1	1						
Eddie Murray, S (1,3) OBP: 0.406, SLG: 0.507										4	0	1	0	0	0	1						
Joe Nolan, L (1,10) OBP: 0.404, SLG: 0.417										2	1	1	0	2	1	0						
Al Bumbry, L (8, FR) OBP: 0.290, SLG: 0.287										0	1	0	0	0	0	0						
Wayne Gross, L (1,5) OBP: 0.348, SLG: 0.443										3	1	1	2	1	0	3						
Todd Cruz, R (8, FR) OBP: 0.270, SLG: 0.333										0	0	0	0	0	0	0						
Gary Roenicke, R (1,7) OBP: 0.350, SLG: 0.396										2	0	0	0	1	1	2						
Rich Dauer, R (1,4) OBP: 0.284, SLG: 0.327										4	0	1	1	0	0	2						
Rick Dempsey, R (1,2) OBP: 0.303, SLG: 0.322										4	0	1	0	0	1	3						
<b>Inning Stats</b>	R: 0 E: 0 K: 1 S: 6	H: 1 LOB: 3 BB: 2 P: 14	R: 0 E: 0 K: 1 S: 4	H: 0 LOB: 0 BB: 0 P: 5	R: 0 E: 0 K: 1 S: 5	H: 0 LOB: 0 BB: 0 P: 5	R: 2 E: 0 K: 0 S: 4	H: 1 LOB: 1 BB: 1 P: 8	R: 1 E: 0 K: 0 S: 4	H: 1 LOB: 1 BB: 1 P: 8	R: 0 E: 0 K: 1 S: 5	H: 0 LOB: 1 BB: 1 P: 9	R: 0 E: 0 K: 1 S: 6	H: 1 LOB: 1 BB: 0 P: 6	R: 0 E: 0 K: 1 S: 7	H: 2 LOB: 3 BB: 1 P: 11	R: 1 E: 0 K: 1 S: 7	H: 2 LOB: 3 BB: 1 P: 11	1B: 4 2B: 1 3B: 0 HR: 1	SF: 0 SAC: 0 DP: 1 HBP: 1	WP: 0 PB: 0 SB: 0 CS: 0	PA: 36
<b>PITCHER</b> Mike Moore, R (1,1) ERA: 5.01	IP: 7.2 WLS: L BF: 35 H: 6 R: 4 ER: 4 SO: 6 BB: 5 IBB: 1 HBP: 1 BLK: 0 WP: 1 HR: 1 S: 40 P: 65 ERA: 4.70 WHIP: 1.435															<b>PITCHER</b>						
Mike Stanton, R (8,1) ERA: 3.04	IP: 0.1 WLS: L BF: 1 H: 0 R: 0 ER: 0 SO: 0 BB: 0 IBB: 0 HBP: 0 BLK: 0 WP: 0 HR: 0 S: 1 P: 1 ERA: 0.00 WHIP: 0.000															<b>PITCHER</b>						

Seattle Mariners @ Baltimore Orioles  
Memorial Stadium, Baltimore, MD  
Wed Aug 22 1984, 7:05 PM EDT  
Att: 15,808 - Unknown

AB 29  
R 4  
H 6  
RBI 4  
BB 6  
SO 6  
LOB 15





Batter	1	2	3	4	5	6	7	8	9	AB	R	H	RBI	BB	SO	LOB	TOP			
Mike Young, S OBP: 0.366, SLG: 0.456 (1, 9)										4	1	2	0	1	1	0	<b>Baltimore Orioles @ Oakland Athletics</b> Oakland-Alameda County Coliseum, Oakland, CA Fri Aug 24 1984, 7:05 PM PDT Att: 13,688 - Unknown			
John Shelby, S OBP: 0.242, SLG: 0.297 (1, 8)										3	1	1	0	1	1	1				
Cal Ripken Jr., R OBP: 0.373, SLG: 0.499 (1, 6)										5	0	1	0	0	0	3				
Eddie Murray, S OBP: 0.410, SLG: 0.513 (1, 3)										2	1	1	3	3	0	1				
Joe Nolan, L OBP: 0.400, SLG: 0.412 Benny Ayala, R OBP: 0.257, SLG: 0.344 (7, PH)										3	0	1	0	0	2	2				
Wayne Gross, L OBP: 0.351, SLG: 0.444 Todd Cruz, R OBP: 0.268, SLG: 0.331 (8, PH)									2	0	1	0	1	0	1	1				
Gary Roenicke, R OBP: 0.348, SLG: 0.392 (1, 7)									2	3	0	0	0	1	0	3				
Rich Dauer, R OBP: 0.281, SLG: 0.323 (1, 4)									3	4	0	0	0	0	0	4				
Rick Dempsey, R OBP: 0.302, SLG: 0.333 (1, 2)										4	1	1	1	0	0	1				
<b>Inning Stats</b>	R: 3 E: 0 K: 0 S: 7	H: 4 LOB: 1 BB: 0 P: 7	R: 0 E: 0 K: 1 S: 5	H: 0 LOB: 1 BB: 1 P: 9	R: 0 E: 0 K: 1 S: 4	H: 0 LOB: 1 BB: 1 P: 8	R: 0 E: 0 K: 0 S: 2	H: 0 LOB: 1 BB: 2 P: 10	R: 0 E: 0 K: 1 S: 3	H: 1 LOB: 2 BB: 1 P: 10	R: 0 E: 0 K: 1 S: 6	H: 1 LOB: 3 BB: 2 P: 14	R: 0 E: 0 K: 0 S: 3	H: 0 LOB: 0 BB: 0 P: 3	R: 1 E: 0 K: 0 S: 5	H: 2 LOB: 1 BB: 0 P: 5		1B: 6 2B: 1 3B: 0 HR: 2	SF: 0 SAC: 1 DP: 1 HBP: 0	WP: 1 PB: 0 SB: 1 CS: 2
<b>PITCHER</b>	IP WLS BF H R ER SO BB IBB HBP BLK WP HR S P ERA WHIP																			
Steve McCatty, R ERA: 4.61 (1, 1)	5.1 L 24 5 3 3 3 5 0 0 0 0 1 25 45 5.06 1.875																			
Lary Sorensen, R ERA: 4.89 (6, 1)	1.1 6 1 0 0 1 1 0 0 0 0 0 7 11 0.00 1.500																			
Tom Burgmeier, L ERA: 2.42 (7, 1)	1.1 7 2 1 1 0 0 0 1 0 0 1 6 10 6.75 1.500																			
Bill Caudill, R ERA: 2.76 (9, 1)	1.0 3 0 0 0 0 0 0 0 0 0 0 3 3 0.00 0.000																			

AB 32  
R 4  
H 8  
RBI 4  
BB 7  
SO 4  
LOB 19



Batter	1	2	3	4	5	6	7	8	9	AB	R	H	RBI	BB	SO	LOB	BOTTOM			
Rickey Henderson, R OBP: 0.399, SLG: 0.462 (1, 7)										4	0	0	0	0	2	1	<b>Baltimore Orioles @ Oakland Athletics</b> Oakland-Alameda County Coliseum, Oakland, CA Fri Aug 24 1984, 7:05 PM PDT Att: 13,688 - Unknown			
Carney Lansford, R OBP: 0.329, SLG: 0.407 (1, 5)									1	4	2	2	1	0	0	0				
Dwayne Murphy, L OBP: 0.333, SLG: 0.467 (1, 8)									2	3	0	1	1	0	1	0				
Dave Kingman, R OBP: 0.331, SLG: 0.540 Bill Almon, R OBP: 0.247, SLG: 0.345 (8, PR)									3	3	0	0	0	1	2	1				
Bruce Bochte, L OBP: 0.333, SLG: 0.345 (1, 3)									3	3	0	0	0	1	0	1				
Mike Heath, R OBP: 0.282, SLG: 0.398 (1, 9)										4	0	0	0	0	0	1				
Tony Phillips, S OBP: 0.325, SLG: 0.350 (1, 4)										4	0	1	0	0	2	0				
Jim Essian, R OBP: 0.356, SLG: 0.396 (1, 2)										3	0	1	0	0	0	1				
Donnie Hill, S OBP: 0.235, SLG: 0.278 (1, 6)										3	0	1	0	0	0	1				
<b>Inning Stats</b>	R: 1 E: 0 K: 1 S: 7	H: 2 LOB: 1 BB: 0 P: 7	R: 0 E: 0 K: 1 S: 6	H: 1 LOB: 0 BB: 0 P: 6	R: 1 E: 1 K: 0 S: 4	H: 1 LOB: 0 BB: 0 P: 4	R: 0 E: 0 K: 0 S: 4	H: 1 LOB: 1 BB: 0 P: 4	R: 0 E: 0 K: 1 S: 5	H: 0 LOB: 0 BB: 1 P: 9	R: 0 E: 0 K: 2 S: 8	H: 1 LOB: 1 BB: 0 P: 8	R: 0 E: 0 K: 1 S: 4	H: 0 LOB: 1 BB: 1 P: 8	R: 0 E: 0 K: 0 S: 3	H: 0 LOB: 0 BB: 0 P: 3		1B: 4 2B: 1 3B: 0 HR: 1	SF: 1 SAC: 0 DP: 0 HBP: 0	WP: 0 PB: 0 SB: 1 CS: 1
<b>PITCHER</b>	IP WLS BF H R ER SO BB IBB HBP BLK WP HR S P ERA WHIP																			
Mike Boddicker, R ERA: 2.7 (1, 1)	9.0 W 34 6 2 1 7 2 0 0 0 0 1 46 54 1.00 0.889																			

AB 31  
R 2  
H 6  
RBI 2  
BB 2  
SO 7  
LOB 6





Batter	1	2	3	4	5	6	7	8	9	AB	R	H	RBI	BB	SO	LOB	TOP					
<b>Al Bumby, L</b> OBP: 0.292, SLG: 0.289 (1, 7)	F7		F9		1B		1B SH1-3 BB	F7		5	1	2	0	0	0	0	<b>Baltimore Orioles @ Oakland Athletics</b> Oakland-Alameda County Coliseum, Oakland, CA Sat Aug 25 1984, 7:05 PM PDT Att: 18,232 - Unknown					
<b>John Shelby, S</b> OBP: 0.242, SLG: 0.296 (1, 8)	F8		3-1		1B		SH1-3	E7		4	0	1	0	0	0	0						
<b>Cal Ripken Jr., R</b> OBP: 0.371, SLG: 0.496 (1, 6)	F9			5-3	F8		BB BB 1B	6-3		5	1	1	0	0	0	3						
<b>Eddie Murray, S</b> OBP: 0.410, SLG: 0.511 (1, 3)		G4-3 1B		F7	3-1		BB 1B BB	F8		4	1	1	0	1	0	2						
<b>Mike Young, S</b> OBP: 0.366, SLG: 0.453 (1, 9)		G4-3 1B		BB 1B BB		3-1	K	F8		4	0	1	0	1	1	3						
<b>Ken Singleton, S</b> OBP: 0.276, SLG: 0.267 (1, 10)		G4-3		BB 1B			1B BB	K		4	1	2	2	1	1	2						
<b>Wayne Gross, L</b> OBP: 0.359, SLG: 0.451 (1, 5)		BB BB		1B		HR	BB			2	0	2	2	2	0	0						
<b>Rich Dauer, R</b> OBP: 0.280, SLG: 0.322 (1, 4)							1-2 2-3 3-H	1B		1	0	0	0	0	0	2						
<b>John Lowenstein, L</b> OBP: 0.318, SLG: 0.370 (4, PH)	F3			F2		F6	F8			1	0	0	0	0	0	3						
<b>Lenn Sakata, R</b> OBP: 0.209, SLG: 0.258 (4, 4)										2	0	0	0	0	0	3						
<b>Rick Dempsey, R</b> OBP: 0.298, SLG: 0.328 (1, 2)			F2		F8	F8		K		4	0	0	0	0	1	1						
<b>Inning Stats</b>	R: 0 E: 0 K: 0 S: 3	H: 0 LOB: 0 BB: 0 P: 3	R: 0 E: 0 K: 0 S: 4	H: 2 LOB: 2 BB: 1 P: 8	R: 0 E: 0 K: 0 S: 3	H: 0 LOB: 0 BB: 0 P: 3	R: 0 E: 0 K: 0 S: 4	H: 1 LOB: 3 BB: 2 P: 12	R: 0 E: 0 K: 0 S: 5	H: 2 LOB: 2 BB: 0 P: 5	R: 1 E: 0 K: 0 S: 5	H: 2 LOB: 1 BB: 0 P: 5	R: 3 E: 0 K: 1 S: 8	H: 3 LOB: 2 BB: 2 P: 16	R: 0 E: 1 K: 1 S: 6	H: 0 LOB: 1 BB: 0 P: 6	R: 0 E: 0 K: 1 S: 5	H: 0 LOB: 0 BB: 0 P: 5	1B: 8 2B: 1 3B: 0 HR: 1	SF: 0 SAC: 1 DP: 1 HBP: 0	WP: 0 PB: 0 SB: 0 CS: 0	PA: 42
<b>PITCHER</b>	IP WLS BF H R ER SO BB IBB HBP BLK WP HR S P ERA WHIP																					
<b>Ray Burris, R</b> ERA: 2.91 (1, 1)	6.2 L 34 10 4 4 4 1 5 0 0 0 0 0 1 31 51 5.40 2.250																					
<b>Keith Atherton, R</b> ERA: 4.59 (7, 1)	1.1 5 0 0 0 1 0 0 0 0 0 0 0 7 7 0.00 0.000																					
<b>Tim Conroy, L</b> ERA: 5.0 (9, 1)	1.0 3 0 0 0 1 0 0 0 0 0 0 0 5 5 0.00 0.000																					

Batter	1	2	3	4	5	6	7	8	9	AB	R	H	RBI	BB	SO	LOB	BOTTOM					
<b>Rickey Henderson, R</b> OBP: 0.396, SLG: 0.457 (1, 7)	F6		K			6-3		G6-4-3		4	0	0	0	0	1	1	<b>Baltimore Orioles @ Oakland Athletics</b> Oakland-Alameda County Coliseum, Oakland, CA Sat Aug 25 1984, 7:05 PM PDT Att: 18,232 - Unknown					
<b>Carney Lansford, R</b> OBP: 0.329, SLG: 0.406 (1, 5)	F8			F9		1B		K		4	0	1	0	0	1	0						
<b>Dwayne Murphy, L</b> OBP: 0.333, SLG: 0.465 (1, 8)	F5			1B		4-3		K		4	0	1	0	0	1	1						
<b>Dave Kingman, R</b> OBP: 0.328, SLG: 0.535 (1, 10)		F7		F8			F7	5-3		4	0	0	0	0	0	1						
<b>Dave Lopes, R</b> OBP: 0.349, SLG: 0.436 (1, 9)		HR		F8			F8			3	1	1	1	0	0	1						
<b>Mike Heath, R</b> OBP: 0.283, SLG: 0.396 (1, 2)		BB		F9			4-3			2	0	0	0	1	0	0						
<b>Bill Almon, R</b> OBP: 0.255, SLG: 0.358 (1, 3)		5-3		1B		G6-4-3		E	2B	3	1	2	0	0	0	1						
<b>Tony Phillips, S</b> OBP: 0.323, SLG: 0.347 (1, 4)			F9		G6-4-3			1-3		3	0	0	0	0	0	2						
<b>Donnie Hill, S</b> OBP: 0.231, SLG: 0.273 (1, 6)										2	0	0	0	0	0	0						
<b>Jeff Burroughs, R</b> OBP: 0.393, SLG: 0.338 (8, PH)				F6		4-3		E7		1	0	1	0	0	0	0						
<b>Mark Wagner, R</b> OBP: 0.264, SLG: 0.300 (9, 6)								1B		0	0	0	0	0	0	0						
<b>Inning Stats</b>	R: 0 E: 0 K: 0 S: 3	H: 0 LOB: 0 BB: 0 P: 3	R: 1 E: 0 K: 0 S: 3	H: 1 LOB: 0 BB: 1 P: 7	R: 0 E: 0 K: 1 S: 5	H: 0 LOB: 0 BB: 0 P: 5	R: 0 E: 0 K: 0 S: 4	H: 1 LOB: 1 BB: 0 P: 4	R: 0 E: 0 K: 0 S: 3	H: 1 LOB: 0 BB: 0 P: 3	R: 0 E: 0 K: 0 S: 4	H: 1 LOB: 1 BB: 0 P: 4	R: 0 E: 0 K: 0 S: 3	H: 0 LOB: 0 BB: 0 P: 3	R: 1 E: 1 K: 0 S: 4	H: 2 LOB: 1 BB: 0 P: 4	R: 0 E: 0 K: 2 S: 7	H: 0 LOB: 0 BB: 0 P: 7	1B: 4 2B: 2 3B: 0 HR: 1	SF: 0 SAC: 0 DP: 3 HBP: 0	WP: 0 PB: 0 SB: 0 CS: 0	PA: 31
<b>PITCHER</b>	IP WLS BF H R ER SO BB IBB HBP BLK WP HR S P ERA WHIP																					
<b>Mike Flanagan, L</b> ERA: 3.48 (1, 1)	8.0 W 28 6 2 1 1 1 0 0 0 0 0 0 0 29 33 1.12 0.875																					
<b>Sammy Stewart, R</b> ERA: 2.75 (9, 1)	1.0 S 3 0 0 0 2 0 0 0 0 0 0 0 7 7 0.00 0.000																					









Batter	1	2	3	4	5	6	7	8	9	10	AB	R	H	RBI	BB	SO	LOB	TOP	
<b>Al Bumby, L</b> OBP: 0.298, SLG: 0.307 (1.8, 10.7)											4	3	2	1	1	0	3	<b>Baltimore Orioles @ California Angels</b> Anaheim Stadium, Anaheim, CA Mon Aug 27 1984, 10:05 PM EDT Att: 23,440 - Unknown	
<b>John Shelby, S</b> OBP: 0.246, SLG: 0.300 (1.9, 10.8)											5	0	0	0	0	1	2		
<b>Cal Ripken Jr., R</b> OBP: 0.375, SLG: 0.506 (1.6, 10.9)											4	2	2	2	1	0	0		
<b>Eddie Murray, S</b> OBP: 0.412, SLG: 0.520 (1.3, 10.9)											5	1	2	3	0	1	1		
<b>John Lowenstein, L</b> OBP: 0.322, SLG: 0.373 (1.7, 10.9)											5	0	2	0	0	0	1		
<b>Mike Young, S</b> OBP: 0.366, SLG: 0.453 (1.0, PR, 10.9)											0	1	0	0	0	0	0		
<b>Ken Singleton, S</b> OBP: 0.276, SLG: 0.283 (1.1, 10.9)											5	0	0	0	0	0	1		
<b>Wayne Gross, L</b> OBP: 0.360, SLG: 0.449 (1.5, 10.9)											4	0	1	0	0	2	0		
<b>Todd Cruz, R</b> OBP: 0.268, SLG: 0.331 (8.5, 10.9)											0	0	0	0	0	0	0		
<b>Joe Nolan, L</b> OBP: 0.410, SLG: 0.412 (10. PH, 10.9)											0	0	0	0	1	0	0		
<b>Floyd Rayford, R</b> OBP: 0.310, SLG: 0.384 (10.5, 10.9)											0	0	0	0	0	0	0		
<b>Rich Dauer, R</b> OBP: 0.292, SLG: 0.343 (1.4, 10.9)											4	0	3	1	1	0	0		
<b>Rick Dempsey, R</b> OBP: 0.302, SLG: 0.330 (1.2, 10.9)											4	0	1	0	1	1	4		
<b>Inning Stats</b>	R: 1 E: 0 K: 1 S: 6	H: 2 LOB: 2 BB: 1 P: 10	R: 0 E: 0 K: 0 S: 4	H: 2 LOB: 1 BB: 0 P: 4	R: 2 E: 0 K: 1 S: 5	H: 2 LOB: 0 BB: 0 P: 5	R: 0 E: 0 K: 1 S: 6	H: 1 LOB: 2 BB: 1 P: 10	R: 0 E: 0 K: 1 S: 4	H: 1 LOB: 1 BB: 0 P: 6	R: 3 E: 0 K: 1 S: 7	H: 2 LOB: 0 BB: 1 P: 11	R: 0 E: 0 K: 0 S: 3	H: 0 LOB: 0 BB: 0 P: 3	R: 1 E: 1 K: 1 S: 6	H: 1 LOB: 1 BB: 1 P: 10	1B: 6 2B: 4 3B: 0 HR: 3	SF: 1 SAC: 0 DP: 1 HBP: 0	WP: 0 PA: 45
<b>PITCHER</b>	IP WLS BF H R ER SO BB IBB HBP BLK WP HR S P ERA WHIP	IP WLS BF H R ER SO BB IBB HBP BLK WP HR S P ERA WHIP	IP WLS BF H R ER SO BB IBB HBP BLK WP HR S P ERA WHIP	IP WLS BF H R ER SO BB IBB HBP BLK WP HR S P ERA WHIP	IP WLS BF H R ER SO BB IBB HBP BLK WP HR S P ERA WHIP	IP WLS BF H R ER SO BB IBB HBP BLK WP HR S P ERA WHIP	IP WLS BF H R ER SO BB IBB HBP BLK WP HR S P ERA WHIP	IP WLS BF H R ER SO BB IBB HBP BLK WP HR S P ERA WHIP	IP WLS BF H R ER SO BB IBB HBP BLK WP HR S P ERA WHIP	IP WLS BF H R ER SO BB IBB HBP BLK WP HR S P ERA WHIP	IP WLS BF H R ER SO BB IBB HBP BLK WP HR S P ERA WHIP	IP WLS BF H R ER SO BB IBB HBP BLK WP HR S P ERA WHIP	IP WLS BF H R ER SO BB IBB HBP BLK WP HR S P ERA WHIP	IP WLS BF H R ER SO BB IBB HBP BLK WP HR S P ERA WHIP	IP WLS BF H R ER SO BB IBB HBP BLK WP HR S P ERA WHIP	IP WLS BF H R ER SO BB IBB HBP BLK WP HR S P ERA WHIP	IP WLS BF H R ER SO BB IBB HBP BLK WP HR S P ERA WHIP	IP WLS BF H R ER SO BB IBB HBP BLK WP HR S P ERA WHIP	
<b>Ron Romanick, R</b> ERA: 3.81 (1.1, 10.9)	6.0	3	3	3	2	0	0	0	0	0	0	0	0	0	0	0	0	4.50	1.833
<b>Luis Sanchez, R</b> ERA: 2.71 (7.1, 10.9)	4.0	L	18	4	4	3	2	1	1	0	0	0	0	1	20	28	6.75	1.250	


Batter	1	2	3	4	5	6	7	8	9	10	AB	R	H	RBI	BB	SO	LOB	BOTTOM					
<b>Rob Wilfong, L</b> OBP: 0.255, SLG: 0.274 (8. PH, 10.9)											3	1	1	0	0	2	2	<b>Baltimore Orioles @ California Angels</b> Anaheim Stadium, Anaheim, CA Mon Aug 27 1984, 10:05 PM EDT Att: 23,440 - Unknown					
<b>Bobby Grich, R</b> OBP: 0.327, SLG: 0.438 (1.3, 10.9)											5	0	0	1	0	2	4						
<b>Fred Lynn, L</b> OBP: 0.369, SLG: 0.452 (1.8, 10.9)											1	1	0	0	4	0	0						
<b>Doug DeCinces, R</b> OBP: 0.325, SLG: 0.445 (1.5, 10.9)											4	1	1	3	1	0	4						
<b>Brian Downing, R</b> OBP: 0.352, SLG: 0.441 (1.7, 10.9)											5	1	2	0	0	0	3						
<b>Reggie Jackson, L</b> OBP: 0.309, SLG: 0.418 (1.1, 10.9)											4	0	0	0	1	1	2						
<b>Mike Brown, R</b> OBP: 0.326, SLG: 0.488 (1.9, 10.9)											3	1	1	1	0	0	0						
<b>Gary Pettis, S</b> OBP: 0.333, SLG: 0.304 (7.8, 10.9)											1	0	0	0	1	0	3						
<b>Bob Boone, R</b> OBP: 0.240, SLG: 0.266 (1.2, 10.9)											5	1	2	0	0	0	4						
<b>Dick Schofield, R</b> OBP: 0.263, SLG: 0.266 (1.6, 10.9)											3	0	1	0	0	1	3						
<b>Daryl Scomiers, L</b> OBP: 0.304, SLG: 0.350 (8. PH, 10.9)											1	0	1	0	0	0	0						
<b>Rob Picciolo, R</b> OBP: 0.207, SLG: 0.287 (9.6, 10.9)											1	0	0	0	0	1	0						
<b>Inning Stats</b>	R: 3 E: 0 K: 1 S: 7	H: 2 LOB: 0 BB: 1 P: 11	R: 0 E: 0 K: 2 S: 8	H: 1 LOB: 1 BB: 0 P: 8	R: 0 E: 0 K: 0 S: 3	H: 0 LOB: 1 BB: 1 P: 7	R: 0 E: 0 K: 0 S: 3	H: 0 LOB: 0 BB: 0 P: 3	R: 0 E: 0 K: 1 S: 6	H: 1 LOB: 2 BB: 1 P: 10	R: 2 E: 0 K: 1 S: 9	H: 4 LOB: 2 BB: 0 P: 9	R: 0 E: 1 K: 0 S: 3	H: 0 LOB: 1 BB: 1 P: 7	R: 1 E: 0 K: 0 S: 4	H: 2 LOB: 2 BB: 1 P: 8	R: 0 E: 0 K: 0 S: 4	H: 1 LOB: 3 BB: 2 P: 12	R: 0 E: 0 K: 2 S: 7	H: 0 LOB: 0 BB: 0 P: 7	1B: 9 2B: 2 3B: 0 HR: 1	SF: 1 SAC: 0 DP: 2 HBP: 0	WP: 0 PA: 47
<b>PITCHER</b>	IP WLS BF H R ER SO BB IBB HBP BLK WP HR S P ERA WHIP	IP WLS BF H R ER SO BB IBB HBP BLK WP HR S P ERA WHIP	IP WLS BF H R ER SO BB IBB HBP BLK WP HR S P ERA WHIP	IP WLS BF H R ER SO BB IBB HBP BLK WP HR S P ERA WHIP	IP WLS BF H R ER SO BB IBB HBP BLK WP HR S P ERA WHIP	IP WLS BF H R ER SO BB IBB HBP BLK WP HR S P ERA WHIP	IP WLS BF H R ER SO BB IBB HBP BLK WP HR S P ERA WHIP	IP WLS BF H R ER SO BB IBB HBP BLK WP HR S P ERA WHIP	IP WLS BF H R ER SO BB IBB HBP BLK WP HR S P ERA WHIP	IP WLS BF H R ER SO BB IBB HBP BLK WP HR S P ERA WHIP	IP WLS BF H R ER SO BB IBB HBP BLK WP HR S P ERA WHIP	IP WLS BF H R ER SO BB IBB HBP BLK WP HR S P ERA WHIP	IP WLS BF H R ER SO BB IBB HBP BLK WP HR S P ERA WHIP	IP WLS BF H R ER SO BB IBB HBP BLK WP HR S P ERA WHIP	IP WLS BF H R ER SO BB IBB HBP BLK WP HR S P ERA WHIP	IP WLS BF H R ER SO BB IBB HBP BLK WP HR S P ERA WHIP	IP WLS BF H R ER SO BB IBB HBP BLK WP HR S P ERA WHIP	IP WLS BF H R ER SO BB IBB HBP BLK WP HR S P ERA WHIP					
<b>Storm Davis, R</b> ERA: 2.86 (1.1, 10.9)	5.0	4	3	4	3	0	0	0	0	0	0	0	0	0	0	0	0	5.40	1.400				
<b>Tippy Martinez, L</b> ERA: 3.75 (6.1, 10.9)	2.0	11	4	2	1	0	0	0	0	0	0	0	0	12	16	9.00	2.500						
<b>Sammy Stewart, R</b> ERA: 2.66 (8.1, 10.9)	3.0	W	14	3	1	1	2	2	1	0	0	0	0	15	27	3.00	1.667						



Batter	1	2	3	4	5	6	7	8	9	AB	R	H	RBI	BB	SO	LOB	TOP										
<b>Al Bumbry, L</b> OBP: 0.297, SLG: 0.307 <b>Floyd Rayford, R</b> OBP: 0.310, SLG: 0.384	0-0 1B		0-0 F7			0-0 F7		0-0 F7		4	0	1	0	0	0	0											
<b>John Shelby, S</b> OBP: 0.245, SLG: 0.305	0-3 K			0-0 2B		0-0 F7			0-0 F7	4	1	1	0	0	1	1											
<b>Cal Ripken Jr., R</b> OBP: 0.376, SLG: 0.508	0-0 F8			0-0 2B		0-0 6-3			0-0 1B	4	0	2	1	0	0	1											
<b>Eddie Murray, S</b> OBP: 0.413, SLG: 0.522	0-0 F9			0-0 F7			0-0 E8		0-0 1B	4	1	2	0	0	0	2											
<b>John Lowenstein, L</b> OBP: 0.318, SLG: 0.368		0-0 F5		0-3 K			0-0 SF8		0-3 K	3	0	0	1	0	2	3											
<b>Ken Singleton, S</b> OBP: 0.275, SLG: 0.260		0-0 F8		0-0 1-3			0-0 3-1		0-3 K	4	0	0	0	0	1	3											
<b>Wayne Gross, L</b> OBP: 0.356, SLG: 0.444		0-0 F8					0-0 F9			3	0	0	0	0	0	0											
<b>Rich Dauer, R</b> OBP: 0.291, SLG: 0.341 <b>Joe Nolan, L</b> OBP: 0.403, SLG: 0.404 <b>Lenn Sakata, R</b> OBP: 0.209, SLG: 0.258			0-0 F8				0-0 F9		0-0 F7	2	0	0	0	0	0	0											
<b>Rick Dempsey, R</b> OBP: 0.300, SLG: 0.327 <b>Mike Young, S</b> OBP: 0.365, SLG: 0.451			0-0 F8				0-0 F8		0-0 F8	1	0	0	0	0	0	0											
<b>Inning Stats</b>	R: 0 E: 0 K: 1 S: 6	H: 1 LOB: 1 BB: 0 P: 6	R: 0 E: 0 K: 0 S: 3	H: 0 LOB: 0 BB: 0 P: 3	R: 0 E: 0 K: 0 S: 3	H: 0 LOB: 0 BB: 0 P: 3	R: 1 E: 0 K: 1 S: 7	H: 2 LOB: 1 BB: 0 P: 7	R: 0 E: 0 K: 0 S: 3	H: 0 LOB: 0 BB: 0 P: 3	R: 1 E: 0 K: 0 S: 4	H: 1 LOB: 0 BB: 0 P: 4	R: 0 E: 0 K: 0 S: 3	H: 0 LOB: 0 BB: 0 P: 3	R: 0 E: 0 K: 2 S: 9	H: 2 LOB: 2 BB: 0 P: 9	1B: 3 2B: 2 3B: 1 HR: 0	SF: 1 SAC: 0 DP: 0 HBP: 0	WP: 0 PA: 33 PB: 0 SB: 0 CS: 0								
<b>PITCHER</b>	IP	WLS	BF	H	R	ER	SO	BB	IBB	HBP	BLK	WP	HR	S	P	ERA	WHIP										
<b>Jim Slaton, R</b> ERA: 5.01 <b>Don Aase, R</b> ERA: 1.46	(1, 1)	8.0	W	28	4	2	2	2	0	0	0	0	0	32	32	2.25	0.500										

Baltimore Orioles @ California Angels  
Anaheim Stadium, Anaheim, CA  
Tue Aug 28 1984, 10:05 PM EDT  
Att: 25,729 - Unknown


AB 32  
R 2  
H 6  
RBI 2  
BB 0  
SO 4  
LOB 10



Batter	1	2	3	4	5	6	7	8	9	AB	R	H	RBI	BB	SO	LOB	BOTTOM										
<b>Juan Beniquez, R</b> OBP: 0.381, SLG: 0.477 <b>Gary Pettis, S</b> OBP: 0.333, SLG: 0.304	0-0 5-3		4-0 BB 1B		0-0 F9		0-0 WP 2B			3	1	1	0	1	0	0											
<b>Bobby Grich, R</b> OBP: 0.329, SLG: 0.448	0-0 HR		4-0 BB 1B G4-3		0-3 K		0-0 F3			3	2	1	1	1	1	1											
<b>Fred Lynn, L</b> OBP: 0.370, SLG: 0.455	0-0 F5		0-0 G4-3 1B		0-0 2B		0-0 F3			4	0	2	1	0	0	1											
<b>Doug DeCinces, R</b> OBP: 0.325, SLG: 0.442	4-0 FC1-4 BB		0-0 G4-3 1-2 3-H 1B		0-0 F6			0-3 K		3	0	0	0	1	1	2											
<b>Brian Downing, R</b> OBP: 0.353, SLG: 0.441	0-0 FC1-4		0-0 1B			0-0 5-3		4-0 CS BB		3	0	1	0	1	0	1											
<b>Mike Brown, R</b> OBP: 0.331, SLG: 0.496		0-0 4-3 2B	0-0 F3			0-0 1B		0-3 K		4	1	2	0	0	1	2											
<b>Darrell Miller, R</b> OBP: 0.267, SLG: 0.214		0-0 4-3		0-3 K		0-0 F9				3	0	0	0	0	1	2											
<b>Bob Boone, R</b> OBP: 0.239, SLG: 0.264		0-0 4-3		0-0 6-3		0-0 5-3				3	0	0	1	0	0	1											
<b>Dick Schofield, R</b> OBP: 0.261, SLG: 0.263		3-H 0-0 F3		0-0 F7			0-3 K			3	0	0	0	0	1	0											
<b>Inning Stats</b>	R: 1 E: 0 K: 0 S: 4	H: 1 LOB: 1 BB: 1 P: 8	R: 1 E: 0 K: 0 S: 4	H: 1 LOB: 0 BB: 0 P: 4	R: 2 E: 0 K: 0 S: 4	H: 2 LOB: 1 BB: 2 P: 12	R: 0 E: 0 K: 1 S: 5	H: 0 LOB: 0 BB: 0 P: 5	R: 0 E: 0 K: 1 S: 6	H: 1 LOB: 1 BB: 0 P: 6	R: 0 E: 0 K: 0 S: 4	H: 1 LOB: 2 BB: 0 P: 4	R: 0 E: 0 K: 1 S: 6	H: 0 LOB: 1 BB: 1 P: 10	1B: 3 2B: 4 3B: 0 HR: 1	SF: 0 SAC: 0 DP: 2 HBP: 0	WP: 1 PA: 33 PB: 0 SB: 0 CS: 1										
<b>PITCHER</b>	IP	WLS	BF	H	R	ER	SO	BB	IBB	HBP	BLK	WP	HR	S	P	ERA	WHIP										
<b>Scott McGregor, L</b> ERA: 3.94 <b>Mark Brown, R</b> ERA: 4.5 <b>Tom Underwood, L</b> ERA: 3.79 <b>Tippy Martinez, L</b> ERA: 3.7	(1, 1)	1.0	L	5	1	1	1	0	1	0	0	0	0	13	21	9.00	1.667										

Baltimore Orioles @ California Angels  
Anaheim Stadium, Anaheim, CA  
Tue Aug 28 1984, 10:05 PM EDT  
Att: 25,729 - Unknown

AB 29  
R 4  
H 7  
RBI 3  
BB 4  
SO 5  
LOB 10





Batter	1	2	3	4	5	6	7	8	9	AB	R	H	RBI	BB	SO	LOB	TOP				
<b>Al Bumbry, L</b> OBP: 0.295, SLG: 0.305 (1, 8)										5	1	1	0	0	1	1	<b>Baltimore Orioles @ California Angels</b> Anaheim Stadium, Anaheim, CA Wed Aug 29 1984, 6:33 AM EDT Att: 25,191 - Unknown				
<b>John Shelby, S</b> OBP: 0.244, SLG: 0.303 (1, 9)										3	1	0	0	0	1	0					
<b>Cal Ripken Jr., R</b> OBP: 0.377, SLG: 0.509 (1, 6)										3	2	1	1	1	0	0					
<b>Eddie Murray, S</b> OBP: 0.414, SLG: 0.527 (1, 3)										3	1	1	3	1	1	0					
<b>Mike Young, S</b> OBP: 0.361, SLG: 0.444 (1, 7)										4	0	0	0	0	1	2					
<b>Joe Nolan, L</b> OBP: 0.409, SLG: 0.411 (1, 10)										4	0	2	1	0	0	0					
<b>Wayne Gross, L</b> OBP: 0.355, SLG: 0.441 (1, 5)										4	0	1	0	0	1	3					
<b>Rich Dauer, R</b> OBP: 0.292, SLG: 0.342 (7, PH)										2	0	1	0	0	0	0					
<b>John Lowenstein, L</b> OBP: 0.317, SLG: 0.387 (7, 4)										1	0	0	0	0	0	1					
<b>Lenn Sakata, R</b> OBP: 0.209, SLG: 0.258 (9, PH)										0	0	0	0	0	0	0					
<b>Ken Singleton, S</b> OBP: 0.274, SLG: 0.259 (9, PH)										1	0	0	0	0	0	0					
<b>Floyd Rayford, R</b> OBP: 0.304, SLG: 0.377 (1, 2)										4	0	0	0	0	0	3					
<b>Inning Stats</b>	R: 4 E: 1 K: 0 S: 7	H: 3 LOB: 0 BB: 0 P: 7	R: 0 E: 0 K: 1 S: 5	H: 0 LOB: 0 BB: 0 P: 5	R: 0 E: 0 K: 2 S: 7	H: 0 LOB: 0 BB: 0 P: 7	R: 0 E: 0 K: 1 S: 7	H: 2 LOB: 2 BB: 0 P: 7	R: 0 E: 0 K: 0 S: 3	H: 0 LOB: 0 BB: 0 P: 3	R: 0 E: 0 K: 0 S: 4	H: 1 LOB: 1 BB: 0 P: 4	R: 1 E: 0 K: 1 S: 6	H: 1 LOB: 2 BB: 2 P: 14	R: 0 E: 0 K: 0 S: 3	H: 0 LOB: 0 BB: 0 P: 3	1B: 5 2B: 1 3B: 0 HR: 1	SF: 0 SAC: 1 DP: 0 HBP: 0	WP: 0 PB: 0 SB: 0 CS: 0	PA: 37	
<b>PITCHER</b>	IP	WLS	BF	H	R	ER	SO	BB	IBB	HBP	BLK	WP	HR	S	P	ERA	WHIP				
<b>Mike Witt, R</b> ERA: 3.61	(1, 1)	7.1	31	6	5	4	4	2	0	0	0	0	1	37	45	4.91	1.091				
<b>Doug Corbett, R</b> ERA: 2.36	(8, 1)	1.2	W	6	1	0	0	1	0	0	0	0	0	8	8	0.00	0.600				

livebaseballscores.com

AB 34  
R 5  
H 7  
RBI 5  
BB 2  
SO 5  
LOB 10



Batter	1	2	3	4	5	6	7	8	9	AB	R	H	RBI	BB	SO	LOB	BOTTOM				
<b>Juan Beniquez, R</b> OBP: 0.383, SLG: 0.478 (1, 9)										4	2	2	0	0	0	0	<b>Baltimore Orioles @ California Angels</b> Anaheim Stadium, Anaheim, CA Wed Aug 29 1984, 6:33 AM EDT Att: 25,191 - Unknown				
<b>Gary Pettis, S</b> OBP: 0.333, SLG: 0.304 (9, 8)										4	1	2	3	0	0	0					
<b>Rob Wilfong, L</b> OBP: 0.315, SLG: 0.387 (1, 4)										4	1	1	2	0	0	1					
<b>Fred Lynn, L</b> OBP: 0.369, SLG: 0.460 (1, 8)										4	1	1	2	0	0	1					
<b>Brian Downing, R</b> OBP: 0.353, SLG: 0.446 (1, 7)										4	1	1	1	0	1	1					
<b>Reggie Jackson, L</b> OBP: 0.308, SLG: 0.416 (1, 10)										4	0	1	0	0	0	1					
<b>Bobby Grich, R</b> OBP: 0.329, SLG: 0.458 (1, 5)										3	1	1	1	0	0	1					
<b>Daryl Sconiers, L</b> OBP: 0.297, SLG: 0.342 (1, 3)										3	0	0	0	0	0	0					
<b>Bob Boone, R</b> OBP: 0.237, SLG: 0.262 (1, 2)										3	0	0	0	0	1	0					
<b>Dick Schofield, R</b> OBP: 0.261, SLG: 0.264 (1, 6)										3	1	1	0	0	1	0					
<b>Inning Stats</b>	R: 1 E: 1 K: 1 S: 7	H: 2 LOB: 1 BB: 0 P: 7	R: 1 E: 0 K: 2 S: 8	H: 1 LOB: 0 BB: 0 P: 8	R: 0 E: 0 K: 0 S: 3	H: 0 LOB: 0 BB: 0 P: 3	R: 0 E: 0 K: 0 S: 3	H: 0 LOB: 0 BB: 0 P: 3	R: 3 E: 0 K: 0 S: 6	H: 3 LOB: 0 BB: 0 P: 6	R: 0 E: 0 K: 0 S: 3	H: 1 LOB: 0 BB: 0 P: 3	R: 0 E: 0 K: 0 S: 3	H: 0 LOB: 0 BB: 0 P: 3	R: 2 E: 0 K: 0 S: 5	H: 2 LOB: 0 BB: 0 P: 5	1B: 5 2B: 0 3B: 0 HR: 4	SF: 0 SAC: 0 DP: 1 HBP: 0	WP: 0 PB: 0 SB: 0 CS: 0	PA: 32	
<b>PITCHER</b>	IP	WLS	BF	H	R	ER	SO	BB	IBB	HBP	BLK	WP	HR	S	P	ERA	WHIP				
<b>Mike Boddicker, R</b> ERA: 2.85	(1, 1)	7.2	L	31	9	7	6	3	0	0	0	0	4	37	37	7.04	1.174				
<b>Tippy Martinez, L</b> ERA: 3.69	(8, 1)	0.1	1	0	0	0	0	0	0	0	0	0	0	1	1	0.00	0.000				

livebaseballscores.com

AB 32  
R 7  
H 9  
RBI 7  
BB 0  
SO 3  
LOB 4





Batter	1	2	3	4	5	6	7	8	9	AB	R	H	RBI	BB	SO	LOB	TOP								
Mike Young, S OBP: 0.361, SLG: 0.440 (1, 9)	G3		F5		E		SH5-4 2B HBP	K		3	2	0	0	1	1	1									
John Shelby, S OBP: 0.241, SLG: 0.299 (1, 8)	2-3		6-3		4-3		SH5-4		K	4	0	0	0	0	1	1									
Cal Ripken Jr., R OBP: 0.382, SLG: 0.524 (1, 6)	1B E BB			HR	E5 1B		2B 1B		HR	4	3	4	3	1	0	0									
Eddie Murray, S OBP: 0.417, SLG: 0.532 (1, 3)	E8 1B			HR 1B	F7		1B 2B		HR 1B	5	2	4	1	0	0	1									
John Lowenstein, L OBP: 0.318, SLG: 0.380 Gary Roenicke, R OBP: 0.345, SLG: 0.385 (1, 7) (5, 7)	1-3			HR			G4-3 IBB		HR 1B	2	1	1	2	0	0	1									
Ken Singleton, S OBP: 0.276, SLG: 0.269 (1, 10)				HR	F8		G3 G4-3		HR	4	1	1	3	1	0	3									
Wayne Gross, L OBP: 0.353, SLG: 0.438 Todd Cruz, R OBP: 0.277, SLG: 0.333 (6, PH) (6, 5)	G3-6-3				K		1B		F6	2	0	0	0	0	1	1									
Rich Dauer, R OBP: 0.290, SLG: 0.340 (1, 4)	F6				5-3		F3		F5	5	0	1	0	0	0	1									
Rick Dempsey, R OBP: 0.299, SLG: 0.330 (1, 2)					F5		F5		F2	4	1	1	0	0	0	1									
<b>Inning Stats</b>	R: 1 E: 1 K: 0 S: 4	H: 1 LOB: 1 BB: 1 P: 8	R: 0 E: 0 K: 0 S: 2	H: 0 LOB: 0 BB: 1 P: 6	R: 0 E: 0 K: 0 S: 3	H: 0 LOB: 0 BB: 0 P: 3	R: 3 E: 0 K: 1 S: 8	H: 3 LOB: 0 BB: 0 P: 8	R: 1 E: 1 K: 0 S: 4	H: 1 LOB: 1 BB: 1 P: 8	R: 0 E: 0 K: 0 S: 4	H: 1 LOB: 1 BB: 0 P: 4	R: 2 E: 0 K: 0 S: 5	H: 3 LOB: 2 BB: 1 P: 10	R: 0 E: 0 K: 1 S: 5	H: 1 LOB: 1 BB: 1 P: 9	R: 4 E: 0 K: 1 S: 9	H: 4 LOB: 0 BB: 0 P: 9	1B: 8 2B: 2 3B: 0 HR: 4	SF: 0 SAC: 1 DP: 2 HBP: 1	WP: 0 PB: 0 SB: 0 CS: 1	PA: 44			
<b>PITCHER</b>	IP	WLS	BF	H	R	ER	SO	BB	IBB	HBP	BLK	WP	HR	S	P	ERA	WHIP								
Salome Barojas, R ERA: 4.08 (1, 1)	4.2		21	5	5	3	1	3	0	0	0	0	2	20	32	5.79	1.714								
Paul Mirabella, L ERA: 4.7 (5, 1)	1.1	L	7	2	2	2	0	0	0	1	0	0	0	6	7	13.50	1.500								
Mike Stanton, R ERA: 3.0 (7, 1)	2.0		9	3	0	0	1	1	1	0	0	0	0	9	17	0.00	2.000								
Dave Beard, R ERA: 5.29 (9, 1)	1.0		7	4	4	4	1	0	0	0	0	0	2	9	9	36.00	4.000								

Baltimore Orioles @ Seattle Mariners  
The Kingdome, Seattle, WA  
Fri Aug 31 1984, 10:05 PM EDT  
Att: 8,206 - Unknown

AB 37  
R 11  
H 14  
RBI 9  
BB 5  
SO 3  
LOB 10



Batter	1	2	3	4	5	6	7	8	9	AB	R	H	RBI	BB	SO	LOB	BOTTOM								
Jack Perconte, L OBP: 0.359, SLG: 0.350 (1, 4)	F7			G4-6-3 1B	FC6-4 3B		BB BB		F6	4	1	1	0	1	0	3									
Phil Bradley, R OBP: 0.307, SLG: 0.346 (1, 7)	F4			G4-6-3 1B	3B		BB		FC5-4 BB	3	0	1	1	2	0	1									
Alvin Davis, L OBP: 0.393, SLG: 0.497 (1, 3)	K			G3	K		4-3		FC5-4	5	0	0	1	0	2	6									
Al Cowens, R OBP: 0.301, SLG: 0.433 (1, 9)					1B HR 1B		F3		K	5	1	1	0	0	3	2									
Steve Henderson, R OBP: 0.356, SLG: 0.440 (1, 10)				5-3	1B HR 1B		5-3		G3	4	1	1	0	0	0	0									
Dave Henderson, R OBP: 0.302, SLG: 0.447 (1, 8)				6-3	HR 1B		F8		HR	4	2	2	1	0	0	0									
Jim Presley, R OBP: 0.235, SLG: 0.360 (1, 5)				F9	HR		F2		5-3	4	1	1	4	0	0	0									
Orlando Mercado, R OBP: 0.237, SLG: 0.222 Larry Milbourne, S OBP: 0.304, SLG: 0.309 (1, 2) (9, PH)				F6	FC6-4 BB		6-3		BB BB FC5-4 1B	2	0	0	0	1	0	0									
Spike Owen, S OBP: 0.316, SLG: 0.341 (1, 6)				F9	FC6-4		BB BB 1B		FC5-4 BB	3	0	1	0	1	0	1									
<b>Inning Stats</b>	R: 0 E: 0 K: 1 S: 5	H: 0 LOB: 0 BB: 0 P: 5	R: 0 E: 0 K: 1 S: 5	H: 0 LOB: 0 BB: 0 P: 5	R: 0 E: 0 K: 0 S: 3	H: 1 LOB: 0 BB: 0 P: 3	R: 5 E: 0 K: 1 S: 10	H: 5 LOB: 1 BB: 1 P: 14	R: 0 E: 0 K: 0 S: 3	H: 0 LOB: 0 BB: 0 P: 3	R: 0 E: 0 K: 0 S: 4	H: 1 LOB: 3 BB: 2 P: 12	R: 1 E: 0 K: 1 S: 6	H: 1 LOB: 2 BB: 0 P: 6	R: 1 E: 0 K: 1 S: 6	H: 1 LOB: 2 BB: 2 P: 14	1B: 6 2B: 0 3B: 1 HR: 2	SF: 0 SAC: 0 DP: 1 HBP: 0	WP: 0 PB: 0 SB: 0 CS: 0	PA: 40					
<b>PITCHER</b>	IP	WLS	BF	H	R	ER	SO	BB	IBB	HBP	BLK	WP	HR	S	P	ERA	WHIP								
Mike Flanagan, L ERA: 3.62 (1, 1)	5.0		21	6	5	5	3	1	0	0	0	0	0	6	14	0.00	1.400								
Sammy Stewart, R ERA: 2.51 (6, 1)	1.2	W	8	1	0	0	0	2	0	0	0	0	0	6	14	0.00	1.800								
Tippy Martinez, L ERA: 3.8 (7, 1)	2.1	S	11	2	2	2	2	2	0	0	0	0	1	13	21	7.71	1.714								

Baltimore Orioles @ Seattle Mariners  
The Kingdome, Seattle, WA  
Fri Aug 31 1984, 10:05 PM EDT  
Att: 8,206 - Unknown

AB 35  
R 7  
H 9  
RBI 7  
BB 5  
SO 5  
LOB 13





Batter	1	2	3	4	5	6	7	8	9	AB	R	H	RBI	BB	SO	LOB	TOP						
Lenn Sakata, R OBP: 0.209, SLG: 0.256 (1, 4)										5	1	1	0	0	1	3							
John Shelby, S OBP: 0.243, SLG: 0.300 (1, 8)										5	1	2	0	0	1	1							
Cal Ripken Jr., R OBP: 0.387, SLG: 0.532 (1, 6)										3	3	3	2	2	0	0							
Eddie Murray, S OBP: 0.420, SLG: 0.532 (1, 3)										2	1	1	0	2	0	1							
Gary Roenicke, R OBP: 0.342, SLG: 0.381 John Lowenstein, L OBP: 0.320, SLG: 0.380 (7, PH)										3	0	0	0	0	1	6							
Rich Dauer, R OBP: 0.290, SLG: 0.339 Al Bumbry, L OBP: 0.295, SLG: 0.305 (8, PH)										0	0	0	0	0	1	1							
Benny Avata, R OBP: 0.248, SLG: 0.333 Ken Singleton, S OBP: 0.277, SLG: 0.280 (7, PH)										2	0	0	1	0	0	0							
Mike Young, S OBP: 0.362, SLG: 0.437 (1, 9)										4	0	1	0	1	0	1							
Floyd Rayford, R OBP: 0.303, SLG: 0.374 Wayne Gross, L OBP: 0.352, SLG: 0.436 (9, PH)										4	0	1	0	0	0	1							
Rick Dempsey, R OBP: 0.302, SLG: 0.327 Joe Nolan, L OBP: 0.403, SLG: 0.404 (9, PH)										2	1	0	0	2	0	1							
<b>Inning Stats</b>	R: 1 E: 0 K: 1 S: 6	H: 1 LOB: 1 BB: 1 P: 10	R: 0 E: 0 K: 0 S: 3	H: 0 LOB: 0 BB: 0 P: 3	R: 0 E: 0 K: 1 S: 5	H: 0 LOB: 0 BB: 0 P: 5	R: 1 E: 0 K: 1 S: 6	H: 1 LOB: 1 BB: 1 P: 10	R: 1 E: 0 K: 0 S: 5	H: 2 LOB: 2 BB: 1 P: 10	R: 0 E: 0 K: 0 S: 4	H: 1 LOB: 0 BB: 3 P: 8	R: 5 E: 0 K: 0 S: 5	H: 3 LOB: 0 BB: 3 P: 17	R: 1 E: 1 K: 1 S: 7	H: 2 LOB: 1 BB: 0 P: 7	R: 0 E: 0 K: 1 S: 5	H: 0 LOB: 1 BB: 1 P: 9	1B: 8 2B: 0 3B: 0 HR: 2	SF: 1 SAC: 0 DP: 1 HBP: 1	WP: 1 PB: 1 SB: 0 CS: 0	PA: 45	
<b>PITCHER</b>	IP WLS BF H R ER SO BB IBB HBP BLK WP HR S P ERA WHIP																						
Matt Young, L ERA: 7.53 Mike Stanton, R ERA: 3.45 Ed Vande Berg, L ERA: 4.92 Ed Nunez, R ERA: 3.0	(1, 1) (7, 1) (7, 1) (9, 1)	6.0 0.0 2.0 1.0	WLS 3 W S	BF 29 9 4	H 6 0 0	R 4 4 5	ER 4 0 1	SO 3 1 0	BB 4 0 0	IBB 0 0 0	HBP 1 0 0	BLK 0 0 0	WP 0 1 0	HR 1 0 1	S 30 0 11	P 47 12 11 9	ERA 6.00 ∞ 18.00 0.00	WHIP 1.667 ∞ 2.000 1.000					

Baltimore Orioles @ Seattle Mariners  
The Kingdome, Seattle, WA  
Sat Sep 01 1984, 10:05 PM EDT  
Att: 9,782 - Unknown

AB 35  
R 9  
H 10  
RBI 8  
BB 8  
SO 5  
LOB 17



Batter	1	2	3	4	5	6	7	8	9	AB	R	H	RBI	BB	SO	LOB	BOTTOM						
Jack Perconte, L OBP: 0.361, SLG: 0.351 (1, 4)										4	2	2	0	1	0	1							
Spike Owen, S OBP: 0.319, SLG: 0.344 (1, 6)										5	2	3	1	0	0	1							
Alvin Davis, L OBP: 0.393, SLG: 0.494 (1, 3)										3	1	0	0	2	1	2							
Ken Phelps, L OBP: 0.392, SLG: 0.588 Barry Bonnell, R OBP: 0.304, SLG: 0.366 John Moses, S (8, PR)										4	2	2	2	0	2	0							
Al Cowens, R OBP: 0.302, SLG: 0.431 (1, 9)										4	0	1	2	1	0	2							
Steve Henderson, R OBP: 0.353, SLG: 0.435 Ed Nunez, R (9, 1)										5	0	1	0	0	2	4							
Dave Henderson, R OBP: 0.303, SLG: 0.451 Phil Bradley, R OBP: 0.364, SLG: 0.343 (4, PR)										2	0	1	0	0	2	2							
Bob Kearney, R OBP: 0.272, SLG: 0.349 (1, 2)										2	1	0	0	2	0	0							
Jim Prestley, R OBP: 0.241, SLG: 0.400 (1, 5)										4	2	2	3	0	2	2							
<b>Inning Stats</b>	R: 2 E: 0 K: 0 S: 7	H: 4 LOB: 2 BB: 0 P: 7	R: 1 E: 0 K: 1 S: 7	H: 2 LOB: 1 BB: 0 P: 7	R: 0 E: 0 K: 2 S: 7	H: 0 LOB: 0 BB: 0 P: 7	R: 0 E: 0 K: 1 S: 5	H: 1 LOB: 1 BB: 1 P: 9	R: 2 E: 0 K: 1 S: 6	H: 1 LOB: 0 BB: 1 P: 8	R: 2 E: 0 K: 1 S: 6	H: 2 LOB: 0 BB: 1 P: 10	R: 0 E: 0 K: 2 S: 7	H: 0 LOB: 1 BB: 1 P: 11	R: 3 E: 1 K: 2 S: 10	H: 2 LOB: 3 BB: 3 P: 22	1B: 7 2B: 4 3B: 0 HR: 3	SF: 0 SAC: 0 DP: 2 HBP: 0	WP: 0 PB: 0 SB: 1 CS: 2	PA: 42			
<b>PITCHER</b>	IP WLS BF H R ER SO BB IBB HBP BLK WP HR S P ERA WHIP																						
Dennis Martinez, R ERA: 4.43 John Pacella, R ERA: 54.0 Tom Underwood, L ERA: 3.71 Sammy Stewart, R ERA: 2.81 Tippy Martinez, L ERA: 3.78	(1, 1) (6, 1) (6, 1) (7, 1) (8, 1)	5.0 0.1 1.1 1.0 0.1	WLS 4 4 L	BF 24 2 5	H 8 2 5	R 5 2 1	ER 5 0 0	SO 4 1 7	BB 2 0 1	IBB 0 0 0	HBP 0 0 0	BLK 0 0 0	WP 0 0 0	HR 1 5 6	S 30 9 10 13	P 38 9 11 10 13	ERA 9.00 54.00 0.00 18.00 0.00	WHIP 2.000 9.000 0.750 2.000 9.000					

Baltimore Orioles @ Seattle Mariners  
The Kingdome, Seattle, WA  
Sat Sep 01 1984, 10:05 PM EDT  
Att: 9,782 - Unknown

AB 35  
R 10  
H 12  
RBI 9  
BB 7  
SO 9  
LOB 14





Batter	1	2	3	4	5	6	7	8	9	AB	R	H	RBI	BB	SO	LOB	TOP								
<b>Al Bumby, L</b> OBP: 0.300, SLG: 0.307 <b>John Shelby, S</b> OBP: 0.243, SLG: 0.300	0-0 G5-4-3 1B E		0-3 K		0-0 1-2 1B		0-0 F7		4-0 BB	4	1	2	0	1	1	0									
<b>Mike Young, S</b> OBP: 0.299, SLG: 0.433	0-0 G5-4-3 1-2 1B		0-3 K		0-0 F6		0-3 K		0-0 4-3	5	0	1	0	0	0	2	3								
<b>Cal Ripken Jr., R</b> OBP: 0.384, SLG: 0.528	0-0 G5-4-3 1-2 2-3		0-3 K				0-0 6-3		0-0 F9								4								
<b>Eddie Murray, S</b> OBP: 0.421, SLG: 0.531	0-0 E1 WP				0-0 F7		4-0 S E BB		0-0 G3 1B								3								
<b>John Lowenstein, L</b> OBP: 0.319, SLG: 0.378 <b>Todd Cruz, R</b> OBP: 0.277, SLG: 0.333	0-3 K				0-0 F7		0-0 E7 1B 1-H 2B 1B		0-0 G3								4								
<b>Ken Singleton, S</b> OBP: 0.280, SLG: 0.281			0-3 K		0-0 G3		0-0 2B 6-3 1B		4-0 G6-4-3 IBB								3								
<b>Wayne Gross, L</b> OBP: 0.352, SLG: 0.439 <b>Gary Roenicke, R</b> OBP: 0.341, SLG: 0.379							0-0 F9		0-0 1-3 3-H 2B								3								
<b>Rich Dauer, R</b> OBP: 0.292, SLG: 0.344							0-0 1B		0-0 6-3								4								
<b>Floyd Rayford, R</b> OBP: 0.298, SLG: 0.368							0-3 K		0-0 F8								4								
<b>Inning Stats</b>	R: 1 E: 1 K: 1 S: 7	H: 2 LOB: 1 BB: 0 P: 7	R: 0 E: 0 K: 1 S: 6	H: 1 LOB: 1 BB: 0 P: 6	R: 0 E: 0 K: 3 S: 9	H: 0 LOB: 0 BB: 0 P: 9	R: 0 E: 0 K: 0 S: 3	H: 0 LOB: 0 BB: 0 P: 3	R: 0 E: 0 K: 1 S: 7	H: 2 LOB: 2 BB: 0 P: 7	R: 3 E: 1 K: 1 S: 8	H: 3 LOB: 1 BB: 1 P: 12	R: 0 E: 0 K: 1 S: 5	H: 0 LOB: 0 BB: 0 P: 5	R: 0 E: 0 K: 0 S: 3	H: 1 LOB: 1 BB: 1 P: 7	R: 0 E: 0 K: 0 S: 3	H: 0 LOB: 1 BB: 1 P: 7	1B: 7 2B: 2 3B: 0 HR: 0	SF: 0 SAC: 0 DP: 2 HBP: 0	WP: 1 PB: 0 SB: 1 CS: 0	PA: 38			
<b>PITCHER</b>	IP	WLS	BF	H	R	ER	SO	BB	IBB	HBP	BLK	WP	HR	S	P	ERA	WHIP								
<b>Mike Moore, R</b> ERA: 4.91	7.1	L	33	9	4	3	8	1	1	0	0	1	0	47	55	3.68	1.364								
<b>Paul Mirabella, L</b> ERA: 4.55	0.2		1	0	0	0	0	0	0	0	0	0	0	1	1	0.00	0.000								
<b>Dave Beard, R</b> ERA: 5.21	1.0		4	0	0	0	0	1	0	0	0	0	0	3	7	0.00	1.000								

Baltimore Orioles @ Seattle Mariners  
The Kingdome, Seattle, WA  
Sun Sep 02 1984, 6:33 AM EDT  
Att: 6,894 - Unknown

AB 35  
R 4  
H 9  
RBI 3  
BB 3  
SO 8  
LOB 13



Batter	1	2	3	4	5	6	7	8	9	AB	R	H	RBI	BB	SO	LOB	BOTTOM								
<b>Jack Perconte, L</b> OBP: 0.360, SLG: 0.349	0-0 4-3	4-0 4-3-6 IBB			0-0 1-3		0-0 G3			3	0	0	0	1	0	1									
<b>Phil Bradley, R</b> OBP: 0.362, SLG: 0.341	0-0 6-3	0-0 4-3-6			0-0 E6 CS		0-0 1B 1-3 1B			4	0	1	0	0	0	2									
<b>Alvin Davis, L</b> OBP: 0.392, SLG: 0.490	4-0 FC4-6 BB		0-0 F8		0-3 K		0-0 1-3		1-2	3	0	0	0	1	1	2									
<b>Ken Phelps, L</b> OBP: 0.388, SLG: 0.581 <b>Barry Bonnell, R</b> OBP: 0.304, SLG: 0.365	0-0 FC4-6		0-0 F7		0-0 F5		0-3 K		0-3 K	3	0	0	0	0	0	1									
<b>Al Cowens, R</b> OBP: 0.304, SLG: 0.434		0-0 1B 2B 2B		0-0 1-3		0-0 6-3		0-0 FC5-4 1B		4	1	2	0	0	0	0									
<b>Steve Henderson, R</b> OBP: 0.352, SLG: 0.432		0-0 1B 2B 1B		0-0 4-3		0-0 F8		0-0 FC5-4		4	1	1	0	0	0	2									
<b>Jim Prestley, R</b> OBP: 0.247, SLG: 0.402		0-0 2B 4-3-6 1B		0-0 6-3		0-0 1B			0-3 K	4	1	2	0	0	1	0									
<b>Orlando Mercado, R</b> OBP: 0.253, SLG: 0.267 <b>Dave Henderson, R</b> OBP: 0.302, SLG: 0.449		0-0 4-3-6 1-3 2-H 3-H 2B		0-0 2B		0-0 F8		0-0 F9		3	0	2	2	0	0	1									
<b>Spike Owen, S</b> OBP: 0.316, SLG: 0.341		0-0 4-3		0-3 K		0-0 F8		0-0 F4		4	0	0	0	0	1	4									
<b>Inning Stats</b>	R: 0 E: 0 K: 0 S: 3	H: 0 LOB: 1 BB: 1 P: 7	R: 3 E: 0 K: 0 S: 6	H: 4 LOB: 1 BB: 1 P: 10	R: 0 E: 0 K: 0 S: 3	H: 0 LOB: 0 BB: 0 P: 3	R: 0 E: 0 K: 1 S: 6	H: 1 LOB: 1 BB: 0 P: 6	R: 0 E: 0 K: 1 S: 5	H: 0 LOB: 0 BB: 0 P: 5	R: 0 E: 0 K: 0 S: 3	H: 0 LOB: 0 BB: 0 P: 3	R: 0 E: 0 K: 0 S: 4	H: 1 LOB: 1 BB: 0 P: 4	R: 0 E: 0 K: 1 S: 7	H: 2 LOB: 2 BB: 0 P: 7	R: 0 E: 0 K: 1 S: 5	H: 0 LOB: 0 BB: 0 P: 5	1B: 5 2B: 4 3B: 0 HR: 0	SF: 0 SAC: 0 DP: 1 HBP: 0	WP: 0 PB: 0 SB: 0 CS: 1	PA: 36			
<b>PITCHER</b>	IP	WLS	BF	H	R	ER	SO	BB	IBB	HBP	BLK	WP	HR	S	P	ERA	WHIP								
<b>Bill Swaggerty, R</b> ERA: 4.91	7.0	W	29	7	3	3	2	1	1	0	0	0	0	31	39	3.86	1.143								
<b>Tom Underwood, L</b> ERA: 3.6	2.0	S	7	1	0	0	2	0	0	0	0	0	0	11	11	0.00	0.500								

Baltimore Orioles @ Seattle Mariners  
The Kingdome, Seattle, WA  
Sun Sep 02 1984, 6:33 AM EDT  
Att: 6,894 - Unknown

AB 34  
R 3  
H 8  
RBI 2  
BB 2  
SO 4  
LOB 14





Batter	1	2	3	4	5	6	7	8	9	AB	R	H	RBI	BB	SO	LOB	TOP					
<b>Al Bumbry, L</b> OBP: 0.303, SLG: 0.308 (1, 8)	F7	6-3					SH	HR		3	1	1	1	1	0	1	<b>Baltimore Orioles @ Detroit Tigers</b> Tiger Stadium, Detroit, MI Mon Sep 03 1984, 3:33 AM EDT Att: 36,797 - Unknown					
<b>Mike Young, S</b> OBP: 0.356, SLG: 0.441 (1, 9)	F9	3-1			F7		SH2-3	HR		4	1	1	4	0	0	2						
<b>Cal Ripken Jr., R</b> OBP: 0.385, SLG: 0.527 (1, 6)	1B			6-3	K		K			5	0	2	0	0	2	3						
<b>Eddie Murray, S</b> OBP: 0.422, SLG: 0.532 (1, 3)	1B			K		2B		K		4	1	2	0	1	2	2						
<b>John Lowenstein, L</b> OBP: 0.318, SLG: 0.380 (1, 7)						2B				4	0	1	1	0	0	5						
<b>Gary Roenicke, R</b> OBP: 0.343, SLG: 0.381 (8, 7)	F8			5-3			4-3			1	0	1	0	0	0	0						
<b>Ken Singleton, S</b> OBP: 0.283, SLG: 0.288 (8, PR)										3	1	1	0	1	1	1						
<b>Bill Swaggerty, R</b> OBP: 0.255, SLG: 0.351 (8, PH)					K		F3			0	1	0	0	0	0	0						
<b>Benny Ayala, R</b> OBP: 0.255, SLG: 0.351 (8, PH)		WP						HR		1	0	1	0	0	0	0						
<b>Wayne Gross, L</b> OBP: 0.283, SLG: 0.433 (8, 5)					F4		F5			4	0	0	0	0	1	2						
<b>Todd Cruz, R</b> OBP: 0.275, SLG: 0.331 (8, 5)		K						4-3		1	0	0	0	0	0	2						
<b>Rich Dauer, R</b> OBP: 0.292, SLG: 0.344 (8, PH)										3	1	1	0	0	0	1						
<b>Joe Nolan, L</b> OBP: 0.315, SLG: 0.404 (8, PR)										0	0	0	0	1	0	0						
<b>Lenn Sakata, R</b> OBP: 0.207, SLG: 0.254 (8, 4)		2B						HR		1	1	0	0	0	0	2						
<b>Rick Dempsey, R</b> OBP: 0.305, SLG: 0.335 (1, 2)										3	0	2	0	0	0	0						
<b>Jim Dwyer, L</b> OBP: 0.315, SLG: 0.302 (8, PH)										1	0	0	0	0	1	2						
<b>Floyd Rayford, R</b> OBP: 0.297, SLG: 0.366 (8, 2)					5-3		SH2-3	SH		1	0	0	0	0	0	2						
<b>Inning Stats</b>	R: 0 E: 0 K: 0 S: 5	H: 2 LOB: 2 BB: 0 P: 5	R: 2 E: 0 K: 1 S: 8	H: 3 LOB: 1 BB: 0 P: 8	R: 0 E: 0 K: 1 S: 5	H: 0 LOB: 0 BB: 0 P: 5	R: 0 E: 0 K: 1 S: 5	H: 0 LOB: 0 BB: 0 P: 5	R: 0 E: 0 K: 1 S: 6	H: 1 LOB: 1 BB: 0 P: 6	R: 1 E: 0 K: 0 S: 5	H: 2 LOB: 1 BB: 0 P: 5	R: 0 E: 1 K: 1 S: 7	H: 1 LOB: 3 BB: 1 P: 11	R: 4 E: 0 K: 2 S: 9	H: 2 LOB: 2 BB: 3 P: 21	R: 0 E: 0 K: 0 S: 5	H: 2 LOB: 2 BB: 0 P: 5	1B: 7 2B: 4 3B: 1 HR: 1	SF: 0 SAC: 2 DP: 0 HBP: 0	WP: 1 PB: 0 SB: 0 CS: 0	PA: 45
<b>PITCHER</b>	IP	WLS	BF	H	R	ER	SO	BB	IBB	HBP	BLK	WP	HR	S	P	ERA	WHIP					
<b>Jack Morris, R</b> ERA: 3.67 (1, 1)	7.2	L	37	9	6	6	6	2	2	0	0	1	0	45	61	7.04	1.435					
<b>Aurelio Lopez, R</b> ERA: 2.55 (8, 1)	0.0		2	2	1	1	0	0	0	0	0	0	1	2	2	∞	∞					
<b>Bill Scherrer, L</b> ERA: 4.74 (8, 1)	0.2		4	2	0	0	1	0	0	0	0	0	0	6	6	0.00	3.000					
<b>Doug Bair, R</b> ERA: 3.93 (9, 1)	0.2		2	0	0	0	0	0	0	0	0	0	0	2	2	0.00	0.000					


Batter	1	2	3	4	5	6	7	8	9	AB	R	H	RBI	BB	SO	LOB	BOTTOM						
<b>Lou Whitaker, L</b> OBP: 0.358, SLG: 0.400 (1, 4)	F8									5	0	0	1	0	0	3	<b>Baltimore Orioles @ Detroit Tigers</b> Tiger Stadium, Detroit, MI Mon Sep 03 1984, 3:33 AM EDT Att: 36,797 - Unknown						
<b>Alan Trammell, R</b> OBP: 0.375, SLG: 0.466 (1, 6)	F8									5	0	2	0	0	0	1							
<b>Kirk Gibson, L</b> OBP: 0.371, SLG: 0.522 (1, 10)										1	0	0	0	0	1	0							
<b>Barbaro Garbey, R</b> OBP: 0.326, SLG: 0.400 (4, PH)	K									3	0	0	0	0	0	3							
<b>Lance Parrish, R</b> OBP: 0.290, SLG: 0.454 (1, 2)										3	1	0	0	1	1	0							
<b>Darrell Evans, L</b> OBP: 0.357, SLG: 0.390 (1, 3)										3	2	1	1	1	0	0							
<b>Ruppert Jones, L</b> OBP: 0.344, SLG: 0.548 (1, 8)										4	0	1	1	0	2	0							
<b>Johnny Grubb, L</b> OBP: 0.400, SLG: 0.426 (1, 9)										4	1	2	0	0	2	0							
<b>Larry Herndon, R</b> OBP: 0.318, SLG: 0.377 (1, 7)										3	0	1	1	1	0	0							
<b>Howard Johnson, S</b> OBP: 0.322, SLG: 0.386 (1, 5)										4	0	2	0	0	1	5							
<b>Inning Stats</b>	R: 0 E: 0 K: 1 S: 5	H: 0 LOB: 0 BB: 0 P: 5	R: 0 E: 0 K: 1 S: 5	H: 0 LOB: 0 BB: 0 P: 5	R: 0 E: 0 K: 1 S: 6	H: 1 LOB: 1 BB: 0 P: 6	R: 2 E: 0 K: 0 S: 5	H: 2 LOB: 3 BB: 3 P: 17	R: 0 E: 0 K: 0 S: 3	H: 1 LOB: 0 BB: 0 P: 3	R: 1 E: 0 K: 2 S: 8	H: 1 LOB: 0 BB: 0 P: 8	R: 0 E: 0 K: 0 S: 5	H: 2 LOB: 2 BB: 0 P: 5	R: 0 E: 0 K: 1 S: 5	H: 0 LOB: 0 BB: 0 P: 5		R: 1 E: 0 K: 1 S: 7	H: 2 LOB: 1 BB: 0 P: 7	1B: 7 2B: 1 3B: 0 HR: 1	SF: 0 SAC: 0 DP: 0 HBP: 0	WP: 0 PB: 0 SB: 0 CS: 1	PA: 38
<b>PITCHER</b>	IP	WLS	BF	H	R	ER	SO	BB	IBB	HBP	BLK	WP	HR	S	P	ERA		WHIP					
<b>Storm Davis, R</b> ERA: 2.91 (1, 1)	6.0		25	5	3	3	5	3	0	0	0	0	0	32	44	4.50		1.333					
<b>Sammy Stewart, R</b> ERA: 2.81 (7, 1)	3.0	W	13	4	1	1	2	0	0	0	0	0	0	17	17	3.00		1.333					



Batter	1	2	3	4	5	6	7	8	9	AB	R	H	RBI	BB	SO	LOB	TOP											
<b>Al Bumbry, L</b> OBP: 0.304, SLG: 0.309 <b>John Shelby, S</b> OBP: 0.243, SLG: 0.300	0-0 PB SF8 1B		0-0 3-1		0-0 F8 1B		0-0 F5		0-0 4-3	5	1	2	0	0	0	0												
<b>Mike Young, S</b> OBP: 0.359, SLG: 0.440	0-0 SF8 PB 1B		0-3 K		0-0 BB 1B		0-0 4-3		0-0 G3	5	1	2	0	0	1	0												
<b>Cal Ripken Jr., R</b> OBP: 0.383, SLG: 0.525	0-0 SF8 1-3 2-H		0-3 K		0-0 F8 2-3		0-0 2B 1B		0-3 K	4	0	1	1	0	2	2												
<b>Eddie Murray, S</b> OBP: 0.424, SLG: 0.535	0-0 1B			0-0 6-3	4-0 FC5-4 BB		0-0 1-3 2B			3	0	2	1	1	0	0												
<b>John Lowenstein, L</b> OBP: 0.318, SLG: 0.380 <b>Gary Roenicke, R</b> OBP: 0.339, SLG: 0.376	0-0 K	3-H 0-3		0-0 6-3	0-0 FC5-4 1-2		0-0 6-3			0	0	0	0	0	0	0												
<b>Ken Singleton, S</b> OBP: 0.279, SLG: 0.284	0-0 5-3			0-3 K		0-0 E7 3-1		0-0 3-1		4	0	0	0	0	1	1												
<b>Wayne Gross, L</b> OBP: 0.350, SLG: 0.430 <b>Todd Cruz, R</b> OBP: 0.275, SLG: 0.331		4-0 G6-3 BB			0-0 F8	0-0 3-1		4-0 BB		2	0	0	0	2	0	1												
<b>Rich Dauer, R</b> OBP: 0.292, SLG: 0.341		0-0 G6-3 1-2			4-0 HR BB	0-0 1-3		0-0 F7		3	1	0	0	1	0	3												
<b>Rick Dempsey, R</b> OBP: 0.304, SLG: 0.344		0-0 F3			0-0 HR	0-3 K		0-3 K		4	1	1	2	0	2	2												
<b>Inning Stats</b>	R: 2 E: 0 K: 1 S: 8	H: 3 LOB: 1 BB: 0 P: 8	R: 0 E: 0 K: 0 S: 2	H: 0 LOB: 0 BB: 1 P: 6	R: 0 E: 0 K: 1 S: 7	H: 0 LOB: 0 BB: 0 P: 7	R: 0 E: 0 K: 1 S: 5	H: 0 LOB: 0 BB: 2 P: 5	R: 2 E: 1 K: 0 S: 6	H: 3 LOB: 1 BB: 0 P: 14	R: 0 E: 0 K: 1 S: 6	H: 0 LOB: 1 BB: 0 P: 6	R: 0 E: 0 K: 0 S: 5	H: 2 LOB: 2 BB: 0 P: 5	R: 0 E: 0 K: 1 S: 5	H: 0 LOB: 1 BB: 1 P: 9	R: 0 E: 0 K: 1 S: 5	H: 0 LOB: 0 BB: 0 P: 5	1B: 6 2B: 1 3B: 0 HR: 1	SF: 1 SAC: 0 DP: 1 HBP: 0	WP: 0 PB: 1 SB: 0 CS: 0	PA: 39						
<b>PITCHER</b>	IP	WLS	BF	H	R	ER	SO	BB	IBB	HBP	BLK	WP	HR	S	P	ERA	WHIP											
<b>Dave Rozema, R</b> ERA: 3.9	(1, 1)	0.1	L	4	3	2	1	0	0	0	0	0	0	4	4	27.00	9.000											
<b>Bill Scherrer, L</b> ERA: 4.59	(1, 1)	0.2		3	0	0	0	1	1	0	0	0	0	4	8	0.00	1.500											
<b>Roger Mason, R</b> ERA: 2.25	(2, 1)	8.0		32	5	2	2	6	3	0	0	0	0	1	41	53	2.25	1.000										

**Baltimore Orioles @ Detroit Tigers**  
Tiger Stadium, Detroit, MI  
Tue Sep 04 1984, 7:05 PM EDT  
Att: 27,767 - Unknown


AB 34  
R 4  
H 8  
RBI 4  
BB 4  
SO 7  
LOB 15



Batter	1	2	3	4	5	6	7	8	9	AB	R	H	RBI	BB	SO	LOB	BOTTOM										
<b>Lou Whitaker, L</b> OBP: 0.356, SLG: 0.398	0-3 K		0-0 1-3		0-0 G1-6-3 1B		0-3 K		0-0 G3	5	0	1	0	0	2	2											
<b>Alan Trammell, R</b> OBP: 0.379, SLG: 0.468	0-0 3-1 1B		4-0 BB		0-0 G1-6-3 1B		4-0 G4-6-3 BB			2	0	2	0	2	0	0											
<b>Ruppert Jones, L</b> OBP: 0.337, SLG: 0.536	0-0 3-1 1-2		0-3 K		0-0 G1-6-3 1-2 2-3		0-0 G4-6-3 1-2			4	0	0	0	0	1	5											
<b>Lance Parrish, R</b> OBP: 0.292, SLG: 0.452	4-0 BB			4-0 FC3-6 BB	0-0 F6		0-0 F2			2	0	0	0	2	0	1											
<b>Darrell Evans, L</b> OBP: 0.356, SLG: 0.388	0-3 K			0-0 FC3-6 FC5 BB 1-2		0-0 G3 BB 1B		0-0 F5		4	0	1	0	0	1	3											
<b>Johnny Grubb, L</b> OBP: 0.402, SLG: 0.420		0-0 1-3		4-0 FC5 1B BB	0-0 G3 BB		4-0 K			2	1	0	0	2	1	0											
<b>Larry Hemdon, R</b> OBP: 0.315, SLG: 0.373		0-0 5-3		0-0 FC5 1B 1-2 2-3	0-3 K					4	0	0	0	0	2	4											
<b>Nelson Simmons, S</b> OBP: 0.250, SLG: 0.250		0-3 K		0-0 1-3 2-H	0-0 1B		0-0 G3		0-3 K	4	0	1	1	0	2	2											
<b>Howard Johnson, S</b> OBP: 0.324, SLG: 0.387			0-0 1-3	0-0 F6	0-0 4-3				0-0 1B	4	0	2	0	0	0	4											
<b>Inning Stats</b>	R: 0 E: 0 K: 2 S: 8	H: 1 LOB: 2 BB: 1 P: 12	R: 0 E: 0 K: 1 S: 5	H: 0 LOB: 0 BB: 0 P: 5	R: 0 E: 0 K: 1 S: 5	H: 1 LOB: 2 BB: 1 P: 9	R: 1 E: 0 K: 0 S: 4	H: 1 LOB: 2 BB: 2 P: 12	R: 0 E: 0 K: 0 S: 4	H: 2 LOB: 1 BB: 0 P: 4	R: 0 E: 0 K: 1 S: 6	H: 1 LOB: 2 BB: 1 P: 10	R: 0 E: 0 K: 1 S: 4	H: 0 LOB: 0 BB: 1 P: 8	R: 0 E: 0 K: 1 S: 5	H: 0 LOB: 0 BB: 0 P: 5	R: 0 E: 0 K: 2 S: 8	H: 1 LOB: 1 BB: 0 P: 8	1B: 7 2B: 0 3B: 0 HR: 0	SF: 0 SAC: 0 DP: 2 HBP: 0	WP: 0 PB: 0 SB: 0 CS: 0	PA: 37					
<b>PITCHER</b>	IP	WLS	BF	H	R	ER	SO	BB	IBB	HBP	BLK	WP	HR	S	P	ERA	WHIP										
<b>Mike Boddicker, R</b> ERA: 2.8	(1, 1)	7.0	W	30	6	1	1	6	6	0	0	0	0	0	0	1.29	1.714										
<b>Sammy Stewart, R</b> ERA: 2.74	(8, 1)	2.0	S	7	1	0	0	3	0	0	0	0	0	13	13	0.00	0.500										

**Baltimore Orioles @ Detroit Tigers**  
Tiger Stadium, Detroit, MI  
Tue Sep 04 1984, 7:05 PM EDT  
Att: 27,767 - Unknown

AB 31  
R 1  
H 7  
RBI 1  
BB 6  
SO 9  
LOB 21







Batter	1	2	3	4	5	6	7	8	9	AB	R	H	RBI	BB	SO	LOB	TOP											
<b>Al Bumbry, L</b> OBP: 0.305, SLG: 0.307 <b>Benny Ayala, R</b> OBP: 0.252, SLG: 0.347 <b>Todd Cruz, R</b> OBP: 0.275, SLG: 0.331	F9		F6			BB		K		2	0	0	0	1	0	0	<b>Baltimore Orioles @ Detroit Tigers</b> Tiger Stadium, Detroit, MI Wed Sep 05 1984, 7:05 PM EDT Att: 34,065 - Unknown											
<b>Mike Young, S</b> OBP: 0.355, SLG: 0.434	4-3			6-3		F8		F9		4	0	0	0	0	0	4												
<b>Cal Ripken Jr., R</b> OBP: 0.381, SLG: 0.521	K			K		F4			F9	4	0	0	0	0	2	1												
<b>Eddie Murray, S</b> OBP: 0.425, SLG: 0.536				F7			6-3		1B BB	3	0	1	0	1	0	0												
<b>John Lowenstein, L</b> OBP: 0.315, SLG: 0.375 <b>Floyd Rayford, R</b> OBP: 0.296, SLG: 0.364	K			F8		F6		F8		3	0	0	0	0	1	1												
<b>Ken Singleton, S</b> OBP: 0.287, SLG: 0.287 <b>Victor Rodriguez, R</b> OBP: 0.243, SLG: 0.300	F8						K		1B	4	0	2	0	0	1	1												
<b>Wayne Gross, L</b> OBP: 0.247, SLG: 0.425 <b>Lenn Sakata, R</b> OBP: 0.206, SLG: 0.252	K			K		K		F3	F7	3	0	0	0	0	2	2												
<b>Rich Dauer, R</b> OBP: 0.293, SLG: 0.340 <b>Joe Nolan, L</b> OBP: 0.420, SLG: 0.404 <b>John Shelby, S</b> OBP: 0.243, SLG: 0.300			L4-3 BB			K		WP HBP BB		1	0	0	0	1	1	1												
<b>Rick Dempsey, R</b> OBP: 0.303, SLG: 0.342 <b>Jim Dwyer, L</b> OBP: 0.315, SLG: 0.302 <b>Gary Roenicke, R</b> OBP: 0.341, SLG: 0.376			L4-3			F7		WP	1-2 HBP	2	0	0	0	0	0	1												
<b>Inning Stats</b>	R: 0 E: 0 K: 1 S: 5	H: 0 LOB: 0 BB: 0 P: 5	R: 0 E: 0 K: 2 S: 8	H: 1 LOB: 1 BB: 0 P: 8	R: 0 E: 0 K: 0 S: 2	H: 0 LOB: 0 BB: 1 P: 6	R: 0 E: 0 K: 1 S: 5	H: 0 LOB: 0 BB: 0 P: 5	R: 0 E: 0 K: 2 S: 8	H: 1 LOB: 1 BB: 0 P: 8	R: 0 E: 0 K: 1 S: 3	H: 0 LOB: 1 BB: 1 P: 7	R: 0 E: 0 K: 1 S: 5	H: 0 LOB: 0 BB: 0 P: 5	R: 0 E: 0 K: 1 S: 5	H: 0 LOB: 3 BB: 1 P: 10		R: 0 E: 0 K: 0 S: 4	H: 1 LOB: 2 BB: 1 P: 8	1B: 2 2B: 2 3B: 0 HR: 0	SF: 0 SAC: 0 DP: 1 HBP: 1	WP: 1 PB: 0 SB: 0 CS: 0	PA: 34					
<b>PITCHER</b>	IP	WLS	BF	H	R	ER	SO	BB	IBB	HBP	BLK	WP	HR	S	P	ERA	WHIP											
<b>Juan Berenguer, R</b> ERA: 3.72	(1, 1)	7.1	W	26	2	0	0	7	3	0	0	0	0	0	37	49	0.00	0.682										
<b>Willie Hernandez, L</b> ERA: 1.98	(8, 1)	1.2	S	8	1	0	0	1	1	0	1	0	1	0	8	13	0.00	1.200										

Batter	1	2	3	4	5	6	7	8	9	AB	R	H	RBI	BB	SO	LOB	BOTTOM											
<b>Lou Whitaker, L</b> OBP: 0.356, SLG: 0.396	1-3		F8			1B SH2-4		F7		4	0	1	0	0	0	0	<b>Baltimore Orioles @ Detroit Tigers</b> Tiger Stadium, Detroit, MI Wed Sep 05 1984, 7:05 PM EDT Att: 34,065 - Unknown											
<b>Alan Trammell, R</b> OBP: 0.381, SLG: 0.472	E		G4-3-6			SH2-4		E6		3	1	2	0	0	0	0												
<b>Barbaro Garbey, R</b> OBP: 0.325, SLG: 0.398	E6		G4-3-6			F8		G5-4-3		4	0	1	0	0	0	3												
<b>Lance Parrish, R</b> OBP: 0.292, SLG: 0.450	5-3					1B				2	0	0	0	1	1	1												
<b>Larry Herndon, R</b> OBP: 0.315, SLG: 0.373	F9					1B				3	0	1	0	0	0	1												
<b>Darrell Evans, L</b> OBP: 0.356, SLG: 0.388			1-3			F7				3	0	1	0	0	1	3												
<b>Rusty Kuntz, R</b> OBP: 0.374, SLG: 0.395	1-3					4-3				3	0	0	0	0	0	1												
<b>Ruppert Jones, L</b> OBP: 0.332, SLG: 0.527	1-3					K		K		3	0	0	0	0	2	1												
<b>Marty Castillo, R</b> OBP: 0.279, SLG: 0.327	F6					F5		F5		3	0	0	0	0	0	1												
<b>Inning Stats</b>	R: 1 E: 1 K: 0 S: 5	H: 2 LOB: 1 BB: 0 P: 5	R: 0 E: 0 K: 0 S: 4	H: 1 LOB: 1 BB: 0 P: 4	R: 0 E: 0 K: 0 S: 3	H: 1 LOB: 0 BB: 0 P: 3	R: 0 E: 0 K: 2 S: 7	H: 0 LOB: 0 BB: 0 P: 7	R: 0 E: 0 K: 1 S: 5	H: 0 LOB: 0 BB: 0 P: 5	R: 0 E: 0 K: 0 S: 5	H: 2 LOB: 3 BB: 1 P: 9	R: 0 E: 0 K: 1 S: 5	H: 0 LOB: 0 BB: 0 P: 5	R: 0 E: 1 K: 0 S: 3	H: 0 LOB: 0 BB: 0 P: 3		R: 0 E: 0 K: 0 S: 3	H: 0 LOB: 0 BB: 0 P: 3	1B: 5 2B: 1 3B: 0 HR: 0	SF: 0 SAC: 1 DP: 2 HBP: 0	WP: 0 PB: 0 SB: 0 CS: 0	PA: 30					
<b>PITCHER</b>	IP	WLS	BF	H	R	ER	SO	BB	IBB	HBP	BLK	WP	HR	S	P	ERA	WHIP											
<b>Mike Flanagan, L</b> ERA: 3.48	(1, 1)	8.0	L	30	6	1	0	4	0	1	0	0	0	0	37	41	0.00	0.750										

**AB 29**  
**R 0**  
**H 3**  
**RBI 0**  
**BB 4**  
**SO 8**  
**LOB 16**



**AB 28**  
**R 1**  
**H 6**  
**RBI 0**  
**BB 1**  
**SO 4**  
**LOB 11**





Batter	1	2	3	4	5	6	7	8	9	AB	R	H	RBI	BB	SO	LOB	TOP										
Dion James, L OBP: 0.329, SLG: 0.360 (1, 8)	0-0 6-3	0-0 F3			4-0 HR BB		4-0 G1-6-3 BB BB		0-0 6-3	3	1	0	0	2	0	2	<b>Milwaukee Brewers @ Baltimore Orioles</b> Memorial Stadium, Baltimore, MD Fri Sep 07 1984, 7:05 PM EDT Att: 32,488 - Unknown										
Jim Gantner, L OBP: 0.332, SLG: 0.370 (1, 4)	0-3 K	4-0 BB			0-0 HR		4-0 G1-6-3 BB		0-0 4-3	3	1	1	2	2	1	0											
Robin Yount, R OBP: 0.359, SLG: 0.412 (1, 6)	0-3 K	0-3 K			0-0 F9		0-0 G1-6-3		4-0 2B BB	4	1	0	0	1	2	4											
Cecil Cooper, L OBP: 0.308, SLG: 0.382 (1, 3)		4-0 2B BB	0-0 F7		0-0 3B		0-0 3-1		0-0 1B 2B	4	2	2	1	1	0	1											
Ben Oglivie, L OBP: 0.319, SLG: 0.376 (1, 9)		0-0 1B 2B	0-0 1-3		0-0 4-3			0-3 K	0-0 1B	5	1	2	2	0	1	1											
Bill Schroeder, R OBP: 0.287, SLG: 0.505 (1, 10)		0-3 K	0-3 K		0-0 5-3			0-0 F5	4-0 IBB	4	0	0	0	1	2	2											
Doug Loman, L OBP: 0.375, SLG: 0.467 Mark Brouhard, R OBP: 0.320, SLG: 0.402 Rick Manning, L OBP: 0.316, SLG: 0.367 (1, 7)		0-0 1B 1B		0-0 F8		0-0 F6		4-0 HR BB	0-0 F7	3	2	1	1	1	0	0											
Jim Sundberg, R OBP: 0.338, SLG: 0.416 (1, 2)		4-0 WP 1B BB	0-3 K		0-0 F6		0-0 F6		0-0 HR	3	2	1	2	1	1	0											
Ed Romero, R OBP: 0.298, SLG: 0.284 (1, 5)		0-0 WP 1B	0-0 F3		0-0 F7		0-0 F7		0-0 5-3	4	0	1	1	0	0	0											
<b>Inning Stats</b>	R: 0 E: 0 K: 2 S: 7	H: 0 LOB: 0 BB: 0 P: 7	R: 4 E: 0 K: 2 S: 10	H: 3 LOB: 2 BB: 3 P: 22	R: 0 E: 0 K: 1 S: 5	H: 0 LOB: 0 BB: 0 P: 5	R: 0 E: 0 K: 1 S: 5	H: 0 LOB: 1 BB: 1 P: 9	R: 2 E: 0 K: 0 S: 3	H: 0 LOB: 0 BB: 0 P: 3	R: 0 E: 0 K: 0 S: 2	H: 0 LOB: 1 BB: 2 P: 10	R: 2 E: 0 K: 1 S: 6	H: 1 LOB: 0 BB: 2 P: 10	R: 2 E: 0 K: 0 S: 5	H: 2 LOB: 2 BB: 2 P: 13		1B: 3 2B: 2 3B: 1 HR: 2	SF: 0 SAC: 0 DP: 1 HBP: 0	WP: 2 PB: 0 CS: 0	PA: 43						
<b>PITCHER</b>	IP	WLS	BF	H	R	ER	SO	BB	IBB	HBP	BLK	WP	HR	S	P	ERA	WHIP										
Dennis Martinez, R ERA: 4.67 (1, 1)	1.1		9	3	4	4	3	2	0	0	0	0	0	13	21	27.00	3.750										
John Pacella, R ERA: 10.9 (2, 1)	3.0		12	1	2	2	3	2	0	0	0	2	1	16	24	6.00	1.000										
Tom Underwood, L ERA: 3.46 (5, 1)	2.2		10	1	0	0	0	2	0	0	0	0	0	8	16	0.00	1.125										
Sammy Stewart, R ERA: 3.01 (8, 1)	1.2	L	8	1	3	3	1	2	0	0	0	0	1	8	16	16.20	1.800										
Tippy Martinez, L ERA: 3.87 (9, 1)	0.1		4	2	1	1	0	0	1	0	0	0	0	3	7	27.00	6.000										

Batter	1	2	3	4	5	6	7	8	9	AB	R	H	RBI	BB	SO	LOB	BOTTOM										
Mike Young, S OBP: 0.353, SLG: 0.429 (1, 9)	0-0 F4	0-0 F6		4-0 1B BB		0-0 F9		0-3 K		4	0	0	0	1	1	0	<b>Milwaukee Brewers @ Baltimore Orioles</b> Memorial Stadium, Baltimore, MD Fri Sep 07 1984, 7:05 PM EDT Att: 32,488 - Unknown										
John Shelby, S OBP: 0.243, SLG: 0.299 (1, 8)	0-0 F8		0-0 F7	0-0 1B		0-0 F8		0-0 2-3		5	0	1	2	0	0	0											
Cal Ripken Jr., R OBP: 0.377, SLG: 0.516 (1, 6)	0-0 F2		0-0 F7	4-3		0-0 F9		0-0 6-3		5	0	0	0	0	0	2											
Eddie Murray, S OBP: 0.426, SLG: 0.535 (1, 3)		1-0 2B 1B HBP	0-0 E6		4-0 2B 1B BB		0-0 BB FC5-2 1B		0-0 1-3	3	2	1	0	1	0	0											
Gary Roenicke, R OBP: 0.342, SLG: 0.380 John Lovestrand, L OBP: 0.318, SLG: 0.382 (5, PH)		0-0 1B 2B	0-0 F6		0-0 1B 2B		0-0 FC5-2 BB FC1-2 1B		0-3 K	2	1	1	0	0	0	1											
Benny Ayala, R OBP: 0.297, SLG: 0.354 Al Bumbry, L OBP: 0.325, SLG: 0.307 (7, PH)		1-3 1B 2B		0-0 F6		1-3 1B 2B				1	0	1	0	0	0	0											
Todd Cruz, R OBP: 0.273, SLG: 0.328 (9, PH)										1	0	0	0	0	1	0											
Ken Singleton, S OBP: 0.287, SLG: 0.290 (1, 10)		0-0 HR 1B		0-0 5-3	0-0 FC3-5 1B		4-0 FC1-2 FC5-2 BB		0-0 5-3	4	1	2	3	1	0	0											
Ron Jackson, R OBP: 0.218, SLG: 0.204 Wayne Gross, L OBP: 0.347, SLG: 0.425 Floyd Rayford, R OBP: 0.298, SLG: 0.366 (1, 5)		0-0 F8		0-0 F8	0-0 FC3-5 1B		0-0 FC5-2 FC1-2			2	0	0	0	0	0	1											
Rich Dauer, R OBP: 0.293, SLG: 0.338 Joe Nolan, L OBP: 0.414, SLG: 0.397 Lenn Sakata, R OBP: 0.206, SLG: 0.252 (7, PH)		0-0 F5		4-0 BB WP 1B BB	0-0 FC3-5 1B		0-0 FC1-2 FC5-2			1	0	0	0	0	0	3											
Rich Dauer, R OBP: 0.293, SLG: 0.338 Joe Nolan, L OBP: 0.414, SLG: 0.397 Lenn Sakata, R OBP: 0.206, SLG: 0.252 (7, PR)		0-0 F5		4-0 BB WP 1B BB	0-0 FC3-5 1B		0-0 FC1-2 FC5-2			1	0	0	0	0	0	3											
Rich Dauer, R OBP: 0.293, SLG: 0.338 Joe Nolan, L OBP: 0.414, SLG: 0.397 Lenn Sakata, R OBP: 0.206, SLG: 0.252 (7, PR)		0-0 F5		4-0 BB WP 1B BB	0-0 FC3-5 1B		0-0 FC1-2 FC5-2			0	0	0	0	0	0	0											
Rick Dempsey, R OBP: 0.305, SLG: 0.352 (1, 2)		0-0 HR		4-0 1B BB	0-0 G5-4-3		0-0 F6			3	2	1	2	1	0	5											
<b>Inning Stats</b>	R: 0 E: 0 K: 0 S: 3	H: 0 LOB: 0 BB: 0 P: 3	R: 4 E: 0 K: 0 S: 6	H: 3 LOB: 0 BB: 0 P: 7	R: 0 E: 1 K: 0 S: 4	H: 0 LOB: 1 BB: 0 P: 4	R: 2 E: 0 K: 0 S: 4	H: 1 LOB: 2 BB: 3 P: 16	R: 2 E: 0 K: 0 S: 5	H: 3 LOB: 1 BB: 1 P: 9	R: 0 E: 0 K: 0 S: 3	H: 0 LOB: 0 BB: 0 P: 3	R: 0 E: 0 K: 1 S: 5	H: 0 LOB: 0 BB: 0 P: 5	R: 0 E: 0 K: 1 S: 5	H: 0 LOB: 0 BB: 0 P: 5	1B: 6 2B: 2 3B: 0 HR: 1	SF: 0 SAC: 0 DP: 1 HBP: 1	WP: 1 PB: 0 CS: 0	PA: 42							
<b>PITCHER</b>	IP	WLS	BF	H	R	ER	SO	BB	IBB	HBP	BLK	WP	HR	S	P	ERA	WHIP										
Bob McClure, L ERA: 4.28 (1, 1)	3.2		19	3	6	6	0	3	0	1	0	0	0	15	28	14.73	1.636										
Paul Hartzell, R ERA: 27.0 (4, 1)	0.1		5	3	2	2	0	1	0	0	0	0	0	4	8	54.00	12.000										
Mike Caldwell, L ERA: 4.67 (5, 1)	2.0		8	3	0	0	0	0	0	0	0	0	0	8	8	0.00	1.500										
Tom Tellmann, R ERA: 2.75 (7, 1)	2.0	W	7	0	0	0	1	1	0	0	0	0	0	8	12	0.00	0.500										
Ray Seavage, L ERA: 1.27 (9, 1)	1.0	S	3	0	0	0	1	0	0	0	0	0	0	5	5	0.00	0.000										



Batter	1	2	3	4	5	6	7	8	9	AB	R	H	RBI	BB	SO	LOB	TOP					
Dion James, L (1, 8) OBP: 0.330, SLG: 0.363	0-3 K ①		0-0 K ②		0-0 K ③		0-3 K ④		0-3 K ⑤	5	0	2	1	0	3	0	<b>Milwaukee Brewers @ Baltimore Orioles</b> Memorial Stadium, Baltimore, MD Sat Sep 08 1984, 7:05 PM EDT Att: 21,627 - Unknown					
Jim Gantner, L (1, 4) OBP: 0.329, SLG: 0.366	0-3 K ②		0-3 K ③		0-0 G6-4-3 ④			0-0 6-3 ⑤	0-0 F8 ⑥	5	0	0	0	0	2	3						
Robin Yount, R (1, 10) OBP: 0.360, SLG: 0.413	0-0 6-3 ③				0-0 6-3 ④			0-0 6-3 ⑤	0-0 F8 ⑥	4	2	2	0	0	0	0						
Cecil Cooper, L (1, 3) OBP: 0.310, SLG: 0.383		0-0 G4-3 ①			0-0 1B ②			0-0 F8 ③	0-0 F8 ④	4	0	2	0	0	0	2						
Ben Oglivie, L (1, 9) OBP: 0.323, SLG: 0.380		0-0 G4-3 ①			0-0 1B ②			0-0 2B ③	4-0 2B ④	3	0	2	1	1	0	1						
Bill Schroeder, R (1, 2) OBP: 0.286, SLG: 0.505		0-0 6-3 ③			0-0 F7 ④			0-0 F2 ⑤	0-0 2B ⑥	4	0	1	1	0	0	3						
Doug Loman, L (1, 7) OBP: 0.400, SLG: 0.444			0-0 6-3 ①		0-0 F8 ②			0-3 K ③	4-0 IBB ④	3	1	1	0	1	1	3						
Willie Lozado, R (1, 5) OBP: 0.383, SLG: 0.421			0-0 6-3 ①		0-0 6-3 ②			0-0 F4 ③	0-3 K ④	3	0	0	0	0	0	1						
Ted Simmons, S (8, PH) OBP: 0.270, SLG: 0.302			0-0 6-3 ①		0-0 6-3 ②			0-0 F4 ③	0-3 K ④	1	0	0	0	0	1	3						
Roy Howell, L (8, 5) OBP: 0.278, SLG: 0.312			0-0 6-3 ①		0-0 6-3 ②			0-0 F4 ③	0-3 K ④	0	0	0	0	0	0	0						
Ed Romero, R (1, 6) OBP: 0.297, SLG: 0.281			0-0 4-3 ②		0-0 1B ③			0-0 F7 ④	0-0 F4 ⑤	3	0	0	0	1	0	1						
<b>Inning Stats</b>	R: 0 E: 0 K: 2 S: 7	H: 0 LOB: 0 BB: 0 P: 7	R: 0 E: 0 K: 0 S: 3	H: 1 LOB: 0 BB: 0 P: 3	R: 1 E: 0 K: 1 S: 7	H: 2 LOB: 1 BB: 0 P: 7	R: 0 E: 0 K: 0 S: 5	H: 2 LOB: 2 BB: 0 P: 5	R: 0 E: 0 K: 0 S: 3	H: 1 LOB: 1 BB: 1 P: 7	R: 1 E: 0 K: 1 S: 7	H: 2 LOB: 1 BB: 0 P: 7	R: 0 E: 0 K: 1 S: 5	H: 0 LOB: 0 BB: 0 P: 5	R: 1 E: 0 K: 1 S: 7	H: 2 LOB: 3 BB: 2 P: 15	R: 0 E: 0 K: 1 S: 5	H: 0 LOB: 0 BB: 0 P: 5	1B: 7 2B: 3 3B: 0 HR: 0	SF: 0 SAC: 0 DP: 2 HBP: 0	WP: 0 PB: 0 SB: 0 CS: 0	PA: 38
<b>PITCHER</b>	IP WLS BF H R ER SO BB IBB HBP BLK WP HR S P ERA WHIP																					
Storm Davis, R (1, 1) ERA: 2.93	8.0 W 35 10 3 3 6 2 1 0 0 0 0 0 44 56 3.38 1.500																					
Sammy Stewart, R (9, 1) ERA: 2.98	1.0 S 3 0 0 0 1 0 0 0 0 0 0 0 5 5 0.00 0.000																					

Batter	1	2	3	4	5	6	7	8	9	AB	R	H	RBI	BB	SO	LOB	BOTTOM					
Al Bumby, L (1, 8) OBP: 0.302, SLG: 0.304	0-0 4-3 ①		0-0 F8 ②		0-0 G4-3 ③		0-0 F7 ④			3	0	0	0	0	0	1	<b>Milwaukee Brewers @ Baltimore Orioles</b> Memorial Stadium, Baltimore, MD Sat Sep 08 1984, 7:05 PM EDT Att: 21,627 - Unknown					
Gary Roenicke, R (7, PH) OBP: 0.341, SLG: 0.379	0-0 4-3 ②		0-0 4-3 ③		0-0 K ④		0-0 BB ⑤			1	0	0	0	0	0	1						
Mike Young, S (1, 9) OBP: 0.351, SLG: 0.424	0-3 K ②		0-0 4-3 ③		0-0 K ④		0-0 BB ⑤			3	0	0	0	1	2	0						
Cal Ripken Jr., R (1, 6) OBP: 0.377, SLG: 0.514	4-0 1B ③		0-0 5-3 ④		0-0 5-3 ⑤		0-0 F7 ⑥			3	0	0	0	1	0	2						
Eddie Murray, S (1, 3) OBP: 0.429, SLG: 0.542	0-0 1B ③				4-0 HR ④		0-0 F9 ⑤		0-0 HR ⑥	3	2	2	1	1	0	0						
John Lowenstein, L (1, 7) OBP: 0.321, SLG: 0.383	4-0 1B ③				0-3 K ④		0-0 1B ⑤		4-0 1B ⑥	2	0	1	0	1	1	1						
John Shelby, S (8, 8) OBP: 0.245, SLG: 0.299	1-2 BB ④				0-0 K ⑤		0-0 1B ⑥		0-0 SF8 ⑦	0	1	0	0	1	0	0						
Ken Singleton, S (1, 10) OBP: 0.286, SLG: 0.289	0-3 K ③				0-0 G3 ④		0-0 F9 ⑤		0-0 1B ⑥	4	0	1	0	0	1	5						
Victor Rodriguez, R (8, PH)	0-3 K ③				1-2 ④		0-0 F9 ⑤		1-3 1B ⑥	0	0	0	0	0	0	0						
Wayne Gross, L (1, 5) OBP: 0.286, SLG: 0.448		0-3 K ①			0-0 HR ②		0-0 HR ③		0-3 K ④	3	2	2	3	0	1	0						
Todd Cruz, R (8, 5) OBP: 0.271, SLG: 0.326		0-3 K ①			2-0 HR ②		0-0 HR ③		0-3 K ④	1	0	0	0	0	1	2						
Rich Dauer, R (1, 4) OBP: 0.291, SLG: 0.335		0-0 5-3 ②			0-0 F8 ③		0-0 6-3 ④		0-0 SF8 ⑤	3	0	0	0	0	0	0						
Joe Nolan, L (8, PH) OBP: 0.408, SLG: 0.397		0-0 5-3 ②			0-0 F8 ③		0-0 6-3 ④		0-0 SF8 ⑤	0	0	0	1	0	0	0						
Lenn Sakata, R (9, 4) OBP: 0.206, SLG: 0.252		0-0 5-3 ③			0-0 F8 ④		0-0 6-3 ⑤		0-0 SF8 ⑥	0	0	0	0	0	0	0						
Rick Dempsey, R (1, 2) OBP: 0.307, SLG: 0.350		0-3 K ③			0-0 G4-3 ④		0-0 BB ⑤		0-0 5-3 ⑥	2	0	0	0	2	1	1						
<b>Inning Stats</b>	R: 0 E: 0 K: 2 S: 8	H: 1 LOB: 3 BB: 2 P: 16	R: 0 E: 0 K: 2 S: 7	H: 0 LOB: 0 BB: 0 P: 7	R: 0 E: 0 K: 0 S: 3	H: 0 LOB: 0 BB: 0 P: 3	R: 2 E: 0 K: 1 S: 6	H: 1 LOB: 0 BB: 1 P: 10	R: 0 E: 0 K: 1 S: 4	H: 0 LOB: 0 BB: 1 P: 8	R: 0 E: 0 K: 0 S: 4	H: 1 LOB: 1 BB: 0 P: 4	R: 1 E: 0 K: 0 S: 4	H: 1 LOB: 2 BB: 2 P: 12	R: 2 E: 0 K: 1 S: 7	H: 2 LOB: 1 BB: 1 P: 11	R: 2 E: 0 K: 1 S: 7	H: 2 LOB: 1 BB: 1 P: 11	1B: 3 2B: 0 3B: 0 HR: 3	SF: 1 SAC: 0 DP: 1 HBP: 0	WP: 0 PB: 0 SB: 1 CS: 0	PA: 36
<b>PITCHER</b>	IP WLS BF H R ER SO BB IBB HBP BLK WP HR S P ERA WHIP																					
Tom Candiotti, R (1, 1) ERA: 5.4	6.1 2 0 0 0 0 1 0 0 0 0 0 0 1 5 4.26 1.421																					
Rick Waits, L (7, 1) ERA: 2.78	0.1 L 3 1 2 2 0 1 0 0 0 0 0 1 2 6 54.00 6.000																					
Jack Lazorko, R (7, 1) ERA: 4.29	1.0 4 1 0 0 1 0 0 0 0 0 0 0 6 6 0.00 1.000																					
Jaime Cocanower, R (8, 1) ERA: 4.06	1.0 4 1 0 0 1 0 0 0 0 0 0 0 6 6 0.00 1.000																					



Batter	1	2	3	4	5	6	7	8	9	AB	R	H	RBI	BB	SO	LOB	TOP					
Dion James, L (1, 8) OBP: 0.331, SLG: 0.365										4	0	2	0	0	0	1						
Jim Gantner, L (1, 4) OBP: 0.329, SLG: 0.365										4	0	1	0	0	1	2						
Robin Yount, R (1, 10) OBP: 0.358, SLG: 0.410										4	0	0	0	0	1	2						
Cecil Cooper, L (1, 3) OBP: 0.308, SLG: 0.380										4	0	0	0	0	1							
Ben Oglivie, L (1, 9) OBP: 0.324, SLG: 0.381										4	0	2	0	0	0	0						
Bill Schroeder, R (1, 2) OBP: 0.286, SLG: 0.500										4	0	1	0	0	1	2						
Doug Loman, L (1, 7) OBP: 0.391, SLG: 0.400										2	0	0	0	1	1	2						
Willie Lozado, R (1, 5) OBP: 0.360, SLG: 0.390										3	0	0	0	0	0	3						
Ed Romero, R (1, 6) OBP: 0.298, SLG: 0.282										3	0	1	0	0	0	2						
<b>Inning Stats</b>	R: 0 E: 0 K: 1 S: 6	H: 1 LOB: 1 BB: 0 P: 6	R: 0 E: 0 K: 0 S: 4	H: 1 LOB: 2 BB: 1 P: 8	R: 0 E: 0 K: 1 S: 5	H: 1 LOB: 0 BB: 0 P: 5	R: 0 E: 0 K: 1 S: 6	H: 1 LOB: 1 BB: 0 P: 6	R: 0 E: 0 K: 0 S: 3	H: 0 LOB: 0 BB: 0 P: 3	R: 0 E: 0 K: 0 S: 3	H: 0 LOB: 0 BB: 0 P: 3	R: 0 E: 0 K: 1 S: 6	H: 1 LOB: 1 BB: 0 P: 6	R: 0 E: 0 K: 0 S: 4	H: 2 LOB: 1 BB: 0 P: 4	R: 0 E: 0 K: 0 S: 3	H: 0 LOB: 0 BB: 0 P: 3	1B: 7 2B: 0 3B: 0 HR: 0	SF: 0 SAC: 0 DP: 1 HBP: 0	WP: 2 PB: 0 SB: 1 CS: 1	PA: 33
<b>PITCHER</b> Mike Boddicker, R (1, 1) ERA: 2.69	IP: 9.0 WLS: W BF: 33 H: 7 R: 0 ER: 0 SO: 4 BB: 1 IBB: 0 HBP: 0 BLK: 0 WP: 2 HR: 0 S: 40 P: 44 ERA: 0.00 WHIP: 0.889															<b>PITCHER</b>	IP: 9.0 WLS: W BF: 33 H: 7 R: 0 ER: 0 SO: 4 BB: 1 IBB: 0 HBP: 0 BLK: 0 WP: 2 HR: 0 S: 40 P: 44 ERA: 0.00 WHIP: 0.889					

Milwaukee Brewers @ Baltimore Orioles  
Memorial Stadium, Baltimore, MD  
Sun Sep 09 1984, 3:33 AM EDT  
Att: 22,822 - Unknown

AB	32
R	0
H	7
RBI	0
BB	1
SO	4
LOB	15



Batter	1	2	3	4	5	6	7	8	9	AB	R	H	RBI	BB	SO	LOB	BOTTOM					
Al Bumbry, L (1, 7) OBP: 0.304, SLG: 0.304										3	0	1	0	1	1	0						
John Shelby, S (1, 8) OBP: 0.245, SLG: 0.301										4	1	2	0	0	0	1						
Cal Ripken Jr., R (1, 6) OBP: 0.376, SLG: 0.517										4	1	1	2	0	1	2						
Eddie Murray, S (1, 3) OBP: 0.429, SLG: 0.540										3	1	1	0	1	0	1						
Mike Young, S (1, 9) OBP: 0.353, SLG: 0.424										3	1	1	0	1	2	1						
Ken Singleton, S (1, 10) OBP: 0.283, SLG: 0.286										4	0	0	0	0	1	4						
Wayne Gross, L (1, 5) OBP: 0.352, SLG: 0.446										1	0	0	0	2	0	0						
Todd Cruz, R (6, PR) OBP: 0.289, SLG: 0.324										1	0	0	0	0	1	1						
Lenn Sakata, R (1, 4) OBP: 0.207, SLG: 0.252										4	0	1	1	0	0	2						
Floyd Rayford, R (1, 2) OBP: 0.298, SLG: 0.365										3	0	1	0	0	1	2						
<b>Inning Stats</b>	R: 0 E: 0 K: 0 S: 3	H: 0 LOB: 0 BB: 0 P: 3	R: 1 E: 1 K: 1 S: 7	H: 2 LOB: 2 BB: 1 P: 11	R: 2 E: 0 K: 2 S: 10	H: 3 LOB: 1 BB: 0 P: 10	R: 0 E: 0 K: 0 S: 3	H: 1 LOB: 1 BB: 0 P: 3	R: 0 E: 0 K: 0 S: 3	H: 1 LOB: 1 BB: 1 P: 7	R: 0 E: 0 K: 1 S: 5	H: 0 LOB: 1 BB: 1 P: 9	R: 0 E: 0 K: 2 S: 8	H: 1 LOB: 1 BB: 0 P: 8	R: 1 E: 1 K: 1 S: 5	H: 0 LOB: 1 BB: 2 P: 13	R: 0 E: 0 K: 0 S: 3	H: 0 LOB: 0 BB: 0 P: 3	1B: 7 2B: 0 3B: 0 HR: 1	SF: 0 SAC: 0 DP: 0 HBP: 0	WP: 1 PB: 0 SB: 3 CS: 1	PA: 35
<b>PITCHER</b> Bob Gibson, R (1, 1) ERA: 6.39	IP: 7.0 WLS: L BF: 31 H: 8 R: 4 ER: 3 SO: 6 BB: 4 IBB: 0 HBP: 0 BLK: 0 WP: 1 HR: 1 S: 39 P: 55 ERA: 3.86 WHIP: 1.714															<b>PITCHER</b>	IP: 7.0 WLS: L BF: 31 H: 8 R: 4 ER: 3 SO: 6 BB: 4 IBB: 0 HBP: 0 BLK: 0 WP: 1 HR: 1 S: 39 P: 55 ERA: 3.86 WHIP: 1.714					
<b>PITCHER</b> Ray Searge, L (8, 1) ERA: 1.21	IP: 1.0 WLS: L BF: 4 H: 0 R: 0 ER: 0 SO: 1 BB: 1 IBB: 0 HBP: 0 BLK: 0 WP: 0 HR: 0 S: 5 P: 9 ERA: 0.00 WHIP: 1.000															<b>PITCHER</b>	IP: 1.0 WLS: L BF: 4 H: 0 R: 0 ER: 0 SO: 1 BB: 1 IBB: 0 HBP: 0 BLK: 0 WP: 0 HR: 0 S: 5 P: 9 ERA: 0.00 WHIP: 1.000					

Milwaukee Brewers @ Baltimore Orioles  
Memorial Stadium, Baltimore, MD  
Sun Sep 09 1984, 3:33 AM EDT  
Att: 22,822 - Unknown

AB	30
R	4
H	8
RBI	3
BB	5
SO	7
LOB	14





Batter	1	2	3	4	5	6	7	8	9	AB	R	H	RBI	BB	SO	LOB	TOP					
<b>Barbaro Garbey, R</b> (1, 3) OBP: 0.321, SLG: 0.393	0-0 6-3		0-0 6-3		0-0 5-3			0-0 F8		4	0	0	0	0	0	2						
<b>Alan Trammell, R</b> (1, 6) OBP: 0.376, SLG: 0.467	0-0 F8			0-0 F6		0-0 F4		0-0 F3		4	0	0	0	0	0	1						
<b>Kirk Gibson, L</b> (1, 9) OBP: 0.371, SLG: 0.537	0-0 4-3			0-0 HR		0-3 K			0-0 BB 1B	4	1	2	1	0	1	0						
<b>Lance Parrish, R</b> (1, 10) OBP: 0.289, SLG: 0.442		0-0 F9		0-0 4-3		0-3 K			0-0 F9	4	0	0	0	0	1	1						
<b>Larry Herndon, R</b> (1, 7) OBP: 0.314, SLG: 0.369		0-0 5-3		0-0 1B			0-0 6-3		0-0 F8	4	0	1	0	0	0	1						
<b>Chet Lemon, R</b> (1, 8) OBP: 0.356, SLG: 0.486		0-0 1B		0-0 F9			0-0 F2		4-0 BB 1-2 BB	3	0	1	0	1	0	1						
<b>Tom Brookens, R</b> (1, 4) OBP: 0.298, SLG: 0.365 (8, 5)		0-3 K			0-0 FC6-4 1B		0-0 4-3		0-3 K	4	0	1	0	0	2	3						
<b>Marty Castillo, R</b> (1, 2) OBP: 0.268, SLG: 0.314			0-3 K		0-0 F8			0-0 F7		3	0	0	0	0	1	1						
<b>Howard Johnson, S</b> (1, 5) OBP: 0.320, SLG: 0.382 <b>Rusty Kuntz, R</b> (8, PH) OBP: 0.363, SLG: 0.395 <b>Scott Earl, R</b> (8, 4) (8, 4)				0-0 F3		0-0 FC6-4 S 1-2		4-0 BB		2	0	0	0	0	0	1						
<b>Inning Stats</b>	R: 0 E: 0 K: 0 S: 3	H: 0 LOB: 0 BB: 0 P: 3	R: 0 E: 0 K: 1 S: 6	H: 1 LOB: 1 BB: 0 P: 6	R: 0 E: 0 K: 1 S: 5	H: 0 LOB: 0 BB: 0 P: 5	R: 1 E: 0 K: 0 S: 5	H: 2 LOB: 1 BB: 0 P: 5	R: 0 E: 0 K: 0 S: 4	H: 1 LOB: 1 BB: 0 P: 4	R: 0 E: 0 K: 2 S: 7	H: 0 LOB: 0 BB: 0 P: 7	R: 0 E: 0 K: 0 S: 3	H: 0 LOB: 0 BB: 0 P: 3	R: 0 E: 0 K: 0 S: 3	H: 0 LOB: 1 BB: 1 P: 7	R: 0 E: 0 K: 1 S: 6	H: 1 LOB: 2 BB: 1 P: 10	1B: 4 2B: 0 3B: 0 HR: 1	SF: 0 SAC: 0 DP: 0 HBP: 0	WP: 0 PB: 0 SB: 1 CS: 0	PA: 34
<b>PITCHER</b> <b>Mike Flanagan, L</b> (1, 1) ERA: 3.38	IP: 9.0 WLS: W BF: 34 H: 5 R: 1 ER: 1 SO: 5 BB: 2 IBB: 0 HBP: 0 BLK: 0 WP: 0 HR: 1 S: 42 P: 50 ERA: 1.00 WHIP: 0.778																					

Detroit Tigers @ Baltimore Orioles  
Memorial Stadium, Baltimore, MD  
Mon Sep 10 1984, 7:05 PM EDT  
Att: 27,440 - Unknown

AB	32
R	1
H	5
RBI	1
BB	2
SO	5
LOB	11



Batter	1	2	3	4	5	6	7	8	9	AB	R	H	RBI	BB	SO	LOB	BOTTOM			
<b>Mike Young, S</b> (1, 9) OBP: 0.355, SLG: 0.423	0-0 BB 1B G4-6-3	0-0 G6-3			0-0 F8		4-0 BB 1-2			3	1	1	0	1	0	2				
<b>John Shelby, S</b> (1, 8) OBP: 0.245, SLG: 0.301	0-0 G4-6-3 1-2 BB 1B		0-0 F8		0-0 FC6-4		0-0 3-1			4	0	1	0	0	0	3				
<b>Cal Ripken Jr., R</b> (1, 6) OBP: 0.377, SLG: 0.515	4-0 BB BB BB BB 1-2 2-3 BB		0-0 6-3			4-0 BB BB BB BB BB G6-3		0-0 F5		2	0	0	0	2	0	0				
<b>Eddie Murray, S</b> (1, 3) OBP: 0.428, SLG: 0.544	0-0 G4-6-3		0-3 K			0-0 G6-3		0-0 HR		4	1	1	1	0	1	3				
<b>John Lowenstein, L</b> (1, 7) OBP: 0.323, SLG: 0.380 <b>Gary Roenicke, R</b> (9, 7) OBP: 0.341, SLG: 0.379	4-0 BB			0-3 K		1-0 HBP		0-0 5-3		2	0	0	0	1	1	0				
<b>Ken Singleton, S</b> (1, 10) OBP: 0.283, SLG: 0.283 <b>Al Bumbry, L</b> (8, FR) OBP: 0.304, SLG: 0.304	0-0 F7			0-0 G3		0-0 6-3		4-0 BB BB BB BB BB E S BB		3	0	0	0	1	0	3				
<b>Wayne Gross, L</b> (1, 5) OBP: 0.352, SLG: 0.455 <b>Todd Cruz, R</b> (8, 5) OBP: 0.267, SLG: 0.321			0-0 HR		0-0 F9		0-3 K	0-3 K		3	1	1	1	0	1	0				
<b>Lenn Sakata, R</b> (1, 4) OBP: 0.210, SLG: 0.254		0-0 HR			0-0 F7			0-0 F9		3	0	1	0	0	0	0				
<b>Rick Dempsey, R</b> (1, 2) OBP: 0.308, SLG: 0.350		0-0 F2			0-0 E3 FC6-4			0-0 BB 1B		3	0	1	0	0	0	1				
<b>Inning Stats</b>	R: 1 E: 0 K: 0 S: 4	H: 2 LOB: 2 BB: 2 P: 12	R: 1 E: 0 K: 0 S: 4	H: 2 LOB: 0 BB: 0 P: 4	R: 0 E: 0 K: 1 S: 5	H: 0 LOB: 0 BB: 0 P: 5	R: 0 E: 0 K: 1 S: 5	H: 0 LOB: 0 BB: 0 P: 5	R: 0 E: 0 K: 0 S: 2	H: 0 LOB: 1 BB: 1 P: 7	R: 0 E: 0 K: 1 S: 6	H: 1 LOB: 2 BB: 1 P: 10	R: 0 E: 0 K: 1 S: 6	H: 1 LOB: 2 BB: 1 P: 10	R: 1 E: 0 K: 1 S: 6	H: 1 LOB: 2 BB: 2 P: 10	1B: 4 2B: 0 3B: 0 HR: 2	SF: 0 SAC: 0 DP: 3 HBP: 1	WP: 0 PB: 0 SB: 1 CS: 0	PA: 34
<b>PITCHER</b> <b>Juan Berenguer, R</b> (1, 1) ERA: 3.66 <b>Aurelio Lopez, R</b> (8, 1) ERA: 2.79	IP: 7.0 WLS: L BF: 29 H: 5 R: 2 ER: 2 SO: 3 BB: 4 IBB: 0 HBP: 1 BLK: 0 WP: 0 HR: 1 S: 30 P: 47 ERA: 2.57 WHIP: 1.286																			

Detroit Tigers @ Baltimore Orioles  
Memorial Stadium, Baltimore, MD  
Mon Sep 10 1984, 7:05 PM EDT  
Att: 27,440 - Unknown

AB	28
R	3
H	6
RBI	2
BB	5
SO	4
LOB	13










Batter	1	2	3	4	5	6	7	8	9	AB	R	H	RBI	BB	SO	LOB	TOP					
Lou Whitaker, L (1,4) OBP: 0.391, SLG: 0.386	F9			K2-3					3-1	4	0	1	0	0	1	0						
Alan Trammell, R (1,6) OBP: 0.377, SLG: 0.463	F9			F9					1B	4	0	1	0	0	0	1						
Kirk Gibson, L (1,9) OBP: 0.370, SLG: 0.533	F8			K					1B	4	0	0	0	0	1	2						
Lance Parrish, R (1,2) OBP: 0.290, SLG: 0.440		F5							K	4	0	2	0	0	1	1						
Darrell Evans, L (1,5) OBP: 0.360, SLG: 0.407		K							F4	3	0	0	0	0	1	2						
Ruppert Jones, L (1,7) OBP: 0.333, SLG: 0.515		F7							G4-6-3	3	0	1	0	0	0	1						
Johnny Grubb, L (1,10) OBP: 0.406, SLG: 0.468				F7					K	3	0	0	0	0	2	1						
Chet Lemon, R (1,8) OBP: 0.357, SLG: 0.487				F9					F6	3	1	1	0	0	0	0						
Dave Bergman, L (1,3) OBP: 0.350, SLG: 0.434				6-3					4-3	3	0	0	0	0	0	1						
<b>Inning Stats</b>	R: 0 E: 0 K: 0 S: 3	H: 0 LOB: 0 BB: 0 P: 3	R: 0 E: 0 K: 1 S: 5	H: 0 LOB: 0 BB: 0 P: 5	R: 0 E: 0 K: 0 S: 3	H: 0 LOB: 0 BB: 0 P: 3	R: 0 E: 0 K: 2 S: 7	H: 0 LOB: 0 BB: 0 P: 7	R: 0 E: 0 K: 1 S: 6	H: 2 LOB: 1 BB: 0 P: 6	R: 1 E: 0 K: 0 S: 5	H: 2 LOB: 1 BB: 0 P: 5	R: 0 E: 0 K: 0 S: 3	H: 1 LOB: 0 BB: 0 P: 3	R: 0 E: 0 K: 1 S: 5	H: 0 LOB: 0 BB: 0 P: 5	R: 0 E: 0 K: 1 S: 6	H: 1 LOB: 1 BB: 0 P: 6	1B: 4 2B: 2 3B: 0 HR: 0	SF: 0 SAC: 0 DP: 2 HBP: 0	WP: 1 PB: 0 SB: 0 CS: 0	PA: 31
<b>PITCHER</b> Dennis Martinez, R (1,1) ERA: 4.42	IP: 9.0 WLS: W BF: 31 H: 6 R: 1 ER: 1 SO: 6 BB: 0 IBB: 0 HBP: 0 BLK: 0 WP: 1 HR: 0 S: 43 P: 43 ERA: 1.00 WHIP: 0.667															<b>PITCHER</b>						

**Detroit Tigers @ Baltimore Orioles**  
Memorial Stadium, Baltimore, MD  
Wed Sep 12 1984, 7:05 PM EDT  
Att: 24,561 - Unknown


AB	31
R	1
H	6
RBI	0
BB	0
SO	6
LOB	9



Batter	1	2	3	4	5	6	7	8	9	AB	R	H	RBI	BB	SO	LOB	BOTTOM					
Al Bumbry, L (1,7) OBP: 0.303, SLG: 0.303	F5	4-3				F8				4	0	1	0	0	0	4						
John Shelby, S (1,8) OBP: 0.245, SLG: 0.303	4-3					K				4	1	1	0	0	2	2						
Cal Ripken Jr., R (1,6) OBP: 0.377, SLG: 0.514	3-1									4	0	2	0	0	1	0						
Eddie Murray, S (1,3) OBP: 0.427, SLG: 0.539										3	1	0	0	1	1	2						
Mike Young, S (1,9) OBP: 0.358, SLG: 0.426										4	1	2	0	0	1	2						
Ken Singleton, S (1,10) OBP: 0.283, SLG: 0.281										2	0	0	0	1	0	2						
Wayne Gross, L (1,5) ERA: 3.75										1	0	0	1	1	0	0						
Todd Cruz, R (6, PR) OBP: 0.285, SLG: 0.319										1	0	0	0	0	1	1						
Lenn Sakata, R (1,4) OBP: 0.219, SLG: 0.255										3	0	1	1	1	0	1						
Rick Dempsey, R (1,2) OBP: 0.309, SLG: 0.364										4	0	1	0	0	1	6						
<b>Inning Stats</b>	R: 0 E: 0 K: 0 S: 3	H: 0 LOB: 0 BB: 0 P: 3	R: 2 E: 0 K: 0 S: 5	H: 2 LOB: 2 BB: 2 P: 13	R: 1 E: 0 K: 2 S: 9	H: 2 LOB: 1 BB: 0 P: 9	R: 0 E: 0 K: 1 S: 7	H: 2 LOB: 2 BB: 0 P: 7	R: 0 E: 0 K: 0 S: 4	H: 1 LOB: 1 BB: 0 P: 4	R: 0 E: 0 K: 0 S: 3	H: 0 LOB: 2 BB: 1 P: 7	R: 0 E: 0 K: 2 S: 7	H: 0 LOB: 0 BB: 0 P: 7	R: 0 E: 0 K: 2 S: 8	H: 1 LOB: 2 BB: 1 P: 12	R: 0 E: 0 K: 2 S: 8	H: 1 LOB: 2 BB: 1 P: 12	1B: 5 2B: 3 3B: 0 HR: 0	SF: 1 SAC: 1 DP: 0 HBP: 0	WP: 0 PB: 0 SB: 1 CS: 0	PA: 36
<b>PITCHER</b> Roger Mason, R (1,1) ERA: 3.75	IP: 4.0 WLS: L BF: 20 H: 6 R: 3 ER: 3 SO: 3 BB: 2 IBB: 0 HBP: 0 BLK: 0 WP: 0 HR: 0 S: 24 P: 32 ERA: 6.75 WHIP: 2.000															<b>PITCHER</b>						
Randy O'Neal, R (5,1) ERA: 4.38	3.0 11 1 0 0 2 1 0 0 0 0 0 14 18 0.00 0.667															<b>PITCHER</b>						
Bill Scherrer, L (8,1) ERA: 4.38	1.0 5 1 0 0 2 0 1 0 0 0 0 8 12 0.00 1.000															<b>PITCHER</b>						

**Detroit Tigers @ Baltimore Orioles**  
Memorial Stadium, Baltimore, MD  
Wed Sep 12 1984, 7:05 PM EDT  
Att: 24,561 - Unknown

AB	30
R	3
H	8
RBI	2
BB	4
SO	7
LOB	20





Batter	1	2	3	4	5	6	7	8	9	AB	R	H	RBI	BB	SO	LOB	TOP											
<b>Al Bumbry, L</b> OBP: 0.300, SLG: 0.300 <b>Gary Roenicke, R</b> OBP: 0.342, SLG: 0.378 (8, 7)	0-3 K		0-0 3-1		0-0 4-3		0-0 4-3	4-0 G5-2-3 BB		3	0	0	0	0	1	0	<b>Baltimore Orioles @ Milwaukee Brewers</b> Milwaukee County Stadium, Milwaukee, WI Fri Sep 14 1984, 8:05 PM EDT Att: 23,410 - Unknown <a href="http://livebaseballscorecards.com">livebaseballscorecards.com</a>											
<b>John Shelby, S</b> OBP: 0.245, SLG: 0.302	0-0 HR		0-0 F7		0-0 4-3		0-0 G5-2-3	1-2 G5-2-3 BB		4	1	1	0	0	0	3												
<b>Cal Ripken Jr., R</b> OBP: 0.374, SLG: 0.511	0-0 F8			0-0 F8		0-0 L5		0-0 L4		4	0	0	0	0	0	4												
<b>Eddie Murray, S</b> OBP: 0.428, SLG: 0.544	0-0 HR			0-0 4-3			0-0 6-3		0-0 S 1B	4	1	2	2	0	0	0												
<b>Mike Young, S</b> OBP: 0.357, SLG: 0.424	0-0 F3			0-0 1B			0-3 K		0-0 F8	4	0	1	0	0	1	1												
<b>Ken Singleton, S</b> OBP: 0.282, SLG: 0.281		0-3 K		0-0 F8			0-0 1B		0-0 F9	4	0	1	0	0	1	2												
<b>Wayne Gross, L</b> OBP: 0.345, SLG: 0.443 <b>Todd Cruz, R</b> OBP: 0.285, SLG: 0.319 <b>Benny Ayala, R</b> OBP: 0.257, SLG: 0.350 (9, PH)		0-3 K			0-3 K		0-0 F3		0-3 K	3	0	0	0	0	2	1												
<b>Lenn Sakata, R</b> OBP: 0.221, SLG: 0.257		0-0 6-3			0-0 5-3			0-0 1B G5-2-3 1B		3	0	1	0	0	0	0												
<b>Rick Dempsey, R</b> OBP: 0.307, SLG: 0.361 <b>Joe Nolan, L</b> OBP: 0.417, SLG: 0.407 <b>Victor Rodriguez, R</b> OBP: 0.257, SLG: 0.365 (8, 2)			0-3 K		0-0 F8			0-0 G5-2-3 BB 1-3 1B		2	0	0	0	0	1	0												
<b>Inning Stats</b>	R: 2 E: 0 K: 1 S: 7	H: 2 LOB: 0 BB: 0 P: 7	R: 0 E: 0 K: 2 S: 7	H: 0 LOB: 0 BB: 0 P: 7	R: 0 E: 0 K: 1 S: 5	H: 0 LOB: 0 BB: 0 P: 5	R: 0 E: 0 K: 0 S: 4	H: 1 LOB: 1 BB: 0 P: 4	R: 0 E: 0 K: 1 S: 5	H: 0 LOB: 0 BB: 0 P: 5	R: 0 E: 0 K: 0 S: 3	H: 0 LOB: 0 BB: 0 P: 3	R: 0 E: 0 K: 1 S: 6	H: 1 LOB: 1 BB: 0 P: 6	R: 0 E: 0 K: 0 S: 4	H: 2 LOB: 3 BB: 1 P: 8		R: 0 E: 0 K: 1 S: 6	H: 1 LOB: 1 BB: 0 P: 6	1B: 6 2B: 0 3B: 0 HR: 1	SF: 0 SAC: 0 DP: 1 HBP: 0	WP: 0 PB: 0 SB: 1 CS: 0	PA: 34					
<b>PITCHER</b>	IP	WLS	BF	H	R	ER	SO	BB	IBB	HBP	BLK	WP	HR	S	P	ERA	WHIP											
<b>Tom Candiotti, R</b> ERA: 4.67	(1, 1)	7.0	W	27	6	2	2	6	0	0	0	0	0	1	39	39	2.57	0.857										
<b>Ray Searge, L</b> ERA: 1.01	(8, 1)	2.0	S	7	1	0	0	1	1	0	0	0	0	0	8	12	0.00	1.000										

Batter	1	2	3	4	5	6	7	8	9	AB	R	H	RBI	BB	SO	LOB	BOTTOM											
<b>Robin Yount, R</b> OBP: 0.358, SLG: 0.420	0-0 FC1-5 2B		0-3 K			0-0 4-3		0-0 5-3		4	1	2	0	0	1	3	<b>Baltimore Orioles @ Milwaukee Brewers</b> Milwaukee County Stadium, Milwaukee, WI Fri Sep 14 1984, 8:05 PM EDT Att: 23,410 - Unknown <a href="http://livebaseballscorecards.com">livebaseballscorecards.com</a>											
<b>Jim Gantner, L</b> OBP: 0.325, SLG: 0.360	0-0 F5		0-0 4-3			0-0 4-3		0-0 3-1		4	0	0	2	0	0	2												
<b>Cecil Cooper, L</b> OBP: 0.310, SLG: 0.387	0-0 FC1-5		0-0 F8			0-0 1-3		0-0 2B		4	0	1	0	0	0	2												
<b>Mark Brouhard, R</b> OBP: 0.302, SLG: 0.372 <b>Rick Manning, L</b> OBP: 0.316, SLG: 0.367	0-3 K			0-0 F7		0-0 4-3		0-0 4-3		4	0	0	0	0	1	2												
<b>Doug Loman, L</b> OBP: 0.417, SLG: 0.419 (9, 7)		0-0 F3		0-0 3-1			0-0 SH1-4 2B 1B	4-0 FC6-4 BB		3	1	1	0	1	0	0												
<b>Jim Sundberg, R</b> OBP: 0.343, SLG: 0.424		0-0 L3		0-3 K			0-0 E5 SH1-4 2B	0-0 FC6-4		4	1	0	0	0	1	3												
<b>Dion James, L</b> OBP: 0.332, SLG: 0.367 (9, 9)		0-0 F3			0-0 F8		0-0 SH1-4		1-2 2-3	2	0	0	0	0	0	0												
<b>Willie Lozado, R</b> OBP: 0.373, SLG: 0.474			4-0 1B 4-3 BB		0-0 F9		0-0 K		2-3 3-H 2B	2	1	1	2	1	0	0												
<b>Ed Romero, R</b> OBP: 0.304, SLG: 0.284			0-0 4-3 1B		0-0 F8		0-0 K			3	0	1	0	0	1	1												
<b>Inning Stats</b>	R: 0 E: 0 K: 1 S: 6	H: 1 LOB: 1 BB: 0 P: 6	R: 0 E: 0 K: 0 S: 3	H: 0 LOB: 0 BB: 0 P: 3	R: 1 E: 0 K: 1 S: 6	H: 1 LOB: 1 BB: 1 P: 10	R: 0 E: 0 K: 1 S: 5	H: 0 LOB: 0 BB: 0 P: 5	R: 0 E: 0 K: 0 S: 3	H: 0 LOB: 0 BB: 0 P: 3	R: 1 E: 0 K: 0 S: 4	H: 1 LOB: 0 BB: 0 P: 4	R: 2 E: 1 K: 1 S: 8	H: 2 LOB: 1 BB: 0 P: 8	R: 0 E: 0 K: 0 S: 4	H: 1 LOB: 2 BB: 1 P: 8		1B: 2 2B: 3 3B: 1 HR: 0	SF: 0 SAC: 1 DP: 0 HBP: 0	WP: 0 PB: 0 SB: 0 CS: 0	PA: 33							
<b>PITCHER</b>	IP	WLS	BF	H	R	ER	SO	BB	IBB	HBP	BLK	WP	HR	S	P	ERA	WHIP											
<b>Mike Boddicker, R</b> ERA: 2.72	(1, 1)	8.0	L	33	6	4	3	4	2	0	0	0	0	0	39	47	3.38	1.000										



Batter	1	2	3	4	5	6	7	8	9	AB	R	H	RBI	BB	SO	LOB	TOP			
<b>Al Bumbry, L</b> OBP: 0.306, SLG: 0.304 (1, 7)	0-0 BB 1B		0-0 4-3			0-0 4-3 SH1-3 1B		0-0 BB 4-0 BB		3	0	2	0	1	0	0	<b>Baltimore Orioles @ Milwaukee Brewers</b> Milwaukee County Stadium, Milwaukee, WI Sat Sep 15 1984, 4:33 AM EDT Att: 16,067 - Unknown <a href="http://livebaseballscorecards.com">livebaseballscorecards.com</a>			
<b>John Shelby, S</b> OBP: 0.246, SLG: 0.300 (1, 8)	0-3 K		0-0 3-1			0-0 SH1-3 1-2		0-0 F1		3	0	0	0	0	1	2				
<b>Cal Ripken Jr., R</b> OBP: 0.372, SLG: 0.507 (1, 6)	0-0 F3				0-0 F2			0-0 4-3 2-3		4	0	0	0	0	0	2				
<b>Eddie Murray, S</b> OBP: 0.428, SLG: 0.542 (1, 3)	4-0 1-2 BB				0-0 F3			0-0 3-1		2	0	0	0	2	0	1				
<b>Mike Young, S</b> OBP: 0.355, SLG: 0.420 (1, 9)	0-3 K				4-0 BB			0-0 FC3-6 BB		3	0	0	0	1	1	3				
<b>Jim Dwyer, L</b> OBP: 0.314, SLG: 0.296 (1, 10)		0-0 F3			0-3 K			0-3 K		3	0	0	0	1	2	1				
<b>Wayne Gross, L</b> OBP: 0.341, SLG: 0.438 (1, 5)		0-3 K			0-0 3-1			0-0 F8		4	0	0	0	0	1	2				
<b>Rich Dauer, R</b> OBP: 0.289, SLG: 0.332 (1, 4)		0-0 F9			0-0 F8			0-0 5-3		3	0	0	0	0	0	0				
<b>Floyd Rayford, R</b> OBP: 0.294, SLG: 0.361 (1, 2)			0-3 K		0-3 K			0-0 F9		3	0	0	0	0	2	0				
<b>Inning Stats</b>	R: 0 E: 0 K: 2 S: 8	H: 1 LOB: 2 BB: 1 P: 12	R: 0 E: 0 K: 1 S: 5	H: 0 LOB: 0 BB: 0 P: 5	R: 0 E: 0 K: 1 S: 5	H: 0 LOB: 0 BB: 0 P: 5	R: 0 E: 0 K: 1 S: 5	H: 0 LOB: 1 BB: 0 P: 9	R: 0 E: 0 K: 0 S: 4	H: 1 LOB: 1 BB: 0 P: 4	R: 0 E: 0 K: 1 S: 5	H: 0 LOB: 0 BB: 0 P: 5	R: 0 E: 0 K: 0 S: 3	H: 0 LOB: 1 BB: 1 P: 7	R: 0 E: 0 K: 0 S: 3	H: 0 LOB: 2 BB: 2 P: 11	1B: 2 2B: 0 3B: 0 HR: 0	SF: 0 SAC: 1 DP: 0 HBP: 0	WP: 0 PB: 0 SB: 0 CS: 0	PA: 34
<b>PITCHER</b> <b>Bob Gibson, R</b> ERA: 5.3 (1, 1)	IP: 9.0 WLS: W BF: 34 H: 2 R: 0 ER: 0 SO: 7 BB: 5 IBB: 0 HBP: 0 BLK: 0 WP: 0 HR: 0 S: 43 P: 63 ERA: 0.00 WHIP: 0.778															<b>PITCHER</b> <b>Bob Gibson, R</b> ERA: 5.3 (1, 1)	IP: 9.0 WLS: W BF: 34 H: 2 R: 0 ER: 0 SO: 7 BB: 5 IBB: 0 HBP: 0 BLK: 0 WP: 0 HR: 0 S: 43 P: 63 ERA: 0.00 WHIP: 0.778			

Batter	1	2	3	4	5	6	7	8	9	AB	R	H	RBI	BB	SO	LOB	BOTTOM			
<b>Robin Yount, R</b> OBP: 0.360, SLG: 0.429 (1, 10)	0-0 2B		0-0 6-3			4-0 1-2 BB		0-0 1-1 2-H 2-H HR		3	1	2	4	1	0	0	<b>Baltimore Orioles @ Milwaukee Brewers</b> Milwaukee County Stadium, Milwaukee, WI Sat Sep 15 1984, 4:33 AM EDT Att: 16,067 - Unknown <a href="http://livebaseballscorecards.com">livebaseballscorecards.com</a>			
<b>Jim Gantner, L</b> OBP: 0.323, SLG: 0.357 (1, 4)	0-0 6-3		0-0 1-3			0-0 6-3		0-0 F7		4	0	0	0	0	0	3				
<b>Cecil Cooper, L</b> OBP: 0.311, SLG: 0.387 (1, 3)	0-3 K				4-0 FC6-4 BB			0-0 SH2-3 1B 2B		3	1	1	0	1	2	1				
<b>Mark Brouhard, R</b> OBP: 0.301, SLG: 0.369 (1, 7)	0-0 F8				0-0 F7			0-0 SH2-3 1B		4	1	1	0	0	0	2				
<b>Bobby Clark, R</b> OBP: 0.343, SLG: 0.381 (1, 8)		0-0 F7			0-0 F8			0-0 SH2-3		3	0	0	0	0	0	1				
<b>Jim Sundberg, R</b> OBP: 0.342, SLG: 0.420 (1, 2)		0-0 F8			0-0 FC6-4			4-0 2B FC1-2 IBB		3	0	0	0	1	1	1				
<b>Willie Lozado, R</b> OBP: 0.366, SLG: 0.475 (1, 5)		0-0 5-3				0-0 F8		0-0 FC1-2 HR 2B		4	1	1	2	0	1	0				
<b>Ed Romero, R</b> OBP: 0.309, SLG: 0.298 (1, 6)					0-0 HR			0-0 FC1-2 HR IBB		3	2	2	1	1	0	0				
<b>Charlie Moore, R</b> OBP: 0.275, SLG: 0.314 <b>Doug Loman, L</b> OBP: 0.395, SLG: 0.394 (1, 9) (4, 9)			0-3 K			0-0 F2		0-0 FC1-2 HR		1	0	0	0	0	1	0				
<b>Inning Stats</b>	R: 0 E: 0 K: 1 S: 6	H: 1 LOB: 0 BB: 0 P: 6	R: 0 E: 0 K: 0 S: 3	H: 0 LOB: 0 BB: 0 P: 3	R: 1 E: 0 K: 1 S: 6	H: 1 LOB: 0 BB: 0 P: 6	R: 0 E: 0 K: 0 S: 3	H: 0 LOB: 1 BB: 1 P: 7	R: 0 E: 0 K: 0 S: 4	H: 1 LOB: 2 BB: 1 P: 8	R: 6 E: 0 K: 0 S: 7	H: 4 LOB: 0 BB: 2 P: 15	R: 0 E: 0 K: 1 S: 5	H: 0 LOB: 0 BB: 0 P: 5	R: 0 E: 0 K: 2 S: 7	H: 0 LOB: 0 BB: 0 P: 7	1B: 3 2B: 2 3B: 0 HR: 2	SF: 0 SAC: 1 DP: 0 HBP: 0	WP: 0 PB: 0 SB: 0 CS: 0	PA: 35
<b>PITCHER</b> <b>Mike Flanagan, L</b> ERA: 3.54 <b>Sammy Stewart, R</b> ERA: 3.07 <b>John Pacella, R</b> ERA: 6.75 (1, 1) (6, 1) (7, 1)	IP: 5.2 WLS: L BF: 27 H: 6 R: 6 ER: 6 SO: 2 BB: 2 IBB: 2 HBP: 0 BLK: 0 WP: 0 HR: 1 S: 27 P: 43 ERA: 9.53 WHIP: 1.412															<b>PITCHER</b> <b>Mike Flanagan, L</b> ERA: 3.54 <b>Sammy Stewart, R</b> ERA: 3.07 <b>John Pacella, R</b> ERA: 6.75 (1, 1) (6, 1) (7, 1)	IP: 5.2 WLS: L BF: 27 H: 6 R: 6 ER: 6 SO: 2 BB: 2 IBB: 2 HBP: 0 BLK: 0 WP: 0 HR: 1 S: 27 P: 43 ERA: 9.53 WHIP: 1.412			



Batter	1	2	3	4	5	6	7	8	9	AB	R	H	RBI	BB	SO	LOB	TOP								
<b>Al Bumby, L</b> OBP: 0.301, SLG: 0.299 (1, 8)	F8	FC6		SH5-3	F8	E3		F9		5	0	0	0	0	0	4	<b>Baltimore Orioles @ Milwaukee Brewers</b> Milwaukee County Stadium, Milwaukee, WI Sun Sep 16 1984, 4:33 AM EDT Att: 18,683 - Unknown <a href="http://livebaseballscorecards.com">livebaseballscorecards.com</a>								
<b>Mike Young, S</b> OBP: 0.355, SLG: 0.417 (1, 7)	K			FC1-4	K	F7		1-3		5	1	1	0	1	2	3									
<b>Cal Ripken Jr., R</b> OBP: 0.373, SLG: 0.507 (1, 6)	F7			FC1-4					6-3	4	2	1	1	2	0	1									
<b>Eddie Murray, S</b> OBP: 0.429, SLG: 0.540 (1, 3)		HR		FC3-4		K		FC3-6	3-1	4	2	1	0	2	1	2									
<b>Wayne Gross, L</b> OBP: 0.342, SLG: 0.451 (1, 5)				FC3-4						4	2	2	4	0	0	2									
<b>Todd Cruz, R</b> OBP: 0.270, SLG: 0.319 (7, 5)		HR		SF8				F7		0	0	0	0	1	0	0									
<b>Ken Singleton, S</b> OBP: 0.286, SLG: 0.282 (1, 10)									K	5	0	2	0	1	1	5									
<b>Jim Dwyer, L</b> OBP: 0.329, SLG: 0.324 (7, PH)										3	2	3	2	1	0	0									
<b>John Shelby, S</b> OBP: 0.248, SLG: 0.302 (7, 9)										1	0	1	1	0	0	0									
<b>Rich Dauer, R</b> OBP: 0.290, SLG: 0.333 (1, 4)										5	1	2	1	0	0	7									
<b>Rick Dempsey, R</b> OBP: 0.309, SLG: 0.363 (1, 2)										4	1	2	1	0	0	2									
<b>Inning Stats</b>	R: 0 E: 0 K: 1 S: 5	H: 0 LOB: 0 BB: 0 P: 5	R: 2 E: 0 K: 0 S: 6	H: 3 LOB: 2 BB: 1 P: 10	R: 1 E: 0 K: 0 S: 6	H: 3 LOB: 3 BB: 1 P: 10	R: 2 E: 0 K: 0 S: 5	H: 2 LOB: 2 BB: 2 P: 13	R: 1 E: 0 K: 1 S: 7	H: 2 LOB: 1 BB: 0 P: 7	R: 4 E: 2 K: 1 S: 10	H: 4 LOB: 2 BB: 1 P: 14	R: 1 E: 0 K: 0 S: 4	H: 1 LOB: 2 BB: 2 P: 12	R: 0 E: 0 K: 0 S: 3	H: 0 LOB: 0 BB: 0 P: 3	R: 0 E: 0 K: 1 S: 5	H: 0 LOB: 1 BB: 1 P: 9	1B: 11 2B: 2 3B: 1 HR: 1	SF: 2 SAC: 1 DP: 0 HBP: 0	WP: 0 PB: 0 SB: 0 CS: 0	PA: 51			
<b>PITCHER</b>	IP	WLS	BF	H	R	ER	SO	BB	IBB	HBP	BLK	WP	HR	S	P	ERA	WHIP								
<b>Don Sutton, R</b> ERA: 3.85 (1, 1)	4.0	L	26	10	6	6	1	3	1	0	0	0	1	24	40	13.50	3.250								
<b>Paul Hartzell, R</b> ERA: 14.73 (5, 1)	3.0		18	5	5	4	2	3	0	0	0	0	0	19	31	12.00	2.667								
<b>Tom Tellmann, R</b> ERA: 2.8 (8, 1)	1.0		3	0	0	0	0	0	0	0	0	0	0	3	3	0.00	0.000								
<b>Jim Kern, R</b> ERA: 9.42 (9, 1)	1.0		4	0	0	0	1	1	0	0	0	0	0	5	9	0.00	1.000								
<b>Batter</b>	<b>1</b>	<b>2</b>	<b>3</b>	<b>4</b>	<b>5</b>	<b>6</b>	<b>7</b>	<b>8</b>	<b>9</b>	<b>AB</b>	<b>R</b>	<b>H</b>	<b>RBI</b>	<b>BB</b>	<b>SO</b>	<b>LOB</b>	<b>BOTTOM</b>								
<b>Robin Yount, R</b> OBP: 0.360, SLG: 0.429 (1, 10)	BLK WP SF7 1B		5-3	CS	F8			6-3		5	1	2	1	0	0	0	<b>Baltimore Orioles @ Milwaukee Brewers</b> Milwaukee County Stadium, Milwaukee, WI Sun Sep 16 1984, 4:33 AM EDT Att: 18,683 - Unknown <a href="http://livebaseballscorecards.com">livebaseballscorecards.com</a>								
<b>Jim Gantner, L</b> OBP: 0.320, SLG: 0.354 (1, 4)	SF7		K		L6			4-3	6-3	4	0	0	1	0	1	1									
<b>Cecil Cooper, L</b> OBP: 0.309, SLG: 0.384 (1, 3)	5-3		F8		F7			F7		4	0	0	0	0	0	0									
<b>Doug Loman, L</b> OBP: 0.429, SLG: 0.400 (1, 7)	F8			1B E BB				G6-3 BB	BB WP 2B 1B	2	2	1	0	2	0	0									
<b>Bobby Clark, R</b> OBP: 0.333, SLG: 0.369 (1, 9)		K		K				G6-3	F8	4	0	0	0	0	2	3									
<b>Dion James, L</b> OBP: 0.333, SLG: 0.365 (1, 8)				F5				F7	BB 2B BB	2	1	0	0	2	0	1									
<b>Bill Schroeder, R</b> OBP: 0.292, SLG: 0.495 (1, 2)				E 1B	E 1B			G6-4-3 BB	F6	3	1	2	0	1	0	2									
<b>Ed Romero, R</b> OBP: 0.311, SLG: 0.298 (1, 6)		E6		E5	E5			G6-4-3	2B BB	3	2	1	0	1	0	2									
<b>Willie Lozado, R</b> OBP: 0.373, SLG: 0.492 (1, 5)								F7	1B 2B	4	1	2	5	0	0	2									
<b>Inning Stats</b>	R: 1 E: 0 K: 0 S: 4	H: 1 LOB: 0 BB: 0 P: 4	R: 0 E: 1 K: 1 S: 6	H: 1 LOB: 2 BB: 1 P: 10	R: 0 E: 0 K: 1 S: 5	H: 0 LOB: 0 BB: 0 P: 5	R: 3 E: 1 K: 1 S: 7	H: 3 LOB: 0 BB: 1 P: 11	R: 0 E: 0 K: 0 S: 3	H: 0 LOB: 0 BB: 0 P: 3	R: 0 E: 0 K: 0 S: 2	H: 0 LOB: 0 BB: 1 P: 6	R: 0 E: 0 K: 0 S: 2	H: 0 LOB: 0 BB: 1 P: 6	R: 0 E: 0 K: 0 S: 3	H: 0 LOB: 0 BB: 0 P: 3		R: 4 E: 0 K: 0 S: 6	H: 3 LOB: 1 BB: 2 P: 14	1B: 7 2B: 1 3B: 0 HR: 0	SF: 1 SAC: 0 DP: 2 HBP: 0	WP: 2 PB: 0 SB: 0 CS: 1	PA: 39		
<b>PITCHER</b>	IP	WLS	BF	H	R	ER	SO	BB	IBB	HBP	BLK	WP	HR	S	P	ERA	WHIP								
<b>Storm Davis, R</b> ERA: 2.96 (1, 1)	7.0	W	27	4	4	3	3	4	0	0	1	1	0	29	45	3.86	1.286								
<b>Tom Underwood, L</b> ERA: 3.54 (8, 1)	1.0		3	0	0	0	0	0	0	0	0	0	0	3	3	0.00	0.000								
<b>Sammy Stewart, R</b> ERA: 3.45 (9, 1)	1.0		8	3	4	4	0	2	0	0	0	1	0	6	14	36.00	5.000								



Batter	1	2	3	4	5	6	7	8	9	AB	R	H	RBI	BB	SO	LOB	TOP								
<b>Al Bumby, L</b> OBP: 0.308, SLG: 0.319 (1, 8)	0-0 4-3 1B 2B	0-0 HBP 1B		0-0 4-3		0-0 HR		0-0 1B		5	2	4	1	0	0	0	<b>Baltimore Orioles @ New York Yankees</b> Yankee Stadium, Bronx, NY Mon Sep 17 1984, 7:05 PM EDT Att: 16,639 - Unknown								
<b>Mike Young, S</b> OBP: 0.356, SLG: 0.415 (1, 9)	0-0 4-3	1-0 HBP			0-0 1B BB HR	0-0 F7		0-3 K		4	1	1	0	0	1	2									
<b>Cal Ripken Jr., R</b> OBP: 0.373, SLG: 0.507 (1, 6)	0-0 F4	0-0 F5			4-0 1B HR	0-0 6-3 2B		0-0 L5		4	1	1	0	1	0	5									
<b>Eddie Murray, S</b> OBP: 0.429, SLG: 0.538 (1, 3)	4-0 1B BB	0-0 F8			0-0 1B HR	0-0 6-3		0-0 F9		4	2	1	0	1	0	4									
<b>Wayne Gross, L</b> OBP: 0.344, SLG: 0.459 (9, PH)	1-2 1B BB			0-0 F9		0-0 4-3		0-3 K		3	1	1	4	1	0	1									
<b>Ron Jackson, R</b> OBP: 0.216, SLG: 0.202 (9, PH)					0-0 HR			0-3 K		1	0	0	0	0	1	0									
<b>Ken Singleton, S</b> OBP: 0.287, SLG: 0.284 (1, 10)	0-0 1-3 2-H 3-H 1B			0-0 F8		0-0 1B		0-3 K		5	0	2	2	0	1	0									
<b>Gary Roenicke, R</b> OBP: 0.341, SLG: 0.376 (1, 7)	0-0 G3			0-0 F3		0-0 F4		0-0 G1-6-3 1B		4	0	1	0	0	0	3									
<b>Rich Dauer, R</b> OBP: 0.292, SLG: 0.333 (1, 4)		0-0 HBP 1B		4-0 G6-4-3 BB		0-0 F9		0-0 G1-6-3		3	0	1	0	1	0	2									
<b>Rick Dempsey, R</b> OBP: 0.305, SLG: 0.359 (1, 2)	0-0 F7			0-0 G6-4-3		0-0 F4		0-0 F5		4	0	0	0	0	0	3									
<b>Inning Stats</b>	R: 2 E: 0 K: 0 S: 5	H: 2 LOB: 2 BB: 2 P: 13	R: 0 E: 0 K: 0 S: 5	H: 2 LOB: 3 BB: 0 P: 6	R: 0 E: 0 K: 0 S: 3	H: 0 LOB: 0 BB: 0 P: 3	R: 0 E: 0 K: 0 S: 2	H: 0 LOB: 0 BB: 1 P: 6	R: 4 E: 0 K: 0 S: 7	H: 4 LOB: 1 BB: 1 P: 11	R: 1 E: 0 K: 0 S: 5	H: 2 LOB: 1 BB: 0 P: 5	R: 0 E: 0 K: 1 S: 5	H: 1 LOB: 0 BB: 0 P: 5	R: 0 E: 0 K: 1 S: 6	H: 1 LOB: 1 BB: 0 P: 6	R: 0 E: 0 K: 1 S: 5	H: 0 LOB: 0 BB: 0 P: 5	1B: 8 2B: 2 3B: 0 HR: 2	SF: 0 SAC: 0 DP: 2 HBP: 1	WP: 0 PB: 0 SB: 0 CS: 0	PA: 42			
<b>PITCHER</b>	IP	WLS	BF	H	R	ER	SO	BB	IBB	HBP	BLK	WP	HR	S	P	ERA	WHIP								
<b>Phil Niekro, R</b> ERA: 3.09 (1, 1)	4.0		24	8	6	6	0	4	0	1	0	0	1	19	36	13.50	3.000								
<b>Mike Armstrong, R</b> ERA: 3.83 (5, 1)	1.1		6	2	1	1	0	0	0	0	0	0	1	6	6	6.75	1.500								
<b>Jay Howell, R</b> ERA: 2.45 (6, 1)	2.2	W	9	2	0	0	2	0	0	0	0	0	0	13	13	0.00	0.750								
<b>Ron Guidry, L</b> ERA: 4.18 (9, 1)	1.0		3	0	0	0	1	0	0	0	0	0	0	5	5	0.00	0.000								

Batter	1	2	3	4	5	6	7	8	9	AB	R	H	RBI	BB	SO	LOB	BOTTOM								
<b>Willie Randolph, R</b> OBP: 0.378, SLG: 0.355 (1, 4)	0-0 6-3			0-0 F3				0-0 SH5-3 1B		4	1	1	0	0	0	2	<b>Baltimore Orioles @ New York Yankees</b> Yankee Stadium, Bronx, NY Mon Sep 17 1984, 7:05 PM EDT Att: 16,639 - Unknown								
<b>Rex Hudler, R</b> OBP: 0.500, SLG: 0.667 (9, 4)			0-0 SH3	0-0 F3	0-0 F3			0-0 SH5-3 1B		0	0	0	0	0	0	0									
<b>Bobby Meacham, S</b> OBP: 0.311, SLG: 0.333 (1, 6)	0-0 4-3		0-0 1B E	0-0 S 1B	0-0 2-4	0-0 F5		0-0 SH5-3 1B		5	2	3	1	0	0	0									
<b>Don Mattingly, L</b> OBP: 0.381, SLG: 0.539 (1, 3)	0-0 6-3		0-0 E3 6-3 HR 1B	0-0 F8		0-0 6-3		0-0 SH5-3		4	1	1	1	0	0	1									
<b>Dave Winfield, R</b> OBP: 0.400, SLG: 0.534 (1, 9)		0-0 6-3	0-0 6-3	0-3 K		0-0 4-3		4-0 1B HR IBB		4	1	0	0	1	1	2									
<b>Oscar Gamble, L</b> OBP: 0.315, SLG: 0.462 (1, 10)		0-0 6-3	0-0 6-3		0-0 6-3			0-0 HR 1B		2	1	2	2	0	0	0									
<b>Don Baylor, R</b> OBP: 0.332, SLG: 0.477 (5, PH)		0-0 FC6-4 1B	0-0 HR		0-0 6-3		0-0 F8	0-0 HR 1B		3	1	1	2	0	0	0									
<b>Ken Griffey, L</b> OBP: 0.330, SLG: 0.405 (1, 7)		0-0 FC6-4	0-0 BB		0-0 1B		0-0 F8 BLK	0-0 HR 1B		5	2	4	3	0	0	1									
<b>Victor Mata, R</b> OBP: 0.344, SLG: 0.452 (9, 8)		0-0 1-2 2-H 3-H 1B	0-0 BB		0-0 2B		0-0 F8 1B	0-0 HR		0	0	0	0	0	0	0									
<b>Butch Wynegar, S</b> OBP: 0.361, SLG: 0.351 (1, 2)	0-3 K		4-0 BB		4-0 1B BB		4-0 BB	0-0 F7		2	1	0	0	3	1	1									
<b>Mike Pagliarulo, L</b> OBP: 0.299, SLG: 0.460 (1, 5)			0-0 E4 1B		0-0 1B		0-0 F8	0-0 F4		1	1	1	0	1	0	0									
<b>Toby Harrah, R</b> OBP: 0.331, SLG: 0.300 (5, PH)			0-0 1B		0-0 1B		0-0 F8	0-0 F4		3	0	1	1	0	0	2									
<b>Omar Moreno, L</b> OBP: 0.286, SLG: 0.364 (1, 8)			0-0 E4 1B		0-0 1B		0-0 6-3			2	1	0	0	0	0	4									
<b>Brian Dayett, R</b> OBP: 0.293, SLG: 0.405 (5, PH)			0-0 1B		0-0 1B		0-0 6-3			2	0	1	1	0	0	2									
<b>Inning Stats</b>	R: 0 E: 0 K: 0 S: 3	H: 0 LOB: 0 BB: 0 P: 3	R: 0 E: 0 K: 1 S: 6	H: 1 LOB: 1 BB: 0 P: 6	R: 5 E: 2 K: 0 S: 9	H: 5 LOB: 3 BB: 2 P: 17	R: 0 E: 0 K: 1 S: 6	H: 1 LOB: 1 BB: 0 P: 6	R: 2 E: 0 K: 0 S: 5	H: 3 LOB: 2 BB: 1 P: 9	R: 0 E: 0 K: 0 S: 3	H: 0 LOB: 0 BB: 0 P: 3	R: 0 E: 0 K: 0 S: 4	H: 1 LOB: 2 BB: 1 P: 8	R: 5 E: 0 K: 0 S: 7	H: 4 LOB: 0 BB: 1 P: 11	R: 0 E: 0 K: 0 S: 5	H: 0 LOB: 0 BB: 0 P: 5	1B: 11 2B: 2 3B: 0 HR: 2	SF: 0 SAC: 2 DP: 0 HBP: 0	WP: 0 PB: 0 SB: 1 CS: 0	PA: 44			
<b>PITCHER</b>	IP	WLS	BF	H	R	ER	SO	BB	IBB	HBP	BLK	WP	HR	S	P	ERA	WHIP								
<b>Bill Swaggerty, R</b> ERA: 5.11 (1, 1)	2.2		14	5	5	1	0	0	0	0	0	0	0	11	16	3.38	1.875								
<b>Tippy Martinez, L</b> ERA: 3.91 (3, 1)	1.2		12	4	2	2	1	2	1	0	0	0	0	11	23	10.80	3.600								
<b>John Pacella, R</b> ERA: 8.64 (5, 1)	3.0	L	16	5	4	4	0	1	1	0	1	0	0	13	21	12.00	2.000								
<b>Tom Underwood, L</b> ERA: 3.63 (8, 1)	0.2		3	1	1	1	0	0	0	0	0	0	1	3	3	13.50	1.500								

AB	37
R	7
H	12
RBI	7
BB	4
SO	3
LOB	20





Batter	1	2	3	4	5	6	7	8	9	AB	R	H	RBI	BB	SO	LOB	TOP				
Mike Young, S OBP: 0.356, SLG: 0.417 (1, 9)	F8		FC3-6		FC6-4			FC6-4	FC5 1B	5	1	2	1	0	0	2					
John Shelby, S OBP: 0.245, SLG: 0.298 Larry Sheets, L OBP: 1.000, SLG: 1.000 (1, 8) (8, 9)	K			F7		6-3		E6	FC6-4 1B	4	0	0	0	0	1	1					
Cal Ripken Jr., R OBP: 0.370, SLG: 0.503 (1, 6)	5-3			E6		6-3		FC6-4	FC5	5	0	0	1	0	0	4					
Eddie Murray, S OBP: 0.427, SLG: 0.535 (1, 3)		4-3		F8		F3				4	0	1	0	0	0	1					
Gary Roenicke, R OBP: 0.340, SLG: 0.375 (1, 7)	K						5-3	F7		4	0	1	0	0	1	2					
Ken Singleton, S OBP: 0.289, SLG: 0.287 (1, 10)	6-3			F9						4	1	2	0	0	0	2					
Ron Jackson, R OBP: 0.219, SLG: 0.206 Jim Dwyer, L OBP: 0.328, SLG: 0.322 (9, PH)			F8			G6-4-3		FC1-4	F7	3	0	1	0	0	0	1					
Rich Dauer, R OBP: 0.293, SLG: 0.334 Victor Rodriguez, R OBP: 0.500, SLG: 0.500 (5, 4)					G6-4-3		K		1B 1B	2	0	1	0	0	0	1					
Rick Dempsey, R OBP: 0.305, SLG: 0.355 (1, 2)			F8						1B 1B	2	0	1	0	0	1	1					
<b>Inning Stats</b>	R: 0 E: 0 K: 1 S: 5	H: 0 LOB: 0 BB: 0 P: 5	R: 0 E: 0 K: 1 S: 5	H: 0 LOB: 0 BB: 0 P: 5	R: 0 E: 0 K: 0 S: 4	H: 1 LOB: 1 BB: 0 P: 4	R: 0 E: 1 K: 0 S: 5	H: 1 LOB: 2 BB: 0 P: 5	R: 0 E: 0 K: 0 S: 3	H: 0 LOB: 0 BB: 0 P: 3	R: 0 E: 0 K: 1 S: 6	H: 1 LOB: 1 BB: 0 P: 6	R: 1 E: 1 K: 1 S: 8	H: 2 LOB: 2 BB: 0 P: 8	R: 1 E: 0 K: 0 S: 7	H: 4 LOB: 3 BB: 0 P: 7	1B: 9 2B: 1 3B: 0 HR: 0	SF: 0 SAC: 0 DP: 1 HBP: 0	WP: 0 PB: 0 SB: 0 CS: 0	PA: 39	
<b>PITCHER</b>	IP	WLS	BF	H	R	ER	SO	BB	IBB	HBP	BLK	WP	HR	S	P	ERA	WHIP				
Ray Fontenot, L ERA: 3.65 Clay Christensen, R ERA: 5.17	(1, 1)	8.0	W	32	6	1	0	4	1	0	0	0	0	39	43	0.00	0.875				
	(8, 1)	1.0		7	4	1	1	0	0	0	0	0	0	7	7	9.00	4.000				

Baltimore Orioles @ New York Yankees  
Yankee Stadium, Bronx, NY  
Tue Sep 18 1984, 7:05 PM EDT  
Att: 14,380 - Unknown

AB 38  
R 2  
H 10  
RBI 2  
BB 1  
SO 4  
LOB 19



Batter	1	2	3	4	5	6	7	8	9	AB	R	H	RBI	BB	SO	LOB	BOTTOM				
Bobby Meacham, S OBP: 0.310, SLG: 0.332 Andre Robertson, R OBP: 0.225, SLG: 0.254 (1, 6) (8, 6)	F8	2B		1-3			4-3			4	1	1	0	0	0	1					
Tim Foli, R OBP: 0.270, SLG: 0.325 Rex Hudler, R OBP: 0.500, SLG: 0.667 (1, 4) (9, 4)	5-3	HR		6-3			2B			4	2	2	1	0	0	1					
Don Mattingly, L OBP: 0.382, SLG: 0.546 (1, 3)	F8	HR		6-3			2B			4	2	2	2	0	0	1					
Dave Winfield, R OBP: 0.397, SLG: 0.530 Victor Mata, R OBP: 0.344, SLG: 0.452 (1, 9) (8, 9)		F9			6-3		K			4	0	0	0	0	1	2					
Oscar Gamble, L OBP: 0.328, SLG: 0.505 (1, 10)		1-3								3	2	2	3	1	0	0					
Ken Griffey, L OBP: 0.328, SLG: 0.404 Brian Dayett, R OBP: 0.293, SLG: 0.405 (1, 7) (8, 7)		HR		F8			L5			4	1	1	0	0	0	1					
Butch Wynegar, S OBP: 0.361, SLG: 0.350 Scott Bradley, L OBP: 0.250, SLG: 0.375 (1, 2) (8, 2)		HR		3-1			F8		F4	3	1	1	0	0	0	0					
Mike Pagliarulo, L OBP: 0.298, SLG: 0.473 (1, 5)		HR		3-1			F5		G3	4	1	1	4	0	0	0					
Omar Moreno, L OBP: 0.285, SLG: 0.363 (1, 8)	F8				1-3		F7		F9	4	0	1	0	0	0	0					
<b>Inning Stats</b>	R: 0 E: 0 K: 0 S: 3	H: 0 LOB: 0 BB: 0 P: 3	R: 7 E: 0 K: 0 S: 9	H: 6 LOB: 0 BB: 1 P: 13	R: 1 E: 0 K: 0 S: 4	H: 1 LOB: 0 BB: 0 P: 4	R: 0 E: 0 K: 0 S: 4	H: 1 LOB: 0 BB: 0 P: 4	R: 0 E: 0 K: 0 S: 3	H: 0 LOB: 0 BB: 0 P: 3	R: 2 E: 0 K: 1 S: 8	H: 3 LOB: 1 BB: 0 P: 8	R: 0 E: 0 K: 0 S: 3	H: 0 LOB: 0 BB: 0 P: 3	1B: 5 2B: 3 3B: 0 HR: 3	SF: 0 SAC: 0 DP: 0 HBP: 0	WP: 0 PB: 0 SB: 0 CS: 0	PA: 36			
<b>PITCHER</b>	IP	WLS	BF	H	R	ER	SO	BB	IBB	HBP	BLK	WP	HR	S	P	ERA	WHIP				
Dennis Martinez, R ERA: 4.85 Mark Brown, R ERA: 5.02 Todd Cruz, R ERA:	(1, 1)	3.0	L	17	7	8	8	0	0	0	0	0	0	16	20	24.00	2.667				
	(4, 1)	4.0		16	4	2	2	1	0	0	0	0	0	18	18	4.50	1.000				
	(8, 1)	1.0		3	0	0	0	0	0	0	0	0	0	3	3	0.00	0.000				

Baltimore Orioles @ New York Yankees  
Yankee Stadium, Bronx, NY  
Tue Sep 18 1984, 7:05 PM EDT  
Att: 14,380 - Unknown

AB 35  
R 10  
H 11  
RBI 10  
BB 1  
SO 1  
LOB 6





Batter	1	2	3	4	5	6	7	8	9	AB	R	H	RBI	BB	SO	LOB	TOP								
<b>Al Bumbry, L</b> OBP: 0.311, SLG: 0.328 <b>Benny Ayala, R</b> OBP: 0.255, SLG: 0.347	0-3 K		0-0 F8		4-0 BB		0-0 HR		0-0 G3	3	1	2	1	1	0		<b>Baltimore Orioles @ New York Yankees</b> Yankee Stadium, Bronx, NY Wed Sep 19 1984, 7:05 PM EDT Att: 17,862 - Unknown <a href="http://livebaseballscorecards.com">livebaseballscorecards.com</a>								
<b>Mike Young, S</b> OBP: 0.377, SLG: 0.426	0-0 3-1			0-0 HR	0-0 F9		0-0 6-3		0-0 FC5-4 1B	5	1	2	1	0	0	2									
<b>Cal Ripken Jr., R</b> OBP: 0.369, SLG: 0.500	0-3 K			0-0 F7		0-3 K		0-0 1B	0-0 FC5-4 1B	5	0	1	0	0	2	1									
<b>Eddie Murray, S</b> OBP: 0.426, SLG: 0.533		0-0 5-3		0-0 F9		0-0 F9		0-0 1B		4	0	1	0	0	0	0									
<b>Wayne Gross, L</b> OBP: 0.346, SLG: 0.460 <b>Ron Jackson, R</b> OBP: 0.217, SLG: 0.204		4-0 FC3-6 BB		0-0 F9		0-0 FC3-6 1B		0-3 K		2	0	1	0	1	0	0									
<b>Ken Singleton, S</b> OBP: 0.286, SLG: 0.283		0-0 FC3-6 1-2		0-0 F7		0-0 FC3-6 1-2		0-3 K		4	0	0	0	0	1	4									
<b>Jim Dwyer, L</b> OBP: 0.356 <b>Gary Roenicke, R</b> OBP: 0.339, SLG: 0.373		0-0 F9			0-0 HR		0-0 HR 2B		0-0 F8	3	2	2	1	0	0	1									
<b>Rich Dauer, R</b> OBP: 0.294, SLG: 0.338 <b>Larry Sheets, L</b> OBP: 0.500, SLG: 0.500 <b>Rick Dempsey, R</b> OBP: 0.307, SLG: 0.367			0-3 K		0-0 2B		0-0 F7		0-0 HR	2	0	1	0	0	1	0									
<b>Floyd Rayford, R</b> OBP: 0.292, SLG: 0.357 <b>Joe Nolan, L</b> OBP: 0.451, SLG: 0.400 <b>Victor Rodriguez, R</b> OBP: 0.300, SLG: 0.500 <b>Lenn Sakata, R</b> OBP: 0.219, SLG: 0.255			0-3 K				0-0 6-3		0-0 6-3	2	0	0	0	0	2	1									
<b>Inning Stats</b>	R: 0 E: 0 K: 2 S: 7	H: 0 LOB: 0 BB: 0 P: 7	R: 0 E: 0 K: 0 S: 3	H: 0 LOB: 1 BB: 1 P: 7	R: 0 E: 0 K: 2 S: 7	H: 0 LOB: 0 BB: 0 P: 7	R: 1 E: 0 K: 0 S: 4	H: 1 LOB: 0 BB: 0 P: 4	R: 1 E: 0 K: 1 S: 7	H: 2 LOB: 2 BB: 1 P: 11	R: 0 E: 0 K: 1 S: 6	H: 1 LOB: 1 BB: 0 P: 6	R: 2 E: 0 K: 0 S: 5	H: 2 LOB: 0 BB: 0 P: 5	R: 0 E: 0 K: 2 S: 9	H: 2 LOB: 2 BB: 0 P: 9		R: 1 E: 0 K: 0 S: 5	H: 2 LOB: 1 BB: 0 P: 5	1B: 4 2B: 2 3B: 0 HR: 4	SF: 0 SAC: 0 DP: 0 HBP: 0	WP: 0 PB: 0 SB: 0 CS: 0	PA: 39		
<b>PITCHER</b>	IP	WLS	BF	H	R	ER	SO	BB	IBB	HBP	BLK	WP	HR	S	P	ERA	WHIP								
<b>Joe Cowley, R</b> ERA: 3.13	6.2	W	28	6	4	4	6	2	0	0	0	0	3	38	46	5.40	1.200								
<b>Dave Righetti, L</b> ERA: 2.21	2.1	S	11	4	1	1	2	0	0	0	0	0	1	15	15	3.86	1.714								

Batter	1	2	3	4	5	6	7	8	9	AB	R	H	RBI	BB	SO	LOB	BOTTOM								
<b>Bobby Meacham, S</b> OBP: 0.315, SLG: 0.338	0-0 3-1 1B 2B		4-0 CS BB		0-0 1-2 1B	0-3 K				3	2	2	0	1	1	0	<b>Baltimore Orioles @ New York Yankees</b> Yankee Stadium, Bronx, NY Wed Sep 19 1984, 7:05 PM EDT Att: 17,862 - Unknown <a href="http://livebaseballscorecards.com">livebaseballscorecards.com</a>								
<b>Scott Bradley, L</b> OBP: 0.333, SLG: 0.417 <b>Brian Dayett, R</b> OBP: 0.293, SLG: 0.405	0-0 3-1 2-3		0-0 1-2 2B 1B		0-0 1-2 2H 1B		0-0 4-3			4	1	2	1	0	0	1									
<b>Don Mattingly, L</b> OBP: 0.384, SLG: 0.549	0-0 1B		0-0 1H 2B		0-0 1-2 2H 1B		0-0 F8			4	0	3	3	0	0	0									
<b>Oscar Gamble, L</b> OBP: 0.326, SLG: 0.491	0-0 F8		0-0 F8		0-0 F8		4-0 BB			3	0	0	0	1	0	4									
<b>Ken Griffey, L</b> OBP: 0.326, SLG: 0.399	0-0 G3			0-0 4-3	0-0 F8		0-0 F7			4	0	0	0	0	0	4									
<b>Butch Wynegar, S</b> OBP: 0.394, SLG: 0.353		0-0 3-1		4-0 G3-6-3 BB		0-0 HR 1B		0-0 FC5-4 CS 1B		3	1	2	0	1	0	0									
<b>Mike Pagliarulo, L</b> OBP: 0.303, SLG: 0.491		0-0 F7		0-0 G3-6-3 1-2		0-0 1H HR		0-0 FC5-4 1B		4	1	2	2	0	0	1									
<b>Omar Moreno, L</b> OBP: 0.282, SLG: 0.358		0-0 F4			0-3 K	0-3 K		0-0 FC5-4 CS		4	0	0	0	0	2	2									
<b>Rex Hudler, R</b> OBP: 0.375, SLG: 0.333			0-3 K		4-0 1B BB	0-3 K		0-3 1-2 3H K		3	1	0	0	1	3	2									
<b>Inning Stats</b>	R: 1 E: 0 K: 0 S: 5	H: 2 LOB: 1 BB: 0 P: 5	R: 0 E: 0 K: 0 S: 3	H: 0 LOB: 0 BB: 0 P: 3	R: 1 E: 0 K: 1 S: 6	H: 2 LOB: 1 BB: 1 P: 10	R: 0 E: 0 K: 0 S: 2	H: 0 LOB: 0 BB: 1 P: 6	R: 2 E: 0 K: 3 S: 11	H: 3 LOB: 2 BB: 1 P: 12	R: 2 E: 0 K: 3 S: 11	H: 2 LOB: 0 BB: 0 P: 11	R: 0 E: 0 K: 0 S: 3	H: 0 LOB: 1 BB: 1 P: 7	R: 0 E: 0 K: 1 S: 6	H: 2 LOB: 1 BB: 0 P: 6		1B: 8 2B: 2 3B: 0 HR: 1	SF: 0 SAC: 0 DP: 1 HBP: 0	WP: 0 PB: 0 SB: 0 CS: 3	PA: 36				
<b>PITCHER</b>	IP	WLS	BF	H	R	ER	SO	BB	IBB	HBP	BLK	WP	HR	S	P	ERA	WHIP								
<b>Mike Boddicker, R</b> ERA: 2.85	8.0	L	36	11	6	6	6	4	0	0	0	0	1	44	60	6.75	1.875								















Batter	1	2	3	4	5	6	7	8	9	AB	R	H	RBI	BB	SO	LOB	TOP																			
Wade Boggs, L (1, 5) OBP: 0.302, SLG: 0.414	F7		E8 WP SF8		HR	F7		K	K	5	2	1	0	0	1	0	<b>Boston Red Sox @ Baltimore Orioles</b> Memorial Stadium, Baltimore, MD Sun Sep 23 1984, 3:33 AM EDT Att: 28,847 - Unknown																			
Dwight Evans, R (1, 9) OBP: 0.390, SLG: 0.537	2B 1B		2-3 BB		K	F8		BB 1B BB	3	0	1	0	2	1	1																					
Jim Rice, R (1, 7) OBP: 0.326, SLG: 0.474	HR 2B		SF8		HR		K	BB 1B	4	2	3	3	0	1	0																					
Tony Armas, R (1, 8) OBP: 0.298, SLG: 0.530	HR		K		1B 1B BB		5-3	BB 1B BB	3	2	1	2	2	1	1																					
Mike Easter, L (1, 10) OBP: 0.373, SLG: 0.503	3-1				1B 1B		1-3	BB	5	0	2	0	0	0	3																					
Bill Buckner, L (1, 3) OBP: 0.321, SLG: 0.405		4-3			1B 1B			F5	3	0	0	0	0	0	2																					
Rich Gedman, L (1, 2) OBP: 0.304, SLG: 0.488		F8			F5			FC3-5 3B	4	0	2	1	0	0	2																					
Marty Barrett, R (1, 4) OBP: 0.356, SLG: 0.376		F9			F9			FC3-5	4	0	0	0	0	0	5																					
Jackie Gutierrez, R (1, 6) OBP: 0.285, SLG: 0.318			6-3		1-2 2-3 1B		4-3	K	4	0	1	0	0	1	0																					
<b>Inning Stats</b>	R: 2 E: 0 K: 0 S: 5	H: 3 LOB: 0 BB: 0 P: 5	R: 0 E: 0 K: 0 S: 3	H: 0 LOB: 0 BB: 0 P: 3	R: 1 E: 1 K: 1 S: 6	H: 0 LOB: 1 BB: 1 P: 10	R: 0 E: 1 K: 0 S: 5	H: 2 LOB: 2 BB: 0 P: 5	R: 3 E: 0 K: 1 S: 9	H: 4 LOB: 2 BB: 1 P: 13	R: 0 E: 0 K: 0 S: 5	H: 0 LOB: 0 BB: 0 P: 5	R: 0 E: 0 K: 0 S: 3	H: 1 LOB: 0 BB: 0 P: 3	R: 0 E: 0 K: 2 S: 8	H: 1 LOB: 3 BB: 2 P: 16	1B: 7 2B: 2 3B: 1 HR: 2	SF: 1 SAC: 0 DP: 1 HBP: 0	WP: 1 PB: 0 SB: 0 CS: 0	PA: 41																
<b>PITCHER</b>	IP	WLS	BF	H	R	ER	SO	BB	IBB	HBP	BLK	WP	HR	S	P	ERA	WHIP	<b>PITCHER</b>		IP	WLS	BF	H	R	ER	SO	BB	IBB	HBP	BLK	WP	HR	S	P	ERA	WHIP
Dennis Martinez, R (1, 1) ERA: 5.02	4.1	L	22	7	6	5	2	2	0	0	0	1	2	24	32	10.38	2.077																			
Tom Underwood, L (5, 1) ERA: 3.52	1.2		7	2	0	0	0	0	0	0	0	0	0	7	7	0.00	1.200																			
Mark Brown, R (7, 1) ERA: 4.15	3.0		12	2	0	0	3	2	0	0	0	0	0	16	24	0.00	1.333																			

AB	35
R	6
H	11
RBI	6
BB	4
SO	5
LOB	14



Batter	1	2	3	4	5	6	7	8	9	AB	R	H	RBI	BB	SO	LOB	BOTTOM																			
Al Bumbry, L (1, 8) OBP: 0.314, SLG: 0.338		3-1			K		5-3		K	2	1	1	0	0	0	0	<b>Boston Red Sox @ Baltimore Orioles</b> Memorial Stadium, Baltimore, MD Sun Sep 23 1984, 3:33 AM EDT Att: 28,847 - Unknown																			
John Shelby, S (4, PH) OBP: 0.243, SLG: 0.295	HR 1B				F9		F5		K	2	0	0	0	0	1	0																				
Ken Singleton, S (9, PH) OBP: 0.287, SLG: 0.290									K	1	0	0	0	0	1	2																				
Mike Young, S (1, 7) OBP: 0.356, SLG: 0.438	HR	CS 1B							K	5	1	2	2	0	1	2																				
Cal Ripken Jr., R (1, 6) OBP: 0.372, SLG: 0.506	K	CS	1-2		1B 2B		6-3		K	5	0	2	0	0	2	2																				
Eddie Murray, S (1, 3) OBP: 0.422, SLG: 0.525	F7				BB		6-3		5-3	3	0	0	0	1	0	1																				
Wayne Gross, L (1, 5) OBP: 0.350, SLG: 0.456							5-3		1-3	1	0	1	0	0	0	0																				
Ron Jackson, R (3, PH) OBP: 0.232, SLG: 0.221	BB BB 1B		1-2 2-3 1B						F8	3	0	1	0	0	0	0																				
Jim Traber, L (1, 10) OBP: 0.500, SLG: 0.400	BB BB				K		WP 2B		F8	3	0	1	0	0	1	3																				
Benny Ayala, R (3, PH) OBP: 0.257, SLG: 0.356	1-2 BB								F8	0	0	0	0	1	0	0																				
Larry Sheets, L (1, 9) OBP: 0.800, SLG: 1.000					F6		F6		F8	3	0	0	0	0	0	4																				
Gary Roenicke, R (3, PH) OBP: 0.336, SLG: 0.367	1-2 2-3 BB						2-3			0	0	0	0	0	0	0																				
Lenn Sakata, R (1, 4) OBP: 0.220, SLG: 0.255	F7				F9		K		K	4	0	1	0	0	1	7																				
Floyd Rayford, R (1, 2) OBP: 0.285, SLG: 0.349									1B 1B	3	0	0	0	0	2	1																				
Jim Dwyer, L (9, PH) OBP: 0.339, SLG: 0.363		4-3			K		K		1-3 1B	1	0	1	0	0	0	0																				
<b>Inning Stats</b>	R: 2 E: 0 K: 1 S: 8	H: 3 LOB: 3 BB: 2 P: 16	R: 0 E: 0 K: 0 S: 3	H: 1 LOB: 0 BB: 0 P: 3	R: 0 E: 0 K: 1 S: 7	H: 2 LOB: 3 BB: 1 P: 11	R: 0 E: 0 K: 2 S: 7	H: 0 LOB: 0 BB: 0 P: 7	R: 0 E: 0 K: 0 S: 3	H: 0 LOB: 0 BB: 0 P: 3	R: 0 E: 0 K: 2 S: 8	H: 1 LOB: 1 BB: 0 P: 8	R: 0 E: 0 K: 0 S: 4	H: 1 LOB: 1 BB: 0 P: 4	R: 0 E: 0 K: 0 S: 3	H: 0 LOB: 0 BB: 0 P: 3	R: 0 E: 0 K: 3 S: 11	H: 2 LOB: 2 BB: 0 P: 11	1B: 7 2B: 2 3B: 0 HR: 1	SF: 0 SAC: 0 DP: 0 HBP: 0	WP: 1 PB: 0 SB: 0 CS: 1	PA: 40														
<b>PITCHER</b>	IP	WLS	BF	H	R	ER	SO	BB	IBB	HBP	BLK	WP	HR	S	P	ERA	WHIP	<b>PITCHER</b>		IP	WLS	BF	H	R	ER	SO	BB	IBB	HBP	BLK	WP	HR	S	P	ERA	WHIP
Rich Gale, R (1, 1) ERA: 5.54	2.0		13	5	2	2	1	3	0	0	0	0	0	12	24	9.00	4.000																			
John Henry Johnson, L (3, 1) ERA: 3.34	6.0	W	22	4	0	0	5	0	0	0	0	1	0	32	32	0.00	0.667																			
Mark Clear, R (9, 1) ERA: 4.29	1.0		4	1	0	0	3	0	0	0	0	0	0	10	10	0.00	1.000																			









Batter	1	2	3	4	5	6	7	8	9	AB	R	H	RBI	BB	SO	LOB	TOP					
<b>Willie Randolph, R</b> OBP: 0.380, SLG: 0.354 (1, 4)	6-3	FC5			6-3		E 1B	G3		4	1	0	0	1	0	4	<b>New York Yankees @ Baltimore Orioles</b> Memorial Stadium, Baltimore, MD Mon Sep 24 1984, 7:05 PM EDT Att: 19,864 - Unknown					
<b>Bobby Meacham, S</b> OBP: 0.311, SLG: 0.330 (1, 6)	6-3		F9 SF9		WP 1B		E3 1B SF9		5	3	2	0	0	1	1							
<b>Don Mattingly, L</b> OBP: 0.382, SLG: 0.540 (1, 3)	F3		F9		1B				5	0	2	2	0	0	1							
<b>Dave Winfield, R</b> OBP: 0.391, SLG: 0.519 (1, 9)		3-1 1B	SF9		K		SF9		3	1	1	2	0	2	1							
<b>Oscar Gamble, L</b> OBP: 0.311, SLG: 0.444 (1, 10)	3-1		G3			K	K		5	0	0	0	0	2	3							
<b>Ken Griffey, L</b> OBP: 0.324, SLG: 0.390 (1, 7)	1B FC4-6			4-3		FC4-6 BB		K	3	1	1	1	1	1	0							
<b>Butch Wynegar, S</b> OBP: 0.367, SLG: 0.350 (1, 2)	1B FC4-6			4-3		FC4-6		1B	4	0	2	0	0	0	1							
<b>Mike Pagliarulo, L</b> OBP: 0.292, SLG: 0.465 (1, 5)	FC4-6			L6		F4		K	4	0	0	1	0	1	3							
<b>Omar Moreno, L</b> OBP: 0.291, SLG: 0.364 (1, 8)	1B				K		B1-3	1B	4	0	2	0	0	1	0							
<b>Inning Stats</b>	R: 0 E: 0 K: 0 S: 3	H: 0 LOB: 0 BB: 0 P: 3	R: 2 E: 0 K: 0 S: 7	H: 4 LOB: 2 BB: 0 P: 7	R: 1 E: 0 K: 0 S: 4	H: 1 LOB: 0 BB: 0 P: 4	R: 0 E: 0 K: 0 S: 3	H: 0 LOB: 0 BB: 0 P: 3	R: 1 E: 0 K: 2 S: 9	H: 2 LOB: 1 BB: 0 P: 9	R: 0 E: 0 K: 1 S: 5	H: 0 LOB: 1 BB: 1 P: 9	R: 2 E: 2 K: 1 S: 7	H: 1 LOB: 1 BB: 1 P: 11	R: 0 E: 0 K: 2 S: 9	H: 2 LOB: 2 BB: 0 P: 9	R: 0 E: 0 K: 2 S: 8	H: 0 LOB: 1 BB: 0 P: 8	1B: 9 2B: 1 3B: 0 HR: 0	SF: 2 SAC: 0 DP: 0 HBP: 0	WP: 1 PB: 1 SB: 2 CS: 0	PA: 41
<b>PITCHER</b>	IP	WLS	BF	H	R	ER	SO	BB	IBB	HBP	BLK	WP	HR	S	P	ERA	WHIP					
<b>Bill Swaggerty, R</b> ERA: 5.12 (1, 1)	5.0		22	7	4	4	2	0	0	0	0	1	0	26	16	7.20	1.400					
<b>John Pacella, R</b> ERA: 7.45 (6, 1)	1.1		7	0	2	0	1	2	0	0	0	0	0	7	15	0.00	1.500					
<b>Sammy Stewart, R</b> ERA: 3.31 (7, 1)	0.2		3	1	0	0	1	0	0	0	0	0	0	5	5	0.00	1.500					
<b>Nate Snell, R</b> ERA: 2.25 (8, 1)	2.0	W	9	2	0	0	4	0	0	0	0	0	0	17	17	0.00	1.000					


Batter	1	2	3	4	5	6	7	8	9	AB	R	H	RBI	BB	SO	LOB	BOTTOM				
<b>Mike Young, S</b> OBP: 0.357, SLG: 0.446 (1, 9)	F9		K		K			F8		4	0	0	0	0	2	2	<b>New York Yankees @ Baltimore Orioles</b> Memorial Stadium, Baltimore, MD Mon Sep 24 1984, 7:05 PM EDT Att: 19,864 - Unknown				
<b>John Shelby, S</b> OBP: 0.244, SLG: 0.306 (1, 8)	F7		5-3		FC6-4			1B E	3	0	0	0	0	0	2						
<b>Al Bumbry, L</b> OBP: 0.316, SLG: 0.338 (8, PH)								BB	0	1	0	0	1	0	0						
<b>Cal Ripken Jr., R</b> OBP: 0.373, SLG: 0.510 (1, 6)	F8		K			HR		1B	4	2	2	1	0	1	1						
<b>Eddie Murray, S</b> OBP: 0.420, SLG: 0.522 (1, 3)		1-3 BB			F7	5-3		E1	3	1	0	1	1	0	1						
<b>Gary Roenicke, R</b> OBP: 0.339, SLG: 0.378 (1, 7)	1-3			8-4 1B		F5		HR	3	1	1	1	1	0	1						
<b>Benny Avila, R</b> OBP: 0.261, SLG: 0.382 (1, 10)	5-3					K		HR	4	1	2	3	0	1	1						
<b>Ron Jackson, R</b> OBP: 0.229, SLG: 0.218 (1, 5)				1-2 1B				HR	4	0	1	0	0	0	3						
<b>Todd Cruz, R</b> OBP: 0.267, SLG: 0.314 (9, 5)	2-3			8-4			G6-4-3	F9	0	0	0	0	0	0	0						
<b>Victor Rodriguez, R</b> OBP: 0.357, SLG: 0.500 (1, 4)			E1					6-3	4	1	1	0	0	0	1						
<b>Floyd Rayford, R</b> OBP: 0.290, SLG: 0.357 (1, 2)			WP				G6-4-3		3	0	2	1	0	0	1						
<b>Inning Stats</b>	R: 0 E: 0 K: 0 S: 3	H: 0 LOB: 0 BB: 0 P: 3	R: 0 E: 0 K: 0 S: 3	H: 0 LOB: 1 BB: 1 P: 7	R: 1 E: 1 K: 2 S: 9	H: 2 LOB: 1 BB: 0 P: 9	R: 0 E: 0 K: 0 S: 3	H: 1 LOB: 1 BB: 1 P: 7	R: 0 E: 0 K: 1 S: 6	H: 1 LOB: 0 BB: 0 P: 6	R: 1 E: 0 K: 1 S: 6	H: 1 LOB: 0 BB: 0 P: 6	R: 0 E: 0 K: 0 S: 3	H: 1 LOB: 0 BB: 0 P: 3	R: 5 E: 1 K: 0 S: 7	H: 3 LOB: 0 BB: 1 P: 11	1B: 6 2B: 2 3B: 0 HR: 2	SF: 0 SAC: 0 DP: 2 HBP: 0	WP: 1 PB: 0 SB: 0 CS: 0	PA: 35	
<b>PITCHER</b>	IP	WLS	BF	H	R	ER	SO	BB	IBB	HBP	BLK	WP	HR	S	P	ERA	WHIP				
<b>Dennis Rasmussen, L</b> ERA: 4.67 (1, 1)	7.0		27	6	2	2	4	2	0	0	0	0	0	33	41	2.57	1.143				
<b>Jay Howell, R</b> ERA: 2.68 (8, 1)	0.1		4	1	3	3	0	1	0	0	0	0	0	3	7	81.00	6.000				
<b>Dave Righetti, L</b> ERA: 2.34 (8, 1)	0.2	L	4	2	2	1	0	0	0	0	0	0	1	4	4	13.50	3.000				




Batter	1	2	3	4	5	6	7	8	9	AB R H RBI BB SO LOB	TOP											
Willie Randolph, R OBP: 0.377, SLG: 0.351 (1, 4)	F8		6-3	G5-4-3			F9		K	5 0 0 0 0 1 2	<b>New York Yankees @ Baltimore Orioles</b> Memorial Stadium, Baltimore, MD Tue Sep 25 1984, 7:05 PM EDT Att: 20,602 - Unknown											
Victor Mata, R OBP: 0.329, SLG: 0.426 (1, 8)	K		F4				2B 1B	F8	5 1 1 0 0 2 0													
Dave Winfield, R OBP: 0.393, SLG: 0.519 (1, 9)	1B			BB 1B SF8 1B	S 1B BB		F8	K	4 2 2 0 1 1 1													
Don Baylor, R OBP: 0.334, SLG: 0.477 (1, 10)	K			SF8 BB E 1B	K 1B BB				4 1 2 1 0 2 2													
Toby Harrah, R OBP: 0.331, SLG: 0.298 (1, 5)		6-3		E 1B BB			6-3		3 1 1 1 1 0 1													
Don Mattingly, L OBP: 0.381, SLG: 0.541 (1, 3)	F8 2B			SF8 1B	4-3			F7	3 0 1 1 0 0 1													
Brian Dayett, R OBP: 0.299, SLG: 0.408 (1, 7)	F8			E5 1B		G5-4-3 1B		BB 1B	4 1 2 0 0 0 2													
Butch Wynegar, S OBP: 0.368, SLG: 0.350 (1, 2)	6-3			F7 1B		F7 1B		G4-6-3 BB	3 0 1 1 1 0 2													
Andre Robertson, R OBP: 0.226, SLG: 0.254 (1, 6)			F8	G5-4-3 1B		G5-4-3 1-2		G4-6-3 1-2	4 0 1 1 0 0 3													
<b>Inning Stats</b>	R: 0 E: 0 K: 2 S: 8	H: 1 LOB: 1 BB: 0 P: 8	R: 0 E: 0 K: 0 S: 4	H: 1 LOB: 1 BB: 0 P: 4	R: 0 E: 0 K: 0 S: 3	H: 0 LOB: 0 BB: 0 P: 3	R: 4 E: 1 K: 0 S: 7	H: 4 LOB: 1 BB: 1 P: 11	R: 1 E: 0 K: 2 S: 8	H: 1 LOB: 1 BB: 1 P: 12	R: 0 E: 0 K: 0 S: 3	H: 1 LOB: 0 BB: 0 P: 3	R: 1 E: 0 K: 0 S: 5	H: 2 LOB: 1 BB: 0 P: 5	R: 0 E: 0 K: 0 S: 3	H: 1 LOB: 1 BB: 1 P: 7	R: 0 E: 0 K: 2 S: 7	H: 0 LOB: 0 BB: 0 P: 7	1B: 9 2B: 2 3B: 0 HR: 0	SF: 1 SAC: 0 DP: 3 HBP: 0	WP: 0 PB: 0 SB: 1 CS: 0	PA: 39
<b>PITCHER</b>	IP WLS BF H R ER SO BB IBB HBP BLK WP HR S P ERA WHIP											<b>PITCHER</b>	IP WLS BF H R ER SO BB IBB HBP BLK WP HR S P ERA WHIP									
Mike Flanagan, L ERA: 3.53 (1, 1)	3.1		18	6	4	3	2	1	0	0	0	0	0	0	21	25	8.10	2.100				
Mark Brown, R ERA: 4.29 (4, 1)	3.2	L	14	4	2	2	2	1	0	0	0	0	0	0	17	21	4.91	1.364				
Sammy Stewart, R ERA: 3.24 (8, 1)	2.0		7	1	0	0	2	1	0	0	0	0	0	0	10	14	0.00	1.000				

Batter	1	2	3	4	5	6	7	8	9	AB R H RBI BB SO LOB	BOTTOM										
Al Bumbry, L OBP: 0.315, SLG: 0.337 (1, 8)	BB 1B G4-6-3	FC4-6		K					K	4 1 1 0 0 1 4	<b>New York Yankees @ Baltimore Orioles</b> Memorial Stadium, Baltimore, MD Tue Sep 25 1984, 7:05 PM EDT Att: 20,602 - Unknown										
Floyd Rayford, R OBP: 0.288, SLG: 0.355 (9, PH)	1B	S 1B								1 0 0 0 0 1 1											
Mike Young, S OBP: 0.380, SLG: 0.445 (1, 7) (7, 9)	G4-6-3 WP 1B	BB 1B			F6 1B BB	4-3			L6	3 1 1 0 2 0 3											
Cal Ripken Jr., R OBP: 0.375, SLG: 0.510 (1, 6)	G4-6-3 1-2 2-3 BB	4-3			1B		6-3		1B	4 0 2 1 1 0 3											
Eddie Murray, S OBP: 0.420, SLG: 0.526 (1, 3)	G4-6-3 1-2 2-3 3-H				F5		K		1B	5 1 2 1 0 1 4											
Wayne Gross, L OBP: 0.349, SLG: 0.452 (5, PH) Ron Jackson, R OBP: 0.227, SLG: 0.216 (8, 9)	F9				F6		K		K	1 0 0 0 1 0 0											
Joe Nolan, L OBP: 0.347, SLG: 0.387 (7, PH) Todd Cruz, R OBP: 0.352, SLG: 0.314 (8, 9) Lenny Sakata, R OBP: 0.219, SLG: 0.253 (9, PH)	3-H				G1-6-3 BB		K		K	1 0 0 0 0 1 0											
Jim Traber, L OBP: 0.400, SLG: 0.375 (1, 10) Benny Ayala, R OBP: 0.258, SLG: 0.378 (5, PH) Ken Singleton, S OBP: 0.296, SLG: 0.289 (8, PH)		1B 1B			F9				1-3	2 1 1 0 0 0 1											
Larry Sheets, L OBP: 0.314, SLG: 0.833 (1, 9) Gary Roenicke, R OBP: 0.338, SLG: 0.376 (6, PH) (7, 7)		1B FC3-2 1B			K		K		6-3	2 0 1 0 0 1 0											
Rich Dauer, R OBP: 0.296, SLG: 0.337 (1, 4)		FC4-6 FC3-2 1B			F9		FC4-6 WP 1B		6-3	4 0 2 1 0 0 0											
Rick Dempsey, R OBP: 0.310, SLG: 0.363 (1, 2) Jim Dwyer, L OBP: 0.352, SLG: 0.367 (9, PH) Victor Rodriguez, R OBP: 0.357, SLG: 0.500 (9, PH)		FC3-2 FC4-6			K		FC4-6 BB		E 1B 1B	2 0 0 0 1 1 2											
<b>Inning Stats</b>	R: 2 E: 0 K: 0 S: 4	H: 2 LOB: 0 BB: 1 P: 8	R: 1 E: 0 K: 0 S: 6	H: 3 LOB: 3 BB: 1 P: 10	R: 1 E: 0 K: 1 S: 5	H: 1 LOB: 0 BB: 1 P: 9	R: 0 E: 0 K: 2 S: 7	H: 0 LOB: 0 BB: 0 P: 7	R: 0 E: 0 K: 1 S: 6	H: 1 LOB: 2 BB: 1 P: 10	R: 0 E: 0 K: 2 S: 7	H: 0 LOB: 0 BB: 0 P: 7	R: 0 E: 0 K: 0 S: 3	H: 0 LOB: 0 BB: 0 P: 3	R: 1 E: 1 K: 2 S: 10	H: 3 LOB: 2 BB: 0 P: 10	1B: 10 2B: 0 3B: 0 HR: 1	SF: 0 SAC: 0 DP: 2 HBP: 0	WP: 2 PB: 0 SB: 1 CS: 0	PA: 41	
<b>PITCHER</b>	IP WLS BF H R ER SO BB IBB HBP BLK WP HR S P ERA WHIP											<b>PITCHER</b>	IP WLS BF H R ER SO BB IBB HBP BLK WP HR S P ERA WHIP								
Joe Cowley, R ERA: 3.5 (1, 1)	2.0		14	6	4	4	0	3	0	0	0	0	0	15	19	0.00	0.667				
Bob Shirley, L ERA: 3.55 (3, 1)	3.0	W	10	1	0	0	3	1	0	0	0	0	0	17	21	3.00	1.000				
Jay Howell, R ERA: 2.69 (6, 1)	3.0		12	2	1	1	3	1	0	0	0	1	0	9	9	0.00	2.000				
Dave Righetti, L ERA: 2.31 (9, 1)	1.0	S	5	2	0	0	2	0	0	0	0	0	0	9	9	0.00	2.000				

AB 35  
R 6  
H 11  
RBI 5  
BB 3  
SO 6  
LOB 14




AB 36  
R 5  
H 11  
RBI 3  
BB 5  
SO 8  
LOB 24





Batter	1	2	3	4	5	6	7	8	9	AB	R	H	RBI	BB	SO	LOB	TOP					
<b>Willie Randolph, R</b> (1,4) OBP: 0.376, SLG: 0.350	0-0 5-3		0-0 6-3			0-0 1B 1-2 1B		0-0 5-3		4	0	1	0	0	0	1	<b>New York Yankees @ Baltimore Orioles</b> Memorial Stadium, Baltimore, MD Wed Sep 26 1984, 7:05 PM EDT Att: 20,831 - Unknown <a href="http://livebaseballscorecards.com">livebaseballscorecards.com</a>					
<b>Ken Griffey, L</b> (1,7) OBP: 0.323, SLG: 0.388	0-0 6-3			0-0 3-1		0-0 1-3 2-H 1B		0-0 G3		4	0	1	1	0	0	0						
<b>Don Mattingly, L</b> (1,3) OBP: 0.379, SLG: 0.537	0-0 F8			0-0 F8		0-0 G4-6-3 1-2			0-0 F8	4	0	0	0	0	2	2						
<b>Dave Winfield, R</b> (1,9) OBP: 0.392, SLG: 0.517		0-0 F7		0-0 F9			0-0 2B FC3-2 1B		0-0 4-3	4	0	1	0	0	0	0						
<b>Don Baylor, R</b> (1,10) OBP: 0.339, SLG: 0.488		1-0 G3-6-3 HBP			4-0 G4-6-3 BB		0-0 FC3-2 1-3 SF8 2B		0-0 HR	2	2	2	1	1	0	0						
<b>Butch Wynegar, S</b> (1,2) OBP: 0.367, SLG: 0.349	0-0 G3-6-3 1-2				0-0 F5		0-0 FC3-2		0-0 2B 1B	4	0	1	0	0	0	4						
<b>Mike Pagliarulo, L</b> (1,5) OBP: 0.291, SLG: 0.468			0-0 F8		0-0 G4-6-3 1-2		0-0 2-3 3-H SF8		0-0 1-3 2B	3	0	1	1	0	0	1						
<b>Omar Moreno, L</b> (1,8) OBP: 0.290, SLG: 0.362			0-0 S 1B			0-0 G3		0-0 F8		4	0	1	0	0	0	3						
<b>Andre Robertson, R</b> (1,6) OBP: 0.228, SLG: 0.256			0-0 6-3 1-2			0-0 1B 1B		0-0 5-3		3	1	1	0	0	0	1						
<b>Inning Stats</b>	R: 0 E: 0 K: 0 S: 3	H: 0 LOB: 0 BB: 0 P: 3	R: 0 E: 0 K: 0 S: 2	H: 0 LOB: 0 BB: 0 P: 3	R: 0 E: 0 K: 0 S: 4	H: 1 LOB: 1 BB: 0 P: 4	R: 0 E: 0 K: 0 S: 3	H: 0 LOB: 0 BB: 0 P: 3	R: 0 E: 0 K: 0 S: 2	H: 0 LOB: 0 BB: 1 P: 6	R: 1 E: 0 K: 0 S: 5	H: 3 LOB: 1 BB: 0 P: 5	R: 1 E: 0 K: 0 S: 5	H: 2 LOB: 1 BB: 0 P: 5	R: 0 E: 0 K: 0 S: 3	H: 0 LOB: 0 BB: 0 P: 3	R: 1 E: 0 K: 0 S: 6	H: 3 LOB: 2 BB: 0 P: 6	1B: 6 2B: 2 3B: 0 HR: 1	SF: 1 SAC: 0 DP: 3 HBP: 1	WP: 0 PB: 0 SB: 1 CS: 0	PA: 35
<b>PITCHER</b> <b>Storm Davis, R</b> (1,1) ERA: 3.12	IP: 9.0 WLS: L BF: 35 H: 9 R: 3 ER: 3 SO: 0 BB: 1 IBB: 0 HBP: 1 BLK: 0 WP: 0 HR: 1 S: 33 P: 38 ERA: 3.00 WHIP: 1.111															<b>PITCHER</b>						

Batter	1	2	3	4	5	6	7	8	9	AB	R	H	RBI	BB	SO	LOB	BOTTOM					
<b>Al Bumbry, L</b> (1,8) OBP: 0.318, SLG: 0.338	0-3 K			4-0 BB		0-0 1-2 1B		0-3 K		2	0	1	0	1	1	0	<b>New York Yankees @ Baltimore Orioles</b> Memorial Stadium, Baltimore, MD Wed Sep 26 1984, 7:05 PM EDT Att: 20,831 - Unknown <a href="http://livebaseballscorecards.com">livebaseballscorecards.com</a>					
<b>Benny Ayala, R</b> (8, PH) OBP: 0.256, SLG: 0.375						0-3 K		0-0 F6		1	0	0	0	0	1	1						
<b>John Shelby, S</b> (9,8) OBP: 0.244, SLG: 0.306						2-3 K				0	0	0	0	0	0	0						
<b>Mike Young, S</b> (1,7) OBP: 0.356, SLG: 0.440	0-0 F5			0-0 F7				0-0 F7		4	0	0	0	0	1	4						
<b>Cal Ripken Jr., R</b> (1,6) OBP: 0.372, SLG: 0.506	0-0 F7			0-0 F7			0-0 4-3		0-3 K	4	0	0	0	0	1	1						
<b>Eddie Murray, S</b> (1,3) OBP: 0.418, SLG: 0.523		0-0 4-3		0-0 F8			0-0 5-3		0-0 5-3	4	0	0	0	0	0	1						
<b>Wayne Gross, L</b> (1,5) OBP: 0.349, SLG: 0.449		0-0 F9			0-3 K		4-0 BB		0-3 K	2	0	0	0	1	1	0						
<b>Ron Jackson, R</b> (9, PH) OBP: 0.225, SLG: 0.214										1	0	0	0	0	1	0						
<b>Jim Traher, L</b> (1,10) OBP: 0.308, SLG: 0.273		0-0 6-3			0-0 F6		0-3 K			3	0	0	0	0	1	1						
<b>Larry Sheets, L</b> (1,9) OBP: 0.556, SLG: 0.625			0-0 F7		0-3 K			4-0 5-3 1B BB		2	0	0	0	0	1	0						
<b>Gary Roenicke, R</b> (8, PH) OBP: 0.339, SLG: 0.376										0	1	0	0	1	0	0						
<b>Rich Dauer, R</b> (1,4) OBP: 0.296, SLG: 0.337			0-0 5-3			0-0 CS 1B 1B		0-0 5-3		3	0	1	0	0	0	1						
<b>Rick Dempsey, R</b> (1,2) OBP: 0.311, SLG: 0.362			0-0 F7			0-0 F7		0-0 2-H 1B		3	0	1	1	0	0	1						
<b>Inning Stats</b>	R: 0 E: 0 K: 1 S: 5	H: 0 LOB: 0 BB: 0 P: 5	R: 0 E: 0 K: 0 S: 3	H: 0 LOB: 0 BB: 0 P: 3	R: 0 E: 0 K: 0 S: 3	H: 0 LOB: 0 BB: 0 P: 3	R: 0 E: 0 K: 0 S: 3	H: 0 LOB: 1 BB: 1 P: 7	R: 0 E: 0 K: 2 S: 7	H: 0 LOB: 0 BB: 0 P: 7	R: 0 E: 0 K: 1 S: 6	H: 2 LOB: 2 BB: 0 P: 6	R: 0 E: 0 K: 1 S: 5	H: 0 LOB: 1 BB: 1 P: 9	R: 1 E: 0 K: 1 S: 6	H: 1 LOB: 1 BB: 1 P: 10	R: 0 E: 0 K: 2 S: 7	H: 0 LOB: 0 BB: 0 P: 7	1B: 3 2B: 1 3B: 0 HR: 0	SF: 0 SAC: 0 DP: 1 HBP: 0	WP: 0 PB: 0 SB: 0 CS: 1	PA: 32
<b>PITCHER</b> <b>John Montefusco, R</b> (1,1) ERA: 3.58	IP: 7.0 WLS: W BF: 24 H: 2 R: 0 ER: 0 SO: 5 BB: 2 IBB: 0 HBP: 0 BLK: 0 WP: 0 HR: 0 S: 32 P: 40 ERA: 0.00 WHIP: 0.571															<b>PITCHER</b>						
<b>Dave Righetti, L</b> (8,1) ERA: 2.96	IP: 2.0 WLS: S BF: 8 H: 1 R: 1 ER: 1 SO: 3 BB: 1 IBB: 0 HBP: 0 BLK: 0 WP: 0 HR: 0 S: 13 P: 17 ERA: 4.50 WHIP: 1.000															<b>PITCHER</b>						





Batter	1	2	3	4	5	6	7	8	9	AB	R	H	RBI	BB	SO	LOB	TOP									
Mike Young, S OBP: 0.353, SLG: 0.436 (1, 9)	F7		K		F7			K		4	0	0	0	0	2	1	<b>Baltimore Orioles @ Boston Red Sox</b> Fenway Park, Boston, MA Thu Sep 27 1984, 7:05 PM EDT Att: 14,663 - Unknown									
John Shelby, S OBP: 0.247, SLG: 0.306 (1, 8)	F8			2B	F5			2B		3	1	1	0	1	0											
Cal Ripken Jr., R OBP: 0.375, SLG: 0.514 (1, 6)				F8						3	1	2	2	1	0											
Eddie Murray, S OBP: 0.415, SLG: 0.519 (1, 3)	F8			F7				K		4	0	0	0	0	1	4										
Gary Roenicke, R OBP: 0.220, SLG: 0.378 Wayne Gross, L OBP: 0.348, SLG: 0.448 (8, PH) (8, 5)		F2						F6		3	0	1	1	0	0	0										
Benny Ayala, R OBP: 0.288, SLG: 0.368 Jim Traber, L OBP: 0.286, SLG: 0.250 (1, 10) (9, PH)		F7								2	0	0	0	1	0	0										
Ron Jackson, R OBP: 0.209, SLG: 0.209 Al Bumbry, L OBP: 0.317, SLG: 0.337 (8, 7)										1	0	0	0	0	0	0										
Rich Dauer, R OBP: 0.294, SLG: 0.334 Jim Dwyer, L OBP: 0.340, SLG: 0.365 (9, PH)			K		5-3			K		3	0	0	0	0	1	0										
Rick Dempsey, R OBP: 0.311, SLG: 0.365 (1, 2)										3	1	1	0	0	0	0										
<b>Inning Stats</b>	R: 0 E: 0 K: 0 S: 3	H: 0 LOB: 1 BB: 1 P: 7	R: 0 E: 0 K: 0 S: 3	H: 0 LOB: 0 BB: 0 P: 3	R: 0 E: 0 K: 2 S: 7	H: 0 LOB: 0 BB: 0 P: 7	R: 1 E: 0 K: 1 S: 7	H: 2 LOB: 2 BB: 1 P: 11	R: 0 E: 0 K: 0 S: 3	H: 0 LOB: 0 BB: 0 P: 3	R: 1 E: 0 K: 0 S: 4	H: 1 LOB: 0 BB: 0 P: 4	R: 0 E: 0 K: 0 S: 3	H: 0 LOB: 0 BB: 0 P: 3	R: 1 E: 0 K: 2 S: 9	H: 2 LOB: 2 BB: 1 P: 13		R: 0 E: 0 K: 2 S: 7	H: 0 LOB: 0 BB: 0 P: 7	1B: 1 2B: 3 3B: 0 HR: 1	SF: 0 SAC: 0 DP: 0 HBP: 0	WP: 0 PB: 0 SB: 0 CS: 0	PA: 35			
<b>PITCHER</b>	IP	WLS	BF	H	R	ER	SO	BB	IBB	HBP	BLK	WP	HR	S	P	ERA		WHIP								
Bob Ojeda, L ERA: 3.99 Mark Clear, R ERA: 4.18	(1, 1) (8, 1)	7.1 1.2	30 5	5 0	3 0	3 0	4 3	3 0	0 0	0 0	0 0	0 0	1 0	35 11	47 11	3.68 0.00		1.091 0.000								

Batter	1	2	3	4	5	6	7	8	9	AB	R	H	RBI	BB	SO	LOB	BOTTOM									
Wade Boggs, L OBP: 0.304, SLG: 0.415 (1, 5)			1-3							4	0	2	0	0	0	1	<b>Baltimore Orioles @ Boston Red Sox</b> Fenway Park, Boston, MA Thu Sep 27 1984, 7:05 PM EDT Att: 14,663 - Unknown									
Dwight Evans, R OBP: 0.390, SLG: 0.536 (1, 9)	E5									3	0	1	0	1	0	2										
Jim Rice, R OBP: 0.325, SLG: 0.473 (1, 7)	F7		F8							4	0	0	0	0	1	4										
Tony Armas, R OBP: 0.299, SLG: 0.526 (1, 8)	K									4	1	1	0	0	1	2										
Mike Easter, L OBP: 0.378, SLG: 0.521 (1, 10)	3-1									4	1	2	1	0	0	2										
Bill Buckner, L OBP: 0.317, SLG: 0.398 (1, 3)										4	1	1	0	0	0	1										
Rich Gedman, L OBP: 0.309, SLG: 0.506 (1, 2)			K							3	1	1	2	0	2	0										
Marty Barrett, R OBP: 0.357, SLG: 0.381 (1, 4)										3	0	1	1	0	0	0										
Jackie Gutierrez, R OBP: 0.287, SLG: 0.317 (1, 6)			K2-3							3	0	0	0	0	1	1										
<b>Inning Stats</b>	R: 0 E: 1 K: 1 S: 7	H: 1 LOB: 2 BB: 0 P: 7	R: 0 E: 0 K: 1 S: 5	H: 0 LOB: 0 BB: 0 P: 5	R: 0 E: 0 K: 1 S: 6	H: 1 LOB: 1 BB: 0 P: 6	R: 0 E: 0 K: 0 S: 3	H: 0 LOB: 0 BB: 0 P: 3	R: 0 E: 0 K: 1 S: 5	H: 0 LOB: 0 BB: 0 P: 5	R: 3 E: 0 K: 0 S: 7	H: 4 LOB: 1 BB: 0 P: 7	R: 1 E: 0 K: 0 S: 4	H: 2 LOB: 1 BB: 1 P: 8	1B: 6 2B: 2 3B: 1 HR: 0	SF: 0 SAC: 0 DP: 2 HBP: 0		WP: 1 PB: 0 SB: 0 CS: 0	PA: 33							
<b>PITCHER</b>	IP	WLS	BF	H	R	ER	SO	BB	IBB	HBP	BLK	WP	HR	S	P	ERA		WHIP								
Ken Dixon, R ERA: 4.75 Sammy Stewart, R ERA: 3.3	(1, 1) (8, 1)	7.0 1.0	28 5	7 2	3 1	3 1	5 0	0 1	0 0	0 0	0 0	0 0	0 4	38 8	38	3.86 9.00		1.000 3.000								



Batter	1	2	3	4	5	6	7	8	9	AB	R	H	RBI	BB	SO	LOB	TOP										
<b>Mike Young, S</b> OBP: 0.352, SLG: 0.434 (1, 7)										4	0	1	1	0	2	0	<b>Baltimore Orioles @ Boston Red Sox</b> Fenway Park, Boston, MA Fri Sep 28 1984, 7:05 PM EDT Att: 19,300 - Unknown										
<b>John Shelby, S</b> OBP: 0.244, SLG: 0.303 (1, 8)										4	0	0	0	0	2	1											
<b>Cal Ripken Jr., R</b> OBP: 0.373, SLG: 0.510 (1, 6)										4	0	0	0	0	2	1											
<b>Eddie Murray, S</b> OBP: 0.413, SLG: 0.516 (1, 3)										4	0	0	0	0	2	1											
<b>Wayne Gross, L</b> OBP: 0.345, SLG: 0.442 (1, 5)										4	0	0	0	0	0	0											
<b>Jim Traber, L</b> OBP: 0.333, SLG: 0.267 (1, 10)										3	1	1	0	1	0	0											
<b>Larry Sheets, L</b> OBP: 0.500, SLG: 0.818 (1, 9)										3	1	1	2	0	0	1											
<b>Lenn Sakata, R</b> OBP: 0.221, SLG: 0.255 (1, 4)										3	1	1	0	0	0	0											
<b>Floyd Rayford, R</b> OBP: 0.289, SLG: 0.359 (1, 2)										3	1	1	1	0	0	0											
<b>Inning Stats</b>	R: 0 E: 0 K: 1 S: 5	H: 0 LOB: 0 BB: 0 P: 5	R: 0 E: 0 K: 1 S: 5	H: 0 LOB: 1 BB: 1 P: 9	R: 2 E: 0 K: 1 S: 8	H: 3 LOB: 1 BB: 0 P: 8	R: 0 E: 0 K: 0 S: 3	H: 0 LOB: 0 BB: 0 P: 3	R: 0 E: 0 K: 3 S: 9	H: 0 LOB: 0 BB: 0 P: 9	R: 2 E: 0 K: 0 S: 5	H: 2 LOB: 0 BB: 0 P: 5	R: 0 E: 0 K: 1 S: 5	H: 0 LOB: 0 BB: 0 P: 5	R: 0 E: 0 K: 0 S: 3	H: 0 LOB: 0 BB: 0 P: 3	1B: 3 2B: 1 3B: 0 HR: 1	SF: 0 SAC: 0 DP: 0 HBP: 0	WP: 0 PB: 0 SB: 0 CS: 0	PA: 33							
<b>PITCHER</b>	IP	WLS	BF	H	R	ER	SO	BB	IBB	HBP	BLK	WP	HR	S	P	ERA	WHIP										
<b>Rich Gale, R</b> ERA: 5.56 (1, 1)	6.1		25	5	4	4	7	1	0	0	0	0	1	38	42	5.68	0.947										
<b>Bob Stanley, R</b> ERA: 3.54 (7, 1)	2.2	W	8	0	0	0	1	0	0	0	0	0	0	10	10	0.00	0.000										

Batter	1	2	3	4	5	6	7	8	9	AB	R	H	RBI	BB	SO	LOB	BOTTOM										
<b>Wade Boggs, L</b> OBP: 0.305, SLG: 0.415 (1, 5)										3	1	1	0	1	0	2	<b>Baltimore Orioles @ Boston Red Sox</b> Fenway Park, Boston, MA Fri Sep 28 1984, 7:05 PM EDT Att: 19,300 - Unknown										
<b>Dwight Evans, R</b> OBP: 0.387, SLG: 0.532 (1, 9)										4	0	0	0	0	1	2											
<b>Jim Rice, R</b> OBP: 0.326, SLG: 0.472 (1, 7)										3	1	1	0	1	0	0											
<b>Tony Armas, R</b> OBP: 0.300, SLG: 0.531 (1, 8)										4	1	2	3	0	0	2											
<b>Mike Easter, L</b> OBP: 0.379, SLG: 0.521 (1, 10)										4	2	2	0	0	0	1											
<b>Bill Buckner, L</b> OBP: 0.318, SLG: 0.399 (1, 3)										4	0	2	0	0	0	0											
<b>Rich Gedman, L</b> OBP: 0.311, SLG: 0.506 (1, 2)										2	0	1	1	1	0	0											
<b>Marty Barrett, R</b> OBP: 0.354, SLG: 0.377 (1, 4)										4	0	0	0	0	0	5											
<b>Jackie Gutierrez, R</b> OBP: 0.285, SLG: 0.315 (1, 6)										3	0	0	1	0	0	3											
<b>Inning Stats</b>	R: 0 E: 0 K: 1 S: 5	H: 1 LOB: 1 BB: 1 P: 9	R: 0 E: 0 K: 0 S: 5	H: 2 LOB: 2 BB: 1 P: 9	R: 0 E: 0 K: 0 S: 4	H: 1 LOB: 1 BB: 0 P: 4	R: 0 E: 0 K: 0 S: 3	H: 0 LOB: 0 BB: 0 P: 3	R: 3 E: 0 K: 0 S: 5	H: 2 LOB: 0 BB: 1 P: 9	R: 0 E: 0 K: 0 S: 4	H: 1 LOB: 1 BB: 0 P: 4	R: 0 E: 0 K: 0 S: 3	H: 0 LOB: 0 BB: 0 P: 3	R: 1 E: 0 K: 0 S: 5	H: 2 LOB: 1 BB: 0 P: 5	1B: 8 2B: 0 3B: 0 HR: 1	SF: 1 SAC: 0 DP: 1 HBP: 0	WP: 0 PB: 0 SB: 0 CS: 0	PA: 35							
<b>PITCHER</b>	IP	WLS	BF	H	R	ER	SO	BB	IBB	HBP	BLK	WP	HR	S	P	ERA	WHIP										
<b>Bill Swaggerty, R</b> ERA: 5.21 (1, 1)	6.0		27	7	4	4	1	3	0	0	0	0	1	26	38	6.00	1.667										
<b>Nate Snell, R</b> ERA: 3.0 (7, 1)	2.0	L	8	2	1	1	0	0	0	0	0	0	0	8	8	4.50	1.000										



Batter	1	2	3	4	5	6	7	8	9	AB	R	H	RBI	BB	SO	LOB	TOP			
<b>Mike Young, S</b> OBP: 0.354, SLG: 0.433 (1, 9)										5	2	2	0	0	2	3				
<b>John Shelby, S</b> OBP: 0.246, SLG: 0.307 (1, 8)										5	0	2	1	0	0	4				
<b>Cal Ripken Jr., R</b> OBP: 0.373, SLG: 0.510 (1, 6)										4	1	1	1	1	1	5				
<b>Eddie Murray, S</b> OBP: 0.413, SLG: 0.513 (1, 3)										3	1	0	0	2	0	2				
<b>Gary Roenicke, R</b> OBP: 0.346, SLG: 0.380 (1, 7)										1	1	1	0	3	0	0				
<b>Jim Dwyer, L</b> OBP: 0.339, SLG: 0.363 (8, 7)										1	0	0	1	0	0	2				
<b>Benny Ayala, R</b> OBP: 0.364, SLG: 0.364 (1, 10)										4	0	1	1	0	0	5				
<b>Jim Traber, L</b> OBP: 0.316, SLG: 0.250 (8, PH)										1	0	0	0	0	0	2				
<b>Ron Jackson, R</b> OBP: 0.236, SLG: 0.244 (7, PR)										4	0	3	2	0	0	0				
<b>Todd Cruz, R</b> OBP: 0.285, SLG: 0.312 (7, 5)										1	0	0	0	0	0	0				
<b>Rich Dauer, R</b> OBP: 0.296, SLG: 0.335 (1, 4)										5	1	2	0	0	0	5				
<b>Rick Dempsey, R</b> OBP: 0.312, SLG: 0.364 (1, 2)										4	0	1	0	1	1	2				
<b>Inning Stats</b>	R: 1 E: 0 K: 0 S: 4	H: 1 LOB: 2 BB: 1 P: 9	R: 1 E: 0 K: 1 S: 8	H: 3 LOB: 2 BB: 0 P: 8	R: 0 E: 0 K: 0 S: 4	H: 1 LOB: 2 BB: 1 P: 8	R: 0 E: 0 K: 1 S: 4	H: 0 LOB: 0 BB: 1 P: 8	R: 1 E: 0 K: 0 S: 4	H: 1 LOB: 1 BB: 0 P: 12	R: 2 E: 0 K: 0 S: 5	H: 3 LOB: 1 BB: 1 P: 9	R: 1 E: 1 K: 1 S: 7	H: 1 LOB: 2 BB: 1 P: 11	R: 0 E: 0 K: 1 S: 7	H: 2 LOB: 2 BB: 0 P: 7	1B: 9 2B: 4 3B: 0 HR: 0	SF: 0 SAC: 1 DP: 0 HBP: 1	WP: 0 PB: 0 SB: 0 CS: 1	PA: 48
<b>PITCHER</b>	IP	WLS	BF	H	R	ER	SO	BB	IBB	HBP	BLK	WP	HR	S	P	ERA	WHIP			
<b>Bruce Hurst, L</b> ERA: 3.92 (1, 1)	4.2	L	25	6	3	3	2	5	0	1	0	0	0	23	44	5.79	2.357			
<b>John Henry Johnson, L</b> ERA: 3.53 (5, 1)	1.2		9	4	2	2	0	1	0	0	0	0	0	8	12	10.80	3.000			
<b>Charlie Mitchell, R</b> ERA: 2.78 (7, 1)	2.2		13	3	1	0	2	0	1	0	0	0	0	16	20	0.00	1.125			

**Baltimore Orioles @ Boston Red Sox**  
Fenway Park, Boston, MA  
Sat Sep 29 1984, 3:33 AM EDT  
Att: 23,655 - Unknown

AB 38  
R 6  
H 13  
RBI 6  
BB 7  
SO 4  
LOB 30



Batter	1	2	3	4	5	6	7	8	9	AB	R	H	RBI	BB	SO	LOB	BOTTOM			
<b>Wade Boggs, L</b> OBP: 0.305, SLG: 0.415 (1, 5)										4	1	2	0	0	0	1				
<b>Dwight Evans, R</b> OBP: 0.387, SLG: 0.531 (1, 9)										3	0	1	1	0	0	0				
<b>Jim Rice, R</b> OBP: 0.324, SLG: 0.469 (1, 7)										4	0	0	0	0	0	2				
<b>Mike Easler, L</b> OBP: 0.378, SLG: 0.519 (1, 10)										4	0	1	1	0	1	0				
<b>Bill Buckner, L</b> OBP: 0.316, SLG: 0.395 (1, 3)										4	0	0	0	0	0	2				
<b>Rich Gedman, L</b> OBP: 0.310, SLG: 0.506 (1, 2)										4	1	1	0	0	0	0				
<b>Rick Miller, L</b> OBP: 0.350, SLG: 0.311 (1, 8)										4	0	3	0	0	0	0				
<b>Marty Barrett, R</b> OBP: 0.355, SLG: 0.378 (1, 4)										4	0	2	1	0	0	2				
<b>Jackie Gutierrez, R</b> OBP: 0.287, SLG: 0.319 (1, 6)										4	1	2	0	0	0	3				
<b>Inning Stats</b>	R: 0 E: 0 K: 0 S: 3	H: 0 LOB: 0 BB: 0 P: 3	R: 1 E: 0 K: 1 S: 8	H: 3 LOB: 2 BB: 0 P: 8	R: 1 E: 0 K: 0 S: 5	H: 3 LOB: 3 BB: 0 P: 5	R: 0 E: 0 K: 0 S: 3	H: 0 LOB: 0 BB: 0 P: 3	R: 0 E: 0 K: 0 S: 4	H: 1 LOB: 1 BB: 0 P: 4	R: 1 E: 0 K: 0 S: 4	H: 1 LOB: 0 BB: 0 P: 4	R: 0 E: 0 K: 0 S: 3	H: 0 LOB: 0 BB: 0 P: 3	R: 0 E: 0 K: 0 S: 3	H: 1 LOB: 0 BB: 0 P: 3	1B: 10 2B: 2 3B: 0 HR: 0	SF: 1 SAC: 0 DP: 2 HBP: 0	WP: 0 PB: 0 SB: 0 CS: 0	PA: 36
<b>PITCHER</b>	IP	WLS	BF	H	R	ER	SO	BB	IBB	HBP	BLK	WP	HR	S	P	ERA	WHIP			
<b>Mike Boddicker, R</b> ERA: 2.79 (1, 1)	9.0	W	37	12	3	3	1	0	0	0	0	0	0	38	38	3.00	1.333			

**Baltimore Orioles @ Boston Red Sox**  
Fenway Park, Boston, MA  
Sat Sep 29 1984, 3:33 AM EDT  
Att: 23,655 - Unknown

AB 35  
R 3  
H 12  
RBI 3  
BB 0  
SO 1  
LOB 10





