

Baltimore Orioles - 1988

Batter	1	2	3	4	5	6	7	8	9	AB	R	H	RBI	BB	SO	LOB	TOP					
Paul Moltis, R (1, 10) OBP: 0.600, SLG: 0.625	2-2 G6-4-3 1B			2-1 L6-3 1B		0-2 1B 2B		3-2 G6-3		4	1	3	0	0	0	0	Milwaukee Brewers @ Baltimore Orioles Memorial Stadium, Baltimore, MD Wed Apr 06 1988, 7:05 PM EDT Att: 13,487 - Unknown - 49 F					
Robin Yount, R (1, 8) OBP: 0.333, SLG: 0.250	1-0 G6-4-3 1-2			0-0 F4		2-0 2B 1B		1-0 G4-3		4	1	1	0	0	0	2						
B.J. Surhoff, L (1, 2) OBP: 0.333, SLG: 0.500	1-2 L7			0-1 L6-3 1-2		1-1 1-H 3-H 2B			2-3 K	4	0	1	2	0	1	1						
Greg Brock, L (1, 3) OBP: 0.556, SLG: 0.200		2-2 L6			2-1 G4-1		4-0 FC6-4 IBB		3-2 G3-1	3	0	0	0	1	0	0						
Rob Deer, R (1, 7) OBP: 0.222, SLG: 0.444		0-0 F6			1-1 G4-3		2-1 FC6-4 1-2		0-1 G5-3	4	0	0	0	0	0	2						
Glenn Braggs, R (1, 9) OBP: 0.375, SLG: 0.286		1-0 G4-3			0-1 L9			1-2 G5-3		3	0	0	0	0	0	0						
Ernest Riles, L (1, 5) OBP: 0.375, SLG: 0.375				0-0 G4-3		2-2 G4-3		1-0 L7		3	0	0	0	0	0	0						
Jim Gantner, L (1, 4) OBP: 0.143, SLG: 0.143				2-1 F8		1-0 L8		2-1 L4		3	0	0	0	0	0	0						
Dale Sveum, S (1, 6) OBP: 0.500, SLG: 1.250				2-2 F8		1-2 HR		1-3 K		3	1	1	1	0	1	0						
Inning Stats	R: 0 E: 0 K: 0 S: 9	H: 1 LOB: 0 BB: 0 P: 13	R: 0 E: 0 K: 0 S: 6	H: 0 LOB: 0 BB: 0 P: 9	R: 0 E: 0 K: 0 S: 6	H: 0 LOB: 0 BB: 0 P: 10	R: 0 E: 0 K: 0 S: 5	H: 1 LOB: 0 BB: 0 P: 7	R: 0 E: 0 K: 0 S: 6	H: 0 LOB: 0 BB: 0 P: 9	R: 3 E: 0 K: 0 S: 17	H: 4 LOB: 2 BB: 1 P: 30	R: 0 E: 0 K: 0 S: 6	H: 0 LOB: 0 BB: 0 P: 10	R: 0 E: 0 K: 1 S: 9	H: 0 LOB: 0 BB: 0 P: 14	R: 0 E: 0 K: 1 S: 9	H: 0 LOB: 0 BB: 0 P: 14	1B: 3 2B: 3 3B: 0 HR: 1	SF: 0 SAC: 0 DP: 2 HBP: 0	WP: 0 PB: 0 SB: 0 CS: 0	PA: 32
PITCHER Mike Morgan, R (1, 1) ERA: 3.0	IP: 9.0 WLS: L BF: 32 H: 6 R: 3 ER: 3 SO: 2 BB: 0 IBB: 1 HBP: 0 BLK: 0 WP: 0 HR: 1 S: 73 P: 116 ERA: 3.00 WHIP: 0.667															PITCHER	IP: 9.0 WLS: W BF: 31 H: 5 R: 1 ER: 1 SO: 2 BB: 0 IBB: 0 HBP: 0 BLK: 1 WP: 0 HR: 0 S: 67 P: 106 ERA: 1.00 WHIP: 0.556					

Batter	1	2	3	4	5	6	7	8	9	AB	R	H	RBI	BB	SO	LOB	BOTTOM					
Jeff Stone, L (1, 7)	1-0 G4-3			0-0 G4-3		2-2 G4-3		2-2 F7		4	0	0	0	0	0	0	Milwaukee Brewers @ Baltimore Orioles Memorial Stadium, Baltimore, MD Wed Apr 06 1988, 7:05 PM EDT Att: 13,487 - Unknown - 49 F					
Billy Ripken, R (1, 4) OBP: 0.375, SLG: 0.286	3-2 F9			2-1 S 1B		0-3 K		0-1 1B		4	0	2	0	0	1	0						
Cal Ripken Jr., R (1, 6) OBP: 0.125, SLG: 0.125	3-2 G6-3			3-2 G6-3 1-2		1-0 L8		3-1 P4		4	0	0	0	0	0	2						
Eddie Murray, S (1, 3) OBP: 0.125, SLG: 0.125		2-0 G4-3 BLK G1-4-3 1B		1-1 G3		0-0 G4-3		0-0 F8		4	1	1	0	0	0	1						
Fred Lynn, L (1, 8) OBP: 0.143, SLG: 0.286		3-2 G4-3 1-3		1-1 F7		2-1 G4-3				3	0	0	0	0	0	1						
Larry Sheets, L (1, 10)		2-0 G1-4-3		2-0 G3-1		1-0 L3				3	0	0	1	0	0	0						
Rick Schu, R (1, 5) OBP: 0.167, SLG: 0.500		3-H 0-0 3B				0-1 F8		0-0 G4-3		3	0	1	0	0	0	0						
Terry Kennedy, L (1, 2) OBP: 0.333, SLG: 0.333		2-3 K				0-1 G1-6-3 1B		1-1 G4-3		3	0	1	0	0	1	1						
Joe Orsulak, L (1, 9) OBP: 0.333, SLG: 0.333				0-0 G2-3		0-0 G1-6-3 1-2		2-2 F9		3	0	0	0	0	0	1						
Inning Stats	R: 0 E: 0 K: 0 S: 9	H: 0 LOB: 0 BB: 0 P: 16	R: 1 E: 0 K: 1 S: 10	H: 2 LOB: 1 BB: 0 P: 19	R: 0 E: 0 K: 0 S: 10	H: 1 LOB: 1 BB: 0 P: 15	R: 0 E: 0 K: 0 S: 5	H: 0 LOB: 0 BB: 0 P: 9	R: 0 E: 0 K: 0 S: 5	H: 1 LOB: 0 BB: 0 P: 5	R: 0 E: 0 K: 1 S: 9	H: 0 LOB: 0 BB: 0 P: 12	R: 0 E: 0 K: 0 S: 4	H: 0 LOB: 0 BB: 0 P: 7	R: 0 E: 0 K: 0 S: 6	H: 0 LOB: 0 BB: 0 P: 9	R: 0 E: 0 K: 0 S: 9	H: 1 LOB: 1 BB: 0 P: 14	1B: 4 2B: 0 3B: 1 HR: 0	SF: 0 SAC: 0 DP: 1 HBP: 0	WP: 0 PB: 0 SB: 1 CS: 0	PA: 31
PITCHER Chris Bosio, R (1, 1) ERA: 1.0	IP: 9.0 WLS: W BF: 31 H: 5 R: 1 ER: 1 SO: 2 BB: 0 IBB: 0 HBP: 0 BLK: 1 WP: 0 HR: 0 S: 67 P: 106 ERA: 1.00 WHIP: 0.556															PITCHER	IP: 9.0 WLS: W BF: 31 H: 5 R: 1 ER: 1 SO: 2 BB: 0 IBB: 0 HBP: 0 BLK: 1 WP: 0 HR: 0 S: 67 P: 106 ERA: 1.00 WHIP: 0.556					

Batter	1	2	3	4	5	6	7	8	9	AB	R	H	RBI	BB	SO	LOB	TOP								
Jeff Stone, L (1,7)										3	0	0	0	1	0	1									
Billy Ripken, R (1,4)										4	0	0	0	0	1	1									
Cal Ripken Jr., R (1,6)										3	0	0	0	1	1	1									
Eddie Murray, S (1,3)										4	0	1	0	0	0	3									
Fred Lynn, L (1,8)										4	0	0	0	0	2	1									
Larry Sheets, L (1,10)										2	0	1	0	1	0	1									
Rick Schu, R (1,5)										3	0	0	0	0	0	2									
Terry Kennedy, L (1,2)										3	0	0	0	0	0	2									
Joe Orsulak, L (1,9)										3	0	1	0	0	0	0									
Inning Stats	R: 0 E: 0 K: 1 S: 10	H: 0 LOB: 1 BB: 2 P: 20	R: 0 E: 0 K: 0 S: 6	H: 0 LOB: 1 BB: 1 P: 14	R: 0 E: 0 K: 0 S: 8	H: 0 LOB: 0 BB: 0 P: 14	R: 0 E: 1 K: 1 S: 9	H: 1 LOB: 1 BB: 0 P: 12	R: 0 E: 0 K: 0 S: 7	H: 0 LOB: 0 BB: 0 P: 11	R: 0 E: 1 K: 0 S: 9	H: 0 LOB: 1 BB: 0 P: 14	R: 0 E: 0 K: 0 S: 5	H: 1 LOB: 1 BB: 0 P: 10	R: 0 E: 0 K: 0 S: 7	H: 1 LOB: 0 BB: 0 P: 7	R: 0 E: 0 K: 2 S: 8	H: 0 LOB: 0 BB: 0 P: 11	1B: 3 2B: 0 3B: 0 HR: 0	SF: 0 SAC: 0 DP: 2 HBP: 0	WP: 0 PB: 0 SB: 3 CS: 0	PA: 32			
PITCHER Scott Bailes, L (1,1) ERA:	IP: 9.0 WLS: W BF: 32 H: 3 R: 0 ER: 0 SO: 4 BB: 3 IBB: 0 HBP: 0 BLK: 1 WP: 0 HR: 0 S: 69 P: 113 ERA: 0.00 WHIP: 0.667																								

Baltimore Orioles @ Cleveland Indians
Cleveland Municipal Stadium, Cleveland, OH

AB 29
R 0
H 3
RBI 0
BB 3
SO 4
LOB 12



WP: 0 PA: 32
PB: 0
SB: 3
CS: 0

Batter	1	2	3	4	5	6	7	8	9	AB	R	H	RBI	BB	SO	LOB	BOTTOM							
Julio Franco, R (1,4)										4	0	2	2	0	0	0								
Willie Upshaw, L (1,3)										3	0	0	0	1	1	1								
Pat Tabler, R (1,10)										4	0	1	0	0	0	0								
Joe Carter, R (1,8)										4	0	0	0	0	1	2								
Brook Jacoby, R (1,5)										4	0	2	0	0	0	2								
Cory Snyder, R (1,9)										4	1	2	0	0	0	3								
Mel Hall, L (1,7)										2	1	0	0	1	1	2								
Jay Bell, R (1,6)										2	1	0	0	1	0	2								
Andy Allanson, R (1,2)										2	0	1	1	1	0	0								
Inning Stats	R: 0 E: 0 K: 0 S: 3	H: 2 LOB: 2 BB: 0 P: 7	R: 0 E: 0 K: 0 S: 8	H: 2 LOB: 0 BB: 0 P: 12	R: 0 E: 0 K: 1 S: 7	H: 2 LOB: 0 BB: 0 P: 10	R: 0 E: 0 K: 0 S: 4	H: 1 LOB: 1 BB: 0 P: 6	R: 0 E: 0 K: 1 S: 6	H: 0 LOB: 0 BB: 0 P: 9	R: 0 E: 0 K: 0 S: 6	H: 0 LOB: 0 BB: 0 P: 14	R: 3 E: 0 K: 1 S: 11	H: 2 LOB: 2 BB: 3 P: 29	R: 0 E: 0 K: 0 S: 8	H: 1 LOB: 2 BB: 1 P: 16	1B: 8 2B: 0 3B: 0 HR: 0	SF: 0 SAC: 0 DP: 0 HBP: 0	WP: 0 PB: 0 SB: 1 CS: 1	PA: 33				
PITCHER Mark Thurmond, L (1,1) ERA: 4.05 Doug Sisk, R (7,1) ERA:	IP: 6.2 WLS: L BF: 26 H: 6 R: 3 ER: 3 SO: 3 BB: 2 IBB: 0 HBP: 0 BLK: 0 WP: 0 HR: 0 S: 42 P: 79 ERA: 4.05 WHIP: 1.200																							

Baltimore Orioles @ Cleveland Indians
Cleveland Municipal Stadium, Cleveland, OH

AB 29
R 3
H 8
RBI 3
BB 4
SO 3
LOB 12



WP: 0 PA: 33
PB: 0
SB: 1
CS: 1

Batter	1	2	3	4	5	6	7	8	9	AB	R	H	RBI	BB	SO	LOB	TOP			
Jeff Stone, L (1, 7)	F7		G3			1-3		G4-6-3		4	0	0	0	0	0	2				
Billy Ripken, R (1, 4) OBP: 0.313, SLG: 0.267	G4-6-3 1B			5-3					F7	4	0	2	0	0	0	0				
Fred Lynn, L (1, 8) OBP: 0.071, SLG: 0.143 Carl Nichols, R (6, 2) OBP: 1.000, SLG: 1.000	G4-6-3 1-2			L8		K			1B 1B 1B	3	0	0	0	0	1	2				
Eddie Murray, S (1, 3) OBP: 0.133, SLG: 0.133 Rene Gonzales, R (7, 5) OBP: 1.000, SLG: 1.000		K		F9				L9	1B 1B 1B	3	0	0	0	0	1	0				
Cal Ripken Jr., R (1, 6) OBP: 0.250, SLG: 0.143		K			BB	5-3			1B 1B	3	0	1	0	1	1	0				
Larry Sheets, L (1, 10) OBP: 0.385, SLG: 0.273		PO 1B		F9					1B 1B	3	0	2	1	1	0	1				
Terry Kennedy, L (1, 2) OBP: 0.273, SLG: 0.273 Jim Dwyer, L (6, 9)	PO 1-2	PO 1-2	FC5-4 1B	K		4-3			K	2	0	1	0	0	1	1				
Rick Schu, R (1, 5) OBP: 0.091, SLG: 0.273 Jim Traber, L (7, 3)			FC5-4 1-2	K				L4	L8	2	0	0	0	0	1	2				
Joe Orsulak, L (1, 9) OBP: 0.333, SLG: 0.273 (6, 8)			F7			L6		G4-6-3 BB		2	0	0	0	1	0	1				
Inning Stats	R: 0 E: 0 K: 0 S: 8	H: 1 LOB: 0 BB: 0 P: 10	R: 0 E: 0 K: 2 S: 18	H: 1 LOB: 0 BB: 0 P: 25	R: 0 E: 0 K: 0 S: 8	H: 1 LOB: 1 BB: 0 P: 10	R: 0 E: 0 K: 2 S: 10	H: 0 LOB: 1 BB: 1 P: 17	R: 0 E: 0 K: 1 S: 8	H: 1 LOB: 1 BB: 0 P: 10	R: 0 E: 0 K: 0 S: 7	H: 0 LOB: 1 BB: 1 P: 13	R: 0 E: 0 K: 0 S: 6	H: 0 LOB: 0 BB: 1 P: 12	R: 1 E: 0 K: 1 S: 16	H: 4 LOB: 3 BB: 0 P: 22	1B: 8 2B: 0 3B: 0 HR: 0	SF: 0 SAC: 0 DP: 2 HBP: 0	WP: 0 PB: 0 SB: 0 CS: 0	PA: 36
PITCHER Tom Candiotti, R (1, 1) ERA: 1.17	IP: 9.0 WLS: W BF: 35 H: 8 R: 1 ER: 1 SO: 6 BB: 3 IBB: 0 HBP: 0 BLK: 0 WP: 0 HR: 0 S: 87 P: 127 ERA: 1.00 WHIP: 1.222																			

Baltimore Orioles @ Cleveland Indians
Cleveland Municipal Stadium, Cleveland, OH

AB 32
R 1
H 8
RBI 1
BB 3
SO 6
LOB 16



WP: 0 PA: 36
PB: 0
SB: 0
CS: 0

Batter	1	2	3	4	5	6	7	8	9	AB	R	H	RBI	BB	SO	LOB	BOTTOM	
Julio Franco, R (1, 4) OBP: 0.348, SLG: 0.478	F6	BLK 1B	E 1B			L8		F9		6	2	3	1	0	0	0		
Willie Upshaw, L (1, 3) OBP: 0.435, SLG: 0.632	FC6-4 1B	E 1B 1-1H 3-H	BB 1B 1-2 2-3	F8			HR	1B BB		4	2	3	2	2	0	2		
Pat Tabler, R (1, 10) OBP: 0.391, SLG: 0.333	F8	E9 1B 1-3		F3					BB	6	0	4	2	0	0	3		
Joe Carter, R (1, 8) OBP: 0.304, SLG: 0.222	FC6-4 1-2				K2-3	K		F9		5	0	1	1	1	2	4		
Mel Hall, L (1, 7) OBP: 0.211, SLG: 0.222		BLK 1B	K			1B 2B		3-1		5	2	2	0	0	2	5		
Brook Jacoby, R (1, 5) OBP: 0.333, SLG: 0.571		L9	HR 2B	L4		5-3		L8		5	1	1	0	0	0	5		
Cory Snyder, R (1, 9) OBP: 0.450, SLG: 1.000		BLK 1B 2B	HR	F8				E6		5	2	3	3	0	0	0		
Jay Bell, R (1, 6) OBP: 0.421, SLG: 0.154		L4	FC5-4 BB	1B 1B	5-3			F8		4	1	1	0	1	0	4		
Andy Allanson, R (1, 2) OBP: 0.316, SLG: 0.278		1B BLK 1B	FC5-4 E 1B	1B		F7		F9		5	2	2	1	0	0	1		
Inning Stats	R: 0 E: 0 K: 0 S: 8	H: 1 LOB: 1 BB: 0 P: 13	R: 5 E: 1 K: 1 S: 23	H: 7 LOB: 2 BB: 0 P: 37	R: 4 E: 1 K: 1 S: 20	H: 4 LOB: 3 BB: 3 P: 34	R: 1 E: 0 K: 0 S: 17	H: 3 LOB: 2 BB: 0 P: 23	R: 1 E: 0 K: 1 S: 16	H: 2 LOB: 1 BB: 0 P: 24	R: 0 E: 0 K: 0 S: 12	H: 0 LOB: 1 BB: 0 P: 18	R: 0 E: 0 K: 0 S: 9	H: 1 LOB: 2 BB: 1 P: 21	1B: 15 2B: 3 3B: 0 HR: 2	SF: 0 SAC: 0 DP: 0 HBP: 0	WP: 0 PB: 0 SB: 0 CS: 0	PA: 49
PITCHER Mike Boddicker, R (1, 1) ERA: 11.57 Mark Williamson, R (2, 1) ERA: 54.0 Jose Bautista, R (3, 1) ERA: 7.36 Oswaldo Peraza, R (7, 1) ERA: 10.13 Tom Niedenfuer, R (8, 1) ERA:	IP: 1.2 WLS: L BF: 8 H: 4 R: 4 ER: 4 SO: 1 BB: 1 IBB: 0 HBP: 0 BLK: 0 WP: 0 HR: 1 S: 17 P: 29 ERA: 54.00 WHIP: 7.500																	

Baltimore Orioles @ Cleveland Indians
Cleveland Municipal Stadium, Cleveland, OH

AB 45
R 12
H 20
RBI 10
BB 4
SO 4
LOB 24



WP: 0 PA: 49
PB: 0
SB: 0
CS: 0

Batter	1	2	3	4	5	6	7	8	9	AB	R	H	RBI	BB	SO	LOB	TOP								
Jeff Stone, L OBP: 0.100, SLG: 0.053 Wade Rowdon, R (8, FH) (8, 7)	2-2 BLK 1B		1-1 5-3		1-2 F7		1-2 FC4-6 2B	1-1 F8		4	1	1	0	0	0	4									
Billy Ripken, R OBP: 0.333, SLG: 0.350	0-0 L9		0-1 F7		1-0 1B		2-1 2B		0-2 4-3	5	0	2	3	0	0	2									
Cal Ripken Jr., R OBP: 0.238, SLG: 0.111	2-2 F3		4-2 BB		0-1 L8		1-2 6-3		1-0 L8	4	0	0	0	1	0	3									
Eddie Murray, S OBP: 0.150, SLG: 0.105	0-2 L6		0-0 L7		1-2 4-3		4-2 BB		0-0 F9	4	0	0	0	1	0	4									
Fred Lynn, L OBP: 0.111, SLG: 0.167		1-2 E4		2-0 1B		0-0 4-3		1-0 F9		4	0	1	0	0	0	2									
Larry Sheets, L OBP: 0.353, SLG: 0.267		1-3 K		1-1 F9		2-2 4-3		1-1 1B		4	0	1	0	0	1	2									
Rick Schu, R OBP: 0.133, SLG: 0.267		2-3 K		2-2 L9		2-0 F7		2-2 1B		4	0	1	0	0	1	2									
Terry Kennedy, L OBP: 0.267, SLG: 0.214		2-1 5-3		0-0 4-3			4-0 FC4-6 2B BB	0-0 F5		3	1	0	0	1	0	4									
Joe Orsulak, L OBP: 0.438, SLG: 0.467			0-0 5-3 1B		1-0 1B 2B		0-1 FC4-6 1B	0-3 K		4	1	3	0	0	1	2									
Inning Stats	R: 0 E: 0 K: 0 S: 11	H: 1 LOB: 1 BB: 0 P: 15	R: 0 E: 1 K: 2 S: 11	H: 0 LOB: 1 BB: 0 P: 17	R: 0 E: 0 K: 0 S: 8	H: 1 LOB: 2 BB: 1 P: 13	R: 0 E: 1 K: 0 S: 7	H: 1 LOB: 1 BB: 0 P: 12	R: 1 E: 0 K: 0 S: 10	H: 2 LOB: 1 BB: 0 P: 14	R: 0 E: 0 K: 0 S: 7	H: 0 LOB: 0 BB: 0 P: 11	R: 2 E: 0 K: 0 S: 15	H: 2 LOB: 2 BB: 2 P: 28	R: 0 E: 0 K: 1 S: 12	H: 2 LOB: 2 BB: 0 P: 16	R: 0 E: 0 K: 0 S: 5	H: 0 LOB: 0 BB: 0 P: 6	1B: 7 2B: 2 3B: 0 HR: 0	SF: 0 SAC: 0 DP: 0 HBP: 0	WP: 0 PB: 0 SB: 2 CS: 0	PA: 40			
PITCHER	IP	WLS	BF	H	R	ER	SO	BB	IBB	HBP	BLK	WP	HR	S	P	ERA	WHIP								
Rich Yett, R ERA: 4.26	6.1	W	29	7	3	3	2	2	0	0	1	0	0	62	97	4.26	1.421								
Chris Codiroli, R ERA: 1.8	0.1		2	0	0	0	0	1	0	0	0	0	0	6	11	0.00	3.000								
Dan Schatzeder, L ERA:	2.1	S	9	2	0	0	1	0	0	0	0	0	0	18	24	0.00	0.857								

Baltimore Orioles @ Cleveland Indians
Cleveland Municipal Stadium, Cleveland, OH

AB 37
R 3
H 9
RBI 3
BB 3
SO 3
LOB 27



WP: 0 PA: 40
PB: 0
SB: 2
CS: 0

Sun Apr 10 1988, 3:33 AM EDT
Att: 19,560 - Sunny - 65 F

Batter	1	2	3	4	5	6	7	8	9	AB	R	H	RBI	BB	SO	LOB	BOTTOM								
Julio Franco, R OBP: 0.370, SLG: 0.462	1-1 1-3		1-0 CS 1B		4-1 G3-6-3 BB		0-2 5-3			3	0	1	0	1	0	0									
Willie Upshaw, L OBP: 0.444, SLG: 0.591	3-1 CS 1B		2-1 F8		0-2 G3-6-3 1-2		4-2 BB			3	0	1	0	1	0	2									
Pat Tabler, R OBP: 0.370, SLG: 0.292	3-3 K 1-2		0-0 CS		4-1 1B 2B BB		1-0 4-3		2-2 6-3	3	1	0	0	1	1	2									
Joe Carter, R OBP: 0.333, SLG: 0.273		3-2 S SF8 1B		1-0 2B E 1B		1-1 5-3		1-1 F7		4	2	2	0	0	0	0									
Brook Jacoby, R OBP: 0.280, SLG: 0.480		2-1 L7		3-3 K		1-1 F9		0-0 4-3		4	0	0	0	0	1	3									
Cory Snyder, R OBP: 0.458, SLG: 0.955		2-2 SF8 2-H		1-0 F5		4-2 S 1B BB		3-2 1B		2	1	1	1	1	0	2									
Carmen Castillo, R OBP: 0.600, SLG: 0.800 Mel Hall, L OBP: 0.211, SLG: 0.222		1-1 1B		2-0 E 2B		1-2 FC5-4 1B		1-2 L8		4	1	3	2	0	0	1									
Jay Bell, R OBP: 0.409, SLG: 0.313		0-1 F7		3-1 E6 2-H 3-H 3B		0-2 FC5-4				3	1	1	2	0	0	2									
Andy Allanson, R OBP: 0.273, SLG: 0.238			1-1 F8		5-6-3		1-1 5-3			3	0	0	0	0	0	0									
Inning Stats	R: 0 E: 0 K: 1 S: 8	H: 1 LOB: 1 BB: 0 P: 15	R: 1 E: 0 K: 0 S: 12	H: 2 LOB: 1 BB: 0 P: 20	R: 0 E: 0 K: 0 S: 5	H: 1 LOB: 0 BB: 0 P: 9	R: 4 E: 1 K: 1 S: 12	H: 3 LOB: 0 BB: 1 P: 26	R: 0 E: 0 K: 0 S: 5	H: 0 LOB: 0 BB: 1 P: 10	R: 1 E: 0 K: 0 S: 17	H: 1 LOB: 1 BB: 1 P: 24	R: 0 E: 0 K: 0 S: 11	H: 0 LOB: 1 BB: 1 P: 18	R: 0 E: 0 K: 0 S: 11	H: 1 LOB: 1 BB: 0 P: 16	R: 0 E: 0 K: 0 S: 5	H: 0 LOB: 0 BB: 0 P: 6	1B: 7 2B: 2 3B: 1 HR: 0	SF: 1 SAC: 0 DP: 2 HBP: 0	WP: 0 PB: 0 SB: 3 CS: 2	PA: 35			
PITCHER	IP	WLS	BF	H	R	ER	SO	BB	IBB	HBP	BLK	WP	HR	S	P	ERA	WHIP								
Scott McGregor, L ERA: 9.82	3.2	L	17	7	4	4	2	1	0	0	0	0	0	36	69	9.82	2.182								
Dave Schmidt, R ERA: 9.64	4.1		17	2	1	1	0	3	0	0	0	0	0	45	69	2.08	1.154								

Baltimore Orioles @ Cleveland Indians
Cleveland Municipal Stadium, Cleveland, OH

AB 29
R 6
H 9
RBI 5
BB 4
SO 2
LOB 12



WP: 0 PA: 35
PB: 0
SB: 3
CS: 2

Sun Apr 10 1988, 3:33 AM EDT
Att: 19,560 - Sunny - 65 F

Batter	1	2	3	4	5	6	7	8	9	AB	R	H	RBI	BB	SO	LOB	TOP					
Jeff Stone, L OBP: 0.087, SLG: 0.045 Wade Rowdon, R OBP: 0.500, SLG: 0.500	L6		K		1-3			1B		3	0	0	0	0	1	1	<p>Baltimore Orioles @ Cleveland Indians Cleveland Municipal Stadium, Cleveland, OH</p> <p>Mon Apr 11 1988, 7:05 PM EDT Att: 15,816 - Unknown - 48 F</p>					
Billy Ripken, R OBP: 0.280, SLG: 0.292	6-3		K				6-3	F8		4	0	0	0	0	1	2						
Cal Ripken Jr., R OBP: 0.200, SLG: 0.091	K				5-3		E8	F8		4	0	0	0	0	1	1						
Eddie Murray, S OBP: 0.167, SLG: 0.130		K			F8				5-3	4	0	1	0	0	1	0						
Fred Lynn, L OBP: 0.136, SLG: 0.182		1B					G3		G3	4	0	1	0	0	1	2						
Larry Sheets, L OBP: 0.381, SLG: 0.316		1B					HR		F7	4	1	2	0	0	0	0						
Rick Schu, R OBP: 0.167, SLG: 0.444		F9					HR			3	1	1	2	0	1	2						
Terry Kennedy, L OBP: 0.278, SLG: 0.235										3	0	1	0	0	2	2						
Joe Orsulak, L OBP: 0.421, SLG: 0.444							G4-6-3		4-3	3	0	1	0	0	0	1						
Inning Stats	R: 0 E: 0 K: 1 S: 10	H: 0 LOB: 0 BB: 0 P: 12	R: 0 E: 0 K: 2 S: 18	H: 2 LOB: 2 BB: 0 P: 24	R: 0 E: 0 K: 2 S: 9	H: 1 LOB: 0 BB: 0 P: 10	R: 0 E: 0 K: 1 S: 7	H: 0 LOB: 0 BB: 0 P: 12	R: 2 E: 0 K: 0 S: 9	H: 3 LOB: 0 BB: 0 P: 15	R: 0 E: 1 K: 0 S: 7	H: 1 LOB: 1 BB: 0 P: 12	R: 0 E: 0 K: 2 S: 8	H: 0 LOB: 0 BB: 0 P: 10	R: 0 E: 0 K: 0 S: 10	H: 1 LOB: 1 BB: 0 P: 15	R: 0 E: 0 K: 0 S: 5	H: 0 LOB: 0 BB: 0 P: 7	1B: 7 2B: 0 3B: 0 HR: 1	SF: 0 SAC: 0 DP: 1 HBP: 0	WP: 0 PB: 0 SB: 0 CS: 1	PA: 33
PITCHER Greg Swindell, L ERA: 1.5	IP: 9.0 WLS: W BF: 33 H: 8 R: 2 ER: 2 SO: 8 BB: 0 IBB: 0 HBP: 0 BLK: 0 WP: 0 HR: 1 S: 83 P: 117 ERA: 2.00 WHIP: 0.889																					

Batter	1	2	3	4	5	6	7	8	9	AB	R	H	RBI	BB	SO	LOB	BOTTOM			
Julio Franco, R OBP: 0.355, SLG: 0.433	4-3		4-3		F9			BB		4	1	1	0	0	0	0	<p>Baltimore Orioles @ Cleveland Indians Cleveland Municipal Stadium, Cleveland, OH</p> <p>Mon Apr 11 1988, 7:05 PM EDT Att: 15,816 - Unknown - 48 F</p>			
Willie Upshaw, L OBP: 0.418, SLG: 0.520	F6		1-3		F7			BB		3	1	0	0	1	0	0				
Pat Tabler, R OBP: 0.387, SLG: 0.370					5-3			BB		3	1	1	2	1	1	0				
Brook Jacoby, R OBP: 0.310, SLG: 0.464	5-3				1B			BB		3	1	1	0	1	0	1				
Mel Hall, L OBP: 0.348, SLG: 0.500					2B			BB		4	2	4	1	0	0	0				
Cory Snyder, R OBP: 0.464, SLG: 0.920	F4				2B			BB		3	1	1	2	1	0	3				
Dave Clark, L OBP: 0.250, SLG: 0.250	L6				4-3			BB		4	0	1	1	0	1	2				
Jay Bell, R OBP: 0.346, SLG: 0.250	4-3				F9			BB		4	0	0	0	0	1	2				
Andy Allanson, R OBP: 0.231, SLG: 0.200			4-3					BB		4	0	0	0	0	1	0				
Inning Stats	R: 0 E: 0 K: 0 S: 7	H: 0 LOB: 1 BB: 1 P: 12	R: 0 E: 0 K: 0 S: 13	H: 1 LOB: 1 BB: 0 P: 17	R: 0 E: 0 K: 0 S: 4	H: 0 LOB: 0 BB: 0 P: 5	R: 2 E: 0 K: 0 S: 9	H: 3 LOB: 1 BB: 0 P: 12	R: 0 E: 0 K: 0 S: 6	H: 0 LOB: 0 BB: 0 P: 8	R: 2 E: 0 K: 1 S: 13	H: 2 LOB: 1 BB: 1 P: 21	R: 3 E: 0 K: 1 S: 14	H: 3 LOB: 2 BB: 2 P: 30	R: 0 E: 0 K: 2 S: 10	H: 0 LOB: 0 BB: 0 P: 16	1B: 5 2B: 2 3B: 2 HR: 0	SF: 0 SAC: 0 DP: 0 HBP: 0	WP: 1 PB: 0 SB: 0 CS: 2	PA: 37
PITCHER Mike Morgan, R ERA: 5.74 Doug Sisk, R ERA:	IP: 6.2 WLS: L BF: 31 H: 8 R: 7 ER: 7 SO: 2 BB: 4 IBB: 0 HBP: 0 BLK: 0 WP: 1 HR: 0 S: 61 P: 95 ERA: 9.45 WHIP: 1.800																			



Batter	1	2	3	4	5	6	7	8	9	AB	R	H	RBI	BB	SO	LOB	TOP					
Willie Wilson, S OBP: 0.344, SLG: 0.452	F8		HBP	5-3		K		K		4	0	0	0	0	2	1						
Kevin Seitzer, R OBP: 0.419, SLG: 0.480	4-3		BB		BB SF8	L9		F6		4	1	1	0	1	0	0						
George Brett, L OBP: 0.419, SLG: 0.458	F7		3-1		SF8 BB	4-3		F6		4	1	0	0	1	0	2						
Danny Tartabull, R OBP: 0.400, SLG: 0.615		FC5-2		BLK HR	SF8			6-3		3	2	1	0	2	1	0						
Jim Eisenreich, L OBP: 0.150, SLG: 0.263	4-3			K	SF8			6-3		3	0	0	1	0	1	2						
Frank White, R OBP: 0.214, SLG: 0.308	FC5-2			HR	1B			FC5-4		4	1	3	4	0	0	1						
Bo Jackson, R OBP: 0.348, SLG: 0.682	K			HR	1B			FC5-4		4	1	2	1	0	1	2						
Jamie Quirk, L OBP: 0.316, SLG: 0.353			G4-6-3		F8			F9		3	0	1	0	1	0	2						
Kurt Stillwell, S OBP: 0.231, SLG: 0.333		G4-6-3	F7		F8			K		4	0	0	0	0	1	4						
Inning Stats	R: 0 E: 0 K: 0 S: 5	H: 0 LOB: 0 BB: 0 P: 10	R: 0 E: 0 K: 1 S: 11	H: 1 LOB: 1 BB: 0 P: 17	R: 0 E: 0 K: 0 S: 9	H: 0 LOB: 2 BB: 2 P: 19	R: 3 E: 0 K: 1 S: 15	H: 3 LOB: 1 BB: 1 P: 32	R: 3 E: 0 K: 0 S: 14	H: 3 LOB: 2 BB: 2 P: 30	R: 0 E: 0 K: 1 S: 7	H: 0 LOB: 0 BB: 0 P: 12	R: 0 E: 0 K: 1 S: 14	H: 1 LOB: 1 BB: 0 P: 17	R: 0 E: 0 K: 2 S: 7	H: 0 LOB: 0 BB: 0 P: 9	R: 0 E: 0 K: 0 S: 8	H: 0 LOB: 0 BB: 0 P: 12	1B: 5 2B: 1 3B: 0 HR: 2	SF: 1 SAC: 0 DP: 1 HBP: 1	WP: 0 PB: 0 SB: 3 CS: 0	PA: 40
PITCHER	IP	WLS	BF	H	R	ER	SO	BB	IBB	HBP	BLK	WP	HR	S	P	ERA	WHIP					
Oswaldo Peraza, R ERA: 10.8	4.0	L	21	5	5	5	2	4	0	1	1	0	2	43	86	11.25	2.250					
Mark Williamson, R ERA: 12.27	3.0		13	3	1	1	2	1	0	0	0	0	0	32	51	3.00	1.333					
Tom Niedenfuer, R ERA:	1.0		3	0	0	0	2	0	0	0	0	0	0	7	9	0.00	0.000					
Doug Sisk, R ERA:	1.0		3	0	0	0	0	0	0	0	0	0	0	8	12	0.00	0.000					

Kansas City Royals @ Baltimore Orioles
Memorial Stadium, Baltimore, MD
 Tue Apr 12 1988, 7:05 PM EDT
 Att: 11,180 - Unknown - 47 F

AB 33
 R 6
 H 8
 RBI 6
 BB 5
 SO 6
 LOB 14



Batter	1	2	3	4	5	6	7	8	9	AB	R	H	RBI	BB	SO	LOB	BOTTOM					
Joe Orsulak, L OBP: 0.435, SLG: 0.429	G3-1		S		5-3			6-3		3	1	1	0	1	0	1						
Billy Ripken, R OBP: 0.276, SLG: 0.259	G3-1		BB			5-3		L8		3	0	0	0	1	0	1						
Cal Ripken Jr., R OBP: 0.172, SLG: 0.080	SF9		BB			K		4-3		3	0	0	1	0	1	2						
Eddie Murray, S OBP: 0.143, SLG: 0.111	G3				2-3			5-3		4	0	0	0	0	1	0						
Fred Lynn, L OBP: 0.200, SLG: 0.208		CS						F8		2	0	1	0	1	0	0						
Tito Landrum, R		BB						K		1	0	0	0	0	1	0						
Larry Sheets, L OBP: 0.375, SLG: 0.286		K						5-3		2	0	0	0	0	1	2						
Wade Rowdon, R OBP: 0.333, SLG: 0.333								HBP		1	0	0	0	0	0	0						
Terry Kennedy, L OBP: 0.238, SLG: 0.200								F7		3	0	0	0	0	2	1						
Rick Schu, R OBP: 0.238, SLG: 0.421										1	0	0	0	2	1	0						
Jeff Stone, L OBP: 0.080, SLG: 0.042										2	0	0	0	0	1	1						
Jim Dwyer, L										1	0	0	0	0	0	2						
Inning Stats	R: 1 E: 0 K: 0 S: 7	H: 1 LOB: 0 BB: 0 P: 12	R: 0 E: 0 K: 2 S: 7	H: 0 LOB: 0 BB: 1 P: 16	R: 0 E: 0 K: 2 S: 12	H: 0 LOB: 2 BB: 2 P: 27	R: 0 E: 0 K: 0 S: 7	H: 1 LOB: 0 BB: 0 P: 11	R: 0 E: 0 K: 1 S: 7	H: 0 LOB: 1 BB: 1 P: 12	R: 0 E: 0 K: 1 S: 10	H: 0 LOB: 0 BB: 0 P: 16	R: 0 E: 0 K: 0 S: 9	H: 0 LOB: 2 BB: 1 P: 17	R: 0 E: 0 K: 0 S: 8	H: 0 LOB: 0 BB: 0 P: 14	R: 0 E: 0 K: 2 S: 9	H: 0 LOB: 0 BB: 0 P: 13	1B: 2 2B: 1 3B: 0 HR: 0	SF: 1 SAC: 0 DP: 2 HBP: 1	WP: 0 PB: 1 SB: 2 CS: 1	PA: 33
PITCHER	IP	WLS	BF	H	R	ER	SO	BB	IBB	HBP	BLK	WP	HR	S	P	ERA	WHIP					
Mark Gubicza, R ERA: 2.08	7.0	W	27	2	1	0	6	5	0	1	0	0	0	59	111	0.00	1.000					
Dan Quisenberry, R ERA: 4.5	2.0		6	0	0	0	2	0	0	0	0	0	0	17	27	0.00	0.000					

Kansas City Royals @ Baltimore Orioles
Memorial Stadium, Baltimore, MD
 Tue Apr 12 1988, 7:05 PM EDT
 Att: 11,180 - Unknown - 47 F

AB 26
 R 1
 H 2
 RBI 1
 BB 5
 SO 8
 LOB 10



Batter	1	2	3	4	5	6	7	8	9	AB	R	H	RBI	BB	SO	LOB	TOP					
Willie Wilson, S (1, 8) OBP: 0.391, SLG: 0.444 Jim Eisenreich, L (7, 8) OBP: 0.150, SLG: 0.263	L4		L4-3	2B 1B		CS 2B 1B	G1-3			5	2	2	0	0	0	2						
Kevin Seitzer, R (1, 5) OBP: 0.472, SLG: 0.552	1B 1B		1B 1B	2B 2B		CS 1B		E3		4	3	3	2	1	0	0						
George Brett, L (1, 3) OBP: 0.444, SLG: 0.464	6-4 1B		1B 1B	2B 1B		K		F9		4	1	2	0	1	1	3						
Danny Tartabull, R (1, 9) OBP: 0.457, SLG: 0.710 Thad Bosley, L (8, 9)	1-2 1B		2B 1B	1-3 2B		1B 2B		F2		5	1	4	4	0	0	1						
Frank White, R (1, 4) OBP: 0.242, SLG: 0.355 Brad Wellman, R (8, 4)	6-4		1-3 2B	L1		1B 2B		K		5	0	2	2	0	1	5						
Steve Balboni, R (1, 10) OBP: 0.167, SLG: 0.417			G6-3			F8				5	1	1	1	0	2	2						
Bo Jackson, R (1, 7) OBP: 0.321, SLG: 0.593				G4-3		G5-3				5	0	1	0	0	2	0						
Mike Macfarlane, R (1, 2) OBP: 0.417, SLG: 0.636				F9						4	0	0	0	1	1	1						
Kurt Stillwell, S (1, 6) OBP: 0.300, SLG: 0.393 Bill Pecota, R (7, 6)			L4-3 1B	1B 2B 1B						4	1	3	0	0	1	1						
Inning Stats	R: 1 E: 0 K: 0 S: 10	H: 3 LOB: 1 BB: 0 P: 16	R: 0 E: 0 K: 2 S: 10	H: 0 LOB: 0 BB: 0 P: 16	R: 2 E: 0 K: 0 S: 9	H: 4 LOB: 2 BB: 1 P: 14	R: 3 E: 0 K: 0 S: 18	H: 4 LOB: 1 BB: 1 P: 35	R: 0 E: 0 K: 1 S: 9	H: 0 LOB: 1 BB: 1 P: 17	R: 2 E: 0 K: 1 S: 12	H: 4 LOB: 2 BB: 0 P: 19	R: 1 E: 0 K: 1 S: 14	H: 2 LOB: 1 BB: 0 P: 21	R: 0 E: 1 K: 2 S: 7	H: 0 LOB: 1 BB: 0 P: 10	R: 0 E: 0 K: 12 S: 12	H: 1 LOB: 1 BB: 0 P: 16	1B: 13 2B: 6 3B: 0 HR: 1	SF: 0 SAC: 0 DP: 2 HBP: 0	WP: 0 PB: 0 SB: 0 CS: 2	PA: 45
PITCHER	IP WLS BF H R ER SO BB IBB HBP BLK WP HR S P ERA WHIP																					
Mark Thurmond, L (1, 1) ERA: 7.84	3.2 L 21 10 6 6 2 1 1 0 0 0 0 42 73 14.73 3.000																					
Jose Bautista, R (4, 1) ERA: 6.0	5.1 24 8 3 3 6 1 0 0 0 0 1 59 91 5.06 1.688																					

Kansas City Royals @ Baltimore Orioles
Memorial Stadium, Baltimore, MD
 Wed Apr 13 1988, 7:05 PM EDT
 Att: 12,027 - Unknown - 49 F

AB	42
R	9
H	18
RBI	9
BB	3
SO	8
LOB	16



Batter	1	2	3	4	5	6	7	8	9	AB	R	H	RBI	BB	SO	LOB	BOTTOM					
Joe Orsulak, L (1, 8) OBP: 0.407, SLG: 0.375	G3		F5				G6-3			3	0	0	0	0	0	0						
Billy Ripken, R (1, 4) OBP: 0.242, SLG: 0.226	F8			K		G4-3				4	0	0	0	0	2	3						
Cal Ripken Jr., R (1, 6) OBP: 0.182, SLG: 0.071	F8			P2		3B BB		G4-3		3	1	0	0	1	0	0						
Eddie Murray, S (1, 3) OBP: 0.188, SLG: 0.233				K		F8				3	1	1	1	1	1	1						
Larry Sheets, L (1, 10) OBP: 0.321, SLG: 0.240				K		E3 BB 1B				4	1	0	0	0	2	2						
Rick Schu, R (1, 5) OBP: 0.280, SLG: 0.522				F7		L3				4	0	2	1	0	0	2						
Carl Nichols, R (1, 2) OBP: 0.400, SLG: 0.250				FC6-4		1B BB		G4-3		3	0	0	0	1	0	3						
Tito Landrum, R (1, 9) OBP: 0.200, SLG: 0.200				F7		HBP 1B		G6-3		4	0	1	1	0	0	0						
Wade Rowdon, R (1, 7) OBP: 0.200, SLG: 0.200 Jeff Stone, L (7, PH) OBP: 0.077, SLG: 0.040				K		F7				2	0	0	0	0	1	2						
Inning Stats	R: 0 E: 0 K: 0 S: 8	H: 0 LOB: 0 BB: 0 P: 14	R: 0 E: 0 K: 1 S: 9	H: 0 LOB: 1 BB: 1 P: 18	R: 0 E: 0 K: 1 S: 11	H: 0 LOB: 0 BB: 0 P: 12	R: 0 E: 0 K: 2 S: 9	H: 0 LOB: 0 BB: 0 P: 14	R: 1 E: 1 K: 0 S: 15	H: 1 LOB: 3 BB: 1 P: 25	R: 1 E: 0 K: 1 S: 13	H: 1 LOB: 1 BB: 1 P: 21	R: 0 E: 0 K: 0 S: 9	H: 0 LOB: 0 BB: 0 P: 14	R: 1 E: 0 K: 1 S: 8	H: 1 LOB: 0 BB: 0 P: 10	R: 0 E: 0 K: 0 S: 5	H: 1 LOB: 0 BB: 0 P: 8	1B: 2 2B: 0 3B: 1 HR: 1	SF: 0 SAC: 0 DP: 1 HBP: 1	WP: 0 PB: 0 SB: 0 CS: 0	PA: 35
PITCHER	IP WLS BF H R ER SO BB IBB HBP BLK WP HR S P ERA WHIP																					
Floyd Bannister, L (1, 1) ERA: 2.08	6.0 W 25 2 2 1 5 0 0 0 0 0 1 17 24 4.50 0.833																					
Steve Farr, R (7, 1) ERA: 7.54	2.0 7 1 1 1 1 0 0 0 0 0 0 1 17 24 4.50 0.500																					
Gene Garber, R (8, 1) ERA:	1.0 3 1 0 0 0 0 0 0 0 0 0 0 5 8 0.00 1.000																					

Kansas City Royals @ Baltimore Orioles
Memorial Stadium, Baltimore, MD
 Wed Apr 13 1988, 7:05 PM EDT
 Att: 12,027 - Unknown - 49 F

AB	31
R	3
H	4
RBI	3
BB	3
SO	6
LOB	13



Batter	1	2	3	4	5	6	7	8	9	AB	R	H	RBI	BB	SO	LOB	TOP								
Julio Franco , R (1, 4) OBP: 0.333, SLG: 0.341	1-2 F4		4-2 BB		4-0 CS BB		0-0 G6-3		2-2 CS	2	0	0	0	2	0	0									
Pat Tabler , R (1, 3) OBP: 0.341, SLG: 0.308 Willie Upshaw , L (9, 3) OBP: 0.432, SLG: 0.528	3-2 G5-3		0-1 F9		0-0 BB		1-2 BB	1-0 G6-3		4	0	1	0	0	0	2									
Joe Carter , R (1, 8) OBP: 0.364, SLG: 0.513	1-3 K		3-3 K		2-2 F2			1-2 HR		4	1	1	1	0	2	3									
Ron Kittle , R (1, 10) OBP: 0.500, SLG: 1.000 Dave Clark , L (8, PR) OBP: 0.167, SLG: 0.167		1-3 K		1-3 K		1-2 L4		0-0 1B	2B	4	0	1	0	0	2	0									
Brook Jacoby , R (1, 5) OBP: 0.333, SLG: 0.452	0-1 F9		1-2 F8		0-0 2B			1-0 G6-4-3 2B		4	0	2	1	0	0	0									
Cory Snyder , R (1, 9) OBP: 0.452, SLG: 0.806	1-0 HR		4-2 1B BB		0-3 K			3-1 G6-4-3 1B		3	1	1	1	1	1	3									
Carmen Castillo , R (1, 7) OBP: 0.500, SLG: 0.625 Mel Hall , L (8, 7) OBP: 0.378, SLG: 0.457	2-1 F8		0-0 FC6-4 1B		2-2 G6-3			1-3 K		3	0	1	0	0	0	1									
Jay Bell , R (1, 6) OBP: 0.275, SLG: 0.206			1-2 F9 1B	2-1 FC6-4			1-0 L4	3-2 F5		4	0	1	0	0	0	2									
Andy Allanson , R (1, 2) OBP: 0.257, SLG: 0.212			2-3 K		2-0 F7		1-2 F3	4-2 CS BB		3	0	0	0	1	1	1									
Inning Stats	R: 0 E: 0 K: 1 S: 11	H: 0 LOB: 0 BB: 0 P: 16	R: 1 E: 0 K: 1 S: 8	H: 1 LOB: 0 BB: 0 P: 12	R: 0 E: 0 K: 2 S: 17	H: 1 LOB: 2 BB: 1 P: 27	R: 0 E: 0 K: 1 S: 12	H: 1 LOB: 1 BB: 1 P: 20	R: 0 E: 0 K: 0 S: 7	H: 1 LOB: 1 BB: 0 P: 15	R: 0 E: 0 K: 0 S: 11	H: 0 LOB: 0 BB: 0 P: 14	R: 0 E: 0 K: 0 S: 5	H: 0 LOB: 0 BB: 0 P: 7	R: 2 E: 0 K: 0 S: 8	H: 3 LOB: 1 BB: 0 P: 14	R: 0 E: 0 K: 1 S: 11	H: 0 LOB: 0 BB: 1 P: 21	1B: 4 2B: 2 3B: 0 HR: 2	SF: 0 SAC: 0 DP: 1 HBP: 0	WP: 0 PB: 0 SB: 1 CS: 2	PA: 37			
PITCHER	IP	WLS	BF	H	R	ER	SO	BB	IBB	HBP	BLK	WP	HR	S	P	ERA	WHIP								
Scott McGregor , L (1, 1) ERA: 5.73	7.1	L	31	7	3	3	6	3	0	0	0	0	2	76	118	3.68	1.364								
Doug Sisk , R (8, 1) ERA:	1.2	S	5	1	0	0	1	1	0	0	0	0	0	14	28	0.00	1.200								

Cleveland Indians @ Baltimore Orioles
Memorial Stadium, Baltimore, MD
Fri Apr 15 1988, 7:05 PM EDT
Att: 13,215 - Unknown - 40 F

AB 32
R 3
H 8
RBI 3
BB 4
SO 7
LOB 12



Batter	1	2	3	4	5	6	7	8	9	AB	R	H	RBI	BB	SO	LOB	BOTTOM								
Joe Orsulak , L (1, 9) OBP: 0.429, SLG: 0.438	2-2 G5-3	0-0 F7			2-0 BLK 1B		0-2 2B			4	0	2	0	0	0	1									
Billy Ripken , R (1, 4) OBP: 0.244, SLG: 0.256	1-2 F7		2-1 CS 1B		2-1 4-3 1-2		0-1 G5-3			4	0	1	0	0	0	2									
Cal Ripken Jr. , R (1, 6) OBP: 0.171, SLG: 0.057	4-2 BB		3-2 F8 1-2		1-0 F7		0-3 K			3	0	0	0	1	1	1									
Eddie Murray , S (1, 3) OBP: 0.175, SLG: 0.211	3-2 G3		1-2 F7		3-2 L5		0-2 L6			4	0	0	0	0	0	1									
Fred Lynn , L (1, 8) OBP: 0.281, SLG: 0.387 Tito Landrum , R (7, 9) OBP: 0.143, SLG: 0.143		1-2 HR 1B		2-1 F4		0-0 1B		1-3 K		3	1	2	0	0	0	0									
Larry Sheets , L (1, 10) OBP: 0.343, SLG: 0.375	3-1 HR 1B		1-3 K		2-2 1B		1-2 1B			4	1	2	2	0	1	0									
Terry Kennedy , L (1, 2) OBP: 0.179, SLG: 0.148	1-1 F7		3-3 K		3-2 G1-3			0-0 F7		4	0	0	0	0	1	2									
Rick Schu , R (1, 5) OBP: 0.290, SLG: 0.464 Rene Gonzales , R (8, 5) OBP: 1.000, SLG: 1.000 Jim Traber , L (9, PH)		4-2 BB		1-3 K		1-3 K		2-2 L4		2	0	0	0	1	1	0									
Jeff Stone , L (1, 7) OBP: 0.063, SLG: 0.032	1-0 L6		2-3 K		3-2 F8				2-3 K	3	0	0	0	0	1	1									
Inning Stats	R: 0 E: 0 K: 0 S: 13	H: 0 LOB: 1 BB: 1 P: 23	R: 2 E: 1 K: 0 S: 11	H: 2 LOB: 1 BB: 1 P: 21	R: 0 E: 0 K: 0 S: 8	H: 1 LOB: 0 BB: 0 P: 14	R: 0 E: 0 K: 2 S: 10	H: 0 LOB: 0 BB: 0 P: 16	R: 0 E: 0 K: 0 S: 9	H: 1 LOB: 1 BB: 0 P: 16	R: 0 E: 0 K: 0 S: 12	H: 2 LOB: 2 BB: 0 P: 21	R: 0 E: 0 K: 0 S: 13	H: 1 LOB: 1 BB: 0 P: 18	R: 0 E: 0 K: 2 S: 10	H: 0 LOB: 0 BB: 0 P: 11	R: 0 E: 0 K: 1 S: 8	H: 0 LOB: 0 BB: 0 P: 11	1B: 5 2B: 1 3B: 0 HR: 1	SF: 0 SAC: 0 DP: 0 HBP: 0	WP: 0 PB: 0 SB: 0 CS: 1	PA: 35			
PITCHER	IP	WLS	BF	H	R	ER	SO	BB	IBB	HBP	BLK	WP	HR	S	P	ERA	WHIP								
Rich Yett , R (1, 1) ERA: 3.38	7.0	W	29	7	2	2	4	2	0	0	1	0	1	76	129	2.57	1.286								
Doug Jones , R (8, 1) ERA:	2.0	S	6	0	0	0	3	0	0	0	0	0	0	18	22	0.00	0.000								

Cleveland Indians @ Baltimore Orioles
Memorial Stadium, Baltimore, MD
Fri Apr 15 1988, 7:05 PM EDT
Att: 13,215 - Unknown - 40 F

AB 33
R 2
H 7
RBI 2
BB 2
SO 7
LOB 8



Batter	1	2	3	4	5	6	7	8	9	10	11	AB	R	H	RBI	BB	SO	LOB	TOP								
Julio Franco, R OBP: 0.321, SLG: 0.313 (1, 4)	G6-3		G1-3			L4			G4-3		1B BB	4	0	0	0	1	0	1									
Wille Upshaw, L OBP: 0.449, SLG: 0.525 (1, 3)	CS			G3				G4-3			1-3 2-H 1B	4	0	2	1	1	0	0									
Pat Tabler, R OBP: 0.306, SLG: 0.273 (1, 10)	1B			G1-3				G4-3				5	0	0	0	0	1	4									
Joe Carter, R OBP: 0.333, SLG: 0.465 (1, 8)	CS	G6-3			K				F7			4	0	0	0	0	2	0									
Mel Hall, L OBP: 0.341, SLG: 0.410 (1, 7)												4	0	0	0	0	0	0									
Brook Jacoby, R OBP: 0.327, SLG: 0.435 (1, 5)		G6-3										4	0	1	0	0	1	0									
Cory Snyder, R OBP: 0.435, SLG: 0.744 (1, 9)				G4-3					FC5-4 1B			3	1	0	0	1	1	1									
Jay Bell, R OBP: 0.250, SLG: 0.184 (1, 6)				G1-3					G5-3		1B BB	4	0	0	0	0	2	2									
Andy Allanson, R OBP: 0.270, SLG: 0.206 (9, PH)												1	0	0	0	1	0	0									
Dave Clark, L OBP: 0.143, SLG: 0.143 (9, 2)												1	0	0	0	0	0	0									
Chris Bando, S (9, 2)												1	0	0	0	0	1	1									
Inning Stats	R: 0 E: 0 K: 1 S: 11	H: 1 LOB: 0 BB: 0 P: 18	R: 0 E: 0 K: 0 S: 10	H: 0 LOB: 0 BB: 0 P: 15	R: 0 E: 0 K: 0 S: 6	H: 0 LOB: 1 BB: 1 P: 10	R: 0 E: 0 K: 1 S: 7	H: 0 LOB: 0 BB: 0 P: 12	R: 0 E: 0 K: 1 S: 8	H: 0 LOB: 0 BB: 0 P: 11	R: 0 E: 0 K: 0 S: 7	H: 0 LOB: 0 BB: 0 P: 13	R: 0 E: 0 K: 0 S: 4	H: 1 LOB: 1 BB: 0 P: 6	R: 0 E: 0 K: 0 S: 13	H: 0 LOB: 1 BB: 1 P: 24	R: 0 E: 0 K: 2 S: 10	H: 0 LOB: 0 BB: 0 P: 11	R: 1 E: 0 K: 2 S: 9	H: 1 LOB: 2 BB: 2 P: 21	1B: 3 2B: 0 3B: 0 HR: 0	SF: 0 SAC: 0 DP: 0 HBP: 0	WP: 0 PB: 1 SB: 0 CS: 1	PA: 40			
PITCHER	IP 9.0	WLS 9	BF 30	H 2	R 0	ER 0	SO 4	BB 2	IBB 0	HBP 0	BLK 0	WP 0	HR 0	S 19	P 32	ERA 4.50	WHIP 1.500										
Mike Morgan, R ERA: 3.65 (1, 1)																											
Dave Schmidt, R ERA: 8.1 (10, 1)																											

Cleveland Indians @ Baltimore Orioles
Memorial Stadium, Baltimore, MD

Sat Apr 16 1988, 7:05 PM EDT
Att. 13,625 - Unknown - 41 F

AB 35
R 1
H 3
RBI 1
BB 4
SO 8
LOB 9



Batter	1	2	3	4	5	6	7	8	9	10	11	AB	R	H	RBI	BB	SO	LOB	BOTTOM								
Ken Gerhart, R (1, 8)	F8		G1-3			G5-3		F7		F8		5	0	0	0	0	0	2									
Billy Ripken, R OBP: 0.263, SLG: 0.318 (1, 4)	G5-3				2B				G1-3			5	0	3	0	0	0	1									
Fred Lynn, L OBP: 0.278, SLG: 0.371 (8, PH)												4	0	0	1	0	0	0	2								
Jeff Stone, L OBP: 0.063, SLG: 0.032 (10, 7)												0	0	0	0	0	0	0	0								
Wade Rowton, R OBP: 0.269, SLG: 0.320 (11, PH)												0	0	0	0	0	0	0	0								
Jim Trabert, L (11, PH)												1	0	0	0	0	0	1	0								
Rene Gonzalez, R OBP: 1.000, SLG: 1.000 (11, PH)												0	0	0	0	0	0	0	0								
Eddie Murray, S OBP: 0.200, SLG: 0.256 (1, 3)		F8										5	0	2	0	0	0	2									
Cal Ripken Jr., R OBP: 0.174, SLG: 0.051 (1, 6)		1B										4	0	0	0	1	1	4									
Larry Sheets, L OBP: 0.325, SLG: 0.333 (1, 10)		L6										4	0	0	0	1	0	4									
Rick Schu, R OBP: 0.287, SLG: 0.406 (1, 5)												4	0	0	0	0	1	3									
Terry Kennedy, L OBP: 0.172, SLG: 0.143 (11, PH)												1	0	0	0	0	1	3									
Carl Nichols, R OBP: 0.500, SLG: 0.375 (1, 2)												4	0	2	0	0	1	0									
Joe Orsulak, L OBP: 0.395, SLG: 0.400 (1, 7)												3	0	0	0	0	0	1									
Inning Stats	R: 0 E: 0 K: 0 S: 5	H: 0 LOB: 0 BB: 0 P: 7	R: 0 E: 0 K: 1 S: 8	H: 0 LOB: 0 BB: 0 P: 13	R: 0 E: 0 K: 1 S: 8	H: 1 LOB: 1 BB: 0 P: 9	R: 0 E: 0 K: 0 S: 8	H: 1 LOB: 2 BB: 0 P: 14	R: 0 E: 0 K: 0 S: 5	H: 1 LOB: 0 BB: 0 P: 7	R: 0 E: 0 K: 0 S: 13	H: 1 LOB: 1 BB: 0 P: 16	R: 0 E: 0 K: 0 S: 4	H: 0 LOB: 0 BB: 0 P: 6	R: 0 E: 0 K: 0 S: 11	H: 2 LOB: 3 BB: 0 P: 14	R: 0 E: 0 K: 1 S: 6	H: 0 LOB: 0 BB: 0 P: 7	R: 0 E: 0 K: 1 S: 17	H: 2 LOB: 3 BB: 1 P: 24	1B: 6 2B: 2 3B: 0 HR: 0	SF: 0 SAC: 1 DP: 0 HBP: 0	WP: 0 PB: 0 SB: 1 CS: 0	PA: 43			
PITCHER	IP 10.0	WLS W	BF 38	H 7	R 0	ER 0	SO 3	BB 1	IBB 0	HBP 0	BLK 0	WP 0	HR 0	S 83	P 113	ERA 0.00	WHIP 0.800										
Greg Swindell, L ERA: 0.98 (1, 1)																											
Doug Jones, R ERA: (11, 1)																											

Cleveland Indians @ Baltimore Orioles
Memorial Stadium, Baltimore, MD

Sat Apr 16 1988, 7:05 PM EDT
Att. 13,625 - Unknown - 41 F

AB 40
R 0
H 8
RBI 0
BB 2
SO 4
LOB 23



Batter	1	2	3	4	5	6	7	8	9	AB	R	H	RBI	BB	SO	LOB	TOP					
Julio Franco, R OBP: 0.316, SLG: 0.308 (1, 4)	G3		G3-6-3 1B		4-3			F9		4	0	1	0	0	0	0	Cleveland Indians @ Baltimore Orioles Memorial Stadium, Baltimore, MD Sun Apr 17 1988, 3:33 AM EDT Att: 20,837 - Sunny - 61 F					
Willie Upshaw, L OBP: 0.415, SLG: 0.477 (1, 3)	K		G3-6-3 1-2			G6-3		G3-1		4	0	0	0	0	1	1						
Joe Carter, R OBP: 0.327, SLG: 0.447 (1, 8)				1-3			K	L5		4	0	1	0	0	1	0						
Brook Jacoby, R OBP: 0.358, SLG: 0.480 (1, 5)		1B 1B							2-2 1B	4	2	3	0	0	1	0						
Mel Hall, L OBP: 0.378, SLG: 0.488 (1, 7)		1B 1B			E9 SF9 2B			F7		4	2	3	1	0	0	1						
Cory Snyder, R OBP: 0.400, SLG: 0.690 (1, 9)		F9			SF9		4-3	K		3	0	0	1	0	1	4						
Dave Clark, L OBP: 0.364, SLG: 0.300 (1, 10)					K		4-0 G6-3 IBB			3	0	2	1	1	1	0						
Jay Bell, R OBP: 0.229, SLG: 0.167 (1, 6)		G6-4-3				K		G6-3		4	0	0	1	0	1	5						
Andy Allanson, R OBP: 0.250, SLG: 0.189 (1, 2)			G5-3			K		6-3		3	0	0	0	0	1	1						
Inning Stats	R: 0 E: 0 K: 1 S: 8	H: 1 LOB: 1 BB: 0 P: 11	R: 1 E: 0 K: 0 S: 12	H: 3 LOB: 1 BB: 0 P: 16	R: 0 E: 0 K: 0 S: 6	H: 1 LOB: 0 BB: 0 P: 9	R: 2 E: 1 K: 1 S: 11	H: 2 LOB: 0 BB: 0 P: 18	R: 0 E: 0 K: 2 S: 9	H: 0 LOB: 0 BB: 0 P: 14	R: 0 E: 0 K: 2 S: 9	H: 0 LOB: 0 BB: 0 P: 13	R: 1 E: 0 K: 0 S: 9	H: 1 LOB: 1 BB: 1 P: 21	R: 0 E: 0 K: 0 S: 4	H: 0 LOB: 0 BB: 0 P: 8	R: 0 E: 0 K: 1 S: 14	H: 2 LOB: 2 BB: 0 P: 18	1B: 7 2B: 3 3B: 0 HR: 0	SF: 1 SAC: 0 DP: 2 HBP: 0	WP: 0 PB: 0 SB: 0 CS: 0	PA: 35
PITCHER	IP	WLS	BF	H	R	ER	SO	BB	IBB	HBP	BLK	WP	HR	S	P	ERA	WHIP					
Oswaldo Peraza, R ERA: 8.44 (1, 1)	4.0	L	16	7	3	2	2	0	0	0	0	0	0	37	54	4.50	1.750					
Mark Williamson, R ERA: 7.04 (5, 1)	4.0		14	1	1	1	4	0	1	0	0	0	0	31	56	2.25	0.250					
Tom Niedenfuer, R ERA: (9, 1)	1.0		5	2	0	0	1	0	0	0	0	0	0	14	18	0.00	2.000					

AB 33
R 4
H 10
RBI 4
BB 1
SO 7
LOB 12



Batter	1	2	3	4	5	6	7	8	9	AB	R	H	RBI	BB	SO	LOB	BOTTOM					
Joe Orsulak, L OBP: 0.381, SLG: 0.385 (1, 8)	G1-6-3 1B		6-3		G1-3			G4-3		4	0	1	1	0	0	2	Cleveland Indians @ Baltimore Orioles Memorial Stadium, Baltimore, MD Sun Apr 17 1988, 3:33 AM EDT Att: 20,837 - Sunny - 61 F					
Billy Ripken, R OBP: 0.280, SLG: 0.292 (1, 4)	G1-6-3 1-2		1-3			G6-3		L3		4	0	0	0	0	0	2						
Cal Ripken Jr., R OBP: 0.160, SLG: 0.047 (1, 6)	L4				G5-3		K	G5-3		4	0	0	0	0	1	0						
Eddie Murray, S OBP: 0.204, SLG: 0.239 (1, 3)		F9			BLK BB		F8		F5	3	0	0	0	1	0	0						
Fred Lynn, L OBP: 0.275, SLG: 0.342 (1, 9)		K			F9		F5		1B BB	3	0	0	0	1	1	1						
Larry Sheets, L OBP: 0.341, SLG: 0.333 (1, 10)		K			6-3		G3 HBP		1B	3	0	1	0	0	1	1						
Terry Kennedy, L OBP: 0.182, SLG: 0.156 (1, 2)			SH5-4 6-3 1B		4-3		G3		F8	4	1	1	0	0	0	3						
Rick Schu, R OBP: 0.308, SLG: 0.457 (1, 5)			SH5-4 1B						F9	3	0	2	0	1	0	2						
Jeff Stone, L OBP: 0.061, SLG: 0.031 (7, PH) Jim Traber, L (8, 7)			SH5-4 1B				4-3			1	0	0	0	0	1	1						
Inning Stats	R: 0 E: 0 K: 0 S: 4	H: 1 LOB: 0 BB: 0 P: 5	R: 0 E: 0 K: 2 S: 11	H: 0 LOB: 0 BB: 0 P: 19	R: 1 E: 0 K: 0 S: 12	H: 2 LOB: 1 BB: 0 P: 17	R: 0 E: 0 K: 0 S: 10	H: 0 LOB: 1 BB: 1 P: 19	R: 0 E: 0 K: 1 S: 11	H: 1 LOB: 1 BB: 0 P: 14	R: 0 E: 0 K: 1 S: 6	H: 0 LOB: 0 BB: 0 P: 9	R: 0 E: 0 K: 0 S: 7	H: 0 LOB: 2 BB: 1 P: 16	R: 0 E: 0 K: 0 S: 6	H: 0 LOB: 0 BB: 0 P: 9	R: 0 E: 0 K: 0 S: 6	H: 1 LOB: 2 BB: 1 P: 15	1B: 4 2B: 1 3B: 0 HR: 0	SF: 0 SAC: 1 DP: 1 HBP: 1	WP: 0 PB: 0 SB: 0 CS: 0	PA: 35
PITCHER	IP	WLS	BF	H	R	ER	SO	BB	IBB	HBP	BLK	WP	HR	S	P	ERA	WHIP					
John Farrell, R ERA: 2.61 (1, 1)	8.1	W	32	4	1	1	4	3	0	0	0	0	0	69	117	1.08	0.840					
Dan Schatzeder, L ERA: (9, 1)	0.2	S	3	1	0	0	0	0	0	0	0	0	0	4	6	0.00	1.500					



Batter	1	2	3	4	5	6	7	8	9	AB	R	H	RBI	BB	SO	LOB	TOP			
Ken Gerhart, R (1, 8)	4-2 FC6-4 BB	L3			L6		5-3-6 1-2			3	0	0	0	1	0	1				
Billy Ripken, R (1, 4) OBP: 0.241, SLG: 0.269	1-2 FC6-4 BB 1-2		F8		F8			6-3		4	1	0	0	0	0	1				
Cal Ripken Jr., R (1, 6) OBP: 0.222, SLG: 0.156	4-1 2B 1-2 BB					4-1 2B BB		1B		2	3	2	1	2	0	0				
Eddie Murray, S (1, 3) OBP: 0.226, SLG: 0.300	2-2 2B 1-3 2H 2B		6-3			0-1 4-3 1-3 2B		F8		4	1	2	1	0	0	1				
Rick Schu, R (1, 5) OBP: 0.302, SLG: 0.462	1-0 PB FC4-2 2B 2H 3H		F8			1-3 K		F9		4	0	1	2	0	1	3				
Carl Nichols, R (1, 2) OBP: 0.417, SLG: 0.300	3-1 FC4-2				F8				0-0 4-3	2	0	0	0	0	0	1				
Terry Kennedy, L (6, PH) OBP: 0.171, SLG: 0.147	2H					2-3 3H 2-1			0-0 4-3	2	0	0	1	0	0	1				
Larry Sheets, L (1, 10)	3-1 F2					1-0 CS 1B			1-0 2B	4	0	2	0	0	0	2				
Wade Rowdon, R (1, 7) OBP: 0.143, SLG: 0.143			5-3			1-3 K			0-1 4-3	2	2	0	0	0	0	1				
Jeff Stone, L (7, PH) OBP: 0.086, SLG: 0.059						1-2 K			0-1 4-3	2	2	0	1	0	0	0	1			
Joe Orsulak, L (1, 9) OBP: 0.348, SLG: 0.349			K			0-0 G3			0-2 G3	3	4	0	0	0	0	1				
Inning Stats	R: 3 E: 0 K: 0 S: 15	H: 2 LOB: 1 BB: 2 P: 33	R: 0 E: 0 K: 1 S: 5	H: 0 LOB: 0 BB: 0 P: 6	R: 1 E: 0 K: 0 S: 11	H: 1 LOB: 0 BB: 0 P: 17	R: 0 E: 0 K: 1 S: 5	H: 1 LOB: 0 BB: 0 P: 7	R: 1 E: 0 K: 0 S: 13	H: 1 LOB: 1 BB: 1 P: 22	R: 0 E: 0 K: 0 S: 9	H: 1 LOB: 1 BB: 0 P: 16	R: 0 E: 0 K: 0 S: 7	H: 1 LOB: 1 BB: 0 P: 8	R: 0 E: 0 K: 0 S: 7	H: 1 LOB: 1 BB: 0 P: 8	1B: 3 2B: 5 3B: 0 HR: 1	SF: 0 SAC: 0 DP: 1 HBP: 0	WP: 0 PB: 1 SB: 0 CS: 1	PA: 36
PITCHER	IP WLS BF H R ER SO BB IBB HBP BLK WP HR S P ERA WHIP																			
Juan Nieves, L (1, 1) ERA: 9.45	5.0 W 22 5 5 5 2 3 0 0 0 0 1 45 77 9.00 1.600																			
Chuck Cmm, R (6, 1) ERA: 5.4	4.0 S 14 3 0 0 1 0 0 0 0 0 0 32 47 0.00 0.750																			

Baltimore Orioles @ Milwaukee Brewers
Milwaukee County Stadium, Milwaukee, WI
Tue Apr 19 1988, 8:05 PM EDT
Att: 7,414 - Sunny - 55 F

AB 33
R 5
H 8
RBI 5
BB 3
SO 3
LOB 14



Batter	1	2	3	4	5	6	7	8	9	AB	R	H	RBI	BB	SO	LOB	BOTTOM			
Paul Molitor, R (1, 10) OBP: 0.472, SLG: 0.553	1-1 F9				1-0 6-3					5	1	3	4	0	0	0				
Robin Yount, R (1, 8) OBP: 0.340, SLG: 0.532	0-1 E5 PB 2B				0-0 6-3					5	1	1	0	0	0	4				
B.J. Surhoff, L (1, 2) OBP: 0.282, SLG: 0.278	4-0 2B 1-3 BB				2-1 1B					4	1	1	0	1	0	1				
Rob Deer, R (1, 7) OBP: 0.250, SLG: 0.520	0-0 6-3				0-2 1B					4	0	2	1	1	0	0				
Greg Brock, L (1, 3) OBP: 0.372, SLG: 0.371	1-1 6-3				2-1 G2-3					5	1	2	1	0	0	3				
Glenn Briggs, R (1, 9) OBP: 0.286, SLG: 0.333	1-0 F7				2-3 K					4	1	0	0	0	1	4				
Ernest Riles, L (1, 5) OBP: 0.341, SLG: 0.316					0-1 CS 1B					4	1	2	1	0	0	0				
Dale Sveum, S (1, 6) OBP: 0.261, SLG: 0.422					1-0 F4					4	2	2	0	0	0	1				
Jim Gantner, L (1, 4) OBP: 0.206, SLG: 0.156					0-1 CS					4	1	1	0	0	0	2				
Inning Stats	R: 2 E: 1 K: 0 S: 8	H: 1 LOB: 1 BB: 1 P: 15	R: 3 E: 0 K: 0 S: 17	H: 5 LOB: 2 BB: 0 P: 25	R: 0 E: 0 K: 1 S: 11	H: 1 LOB: 0 BB: 0 P: 17	R: 0 E: 0 K: 0 S: 7	H: 1 LOB: 0 BB: 0 P: 10	R: 3 E: 3 K: 0 S: 19	H: 3 LOB: 2 BB: 1 P: 29	R: 0 E: 0 K: 0 S: 8	H: 1 LOB: 1 BB: 0 P: 10	R: 1 E: 0 K: 0 S: 11	H: 2 LOB: 1 BB: 0 P: 18	R: 0 E: 0 K: 0 S: 9	H: 0 LOB: 0 BB: 0 P: 15	1B: 12 2B: 1 3B: 0 HR: 1	SF: 0 SAC: 0 DP: 1 HBP: 0	WP: 0 PB: 2 SB: 0 CS: 1	PA: 42
PITCHER	IP WLS BF H R ER SO BB IBB HBP BLK WP HR S P ERA WHIP																			
Mark Thurmond, L (1, 1) ERA: 9.0	1.2 L 12 6 3 1 1 1 0 0 0 0 0 20 33 16.20 3.600																			
Dave Schmidt, R (2, 1) ERA: 6.75	2.2 16 6 3 1 1 1 0 0 0 0 0 39 60 3.38 2.625																			
Doug Sisk, R (5, 1) ERA: 0.93	2.2 10 3 1 1 0 0 0 0 0 0 0 22 31 3.38 1.125																			
Jose Bautista, R (8, 1) ERA: 5.4	1.0 3 0 0 0 0 0 0 0 0 0 0 9 15 0.00 0.000																			

Baltimore Orioles @ Milwaukee Brewers
Milwaukee County Stadium, Milwaukee, WI
Tue Apr 19 1988, 8:05 PM EDT
Att: 7,414 - Sunny - 55 F

AB 39
R 9
H 14
RBI 7
BB 2
SO 1
LOB 15



Batter	1	2	3	4	5	6	7	8	9	AB	R	H	RBI	BB	SO	LOB	TOP								
Jeff Stone, L OBP: 0.150, SLG: 0.154 (1, 7)	B2		1B	1B		FC2-5		FC6-4 BLK		5	1	3	0	0	0	2	Baltimore Orioles @ Milwaukee Brewers Milwaukee County Stadium, Milwaukee, WI Wed Apr 20 1988, 8:05 PM EDT Att: 7,284 - Sunny - 46 F								
Billy Ripken, R OBP: 0.254, SLG: 0.273 (1, 4)	BB		F8	SF7		FC2-5		K		3	1	1	1	1	1	3									
Eddie Murray, S OBP: 0.224, SLG: 0.291 (1, 3)	F9		1B	F8		5-3		F8		5	1	1	1	0	0	4									
Cal Ripken Jr., R OBP: 0.237, SLG: 0.163 (1, 6)	BB		F8			F8		F9		4	0	1	0	1	0	2									
Fred Lynn, L OBP: 0.267, SLG: 0.326 (1, 9)	F5		1B	K		5-3		5-3		5	0	1	1	0	2	3									
Larry Sheets, L OBP: 0.377, SLG: 0.447 Wade Rowdon, R OBP: 0.143, SLG: 0.143 (9, PR)	F8		FC6-4	HR		6-3		BB		4	1	2	2	1	0	0									
Rick Schu, R OBP: 0.292, SLG: 0.419 (1, 5)	K		FC6-4	5-3		6-3		BB		4	0	0	0	1	1	2									
Terry Kennedy, L OBP: 0.205, SLG: 0.184 Carl Nichols, R OBP: 0.365, SLG: 0.273 (9, PH)	F5			2B		5-3		FC6-4		4	2	2	0	0	0	0									
Joe Orsulak, L OBP: 0.347, SLG: 0.333 Ken Gerhart, R OBP: 0.200, SLG: 0.111 (8, PH)			3-1	F8		FC2-5		FC6-4		2	0	0	0	1	0	1									
										1	0	1	0	0	0	0									
Inning Stats	R: 0 E: 0 K: 0 S: 10	H: 0 LOB: 2 BB: 2 P: 19	R: 0 E: 0 K: 1 S: 10	H: 0 LOB: 0 BB: 0 P: 13	R: 3 E: 0 K: 0 S: 18	H: 5 LOB: 2 BB: 0 P: 24	R: 1 E: 0 K: 0 S: 11	H: 2 LOB: 1 BB: 0 P: 14	R: 1 E: 0 K: 1 S: 9	H: 1 LOB: 0 BB: 1 P: 12	R: 0 E: 0 K: 0 S: 7	H: 1 LOB: 2 BB: 1 P: 11	R: 0 E: 0 K: 0 S: 9	H: 0 LOB: 0 BB: 0 P: 13	R: 1 E: 0 K: 1 S: 10	H: 2 LOB: 1 BB: 0 P: 14	R: 0 E: 0 K: 1 S: 9	H: 1 LOB: 3 BB: 2 P: 22	1B: 10 2B: 1 3B: 0 HR: 1	SF: 1 SAC: 0 DP: 0 HBP: 0	WP: 0 PB: 0 SB: 0 CS: 0	PA: 44			
PITCHER	IP	WLS	BF	H	R	ER	SO	BB	IBB	HBP	BLK	WP	HR	S	P	ERA	WHIP								
Bill Wegman, R ERA: 3.43 (1, 1)	5.0	W	25	8	5	5	2	2	0	0	0	0	1	58	82	9.00	2.000								
Dave Stapleton, L ERA: 0.53 (6, 1)	2.1		11	3	1	1	0	1	0	0	0	0	0	21	33	3.86	1.714								
Dan Plesac, L ERA: 3.0 (8, 1)	1.2	S	8	1	0	0	2	2	0	0	1	0	0	14	27	0.00	1.800								

Batter	1	2	3	4	5	6	7	8	9	AB	R	H	RBI	BB	SO	LOB	BOTTOM								
Paul Molitor, R OBP: 0.448, SLG: 0.519 (1, 10)	K		5-3	FC5-4		1B		F9		5	1	1	0	0	1	3	Baltimore Orioles @ Milwaukee Brewers Milwaukee County Stadium, Milwaukee, WI Wed Apr 20 1988, 8:05 PM EDT Att: 7,284 - Sunny - 46 F								
Robin Yount, R OBP: 0.362, SLG: 0.596 (1, 8)	L3		1B			HR		G3-6		5	1	3	1	0	0	1									
B.J. Surhoff, L OBP: 0.273, SLG: 0.268 (1, 2)	5-3		K			G3		G3-6		5	0	1	0	0	1	2									
Greg Brock, L OBP: 0.438, SLG: 0.421 (1, 3)			HR			BB		1B		3	2	3	1	1	0	0									
Rob Deer, R OBP: 0.281, SLG: 0.527 (1, 7)	HR		BB			1B		1B		5	2	3	0	0	2	4									
Glenn Briggs, R OBP: 0.296, SLG: 0.388 (1, 9)			HR			WP		F7		4	1	1	3	1	2	6									
Ernest Riles, L OBP: 0.333, SLG: 0.293 (1, 5)	F8					BB		K		3	1	0	0	1	2	1									
Jim Gantner, L OBP: 0.237, SLG: 0.194 (1, 4)	F8					1B		BB		4	0	2	2	0	0	1									
Dale Sveum, S OBP: 0.280, SLG: 0.417 (1, 6)	K					FC5-4		L4		3	0	1	1	1	1	1									
										1B															
Inning Stats	R: 0 E: 0 K: 1 S: 8	H: 0 LOB: 0 BB: 0 P: 12	R: 3 E: 0 K: 1 S: 13	H: 2 LOB: 0 BB: 0 P: 20	R: 0 E: 0 K: 2 S: 11	H: 1 LOB: 2 BB: 1 P: 18	R: 0 E: 0 K: 1 S: 11	H: 0 LOB: 2 BB: 2 P: 20	R: 4 E: 0 K: 0 S: 17	H: 5 LOB: 2 BB: 1 P: 30	R: 1 E: 0 K: 2 S: 19	H: 3 LOB: 0 BB: 0 P: 27	R: 0 E: 0 K: 1 S: 11	H: 1 LOB: 1 BB: 0 P: 16	R: 0 E: 0 K: 1 S: 14	H: 3 LOB: 2 BB: 0 P: 17	1B: 13 2B: 0 3B: 0 HR: 2	SF: 0 SAC: 0 DP: 1 HBP: 1	WP: 1 PB: 0 SB: 1 CS: 0	PA: 42					
PITCHER	IP	WLS	BF	H	R	ER	SO	BB	IBB	HBP	BLK	WP	HR	S	P	ERA	WHIP								
Mike Boddicker, R ERA: 7.4 (1, 1)	4.2	L	26	7	7	7	5	4	0	1	0	0	0	21	29	13.50	2.357								
Mark Williamson, R ERA: 7.0 (5, 1)	1.1		7	4	1	1	2	0	0	0	0	0	0	11	16	6.75	3.000								
Mark Thurmond, L ERA: 8.31 (7, 1)	1.0		4	1	0	0	1	0	0	0	0	0	0	14	17	0.00	3.000								
Tom Niedenfuer, R ERA: (8, 1)	1.0		5	3	0	0	1	0	0	0	0	0	0	14	17	0.00	3.000								

Batter	1	2	3	4	5	6	7	8	9	AB	R	H	RBI	BB	SO	LOB	TOP										
Billy Ripken, R OBP: 0.225, SLG: 0.254 (1, 4)	P3		F7		1B		K			4	1	1	0	0	1	1	Baltimore Orioles @ Kansas City Royals Royals Stadium, Kansas City, MO Sat Apr 23 1988, 4:33 AM EDT Att: 23,564 - Sunny - 56 F										
Rene Gonzales, R OBP: 0.300, SLG: 0.300 (1, 5)	K		F7		2B		L9			4	0	1	1	0	1	0											
Cal Ripken Jr., R OBP: 0.271, SLG: 0.224 (1, 6)	2B	BB	F8		2B					2	1	1	0	2	0	0											
Eddie Murray, S OBP: 0.214, SLG: 0.284 (1, 3)	1-H	2B		F8	F9			F9		4	0	1	1	0	0	3											
Ken Gerhart, R OBP: 0.214, SLG: 0.385 (1, 8)	5-3			HR		P3		F8		4	1	1	1	0	0	2											
Larry Sheets, L OBP: 0.328, SLG: 0.379 (1, 10)		E3		K		L5		F8		4	0	0	0	0	1	1											
Tito Landrum, R OBP: 0.200, SLG: 0.111 (5, 7)	FC1-6		L3						1-3	2	0	0	0	1	0	1											
Jeff Stone, L OBP: 0.163, SLG: 0.167 (9, PH)	1B									1	0	0	0	0	0	0											
Carl Nichols, R OBP: 0.353, SLG: 0.267 (1, 2)		G5-4-3			5-3		K		P4	4	0	1	0	0	1	1											
Wade Rowdon, R OBP: 0.111, SLG: 0.111 (1, 7)		G5-4-3			6-3				F8	2	0	0	0	0	0	2											
Fred Lynn, L OBP: 0.283, SLG: 0.353 (5, 9)								CS		2	0	1	0	0	0	0											
Inning Stats	R: 1 E: 0 K: 1 S: 10	H: 1 LOB: 1 BB: 1 P: 17	R: 0 E: 1 K: 0 S: 9	H: 1 LOB: 1 BB: 0 P: 11	R: 0 E: 0 K: 0 S: 6	H: 0 LOB: 0 BB: 0 P: 11	R: 1 E: 0 K: 1 S: 9	H: 1 LOB: 0 BB: 0 P: 12	R: 1 E: 0 K: 0 S: 14	H: 3 LOB: 2 BB: 0 P: 21	R: 0 E: 0 K: 1 S: 8	H: 0 LOB: 1 BB: 1 P: 16	R: 0 E: 0 K: 1 S: 9	H: 1 LOB: 0 BB: 0 P: 13	R: 0 E: 0 K: 0 S: 6	H: 0 LOB: 1 BB: 0 P: 14	R: 0 E: 0 K: 0 S: 9	H: 0 LOB: 0 BB: 0 P: 12	1B: 3 2B: 3 3B: 0 HR: 1	SF: 0 SAC: 0 DP: 1 HBP: 0	WP: 0 PB: 0 SB: 0 CS: 1	PA: 36					
PITCHER	IP	WLS	BF	H	R	ER	SO	BB	IBB	HBP	BLK	WP	HR	S	P	ERA	WHIP										
Floyd Bannister, L ERA: 3.7 (1, 1)	5.0		22	6	3	3	2	1	0	0	0	0	1	48	72	5.40	1.400										
Ted Power, R ERA: 5.4 (6, 1)	4.0	W	14	1	0	0	2	2	0	0	0	0	0	32	55	0.00	0.750										

livebaseballscores.com



Batter	1	2	3	4	5	6	7	8	9	AB	R	H	RBI	BB	SO	LOB	BOTTOM										
Willie Wilson, S OBP: 0.314, SLG: 0.373 (1, 8)	4-3		K		K		6-3			4	0	0	0	0	2	2	Baltimore Orioles @ Kansas City Royals Royals Stadium, Kansas City, MO Sat Apr 23 1988, 4:33 AM EDT Att: 23,564 - Sunny - 56 F										
Kevin Seitzer, R OBP: 0.420, SLG: 0.483 (1, 5)					P2		1-4-3			3	0	1	1	1	0	1											
George Brett, L OBP: 0.412, SLG: 0.589 (1, 3)	F8					1B		3-1		3	1	1	0	1	0	1											
Danny Tartabull, R OBP: 0.368, SLG: 0.483 (1, 9)	F8		G6-4-3			1B	P5	5-3		4	0	1	0	0	0	3											
Jim Eisenreich, L OBP: 0.200, SLG: 0.238 (1, 10)		F7		F9	BLK	SF9	1B	F7		4	1	1	0	0	0	2											
Mike Macfarlane, R OBP: 0.517, SLG: 0.654 (1, 2)					F9			4-3		4	0	2	1	0	0	1											
Bo Jackson, R OBP: 0.286, SLG: 0.566 (1, 7)		K			SF9		G6-4-3	1B		3	1	1	1	0	1	3											
Brad Wellman, R OBP: 0.286, SLG: 0.286 (1, 4)										3	0	0	0	0	0	1											
Thad Bosley, L OBP: 0.355, SLG: 0.267 (9, PH)		5-3			6-3					0	0	0	0	1	0	0											
Kurt Stillwell, S OBP: 0.304, SLG: 0.415 (1, 6)						F9				4	1	3	1	0	0	0											
Inning Stats	R: 0 E: 0 K: 0 S: 7	H: 0 LOB: 1 BB: 1 P: 14	R: 0 E: 0 K: 1 S: 8	H: 1 LOB: 0 BB: 0 P: 10	R: 1 E: 0 K: 1 S: 8	H: 2 LOB: 1 BB: 1 P: 15	R: 1 E: 0 K: 0 S: 7	H: 1 LOB: 0 BB: 0 P: 12	R: 0 E: 0 K: 1 S: 7	H: 0 LOB: 0 BB: 0 P: 11	R: 1 E: 0 K: 0 S: 13	H: 3 LOB: 1 BB: 0 P: 20	R: 0 E: 0 K: 0 S: 7	H: 1 LOB: 0 BB: 0 P: 10	R: 0 E: 0 K: 0 S: 5	H: 0 LOB: 0 BB: 0 P: 8	R: 1 E: 0 K: 0 S: 6	H: 2 LOB: 2 2B: 1 3B: 2 HR: 0	SF: 1 SAC: 0 DP: 2 HBP: 0	WP: 1 PB: 0 SB: 0 CS: 0	PA: 36						
PITCHER	IP	WLS	BF	H	R	ER	SO	BB	IBB	HBP	BLK	WP	HR	S	P	ERA	WHIP										
Mark Williamson, R ERA: 5.63 (1, 1)	1.1	L	7	2	1	1	0	0	1	0	0	0	0	11	19	6.75	1.500										
Doug Sisk, R ERA: 2.06 (8, 1)																											

livebaseballscores.com



Batter	1	2	3	4	5	6	7	8	9	AB	R	H	RBI	BB	SO	LOB	TOP					
Joe Orsulak, L (1,8) OBP: 0.298, SLG: 0.283 Wade Rowdon, R (8,5) OBP: 0.111, SLG: 0.111	1-2 6-3		0-0 FC6			2-2 4-3		2-2 G4-6-3		4	0	0	0	0	0	2						
Billy Ripken, R (1,4) OBP: 0.213, SLG: 0.239	0-0 1-3			1-3 K		0-1 G4-3			1-1 P3	4	0	0	0	0	1	0						
Cal Ripken Jr., R (1,6) OBP: 0.297, SLG: 0.323	3-1 P6			0-1 WP 1B		1-1			3-1 HR	4	1	3	1	0	0	0						
Eddie Murray, S (1,3)		3-2 G4-6-3 1B		1-0 P5		0-0 4-3			0-3 K	4	0	1	0	0	1	2						
Larry Sheets, L (1,10) OBP: 0.338, SLG: 0.377	0-0 F7			4-1 1-2 BB			1-3 K		0-1 1B	3	0	1	0	1	1	1						
Fred Lynn, L (1,9) OBP: 0.283, SLG: 0.327 (8,8)	1-0 G4-6-3			1-2 L8			0-2 4-3		1-1 G4-3	4	0	0	0	0	0	4						
Jim Traber, L (1,7) OBP: 0.091, SLG: 0.091			2-2 F5		1-0 P5				3-2 L7	3	0	0	0	0	0	0						
Terry Kennedy, L (1,2) OBP: 0.204, SLG: 0.208			3-2 G3		1-2 3-1				0-0 G4-6-3 1B	3	0	1	0	0	0	0						
Rene Gonzales, R (1,5) OBP: 0.333, SLG: 0.273 (8,PH) Jeff Stone, L (8,9) OBP: 0.160, SLG: 0.163			1-1 FC6 HBP		0-1 G6-3				1-3 K	1	0	0	0	0	0	0						
Inning Stats	R: 0 E: 0 K: 0 S: 7	H: 0 LOB: 0 BB: 0 P: 11	R: 0 E: 0 K: 0 S: 6	H: 1 LOB: 0 BB: 0 P: 10	R: 0 E: 0 K: 1 S: 9	H: 0 LOB: 1 BB: 0 P: 15	R: 0 E: 0 K: 1 S: 10	H: 1 LOB: 2 BB: 1 P: 17	R: 0 E: 0 K: 0 S: 6	H: 0 LOB: 0 BB: 0 P: 8	R: 0 E: 0 K: 1 S: 10	H: 1 LOB: 1 BB: 0 P: 13	R: 0 E: 0 K: 1 S: 11	H: 0 LOB: 0 BB: 0 P: 15	R: 0 E: 0 K: 1 S: 12	H: 1 LOB: 0 BB: 0 P: 15	R: 1 E: 0 K: 1 S: 11	H: 2 LOB: 1 BB: 0 P: 16	1B: 4 2B: 1 3B: 0 HR: 1	SF: 0 SAC: 0 DP: 2 HBP: 1	WP: 1 PB: 0 SB: 0 CS: 0	PA: 33
PITCHER Bret Saberhagen, R (1,1) ERA: 4.08	IP: 9.0 WLS: W BF: 33 H: 6 R: 1 ER: 1 SO: 4 BB: 1 IBB: 0 HBP: 1 BLK: 0 WP: 1 HR: 1 S: 82 P: 120 ERA: 1.00 WHIP: 0.778																					

Baltimore Orioles @ Kansas City Royals
 Royals Stadium, Kansas City, MO
 Sun Apr 24 1988, 4:33 AM EDT
 Att: 25,526 - Sunny - 62 F

AB 31
 R 1
 H 6
 RBI 1
 BB 1
 SO 4
 LOB 10



Batter	1	2	3	4	5	6	7	8	9	AB	R	H	RBI	BB	SO	LOB	BOTTOM					
Willie Wilson, S (1,8) OBP: 0.311, SLG: 0.394	1-0 5-3		3-2 F8		1-0 3B		0-0 F8			4	0	1	0	0	0	0						
Kevin Seitzer, R (1,5) OBP: 0.438, SLG: 0.500	0-0 1B		0-1 S 1B			1-1 2-3	1-0 CS 1B			4	0	3	0	0	0	0						
George Brett, L (1,10) OBP: 0.403, SLG: 0.567	0-1 P4		1-1 L8			0-0 HR 1B	3-3 K			4	1	1	0	0	1	3						
Danny Tartabull, R (1,9) OBP: 0.361, SLG: 0.516	0-1 P4			1-3 K		1-0 HR		2-2 F8		4	1	1	2	0	1	1						
Frank White, R (1,4) OBP: 0.194, SLG: 0.254		1-1 F9		1-0 5-3		2-2 BLK 2B		0-0 G5-3		4	0	1	0	0	0	0						
Steve Balboni, R (1,3) OBP: 0.190, SLG: 0.350		0-1 G3 2B		1-0 G5-3		1-0 F9		1-2 L8		4	0	1	0	0	0	1						
Bo Jackson, R (1,7) OBP: 0.288, SLG: 0.545		3-2 G3			2-3 K	4-2 BLK BB				2	0	0	0	1	1	1						
Mike Macfarlane, R (1,2) OBP: 0.500, SLG: 0.607		3-1 G1-3			1-2 5-3	4-2 1-2 2-3 BB				2	0	0	0	1	0	1						
Kurt Stillwell, S (1,6) OBP: 0.305, SLG: 0.464			1-3 K		2-0 HR	2-2 P5				3	1	1	1	0	1	3						
Inning Stats	R: 0 E: 0 K: 0 S: 6	H: 1 LOB: 1 BB: 0 P: 7	R: 0 E: 0 K: 0 S: 9	H: 1 LOB: 0 BB: 0 P: 16	R: 0 E: 0 K: 1 S: 10	H: 1 LOB: 1 BB: 0 P: 15	R: 0 E: 0 K: 1 S: 5	H: 0 LOB: 0 BB: 0 P: 8	R: 1 E: 0 K: 1 S: 10	H: 2 LOB: 1 BB: 0 P: 16	R: 2 E: 0 K: 0 S: 16	H: 3 LOB: 3 BB: 2 P: 31	R: 0 E: 0 K: 1 S: 5	H: 1 LOB: 0 BB: 0 P: 9	R: 0 E: 0 K: 0 S: 8	H: 0 LOB: 0 BB: 0 P: 11	R: 0 E: 0 K: 0 S: 8	H: 0 LOB: 0 BB: 0 P: 11	1B: 4 2B: 2 3B: 1 HR: 2	SF: 0 SAC: 0 DP: 0 HBP: 0	WP: 0 PB: 0 SB: 1 CS: 1	PA: 33
PITCHER Mark Thurmond, L (1,1) ERA: 7.23 Oswaldo Peraza, R (6,1) ERA: 7.07 Jose Bautista, R (6,1) ERA: 4.7	IP: 5.2 WLS: L BF: 24 H: 8 R: 3 ER: 3 SO: 3 BB: 0 IBB: 0 HBP: 0 BLK: 0 WP: 0 HR: 2 S: 49 P: 76 ERA: 4.76 WHIP: 1.412																					

Baltimore Orioles @ Kansas City Royals
 Royals Stadium, Kansas City, MO
 Sun Apr 24 1988, 4:33 AM EDT
 Att: 25,526 - Sunny - 62 F

AB 31
 R 3
 H 9
 RBI 3
 BB 2
 SO 4
 LOB 10



Batter	1	2	3	4	5	6	7	8	9	AB	R	H	RBI	BB	SO	LOB	TOP	
Jeff Stone, L (1, 7) OBP: 0.200, SLG: 0.157 Joe Orsulak, L (7, 7) OBP: 0.305, SLG: 0.291	 1B BB	 K		 6-3			 CS S BB		 BB 1B	2	1	0	0	2	1	0		
Billy Ripken, R (1, 4) OBP: 0.238, SLG: 0.244	 S 1B	 K			 L4		 BB 1B		 1B BB	4	2	2	0	1	1	0		
Cal Ripken Jr., R (1, 6) OBP: 0.349, SLG: 0.358	 S 1B	 1B BB			 K		 1-2 BB		 1B BB	3	1	2	2	2	1	0		
Eddie Murray, S (1, 3) OBP: 0.229, SLG: 0.288	 K	 1-2 2-3 1B			 1-2 1B		 P3		 1-2 1B	5	0	3	1	0	1	4		
Fred Lynn, L (1, 8) OBP: 0.254, SLG: 0.344	 K		 F7		 F7			 F7	 4-3	5	0	0	0	0	1	5		
Larry Sheets, L (1, 10) OBP: 0.355, SLG: 0.364	 WP 1B BB		 K			 G6-4-3 BB		 CS 1B		2	0	1	0	2	1	0		
Keith Hughes, L (1, 9) OBP: 0.250, SLG: 0.250	 1-2 2-H 3-H 1B		 G3			 L7		 K		4	0	1	2	0	1	2		
Terry Kennedy, L (1, 2) OBP: 0.211, SLG: 0.200	 K			 6-3		 G6-4-3			 4-3	4	0	0	0	0	1	3		
Craig Worthington, R (1, 5) OBP: 0.143, SLG: 0.571		 HR		 K			 K		 K	4	1	1	1	0	3	0		
Inning Stats	R: 3 H: 3 E: 0 K: 3 S: 22	H: 3 R: 2 ER: 2 LOB: 2 BB: 1 P: 19	R: 0 H: 0 E: 0 K: 1 S: 8	H: 0 R: 0 ER: 0 LOB: 0 BB: 0 P: 12	R: 0 H: 1 E: 0 K: 1 S: 11	H: 0 R: 0 ER: 0 LOB: 0 BB: 1 P: 19	R: 0 H: 0 E: 0 K: 0 S: 6	H: 0 R: 0 ER: 0 LOB: 0 BB: 1 P: 11	R: 0 H: 1 E: 0 K: 1 S: 11	H: 1 R: 0 ER: 0 LOB: 1 BB: 2 P: 23	R: 0 H: 1 E: 0 K: 1 S: 8	H: 1 R: 0 ER: 0 LOB: 1 BB: 1 P: 12	R: 2 H: 3 E: 0 K: 1 S: 19	H: 3 R: 2 ER: 1 LOB: 2 BB: 1 P: 31	1B: 10 2B: 1 3B: 0 HR: 1	SF: 0 SAC: 0 DP: 2 HBP: 0	WP: 1 PA: 41 PB: 0 SB: 3 CS: 2	
PITCHER	IP WLS BF H R ER SO BB IBB HBP BLK WP HR S P ERA WHIP																	
Bert Blyleven, R (1, 1) ERA: 6.75 Juan Berenguer, R (7, 1) ERA: 5.5 Keith Atherton, R (9, 1) ERA: 1.46	6.0	W	26	6	4	4	8	4	0	0	0	0	1	1	69	116	6.00	1.667

Baltimore Orioles @ Minnesota Twins
 Hubert H. Humphrey Metrodome, Minneapolis, MN
 Wed Apr 27 1988, 8:05 PM EDT
 Att: 17,757 - Dome - 70 F

AB 34
 R 6
 H 11
 RBI 6
 BB 7
 SO 11
 LOB 14



Batter	1	2	3	4	5	6	7	8	9	AB	R	H	RBI	BB	SO	LOB	BOTTOM	
Dan Gladden, R (1, 7) OBP: 0.367, SLG: 0.486	 1B BB		 S 1B	 5-3		 1-3		 6-3		5	1	2	0	0	0	2		
Tom Herr, S (1, 4) OBP: 0.367, SLG: 0.299	 1B SF9 1B		 K			 HBP 1B		 BLK S 1B	 1B	5	1	4	0	0	1	1		
Kirby Puckett, R (1, 8) OBP: 0.308, SLG: 0.405	 CS 1B		 F9		 F9		 F8	 F9		5	0	1	1	0	0	4		
Gary Gaetti, R (1, 5) OBP: 0.288, SLG: 0.385	 SF9		 1-2 BB		 F7		 K			2	0	0	1	1	1	2		
Gene Larkin, S (1, 10) OBP: 0.423, SLG: 0.523	 F8		 F7		 HBP		 L3-4-3			3	0	0	0	0	0	4		
Kent Hrbek, L (1, 3) OBP: 0.316, SLG: 0.468	 CS	 6-3 1-6-3 2B		 G3	 G3			 HR		4	2	2	1	0	0	2		
Tim Laudner, R (1, 2) OBP: 0.391, SLG: 0.651		 6-3		 4-1 1B		 K		 HR		4	2	2	1	0	1	1		
Mark Davidson, R (1, 9) OBP: 0.333, SLG: 0.500 John Moses, S (6, PH) (7, 9)		 1-6-3		 4-1		 4-3 S BB		 BLK E BB		2	0	0	1	0	0	1		
Al Newman, S (1, 6) OBP: 0.316, SLG: 0.235		 F8		 S 1B		 4-3		 E1	 1B	4	0	2	1	0	0	1		
Inning Stats	R: 2 H: 3 E: 0 K: 0 S: 10	H: 1 R: 0 ER: 0 LOB: 0 BB: 0 P: 14	R: 0 H: 1 E: 0 K: 1 S: 10	H: 1 R: 0 ER: 0 LOB: 1 BB: 1 P: 15	R: 1 H: 2 E: 0 K: 0 S: 12	H: 1 R: 0 ER: 0 LOB: 2 BB: 0 P: 18	R: 0 H: 0 E: 0 K: 1 S: 6	H: 0 R: 0 ER: 0 LOB: 1 BB: 1 P: 12	R: 0 H: 1 E: 0 K: 1 S: 14	H: 1 R: 0 ER: 0 LOB: 1 BB: 1 P: 16	R: 3 H: 4 E: 1 K: 0 S: 11	H: 4 R: 1 ER: 1 LOB: 1 BB: 1 P: 22	1B: 10 2B: 1 3B: 0 HR: 2	SF: 1 SAC: 0 DP: 0 HBP: 1	WP: 0 PA: 40 PB: 0 SB: 4 CS: 1			
PITCHER	IP WLS BF H R ER SO BB IBB HBP BLK WP HR S P ERA WHIP																	
Scott McGregor, L (1, 1) ERA: 8.83 Jose Bautista, R (4, 1) ERA: 3.66 Bill Scherrer, L (8, 1) ERA: Doug Sisk, R (8, 1) ERA: 1.88	3.2	W	18	7	4	4	1	1	0	1	1	0	0	0	32	50	0.00	0.900

Baltimore Orioles @ Minnesota Twins
 Hubert H. Humphrey Metrodome, Minneapolis, MN
 Wed Apr 27 1988, 8:05 PM EDT
 Att: 17,757 - Dome - 70 F

AB 34
 R 7
 H 13
 RBI 6
 BB 3
 SO 3
 LOB 18



Batter	1	2	3	4	5	6	7	8	9	AB	R	H	RBI	BB	SO	LOB	TOP								
Tito Landrum, R (1, 7) OBP: 0.294, SLG: 0.143										3	1	1	1	1	0	2	Baltimore Orioles @ Minnesota Twins Hubert H. Humphrey Metrodome, Minneapolis, MN Thu Apr 28 1988, 4:33 AM EDT Att: 23,006 - Dome - 70 F								
Rene Gonzales, R (7, 4) OBP: 0.333, SLG: 0.273										0	0	0	0	0	0	0									
Terry Kennedy, L (9, PH) OBP: 0.207, SLG: 0.196										1	0	0	0	0	0	1									
Billy Ripken, R (1, 4) OBP: 0.230, SLG: 0.235										3	0	0	0	0	0	3									
Fred Lynn, L (7, PH) OBP: 0.250, SLG: 0.338										1	0	0	0	0	1	3									
Cal Ripken Jr., R (1, 6) OBP: 0.345, SLG: 0.352										4	0	1	0	0	1	4									
Eddie Murray, S (1, 3) OBP: 0.241, SLG: 0.310										4	0	2	1	0	0	1									
Ken Gerhart, R (1, 8) OBP: 0.143, SLG: 0.250										3	0	0	0	0	1	2									
Joe Orsulak, L (8, PH) OBP: 0.300, SLG: 0.286										1	0	0	0	0	0	1									
Larry Sheets, L (1, 10)										3	1	0	0	1	1	2									
Carl Nichols, R (1, 2) OBP: 0.333, SLG: 0.263										4	0	1	0	0	1	2									
Craig Worthington, R (1, 5) OBP: 0.182, SLG: 0.400										3	0	0	0	1	0	1									
Keith Hughes, L (1, 9) OBP: 0.500, SLG: 0.333										2	0	1	0	2	1	1									
Inning Stats	R: 1 E: 0 K: 1 S: 13	H: 2 LOB: 1 BB: 0 P: 22	R: 0 E: 0 K: 0 S: 5	H: 0 LOB: 0 BB: 0 P: 10	R: 0 E: 0 K: 1 S: 12	H: 1 LOB: 1 BB: 0 P: 16	R: 0 E: 0 K: 1 S: 10	H: 1 LOB: 1 BB: 0 P: 17	R: 0 E: 0 K: 0 S: 5	H: 0 LOB: 1 BB: 1 P: 13	R: 0 E: 0 K: 0 S: 9	H: 0 LOB: 0 BB: 0 P: 14	R: 1 E: 0 K: 2 S: 15	H: 0 LOB: 3 BB: 4 P: 38	R: 0 E: 0 K: 0 S: 6	H: 1 LOB: 0 BB: 0 P: 9	R: 0 E: 0 K: 1 S: 9	H: 1 LOB: 1 BB: 0 P: 11	1B: 5 2B: 1 3B: 0 HR: 0	SF: 0 SAC: 0 DP: 1 HBP: 0	WP: 0 PB: 0 SB: 0 CS: 0	PA: 37			
PITCHER	IP	WLS	BF	H	R	ER	SO	BB	IBB	HBP	BLK	WP	HR	S	P	ERA	WHIP								
Allan Anderson, L (1, 1) ERA: 2.84	6.1	W	25	4	2	2	4	2	0	0	2	0	0	61	106	2.84	0.947								
Mike Mason, L (7, 1) ERA: 12.0	0.0		3	0	0	0	0	3	0	0	0	0	0	2	14	∞	∞								
Mark Portugal, R (7, 1) ERA:	2.2	S	9	2	0	0	2	0	0	0	0	0	0	21	30	0.00	0.750								

Batter	1	2	3	4	5	6	7	8	9	AB	R	H	RBI	BB	SO	LOB	BOTTOM								
John Moses, S (1, 7) OBP: 0.571, SLG: 0.500										4	0	1	2	1	0	2	Baltimore Orioles @ Minnesota Twins Hubert H. Humphrey Metrodome, Minneapolis, MN Thu Apr 28 1988, 4:33 AM EDT Att: 23,006 - Dome - 70 F								
Tom Herr, S (1, 4) OBP: 0.345, SLG: 0.278										5	0	0	0	0	0	4									
Kirby Puckett, R (1, 8) OBP: 0.317, SLG: 0.403										3	1	1	0	1	1	0									
Kent Hrbek, L (1, 10) OBP: 0.356, SLG: 0.554										3	1	3	2	1	0	0									
Gary Gaetti, R (1, 5) OBP: 0.286, SLG: 0.377										4	0	1	0	0	1	4									
Gene Larkin, S (1, 3) OBP: 0.411, SLG: 0.489										3	1	0	0	0	1	3									
Randy Bush, L (1, 9) OBP: 0.524, SLG: 0.676										0	1	0	0	2	0	0									
Mark Davidson, R (8, PR) OBP: 0.333, SLG: 0.500										0	0	0	0	0	0	0									
Greg Gagne, R (1, 6) OBP: 0.310, SLG: 0.369										2	0	0	0	1	1	4									
Tom Nieto, R (1, 2) OBP: 0.091, SLG: 0.048										4	0	0	0	0	2	5									
Inning Stats	R: 0 E: 0 K: 1 S: 8	H: 0 LOB: 0 BB: 1 P: 12	R: 0 E: 0 K: 1 S: 9	H: 1 LOB: 2 BB: 0 P: 15	R: 0 E: 0 K: 0 S: 8	H: 0 LOB: 0 BB: 0 P: 13	R: 2 E: 0 K: 3 S: 17	H: 2 LOB: 2 BB: 2 P: 32	R: 0 E: 0 K: 0 S: 9	H: 1 LOB: 2 BB: 1 P: 18	R: 2 E: 0 K: 1 S: 16	H: 1 LOB: 1 BB: 1 P: 23	R: 0 E: 1 K: 0 S: 6	H: 1 LOB: 1 BB: 0 P: 11	R: 0 E: 1 K: 0 S: 6	H: 0 LOB: 2 BB: 1 P: 15	1B: 3 2B: 3 3B: 0 HR: 1	SF: 0 SAC: 1 DP: 1 HBP: 3	WP: 0 PB: 0 SB: 3 CS: 1	PA: 38					
PITCHER	IP	WLS	BF	H	R	ER	SO	BB	IBB	HBP	BLK	WP	HR	S	P	ERA	WHIP								
Mike Boddicker, R (1, 1) ERA: 6.75	7.1	L	36	6	4	4	6	5	0	0	0	0	0	76	132	4.91	1.500								
Tom Niedener, R (8, 1) ERA: 1.59	0.2		2	0	0	0	0	0	0	0	0	0	0	3	7	0.00	0.000								

AB	32
R	2
H	6
RBI	2
BB	5
SO	6
LOB	23



Batter	1	2	3	4	5	6	7	8	9	AB R H RBI BB SO LOB	TOP											
Pete Staniczek, S OBP: 0.400, SLG: 0.600 (1, 7) (7, 4)	0-2 1-3		0-0 4-3		0-1 L9 WP 1B	1 SAFE 1 SAFE 1 SAFE X	1-0 E 1-H 2B	1-2 L9		5 2 2 1 0 0 1	Baltimore Orioles @ Chicago White Sox Comiskey Park, Chicago, IL Fri Apr 29 1988, 8:05 PM EDT Att. 14,059 - Sunny - 58 F											
Billy Ripken, R OBP: 0.231, SLG: 0.226 (1, 4) (7, FR)	1-3 K		1-2 6-3		1 SAFE 1 SAFE 1 SAFE X	1-1 L9	1-0 E FC3-2 HBP	1-3 K		3 0 0 0 0 1 1 1 0 0 0 0 1 1												
Cal Ripken Jr., R OBP: 0.370, SLG: 0.434 (1, 6)	2-1 HR 1B		3-1 BB 1B		2-1 3-H 2B		1-2 E5 BB FC3-2 FC	1-0 HR	5 3 4 1 0 0 1													
Eddie Murray, S OBP: 0.250, SLG: 0.341 (1, 3)	3-2 HR		4-0 BB		0-2 L7		0-1 FC3-2 FC BB SF8	1-3 K	4 2 1 2 1 1 3													
Fred Lynn, L OBP: 0.260, SLG: 0.333 (1, 8)	1-3 K		1-0 F8		1-1 4-3		4-1 FC BB	0-0 WP 1B	4 1 1 0 1 1 3													
Larry Sheets, L OBP: 0.341, SLG: 0.351 (1, 10)		0-2 F7		0-2 SH1-3 2B		1-3 K	0-2 FC FC6-4	1-0 6-3	5 0 1 1 0 1 3													
Terry Kennedy, L OBP: 0.210, SLG: 0.203 (1, 2)		0-3 K		0-0 SH1-3		0-0 P6	1-2 SF8	0-0 1B	3 0 1 2 0 1 0													
Craig Worthington, R OBP: 0.188, SLG: 0.286 (1, 5)		4-1 BB		1-3 K		0-1 F7	0-0 FC6-4	0-3 K	4 0 0 0 1 2 4													
Joe Orsulak, L OBP: 0.313, SLG: 0.288 (1, 9)		1-1 1-3		0-0 3-1			4-1 2B BB	1-2 1B	3 1 1 0 1 0 2													
Inning Stats	R: 2 E: 0 K: 2 S: 19	H: 2 LOB: 0 BB: 0 P: 26	R: 0 E: 0 K: 1 S: 10	H: 0 LOB: 1 BB: 1 P: 15	R: 0 E: 0 K: 0 S: 7	H: 1 LOB: 2 BB: 1 P: 16	R: 0 E: 0 K: 1 S: 8	H: 1 LOB: 1 BB: 0 P: 9	R: 1 E: 0 K: 0 S: 13	H: 2 LOB: 1 BB: 0 P: 17		R: 0 E: 0 K: 1 S: 6	H: 0 LOB: 0 BB: 0 P: 7	R: 4 E: 1 K: 0 S: 16	H: 1 LOB: 2 BB: 2 P: 28	R: 0 E: 0 K: 1 S: 9	H: 1 LOB: 0 BB: 0 P: 12	R: 2 E: 0 K: 2 S: 11	H: 3 LOB: 1 BB: 0 P: 14	1B: 6 2B: 3 3B: 0 HR: 2	SF: 1 SAC: 1 DP: 0 HBP: 1	WP: 2 PB: 0 CS: 1
PITCHER	IP WLS BF H R ER SO BB IBB HBP BLK WP HR S P ERA WHIP											PITCHER	IP WLS BF H R ER SO BB IBB HBP BLK WP HR S P ERA WHIP									
Jack McDowell, R ERA: 5.93	(1, 1) 6.0 L 28 7 5 4 5 3 0 0 0 0 1 1 65 97 6.00 1.667																					
John Davis, R ERA: 2.35	(7, 1) 1.0 7 0 2 0 0 1 0 0 1 0 0 0 14 21 0.00 1.000																					
Bill Long, R ERA: 2.25	(8, 1) 1.0 3 1 0 0 1 0 0 0 0 0 0 0 9 12 0.00 1.000																					
Bobby Thigpen, R ERA: 3.77	(9, 1) 1.0 6 3 2 2 2 0 0 0 0 0 1 1 11 14 18.00 3.000																					

AB	37
R	9
H	11
RBI	7
BB	4
SO	8
LOB	19



Batter	1	2	3	4	5	6	7	8	9	AB R H RBI BB SO LOB	BOTTOM											
Daryl Boston, L OBP: 0.158, SLG: 0.263 (1, 8)	2-2 4-3		0-3 K			0-0 4-3			3-2 G2-3	4 0 0 0 0 1 1	Baltimore Orioles @ Chicago White Sox Comiskey Park, Chicago, IL Fri Apr 29 1988, 8:05 PM EDT Att. 14,059 - Sunny - 58 F											
Ozzie Guillen, L OBP: 0.186, SLG: 0.190 (1, 6)	0-1 5-3			1-3 K		0-0 L9		0-1 5-3	4 0 0 0 0 1 1													
Harold Baines, L OBP: 0.352, SLG: 0.390 (1, 10)	0-0 1B			2-2 4-3			0-0 L9	1-1 4-3	4 0 1 0 0 0 1													
Ivan Calderon, R OBP: 0.333, SLG: 0.449 (1, 9)	1-0 P3			1-2 1B			0-0 L5		3 0 1 0 0 0 1													
Greg Walker, L OBP: 0.284, SLG: 0.346 (1, 3)		2-2 F7		0-0 F8			1-0 6-3		3 0 0 0 0 0 1													
Carlton Fisk, R OBP: 0.381, SLG: 0.625 (1, 2)		1-1 G4-6-3 1B			1-2 F9			1-0 5-3	3 0 1 0 0 0 0 0 0 0 0 0 0 0													
Mark Salas, L OBP: 0.200, SLG: 0.350 (9, 2)																						
Dan Pasqua, L OBP: 0.324, SLG: 0.367 (1, 7)		1-0 G4-6-3			2-0 F7			1-3 K	3 0 0 0 0 1 1													
Kenny Williams, R OBP: 0.273, SLG: 0.418 (1, 5)			1-0 F8		0-0 1-3			0-2 F9	3 0 0 0 0 0 0													
Donnie Hill, S OBP: 0.306, SLG: 0.226 (1, 4)			0-1 4-3			1-2 4-3		0-1 G2-3 1B	3 0 1 0 0 0 0													
Inning Stats	R: 0 E: 0 K: 0 S: 7	H: 1 LOB: 1 BB: 0 P: 10	R: 0 E: 0 K: 0 S: 6	H: 1 LOB: 0 BB: 0 P: 10	R: 0 E: 0 K: 1 S: 6	H: 0 LOB: 0 BB: 0 P: 7	R: 0 E: 0 K: 1 S: 15	H: 1 LOB: 1 BB: 0 P: 19	R: 0 E: 0 K: 0 S: 6	H: 0 LOB: 0 BB: 0 P: 9	R: 0 E: 0 K: 0 S: 5	H: 0 LOB: 0 BB: 0 P: 6	R: 0 E: 0 K: 1 S: 3	H: 0 LOB: 0 BB: 0 P: 4	R: 0 E: 0 K: 1 S: 8	H: 0 LOB: 0 BB: 0 P: 10	R: 0 E: 0 K: 0 S: 12	H: 1 LOB: 1 BB: 0 P: 16	1B: 4 2B: 0 3B: 0 HR: 0	SF: 0 SAC: 0 DP: 1 HBP: 0	WP: 0 PB: 0 CS: 0	PA: 30
PITCHER	IP WLS BF H R ER SO BB IBB HBP BLK WP HR S P ERA WHIP											PITCHER	IP WLS BF H R ER SO BB IBB HBP BLK WP HR S P ERA WHIP									
Mark Williamson, R ERA: 4.09	(1, 1) 6.0 W 20 3 0 0 2 0 0 0 0 0 0 0 45 61 0.00 0.500																					
Dave Schmidt, R ERA: 5.0	(7, 1) 3.0 S 10 1 0 0 1 0 0 0 0 0 0 0 23 30 0.00 0.333																					

AB	30
R	0
H	4
RBI	0
BB	0
SO	3
LOB	6




Batter	1	2	3	4	5	6	7	8	9	AB	R	H	RBI	BB	SO	LOB	TOP					
Pete Stanciek, S OBP: 0.333, SLG: 0.357 (1,4)	2-1 4-3		1-2 5-3		3-2 G6-4-3 1B		1-0 6-3		2-3 K	5	0	1	0	0	1	0	Baltimore Orioles @ Chicago White Sox Comiskey Park, Chicago, IL Sun May 01 1988, 4:33 AM EDT Att: 12,398 - Sunny - 62 F					
Joe Orsulak, L OBP: 0.292, SLG: 0.269 (1,7)	1-1 4-3		1-2 1B		3-2 G6-4-3 1-2 2-3		2-2 5-3		2-2 L9	5	0	1	0	0	2							
Cal Ripken Jr., R OBP: 0.406, SLG: 0.430 (1,6)	4-2 FC6-4 BB		2-2 P4		3-2 F7		4-0 BB		4-2 1B BB	2	0	0	0	3	0	2						
Eddie Murray, S OBP: 0.248, SLG: 0.330 (1,3)	2-2 FC6-4			2-0 1B BB SF8 1B		2-2 F7		1-0 P6	0-2 1-2 1B	5	1	2	0	0	2							
Larry Sheets, L OBP: 0.330, SLG: 0.321 (1,10)		3-2 L3		4-2 1B BB		1-1 G3		4-0 G6-3 1B BB	0-0 F7	3	0	0	0	2	0	2						
Fred Lynn, L OBP: 0.286, SLG: 0.356 (1,8)		2-0 L5		0-0 1-2 2-3 1B		3-1 2B 1B		2-1 G6-3 1-2 1B		4	1	3	0	0	0	0						
Keith Hughes, L OBP: 0.538, SLG: 0.556 (1,9)		2-0 1B		1-0 SF8		1-0 1-H 2B		1-0 G6-3	1-0 1-2 2-3	3	1	2	2	0	0	2						
Terry Kennedy, L OBP: 0.224, SLG: 0.222 (1,2)		1-0 F5		3-H 2-1 P4		1-0 3-H 2-1 2B		4-0 BB		3	0	1	1	1	0	2						
Craig Worthington, R OBP: 0.250, SLG: 0.286 (1,5)			1-3 K		4-2 G6-4-3 1B BB		2-1 F9		0-0 F2	3	0	0	0	1	1	3						
Inning Stats	R: 0 E: 0 K: 0 S: 9	H: 0 LOB: 1 BB: 1 P: 18	R: 0 E: 0 K: 0 S: 6	H: 1 LOB: 1 BB: 0 P: 14	R: 0 E: 0 K: 1 S: 16	H: 1 LOB: 1 BB: 0 P: 21	R: 1 E: 0 K: 0 S: 9	H: 2 LOB: 1 BB: 1 P: 18	R: 0 E: 0 K: 0 S: 13	H: 1 LOB: 1 BB: 1 P: 26	R: 2 E: 0 K: 0 S: 11	H: 3 LOB: 1 BB: 0 P: 21	R: 0 E: 0 K: 0 S: 7	H: 0 LOB: 1 BB: 1 P: 15	R: 0 E: 0 K: 0 S: 4	H: 1 LOB: 2 BB: 2 P: 15	R: 0 E: 0 K: 1 S: 16	H: 1 LOB: 2 BB: 1 P: 24	1B: 8 2B: 2 3B: 0 HR: 0	SF: 1 SAC: 0 DP: 2 HBP: 0	WP: 0 PB: 0 CS: 0	PA: 41
PITCHER	IP	WLS	BF	H	R	ER	SO	BB	IBB	HBP	BLK	WP	HR	S	P	ERA	WHIP					
Melido Perez, R ERA: 2.52 (1,1)	5.0	W	21	5	1	1	1	3	0	0	0	0	0	53	97	1.80	1.600					
Bill Long, R ERA: 3.07 (6,1)	2.2		14	4	2	2	0	3	0	0	0	0	0	21	50	6.75	2.625					
John Davis, R ERA: 2.16 (8,1)	1.1	S	6	1	0	0	1	1	0	0	0	0	0	17	25	0.00	1.500					

Batter	1	2	3	4	5	6	7	8	9	AB	R	H	RBI	BB	SO	LOB	BOTTOM				
Lance Johnson, L OBP: 0.205, SLG: 0.243 (1,8)	0-0 1B 1B 2B		1-1 F7		1-0 G3		2-1 B1-3		0-0 6-3	5	1	1	0	0	0	1	Baltimore Orioles @ Chicago White Sox Comiskey Park, Chicago, IL Sun May 01 1988, 4:33 AM EDT Att: 12,398 - Sunny - 62 F				
Ozzie Guillen, L OBP: 0.211, SLG: 0.217 (1,6)	1-0 1B HR 2-3 1B		0-3 K		1-0 F8 BLK 1B		0-0 L9		3-2 1B 1B	5	1	3	0	0	1	0					
Harold Baines, L OBP: 0.351, SLG: 0.376 (1,10)	0-0 1-3 3-H 1B		2-3 K		4-0 1-2 BB		0-3 K		0-0 1-3 1B	4	1	2	1	1	2	0					
Ivan Calderon, R OBP: 0.333, SLG: 0.506 (1,9)	1-1 1-H 3-H HR		4-2 1B 2B BB		1-0 F8		2-0 P4		0-1 F7	4	2	1	3	1	0	4					
Greg Walker, L OBP: 0.295, SLG: 0.364 (1,3)	1-3 K		1-0 2B 1B		1-3 K		2-2 E8 1B			4	1	2	0	0	2	2					
Dan Pasqua, L OBP: 0.320, SLG: 0.348 (1,7)	1-1 1B		2-1 P5		1-1 F3		4-2 BB			3	0	1	0	1	0	4					
Mark Salas, L OBP: 0.250, SLG: 0.417 (1,2)	1-2 1B		1-2 1B		1-0 G3		2-1 F9			4	1	2	1	0	0	2					
Kenny Williams, R OBP: 0.288, SLG: 0.443 (1,5) Steve Lyons, L (8,5)	2-2 F8		0-2 2B		2-2 3-1		0-2 P3			4	0	1	2	0	0	4					
Donnie Hill, S OBP: 0.288, SLG: 0.211 (1,4) Fred Manrique, R OBP: 0.381, SLG: 0.444 (9,4)	1-0 4-3		1-2 F9		1-2 F8		1-3 K			4	0	0	0	0	1	3					
Inning Stats	R: 4 E: 0 K: 1 S: 19	H: 6 LOB: 2 BB: 0 P: 27	R: 0 E: 0 K: 2 S: 8	H: 0 LOB: 0 BB: 0 P: 11	R: 3 E: 0 K: 0 S: 14	H: 3 LOB: 1 BB: 1 P: 23	R: 0 E: 0 K: 1 S: 7	H: 1 LOB: 2 BB: 1 P: 15	R: 0 E: 0 K: 0 S: 7	H: 0 LOB: 0 BB: 0 P: 11	R: 0 E: 0 K: 1 S: 6	H: 0 LOB: 0 BB: 0 P: 8	R: 0 E: 1 K: 0 S: 13	H: 1 LOB: 2 BB: 1 P: 23	R: 0 E: 0 K: 1 S: 12	H: 2 LOB: 2 BB: 0 P: 16	1B: 10 2B: 2 3B: 0 HR: 1	SF: 0 SAC: 0 DP: 0 HBP: 0	WP: 0 PB: 0 CS: 0	PA: 40	
PITCHER	IP	WLS	BF	H	R	ER	SO	BB	IBB	HBP	BLK	WP	HR	S	P	ERA	WHIP				
Mike Morgan, R ERA: 6.88 (1,1)	0.1	L	8	5	3	3	3	2	0	0	1	0	0	38	62	7.36	1.909				
Bill Scherrer, L ERA: 13.5 (1,1)	3.2		18	5	3	3	3	2	0	0	1	0	0	38	62	7.36	1.909				
Dave Schmidt, R ERA: 4.5 (5,1)	2.0		6	0	0	0	1	0	0	0	0	0	0	13	19	0.00	0.000				
Doug Sisk, R ERA: 1.62 (7,1)	2.0		10	3	0	0	1	1	0	0	0	0	0	25	39	0.00	2.000				

AB	33
R	3
H	10
RBI	3
BB	7
SO	2
LOB	15



AB	37
R	7
H	13
RBI	7
BB	3
SO	6
LOB	20



Batter	1	2	3	4	5	6	7	8	9	AB	R	H	RBI	BB	SO	LOB	TOP										
Oddibe McDowell, L (1, 8) OBP: 0.246, SLG: 0.313 Jerry Browne, S (7, 4) OBP: 0.286, SLG: 0.191	4-2 CS 1B BB		2-1 L7		1-0 F7		1-1 F7		0-2 G4-3	3	0	0	0	1	0	3											
Cecil Esay, S (1, 9) OBP: 0.283, SLG: 0.364 Bob Brower, R (8, 8) OBP: 0.250, SLG: 0.143	0-1 CS 1B		2-1 L8		0-0 B1			2-0 F7		4	0	1	0	0	0	1											
Pete O'Brien, L (1, 3) OBP: 0.489, SLG: 0.646	0-3 K			1-0 FC5-4 BB 1B		1-3 K		1-1 F7		4	0	1	0	0	2	2											
Pete Incaviglia, R (1, 7) OBP: 0.289, SLG: 0.400	3-3 SAFE SAFE K			4-2 FC5-4 BB		1-0 L5		0-0 L4		3	0	0	0	1	1	2											
Steve Kemp, L (1, 10) OBP: 0.226, SLG: 0.207		4-2 G6-4-3 BB		1-3 K		0-3 K			0-0 G3-1	3	0	0	0	1	2	2											
Mike Stanley, R (1, 2) OBP: 0.352, SLG: 0.318	0-1 F7			3-2 FC5-4 FC5-4		1-1 BB 1B		4-2 2B HR BB		3	1	1	0	1	0	3											
Steve Buechele, R (1, 5) OBP: 0.325, SLG: 0.431	2-2 G6-4-3			2-1 FC5-4		4-1 1-2 BB		0-0 P4		3	0	0	0	1	0	4											
Scott Fletcher, R (1, 6) OBP: 0.218, SLG: 0.173			1-3 K		1-1 F8		1-0 F7		1-0 HR 2B	4	1	1	0	0	1	2											
Curtis Wilkerson, S (1, 4) OBP: 0.389, SLG: 0.400 Ruben Sierra, S (7, PH) OBP: 0.253, SLG: 0.375			1-0 HBP		0-2 WP 3B		2-3 K		1-0 HR	1	1	1	0	0	0	0											
Inning Stats	R: 0 E: 1 K: 2 S: 10	H: 1 LOB: 1 BB: 1 P: 17	R: 0 E: 0 K: 0 S: 12	H: 0 LOB: 0 BB: 1 P: 18	R: 0 E: 0 K: 1 S: 8	H: 0 LOB: 1 BB: 0 P: 14	R: 0 E: 0 K: 1 S: 12	H: 1 LOB: 2 BB: 1 P: 23	R: 1 E: 0 K: 0 S: 7	H: 1 LOB: 0 BB: 0 P: 9	R: 0 E: 0 K: 2 S: 7	H: 0 LOB: 0 BB: 0 P: 9	R: 0 E: 0 K: 1 S: 9	H: 1 LOB: 1 BB: 1 P: 18	R: 0 E: 0 K: 0 S: 4	H: 0 LOB: 0 BB: 0 P: 7	R: 3 E: 0 K: 0 S: 11	H: 2 LOB: 0 BB: 1 P: 17	1B: 3 2B: 1 3B: 1 HR: 1	SF: 0 SAC: 0 DP: 1 HBP: 1	WP: 1 PB: 0 SB: 0 CS: 2	PA: 37					
PITCHER	IP	WLS	BF	H	R	ER	SO	BB	IBB	HBP	BLK	WP	HR	S	P	ERA	WHIP										
Jay Tibbs, R (1, 1) ERA: 4.15	8.2	W	36	6	4	4	7	5	0	1	0	1	1	77	129	4.15	1.269										
Doug Sisk, R (9, 1) ERA: 1.59	0.1		1	0	0	0	0	0	0	0	0	0	0	3	3	0.00	0.000										

Texas Rangers @ Baltimore Orioles
Memorial Stadium, Baltimore, MD
Mon May 02 1988, 7:05 PM EDT
Att: 50,402 - Unknown - 55 F

AB	31
R	4
H	6
RBI	3
BB	5
SO	7
LOB	21



Batter	1	2	3	4	5	6	7	8	9	AB	R	H	RBI	BB	SO	LOB	BOTTOM										
Pete Stanicek, S (1, 7) OBP: 0.350, SLG: 0.368	0-1 F7	1-2 F9		0-1 1B WP 1B		2-1 G3	0-1 6-3 1B			5	1	2	1	0	0	3											
Billy Ripken, R (1, 4) OBP: 0.250, SLG: 0.230	4-1 BLK BB		0-0 G4-3	0-1 E WP 1B		4-1 2B FC6-4 BB	1-0 6-3 1B			3	2	1	1	2	0	1											
Cal Ripken Jr., R (1, 6) OBP: 0.406, SLG: 0.476	1-3 K		2-0 HR	1-3 E5 BLK 1B		1-1 FC6-4 BB 2B	1-1 F9			5	3	2	1	0	1	3											
Eddie Murray, S (1, 3) OBP: 0.255, SLG: 0.327	1-3 K		1-2 F8	0-1 BLK 1B		4-0 FC6-4 IBB	0-1 G6-3			4	0	1	1	1	1	2											
Larry Sheets, L (1, 10) OBP: 0.323, SLG: 0.306		1-1 L8	4-1 BLK BB	1-3 K		3-2 FC6-4 BB BB		0-1 G4-3		4	1	0	1	1	1	3											
Fred Lynn, L (1, 8) OBP: 0.293, SLG: 0.342	4-2 BB 1B BB		0-3 K	1-2 K		4-0 BB BB BB		2-1 F7		3	0	0	0	2	2	2											
Keith Hughes, L (1, 9) OBP: 0.667, SLG: 0.667	1-1 BB 1B			1-2 2B 1B 1B		4-0 BB BB BB		4-2 BB		3	1	3	1	2	0	0											
Terry Kennedy, L (1, 2) OBP: 0.236, SLG: 0.239	1-3 K			0-0 1B 2B		2-3 K		2-3 K		4	1	1	1	1	3	3											
Craig Worthington, R (1, 5) OBP: 0.250, SLG: 0.250	1-2 BB			0-1 F3		2-3 K		3-2 F7		3	0	0	0	1	1	5											
Inning Stats	R: 0 E: 0 K: 2 S: 10	H: 0 LOB: 1 BB: 1 P: 16	R: 0 E: 0 K: 1 S: 14	H: 1 LOB: 3 BB: 2 P: 26	R: 1 E: 0 K: 1 S: 9	H: 1 LOB: 1 BB: 1 P: 16	R: 5 E: 1 K: 2 S: 21	H: 5 LOB: 1 BB: 0 P: 28	R: 0 E: 0 K: 2 S: 8	H: 1 LOB: 0 BB: 0 P: 15	R: 3 E: 0 K: 0 S: 17	H: 1 LOB: 3 BB: 5 P: 46	R: 0 E: 0 K: 0 S: 7	H: 1 LOB: 1 BB: 0 P: 9	R: 0 E: 0 K: 1 S: 10	H: 0 LOB: 1 BB: 1 P: 18	1B: 7 2B: 2 3B: 0 HR: 1	SF: 0 SAC: 0 DP: 0 HBP: 0	WP: 1 PB: 0 SB: 0 CS: 0	PA: 44							
PITCHER	IP	WLS	BF	H	R	ER	SO	BB	IBB	HBP	BLK	WP	HR	S	P	ERA	WHIP										
Jose Guzman, R (1, 1) ERA: 3.13	5.1	L	31	9	0	0	3	5	0	0	0	0	0	7	22	0.00	9.000										
Jose Cecena, R (6, 1) ERA: 3.69	0.1		4	0	0	0	0	3	0	0	0	0	0	7	22	0.00	9.000										
Jeff Russell, R (6, 1) ERA: 1.69	1.1		5	1	0	0	0	0	0	0	0	0	0	12	17	0.00	0.750										
De Wayne Vaughn, R (8, 1) ERA: 11.57	1.0		4	0	0	0	1	1	0	0	0	0	0	10	18	0.00	1.000										

Texas Rangers @ Baltimore Orioles
Memorial Stadium, Baltimore, MD
Mon May 02 1988, 7:05 PM EDT
Att: 50,402 - Unknown - 55 F

AB	34
R	9
H	10
RBI	7
BB	10
SO	9
LOB	22



Batter	1	2	3	4	5	6	7	8	9	AB	R	H	RBI	BB	SO	LOB	TOP										
Oddibe McDowell, L (1, 8) OBP: 0.243, SLG: 0.304	G4-3		1B		F8		G1-6-3		G3-1	5	0	1	0	0	0	2	Texas Rangers @ Baltimore Orioles Memorial Stadium, Baltimore, MD Tue May 03 1988, 7:05 PM EDT Att: 11,507 - Unknown - 57 F										
Scott Fletcher, R (1, 6) OBP: 0.239, SLG: 0.188	F8		1B			2B	F9			4	1	2	0	1	0	1											
Ruben Sierra, S (1, 9) OBP: 0.269, SLG: 0.378										2	0	1	0	1	1	1											
Bob Brower, R (6, PR) OBP: 0.300, SLG: 0.222										2	1	1	0	0	0	2											
Pete Incaviglia, R (1, 7) OBP: 0.299, SLG: 0.410	CS									3	1	1	1	0	1	2											
Pete O'Brien, L (1, 3)										2	1	0	0	2	0	1											
Larry Parrish, R (1, 10) OBP: 0.185, SLG: 0.169										3	0	1	2	0	1	2											
Mike Stanley, R (1, 2) OBP: 0.222, SLG: 0.298										3	0	0	0	0	1	5											
Geno Petralli, L (8, PH) OBP: 0.222, SLG: 0.361										1	0	0	0	0	0	2											
Steve Buechele, R (1, 5) OBP: 0.333, SLG: 0.427										3	0	1	0	1	1	0											
Curtis Wilkerson, S (1, 4) OBP: 0.364, SLG: 0.368										4	0	1	0	0	0	2											
Inning Stats	R: 0 E: 0 K: 0 S: 9	H: 1 LOB: 0 BB: 0 P: 11	R: 2 E: 1 K: 0 S: 8	H: 1 LOB: 1 BB: 1 P: 18	R: 0 E: 0 K: 2 S: 11	H: 2 LOB: 1 BB: 0 P: 17	R: 0 E: 0 K: 1 S: 7	H: 0 LOB: 0 BB: 0 P: 11	R: 0 E: 0 K: 0 S: 4	H: 0 LOB: 0 BB: 0 P: 6	R: 2 E: 0 K: 1 S: 12	H: 2 LOB: 3 BB: 2 P: 25	R: 0 E: 0 K: 1 S: 9	H: 1 LOB: 1 BB: 0 P: 11	R: 0 E: 0 K: 0 S: 15	H: 1 LOB: 2 BB: 1 P: 27	R: 0 E: 0 K: 0 S: 9	H: 1 LOB: 2 BB: 1 P: 19	1B: 8 2B: 2 3B: 0 HR: 0	SF: 1 SAC: 0 DP: 2 HBP: 1	WP: 1 PB: 0 SB: 1 CS: 2	PA: 40					
PITCHER	IP	WLS	BF	H	R	ER	SO	BB	IBB	HBP	BLK	WP	HR	S	P	ERA	WHIP										
Mike Boddicker, R (1, 1) ERA: 5.86	7.1	L	32	8	4	2	5	3	1	1	0	1	0	70	117	2.46	1.500										
John Habyan, R (8, 1) ERA:	1.2		7	1	0	0	0	1	0	0	0	0	0	14	28	0.00	1.200										

Texas Rangers @ Baltimore Orioles
 Memorial Stadium, Baltimore, MD
 Tue May 03 1988, 7:05 PM EDT
 Att: 11,507 - Unknown - 57 F

AB 32
 R 4
 H 9
 RBI 3
 BB 5
 SO 5
 LOB 20



Batter	1	2	3	4	5	6	7	8	9	AB	R	H	RBI	BB	SO	LOB	BOTTOM										
Pete Stanicek, S (1, 7) OBP: 0.333, SLG: 0.348	F7									4	0	1	0	0	1	2	Texas Rangers @ Baltimore Orioles Memorial Stadium, Baltimore, MD Tue May 03 1988, 7:05 PM EDT Att: 11,507 - Unknown - 57 F										
Rene Gonzales, R (8, 5) OBP: 0.308, SLG: 0.250										1	0	0	0	0	0	1											
Billy Ripken, R (1, 4) OBP: 0.248, SLG: 0.228	G6-3									5	1	1	0	0	1	3											
Cal Ripken Jr., R (1, 6) OBP: 0.418, SLG: 0.523	G6-3									4	1	3	2	0	0	0											
Eddie Murray, S (1, 3) OBP: 0.255, SLG: 0.324										4	0	1	0	0	0	1											
Ken Gerhart, R (1, 8) OBP: 0.172, SLG: 0.321										4	0	2	0	0	2	0											
Larry Sheets, L (1, 10) OBP: 0.320, SLG: 0.303										4	0	1	0	0	1	4											
Carl Nichols, R (1, 2) OBP: 0.250, SLG: 0.200										4	0	0	0	0	2	4											
Keith Hughes, L (1, 9) OBP: 0.500, SLG: 0.571										2	0	0	0	0	1	0											
Tito Landrum, R (7, PH) OBP: 0.318, SLG: 0.278										0	0	0	0	1	0	0											
Joe Orsulak, L (9, PH) OBP: 0.301, SLG: 0.294										1	0	1	0	0	0	0											
Craig Worthington, R (1, 5) OBP: 0.267, SLG: 0.240										1	0	0	0	1	0	0											
Fred Lynn, L (7, PH) OBP: 0.256, SLG: 0.333										2	0	0	0	0	0	3											
Inning Stats	R: 0 E: 0 K: 0 S: 7	H: 0 LOB: 0 BB: 0 P: 11	R: 0 E: 0 K: 1 S: 6	H: 0 LOB: 0 BB: 0 P: 9	R: 0 E: 0 K: 1 S: 7	H: 0 LOB: 0 BB: 0 P: 11	R: 2 E: 0 K: 0 S: 12	H: 3 LOB: 1 BB: 0 P: 20	R: 0 E: 0 K: 2 S: 15	H: 1 LOB: 2 BB: 1 P: 23	R: 0 E: 0 K: 1 S: 7	H: 1 LOB: 0 BB: 0 P: 10	R: 0 E: 0 K: 2 S: 11	H: 1 LOB: 2 BB: 1 P: 21	R: 0 E: 0 K: 1 S: 20	H: 3 LOB: 3 BB: 0 P: 26	R: 0 E: 0 K: 0 S: 11	H: 1 LOB: 1 BB: 0 P: 17	1B: 7 2B: 1 3B: 1 HR: 1	SF: 0 SAC: 0 DP: 1 HBP: 0	WP: 1 PB: 0 SB: 0 CS: 0	PA: 38					
PITCHER	IP	WLS	BF	H	R	ER	SO	BB	IBB	HBP	BLK	WP	HR	S	P	ERA	WHIP										
Ray Haywood, L (1, 1) ERA: 2.45	7.1		31	8	2	2	7	2	0	0	0	0	0	73	119	2.46	1.364										
Dale Mohorcic, R (8, 1) ERA:	1.2	S	7	2	0	0	1	0	0	0	0	0	0	23	29	0.00	1.200										

Texas Rangers @ Baltimore Orioles
 Memorial Stadium, Baltimore, MD
 Tue May 03 1988, 7:05 PM EDT
 Att: 11,507 - Unknown - 57 F

AB 36
 R 2
 H 10
 RBI 2
 BB 2
 SO 8
 LOB 18



Batter	1	2	3	4	5	6	7	8	9	AB	R	H	RBI	BB	SO	LOB	TOP				
Daryl Boston, L (1, 8) OBP: 0.200, SLG: 0.400	2-2 CS 1B		1-1 4-3 1-2		1-2 FC3-6 G4-6-3			2-2 L9		4	0	1	0	0	0	2	Chicago White Sox @ Baltimore Orioles Memorial Stadium, Baltimore, MD Mon May 09 1988, 7:05 PM EDT Att: 12,757 - Unknown - 63 F				
Ozzie Guillen, L (1, 6) OBP: 0.242, SLG: 0.252	2-2 G4-3 1-2		0-2		0-0 G4-6-3 1-2			0-2 F8 2B		4	0	2	0	0	0	2					
Harold Baines, L (1, 10) OBP: 0.405, SLG: 0.477	2-0 1B		2-3 K			0-0 G4-3		1-0 F8 2-3		4	0	1	0	0	1	2					
Ivan Calderon, R (1, 9) OBP: 0.304, SLG: 0.463	0-0 L5			1-3 K		2-1 E4		0-3 K		4	0	0	0	0	2	2					
Greg Walker, L (1, 3) OBP: 0.315, SLG: 0.407		3-1 G4-3 SF9 2B		0-2 G3 HR 1B		3-1 F8		0-0 G3		4	2	2	0	0	0	1					
Carlton Fisk, R (1, 2) OBP: 0.359, SLG: 0.585		3-2 G4-3 2-3		3-2 G3 1-2		0-1 G4-3		2-1 G4-3		4	0	0	0	0	0	3					
Dan Pasqua, L (1, 7) OBP: 0.333, SLG: 0.413		0-1 SF9		2-2 HR			0-2 L5		3-2 G3-1	3	1	1	3	0	0	0					
Kenny Williams, R (1, 5) OBP: 0.260, SLG: 0.409		3-H K		3-3 K			2-3 K			3	0	0	0	0	3	0					
Steve Lyons, L (7, 5)										0	0	0	0	0	0	0					
Fred Manrique, R (1, 4) OBP: 0.300, SLG: 0.333			1-0 K		0-2 E3 FC3-6 1B		1-3 K			3	0	1	0	0	1	0					
Inning Stats	R: 0 H: 2 E: 0 K: 0 S: 8	H: 2 LOB: 1 BB: 0 P: 14	R: 1 H: 1 E: 0 K: 1 S: 10	H: 1 LOB: 0 BB: 0 P: 17	R: 0 H: 2 E: 0 K: 1 S: 9	H: 2 LOB: 1 BB: 0 P: 13	R: 2 H: 2 E: 0 K: 2 S: 17	H: 2 LOB: 0 BB: 0 P: 26	R: 0 H: 0 E: 1 K: 0 S: 7	H: 0 LOB: 0 BB: 0 P: 8	R: 0 H: 0 E: 0 K: 0 S: 11	H: 0 LOB: 0 BB: 0 P: 14	R: 0 H: 1 E: 0 K: 1 S: 13	H: 1 LOB: 1 BB: 0 P: 16	R: 0 H: 0 E: 0 K: 0 S: 8	H: 0 LOB: 0 BB: 0 P: 13	1B: 4 2B: 4 3B: 0 HR: 1	SF: 1 SAC: 0 DP: 2 HBP: 0	WP: 0 PB: 0 SB: 0 CS: 1	PA: 34	
PITCHER	IP	WLS	BF	H	R	ER	SO	BB	IBB	HBP	BLK	WP	HR	S	P	ERA	WHIP				
Mike Boddicker, R (1, 1) ERA: 5.48	7.1	L	29	8	3	3	6	0	0	0	0	0	1	78	115	3.68	1.091				
Tom Niedenfuer, R (8, 1) ERA: 1.13	0.2		2	0	0	0	1	0	0	0	0	0	0	4	5	0.00	0.000				
Mike Morgan, R (9, 1) ERA: 6.69	1.0		3	0	0	0	0	0	0	0	0	0	0	8	13	0.00	0.000				

Batter	1	2	3	4	5	6	7	8	9	AB	R	H	RBI	BB	SO	LOB	BOTTOM				
Pete Stanicek, S (1, 7) OBP: 0.357, SLG: 0.375	1-1 G5-3			1-2 G5-3		1-1 L6		1-1 FC6-4 1-2		4	0	0	0	0	0	1	Chicago White Sox @ Baltimore Orioles Memorial Stadium, Baltimore, MD Mon May 09 1988, 7:05 PM EDT Att: 12,757 - Unknown - 63 F				
Billy Ripken, R (1, 4) OBP: 0.246, SLG: 0.224	0-0 G6-3			2-1 G3 2B		0-0 FC5-4 1B			1-3 K	4	0	2	0	0	1	0					
Cal Ripken Jr., R (1, 6) OBP: 0.442, SLG: 0.559	2-1 F3			0-1 G3 2-3		0-0 FC5-4 1-2			0-3 K	4	0	0	0	0	1	2					
Eddie Murray, S (1, 3) OBP: 0.248, SLG: 0.309		1-0 G4-3		2-3 K		0-2 G6-3			1-2 G4-3	4	0	0	0	0	1	1					
Rick Schu, R (1, 5) OBP: 0.288, SLG: 0.365		2-0 G6-3			0-0 F8		4-0 G6-4-3 BB			2	0	0	0	1	0	0					
Ken Gerhart, R (1, 8) OBP: 0.167, SLG: 0.314		2-2 F8			1-0 2B		0-1 G6-4-3 1-2			3	0	1	0	0	0	1					
Larry Sheets, L (1, 10) OBP: 0.303, SLG: 0.301				0-0 G4-3		0-3 K			0-0 G1-3	3	0	0	0	0	1	1					
Mickey Tettleton, S (1, 2) OBP: 0.333, SLG: 0.333				3-2 F8		2-0 F3			2-2 FC6-4 1B	3	0	1	0	0	0	1					
Tito Landrum, R (1, 9) OBP: 0.250, SLG: 0.208				1-0 F9			2-1 G6-3			2	0	0	0	0	0	0					
Keith Hughes, L (8, PH) OBP: 0.500, SLG: 0.545									1-3 K	1	0	0	0	0	1	1					
Inning Stats	R: 0 H: 0 E: 0 K: 0 S: 5	H: 0 LOB: 0 BB: 0 P: 8	R: 0 H: 0 E: 0 K: 0 S: 5	H: 0 LOB: 0 BB: 0 P: 10	R: 0 H: 0 E: 0 K: 1 S: 7	H: 0 LOB: 0 BB: 0 P: 11	R: 0 H: 1 E: 0 K: 1 S: 10	H: 1 LOB: 1 BB: 0 P: 15	R: 0 H: 1 E: 0 K: 0 S: 6	H: 1 LOB: 1 BB: 0 P: 9	R: 0 H: 0 E: 0 K: 0 S: 7	H: 0 LOB: 0 BB: 1 P: 11	R: 0 H: 1 E: 0 K: 1 S: 13	H: 1 LOB: 1 BB: 0 P: 17	R: 0 H: 0 E: 0 K: 2 S: 9	H: 0 LOB: 0 BB: 0 P: 11	1B: 2 2B: 2 3B: 0 HR: 0	SF: 0 SAC: 0 DP: 1 HBP: 0	WP: 0 PB: 0 SB: 0 CS: 0	PA: 31	
PITCHER	IP	WLS	BF	H	R	ER	SO	BB	IBB	HBP	BLK	WP	HR	S	P	ERA	WHIP				
Jerry Reuss, L (1, 1) ERA: 3.51	7.1	W	26	4	0	0	2	1	0	0	0	0	0	52	81	0.00	0.682				
Bobby Thigpen, R (8, 1) ERA: 3.63	1.2	S	5	0	0	0	3	0	0	0	0	0	0	16	20	0.00	0.000				

Batter	1	2	3	4	5	6	7	8	9	AB	R	H	RBI	BB	SO	LOB	TOP						
Pete Stanicek, S (1, 7) OBP: 0.391, SLG: 0.442	F8		WP 1B	BB			6-3 3B		4-1 BB	3	2	0	1	0	0	0	Baltimore Orioles @ Texas Rangers Arlington Stadium, Arlington, TX Tue May 10 1988, 8:05 PM EDT Att: 17,869 - Unknown - 87 F						
Rene Gonzales, R (9, FH) OBP: 0.333, SLG: 0.231									1-2 BB	0	0	0	0	1	0	0							
Billy Ripken, R (1, 4) OBP: 0.236, SLG: 0.214	F7		E6 1B	1-3			6-3		3-3 K	5	1	0	1	0	1	5							
Cal Ripken Jr., R (1, 6) OBP: 0.433, SLG: 0.538	F7		4-0 1B				1-3		0-1 F7	4	1	0	0	1	0	2							
Eddie Murray, S (1, 3)		0-0 HR	3-2 1B						1-3 K	4	1	2	3	0	2	0							
Larry Sheets, L (1, 10) OBP: 0.301, SLG: 0.292		1-0 CS 1B HBP	0-1 G3 1B						0-0 F9	3	0	0	0	0	0	1							
Fred Lynn, L (1, 8) OBP: 0.309, SLG: 0.352	F5		1-3 K						1-2 1B	4	0	1	0	0	1	2							
Keith Hughes, L (1, 9) OBP: 0.500, SLG: 0.538		0-1 CS 1B		0-0 G1-6-3 1B					2-3 K	4	0	2	0	0	2	1							
Terry Kennedy, L (1, 2) OBP: 0.235, SLG: 0.227	3-1		2-2 G1-6-3 1B						4-2 FC6 BB	3	0	0	0	1	0	3							
Rick Schu, R (1, 5) OBP: 0.286, SLG: 0.375			1-1 F3	0-0 2B					0-1 FC6 BB	4	0	1	0	0	0	1							
Inning Stats	R: 0 E: 0 K: 0 S: 8	H: 0 LOB: 0 BB: 0 P: 12	R: 1 E: 0 K: 0 S: 6	H: 2 LOB: 1 BB: 0 P: 9	R: 3 E: 1 K: 1 S: 16	H: 2 LOB: 1 BB: 1 P: 30	R: 0 E: 0 K: 0 S: 7	H: 2 LOB: 0 BB: 0 P: 13	R: 0 E: 0 K: 1 S: 8	H: 0 LOB: 0 BB: 0 P: 12	R: 0 E: 0 K: 1 S: 6	H: 0 LOB: 0 BB: 0 P: 9	R: 1 E: 0 K: 0 S: 8	H: 1 LOB: 0 BB: 0 P: 11	R: 0 E: 0 K: 2 S: 11	H: 1 LOB: 1 BB: 0 P: 15	R: 0 E: 0 K: 1 S: 14	H: 0 LOB: 2 BB: 2 P: 25	1B: 5 2B: 1 3B: 1 HR: 1	SF: 0 SAC: 0 DP: 1 HBP: 1	WP: 2 PB: 0 SB: 1 CS: 2	PA: 39	
PITCHER	IP	WLS	BF	H	R	ER	SO	BB	IBB	HBP	BLK	WP	HR	S	P	ERA	WHIP						
Charlie Hough, R (1, 1) ERA: 2.93	8.0	W	34	8	5	4	5	2	0	1	0	2	1	70	111	4.50	1.250						
Mitch Williams, L (9, 1) ERA: 5.73	1.0		5	0	0	0	1	2	0	0	0	0	0	14	25	0.00	2.000						

Batter	1	2	3	4	5	6	7	8	9	AB	R	H	RBI	BB	SO	LOB	BOTTOM						
Bob Brower, R (1, 8) OBP: 0.409, SLG: 0.400	3-1			F8						1	0	0	0	0	0	0	Baltimore Orioles @ Texas Rangers Arlington Stadium, Arlington, TX Tue May 10 1988, 8:05 PM EDT Att: 17,869 - Unknown - 87 F						
Oddibe McDowell, L (2, FH) OBP: 0.242, SLG: 0.272		S 2B BB								3	1	1	0	1	1	1							
Scott Fletcher, R (1, 6) OBP: 0.271, SLG: 0.248	4-1 2B BB			F8						3	0	1	1	1	0	1							
Curtis Wilkerson, S (8, 6) OBP: 0.394, SLG: 0.467		1-H 2B								1	0	0	0	0	0	0							
Ruben Sierra, S (1, 9) OBP: 0.267, SLG: 0.370	1-0 HR 2B			K						5	1	1	0	0	1	2							
Pete Incaviglia, R (1, 7) OBP: 0.327, SLG: 0.490	1-1 HR									4	3	3	2	0	0	0							
Jim Steels, L (7, PR) OBP: 0.154, SLG: 0.167		2-H HR		4-3 HR 2B						1	1	0	0	0	0	0							
Pete O'Brien, L (1, 3) OBP: 0.450, SLG: 0.615	1-3 K			4-3						3	1	0	0	1	1	2							
Larry Parrish, R (1, 10) OBP: 0.238, SLG: 0.263		2-2 2B 6-3 1B								3	3	3	2	1	0	0							
Steve Buechele, R (1, 5) OBP: 0.359, SLG: 0.500		1-2 6-3 SF9 2B								4	2	4	3	0	0	0							
Geno Petralli, L (1, 2) OBP: 0.288, SLG: 0.319		0-0 6-3								4	0	0	1	0	0	5							
Jerry Browne, S (1, 4) OBP: 0.272, SLG: 0.175		1-0 SF9								2	1	0	2	1	0	2							
Inning Stats	R: 2 E: 0 K: 1 S: 10	H: 2 LOB: 0 BB: 1 P: 18	R: 3 E: 0 K: 0 S: 14	H: 3 LOB: 1 BB: 1 P: 25	R: 2 E: 0 K: 0 S: 12	H: 3 LOB: 1 BB: 0 P: 18	R: 0 E: 0 K: 1 S: 9	H: 0 LOB: 0 BB: 0 P: 12	R: 1 E: 0 K: 0 S: 16	H: 2 LOB: 1 BB: 0 P: 22	R: 1 E: 0 K: 0 S: 6	H: 1 LOB: 0 BB: 1 P: 12	R: 4 E: 0 K: 1 S: 10	H: 2 LOB: 1 BB: 2 P: 21	R: 0 E: 0 K: 0 S: 4	H: 0 LOB: 0 BB: 0 P: 6	R: 0 E: 0 K: 0 S: 4	H: 0 LOB: 0 BB: 0 P: 6	1B: 5 2B: 6 3B: 0 HR: 2	SF: 1 SAC: 0 DP: 1 HBP: 0	WP: 1 PB: 0 SB: 3 CS: 1	PA: 41	
PITCHER	IP	WLS	BF	H	R	ER	SO	BB	IBB	HBP	BLK	WP	HR	S	P	ERA	WHIP						
Mark Thurmond, L (1, 1) ERA: 8.26	4.1		20	7	4	3	1	1	0	0	1	0	1	45	69	6.23	1.846						
John Habyan, R (2, 1) ERA: 4.5	0.0		4	2	4	4	0	2	0	0	0	0	0	5	15	∞	∞						
Don Aase, R (7, 1) ERA:	2.0		6	0	0	0	1	0	0	0	0	1	0	9	12	0.00	0.000						
Mike Morgan, R (7, 1) ERA: 6.34																							

AB 34
R 5
H 8
RBI 4
BB 4
SO 6
LOB 15




Batter	1	2	3	4	5	6	7	8	9	AB	R	H	RBI	BB	SO	LOB	TOP		
Pete Stanicek, S OBP: 0.400, SLG: 0.468 (1, 7)	F7			K		BB 1B		4-3 2B		4	0	2	0	0	1	0	Baltimore Orioles @ Texas Rangers Arlington Stadium, Arlington, TX Wed May 11 1988, 8:05 PM EDT Att: 12,027 - Unknown - 83 F		
Billy Ripken, R OBP: 0.236, SLG: 0.209 (1, 4)	6-3			4-3		BB 1B		F3		3	0	0	0	1	0	1			
Cal Ripken Jr., R OBP: 0.428, SLG: 0.523 (1, 6)	5-3			BB		BB		4-3		3	0	0	0	1	1	3			
Eddie Murray, S OBP: 0.255, SLG: 0.336 (1, 3)		F8		F9			1B BB 1B	F7		4	0	1	0	0	0	2			
Rick Schu, R OBP: 0.284, SLG: 0.356 (1, 10)		K			F8		L7		BB BB BB	3	0	0	0	1	1	1			
Ken Gerhart, R OBP: 0.175, SLG: 0.289 (1, 8)		5-3			F7		1B BB	F9		3	0	0	0	1	0	1			
Fred Lynn, L OBP: 0.307, SLG: 0.348 (1, 9)			F7		K		1B BB	P6		4	0	1	0	0	1	1			
Mickey Tettleton, S OBP: 0.143, SLG: 0.143 (1, 2)			K			K	F8	L8		4	0	0	0	0	2	4			
Rene Gonzales, R OBP: 0.278, SLG: 0.188 (1, 5)			G3			F8	5-3			3	0	0	0	0	0	3			
Inning Stats	R: 0 E: 0 K: 0 S: 7	H: 0 LOB: 0 BB: 0 P: 12	R: 0 E: 0 K: 1 S: 8	H: 0 LOB: 0 BB: 0 P: 12	R: 0 E: 0 K: 1 S: 9	H: 0 LOB: 1 BB: 1 P: 14	R: 0 E: 0 K: 1 S: 8	H: 0 LOB: 0 BB: 1 P: 15	R: 0 E: 0 K: 1 S: 7	H: 1 LOB: 2 BB: 1 P: 12	R: 0 E: 0 K: 0 S: 9	H: 2 LOB: 3 BB: 1 P: 17	R: 0 E: 0 K: 0 S: 9	H: 1 LOB: 1 BB: 1 P: 13	R: 0 E: 0 K: 0 S: 6	H: 0 LOB: 1 BB: 1 P: 14	1B: 3 2B: 1 3B: 0 HR: 0	SF: 0 SAC: 0 DP: 0 HBP: 0	WP: 0 PA: 35 PB: 0 SB: 0 CS: 0
PITCHER Paul Kilgus, L ERA: 2.03 (1, 1)	IP: 9.0 WLS: W BF: 35 H: 4 R: 0 ER: 0 SO: 6 BB: 4 IBB: 0 HBP: 0 BLK: 0 WP: 0 HR: 0 S: 74 P: 130 ERA: 0.00 WHIP: 0.889															PITCHER			

Batter	1	2	3	4	5	6	7	8	9	AB	R	H	RBI	BB	SO	LOB	BOTTOM		
Oddibe McDowell, L OBP: 0.240, SLG: 0.268 (1, 8)	F9		K		1-3	1B		P6		5	0	1	2	0	1	1	Baltimore Orioles @ Texas Rangers Arlington Stadium, Arlington, TX Wed May 11 1988, 8:05 PM EDT Att: 12,027 - Unknown - 83 F		
Jerry Browne, S OBP: 0.292, SLG: 0.214 (1, 4)	2B 1B		4-3		4-3 WP 2B	1B 1B				4	2	3	0	0	0	0			
Ruben Sierra, S OBP: 0.277, SLG: 0.388 (1, 9)	HR 2B				4-3	4-3				4	1	2	1	0	0	3			
Jim Steels, L OBP: 0.154, SLG: 0.167 (8, 9)	HR 2B				4-3	4-3				0	0	0	0	0	0	0			
Pete Incaviglia, R OBP: 0.336, SLG: 0.520 (1, 7)	HR				4-0			F9		2	1	1	2	1	1	1			
Steve Kemp, L OBP: 0.250, SLG: 0.235 (7, PH) (8, 7)	HR				CS BB					1	0	0	0	0	0	0			
Pete O'Brien, L OBP: 0.435, SLG: 0.593 (1, 3)	F7		F8		CS	K		4-1		4	0	0	0	0	1	1			
Larry Parrish, R OBP: 0.250, SLG: 0.325 (1, 10)	HR				F9	1B 2B		5-3		4	2	2	1	0	0	0			
Mike Stanley, R OBP: 0.386, SLG: 0.339 (1, 2)	6-3				1B	4-3 1B 1B		F9		4	1	2	1	0	0	0			
Steve Buechele, R OBP: 0.364, SLG: 0.500 (1, 5)		F9			K	4-3 1B 1B				4	1	2	0	0	1	1			
Curtis Wilkerson, S OBP: 0.351, SLG: 0.412 (1, 6)		K			G3	4-3		P4		4	0	0	0	0	1	4			
Inning Stats	R: 4 E: 0 K: 0 S: 13	H: 4 LOB: 0 BB: 0 P: 18	R: 0 E: 0 K: 2 S: 9	H: 0 LOB: 0 BB: 0 P: 15	R: 0 E: 0 K: 1 S: 8	H: 1 LOB: 1 BB: 0 P: 9	R: 0 E: 0 K: 1 S: 10	H: 1 LOB: 0 BB: 0 P: 14	R: 1 E: 0 K: 0 S: 6	H: 1 LOB: 0 BB: 1 P: 11	R: 3 E: 0 K: 1 S: 15	H: 5 LOB: 2 BB: 0 P: 22	R: 0 E: 0 K: 0 S: 5	H: 0 LOB: 0 BB: 0 P: 9	R: 0 E: 0 K: 0 S: 8	H: 1 LOB: 1 BB: 0 P: 17	1B: 8 2B: 3 3B: 0 HR: 2	SF: 0 SAC: 0 DP: 0 HBP: 0	WP: 1 PA: 38 PB: 0 SB: 0 CS: 1
PITCHER Mark Williamson, R ERA: 4.75 Don Aase, R ERA: 36.0 (8, 1)	IP: 7.0 WLS: L BF: 33 H: 12 R: 8 ER: 8 SO: 5 BB: 1 IBB: 0 HBP: 0 BLK: 0 WP: 1 HR: 2 S: 66 P: 98 ERA: 10.29 WHIP: 1.857															PITCHER			

AB	31
R	0
H	4
RBI	0
BB	4
SO	6
LOB	16



AB	36
R	8
H	13
RBI	7
BB	1
SO	5
LOB	11



Batter	1	2	3	4	5	6	7	8	9	AB	R	H	RBI	BB	SO	LOB	TOP					
Pete Stanicek, S (1, 4) OBP: 0.400, SLG: 0.451	L6		1B		F4		6-3	BB		4	0	1	0	1	0	0	Baltimore Orioles @ Texas Rangers Arlington Stadium, Arlington, TX Thu May 12 1988, 8:05 PM EDT Att. 9,964 - Unknown - 85 F					
Keith Hughes, L (1, 9) OBP: 0.474, SLG: 0.600 Ken Gerhart, R (8, PH) OBP: 0.171, SLG: 0.282	3-1		F8		K		HR	F9		4	1	1	1	0	1	2						
Cal Ripken Jr., R (1, 6) OBP: 0.427, SLG: 0.513	K		BB		1B		E4		F7	4	0	1	0	1	1	0						
Eddie Murray, S (1, 3) OBP: 0.261, SLG: 0.333		F7	K		1B		BB		F4	4	0	1	0	1	1	3						
Larry Sheets, L (1, 10) OBP: 0.297, SLG: 0.282 Billy Ripken, R (9, PR) OBP: 0.236, SLG: 0.209	3-1			G3	FC3-6		K		BLK	4	0	0	0	1	1	4						
Fred Lynn, L (1, 8) OBP: 0.311, SLG: 0.361	E3			1B		2B	F7		K	5	0	2	0	0	1	3						
Rick Schu, R (1, 5) OBP: 0.282, SLG: 0.349	5-3			FC3-6	1B		1-3		4-3	4	0	1	0	0	0	2						
Mickey Tettleton, S (1, 2) OBP: 0.091, SLG: 0.091			F6		K		3-1		F8	4	0	0	0	0	1	3						
Joe Orsulak, L (1, 7) OBP: 0.313, SLG: 0.311			F8	1B	BB		4-3		2B	3	0	1	0	1	0	3						
Inning Stats	R: 0 E: 0 K: 1 S: 7	H: 0 LOB: 0 BB: 0 P: 12	R: 0 E: 1 K: 0 S: 5	H: 0 LOB: 1 BB: 0 P: 6	R: 0 E: 0 K: 1 S: 15	H: 1 LOB: 3 BB: 2 P: 28	R: 0 E: 0 K: 1 S: 14	H: 2 LOB: 2 BB: 0 P: 20	R: 0 E: 0 K: 1 S: 13	H: 2 LOB: 2 BB: 0 P: 20	R: 0 E: 0 K: 0 S: 5	H: 1 LOB: 1 BB: 0 P: 8	R: 1 E: 1 K: 1 S: 11	H: 1 LOB: 2 BB: 1 P: 21	R: 0 E: 0 K: 0 S: 10	H: 1 LOB: 2 BB: 1 P: 17		R: 0 E: 0 K: 1 S: 10	H: 0 LOB: 2 BB: 1 P: 21	1B: 5 2B: 2 3B: 0 HR: 1	SF: 0 SAC: 0 DP: 0 HBP: 0	WP: 0 PB: 0 SB: 0 CS: 0
PITCHER	IP	WLS	BF	H	R	ER	SO	BB	IBB	HBP	BLK	WP	HR	S	P	ERA	WHIP					
Jose Guzman, R (1, 1) ERA: 2.77	6.1	W	31	7	1	1	4	3	0	0	0	0	1	65	107	1.42	1.579					
Jose Cecena, R (7, 1) ERA: 2.25	1.1		6	1	0	0	1	1	0	0	0	0	0	12	19	0.00	1.500					
Mitch Williams, L (8, 1) ERA: 5.11	1.1	S	5	0	0	0	1	1	0	0	1	0	0	13	27	0.00	0.750					

Batter	1	2	3	4	5	6	7	8	9	AB	R	H	RBI	BB	SO	LOB	BOTTOM					
Oddibe McDowell, L (1, 8) OBP: 0.250, SLG: 0.270	3-1				S		SH1-3			3	1	1	0	1	0	2	Baltimore Orioles @ Texas Rangers Arlington Stadium, Arlington, TX Thu May 12 1988, 8:05 PM EDT Att. 9,964 - Unknown - 85 F					
Jerry Browne, S (1, 4) OBP: 0.283, SLG: 0.207	L8		4-3		BB		SH1-3			3	0	0	0	0	1	1						
Ruben Sierra, S (1, 9) OBP: 0.296, SLG: 0.398	1B		HBP		1B		F4			3	0	2	1	0	0	1						
Pete Incaviglia, R (1, 7) OBP: 0.325, SLG: 0.500	F7		K		F7		K			4	0	0	0	0	2	4						
Pete O'Brien, L (1, 3) OBP: 0.438, SLG: 0.589		F3	F9		1B		G5-4-3			4	0	2	0	0	0	1						
Larry Parrish, R (1, 10) OBP: 0.239, SLG: 0.310	F8			5-3	K		G5-4-3			4	0	0	0	0	1	3						
Mike Stanley, R (1, 2) OBP: 0.376, SLG: 0.333	BB			5-3			L6			4	1	1	0	0	1	0						
Steve Buechele, R (1, 5) OBP: 0.373, SLG: 0.495	1B			BLK			F4			1	0	0	0	2	0	0						
Curtis Wilkerson, S (1, 6) OBP: 0.350, SLG: 0.405	1B			BB			1-3			3	0	1	1	0	0	1						
Inning Stats	R: 0 E: 0 K: 0 S: 9	H: 1 LOB: 1 BB: 0 P: 11	R: 1 E: 0 K: 0 S: 15	H: 2 LOB: 2 BB: 1 P: 27	R: 0 E: 0 K: 1 S: 5	H: 0 LOB: 1 BB: 0 P: 7	R: 0 E: 0 K: 0 S: 9	H: 0 LOB: 1 BB: 1 P: 14	R: 1 E: 0 K: 2 S: 16	H: 2 LOB: 2 BB: 1 P: 24	R: 0 E: 0 K: 1 S: 7	H: 0 LOB: 0 BB: 0 P: 10	R: 0 E: 0 K: 1 S: 6	H: 1 LOB: 1 BB: 0 P: 9	R: 0 E: 0 K: 0 S: 5	H: 1 LOB: 0 BB: 0 P: 11		1B: 7 2B: 0 3B: 0 HR: 0	SF: 0 SAC: 1 DP: 1 HBP: 1	WP: 0 PB: 0 SB: 2 CS: 0	PA: 34	
PITCHER	IP	WLS	BF	H	R	ER	SO	BB	IBB	HBP	BLK	WP	HR	S	P	ERA	WHIP					
Jose Bautista, R (1, 1) ERA: 4.56	4.2	L	23	5	2	2	2	3	0	0	1	1	0	51	80	3.86	1.714					
Dave Schmidt, R (5, 1) ERA: 3.07	3.1		11	2	0	0	3	0	0	0	0	0	0	21	33	0.00	0.600					

Batter	1	2	3	4	5	6	7	8	9	AB	R	H	RBI	BB	SO	LOB	TOP										
Carney Lansford, R OBP: 0.403, SLG: 0.507	2-2 1B		0-1 P4		1-0 1-2 1B		1-0 L4			4	1	2	0	0	0	0											
Dave Henderson, R OBP: 0.370, SLG: 0.563	2-0 1B		1-2 F3		3-1 F3		0-0 F8			4	0	1	0	0	0	2											
Jose Canseco, R OBP: 0.434, SLG: 0.565	3-0 1B		2-2 CS		3-3 K		0-0 BB			4	0	3	1	0	1	0											
Dave Parker, L OBP: 0.303, SLG: 0.333	1-3 K		2-1 CS	1-2 G4-1		1-2 F8	4-1 BB			3	0	1	0	1	1	2											
Mark McGwire, R OBP: 0.392, SLG: 0.531	2-1 F9		0-0 F9		1-1 1B		1-1 BB			4	0	1	0	0	0	4											
Ron Hassey, L OBP: 0.313, SLG: 0.479	2-1 F7		1-1 2-3		1-0 F8					4	0	0	0	0	1	4											
Don Baylor, R OBP: 0.316, SLG: 0.294		3-1 CS			0-0 L6		1-0 F8			4	0	1	0	0	0	2											
Glenn Hubbard, R OBP: 0.368, SLG: 0.304		1-2 F7			1-1 F8		3-3 K			2	0	0	0	0	0	1											
Doug Jennings, L OBP: 0.400, SLG: 0.423		1-2 F7								1	0	0	0	0	1	0											
Mike Gallego, R OBP: 0.318, SLG: 0.232		1-2 F7								0	0	0	0	0	0	0											
Stan Javier, S OBP: 0.360, SLG: 0.411		1-2 F7								1	0	0	0	0	1	0											
Walt Weiss, S OBP: 0.250, SLG: 0.176		3-2 F8			4-1 1B		1-0 F8			2	0	0	0	1	0	0											
Inning Stats	R: 1 H: 3 E: 0 K: 1 S: 12	H: 3 LOB: 2 BB: 0 P: 24	R: 0 H: 1 E: 0 K: 0 S: 12	H: 1 LOB: 0 BB: 0 P: 19	R: 0 H: 1 E: 0 K: 0 S: 9	H: 1 LOB: 0 BB: 0 P: 14	R: 0 H: 0 E: 0 K: 0 S: 7	H: 2 LOB: 2 BB: 0 P: 16	R: 0 H: 2 E: 0 K: 1 S: 13	H: 2 LOB: 2 BB: 0 P: 20	R: 0 H: 0 E: 0 K: 1 S: 5	H: 0 LOB: 0 BB: 1 P: 10	R: 0 H: 1 E: 0 K: 2 S: 8	H: 1 LOB: 1 BB: 1 P: 11	R: 0 H: 0 E: 0 K: 2 S: 8	H: 0 LOB: 0 BB: 0 P: 11	1B: 8 2B: 1 3B: 0 HR: 0	SF: 0 SAC: 0 DP: 1 HBP: 0	WP: 0 PB: 0 SB: 0 CS: 2	PA: 36							
PITCHER	IP	WLS	BF	H	R	ER	SO	BB	IBB	HBP	BLK	WP	HR	S	P	ERA	WHIP										
Jay Tibbs, R ERA: 3.98	(1, 1)	7.1	W	30	9	1	1	3	1	0	0	0	0	67	114	1.23	1.364										
Tom Niedenfuer, R ERA: 0.93	(8, 1)	1.2	S	5	0	0	0	2	1	0	0	0	0	11	19	0.00	0.600										

Oakland Athletics @ Baltimore Orioles
Memorial Stadium, Baltimore, MD
Fri May 13 1988, 7:05 PM EDT
Att: 20,336 - Unknown - 81 F

AB	33
R	1
H	9
RBI	1
BB	2
SO	5
LOB	15



Batter	1	2	3	4	5	6	7	8	9	AB	R	H	RBI	BB	SO	LOB	BOTTOM										
Pete Stanicek, S OBP: 0.397, SLG: 0.434	2-2 G1-3		2-1 L6		4-0 S		3-1 L6-3			2	1	0	0	1	0	0											
Joe Orsulak, L OBP: 0.321, SLG: 0.320					1B		1B			1	0	1	0	0	0	0											
Keith Hughes, L OBP: 0.452, SLG: 0.559	2-1 G6-3			0-1 F8	3-2 1B		0-0 L6-3			4	0	1	1	0	0	1											
Cal Ripken Jr., R OBP: 0.422, SLG: 0.504	1-2 G4-3			1-0 G5-3	0-2 1B		1-2 1B			4	0	1	0	0	0	0											
Eddie Murray, S OBP: 0.267, SLG: 0.355		4-2 BB		1-0 HR	1-2 G6-3		1-3 K			3	1	1	1	1	1	2											
Fred Lynn, L OBP: 0.318, SLG: 0.406		2-0 P5		1-0 HR			2-0 F9			4	2	2	1	0	0	1											
Larry Sheets, L OBP: 0.303, SLG: 0.283		0-3 K		4-2 BB			0-0 G4-3			3	0	1	1	1	1	1											
Rick Schu, R OBP: 0.293, SLG: 0.348		0-0 L4		0-3 K			1-0 1B			3	0	1	0	1	1	2											
Rene Gonzales, R OBP: 0.278, SLG: 0.188				0-3 K						0	0	0	0	0	0	0											
Terry Kennedy, L OBP: 0.235, SLG: 0.228			0-1 G4-3		0-3 K		0-0 G4-3			4	0	1	0	0	1	1											
Billy Ripken, R OBP: 0.231, SLG: 0.203			2-1 P4		0-3 K		1-1 G3-1			3	0	0	0	0	1	0											
Inning Stats	R: 0 H: 0 E: 0 K: 0 S: 11	H: 0 LOB: 1 BB: 1 P: 16	R: 0 H: 0 E: 0 K: 1 S: 10	H: 0 LOB: 1 BB: 1 P: 16	R: 0 H: 0 E: 0 K: 0 S: 6	H: 0 LOB: 0 BB: 0 P: 10	R: 2 H: 2 E: 0 K: 1 S: 10	H: 2 LOB: 1 BB: 1 P: 17	R: 1 H: 2 E: 0 K: 2 S: 20	H: 2 LOB: 2 BB: 1 P: 28	R: 0 H: 1 E: 0 K: 0 S: 4	H: 1 LOB: 0 BB: 0 P: 7	R: 0 H: 1 E: 0 K: 0 S: 5	H: 1 LOB: 0 BB: 0 P: 9	R: 1 H: 3 E: 0 K: 1 S: 10	H: 3 LOB: 2 BB: 1 P: 18	1B: 6 2B: 2 3B: 0 HR: 2	SF: 0 SAC: 0 DP: 1 HBP: 0	WP: 0 PB: 0 SB: 1 CS: 0	PA: 35							
PITCHER	IP	WLS	BF	H	R	ER	SO	BB	IBB	HBP	BLK	WP	HR	S	P	ERA	WHIP										
Dave Stewart, R ERA: 2.65	(1, 1)	8.0	L	35	9	4	4	5	4	0	0	0	2	76	121	4.50	1.625										

Oakland Athletics @ Baltimore Orioles
Memorial Stadium, Baltimore, MD
Fri May 13 1988, 7:05 PM EDT
Att: 20,336 - Unknown - 81 F

AB	31
R	4
H	9
RBI	4
BB	4
SO	5
LOB	8



Batter	1	2	3	4	5	6	7	8	9	AB	R	H	RBI	BB	SO	LOB	TOP								
Carney Lansford, R OBP: 0.405, SLG: 0.503 Tony Phillips, S OBP: 0.333, SLG: 0.263	1-2 HBP		1-1 F8	0-0 HR		2-0 6-3		1-1 F8		3	1	1	0	0	0	0									
Dave Parker, L OBP: 0.315, SLG: 0.365 Stan Javier, S OBP: 0.360, SLG: 0.411	0-0 F8		4-2 HR	0-1 HR		1-3 K		0-1 G5-4-3		4	2	2	3	1	1	1									
Jose Canseco, R OBP: 0.427, SLG: 0.548 Glenn Hubbard, R OBP: 0.368, SLG: 0.304	2-1 6-3		3-1 E5	1-2 HR		0-0 3-1		2-2 G5-4-3		4	1	0	0	1	0	3									
Mark McGwire, R OBP: 0.395, SLG: 0.550 Doug Jennings, L OBP: 0.417, SLG: 0.481	4-2 BB		0-2 HR	0-0 5-3		2-1 F9		2-1 2B		3	1	1	3	1	0	1									
Dave Henderson, R OBP: 0.359, SLG: 0.551	1-2 F9		1-3 K		1-0 1B		1-2 F9		0-0 G3	5	1	1	0	0	1	4									
Ron Hassey, L OBP: 0.321, SLG: 0.481		2-2 L3		2-0 1B		2-0 1B		0-0 F7		4	1	2	1	0	0	0									
Don Baylor, R OBP: 0.324, SLG: 0.303		0-0 6-3		0-0 1B		0-0 1B		0-0 6-3		4	1	2	0	0	0	0									
Mike Gallego, R OBP: 0.300, SLG: 0.217		0-0 F3		0-1 4-3		2-1 G1-6-3		2-3 K		4	0	0	0	0	1	4									
Walt Weiss, S OBP: 0.250, SLG: 0.183			2-1 F9	1-0 SF7		0-0 F9		0-2 1B		3	0	1	1	0	0	1									
Inning Stats	R: 0 E: 0 K: 0 S: 11	H: 0 LOB: 2 BB: 1 P: 19	R: 0 E: 0 K: 0 S: 6	H: 0 LOB: 0 BB: 0 P: 8	R: 3 E: 1 K: 1 S: 16	H: 1 LOB: 0 BB: 1 P: 27	R: 4 E: 0 K: 0 S: 11	H: 4 LOB: 1 BB: 1 P: 18	R: 1 E: 0 K: 1 S: 5	H: 3 LOB: 1 BB: 0 P: 11	R: 0 E: 0 K: 1 S: 5	H: 0 LOB: 0 BB: 0 P: 8	R: 0 E: 0 K: 0 S: 6	H: 0 LOB: 0 BB: 0 P: 9	R: 0 E: 0 K: 1 S: 10	H: 1 LOB: 1 BB: 0 P: 13	R: 0 E: 0 K: 0 S: 8	H: 2 LOB: 2 BB: 0 P: 12	1B: 7 2B: 2 3B: 0 HR: 2	SF: 1 SAC: 0 DP: 2 HBP: 1	WP: 0 PB: 0 SB: 1 CS: 0	PA: 41			
PITCHER	IP	WLS	BF	H	R	ER	SO	BB	IBB	HBP	BLK	WP	HR	S	P	ERA	WHIP								
Mike Boddicker, R ERA: 5.83	3.2	L	20	5	7	4	1	2	0	1	0	0	2	41	65	9.82	1.909								
Mike Morgan, R ERA: 6.05	3.1		13	3	1	1	1	1	0	0	0	0	0	20	35	2.70	1.200								
Don Aase, R ERA: 18.0	1.0		4	1	0	0	1	0	0	0	0	0	0	10	13	0.00	1.000								
Doug Sisk, R ERA: 1.9	1.0		4	2	0	0	0	0	0	0	0	0	0	8	12	0.00	2.000								

Oakland Athletics @ Baltimore Orioles
Memorial Stadium, Baltimore, MD
Sat May 14 1988, 7:05 PM EDT
Att: 27,734 - Unknown - 70 F

livebaseballscores.com

AB 36
R 8
H 11
RBI 8
BB 3
SO 3
LOB 15



Batter	1	2	3	4	5	6	7	8	9	AB	R	H	RBI	BB	SO	LOB	BOTTOM								
Joe Orsulak, L OBP: 0.306, SLG: 0.304	2-1 4-3		0-0 G3		1-1 FC6-4			0-2 5-3		4	0	0	0	0	0	1									
Keith Hughes, L OBP: 0.413, SLG: 0.500	0-1 F5		1-1 F7			1-3 K		2-2 G3		4	0	0	0	0	1	0									
Cal Ripken Jr., R OBP: 0.417, SLG: 0.496	2-1 E6		2-1 L5			0-0 1B		2-1 F8		4	0	1	0	0	0	0									
Eddie Murray, S OBP: 0.273, SLG: 0.355	4-1 BB			2-2 5-3		1-0 F8		0-0 1B		3	0	1	0	1	0	1									
Fred Lynn, L OBP: 0.327, SLG: 0.408 Jim Dwyer, L	4-1 BB			1-2 F9		3-1 1B		1-1 F7		2	0	1	0	1	0	0									
Larry Sheets, L OBP: 0.294, SLG: 0.274	1-2 2-3 BB			0-2 4-3		1-3 1B		3-3 K		4	0	0	0	0	1	6									
Rick Schu, R OBP: 0.291, SLG: 0.343		3-2 F2			2-2 F8		1-0 F8		0-0 1B	4	0	1	0	0	0	0									
Terry Kennedy, L OBP: 0.225, SLG: 0.217		2-0 L8			1-2 F8		0-1 F8		0-0 F8	4	0	0	0	0	0	2									
Billy Ripken, R OBP: 0.233, SLG: 0.207		0-1 5-3			0-1 FC6-4		0-2 6-3			3	0	1	0	0	0	0									
Inning Stats	R: 0 E: 1 K: 0 S: 9	H: 0 LOB: 3 BB: 2 P: 22	R: 0 E: 0 K: 0 S: 6	H: 0 LOB: 0 BB: 0 P: 11	R: 0 E: 0 K: 0 S: 5	H: 0 LOB: 0 BB: 0 P: 8	R: 0 E: 0 K: 0 S: 12	H: 0 LOB: 0 BB: 0 P: 15	R: 0 E: 0 K: 0 S: 10	H: 1 LOB: 1 BB: 0 P: 14	R: 0 E: 0 K: 1 S: 10	H: 2 LOB: 2 BB: 0 P: 16	R: 0 E: 0 K: 0 S: 7	H: 0 LOB: 0 BB: 0 P: 8	R: 0 E: 0 K: 0 S: 10	H: 0 LOB: 0 BB: 0 P: 14	R: 0 E: 0 K: 1 S: 9	H: 2 LOB: 2 BB: 0 P: 13	1B: 5 2B: 0 3B: 0 HR: 0	SF: 0 SAC: 0 DP: 0 HBP: 0	WP: 0 PB: 0 SB: 0 CS: 0	PA: 35			
PITCHER	IP	WLS	BF	H	R	ER	SO	BB	IBB	HBP	BLK	WP	HR	S	P	ERA	WHIP								
Bob Welch, R ERA: 3.73	9.0	W	35	5	0	0	2	2	0	0	0	0	0	78	121	0.00	0.778								

Oakland Athletics @ Baltimore Orioles
Memorial Stadium, Baltimore, MD
Sat May 14 1988, 7:05 PM EDT
Att: 27,734 - Unknown - 70 F

livebaseballscores.com

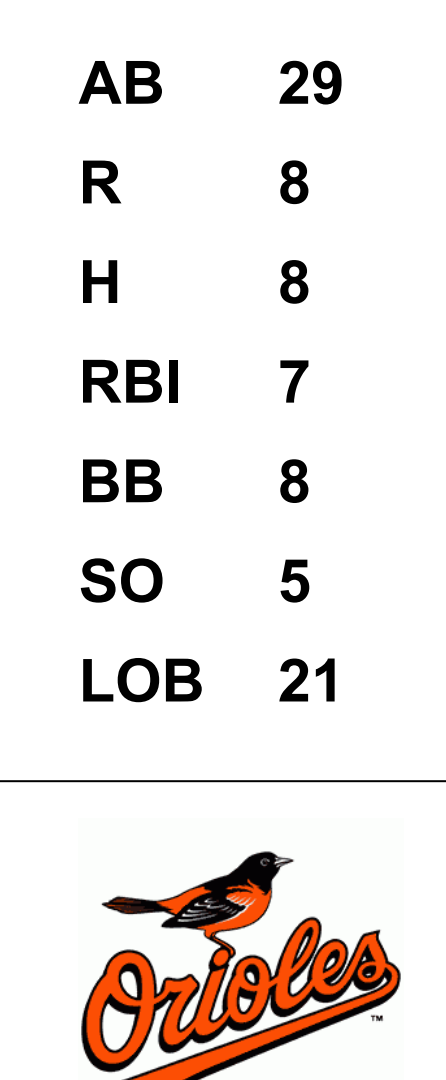
AB 33
R 0
H 5
RBI 0
BB 2
SO 2
LOB 11



Batter	1	2	3	4	5	6	7	8	9	AB	R	H	RBI	BB	SO	LOB	TOP											
Brian Downing, R OBP: 0.427, SLG: 0.466 (1, 10)	0-2 5-3		2-2 3-1 PB HBP		1-1 F7			1-2 1B BB	3-2 1B 3B	4	2	2	0	0	0	0	California Angels @ Baltimore Orioles Memorial Stadium, Baltimore, MD Wed May 18 1988, 7:05 PM EDT Att: 14,109 - Unknown - 64 F											
Mark McLemore, S OBP: 0.327, SLG: 0.338 (1, 4)	1-0 L8		2-1 3-1		1-1 G3			4-2 1B BB	1-1 1B 3-1 1B	4	2	1	1	1	0	1												
Wally Joyner, L OBP: 0.352, SLG: 0.383 (1, 3)	0-0 L9		2-2 4-3			2-2 4-3		1-2 1B BB	1-0 3-1 1B	5	0	2	3	0	0	1												
Chili Davis, S OBP: 0.290, SLG: 0.388 (1, 9)		0-0 4-3		0-0 2B 4-3 1B		0-0 F5		4-1 1B BB	0-2 3-1 1B	4	1	1	1	1	0	1												
Johnny Ray, S OBP: 0.369, SLG: 0.471 (1, 7)		1-0 F7		0-0 4-3 2B		2-1 L6		3-1 1B BB	1-2 3-1 F8	5	0	2	1	0	0	1												
Jack Howell, L OBP: 0.343, SLG: 0.409 (1, 5)		1-2 FC6-4 1B		0-0 4-3				2-3 3-1 1B		4	0	1	1	0	1	4												
Tony Armas, R OBP: 0.284, SLG: 0.391 (1, 8)		2-2 FC6-4 1-2		2-3 3-1 K				1-2 F3	1-2 F2	4	0	0	0	0	1	5												
Bob Boone, R OBP: 0.267, SLG: 0.262 (8, PH)			0-3 K	0-1 6-3				0-0 F8	1-1 F4	3	0	0	0	0	1	1												
Butch Wynegar, S OBP: 0.327, SLG: 0.366 (8, 2)										1	0	0	0	0	0	3												
Dick Schofield, R OBP: 0.275, SLG: 0.315 (9, PH)			3-1 PB HBP 3-1 1B		0-1 F9			4-0 BB 1B BB	2-3 K	2	2	1	0	1	0	0												
Chico Walker, S OBP: 0.190, SLG: 0.150 (9, PH)										1	0	0	0	0	1	0												
Inning Stats	R: 0 E: 0 K: 0 S: 5	H: 0 LOB: 0 BB: 0 P: 6	R: 0 E: 0 K: 0 S: 8	H: 1 LOB: 1 BB: 0 P: 12	R: 1 E: 0 K: 1 S: 14	H: 1 LOB: 1 BB: 0 P: 23	R: 1 E: 0 K: 1 S: 8	H: 2 LOB: 1 BB: 0 P: 9	R: 0 E: 0 K: 0 S: 6	H: 0 LOB: 0 BB: 0 P: 10	R: 0 E: 0 K: 0 S: 5	H: 0 LOB: 0 BB: 0 P: 7	R: 3 E: 0 K: 1 S: 19	H: 3 LOB: 3 BB: 3 P: 40	R: 2 E: 0 K: 1 S: 14	H: 3 LOB: 1 BB: 0 P: 22	1B: 8 2B: 1 3B: 1 HR: 0	SF: 0 SAC: 0 DP: 0 HBP: 1	WP: 0 PB: 1 SB: 0 CS: 0	PA: 41								
PITCHER	IP	WLS	BF	H	R	ER	SO	BB	IBB	HBP	BLK	WP	HR	S	P	ERA	WHIP											
Jose Bautista, R ERA: 4.4	(1, 1)	7.0	W	28	5	4	3	2	1	0	1	0	0	0	55	83	3.86	0.857										
Doug Sisk, R ERA: 2.29	(8, 1)	0.0		3	1	0	0	0	2	0	0	0	0	0	6	15	∞	∞										
Don Aase, R ERA: 12.0	(8, 1)	1.0		4	1	1	1	1	0	0	0	0	0	0	10	17	9.00	1.000										
Tom Niedenfuer, R ERA: 3.09	(9, 1)	1.0	S	6	3	2	2	1	0	0	0	0	0	0	14	22	18.00	3.000										

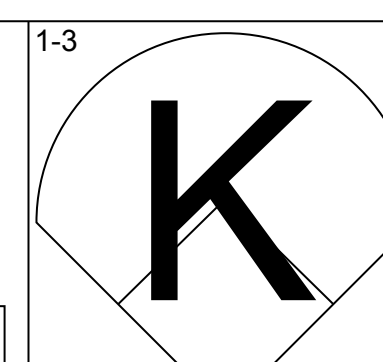
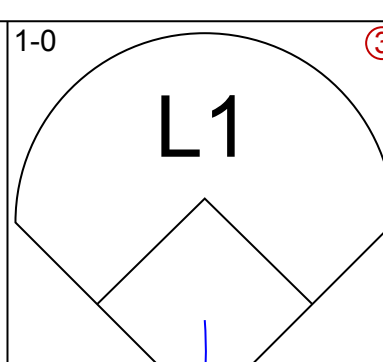
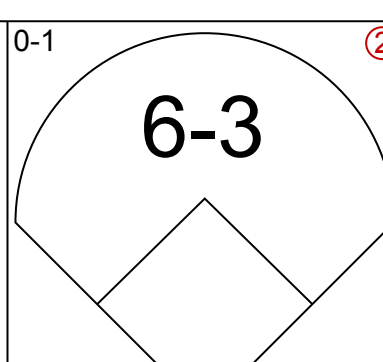
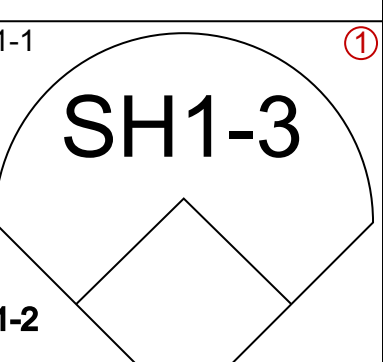
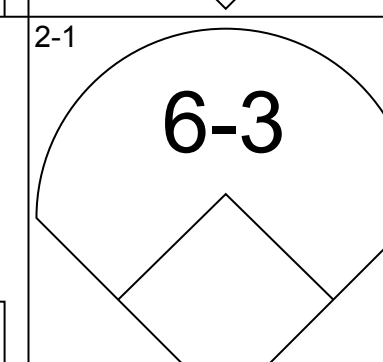
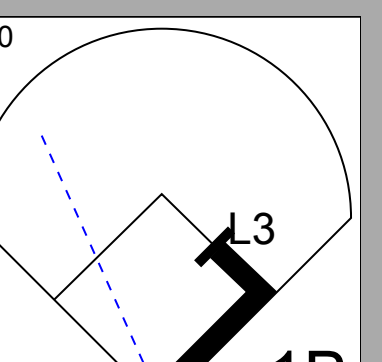
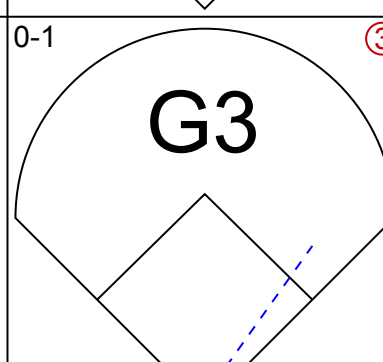
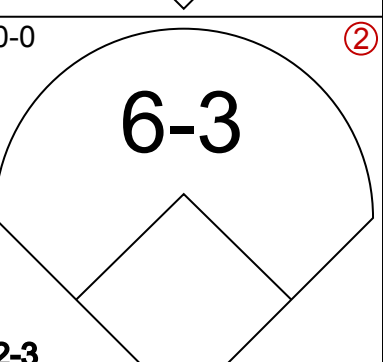
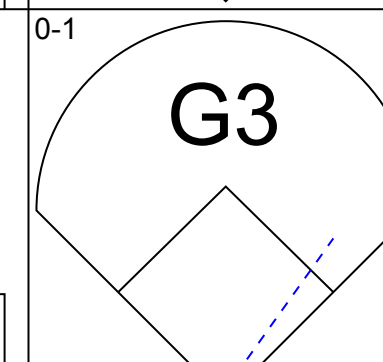
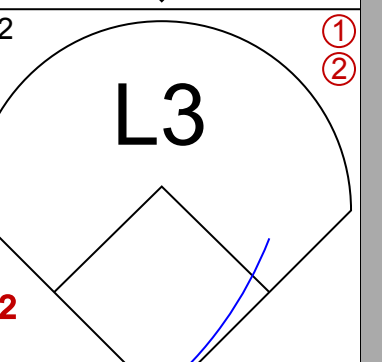
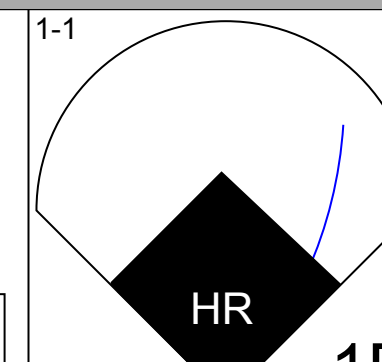
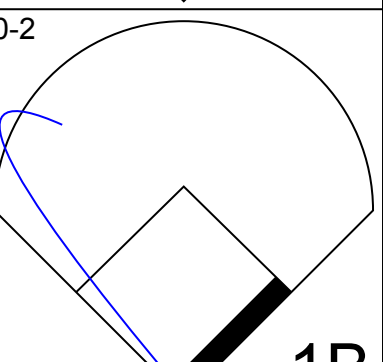
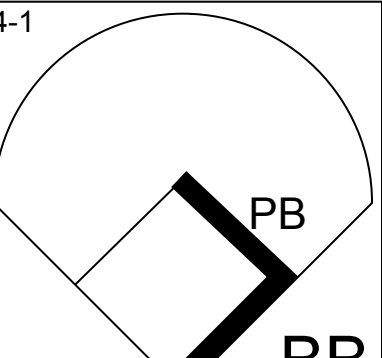
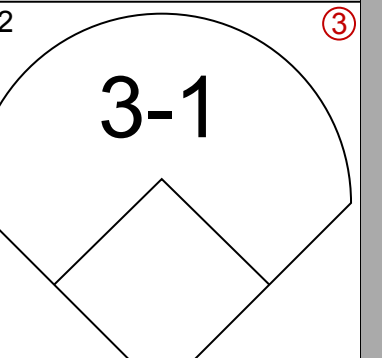
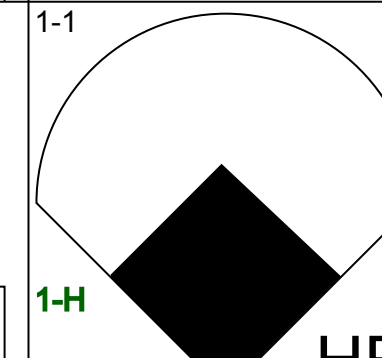
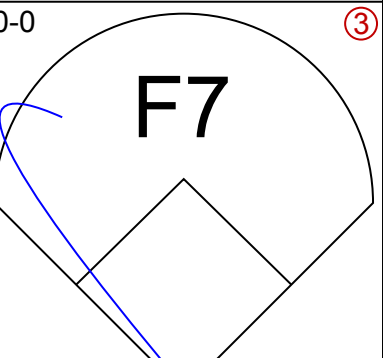
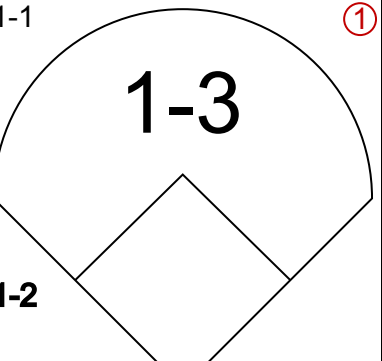
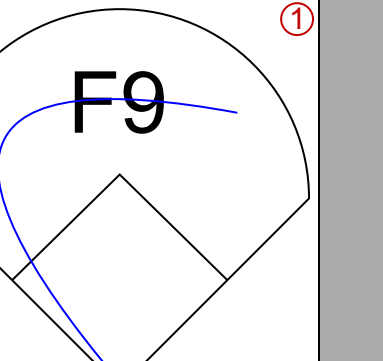
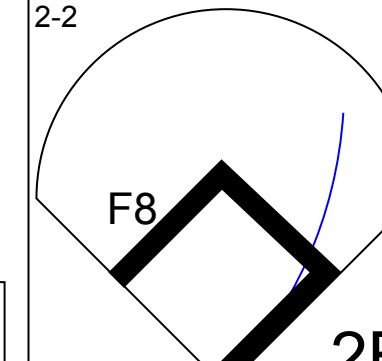

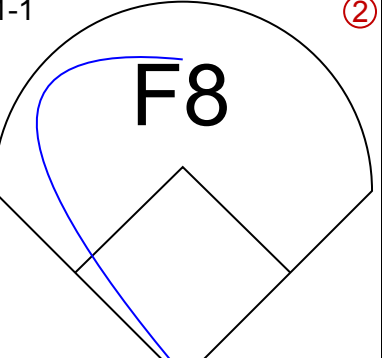
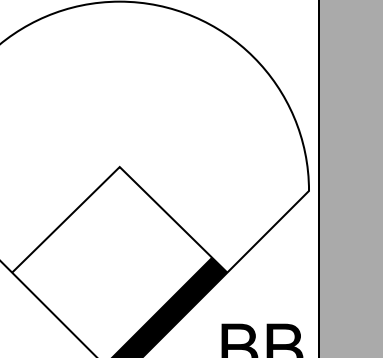
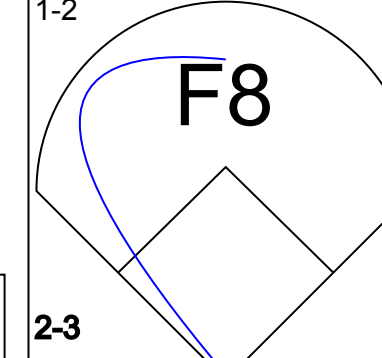

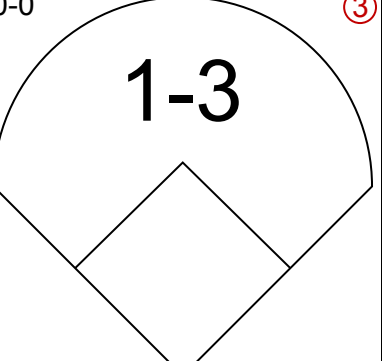

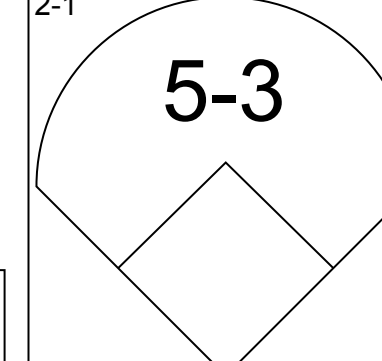

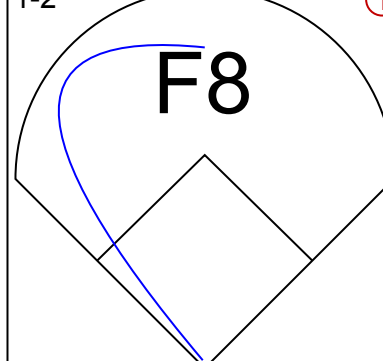
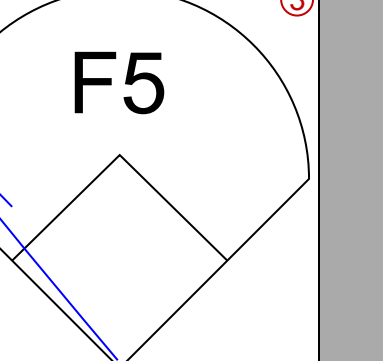
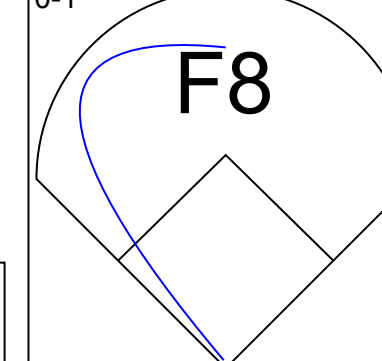

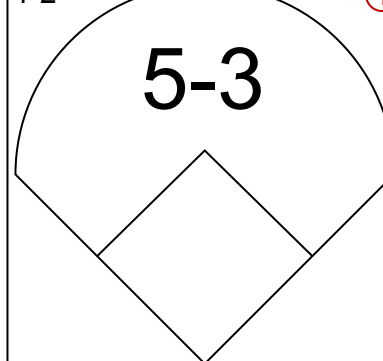
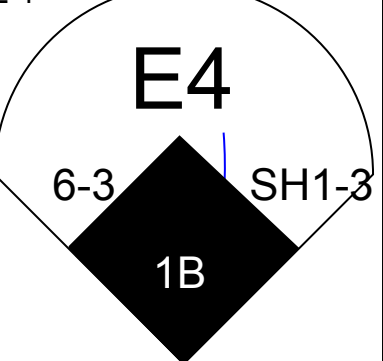
Batter	1	2	3	4	5	6	7	8	9	AB	R	H	RBI	BB	SO	LOB	BOTTOM											
Keith Hughes, L OBP: 0.382, SLG: 0.457 (1, 9)	4-2 FC3-6 WP BB		2-1 3-1 2B		2-1 F8	1-2 F5		3-1 6-3		4	1	1	0	1	0	3	California Angels @ Baltimore Orioles Memorial Stadium, Baltimore, MD Wed May 18 1988, 7:05 PM EDT Att: 14,109 - Unknown - 64 F											
Fred Lynn, L OBP: 0.320, SLG: 0.414 (1, 8)	0-1 F7		1-2 3-1			4-0 E 1B 4-3 BB	0-0 HR	0-3 K		4	2	1	1	1	1	4												
Cal Ripken Jr., R OBP: 0.434, SLG: 0.496 (1, 6)	4-2 FC3-6 1-2 BB		4-1 G4-6-3 BB			1-2 E5 4-3 BB 1B	0-0 4-3			2	1	1	0	2	0	0												
Eddie Murray, S OBP: 0.278, SLG: 0.347 (1, 3)	0-1 FC3-6 1B 1-2 2-3		1-0 G4-6-3			4-0 BB 4-3 2B IBB	4-0 BB			2	2	0	0	2	0	4												
Larry Sheets, L OBP: 0.293, SLG: 0.273 (1, 7)	3-1 1-1 3-H 1B			1-3 K		0-0 4-3	1-0 F5			4	0	1	2	0	1	3												
Joe Orsulak, L OBP: 0.306, SLG: 0.304 (8, 7)						1-2 2-3 3-H 2B IBB	1-0 F5			0	0	0	0	0	0	0												
Jim Dwyer, L (1, 10)	1-0 F8			0-0 F5		4-0 BB 2B IBB	2-0 G3			3	1	0	0	1	0	2												
Mickey Tettleton, S OBP: 0.263, SLG: 0.389 (1, 2)		1-2 G6-4-3 1B		0-0 F7		4-1 2B BB		2-1 SH1-4 1B		3	1	2	1	1	0	0												
Rick Schu, R OBP: 0.279, SLG: 0.325 (1, 5)		0-3 K		0-0 F8		1-3 K		1-1 SH1-4 1B		4	0	1	0	0	2	4												
Billy Ripken, R OBP: 0.236, SLG: 0.227 (1, 4)		0-1 G6-4-3		0-3 K		1-1 1-1 2-3 3-H 2B		0-0 SH1-4		3	0	1	3	0	1	1												
Inning Stats	R: 2 E: 0 K: 0 S: 12	H: 1 LOB: 1 BB: 2 P: 24	R: 0 E: 0 K: 1 S: 10	H: 1 LOB: 0 BB: 0 P: 11	R: 0 E: 0 K: 1 S: 7	H: 1 LOB: 1 BB: 1 P: 15	R: 0 E: 0 K: 1 S: 6	H: 0 LOB: 0 BB: 0 P: 7	R: 0 E: 0 K: 1 S: 6	H: 0 LOB: 0 BB: 0 P: 8	R: 5 E: 1 K: 1 S: 14	H: 2 LOB: 1 BB: 4 P: 34	R: 1 E: 0 K: 0 S: 4	H: 1 LOB: 1 BB: 1 P: 11	R: 0 E: 0 K: 1 S: 11	H: 2 LOB: 2 BB: 0 P: 17	1B: 5 2B: 2 3B: 0 HR: 1	SF: 0 SAC: 1 DP: 2 HBP: 0	WP: 2 PB: 0 SB: 0 CS: 0	PA: 38								
PITCHER	IP	WLS	BF	H	R	ER	SO	BB	IBB	HBP	BLK	WP	HR	S	P	ERA	WHIP											
Mike Witt, R ERA: 5.46	(1, 1)	6.1	L	31	6	8	8	4	6	2	0	0	0	0	57	105	11.37	1.895										
Steve Criburn, R ERA: 5.29	(7, 1)	1.0		5	2	0	0	0	0	0	0	0	0	7	13	0.00	2.000											
DeWayne Buice, R ERA: 5.14	(8, 1)	0.2		2	0	0	0	1	0	0	0	0	0	6	9	0.00	0.000											

AB	37
R	7
H	10
RBI	7
BB	3
SO	4
LOB	17



Batter	1	2	3	4	5	6	7	8	9	10	AB	R	H	RBI	BB	SO	LOB	TOP	
Brian Downing, R OBP: 0.426, SLG: 0.462 (1, 10)	F9		K				4-3					5	0	2	0	0	1	2	California Angels @ Baltimore Orioles Memorial Stadium, Baltimore, MD Thu May 19 1988, 7:05 PM EDT Overcast - 63 F
Dick Schofield, R OBP: 0.274, SLG: 0.307 Chili Davis, S OBP: 0.288, SLG: 0.386 Gus Polidor, R OBP: 0.294, SLG: 0.250 (1, 6)	1-3		1B				9-2			G4-6-3	3	0	0	0	1	1	2		
Wally Joyner, L OBP: 0.359, SLG: 0.397 (1, 3)	1B									G3	5	1	3	0	0	0	0		
Johnny Ray, S OBP: 0.356, SLG: 0.465 (1, 7)	FC5-4		G4-6-3								4	0	1	1	0	2	3		
Tony Armas, R OBP: 0.292, SLG: 0.375 (1, 9)	FC5-4										3	0	0	0	1	1	2		
Jack Howell, L OBP: 0.340, SLG: 0.405 (1, 5)											4	0	1	0	0	0	2		
Chico Walker, S OBP: 0.200, SLG: 0.167 (1, 8)											4	0	1	0	0	1	1		
Butch Wynegar, S OBP: 0.346, SLG: 0.409 Mark McLemore, S OBP: 0.328, SLG: 0.336 (7, PR)											3	0	2	0	0	0	2		
Junior Noboa, R OBP: 0.275, SLG: 0.271 (7, 2)											3	0	0	0	0	0	4		
Inning Stats	R: 1 E: 0 K: 0 S: 13	H: 2 LOB: 1 BB: 0 P: 17	R: 0 E: 0 K: 10 S: 10	H: 2 LOB: 1 BB: 0 P: 14	R: 0 E: 0 K: 1 S: 6	H: 1 LOB: 1 BB: 1 P: 11	R: 0 E: 0 K: 0 S: 4	H: 0 LOB: 0 BB: 0 P: 5	R: 0 E: 0 K: 2 S: 10	H: 1 LOB: 1 BB: 0 P: 17	R: 0 E: 0 K: 0 S: 6	H: 1 LOB: 2 BB: 0 P: 11	R: 0 E: 0 K: 1 S: 11	H: 0 LOB: 1 BB: 0 P: 16	R: 0 E: 0 K: 0 S: 8	H: 2 LOB: 0 BB: 0 P: 13	1B: 9 2B: 3 3B: 0 HR: 0	SF: 0 SAC: 0 DP: 4 HBP: 0	
PITCHER	IP	WLS	BF	H	R	ER	SO	BB	IBB	HBP	BLK	WP	HR	S	P	ERA	WHIP		
Mike Boddicker, R ERA: 5.04 Dave Schmidt, R ERA: 3.58 (1, 1)	9.0	L	35	9	1	6	6	2	0	0	0	0	0	0	0	8	119	1.00	1.222
(10, 1)	1.0	L	4	2	1	1	0	0	0	0	0	0	0	0	8	13	9.00	2.000	

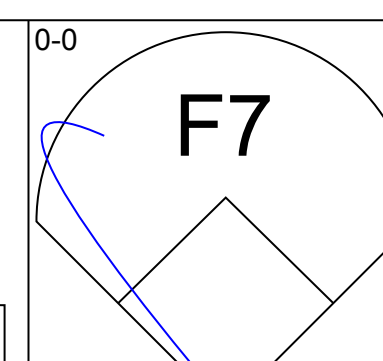
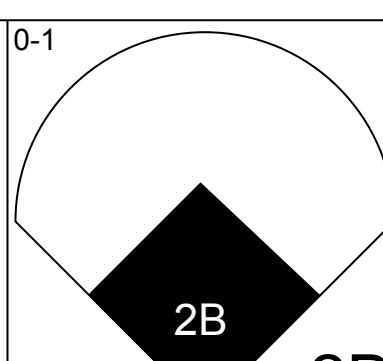
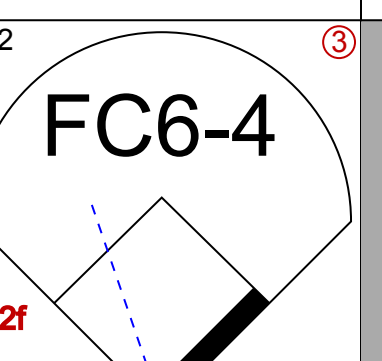
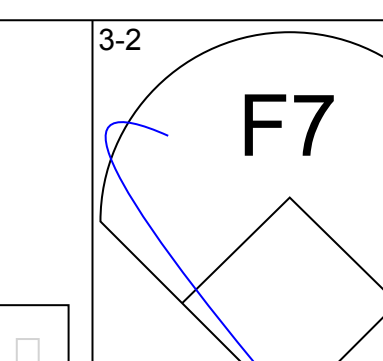
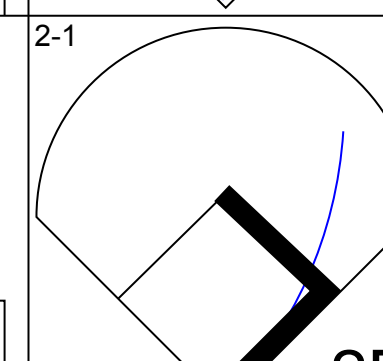
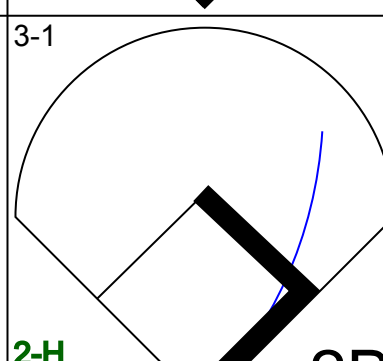
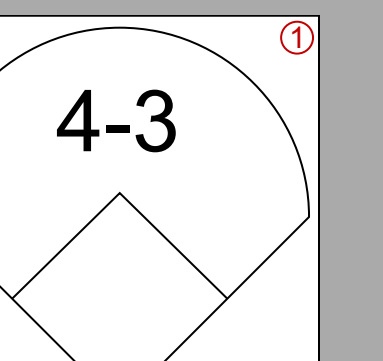
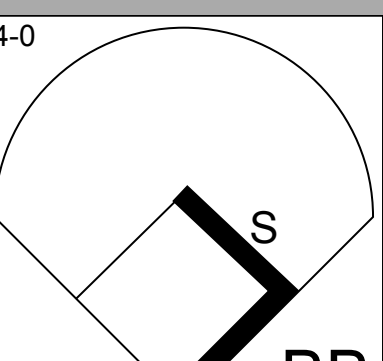
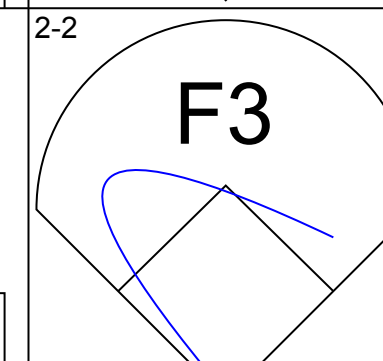
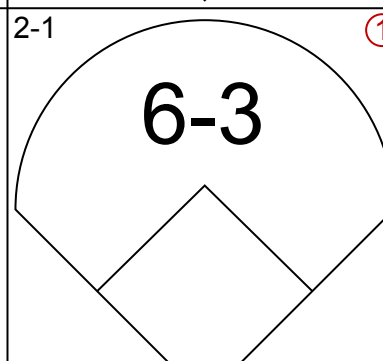
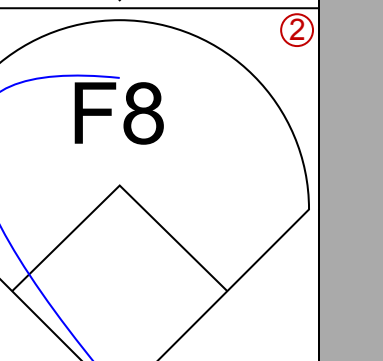
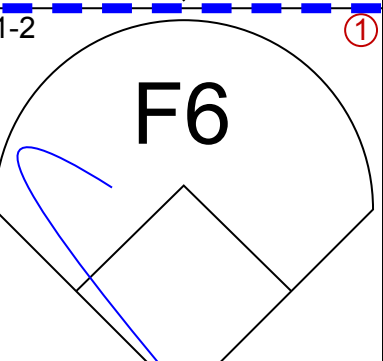
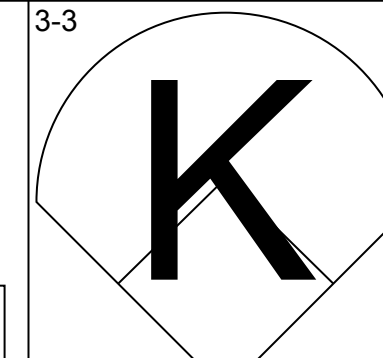
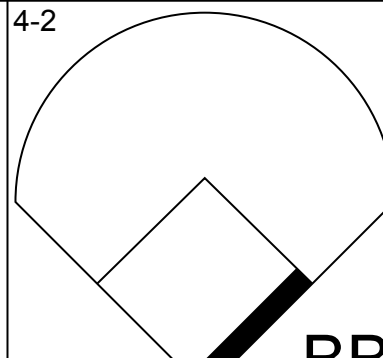
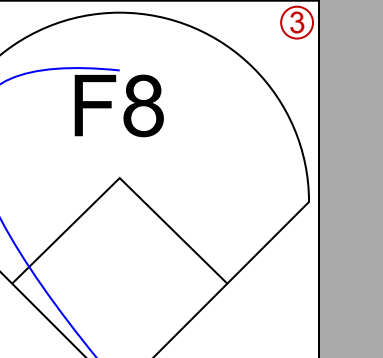
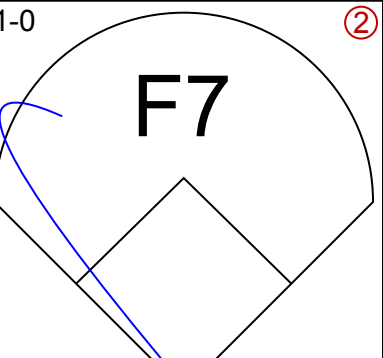
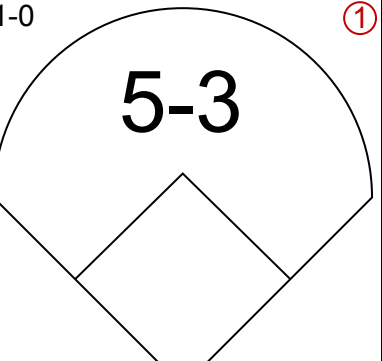
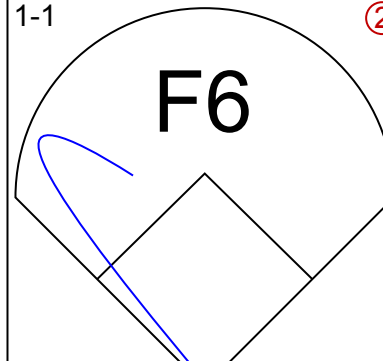
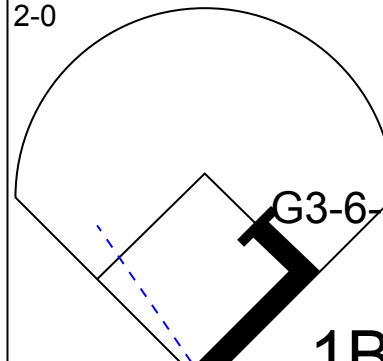
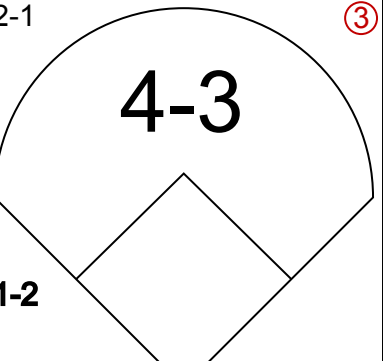
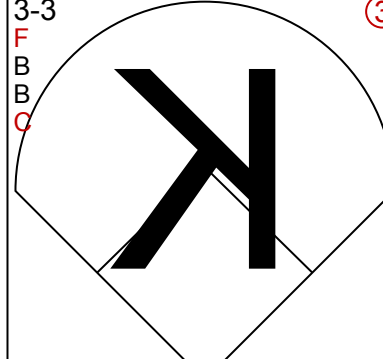
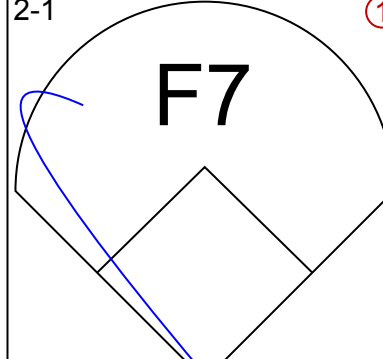

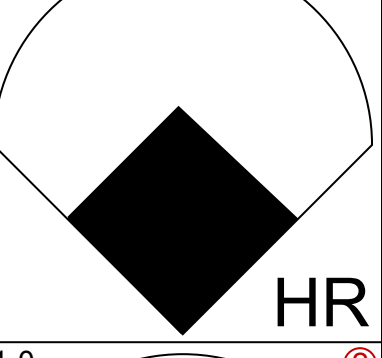
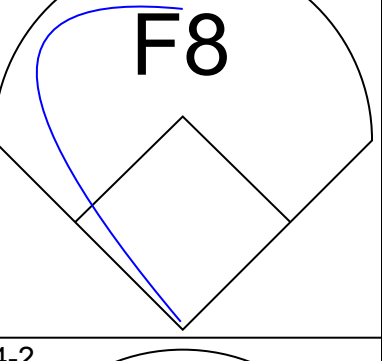
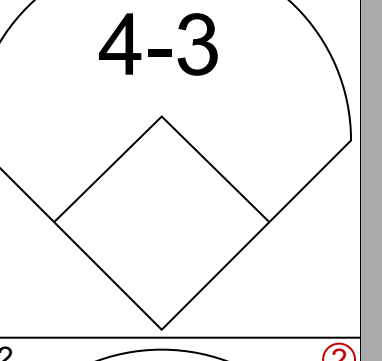
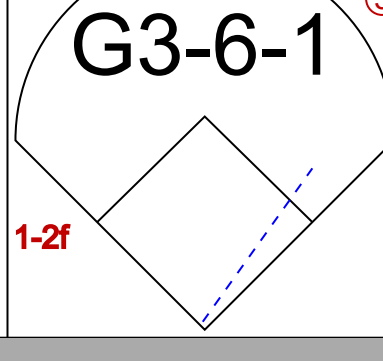

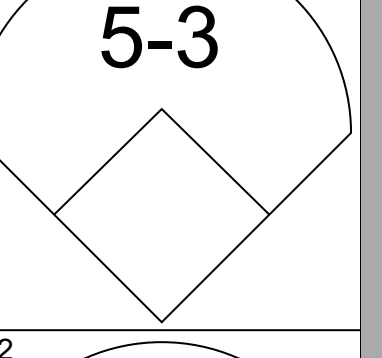
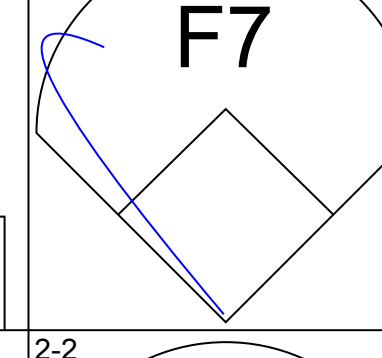

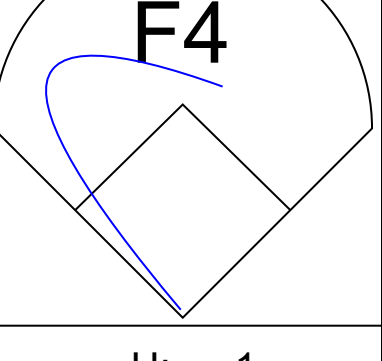
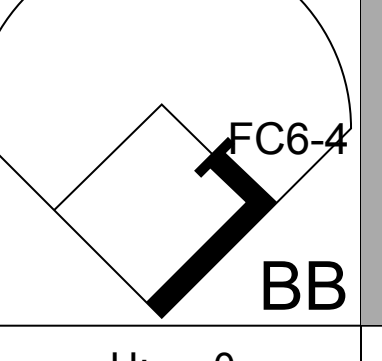
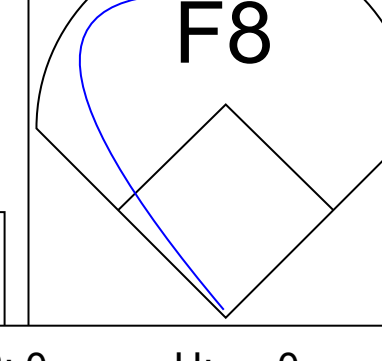

Batter	1	2	3	4	5	6	7	8	9	10	AB	R	H	RBI	BB	SO	LOB	BOTTOM			
Keith Hughes, L OBP: 0.383, SLG: 0.429 (1, 9)	G3-6-3		G4-6-3								3	0	0	0	2	1	4	California Angels @ Baltimore Orioles Memorial Stadium, Baltimore, MD Thu May 19 1988, 7:05 PM EDT Overcast - 63 F			
Fred Lynn, L OBP: 0.307, SLG: 0.397 (1, 8)	G3-6-3		G4-6-3								5	0	0	0	0	0	4				
Cal Ripken Jr., R OBP: 0.433, SLG: 0.488 (1, 6)	WP										4	0	1	0	1	0	0				
Eddie Murray, S OBP: 0.262, SLG: 0.349 (1, 3)	3-1										5	1	2	0	0	1	2				
Larry Sheets, L OBP: 0.292, SLG: 0.266 (1, 7)											3	0	0	0	1	1	2				
Jim Dwyer, L OBP: 0.214, SLG: 0.083 (1, 10)											3	0	1	0	1	0	2				
Mickey Tettleton, S OBP: 0.348, SLG: 0.455 (1, 2)											4	0	3	1	0	0	0				
Rick Schu, R OBP: 0.278, SLG: 0.321 (1, 5)											4	0	1	0	0	0	5				
Billy Ripken, R OBP: 0.236, SLG: 0.227 (1, 4)											4	0	1	0	0	0	3				
Inning Stats	R: 0 E: 0 K: 0 S: 14	H: 1 LOB: 1 BB: 1 P: 22	R: 0 E: 0 K: 1 S: 10	H: 1 LOB: 1 BB: 1 P: 17	R: 0 E: 0 K: 0 S: 4	H: 0 LOB: 0 BB: 0 P: 8	R: 0 E: 0 K: 0 S: 5	H: 0 LOB: 1 BB: 2 P: 15	R: 0 E: 0 K: 0 S: 11	H: 3 LOB: 2 BB: 0 P: 14	R: 1 E: 0 K: 0 S: 13	H: 1 LOB: 0 BB: 0 P: 6	R: 0 E: 0 K: 0 S: 8	H: 1 LOB: 1 BB: 0 P: 15	R: 0 E: 0 K: 1 S: 13	H: 1 LOB: 1 BB: 0 P: 18	R: 0 E: 0 K: 1 S: 9		H: 0 LOB: 0 BB: 0 P: 13	1B: 9 2B: 0 3B: 0 HR: 0	SF: 0 SAC: 0 DP: 5 HBP: 0
PITCHER	IP	WLS	BF	H	R	ER	SO	BB	IBB	HBP	BLK	WP	HR	S	P	ERA	WHIP				
Kirk McCaskill, R ERA: 3.76 Bryan Harvey, R ERA: 0.44 (1, 1)	8.0	W	33	8	1	1	1	5	0	0	0	1	0	69	120	1.12	1.625				
(9, 1)	2.0	W	7	1	0	0	2	0	0	0	0	0	0	22	31	0.00	0.500				

Batter	1	2	3	4	5	6	7	8	9	AB	R	H	RBI	BB	SO	LOB	TOP		
Henry Cotto, R OBP: 0.376, SLG: 0.439 (1, 8)										3	0	0	0	0	1	0			
Scott Bradley, L OBP: 0.303, SLG: 0.417 (1, 2)										4	0	1	0	0	0	1			
Alvin Davis, L OBP: 0.438, SLG: 0.597 (1, 3)										4	1	2	1	0	0	1			
Ken Phelps, L OBP: 0.426, SLG: 0.648 (1, 10)										3	1	1	2	1	0	1			
Mickey Brantley, R OBP: 0.309, SLG: 0.500 (1, 7)										4	0	1	0	0	0	1			
Glenn Wilson, R OBP: 0.301, SLG: 0.328 (1, 9)										3	0	0	0	1	0	2			
Jim Prestley, R OBP: 0.266, SLG: 0.345 (1, 5)										4	0	0	0	0	1	3			
Rey Quinones, R OBP: 0.288, SLG: 0.388 (1, 6)										3	0	0	0	0	0	2			
Harold Reynolds, S OBP: 0.283, SLG: 0.384 (1, 4)										3	1	0	0	0	1	0			
Inning Stats	R: 0 E: 0 K: 1 S: 7	H: 0 LOB: 0 BB: 0 P: 10	R: 0 E: 0 K: 0 S: 6	H: 0 LOB: 1 BB: 1 P: 12	R: 0 E: 0 K: 1 S: 9	H: 0 LOB: 0 BB: 0 P: 12	R: 0 E: 0 K: 0 S: 7	H: 1 LOB: 0 BB: 0 P: 12	R: 0 E: 0 K: 1 S: 8	H: 0 LOB: 0 BB: 1 P: 12	R: 2 E: 0 K: 0 S: 14	H: 3 LOB: 1 BB: 0 P: 21	R: 1 E: 1 K: 0 S: 9	H: 1 LOB: 1 BB: 0 P: 12	R: 0 E: 0 K: 0 S: 8	H: 0 LOB: 0 BB: 0 P: 12	1B: 3 2B: 2 3B: 0 HR: 1	SF: 0 SAC: 1 DP: 1 HBP: 0	WP: 0 PA: 34 PB: 1 SB: 0 CS: 0
PITCHER Mark Williamson, R ERA: 4.44 (1, 1)	IP: 9.0 WLS: L BF: 34 H: 5 R: 3 ER: 2 SO: 3 BB: 2 IBB: 0 HBP: 0 BLK: 0 WP: 0 HR: 1 S: 75 P: 111 ERA: 2.00 WHIP: 0.778															PITCHER			

Seattle Mariners @ Baltimore Orioles
Memorial Stadium, Baltimore, MD
Fri May 20 1988, 7:05 PM EDT
Att: 13,142 - Unknown - 65 F

AB 31
R 3
H 5
RBI 3
BB 2
SO 3
LOB 11



Batter	1	2	3	4	5	6	7	8	9	AB	R	H	RBI	BB	SO	LOB	BOTTOM		
Billy Ripken, R OBP: 0.243, SLG: 0.243 (1, 4)										4	1	1	0	0	0	1			
Fred Lynn, L OBP: 0.333, SLG: 0.480 (1, 8)										3	0	2	1	1	0	0			
Cal Ripken Jr., R OBP: 0.419, SLG: 0.467 (1, 6)										4	0	0	0	0	0	3			
Eddie Murray, S OBP: 0.281, SLG: 0.340 (1, 3)										3	0	0	0	1	1	2			
Mickey Tettleton, S OBP: 0.333, SLG: 0.423 (1, 2)										4	0	1	0	0	0	3			
Ken Gerhart, R OBP: 0.188, SLG: 0.370 (1, 7)										3	1	1	1	0	1	3			
Keith Hughes, L OBP: 0.364, SLG: 0.418 (9, PH)										1	0	0	0	0	1	0			
Larry Sheets, L OBP: 0.276, SLG: 0.250 (1, 10)										4	0	0	0	0	0	1			
Rene Gonzales, R OBP: 0.357, SLG: 0.400 (1, 5)										2	0	0	0	1	0	0			
Jim Dwyer, L OBP: 0.287, SLG: 0.083 (9, PH)										0	0	0	0	1	0	0			
Joe Orsulak, L OBP: 0.312, SLG: 0.302 (1, 9)										3	0	0	0	1	0	2			
Inning Stats	R: 0 E: 0 K: 1 S: 11	H: 1 LOB: 1 BB: 0 P: 18	R: 1 E: 0 K: 0 S: 9	H: 1 LOB: 1 BB: 1 P: 16	R: 1 E: 0 K: 1 S: 23	H: 2 LOB: 2 BB: 1 P: 36	R: 0 E: 0 K: 0 S: 9	H: 0 LOB: 1 BB: 1 P: 16	R: 0 E: 0 K: 0 S: 5	H: 0 LOB: 0 BB: 0 P: 11	R: 0 E: 0 K: 0 S: 4	H: 1 LOB: 0 BB: 0 P: 9	R: 0 E: 0 K: 0 S: 8	H: 0 LOB: 1 BB: 1 P: 14	R: 0 E: 0 K: 1 S: 9	H: 0 LOB: 1 BB: 1 P: 17	1B: 1 2B: 3 3B: 0 HR: 1	SF: 0 SAC: 0 DP: 1 HBP: 0	WP: 0 PA: 36 PB: 0 SB: 1 CS: 0
PITCHER Mark Langston, L ERA: 3.84 (1, 1)	IP: 7.0 WLS: W BF: 29 H: 5 R: 2 ER: 2 SO: 2 BB: 4 IBB: 0 HBP: 0 BLK: 0 WP: 0 HR: 1 S: 69 P: 124 ERA: 2.57 WHIP: 1.286															PITCHER			
Michael Jackson, R ERA: 2.89 (8, 1)	IP: 2.0 WLS: S BF: 7 H: 0 R: 0 ER: 0 SO: 1 BB: 1 IBB: 0 HBP: 0 BLK: 0 WP: 0 HR: 0 S: 15 P: 27 ERA: 0.00 WHIP: 0.500															PITCHER			

Seattle Mariners @ Baltimore Orioles
Memorial Stadium, Baltimore, MD
Fri May 20 1988, 7:05 PM EDT
Att: 13,142 - Unknown - 65 F

AB 31
R 2
H 5
RBI 2
BB 5
SO 3
LOB 15



Batter	1	2	3	4	5	6	7	8	9	AB	R	H	RBI	BB	SO	LOB	TOP										
Harold Reynolds, S (1, 4) OBP: 0.276, SLG: 0.373	3-2 6-3		0-0 F4			2-1 F2		3-1 F4		4	0	0	0	0	0	2	Seattle Mariners @ Baltimore Orioles Memorial Stadium, Baltimore, MD Sat May 21 1988, 7:05 PM EDT Att: 20,079 - Unknown - 71 F										
Henry Cotto, R (1, 8) OBP: 0.397, SLG: 0.449	1-0 G3-6-3 1B			0-0 L6-3 1B		1-1 1B		3-3 K		4	0	3	0	0	1	1											
Alvin Davis, L (1, 3) OBP: 0.427, SLG: 0.579	2-0 G3-6-3 1-2			2-1 L3		1-3 K			0-1 4-3	4	0	0	0	0	1	3											
Mickey Brantley, R (1, 7) OBP: 0.307, SLG: 0.493		1-0 6-3		0-0 L6-3 1-2		1-0 F8			2-2 1B	4	0	1	0	0	0	2											
Glenn Wilson, R (1, 9) OBP: 0.309, SLG: 0.344 Ken Phelps, L (9, PH) OBP: 0.422, SLG: 0.640	1-1 G1-4-3 1B				2-2 1B 2B			2-2 6-3		3	1	2	0	0	0	0											
Jim Prestey, R (1, 5) OBP: 0.259, SLG: 0.336	1-1 G1-4-3 1-2				0-0 5-3			0-0 F3		4	0	0	0	0	1	3											
Dave Valle, R (1, 2) OBP: 0.246, SLG: 0.351			0-1 4-3		0-1 2B 1B		1-3 K			3	0	1	0	0	1	0											
Rey Quinones, R (1, 6) OBP: 0.296, SLG: 0.409			1-0 6-3		2-2 1H 3H 2B			0-1 2B		3	0	2	1	0	0	0											
Dave Hengel, R (1, 10) OBP: 0.238, SLG: 0.200			2-1 E7 1B		0-0 F4			1-1 B1		3	0	1	0	0	0	2											
Inning Stats	R: 0 E: 0 K: 0 S: 5	H: 1 LOB: 0 BB: 0 P: 11	R: 0 E: 0 K: 0 S: 5	H: 1 LOB: 0 BB: 0 P: 8	R: 0 E: 1 K: 0 S: 6	H: 1 LOB: 1 BB: 0 P: 9	R: 0 E: 0 K: 0 S: 4	H: 1 LOB: 0 BB: 0 P: 6	R: 1 E: 0 K: 1 S: 13	H: 3 LOB: 1 BB: 0 P: 17	R: 0 E: 0 K: 1 S: 9	H: 1 LOB: 1 BB: 0 P: 13	R: 0 E: 0 K: 1 S: 7	H: 0 LOB: 0 BB: 0 P: 10	R: 0 E: 0 K: 1 S: 10	H: 1 LOB: 1 BB: 0 P: 17		R: 0 E: 0 K: 1 S: 11	H: 1 LOB: 1 BB: 0 P: 16	1B: 7 2B: 4 3B: 0 HR: 0	SF: 0 SAC: 0 DP: 3 HBP: 0	WP: 0 PB: 0 SB: 0 CS: 0	PA: 33				
PITCHER	IP	WLS	BF	H	R	ER	SO	BB	IBB	HBP	BLK	WP	HR	S	P	ERA	WHIP										
Jeff Ballard, L (1, 1) ERA: 1.08	8.1	W	31	10	1	1	3	0	0	0	0	0	0	64	98	1.08	1.200										
Tom Niedenfuer, R (9, 1) ERA: 3.96	0.2	S	2	0	0	0	1	0	0	0	0	0	0	6	9	0.00	0.000										

Batter	1	2	3	4	5	6	7	8	9	AB	R	H	RBI	BB	SO	LOB	BOTTOM										
Keith Hughes, L (1, 9) OBP: 0.357, SLG: 0.441	2-3 K		0-0 F7			2-3 K		1-0 1B 3B		4	1	1	1	0	2	0	Seattle Mariners @ Baltimore Orioles Memorial Stadium, Baltimore, MD Sat May 21 1988, 7:05 PM EDT Att: 20,079 - Unknown - 71 F										
Fred Lynn, L (1, 8) OBP: 0.331, SLG: 0.472	3-2 F2		3-2 F5			0-1 F6		1-0 1B 3H 1B		4	0	1	1	0	0	0											
Cal Ripken Jr., R (1, 6) OBP: 0.409, SLG: 0.453	3-2 6-3		1-1 F9			2-1 F4		1-1 F7		4	0	0	0	0	0	1											
Eddie Murray, S (1, 3) OBP: 0.297, SLG: 0.356		3-1 2B 1B		1-2 1B		0-0 1B		3-1 1B 1-3 1B		4	1	4	0	0	0	0											
Larry Sheets, L (1, 7) OBP: 0.276, SLG: 0.257 Ken Gerhart, R (9, 7) OBP: 0.188, SLG: 0.370		3-2 1H 2B		3-2 F9		1-3 K		2-3 K		4	0	1	1	0	2	4											
Jim Dwyer, L (1, 10) OBP: 0.235, SLG: 0.071 Wade Rowdon, R (7, PH) OBP: 0.182, SLG: 0.182		0-3 K		3-1 F3		1-2 1B		0-3 K2-3		2	0	0	0	0	1	2											
Terry Kennedy, L (1, 2) OBP: 0.219, SLG: 0.202		4-1 BB		3-3 K		0-0 B3-6-4 1-2 1B				2	0	0	0	1	1	2											
Rene Gonzales, R (1, 5) OBP: 0.323, SLG: 0.357		3-2 F6			0-1 F7			1-2 1-3		3	0	0	0	0	0	2											
Billy Ripken, R (1, 4) OBP: 0.245, SLG: 0.239		2-2 G3			0-2 4-3			4-2 3B BB		2	1	0	0	1	0	2											
Inning Stats	R: 0 E: 0 K: 1 S: 11	H: 0 LOB: 0 BB: 0 P: 19	R: 1 E: 0 K: 1 S: 17	H: 2 LOB: 1 BB: 1 P: 32	R: 0 E: 0 K: 0 S: 6	H: 0 LOB: 0 BB: 0 P: 10	R: 0 E: 0 K: 1 S: 13	H: 1 LOB: 1 BB: 0 P: 23	R: 0 E: 0 K: 1 S: 9	H: 0 LOB: 0 BB: 0 P: 11	R: 0 E: 0 K: 1 S: 8	H: 1 LOB: 1 BB: 0 P: 13	R: 0 E: 0 K: 0 S: 8	H: 1 LOB: 0 BB: 0 P: 10	R: 2 E: 0 K: 2 S: 15	H: 3 LOB: 2 BB: 1 P: 27		1B: 6 2B: 1 3B: 1 HR: 0	SF: 0 SAC: 0 DP: 1 HBP: 0	WP: 0 PB: 0 SB: 1 CS: 0	PA: 33						
PITCHER	IP	WLS	BF	H	R	ER	SO	BB	IBB	HBP	BLK	WP	HR	S	P	ERA	WHIP										
Scott Bankhead, R (1, 1) ERA: 2.25	6.0	L	23	4	1	1	5	1	0	0	0	0	0	64	108	1.50	0.833										
Dennis Powell, L (7, 1) ERA: 7.56	1.0	L	6	3	2	2	0	1	0	0	0	0	0	12	20	18.00	4.000										
Julio Solano, R (8, 1) ERA: 2.93	1.0		4	1	0	0	2	0	0	0	0	0	0	11	17	0.00	1.000										

Batter	1	2	3	4	5	6	7	8	9	AB	R	H	RBI	BB	SO	LOB	TOP			
Henry Cotto, R OBP: 0.376, SLG: 0.435 (1, 8)										4	0	0	0	0	2	1				
Scott Bradley, L OBP: 0.300, SLG: 0.400 (1, 2)										3	0	0	0	1	0	0				
Alvin Davis, L OBP: 0.422, SLG: 0.569 (1, 3)										4	0	1	0	0	1	0				
Ken Phelps, L OBP: 0.425, SLG: 0.634 (1, 10)										4	1	2	0	0	0	2				
Mickey Brantley, R OBP: 0.306, SLG: 0.507 (1, 7)										4	1	1	2	0	1	3				
Glenn Wilson, R OBP: 0.303, SLG: 0.336 (1, 9)										3	0	0	0	0	0	1				
Rey Quinones, R OBP: 0.297, SLG: 0.407 (1, 6)										3	0	1	0	0	0	0				
Edgar Martinez, R OBP: 0.294, SLG: 0.214 (1, 5)										3	0	0	0	0	1	1				
Rick Renteria, R OBP: 0.222, SLG: 0.323 (1, 4)										3	0	0	0	0	0	1				
Inning Stats	R: 0 E: 0 K: 2 S: 8	H: 0 LOB: 0 BB: 0 P: 13	R: 0 E: 0 K: 0 S: 5	H: 1 LOB: 0 BB: 0 P: 10	R: 0 E: 0 K: 0 S: 9	H: 1 LOB: 1 BB: 0 P: 16	R: 0 E: 0 K: 0 S: 6	H: 0 LOB: 0 BB: 0 P: 10	R: 0 E: 0 K: 0 S: 7	H: 0 LOB: 0 BB: 0 P: 12	R: 2 E: 0 K: 0 S: 10	H: 2 LOB: 0 BB: 0 P: 17	R: 0 E: 0 K: 1 S: 7	H: 0 LOB: 0 BB: 1 P: 10	R: 0 E: 0 K: 2 S: 14	H: 1 LOB: 2 BB: 1 P: 22	1B: 4 2B: 0 3B: 0 HR: 1	SF: 0 SAC: 0 DP: 1 HBP: 0	WP: 0 PB: 0 SB: 0 CS: 0	PA: 32
PITCHER	IP WLS BF H R ER SO BB IBB HBP BLK WP HR S P ERA WHIP	IP WLS BF H R ER SO BB IBB HBP BLK WP HR S P ERA WHIP																		
Jose Bautista, R ERA: 4.1 (1, 1)	6.2 W 23 4 2 2 2 0 0 0 0 0 1 51 84 2.70 0.600	2.1 S 9 1 0 0 3 1 0 0 0 0 0 0 23 35 0.00 0.857																		
Mike Morgan, R ERA: 5.68 (7, 1)																				

Seattle Mariners @ Baltimore Orioles
Memorial Stadium, Baltimore, MD
Sun May 22 1988, 3:33 AM EDT
Att: 24,650 - Sunny - 75 F

AB	31
R	2
H	5
RBI	2
BB	1
SO	5
LOB	9



Batter	1	2	3	4	5	6	7	8	9	AB	R	H	RBI	BB	SO	LOB	BOTTOM	
Keith Hughes, L OBP: 0.360, SLG: 0.435 (1, 9)										3	1	1	1	1	0	1		
Fred Lynn, L OBP: 0.326, SLG: 0.458 (1, 8)										4	0	0	0	1	3	4		
Cal Ripken Jr., R OBP: 0.406, SLG: 0.469 (1, 6)										4	1	1	2	0	0	3		
Eddie Murray, S OBP: 0.302, SLG: 0.355 (1, 3)										3	1	1	0	1	1	1		
Larry Sheets, L OBP: 0.281, SLG: 0.286 (1, 7)										4	1	2	2	0	0	1		
Ken Gerhart, R OBP: 0.188, SLG: 0.370 (8, PR) (9, 7)										0	1	0	0	0	0	0		
Jim Dwyer, L OBP: 0.333, SLG: 0.067 (1, 10)										1	1	0	0	3	0	0		
Mickey Tettleton, S OBP: 0.333, SLG: 0.414 (1, 2)										3	1	1	0	0	0	3		
Rene Gonzales, R OBP: 0.314, SLG: 0.323 (1, 5)										3	0	0	1	0	0	2		
Billy Ripken, R OBP: 0.245, SLG: 0.234 (1, 4)										3	0	0	0	1	0	4		
Inning Stats	R: 0 E: 0 K: 0 S: 11	H: 0 LOB: 1 BB: 2 P: 22	R: 0 E: 0 K: 0 S: 9	H: 0 LOB: 1 BB: 1 P: 17	R: 0 E: 0 K: 0 S: 7	H: 0 LOB: 1 BB: 1 P: 13	R: 2 E: 0 K: 0 S: 11	H: 2 LOB: 1 BB: 1 P: 22	R: 2 E: 0 K: 1 S: 18	H: 3 LOB: 2 BB: 1 P: 32	R: 0 E: 0 K: 2 S: 10	H: 0 LOB: 0 BB: 0 P: 17	R: 3 E: 0 K: 1 S: 21	H: 1 LOB: 2 BB: 1 P: 30	1B: 4 2B: 0 3B: 0 HR: 2	SF: 1 SAC: 1 DP: 1 HBP: 1	WP: 0 PB: 0 SB: 1 CS: 0	PA: 38
PITCHER	IP WLS BF H R ER SO BB IBB HBP BLK WP HR S P ERA WHIP	IP WLS BF H R ER SO BB IBB HBP BLK WP HR S P ERA WHIP																
Mike Moore, R ERA: 5.54 (1, 1)	5.0 L 25 5 4 4 4 1 6 0 0 0 0 2 56 106 7.20 2.200	2.1 11 1 3 3 2 1 0 1 0 0 0 0 29 47 11.57 0.857																
Jerry Reed, R ERA: 6.04 (6, 1)																		
Rod Scurry, L ERA: (8, 1)																		


Seattle Mariners @ Baltimore Orioles
Memorial Stadium, Baltimore, MD
Sun May 22 1988, 3:33 AM EDT
Att: 24,650 - Sunny - 75 F

AB	28
R	7
H	6
RBI	6
BB	7
SO	4
LOB	19



Batter	1	2	3	4	5	6	7	8	9	AB	R	H	RBI	BB	SO	LOB	TOP				
Keith Hughes, L (1, 9) OBP: 0.342, SLG: 0.409	F9	4-3			6-3		3-1			4	0	0	0	0	0	1	Baltimore Orioles @ Oakland Athletics Oakland-Alameda County Coliseum, Oakland, CA Mon May 23 1988, 3:33 AM PDT Att: 26,077 - Unknown - 60 F				
Fred Lynn, L (1, 8) OBP: 0.331, SLG: 0.481	F9				K			HR		4	2	1	0	1	0	0					
Joe Orsulak, L (8, 8) OBP: 0.312, SLG: 0.302	F9			HR				HR		0	0	0	0	0	0	0					
Cal Ripken Jr., R (1, 6) OBP: 0.402, SLG: 0.483	K			HR				F8		4	1	1	2	0	1	0					
Eddie Murray, S (1, 3) OBP: 0.301, SLG: 0.353				HR				6-3		4	1	1	0	0	0	0					
Larry Sheets, L (1, 7) OBP: 0.287, SLG: 0.299								6-3		4	1	2	0	0	0	0					
Ken Gerhart, R (8, 7) OBP: 0.188, SLG: 0.370								5-3		0	0	0	0	0	0	0					
Jim Dwyer, L (1, 10) OBP: 0.320, SLG: 0.105								L8		4	0	1	1	0	0	1					
Mickey Tettleton, S (1, 2) OBP: 0.294, SLG: 0.364								L8		4	1	0	1	0	0	1					
Rick Schu, R (1, 5) OBP: 0.290, SLG: 0.369								F9		3	1	2	1	0	0	0					
Rene Gonzales, R (7, 5) OBP: 0.306, SLG: 0.313								6-3		1	0	0	0	0	0	0					
Billy Ripken, R (1, 4) OBP: 0.242, SLG: 0.231								6-3		2	0	0	1	0	1	1					
Inning Stats	R: 0 E: 0 K: 1 S: 7	H: 0 LOB: 0 BB: 0 P: 8	R: 4 E: 1 K: 0 S: 16	H: 4 LOB: 0 BB: 0 P: 29	R: 2 E: 0 K: 0 S: 9	H: 2 LOB: 0 BB: 0 P: 14	R: 0 E: 0 K: 0 S: 4	H: 0 LOB: 0 BB: 0 P: 7	R: 0 E: 0 K: 1 S: 13	H: 1 LOB: 1 BB: 0 P: 19	R: 0 E: 0 K: 1 S: 9	H: 1 LOB: 1 BB: 0 P: 9	R: 1 E: 0 K: 0 S: 9	H: 1 LOB: 0 BB: 0 P: 11	R: 0 E: 0 K: 0 S: 8	H: 0 LOB: 0 BB: 0 P: 14	1B: 4 2B: 2 3B: 1 HR: 2	SF: 0 SAC: 1 DP: 0 HBP: 0	WP: 1 PB: 0 SB: 0 CS: 1	PA: 36	
PITCHER	IP	WLS	BF	H	R	ER	SO	BB	IBB	HBP	BLK	WP	HR	S	P	ERA	WHIP				
Dave Stewart, R (1, 1) ERA: 3.13	9.0	L	35	9	7	7	3	0	0	0	0	1	2	84	130	7.00	1.000				

AB 34
R 7
H 9
RBI 7
BB 0
SO 3
LOB 4



Batter	1	2	3	4	5	6	7	8	9	AB	R	H	RBI	BB	SO	LOB	BOTTOM					
Carney Lansford, R (1, 5) OBP: 0.439, SLG: 0.525	L4-3					2B		F9		3	1	2	1	1	0	0	Baltimore Orioles @ Oakland Athletics Oakland-Alameda County Coliseum, Oakland, CA Mon May 23 1988, 3:33 AM PDT Att: 26,077 - Unknown - 60 F					
Dave Parker, L (1, 7) OBP: 0.329, SLG: 0.432	F7					1B		3-1		4	0	2	1	0	0	1						
Jose Canseco, R (1, 9) OBP: 0.399, SLG: 0.512	L4-3					FC1-6-5			HR	4	1	1	1	0	1	4						
Mark McGwire, R (1, 3) OBP: 0.368, SLG: 0.522						F4			5-3	4	0	1	0	0	0	1						
Ron Hassey, L (1, 2) OBP: 0.330, SLG: 0.464	F5					K			L7	4	0	0	0	0	1	2						
Don Baylor, R (1, 10) OBP: 0.325, SLG: 0.283	K					G6-4-3			HBP	3	0	1	0	0	1	1						
Dave Henderson, R (1, 8) OBP: 0.333, SLG: 0.505						K			HBP	4	1	2	0	0	1	1						
Glenn Hubbard, R (1, 4) OBP: 0.348, SLG: 0.280						K			HBP	2	0	0	0	0	1	1						
Stan Javier, S (7, PH) OBP: 0.336, SLG: 0.396						F8			FC6-4	1	0	0	0	0	0	1						
Mike Gallego, R (8, 4) OBP: 0.301, SLG: 0.222						K			HBP	0	0	0	0	0	0	0						
Doug Jennings, L (9, PH) OBP: 0.400, SLG: 0.433									HBP	0	0	0	0	0	0	0						
Walt Weiss, S (1, 6) OBP: 0.287, SLG: 0.247									FC6-4	3	0	0	0	0	0	1						
Ed Jurak, R (9, PH)										1	0	0	0	0	0	3						
Inning Stats	R: 0 E: 0 K: 0 S: 7	H: 0 LOB: 0 BB: 1 P: 15	R: 0 E: 0 K: 1 S: 7	H: 0 LOB: 0 BB: 0 P: 9	R: 1 E: 0 K: 2 S: 15	H: 3 LOB: 2 BB: 0 P: 22	R: 0 E: 0 K: 0 S: 10	H: 1 LOB: 0 BB: 0 P: 14	R: 0 E: 0 K: 1 S: 7	H: 0 LOB: 0 BB: 0 P: 11	R: 1 E: 0 K: 1 S: 10	H: 2 LOB: 1 BB: 0 P: 12	R: 0 E: 0 K: 0 S: 7	H: 0 LOB: 0 BB: 0 P: 10	R: 0 E: 0 K: 0 S: 6	H: 0 LOB: 0 BB: 0 P: 8	R: 1 E: 0 K: 0 S: 14	H: 3 LOB: 3 BB: 0 P: 23	1B: 6 2B: 3 3B: 0 HR: 1	SF: 0 SAC: 0 DP: 3 HBP: 2	WP: 0 PB: 0 SB: 0 CS: 0	PA: 36
PITCHER	IP	WLS	BF	H	R	ER	SO	BB	IBB	HBP	BLK	WP	HR	S	P	ERA	WHIP					
Mike Boddicker, R (1, 1) ERA: 4.77	5.0	W	18	4	1	1	4	1	0	0	0	0	0	46	71	1.80	1.000					
Dave Schmidt, R (6, 1) ERA: 3.72	3.2		16	5	2	2	1	0	0	1	0	0	1	34	47	4.91	1.364					
Tom Niedenfuer, R (9, 1) ERA: 3.77	0.1	S	2	0	0	0	0	0	0	0	1	0	0	3	6	0.00	0.000					


AB 33
R 3
H 9
RBI 3
BB 1
SO 5
LOB 16




Batter	1	2	3	4	5	6	7	8	9	AB	R	H	RBI	BB	SO	LOB	TOP				
Keith Hughes, L OBP: 0.337, SLG: 0.391 (1, 9)	2-2 5-3		2-1 F8		4-0 BB			3-2 F5		3	0	0	0	1	0	1	Baltimore Orioles @ Oakland Athletics Oakland-Alameda County Coliseum, Oakland, CA Tue May 24 1988, 7:05 PM PDT Att: 15,375 - Unknown - 56 F				
Fred Lynn, L OBP: 0.336, SLG: 0.474 (1, 8)	3-3 K		4-1 FC5-4 BB		3-2 4-3			4-0 G6-4-3 BB		2	0	0	0	2	1	1					
Cal Ripken Jr., R OBP: 0.394, SLG: 0.470 (1, 6)	1-3 K		1-2 FC5-4 1-2			1-1 6-3		1-2 G6-4-3 1-2		4	0	0	0	0	1	3					
Eddie Murray, S OBP: 0.294, SLG: 0.345 (1, 3)		0-0 F7		2-0 F7		0-0 1-3		2-1 F7		4	0	0	0	0	0	0					
Larry Sheets, L OBP: 0.280, SLG: 0.291 (1, 7)		1-0 4-3		2-2 4-3		1-2 3-1		1-0 F5		4	0	0	0	0	0	0					
Jim Dwyer, L OBP: 0.357, SLG: 0.182 (1, 10) Ken Gerhart, R OBP: 0.184, SLG: 0.362 (9, PH)		1-0 1B		0-1 1B			0-0 4-3		2-2 F4	3	0	2	0	0	0	0					
Mickey Tettleton, S OBP: 0.270, SLG: 0.333 (1, 2)		3-3 K		1-0 4-3			3-3 K			3	0	0	0	0	2	2					
Rick Schu, R OBP: 0.302, SLG: 0.379 (1, 5)			1-0 F8 WP 1B		2-1 F8		2-0 1B			3	0	2	0	0	0	0					
Billy Ripken, R OBP: 0.238, SLG: 0.227 (1, 4)			2-3 K 1-2		0-2 6-3		3-2 4-3			3	0	0	0	0	1	2					
Inning Stats	R: 0 E: 0 K: 2 S: 10	H: 0 LOB: 0 BB: 0 P: 16	R: 0 E: 0 K: 1 S: 6	H: 1 LOB: 1 BB: 1 P: 11	R: 0 E: 0 K: 1 S: 12	H: 1 LOB: 2 BB: 1 P: 22	R: 0 E: 0 K: 0 S: 7	H: 1 LOB: 1 BB: 0 P: 12	R: 0 E: 0 K: 0 S: 8	H: 0 LOB: 1 BB: 1 P: 17	R: 0 E: 0 K: 1 S: 6	H: 1 LOB: 1 BB: 0 P: 18	R: 0 E: 0 K: 0 S: 7	H: 0 LOB: 0 BB: 1 P: 15	R: 0 E: 0 K: 0 S: 6	H: 0 LOB: 0 BB: 0 P: 11	1B: 4 2B: 0 3B: 0 HR: 0	SF: 0 SAC: 0 DP: 1 HBP: 0	WP: 1 PB: 0 SB: 0 CS: 0	PA: 33	
PITCHER	IP	WLS	BF	H	R	ER	SO	BB	IBB	HBP	BLK	WP	HR	S	P	ERA	WHIP				
Steve Ontiveros, R ERA: 4.91 (1, 1)	7.0	W	27	4	0	0	5	2	0	0	0	1	0	59	104	0.00	0.857				
Greg Cadaret, L ERA: 2.55 (8, 1)	2.0		6	0	0	0	0	1	0	0	0	0	0	13	26	0.00	0.500				

Batter	1	2	3	4	5	6	7	8	9	AB	R	H	RBI	BB	SO	LOB	BOTTOM				
Carney Lansford, R OBP: 0.445, SLG: 0.541 (1, 5)	0-0 SH3 2B	2-1 E9 1B		2-3 K		0-0 SH5-3		2-2 L9 1B		4	1	3	2	0	1	1	Baltimore Orioles @ Oakland Athletics Oakland-Alameda County Coliseum, Oakland, CA Tue May 24 1988, 7:05 PM PDT Att: 15,375 - Unknown - 56 F				
Stan Javier, S OBP: 0.333, SLG: 0.391 (1, 7)	1-0 SH3	2-1 FC5-4 1B		2-1 FC4-6 1-2		0-0 4-3		2-3 K		4	0	1	0	0	1	3					
Jose Canseco, R OBP: 0.389, SLG: 0.497 (1, 9)	3-3 K	3-1 FC5-4 1-2		3-1 6-3		1-0 L5		3-1 L9		5	0	0	0	0	1	6					
Dave Parker, L OBP: 0.331, SLG: 0.431 (1, 10) Ed Jurak, R (8, PR)	1-1 3-1		1-1 3-1		0-3 K		1-2 FC1-5 1B	1-1 BB 1B		5	0	2	1	0	1	1					
Mark McGwire, R OBP: 0.374, SLG: 0.521 (1, 3)		2-3 K	2-2 3-1 WP 1B		2-3 K		2-2 WP FC1-5 1B	4-1 1B BB		4	1	2	0	1	2	0					
Ron Hassey, L OBP: 0.333, SLG: 0.461 (1, 2)		2-1 6-3	1-0 3-1		2-2 1B		0-1 FC1-5 WP	2-2 1-3 2-H 1B		5	0	2	1	0	0	3					
Dave Henderson, R OBP: 0.345, SLG: 0.505 (1, 8)		4-1 1B BB	0-1 1B		2-0 1B		2-0 F7	0-0 F8		4	1	2	1	1	0	4					
Mike Gallego, R OBP: 0.303, SLG: 0.227 (1, 4) Doug Jennings, L OBP: 0.415, SLG: 0.433 (7, PH) Glenn Hubbard, R OBP: 0.348, SLG: 0.280 (8, 4)		0-0 2B E	0-3 K		0-1 1-3		4-1 1-2 2-3 IBB			3	1	1	0	0	1	3					
Walt Weiss, S OBP: 0.303, SLG: 0.277 (1, 6)		1-1 E		1-1 FC4-6 1B		3-2 4-3 SH5-3 1B		1-1 F8		4	1	3	1	0	0	3					
Inning Stats	R: 0 E: 0 K: 1 S: 7	H: 1 LOB: 1 BB: 0 P: 12	R: 3 E: 1 K: 1 S: 15	H: 4 LOB: 2 BB: 1 P: 31	R: 1 E: 0 K: 1 S: 11	H: 2 LOB: 1 BB: 0 P: 15	R: 0 E: 0 K: 1 S: 9	H: 1 LOB: 1 BB: 0 P: 17	R: 0 E: 0 K: 2 S: 13	H: 2 LOB: 2 BB: 0 P: 19	R: 0 E: 0 K: 0 S: 9	H: 1 LOB: 1 BB: 0 P: 13	R: 0 E: 0 K: 0 S: 13	H: 2 LOB: 3 BB: 1 P: 23	R: 2 E: 0 K: 1 S: 16	H: 3 LOB: 2 BB: 1 P: 30	1B: 13 2B: 3 3B: 0 HR: 0	SF: 0 SAC: 2 DP: 0 HBP: 0	WP: 2 PB: 0 SB: 1 CS: 0	PA: 43	
PITCHER	IP	WLS	BF	H	R	ER	SO	BB	IBB	HBP	BLK	WP	HR	S	P	ERA	WHIP				
Jay Tibbs, R ERA: 5.28 (1, 1)	1.2	L	11	5	3	3	2	1	0	0	0	0	0	20	38	16.20	3.600				
Doug Sisk, R ERA: 2.53 (2, 1)	5.0		24	8	1	1	4	0	1	0	0	2	0	55	89	1.80	1.600				
Mike Morgan, R ERA: 5.64 (7, 1)	0.1		1	0	0	0	0	0	0	0	0	0	0	2	3	0.00	0.000				
Don Aase, R ERA: 13.5 (8, 1)	1.0		7	3	2	2	1	1	0	0	0	0	0	16	30	18.00	4.000				

AB 30
R 0
H 4
RBI 0
BB 3
SO 5
LOB 9



AB 38
R 6
H 16
RBI 6
BB 3
SO 7
LOB 24



Batter	1	2	3	4	5	6	7	8	9	AB	R	H	RBI	BB	SO	LOB	TOP																		
Ken Gerhart, R OBP: 0.170, SLG: 0.333										4	0	0	0	0	2	0	<p>Baltimore Orioles @ Oakland Athletics Oakland-Alameda County Coliseum, Oakland, CA</p> <p>Wed May 25 1988, 3:33 AM PDT Att: 16,807 - Overcast - 65 F</p> <p>livebaseballscorecards.com</p> <p>AB 31 R 1 H 4 RBI 1 BB 0 SO 5 LOB 5</p>																		
Keith Hughes, L OBP: 0.333, SLG: 0.384										4	0	1	0	0	1	0																			
Cal Ripken Jr., R OBP: 0.391, SLG: 0.465										4	0	1	0	0	0	1																			
Eddie Murray, S OBP: 0.288, SLG: 0.337										4	0	0	0	0	0	2																			
Larry Sheets, L OBP: 0.275, SLG: 0.285										3	0	0	0	0	1	0																			
Jim Dwyer, L OBP: 0.355, SLG: 0.200										3	0	1	0	0	1	0																			
Terry Kennedy, L OBP: 0.212, SLG: 0.196									3	1	0	0	0	0	1	0																			
Rick Schu, R OBP: 0.303, SLG: 0.378									3	0	1	1	0	0	0	0																			
Billy Ripken, R OBP: 0.234, SLG: 0.222									3	0	0	0	0	0	1	0																			
Inning Stats	R: 0 E: 0 K: 1 S: 7	H: 0 LOB: 0 BB: 0 P: 11	R: 0 E: 0 K: 1 S: 8	H: 0 LOB: 0 BB: 0 P: 11	R: 0 E: 0 K: 0 S: 6	H: 0 LOB: 0 BB: 0 P: 10	R: 0 E: 0 K: 1 S: 9	H: 1 LOB: 1 BB: 0 P: 14	R: 1 E: 1 K: 0 S: 12	H: 2 LOB: 1 BB: 0 P: 18	R: 0 E: 0 K: 0 S: 5	H: 0 LOB: 0 BB: 0 P: 5	R: 0 E: 0 K: 1 S: 5	H: 0 LOB: 0 BB: 0 P: 7	R: 0 E: 0 K: 0 S: 4	H: 0 LOB: 0 BB: 0 P: 6	R: 0 E: 0 K: 1 S: 10	H: 1 LOB: 1 BB: 0 P: 15	1B: 4 2B: 0 3B: 0 HR: 0	SF: 0 SAC: 0 DP: 0 HBP: 0	WP: 0 PB: 0 SB: 0 CS: 0	PA: 31													
PITCHER	IP WLS BF H R ER SO BB IBB HBP BLK WP HR S P ERA WHIP																																		
Bob Welch, R ERA: 3.35	(1, 1)	8.0	W	27	3	1	0	4	0	0	0	0	0	0	0	56	82	0.00	0.375																
Rick Honeycutt, L ERA: 3.04	(9, 1)	1.0		4	1	0	0	1	0	0	0	0	0	0	0	10	15	0.00	1.000																

Batter	1	2	3	4	5	6	7	8	9	AB	R	H	RBI	BB	SO	LOB	BOTTOM																		
Carney Lansford, R OBP: 0.441, SLG: 0.540										4	1	1	0	0	0	1	<p>Baltimore Orioles @ Oakland Athletics Oakland-Alameda County Coliseum, Oakland, CA</p> <p>Wed May 25 1988, 3:33 AM PDT Att: 16,807 - Overcast - 65 F</p> <p>livebaseballscorecards.com</p> <p>AB 32 R 8 H 9 RBI 8 BB 2 SO 7 LOB 6</p>																		
Ed Jurak, R										0	0	0	0	0	0	0																			
Stan Javier, S										4	0	1	2	0	1	1																			
Jose Canseco, R OBP: 0.396, SLG: 0.488										3	1	0	0	0	1	0																			
Doug Jennings, L OBP: 0.415, SLG: 0.433									0	0	0	0	0	0	0	0																			
Dave Parker, L OBP: 0.329, SLG: 0.446									4	1	1	2	0	2	0	0																			
Mark McGwire, R OBP: 0.376, SLG: 0.527									4	1	2	0	0	1	0	0																			
Ron Hassey, L OBP: 0.339, SLG: 0.457										3	1	1	0	1	0	1																			
Orlando Mercado, R OBP: 0.214, SLG: 0.385										0	0	0	0	0	0	0																			
Dave Henderson, R OBP: 0.350, SLG: 0.542										4	2	2	2	0	1	2																			
Mike Gallego, R OBP: 0.300, SLG: 0.229									4	0	1	2	0	0	0	0																			
Walt Weiss, S OBP: 0.303, SLG: 0.272									2	1	0	0	1	1	1	1																			
Inning Stats	R: 2 E: 0 K: 1 S: 13	H: 1 LOB: 0 BB: 0 P: 22	R: 2 E: 0 K: 1 S: 17	H: 3 LOB: 1 BB: 0 P: 21	R: 0 E: 0 K: 1 S: 14	H: 1 LOB: 2 BB: 1 P: 23	R: 0 E: 0 K: 0 S: 4	H: 0 LOB: 0 BB: 0 P: 8	R: 0 E: 0 K: 2 S: 11	H: 0 LOB: 0 BB: 0 P: 16	R: 4 E: 0 K: 0 S: 11	H: 4 LOB: 1 BB: 1 P: 17	R: 0 E: 0 K: 2 S: 10	H: 0 LOB: 0 BB: 0 P: 17	R: 0 E: 0 K: 0 S: 4	H: 0 LOB: 0 BB: 0 P: 5	R: 0 E: 0 K: 0 S: 4	H: 0 LOB: 0 BB: 0 P: 5	1B: 4 2B: 3 3B: 0 HR: 2	SF: 0 SAC: 0 DP: 0 HBP: 1	WP: 0 PB: 0 SB: 0 CS: 0	PA: 35													
PITCHER	IP WLS BF H R ER SO BB IBB HBP BLK WP HR S P ERA WHIP																																		
Mark Williamson, R ERA: 5.06	(1, 1)	8.0	L	35	9	8	8	7	2	0	1	0	0	0	0	84	129	9.00	1.375																

Batter	1	2	3	4	5	6	7	8	9	AB	R	H	RBI	BB	SO	LOB	TOP											
Ken Gerhart, R OBP: 0.172, SLG: 0.321 (1, 7)	1-2 F3		2-2 5-3		0-0 1B		0-0 F9		0-0 F7	5	0	1	0	0	0	2												
Fred Lynn, L OBP: 0.327, SLG: 0.461 (1, 8)	1-1 4-3		0-3 K		0-2 4-3			1-3 K		4	0	0	0	0	2	1												
Cal Ripken Jr., R OBP: 0.383, SLG: 0.453 (1, 6)	3-2 F9		3-2 F9			1-3 K		1-0 F4		4	0	0	0	0	1	0												
Eddie Murray, S OBP: 0.292, SLG: 0.337 (1, 3)		2-2 F8		2-1 FC5-4 1B		1-1 4-3		4-0 1B BB		3	0	1	0	1	0	0												
Rick Schu, R OBP: 0.311, SLG: 0.376 (1, 5)		0-1 F4		1-3 K		4-0 S BB		1-1 1B		3	0	1	0	1	1	1												
Larry Sheets, L OBP: 0.274, SLG: 0.284 (1, 9)		3-2 HR 1B		0-0 F6		1-2 F7		1-3 K		4	1	1	0	0	1	4												
Mickey Tettleton, S OBP: 0.275, SLG: 0.410 (9, PH) Joe Orsulak, L OBP: 0.319, SLG: 0.302		3-1 HR		2-2 FC5-4 1-2			1-1 4-3		4-1 BB	3	1	1	2	0	0	1												
Wade Rowdon, R OBP: 0.214, SLG: 0.214 (9, PH) Jim Dwyer, L OBP: 0.344, SLG: 0.192		2-2 1B		2-1 F8			2-1 F4		1-0 F7	3	0	1	0	0	0	0												
Billy Ripken, R OBP: 0.235, SLG: 0.224 (9, PH) Keith Hughes, L OBP: 0.330, SLG: 0.378		1-2 5-3		1-2 6-3			0-0 1B		1-3 K	3	0	1	0	0	0	1												
Inning Stats	R: 0 E: 0 K: 0 S: 8	H: 0 LOB: 0 BB: 0 P: 13	R: 2 E: 0 K: 0 S: 24	H: 3 LOB: 1 BB: 0 P: 35	R: 0 E: 0 K: 1 S: 9	H: 0 LOB: 0 BB: 0 P: 14	R: 0 E: 0 K: 1 S: 10	H: 1 LOB: 1 BB: 0 P: 15	R: 0 E: 0 K: 0 S: 9	H: 0 LOB: 1 BB: 1 P: 12	R: 0 E: 0 K: 1 S: 6	H: 1 LOB: 1 BB: 0 P: 9	R: 0 E: 0 K: 2 S: 10	H: 1 LOB: 2 BB: 1 P: 18	R: 0 E: 0 K: 1 S: 6	H: 0 LOB: 1 BB: 1 P: 12	1B: 6 2B: 0 3B: 0 HR: 1	SF: 0 SAC: 0 DP: 0 HBP: 0	WP: 0 PB: 0 SB: 1 CS: 0	PA: 37								
PITCHER	IP	WLS	BF	H	R	ER	SO	BB	IBB	HBP	BLK	WP	HR	S	P	ERA	WHIP											
Chuck Finley, L ERA: 3.92	(1, 1)	7.2	W	31	6	2	2	4	2	0	0	0	0	1	79	124	2.35	1.043										
Bryan Harvey, R ERA: 0.35	(8, 1)	1.1	S	6	1	0	0	2	1	0	0	0	0	0	11	19	0.00	1.500										

Baltimore Orioles @ California Angels
Anaheim Stadium, Anaheim, CA
Fri May 27 1988, 10:05 PM EDT
Att: 24,458 - Unknown

AB 34
R 2
H 7
RBI 2
BB 3
SO 6
LOB 12



Batter	1	2	3	4	5	6	7	8	9	AB	R	H	RBI	BB	SO	LOB	BOTTOM											
Dick Schofield, R OBP: 0.277, SLG: 0.323 (1, 6)	3-2 HR		1-1 6-3	1-1 FC6-4 1-2		0-0 F4		1-0 F4		5	1	1	1	0	0	5												
Johnny Ray, S OBP: 0.351, SLG: 0.456 (1, 4)	1-2 F8		1-0 4-3		1-1 6-3	2-1 G6-4-3 1-2		2-1 FC6-4 1-2		5	0	0	0	0	0	3												
Brian Downing, R OBP: 0.400, SLG: 0.482 (1, 10)	3-2 6-3		2-0 1B 2B		1-2 PB 1B 1B		0-1 F9			4	2	2	0	0	0	0												
Wally Joyner, L OBP: 0.363, SLG: 0.404 (1, 3)	1-0 2B		1-1 1B	2H	1-2 F7		0-2 4-3			4	0	2	1	0	0	1												
Chili Davis, S OBP: 0.296, SLG: 0.399 (1, 9)	2-0 F8		1-0 F9		1-2 PB 1B 1B		4-2 FC5-4 BB			3	1	1	0	1	0	2												
George Hendrick, R OBP: 0.294, SLG: 0.345 (1, 7)		3-2 4-3		0-2 FC5-4 BB 1B	4-0 WP 1B BB		1-0 FC5-4 1-2			3	0	1	0	1	0	1												
Tony Armas, R OBP: 0.291, SLG: 0.362 (1, 8)		1-1 4-3		0-1 F9	2-1 WP 1B		0-2 5-3			4	0	1	2	0	0	1												
Jack Howell, L OBP: 0.335, SLG: 0.376 (1, 5)		3-1 1B		4-2 FC5-4 BB	1-2 K		4-2 E BB			2	0	1	0	2	1	2												
Bob Boone, R OBP: 0.257, SLG: 0.245 (1, 2)		1-2 4-3		0-0 FC5-4 FC6-4 1-2	1-2 G6-4-3 1B		0-2 E1 FC6-4			4	0	1	0	0	0	4												
Inning Stats	R: 1 E: 0 K: 0 S: 14	H: 2 LOB: 1 BB: 0 P: 24	R: 0 E: 0 K: 0 S: 10	H: 1 LOB: 0 BB: 0 P: 18	R: 1 E: 0 K: 0 S: 7	H: 2 LOB: 1 BB: 0 P: 13	R: 0 E: 0 K: 0 S: 10	H: 1 LOB: 2 BB: 1 P: 15	R: 2 E: 0 K: 1 S: 15	H: 3 LOB: 2 BB: 1 P: 26	R: 0 E: 0 K: 0 S: 6	H: 1 LOB: 0 BB: 0 P: 9	R: 0 E: 0 K: 0 S: 10	H: 0 LOB: 1 BB: 1 P: 15	R: 0 E: 1 K: 0 S: 11	H: 0 LOB: 2 BB: 1 P: 18	1B: 7 2B: 2 3B: 0 HR: 1	SF: 0 SAC: 0 DP: 1 HBP: 0	WP: 1 PB: 1 SB: 0 CS: 0	PA: 38								
PITCHER	IP	WLS	BF	H	R	ER	SO	BB	IBB	HBP	BLK	WP	HR	S	P	ERA	WHIP											
Jeff Ballard, L ERA: 3.0	(1, 1)	6.2	L	32	10	4	4	1	3	0	0	0	0	1	71	118	5.40	1.950										
Dave Schmidt, R ERA: 3.55	(7, 1)	1.1		6	0	0	0	0	1	0	0	0	0	12	20	0.00	0.750											

Baltimore Orioles @ California Angels
Anaheim Stadium, Anaheim, CA
Fri May 27 1988, 10:05 PM EDT
Att: 24,458 - Unknown

AB 34
R 4
H 10
RBI 4
BB 4
SO 1
LOB 19



Batter	1	2	3	4	5	6	7	8	9	AB	R	H	RBI	BB	SO	LOB	TOP			
Joe Orsulak, L (1,9) OBP: 0.327, SLG: 0.303	4-0 FC3-6 BB		0-0 G6-4-3 1B		0-1 L4			1-2 L8		3	0	1	0	1	0	0				
Billy Ripken, R (1,4) OBP: 0.236, SLG: 0.225	1-2 FC3-6 G6-4-3 1-2		0-2 L4			2-3 K		0-2 1B		4	0	1	0	0	1	4				
Cal Ripken Jr., R (1,6) OBP: 0.375, SLG: 0.442	1-1 G6-4-3 1-2		0-0 G6-4-3 1-2			0-1 6-3		1-1 F9		4	0	0	0	0	0	5				
Eddie Murray, S (1,3) OBP: 0.296, SLG: 0.346		1-0 F8		2-0 P5		1-1 2B		0-0 1B		4	0	2	0	0	0	0				
Fred Lynn, L (1,8) OBP: 0.325, SLG: 0.455	1-2 1B		0-1 G3		0-3 K			1-3 K		4	0	1	0	0	2	2				
Larry Sheets, L (1,7) OBP: 0.274, SLG: 0.278	1-2 P7		4-1 BB			0-0 F7		1-3 K		3	0	0	0	1	1	2				
Jim Dwyer, L (1,10) OBP: 0.333, SLG: 0.172	2-1 L7		0-0 F8			4-1 G4-6-3 BB		1-0 4-3		3	0	0	0	1	0	3				
Terry Kennedy, L (1,2) OBP: 0.216, SLG: 0.200		0-1 1B 1B		0-0 F7		1-0 G4-6-3 1-2		0-3 K		3	0	1	0	0	0	1				
Rene Gonzales, R (1,5) OBP: 0.308, SLG: 0.314	1-2 1B		0-1 5-3			0-3 K				3	0	1	0	0	1	0				
Inning Stats	R: 0 E: 0 K: 0 S: 5	H: 0 LOB: 0 BB: 1 P: 11	R: 0 E: 0 K: 0 S: 9	H: 1 LOB: 1 BB: 0 P: 14	R: 0 E: 0 K: 0 S: 10	H: 3 LOB: 2 BB: 0 P: 11	R: 0 E: 0 K: 0 S: 5	H: 0 LOB: 1 BB: 1 P: 11	R: 0 E: 0 K: 2 S: 12	H: 1 LOB: 1 BB: 0 P: 15	R: 0 E: 0 K: 0 S: 3	H: 0 LOB: 0 BB: 1 P: 8	R: 0 E: 0 K: 1 S: 11	H: 1 LOB: 1 BB: 0 P: 13	R: 0 E: 0 K: 2 S: 8	H: 1 LOB: 1 BB: 0 P: 11	1B: 6 2B: 1 3B: 0 HR: 0	SF: 0 SAC: 0 DP: 3 HBP: 0	WP: 0 PB: 0 SB: 0 CS: 0	PA: 34
PITCHER Mike Witt, R (1,1) ERA: 4.83	IP: 9.0 WLS: W BF: 34 H: 7 R: 0 ER: 0 SO: 5 BB: 3 IBB: 0 HBP: 0 BLK: 0 WP: 0 HR: 0 S: 68 P: 99 ERA: 0.00 WHIP: 1.111															PITCHER				

Baltimore Orioles @ California Angels
Anaheim Stadium, Anaheim, CA
Sat May 28 1988, 10:05 PM EDT
Att: 26,866 - Unknown - 68 F

AB 31
R 0
H 7
RBI 0
BB 3
SO 5
LOB 17



Batter	1	2	3	4	5	6	7	8	9	AB	R	H	RBI	BB	SO	LOB	BOTTOM			
Dick Schofield, R (1,6) OBP: 0.282, SLG: 0.327	0-2 E 3-1 1B		2-2 3-1 S 1B		2-1 6-3		2-0 P6			4	2	2	0	0	0	1				
Johnny Ray, S (1,4) OBP: 0.354, SLG: 0.457	2-2 E9 3-1 2B 1B		3-2 3-1		3-1 6-3		1-1 HR 1B			4	2	2	0	0	0	1				
Wally Joyner, L (1,3) OBP: 0.356, SLG: 0.396	2-0 3-1		2-0 3-1		1-1 F7		0-0 P5			4	0	0	2	0	0	2				
Brian Downing, R (1,10) OBP: 0.403, SLG: 0.487	2-3 3-H 1-2 3-1 2B		3-H 1-0 1B HBP		2-2 1-3		1-3 K			3	0	1	1	0	1	1				
Chili Davis, S (1,9) OBP: 0.300, SLG: 0.417	2-0 3-1		0-2 1-2 1B		1-3 K		1-3 K		1-1 HR	4	1	2	2	0	1	1				
George Hendrick, R (1,7) OBP: 0.283, SLG: 0.303	2-3 K		0-1 F9		2-2 F8		0-0 F8		0-0 F8	4	0	0	0	0	1	3				
Jack Howell, L (1,5) OBP: 0.341, SLG: 0.377		0-1 G1-4-3 1B		3-2 5-3		4-2 BB				2	0	1	0	1	0	0				
Tony Armas, R (1,8) OBP: 0.283, SLG: 0.351	0-0 G1-4-3 1-2		2-3 K		2-2 F9		2-2 F9			3	0	0	0	0	1	2				
Bob Boone, R (1,2) OBP: 0.250, SLG: 0.238	2-2 5-3		3-1 4-3		0-0 P4					3	0	0	0	0	1					
Inning Stats	R: 2 E: 1 K: 1 S: 15	H: 3 LOB: 1 BB: 0 P: 22	R: 0 E: 0 K: 0 S: 6	H: 1 LOB: 0 BB: 0 P: 8	R: 1 E: 0 K: 0 S: 13	H: 2 LOB: 2 BB: 0 P: 21	R: 0 E: 0 K: 1 S: 8	H: 0 LOB: 0 BB: 0 P: 16	R: 0 E: 0 K: 1 S: 11	H: 0 LOB: 1 BB: 1 P: 16	R: 0 E: 0 K: 0 S: 10	H: 0 LOB: 1 BB: 1 P: 18	R: 2 E: 0 K: 1 S: 10	H: 2 LOB: 0 BB: 0 P: 15	R: 2 E: 0 K: 1 S: 10	H: 2 LOB: 0 BB: 0 P: 15	1B: 6 2B: 1 3B: 0 HR: 1	SF: 0 SAC: 0 DP: 1 HBP: 1	WP: 0 PB: 0 SB: 1 CS: 0	PA: 33
PITCHER Jose Bautista, R (1,1) ERA: 4.5 Mike Morgan, R (3,1) ERA: 5.36 Don Aase, R (6,1) ERA: 9.0 Tom Niedenfuer, R (8,1) ERA: 4.7	IP: 2.2 WLS: L BF: 14 H: 6 R: 3 ER: 3 SO: 1 BB: 0 IBB: 0 HBP: 0 BLK: 0 WP: 0 HR: 0 S: 32 P: 49 ERA: 10.12 WHIP: 2.250															PITCHER				

Baltimore Orioles @ California Angels
Anaheim Stadium, Anaheim, CA
Sat May 28 1988, 10:05 PM EDT
Att: 26,866 - Unknown - 68 F

AB 31
R 5
H 8
RBI 5
BB 1
SO 4
LOB 12



Batter	1	2	3	4	5	6	7	8	9	AB	R	H	RBI	BB	SO	LOB	TOP										
Ken Gerhart, R OBP: 0.234, SLG: 0.356 (1, 7)	4-1 BB 3B		1-3 K			1-0 1B 1-2 1B		0-0 2B		3	1	2	0	1	1	0											
Fred Lynn, L OBP: 0.321, SLG: 0.464 (1, 8)	1-2 3B 1-H		1-3 K			1-1 B5		2-2 3-1		4	0	1	1	0	1	3											
Cal Ripken Jr., R OBP: 0.375, SLG: 0.441 (1, 6)	3-1 F2			2-1 F9		2-0 1B G1-4-3		2-1 F7		4	0	1	0	0	0	1											
Eddie Murray, S OBP: 0.300, SLG: 0.340 (1, 3)	2-1 FC5-2-5			4-2 BB CS		1-1 G1-4-3 1B		2-2 BB WP		3	0	1	0	1	0	4											
Rick Schu, R OBP: 0.302, SLG: 0.365 Keith Hughes, L OBP: 0.330, SLG: 0.368 (9, PH)	3-3 K		3-3 K			2-3 K		4-2 WP BB		3	0	0	0	0	3	2											
Larry Sheets, L OBP: 0.278, SLG: 0.274 (1, 9)		3-3 K		4-2 BB CS		1-1 6-3		2-2 F7		3	0	0	0	1	1	2											
Mickey Tettleton, S OBP: 0.250, SLG: 0.372 (1, 2)		3-1 1-6-3		2-3 K		2-0 F9		3-1 F7		4	0	0	0	0	1	3											
Wade Rowdon, R OBP: 0.150, SLG: 0.150 (1, 5)		1-2 G3		1-1 6-3				1-1 5-3		3	0	0	0	0	0	0											
Rene Gonzales, R OBP: 0.304, SLG: 0.310 (1, 4)			1-3 K			0-0 1B		1-1 F7		3	0	1	0	0	1	0											
Inning Stats	R: 1 E: 0 K: 1 S: 15	H: 1 LOB: 1 BB: 1 P: 28	R: 0 E: 0 K: 1 S: 8	H: 0 LOB: 0 BB: 0 P: 15	R: 0 E: 0 K: 3 S: 9	H: 0 LOB: 0 BB: 0 P: 12	R: 0 E: 0 K: 1 S: 8	H: 0 LOB: 1 BB: 1 P: 17	R: 0 E: 0 K: 1 S: 7	H: 0 LOB: 0 BB: 1 P: 14	R: 0 E: 0 K: 0 S: 7	H: 3 LOB: 2 BB: 0 P: 12	R: 0 E: 0 K: 1 S: 7	H: 0 LOB: 0 BB: 0 P: 12	R: 0 E: 0 K: 0 S: 9	H: 1 LOB: 1 BB: 0 P: 13	R: 0 E: 0 K: 0 S: 12	H: 1 LOB: 2 BB: 1 P: 25	1B: 4 2B: 2 3B: 1 HR: 0	SF: 0 SAC: 0 DP: 2 HBP: 0	WP: 1 PB: 0 SB: 0 CS: 2	PA: 34					
PITCHER	IP	WLS	BF	H	R	ER	SO	BB	IBB	HBP	BLK	WP	HR	S	P	ERA	WHIP										
Mark Langston, L ERA: 3.59 Mike Moore, R ERA: 5.51 Rod Scurry, L ERA:	(1, 1)	8.0	W	29	5	1	1	8	3	0	0	0	0	70	123	1.12	1.000										
	(9, 1)	0.1		3	1	0	0	0	1	0	0	0	0	7	15	0.00	6.000										
	(9, 1)	0.2	S	2	0	0	0	0	0	0	0	1	0	5	10	0.00	0.000										

Baltimore Orioles @ Seattle Mariners
The Kingdome, Seattle, WA
Mon May 30 1988, 10:05 PM EDT
Att: 9,309 - Dome

AB 30
R 1
H 6
RBI 1
BB 4
SO 8
LOB 15



Batter	1	2	3	4	5	6	7	8	9	AB	R	H	RBI	BB	SO	LOB	BOTTOM										
Henry Cotto, R OBP: 0.355, SLG: 0.413 (1, 8)	1-2 4-3			1-2 F8	2-2 F8		1-1 1B			4	0	1	1	0	0	2											
Scott Bradley, L OBP: 0.305, SLG: 0.385 (1, 2)	1-1 F7			0-0 F7		2-1 F6	1B FC1-2-5			4	0	0	0	0	0	2											
Alvin Davis, L OBP: 0.405, SLG: 0.559 (1, 3)	3-1 F9			0-2 1-3		0-2 1B	F7			4	1	1	0	0	0	2											
Ken Phelps, L OBP: 0.400, SLG: 0.565 (1, 10)		3-3 K		1-0 SH3-4 1B	4-2 1B	4-2 1B	1-2 BB		0-1 6-3	3	1	1	0	1	1	0											
Mickey Brantley, R OBP: 0.328, SLG: 0.561 (1, 7)		1-1 L8		1-0 1B	1-2 SH3-4 1B	1-3 K		2-2 4-3		4	1	1	0	0	1	2											
Jim Presley, R OBP: 0.291, SLG: 0.375 (1, 5)		1-2 6-3		0-0 SH3-4	1-2 2-3	1-0 1B		4-2 BB		2	0	1	1	1	0	0											
Mike Kingery, L OBP: 0.370, SLG: 0.325 (1, 9)			1-3 K		3-2 1B		4-0 SH5-4 1B	0-2 4-3		3	1	1	1	1	1	1											
Rick Renneria, R OBP: 0.242, SLG: 0.328 (1, 6)			0-0 1-3		0-1 1B		4-0 1B			2	0	1	1	1	0	0											
Harold Reynolds, S OBP: 0.284, SLG: 0.405 (1, 4)			2-0 F8		0-0 F7		0-1 SH5-4	1-2 2-3		2	0	0	0	0	0	2											
Inning Stats	R: 0 E: 0 K: 0 S: 7	H: 0 LOB: 0 BB: 0 P: 12	R: 0 E: 0 K: 1 S: 8	H: 0 LOB: 0 BB: 0 P: 13	R: 0 E: 0 K: 1 S: 5	H: 0 LOB: 0 BB: 0 P: 8	R: 0 E: 0 K: 0 S: 7	H: 0 LOB: 0 BB: 0 P: 8	R: 2 E: 0 K: 0 S: 14	H: 4 LOB: 2 BB: 0 P: 21	R: 1 E: 0 K: 1 S: 12	H: 2 LOB: 2 BB: 1 P: 20	R: 1 E: 0 K: 0 S: 8	H: 1 LOB: 2 BB: 2 P: 20	R: 0 E: 0 K: 0 S: 12	H: 0 LOB: 1 BB: 1 P: 18	1B: 7 2B: 0 3B: 0 HR: 0	SF: 0 SAC: 2 DP: 0 HBP: 0	WP: 0 PB: 0 SB: 0 CS: 0	PA: 34							
PITCHER	IP	WLS	BF	H	R	ER	SO	BB	IBB	HBP	BLK	WP	HR	S	P	ERA	WHIP										
Jay Tibbs, R ERA: 5.4 Doug Sisk, R ERA: 2.64	(1, 1)	6.0	L	25	6	4	4	3	2	0	0	0	0	53	86	6.00	1.333										
	(7, 1)	2.0		9	1	0	0	0	2	0	0	0	0	20	34	0.00	1.500										

Baltimore Orioles @ Seattle Mariners
The Kingdome, Seattle, WA
Mon May 30 1988, 10:05 PM EDT
Att: 9,309 - Dome

AB 28
R 4
H 7
RBI 4
BB 4
SO 3
LOB 11



Batter	1	2	3	4	5	6	7	8	9	AB	R	H	RBI	BB	SO	LOB	TOP								
Joe Orsulak, L (1, 8) OBP: 0.348, SLG: 0.343	2-2 3-1			1-0 1B 2B		1-2 2B 2B		1-1 F7		4	2	2	0	0	0	0									
Jim Dwyer, L (1, 10) OBP: 0.333, SLG: 0.189	2-3 K		3-3 K	1-0 F8		1-0 F8		2-3 K		4	0	0	0	0	3	2									
Cal Ripken Jr., R (1, 6) OBP: 0.382, SLG: 0.455	2-3 K		1-2 1B BLK 1B	2-H 1B		4-2 2B BB		3-1 F8		3	1	1	1	1	1	0									
Eddie Murray, S (1, 3) OBP: 0.301, SLG: 0.342		3-2 F8		1-0 P6		1-1 2B		0-0 P8		4	0	1	1	0	0	1									
Larry Sheets, L (1, 7) OBP: 0.296, SLG: 0.308		3-3 K	1 SAFE K	0-0 BLK 1B		1-3 2H 2B		1-2 F8		3	0	1	0	1	1	0									
Mickey Tettleton, S (1, 2) OBP: 0.254, SLG: 0.347		0-0 F8		3-3 K		3-2 G6-4-3		4-1 BB		3	0	0	0	1	1	4									
Ken Gerhart, R (9, PR) OBP: 0.234, SLG: 0.356				1-2 3-H		1-2 1B				0	0	0	0	0	0	0									
Keith Hughes, L (1, 9) OBP: 0.319, SLG: 0.354			0-3 K		0-0 4-3		0-0 F7		2-1 F7	3	0	0	0	0	1	0									
Rick Schu, R (9, PH) OBP: 0.299, SLG: 0.361				1-0 P3		0-2 6-3		2-2 F8		3	0	0	0	0	0	0									
Wade Rowdon, R (1, 5) OBP: 0.111, SLG: 0.111			1-0 F7		2-0 6-3		2-2 P6			3	0	0	0	0	0	0									
Rene Gonzales, R (1, 4) OBP: 0.315, SLG: 0.367										3	0	0	0	0	0	0									
Inning Stats	R: 0 H: 0 E: 0 K: 2 S: 9	H: 0 LOB: 0 BB: 0 P: 15	R: 0 H: 0 E: 0 K: 1 S: 8	H: 0 LOB: 0 BB: 0 P: 14	R: 0 H: 0 E: 0 K: 1 S: 6	H: 0 LOB: 0 BB: 0 P: 8	R: 2 H: 3 E: 0 K: 2 S: 13	H: 3 LOB: 1 BB: 0 P: 22	R: 0 H: 0 E: 0 K: 0 S: 5	H: 0 LOB: 0 BB: 0 P: 7	R: 1 H: 2 E: 0 K: 0 S: 11	H: 2 LOB: 2 BB: 2 P: 25	R: 0 H: 0 E: 0 K: 1 S: 7	H: 0 LOB: 0 BB: 0 P: 11	R: 0 H: 0 E: 0 K: 1 S: 7	H: 0 LOB: 1 BB: 1 P: 13	R: 0 H: 0 E: 0 K: 0 S: 7	H: 0 LOB: 1 BB: 1 P: 14	1B: 2 2B: 3 3B: 0 HR: 0	SF: 0 SAC: 0 DP: 1 HBP: 0	WP: 0 PB: 0 SB: 0 CS: 0	PA: 34			
PITCHER	IP	WLS	BF	H	R	ER	SO	BB	IBB	HBP	BLK	WP	HR	S	P	ERA	WHIP								
Scott Bankhead, R (1, 1) ERA: 3.75	6.0		24	5	3	3	6	1	1	0	1	0	0	52	91	4.50	1.000								
Michael Jackson, R (7, 1) ERA: 2.49	2.2	W	9	0	0	0	1	1	0	0	0	0	0	19	34	0.00	0.375								
Rod Scurry, L (9, 1) ERA:	0.1	S	1	0	0	0	0	0	0	0	0	0	0	2	4	0.00	0.000								

Baltimore Orioles @ Seattle Mariners
The Kingdome, Seattle, WA
Wed Jun 01 1988, 6:33 AM EDT
Att: 8,137 - Dome

AB 31
R 3
H 5
RBI 2
BB 3
SO 7
LOB 8





Batter	1	2	3	4	5	6	7	8	9	AB	R	H	RBI	BB	SO	LOB	BOTTOM								
Henry Cotto, R (1, 8) OBP: 0.361, SLG: 0.440	2-1 E 3B		1-1 S E 2B		2-2 5-3		0-0 1-3			4	2	2	0	0	0	1									
Glenn Wilson, R (1, 9) OBP: 0.298, SLG: 0.340	0-0 E5		2-1 F8		0-0 L5		2-0 FC5-4 BB 1B			4	0	1	1	0	0	0									
Alvin Davis, L (1, 3) OBP: 0.404, SLG: 0.554	3-H F8		2-0 3-1		1-0 2B		4-2 FC5-4 BB			3	0	1	0	1	0	1									
Mickey Brantley, R (1, 7) OBP: 0.314, SLG: 0.537	1-0 P3		0-0 P2		2-0 F7		3-3 K			4	0	0	0	0	1	4									
Jim Prestey, R (1, 5) OBP: 0.285, SLG: 0.367	2-3 K		1-0 5-3		0-0 F9		2-2 FC5-4 BB			4	0	0	0	0	1	4									
Steve Balboni, R (1, 10) OBP: 0.148, SLG: 0.258		3-2 F9		0-1 P3		3-3 K		4-2 BB		3	0	0	0	0	1	0									
Ken Phelps, L (8, PH) OBP: 0.414, SLG: 0.590								1-2 2-3		0	0	0	0	1	0	0									
Dave Valle, R (1, 2) OBP: 0.254, SLG: 0.352		0-1 P3		1-0 4-3		2-1 HR 1B		1-0 P4		4	1	1	0	0	0	3									
Rey Quinones, R (1, 6) OBP: 0.297, SLG: 0.402		1-0 P3		0-1 4-3 1B		1-0 HR				3	1	2	2	0	0	0									
Harold Reynolds, S (1, 4) OBP: 0.280, SLG: 0.397			0-3 K		0-0 4-3		0-1 5-3			3	0	0	0	0	1	1									
Inning Stats	R: 1 H: 1 E: 1 K: 1 S: 8	H: 1 LOB: 1 BB: 0 P: 15	R: 0 H: 0 E: 0 K: 0 S: 6	H: 0 LOB: 0 BB: 0 P: 10	R: 1 H: 1 E: 0 K: 1 S: 8	H: 1 LOB: 0 BB: 0 P: 13	R: 0 H: 0 E: 0 K: 0 S: 4	H: 0 LOB: 0 BB: 0 P: 5	R: 0 H: 1 E: 0 K: 0 S: 4	H: 1 LOB: 1 BB: 0 P: 7	R: 2 H: 2 E: 0 K: 1 S: 9	H: 2 LOB: 0 BB: 0 P: 15	R: 0 H: 1 E: 0 K: 1 S: 12	H: 1 LOB: 3 BB: 2 P: 28	R: 0 H: 0 E: 0 K: 1 S: 12	H: 0 LOB: 2 BB: 0 P: 15	R: 0 H: 0 E: 0 K: 1 S: 12	H: 0 LOB: 3 BB: 2 P: 28	1B: 3 2B: 2 3B: 1 HR: 1	SF: 0 SAC: 0 DP: 0 HBP: 0	WP: 0 PB: 0 SB: 1 CS: 0	PA: 34			
PITCHER	IP	WLS	BF	H	R	ER	SO	BB	IBB	HBP	BLK	WP	HR	S	P	ERA	WHIP								
Jeff Ballard, L (1, 1) ERA: 3.74	6.2	L	27	6	4	4	3	0	0	0	0	0	1	46	75	5.40	0.900								
Mark Williamson, R (7, 1) ERA: 5.03	0.1		3	1	0	0	0	1	0	0	0	0	0	4	10	0.00	6.000								
Tom Niedenfuer, R (8, 1) ERA: 4.15	1.0		4	0	0	0	1	1	0	0	0	0	0	9	19	0.00	1.000								

Baltimore Orioles @ Seattle Mariners
The Kingdome, Seattle, WA
Wed Jun 01 1988, 6:33 AM EDT
Att: 8,137 - Dome

AB 32
R 4
H 7
RBI 3
BB 2
SO 4
LOB 14



Batter	1	2	3	4	5	6	7	8	9	AB	R	H	RBI	BB	SO	LOB	TOP											
Rickey Henderson, R OBP: 0.396, SLG: 0.445	4-2 FC3-6 BB		1-2 1B		2-2 F8			2-1 6-3	2-2 6-3	4	2	1	0	1	0	0	New York Yankees @ Baltimore Orioles Memorial Stadium, Baltimore, MD Fri Jun 03 1988, 7:05 PM EDT Att: 33,802 - Unknown - 58 F livebaseballscorecards.com											
Willie Randolph, R OBP: 0.296, SLG: 0.282	4-2 FC3-6 BB		3-2 4-1 1B		1-1 5-3			1-1 HR 1B	3-1 F8	4	1	2	1	1	0	0												
Claudell Washington, L OBP: 0.297, SLG: 0.410	1-1 SAFE FC3-6 BLK 1-2 3-H		1-1 4-1		0-0 L9			1-2 HR		4	1	1	3	0	0	2												
Jack Clark, R OBP: 0.404, SLG: 0.493	2-2 SAFE 1-3		1-2 F8		0-2 F8			4-2 2B BB		3	0	0	0	1	0	2												
Mike Pagliarulo, L OBP: 0.288, SLG: 0.409	0-2 5-3			2-3 K				2-1 F8		4	0	1	0	0	1	2												
Dave Winfield, R OBP: 0.446, SLG: 0.630		4-1 L4-3 BB		1-1 L9 1B				0-2 2B		3	0	2	0	1	0	1												
Gary Ward, R OBP: 0.310, SLG: 0.263		3-1 F9		3-0 L9				4-0 IBB		3	0	0	0	1	0	2												
Rafael Santana, R OBP: 0.286, SLG: 0.273		0-0 L4-3		1-1 L7				2-0 L9		4	0	0	0	0	0	5												
Joel Skinner, R OBP: 0.216, SLG: 0.286			1-3 K		2-3 K			1-1 L7		4	0	0	0	0	3	0												
Inning Stats	R: 1 E: 0 K: 0 S: 15	H: 0 LOB: 1 BB: 2 P: 27	R: 0 E: 0 K: 0 S: 4	H: 0 LOB: 0 BB: 1 P: 11	R: 1 E: 0 K: 1 S: 15	H: 2 LOB: 1 BB: 0 P: 21	R: 0 E: 0 K: 1 S: 9	H: 1 LOB: 1 BB: 0 P: 16	R: 0 E: 0 K: 1 S: 8	H: 0 LOB: 0 BB: 0 P: 13	R: 0 E: 0 K: 0 S: 11	H: 1 LOB: 1 BB: 0 P: 14	R: 0 E: 0 K: 0 S: 8	H: 0 LOB: 0 BB: 0 P: 14	R: 2 E: 0 K: 0 S: 17	H: 3 LOB: 3 BB: 2 P: 33		R: 0 E: 0 K: 1 S: 12	H: 0 LOB: 0 BB: 0 P: 20	1B: 5 2B: 2 3B: 0 HR: 1	SF: 0 SAC: 0 DP: 1 HBP: 0	WP: 0 PB: 0 SB: 3 CS: 0	PA: 38					
PITCHER	IP	WLS	BF	H	R	ER	SO	BB	IBB	HBP	BLK	WP	HR	S	P	ERA	WHIP											
Jose Bautista, R ERA: 4.56	(1, 1)	7.1	L	31	6	4	4	3	4	0	0	1	0	1	81	135	4.91	1.364										
Don Aase, R ERA: 5.99	(8, 1)	1.2		7	1	0	0	1	0	1	0	0	0	0	18	34	0.00	0.600										

Batter	1	2	3	4	5	6	7	8	9	AB	R	H	RBI	BB	SO	LOB	BOTTOM										
Joe Orsulak, L OBP: 0.353, SLG: 0.349	2-1 6-3 1B		2-0 FC4-6 1B		1-0 F9			0-1 F7		4	0	2	0	0	0	0	New York Yankees @ Baltimore Orioles Memorial Stadium, Baltimore, MD Fri Jun 03 1988, 7:05 PM EDT Att: 33,802 - Unknown - 58 F livebaseballscorecards.com										
Fred Lynn, L OBP: 0.316, SLG: 0.469	1-2 SAFE F8		1-0 FC4-6 FC6-4 1-2		0-1 G4-3 1B			2-1 F8		4	0	1	0	0	0	2											
Cal Ripken Jr., R OBP: 0.376, SLG: 0.444	0-1 SAFE 6-3		0-1 FC6-4 1-2		0-2 SAFE G4-3			3-2 F8		4	0	0	0	0	0	3											
Eddie Murray, S OBP: 0.300, SLG: 0.337	4-1 BB			2-3 K				0-0 F9		3	0	0	0	1	2	0											
Larry Sheets, L OBP: 0.295, SLG: 0.303	2-0 4-3			2-2 F6				4-0 FC5-4 BB		3	0	0	0	1	0	2											
Ken Gerhart, R OBP: 0.235, SLG: 0.349		3-2 5-3		0-1 1B				0-0 F8		4	0	1	0	0	1	1											
Mickey Tettleton, S OBP: 0.250, SLG: 0.327		2-0 6-3		0-0 SAFE 4-3				1-2 FC5-4 1B		3	0	0	0	0	0	2											
Rene Gonzales, R OBP: 0.333, SLG: 0.385		1-1 L7			1-1 G4-6-3 1B			1-2 1B		3	0	2	0	0	0	0											
Billy Ripken, R OBP: 0.229, SLG: 0.218			2-2 6-3		0-1 G4-6-3 1B			2-1 5-3		3	0	0	0	0	0	3											
Inning Stats	R: 0 E: 0 K: 0 S: 9	H: 1 LOB: 2 BB: 1 P: 18	R: 0 E: 0 K: 0 S: 10	H: 0 LOB: 0 BB: 0 P: 16	R: 0 E: 0 K: 1 S: 10	H: 1 LOB: 1 BB: 0 P: 13	R: 0 E: 1 K: 1 S: 10	H: 1 LOB: 1 BB: 0 P: 14	R: 0 E: 0 K: 0 S: 5	H: 1 LOB: 0 BB: 0 P: 7	R: 0 E: 0 K: 0 S: 6	H: 1 LOB: 0 BB: 0 P: 6	R: 0 E: 0 K: 0 S: 9	H: 1 LOB: 2 BB: 1 P: 18	R: 0 E: 0 K: 0 S: 10	H: 0 LOB: 0 BB: 0 P: 15		R: 0 E: 0 K: 2 S: 11	H: 0 LOB: 0 BB: 0 P: 17	1B: 6 2B: 0 3B: 0 HR: 0	SF: 0 SAC: 0 DP: 2 HBP: 0	WP: 0 PB: 0 SB: 0 CS: 0	PA: 33				
PITCHER	IP	WLS	BF	H	R	ER	SO	BB	IBB	HBP	BLK	WP	HR	S	P	ERA	WHIP										
Tommy John, L ERA: 3.47	(1, 1)	7.2	W	29	6	0	0	1	2	0	0	0	0	61	98	0.00	1.043										
Cecilio Guante, R ERA: 2.5	(8, 1)	1.1		4	0	0	0	2	0	0	0	0	0	17	26	0.00	0.000										

Batter	1	2	3	4	5	6	7	8	9	10	11	12	13	14	AB	R	H	RBI	BB	SO	LOB	TOP																									
Rickey Henderson, R OBP: 0.397, SLG: 0.442															6	1	2	0	1	1	3																										
Willie Randolph, R OBP: 0.287, SLG: 0.271															7	0	0	0	0	2	8																										
Claudell Washington, L OBP: 0.303, SLG: 0.407															6	1	2	1	1	0	2																										
Jack Clark, R OBP: 0.405, SLG: 0.503															5	2	1	1	1	3	1																										
Mike Pagliarulo, L OBP: 0.283, SLG: 0.399															7	0	1	1	0	0	3																										
Dave Winfield, R OBP: 0.455, SLG: 0.630															5	1	3	1	2	0	0																										
Gary Ward, R OBP: 0.309, SLG: 0.265															7	0	2	0	0	1	5																										
Rafael Santana, R OBP: 0.237, SLG: 0.274															3	0	1	0	0	2																											
Jose Cruz, L OBP: 0.194, SLG: 0.200															1	0	1	1	0	0	0																										
Bobby Meacham, S OBP: 0.298, SLG: 0.313															3	0	1	0	0	0	4																										
Joel Skinner, R OBP: 0.250, SLG: 0.333															3	1	2	1	0	0	1																										
Jay Buhner, R OBP: 0.250, SLG: 0.429															1	0	0	0	0	0	2																										
Bob Geren, R															1	0	0	0	0	0	2																										
															1	0	0	0	1	0	0																										
Inning Stats	R: 1 E: 1 K: 1 S: 12	H: 2 LOB: 3 BB: 1 P: 23	R: 0 E: 0 K: 1 S: 7	H: 1 LOB: 0 BB: 0 P: 11	R: 0 E: 0 K: 1 S: 9	H: 0 LOB: 1 BB: 1 P: 16	R: 0 E: 0 K: 1 S: 7	H: 0 LOB: 0 BB: 0 P: 12	R: 0 E: 0 K: 1 S: 10	H: 1 LOB: 0 BB: 0 P: 15	R: 0 E: 0 K: 1 S: 8	H: 0 LOB: 0 BB: 0 P: 11	R: 1 E: 0 K: 1 S: 13	H: 3 LOB: 3 BB: 0 P: 21	R: 0 E: 0 K: 0 S: 6	H: 0 LOB: 0 BB: 0 P: 7	R: 1 E: 0 K: 1 S: 21	H: 3 LOB: 3 BB: 1 P: 35	R: 1 E: 0 K: 0 S: 16	H: 3 LOB: 2 BB: 0 P: 20	R: 0 E: 0 K: 0 S: 8	H: 1 LOB: 1 BB: 0 P: 15	R: 0 E: 0 K: 1 S: 8	H: 0 LOB: 0 BB: 1 P: 17	R: 0 E: 0 K: 0 S: 8	H: 1 LOB: 2 BB: 1 P: 18	R: 2 E: 0 K: 0 S: 12	H: 3 LOB: 1 BB: 1 P: 21	R: 2 E: 0 K: 0 S: 12	H: 3 LOB: 1 BB: 1 P: 21	1B: 14 2B: 0 3B: 0 HR: 2	SF: 0 SAC: 0 DP: 2 HBP: 1	WP: 0 PB: 0 SB: 4 CS: 1	PA: 63													
PITCHER	IP WLS BF H R ER SO BB IBB HBP BLK WP HR S P ERA WHIP	8.1 3 33 6 3 3 7 2 0 0 0 1 80 126 3.24 0.960	0.1 3 2 2 0 0 0 0 0 0 0 0 10 14 0.00 6.000	3.2 5 18 2 1 2 3 0 1 42 77 2.46 2.182	1.2 W 8 3 2 2 0 1 0 0 0 0 15 25 10.80 2.400	PITCHER														PITCHER														PITCHER													

New York Yankees @ Baltimore Orioles
Memorial Stadium, Baltimore, MD
Sat Jun 04 1988, 7:05 PM EDT
Att. 36,499 - Unknown

AB	55
R	6
H	16
RBI	6
BB	6
SO	9
LOB	29



Batter	1	2	3	4	5	6	7	8	9	10	11	12	13	14	AB	R	H	RBI	BB	SO	LOB	BOTTOM																									
Joe Orsulak, L OBP: 0.347, SLG: 0.342															5	0	1	0	0	0	2																										
Mickey Tettleton, S OBP: 0.256, SLG: 0.327															3	0	1	0	0	1	6																										
Fred Lynn, L OBP: 0.314, SLG: 0.459															8	1	2	0	0	2	6																										
Cal Ripken Jr, R OBP: 0.380, SLG: 0.443															5	0	1	0	3	0	2																										
Eddie Murray, S OBP: 0.295, SLG: 0.327															6	0	0	1	1	0	5																										
Larry Sheets, L OBP: 0.298, SLG: 0.302															4	1	1	0	1	0	4																										
Wade Rowden, R OBP: 0.111, SLG: 0.111															0	1	0	0	0	0	0																										
Jim Dwyer, L OBP: 0.362, SLG: 0.231															2	0	2	0	0	0	0																										
Keith Hughes, L OBP: 0.316, SLG: 0.349															4	1	1	0	0	0	1																										
Ken Gerhart, R OBP: 0.239, SLG: 0.338															2	0	0	0	1	0	3																										
Terry Kennedy, L OBP: 0.227, SLG: 0.223															4	0	2	1	0	1	0																										
Rick Schutt, R OBP: 0.291, SLG: 0.350															3	1	0	0	0	1	2																										
Rene Gonzales, R OBP: 0.344, SLG: 0.431															6	1	3	2	0	0	1																										
Billy Ripken, R OBP: 0.231, SLG: 0.216															6	1	1	0	1	0	7																										
															6	1	1	0	1	0	7																										
Inning Stats	R: 0 E: 0 K: 0 S: 12	H: 0 LOB: 1 BB: 1 P: 20	R: 2 E: 0 K: 0 S: 15	H: 2 LOB: 1 BB: 1 P: 25	R: 1 E: 0 K: 0 S: 6	H: 2 LOB: 1 BB: 0 P: 13	R: 0 E: 0 K: 0 S: 11	H: 1 LOB: 1 BB: 0 P: 15	R: 0 E: 0 K: 0 S: 6	H: 1 LOB: 1 BB: 0 P: 9	R: 0 E: 0 K: 0 S: 13	H: 0 LOB: 0 BB: 0 P: 19	R: 0 E: 0 K: 0 S: 7	H: 1 LOB: 2 BB: 1 P: 17	R: 0 E: 0 K: 1 S: 10	H: 1 LOB: 1 BB: 0 P: 17	R: 0 E: 0 K: 1 S: 9	H: 0 LOB: 0 BB: 1 P: 19	R: 1 E: 0 K: 1 S: 14	H: 2 LOB: 3 BB: 1 P: 24	R: 0 E: 0 K: 0 S: 13	H: 1 LOB: 2 BB: 1 P: 25	R: 0 E: 0 K: 0 S: 10	H: 2 LOB: 2 BB: 0 P: 15	R: 0 E: 0 K: 0 S: 8	H: 1 LOB: 1 BB: 0 P: 11	R: 3 E: 2 K: 2 S: 16	H: 1 LOB: 1 BB: 1 P: 24	1B: 11 2B: 4 3B: 0 HR: 0	SF: 1 SAC: 0 DP: 0 HBP: 0	WP: 0 PB: 0 SB: 0 CS: 0	PA: 66															
PITCHER	IP WLS BF H R ER SO BB IBB HBP BLK WP HR S P ERA WHIP	8.0 2 11 2 1 1 2 2 0 0 0 0 26 47 3.86 1.714	2.1 1 8 3 0 0 0 1 0 0 0 0 18 32 0.00 3.000	1.1 L 10 2 3 0 2 1 0 0 0 0 22 32 0.00 1.500	0.0 1 0 0 0 0 0 0 0 0 0 0 4 7 ∞ ∞	PITCHER														PITCHER														PITCHER													

New York Yankees @ Baltimore Orioles
Memorial Stadium, Baltimore, MD
Sat Jun 04 1988, 7:05 PM EDT
Att. 36,499 - Unknown

AB	58
R	7
H	15
RBI	4
BB	7
SO	5
LOB	39



Batter	1	2	3	4	5	6	7	8	9	AB	R	H	RBI	BB	SO	LOB	TOP																	
Rickey Henderson, R OBP: 0.409, SLG: 0.450										3	2	2	2	3	0	0	New York Yankees @ Baltimore Orioles Memorial Stadium, Baltimore, MD Sun Jun 05 1988, 3:33 AM EDT Att: 36,665 - Sunny - 73 F																	
Willie Randolph, R OBP: 0.289, SLG: 0.274										5	1	1	2	1	0	5																		
Claudell Washington, L OBP: 0.316, SLG: 0.420										5	1	4	2	0	0	2																		
Jack Clark, R OBP: 0.400, SLG: 0.490										4	1	0	0	1	0	4																		
Jose Cruz, L OBP: 0.222, SLG: 0.182										3	1	0	0	2	0	3																		
Jay Buhner, R OBP: 0.250, SLG: 0.429										0	0	0	0	0	0	0																		
Mike Pagliarulo, L OBP: 0.281, SLG: 0.394										5	1	1	2	0	1	3																		
Gary Ward, R OBP: 0.303, SLG: 0.253										4	0	0	0	1	1	3																		
Rafael Santana, R OBP: 0.284, SLG: 0.266										4	1	0	0	1	1	4																		
Joel Skinner, R OBP: 0.240, SLG: 0.330										4	1	1	0	1	2	2																		
Inning Stats	R: 9 E: 1 K: 1 S: 25	H: 5 LOB: 1 BB: 4 P: 51	R: 0 E: 0 K: 1 S: 12	H: 0 LOB: 1 BB: 1 P: 19	R: 0 E: 0 K: 1 S: 13	H: 2 LOB: 2 BB: 0 P: 20	R: 0 E: 0 K: 0 S: 7	H: 0 LOB: 0 BB: 0 P: 12	R: 0 E: 0 K: 0 S: 12	H: 1 LOB: 2 BB: 1 P: 25	R: 0 E: 0 K: 0 S: 5	H: 0 LOB: 0 BB: 0 P: 9	R: 0 E: 0 K: 1 S: 12	H: 0 LOB: 2 BB: 2 P: 25	R: 0 E: 0 K: 0 S: 10	H: 1 LOB: 3 BB: 2 P: 21	R: 0 E: 0 K: 1 S: 9	H: 0 LOB: 0 BB: 0 P: 15	1B: 7 2B: 2 3B: 0 HR: 0	SF: 0 SAC: 0 DP: 0 HBP: 0	WP: 1 PB: 1 SB: 0 CS: 0	PA: 47												
PITCHER	IP WLS BF H R ER SO BB IBB HBP BLK WP HR S P ERA WHIP	IP WLS BF H R ER SO BB IBB HBP BLK WP HR S P ERA WHIP																																
Jay Tibbs, R ERA: 6.17	0.0	4	1	4	3	0	3	0	0	0	0	0	0	0	7	20	∞	∞																
Mark Williamson, R ERA: 4.57	6.0	29	7	5	0	3	3	0	0	0	1	0	67	116	0.00	1.667																		
Don Aase, R ERA: 4.63	2.0	11	1	0	0	1	3	1	0	0	0	0	22	46	0.00	2.000																		
Doug Sisk, R ERA: 2.97	1.0	3	0	0	0	1	0	0	0	0	0	0	9	15	0.00	0.000																		

Batter	1	2	3	4	5	6	7	8	9	AB	R	H	RBI	BB	SO	LOB	BOTTOM															
Joe Orsulak, L OBP: 0.397, SLG: 0.371										5	1	3	0	0	0	0	New York Yankees @ Baltimore Orioles Memorial Stadium, Baltimore, MD Sun Jun 05 1988, 3:33 AM EDT Att: 36,665 - Sunny - 73 F															
Fred Lynn, L OBP: 0.307, SLG: 0.448										4	0	0	0	0	1	5																
Cal Ripken Jr., R OBP: 0.373, SLG: 0.436										3	0	0	2	0	0	2																
Eddie Murray, S OBP: 0.294, SLG: 0.325										4	0	1	0	0	1	1																
Larry Sheets, L OBP: 0.301, SLG: 0.308										3	0	1	0	1	0	1																
Keith Hughes, L OBP: 0.314, SLG: 0.337										3	0	0	0	1	0	3																
Terry Kennedy, L OBP: 0.219, SLG: 0.215										4	0	0	0	0	2	4																
Rene Gonzales, R OBP: 0.338, SLG: 0.419										4	0	1	0	0	0	1																
Billy Ripken, R OBP: 0.237, SLG: 0.214										2	1	0	0	2	0	3																
Inning Stats	R: 1 E: 0 K: 1 S: 10	H: 1 LOB: 0 BB: 0 P: 17	R: 0 E: 0 K: 0 S: 9	H: 1 LOB: 0 BB: 0 P: 17	R: 1 E: 0 K: 1 S: 11	H: 1 LOB: 1 BB: 1 P: 20	R: 0 E: 1 K: 1 S: 7	H: 0 LOB: 0 BB: 0 P: 10	R: 0 E: 0 K: 1 S: 10	H: 1 LOB: 2 BB: 1 P: 16	R: 0 E: 0 K: 1 S: 8	H: 2 LOB: 3 BB: 1 P: 15	R: 0 E: 0 K: 0 S: 6	H: 0 LOB: 0 BB: 0 P: 10	R: 0 E: 0 K: 0 S: 11	H: 0 LOB: 1 BB: 1 P: 15		R: 0 E: 0 K: 0 S: 6	H: 0 LOB: 0 BB: 0 P: 7	1B: 3 2B: 3 3B: 0 HR: 0	SF: 1 SAC: 0 DP: 1 HBP: 0	WP: 0 PB: 0 SB: 0 CS: 0	PA: 37									
PITCHER	IP WLS BF H R ER SO BB IBB HBP BLK WP HR S P ERA WHIP	IP WLS BF H R ER SO BB IBB HBP BLK WP HR S P ERA WHIP																														
Richard Dotson, R ERA: 2.89	9.0	W	37	6	2	2	4	4	0	0	0	0	78	127	2.00	1.111																


Batter	1	2	3	4	5	6	7	8	9	AB	R	H	RBI	BB	SO	LOB	TOP										
Gary Pettis, S OBP: 0.313, SLG: 0.279 (1, 8)	B1-3		4-3 S BB		F8			3-2 1B		3	0	1	0	1	0	0	Detroit Tigers @ Baltimore Orioles Memorial Stadium, Baltimore, MD Mon Jun 06 1988, 7:05 PM EDT Att: 22,317 - Unknown - 85 F										
Lou Whitaker, L OBP: 0.406, SLG: 0.451 (1, 4)	K		4-3			2-2 4-3		0-3 SAFE K		4	0	0	1	0	2	2											
Luis Salazar, R OBP: 0.359, SLG: 0.482 (1, 7)	F8		1-3 3-H 1-0 L9			2-2 L7			1-0 6-3	4	0	0	0	0	0	1											
Aian Trammell, R OBP: 0.381, SLG: 0.488 (1, 6)		1-2 F8		0-0 CS 1B		0-0 F6			0-1 FC5-4 1B	4	0	2	0	0	0	0											
Chet Lemon, R OBP: 0.346, SLG: 0.422 (1, 9)		2-0 4-3 2B		1-2 SAFE SAFE F3 1B		2-2 6-3			2-1 FC5-4 1B	4	0	1	0	0	0	2											
Lary Hemdon, R OBP: 0.320, SLG: 0.388 (1, 10)		3-1 4-3		2-3 SAFE SAFE K		2-1 G5-4-3 1B			0-1 1-2 1B	4	0	2	0	0	1	2											
Ray Knight, R OBP: 0.320, SLG: 0.330 (1, 3)					1-1 6-3				2-3 K	3	0	0	0	0	0	2											
Darrell Evans, L OBP: 0.297, SLG: 0.283 (9, PH)						0-0 G5-4-3 1B				1	0	0	0	0	1	2											
Tom Brookens, R OBP: 0.340, SLG: 0.380 (1, 5)			2-2 4-3 2B		3-2 5-3			1-2 G1-6-3 1B		3	1	2	0	0	0	0											
Mike Heath, R OBP: 0.253, SLG: 0.264 (1, 2)			1-1 4-3		2-0 HR			0-0 G1-6-3 1B		3	1	1	1	0	0	2											
Inning Stats	R: 0 E: 0 K: 1 S: 7	H: 0 LOB: 0 BB: 0 P: 12	R: 0 E: 0 K: 0 S: 9	H: 1 LOB: 1 BB: 0 P: 18	R: 1 E: 0 K: 0 S: 10	H: 1 LOB: 1 BB: 1 P: 19	R: 0 E: 0 K: 1 S: 7	H: 1 LOB: 0 BB: 0 P: 10	R: 1 E: 0 K: 0 S: 7	H: 1 LOB: 0 BB: 0 P: 14	R: 0 E: 0 K: 0 S: 7	H: 0 LOB: 0 BB: 0 P: 11	R: 0 E: 0 K: 1 S: 6	H: 1 LOB: 0 BB: 0 P: 10	R: 0 E: 0 K: 1 S: 10	H: 2 LOB: 1 BB: 0 P: 14	R: 0 E: 0 K: 1 S: 10	H: 2 LOB: 2 BB: 0 P: 15	1B: 6 2B: 2 3B: 0 HR: 1	SF: 0 SAC: 0 DP: 2 HBP: 0	WP: 0 PB: 0 SB: 1 CS: 1	PA: 34					
PITCHER	IP	WLS	BF	H	R	ER	SO	BB	IBB	HBP	BLK	WP	HR	S	P	ERA	WHIP										
Jeff Ballard, L ERA: 3.26 (1, 1)	8.2	W	33	9	2	2	3	1	0	0	0	0	1	70	118	2.08	1.154										
Tom Niedenfuer, R ERA: 4.0 (9, 1)	0.1	S	1	0	0	0	1	0	0	0	0	0	0	3	5	0.00	0.000										

Batter	1	2	3	4	5	6	7	8	9	AB	R	H	RBI	BB	SO	LOB	BOTTOM										
Joe Orsulak, L OBP: 0.344, SLG: 0.355 (1, 9)	F9		1-1 HR E3		0-0 3-1	2-1 3-1		0-0 B1-3		5	1	0	0	0	0	2	Detroit Tigers @ Baltimore Orioles Memorial Stadium, Baltimore, MD Mon Jun 06 1988, 7:05 PM EDT Att: 22,317 - Unknown - 85 F										
Fred Lynn, L OBP: 0.304, SLG: 0.438 (1, 8)	4-3		1-3 F5		3-1 3-1		4-0 BB		4	0	0	0	1	0	2												
Cal Ripken Jr., R OBP: 0.382, SLG: 0.461 (1, 6)	1-2 1B		1-0 1-H 3-H HR		2-2 1B 1B		2-2 S 1B		5	3	4	3	0	0	1												
Eddie Murray, S OBP: 0.302, SLG: 0.327 (1, 10)	3-1 F8		4-2 1B BB		1-0 1B 1B		4-2 2B BB		2	0	1	0	2	0	1												
Larry Sheets, L OBP: 0.310, SLG: 0.323 (1, 7)		1-2 4-3		0-0 S	1-2 1B		0-0 S		4	0	3	2	0	0	0												
Ken Gerhart, R OBP: 0.239, SLG: 0.338 (7, PR) (8, 7)			1-2 1B		1-3 2-H 1B		1-3 2-H 2B		0	0	0	0	0	0	0												
Jim Traber, L OBP: 0.133, SLG: 0.071 (1, 3)		2-1 F7		0-0 3-1	2-2 F5		4-0 IBB		3	0	0	0	1	0	4												
Terry Kennedy, L OBP: 0.220, SLG: 0.216 (1, 2)		2-3 K2-3		3-1 4-3		1-0 SH3 1B		1-3 K		4	0	1	0	0	2	3											
Rene Gonzales, R OBP: 0.324, SLG: 0.400 (1, 5)			2-0 5-3		0-0 F8		0-0 SH3		1-0 F7	3	0	0	0	0	3												
Billy Ripken, R OBP: 0.237, SLG: 0.215 (1, 4)			0-2 E S HR		3-2 F9		3-2 6-3		2-2 F7	4	1	1	0	0	0	1											
Inning Stats	R: 0 E: 0 K: 0 S: 8	H: 1 LOB: 1 BB: 0 P: 14	R: 0 E: 0 K: 1 S: 8	H: 0 LOB: 0 BB: 0 P: 13	R: 3 E: 1 K: 0 S: 12	H: 3 LOB: 2 BB: 1 P: 21	R: 0 E: 0 K: 0 S: 8	H: 0 LOB: 0 BB: 0 P: 14	R: 1 E: 0 K: 0 S: 13	H: 3 LOB: 2 BB: 0 P: 22	R: 0 E: 0 K: 0 S: 7	H: 1 LOB: 1 BB: 0 P: 13	R: 1 E: 0 K: 1 S: 10	H: 2 LOB: 3 BB: 2 P: 21	R: 0 E: 0 K: 0 S: 8	H: 0 LOB: 1 BB: 1 P: 16	1B: 8 2B: 1 3B: 0 HR: 1	SF: 0 SAC: 1 DP: 0 HBP: 0	WP: 0 PB: 0 SB: 3 CS: 0	PA: 39							
PITCHER	IP	WLS	BF	H	R	ER	SO	BB	IBB	HBP	BLK	WP	HR	S	P	ERA	WHIP										
Jack Morris, R ERA: 4.55 (1, 1)	6.1	L	32	10	5	2	1	2	0	0	0	0	1	62	108	2.84	1.895										
Willie Hernandez, L ERA: 2.15 (7, 1)	1.2		7	0	0	0	1	1	1	0	0	0	0	12	26	0.00	0.600										

Batter	1	2	3	4	5	6	7	8	9	AB	R	H	RBI	BB	SO	LOB	TOP				
Gary Pettis, S OBP: 0.308, SLG: 0.274 (1, 8)	1-2 3-1		3-2 F7		2-1 4-3		3-3 K			4	0	0	0	0	1	0					
Lou Whitaker, L OBP: 0.405, SLG: 0.443 (1, 4)	1-2 6-3		2-1 L8			0-0 F6		FC5-4 1B BB		3	0	0	0	1	0	0					
Pat Sheridan, L OBP: 0.359, SLG: 0.472 (1, 7)	2-1 4-3			0-0 F6		4-2 HR BB		2-1 FC5-4 1B		3	1	1	0	1	0	0					
Alan Trammell, R OBP: 0.388, SLG: 0.507 (1, 6)		1-1 BLK 1B 1B		0-2 1B 1B		1-2 HR BB		2-1 FC5-4 1B		4	2	3	2	0	0	2					
Darrell Evans, L OBP: 0.296, SLG: 0.282 (1, 3)	2-0 F9		0-0 F5		1-3 K		1-1 K		1-1 1B	4	0	1	0	0	1	2					
Chet Lemon, R OBP: 0.354, SLG: 0.429 (1, 9)	1-1 1B		1-2 1B		1-1 1B		1-1 1B		0-0 4-3	4	0	3	1	0	0	2					
Matt Nokes, L OBP: 0.254, SLG: 0.392 (1, 2)	2-3 K		2-2 F7		0-1 4-3				1-3 K	4	0	0	0	0	2	4					
Luis Salazar, R OBP: 0.349, SLG: 0.468 (1, 5)	0-2 F9			3-1 6-3		3-2 5-3		1-1 4-3		4	0	0	0	0	0	1					
Ray Knight, R OBP: 0.310, SLG: 0.319 (1, 10)		2-0 6-3		2-0 F7		2-3 K		2-2 F4		4	0	0	0	0	1	0					
Inning Stats	R: 0 E: 0 K: 0 S: 8	H: 0 LOB: 0 BB: 0 P: 12	R: 1 E: 0 K: 1 S: 14	H: 2 LOB: 1 BB: 0 P: 19	R: 0 E: 0 K: 0 S: 7	H: 0 LOB: 0 BB: 0 P: 14	R: 0 E: 0 K: 0 S: 14	H: 2 LOB: 2 BB: 0 P: 17	R: 0 E: 0 K: 1 S: 14	H: 0 LOB: 0 BB: 0 P: 21	R: 0 E: 0 K: 2 S: 9	H: 0 LOB: 0 BB: 0 P: 17	R: 0 E: 0 K: 0 S: 7	H: 2 LOB: 2 BB: 1 P: 16	R: 0 E: 0 K: 1 S: 9	H: 0 LOB: 0 BB: 0 P: 13	1B: 7 2B: 0 3B: 0 HR: 1	SF: 0 SAC: 0 DP: 1 HBP: 0	WP: 0 PB: 0 SB: 0 CS: 0	PA: 36	
PITCHER	IP	WLS	BF	H	R	ER	SO	BB	IBB	HBP	BLK	WP	HR	S	P	ERA	WHIP				
Jay Tibbs, R ERA: 5.79 (1, 1)	7.0		29	6	3	3	4	2	0	0	1	0	1	71	116	3.86	1.143				
Doug Sisk, R ERA: 2.6 (8, 1)	2.0	W	7	2	0	0	1	0	0	0	0	0	0	16	25	0.00	1.000				

Detroit Tigers @ Baltimore Orioles
Memorial Stadium, Baltimore, MD
Tue Jun 07 1988, 7:05 PM EDT
Att: 23,641 - Unknown - 83 F


AB 34
R 3
H 8
RBI 3
BB 2
SO 5
LOB 11



Batter	1	2	3	4	5	6	7	8	9	AB	R	H	RBI	BB	SO	LOB	BOTTOM				
Pete Stanicek, S OBP: 0.377, SLG: 0.411 (1, 7)	1-1 F4		0-0 SH5-4 1-2		0-3 K			0-1 B1-3		3	0	0	0	0	1	0					
Billy Ripken, R OBP: 0.242, SLG: 0.227 (1, 4)	2-1 CS 1B		1-1 F8		3-2 F8		2-1 2B 2B		4	1	2	0	0	0	1						
Cal Ripken Jr., R OBP: 0.384, SLG: 0.456 (1, 6)	4-2 CS 1B BB		2-3 K		0-1 4-3		4-0 2B FC3-2 IBB		2	1	0	0	2	1	1						
Eddie Murray, S OBP: 0.310, SLG: 0.353 (1, 10)	2-2 1B			3-1 F7		1-0 HR		1-2 FC3-2 2B		4	1	3	3	0	0						
Mickey Tettleton, S OBP: 0.270, SLG: 0.379 (1, 2)	2-3 K			3-1 HR		1-1 F8		4-0 FC3-2 IBB		3	1	1	1	1	1	1					
Larry Sheets, L OBP: 0.304, SLG: 0.316 (1, 9)		0-1 4-3		0-0 G3		1-3 K		1-0 FC3-2		4	0	0	0	0	1	3					
Joe Orsulak, L OBP: 0.344, SLG: 0.355 (8, FR) (9, 9)				1-0 G3		0-1 K		1-2 FC3-2 3H		0	0	0	0	0	0	0					
Ken Gerhart, R OBP: 0.230, SLG: 0.324 (1, 8)				1-2 5-3		0-1 F5		3-3 K		3	0	0	0	0	0	0					
Jim Dwyer, L OBP: 0.354, SLG: 0.225 (6, PH) (9, 8)										1	0	0	0	0	1	3					
Fred Lynn, L OBP: 0.304, SLG: 0.438 (9, 8)										0	0	0	0	0	0	0					
Jim Traber, L OBP: 0.167, SLG: 0.118 (1, 3)		3-2 4-3			1-1 G3		2-1 1B			3	0	1	0	0	0	0					
Rene Gonzales, R OBP: 0.324, SLG: 0.397 (1, 5)			2-2 SH5-4 1B		2-2 4-3		1-3 K			3	0	1	0	0	1	1					
Inning Stats	R: 1 E: 0 K: 1 S: 14	H: 2 LOB: 1 BB: 1 P: 25	R: 0 E: 0 K: 0 S: 6	H: 0 LOB: 0 BB: 0 P: 10	R: 0 E: 0 K: 1 S: 9	H: 1 LOB: 1 BB: 0 P: 14	R: 1 E: 0 K: 0 S: 8	H: 1 LOB: 0 BB: 0 P: 15	R: 0 E: 0 K: 1 S: 8	H: 0 LOB: 0 BB: 0 P: 11	R: 1 E: 0 K: 0 S: 8	H: 1 LOB: 1 BB: 0 P: 13	R: 0 E: 0 K: 2 S: 10	H: 1 LOB: 1 BB: 0 P: 14	R: 1 E: 0 K: 1 S: 11	H: 2 LOB: 2 BB: 2 P: 26	1B: 4 2B: 2 3B: 0 HR: 2	SF: 0 SAC: 1 DP: 0 HBP: 0	WP: 0 PB: 0 SB: 1 CS: 2	PA: 34	
PITCHER	IP	WLS	BF	H	R	ER	SO	BB	IBB	HBP	BLK	WP	HR	S	P	ERA	WHIP				
Frank Tanana, L ERA: 5.31 (1, 1)	7.2	L	33	8	4	4	5	1	2	0	0	0	2	71	122	4.70	1.174				
Mike Henneman, R ERA: 1.64 (8, 1)	0.1		1	0	0	0	1	0	0	0	0	0	0	3	6	0.00	0.000				

Detroit Tigers @ Baltimore Orioles
Memorial Stadium, Baltimore, MD
Tue Jun 07 1988, 7:05 PM EDT
Att: 23,641 - Unknown - 83 F

AB 30
R 4
H 8
RBI 4
BB 3
SO 6
LOB 10



Batter	1	2	3	4	5	6	7	8	9	AB	R	H	RBI	BB	SO	LOB	TOP									
Gary Pettis, S OBP: 0.310, SLG: 0.273 (1, 8)	4-0 SH5-3 S HR BB		2-2 F7		1-0 F8	2-0 HR BB 1B		0-2 5-3		4	2	1	1	1	0	1										
Lou Whitaker, L OBP: 0.405, SLG: 0.441 (1, 4)	0-1 SH5-3		1-0 F7		0-3 K	4-1 HR BB 1B		1-2 1B		3	1	1	0	1	1	1										
Jim Walewander, S OBP: 0.286, SLG: 0.429 (8, 4)	1-3					1-2 HR BB		1B		0	0	0	0	0	0	0										
Pat Sheridan, L OBP: 0.380, SLG: 0.553 (1, 7)	0-0 HR					K		1B		5	2	4	6	0	1	0										
Alan Trammell, R OBP: 0.390, SLG: 0.505 (1, 6)	0-2 5-3					5-3		1B		3	1	1	0	1	0	0										
Luis Salazar, R OBP: 0.347, SLG: 0.465 (8, 6)						HR BB		F9		1	0	0	0	0	0	2										
Darrell Evans, L OBP: 0.305, SLG: 0.303 (1, 3)	0-2 L3					HR BB		F8		3	2	1	2	1	0	2										
Paul Gibson, R (9, 1)						HR				0	0	0	0	0	0	0										
Chet Lemon, R OBP: 0.355, SLG: 0.425 (1, 9)		0-2 F9				G4-6-3 1B		5-3		4	1	1	0	1	0	2										
Matt Nokes, L OBP: 0.252, SLG: 0.385 (1, 2)		1-0 F8				G4-6-3 1B		F3		5	1	1	1	0	0	1										
Ray Knight, R OBP: 0.316, SLG: 0.333 (1, 10)		1-1 L6				4-3 1B		G3		4	1	2	2	0	0	0										
Dave Bergman, L OBP: 0.316, SLG: 0.265 (9, 3)						4-3 1B				1	0	0	0	0	0	0										
Tom Brookens, R OBP: 0.338, SLG: 0.371 (1, 5)			1-2 6-3			4-3 1B		F8		3	1	0	0	1	0	1										
Inning Stats	R: 2 E: 0 K: 0 S: 9	H: 1 LOB: 0 BB: 1 P: 13	R: 0 E: 0 K: 0 S: 6	H: 0 LOB: 0 BB: 0 P: 8	R: 0 E: 0 K: 0 S: 7	H: 0 LOB: 0 BB: 0 P: 11	R: 2 E: 0 K: 0 S: 8	H: 3 LOB: 0 BB: 1 P: 13	R: 0 E: 0 K: 1 S: 8	H: 1 LOB: 1 BB: 0 P: 11	R: 8 E: 0 K: 1 S: 20	H: 5 LOB: 2 BB: 4 P: 48	R: 0 E: 0 K: 0 S: 11	H: 0 LOB: 0 BB: 0 P: 17	R: 0 E: 0 K: 0 S: 17	H: 2 LOB: 2 BB: 0 P: 22	R: 0 E: 0 K: 0 S: 3	H: 0 LOB: 0 BB: 0 P: 4	1B: 8 2B: 1 3B: 0 HR: 3	SF: 0 SAC: 1 DP: 1 HBP: 1	WP: 0 PB: 1 SB: 1 CS: 1	PA: 44				
PITCHER	IP	WLS	BF	H	R	ER	SO	BB	IBB	HBP	BLK	WP	HR	S	P	ERA	WHIP									
Jose Bautista, R ERA: 5.09 (1, 1)	5.2	L	24	5	6	6	2	3	0	1	0	0	0	2	46	74	9.53	1.412								
Dave Schmidt, R ERA: 4.23 (6, 1)	0.0	3	2	1	1	0	1	0	0	0	0	0	0	0	5	12	∞	∞								
Don Aase, R ERA: 6.75 (6, 1)	0.1	6	3	5	5	0	0	2	0	0	0	0	1	7	18	135.00	15.000									
Mike Morgan, R ERA: 5.3 (7, 1)	2.0	8	2	0	0	0	0	0	0	0	0	0	0	28	39	0.00	1.000									
Mark Williamson, R ERA: 4.5 (9, 1)	1.0	3	0	0	0	0	0	0	0	0	0	0	0	3	4	0.00	0.000									

Detroit Tigers @ Baltimore Orioles
Memorial Stadium, Baltimore, MD
Wed Jun 08 1988, 7:05 PM EDT
Att: 17,120 - Unknown - 73 F

AB 36
R 12
H 12
RBI 12
BB 6
SO 2
LOB 10



Batter	1	2	3	4	5	6	7	8	9	AB	R	H	RBI	BB	SO	LOB	BOTTOM								
Joe Orsulak, L OBP: 0.338, SLG: 0.349 (1, 9)	1-3 K		0-2 6-3	2-0 G4-6-3		0-2 WP 1B		0-2 G3		5	1	1	0	0	1	1									
Billy Ripken, R OBP: 0.246, SLG: 0.227 (1, 4)	0-0 4-3		1-3 K		4-1 BB 1B SF8 BB	3-3 K 1B		1-0 1B		4	1	1	0	1	2	1									
Cal Ripken Jr., R OBP: 0.393, SLG: 0.465 (1, 6)	2-2 1B		0-2 BB 1B		1-1 SF8 BB	2-2 1-2 2-H 1B		0-1 F9		5	0	4	1	0	0	1									
Eddie Murray, S OBP: 0.311, SLG: 0.351 (1, 10)	0-0 L8		3-0 BB 1B		4-1 1-2 2-3 BB	0-1 1-3		0-2 5-3		4	0	1	0	1	0	3									
Larry Sheets, L OBP: 0.302, SLG: 0.309 (1, 7)		1-2 F5	4-2 BB		1-3 K		0-1 G3		1-0 L4	4	0	0	0	1	1	3									
Fred Lynn, L OBP: 0.299, SLG: 0.433 (1, 8)		1-0 P6	1-0 4-3		1-0 SF8		2-2 5-3		0-0 F8	2	0	0	1	0	0	3									
Ken Gerhart, R OBP: 0.224, SLG: 0.314 (7, 8)										2	0	0	0	0	0	0									
Jim Traber, L OBP: 0.273, SLG: 0.381 (1, 3)					2-1 HR		1-2 F9			4	2	3	1	0	0	2									
Terry Kennedy, L OBP: 0.221, SLG: 0.217 (1, 2)		3-1 1B			1-3 K		1-1 F8		1-2 F9	4	0	1	1	0	1	1									
Rene Gonzales, R OBP: 0.321, SLG: 0.380 (1, 5)		1-1 6-3			4-1 G4-6-3 BB		2-2 F9		1-3 K	3	0	0	0	1	1	1									
Inning Stats	R: 0 E: 0 K: 1 S: 8	H: 1 LOB: 1 BB: 0 P: 11	R: 1 E: 0 K: 0 S: 9	H: 2 LOB: 0 BB: 0 P: 16	R: 0 E: 0 K: 1 S: 16	H: 2 LOB: 3 BB: 1 P: 25	R: 1 E: 0 K: 1 S: 10	H: 1 LOB: 0 BB: 1 P: 19	R: 1 E: 0 K: 1 S: 11	H: 1 LOB: 2 BB: 2 P: 23	R: 1 E: 0 K: 1 S: 18	H: 2 LOB: 2 BB: 0 P: 26	R: 0 E: 0 K: 0 S: 11	H: 1 LOB: 1 BB: 0 P: 15	R: 0 E: 0 K: 1 S: 12	H: 1 LOB: 0 BB: 0 P: 14	R: 0 E: 0 K: 0 S: 5	H: 0 LOB: 0 BB: 0 P: 6	1B: 10 2B: 0 3B: 0 HR: 1	SF: 1 SAC: 0 DP: 1 HBP: 0	WP: 1 PB: 0 SB: 0 CS: 0	PA: 42			
PITCHER	IP	WLS	BF	H	R	ER	SO	BB	IBB	HBP	BLK	WP	HR	S	P	ERA	WHIP								
Walt Terrell, R ERA: 4.91 (1, 1)	4.0	W	20	4	1	1	3	0	0	0	0	1	0	53	71	1.80	0.800								
Paul Gibson, L ERA: 3.71 (5, 1)	5.0	W	20	4	1	1	3	0	0	0	0	1	0	53	71	1.80	0.800								
Paul Gibson, L ERA: 3.71 (9, 1)	5.0	W	20	4	1	1	3	0	0	0	0	1	0	53	71	1.80	0.800								

Detroit Tigers @ Baltimore Orioles
Memorial Stadium, Baltimore, MD
Wed Jun 08 1988, 7:05 PM EDT
Att: 17,120 - Unknown - 73 F

AB 37
R 4
H 11
RBI 4
BB 4
SO 6
LOB 16



Batter	1	2	3	4	5	6	7	8	9	AB	R	H	RBI	BB	SO	LOB	TOP				
Pete Staniczek, S (1, 7) OBP: 0.365, SLG: 0.397 Larry Sheets, L (8, FH) OBP: 0.301, SLG: 0.305	F7		SH5-4		F8			L7	K	2	0	0	0	0	0	0	Baltimore Orioles @ New York Yankees Yankee Stadium, Bronx, NY Sat Jun 11 1988, 3:33 AM EDT Att: 33,826 - Sunny - 76 F				
Billy Ripken, R (1, 4) OBP: 0.249, SLG: 0.236	L5		1B		2B			5-3	FC6-4	5	0	2	1	0	0	1					
Cal Ripken Jr., R (1, 6) OBP: 0.395, SLG: 0.459	FC6-4 BB		K		F4			HR	1B	3	1	1	0	1	1	2					
Eddie Murray, S (1, 3) OBP: 0.320, SLG: 0.380	FC6-4				2B SF8			HR	HR	4	2	2	2	0	1	1					
Mickey Tettleton, S (1, 2)		F7		SF8 2B				2B	2B	4	1	2	0	0	1	0					
Jim Traher, L (1, 10) OBP: 0.233, SLG: 0.321	F8		SF8		F9			F9	F9	3	0	0	1	0	0	1					
Ken Gerhart, R (1, 8) OBP: 0.225, SLG: 0.356	K		SF8					F7	HR	3	1	1	2	0	1	0					
Joe Orsulak, L (1, 9) OBP: 0.338, SLG: 0.348			SH5-4 1B		F5			K	6-3	4	1	1	0	0	1	0					
Rene Gonzales, R (1, 5) OBP: 0.326, SLG: 0.372			1B SH5-4		F7			5-3	FC6-4 1B	4	0	2	0	0	0	0					
Inning Stats	R: 0 E: 0 K: 0 S: 9	H: 0 LOB: 1 BB: 1 P: 15	R: 0 E: 0 K: 1 S: 8	H: 0 LOB: 0 BB: 0 P: 12	R: 1 E: 0 K: 1 S: 8	H: 3 LOB: 1 BB: 0 P: 10	R: 2 E: 0 K: 0 S: 10	H: 2 LOB: 0 BB: 0 P: 13	R: 0 E: 0 K: 2 S: 14	H: 0 LOB: 0 BB: 0 P: 12	R: 0 E: 0 K: 1 S: 8	H: 0 LOB: 0 BB: 0 P: 12	R: 2 E: 0 K: 0 S: 13	H: 3 LOB: 1 BB: 0 P: 21	R: 1 E: 0 K: 1 S: 11	H: 2 LOB: 1 BB: 0 P: 14	1B: 6 2B: 3 3B: 0 HR: 2	SF: 2 SAC: 1 DP: 0 HBP: 0	WP: 0 PB: 0 SB: 0 CS: 0	PA: 38	
PITCHER	IP	WLS	BF	H	R	ER	SO	BB	IBB	HBP	BLK	WP	HR	S	P	ERA	WHIP				
John Candelaria, L (1, 1) ERA: 2.57	6.0	W	24	6	3	3	4	1	0	0	0	0	0	57	83	4.50	1.167				
Steve Shields, R (7, 1) ERA: 4.7	1.2		8	3	2	2	1	0	0	0	0	0	1	19	28	10.80	1.800				
Dave Righetti, L (8, 1) ERA: 2.35	1.1	S	6	2	1	1	1	0	0	0	0	0	1	13	19	6.75	1.500				

Batter	1	2	3	4	5	6	7	8	9	AB	R	H	RBI	BB	SO	LOB	BOTTOM				
Wayne Tolleson, S (1, 5) OBP: 0.333, SLG: 0.333	L1-3 1B		5-3		BB 1B			FC1-6 BB		4	1	2	0	0	0	2	Baltimore Orioles @ New York Yankees Yankee Stadium, Bronx, NY Sat Jun 11 1988, 3:33 AM EDT Att: 33,826 - Sunny - 76 F				
Bobby Meacham, S (1, 4) OBP: 0.295, SLG: 0.313	L1-3 1-2				3-1			BB HR	BB	3	1	1	0	1	0	1					
Dave Winfield, R (1, 9) OBP: 0.452, SLG: 0.621	F9				BB 1B			HR BB	F7	3	2	1	0	1	0	2					
Jack Clark, R (1, 3) OBP: 0.405, SLG: 0.466		L7-4 F7 1B		BB 1B	HR BB			F3		2	2	1	1	2	0	0					
Jay Buhner, R (1, 8) OBP: 0.290, SLG: 0.464		F7		BB 1B	HR BB			F3		4	2	2	5	0	0	1					
Gary Ward, R (1, 7) OBP: 0.287, SLG: 0.240		L7-4		BB 1B	HR			K		4	0	1	1	0	1	1					
Rick Rhoden, R (1, 10)					SF9			4-3		1	0	0	1	0	0	0					
Jose Cruz, L (5, FH) OBP: 0.235, SLG: 0.191			5-3		SF9			CS BB		1	0	0	0	1	0	0					
Rafael Santana, R (1, 6) OBP: 0.275, SLG: 0.258		5-3		L1				F9		4	0	0	0	0	0	2					
Joel Skinner, R (1, 2) OBP: 0.254, SLG: 0.349					K			FC1-6 1B		4	0	2	0	0	1	0					
Inning Stats	R: 0 E: 0 K: 0 S: 9	H: 1 LOB: 0 BB: 0 P: 13	R: 0 E: 0 K: 0 S: 8	H: 1 LOB: 0 BB: 0 P: 13	R: 0 E: 0 K: 0 S: 7	H: 1 LOB: 1 BB: 0 P: 9	R: 3 E: 0 K: 0 S: 14	H: 3 LOB: 1 BB: 1 P: 24	R: 5 E: 0 K: 1 S: 15	H: 3 LOB: 2 BB: 1 P: 29	R: 0 E: 0 K: 1 S: 9	H: 0 LOB: 0 BB: 0 P: 15	R: 0 E: 0 K: 0 S: 9	H: 0 LOB: 0 BB: 1 P: 17	R: 0 E: 0 K: 0 S: 9	H: 0 LOB: 1 BB: 1 P: 17	1B: 9 2B: 2 3B: 0 HR: 1	SF: 1 SAC: 0 DP: 2 HBP: 0	WP: 0 PB: 0 SB: 0 CS: 1	PA: 36	
PITCHER	IP	WLS	BF	H	R	ER	SO	BB	IBB	HBP	BLK	WP	HR	S	P	ERA	WHIP				
Jeff Ballard, L (1, 1) ERA: 4.41	4.1	L	20	8	5	5	1	1	0	0	0	0	0	45	68	10.38	2.077				
Doug Sisk, R (5, 1) ERA: 3.16	1.2		10	2	3	3	0	3	0	0	0	0	1	17	36	16.20	3.000				
Mark Williamson, R (7, 1) ERA: 4.37	2.0		6	0	0	0	1	1	0	0	0	0	0	18	32	0.00	0.500				

Batter	1	2	3	4	5	6	7	8	9	AB	R	H	RBI	BB	SO	LOB	TOP								
Pete Stanicek, S OBP: 0.354, SLG: 0.383 (1, 7)	4-3		K	F9			P6			2	0	0	0	0	1	0	Baltimore Orioles @ New York Yankees Yankee Stadium, Bronx, NY Sun Jun 12 1988, 3:33 AM EDT Att: 51,142 - Sunny - 82 F								
Larry Sheets, L OBP: 0.302, SLG: 0.305 (4, 7)									HBP	3	0	1	0	0	0	3									
Joe Orsulak, L OBP: 0.338, SLG: 0.348 (9, 7)									1B	0	0	0	0	0	0	0									
Billy Ripken, R OBP: 0.252, SLG: 0.241 (1, 4)	5-3		K		5-3			WP		4	1	1	0	0	1	0									
Cal Ripken Jr., R OBP: 0.395, SLG: 0.458 (1, 6)	BB		4-3		P4			2B	HBP	5	2	2	1	0	1	2									
Eddie Murray, S OBP: 0.327, SLG: 0.397 (1, 3)	1B							HR		3	2	2	2	1	0	0									
Mickey Tettleton, S OBP: 0.292, SLG: 0.418 (1, 2)	BB				SH3-4			HR		4	0	2	1	0	0	0									
Fred Lynn, L OBP: 0.294, SLG: 0.428 (1, 9)	1B				1B					3	0	0	0	0	1	2									
Ken Gerhart, R OBP: 0.226, SLG: 0.342 (1, 8)	4-3				SH3-4			K		3	0	0	0	1	1	0									
Jim Traber, L OBP: 0.235, SLG: 0.313 (1, 10)								K		3	0	0	0	1	1	0									
Rene Gonzales, R OBP: 0.311, SLG: 0.354 (1, 5)										4	0	0	0	0	0	3									
Inning Stats	R: 1 E: 1 K: 0 S: 10	H: 2 LOB: 2 BB: 1 P: 20	R: 0 E: 0 K: 0 S: 6	H: 0 LOB: 0 BB: 0 P: 8	R: 0 E: 0 K: 2 S: 8	H: 0 LOB: 0 BB: 0 P: 14	R: 1 E: 0 K: 0 S: 13	H: 3 LOB: 3 BB: 1 P: 21	R: 0 E: 0 K: 0 S: 4	H: 0 LOB: 0 BB: 0 P: 6	R: 0 E: 0 K: 0 S: 5	H: 0 LOB: 0 BB: 0 P: 10	R: 0 E: 0 K: 0 S: 4	H: 0 LOB: 0 BB: 0 P: 7	R: 3 E: 0 K: 2 S: 14	H: 3 LOB: 2 BB: 0 P: 21	R: 0 E: 0 K: 1 S: 14	H: 1 LOB: 2 BB: 0 P: 24	1B: 7 2B: 1 3B: 0 HR: 1	SF: 0 SAC: 1 DP: 0 HBP: 1	WP: 1 PB: 0 SB: 0 CS: 0	PA: 39			
PITCHER	IP	WLS	BF	H	R	ER	SO	BB	IBB	HBP	BLK	WP	HR	S	P	ERA	WHIP								
Tommy John, L ERA: 3.76	3.1		17	5	2	2	2	2	0	0	0	0	0	33	58	5.40	2.100								
Charles Hudson, R ERA: 3.79	3.2		13	2	2	2	0	0	0	0	0	1	0	21	34	4.91	0.545								
Cecilio Guante, R ERA: 2.38	2.0	W	9	2	1	1	3	0	0	1	0	0	1	24	39	4.50	1.000								

AB 35
R 5
H 9
RBI 5
BB 2
SO 5
LOB 10



Batter	1	2	3	4	5	6	7	8	9	AB	R	H	RBI	BB	SO	LOB	BOTTOM								
Wayne Tolleson, S OBP: 0.357, SLG: 0.429 (1, 4)	K		6-3							5	2	2	1	0	1	1	Baltimore Orioles @ New York Yankees Yankee Stadium, Bronx, NY Sun Jun 12 1988, 3:33 AM EDT Att: 51,142 - Sunny - 82 F								
Jose Cruz, L OBP: 0.288, SLG: 0.235 (1, 10)									1B	4	1	2	0	1	0	1									
Claudell Washington, L OBP: 0.313, SLG: 0.492 (1, 7)									1B	4	1	2	0	1	0	1									
Jack Clark, R OBP: 0.406, SLG: 0.461 (1, 3)	2B								1B	5	0	2	2	0	1	1									
Jack Clark, R OBP: 0.406, SLG: 0.461 (1, 3)	5-3								1B	2	1	0	0	2	0	1									
Jack Clark, R OBP: 0.406, SLG: 0.461 (1, 3)	L4								1B	2	1	0	0	2	0	1									
Mike Pagliarulo, L OBP: 0.279, SLG: 0.380 (1, 5)									1B	4	1	0	1	0	1	3									
Mike Pagliarulo, L OBP: 0.279, SLG: 0.380 (1, 5)	K								1B	4	1	0	1	0	1	3									
Dave Winfield, R OBP: 0.448, SLG: 0.612 (1, 9)									1B	3	0	0	0	1	1	2									
Jay Buhner, R OBP: 0.314, SLG: 0.469 (1, 8)	5-3								1B	4	0	2	2	0	1	3									
Rafael Santana, R OBP: 0.274, SLG: 0.258 (1, 6)									1B	4	1	1	0	0	2	1									
Joel Skinner, R OBP: 0.256, SLG: 0.357 (1, 2)									1B	3	0	1	0	0	1	0									
Inning Stats	R: 0 E: 0 K: 1 S: 9	H: 1 LOB: 1 BB: 0 P: 13	R: 0 E: 0 K: 2 S: 12	H: 1 LOB: 1 BB: 0 P: 16	R: 0 E: 0 K: 0 S: 6	H: 0 LOB: 0 BB: 0 P: 12	R: 2 E: 1 K: 2 S: 14	H: 1 LOB: 1 BB: 1 P: 23	R: 3 E: 0 K: 1 S: 18	H: 3 LOB: 3 BB: 3 P: 38	R: 0 E: 0 K: 1 S: 10	H: 1 LOB: 1 BB: 0 P: 13	R: 0 E: 0 K: 0 S: 7	H: 0 LOB: 0 BB: 0 P: 14	R: 0 E: 0 K: 0 S: 9	H: 0 LOB: 0 BB: 0 P: 13	R: 1 E: 0 K: 1 S: 10	H: 3 LOB: 2 BB: 0 P: 14	1B: 7 2B: 3 3B: 0 HR: 0	SF: 0 SAC: 1 DP: 0 HBP: 0	WP: 0 PB: 0 SB: 0 CS: 0	PA: 39			
PITCHER	IP	WLS	BF	H	R	ER	SO	BB	IBB	HBP	BLK	WP	HR	S	P	ERA	WHIP								
Jay Tibbs, R ERA: 5.83	4.1		21	6	5	3	5	2	0	0	0	1	0	50	82	6.23	1.846								
Dave Schmidt, R ERA: 3.99	2.2		11	1	0	0	2	1	1	0	0	0	0	26	47	0.00	0.750								
Tom Niedenfuer, R ERA: 4.19	1.1	L	7	3	1	1	1	0	0	0	0	0	0	19	27	6.75	2.250								

AB 34
R 6
H 10
RBI 6
BB 4
SO 8
LOB 13



Batter	1	2	3	4	5	6	7	8	9	AB	R	H	RBI	BB	SO	LOB	TOP					
Joe Orsulak, L (1, 7) OBP: 0.333, SLG: 0.338	P6		G4-3				G3		K								4 0 0 0 1 1 1					
Billy Ripken, R (1, 4) OBP: 0.248, SLG: 0.236	G6-3			G6-3			K		F9								4 0 0 0 0 1 1					
Cal Ripken Jr., R (1, 6) OBP: 0.389, SLG: 0.449	K			P6				F8	G4-3								4 0 0 0 0 1 0					
Eddie Murray, S (1, 3) OBP: 0.330, SLG: 0.400		K			F8				F8								3 1 1 0 1 1 0					
Larry Sheets, L (1, 9) OBP: 0.297, SLG: 0.300		G3-1		E3			F8		G3								4 1 0 0 0 0 2					
Fred Lynn, L (1, 8) OBP: 0.303, SLG: 0.432																	0 0 0 0 0 0 0					
Pete Stanicek, S (9, PR) OBP: 0.354, SLG: 0.383							L3										0 1 0 0 0 0 0					
Ken Gerhart, R (9, 8) OBP: 0.226, SLG: 0.342																	0 0 0 0 0 0 0					
Jim Traber, L (1, 10) OBP: 0.263, SLG: 0.314																	3 1 1 2 1 0 1					
Mickey Tettleton, S (1, 2) OBP: 0.303, SLG: 0.507				P2													4 2 2 4 0 0 2					
Rene Gonzales, R (1, 5) OBP: 0.298, SLG: 0.337																	4 0 0 0 0 0 1					
Inning Stats	R: 0 E: 0 K: 1 S: 10	H: 0 LOB: 0 BB: 0 P: 17	R: 0 E: 0 K: 1 S: 6	H: 1 LOB: 1 BB: 0 P: 11	R: 0 E: 0 K: 0 S: 5	H: 0 LOB: 0 BB: 0 P: 6	R: 2 E: 1 K: 0 S: 10	H: 2 LOB: 2 BB: 1 P: 22	R: 0 E: 0 K: 1 S: 7	H: 0 LOB: 0 BB: 1 P: 13	R: 0 E: 0 K: 0 S: 5	H: 0 LOB: 0 BB: 0 P: 12	R: 1 E: 0 K: 0 S: 6	H: 1 LOB: 0 BB: 0 P: 10	R: 0 E: 0 K: 0 S: 6	H: 0 LOB: 0 BB: 0 P: 10	R: 3 E: 0 K: 1 S: 12	H: 2 LOB: 1 BB: 1 P: 19	1B: 3 2B: 1 3B: 0 HR: 2	SF: 0 SAC: 0 DP: 0 HBP: 0	WP: 0 PB: 0 SB: 1 CS: 1	PA: 37
PITCHER	IP	WLS	BF	H	R	ER	SO	BB	IBB	HBP	BLK	WP	HR	S	P	ERA	WHIP					
Walt Terrell, R (1, 1) ERA: 4.5	8.1		33	5	4	2	3	3	0	0	0	0	1	57	104	2.16	0.960					
Willie Hernandez, L (9, 1) ERA: 2.64	0.2	L	4	1	2	2	1	1	0	0	0	0	1	10	16	27.00	3.000					

Baltimore Orioles @ Detroit Tigers
Tiger Stadium, Detroit, MI
Mon Jun 13 1988, 7:05 PM EDT
Att: 17,126 - Unknown - 91 F

AB 30
R 6
H 4
RBI 6
BB 3
SO 4
LOB 8

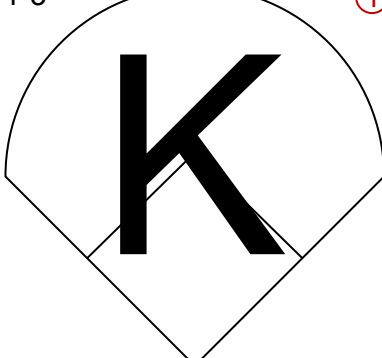
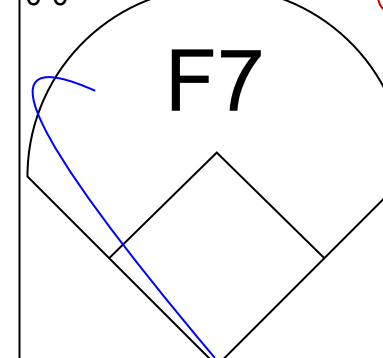
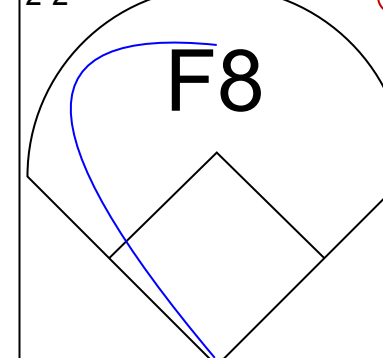
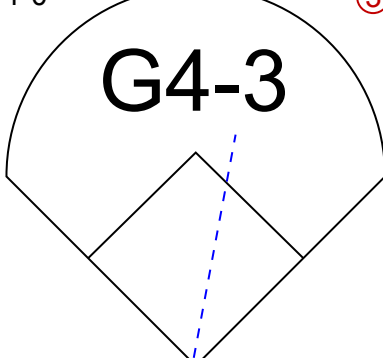
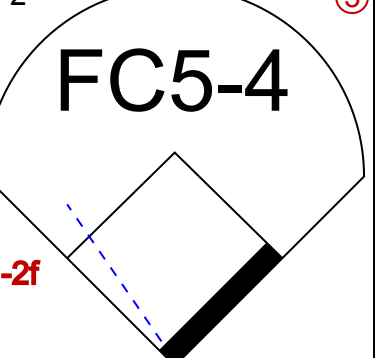
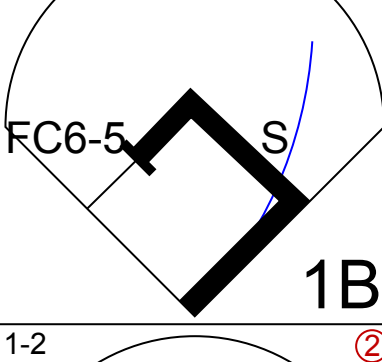
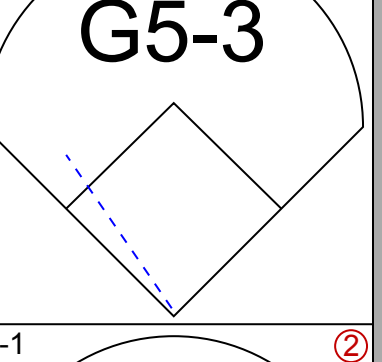
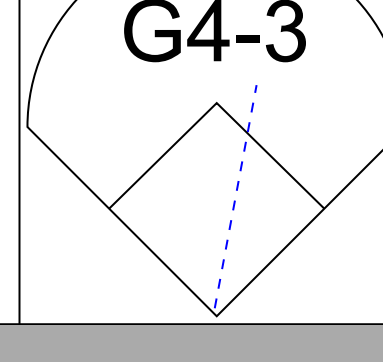
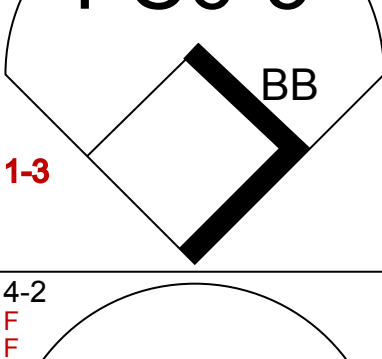
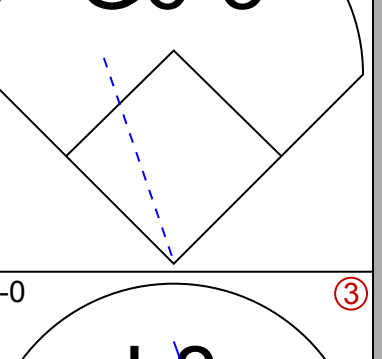
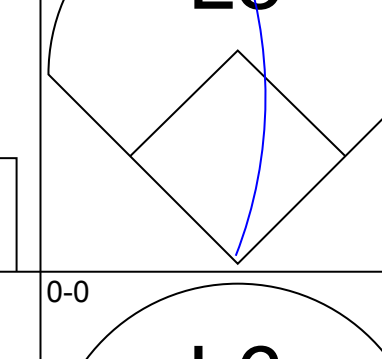
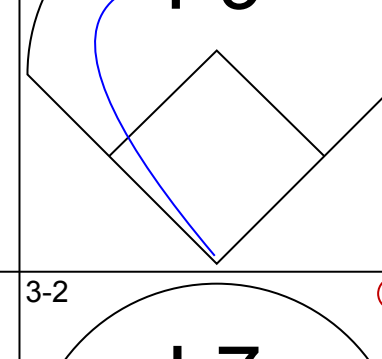
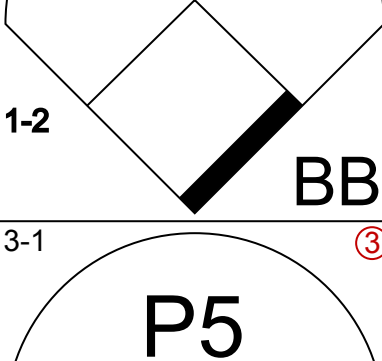
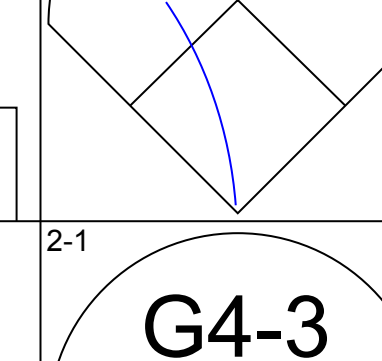
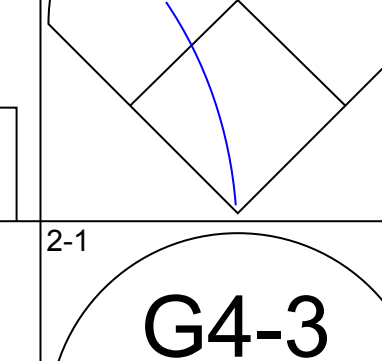
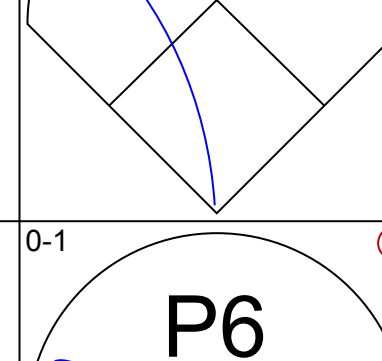
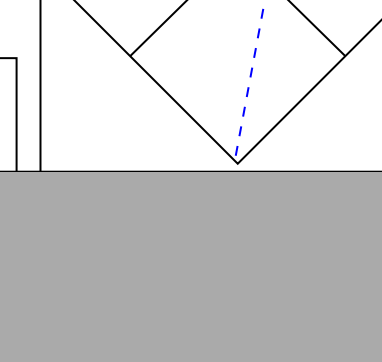
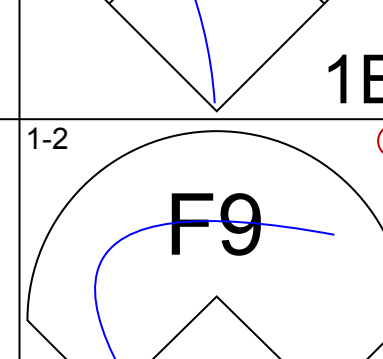
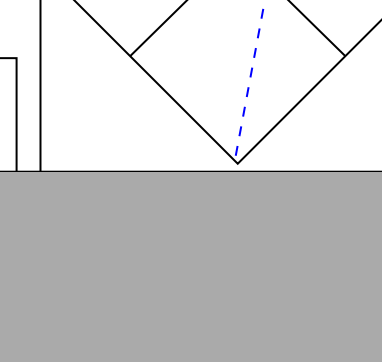
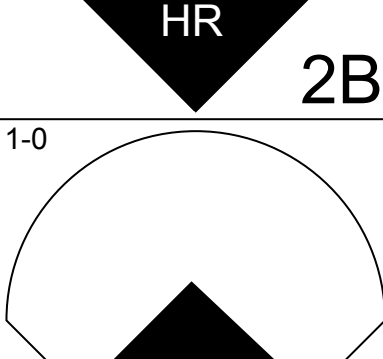
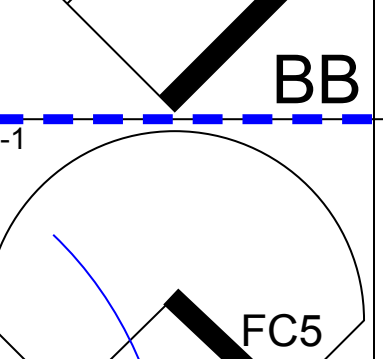
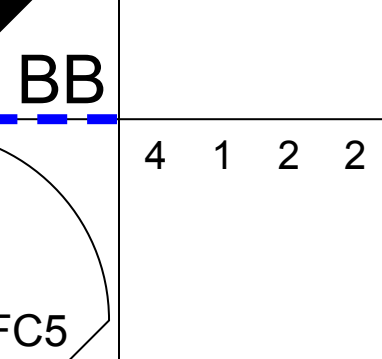
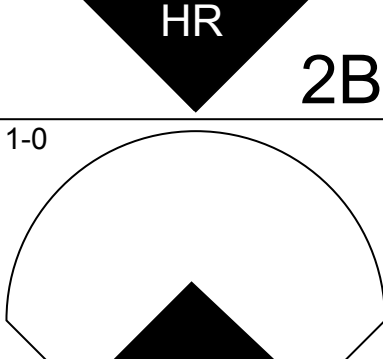
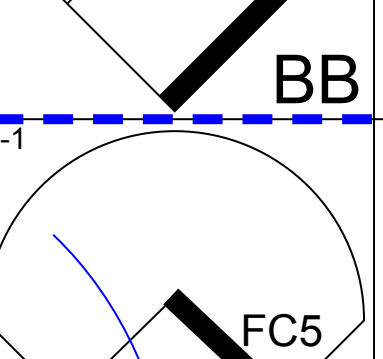
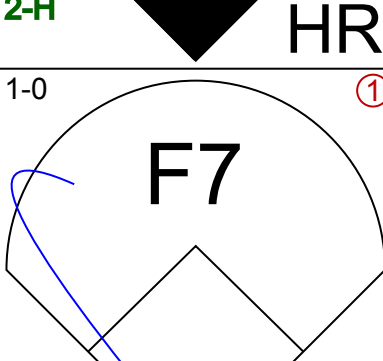
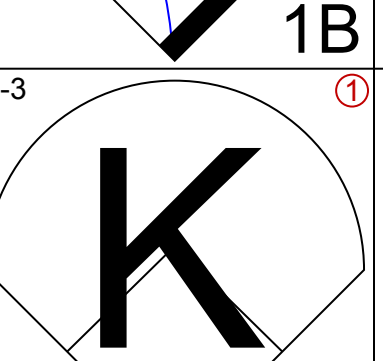
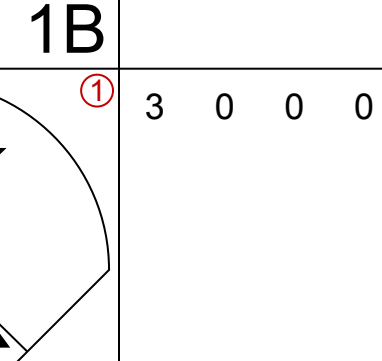
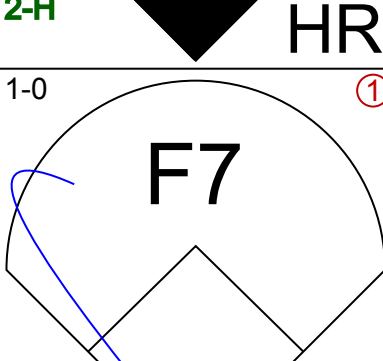
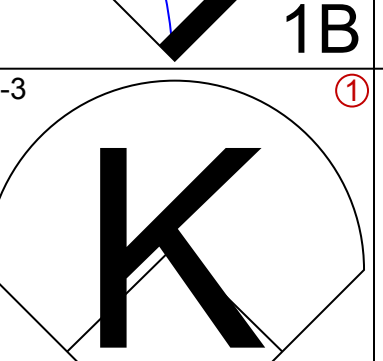
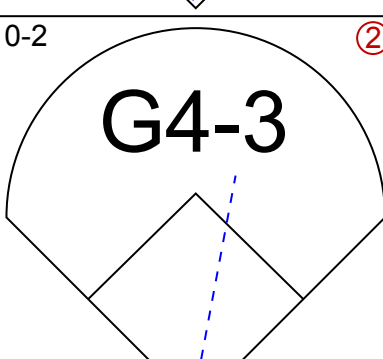
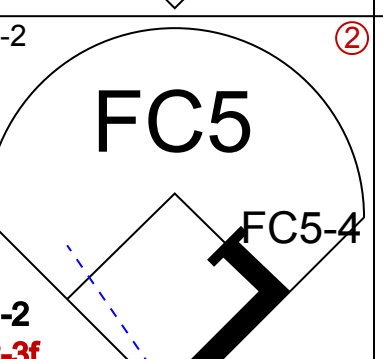
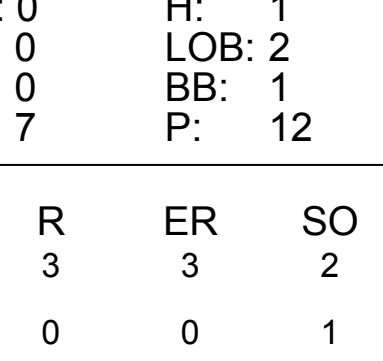

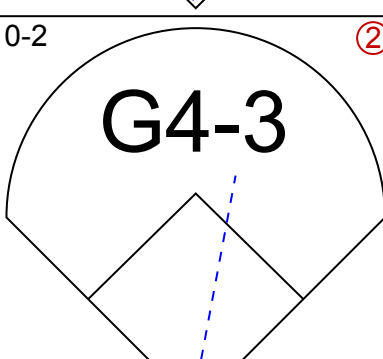
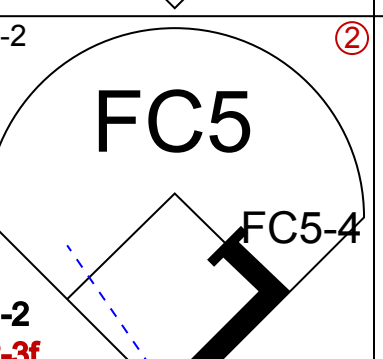
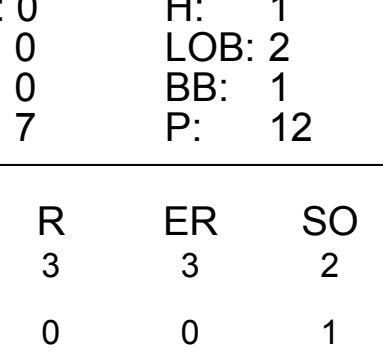
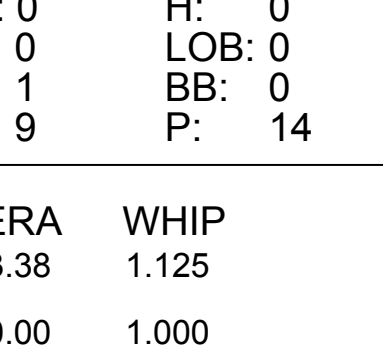
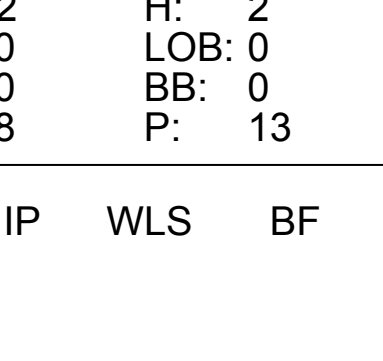
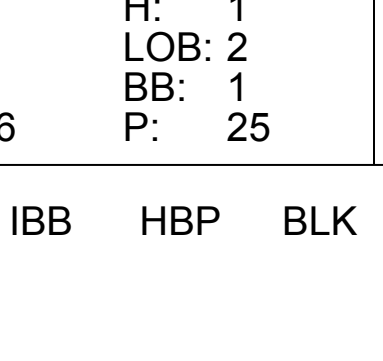
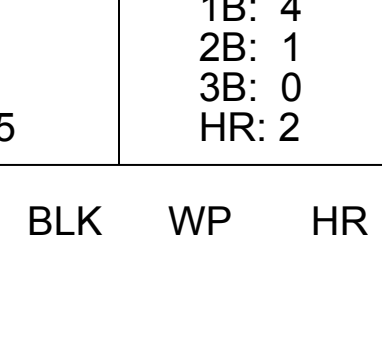


Batter	1	2	3	4	5	6	7	8	9	AB	R	H	RBI	BB	SO	LOB	BOTTOM					
Gary Pettis, S (1, 8) OBP: 0.320, SLG: 0.288	L9																2 1 0 0 2 0 0					
Lou Whitaker, L (1, 4) OBP: 0.402, SLG: 0.435																	4 0 2 0 0 0 1					
Pat Sheridan, L (1, 7) OBP: 0.353, SLG: 0.505																	4 0 0 0 0 2 3					
Alan Trammell, R (1, 6) OBP: 0.385, SLG: 0.498																	4 1 2 1 0 0 1					
Darrell Evans, L (1, 3) OBP: 0.302, SLG: 0.306																	4 1 1 2 0 0 2					
Chet Lemon, R (1, 9) OBP: 0.352, SLG: 0.423																	4 0 0 0 0 0 3					
Matt Nokes, L (1, 2) OBP: 0.261, SLG: 0.421																	4 1 2 1 0 1 0					
Luis Salazar, R (1, 5) OBP: 0.337, SLG: 0.460																	4 0 0 0 0 0 1					
Ray Knight, R (1, 10) OBP: 0.302, SLG: 0.316																	4 0 0 0 0 0 1					
Inning Stats	R: 0 E: 0 K: 0 S: 5	H: 1 LOB: 1 BB: 0 P: 8	R: 0 E: 0 K: 1 S: 10	H: 0 LOB: 0 BB: 0 P: 17	R: 0 E: 0 K: 0 S: 10	H: 0 LOB: 1 BB: 1 P: 17	R: 0 E: 0 K: 0 S: 10	H: 0 LOB: 0 BB: 0 P: 13	R: 1 E: 0 K: 0 S: 9	H: 1 LOB: 0 BB: 0 P: 14	R: 0 E: 0 K: 1 S: 7	H: 0 LOB: 0 BB: 0 P: 9	R: 2 E: 0 K: 0 S: 11	H: 3 LOB: 1 BB: 0 P: 18	R: 1 E: 1 K: 1 S: 12	H: 2 LOB: 2 BB: 1 P: 24	R: 0 E: 0 K: 0 S: 8	H: 0 LOB: 0 BB: 0 P: 13	1B: 4 2B: 1 3B: 0 HR: 2	SF: 0 SAC: 0 DP: 1 HBP: 0	WP: 0 PB: 0 SB: 1 CS: 0	PA: 36
PITCHER	IP	WLS	BF	H	R	ER	SO	BB	IBB	HBP	BLK	WP	HR	S	P	ERA	WHIP					
Jose Bautista, R (1, 1) ERA: 5.01	6.1		25	5	3	3	2	1	0	0	0	0	2	59	90	4.26	0.947					
Mark Williamson, R (7, 1) ERA: 4.46	0.2		4	1	1	1	0	1	0	0	1	0	0	5	13	13.50	3.000					
Don Aase, R (8, 1) ERA: 6.57	0.1		3	1	0	0	1	0	0	0	0	0	0	8	15	0.00	3.000					
Tom Niedenfuer, R (8, 1) ERA: 3.86	1.2	W	4	0	0	0	0	0	0	0	0	0	0	10	15	0.00	0.000					

Baltimore Orioles @ Detroit Tigers
Tiger Stadium, Detroit, MI
Mon Jun 13 1988, 7:05 PM EDT
Att: 17,126 - Unknown - 91 F

AB 34
R 4
H 7
RBI 4
BB 2
SO 3
LOB 12

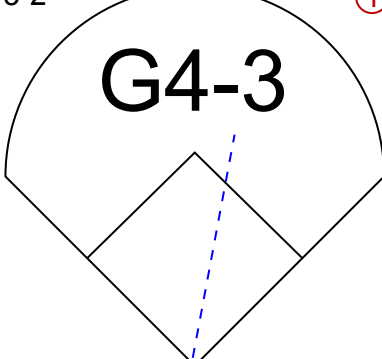
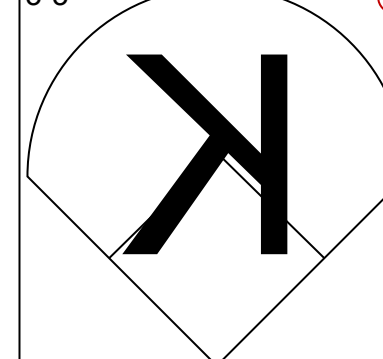
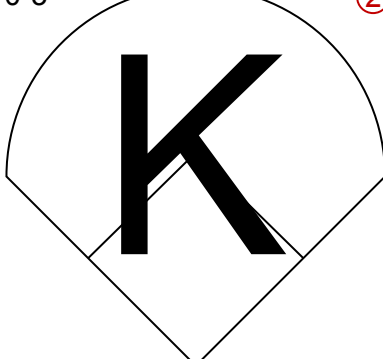
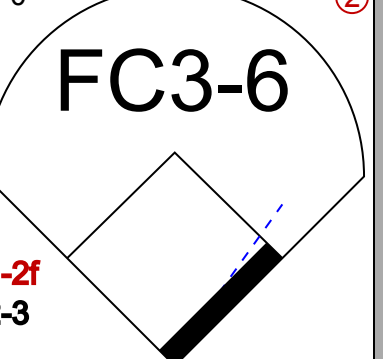
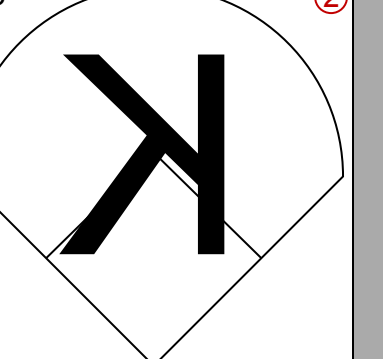
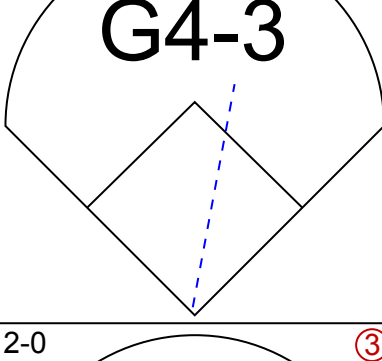
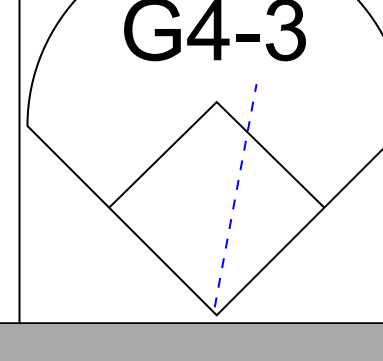
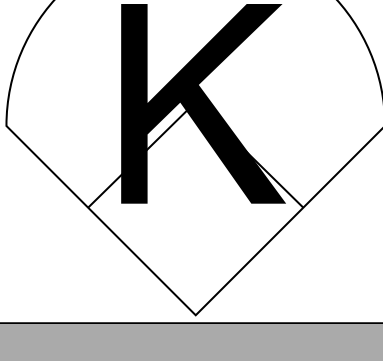
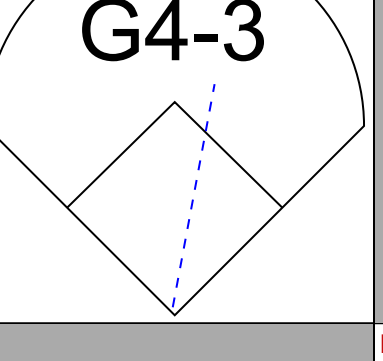
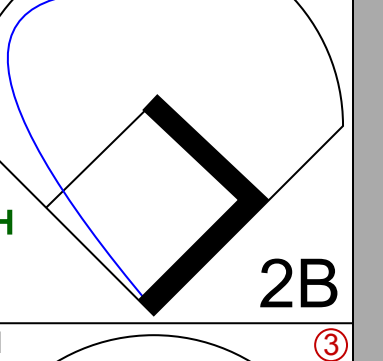
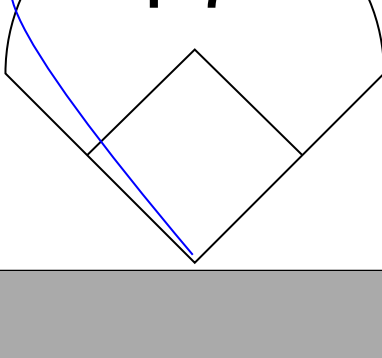
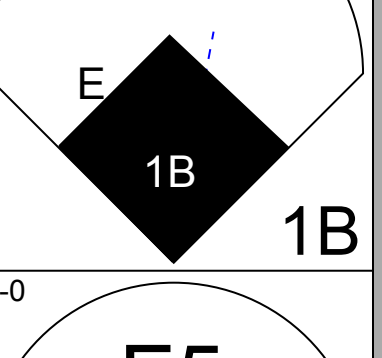
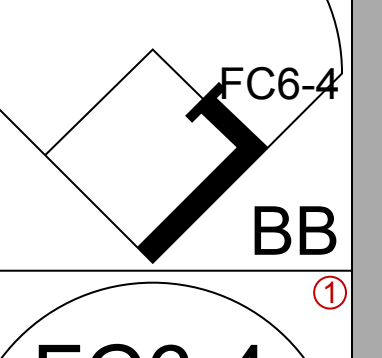
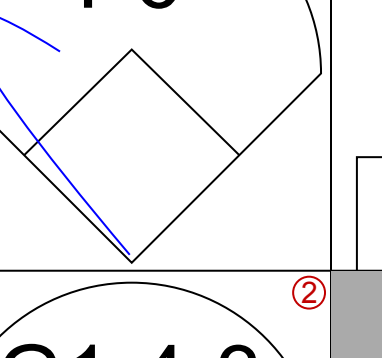
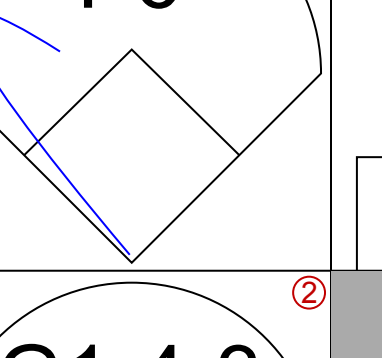
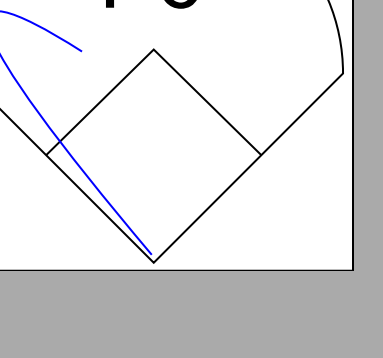
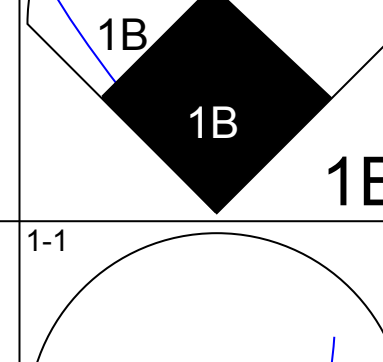
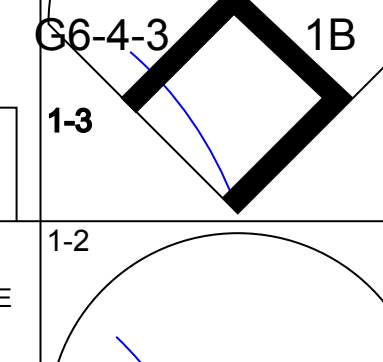

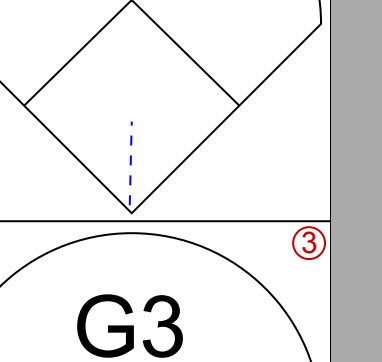
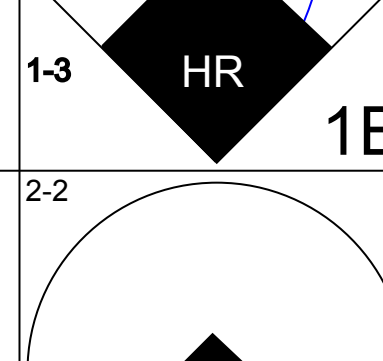
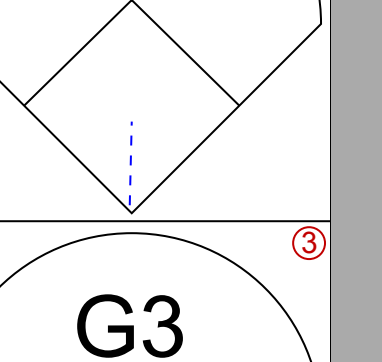

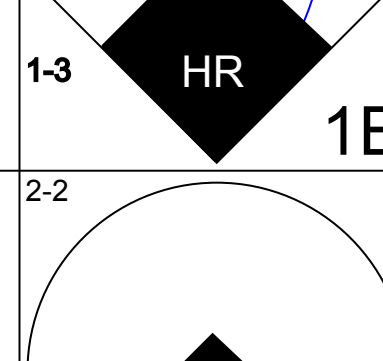
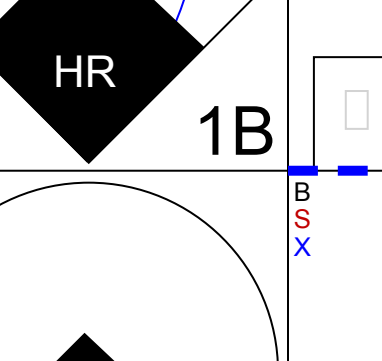
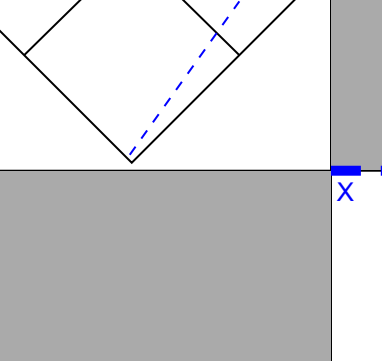
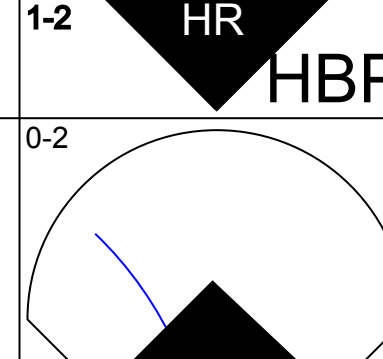
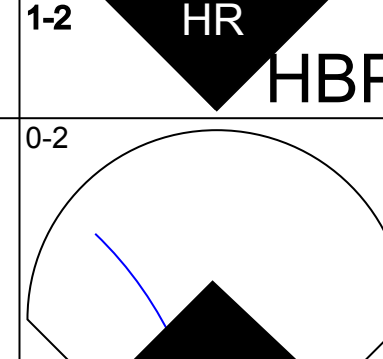
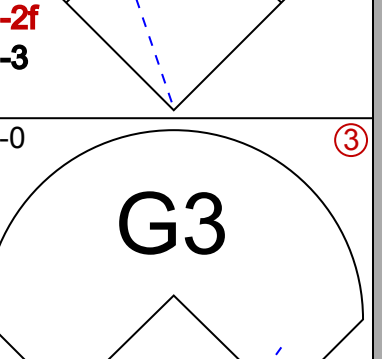
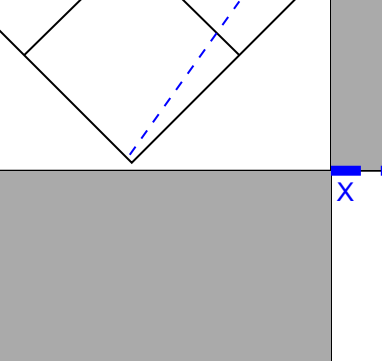

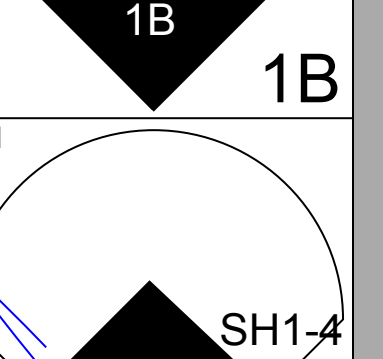
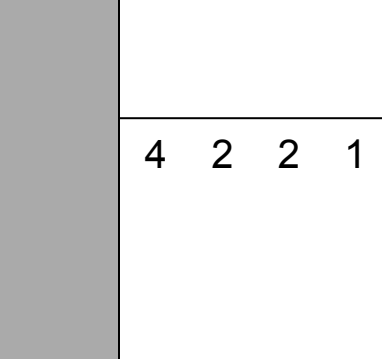
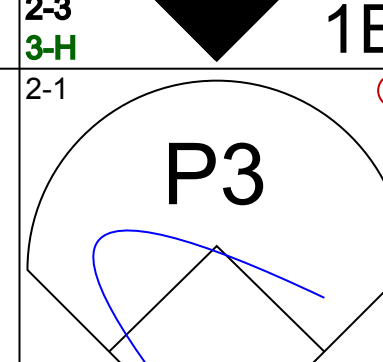
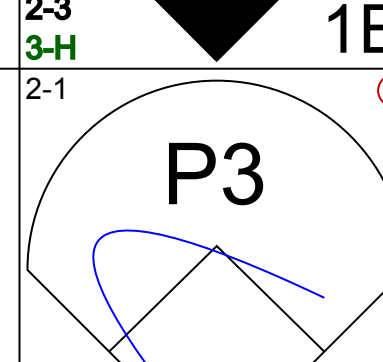
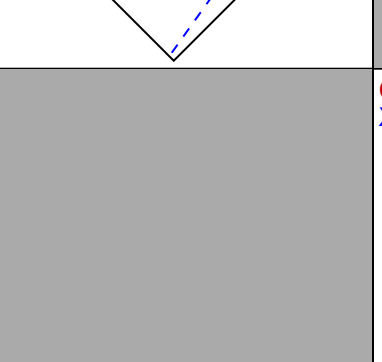
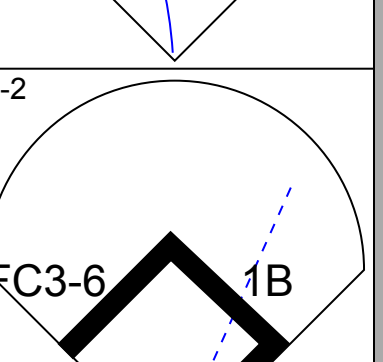
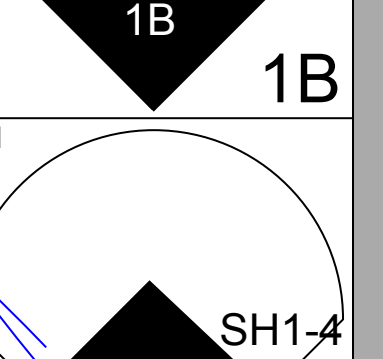
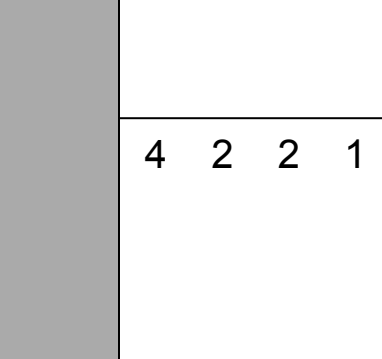
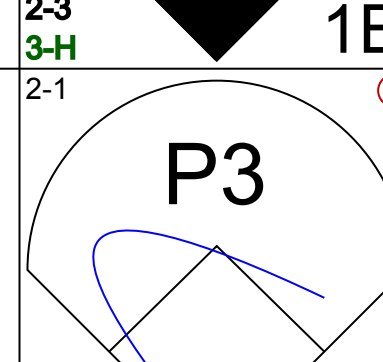
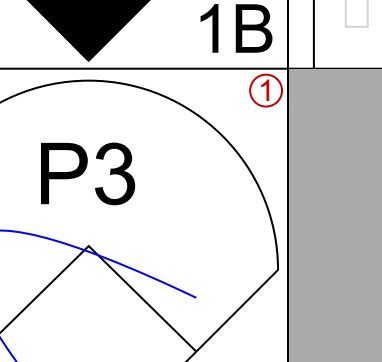
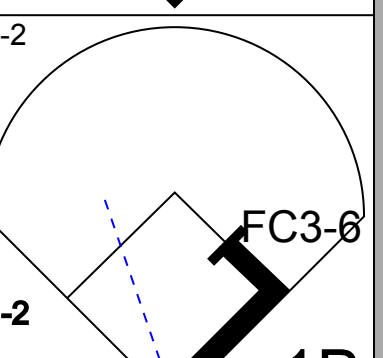

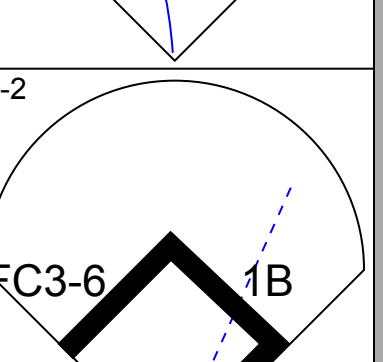
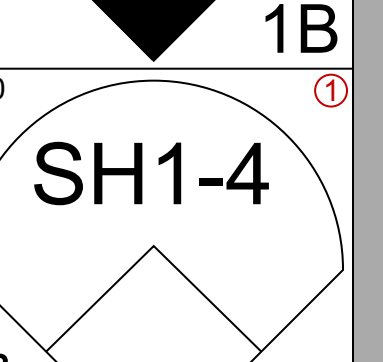

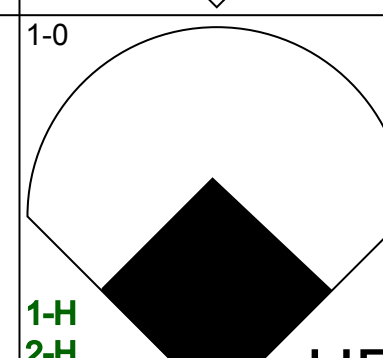
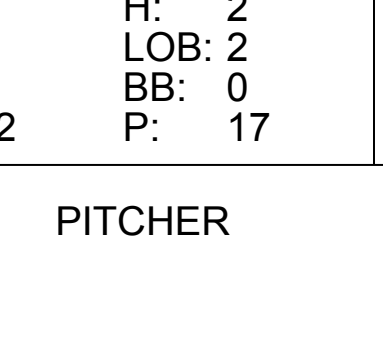
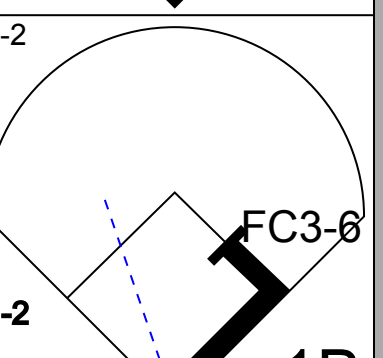
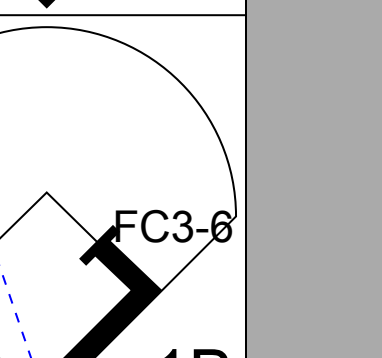
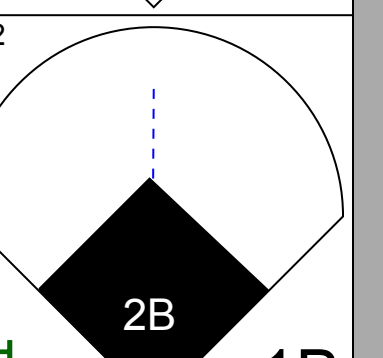

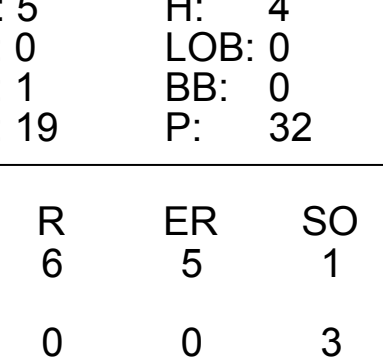
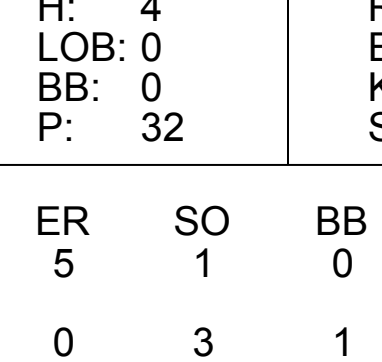

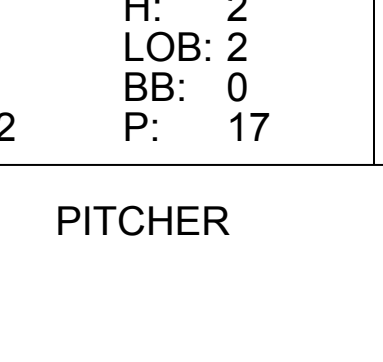
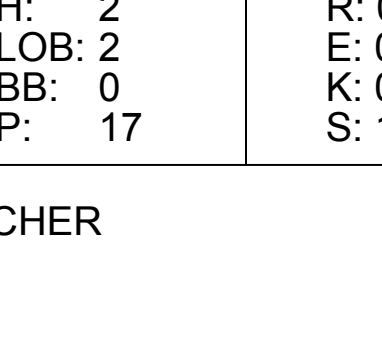
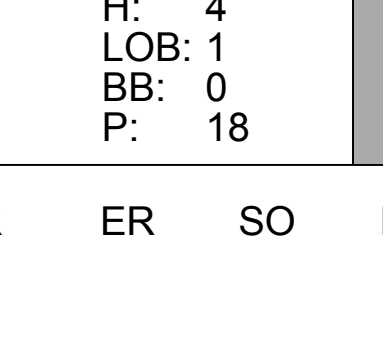
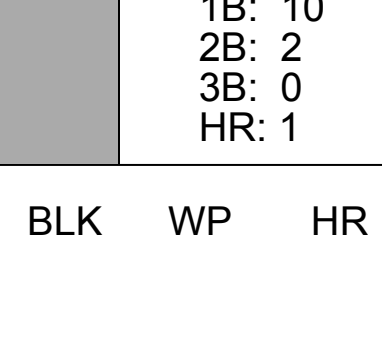


Batter	1	2	3	4	5	6	7	8	9	AB	R	H	RBI	BB	SO	LOB	TOP				
Joe Orsulak, L (1, 7) OBP: 0.325, SLG: 0.329 Wade Rowdon, R (9, FH) OBP: 0.107, SLG: 0.107										4	0	0	0	0	1	2					
Billy Ripken, R (1, 4) OBP: 0.252, SLG: 0.256										4	1	2	1	0	0	0					
Cal Ripken Jr., R (1, 6) OBP: 0.383, SLG: 0.441										4	0	0	0	0	0	1					
Eddie Murray, S (1, 3) OBP: 0.328, SLG: 0.395										3	0	0	0	1	0	0					
Larry Sheets, L (1, 9) OBP: 0.296, SLG: 0.299										4	0	1	0	0	0	2					
Fred Lynn, L (1, 8) OBP: 0.305, SLG: 0.432 Ken Gerhart, R (4, 8) OBP: 0.244, SLG: 0.364										0	0	0	0	0	0	0					
Jim Traber, L (1, 10) OBP: 0.286, SLG: 0.410										4	1	2	2	0	0	2					
Mickey Tettleton, S (1, 2) OBP: 0.300, SLG: 0.486										3	0	0	0	1	1	3					
Rene Gonzales, R (1, 5) OBP: 0.286, SLG: 0.322										4	0	0	0	0	1	4					
Inning Stats	R: 0 E: 0 K: 1 S: 18	H: 1 LOB: 2 BB: 1 P: 28	R: 0 E: 0 K: 0 S: 7	H: 1 LOB: 2 BB: 1 P: 12	R: 0 E: 0 K: 0 S: 8	H: 0 LOB: 0 BB: 0 P: 12	R: 0 E: 0 K: 0 S: 9	H: 1 LOB: 1 BB: 0 P: 15	R: 0 E: 0 K: 1 S: 9	H: 0 LOB: 0 BB: 0 P: 14	R: 0 E: 0 K: 0 S: 5	H: 0 LOB: 0 BB: 0 P: 8	R: 2 E: 0 K: 0 S: 8	H: 2 LOB: 0 BB: 0 P: 13	R: 1 E: 0 K: 0 S: 9	H: 1 LOB: 2 BB: 1 P: 13	R: 0 E: 0 K: 1 S: 16	H: 1 LOB: 2 BB: 1 P: 25	1B: 4 2B: 1 3B: 0 HR: 2	SF: 0 SAC: 0 DP: 0 HBP: 0	WP: 0 PA: 37 PB: 0 SB: 1 CS: 0
PITCHER	IP WLS BF H R ER SO BB IBB HBP BLK WP HR S P ERA WHIP	IP WLS BF H R ER SO BB IBB HBP BLK WP HR S P ERA WHIP	IP WLS BF H R ER SO BB IBB HBP BLK WP HR S P ERA WHIP	IP WLS BF H R ER SO BB IBB HBP BLK WP HR S P ERA WHIP	IP WLS BF H R ER SO BB IBB HBP BLK WP HR S P ERA WHIP	IP WLS BF H R ER SO BB IBB HBP BLK WP HR S P ERA WHIP	IP WLS BF H R ER SO BB IBB HBP BLK WP HR S P ERA WHIP	IP WLS BF H R ER SO BB IBB HBP BLK WP HR S P ERA WHIP	IP WLS BF H R ER SO BB IBB HBP BLK WP HR S P ERA WHIP	IP WLS BF H R ER SO BB IBB HBP BLK WP HR S P ERA WHIP	IP WLS BF H R ER SO BB IBB HBP BLK WP HR S P ERA WHIP	IP WLS BF H R ER SO BB IBB HBP BLK WP HR S P ERA WHIP	IP WLS BF H R ER SO BB IBB HBP BLK WP HR S P ERA WHIP	IP WLS BF H R ER SO BB IBB HBP BLK WP HR S P ERA WHIP	IP WLS BF H R ER SO BB IBB HBP BLK WP HR S P ERA WHIP	IP WLS BF H R ER SO BB IBB HBP BLK WP HR S P ERA WHIP	IP WLS BF H R ER SO BB IBB HBP BLK WP HR S P ERA WHIP	IP WLS BF H R ER SO BB IBB HBP BLK WP HR S P ERA WHIP	IP WLS BF H R ER SO BB IBB HBP BLK WP HR S P ERA WHIP	IP WLS BF H R ER SO BB IBB HBP BLK WP HR S P ERA WHIP	

Baltimore Orioles @ Detroit Tigers
Tiger Stadium, Detroit, MI
Tue Jun 14 1988, 7:05 PM EDT
Att: 15,128 - Unknown - 94 F

AB 32
R 3
H 6
RBI 3
BB 3
SO 3
LOB 16





Batter	1	2	3	4	5	6	7	8	9	AB	R	H	RBI	BB	SO	LOB	BOTTOM			
Gary Pettis, S (1, 8) OBP: 0.314, SLG: 0.282										5	0	0	0	0	3	4				
Lou Whitaker, L (1, 4) OBP: 0.397, SLG: 0.434										5	0	1	1	0	1	3				
Pat Sheridan, L (1, 7) OBP: 0.355, SLG: 0.495										4	1	1	0	1	0	1				
Alan Trammell, R (1, 6) OBP: 0.383, SLG: 0.494										4	1	1	0	0	0	2				
Darrell Evans, L (1, 3) OBP: 0.306, SLG: 0.311										4	1	2	1	0	1	1				
Chet Lemon, R (1, 9) OBP: 0.353, SLG: 0.421 Luis Salazar, R (5, 7) OBP: 0.339, SLG: 0.460										1	1	0	0	0	0	2				
Matt Nokes, L (1, 2) OBP: 0.268, SLG: 0.423										4	2	2	1	0	0	1				
Ray Knight, R (1, 10) OBP: 0.303, SLG: 0.317										3	0	1	0	0	0	3				
Tom Brookens, R (1, 5) OBP: 0.346, SLG: 0.405										4	2	4	6	0	0	0				
Inning Stats	R: 5 E: 0 K: 0 S: 5	H: 4 LOB: 0 BB: 0 P: 11	R: 1 E: 1 K: 0 S: 11	H: 2 LOB: 1 BB: 0 P: 14	R: 0 E: 0 K: 2 S: 10	H: 1 LOB: 1 BB: 0 P: 15	R: 0 E: 0 K: 1 S: 8	H: 0 LOB: 2 BB: 0 P: 17	R: 0 E: 0 K: 0 S: 10	H: 0 LOB: 0 BB: 0 P: 16	R: 3 E: 0 K: 1 S: 14	H: 4 LOB: 1 BB: 0 P: 18	R: 0 E: 0 K: 0 S: 10	H: 0 LOB: 0 BB: 0 P: 16	R: 3 E: 0 K: 1 S: 14	H: 4 LOB: 1 BB: 0 P: 18	1B: 10 2B: 2 3B: 0 HR: 1	SF: 0 SAC: 1 DP: 1 HBP: 1	WP: 0 PA: 39 PB: 0 SB: 0 CS: 0	
PITCHER	IP WLS BF H R ER SO BB IBB HBP BLK WP HR S P ERA WHIP	IP WLS BF H R ER SO BB IBB HBP BLK WP HR S P ERA WHIP	IP WLS BF H R ER SO BB IBB HBP BLK WP HR S P ERA WHIP	IP WLS BF H R ER SO BB IBB HBP BLK WP HR S P ERA WHIP	IP WLS BF H R ER SO BB IBB HBP BLK WP HR S P ERA WHIP	IP WLS BF H R ER SO BB IBB HBP BLK WP HR S P ERA WHIP	IP WLS BF H R ER SO BB IBB HBP BLK WP HR S P ERA WHIP	IP WLS BF H R ER SO BB IBB HBP BLK WP HR S P ERA WHIP	IP WLS BF H R ER SO BB IBB HBP BLK WP HR S P ERA WHIP	IP WLS BF H R ER SO BB IBB HBP BLK WP HR S P ERA WHIP	IP WLS BF H R ER SO BB IBB HBP BLK WP HR S P ERA WHIP	IP WLS BF H R ER SO BB IBB HBP BLK WP HR S P ERA WHIP	IP WLS BF H R ER SO BB IBB HBP BLK WP HR S P ERA WHIP	IP WLS BF H R ER SO BB IBB HBP BLK WP HR S P ERA WHIP	IP WLS BF H R ER SO BB IBB HBP BLK WP HR S P ERA WHIP	IP WLS BF H R ER SO BB IBB HBP BLK WP HR S P ERA WHIP	IP WLS BF H R ER SO BB IBB HBP BLK WP HR S P ERA WHIP	IP WLS BF H R ER SO BB IBB HBP BLK WP HR S P ERA WHIP	IP WLS BF H R ER SO BB IBB HBP BLK WP HR S P ERA WHIP	IP WLS BF H R ER SO BB IBB HBP BLK WP HR S P ERA WHIP

Baltimore Orioles @ Detroit Tigers
Tiger Stadium, Detroit, MI
Tue Jun 14 1988, 7:05 PM EDT
Att: 15,128 - Unknown - 94 F

AB 36
R 9
H 13
RBI 9
BB 1
SO 5
LOB 18



Batter	1	2	3	4	5	6	7	8	9	AB	R	H	RBI	BB	SO	LOB	TOP			
Joe Orsulak, L (1, 7) OBP: 0.316, SLG: 0.320	G6-3		F8		G4-3			G3		4	0	0	0	0	0	1	Baltimore Orioles @ Detroit Tigers Tiger Stadium, Detroit, MI Wed Jun 15 1988, 7:05 PM EDT Att: 14,771 - Unknown - 88 F			
Billy Ripken, R (1, 4) OBP: 0.253, SLG: 0.257	G6-3				G3-4-1			K		3	0	1	0	0	0	1				
Jim Dwyer, L (8, FH) OBP: 0.347, SLG: 0.220	G6-3									1	0	0	0	0	1	0				
Wade Rowdon, R (8, 5) OBP: 0.107, SLG: 0.107	G6-3			1B						0	0	0	0	0	0	0				
Cal Ripken Jr., R (1, 6) OBP: 0.377, SLG: 0.433	G5-3		F8			G5-3		P4		4	0	0	0	0	0	1				
Eddie Murray, S (1, 3) OBP: 0.327, SLG: 0.393						G3-1			P3	4	0	1	0	0	1	0				
Jim Traber, L (1, 10) OBP: 0.283, SLG: 0.381						G4-3			G6-3	3	0	0	0	1	1	0				
Fred Lynn, L (1, 8) OBP: 0.304, SLG: 0.429									F8	0	0	0	0	0	0	0				
Larry Sheets, L (1, 9) OBP: 0.292, SLG: 0.294										3	0	0	0	0	0	3	AB 28 R 0 H 4 RBI 0 BB 1 SO 3 LOB 9			
Mickey Tettleton, S (1, 2) OBP: 0.301, SLG: 0.494										3	0	1	0	0	0	2				
Rene Gonzales, R (1, 5) OBP: 0.287, SLG: 0.323										3	0	1	0	0	0	1				
Inning Stats	R: 0 E: 0 K: 0 S: 7	H: 0 LOB: 0 BB: 0 P: 12	R: 0 E: 0 K: 1 S: 14	H: 1 LOB: 2 BB: 1 P: 24	R: 0 E: 0 K: 2 S: 6	H: 1 LOB: 1 BB: 0 P: 9	R: 0 E: 0 K: 2 S: 13	H: 1 LOB: 1 BB: 0 P: 18	R: 0 E: 0 K: 0 S: 3	H: 0 LOB: 0 BB: 0 P: 6	R: 0 E: 0 K: 0 S: 13	H: 1 LOB: 1 BB: 0 P: 16	R: 0 E: 0 K: 1 S: 8	H: 0 LOB: 0 BB: 0 P: 10	R: 0 E: 0 K: 0 S: 10	H: 0 LOB: 0 BB: 0 P: 16		1B: 4 2B: 1 3B: 0 HR: 0	SF: 0 SAC: 0 DP: 0 HBP: 0	WP: 0 PB: 0 SB: 0 CS: 0
PITCHER Jeff Robinson, R (1, 1) ERA: 3.38	IP: 9.0 WLS: W BF: 33 H: 5 R: 0 ER: 0 SO: 4 BB: 1 IBB: 0 HBP: 0 BLK: 0 WP: 0 HR: 0 S: 83 P: 121 ERA: 0.00 WHIP: 0.667															PITCHER				

Batter	1	2	3	4	5	6	7	8	9	AB	R	H	RBI	BB	SO	LOB	BOTTOM			
Gary Pettis, S (1, 8) OBP: 0.313, SLG: 0.279	G3-1				F7			G4-3		3	0	0	0	1	0	1	Baltimore Orioles @ Detroit Tigers Tiger Stadium, Detroit, MI Wed Jun 15 1988, 7:05 PM EDT Att: 14,771 - Unknown - 88 F			
Lou Whitaker, L (1, 4) OBP: 0.395, SLG: 0.430	G3-1				P5					4	0	1	0	0	0	3				
Pat Sheridan, L (1, 9) OBP: 0.354, SLG: 0.486										2	0	0	0	1	1	0				
Darrell Evans, L (1, 3) OBP: 0.305, SLG: 0.305	L8				F9					3	0	0	0	1	0	1				
Luis Salazar, R (1, 6) OBP: 0.337, SLG: 0.452					F8					3	1	0	0	1	0	2				
Matt Nokes, L (1, 2) OBP: 0.269, SLG: 0.421										3	0	1	0	0	1	0				
Larry Herndon, R (1, 10) OBP: 0.310, SLG: 0.360										3	0	0	0	0	1	2				
Dave Bergman, L (1, 7) OBP: 0.338, SLG: 0.296										1	0	0	1	1	0	0				
Alan Trammell, R (8, 6) OBP: 0.363, SLG: 0.494										0	0	0	0	0	0	0				
Tom Brookens, R (1, 5) OBP: 0.352, SLG: 0.419										2	0	1	0	1	0	1				
Inning Stats	R: 0 E: 0 K: 0 S: 6	H: 0 LOB: 1 BB: 1 P: 12	R: 1 E: 0 K: 1 S: 15	H: 1 LOB: 3 BB: 3 P: 31	R: 0 E: 0 K: 0 S: 6	H: 0 LOB: 0 BB: 0 P: 11	R: 0 E: 0 K: 1 S: 8	H: 0 LOB: 1 BB: 1 P: 17	R: 0 E: 0 K: 1 S: 7	H: 0 LOB: 0 BB: 0 P: 12	R: 0 E: 0 K: 0 S: 5	H: 0 LOB: 0 BB: 0 P: 7	R: 0 E: 0 K: 0 S: 10	H: 1 LOB: 1 BB: 0 P: 18	R: 0 E: 0 K: 0 S: 7	H: 1 LOB: 1 BB: 1 P: 12		1B: 2 2B: 0 3B: 1 HR: 0	SF: 1 SAC: 1 DP: 1 HBP: 0	WP: 0 PB: 0 SB: 0 CS: 0
PITCHER Mike Boddicker, R (1, 1) ERA: 3.98	IP: 7.0 WLS: L BF: 28 H: 2 R: 1 ER: 1 SO: 3 BB: 5 IBB: 0 HBP: 0 BLK: 0 WP: 0 HR: 0 S: 57 P: 108 ERA: 1.29 WHIP: 1.000															PITCHER				
Dave Schmidt, R (8, 1) ERA: 3.91	IP: 1.0 WLS: L BF: 4 H: 1 R: 0 ER: 0 SO: 0 BB: 0 IBB: 0 HBP: 0 BLK: 0 WP: 0 HR: 0 S: 7 P: 12 ERA: 0.00 WHIP: 1.000															PITCHER				

Batter	1	2	3	4	5	6	7	8	9	AB	R	H	RBI	BB	SO	LOB	TOP				
Ellis Burks, R OBP: 0.388, SLG: 0.517 (1, 8)	G6-3		L9		G5-3			FC6-4 2H 1B		4	0	1	1	0	0	1					
Marty Barrett, R OBP: 0.333, SLG: 0.356 (1, 4)	F8			G5-4-3 1B S		K		FC6-4 1-2		4	1	1	0	0	1	1					
Wade Boggs, L OBP: 0.464, SLG: 0.462 (1, 5)	G6-3			G5-4-3 1B		F7		F8		4	0	1	0	0	0	1					
Dwight Evans, R OBP: 0.354, SLG: 0.390 (1, 3)		G5-3		G5-4-3 1-2 2-3		P3		K		4	0	0	0	0	1	3					
Mike Greenwell, L OBP: 0.436, SLG: 0.524 (1, 7)	G4-3			1B 2B		F8 G6-3 2B		G4-3		4	2	2	0	0	0	0					
Jim Rice, R OBP: 0.324, SLG: 0.316 (1, 10)	P3			FC5-4 1B		F8		K		4	0	1	1	0	1	1					
Rick Cerone, R OBP: 0.398, SLG: 0.408 (1, 2)			G4-3	FC5-4 1-2		G6-3		G3-1		4	0	0	1	0	0	1					
Kevin Romine, R OBP: 0.179, SLG: 0.185 (1, 9)			G1-3		G5-3		F8			3	0	0	0	0	0	0					
Spike Owen, S OBP: 0.329, SLG: 0.423 (1, 6)					F7			WP 1B 2B		3	1	2	0	0	0	0					
Inning Stats	R: 0 E: 0 K: 0 S: 6	H: 0 LOB: 0 BB: 0 P: 7	R: 0 E: 0 K: 0 S: 7	H: 0 LOB: 0 BB: 0 P: 9	R: 0 E: 0 K: 0 S: 7	H: 1 LOB: 1 BB: 0 P: 11	R: 2 E: 0 K: 0 S: 15	H: 4 LOB: 1 BB: 0 P: 23	R: 0 E: 0 K: 1 S: 8	H: 0 LOB: 0 BB: 0 P: 11	R: 1 E: 0 K: 0 S: 10	H: 1 LOB: 0 BB: 0 P: 17	R: 1 E: 0 K: 1 S: 16	H: 2 LOB: 1 BB: 0 P: 26	R: 0 E: 0 K: 1 S: 9	H: 0 LOB: 0 BB: 0 P: 15	1B: 5 2B: 3 3B: 0 HR: 0	SF: 0 SAC: 0 DP: 1 HBP: 0	WP: 1 PB: 0 SB: 1 CS: 0	PA: 34	
PITCHER	IP	WLS	BF	H	R	ER	SO	BB	IBB	HBP	BLK	WP	HR	S	P	ERA	WHIP				
Jeff Ballard, L ERA: 4.54 (1, 1)	7.0	W	27	7	4	4	1	0	0	0	0	0	0	60	93	5.14	1.000				
Mark Williamson, R ERA: 4.65 (8, 1)	2.0	S	7	1	0	0	2	0	0	0	0	1	0	22	35	0.00	0.500				

Boston Red Sox @ Baltimore Orioles
Memorial Stadium, Baltimore, MD
Thu Jun 16 1988, 7:05 PM EDT
Att: 24,499 - Unknown - 85 F

AB 34
R 4
H 8
RBI 3
BB 0
SO 3
LOB 8



Batter	1	2	3	4	5	6	7	8	9	AB	R	H	RBI	BB	SO	LOB	BOTTOM				
Joe Orsulak, L OBP: 0.321, SLG: 0.325 (1, 7)	G5-3		SH1		HBP 2B 1B	L6		BB PB 1B		4	2	2	0	0	0	1					
Billy Ripken, R OBP: 0.256, SLG: 0.254 (1, 4)	F3		P4		HBP 2B			K		3	1	0	0	1	1	2					
Cal Ripken Jr., R OBP: 0.381, SLG: 0.436 (1, 6)	BB		K		HBP 1B 2B	K		BB 1B BB		3	2	1	2	2	2	3					
Eddie Murray, S OBP: 0.336, SLG: 0.393 (1, 10)					1B 1B	F7		1B HBP BB		2	1	1	0	3	0	1					
Jim Traber, L OBP: 0.314, SLG: 0.404 (1, 3)	G4-3				BB 1B 1B	F7		HBP 1B		5	1	3	3	0	0	3					
Fred Lynn, L OBP: 0.306, SLG: 0.425 (1, 8)			K		BB 1B	K		HBP IBB		4	1	1	0	1	2	2					
Larry Sheets, L OBP: 0.296, SLG: 0.292 (1, 9)					BB 1B	G3		HBP		2	0	0	0	2	0	1					
Ken Gerhart, R OBP: 0.253, SLG: 0.364 (7, PR) (8, 7)	F5				BB CS BB			HBP		0	0	0	1	0	0	0					
Mickey Tettleton, S OBP: 0.295, SLG: 0.488 (1, 2)			K		CS 2B	F9		K		5	0	1	2	0	2	5					
Rene Gonzales, R OBP: 0.295, SLG: 0.333 (1, 5)					SH1 BB	G5-3		K		3	0	1	0	1	1	2					
Inning Stats	R: 0 E: 0 K: 0 S: 12	H: 0 LOB: 2 BB: 2 P: 25	R: 0 E: 0 K: 2 S: 9	H: 0 LOB: 0 BB: 0 P: 14	R: 0 E: 0 K: 1 S: 8	H: 0 LOB: 1 BB: 1 P: 16	R: 2 E: 0 K: 0 S: 11	H: 4 LOB: 1 BB: 1 P: 22	R: 3 E: 0 K: 1 S: 9	H: 3 LOB: 1 BB: 0 P: 30	R: 0 E: 0 K: 1 S: 14	H: 1 LOB: 2 BB: 1 P: 26	R: 3 E: 0 K: 3 S: 16	H: 2 LOB: 3 BB: 3 P: 35	R: 0 E: 0 K: 3 S: 16	H: 0 LOB: 2 BB: 2 P: 26	1B: 7 2B: 3 3B: 0 HR: 0	SF: 0 SAC: 1 DP: 0 HBP: 2	WP: 1 PB: 1 SB: 0 CS: 2	PA: 44	
PITCHER	IP	WLS	BF	H	R	ER	SO	BB	IBB	HBP	BLK	WP	HR	S	P	ERA	WHIP				
Jeff Sellers, R ERA: 4.7 (1, 1)	3.1	L	17	4	2	2	3	4	0	0	0	0	0	16	28	27.00	3.000				
John Trautwein, R ERA: 12.71 (4, 1)	1.0	L	6	3	3	3	0	0	0	1	0	0	0	27	48	0.00	1.500				
Tom Bolton, L ERA: (5, 1)	2.2		12	1	0	0	2	3	0	0	0	1	0	16	35	27.00	4.000				
Bob Stanley, R ERA: 4.18 (8, 1)	1.0		9	2	3	3	3	2	1	1	0	0	0	16	35	27.00	4.000				

Boston Red Sox @ Baltimore Orioles
Memorial Stadium, Baltimore, MD
Thu Jun 16 1988, 7:05 PM EDT
Att: 24,499 - Unknown - 85 F


AB 31
R 8
H 10
RBI 8
BB 10
SO 8
LOB 20



Batter	1	2	3	4	5	6	7	8	9	10	11	AB	R	H	RBI	BB	SO	LOB	TOP			
Ellis Burks, R OBP: 0.383, SLG: 0.508	5-3		SF7 1B					5-3			5-3	5	1	1	0	0	1	0				
Marty Barrett, R OBP: 0.335, SLG: 0.352	F6		E2 F8					FC6-4 BB			G5-4-3 BB	3	0	0	0	2	0	1				
Wade Boggs, L OBP: 0.479, SLG: 0.462			SF7					FC6-4 BB			G5-4-3	4	0	1	1	0	0	2				
Dwight Evans, R OBP: 0.349, SLG: 0.383	5-3		F8					F8			F5	4	0	0	0	0	0	2				
Mike Greenwell, L OBP: 0.433, SLG: 0.519			BB 1B					F8			4-3	4	0	1	0	0	1	1				
Jim Rice, R OBP: 0.323, SLG: 0.311			BB 1B					5-3			5-3	3	0	0	0	1	0	0				
Rich Gedman, L OBP: 0.203, SLG: 0.177			K					1-3			G3	4	0	0	0	0	2	2				
Spike Owen, S OBP: 0.320, SLG: 0.410			G6-4-3					G3			F9	4	0	0	0	0	0	2				
Pat Dodson, L OBP: 0.188, SLG: 0.290			BB E					3-1			K	3	1	0	0	1	2	0				
Inning Stats	R: 0 E: 0 K: 0 S: 12	H: 1 LOB: 1 BB: 0 P: 22	R: 0 E: 0 K: 1 S: 8	H: 1 LOB: 1 BB: 1 P: 16	R: 2 E: 1 K: 1 S: 13	H: 1 LOB: 1 BB: 1 P: 23	R: 0 E: 0 K: 1 S: 7	H: 0 LOB: 0 BB: 0 P: 11	R: 0 E: 0 K: 2 S: 14	H: 0 LOB: 0 BB: 0 P: 21	R: 0 E: 0 K: 0 S: 9	H: 0 LOB: 0 BB: 1 P: 15	R: 0 E: 0 K: 0 S: 3	H: 0 LOB: 0 BB: 0 P: 6	R: 0 E: 0 K: 1 S: 10	H: 0 LOB: 0 BB: 0 P: 13	R: 0 E: 0 K: 0 S: 11	H: 0 LOB: 0 BB: 1 P: 18	1B: 2 2B: 1 3B: 0 HR: 0	SF: 1 SAC: 0 DP: 2 HBP: 0	WP: 0 PB: 0 SB: 0 CS: 0	PA: 39
PITCHER	IP 9.0	WLS 3	BF 33	H 3	R 2	ER 0	SO 5	BB 3	IBB 0	HBP 0	BLK 0	WP 0	HR 0	S 80	P 137	ERA 0.00	WHIP 0.667					
Jay Tibbs, R ERA: 4.88	(1, 1)																					
Dave Schmidt, R ERA: 3.75	(10, 1)	2.0	W	6	0	0	0	1	1	0	0	0	0	0	0	21	31	0.00	0.500			

Boston Red Sox @ Baltimore Orioles
 Memorial Stadium, Baltimore, MD
 Fri Jun 17 1988, 7:05 PM EDT
 Att. 34,340 - Unknown - 79 F


AB	34
R	2
H	3
RBI	1
BB	4
SO	6
LOB	10



Batter	1	2	3	4	5	6	7	8	9	10	11	AB	R	H	RBI	BB	SO	LOB	BOTTOM							
Joe Orsulak, L OBP: 0.317, SLG: 0.321	F7		4-3					4-3			6-3	5	0	1	0	0	0	0								
Billy Ripken, R OBP: 0.251, SLG: 0.248	F5		5-3					5-3			6-3	5	0	0	0	0	0	1								
Cal Ripken Jr., R OBP: 0.382, SLG: 0.430			L7					F5			F8	3	0	0	0	2	0	1								
Eddie Murray, S OBP: 0.337, SLG: 0.391	FC1-6-4		BB 1B					L3			E S BB 1B	4	1	1	0	1	1	2								
Jim Traber, L OBP: 0.339, SLG: 0.412			BB 1B					F8			F8	4	1	2	1	1	0	1								
Fred Lynn, L OBP: 0.309, SLG: 0.441			BB 1B					K			4-3	4	1	2	2	0	1	1								
Larry Sheets, L OBP: 0.299, SLG: 0.292			K					F8			4-3	3	0	1	0	1	1	2								
Ken Gerhart, R OBP: 0.253, SLG: 0.354			K					HR			CS BB	0	0	0	0	0	0	0								
Mickey Tettleton, S OBP: 0.283, SLG: 0.465			BB 1B					F8			CS BB	4	0	0	0	0	2	5								
Rene Gonzales, R OBP: 0.294, SLG: 0.320			F5					G3			K	4	0	0	0	0	3	2								
Inning Stats	R: 0 E: 0 K: 0 S: 16	H: 0 LOB: 1 BB: 1 P: 24	R: 0 E: 0 K: 1 S: 8	H: 1 LOB: 2 BB: 1 P: 16	R: 0 E: 0 K: 0 S: 6	H: 0 LOB: 0 BB: 0 P: 10	R: 0 E: 0 K: 2 S: 13	H: 2 LOB: 2 BB: 0 P: 18	R: 0 E: 0 K: 1 S: 12	H: 1 LOB: 1 BB: 0 P: 16	R: 2 E: 0 K: 1 S: 20	H: 2 LOB: 0 BB: 0 P: 25	R: 0 E: 0 K: 1 S: 7	H: 0 LOB: 0 BB: 1 P: 8	R: 0 E: 0 K: 0 S: 7	H: 0 LOB: 0 BB: 1 P: 16	R: 0 E: 0 K: 1 S: 7	H: 0 LOB: 1 BB: 1 P: 15	R: 0 E: 0 K: 1 S: 8	H: 0 LOB: 0 BB: 0 P: 13	R: 1 E: 0 K: 0 S: 7	H: 1 LOB: 1 BB: 1 P: 14	1B: 6 2B: 1 3B: 0 HR: 1	SF: 0 SAC: 0 DP: 1 HBP: 0	WP: 0 PB: 0 SB: 1 CS: 1	PA: 41
PITCHER	IP 8.0	WLS 3	BF 32	H 6	R 2	ER 2	SO 6	BB 3	IBB 0	HBP 0	BLK 0	WP 0	HR 1	S 89	P 133	ERA 2.25	WHIP 1.125									
Oil Can Boyd, R ERA: 5.42	(1, 1)																									
Lee Smith, R ERA: 3.38	(9, 1)	1.0	L	3	0	0	0	1	0	0	0	0	0	0	7	15	0.00	1.000								
Dennis Lamp, R ERA: 3.88	(10, 1)	1.1	L	6	1	1	1	1	0	0	0	0	0	0	15	27	6.75	1.500								

Boston Red Sox @ Baltimore Orioles
 Memorial Stadium, Baltimore, MD
 Fri Jun 17 1988, 7:05 PM EDT
 Att. 34,340 - Unknown - 79 F

AB	36
R	3
H	7
RBI	3
BB	5
SO	8
LOB	15



Batter	1	2	3	4	5	6	7	8	9	AB R H RBI BB SO LOB	TOP										
Wade Boggs, L (1, 5) OBP: 0.376, SLG: 0.459	4-2 6-3 2B BB	1-2 3-H 1B			1-0 P7		2-1 3-1		2-1 P6	4 1 1 1 1 0 3	Boston Red Sox @ Baltimore Orioles Memorial Stadium, Baltimore, MD Sat Jun 18 1988, 3:33 AM EDT Att: 32,175 - Sunny - 83 F										
Marty Barrett, R (1, 4) OBP: 0.332, SLG: 0.349	1-0 6-3	0-2 P4			0-2 5-3		0-2 5-3		0-0 1B 1-2 2-H	5 0 1 1 0 0 3											
Dwight Evans, R (1, 9) OBP: 0.350, SLG: 0.388	2-1 1B 2B				0-0 1B 2-H				3-3 K P3	5 1 2 2 0 1 2											
Mike Greenwell, L (1, 7) OBP: 0.434, SLG: 0.516	1-1 2-H 1B				4-0 1B IBB				1-0 P5	3 0 1 1 1 0 0											
Ellis Burks, R (1, 8) OBP: 0.380, SLG: 0.503	1-0 P6				1-1 F8				1-0 1B	4 0 1 0 0 0 3											
Jim Rice, R (1, 10) OBP: 0.317, SLG: 0.305	0-2 L5 1-2				0-0 L5				0-1 L6	4 0 0 0 0 0 2											
Rich Gedman, L (1, 2) OBP: 0.205, SLG: 0.197					2-2 F8				1-0 1B 2B	4 1 1 0 0 0 0											
Pat Dodson, L (1, 3) OBP: 0.222, SLG: 0.324					0-3 K				4-0 1B BB	3 1 1 0 1 1 0											
Spike Owen, S (1, 6) OBP: 0.318, SLG: 0.413	1-1 G3 2-3				0-2 1B 2B				2-2 P4	4 1 1 0 0 0 3											
Inning Stats	R: 2 E: 0 K: 0 S: 11	H: 2 LOB: 1 BB: 1 P: 20	R: 1 E: 0 K: 0 S: 15	H: 2 LOB: 1 BB: 0 P: 22	R: 0 E: 0 K: 1 S: 8	H: 0 LOB: 0 BB: 0 P: 12	R: 0 E: 0 K: 1 S: 7	H: 0 LOB: 0 BB: 0 P: 9	R: 1 E: 0 K: 0 S: 11	H: 2 LOB: 2 BB: 1 P: 17	R: 0 E: 0 K: 0 S: 7	H: 0 LOB: 0 BB: 0 P: 10	R: 0 E: 0 K: 1 S: 8	H: 0 LOB: 0 BB: 0 P: 12	R: 0 E: 0 K: 1 S: 7	H: 1 LOB: 1 BB: 1 P: 20	R: 1 E: 0 K: 0 S: 9	H: 2 LOB: 2 BB: 1 P: 19	1B: 5 2B: 4 3B: 0 HR: 0	SF: 0 SAC: 0 DP: 0 HBP: 0	WP: 0 PA: 39 PB: 0 SB: 1 CS: 0
PITCHER	IP WLS BF H R ER SO BB IBB HBP BLK WP HR S P ERA WHIP											PITCHER	IP WLS BF H R ER SO BB IBB HBP BLK WP HR S P ERA WHIP								
Jose Bautista, R (1, 1) ERA: 5.2	4.2 L 22 6 4 4 1 1 1 0 0 0 0 50 77 7.71 1.500																				
Doug Sisk, R (5, 1) ERA: 2.58	3.1 11 1 0 0 1 0 0 0 0 0 0 24 37 0.00 0.300																				
Tom Niedenfuer, R (9, 1) ERA: 4.09	1.0 6 2 1 1 0 1 0 0 0 0 0 9 19 9.00 3.000																				

AB 36
R 5
H 9
RBI 5
BB 3
SO 2
LOB 16



Batter	1	2	3	4	5	6	7	8	9	AB R H RBI BB SO LOB	BOTTOM										
Joe Orsulak, L (1, 8) OBP: 0.314, SLG: 0.317	2-1 P5					1-1 FC6-4 1B			1-2 P8	5 0 1 0 0 0 2	Boston Red Sox @ Baltimore Orioles Memorial Stadium, Baltimore, MD Sat Jun 18 1988, 3:33 AM EDT Att: 32,175 - Sunny - 83 F										
Billy Ripken, R (1, 4) OBP: 0.251, SLG: 0.248	1-2 P4				0-1 F7	2-2 FC6-4 1-2 3-1			1-2 FC4-6 1B	4 0 1 0 0 0 1											
Cal Ripken Jr., R (1, 6) OBP: 0.380, SLG: 0.427	1-3 K				1-3 K	0-1 3-1			0-0 FC4-6 1B	4 0 1 0 0 2 1											
Eddie Murray, S (1, 10) OBP: 0.332, SLG: 0.385					2-0 3-1	1-1 P4			1-1 FC4-6 1-2 2-3	4 0 0 0 0 1 3											
Jim Traber, L (1, 3) OBP: 0.333, SLG: 0.400					3-3 K				2-2 1B 1-3	4 0 1 0 0 1 2											
Larry Sheets, L (1, 9) OBP: 0.298, SLG: 0.296									0-0 L9	4 0 1 0 0 1 1											
Terry Kennedy, L (1, 2) OBP: 0.240, SLG: 0.246									1-2 FC5-4 1B	4 0 3 0 0 1 0											
Ken Gerhart, R (1, 7) OBP: 0.264, SLG: 0.363									1-1 FC5-4 1-2	3 0 1 0 1 1 4											
Rene Gonzales, R (1, 5) OBP: 0.279, SLG: 0.314									1-2 P9	2 0 0 0 0 1 1											
Jim Dwyer, L (7, PH) OBP: 0.340, SLG: 0.214										1 0 0 0 0 1 2											
Wade Rowdon, R (8, 5) OBP: 0.103, SLG: 0.103										1 0 0 0 0 0 2											
Inning Stats	R: 0 E: 0 K: 1 S: 9	H: 0 LOB: 0 BB: 0 P: 13	R: 0 E: 0 K: 1 S: 13	H: 2 LOB: 2 BB: 0 P: 17	R: 0 E: 0 K: 1 S: 14	H: 0 LOB: 0 BB: 0 P: 18	R: 0 E: 0 K: 2 S: 11	H: 0 LOB: 0 BB: 0 P: 17	R: 0 E: 0 K: 2 S: 10	H: 0 LOB: 1 BB: 1 P: 21	R: 0 E: 0 K: 0 S: 11	H: 1 LOB: 1 BB: 0 P: 15	R: 0 E: 0 K: 2 S: 11	H: 2 LOB: 2 BB: 0 P: 13	R: 0 E: 0 K: 0 S: 14	H: 2 LOB: 2 BB: 0 P: 19	R: 0 E: 0 K: 0 S: 10	H: 2 LOB: 2 BB: 0 P: 15	1B: 8 2B: 1 3B: 0 HR: 0	SF: 0 SAC: 0 DP: 0 HBP: 0	WP: 0 PA: 37 PB: 0 SB: 0 CS: 0
PITCHER	IP WLS BF H R ER SO BB IBB HBP BLK WP HR S P ERA WHIP											PITCHER	IP WLS BF H R ER SO BB IBB HBP BLK WP HR S P ERA WHIP								
Roger Clemens, R (1, 1) ERA: 2.21	9.0 W 37 9 0 0 9 1 0 0 0 0 0 103 148 0.00 1.111																				

AB 36
R 0
H 9
RBI 0
BB 1
SO 9
LOB 19



Batter	1	2	3	4	5	6	7	8	9	AB	R	H	RBI	BB	SO	LOB	TOP					
Wade Boggs, L (1, 5) OBP: 0.376, SLG: 0.464 Jody Reed, R (8, 5) OBP: 0.306, SLG: 0.278	F8	1B	1B					F8		6	2	3	2	0	1	2						
Marty Barrett, R (1, 4) OBP: 0.339, SLG: 0.356	E6	1B	1B						G6-3	6	2	4	3	0	0	0						
Dwight Evans, R (1, 9) OBP: 0.353, SLG: 0.394	F8	B5-3	F5							6	2	3	1	0	0	4						
Mike Greenwell, L (1, 7) OBP: 0.435, SLG: 0.533	G4-3	1B								6	2	3	5	0	0	2						
Ellis Burks, R (1, 8) OBP: 0.384, SLG: 0.518		HR								6	1	3	2	0	0	2						
Jim Rice, R (1, 10) OBP: 0.322, SLG: 0.307			L4							5	1	2	0	1	0	1						
Rich Gedman, L (1, 2) OBP: 0.218, SLG: 0.211			1B							5	1	2	0	0	0	3						
Pat Dodson, L (1, 3) OBP: 0.244, SLG: 0.395		L7	1B							4	2	1	1	1	1	4						
Spike Owen, S (1, 6) OBP: 0.321, SLG: 0.420		1B	1B							5	2	2	1	0	0	2						
Inning Stats	R: 0 E: 1 K: 0 S: 8	H: 1 LOB: 1 BB: 0 P: 16	R: 6 E: 0 K: 0 S: 23	H: 7 LOB: 1 BB: 0 P: 38	R: 2 E: 0 K: 0 S: 18	H: 3 LOB: 2 BB: 1 P: 28	R: 0 E: 0 K: 0 S: 9	H: 2 LOB: 1 BB: 0 P: 14	R: 0 E: 0 K: 2 S: 12	H: 0 LOB: 0 BB: 0 P: 19	R: 2 E: 0 K: 0 S: 13	H: 3 LOB: 1 BB: 0 P: 22	R: 3 E: 0 K: 0 S: 16	H: 4 LOB: 1 BB: 0 P: 27	R: 0 E: 0 K: 0 S: 7	H: 1 LOB: 2 BB: 1 P: 13	R: 2 E: 0 K: 0 S: 6	H: 2 LOB: 0 BB: 0 P: 11	1B: 16 2B: 4 3B: 0 HR: 3	SF: 0 SAC: 0 DP: 1 HBP: 0	WP: 0 PB: 0 SB: 0 CS: 0	PA: 51
PITCHER	IP	WLS	BF	H	R	ER	SO	BB	IBB	HBP	BLK	WP	HR	S	P	ERA	WHIP					
Dickie Noles, R (1, 1) ERA: 24.3	1.1	L	9	5	4	4	0	0	0	0	0	0	1	20	37	27.00	3.750					
Mark Williamson, R (2, 1) ERA: 5.07	4.2		25	11	6	6	2	1	0	0	0	0	0	63	100	11.57	2.571					
Doug Sisk, R (7, 1) ERA: 3.04	2.0		12	5	3	3	0	1	0	0	0	0	1	23	40	13.50	3.000					
Dave Schmidt, R (9, 1) ERA: 4.03	1.0		5	2	2	2	0	0	0	0	0	0	1	6	11	18.00	2.000					

Boston Red Sox @ Baltimore Orioles
Memorial Stadium, Baltimore, MD
Sun Jun 19 1988, 3:33 AM EDT
Att: 31,046 - Sunny - 86 F

AB 49
R 15
H 23
RBI 15
BB 2
SO 2
LOB 20



Batter	1	2	3	4	5	6	7	8	9	AB	R	H	RBI	BB	SO	LOB	BOTTOM					
Ken Gerhart, R (1, 7) OBP: 0.260, SLG: 0.353	F7		K	L6						5	1	1	0	0	1	3						
Fred Lynn, L (1, 8) OBP: 0.311, SLG: 0.455	HR		P5							5	1	2	1	0	1	1						
Cal Ripken Jr., R (1, 6) OBP: 0.378, SLG: 0.424 Wade Rowdon, R (8, 5) OBP: 0.100, SLG: 0.100	F8			5-3						4	0	1	1	0	1	0						
Eddie Murray, S (1, 10) OBP: 0.338, SLG: 0.402 Jim Dwyer, L (9, PH) OBP: 0.355, SLG: 0.233	HR			BLK						4	2	3	1	0	1	2						
Jim Traber, L (1, 3) OBP: 0.323, SLG: 0.383	F8			F7						5	0	1	1	0	1	4						
Larry Sheets, L (1, 9) OBP: 0.300, SLG: 0.311		F7		HR						5	1	2	2	0	1	2						
Terry Kennedy, L (1, 2) OBP: 0.241, SLG: 0.246		L7		E9						4	1	1	0	0	0	1						
Rene Gonzales, R (1, 5) OBP: 0.278, SLG: 0.305		6-3		WP						3	0	0	0	0	1	1						
Billy Ripken, R (1, 4) OBP: 0.255, SLG: 0.252			F2							4	1	2	1	0	0	1						
Inning Stats	R: 2 E: 0 K: 0 S: 9	H: 2 LOB: 0 BB: 0 P: 13	R: 0 E: 0 K: 0 S: 11	H: 0 LOB: 0 BB: 0 P: 15	R: 0 E: 1 K: 1 S: 8	H: 0 LOB: 0 BB: 0 P: 13	R: 3 E: 1 K: 0 S: 17	H: 4 LOB: 2 BB: 0 P: 29	R: 0 E: 0 K: 2 S: 11	H: 1 LOB: 1 BB: 0 P: 20	R: 0 E: 0 K: 1 S: 7	H: 0 LOB: 0 BB: 0 P: 9	R: 1 E: 0 K: 2 S: 17	H: 3 LOB: 2 BB: 0 P: 26	R: 0 E: 0 K: 1 S: 8	H: 1 LOB: 1 BB: 0 P: 11	R: 1 E: 0 K: 0 S: 19	H: 3 LOB: 2 BB: 0 P: 28	1B: 11 2B: 0 3B: 0 HR: 3	SF: 0 SAC: 0 DP: 0 HBP: 1	WP: 1 PB: 0 SB: 0 CS: 0	PA: 42
PITCHER	IP	WLS	BF	H	R	ER	SO	BB	IBB	HBP	BLK	WP	HR	S	P	ERA	WHIP					
Mike Smithson, R (1, 1) ERA: 7.15	3.2		18	6	5	5	1	1	1	1	0	0	3	40	63	12.27	1.636					
Wes Gardner, R (4, 1) ERA: 1.53	4.1	W	18	5	1	1	6	0	0	0	0	1	0	48	73	2.08	1.154					
Bob Stanley, R (9, 1) ERA: 4.38	1.0		6	3	1	1	1	0	0	0	0	0	0	19	28	9.00	3.000					

Boston Red Sox @ Baltimore Orioles
Memorial Stadium, Baltimore, MD
Sun Jun 19 1988, 3:33 AM EDT
Att: 31,046 - Sunny - 86 F

AB 41
R 7
H 14
RBI 7
BB 0
SO 8
LOB 16



Batter	1	2	3	4	5	6	7	8	9	AB	R	H	RBI	BB	SO	LOB	TOP								
Pete Stanicek, S (1, 7) OBP: 0.338, SLG: 0.365 Fred Lynn, L (8, 8) OBP: 0.310, SLG: 0.448	1-2 5-3		1-3 K			0-2 SH5-3		1-2 FC6-4 1B 3B		3	1	0	0	0	1	1									
Billy Ripken, R (1, 4) OBP: 0.260, SLG: 0.254	3-1 FC4-6 1B		0-1 F2			3-2 P6		2-1 3B 1B		4	1	2	0	0	0	1									
Cal Ripken Jr., R (1, 6) OBP: 0.385, SLG: 0.457	1-2 FC4-6 1-2			2-1 F2		3-1 2B		1-1 3B		4	0	2	3	0	0	1									
Eddie Murray, S (1, 3) OBP: 0.332, SLG: 0.398	1-1 L8			2-1 5-3		0-0 4-3		2-2 P4		4	0	0	0	0	0	3									
Mickey Tettleton, S (1, 2) OBP: 0.289, SLG: 0.456		1-0 FC6-4 1B		2-1 5-3			2-2 F7		4-1 G6-4-3 BB	3	0	1	0	1	0	0									
Jim Traber, L (1, 9) OBP: 0.288, SLG: 0.338 Joe Orsulak, L (9, 9) OBP: 0.316, SLG: 0.315		1-0 P6			3-3 K		1-2 6-3		1-1 G6-4-3 1-2	4	0	0	0	0	1	2									
Ken Gerhart, R (1, 8) OBP: 0.260, SLG: 0.382 (8, 7)		1-2 FC6-4 1-2		2-3 K			2-2 4-3		2-1 HR	4	1	1	1	0	1	1									
Rick Schu, R (1, 10) OBP: 0.298, SLG: 0.356		1-3 K		3-1 6-3				1-0 FC4-6 1B	0-0 S 1B	4	0	2	0	0	1	1									
Rene Gonzales, R (1, 5) OBP: 0.270, SLG: 0.288			0-1 6-3			4-1 SH5-3 2B BB		2-1 FC4-6 1-2	3-3 K	3	1	0	0	1	1	2									
Inning Stats	R: 0 E: 0 K: 0 S: 10	H: 1 LOB: 1 BB: 0 P: 16	R: 0 E: 0 K: 1 S: 9	H: 1 LOB: 1 BB: 0 P: 13	R: 0 E: 0 K: 1 S: 7	H: 0 LOB: 0 BB: 0 P: 8	R: 0 E: 0 K: 0 S: 6	H: 0 LOB: 0 BB: 0 P: 12	R: 0 E: 0 K: 2 S: 8	H: 0 LOB: 0 BB: 0 P: 16	R: 1 E: 0 K: 0 S: 10	H: 1 LOB: 1 BB: 1 P: 20	R: 0 E: 0 K: 0 S: 11	H: 0 LOB: 0 BB: 0 P: 16	R: 2 E: 0 K: 0 S: 14	H: 3 LOB: 1 BB: 0 P: 23	R: 1 E: 0 K: 1 S: 10	H: 2 LOB: 1 BB: 1 P: 19	1B: 5 2B: 1 3B: 1 HR: 1	SF: 0 SAC: 1 DP: 1 HBP: 0	WP: 0 PB: 0 SB: 1 CS: 0	PA: 36			
PITCHER	IP	WLS	BF	H	R	ER	SO	BB	IBB	HBP	BLK	WP	HR	S	P	ERA	WHIP								
Mike Flanagan, L (1, 1) ERA: 4.52	7.2	L	29	5	3	3	4	1	0	0	0	0	0	69	115	3.52	0.783								
Jose Antonio Nunez, R (8, 1) ERA: 2.92	0.0		0	1	0	0	0	0	0	0	0	0	0	2	3	∞	∞								
David Wells, L (8, 1) ERA: 4.17	1.0		5	2	1	1	0	1	0	0	0	0	1	10	19	9.00	3.000								
Mark Eichhorn, R (9, 1) ERA: 4.17	0.1		1	0	0	0	1	0	0	0	0	0	0	4	6	0.00	0.000								

Baltimore Orioles @ Toronto Blue Jays
Exhibition Stadium, Toronto, ON
Tue Jun 21 1988, 7:05 PM EDT
Att: 28,259 - Unknown - 80 F

livebaseballscores.com

AB 33
R 4
H 8
RBI 4
BB 2
SO 5
LOB 12




Batter	1	2	3	4	5	6	7	8	9	AB	R	H	RBI	BB	SO	LOB	BOTTOM								
Tony Fernandez, S (1, 6) OBP: 0.311, SLG: 0.345	2-2 1-3		0-2 L7		4-1 BB		2-1 2B		1-2 F9	4	0	1	1	1	0	0									
Lloyd Moseby, L (1, 8) OBP: 0.364, SLG: 0.391	4-2 BB		0-0 2B		1-0 6-3		4-0 IBB		0-0 F7	3	0	1	0	2	0	2									
Rance Mulliniks, L (1, 10) OBP: 0.414, SLG: 0.537	0-0 P4		2-3 K			0-2 F8 1B		1-3 K		4	0	1	0	0	2	5									
George Bell, R (1, 7) OBP: 0.318, SLG: 0.454	1-3 K			0-0 4-3		2-1 G6-3 1B		2-2 L9		4	0	1	0	0	1	4									
Fred McGriff, L (1, 3) OBP: 0.412, SLG: 0.606		0-0 HR		0-3 K		3-1 F8		0-0 5-3		4	1	1	1	0	1	2									
Kelly Gruber, R (1, 5) OBP: 0.353, SLG: 0.504		1-1 4-3		0-0 5-3		0-0 G6-3		1-1 S HBP		3	0	0	0	0	0	2									
Ernie Whitt, L (1, 2) OBP: 0.319, SLG: 0.331		1-3 K			0-0 L9		2-2 L8		2-3 K	4	0	1	0	0	2	1									
Jesse Barfield, R (1, 9) OBP: 0.256, SLG: 0.360		1-3 K			0-1 L9		2-2 1B 2B		2-3 K	4	1	1	0	0	2	2									
Manuel Lee, S (1, 4) OBP: 0.283, SLG: 0.340 Rick Leach, L (9, PH) OBP: 0.327, SLG: 0.305			1-2 4-3		1-2 K		2-2 2B		2-1 F5	3	0	1	0	0	1	1									
Inning Stats	R: 0 E: 0 K: 1 S: 9	H: 0 LOB: 1 BB: 1 P: 16	R: 1 E: 0 K: 2 S: 9	H: 1 LOB: 0 BB: 0 P: 12	R: 0 E: 0 K: 1 S: 11	H: 1 LOB: 1 BB: 0 P: 14	R: 0 E: 0 K: 1 S: 5	H: 0 LOB: 0 BB: 0 P: 5	R: 0 E: 0 K: 0 S: 10	H: 1 LOB: 2 BB: 1 P: 17	R: 0 E: 0 K: 0 S: 8	H: 2 LOB: 1 BB: 0 P: 13	R: 1 E: 0 K: 1 S: 21	H: 3 LOB: 3 BB: 1 P: 36	R: 0 E: 0 K: 2 S: 10	H: 0 LOB: 1 BB: 0 P: 15	R: 0 E: 0 K: 0 S: 7	H: 0 LOB: 0 BB: 0 P: 10	1B: 4 2B: 3 3B: 0 HR: 1	SF: 0 SAC: 0 DP: 1 HBP: 1	WP: 0 PB: 0 SB: 2 CS: 0	PA: 38			
PITCHER	IP	WLS	BF	H	R	ER	SO	BB	IBB	HBP	BLK	WP	HR	S	P	ERA	WHIP								
Oswaldo Peraza, R (1, 1) ERA: 5.48	7.1	W	33	8	2	2	7	2	1	1	0	0	0	15	22	0.00	0.000								
Tom Niedenfuer, R (8, 1) ERA: 3.6	1.2	S	5	0	0	0	2	0	0	0	0	0	0	15	22	0.00	0.000								


Baltimore Orioles @ Toronto Blue Jays
Exhibition Stadium, Toronto, ON
Tue Jun 21 1988, 7:05 PM EDT
Att: 28,259 - Unknown - 80 F

livebaseballscores.com

AB 34
R 2
H 8
RBI 2
BB 3
SO 9
LOB 19



Batter	1	2	3	4	5	6	7	8	9	AB	R	H	RBI	BB	SO	LOB	TOP										
Pete Stanciek, S OBP: 0.333, SLG: 0.403	0-0 HR	2-3 K			2-2 F7		0-1 5-3			4	1	1	1	0	1	1	Baltimore Orioles @ Toronto Blue Jays Exhibition Stadium, Toronto, ON Wed Jun 22 1988, 7:05 PM EDT Att: 28,395 - Unknown - 80 F AB 33 R 2 H 6 RBI 2 BB 3 SO 7 LOB 12 										
Billy Ripken, R OBP: 0.256, SLG: 0.250	0-0 F9	1-3 K			2-2 5-3		2-1 G3			4	0	0	0	0	1	1											
Cal Ripken Jr., R OBP: 0.386, SLG: 0.456	4-2 BLK BB			2-1 1-3	2-2 1B			3-2 5-3		3	0	1	0	1	0	0											
Eddie Murray, S OBP: 0.331, SLG: 0.396	2-3 K	1-2 K		0-0 WP 1B	0-1 F2			2-3 K		4	0	1	0	0	2	2											
Mickey Tettleton, S OBP: 0.307, SLG: 0.462	4-1 BB			3-2 F7	1-2 F7		1-0 FC5-4 1B	1-2 FC6 1B		3	0	2	0	1	0	1											
Jim Traber, L OBP: 0.273, SLG: 0.319	3-3 K			1-2 4-3		3-3 K		2-2 FC6		4	0	0	0	0	2	5											
Ken Gerhart, R OBP: 0.252, SLG: 0.370			1-2 F9		0-0 6-3		1-2 F8		0-0 6-3	3	0	0	0	0	0	1											
Fred Lynn, L OBP: 0.309, SLG: 0.446										1	0	0	0	0	0	0											
Rick Schu, R OBP: 0.299, SLG: 0.349		4-2 2B BB		1-1 F7		2-1 FC5-4		1-3 K		2	1	0	0	1	0	1											
Jim Dwyer, L OBP: 0.356, SLG: 0.244										1	0	0	0	0	1	0											
Rene Gonzales, R OBP: 0.272, SLG: 0.298			0-0 1-H 2B		2-2 F8			2-1 F5		3	0	1	1	0	0	0											
Larry Sheets, L OBP: 0.302, SLG: 0.310										1	0	0	0	0	0	0											
Inning Stats	R: 1 E: 0 K: 2 S: 13	H: 1 LOB: 2 BB: 2 P: 26	R: 1 E: 0 K: 2 S: 15	H: 1 LOB: 1 BB: 1 P: 23	R: 0 E: 0 K: 0 S: 10	H: 1 LOB: 0 BB: 0 P: 16	R: 0 E: 0 K: 0 S: 6	H: 0 LOB: 0 BB: 0 P: 9	R: 0 E: 0 K: 1 S: 12	H: 1 LOB: 1 BB: 0 P: 19	R: 0 E: 0 K: 0 S: 5	H: 0 LOB: 0 BB: 0 P: 7	R: 0 E: 0 K: 1 S: 15	H: 1 LOB: 1 BB: 0 P: 23	R: 0 E: 0 K: 1 S: 7	H: 0 LOB: 0 BB: 0 P: 10	1B: 4 2B: 1 3B: 0 HR: 1	SF: 0 SAC: 0 DP: 0 HBP: 0	WP: 1 PB: 0 SB: 1 CS: 0	PA: 36							
PITCHER	IP	WLS	BF	H	R	ER	SO	BB	IBB	HBP	BLK	WP	HR	S	P	ERA	WHIP										
John Cerutti, L ERA: 3.88	(1, 1)	6.0	W	26	5	2	2	5	3	0	0	1	1	69	112	3.00	1.333										
Duane Ward, R ERA: 2.7	(7, 1)	3.0	S	10	1	0	0	2	0	0	0	0	0	27	40	0.00	0.333										

Batter	1	2	3	4	5	6	7	8	9	AB	R	H	RBI	BB	SO	LOB	BOTTOM										
Tony Fernandez, S OBP: 0.316, SLG: 0.350	1-2 E 1B	2-0 FC4-6 BB 2B	2-2 1B			1-0 E G3 1B		2-2 L4		5	2	3	0	0	0	2	Baltimore Orioles @ Toronto Blue Jays Exhibition Stadium, Toronto, ON Wed Jun 22 1988, 7:05 PM EDT Att: 28,395 - Unknown - 80 F AB 34 R 4 H 9 RBI 4 BB 3 SO 5 LOB 18 										
Lloyd Moseby, L OBP: 0.363, SLG: 0.386	0-1 F8	4-1 2B BB	1-1 F4			2-1 G3		1-3 L5		3	1	0	0	1	0	4											
Cecil Fielder, R OBP: 0.299, SLG: 0.525	3-2 1B 1B	0-0 1-H 2-H 2B			0-0 F8		2-0 L5			4	0	1	2	0	0	2											
George Bell, R OBP: 0.321, SLG: 0.453	1-1 1B	4-0 1B IBB			2-2 L6		0-1 L8			3	0	1	1	1	0	0											
Fred McGriff, L OBP: 0.406, SLG: 0.595	1-1 F8	3-3 K			2-3 K		0-3 K			4	0	0	0	0	3	4											
Kelly Gruber, R OBP: 0.351, SLG: 0.500	2-1 1B		1-3 K		0-0 L1		0-2 5-3			4	0	1	0	0	1	0											
Jesse Barfield, R OBP: 0.256, SLG: 0.354	2-1 F7		4-1 S 1B BB		0-1 F8		3-1 F3			3	1	0	0	1	0	3											
Pat Borders, R OBP: 0.293, SLG: 0.500		2-2 FC4-6 1B	1-1 5-3		1-1 F7		0-2 FC5-4 1B			4	0	2	0	0	0	1											
Manuel Lee, S OBP: 0.282, SLG: 0.337		1-3 K	1-1 1B		0-0 5-3		1-2 FC5-4			4	0	1	1	0	1	2											
Inning Stats	R: 1 E: 1 K: 0 S: 18	H: 3 LOB: 3 BB: 0 P: 28	R: 2 E: 0 K: 2 S: 12	H: 2 LOB: 2 BB: 2 P: 28	R: 1 E: 0 K: 1 S: 14	H: 2 LOB: 2 BB: 1 P: 23	R: 0 E: 0 K: 1 S: 7	H: 0 LOB: 0 BB: 0 P: 11	R: 0 E: 0 K: 0 S: 5	H: 1 LOB: 1 BB: 0 P: 10	R: 0 E: 0 K: 1 S: 9	H: 0 LOB: 0 BB: 0 P: 9	R: 0 E: 0 K: 0 S: 9	H: 1 LOB: 1 BB: 0 P: 14	1B: 8 2B: 1 3B: 0 HR: 0	SF: 0 SAC: 0 DP: 0 HBP: 0		WP: 0 PB: 0 SB: 1 CS: 0	PA: 37								
PITCHER	IP	WLS	BF	H	R	ER	SO	BB	IBB	HBP	BLK	WP	HR	S	P	ERA	WHIP										
Jeff Ballard, L ERA: 4.53	(1, 1)	8.0	L	37	9	4	4	5	2	1	0	0	0	79	129	4.50	1.375										

Batter	1	2	3	4	5	6	7	8	9	AB	R	H	RBI	BB	SO	LOB	TOP					
Ken Gerhart, R OBP: 0.252, SLG: 0.396 (1, 7)										4	1	1	1	0	2	1	<p>Baltimore Orioles @ Toronto Blue Jays Exhibition Stadium, Toronto, ON Thu Jun 23 1988, 7:05 PM EDT Att: 28,259 - Unknown - 62 F</p> <p>AB 31 R 2 H 6 RBI 2 BB 1 SO 9 LOB 11</p>					
Fred Lynn, L OBP: 0.312, SLG: 0.458 (1, 8)										3	1	1	1	1	0	0						
Cal Ripken Jr., R OBP: 0.384, SLG: 0.452 (1, 6)										4	0	1	0	0	0	1						
Eddie Murray, S OBP: 0.327, SLG: 0.390 (1, 3)										4	0	0	0	0	2	2						
Jim Traber, L OBP: 0.259, SLG: 0.303 (1, 9)										4	0	0	0	0	1	1						
Larry Sheets, L OBP: 0.301, SLG: 0.309 (1, 10)										4	0	1	0	0	0	1						
Terry Kennedy, L OBP: 0.243, SLG: 0.250 (1, 2)										3	0	1	0	0	2	1						
Rick Schu, R OBP: 0.308, SLG: 0.352 (1, 5)										2	0	1	0	0	1	1						
Billy Ripken, R OBP: 0.253, SLG: 0.247 (1, 4)										3	0	0	0	0	1	3						
Inning Stats	R: 2 E: 0 K: 0 S: 13	H: 2 LOB: 0 BB: 0 P: 22	R: 0 E: 0 K: 2 S: 17	H: 1 LOB: 1 BB: 0 P: 26	R: 0 E: 0 K: 1 S: 7	H: 0 LOB: 0 BB: 0 P: 9	R: 0 E: 0 K: 1 S: 10	H: 0 LOB: 0 BB: 0 P: 15	R: 0 E: 0 K: 0 S: 9	H: 1 LOB: 1 BB: 0 P: 14	R: 0 E: 0 K: 0 S: 7	H: 0 LOB: 0 BB: 1 P: 14	R: 0 E: 0 K: 2 S: 12	H: 1 LOB: 1 BB: 0 P: 22	R: 0 E: 0 K: 1 S: 8	H: 0 LOB: 0 BB: 0 P: 11	R: 0 E: 0 K: 2 S: 13	H: 1 LOB: 1 BB: 0 P: 20	1B: 3 2B: 2 3B: 0 HR: 2	SF: 0 SAC: 0 DP: 2 HBP: 1	WP: 0 PB: 0 SB: 1 CS: 0	PA: 33
PITCHER	IP WLS BF H R ER SO BB IBB HBP BLK WP HR S P ERA WHIP																					
Jim Clancy, R ERA: 5.16 (1, 1)	6.0 W 22 4 2 2 4 1 0 1 0 0 2 63 100 3.00 0.833																					
David Wells, L ERA: 3.93 (7, 1)	3.0 S 11 2 0 0 5 0 0 0 0 0 0 33 53 0.00 0.667																					

Batter	1	2	3	4	5	6	7	8	9	AB	R	H	RBI	BB	SO	LOB	BOTTOM					
Tony Fernandez, S OBP: 0.318, SLG: 0.362 (1, 6)										4	1	2	2	0	0	0	<p>Baltimore Orioles @ Toronto Blue Jays Exhibition Stadium, Toronto, ON Thu Jun 23 1988, 7:05 PM EDT Att: 28,259 - Unknown - 62 F</p> <p>AB 30 R 5 H 8 RBI 5 BB 3 SO 1 LOB 7</p>					
Lloyd Moseby, L OBP: 0.361, SLG: 0.390 (1, 8)										3	1	1	2	0	1	1						
Rance Mulliniks, L OBP: 0.410, SLG: 0.526 (1, 10)										3	0	0	0	1	0	1						
George Bell, R OBP: 0.316, SLG: 0.448 (1, 7)										3	0	0	1	0	0	2						
Fred McGriff, L OBP: 0.408, SLG: 0.596 (1, 3)										3	0	1	0	1	0	0						
Kelly Gruber, R OBP: 0.350, SLG: 0.496 (1, 5)										4	0	1	0	0	0	1						
Ernie Whitt, L OBP: 0.323, SLG: 0.331 (1, 2)										3	1	1	0	1	0	0						
Jesse Barfield, R OBP: 0.251, SLG: 0.347 (1, 9)										4	0	0	0	0	0	2						
Manuel Lee, S OBP: 0.292, SLG: 0.347 (1, 4)										3	2	2	0	0	0	0						
Inning Stats	R: 0 E: 0 K: 0 S: 10	H: 0 LOB: 0 BB: 0 P: 14	R: 0 E: 0 K: 0 S: 7	H: 0 LOB: 0 BB: 0 P: 9	R: 1 E: 0 K: 1 S: 10	H: 2 LOB: 1 BB: 0 P: 15	R: 0 E: 0 K: 0 S: 8	H: 1 LOB: 2 BB: 1 P: 15	R: 0 E: 0 K: 0 S: 9	H: 0 LOB: 0 BB: 0 P: 13	R: 2 E: 1 K: 0 S: 9	H: 2 LOB: 1 BB: 0 P: 12	R: 2 E: 0 K: 0 S: 9	H: 3 LOB: 2 BB: 1 P: 21	R: 0 E: 0 K: 0 S: 6	H: 0 LOB: 1 BB: 1 P: 12	R: 0 E: 0 K: 0 S: 10	H: 0 LOB: 1 BB: 1 P: 12	1B: 4 2B: 3 3B: 1 HR: 0	SF: 2 SAC: 0 DP: 0 HBP: 0	WP: 0 PB: 0 SB: 0 CS: 0	PA: 35
PITCHER	IP WLS BF H R ER SO BB IBB HBP BLK WP HR S P ERA WHIP																					
Jay Tibbs, R ERA: 4.82 (1, 1)	6.1 L 27 7 5 3 1 0 0 0 0 0 0 10 24 0.00 1.263																					
Don Aase, R ERA: 5.4 (7, 1)	1.2 8 1 0 0 0 2 0 0 0 0 0 0 10 24 0.00 1.800																					

Batter	1	2	3	4	5	6	7	8	9	AB	R	H	RBI	BB	SO	LOB	TOP								
Ken Gerhart, R OBP: 0.252, SLG: 0.384 (1, 7)				SH5-3						3	0	0	0	1	3	0									
Fred Lynn, L OBP: 0.314, SLG: 0.459 (1, 8)										4	1	1	0	1	3	1									
Cal Ripken Jr., R OBP: 0.385, SLG: 0.447 (1, 6)					6-3					3	2	0	0	2	1	3									
Eddie Murray, S OBP: 0.331, SLG: 0.395 (1, 3)										4	1	2	1	1	0	2									
Jim Traber, L OBP: 0.282, SLG: 0.338 (1, 9)										4	1	3	2	0	0	0									
Larry Sheets, L OBP: 0.300, SLG: 0.313 (1, 10)										4	1	1	2	0	1	2									
Terry Kennedy, L OBP: 0.243, SLG: 0.252 (1, 2)		3-1								3	0	1	1	0	0	0									
Rick Schu, R OBP: 0.306, SLG: 0.348 (1, 5)										4	0	1	0	0	1	2									
Billy Ripken, R OBP: 0.253, SLG: 0.247 (1, 4)		6-3								4	0	1	0	0	1	1									
Inning Stats	R: 1 E: 0 K: 2 S: 9	H: 2 LOB: 2 BB: 1 P: 18	R: 0 E: 0 K: 1 S: 13	H: 1 LOB: 1 BB: 0 P: 19	R: 5 E: 0 K: 2 S: 20	H: 4 LOB: 0 BB: 1 P: 30	R: 0 E: 0 K: 1 S: 12	H: 1 LOB: 1 BB: 0 P: 15	R: 0 E: 0 K: 0 S: 10	H: 2 LOB: 2 BB: 1 P: 15	R: 0 E: 0 K: 2 S: 11	H: 0 LOB: 0 BB: 2 P: 22	R: 0 E: 0 K: 0 S: 6	H: 0 LOB: 0 BB: 0 P: 10	R: 0 E: 0 K: 1 S: 5	H: 0 LOB: 0 BB: 0 P: 9	R: 0 E: 0 K: 1 S: 7	H: 0 LOB: 0 BB: 0 P: 10	1B: 6 2B: 4 3B: 0 HR: 0	SF: 1 SAC: 1 DP: 0 HBP: 0	WP: 0 PB: 1 SB: 0 CS: 0	PA: 40			
PITCHER	IP	WLS	BF	H	R	ER	SO	BB	IBB	HBP	BLK	WP	HR	S	P	ERA	WHIP								
Roger Clemens, R ERA: 2.5 (1, 1)	2.1	L	15	7	6	5	4	2	0	0	0	0	0	36	59	19.29	3.857								
Wes Gardner, R ERA: 1.53 (3, 1)	6.2		25	3	0	0	6	3	0	0	0	0	0	57	89	0.00	0.900								

Baltimore Orioles @ Boston Red Sox
Fenway Park, Boston, MA
Fri Jun 24 1988, 7:05 PM EDT
Att: 35,333 - Unknown - 68 F

AB 33
R 6
H 10
RBI 6
BB 5
SO 10
LOB 11



Batter	1	2	3	4	5	6	7	8	9	AB	R	H	RBI	BB	SO	LOB	BOTTOM								
Wade Boggs, L OBP: 0.369, SLG: 0.457 (1, 5)										4	0	0	0	0	0	1									
Marty Barrett, R OBP: 0.343, SLG: 0.357 (1, 4)										4	1	3	0	0	0	0									
Dwight Evans, R OBP: 0.353, SLG: 0.400 (1, 9)										4	0	0	0	0	1	3									
Mike Greenwell, L OBP: 0.447, SLG: 0.584 (1, 7)										4	1	1	2	0	0	1									
Ellis Burks, R OBP: 0.390, SLG: 0.527 (1, 8)										3	0	2	0	1	0	0									
Jim Rice, R OBP: 0.329, SLG: 0.329 (1, 10)										3	0	0	0	1	0	2									
Todd Benzinger, S OBP: 0.280, SLG: 0.379 (1, 3)										4	0	0	0	0	2	4									
Rich Gedman, L OBP: 0.220, SLG: 0.250 (1, 2)										4	0	0	0	0	0	3									
Spike Owen, S OBP: 0.320, SLG: 0.406 (1, 6)										3	0	1	0	0	0	2									
Inning Stats	R: 0 E: 0 K: 0 S: 7	H: 1 LOB: 0 BB: 0 P: 10	R: 0 E: 0 K: 0 S: 3	H: 0 LOB: 0 BB: 0 P: 6	R: 0 E: 0 K: 1 S: 12	H: 1 LOB: 1 BB: 0 P: 16	R: 2 E: 0 K: 0 S: 7	H: 3 LOB: 1 BB: 0 P: 13	R: 0 E: 0 K: 1 S: 5	H: 0 LOB: 0 BB: 0 P: 7	R: 0 E: 0 K: 1 S: 10	H: 0 LOB: 2 BB: 2 P: 21	R: 0 E: 0 K: 0 S: 7	H: 1 LOB: 1 BB: 0 P: 11	R: 0 E: 0 K: 0 S: 9	H: 1 LOB: 1 BB: 0 P: 11	1B: 4 2B: 2 3B: 0 HR: 1	SF: 0 SAC: 0 DP: 1 HBP: 0	WP: 0 PB: 0 SB: 1 CS: 0	PA: 35					
PITCHER	IP	WLS	BF	H	R	ER	SO	BB	IBB	HBP	BLK	WP	HR	S	P	ERA	WHIP								
Jose Bautista, R ERA: 5.01 (1, 1)	6.0	W	24	5	2	2	2	2	0	0	0	0	1	44	77	3.00	1.167								
Dave Schmidt, R ERA: 3.89 (7, 1)	2.0		7	1	0	0	1	0	0	0	0	0	0	16	23	0.00	0.500								
Tom Niedenfuer, R ERA: 3.65 (9, 1)	1.0		4	1	0	0	0	0	0	0	0	0	0	9	11	0.00	1.000								

Baltimore Orioles @ Boston Red Sox
Fenway Park, Boston, MA
Fri Jun 24 1988, 7:05 PM EDT
Att: 35,333 - Unknown - 68 F

AB 33
R 2
H 7
RBI 2
BB 2
SO 3
LOB 16



Batter	1	2	3	4	5	6	7	8	9	AB	R	H	RBI	BB	SO	LOB	TOP			
Joe Orsulak L (1,9) OBP: 0.315, SLG: 0.314	1-3 K		1-1 G6-3		1-1 FC5 BB 1B		2-1 F7			4	0	1	0	0	1	0	Baltimore Orioles @ Boston Red Sox Fenway Park, Boston, MA Sun Jun 26 1988, 3:33 AM EDT Att: 34,374 - Cloudy - 85 F			
Fred Lynn L (1,8) OBP: 0.317, SLG: 0.471	3-2 HR		0-0 G6-3		4-0 SAFE BB		1-1 F8			3	1	1	1	1	0	0				
Cal Ripken Jr. R (1,6) OBP: 0.381, SLG: 0.452	2-3 K			1-1 G5-3	2-2 FC5 2-3F		3-2 P6			4	0	0	0	0	1	2				
Eddie Murray S (1,10)	4-0 BB			4-1 1B BB		1-1 F9 2B		3-1 P4		2	0	1	0	2	0	0				
Jim Traber L (1,3) OBP: 0.280, SLG: 0.330	2-0 F8			0-0 BB		2-1 F9		0-0 G4-3		4	0	1	0	0	0	2				
Larry Sheets L (1,7) OBP: 0.295, SLG: 0.306		0-0 G3		0-0 L9		1-3 K		0-1 G4-3		4	0	0	0	0	1	3				
Terry Kennedy L (1,2) OBP: 0.243, SLG: 0.246		3-3 K		2-3 K		0-1 F8		4-1 FC5-4 BB		3	0	0	0	1	2	3				
Rick Schu R (1,5) OBP: 0.311, SLG: 0.345		4-2 CS BB			2-1 L5		2-1 P4		2-0 FC5-4	3	0	0	0	1	0	1				
Billy Ripken R (1,4) OBP: 0.250, SLG: 0.241		2-2 CS	3-3 K		0-1 L5		0-1 G5-3			3	0	0	0	0	1	0				
Inning Stats	R: 1 E: 0 K: 2 S: 10	H: 1 LOB: 1 BB: 1 P: 22	R: 0 E: 0 K: 1 S: 12	H: 0 LOB: 0 BB: 0 P: 21	R: 0 E: 0 K: 1 S: 7	H: 0 LOB: 0 BB: 0 P: 11	R: 0 E: 0 K: 1 S: 8	H: 1 LOB: 2 BB: 1 P: 15	R: 0 E: 0 K: 0 S: 9	H: 1 LOB: 1 BB: 0 P: 13	R: 0 E: 0 K: 0 S: 6	H: 0 LOB: 0 BB: 0 P: 10	R: 0 E: 0 K: 0 S: 8	H: 0 LOB: 0 BB: 0 P: 15	R: 0 E: 0 K: 0 S: 5	H: 0 LOB: 1 BB: 1 P: 11	1B: 2 2B: 1 3B: 0 HR: 1	SF: 0 SAC: 0 DP: 0 HBP: 0	WP: 0 PB: 0 SB: 0 CS: 1	PA: 36
PITCHER Mike Smithson R (1,1) ERA: 5.86	IP: 9.0 WLS: W BF: 35 H: 4 R: 1 ER: 1 SO: 6 BB: 5 IBB: 0 HBP: 0 BLK: 0 WP: 0 HR: 1 S: 74 P: 136 ERA: 1.00 WHIP: 1.000															PITCHER				

AB	30
R	1
H	4
RBI	1
BB	5
SO	6
LOB	11



Batter	1	2	3	4	5	6	7	8	9	AB	R	H	RBI	BB	SO	LOB	BOTTOM			
Wade Boggs L (1,5) OBP: 0.366, SLG: 0.456	1-1 SH1-3 FC5-2 2B		1-1 F8			4-0 G5-3 IBB		0-1 FC6		4	0	1	0	1	0	5	Baltimore Orioles @ Boston Red Sox Fenway Park, Boston, MA Sun Jun 26 1988, 3:33 AM EDT Att: 34,374 - Cloudy - 85 F			
Marty Barrett R (1,4) OBP: 0.346, SLG: 0.358	1-0 SH1-3	4-0 2B BB		1-3 K	0-2 G5-3		2-2 G5-3			3	1	0	1	1	1	2				
Dwight Evans R (1,9) OBP: 0.358, SLG: 0.409	1-2 FC5-2	2-1 PB 1B 2B		3-2 G1-3	1-2 2-3 3-H 4-2 BB		1-2 G3 1B			4	2	2	2	1	0	1				
Kevin Romine R (8,9) OBP: 0.188, SLG: 0.194	3-H	1-H 3-H								0	0	0	0	0	0	0				
Mike Greenwell L (1,7) OBP: 0.445, SLG: 0.590	2-1 SAFE	4-2 1B PB BB		0-0 F7	3-1 F8		0-1 G3			4	1	1	2	1	0	4				
Ellis Burks R (1,8) OBP: 0.390, SLG: 0.523	3-1 HR 2B	3-2 PB 1B			2-0 P5		2-1 F8		0-0 G6-3	5	1	2	1	0	0	1				
Jim Rice R (1,10) OBP: 0.341, SLG: 0.349	1-1 HR	1-1 L8			4-2 2B BB		1-2 2B 1B		4-1 BB	3	2	2	2	2	0	2				
Todd Benzinger S (1,3) OBP: 0.294, SLG: 0.490	3-3 K		4-1 BB		0-1 2B 2B		0-1 2B 2B		2-3 K	4	1	2	0	1	2	1				
Rick Cerone R (1,2) OBP: 0.395, SLG: 0.431		0-1 E6 G1 SH1-4 2B		2-3 K		0-0 2B G5-3 2B		0-1 G5-3		5	2	1	1	0	1	4				
Spike Owen S (1,6) OBP: 0.324, SLG: 0.406		0-0 SH1-4			2-3 3-H 2-2 G5-3 2B		2-1 FC6 HBP			2	0	1	1	0	0	1				
Jody Reed R (6,PR) OBP: 0.351, SLG: 0.286		1-2			2-3 3-H 2-2 G5-3 2B				0-1 F8	1	0	0	0	0	0	1				
Inning Stats	R: 4 E: 0 K: 1 S: 16	H: 4 LOB: 0 BB: 0 P: 28	R: 3 E: 1 K: 0 S: 16	H: 2 LOB: 2 BB: 2 P: 31	R: 0 E: 0 K: 1 S: 7	H: 0 LOB: 0 BB: 1 P: 14	R: 0 E: 0 K: 1 S: 7	H: 0 LOB: 0 BB: 0 P: 11	R: 3 E: 0 K: 0 S: 18	H: 3 LOB: 3 BB: 3 P: 37	R: 0 E: 0 K: 0 S: 12	H: 2 LOB: 3 BB: 0 P: 17	R: 0 E: 0 K: 0 S: 9	H: 1 LOB: 1 BB: 0 P: 12	R: 0 E: 0 K: 1 S: 10	H: 0 LOB: 1 BB: 1 P: 17	1B: 3 2B: 7 3B: 0 HR: 2	SF: 0 SAC: 2 DP: 0 HBP: 1	WP: 0 PB: 2 SB: 0 CS: 0	PA: 45
PITCHER Oswaldo Peraza R (1,1) ERA: 6.65	IP: 1.2 WLS: L BF: 13 H: 7 R: 4 ER: 4 SO: 2 BB: 2 IBB: 0 HBP: 0 BLK: 0 WP: 0 HR: 2 S: 26 P: 49 ERA: 21.60 WHIP: 4.200															PITCHER				
Mark Williamson R (2,1) ERA: 5.64	3.1 WLS: L BF: 18 H: 4 R: 3 ER: 3 SO: 3 BB: 1 IBB: 0 HBP: 0 BLK: 0 WP: 0 HR: 0 S: 38 P: 72 ERA: 8.10 WHIP: 2.100															PITCHER				
Doug Sisk R (6,1) ERA: 3.22	2.0 WLS: L BF: 10 H: 3 R: 0 ER: 0 SO: 0 BB: 0 IBB: 0 HBP: 1 BLK: 0 WP: 0 HR: 0 S: 21 P: 29 ERA: 0.00 WHIP: 1.500															PITCHER				
Don Aase R (8,1) ERA: 5.06	1.0 WLS: L BF: 4 H: 0 R: 0 ER: 0 SO: 1 BB: 1 IBB: 0 HBP: 0 BLK: 0 WP: 0 HR: 0 S: 10 P: 17 ERA: 0.00 WHIP: 1.000															PITCHER				

AB	35
R	10
H	12
RBI	10
BB	7
SO	4
LOB	22



Batter	1	2	3	4	5	6	7	8	9	AB	R	H	RBI	BB	SO	LOB	TOP			
Tony Fernandez, S (1, 6) OBP: 0.322, SLG: 0.365	P4		F8		FC4-6 1B		P3			4	0	1	0	0	0	3	Toronto Blue Jays @ Baltimore Orioles Memorial Stadium, Baltimore, MD Mon Jun 27 1988, 7:05 PM EDT Att: 17,212 - Unknown - 77 F			
Lloyd Moseby, L (1, 8) OBP: 0.356, SLG: 0.380	P6		F7		FC4-6 1-2		F9			4	0	0	0	0	0	4				
Cecil Fielder, R (1, 10) OBP: 0.300, SLG: 0.518 Rance Mulliniks, L (6, PH) OBP: 0.396, SLG: 0.517	K			P6		G6-4-3 1B		G3		3	0	1	0	0	1	0				
George Bell, R (1, 7) OBP: 0.313, SLG: 0.447		F9		F8		G6-4-3 1B		P6		4	0	0	0	0	0	1				
Kelly Gruber, R (1, 5) OBP: 0.358, SLG: 0.518		K			2B		6-3		HR	4	1	2	1	0	1	0				
Jesse Barfield, R (1, 9) OBP: 0.265, SLG: 0.361					BB		6-3		4-3	2	0	0	0	2	0	0				
Pat Borders, R (1, 2) OBP: 0.292, SLG: 0.492 Ernie Whitt, L (6, PH) OBP: 0.319, SLG: 0.318	P6			F9			BB 1B		L3	3	1	1	0	0	0	3				
Fred McGriff, L (1, 3) OBP: 0.399, SLG: 0.575			F7		G6-4-3 1B		BB 1B		K	3	0	1	0	1	1	0				
Manuel Lee, S (1, 4) OBP: 0.300, SLG: 0.345					G6-4-3 1B		BB 1B		F7	4	0	2	1	0	0	1				
Inning Stats	R: 0 E: 0 K: 1 S: 7	H: 0 LOB: 0 BB: 0 P: 10	R: 0 E: 0 K: 1 S: 8	H: 0 LOB: 1 BB: 1 P: 17	R: 0 E: 0 K: 0 S: 10	H: 1 LOB: 1 BB: 0 P: 14	R: 0 E: 0 K: 0 S: 9	H: 1 LOB: 2 BB: 1 P: 14	R: 0 E: 0 K: 0 S: 5	H: 1 LOB: 0 BB: 0 P: 8	R: 1 E: 0 K: 0 S: 11	H: 2 LOB: 2 BB: 1 P: 21	R: 1 E: 0 K: 0 S: 8	H: 1 LOB: 0 BB: 0 P: 13	R: 0 E: 0 K: 1 S: 9	H: 0 LOB: 0 BB: 0 P: 11		1B: 6 2B: 1 3B: 0 HR: 1	SF: 0 SAC: 0 DP: 2 HBP: 0	WP: 0 PB: 0 SB: 0 CS: 0
PITCHER	IP	WLS	BF	H	R	ER	SO	BB	IBB	HBP	BLK	WP	HR	S	P	ERA	WHIP			
Jeff Ballard, L (1, 1) ERA: 4.13	7.0	W	29	7	1	1	2	3	0	0	0	0	0	57	94	1.29	1.429			
Tom Niedenfuer, R (8, 1) ERA: 3.71	2.0		7	1	1	1	1	0	0	0	0	0	1	17	24	4.50	0.500			

AB	33
R	2
H	8
RBI	2
BB	3
SO	3
LOB	12



Batter	1	2	3	4	5	6	7	8	9	AB	R	H	RBI	BB	SO	LOB	BOTTOM			
Pete Stanicek, S (1, 7) OBP: 0.354, SLG: 0.408	F9		BB 1B	L5			P5			5	0	2	0	0	0	0	Toronto Blue Jays @ Baltimore Orioles Memorial Stadium, Baltimore, MD Mon Jun 27 1988, 7:05 PM EDT Att: 17,212 - Unknown - 77 F			
Billy Ripken, R (1, 4) OBP: 0.249, SLG: 0.244	F7		P5		5-3		E 2B		4-3	5	1	1	0	0	0	4				
Cal Ripken Jr., R (1, 6) OBP: 0.383, SLG: 0.451	F8		BB 1B		5-3		E SF9 IBB			3	1	1	2	1	0	0				
Eddie Murray, S (1, 10) OBP: 0.338, SLG: 0.405		F8	P4		BB		E3 1B 1-3 2-H			3	0	0	0	1	0	3				
Mickey Tettleton, S (1, 2) OBP: 0.303, SLG: 0.444		F8	BB		K		SF9			2	0	0	1	1	1	1				
Jim Traber, L (1, 3) OBP: 0.299, SLG: 0.380			K				SH5-3 1B		1B	4	1	3	1	0	1	3				
Ken Gerhart, R (1, 8) OBP: 0.237, SLG: 0.358		6-3			F7		SH5-3 1B		P5	3	0	0	0	0	0	2				
Larry Sheets, L (1, 9) OBP: 0.295, SLG: 0.303 Joe Orsulak, L (9, 9) OBP: 0.315, SLG: 0.314			BB 1B		3-1		L3		L6	3	1	0	0	1	0	1				
Rick Schu, R (1, 5) OBP: 0.316, SLG: 0.374			BB 1B				F8		5-3	4	2	2	1	0	0	1				
Inning Stats	R: 0 E: 0 K: 0 S: 7	H: 0 LOB: 0 BB: 0 P: 9	R: 1 E: 0 K: 0 S: 11	H: 1 LOB: 0 BB: 0 P: 16	R: 2 E: 0 K: 1 S: 13	H: 3 LOB: 3 BB: 2 P: 31	R: 1 E: 0 K: 0 S: 11	H: 1 LOB: 0 BB: 0 P: 15	R: 0 E: 0 K: 0 S: 9	H: 0 LOB: 1 BB: 1 P: 18	R: 0 E: 0 K: 0 S: 10	H: 1 LOB: 1 BB: 0 P: 16	R: 2 E: 1 K: 0 S: 12	H: 2 LOB: 2 BB: 1 P: 22	R: 0 E: 0 K: 0 S: 6	H: 1 LOB: 1 BB: 0 P: 12		1B: 6 2B: 1 3B: 0 HR: 2	SF: 1 SAC: 1 DP: 0 HBP: 0	WP: 0 PB: 0 SB: 0 CS: 0
PITCHER	IP	WLS	BF	H	R	ER	SO	BB	IBB	HBP	BLK	WP	HR	S	P	ERA	WHIP			
John Cerutti, L (1, 1) ERA: 4.15	4.0	L	19	5	4	4	1	2	0	0	0	0	0	24	46	0.00	1.286			
Todd Stottlemyre, R (5, 1) ERA: 4.25	2.1		11	2	2	0	1	1	1	0	0	0	0	6	8	0.00	3.000			
David Wells, L (7, 1) ERA: 3.91	0.1		3	1	0	0	0	0	0	0	0	0	0	7	14	0.00	0.750			
Mark Eichhorn, R (7, 1) ERA: 3.86	1.1		5	1	0	0	0	0	0	0	0	0	0	7	14	0.00	0.750			



Batter	1	2	3	4	5	6	7	8	9	AB	R	H	RBI	BB	SO	LOB	TOP									
Tony Fernandez, S (1, 6) OBP: 0.321, SLG: 0.364 Nelson Liriano, S (8, 4) OBP: 0.268, SLG: 0.288	1-0 G6-4-3 1B		1-3 K			0-0 4-3		1-1 6-3		4	0	1	0	0	1	1	<p>Toronto Blue Jays @ Baltimore Orioles</p> <p>Memorial Stadium, Baltimore, MD</p> <p>Tue Jun 28 1988, 7:05 PM EDT</p> <p>Att: 16,241 - Unknown - 79 F</p> <p>livebaseballscores.com</p>									
Kelly Gruber, R (1, 5) OBP: 0.357, SLG: 0.518	0-1 G6-4-3 1-2		1-1 F4			1-1 4-3		1-1 2B		4	0	1	0	0	0	2										
Rance Mulliniks, L (1, 10) OBP: 0.401, SLG: 0.517 Cecil Fielder, R (8, PH) OBP: 0.297, SLG: 0.512	0-0 1B			1-1 4-3		4-1 BB 1B BB		2-2 5-3		2	0	1	0	1	0	0										
George Bell, R (1, 7) OBP: 0.312, SLG: 0.444	1-0 F9			0-0 F8		0-1 BB 1B		1-0 F9		4	0	1	0	0	0	2										
Fred McGriff, L (1, 3) OBP: 0.400, SLG: 0.572		3-2 P9		0-0 1B		4-2 1-2 2-3 BB			2-3 K	3	0	1	0	1	1	0										
Ernie Whitt, L (1, 2) OBP: 0.316, SLG: 0.315 Pat Borders, R (6, PH) OBP: 0.287, SLG: 0.483		1-1 F5		3-2 P6		1-2 2-3 F9			3-1 F8	2	0	0	0	0	0	1										
Jesse Barfield, R (1, 8) OBP: 0.268, SLG: 0.358		2-3 K			2-2 4-3			0-0 F9		4	0	1	0	0	1	0										
Rick Leach, L (1, 9) OBP: 0.330, SLG: 0.309 Sil Campuzano, R (7, PH) OBP: 0.293, SLG: 0.344			1-2 FC1-8 1B		2-0 F7		1-3 K		2-3 K	2	0	1	0	0	0	0										
Manuel Lee, S (1, 4) OBP: 0.293, SLG: 0.336		0-1 FC1-6 1-2			1-3 K		1-1 5-3			3	0	0	0	0	1	1										
Inning Stats	R: 0 E: 0 K: 0 S: 5	H: 2 LOB: 1 BB: 7 P: 7	R: 0 E: 0 K: 1 S: 9	H: 0 LOB: 0 BB: 15 P: 15	R: 0 E: 0 K: 1 S: 10	H: 1 LOB: 1 BB: 0 P: 13	R: 0 E: 0 K: 0 S: 9	H: 1 LOB: 1 BB: 0 P: 13	R: 0 E: 0 K: 1 S: 10	H: 0 LOB: 0 BB: 0 P: 15	R: 0 E: 0 K: 0 S: 13	H: 0 LOB: 3 BB: 2 P: 24	R: 0 E: 0 K: 1 S: 11	H: 0 LOB: 0 BB: 0 P: 15	R: 0 E: 0 K: 2 S: 8	H: 1 LOB: 1 BB: 0 P: 13		R: 0 E: 0 K: 2 S: 9	H: 1 LOB: 1 BB: 0 P: 16	1B: 6 2B: 1 3B: 0 HR: 0	SF: 0 SAC: 0 DP: 1 HBP: 0	WP: 0 PB: 0 SB: 0 CS: 0	PA: 35			
PITCHER	IP WLS BF H R ER SO BB IBB HBP BLK WP HR S P ERA WHIP	5.2 W 23 5 0 0 3 2 0 0 0 0 0 0 53 82 0.00 1.235	3.1 S 12 2 0 0 3 0 0 0 0 0 0 0 31 49 0.00 0.600																							

Batter	1	2	3	4	5	6	7	8	9	AB	R	H	RBI	BB	SO	LOB	BOTTOM									
Pete Stanicek, S (1, 7) OBP: 0.345, SLG: 0.388	2-2 P6		0-0 P4			3-3 K		4-2 2B BB		4	1	0	0	1	1	3	<p>Toronto Blue Jays @ Baltimore Orioles</p> <p>Memorial Stadium, Baltimore, MD</p> <p>Tue Jun 28 1988, 7:05 PM EDT</p> <p>Att: 16,241 - Unknown - 79 F</p> <p>livebaseballscores.com</p>									
Fred Lynn, L (1, 8) OBP: 0.324, SLG: 0.493	2-2 FC6 1B		1-0 HR		0-2 G3		2-2 1-1 2-1 HR 2B			4	2	3	3	0	0	0										
Cal Ripken Jr., R (1, 6) OBP: 0.387, SLG: 0.451	2-2 FC6 1-2 BB		1-1 FC5-4 1B		4-1 BB		4-0 HR IBB			2	1	1	0	2	0	1										
Eddie Murray, S (1, 10) OBP: 0.340, SLG: 0.415	4-2 1-2 BB		1-0 FC5-4 1B SF8-3		1-2 6-3		3-1 1-1 2-1 HR			3	2	1	3	1	0	2										
Jim Traber, L (1, 3) OBP: 0.297, SLG: 0.375	0-0 P6		3-2 SF8-3 1B			3-3 K		0-2 6-3		4	0	1	0	0	1	2										
Larry Sheets, L (1, 9) OBP: 0.294, SLG: 0.303 Joe Orsulak, L (8, 9) OBP: 0.315, SLG: 0.314		1-1 1B		0-1 SF8-3		0-1 F9		1-3 K		3	0	1	1	0	1	0										
Terry Kennedy, L (1, 2) OBP: 0.237, SLG: 0.239		2-2 F7		2-2 F8		2-2 L8		1-1 F8		4	0	0	0	0	0	1										
Rick Schu, R (1, 5) OBP: 0.314, SLG: 0.370		2-0 1-2 1B		1-3 K			0-1 6-3		1-0 F8	4	0	1	0	0	1	0										
Billy Ripken, R (1, 4) OBP: 0.253, SLG: 0.249		1-2 F8		2-2 6-3			2-1 2B 2B		4-2 BB	3	1	1	0	1	0	2										
Inning Stats	R: 0 E: 0 K: 0 S: 14	H: 1 LOB: 2 BB: 1 P: 24	R: 0 E: 0 K: 0 S: 13	H: 2 LOB: 2 BB: 0 P: 19	R: 2 E: 0 K: 0 S: 10	H: 3 LOB: 0 BB: 0 P: 16	R: 0 E: 0 K: 1 S: 9	H: 0 LOB: 0 BB: 0 P: 14	R: 0 E: 0 K: 1 S: 13	H: 0 LOB: 1 BB: 1 P: 21	R: 0 E: 0 K: 1 S: 10	H: 0 LOB: 0 BB: 0 P: 15	R: 5 E: 0 K: 1 S: 17	H: 3 LOB: 0 BB: 2 P: 33	R: 0 E: 0 K: 0 S: 9	H: 0 LOB: 1 BB: 1 P: 16		1B: 5 2B: 3 3B: 0 HR: 2	SF: 1 SAC: 0 DP: 1 HBP: 0	WP: 0 PB: 0 SB: 0 CS: 0	PA: 37					
PITCHER	IP WLS BF H R ER SO BB IBB HBP BLK WP HR S P ERA WHIP	6.1 L 28 7 4 4 3 3 0 1 0 0 0 1 11 21 40.50 3.000	1.0 4 0 0 0 0 1 0 0 0 0 0 0 0 9 16 0.00 1.000																							



Batter	1	2	3	4	5	6	7	8	9	AB	R	H	RBI	BB	SO	LOB	TOP								
Tony Fernandez, S (1, 6) OBP: 0.322, SLG: 0.362	1-3 K		1-0 4-3		4-1 FC6 BB		0-0 1B E		1-2 6-3	4	1	1	0	1	1	0	Toronto Blue Jays @ Baltimore Orioles Memorial Stadium, Baltimore, MD Wed Jun 29 1988, 7:05 PM EDT Att: 18,059 - Unknown livebaseballscorecards.com								
Lloyd Moseby, L (1, 8) OBP: 0.356, SLG: 0.376	4-2 S BB		0-0 3-1		2-2 P6		0-0 F7		4-1 S BB	3	0	0	0	2	0	5									
Rance Mulliniks, L (1, 10) OBP: 0.401, SLG: 0.513	0-0 F7			2-1 FC5-4 1B		0-0 FC6		3-2 S E 1B	0-0 F2	5	1	2	1	0	0	5									
Fred McGriff, L (1, 3) OBP: 0.397, SLG: 0.569	2-3 K			2-3 K		1-2 1B G6-4-3 2B		3-3 K	3-2 P4	5	1	1	0	0	3	5									
Kelly Gruber, R (1, 5) OBP: 0.359, SLG: 0.518		0-1 E S 1B		1-0 FC5-4		1-1 G6-4-3 1B		0-0 E4 CS		4	0	2	0	0	0	1									
Ernie Whitt, L (1, 2) OBP: 0.315, SLG: 0.310		2-2 P3		1-1 G3		2-2 G6-4-3		1-1 CS	4-0 F9 BB	3	0	0	0	1	0	3									
Jesse Barfield, R (1, 9) OBP: 0.272, SLG: 0.355		1-1 5-3			2-0 F8			4-2 BB	4-2 G4-6-3 BB	2	0	0	0	2	0	1									
Rick Leach, L (1, 7) OBP: 0.327, SLG: 0.300 Sil Campusano, R (8, 7) OBP: 0.293, SLG: 0.344		0-3 K			4-1 BB 1B BB		0-1 G3		0-1 F9	3	0	0	0	1	1	4									
Manuel Lee, S (1, 4) OBP: 0.299, SLG: 0.342			0-0 P3		0-0 BB 1B			0-1 1B 1B	1-1 G4-6-3	4	1	2	0	0	0	2									
Inning Stats	R: 0 E: 0 K: 2 S: 14	H: 0 LOB: 1 BB: 1 P: 20	R: 0 E: 0 K: 1 S: 13	H: 1 LOB: 1 BB: 0 P: 16	R: 0 E: 0 K: 0 S: 3	H: 0 LOB: 0 BB: 0 P: 4	R: 0 E: 0 K: 1 S: 8	H: 1 LOB: 1 BB: 0 P: 14	R: 0 E: 0 K: 0 S: 9	H: 1 LOB: 3 BB: 2 P: 21	R: 1 E: 0 K: 0 S: 13	H: 2 LOB: 1 BB: 1 P: 21	R: 3 E: 1 K: 1 S: 12	H: 3 LOB: 0 BB: 0 P: 19	R: 0 E: 0 K: 0 S: 6	H: 0 LOB: 1 BB: 2 P: 15	R: 0 E: 0 K: 0 S: 8	H: 0 LOB: 1 BB: 1 P: 16	1B: 7 2B: 1 3B: 0 HR: 0	SF: 0 SAC: 0 DP: 2 HBP: 0	WP: 0 PB: 0 SB: 4 CS: 1	PA: 41			
PITCHER	IP	WLS	BF	H	R	ER	SO	BB	IBB	HBP	BLK	WP	HR	S	P	ERA	WHIP								
Jose Bautista, R (1, 1) ERA: 4.8	5.0		23	5	1	1	4	3	0	0	0	0	0	52	82	1.80	1.600								
Dave Schmidt, R (6, 1) ERA: 3.9	2.0	L	9	3	3	1	1	1	0	0	0	0	0	20	33	4.50	2.000								
Don Aase, R (8, 1) ERA: 4.5	2.0		8	0	0	0	0	3	0	0	0	0	0	14	31	0.00	1.500								

Batter	1	2	3	4	5	6	7	8	9	AB	R	H	RBI	BB	SO	LOB	BOTTOM								
Pete Stanicek, S (1, 7) OBP: 0.344, SLG: 0.398 Larry Sheets, L (7, FH) OBP: 0.296, SLG: 0.305	2-0 6-3		0-1 2H 2B		2-1 4-3		2-1 F9		3-2 1B	3	0	1	1	0	0	0	Toronto Blue Jays @ Baltimore Orioles Memorial Stadium, Baltimore, MD Wed Jun 29 1988, 7:05 PM EDT Att: 18,059 - Unknown livebaseballscorecards.com								
Fred Lynn, L (1, 9) OBP: 0.320, SLG: 0.487 Joe Orsulak, L (8, 9) OBP: 0.322, SLG: 0.318	2-2 L4		0-1 P3		1-3 K			4-2 HBP BB	1-2 1B	3	0	0	0	0	1	1									
Cal Ripken Jr., R (1, 6) OBP: 0.390, SLG: 0.450	2-0 5-3		4-1 BB		0-0 1B			2-2 HBP	1-1 5-3	3	0	1	0	1	0	2									
Eddie Murray, S (1, 10) OBP: 0.335, SLG: 0.409		3-1 6-3	2-1 P6		0-1 F8			3-3 K		4	0	0	0	0	1	5									
Mickey Tettleton, S (1, 2) OBP: 0.292, SLG: 0.427		1-1 5-3		2-3 K		2-3 K		2-3 K		4	0	0	0	0	3	3									
Jim Traber, L (1, 3) OBP: 0.295, SLG: 0.370		2-1 1B		2-2 F8			0-0 4-3	1-2 F7		4	0	1	0	0	0	2									
Ken Gerhart, R (1, 8) OBP: 0.230, SLG: 0.345		0-1 5-3		0-0 F8			0-3 K		1-2 5-3	4	0	0	0	0	1	1									
Rick Schu, R (1, 5) OBP: 0.326, SLG: 0.377			1-1 SH5-3 2B 1B		2-3 K			4-1 BB BB		3	2	2	0	1	1	0									
Billy Ripken, R (1, 4) OBP: 0.254, SLG: 0.248 Jim Dwyer, L (8, FH) OBP: 0.352, SLG: 0.239			0-0 SH5-3		0-2 6-3			4-1 BB	1-2 F7	1	0	0	0	1	0	0									
Inning Stats	R: 0 E: 0 K: 0 S: 6	H: 0 LOB: 0 BB: 0 P: 12	R: 0 E: 0 K: 0 S: 8	H: 1 LOB: 1 BB: 0 P: 14	R: 1 E: 0 K: 0 S: 10	H: 2 LOB: 2 BB: 1 P: 17	R: 0 E: 0 K: 1 S: 7	H: 0 LOB: 0 BB: 0 P: 11	R: 0 E: 0 K: 1 S: 8	H: 0 LOB: 0 BB: 0 P: 12	R: 0 E: 0 K: 2 S: 11	H: 1 LOB: 1 BB: 0 P: 14	R: 0 E: 0 K: 1 S: 9	H: 0 LOB: 2 BB: 2 P: 19	R: 0 E: 0 K: 2 S: 18	H: 0 LOB: 2 BB: 1 P: 30	R: 1 E: 0 K: 0 S: 17	H: 3 LOB: 2 BB: 0 P: 24	1B: 6 2B: 1 3B: 0 HR: 0	SF: 0 SAC: 1 DP: 0 HBP: 1	WP: 0 PB: 0 SB: 0 CS: 0	PA: 39			
PITCHER	IP	WLS	BF	H	R	ER	SO	BB	IBB	HBP	BLK	WP	HR	S	P	ERA	WHIP								
Jimmy Key, L (1, 1) ERA: 2.74	6.2	W	26	4	1	1	5	2	0	0	0	0	0	56	90	1.35	0.900								
Duane Ward, R (7, 1) ERA: 2.7	2.0		11	2	1	1	2	2	0	1	0	0	0	33	56	4.50	2.000								
Tom Henke, R (8, 1) ERA: 2.18	0.1	S	2	1	0	0	0	0	0	0	0	0	0	5	7	0.00	3.000								

Batter	1	2	3	4	5	6	7	8	9	AB	R	H	RBI	BB	SO	LOB	TOP		
Joe Orsulak L (1,7) OBP: 0.321, SLG: 0.335	1-1 3-1		1-1 F8		0-1 1-3			2-0 HR		4	1	1	1	0	0	1			
Rick Schu R (1,5) OBP: 0.312, SLG: 0.373	3-1 F7		2-1 6-3		0-3 K			0-2 F6		4	0	0	0	0	0	1			
Cal Ripken Jr. R (1,6) OBP: 0.398, SLG: 0.454	4-2 BB			1-1 1B		0-1 F9		2-2 6-3		3	0	1	0	1	0	0			
Eddie Murray S (1,3) OBP: 0.342, SLG: 0.413	4-1 BB			0-1 F7		0-0 F8		0-1 4-3		3	0	0	0	1	0	1			
Jim Traber L (1,10) OBP: 0.297, SLG: 0.357 Jim Dwyer L (9,PH) OBP: 0.345, SLG: 0.234	3-1 6-3			1-0 FC6		2-2 F7		0-0 4-3		3	0	1	0	0	0	2			
Larry Sheets L (1,9) OBP: 0.299, SLG: 0.306		0-0 F8		0-0 L9			0-1 G3-6		0-1 F7		4	0	1	0	0	2			
Terry Kennedy L (1,2) OBP: 0.245, SLG: 0.248		1-2 G3		0-0 FC6			0-0 G3-6				3	0	0	0	0	3			
Ken Gerhart R (1,8) OBP: 0.231, SLG: 0.339		0-3 K			2-3 K			0-0 B1-3		3	0	0	0	0	2	0			
Billy Ripken R (1,4) OBP: 0.263, SLG: 0.258			0-3 K		3-1 2B			1-3 K		3	0	1	0	0	2	0			
Inning Stats	R: 0 E: 0 K: 0 S: 9	H: 0 LOB: 2 BB: 2 P: 24	R: 0 E: 0 K: 1 S: 7	H: 0 LOB: 0 BB: 0 P: 8	R: 0 E: 0 K: 1 S: 7	H: 2 LOB: 0 BB: 0 P: 10	R: 0 E: 0 K: 0 S: 7	H: 1 LOB: 1 BB: 0 P: 16	R: 0 E: 0 K: 0 S: 8	H: 0 LOB: 0 BB: 0 P: 10	R: 0 E: 0 K: 0 S: 4	H: 1 LOB: 0 BB: 0 P: 4	R: 1 E: 0 K: 1 S: 10	H: 1 LOB: 0 BB: 0 P: 15	R: 0 E: 0 K: 0 S: 5	H: 0 LOB: 0 BB: 0 P: 5	1B: 3 2B: 1 3B: 0 HR: 1	SF: 0 SAC: 0 DP: 1 HBP: 0	WP: 0 PA: 33 PB: 0 SB: 0 CS: 0
PITCHER	IP WLS BF H R ER SO BB IBB HBP BLK WP HR S P ERA WHIP	8.0 W 30 5 1 1 5 2 0 0 0 0 1 63 96 1.12 0.875	1.0 L 3 0 0 0 0 0 0 0 0 0 0 5 5 0.00 0.000																

Baltimore Orioles @ Texas Rangers
Arlington Stadium, Arlington, TX
Sun Jul 03 1988, 8:05 PM EDT
Att: 17,722 - Unknown - 86 F

AB 31
R 1
H 5
RBI 1
BB 2
SO 5
LOB 10



Batter	1	2	3	4	5	6	7	8	9	AB	R	H	RBI	BB	SO	LOB	BOTTOM		
Bob Brower R (1,7) OBP: 0.320, SLG: 0.333	0-1 F9	2-0 2B		1-2 3-1		1-3 K	2-0 HR			5	2	2	6	0	1	0			
Scott Fletcher R (1,6) OBP: 0.349, SLG: 0.320 Curtis Wilkerson S (6,PH) OBP: 0.399, SLG: 0.441	2-1 5-3	3-1 L3-6		3-1 1B		0-0 3-1	1-0 2B			3	0	2	1	0	0	0			
Ruben Sierra S (1,9) OBP: 0.308, SLG: 0.436 Jim Steels L (8,9) OBP: 0.205, SLG: 0.233	0-0 1B	0-2 L3-6		1-0 SAFE		1-0 1B	1-3 1B			4	1	2	0	1	0	2			
Larry Parrish R (1,10) OBP: 0.253, SLG: 0.318	1-1 F9		0-1 E6	1-2 6-3		1-3 K	2-1 G3-6			5	1	1	0	0	1	3			
Pete O'Brien L (1,3) OBP: 0.375, SLG: 0.431 Barbaro Garbey R (8,3) OBP: 0.238, SLG: 0.222		0-0 1B	2-1 F8		1-2 3-1		2-0 L7			4	2	2	0	0	0	1			
Mike Stanley R (1,2) OBP: 0.316, SLG: 0.296 Geno Petralli L (5,2) OBP: 0.375, SLG: 0.428		0-0 E5	0-0 FC6-4		2-2 HR		4-0 2B	1-0 G3-6-3		2	1	1	0	0	0	1			
Steve Buechele R (1,5) OBP: 0.355, SLG: 0.431		2-2 F8	1-1 FC6-4		0-1 F8		2-2 HR			4	1	2	3	0	0	2			
Jeff Kunkel R (1,4) OBP: 0.302, SLG: 0.558		1-2 2B	0-0 FC6-4		1-0 6-3		1-3 K			4	1	1	0	0	1	4			
Cecil Espy S (1,8) OBP: 0.310, SLG: 0.432		0-0 2B	0-0 F8		1-3 K		4-0 HR			3	2	1	2	1	1	2			
Inning Stats	R: 0 E: 0 K: 0 S: 7	H: 1 LOB: 1 BB: 0 P: 10	R: 5 E: 1 K: 0 S: 15	H: 5 LOB: 0 BB: 0 P: 23	R: 1 E: 1 K: 0 S: 9	H: 2 LOB: 2 BB: 0 P: 12	R: 0 E: 0 K: 0 S: 10	H: 2 LOB: 1 BB: 0 P: 16	R: 1 E: 0 K: 0 S: 9	H: 1 LOB: 0 BB: 0 P: 13	R: 0 E: 0 K: 2 S: 9	H: 0 LOB: 0 BB: 0 P: 11	R: 6 E: 0 K: 2 S: 18	H: 4 LOB: 1 BB: 3 P: 38	R: 0 E: 0 K: 0 S: 4	H: 1 LOB: 0 BB: 0 P: 9	1B: 8 2B: 7 3B: 0 HR: 2	SF: 0 SAC: 0 DP: 2 HBP: 0	WP: 0 PA: 42 PB: 0 SB: 0 CS: 0
PITCHER	IP WLS BF H R ER SO BB IBB HBP BLK WP HR S P ERA WHIP	1.1 L 15 5 2 1 0 0 0 0 0 0 1 31 44 2.46 1.364	1.2 L 12 4 6 6 4 2 1 0 0 0 1 25 47 32.40 3.600	1.1 L 4 1 0 0 0 0 0 0 0 0 0 6 11 0.00 0.750															

Baltimore Orioles @ Texas Rangers
Arlington Stadium, Arlington, TX
Sun Jul 03 1988, 8:05 PM EDT
Att: 17,722 - Unknown - 86 F

AB 39
R 13
H 16
RBI 13
BB 3
SO 4
LOB 17



Batter	1	2	3	4	5	6	7	8	9	AB	R	H	RBI	BB	SO	LOB	TOP																					
Joe Orsulak L (1,9) OBP: 0.321, SLG: 0.335	6-3	FC6			SH1-3			5-3		3	1	1	0	0	0	2																						
Rick Schu R (1,5) OBP: 0.311, SLG: 0.370	5-3				F8			P4		4	0	1	0	0	0	2																						
Cal Ripken Jr. R (1,6) OBP: 0.396, SLG: 0.449	1B	BB			FC6-4		F2	5-3		3	0	0	0	1	0	2																						
Eddie Murray S (1,3) OBP: 0.344, SLG: 0.414	1-3	1B			G4-6-3		G3-1	FC6-4		4	0	2	1	0	0	1																						
Jim Traber L (1,10) OBP: 0.287, SLG: 0.345	P4				4-3		4-3	FC6-4		4	0	0	0	0	0	3																						
Larry Sheets L (1,7) OBP: 0.305, SLG: 0.310		BB			L4			1B		3	0	2	0	1	0	0																						
Terry Kennedy L (1,2) OBP: 0.241, SLG: 0.243					F8			F7		3	0	0	0	0	0	2																						
Mickey Tettleton S (9,PH) OBP: 0.286, SLG: 0.413					L7			1-2		1	0	0	0	0	0	1																						
Ken Gerhart R (1,8) OBP: 0.224, SLG: 0.328					F7			F7		4	0	0	0	0	0	3																						
Billy Ripken R (1,4) OBP: 0.266, SLG: 0.263					FC6			L7		3	0	1	0	1	0	2																						
Inning Stats	R: 0 E: 0 K: 0 S: 15	H: 1 LOB: 2 BB: 1 P: 23	R: 0 E: 0 K: 0 S: 10	H: 1 LOB: 2 BB: 1 P: 17	R: 0 E: 0 K: 0 S: 6	H: 1 LOB: 0 BB: 0 P: 13	R: 0 E: 0 K: 0 S: 5	H: 0 LOB: 0 BB: 0 P: 8	R: 0 E: 0 K: 0 S: 9	H: 1 LOB: 1 BB: 0 P: 15	R: 0 E: 0 K: 0 S: 4	H: 0 LOB: 0 BB: 0 P: 9	R: 0 E: 0 K: 0 S: 7	H: 1 LOB: 1 BB: 0 P: 13	R: 1 E: 0 K: 0 S: 14	H: 2 LOB: 1 BB: 0 P: 25	R: 0 E: 0 K: 0 S: 9	H: 0 LOB: 1 BB: 1 P: 19	1B: 6 2B: 1 3B: 0 HR: 0	SF: 0 SAC: 1 DP: 1 HBP: 0	WP: 0 PB: 0 CS: 0	PA: 36																
PITCHER	IP	WLS	BF	H	R	ER	SO	BB	IBB	HBP	BLK	WP	HR	S	P	ERA	WHIP	PITCHER				IP	WLS	BF	H	R	ER	SO	BB	IBB	HBP	BLK	WP	HR	S	P	ERA	WHIP
Melido Perez R (1,1) ERA: 3.79	7.2	W	31	7	1	1	0	2	0	0	0	0	0	68	118	1.17	1.174																					
Ricky Horton L (8,1) ERA: 5.68	1.1		5	0	0	0	0	1	0	0	1	0	0	11	24	0.00	0.750																					

Baltimore Orioles @ Chicago White Sox
Comiskey Park, Chicago, IL
Mon Jul 04 1988, 8:05 PM EDT
Att: 16,457 - Unknown - 82 F

AB 32
R 1
H 7
RBI 1
BB 3
SO 0
LOB 18



Batter	1	2	3	4	5	6	7	8	9	AB	R	H	RBI	BB	SO	LOB	BOTTOM																					
Gary Redus R (1,7) OBP: 0.335, SLG: 0.402	P6	G1-3			F8			G3-6-3		4	0	1	2	0	0	2																						
Steve Lyons L (1,5) OBP: 0.347, SLG: 0.372	WP				K			G3-6-3		4	0	1	0	0	1	2																						
Harold Baines L (1,10) OBP: 0.335, SLG: 0.400	F8				G3-1			4-3		4	1	1	0	0	0	1																						
Greg Walker L (1,3) OBP: 0.297, SLG: 0.349	1-2	HBP			G3-1			F2		3	0	0	0	0	0	1																						
Dan Pasqua L (1,9) OBP: 0.330, SLG: 0.459	L3				2-3			F9		4	1	2	1	0	1	2																						
Daryl Boston L (1,8) OBP: 0.248, SLG: 0.458		F7			4-3			K		4	1	1	1	0	0	1																						
Mark Salas L (1,2) OBP: 0.330, SLG: 0.393		HR			G4-6-3			L4-3		3	2	3	1	1	0	0																						
Mike Woodard L (1,4) OBP: 0.229, SLG: 0.242					F7			1B		3	0	0	0	0	0	3																						
Ozzie Guillen L (8,6) OBP: 0.297, SLG: 0.303					G4-6-3			L4-3		1	0	0	0	0	1	1																						
Fred Manrique R (1,6) OBP: 0.248, SLG: 0.333					BB			1B		2	0	1	0	2	0	1																						
Inning Stats	R: 0 E: 0 K: 0 S: 11	H: 1 LOB: 2 BB: 0 P: 18	R: 1 E: 0 K: 0 S: 8	H: 2 LOB: 1 BB: 0 P: 13	R: 1 E: 0 K: 1 S: 11	H: 2 LOB: 1 BB: 0 P: 17	R: 0 E: 0 K: 0 S: 9	H: 1 LOB: 1 BB: 1 P: 16	R: 0 E: 0 K: 0 S: 5	H: 0 LOB: 0 BB: 0 P: 11	R: 3 E: 0 K: 0 S: 8	H: 4 LOB: 1 BB: 1 P: 17	R: 0 E: 0 K: 1 S: 12	H: 0 LOB: 0 BB: 0 P: 16	R: 0 E: 0 K: 1 S: 6	H: 0 LOB: 1 BB: 1 P: 14	1B: 5 2B: 4 3B: 0 HR: 1	SF: 0 SAC: 0 DP: 2 HBP: 1	WP: 1 PB: 0 CS: 0	PA: 36																		
PITCHER	IP	WLS	BF	H	R	ER	SO	BB	IBB	HBP	BLK	WP	HR	S	P	ERA	WHIP	PITCHER				IP	WLS	BF	H	R	ER	SO	BB	IBB	HBP	BLK	WP	HR	S	P	ERA	WHIP
Jay Tibbs R (1,1) ERA: 4.71	5.1	L	27	9	5	5	1	2	0	0	0	0	0	15	21	0.00	0.600																					
Dave Schmidt R (6,1) ERA: 3.68	1.2		5	1	0	0	1	0	0	0	0	0	0	6	14	0.00	1.000																					
Don Aase R (8,1) ERA: 6.53	1.0		4	0	0	0	1	1	0	0	0	0	0	6	14	0.00	1.000																					

Baltimore Orioles @ Chicago White Sox
Comiskey Park, Chicago, IL
Mon Jul 04 1988, 8:05 PM EDT
Att: 16,457 - Unknown - 82 F

AB 32
R 5
H 10
RBI 5
BB 3
SO 3
LOB 14



Batter	1	2	3	4	5	6	7	8	9	AB	R	H	RBI	BB	SO	LOB	TOP								
Pete Stanicek, S OBP: 0.340, SLG: 0.380 (1, 7)	L5	4-2 BB		1-1 BB 1B		F3			K	4	0	1	0	1	1	1									
Cal Ripken Jr., R OBP: 0.402, SLG: 0.464 (1, 6)	1B WP SF8	F8		4-0 FC6-4 BB		2-2 HR			CS BB 1B	4	2	3	3	1	0	2									
Eddie Murray, S OBP: 0.345, SLG: 0.412 (1, 3)	FC5 BB 1B		0-1 6-3	FC6-4 BB		3-0 P3			4-2 BB 1B	4	0	1	0	1	0	3									
Mickey Tettleton, S OBP: 0.282, SLG: 0.398 (1, 2)	4-2 BB		2-0 F9		1-0 5-3				3-3 BB K	4	0	0	0	1	1	2									
Jim Traber, L OBP: 0.278, SLG: 0.336 (1, 10)	SF8		2-1 6-3		1-0 G3				1-3 K	3	0	0	1	0	1	0									
Rick Schu, R OBP: 0.303, SLG: 0.360 (1, 5)	3-H 2-2 FC5			0-1 5-3	0-0 L6				1-1 1-3	4	0	0	0	0	0	2									
Larry Sheets, L OBP: 0.301, SLG: 0.305 (1, 9)		0-1 4-3		1-0 4-3		3-2 4-3		1-2 G3		4	0	0	0	0	0	0									
Ken Gerhart, R OBP: 0.232, SLG: 0.333 (1, 8)		2-0 E5 BB		1-1 BB 1B		2-0 S 1B		0-0 F2		4	2	2	0	0	0	0									
Billy Ripken, R OBP: 0.269, SLG: 0.266 (1, 4)	2-2 F5		1-2 BB 1B	1-2 BB 1B		1-0 HR 1B		1-0 4-3		4	1	2	1	0	0	1									
Inning Stats	R: 1 E: 0 K: 0 S: 17	H: 2 LOB: 2 BB: 1 P: 28	R: 0 E: 1 K: 0 S: 11	H: 0 LOB: 2 BB: 1 P: 19	R: 0 E: 0 K: 0 S: 5	H: 0 LOB: 0 BB: 0 P: 9	R: 1 E: 0 K: 0 S: 12	H: 3 LOB: 3 BB: 1 P: 21	R: 0 E: 0 K: 0 S: 3	H: 0 LOB: 0 BB: 0 P: 5	R: 3 E: 1 K: 0 S: 13	H: 3 LOB: 0 BB: 0 P: 24	R: 0 E: 0 K: 1 S: 7	H: 0 LOB: 0 BB: 0 P: 10	R: 0 E: 0 K: 0 S: 6	H: 0 LOB: 0 BB: 0 P: 8	R: 0 E: 0 K: 12 S: 12	H: 1 LOB: 2 BB: 1 P: 21	1B: 8 2B: 1 3B: 0 HR: 1	SF: 1 SAC: 0 DP: 1 HBP: 0	WP: 1 PB: 0 SB: 1 CS: 1	PA: 40			
PITCHER	IP	WLS	BF	H	R	ER	SO	BB	IBB	HBP	BLK	WP	HR	S	P	ERA	WHIP								
Dave LaPoint, L ERA: 3.03 (1, 1)	5.1	L	27	7	4	4	0	3	0	0	0	1	0	54	94	6.75	1.875								
Steve Rosenberg, L ERA: 4.5 (6, 1)	2.2		9	1	1	1	1	0	0	0	0	0	1	20	30	3.38	0.375								
Joel Davis, R ERA: 6.75 (9, 1)	1.0		4	1	0	0	2	1	0	0	0	0	0	12	21	0.00	2.000								

Baltimore Orioles @ Chicago White Sox
Comiskey Park, Chicago, IL
Tue Jul 05 1988, 8:05 PM EDT
Alt. 9,920 - Unknown - 77 F

AB	35
R	5
H	9
RBI	5
BB	4
SO	3
LOB	11



Batter	1	2	3	4	5	6	7	8	9	AB	R	H	RBI	BB	SO	LOB	BOTTOM								
Gary Redus, R OBP: 0.329, SLG: 0.396 (1, 7)	6-3		2-3 K 1-3			2-2 SF9			K	3	0	0	1	0	2	1									
Steve Lyons, L OBP: 0.340, SLG: 0.364 (1, 5)	F7			1-0 F9		3-H 0-1 F9			G3	4	0	0	0	0	0	0									
Harold Baines, L OBP: 0.331, SLG: 0.395 (1, 10)	G3			1-0 G3		2-3 K			0-0 F8	4	0	0	0	0	1	0									
Greg Walker, L OBP: 0.294, SLG: 0.346 (1, 3)		0-1 F9		2-3 K		1-2 P5				3	0	0	0	0	1	0									
Dan Pasqua, L OBP: 0.330, SLG: 0.457 (1, 9)		2-3 K			0-2 G3				1B	3	0	1	0	0	1	0									
Daryl Boston, L OBP: 0.242, SLG: 0.446 (1, 8)		2-1 F6			3-2 F6				K	3	0	0	0	0	1	1									
Mark Salas, L OBP: 0.331, SLG: 0.391 (1, 2)			1-0 G4-6-3 1B			0-0 F8			4-3	3	0	1	0	0	0	0									
Ozzie Guillen, L OBP: 0.288, SLG: 0.303 (1, 6)			1-2 G4-6-3 1B			0-1 G3			CS 1B	3	0	1	0	0	0	1									
Fred Manrique, R OBP: 0.257, SLG: 0.355 (1, 4)			0-0 WP S 1B			1-1 SF9 3B			F7	3	1	2	0	0	0	1									
Inning Stats	R: 0 E: 0 K: 0 S: 8	H: 0 LOB: 0 BB: 0 P: 11	R: 0 E: 0 K: 1 S: 7	H: 0 LOB: 0 BB: 0 P: 11	R: 0 E: 0 K: 1 S: 8	H: 2 LOB: 1 BB: 0 P: 12	R: 0 E: 0 K: 1 S: 7	H: 0 LOB: 0 BB: 0 P: 11	R: 0 E: 0 K: 0 S: 9	H: 1 LOB: 0 BB: 0 P: 12	R: 0 E: 0 K: 2 S: 10	H: 1 LOB: 1 BB: 0 P: 15	R: 0 E: 0 K: 0 S: 10	H: 1 LOB: 0 BB: 0 P: 13	R: 0 E: 0 K: 1 S: 5	H: 0 LOB: 0 BB: 0 P: 6	1B: 4 2B: 0 3B: 1 HR: 0	SF: 1 SAC: 0 DP: 1 HBP: 0	WP: 1 PB: 0 SB: 1 CS: 1	PA: 30					
PITCHER	IP	WLS	BF	H	R	ER	SO	BB	IBB	HBP	BLK	WP	HR	S	P	ERA	WHIP								
Jose Bautista, R ERA: 4.39 (1, 1)	9.0	W	30	5	1	1	6	0	0	0	0	1	0	71	101	1.00	0.556								

Baltimore Orioles @ Chicago White Sox
Comiskey Park, Chicago, IL
Tue Jul 05 1988, 8:05 PM EDT
Alt. 9,920 - Unknown - 77 F

AB	29
R	1
H	5
RBI	1
BB	0
SO	6
LOB	4



Batter	1	2	3	4	5	6	7	8	9	AB	R	H	RBI	BB	SO	LOB	TOP										
Fred Lynn, L OBP: 0.321, SLG: 0.504 (1, 8)	G1			K		F9			HR	4	1	1	1	0	1	0	Baltimore Orioles @ Chicago White Sox Comiskey Park, Chicago, IL Wed Jul 06 1988, 8:05 PM EDT Att: 10,066 - Unknown - 80 F										
Cal Ripken Jr., R OBP: 0.403, SLG: 0.468 (1, 6)	F6			PB 1B			F8		F9 2B	4	0	2	0	0	0	0											
Eddie Murray, S OBP: 0.341, SLG: 0.406 (1, 3)	4-3			F7			F8		F9	4	0	0	0	0	0	2											
Jim Traber, L OBP: 0.277, SLG: 0.333 (1, 10)		L8		F4			1B		6-3	4	0	1	0	0	0	2											
Larry Sheets, L OBP: 0.298, SLG: 0.302 (1, 9)		K			G3		4-3			3	0	0	0	0	1	1											
Terry Kennedy, L OBP: 0.236, SLG: 0.239 (1, 2)		6-3			4-3				K	3	0	0	0	0	1	0											
Rick Schu, R OBP: 0.298, SLG: 0.353 (1, 5)				K					6-3	3	0	0	0	0	2	0											
Pete Stanicek, S OBP: 0.330, SLG: 0.368 (1, 7)				E1					F7	3	0	0	0	0	0	0											
Billy Ripken, R OBP: 0.267, SLG: 0.264 Joe Orsulak, L OBP: 0.320, SLG: 0.333 (9, PH)				G5-4-3			4-3		3-1	2	0	0	0	0	0	1											
Inning Stats	R: 0 E: 0 K: 0 S: 5	H: 0 LOB: 0 BB: 0 P: 9	R: 0 E: 0 K: 1 S: 7	H: 0 LOB: 0 BB: 0 P: 12	R: 0 E: 1 K: 1 S: 7	H: 0 LOB: 0 BB: 0 P: 11	R: 0 E: 0 K: 1 S: 9	H: 1 LOB: 1 BB: 0 P: 15	R: 0 E: 0 K: 0 S: 5	H: 0 LOB: 0 BB: 0 P: 7	R: 0 E: 0 K: 0 S: 7	H: 0 LOB: 0 BB: 0 P: 9	R: 0 E: 0 K: 0 S: 11	H: 1 LOB: 1 BB: 0 P: 19	R: 0 E: 0 K: 1 S: 8	H: 0 LOB: 0 BB: 0 P: 14	R: 1 E: 0 K: 0 S: 14	H: 2 LOB: 1 BB: 0 P: 21	1B: 2 2B: 1 3B: 0 HR: 1	SF: 0 SAC: 0 DP: 1 HBP: 0	WP: 0 PB: 1 CS: 0	PA: 31					
PITCHER	IP	WLS	BF	H	R	ER	SO	BB	IBB	HBP	BLK	WP	HR	S	P	ERA	WHIP										
Jack McDowell, R ERA: 3.98 (1, 1)	8.1	W	29	4	1	1	5	0	0	0	0	0	1	68	110	1.08	0.480										
Ricky Horton, L ERA: 5.63 (9, 1)	0.2	S	2	0	0	0	0	0	0	0	0	0	0	5	7	0.00	0.000										

Batter	1	2	3	4	5	6	7	8	9	AB	R	H	RBI	BB	SO	LOB	BOTTOM										
Gary Redus, R OBP: 0.332, SLG: 0.414 (1, 7)	G3 2B	F9			1-H 3B			F8		4	0	2	1	0	0	1	Baltimore Orioles @ Chicago White Sox Comiskey Park, Chicago, IL Wed Jul 06 1988, 8:05 PM EDT Att: 10,066 - Unknown - 80 F										
Steve Lyons, L OBP: 0.338, SLG: 0.361 (1, 5)	F7		4-3		L4			1B SF7 1B		4	1	1	0	0	0	2											
Harold Baines, L OBP: 0.330, SLG: 0.393 (1, 10)	G3		G3		G3			1B		4	0	1	0	0	0	2											
Dan Pasqua, L OBP: 0.325, SLG: 0.450 (1, 9)	1-3		L8					SF7 1B		3	0	0	1	0	1	1											
Daryl Boston, L OBP: 0.235, SLG: 0.432 (1, 8)		L9		L1				P3		4	0	0	0	0	0	1											
Greg Walker, L OBP: 0.294, SLG: 0.355 (1, 3)		HR		K						3	1	1	1	0	2	0											
Mark Salas, L OBP: 0.322, SLG: 0.381 (1, 2)		6-3		F6			G3			3	0	0	0	0	0	0											
Ozzie Guillen, L OBP: 0.288, SLG: 0.303 (1, 6)		2B 1B			L7			F8		3	1	1	0	0	0	0											
Fred Manrique, R OBP: 0.265, SLG: 0.364 (1, 4)		1-H 2B			3B BB			K		2	1	1	1	1	1	0											
Inning Stats	R: 0 E: 0 K: 0 S: 9	H: 1 LOB: 1 BB: 0 P: 12	R: 2 E: 0 K: 0 S: 15	H: 3 LOB: 1 BB: 0 P: 22	R: 0 E: 0 K: 0 S: 7	H: 0 LOB: 0 BB: 0 P: 12	R: 0 E: 0 K: 1 S: 8	H: 0 LOB: 0 BB: 0 P: 12	R: 1 E: 0 K: 0 S: 10	H: 1 LOB: 1 BB: 1 P: 14	R: 0 E: 0 K: 2 S: 8	H: 0 LOB: 0 BB: 0 P: 13	R: 0 E: 0 K: 1 S: 5	H: 0 LOB: 0 BB: 0 P: 7	R: 1 E: 0 K: 0 S: 12	H: 2 LOB: 1 BB: 0 P: 20	1B: 3 2B: 2 3B: 1 HR: 1	SF: 1 SAC: 0 DP: 0 HBP: 0	WP: 0 PB: 0 CS: 0	PA: 32							
PITCHER	IP	WLS	BF	H	R	ER	SO	BB	IBB	HBP	BLK	WP	HR	S	P	ERA	WHIP										
Mike Boddicker, R ERA: 3.95 (1, 1)	7.1	L	30	7	4	4	4	1	0	0	0	0	1	68	103	4.91	1.091										
Mark Thurmond, L ERA: 6.95 (8, 1)	0.2		2	0	0	0	0	0	0	0	0	0	0	6	9	0.00	0.000										


AB	31
R	1
H	4
RBI	1
BB	0
SO	5
LOB	6

AB	30
R	4
H	7
RBI	4
BB	1
SO	4
LOB	7

Batter	1	2	3	4	5	6	7	8	9	AB	R	H	RBI	BB	SO	LOB	TOP				
Cecil Espy, S OBP: 0.290, SLG: 0.400 (1, 8)	F9	G3			F8		FC3-6			4	0	0	0	0	0	4	Texas Rangers @ Baltimore Orioles Memorial Stadium, Baltimore, MD Thu Jul 07 1988, 7:05 PM EDT Att: 22,255 - Unknown - 94 F				
Scott Fletcher, R OBP: 0.353, SLG: 0.330 (1, 6)	F7			BB	F8		L5			3	0	0	0	1	0	2					
Ruben Sierra, S OBP: 0.303, SLG: 0.434 (1, 9)	1B					4-3		F8		4	0	1	0	0	1	1					
Pete Incaviglia, R OBP: 0.344, SLG: 0.516 (1, 7)	1B				K	F5		G4-6-3 1B		4	0	2	0	0	1	1					
Pete O'Brien, L OBP: 0.366, SLG: 0.422 (1, 3)	K				F5	WP 1B		G4-6-3 1B		4	0	1	0	0	1	4					
Geno Petralli, L OBP: 0.370, SLG: 0.413 (1, 2)		2B 1B			3-1	K				4	0	1	0	0	2	1					
Larry Parrish, R OBP: 0.253, SLG: 0.319 (1, 10)	F3				K		E5 FC3-6			4	0	0	0	0	2	1					
Steve Buechele, R OBP: 0.344, SLG: 0.419 (1, 5)					K		5-3			4	0	1	0	0	1	1					
Curtis Wilkerson, S OBP: 0.390, SLG: 0.430 (1, 4)		K				4-3		FC3-6 1B		3	0	1	0	0	1	2					
Inning Stats	R: 0 E: 0 K: 1 S: 15	H: 2 LOB: 2 BB: 0 P: 22	R: 0 E: 0 K: 1 S: 10	H: 2 LOB: 2 BB: 0 P: 19	R: 0 E: 0 K: 2 S: 9	H: 0 LOB: 1 BB: 1 P: 16	R: 0 E: 0 K: 2 S: 8	H: 0 LOB: 0 BB: 0 P: 15	R: 0 E: 0 K: 0 S: 7	H: 1 LOB: 1 BB: 0 P: 18	R: 0 E: 1 K: 0 S: 14	H: 1 LOB: 2 BB: 0 P: 20	R: 0 E: 0 K: 0 S: 5	H: 1 LOB: 0 BB: 0 P: 8	R: 0 E: 0 K: 2 S: 10	H: 0 LOB: 0 BB: 0 P: 13	1B: 6 2B: 1 3B: 0 HR: 0	SF: 0 SAC: 0 DP: 1 HBP: 0	WP: 1 PB: 0 SB: 0 CS: 0	PA: 35	
PITCHER	IP	WLS	BF	H	R	ER	SO	BB	IBB	HBP	BLK	WP	HR	S	P	ERA	WHIP				
Oswaldo Peraza, R ERA: 5.45 (1, 1)	7.0	W	29	6	0	0	7	1	0	0	0	1	0	75	119	0.00	1.000				
Tom Niedenfuer, R ERA: 3.3 (8, 1)	2.0		6	1	0	0	2	0	0	0	0	0	0	15	21	0.00	0.500				

Batter	1	2	3	4	5	6	7	8	9	AB	R	H	RBI	BB	SO	LOB	BOTTOM				
Pete Stanicek, S OBP: 0.318, SLG: 0.354 (1, 7)	F9		4-3		F8		F9			4	0	0	0	0	0	3	Texas Rangers @ Baltimore Orioles Memorial Stadium, Baltimore, MD Thu Jul 07 1988, 7:05 PM EDT Att: 22,255 - Unknown - 94 F				
Cal Ripken Jr., R OBP: 0.401, SLG: 0.475 (1, 6)	K		F9		F3			HR		4	1	1	1	0	1	2					
Eddie Murray, S OBP: 0.340, SLG: 0.403 (1, 10)	K		5-3			4-3		2B SF7 BB		3	1	0	0	1	1	0					
Mickey Tettleton, S OBP: 0.289, SLG: 0.436 (1, 2)		HR			F7		F6			4	1	2	1	0	0	0					
Larry Sheets, L OBP: 0.299, SLG: 0.300 (1, 9)		HR			F5		4-3			2	1	0	0	1	0	0					
Joe Orsulak, L OBP: 0.318, SLG: 0.333 (8, 9)		HR BB						SF7		0	0	0	1	0	0	0					
Rick Schu, R OBP: 0.296, SLG: 0.353 (1, 5)										3	1	1	0	0	0	1					
Rene Gonzales, R OBP: 0.270, SLG: 0.296 (8, 5)		P9			5-3			K		1	0	0	0	0	1	1					
Jim Traber, L OBP: 0.286, SLG: 0.336 (1, 3)		4-3			FC6-4 1B		SH5-4			2	0	1	0	1	0	1					
Ken Gerhart, R OBP: 0.232, SLG: 0.354 (1, 8)					FC6-4 1B		K			4	1	1	2	0	1	4					
Billy Ripken, R OBP: 0.268, SLG: 0.265 (1, 4)		HR			1-2 1B		E6			3	0	1	0	0	0	0					
Inning Stats	R: 0 E: 0 K: 2 S: 9	H: 0 LOB: 0 BB: 0 P: 15	R: 3 E: 0 K: 0 S: 15	H: 2 LOB: 0 BB: 1 P: 24	R: 0 E: 0 K: 0 S: 8	H: 0 LOB: 0 BB: 0 P: 16	R: 0 E: 0 K: 0 S: 8	H: 0 LOB: 0 BB: 0 P: 12	R: 0 E: 0 K: 0 S: 7	H: 2 LOB: 2 BB: 0 P: 12	R: 0 E: 0 K: 0 S: 7	H: 0 LOB: 0 BB: 0 P: 9	R: 1 E: 1 K: 1 S: 11	H: 1 LOB: 1 BB: 0 P: 14	R: 2 E: 0 K: 1 S: 15	H: 2 LOB: 2 BB: 2 P: 30	1B: 3 2B: 1 3B: 0 HR: 3	SF: 1 SAC: 1 DP: 0 HBP: 0	WP: 0 PB: 0 SB: 1 CS: 0	PA: 35	
PITCHER	IP	WLS	BF	H	R	ER	SO	BB	IBB	HBP	BLK	WP	HR	S	P	ERA	WHIP				
Paul Kilgus, L ERA: 3.57 (1, 1)	7.0	L	30	6	0	5	3	2	0	0	0	0	0	70	111	6.43	1.143				
Dale Mohorcic, R ERA: 3.79 (8, 1)	1.0		5	1	0	0	1	0	1	0	0	0	0	10	21	0.00	1.000				

AB 34
R 0
H 7
RBI 0
BB 1
SO 9
LOB 17



AB 30
R 6
H 7
RBI 5
BB 3
SO 4
LOB 12



Batter	1	2	3	4	5	6	7	8	9	AB	R	H	RBI	BB	SO	LOB	TOP										
Cecil Espy, S OBP: 0.294, SLG: 0.407	1-0 FC4-6 2B		2-2 P4	0-1 4-3		0-0 1B SF8 1B		2-3 K		5	2	2	0	0	1	1											
Scott Fletcher, R OBP: 0.345, SLG: 0.520	2-2 FC4-6 1B		2-2 1B		2-1 SF7 1B	0-1 WP 2B 1B		4-1 BB		4	2	4	0	1	0	0											
Ruben Sierra, S OBP: 0.299, SLG: 0.429	1-0 FC4-6 HR		0-0 L7		0-1 E6 2B	0-1 SF8		0-2 F9		4	2	0	2	0	0	4											
Pete Incaviglia, R OBP: 0.345, SLG: 0.520	1-3 K		0-1 1B		0-0 SF7	3-2 1-H 2B		2-2 6-3		4	0	2	2	0	1	1											
Jim Steels, L OBP: 0.200, SLG: 0.227	1-2 K		1-2 1B		3-2 1-H 2B	3-0 2B		0-0 F5		5	1	2	3	0	0	3											
Pete O'Brien, L OBP: 0.366, SLG: 0.435	3-2 HR		3-2 4-3		0-0 2B	4-3		1-0 5-3		5	1	1	0	0	0	1											
Bob Brower, R OBP: 0.317, SLG: 0.312	2-2 F8		1-1 1B		1-0 P3			2-1 4-3		5	1	1	0	0	0	1											
Steve Buechele, R OBP: 0.346, SLG: 0.418		0-1 5-3		2-2 P4	4-0 FC5-4 BB			0-1 CS 1B		3	0	1	0	1	0	1											
Mike Stanley, R OBP: 0.321, SLG: 0.299		2-1 L9		3-2 1B	3-1 FC5-4			1-0 F8		4	0	1	1	0	0	3											
Jeff Kunkel, R OBP: 0.281, SLG: 0.482		3-2 6-3		1-0 L7			0-3 SAFE K	0-0 CS	0-2 5-3	4	0	0	0	0	1	1											
Inning Stats	R: 3 E: 0 K: 1 S: 18	H: 3 LOB: 0 BB: 0 P: 26	R: 0 E: 0 K: 0 S: 7	H: 0 LOB: 0 BB: 0 P: 12	R: 0 E: 0 K: 0 S: 13	H: 2 LOB: 1 BB: 0 P: 20	R: 1 E: 0 K: 0 S: 13	H: 2 LOB: 1 BB: 0 P: 19	R: 2 E: 0 K: 1 S: 14	H: 3 LOB: 1 BB: 0 P: 20	R: 0 E: 0 K: 0 S: 5	H: 1 LOB: 1 BB: 0 P: 8	R: 0 E: 0 K: 1 S: 12	H: 0 LOB: 1 BB: 1 P: 18	R: 0 E: 0 K: 0 S: 5	H: 0 LOB: 0 BB: 0 P: 8	1B: 9 2B: 3 3B: 0 HR: 1	SF: 2 SAC: 0 DP: 0 HBP: 0	WP: 1 PB: 0 SB: 4 CS: 1	PA: 43							
PITCHER	IP	WLS	BF	H	R	ER	SO	BB	IBB	HBP	BLK	WP	HR	S	P	ERA	WHIP										
Jeff Ballard, L ERA: 4.99	3.1	L	17	7	4	4	1	0	0	0	0	0	1	48	73	10.80	2.100										
John Habyan, R ERA: 4.73	2.1		14	5	4	3	1	1	0	0	0	1	0	25	39	11.57	2.571										
Mark Thurmond, L ERA: 6.32	3.1		11	1	0	0	1	1	0	0	0	0	0	23	38	0.00	0.600										

Texas Rangers @ Baltimore Orioles
Memorial Stadium, Baltimore, MD
Fri Jul 08 1988, 7:05 PM EDT
Att: 22,612 - Unknown - 80 F

AB	38
R	8
H	13
RBI	8
BB	2
SO	3
LOB	15



Batter	1	2	3	4	5	6	7	8	9	AB	R	H	RBI	BB	SO	LOB	BOTTOM										
Fred Lynn, L OBP: 0.320, SLG: 0.498	0-3 K		2-3 K		1-1 E5 WP		4-1 BB			3	0	0	0	1	2	2											
Cal Ripken Jr., R OBP: 0.397, SLG: 0.470	3-1 E1 HR		1-1 6-3		2-1 SF9		1-2 P4			3	1	0	1	0	0	2											
Eddie Murray, S OBP: 0.339, SLG: 0.410	1-1 1-H HR			0-1 F9	0-1 F8			2-1 4-3		4	1	1	2	0	0	1											
Jim Traber, L OBP: 0.277, SLG: 0.326	1-3 K			2-1 6-3		0-0 P5		3-1 6-3		4	0	0	0	0	1	0											
Larry Sheets, L OBP: 0.298, SLG: 0.299	3-3 K			2-0 4-3		2-3 K		1-0 1B		4	0	1	0	0	2	0											
Terry Kennedy, L OBP: 0.237, SLG: 0.258		0-2 6-3			0-1 HR		0-3 K		0-2 F8	4	1	1	1	0	1	1											
Rick Schu, R OBP: 0.299, SLG: 0.348		2-1 5-3			2-0 6-3		4-1 6-3 BB		0-2 6-3	2	0	0	0	1	0	0											
Joe Orsulak, L OBP: 0.317, SLG: 0.332										1	0	0	0	0	0	0											
Pete Stanicek, S OBP: 0.315, SLG: 0.343		0-1 P6			4-2 1B S WP BB		2-2 F7		1-3 K	3	1	0	0	1	1	1											
Billy Ripken, R OBP: 0.269, SLG: 0.266			2-2 F9		2-2 WP SF9 1B		2-2 6-3		3-2 F9	3	1	1	0	0	0	1											
Jim Dwyer, L OBP: 0.339, SLG: 0.229							1-2 6-3			1	0	0	0	0	0	0											
Inning Stats	R: 2 E: 1 K: 3 S: 13	H: 1 LOB: 0 BB: 0 P: 21	R: 0 E: 0 K: 0 S: 7	H: 0 LOB: 0 BB: 0 P: 9	R: 0 E: 0 K: 1 S: 10	H: 0 LOB: 0 BB: 0 P: 15	R: 0 E: 0 K: 0 S: 5	H: 0 LOB: 0 BB: 0 P: 9	R: 3 E: 1 K: 0 S: 15	H: 2 LOB: 1 BB: 1 P: 26	R: 0 E: 0 K: 2 S: 9	H: 0 LOB: 2 BB: 0 P: 11	R: 0 E: 0 K: 0 S: 11	H: 0 LOB: 2 BB: 2 P: 24	R: 0 E: 0 K: 0 S: 8	H: 1 LOB: 1 BB: 0 P: 14	R: 0 E: 0 K: 1 S: 13	H: 0 LOB: 0 BB: 0 P: 17	1B: 2 2B: 0 3B: 0 HR: 2	SF: 1 SAC: 0 DP: 0 HBP: 0	WP: 1 PB: 0 SB: 1 CS: 0	PA: 36					
PITCHER	IP	WLS	BF	H	R	ER	SO	BB	IBB	HBP	BLK	WP	HR	S	P	ERA	WHIP										
Jose Guzman, R ERA: 3.36	6.2	W	28	3	5	2	6	3	0	0	0	0	0	2	67	2.70	0.900										
Craig McMurtry, R ERA: 1.5	2.1	S	8	1	0	0	1	0	0	0	0	0	0	24	35	0.00	0.429										

Texas Rangers @ Baltimore Orioles
Memorial Stadium, Baltimore, MD
Fri Jul 08 1988, 7:05 PM EDT
Att: 22,612 - Unknown - 80 F

AB	32
R	5
H	4
RBI	4
BB	3
SO	7
LOB	8



Batter	1	2	3	4	5	6	7	8	9	AB	R	H	RBI	BB	SO	LOB	TOP										
Cecil Espy, S OBP: 0.293, SLG: 0.403 (1, 8)										4	1	1	0	0	1	2	Texas Rangers @ Baltimore Orioles Memorial Stadium, Baltimore, MD Sat Jul 09 1988, 7:05 PM EDT Att: 21,661 - Unknown - 79 F										
Scott Fletcher, R OBP: 0.381, SLG: 0.335 (1, 6)										3	0	0	0	1	0	1											
Ruben Sierra, S OBP: 0.298, SLG: 0.426 (1, 9)										4	0	1	1	0	0	2											
Pete Incaviglia, R OBP: 0.340, SLG: 0.512 (1, 10)										4	0	0	0	0	1	3											
Pete O'Brien, L OBP: 0.368, SLG: 0.436 (1, 3)										4	0	2	0	0	1	0											
Geno Petralli, L OBP: 0.379, SLG: 0.422 (1, 2)										4	0	3	0	0	0	0											
Bob Brower, R Oddibe McDowell, L (PH) OBP: 0.289, SLG: 0.314 (1, 7)										3	0	0	0	0	0	5											
Steve Buechele, R OBP: 0.344, SLG: 0.415 (1, 5)										4	0	1	0	0	1	4											
Curtis Wilkerson, S OBP: 0.387, SLG: 0.425 (1, 4)										4	0	1	0	0	0	3											
Inning Stats	R: 0 E: 0 K: 1 S: 8	H: 0 LOB: 0 BB: 0 P: 9	R: 0 E: 0 K: 1 S: 10	H: 1 LOB: 1 BB: 0 P: 16	R: 0 E: 0 K: 0 S: 4	H: 1 LOB: 0 BB: 0 P: 7	R: 0 E: 0 K: 0 S: 6	H: 0 LOB: 0 BB: 0 P: 8	R: 0 E: 0 K: 1 S: 12	H: 2 LOB: 1 BB: 0 P: 17	R: 1 E: 0 K: 0 S: 8	H: 2 LOB: 1 BB: 0 P: 11	R: 0 E: 0 K: 0 S: 9	H: 2 LOB: 1 BB: 0 P: 14	R: 0 E: 0 K: 0 S: 11	H: 1 LOB: 2 BB: 1 P: 18		R: 0 E: 1 K: 1 S: 12	H: 1 LOB: 2 BB: 0 P: 17	1B: 10 2B: 0 3B: 0 HR: 0	SF: 0 SAC: 0 DP: 3 HBP: 0	WP: 0 PB: 0 SB: 1 CS: 0	PA: 36				
PITCHER	IP	WLS	BF	H	R	ER	SO	BB	IBB	HBP	BLK	WP	HR	S	P	ERA	WHIP										
Jay Tibbs, R ERA: 4.46 (1, 1)	6.0	W	24	8	1	1	3	0	0	0	0	0	0	52	74	1.50	1.333										
Dave Schmidt, R ERA: 3.52 (7, 1)	2.2		11	2	0	0	1	1	0	0	0	0	0	26	40	0.00	1.125										
Tom Niedenfuer, R ERA: 3.26 (9, 1)	0.1	S	1	0	0	0	0	0	0	0	0	0	0	2	3	0.00	0.000										

AB 35
R 1
H 10
RBI 1
BB 1
SO 4
LOB 20



Batter	1	2	3	4	5	6	7	8	9	AB	R	H	RBI	BB	SO	LOB	BOTTOM										
Pete Stanicek, S OBP: 0.316, SLG: 0.343 (1, 7)										3	0	1	0	0	1	1	Texas Rangers @ Baltimore Orioles Memorial Stadium, Baltimore, MD Sat Jul 09 1988, 7:05 PM EDT Att: 21,661 - Unknown - 79 F										
Fred Lynn, L OBP: 0.315, SLG: 0.492 (1, 9)										3	0	0	1	0	1	2											
Cal Ripken Jr., R OBP: 0.398, SLG: 0.474 (1, 6)										4	0	2	1	0	0	0											
Eddie Murray, S OBP: 0.338, SLG: 0.406 (1, 10)										3	0	0	0	1	0	2											
Jim Traber, L OBP: 0.277, SLG: 0.346 (1, 3)										4	1	1	1	0	0	1											
Ken Gerhart, R OBP: 0.234, SLG: 0.376 (1, 8)										3	1	1	1	0	0	0											
Terry Kennedy, L OBP: 0.233, SLG: 0.253 (1, 2)										3	0	0	0	0	0	0											
Rick Schu, R OBP: 0.299, SLG: 0.348 (1, 5)										3	1	1	0	0	0	0											
Billy Ripken, R OBP: 0.269, SLG: 0.264 (1, 4)										2	1	0	0	1	0	1											
Inning Stats	R: 0 E: 0 K: 1 S: 9	H: 2 LOB: 1 BB: 0 P: 14	R: 0 E: 0 K: 0 S: 4	H: 0 LOB: 0 BB: 0 P: 5	R: 2 E: 1 K: 0 S: 10	H: 2 LOB: 1 BB: 0 P: 13	R: 0 E: 0 K: 0 S: 6	H: 0 LOB: 0 BB: 0 P: 6	R: 0 E: 0 K: 0 S: 9	H: 2 LOB: 1 BB: 1 P: 17	R: 2 E: 0 K: 0 S: 9	H: 2 LOB: 0 BB: 0 P: 15	R: 0 E: 0 K: 0 S: 7	H: 0 LOB: 0 BB: 0 P: 9	R: 0 E: 0 K: 0 S: 8	H: 0 LOB: 1 BB: 1 P: 16		1B: 3 2B: 1 3B: 0 HR: 2	SF: 1 SAC: 1 DP: 0 HBP: 0	WP: 0 PB: 0 SB: 0 CS: 1	PA: 32						
PITCHER	IP	WLS	BF	H	R	ER	SO	BB	IBB	HBP	BLK	WP	HR	S	P	ERA	WHIP										
Charlie Hough, R ERA: 3.26 (1, 1)	7.2	L	31	6	4	2	2	2	0	0	0	0	2	60	91	2.35	1.043										
Mitch Williams, L ERA: 4.14 (8, 1)	0.1		1	0	0	0	0	0	0	0	0	0	0	2	4	0.00	0.000										

AB 28
R 4
H 6
RBI 4
BB 2
SO 2
LOB 7



Batter	1	2	3	4	5	6	7	8	9	AB	R	H	RBI	BB	SO	LOB	TOP										
Oddibe McDowell, L (1, 8) OBP: 0.298, SLG: 0.324	0-0 S 1B		0-1 PB E1 1B			1-2 3-1		1-0 S 1B		4	0	3	1	0	0	0	Texas Rangers @ Baltimore Orioles Memorial Stadium, Baltimore, MD Sun Jul 10 1988, 3:33 AM EDT Att: 25,023 - Sunny - 95 F										
Cecil Esay, S (1, 7) OBP: 0.291, SLG: 0.394	1-0 B1		2-2 L8			1-1 G3		1-3 3-H 4-2 B 1B		3	0	0	0	1	0	2											
Scott Fletcher, R (1, 6) OBP: 0.360, SLG: 0.334	0-0 F7			1-1 G6-4-3 1B			2-2 F3	0-0 1-3		4	0	1	0	0	0	4											
Pete Incaviglia, R (1, 10) OBP: 0.336, SLG: 0.504	1-2 F8		0-1 G6-4-3 1-2			0-1 L9		1-3 K		4	0	0	0	0	1	2											
Ruben Sierra, S (1, 9) OBP: 0.294, SLG: 0.421		2-1 F9		0-2 4-3		0-0 F8		2-3 K		4	0	0	0	0	1	0											
Pete O'Brien, L (1, 3) OBP: 0.366, SLG: 0.434		1-2 L4-3 1B			0-0 3-1			2-1 G3	1-0 F5	4	0	1	0	0	0	0											
Geno Petralli, L (1, 2) OBP: 0.378, SLG: 0.420		0-0 L4-3 1-2			1-3 K			2-2 1B 1B		3	1	1	0	0	1	1											
Jeff Kunkel, R (1, 5) OBP: 0.267, SLG: 0.458			2-3 K		1-3 K			0-1 F9		3	0	0	0	0	2	1											
Curtis Wilkerson, S (1, 4) OBP: 0.386, SLG: 0.423			1-1 F8			0-0 F6		0-0 1B 1-3 1B		3	0	1	0	0	0	0											
Inning Stats	R: 0 E: 0 K: 0 S: 7	H: 1 LOB: 1 BB: 0 P: 9	R: 0 E: 0 K: 0 S: 6	H: 1 LOB: 0 BB: 0 P: 9	R: 0 E: 1 K: 1 S: 12	H: 1 LOB: 1 BB: 0 P: 17	R: 0 E: 0 K: 0 S: 9	H: 0 LOB: 0 BB: 0 P: 10	R: 0 E: 0 K: 2 S: 7	H: 0 LOB: 0 BB: 0 P: 9	R: 0 E: 0 K: 0 S: 6	H: 0 LOB: 0 BB: 0 P: 8	R: 0 E: 0 K: 0 S: 15	H: 3 LOB: 3 BB: 1 P: 24	R: 0 E: 0 K: 2 S: 7	H: 0 LOB: 0 BB: 0 P: 11	1B: 7 2B: 1 3B: 0 HR: 0	SF: 0 SAC: 0 DP: 2 HBP: 0	WP: 0 PB: 1 SB: 2 CS: 0	PA: 33							
PITCHER	IP	WLS	BF	H	R	ER	SO	BB	IBB	HBP	BLK	WP	HR	S	P	ERA	WHIP										
Jose Bautista, R (1, 1) ERA: 4.12	7.2	W	27	6	1	1	3	0	0	0	0	0	0	61	82	1.17	0.783										
Mark Thurmond, L (8, 1) ERA: 6.32	0.0		1	1	0	0	0	0	0	0	0	0	0	1	2	∞	∞										
Dave Schmidt, R (8, 1) ERA: 3.45	1.1	S	5	0	0	0	2	1	0	0	0	0	0	13	21	0.00	0.750										

AB	32
R	1
H	7
RBI	1
BB	1
SO	5
LOB	10



Batter	1	2	3	4	5	6	7	8	9	AB	R	H	RBI	BB	SO	LOB	BOTTOM										
Pete Stanicek, S (1, 7) OBP: 0.305, SLG: 0.330	2-1 F6			2-3 K		0-0 G3		2-3 K		4	0	0	0	0	2	0	Texas Rangers @ Baltimore Orioles Memorial Stadium, Baltimore, MD Sun Jul 10 1988, 3:33 AM EDT Att: 25,023 - Sunny - 95 F										
Cal Ripken Jr., R (1, 6) OBP: 0.394, SLG: 0.468	0-2 6-3			2-3 K		3-2 5-3		0-3 K		4	0	0	0	0	2	0											
Eddie Murray, S (1, 10) OBP: 0.340, SLG: 0.405	0-1 1B			2-3 K			4-1 CS BB	3-1 F8		3	0	1	0	1	1	0											
Jim Traber, L (1, 3) OBP: 0.285, SLG: 0.348		4-1 CS BB			0-1 WP 1B 4-1 1B		3-3 SAFE SAFE SAFE SAFE 1-2	K		2	1	1	0	1	1	1											
Larry Sheets, L (1, 9) OBP: 0.298, SLG: 0.307		3-3 K			1-0 F9		2-2 1B	3B		3	0	1	0	0	1	2											
Joe Orsulak, L (7, PR) OBP: 0.317, SLG: 0.332		1-2 K								0	1	0	0	0	0	0											
Mickey Tettleton, S (1, 2) OBP: 0.290, SLG: 0.433		3-3 K			0-2 4-1		2-0 BB BB	1B		3	0	1	1	0	1	1											
Ken Gerhart, R (1, 8) OBP: 0.243, SLG: 0.378			2-2 F7		1-2 2-H 1B		1-2 BB BB			2	0	1	1	1	0	0											
Rick Schu, R (1, 5) OBP: 0.296, SLG: 0.344			2-3 K		0-0 F7		4-1 SAFE			2	0	0	0	0	1	1											
Jim Dwyer, L (7, PH) OBP: 0.351, SLG: 0.229										0	0	0	0	1	0	0											
Rene Gonzales, R (7, PR) OBP: 0.270, SLG: 0.296										0	0	0	0	0	0	0											
Billy Ripken, R (1, 4) OBP: 0.267, SLG: 0.261			1-0 F4			1-2 F6		1-3 K		3	0	0	0	0	1	3											
Inning Stats	R: 0 E: 0 K: 0 S: 8	H: 1 LOB: 1 BB: 0 P: 10	R: 0 E: 0 K: 2 S: 9	H: 0 LOB: 0 BB: 1 P: 19	R: 0 E: 0 K: 1 S: 9	H: 0 LOB: 0 BB: 0 P: 14	R: 0 E: 0 K: 3 S: 9	H: 0 LOB: 0 BB: 0 P: 15	R: 1 E: 0 K: 0 S: 10	H: 2 LOB: 1 BB: 0 P: 12	R: 0 E: 0 K: 0 S: 9	H: 0 LOB: 0 BB: 0 P: 13	R: 1 E: 0 K: 2 S: 15	H: 2 LOB: 3 BB: 3 P: 35	R: 0 E: 0 K: 2 S: 11	H: 0 LOB: 0 BB: 0 P: 16	1B: 4 2B: 2 3B: 1 HR: 0	SF: 0 SAC: 0 DP: 2 HBP: 0	WP: 1 PB: 0 SB: 0 CS: 2	PA: 30							
PITCHER	IP	WLS	BF	H	R	ER	SO	BB	IBB	HBP	BLK	WP	HR	S	P	ERA	WHIP										
Bobby Witt, R (1, 1) ERA: 6.7	8.0	L	30	5	2	2	10	4	0	0	0	1	0	80	134	2.25	1.125										

AB	26
R	2
H	5
RBI	2
BB	4
SO	10
LOB	8



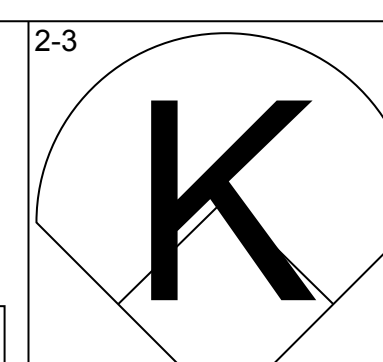
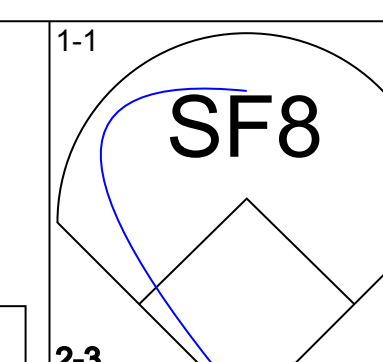
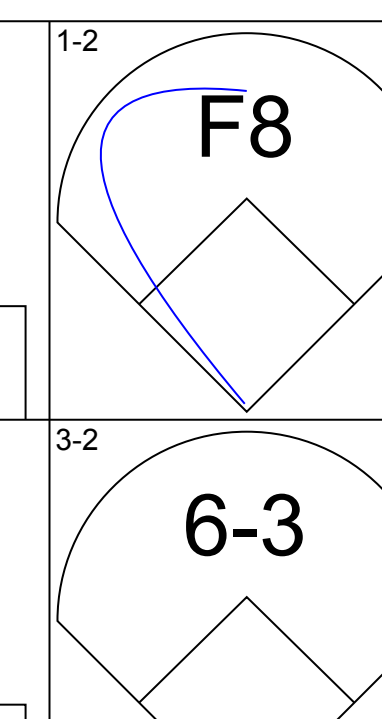
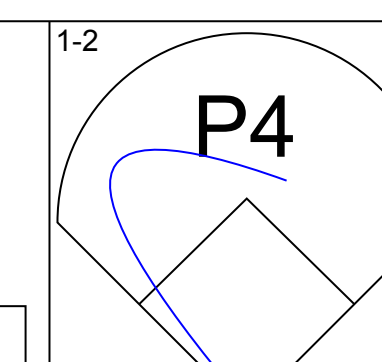
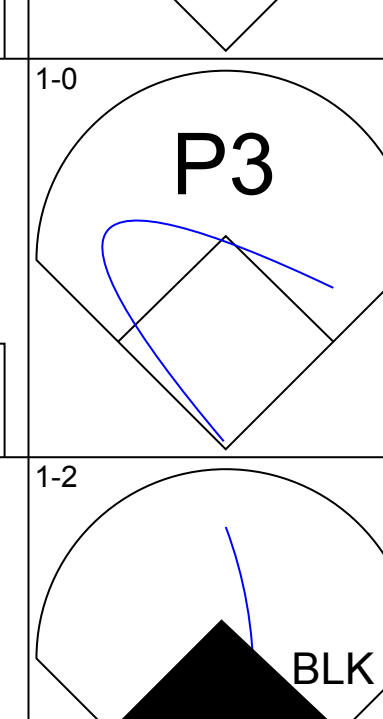
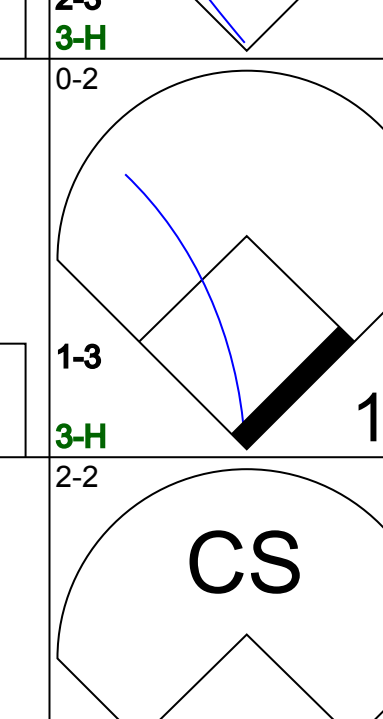
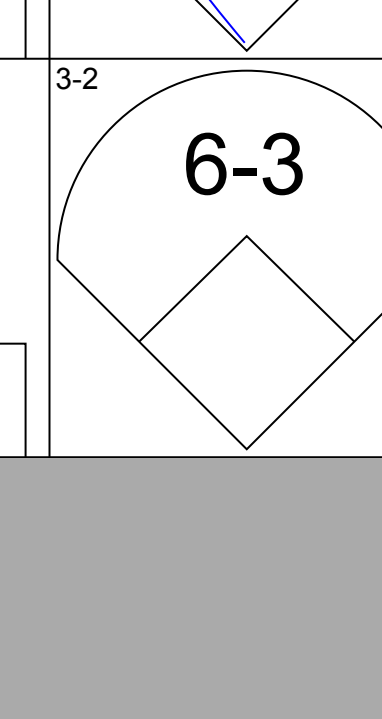
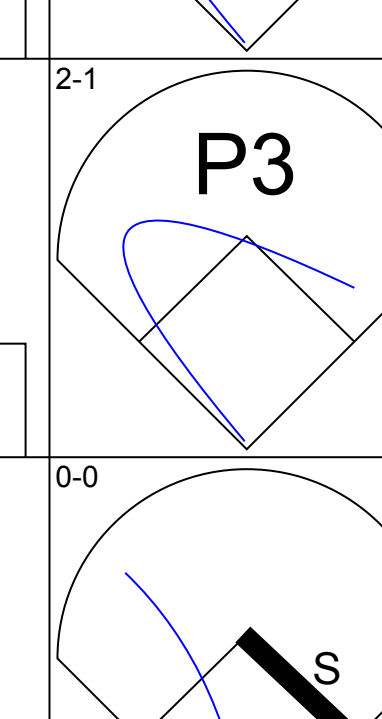
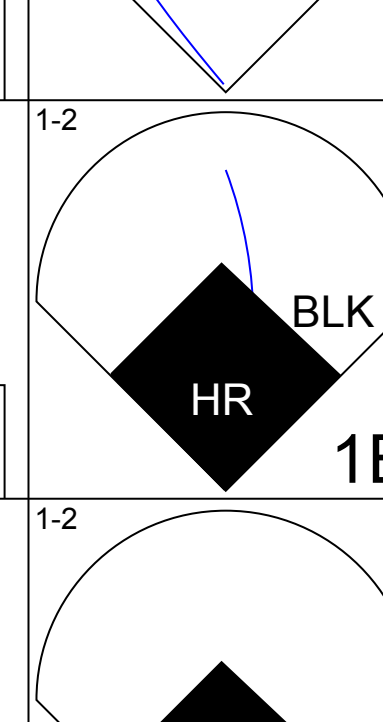
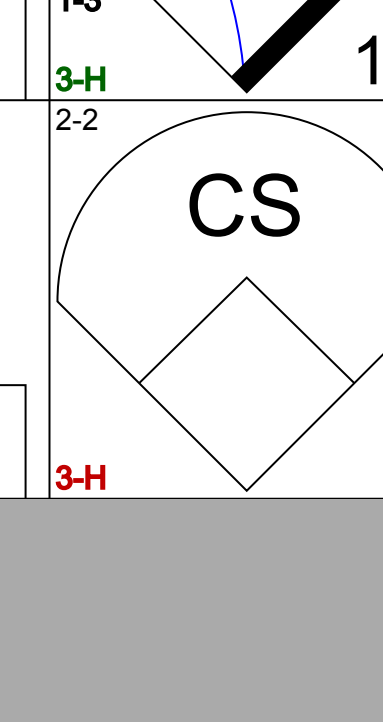
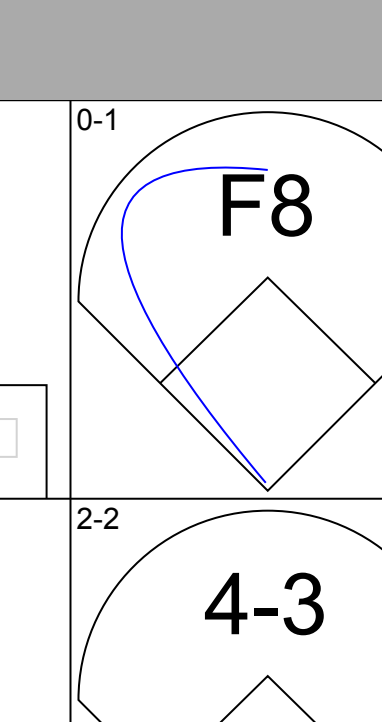
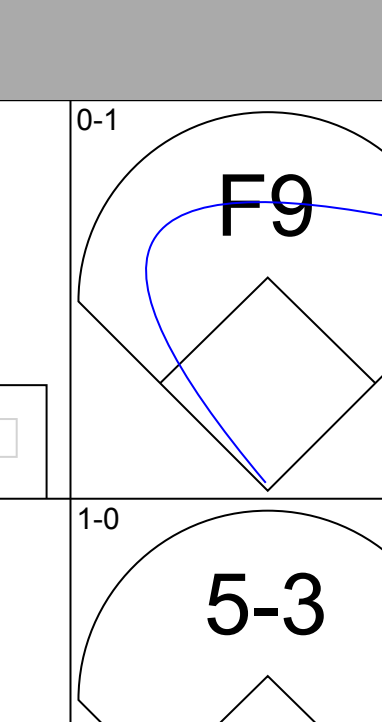
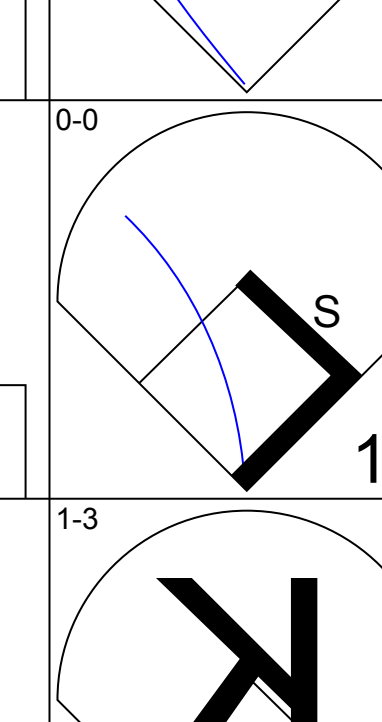
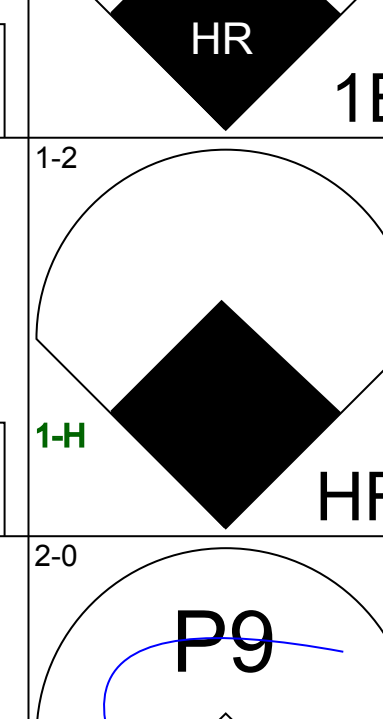
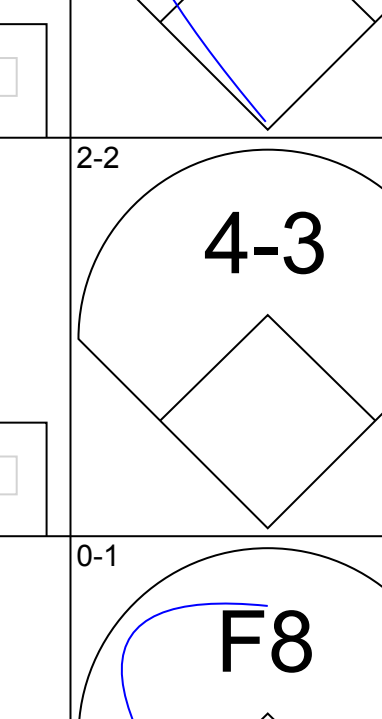
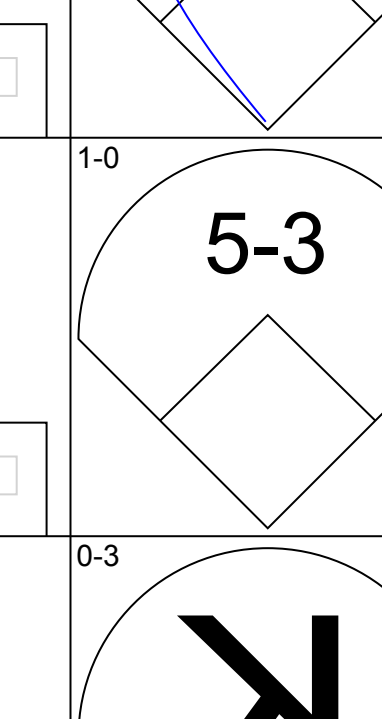
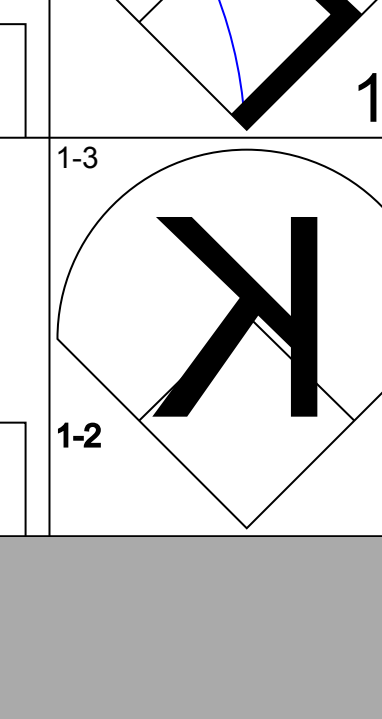
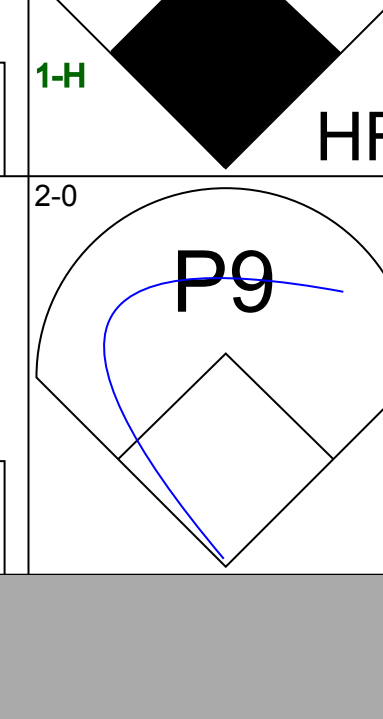
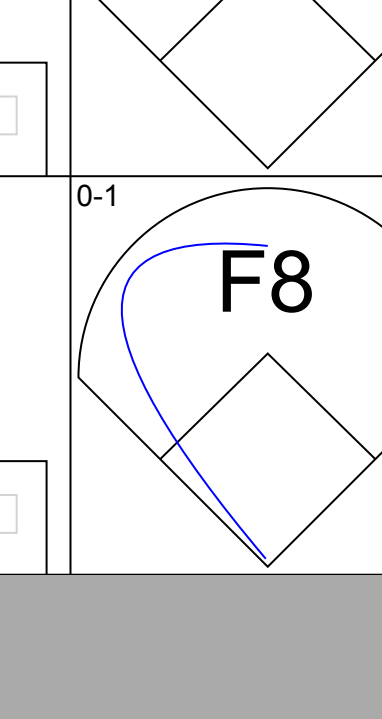
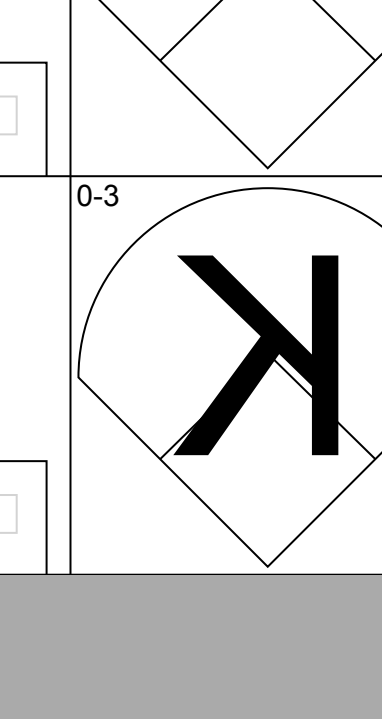
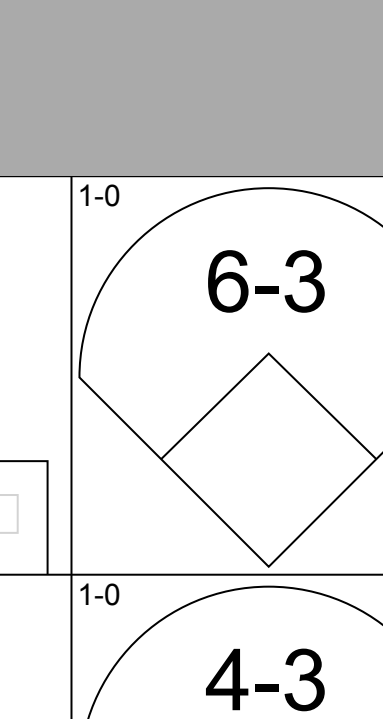
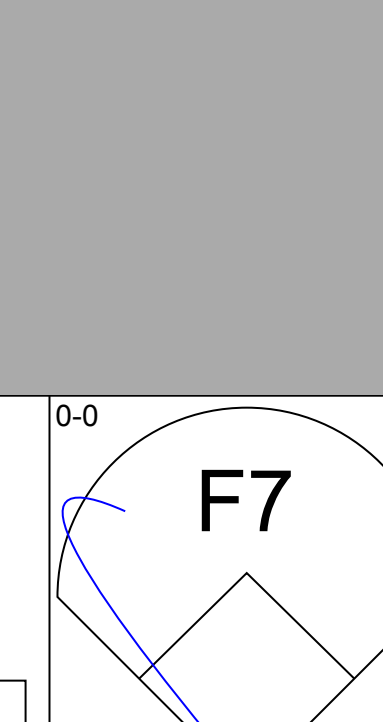
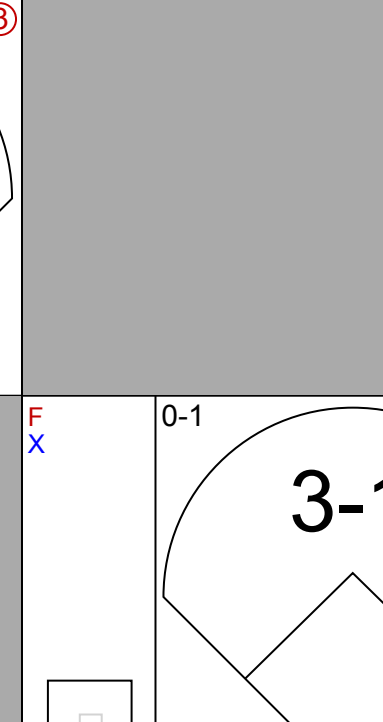
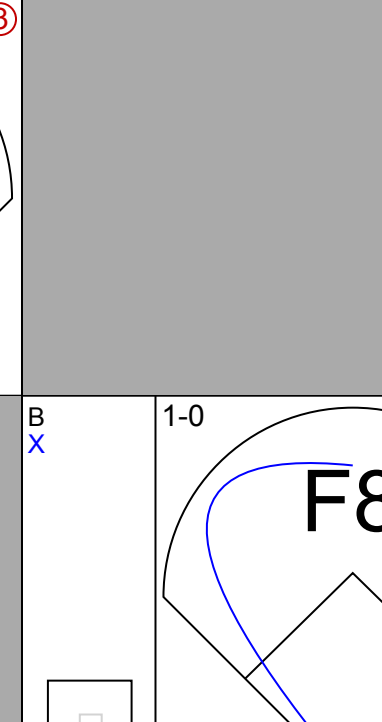
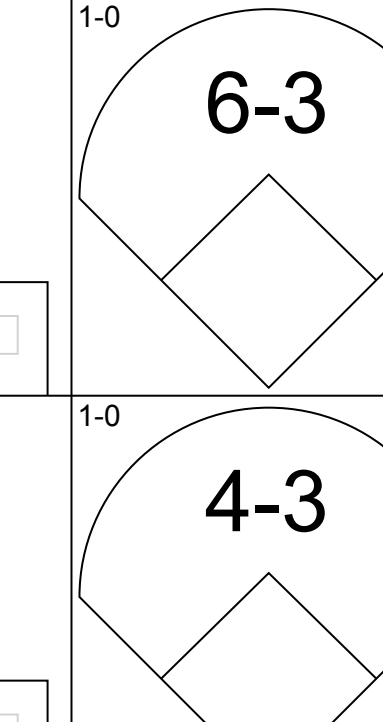
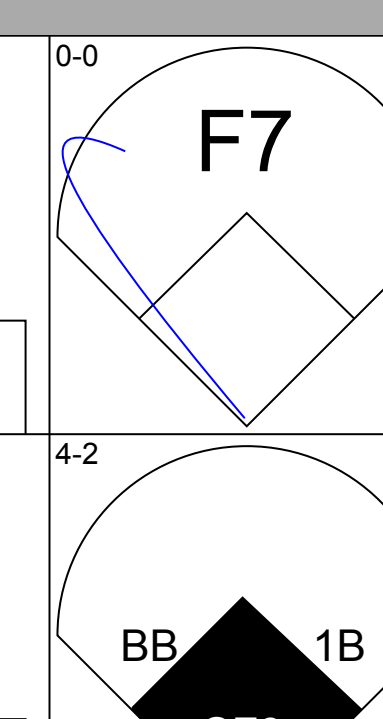
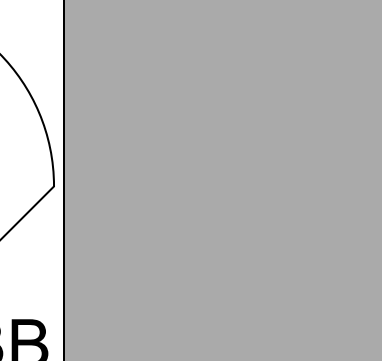
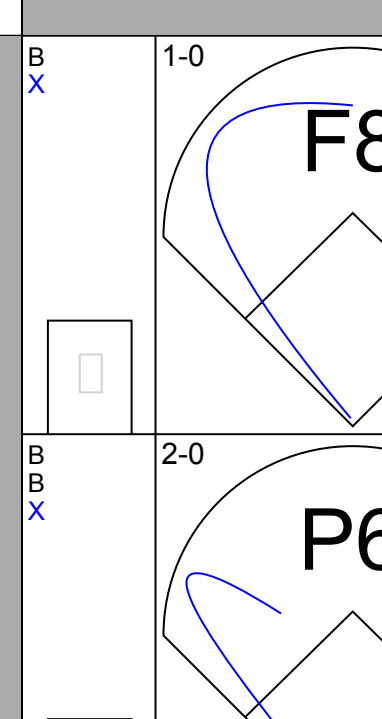
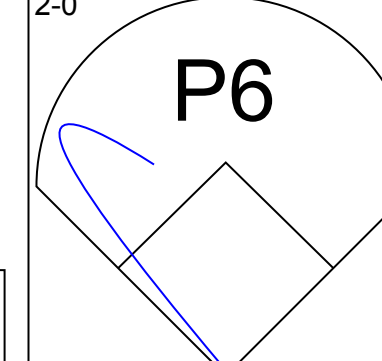
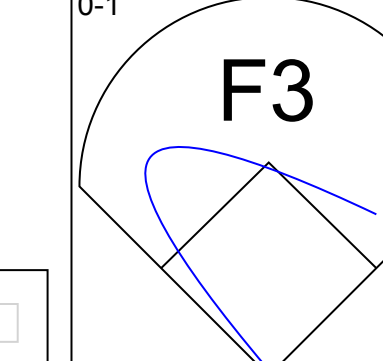
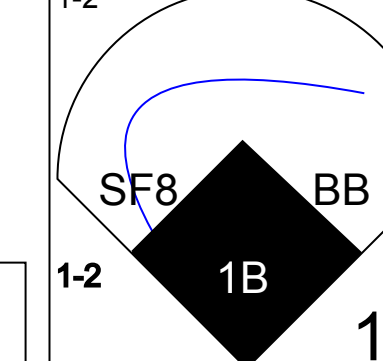
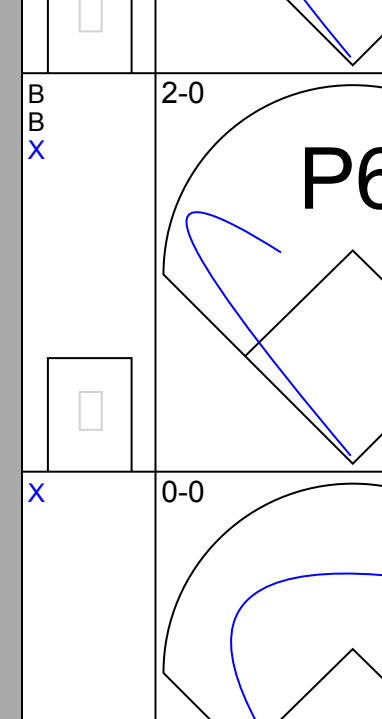
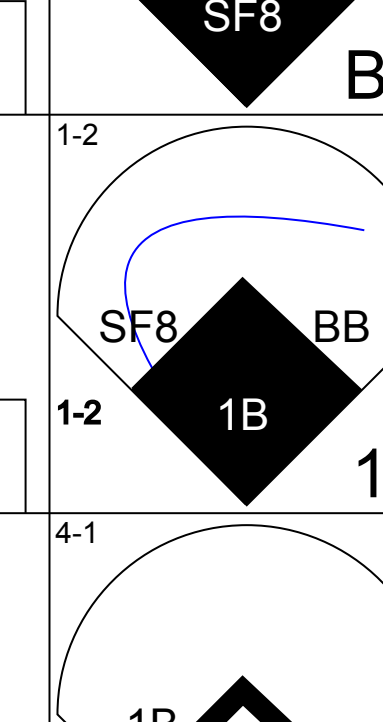
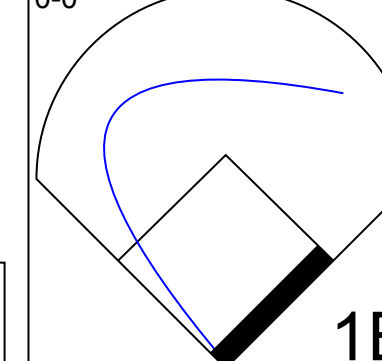
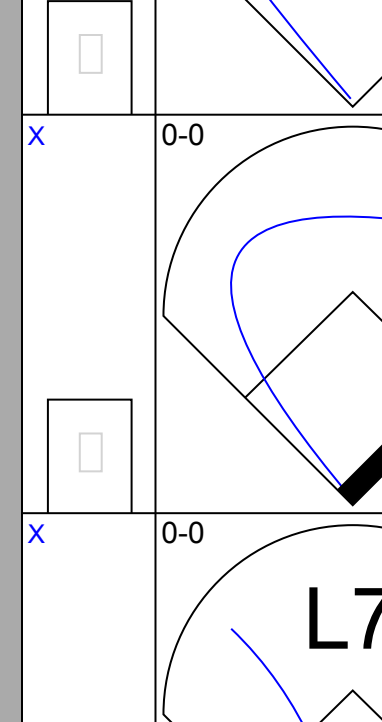
Batter	1	2	3	4	5	6	7	8	9	AB	R	H	RBI	BB	SO	LOB	TOP			
Mark Davidson, R OBP: 0.377, SLG: 0.456	0-0 1B FC4-6		4-2 BB CS		4-1 BB		1-3 K			2	1	1	0	2	1	3	Minnesota Twins @ Baltimore Orioles Memorial Stadium, Baltimore, MD Thu Jul 14 1988, 7:05 PM EDT Sunny - 93 F			
Randy Bush, L OBP: 0.382, SLG: 0.457	0-0 1B FC4-6		0-0 F3		0-0 F6		2-1 F9			4	0	1	0	0	0	5				
Kirby Puckett, R OBP: 0.368, SLG: 0.530	0-0 1B FC4-6		2-2 F6		0-0 1B G5-4-3		0-0 6-3			4	0	1	1	0	0	2				
Kent Hrbek, L OBP: 0.398, SLG: 0.546	4-1 1B 1-2		0-0 F9		0-0 F8		1-1 F8			3	0	0	0	1	0	1				
Gary Gaetti, R OBP: 0.359, SLG: 0.545	0-3 K		4-1 1B BB		1-1 G5-4-3		2-1 3-1			2	0	0	0	1	1	3				
Al Newman, S OBP: 0.253, SLG: 0.214					1-2 1B					1	0	0	0	0	0	0				
Gene Larkin, S OBP: 0.383, SLG: 0.375	0-0 1-3		0-2 1B L4-6				1-3 K		1-2 HBP G6-4-3	3	0	1	0	0	1	2				
Tim Laudner, R OBP: 0.328, SLG: 0.458		3-3 K	2-2 1B L4-6		0-0 1B BB		0-0 1B BB		1-2 G6-4-3	4	0	1	0	0	1	3				
Greg Gagne, R OBP: 0.301, SLG: 0.416		1-3 K			0-0 6-3		1-0 1B BB		0-1 F4	4	0	1	0	0	1	0				
Steve Lombardozzi, R OBP: 0.320, SLG: 0.299	1-2 F2		1-2 F2		0-0 6-3		4-2 1B BB			2	0	0	0	1	0	0				
Inning Stats	R: 1 E: 0 K: 1 S: 8	H: 2 LOB: 2 BB: 1 P: 12	R: 0 E: 0 K: 2 S: 12	H: 0 LOB: 0 BB: 0 P: 17	R: 0 E: 0 K: 0 S: 6	H: 0 LOB: 0 BB: 1 P: 12	R: 0 E: 0 K: 0 S: 4	H: 1 LOB: 1 BB: 1 P: 14	R: 0 E: 0 K: 0 S: 4	H: 0 LOB: 1 BB: 0 P: 5	R: 0 E: 0 K: 2 S: 15	H: 2 LOB: 3 BB: 1 P: 24	R: 0 E: 0 K: 0 S: 5	H: 0 LOB: 0 BB: 0 P: 8	R: 0 E: 0 K: 0 S: 7	H: 0 LOB: 0 BB: 0 P: 9	1B: 6 2B: 1 3B: 0 HR: 0	SF: 0 SAC: 0 DP: 3 HBP: 1	WP: 0 PB: 0 SB: 0 CS: 1	PA: 35
PITCHER Mike Boddicker, R ERA: 3.75	IP: 9.0 WLS: W BF: 35	H: 6 R: 1 ER: 1 SO: 5	BB: 5 IBB: 0 HBP: 1 BLK: 0	WP: 0 HR: 0 S: 69 P: 109	ERA: 1.00 WHIP: 1.222	PITCHER										IP: 9.0 WLS: W BF: 35	H: 6 R: 1 ER: 1 SO: 5	BB: 5 IBB: 0 HBP: 1 BLK: 0	WP: 0 HR: 0 S: 69 P: 109	ERA: 1.00 WHIP: 1.222

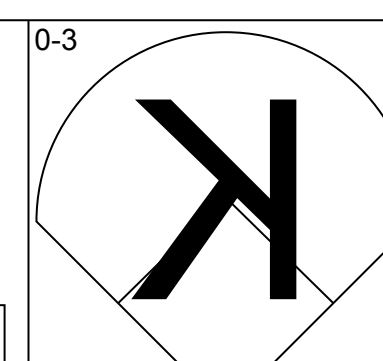
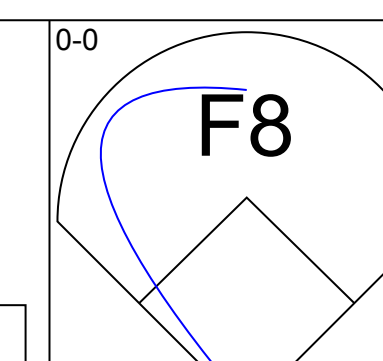
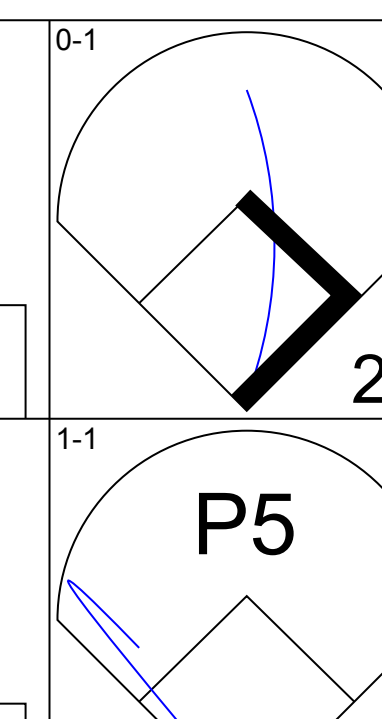
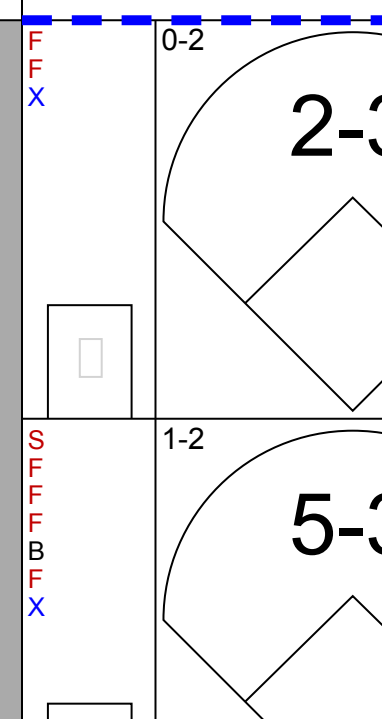
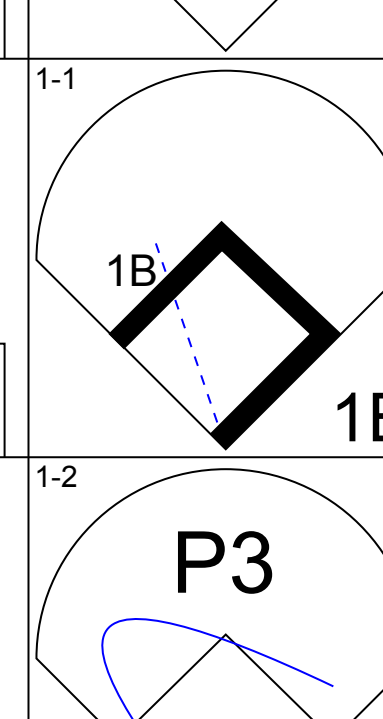
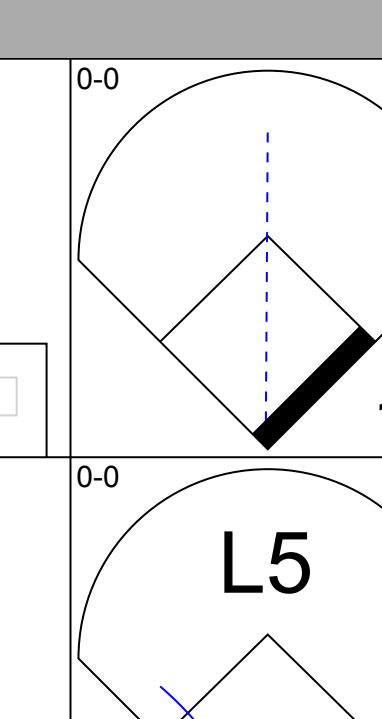
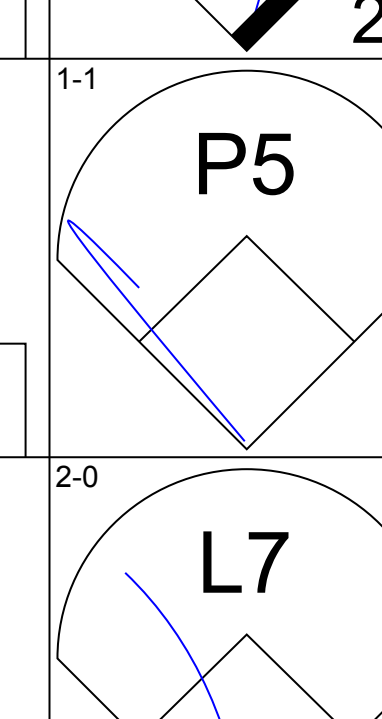
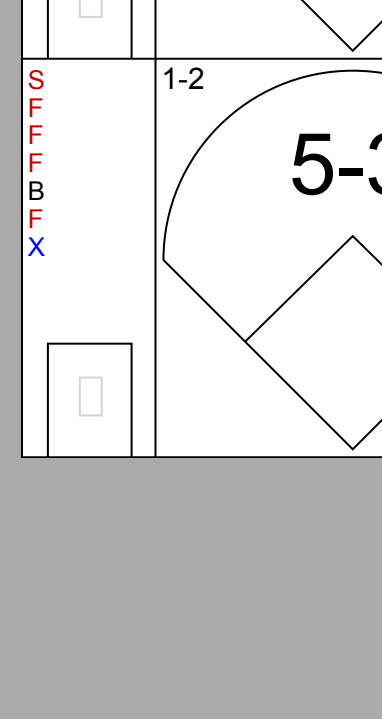
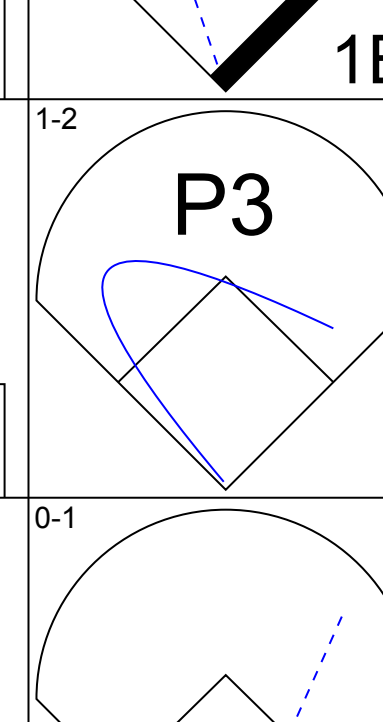
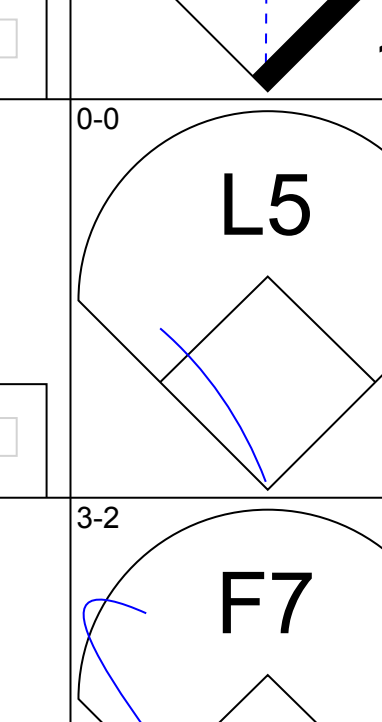
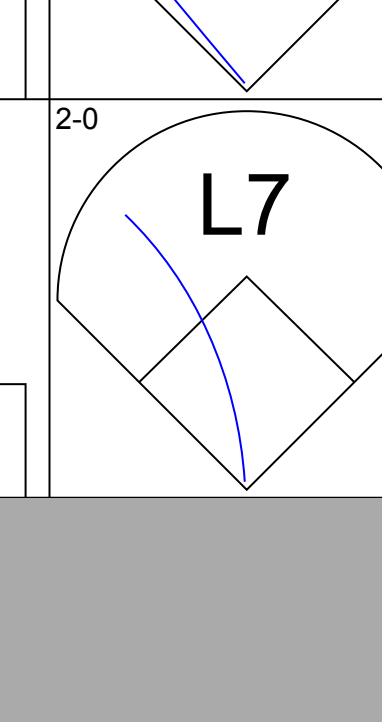
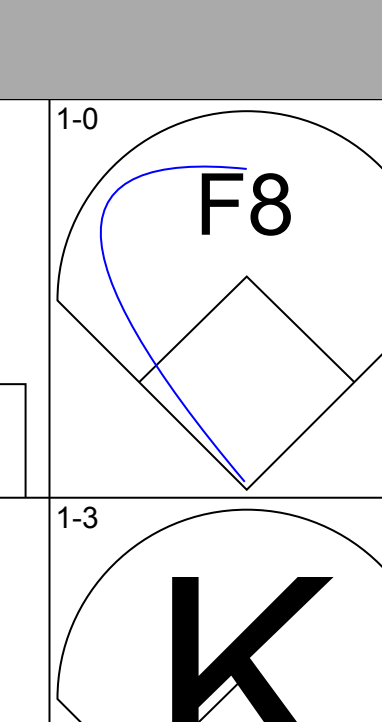
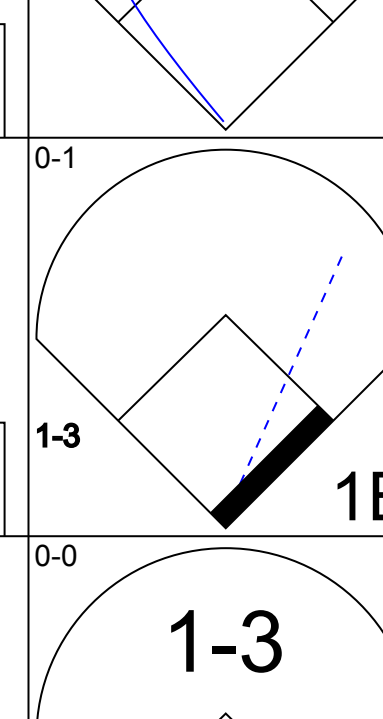
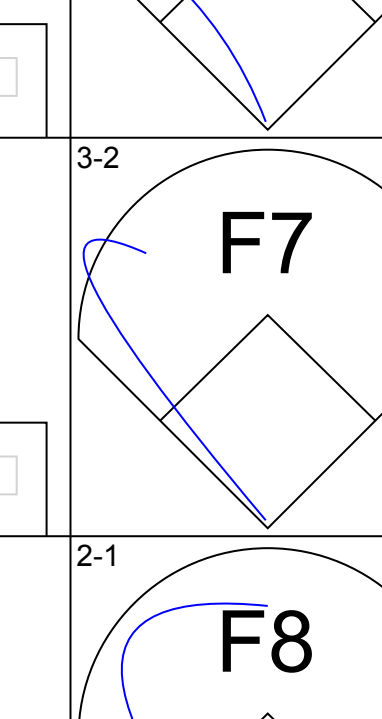
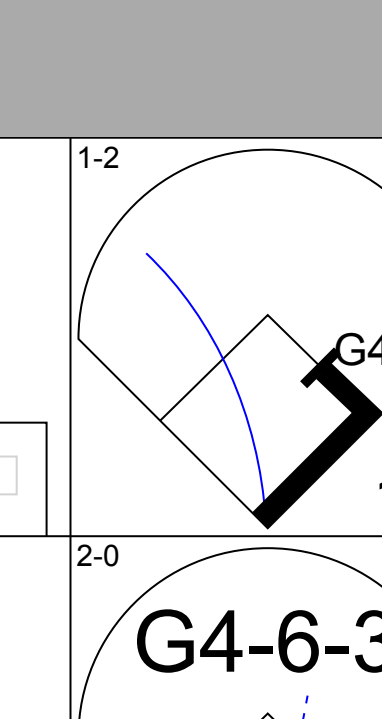

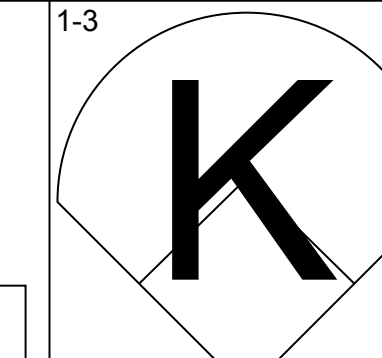
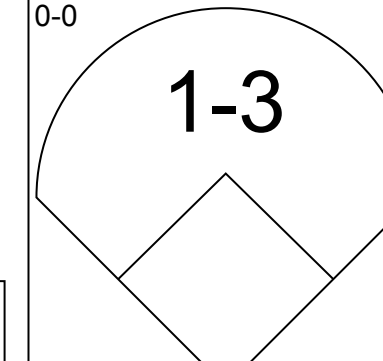
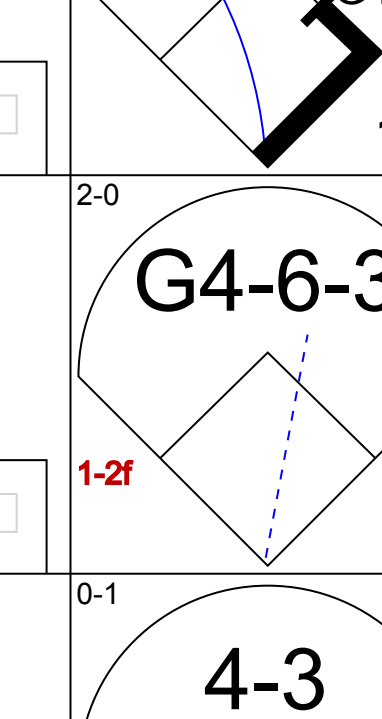
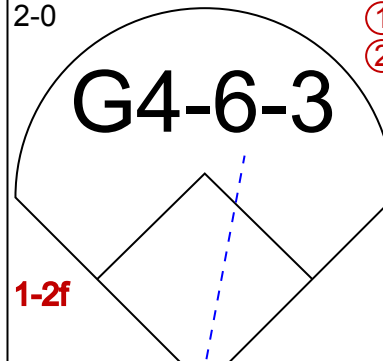

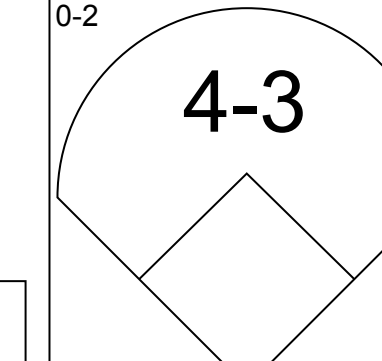
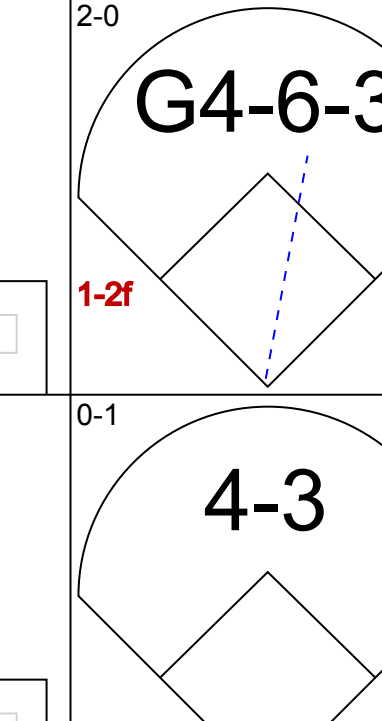
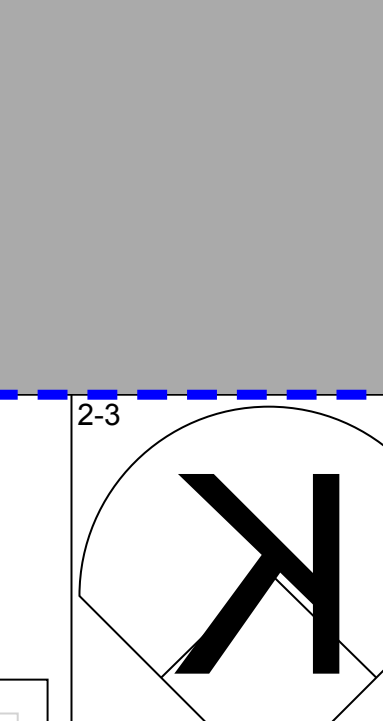
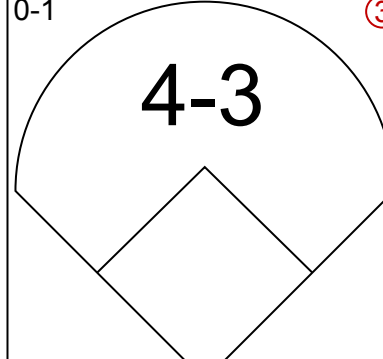
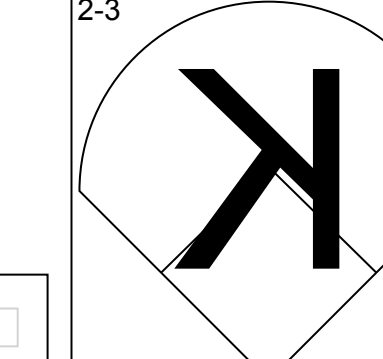
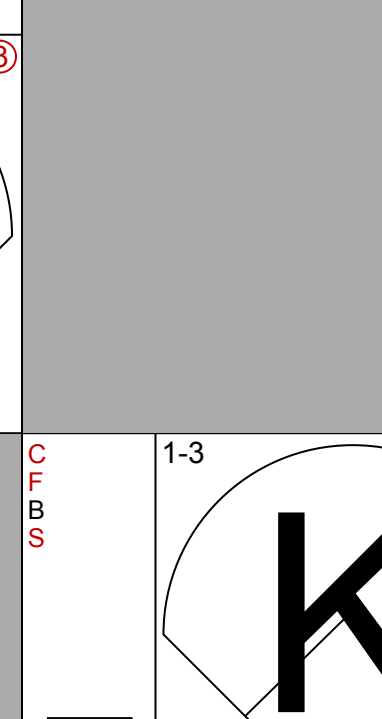
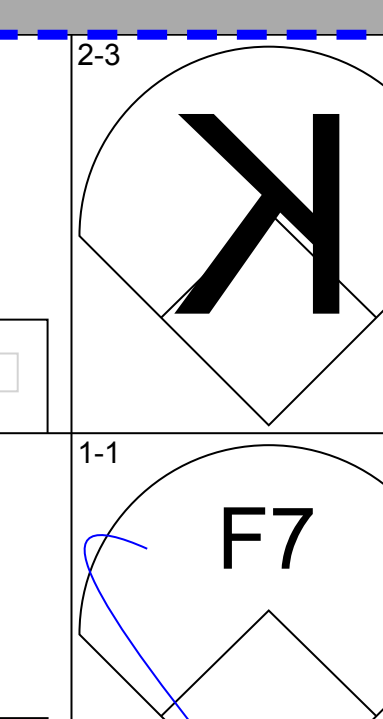
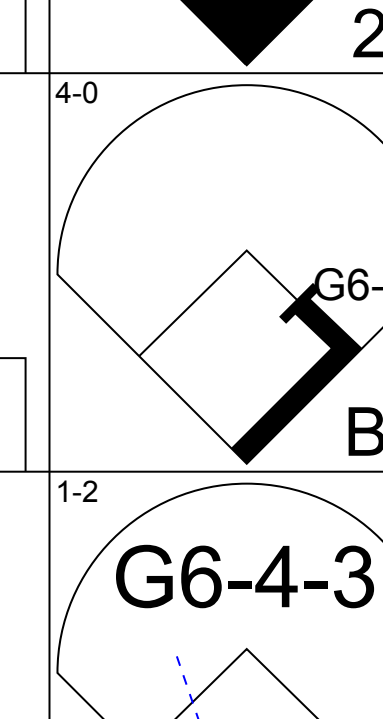
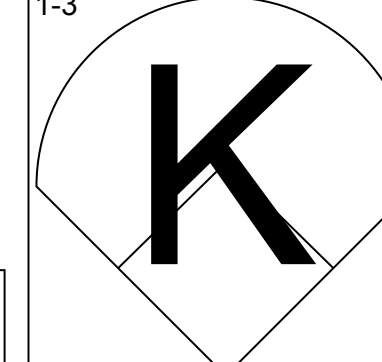
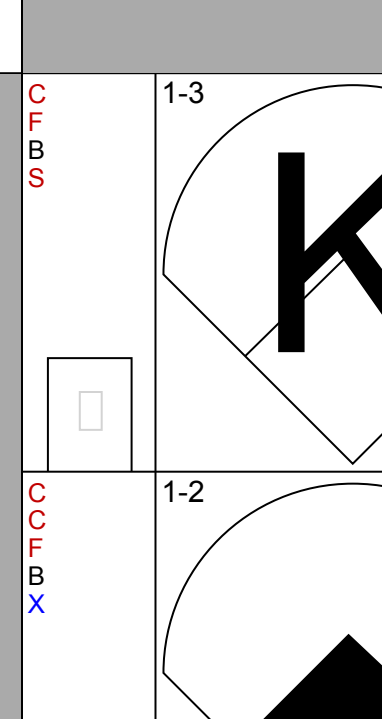
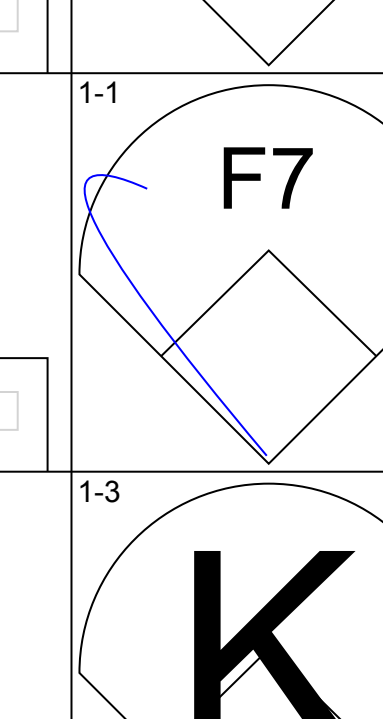
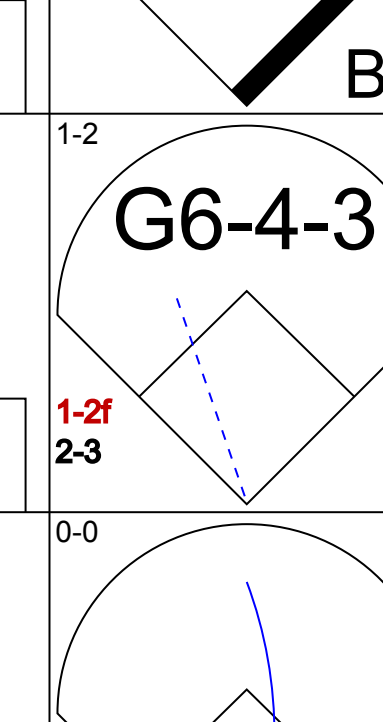
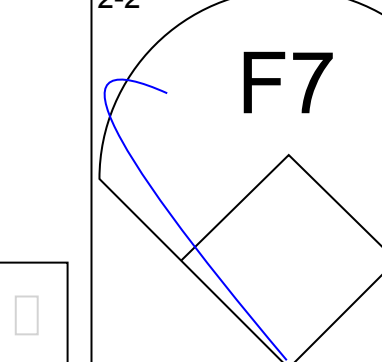
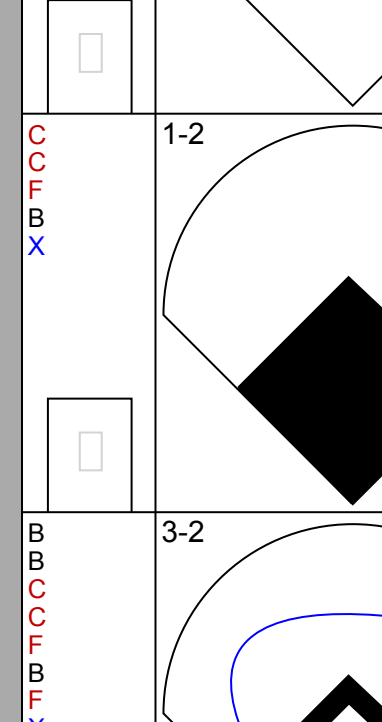
AB	29
R	1
H	6
RBI	1
BB	5
SO	5
LOB	19



Batter	1	2	3	4	5	6	7	8	9	AB	R	H	RBI	BB	SO	LOB	BOTTOM					
Ken Gerhart, R OBP: 0.261, SLG: 0.396	0-2 HR S		0-0 1B SF7-6-3		1-2 1B HR		4-2 BB		0-0 2B	4	3	3	0	1	0	0	Minnesota Twins @ Baltimore Orioles Memorial Stadium, Baltimore, MD Thu Jul 14 1988, 7:05 PM EDT Sunny - 93 F					
Fred Lynn, L OBP: 0.320, SLG: 0.518	1-0 HR		1-1 1B SF7-6-3		1-1 HR		0-0 F8		0-1 F6	5	2	3	4	0	0	3						
Cal Ripken Jr., R OBP: 0.389, SLG: 0.463	0-1 5-3		2-0 1B SF7-6-3		0-1 5-3		1-3 K			3	0	0	1	0	1	1						
Eddie Murray, S OBP: 0.344, SLG: 0.428	0-0 HR		0-0 HR		3-2 1B WP		1-0 4-3			4	2	3	2	0	0	0						
Jim Traber, L OBP: 0.284, SLG: 0.353	2-1 2B E		1-1 3-1		1-0 F8		1-0 F8			4	0	1	0	0	0	1						
Larry Sheets, L OBP: 0.298, SLG: 0.303	0-0 F8		1-1 L7		4-0 BB		1-2 F8			3	0	0	0	1	0	1						
Terry Kennedy, L OBP: 0.227, SLG: 0.247	1-1 E5		0-0 3-1		1-3 K		1-0 3-1			4	0	0	0	0	1	3						
Rick Schu, R OBP: 0.295, SLG: 0.341	0-0 F3		0-3 K		0-1 5-3		3-1 1B FC1-6			4	0	1	0	0	1	4						
Billy Ripken, R OBP: 0.263, SLG: 0.258		1-0 4-3		2-1 F8		0-1 F5		0-1 2B FC1-6		4	0	0	0	0	0	1						
Inning Stats	R: 3 E: 1 K: 0 S: 13	H: 4 LOB: 2 BB: 0 P: 17	R: 1 E: 1 K: 0 S: 5	H: 1 LOB: 0 BB: 0 P: 9	R: 1 E: 0 K: 0 S: 6	H: 1 LOB: 0 BB: 0 P: 8	R: 2 E: 0 K: 1 S: 12	H: 2 LOB: 0 BB: 0 P: 16	R: 0 E: 0 K: 1 S: 13	H: 1 LOB: 2 BB: 1 P: 22	R: 0 E: 0 K: 1 S: 8	H: 0 LOB: 1 BB: 1 P: 13	R: 0 E: 0 K: 0 S: 5	H: 0 LOB: 0 BB: 0 P: 8	R: 0 E: 0 K: 0 S: 8	H: 2 LOB: 2 BB: 0 P: 12	1B: 5 2B: 3 3B: 0 HR: 4	SF: 1 SAC: 0 DP: 1 HBP: 0	WP: 2 PB: 0 SB: 1 CS: 0	PA: 38		
PITCHER Bert Blyleven, R ERA: 4.76	IP: 4.0 WLS: L	BF: 21	H: 8 R: 7 ER: 6 SO: 1	BB: 0 IBB: 0 HBP: 0 BLK: 0	WP: 0 HR: 4 S: 36 P: 50	ERA: 13.50 WHIP: 2.000	PITCHER										IP: 4.0 WLS: L	BF: 21	H: 8 R: 7 ER: 6 SO: 1	BB: 0 IBB: 0 HBP: 0 BLK: 0	WP: 0 HR: 4 S: 36 P: 50	ERA: 13.50 WHIP: 2.000
PITCHER Jim Winn, R ERA: 7.2	IP: 5.1	BF: 17	H: 3 R: 0 ER: 0 SO: 2	BB: 2 IBB: 0 HBP: 0 BLK: 0	WP: 1 HR: 0 S: 34 P: 55	ERA: 0.00 WHIP: 1.250	PITCHER										IP: 5.1	BF: 17	H: 3 R: 0 ER: 0 SO: 2	BB: 2 IBB: 0 HBP: 0 BLK: 0	WP: 1 HR: 0 S: 34 P: 55	ERA: 0.00 WHIP: 1.250



Batter	1	2	3	4	5	6	7	8	9	AB	R	H	RBI	BB	SO	LOB	TOP			
Dan Gladden, R OBP: 0.304, SLG: 0.406 (1, 7)										3	0	0	1	0	1	0	Minnesota Twins @ Baltimore Orioles Memorial Stadium, Baltimore, MD Fri Jul 15 1988, 7:05 PM EDT Att: 26,775 - Unknown - 91 F			
Mark Davidson, R OBP: 0.361, SLG: 0.432 (1, 9)										4	0	1	1	0	0	0				
Kirby Puckett, R OBP: 0.370, SLG: 0.529 (1, 8)										4	1	2	0	0	0	0				
Gary Gaetti, R OBP: 0.357, SLG: 0.550 (1, 5)										4	1	1	2	0	1	1				
Gene Larkin, S OBP: 0.361, SLG: 0.381 (1, 10)										4	0	0	0	0	1	0				
Brian Harper, R OBP: 0.414, SLG: 0.532 (1, 2)										4	0	0	0	0	0	0				
Kent Hrbek, L OBP: 0.391, SLG: 0.531 (1, 3)										3	1	0	0	1	0	0				
Greg Gagne, R OBP: 0.307, SLG: 0.419 (1, 6)										3	1	2	0	0	0	0				
Steve Lombardozzi, R OBP: 0.318, SLG: 0.301 (1, 4)										2	0	0	0	1	0	1				
Inning Stats	R: 2 E: 0 K: 1 S: 12	H: 2 LOB: 0 BB: 0 P: 19	R: 2 E: 0 K: 0 S: 17	H: 2 LOB: 1 BB: 2 P: 29	R: 0 E: 0 K: 0 S: 7	H: 0 LOB: 0 BB: 0 P: 9	R: 0 E: 0 K: 0 S: 6	H: 0 LOB: 0 BB: 0 P: 6	R: 0 E: 0 K: 1 S: 7	H: 0 LOB: 0 BB: 0 P: 11	R: 0 E: 0 K: 0 S: 6	H: 1 LOB: 1 BB: 0 P: 7	R: 0 E: 0 K: 1 S: 10	H: 1 LOB: 1 BB: 0 P: 13	R: 0 E: 0 K: 0 S: 4	H: 0 LOB: 0 BB: 0 P: 6		1B: 5 2B: 0 3B: 0 HR: 1	SF: 1 SAC: 0 DP: 0 HBP: 0	WP: 0 PB: 0 SB: 1 CS: 1
PITCHER Jeff Ballard, L ERA: 4.86 (1, 1)	IP: 9.0 WLS: L BF: 34 H: 6 R: 4 ER: 4 SO: 3 BB: 2 IBB: 0 HBP: 0 BLK: 1 WP: 0 HR: 1 S: 73 P: 107 ERA: 4.00 WHIP: 0.889															PITCHER				

Batter	1	2	3	4	5	6	7	8	9	AB	R	H	RBI	BB	SO	LOB	BOTTOM					
Keith Hughes, L OBP: 0.311, SLG: 0.344 (1, 9)										4	0	1	0	0	1	2	Minnesota Twins @ Baltimore Orioles Memorial Stadium, Baltimore, MD Fri Jul 15 1988, 7:05 PM EDT Att: 26,775 - Unknown - 91 F					
Ken Gerhart, R OBP: 0.281, SLG: 0.388 (1, 8)										4	0	2	0	0	0	2						
Cal Ripken Jr., R OBP: 0.387, SLG: 0.456 (1, 6)										4	0	0	0	0	0	3						
Eddie Murray, S OBP: 0.345, SLG: 0.426 (1, 10)										4	0	2	0	0	1	1						
Jim Traber, L OBP: 0.276, SLG: 0.336 (1, 3)										4	0	0	0	0	0	4						
Larry Sheets, L OBP: 0.297, SLG: 0.306 (1, 7)										4	1	1	0	0	1	0						
Terry Kennedy, L OBP: 0.228, SLG: 0.243 (1, 2)										3	0	0	0	1	2	0						
Rick Schu, R OBP: 0.300, SLG: 0.368 (1, 5)										4	1	1	1	0	1	2						
Billy Ripken, R OBP: 0.265, SLG: 0.267 (1, 4)										3	0	2	1	0	0	0						
Inning Stats	R: 0 E: 0 K: 1 S: 13	H: 2 LOB: 2 BB: 0 P: 15	R: 1 E: 0 K: 0 S: 11	H: 2 LOB: 1 BB: 1 P: 19	R: 0 E: 0 K: 0 S: 8	H: 1 LOB: 1 BB: 0 P: 13	R: 0 E: 0 K: 1 S: 7	H: 0 LOB: 0 BB: 0 P: 12	R: 0 E: 0 K: 0 S: 7	H: 1 LOB: 1 BB: 0 P: 11	R: 0 E: 0 K: 0 S: 6	H: 1 LOB: 0 BB: 0 P: 9	R: 1 E: 0 K: 1 S: 21	H: 2 LOB: 1 BB: 0 P: 27	R: 0 E: 0 K: 1 S: 8	H: 0 LOB: 0 BB: 0 P: 10		R: 0 E: 0 K: 2 S: 10	H: 0 LOB: 0 BB: 0 P: 14	1B: 5 2B: 2 3B: 1 HR: 1	SF: 0 SAC: 0 DP: 2 HBP: 0	WP: 0 PB: 0 SB: 0 CS: 0
PITCHER Charlie Lea, R ERA: 4.43 Keith Aiherton, R ERA: 3.97 Jeff Reardon, R ERA: 2.9 (1, 1) (7, 1) (9, 1)	IP: 6.1 WLS: W BF: 27 H: 9 R: 2 ER: 2 SO: 3 BB: 1 IBB: 0 HBP: 0 BLK: 0 WP: 0 HR: 1 S: 64 P: 96 ERA: 2.84 WHIP: 1.579															PITCHER						

AB	31
R	4
H	6
RBI	4
BB	2
SO	3
LOB	2

AB	34
R	2
H	9
RBI	2
BB	1
SO	6
LOB	14



Batter	1	2	3	4	5	6	7	8	9	AB R H RBI BB SO LOB	TOP									
Dan Gladden, R (1, 7) OBP: 0.309, SLG: 0.412	0-0 G3 HR 2B		2-2 CS 1B		2-2 S 1B		0-1 F7		3-2 F8	5 1 3 0 0 0 1	Minnesota Twins @ Baltimore Orioles Memorial Stadium, Baltimore, MD Sat Jul 16 1988, 7:05 PM EDT Att: 28,938 - Unknown - 95 F AB 36 R 4 H 10 RBI 4 BB 2 SO 2 LOB 15									
John Moses, S (1, 9) OBP: 0.397, SLG: 0.436 Gene Larkin, S (9, FH) OBP: 0.360, SLG: 0.380 Mark Davidson, R (9, 9) OBP: 0.361, SLG: 0.432	1-2 G3		0-0 F7		4-2 BB		0-0 F7		0-0 F9	3 0 0 0 1 0 2 1 0 0 0 0 0 1 0 0 0 0 0 0 0										
Kirby Puckett, R (1, 8) OBP: 0.371, SLG: 0.537	1-1 HR		1-1 F2		0-1 L8		2-0 1B			4 1 2 2 0 0 3										
Kent Hrbek, L (1, 3) OBP: 0.386, SLG: 0.524	0-0 F9			2-2 4-3	0-0 4-1		1-2 4-3			4 0 0 0 0 0 3										
Gary Gaetti, R (1, 5) OBP: 0.356, SLG: 0.556	2-3 K			0-0 6-3		0-1 HR		1-2 L6		4 1 1 1 0 1 0										
Randy Bush, L (1, 10) OBP: 0.331, SLG: 0.458		0-1 4-3		2-1 2B		1-0 F8		0-3 K		4 0 1 0 0 1 0										
Tim Laudner, R (1, 2) OBP: 0.331, SLG: 0.456		4-2 FC5-4 BB		1-1 1-3		3-1 1B		2-2 6-3		3 0 1 0 1 0 1										
Greg Gagne, R (1, 6) OBP: 0.306, SLG: 0.427		1-0 F9			0-2 HR		0-0 F8		0-2 G3	4 1 1 1 0 0 2										
Steve Lombardozzi, R (1, 4) OBP: 0.317, SLG: 0.306		2-2 FC5-4		2-2 F7	1-0 F7	1-1 G6		1-0 2B		4 0 1 0 0 0 2										
Inning Stats	R: 2 E: 0 K: 1 S: 12	H: 2 LOB: 0 BB: 0 P: 16	R: 0 E: 0 K: 0 S: 11	H: 0 LOB: 1 BB: 1 P: 18	R: 0 E: 0 K: 0 S: 7	H: 1 LOB: 0 BB: 0 P: 9	R: 0 E: 0 K: 0 S: 8	H: 1 LOB: 1 BB: 0 P: 13	R: 1 E: 0 K: 0 S: 12	H: 2 LOB: 2 BB: 1 P: 19		R: 0 E: 0 K: 0 S: 7	H: 1 LOB: 1 BB: 0 P: 10	R: 0 E: 0 K: 1 S: 9	H: 0 LOB: 0 BB: 0 P: 12	R: 0 E: 0 K: 0 S: 9	H: 1 LOB: 1 BB: 0 P: 13	1B: 4 2B: 3 3B: 0 HR: 3	SF: 0 SAC: 0 DP: 0 HBP: 0	WP: 0 PB: 0 SB: 1 CS: 1
PITCHER	IP WLS BF H R ER SO BB IBB HBP BLK WP HR S P ERA WHIP											IP WLS BF H R ER SO BB IBB HBP BLK WP HR S P ERA WHIP								
Oswaldo Peraza, R (1, 1) ERA: 5.44	6.2 L 30 9 4 4 1 2 0 0 0 0 0 3 62 94 5.40 1.650																			
Mark Thurmond, L (7, 1) ERA: 5.99	1.2 6 1 0 0 1 0 0 0 0 0 0 0 16 21 0.00 0.600																			
Tom Niedenfuer, R (9, 1) ERA: 3.19	0.2 2 0 0 0 0 0 0 0 0 0 0 0 5 8 0.00 0.000																			

Batter	1	2	3	4	5	6	7	8	9	AB R H RBI BB SO LOB	BOTTOM											
Ken Gerhart, R (1, 8) OBP: 0.267, SLG: 0.407	2-1 6-3		1-0 F6			0-0 HR		4-1 1B BB		3 2 1 1 1 0 1	Minnesota Twins @ Baltimore Orioles Memorial Stadium, Baltimore, MD Sat Jul 16 1988, 7:05 PM EDT Att: 28,938 - Unknown - 95 F AB 33 R 3 H 7 RBI 3 BB 1 SO 6 LOB 8											
Keith Hughes, L (1, 9) OBP: 0.305, SLG: 0.340	3-2 4-3			2-1 1-3		2-1 4-3		2-2 1B 1B		4 0 1 0 0 0 0												
Cal Ripken Jr., R (1, 6) OBP: 0.385, SLG: 0.453	1-3 K			1-2 6-3		0-2 5-3		0-1 1B 2-H		4 0 1 1 0 1 0												
Eddie Murray, S (1, 10) OBP: 0.341, SLG: 0.422		3-3 K		1-3 K		2-2 6-3		0-3 K		4 0 0 0 0 3 2												
Jim Traber, L (1, 3) OBP: 0.275, SLG: 0.333		2-0 G3			1-0 FC3-6 1B		1-0 F6		1-2 F6	4 0 1 0 0 0 0												
Mickey Tettleton, S (1, 2) OBP: 0.298, SLG: 0.469		2-3 K			2-1 FC3-6 1B		3-1 HR		2-0 P3	4 1 1 1 0 1 1												
Larry Sheets, L (1, 7) OBP: 0.300, SLG: 0.309				2-2 1B		0-1 G4-6-3 1B		2-1 G3		4 0 2 0 0 1 0												
Rick Schu, R (1, 5) OBP: 0.295, SLG: 0.362			2-1 F4		0-0 G4-6-3			1-1 4-3		3 0 0 0 0 0 3												
Billy Ripken, R (1, 4) OBP: 0.262, SLG: 0.264			0-0 L7			1-1 F9		3-2 5-3		3 0 0 0 0 0 1												
Inning Stats	R: 0 E: 0 K: 1 S: 9	H: 0 LOB: 0 BB: 0 P: 15	R: 0 E: 0 K: 2 S: 8	H: 0 LOB: 0 BB: 0 P: 15	R: 0 E: 0 K: 0 S: 7	H: 1 LOB: 1 BB: 0 P: 12	R: 0 E: 0 K: 1 S: 11	H: 0 LOB: 0 BB: 0 P: 15	R: 0 E: 0 K: 0 S: 6	H: 2 LOB: 1 BB: 0 P: 9		R: 1 E: 0 K: 0 S: 8	H: 1 LOB: 0 BB: 0 P: 11	R: 1 E: 0 K: 0 S: 8	H: 1 LOB: 0 BB: 0 P: 16	R: 1 E: 0 K: 1 S: 16	H: 2 LOB: 2 BB: 1 P: 26	R: 0 E: 0 K: 1 S: 8	H: 0 LOB: 0 BB: 0 P: 11	1B: 5 2B: 0 3B: 0 HR: 2	SF: 0 SAC: 0 DP: 1 HBP: 0	WP: 0 PB: 0 SB: 0 CS: 0
PITCHER	IP WLS BF H R ER SO BB IBB HBP BLK WP HR S P ERA WHIP											IP WLS BF H R ER SO BB IBB HBP BLK WP HR S P ERA WHIP										
Freddie Toliver, R (1, 1) ERA: 4.88	7.0 W 25 5 2 2 4 0 0 0 0 0 2 57 93 2.57 0.714																					
Juan Berenguer, R (8, 1) ERA: 3.13	0.2 4 1 1 1 0 1 0 0 0 0 0 0 9 19 13.50 3.000																					
Jeff Reardon, R (8, 1) ERA: 2.81	1.1 S 5 1 0 0 2 0 0 0 0 0 0 0 15 18 0.00 0.750																					

Batter	1	2	3	4	5	6	7	8	9	AB	R	H	RBI	BB	SO	LOB	TOP										
Dan Gladden, R OBP: 0.313, SLG: 0.411 Mark Davidson, R OBP: 0.361, SLG: 0.432	L6		F8	BB		SH1-3 1B		WP BB		3	1	1	0	2	0	1	Minnesota Twins @ Baltimore Orioles Memorial Stadium, Baltimore, MD Sun Jul 17 1988, 3:33 AM EDT Att: 22,248 - Sunny - 97 F										
Greg Gagne, R OBP: 0.309, SLG: 0.439	S 1B		HR		SH1-3		K			4	1	2	2	0	2	2											
Randy Bush, L OBP: 0.370, SLG: 0.463 John Moses, S OBP: 0.364, SLG: 0.431	F9		2B 1B		HR	1B	FC5-4 1B	F8		4	1	3	2	0	0	1											
Kirby Puckett, R OBP: 0.369, SLG: 0.541	F2		F7		HR	1B	FC5-4	K		5	1	1	2	0	1	4											
Kent Hrbek, L OBP: 0.387, SLG: 0.527 Kelvin Torve, L OBP: 0.267, SLG: 0.429	F8		2B		6-3 WP 1B		F6	F8		4	0	2	0	0	0	1											
Gene Larkin, S OBP: 0.383, SLG: 0.390	HR		IBB		6-3		G3	1B BB		3	1	1	1	2	0	1											
Tim Laudner, R OBP: 0.324, SLG: 0.445	F7		K		6-3		F9	F8		5	0	0	0	0	1	5											
Steve Lombardozzi, R OBP: 0.319, SLG: 0.304	K				5-3		L6	FC6-4 BB		4	0	1	0	1	1	1											
Al Newman, S OBP: 0.286, SLG: 0.234			BLK HR BB		CS 1B		SH1-3 1B 1B	FC6-4		4	2	2	0	1	0	3											
Inning Stats	R: 0 E: 0 K: 0 S: 5	H: 1 LOB: 1 BB: 0 P: 8	R: 1 E: 0 K: 1 S: 11	H: 1 LOB: 0 BB: 0 P: 16	R: 2 E: 0 K: 1 S: 11	H: 3 LOB: 3 BB: 2 P: 23	R: 0 E: 0 K: 1 S: 14	H: 1 LOB: 1 BB: 1 P: 18	R: 2 E: 0 K: 0 S: 15	H: 3 LOB: 1 BB: 0 P: 22	R: 0 E: 0 K: 0 S: 9	H: 0 LOB: 1 BB: 1 P: 17	R: 0 E: 0 K: 2 S: 12	H: 0 LOB: 2 BB: 1 P: 21	R: 0 E: 0 K: 0 S: 16	H: 1 LOB: 2 BB: 1 P: 26		1B: 9 2B: 1 3B: 0 HR: 3	SF: 0 SAC: 1 DP: 0 HBP: 0	WP: 2 PB: 0 SB: 1 CS: 1	PA: 45						
PITCHER	IP	WLS	BF	H	R	ER	SO	BB	IBB	HBP	BLK	WP	HR	S	P	ERA	WHIP										
Jose Bautista, R ERA: 4.31	2.1	L	12	4	3	3	1	1	0	0	1	0	2	22	37	11.57	2.143										
Dave Schmidt, R ERA: 3.82	3.1		19	8	4	4	2	1	1	0	0	1	1	44	66	10.80	2.700										
Mark Thurmond, L ERA: 5.79	1.1		5	0	0	0	2	1	0	0	0	0	0	10	19	0.00	0.750										
Don Aase, R ERA: 5.7	2.0		9	1	0	0	2	2	0	0	0	1	0	28	47	0.00	1.500										

Batter	1	2	3	4	5	6	7	8	9	AB	R	H	RBI	BB	SO	LOB	BOTTOM										
Pete Stanicek, S OBP: 0.286, SLG: 0.308	K		5-3		G5-4-3		K			4	0	0	0	0	2	3	Minnesota Twins @ Baltimore Orioles Memorial Stadium, Baltimore, MD Sun Jul 17 1988, 3:33 AM EDT Att: 22,248 - Sunny - 97 F										
Cal Ripken Jr., R OBP: 0.391, SLG: 0.458	1B		BB		1B		G4-6-3 1B			3	0	3	1	1	0	0											
Eddie Murray, S OBP: 0.338, SLG: 0.417	F8		K		F7		F7			4	0	0	0	0	1	4											
Mickey Tettleton, S OBP: 0.280, SLG: 0.455	K				F7		K		G4-6-3	4	0	0	0	0	2	2											
Jim Traber, L OBP: 0.274, SLG: 0.327			K		G5-4-3 BB		K		F8	3	0	0	0	1	2	0											
Ken Gerhart, R OBP: 0.280, SLG: 0.396	5-3				G5-4-3		L6		F8	4	0	0	0	0	0	1											
Larry Sheets, L OBP: 0.302, SLG: 0.311	1B				1B BB		4-3		F4	4	1	2	0	0	0	0											
Rick Schu, R OBP: 0.301, SLG: 0.363	5-3				1B BB		1B			2	1	1	0	1	0	1											
Billy Ripken, R OBP: 0.263, SLG: 0.265			L6		1B		F9			3	0	1	0	0	0	1											
Inning Stats	R: 0 E: 0 K: 2 S: 11	H: 1 LOB: 1 BB: 0 P: 14	R: 0 E: 0 K: 1 S: 8	H: 1 LOB: 0 BB: 0 P: 12	R: 0 E: 0 K: 1 S: 9	H: 0 LOB: 1 BB: 1 P: 15	R: 0 E: 0 K: 0 S: 4	H: 0 LOB: 0 BB: 1 P: 10	R: 2 E: 0 K: 0 S: 14	H: 3 LOB: 1 BB: 1 P: 21	R: 0 E: 0 K: 2 S: 7	H: 0 LOB: 0 BB: 0 P: 9	R: 0 E: 0 K: 1 S: 8	H: 1 LOB: 1 BB: 0 P: 10	R: 0 E: 0 K: 0 S: 4	H: 1 LOB: 0 BB: 0 P: 5		R: 0 E: 0 K: 0 S: 5	H: 0 LOB: 0 BB: 0 P: 8	1B: 7 2B: 0 3B: 0 HR: 0	SF: 0 SAC: 0 DP: 3 HBP: 0	WP: 0 PB: 0 SB: 0 CS: 0	PA: 34				
PITCHER	IP	WLS	BF	H	R	ER	SO	BB	IBB	HBP	BLK	WP	HR	S	P	ERA	WHIP										
Frank Viola, L ERA: 2.29	5.0	W	21	5	2	2	4	3	0	0	0	0	0	46	72	3.60	1.600										
Mark Portugal, R ERA: 4.42	4.0	S	13	2	0	0	3	0	0	0	0	0	0	24	32	0.00	0.500										

livebaseballscores.com



livebaseballscores.com




Batter	1	2	3	4	5	6	7	8	9	AB	R	H	RBI	BB	SO	LOB	TOP					
Gary Redus, R OBP: 0.344, SLG: 0.434 (1, 7)	P3		2B	SF9		CS	HR	K		4	2	2	2	0	1	2	Chicago White Sox @ Baltimore Orioles Memorial Stadium, Baltimore, MD Tue Jul 19 1988, 7:05 PM EDT Overcast - 91 F					
Steve Lyons, L OBP: 0.339, SLG: 0.393 (1, 5)	1B		1B	FC5-4		B2		K		4	0	2	1	1	1	0						
Harold Baines, L OBP: 0.344, SLG: 0.414 (1, 10)	K		1B	FC5-4		G3		1B		5	0	2	0	0	1	4						
Ivan Calderon, R OBP: 0.299, SLG: 0.436 Dan Pasqua, L OBP: 0.313, SLG: 0.438 (7, 9)	K		P4		5-3		4-3	F8		3	0	0	0	0	1	3						
Greg Walker, L OBP: 0.307, SLG: 0.389 (1, 3)		1B	P5		6-3			K	1B	4	0	1	0	1	1	2						
Daryl Boston, L OBP: 0.286, SLG: 0.510 (1, 8)	P6			HBP	SF9	1B	F8	HR	P5	5	2	2	1	0	0	3						
Mark Salas, L OBP: 0.317, SLG: 0.357 (1, 2)	G6-3			SF9	1B	HBP	4-3	K		3	0	1	0	0	1	0						
Ozzie Guillen, L OBP: 0.283, SLG: 0.294 (1, 6)	G6-3			S	1B	E4	CS	1B	BB	3	0	1	0	1	0	2						
Fred Manrique, R OBP: 0.268, SLG: 0.374 (1, 4)			L8	L6	F8	F8		1B		4	0	1	0	0	0	4						
Inning Stats	R: 0 E: 0 K: 2 S: 14	H: 1 LOB: 1 BB: 0 P: 21	R: 0 E: 0 K: 0 S: 7	H: 1 LOB: 1 BB: 1 P: 12	R: 1 E: 0 K: 0 S: 10	H: 3 LOB: 2 BB: 0 P: 15	R: 1 E: 0 K: 0 S: 18	H: 2 LOB: 3 BB: 1 P: 26	R: 0 E: 0 K: 0 S: 7	H: 0 LOB: 0 BB: 0 P: 10	R: 0 E: 1 K: 0 S: 10	H: 0 LOB: 0 BB: 0 P: 15	R: 1 E: 0 K: 0 S: 6	H: 1 LOB: 0 BB: 0 P: 8	R: 1 E: 0 K: 3 S: 18	H: 2 LOB: 2 BB: 1 P: 28		R: 0 E: 0 K: 1 S: 10	H: 2 LOB: 2 BB: 0 P: 16	1B: 9 2B: 1 3B: 0 HR: 2	SF: 1 SAC: 0 DP: 1 HBP: 1	WP: 0 PB: 0 SB: 1 CS: 1
PITCHER	IP	WLS	BF	H	R	ER	SO	BB	IBB	HBP	BLK	WP	HR	S	P	ERA	WHIP					
Mike Boddicker, R ERA: 3.8 Tom Niedenfuer, R ERA: 3.06	(1, 1)	7.2	W	35	9	4	4	4	3	0	1	0	0	2	85	127	4.70	1.565				
(8, 1)	1.1	S	7	3	0	0	2	0	0	0	0	0	0	15	24	0.00	2.250					

Batter	1	2	3	4	5	6	7	8	9	AB	R	H	RBI	BB	SO	LOB	BOTTOM			
Ken Gerhart, R OBP: 0.266, SLG: 0.399 (1, 8)	K			1B	F9		BB	S		4	1	2	0	0	1	1	Chicago White Sox @ Baltimore Orioles Memorial Stadium, Baltimore, MD Tue Jul 19 1988, 7:05 PM EDT Overcast - 91 F			
Pete Stanicek, S OBP: 0.300, SLG: 0.317 (1, 7)	1-3			1B		HR	BB	BB		3	1	2	0	1	0	0				
Cal Ripken Jr., R OBP: 0.393, SLG: 0.457 (1, 6)	K			HR	1B	E5	HR	BB		3	2	1	1	1	1	1				
Eddie Murray, S OBP: 0.334, SLG: 0.412 (1, 10)	F8			7-5	F7	3-1				4	0	0	0	0	0	7				
Mickey Tettleton, S OBP: 0.279, SLG: 0.471 (1, 2)	5-3			HR	K			3-1		4	1	1	2	0	1	2				
Jim Traher, L OBP: 0.274, SLG: 0.344 (1, 3)	6-3			1-3	1-3	HR		4-3		4	1	1	3	0	0	0				
Rick Schu, R OBP: 0.296, SLG: 0.357 Rene Gonzales, R OBP: 0.276, SLG: 0.310 (8, 5)			P3		1-3	F8		FC5	2B	3	0	0	0	0	0	0				
Larry Sheets, L OBP: 0.302, SLG: 0.311 Joe Orsulak, L OBP: 0.317, SLG: 0.328 (8, 9)			4-3		FC5-4	1B		F9	FC5	3	0	1	0	0	0	0				
Billy Ripken, R OBP: 0.260, SLG: 0.261 (1, 4)			6-3		FC5-4			F9	FC5	4	0	0	0	0	0	3				
Inning Stats	R: 0 E: 0 K: 2 S: 8	H: 0 LOB: 0 BB: 0 P: 11	R: 0 E: 0 K: 0 S: 6	H: 0 LOB: 0 BB: 0 P: 10	R: 0 E: 0 K: 0 S: 10	H: 0 LOB: 0 BB: 0 P: 15	R: 3 E: 0 K: 0 S: 12	H: 4 LOB: 0 BB: 0 P: 16	R: 0 E: 0 K: 1 S: 12	H: 1 LOB: 1 BB: 0 P: 13	R: 3 E: 1 K: 1 S: 14	H: 2 LOB: 3 BB: 2 P: 20	R: 0 E: 0 K: 0 S: 9	H: 1 LOB: 3 BB: 2 P: 23	R: 0 E: 0 K: 0 S: 9	H: 1 LOB: 2 BB: 1 P: 16		1B: 6 2B: 2 3B: 0 HR: 2	SF: 0 SAC: 0 DP: 1 HBP: 0	WP: 0 PB: 0 SB: 1 CS: 0
PITCHER	IP	WLS	BF	H	R	ER	SO	BB	IBB	HBP	BLK	WP	HR	S	P	ERA	WHIP			
Jerry Reuss, L ERA: 3.51 Jeff Bittinger, R ERA: 3.15 John Davis, R ERA: 5.11	(1, 1)	6.0	L	25	7	6	3	3	0	0	0	0	0	6	10	0.00	1.500			
(7, 1)	0.2	3	1	0	0	0	0	0	0	0	0	0	0	6	10	0.00	1.500			
(7, 1)	1.1	8	1	0	0	0	2	1	0	0	0	0	0	12	29	0.00	2.250			

Batter	1	2	3	4	5	6	7	8	9	AB	R	H	RBI	BB	SO	LOB	TOP			
Gary Redus, R OBP: 0.342, SLG: 0.430 (1, 7)	G1-3		F8			G4-6-3 1B		F7		4	0	1	0	0	0	1	Chicago White Sox @ Baltimore Orioles Memorial Stadium, Baltimore, MD Tue Jul 19 1988, 7:05 PM EDT Att: 17,610 - Overcast - 89 F			
Steve Lyons, L OBP: 0.333, SLG: 0.386 (1, 5)	4-3			E3 1B G4-6-3		G4-6-3 1B		F9		4	1	0	0	0	0	3				
Harold Baines, L OBP: 0.348, SLG: 0.427 (1, 10)						F8			HR	4	1	3	1	0	0	1				
Dan Pasqua, L OBP: 0.308, SLG: 0.431 (1, 9)	F7			G4-6-3 1B			E3 G4-6-3		K	4	0	0	0	0	1	2				
Greg Walker, L OBP: 0.306, SLG: 0.386 (1, 3)		F9				F6		G4-6-3 1B			3	0	0	0	1	0		1		
Donnie Hill, S OBP: 0.290, SLG: 0.213 Fred Manrique, R OBP: 0.268, SLG: 0.374 (9, 4)		F7			G3-1				WP BB	4	0	1	0	0	0	1				
Kenny Williams, R OBP: 0.251, SLG: 0.331 (1, 8)							G3-1		F7	0	0	0	0	0	0	0				
Ozzie Guillen, L OBP: 0.283, SLG: 0.294 (1, 6)			F7						F8	4	0	0	0	0	0	2				
Ron Karkovice, R OBP: 0.245, SLG: 0.314 (1, 2)				F9				SH1-4 1B		1	0	0	0	1	0	0				
Inning Stats	R: 0 H: 1 E: 0 K: 0 S: 11	H: 1 LOB: 1 BB: 0 P: 16	R: 0 H: 0 E: 0 K: 0 S: 6	H: 0 LOB: 0 BB: 0 P: 6	R: 0 H: 0 E: 0 K: 0 S: 6	H: 0 LOB: 0 BB: 0 P: 12	R: 1 H: 1 E: 1 K: 0 S: 15	H: 1 LOB: 0 BB: 0 P: 22	R: 0 H: 0 E: 0 K: 0 S: 6	H: 0 LOB: 0 BB: 0 P: 11	R: 0 H: 1 E: 0 K: 0 S: 6	H: 1 LOB: 1 BB: 1 P: 11	R: 0 H: 1 E: 1 K: 0 S: 7	H: 1 LOB: 1 BB: 0 P: 7	R: 1 H: 1 E: 0 K: 1 S: 14	H: 1 LOB: 1 BB: 1 P: 24		1B: 5 2B: 0 3B: 0 HR: 1	SF: 0 SAC: 1 DP: 3 HBP: 0	WP: 1 PB: 0 CS: 0
PITCHER	IP	WLS	BF	H	R	ER	SO	BB	IBB	HBP	BLK	WP	HR	S	P	ERA	WHIP			
Jay Tibbs, R ERA: 4.61 Mike Morgan, R ERA: 5.23 (9, 1)	8.1	L	32	6	2	1	1	2	0	0	0	0	1	70	107	1.08	0.960			

Batter	1	2	3	4	5	6	7	8	9	AB	R	H	RBI	BB	SO	LOB	BOTTOM					
Joe Orsulak, L OBP: 0.316, SLG: 0.326 (1, 9)	F7							F8		4	0	1	0	0	1	1	Chicago White Sox @ Baltimore Orioles Memorial Stadium, Baltimore, MD Tue Jul 19 1988, 7:05 PM EDT Att: 17,610 - Overcast - 89 F					
Ken Gerhart, R OBP: 0.280, SLG: 0.389 (1, 8)	F3							6-3		4	0	0	0	0	2	1						
Cal Ripken Jr., R OBP: 0.391, SLG: 0.455 (1, 6)										4	0	1	0	0	1	0						
Eddie Murray, S OBP: 0.336, SLG: 0.411 (1, 10)										3	0	1	0	1	1	1						
Larry Sheets, L OBP: 0.299, SLG: 0.307 (1, 7)										4	0	0	0	0	1	2						
Jim Traher, L OBP: 0.269, SLG: 0.338 (1, 3)										3	0	0	0	0	0	1						
Terry Kennedy, L OBP: 0.230, SLG: 0.240 (1, 2)										2	0	0	0	1	0	0						
Rene Gonzales, R OBP: 0.269, SLG: 0.303 (1, 5)										3	0	0	0	0	0	1						
Billy Ripken, R OBP: 0.260, SLG: 0.262 (1, 4)										3	0	1	0	0	1	0						
Inning Stats	R: 0 H: 1 E: 0 K: 1 S: 13	H: 0 LOB: 1 BB: 0 P: 23	R: 0 H: 0 E: 0 K: 0 S: 11	H: 0 LOB: 1 BB: 1 P: 18	R: 0 H: 1 E: 0 K: 2 S: 7	H: 1 LOB: 1 BB: 0 P: 8	R: 0 H: 1 E: 0 K: 0 S: 12	H: 1 LOB: 1 BB: 0 P: 17	R: 0 H: 0 E: 0 K: 1 S: 6	H: 1 LOB: 1 BB: 0 P: 9	R: 0 H: 0 E: 0 K: 2 S: 9	H: 0 LOB: 1 BB: 1 P: 15	R: 0 H: 0 E: 0 K: 0 S: 6	H: 0 LOB: 0 BB: 0 P: 8	R: 0 H: 0 E: 0 K: 0 S: 6	H: 0 LOB: 0 BB: 0 P: 10		R: 0 H: 0 E: 0 K: 1 S: 8	H: 0 LOB: 0 BB: 0 P: 16	1B: 4 2B: 1 3B: 0 HR: 0	SF: 0 SAC: 0 DP: 1 HBP: 0	WP: 0 PB: 0 CS: 1
PITCHER	IP	WLS	BF	H	R	ER	SO	BB	IBB	HBP	BLK	WP	HR	S	P	ERA	WHIP					
Bill Long, R ERA: 4.17 Bobby Thigpen, R ERA: 3.16 (9, 1)	8.0	W	29	4	0	0	0	1	0	0	0	0	0	8	16	0.00	0.000					

Batter	1	2	3	4	5	6	7	8	9	AB	R	H	RBI	BB	SO	LOB	TOP										
Pete Stanicsek, S (1, 7) OBP: 0.306, SLG: 0.311 Joe Ursulak, L (8, 7) OBP: 0.316, SLG: 0.326	4-0 SH1-3 BB		2-2 F7		2-3 K			4-1 FC3-6 BB		2	0	0	0	2	1	2											
Billy Ripken, R (1, 4) OBP: 0.258, SLG: 0.260	0-1 SH1-3		0-1 F8			2-1 F8		3-2 FC3-6 1-2f		3	0	0	0	0	0	3											
Cal Ripken Jr., R (1, 6) OBP: 0.390, SLG: 0.452	0-2 4-3		3-2 G3			3-2 G4-6-3 1B		0-1 F9		4	0	1	0	0	0	4											
Eddie Murray, S (1, 3) OBP: 0.333, SLG: 0.407	2-3 K			0-0 F7		0-0 G4-6-3 1-2f		3-2 L5		4	0	0	0	0	1	3											
Mickey Tettleton, S (1, 2) OBP: 0.272, SLG: 0.457		3-3 K		0-3 K			0-2 F6		2-2 4-3	4	0	0	0	0	2	0											
Larry Sheets, L (1, 9) OBP: 0.304, SLG: 0.321		0-0 F9		0-0 1B			4-2 2B BB		1-1 HR	3	1	2	1	1	0	0											
Ken Gerhart, R (1, 8) Keith Hughes, L (9, PH) OBP: 0.306, SLG: 0.337		0-3 K		0-0 F7			0-1 1-3 2B		3-3 K	3	0	1	0	0	1	1	AB 31 R 1 H 6 RBI 1 BB 3 SO 8 LOB 17										
Jim Traber, L (1, 10) OBP: 0.269, SLG: 0.335			1-1 1B 1B		1-2 6-3		1-1 F7		3-3 K	4	0	1	0	0	1	2											
Rick Schu, R (1, 5) OBP: 0.297, SLG: 0.357			0-0 1B		0-1 F8		0-3 K			3	0	1	0	0	1	2											
Inning Stats	R: 0 E: 0 K: 1 S: 9	H: 0 LOB: 1 BB: 1 P: 15	R: 0 E: 0 K: 2 S: 7	H: 0 LOB: 0 BB: 0 P: 10	R: 0 E: 0 K: 0 S: 11	H: 2 LOB: 2 BB: 0 P: 17	R: 0 E: 0 K: 1 S: 6	H: 1 LOB: 1 BB: 0 P: 6	R: 0 E: 0 K: 1 S: 8	H: 0 LOB: 0 BB: 0 P: 11	R: 0 E: 0 K: 0 S: 6	H: 1 LOB: 0 BB: 0 P: 11	R: 0 E: 0 K: 1 S: 13	H: 1 LOB: 2 BB: 1 P: 18	R: 0 E: 0 K: 0 S: 9	H: 0 LOB: 1 BB: 1 P: 19	R: 1 E: 0 K: 2 S: 13	H: 1 LOB: 0 BB: 0 P: 22	1B: 4 2B: 1 3B: 0 HR: 1	SF: 0 SAC: 1 DP: 1 HBP: 0	WP: 0 PB: 0 SB: 0 CS: 0	PA: 35					
PITCHER	IP	WLS	BF	H	R	ER	SO	BB	IBB	HBP	BLK	WP	HR	S	P	ERA	WHIP										
Frank Viola, L (1, 1) ERA: 2.17	8.0	W	31	5	0	0	6	3	0	0	0	0	0	69	107	0.00	1.000										
Juan Berenguer, R (9, 1) ERA: 3.36	1.0		4	1	1	1	2	0	0	0	0	0	1	13	22	9.00	1.000										

Baltimore Orioles @ Minnesota Twins
Hubert H. Humphrey Metrodome, Minneapolis, MN
Fri Jul 22 1988, 8:05 PM EDT
Att: 52,284 - Dome

AB 31
R 1
H 6
RBI 1
BB 3
SO 8
LOB 17



Batter	1	2	3	4	5	6	7	8	9	AB	R	H	RBI	BB	SO	LOB	BOTTOM										
Dan Gladden, R (1, 7) OBP: 0.329, SLG: 0.427 John Moses, S (8, 7) OBP: 0.353, SLG: 0.417	1-0 6-3	1-2 1-H 2-H 2B			2-1 F9 SF9 1B		2-3 K	1-1 FC6-4		4	1	2	2	0	1	1											
Greg Gagne, R (1, 6) OBP: 0.311, SLG: 0.436	1-2 5-3	2-3 K			3-2 SF9 HBP		0-1 6-3			3	0	0	0	0	1	2											
Kirby Puckett, R (1, 8) OBP: 0.366, SLG: 0.540	0-0 1B		1-2 G6-4-3 1B		0-0 F9		0-0 HR			4	1	3	2	0	0	2											
Gary Gaetti, R (1, 5) OBP: 0.352, SLG: 0.555 Steve Lombardozzi, R (7, PR) OBP: 0.311, SLG: 0.295	0-1 P3		0-0 G6-4-3 1-2f		2-3 SF9		2-0 E5			3	0	0	1	0	0	2											
Gene Larkin, S (1, 10) OBP: 0.365, SLG: 0.385		2-1 FC3-6 1B		0-0 1B	1-2 F8		2-1 G3			4	0	2	0	0	0	2											
Kent Hrbek, L (1, 3) OBP: 0.390, SLG: 0.533	0-1 FC3-6 1B 1-2f		3-2 1-3			0-3 K		1-2 F7		4	1	0	0	0	1	2											
Tim Laudner, R (1, 2) OBP: 0.319, SLG: 0.439	1-0 1B 1-3 2B 1B			2-0 6-3		2-3 K		1-0 F9		4	1	1	0	0	1	0											
Mark Davidson, R (1, 9) OBP: 0.349, SLG: 0.416 Tom Herr, S (8, PH) OBP: 0.357, SLG: 0.346 Randy Bush, L (8, PR) OBP: 0.360, SLG: 0.448	1-3 K			2-2 5-3		1-1 1-3		0-0 1B 1B		3	0	0	0	0	1	2	AB 34 R 6 H 11 RBI 6 BB 1 SO 5 LOB 15										
Al Newman, S (1, 4) OBP: 0.305, SLG: 0.256	1-2 2B 1B 3-H			3-1 F8			4-2 6-3 HR BB		0-0 FC6-4 1B	3	2	2	1	1	0	0											
Inning Stats	R: 0 E: 0 K: 0 S: 8	H: 1 LOB: 1 BB: 0 P: 10	R: 3 E: 0 K: 2 S: 19	H: 4 LOB: 1 BB: 0 P: 27	R: 0 E: 0 K: 0 S: 10	H: 2 LOB: 1 BB: 0 P: 14	R: 0 E: 0 K: 0 S: 6	H: 0 LOB: 0 BB: 0 P: 13	R: 1 E: 0 K: 0 S: 10	H: 1 LOB: 1 BB: 0 P: 17	R: 0 E: 0 K: 2 S: 9	H: 0 LOB: 0 BB: 0 P: 12	R: 2 E: 1 K: 1 S: 13	H: 1 LOB: 1 BB: 1 P: 20	R: 0 E: 0 K: 0 S: 8	H: 2 LOB: 2 BB: 0 P: 11	R: 0 E: 0 K: 2 S: 13	H: 1 LOB: 1 BB: 1 P: 22	1B: 9 2B: 1 3B: 0 HR: 1	SF: 1 SAC: 0 DP: 1 HBP: 1	WP: 0 PB: 0 SB: 2 CS: 0	PA: 37					
PITCHER	IP	WLS	BF	H	R	ER	SO	BB	IBB	HBP	BLK	WP	HR	S	P	ERA	WHIP										
Jeff Ballard, L (1, 1) ERA: 5.09	4.0	L	20	8	4	4	2	0	0	1	0	0	0	48	73	9.00	2.000										
Dave Schmidt, R (5, 1) ERA: 3.91	3.0		12	1	2	2	3	1	0	0	0	0	1	27	40	6.00	0.667										
Mark Thurmond, L (8, 1) ERA: 5.65	1.0		5	2	0	0	0	0	0	0	0	0	0	8	11	0.00	2.000										

Baltimore Orioles @ Minnesota Twins
Hubert H. Humphrey Metrodome, Minneapolis, MN
Fri Jul 22 1988, 8:05 PM EDT
Att: 52,284 - Dome

AB 34
R 6
H 11
RBI 6
BB 1
SO 5
LOB 15



Batter	1	2	3	4	5	6	7	8	9	AB	R	H	RBI	BB	SO	LOB	TOP				
Pete Stanicek, S (1, 7) OBP: 0.312, SLG: 0.312										3	0	1	0	1	0	3	Baltimore Orioles @ Minnesota Twins Hubert H. Humphrey Metrodome, Minneapolis, MN Sun Jul 24 1988, 4:33 AM EDT Att: 38,008 - Dome				
Joe Orsulak, L (9, PH) OBP: 0.315, SLG: 0.335										1	0	0	0	0	0	1					
Billy Ripken, R (1, 4) OBP: 0.256, SLG: 0.258										4	0	1	1	0	0	2					
Cal Ripken Jr., R (1, 6) OBP: 0.395, SLG: 0.455										4	0	2	0	0	0	1					
Eddie Murray, S (1, 3) OBP: 0.341, SLG: 0.426										4	0	1	0	0	0	2					
Mickey Tettleton, S (1, 2) OBP: 0.289, SLG: 0.466										4	0	2	0	0	0	0					
Ken Gerhart, R (1, 8) OBP: 0.299, SLG: 0.382										3	0	0	0	1	1	2					
Jim Traber, L (1, 9) OBP: 0.266, SLG: 0.343										4	0	0	0	0	0	5					
Rick Schu, R (1, 5) OBP: 0.308, SLG: 0.368										4	1	1	0	0	1	0					
Larry Sheets, L (1, 10) OBP: 0.309, SLG: 0.322										2	0	1	0	1	0	0					
Inning Stats	R: 0 E: 0 K: 0 S: 6	H: 2 LOB: 1 BB: 0 P: 10	R: 0 E: 0 K: 1 S: 8	H: 0 LOB: 0 BB: 0 P: 11	R: 0 E: 0 K: 0 S: 4	H: 0 LOB: 0 BB: 0 P: 7	R: 0 E: 0 K: 0 S: 15	H: 2 LOB: 3 BB: 0 P: 28	R: 0 E: 0 K: 0 S: 6	H: 0 LOB: 1 BB: 1 P: 10	R: 1 E: 0 K: 0 S: 10	H: 3 LOB: 1 BB: 0 P: 16	R: 0 E: 0 K: 0 S: 6	H: 0 LOB: 0 BB: 0 P: 8	R: 0 E: 0 K: 1 S: 11	H: 0 LOB: 1 BB: 1 P: 15	1B: 7 2B: 2 3B: 0 HR: 0	SF: 0 SAC: 0 DP: 2 HBP: 1	WP: 0 PB: 0 SB: 0 CS: 0	PA: 37	
PITCHER	IP	WLS	BF	H	R	ER	SO	BB	IBB	HBP	BLK	WP	HR	S	P	ERA	WHIP				
Allan Anderson, L (1, 1) ERA: 2.89	6.2	W	29	9	1	1	1	2	0	1	0	0	0	58	92	1.35	1.650				
Juan Berenguer, R (7, 1) ERA: 3.25	1.1		4	0	0	0	0	0	0	0	0	0	0	7	11	0.00	0.000				
Jeff Reardon, R (9, 1) ERA: 2.62	1.0		4	0	0	0	1	1	0	0	0	0	0	11	15	0.00	1.000				

Batter	1	2	3	4	5	6	7	8	9	AB	R	H	RBI	BB	SO	LOB	BOTTOM				
Al Newman, S (1, 6) OBP: 0.320, SLG: 0.261										4	1	2	1	1	0	1	Baltimore Orioles @ Minnesota Twins Hubert H. Humphrey Metrodome, Minneapolis, MN Sun Jul 24 1988, 4:33 AM EDT Att: 38,008 - Dome				
Randy Bush, L (1, 9) OBP: 0.376, SLG: 0.485										3	1	2	3	2	1	0					
Mark Davidson, R (9, 9) OBP: 0.349, SLG: 0.416										0	0	0	0	0	0	0					
Kirby Puckett, R (1, 8) OBP: 0.367, SLG: 0.537										5	0	2	0	0	2	6					
Kent Hrbek, L (1, 10) OBP: 0.382, SLG: 0.520										5	0	1	0	0	2	3					
Gary Gaetti, R (1, 5) OBP: 0.353, SLG: 0.556										4	1	2	0	0	0	1					
Gene Larkin, S (1, 3) OBP: 0.396, SLG: 0.381										3	1	1	0	1	1	2					
Brian Harper, R (1, 2) OBP: 0.383, SLG: 0.479										4	0	0	0	0	0	5					
John Moses, S (1, 7) OBP: 0.342, SLG: 0.402										4	1	0	1	0	0	0					
Steve Lombardozzi, R (1, 4) OBP: 0.311, SLG: 0.302										3	0	1	0	0	0	1					
Tom Herr, S (8, PH) OBP: 0.358, SLG: 0.352										1	0	1	0	0	0	0					
Greg Gagne, R (9, 6) OBP: 0.310, SLG: 0.432										0	1	0	0	0	0	0					
Inning Stats	R: 0 E: 0 K: 2 S: 9	H: 1 LOB: 1 BB: 0 P: 17	R: 3 E: 1 K: 1 S: 15	H: 3 LOB: 2 BB: 1 P: 28	R: 0 E: 0 K: 0 S: 11	H: 1 LOB: 1 BB: 0 P: 17	R: 0 E: 0 K: 1 S: 14	H: 1 LOB: 2 BB: 1 P: 23	R: 0 E: 0 K: 0 S: 5	H: 0 LOB: 1 BB: 1 P: 12	R: 0 E: 0 K: 0 S: 12	H: 2 LOB: 0 BB: 0 P: 19	R: 0 E: 0 K: 1 S: 9	H: 1 LOB: 1 BB: 0 P: 14	R: 3 E: 0 K: 1 S: 15	H: 3 LOB: 1 BB: 1 P: 27	1B: 7 2B: 4 3B: 0 HR: 1	SF: 0 SAC: 1 DP: 0 HBP: 0	WP: 0 PB: 0 SB: 2 CS: 0	PA: 41	
PITCHER	IP	WLS	BF	H	R	ER	SO	BB	IBB	HBP	BLK	WP	HR	S	P	ERA	WHIP				
Mike Boddicker, R (1, 1) ERA: 3.86	7.1	L	37	10	5	4	5	4	0	0	0	0	0	79	140	4.91	1.909				
Don Aase, R (8, 1) ERA: 5.92	0.2		4	2	1	1	1	0	0	0	0	0	1	11	17	13.50	3.000				

AB 33
R 1
H 9
RBI 1
BB 3
SO 2
LOB 16

AB 36
R 6
H 12
RBI 5
BB 4
SO 6
LOB 19

Batter	1	2	3	4	5	6	7	8	9	AB	R	H	RBI	BB	SO	LOB	TOP						
Joe Orsulak, L (1, 9) OBP: 0.317, SLG: 0.342	2-1 1B	1-1 CS	0-0 BB G3-1	3-1 4-3			2-1 L3		1-2 F8	5	2	2	0	0	0	1							
Billy Ripken, R (1, 4) OBP: 0.258, SLG: 0.263	2-2 G3 5-3		0-0 F8		0-0 4-3 E		2-1 P1		2-3 K	5	1	2	1	0	1	1							
Cal Ripken Jr., R (1, 6) OBP: 0.393, SLG: 0.451	2-2 5-3		4-2 G3-1 BB		0-0 5-3		0-1 4-3			3	0	0	0	1	0	2							
Eddie Murray, S (1, 3) OBP: 0.341, SLG: 0.423	1-2 G3		4-2 G3-1 BB		2-1 4-3				0-0 F8	3	0	0	0	1	0	2							
Larry Sheets, L (1, 7) OBP: 0.314, SLG: 0.325	4-2 BB		0-0 G3-1		0-0 E6				2-2 1B	3	0	2	2	1	0	2							
Jim Traber, L (1, 10) OBP: 0.281, SLG: 0.335	0-3 K		1-2 2-3 3H F8		0-1 P5				1-0 F8	4	0	0	0	0	1	6							
Terry Kennedy, L (1, 2) OBP: 0.235, SLG: 0.246		1-2 L8		1-0 1B					0-0 F8	4	0	2	0	0	0	0							
Rick Schu, R (1, 5) OBP: 0.308, SLG: 0.364		1-2 CS		0-0 F8					1-1 5-3	2	0	0	0	0	0	1							
Keith Hughes, L (8, PH) OBP: 0.304, SLG: 0.333									3-3 K	1	0	0	0	0	1	2							
Rene Gonzales, R (8, 5) OBP: 0.269, SLG: 0.303										0	0	0	0	0	0	0							
Ken Gerhart, R (1, 8) OBP: 0.254, SLG: 0.373		2-2 F7		1-3 K					2-1 6-3	4	0	0	0	0	1	2							
Inning Stats	R: 1 H: 2 E: 0 K: 1 S: 19	L: 2 LOB: 2 BB: 1 P: 30	R: 0 H: 0 E: 0 K: 0 S: 10	H: 0 LOB: 0 BB: 0 P: 15	R: 1 H: 1 E: 0 K: 0 S: 14	L: 1 LOB: 2 BB: 2 P: 23	R: 0 H: 1 E: 0 K: 1 S: 7	H: 1 LOB: 1 BB: 0 P: 12	R: 1 H: 2 E: 1 K: 0 S: 7	L: 2 LOB: 1 BB: 0 P: 9	R: 0 H: 0 E: 0 K: 0 S: 5	H: 0 LOB: 0 BB: 0 P: 8	R: 0 H: 0 E: 0 K: 0 S: 6	H: 0 LOB: 0 BB: 0 P: 10	R: 0 H: 2 E: 0 K: 1 S: 11	L: 2 LOB: 2 BB: 0 P: 17	R: 0 H: 0 E: 0 K: 1 S: 9	H: 0 LOB: 0 BB: 0 P: 13	1B: 6 2B: 2 3B: 0 HR: 0	SF: 0 SAC: 0 DP: 0 HBP: 1	WP: 0 PB: 0 SB: 0 CS: 1	PA: 39	
PITCHER	IP WLS BF H R ER SO BB IBB HBP BLK WP HR S P ERA WHIP	7.2 W 34 8 3 3 2 3 0 1 0 0 0 0 76 118 3.52 1.435	1.1 S 4 0 0 0 2 0 0 0 0 0 0 0 12 19 0.00 0.000																				

Baltimore Orioles @ Cleveland Indians
Cleveland Municipal Stadium, Cleveland, OH
Tue Jul 26 1988, 7:05 PM EDT
Att: 17,864 - Unknown

AB 34
R 3
H 8
RBI 3
BB 3
SO 4
LOB 19



Batter	1	2	3	4	5	6	7	8	9	AB	R	H	RBI	BB	SO	LOB	BOTTOM						
Ron Washington, R (1, 6) OBP: 0.274, SLG: 0.346	2-1 F9		0-0 F9		1-1 S 1B		2-2 1-3		0-0 F7	5	1	1	1	0	0	2							
Terry Francona, L (1, 10) OBP: 0.276, SLG: 0.348	2-1 2B		1-2 FC4-6 1B		1-2 BB 1B		1-1 P5		1-2 4-3	5	1	3	1	0	0	1							
Julio Franco, R (1, 4) OBP: 0.366, SLG: 0.431	1-0 2B		1-1 FC4-6 CS 1B		4-1 BB 1B		1-1 6-3			3	0	1	1	1	0	1							
Joe Carter, R (1, 8) OBP: 0.324, SLG: 0.485	1-1 5-3		1-1 F2		3-2 5-3		0-0 E5			4	0	0	0	0	0	4							
Mel Hall, L (1, 7) OBP: 0.335, SLG: 0.415	1-2 F9		0-1 CS		0-0 2B 1B		2-1 1B SF9-6		1-2 1B	4	2	3	0	0	0	1							
Cory Snyder, R (1, 9) OBP: 0.332, SLG: 0.491		1-2 HR		0-0 F7		1-0 SF9-6		3-3 K		4	1	2	1	0	1	3							
Willie Upshaw, L (1, 3) OBP: 0.335, SLG: 0.401		2-0 E9		1-0 1B		1-2 SF9-6		0-0 1-3		3	1	2	1	0	0	2							
Brook Jacoby, R (1, 5) OBP: 0.315, SLG: 0.373		1-0 5-3		4-0 1B		1-0 F7		3-2 F8		3	1	0	0	1	0	1							
Chris Bando, S (1, 2) OBP: 0.210, SLG: 0.185		0-3 K		2-0 1B		0-0 G3		4-2 BB		3	0	1	2	1	1	1							
Inning Stats	R: 1 H: 2 E: 0 K: 0 S: 10	L: 2 LOB: 1 BB: 0 P: 17	R: 1 H: 2 E: 1 K: 1 S: 9	H: 2 LOB: 1 BB: 0 P: 13	R: 0 H: 1 E: 0 K: 0 S: 8	H: 0 LOB: 0 BB: 0 P: 11	R: 4 H: 5 E: 0 K: 0 S: 14	L: 5 LOB: 2 BB: 2 P: 30	R: 1 H: 2 E: 0 K: 0 S: 7	L: 2 LOB: 0 BB: 0 P: 12	R: 0 H: 0 E: 0 K: 0 S: 6	H: 0 LOB: 0 BB: 0 P: 9	R: 0 H: 1 E: 1 K: 1 S: 10	L: 1 LOB: 2 BB: 0 P: 14	R: 0 H: 0 E: 0 K: 0 S: 13	L: 0 LOB: 1 BB: 1 P: 21	R: 0 H: 0 E: 0 K: 0 S: 9	H: 0 LOB: 0 BB: 0 P: 10	1B: 9 2B: 4 3B: 0 HR: 1	SF: 1 SAC: 0 DP: 1 HBP: 0	WP: 0 PB: 0 SB: 2 CS: 1	PA: 39	
PITCHER	IP WLS BF H R ER SO BB IBB HBP BLK WP HR S P ERA WHIP	3.2 L 14 3 1 1 1 1 0 0 0 0 0 0 28 47 2.70 1.200	1.0 4 0 0 0 0 0 1 0 0 0 0 0 0 13 21 0.00 1.000																				

Baltimore Orioles @ Cleveland Indians
Cleveland Municipal Stadium, Cleveland, OH
Tue Jul 26 1988, 7:05 PM EDT
Att: 17,864 - Unknown

AB 34
R 7
H 13
RBI 7
BB 3
SO 2
LOB 16



Batter	1	2	3	4	5	6	7	8	9	AB	R	H	RBI	BB	SO	LOB	TOP			
Joe Orsulak L (1,9) OBP: 0.324, SLG: 0.354	2-2 G6-4-3 1B		2-1 F8			3-2 FC5-4 1B		2-2 2B		4	0	3	0	0	0	2	Baltimore Orioles @ Cleveland Indians Cleveland Municipal Stadium, Cleveland, OH Wed Jul 27 1988, 7:05 PM EDT Att: 20,445 - Unknown - 81 F			
Billy Ripken R (1,4) OBP: 0.256, SLG: 0.260	1-0 G6-4-3 1-2f		0-2 L6			1-2 FC5-4 1-2f		2-3 K		4	0	0	0	0	1	5				
Cal Ripken Jr. R (1,6) OBP: 0.390, SLG: 0.446	1-3 K					2-2 F3		3-1 P5		4	0	0	0	0	1	2				
Eddie Murray S (1,3)		1-2 4-3						0-3 K		4	1	1	0	0	1	1				
Jim Traber L (1,10) OBP: 0.266, SLG: 0.352		4-2 G6-3 BB				2-1 HR		1-0 4-3		3	1	1	2	1	0	0				
Larry Sheets L (1,7) OBP: 0.311, SLG: 0.321		1-2 G6-3 1-2f				1-2 4-3		3-1 F7		4	0	0	0	0	1	1				
Ken Gerhart R (1,8) OBP: 0.254, SLG: 0.370			0-1 P3			2-2 5-3		0-0 G3 1B		4	0	1	0	0	0	0				
Terry Kennedy L (1,2) OBP: 0.237, SLG: 0.247			0-0 1B			0-0 F7		0-0 G3		3	0	1	0	0	0	1				
Rick Schu R (1,5) OBP: 0.309, SLG: 0.364			0-0 1B			2-3 K		1-1 5-3		3	0	1	0	0	1	1				
Inning Stats	R: 0 E: 0 K: 1 S: 8	H: 1 LOB: 0 BB: 0 P: 12	R: 0 E: 0 K: 0 S: 11	H: 0 LOB: 0 BB: 1 P: 17	R: 0 E: 0 K: 0 S: 9	H: 2 LOB: 2 BB: 0 P: 11	R: 0 E: 0 K: 0 S: 6	H: 0 LOB: 0 BB: 0 P: 9	R: 0 E: 0 K: 1 S: 12	H: 1 LOB: 1 BB: 0 P: 20	R: 2 E: 0 K: 0 S: 11	H: 3 LOB: 1 BB: 0 P: 16	R: 0 E: 0 K: 0 S: 11	H: 1 LOB: 1 BB: 0 P: 18	R: 0 E: 0 K: 0 S: 6	H: 0 LOB: 0 BB: 0 P: 11	1B: 6 2B: 1 3B: 0 HR: 1	SF: 0 SAC: 0 DP: 2 HBP: 0	WP: 0 PB: 0 SB: 0 CS: 0	PA: 34
PITCHER Tom Candiotti, R (1,1) ERA: 3.88	IP: 9.0 WLS: W BF: 34 H: 8 R: 2 ER: 2 SO: 5 BB: 1 IBB: 0 HBP: 0 BLK: 0 WP: 0 HR: 1 S: 82 P: 126 ERA: 2.00 WHIP: 1.000															PITCHER				

Batter	1	2	3	4	5	6	7	8	9	AB	R	H	RBI	BB	SO	LOB	BOTTOM			
Ron Washington R (1,6) OBP: 0.282, SLG: 0.350	0-0 1B 2B		4-1 1B 2B							4	2	2	1	1	0	2	Baltimore Orioles @ Cleveland Indians Cleveland Municipal Stadium, Cleveland, OH Wed Jul 27 1988, 7:05 PM EDT Att: 20,445 - Unknown - 81 F			
Terry Francona L (1,10) OBP: 0.299, SLG: 0.365	0-0 2B HR		0-1 2B 1B							5	3	3	0	0	0	2				
Julio Franco R (1,4) OBP: 0.368, SLG: 0.441	2-2 HR 2B		2-0 2B							5	2	3	5	0	0	1				
Domingo Ramos R (8,4) OBP: 0.317, SLG: 0.306	1-3 3H 2B		1-H 2H 2B							0	0	0	0	0	0	0				
Joe Carter R (1,8) OBP: 0.322, SLG: 0.489	1-0 HR		0-2 6-3							5	1	1	3	0	0	2				
Mel Hall L (1,7) OBP: 0.333, SLG: 0.415	3-2 F5		2-1 1B 2B							5	1	1	1	0	0	1				
Carmen Castillo R (9,7) OBP: 0.319, SLG: 0.345			2-H F8							0	0	0	0	0	0	0				
Cory Snyder R (1,9) OBP: 0.330, SLG: 0.487	1-2 E7		1-0 1B WP							5	1	1	1	0	0	1				
Willie Upshaw L (1,3) OBP: 0.337, SLG: 0.401	1-0 F9		1-0 WP BB 1B							3	0	1	0	1	0	1				
Brook Jacoby R (1,5) OBP: 0.314, SLG: 0.370	3-1 F7		4-1 WP BB							3	1	0	0	1	0	2				
Chris Bando S (1,2) OBP: 0.227, SLG: 0.224			0-0 K							4	1	2	0	0	1	2				
Inning Stats	R: 4 E: 1 K: 0 S: 15	H: 4 LOB: 1 BB: 0 P: 26	R: 5 E: 0 K: 1 S: 22	H: 6 LOB: 2 BB: 1 P: 38	R: 2 E: 0 K: 0 S: 9	H: 2 LOB: 1 BB: 1 P: 16	R: 1 E: 0 K: 0 S: 8	H: 1 LOB: 1 BB: 1 P: 12	R: 0 E: 0 K: 0 S: 6	H: 0 LOB: 0 BB: 0 P: 10	R: 0 E: 0 K: 0 S: 7	H: 0 LOB: 0 BB: 0 P: 13	R: 0 E: 0 K: 0 S: 9	H: 1 LOB: 1 BB: 0 P: 12	R: 0 E: 0 K: 0 S: 16	H: 0 LOB: 0 BB: 0 P: 21	1B: 8 2B: 5 3B: 0 HR: 1	SF: 0 SAC: 0 DP: 0 HBP: 0	WP: 1 PB: 0 SB: 0 CS: 0	PA: 42
PITCHER Jose Bautista, R (1,1) ERA: 4.81	IP: 1.1 WLS: L BF: 11 H: 6 R: 6 ER: 6 SO: 0 BB: 0 IBB: 0 HBP: 0 BLK: 0 WP: 0 HR: 1 S: 23 P: 37 ERA: 40.50 WHIP: 4.500															PITCHER				
Mike Morgan R (2,1) ERA: 5.55	2.2 BF: 18 H: 7 R: 6 ER: 6 SO: 1 BB: 3 IBB: 0 HBP: 0 BLK: 0 WP: 1 HR: 0 S: 31 P: 55 ERA: 20.25 WHIP: 3.750																			
Mark Thurmond L (5,1) ERA: 5.28	3.0 BF: 10 H: 1 R: 0 ER: 0 SO: 0 BB: 0 IBB: 0 HBP: 0 BLK: 0 WP: 0 HR: 0 S: 22 P: 35 ERA: 0.00 WHIP: 0.333																			
Don Aase R (8,1) ERA: 5.88	1.0 BF: 3 H: 0 R: 0 ER: 0 SO: 0 BB: 0 IBB: 0 HBP: 0 BLK: 0 WP: 0 HR: 0 S: 16 P: 21 ERA: 0.00 WHIP: 0.000																			

AB 33
R 2
H 8
RBI 2
BB 1
SO 5
LOB 13



AB 39
R 12
H 14
RBI 11
BB 3
SO 1
LOB 14



Batter	1	2	3	4	5	6	7	8	9	AB	R	H	RBI	BB	SO	LOB	TOP					
Pete Stanicek, S OBP: 0.315, SLG: 0.315 (1, 7)	F9						F8		G4-3	5	1	2	1	0	0	0	Baltimore Orioles @ Cleveland Indians Cleveland Municipal Stadium, Cleveland, OH Thu Jul 28, 1988, 7:05 PM EDT Att: 14,808 - Unknown - 85 F					
Billy Ripken, R OBP: 0.255, SLG: 0.259 (1, 4)	G5-3		G5-3				G6-3		F8	5	0	1	1	0	0	0						
Cal Ripken Jr., R OBP: 0.388, SLG: 0.452 (1, 6)	F9		P3				G6-3		HR	4	1	1	1	0	0	0						
Eddie Murray, S OBP: 0.341, SLG: 0.430 (1, 3)		F9	E5				HR		L6	4	1	2	1	0	0	0						
Mickey Tettleton, S OBP: 0.305, SLG: 0.477 (1, 2)		G5-3							FC5-4	3	1	3	0	1	0	0						
Ken Gerhart, R OBP: 0.249, SLG: 0.362 (1, 8)		G5-3			F9		K		FC5-4	4	0	0	0	0	1	3						
Jim Traber, L OBP: 0.270, SLG: 0.355 (1, 10)					P3		G1-3			4	1	2	1	0	0	1						
Rene Gonzales, R OBP: 0.269, SLG: 0.301 (1, 5)					F7				F3	4	0	1	0	0	0	2						
Joe Orsulak, L OBP: 0.323, SLG: 0.352 (1, 9)					G4-1				G4-3	4	0	1	0	0	0	0						
Inning Stats	R: 0 E: 0 K: 0 S: 5	H: 0 LOB: 0 BB: 0 P: 8	R: 2 E: 0 K: 0 S: 12	H: 4 LOB: 2 BB: 1 P: 23	R: 0 E: 1 K: 0 S: 10	H: 2 LOB: 2 BB: 0 P: 17	R: 0 E: 0 K: 0 S: 9	H: 0 LOB: 0 BB: 0 P: 16	R: 0 E: 0 K: 0 S: 8	H: 0 LOB: 0 BB: 0 P: 13	R: 1 E: 0 K: 0 S: 11	H: 2 LOB: 1 BB: 0 P: 21	R: 1 E: 0 K: 0 S: 7	H: 2 LOB: 1 BB: 0 P: 14	R: 1 E: 0 K: 0 S: 10	H: 3 LOB: 2 BB: 0 P: 19	R: 0 E: 0 K: 0 S: 7	H: 0 LOB: 0 BB: 0 P: 8	1B: 11 2B: 0 3B: 0 HR: 2	SF: 0 SAC: 0 DP: 0 HBP: 0	WP: 0 PB: 0 SB: 1 CS: 0	PA: 38
PITCHER	IP	WLS	BF	H	R	ER	SO	BB	IBB	HBP	BLK	WP	HR	S	P	ERA	WHIP					
Scott Bailes, L ERA: 4.78 (1, 1)	7.0	L	29	10	4	4	1	1	0	0	0	0	1	62	112	5.14	1.571					
Don Gordon, R ERA: 3.7 (8, 1)	0.2		5	3	1	1	0	0	0	0	0	0	1	7	15	13.50	4.500					
Bill Laskey, R ERA: 5.51 (8, 1)	1.1		4	0	0	0	0	0	0	0	0	0	0	10	12	0.00	0.000					

Batter	1	2	3	4	5	6	7	8	9	AB	R	H	RBI	BB	SO	LOB	BOTTOM					
Ron Washington, R OBP: 0.276, SLG: 0.342 (1, 6)	F7		G6-3						G5-4-3	4	0	0	0	0	0	1	Baltimore Orioles @ Cleveland Indians Cleveland Municipal Stadium, Cleveland, OH Thu Jul 28, 1988, 7:05 PM EDT Att: 14,808 - Unknown - 85 F					
Terry Francona, L OBP: 0.294, SLG: 0.346 (1, 7)	F7						L7		G4-3	4	0	0	0	0	1	1						
Julio Franco, R OBP: 0.367, SLG: 0.438 (1, 4)	G5-3						G6-3		G5-3	3	0	0	0	1	0	0						
Joe Carter, R OBP: 0.324, SLG: 0.489 (1, 8)							G1-3			4	1	2	0	0	1	0						
Mel Hall, L OBP: 0.332, SLG: 0.413 (1, 10)							G2-3			4	1	1	0	0	1	2						
Brook Jacoby, R OBP: 0.319, SLG: 0.374 (1, 5)							F9			4	0	3	1	0	0	2						
Willie Upshaw, L OBP: 0.333, SLG: 0.396 (1, 3)									F7	4	0	0	0	0	0	5						
Carmen Castillo, R OBP: 0.326, SLG: 0.352 (1, 9)										4	0	2	1	0	0	2						
Chris Bando, S OBP: 0.232, SLG: 0.217 (1, 2)										2	0	0	0	1	1	2						
Dan Firova, R (8, PR)										0	0	0	0	0	0	0						
Ron Kittle, R OBP: 0.318, SLG: 0.528 (9, PH)										1	0	0	0	0	0	2						
Inning Stats	R: 0 E: 0 K: 0 S: 8	H: 0 LOB: 0 BB: 0 P: 12	R: 0 E: 0 K: 1 S: 12	H: 1 LOB: 1 BB: 0 P: 16	R: 0 E: 0 K: 1 S: 6	H: 1 LOB: 0 BB: 0 P: 7	R: 0 E: 0 K: 1 S: 13	H: 1 LOB: 2 BB: 1 P: 22	R: 0 E: 1 K: 0 S: 6	H: 0 LOB: 0 BB: 0 P: 10	R: 0 E: 0 K: 0 S: 6	H: 0 LOB: 0 BB: 0 P: 9	R: 0 E: 0 K: 1 S: 13	H: 1 LOB: 2 BB: 0 P: 17	R: 0 E: 0 K: 0 S: 5	H: 0 LOB: 1 BB: 1 P: 10	R: 2 E: 0 K: 0 S: 14	H: 4 LOB: 2 BB: 0 P: 18	1B: 8 2B: 0 3B: 0 HR: 0	SF: 0 SAC: 0 DP: 2 HBP: 0	WP: 0 PB: 1 SB: 0 CS: 1	PA: 36
PITCHER	IP	WLS	BF	H	R	ER	SO	BB	IBB	HBP	BLK	WP	HR	S	P	ERA	WHIP					
Oswaldo Peraza, R ERA: 5.94 (1, 1)	8.1		33	7	2	2	4	2	0	0	0	0	0	76	112	2.16	1.080					
Tom Niedenfuer, R ERA: 2.96 (9, 1)	0.2	S	3	1	0	0	0	0	0	0	0	0	0	7	9	0.00	1.500					

AB	37
R	5
H	13
RBI	5
BB	1
SO	1
LOB	6

AB	34
R	2
H	8
RBI	2
BB	2
SO	4
LOB	17



Batter	1	2	3	4	5	6	7	8	9	AB	R	H	RBI	BB	SO	LOB	TOP			
Nick Capra, R OBP: 0.188, SLG: 0.071 (1, 8)	2-1 B1-3	2-1 F3		0-1 5-3			1-0 FC4 1B		2-2 6-3	5	0	0	0	0	0	2				
Kurt Stillwell, S OBP: 0.325, SLG: 0.420 (1, 6)	2-2 F9		1-3 K	0-1 6-3			0-1 FC4-6 1B		1-3 K	5	0	1	0	0	2	1				
Kevin Seitzer, R OBP: 0.384, SLG: 0.431 (1, 5)	3-1 HR 2B		2-1 5-3		1-2 4-3		2-3 K			4	1	1	0	0	1	2				
George Brett, L OBP: 0.408, SLG: 0.566 (1, 3)	1-1 2H HR		1-3 K		0-1 4-3		2-2 FC4-6 1-2			4	1	1	2	0	1	2				
Frank White, R OBP: 0.301, SLG: 0.380 (1, 4)	0-0 E 2B			2-1 1B HR 1B	1-1 4-3				0-0 F8	4	2	2	0	0	0	0				
Danny Tartabull, R OBP: 0.381, SLG: 0.492 (1, 9)	1-0 E5 2H			1-1 F7					0-0 BB 1B	4	0	1	0	0	0	1				
Pat Tabler, R OBP: 0.330, SLG: 0.331 (1, 10)	1-3 K			0-0 HR 1B	2-0 4-3				4-0 BB G4-6-3 1-2	3	1	1	0	1	1	1				
Bo Jackson, R OBP: 0.292, SLG: 0.462 Bill Pecota, R OBP: 0.170, SLG: 0.246 (1, 7) (8, 7)		1-0 6-3		0-1 HR	0-0 6-3				0-1 G4-6-3 1-2	4	1	1	3	0	0	2				
Larry Owen, R OBP: 0.278, SLG: 0.188 (1, 2)		3-1 L7		1-1 5-3 HBP					1-3 K	0	0	0	0	0	0	0				
Inning Stats	R: 3 H: 3 E: 1 K: 1 S: 15	H: 3 R: 1 BB: 0 P: 25	R: 0 H: 0 E: 0 K: 0 S: 5	H: 0 R: 0 BB: 0 P: 11	R: 0 H: 0 E: 0 K: 2 S: 8	H: 0 R: 0 BB: 0 P: 12	R: 3 H: 3 E: 0 K: 0 S: 12	H: 3 R: 0 BB: 0 P: 16	R: 0 H: 0 E: 0 K: 0 S: 7	H: 0 R: 0 BB: 0 P: 9	R: 0 H: 2 E: 0 K: 1 S: 13	H: 2 R: 0 BB: 0 P: 18	R: 0 H: 1 E: 0 K: 0 S: 4	H: 1 R: 0 BB: 1 P: 8	R: 0 H: 0 E: 0 K: 2 S: 11	H: 0 R: 0 BB: 0 P: 15	1B: 5 2B: 2 3B: 0 HR: 2	SF: 0 SAC: 0 DP: 1 HBP: 1	WP: 0 PB: 0 SB: 0 CS: 0	PA: 38
PITCHER	IP WLS BF H R ER SO BB IBB HBP BLK WP HR S P ERA WHIP	IP WLS BF H R ER SO BB IBB HBP BLK WP HR S P ERA WHIP																		
Jeff Ballard, L ERA: 5.45 (1, 1)	3.1 L 18 6 6 5 3 0 0 1 0 0 2 36 60 13.50 1.800	3.2 13 2 0 0 1 0 0 0 0 0 0 27 36 0.00 0.545																		
Doug Sisk, R ERA: 2.95 (4, 1)	2.0 7 1 0 0 2 1 0 0 0 0 0 15 23 0.00 1.000																			
Mike Morgan, R ERA: 5.37 (8, 1)																				

Kansas City Royals @ Baltimore Orioles
 Memorial Stadium, Baltimore, MD
 Fri Jul 29 1988, 7:05 PM EDT
 Att: 24,795 - Unknown - 93 F

AB	36
R	6
H	9
RBI	5
BB	1
SO	6
LOB	11



Batter	1	2	3	4	5	6	7	8	9	AB	R	H	RBI	BB	SO	LOB	BOTTOM					
Joe Orsulak, L OBP: 0.322, SLG: 0.350 (1, 8)	1-1 6-3		1-3 K		1-1 F7			2-2 FC5-2 1B		4	0	1	0	0	1	1						
Billy Ripken, R OBP: 0.255, SLG: 0.259 (1, 4)	1-2 6-3			0-0 E7 1B		2-1 F7		0-0 FC5-2		4	1	1	0	0	0	2						
Cal Ripken Jr., R OBP: 0.387, SLG: 0.458 (1, 6)	2-0 HR			2-1 5-3		3-2 3-1		3-1 F5		4	1	1	1	0	0	3						
Eddie Murray, S OBP: 0.338, SLG: 0.425 (1, 10)	0-2 6-3			2-2 F6		0-1 F6			0-0 6-3	4	0	0	0	0	0	1						
Jim Traber, L OBP: 0.270, SLG: 0.353 (1, 3)		0-1 4-3		1-1 1B		2-2 6-3			3-3 K	4	0	1	1	0	1	0						
Larry Sheets, L OBP: 0.307, SLG: 0.317 (1, 7)		1-2 F7		2-2 G3		0-1 6-3			0-0 B1-3	4	0	0	0	0	0	1						
Terry Kennedy, L OBP: 0.233, SLG: 0.243 (1, 2)		1-3 K			0-0 L6		0-2 F7			3	0	0	0	0	1	0						
Keith Hughes, L OBP: 0.313, SLG: 0.330 (1, 9)			0-3 K		4-1 BB			4-2 1B FC5-2 BB		1	0	0	0	2	1	0						
Rick Schu, R OBP: 0.305, SLG: 0.358 (1, 5)			0-3 K		0-0 L8			1-2 F3		3	0	0	0	0	1	2						
Inning Stats	R: 1 H: 1 E: 0 K: 0 S: 11	H: 1 R: 0 BB: 0 P: 15	R: 0 H: 0 E: 0 K: 1 S: 8	H: 0 R: 0 BB: 0 P: 10	R: 0 H: 0 E: 0 K: 3 S: 11	H: 0 R: 0 BB: 0 P: 12	R: 1 H: 2 E: 1 K: 0 S: 12	H: 2 R: 0 BB: 0 P: 19	R: 0 H: 0 E: 0 K: 0 S: 5	H: 0 R: 0 BB: 1 P: 10	R: 0 H: 0 E: 0 K: 0 S: 8	H: 0 R: 0 BB: 0 P: 13	R: 0 H: 0 E: 0 K: 0 S: 8	H: 0 R: 0 BB: 0 P: 10	R: 0 H: 1 E: 0 K: 0 S: 11	H: 1 R: 0 BB: 1 P: 21	R: 0 H: 0 E: 0 K: 1 S: 6	H: 0 R: 0 BB: 0 P: 9	1B: 3 2B: 0 3B: 0 HR: 1	SF: 0 SAC: 0 DP: 0 HBP: 0	WP: 0 PB: 0 SB: 0 CS: 0	PA: 33
PITCHER	IP WLS BF H R ER SO BB IBB HBP BLK WP HR S P ERA WHIP	IP WLS BF H R ER SO BB IBB HBP BLK WP HR S P ERA WHIP																				
Bret Saberhagen, R ERA: 3.87 (1, 1)	7.0 W 25 3 2 1 4 1 0 0 0 0 0 63 89 1.29 0.571	2.0 8 1 0 0 1 1 0 0 0 0 0 17 30 0.00 1.000																				
Jeff Montgomery, R ERA: 2.61 (8, 1)																						

Kansas City Royals @ Baltimore Orioles
 Memorial Stadium, Baltimore, MD
 Fri Jul 29 1988, 7:05 PM EDT
 Att: 24,795 - Unknown - 93 F

AB	31
R	2
H	4
RBI	2
BB	2
SO	5
LOB	10



Batter	1	2	3	4	5	6	7	8	9	AB	R	H	RBI	BB	SO	LOB	TOP					
Willie Wilson, S OBP: 0.286, SLG: 0.337 (1, 8)	F8		F7	S 1B		G3-6-3		F4		5	0	1	1	0	0	1	Kansas City Royals @ Baltimore Orioles Memorial Stadium, Baltimore, MD Sat Jul 30 1988, 7:05 PM EDT Att: 38,540 - Unknown - 95 F livebaseballscorecards.com					
Kurt Stillwell, S OBP: 0.326, SLG: 0.418 (1, 6)	F8		1B	F5		3-1		CS BB		4	0	1	0	1	0	2						
Kevin Seitzer, R OBP: 0.382, SLG: 0.428 (1, 5)	6-3		1B		6-3			CS	6-3	5	0	1	0	0	0	0						
George Brett, L OBP: 0.410, SLG: 0.572 (1, 3)		HR	K		2B HR			F7	G4-6-3 BB	3	2	1	1	2	1	2						
Frank White, R OBP: 0.305, SLG: 0.398 (1, 4)	F9			HR	HR			1B 2B	G4-6-3	5	3	3	1	0	0	1						
Danny Tartabull, R OBP: 0.385, SLG: 0.505 (1, 9)	5-3 1B		G1-6-3	HR	HR			1B		4	2	3	4	0	0	0						
Pat Tabler, R OBP: 0.332, SLG: 0.333 (1, 10)	5-3		1B	6-3	6-3			1B		4	1	2	1	0	0	1						
Jamie Quirk, L OBP: 0.269, SLG: 0.311 (1, 2)	K		1B	1B	F3			K		3	0	0	0	1	2	2						
Nick Capra, R OBP: 0.200, SLG: 0.111 (1, 7)			6-3	FC1-6-4 1B		G3-6-3 1B		F5		4	0	1	0	0	0	2						
Inning Stats	R: 0 E: 0 K: 0 S: 12	H: 0 LOB: 0 BB: 0 P: 19	R: 1 E: 0 K: 1 S: 13	H: 2 LOB: 1 BB: 21 P: 0	R: 0 E: 0 K: 1 S: 13	H: 2 LOB: 2 BB: 0 P: 19	R: 2 E: 0 K: 0 S: 20	H: 3 LOB: 2 BB: 1 P: 38	R: 3 E: 0 K: 0 S: 12	H: 2 LOB: 0 BB: 1 P: 22	R: 0 E: 0 K: 0 S: 6	H: 1 LOB: 1 BB: 0 P: 8	R: 2 E: 0 K: 1 S: 10	H: 3 LOB: 1 BB: 0 P: 12	R: 0 E: 0 K: 0 S: 10	H: 0 LOB: 0 BB: 1 P: 18	R: 0 E: 0 K: 0 S: 5	H: 0 LOB: 0 BB: 1 P: 13	1B: 8 2B: 2 3B: 0 HR: 3	SF: 0 SAC: 0 DP: 2 HBP: 0	WP: 0 PB: 0 SB: 1 CS: 1	PA: 42
PITCHER	IP WLS BF H R ER SO BB IBB HBP BLK WP HR S P ERA WHIP	IP WLS BF H R ER SO BB IBB HBP BLK WP HR S P ERA WHIP																				
Jay Tibbs, R ERA: 5.33 (1, 1)	4.1 L 24 9 6 6 2 2 0 0 0 0 3 65 112 12.46 2.538																					
Dave Schmidt, R ERA: 3.96 (5, 1)	2.2 11 4 2 2 1 0 0 0 0 0 0 21 27 6.75 1.500																					
Don Aase, R ERA: 5.27 (8, 1)	2.0 6 0 0 0 0 2 0 0 0 0 0 15 31 0.00 1.000																					

Batter	1	2	3	4	5	6	7	8	9	AB	R	H	RBI	BB	SO	LOB	BOTTOM					
Pete Stanicek, S OBP: 0.322, SLG: 0.308 (1, 7) (8, 4)	6-3	BB SH2-3 BB		S HBP		F8	BB		4-3	3	0	0	0	2	0	1	Kansas City Royals @ Baltimore Orioles Memorial Stadium, Baltimore, MD Sat Jul 30 1988, 7:05 PM EDT Att: 38,540 - Unknown - 95 F livebaseballscorecards.com					
Brady Anderson, L OBP: 0.318, SLG: 0.314 (1, 8)	1B 2B	SH2-3		F9		HR 1B	K		F9	5	2	2	0	0	1	5						
Cal Ripken Jr., R OBP: 0.389, SLG: 0.466 (1, 6)	1B	1B IBB		K		F8	F8		HR	5	2	2	3	1	1	5						
Eddie Murray, S OBP: 0.343, SLG: 0.434 (1, 10)	1B 1B	F8		IBB		HR			4-3	4	1	2	3	2	0	3						
Mickey Tettleton, S OBP: 0.308, SLG: 0.468 (1, 2)	F7	BB		K		BB			K	3	0	0	1	2	2	4						
Jim Traber, L OBP: 0.268, SLG: 0.349 (1, 3)	1B	K			5-3	F8			F9	5	0	1	0	0	1	5						
Ken Gerhart, R OBP: 0.308, SLG: 0.364 (7, PH) Joe Orsulak, L OBP: 0.328, SLG: 0.353 (8, 9)	1B		K		1B BB		BB BB		1B	2	0	1	0	1	1	0						
Rick Schu, R OBP: 0.308, SLG: 0.358 (8, PH) Keith Hughes, L OBP: 0.310, SLG: 0.327 Rene Gonzales, R OBP: 0.269, SLG: 0.301 (9, 5)	F7		F9		1B BB		BB BB		1-3	3	0	1	0	1	0	3						
Billy Ripken, R OBP: 0.255, SLG: 0.257 Larry Sheets, L OBP: 0.309, SLG: 0.321 (7, PH) (8, 7)	SH2-3 BB BB	F8		G4-6-3 1B		F8			4-3 HR 2B	2	1	0	0	0	2							
Inning Stats	R: 2 E: 0 K: 0 S: 19	H: 5 LOB: 3 BB: 0 P: 29	R: 1 E: 0 K: 1 S: 13	H: 0 LOB: 4 BB: 33 P: 0	R: 0 E: 0 K: 1 S: 7	H: 0 LOB: 0 BB: 0 P: 9	R: 0 E: 0 K: 2 S: 12	H: 0 LOB: 1 BB: 1 P: 22	R: 0 E: 0 K: 0 S: 7	H: 1 LOB: 1 BB: 1 P: 12	R: 2 E: 0 K: 0 S: 9	H: 2 LOB: 3 BB: 1 P: 21	R: 0 E: 0 K: 1 S: 14	H: 0 LOB: 3 BB: 3 P: 28	R: 0 E: 0 K: 1 S: 11	H: 1 LOB: 2 BB: 1 P: 21	R: 2 E: 0 K: 0 S: 10	H: 2 LOB: 0 BB: 0 P: 15	1B: 7 2B: 2 3B: 0 HR: 2	SF: 0 SAC: 1 DP: 1 HBP: 1	WP: 0 PB: 0 SB: 1 CS: 0	PA: 49
PITCHER	IP WLS BF H R ER SO BB IBB HBP BLK WP HR S P ERA WHIP	IP WLS BF H R ER SO BB IBB HBP BLK WP HR S P ERA WHIP																				
Israel Sanchez, L ERA: 6.75 Ted Power, R ERA: 6.59 Jeff Montgomery, R ERA: 2.98 Jerry Don Gleaton, L ERA: 2.57 Steve Fain, R ERA: 2.34	2.0 W 18 3 2 2 3 2 1 1 0 0 1 35 64 4.50 1.250																					
	0.1 4 0 0 0 0 3 0 0 0 0 0 0 9 22 0.00 9.000																					
	0.1 1 0 0 0 1 0 0 0 0 0 0 3 4 0.00 0.000																					
	2.1 S 11 3 2 2 1 1 0 0 0 0 1 23 38 7.71 1.714																					

Batter	1	2	3	4	5	6	7	8	9	AB R H RBI BB SO LOB	TOP									
Willie Wilson, S (1, 8) OBP: 0.285, SLG: 0.336	0-0 1B		2-1 4-3		0-1 F3		2-2 FC5-4 2B		1-3 K	5 1 1 0 0 1 1	Kansas City Royals @ Baltimore Orioles Memorial Stadium, Baltimore, MD Sun Jul 31 1988, 3:33 AM EDT Att: 21,695 - Overcast - 96 F									
Kurt Stillwell, S (1, 6) OBP: 0.324, SLG: 0.418	1-0 F7		1-1 F8		0-1 F7		3-1 6-3 2B		1-1 F9	5 0 1 1 0 0 1										
Kevin Seitzer, R (1, 5) OBP: 0.381, SLG: 0.426	0-2 1-3 1-2			0-1 4-3	2-2 1B		1-0 6-3			4 0 1 0 0 0 2										
George Brett, L (1, 10) OBP: 0.415, SLG: 0.573	4-1 BB			1-0 2B HR	0-0 FC5-4 1B		4-0			1 1 1 0 2 0 0										
Danny Tartabull, R (1, 9) OBP: 0.361, SLG: 0.499	1-1 F7			1-1 F7	2-2 FC5-4		1-3 K			4 0 0 0 0 1 7										
Bill Buckner, L (1, 3) OBP: 0.273, SLG: 0.333		1-1 G3-1		0-1 HR 2B		1-0 4-3		1-2 6-3		4 1 1 0 0 0 0										
Bo Jackson, R (1, 7) OBP: 0.291, SLG: 0.470		0-1 F9		1-2 HR		0-2 4-3		1-1 6-3		4 1 1 3 0 0 0										
Brad Wellman, R (1, 4) OBP: 0.279, SLG: 0.259		1-1 F3		0-0 WP S 1B		1-1 F9		3-2 G2-3		4 0 1 0 0 0 0										
Larry Owen, R (1, 2) OBP: 0.273, SLG: 0.200			3-3 K	1-3 K			1-2 FC5-4 1B		3-2 F8	4 0 1 0 0 2 1										
Inning Stats	R: 0 E: 0 K: 0 S: 9	H: 1 LOB: 2 BB: 1 P: 15	R: 0 E: 0 K: 0 S: 6	H: 0 LOB: 0 BB: 0 P: 8	R: 0 E: 0 K: 1 S: 9	H: 0 LOB: 0 BB: 0 P: 15	R: 3 E: 0 K: 1 S: 13	H: 3 LOB: 1 BB: 0 P: 17	R: 0 E: 0 K: 0 S: 12	H: 0 LOB: 2 BB: 0 P: 16	R: 1 E: 0 K: 1 S: 12	H: 2 LOB: 2 BB: 1 P: 24	R: 0 E: 0 K: 0 S: 11	H: 0 LOB: 0 BB: 0 P: 16	R: 0 E: 0 K: 1 S: 8	H: 0 LOB: 0 BB: 0 P: 13	1B: 5 2B: 2 3B: 0 HR: 1	SF: 0 SAC: 0 DP: 0 HBP: 1	WP: 1 PB: 0 SB: 3 CS: 0	PA: 38
PITCHER	IP WLS BF H R ER SO BB IBB HBP BLK WP HR S P ERA WHIP											PITCHER	IP WLS BF H R ER SO BB IBB HBP BLK WP HR S P ERA WHIP							
Jose Bautista, R (1, 1) ERA: 4.87	6.1 L 29 8 4 4 2 1 0 0 1 0 1 1 63 93 5.68 1.421																			
Doug Sisk, R (7, 1) ERA: 2.95	1.2 6 0 0 0 1 0 1 0 0 0 0 0 15 26 0.00 0.000																			
Tom Niedenfuer, R (9, 1) ERA: 2.78	1.0 3 0 0 0 1 0 0 0 0 0 0 0 8 13 0.00 0.000																			

Batter	1	2	3	4	5	6	7	8	9	AB R H RBI BB SO LOB	BOTTOM											
Pete Stanicek, S (1, 7) OBP: 0.320, SLG: 0.307	0-0 F7			3-3 K		0-0 1B		1-3 K		4 0 1 0 0 2 2	Kansas City Royals @ Baltimore Orioles Memorial Stadium, Baltimore, MD Sun Jul 31 1988, 3:33 AM EDT Att: 21,695 - Overcast - 96 F											
Brady Anderson, L (1, 8) OBP: 0.311, SLG: 0.306	0-0 4-3			2-1 4-3		1-1 G3-1		1-0 4-3		4 0 0 0 0 0 2												
Cal Ripken Jr., R (1, 6) OBP: 0.390, SLG: 0.474	1-3 K			2-2 F7		1-1 G5-4-3 1B		1-1 HR		4 1 2 1 0 1 0												
Eddie Murray, S (1, 10) OBP: 0.339, SLG: 0.429		3-3 K			2-1 6-3		3-3 K		1-3 K	4 0 0 0 0 3 1												
Mickey Tettleton, S (1, 2) OBP: 0.301, SLG: 0.456		2-3 K			2-1 5-3		2-1 G5-4-3		1-3 K	4 0 0 0 0 2 1												
Jim Traber, L (1, 3) OBP: 0.264, SLG: 0.344		1-0 4-3			3-2 F3			1-2 G1-3		3 0 0 0 0 0 0												
Ken Gerhart, R (1, 9) OBP: 0.251, SLG: 0.358			0-0 6-3			3-2 F8		1-3 K		3 0 0 0 0 1 0												
Rene Gonzales, R (1, 5) OBP: 0.270, SLG: 0.296			1-3 K2-3			1-0 F9		4-2 BB BB		2 0 0 0 1 1 0												
Billy Ripken, R (1, 4) OBP: 0.259, SLG: 0.259			2-3 K			1-2 1B 1B		4-0 BB		2 0 1 0 1 1 0												
Inning Stats	R: 0 E: 0 K: 1 S: 5	H: 0 LOB: 0 BB: 0 P: 6	R: 0 E: 0 K: 2 S: 8	H: 0 LOB: 0 BB: 0 P: 14	R: 0 E: 0 K: 2 S: 7	H: 0 LOB: 0 BB: 0 P: 10	R: 0 E: 0 K: 1 S: 11	H: 0 LOB: 0 BB: 0 P: 18	R: 0 E: 0 K: 0 S: 7	H: 0 LOB: 0 BB: 0 P: 14	R: 0 E: 0 K: 0 S: 11	H: 2 LOB: 2 BB: 0 P: 17	R: 0 E: 0 K: 1 S: 8	H: 1 LOB: 0 BB: 0 P: 14	R: 0 E: 0 K: 2 S: 12	H: 0 LOB: 2 BB: 2 P: 23	R: 1 E: 0 K: 2 S: 9	H: 1 LOB: 0 BB: 0 P: 13	1B: 3 2B: 0 3B: 0 HR: 1	SF: 0 SAC: 0 DP: 1 HBP: 0	WP: 0 PB: 0 SB: 0 CS: 0	PA: 32
PITCHER	IP WLS BF H R ER SO BB IBB HBP BLK WP HR S P ERA WHIP											PITCHER	IP WLS BF H R ER SO BB IBB HBP BLK WP HR S P ERA WHIP									
Charlie Leibrandt, L (1, 1) ERA: 3.44	9.0 W 32 4 1 1 11 2 0 0 0 0 1 78 129 1.00 0.667																					

Batter	1	2	3	4	5	6	7	8	9	AB	R	H	RBI	BB	SO	LOB	TOP			
Julio Franco, R OBP: 0.373, SLG: 0.440 (1, 4)										4	0	2	0	0	1	0	Cleveland Indians @ Baltimore Orioles Memorial Stadium, Baltimore, MD Tue Aug 02 1988, 7:05 PM EDT Att: 15,983 - Unknown			
Terry Francona, L OBP: 0.290, SLG: 0.344 (1, 10)										4	0	0	0	0	2	3				
Joe Carter, R OBP: 0.323, SLG: 0.496 (1, 8)										4	0	2	1	0	0	1				
Mel Hall, L OBP: 0.335, SLG: 0.414 (1, 7)										3	0	0	0	1	0	1				
Cory Snyder, R OBP: 0.328, SLG: 0.489 (1, 9)										4	1	1	0	0	1	3				
Willie Upshaw, L OBP: 0.331, SLG: 0.389 (1, 3)										2	0	0	1	1	1	0				
Brook Jacoby, R OBP: 0.313, SLG: 0.366 (1, 5)										4	0	1	0	0	0	1				
Chris Bando, S OBP: 0.225, SLG: 0.188 (1, 2)										3	0	0	0	0	1	1				
Carmen Castillo, R OBP: 0.330, SLG: 0.365 (9, PH)										1	0	1	0	0	0	0				
Domingo Ramos, R OBP: 0.306, SLG: 0.295 (1, 6)										4	1	1	0	0	0	2				
Inning Stats	R: 0 E: 0 K: 2 S: 8	H: 0 LOB: 0 BB: 0 P: 11	R: 0 E: 0 K: 0 S: 10	H: 0 LOB: 1 BB: 1 P: 16	R: 1 E: 0 K: 0 S: 10	H: 3 LOB: 3 BB: 1 P: 17	R: 0 E: 0 K: 2 S: 9	H: 1 LOB: 1 BB: 0 P: 16	R: 0 E: 0 K: 1 S: 7	H: 0 LOB: 0 BB: 0 P: 12	R: 0 E: 0 K: 0 S: 4	H: 0 LOB: 0 BB: 0 P: 7	R: 0 E: 0 K: 1 S: 8	H: 1 LOB: 1 BB: 0 P: 12	R: 1 E: 0 K: 0 S: 9	H: 2 LOB: 1 BB: 0 P: 12	1B: 7 2B: 1 3B: 1 HR: 0	SF: 1 SAC: 0 DP: 1 HBP: 0	WP: 0 PB: 0 SB: 2 CS: 0	PA: 36
PITCHER Oswaldo Peraza, R ERA: 5.37 (1, 1)	IP: 9.0 WLS: W BF: 36 H: 8 R: 2 ER: 2 SO: 6 BB: 2 IBB: 0 HBP: 0 BLK: 0 WP: 0 HR: 0 S: 74 P: 117 ERA: 2.00 WHIP: 1.111															PITCHER	IP: 9.0 WLS: W BF: 36 H: 8 R: 2 ER: 2 SO: 6 BB: 2 IBB: 0 HBP: 0 BLK: 0 WP: 0 HR: 0 S: 74 P: 117 ERA: 2.00 WHIP: 1.111			

AB	33
R	2
H	8
RBI	2
BB	2
SO	6
LOB	12



Batter	1	2	3	4	5	6	7	8	9	AB	R	H	RBI	BB	SO	LOB	BOTTOM			
Brady Anderson, L OBP: 0.308, SLG: 0.302 (1, 8)										5	1	1	1	0	0	3	Cleveland Indians @ Baltimore Orioles Memorial Stadium, Baltimore, MD Tue Aug 02 1988, 7:05 PM EDT Att: 15,983 - Unknown			
Billy Ripken, R OBP: 0.259, SLG: 0.259 (1, 4)										4	0	1	0	0	1	2				
Cal Ripken Jr., R OBP: 0.388, SLG: 0.472 (1, 6)										2	0	0	1	0	0	1				
Eddie Murray, S OBP: 0.341, SLG: 0.429 (1, 10)										3	0	1	0	1	0	1				
Mickey Tettleton, S OBP: 0.299, SLG: 0.451 (1, 2)										4	0	1	1	0	1	3				
Jim Traber, L OBP: 0.259, SLG: 0.337 (1, 3)										4	0	0	0	0	1	4				
Ken Gerhart, R OBP: 0.256, SLG: 0.371 (1, 7)										4	1	2	0	0	2	0				
Larry Sheets, L OBP: 0.311, SLG: 0.330 (1, 9)										3	2	1	1	1	0	1				
Joe Orsulak, L OBP: 0.326, SLG: 0.353 (9, 9)										0	0	0	0	0	0	0				
Rick Schu, R OBP: 0.311, SLG: 0.375 (1, 5)										4	1	2	0	0	0	1				
Inning Stats	R: 0 E: 0 K: 1 S: 6	H: 0 LOB: 0 BB: 0 P: 12	R: 0 E: 0 K: 1 S: 9	H: 0 LOB: 0 BB: 0 P: 14	R: 4 E: 0 K: 0 S: 22	H: 4 LOB: 2 BB: 2 P: 37	R: 0 E: 0 K: 0 S: 6	H: 1 LOB: 1 BB: 0 P: 11	R: 0 E: 0 K: 1 S: 10	H: 1 LOB: 2 BB: 0 P: 17	R: 0 E: 0 K: 1 S: 14	H: 0 LOB: 1 BB: 0 P: 20	R: 0 E: 0 K: 0 S: 9	H: 1 LOB: 1 BB: 0 P: 14	R: 1 E: 0 K: 1 S: 12	H: 2 LOB: 1 BB: 0 P: 16	1B: 4 2B: 3 3B: 1 HR: 1	SF: 1 SAC: 0 DP: 0 HBP: 1	WP: 0 PB: 0 SB: 2 CS: 0	PA: 37
PITCHER Scott Bailes, L ERA: 4.95 (1, 1)	IP: 3.0 WLS: L BF: 15 H: 4 R: 4 ER: 4 SO: 2 BB: 2 IBB: 0 HBP: 0 BLK: 0 WP: 0 HR: 0 S: 37 P: 63 ERA: 12.00 WHIP: 2.000															PITCHER	IP: 5.0 WLS: L BF: 22 H: 5 R: 1 ER: 1 SO: 3 BB: 0 IBB: 0 HBP: 1 BLK: 0 WP: 0 HR: 1 S: 51 P: 78 ERA: 1.80 WHIP: 1.000			

AB	33
R	5
H	9
RBI	4
BB	2
SO	5
LOB	16



Batter	1	2	3	4	5	6	7	8	9	AB	R	H	RBI	BB	SO	LOB	TOP			
Ron Washington, R (1, 6) Mel Hall, L (9, PH) OBP: 0.277, SLG: 0.340 OBP: 0.334, SLG: 0.413	1-1 F8 1B	0-1 1B		1-2 4-3			2-2 G6-4-3 1B		1-2 4-3	4	0	2	0	0	0	1				
Julio Franco, R (1, 4) OBP: 0.372, SLG: 0.438	0-0 1B F3	0-0 4-3			1-1 3-1		1-0 G6-4-3 1B			4	1	1	0	0	0	2				
Joe Carter, R (1, 8) OBP: 0.324, SLG: 0.496	2-2 1B E				1-0 1B S			1-1 F8		4	0	2	0	0	0	0				
Ron Kittle, R (1, 10) OBP: 0.326, SLG: 0.536	2-2 F3 1B				0-0 F3			1-1 F8 1B		3	0	1	0	0	0	2				
Cory Snyder, R (1, 9) OBP: 0.325, SLG: 0.484	1-0 L8				1-1 F8			1-1 F8		4	0	0	0	0	0	4				
Brook Jacoby, R (1, 5) OBP: 0.310, SLG: 0.362		0-0 L7			2-2 FC5-4 1B			1-1 F8		4	0	0	0	0	0	2				
Carmen Castillo, R (1, 7) OBP: 0.317, SLG: 0.350		1-0 F4			1-1 F8			0-0 6-3		4	0	0	0	0	0	0				
Domingo Ramos, R (1, 3) Terry Francona, L (9, PH) OBP: 0.308, SLG: 0.283 OBP: 0.287, SLG: 0.341		4-2 HR BB			1-2 6-3			0-1 5-3		2	1	0	0	1	0	0				
Ron Tingley, R (1, 2) Willie Upshaw, L (9, PH) OBP: 0.667, SLG: 1.667 OBP: 0.332, SLG: 0.393		1-0 HR			1-1 1B			1-1 F2		3	1	2	2	0	0	0				
Inning Stats	R: 1 E: 1 K: 0 S: 12	H: 2 LOB: 1 BB: 0 P: 18	R: 2 E: 0 K: 0 S: 10	H: 2 LOB: 1 BB: 1 P: 16	R: 0 E: 0 K: 0 S: 7	H: 0 LOB: 1 BB: 0 P: 15	R: 0 E: 0 K: 0 S: 10	H: 1 LOB: 1 BB: 0 P: 14	R: 0 E: 0 K: 0 S: 6	H: 0 LOB: 0 BB: 0 P: 4	R: 0 E: 0 K: 0 S: 6	H: 1 LOB: 0 BB: 0 P: 10	R: 0 E: 0 K: 0 S: 8	H: 1 LOB: 1 BB: 0 P: 12	R: 0 E: 0 K: 0 S: 8	H: 1 LOB: 1 BB: 0 P: 12	1B: 7 2B: 1 3B: 0 HR: 1	SF: 0 SAC: 0 DP: 1 HBP: 1	WP: 0 PB: 0 SB: 1 CS: 0	PA: 37
PITCHER	IP WLS BF H R ER SO BB IBB HBP BLK WP HR S P ERA WHIP																			
Jeff Ballard, L (1, 1) ERA: 5.21	7.0 W 29 7 3 2 0 1 0 1 0 0 0 1 55 86 2.57 1.143																			
Tom Niedenfuer, R (8, 1) ERA: 2.63	2.0 8 2 0 0 0 0 0 0 0 0 0 0 16 24 0.00 1.000																			

Cleveland Indians @ Baltimore Orioles
Memorial Stadium, Baltimore, MD
Wed Aug 03 1988, 7:05 PM EDT
Att: 15,546 - Unknown - 89 F


AB 35
R 3
H 9
RBI 2
BB 1
SO 0
LOB 12



Batter	1	2	3	4	5	6	7	8	9	AB	R	H	RBI	BB	SO	LOB	BOTTOM			
Joe Orsulak, L (1, 7) OBP: 0.329, SLG: 0.349	2-2 F9 1B	4-0 1B FC5 BB		0-0 F9	4-2 S BB		0-0 F8			3	1	0	0	2	0	0				
Brady Anderson, L (1, 8) OBP: 0.305, SLG: 0.299	1-2 L9	2-1 F8 FC5 1B		0-1 L9	0-3 K 1B			0-0 F8		5	0	1	2	0	1	2				
Cal Ripken Jr., R (1, 6) OBP: 0.391, SLG: 0.470	4-2 1B BB	0-1 FC5		4-2 HR BB			3-2 E 1B	2-1 F9		3	1	1	1	2	0	1				
Eddie Murray, S (1, 10) OBP: 0.342, SLG: 0.436	0-0 1B	0-2 F8		1-1 HR			3-1 E5 1B	2-1 F2		5	1	2	2	0	0	3				
Jim Traber, L (1, 3) OBP: 0.255, SLG: 0.330	3-1 F5	2-2 F8		2-3 K			1-3 K			4	0	0	0	0	2	6				
Larry Sheets, L (1, 9) Ken Gerhart, R (7, 9) OBP: 0.313, SLG: 0.341 OBP: 0.256, SLG: 0.371		1-2 HR		0-0 4-3			0-0 SH1-3 1B	0-0 F8		4	2	2	1	0	0	2				
Terry Kennedy, L (1, 2) OBP: 0.240, SLG: 0.266		0-1 SH1-4 1B		0-0 HR			0-0 SH1-3 1B	1-3 K		3	2	2	1	0	1	2				
Rick Schu, R (1, 5) OBP: 0.310, SLG: 0.373		0-0 SH1-4 1B		1-1 1-3			0-1 5-3			4	1	1	0	0	0	1				
Billy Ripken, R (1, 4) OBP: 0.259, SLG: 0.259		1-0 SH1-4 1B		1-3 K			2-1 S 1B	2-2 5-3		3	0	1	1	0	1	0				
Inning Stats	R: 0 E: 0 K: 0 S: 12	H: 1 LOB: 2 BB: 1 P: 22	R: 4 E: 0 K: 0 S: 18	H: 4 LOB: 2 BB: 1 P: 28	R: 1 E: 0 K: 1 S: 7	H: 1 LOB: 0 BB: 0 P: 9	R: 2 E: 0 K: 1 S: 10	H: 1 LOB: 0 BB: 1 P: 17	R: 1 E: 0 K: 1 S: 12	H: 2 LOB: 2 BB: 1 P: 18	R: 0 E: 1 K: 2 S: 14	H: 1 LOB: 2 BB: 0 P: 22	R: 0 E: 0 K: 0 S: 6	H: 0 LOB: 0 BB: 0 P: 8	R: 0 E: 0 K: 0 S: 5	H: 0 LOB: 0 BB: 0 P: 9	1B: 7 2B: 0 3B: 0 HR: 3	SF: 0 SAC: 2 DP: 0 HBP: 0	WP: 0 PB: 0 SB: 2 CS: 0	PA: 40
PITCHER	IP WLS BF H R ER SO BB IBB HBP BLK WP HR S P ERA WHIP																			
Rick Rodriguez, R (1, 1) ERA: 7.09	3.2 L 22 7 7 7 1 3 0 3 44 71 17.18 2.727																			
Brad Havens, L (4, 1) ERA: 3.6	4.1 18 3 1 1 4 1 0 0 0 0 0 40 62 2.08 0.923																			

Cleveland Indians @ Baltimore Orioles
Memorial Stadium, Baltimore, MD
Wed Aug 03 1988, 7:05 PM EDT
Att: 15,546 - Unknown - 89 F

AB 34
R 8
H 10
RBI 8
BB 4
SO 5
LOB 17



Batter	1	2	3	4	5	6	7	8	9	AB	R	H	RBI	BB	SO	LOB	TOP					
Paul Moltzer, R OBP: 0.387, SLG: 0.453 (1,5)	6-3		6-3		1-2			F8		4	0	1	1	0	0	1	Milwaukee Brewers @ Baltimore Orioles Memorial Stadium, Baltimore, MD Fri Aug 05 1988, 7:05 PM EDT Sunny - 91 F					
Jim Gantner, L OBP: 0.326, SLG: 0.346 (1,4)	F8					4-3		6-3		4	0	0	0	0	0	0						
Robin Yount, R OBP: 0.372, SLG: 0.466 (1,8)	6-3			K		G3			6-3	4	0	1	0	0	1	0						
Greg Brock, L OBP: 0.353, SLG: 0.357 (1,3)				F8		G3				4	0	2	0	0	0	1						
Jeffrey Leonard, R OBP: 0.280, SLG: 0.358 (1,7)			G3-6-3			6-3			F8	4	1	1	0	0	0	3						
Rob Deer, R OBP: 0.292, SLG: 0.386 (1,9)			K			E5			1-3	4	0	0	0	0	1	2						
Joey Meyer, R OBP: 0.276, SLG: 0.392 (1,10)			6-3			E6				3	0	0	0	0	0	2						
B.J. Surhoff, L OBP: 0.291, SLG: 0.315 (1,2)						K				3	0	1	0	0	1	3						
Dale Sveum, S OBP: 0.265, SLG: 0.354 (1,6)			K			K			G1	3	0	0	0	0	2	4						
Inning Stats	R: 0 E: 0 K: 0 S: 11	H: 0 LOB: 0 BB: 0 P: 15	R: 0 E: 0 K: 1 S: 10	H: 1 LOB: 0 BB: 0 P: 16	R: 0 E: 0 K: 1 S: 10	H: 1 LOB: 1 BB: 0 P: 14	R: 0 E: 0 K: 1 S: 6	H: 0 LOB: 0 BB: 0 P: 10	R: 1 E: 2 K: 2 S: 17	H: 2 LOB: 2 BB: 0 P: 22	R: 0 E: 0 K: 0 S: 7	H: 1 LOB: 1 BB: 0 P: 10	R: 0 E: 0 K: 0 S: 8	H: 0 LOB: 0 BB: 0 P: 13	R: 0 E: 0 K: 0 S: 5	H: 0 LOB: 0 BB: 0 P: 9	R: 0 E: 0 K: 0 S: 6	H: 1 LOB: 1 BB: 0 P: 8	1B: 6 2B: 0 3B: 0 HR: 0	SF: 0 SAC: 0 DP: 1 HBP: 0	WP: 0 PB: 0 SB: 2 CS: 0	PA: 33
PITCHER Jose Bautista, R ERA: 4.47 (1,1)	IP: 9.0 WLS: W BF: 33 H: 6 R: 1 ER: 0 SO: 5 BB: 0 IBB: 0 HBP: 0 BLK: 0 WP: 0 HR: 0 S: 80 P: 117 ERA: 0.00 WHIP: 0.667															PITCHER						

Batter	1	2	3	4	5	6	7	8	9	AB	R	H	RBI	BB	SO	LOB	BOTTOM					
Pete Stanicek, S OBP: 0.317, SLG: 0.324 (1,7)	1B SH				L6					4	2	2	1	0	1	0	Milwaukee Brewers @ Baltimore Orioles Memorial Stadium, Baltimore, MD Fri Aug 05 1988, 7:05 PM EDT Sunny - 91 F					
Brady Anderson, L OBP: 0.304, SLG: 0.295 (1,8)	SH					L3				2	0	0	0	1	1	0						
Cal Ripken Jr., R OBP: 0.395, SLG: 0.471 (1,6)	BB			6-3		FC6-4				3	0	2	0	1	0	0						
Eddie Murray, S OBP: 0.340, SLG: 0.432 (1,10)	SF7			F8		FC6-4				3	1	0	1	0	0	3						
Mickey Tettleton, S OBP: 0.308, SLG: 0.459 (1,2)	K					1B				4	1	2	0	0	1	4						
Jim Traber, L OBP: 0.264, SLG: 0.335 (1,3)	FC6-4			F7		1B				3	0	2	1	1	0	1						
Ken Gerhart, R OBP: 0.253, SLG: 0.365 (1,9)	FC6-4			K						4	0	1	1	0	1	4						
Rick Schu, R OBP: 0.304, SLG: 0.361 (1,5)						5-3				4	0	0	0	0	1	3						
Billy Ripken, R OBP: 0.256, SLG: 0.256 (1,4)										4	0	0	0	0	0	1						
Inning Stats	R: 1 E: 1 K: 1 S: 15	H: 2 LOB: 3 BB: 1 P: 22	R: 0 E: 0 K: 1 S: 10	H: 0 LOB: 0 BB: 0 P: 14	R: 0 E: 0 K: 1 S: 10	H: 0 LOB: 0 BB: 0 P: 13	R: 0 E: 0 K: 1 S: 11	H: 1 LOB: 0 BB: 0 P: 17	R: 0 E: 0 K: 1 S: 9	H: 0 LOB: 0 BB: 0 P: 12	R: 2 E: 0 K: 0 S: 15	H: 4 LOB: 2 BB: 0 P: 21	R: 1 E: 0 K: 0 S: 9	H: 1 LOB: 2 BB: 2 P: 21	R: 0 E: 0 K: 0 S: 10	H: 1 LOB: 1 BB: 0 P: 15	R: 0 E: 0 K: 0 S: 6	H: 1 LOB: 1 BB: 0 P: 8	1B: 8 2B: 0 3B: 0 HR: 1	SF: 1 SAC: 1 DP: 0 HBP: 0	WP: 0 PB: 0 SB: 0 CS: 1	PA: 36
PITCHER Teddy Higuera, L ERA: 2.83 (1,1)	IP: 6.1 WLS: L BF: 30 H: 6 R: 4 ER: 4 SO: 4 BB: 3 IBB: 0 HBP: 0 BLK: 0 WP: 0 HR: 1 S: 77 P: 115 ERA: 5.68 WHIP: 1.737															PITCHER						
Chuck Cnm, R ERA: 2.74 (7,1)	0.2	2	0	0	0	0	0	0	0	0	0	2	5	0.00	0.000							
Paul Mirabella, L ERA: 1.82 (8,1)	1.0	4	1	0	0	0	0	0	0	0	0	10	15	0.00	1.000							

AB	33
R	1
H	6
RBI	1
BB	0
SO	5
LOB	16

AB	31
R	4
H	9
RBI	4
BB	3
SO	5
LOB	16



Batter	1	2	3	4	5	6	7	8	9	AB	R	H	RBI	BB	SO	LOB	TOP					
Paul Moltzer, R OBP: 0.385, SLG: 0.450 (1, 5)	L4		6-3 SH1-4 1B BB		F8			5-3		3	1	0	0	1	0	0	Milwaukee Brewers @ Baltimore Orioles Memorial Stadium, Baltimore, MD Fri Aug 05 1988, 7:05 PM EDT Att: 17,775 - Unknown - 85 F					
Jim Gantner, L OBP: 0.324, SLG: 0.343 (1, 4)	F7		SH1-4		F8			4-3		3	0	0	0	0	0	0						
Robin Yount, R OBP: 0.373, SLG: 0.467 (1, 8)	2B 1B		6-3		6-3			1B		4	1	2	1	0	0	1						
Greg Brock, L OBP: 0.356, SLG: 0.365 (1, 3)	1B 2B		FC5-4 1B		F7			5-3		4	0	2	2	0	0	1						
Jeffrey Leonard, R OBP: 0.277, SLG: 0.354 (1, 7)	4-3		FC5-4 1B		6-3			F9		4	0	0	0	0	0	2						
Jim Adduci, L OBP: 0.230, SLG: 0.288 (1, 10)	K				G6-4-3 1B			F6		4	0	2	0	0	1	0						
Charlie O'Brien, R OBP: 0.253, SLG: 0.333 (1, 2)	F7		G6-4-3 1B		K2-3			L5		4	0	0	0	0	1	2						
Juan Castillo, S OBP: 0.260, SLG: 0.239 (1, 6)	4-3		4-3		E5 1B			6-3		4	0	1	0	0	0	1						
Mike Felder, S OBP: 0.224, SLG: 0.229 (1, 9)			SH1-4 6-3 1B		F5			4-3		3	1	1	0	0	0	1						
Inning Stats	R: 1 E: 0 K: 0 S: 10	H: 2 LOB: 1 BB: 0 P: 16	R: 0 E: 0 K: 1 S: 5	H: 0 LOB: 0 BB: 0 P: 10	R: 2 E: 0 K: 0 S: 9	H: 2 LOB: 1 BB: 1 P: 15	R: 0 E: 0 K: 0 S: 5	H: 1 LOB: 0 BB: 0 P: 5	R: 0 E: 0 K: 0 S: 11	H: 0 LOB: 0 BB: 0 P: 17	R: 0 E: 0 K: 0 S: 7	H: 0 LOB: 0 BB: 0 P: 11	R: 0 E: 1 K: 1 S: 9	H: 1 LOB: 1 BB: 0 P: 14	R: 0 E: 0 K: 0 S: 6	H: 1 LOB: 1 BB: 0 P: 9	R: 0 E: 0 K: 0 S: 9	H: 1 LOB: 1 BB: 0 P: 13	1B: 6 2B: 2 3B: 0 HR: 0	SF: 0 SAC: 1 DP: 1 HBP: 0	WP: 0 PB: 0 SB: 1 CS: 0	PA: 35
PITCHER Mike Morgan, R ERA: 5.07 (1, 1)	IP: 9.0 WLS: L BF: 35	H: 8 R: 3 ER: 3 SO: 2	BB: 1 IBB: 0 HBP: 0 BLK: 0	WP: 0 HR: 0 S: 71 P: 110	ERA: 3.00 WHIP: 1.000																	

Batter	1	2	3	4	5	6	7	8	9	AB	R	H	RBI	BB	SO	LOB	BOTTOM					
Joe Orsulak, L OBP: 0.326, SLG: 0.345 (1, 7)	F8			L3				K		3	0	0	0	0	0	3	Milwaukee Brewers @ Baltimore Orioles Memorial Stadium, Baltimore, MD Fri Aug 05 1988, 7:05 PM EDT Att: 17,775 - Unknown - 85 F					
Pete Stanicek, S OBP: 0.315, SLG: 0.322 (7, PH) (8, 7)		5-3						F9		1	0	0	0	0	1	0						
Brady Anderson, L OBP: 0.303, SLG: 0.290 (1, 8)	L8		G3		E 1B BB			F9		3	0	0	0	1	0	0						
Cal Ripken Jr., R OBP: 0.396, SLG: 0.470 (1, 6)	1B 2B 1B		F9		F8			FC5-4 BB		3	1	1	0	1	0	1						
Eddie Murray, S OBP: 0.343, SLG: 0.437 (1, 10)	2B 1B		E9 G4-6-3 1B		E9 G4-6-3 1B			K		4	0	3	0	0	1	1						
Larry Sheets, L OBP: 0.311, SLG: 0.342 (1, 9)	1B 2B		F7		G4-6-3			FC5-4		4	0	1	1	0	0	4						
Jim Traber, L OBP: 0.263, SLG: 0.330 (1, 3)	L8			6-3 BB BB				K		3	0	0	0	1	1	3						
Terry Kennedy, L OBP: 0.241, SLG: 0.263 (1, 2)		K		6-3 BB				F8		2	0	0	0	1	2	0						
Rick Schu, R OBP: 0.303, SLG: 0.359 (9, PH)				1-2 BB				K		1	0	0	0	0	0	0						
Rene Gonzales, R OBP: 0.264, SLG: 0.289 (1, 5)	F8		K		K			K		3	0	0	0	0	2	2						
Ken Gerhart, R OBP: 0.252, SLG: 0.363 (9, PH)					K			K		1	0	0	0	0	1	0						
Billy Ripken, R OBP: 0.256, SLG: 0.256 (1, 4)				6-3				K		4	0	1	0	0	1	2						
Inning Stats	R: 1 E: 0 K: 0 S: 16	H: 3 LOB: 2 BB: 0 P: 25	R: 0 E: 0 K: 1 S: 9	H: 1 LOB: 1 BB: 0 P: 14	R: 0 E: 0 K: 0 S: 8	H: 1 LOB: 1 BB: 0 P: 16	R: 0 E: 0 K: 1 S: 10	H: 0 LOB: 2 BB: 2 P: 24	R: 0 E: 1 K: 0 S: 7	H: 1 LOB: 1 BB: 1 P: 12	R: 0 E: 0 K: 2 S: 10	H: 0 LOB: 0 BB: 0 P: 13	R: 0 E: 0 K: 2 S: 8	H: 0 LOB: 0 BB: 0 P: 11	R: 0 E: 0 K: 2 S: 10	H: 0 LOB: 1 BB: 1 P: 15	R: 0 E: 0 K: 1 S: 8	H: 0 LOB: 0 BB: 0 P: 10	1B: 4 2B: 2 3B: 0 HR: 0	SF: 0 SAC: 0 DP: 1 HBP: 0	WP: 0 PB: 0 SB: 0 CS: 0	PA: 36
PITCHER Don August, R ERA: 2.71 (1, 1)	IP: 5.0 WLS: W BF: 23	H: 6 R: 1 ER: 1 SO: 2	BB: 3 IBB: 0 HBP: 0 BLK: 0	WP: 0 HR: 0 S: 50 P: 91	ERA: 1.80 WHIP: 1.800																	
Juan Nieves, L ERA: 5.37 (6, 1)	IP: 3.0 WLS: S BF: 10	H: 0 R: 0 ER: 0 SO: 6	BB: 1 IBB: 0 HBP: 0 BLK: 0	WP: 0 HR: 0 S: 28 P: 39	ERA: 0.00 WHIP: 0.333																	
Dan Plesac, L ERA: 2.3 (9, 1)	IP: 1.0 WLS: S BF: 3	H: 0 R: 0 ER: 0 SO: 1	BB: 0 IBB: 0 HBP: 0 BLK: 0	WP: 0 HR: 0 S: 8 P: 10	ERA: 0.00 WHIP: 0.000																	

Batter	1	2	3	4	5	6	7	8	9	AB	R	H	RBI	BB	SO	LOB	TOP								
Paul Moltor, R OBP: 0.384, SLG: 0.446 (1, 5)	0-2 5-3		4-2 FC5 S BB		1-2 F9			2-1 E9 FC6-4 1B		3	0	0	0	1	0	0									
Jim Gantner, L OBP: 0.323, SLG: 0.342 (1, 4)	1-0 F7		0-3 K		1-2 4-3			2-1 FC6-4 1B		4	0	1	0	0	1	1									
Robin Yount, R OBP: 0.370, SLG: 0.462 (1, 8)	2-3 K		0-0 5-3			0-3 K		0-2 FC6-4 1-2 2-3		4	0	0	0	0	2	3									
Greg Brock, L OBP: 0.358, SLG: 0.362 (1, 3)		4-2 E 1B BB	4-0 FC5 IBB		2-3 K			2-2 F7		2	1	0	0	2	1	2									
Jeffrey Leonard, R OBP: 0.274, SLG: 0.350 (1, 7)	1-0 E1 1B		0-1 FC5		1-3 K				3-3 K	4	1	0	0	0	2	3									
Rob Deer, R OBP: 0.289, SLG: 0.381 (1, 9)	1-3 K			1-3 K			3-1 F8		2-3 K	4	0	0	0	0	3	2									
Joey Meyer, R OBP: 0.270, SLG: 0.383 (1, 10)	0-2 F3			1-3 K			2-3 K		1-3 K	4	0	0	0	0	3	2									
B.J. Surhoff, L OBP: 0.292, SLG: 0.316 (1, 2)	2-2 S 1B			1-0 F8			2-1 F6			3	0	1	2	0	0	0									
Dale Sveum, S OBP: 0.263, SLG: 0.351 (1, 6)	2-0 2H 3H G1				3-3 K			3-2 F3		3	0	0	0	0	1	1									
Inning Stats	R: 0 E: 0 K: 1 S: 8	H: 0 LOB: 0 BB: 0 P: 11	R: 2 E: 1 K: 1 S: 13	H: 1 LOB: 1 BB: 1 P: 23	R: 0 E: 0 K: 1 S: 8	H: 0 LOB: 0 BB: 2 P: 16	R: 0 E: 0 K: 2 S: 7	H: 0 LOB: 0 BB: 0 P: 10	R: 0 E: 0 K: 1 S: 10	H: 0 LOB: 0 BB: 0 P: 15	R: 0 E: 0 K: 3 S: 9	H: 0 LOB: 0 BB: 0 P: 12	R: 0 E: 0 K: 1 S: 9	H: 0 LOB: 0 BB: 0 P: 16	R: 0 E: 1 K: 0 S: 17	H: 1 LOB: 2 BB: 0 P: 26	R: 0 E: 0 K: 3 S: 11	H: 0 LOB: 0 BB: 0 P: 17	1B: 2 2B: 0 3B: 0 HR: 0	SF: 0 SAC: 0 DP: 0 HBP: 0	WP: 0 PB: 0 SB: 2 CS: 0	PA: 34			
PITCHER	IP	WLS	BF	H	R	ER	SO	BB	IBB	HBP	BLK	WP	HR	S	P	ERA	WHIP								
Oswaldo Peraza, R ERA: 4.83 (1, 1)	7.0	W	26	1	2	0	10	2	1	0	0	0	0	64	103	0.00	0.429								
Tom Niedenfuer, R ERA: 2.5 (8, 1)	2.0		8	1	0	0	3	0	0	0	0	0	0	28	43	0.00	0.500								

Milwaukee Brewers @ Baltimore Orioles
Memorial Stadium, Baltimore, MD
Sat Aug 06 1988, 7:05 PM EDT
Att: 20,171 - Unknown - 79 F

AB 31
R 2
H 2
RBI 2
BB 3
SO 13
LOB 14



Batter	1	2	3	4	5	6	7	8	9	AB	R	H	RBI	BB	SO	LOB	BOTTOM									
Joe Orsulak, L OBP: 0.333, SLG: 0.361 (1, 7)	0-0 1B		0-1 HR 2B		2-2 F8		0-1 SH2-4	1-0 1H 2B		4	1	3	1	0	0	0										
Brady Anderson, L OBP: 0.300, SLG: 0.304 (1, 8)	0-1 F7		1-2 2H HR		1-1 3-1		2-2 F4	3-1 3-1		5	1	1	2	0	0	3										
Cal Ripken Jr., R OBP: 0.394, SLG: 0.465 (1, 6)	3-1 F8		3-3 K			1-1 F4	4-0 HR IBB	3-2 6-3		4	1	0	0	1	1	2										
Eddie Murray, S OBP: 0.345, SLG: 0.445 (1, 10)	1-0 6-3		2-1 F9			2-1 2B 1B	2-1 HR			4	2	2	3	0	0	1										
Mickey Tettleton, S OBP: 0.312, SLG: 0.471 (1, 2)		1-0 F8		3-2 3B		2-3 K	0-1 BB 1B			4	0	2	0	0	1	1										
Jim Traber, L OBP: 0.288, SLG: 0.335 (1, 3)		2-3 K		0-2 6-3		1-0 2B	4-1 2B	1-2 BB		3	0	1	1	1	1	1										
Larry Sheets, L OBP: 0.313, SLG: 0.342 (1, 9)		3-1 FC6-4 1B		0-0 5-3		4-0 IBB	2-1 F5			3	0	1	0	1	0	3										
Rene Gonzales, R OBP: 0.257, SLG: 0.280 (1, 5)		2-1 FC6-4		0-0 5-3		0-1 1-3		0-1 F4		4	0	0	0	0	0	4										
Billy Ripken, R OBP: 0.259, SLG: 0.259 (1, 4)			1-2 5-3			0-1 5-3		1-2 SH2-4 HR 1B	1-2 2B 1B	4	2	2	0	0	0	0										
Inning Stats	R: 0 E: 0 K: 0 S: 6	H: 1 LOB: 1 BB: 0 P: 10	R: 0 E: 0 K: 1 S: 10	H: 1 LOB: 0 BB: 0 P: 18	R: 2 E: 0 K: 1 S: 14	H: 2 LOB: 0 BB: 0 P: 21	R: 0 E: 0 K: 0 S: 9	H: 1 LOB: 1 BB: 0 P: 12	R: 0 E: 0 K: 0 S: 8	H: 0 LOB: 0 BB: 0 P: 11	R: 1 E: 0 K: 1 S: 10	H: 2 LOB: 2 BB: 1 P: 20	R: 3 E: 0 K: 0 S: 16	H: 3 LOB: 2 BB: 2 P: 33	R: 0 E: 0 K: 0 S: 13	H: 2 LOB: 1 BB: 0 P: 21	1B: 6 2B: 3 3B: 1 HR: 2	SF: 0 SAC: 1 DP: 0 HBP: 0	WP: 0 PB: 0 SB: 0 CS: 0	PA: 39						
PITCHER	IP	WLS	BF	H	R	ER	SO	BB	IBB	HBP	BLK	WP	HR	S	P	ERA	WHIP									
Tom Filer, R ERA: 4.01 (1, 1)	6.1	L	28	8	4	4	3	0	1	0	0	0	0	1	62	100	5.68	1.263								
Paul Mirabella, L ERA: 2.23 (7, 1)	0.2		6	2	2	2	0	1	1	0	0	0	0	1	11	25	27.00	4.500								
Chris Bosio, R ERA: 3.77 (8, 1)	1.0		5	2	1	1	0	0	0	0	0	0	0	13	21	9.00	2.000									

Milwaukee Brewers @ Baltimore Orioles
Memorial Stadium, Baltimore, MD
Sat Aug 06 1988, 7:05 PM EDT
Att: 20,171 - Unknown - 79 F

AB 35
R 7
H 12
RBI 7
BB 3
SO 3
LOB 15



Batter	1	2	3	4	5	6	7	8	9	AB	R	H	RBI	BB	SO	LOB	TOP					
Jeffrey Leonard, R (1, 7) OBP: 0.273, SLG: 0.348	2-2 F8	0-0 F9		3-0 L8			2-2 F9		1-2 FC5-4	5	0	1	0	0	0	2						
Juan Castillo, S (1, 4) OBP: 0.256, SLG: 0.227	0-1 F9	2-2 E6		0-1 4-3			4-0 2B		1-1 FC5-4	4	2	0	0	1	0	2						
Robin Yount, R (1, 10) OBP: 0.371, SLG: 0.466	1-1 1B	3-1 E2			0-0 F8		0-2 F9		2-2 1-3	5	2	2	2	0	0	2						
Rob Deer, R (1, 9) OBP: 0.299, SLG: 0.401	3-2 2B	1-0 FC6-4			2-0 HR		0-0 2B		4-0 IBB	4	1	4	4	1	0	0						
Paul Moltor, R (1, 5) OBP: 0.383, SLG: 0.447	0-0 1B	3-1 FC6-4			2-1 6-3		1-0 6-3		2-0 IBB	4	0	1	0	0	0	2						
B.J. Surhoff, L (7, 5) OBP: 0.291, SLG: 0.315	1-3 2B	1-2			0-0 6-3		1-0 6-3		F6	1	0	0	0	0	0	2						
Mike Felder, S (1, 8) OBP: 0.206, SLG: 0.212	0-1 B1-3				0-0 F8				1-1 F6	4	0	0	0	0	1	2						
Greg Brock, L (1, 3) OBP: 0.356, SLG: 0.359		1-1 E		3-2 F8			3-3 K		1-1 L8	4	1	1	0	0	1	0						
Charlie O'Brien, R (1, 2) OBP: 0.253, SLG: 0.320		1-2 E5		1-0 6-3			0-1 1-3		4-2 BB	3	1	0	0	1	0	1						
Dale Sveum, S (1, 6) OBP: 0.260, SLG: 0.348		3-2 F7			0-1 5-3		0-1 F5		2-3 K	4	0	0	0	0	1	3						
Inning Stats	R: 1 E: 0 K: 0 S: 14	H: 3 LOB: 2 BB: 0 P: 20	R: 4 E: 3 K: 0 S: 21	H: 3 LOB: 1 BB: 0 P: 32	R: 0 E: 0 K: 1 S: 8	H: 0 LOB: 0 BB: 0 P: 13	R: 0 E: 0 K: 0 S: 5	H: 0 LOB: 0 BB: 0 P: 8	R: 1 E: 0 K: 0 S: 5	H: 1 LOB: 0 BB: 0 P: 9	R: 0 E: 0 K: 1 S: 8	H: 0 LOB: 0 BB: 0 P: 11	R: 1 E: 0 K: 0 S: 8	H: 1 LOB: 1 BB: 1 P: 15	R: 0 E: 0 K: 1 S: 11	H: 0 LOB: 1 BB: 1 P: 19	R: 0 E: 0 K: 0 S: 10	H: 1 LOB: 2 BB: 1 P: 20	1B: 4 2B: 4 3B: 0 HR: 1	SF: 0 SAC: 0 DP: 0 HBP: 0	WP: 0 PB: 0 SB: 1 CS: 0	PA: 41
PITCHER	IP	WLS	BF	H	R	ER	SO	BB	IBB	HBP	BLK	WP	HR	S	P	ERA	WHIP					
Jeff Ballard, L (1, 1) ERA: 5.12	5.0	L	24	7	6	2	1	0	0	0	0	0	1	53	82	3.60	1.400					
Jay Tibbs, R (6, 1) ERA: 5.31	2.0		8	1	1	1	1	1	0	0	0	0	0	16	26	4.50	1.000					
Don Aase, R (8, 1) ERA: 5.08	1.0		4	0	0	0	1	1	0	0	0	0	0	11	19	0.00	1.000					
Mark Thurmond, L (9, 1) ERA: 5.17	1.0		5	1	0	0	0	0	1	0	0	0	0	10	20	0.00	1.000					

Milwaukee Brewers @ Baltimore Orioles
 Memorial Stadium, Baltimore, MD
 Sun Aug 07 1988, 3:33 AM EDT
 Att: 22,211 - Cloudy - 91 F

AB	38
R	7
H	9
RBI	6
BB	3
SO	3
LOB	16



Batter	1	2	3	4	5	6	7	8	9	AB	R	H	RBI	BB	SO	LOB	BOTTOM					
Joe Orsulak, L (1, 7) OBP: 0.332, SLG: 0.359	1-0 G3		2-3 K			0-0 B1-3		2-2 F8		4	1	1	0	0	1	0						
Brady Anderson, L (1, 8) OBP: 0.295, SLG: 0.297	3-1 G3		2-1 4-3			2-3 K2-3			2-3 K	4	0	0	0	0	2	1						
Cal Ripken Jr., R (1, 6) OBP: 0.392, SLG: 0.470	1-1 HR			2-3 K		1-1 F8			1-3 K	4	1	1	2	0	2	0						
Eddie Murray, S (1, 10) OBP: 0.344, SLG: 0.443	2-1 3-1			1-2 6-3		2-1 4-3			2-1 5-3	4	0	1	0	0	0	0						
Jim Traber, L (1, 3) OBP: 0.268, SLG: 0.335	3-2 4-3			1-1 1B		2-2 L6				3	0	1	0	0	0	1						
Larry Sheets, L (1, 9) OBP: 0.311, SLG: 0.339		0-1 3-1		1-0 F7		0-0 4-3				3	0	0	0	0	0	2						
Terry Kennedy, L (1, 2) OBP: 0.238, SLG: 0.259		0-1 1-3			0-0 3-1		0-3 K			3	0	0	0	0	1	1						
Rick Schu, R (1, 5) OBP: 0.299, SLG: 0.354		1-0 G3			1-1 6-3			3-3 K		3	0	0	0	0	1	0						
Billy Ripken, R (1, 4) OBP: 0.257, SLG: 0.257			1-0 F8		1-3 K			0-1 F3		3	0	0	0	0	1	0						
Inning Stats	R: 2 E: 0 K: 0 S: 10	H: 2 LOB: 0 BB: 0 P: 20	R: 0 E: 0 K: 0 S: 5	H: 0 LOB: 0 BB: 0 P: 6	R: 0 E: 0 K: 1 S: 9	H: 0 LOB: 0 BB: 0 P: 14	R: 0 E: 0 K: 1 S: 9	H: 1 LOB: 1 BB: 0 P: 14	R: 0 E: 0 K: 1 S: 6	H: 0 LOB: 0 BB: 0 P: 8	R: 0 E: 0 K: 1 S: 7	H: 0 LOB: 0 BB: 0 P: 10	R: 0 E: 0 K: 1 S: 9	H: 1 LOB: 1 BB: 0 P: 13	R: 0 E: 0 K: 1 S: 8	H: 0 LOB: 0 BB: 0 P: 13	R: 0 E: 0 K: 2 S: 9	H: 0 LOB: 0 BB: 0 P: 14	1B: 3 2B: 0 3B: 0 HR: 1	SF: 0 SAC: 0 DP: 0 HBP: 0	WP: 0 PB: 0 SB: 0 CS: 0	PA: 31
PITCHER	IP	WLS	BF	H	R	ER	SO	BB	IBB	HBP	BLK	WP	HR	S	P	ERA	WHIP					
Mike Birkbeck, R (1, 1) ERA: 3.89	7.0	W	25	4	2	2	5	0	0	0	0	0	0	55	85	2.57	0.571					
Odell Jones, R (8, 1) ERA: 3.67	2.0		6	0	0	0	3	0	0	0	0	0	0	17	27	0.00	0.000					

Milwaukee Brewers @ Baltimore Orioles
 Memorial Stadium, Baltimore, MD
 Sun Aug 07 1988, 3:33 AM EDT
 Att: 22,211 - Cloudy - 91 F

AB	31
R	2
H	4
RBI	2
BB	0
SO	8
LOB	5



Batter	1	2	3	4	5	6	7	8	9	AB	R	H	RBI	BB	SO	LOB	TOP			
Joe Orsulak L (1, 7) OBP: 0.333, SLG: 0.364 (7, 9)	2-0 FC6-4 1B	1-0 G3		1 SAFE 0-0 1-H 2B		2-1 5-3 1-2		1-0 G3		5	0	2	1	0	0	2				
Brady Anderson L (1, 8) OBP: 0.292, SLG: 0.291	1-1 FC6-4 CS 1-2		2-3 K	4-2 FC6-4 BB		0-0 4-3		2-1 F4		4	0	0	0	1	1	2				
Cal Ripken Jr. R (1, 6) OBP: 0.392, SLG: 0.467	4-2 BB 1B 1-2		2-2 5-3	0-1 FC6-4 1-2			0-3 K		4-1 G5-4-3 BB	3	1	0	0	2	1	2				
Eddie Murray S (1, 3) OBP: 0.349, SLG: 0.453	4-2 1B 1-2 BB		2-1 HR		1-0 2-3-2 1B		1-0 FC1-6 1B		1-0 G5-4-3 1-2	4	1	3	1	1	0	1				
Mickey Tettleton S (1, 2) OBP: 0.316, SLG: 0.472	1-2 1-3 2-H 1B		2-1 1B		1-3 K2-3-2 1-1		3-2 FC1-6 WP 1B 1-2			4	1	2	1	0	1	2				
Jim Traber L (1, 10) OBP: 0.272, SLG: 0.338	1-1 F7		1-0 P6		3-1 1B		2-2 1-H 1B			4	0	2	1	0	0	3				
Larry Sheets L (1, 9) Pete Stanicek S (7, 7) OBP: 0.308, SLG: 0.335 OBP: 0.315, SLG: 0.322		0-0 F7		2-1 4-3		2-1 F7		3-2 F9		4	0	0	0	0	0	2				
Rick Schu R (1, 5) Rene Gonzales R (6, 5) OBP: 0.304, SLG: 0.353 OBP: 0.255, SLG: 0.278		0-2 P6		4-1 FC4 BB		4-1 FC1-6 BB		2-0 F7		1	0	0	0	2	0	0				
Billy Ripken R (1, 4) OBP: 0.257, SLG: 0.255		4-1 BB		2-2 FC4 E 2B 1-2		0-0 FC1-6 5-3 1-2		0-0 F8		3	1	0	0	1	0	2				
Inning Stats	R: 1 E: 0 K: 0 S: 13	H: 2 LOB: 2 BB: 2 P: 26	R: 0 E: 0 K: 0 S: 8	H: 0 LOB: 1 BB: 1 P: 13	R: 1 E: 0 K: 1 S: 16	H: 2 LOB: 1 BB: 0 P: 25	R: 1 E: 1 K: 0 S: 11	H: 1 LOB: 2 BB: 2 P: 23	R: 0 E: 0 K: 1 S: 8	H: 2 LOB: 1 BB: 1 P: 15	R: 1 E: 0 K: 0 S: 14	H: 2 LOB: 1 BB: 0 P: 23	R: 0 E: 0 K: 0 S: 3	H: 0 LOB: 0 BB: 0 P: 6	R: 0 E: 0 K: 0 S: 4	H: 0 LOB: 0 BB: 1 P: 11	1B: 7 2B: 2 3B: 0 HR: 1	SF: 0 SAC: 0 DP: 2 HBP: 0	WP: 1 PB: 0 SB: 0 CS: 1	PA: 40
PITCHER	IP WLS BF H R ER SO BB IBB HBP BLK WP HR S P ERA WHIP	IP WLS BF H R ER SO BB IBB HBP BLK WP HR S P ERA WHIP	IP WLS BF H R ER SO BB IBB HBP BLK WP HR S P ERA WHIP	IP WLS BF H R ER SO BB IBB HBP BLK WP HR S P ERA WHIP	IP WLS BF H R ER SO BB IBB HBP BLK WP HR S P ERA WHIP	IP WLS BF H R ER SO BB IBB HBP BLK WP HR S P ERA WHIP	IP WLS BF H R ER SO BB IBB HBP BLK WP HR S P ERA WHIP	IP WLS BF H R ER SO BB IBB HBP BLK WP HR S P ERA WHIP	IP WLS BF H R ER SO BB IBB HBP BLK WP HR S P ERA WHIP	IP WLS BF H R ER SO BB IBB HBP BLK WP HR S P ERA WHIP	IP WLS BF H R ER SO BB IBB HBP BLK WP HR S P ERA WHIP	IP WLS BF H R ER SO BB IBB HBP BLK WP HR S P ERA WHIP	IP WLS BF H R ER SO BB IBB HBP BLK WP HR S P ERA WHIP	IP WLS BF H R ER SO BB IBB HBP BLK WP HR S P ERA WHIP	IP WLS BF H R ER SO BB IBB HBP BLK WP HR S P ERA WHIP	IP WLS BF H R ER SO BB IBB HBP BLK WP HR S P ERA WHIP	IP WLS BF H R ER SO BB IBB HBP BLK WP HR S P ERA WHIP			
Luis Aquino R (1, 1) ERA: 6.75	4.0	W	18	3	1	1	2	2	0	0	0	0	1	0	33	64	1.80	1.000		
Israel Sanchez L (5, 1) ERA: 4.82	5.0	W	18	3	1	1	2	2	0	0	0	0	1	0	33	64	1.80	1.000		

Baltimore Orioles @ Kansas City Royals
Royals Stadium, Kansas City, MO
Tue Aug 09 1988, 8:05 PM EDT
Att: 24,005 - Overcast - 86 F

AB 33
R 4
H 9
RBI 4
BB 7
SO 3
LOB 16



Batter	1	2	3	4	5	6	7	8	9	AB	R	H	RBI	BB	SO	LOB	BOTTOM			
Willie Wilson S (1, 8) OBP: 0.291, SLG: 0.347	2-1 FC5-4 1B		0-0 G3		2-0 4-3 S 1B		1-2 SH2-4 1B		2-3 K	5	0	3	0	0	1	0				
Kurt Stillwell S (1, 6) OBP: 0.326, SLG: 0.419	0-0 FC5-4 1-2		2-1 1B		3-2 4-3 1-3		0-0 SH2-4 1-2 2-3		0-1 BB 2B 1B	4	1	2	0	0	0	2				
George Brett L (1, 3) OBP: 0.416, SLG: 0.569	1-0 F9		2-2 P5		2-3 K		4-2 G6-4-3 BB		4-0 2B BB BB	3	1	0	0	2	1	3				
Danny Tartabull R (1, 9) OBP: 0.359, SLG: 0.488	2-3 K			2-2 L3	1-0 5-3		0-0 G6-4-3 1-2		4-0 2B BB	4	1	0	0	1	1	5				
Pat Tabler R (1, 10) OBP: 0.346, SLG: 0.350		0-1 FC6-4 1B		1-1 1B E 1B		2-3 K		3-1 4-3	1-0 1-H 2-H 3-H 2B	5	1	3	3	0	1	0				
Frank White R (1, 4) OBP: 0.291, SLG: 0.384		2-1 F8		1-1 E 1-2 1B		0-1 HR		0-0 F7		4	1	2	1	0	0	1				
Bo Jackson R (1, 7) OBP: 0.282, SLG: 0.466		2-2 L6		3-2 F9		0-0 F9		1-2 1B 1B		4	0	1	0	0	0	3				
Bill Pecota R (1, 5) OBP: 0.169, SLG: 0.227 (8, PH)	1-1 FC6-4		0-0 E5		2-3 K		2-3 K		2-0 1B	3	0	0	0	0	1	2				
Bill Buckner L (8, PH) OBP: 0.265, SLG: 0.321 (8, PR)				1-3 2-H 1-2				1-3 1B		1	0	1	0	0	0	0				
Brad Wellman R (8, PR) OBP: 0.292, SLG: 0.274 (9, 5)										0	0	0	0	0	0	0				
Larry Owen R (1, 2) OBP: 0.282, SLG: 0.176 (7, PH)			3-2 5-3		0-0 FC5		4-2 SH2-4 1B BB		1-1 4-3	2	0	0	0	0	0	2				
Jamie Quirk L (7, PH) OBP: 0.300, SLG: 0.386 (8, 2)				2-3						1	0	0	0	1	0	2				
Inning Stats	R: 0 E: 0 K: 1 S: 7	H: 1 LOB: 0 BB: 0 P: 12	R: 0 E: 0 K: 0 S: 13	H: 1 LOB: 0 BB: 0 P: 18	R: 0 E: 0 K: 0 S: 12	H: 1 LOB: 1 BB: 0 P: 19	R: 1 E: 1 K: 0 S: 15	H: 2 LOB: 2 BB: 0 P: 22	R: 0 E: 0 K: 1 S: 10	H: 1 LOB: 1 BB: 0 P: 17	R: 1 E: 0 K: 2 S: 9	H: 1 LOB: 2 BB: 2 P: 19	R: 0 E: 0 K: 0 S: 9	H: 2 LOB: 2 BB: 0 P: 16	R: 3 E: 0 K: 1 S: 7	H: 2 LOB: 1 BB: 2 P: 18	1B: 10 2B: 1 3B: 0 HR: 1	SF: 0 SAC: 1 DP: 1 HBP: 0	WP: 0 PB: 0 SB: 1 CS: 0	PA: 41
PITCHER	IP WLS BF H R ER SO BB IBB HBP BLK WP HR S P ERA WHIP	IP WLS BF H R ER SO BB IBB HBP BLK WP HR S P ERA WHIP	IP WLS BF H R ER SO BB IBB HBP BLK WP HR S P ERA WHIP	IP WLS BF H R ER SO BB IBB HBP BLK WP HR S P ERA WHIP	IP WLS BF H R ER SO BB IBB HBP BLK WP HR S P ERA WHIP	IP WLS BF H R ER SO BB IBB HBP BLK WP HR S P ERA WHIP	IP WLS BF H R ER SO BB IBB HBP BLK WP HR S P ERA WHIP	IP WLS BF H R ER SO BB IBB HBP BLK WP HR S P ERA WHIP	IP WLS BF H R ER SO BB IBB HBP BLK WP HR S P ERA WHIP	IP WLS BF H R ER SO BB IBB HBP BLK WP HR S P ERA WHIP	IP WLS BF H R ER SO BB IBB HBP BLK WP HR S P ERA WHIP	IP WLS BF H R ER SO BB IBB HBP BLK WP HR S P ERA WHIP	IP WLS BF H R ER SO BB IBB HBP BLK WP HR S P ERA WHIP	IP WLS BF H R ER SO BB IBB HBP BLK WP HR S P ERA WHIP	IP WLS BF H R ER SO BB IBB HBP BLK WP HR S P ERA WHIP	IP WLS BF H R ER SO BB IBB HBP BLK WP HR S P ERA WHIP	IP WLS BF H R ER SO BB IBB HBP BLK WP HR S P ERA WHIP			
Dave Schmidt R (1, 1) ERA: 3.5	6.0	W	26	7	2	1	4	2	0	0	0	0	0	0	0	0	1.50	1.167		
Doug Sisk R (7, 1) ERA: 2.66	1.2	9	3	0	0	0	0	2	0	0	0	0	0	17	32	0.00	3.000			
Mark Thurmond L (8, 1) ERA: 5.48	0.2	4	1	2	2	1	1	1	0	0	0	0	0	8	15	27.00	3.000			
Tom Niedenfuer R (9, 1) ERA: 2.72	0.0	L	2	1	1	1	0	1	0	0	0	0	0	1	6	∞	∞			

Baltimore Orioles @ Kansas City Royals
Royals Stadium, Kansas City, MO
Tue Aug 09 1988, 8:05 PM EDT
Att: 24,005 - Overcast - 86 F

AB 36
R 5
H 12
RBI 4
BB 4
SO 5
LOB 20



Batter	1	2	3	4	5	6	7	8	9	AB	R	H	RBI	BB	SO	LOB	TOP																
Brady Anderson, L (1, 8) OBP: 0.292, SLG: 0.290	3-1 FC5-4 1B		3-1 F9			3-3 K		0-3 K		4	0	1	0	0	2	4	Baltimore Orioles @ Kansas City Royals Royals Stadium, Kansas City, MO Wed Aug 10 1988, 8:05 PM EDT Att: 28,579 - Unknown - 85 F livebaseballscorecards.com																
Pete Stanick, S (1, 7) OBP: 0.307, SLG: 0.313	0-1 FC5-4 CS			2-2 F7		3-2 6-3		1-2 4-1		4	0	0	0	0	1																		
Cal Ripken Jr., R (1, 6) OBP: 0.391, SLG: 0.472	0-0 P4			1-2 P3		2-0 HR		1-1 E5		4	1	1	1	0	0	1																	
Eddie Murray, S (1, 3) OBP: 0.346, SLG: 0.449	0-1 CS	0-0 P4		1-1 F7		1-0 F7		0-0 F8		4	0	0	0	0	0	1																	
Mickey Tettleton, S (1, 2) OBP: 0.315, SLG: 0.467		0-2 P2			2-0 E 1B	2-2 4-3		1-1 G3		4	1	1	0	0	0	1																	
Jim Traber, L (1, 10) OBP: 0.272, SLG: 0.336		2-2 4-3			3-2 SAFE P5		0-0 1-3 1B	1-1 F7		4	1	1	0	0	0	1																	
Ken Gerhart, R (1, 9) OBP: 0.253, SLG: 0.360			0-0 P6		4-1 FC3-6 1B BB		3-2 F9	1-2 2B		2	0	0	0	1	0	1																	
Larry Sheets, L (9, PH) OBP: 0.309, SLG: 0.340			1-2 3-1		0-1 FC3-6 1B		0-0 1-3	1-2 P4		3	0	1	1	0	0	1																	
Rick Schu, R (9, PR) OBP: 0.304, SLG: 0.353					1-2 3-H 1B		1-2 1-3			1	0	0	0	0	0	1																	
Rene Gonzales, R (1, 5) OBP: 0.257, SLG: 0.279					0-1 FC3-6 1B		3-2 2-H 1B	0-0 G3		3	0	2	1	0	0	2																	
Billy Ripken, R (1, 4) OBP: 0.260, SLG: 0.258					0-1 FC3-6 1B					1	0	0	0	0	0	1																	
Terry Kennedy, L (9, PH) OBP: 0.236, SLG: 0.258																																	
Inning Stats	R: 0 E: 0 K: 0 S: 6	H: 1 LOB: 0 BB: 0 P: 9	R: 0 E: 0 K: 0 S: 7	H: 0 LOB: 0 BB: 0 P: 9	R: 0 E: 0 K: 0 S: 8	H: 1 LOB: 1 BB: 0 P: 12	R: 0 E: 0 K: 0 S: 8	H: 0 LOB: 0 BB: 0 P: 12	R: 1 E: 1 K: 1 S: 12	H: 2 LOB: 2 BB: 1 P: 24	R: 1 E: 0 K: 0 S: 9	H: 1 LOB: 0 BB: 0 P: 17	R: 1 E: 0 K: 1 S: 13	H: 2 LOB: 1 BB: 0 P: 19	R: 0 E: 1 K: 0 S: 8	H: 0 LOB: 1 BB: 0 P: 11	R: 0 E: 0 K: 0 S: 9	H: 1 LOB: 1 BB: 0 P: 12	1B: 6 2B: 1 3B: 0 HR: 1	SF: 0 SAC: 0 DP: 0 HBP: 0	WP: 0 PB: 0 SB: 0 CS: 1	PA: 37											
PITCHER	IP WLS BF H R ER SO BB IBB HBP BLK WP HR S P ERA WHIP																																
Charlie Leibrandt, L (1, 1) ERA: 3.72	7.0	28	7	3	3	2	1	0	0	0	0	0	1	63	102	3.86	1.143																
Jeff Montgomery, R (8, 1) ERA: 2.36	1.0	W	4	0	0	0	0	0	0	0	0	0	0	8	11	0.00	0.000																
Steve Farr, R (9, 1) ERA: 2.21	1.0	S	4	1	0	0	0	0	0	0	0	0	0	9	12	0.00	1.000																

Batter	1	2	3	4	5	6	7	8	9	AB	R	H	RBI	BB	SO	LOB	BOTTOM																
Willie Wilson, S (1, 8) OBP: 0.290, SLG: 0.346	4-3									1	0	0	0	0	0	0	Baltimore Orioles @ Kansas City Royals Royals Stadium, Kansas City, MO Wed Aug 10 1988, 8:05 PM EDT Att: 28,579 - Unknown - 85 F livebaseballscorecards.com																
Nick Capra, R (2, PH) OBP: 0.214, SLG: 0.192		F7								3	0	0	0	0	0	3																	
Kurt Stillwell, S (1, 6) OBP: 0.330, SLG: 0.426	4-1 BB 1B BB	1-0 4-3			1-2 P3	0-1 F8		1-1 CS 1B		3	1	2	0	1	0	1																	
Kevin Seitzer, R (1, 5) OBP: 0.376, SLG: 0.415	1-1 BB 1B		2-2 4-3		1-2 4-3		3-2 4-3			4	0	1	1	0	0	1																	
George Brett, L (1, 3) OBP: 0.415, SLG: 0.566	1-0 F7		3-1 CS 1B		3-H 0-2 4-3		3-3 K			4	0	1	0	0	1	2																	
Pat Tabler, R (1, 10) OBP: 0.348, SLG: 0.347	4-1 BB BB		3-1 E9				1-1 F9		4-1 FC1-6 E BB	2	0	0	0	2	0	1																	
Brad Wellman, R (8, PR) OBP: 0.292, SLG: 0.274	1-2 2-S BB		1-2 CS 1B							0	0	0	0	0	0	0																	
Danny Tartabull, R (1, 9) OBP: 0.356, SLG: 0.482	0-0 P9		2-3 K				0-0 6-3		0-0 E4 FC1-6 1B	4	1	0	0	0	1	5																	
Frank White, R (1, 4) OBP: 0.293, SLG: 0.388		0-1 2B 2B			0-0 F7		0-0 1B 1B		0-1 FC1-6 1B	4	2	2	0	0	0	2																	
Bo Jackson, R (1, 7) OBP: 0.285, SLG: 0.467		0-0 P3			0-3 K		3-2 1-H 1B		1-0 1B 1B	4	0	2	2	0	1	1																	
Jamie Quirk, L (1, 2) OBP: 0.313, SLG: 0.402		2-1 2H 2B			0-0 F8		4-1 1B		1-1 CS 1B	3	0	2	1	1	0	0																	
Inning Stats	R: 0 E: 0 K: 0 S: 8	H: 1 LOB: 3 BB: 2 P: 19	R: 1 E: 0 K: 0 S: 9	H: 2 LOB: 1 BB: 0 P: 15	R: 0 E: 1 K: 1 S: 10	H: 1 LOB: 1 BB: 0 P: 20	R: 0 E: 0 K: 1 S: 5	H: 0 LOB: 0 BB: 0 P: 5	R: 1 E: 0 K: 0 S: 15	H: 1 LOB: 2 BB: 1 P: 18	R: 1 E: 0 K: 1 S: 10	H: 2 LOB: 2 BB: 1 P: 18	R: 0 E: 1 K: 0 S: 13	H: 1 LOB: 0 BB: 0 P: 19	R: 1 E: 1 K: 0 S: 10	H: 2 LOB: 2 BB: 1 P: 16		R: 0 E: 0 K: 0 S: 9	H: 1 LOB: 1 BB: 0 P: 12	1B: 7 2B: 2 3B: 1 HR: 0	SF: 0 SAC: 0 DP: 0 HBP: 0	WP: 0 PB: 0 SB: 1 CS: 3	PA: 37										
PITCHER	IP WLS BF H R ER SO BB IBB HBP BLK WP HR S P ERA WHIP																																
Jose Bautista, R (1, 1) ERA: 4.41	7.2	L	35	9	4	3	3	3	0	0	0	0	0	75	124	3.52	1.565																
Mark Thurmond, L (8, 1) ERA: 5.49	0.0		1	1	0	0	0	0	0	0	0	3	3																				
Doug Sisk, R (8, 1) ERA: 2.64	0.1		0	0	0	0	0	0	0	0	0	2	3	0.00	0.000																		

Batter	1	2	3	4	5	6	7	8	9	AB	R	H	RBI	BB	SO	LOB	TOP										
Joe Orsulak, L (1, 7) OBP: 0.330, SLG: 0.363	2-2 1B	0-2 1B			1-1 3-1		3-2 1B		1-1 F6	5	1	3	0	0	0	1											
Brady Anderson, L (1, 8) OBP: 0.291, SLG: 0.289	1-1 2B	2-3 K			0-1 FC5-4		1-1 F9		1-3 K	5	1	2	1	0	2	3											
Cal Ripken Jr., R (1, 6) OBP: 0.389, SLG: 0.469	1-3 K		1-3 K		1-0 FC5-4		4-1 BB			3	0	0	0	1	2	2											
Eddie Murray, S (1, 3) OBP: 0.347, SLG: 0.457	1-2 2B		1-3 K			2-2 F7	1-2 4-3			4	1	1	1	0	1	2											
Mickey Tettleton, S (1, 2) OBP: 0.320, SLG: 0.473	1-1 2B		0-0 G3			2-2 1B		3-1 F9		4	0	2	1	0	0	0											
Fred Lynn, L (1, 9) OBP: 0.320, SLG: 0.518	0-1 4-3			0-0 F4		3-2 1B		1-1 G3		4	0	1	0	0	0	1											
Jim Traber, L (1, 10) OBP: 0.270, SLG: 0.333	1-1 F9			1-2 6-3		2-3 K		1-1 4-3		4	0	0	0	0	1	3											
Rene Gonzales, R (1, 5) OBP: 0.245, SLG: 0.268		0-0 6-3		0-0 F4		2-2 F9			1-1 F8	4	0	0	0	0	0	2											
Billy Ripken, R (1, 4) OBP: 0.258, SLG: 0.256		0-0 G1-3			2-0 5-3		1-3 K		3-2 1B	4	0	1	0	0	1	0											
Inning Stats	R: 3 E: 0 K: 1 S: 18	H: 4 LOB: 1 BB: 0 P: 25	R: 0 E: 0 K: 1 S: 8	H: 1 LOB: 1 BB: 0 P: 10	R: 0 E: 0 K: 2 S: 7	H: 0 LOB: 0 BB: 0 P: 9	R: 0 E: 0 K: 0 S: 5	H: 0 LOB: 0 BB: 0 P: 6	R: 0 E: 0 K: 0 S: 6	H: 1 LOB: 1 BB: 0 P: 10	R: 0 E: 0 K: 1 S: 16	H: 2 LOB: 2 BB: 0 P: 27	R: 0 E: 0 K: 1 S: 13	H: 1 LOB: 2 BB: 1 P: 23	R: 0 E: 0 K: 0 S: 6	H: 0 LOB: 0 BB: 0 P: 11	R: 0 E: 0 K: 1 S: 11	H: 1 LOB: 1 BB: 0 P: 17	1B: 7 2B: 3 3B: 0 HR: 0	SF: 0 SAC: 0 DP: 0 HBP: 0	WP: 0 PB: 0 SB: 0 CS: 0	PA: 38					
PITCHER	IP	WLS	BF	H	R	ER	SO	BB	IBB	HBP	BLK	WP	HR	S	P	ERA	WHIP										
Mike Birkbeck, R (1, 1) ERA: 3.95	5.1	W	24	8	3	3	4	0	0	0	0	0	0	54	77	5.06	1.500										
Paul Mirabella, L (6, 1) ERA: 2.11	1.1		6	1	0	0	2	1	0	0	0	0	0	16	29	0.00	1.500										
Chuck Crim, R (7, 1) ERA: 2.59	1.1		4	0	0	0	2	0	0	0	0	0	0	9	15	0.00	0.000										
Dan Plesac, L (9, 1) ERA: 2.25	1.0		4	1	0	0	1	0	0	0	0	0	0	11	17	0.00	1.000										

Baltimore Orioles @ Milwaukee Brewers
Milwaukee County Stadium, Milwaukee, WI
 Fri Aug 12 1988, 8:05 PM EDT
 Att: 30,181 - Unknown - 94 F

AB	37
R	3
H	10
RBI	3
BB	1
SO	7
LOB	14



Batter	1	2	3	4	5	6	7	8	9	AB	R	H	RBI	BB	SO	LOB	BOTTOM										
Paul Molitor, R (1, 5) OBP: 0.390, SLG: 0.462	3-1 F5	0-0 S		4-1 FC6-4		2-1 G6-4-3		0-2 1B		4	0	3	2	1	0	0											
Juan Castillo, S (8, FR) OBP: 0.250, SLG: 0.221		1-3 3H		1-2 2-3		1-2 1B		0-0 1B		0	0	0	0	0	0	0											
Jeffrey Leonard, R (1, 7) OBP: 0.289, SLG: 0.351	2-2 F9	1-2 F7		0-1 FC6-4		0-0 G6-4-3		1-3 F9		5	1	1	1	0	0	7											
Robin Yount, R (1, 8) OBP: 0.459	0-1 F9		1-0 6-3		1-0 2B		2-1 1B		1-3 K	4	1	2	2	0	0	1											
Mike Felder, S (8, B) OBP: 0.186, SLG: 0.190	2-3 F9			1-1 2B			1-0 1B			1	0	0	0	0	1	1											
Greg Brock, L (1, 3) OBP: 0.352, SLG: 0.343	3-2 4-3		1-0 G1-3		3H F8		1-0 1B			4	1	1	0	0	0	2											
Rob Deer, R (1, 9) OBP: 0.308, SLG: 0.415		1-1 G3		2-3 K		0-1 F6		1-0 1B		4	1	2	1	0	1	0											
Jim Adduci, L (8, 9) OBP: 0.226, SLG: 0.283							1-2 2H			0	0	0	0	0	0	0											
B.J. Surhoff, L (1, 2) OBP: 0.286, SLG: 0.304		3-1 E3		1-1 F8		3-1 CS		0-2 G6-4-3		4	1	1	0	0	0	3											
Joey Meyer, R (1, 10) OBP: 0.276, SLG: 0.407		1-1 F4		4-1 1B		3-2 5-3		0-0 1B		3	1	1	1	1	0	3											
Jim Gantner, L (1, 4) OBP: 0.322, SLG: 0.343		2-0 G3		2-2 BB		2-2 G1-3		0-2 F7		4	1	1	1	0	0	2											
Dale Sveum, S (1, 6) OBP: 0.267, SLG: 0.346		2-3 3H		1-0 FC6-4		2-1 1B		3-2 F9		3	1	2	0	1	0	0											
Inning Stats	R: 0 E: 0 K: 0 S: 10	H: 1 LOB: 1 BB: 0 P: 18	R: 2 E: 1 K: 0 S: 13	H: 2 LOB: 2 BB: 1 P: 25	R: 0 E: 0 K: 1 S: 7	H: 0 LOB: 0 BB: 0 P: 11	R: 4 E: 0 K: 0 S: 13	H: 3 LOB: 1 BB: 2 P: 28	R: 0 E: 0 K: 0 S: 7	H: 1 LOB: 0 BB: 0 P: 13	R: 0 E: 0 K: 0 S: 9	H: 2 LOB: 1 BB: 0 P: 15	R: 2 E: 0 K: 0 S: 11	H: 4 LOB: 1 BB: 0 P: 15	R: 0 E: 0 K: 1 S: 15	H: 1 LOB: 1 BB: 0 P: 19	1B: 12 2B: 2 3B: 0 HR: 0	SF: 0 SAC: 0 DP: 2 HBP: 0	WP: 0 PB: 0 SB: 0 CS: 1	PA: 39							
PITCHER	IP	WLS	BF	H	R	ER	SO	BB	IBB	HBP	BLK	WP	HR	S	P	ERA	WHIP										
Oswaldo Peraza, R (1, 1) ERA: 5.08	3.2	L	21	6	6	4	1	3	0	0	0	0	0	41	78	9.82	2.455										
Gordon Dillard, L (4, 1) ERA	0.1		1	0	0	0	0	0	0	0	0	0	0	2	4	0.00	0.000										
Doug Sisk, R (5, 1) ERA: 2.56	2.0		7	3	0	0	0	0	0	0	0	0	0	16	28	0.00	1.500										
Mark Thurmond, L (7, 1) ERA: 5.47	2.0		10	5	2	2	1	0	0	0	0	0	0	26	34	9.00	2.500										

Baltimore Orioles @ Milwaukee Brewers
Milwaukee County Stadium, Milwaukee, WI
 Fri Aug 12 1988, 8:05 PM EDT
 Att: 30,181 - Unknown - 94 F

AB	36
R	8
H	14
RBI	8
BB	3
SO	2
LOB	19





Batter	1	2	3	4	5	6	7	8	9	AB	R	H	RBI	BB	SO	LOB	TOP					
Joe Orsulak, L (1, 7) OBP: 0.332, SLG: 0.377	1-1 4-3		2-2 SH3-4 1B		1-2 F8		1-1 HR			4	1	2	3	0	0	0	Baltimore Orioles @ Milwaukee Brewers Milwaukee County Stadium, Milwaukee, WI Sat Aug 13 1988, 8:05 PM EDT Att: 34,782 - Overcast - 87 F					
Brady Anderson, L (1, 8) OBP: 0.291, SLG: 0.286	0-1 3-1		2-1 SH3-4			4-2 G6-4-3 BB	1-1 4-3			2	0	0	0	1	0	0						
Cal Ripken Jr., R (1, 6) OBP: 0.388, SLG: 0.467	4-2 2B BB		1-2 SF9			1-0 G6-4-3 1-2		2-2 5-3		2	1	0	1	1	0	1						
Eddie Murray, S (1, 3) OBP: 0.348, SLG: 0.459	3-1 1-H 2B		3-H 2-3 K			4-1 BB		2-2 4-3		3	0	1	1	1	1	1						
Larry Sheets, L (1, 10) OBP: 0.305, SLG: 0.334	1-2 F7			2-3 K		1-1 F8		3-2 6-3		4	0	0	0	0	1	2						
Fred Lynn, L (1, 9) OBP: 0.316, SLG: 0.510		2-2 3-1		2-1 6-3			0-1 F8		2-2 5-3	4	0	0	0	0	0	0						
Terry Kennedy, L (1, 2) OBP: 0.243, SLG: 0.274		1-0 G3		1-2 F7			2-1 1B HR 1B		1-2 E4 BLK	4	1	1	0	0	0	0						
Rene Gonzales, R (1, 5) OBP: 0.239, SLG: 0.260		1-2 6-3			3-1 5-3		0-0 F8		1-2 F9	4	0	0	0	0	0	2						
Billy Ripken, R (1, 4) OBP: 0.260, SLG: 0.258			2-1 SH3-4 1B SF9 1B		2-2 5-3		0-2 1-2 HR 1B		2-1 F7	4	2	2	0	0	0	1						
Inning Stats	R: 1 E: 0 K: 0 S: 11	H: 1 LOB: 1 BB: 1 P: 20	R: 0 E: 0 K: 0 S: 7	H: 0 LOB: 0 BB: 0 P: 11	R: 1 E: 0 K: 1 S: 17	H: 2 LOB: 1 BB: 0 P: 26	R: 0 E: 0 K: 1 S: 9	H: 0 LOB: 0 BB: 0 P: 14	R: 0 E: 0 K: 0 S: 9	H: 0 LOB: 0 BB: 0 P: 15	R: 0 E: 0 K: 0 S: 6	H: 0 LOB: 1 BB: 2 P: 16	R: 3 E: 0 K: 0 S: 13	H: 3 LOB: 0 BB: 0 P: 17	R: 0 E: 0 K: 0 S: 11	H: 0 LOB: 0 BB: 0 P: 18	R: 0 E: 1 K: 0 S: 11	H: 0 LOB: 1 BB: 0 P: 17	1B: 4 2B: 1 3B: 0 HR: 1	SF: 1 SAC: 1 DP: 1 HBP: 0	WP: 0 PB: 0 SB: 0 CS: 0	PA: 36
PITCHER	IP WLS BF H R ER SO BB IBB HBP BLK WP HR S P ERA WHIP	IP WLS BF H R ER SO BB IBB HBP BLK WP HR S P ERA WHIP																				
Tom Filer, R (1, 1) ERA: 3.94	6.0 L 23 3 2 2 2 3 0 0 0 0 0 0 59 102 3.00 1.000																					
Bill Wegman, R (7, 1) ERA: 3.73	2.0 9 3 3 3 0 0 0 0 0 0 1 24 35 13.50 1.500																					
Mark Clear, R (9, 1) ERA: 3.24	1.0 4 0 0 0 0 0 0 0 0 1 0 0 11 17 0.00 0.000																					

Batter	1	2	3	4	5	6	7	8	9	AB	R	H	RBI	BB	SO	LOB	BOTTOM					
Paul Molitor, R (1, 5) OBP: 0.391, SLG: 0.460	2-0 4-3		4-0 BLK BB		4-0 S BB		3-1 5-3			2	0	0	0	2	0	0	Baltimore Orioles @ Milwaukee Brewers Milwaukee County Stadium, Milwaukee, WI Sat Aug 13 1988, 8:05 PM EDT Att: 34,782 - Overcast - 87 F					
Jeffrey Leonard, R (1, 7) OBP: 0.286, SLG: 0.347	3-2 F3		1-2 F9		1-1 F6		2-2 F9			4	0	0	0	0	2							
Robin Yount, R (1, 8) OBP: 0.365, SLG: 0.457	1-2 BB 1B		0-2 F4		1-2 F2		1-0 5-3			4	0	1	0	0	1							
Rob Deer, R (1, 9) OBP: 0.313, SLG: 0.414	4-0 FC6-4 BB		4-2 CS BB		4-1 1B BB		1-3 K			1	0	0	0	3	1	0						
Greg Brock, L (1, 3) OBP: 0.351, SLG: 0.342	2-0 FC6-4		2-1 CS	1-1 G5-4-3 1B		2-2 F7		2-1 4-3		4	0	1	0	0	3							
Joey Meyer, R (1, 10) OBP: 0.287, SLG: 0.408		4-1 FC6-4 BB		2-2 G5-4-3		0-1 1B		4-2 G5-4-3 BB		2	0	1	0	2	0	1						
Mike Felder, S (9, FR) OBP: 0.186, SLG: 0.190				1-2 F9		1-2 1B				0	0	0	0	0	0	0						
Dale Sveum, S (1, 6) OBP: 0.264, SLG: 0.343		1-2 FC6-4 FC5-4		1-1 F9		0-2 F7		0-0 G5-4-3		4	0	0	0	0	4							
Charlie O'Brien, R (1, 2) OBP: 0.258, SLG: 0.321		1-0 FC5-4		3-2 F7			0-0 F8			3	0	0	0	0	1							
Juan Castillo, S (1, 4) OBP: 0.241, SLG: 0.213		3-2 6-3		1-2 5-3		2-1 F7				3	0	0	0	0	1							
Inning Stats	R: 0 E: 0 K: 0 S: 9	H: 1 LOB: 2 BB: 1 P: 21	R: 0 E: 0 K: 0 S: 10	H: 0 LOB: 1 BB: 1 P: 19	R: 0 E: 0 K: 0 S: 9	H: 0 LOB: 2 BB: 2 P: 20	R: 0 E: 0 K: 0 S: 7	H: 1 LOB: 0 BB: 0 P: 11	R: 0 E: 0 K: 0 S: 11	H: 0 LOB: 1 BB: 1 P: 20	R: 0 E: 0 K: 0 S: 12	H: 1 LOB: 2 BB: 1 P: 20	R: 0 E: 0 K: 1 S: 5	H: 0 LOB: 0 BB: 0 P: 10	R: 0 E: 0 K: 1 S: 7	H: 0 LOB: 0 BB: 0 P: 11	R: 0 E: 0 K: 0 S: 5	H: 0 LOB: 1 BB: 1 P: 11	1B: 3 2B: 0 3B: 0 HR: 0	SF: 0 SAC: 0 DP: 2 HBP: 0	WP: 0 PB: 0 SB: 1 CS: 1	PA: 35
PITCHER	IP WLS BF H R ER SO BB IBB HBP BLK WP HR S P ERA WHIP	IP WLS BF H R ER SO BB IBB HBP BLK WP HR S P ERA WHIP																				
Jeff Ballard, L (1, 1) ERA: 4.65	9.0 W 34 3 0 0 1 7 0 0 0 0 0 75 143 0.00 1.111																					

Batter	1	2	3	4	5	6	7	8	9	AB	R	H	RBI	BB	SO	LOB	TOP								
Pete Stanicek, S OBP: 0.306, SLG: 0.303 (1, 7)	4-2 CS BB	1-3 K		SAFE 2-1 SAFE 1-2 SAFE FC5-4		4-1 FC1-6 BB		3-2 3-1		3	0	0	0	2	1	4	Baltimore Orioles @ Milwaukee Brewers Milwaukee County Stadium, Milwaukee, WI Sun Aug 14 1988, 4:33 AM EDT Att: 31,567 - Sunny - 89 F								
Billy Ripken, R OBP: 0.282, SLG: 0.265 (1, 4)	SAFE 0-0 1-2 1B 2B		0-2 F9		1-1 P6	2-2 FC1-6		1-2 2-3 2-H 3-H 1-2 2B		5	1	2	3	0	0	2									
Cal Ripken Jr., R OBP: 0.388, SLG: 0.476 (1, 6)	2-2 5-3		1-2 HR 2B		2-1 HR	5-3		F8		5	2	2	1	0	0	4									
Eddie Murray, S OBP: 0.351, SLG: 0.467 (1, 3)	1-0 2-H HR 1B		1-2 2-H HR		3-1 F9		0-1 1B	0-0 F7		5	2	3	3	0	0	1									
Mickey Tettleton, S OBP: 0.322, SLG: 0.487 (1, 2)	3-2 1-H HR		2-3 K		3-1 P6		1-1 F8		0-0 1B FC5-6 1B	5	2	2	2	0	1	1									
Ken Gerhart, R OBP: 0.248, SLG: 0.351 Larry Sheets, L OBP: 0.306, SLG: 0.335 (7, PH)	1-3 K		0-3 K		1-6 F7		2-3 K		0-0 1B FC5-6 1B	3	0	0	0	0	2	0									
Joe Orsulak, L OBP: 0.333, SLG: 0.375 (1, 9)		4-1 S SH1-4 BB		1-1 P6		0-0 BLK 1B		2-2 F9		4	1	1	0	1	0	2									
Rene Gonzales, R OBP: 0.252, SLG: 0.273 (1, 5)	1-0 SH1-4		1-2 FC5-4 1B		SAFE 3-2 SAFE 1-1 SAFE 1-H FC1-6 1B		0-0 1B 2B 1B		2-3 K	4	2	3	1	0	1	1									
Brady Anderson, L OBP: 0.295, SLG: 0.290 (1, 8)	0-3 K		0-1 P4		3-1 FC1-6 BB 1-2 1B		3-1 1B 2B 1B			4	1	2	0	0	1	2									
Inning Stats	R: 3 E: 0 K: 1 S: 16	H: 3 LOB: 0 BB: 1 P: 27	R: 0 E: 0 K: 2 S: 9	H: 0 LOB: 1 BB: 1 P: 15	R: 2 E: 0 K: 2 S: 15	H: 2 LOB: 0 BB: 0 P: 19	R: 0 E: 0 K: 0 S: 12	H: 1 LOB: 1 BB: 0 P: 16	R: 1 E: 0 K: 0 S: 8	H: 1 LOB: 0 BB: 0 P: 17	R: 2 E: 0 K: 0 S: 13	H: 3 LOB: 2 BB: 1 P: 28	R: 0 E: 0 K: 1 S: 12	H: 1 LOB: 1 BB: 0 P: 17	R: 2 E: 0 K: 0 S: 15	H: 3 LOB: 1 BB: 0 P: 23		R: 1 E: 1 K: 1 S: 7	H: 2 LOB: 0 BB: 0 P: 10	1B: 10 2B: 3 3B: 0 HR: 3	SF: 0 SAC: 1 DP: 0 HBP: 0	WP: 0 PB: 0 SB: 1 CS: 2	PA: 44		
PITCHER	IP	WLS	BF	H	R	ER	SO	BB	IBB	HBP	BLK	WP	HR	S	P	ERA	WHIP								
Juan Nieves, L ERA: 5.37 (1, 1)	5.0	L	23	7	6	6	5	2	0	0	0	0	3	60	94	10.80	1.800								
Odel Jones, R ERA: 3.95 (6, 1)	3.0		17	7	4	4	1	1	0	0	1	0	0	40	68	12.00	2.667								
Chuck Crim, R ERA: 2.56 (9, 1)	1.0		4	2	1	0	1	0	0	0	0	0	0	7	10	0.00	2.000								

Batter	1	2	3	4	5	6	7	8	9	AB	R	H	RBI	BB	SO	LOB	BOTTOM								
Paul Molitor, R OBP: 0.389, SLG: 0.454 (1, 5)	0-1 F8		0-0 F8		1-2 G5-4-3		4-2 FC5-4 BB	1-0 FC6-4 FC6-4	1-0 F8	5	0	0	0	1	0	6	Baltimore Orioles @ Milwaukee Brewers Milwaukee County Stadium, Milwaukee, WI Sun Aug 14 1988, 4:33 AM EDT Att: 31,567 - Sunny - 89 F								
Jeffrey Leonard, R OBP: 0.298, SLG: 0.348 (1, 7)	2-1 5-3		1-2 E 1B		3-2 FC5-4 1B		0-1 F9	2-2 FC6-4		5	0	2	0	0	0	3									
Robin Yount, R OBP: 0.361, SLG: 0.452 (1, 8)	1-1 6-3		2-1 E6		0-1 FC5-4		0-0 FC5-4		1-2 6-3	5	0	0	0	0	0	3									
Greg Brock, L OBP: 0.352, SLG: 0.344 (1, 3)		1-1 F8	0-1 F8		4-2 G4-6-3 1B HR BB		1-2 6-3	3-2 HR 2B		4	2	1	0	1	0	2									
Rob Deer, R OBP: 0.317, SLG: 0.426 (1, 9)		3-2 6-3		0-0 L1		1-1 G4-6-3 1B	1-2 1B	1-2 1B 1B	0-0 2-H HR	5	2	3	2	0	0	0									
B.J. Surhoff, L OBP: 0.292, SLG: 0.314 (1, 2)	2-1 1B		0-2 3-1 2B		2-1 G4-6-3		2-1 1B 1B	2-0 1B 1B	1-1 S 1B	5	2	4	0	0	0	2									
Jim Adduci, L OBP: 0.254, SLG: 0.354 (1, 10)	SAFE 0-1 G3		2-2 3-1		0-0 HR		2-2 1B 1B	2-2 1B 1B	2-2 2-H 1B	5	2	3	4	0	0	2									
Jim Cantner, L OBP: 0.323, SLG: 0.346 (1, 4)			0-2 F8		2-1 6-3		0-0 3-1	1-1 FC6-4 1B	1-0 1-3 2B	5	0	2	1	0	0	1									
Dale Sveum, S OBP: 0.268, SLG: 0.344 (1, 6)			0-1 1B E 1B		4-0 G5-4-3 BB		1-0 F7	1-2 FC6-4 1B	1-0 P3	4	1	2	1	1	0	2									
Inning Stats	R: 0 E: 0 K: 0 S: 6	H: 0 LOB: 0 BB: 0 P: 9	R: 0 E: 0 K: 0 S: 11	H: 1 LOB: 0 BB: 0 P: 17	R: 1 E: 1 K: 0 S: 14	H: 2 LOB: 2 BB: 0 P: 17	R: 0 E: 0 K: 0 S: 10	H: 1 LOB: 1 BB: 0 P: 14	R: 0 E: 0 K: 0 S: 11	H: 1 LOB: 1 BB: 1 P: 19	R: 2 E: 0 K: 0 S: 9	H: 2 LOB: 0 BB: 1 P: 16	R: 0 E: 0 K: 0 S: 7	H: 0 LOB: 1 BB: 1 P: 12	R: 3 E: 0 K: 0 S: 18	H: 5 LOB: 2 BB: 0 P: 29		R: 3 E: 0 K: 0 S: 19	H: 5 LOB: 2 BB: 0 P: 29	1B: 12 2B: 3 3B: 0 HR: 2	SF: 0 SAC: 0 DP: 2 HBP: 0	WP: 0 PB: 0 SB: 1 CS: 0	PA: 46		
PITCHER	IP	WLS	BF	H	R	ER	SO	BB	IBB	HBP	BLK	WP	HR	S	P	ERA	WHIP								
Dave Schmidt, R ERA: 3.47 (1, 1)	6.0	W	26	7	3	2	0	2	0	0	0	0	0	20	32	20.25	3.750								
Doug Sisk, R ERA: 2.92 (7, 1)	1.1		9	4	3	3	0	1	0	0	0	0	0	22	34	27.00	6.000								
Tom Niedenfuer, R ERA: 3.4 (8, 1)	1.0	S	2	0	0	0	0	0	0	0	0	0	0	2	4	0.00	0.000								
Mark Thurmond, L ERA: 5.4 (9, 1)	0.2		2	0	0	0	0	0	0	0	0	0	0	2	4	0.00	0.000								

Batter	1	2	3	4	5	6	7	8	9	AB	R	H	RBI	BB	SO	LOB	TOP										
Pete Stanicek, S (1, 7) OBP: 0.305, SLG: 0.302	2-1 6-3			0-1 L3			0-1 E 1B	2-2 F6		4	1	1	0	0	0	2	Baltimore Orioles @ Milwaukee Brewers Milwaukee County Stadium, Milwaukee, WI Mon Aug 15 1988, 8:05 PM EDT Att: 19,088 - Unknown - 84 F AB 31 R 1 H 5 RBI 1 BB 0 SO 11 LOB 10 										
Billy Ripken, R (1, 4) OBP: 0.259, SLG: 0.263	1-2 F9			1-2 G3			0-1 E3 G5-4-3 1B		0-3 K	4	0	0	0	0	1	1											
Cal Ripken Jr., R (1, 6) OBP: 0.387, SLG: 0.474	2-1 6-3			1-3 K			3-2 G5-4-3 1B		2-3 K	4	0	1	1	0	2	0											
Eddie Murray, S (1, 3)		1-2 F6			3-3 K		3-3 G5-4-3 1B		1-1 6-3	4	0	0	0	0	1	2											
Mickey Tettleton, S (1, 2)		2-3 K			2-3 K		3-3 K			3	0	0	0	0	3	1											
Fred Lynn, L (1, 10)		2-2 G3			1-3 K				0-3 K	3	0	0	0	0	2	0											
Joe Orsulak, L (1, 9)				0-0 CS 1B			0-3 K		0-1 1B 1B	3	0	2	0	0	1	0											
Rene Gonzales, R (1, 5)				0-1 F7			0-2 6-3		1-2 1B 1B	3	0	1	0	0	0	1											
Brady Anderson, L (1, 8) Ken Gerhart, R (8, PH) OBP: 0.247, SLG: 0.349				3-3 K			1-2 6-3		1-2 F8	2	0	0	0	0	1	1											
Inning Stats	R: 0 E: 0 K: 0 S: 7	H: 0 LOB: 0 BB: 0 P: 12	R: 0 E: 0 K: 1 S: 9	H: 0 LOB: 0 BB: 0 P: 14	R: 0 E: 0 K: 1 S: 6	H: 1 LOB: 1 BB: 0 P: 9	R: 0 E: 0 K: 1 S: 8	H: 0 LOB: 0 BB: 0 P: 10	R: 0 E: 0 K: 3 S: 9	H: 0 LOB: 0 BB: 0 P: 15	R: 0 E: 0 K: 1 S: 11	H: 0 LOB: 0 BB: 0 P: 12	R: 1 E: 1 K: 1 S: 16	H: 2 LOB: 1 BB: 0 P: 24	R: 0 E: 0 K: 1 S: 14	H: 2 LOB: 2 BB: 0 P: 18	R: 0 E: 0 K: 2 S: 11	H: 0 LOB: 0 BB: 0 P: 14	1B: 5 2B: 1 3B: 0 HR: 0	SF: 0 SAC: 0 DP: 2 HBP: 0	WP: 0 PB: 0 SB: 0 CS: 1	PA: 31					
PITCHER	IP	WLS	BF	H	R	ER	SO	BB	IBB	HBP	BLK	WP	HR	S	P	ERA	WHIP										
Teddy Higuera, L (1, 1) ERA: 2.55	8.0	W	28	5	1	0	9	0	0	0	0	0	0	80	114	0.00	0.625										
Dan Plesac, L (9, 1) ERA: 2.2	1.0	S	3	0	0	0	2	0	0	0	0	0	0	11	14	0.00	0.000										

Batter	1	2	3	4	5	6	7	8	9	AB	R	H	RBI	BB	SO	LOB	BOTTOM										
Paul Molitor, R (1, 5) OBP: 0.387, SLG: 0.457	3-1 FC5-2 3B		2-3 K		0-0 F7			2-2 E6 WP F9 1B		4	1	1	0	0	1	0	Baltimore Orioles @ Milwaukee Brewers Milwaukee County Stadium, Milwaukee, WI Mon Aug 15 1988, 8:05 PM EDT Att: 19,088 - Unknown - 84 F AB 32 R 4 H 6 RBI 3 BB 1 SO 7 LOB 14 										
Jeffrey Leonard, R (1, 7) OBP: 0.270, SLG: 0.349	1-1 5-3			2-2 E 1B	0-0 FC5-4 1B			2-2 F9		4	1	2	0	0	2	2											
Robin Yount, R (1, 8) OBP: 0.360, SLG: 0.450	2-2 FC5-2 WP			2-2 E 2B 1B	0-0 FC5-4			1-0 F9		4	1	1	0	0	3	3											
Greg Brock, L (1, 3) OBP: 0.350, SLG: 0.340	3-3 K			0-0 E4 2B			0-1 L9		4-0 1B WP IBB	3	1	0	0	1	1	2											
Rob Deer, R (1, 9) OBP: 0.316, SLG: 0.424		3-1 F6		2-2 F7			2-3 K		1-0 1B	4	0	1	1	0	1	2											
B.J. Surhoff, L (1, 2) OBP: 0.288, SLG: 0.310		3-2 F8		1-0 F8			0-1 L7		0-0 4-3	4	0	0	0	0	4	4											
Jim Adduci, L (1, 10) OBP: 0.257, SLG: 0.368		1-2 F8		2-1 K			0-2 F7			3	0	1	2	0	0	0											
Jim Gantner, L (1, 4) OBP: 0.321, SLG: 0.343			1-3 K		2-2 3-4-1			1-3 K		3	0	0	0	0	2	1											
Dale Sveum, S (1, 6) OBP: 0.266, SLG: 0.342			3-3 K				1-0 F9			3	0	0	0	0	2	0											
Inning Stats	R: 0 E: 0 K: 1 S: 10	H: 1 LOB: 1 BB: 0 P: 19	R: 0 E: 0 K: 0 S: 8	H: 0 LOB: 0 BB: 0 P: 15	R: 0 E: 0 K: 3 S: 12	H: 0 LOB: 0 BB: 0 P: 18	R: 3 E: 1 K: 0 S: 20	H: 3 LOB: 1 BB: 0 P: 31	R: 0 E: 0 K: 1 S: 6	H: 1 LOB: 1 BB: 0 P: 6	R: 0 E: 0 K: 1 S: 7	H: 0 LOB: 0 BB: 0 P: 9	R: 0 E: 0 K: 1 S: 7	H: 0 LOB: 0 BB: 0 P: 9	R: 1 E: 1 K: 0 S: 11	H: 1 LOB: 2 BB: 1 P: 19	R: 0 E: 0 K: 1 S: 11	H: 0 LOB: 0 BB: 0 P: 14	1B: 4 2B: 1 3B: 1 HR: 0	SF: 0 SAC: 0 DP: 0 HBP: 0	WP: 2 PB: 0 SB: 0 CS: 0	PA: 33					
PITCHER	IP	WLS	BF	H	R	ER	SO	BB	IBB	HBP	BLK	WP	HR	S	P	ERA	WHIP										
Jose Bautista, R (1, 1) ERA: 4.36	7.2	L	32	6	4	3	7	0	0	0	0	2	0	80	125	3.52	0.783										
Mark Thurmond, L (8, 1) ERA: 5.37	0.1		1	0	0	0	0	0	0	0	0	0	0	1	1	0.00	0.000										

Batter	1	2	3	4	5	6	7	8	9	AB	R	H	RBI	BB	SO	LOB	TOP					
Luis Polonia, L OBP: 0.391, SLG: 0.372	F8	SF8		6-3		F9		P6		4	0	0	1	0	0	1						
Dave Henderson, R OBP: 0.356, SLG: 0.541	P2	FC6-4				2B 1B	1-3		HR	5	2	2	1	0	0	2						
Jose Canseco, R OBP: 0.361, SLG: 0.535	F9		4-3			1B 2B	K		K	5	1	1	0	0	2	0						
Mark McGwire, R OBP: 0.338, SLG: 0.454		BB SF8 1B				FC6-4 1B			5-3	5	1	3	2	0	0	0						
Ron Hassey, L OBP: 0.309, SLG: 0.376		BB 1B BB				F8			3-1	3	1	1	0	2	0	1						
Don Baylor, R OBP: 0.311, SLG: 0.316		1B SF8 BB				F9			K	3	1	1	0	1	1	3						
Terry Steinbach, R OBP: 0.314, SLG: 0.373	SF8		5-3			FC6-4			F9	3	0	0	1	0	0	3						
Glenn Hubbard, R OBP: 0.325, SLG: 0.321		1B 1B		6-3					F8	4	0	2	1	0	0	0						
Walt Weiss, S OBP: 0.294, SLG: 0.301		FC6-4 1B		L4					F8	4	0	1	0	0	1	1						
Inning Stats	R: 0 E: 0 K: 0 S: 9	H: 0 LOB: 0 BB: 0 P: 15	R: 3 E: 0 K: 0 S: 13	H: 3 LOB: 2 BB: 2 P: 27	R: 0 E: 0 K: 0 S: 12	H: 2 LOB: 2 BB: 0 P: 20	R: 0 E: 0 K: 0 S: 8	H: 0 LOB: 0 BB: 0 P: 11	R: 2 E: 0 K: 0 S: 10	H: 3 LOB: 1 BB: 0 P: 15	R: 0 E: 0 K: 0 S: 8	H: 0 LOB: 0 BB: 0 P: 14	R: 0 E: 0 K: 2 S: 13	H: 1 LOB: 2 BB: 1 P: 24	R: 0 E: 0 K: 1 S: 12	H: 1 LOB: 1 BB: 0 P: 18	R: 1 E: 0 K: 1 S: 11	H: 1 LOB: 0 BB: 0 P: 17	1B: 7 2B: 3 3B: 0 HR: 1	SF: 2 SAC: 0 DP: 0 HBP: 0	WP: 0 PB: 0 SB: 0 CS: 0	PA: 41
PITCHER Jay Tibbs, R ERA: 5.15	IP: 9.0 WLS: L BF: 41 H: 11 R: 6 ER: 6 SO: 4 BB: 2 IBB: 1 HBP: 0 BLK: 0 WP: 0 HR: 1 S: 96 P: 161 ERA: 6.00 WHIP: 1.444															PITCHER						

Oakland Athletics @ Baltimore Orioles
Memorial Stadium, Baltimore, MD
Tue Aug 16 1988, 7:05 PM EDT
Att: 22,239 - Unknown - 87 F

AB 36
R 6
H 11
RBI 6
BB 3
SO 4
LOB 11



Batter	1	2	3	4	5	6	7	8	9	AB	R	H	RBI	BB	SO	LOB	BOTTOM					
Joe Orsulak, L OBP: 0.337, SLG: 0.378	F7					G1-6-3				3	0	1	0	0	0	1						
Pete Stanicek, S OBP: 0.303, SLG: 0.300			1B			1-2				1	0	0	0	0	1	0						
Fred Lynn, L OBP: 0.315, SLG: 0.502	K		F7			2B HR				3	1	1	0	1	1	1						
Cal Ripken Jr., R OBP: 0.386, SLG: 0.474	6-3			6-3		HR 2B				4	1	1	0	0	0	1						
Eddie Murray, S OBP: 0.347, SLG: 0.468		L9		K		HR				4	1	1	3	0	2	1						
Larry Sheets, L OBP: 0.303, SLG: 0.332		K		K		6-3				4	0	0	0	0	2	0						
Jim Traber, L OBP: 0.270, SLG: 0.329							3-1			3	0	0	0	1	1	0						
Terry Kennedy, L OBP: 0.238, SLG: 0.269		5-3					L7			4	0	0	0	0	0	1						
Rene Gonzales, R OBP: 0.254, SLG: 0.276							F8			3	0	1	0	0	0	0						
Billy Ripken, R OBP: 0.260, SLG: 0.263			6-3							3	0	1	0	0	0	1						
Inning Stats	R: 0 E: 0 K: 1 S: 8	H: 0 LOB: 0 BB: 0 P: 9	R: 0 E: 0 K: 1 S: 9	H: 0 LOB: 1 BB: 1 P: 16	R: 0 E: 0 K: 0 S: 6	H: 1 LOB: 0 BB: 0 P: 10	R: 0 E: 0 K: 2 S: 9	H: 0 LOB: 0 BB: 0 P: 11	R: 0 E: 0 K: 1 S: 7	H: 0 LOB: 0 BB: 0 P: 10	R: 3 E: 0 K: 0 S: 14	H: 3 LOB: 0 BB: 1 P: 24	R: 0 E: 0 K: 0 S: 8	H: 1 LOB: 1 BB: 0 P: 11	R: 0 E: 0 K: 2 S: 17	H: 1 LOB: 0 BB: 0 P: 26	R: 0 E: 0 K: 0 S: 11	H: 0 LOB: 0 BB: 0 P: 14	1B: 4 2B: 1 3B: 0 HR: 1	SF: 0 SAC: 0 DP: 1 HBP: 0	WP: 0 PB: 0 SB: 0 CS: 0	PA: 34
PITCHER Storm Davis, R ERA: 3.1 Greg Cadaret, L ERA: 2.63 Dennis Eckersley, R ERA: 1.98	IP: 6.0 WLS: W BF: 23 H: 4 R: 3 ER: 3 SO: 3 BB: 2 IBB: 0 HBP: 0 BLK: 0 WP: 0 HR: 1 S: 53 P: 80 ERA: 4.50 WHIP: 1.000															PITCHER						

Oakland Athletics @ Baltimore Orioles
Memorial Stadium, Baltimore, MD
Tue Aug 16 1988, 7:05 PM EDT
Att: 22,239 - Unknown - 87 F

AB 32
R 3
H 6
RBI 3
BB 2
SO 7
LOB 6




Batter	1	2	3	4	5	6	7	8	9	AB	R	H	RBI	BB	SO	LOB	TOP										
Tony Phillips, S OBP: 0.305, SLG: 0.268 (1, 7)	F8		F9	F4	2B		E		F8	5	1	1	0	1	0	1	Oakland Athletics @ Baltimore Orioles Memorial Stadium, Baltimore, MD Wed Aug 17 1988, 7:05 PM EDT Att: 18,127 - Unknown - 97 F										
Dave Henderson, R OBP: 0.395, SLG: 0.542 Stan Javier, S OBP: 0.321, SLG: 0.339 (7, FR)	4-3		HR	6-3	1-3		E		K	3	1	1	1	2	0	1											
Jose Canseco, R OBP: 0.383, SLG: 0.544 Doug Jennings, L OBP: 0.383, SLG: 0.323 (9, 9)	1B		HR		2B		E1			5	2	3	2	0	0	2											
Mark McGwire, R OBP: 0.339, SLG: 0.460 Carney Lansford, R OBP: 0.335, SLG: 0.373 (9, 3)	CS	K	5-3		2B	1B	F8			0	0	0	0	0	0	0											
Terry Steinbach, R OBP: 0.327, SLG: 0.382 (1, 2)		2B	BB	BB	2B	BB				2	1	2	0	3	0	0											
Don Baylor, R OBP: 0.317, SLG: 0.313 (1, 10)		BB	BB	FC6-4	2B	SF8	F8		F8	2	1	0	0	3	0	2											
Glenn Hubbard, R OBP: 0.322, SLG: 0.322 (1, 4)		K	FC6-4	1-2	SF8	2B	F8		F8	5	1	1	2	0	1	5											
Mike Gallego, R OBP: 0.299, SLG: 0.264 Luis Polonia, L OBP: 0.343, SLG: 0.365 (4, PH)	BB			3-1	SF8		F7		F9	0	0	0	0	1	0	0											
Walt Weiss, S OBP: 0.293, SLG: 0.302 (1, 6)	1-3			2B	6-3		4-3		F9	5	0	1	0	0	0	4											
Inning Stats	R: 0 E: 0 K: 0 S: 8	H: 1 LOB: 0 BB: 0 P: 16	R: 0 E: 0 K: 2 S: 14	H: 1 LOB: 2 BB: 3 P: 26	R: 2 E: 0 K: 0 S: 9	H: 1 LOB: 2 BB: 3 P: 25	R: 0 E: 0 K: 0 S: 9	H: 1 LOB: 1 BB: 0 P: 12	R: 5 E: 0 K: 0 S: 17	H: 4 LOB: 2 BB: 3 P: 36	R: 1 E: 0 K: 0 S: 8	H: 2 LOB: 0 BB: 0 P: 14	R: 2 E: 1 K: 0 S: 13	H: 1 LOB: 2 BB: 1 P: 23	R: 0 E: 0 K: 0 S: 6	H: 0 LOB: 1 BB: 1 P: 14		R: 0 E: 0 K: 1 S: 5	H: 0 LOB: 0 BB: 0 P: 11	1B: 3 2B: 5 3B: 1 HR: 2	SF: 1 SAC: 0 DP: 1 HBP: 0	WP: 0 PB: 0 SB: 0 CS: 1	PA: 48				
PITCHER	IP	WLS	BF	H	R	ER	SO	BB	IBB	HBP	BLK	WP	HR	S	P	ERA	WHIP										
Gordon Dillard, L ERA: 6.0 (1, 1)	2.2		14	3	2	2	2	4	0	0	0	0	1	28	60	6.75	2.625										
Doug Sisk, R ERA: 3.55 (3, 1)	1.1	L	11	4	5	5	0	3	0	0	0	0	0	18	35	33.75	5.250										
Mark Thurmond, L ERA: 5.24 (5, 1)	3.0		15	4	3	1	0	2	0	0	0	0	1	32	57	3.00	2.000										
Tom Niedener, R ERA: 3.25 (8, 1)	2.0		7	0	0	0	1	1	0	0	0	0	0	11	25	0.00	0.500										
Batter	1	2	3	4	5	6	7	8	9	AB	R	H	RBI	BB	SO	LOB	BOTTOM										
Pete Stanicek, S OBP: 0.306, SLG: 0.303 (1, 7)	FC6-4	F9		FC5-4		F7			K	5	0	2	0	0	1	2	Oakland Athletics @ Baltimore Orioles Memorial Stadium, Baltimore, MD Wed Aug 17 1988, 7:05 PM EDT Att: 18,127 - Unknown - 97 F										
Brady Anderson, L OBP: 0.290, SLG: 0.290 (1, 8)	F6	F8		F9		F4			2B	5	0	1	0	0	0	4											
Cal Ripken Jr., R OBP: 0.384, SLG: 0.473 (1, 6)	FC6-4		F8	FC5-4		F4			F4	5	2	1	0	0	0	4											
Eddie Murray, S OBP: 0.350, SLG: 0.469 (1, 10)	1B	1B	F7		F3		1B		G4-6-3	5	2	3	0	0	0	1											
Mickey Tettleton, S OBP: 0.324, SLG: 0.480 (1, 2)	E	F8		F8		1B			G4-6-3	4	0	2	0	1	0	2											
Ken Gerhart, R OBP: 0.282, SLG: 0.351 Larry Sheets, L OBP: 0.302, SLG: 0.331 (7, PH)	E3		1B		K		SF7		K	2	0	1	1	1	1	1											
Jim Traber, L OBP: 0.274, SLG: 0.332 (1, 3)	K		1B		1B		K			4	0	2	1	0	2	3											
Rene Gonzales, R OBP: 0.249, SLG: 0.269 (1, 5)		6-3	6-3		F9		F5			4	0	0	0	0	0	5											
Billy Ripken, R OBP: 0.262, SLG: 0.266 (1, 4)				F4		1B		6-3		4	0	2	0	0	0	0											
Inning Stats	R: 2 E: 1 K: 1 S: 19	H: 3 LOB: 2 BB: 1 P: 29	R: 0 E: 0 K: 0 S: 11	H: 1 LOB: 1 BB: 0 P: 20	R: 1 E: 0 K: 0 S: 12	H: 2 LOB: 1 BB: 1 P: 26	R: 0 E: 0 K: 0 S: 8	H: 1 LOB: 1 BB: 0 P: 11	R: 0 E: 0 K: 0 S: 11	H: 2 LOB: 2 BB: 0 P: 16	R: 0 E: 0 K: 0 S: 12	H: 1 LOB: 1 BB: 0 P: 19	R: 1 E: 0 K: 1 S: 11	H: 2 LOB: 1 BB: 0 P: 16	R: 0 E: 0 K: 1 S: 13	H: 1 LOB: 0 BB: 0 P: 18		R: 0 E: 0 K: 1 S: 8	H: 1 LOB: 0 BB: 0 P: 10	1B: 12 2B: 2 3B: 0 HR: 0	SF: 1 SAC: 0 DP: 1 HBP: 0	WP: 1 PB: 0 SB: 1 CS: 0	PA: 42				
PITCHER	IP	WLS	BF	H	R	ER	SO	BB	IBB	HBP	BLK	WP	HR	S	P	ERA	WHIP										
Curt Young, L ERA: 5.4 (1, 1)	5.0		26	9	3	2	2	2	0	0	0	0	0	61	102	3.60	2.200										
Eric Plunk, R ERA: 3.02 (6, 1)	4.0	S	16	5	1	1	3	0	0	0	0	1	0	44	63	2.25	1.250										


AB 36
R 10
H 11
RBI 8
BB 10
SO 3
LOB 18



AB 39
R 4
H 14
RBI 3
BB 2
SO 5
LOB 22



Batter	1	2	3	4	5	6	7	8	9	AB	R	H	RBI	BB	SO	LOB	TOP				
Tony Phillips, S OBP: 0.304, SLG: 0.262 (1, 7)	2-2 6-3		4-0 6-3 BB	1-2 F7			0-1 F7			3	0	0	0	1	0	3	<p>Oakland Athletics @ Baltimore Orioles Memorial Stadium, Baltimore, MD Thu Aug 18 1988, 7:05 PM EDT Att: 27,723 - Unknown - 86 F</p> <p>livebaseballscores.com</p> <p>AB 30 R 1 H 4 RBI 1 BB 5 SO 3 LOB 15</p> 				
Dave Henderson, R OBP: 0.395, SLG: 0.541 Doug Jennings, L OBP: 0.378, SLG: 0.317 (1, 8) (5, 9)	0-0 F9		1-2 6-3		2-1 1B		1-0 F6			3	0	1	0	0	0	1					
Jose Canseco, R OBP: 0.363, SLG: 0.542 Luis Polonia, L OBP: 0.341, SLG: 0.363 (1, 9) (5, 7)	4-2 BB		3-1 F4		1-3 K			0-3 K		2	0	0	0	1	1	2					
Mark McGwire, R OBP: 0.338, SLG: 0.465 Carney Lansford, R OBP: 0.335, SLG: 0.373 (1, 3) (8, 3)	2-0 F8			0-2 HR	2-1 F9			0-0 F9		4	1	1	1	0	0	2					
Terry Steinbach, R OBP: 0.322, SLG: 0.376 (1, 5)		3-1 F5		0-0 F7	1-2 F6			3-2 F8		4	0	0	0	0	0	1					
Don Baylor, R OBP: 0.320, SLG: 0.318 (1, 10)		1-2 6-3 2B		0-0 F8		4-1 G5-4-3 BB			1-1 5-3	3	0	1	0	1	0	0					
Glenn Hubbard, R OBP: 0.325, SLG: 0.323 (1, 4)		1-1 6-3		1-2 HBP BB 1B		2-2 F8		4-2 BB		3	0	1	0	1	0	2					
Ron Hassey, L OBP: 0.311, SLG: 0.375 Matt Sinatro, R OBP: 0.333, SLG: 0.625 (1, 2) (5, 2)		2-3 K		4-1 HBP BB		3-1 G5-4-3 1-2		2-1 F7		1	0	0	0	1	1	1					
Mike Gallego, R OBP: 0.298, SLG: 0.260 (1, 6)			0-1 F6	2-2 HBP			3-2 F3		3-1 F9	3	0	0	0	0	0	1					
Inning Stats	R: 0 E: 0 K: 0 S: 7	H: 0 LOB: 1 BB: 1 P: 15	R: 0 E: 0 K: 1 S: 12	H: 1 LOB: 1 BB: 0 P: 19	R: 0 E: 0 K: 0 S: 7	H: 0 LOB: 1 BB: 1 P: 15	R: 1 E: 0 K: 0 S: 16	H: 2 LOB: 3 BB: 1 P: 24	R: 0 E: 0 K: 1 S: 11	H: 0 LOB: 0 BB: 1 P: 17	R: 0 E: 0 K: 0 S: 6	H: 0 LOB: 0 BB: 1 P: 10	R: 0 E: 0 K: 1 S: 7	H: 0 LOB: 0 BB: 0 P: 10	R: 0 E: 0 K: 0 S: 8	H: 0 LOB: 1 BB: 1 P: 18		1B: 2 2B: 1 3B: 0 HR: 1	SF: 0 SAC: 0 DP: 1 HBP: 1	WP: 0 PB: 0 SB: 0 CS: 0	PA: 36
PITCHER Jeff Ballard, L ERA: 4.35 (1, 1)	IP 9.0 WLS W BF 36 H 4 R 1 ER 1 SO 3 BB 5 IBB 0 HBP 1 BLK 0 WP 0 HR 1 S 80 P 143 ERA 1.00 WHIP 1.000															PITCHER					

Batter	1	2	3	4	5	6	7	8	9	AB	R	H	RBI	BB	SO	LOB	BOTTOM				
Brady Anderson, L OBP: 0.289, SLG: 0.285 (1, 8)	4-2 BB 2B						0-0 F3			4	1	0	0	1	2	3	<p>Oakland Athletics @ Baltimore Orioles Memorial Stadium, Baltimore, MD Thu Aug 18 1988, 7:05 PM EDT Att: 27,723 - Unknown - 86 F</p> <p>livebaseballscores.com</p> <p>AB 33 R 10 H 12 RBI 10 BB 9 SO 7 LOB 16</p> 				
Fred Lynn, L OBP: 0.318, SLG: 0.511 Ken Gerhart, R OBP: 0.251, SLG: 0.349 (1, 9) (6, 9)	4-2 BB 2B				0-0 HR	2-2 1-3	0-1 F9			3	2	1	1	1	1	0					
Cal Ripken Jr., R OBP: 0.388, SLG: 0.480 (1, 6)	2-1 1B SF9 2B				1-1 BB 2B 1B	2-2 5-3	4-2 BB			4	2	3	2	1	0	0					
Eddie Murray, S OBP: 0.353, SLG: 0.468 Pete Stanicsek, S OBP: 0.304, SLG: 0.301 (1, 10) (7, PH)	4-0 SF9 1B BB				4-1 2B 1B BB	0-1 F3	2-2 4-3			1	2	0	0	3	0	0					
Jim Traber, L OBP: 0.280, SLG: 0.342 (1, 3)	2-1 1B 1B				0-0 1B 2B		0-1 L1-3 1B		0-2 4-3	5	2	3	1	0	1	2					
Larry Sheets, L OBP: 0.298, SLG: 0.327 (1, 7)	2-2 SF9				1-2 4-3		1-1 L1-3 1-2		2-2 F9	4	0	0	1	0	0	3					
Terry Kennedy, L OBP: 0.251, SLG: 0.278 (1, 2)	0-0 1B 1B				3-2 FC6-4 1B	1-1 BB 1B	4-2 BB		3-1 F6	4	1	3	3	1	0	0					
Rene Gonzales, R OBP: 0.249, SLG: 0.264 (1, 5)	1-3 K				0-3 K		1-3 K			3	0	0	0	1	3	4					
Billy Ripken, R OBP: 0.267, SLG: 0.268 (1, 4)	0-0 1B				0-1 FC6-4 1B		4-2 F9 F3 BB			3	0	2	2	1	0	1					
Inning Stats	R: 5 E: 0 K: 1 S: 19	H: 4 LOB: 2 BB: 3 P: 38	R: 0 E: 0 K: 3 S: 13	H: 1 LOB: 2 BB: 1 P: 26	R: 0 E: 0 K: 1 S: 15	H: 1 LOB: 1 BB: 0 P: 19	R: 5 E: 0 K: 1 S: 19	H: 5 LOB: 2 BB: 2 P: 32	R: 0 E: 0 K: 0 S: 9	H: 0 LOB: 0 BB: 0 P: 13	R: 0 E: 0 K: 1 S: 11	H: 1 LOB: 1 BB: 1 P: 17	R: 0 E: 0 K: 0 S: 10	H: 0 LOB: 2 BB: 2 P: 20	R: 0 E: 0 K: 0 S: 8	H: 0 LOB: 0 BB: 0 P: 13		1B: 8 2B: 4 3B: 0 HR: 1	SF: 1 SAC: 0 DP: 1 HBP: 0	WP: 0 PB: 0 SB: 0 CS: 0	PA: 43
PITCHER Bob Welch, R ERA: 3.58 Rick Honeycutt, L ERA: 3.79 Gene Nelson, R ERA: 3.3 (1, 1) (4, 1) (8, 1)	IP 3.1 WLS L BF 23 H 9 R 9 ER 9 SO 5 BB 0 IBB 0 HBP 0 BLK 0 WP 0 HR 0 S 54 P 95 ERA 24.30 WHIP 4.200															PITCHER					

Batter	1	2	3	4	5	6	7	8	9	AB	R	H	RBI	BB	SO	LOB	TOP								
Devon White, S (1, 8) OBP: 0.302, SLG: 0.388										4	1	1	0	0	2	5	California Angels @ Baltimore Orioles Memorial Stadium, Baltimore, MD Fri Aug 19 1988, 7:05 PM EDT Att: 25,009 - Unknown - 72 F								
Mark McLemore, S (1, 4) OBP: 0.337, SLG: 0.374										4	0	0	0	0	0	1									
Wally Joyner, L (1, 3) OBP: 0.353, SLG: 0.421										4	0	1	1	0	1	0									
Brian Downing, R (1, 10) OBP: 0.370, SLG: 0.466										4	0	0	0	0	1	1									
Chili Davis, S (1, 9) OBP: 0.327, SLG: 0.464										4	0	0	0	0	1	1									
Thad Bosley, L (1, 7) OBP: 0.292, SLG: 0.321										4	0	1	0	0	0	0									
Jack Howell, L (1, 5) OBP: 0.323, SLG: 0.411										4	0	1	0	0	2	1									
Dick Schofield, R (1, 6) OBP: 0.305, SLG: 0.327										1	0	0	0	2	0	1									
Johnny Ray, S (9, PH) OBP: 0.339, SLG: 0.417										1	0	0	0	0	0	0									
Darrell Miller, R (1, 2) OBP: 0.318, SLG: 0.327										1	0	0	0	1	0	0									
Inning Stats	R: 1 E: 0 K: 1 S: 11	H: 1 LOB: 1 BB: 0 P: 16	R: 0 E: 0 K: 0 S: 8	H: 1 LOB: 1 BB: 0 P: 13	R: 0 E: 0 K: 1 S: 7	H: 0 LOB: 0 BB: 0 P: 10	R: 0 E: 0 K: 1 S: 8	H: 0 LOB: 0 BB: 0 P: 15	R: 0 E: 0 K: 1 S: 13	H: 0 LOB: 2 BB: 2 P: 23	R: 0 E: 0 K: 0 S: 5	H: 0 LOB: 0 BB: 0 P: 8	R: 0 E: 0 K: 2 S: 15	H: 1 LOB: 3 BB: 1 P: 25	R: 0 E: 0 K: 1 S: 19	H: 1 LOB: 1 BB: 0 P: 20	R: 0 E: 0 K: 0 S: 9	H: 0 LOB: 0 BB: 0 P: 15	1B: 2 2B: 2 3B: 0 HR: 0	SF: 0 SAC: 0 DP: 0 HBP: 1	WP: 0 PB: 0 SB: 0 CS: 0	PA: 35			
PITCHER	IP	WLS	BF	H	R	ER	SO	BB	IBB	HBP	BLK	WP	HR	S	P	ERA	WHIP								
Dave Schmidt, R (1, 1) ERA: 3.33	6.2	W	27	3	1	1	5	3	0	1	0	0	0	64	107	1.35	0.900								
Mark Williamson, R (7, 1) ERA: 5.44	1.1		5	1	0	0	2	0	0	0	0	0	0	22	28	0.00	0.750								
Tom Niedenfuer, R (9, 1) ERA: 3.18	1.0	S	3	0	0	0	0	0	0	0	0	0	0	9	15	0.00	0.000								

Batter	1	2	3	4	5	6	7	8	9	AB	R	H	RBI	BB	SO	LOB	BOTTOM								
Joe Orsulak, L (1, 7) OBP: 0.339, SLG: 0.387										4	2	2	0	0	0	2	California Angels @ Baltimore Orioles Memorial Stadium, Baltimore, MD Fri Aug 19 1988, 7:05 PM EDT Att: 25,009 - Unknown - 72 F								
Brady Anderson, L (1, 8) OBP: 0.289, SLG: 0.286										3	0	1	0	0	0	1									
Cal Ripken Jr., R (1, 6) OBP: 0.387, SLG: 0.477										3	1	0	1	1	0	1									
Eddie Murray, S (1, 10) OBP: 0.356, SLG: 0.469										3	0	2	1	1	1	1									
Mickey Tettleton, S (1, 2) OBP: 0.332, SLG: 0.478										1	0	0	0	3	0	1									
Fred Lynn, L (1, 9) OBP: 0.313, SLG: 0.504										4	0	0	1	0	1	6									
Jim Traber, L (1, 3) OBP: 0.276, SLG: 0.336										4	0	0	0	0	1	2									
Rene Gonzales, R (1, 5) OBP: 0.249, SLG: 0.263										4	0	1	0	0	0	0									
Billy Ripken, R (1, 4) OBP: 0.266, SLG: 0.268										4	0	1	0	0	0	0									
Inning Stats	R: 1 E: 1 K: 1 S: 9	H: 1 LOB: 1 BB: 0 P: 17	R: 0 E: 0 K: 0 S: 12	H: 2 LOB: 2 BB: 0 P: 20	R: 0 E: 0 K: 1 S: 10	H: 1 LOB: 2 BB: 2 P: 23	R: 0 E: 0 K: 1 S: 6	H: 0 LOB: 0 BB: 0 P: 12	R: 2 E: 0 K: 0 S: 10	H: 2 LOB: 2 BB: 2 P: 20	R: 0 E: 0 K: 0 S: 5	H: 0 LOB: 0 BB: 0 P: 9	R: 0 E: 0 K: 0 S: 9	H: 1 LOB: 2 BB: 1 P: 23	R: 0 E: 0 K: 0 S: 5	H: 0 LOB: 0 BB: 0 P: 6		R: 0 E: 0 K: 0 S: 9	H: 0 LOB: 0 BB: 0 P: 6	1B: 6 2B: 0 3B: 1 HR: 0	SF: 0 SAC: 1 DP: 0 HBP: 0	WP: 0 PB: 0 SB: 0 CS: 1	PA: 36		
PITCHER	IP	WLS	BF	H	R	ER	SO	BB	IBB	HBP	BLK	WP	HR	S	P	ERA	WHIP								
Mike Witt, R (1, 1) ERA: 4.3	8.0	L	36	7	3	3	3	5	0	0	0	0	0	66	130	3.38	1.500								

Batter	1	2	3	4	5	6	7	8	9	AB	R	H	RBI	BB	SO	LOB	TOP											
Bruce Fields, L OBP: 0.326, SLG: 0.425	0-0 3-1	2-2 1-3			3-2 SH3 BLK 2B 1B		1-3 K		0-2 F7	5	1	1	0	0	1	2												
Harold Reynolds, S OBP: 0.340, SLG: 0.385	2-3 K		1-0 F4		2-1 SH3		4-1 S 1B BB		1-0 3-1	3	1	0	0	1	1	0												
Mickey Brantley, R OBP: 0.299, SLG: 0.432	2-1 6-3		0-0 5-3		2-0 1B FC6-4 2B		3-2 BB 1B		1-0 1B 1B	5	2	3	2	2	0	0												
Alvin Davis, L OBP: 0.413, SLG: 0.492		1-3 K	3-0 BB 1B		0-0 FC6-4 1B		4-0 BB G6-3 1B		1-2 1B 1B	4	0	3	0	1	1	0												
Darnell Coles, R OBP: 0.311, SLG: 0.405		3-1 S 1B 1B	4-2 BB		2-0 FC6-4 S 1-2		2-1 G6-3 1-2		0-1 1B	4	1	2	2	1	0	3												
Scott Bradley, L OBP: 0.293, SLG: 0.321	1-1 SAFE SAFE 1B BLK 1B		1-2 4-3		3-2 G3				1-0 SH1-3 1B HBP	3	2	1	1	0	0	3												
Jay Buhner, R OBP: 0.326, SLG: 0.437	4-1 1B 1-2 BB		1-0 4-3		2-3 K				0-0 SH1-3	2	0	0	0	1	1	0												
Jim Presley, R OBP: 0.272, SLG: 0.354	1-3 K		2-0 F9		1-1 6-3				0-0 G5-4-3 1B	4	0	1	1	0	1	2												
Rey Quinones, R OBP: 0.293, SLG: 0.406	1-1 1-2 2-H 1B		0-1 F8		0-0 6-3				0-1 G5-4-3 1-2	4	0	1	1	0	0	1												
Inning Stats	R: 0 E: 0 K: 1 S: 6	H: 0 LOB: 0 BB: 0 P: 10	R: 2 E: 0 K: 2 S: 17	H: 3 LOB: 2 BB: 1 P: 30	R: 0 E: 0 K: 0 S: 9	H: 1 LOB: 2 BB: 1 P: 18	R: 0 E: 0 K: 0 S: 4	H: 0 LOB: 0 BB: 0 P: 7	R: 2 E: 0 K: 0 S: 12	H: 3 LOB: 1 BB: 0 P: 24	R: 0 E: 0 K: 1 S: 6	H: 0 LOB: 0 BB: 0 P: 9	R: 1 E: 0 K: 1 S: 10	H: 1 LOB: 1 BB: 2 P: 23	R: 1 E: 0 K: 0 S: 4	H: 1 LOB: 0 BB: 0 P: 5	R: 1 E: 0 K: 0 S: 10	H: 3 LOB: 2 BB: 0 P: 13	1B: 11 2B: 1 3B: 0 HR: 0	SF: 0 SAC: 2 DP: 2 HBP: 1	WP: 0 PB: 0 SB: 3 CS: 0	PA: 41						
PITCHER	IP	WLS	BF	H	R	ER	SO	BB	IBB	HBP	BLK	WP	HR	S	P	ERA	WHIP											
Oswaldo Peraza, R ERA: 5.24	(1, 1)	6.1	L	30	8	5	5	5	3	0	0	2	0	0	62	113	7.11	1.737										
Doug Sisk, R ERA: 3.57	(7, 1)	2.2		11	4	2	2	0	1	0	1	0	0	0	16	26	6.75	1.875										

Seattle Mariners @ Baltimore Orioles
Memorial Stadium, Baltimore, MD
 Mon Aug 22 1988, 7:05 PM EDT
 Att: 15,036 - Unknown - 72 F

livebaseballscorecards.com

AB 34
R 7
H 12
RBI 7
BB 4
SO 5
LOB 11



Batter	1	2	3	4	5	6	7	8	9	AB	R	H	RBI	BB	SO	LOB	BOTTOM										
Joe Orsulak, L OBP: 0.330, SLG: 0.384	1-2 2-3	4-0 2B BB		1-2 FC4-6 S			1-1 4-3		2-1 F7	4	1	0	0	1	0	3											
Fred Lynn, L OBP: 0.315, SLG: 0.500	1-0 1-3	1-1 BB		3-1 G3			4-1 1B BB		3-3 K	4	0	1	3	1	1	3											
Cal Ripken Jr., R OBP: 0.389, SLG: 0.473	4-0 1B BB			3-2 L9			0-0 1B		1-2 1B	3	0	1	0	1	0	1											
Eddie Murray, S OBP: 0.358, SLG: 0.472	2-2 1B		0-0 F7		1-1 F9		2-0 F3			4	0	1	0	0	0	2											
Mickey Tettleton, S OBP: 0.332, SLG: 0.469	3-2 L4		2-0 G6-4-3 1B		1-3 K				0-0 5-3	4	0	1	0	0	1	2											
Jim Traher, L OBP: 0.277, SLG: 0.332		1-0 F7	0-0 G6-4-3		1-2 3-1				2-2 F8	4	0	0	0	0	0	1											
Larry Sheets, L OBP: 0.297, SLG: 0.325		3-2 1-3		0-0 F8			1-1 G3		0-0 F4	4	0	0	0	0	0	0											
Rene Gonzales, R OBP: 0.249, SLG: 0.263		0-1 BB HBP 2B 1B		3-2 FC4-6 WP 1B			1-0 F6		1-3 K	3	1	2	0	0	0	0											
Billy Ripken, R OBP: 0.264, SLG: 0.263		2-0 BB HBP 2B		4-0 FC4-6 BB			1-3 K		1-0 1B	1	1	0	0	1	1	0											
Jim Dwyer, L OBP: 0.365, SLG: 0.235		1-2 2B HBP		1-2 BB						1	0	1	0	0	0	0											
Inning Stats	R: 0 E: 0 K: 0 S: 11	H: 1 LOB: 2 BB: 1 P: 22	R: 3 E: 0 K: 0 S: 11	H: 2 LOB: 1 BB: 1 P: 23	R: 0 E: 0 K: 0 S: 3	H: 1 LOB: 0 BB: 0 P: 5	R: 0 E: 0 K: 0 S: 11	H: 1 LOB: 2 BB: 1 P: 22	R: 0 E: 0 K: 1 S: 8	H: 0 LOB: 0 BB: 0 P: 13	R: 0 E: 0 K: 0 S: 6	H: 0 LOB: 0 BB: 0 P: 9	R: 0 E: 0 K: 1 S: 9	H: 1 LOB: 2 BB: 1 P: 17	R: 0 E: 0 K: 0 S: 6	H: 0 LOB: 0 BB: 0 P: 8	R: 0 E: 0 K: 2 S: 10	H: 1 LOB: 1 BB: 0 P: 17	1B: 6 2B: 1 3B: 0 HR: 0	SF: 0 SAC: 0 DP: 1 HBP: 1	WP: 1 PB: 0 SB: 1 CS: 0	PA: 38					
PITCHER	IP	WLS	BF	H	R	ER	SO	BB	IBB	HBP	BLK	WP	HR	S	P	ERA	WHIP										
Bill Swift, R ERA: 4.94	(1, 1)	3.1		18	5	3	3	0	3	0	1	0	0	30	62	8.10	2.400										
Bill Wilkinson, L ERA: 4.41	(4, 1)	4.2	W	16	1	0	0	2	1	0	0	0	0	35	57	0.00	0.429										
Mike Schooler, R ERA: 3.09	(9, 1)	1.0		4	1	0	0	2	0	0	0	0	0	10	17	0.00	1.000										

Seattle Mariners @ Baltimore Orioles
Memorial Stadium, Baltimore, MD
 Mon Aug 22 1988, 7:05 PM EDT
 Att: 15,036 - Unknown - 72 F

livebaseballscorecards.com

AB 33
R 3
H 7
RBI 3
BB 4
SO 4
LOB 12



Batter	1	2	3	4	5	6	7	8	9	AB	R	H	RBI	BB	SO	LOB	TOP										
Henry Cotto, R OBP: 0.313, SLG: 0.382 (1, 8)	F7		HR		F3		SH3			3	1	2	2	0	0	0											
Harold Reynolds, S OBP: 0.336, SLG: 0.386 (1, 4)	6-3		2B		F3		5-3			4	0	1	0	0	0	1											
Mickey Brantley, R OBP: 0.299, SLG: 0.430 (1, 7)	1B		4-3		K			F9		4	0	1	0	0	1	2											
Darnell Coles, R OBP: 0.307, SLG: 0.399 (1, 10)	5-3		F1		5-3			F7		4	0	0	0	0	0	3											
Alvin Davis, L OBP: 0.414, SLG: 0.490 (1, 3)		FC5-4 1B	F9			G6-4-3 BB		4-3		3	0	1	0	1	0	1											
Jay Buhner, R OBP: 0.330, SLG: 0.435 (1, 9)		FC5-4 1B		1B G6-4-3 BB		F4			K	3	1	1	0	1	1	1											
Jim Presley, R OBP: 0.272, SLG: 0.353 (1, 5)		FC5-4 2B		G6-4-3 1B		G6-4-3			F7	4	0	1	0	0	0	3											
Rey Quinones, R OBP: 0.295, SLG: 0.412 (1, 6)				G6-4-3			F3 SH3 2B		F9	4	1	2	0	0	0	1											
Scott Bradley, L OBP: 0.290, SLG: 0.318 (1, 2)	6-3			F7			F3			3	0	0	0	0	0	3											
Inning Stats	R: 0 E: 0 K: 0 S: 9	H: 1 LOB: 1 BB: 0 P: 13	R: 0 E: 0 K: 0 S: 9	H: 3 LOB: 2 BB: 0 P: 15	R: 1 E: 0 K: 0 S: 8	H: 2 LOB: 1 BB: 0 P: 14	R: 1 E: 0 K: 0 S: 6	H: 1 LOB: 0 BB: 1 P: 12	R: 0 E: 0 K: 1 S: 11	H: 1 LOB: 1 BB: 0 P: 15	R: 0 E: 0 K: 0 S: 8	H: 0 LOB: 0 BB: 0 P: 14	R: 1 E: 0 K: 0 S: 10	H: 1 LOB: 0 BB: 0 P: 15	R: 0 E: 0 K: 0 S: 4	H: 0 LOB: 0 BB: 0 P: 6	R: 0 E: 0 K: 1 S: 5	H: 0 LOB: 0 BB: 0 P: 8	1B: 4 2B: 4 3B: 0 HR: 1	SF: 0 SAC: 1 DP: 3 HBP: 0	WP: 0 PB: 0 SB: 0 CS: 0	PA: 35					
PITCHER	IP	WLS	BF	H	R	ER	SO	BB	IBB	HBP	BLK	WP	HR	S	P	ERA	WHIP										
Jeff Ballard, L ERA: 4.32 (1, 1)	7.0		29	9	3	3	1	2	0	0	0	0	1	61	98	3.86	1.571										
Mark Williamson, R ERA: 5.34 (8, 1)	2.0	W	6	0	0	0	1	0	0	0	0	0	0	9	14	0.00	0.000										

Seattle Mariners @ Baltimore Orioles
Memorial Stadium, Baltimore, MD
Wed Aug 24 1988, 7:05 PM EDT
Cloudy - 84 F

AB 32
R 3
H 9
RBI 2
BB 2
SO 2
LOB 15



Batter	1	2	3	4	5	6	7	8	9	AB	R	H	RBI	BB	SO	LOB	BOTTOM										
Pete Stanicek, S OBP: 0.300, SLG: 0.304 (1, 7)	F9		F4			E7 2B		F2		4	0	1	0	0	0	1											
Billy Ripken, R OBP: 0.264, SLG: 0.262 (1, 4)	F9			4-3		F7			S 1B	4	0	1	0	0	0	1											
Cal Ripken Jr., R OBP: 0.390, SLG: 0.473 (1, 6)	1B			F8		2B 1B		K		4	1	2	0	0	1	2											
Eddie Murray, S OBP: 0.360, SLG: 0.474 (1, 10)	1-3			K		1B SF7 2B			IBB	3	1	1	0	1	1	1											
Mickey Tettleton, S OBP: 0.330, SLG: 0.465 (1, 2)		F8			F9			F9		4	0	1	1	0	0	3											
Fred Lynn, L OBP: 0.314, SLG: 0.498 (1, 9)		K			K		SF7			3	0	1	1	0	2	0											
Brady Anderson, L OBP: 0.278, SLG: 0.274 (9, FR)								6-3 HR 1B		0	1	0	0	0	0	0											
Ken Gerhart, R OBP: 0.248, SLG: 0.344 (1, 8)										3	0	0	0	0	2	1											
Jim Dwyer, L OBP: 0.359, SLG: 0.231 (9, PH)								F9		1	0	0	0	0	0	1											
Jim Traber, L OBP: 0.273, SLG: 0.327 (1, 3)			5-3			4-3		F7		4	0	0	0	0	0	2											
Rene Gonzales, R OBP: 0.250, SLG: 0.264 (1, 5)						4-3				3	0	1	0	0	0	0											
Larry Sheets, L OBP: 0.298, SLG: 0.334 (9, PH)			4-3					1B		1	1	1	2	0	0	0											
Inning Stats	R: 0 E: 0 K: 0 S: 13	H: 1 LOB: 1 BB: 0 P: 21	R: 0 E: 0 K: 1 S: 7	H: 0 LOB: 0 BB: 0 P: 10	R: 0 E: 0 K: 0 S: 7	H: 0 LOB: 0 BB: 0 P: 8	R: 0 E: 0 K: 1 S: 8	H: 0 LOB: 0 BB: 0 P: 13	R: 0 E: 1 K: 0 S: 7	H: 1 LOB: 1 BB: 0 P: 10	R: 2 E: 0 K: 1 S: 16	H: 3 LOB: 1 BB: 0 P: 24	R: 0 E: 0 K: 1 S: 16	H: 2 LOB: 3 BB: 1 P: 26	R: 2 E: 0 K: 0 S: 16	H: 2 LOB: 1 BB: 0 P: 22	1B: 6 2B: 2 3B: 0 HR: 1	SF: 1 SAC: 0 DP: 0 HBP: 0	WP: 0 PB: 0 SB: 2 CS: 0	PA: 36							
PITCHER	IP	WLS	BF	H	R	ER	SO	BB	IBB	HBP	BLK	WP	HR	S	P	ERA	WHIP										
Mark Langston, L ERA: 4.06 (1, 1)	7.1		29	7	2	2	5	0	0	0	0	0	0	73	105	2.46	0.955										
Michael Jackson, R ERA: 2.77 (8, 1)	0.2		4	1	1	1	1	0	1	0	0	0	0	11	19	13.50	1.500										
Mike Schooler, R ERA: 3.28 (9, 1)	0.2	L	3	1	1	1	0	0	0	0	0	0	1	15	21	13.50	1.500										

Seattle Mariners @ Baltimore Orioles
Memorial Stadium, Baltimore, MD
Wed Aug 24 1988, 7:05 PM EDT
Cloudy - 84 F

AB 34
R 4
H 9
RBI 4
BB 1
SO 6
LOB 12



Batter	1	2	3	4	5	6	7	8	9	AB	R	H	RBI	BB	SO	LOB	TOP				
Joe Orsulak, L (1, 9) OBP: 0.329, SLG: 0.396	1-2 4-3		1-2 1-3		1-2 F2		0-0 4-3			4	0	0	0	0	0	2					
Fred Lynn, L (1, 8) OBP: 0.313, SLG: 0.495	2-3 K			3-3 K	3-2 G6-4-3 1B			1-1 6-3		4	0	1	0	0	2	0					
Cal Ripken Jr., R (1, 6) OBP: 0.387, SLG: 0.469	2-0 F9			0-1 PB 1B	1-2 G6-4-3			1-3 K		4	1	1	0	0	1	2					
Eddie Murray, S (1, 3)		1-2 G6-4-3 1B		2-2 PB 1B	1-2 E 1B		4-1 G4-6-3 BB		0-3 K	3	1	2	0	1	1	0					
Larry Sheets, L (1, 7)		1-0 G6-4-3		1-1 E7 HR 1B	1-1 G4-6-3			0-0 F6		4	1	1	1	0	0	2					
Jim Traber, L (1, 10) OBP: 0.272, SLG: 0.335	3-2 F8			2-1 HR	3-0 L8			2-2 6-3		4	1	1	2	0	0	0					
Terry Kennedy, L (1, 2) OBP: 0.259, SLG: 0.296			4-2 G6-4-3 BB	0-0 F8			2-2 HR		4-1 BB	2	1	1	1	2	0	0					
Rene Gonzales, R (1, 5) OBP: 0.251, SLG: 0.265			0-0 G6-4-3	1-2 6-3			1-1 G6-4-3 1B		0-3 K	3	0	1	0	0	0	1					
Jim Dwyer, L (9, PH) OBP: 0.394, SLG: 0.226			1-2 G6-4-3							1	0	0	0	0	1	1					
Billy Ripken, R (1, 4) OBP: 0.265, SLG: 0.261			3-1 1B		4-2 1B		1-0 G6-4-3			2	0	1	0	1	0	1					
Inning Stats	R: 0 E: 0 K: 1 S: 9	H: 0 LOB: 0 BB: 0 P: 14	R: 0 E: 0 K: 0 S: 8	H: 1 LOB: 0 BB: 0 P: 13	R: 0 E: 0 K: 0 S: 9	H: 1 LOB: 1 BB: 1 P: 17	R: 4 E: 1 K: 1 S: 17	H: 4 LOB: 0 BB: 0 P: 26	R: 0 E: 0 K: 0 S: 4	H: 0 LOB: 0 BB: 1 P: 12	R: 1 E: 0 K: 0 S: 7	H: 2 LOB: 0 BB: 0 P: 11	R: 0 E: 0 K: 1 S: 8	H: 0 LOB: 0 BB: 0 P: 10	R: 0 E: 0 K: 1 S: 8	H: 0 LOB: 1 BB: 1 P: 14	1B: 7 2B: 0 3B: 0 HR: 2	SF: 0 SAC: 0 DP: 5 HBP: 0	WP: 0 PB: 1 SB: 0 CS: 0	PA: 35	
PITCHER	IP	WLS	BF	H	R	ER	SO	BB	IBB	HBP	BLK	WP	HR	S	P	ERA	WHIP				
Storm Davis, R (1, 1) ERA: 3.31	6.0	W	24	7	4	4	2	3	0	0	0	0	1	61	105	6.00	1.667				
Rick Honeycutt, L (7, 1) ERA: 3.71	1.1		5	2	1	1	0	0	0	0	0	0	1	9	14	6.75	1.500				
Eric Plunk, R (8, 1) ERA: 2.7	1.2	S	6	0	0	0	3	1	0	0	0	0	0	14	21	0.00	0.600				

Baltimore Orioles @ Oakland Athletics
Oakland-Alameda County Coliseum, Oakland, CA

AB 31
R 5
H 9
RBI 4
BB 4
SO 5
LOB 9



WP: 0 PA: 35
PB: 1
SB: 0
CS: 0

Baltimore Orioles @ Oakland Athletics
Oakland-Alameda County Coliseum, Oakland, CA

AB 33
R 8
H 12
RBI 7
BB 3
SO 5
LOB 7



Batter	1	2	3	4	5	6	7	8	9	AB	R	H	RBI	BB	SO	LOB	BOTTOM				
Luis Polonia, L (1, 7) OBP: 0.340, SLG: 0.379	1-0 4-3			0-1 6-3		0-0 B2	3-2 1B			4	0	1	0	0	0	0					
Dave Henderson, R (1, 8) OBP: 0.361, SLG: 0.545	3-2 F9			2-1 HR		2-2 HR	0-0 E 1B			4	3	3	1	0	0	0					
Jose Canseco, R (1, 9) OBP: 0.361, SLG: 0.547	2-1 6-3			0-1 S 1B 2B		1-0 HR	2-1 FC3-6 1B			4	2	3	2	0	0	0					
Dave Parker, L (1, 10) OBP: 0.318, SLG: 0.411		0-0 G3		0-0 F5		4-2 BB 1B BB	1-0 FC3-6 2B			3	2	0	0	1	0	2					
Mark McGwire, R (1, 3) OBP: 0.340, SLG: 0.459		0-1 G5-4-3 1B		2-2 2H 1B		2-3 K	4-2 2B BB			3	0	2	1	1	1	1					
Camey Lansford, R (1, 5) OBP: 0.340, SLG: 0.384		3-1 G5-4-3		2-1 1-3		1-2 BB 1B	0-1 1H 2H 2B			4	1	2	1	0	0	2					
Ron Hassey, L (1, 2) OBP: 0.321, SLG: 0.383			2-2 5-3		0-3 K	4-1 1B BB		2-1 4-3		3	0	0	0	1	1	0					
Glenn Hubbard, R (1, 4) OBP: 0.331, SLG: 0.339			1-3 K		1-0 6-3	0-1 1B BB		1-3 K		4	0	1	2	0	2	0					
Walt Weiss, S (1, 6) OBP: 0.298, SLG: 0.308		1-0 F7		1-0 F7		2-2 4-3	0-3 K		1-0 G3	4	0	0	0	0	1	2					
Inning Stats	R: 0 E: 0 K: 0 S: 7	H: 0 LOB: 0 BB: 0 P: 13	R: 0 E: 0 K: 0 S: 5	H: 1 LOB: 0 BB: 0 P: 8	R: 0 E: 0 K: 1 S: 7	H: 0 LOB: 0 BB: 0 P: 11	R: 2 E: 0 K: 0 S: 12	H: 3 LOB: 1 BB: 0 P: 18	R: 0 E: 0 K: 1 S: 8	H: 0 LOB: 0 BB: 0 P: 11	R: 4 E: 0 K: 2 S: 23	H: 4 LOB: 2 BB: 2 P: 37	R: 2 E: 1 K: 0 S: 12	H: 4 LOB: 2 BB: 1 P: 22	R: 0 E: 0 K: 1 S: 6	H: 0 LOB: 0 BB: 0 P: 10	1B: 7 2B: 3 3B: 0 HR: 2	SF: 0 SAC: 0 DP: 1 HBP: 0	WP: 0 PB: 0 SB: 1 CS: 0	PA: 36	
PITCHER	IP	WLS	BF	H	R	ER	SO	BB	IBB	HBP	BLK	WP	HR	S	P	ERA	WHIP				
Jay Tibbs, R (1, 1) ERA: 5.26	5.1	L	22	6	5	5	2	1	0	0	0	0	0	19	31	27.00	6.000				
Doug Sisk, R (6, 1) ERA: 3.69	1.0		8	5	3	3	2	1	0	0	0	0	0	12	21	0.00	1.200				
Mark Williamson, R (7, 1) ERA: 5.23	1.2		6	1	0	0	1	1	0	0	0	0	0	12	21	0.00	1.200				

Baltimore Orioles @ Oakland Athletics
Oakland-Alameda County Coliseum, Oakland, CA

AB 33
R 8
H 12
RBI 7
BB 3
SO 5
LOB 7



WP: 0 PA: 36
PB: 0
SB: 1
CS: 0

Batter	1	2	3	4	5	6	7	8	9	AB	R	H	RBI	BB	SO	LOB	TOP					
Joe Orsulak L (1,7) OBP: 0.333, SLG: 0.404	1-1 G3		2-1 F8			2-2 L8		1-0 G3 2B		4	1	1	0	0	0	0	<p>Baltimore Orioles @ California Angels Anaheim Stadium, Anaheim, CA</p> <p>Mon Aug 29 1988, 10:05 PM EDT Att: 21,974 - Unknown - 83 F</p>					
Billy Ripken R (1,4) OBP: 0.284, SLG: 0.259	0-0 F9		1-0 P4			1-2 1B		2-2 3-1		4	0	1	0	0	0	1						
Cal Ripken Jr. R (1,6) OBP: 0.383, SLG: 0.468	2-1 6-3			0-1 6-3		0-1 F8		1-0 G3		4	0	0	1	0	0	1						
Eddie Murray S (1,3) OBP: 0.366, SLG: 0.480		1-0 F8		0-1 L7		0-1 4-3		3-H 4-1 BB		3	0	0	0	1	0	1						
Larry Sheets L (1,10) OBP: 0.298, SLG: 0.331		1-3 K		1-1 5-3			1-1 FC3-6 1B	2-0 F7		4	0	1	0	0	1	1						
Fred Lynn L (1,9) OBP: 0.310, SLG: 0.483		2-2 1B			3-2 1B G6-4-3		0-0 F8		1-0 P6	4	1	2	0	0	0	1						
Terry Kennedy L (1,2) OBP: 0.283, SLG: 0.300		3-1 FC6-4 1B		0-0 G6-4-3 1B		1-0 FC3-6 1B		0-0 4-3		4	0	2	0	0	0	1						
Rene Gonzales R (1,5) OBP: 0.250, SLG: 0.263		2-2 FC6-4		0-1 G6-4-3		0-1 FC6 1B		2-2 F8		3	0	1	0	0	0	3						
Jim Traher L (9,PH) OBP: 0.284, SLG: 0.324		1-2 FC6-4		1-2 3-H 2-0		1-2 FC6 1B				1	0	0	0	0	0	0						
Brady Anderson L (1,8) OBP: 0.274, SLG: 0.270			2-1 6-3		2-0 1B		2-1 FC6			3	0	1	0	0	0	2						
Inning Stats	R: 0 E: 0 K: 0 S: 5	H: 0 LOB: 0 BB: 0 P: 8	R: 0 E: 0 K: 1 S: 12	H: 2 LOB: 2 BB: 0 P: 21	R: 0 E: 0 K: 0 S: 5	H: 0 LOB: 0 BB: 0 P: 10	R: 0 E: 0 K: 0 S: 6	H: 0 LOB: 0 BB: 0 P: 7	R: 1 E: 0 K: 0 S: 7	H: 3 LOB: 1 BB: 0 P: 12	R: 0 E: 0 K: 0 S: 11	H: 1 LOB: 1 BB: 0 P: 14	R: 0 E: 0 K: 0 S: 8	H: 2 LOB: 2 BB: 0 P: 12	R: 1 E: 0 K: 0 S: 7	H: 1 LOB: 1 BB: 1 P: 17	R: 0 E: 0 K: 0 S: 5	H: 0 LOB: 0 BB: 0 P: 8	1B: 8 2B: 1 3B: 0 HR: 0	SF: 0 SAC: 0 DP: 1 HBP: 0	WP: 0 PB: 0 SB: 1 CS: 0	PA: 35
PITCHER Mike Witt R (1,1) ERA: 4.16	IP: 9.0 WLS: W BF: 35 H: 9 R: 2 ER: 2 SO: 1 BB: 1 IBB: 0 HBP: 0 BLK: 0 WP: 0 HR: 0 S: 66 P: 109 ERA: 2.00 WHIP: 1.111															PITCHER	IP: 9.0 WLS: W BF: 35 H: 9 R: 2 ER: 2 SO: 1 BB: 1 IBB: 0 HBP: 0 BLK: 0 WP: 0 HR: 0 S: 66 P: 109 ERA: 2.00 WHIP: 1.111					

AB 34
R 2
H 9
RBI 1
BB 1
SO 1
LOB 11



Batter	1	2	3	4	5	6	7	8	9	AB	R	H	RBI	BB	SO	LOB	BOTTOM			
Devon White S (1,8) OBP: 0.301, SLG: 0.388	3-2 F9		4-2 FC4 BB		2-1 4-3			0-0 G3 SH3-4 1B		1	0	0	0	1	0	0	<p>Baltimore Orioles @ California Angels Anaheim Stadium, Anaheim, CA</p> <p>Mon Aug 29 1988, 10:05 PM EDT Att: 21,974 - Unknown - 83 F</p>			
Thad Bosley L (4,7) OBP: 0.288, SLG: 0.301			1-2 BB					0-0 SH3-4 1B		2	1	1	0	0	0	0				
Johnny Ray S (1,4) OBP: 0.336, SLG: 0.416	0-1 F8		0-1 FC4			2-2 1B		0-0 SH3-4		3	0	1	1	0	0	1				
Wally Joyner L (1,3) OBP: 0.362, SLG: 0.431	1-0 F7		1-0 HBP			1-0 F9		3-2 G3		3	0	0	0	0	0	2				
Brian Downing R (1,10) OBP: 0.366, SLG: 0.451		3-2 F8	1-1 F7			2-2 F8		0-0 FC6-4 1B		4	0	1	1	0	0	3				
Chili Davis S (1,9) OBP: 0.324, SLG: 0.456		0-1 5-3		0-1 1-3		1-1 P3		3-H 0-0 FC6-4		4	0	0	0	0	0	2				
Tony Armas R (1,7) OBP: 0.309, SLG: 0.457		0-0 6-3		0-0 6-3			1-2 HR			3	1	1	1	0	0	0				
Dick Schofield R (1,6) OBP: 0.307, SLG: 0.336			0-0 1B FC4 1B	1-1 4-3			1-0 4-3			3	1	1	0	0	0	0				
Bob Boone R (1,2) OBP: 0.352, SLG: 0.406			2-3 K		1-0 F9		2-1 L7			3	0	0	0	0	1	1				
Jack Howell L (1,5) OBP: 0.330, SLG: 0.434			0-2 BB E 1B		1-0 P5		0-1 F7			3	1	1	0	0	0	0				
Inning Stats	R: 0 E: 0 K: 0 S: 6	H: 0 LOB: 0 BB: 0 P: 10	R: 0 E: 0 K: 0 S: 8	H: 0 LOB: 0 BB: 0 P: 11	R: 2 E: 1 K: 1 S: 14	H: 2 LOB: 2 BB: 1 P: 22	R: 0 E: 0 K: 0 S: 5	H: 0 LOB: 0 BB: 0 P: 6	R: 0 E: 0 K: 0 S: 4	H: 0 LOB: 0 BB: 0 P: 8	R: 0 E: 0 K: 0 S: 11	H: 1 LOB: 1 BB: 0 P: 16	R: 1 E: 0 K: 0 S: 8	H: 1 LOB: 0 BB: 0 P: 12	R: 1 E: 0 K: 0 S: 8	H: 2 LOB: 1 BB: 0 P: 11	1B: 5 2B: 0 3B: 0 HR: 1	SF: 0 SAC: 1 DP: 0 HBP: 1	WP: 0 PB: 0 SB: 1 CS: 0	PA: 32
PITCHER Jeff Ballard L (1,1) ERA: 4.26	IP: 8.0 WLS: L BF: 32 H: 6 R: 4 ER: 3 SO: 1 BB: 1 IBB: 0 HBP: 1 BLK: 0 WP: 0 HR: 1 S: 64 P: 96 ERA: 3.38 WHIP: 0.875															PITCHER	IP: 8.0 WLS: L BF: 32 H: 6 R: 4 ER: 3 SO: 1 BB: 1 IBB: 0 HBP: 1 BLK: 0 WP: 0 HR: 1 S: 64 P: 96 ERA: 3.38 WHIP: 0.875			

AB 29
R 4
H 6
RBI 3
BB 1
SO 1
LOB 9




Batter	1	2	3	4	5	6	7	8	9	AB	R	H	RBI	BB	SO	LOB	TOP			
Joe Orsulak, L (1, 9) OBP: 0.337, SLG: 0.417	F8	1-H 1B		HR		F7		G4-6-3 1B		5	1	3	2	0	0	0	<p>Baltimore Orioles @ California Angels Anaheim Stadium, Anaheim, CA Tue Aug 30 1988, 10:05 PM EDT Att: 22,867 - Unknown</p>			
Pete Stanicak, S (1, 7) OBP: 0.310, SLG: 0.307	K	FC6-4 BB		6-3		S 1B		G4-6-3 1-2f		4	0	1	0	1	1	1				
Cal Ripken Jr., R (1, 6) OBP: 0.383, SLG: 0.466	5-3	FC6-4 1-2f		1-3		BB		G4-6-3 1B		4	0	1	0	1	0	2				
Eddie Murray, S (1, 3)		HR	FC4-6 BB	G3		F8		F7		4	1	1	1	1	0	3				
Mickey Tettleton, S (1, 2) OBP: 0.325, SLG: 0.446	SH3-4 1B	1B	F7		4-3		F7	G4-6-3 1-2f		5	1	1	0	0	0	2				
Fred Lynn, L (1, 10) OBP: 0.312, SLG: 0.482	SH3-4 1B	SH3-4 1B	FC4-6 BB	G3		K				3	1	1	0	1	1	0				
Brady Anderson, L (1, 8) OBP: 0.279, SLG: 0.275	SH3-4	FC4-6 S	FC6-4 1B	FC6-4 1B		1B		1B		3	0	2	0	0	0	2				
Rene Gonzales, R (1, 5) OBP: 0.255, SLG: 0.264	S 1B	S 1B	FC6-4 1-2f	FC6-4 1-2f		4-3		4-3		3	1	1	2	1	0	2				
Billy Ripken, R (1, 4) OBP: 0.261, SLG: 0.257	L9	1B	6-3			P6		4-3		4	0	0	0	0	0	4				
Inning Stats	R: 0 E: 0 K: 1 S: 10	H: 0 LOB: 0 BB: 0 P: 19	R: 4 E: 0 K: 0 S: 17	H: 5 LOB: 2 BB: 1 P: 27	R: 0 E: 0 K: 0 S: 12	H: 0 LOB: 3 BB: 3 P: 27	R: 1 E: 0 K: 0 S: 8	H: 1 LOB: 0 BB: 0 P: 14	R: 0 E: 0 K: 0 S: 7	H: 1 LOB: 2 BB: 1 P: 15	R: 0 E: 0 K: 1 S: 12	H: 1 LOB: 1 BB: 0 P: 17	R: 0 E: 0 K: 0 S: 5	H: 1 LOB: 0 BB: 0 P: 5	R: 0 E: 0 K: 0 S: 5	H: 1 LOB: 0 BB: 0 P: 9	1B: 9 2B: 0 3B: 0 HR: 2	SF: 0 SAC: 1 DP: 2 HBP: 0	WP: 0 PB: 0 SB: 3 CS: 0	PA: 41
PITCHER	IP WLS BF H R ER SO	IP WLS BF H R ER SO	IP WLS BF H R ER SO	IP WLS BF H R ER SO	IP WLS BF H R ER SO	IP WLS BF H R ER SO	IP WLS BF H R ER SO	IP WLS BF H R ER SO	IP WLS BF H R ER SO	IP WLS BF H R ER SO	IP WLS BF H R ER SO	IP WLS BF H R ER SO	IP WLS BF H R ER SO	IP WLS BF H R ER SO	IP WLS BF H R ER SO	IP WLS BF H R ER SO	ERA WHIP	ERA WHIP		
Dan Petry, R (1, 1) ERA: 4.23	2.2 L	17 5	4 4	4 4	1 1	4 0	0 0	0 0	0 0	0 0	0 1	36 69	13.50 3.375							
Jack Lazorko, R (3, 1) ERA: 3.97	4.2	20 5	1 1	1 1	1 1	1 0	0 0	0 0	0 0	0 1	40 64	1.93 1.286								
Greg Minton, R (8, 1) ERA: 2.47	1.2	4 1	0 0	0 0	0 0	0 0	0 0	0 0	0 0	0 0	6 10	0.00 0.600								

AB	35
R	5
H	11
RBI	5
BB	5
SO	2
LOB	16



Batter	1	2	3	4	5	6	7	8	9	AB	R	H	RBI	BB	SO	LOB	BOTTOM			
Mark McLemore, S (1, 5) OBP: 0.327, SLG: 0.360	3-1	P8			F7		4-3		6-3	5	0	0	0	0	0	4	<p>Baltimore Orioles @ California Angels Anaheim Stadium, Anaheim, CA Tue Aug 30 1988, 10:05 PM EDT Att: 22,867 - Unknown</p>			
Johnny Ray, S (1, 4) OBP: 0.336, SLG: 0.413	F8		4-3		3-1			5-3		4	0	0	0	0	0	0				
Wally Joyner, L (1, 3) OBP: 0.365, SLG: 0.439	1B		HR		F9			BB BB		3	1	2	1	1	0	0				
Brian Downing, R (1, 10) OBP: 0.365, SLG: 0.447	L8		4-3		5-3			BB BB		3	0	0	0	1	0	1				
Chili Davis, S (1, 9) OBP: 0.325, SLG: 0.463		HR		1B	G3			K		4	1	2	1	0	1	2				
Tony Armas, R (1, 8) OBP: 0.305, SLG: 0.451	5-3	1 SAFE 3-2	P7		5-3			K		4	0	0	0	0	1	3				
Thad Bosley, L (1, 7) OBP: 0.306, SLG: 0.313	L8			G6-4-3 1B				L5-3 1B		3	0	2	0	1	0	0				
Bob Boone, R (1, 2) OBP: 0.351, SLG: 0.401	1B BB			F7				L5-3 1-2f		3	0	0	0	1	0	3				
Dick Schofield, R (1, 6) OBP: 0.309, SLG: 0.338		1B		G6-4-3				1B		3	0	2	0	0	0	1				
Jim Eppard, L (9, PH) OBP: 0.375, SLG: 0.378	1-2 1B				1-2f					1	0	1	0	0	0	0				
Inning Stats	R: 0 E: 0 K: 0 S: 9	H: 1 LOB: 1 BB: 0 P: 15	R: 1 E: 0 K: 0 S: 13	H: 2 LOB: 2 BB: 1 P: 27	R: 1 E: 0 K: 0 S: 10	H: 2 LOB: 1 BB: 0 P: 17	R: 0 E: 0 K: 0 S: 9	H: 1 LOB: 0 BB: 0 P: 12	R: 0 E: 0 K: 0 S: 7	H: 0 LOB: 0 BB: 0 P: 9	R: 0 E: 0 K: 0 S: 9	H: 2 LOB: 1 BB: 0 P: 13	R: 0 E: 0 K: 2 S: 8	H: 0 LOB: 2 BB: 2 P: 20	R: 0 E: 0 K: 0 S: 10	H: 1 LOB: 1 BB: 1 P: 18	1B: 7 2B: 1 3B: 0 HR: 2	SF: 0 SAC: 0 DP: 3 HBP: 0	WP: 0 PB: 0 SB: 0 CS: 0	PA: 37
PITCHER	IP WLS BF H R ER SO	IP WLS BF H R ER SO	IP WLS BF H R ER SO	IP WLS BF H R ER SO	IP WLS BF H R ER SO	IP WLS BF H R ER SO	IP WLS BF H R ER SO	IP WLS BF H R ER SO	IP WLS BF H R ER SO	IP WLS BF H R ER SO	IP WLS BF H R ER SO	IP WLS BF H R ER SO	IP WLS BF H R ER SO	IP WLS BF H R ER SO	IP WLS BF H R ER SO	IP WLS BF H R ER SO	ERA WHIP	ERA WHIP		
Dave Schmidt, R (1, 1) ERA: 3.29	7.0	28 8	2 2	2 2	0 0	0 0	0 0	0 0	0 0	0 0	2 63	2.57 1.286								
Mark Thurmond, L (8, 1) ERA: 4.91	0.1	2 0	0 0	0 0	0 0	0 0	0 0	0 0	0 0	0 0	2 8	0.00 3.000								
Mark Williamson, R (8, 1) ERA: 5.13	0.2	3 0	0 0	0 0	0 0	0 0	0 0	0 0	0 0	0 0	6 12	0.00 1.500								
Tom Niedenfuer, R (9, 1) ERA: 2.9	1.0	S 4	1 0	0 0	0 0	0 0	0 0	0 0	0 0	0 0	10 18	0.00 2.000								



Batter	1	2	3	4	5	6	7	8	9	AB	R	H	RBI	BB	SO	LOB	TOP																
Joe Orsulak, L (1, 9) OBP: 0.338, SLG: 0.420										5	1	2	0	0	0	4																	
Brady Anderson, L (1, 8) OBP: 0.281, SLG: 0.274										4	1	1	0	1	2	4																	
Cal Ripken Jr., R (1, 6) OBP: 0.384, SLG: 0.469										3	1	2	1	0	0	1																	
Eddie Murray, S (1, 3) OBP: 0.363, SLG: 0.480										4	0	0	0	0	0	3																	
Larry Sheets, L (1, 7) OBP: 0.298, SLG: 0.331										3	1	1	1	0	0	0																	
Pete Stanicek, S (7, 7) OBP: 0.313, SLG: 0.311										1	0	1	1	0	0	0																	
Jim Traber, L (1, 10) OBP: 0.263, SLG: 0.333										4	1	1	2	0	0	1																	
Terry Kennedy, L (1, 2) OBP: 0.275, SLG: 0.309										3	0	3	0	1	0	0																	
Rene Gonzales, R (1, 5) OBP: 0.290, SLG: 0.270										3	0	2	0	0	0	1																	
Mickey Tettleton, S (9, PH) OBP: 0.324, SLG: 0.444										1	0	0	0	0	1	1																	
Billy Ripken, R (1, 4) OBP: 0.260, SLG: 0.255										3	0	0	0	0	0	4																	
Ken Gerhart, R (9, PH) OBP: 0.247, SLG: 0.341										1	0	1	0	0	0	0																	
Inning Stats	R: 4 H: 5 E: 0 K: 0 S: 19	H: 5 LOB: 1 BB: 0 P: 31	R: 0 H: 0 E: 0 K: 0 S: 6	H: 0 LOB: 0 BB: 0 P: 10	R: 0 H: 1 E: 0 K: 0 S: 6	H: 1 LOB: 0 BB: 0 P: 8	R: 0 H: 2 E: 0 K: 0 S: 10	H: 2 LOB: 1 BB: 0 P: 13	R: 0 H: 1 E: 0 K: 0 S: 6	H: 1 LOB: 0 BB: 1 P: 11	R: 0 H: 0 E: 0 K: 0 S: 4	H: 0 LOB: 0 BB: 0 P: 6	R: 0 H: 2 E: 0 K: 1 S: 10	H: 2 LOB: 2 BB: 0 P: 14	R: 1 H: 2 E: 1 K: 0 S: 9	H: 2 LOB: 0 BB: 0 P: 16	R: 0 H: 1 E: 0 K: 2 S: 10	H: 1 LOB: 2 BB: 1 P: 19	1B: 11 2B: 2 3B: 0 HR: 1	SF: 1 SAC: 0 DP: 4 HBP: 0	WP: 0 PB: 0 SB: 1 CS: 1	PA: 38											
PITCHER	IP WLS BF H R ER SO BB IBB HBP BLK WP HR S P ERA WHIP																																
Willie Fraser, R (1, 1) ERA: 5.79	6.1	27	11	4	4	0	1	0	0	0	0	0	1	55	84	5.68	1.895																
Sherman Corbett, L (7, 1) ERA: 3.95	1.0	4	1	1	1	1	0	0	0	0	0	0	0	10	17	9.00	1.000																
Bryan Harvey, R (8, 1) ERA: 2.1	1.2	W	7	2	0	0	2	1	0	0	0	0	0	15	27	0.00	1.800																

Baltimore Orioles @ California Angels
Anaheim Stadium, Anaheim, CA
Wed Aug 31 1988, 10:05 PM EDT
Att: 21,921 - Unknown - 75 F

AB 35
R 5
H 14
RBI 5
BB 2
SO 3
LOB 19



Batter	1	2	3	4	5	6	7	8	9	AB	R	H	RBI	BB	SO	LOB	BOTTOM																
Mark McLemore, S (1, 5) OBP: 0.324, SLG: 0.352										4	0	0	0	1	0	5																	
Johnny Ray, S (1, 4) OBP: 0.335, SLG: 0.418										4	1	1	1	0	0	3																	
George Hendrick, R (8, 7) OBP: 0.268, SLG: 0.308										0	0	0	0	0	0	0																	
Wally Joyner, L (1, 3) OBP: 0.366, SLG: 0.441										4	2	2	0	0	1	1																	
Brian Downing, R (1, 10) OBP: 0.362, SLG: 0.443										4	0	0	0	0	0	3																	
Chili Davis, S (1, 9) OBP: 0.327, SLG: 0.462										3	2	1	0	1	1	0																	
Tony Armas, R (1, 8) OBP: 0.311, SLG: 0.458										4	1	3	1	0	0	2																	
Jim Eppard, L (1, 7) OBP: 0.373, SLG: 0.377										3	0	1	2	0	0	2																	
Darrell Miller, R (7, PR) OBP: 0.282, SLG: 0.286										1	1	0	0	0	1	2																	
Bob Boone, R (1, 2) OBP: 0.348, SLG: 0.399										2	0	0	0	0	0	0																	
Jack Howell, L (7, PH) OBP: 0.333, SLG: 0.434										0	0	0	0	1	0	0																	
Dick Schofield, R (1, 6) OBP: 0.311, SLG: 0.338										3	0	1	3	1	0	0																	
Inning Stats	R: 0 H: 0 E: 0 K: 0 S: 7	H: 1 LOB: 0 BB: 0 P: 15	R: 0 H: 1 E: 0 K: 1 S: 8	H: 1 LOB: 0 BB: 0 P: 9	R: 0 H: 0 E: 0 K: 0 S: 9	H: 0 LOB: 0 BB: 0 P: 14	R: 0 H: 0 E: 0 K: 1 S: 8	H: 0 LOB: 0 BB: 0 P: 13	R: 0 H: 1 E: 0 K: 0 S: 6	H: 1 LOB: 0 BB: 0 P: 8	R: 0 H: 0 E: 0 K: 0 S: 4	H: 0 LOB: 0 BB: 0 P: 6	R: 5 H: 5 E: 1 K: 0 S: 20	H: 5 LOB: 2 BB: 0 P: 35	R: 2 H: 2 E: 0 K: 1 S: 12	H: 2 LOB: 3 BB: 3 P: 28	1B: 6 2B: 2 3B: 0 HR: 1	SF: 0 SAC: 0 DP: 2 HBP: 1	WP: 0 PB: 0 SB: 0 CS: 0	PA: 37													
PITCHER	IP WLS BF H R ER SO BB IBB HBP BLK WP HR S P ERA WHIP																																
Jay Tibbs, R (1, 1) ERA: 5.21	6.1	23	5	3	3	2	1	0	0	0	0	0	0	5	8	5.21	1.947																
Doug Sisk, R (7, 1) ERA: 3.51	0.0	2	1	0	0	0	0	0	0	0	0	0	0	5	8	5.21	1.947																
Mark Thurmond, L (7, 1) ERA: 4.91	0.0	1	0	0	0	0	0	0	1	0	0	0	0	2	4	5.21	1.947																
Mark Williamson, R (7, 1) ERA: 5.24	1.2	L	11	3	4	3	1	1	2	0	0	0	0	19	39	16.20	2.400																

Baltimore Orioles @ California Angels
Anaheim Stadium, Anaheim, CA
Wed Aug 31 1988, 10:05 PM EDT
Att: 21,921 - Unknown - 75 F

AB 32
R 7
H 9
RBI 7
BB 4
SO 3
LOB 18



Batter	1	2	3	4	5	6	7	8	9	AB	R	H	RBI	BB	SO	LOB	TOP			
Joe Orsulak L OBP: 0.345, SLG: 0.431 (1, 9)	0-0 4-3		0-1 G1-6-3			0-0 SH3		1-3 K		3	0	0	0	0	1	2				
Pete Stanjcek S OBP: 0.314, SLG: 0.308 (1, 7)	2-1 1-3			4-1 6-3 BB		0-0 6-3		1-3 K		3	0	0	0	1	1	1				
Cal Ripken Jr. R OBP: 0.380, SLG: 0.464 (1, 6)	2-3 K			0-1 4-1		2-3 K		1-1 G3 1B		4	0	1	0	0	2	2				
Eddie Murray S OBP: 0.360, SLG: 0.474 (1, 3)		0-0 F9		0-1 6-3			1-2 4-3		1-2 G3	4	0	0	0	0	0	2				
Mickey Tettleton S OBP: 0.319, SLG: 0.438 (1, 2)		3-2 4-3			0-0 6-3		2-3 K		2-3 K	4	0	0	0	0	2	1				
Butch Davis R OBP: 0.333, SLG: 0.333 (1, 10)		1-2 1B			2-3 K		3-1 F9			3	0	1	0	0	1	0				
Ken Gerhart R OBP: 0.248, SLG: 0.338 (1, 8)		2-1 P3			4-0 BB			0-0 1-3		2	0	0	0	1	0	1	AB 27			
Rene Gonzales R OBP: 0.258, SLG: 0.267 (1, 5)			2-3 K		1-2 F8			1-0 1B		3	0	1	0	0	1	1	R 0			
Billy Ripken R OBP: 0.261, SLG: 0.253 (1, 4)			4-1 BB			4-0 SH3 BB		0-0 F9		1	0	0	0	2	0	1	H 3			
Inning Stats	R: 0 E: 0 K: 1 S: 6	H: 0 LOB: 0 BB: 0 P: 10	R: 0 E: 0 K: 0 S: 9	H: 1 LOB: 1 BB: 0 P: 15	R: 0 E: 0 K: 1 S: 7	H: 0 LOB: 0 BB: 1 P: 13	R: 0 E: 0 K: 0 S: 5	H: 0 LOB: 0 BB: 1 P: 9	R: 0 E: 0 K: 1 S: 7	H: 0 LOB: 1 BB: 1 P: 14	R: 0 E: 0 K: 1 S: 8	H: 0 LOB: 0 BB: 0 P: 14	R: 0 E: 0 K: 1 S: 6	H: 1 LOB: 1 BB: 0 P: 8	R: 0 E: 0 K: 2 S: 13	H: 1 LOB: 1 BB: 0 P: 18	1B: 3 2B: 0 3B: 0 HR: 0	SF: 0 SAC: 1 DP: 1 HBP: 0	WP: 0 PB: 0 SB: 0 CS: 0	PA: 32
PITCHER Mark Langston L ERA: 3.9 (1, 1)	IP: 9.0 WLS: W BF: 32 H: 3 R: 0 ER: 0 SO: 8 BB: 4 IBB: 0 HBP: 0 BLK: 0 WP: 0 HR: 0 S: 66 P: 112 ERA: 0.00 WHIP: 0.778																			

Baltimore Orioles @ Seattle Mariners
The Kingdome, Seattle, WA
Sat Sep 03 1988, 10:05 PM EDT
Att: 8,644 - Dome

AB 27
R 0
H 3
RBI 0
BB 4
SO 8
LOB 11



Batter	1	2	3	4	5	6	7	8	9	AB	R	H	RBI	BB	SO	LOB	BOTTOM			
Mickey Brantley R OBP: 0.293, SLG: 0.421 (1, 8) (8, 7)	1-2 F9			0-0 5-3		0-0 L9 2B		0-2 L8		4	0	1	1	0	0	1				
Harold Reynolds S OBP: 0.338, SLG: 0.391 (1, 4)	1-0 P9			1-1 B3-1		0-1 L9				3	0	0	0	0	0	1				
Bruce Fields L OBP: 0.314, SLG: 0.396 (1, 7) Henry Cotto R OBP: 0.306, SLG: 0.371 (8, 8)	0-0 F7			2-2 4-3		0-0 F9				3	0	0	0	0	0	1				
Alvin Davis L OBP: 0.407, SLG: 0.472 (1, 10)		1-0 P5			2-3 K		0-0 F8			3	0	0	0	0	1	0				
Steve Balboni R OBP: 0.257, SLG: 0.425 (1, 3)		1-2 5-3			1-0 L7		1-1 6-3			3	0	0	0	0	0	0				
Scott Bradley L OBP: 0.299, SLG: 0.343 (1, 2)		0-1 F9			0-0 1B		0-2 F8			3	0	1	0	0	0	0				
Jay Buhner R OBP: 0.328, SLG: 0.448 (1, 9)			2-3 K		0-1 F8			1-0 L7		3	0	0	0	0	1	1	AB 28			
Jim Presley R OBP: 0.275, SLG: 0.356 (1, 5)			0-1 G4-6-3 1B			0-0 5-3 2B 2B		0-0 E6		3	1	2	0	0	0	0	R 1			
Mario Diaz R OBP: 0.349, SLG: 0.400 (1, 6)			1-0 G4-6-3			1-0 5-3		1-2 L9		3	0	0	0	0	0	3	H 4			
Inning Stats	R: 0 E: 0 K: 0 S: 5	H: 0 LOB: 0 BB: 0 P: 7	R: 0 E: 0 K: 0 S: 6	H: 0 LOB: 0 BB: 0 P: 8	R: 0 E: 0 K: 1 S: 6	H: 1 LOB: 0 BB: 0 P: 9	R: 0 E: 0 K: 0 S: 7	H: 0 LOB: 0 BB: 0 P: 10	R: 0 E: 0 K: 1 S: 8	H: 1 LOB: 1 BB: 0 P: 11	R: 1 E: 0 K: 0 S: 6	H: 2 LOB: 1 BB: 0 P: 7	R: 0 E: 0 K: 0 S: 6	H: 0 LOB: 0 BB: 0 P: 7	R: 0 E: 1 K: 0 S: 9	H: 0 LOB: 1 BB: 0 P: 11	1B: 2 2B: 2 3B: 0 HR: 0	SF: 0 SAC: 0 DP: 1 HBP: 0	WP: 0 PB: 0 SB: 0 CS: 0	PA: 28
PITCHER Jose Bautista R ERA: 3.84 (1, 1)	IP: 8.0 WLS: L BF: 28 H: 4 R: 1 ER: 1 SO: 2 BB: 0 IBB: 0 HBP: 0 BLK: 0 WP: 0 HR: 0 S: 53 P: 70 ERA: 1.12 WHIP: 0.500																			

Baltimore Orioles @ Seattle Mariners
The Kingdome, Seattle, WA
Sat Sep 03 1988, 10:05 PM EDT
Att: 8,644 - Dome

AB 28
R 1
H 4
RBI 1
BB 0
SO 2
LOB 7



Batter	1	2	3	4	5	6	7	8	9	AB	R	H	RBI	BB	SO	LOB	TOP										
Joe Orsulak, L (1,9) OBP: 0.344, SLG: 0.438	1-2 4-3		3-2 L7		2-2 G3		1-1 HR			4	1	1	2	0	0	0											
Brady Anderson, L (1,8) OBP: 0.279, SLG: 0.270	0-0 P6		3-2 L9		1-1 WP 1B		3-3 K			4	0	1	0	0	0	1											
Cal Ripken Jr., R (1,6) OBP: 0.379, SLG: 0.462	2-3 K			0-0 2B 4-3 1B	2-2 4-3			0-0 G6-3		4	1	1	0	0	0	1											
Eddie Murray, S (1,10) OBP: 0.358, SLG: 0.471		3-2 F8		0-0 F9		2-2 G3		1-3 K		4	0	0	0	0	0	1											
Larry Sheets, L (1,7) OBP: 0.297, SLG: 0.332		3-3 K		0-0 4-3 1B		1-2 G6-3		0-1 F9		4	1	1	0	0	0	1											
Pete Stanicek, S (9,7) OBP: 0.314, SLG: 0.308				1-3 2B						0	0	0	0	0	0	0											
Jim Traber, L (1,3) OBP: 0.260, SLG: 0.328	2-2 4-3			0-0 4-3		0-3 K			3-2 G6-4-3 1B	4	0	1	1	0	1	1											
Terry Kennedy, L (1,2) OBP: 0.286, SLG: 0.322			2-2 HR	0-1 3H 1B		1-2 WP HR		3-2 F9		4	2	3	1	0	0	1											
Rene Gonzales, R (1,5) OBP: 0.253, SLG: 0.262			2-3 K	0-2 L8		0-0 P6		2-2 G6-4-3		4	0	0	0	0	1	4											
Billy Ripken, R (1,4) OBP: 0.262, SLG: 0.260			2-2 HR		0-2 5-3		1-2 6-3			3	1	1	2	0	0	1											
Inning Stats	R: 0 E: 0 K: 1 S: 8	H: 0 LOB: 0 BB: 0 P: 11	R: 0 E: 0 K: 1 S: 10	H: 0 LOB: 0 BB: 0 P: 18	R: 2 E: 0 K: 1 S: 19	H: 2 LOB: 0 BB: 0 P: 31	R: 2 E: 0 K: 0 S: 9	H: 3 LOB: 1 BB: 0 P: 9	R: 0 E: 0 K: 1 S: 15	H: 0 LOB: 0 BB: 0 P: 12	R: 2 E: 0 K: 1 S: 14	H: 2 LOB: 0 BB: 0 P: 20	R: 0 E: 0 K: 1 S: 6	H: 0 LOB: 0 BB: 0 P: 7	R: 0 E: 0 K: 0 S: 15	H: 1 LOB: 0 BB: 0 P: 23	1B: 5 2B: 2 3B: 0 HR: 2	SF: 0 SAC: 0 DP: 1 HBP: 0	WP: 2 PB: 0 SB: 0 CS: 0	PA: 35							
PITCHER	IP	WLS	BF	H	R	ER	SO	BB	IBB	HBP	BLK	WP	HR	S	P	ERA	WHIP										
Terry Taylor, R (1,1) ERA: 6.89	6.0	L	25	7	5	5	4	0	0	0	0	1	1	74	104	7.50	1.167										
Michael Jackson, R (7,1) ERA: 2.75	1.0		4	1	1	1	1	0	0	0	1	1	1	10	15	9.00	1.000										
Rod Scurrey, L (8,1) ERA: 4.45	1.1		5	1	0	0	1	0	0	0	0	0	0	18	25	0.00	0.750										
Jerry Reed, R (9,1) ERA: 3.89	0.2		1	0	0	0	0	0	0	0	0	0	0	3	5	0.00	0.000										

Baltimore Orioles @ Seattle Mariners
The Kingdome, Seattle, WA
Sun Sep.04.1988, 6:33 AM EDT
Att: 6,503 - Dome

AB 35
R 6
H 9
RBI 6
BB 0
SO 6
LOB 9



Batter	1	2	3	4	5	6	7	8	9	AB	R	H	RBI	BB	SO	LOB	BOTTOM										
Henry Cotto, R (1,8) OBP: 0.304, SLG: 0.368	1-0 5-3		0-0 5-3		3-2 6-3		2-3 K		0-0 P6	3	0	0	0	0	0	0											
Bruce Fields, L (7,7) OBP: 0.302, SLG: 0.380										2	0	0	0	0	1	0											
Harold Reynolds, S (1,4) OBP: 0.336, SLG: 0.393	1-1 4-3		1-0 P7		1-0 1B		4-2 BB			3	1	1	0	1	0	0											
Mickey Brantley, R (1,7) OBP: 0.295, SLG: 0.420	4-1 BB		0-2 G3		0-1 2H 1B		1-1 F7			3	0	1	1	1	0	1											
Steve Balboni, R (1,3) OBP: 0.260, SLG: 0.433	4-0 BB			1-1 P6	3-1 F8			2-2 HR		3	1	1	1	1	0	1											
Darnell Coles, R (1,10) OBP: 0.308, SLG: 0.416	1-2 F8					0-1 G3		2-0 P5		1	0	0	0	0	0	2											
Alvin Davis, L (4,7) OBP: 0.407, SLG: 0.479										3	1	1	1	0	0	0											
Jay Buhner, R (1,9) OBP: 0.331, SLG: 0.463		0-0 G5-3 1B		3-3 K		1-2 HR		1-1 4-3		4	1	2	1	0	1	0											
Dave Valle, R (1,2) OBP: 0.298, SLG: 0.429	1-1 F8			2-2 2B		2-1 F2		0-0 P8		4	0	1	0	0	0	1											
Jim Presley, R (1,5) OBP: 0.273, SLG: 0.353	0-1 G5-3			0-0 6-3		2-0 6-3			1-3 K	4	0	0	0	0	1	2											
Rey Quinones, R (1,6) OBP: 0.295, SLG: 0.422	1-0 L1-3				0-0 6-3		0-0 B1-3		0-0 P4	4	0	0	0	0	0	1											
Inning Stats	R: 0 E: 0 K: 0 S: 7	H: 0 LOB: 2 BB: 2 P: 18	R: 0 E: 0 K: 0 S: 6	H: 1 LOB: 1 BB: 0 P: 8	R: 0 E: 0 K: 0 S: 5	H: 0 LOB: 0 BB: 0 P: 6	R: 1 E: 0 K: 1 S: 15	H: 2 LOB: 1 BB: 0 P: 24	R: 1 E: 0 K: 0 S: 10	H: 2 LOB: 1 BB: 0 P: 17	R: 1 E: 0 K: 0 S: 8	H: 1 LOB: 0 BB: 0 P: 13	R: 0 E: 0 K: 1 S: 8	H: 0 LOB: 1 BB: 1 P: 15	R: 1 E: 0 K: 0 S: 7	H: 1 LOB: 0 BB: 0 P: 12	R: 0 E: 0 K: 1 S: 6	H: 0 LOB: 0 BB: 0 P: 7	1B: 2 2B: 2 3B: 0 HR: 3	SF: 0 SAC: 0 DP: 0 HBP: 0	WP: 0 PB: 0 SB: 0 CS: 0	PA: 37					
PITCHER	IP	WLS	BF	H	R	ER	SO	BB	IBB	HBP	BLK	WP	HR	S	P	ERA	WHIP										
Jeff Ballard, L (1,1) ERA: 4.19	2.0		9	1	0	0	0	2	0	0	0	0	0	13	26	0.00	1.500										
Mark Williamson, R (3,1) ERA: 5.25	3.0	W	13	4	2	2	1	0	0	0	0	0	1	30	47	6.00	1.333										
Don Aase, R (6,1) ERA: 4.58	2.0		8	1	1	1	1	1	0	0	0	0	1	16	28	4.50	1.000										
Gregg Olson, R (8,1) ERA: 4.5	1.0		4	1	1	1	0	0	0	0	0	0	1	7	12	9.00	1.000										
Tom Niedenfuer, R (9,1) ERA: 2.79	1.0	S	3	0	0	0	1	0	0	0	0	0	0	6	7	0.00	0.000										

Baltimore Orioles @ Seattle Mariners
The Kingdome, Seattle, WA
Sun Sep.04.1988, 6:33 AM EDT
Att: 6,503 - Dome

AB 34
R 4
H 7
RBI 4
BB 3
SO 3
LOB 8



Batter	1	2	3	4	5	6	7	8	9	AB	R	H	RBI	BB	SO	LOB	TOP					
Wade Boggs, L (1, 5) OBP: 0.361, SLG: 0.478	4-3	E6		F7		1B		1B		4	1	1	0	1	0	2	<p>Boston Red Sox @ Baltimore Orioles Memorial Stadium, Baltimore, MD Tue Sep 06 1988, 7:05 PM EDT Att: 19,124 - Unknown - 65 F</p> <p>livebaseballscores.com</p>					
Marty Barrett, R (1, 4) OBP: 0.326, SLG: 0.336	1B	SF7		F8		1B		1B		3	1	2	1	1	0	0						
Dwight Evans, R (1, 9) OBP: 0.372, SLG: 0.467	K	G4-6-3				HR		F7		5	1	2	1	0	1	5						
Mike Greenwell, L (1, 7) OBP: 0.431, SLG: 0.552	1B			F5		HR		4-3		5	2	3	3	0	0	2						
Ellis Burks, R (1, 8) OBP: 0.369, SLG: 0.488	1B			1B		P4		6-3		3	0	1	0	2	0	1						
Todd Benzinger, S (1, 3) OBP: 0.298, SLG: 0.448	1B			F7		K		G4-6-3		5	0	1	1	0	1	3						
Lary Parrish, R (1, 10) OBP: 0.276, SLG: 0.369	FC4-6					F8		6-3		4	0	1	0	1	0	2						
Randy Kutcher, R (0, PR) OBP: 0.125, SLG: 0.125	1B									0	0	0	0	0	0	0						
Jody Reed, R (1, 6) OBP: 0.383, SLG: 0.380		SF7		F7		L5		5-3		5	1	1	0	0	0	4						
Rich Gedman, L (1, 2) OBP: 0.269, SLG: 0.348	1B			3-1		4-3		3-1		4	0	1	0	0	0	0						
Inning Stats	R: 2 H: 4 E: 0 K: 1 S: 16	H: 4 LOB: 2 BB: 0 P: 30	R: 1 H: 2 E: 1 K: 0 S: 14	H: 2 LOB: 1 BB: 0 P: 20	R: 0 H: 1 E: 0 K: 0 S: 13	H: 1 LOB: 2 BB: 1 P: 21	R: 0 H: 0 E: 0 K: 0 S: 11	H: 0 LOB: 0 BB: 0 P: 16	R: 2 H: 2 E: 0 K: 1 S: 11	H: 2 LOB: 0 BB: 0 P: 24	R: 1 H: 2 E: 0 K: 0 S: 12	H: 2 LOB: 2 BB: 1 P: 22	R: 0 H: 0 E: 0 K: 0 S: 7	H: 0 LOB: 0 BB: 1 P: 12	R: 0 H: 1 E: 0 K: 0 S: 11	H: 1 LOB: 2 BB: 1 P: 23	R: 0 H: 1 E: 1 K: 0 S: 10	H: 1 LOB: 2 BB: 1 P: 18	1B: 12 2B: 0 3B: 0 HR: 1	SF: 1 SAC: 0 DP: 2 HBP: 0	WP: 0 PB: 0 SB: 1 CS: 0	PA: 44
PITCHER	IP WLS BF H R ER SO BB IBB HBP BLK WP HR S P ERA WHIP																					
Jay Tibbs, R (1, 1) ERA: 5.35	5.0 L 25 9 5 5 2 1 0 0 0 1 0 1 65 111 9.00 2.000																					
Doug Sisk, R (6, 1) ERA: 3.73	4.0 19 4 1 1 0 4 0 0 0 0 0 0 40 75 2.25 2.000																					

AB 38
R 6
H 13
RBI 6
BB 5
SO 2
LOB 19



Batter	1	2	3	4	5	6	7	8	9	AB	R	H	RBI	BB	SO	LOB	BOTTOM			
Joe Orsulak, L (1, 9) OBP: 0.344, SLG: 0.439	1B			1B		P5		F5		4	1	2	0	0	0	0	<p>Boston Red Sox @ Baltimore Orioles Memorial Stadium, Baltimore, MD Tue Sep 06 1988, 7:05 PM EDT Att: 19,124 - Unknown - 65 F</p> <p>livebaseballscores.com</p>			
Brady Anderson, L (1, 8) OBP: 0.279, SLG: 0.274	F3			BB		F7				4	0	1	0	0	1	1				
Cal Ripken Jr., R (1, 6) OBP: 0.377, SLG: 0.457	F8			1B		SF8		BB		2	0	0	1	1	0	1				
Eddie Murray, S (1, 10) OBP: 0.360, SLG: 0.471	CS			F9		F8		F8		3	0	1	0	1	0	1				
Terry Kennedy, L (1, 2) OBP: 0.281, SLG: 0.315	F5			G5-4-3		4-3		3-1		4	0	0	0	0	0	3				
Larry Sheets, L (1, 7) OBP: 0.299, SLG: 0.332	K					L8		F7		3	0	0	0	0	1	0				
Jim Traber, L (1, 3) OBP: 0.260, SLG: 0.327				3-1		FC3-6		4-1		3	0	1	0	0	0	0				
Rene Gonzales, R (1, 5) OBP: 0.251, SLG: 0.259				5-3		FC3-6		4-3		3	0	0	0	0	0	1				
Billy Ripken, R (1, 4) OBP: 0.261, SLG: 0.259				L7		B1		F9		3	0	0	0	0	0	1				
Inning Stats	R: 0 H: 1 E: 0 K: 0 S: 7	H: 1 LOB: 0 BB: 0 P: 12	R: 0 H: 0 E: 0 K: 1 S: 8	H: 0 LOB: 0 BB: 0 P: 12	R: 0 H: 0 E: 0 K: 0 S: 13	H: 0 LOB: 0 BB: 0 P: 22	R: 1 H: 2 E: 0 K: 0 S: 11	H: 2 LOB: 1 BB: 1 P: 18	R: 0 H: 0 E: 0 K: 0 S: 14	H: 0 LOB: 0 BB: 1 P: 24	R: 0 H: 0 E: 0 K: 0 S: 4	H: 0 LOB: 0 BB: 0 P: 7	R: 0 H: 0 E: 0 K: 0 S: 7	H: 0 LOB: 0 BB: 0 P: 10	R: 0 H: 1 E: 0 K: 1 S: 9	H: 1 LOB: 1 BB: 0 P: 17	1B: 3 2B: 2 3B: 0 HR: 0	SF: 1 SAC: 0 DP: 1 HBP: 0	WP: 0 PB: 0 SB: 0 CS: 1	PA: 33
PITCHER	IP WLS BF H R ER SO BB IBB HBP BLK WP HR S P ERA WHIP																			
Wes Gardner, R (1, 1) ERA: 3.43	9.0 W 32 5 1 1 2 2 0 0 0 0 0 80 130 1.00 0.778																			

AB 29
R 1
H 5
RBI 1
BB 2
SO 2
LOB 8



Batter	1	2	3	4	5	6	7	8	9	AB	R	H	RBI	BB	SO	LOB	TOP								
Wade Boggs, L (1,5) OBP: 0.363, SLG: 0.477	G6-3		P4-6 BB		E3 2B 1B	F7			G5-4-3 BB	3	1	1	0	2	0	2	Boston Red Sox @ Baltimore Orioles Memorial Stadium, Baltimore, MD Wed Sep 07 1988, 7:05 PM EDT Att: 35,569 - Unknown - 65 F livebaseballscorecards.com								
Marty Barrett, R (1,4) OBP: 0.327, SLG: 0.336	1B		P4-6 1-2f		2B BB		F9		G5-4-3 1-2f	4	0	1	0	1	0	3									
Dwight Evans, R (1,9) OBP: 0.373, SLG: 0.469	F7			G4-3	2,2 1-3 2-H 3-H 4-0			BB		3	0	1	2	1	0	1									
Mike Greenwell, L (1,7) OBP: 0.430, SLG: 0.548	L4			F8	IBB			L9		3	0	0	0	1	0	2									
Ellis Burks, R (1,8) OBP: 0.368, SLG: 0.492		F3		HR	G5-3			G6-3		4	1	1	1	0	0	4									
Todd Benzinger, S (1,3) OBP: 0.297, SLG: 0.451	K			G4-3		P5		B1-5 3B		4	0	1	0	0	1	0									
Larry Parrish, R (1,10) OBP: 0.273, SLG: 0.365	G5-3				F8	G5-3		F5		4	0	0	0	0	0	1									
Jody Reed, R (1,6) OBP: 0.384, SLG: 0.377			F7		E 2B HBP	1B BB		B1-5		2	1	0	0	1	0	1									
Rich Gedman, L (1,2) OBP: 0.272, SLG: 0.355					K			F8		4	0	2	0	0	1	1									
Inning Stats	R: 0 E: 0 K: 0 S: 9	H: 1 LOB: 1 BB: 0 P: 17	R: 0 E: 0 K: 1 S: 6	H: 0 LOB: 0 BB: 0 P: 8	R: 0 E: 0 K: 0 S: 10	H: 1 LOB: 1 BB: 1 P: 22	R: 1 E: 0 K: 0 S: 9	H: 1 LOB: 0 BB: 0 P: 16	R: 2 E: 1 K: 1 S: 20	H: 2 LOB: 3 BB: 2 P: 33	R: 0 E: 0 K: 0 S: 8	H: 1 LOB: 2 BB: 1 P: 16	R: 0 E: 0 K: 0 S: 4	H: 0 LOB: 1 BB: 1 P: 9	R: 0 E: 0 K: 0 S: 6	H: 1 LOB: 0 BB: 0 P: 9		R: 0 E: 0 K: 0 S: 6	H: 0 LOB: 0 BB: 1 P: 10	1B: 3 2B: 4 3B: 1 HR: 1	SF: 0 SAC: 0 DP: 3 HBP: 1	WP: 0 PB: 0 SB: 1 CS: 0	PA: 38		
PITCHER	IP	WLS	BF	H	R	ER	SO	BB	IBB	HBP	BLK	WP	HR	S	P	ERA	WHIP								
Curt Schilling, R (1,1) ERA: 3.86	7.0		32	6	3	3	2	4	1	1	0	0	1	66	121	3.86	1.429								
Don Aase, R (8,1) ERA: 4.46	1.0		3	1	0	0	0	0	0	0	0	0	0	6	9	0.00	1.000								
Mark Thurmond, L (9,1) ERA: 4.64	1.0	W	3	0	0	0	0	1	0	0	0	0	0	6	10	0.00	1.000								

Batter	1	2	3	4	5	6	7	8	9	AB	R	H	RBI	BB	SO	LOB	BOTTOM								
Pete Stanicek, S (1,7) OBP: 0.319, SLG: 0.307	P4		B2-6-4 BB			L7		G4-3	FC6-4 1B 1-2 2-3	3	0	0	0	2	0	0	Boston Red Sox @ Baltimore Orioles Memorial Stadium, Baltimore, MD Wed Sep 07 1988, 7:05 PM EDT Att: 35,569 - Unknown - 65 F livebaseballscorecards.com								
Billy Ripken, R (1,4) OBP: 0.282, SLG: 0.261	G6-3		B2-6-4 1-2 2-3f			F8		1B	FC6-4 1B 1-2 2-3 3-H	5	0	2	1	0	0	2									
Cal Ripken Jr., R (1,6) OBP: 0.376, SLG: 0.455	G6-3		G5-3			K		BB 1B	FC6-4 1-2f 2-3 3-H	5	0	1	1	0	1	3									
Eddie Murray, S (1,10) OBP: 0.357, SLG: 0.467		G4-3		L4		L9		K		4	0	0	0	0	1	2									
Mickey Tettleton, S (1,2) OBP: 0.319, SLG: 0.432		2B SF7 BB		K		P3		BB		2	1	0	0	2	1	0									
Butch Davis, R (1,9) OBP: 0.500, SLG: 0.667				G4-3				F7		3	1	2	0	0	0	0									
Joe Orsulak, L (8,PH) OBP: 0.343, SLG: 0.437						BB 1B				1	0	0	0	0	0	3									
Ken Gerhart, R (1,8) OBP: 0.249, SLG: 0.336		SF7		G5-3		1B BB			K	1	0	0	1	1	0	0									
Brady Anderson, L (9,PH) OBP: 0.278, SLG: 0.273					G6-3				BB 1B	1	0	0	0	0	0	0									
Jim Traber, L (1,3) OBP: 0.263, SLG: 0.329		G4-3			G6-3				BB 1B	4	0	2	1	0	0	1									
Rick Schu, R (9,PR) OBP: 0.305, SLG: 0.356						1-3 2-H			BB 1B	0	1	0	0	0	0	0									
Rene Gonzales, R (1,5) OBP: 0.252, SLG: 0.265					G5-3				1B BB	3	0	1	0	0	1	2									
Larry Sheets, L (9,PH) OBP: 0.301, SLG: 0.332			B2-6-4 2B						FC6-4 BB	0	1	0	0	1	0	0									
Inning Stats	R: 0 E: 0 K: 0 S: 9	H: 0 LOB: 0 BB: 0 P: 14	R: 1 E: 0 K: 0 S: 11	H: 1 LOB: 1 BB: 1 P: 19	R: 0 E: 0 K: 0 S: 8	H: 1 LOB: 1 BB: 1 P: 15	R: 0 E: 0 K: 1 S: 5	H: 0 LOB: 0 BB: 0 P: 10	R: 0 E: 0 K: 1 S: 9	H: 0 LOB: 0 BB: 0 P: 16	R: 0 E: 0 K: 1 S: 8	H: 0 LOB: 0 BB: 0 P: 12	R: 1 E: 0 K: 1 S: 13	H: 2 LOB: 2 BB: 1 P: 22	R: 0 E: 0 K: 1 S: 12	H: 2 LOB: 3 BB: 1 P: 20	R: 2 E: 0 K: 1 S: 9	H: 2 LOB: 3 BB: 2 P: 20	1B: 6 2B: 2 3B: 0 HR: 0	SF: 1 SAC: 0 DP: 1 HBP: 0	WP: 0 PB: 0 SB: 0 CS: 0	PA: 39			
PITCHER	IP	WLS	BF	H	R	ER	SO	BB	IBB	HBP	BLK	WP	HR	S	P	ERA	WHIP								
Bruce Hurst, L (1,1) ERA: 3.82	7.1		29	5	2	2	3	3	0	0	0	0	0	66	112	2.46	1.091								
Lee Smith, R (8,1) ERA: 3.07	1.0		6	2	1	1	2	1	0	0	0	0	0	13	23	9.00	3.000								
Bob Stanley, R (9,1) ERA: 3.28	0.1	L	4	1	1	1	0	2	0	0	0	0	0	5	13	27.00	9.000								



Batter	1	2	3	4	5	6	7	8	9	AB	R	H	RBI	BB	SO	LOB	TOP										
Tony Fernandez, S OBP: 0.335, SLG: 0.382 (1, 6)	1-1 G3-6-1 HR 2B	1-0 P4		0-0 F7		2-1 F7	1-1 FC3-6			5	1	1	0	0	0	5											
Lloyd Moseby, L OBP: 0.350, SLG: 0.367 (1, 8)	4-2 G3-6-1 BB		2-1 P6		1-2 S	0-1 S	1-3 1B	1-3 K		4	1	2	0	1	1	0											
Rance Mulliniks, L OBP: 0.393, SLG: 0.488 (1, 10)	0-1 G3-6-1		1-2 6-3		2-2 F8	4-1 1B	1-2 BB	2-3 K		4	0	0	0	1	1	3											
George Bell, R OBP: 0.304, SLG: 0.450 (1, 7)	0-0 HR		4-0 S 1B		1-2 P6	2-0 S	1-2 1B	3-1 5-3		4	2	2	4	1	0	1											
Ernie Whitt, L OBP: 0.347, SLG: 0.399 (1, 2)	3-1 3-H		1-1 1B		0-0 F8	1-0 F9			0-0 F9	5	0	1	1	0	0	3											
Fred McGriff, L OBP: 0.385, SLG: 0.583 (1, 3)		1-0 3-1	3-1 2B		4-1 2B	4-2 BB		2-2 WP 1B		3	1	2	0	2	0	0											
Jesse Barfield, R OBP: 0.301, SLG: 0.425 (1, 9)		2-1 1B 2B		0-2 F8		0-1 G3 1B 2B	1-2 G6-4-3	0-0 F8		5	2	2	1	0	0	2											
Kelly Gruber, R OBP: 0.328, SLG: 0.439 (1, 5)		0-1 1B	3-1 P4		1-0 G3	0-1 BB		3-3 K		5	0	2	1	0	1	2											
Manuel Lee, S OBP: 0.336, SLG: 0.366 (1, 4)		0-0 1B		4-1 BB		0-1 1B 1B	4-2 FC3-6 BB			2	1	2	1	2	0	0											
Inning Stats	R: 2 E: 0 K: 0 S: 11	H: 2 LOB: 0 BB: 1 P: 17	R: 1 E: 0 K: 0 S: 7	H: 3 LOB: 1 BB: 0 P: 11	R: 1 E: 0 K: 0 S: 12	H: 2 LOB: 2 BB: 1 P: 24	R: 0 E: 0 K: 0 S: 7	H: 0 LOB: 1 BB: 1 P: 14	R: 0 E: 0 K: 0 S: 13	H: 1 LOB: 2 BB: 0 P: 17	R: 4 E: 0 K: 0 S: 13	H: 4 LOB: 2 BB: 2 P: 27	R: 0 E: 0 K: 2 S: 8	H: 0 LOB: 0 BB: 0 P: 14	R: 0 E: 0 K: 1 S: 11	H: 1 LOB: 1 BB: 0 P: 16	1B: 9 2B: 4 3B: 0 HR: 1	SF: 0 SAC: 0 DP: 2 HBP: 0	WP: 1 PB: 0 SB: 3 CS: 0	PA: 44							
PITCHER	IP	WLS	BF	H	R	ER	SO	BB	IBB	HBP	BLK	WP	HR	S	P	ERA	WHIP										
Jose Bautista, R ERA: 4.06 (1, 1)	5.0	L	25	9	6	6	0	4	0	0	0	0	1	53	90	10.80	2.600										
Doug Sisk, R ERA: 3.95 (6, 1)	2.0		12	4	2	2	0	3	0	0	0	0	0	21	41	9.00	3.500										
Mark Williamson, R ERA: 5.29 (8, 1)	2.0		7	1	0	0	3	0	0	0	0	1	0	19	30	0.00	0.500										

Toronto Blue Jays @ Baltimore Orioles
Memorial Stadium, Baltimore, MD
Fri Sep 09 1988, 7:05 PM EDT
Att: 14,750 - Unknown - 74 F

AB 37
R 8
H 14
RBI 8
BB 7
SO 3
LOB 16



Batter	1	2	3	4	5	6	7	8	9	AB	R	H	RBI	BB	SO	LOB	BOTTOM										
Joe Orsulak, L OBP: 0.345, SLG: 0.447 (1, 9)	1-1 HR		2-0 FC4-6 G4-6-3		2-2 S	1-3 1B		1-3 K		4	1	2	1	0	1	1											
Brady Anderson, L OBP: 0.275, SLG: 0.269 (1, 8)	3-2 4-3		0-1 G4-6-3		3-3 K	1-2 K		1-2 4-3		4	0	0	0	0	1	3											
Cal Ripken Jr., R OBP: 0.375, SLG: 0.452 (1, 6)	0-1 4-3			1-1 6-3		4-2 G4-6-3 BB		3-2 F9		3	0	0	0	1	0	0											
Eddie Murray, S OBP: 0.356, SLG: 0.468 (1, 10)	1-2 F8			0-0 2B		0-0 G4-6-3	1-2 K	0-3 K		4	0	1	0	0	1	1											
Larry Sheets, L OBP: 0.298, SLG: 0.329 (1, 7)		2-2 F8		2 SAFE 2-2 F8		0-1 L4		1-2 6-3		4	0	0	0	0	0	1											
Mickey Tettleton, S OBP: 0.322, SLG: 0.431 (1, 2)		4-1 BB		1-0 F8		2-1 1B		1-2 L5		3	0	1	0	1	0	1											
Jim Traber, L OBP: 0.284, SLG: 0.329 (1, 3)		2-2 F9			0-0 6-3		1-2 G4-6-3 1B			3	0	1	0	0	0	1											
Rene Gonzales, R OBP: 0.249, SLG: 0.261 (1, 5) (7, 4)		0-0 G3			1-0 2-3		0-0 F9			3	0	0	0	0	0	3											
Billy Ripken, R OBP: 0.265, SLG: 0.264 (1, 4) Rick Schu, R OBP: 0.305, SLG: 0.354 (7, 5)			0-1 FC4-6 1B		2-1 1B		1-2 G4-6-3			2	0	2	0	0	0	0											
Inning Stats	R: 1 E: 0 K: 0 S: 12	H: 1 LOB: 0 BB: 0 P: 17	R: 0 E: 0 K: 0 S: 11	H: 0 LOB: 1 BB: 1 P: 19	R: 0 E: 0 K: 0 S: 5	H: 1 LOB: 0 BB: 0 P: 7	R: 0 E: 0 K: 0 S: 7	H: 1 LOB: 1 BB: 0 P: 11	R: 0 E: 0 K: 1 S: 10	H: 2 LOB: 2 BB: 0 P: 18	R: 0 E: 0 K: 0 S: 6	H: 0 LOB: 0 BB: 1 P: 10	R: 0 E: 0 K: 0 S: 10	H: 2 LOB: 1 BB: 0 P: 14	R: 0 E: 0 K: 1 S: 14	H: 0 LOB: 0 BB: 0 P: 19	R: 0 E: 0 K: 1 S: 9	H: 0 LOB: 0 BB: 0 P: 11	1B: 5 2B: 1 3B: 0 HR: 1	SF: 0 SAC: 0 DP: 3 HBP: 0	WP: 0 PB: 0 SB: 1 CS: 0	PA: 33					
PITCHER	IP	WLS	BF	H	R	ER	SO	BB	IBB	HBP	BLK	WP	HR	S	P	ERA	WHIP										
Jim Clancy, R ERA: 4.51 (1, 1)	8.0	W	30	7	1	1	2	2	0	0	0	0	0	75	115	1.12	1.125										
Tony Castillo, L ERA: 1.74 (9, 1)	1.0		3	0	0	0	1	0	0	0	0	0	0	9	11	0.00	0.000										

Toronto Blue Jays @ Baltimore Orioles
Memorial Stadium, Baltimore, MD
Fri Sep 09 1988, 7:05 PM EDT
Att: 14,750 - Unknown - 74 F

AB 31
R 1
H 7
RBI 1
BB 2
SO 3
LOB 13



Batter	1	2	3	4	5	6	7	8	9	AB	R	H	RBI	BB	SO	LOB	TOP		
Tony Fernandez, S (1, 6) OBP: 0.336, SLG: 0.382	L9		1B		6-3		6-3		G3	5	0	2	1	0	0	0	Toronto Blue Jays @ Baltimore Orioles Memorial Stadium, Baltimore, MD Sat Sep 10 1988, 7:05 PM EDT Att: 21,945 - Unknown - 77 F		
Lloyd Moseby, L (1, 8) OBP: 0.350, SLG: 0.367	F8		1B		F7		FC6-4		G3	5	0	2	0	0	0	1			
Jesse Barfield, R (1, 9) OBP: 0.302, SLG: 0.426 Rick Leach, L (9, PH) OBP: 0.332, SLG: 0.335	1B		P4		BB		FC6-4		L3	3	1	1	0	1	0	3			
George Bell, R (1, 7) OBP: 0.304, SLG: 0.449	1B		FC6-4		F9				K	4	0	1	1	0	1	3			
Pat Borders, R (1, 2) OBP: 0.278, SLG: 0.462 Ernie Whitt, L (8, PH) OBP: 0.347, SLG: 0.398	FC6-4				P4		P6		P4	3	0	0	0	0	0	1			
Cecil Fielder, R (1, 10) OBP: 0.302, SLG: 0.455 Rance Mulliniks, L (8, PH) OBP: 0.392, SLG: 0.487			5-3		K		F7		4-3	3	0	0	0	0	1	0			
Fred McGriff, L (1, 3) OBP: 0.387, SLG: 0.591			4-3		1B		1B		HR	4	1	3	1	0	0	0			
Kelly Gruber, R (1, 5) OBP: 0.327, SLG: 0.443			F8		F7		F8		HR	4	1	1	1	0	0	2			
Manuel Lee, S (1, 4) OBP: 0.335, SLG: 0.367			6-3		E7		F8		K	4	1	1	0	0	1	0			
Inning Stats	R: 1 E: 0 K: 0 S: 12	H: 2 LOB: 1 BB: 0 P: 22	R: 0 E: 0 K: 0 S: 4	H: 0 LOB: 0 BB: 0 P: 6	R: 0 E: 0 K: 1 S: 9	H: 2 LOB: 2 BB: 0 P: 14	R: 0 E: 0 K: 1 S: 7	H: 1 LOB: 1 BB: 0 P: 10	R: 1 E: 1 K: 0 S: 7	H: 1 LOB: 1 BB: 1 P: 14	R: 0 E: 0 K: 0 S: 10	H: 1 LOB: 1 BB: 0 P: 16	R: 0 E: 0 K: 1 S: 10	H: 0 LOB: 0 BB: 0 P: 17	R: 2 E: 0 K: 1 S: 20	H: 3 LOB: 1 BB: 0 P: 27		1B: 7 2B: 2 3B: 0 HR: 2	SF: 0 SAC: 0 DP: 0 HBP: 0
PITCHER	IP	WLS	BF	H	R	ER	SO	BB	IBB	HBP	BLK	WP	HR	S	P	ERA	WHIP		
Jeff Ballard, L (1, 1) ERA: 4.1	7.0	W	30	8	2	2	1	1	0	0	0	0	0	56	93	2.57	1.286		
Gregg Olson, R (8, 1) ERA: 2.45	1.0		3	0	0	0	1	0	0	0	0	0	0	10	17	0.00	0.000		
Tom Niedenfuer, R (9, 1) ERA: 3.12	0.1		4	3	2	2	1	0	0	0	0	0	2	16	22	54.00	9.000		
Mark Thurmond, L (9, 1) ERA: 4.62	0.1	S	1	0	0	0	0	0	0	0	0	0	0	3	4	0.00	0.000		
Mark Williamson, R (9, 1) ERA: 5.27	0.1		1	0	0	0	0	0	0	0	0	0	0	1	1	0.00	0.000		

Batter	1	2	3	4	5	6	7	8	9	AB	R	H	RBI	BB	SO	LOB	BOTTOM		
Pete Stanicek, S (1, 7) OBP: 0.323, SLG: 0.311	G3-9-1		K		E		K			4	2	2	1	0	2	0	Toronto Blue Jays @ Baltimore Orioles Memorial Stadium, Baltimore, MD Sat Sep 10 1988, 7:05 PM EDT Att: 21,945 - Unknown - 77 F		
Billy Ripken, R (1, 4) OBP: 0.283, SLG: 0.262	E6		L4		E5		K			4	1	0	0	0	1	2			
Cal Ripken Jr., R (1, 6) OBP: 0.376, SLG: 0.451	G3-9-1		L8		SF7		1B			3	1	1	0	1	0	2			
Eddie Murray, S (1, 10) OBP: 0.357, SLG: 0.469	1B				SF7		FC4-6		1B	3	0	2	2	0	0	1			
Mickey Tettleton, S (1, 2) OBP: 0.322, SLG: 0.427 Terry Kennedy, L (7, PH) OBP: 0.280, SLG: 0.314	P6				2B		F8			2	1	0	0	1	0	2			
Butch Davis, R (1, 9) OBP: 0.375, SLG: 0.500 Joe Orsulak, L (5, PH) OBP: 0.345, SLG: 0.450	F8				2B		G3			2	0	0	0	0	0	1			
Ken Gerhart, R (1, 8) OBP: 0.245, SLG: 0.332	P2				SF8					3	0	0	1	0	1	1			
Jim Traber, L (1, 3) OBP: 0.267, SLG: 0.332					2B		4-3			3	1	1	0	1	0	1			
Rick Schu, R (1, 5) OBP: 0.304, SLG: 0.352	4-3				S		F9			4	1	1	0	0	1	1			
Inning Stats	R: 1 E: 1 K: 0 S: 11	H: 2 LOB: 1 BB: 0 P: 20	R: 0 E: 0 K: 0 S: 8	H: 0 LOB: 1 BB: 1 P: 15	R: 0 E: 0 K: 1 S: 12	H: 0 LOB: 0 BB: 0 P: 19	R: 0 E: 0 K: 0 S: 4	H: 1 LOB: 1 BB: 0 P: 6	R: 6 E: 1 K: 0 S: 18	H: 4 LOB: 1 BB: 2 P: 32	R: 0 E: 0 K: 3 S: 9	H: 0 LOB: 0 BB: 0 P: 11	R: 0 E: 0 K: 0 S: 8	H: 1 LOB: 1 BB: 0 P: 10	R: 0 E: 0 K: 1 S: 6	H: 0 LOB: 0 BB: 0 P: 11		1B: 6 2B: 2 3B: 0 HR: 0	SF: 2 SAC: 0 DP: 1 HBP: 0
PITCHER	IP	WLS	BF	H	R	ER	SO	BB	IBB	HBP	BLK	WP	HR	S	P	ERA	WHIP		
Jeff Musselman, L (1, 1) ERA: 3.36	4.1	L	23	6	7	4	1	1	2	0	0	0	0	45	80	8.31	1.615		
Frank Willis, R (5, 1) ERA: 6.11	2.2		10	2	0	0	3	0	0	0	0	0	0	25	33	0.00	0.750		
Mark Eichhorn, R (8, 1) ERA: 4.19	1.0		3	0	0	0	1	0	0	0	0	0	0	6	11	0.00	0.000		



Batter	1	2	3	4	5	6	7	8	9	AB	R	H	RBI	BB	SO	LOB	TOP										
Pete Staniczek, S OBP: 0.326, SLG: 0.308 (1, 7)	F7		F8		G4-6-3		WP 1B BB		G4-6-3	4	0	0	0	1	0	4											
Billy Ripken, R OBP: 0.283, SLG: 0.262 Larry Sheets, L OBP: 0.300, SLG: 0.330 (7, PH)	F9			K2-3		1B PB	WP			3	0	1	0	0	1	0											
Cal Ripken Jr., R OBP: 0.374, SLG: 0.447 (1, 6)	6-3			F8		1B	F4			4	0	1	0	0	0	2											
Eddie Murray, S OBP: 0.363, SLG: 0.474 (1, 3)		1-2 1B		1B		K			1B	4	0	3	0	0	1	2											
Butch Davis, R OBP: 0.357, SLG: 0.429 Brady Anderson, L OBP: 0.274, SLG: 0.268 (8, PH)	K			1B		K			F5	3	0	1	0	0	2	2											
Jim Traber, L OBP: 0.266, SLG: 0.328 (1, 10)	K			F5		F7			G4-3 1B	4	0	1	0	0	1	4											
Mickey Tettleton, S OBP: 0.325, SLG: 0.429 (1, 2)						FC1-6 1B			G4-3	4	1	2	0	0	1	2											
Ken Gerhart, R OBP: 0.238, SLG: 0.322 (8, 9)						FC1-6 1B			K	3	0	0	0	0	1	2											
Joe Ursulak, L OBP: 0.346, SLG: 0.451 (9, PH)						FC1-6 1B			K	1	0	0	0	0	1	0											
Rick Schu, R OBP: 0.314, SLG: 0.359 (1, 5)						G4-6-3 1B			G4-6-3 1B	4	0	3	0	0	0	1											
Inning Stats	R: 0 E: 0 K: 0 S: 7	H: 0 LOB: 0 BB: 0 P: 11	R: 0 E: 0 K: 2 S: 10	H: 1 LOB: 0 BB: 0 P: 13	R: 0 E: 0 K: 2 S: 13	H: 1 LOB: 1 BB: 0 P: 19	R: 0 E: 0 K: 1 S: 7	H: 2 LOB: 2 BB: 0 P: 9	R: 0 E: 0 K: 2 S: 14	H: 2 LOB: 1 BB: 0 P: 21	R: 1 E: 0 K: 0 S: 16	H: 2 LOB: 2 BB: 1 P: 30	R: 0 E: 0 K: 0 S: 6	H: 2 LOB: 1 BB: 0 P: 9	R: 0 E: 0 K: 1 S: 9	H: 1 LOB: 0 BB: 0 P: 13	1B: 13 2B: 0 3B: 0 HR: 0	SF: 0 SAC: 0 DP: 3 HBP: 0	WP: 1 PB: 1 SB: 0 CS: 0	PA: 37							
PITCHER	IP	WLS	BF	H	R	ER	SO	BB	IBB	HBP	BLK	WP	HR	S	P	ERA	WHIP										
Bruce Hurst, L ERA: 3.74 Dennis Lamp, R ERA: 3.21	(1, 1)	6.2	W	28	9	1	7	1	0	0	0	0	0	71	103	1.35	1.500										

Baltimore Orioles @ Boston Red Sox
Fenway Park, Boston, MA
Mon Sep 12 1988, 7:05 PM EDT
Att: 32,619 - Unknown - 71 F

AB 36
R 1
H 13
RBI 0
BB 1
SO 8
LOB 20



Batter	1	2	3	4	5	6	7	8	9	AB	R	H	RBI	BB	SO	LOB	BOTTOM											
Wade Boggs, L OBP: 0.365, SLG: 0.482 (1, 5)	PB 1B G4-6-3 BB	1B		G4-6-3 BB		6-3				2	1	1	1	2	0	0												
Marty Barrett, R OBP: 0.326, SLG: 0.333 (1, 4)	G4-6-3 1B	1B		G4-6-3		F8				4	1	2	0	0	0	1												
Dwight Evans, R OBP: 0.381, SLG: 0.482 (1, 9)	G4-6-3 BB	F8				4-3			F8	3	0	0	0	1	0	2												
Mike Greenwell, L OBP: 0.429, SLG: 0.547 (1, 7)	G4-6-3					E 1B BB			CS BB	2	0	0	0	2	0	2												
Ellis Burks, R OBP: 0.370, SLG: 0.490 (1, 8)	E WP 1B			2B 1B		F9			CS	4	3	3	1	0	0	1												
Todd Benzinger, S OBP: 0.298, SLG: 0.449 (1, 3)	K			2B		E1			F3	4	0	2	1	0	1	1												
Larry Parrish, R OBP: 0.268, SLG: 0.355 (1, 10)						F3			F4	4	0	0	0	0	0	4												
Jody Reed, R OBP: 0.385, SLG: 0.389 (1, 6)						6-3			1B	4	1	2	1	0	0	1												
Rich Gedman, L OBP: 0.272, SLG: 0.363 (1, 2)						4-3			F4	4	0	0	0	0	0	2												
Inning Stats	R: 3 E: 1 K: 1 S: 8	H: 2 LOB: 2 BB: 2 P: 23	R: 1 E: 0 K: 0 S: 14	H: 3 LOB: 0 BB: 0 P: 21	R: 1 E: 0 K: 0 S: 10	H: 2 LOB: 1 BB: 0 P: 16	R: 0 E: 0 K: 0 S: 6	H: 0 LOB: 0 BB: 1 P: 13	R: 0 E: 0 K: 0 S: 8	H: 1 LOB: 2 BB: 1 P: 15	R: 0 E: 0 K: 0 S: 8	H: 0 LOB: 0 BB: 0 P: 12	R: 0 E: 0 K: 0 S: 4	H: 0 LOB: 0 BB: 1 P: 11	R: 1 E: 1 K: 0 S: 16	H: 2 LOB: 1 BB: 0 P: 21	1B: 8 2B: 2 3B: 0 HR: 0	SF: 0 SAC: 0 DP: 2 HBP: 0	WP: 1 PB: 1 SB: 0 CS: 1	PA: 37								
PITCHER	IP	WLS	BF	H	R	ER	SO	BB	IBB	HBP	BLK	WP	HR	S	P	ERA	WHIP											
Curt Schilling, R ERA: 6.23 Doug Sisk, R ERA: 3.77 Don Aase, R ERA: 4.24	(1, 1)	1.2	L	11	5	4	3	1	2	0	0	0	0	0	34	60	2.08	1.154										
	(2, 1)	4.1		17	3	1	1	0	2	0	0	0	0	20	40	2.08	1.154											
	(7, 1)	2.0		8	2	1	0	0	1	0	0	0	0	20	32	0.00	1.500											

Baltimore Orioles @ Boston Red Sox
Fenway Park, Boston, MA
Mon Sep 12 1988, 7:05 PM EDT
Att: 32,619 - Unknown - 71 F

AB 31
R 6
H 10
RBI 4
BB 5
SO 1
LOB 14



Batter	1	2	3	4	5	6	7	8	9	AB	R	H	RBI	BB	SO	LOB	TOP			
Joe Orsulak, L (1, 9) OBP: 0.344, SLG: 0.450										5	1	1	0	0	1	1				
Brady Anderson, L (1, 8) OBP: 0.270, SLG: 0.264										4	0	0	0	0	1	1				
Cal Ripken Jr., R (1, 6) OBP: 0.372, SLG: 0.443										4	0	0	0	0	0	1				
Eddie Murray, S (1, 3) OBP: 0.367, SLG: 0.480										3	2	3	1	1	0	0				
Larry Sheets, L (1, 7) OBP: 0.304, SLG: 0.335										3	1	2	1	1	0	1				
Butch Davis, R (8, PR) OBP: 0.357, SLG: 0.429										0	0	0	0	0	0	0				
Mickey Tettleton, S (1, 2) OBP: 0.324, SLG: 0.430										4	0	1	2	0	1	3				
Jim Traber, L (1, 10) OBP: 0.266, SLG: 0.325										3	0	0	0	1	0	2				
Rick Schu, R (1, 5) OBP: 0.313, SLG: 0.357										4	0	1	0	0	0	1				
Billy Ripken, R (1, 4) OBP: 0.262, SLG: 0.261										2	0	0	0	0	0	0				
Keith Hughes, L (7, PH) OBP: 0.308, SLG: 0.323										1	0	0	0	0	1	1				
Rene Gonzales, R (7, 4) OBP: 0.249, SLG: 0.261										0	0	0	0	0	0	0				
Pete Stanicek, S (9, PH) OBP: 0.325, SLG: 0.307										1	0	0	0	0	1	1				
Inning Stats	R: 0 E: 0 K: 2 S: 11	H: 0 LOB: 0 BB: 0 P: 14	R: 0 E: 0 K: 0 S: 11	H: 1 LOB: 1 BB: 1 P: 19	R: 0 E: 0 K: 0 S: 8	H: 0 LOB: 0 BB: 0 P: 9	R: 2 E: 0 K: 0 S: 16	H: 2 LOB: 1 BB: 1 P: 29	R: 0 E: 0 K: 0 S: 7	H: 0 LOB: 0 BB: 0 P: 10	R: 0 E: 0 K: 2 S: 9	H: 1 LOB: 1 BB: 0 P: 13	R: 2 E: 0 K: 0 S: 13	H: 3 LOB: 1 BB: 0 P: 20	R: 0 E: 0 K: 1 S: 7	H: 0 LOB: 1 BB: 1 P: 13	1B: 3 2B: 6 3B: 0 HR: 0	SF: 0 SAC: 0 DP: 1 HBP: 0	WP: 0 PB: 0 SB: 0 CS: 0	PA: 37
PITCHER	IP	WLS	BF	H	R	ER	SO	BB	IBB	HBP	BLK	WP	HR	S	P	ERA	WHIP			
Mike Smithson, R (1, 1) ERA: 5.52	5.2	W	22	4	2	2	2	2	0	0	0	0	0	58	87	3.18	1.059			
Bob Stanley, R (6, 1) ERA: 3.44	2.0		10	4	2	2	2	0	0	0	0	0	0	21	31	9.00	2.000			
Lee Smith, R (8, 1) ERA: 2.99	1.1	S	5	0	0	0	1	1	0	0	0	0	0	10	18	0.00	0.750			

Baltimore Orioles @ Boston Red Sox
Fenway Park, Boston, MA
Tue Sep 13 1988, 7:05 PM EDT
Att: 32,842 - Unknown - 71 F

AB 34
R 4
H 8
RBI 4
BB 3
SO 5
LOB 12



Batter	1	2	3	4	5	6	7	8	9	AB	R	H	RBI	BB	SO	LOB	BOTTOM			
Wade Boggs, L (1, 5) OBP: 0.367, SLG: 0.487										3	1	2	1	1	0	0				
Marty Barrett, R (1, 4) OBP: 0.324, SLG: 0.332										3	0	0	0	0	0	2				
Dwight Evans, R (1, 9) OBP: 0.379, SLG: 0.478										4	0	0	0	0	2	3				
Mike Greenwell, L (1, 7) OBP: 0.428, SLG: 0.544										3	1	0	0	1	0	1				
Ellis Burks, R (1, 8) OBP: 0.371, SLG: 0.488										2	2	0	0	2	0	0				
Jim Rice, R (1, 10) OBP: 0.335, SLG: 0.405										4	1	2	4	0	1	0				
Randy Kutcher, R (8, PR) OBP: 0.125, SLG: 0.125										0	0	0	0	0	0	0				
Larry Parrish, R (1, 3) OBP: 0.269, SLG: 0.355										3	0	1	0	0	2	0				
Todd Benzinger, S (7, 3) OBP: 0.297, SLG: 0.448										1	0	0	0	0	0	2				
Jody Reed, R (1, 6) OBP: 0.389, SLG: 0.398										4	1	3	1	0	0	0				
Rich Gedman, L (1, 2) OBP: 0.270, SLG: 0.360										2	0	0	0	0	0	2				
Kevin Romine, R (8, PH) OBP: 0.235, SLG: 0.254										1	0	0	0	0	0	2				
Rick Cerone, R (9, 2) OBP: 0.347, SLG: 0.386										0	0	0	0	0	0	0				
Inning Stats	R: 0 E: 0 K: 1 S: 11	H: 0 LOB: 1 BB: 1 P: 19	R: 0 E: 0 K: 1 S: 12	H: 2 LOB: 2 BB: 0 P: 14	R: 4 E: 0 K: 1 S: 23	H: 2 LOB: 0 BB: 2 P: 36	R: 0 E: 0 K: 0 S: 9	H: 0 LOB: 0 BB: 0 P: 12	R: 0 E: 0 K: 1 S: 8	H: 0 LOB: 0 BB: 0 P: 12	R: 1 E: 0 K: 1 S: 10	H: 2 LOB: 1 BB: 0 P: 16	R: 1 E: 0 K: 0 S: 15	H: 2 LOB: 2 BB: 1 P: 24	1B: 4 2B: 3 3B: 0 HR: 1	SF: 0 SAC: 2 DP: 0 HBP: 0	WP: 1 PB: 0 SB: 0 CS: 0	PA: 36		
PITCHER	IP	WLS	BF	H	R	ER	SO	BB	IBB	HBP	BLK	WP	HR	S	P	ERA	WHIP			
Pete Harnisch, R (1, 1) ERA: 6.43	7.0	L	30	6	5	5	5	3	0	0	0	0	0	14	116	6.43	1.286			
Mark Williamson, R (8, 1) ERA: 5.33	0.2		5	2	1	1	0	1	0	0	0	0	0	14	22	13.50	4.500			
Mark Thurmond, L (8, 1) ERA: 4.46	0.1		1	0	0	0	0	0	0	0	0	0	0	1	2	0.00	0.000			

Baltimore Orioles @ Boston Red Sox
Fenway Park, Boston, MA
Tue Sep 13 1988, 7:05 PM EDT
Att: 32,842 - Unknown - 71 F

AB 30
R 6
H 8
RBI 6
BB 4
SO 5
LOB 12



Batter	1	2	3	4	5	6	7	8	9	AB	R	H	RBI	BB	SO	LOB	TOP				
Joe Orsulak L (1, 9) OBP: 0.340, SLG: 0.443	2-1 4-3	1-0 4-1			2-1 F7		0-2 6-3		2-2 5-3	5	0	0	0	0	0	3					
Brady Anderson L (1, 8) OBP: 0.270, SLG: 0.267	0-2 F2		2-2 F7		0-0 F7 SF9 2B		3-1 F5			4	1	1	0	0	0	0					
Cal Ripken Jr. R (1, 6) OBP: 0.371, SLG: 0.442	1-3 K		0-1 4-3		0-1 E4			1-1 G4-6-3 1B		4	0	1	0	0	1	1					
Eddie Murray S (1, 3) OBP: 0.366, SLG: 0.480		0-2 6-3	0-1 FC6-4 1B		0-0 SF9			1-1 G4-6-3 1-2t		3	0	1	1	0	0	1					
Larry Sheets L (1, 7) OBP: 0.305, SLG: 0.335 Ken Gerhart R (8, PR) OBP: 0.238, SLG: 0.322		4-2 1B BB 1B BB	0-1 FC6-4 1-2t		3-H F7			1-0 1B		3	1	1	0	1	0	2					
Mickey Tettleton S (1, 2) OBP: 0.323, SLG: 0.425		4-0 1B 1-2 BB		2-2 6-3			1-3 K		1-3 K	3	1	0	0	1	2	1					
Jim Traber L (1, 10) OBP: 0.272, SLG: 0.330		0-2 1B 1-2 2-3		0-0 1B			3-1 CS 1B		1-1 F6	4	0	3	0	0	0	0					
Rick Schu R (1, 5) OBP: 0.313, SLG: 0.357 Pete Stanicek S (9, PH) OBP: 0.323, SLG: 0.305		0-1 1B		2-3 K			2-1 6-3 1-2		2-3 K	3	0	1	2	0	1	2					
Billy Ripken R (1, 4) OBP: 0.261, SLG: 0.259 Terry Kennedy L (9, PH) OBP: 0.292, SLG: 0.315 Butch Davis R (9, PR) OBP: 0.357, SLG: 0.429		1-3 K		0-1 4-3			1-3 K		3-2 1B	3	0	0	0	0	2	3					
Inning Stats	R: 0 E: 0 K: 1 S: 8	H: 0 LOB: 0 BB: 0 P: 11	R: 2 E: 0 K: 1 S: 14	H: 2 LOB: 2 BB: 2 P: 24	R: 0 E: 0 K: 0 S: 9	H: 1 LOB: 1 BB: 0 P: 11	R: 0 E: 0 K: 1 S: 9	H: 1 LOB: 1 BB: 0 P: 13	R: 1 E: 1 K: 0 S: 10	H: 1 LOB: 1 BB: 0 P: 15	R: 0 E: 0 K: 1 S: 7	H: 1 LOB: 0 BB: 0 P: 13	R: 0 E: 0 K: 1 S: 8	H: 2 LOB: 1 BB: 0 P: 12	R: 0 E: 0 K: 1 S: 12	H: 1 LOB: 1 BB: 0 P: 20	1B: 8 2B: 1 3B: 0 HR: 0	SF: 1 SAC: 0 DP: 1 HBP: 0	WP: 0 PB: 0 SB: 0 CS: 1	PA: 37	
PITCHER	IP	WLS	BF	H	R	ER	SO	BB	IBB	HBP	BLK	WP	HR	S	P	ERA	WHIP				
Mike Boddicker R (1, 1) ERA: 3.65	0.0	W	0	0	0	0	0	0	0	0	0	0	0	0	0	∞	∞				
Dennis Lamp R (8, 1) ERA: 3.17	1.0		4	2	0	0	1	0	0	0	0	0	0	9	12	0.00	2.000				
Lee Smith R (9, 1) ERA: 2.95	1.0	S	4	1	0	0	1	0	0	0	0	0	0	12	20	0.00	1.000				

Baltimore Orioles @ Boston Red Sox
Fenway Park, Boston, MA
Wed Sep 14 1988, 7:05 PM EDT
Att: 32,745 - Unknown - 78 F

AB	34
R	3
H	9
RBI	3
BB	2
SO	7
LOB	13



Batter	1	2	3	4	5	6	7	8	9	AB	R	H	RBI	BB	SO	LOB	BOTTOM				
Wade Boggs L (1, 5) OBP: 0.366, SLG: 0.484	1-0 4-3		4-2 BB		0-1 F7		0-0 G6-4-3 1-2t			3	0	0	0	1	0	1					
Marty Barrett R (1, 4) OBP: 0.324, SLG: 0.331	1-1 6-3		0-0 F9		2-0 F7		2-0 FC5-4 1B			4	0	1	0	0	0	1					
Dwight Evans R (1, 9) OBP: 0.376, SLG: 0.475	0-1 F8			1-3 K	2-0 6-3		1-1 FC5-4 1-2t			4	0	0	0	0	1	1					
Mike Greenwell L (1, 7) OBP: 0.432, SLG: 0.559		0-0 HR		1-0 1B SF8 2B		1-0 SF8 3B		1-2 1B		4	3	4	1	0	0	0					
Ellis Burks R (1, 8) OBP: 0.372, SLG: 0.488		1-1 G4-3 HBP		3-2 1B S 1B		1-2 SF8 3-H		1-2 F8		2	1	1	1	0	0	1					
Jim Rice R (1, 10) OBP: 0.332, SLG: 0.402		0-0 G4-3 1-2t		2-1 SF8 1-2 3-H		2-3 K		2-2 F8		3	0	0	1	0	1	2					
Larry Parrish R (1, 3) OBP: 0.272, SLG: 0.360 Todd Benzinger S (6, PR) OBP: 0.299, SLG: 0.449		2-3 K		2-1 BB 1B 2-H		0-2 PB 2B		2-1 1B		3	0	2	1	0	1	0					
Jody Reed R (1, 6) OBP: 0.388, SLG: 0.394			0-2 F8	4-0 1B		1-1 F8		1-2 FC1-4-6 1-2t		3	0	0	0	1	0	3					
Rich Gedman L (1, 2) OBP: 0.271, SLG: 0.360			1-0 3-1	0-0 4-3			0-1 G6-4-3 1B			3	0	1	0	0	0	2					
Inning Stats	R: 0 E: 0 K: 0 S: 5	H: 0 LOB: 0 BB: 0 P: 7	R: 1 E: 0 K: 1 S: 6	H: 1 LOB: 0 BB: 0 P: 9	R: 0 E: 0 K: 0 S: 9	H: 0 LOB: 1 BB: 1 P: 14	R: 2 E: 0 K: 1 S: 14	H: 3 LOB: 2 BB: 1 P: 26	R: 0 E: 0 K: 0 S: 4	H: 0 LOB: 0 BB: 0 P: 8	R: 1 E: 0 K: 1 S: 12	H: 2 LOB: 2 BB: 0 P: 17	R: 0 E: 0 K: 0 S: 6	H: 2 LOB: 1 BB: 0 P: 9	R: 0 E: 0 K: 0 S: 16	H: 2 LOB: 2 BB: 0 P: 21	1B: 6 2B: 2 3B: 1 HR: 1	SF: 2 SAC: 0 DP: 2 HBP: 1	WP: 0 PB: 1 SB: 1 CS: 0	PA: 35	
PITCHER	IP	WLS	BF	H	R	ER	SO	BB	IBB	HBP	BLK	WP	HR	S	P	ERA	WHIP				
Jose Bautista R (1, 1) ERA: 4.11	7.0	L	31	9	4	4	3	2	0	1	0	0	0	59	94	5.14	1.571				
Tom Niedenfuer R (8, 1) ERA: 3.06	1.0		4	1	0	0	0	0	0	0	0	0	0	13	17	0.00	1.000				

Baltimore Orioles @ Boston Red Sox
Fenway Park, Boston, MA
Wed Sep 14 1988, 7:05 PM EDT
Att: 32,745 - Unknown - 78 F

AB	30
R	4
H	10
RBI	4
BB	2
SO	3
LOB	11




Batter	1	2	3	4	5	6	7	8	9	AB	R	H	RBI	BB	SO	LOB	TOP										
Joe Orsulak, L (1,7) OBP: 0.340, SLG: 0.443 (9,9)	G4-3		2B	FC6-4		F9			K	5	1	2	0	0	1	0											
Brady Anderson, L (1,8) OBP: 0.276, SLG: 0.284	BB		HR	FC6-4			K		E6	5	2	4	2	0	1	0											
Cal Ripken Jr., R (1,6) OBP: 0.373, SLG: 0.440	G4-6-3		HR	FC6-4			F8		FC3-6	2	1	0	0	3	0	2											
Eddie Murray, S (1,3) OBP: 0.365, SLG: 0.483	G4-6-3		HR			F8			FC3-6	5	1	1	4	0	0	5											
Larry Sheets, L (1,9) OBP: 0.304, SLG: 0.340			K			F9		G3-1	G3-1	5	1	1	1	0	1	1											
Ken Gerhart, R (9,7) OBP: 0.238, SLG: 0.322										0	0	0	0	0	0	0											
Terry Kennedy, L (1,2) OBP: 0.281, SLG: 0.314	G3		1B			L7		K		4	0	1	0	0	1	0											
Jim Traber, L (1,10) OBP: 0.272, SLG: 0.327	F8		F3			G1-3		2B		3	0	0	0	1	0	1											
Craig Worthington, R (1,5) OBP: 0.270, SLG: 0.258	K					K		K		4	0	1	0	0	3	0											
Billy Ripken, R (1,4) OBP: 0.261, SLG: 0.258			F9			F7		F7		2	1	0	0	0	0	0											
Pete Stanicek, S (8,PH) OBP: 0.322, SLG: 0.304 (8,4)				1B	1B					1	0	0	0	0	0	2											
Inning Stats	R: 0 E: 0 K: 0 S: 5	H: 1 LOB: 1 BB: 1 P: 10	R: 1 E: 0 K: 1 S: 7	H: 1 LOB: 0 BB: 0 P: 11	R: 4 E: 0 K: 1 S: 21	H: 4 LOB: 1 BB: 1 P: 34	R: 1 E: 0 K: 1 S: 15	H: 2 LOB: 2 BB: 0 P: 24	R: 0 E: 0 K: 0 S: 11	H: 0 LOB: 0 BB: 0 P: 16	R: 0 E: 0 K: 1 S: 6	H: 0 LOB: 0 BB: 0 P: 8	R: 0 E: 0 K: 1 S: 7	H: 0 LOB: 0 BB: 0 P: 8	R: 0 E: 0 K: 1 S: 9	H: 1 LOB: 2 BB: 1 P: 19	R: 1 E: 2 K: 1 S: 11	H: 1 LOB: 1 BB: 1 P: 19	1B: 5 2B: 3 3B: 0 HR: 2	SF: 0 SAC: 0 DP: 1 HBP: 1	WP: 0 PA: 41 PB: 0 SB: 0 CS: 0						
PITCHER	IP	WLS	BF	H	R	ER	SO	BB	IBB	HBP	BLK	WP	HR	S	P	ERA	WHIP										
Jack Morris, R (1,1) ERA: 4.37	2.1	13	5	5	5	1	2	0	0	0	0	0	2	24	40	19.29	3.000										
Paul Gibson, L (3,1) ERA: 2.99	5.1	22	4	1	1	5	1	0	1	0	0	0	0	55	87	1.69	0.938										
Mike Henneman, R (8,1) ERA: 1.96	1.0	5	1	1	0	1	0	1	0	0	0	0	0	12	21	0.00	1.000										
Willie Hernandez, L (9,1) ERA: 3.43	0.1	W	1	0	0	0	0	0	0	0	0	0	0	1	1	0.00	0.000										

Baltimore Orioles @ Detroit Tigers
Tiger Stadium, Detroit, MI
Fri Sep 16 1988, 7:05 PM EDT
Att: 21,001 - Unknown - 70 F

livebaseballscorecards.com

AB 36
R 7
H 10
RBI 7
BB 4
SO 7
LOB 11




Batter	1	2	3	4	5	6	7	8	9	AB	R	H	RBI	BB	SO	LOB	BOTTOM										
Gary Pettis, S (1,8) OBP: 0.285, SLG: 0.278	G4-6		1B	G5-3		WP		G5-3		4	2	2	0	1	0	2											
Luis Salazar, R (1,6) OBP: 0.303, SLG: 0.389	G4-6		G1-3			F9		F7		4	1	1	0	0	0	3											
Fred Lynn, L (1,7) OBP: 0.307, SLG: 0.490	G4-6		1B			1B				5	0	3	4	0	1	1											
Chet Lemon, R (1,9) OBP: 0.344, SLG: 0.411	FC6-4		K			1B		G6-3		2	0	0	0	0	1	2											
Dwayne Murphy, L (4,9) OBP: 0.376, SLG: 0.409	FC6-4					HR				2	1	1	2	0	0	0											
Ray Knight, R (1,3) OBP: 0.271, SLG: 0.288	FC6-4		FC6-4			L8		F7		2	0	0	0	0	0	2											
Dave Bergman, L (5,PH) OBP: 0.380, SLG: 0.419 (6,3)										2	0	0	0	0	0	0											
Larry Hemdon, R (1,10) OBP: 0.307, SLG: 0.323			K			HR		F8		4	1	1	1	0	1	0											
Mike Heath, R (1,2) OBP: 0.318, SLG: 0.382			FC9-6			F9		G6-3		3	0	0	0	1	0	0											
Tom Brookens, R (1,5) OBP: 0.321, SLG: 0.363			FC9-6			F9		F9		3	1	1	0	1	0	1											
Jim Walewander, S (1,4) OBP: 0.267, SLG: 0.268			F5			SF7		WP		2	0	1	1	1	0	1											
Inning Stats	R: 1 E: 0 K: 0 S: 12	H: 1 LOB: 0 BB: 0 P: 18	R: 0 E: 0 K: 1 S: 10	H: 0 LOB: 1 BB: 1 P: 15	R: 1 E: 0 K: 1 S: 12	H: 2 LOB: 1 BB: 0 P: 16	R: 2 E: 0 K: 0 S: 13	H: 2 LOB: 0 BB: 0 P: 21	R: 0 E: 0 K: 0 S: 10	H: 1 LOB: 2 BB: 1 P: 18	R: 0 E: 0 K: 1 S: 5	H: 0 LOB: 0 BB: 0 P: 10	R: 0 E: 0 K: 0 S: 5	H: 0 LOB: 2 BB: 2 P: 15	R: 2 E: 0 K: 0 S: 2	H: 2 LOB: 0 BB: 0 P: 4	1B: 3 2B: 2 3B: 2 HR: 3	SF: 1 SAC: 0 DP: 0 HBP: 1	WP: 1 PA: 39 PB: 0 SB: 0 CS: 0								
PITCHER	IP	WLS	BF	H	R	ER	SO	BB	IBB	HBP	BLK	WP	HR	S	P	ERA	WHIP										
Jeff Ballard, L (1,1) ERA: 4.37	4.1	22	7	1	0	0	0	1	0	0	0	1	0	15	26	0.00	1.200										
Jay Tibbs, R (5,1) ERA: 5.29	1.2	7	1	0	0	0	0	1	0	0	0	0	0	1	2	9.00	2.000										
Mark Thurmond, L (7,1) ERA: 4.59	2.0	L	10	2	2	2	1	2	0	0	0	0	1	12	29	9.00	2.000										

Baltimore Orioles @ Detroit Tigers
Tiger Stadium, Detroit, MI
Fri Sep 16 1988, 7:05 PM EDT
Att: 21,001 - Unknown - 70 F

livebaseballscorecards.com

AB 33
R 6
H 10
RBI 8
BB 4
SO 3
LOB 12



Batter	1	2	3	4	5	6	7	8	9	AB	R	H	RBI	BB	SO	LOB	TOP			
Pete Stanicek, S OBP: 0.319, SLG: 0.301 (1, 7)	F8		4-3 1B		1-3			4-3	FC4	5	0	1	0	0	0	3	Baltimore Orioles @ Detroit Tigers Tiger Stadium, Detroit, MI Sat Sep 17 1988, 7:05 PM EDT Att: 27,842 - Unknown			
Brady Anderson, L OBP: 0.278, SLG: 0.290 (1, 8)	4-3 3B		F6		1-3			F5		4	1	1	0	0	1	1				
Cal Ripken Jr., R OBP: 0.372, SLG: 0.439 (1, 6)	4-3		4-3 1B		4-3			5-3		4	0	1	1	0	0	0				
Eddie Murray, S OBP: 0.366, SLG: 0.490 (1, 3)	1B 2B		4-3		4-3			4-3	HR	4	2	2	1	0	0	2				
Larry Sheets, L OBP: 0.305, SLG: 0.341 (1, 9)			F7					G4-6-3 1B	BB 4-3 1B	2	0	1	1	0	0	2				
Jeff Stone, L OBP: 0.228, SLG: 0.189 (4, 9)	1B									2	0	2	0	0	0	0				
Terry Kennedy, L OBP: 0.277, SLG: 0.309 (1, 2)	K				1-0 F7			G4-6-3 1B	4-3	4	0	0	0	0	1	3				
Jim Traber, L OBP: 0.269, SLG: 0.323 (1, 10)			F2		F8			F7	F7	4	0	0	0	0	0	1				
Craig Worthington, R OBP: 0.293, SLG: 0.265 (1, 5)			K					K	BB	3	0	1	0	1	2	0				
Billy Ripken, R OBP: 0.259, SLG: 0.257 (1, 4)			F9		F9			6-3	FC4 BB	3	0	0	0	0	0	1				
Mickey Tettleton, S OBP: 0.325, SLG: 0.425 (9, PH)										0	0	0	0	1	0	0				
Ken Gerhart, R OBP: 0.238, SLG: 0.322 (9, FR)										0	0	0	0	0	0	0				
Inning Stats	R: 2 E: 0 K: 1 S: 17	H: 3 LOB: 1 BB: 0 P: 23	R: 0 E: 0 K: 1 S: 6	H: 0 LOB: 0 BB: 0 P: 10	R: 0 E: 0 K: 0 S: 7	H: 2 LOB: 2 BB: 0 P: 9	R: 0 E: 0 K: 0 S: 7	H: 1 LOB: 1 BB: 0 P: 12	R: 0 E: 0 K: 1 S: 4	H: 0 LOB: 0 BB: 0 P: 9	R: 0 E: 0 K: 1 S: 7	H: 0 LOB: 0 BB: 0 P: 10	R: 0 E: 0 K: 0 S: 8	H: 0 LOB: 0 BB: 0 P: 10	R: 1 E: 0 K: 0 S: 12	H: 2 LOB: 3 BB: 2 P: 28	1B: 6 2B: 1 3B: 1 HR: 1	SF: 0 SAC: 0 DP: 1 HBP: 0	WP: 0 PA: 37 PB: 0 SB: 0 CS: 0	
PITCHER	IP WLS BF H R ER SO BB IBB HBP BLK WP HR S P ERA WHIP	IP WLS BF H R ER SO BB IBB HBP BLK WP HR S P ERA WHIP	IP WLS BF H R ER SO BB IBB HBP BLK WP HR S P ERA WHIP	IP WLS BF H R ER SO BB IBB HBP BLK WP HR S P ERA WHIP	IP WLS BF H R ER SO BB IBB HBP BLK WP HR S P ERA WHIP	IP WLS BF H R ER SO BB IBB HBP BLK WP HR S P ERA WHIP	IP WLS BF H R ER SO BB IBB HBP BLK WP HR S P ERA WHIP	IP WLS BF H R ER SO BB IBB HBP BLK WP HR S P ERA WHIP	IP WLS BF H R ER SO BB IBB HBP BLK WP HR S P ERA WHIP	IP WLS BF H R ER SO BB IBB HBP BLK WP HR S P ERA WHIP	IP WLS BF H R ER SO BB IBB HBP BLK WP HR S P ERA WHIP	IP WLS BF H R ER SO BB IBB HBP BLK WP HR S P ERA WHIP	IP WLS BF H R ER SO BB IBB HBP BLK WP HR S P ERA WHIP	IP WLS BF H R ER SO BB IBB HBP BLK WP HR S P ERA WHIP	IP WLS BF H R ER SO BB IBB HBP BLK WP HR S P ERA WHIP	IP WLS BF H R ER SO BB IBB HBP BLK WP HR S P ERA WHIP	IP WLS BF H R ER SO BB IBB HBP BLK WP HR S P ERA WHIP			
Doyle Alexander, R ERA: 4.34 (1, 1)	8.0 W 32	9 3 3 4	0 0 0 0	0 0 0 0	0 0 0 0	0 0 0 0	0 0 0 0	0 0 0 0	0 0 0 0	0 0 0 0	0 0 0 0	0 0 0 0	0 0 0 0	0 0 0 0	0 0 0 0	0 0 0 0	0 0 0 0	0 0 0 0	0 0 0 0	0 0 0 0
Willie Hernandez, L ERA: 3.39 (9, 1)	0.2 S	4 1 0	0 0 0	0 0 0	0 0 0	0 0 0	0 0 0	0 0 0	0 0 0	0 0 0	0 0 0	0 0 0	0 0 0	0 0 0	0 0 0	0 0 0	0 0 0	0 0 0	0 0 0	0 0 0
Mike Henneman, R ERA: 1.95 (9, 1)	0.1 S	1 0 0	0 0 0	0 0 0	0 0 0	0 0 0	0 0 0	0 0 0	0 0 0	0 0 0	0 0 0	0 0 0	0 0 0	0 0 0	0 0 0	0 0 0	0 0 0	0 0 0	0 0 0	0 0 0

Batter	1	2	3	4	5	6	7	8	9	AB	R	H	RBI	BB	SO	LOB	BOTTOM		
Dave Bergman, L OBP: 0.382, SLG: 0.416 (1, 3)	F9		F8			4-2 1B	4-0 BB			2	2	0	0	2	0	1	Baltimore Orioles @ Detroit Tigers Tiger Stadium, Detroit, MI Sat Sep 17 1988, 7:05 PM EDT Att: 27,842 - Unknown		
Dwayne Murphy, L OBP: 0.388, SLG: 0.411 (1, 8)	4-0		K		0-3	2-2 FC3-6 1B	4-2 1B			2	1	1	0	2	1	1			
Gary Pettis, S OBP: 0.285, SLG: 0.278 (8, 8)	G5-4-3 BB		K		3-3	1-2 BLK	1-2 CS			0	0	0	0	0	0	0			
Alan Trammell, R OBP: 0.376, SLG: 0.477 (1, 6)	G5-4-3		K		0-0	1-2 2-H	3-2 1B			4	0	2	3	0	1	2			
Fred Lynn, L OBP: 0.307, SLG: 0.486 (1, 7)			F7		1-3	1-3 K	1-2 CS			3	0	0	0	1	2	2			
Matt Nokes, L OBP: 0.306, SLG: 0.419 (1, 2)			F9		0-2	2-0 FC3-6 BLK				3	0	0	0	0	0	2			
Darrell Evans, L OBP: 0.335, SLG: 0.356 (1, 10)			1B		1-2	3-2 3-1				3	0	1	0	1	0	1			
Scott Lusader, L OBP: 0.143, SLG: 0.333 (8, FR)			1B		G1	1-2 3-H				0	1	0	0	0	0	0			
Chet Lemon, R OBP: 0.347, SLG: 0.423 (1, 9)			FC6-4 1B			1-3 K	3-1 6-3 1B			4	2	3	3	0	1	0			
Tom Brookens, R OBP: 0.318, SLG: 0.360 (1, 5)			FC6-4			3-2 F9	0-2 6-3			4	0	0	0	0	0	4			
Jim Walewander, S OBP: 0.270, SLG: 0.271 (1, 4)						2-1 F8				2	0	1	0	0	0	0			
Pat Sheridan, L OBP: 0.341, SLG: 0.408 (7, PH)										1	0	0	0	0	0	1			
Torey Lovullo, S OBP: 0.375, SLG: 0.286 (8, 4)										1	0	0	0	0	1	1			
Inning Stats	R: 0 E: 0 K: 0 S: 4	H: 0 LOB: 1 BB: 1 P: 10	R: 0 E: 0 K: 0 S: 13	H: 2 LOB: 2 BB: 0 P: 22	R: 0 E: 0 K: 2 S: 9	H: 1 LOB: 1 BB: 0 P: 13	R: 0 E: 0 K: 1 S: 9	H: 0 LOB: 0 BB: 0 P: 11	R: 0 E: 0 K: 1 S: 10	H: 0 LOB: 0 BB: 0 P: 16	R: 2 E: 0 K: 1 S: 14	H: 2 LOB: 1 BB: 1 P: 26	R: 2 E: 0 K: 0 S: 14	H: 2 LOB: 1 BB: 2 P: 29	R: 3 E: 0 K: 1 S: 9	H: 1 LOB: 1 BB: 2 P: 21	1B: 6 2B: 1 3B: 0 HR: 1	SF: 0 SAC: 1 DP: 1 HBP: 0	WP: 0 PA: 37 PB: 0 SB: 1 CS: 1
PITCHER	IP WLS BF H R ER SO BB IBB HBP BLK WP HR S P ERA WHIP	IP WLS BF H R ER SO BB IBB HBP BLK WP HR S P ERA WHIP	IP WLS BF H R ER SO BB IBB HBP BLK WP HR S P ERA WHIP	IP WLS BF H R ER SO BB IBB HBP BLK WP HR S P ERA WHIP	IP WLS BF H R ER SO BB IBB HBP BLK WP HR S P ERA WHIP	IP WLS BF H R ER SO BB IBB HBP BLK WP HR S P ERA WHIP	IP WLS BF H R ER SO BB IBB HBP BLK WP HR S P ERA WHIP	IP WLS BF H R ER SO BB IBB HBP BLK WP HR S P ERA WHIP	IP WLS BF H R ER SO BB IBB HBP BLK WP HR S P ERA WHIP	IP WLS BF H R ER SO BB IBB HBP BLK WP HR S P ERA WHIP	IP WLS BF H R ER SO BB IBB HBP BLK WP HR S P ERA WHIP	IP WLS BF H R ER SO BB IBB HBP BLK WP HR S P ERA WHIP	IP WLS BF H R ER SO BB IBB HBP BLK WP HR S P ERA WHIP	IP WLS BF H R ER SO BB IBB HBP BLK WP HR S P ERA WHIP	IP WLS BF H R ER SO BB IBB HBP BLK WP HR S P ERA WHIP	IP WLS BF H R ER SO BB IBB HBP BLK WP HR S P ERA WHIP	IP WLS BF H R ER SO BB IBB HBP BLK WP HR S P ERA WHIP		
Mark Williamson, R ERA: 5.06 (6, 1)	5.0 0.0	18 3	2 2	2 2	0 0	1 0	0 0	0 0	0 0	0 0	0 0	7 13	∞ ∞	∞ ∞	∞ ∞	∞ ∞			
Don Asase, R ERA: 4.69 (6, 1)	1.2 L	9 2	2 2	2 2	1 1	2 0	0 0	1 1	0 0	0 0	0 0	19 39	10.80 2.400	∞ ∞	∞ ∞	∞ ∞			
Gregg Olson, R ERA: 5.06 (7, 1)	0.1	0 0	0 0	0 0	0 0	0 0	0 0	0 0	0 0	0 0	0 0	2 3	0.00 0.000	∞ ∞	∞ ∞				
Mark Thurmond, L ERA: 4.57 (8, 1)	1.0	6 1	3 3	3 3	1 1	1 1	0 0	0 0	0 0	0 0	1 9	21 21	27.00 2.000	∞ ∞	∞ ∞				

AB 35
R 3
H 9
RBI 3
BB 2
SO 4
LOB 13



AB 29
R 6
H 8
RBI 6
BB 6
SO 6
LOB 15



Batter	1	2	3	4	5	6	7	8	9	AB	R	H	RBI	BB	SO	LOB	TOP					
Pete Stanicek, S (1, 7) OBP: 0.318, SLG: 0.315	1-3 K			0-2 6-3		0-1 HR		0-1 1-3		4	1	1	1	0	1	0	Baltimore Orioles @ Detroit Tigers Tiger Stadium, Detroit, MI Sun Sep 18, 1988, 3:33 AM EDT Att: 29,728 - Overcast - 86 F					
Billy Ripken, R (1, 4) OBP: 0.259, SLG: 0.257	0-1 5-3			0-0 F 1B		1-0 F8		0-0 B5-3		4	0	1	0	0	0	0						
Cal Ripken Jr., R (1, 6) OBP: 0.373, SLG: 0.439	3-2 F9			0-0 E9 1B		0-0 F8		1-0 1B		4	0	2	0	0	0	0						
Eddie Murray, S (1, 3)		2-2 G5-4-3 1B		4-1 G6-4-3 1B			3-1 F3	0-2 F8		3	0	1	0	1	0	1						
Mickey Tettleton, S (1, 2) OBP: 0.324, SLG: 0.426		1-2 G5-4-3 1-2		0-1 G6-4-3 1-2			0-0 1B		1-3 K	4	1	1	0	0	1	4						
Butch Davis, R (1, 9) OBP: 0.278, SLG: 0.333		0-0 F8			1-3 K		1-2 6-3		1-3 K	4	0	0	0	0	2	1						
Ken Gerhart, R (1, 8) Brady Anderson, L (9, PH) OBP: 0.277, SLG: 0.289			0-0 F2		1-0 4-3		0-1 1B	0-0 G4-3		3	0	1	1	0	0	0						
Rick Schu, R (1, 10) OBP: 0.314, SLG: 0.356			0-1 F7		1-3 K		0-0 1B			3	0	1	0	0	1	0						
Craig Worthington, R (1, 5) OBP: 0.273, SLG: 0.243			0-0 F9			1-2 F8	1-1 F9			3	0	0	0	0	0	2						
Inning Stats	R: 0 E: 0 K: 1 S: 9	H: 0 LOB: 0 BB: 0 P: 13	R: 0 E: 0 K: 0 S: 9	H: 1 LOB: 0 BB: 0 P: 12	R: 0 E: 0 K: 0 S: 4	H: 0 LOB: 0 BB: 0 P: 4	R: 0 E: 1 K: 0 S: 9	H: 2 LOB: 2 BB: 1 P: 13	R: 0 E: 0 K: 2 S: 7	H: 0 LOB: 0 BB: 0 P: 10	R: 1 E: 0 K: 0 S: 8	H: 1 LOB: 0 BB: 0 P: 10	R: 1 E: 0 K: 0 S: 11	H: 3 LOB: 2 BB: 0 P: 16	R: 0 E: 0 K: 0 S: 7	H: 1 LOB: 1 BB: 0 P: 8		R: 0 E: 0 K: 2 S: 9	H: 0 LOB: 0 BB: 0 P: 11	1B: 6 2B: 1 3B: 0 HR: 1	SF: 0 SAC: 0 DP: 2 HBP: 0	WP: 0 PB: 0 SB: 0 CS: 0
PITCHER	IP	WLS	BF	H	R	ER	SO	BB	IBB	HBP	BLK	WP	HR	S	P	ERA	WHIP					
Frank Tanana, L (1, 1) ERA: 4.15	8.1	L	32	8	2	2	4	1	0	0	0	0	1	67	90	2.16	1.080					
Mark Huisman, R (9, 1) ERA: 5.06	0.2		2	0	0	0	1	0	0	0	0	0	0	6	7	0.00	0.000					

AB	33
R	2
H	8
RBI	2
BB	1
SO	5
LOB	8





Batter	1	2	3	4	5	6	7	8	9	AB	R	H	RBI	BB	SO	LOB	BOTTOM					
Dave Bergman, L (1, 3) OBP: 0.377, SLG: 0.409	0-0 F7		1-3 K			2-0 4-3			1-2 G1-3	4	0	0	0	0	1	1	Baltimore Orioles @ Detroit Tigers Tiger Stadium, Detroit, MI Sun Sep 18, 1988, 3:33 AM EDT Att: 29,728 - Overcast - 86 F					
Dwayne Murphy, L (1, 8) OBP: 0.393, SLG: 0.402	4-1 F9-3 BB			2-2 F8			2-3 K		4-0 BB	2	0	0	0	2	1	0						
Alan Trammell, R (1, 6) OBP: 0.375, SLG: 0.474	0-2 F9-3 1-2			0-1 F8			4-2 G4-6-3 BB		2-1 F7	3	0	0	0	1	0	2						
Fred Lynn, L (1, 7) OBP: 0.305, SLG: 0.482		2-2 F3		1-0 4-3			1-2 G4-6-3 1-2			3	0	0	0	0	0	1						
Matt Nokes, L (1, 2) OBP: 0.306, SLG: 0.416		4-2 G3-6-1 BB			3-1 F8			1-1 3-1		2	0	0	0	1	0	0						
Darrell Evans, L (1, 10) OBP: 0.333, SLG: 0.353		1-1 G3-6-1 1-2			2-1 F3			2-1 F4		3	0	0	0	0	0	1						
Chet Lemon, R (1, 9) OBP: 0.347, SLG: 0.421			3-3 K		1-1 1-3			4-2 BB		2	0	0	0	1	1	0						
Tom Brookens, R (1, 5) OBP: 0.319, SLG: 0.363			3-2 BB			1-2 L5-3		3-3 K		2	0	1	0	0	0	0						
Pat Sheridan, L (9, PH) Torey Lovullo, S (9, 5) OBP: 0.375, SLG: 0.286									1-3 K	1	0	0	0	0	1	1						
Jim Walewander, S (1, 4) OBP: 0.267, SLG: 0.268			1-0 F7			0-1 B1-3				2	0	0	0	0	0	1						
Scott Lusader, L (9, PH) OBP: 0.133, SLG: 0.308										1	0	0	0	0	1	0						
Inning Stats	R: 0 E: 0 K: 0 S: 5	H: 0 LOB: 1 BB: 1 P: 9	R: 0 E: 0 K: 0 S: 8	H: 0 LOB: 0 BB: 1 P: 15	R: 0 E: 0 K: 2 S: 10	H: 1 LOB: 1 BB: 0 P: 18	R: 0 E: 0 K: 0 S: 6	H: 0 LOB: 0 BB: 0 P: 9	R: 0 E: 0 K: 0 S: 6	H: 0 LOB: 0 BB: 0 P: 12	R: 0 E: 0 K: 0 S: 6	H: 0 LOB: 0 BB: 0 P: 9	R: 0 E: 0 K: 1 S: 10	H: 0 LOB: 0 BB: 1 P: 17	R: 0 E: 0 K: 1 S: 10	H: 0 LOB: 1 BB: 1 P: 20	R: 0 E: 0 K: 1 S: 10	H: 0 LOB: 1 BB: 1 P: 18	1B: 0 2B: 2 3B: 0 HR: 0	SF: 0 SAC: 0 DP: 3 HBP: 0	WP: 0 PB: 0 SB: 0 CS: 0	PA: 30
PITCHER	IP	WLS	BF	H	R	ER	SO	BB	IBB	HBP	BLK	WP	HR	S	P	ERA	WHIP					
Bob Miliacki, R (1, 1) ERA: 3.0	8.0	W	26	1	0	0	4	4	0	0	0	0	0	61	109	0.00	0.625					
Tom Niedenfuer, R (9, 1)	1.0	S	4	0	0	0	1	1	0	0	0	0	0	10	18	0.00	1.000					



Batter	1	2	3	4	5	6	7	8	9	AB	R	H	RBI	BB	SO	LOB	TOP								
Pete Staniczek, S OBP: 0.317, SLG: 0.313 (1, 7)	F7			F9	F9			5-3		4	0	1	1	0	0	0	Baltimore Orioles @ New York Yankees Yankee Stadium, Bronx, NY Mon Sep 19 1988, 7:05 PM EDT Att: 23,706 - Unknown - 79 F livebaseballscorecards.com								
Brady Anderson, L OBP: 0.277, SLG: 0.292 (1, 8)	6-3			1B	L9			P5		4	1	1	0	0	0	2									
Cal Ripken Jr., R OBP: 0.372, SLG: 0.438 (1, 6)	G4-3			1B	2B			F8		4	0	1	1	0	0	0									
Eddie Murray, S OBP: 0.366, SLG: 0.486 (1, 3)		F9		1-3	1-3			K		3	0	0	0	1	1	1									
Larry Sheets, L OBP: 0.304, SLG: 0.339 Butch Davis, R OBP: 0.250, SLG: 0.300 (6, PH) (6, 9)	G4-3			G3	G5-4-3			K		2	0	0	0	0	0	1									
Terry Kennedy, L OBP: 0.279, SLG: 0.311 Mickey Tettleton, S OBP: 0.322, SLG: 0.422 (7, PH) (7, 2)	K			G4-3	1B			K		2	0	0	0	0	1	0									
Jeff Stone, L OBP: 0.220, SLG: 0.182 Rick Schu, R OBP: 0.316, SLG: 0.359 (7, PH)			4-3	G4-3	G4-3			1B		2	0	0	0	0	0	1									
Craig Worthington, R OBP: 0.277, SLG: 0.250 (1, 5)		G6-3		1B	1B			FC6-4		3	1	1	0	0	0	1									
Billy Ripken, R OBP: 0.260, SLG: 0.257 (1, 4)		F8		1B	1B			FC4-6		3	0	1	0	0	0	1									
Inning Stats	R: 0 E: 0 K: 0 S: 6	H: 0 LOB: 0 BB: 0 P: 6	R: 0 E: 0 K: 1 S: 9	H: 0 LOB: 0 BB: 0 P: 16	R: 0 E: 0 K: 0 S: 8	H: 0 LOB: 0 BB: 0 P: 13	R: 1 E: 0 K: 0 S: 11	H: 2 LOB: 1 BB: 0 P: 21	R: 1 E: 0 K: 0 S: 17	H: 4 LOB: 2 BB: 0 P: 29	R: 0 E: 0 K: 0 S: 4	H: 0 LOB: 0 BB: 1 P: 10	R: 0 E: 0 K: 1 S: 9	H: 1 LOB: 1 BB: 0 P: 15	R: 0 E: 0 K: 0 S: 7	H: 0 LOB: 0 BB: 0 P: 11		R: 0 E: 0 K: 3 S: 10	H: 0 LOB: 0 BB: 0 P: 14	1B: 6 2B: 1 3B: 0 HR: 0	SF: 0 SAC: 0 DP: 2 HBP: 0	WP: 0 PB: 0 SB: 0 CS: 0	PA: 33		
PITCHER	IP	WLS	BF	H	R	ER	SO	BB	IBB	HBP	BLK	WP	HR	S	P	ERA	WHIP								
Richard Dotson, R ERA: 5.21 (1, 1)	5.1	W	22	6	2	2	1	1	0	0	0	0	0	54	94	3.38	1.312								
Lee Guetterman, L ERA: 4.72 (6, 1)	2.2		8	1	0	0	1	0	0	0	0	0	0	17	27	0.00	0.375								
Dave Righetti, L ERA: 3.5 (9, 1)	1.0	S	3	0	0	0	3	0	0	0	0	0	0	10	14	0.00	0.000								

Batter	1	2	3	4	5	6	7	8	9	AB	R	H	RBI	BB	SO	LOB	BOTTOM								
Rickey Henderson, R OBP: 0.392, SLG: 0.393 (1, 7)	F9			F8				1B		4	0	2	0	1	0	1	Baltimore Orioles @ New York Yankees Yankee Stadium, Bronx, NY Mon Sep 19 1988, 7:05 PM EDT Att: 23,706 - Unknown - 79 F livebaseballscorecards.com								
Claudell Washington, L OBP: 0.397, SLG: 0.458 (1, 8)	K			1B	G4-3			F7		4	1	0	0	1	1	3									
Don Mattingly, L OBP: 0.349, SLG: 0.447 (1, 3)	F7			G4-3	1B			F7		4	0	1	0	1	0	2									
Dave Winfield, R OBP: 0.408, SLG: 0.551 (1, 9)		1B		2B	1B			F9		4	2	2	0	0	1	5									
Jack Clark, R OBP: 0.378, SLG: 0.436 (1, 10)		1B		2B	1B			1B		2	0	2	2	2	0	0									
Mike Pagliarulo, L OBP: 0.277, SLG: 0.364 (1, 5)	F7			L3				F8		4	0	0	0	0	1	7									
Willie Randolph, R OBP: 0.339, SLG: 0.322 (1, 4)		1B		FC3-6	BB			F7		3	0	1	1	1	1	4									
Don Slaught, R OBP: 0.328, SLG: 0.439 (1, 2)	L3			F9				F7		4	0	0	0	0	0	4									
Rafael Santana, R OBP: 0.287, SLG: 0.295 (1, 6)	K			FC3-6	1B			F8		4	0	1	0	0	1	3									
Inning Stats	R: 0 E: 0 K: 1 S: 7	H: 0 LOB: 0 BB: 0 P: 11	R: 1 E: 0 K: 1 S: 15	H: 2 LOB: 1 BB: 1 P: 24	R: 2 E: 0 K: 0 S: 12	H: 2 LOB: 1 BB: 2 P: 24	R: 0 E: 0 K: 0 S: 8	H: 0 LOB: 1 BB: 1 P: 12	R: 0 E: 0 K: 3 S: 16	H: 1 LOB: 3 BB: 1 P: 26	R: 0 E: 0 K: 0 S: 16	H: 2 LOB: 1 BB: 1 P: 29	R: 0 E: 0 K: 0 S: 5	H: 1 LOB: 1 BB: 0 P: 7	R: 0 E: 0 K: 0 S: 6	H: 1 LOB: 1 BB: 0 P: 10		1B: 8 2B: 1 3B: 0 HR: 0	SF: 0 SAC: 0 DP: 0 HBP: 0	WP: 0 PB: 0 SB: 2 CS: 0	PA: 39				
PITCHER	IP	WLS	BF	H	R	ER	SO	BB	IBB	HBP	BLK	WP	HR	S	P	ERA	WHIP								
Pete Harnisch, R ERA: 5.54 (1, 1)	6.0	L	31	7	3	3	5	5	1	0	0	0	0	74	126	4.50	2.000								
Gregg Olson, R ERA: 3.68 (7, 1)	2.0		8	2	0	0	0	0	0	0	0	0	0	11	17	0.00	1.000								


Batter	1	2	3	4	5	6	7	8	9	AB	R	H	RBI	BB	SO	LOB	TOP					
Pete Stanicek, S OBP: 0.316, SLG: 0.309 (1, 7)	1-2 4-3		0-0 G3-6-3			1-1 BB HBP		1-1 G3		3	0	0	0	0	0	1	Baltimore Orioles @ New York Yankees Yankee Stadium, Bronx, NY Tue Sep 20 1988, 7:05 PM EDT Att: 16,227 - Unknown - 74 F livebaseballscorecards.com					
Brady Anderson, L OBP: 0.273, SLG: 0.288 (1, 8)	2-1 F8			1-2 F8		0-1 F7		2-1 F8		4	0	0	0	0	0	1						
Cal Ripken Jr., R OBP: 0.373, SLG: 0.439 (1, 6)	0-1 2B			2-1 L9		4-0 BB		1-2 BB		3	0	1	0	1	0	0						
Eddie Murray, S OBP: 0.365, SLG: 0.485 (1, 3)	2-1 F7			0-0 F7		1-1 3-1		0-1 1B		4	0	1	0	0	0	3						
Mickey Tettleton, S OBP: 0.321, SLG: 0.420 (1, 2)		3-3 K			1-3 K		2-3 K		2-2 1B	4	0	1	0	0	3	0						
Jim Traher, L OBP: 0.266, SLG: 0.319 (1, 10)	1-2 4-3			2-2 F8		2-0 4-3		1-0 F9		4	0	0	0	0	0	2						
Jeff Stone, L OBP: 0.210, SLG: 0.172 (1, 9)	1-3 K			1-0 G6-3		0-2 G6-3				3	0	0	0	0	1	0						
Craig Worthington, R OBP: 0.280, SLG: 0.326 (1, 5)			3-2 F7			0-1 HR		3-2 F9		3	1	1	1	0	0	0						
Billy Ripken, R OBP: 0.260, SLG: 0.258 (1, 4)			1-2 G3-6-3 1B			3-2 1-3		1-1 P9		3	0	1	0	0	0	0						
Inning Stats	R: 0 E: 0 K: 0 S: 9	H: 1 LOB: 1 BB: 0 P: 14	R: 0 E: 0 K: 2 S: 15	H: 0 LOB: 0 BB: 0 P: 20	R: 0 E: 0 K: 0 S: 11	H: 1 LOB: 0 BB: 0 P: 15	R: 0 E: 0 K: 0 S: 6	H: 0 LOB: 0 BB: 0 P: 9	R: 0 E: 0 K: 1 S: 9	H: 0 LOB: 0 BB: 1 P: 13	R: 0 E: 0 K: 1 S: 10	H: 0 LOB: 2 BB: 1 P: 19	R: 0 E: 0 K: 1 S: 10	H: 0 LOB: 0 BB: 0 P: 14	R: 0 E: 0 K: 0 S: 7	H: 0 LOB: 0 BB: 0 P: 12	R: 0 E: 0 K: 0 S: 12	H: 2 LOB: 2 BB: 0 P: 19	1B: 3 2B: 1 3B: 0 HR: 1	SF: 0 SAC: 0 DP: 1 HBP: 1	WP: 0 PB: 0 SB: 0 CS: 0	PA: 33
PITCHER Rick Rhoden, R ERA: 4.13 (1, 1)	IP: 9.0 WLS: W BF: 33 H: 5 R: 1 ER: 1 SO: 4 BB: 1 IBB: 0 HBP: 1 BLK: 0 WP: 0 HR: 1 S: 89 P: 135 ERA: 1.00 WHIP: 0.667											PITCHER	IP: 9.0 WLS: W BF: 33 H: 5 R: 1 ER: 1 SO: 4 BB: 1 IBB: 0 HBP: 1 BLK: 0 WP: 0 HR: 1 S: 89 P: 135 ERA: 1.00 WHIP: 0.667	AB: 31 R: 1 H: 5 RBI: 1 BB: 1 SO: 4 LOB: 7								

Batter	1	2	3	4	5	6	7	8	9	AB	R	H	RBI	BB	SO	LOB	BOTTOM					
Rickey Henderson, R OBP: 0.392, SLG: 0.394 (1, 7)	1-2 5-3		3-2 5-3 2B		4-1 HR BB		0-3 K	0-3 K		4	1	1	0	1	2	2	Baltimore Orioles @ New York Yankees Yankee Stadium, Bronx, NY Tue Sep 20 1988, 7:05 PM EDT Att: 16,227 - Unknown - 74 F livebaseballscorecards.com					
Claudell Washington, L OBP: 0.356, SLG: 0.405 (1, 8)	4-2 1B BB		1-1 5-3		0-1 F9		1-1 G4-3			3	0	0	0	1	0	3						
Don Mattingly, L OBP: 0.348, SLG: 0.446 (1, 3)	0-1 1B		2-3 F8		1-0 G3		1-2 4-3			4	0	1	0	0	0	3						
Jack Clark, R OBP: 0.380, SLG: 0.444 (8, PR) Roberto Kelly, R OBP: 0.272, SLG: 0.364 (9, 9)	0-3 K			4-1 2B BB	1-2 HR			0-1 CS 1B		3	2	2	3	1	1	2						
Ken Phelps, L OBP: 0.412, SLG: 0.553 (1, 10)	2-2 P4			3-2 1B 2B	1-1 HR			4-2 PB 1B FC5-4 BB		3	2	2	2	1	0	2						
Mike Pagliarulo, L OBP: 0.277, SLG: 0.363 (1, 5)		2-1 P8		0-3 K	1-1 F7			1-0 FC5-4 PB 1B 1B		4	1	1	0	0	1	1						
Willie Randolph, R OBP: 0.340, SLG: 0.322 (1, 4)		3-2 G1-6-3 1B		1-2 G5-3		2-1 5-3		4-1 FC5-4 BB		3	0	1	0	1	0	1						
Don Slaught, R OBP: 0.324, SLG: 0.433 (1, 2)		0-0 G1-6-3		0-0 5-3		3-2 4-3		2-2 FC5-4 1B		4	0	0	1	0	0	4						
Rafael Santana, R OBP: 0.289, SLG: 0.296 (1, 6)			2-2 4-3		2-2 F9 BB HR 1B		1-2 5-3		0-0 1B	4	1	2	1	0	0	0						
Inning Stats	R: 0 E: 0 K: 1 S: 13	H: 1 LOB: 2 BB: 1 P: 20	R: 0 E: 0 K: 0 S: 6	H: 1 LOB: 0 BB: 0 P: 11	R: 0 E: 0 K: 0 S: 10	H: 1 LOB: 1 BB: 0 P: 16	R: 1 E: 0 K: 1 S: 12	H: 1 LOB: 1 BB: 1 P: 20	R: 4 E: 0 K: 0 S: 17	H: 3 LOB: 0 BB: 1 P: 27	R: 0 E: 0 K: 0 S: 8	H: 0 LOB: 0 BB: 0 P: 14	R: 0 E: 0 K: 1 S: 9	H: 0 LOB: 0 BB: 0 P: 11	R: 2 E: 0 K: 1 S: 14	H: 3 LOB: 2 BB: 2 P: 25	R: 0 E: 0 K: 1 S: 14	H: 3 LOB: 2 BB: 2 P: 25	1B: 6 2B: 2 3B: 0 HR: 2	SF: 0 SAC: 0 DP: 1 HBP: 0	WP: 0 PB: 1 SB: 0 CS: 1	PA: 37
PITCHER Jose Bautista, R ERA: 4.27 Jay Tibbs, R ERA: 5.29 (5, 1)	IP: 4.2 WLS: L BF: 23 H: 7 R: 5 ER: 5 SO: 2 BB: 3 IBB: 0 HBP: 0 BLK: 0 WP: 0 HR: 2 S: 56 P: 91 ERA: 9.64 WHIP: 2.143											PITCHER	IP: 5.1 WLS: L BF: 14 H: 3 R: 2 ER: 2 SO: 3 BB: 2 IBB: 0 HBP: 0 BLK: 0 WP: 0 HR: 0 S: 33 P: 53 ERA: 5.40 WHIP: 1.500	AB: 32 R: 7 H: 10 RBI: 7 BB: 5 SO: 4 LOB: 18								

Batter	1	2	3	4	5	6	7	8	9	AB	R	H	RBI	BB	SO	LOB	TOP										
Dave Bergman, L (1, 3) OBP: 0.382, SLG: 0.416	0-0 E5 1B 4-3 SF8		1-2 3-1	1-2 E 2B		1-2 2H 1B			0-0 G3	5	2	2	2	0	0	0											
Dwayne Murphy, L (1, 8) OBP: 0.383, SLG: 0.384	3-2 4-3		4-1	1-0 E8		1-1 L9			0-2 L6	4	0	1	1	1	0	2											
Gary Pettis, S (9, 8) OBP: 0.285, SLG: 0.278	1-2		BB	2H 1B						0	0	0	0	0	0	0											
Alan Trammell, R (1, 6) OBP: 0.376, SLG: 0.468	2-0 E 1B		1-3 K	1-3 K					3-2 5-3	5	1	1	0	0	2	2											
Fred Lynn, L (1, 7) OBP: 0.304, SLG: 0.476	1-1 SF8		3-1 F9		0-0 G3					0	0	0	0	0	0	0											
Matt Nokes, L (1, 2) OBP: 0.310, SLG: 0.418	1-1 2H 1B			0-2 2B 2B	3-2 G4-6-3 1B					4	1	3	1	0	0	1											
Darrell Evans, L (1, 10) OBP: 0.337, SLG: 0.370	0-3 K		3-3 K	2-1 G4-6-3 1B						4	0	0	0	0	2	4											
Chet Lemon, R (1, 9) OBP: 0.348, SLG: 0.425		1-2 F3		1-2 2B BB					2-2 5-3	3	1	0	0	1	1	0											
Tom Brookens, R (1, 5) OBP: 0.315, SLG: 0.358		1-3 K		0-0 2B 2B					3-2 F8	4	2	2	2	0	1	0											
Jim Walewander, S (1, 4) OBP: 0.247, SLG: 0.247	1-0 4-3		1-3 K	1-2 2B 1B					2-3 K	4	0	0	0	0	2	2											
Inning Stats	R: 2 H: 2 E: 2 K: 1 S: 12	H: 2 LOB: 1 BB: 0 P: 19	R: 0 H: 0 E: 0 K: 1 S: 8	H: 0 LOB: 0 BB: 0 P: 11	R: 0 H: 0 E: 0 K: 1 S: 10	H: 0 LOB: 1 BB: 1 P: 19	R: 4 H: 4 E: 1 K: 3 S: 25	H: 4 LOB: 1 BB: 1 P: 36	R: 0 H: 1 E: 0 K: 0 S: 8	H: 1 LOB: 0 BB: 0 P: 13	R: 1 H: 2 E: 0 K: 1 S: 14	H: 2 LOB: 1 BB: 0 P: 22	R: 0 H: 1 E: 0 K: 0 S: 6	H: 1 LOB: 1 BB: 0 P: 9	R: 0 H: 0 E: 0 K: 1 S: 11	H: 0 LOB: 0 BB: 0 P: 18	R: 0 H: 0 E: 0 K: 0 S: 7	H: 0 LOB: 0 BB: 0 P: 8	1B: 6 2B: 4 3B: 0 HR: 0	SF: 1 SAC: 0 DP: 1 HBP: 0	WP: 0 PB: 0 SB: 0 CS: 0	PA: 39					
PITCHER	IP	WLS	BF	H	R	ER	SO	BB	IBB	HBP	BLK	WP	HR	S	P	ERA	WHIP										
Dave Schmidt, R (1, 1) ERA: 3.4	3.2	L	19	5	6	4	5	2	0	0	0	0	0	51	79	9.82	1.909										
Jay Tibbs, R (4, 1) ERA: 5.27	2.1		10	4	1	1	2	0	0	0	0	0	0	26	41	3.86	1.714										
Don Aase, R (7, 1) ERA: 4.46	2.0		7	1	0	0	1	0	0	0	0	0	0	17	27	0.00	0.500										
Doug Sisk, R (9, 1) ERA: 3.99	1.0		3	0	0	0	0	0	0	0	0	0	0	7	8	0.00	0.000										

Detroit Tigers @ Baltimore Orioles
Memorial Stadium, Baltimore, MD
 Thu Sep 22 1988, 7:05 PM EDT
 Att: 17,164 - Unknown - 73 F


AB 33
R 7
H 9
RBI 6
BB 2
SO 8
LOB 11



Batter	1	2	3	4	5	6	7	8	9	AB	R	H	RBI	BB	SO	LOB	BOTTOM										
Pete Stanicek, S (1, 7) OBP: 0.311, SLG: 0.314	0-2 HR	1-2 3-1		4-2 G4-6-3 BB		3-2 F9		0-0 3-1		4	1	1	1	1	0	1											
Billy Ripken, R (1, 4) OBP: 0.283, SLG: 0.260	1-0 1B		3-2 HR 1B	1-3 K		2-1 1B 1B			0-0 B5-3	5	2	3	0	0	1	2											
Cal Ripken Jr., R (1, 6) OBP: 0.372, SLG: 0.436	3-1 F8		0-2 5-3	0-0 G4-6-3		1-1 1B 1B			1-1 6-3	5	0	1	0	0	0	4											
Eddie Murray, S (1, 10) OBP: 0.369, SLG: 0.491	1-1 1B		1-1 HR	1-3 K		2-0 9-2-4 1B			0-0 1B	5	1	4	2	0	1	0											
Mickey Tettleton, S (1, 2) OBP: 0.327, SLG: 0.421	2-3 K		1-1 FC5-4 1B	0-1 1B		0-1 1-2 2-3 3H 1B			1-3 K	5	0	3	1	0	2	3											
Ken Gerhart, R (1, 8) OBP: 0.244, SLG: 0.322	1-2 L4		1-1 FC5-4 1B	3-2 F4		3-2 9-2-4				2	0	0	0	0	0	3											
Brady Anderson, L (5, FH) OBP: 0.271, SLG: 0.285			1-2 1B	1-2 1B		2-3 K				2	0	0	0	0	0	4											
Rick Schu, R (1, 3) OBP: 0.320, SLG: 0.362		2-3 K	1-2 1B	2-3 K		2-1 F8				4	0	1	0	0	2	3											
Butch Davis, R (1, 9) OBP: 0.240, SLG: 0.280		2-2 1B	2-0 F7			1-0 F8			2-2 4-3	1	0	1	0	0	0	0											
Joe Orsulak, L (3, FH) OBP: 0.336, SLG: 0.439										3	0	0	0	0	0	2											
Craig Worthington, R (1, 5) OBP: 0.271, SLG: 0.308		0-0 F8		2-2 BB 1B		0-0 F4			0-0 F4	4	0	1	0	0	0	1											
Inning Stats	R: 1 H: 3 E: 0 K: 1 S: 18	H: 3 LOB: 2 BB: 0 P: 26	R: 0 H: 1 E: 0 K: 1 S: 11	H: 1 LOB: 0 BB: 0 P: 16	R: 2 H: 4 E: 0 K: 0 S: 17	H: 4 LOB: 2 BB: 0 P: 26	R: 0 H: 1 E: 0 K: 1 S: 11	H: 1 LOB: 1 BB: 1 P: 18	R: 0 H: 1 E: 0 K: 2 S: 14	H: 1 LOB: 1 BB: 0 P: 20	R: 0 H: 0 E: 0 K: 0 S: 7	H: 0 LOB: 0 BB: 0 P: 11	R: 1 H: 4 E: 0 K: 0 S: 12	H: 4 LOB: 2 BB: 0 P: 22	R: 0 H: 0 E: 0 K: 0 S: 5	H: 0 LOB: 0 BB: 0 P: 7	R: 0 H: 1 E: 0 K: 1 S: 8	H: 1 LOB: 1 BB: 0 P: 10	1B: 13 2B: 1 3B: 0 HR: 2	SF: 0 SAC: 0 DP: 2 HBP: 0	WP: 0 PB: 0 SB: 0 CS: 0	PA: 41					
PITCHER	IP	WLS	BF	H	R	ER	SO	BB	IBB	HBP	BLK	WP	HR	S	P	ERA	WHIP										
Frank Tanana, L (1, 1) ERA: 4.25	2.1		14	7	3	3	2	0	0	0	0	0	0	43	69	2.46	1.909										
Ted Power, R (3, 1) ERA: 5.91	3.2	W	17	6	1	1	3	1	0	0	0	0	0	10	17	0.00	0.750										
Paul Gibson, L (7, 1) ERA: 2.94	1.1		4	1	0	0	0	0	0	0	0	0	0	10	12	0.00	0.600										
Mike Henneman, R (8, 1) ERA: 1.98	1.2	S	6	1	0	0	1	0	0	0	0	0	0	10	12	0.00	0.600										

Detroit Tigers @ Baltimore Orioles
Memorial Stadium, Baltimore, MD
 Thu Sep 22 1988, 7:05 PM EDT
 Att: 17,164 - Unknown - 73 F

AB 40
R 4
H 15
RBI 4
BB 1
SO 6
LOB 23



Batter	1	2	3	4	5	6	7	8	9	AB	R	H	RBI	BB	SO	LOB	TOP										
Dave Bergman, L (1, 3) OBP: 0.379, SLG: 0.412	3-1		4-3		G3-6-1		4-3		1-1	5	0	1	1	0	0	3	Detroit Tigers @ Baltimore Orioles Memorial Stadium, Baltimore, MD Fri Sep 23 1988, 7:05 PM EDT Att: 24,792 - Unknown - 81 F livebaseballscorecards.com										
Dwayne Murphy, L (1, 8) OBP: 0.384, SLG: 0.379 Gary Pettis, S (9, 8) OBP: 0.285, SLG: 0.278	4-3		1-2		1-2			F7	F9	4	0	1	1	1	0	1											
Alan Trammell, R (1, 6) OBP: 0.373, SLG: 0.464	E6		2-3		L5			F5		4	0	0	0	0	1	2											
Fred Lynn, L (1, 7) OBP: 0.304, SLG: 0.472	1-2		F8					F7		0	0	0	0	0	0	0											
Matt Nokes, L (1, 2) OBP: 0.312, SLG: 0.427	4-3									4	1	2	1	0	0	2											
Darrell Evans, L (1, 10) OBP: 0.336, SLG: 0.377					F9					4	1	1	1	0	2	1											
Chet Lemon, R (1, 9) OBP: 0.345, SLG: 0.422					F9					4	0	0	0	0	1	1											
Tom Brookens, R (1, 5) OBP: 0.315, SLG: 0.357					5-3					4	0	1	0	0	1	1											
Jim Walewander, S (1, 4) OBP: 0.256, SLG: 0.252 Pat Sheridan, L (7, PH) OBP: 0.339, SLG: 0.404 Torey Lovullo, S (7, 4) OBP: 0.444, SLG: 0.500					4-3					1	1	1	0	1	0	0											
					1B					1	0	0	0	0	1	1											
					1B					1	1	1	0	0	0	0											
Inning Stats	R: 0 E: 1 K: 0 S: 13	H: 0 LOB: 2 BB: 1 P: 22	R: 0 E: 0 K: 1 S: 7	H: 0 LOB: 0 BB: 0 P: 11	R: 1 E: 0 K: 1 S: 17	H: 1 LOB: 1 BB: 1 P: 26	R: 0 E: 0 K: 0 S: 8	H: 1 LOB: 1 BB: 0 P: 12	R: 0 E: 0 K: 1 S: 8	H: 0 LOB: 0 BB: 0 P: 11	R: 0 E: 0 K: 1 S: 7	H: 1 LOB: 1 BB: 0 P: 15	R: 0 E: 0 K: 0 S: 5	H: 0 LOB: 0 BB: 0 P: 8	R: 3 E: 0 K: 2 S: 17	H: 4 LOB: 1 BB: 0 P: 24	1B: 5 2B: 1 3B: 0 HR: 2	SF: 0 SAC: 0 DP: 1 HBP: 0	WP: 0 PB: 0 SB: 0 CS: 0	PA: 38							
PITCHER	IP	WLS	BF	H	R	ER	SO	BB	IBB	HBP	BLK	WP	HR	S	P	ERA	WHIP										
Bob Milacki, R (1, 1) ERA: 1.13	8.0		32	5	2	2	4	3	0	0	0	0	1	75	124	2.25	1.000										
Tom Niedenfuer, R (9, 1) ERA: 3.16	1.0	W	6	3	2	2	2	0	0	0	0	0	1	14	20	18.00	3.000										

Batter	1	2	3	4	5	6	7	8	9	AB	R	H	RBI	BB	SO	LOB	BOTTOM										
Joe Orsulak, L (1, 9) OBP: 0.339, SLG: 0.440	L7		L5			SH3		1-3		4	1	1	0	1	0	0	Detroit Tigers @ Baltimore Orioles Memorial Stadium, Baltimore, MD Fri Sep 23 1988, 7:05 PM EDT Att: 24,792 - Unknown - 81 F livebaseballscorecards.com										
Pete Stanjcek, S (1, 7) OBP: 0.314, SLG: 0.322	1B		E3			SH3		WP	FC5-2	4	2	2	0	0	0	2											
Cal Ripken Jr., R (1, 6) OBP: 0.373, SLG: 0.437	1B		6-3			1B		5-3		4	0	2	2	0	0	1											
Eddie Murray, S (1, 10) OBP: 0.369, SLG: 0.491	E4		3-1			1B				4	0	2	1	0	0	1											
Terry Kennedy, L (1, 2) OBP: 0.276, SLG: 0.307 Mickey Tettleton, S (7, 2) OBP: 0.329, SLG: 0.421	G4-6-3		6-3			G4-6-3				3	0	0	0	0	0	4											
										0	0	0	0	1	0	0											
Jim Traber, L (1, 3) OBP: 0.263, SLG: 0.315			F5					G3		4	0	0	0	0	0	2											
Brady Anderson, L (1, 8) OBP: 0.274, SLG: 0.288						F9				4	1	2	0	0	1	0											
Craig Worthington, R (1, 5) OBP: 0.274, SLG: 0.309 Larry Sheets, L (9, PH) OBP: 0.305, SLG: 0.341 Butch Davis, R (9, PR) OBP: 0.240, SLG: 0.280			G4-6-3							3	0	1	0	0	0	1											
										1	0	1	0	0	0	0											
Billy Ripken, R (1, 4) OBP: 0.261, SLG: 0.259 Jeff Stone, L (9, PH) OBP: 0.222, SLG: 0.186										3	0	0	0	0	1	1											
										1	1	1	1	0	0	0											
Inning Stats	R: 1 E: 1 K: 0 S: 9	H: 2 LOB: 1 BB: 0 P: 16	R: 0 E: 0 K: 0 S: 9	H: 1 LOB: 0 BB: 0 P: 13	R: 0 E: 1 K: 0 S: 8	H: 0 LOB: 1 BB: 0 P: 15	R: 0 E: 0 K: 0 S: 10	H: 0 LOB: 0 BB: 0 P: 13	R: 0 E: 0 K: 2 S: 10	H: 3 LOB: 1 BB: 0 P: 15	R: 0 E: 0 K: 2 S: 10	H: 1 LOB: 1 BB: 0 P: 13	R: 1 E: 0 K: 0 S: 12	H: 2 LOB: 2 BB: 1 P: 19	R: 2 E: 1 K: 0 S: 6	H: 3 LOB: 3 BB: 1 P: 12	1B: 10 2B: 2 3B: 0 HR: 0	SF: 0 SAC: 1 DP: 3 HBP: 0	WP: 1 PB: 0 SB: 0 CS: 0	PA: 38							
PITCHER	IP	WLS	BF	H	R	ER	SO	BB	IBB	HBP	BLK	WP	HR	S	P	ERA	WHIP										
Walt Terrell, R (1, 1) ERA: 3.98	8.0	L	35	11	5	4	2	1	0	0	0	0	0	75	115	4.50	1.500										
Willie Hernandez, L (9, 1) ERA: 3.38	0.1		3	1	0	0	0	0	1	0	0	0	0	3	8	0.00	3.000										



Batter	1	2	3	4	5	6	7	8	9	AB	R	H	RBI	BB	SO	LOB	TOP		
Dave Bergman, L (1, 3) OBP: 0.381, SLG: 0.413	3-2 L8		3-3 K		1-1 1B			1-2 FC3-6 1B		4	0	2	0	0	1	0	Detroit Tigers @ Baltimore Orioles Memorial Stadium, Baltimore, MD Sun Sep 25 1988, 3:33 AM EDT Cloudy - 57 F		
Dwayne Murphy, L (1, 8) OBP: 0.373, SLG: 0.367	3-2 3-1		1-2 F7		1-1 F7			0-1 FC3-6 1-2		4	0	0	0	0	0	2			
Fred Lynn, L (1, 7) OBP: 0.301, SLG: 0.467	3-2 4-3		2-2 F4		1-1 F7			0-1 F5		0	0	0	0	0	0	0			
Matt Nokes, L (1, 2) OBP: 0.311, SLG: 0.425		1-0 HBP BB 1B		2-1 L8				2-2 F8		4	0	1	0	0	0	0			
Darrell Evans, L (1, 10) OBP: 0.339, SLG: 0.386 Gary Pettis, S (9, PR) OBP: 0.285, SLG: 0.278		4-0 HBP BB 1-2		0-0 HR				3-0 G3		3	1	2	1	1	0	0			
Chet Lemon, R (1, 9) OBP: 0.345, SLG: 0.420 Pat Sheridan, L (9, PH) OBP: 0.338, SLG: 0.403		2-2 HBP BB 1-2 2-3		3-1 F3				1-1 6-3		2	0	0	0	0	0	0			
Luis Salazar, R (1, 6) OBP: 0.305, SLG: 0.388		1-3 K		1-2 6-3				0-0 6-3		1	0	0	0	0	0	1			
Tom Brookens, R (1, 5) OBP: 0.312, SLG: 0.353		1-3 K		1-1 F9				1-0 F8		4	0	0	0	0	1	4			
Jim Walewander, S (1, 4) OBP: 0.251, SLG: 0.247		1-0 L4		0-1 F8				1-2 F5		3	0	0	0	0	0	3			
Inning Stats	R: 0 E: 0 K: 0 S: 12	H: 0 LOB: 0 BB: 0 P: 21	R: 0 E: 0 K: 2 S: 11	H: 1 LOB: 3 BB: 1 P: 21	R: 0 E: 0 K: 1 S: 10	H: 0 LOB: 0 BB: 0 P: 16	R: 1 E: 0 K: 0 S: 9	H: 1 LOB: 0 BB: 0 P: 15	R: 0 E: 0 K: 0 S: 8	H: 0 LOB: 0 BB: 0 P: 12	R: 0 E: 0 K: 0 S: 4	H: 0 LOB: 0 BB: 0 P: 6	R: 0 E: 0 K: 0 S: 12	H: 1 LOB: 1 BB: 0 P: 14	R: 1 E: 0 K: 0 S: 11	H: 2 LOB: 1 BB: 0 P: 13		1B: 5 2B: 0 3B: 0 HR: 1	SF: 0 SAC: 0 DP: 0 HBP: 1
PITCHER	IP	WLS	BF	H	R	ER	SO	BB	IBB	HBP	BLK	WP	HR	S	P	ERA	WHIP		
Mark Williamson, R (1, 1) ERA: 4.83	8.2	L	34	6	2	2	3	1	0	1	0	0	1	81	127	2.08	0.808		
Gregg Olson, R (9, 1) ERA: 3.52	0.1		1	0	0	0	0	0	0	0	0	0	0	2	2	0.00	0.000		

Batter	1	2	3	4	5	6	7	8	9	AB	R	H	RBI	BB	SO	LOB	BOTTOM				
Joe Orsulak, L (1, 9) OBP: 0.335, SLG: 0.435	0-2 4-3		2-1 6-3		0-1 3-1			0-3 K		4	0	0	0	0	1	0	Detroit Tigers @ Baltimore Orioles Memorial Stadium, Baltimore, MD Sun Sep 25 1988, 3:33 AM EDT Cloudy - 57 F				
Pete Stanicek, S (1, 7) OBP: 0.313, SLG: 0.318	0-0 E3 E		4-2 S BB		2-3 K			2-1 L9		3	1	0	0	1	1	0					
Cal Ripken Jr., R (1, 6) OBP: 0.372, SLG: 0.435	4-2 FC3-6 BB 1-2		2-1 F3		0-0 6-3			2-2 F8		3	0	0	0	1	0	1					
Eddie Murray, S (1, 10) OBP: 0.367, SLG: 0.488	0-2 FC3-6 1-2 2H		0-0 4-3		0-1 F7			0-3 K		4	0	0	0	0	1	1					
Mickey Tettleton, S (1, 2) OBP: 0.329, SLG: 0.420	0-3 K		1-3 K		0-2 1B			0-0 F2		3	0	1	0	0	2	1					
Brady Anderson, L (1, 8) OBP: 0.271, SLG: 0.285		0-0 G3		3-1 F9				0-0 F9		3	0	0	0	0	0	1					
Larry Sheets, L (1, 3) OBP: 0.266, SLG: 0.339 Ken Gerhart, R (9, 7) OBP: 0.244, SLG: 0.322		2-2 4-3		0-2 3-1				2-3 K		3	0	0	0	0	1	1					
Craig Worthington, R (1, 5) OBP: 0.266, SLG: 0.298 Jeff Stone, L (8, PH) OBP: 0.219, SLG: 0.183 Rene Gonzales, R (9, 5) OBP: 0.249, SLG: 0.251		0-2 5-3		2-3 K				3-2 F7		2	0	0	0	0	1	0					
Billy Ripken, R (1, 4) OBP: 0.260, SLG: 0.258 Jim Traber, L (8, PH) OBP: 0.262, SLG: 0.315			1-3 K		1-2 F9			1-1 F6		2	0	0	0	0	1	0					
Inning Stats	R: 1 E: 2 K: 1 S: 12	H: 0 LOB: 1 BB: 1 P: 16	R: 0 E: 0 K: 0 S: 8	H: 0 LOB: 0 BB: 0 P: 10	R: 0 E: 0 K: 1 S: 11	H: 0 LOB: 1 BB: 1 P: 20	R: 0 E: 0 K: 1 S: 7	H: 0 LOB: 0 BB: 0 P: 11	R: 0 E: 0 K: 1 S: 10	H: 0 LOB: 0 BB: 0 P: 13	R: 0 E: 0 K: 1 S: 6	H: 0 LOB: 0 BB: 0 P: 8	R: 0 E: 0 K: 1 S: 9	H: 1 LOB: 1 BB: 0 P: 11	R: 0 E: 0 K: 1 S: 8	H: 0 LOB: 0 BB: 0 P: 12		R: 0 E: 0 K: 1 S: 9	H: 0 LOB: 0 BB: 0 P: 13	1B: 1 2B: 0 3B: 0 HR: 0	SF: 0 SAC: 0 DP: 0 HBP: 0
PITCHER	IP	WLS	BF	H	R	ER	SO	BB	IBB	HBP	BLK	WP	HR	S	P	ERA	WHIP				
Jack Morris, R (1, 1) ERA: 4.07	9.0	W	31	1	1	0	8	2	0	0	0	0	0	80	114	0.00	0.333				

AB	29
R	2
H	6
RBI	2
BB	1
SO	3
LOB	13




AB	29
R	1
H	1
RBI	0
BB	2
SO	8
LOB	5



Batter	1	2	3	4	5	6	7	8	9	AB	R	H	RBI	BB	SO	LOB	TOP				
Gary Pettis, S OBP: 0.285, SLG: 0.277 (1, 8)										1	0	0	0	0	1	0	Detroit Tigers @ Baltimore Orioles Memorial Stadium, Baltimore, MD Sun Sep 25 1988, 3:38 AM EDT Att: 21,754 - Cloudy - 59 F				
Scott Lusader, L OBP: 0.111, SLG: 0.250 (7, 8)										2	0	0	0	0	0	0					
Chet Lemon, R OBP: 0.344, SLG: 0.418 (8, 9)										2	0	0	0	0	1	1					
Pat Sheridan, L OBP: 0.339, SLG: 0.404 (1, 7)										2	1	1	0	0	0	0					
Tom Brookens, R OBP: 0.310, SLG: 0.352 (6, 5)										2	0	0	0	0	0	0					
Dave Bergman, L OBP: 0.379, SLG: 0.409 (1, 3)										3	1	0	0	1	0	1					
Darrell Evans, L OBP: 0.341, SLG: 0.384 (1, 10)										2	1	0	0	2	1	1					
Dwayne Murphy, L OBP: 0.382, SLG: 0.402 (1, 8)										2	1	2	2	0	0	0					
Larry Herndon, R OBP: 0.113, SLG: 0.325 (7, 9)										0	0	0	0	1	0	0					
Bill Bower, L OBP: 0.182, SLG: 0.364 (7, 9)										0	0	0	0	0	0	0					
Luis Salazar, R OBP: 0.303, SLG: 0.385 (1, 5)										3	0	0	0	0	0	3					
Matt Nokes, L OBP: 0.313, SLG: 0.425 (9, 6)										0	1	0	0	1	0	0					
Alan Trammell, R OBP: 0.373, SLG: 0.464 (9, 6)										0	0	0	0	0	0	0					
Torey Lovullo, S OBP: 0.417, SLG: 0.727 (9, 7)										3	1	1	1	0	0	3					
Fred Lynn, L OBP: 0.302, SLG: 0.476 (9, 7)										0	1	0	0	0	0	0					
Mike Heath, R OBP: 0.314, SLG: 0.376 (1, 2)										4	0	1	0	0	2	1					
Jim Walewander, S OBP: 0.249, SLG: 0.244 (8, 5)										2	0	0	0	0	0	0					
Ray Knight, R OBP: 0.288, SLG: 0.285 (8, 5)										2	0	0	0	0	0	1					
Inning Stats	R: 0 E: 0 K: 1 S: 8	H: 0 LOB: 0 BB: 0 P: 14	R: 0 E: 0 K: 0 S: 7	H: 1 LOB: 1 BB: 1 P: 14	R: 0 E: 0 K: 1 S: 8	H: 0 LOB: 0 BB: 0 P: 13	R: 2 E: 0 K: 0 S: 13	H: 2 LOB: 0 BB: 0 P: 18	R: 1 E: 0 K: 1 S: 8	H: 1 LOB: 0 BB: 0 P: 15	R: 0 E: 0 K: 0 S: 7	H: 0 LOB: 0 BB: 0 P: 11	R: 0 E: 0 K: 0 S: 4	H: 0 LOB: 1 BB: 1 P: 10	R: 0 E: 0 K: 0 S: 11	H: 0 LOB: 0 BB: 0 P: 17	R: 4 E: 0 K: 1 S: 16	H: 2 LOB: 1 BB: 3 P: 31	1B: 3 2B: 0 3B: 0 HR: 3	SF: 0 SAC: 1 DP: 1 HBP: 0	WP: 0 PA: 37 PB: 0 SB: 0 CS: 0
PITCHER	IP	WLS	BF	H	R	ER	SO	BB	IBB	HBP	BLK	WP	HR	S	P	ERA	WHIP				
Jose Bautista, R ERA: 4.3	(1, 1)	5.0	19	4	3	3	3	1	0	0	0	0	2	44	74	5.40	1.000				
Mark Thurmond, L ERA: 4.5	(6, 1)	3.0	11	0	1	1	1	2	0	0	0	0	0	25	45	3.00	0.667				
Tom Niedenfuer, R ERA: 3.57	(9, 1)	1.0	L	7	2	3	3	1	1	0	0	0	1	13	24	27.00	3.000				

Batter	1	2	3	4	5	6	7	8	9	AB	R	H	RBI	BB	SO	LOB	BOTTOM					
Joe Orsulak, L OBP: 0.332, SLG: 0.431 (1, 9)										3	0	0	0	0	0	0	Detroit Tigers @ Baltimore Orioles Memorial Stadium, Baltimore, MD Sun Sep 25 1988, 3:38 AM EDT Att: 21,754 - Cloudy - 59 F					
Pete Stanicek, S OBP: 0.312, SLG: 0.317 (1, 4)										4	1	1	0	0	0	1						
Cal Ripken Jr., R OBP: 0.371, SLG: 0.432 (1, 6)										3	1	0	0	1	0	1						
Eddie Murray, S OBP: 0.366, SLG: 0.486 (1, 10)										4	0	1	1	0	1	0						
Jim Traber, L OBP: 0.262, SLG: 0.315 (1, 3)										3	0	1	1	0	0	0						
Brady Anderson, L OBP: 0.271, SLG: 0.285 (1, 8)										4	1	1	0	0	0	2						
Ken Gerhart, R OBP: 0.245, SLG: 0.335 (1, 7)										3	1	1	2	0	0	1						
Craig Worthington, R OBP: 0.254, SLG: 0.283 (1, 5)										3	0	0	0	0	2	1						
Carl Nichols, R OBP: 0.237, SLG: 0.229 (1, 2)										3	0	1	0	0	1	0						
Inning Stats	R: 2 E: 0 K: 0 S: 14	H: 2 LOB: 1 BB: 1 P: 28	R: 0 E: 0 K: 2 S: 12	H: 0 LOB: 0 BB: 0 P: 18	R: 0 E: 0 K: 0 S: 7	H: 0 LOB: 0 BB: 0 P: 13	R: 2 E: 0 K: 1 S: 14	H: 2 LOB: 0 BB: 0 P: 18	R: 0 E: 0 K: 0 S: 8	H: 0 LOB: 0 BB: 0 P: 12	R: 0 E: 0 K: 0 S: 11	H: 0 LOB: 0 BB: 0 P: 13	R: 0 E: 0 K: 0 S: 4	H: 1 LOB: 0 BB: 0 P: 5	R: 0 E: 0 K: 0 S: 8	H: 1 LOB: 1 BB: 0 P: 12		R: 0 E: 0 K: 1 S: 7	H: 0 LOB: 0 BB: 0 P: 11	1B: 4 2B: 1 3B: 0 HR: 1	SF: 1 SAC: 1 DP: 0 HBP: 0	WP: 0 PA: 33 PB: 0 SB: 0 CS: 1
PITCHER	IP	WLS	BF	H	R	ER	SO	BB	IBB	HBP	BLK	WP	HR	S	P	ERA		WHIP				
Doyle Alexander, R ERA: 4.27	(1, 1)	8.0	W	30	6	4	4	3	1	0	0	0	0	78	119	4.50		0.875				
Willie Hernandez, L ERA: 3.32	(9, 1)	1.0	S	3	0	0	0	1	0	0	0	0	0	7	11	0.00		0.000				



Batter	1	2	3	4	5	6	7	8	9	AB	R	H	RBI	BB	SO	LOB	TOP			
Rickey Henderson, R OBP: 0.395, SLG: 0.398 (1, 7)	G4-3		G6-3			G3 S BB		E5 S		3	0	0	0	1	0	0	New York Yankees @ Baltimore Orioles Memorial Stadium, Baltimore, MD Wed Sep 28 1988, 7:05 PM EDT Att: 15,737 - Unknown - 73 F			
Claudell Washington, L OBP: 0.344, SLG: 0.439 (1, 8)	K		K			K		F7		4	0	0	0	0	3	2				
Don Mattingly, L OBP: 0.356, SLG: 0.465 (1, 3)	BB 1B				G3	G3		F8		4	0	1	0	0	0	2				
Jack Clark, R OBP: 0.382, SLG: 0.441 (1, 9)	BB 1B				K	G4-3			G6-3	3	0	0	0	1	1	1				
Ken Phelps, L OBP: 0.405, SLG: 0.544 (1, 10)	G3				3-1		F9		K	4	0	0	0	0	1	2				
Don Slaught, R OBP: 0.334, SLG: 0.450 Bob Geren, R (8, 2)		5-3			K		F8 2B		K	3	0	1	0	0	1	0				
Hal Morris, L OBP: 0.133, SLG: 0.133 (9, PH)									K	1	0	0	0	0	1	0				
Willie Randolph, R OBP: 0.328, SLG: 0.306 (1, 4)		5-3			6-3		F8			3	0	0	0	0	0	1				
Rafael Santana, R OBP: 0.289, SLG: 0.294 (1, 6)		G5-3			1B		K			3	0	1	0	0	1	1				
Wayne Tolleson, S OBP: 0.321, SLG: 0.277 (1, 5)				1-3	K			K		3	0	0	0	0	2	1				
Inning Stats	R: 0 E: 0 K: 1 S: 12	H: 1 LOB: 2 BB: 1 P: 20	R: 0 E: 0 K: 0 S: 9	H: 0 LOB: 0 BB: 0 P: 13	R: 0 E: 0 K: 1 S: 7	H: 0 LOB: 0 BB: 0 P: 10	R: 0 E: 0 K: 2 S: 9	H: 0 LOB: 1 BB: 0 P: 14	R: 0 E: 0 K: 1 S: 8	H: 1 LOB: 1 BB: 1 P: 16	R: 0 E: 0 K: 1 S: 9	H: 1 LOB: 1 BB: 0 P: 14	R: 0 E: 1 K: 1 S: 8	H: 0 LOB: 1 BB: 0 P: 11	R: 0 E: 0 K: 2 S: 11	H: 0 LOB: 0 BB: 0 P: 18	1B: 2 2B: 1 3B: 0 HR: 0	SF: 0 SAC: 0 DP: 0 HBP: 0	WP: 0 PB: 0 SB: 2 CS: 0	PA: 33
PITCHER Bob Milacki, R ERA: 0.72 (1, 1)	IP: 9.0 WLS: W BF: 33 H: 3 R: 0 ER: 0 SO: 10 BB: 2 IBB: 0 HBP: 0 BLK: 0 WP: 0 HR: 0 S: 83 P: 132 ERA: 0.00 WHIP: 0.556															PITCHER				

Batter	1	2	3	4	5	6	7	8	9	AB	R	H	RBI	BB	SO	LOB	BOTTOM			
Pete Stanicek, S OBP: 0.316, SLG: 0.315 (1, 7)	F7			1B		K				3	0	1	0	1	1	0	New York Yankees @ Baltimore Orioles Memorial Stadium, Baltimore, MD Wed Sep 28 1988, 7:05 PM EDT Att: 15,737 - Unknown - 73 F			
Rick Schu, R OBP: 0.318, SLG: 0.366 Brady Anderson, L OBP: 0.268, SLG: 0.282 (1, 3) (9, 8)	E6 BB	L6		1B		K				4	0	1	1	0	1	2				
Cal Ripken Jr., R OBP: 0.370, SLG: 0.428 (1, 6)	P4			1B		K		G6-3		4	0	1	0	0	1	3				
Eddie Murray, S OBP: 0.367, SLG: 0.483 (1, 10)	FC5-4 BB		K		G4-3		K			3	0	0	0	1	2	1				
Mickey Tettleton, S OBP: 0.330, SLG: 0.424 Joe Orsulak, L OBP: 0.334, SLG: 0.432 (1, 2) (5, 9)	FC5-4		E4	1B		FC5-4 1B		F8		2	0	0	0	0	0	3				
Ken Gehrhart, R OBP: 0.254, SLG: 0.348 Billy Ripken, R OBP: 0.260, SLG: 0.258 (1, 8) (9, 4)		1B G4-3 1B		G5-4-3		FC5-4 1B		SH3-4 FC4-2 2B		4	1	2	0	0	0	3				
Carl Nichols, R OBP: 0.255, SLG: 0.233 (5, 2)				K		K		SH3-4		3	0	2	0	0	1	0				
Craig Worthington, R OBP: 0.256, SLG: 0.271 Jim Traber, L OBP: 0.260, SLG: 0.312 (1, 5) (8, PH) (9, 3)	G4-3				F7		K		FC4-2 FC5-4	3	0	0	0	0	1	3				
Rene Gonzales, R OBP: 0.262, SLG: 0.268 (1, 4) (9, 5)		BB 1B		1B		L5		FC5-4		1	0	0	0	0	0	1				
Inning Stats	R: 0 E: 1 K: 0 S: 13	H: 0 LOB: 2 BB: 1 P: 23	R: 1 E: 0 K: 0 S: 9	H: 3 LOB: 2 BB: 1 P: 21	R: 0 E: 1 K: 1 S: 9	H: 1 LOB: 1 BB: 0 P: 12	R: 1 E: 0 K: 2 S: 12	H: 3 LOB: 2 BB: 0 P: 18	R: 0 E: 0 K: 1 S: 10	H: 2 LOB: 2 BB: 0 P: 15	R: 0 E: 0 K: 2 S: 10	H: 0 LOB: 0 BB: 0 P: 14	R: 0 E: 0 K: 1 S: 11	H: 0 LOB: 0 BB: 0 P: 17	R: 0 E: 0 K: 0 S: 7	H: 1 LOB: 1 BB: 0 P: 10		1B: 9 2B: 1 3B: 0 HR: 0	SF: 0 SAC: 1 DP: 2 HBP: 0	WP: 0 PB: 0 SB: 0 CS: 0
PITCHER Lee Guetterman, L ERA: 4.54 Neil Allen, R ERA: 3.5 Hipolito Pena, L ERA: 2.92 (1, 1) (4, 1) (8, 1)	IP: 3.2 WLS: L BF: 14 H: 3 R: 0 ER: 0 SO: 5 BB: 0 IBB: 0 HBP: 0 BLK: 0 WP: 0 HR: 0 S: 38 P: 56 ERA: 0.00 WHIP: 2.455															PITCHER				

AB 31
R 0
H 3
RBI 0
BB 2
SO 10
LOB 10



AB 33
R 2
H 10
RBI 1
BB 2
SO 7
LOB 17



Batter	1	2	3	4	5	6	7	8	9	AB	R	H	RBI	BB	SO	LOB	TOP								
Rickey Henderson, R OBP: 0.393, SLG: 0.396	2-2 4-3		2-1 G5-3		1-0 F8		1-1 S S BB 1B	2-0 F7		5	1	1	0	0	0	4	New York Yankees @ Baltimore Orioles Memorial Stadium, Baltimore, MD Thu Sep 29 1988, 7:05 PM EDT Att: 38,958 - Unknown - 65 F livebaseballscorecards.com								
Claudell Washington, L OBP: 0.342, SLG: 0.435	0-0 G3-1			1-0 L6	1-2 G3		1-2 BB S F7-2-5 BB		0-3 K	4	0	0	0	1	1	2									
Don Mattingly, L OBP: 0.358, SLG: 0.469	4-2 FC5-4 BB			0-1 P4		0-2 F9	4-0 BB IBB		3-1 HR	3	1	1	1	2	0	0									
Jack Clark, R OBP: 0.386, SLG: 0.442	2-0 FC5-4			2-2 HR 1B		4-1 S 1B BB	4-2 BB		1-1 1B	3	2	2	1	2	0	1									
Ken Phelps, L OBP: 0.411, SLG: 0.556		4-1 G4-6-3 BB		1-1 HR		4-0 1B IBB	0-0 F7-2-5 BB		2-2 G5-4-3 1B	3	1	2	2	2	0	3									
Willie Randolph, R OBP: 0.325, SLG: 0.303		0-1 G4-6-3		2-1 P4		2-3 K		1-3 K	0-0 G5-4-3	5	0	0	0	0	2	5									
Rafael Santana, R OBP: 0.288, SLG: 0.294		1-0 F3		2-1 G6-3		1-1 1-3 2-H 1B		2-2 F9		4	0	1	1	0	0	0									
Joel Skinner, R OBP: 0.264, SLG: 0.336			2-3 K		0-1 1B	2-1 F8		0-1 BB		4	0	2	0	0	1	2									
Wayne Tolleson, S OBP: 0.333, SLG: 0.280			2-2 L5		0-1 1-2 1B		2-3 K	4-1 BB		3	0	1	0	1	1	0									
Inning Stats	R: 0 E: 0 K: 0 S: 8	H: 0 LOB: 1 BB: 1 P: 16	R: 0 E: 0 K: 0 S: 4	H: 0 LOB: 0 BB: 1 P: 9	R: 0 E: 0 K: 1 S: 8	H: 0 LOB: 0 BB: 0 P: 14	R: 2 E: 0 K: 0 S: 10	H: 2 LOB: 0 BB: 0 P: 16	R: 0 E: 0 K: 0 S: 10	H: 2 LOB: 2 BB: 0 P: 14	R: 1 E: 0 K: 1 S: 12	H: 1 LOB: 2 BB: 2 P: 25	R: 1 E: 0 K: 1 S: 9	H: 1 LOB: 3 BB: 3 P: 24	R: 0 E: 0 K: 1 S: 11	H: 1 LOB: 2 BB: 1 P: 20	R: 1 E: 0 K: 1 S: 11	H: 3 LOB: 1 BB: 0 P: 17	1B: 8 2B: 1 3B: 0 HR: 2	SF: 0 SAC: 0 DP: 3 HBP: 0	WP: 0 PB: 0 SB: 4 CS: 0	PA: 42			
PITCHER	IP	WLS	BF	H	R	ER	SO	BB	IBB	HBP	BLK	WP	HR	S	P	ERA	WHIP								
Mark Williamson, R ERA: 4.82	5.2	L	25	5	3	3	2	3	1	0	0	0	1	50	90	4.76	1.412								
Gregg Olson, R ERA: 3.5	1.1		7	1	1	1	1	2	1	0	0	0	0	11	28	6.75	2.250								
Don Aase, R ERA: 4.23	1.0		5	1	0	0	1	1	0	0	0	0	0	11	20	0.00	2.000								
Mark Thurmond, L ERA: 4.71	0.1		4	3	1	1	1	0	0	0	0	0	1	10	16	27.00	9.000								
Doug Sisk, R ERA: 3.79	0.2		1	0	0	0	0	0	0	0	0	0	0	1	1	0.00	0.000								

Batter	1	2	3	4	5	6	7	8	9	AB	R	H	RBI	BB	SO	LOB	BOTTOM								
Joe Orsulak, L OBP: 0.333, SLG: 0.427	4-1 BB		3-2 P6		0-1 F8		2-0 F5		0-0 G3	4	0	0	0	1	0	4	New York Yankees @ Baltimore Orioles Memorial Stadium, Baltimore, MD Thu Sep 29 1988, 7:05 PM EDT Att: 38,958 - Unknown - 65 F livebaseballscorecards.com								
Brady Anderson, L OBP: 0.288, SLG: 0.285	1-1 F9		0-1 2B		2-1 G6-3		3-3 K			4	0	1	0	0	1	3									
Cal Ripken Jr., R OBP: 0.372, SLG: 0.435	1-0 F9		4-0 BB			2-1 HR		0-1 G5-4-3 1B		3	1	2	1	1	0	1									
Eddie Murray, S OBP: 0.365, SLG: 0.480	1-3 K		0-1 4-3			2-3 K		3-3 K		4	0	0	0	0	3	4									
Terry Kennedy, L OBP: 0.272, SLG: 0.302		3-1 F7		0-0 G5-3		1-3 K		0-0 G5-4-3		4	0	0	0	0	1	1									
Jim Traber, L OBP: 0.257, SLG: 0.308		0-2 P6		2-2 F4		2-1 L7		1-2 G3-1		4	0	0	0	0	0	0									
Ken Gerhart, R OBP: 0.259, SLG: 0.349		1-2 S 1B		4-2 BB			3-3 K		3-2 2B	2	0	1	0	1	1	0									
Pete Stanicek, S OBP: 0.318, SLG: 0.321										1	0	1	0	0	0	0									
Craig Worthington, R OBP: 0.259, SLG: 0.274		0-1 5-3		2-3 K			2-2 1B		1-2 F8	3	0	1	0	0	1	2									
Keith Hughes, L OBP: 0.305, SLG: 0.320										1	0	0	0	0	0	1									
Rene Gonzales, R OBP: 0.266, SLG: 0.269			0-0 F8		2-2 F8		1-0 1B		4-2 BB	3	0	1	0	1	0	0									
Inning Stats	R: 0 E: 1 K: 1 S: 7	H: 0 LOB: 1 BB: 1 P: 14	R: 0 E: 0 K: 0 S: 10	H: 1 LOB: 0 BB: 0 P: 14	R: 0 E: 0 K: 1 S: 10	H: 0 LOB: 1 BB: 1 P: 15	R: 0 E: 0 K: 1 S: 10	H: 0 LOB: 0 BB: 1 P: 18	R: 0 E: 0 K: 2 S: 10	H: 1 LOB: 0 BB: 0 P: 17	R: 0 E: 0 K: 2 S: 12	H: 2 LOB: 2 BB: 0 P: 23	R: 0 E: 0 K: 1 S: 6	H: 1 LOB: 0 BB: 0 P: 9	R: 0 E: 0 K: 0 S: 13	H: 1 LOB: 2 BB: 1 P: 22	1B: 4 2B: 2 3B: 0 HR: 1	SF: 0 SAC: 0 DP: 1 HBP: 0	WP: 0 PB: 0 SB: 1 CS: 0	PA: 37					
PITCHER	IP	WLS	BF	H	R	ER	SO	BB	IBB	HBP	BLK	WP	HR	S	P	ERA	WHIP								
Richard Dotson, R ERA: 5.0	7.0	W	29	5	1	1	6	3	0	0	0	0	0	0	115	1.29	1.143								
Steve Shields, R ERA: 4.37	1.2		7	2	0	0	1	1	0	0	0	0	0	18	30	0.00	1.800								
Dave Righetti, L ERA: 3.43	0.1	S	1	0	0	0	0	0	0	0	0	0	0	1	1	0.00	0.000								

New York Yankees @ Baltimore Orioles
 Memorial Stadium, Baltimore, MD
 Thu Sep 29 1988, 7:05 PM EDT
 Att: 38,958 - Unknown - 65 F

AB 34
 R 5
 H 10
 RBI 5
 BB 8
 SO 5
 LOB 17



New York Yankees @ Baltimore Orioles
 Memorial Stadium, Baltimore, MD
 Thu Sep 29 1988, 7:05 PM EDT
 Att: 38,958 - Unknown - 65 F


AB 33
 R 1
 H 7
 RBI 1
 BB 4
 SO 7
 LOB 16



Batter	1	2	3	4	5	6	7	8	9	AB	R	H	RBI	BB	SO	LOB	TOP			
Joe Orsulak, L (1, 9) OBP: 0.332, SLG: 0.424	0-3 K			1-1 G3-6 HBP			1-1 4-3		1-1 5-3	3	0	0	0	0	1	1				
Pete Stanjcek, S (1, 4) OBP: 0.316, SLG: 0.319	2-1 L3			0-0 G3-6 1-2f			4-1 L1-3 BB			2	0	0	0	1	0	1				
Cal Ripken Jr., R (1, 6) OBP: 0.370, SLG: 0.433	0-1 6-3			3-2 5-3			2-1 L1-3			3	0	0	0	0	0	1				
Eddie Murray, S (1, 3) OBP: 0.363, SLG: 0.477		1-0 F5			0-1 L8			0-1 6-3		3	0	0	0	0	0	0				
Terry Kennedy, L (1, 2) OBP: 0.269, SLG: 0.299		1-0 G3			0-2 1-3			0-1 L9		3	0	0	0	0	0	0				
Larry Sheets, L (1, 10) OBP: 0.301, SLG: 0.336		3-1 4-3			0-2 4-3			1-2 F6		3	0	0	0	0	0	0				
Brady Anderson, L (1, 8) OBP: 0.266, SLG: 0.282			2-1 F9			1-0 G3			1-0 G3	3	0	0	0	0	0	0				
Ken Gerhart, R (1, 7) OBP: 0.257, SLG: 0.346			2-3 K			2-3 K			0-0 1-3	2	0	0	0	0	2	0				
Jeff Stone, L (9, PH) OBP: 0.215, SLG: 0.180										1	0	0	0	0	0	0				
Craig Worthington, R (1, 5) OBP: 0.253, SLG: 0.267			1-3 K			2-0 5-3			2-2 1B	2	0	0	0	0	1	0				
Jim Traber, L (9, PH) OBP: 0.259, SLG: 0.310										1	0	1	0	0	0	0				
Inning Stats	R: 0 E: 0 K: 1 S: 7	H: 0 LOB: 0 BB: 0 P: 9	R: 0 E: 0 K: 0 S: 4	H: 0 LOB: 0 BB: 0 P: 9	R: 0 E: 0 K: 2 S: 8	H: 0 LOB: 0 BB: 0 P: 13	R: 0 E: 0 K: 0 S: 5	H: 0 LOB: 0 BB: 0 P: 9	R: 0 E: 0 K: 0 S: 8	H: 0 LOB: 0 BB: 0 P: 8	R: 0 E: 0 K: 0 S: 5	H: 0 LOB: 0 BB: 1 P: 12	R: 0 E: 0 K: 0 S: 7	H: 0 LOB: 0 BB: 0 P: 8	R: 0 E: 0 K: 0 S: 8	H: 1 LOB: 1 BB: 0 P: 12	1B: 1 2B: 1 3B: 0 HR: 0	SF: 0 SAC: 0 DP: 2 HBP: 1	WP: 0 PB: 0 SB: 0 CS: 0	PA: 28
PITCHER Dave Stieb, R (1, 1) ERA: 3.04	IP: 9.0 WLS: W BF: 28 H: 1 R: 0 ER: 0 SO: 4 BB: 1 IBB: 0 HBP: 1 BLK: 0 WP: 0 HR: 0 S: 57 P: 90 ERA: 0.00 WHIP: 0.222															PITCHER				

Baltimore Orioles @ Toronto Blue Jays
 Exhibition Stadium, Toronto, ON
 Fri Sep 30 1988, 7:05 PM EDT
 Att: 32,374 - Unknown - 63 F


AB	26
R	0
H	1
RBI	0
BB	1
SO	4
LOB	3



Batter	1	2	3	4	5	6	7	8	9	AB	R	H	RBI	BB	SO	LOB	BOTTOM			
Tony Fernandez, S (1, 6) OBP: 0.336, SLG: 0.382	0-0 1B 3B		4-2 BB		3-1 3B 1B		1-1 F9			3	2	2	1	1	0	2				
Kelly Gruber, R (1, 5) OBP: 0.327, SLG: 0.437	2-2 G4-6-3 1B		0-0 G4-3-6-3-4 1-2f		1-0 1B 3B		3-0 F7			4	0	2	3	0	0	3				
Jesse Barfield, R (1, 9) OBP: 0.299, SLG: 0.420	1-1 G4-6-3 1B			1-0 F7	0-0 F8			1-3 K		4	0	1	0	0	1	1				
George Bell, R (1, 7) OBP: 0.305, SLG: 0.443	1-1 G4-6-3 1-2f 2-3			2-1 F9		2-2 L6		0-0 5-3		4	0	0	0	0	0	2				
Pat Borders, R (1, 2) OBP: 0.285, SLG: 0.448	0-2 6-3			0-0 L4		0-0 F4		0-1 F8		4	0	0	0	0	0	1				
Fred McGriff, L (1, 3) OBP: 0.371, SLG: 0.547		0-0 4-3			0-0 F8	2-3 K				3	0	0	0	0	1	0				
Cecil Fielder, R (1, 10) OBP: 0.291, SLG: 0.434		1-1 F4			0-0 F8		0-0 E4 WP 1B			3	0	1	0	0	0	0				
Nelson Liriano, S (1, 4) OBP: 0.295, SLG: 0.326		1-1 F2			2-2 1B 1B		4-2 BB			2	1	1	0	1	0	0				
Rob Ducey, L (1, 8) OBP: 0.340, SLG: 0.408			2-1 L9		2-0 1B 3B 1B		1-3 K			3	1	1	0	0	1	2				
Inning Stats	R: 1 E: 0 K: 0 S: 11	H: 3 LOB: 1 BB: 0 P: 15	R: 0 E: 0 K: 0 S: 5	H: 0 LOB: 0 BB: 0 P: 7	R: 0 E: 0 K: 0 S: 5	H: 0 LOB: 0 BB: 1 P: 11	R: 0 E: 0 K: 0 S: 4	H: 0 LOB: 0 BB: 0 P: 7	R: 3 E: 0 K: 0 S: 10	H: 4 LOB: 1 BB: 0 P: 18	R: 0 E: 0 K: 1 S: 9	H: 0 LOB: 0 BB: 0 P: 13	R: 0 E: 1 K: 1 S: 10	H: 1 LOB: 2 BB: 1 P: 19	R: 0 E: 0 K: 1 S: 8	H: 0 LOB: 0 BB: 0 P: 9	1B: 6 2B: 0 3B: 2 HR: 0	SF: 0 SAC: 0 DP: 2 HBP: 0	WP: 1 PB: 0 SB: 0 CS: 0	PA: 32
PITCHER Jeff Ballard, L (1, 1) ERA: 4.4	IP: 8.0 WLS: L BF: 32 H: 8 R: 4 ER: 4 SO: 3 BB: 2 IBB: 0 HBP: 0 BLK: 0 WP: 1 HR: 0 S: 62 P: 99 ERA: 4.50 WHIP: 1.250															PITCHER				

Baltimore Orioles @ Toronto Blue Jays
 Exhibition Stadium, Toronto, ON
 Fri Sep 30 1988, 7:05 PM EDT
 Att: 32,374 - Unknown - 63 F

AB	30
R	4
H	8
RBI	4
BB	2
SO	3
LOB	11



Batter	1	2	3	4	5	6	7	8	9	AB	R	H	RBI	BB	SO	LOB	TOP					
Joe Orsulak, L (1, 7) OBP: 0.331, SLG: 0.422										4	0	1	0	0	1	0	Baltimore Orioles @ Toronto Blue Jays Exhibition Stadium, Toronto, ON Sat Oct 01 1988, 3:33 AM EDT Att: 32,637 - Cloudy - 75 F					
Pete Stanicek, S (1, 4) OBP: 0.317, SLG: 0.315										3	0	0	0	0	0	2						
Rene Gonzales, R (8, FR) OBP: 0.266, SLG: 0.269										0	0	0	0	0	0	0						
Cal Ripken Jr., R (1, 6) OBP: 0.371, SLG: 0.432										3	0	1	0	1	0	0						
Eddie Murray, S (1, 3) OBP: 0.361, SLG: 0.474										4	0	0	0	0	1	3						
Terry Kennedy, L (1, 2) OBP: 0.269, SLG: 0.298										4	1	1	0	0	0	1						
Jim Traher, L (1, 10) OBP: 0.261, SLG: 0.324										4	1	2	2	0	0	0						
Brady Anderson, L (1, 8) OBP: 0.266, SLG: 0.280										2	0	0	0	1	0	0						
Ken Gerhart, R (9, PH) OBP: 0.256, SLG: 0.345										1	0	0	0	0	0	1						
Keith Hughes, L (1, 9) OBP: 0.303, SLG: 0.337										4	1	1	0	0	0	2						
Craig Worthington, R (1, 5) OBP: 0.256, SLG: 0.269										3	0	1	1	0	0	0						
Inning Stats	R: 0 E: 0 K: 1 S: 8	H: 0 LOB: 0 BB: 0 P: 13	R: 0 E: 0 K: 0 S: 7	H: 0 LOB: 0 BB: 0 P: 8	R: 1 E: 0 K: 0 S: 6	H: 1 LOB: 0 BB: 0 P: 8	R: 0 E: 0 K: 0 S: 8	H: 0 LOB: 0 BB: 0 P: 12	R: 2 E: 0 K: 0 S: 11	H: 4 LOB: 2 BB: 1 P: 21	R: 0 E: 0 K: 0 S: 10	H: 0 LOB: 0 BB: 0 P: 19	R: 0 E: 0 K: 0 S: 8	H: 0 LOB: 0 BB: 0 P: 13	R: 0 E: 0 K: 1 S: 9	H: 1 LOB: 2 BB: 0 P: 18	R: 0 E: 0 K: 0 S: 11	H: 1 LOB: 1 BB: 0 P: 15	1B: 4 2B: 1 3B: 1 HR: 1	SF: 0 SAC: 0 DP: 1 HBP: 1	WP: 0 PB: 0 SB: 0 CS: 1	PA: 35
PITCHER	IP WLS BF H R ER SO BB IBB HBP BLK WP HR S P ERA WHIP																					
Jim Clancy, R (1, 1) ERA: 4.49	5.0 W 20 5 3 3 1 1 0 0 0 0 1 40 62 5.40 1.200																					
John Cerutti, L (6, 1) ERA: 3.13	4.0 S 15 2 0 0 1 1 0 1 0 0 0 38 65 0.00 0.750																					

Batter	1	2	3	4	5	6	7	8	9	AB	R	H	RBI	BB	SO	LOB	BOTTOM			
Tony Fernandez, S (1, 6) OBP: 0.335, SLG: 0.381										5	0	1	0	0	2	2	Baltimore Orioles @ Toronto Blue Jays Exhibition Stadium, Toronto, ON Sat Oct 01 1988, 3:33 AM EDT Att: 32,637 - Cloudy - 75 F			
Kelly Gruber, R (1, 5) OBP: 0.328, SLG: 0.438										4	0	2	1	0	1	1				
Alexis Infante, R (8, 5) OBP: 0.231, SLG: 0.167										1	0	0	0	0	0	0				
Rance Mulliniks, L (1, 10) OBP: 0.397, SLG: 0.476										3	0	1	0	1	0	0				
Cecil Fielder, R (6, PH) OBP: 0.289, SLG: 0.431										1	0	0	0	0	0	0				
George Bell, R (1, 7) OBP: 0.305, SLG: 0.442										4	0	1	0	0	0	5				
Ernie Whitt, L (1, 2) OBP: 0.351, SLG: 0.413										4	0	1	0	0	0	3				
Fred McGriff, L (1, 3) OBP: 0.373, SLG: 0.553										3	3	2	1	1	0	1				
Jesse Barfield, R (1, 9) OBP: 0.303, SLG: 0.428										3	2	2	2	1	0	1				
Rob Ducey, L (1, 8) OBP: 0.351, SLG: 0.431										2	2	1	2	1	0	1				
Nelson Liriano, S (1, 4) OBP: 0.295, SLG: 0.325										4	0	1	1	0	1	3				
Inning Stats	R: 0 E: 0 K: 1 S: 11	H: 2 LOB: 2 BB: 0 P: 20	R: 1 E: 0 K: 2 S: 17	H: 1 LOB: 1 BB: 1 P: 28	R: 0 E: 0 K: 0 S: 6	H: 0 LOB: 0 BB: 0 P: 8	R: 3 E: 0 K: 0 S: 15	H: 4 LOB: 3 BB: 2 P: 28	R: 3 E: 0 K: 1 S: 18	H: 3 LOB: 1 BB: 1 P: 26	R: 0 E: 0 K: 0 S: 7	H: 1 LOB: 0 BB: 0 P: 11	R: 0 E: 0 K: 0 S: 12	H: 1 LOB: 1 BB: 0 P: 17	R: 0 E: 0 K: 0 S: 6	H: 0 LOB: 0 BB: 0 P: 8	1B: 8 2B: 2 3B: 0 HR: 2	SF: 1 SAC: 0 DP: 1 HBP: 0	WP: 1 PB: 0 SB: 4 CS: 0	PA: 39
PITCHER	IP WLS BF H R ER SO BB IBB HBP BLK WP HR S P ERA WHIP																			
Jay Tibbs, R (1, 1) ERA: 5.39	4.1 L 26 9 7 7 3 4 0 0 0 0 0 0 15 21 0.00 1.200																			
Doug Sisk, R (5, 1) ERA: 3.72	1.2 6 2 0 0 1 0 0 0 0 0 0 0 15 21 0.00 1.200																			
Mark Thurmond, L (7, 1) ERA: 4.58	2.0 7 1 0 0 0 0 0 0 0 0 0 0 18 25 0.00 0.500																			

AB 32
R 3
H 7
RBI 3
BB 2
SO 2
LOB 9

AB 34
R 7
H 12
RBI 7
BB 4
SO 4
LOB 17

Batter	1	2	3	4	5	6	7	8	9	AB	R	H	RBI	BB	SO	LOB	TOP											
Brady Anderson, L OBP: 0.272, SLG: 0.286 (1, 8)	1-0 G6-4-3 1B		2-3 K			2-2 HR	2-0 1B			4	1	3	0	0	1	0	Baltimore Orioles @ Toronto Blue Jays Exhibition Stadium, Toronto, ON Sun Oct 02 1988, 3:33 AM EDT Att: 34,046 - Overcast - 54 F											
Pete Stanicok, S OBP: 0.313, SLG: 0.310 (1, 4)	1-2 G6-4-3 1-2		3-3 K			1-0 F8	2-2 F9			4	0	0	0	0	1	3												
Cal Ripken Jr., R OBP: 0.372, SLG: 0.431 Larry Sheets, L OBP: 0.302, SLG: 0.343 (4, 3)	4-1 1B BB			2-2 G6-3		1-0 HR		0-3 K		1	0	0	0	1	0	0												
Eddie Murray, S OBP: 0.361, SLG: 0.474 Rick Schu, R OBP: 0.316, SLG: 0.363 (6, PH)	1-2 1B			2-2 P3		2-1 P3		0-3 K		2	0	1	0	0	0	0												
Ken Gerhart, R OBP: 0.256, SLG: 0.344 (1, 7)	2-2 P5			1-1 F7		1-2 1B		3-2 F7		4	0	1	0	0	0	2												
Carl Nichols, R OBP: 0.235, SLG: 0.213 (1, 2)		3-1 F8			0-2 P6	2-0 F3			0-6 P3	4	0	0	0	0	0	1												
Craig Worthington, R OBP: 0.267, SLG: 0.264 (1, 5)		1-0 F7			4-0 BB		2-2 G4-3 G3 2B		1-0 P3	3	1	1	0	1	0	0												
Keith Hughes, L OBP: 0.294, SLG: 0.324 (1, 9)	1-2 G4-3			1-3 K		2-0 G4-3		2-2 G3		4	0	0	0	0	1	2												
Rene Gonzales, R OBP: 0.263, SLG: 0.266 (4, 6)			1-0 F8		0-1 G4-3		2-1 G3			3	0	0	1	0	0	1												
Inning Stats	R: 0 E: 0 K: 0 S: 16	H: 2 LOB: 2 BB: 1 P: 25	R: 0 E: 0 K: 0 S: 6	H: 0 LOB: 0 BB: 0 P: 11	R: 0 E: 0 K: 2 S: 7	H: 0 LOB: 0 BB: 0 P: 13	R: 0 E: 0 K: 0 S: 8	H: 0 LOB: 1 BB: 1 P: 13	R: 0 E: 0 K: 1 S: 9	H: 0 LOB: 1 BB: 1 P: 14	R: 2 E: 0 K: 0 S: 11	H: 3 LOB: 1 BB: 0 P: 20	R: 1 E: 0 K: 0 S: 13	H: 2 LOB: 1 BB: 0 P: 23	R: 0 E: 0 K: 2 S: 10	H: 0 LOB: 0 BB: 0 P: 13	R: 0 E: 0 K: 0 S: 5	H: 0 LOB: 0 BB: 0 P: 8	1B: 5 2B: 1 3B: 0 HR: 1	SF: 0 SAC: 0 DP: 1 HBP: 0	WP: 0 PB: 0 SB: 0 CS: 0	PA: 35						
PITCHER	IP	WLS	BF	H	R	ER	SO	BB	IBB	HBP	BLK	WP	HR	S	P	ERA	WHIP											
Jeff Musselman, L ERA: 3.18 (1, 1)	6.0	W	24	5	2	2	3	2	0	0	0	0	0	1	57	96	3.00	1.167										
Mark Eichhorn, R ERA: 4.19 (7, 1)	1.0		5	2	1	1	0	0	0	0	0	0	0	0	13	23	9.00	2.000										
Tony Castillo, L ERA: 3.0 (8, 1)	1.0		3	0	0	0	2	0	0	0	0	0	0	0	10	13	0.00	0.000										
David Wells, L ERA: 4.62 (9, 1)	1.0		3	0	0	0	0	0	0	0	0	0	0	5	8	0.00	0.000											

Batter	1	2	3	4	5	6	7	8	9	AB	R	H	RBI	BB	SO	LOB	BOTTOM											
Tony Fernandez, S OBP: 0.335, SLG: 0.386 (1, 6)	0-2 E 2B	2-0 3B 1-H 2-H		0-2 G1-3		3-1 G4-3		0-2 F8		5	2	2	2	0	0	1	Baltimore Orioles @ Toronto Blue Jays Exhibition Stadium, Toronto, ON Sun Oct 02 1988, 3:33 AM EDT Att: 34,046 - Overcast - 54 F											
Nelson Lirio, S OBP: 0.297, SLG: 0.333 (1, 4)	1-0 FC2 SF8 2-H	0-1 SF8 3B		2-2 F8		0-0 G3-6 1B		0-3 K		5	2	2	1	0	1	1												
Rance Mulliniks, L OBP: 0.395, SLG: 0.475 Rick Leach, L OBP: 0.336, SLG: 0.352 (4, PH)	2-0 E8 WP SF7 2-3	3-2 SF8		4-2 HR BB		1-1 G3-6 1-2		0-0 1B		1	1	0	1	0	0	1												
George Bell, R OBP: 0.304, SLG: 0.446 Sal Campuzano, R OBP: 0.292, SLG: 0.359 (8, 7)	0-1 SF8	2-1 G5-3		1-1 HR		1-0 F7		2-3 K		3	1	1	3	0	0	0												
Ernie Whitt, L OBP: 0.348, SLG: 0.410 Pat Borders, R OBP: 0.285, SLG: 0.448 (8, 2)	1-2 SF7		0-0 G1-4-3	1-2 G1-6-3		1-3 K				3	0	0	1	0	1	0												
Fred McGriff, L OBP: 0.376, SLG: 0.552 (1, 3)	3-0 F7		4-2 BB BB		4-2 BB		4-1 BB BB			1	0	0	0	3	0	0												
Jesse Barfield, R OBP: 0.302, SLG: 0.425 (1, 9)		2-2 L6	2-3 K		0-3 K		4-0 BB			3	0	0	0	1	2	2												
Rob Ducey, L OBP: 0.361, SLG: 0.426 (1, 8)		0-1 BB 3B 1B	4-2 FC4-6 BB	1-2 BB		2-2 F7		2-2 L8		3	1	1	0	1	0	3												
Alexis Infante, R OBP: 0.294, SLG: 0.200 (1, 5)		4-2 BB 3B	0-0 FC4-6		0-1 F9		1-1 1B			3	1	1	0	1	0	3												
Inning Stats	R: 3 E: 2 K: 0 S: 14	H: 1 LOB: 0 BB: 0 P: 21	R: 4 E: 0 K: 0 S: 20	H: 3 LOB: 0 BB: 1 P: 33	R: 0 E: 0 K: 1 S: 11	H: 0 LOB: 2 BB: 2 P: 21	R: 2 E: 0 K: 0 S: 17	H: 1 LOB: 0 BB: 1 P: 25	R: 0 E: 0 K: 0 S: 10	H: 0 LOB: 1 BB: 1 P: 16	R: 0 E: 0 K: 0 S: 5	H: 1 LOB: 0 BB: 0 P: 9	R: 0 E: 0 K: 1 S: 10	H: 0 LOB: 2 BB: 2 P: 22	R: 0 E: 0 K: 2 S: 13	H: 2 LOB: 2 BB: 0 P: 16	1B: 4 2B: 1 3B: 2 HR: 1	SF: 3 SAC: 0 DP: 1 HBP: 0	WP: 1 PB: 0 SB: 0 CS: 0	PA: 40								
PITCHER	IP	WLS	BF	H	R	ER	SO	BB	IBB	HBP	BLK	WP	HR	S	P	ERA	WHIP											
Curt Schilling, R ERA: 9.82 (1, 1)	2.0	L	13	4	7	5	0	1	0	0	0	0	1	0	34	54	22.50	2.500										
Mark Williamson, R ERA: 4.5 (3, 1)	2.0		10	1	2	2	1	3	0	0	0	0	1	28	46	9.00	2.000											
Tom Niedenfuer, R ERA: 3.51 (5, 1)	1.0		4	0	0	0	1	1	0	0	0	0	0	10	16	0.00	1.000											
Don Aase, R ERA: 4.05 (6, 1)	2.0		8	1	0	0	1	2	0	0	0	0	0	15	31	0.00	1.500											
Gregg Olson, R ERA: 3.27 (8, 1)	1.0		5	2	0	0	2	0	0	0	0	0	0	13	16	0.00	2.000											

AB	33
R	3
H	7
RBI	3
BB	2
SO	5
LOB	9

AB	30
R	9
H	8
RBI	8
BB	7
SO	5
LOB	14

